



# New York Yankees - 1991

Batter	1	2	3	4	5	6	7	8	9	AB	R	H	RBI	BB	SO	LOB	TOP								
Steve Sax, R OBP: 0.200, SLG: 0.200	F9		G4-3	G5-3		G6-4-3			1B	5	0	1	0	0	0	4	<p><b>New York Yankees @ Detroit Tigers</b> Tiger Stadium, Detroit, MI Mon Apr 08 1991, 3:33 AM EDT Att: 47,382 - Cloudy - 72 F</p> <p>livebaseballscorecards.com</p> <p>AB 35 R 4 H 10 RBI 4 BB 4 SO 4 LOB 17</p> 								
Don Mattingly, L OBP: 0.400, SLG: 0.400	1B		HR				G3-1		P9	5	2	2	0	0	0	1									
Roberto Kelly, R OBP: 0.400, SLG: 0.250	L8		K						K	4	0	1	0	1	2	3									
Kevin Maas, L OBP: 0.750, SLG: 2.000	1B		HR							2	1	1	2	2	0	1									
Hensley Meulens, R OBP: 0.500, SLG: 0.500	BB		HR							4	0	2	1	0	0	2									
Jesse Barfield, R OBP: 0.250, SLG: 0.250	1B		1B							4	0	1	0	0	1	2									
Jim Leyritz, R			1B							2	0	0	0	0	0	2									
Matt Nokes, L			G5-3							1	0	0	0	0	0	0									
Randy Velarde, R										1	0	0	0	0	0	0									
Mike Blowers, R										2	1	1	1	0	0	0									
Torey Lovullo, S										1	0	0	0	1	1	0									
Bob Geren, R										0	0	0	0	0	0	0									
Alvaro Espinoza, R										3	0	1	0	0	0	2									
Mel Hall, L										1	0	0	0	0	0	0									
<b>Inning Stats</b>	R: 1 E: 0 K: 1 S: 13	H: 2 LOB: 2 BB: 1 P: 23	R: 0 E: 0 K: 0 S: 6	H: 0 LOB: 0 BB: 0 P: 9	R: 2 E: 0 K: 1 S: 15	H: 4 LOB: 2 BB: 0 P: 22	R: 1 E: 0 K: 0 S: 10	H: 2 LOB: 0 BB: 0 P: 15	R: 0 E: 0 K: 0 S: 6	H: 0 LOB: 0 BB: 1 P: 13	R: 0 E: 1 K: 0 S: 12	H: 0 LOB: 2 BB: 1 P: 23	R: 0 E: 0 K: 0 S: 7	H: 1 LOB: 1 BB: 1 P: 12	R: 0 E: 0 K: 1 S: 8	H: 0 LOB: 0 BB: 0 P: 15	R: 0 E: 0 K: 1 S: 9	H: 1 LOB: 1 BB: 0 P: 14	1B: 8 2B: 0 3B: 0 HR: 2	SF: 0 SAC: 0 DP: 2 HBP: 0	WP: 0 PB: 0 SB: 1 CS: 2	PA: 39			
<b>PITCHER</b>	IP	WLS	BF	H	R	ER	SO	BB	IBB	HBP	BLK	WP	HR	S	P	ERA	WHIP								
Frank Tanana, L ERA: 7.2	(1, 1)	5.0	23	8	4	4	2	2	0	0	0	0	2	50	82	7.20	2.000								
Dan Petry, R ERA:	(6, 1)	1.0	5	0	0	0	0	0	1	0	0	0	0	12	23	0.00	0.000								
Paul Gibson, L ERA:	(7, 1)	2.0	W	7	1	0	0	1	0	0	0	0	0	15	27	0.00	1.000								
Mike Henneman, R ERA:	(9, 1)	1.0	S	4	1	0	0	1	0	0	0	0	0	9	14	0.00	1.000								

Batter	1	2	3	4	5	6	7	8	9	AB	R	H	RBI	BB	SO	LOB	BOTTOM									
Tony Phillips, S	K	F7								3	1	0	0	2	2	2	<p><b>New York Yankees @ Detroit Tigers</b> Tiger Stadium, Detroit, MI Mon Apr 08 1991, 3:33 AM EDT Att: 47,382 - Cloudy - 72 F</p> <p>livebaseballscorecards.com</p> <p>AB 30 R 6 H 8 RBI 6 BB 8 SO 10 LOB 15</p> 									
Lloyd Moseby, L OBP: 0.400, SLG: 0.500	HR		K							4	2	1	0	1	1	5										
Alan Trammell, R OBP: 0.500, SLG: 1.500	2B		K							4	1	2	4	0	0	2										
Cecil Fielder, R OBP: 0.500, SLG: 0.667	HR		G5-3							3	0	1	2	1	0	0										
Lou Whitaker, L			F8							0	0	0	0	1	0	0										
Tony Bernazard, S			F9							3	0	1	0	0	1	2										
Rob Deer, R			2B							0	0	0	0	1	0	0										
Mickey Tettleton, S OBP: 0.500, SLG: 0.333			1B							3	0	1	0	1	1	0										
Travis Fryman, R OBP: 0.500, SLG: 0.333			F8							3	1	1	0	1	1	1										
Mitt Cuyler, S OBP: 0.500, SLG: 0.333			BB							3	1	1	0	1	1	2										
<b>Inning Stats</b>	R: 2 E: 0 K: 1 S: 12	H: 2 LOB: 1 BB: 1 P: 26	R: 0 E: 1 K: 1 S: 6	H: 1 LOB: 1 BB: 0 P: 9	R: 0 E: 0 K: 1 S: 7	H: 0 LOB: 0 BB: 0 P: 9	R: 0 E: 0 K: 3 S: 9	H: 0 LOB: 0 BB: 0 P: 16	R: 2 E: 0 K: 2 S: 11	H: 2 LOB: 2 BB: 2 P: 24	R: 0 E: 0 K: 1 S: 7	H: 0 LOB: 0 BB: 0 P: 12	R: 2 E: 0 K: 0 S: 12	H: 3 LOB: 1 BB: 1 P: 22	R: 0 E: 0 K: 1 S: 12	H: 0 LOB: 3 BB: 4 P: 30		1B: 4 2B: 3 3B: 0 HR: 1	SF: 0 SAC: 0 DP: 0 HBP: 0	WP: 0 PB: 0 SB: 2 CS: 1	PA: 38					
<b>PITCHER</b>	IP	WLS	BF	H	R	ER	SO	BB	IBB	HBP	BLK	WP	HR	S	P	ERA		WHIP								
Tim Leary, R ERA: 6.0	(1, 1)	6.0	26	5	4	4	9	2	1	0	0	0	0	5	10	6.00		1.167								
Greg Cadaret, L ERA: 54.0	(7, 1)	0.1	L	3	1	2	0	1	0	0	0	0	0	5	10	54.00	6.000									
Eric Plunk, R ERA:	(7, 1)	1.1	7	2	0	0	1	3	0	0	0	0	0	14	31	0.00	3.750									
Steve Farr, R ERA:	(8, 1)	0.1	2	0	0	0	0	1	0	0	0	0	0	5	11	0.00	3.000									















Batter	1	2	3	4	5	6	7	8	9	AB	R	H	RBI	BB	SO	LOB	TOP										
Steve Sax, R OBP: 0.348, SLG: 0.364			G4-3			G6-3			L6	5	1	3	3	0	0	0	<b>New York Yankees @ Kansas City Royals</b> Royals Stadium, Kansas City, MO Sat Apr 13 1991, 4:33 AM EDT Att: 25,746 - Overcast - 67 F										
Don Mattingly, L OBP: 0.417, SLG: 0.364 Scott Lusader, L (9, FR)	F8		F8			G6-3			L6	4	1	1	0	1	0	1											
Roberto Kelly, R OBP: 0.250, SLG: 0.381	G6-4-3			F7			L1		L6	5	1	1	1	0	0	3											
Kevin Maas, L OBP: 0.591, SLG: 0.692		FC5-4 BB		F9			F9			3	1	1	1	1	0	0											
Mel Hall, L (1, 7)	F9			F7		G4-3				4	0	0	1	0	0	2											
Matt Nokes, L OBP: 0.471, SLG: 0.813 Bob Geren, R (8, 2)	P5							F8		4	2	2	2	0	0	1											
Jesse Barfield, R OBP: 0.421, SLG: 0.375	FC5-4							K		4	1	2	1	0	1	1											
Torey Lovullo, S Randy Velarde, R OBP: 0.250, SLG: 0.250			P5					K2-3		3	0	0	0	0	1	1											
Alvaro Espinoza, R OBP: 0.545, SLG: 0.727								G6-3		4	2	2	0	0	0	0											
<b>Inning Stats</b>	R: 0 E: 0 K: 0 S: 6	H: 1 LOB: 0 BB: 0 P: 6	R: 0 E: 0 K: 0 S: 11	H: 0 LOB: 1 BB: 1 P: 18	R: 1 E: 0 K: 0 S: 6	H: 1 LOB: 0 BB: 0 P: 8	R: 0 E: 0 K: 0 S: 5	H: 0 LOB: 0 BB: 0 P: 8	R: 8 E: 0 K: 0 S: 16	H: 8 LOB: 1 BB: 1 P: 34	R: 0 E: 0 K: 0 S: 6	H: 0 LOB: 0 BB: 0 P: 7	R: 0 E: 0 K: 2 S: 12	H: 0 LOB: 0 BB: 0 P: 19	R: 0 E: 0 K: 0 S: 8	H: 2 LOB: 1 BB: 0 P: 12		1B: 8 2B: 3 3B: 1 HR: 1	SF: 0 SAC: 1 DP: 2 HBP: 0	WP: 0 PB: 0 SB: 1 CS: 0	PA: 39						
<b>PITCHER</b>	IP	WLS	BF	H	R	ER	SO	BB	IBB	HBP	BLK	WP	HR	S	P	ERA	WHIP										
Bret Saberhagen, R ERA: 6.35	4.1	L	21	7	7	7	0	1	1	0	0	0	1	35	57	14.54	1.846										
Dan Schatzeder, L ERA: 54.0	0.1		4	3	2	2	0	0	0	0	0	0	0	7	13	54.00	9.000										
Luis Aquino, R ERA:	1.1		4	0	0	0	0	0	0	0	0	0	0	8	11	0.00	0.000										
Tom Gordon, R ERA:	3.0		10	2	0	0	2	0	0	0	0	0	0	25	39	0.00	0.667										

Batter	1	2	3	4	5	6	7	8	9	AB	R	H	RBI	BB	SO	LOB	BOTTOM										
Jim Eisenreich, L OBP: 0.583, SLG: 1.000	L6-4	SF7			WP	2B		G4-3		4	2	4	2	0	0	0	<b>New York Yankees @ Kansas City Royals</b> Royals Stadium, Kansas City, MO Sat Apr 13 1991, 4:33 AM EDT Att: 25,746 - Overcast - 67 F										
Kevin Seitzer, R OBP: 0.381, SLG: 0.353	PB	G6-3			F8	2B		G4-3		4	0	1	2	0	0	3											
George Brett, L OBP: 0.273, SLG: 0.238	L6-4				F9	K		BB	FC5-2 IBB	4	0	0	0	1	2	4											
Danny Tartabull, R OBP: 0.500, SLG: 0.800	BB				HR	G1-3		FC5-2 BB		4	1	1	2	1	1	3											
Kirk Gibson, L OBP: 0.300, SLG: 0.333	P5				G3			BB	BB	4	0	0	0	1	1	2											
Warren Cromartie, L Russ Morman, R (7, PH)		F8			F7	2B		K		2	1	0	0	1	0	0											
Brian McRae, S OBP: 0.105, SLG: 0.158 Bill Pecota, R (9, 3)						2B		K		1	0	0	0	0	1	3											
Kurt Stillwell, S OBP: 0.526, SLG: 0.611	WP				F8	2B		K		5	2	3	0	0	1	0											
Brent Mayne, L OBP: 1.000, SLG: 1.333 Mike Macfarlane, R OBP: 0.315, SLG: 0.286 (7, PH)	WP	1B				1B		G4-3		3	2	3	2	0	0	0											
Terry Shumpert, R OBP: 0.278, SLG: 0.235	SF7	WP			F7			L5		5	0	1	0	0	1	5											
<b>Inning Stats</b>	R: 0 E: 0 K: 0 S: 5	H: 1 LOB: 2 BB: 1 P: 11	R: 2 E: 0 K: 0 S: 12	H: 3 LOB: 1 BB: 0 P: 18	R: 0 E: 0 K: 2 S: 11	H: 0 LOB: 0 BB: 0 P: 17	R: 0 E: 0 K: 0 S: 7	H: 1 LOB: 1 BB: 0 P: 11	R: 2 E: 0 K: 2 S: 12	H: 2 LOB: 1 BB: 1 P: 19	R: 4 E: 0 K: 2 S: 25	H: 4 LOB: 1 BB: 1 P: 41	R: 0 E: 0 K: 1 S: 10	H: 2 LOB: 2 BB: 0 P: 20	R: 0 E: 0 K: 1 S: 10	H: 1 LOB: 3 BB: 2 P: 24	R: 0 E: 0 K: 1 S: 8	H: 0 LOB: 0 BB: 0 P: 10	1B: 7 2B: 7 3B: 0 HR: 1	SF: 1 SAC: 0 DP: 1 HBP: 1	WP: 3 PB: 1 SB: 0 CS: 0	PA: 45					
<b>PITCHER</b>	IP	WLS	BF	H	R	ER	SO	BB	IBB	HBP	BLK	WP	HR	S	P	ERA	WHIP										
Tim Leary, R ERA: 9.0	5.0	W	26	9	7	7	2	2	0	1	0	0	1	53	89	12.60	2.200										
Greg Cadaret, L ERA: 7.35	1.2		8	3	1	1	4	0	0	0	0	0	0	31	44	5.40	1.800										
Steve Farr, R ERA:	2.1	S	11	2	0	0	2	1	1	0	0	0	0	21	38	0.00	1.286										

AB	36
R	9
H	12
RBI	9
BB	2
SO	2
LOB	9



AB	39
R	8
H	14
RBI	8
BB	4
SO	8
LOB	20






Batter	1	2	3	4	5	6	7	8	9	AB	R	H	RBI	BB	SO	LOB	TOP								
Steve Sax, R OBP: 0.321, SLG: 0.333 (1, 4)	G5-3		F9		F7			FC5-4 1B	G4-3	5	0	1	0	0	0	2									
Don Mattingly, L OBP: 0.376, SLG: 0.370 (1, 3)	G4-3		G6-3			2B		F9	F8	5	0	1	0	0	0	4									
Roberto Kelly, R OBP: 0.250, SLG: 0.333 (1, 8)	BB		P3			G6-3		FC5-4 1-2		3	0	0	0	1	0	2									
Kevin Maas, L OBP: 0.577, SLG: 0.625 (1, 10)	F8				1B			G3		3	0	1	0	1	0	2									
Hensley Meulens, R OBP: 0.389, SLG: 0.438 (1, 7)		K		K					BB 2B 1B	4	1	1	0	0	3	3									
Matt Nokes, L OBP: 0.450, SLG: 0.789 (9, PH)				E1					BB 2B BB	3	0	1	0	0	0	3									
Mike Blowers, R OBP: 0.400, SLG: 1.000 (9, PR)				G6-4-3				F9	BB 2B BB	0	0	0	0	1	0	0									
Scott Lusader, L (9, PR)										0	1	0	0	0	0	0									
Jesse Barfield, R OBP: 0.348, SLG: 0.300 (1, 9)				G6-4-3				F7	L6	4	0	0	0	0	1	5									
Jim Leyritz, R OBP: 0.333, SLG: 0.143 (1, 5)								G1-3	BB 2B BB	2	1	0	0	2	0	0									
Alvaro Espinoza, R OBP: 0.429, SLG: 0.571 (9, PH)								F9	BB 2B BB	3	0	0	0	0	0	2									
Mel Hall, L OBP: 0.091, SLG: 0.182 (9, PR)								F9	BB 2B BB	1	0	1	3	0	0	0									
Randy Velarde, R OBP: 0.250, SLG: 0.250 (9, PR)								L5	G4-3 1-H 2-H 3-H	0	0	0	0	0	0	0									
<b>Inning Stats</b>	R: 0 E: 0 K: 0 S: 11	H: 0 LOB: 1 BB: 1 P: 18	R: 0 E: 0 K: 2 S: 10	H: 1 LOB: 2 BB: 1 P: 17	R: 0 E: 0 K: 0 S: 3	H: 0 LOB: 0 BB: 0 P: 4	R: 0 E: 1 K: 1 S: 9	H: 1 LOB: 1 BB: 0 P: 12	R: 0 E: 0 K: 0 S: 7	H: 0 LOB: 0 BB: 0 P: 12	R: 0 E: 0 K: 1 S: 9	H: 1 LOB: 2 BB: 1 P: 15	R: 0 E: 0 K: 0 S: 6	H: 0 LOB: 0 BB: 0 P: 8	R: 0 E: 0 K: 0 S: 10	H: 1 LOB: 1 BB: 0 P: 14	R: 3 E: 0 K: 0 S: 13	H: 2 LOB: 3 BB: 2 P: 29	1B: 3 2B: 3 3B: 0 HR: 0	SF: 0 SAC: 0 DP: 1 HBP: 0	WP: 0 PB: 0 SB: 1 CS: 1	PA: 38			
<b>PITCHER</b>	IP	WLS	BF	H	R	ER	SO	BB	IBB	HBP	BLK	WP	HR	S	P	ERA	WHIP								
Mike Boddicker, R ERA: 0.53 (1, 1)	8.0	W	31	4	0	0	4	3	0	0	0	0	0	65	100	0.00	0.875								
Mark Davis, L ERA: 20.25 (9, 1)	0.1		4	1	3	3	0	2	0	0	0	0	0	8	21	81.00	9.000								
Jeff Montgomery, R ERA: (9, 1)	0.2	S	3	1	0	0	0	0	0	0	0	0	0	5	8	0.00	1.500								

New York Yankees @ Kansas City Royals  
Royals Stadium, Kansas City, MO  
Sun Apr 14 1991, 4:33 AM EDT  
Att: 30,005 - Cloudy - 53 F

AB 33  
R 3  
H 6  
RBI 3  
BB 5  
SO 4  
LOB 23



Batter	1	2	3	4	5	6	7	8	9	AB	R	H	RBI	BB	SO	LOB	BOTTOM								
Brian McRae, S OBP: 0.125, SLG: 0.167 (1, 8)	L1	F7		1B		G1-3		L6		5	0	1	0	0	0	4									
Kevin Seitzer, R OBP: 0.400, SLG: 0.381 (1, 5)	BB 2B 1B	G1-3		L6						4	1	2	0	0	1	1									
George Brett, L OBP: 0.269, SLG: 0.240 (1, 3)	BB 2B 1B	G1-3		F7				F9		4	1	1	0	0	0	1									
Danny Tartabull, R OBP: 0.500, SLG: 0.792 (1, 9)	HR 2B	F7				G6-3				4	1	2	1	0	0	1									
Kirk Gibson, L OBP: 0.333, SLG: 0.636 (1, 10)	HR		G6-3		P2			HR		4	2	2	4	0	0	1									
Jim Eisenreich, L OBP: 0.438, SLG: 0.733 (1, 7)	G1-3		F9			F8		F7		4	0	0	0	0	0	0									
Mike Macfarlane, R OBP: 0.350, SLG: 0.333 (1, 2)	BB 1B 1B		F7			FC4-6 BB 1B		K		4	0	2	0	0	1	0									
Kurt Stillwell, S OBP: 0.565, SLG: 0.619 (9, 6)				G5-3				BB 1B 1B		3	0	2	0	1	0	0									
Bill Pecota, R (9, 6)								BB 1B 1B		0	0	0	0	0	0	0									
David Howard, S OBP: 0.250, SLG: 0.250 (1, 4)	F8			P5		FC4-6				4	0	1	0	0	0	4									
<b>Inning Stats</b>	R: 4 E: 0 K: 0 S: 20	H: 6 LOB: 2 BB: 0 P: 30	R: 0 E: 0 K: 0 S: 9	H: 1 LOB: 0 BB: 0 P: 15	R: 0 E: 0 K: 0 S: 5	H: 0 LOB: 0 BB: 0 P: 7	R: 0 E: 0 K: 0 S: 11	H: 1 LOB: 1 BB: 0 P: 14	R: 0 E: 0 K: 0 S: 4	H: 1 LOB: 0 BB: 0 P: 7	R: 0 E: 0 K: 0 S: 7	H: 1 LOB: 2 BB: 1 P: 15	R: 0 E: 0 K: 1 S: 7	H: 0 LOB: 0 BB: 0 P: 12	R: 1 E: 0 K: 1 S: 18	H: 3 LOB: 2 BB: 0 P: 28	1B: 10 2B: 1 3B: 0 HR: 2	SF: 0 SAC: 0 DP: 0 HBP: 0	WP: 0 PB: 0 SB: 0 CS: 1	PA: 37					
<b>PITCHER</b>	IP	WLS	BF	H	R	ER	SO	BB	IBB	HBP	BLK	WP	HR	S	P	ERA	WHIP								
Andy Hawkins, R ERA: 6.0 (1, 1)	6.0	L	28	10	4	4	0	1	0	0	0	0	0	7	12	6.00	1.833								
Rich Monteleone, R ERA: (7, 1)	1.0		3	0	0	0	1	0	0	0	0	0	0	7	12	0.00	0.000								
Eric Plunk, R ERA: 10.8 (8, 1)	1.0		6	3	1	1	1	0	0	0	0	0	1	18	28	9.00	3.000								

New York Yankees @ Kansas City Royals  
Royals Stadium, Kansas City, MO  
Sun Apr 14 1991, 4:33 AM EDT  
Att: 30,005 - Cloudy - 53 F

AB 36  
R 5  
H 13  
RBI 5  
BB 1  
SO 2  
LOB 12





Batter	1	2	3	4	5	6	7	8	9	AB	R	H	RBI	BB	SO	LOB	TOP				
<b>Tim Raines, S</b> OBP: 0.240, SLG: 0.227	L9			G4-3			G4-6-3	G6-3		4	0	0	0	1	0	2					
<b>Lance Johnson, L</b> OBP: 0.263, SLG: 0.222				G6-3			1B		G6-3	5	2	2	0	0	1	2					
<b>Robin Ventura, L</b> OBP: 0.412, SLG: 0.533						F7	1B		G3-1	4	1	2	2	1	0	0					
<b>Frank Thomas, R</b> OBP: 0.318, SLG: 0.263										5	0	2	1	0	0	1					
<b>Carlton Fisk, R</b> OBP: 0.429, SLG: 0.421										5	0	2	0	0	0	3					
<b>Dan Pasqua, L</b> (8, PH)										3	0	0	0	0	2	2					
<b>Cory Snyder, R</b> OBP: 0.286, SLG: 0.231										1	1	0	0	1	1	2					
<b>Sammy Sosa, R</b> OBP: 0.368, SLG: 0.625										2	0	0	0	0	2	0					
<b>Ozzie Guillen, L</b> OBP: 0.250, SLG: 0.167										4	1	1	0	0	0	1					
<b>Scott Fletcher, R</b> OBP: 0.429, SLG: 0.700										4	1	4	2	0	0	0					
<b>Inning Stats</b>	R: 2 E: 0 K: 1 S: 19	H: 3 LOB: 1 BB: 0 P: 27	R: 0 E: 0 K: 2 S: 10	H: 1 LOB: 2 BB: 1 P: 18	R: 0 E: 0 K: 0 S: 12	H: 1 LOB: 0 BB: 0 P: 18	R: 2 E: 0 K: 0 S: 13	H: 2 LOB: 0 BB: 0 P: 19	R: 0 E: 0 K: 2 S: 7	H: 0 LOB: 0 BB: 0 P: 9	R: 1 E: 0 K: 0 S: 10	H: 3 LOB: 2 BB: 1 P: 21	R: 1 E: 0 K: 1 S: 5	H: 1 LOB: 1 BB: 1 P: 15	R: 0 E: 0 K: 1 S: 10	H: 2 LOB: 2 BB: 0 P: 15	1B: 10 2B: 1 3B: 0 HR: 2	SF: 0 SAC: 1 DP: 1 HBP: 1	WP: 1 PB: 0 CS: 1	PA: 42	
<b>PITCHER</b>	IP	WLS	BF	H	R	ER	SO	BB	IBB	HBP	BLK	WP	HR	S	P	ERA	WHIP				
<b>Scott Sanderson, R</b> ERA: 2.77	5.0	L	23	7	4	4	3	1	0	1	0	0	2	60	93	7.20	1.600				
<b>Greg Cadaret, L</b> ERA: 7.94	2.0	L	10	3	2	2	2	2	0	0	0	0	0	17	34	9.00	2.500				
<b>Rich Monteleone, R</b> ERA:	0.1		1	0	0	0	0	0	0	0	0	0	0	1	2	0.00	0.000				
<b>Lee Guetterman, L</b> ERA: 2.25	1.2		8	3	0	0	1	0	0	0	0	1	0	14	24	0.00	1.800				

Chicago White Sox @ New York Yankees  
 Yankee Stadium, Bronx, NY  
 Mon Apr 15 1991, 3:33 AM EDT  
 Att: 50,891 - Cloudy - 38 F

AB	37
R	6
H	13
RBI	5
BB	3
SO	6
LOB	13



Batter	1	2	3	4	5	6	7	8	9	AB	R	H	RBI	BB	SO	LOB	BOTTOM				
<b>Steve Sax, R</b> OBP: 0.303, SLG: 0.313	G4-3							G4-3	K	5	1	1	0	0	1	4					
<b>Don Mattingly, L</b> OBP: 0.394, SLG: 0.355										4	1	1	0	0	1	1					
<b>Roberto Kelly, R</b> OBP: 0.250, SLG: 0.321										4	1	1	1	0	0	1					
<b>Kevin Maas, L</b> OBP: 0.600, SLG: 0.778										2	2	1	3	2	1	0					
<b>Hensley Meulens, R</b> OBP: 0.333, SLG: 0.368										3	0	0	0	0	1	1					
<b>Matt Nokes, L</b> OBP: 0.429, SLG: 0.750										1	0	0	0	0	1	1					
<b>Jesse Barfield, R</b> OBP: 0.333, SLG: 0.261										3	0	0	0	1	0	1					
<b>Randy Velarde, R</b> OBP: 0.182, SLG: 0.182										3	0	0	0	0	0	1					
<b>Mel Hall, L</b> OBP: 0.083, SLG: 0.167										1	0	0	0	0	0	2					
<b>Bob Geren, R</b> OBP: 0.500, SLG: 0.500										3	0	0	0	0	1	0					
<b>Alvaro Espinoza, R</b> OBP: 0.400, SLG: 0.533										1	0	0	0	0	1	0					
<b>Mike Blowers, R</b> OBP: 0.429, SLG: 0.800										1	0	0	0	1	0	0					
<b>Jim Leyritz, R</b> OBP: 0.400, SLG: 0.143										0	0	0	0	1	0	0					
<b>Inning Stats</b>	R: 0 E: 0 K: 0 S: 10	H: 0 LOB: 0 BB: 0 P: 17	R: 0 E: 0 K: 1 S: 11	H: 0 LOB: 1 BB: 1 P: 20	R: 4 E: 0 K: 1 S: 12	H: 4 LOB: 0 BB: 0 P: 19	R: 0 E: 0 K: 1 S: 10	H: 0 LOB: 0 BB: 0 P: 14	R: 0 E: 0 K: 1 S: 7	H: 0 LOB: 0 BB: 0 P: 11	R: 0 E: 0 K: 0 S: 6	H: 0 LOB: 0 BB: 0 P: 7	R: 0 E: 0 K: 1 S: 7	H: 0 LOB: 1 BB: 1 P: 14	R: 1 E: 0 K: 2 S: 17	H: 1 LOB: 3 BB: 3 P: 33	1B: 4 2B: 0 3B: 0 HR: 1	SF: 0 SAC: 0 DP: 0 HBP: 0	WP: 0 PB: 0 CS: 0	PA: 37	
<b>PITCHER</b>	IP	WLS	BF	H	R	ER	SO	BB	IBB	HBP	BLK	WP	HR	S	P	ERA	WHIP				
<b>Greg Hibbard, L</b> ERA: 2.4	7.0		27	4	4	4	4	2	0	0	0	0	1	65	106	5.14	0.857				
<b>Donn Pail, R</b> ERA:	0.1		1	0	0	0	0	0	0	0	0	0	0	2	3	0.00	0.000				
<b>Scott Radinsky, L</b> ERA:	0.1		1	0	0	0	1	0	0	0	0	0	0	3	3	0.00	0.000				
<b>Bobby Thigpen, R</b> ERA: 2.25	1.1	S	8	1	1	1	2	3	0	0	0	0	0	18	36	6.75	3.000				

Chicago White Sox @ New York Yankees  
 Yankee Stadium, Bronx, NY  
 Mon Apr 15 1991, 3:33 AM EDT  
 Att: 50,891 - Cloudy - 38 F

AB	32
R	5
H	5
RBI	5
BB	5
SO	7
LOB	12









Batter	1	2	3	4	5	6	7	8	9	AB	R	H	RBI	BB	SO	LOB	TOP				
<b>Tim Raines, S</b> OBP: 0.235, SLG: 0.200 (1, 10)										4	0	1	0	0	0	0	<b>Chicago White Sox @ New York Yankees</b> Yankee Stadium, Bronx, NY Wed Apr 17 1991, 3:33 AM EDT Att: 14,209 - Cloudy - 53 F				
<b>Lance Johnson, L</b> OBP: 0.250, SLG: 0.222 (1, 8)										4	0	0	0	0	2	1					
<b>Robin Ventura, L</b> OBP: 0.423, SLG: 0.500 (1, 5)										3	0	1	0	1	1	0					
<b>Frank Thomas, R</b> OBP: 0.290, SLG: 0.296 (1, 3)										3	0	0	0	1	0	2					
<b>Cory Snyder, R</b> OBP: 0.222, SLG: 0.176 (1, 7)										4	0	0	0	0	2	2					
<b>Sammy Sosa, R</b> OBP: 0.346, SLG: 0.636 (1, 9)										2	1	0	0	1	0	2					
<b>Matt Merullo, L</b> OBP: 1.000, SLG: 1.000 (9, PH)										1	0	1	0	0	0	0					
<b>Ron Karkovics, R</b> OBP: 0.400, SLG: 0.500 (1, 2)										4	0	1	1	0	2	4					
<b>Ozzie Guillen, L</b> OBP: 0.192, SLG: 0.125 (1, 6)										2	0	0	0	0	0	1					
<b>Craig Grebeck, R</b> OBP: 0.500, SLG: 0.250 (7, PH)										1	0	0	0	0	0	0					
<b>Scott Fletcher, R</b> OBP: 0.407, SLG: 0.600 (1, 4)										2	0	0	0	0	0	0					
<b>Joey Cora, S</b> (7, 4)										1	0	0	0	0	0	0					
<b>Inning Stats</b>	R: 0 H: 0 E: 0 K: 2 S: 9	H: 0 LOB: 0 BB: 0 P: 13	R: 1 H: 1 E: 0 K: 0 S: 12	H: 1 LOB: 1 BB: 1 P: 17	R: 0 H: 0 E: 0 K: 0 S: 5	H: 0 LOB: 0 BB: 0 P: 7	R: 0 H: 1 E: 1 K: 1 S: 9	H: 1 LOB: 2 BB: 0 P: 14	R: 0 H: 1 E: 0 K: 0 S: 6	H: 0 LOB: 1 BB: 1 P: 11	R: 0 H: 0 E: 0 K: 1 S: 5	H: 0 LOB: 0 BB: 0 P: 9	R: 0 H: 0 E: 1 K: 1 S: 9	H: 0 LOB: 2 BB: 1 P: 15	R: 0 H: 1 E: 0 K: 2 S: 15	H: 1 LOB: 2 BB: 1 P: 27	1B: 3 2B: 1 3B: 0 HR: 0	SF: 0 SAC: 0 DP: 1 HBP: 0	WP: 0 PB: 1 SB: 1 CS: 0	PA: 34	
<b>PITCHER</b>	IP	WLS	BF	H	R	ER	SO	BB	IBB	HBP	BLK	WP	HR	S	P	ERA	WHIP				
<b>Chuck Cary, L</b> ERA: 7.15	8.0	W	29	3	1	1	5	2	0	0	0	0	0	61	99	1.12	0.625				
<b>Eric Plunk, R</b> ERA: 8.31	1.0		5	1	0	0	2	1	0	0	0	0	0	15	27	0.00	2.000				

Batter	1	2	3	4	5	6	7	8	9	AB	R	H	RBI	BB	SO	LOB	BOTTOM				
<b>Steve Sax, R</b> OBP: 0.279, SLG: 0.286 (1, 4)										5	1	2	2	0	1	2	<b>Chicago White Sox @ New York Yankees</b> Yankee Stadium, Bronx, NY Wed Apr 17 1991, 3:33 AM EDT Att: 14,209 - Cloudy - 53 F				
<b>Don Mattingly, L</b> OBP: 0.348, SLG: 0.308 (1, 3)										3	1	1	2	2	1	0					
<b>Roberto Kelly, R</b> OBP: 0.343 (1, 8)										3	0	1	2	0	1	0					
<b>Scott Lusader, L</b> OBP: 0.500, SLG: 0.333 (9, 8)										0	0	0	0	1	0	0					
<b>Kevin Maas, L</b> OBP: 0.590, SLG: 0.667 (1, 10)										4	1	2	0	1	0	2					
<b>Mel Hall, L</b> OBP: 0.118, SLG: 0.250 (1, 9)										4	1	1	2	0	0	5					
<b>Matt Nokes, L</b> OBP: 0.367, SLG: 0.607 (1, 2)										5	1	2	1	0	1	4					
<b>Bob Geren, R</b> (9, 2)										0	0	0	0	0	0	0					
<b>Hensley Meulens, R</b> OBP: 0.310, SLG: 0.333 (1, 7)										4	1	1	0	0	1	1					
<b>Jim Leyritz, R</b> OBP: 0.400, SLG: 0.100 (1, 5)										2	2	0	0	2	2	1					
<b>Alvaro Espinoza, R</b> OBP: 0.455, SLG: 0.571 (1, 6)										3	2	2	1	1	0	0					
<b>Inning Stats</b>	R: 0 H: 0 E: 0 K: 2 S: 8	H: 7 LOB: 2 BB: 2 P: 29	R: 0 H: 1 E: 0 K: 3 S: 11	H: 1 LOB: 2 BB: 1 P: 20	R: 0 H: 0 E: 0 K: 0 S: 9	H: 0 LOB: 0 BB: 0 P: 11	R: 0 H: 0 E: 0 K: 0 S: 6	H: 0 LOB: 0 BB: 0 P: 6	R: 3 H: 4 E: 0 K: 0 S: 16	H: 4 LOB: 2 BB: 1 P: 30	R: 0 H: 0 E: 0 K: 1 S: 8	H: 0 LOB: 0 BB: 0 P: 13	R: 1 H: 0 E: 0 K: 1 S: 10	H: 0 LOB: 2 BB: 3 P: 27	R: 0 H: 1 E: 0 K: 2 S: 15	H: 1 LOB: 2 BB: 1 P: 27	1B: 10 2B: 2 3B: 0 HR: 0	SF: 2 SAC: 0 DP: 1 HBP: 0	WP: 0 PB: 0 SB: 0 CS: 0	PA: 42	
<b>PITCHER</b>	IP	WLS	BF	H	R	ER	SO	BB	IBB	HBP	BLK	WP	HR	S	P	ERA	WHIP				
<b>Alex Fernandez, R</b> ERA: 7.56	1.0	L	11	6	6	6	2	2	0	0	0	0	0	20	37	54.00	8.000				
<b>Wayne Edwards, L</b> ERA: 9.0	4.0		19	6	3	3	3	2	0	0	0	0	0	39	59	6.75	2.000				
<b>Ken Patterson, L</b> ERA:	1.0		3	0	0	0	0	0	0	0	0	0	0	6	12	0.00	0.000				
<b>Charlie Hough, R</b> ERA: 4.5	2.0		9	0	1	1	2	3	0	0	0	0	0	18	40	4.50	1.500				



Batter	1	2	3	4	5	6	7	8	9	AB	R	H	RBI	BB	SO	LOB	TOP					
<b>Jim Eisenreich, L</b> (1, 7) OBP: 0.276, SLG: 0.429	G4-3		G6-3			F8		K		4	0	0	0	0	1	1	<b>Kansas City Royals @ New York Yankees</b> Yankee Stadium, Bronx, NY Fri Apr 19 1991, 7:05 PM EDT Att: 15,773 - Cloudy - 48 F					
<b>Kevin Seitzer, R</b> (1, 5) OBP: 0.253, SLG: 0.250	K		G6-3					G4-3		3	0	0	0	1	1	0						
<b>George Brett, L</b> (1, 3) OBP: 0.214, SLG: 0.175	K		K					P4		4	0	0	0	0	3	2						
<b>Danny Tartabull, R</b> (1, 9) OBP: 0.405, SLG: 0.625		2B				G6-3		K		4	1	1	0	0	2	0						
<b>Kirk Gibson, L</b> (1, 10) OBP: 0.325, SLG: 0.457		2B				P5		G4-3		3	0	0	0	1	1	0						
<b>Kurt Stillwell, S</b> (1, 6) OBP: 0.457, SLG: 0.548								G4-3		3	0	0	0	1	1	2						
<b>Mike Macfarlane, R</b> (1, 2) OBP: 0.333, SLG: 0.387		2B								3	0	1	1	0	0	1						
<b>Brian McRae, S</b> (1, 8) OBP: 0.121, SLG: 0.152										3	0	1	0	0	1	2						
<b>Terry Shumpert, R</b> (1, 4) OBP: 0.172, SLG: 0.143										3	0	0	0	0	2	3						
<b>Inning Stats</b>	R: 0 E: 0 K: 2 S: 8	H: 0 LOB: 0 BB: 0 P: 11	R: 1 E: 0 K: 3 S: 13	H: 2 LOB: 2 BB: 1 P: 22	R: 0 E: 0 K: 1 S: 7	H: 0 LOB: 0 BB: 0 P: 9	R: 0 E: 0 K: 2 S: 11	H: 0 LOB: 1 BB: 1 P: 19	R: 0 E: 0 K: 1 S: 7	H: 1 LOB: 2 BB: 1 P: 13	R: 0 E: 0 K: 0 S: 6	H: 0 LOB: 0 BB: 0 P: 7	R: 0 E: 0 K: 1 S: 6	H: 0 LOB: 0 BB: 0 P: 9	R: 0 E: 0 K: 1 S: 13	H: 0 LOB: 0 BB: 0 P: 22	R: 0 E: 0 K: 1 S: 9	H: 0 LOB: 0 BB: 0 P: 12	1B: 1 2B: 2 3B: 0 HR: 0	SF: 0 SAC: 0 DP: 0 HBP: 0	WP: 1 PB: 0 SB: 0 CS: 0	PA: 33
<b>PITCHER</b> <b>Tim Leary, R</b> (1, 1) ERA: 5.4	IP: 9.0 WLS: W BF: 33 H: 3 R: 1 ER: 1 SO: 12 BB: 3 IBB: 0 HBP: 0 BLK: 0 WP: 1 HR: 0 S: 80 P: 124 ERA: 1.00 WHIP: 0.667															<b>PITCHER</b>						

Batter	1	2	3	4	5	6	7	8	9	AB	R	H	RBI	BB	SO	LOB	BOTTOM			
<b>Steve Sax, R</b> (1, 4) OBP: 0.296, SLG: 0.289	BB		G6-3					L4		3	0	1	1	1	0	1	<b>Kansas City Royals @ New York Yankees</b> Yankee Stadium, Bronx, NY Fri Apr 19 1991, 7:05 PM EDT Att: 15,773 - Cloudy - 48 F			
<b>Don Mattingly, L</b> (1, 3) OBP: 0.382, SLG: 0.326	P2		FC4					G3		4	0	2	0	0	0	1				
<b>Roberto Kelly, R</b> (1, 8) OBP: 0.267, SLG: 0.308	F7		FC4					F8		4	0	0	0	0	0	4				
<b>Kevin Maas, L</b> (1, 10) OBP: 0.558, SLG: 0.593	P7							G4-3		3	0	0	0	1	0	1				
<b>Mel Hall, L</b> (1, 7) OBP: 0.143, SLG: 0.250 (8, PR)	P6							FC4-6		4	1	1	0	0	0	1				
<b>Scott Lusader, L</b> (8, PR) OBP: 0.500, SLG: 0.333 (9, 7)								HR		0	0	0	0	0	0	0				
<b>Matt Nokes, L</b> (1, 2) OBP: 0.384, SLG: 0.567	G4-3							F9		2	0	0	0	1	0	1				
<b>Jesse Barfield, R</b> (1, 9) OBP: 0.412, SLG: 0.407	G4-3							CS		2	1	1	2	1	0	1				
<b>Mike Blowers, R</b> (1, 5) OBP: 0.231, SLG: 0.364	G1-3							CS		3	0	0	0	0	0	2				
<b>Alvaro Espinoza, R</b> (1, 6) OBP: 0.480, SLG: 0.625								G6-3		3	1	2	0	0	0	0				
<b>Inning Stats</b>	R: 0 E: 0 K: 0 S: 10	H: 0 LOB: 1 BB: 1 P: 19	R: 0 E: 0 K: 0 S: 10	H: 0 LOB: 1 BB: 1 P: 20	R: 0 E: 0 K: 0 S: 8	H: 2 LOB: 1 BB: 0 P: 15	R: 0 E: 0 K: 0 S: 8	H: 0 LOB: 0 BB: 0 P: 14	R: 1 E: 0 K: 0 S: 9	H: 3 LOB: 2 BB: 1 P: 20	R: 2 E: 0 K: 0 S: 7	H: 1 LOB: 0 BB: 0 P: 15	R: 0 E: 0 K: 0 S: 11	H: 0 LOB: 0 BB: 0 P: 17	R: 0 E: 0 K: 0 S: 8	H: 1 LOB: 1 BB: 0 P: 13	1B: 5 2B: 2 3B: 0 HR: 1	SF: 0 SAC: 0 DP: 2 HBP: 0	WP: 0 PB: 0 SB: 0 CS: 1	PA: 33
<b>PITCHER</b> <b>Mike Boddicker, R</b> (1, 1) ERA: 1.57	IP: 6.0 WLS: L BF: 26 H: 6 R: 3 ER: 3 SO: 3 BB: 4 IBB: 0 HBP: 0 BLK: 0 WP: 0 HR: 1 S: 52 P: 103 ERA: 4.50 WHIP: 1.667															<b>PITCHER</b>				
<b>Mark Davis, L</b> (7, 1) ERA: 9.0	IP: 1.2 WLS: 0 BF: 6 H: 1 R: 0 ER: 0 SO: 0 BB: 0 IBB: 0 HBP: 0 BLK: 0 WP: 0 HR: 0 S: 18 P: 28 ERA: 0.00 WHIP: 0.600																			
<b>Steve Crawford, R</b> (8, 1) ERA: 3.0	IP: 0.1 WLS: 0 BF: 0 H: 0 R: 0 ER: 0 SO: 0 BB: 0 IBB: 0 HBP: 0 BLK: 0 WP: 0 HR: 0 S: 1 P: 2 ERA: 0.00 WHIP: 0.000																			




Batter	1	2	3	4	5	6	7	8	9	AB	R	H	RBI	BB	SO	LOB	TOP										
<b>Jim Eisenreich, L</b> (1, 8) OBP: 0.294, SLG: 0.485	2-2 WP E 2B	3-1 1-H 2B		0-0 G1-3			0-0 F9		0-1 G4-3	5	1	2	1	0	0	2											
<b>Kevin Seitzer, R</b> (1, 5) OBP: 0.283, SLG: 0.268	1-2 E1 1B G6-4-3 2-H	2-0 G5-3			3-2 F9		2-1 2B		3-2 G1-3	5	1	1	2	0	0	1											
<b>George Brett, L</b> (1, 10) OBP: 0.217, SLG: 0.182	3-2 G6-4-3 1B		0-0 F9		0-1 G3-1		1-2 P4			4	0	1	0	0	0	1											
<b>Danny Tartabull, R</b> (1, 9) OBP: 0.391, SLG: 0.581	2-1 G6-4-3 1-2 3-H		0-3 K		0-2 G1-3		4-0 IBB			3	0	0	0	1	1	1											
<b>Kirk Gibson, L</b> (1, 7) OBP: 0.341, SLG: 0.538	0-1 1B		2-0 HR		2-2 F8		1-0 F7			4	1	2	1	0	0	2											
<b>Warren Cromartie, L</b> (1, 3) OBP: 0.250, SLG: 0.266 <b>Bill Pecota, R</b> (8, 3)	2-2 F7		0-0 G3-1		2-1 F8 2B			3-3 K		3	0	1	0	0	0	1											
<b>Kurt Stillwell, S</b> (1, 6) OBP: 0.436, SLG: 0.543		1-1 P6		0-2 F8 2B		2-1 F8		0-0 G6-3		4	0	1	0	0	0	1											
<b>Brent Mayne, L</b> (1, 2) OBP: 0.429, SLG: 0.571		0-1 G3-1		1-1 F8		2-3 K		1-3 K		4	0	0	0	0	2	2											
<b>Terry Shumpert, R</b> (1, 4) OBP: 0.212, SLG: 0.188		1-1 2B 1B		2-3 K			0-1 S 2B 1B		0-0 P6	4	2	2	0	0	1	1											
<b>Inning Stats</b>	R: 2 E: 1 K: 0 S: 23	H: 3 LOB: 1 BB: 0 P: 33	R: 1 E: 0 K: 0 S: 9	H: 2 LOB: 1 BB: 0 P: 16	R: 1 E: 0 K: 1 S: 6	H: 1 LOB: 0 BB: 0 P: 8	R: 0 E: 0 K: 1 S: 10	H: 1 LOB: 1 BB: 0 P: 13	R: 0 E: 0 K: 1 S: 8	H: 0 LOB: 0 BB: 0 P: 11	R: 0 E: 0 K: 1 S: 11	H: 1 LOB: 1 BB: 0 P: 19	R: 1 E: 0 K: 0 S: 10	H: 2 LOB: 2 BB: 1 P: 17	R: 0 E: 0 K: 2 S: 7	H: 0 LOB: 0 BB: 0 P: 11	R: 0 E: 0 K: 0 S: 8	H: 0 LOB: 0 BB: 0 P: 11	R: 0 E: 0 K: 0 S: 8	H: 0 LOB: 0 BB: 0 P: 11	1B: 4 2B: 5 3B: 0 HR: 1	SF: 0 SAC: 0 DP: 1 HBP: 0	WP: 1 PB: 0 SB: 1 CS: 0	PA: 38			
<b>PITCHER</b>	IP	WLS	BF	H	R	ER	SO	BB	IBB	HBP	BLK	WP	HR	S	P	ERA	WHIP										
<b>Scott Sanderson, R</b> (1, 1) ERA: 3.72	6.1	L	29	10	5	4	3	0	0	0	0	1	1	73	107	5.68	1.579										
<b>Greg Cadaret, L</b> (7, 1) ERA: 8.14	1.2		6	0	0	0	2	0	1	0	0	0	0	11	21	0.00	0.000										
<b>Rich Monteleone, R</b> (9, 1) ERA:	1.0		3	0	0	0	0	0	0	0	0	0	0	8	11	0.00	0.000										

**Kansas City Royals @ New York Yankees**  
 Yankee Stadium, Bronx, NY  
 Sat Apr 20 1991, 3:33 AM EDT  
 Att: 17,969 - Cloudy - 47 F

livebaseballscorecards.com

AB 37  
 R 5  
 H 10  
 RBI 4  
 BB 1  
 SO 5  
 LOB 12




Batter	1	2	3	4	5	6	7	8	9	AB	R	H	RBI	BB	SO	LOB	BOTTOM										
<b>Scott Lusader, L</b> (1, 8) OBP: 0.250, SLG: 0.143 <b>Roberto Kelly, R</b> (9, PH) OBP: 0.283, SLG: 0.325	K		1-0 F8		2-3 K2-3		1-3 K		1-1 WP 1B 1-2 2-H 1B	4	0	0	0	0	3	0											
<b>Steve Sax, R</b> (1, 4) OBP: 0.288, SLG: 0.280	K		1-3 K		1-3 K		0-1 F9		2-1 FC4 1B 1-2 2-H 1B	5	0	1	1	0	3	0											
<b>Don Mattingly, L</b> (1, 10) OBP: 0.385, SLG: 0.326	BB		4-1 BB		2-0 1B				1-1 FC4 WP 1-2 1B	3	0	1	0	2	0	2											
<b>Kevin Maas, L</b> (1, 3) OBP: 0.542, SLG: 0.533	BB		3-3 K		2-3 K				3-3 K 1-2 2-3	3	0	0	0	2	3	4											
<b>Mel Hall, L</b> (1, 7) OBP: 0.125, SLG: 0.217 <b>Hensley Meulens, R</b> (8, PH) OBP: 0.300, SLG: 0.321	K		1-3 K		1-3 K		2-1 G4-3		1-3 K	3	0	0	0	0	2	2											
<b>Matt Nokes, L</b> (1, 2) OBP: 0.333, SLG: 0.515 <b>Jim Leyritz, R</b> (8, PH) OBP: 0.375, SLG: 0.091		2-0 G3-1		1-1 P5		1-0 G3		2-1 F8		3	0	0	0	0	0	0											
<b>Jesse Barfield, R</b> (1, 9) OBP: 0.447, SLG: 0.467		1-3 K		0-2 2B		0-0 1B			4-1 BB 1B BB	3	1	2	0	1	1	0											
<b>Mike Blowers, R</b> (1, 5) OBP: 0.294, SLG: 0.357		0-2 1B		4-2 BB		2-2 G5-3			2-3 K	3	0	1	0	1	1	2											
<b>Alvaro Espinoza, R</b> (1, 6) OBP: 0.448, SLG: 0.556		2-2 G1-3		2-3 K			3-3 K		4-1 1B 1B BB	3	1	0	0	1	2	3											
<b>Inning Stats</b>	R: 0 E: 0 K: 3 S: 13	H: 0 LOB: 2 BB: 2 P: 27	R: 0 E: 0 K: 1 S: 12	H: 1 LOB: 1 BB: 0 P: 17	R: 0 E: 0 K: 2 S: 9	H: 0 LOB: 1 BB: 1 P: 18	R: 0 E: 0 K: 2 S: 15	H: 1 LOB: 2 BB: 1 P: 23	R: 0 E: 0 K: 0 S: 7	H: 1 LOB: 1 BB: 0 P: 12	R: 0 E: 0 K: 2 S: 8	H: 0 LOB: 0 BB: 0 P: 12	R: 0 E: 0 K: 1 S: 9	H: 0 LOB: 1 BB: 1 P: 17	R: 2 E: 0 K: 2 S: 14	H: 2 LOB: 2 BB: 2 P: 31	1B: 5 2B: 1 3B: 0 HR: 0	SF: 0 SAC: 0 DP: 0 HBP: 0	WP: 1 PB: 0 SB: 0 CS: 0	PA: 40							
<b>PITCHER</b>	IP	WLS	BF	H	R	ER	SO	BB	IBB	HBP	BLK	WP	HR	S	P	ERA	WHIP										
<b>Tom Gordon, R</b> (1, 1) ERA:	7.0	W	29	4	0	0	13	4	0	0	0	0	0	76	128	0.00	1.143										
<b>Dan Schatzeder, L</b> (8, 1) ERA: 21.6	1.1		8	1	2	2	2	3	0	0	0	0	0	16	35	13.50	3.000										
<b>Jeff Montgomery, R</b> (9, 1) ERA:	0.2	S	3	1	0	0	1	0	0	0	0	1	0	7	13	0.00	1.500										

**Kansas City Royals @ New York Yankees**  
 Yankee Stadium, Bronx, NY  
 Sat Apr 20 1991, 3:33 AM EDT  
 Att: 17,969 - Cloudy - 47 F

livebaseballscorecards.com

AB 33  
 R 2  
 H 6  
 RBI 2  
 BB 7  
 SO 16  
 LOB 15





Batter	1	2	3	4	5	6	7	8	9	AB	R	H	RBI	BB	SO	LOB	TOP						
<b>Tony Phillips, S</b> OBP: 0.321, SLG: 0.404 (1, 6)	G1-3		K	G4-6-3			L4		SH WP FC5-2 2B	4	1	0	0	0	1	1							
<b>John Shelby, S</b> OBP: 0.398, SLG: 0.480 (1, 7)	P5		F8		G4-3				FC5-2 WP 2B	4	0	1	0	0	0	0							
<b>Pete Incaviglia, R</b> OBP: 0.286, SLG: 0.344 (9, PH)							BB			0	0	0	0	0	0	0							
<b>Lloyd Moseby, L</b> OBP: 0.261, SLG: 0.238 (9, 7)							1B			1	1	0	0	0	0	2							
<b>Lou Whitaker, L</b> OBP: 0.652, SLG: 1.000 (1, 4)	G4-3			1B HR	G3-1		FC6-4 BB		2B HR IBB	3	2	1	0	2	0	0							
<b>Cecil Fielder, R</b> OBP: 0.346, SLG: 0.435 (1, 3)		1B		HR	G6-3		FC6-4		HR	5	2	3	2	0	0	2							
<b>Mickey Tettleton, S</b> OBP: 0.349, SLG: 0.324 (9, 2)		BB BB		HR		G4-3		F7	K	4	1	1	3	1	1	2							
<b>Andy Allanson, R</b> OBP: 0.077, SLG: 0.154 (9, 2)										0	0	0	0	0	0	0							
<b>Rob Deer, R</b> OBP: 0.365, SLG: 0.548 (1, 9)		K		K		G6-3		K		5	1	1	3	0	3	1							
<b>Dave Bergman, L</b> OBP: 0.573, SLG: 0.231 (8, PH)					HR			FC5-4 1B		1	1	1	0	2	0	0							
<b>Luis de los Santos, R</b> OBP: 0.200, SLG: 0.111 (8, PH)		BB			1B				BB	1	0	1	0	1	0	0							
<b>Travis Fryman, R</b> OBP: 0.348, SLG: 0.500 (1, 5)	F9			HR		K		FC5-4 1B		5	1	1	2	0	2	5							
<b>Mitt Cuyler, S</b> OBP: 0.273, SLG: 0.250 (1, 8)										3	0	1	0	0	0	0							
<b>Alan Trammell, R</b> OBP: 0.378, SLG: 0.436 (9, 6)			G4-3	G4-6-3 1B			G3		SH FC5-2 2B	1	0	1	0	0	0	0							
<b>Inning Stats</b>	R: 0 E: 0 K: 0 S: 6	H: 0 LOB: 0 BB: 0 P: 9	R: 0 E: 0 K: 1 S: 8	H: 1 LOB: 2 BB: 2 P: 18	R: 0 E: 0 K: 1 S: 8	H: 0 LOB: 0 BB: 0 P: 12	R: 5 E: 0 K: 1 S: 14	H: 6 LOB: 0 BB: 0 P: 23	R: 0 E: 0 K: 0 S: 8	H: 0 LOB: 0 BB: 0 P: 10	R: 0 E: 0 K: 1 S: 10	H: 0 LOB: 1 BB: 1 P: 16	R: 0 E: 0 K: 1 S: 7	H: 1 LOB: 2 BB: 1 P: 12	R: 0 E: 0 K: 1 S: 9	H: 1 LOB: 1 BB: 0 P: 15	R: 5 E: 0 K: 2 S: 16	H: 3 LOB: 1 BB: 2 P: 30	1B: 6 2B: 3 3B: 0 HR: 3	SF: 0 SAC: 1 DP: 1 HBP: 0	WP: 1 PB: 0 SB: 0 CS: 0	PA: 44	
<b>PITCHER</b>	IP	WLS	BF	H	R	ER	SO	BB	IBB	HBP	BLK	WP	HR	S	P	ERA	WHIP						
<b>Andy Hawkins, R</b> ERA: 8.88 (1, 1)	3.1		17	6	5	5	3	2	0	0	0	0	0	2	33	57	13.50	2.400					
<b>John Habyan, R</b> ERA: 1.0 (4, 1)	3.1		12	2	0	0	1	1	0	0	0	0	0	0	24	35	0.00	0.900					
<b>Greg Cadaret, L</b> ERA: 7.27 (7, 1)	1.1	L	8	2	2	2	1	1	0	0	0	0	0	0	16	27	13.50	2.250					
<b>Steve Farr, R</b> ERA: 5.68 (9, 1)	1.0		7	2	3	3	2	1	1	0	0	1	1	13	26	27.00	3.000						

**Detroit Tigers @ New York Yankees**  
Yankee Stadium, Bronx, NY  
Mon Apr 22 1991, 7:05 PM EDT  
Att: 12,938 - Cloudy - 51 F

AB 37  
R 10  
H 12  
RBI 10  
BB 6  
SO 7  
LOB 13



Batter	1	2	3	4	5	6	7	8	9	AB	R	H	RBI	BB	SO	LOB	BOTTOM					
<b>Steve Sax, R</b> OBP: 0.281, SLG: 0.259 (1, 4)	G3			F8			L9		F8	4	1	0	0	1	0	1						
<b>Don Mattingly, L</b> OBP: 0.368, SLG: 0.314 (1, 10)	G6-3	P5		G6-3			BB 1B		G1-3	5	0	1	0	0	0	3						
<b>Roberto Kelly, R</b> OBP: 0.333, SLG: 0.349 (1, 8)		BB			G6-3		BB 1B			3	0	2	0	2	0	0						
<b>Kevin Maas, L</b> OBP: 0.528, SLG: 0.500 (1, 3)	G4-3			FC6-4 1B	F9		BB		K	4	0	1	2	1	1	3						
<b>Hensley Meulens, R</b> OBP: 0.265, SLG: 0.281 (1, 7)			K	FC6-4	G5-3		K			4	0	0	0	0	2	5						
<b>Jesse Barfield, R</b> OBP: 0.452, SLG: 0.455 (1, 9)		1B 2B BB		P3		FC9-6 SH1-3 1B		K		3	1	1	0	1	1	0						
<b>Mike Blowers, R</b> OBP: 0.300, SLG: 0.353 (1, 5)		2B 1B		G6-3		SH1-3		G4-3		3	1	1	0	0	0	0						
<b>Bob Geren, R</b> OBP: 0.125, SLG: 0.250 (1, 2)		2B 2B		K		FC9-6		F9		4	1	1	1	0	1	1						
<b>Alvaro Espinoza, R</b> OBP: 0.455, SLG: 0.581 (1, 6)		BB 1B 2B		F8			G6-3		1B G1-3 1B	4	1	2	2	0	0	0						
<b>Inning Stats</b>	R: 0 E: 0 K: 0 S: 6	H: 0 LOB: 1 BB: 1 P: 13	R: 5 E: 0 K: 1 S: 14	H: 4 LOB: 2 BB: 3 P: 37	R: 0 E: 0 K: 1 S: 11	H: 0 LOB: 0 BB: 0 P: 17	R: 0 E: 0 K: 0 S: 8	H: 0 LOB: 0 BB: 0 P: 11	R: 0 E: 0 K: 0 S: 9	H: 0 LOB: 0 BB: 0 P: 16	R: 0 E: 0 K: 0 S: 6	H: 1 LOB: 0 BB: 0 P: 8	R: 0 E: 0 K: 1 S: 15	H: 2 LOB: 3 BB: 1 P: 25	R: 0 E: 0 K: 1 S: 7	H: 0 LOB: 0 BB: 0 P: 9	R: 0 E: 0 K: 1 S: 12	H: 2 LOB: 2 BB: 0 P: 19	1B: 7 2B: 3 3B: 0 HR: 0	SF: 0 SAC: 1 DP: 1 HBP: 0	WP: 0 PB: 0 SB: 0 CS: 0	PA: 40
<b>PITCHER</b>	IP	WLS	BF	H	R	ER	SO	BB	IBB	HBP	BLK	WP	HR	S	P	ERA	WHIP					
<b>Steve Searcy, L</b> ERA: 8.74 (1, 1)	1.2		12	3	5	5	1	4	0	0	0	0	0	17	43	27.00	4.200					
<b>John Cerutti, L</b> ERA: 1.69 (2, 1)	5.0		18	4	0	0	1	0	0	0	0	0	0	47	73	0.00	0.800					
<b>Jerry Don Gleaton, L</b> ERA: 4.91 (7, 1)	1.1	W	5	0	0	0	2	1	0	0	0	0	0	12	20	0.00	0.750					
<b>Paul Gibson, L</b> ERA: (9, 1)	1.0		5	2	0	0	1	0	0	0	0	0	0	12	19	0.00	2.000					

**Detroit Tigers @ New York Yankees**  
Yankee Stadium, Bronx, NY  
Mon Apr 22 1991, 7:05 PM EDT  
Att: 12,938 - Cloudy - 51 F

AB 34  
R 5  
H 9  
RBI 5  
BB 5  
SO 5  
LOB 13






Batter	1	2	3	4	5	6	7	8	9	AB	R	H	RBI	BB	SO	LOB	TOP					
Tony Phillips, S OBP: 0.317, SLG: 0.392	G5-3			G5-4-3 1B		G1			F8	4	0	1	0	0	0	1						
Travis Fryman, R OBP: 0.320, SLG: 0.455	P6			G5-4-3 1-2f			F7		F9	4	0	0	0	0	0	1						
Lou Whitaker, L OBP: 0.577, SLG: 0.824	L4			G4-3			G4-3			3	0	0	0	0	0	0						
Cecil Fielder, R OBP: 0.364, SLG: 0.449		K			G4-6-3 1B			FC3-6 1B		3	0	2	0	0	1	0						
Mickey Tettleton, S OBP: 0.326, SLG: 0.297		K			G4-6-3 1-2f			FC3-6 1-2f		3	0	0	0	0	1	2						
Rob Deer, R OBP: 0.345, SLG: 0.511			F9		P3				K	3	0	0	0	0	1	0						
Pete Incaviglia, R OBP: 0.289, SLG: 0.324				G4-6-3 BB		G6-3			K	2	0	0	0	1	1	0						
Luis de los Santos, R OBP: 0.231, SLG: 0.167			F9			E7 1B			K	3	0	1	0	0	1	1						
Mitt Cuyler, S OBP: 0.250, SLG: 0.227				G4-6-3 1-2f		G6-3			G6-3	2	0	0	0	0	0	2						
John Shelby, S OBP: 0.296, SLG: 0.462									G6-3	1	0	0	0	0	0	0						
<b>Inning Stats</b>	R: 0 E: 0 K: 0 S: 7	H: 0 LOB: 0 BB: 0 P: 12	R: 0 E: 0 K: 2 S: 11	H: 0 LOB: 0 BB: 0 P: 17	R: 0 E: 0 K: 0 S: 4	H: 0 LOB: 0 BB: 1 P: 11	R: 0 E: 0 K: 0 S: 8	H: 1 LOB: 0 BB: 0 P: 12	R: 0 E: 0 K: 0 S: 8	H: 1 LOB: 0 BB: 0 P: 11	R: 0 E: 1 K: 0 S: 4	H: 1 LOB: 1 BB: 0 P: 5	R: 0 E: 0 K: 0 S: 9	H: 1 LOB: 1 BB: 0 P: 12	R: 0 E: 0 K: 3 S: 9	H: 0 LOB: 0 BB: 0 P: 14	R: 0 E: 0 K: 0 S: 9	H: 0 LOB: 0 BB: 0 P: 15	1B: 4 2B: 0 3B: 0 HR: 0	SF: 0 SAC: 0 DP: 3 HBP: 0	WP: 0 PB: 0 SB: 0 CS: 0	PA: 29
<b>PITCHER</b>	IP	WLS	BF	H	R	ER	SO	BB	IBB	HBP	BLK	WP	HR	S	P	ERA	WHIP					
Dave Eiland, R ERA: 3.86	7.0	W	23	4	0	0	2	1	0	0	0	0	0	51	80	0.00	0.714					
Steve Farr, R ERA: 4.32	2.0		6	0	0	0	3	0	0	0	0	0	0	18	29	0.00	0.000					

Detroit Tigers @ New York Yankees  
Yankee Stadium, Bronx, NY  
Tue Apr 23 1991, 7:05 PM EDT  
Att: 14,789 - Sunny - 63 F


AB	28
R	0
H	4
RBI	0
BB	1
SO	5
LOB	7



Batter	1	2	3	4	5	6	7	8	9	AB	R	H	RBI	BB	SO	LOB	BOTTOM					
Roberto Kelly, R OBP: 0.345, SLG: 0.426	L3 1B	G6-3					G5-3			4	1	2	1	0	0	2						
Steve Sax, R OBP: 0.295, SLG: 0.276	L3 1-2		P4		S 1B		G3-6-3 2-H 1B			4	0	2	1	0	0	1						
Don Mattingly, L OBP: 0.377, SLG: 0.370			P6				G3-6-3 1-2f			3	1	1	1	1	0	1						
Kevin Maas, L OBP: 0.491, SLG: 0.447		K	F7		P4			G4-3		4	0	0	0	0	1	2						
Hensley Meulens, R OBP: 0.263, SLG: 0.278			K		L9			FC5-4 1B		4	0	1	0	0	2	0						
Jesse Barfield, R OBP: 0.435, SLG: 0.432		K		G6-3			F8			4	0	1	0	0	1	1						
Mike Blowers, R OBP: 0.292, SLG: 0.333				P3		P3	FC5-4 1-2f			4	1	1	0	0	0	2						
Bob Geren, R OBP: 0.182, SLG: 0.273					P6			K		3	1	1	0	0	1	1						
Alvaro Espinoza, R OBP: 0.472, SLG: 0.647		E2 1-H 3-H			L6					3	1	2	1	0	0	0						
<b>Inning Stats</b>	R: 1 E: 0 K: 1 S: 10	H: 2 LOB: 0 BB: 0 P: 17	R: 2 E: 1 K: 2 S: 14	H: 3 LOB: 1 BB: 0 P: 24	R: 0 E: 0 K: 0 S: 7	H: 0 LOB: 0 BB: 0 P: 12	R: 0 E: 0 K: 0 S: 7	H: 0 LOB: 0 BB: 0 P: 13	R: 1 E: 0 K: 0 S: 10	H: 2 LOB: 2 BB: 1 P: 19	R: 0 E: 0 K: 1 S: 9	H: 1 LOB: 1 BB: 0 P: 15	R: 1 E: 0 K: 0 S: 8	H: 2 LOB: 0 BB: 0 P: 15	R: 0 E: 0 K: 1 S: 11	H: 1 LOB: 1 BB: 0 P: 15	1B: 7 2B: 3 3B: 0 HR: 2	SF: 0 SAC: 0 DP: 2 HBP: 0	WP: 0 PB: 0 SB: 2 CS: 0	PA: 34		
<b>PITCHER</b>	IP	WLS	BF	H	R	ER	SO	BB	IBB	HBP	BLK	WP	HR	S	P	ERA	WHIP					
Frank Tanana, L ERA: 3.72	6.1	L	29	10	5	4	4	0	1	0	0	0	0	63	111	5.68	1.579					
Jerry Don Gleaton, L ERA: 3.38	1.2		5	1	0	0	1	0	0	0	0	0	0	13	19	0.00	0.600					

Detroit Tigers @ New York Yankees  
Yankee Stadium, Bronx, NY  
Tue Apr 23 1991, 7:05 PM EDT  
Att: 14,789 - Sunny - 63 F

AB	33
R	5
H	11
RBI	4
BB	1
SO	5
LOB	10





Batter	1	2	3	4	5	6	7	8	9	10	11	AB	R	H	RBI	BB	SO	LOB	TOP					
<b>Roberto Kelly, R</b> OBP: 0.383, SLG: 0.429	2-2 BB 1B		4-1 CS BB			1-0 G4-3		4-1 SH5-3 BB		1 SAFE 0-0 SH2-3	4-2 BB	2	0	1	0	3	0	0						
<b>Sieve Sax, R</b> OBP: 0.288, SLG: 0.258	1 SAFE 4-0 1 SAFE 1 SAFE BB		1 SAFE 2-1 1 SAFE 1 SAFE BB			3-2 G5-3		1 SAFE 0-0 SH5-3		0-1 G4-3	1-3 BB	4	0	0	0	1	1	4						
<b>Don Mattingly, L</b> OBP: 0.379, SLG: 0.351	1-0 P4			1-1 G3		1-1 G6-3		4-2 BB		1-1 S IBB		3	0	0	0	2	0	2						
<b>Kevin Maas, L</b> OBP: 0.484, SLG: 0.429	2-3 BB			1-2 G4-3		3-1 E G1-3 1B		1-2 F8		4-2 BB		4	1	1	0	1	1	4						
<b>Hensley Meulens, R</b> OBP: 0.233, SLG: 0.244	1-3 BB			2-2 G5-3		1-2 G1-3		2-3 K		0-0 F9		5	0	0	0	0	2	8						
<b>Jesse Barfield, R</b> OBP: 0.431, SLG: 0.429		0-0 G6-4-3 1B		2-1 G5-3		1-3 K		2-1 G5-3		1-1 SH1-3 E 1B		5	1	2	0	0	1	1						
<b>Mike Blowers, R</b> OBP: 0.289, SLG: 0.292	1 SAFE 2-0 1 SAFE 1 SAFE BB		1-1 G4-3		1-0 E5 1B		2-3 K		2-1 SH1-3		3	0	0	0	0	0	2							
<b>Scott Lusader, L</b> OBP: 0.250, SLG: 0.143		1-2 G6-4-3		1-1 G4-3		0-1 2B		1-1 G3		1-2 E7		0	1	0	0	0	0							
<b>Randy Velarde, R</b> OBP: 0.182, SLG: 0.182			1-2 K		1-1 1B		1-2 2B 1B		1-1 G3		2-H E7 1B		3	0	2	1	0	1	0					
<b>Mel Hall, L</b> OBP: 0.120, SLG: 0.208						1-2 2B 1B		1-0 1B		0-1 G6-3		5	0	2	1	0	0	2						
<b>Jim LeVritz, R</b> OBP: 0.375, SLG: 0.091						1-1 1B																		
<b>Bob Geren, R</b> OBP: 0.286, SLG: 0.357																								
<b>Matt Nokes, L</b> OBP: 0.342, SLG: 0.514																								
<b>Alvaro Espinoza, R</b> OBP: 0.463, SLG: 0.641			3-2 F9		1-1 G1-3		1-0 2B		0-1 G4-3 SH2-3 1B		0-0 G6-3													
<b>Inning Stats</b>	R: 0 E: 0 K: 2 S: 11	H: 1 LOB: 2 BB: 1 P: 21	R: 0 E: 0 K: 1 S: 5	H: 1 LOB: 0 BB: 0 P: 7	R: 0 E: 0 K: 2 S: 8	H: 0 LOB: 1 BB: 1 P: 16	R: 0 E: 0 K: 0 S: 9	H: 0 LOB: 0 BB: 0 P: 13	R: 0 E: 0 K: 0 S: 8	H: 1 LOB: 1 BB: 0 P: 13	R: 0 E: 0 K: 1 S: 14	H: 0 LOB: 2 BB: 2 P: 25	R: 0 E: 0 K: 1 S: 9	H: 0 LOB: 0 BB: 0 P: 14	R: 0 E: 0 K: 0 S: 8	H: 1 LOB: 3 BB: 2 P: 16	R: 1 E: 1 K: 1 S: 14	H: 2 LOB: 2 BB: 1 P: 22	1B: 8 2B: 1 3B: 0 HR: 0	SF: 0 SAC: 3 DP: 1 HBP: 0	WP: 0 PB: 0 SB: 1 CS: 1	PA: 47		
<b>PITCHER</b>	IP 7.1	WLS 0.2	BF 30	H 6	R 2	ER 0	SO 4	BB 4	IBB 0	HBP 0	BLK 0	WP 0	HR 0	S 64	P 113	ERA 0.00	WHIP 1.364							
<b>Greg Hibbard, L</b> ERA: 1.55	(1, 1)																							
<b>Scott Radinsky, L</b> ERA: 1.93	(8, 1)	0.2	2	0	0	0	1	0	0	0	0	0	0	9	12	0.00	0.000							
<b>Donn Pall, R</b> ERA: 1.93	(9, 1)	1.2	7	1	0	0	1	0	1	0	0	0	0	14	23	0.00	0.600							
<b>Wayne Edwards, L</b> ERA: 6.23	(10, 1)	0.0	1	0	0	0	0	1	0	0	0	0	0	2	6	∞	∞							
<b>Brian Drahman, R</b> ERA: 10.5	(10, 1)	1.1	L	7	2	1	1	1	0	0	0	0	0	15	23	6.75	2.250							

New York Yankees @ Chicago White Sox  
Comiskey Park, Chicago, IL  
Fri Apr 26 1991, 8:05 PM EDT  
Att: 30,350 - Sunny - 61 F

AB 37  
R 3  
H 9  
RBI 3  
BB 7  
SO 7  
LOB 23



Batter	1	2	3	4	5	6	7	8	9	10	11	AB	R	H	RBI	BB	SO	LOB	BOTTOM					
<b>Tim Raines, S</b> OBP: 0.239, SLG: 0.183	2-3 K		0-0 FC4-6 1B	2-1 FC6		0-0 SH5-4		1-2 CS		1-1 G3		4	0	1	0	0	1	1						
<b>Lance Johnson, L</b> OBP: 0.229, SLG: 0.218	2-1 1B 1B		1 SAFE 2-1 1 SAFE 1 SAFE BB	1-1 FC4-6 1B		0-1 L6-4		0-1 F7		3-2 F7		5	2	1	0	0	0	2						
<b>Robin Ventura, L</b> OBP: 0.421, SLG: 0.500	1-1 1B 1B		1 SAFE 2-0 1 SAFE 1 SAFE BB	1-1 1B 1B		3-2 G4-3		2-2 G1-6-3 1B		3-2 L6		5	0	3	1	0	0	0						
<b>Carlton Fisk, R</b> OBP: 0.404, SLG: 0.404	1-2 1B 1B		1-1 1B 1B	1-1 1B 1B		1-1 P6		0-1 G1-6-3			3-3 K	5	0	2	1	0	1	1						
<b>Frank Thomas, R</b> OBP: 0.377, SLG: 0.509	3-2 G6-3		2-3 K	1-2 F9		1-2 F9		0-1 1B		4-1 WP BB		4	0	1	0	1	1	4						
<b>Dan Pasqua, L</b> OBP: 0.240, SLG: 0.136		0-0 G4-3		3-3 K		1-2 FC6-4 1B		1-2 F9		3-3 K		3	0	1	0	0	1	2						
<b>Sammy Sosa, R</b> OBP: 0.244, SLG: 0.425											3-3 K	2	0	0	0	0	1	2						
<b>Cory Snyder, R</b> OBP: 0.216, SLG: 0.250		2-2 1B		1-3 K		0-0 F8		0-0 F9		2-3 K		5	0	1	0	0	2	2						
<b>Ozzie Guillen, L</b> OBP: 0.294, SLG: 0.250		1-3 K		1-1 P6		1-2 FC6-4		2-2 G1-3		0-0 FC4-6		5	0	0	0	0	1	4						
<b>Scott Fletcher, R</b> OBP: 0.438, SLG: 0.571	1 SAFE 0-0 1 SAFE 1 SAFE BB		0-0 G6-3		2-2 FC6		0-1 L6-4 SH5-4 1B		4-2 CS BB			3	0	2	0	1	0	1						
<b>Joey Cora, S</b> OBP: 0.200, SLG: 0.200																								
<b>Inning Stats</b>	R: 1 E: 0 K: 1 S: 17	H: 3 LOB: 1 BB: 0 P: 26	R: 0 E: 0 K: 1 S: 10	H: 1 LOB: 1 BB: 0 P: 13	R: 1 E: 0 K: 2 S: 12	H: 3 LOB: 2 BB: 0 P: 22	R: 0 E: 0 K: 1 S: 11	H: 1 LOB: 1 BB: 0 P: 17	R: 0 E: 0 K: 0 S: 13	H: 1 LOB: 1 BB: 0 P: 16	R: 0 E: 0 K: 0 S: 10	H: 2 LOB: 1 BB: 0 P: 13	R: 0 E: 0 K: 0 S: 7	H: 0 LOB: 1 BB: 1 P: 14	R: 0 E: 0 K: 0 S: 9	H: 0 LOB: 0 BB: 0 P: 16	R: 0 E: 0 K: 3 S: 13	H: 0 LOB: 2 BB: 1 P: 25	1B: 12 2B: 1 3B: 0 HR: 0	SF: 0 SAC: 1 DP: 3 HBP: 0	WP: 2 PB: 0 SB: 0 CS: 1	PA: 45		
<b>PITCHER</b>	IP 7.0	WLS 0.2	BF 29	H 10	R 2	ER 2	SO 5	BB 0	IBB 0	HBP 0	BLK 0	WP 1	HR 0	S 79	P 115	ERA 2.57	WHIP 1.429							
<b>Lee Guetterman, L</b> ERA: 1.59	(8, 1)																							
<b>Steve Farr, R</b> ERA: 3.86	(8, 1)	1.0	4	0	0	0	0	1	0	0	0	0	0	10	17	0.00	1.000							
<b>Greg Cadaret, L</b> ERA: 5.73	(9, 1)	2.1	W	8	0	0	0	3	1	0	0	0	1	0	22	42	0.00	0.429						

New York Yankees @ Chicago White Sox  
Comiskey Park, Chicago, IL  
Fri Apr 26 1991, 8:05 PM EDT  
Att: 30,350 - Sunny - 61 F

AB 41  
R 2  
H 12  
RBI 2  
BB 2  
SO 8  
LOB 19






Batter	1	2	3	4	5	6	7	8	9	AB	R	H	RBI	BB	SO	LOB	TOP					
<b>Roberto Kelly, R</b> OBP: 0.394, SLG: 0.444 (1, 8)	2-2 BB WP 1B	2-2 PB 2B		0-1 E6 1B 1-3 E		2-2 E6 G1-3		4-0 G4-3 G4-3 BB	3-2 F9 1-2	5	2	2	0	1	0	3						
<b>Steve Sax, R</b> OBP: 0.296, SLG: 0.269 (1, 4)	0-0 WP BB FC6-5 1B	3-1 G1-3		2-2 E9 1B 1-H 3-H		2-2 G1-3		0-1 G4-3		5	1	2	1	0	0	3						
<b>Don Mattingly, L</b> OBP: 0.366, SLG: 0.328 (1, 3)	0-3 K		1-0 P6			4-1 BB		1-1 G4-3		4	0	0	0	1	2	4						
<b>Kevin Maas, L</b> OBP: 0.463, SLG: 0.391 (1, 10)	4-1 FC6-5 WP 1-2 2-3 BB		1-0 P5		1-1 G3-1		1-3 K		0-3 K	4	0	0	0	1	2	3						
<b>Mel Hall, L</b> OBP: 0.167, SLG: 0.379 (1, 7)	3-2 FC6-5 HR		0-0 P4		1-1 1B 2B		3-2 F8		3-1 HR	5	3	2	2	0	0	1						
<b>Matt Nokes, L</b> OBP: 0.372, SLG: 0.600 (1, 2)	3-1 HR		2-2 P6		1-2 G1-3		1-0 BB 1B		0-1 FC5-4 1B	5	1	3	2	0	0	1						
<b>Jesse Barfield, R</b> OBP: 0.429, SLG: 0.489 (1, 9)	1-1 G6-3		1-1 HR		1-0 1B		2-3 K		2-2 FC5-4 FC6-4 1B	5	1	2	2	0	1	2						
<b>Mike Blowers, R</b> OBP: 0.281, SLG: 0.286 (1, 5)			0-1 L9		1-3 K		4-0 G3-1		2-2 FC6-4 1B	4	0	1	0	1	1	1						
<b>Alvaro Espinoza, R</b> OBP: 0.435, SLG: 0.591 (1, 6)			0-0 G1-3		1-0 E 1B 1B		0-1 G4-3		1-1 F8	5	1	1	0	0	0	4						
<b>Inning Stats</b>	R: 4 E: 0 K: 1 S: 16	H: 3 LOB: 0 BB: 1 P: 29	R: 0 E: 0 K: 0 S: 9	H: 1 LOB: 0 BB: 0 P: 14	R: 0 E: 0 K: 0 S: 3	H: 0 LOB: 0 BB: 0 P: 5	R: 3 E: 2 K: 2 S: 23	H: 3 LOB: 1 BB: 0 P: 30	R: 1 E: 0 K: 0 S: 10	H: 2 LOB: 1 BB: 0 P: 14	R: 0 E: 1 K: 1 S: 13	H: 0 LOB: 2 BB: 1 P: 22	R: 0 E: 0 K: 1 S: 11	H: 1 LOB: 2 BB: 1 P: 22	R: 0 E: 0 K: 1 S: 9	H: 0 LOB: 1 BB: 1 P: 14	R: 1 E: 0 K: 0 S: 16	H: 3 LOB: 2 BB: 0 P: 27	1B: 8 2B: 2 3B: 0 HR: 3	SF: 0 SAC: 0 DP: 0 HBP: 0	WP: 1 PB: 1 SB: 0 CS: 0	PA: 46
<b>PITCHER</b>	IP WLS BF H R ER SO BB IBB HBP BLK WP HR S P ERA WHIP																					
<b>Melido Perez, R</b> ERA: 4.41 (1, 1)	5.1 W 28 9 8 6 3 1 0 0 0 0 1 2 67 100 10.12 1.875																					
<b>Alex Fernandez, R</b> ERA: 7.31 (6, 1)	0.2 3 0 0 0 1 1 0 0 0 0 0 0 7 14 0.00 1.500																					
<b>Wayne Edwards, L</b> ERA: 5.79 (7, 1)	0.2 4 1 0 0 1 1 0 0 0 0 0 0 9 19 0.00 3.000																					
<b>Scott Radinsky, L</b> ERA: 1.5 (7, 1)	1.1 5 0 0 0 1 1 0 0 0 0 0 0 11 17 0.00 0.750																					
<b>Bobby Thigpen, R</b> ERA: 4.62 (9, 1)	1.0 6 3 1 1 0 0 0 0 0 0 0 1 16 27 9.00 3.000																					

**New York Yankees @ Chicago White Sox**  
Comiskey Park, Chicago, IL  
Sat Apr 27 1991, 8:05 PM EDT  
Att: 34,493 - Sunny - 72 F


AB 42  
R 9  
H 13  
RBI 7  
BB 4  
SO 6  
LOB 22



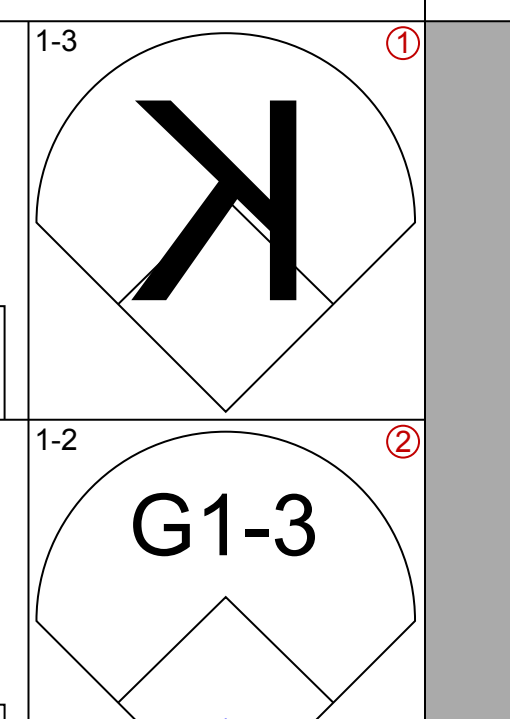
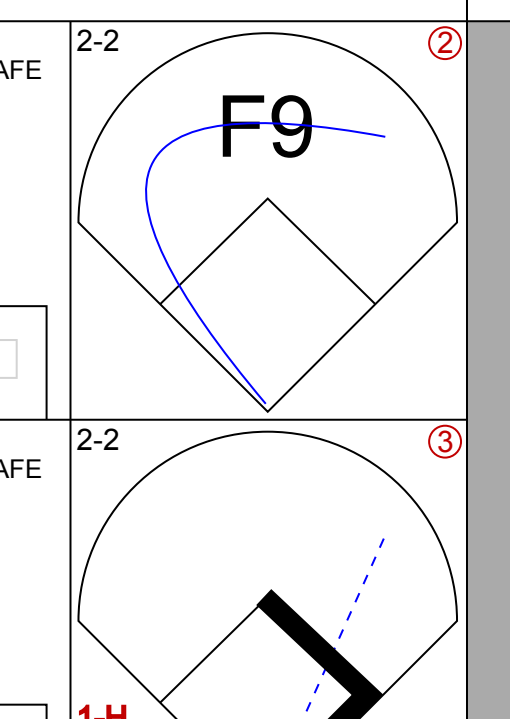
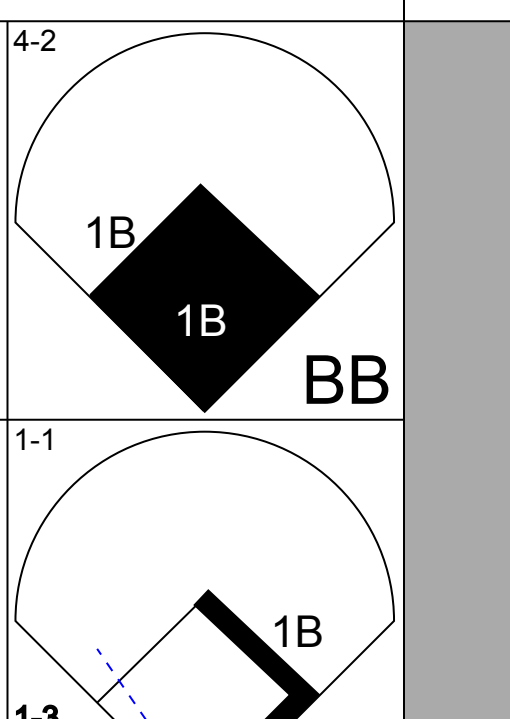
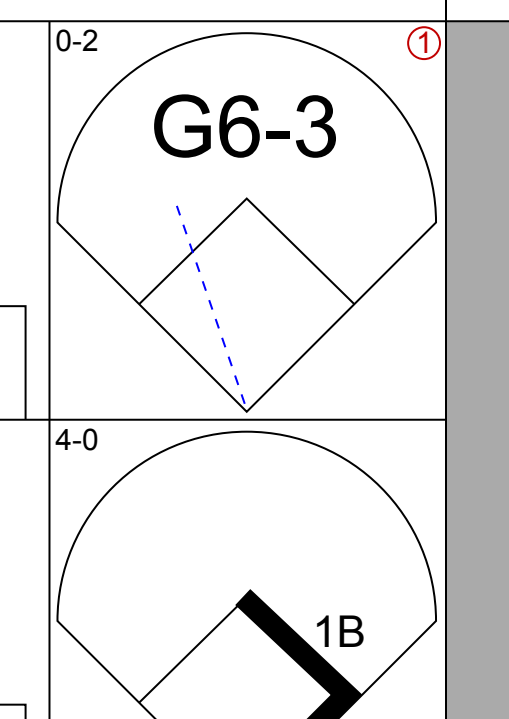
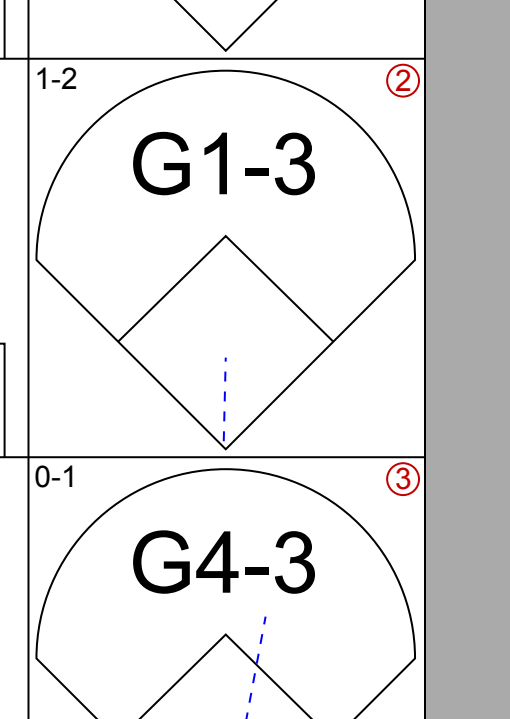
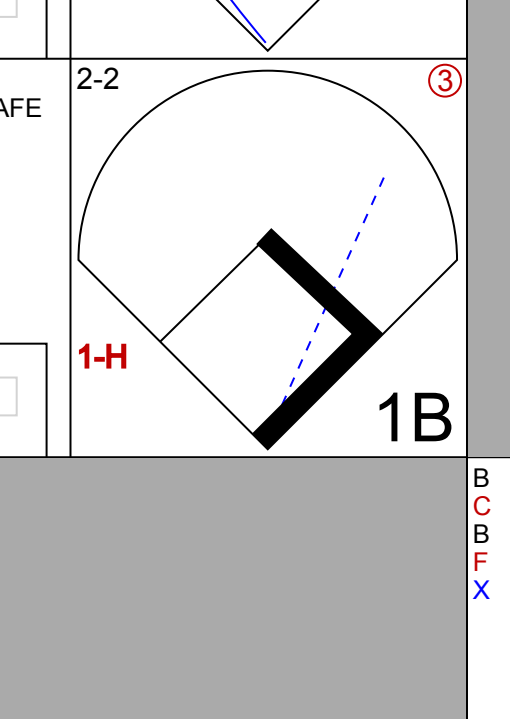
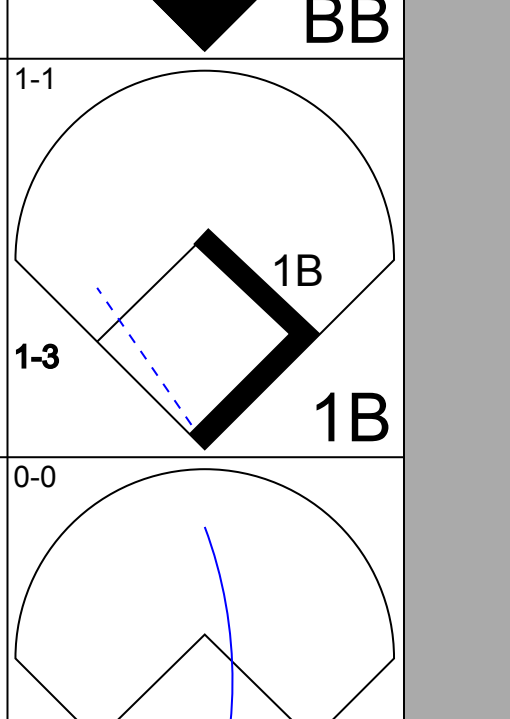
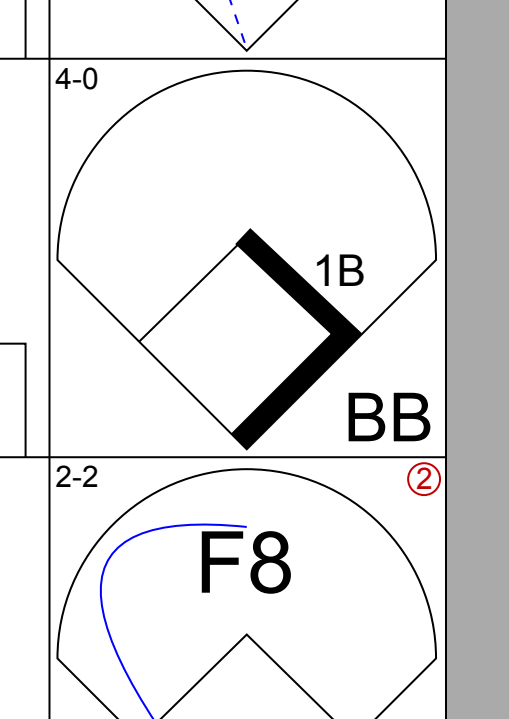
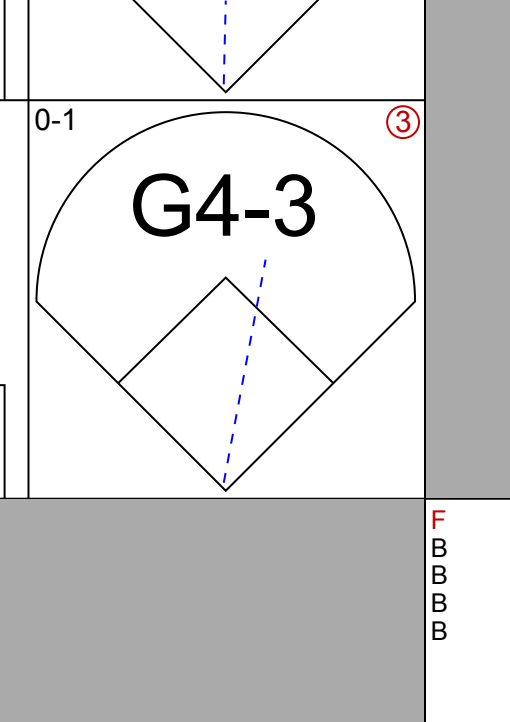
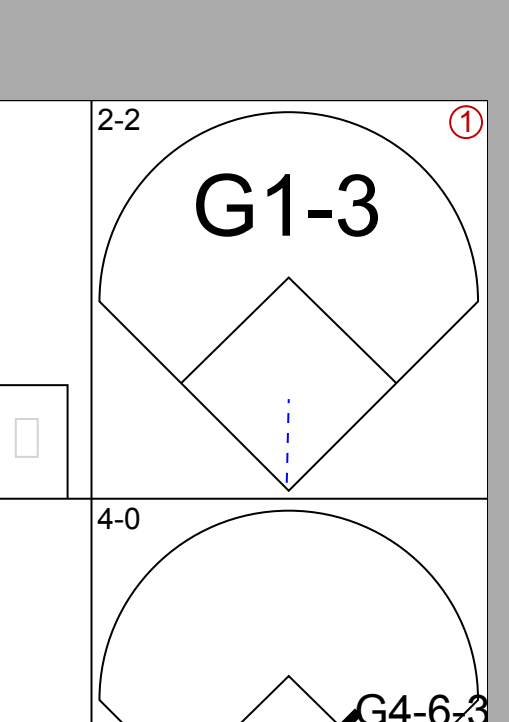
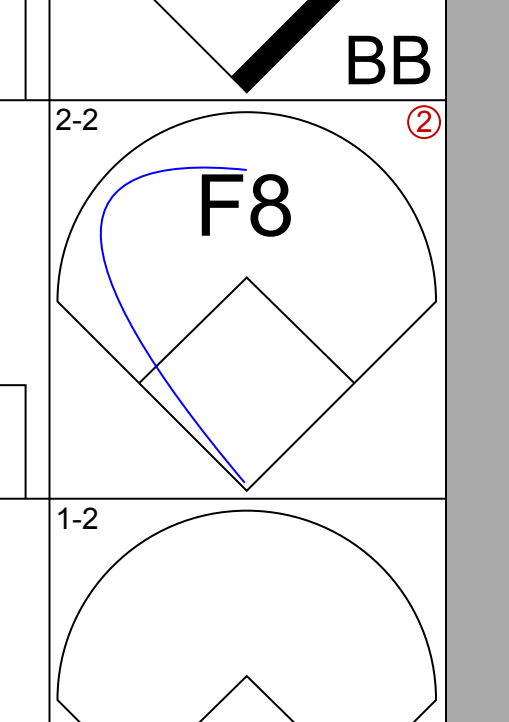
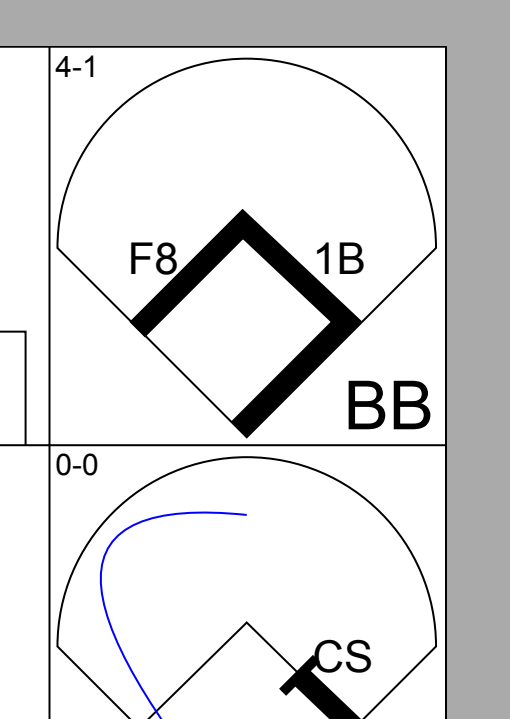
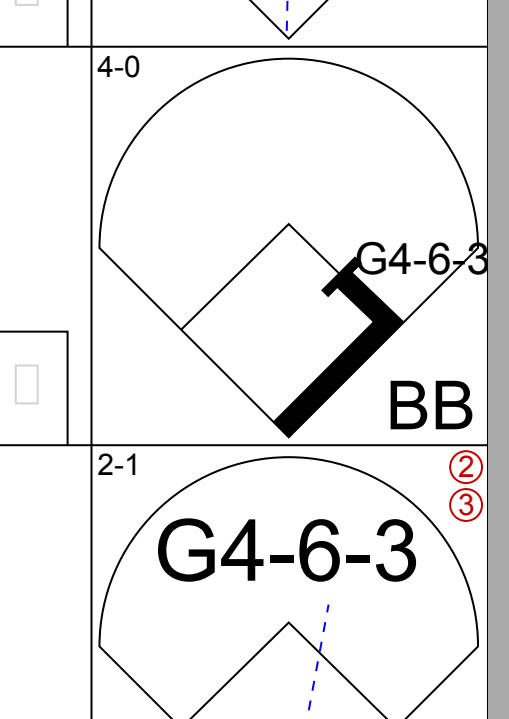
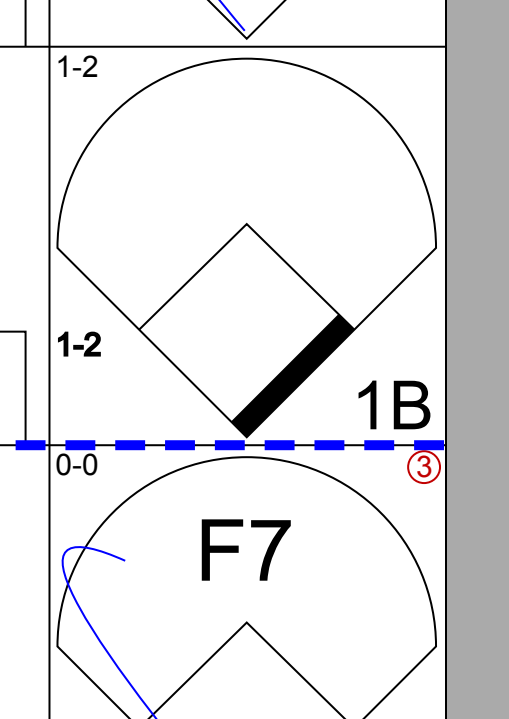
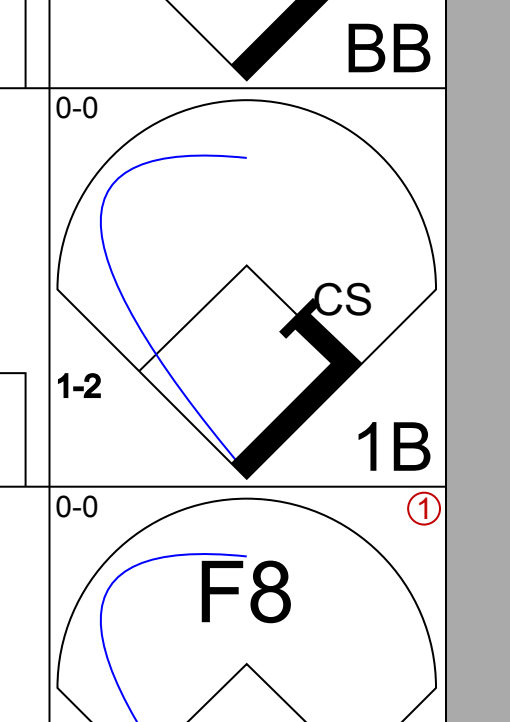
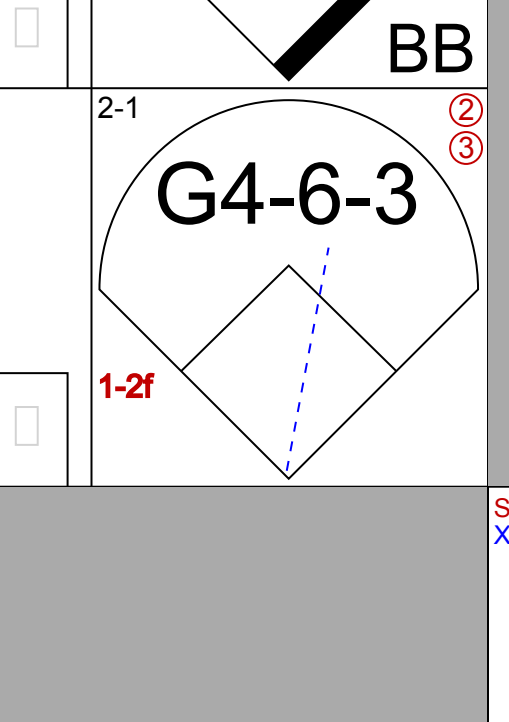
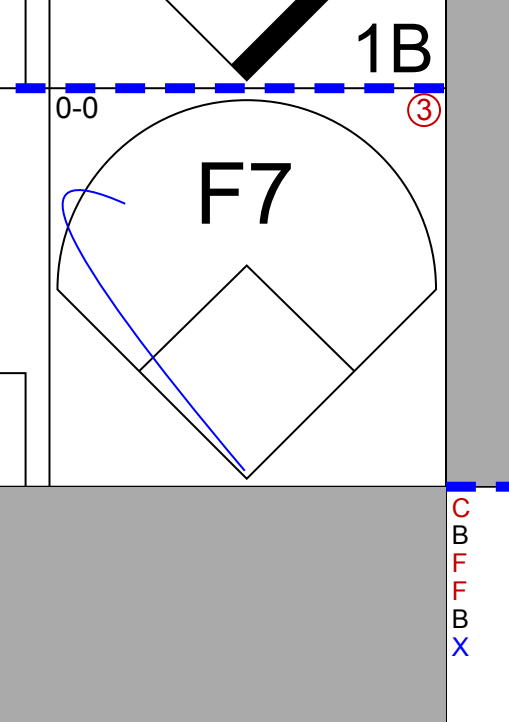
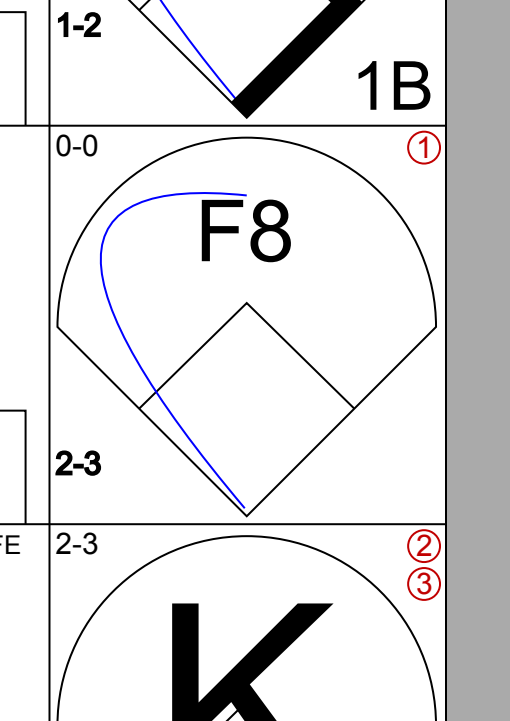
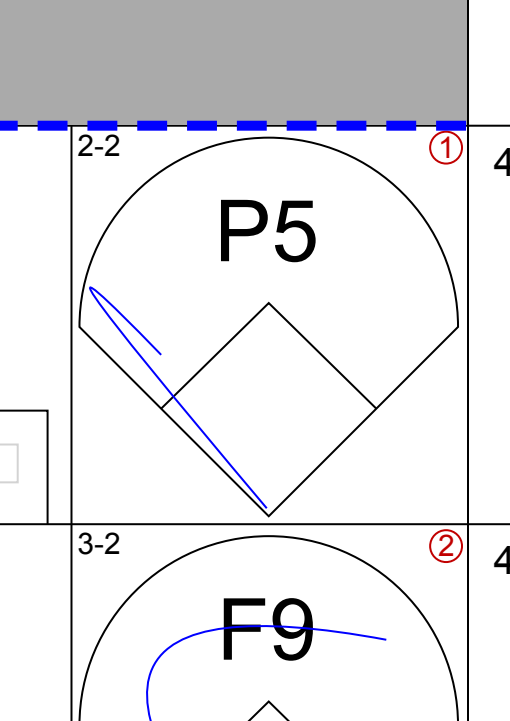
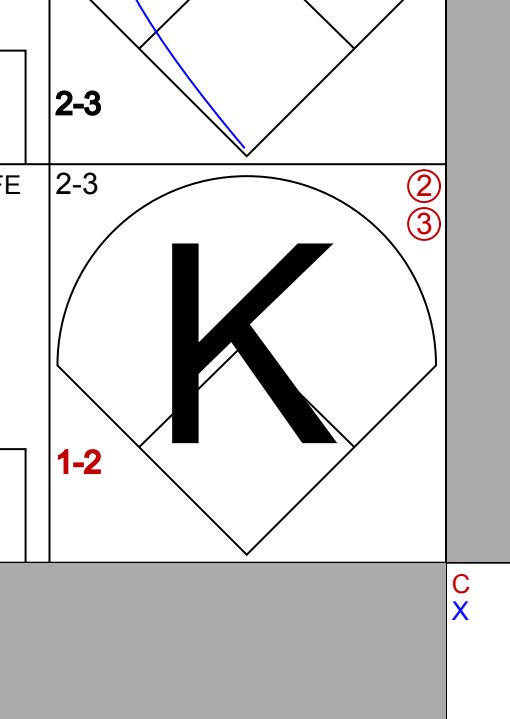
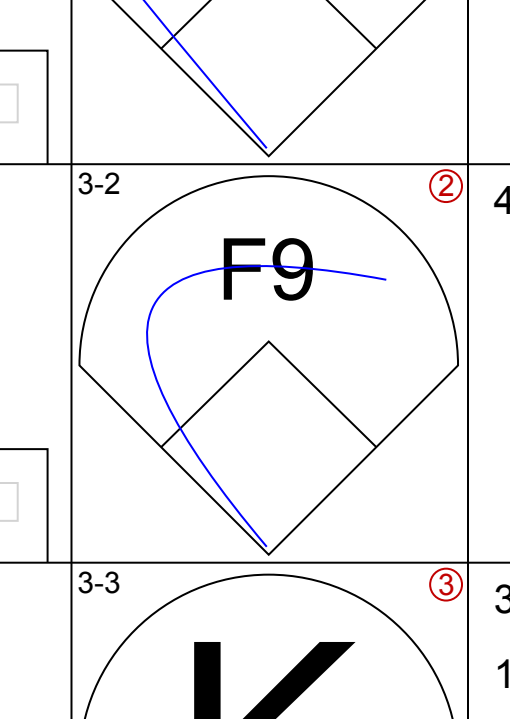
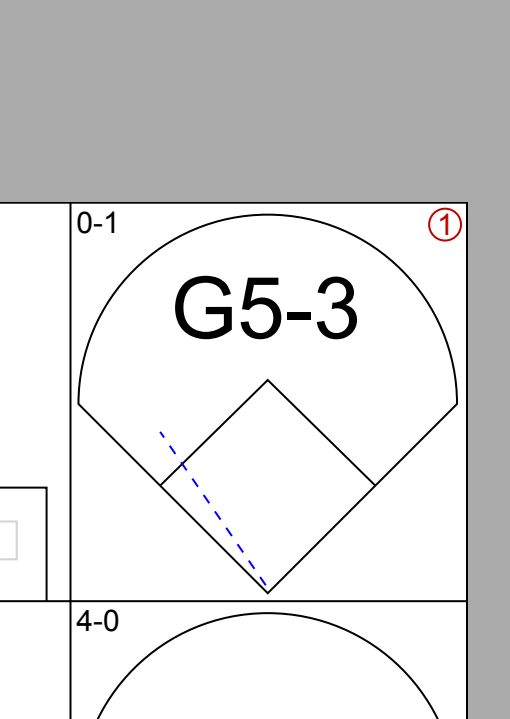
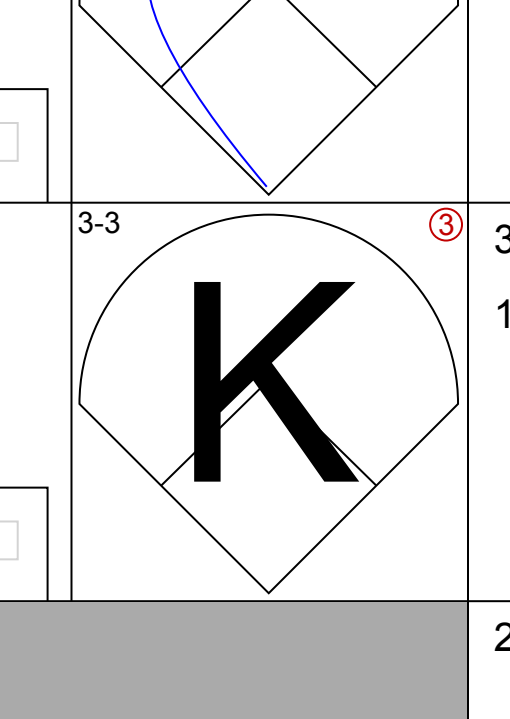
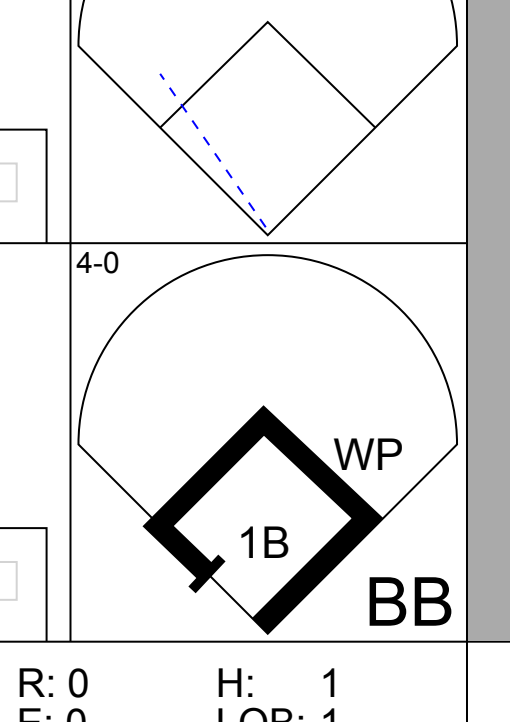
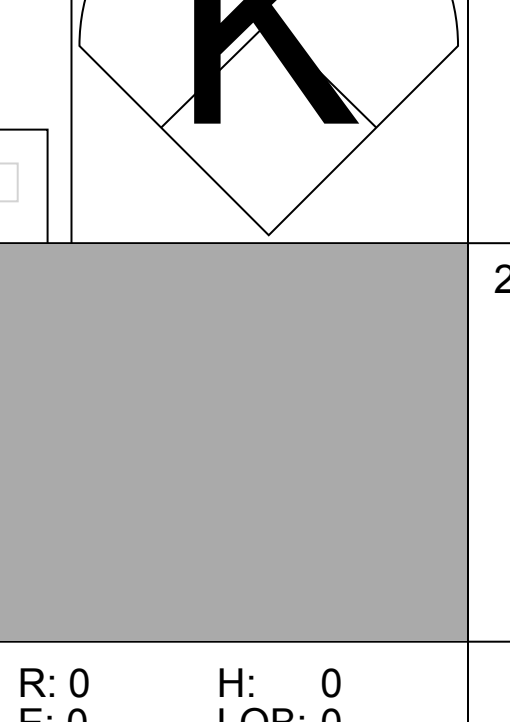
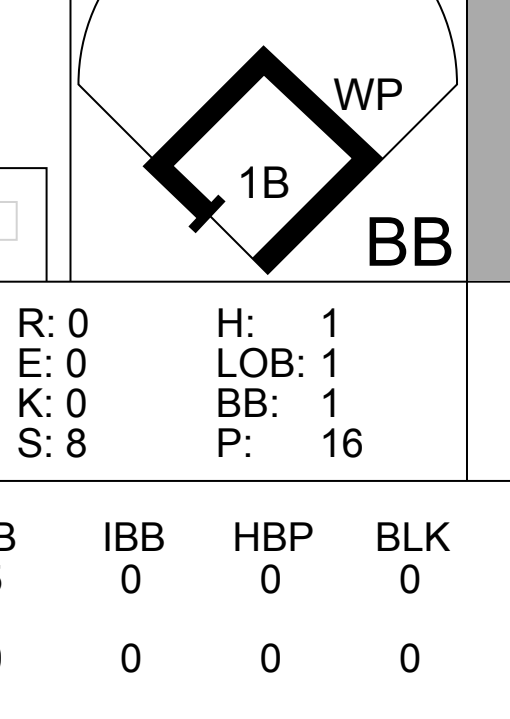
Batter	1	2	3	4	5	6	7	8	9	AB	R	H	RBI	BB	SO	LOB	BOTTOM			
<b>Tim Raines, S</b> OBP: 0.261, SLG: 0.210 (1, 10)	1-0 CS 1B	0-2 G4-3 1B	0-1 SF8		1-3 K	0-0 G3		1-1 F9		2	1	2	1	0	0	0				
<b>Matt Merullo, L</b> OBP: 0.182, SLG: 0.200 (3, FH)		2-3 3-H 1B	3-2 SF8							3	0	0	1	0	1	3				
<b>Lance Johnson, L</b> OBP: 0.226, SLG: 0.217 (1, 8)	2-1 1B	3-1 L8	3-2 G4-3		0-1 G1-3		0-1 G4-3			5	0	1	0	0	0	3				
<b>Robin Ventura, L</b> OBP: 0.419, SLG: 0.509 (1, 5)	0-3 K	1-1 G4-3		1-2 1B E 2B	3-1 1B		1-2 G6-3			5	1	2	1	0	1	2				
<b>Carlton Fisk, R</b> OBP: 0.421, SLG: 0.423 (1, 2)	0-2 1B	1-2 1B		3-2 E 1B	0-0 F7		1-1 G5-3			5	1	3	1	0	0	1				
<b>Ron Karkovics, R</b> OBP: 0.399, SLG: 0.500 (8, 2)	1-3 1B	3-H 1B		2-3 E 1B						0	0	0	0	0	0	0				
<b>Frank Thomas, R</b> OBP: 0.379, SLG: 0.483 (1, 3)	2-1 P3	2-1 F9		3-2 E 1B		4-2 HR BB		4-1 WP 1B BB		3	3	0	1	2	0	4				
<b>Dan Pasqua, L</b> OBP: 0.333, SLG: 0.481 (1, 7)		3-2 1B 2B 1B	0-2 HR	2-1 E6 1B SF7		3-1 HR		1-2 1B WP 1B		5	4	4	4	0	0	1				
<b>Sammy Sosa, R</b> OBP: 0.280, SLG: 0.444 (1, 9)		0-1 1B 2B 1B	1-2 1B S SF8	2-3 3-H 1B	2-2 G3-6 1B	3-3 K		0-3 K		5	2	3	1	0	2	2				
<b>Ozzie Guillen, L</b> OBP: 0.321, SLG: 0.308 (1, 6)		0-1 2B 1B 1B	2-2 S SF7	1-3 1B	2-3 3-H 1B	0-2 G4-3 2B		1-2 G1-3		4	1	3	1	0	0	2				
<b>Scott Fletcher, R</b> OBP: 0.434, SLG: 0.574 (1, 4)		0-1 1B G4-3 2B	0-0 F9	3-2 G3-6		2-0 G4-3		1-1 1B		5	1	2	3	0	0	4				
<b>Inning Stats</b>	R: 0 E: 0 K: 1 S: 12	H: 3 LOB: 2 BB: 0 P: 17	R: 5 E: 0 K: 0 S: 21	H: 6 LOB: 1 BB: 0 P: 31	R: 2 E: 0 K: 0 S: 16	H: 3 LOB: 1 BB: 0 P: 21	R: 4 E: 2 K: 0 S: 18	H: 3 LOB: 0 BB: 0 P: 30	R: 0 E: 0 K: 1 S: 8	H: 1 LOB: 1 BB: 0 P: 12	R: 2 E: 0 K: 1 S: 12	H: 2 LOB: 1 BB: 1 P: 24	R: 0 E: 0 K: 0 S: 7	H: 0 LOB: 0 BB: 0 P: 9	R: 1 E: 0 K: 1 S: 14	H: 2 LOB: 2 BB: 1 P: 22	1B: 15 2B: 3 3B: 0 HR: 2	SF: 2 SAC: 0 DP: 1 HBP: 0	WP: 1 PB: 0 SB: 3 CS: 1	PA: 46
<b>PITCHER</b>	IP WLS BF H R ER SO BB IBB HBP BLK WP HR S P ERA WHIP																			
<b>Scott Sanderson, R</b> ERA: 6.33 (1, 1)	2.0 L 17 6 6 4 1 1 0 0 0 0 0 1 40 67 12.00 2.333																			
<b>Eric Plunk, R</b> ERA: 9.82 (6, 1)	2.0 7 1 0 0 1 0 0 0 0 0 0 0 15 22 0.00 0.500																			
<b>Rich Monteleone, R</b> ERA: 8.71 (8, 1)	1.0 6 2 1 1 1 1 0 0 0 0 1 0 14 22 9.00 3.000																			

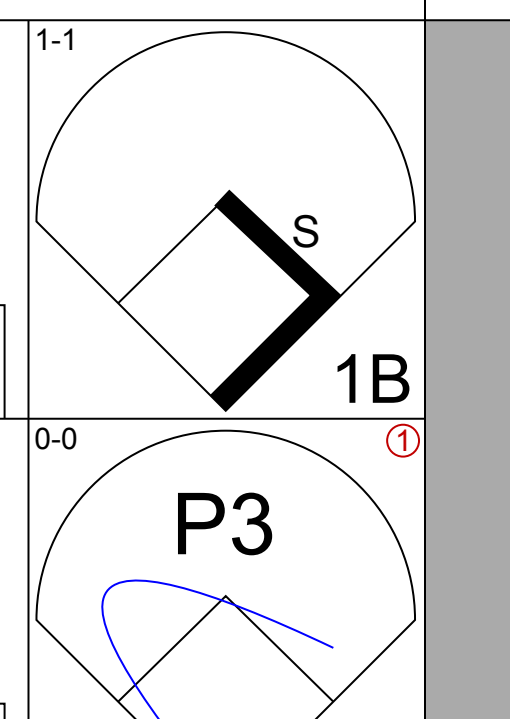
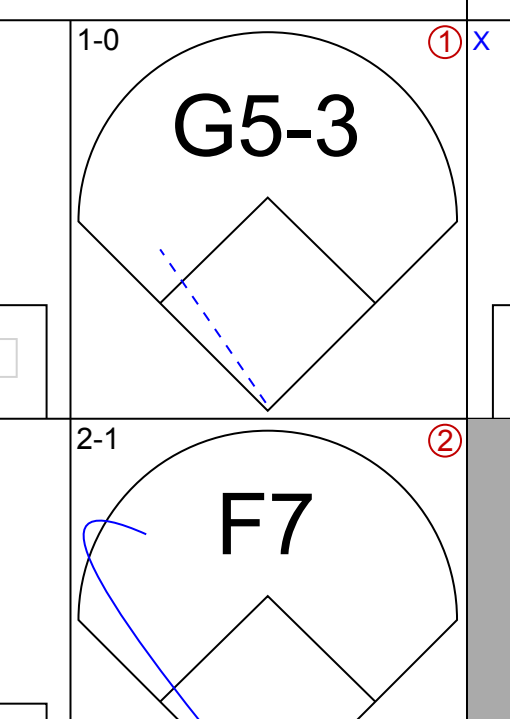
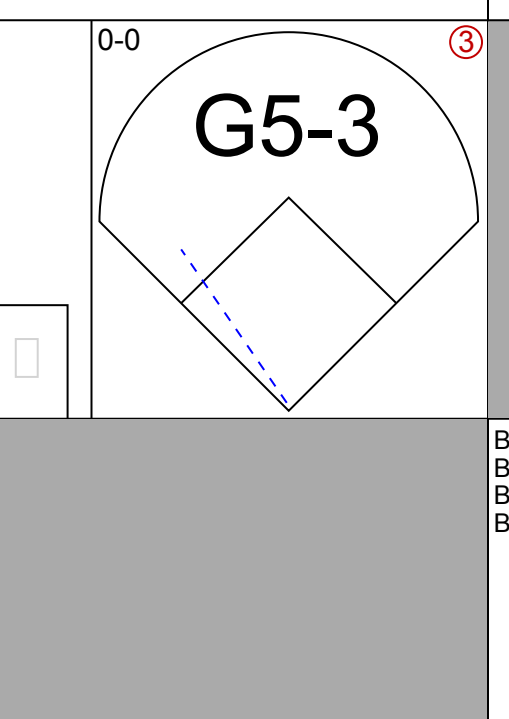
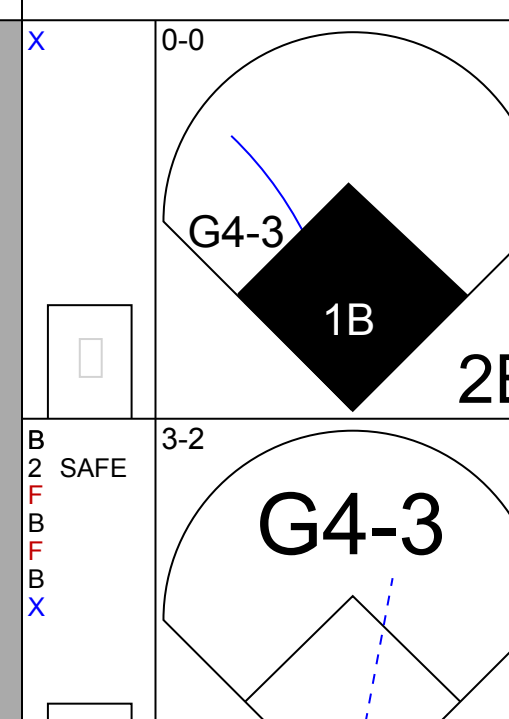
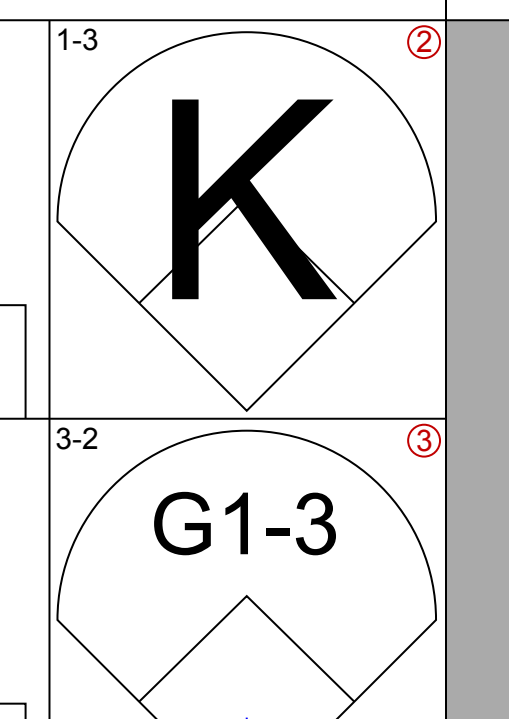
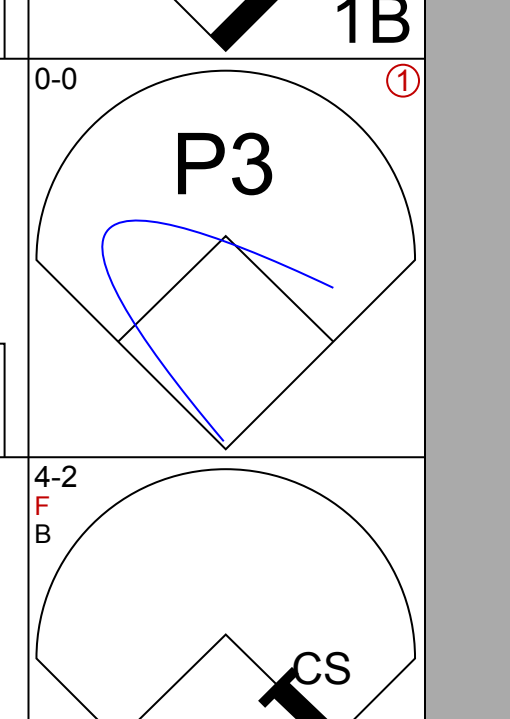
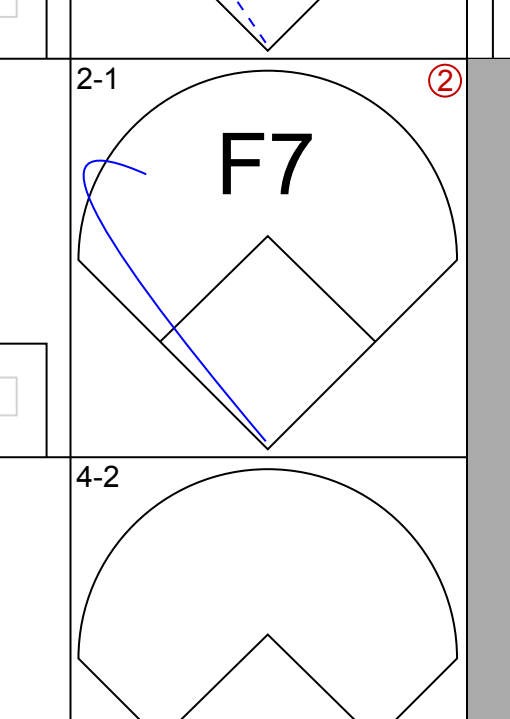
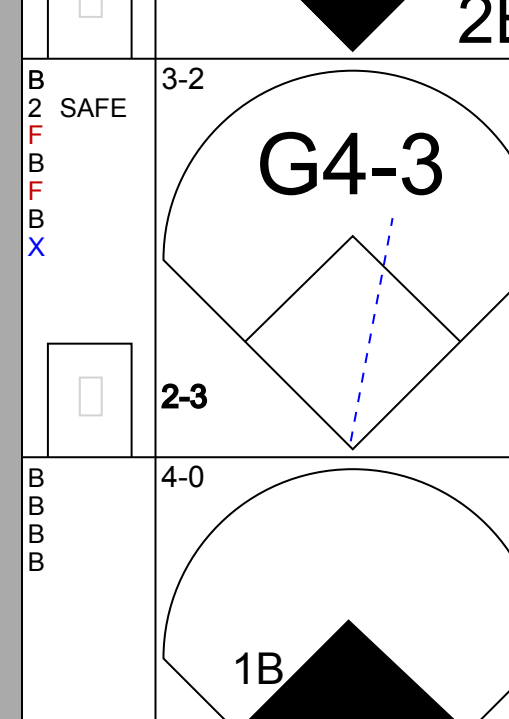
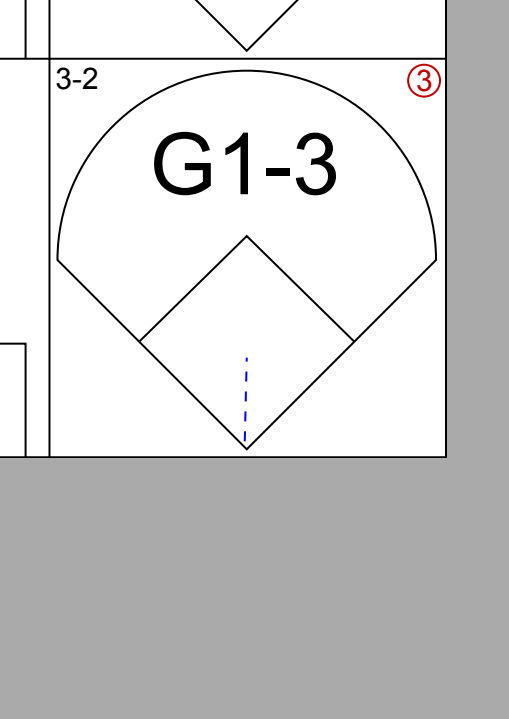
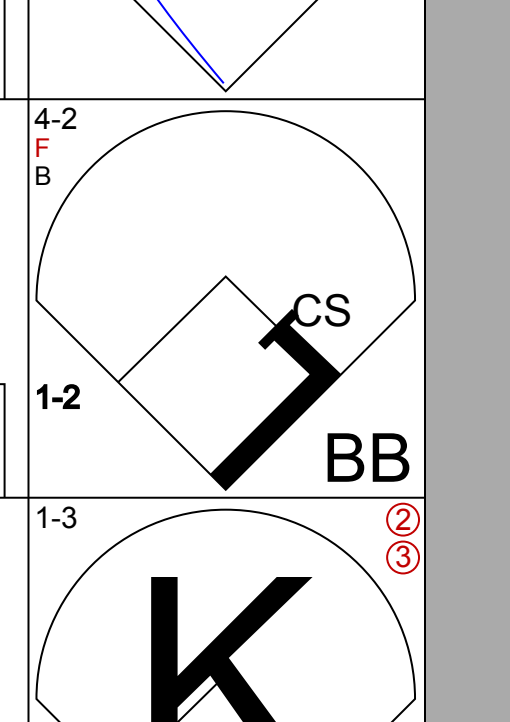
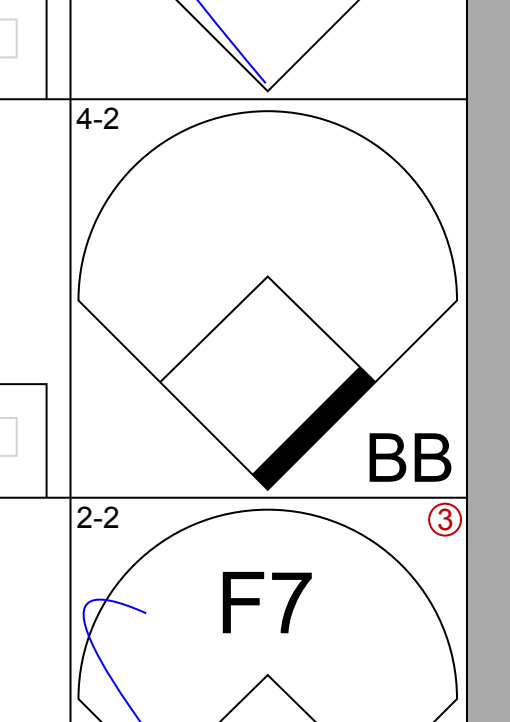
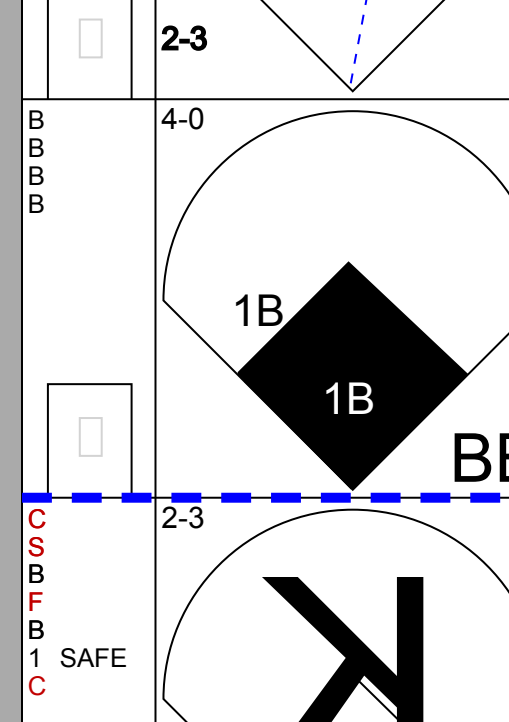
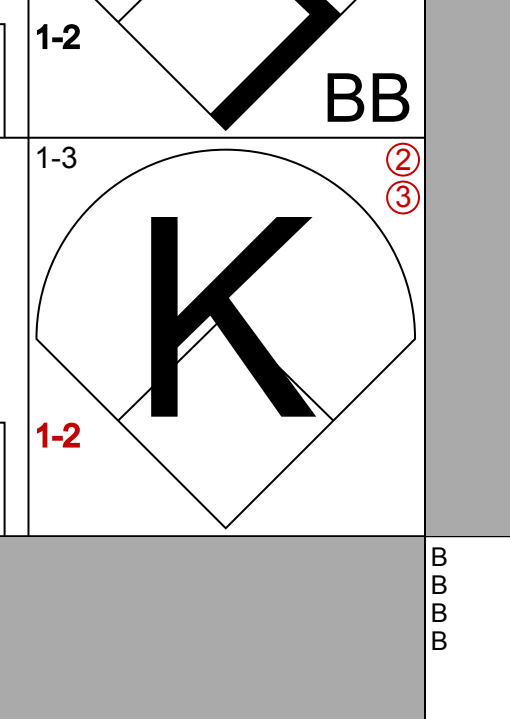
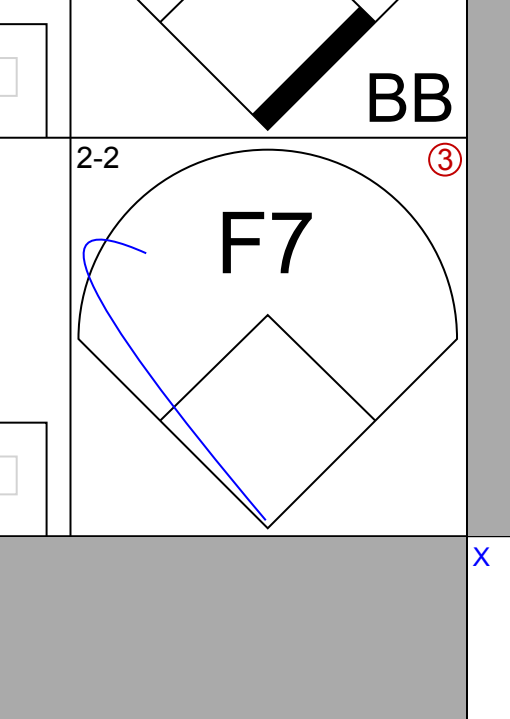
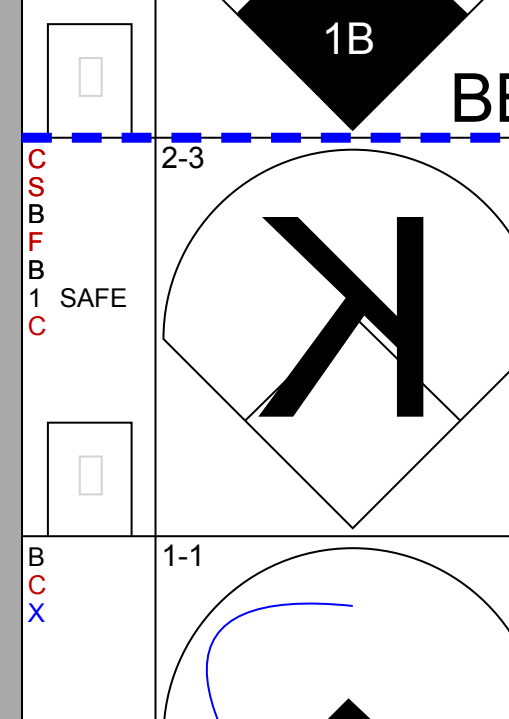
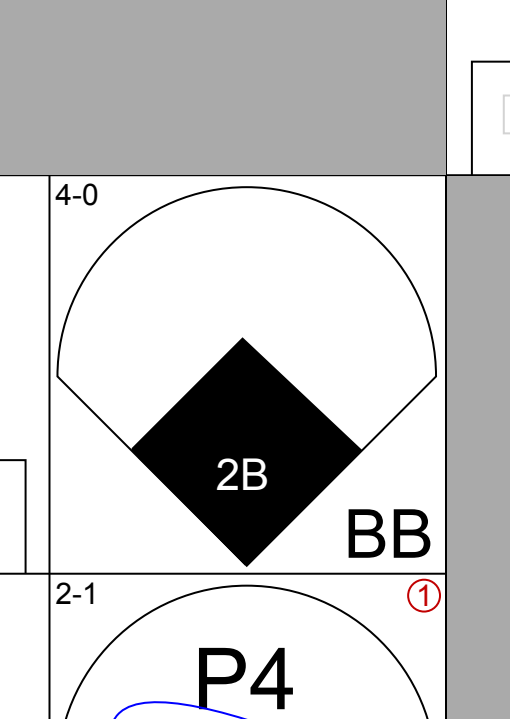
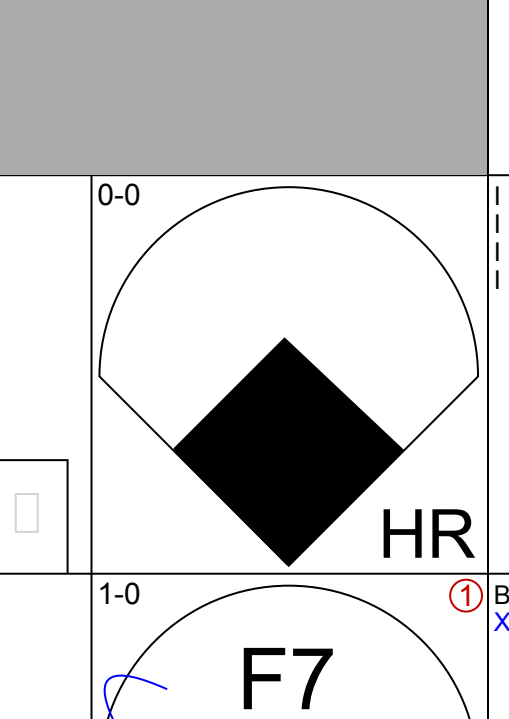
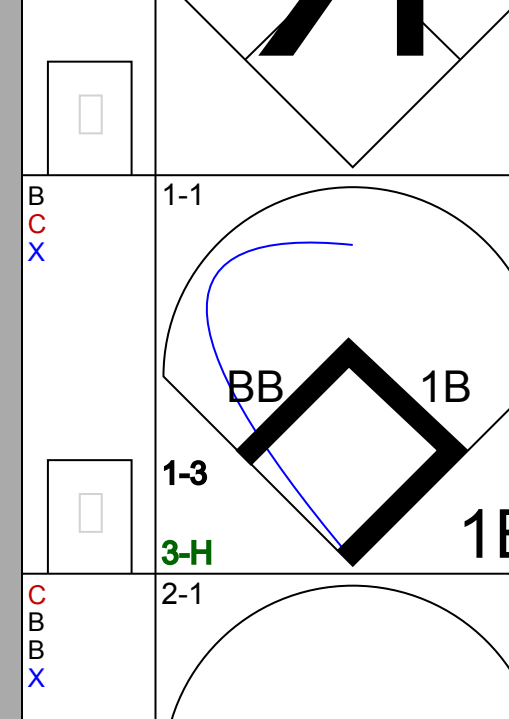
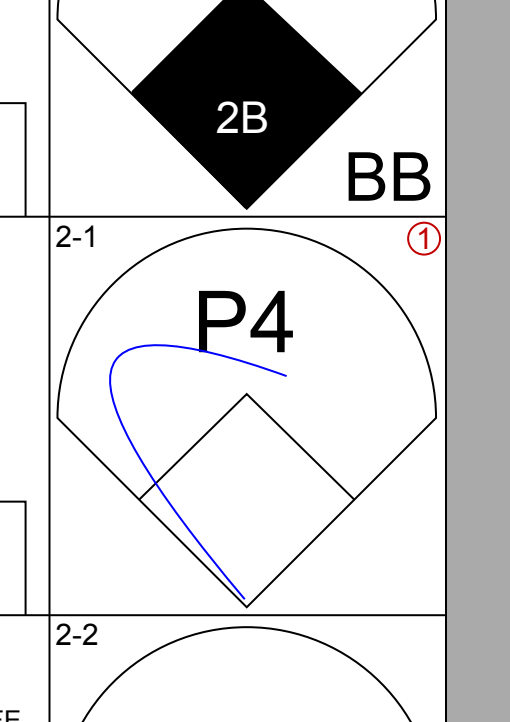
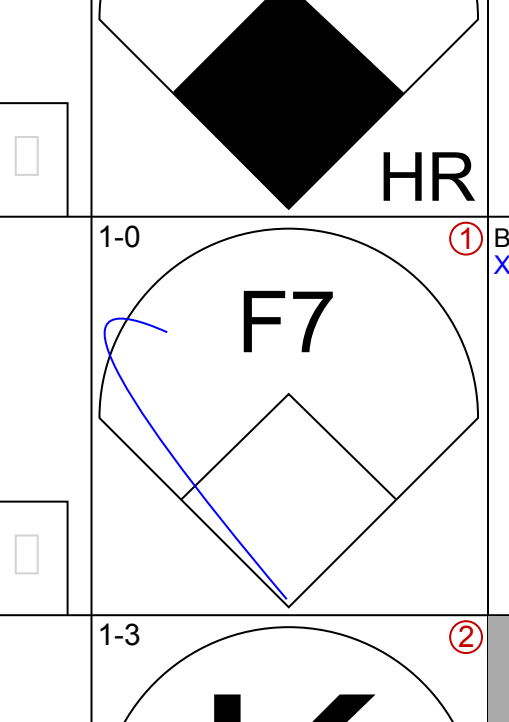
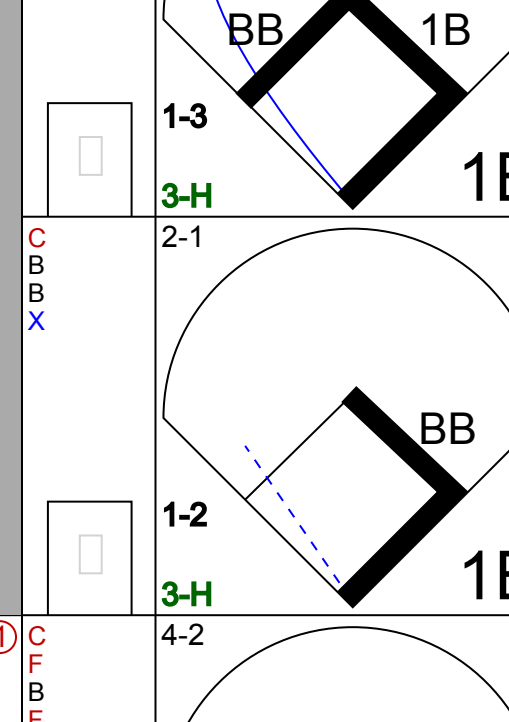
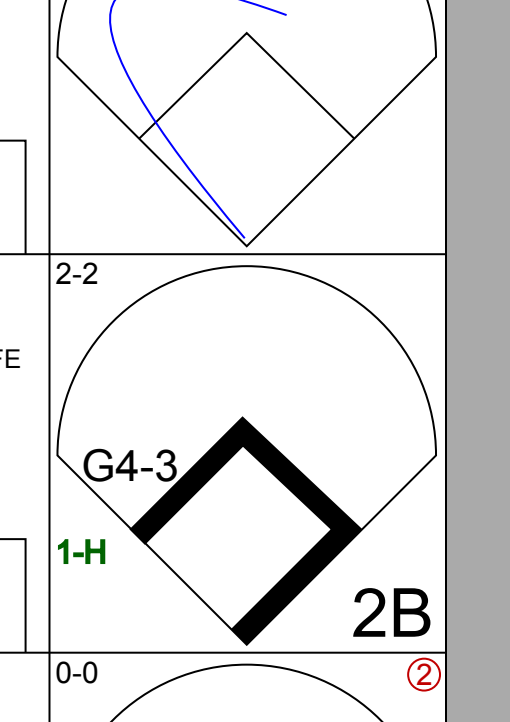
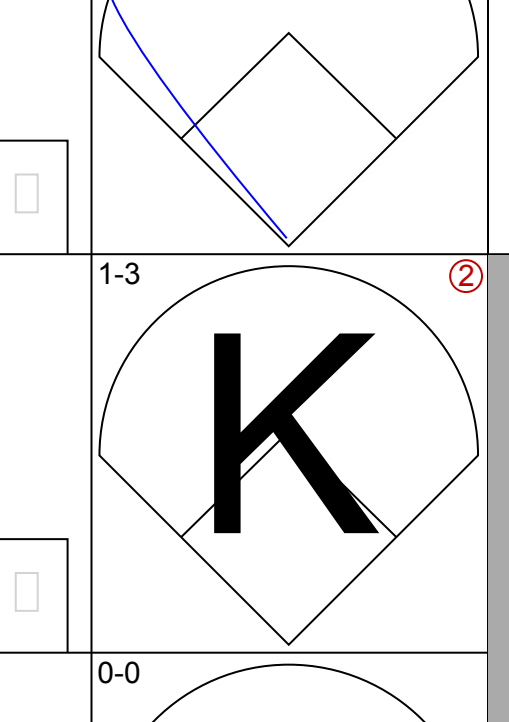
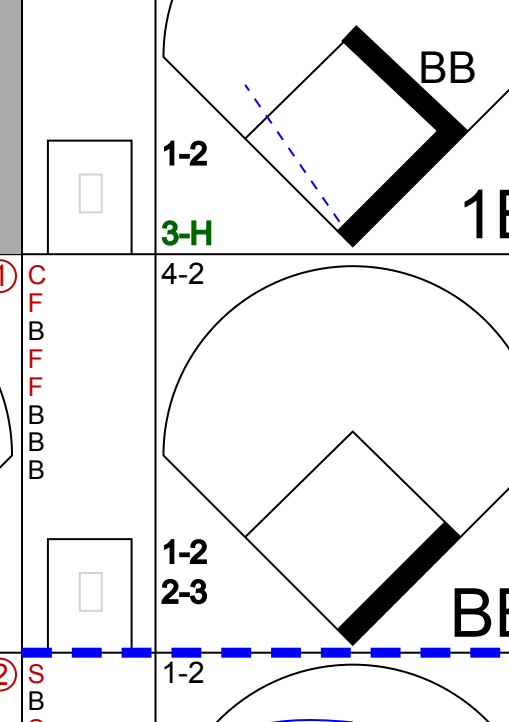
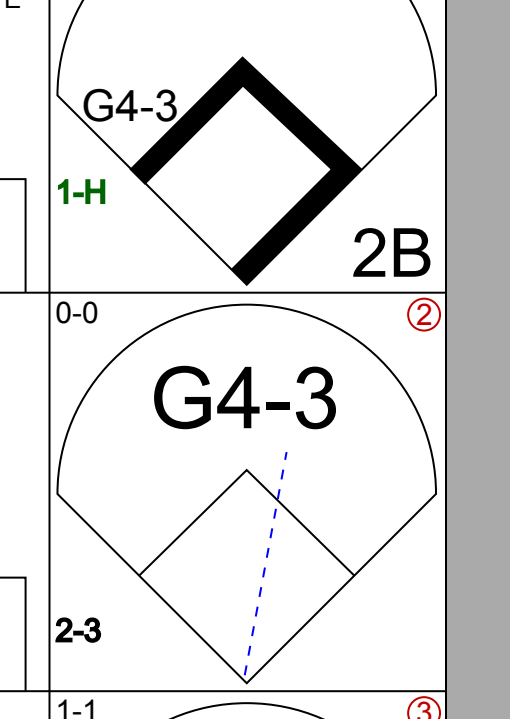
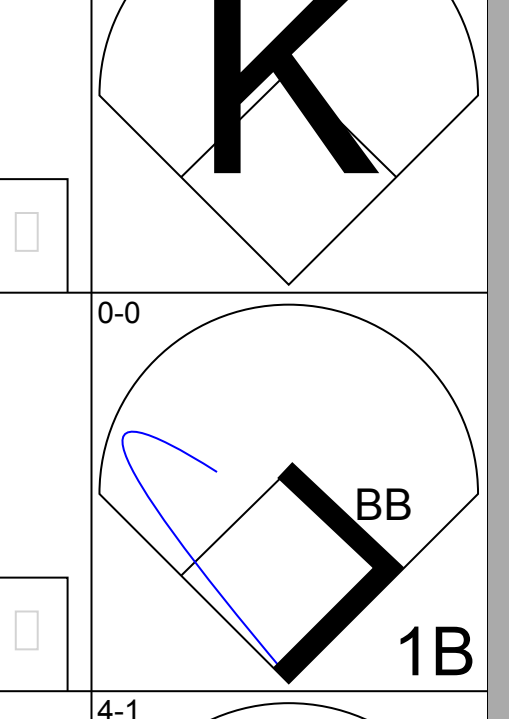
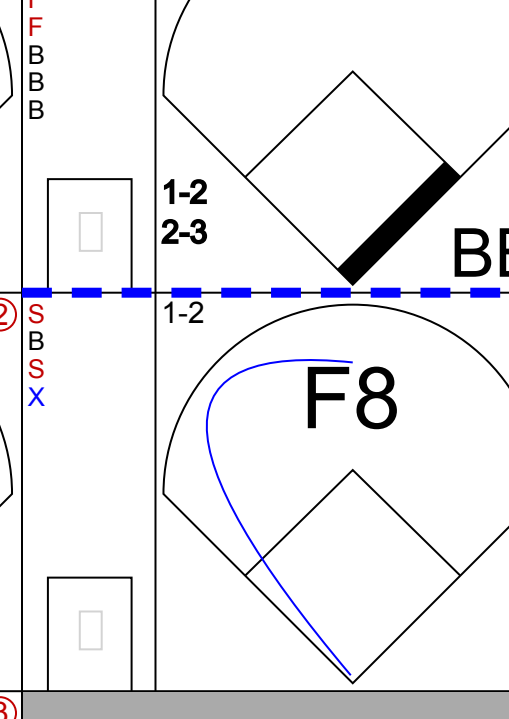
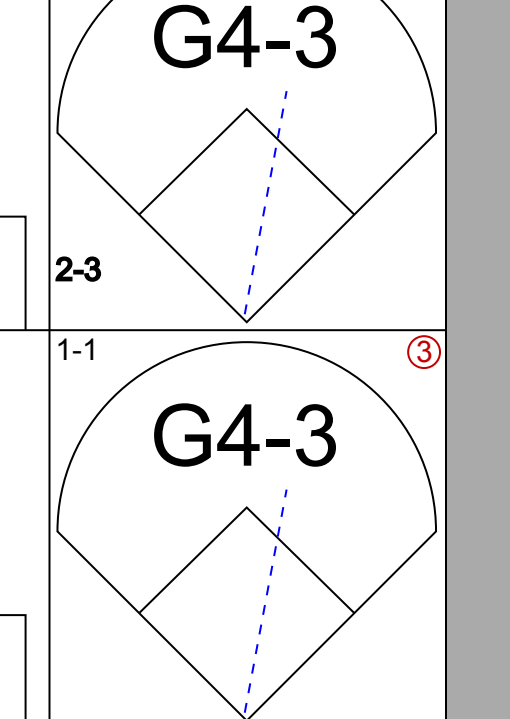
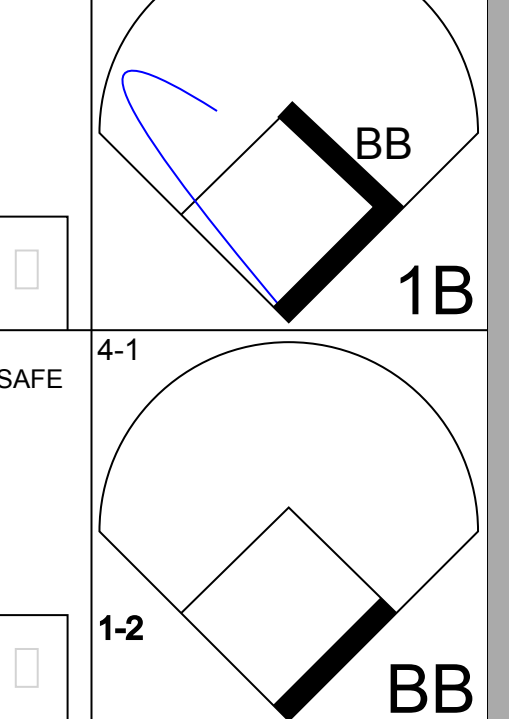
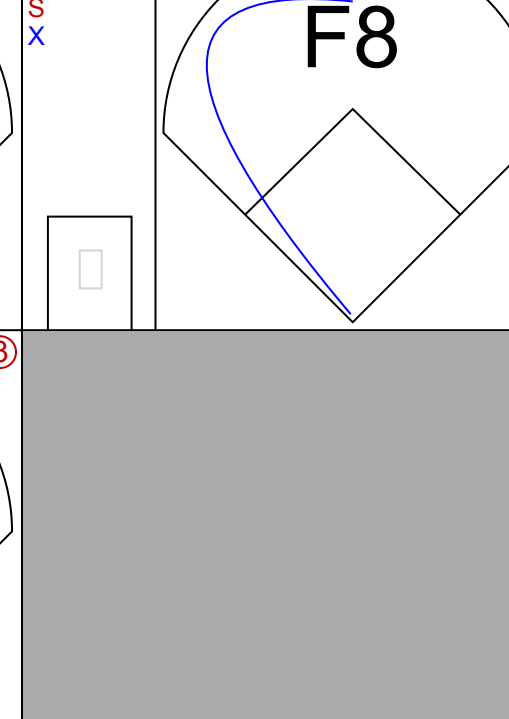
**New York Yankees @ Chicago White Sox**  
Comiskey Park, Chicago, IL  
Sat Apr 27 1991, 8:05 PM EDT  
Att: 34,493 - Sunny - 72 F

AB 42  
R 14  
H 20  
RBI 14  
BB 2  
SO 4  
LOB 22





Batter	1	2	3	4	5	6	7	8	9	AB	R	H	RBI	BB	SO	LOB	TOP					
<b>Roberto Kelly, R</b> OBP: 0.386, SLG: 0.421 (1, 8)										3	1	0	0	1	1	1	<b>New York Yankees @ Chicago White Sox</b> Comiskey Park, Chicago, IL Sun Apr 28 1991, 4:33 AM EDT Att: 36,242 - Cloudy - 70 F					
<b>Steve Sax, R</b> OBP: 0.320, SLG: 0.286 (1, 4)										3	0	2	0	1	0	0						
<b>Don Mattingly, L</b> OBP: 0.360, SLG: 0.323 (1, 10)										4	0	1	1	1	0	0						
<b>Kevin Maas, L</b> OBP: 0.479, SLG: 0.396 (1, 3)										2	0	1	0	2	0	2						
<b>Mel Hall, L</b> OBP: 0.176, SLG: 0.364 (1, 7)										4	0	1	0	0	0	5						
<b>Matt Nokes, L</b> OBP: 0.340, SLG: 0.545 (1, 2)										4	0	0	0	0	1	2						
<b>Jesse Barfield, R</b> OBP: 0.400, SLG: 0.451 (1, 9)										4	0	0	0	0	2	2						
<b>Mike Blowers, R</b> OBP: 0.257, SLG: 0.258 (7, PR)										3	0	0	0	0	0	0						
<b>Randy Velarde, R</b> OBP: 0.167, SLG: 0.167 (7, 5)										1	0	0	0	0	1	0						
<b>Alvaro Espinoza, R</b> OBP: 0.429, SLG: 0.565 (1, 6)										2	0	0	0	1	0	1						
<b>Inning Stats</b>	R: 0 E: 0 K: 1 S: 8	H: 0 LOB: 0 BB: 0 P: 10	R: 0 E: 0 K: 1 S: 6	H: 1 LOB: 1 BB: 1 P: 12	R: 0 E: 0 K: 0 S: 8	H: 1 LOB: 1 BB: 1 P: 16	R: 0 E: 0 K: 0 S: 5	H: 0 LOB: 0 BB: 1 P: 13	R: 0 E: 0 K: 0 S: 8	H: 0 LOB: 0 BB: 0 P: 13	R: 1 E: 0 K: 0 S: 12	H: 2 LOB: 2 BB: 1 P: 20	R: 0 E: 1 K: 2 S: 9	H: 0 LOB: 1 BB: 0 P: 14	R: 0 E: 0 K: 0 S: 12	H: 1 LOB: 2 BB: 0 P: 19	R: 0 E: 0 K: 1 S: 10	H: 0 LOB: 0 BB: 0 P: 18	1B: 5 2B: 0 3B: 0 HR: 0	SF: 0 SAC: 0 DP: 1 HBP: 0	WP: 1 PB: 0 SB: 0 CS: 1	PA: 35
<b>PITCHER</b>	IP	WLS	BF	H	R	ER	SO	BB	IBB	HBP	BLK	WP	HR	S	P	ERA	WHIP					
<b>Jack McDowell, R</b> ERA: 2.97 (1, 1)	7.2	W	31	5	1	1	4	5	0	0	0	1	0	67	116	1.17	1.304					
<b>Scott Radinsky, L</b> ERA: 1.42 (8, 1)	0.1		1	0	0	0	0	0	0	0	0	0	0	1	1	0.00	0.000					
<b>Bobby Thigpen, R</b> ERA: 4.35 (9, 1)	1.0	S	3	0	0	0	1	0	0	0	0	0	0	10	18	0.00	0.000					

Batter	1	2	3	4	5	6	7	8	9	AB	R	H	RBI	BB	SO	LOB	BOTTOM				
<b>Sammy Sosa, R</b> OBP: 0.291, SLG: 0.460 (1, 9)										5	1	2	0	0	1	2	<b>New York Yankees @ Chicago White Sox</b> Comiskey Park, Chicago, IL Sun Apr 28 1991, 4:33 AM EDT Att: 36,242 - Cloudy - 70 F				
<b>Scott Fletcher, R</b> OBP: 0.414, SLG: 0.529 (1, 4)										4	0	0	0	1	0	2					
<b>Robin Ventura, L</b> OBP: 0.446, SLG: 0.509 (1, 5)										0	1	0	0	3	0	0					
<b>Carlton Fisk, R</b> OBP: 0.393, SLG: 0.393 (1, 10)										4	0	0	0	0	2	6					
<b>Frank Thomas, R</b> OBP: 0.414, SLG: 0.550 (1, 3)										2	2	2	2	2	0	0					
<b>Ron Karkovics, R</b> OBP: 0.364, SLG: 0.455 (1, 2)										4	0	1	1	0	0	3					
<b>Cory Snyder, R</b> OBP: 0.244, SLG: 0.282 (1, 7)										3	0	1	1	1	2	0					
<b>Ozzie Guillen, L</b> OBP: 0.317, SLG: 0.304 (1, 6)										4	0	1	0	0	0	4					
<b>Lance Johnson, L</b> OBP: 0.227, SLG: 0.206 (1, 8)										3	0	0	0	1	1	1					
<b>Inning Stats</b>	R: 0 E: 0 K: 1 S: 10	H: 1 LOB: 2 BB: 1 P: 16	R: 1 E: 0 K: 0 S: 8	H: 1 LOB: 1 BB: 1 P: 17	R: 0 E: 0 K: 0 S: 8	H: 0 LOB: 1 BB: 1 P: 17	R: 1 E: 0 K: 1 S: 8	H: 2 LOB: 2 BB: 1 P: 14	R: 0 E: 0 K: 0 S: 5	H: 0 LOB: 2 BB: 2 P: 14	R: 0 E: 0 K: 2 S: 8	H: 0 LOB: 0 BB: 0 P: 11	R: 2 E: 0 K: 1 S: 19	H: 3 LOB: 3 BB: 2 P: 36	R: 0 E: 0 K: 1 S: 8	H: 0 LOB: 0 BB: 0 P: 12		1B: 4 2B: 3 3B: 0 HR: 1	SF: 0 SAC: 1 DP: 1 HBP: 0	WP: 0 PB: 0 SB: 1 CS: 1	PA: 38
<b>PITCHER</b>	IP	WLS	BF	H	R	ER	SO	BB	IBB	HBP	BLK	WP	HR	S	P	ERA	WHIP				
<b>Chuck Cary, L</b> ERA: 6.62 (1, 1)	6.1	L	30	5	4	4	4	6	1	0	0	0	0	51	100	5.68	1.737				
<b>Steve Farr, R</b> ERA: 3.72 (7, 1)	0.1		4	2	0	0	1	1	0	0	0	0	0	12	21	0.00	9.000				
<b>Greg Cadaret, L</b> ERA: 5.56 (7, 1)	0.1		1	0	0	0	0	0	0	0	0	0	0	3	4	0.00	0.000				
<b>Lee Guetterman, L</b> ERA: 1.35 (8, 1)	1.0		3	0	0	0	1	0	0	0	0	0	0	8	12	0.00	0.000				

AB	30
R	1
H	5
RBI	1
BB	5
SO	5
LOB	14



AB	29
R	4
H	7
RBI	4
BB	8
SO	6
LOB	18



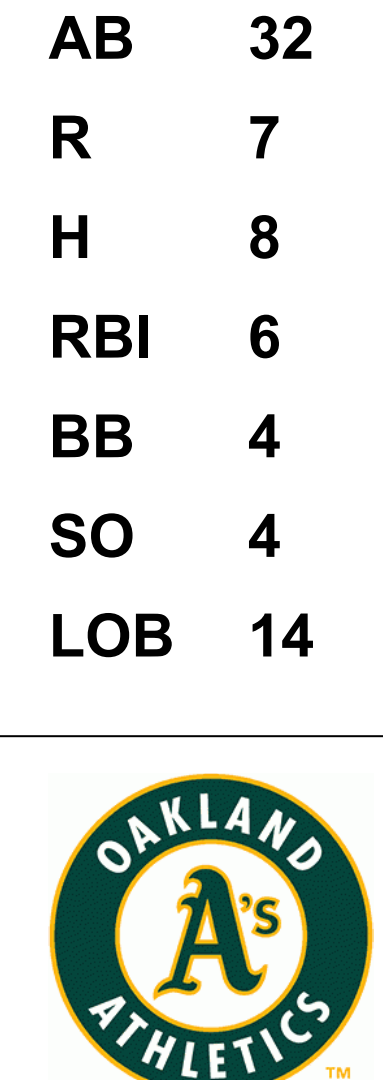


Batter	1	2	3	4	5	6	7	8	9	AB	R	H	RBI	BB	SO	LOB	TOP			
<b>Roberto Kelly, R</b> OBP: 0.378, SLG: 0.410 (1, 8)										4	1	1	0	0	1	0	<b>New York Yankees @ Oakland Athletics</b> Oakland-Alameda County Coliseum, Oakland, CA Tue Apr 30 1991, 7:05 PM PDT Att: 40,239 - Sunny - 56 F			
<b>Steve Sax, R</b> OBP: 0.325, SLG: 0.338 (1, 4)										4	1	2	2	0	0	0				
<b>Don Mattingly, L</b> OBP: 0.367, SLG: 0.324 (1, 3)										3	0	1	0	1	0	1				
<b>Kevin Maas, L</b> OBP: 0.467, SLG: 0.385 (1, 10)										4	0	1	0	0	1	1				
<b>Matt Nokes, L</b> OBP: 0.340, SLG: 0.553 <b>Jim Levitz, R</b> OBP: 0.353, SLG: 0.083 (9, PH)										3	0	1	0	0	0	2				
<b>Jesse Barfield, R</b> OBP: 0.391, SLG: 0.491 (1, 9)										4	1	1	1	0	2	3				
<b>Hensley Meulens, R</b> OBP: 0.255, SLG: 0.250 (1, 7)										3	0	1	0	1	0	0				
<b>Mike Blowers, R</b> OBP: 0.263, SLG: 0.265 <b>Mel Hall, L</b> OBP: 0.171, SLG: 0.353 (9, PH)										3	0	1	0	0	0	1				
<b>Alvaro Espinoza, R</b> OBP: 0.404, SLG: 0.531 (1, 6)										3	0	0	0	0	0	1				
<b>Inning Stats</b>	R: 2 E: 0 K: 1 S: 14	H: 3 LOB: 1 BB: 0 P: 22	R: 0 E: 0 K: 0 S: 5	H: 0 LOB: 0 BB: 0 P: 9	R: 0 E: 0 K: 1 S: 12	H: 0 LOB: 1 BB: 1 P: 19	R: 0 E: 0 K: 1 S: 9	H: 1 LOB: 1 BB: 0 P: 15	R: 0 E: 0 K: 1 S: 8	H: 2 LOB: 1 BB: 0 P: 13	R: 0 E: 0 K: 0 S: 6	H: 1 LOB: 0 BB: 0 P: 9	R: 0 E: 0 K: 0 S: 7	H: 1 LOB: 0 BB: 0 P: 11	R: 1 E: 0 K: 1 S: 21	H: 1 LOB: 1 BB: 1 P: 34		1B: 6 2B: 1 3B: 0 HR: 2	SF: 0 SAC: 0 DP: 3 HBP: 0	WP: 0 PB: 0 SB: 1 CS: 0
<b>PITCHER</b>	IP WLS BF H R ER SO BB IBB HBP BLK WP HR S P ERA WHIP																			
<b>Bob Welch, R</b> ERA: 1.8 <b>Joe Klimk, L</b> ERA: 2.0 <b>John Briscoe, R</b> ERA: 7.36	(1, 1) (8, 1) (9, 1)	7.1 1.0 0.2	W 2 4	29 0 1	8 0 1	2 0 1	2 0 1	4 0 1	4 0 1	1 0 1	0 0 0	0 0 0	0 0 0	0 0 0	0 6 17	106 9 29	2.46 0.00 13.50	1.227 0.000 3.000		

AB	33
R	3
H	9
RBI	3
BB	2
SO	5
LOB	10



Batter	1	2	3	4	5	6	7	8	9	AB	R	H	RBI	BB	SO	LOB	BOTTOM			
<b>Rickey Henderson, R</b> OBP: 0.360, SLG: 0.273 <b>Willie Wilson, S</b> OBP: 0.296, SLG: 0.353 (8, 7)										4	1	1	0	0	0	1	<b>New York Yankees @ Oakland Athletics</b> Oakland-Alameda County Coliseum, Oakland, CA Tue Apr 30 1991, 7:05 PM PDT Att: 40,239 - Sunny - 56 F			
<b>Dave Henderson, R</b> OBP: 0.453, SLG: 0.747 (1, 8)										3	0	1	0	1	2	2				
<b>Jose Canseco, R</b> OBP: 0.440, SLG: 0.538 (1, 9)										3	2	2	2	1	0	1				
<b>Harold Baines, L</b> OBP: 0.274, SLG: 0.313 (1, 10)										4	0	0	1	0	0	3				
<b>Terry Steinbach, R</b> OBP: 0.333, SLG: 0.381 (1, 2)										3	2	1	0	1	0	2				
<b>Mark McCwire, R</b> OBP: 0.354, SLG: 0.299 (1, 3)										4	1	1	2	0	1	1				
<b>Ernest Riles, L</b> OBP: 0.333, SLG: 0.341 <b>Lance Blankenship, R</b> OBP: 0.333, SLG: 0.300 (7, 5)										2	0	1	0	0	0	0				
<b>Walt Weiss, S</b> OBP: 0.296, SLG: 0.360 (1, 6)										4	0	1	1	0	0	2				
<b>Mike Gallego, R</b> OBP: 0.382, SLG: 0.259 (1, 4)										3	1	0	0	1	0	1				
<b>Inning Stats</b>	R: 0 E: 0 K: 0 S: 6	H: 0 LOB: 2 BB: 2 P: 15	R: 0 E: 0 K: 0 S: 10	H: 1 LOB: 0 BB: 0 P: 14	R: 0 E: 0 K: 0 S: 8	H: 1 LOB: 1 BB: 0 P: 9	R: 0 E: 0 K: 0 S: 4	H: 0 LOB: 0 BB: 0 P: 4	R: 0 E: 0 K: 0 S: 6	H: 0 LOB: 0 BB: 0 P: 9	R: 4 E: 1 K: 1 S: 19	H: 3 LOB: 1 BB: 1 P: 28	R: 2 E: 0 K: 1 S: 18	H: 1 LOB: 0 BB: 1 P: 30	R: 1 E: 1 K: 2 S: 16	H: 2 LOB: 1 BB: 0 P: 24		1B: 5 2B: 2 3B: 0 HR: 1	SF: 0 SAC: 0 DP: 1 HBP: 0	WP: 0 PB: 0 SB: 1 CS: 0
<b>PITCHER</b>	IP WLS BF H R ER SO BB IBB HBP BLK WP HR S P ERA WHIP																			
<b>Dave Eiland, R</b> ERA: 4.09 <b>Greg Cadaret, L</b> ERA: 5.4 <b>Rich Monteleone, R</b> ERA: 3.38 <b>John Habyan, R</b> ERA: 1.8	(1, 1) (6, 1) (7, 1) (8, 1)	5.2 0.1 1.0 1.0	L 2 5 5	24 0 1 2	4 0 2 1	3 0 2 1	1 0 1 2	0 0 0 0	0 0 1 0	0 5 18 16	48 6 30 24	73 0.00 18.00 9.00	1.412 0.000 2.000 2.000							





Batter	1	2	3	4	5	6	7	8	9	AB	R	H	RBI	BB	SO	LOB	TOP			
<b>Roberto Kelly, R</b> OBP: 0.372, SLG: 0.400 (1, 8)										4	0	1	0	0	2	1	<b>New York Yankees @ Oakland Athletics</b> <b>Oakland-Alameda County Coliseum, Oakland, CA</b> Wed May 01 1991, 3:33 AM PDT Att: 36,139 - Cloudy - 53 F			
<b>Steve Sax, R</b> OBP: 0.337, SLG: 0.338 (1, 4)										3	1	1	1	1	1	1				
<b>Don Mattingly, L</b> OBP: 0.361, SLG: 0.319 (1, 10)										4	0	1	0	0	1	0				
<b>Kevin Maas, L</b> OBP: 0.468, SLG: 0.382 (1, 3)										3	1	1	0	1	1	0				
<b>Mel Hall, L</b> OBP: 0.162, SLG: 0.343 <b>Jesse Barfield, R</b> OBP: 0.409, SLG: 0.518 (6, PH) (6, 9)										1	0	0	1	0	0	0				
<b>Matt Nokes, L</b> OBP: 0.333, SLG: 0.588 (1, 2)										4	1	1	1	0	0	5				
<b>Hensley Meulens, R</b> OBP: 0.255, SLG: 0.250 (1, 7)										4	0	1	1	0	2	0				
<b>Randy Velarde, R</b> OBP: 0.133, SLG: 0.133 <b>Jim Leyritz, R</b> OBP: 0.333, SLG: 0.077 (9, PH) (9, 9)										3	0	0	0	0	1	2				
<b>Alvaro Espinoza, R</b> OBP: 0.393, SLG: 0.500 (1, 6)										3	1	0	0	1	1	0				
<b>Inning Stats</b>	R: 1 E: 0 K: 1 S: 9	H: 1 LOB: 2 BB: 2 P: 19	R: 0 E: 0 K: 1 S: 10	H: 0 LOB: 0 BB: 0 P: 16	R: 0 E: 0 K: 1 S: 8	H: 1 LOB: 0 BB: 0 P: 11	R: 1 E: 0 K: 0 S: 9	H: 1 LOB: 0 BB: 0 P: 10	R: 1 E: 0 K: 1 S: 10	H: 2 LOB: 2 BB: 1 P: 26	R: 0 E: 0 K: 1 S: 8	H: 0 LOB: 0 BB: 0 P: 13	R: 0 E: 0 K: 2 S: 10	H: 1 LOB: 1 BB: 0 P: 12	R: 0 E: 0 K: 1 S: 8	H: 0 LOB: 0 BB: 0 P: 9	1B: 5 2B: 1 3B: 0 HR: 1	SF: 1 SAC: 0 DP: 0 HBP: 0	WP: 1 PB: 0 SB: 1 CS: 1	PA: 37
<b>PITCHER</b>	IP WLS BF H R ER SO BB IBB HBP BLK WP HR S P ERA WHIP																			
<b>Mike Moore, R</b> ERA: 3.28 (1, 1)	5.1 W 22 5 4 4 4 3 0 0 0 0 1 1 49 83 6.75 1.500																			
<b>Curt Young, L</b> ERA: 5.4 (6, 1)	0.1 2 0 0 0 0 1 0 0 0 0 0 0 4 8 0.00 3.000																			
<b>Steve Chitren, R</b> ERA: (6, 1)	1.1 5 1 0 0 2 0 0 0 0 0 0 0 14 23 0.00 0.750																			
<b>Joe Klink, L</b> ERA: 1.86 (8, 1)	0.2 2 0 0 0 2 0 0 0 0 0 0 0 6 8 0.00 0.000																			
<b>Dennis Eckersley, R</b> ERA: 3.48 (8, 1)	1.1 S 5 1 0 0 1 0 0 0 0 0 0 0 12 13 0.00 0.750																			

Batter	1	2	3	4	5	6	7	8	9	AB	R	H	RBI	BB	SO	LOB	BOTTOM			
<b>Rickey Henderson, R</b> OBP: 0.367, SLG: 0.308 (1, 7)										4	1	1	0	1	1	3	<b>New York Yankees @ Oakland Athletics</b> <b>Oakland-Alameda County Coliseum, Oakland, CA</b> Wed May 01 1991, 3:33 AM PDT Att: 36,139 - Cloudy - 53 F			
<b>Dave Henderson, R</b> OBP: 0.462, SLG: 0.772 (1, 8)										4	2	2	1	1	0	1				
<b>Jose Canseco, R</b> OBP: 0.438, SLG: 0.536 (1, 9)										4	2	1	0	1	1	3				
<b>Harold Baines, L</b> OBP: 0.286, SLG: 0.338 <b>Lance Blankenship, R</b> OBP: 0.327, SLG: 0.293 (8, PH) (8, 9)										4	1	2	1	0	1	2				
<b>Terry Steinbach, R</b> OBP: 0.311, SLG: 0.353 (1, 2)										5	0	0	0	0	0	6				
<b>Mark McCwire, R</b> OBP: 0.368, SLG: 0.294 (1, 3)										1	1	0	1	3	1	0				
<b>Ernest Riles, L</b> OBP: 0.375, SLG: 0.429 (1, 5)										5	0	4	4	0	0	1				
<b>Walt Weiss, S</b> OBP: 0.323, SLG: 0.333 (1, 6)										2	0	0	0	2	0	5				
<b>Mike Gallego, R</b> OBP: 0.375, SLG: 0.246 (1, 4)										3	0	0	0	1	1	2				
<b>Inning Stats</b>	R: 0 E: 0 K: 1 S: 9	H: 0 LOB: 1 BB: 2 P: 21	R: 0 E: 0 K: 2 S: 17	H: 1 LOB: 3 BB: 2 P: 32	R: 3 E: 0 K: 2 S: 18	H: 3 LOB: 2 BB: 2 P: 29	R: 2 E: 1 K: 0 S: 15	H: 3 LOB: 3 BB: 1 P: 29	R: 0 E: 0 K: 0 S: 7	H: 1 LOB: 0 BB: 0 P: 11	R: 1 E: 0 K: 0 S: 10	H: 1 LOB: 2 BB: 2 P: 19	R: 0 E: 0 K: 0 S: 4	H: 0 LOB: 0 BB: 0 P: 8	R: 1 E: 1 K: 0 S: 9	H: 1 LOB: 1 BB: 0 P: 16	1B: 5 2B: 3 3B: 1 HR: 1	SF: 1 SAC: 0 DP: 0 HBP: 0	WP: 0 PB: 0 SB: 4 CS: 2	PA: 43
<b>PITCHER</b>	IP WLS BF H R ER SO BB IBB HBP BLK WP HR S P ERA WHIP																			
<b>Tim Leary, R</b> ERA: 4.99 (1, 1)	3.2 L 24 6 5 3 5 7 0 0 0 0 0 0 13 24 6.75 2.250																			
<b>Rich Monteleone, R</b> ERA: 4.05 (4, 1)	1.1 6 2 1 1 0 1 0 0 0 0 0 0 8 13 0.00 1.000																			
<b>Greg Cadaret, L</b> ERA: 4.97 (6, 1)	1.0 5 1 0 0 0 0 1 0 0 0 0 0 8 13 0.00 1.000																			
<b>Steve Farr, R</b> ERA: 3.38 (7, 1)	1.0 4 1 1 0 0 0 0 0 0 0 0 0 7 14 0.00 1.000																			
<b>Lee Guetterman, L</b> ERA: 1.17 (8, 1)	1.0 4 0 0 0 0 0 0 0 0 0 0 0 6 10 0.00 0.000																			



Batter	1	2	3	4	5	6	7	8	9	AB	R	H	RBI	BB	SO	LOB	TOP					
<b>Roberto Kelly, R</b> OBP: 0.366, SLG: 0.406 (1, 8)										4	1	1	0	0	1	1						
<b>Steve Sax, R</b> OBP: 0.333, SLG: 0.333 (1, 4)										4	0	1	0	0	0	1						
<b>Don Mattingly, L</b> OBP: 0.356, SLG: 0.316 (1, 3)										4	1	1	1	0	0	1						
<b>Kevin Maas, L</b> OBP: 0.458, SLG: 0.362 (1, 10)										3	1	0	0	1	0	0						
<b>Matt Nokes, L</b> OBP: 0.345, SLG: 0.600 (1, 2)										4	1	2	2	0	1	0						
<b>Jesse Barfield, R</b> OBP: 0.386, SLG: 0.483 (1, 9)										4	0	0	0	0	4	2						
<b>Mel Hall, L</b> OBP: 0.162, SLG: 0.343 (9, 9)										0	0	0	0	0	0	0						
<b>Hensley Meulens, R</b> OBP: 0.255, SLG: 0.308 (1, 7)										4	1	1	2	0	2	0						
<b>Jim Leyritz, R</b> OBP: 0.333, SLG: 0.067 (1, 5)										2	0	0	0	1	0	0						
<b>Alvaro Espinoza, R</b> OBP: 0.373, SLG: 0.473 (1, 6)										3	0	0	0	0	0	1						
<b>Inning Stats</b>	R: 0 H: 0 E: 0 K: 1 S: 7	H: 0 LOB: 0 BB: 0 P: 10	R: 2 H: 2 E: 0 K: 1 S: 12	H: 2 LOB: 0 BB: 23 P: 23	R: 3 H: 3 E: 0 K: 1 S: 12	H: 3 LOB: 1 BB: 24 P: 24	R: 0 H: 0 E: 0 K: 0 S: 7	H: 0 LOB: 0 BB: 0 P: 8	R: 0 H: 0 E: 0 K: 0 S: 3	H: 0 LOB: 0 BB: 0 P: 7	R: 0 H: 0 E: 0 K: 1 S: 9	H: 0 LOB: 0 BB: 0 P: 12	R: 0 H: 0 E: 0 K: 1 S: 8	H: 0 LOB: 1 BB: 1 P: 14	R: 0 H: 1 E: 0 K: 0 S: 6	H: 1 LOB: 0 BB: 0 P: 9	R: 0 H: 0 E: 0 K: 3 S: 10	H: 0 LOB: 0 BB: 0 P: 12	1B: 3 2B: 2 3B: 0 HR: 1	SF: 0 SAC: 0 DP: 1 HBP: 0	WP: 1 PB: 0 CS: 0	PA: 34
<b>PITCHER</b>	IP	WLS	BF	H	R	ER	SO	BB	IBB	HBP	BLK	WP	HR	S	P	ERA	WHIP					
<b>Brian Holman, R</b> ERA: 3.53 (1, 1)	7.0	L	29	6	5	5	5	2	0	0	0	1	1	60	102	6.43	1.143					
<b>Bill Krueger, L</b> ERA: 4.7 (8, 1)	1.1		3	0	0	0	1	0	0	0	0	0	0	7	9	0.00	0.000					
<b>Michael Jackson, R</b> ERA: 3.65 (9, 1)	0.2		2	0	0	0	2	0	0	0	0	0	0	7	8	0.00	0.000					

**New York Yankees @ Seattle Mariners**  
The Kingdome, Seattle, WA  
Fri May 03 1991, 10:05 PM EDT  
Att: 22,884 - Dome - 70 F

AB 32  
R 5  
H 6  
RBI 5  
BB 2  
SO 8  
LOB 6



Batter	1	2	3	4	5	6	7	8	9	AB	R	H	RBI	BB	SO	LOB	BOTTOM					
<b>Harold Reynolds, S</b> OBP: 0.267, SLG: 0.290 (1, 4)										4	0	1	0	0	0	0						
<b>Ken Griffey, L</b> OBP: 0.357, SLG: 0.342 (1, 7)										3	0	1	0	0	1	0						
<b>Jay Buhner, R</b> OBP: 0.339, SLG: 0.547 (8, 9)										1	0	0	0	0	1	1						
<b>Ken Griffey Jr., L</b> OBP: 0.370, SLG: 0.439 (1, 8)										3	0	1	0	0	0	0						
<b>Edgar Martinez, R</b> OBP: 0.510, SLG: 0.520 (1, 5)										3	0	0	0	0	3	1						
<b>Jeff Schaefer, R</b> OBP: 0.226, SLG: 0.233 (8, 5)										0	0	0	0	0	0	0						
<b>Pete O'Brien, L</b> OBP: 0.305, SLG: 0.372 (1, 3)										3	0	0	0	0	0	0						
<b>Alvin Davis, L</b> OBP: 0.311, SLG: 0.276 (1, 10)										3	0	0	0	0	1	0						
<b>Greg Brolley, L</b> OBP: 0.351, SLG: 0.367 (1, 9)										3	0	0	0	0	0	0						
<b>Omar Vizquel, S</b> OBP: 0.274, SLG: 0.236 (1, 6)										3	0	0	0	0	1	0						
<b>Dave Valle, R</b> OBP: 0.319, SLG: 0.306 (1, 2)										3	0	0	0	0	2	0						
<b>Inning Stats</b>	R: 0 H: 0 E: 0 K: 1 S: 7	H: 0 LOB: 0 BB: 0 P: 9	R: 0 H: 0 E: 0 K: 2 S: 9	H: 0 LOB: 0 BB: 0 P: 15	R: 0 H: 0 E: 0 K: 1 S: 10	H: 0 LOB: 0 BB: 0 P: 12	R: 0 H: 1 E: 0 K: 1 S: 8	H: 1 LOB: 0 BB: 0 P: 14	R: 0 H: 0 E: 0 K: 0 S: 11	H: 0 LOB: 0 BB: 0 P: 19	R: 0 H: 0 E: 0 K: 2 S: 9	H: 0 LOB: 0 BB: 0 P: 10	R: 0 H: 1 E: 0 K: 1 S: 10	H: 1 LOB: 0 BB: 0 P: 15	R: 0 H: 0 E: 0 K: 0 S: 5	H: 0 LOB: 0 BB: 0 P: 7	R: 0 H: 1 E: 0 K: 1 S: 10	H: 1 LOB: 1 BB: 0 P: 16	1B: 2 2B: 0 3B: 1 HR: 0	SF: 0 SAC: 0 DP: 0 HBP: 0	WP: 0 PB: 0 CS: 0	PA: 29
<b>PITCHER</b>	IP	WLS	BF	H	R	ER	SO	BB	IBB	HBP	BLK	WP	HR	S	P	ERA	WHIP					
<b>Scott Sanderson, R</b> ERA: 4.45 (1, 1)	9.0	W	29	3	0	0	9	0	0	0	0	0	0	79	117	0.00	0.333					

**New York Yankees @ Seattle Mariners**  
The Kingdome, Seattle, WA  
Fri May 03 1991, 10:05 PM EDT  
Att: 22,884 - Dome - 70 F

AB 29  
R 0  
H 3  
RBI 0  
BB 0  
SO 9  
LOB 2





Batter	1	2	3	4	5	6	7	8	9	AB	R	H	RBI	BB	SO	LOB	TOP			
<b>Roberto Kelly, R</b> OBP: 0.356, SLG: 0.392 (1, 8)	G1-3	G4-3		1B		G6-3		K		5	0	1	0	0	1	2				
<b>Steve Sax, R</b> OBP: 0.326, SLG: 0.326 (1, 4)	F9		G1-3	P2			G6-4-3 1B		P8	5	0	1	0	0	0	1				
<b>Don Mattingly, L</b> OBP: 0.348, SLG: 0.309 (1, 3)	1B		F7		G3-1		G6-4-3 1-2		F8	5	0	1	0	0	0	1				
<b>Kevin Maas, L</b> OBP: 0.489, SLG: 0.443 (1, 10)	1-2 BB		1B 1B	1B	2B BB		WP 2B 1B		HR	3	2	3	1	2	0	0				
<b>Mel Hall, L</b> OBP: 0.200, SLG: 0.395 (7, PH) <b>Jesse Barfield, R</b> OBP: 0.389, SLG: 0.500 (7, 9)	P3		1B	1B	2B		1-H 2B		G6-3	3	0	2	0	0	0	2				
<b>Matt Nokes, L</b> OBP: 0.371, SLG: 0.596 (1, 2)		G3-1		1-2 2-3 1B		G4-6-3 HBP				2	0	1	0	1	0	0				
<b>Hensley Meulens, R</b> OBP: 0.237, SLG: 0.286 (1, 7)		K	K		G4-6-3 1-2		K			4	0	0	0	0	3	8				
<b>Jim Leyritz, R</b> OBP: 0.320, SLG: 0.056 (1, 5)		1B BB		F9		G4-3		F8		3	0	0	0	1	0	0				
<b>Alvaro Espinoza, R</b> OBP: 0.365, SLG: 0.458 (1, 6)		1-2 1B		G3		G5-3		K		4	0	1	0	0	1	0				
<b>Inning Stats</b>	R: 0 E: 0 K: 0 S: 10	H: 1 LOB: 2 BB: 1 P: 20	R: 0 E: 0 K: 1 S: 15	H: 1 LOB: 2 BB: 1 P: 23	R: 0 E: 0 K: 1 S: 16	H: 3 LOB: 3 BB: 0 P: 23	R: 0 E: 0 K: 0 S: 11	H: 1 LOB: 1 BB: 0 P: 15	R: 0 E: 0 K: 0 S: 7	H: 0 LOB: 0 BB: 0 P: 8	R: 1 E: 0 K: 1 S: 19	H: 3 LOB: 2 BB: 1 P: 31	R: 0 E: 0 K: 2 S: 9	H: 0 LOB: 0 BB: 0 P: 9	R: 1 E: 0 K: 0 S: 11	H: 1 LOB: 0 BB: 0 P: 18	1B: 8 2B: 2 3B: 0 HR: 1	SF: 0 SAC: 0 DP: 2 HBP: 1	WP: 1 PA: 41 CS: 0	
<b>PITCHER</b>	IP	WLS	BF	H	R	ER	SO	BB	IBB	HBP	BLK	WP	HR	S	P	ERA	WHIP			
<b>Scott Bankhead, R</b> ERA: 4.13 <b>Bill Swift, R</b> ERA: 2.08 <b>Russ Swan, L</b> ERA: 1.29 <b>Michael Jackson, R</b> ERA: 3.88	(1, 1)	5.0	W	25	7	0	0	2	3	0	1	0	0	0	59	96	0.00	2.000		
<b>PITCHER</b>	IP	WLS	BF	H	R	ER	SO	BB	IBB	HBP	BLK	WP	HR	S	P	ERA	WHIP			
<b>Scott Bankhead, R</b> ERA: 4.13 <b>Bill Swift, R</b> ERA: 2.08 <b>Russ Swan, L</b> ERA: 1.29 <b>Michael Jackson, R</b> ERA: 3.88	(1, 1)	5.0	W	25	7	0	0	2	3	0	1	0	0	0	59	96	0.00	2.000		

**New York Yankees @ Seattle Mariners**  
The Kingdome, Seattle, WA  
Sat May 04 1991, 10:05 PM EDT  
Att: 53,755 - Dome - 70 F

AB	36
R	2
H	11
RBI	2
BB	4
SO	5
LOB	14



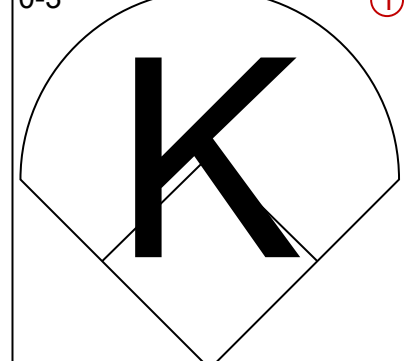
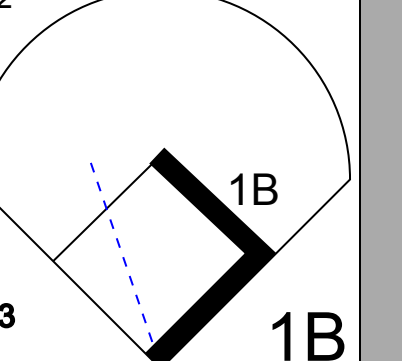
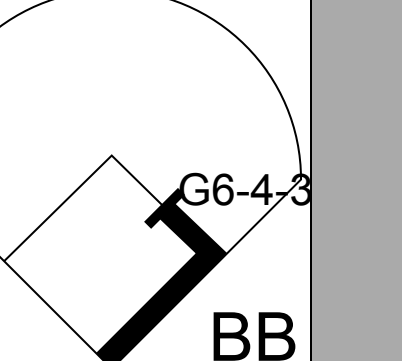

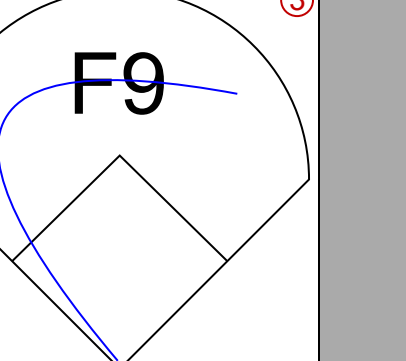
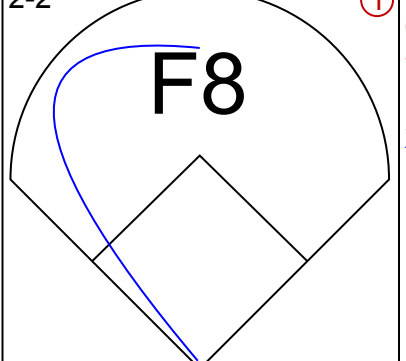
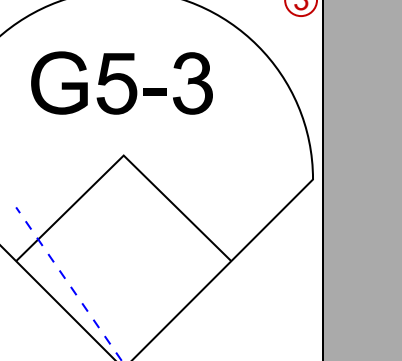
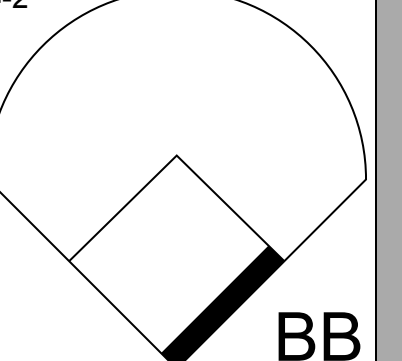
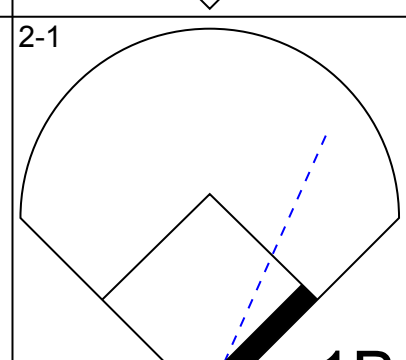
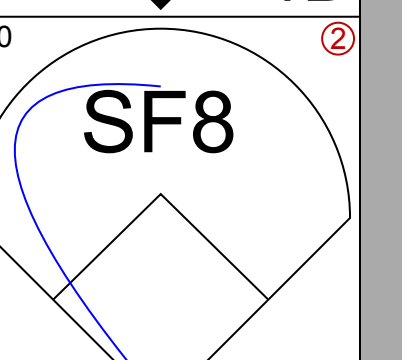
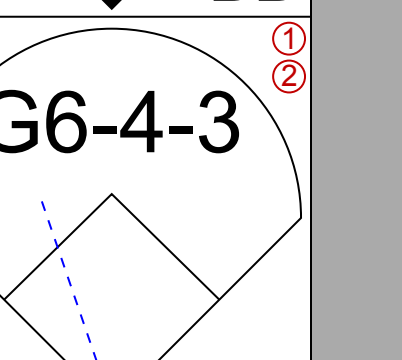
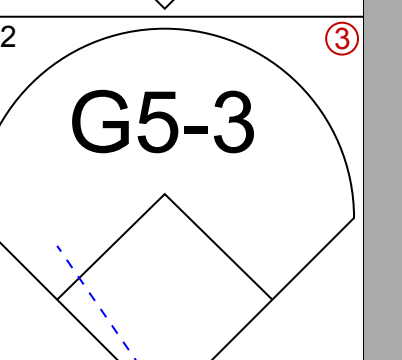
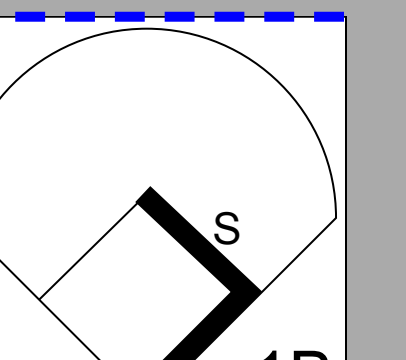
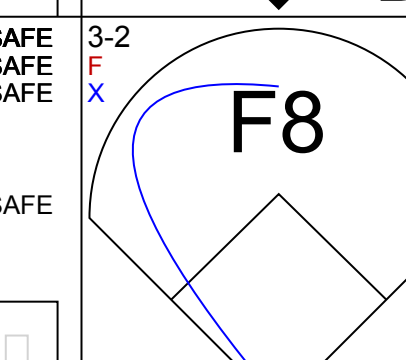
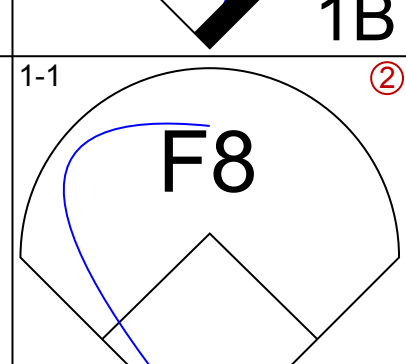
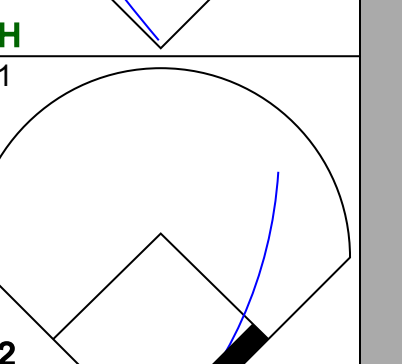
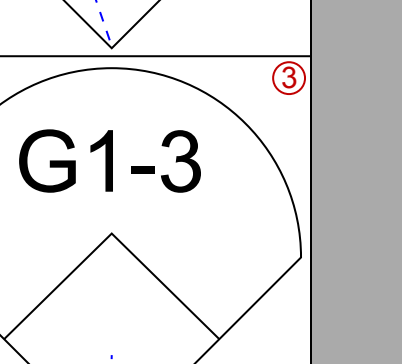
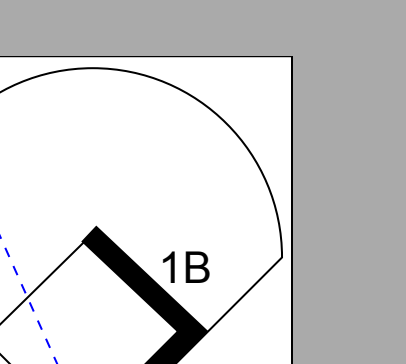
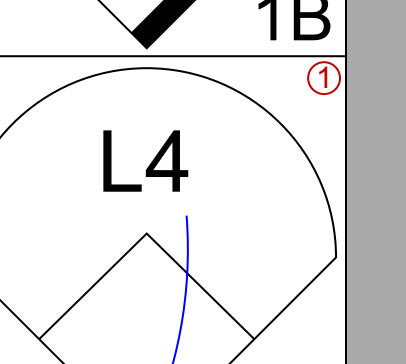
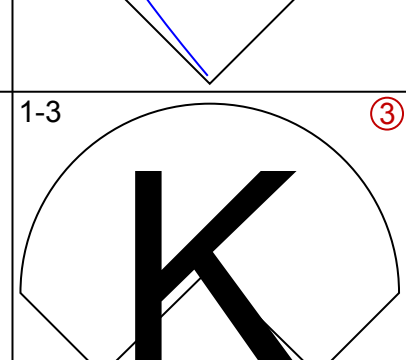
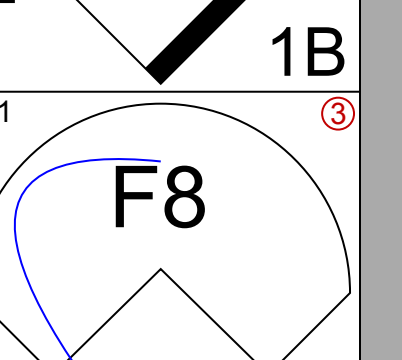
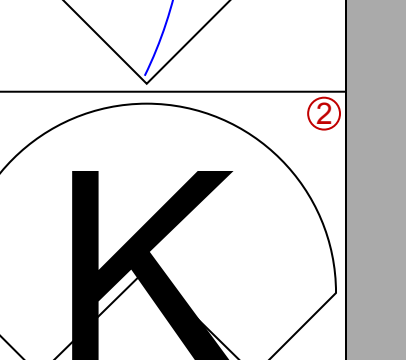
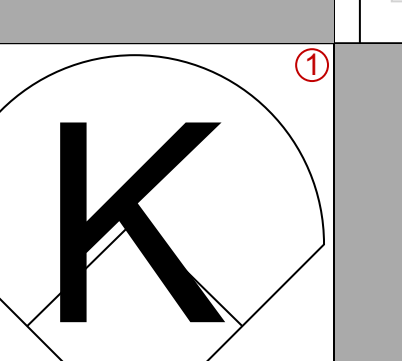
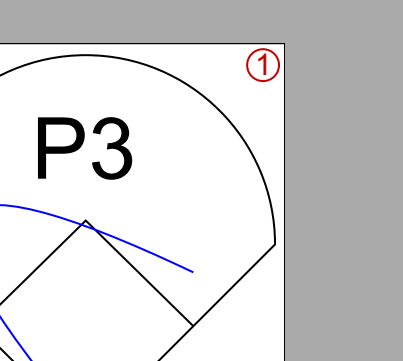
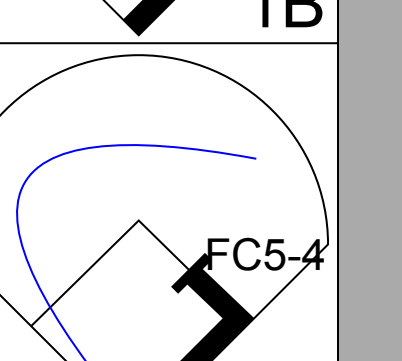
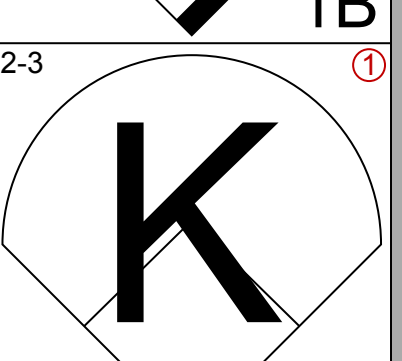
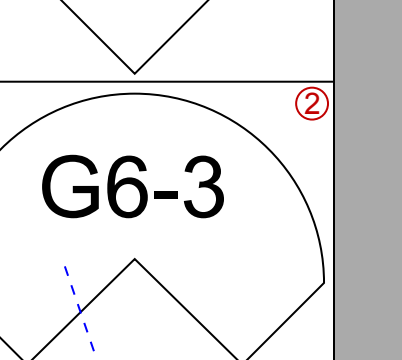
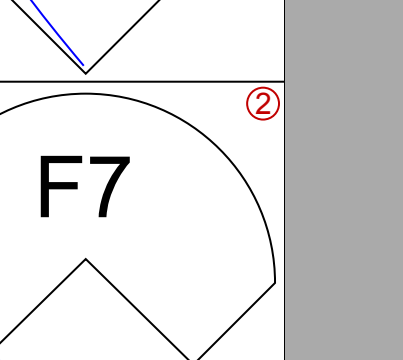
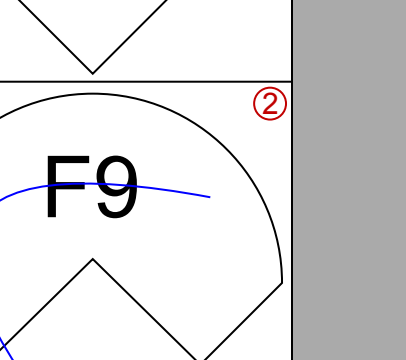
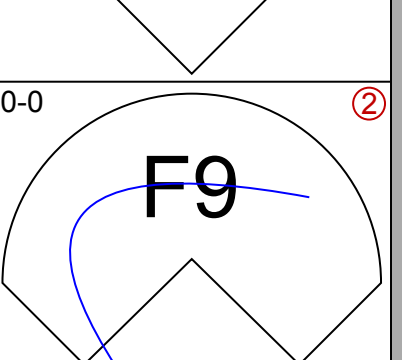
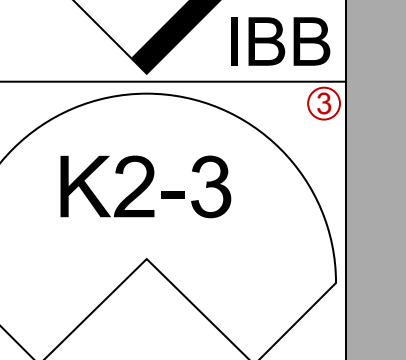
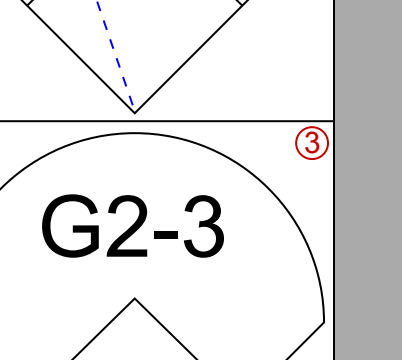
Batter	1	2	3	4	5	6	7	8	9	AB	R	H	RBI	BB	SO	LOB	BOTTOM		
<b>Henry Cotto, R</b> OBP: 0.300, SLG: 0.433 (1, 7)	K		G1-4-3 1-2		F8		FC5-4 1B S			4	0	0	0	0	1	4			
<b>Harold Reynolds, S</b> OBP: 0.287, SLG: 0.289 (1, 4)	G5-3		B5-3		F7		1B			4	0	1	0	0	0	2			
<b>Ken Griffey Jr., L</b> OBP: 0.375, SLG: 0.435 (1, 8)	K			S BB		1B 1B	G4-3			3	1	1	0	1	1	2			
<b>Tracy Jones, R</b> OBP: 0.345, SLG: 0.423 (1, 10)		HR BB		F8		F8		G5-3		3	1	0	0	1	0	2			
<b>Jay Buhner, R</b> OBP: 0.333, SLG: 0.526 (1, 9)		K		K		1B 1B		G6-3		4	0	1	0	0	2	2			
<b>Pete O'Brien, L</b> OBP: 0.313, SLG: 0.411 (1, 3)		HR		F7		G6-4-3 1B		G1-3		4	1	2	3	0	0	1			
<b>Dave Valle, R</b> OBP: 0.320, SLG: 0.297 (1, 2)		P7				G6-4-3 1-2				2	0	0	0	1	0	2			
<b>Jeff Schaefer, R</b> OBP: 0.235, SLG: 0.242 (1, 5)		K				FC5 1B		K		3	0	1	0	0	2	0			
<b>Omar Vizquel, S</b> OBP: 0.277, SLG: 0.241 (1, 6)			K		FC5		FC5-4 1B			3	0	1	0	0	1	2			
<b>Inning Stats</b>	R: 0 E: 0 K: 2 S: 8	H: 0 LOB: 0 BB: 0 P: 14	R: 2 E: 0 K: 2 S: 12	H: 1 LOB: 0 BB: 1 P: 22	R: 0 E: 0 K: 1 S: 6	H: 0 LOB: 0 BB: 0 P: 10	R: 0 E: 0 K: 1 S: 8	H: 0 LOB: 1 BB: 1 P: 19	R: 0 E: 0 K: 0 S: 6	H: 1 LOB: 2 BB: 1 P: 17	R: 1 E: 0 K: 0 S: 12	H: 3 LOB: 1 BB: 0 P: 18	R: 0 E: 0 K: 1 S: 8	H: 2 LOB: 2 BB: 0 P: 12	R: 0 E: 0 K: 0 S: 6	H: 0 LOB: 0 BB: 0 P: 13	1B: 6 2B: 0 3B: 0 HR: 1	SF: 0 SAC: 0 DP: 2 HBP: 0	WP: 1 PA: 33 CS: 0
<b>PITCHER</b>	IP	WLS	BF	H	R	ER	SO	BB	IBB	HBP	BLK	WP	HR	S	P	ERA	WHIP		
<b>Chuck Cary, L</b> ERA: 6.26 <b>John Habyan, R</b> ERA: 1.59 <b>Lee Guetterman, L</b> ERA: 1.0	(1, 1)	5.1	L	24	5	3	3	0	3	0	0	0	0	8	10	0.00	0.750		
<b>PITCHER</b>	IP	WLS	BF	H	R	ER	SO	BB	IBB	HBP	BLK	WP	HR	S	P	ERA	WHIP		
<b>Chuck Cary, L</b> ERA: 6.26 <b>John Habyan, R</b> ERA: 1.59 <b>Lee Guetterman, L</b> ERA: 1.0	(1, 1)	5.1	L	24	5	3	3	0	3	0	0	0	0	8	10	0.00	0.750		

**New York Yankees @ Seattle Mariners**  
The Kingdome, Seattle, WA  
Sat May 04 1991, 10:05 PM EDT  
Att: 53,755 - Dome - 70 F

AB	30
R	3
H	7
RBI	3
BB	3
SO	7
LOB	17



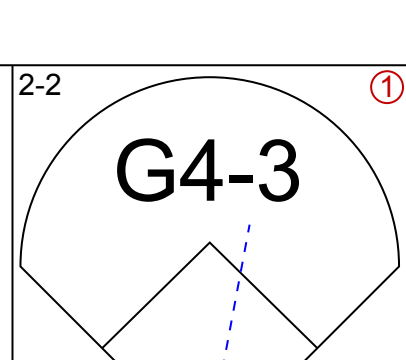
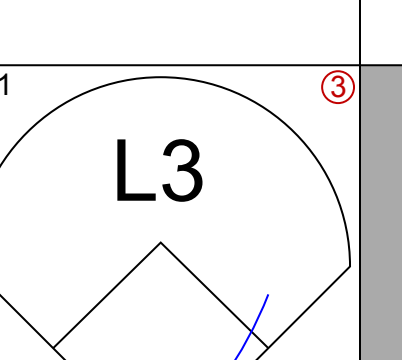
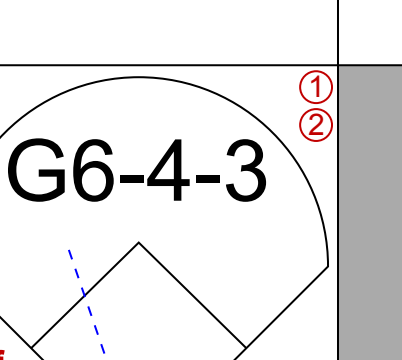
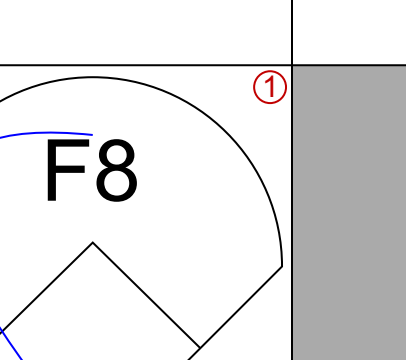
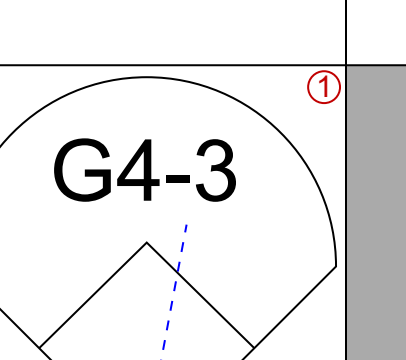
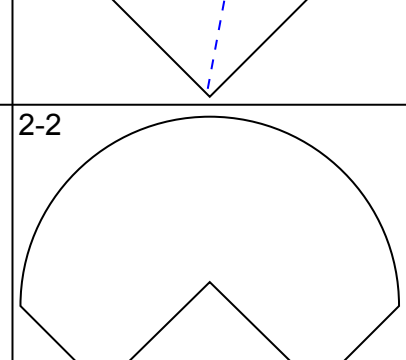
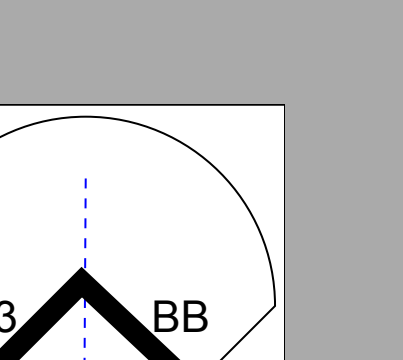
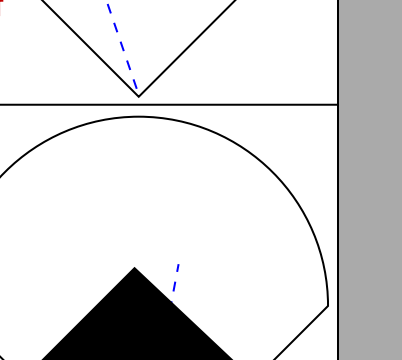
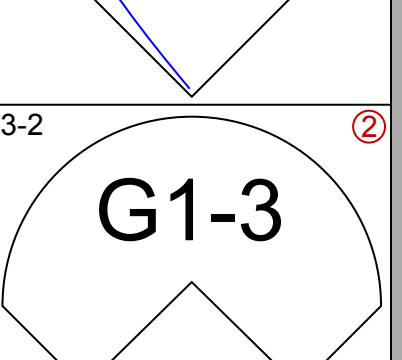
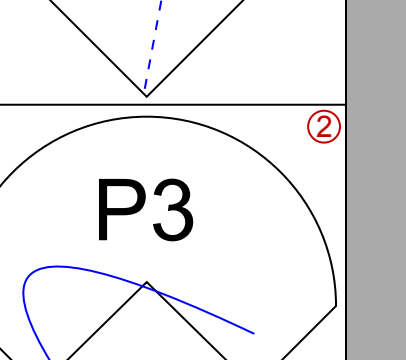
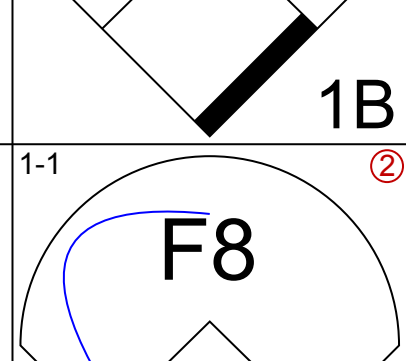
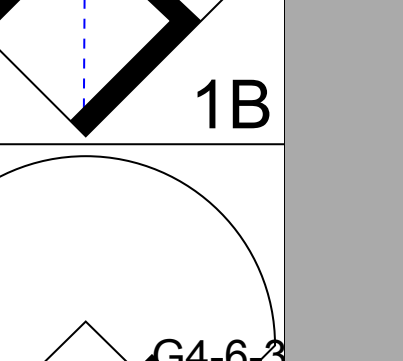
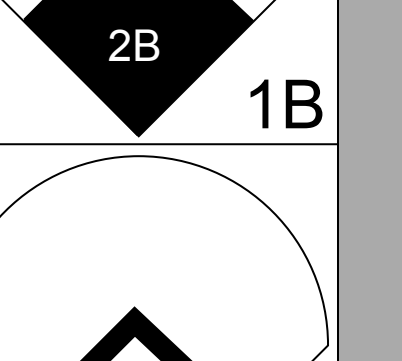
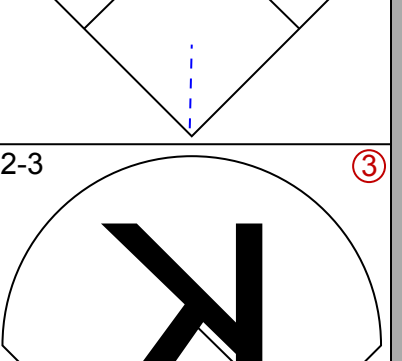
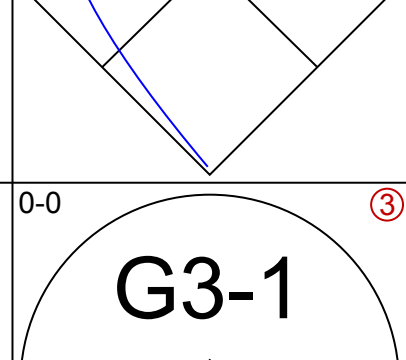
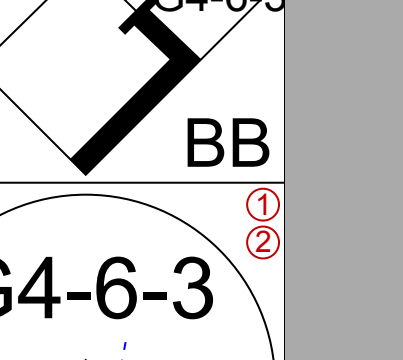
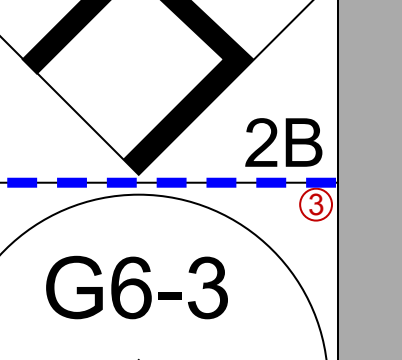
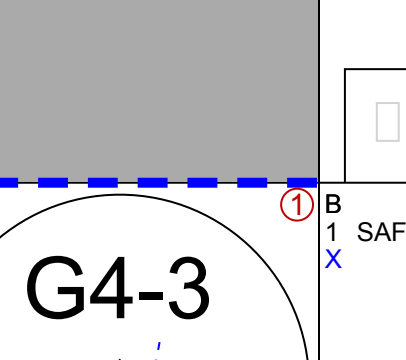
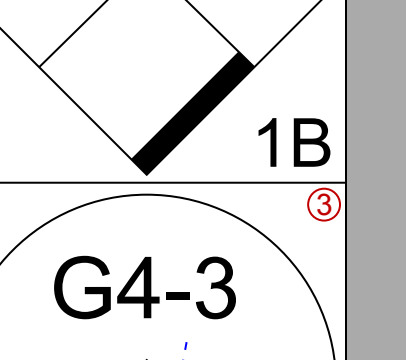
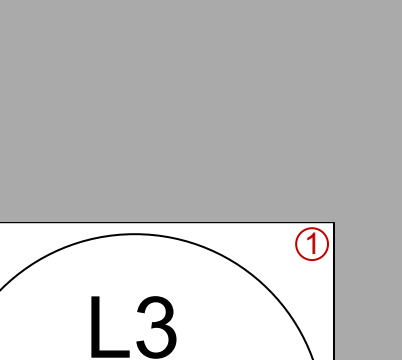
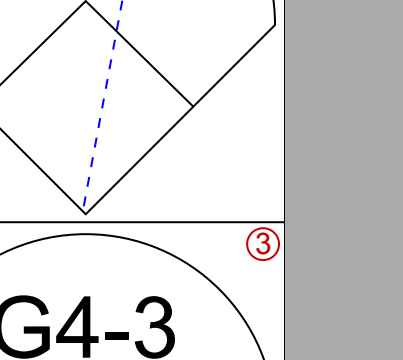
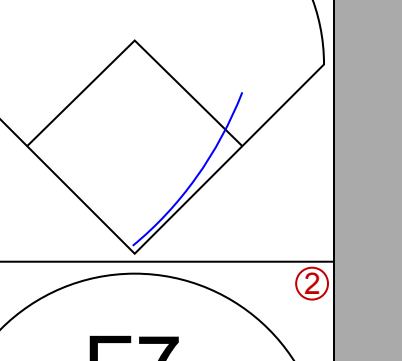
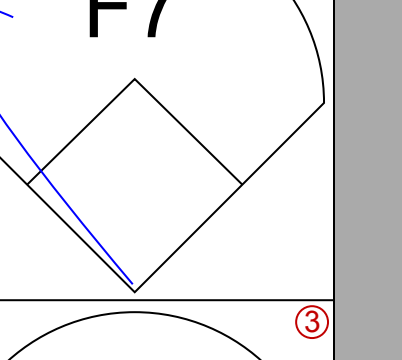

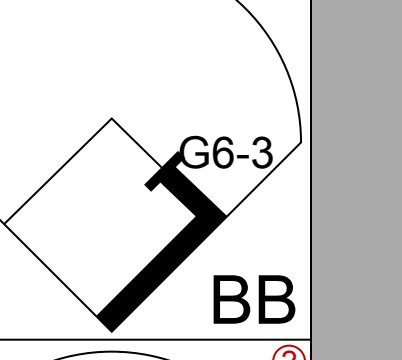
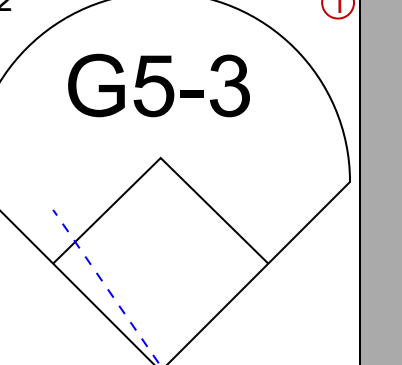


Batter	1	2	3	4	5	6	7	8	9	10	11	12	13	14	15	16	AB	R	H	RBI	BB	SO	LOB	TOP				
<b>Roberto Kelly, R</b> OBP: 0.358, SLG: 0.375 (1, 8)																	6	0	1	0	2	2	1					
<b>Steve Sax, R</b> OBP: 0.330, SLG: 0.333 (1, 4)																	7	1	3	1	0	0	4					
<b>Don Mattingly, L</b> OBP: 0.350, SLG: 0.315 (1, 3)																	8	0	3	0	0	0	4					
<b>Kevin Maas, L</b> OBP: 0.479, SLG: 0.478 (1, 10)																	8	1	3	1	0	4	6					
<b>Jessa Barfield, R</b> OBP: 0.413, SLG: 0.493 (1, 9)																		5	0	2	0	3	2	2				
<b>Matt Nokes, L</b> OBP: 0.333, SLG: 0.556 (12, PR)																	6	0	1	0	0	2	5					
<b>Scott Luscader, L</b> OBP: 0.250, SLG: 0.143 (12, 2)																	0	0	0	0	0	0	0					
<b>Bob Geren, R</b> OBP: 0.375, SLG: 0.400 (12, 2)																	1	0	1	0	1	0	0					
<b>Hensley Meulens, R</b> OBP: 0.215, SLG: 0.282 (12, PH)																	5	0	0	0	0	3	3					
<b>Mel Hall, L</b> OBP: 0.186, SLG: 0.369 (12, 7)																	3	0	0	0	0	0	8					
<b>Jim Leyritz, R</b> OBP: 0.303, SLG: 0.154 (1, 6)																	8	1	2	0	0	0	2					
<b>Alvaro Espinoza, R</b> OBP: 0.362, SLG: 0.462 (1, 6)																	6	1	2	0	0	0	0					
<b>Inning Stats</b>	R: 0 E: 0 K: 2 S: 11	H: 1 LOB: 1 BB: 0 P: 15	R: 0 E: 0 K: 1 S: 8	H: 0 LOB: 0 BB: 0 P: 14	R: 1 E: 0 K: 0 S: 12	H: 3 LOB: 2 BB: 0 P: 18	R: 0 E: 0 K: 1 S: 6	H: 0 LOB: 0 BB: 0 P: 8	R: 0 E: 0 K: 2 S: 10	H: 2 LOB: 2 BB: 0 P: 16	R: 0 E: 0 K: 0 S: 7	H: 0 LOB: 0 BB: 0 P: 14	R: 0 E: 0 K: 2 S: 11	H: 1 LOB: 2 BB: 1 P: 22	R: 0 E: 0 K: 1 S: 9	H: 0 LOB: 0 BB: 0 P: 13	R: 0 E: 0 K: 1 S: 14	H: 0 LOB: 3 BB: 2 P: 26	R: 0 E: 0 K: 0 S: 13	H: 0 LOB: 1 BB: 1 P: 21	R: 1 E: 0 K: 0 S: 6	H: 3 LOB: 2 BB: 0 P: 22	R: 1 E: 0 K: 0 S: 13	H: 0 LOB: 2 BB: 1 P: 22	1B: 15 2B: 2 3B: 0 HR: 1	SF: 1 SAC: 1 DP: 1 HBP: 0	WP: 1 PB: 0 SB: 1 CS: 0	PA: 71
<b>PITCHER</b>	IP 6.0	WLS 26	BF 9	H 2	R 2	ER 2	SO 5	BB 1	IBB 0	HBP 0	BLK 0	WP 0	HR 0	S 54	P 85	ERA 3.00	WHIP 1.667											
<b>Rich DeLucia, R</b> ERA: 4.83	(1, 1)																											
<b>Bill Swift, R</b> ERA: 1.69	(7, 1)																											
<b>Rob Murphy, L</b> ERA: 1.08	(8, 1)																											
<b>Russ Swan, L</b> ERA: 1.08	(10, 1)																											
<b>Michael Jackson, R</b> ERA: 3.31	(12, 1)																											

**New York Yankees @ Seattle Mariners**  
The Kingdome, Seattle, WA  
Sun May 05 1991, 10:05 PM EDT  
Att. 24,391 - Dome - 70 F

AB 63  
R 18  
H 4  
RBI 2  
BB 6  
SO 13  
LOB 35



Batter	1	2	3	4	5	6	7	8	9	10	11	12	13	14	15	16	AB	R	H	RBI	BB	SO	LOB	BOTTOM												
<b>Greg Briley, L</b> OBP: 0.338, SLG: 0.404 (1, 7)																	8	1	2	2	0	0	2													
<b>Harold Reynolds, S</b> OBP: 0.345, SLG: 0.308 (1, 4)																	7	1	4	1	0	0	2													
<b>Ken Griffey Jr., L</b> OBP: 0.388, SLG: 0.462 (1, 8)																	6	0	3	1	1	2	2													
<b>Pete O'Brien, L</b> OBP: 0.292, SLG: 0.381 (1, 3)																	7	0	0	0	0	0	6													
<b>Alvin Davis, L</b> OBP: 0.304, SLG: 0.289 (7, PH)																	2	0	0	0	0	0	1													
<b>Tracy Jones, R</b> OBP: 0.345, SLG: 0.423 (7, PH)																	0	0	0	0	0	0	0													
<b>Ken Griffey Jr., L</b> OBP: 0.388, SLG: 0.462 (8, PH)																	6	0	3	1	1	2	2													
<b>Henry Cotto, R</b> OBP: 0.285, SLG: 0.382 (8, PH)																	4	0	0	0	0	0	1													
<b>Jay Buhner, R</b> OBP: 0.342, SLG: 0.516 (1, 9)																	5	0	1	1	2	2	0													
<b>Scott Bradley, L</b> OBP: 0.130, SLG: 0.091 (1, 5)																	2	0	0	0	1	0	1													
<b>Jeff Schaefer, R</b> OBP: 0.211, SLG: 0.216 (9, 5)																	4	0	0	0	0	1	4													
<b>Dave Valle, R</b> OBP: 0.308, SLG: 0.284 (9, PH)																	3	0	0	0	0	1	2													
<b>Edgar Martinez, R</b> OBP: 0.515, SLG: 0.520 (9, PR)																	0	0	0	0	1	0	0													
<b>Matt Sinton, R</b> OBP: 0.067, SLG: 0.500 (10, 2)																	2	1	1	0	1	0	0													
<b>Omar Vizquel, S</b> OBP: 0.296, SLG: 0.281 (1, 6)																	6	1	3	0	0	0	4													
<b>Inning Stats</b>	R: 0 E: 0 K: 0 S: 9	H: 1 LOB: 1 BB: 0 P: 14	R: 0 E: 0 K: 0 S: 5	H: 0 LOB: 0 BB: 0 P: 10	R: 0 E: 0 K: 0 S: 9	H: 0 LOB: 0 BB: 0 P: 14	R: 0 E: 0 K: 1 S: 6	H: 1 LOB: 1 BB: 1 P: 14	R: 0 E: 0 K: 0 S: 2	H: 0 LOB: 0 BB: 0 P: 8	R: 1 E: 0 K: 0 S: 11	H: 3 LOB: 1 BB: 0 P: 15	R: 0 E: 0 K: 1 S: 12	H: 2 LOB: 1 BB: 0 P: 18	R: 0 E: 0 K: 1 S: 9	H: 0 LOB: 0 BB: 0 P: 14	R: 0 E: 0 K: 0 S: 7	H: 0 LOB: 3 BB: 2 P: 18	R: 0 E: 0 K: 0 S: 6	H: 1 LOB: 1 BB: 0 P: 7	R: 0 E: 0 K: 1 S: 7	H: 0 LOB: 0 BB: 0 P: 10	R: 1 E: 0 K: 1 S: 10	H: 2 LOB: 1 BB: 0 P: 13	R: 0 E: 0 K: 0 S: 8	H: 0 LOB: 0 BB: 0 P: 13	R: 0 E: 0 K: 0 S: 11	H: 2 LOB: 2 BB: 1 P: 24	R: 0 E: 0 K: 1 S: 13	H: 1 LOB: 2 BB: 1 P: 21	R: 2 E: 0 K: 0 S: 6	H: 2 LOB: 0 BB: 0 P: 8	1B: 10 2B: 4 3B: 0 HR: 1	SF: 0 SAC: 1 DP: 3 HBP: 0	WP: 0 PB: 0 SB: 0 CS: 0	PA: 64
<b>PITCHER</b>	IP 5.2	WLS 5	BF 21	H 5	R 1	ER 1	SO 7	BB 2	IBB 0	HBP 0	BLK 0	WP 0	HR 0	S 40	P 71	ERA 1.59	WHIP 1.235																			
<b>Dave Etland, R</b> ERA: 3.08	(1, 1)																																			
<b>Greg Cadaret, L</b> ERA: 4.89	(6, 1)																																			
<b>Steve Fara, R</b> ERA: 3.55	(7, 1)																																			
<b>Lee Guetterman, L</b> ERA: 0.92	(9, 1)																																			
<b>John Habyan, R</b> ERA: 1.88	(11, 1)																																			

**New York Yankees @ Seattle Mariners**  
The Kingdome, Seattle, WA  
Sun May 05 1991, 10:05 PM EDT  
Att. 24,391 - Dome - 70 F

AB 56  
R 14  
H 4  
RBI 5  
BB 6  
SO 6  
LOB 25





Batter	1	2	3	4	5	6	7	8	9	AB	R	H	RBI	BB	SO	LOB	TOP				
<b>Roberto Kelly, R</b> OBP: 0.354, SLG: 0.381 (1, 8)	E5 1B		P4		K			SF9 1B 2B		4	1	1	0	0	1	1	<b>New York Yankees @ Seattle Mariners</b> The Kingdome, Seattle, WA Mon May 06 1991, 10:05 PM EDT Att: 24,210 - Dome - 70 F				
<b>Steve Sax, R</b> OBP: 0.337, SLG: 0.340 (1, 4)	1B 1-2		K		K			WP 1B		4	1	2	0	0	2	1					
<b>Don Mattingly, L</b> OBP: 0.337, SLG: 0.304 (1, 3)	P4		G4-3			L3		SF9 1-1		3	0	0	1	0	0	2					
<b>Kevin Maas, L</b> OBP: 0.460, SLG: 0.452 (1, 10)	F8			K		K		K 1-2		4	0	0	0	0	3	3					
<b>Mel Hall, L</b> OBP: 0.196, SLG: 0.386 <b>Hensley Meulens, R</b> (8, PH) OBP: 0.231, SLG: 0.274 (8, 7)	K			2B		K		2H 1B		3	0	1	0	0	2	2					
<b>Matt Nokes, L</b> OBP: 0.333, SLG: 0.522 (1, 2)		G3		P4			G6-3	F9		4	0	0	0	0	0	2					
<b>Jesse Barfield, R</b> OBP: 0.417, SLG: 0.500 (1, 9)		2B		P7			BB			3	0	1	0	1	1	1					
<b>Jim Leyritz, R</b> OBP: 0.297, SLG: 0.167 (1, 5)		G6-3		WP 1B			P4	G6-3		4	0	1	0	0	0	2					
<b>Randy Velarde, R</b> OBP: 0.105, SLG: 0.105 (1, 6)		K2-3		K			L9	K		4	0	0	0	0	3	3					
<b>Inning Stats</b>	R: 0 E: 1 K: 1 S: 14	H: 1 LOB: 2 BB: 0 P: 19	R: 0 E: 0 K: 1 S: 10	H: 1 LOB: 1 BB: 0 P: 19	R: 0 E: 0 K: 1 S: 9	H: 0 LOB: 0 BB: 0 P: 11	R: 0 E: 0 K: 1 S: 8	H: 1 LOB: 1 BB: 0 P: 14	R: 0 E: 0 K: 3 S: 12	H: 1 LOB: 1 BB: 0 P: 19	R: 0 E: 0 K: 2 S: 11	H: 0 LOB: 0 BB: 1 P: 22	R: 0 E: 0 K: 1 S: 10	H: 3 LOB: 1 BB: 0 P: 14	R: 0 E: 0 K: 2 S: 9	H: 0 LOB: 0 BB: 0 P: 13	1B: 4 2B: 3 3B: 0 HR: 0	SF: 1 SAC: 0 DP: 0 HBP: 0	WP: 2 PB: 0 CS: 0	PA: 36	
<b>PITCHER</b>	IP	WLS	BF	H	R	ER	SO	BB	IBB	HBP	BLK	WP	HR	S	P	ERA	WHIP				
<b>Erik Hanson, R</b> ERA: 3.14 (1, 1)	7.1	W	30	6	2	2	9	1	0	0	0	1	0	79	126	2.46	0.955				
<b>Rob Murphy, L</b> ERA: 1.0 (8, 1)	0.2	S	3	1	0	0	1	0	0	0	0	1	0	6	9	0.00	1.500				
<b>Bill Swift, R</b> ERA: 1.42 (9, 1)	1.0	S	3	0	0	0	2	0	0	0	0	0	0	9	13	0.00	0.000				

Batter	1	2	3	4	5	6	7	8	9	AB	R	H	RBI	BB	SO	LOB	BOTTOM				
<b>Greg Briley, L</b> OBP: 0.319, SLG: 0.377 (1, 9) (8, 7)	G4-3	G3			G3			F7		4	0	0	0	0	0	2	<b>New York Yankees @ Seattle Mariners</b> The Kingdome, Seattle, WA Mon May 06 1991, 10:05 PM EDT Att: 24,210 - Dome - 70 F				
<b>Harold Reynolds, S</b> OBP: 0.293, SLG: 0.308 (1, 4)	1B WP BB		P8		K		1B	1B		3	1	1	1	1	1	0					
<b>Ken Griffey Jr., L</b> OBP: 0.462, SLG: 0.484 <b>Jay Buhner, R</b> (7, PH) OBP: 0.338, SLG: 0.508 (8, 9)	WP BB 1B		G4-3		2B		P4	1-2 1B		4	0	3	0	0	0	0					
<b>Ken Griffey, L</b> OBP: 0.391, SLG: 0.439 (1, 7)	1-2 BB		G4-3				K			2	1	1	1	1	0	1					
<b>Pete O'Brien, L</b> OBP: 0.291, SLG: 0.370 (1, 10) (9, 3)	G3-6-1		F8				HR			3	0	0	0	1	1	3					
<b>Alvin Davis, L</b> OBP: 0.292, SLG: 0.256 <b>Bill Swift, R</b> (9, 1)		F9			F8		K	K		4	0	0	0	0	2	1					
<b>Scott Bradley, L</b> OBP: 0.154, SLG: 0.120 <b>Jeff Schaefer, R</b> OBP: 0.205, SLG: 0.211 (7, 5)		F7			G3-6-1 1B		G3	K		3	0	1	0	0	0	1					
<b>Omar Vizquel, S</b> OBP: 0.311, SLG: 0.328 (1, 6)		1B 3B			G3-6-1			F7 1B G4-3 1B		3	2	2	0	0	0	1					
<b>Matt Sinatro, R</b> OBP: 0.500, SLG: 0.400 <b>Dave Valle, R</b> OBP: 0.308, SLG: 0.284 (9, 2)		1B			G6-3		G4-3			3	0	1	1	0	0	1					
<b>Inning Stats</b>	R: 1 E: 0 K: 0 S: 8	H: 1 LOB: 1 BB: 2 P: 18	R: 1 E: 0 K: 0 S: 12	H: 2 LOB: 1 BB: 0 P: 20	R: 0 E: 0 K: 0 S: 7	H: 1 LOB: 0 BB: 0 P: 12	R: 0 E: 0 K: 0 S: 7	H: 1 LOB: 0 BB: 0 P: 11	R: 0 E: 0 K: 1 S: 8	H: 0 LOB: 0 BB: 0 P: 16	R: 1 E: 0 K: 1 S: 9	H: 1 LOB: 1 BB: 1 P: 18	R: 1 E: 0 K: 1 S: 11	H: 3 LOB: 2 BB: 0 P: 17	R: 0 E: 0 K: 3 S: 13	H: 0 LOB: 0 BB: 0 P: 18	1B: 6 2B: 1 3B: 1 HR: 1	SF: 0 SAC: 0 DP: 2 HBP: 0	WP: 1 PB: 0 CS: 0	PA: 34	
<b>PITCHER</b>	IP	WLS	BF	H	R	ER	SO	BB	IBB	HBP	BLK	WP	HR	S	P	ERA	WHIP				
<b>Tim Leary, R</b> ERA: 5.06 (1, 1)	6.2	L	29	8	4	4	2	3	0	0	0	0	0	56	101	5.40	1.650				
<b>Greg Cadaret, L</b> ERA: 4.5 (7, 1)	1.0		4	1	0	0	3	0	0	0	0	0	0	15	24	0.00	1.000				
<b>Eric Plunk, R</b> ERA: 9.39 (8, 1)	0.1		1	0	0	0	1	0	0	0	0	0	0	4	5	0.00	0.000				

AB	34
R	2
H	7
RBI	2
BB	1
SO	12
LOB	17



AB	31
R	4
H	9
RBI	3
BB	3
SO	6
LOB	12





Batter	1	2	3	4	5	6	7	8	9	AB	R	H	RBI	BB	SO	LOB	TOP								
<b>Roberto Kelly, R</b> OBP: 0.350, SLG: 0.409 (1, 8)										4	1	1	3	0	0	1	<b>New York Yankees @ California Angels</b> Anaheim Stadium, Anaheim, CA Tue May 07 1991, 10:05 PM EDT Att: 24,977 - Sunny - 71 F								
<b>Steve Sax, R</b> OBP: 0.324, SLG: 0.327 (1, 4)										4	0	0	0	0	1	0									
<b>Don Mattingly, L</b> OBP: 0.333, SLG: 0.302 (1, 3)											4	0	1	0	0	1									
<b>Kevin Maas, L</b> OBP: 0.462, SLG: 0.487 (1, 10)										3	1	1	1	1	1	1									
<b>Jesse Barfield, R</b> OBP: 0.398, SLG: 0.473 (1, 9)										4	0	0	0	0	3	2									
<b>Hensley Meulens, R</b> OBP: 0.235, SLG: 0.277 (1, 7)																									
<b>Mel Hall, L</b> OBP: 0.191, SLG: 0.378 (9, PH)											3	1	1	0	0	0									
<b>Jim Leyritz, R</b> OBP: 0.300, SLG: 0.156 (1, 5)											2	1	0	0	1	1									
<b>Bob Geren, R</b> OBP: 0.368, SLG: 0.353 (1, 2)											2	0	0	0	1	0									
<b>Randy Velarde, R</b> OBP: 0.091, SLG: 0.091 (1, 6)											3	0	0	0	0	3									
<b>Inning Stats</b>	R: 0 E: 0 K: 0 S: 8	H: 0 LOB: 0 BB: 0 P: 13	R: 0 E: 0 K: 0 S: 7	H: 0 LOB: 0 BB: 1 P: 14	R: 0 E: 0 K: 1 S: 9	H: 0 LOB: 1 BB: 1 P: 18	R: 1 E: 0 K: 3 S: 11	H: 1 LOB: 0 BB: 0 P: 19	R: 3 E: 0 K: 1 S: 17	H: 2 LOB: 0 BB: 1 P: 32	R: 0 E: 0 K: 1 S: 7	H: 0 LOB: 0 BB: 0 P: 13	R: 0 E: 0 K: 1 S: 5	H: 0 LOB: 0 BB: 0 P: 8	R: 0 E: 0 K: 1 S: 9	H: 0 LOB: 0 BB: 0 P: 15	R: 0 E: 0 K: 3 S: 11	H: 1 LOB: 1 BB: 0 P: 16	1B: 2 2B: 0 3B: 0 HR: 2	SF: 0 SAC: 0 DP: 1 HBP: 0	WP: 1 PB: 0 CS: 0	PA: 33			
<b>PITCHER</b>	IP	WLS	BF	H	R	ER	SO	BB	IBB	HBP	BLK	WP	HR	S	P	ERA	WHIP								
<b>Chuck Finley, L</b> ERA: 3.27 (1, 1)	8.0	W	30	4	4	4	8	3	0	0	0	1	2	75	136	4.50	0.875								
<b>Bryan Harvey, R</b> ERA: 0.66 (9, 1)	1.0	S	3	0	0	0	3	0	0	0	0	0	0	9	12	0.00	0.000								

AB	30
R	4
H	4
RBI	4
BB	3
SO	11
LOB	10

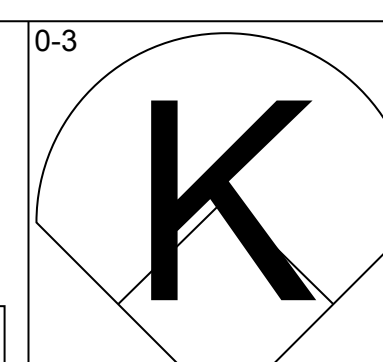
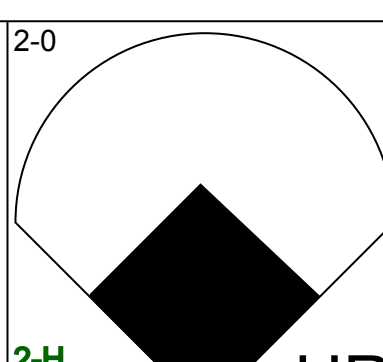
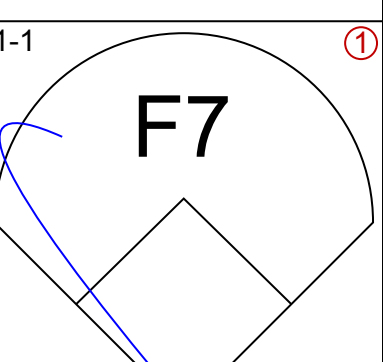
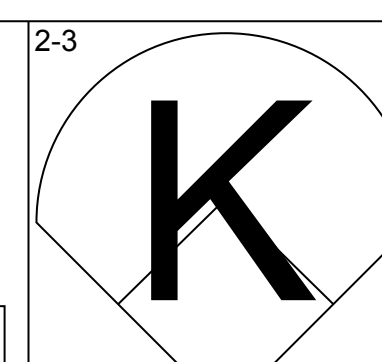
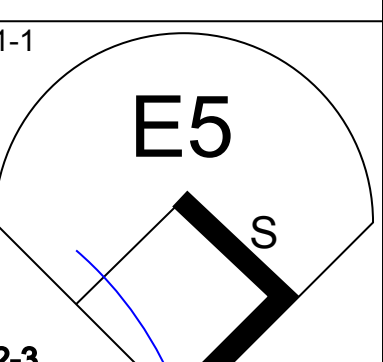
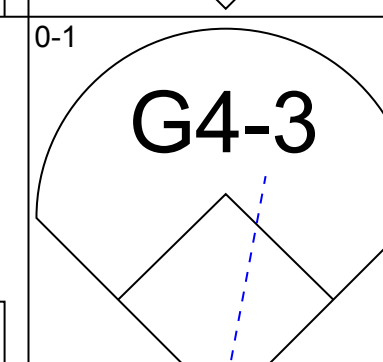
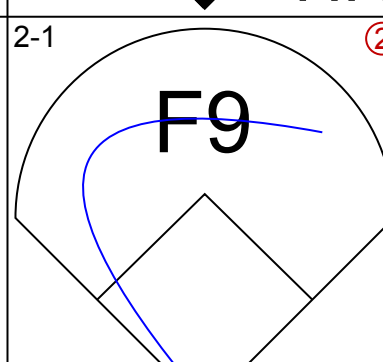
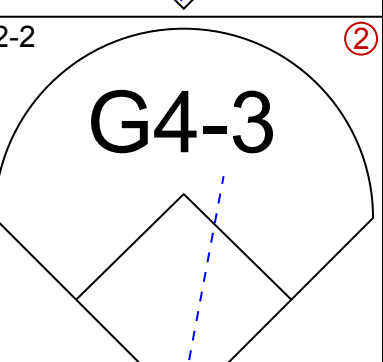
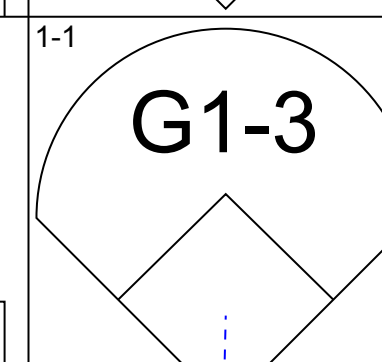
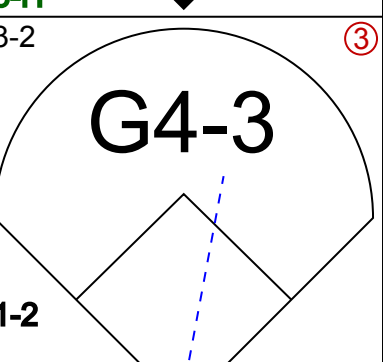
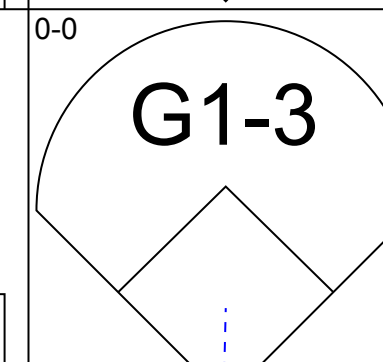
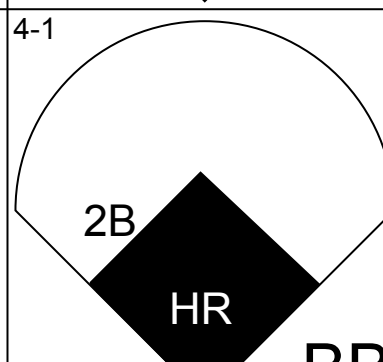
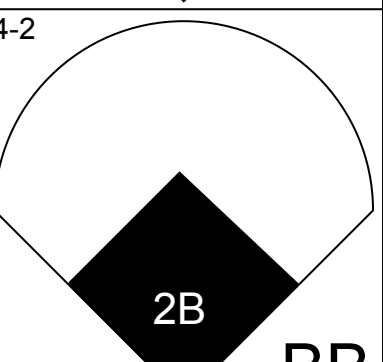
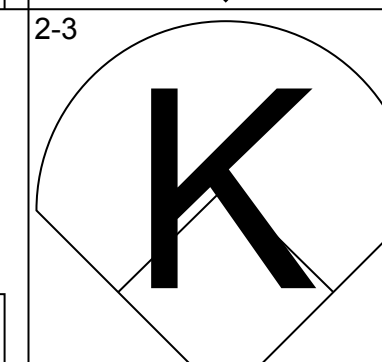

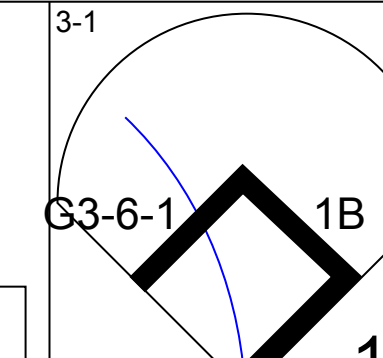
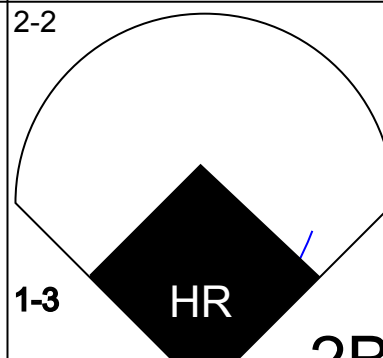
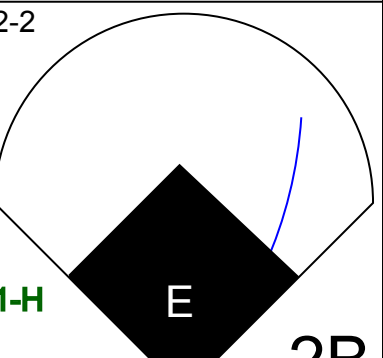
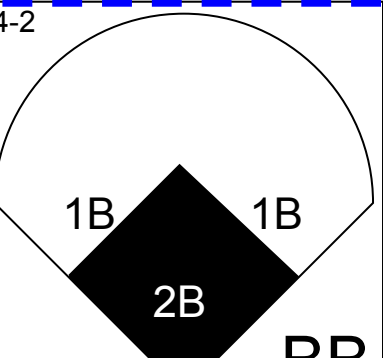
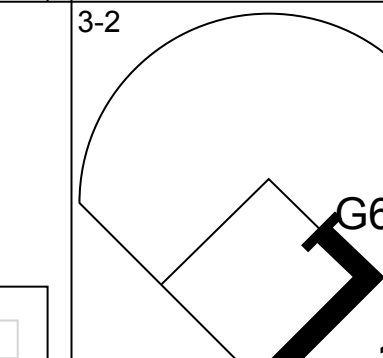
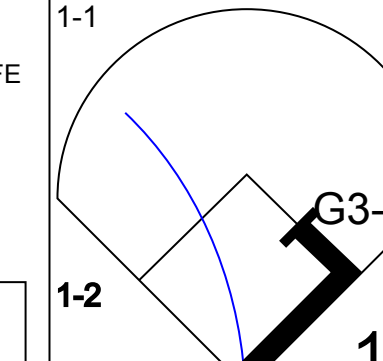
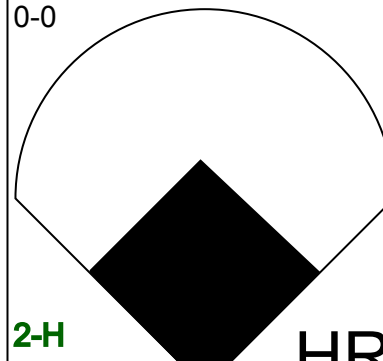
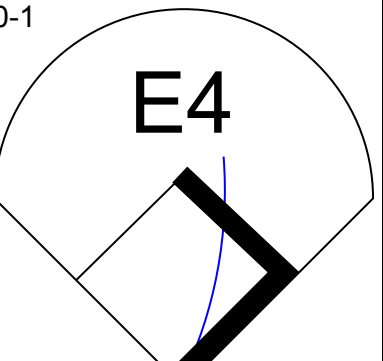
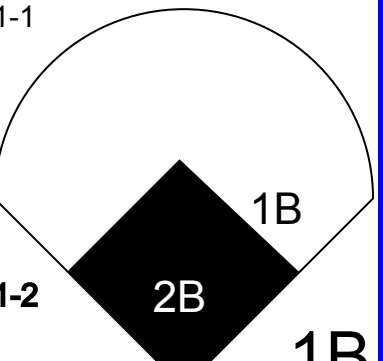
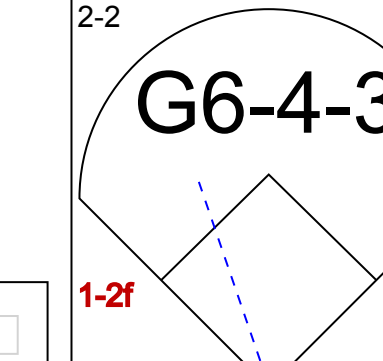
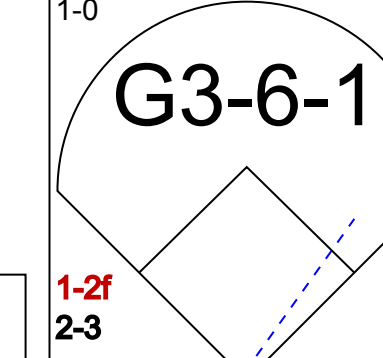
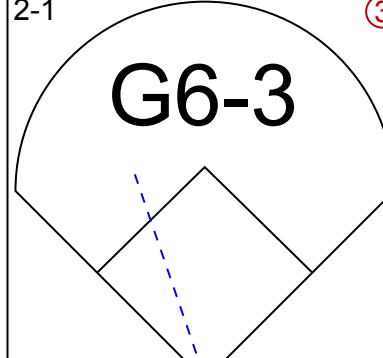
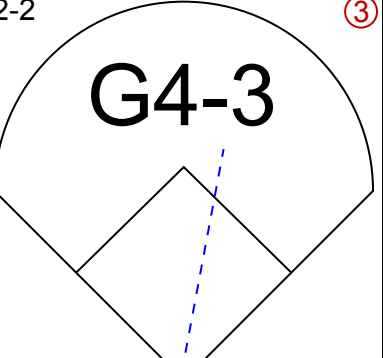
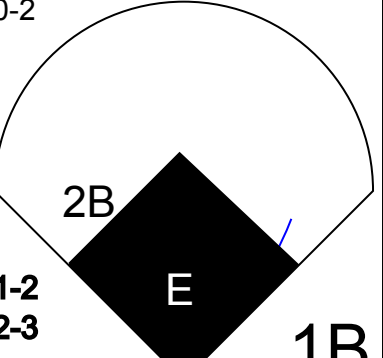
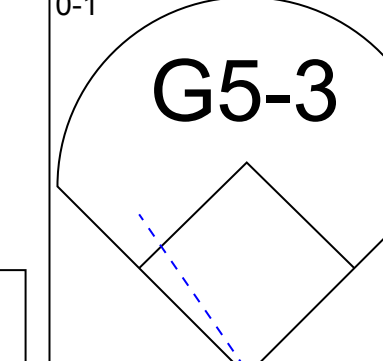
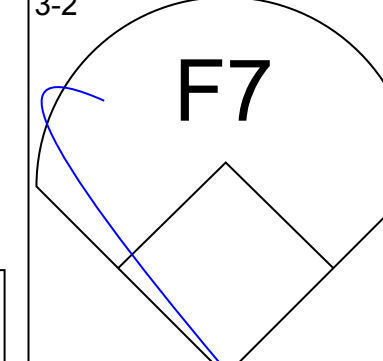
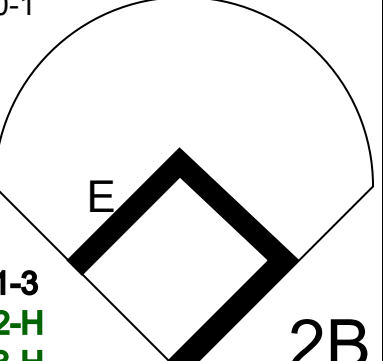
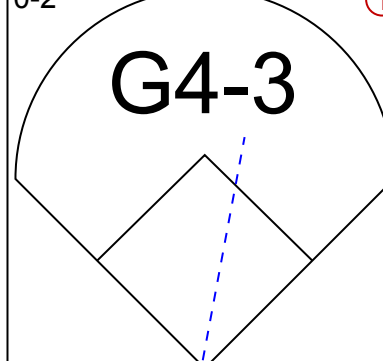
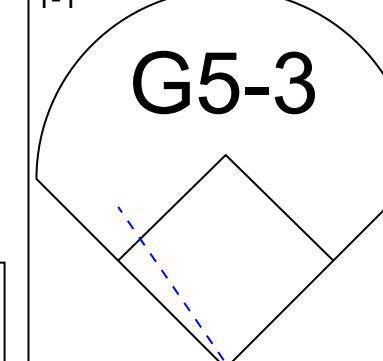
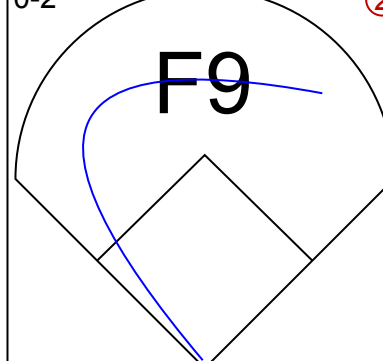
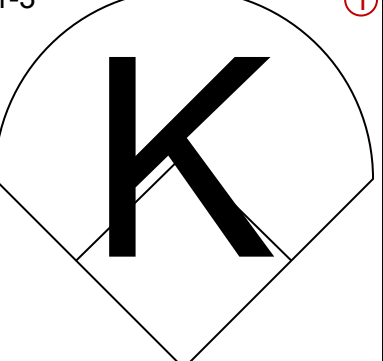
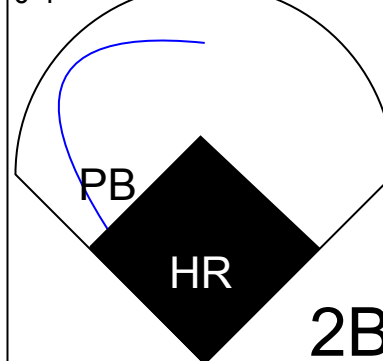
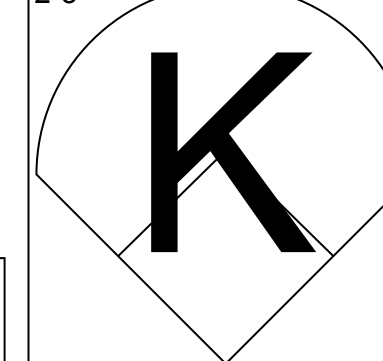
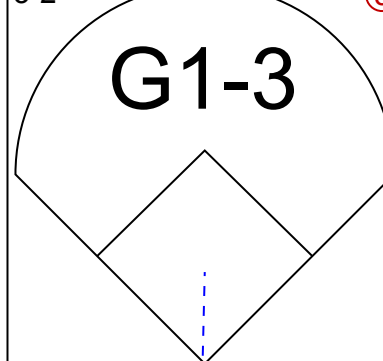
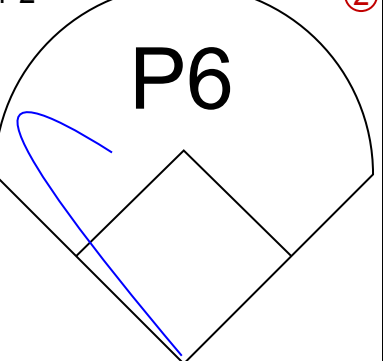


Batter	1	2	3	4	5	6	7	8	9	AB	R	H	RBI	BB	SO	LOB	BOTTOM								
<b>Luis Polonia, L</b> OBP: 0.398, SLG: 0.396 (1, 7)										4	0	0	0	0	0	1	<b>New York Yankees @ California Angels</b> Anaheim Stadium, Anaheim, CA Tue May 07 1991, 10:05 PM EDT Att: 24,977 - Sunny - 71 F								
<b>Wally Joyner, L</b> OBP: 0.402, SLG: 0.461 (1, 3)										4	1	2	1	0	0	0									
<b>Dave Winfield, R</b> OBP: 0.220, SLG: 0.438 (1, 9)										4	2	2	1	0	1	1									
<b>Dave Parker, L</b> OBP: 0.240, SLG: 0.266 (1, 10)										3	1	1	0	1	1	0									
<b>Gary Gaetti, R</b> OBP: 0.288, SLG: 0.449 (1, 5)										4	1	1	3	0	2	1									
<b>Lance Parrish, R</b> OBP: 0.361, SLG: 0.471 (1, 2)										3	1	1	1	1	1	0									
<b>Junior Felix, S</b> OBP: 0.233, SLG: 0.256 (1, 8)										4	1	0	0	0	0	1									
<b>Luis Sojo, R</b> OBP: 0.243, SLG: 0.264 (1, 4)										3	0	0	0	0	0	2									
<b>Dick Schofield, R</b> OBP: 0.385, SLG: 0.299 (1, 6)										3	0	1	1	0	1	0									
<b>Inning Stats</b>	R: 1 E: 0 K: 1 S: 11	H: 2 LOB: 1 BB: 0 P: 16	R: 1 E: 1 K: 0 S: 7	H: 1 LOB: 1 BB: 0 P: 11	R: 3 E: 0 K: 0 S: 10	H: 2 LOB: 1 BB: 2 P: 19	R: 1 E: 0 K: 2 S: 9	H: 1 LOB: 0 BB: 0 P: 13	R: 0 E: 0 K: 3 S: 9	H: 0 LOB: 0 BB: 0 P: 10	R: 0 E: 0 K: 0 S: 8	H: 0 LOB: 0 BB: 0 P: 13	R: 0 E: 0 K: 0 S: 7	H: 1 LOB: 0 BB: 0 P: 10	R: 1 E: 0 K: 0 S: 8	H: 1 LOB: 0 BB: 0 P: 16	R: 1 E: 0 K: 0 S: 8	H: 1 LOB: 0 BB: 0 P: 16	1B: 4 2B: 0 3B: 0 HR: 4	SF: 0 SAC: 0 DP: 1 HBP: 0	WP: 0 PB: 0 CS: 0	PA: 34			
<b>PITCHER</b>	IP	WLS	BF	H	R	ER	SO	BB	IBB	HBP	BLK	WP	HR	S	P	ERA	WHIP								
<b>Andy Hawkins, R</b> ERA: 9.95 (1, 1)	2.1	L	15	5	5	4	4	2	0	0	0	0	2	26	44	15.43	3.000								
<b>Eric Plunk, R</b> ERA: 6.75 (3, 1)	5.2		19	3	2	2	5	0	0	0	0	0	2	43	64	3.18	0.529								

AB	32
R	7
H	8
RBI	7
BB	2
SO	6
LOB	6

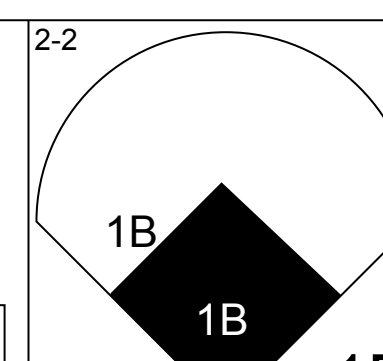
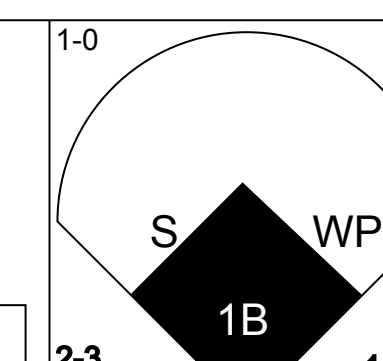
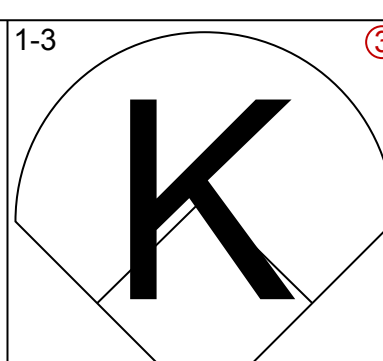
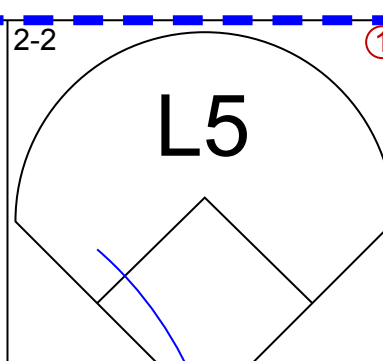
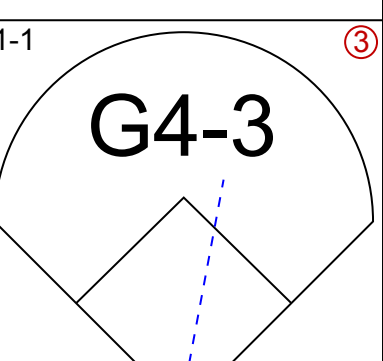
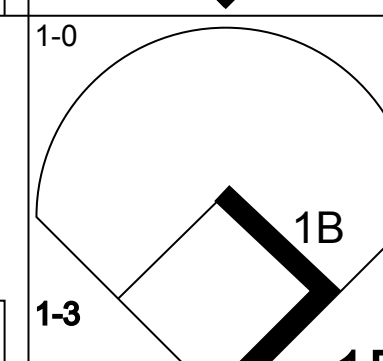
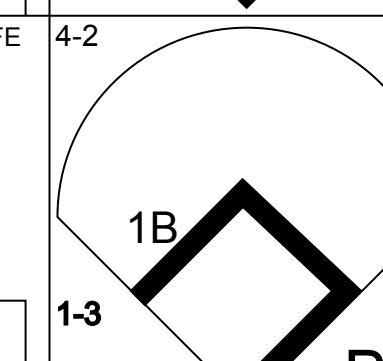
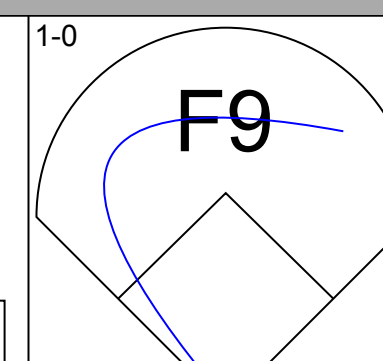
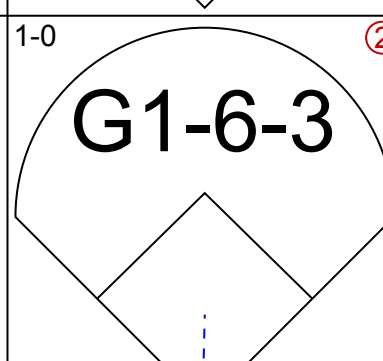

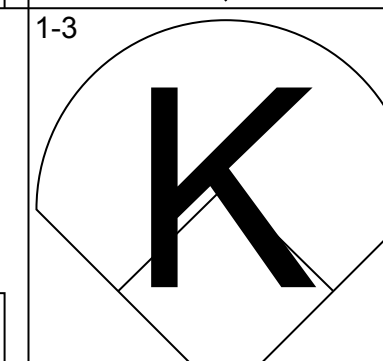
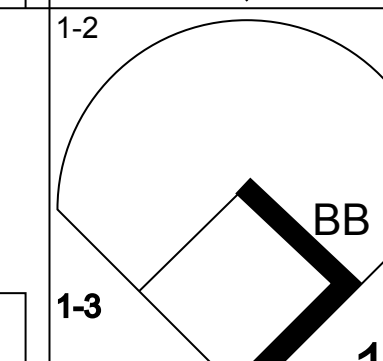
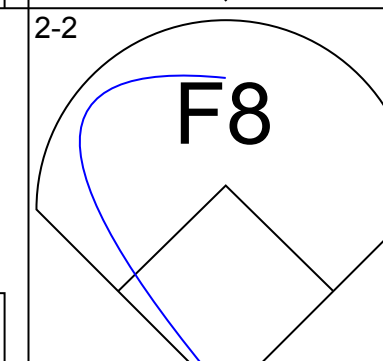
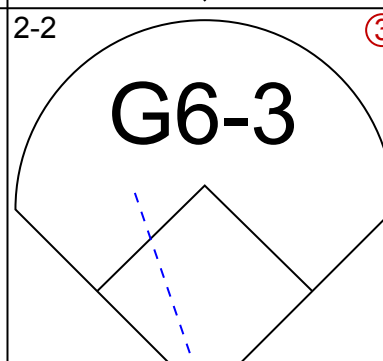

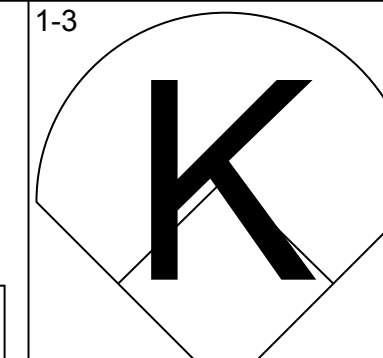
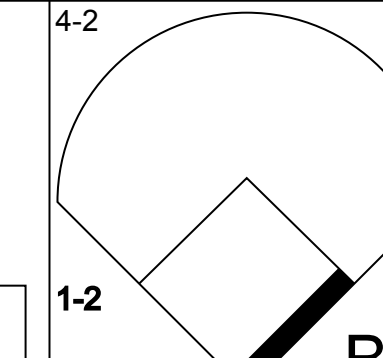
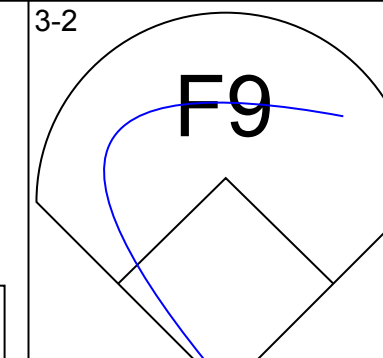


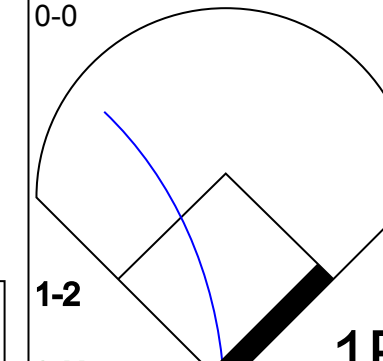
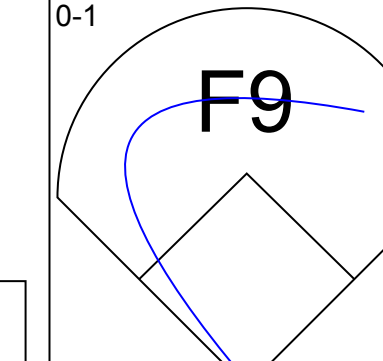
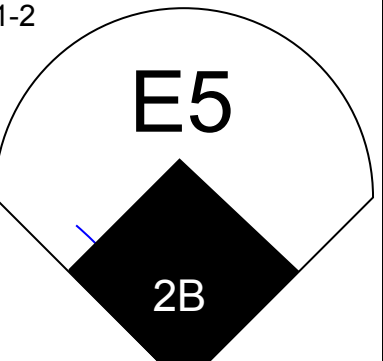
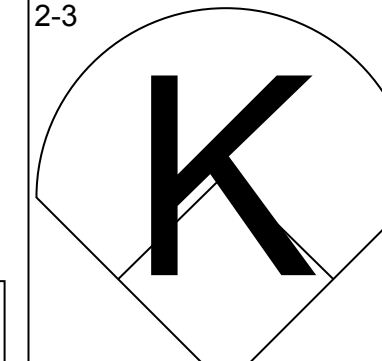

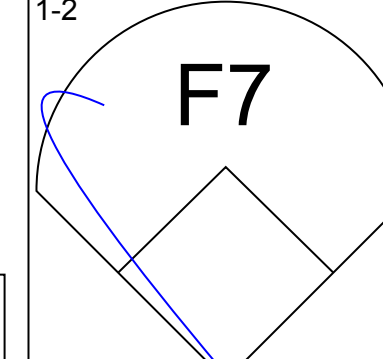
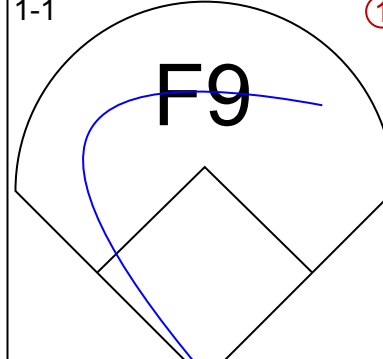
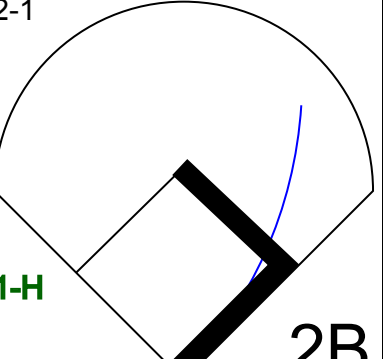
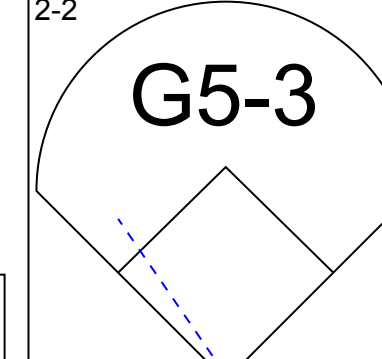

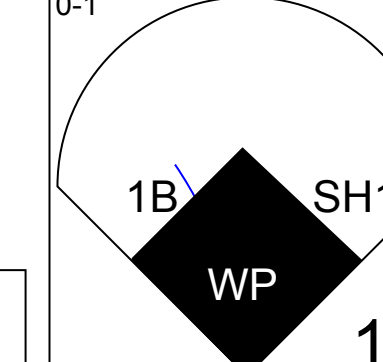
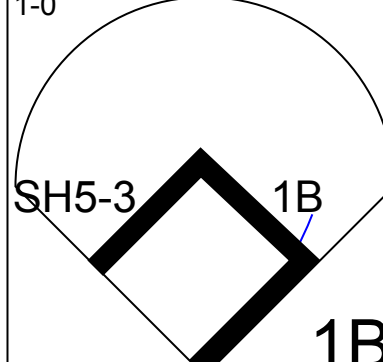
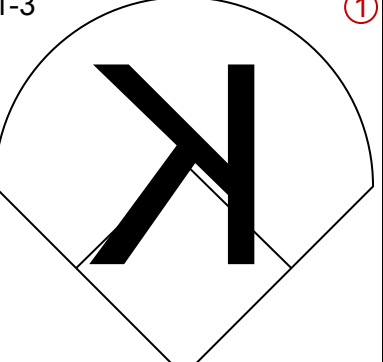
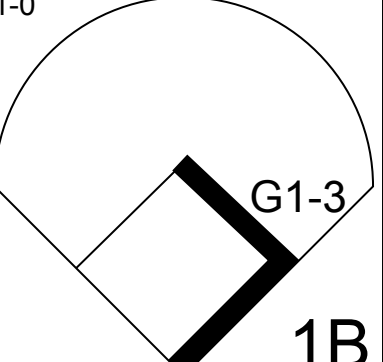
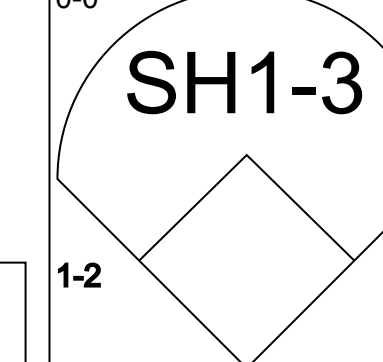
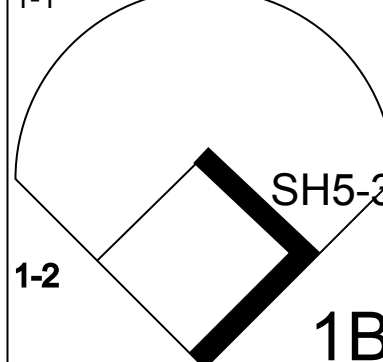
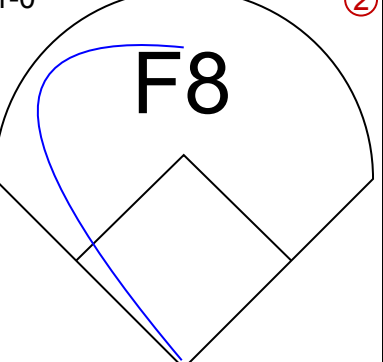
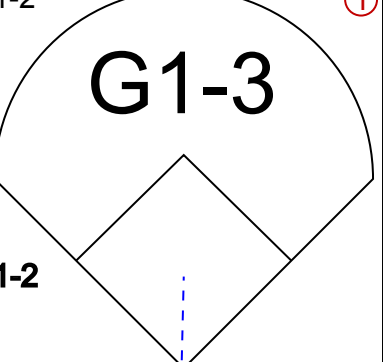
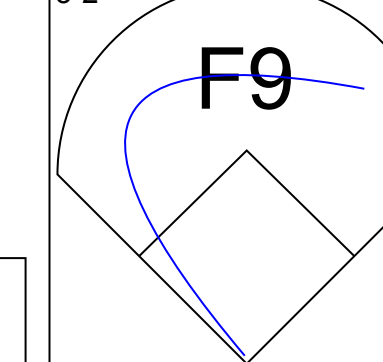
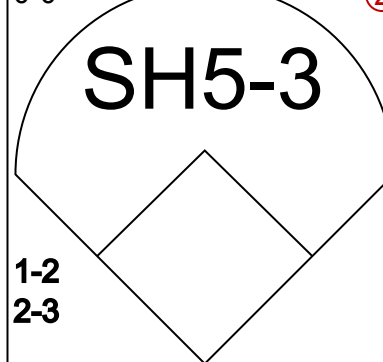
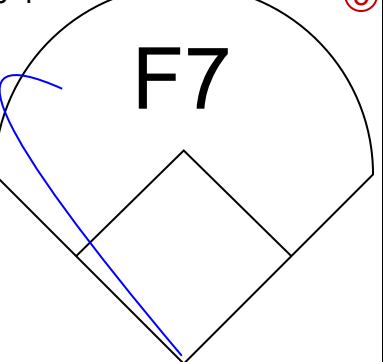
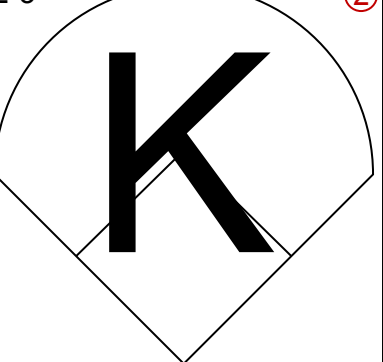





Batter	1	2	3	4	5	6	7	8	9	AB	R	H	RBI	BB	SO	LOB	TOP					
<b>Roberto Kelly, R</b> OBP: 0.343, SLG: 0.430 (1, 8)										5	1	1	2	0	2	1	<b>New York Yankees @ California Angels</b> Anaheim Stadium, Anaheim, CA Wed May 08 1991, 10:05 PM EDT Att: 26,024 - Sunny - 69 F					
<b>Steve Sax, R</b> OBP: 0.310, SLG: 0.311 (1, 4)										5	0	0	0	0	0	2						
<b>Don Mattingly, L</b> OBP: 0.336, SLG: 0.293 (1, 3)										3	2	0	0	2	1	0						
<b>Kevin Maas, L</b> OBP: 0.486, SLG: 0.538 (1, 10)										4	3	4	1	1	0	0						
<b>Mel Hall, L</b> OBP: 0.235, SLG: 0.469 <b>Hensley Meulens, R</b> (9, PH) OBP: 0.232, SLG: 0.273 (9, 7)										4	2	3	3	0	0	0						
<b>Matt Nokes, L</b> OBP: 0.329, SLG: 0.507 <b>Bob Geren, R</b> OBP: 0.368, SLG: 0.353 (9, 2)										4	1	1	0	0	0	3						
<b>Jesse Barfield, R</b> OBP: 0.391, SLG: 0.474 (1, 9)										4	0	1	2	0	1	1						
<b>Jim Leyritz, R</b> OBP: 0.273, SLG: 0.139 (1, 5)										4	0	0	0	0	1	2						
<b>Randy Velarde, R</b> OBP: 0.115, SLG: 0.154 (1, 6)										4	1	1	0	0	1	2						
<b>Inning Stats</b>	R: 0 E: 0 K: 1 S: 6	H: 0 LOB: 0 BB: 6	R: 0 E: 0 K: 0 S: 7	H: 2 LOB: 1 BB: 12	R: 5 E: 0 K: 0 S: 15	H: 4 LOB: 0 BB: 1 P: 27	R: 0 E: 0 K: 1 S: 9	H: 0 LOB: 0 BB: 0 P: 15	R: 2 E: 1 K: 0 S: 19	H: 1 LOB: 1 BB: 1 P: 30	R: 0 E: 0 K: 1 S: 9	H: 0 LOB: 0 BB: 0 P: 15	R: 0 E: 0 K: 2 S: 8	H: 0 LOB: 0 BB: 0 P: 13	R: 3 E: 1 K: 1 S: 20	H: 3 LOB: 2 BB: 1 P: 31	R: 0 E: 0 K: 0 S: 10	H: 1 LOB: 0 BB: 0 P: 18	1B: 5 2B: 4 3B: 0 HR: 2	SF: 0 SAC: 0 DP: 2 HBP: 0	WP: 0 PB: 1 SB: 1 CS: 0	PA: 41
<b>PITCHER</b>	IP	WLS	BF	H	R	ER	SO	BB	IBB	HBP	BLK	WP	HR	S	P	ERA	WHIP					
<b>Kirk McCaskill, R</b> ERA: 3.93 (1, 1)	2.2	L	14	6	5	5	1	1	0	0	0	0	2	26	41	16.88	2.625					
<b>Scott Bailes, L</b> ERA: 3.19 (3, 1)	2.1		10	1	2	1	1	1	0	0	0	0	0	30	49	3.86	0.857					
<b>Jeff Robinson, R</b> ERA: 2.08 (6, 1)	2.0		6	0	0	0	3	0	0	0	0	0	0	17	28	0.00	0.000					
<b>Bob McClure, L</b> ERA: 10.8 (8, 1)	0.0		3	2	3	2	0	1	0	0	0	0	0	7	12	∞	∞					
<b>Mark Eichhorn, R</b> ERA: 0.51 (8, 1)	1.0		5	1	0	0	1	0	0	0	0	0	0	13	19	0.00	1.000					
<b>Floyd Bannister, L</b> ERA: 1.93 (9, 1)	1.0		3	1	0	0	0	0	0	0	0	0	0	10	18	0.00	1.000					

AB	38
R	10
H	11
RBI	8
BB	3
SO	6
LOB	12



Batter	1	2	3	4	5	6	7	8	9	AB	R	H	RBI	BB	SO	LOB	BOTTOM					
<b>Luis Polonia, L</b> OBP: 0.398, SLG: 0.396 (1, 7)										5	2	2	0	0	1	3	<b>New York Yankees @ California Angels</b> Anaheim Stadium, Anaheim, CA Wed May 08 1991, 10:05 PM EDT Att: 26,024 - Sunny - 69 F					
<b>Wally Joyner, L</b> OBP: 0.402, SLG: 0.452 (1, 3)										4	0	1	0	1	0	0						
<b>Dave Winfield, R</b> OBP: 0.230, SLG: 0.459 (1, 9)										5	1	2	1	0	1	2						
<b>Dave Parker, L</b> OBP: 0.238, SLG: 0.255 (1, 10)										4	0	0	1	1	1	2						
<b>Gary Gaetti, R</b> OBP: 0.294, SLG: 0.447 (1, 5)										5	1	2	1	0	1	3						
<b>Lance Parrish, R</b> OBP: 0.353, SLG: 0.467 (1, 2)										5	0	1	1	0	0	3						
<b>Junior Felix, S</b> OBP: 0.255, SLG: 0.279 (1, 8)										4	1	3	0	0	1	1						
<b>Luis Sojo, R</b> OBP: 0.247, SLG: 0.267 (1, 4)										3	0	1	0	0	0	2						
<b>Dick Schofield, R</b> OBP: 0.370, SLG: 0.286 (1, 6)										3	0	0	0	0	1	3						
<b>Inning Stats</b>	R: 1 E: 0 K: 2 S: 15	H: 3 LOB: 2 BB: 0 P: 21	R: 2 E: 0 K: 0 S: 18	H: 3 LOB: 3 BB: 2 P: 31	R: 0 E: 0 K: 1 S: 11	H: 2 LOB: 2 BB: 0 P: 14	R: 0 E: 0 K: 0 S: 10	H: 0 LOB: 0 BB: 0 P: 16	R: 1 E: 1 K: 1 S: 11	H: 1 LOB: 1 BB: 0 P: 16	R: 0 E: 0 K: 0 S: 7	H: 0 LOB: 0 BB: 0 P: 12	R: 0 E: 0 K: 1 S: 9	H: 0 LOB: 0 BB: 0 P: 15	R: 0 E: 0 K: 1 S: 9	H: 1 LOB: 1 BB: 0 P: 14	R: 1 E: 0 K: 0 S: 10	H: 2 LOB: 1 BB: 0 P: 14	1B: 10 2B: 1 3B: 1 HR: 0	SF: 0 SAC: 2 DP: 0 HBP: 0	WP: 1 PB: 0 SB: 1 CS: 0	PA: 42
<b>PITCHER</b>	IP	WLS	BF	H	R	ER	SO	BB	IBB	HBP	BLK	WP	HR	S	P	ERA	WHIP					
<b>Scott Sanderson, R</b> ERA: 4.58 (1, 1)	5.0	W	27	9	4	3	4	2	0	0	0	0	0	65	98	5.40	2.200					
<b>Greg Cadaret, L</b> ERA: 3.94 (6, 1)	2.0		6	0	0	0	1	0	0	0	0	0	0	16	27	0.00	0.000					
<b>Steve Farr, R</b> ERA: 3.29 (8, 1)	1.0		4	1	0	0	1	0	0	0	0	0	0	9	14	0.00	1.000					
<b>Lee Guetterman, L</b> ERA: 1.5 (9, 1)	1.0		5	2	1	1	0	0	0	0	0	0	0	10	14	9.00	2.000					

AB	38
R	5
H	12
RBI	4
BB	2
SO	6
LOB	19









Batter	1	2	3	4	5	6	7	8	9	AB	R	H	RBI	BB	SO	LOB	TOP					
Rickey Henderson, R (1,7) Willie Wilson, S (8,8) OBP: 0.393, SLG: 0.420 OBP: 0.351, SLG: 0.388	L3		HR	SF8		G6-4-3	E6		G6-3	3	2	1	0	2	0	2						
Dave Henderson, R (1,8) Fred Manrique, R (8,4) OBP: 0.437, SLG: 0.726 OBP: 0.217, SLG: 0.143	F9		HR			G6-4-3				4	1	3	5	1	0	0						
Jose Canseco, R (1,9) Doug Jennings, L (8,7)	G4-3		1B	SF8		G6-4-3	K			4	1	1	1	0	1	4						
Harold Baines, L (1,10) OBP: 0.344, SLG: 0.512		G6-3	1B	K				G4-3		3	1	0	0	2	1	1						
Mark McGwire, R (1,3) OBP: 0.393, SLG: 0.389		FC4	F9	K		F8				3	0	0	0	2	1	5						
Ernest Riles, L (1,5) OBP: 0.324, SLG: 0.373	F7		1B				F7			5	1	1	1	0	2	2						
Walt Weiss, S (1,6) OBP: 0.305, SLG: 0.309	FC4		1B			P6		G4-3		5	0	2	1	0	0	2						
Jamie Quirk, L (1,2) OBP: 0.382, SLG: 0.323			G4-3			F7	FC6		K	5	1	1	1	0	1	1						
Mike Gallego, R (1,4) Lance Blankenship, R (8,9) OBP: 0.368, SLG: 0.260 OBP: 0.338, SLG: 0.254										2	3	1	0	2	0	2						
<b>Inning Stats</b>	R: 0 H: 0 E: 0 K: 0 S: 9	H: 0 LOB: 0 BB: 0 P: 13	R: 0 H: 0 E: 0 K: 0 S: 6	H: 0 LOB: 1 BB: 1 P: 12	R: 6 H: 6 E: 0 K: 0 S: 20	H: 6 LOB: 2 BB: 2 P: 38	R: 1 H: 0 E: 0 K: 2 S: 12	H: 0 LOB: 1 BB: 2 P: 23	R: 0 H: 0 E: 0 K: 1 S: 8	H: 0 LOB: 0 BB: 0 P: 14	R: 1 H: 2 E: 0 K: 0 S: 14	H: 2 LOB: 2 BB: 2 P: 26	R: 2 H: 2 E: 1 K: 1 S: 23	H: 2 LOB: 2 BB: 1 P: 36	R: 0 H: 0 E: 0 K: 1 S: 8	H: 0 LOB: 1 BB: 1 P: 14	R: 0 H: 0 E: 0 K: 1 S: 8	H: 0 LOB: 0 BB: 1 P: 14	1B: 7 2B: 2 3B: 0 HR: 1	SF: 1 SAC: 0 DP: 2 HBP: 0	WP: 0 PB: 0 SB: 1 CS: 0	PA: 46
<b>PITCHER</b>	IP	WLS	BF	H	R	ER	SO	BB	IBB	HBP	BLK	WP	HR	S	P	ERA	WHIP					
Dave Eiland, R (1,1) ERA: 5.04	2.2	L	16	5	6	6	0	3	0	0	0	0	1	32	58	20.25	3.000					
Eric Plunk, R (3,1) ERA: 8.32	2.1		13	3	2	1	3	3	0	0	0	0	0	32	58	3.86	2.571					
Rich Monteleone, R (6,1) ERA: 3.75	3.0		14	2	2	0	2	3	0	0	0	0	0	36	60	0.00	1.667					
Steve Howe, L (9,1) ERA:	1.0		3	0	0	0	1	1	0	0	0	0	0	8	14	0.00	1.000					

Oakland Athletics @ New York Yankees  
Yankee Stadium, Bronx, NY  
Sat May 11 1991, 3:33 AM EDT  
Att: 30,967 - Cloudy - 74 F

AB 35  
R 10  
H 10  
RBI 9  
BB 10  
SO 6  
LOB 20



Batter	1	2	3	4	5	6	7	8	9	AB	R	H	RBI	BB	SO	LOB	BOTTOM					
Roberto Kelly, R (1,8) Scott Lusader, L (9,8) OBP: 0.345, SLG: 0.414 OBP: 0.250, SLG: 0.143	E		K		F8			G5-3		3	1	0	0	1	1	0						
Steve Sax, R (1,4) OBP: 0.306, SLG: 0.295	E2		E4			G6-3		G4-3		3	0	0	0	1	0	1						
Don Mattingly, L (1,3) Mike Blowers, R (9,5) OBP: 0.347, SLG: 0.330 OBP: 0.263, SLG: 0.265			F7			F8		G4-3		4	0	1	1	0	0	2						
Kevin Maas, L (1,10) OBP: 0.462, SLG: 0.534			P5			K		G3		4	0	0	0	0	2	4						
Mel Hall, L (1,7) Hensley Meulens, R (9,PH) OBP: 0.224, SLG: 0.418 OBP: 0.229, SLG: 0.269	L7				F8		P6		G6-3	3	0	0	0	0	0	2						
Matt Nokes, L (1,2) Bob Geren, R (9,PH) OBP: 0.325, SLG: 0.526 OBP: 0.350, SLG: 0.333	G4-3				K2-3		HR		G5-3	3	1	1	1	0	1	2						
Jesse Barfield, R (1,9) OBP: 0.380, SLG: 0.440			F7		P6		P5		F9	4	0	0	0	0	0	0						
Jim Leyritz, R (1,5) OBP: 0.255, SLG: 0.119			F9			F8		E6		3	0	0	0	0	0	0						
Alvaro Espinoza, R (1,6) OBP: 0.355, SLG: 0.444			F9			F8		F8		3	0	0	0	0	0	1						
<b>Inning Stats</b>	R: 1 H: 1 E: 1 K: 1 S: 14	H: 1 LOB: 2 BB: 1 P: 23	R: 0 H: 0 E: 0 K: 0 S: 6	H: 0 LOB: 0 BB: 0 P: 11	R: 0 H: 0 E: 1 K: 1 S: 8	H: 0 LOB: 1 BB: 0 P: 11	R: 0 H: 0 E: 0 K: 1 S: 7	H: 0 LOB: 0 BB: 0 P: 11	R: 0 H: 0 E: 0 K: 0 S: 6	H: 0 LOB: 0 BB: 0 P: 7	R: 0 H: 0 E: 0 K: 1 S: 5	H: 0 LOB: 0 BB: 0 P: 6	R: 1 H: 1 E: 1 K: 0 S: 12	H: 1 LOB: 1 BB: 0 P: 20	R: 0 H: 0 E: 0 K: 0 S: 9	H: 0 LOB: 1 BB: 1 P: 17	R: 0 H: 0 E: 0 K: 0 S: 6	H: 0 LOB: 0 BB: 0 P: 12	1B: 1 2B: 0 3B: 0 HR: 1	SF: 0 SAC: 0 DP: 0 HBP: 0	WP: 0 PB: 0 SB: 0 CS: 0	PA: 34
<b>PITCHER</b>	IP	WLS	BF	H	R	ER	SO	BB	IBB	HBP	BLK	WP	HR	S	P	ERA	WHIP					
Kirk Dressendorfer, R (1,1) ERA: 4.85	7.0	W	27	2	2	2	4	1	0	0	0	0	1	58	89	2.57	0.429					
Bruce Walton, R (8,1) ERA:	1.0		4	0	0	0	0	1	0	0	0	0	0	9	17	0.00	1.000					
Dana Allison, L (9,1) ERA: 12.6	1.0		3	0	0	0	0	0	0	0	0	0	0	6	12	0.00	0.000					

Oakland Athletics @ New York Yankees  
Yankee Stadium, Bronx, NY  
Sat May 11 1991, 3:33 AM EDT  
Att: 30,967 - Cloudy - 74 F

AB 32  
R 2  
H 2  
RBI 2  
BB 2  
SO 4  
LOB 12





Batter	1	2	3	4	5	6	7	8	9	AB	R	H	RBI	BB	SO	LOB	TOP					
<b>Rickey Henderson, R</b> OBP: 0.389, SLG: 0.389	G1-3	G5-3		F8		G5-3			P4	4	0	0	0	2	0	4	<b>Oakland Athletics @ New York Yankees</b> Yankee Stadium, Bronx, NY Sun May 12 1991, 3:33 AM EDT Att: 25,212 - Cloudy - 83 F					
<b>Dave Henderson, R</b> OBP: 0.419, SLG: 0.694 <b>Vance Law, R</b> OBP: 0.250, SLG: 0.316	K		K		G6-3	G5-3	G4-3		FC6-4	5	0	0	0	0	2	3						
<b>Jose Canseco, R</b> OBP: 0.408, SLG: 0.465	1B	2B			1B	BB	IBB		FC6-4	3	2	1	0	3	1	2						
<b>Harold Baines, L</b> OBP: 0.376, SLG: 0.528	2H	1B		HR	1B	BB	1B			3	2	3	1	2	0	0						
<b>Mark McGwire, R</b> OBP: 0.393, SLG: 0.421	K			HR	1B	BB	F7		P3	5	1	2	3	0	1	6						
<b>Ernest Riles, L</b> OBP: 0.378, SLG: 0.362 <b>Lance Blankenship, R</b> OBP: 0.353, SLG: 0.273		G3	G3			1B	BB		BLK	2	0	0	0	0	0	0						
<b>Terry Steinbach, R</b> OBP: 0.317, SLG: 0.415	E6			CS	1B	BB			F7	4	0	1	1	1	1	3						
<b>Walt Weiss, S</b> OBP: 0.344, SLG: 0.383				G4-3	CS	1B			S	5	0	4	1	0	0	3						
<b>Mike Gallego, R</b> OBP: 0.367, SLG: 0.253 <b>Willie Wilson, S</b> OBP: 0.293, SLG: 0.377				G4-3			F9		G5-3	2	0	0	0	1	0	2						
<b>Inning Stats</b>	R: 1 E: 0 K: 2 S: 18	H: 2 LOB: 1 BB: 0 P: 26	R: 0 E: 1 K: 0 S: 14	H: 1 LOB: 2 BB: 1 P: 23	R: 2 E: 0 K: 2 S: 11	H: 2 LOB: 0 BB: 0 P: 17	R: 0 E: 0 K: 0 S: 8	H: 1 LOB: 1 BB: 1 P: 17	R: 2 E: 0 K: 0 S: 12	H: 3 LOB: 2 BB: 2 P: 23	R: 0 E: 0 K: 0 S: 7	H: 0 LOB: 3 BB: 3 P: 23	R: 1 E: 0 K: 1 S: 9	H: 2 LOB: 2 BB: 1 P: 18	R: 0 E: 0 K: 2 S: 12	H: 0 LOB: 2 BB: 2 P: 24		R: 0 E: 0 K: 0 S: 10	H: 1 LOB: 2 BB: 1 P: 19	1B: 8 2B: 3 3B: 0 HR: 1	SF: 0 SAC: 0 DP: 1 HBP: 0	WP: 0 PB: 0 SB: 1 CS: 2
<b>PITCHER</b>	IP	WLS	BF	H	R	ER	SO	BB	IBB	HBP	BLK	WP	HR	S	P	ERA	WHIP					
<b>Tim Leary, R</b> ERA: 5.62	4.1		23	8	5	5	4	3	0	0	0	0	1	56	94	10.38	2.538					
<b>Greg Cadaret, L</b> ERA: 3.39	1.1		8	1	0	0	0	3	1	0	0	0	0	12	32	0.00	3.000					
<b>John Habyan, R</b> ERA: 2.81	0.2		4	2	1	1	0	0	0	0	1	0	0	6	9	13.50	3.000					
<b>Steve Farr, R</b> ERA: 2.81	1.2	W	8	0	0	0	3	3	0	0	0	0	0	17	36	0.00	1.800					
<b>Lee Guetterman, L</b> ERA: 1.39	1.0		5	1	0	0	0	1	0	0	0	0	0	10	19	0.00	2.000					

Batter	1	2	3	4	5	6	7	8	9	AB	R	H	RBI	BB	SO	LOB	BOTTOM					
<b>Roberto Kelly, R</b> OBP: 0.355, SLG: 0.417	1B	S	K				F8			4	1	2	0	1	1	1	<b>Oakland Athletics @ New York Yankees</b> Yankee Stadium, Bronx, NY Sun May 12 1991, 3:33 AM EDT Att: 25,212 - Cloudy - 83 F					
<b>Steve Sax, R</b> OBP: 0.310, SLG: 0.308	2B	G1-3		CS	2B	G4-3			F8	5	1	2	0	0	0	2						
<b>Don Mattingly, L</b> OBP: 0.365, SLG: 0.358	G3-1	1B				1B	G4-6-3		HR	3	3	2	1	2	1	1						
<b>Kevin Maas, L</b> OBP: 0.467, SLG: 0.538 <b>Lee Guetterman, L</b> ERA: 1.39	G3-1	F7		1B	2B	G4-6-3	1B		HR	3	2	1	1	2	0	3						
<b>Mel Hall, L</b> OBP: 0.254, SLG: 0.433	1B	G4-3		1B	1B	G4-6-3	1B		F9	5	1	3	2	0	0	4						
<b>Matt Nokes, L</b> OBP: 0.341, SLG: 0.566 <b>Bob Geren, R</b> OBP: 0.350, SLG: 0.333	1B	G4-3		G4-3		G4-6-3				5	1	3	3	0	0	2						
<b>Jesse Barfield, R</b> OBP: 0.362, SLG: 0.416	K		G5-3		K		K		L4	5	0	0	0	0	3	5						
<b>Randy Velarde, R</b> OBP: 0.167, SLG: 0.172	FC6-4	1B		WP	2B	HBP	G6-3		G5-3	3	1	1	1	0	0	0						
<b>Alvaro Espinoza, R</b> OBP: 0.350, SLG: 0.447	FC6-4		WP	2B			G5-3		G5-3	4	0	1	1	0	0	2						
<b>Inning Stats</b>	R: 4 E: 0 K: 1 S: 14	H: 6 LOB: 2 BB: 0 P: 21	R: 0 E: 0 K: 0 S: 9	H: 0 LOB: 2 BB: 2 P: 25	R: 1 E: 0 K: 1 S: 12	H: 1 LOB: 0 BB: 0 P: 19	R: 1 E: 0 K: 2 S: 17	H: 4 LOB: 2 BB: 0 P: 23	R: 0 E: 0 K: 0 S: 13	H: 1 LOB: 1 BB: 0 P: 21	R: 1 E: 0 K: 1 S: 13	H: 2 LOB: 1 BB: 1 P: 23	R: 0 E: 0 K: 0 S: 8	H: 0 LOB: 0 BB: 0 P: 13	R: 3 E: 0 K: 0 S: 10	H: 1 LOB: 2 BB: 0 P: 22		R: 0 E: 0 K: 0 S: 10	H: 0 LOB: 0 BB: 0 P: 22	1B: 9 2B: 6 3B: 0 HR: 1	SF: 0 SAC: 0 DP: 2 HBP: 1	WP: 2 PB: 0 SB: 1 CS: 1
<b>PITCHER</b>	IP	WLS	BF	H	R	ER	SO	BB	IBB	HBP	BLK	WP	HR	S	P	ERA	WHIP					
<b>Mike Moore, R</b> ERA: 4.24	3.0	L	20	8	6	6	2	2	0	1	0	0	0	37	69	18.00	3.333					
<b>Joe Klink, L</b> ERA: 3.07	0.2		4	3	0	0	1	0	0	0	0	0	0	12	15	0.00	4.500					
<b>Bruce Walton, R</b> ERA: 3.07	1.0		4	1	0	0	1	0	0	0	0	0	0	14	21	0.00	1.000					
<b>Dana Allison, L</b> ERA: 12.0	1.0		5	2	1	1	0	1	0	0	0	0	0	12	21	9.00	3.000					
<b>Steve Onten, R</b> ERA: 3.38	1.2		7	0	2	2	1	2	0	0	0	0	0	12	30	10.80	1.200					
<b>PITCHER</b>	IP	WLS	BF	H	R	ER	SO	BB	IBB	HBP	BLK	WP	HR	S	P	ERA	WHIP					
<b>Dennis Eckersley, R</b> ERA: 4.5	0.2		3	1	1	1	0	0	0	0	0	0	0	9	11	13.50	1.500					





Batter	1	2	3	4	5	6	7	8	9	AB	R	H	RBI	BB	SO	LOB	TOP						
Rickey Henderson, R OBP: 0.380, SLG: 0.388	1-3 K		3-1 G6-3			4-0 CS BB		3-3 K		3	0	0	0	1	2	1	<p>Oakland Athletics @ New York Yankees</p> <p>Yankee Stadium, Bronx, NY</p> <p>Mon May 13 1991, 7:05 PM EDT</p> <p>Att: 17,691 - Sunny - 81 F</p>						
Watt Weiss, S OBP: 0.353, SLG: 0.406	1-0 2B		0-1 2H 1B			0-2 1-2		1-0 G1-3		4	0	2	1	0	0	1							
Jose Canseco, R OBP: 0.403, SLG: 0.451	2-0 F7		1-2 SAFE SAFE SAFE SAFE SAFE SAFE			1-2 G5-3		4-1 FC6-4 BB		3	0	0	0	1	0	2							
Harold Baines, L OBP: 0.362, SLG: 0.505	0-2 G5-3			2-2 P5				3-2 F9		4	0	0	0	0	0	2							
Mark McGwire, R OBP: 0.405, SLG: 0.439		4-1 G5-4-3 BB		0-1 P5				0-2 1B 2B		3	1	2	0	1	0	0							
Mike Gallego, R OBP: 0.367, SLG: 0.253									1-0 G4-3 G5-3 1B	0	0	0	0	0	0	0							
Ernest Riles, L OBP: 0.316, SLG: 0.361		1-2 G5-4-3		0-1 G3				2-0 2B G3 1B		3	1	1	1	0	0	1							
Dave Henderson, R OBP: 0.416, SLG: 0.688		1-2 1-2						1-2 G5-3		1	0	0	0	0	0	1							
Willie Wilson, S OBP: 0.304, SLG: 0.397		0-1 P6			0-1 G6-3 1B			1-2 G3 2B		4	0	2	0	0	0	2							
Jamie Quirk, L OBP: 0.351, SLG: 0.294			0-0 G3-1		0-1 SAFE SAFE			1-2 G5-3		3	0	0	1	0	0	2							
Terry Steinbach, R OBP: 0.314, SLG: 0.411					1-2 G6-3			0-1 G3		1	0	0	0	0	0	2							
Lance Blankenship, R OBP: 0.352, SLG: 0.276			1-0 S 1B		1-1 L5			2-3 3-H 0-1 G6-3		3	1	1	0	0	0	1							
<b>Inning Stats</b>	R: 0 E: 0 K: 1 S: 9	H: 1 LOB: 1 BB: 0 P: 13	R: 0 E: 0 K: 0 S: 7	H: 0 LOB: 0 BB: 1 P: 12	R: 1 E: 0 K: 0 S: 11	H: 2 LOB: 1 BB: 0 P: 16	R: 0 E: 0 K: 0 S: 7	H: 0 LOB: 0 BB: 0 P: 9	R: 0 E: 0 K: 0 S: 6	H: 1 LOB: 0 BB: 0 P: 7	R: 0 E: 0 K: 0 S: 6	H: 0 LOB: 1 BB: 1 P: 11	R: 2 E: 0 K: 0 S: 15	H: 3 LOB: 1 BB: 0 P: 21	R: 0 E: 0 K: 1 S: 6	H: 0 LOB: 1 BB: 1 P: 14	R: 0 E: 0 K: 0 S: 13	H: 1 LOB: 2 BB: 0 P: 19	1B: 5 2B: 3 3B: 0 HR: 0	SF: 0 SAC: 0 DP: 2 HBP: 0	WP: 0 PB: 0 SB: 1 CS: 1	PA: 35	
<b>PITCHER</b>	IP WLS BF	H R ER SO	BB IBB HBP BLK	WP HR S P	ERA WHIP	<b>PITCHER</b>										IP WLS BF	H R ER SO	BB IBB HBP BLK	WP HR S P	ERA WHIP			
Scott Sanderson, R ERA: 4.46	(1, 1) 7.0 W	27 7 3 3 1	2 0 0 0 0	0 0 61 89	3.86 1.286																		
Steve Farr, R ERA: 2.7	(8, 1) 0.2	3 0 0 0 1	1 0 0 0 0	0 0 5 13	0.00 1.500																		
Greg Cadaret, L ERA: 3.32	(8, 1) 0.1	2 1 0 0 0	0 0 0 0 0	0 0 2 3	0.00 3.000																		
Lee Guetterman, L ERA: 1.29	(9, 1) 1.0 S	3 0 0 0 0	0 0 0 0 0	0 0 12 17	0.00 0.000																		

AB	32
R	3
H	8
RBI	3
BB	3
SO	2
LOB	15



Batter	1	2	3	4	5	6	7	8	9	AB	R	H	RBI	BB	SO	LOB	BOTTOM					
Roberto Kelly, R OBP: 0.360, SLG: 0.449	1-0 F8		1-0 HR		1-1 FC6-4 1B		0-3 K			4	1	2	1	0	1	0	<p>Oakland Athletics @ New York Yankees</p> <p>Yankee Stadium, Bronx, NY</p> <p>Mon May 13 1991, 7:05 PM EDT</p> <p>Att: 17,691 - Sunny - 81 F</p>					
Steve Sax, R OBP: 0.300, SLG: 0.298	0-1 G4-3		0-1 G4-3		1-1 FC6-4 1-2		1-1 G4-3			4	0	0	0	0	0	1						
Don Mattingly, L OBP: 0.354, SLG: 0.345	1-1 G3-1			2-2 F7		2-0 G3		2-2 F8		4	0	0	0	0	0	1						
Kevin Maas, L OBP: 0.468, SLG: 0.543		1-1 F8		4-1 FC5-4 BB		1-3 K		1-1 WP SF7 2B		3	1	1	0	1	1	0						
Jesse Barfield, R OBP: 0.358, SLG: 0.413		2-0 G4-6-3 1B		0-0 FC5-4 BB 2B		3-1 G5-3		2-1 SF7		3	1	1	1	0	0	1						
Hensley Meulens, R OBP: 0.247, SLG: 0.319		0-0 G4-6-3		4-2 2B BB		2-1 HR		0-0 WP 1B		2	2	1	1	1	0	1						
Mel Hall, L OBP: 0.266, SLG: 0.443				1-2 2B BB						1	0	1	0	0	0	0						
Pat Sheridan, L OBP: 0.266, SLG: 0.443										0	0	0	0	0	0	0						
Randy Velarde, R OBP: 0.235, SLG: 0.273			2-1 BLK WP 1B		0-0 1-H 2-H 2B		1-1 BB 1B		2-2 G5-3	4	1	3	2	0	0	1						
Bob Geren, R OBP: 0.333, SLG: 0.286			3-2 P3		2-1 F9		4-1 BB		2-3 K	3	0	0	0	1	1	3						
Alvaro Espinoza, R OBP: 0.337, SLG: 0.430			2-0 G4-3		0-0 G5-3		2-2 P4			3	0	0	0	0	0	2						
<b>Inning Stats</b>	R: 0 E: 0 K: 0 S: 5	H: 0 LOB: 0 BB: 0 P: 7	R: 0 E: 0 K: 0 S: 4	H: 1 LOB: 0 BB: 0 P: 7	R: 2 E: 0 K: 0 S: 11	H: 2 LOB: 0 BB: 0 P: 19	R: 2 E: 0 K: 0 S: 10	H: 1 LOB: 2 BB: 2 P: 22	R: 0 E: 0 K: 0 S: 6	H: 1 LOB: 1 BB: 0 P: 10	R: 1 E: 0 K: 0 S: 13	H: 2 LOB: 2 BB: 1 P: 26	R: 0 E: 0 K: 1 S: 11	H: 0 LOB: 0 BB: 0 P: 14	R: 1 E: 0 K: 0 S: 12	H: 2 LOB: 2 BB: 0 P: 19	R: 0 E: 0 K: 0 S: 13	H: 0 LOB: 0 BB: 0 P: 19	1B: 5 2B: 2 3B: 0 HR: 2	SF: 1 SAC: 0 DP: 1 HBP: 0	WP: 3 PB: 0 SB: 0 CS: 0	PA: 35
<b>PITCHER</b>	IP WLS BF	H R ER SO	BB IBB HBP BLK	WP HR S P	ERA WHIP	<b>PITCHER</b>										IP WLS BF	H R ER SO	BB IBB HBP BLK	WP HR S P	ERA WHIP		
Curt Young, L ERA: 4.26	(1, 1) 5.2 L	26 7 5 5 1	3 0 0 0 0	1 0 19 27	5.40 1.200																	
Eric Show, R ERA: 15.0	(6, 1) 1.2	7 2 1 1 1	0 0 0 0 0	1 0 7 11	0.00 0.000																	
John Briscoe, R ERA: 8.22	(8, 1) 0.2	2 0 0 0 0	0 0 0 0 0	1 0 7 11	0.00 0.000																	













Batter	1	2	3	4	5	6	7	8	9	AB	R	H	RBI	BB	SO	LOB	TOP					
Luis Polonia, L (1, 7) OBP: 0.415, SLG: 0.425	G3-1		2B	F7		G4-3		2B		5	1	2	0	0	0	1	California Angels @ New York Yankees Yankee Stadium, Bronx, NY Thu May 16 1991, 7:05 PM EDT Att. 14,774 - Sunny - 82 F					
Wally Joyner, L (1, 3) OBP: 0.457, SLG: 0.570	G6-4-3		2B	HR		BB		HBP		3	1	3	4	1	0	0						
Dave Winfield, R (1, 9) OBP: 0.244, SLG: 0.438	G6-4-3		BB			G6-3		P4		4	0	0	0	1	0	5						
Dave Parker, L (1, 10) OBP: 0.241, SLG: 0.238		F7	K			WP 2B		F7		3	1	0	0	1	1	5						
Gary Gaetti, R (1, 5) OBP: 0.293, SLG: 0.424	F8		K			2B		G6-3		5	1	1	1	0	2	3						
Lance Parrish, R (1, 2) OBP: 0.326, SLG: 0.443	F7			WP 2B		2B		F9		4	1	1	1	0	0	1						
Junior Felix, S (1, 8) OBP: 0.259, SLG: 0.315			1B 2B	K		K		2B		5	1	2	0	0	2	3						
Luis Sojo, R (1, 4) OBP: 0.261, SLG: 0.292			SH1-3			G4-3		G6-3		1	0	1	1	0	0	0						
Donnie Hill, S (4, 4) OBP: 0.455, SLG: 0.457			SH1-3			G4-3		G6-3		3	0	1	0	0	0	2						
Dick Schofield, R (1, 6) OBP: 0.366, SLG: 0.330			1B 2B	K		P4		FC5-4		3	1	0	0	1	1	2						
<b>Inning Stats</b>	R: 0 E: 0 K: 0 S: 10	H: 1 LOB: 0 BB: 0 P: 16	R: 0 E: 0 K: 0 S: 5	H: 0 LOB: 0 BB: 0 P: 8	R: 3 E: 0 K: 2 S: 15	H: 3 LOB: 2 BB: 2 P: 29	R: 1 E: 0 K: 2 S: 11	H: 1 LOB: 1 BB: 0 P: 15	R: 3 E: 0 K: 1 S: 17	H: 3 LOB: 1 BB: 1 P: 30	R: 0 E: 0 K: 1 S: 9	H: 0 LOB: 1 BB: 1 P: 16	R: 0 E: 0 K: 1 S: 10	H: 0 LOB: 1 BB: 0 P: 14	R: 0 E: 0 K: 0 S: 11	H: 2 LOB: 3 BB: 0 P: 18	R: 0 E: 0 K: 0 S: 6	H: 1 LOB: 1 BB: 0 P: 10	1B: 4 2B: 6 3B: 0 HR: 1	SF: 0 SAC: 1 DP: 1 HBP: 3	WP: 3 PB: 0 SB: 1 CS: 0	PA: 44
<b>PITCHER</b>	IP WLS BF H R ER SO BB IBB HBP BLK WP HR S P ERA WHIP																					
Dave Eiland, R (1, 1) ERA: 4.73	2.0	6	1	0	0	0	0	0	0	0	0	0	0	0	0	0	0.00	0.500				
Eric Plunk, R (3, 1) ERA: 9.5	2.1	L 17	6	7	7	4	3	0	1	0	2	1	36	64	27.00	3.857						
John Habyan, R (5, 1) ERA: 2.61	1.2	7	1	0	0	1	1	0	0	0	1	0	16	26	0.00	1.200						
Steve Howe, L (7, 1) ERA:	1.0	4	0	0	0	1	0	0	1	0	0	0	10	14	0.00	0.000						
Steve Farr, R (8, 1) ERA: 2.55	1.0	6	2	0	0	0	0	0	1	0	0	0	11	18	0.00	2.000						

Batter	1	2	3	4	5	6	7	8	9	AB	R	H	RBI	BB	SO	LOB	BOTTOM					
Roberto Kelly, R (1, 8) OBP: 0.355, SLG: 0.433	P3		FC6-4			G6-3		G6-3		4	0	1	0	0	0	0	California Angels @ New York Yankees Yankee Stadium, Bronx, NY Thu May 16 1991, 7:05 PM EDT Att. 14,774 - Sunny - 82 F					
Steve Sax, R (1, 4) OBP: 0.294, SLG: 0.280	G4-3		FC6-4			G6-3		1B		4	0	1	0	0	0	1						
Don Mattingly, L (1, 3) OBP: 0.357, SLG: 0.358	G4-3					G5-3		K		2	0	1	0	0	0	0						
Jim Leyritz, R (6, 7) OBP: 0.245, SLG: 0.114								K		2	0	0	0	0	1	1						
Kevin Maas, L (1, 10) OBP: 0.457, SLG: 0.514		K		F7		K		K		4	0	0	0	0	3	2						
Jesse Barfield, R (1, 9) OBP: 0.355, SLG: 0.466	L7			G6-4-3		G4-3		G5-3		4	0	0	0	0	0	2						
Hensley Meulens, R (1, 7) OBP: 0.294, SLG: 0.368		1B				1B		2B		3	0	3	0	0	0	0						
Randy Velarde, R (1, 5) OBP: 0.289, SLG: 0.250		K				F7		G6-3		3	0	0	0	0	1	3						
Bob Geren, R (1, 2) OBP: 0.258, SLG: 0.214			G4-3			K		G1-3		3	0	0	0	0	1	1						
Alvaro Espinoza, R (1, 6) OBP: 0.312, SLG: 0.393			G4-3					L8		3	0	1	0	0	0	0						
<b>Inning Stats</b>	R: 0 E: 0 K: 0 S: 5	H: 0 LOB: 0 BB: 0 P: 10	R: 0 E: 0 K: 2 S: 11	H: 1 LOB: 1 BB: 0 P: 19	R: 0 E: 0 K: 0 S: 5	H: 1 LOB: 1 BB: 0 P: 8	R: 0 E: 0 K: 0 S: 9	H: 1 LOB: 0 BB: 0 P: 14	R: 0 E: 0 K: 1 S: 9	H: 2 LOB: 2 BB: 0 P: 9	R: 0 E: 0 K: 0 S: 7	H: 0 LOB: 0 BB: 0 P: 8	R: 0 E: 0 K: 1 S: 8	H: 1 LOB: 1 BB: 0 P: 13	R: 0 E: 0 K: 0 S: 5	H: 0 LOB: 0 BB: 0 P: 5	R: 0 E: 0 K: 2 S: 11	H: 1 LOB: 1 BB: 0 P: 17	1B: 6 2B: 1 3B: 0 HR: 0	SF: 0 SAC: 0 DP: 1 HBP: 0	WP: 0 PB: 0 SB: 0 CS: 0	PA: 32
<b>PITCHER</b>	IP WLS BF H R ER SO BB IBB HBP BLK WP HR S P ERA WHIP																					
Jim Abbott, L (1, 1) ERA: 3.94	9.0	W 32	7	0	0	6	0	0	0	0	0	0	70	103	0.00	0.778						



Batter	1	2	3	4	5	6	7	8	9	AB	R	H	RBI	BB	SO	LOB	TOP						
Greg Briley, L OBP: 0.280, SLG: 0.315 (1, 9)	G4-3		G3			G4-3			1B	4	0	1	0	0	0	0	<b>Seattle Mariners @ New York Yankees</b> Yankee Stadium, Bronx, NY Fri May 17 1991, 7:05 PM EDT Att: 16,810 - Cloudy - 80 F						
Harold Reynolds, S OBP: 0.353, SLG: 0.375 (1, 4)	F8		F9			F7			F7	4	0	0	0	0	0	1							
Ken Griffey Jr., L OBP: 0.371, SLG: 0.417 (1, 8)	G3			G4-3			F7		IBB	3	0	0	0	1	0	0							
Ken Griffey, L OBP: 0.375, SLG: 0.393 Henry Cotto, R OBP: 0.350, SLG: 0.542 (7, 7)		1B BB		G3-1			G4-3		P3	2	1	0	0	1	0	0							
Edgar Martinez, R OBP: 0.474, SLG: 0.518 (1, 5)	1 SAFE	FC5-4 1B		F8			G4-3			3	0	1	0	0	0	0							
Pete O'Brien, L OBP: 0.308, SLG: 0.382 (9, 3)		FC5-4 1B			P6			G4-6-3 BB		2	0	1	1	1	0	0							
Alvin Davis, L OBP: 0.266, SLG: 0.269 Bill Swift, R (9, 1)	FC5-4				F8			G4-6-3		3	0	0	0	0	0	3							
Omar Vizquel, S OBP: 0.311, SLG: 0.312 (1, 6)			F7		G6-3			F8		3	0	0	0	0	0	1							
Scott Bradley, L OBP: 0.129, SLG: 0.100 Dave Valle, R OBP: 0.304, SLG: 0.253 (8, 2)			K			F8			F8	2	0	0	0	0	1	0							
										1	0	0	0	0	0	0							
<b>Inning Stats</b>	R: 0 E: 0 K: 0 S: 8	H: 0 LOB: 0 BB: 0 P: 13	R: 1 E: 0 K: 0 S: 12	H: 2 LOB: 1 BB: 1 P: 20	R: 0 E: 0 K: 1 S: 8	H: 0 LOB: 0 BB: 0 P: 13	R: 0 E: 0 K: 0 S: 9	H: 0 LOB: 0 BB: 0 P: 17	R: 0 E: 0 K: 0 S: 6	H: 0 LOB: 0 BB: 0 P: 8	R: 0 E: 0 K: 0 S: 10	H: 0 LOB: 0 BB: 0 P: 16	R: 0 E: 0 K: 0 S: 7	H: 0 LOB: 0 BB: 1 P: 11	R: 0 E: 0 K: 0 S: 11	H: 1 LOB: 2 BB: 1 P: 19	1B: 3 2B: 1 3B: 0 HR: 0	SF: 0 SAC: 0 DP: 2 HBP: 0	WP: 0 PB: 0 CS: 3	PA: 31			
<b>PITCHER</b>	IP WLS BF H R ER SO BB IBB HBP BLK WP HR S P ERA WHIP	IP WLS BF H R ER SO BB IBB HBP BLK WP HR S P ERA WHIP	IP WLS BF H R ER SO BB IBB HBP BLK WP HR S P ERA WHIP	IP WLS BF H R ER SO BB IBB HBP BLK WP HR S P ERA WHIP	IP WLS BF H R ER SO BB IBB HBP BLK WP HR S P ERA WHIP	IP WLS BF H R ER SO BB IBB HBP BLK WP HR S P ERA WHIP	IP WLS BF H R ER SO BB IBB HBP BLK WP HR S P ERA WHIP	IP WLS BF H R ER SO BB IBB HBP BLK WP HR S P ERA WHIP	IP WLS BF H R ER SO BB IBB HBP BLK WP HR S P ERA WHIP	IP WLS BF H R ER SO BB IBB HBP BLK WP HR S P ERA WHIP	IP WLS BF H R ER SO BB IBB HBP BLK WP HR S P ERA WHIP	IP WLS BF H R ER SO BB IBB HBP BLK WP HR S P ERA WHIP	IP WLS BF H R ER SO BB IBB HBP BLK WP HR S P ERA WHIP	IP WLS BF H R ER SO BB IBB HBP BLK WP HR S P ERA WHIP	IP WLS BF H R ER SO BB IBB HBP BLK WP HR S P ERA WHIP	IP WLS BF H R ER SO BB IBB HBP BLK WP HR S P ERA WHIP	IP WLS BF H R ER SO BB IBB HBP BLK WP HR S P ERA WHIP	IP WLS BF H R ER SO BB IBB HBP BLK WP HR S P ERA WHIP	IP WLS BF H R ER SO BB IBB HBP BLK WP HR S P ERA WHIP	IP WLS BF H R ER SO BB IBB HBP BLK WP HR S P ERA WHIP	IP WLS BF H R ER SO BB IBB HBP BLK WP HR S P ERA WHIP		
Tim Leary, R ERA: 4.83 Greg Cadaret, L ERA: 3.15 Alan Mills, R ERA:	8.2 L 1 0 0 0 0 2 0 0 0 0 0 0 0 73 115 1.04 0.577	0.0 1 0 0 0 0 0 0 0 0 0 0 0 0 4 7 ∞ ∞	0.1 1 0 0 0 0 0 0 0 0 0 0 0 0 4 7 0.00 0.000																				

AB	28
R	1
H	3
RBI	1
BB	3
SO	1
LOB	7



Batter	1	2	3	4	5	6	7	8	9	AB	R	H	RBI	BB	SO	LOB	BOTTOM					
Roberto Kelly, R OBP: 0.352, SLG: 0.435 (1, 8)			G5-3		K			G6-3		4	0	1	0	0	1	2	<b>Seattle Mariners @ New York Yankees</b> Yankee Stadium, Bronx, NY Fri May 17 1991, 7:05 PM EDT Att: 16,810 - Cloudy - 80 F					
Steve Sax, R OBP: 0.293, SLG: 0.279 (1, 4)			F7			G3		G4-6-3 1B		4	0	1	0	0	1	2						
Kevin Maas, L OBP: 0.451, SLG: 0.500 (1, 3)			F9			K		G4-6-3		3	0	0	0	1	1	2						
Jesse Barfield, R OBP: 0.352, SLG: 0.453 (1, 9)			K		G5-3		1B BB		K	3	0	0	0	1	2	2						
Hensley Meulens, R OBP: 0.286, SLG: 0.367 Don Mattingly, L OBP: 0.355, SLG: 0.355 (9, PH)			F9		K				P8	3	0	1	0	0	1	2						
Mel Hall, L OBP: 0.268, SLG: 0.485 (1, 10)					F7			G4-3		4	0	0	0	0	0	2						
Randy Velarde, R OBP: 0.271, SLG: 0.233 (1, 5)			K			K				3	0	0	0	0	3	0						
Bob Geren, R OBP: 0.235, SLG: 0.194 (1, 2)			P4			G5-3				3	0	0	0	0	1	0						
Alvaro Espinoza, R OBP: 0.323, SLG: 0.407 (1, 6)										2	0	1	0	1	1	0						
<b>Inning Stats</b>	R: 0 E: 0 K: 2 S: 13	H: 1 LOB: 2 BB: 1 P: 21	R: 0 E: 0 K: 1 S: 6	H: 0 LOB: 0 BB: 0 P: 9	R: 0 E: 0 K: 1 S: 9	H: 1 LOB: 1 BB: 0 P: 14	R: 0 E: 0 K: 1 S: 8	H: 0 LOB: 0 BB: 0 P: 11	R: 0 E: 0 K: 2 S: 10	H: 0 LOB: 1 BB: 1 P: 18	R: 0 E: 0 K: 1 S: 11	H: 1 LOB: 2 BB: 1 P: 22	R: 0 E: 0 K: 3 S: 9	H: 0 LOB: 0 BB: 0 P: 15	R: 0 E: 0 K: 0 S: 4	H: 1 LOB: 0 BB: 0 P: 5	R: 0 E: 0 K: 1 S: 7	H: 0 LOB: 0 BB: 0 P: 14	1B: 2 2B: 2 3B: 0 HR: 0	SF: 0 SAC: 0 DP: 1 HBP: 0	WP: 0 PB: 0 CS: 0	PA: 33
<b>PITCHER</b>	IP WLS BF H R ER SO BB IBB HBP BLK WP HR S P ERA WHIP	IP WLS BF H R ER SO BB IBB HBP BLK WP HR S P ERA WHIP	IP WLS BF H R ER SO BB IBB HBP BLK WP HR S P ERA WHIP	IP WLS BF H R ER SO BB IBB HBP BLK WP HR S P ERA WHIP	IP WLS BF H R ER SO BB IBB HBP BLK WP HR S P ERA WHIP	IP WLS BF H R ER SO BB IBB HBP BLK WP HR S P ERA WHIP	IP WLS BF H R ER SO BB IBB HBP BLK WP HR S P ERA WHIP	IP WLS BF H R ER SO BB IBB HBP BLK WP HR S P ERA WHIP	IP WLS BF H R ER SO BB IBB HBP BLK WP HR S P ERA WHIP	IP WLS BF H R ER SO BB IBB HBP BLK WP HR S P ERA WHIP	IP WLS BF H R ER SO BB IBB HBP BLK WP HR S P ERA WHIP	IP WLS BF H R ER SO BB IBB HBP BLK WP HR S P ERA WHIP	IP WLS BF H R ER SO BB IBB HBP BLK WP HR S P ERA WHIP	IP WLS BF H R ER SO BB IBB HBP BLK WP HR S P ERA WHIP	IP WLS BF H R ER SO BB IBB HBP BLK WP HR S P ERA WHIP	IP WLS BF H R ER SO BB IBB HBP BLK WP HR S P ERA WHIP	IP WLS BF H R ER SO BB IBB HBP BLK WP HR S P ERA WHIP	IP WLS BF H R ER SO BB IBB HBP BLK WP HR S P ERA WHIP	IP WLS BF H R ER SO BB IBB HBP BLK WP HR S P ERA WHIP	IP WLS BF H R ER SO BB IBB HBP BLK WP HR S P ERA WHIP	IP WLS BF H R ER SO BB IBB HBP BLK WP HR S P ERA WHIP	
Randy Johnson, L ERA: 4.53 Bill Swift, R ERA: 1.04 Bill Swift, R ERA: 1.04	7.0 S 6 1 0 0 1 0 0 0 0 0 0 0 11 19 0.00 0.500	2.0 S 6 1 0 0 1 0 0 0 0 0 0 0 11 19 0.00 0.500																				





Batter	1	2	3	4	5	6	7	8	9	AB	R	H	RBI	BB	SO	LOB	TOP					
Henry Cotto, R (1, 7) OBP: 0.364, SLG: 0.528			L5	F8			G4-3 2B 1B		P6	5	2	2	0	0	0	2						
Harold Reynolds, S (1, 4) OBP: 0.356, SLG: 0.385	SH5-3		1B 2B		F7		G4-3		WP S 1B	4	1	2	0	0	0	1						
Ken Griffey Jr., L (1, 8) OBP: 0.379, SLG: 0.432	F7		2B 1B	FC6-4 1B			3H 2B		K	5	0	3	2	0	1	2						
Edgar Martinez, R (1, 5) OBP: 0.468, SLG: 0.518	2H 2B		G6-3	FC6-4 1B			G4-3			4	0	1	1	0	0	3						
Pete O'Brien, L (1, 3) OBP: 0.313, SLG: 0.407	K			HR	F7			FC8-6 1B		4	1	2	1	0	1	2						
Alvin Davis, L (1, 10) OBP: 0.266, SLG: 0.268		K		E 1B		L3		FC8-6 1-2		4	0	1	0	0	1	1						
Greg Brolley, L (1, 9) OBP: 0.289, SLG: 0.302		B5-3		K		G4-3		K		4	0	0	0	0	2	2						
Omar Vizquel, S (1, 6) OBP: 0.299, SLG: 0.299		P5		F7		G3		G1-3		4	0	0	0	0	0	2						
Dave Valle, R (1, 2) OBP: 0.292, SLG: 0.242			G5-3	E6			K		F7	4	0	0	0	0	1	1						
<b>Inning Stats</b>	R: 1 H: 2 E: 0 K: 1 S: 18	H: 2 R: 4 ER: 0 LOB: 1 BB: 0 P: 24	R: 0 H: 0 E: 0 K: 1 S: 6	H: 0 R: 4 ER: 0 LOB: 0 BB: 0 P: 8	R: 1 H: 2 E: 0 K: 0 S: 16	H: 2 R: 0 ER: 0 LOB: 1 BB: 0 P: 25	R: 1 H: 2 E: 1 K: 1 S: 13	H: 2 R: 0 ER: 0 LOB: 2 BB: 0 P: 17	R: 0 H: 1 E: 0 K: 0 S: 9	H: 1 R: 0 ER: 0 LOB: 1 BB: 0 P: 14	R: 0 H: 0 E: 0 K: 0 S: 9	H: 0 R: 0 ER: 0 LOB: 0 BB: 0 P: 13	R: 1 H: 2 E: 0 K: 1 S: 14	H: 2 R: 0 ER: 0 LOB: 1 BB: 0 P: 21	R: 0 H: 1 E: 0 K: 1 S: 13	H: 1 R: 0 ER: 0 LOB: 1 BB: 0 P: 20	R: 0 H: 1 E: 0 K: 1 S: 12	H: 1 R: 0 ER: 0 LOB: 1 BB: 0 P: 17	1B: 7 2B: 3 3B: 0 HR: 1	SF: 0 SAC: 1 DP: 0 HBP: 0	WP: 1 PB: 0 SB: 2 CS: 0	PA: 39
<b>PITCHER</b>	IP WLS BF H R ER SO BB IBB HBP BLK WP HR S P ERA WHIP																					
Scott Sanderson, R (1, 1) ERA: 4.59	6.2 L 30 9 4 4 4 0 0 0 0 0 1 83 118 5.40 1.350																					
Alan Mills, R (7, 1) ERA:	2.1 9 2 0 0 2 0 0 0 0 1 0 27 42 0.00 0.857																					

Seattle Mariners @ New York Yankees  
Yankee Stadium, Bronx, NY  
Sat May 18 1991, 3:33 AM EDT  
Att: 23,017 - Cloudy - 59 F

AB 38  
R 4  
H 11  
RBI 4  
BB 0  
SO 6  
LOB 16



Batter	1	2	3	4	5	6	7	8	9	AB	R	H	RBI	BB	SO	LOB	BOTTOM			
Roberto Kelly, R (1, 8) OBP: 0.347, SLG: 0.422	F7		HBP			F8		P4	FC6-4	4	0	0	0	0	0	2				
Steve Sax, R (1, 4) OBP: 0.291, SLG: 0.286	L8		G6-3			G6-3		2B		4	0	1	0	0	0	1				
Don Mattingly, L (1, 10) OBP: 0.366, SLG: 0.357	1B			K		BB BB		G4-6-3 BB		2	0	1	0	2	1	0				
Kevin Maas, L (1, 3) OBP: 0.445, SLG: 0.486	G4-3			F8		BB		G4-6-3		3	0	0	0	1	0	3				
Mel Hall, L (1, 9) OBP: 0.270, SLG: 0.479		G4-3				G4-3				3	0	1	0	0	0	2				
Jesse Barfield, R (9, PH) OBP: 0.357, SLG: 0.486				1B					HR	1	1	1	1	0	0	0				
Matt Nokes, L (1, 2) OBP: 0.333, SLG: 0.582	G3-1			F8			G1-3		P5	4	0	0	0	0	0	1				
Hensley Meulens, R (1, 7) OBP: 0.273, SLG: 0.349			K		F7		F9		P3	4	0	0	0	0	1	0				
Torey Lovullo, S (1, 5) OBP: 0.300, SLG: 0.250			G3			K		1B		2	0	0	0	0	1	0				
Randy Velarde, R (7, PH) ERA: 1.29								1B		1	0	1	0	1	0	0				
Alvaro Espinoza, R (1, 6) OBP: 0.320, SLG: 0.400			G6-3		F7		P3		FC6-4 1B	4	0	1	0	0	0	1				
<b>Inning Stats</b>	R: 0 H: 1 E: 0 K: 0 S: 11	H: 1 R: 0 ER: 0 LOB: 0 BB: 0 P: 21	R: 0 H: 0 E: 0 K: 1 S: 7	H: 0 R: 0 ER: 0 LOB: 0 BB: 0 P: 10	R: 0 H: 0 E: 0 K: 0 S: 7	H: 0 R: 0 ER: 0 LOB: 1 BB: 0 P: 12	R: 0 H: 1 E: 0 K: 1 S: 12	H: 1 R: 0 ER: 0 LOB: 0 BB: 0 P: 17	R: 0 H: 0 E: 0 K: 0 S: 6	H: 0 R: 0 ER: 0 LOB: 2 BB: 2 P: 17	R: 0 H: 1 E: 0 K: 0 S: 9	H: 1 R: 0 ER: 0 LOB: 1 BB: 0 P: 14	R: 0 H: 1 E: 0 K: 0 S: 11	H: 1 R: 0 ER: 0 LOB: 1 BB: 1 P: 19	R: 1 H: 2 E: 0 K: 0 S: 9	H: 2 R: 0 ER: 0 LOB: 2 BB: 1 P: 15	1B: 4 2B: 1 3B: 0 HR: 1	SF: 0 SAC: 0 DP: 1 HBP: 1	WP: 0 PB: 0 SB: 0 CS: 0	PA: 37
<b>PITCHER</b>	IP WLS BF H R ER SO BB IBB HBP BLK WP HR S P ERA WHIP																			
Pat Rice, R (1, 1) ERA:	5.2 W 20 2 0 0 3 0 0 0 0 0 0 47 75 0.00 0.353																			
Russ Swan, L (6, 1) ERA: 1.29	2.2 13 3 1 1 0 3 0 0 0 0 1 27 51 3.38 2.250																			
Michael Jackson, R (9, 1) ERA: 2.13	0.2 4 1 0 0 0 1 0 0 0 0 0 4 8 0.00 3.000																			

Seattle Mariners @ New York Yankees  
Yankee Stadium, Bronx, NY  
Sat May 18 1991, 3:33 AM EDT  
Att: 23,017 - Cloudy - 59 F

AB 32  
R 1  
H 6  
RBI 1  
BB 4  
SO 3  
LOB 10





Batter	1	2	3	4	5	6	7	8	9	AB	R	H	RBI	BB	SO	LOB	TOP								
Henry Cotto, R (1, 9) OBP: 0.356, SLG: 0.509	F7		P3			FC5-4		E 1B		4	0	1	0	0	0	1	<b>Seattle Mariners @ New York Yankees</b> Yankee Stadium, Bronx, NY Sun May 19 1991, 3:33 AM EDT Att: 29,581 - Sunny - 62 F								
Harold Reynolds, S (1, 4) OBP: 0.376, SLG: 0.384	F8			G4-3				E5		3	0	1	0	1	0										
Ken Griffey Jr., L (1, 8) OBP: 0.426, SLG: 0.426 Tracy Jones, R (7, PH) OBP: 0.300, SLG: 0.378				K				K		4	0	1	0	0	2	4									
Scott Bradley, L (8, PH) OBP: 0.125, SLG: 0.097										1	1	1	0	0	0	0									
Ken Griffey, L (1, 7) OBP: 0.365, SLG: 0.381				G4-3						1	0	0	0	0	0	2									
Edgar Martinez, R (1, 5) OBP: 0.469, SLG: 0.509										2	0	0	0	0	1	1									
Pete O'Brien, L (1, 3) OBP: 0.307, SLG: 0.399										2	0	0	0	2	1	0									
Alvin Davis, L (1, 10) OBP: 0.265, SLG: 0.296										3	0	0	0	0	0	1									
Omar Vizquel, S (1, 6) OBP: 0.291, SLG: 0.290 Jay Buhner, R (9, PH) OBP: 0.321, SLG: 0.458				L5						3	0	0	0	0	0	1									
Dave Valle, R (1, 2) OBP: 0.296, SLG: 0.239 Greg Briley, L (8, PH) OBP: 0.267, SLG: 0.299										1	0	0	0	1	0	0									
Inning Stats	R: 0 E: 0 K: 1 S: 10	H: 1 LOB: 1 BB: 0 P: 16	R: 0 E: 0 K: 1 S: 8	H: 0 LOB: 0 BB: 0 P: 12	R: 0 E: 0 K: 0 S: 13	H: 0 LOB: 0 BB: 0 P: 18	R: 0 E: 0 K: 1 S: 6	H: 0 LOB: 0 BB: 0 P: 9	R: 0 E: 0 K: 0 S: 9	H: 0 LOB: 0 BB: 1 P: 17	R: 0 E: 0 K: 0 S: 11	H: 0 LOB: 2 BB: 2 P: 20	R: 1 E: 1 K: 0 S: 10	H: 1 LOB: 1 BB: 1 P: 21	R: 0 E: 1 K: 2 S: 15	H: 2 LOB: 2 BB: 0 P: 22	R: 1 E: 0 K: 1 S: 13	H: 1 LOB: 0 BB: 0 P: 18	1B: 4 2B: 0 3B: 0 HR: 1	SF: 1 SAC: 1 DP: 1 HBP: 0	WP: 0 PB: 0 SB: 2 CS: 0	PA: 35			
PITCHER	IP	WLS	BF	H	R	ER	SO	BB	IBB	HBP	BLK	WP	HR	S	P	ERA	WHIP								
Pascual Perez, R (1, 1) ERA: 1.59	5.2		20	1	0	0	3	3	0	0	0	0	0	55	90	0.00	0.706								
Steve Howe, L (8, 1) ERA: 2.37	1.1	W	6	1	1	1	0	1	0	0	0	0	0	12	23	6.75	1.500								
Steve Farr, R (9, 1) ERA: 1.62	1.1		6	2	0	0	3	0	0	0	0	0	0	18	25	0.00	1.500								
Lee Guetterman, L (9, 1) ERA: 1.62	0.2	S	3	1	1	1	0	0	0	0	0	0	1	10	15	13.50	1.500								

Batter	1	2	3	4	5	6	7	8	9	AB	R	H	RBI	BB	SO	LOB	BOTTOM								
Steve Sax, R (1, 4) OBP: 0.290, SLG: 0.280	G1-3									3	0	0	0	1	0	3	<b>Seattle Mariners @ New York Yankees</b> Yankee Stadium, Bronx, NY Sun May 19 1991, 3:33 AM EDT Att: 29,581 - Sunny - 62 F								
Don Mattingly, L (1, 3) OBP: 0.382, SLG: 0.354	P4									4	0	1	1	0	0	1									
Matt Nokes, L (1, 2) OBP: 0.320, SLG: 0.558 Bob Geren, R (8, 2) OBP: 0.235, SLG: 0.194										4	0	0	0	0	1	2									
Kevin Maas, L (1, 10) OBP: 0.453, SLG: 0.487										2	1	1	0	2	0	0									
Mel Hall, L (1, 7) OBP: 0.269, SLG: 0.507										4	1	1	2	0	0	2									
Jesse Barfield, R (1, 9) OBP: 0.354, SLG: 0.473										3	0	0	0	1	1	0									
Pat Sheridan, L (1, 8) OBP: 0.500, SLG: 0.750										3	0	2	0	0	0	0									
Torey Lovullo, S (1, 5) OBP: 0.222, SLG: 0.067 Randy Velarde, R (7, PR) OBP: 0.300, SLG: 0.250										2	0	1	0	1	0	1									
Alvaro Espinoza, R (1, 6) OBP: 0.311, SLG: 0.388										3	0	0	0	0	1	5									
Inning Stats	R: 0 E: 0 K: 1 S: 11	H: 0 LOB: 0 BB: 0 P: 17	R: 0 E: 0 K: 0 S: 11	H: 1 LOB: 3 BB: 3 P: 27	R: 0 E: 0 K: 0 S: 7	H: 0 LOB: 0 BB: 1 P: 15	R: 0 E: 0 K: 0 S: 5	H: 0 LOB: 1 BB: 1 P: 12	R: 0 E: 0 K: 1 S: 7	H: 1 LOB: 1 BB: 0 P: 10	R: 2 E: 0 K: 0 S: 7	H: 2 LOB: 0 BB: 0 P: 15	R: 1 E: 1 K: 0 S: 13	H: 2 LOB: 2 BB: 0 P: 18	R: 0 E: 0 K: 1 S: 7	H: 0 LOB: 0 BB: 0 P: 11		1B: 4 2B: 3 3B: 0 HR: 1	SF: 0 SAC: 0 DP: 2 HBP: 0	WP: 0 PB: 0 SB: 0 CS: 1	PA: 33				
PITCHER	IP	WLS	BF	H	R	ER	SO	BB	IBB	HBP	BLK	WP	HR	S	P	ERA	WHIP								
Brian Holman, R (1, 1) ERA: 2.88	6.2	L	28	5	3	2	2	5	0	0	0	0	0	56	107	2.70	1.500								
Rob Murphy, L (7, 1) ERA: 2.7	1.1		5	1	0	0	1	0	0	0	0	0	0	12	18	0.00	0.750								





Batter	1	2	3	4	5	6	7	8	9	AB	R	H	RBI	BB	SO	LOB	TOP			
Steve Sax, R OBP: 0.289, SLG: 0.279 (1, 5)	G5-3		G6-3		G5-3			1B		4	0	1	0	0	0	1				
Don Mattingly, L OBP: 0.366, SLG: 0.358 (1, 3)	F9		1B			L9		1B		4	0	2	1	0	0	0				
Matt Nokes, L OBP: 0.317, SLG: 0.545 (1, 2)	1B		F9			L9		K		4	0	1	0	0	1	3				
Kevin Maas, L OBP: 0.455, SLG: 0.483 (1, 10)	K					1B		F8		3	0	1	0	1	1	3				
Mel Hall, L OBP: 0.256, SLG: 0.481 (1, 7)		K			BB	P4		G3		4	0	0	0	0	1	4				
Jesse Barfield, R OBP: 0.351, SLG: 0.460 (1, 9)	G5-3				F8					3	0	0	0	1	1	1				
Pat Sheridan, L OBP: 0.250, SLG: 0.375 (1, 8)	F8				P4		BB			4	0	0	0	0	1	2				
Alvaro Espinoza, R OBP: 0.308, SLG: 0.382 (1, 6)			G6-3		G5-3					4	1	1	0	0	1	1				
Pat Kelly, R (1, 4)			1B		G5-3					3	0	0	0	0	2	2				
<b>Inning Stats</b>	R: 0 E: 0 K: 1 S: 9	H: 1 LOB: 1 BB: 0 P: 19	R: 0 E: 0 K: 1 S: 7	H: 0 LOB: 0 BB: 0 P: 11	R: 1 E: 0 K: 1 S: 13	H: 2 LOB: 1 BB: 0 P: 24	R: 0 E: 0 K: 0 S: 10	H: 0 LOB: 1 BB: 1 P: 16	R: 0 E: 0 K: 0 S: 8	H: 1 LOB: 1 BB: 0 P: 8	R: 0 E: 0 K: 3 S: 14	H: 0 LOB: 1 BB: 1 P: 20	R: 0 E: 0 K: 1 S: 15	H: 2 LOB: 2 BB: 0 P: 18	R: 0 E: 0 K: 1 S: 7	H: 0 LOB: 0 BB: 0 P: 11	1B: 6 2B: 0 3B: 0 HR: 0	SF: 0 SAC: 0 DP: 0 HBP: 0	WP: 0 PB: 0 SB: 0 CS: 0	PA: 35
<b>PITCHER</b>	IP	WLS	BF	H	R	ER	SO	BB	IBB	HBP	BLK	WP	HR	S	P	ERA	WHIP			
Eric King, R ERA: 5.47 (1, 1)	6.0	W	24	4	1	1	3	2	0	0	0	0	0	55	94	1.50	1.000			
Shawn Hillegas, R ERA: 1.29 (7, 1)	3.0	S	11	2	0	0	5	0	0	0	0	0	0	34	43	0.00	0.667			

**New York Yankees @ Cleveland Indians**  
Cleveland Municipal Stadium, Cleveland, OH  
Mon May 20 1991, 7:05 PM EDT  
Att: 7,047 - Sunny - 56 F

AB	33
R	1
H	6
RBI	1
BB	2
SO	8
LOB	17



Batter	1	2	3	4	5	6	7	8	9	AB	R	H	RBI	BB	SO	LOB	BOTTOM			
Mike Huff, R OBP: 0.430, SLG: 0.372 (1, 8)	P4		L4		B2-3			BB		3	0	0	0	1	0	1				
Mark Lewis, R OBP: 0.441, SLG: 0.506 (1, 4)	F9		K		F8		1B	2B		4	1	1	0	0	2	2				
Carlos Baerga, S OBP: 0.376, SLG: 0.450 (1, 5)	G6-3		1B		2B		1B	G3-1		4	1	2	1	0	0	0				
Albert Belle, R OBP: 0.336, SLG: 0.520 (1, 7)		BB	F8		F8			G5-3		4	0	1	0	0	0	3				
Chris James, R OBP: 0.349, SLG: 0.410 (1, 10)	L9				G5-3		2B	G6-4-3		4	0	2	2	0	0	1				
Brook Jacoby, R OBP: 0.230, SLG: 0.325 (1, 3)	F9				F8		L7	G6-4-3		4	0	0	0	0	0	3				
Beau Allred, L OBP: 0.430, SLG: 0.443 (1, 9)	FC6-4				BB		G4-6-3	1B		1	0	1	0	2	0	0				
Joel Skinner, R OBP: 0.273, SLG: 0.419 (1, 2)	FC6-4				E1		K			3	0	0	0	0	1	4				
Felix Fermin, R OBP: 0.246, SLG: 0.217 (1, 6)					F9		G4-6-3			3	1	1	0	0	0	3				
<b>Inning Stats</b>	R: 0 E: 0 K: 0 S: 5	H: 0 LOB: 0 BB: 0 P: 7	R: 0 E: 0 K: 0 S: 7	H: 1 LOB: 2 BB: 1 P: 14	R: 1 E: 0 K: 1 S: 12	H: 2 LOB: 1 BB: 0 P: 17	R: 0 E: 1 K: 0 S: 9	H: 0 LOB: 2 BB: 1 P: 19	R: 2 E: 0 K: 0 S: 12	H: 3 LOB: 1 BB: 0 P: 21	R: 0 E: 0 K: 1 S: 8	H: 1 LOB: 0 BB: 0 P: 11	R: 0 E: 0 K: 1 S: 8	H: 0 LOB: 0 BB: 1 P: 16	R: 0 E: 0 K: 0 S: 9	H: 1 LOB: 0 BB: 0 P: 15	1B: 6 2B: 2 3B: 0 HR: 0	SF: 0 SAC: 0 DP: 2 HBP: 0	WP: 0 PB: 0 SB: 0 CS: 0	PA: 33
<b>PITCHER</b>	IP	WLS	BF	H	R	ER	SO	BB	IBB	HBP	BLK	WP	HR	S	P	ERA	WHIP			
Chuck Cary, L ERA: 6.63 (1, 1)	5.0	L	25	7	3	3	1	2	0	0	0	0	0	47	82	5.40	1.800			
John Habyan, R ERA: 2.39 (6, 1)	2.0		5	0	0	0	2	1	0	0	0	0	0	14	23	0.00	0.500			
Greg Cadaret, L ERA: 3.0 (8, 1)	1.0		3	1	0	0	0	0	0	0	0	0	0	9	15	0.00	1.000			

**New York Yankees @ Cleveland Indians**  
Cleveland Municipal Stadium, Cleveland, OH  
Mon May 20 1991, 7:05 PM EDT  
Att: 7,047 - Sunny - 56 F

AB	30
R	3
H	8
RBI	3
BB	3
SO	3
LOB	17









Batter	1	2	3	4	5	6	7	8	9	AB	R	H	RBI	BB	SO	LOB	TOP								
<b>Roberto Kelly, R</b> OBP: 0.340, SLG: 0.409 (1, 8)	G5-3	G6-3				F8		G4-3		5	1	1	0	0	0	2									
<b>Steve Sax, R</b> OBP: 0.292, SLG: 0.288 (1, 5)	F9					G6-3			G3	5	1	2	0	0	0	0									
<b>Don Mattingly, L</b> OBP: 0.370, SLG: 0.371 (1, 3)	P6									5	1	1	1	0	1	1									
<b>Kevin Maas, L</b> OBP: 0.442, SLG: 0.488 (1, 10)										5	2	2	3	0	1	1									
<b>Mel Hall, L</b> OBP: 0.267, SLG: 0.482 (1, 7)	F9									4	0	2	0	0	0	2									
<b>Matt Nokes, L</b> OBP: 0.315, SLG: 0.563 (1, 2)										4	1	1	1	0	0	3									
<b>Jesse Barfield, R</b> OBP: 0.338, SLG: 0.438 (1, 9)										4	1	1	0	0	1	1									
<b>Alvaro Espinoza, R</b> OBP: 0.296, SLG: 0.364 (1, 6)										4	1	0	0	0	1	3									
<b>Randy Velarde, R</b> OBP: 0.300, SLG: 0.250 (9, 6)										0	0	0	0	0	0	0									
<b>Pat Kelly, R</b> OBP: 0.200, SLG: 0.222 (1, 4)										3	0	1	2	0	0	0									
<b>Inning Stats</b>	R: 0 E: 0 K: 0 S: 9	H: 0 LOB: 0 BB: 0 P: 15	R: 3 E: 0 K: 1 S: 20	H: 3 LOB: 1 BB: 0 P: 29	R: 0 E: 0 K: 0 S: 8	H: 1 LOB: 1 BB: 0 P: 15	R: 1 E: 0 K: 1 S: 9	H: 1 LOB: 0 BB: 0 P: 14	R: 4 E: 1 K: 0 S: 14	H: 5 LOB: 1 BB: 0 P: 23	R: 0 E: 0 K: 0 S: 5	H: 0 LOB: 0 BB: 0 P: 7	R: 0 E: 0 K: 0 S: 7	H: 1 LOB: 1 BB: 0 P: 13	R: 0 E: 0 K: 0 S: 7	H: 0 LOB: 1 BB: 0 P: 9	R: 0 E: 0 K: 2 S: 9	H: 0 LOB: 0 BB: 0 P: 13	1B: 7 2B: 3 3B: 0 HR: 2	SF: 0 SAC: 0 DP: 1 HBP: 1	WP: 1 PB: 1 SB: 0 CS: 0	PA: 40			
<b>PITCHER</b>	IP	WLS	BF	H	R	ER	SO	BB	IBB	HBP	BLK	WP	HR	S	P	ERA	WHIP								
<b>Tom Candiotti, R</b> ERA: 2.49 (1, 1)	4.0	L	22	9	8	8	2	0	0	0	0	1	2	56	90	18.00	2.250								
<b>Efrain Valdez, L</b> ERA (5, 1)	3.0		11	2	0	0	0	0	0	0	0	0	0	16	26	0.00	0.667								
<b>Mike Walker, R</b> ERA (8, 1)	1.0		4	0	0	0	0	0	0	1	0	0	0	7	9	0.00	0.000								
<b>Jesse Orosco, L</b> ERA: 3.14 (9, 1)	1.0		3	0	0	0	2	0	0	0	0	0	0	9	13	0.00	0.000								

**New York Yankees @ Cleveland Indians**  
Cleveland Municipal Stadium, Cleveland, OH  
Wed May 22 1991, 7:05 PM EDT  
Att: 10,630 - Sunny - 73 F

AB	39
R	8
H	11
RBI	7
BB	0
SO	4
LOB	13



Batter	1	2	3	4	5	6	7	8	9	AB	R	H	RBI	BB	SO	LOB	BOTTOM								
<b>Mike Huff, R</b> OBP: 0.407, SLG: 0.341 (1, 8)	F9									4	0	0	0	0	3	2									
<b>Mark Lewis, R</b> OBP: 0.436, SLG: 0.489 (1, 4)										3	0	1	0	1	0	0									
<b>Beau Alired, L</b> OBP: 0.402, SLG: 0.406 (1, 9)										4	0	0	0	0	2	3									
<b>Albert Belle, R</b> OBP: 0.345, SLG: 0.531 (1, 7)										4	0	0	0	0	1	1									
<b>Carlos Baerga, S</b> OBP: 0.376, SLG: 0.457 (1, 5)										3	1	0	0	1	1	0									
<b>Chris James, R</b> OBP: 0.351, SLG: 0.408 (1, 10)										4	0	3	0	0	0	0									
<b>Brook Jacoby, R</b> OBP: 0.253, SLG: 0.333 (1, 3)										4	0	3	1	0	1	0									
<b>Joel Skinner, R</b> OBP: 0.308, SLG: 0.459 (1, 2)										2	0	0	0	0	0	4									
<b>Eddie Taubensee, L</b> (6, PH) (7, 2)										2	0	0	0	0	1	2									
<b>Felix Fermin, R</b> OBP: 0.250, SLG: 0.239 (1, 6)										3	0	1	0	0	0	0									
<b>Ever Magallanes, L</b> (9, 6)										1	0	0	0	0	0	0									
<b>Inning Stats</b>	R: 0 E: 0 K: 1 S: 9	H: 1 LOB: 1 BB: 0 P: 15	R: 1 E: 1 K: 1 S: 11	H: 3 LOB: 2 BB: 1 P: 24	R: 0 E: 0 K: 1 S: 10	H: 0 LOB: 0 BB: 0 P: 17	R: 0 E: 0 K: 0 S: 7	H: 2 LOB: 1 BB: 0 P: 12	R: 0 E: 0 K: 1 S: 14	H: 0 LOB: 1 BB: 0 P: 21	R: 0 E: 0 K: 0 S: 9	H: 2 LOB: 2 BB: 0 P: 12	R: 0 E: 0 K: 2 S: 9	H: 0 LOB: 1 BB: 1 P: 18	R: 0 E: 0 K: 1 S: 6	H: 0 LOB: 0 BB: 0 P: 10	R: 0 E: 0 K: 2 S: 8	H: 0 LOB: 0 BB: 0 P: 10	1B: 8 2B: 1 3B: 0 HR: 0	SF: 0 SAC: 0 DP: 2 HBP: 0	WP: 0 PB: 0 SB: 0 CS: 0	PA: 36			
<b>PITCHER</b>	IP	WLS	BF	H	R	ER	SO	BB	IBB	HBP	BLK	WP	HR	S	P	ERA	WHIP								
<b>Tim Leary, R</b> ERA: 4.4 (1, 1)	7.0	W	30	8	1	1	6	2	0	0	0	0	0	14	20	0.00	0.000								
<b>Eric Plunk, R</b> ERA: 9.0 (8, 1)	2.0		6	0	0	0	3	0	0	0	0	0	0	14	20	0.00	0.000								

**New York Yankees @ Cleveland Indians**  
Cleveland Municipal Stadium, Cleveland, OH  
Wed May 22 1991, 7:05 PM EDT  
Att: 10,630 - Sunny - 73 F

AB	34
R	1
H	8
RBI	1
BB	2
SO	9
LOB	12





Batter	1	2	3	4	5	6	7	8	9	AB	R	H	RBI	BB	SO	LOB	TOP										
<b>Roberto Kelly, R</b> OBP: 0.342, SLG: 0.411	F9		G5-3	WP 2B		G5-3	F9			4	1	1	1	1	0	2	<b>New York Yankees @ Baltimore Orioles</b> Memorial Stadium, Baltimore, MD Fri May 24 1991, 7:05 PM EDT Att: 30,436 - Cloudy - 88 F										
<b>Steve Sax, R</b> OBP: 0.285, SLG: 0.292	F9		E6 BB	WP 2B		G5-3		P6		5	0	1	1	0	0	2											
<b>Don Mattingly, L</b> OBP: 0.365, SLG: 0.365	P2		P2	G4-3			FC3-6 BB WP	E1		5	1	1	0	0	0	2											
<b>Kevin Maas, L</b> OBP: 0.446, SLG: 0.508		HR					FC3-6 BB	K		3	1	1	1	2	2	1											
<b>Mel Hall, L</b> OBP: 0.264, SLG: 0.466	1B		P6			G5-3	FC3-6 BB WP	F8		5	1	1	0	0	0	5											
<b>Matt Nokes, L</b> OBP: 0.319, SLG: 0.551	1B			E BB		F8	K			4	1	1	0	1	1	2											
<b>Jesse Barfield, R</b> OBP: 0.333, SLG: 0.429	K			K		F8 G5-3 1B	K BB 2B	F9		5	1	1	0	0	3	4											
<b>Alvaro Espinoza, R</b> OBP: 0.308, SLG: 0.377	K		E6 2B			G5-3	2B BB			4	1	2	1	1	1	3											
<b>Pat Kelly, R</b> OBP: 0.200, SLG: 0.286	K		K			F8	F8 2B	F9		5	0	1	2	0	2	5											
<b>Inning Stats</b>	R: 0 E: 0 K: 0 S: 9	H: 0 LOB: 0 BB: 0 P: 13	R: 1 E: 0 K: 3 S: 14	H: 3 LOB: 2 BB: 0 P: 23	R: 0 E: 1 K: 0 S: 12	H: 0 LOB: 2 BB: 1 P: 19	R: 3 E: 1 K: 2 S: 18	H: 3 LOB: 1 BB: 1 P: 30	R: 0 E: 0 K: 1 S: 8	H: 0 LOB: 0 BB: 0 P: 14	R: 0 E: 0 K: 0 S: 10	H: 1 LOB: 2 BB: 1 P: 16	R: 3 E: 0 K: 2 S: 19	H: 2 LOB: 2 BB: 2 P: 32	R: 0 E: 1 K: 1 S: 7	H: 0 LOB: 1 BB: 0 P: 12	R: 0 E: 0 K: 0 S: 6	H: 1 LOB: 1 BB: 0 P: 11	1B: 5 2B: 4 3B: 0 HR: 1	SF: 0 SAC: 0 DP: 0 HBP: 0	WP: 3 PB: 0 SB: 0 CS: 0	PA: 45					
<b>PITCHER</b>	IP	WLS	BF	H	R	ER	SO	BB	IBB	HBP	BLK	WP	HR	S	P	ERA	WHIP										
<b>Jeff Robinson, R</b> ERA: 4.29	3.2	L	20	6	4	4	5	2	0	0	0	1	1	50	80	9.82	2.182										
<b>Paul Kilgus, L</b> ERA: 3.51	2.1		9	1	0	0	1	1	0	0	0	1	0	21	35	0.00	0.857										
<b>Kevin Hickey, L</b> ERA: 9.0	0.2		4	1	2	2	1	1	0	0	0	0	0	7	14	27.00	3.000										
<b>Mark Williamson, R</b> ERA: 6.64	1.1		8	1	1	1	2	1	0	0	0	1	0	19	30	6.75	1.500										
<b>Mike Flanagan, L</b> ERA: 3.04	1.0		4	1	0	0	0	0	0	0	0	0	0	6	11	0.00	1.000										

Batter	1	2	3	4	5	6	7	8	9	AB	R	H	RBI	BB	SO	LOB	BOTTOM										
<b>Brady Anderson, L</b> OBP: 0.301, SLG: 0.212	P2			G3-1		F7		K		4	0	0	0	0	1	0	<b>New York Yankees @ Baltimore Orioles</b> Memorial Stadium, Baltimore, MD Fri May 24 1991, 7:05 PM EDT Att: 30,436 - Cloudy - 88 F										
<b>Tim Lincecum, R</b> OBP: 0.320, SLG: 0.565	K			G5-3		G5-3		G6-4-3 1B		4	0	1	0	0	1	0											
<b>Cal Ripken Jr., R</b> OBP: 0.409, SLG: 0.614	L6			E5			2B	P3		4	1	1	0	0	0	1											
<b>Joe Orsulak, L</b> OBP: 0.311, SLG: 0.376		G4-3		F9			G1-3 2B	G6-4-3		4	0	1	1	0	0	2											
<b>Randy Milligan, R</b> OBP: 0.326, SLG: 0.308		F7			G4-1 BB		F8			2	0	0	0	1	0	1											
<b>Sam Horn, L</b> OBP: 0.326, SLG: 0.453					G4-1		G1-3			2	0	0	0	0	0	1											
<b>Jeff McKnight, S</b> OBP: 0.257, SLG: 0.242		P6					2-3			1	0	0	0	0	0	1											
<b>David Segui, S</b> OBP: 0.176, SLG: 0.125				F8		F8		G6-3		3	0	0	0	0	0	2											
<b>Bob Melvin, R</b> OBP: 0.288, SLG: 0.271				F9						1	0	0	0	0	0	0											
<b>Ernie Whitl, L</b> OBP: 0.278, SLG: 0.212								F7		1	0	0	0	0	1	1											
<b>Chris Hoiles, R</b> OBP: 0.298, SLG: 0.338										1	0	0	0	0	0	0											
<b>Billy Ripken, R</b> OBP: 0.237, SLG: 0.217				G6-3				G3		3	0	0	0	0	0	0											
<b>Inning Stats</b>	R: 0 E: 0 K: 1 S: 9	H: 0 LOB: 0 BB: 0 P: 13	R: 0 E: 0 K: 0 S: 11	H: 0 LOB: 0 BB: 0 P: 16	R: 0 E: 0 K: 0 S: 8	H: 0 LOB: 0 BB: 0 P: 11	R: 0 E: 0 K: 0 S: 6	H: 0 LOB: 1 BB: 0 P: 9	R: 0 E: 0 K: 0 S: 4	H: 0 LOB: 0 BB: 0 P: 8	R: 1 E: 0 K: 0 S: 10	H: 2 LOB: 1 BB: 0 P: 14	R: 0 E: 0 K: 1 S: 7	H: 0 LOB: 0 BB: 0 P: 10	R: 0 E: 0 K: 0 S: 5	H: 1 LOB: 0 BB: 0 P: 7	1B: 1 2B: 2 3B: 0 HR: 0	SF: 0 SAC: 0 DP: 1 HBP: 0	WP: 0 PB: 0 SB: 0 CS: 0	PA: 31							
<b>PITCHER</b>	IP	WLS	BF	H	R	ER	SO	BB	IBB	HBP	BLK	WP	HR	S	P	ERA	WHIP										
<b>Scott Sanderson, R</b> ERA: 4.17	5.0	W	17	0	0	0	2	1	0	0	0	0	0	43	69	0.00	0.200										
<b>Greg Cadaret, L</b> ERA: 3.13	2.0		8	2	1	1	0	0	0	0	0	0	0	14	22	4.50	1.000										
<b>Lee Guetterman, L</b> ERA: 1.53	1.0		3	0	0	0	1	0	0	0	0	0	0	7	10	0.00	0.000										
<b>Steve Farr, R</b> ERA: 2.25	1.0		3	1	0	0	0	0	0	0	0	0	0	5	7	0.00	1.000										

AB	40
R	7
H	10
RBI	6
BB	5
SO	9
LOB	26







Batter	1	2	3	4	5	6	7	8	9	AB	R	H	RBI	BB	SO	LOB	TOP								
<b>Roberto Kelly, R</b> OBP: 0.337, SLG: 0.404 (1, 8)	L8		FC5-4			G5-3	P6		1B	5	0	1	1	0	0	4	<b>New York Yankees @ Baltimore Orioles</b> Memorial Stadium, Baltimore, MD Sat May 25 1991, 7:05 PM EDT Att: 36,459 - Cloudy - 94 F								
<b>Steve Sax, R</b> OBP: 0.287, SLG: 0.287 (1, 5)	G6-3			L8		SF8		G1-3	IBB	3	0	0	1	1	0	0									
<b>Don Mattingly, L</b> OBP: 0.360, SLG: 0.382 (1, 10)	F8			G4-3		K		HR	SF9-6-4	4	1	1	2	0	1	0									
<b>Kevin Maas, L</b> OBP: 0.434, SLG: 0.489 (1, 3)		K		K			L9	F8	G5-3	5	0	0	0	0	2	1									
<b>Jesse Barfield, R</b> OBP: 0.338, SLG: 0.426 (1, 9)	P4				F7		BB	1B	HBP	3	1	1	0	1	0	0									
<b>Hensley Meulens, R</b> OBP: 0.277, SLG: 0.382 (7, PH)										2	0	1	0	0	1	0									
<b>Mel Hall, L</b> OBP: 0.280, SLG: 0.466 (7, 7)	K2-3									0	1	0	0	1	0	0									
<b>Alvaro Espinoza, R</b> OBP: 0.306, SLG: 0.373 (1, 6)				L5						4	0	1	0	0	1	4									
<b>Bob Geren, R</b> OBP: 0.250, SLG: 0.216 (7, PH)										2	0	1	0	0	1	1									
<b>Matt Nokes, L</b> OBP: 0.330, SLG: 0.556 (7, 2)				FC5-4		K			BLK	1	1	1	1	1	0	0									
<b>Pat Kelly, R</b> OBP: 0.316, SLG: 0.412 (1, 4)	F8								BB	3	2	2	1	1	0	1									
<b>Inning Stats</b>	R: 0 E: 0 K: 0 S: 9	H: 0 LOB: 0 BB: 0 P: 14	R: 0 E: 0 K: 2 S: 10	H: 0 LOB: 0 BB: 0 P: 13	R: 0 E: 0 K: 0 S: 8	H: 1 LOB: 1 BB: 0 P: 14	R: 0 E: 0 K: 1 S: 6	H: 0 LOB: 0 BB: 0 P: 8	R: 0 E: 0 K: 1 S: 8	H: 2 LOB: 1 BB: 0 P: 9	R: 1 E: 0 K: 1 S: 8	H: 1 LOB: 0 BB: 0 P: 14	R: 2 E: 0 K: 0 S: 18	H: 3 LOB: 2 BB: 1 P: 30	R: 1 E: 0 K: 1 S: 10	H: 1 LOB: 2 BB: 1 P: 17	R: 2 E: 0 K: 0 S: 13	H: 1 LOB: 1 BB: 3 P: 26	1B: 7 2B: 2 3B: 0 HR: 1	SF: 2 SAC: 0 DP: 1 HBP: 1	WP: 0 PB: 0 SB: 0 CS: 0	PA: 40			
<b>PITCHER</b>	IP	WLS	BF	H	R	ER	SO	BB	IBB	HBP	BLK	WP	HR	S	P	ERA	WHIP								
<b>Jeff Ballard, L</b> ERA: 3.97 (1, 1)	6.1		22	4	1	1	5	0	0	0	0	0	0	51	74	1.42	0.632								
<b>Roy Smith, R</b> ERA: (7, 1)	0.0	1	1	0	0	0	0	0	0	0	0	0	0	2	4	∞	∞								
<b>Kevin Hickey, L</b> ERA: (7, 1)	0.0	1	0	0	0	0	0	1	0	0	0	0	0	2	6	∞	∞								
<b>Mark Williamson, R</b> ERA: 6.65 (7, 1)	1.1	8	3	3	3	0	1	0	0	0	0	0	1	19	30	20.25	3.000								
<b>Mike Flanagan, L</b> ERA: 3.54 (8, 1)	1.1	L	8	1	2	2	1	2	1	1	1	0	0	16	31	13.50	2.250								

Batter	1	2	3	4	5	6	7	8	9	AB	R	H	RBI	BB	SO	LOB	BOTTOM								
<b>Mike Devereaux, R</b> OBP: 0.366, SLG: 0.534 (1, 8)	G6-3	K			SH1-4		K		1B	4	0	1	1	0	2	2	<b>New York Yankees @ Baltimore Orioles</b> Memorial Stadium, Baltimore, MD Sat May 25 1991, 7:05 PM EDT Att: 36,459 - Cloudy - 94 F								
<b>Brady Anderson, L</b> OBP: 0.287, SLG: 0.200 (1, 7)									1B	4	0	0	0	0	2	1									
<b>Jeff McKnight, S</b> OBP: 0.250, SLG: 0.235 (9, PH)	K		F9		K		G1-3		K	1	0	0	0	0	1	2									
<b>Cal Ripken Jr., R</b> OBP: 0.408, SLG: 0.633 (1, 6)	E1		E5		HR			G3	P4	5	2	2	2	0	0	2									
<b>Joe Orsulak, L</b> OBP: 0.300, SLG: 0.362 (1, 9)	G4-1		FC3-6		P4			G3		4	0	0	0	0	0	3									
<b>Randy Milligan, R</b> OBP: 0.324, SLG: 0.306 (1, 10)		P3	FC6-4			G6-3		CS	1B	4	0	1	1	0	0	1									
<b>David Segui, S</b> OBP: 0.190, SLG: 0.150 (1, 3)	F8				G4-3		G1-4-3		K	4	0	1	0	0	1	1									
<b>Tim Lulett, R</b> OBP: 0.333, SLG: 0.560 (1, 5)		1B			G6-3		G1-4-3		1B	4	2	2	0	0	0	1									
<b>Chris Hoiles, R</b> OBP: 0.295, SLG: 0.333 (1, 2)		1B			F8		K		G1-3	4	0	1	0	0	1	2									
<b>Billy Ripken, R</b> OBP: 0.250, SLG: 0.232 (1, 4)										3	1	2	1	0	0	0									
<b>Sam Horn, L</b> OBP: 0.326, SLG: 0.453 (9, PH)										0	0	0	0	0	0	0									
<b>Dwight Evans, R</b> OBP: 0.395, SLG: 0.370 (9, PH)										1	0	1	0	0	0	0									
<b>Juan Bell, R</b> OBP: 0.148, SLG: 0.185 (9, PR)					BLK	SH1-4			1B	0	0	0	0	0	0	0									
<b>Inning Stats</b>	R: 0 E: 1 K: 1 S: 12	H: 3 LOB: 2 BB: 0 P: 19	R: 1 E: 1 K: 1 S: 12	H: 3 LOB: 0 BB: 0 P: 20	R: 0 E: 1 K: 0 S: 11	H: 0 LOB: 1 BB: 0 P: 21	R: 0 E: 0 K: 0 S: 6	H: 0 LOB: 0 BB: 0 P: 8	R: 2 E: 0 K: 1 S: 9	H: 2 LOB: 0 BB: 0 P: 13	R: 0 E: 0 K: 1 S: 9	H: 1 LOB: 1 BB: 0 P: 12	R: 0 E: 0 K: 1 S: 5	H: 0 LOB: 0 BB: 0 P: 8	R: 1 E: 0 K: 1 S: 11	H: 2 LOB: 0 BB: 0 P: 17	R: 1 E: 0 K: 1 S: 14	H: 3 LOB: 2 BB: 0 P: 22	1B: 9 2B: 1 3B: 0 HR: 1	SF: 0 SAC: 1 DP: 0 HBP: 0	WP: 0 PB: 0 SB: 0 CS: 1	PA: 39			
<b>PITCHER</b>	IP	WLS	BF	H	R	ER	SO	BB	IBB	HBP	BLK	WP	HR	S	P	ERA	WHIP								
<b>Pascual Perez, R</b> ERA: 1.53 (1, 1)	6.0		26	6	3	3	4	0	0	0	0	0	0	59	93	4.50	1.000								
<b>John Habyan, R</b> ERA: 2.19 (7, 1)	1.0	3	0	0	0	1	0	0	0	0	0	0	0	5	8	0.00	0.000								
<b>Steve Farr, R</b> ERA: 2.95 (8, 1)	1.1	W	6	3	2	2	1	0	0	0	0	0	0	16	25	13.50	2.250								
<b>Lee Guetterman, L</b> ERA: 1.47 (9, 1)	0.2	S	4	2	0	0	1	0	0	0	0	0	0	9	14	0.00	3.000								

AB 32  
R 6  
H 9  
RBI 6  
BB 5  
SO 6  
LOB 11



AB 38  
R 5  
H 11  
RBI 5  
BB 0  
SO 7  
LOB 15





Batter	1	2	3	4	5	6	7	8	9	10	11	AB	R	H	RBI	BB	SO	LOB	TOP								
<b>Roberto Kelly, R</b> OBP: 0.337, SLG: 0.401 (1.8)	G5-3		1B		1B			F8	K		G6-3	6	0	2	0	0	1	3									
<b>Steve Sax, R</b> OBP: 0.283, SLG: 0.282 (1.4)	P3		1B		K			F9		G5-3	F8	6	0	1	0	0	1	3									
<b>Don Mattingly, L</b> OBP: 0.302, SLG: 0.376 (1.10)	G3-1		F8					1B				4	0	1	0	1	0	2									
<b>Kevin Maas, L</b> OBP: 0.438, SLG: 0.493 (1.3)		G6-4-3 1B		G3				K				5	0	3	0	0	1	1									
<b>Mel Hall, L</b> OBP: 0.286, SLG: 0.495 (9.7)		G6-4-3 1B		G4-3				FC4-6				5	1	2	1	0	1	3									
<b>Matt Nokes, L</b> OBP: 0.328, SLG: 0.545 (1.2)				G3-1					HR			4	0	1	0	0	0	3									
<b>Pat Sheridan, L</b> OBP: 0.250, SLG: 0.375 (9. PR)				F7								0	0	0	0	0	0	0									
<b>Alvaro Escobar, R</b> OBP: 0.304, SLG: 0.370 (9.6)									FC5 SH1 1B			1	0	0	0	0	0	2									
<b>Hensley Meulens, R</b> OBP: 0.278, SLG: 0.374 (1.7)				G6-4-3					SH1			2	0	0	0	1	0	2									
<b>Bob Geren, R</b> OBP: 0.268, SLG: 0.237 (9.2)												1	1	1	0	0	0	0									
<b>Randy Velarde, R</b> OBP: 0.283, SLG: 0.234 (1.6)				G1-3								3	0	0	0	0	1	1									
<b>Jesse Barfield, R</b> OBP: 0.340, SLG: 0.423 (9. PH)												1	0	0	0	1	0	1									
<b>Pat Kelly, R</b> OBP: 0.292, SLG: 0.409 (1.5)				P8								5	0	1	1	0	1	3									
<b>Inning Stats</b>	R: 0 E: 0 K: 7 S: 7	H: 0 LOB: 0 BB: 0 P: 10	R: 0 E: 0 K: 6 S: 6	H: 2 LOB: 1 BB: 0 P: 9	R: 0 E: 0 K: 16 S: 16	H: 2 LOB: 2 BB: 0 P: 24	R: 0 E: 0 K: 6 S: 6	H: 0 LOB: 0 BB: 0 P: 12	R: 0 E: 0 K: 3 S: 16	H: 1 LOB: 2 BB: 1 P: 24	R: 0 E: 0 K: 0 S: 7	H: 1 LOB: 1 BB: 0 P: 13	R: 0 E: 0 K: 1 S: 9	H: 1 LOB: 1 BB: 0 P: 15	R: 0 E: 0 K: 1 S: 11	H: 2 LOB: 2 BB: 1 P: 23	R: 0 E: 0 K: 1 S: 10	H: 1 LOB: 2 BB: 1 P: 21	R: 1 E: 0 K: 0 S: 16	H: 2 LOB: 1 BB: 0 P: 25	1B: 10 2B: 1 3B: 0 HR: 1	SF: 0 SAC: 1 DP: 1 HBP: 0	WP: 0 PB: 1 SB: 0 CS: 0	PA: 47			
<b>PITCHER</b>	IP 7.0	WLS 2.1	BF 27	H 6	R 0	ER 0	SO 3	BB 2	IBB 0	HBP 0	BLK 0	WP 0	HR 1	S 66	P 105	ERA 0.00	WHIP 1.000										
<b>Jose Mesa, R</b> ERA: 3.47 (1.1)																											
<b>Gregg Olson, R</b> ERA: 2.76 (8.1)																											
<b>Mike Flanagan, L</b> ERA: 3.64 (10.1)																											

**New York Yankees @ Baltimore Orioles**  
Memorial Stadium, Baltimore, MD  
Sun May 26 1991, 3:33 AM EDT  
Att: 39,259 - Sunny - 93 F

AB 43  
R 2  
H 12  
RBI 2  
BB 3  
SO 6  
LOB 24



Batter	1	2	3	4	5	6	7	8	9	10	11	AB	R	H	RBI	BB	SO	LOB	BOTTOM								
<b>Mike Devereaux, R</b> OBP: 0.364, SLG: 0.532 (1.8)	G5-3		K		G6-3 2B						G3	6	0	2	0	0	1	1									
<b>Billy Ripken, R</b> OBP: 0.260, SLG: 0.253 (1.4)	PB 2B		BB 1B		G6-3					SH1-4 1B		4	1	2	0	0	1	1									
<b>Cal Ripken Jr., R</b> OBP: 0.414, SLG: 0.627 (1.6)	FC1-5-2 2-H		1B BB		G5-4-3 IBB			B1-3		G3-1 IBB		3	0	1	0	2	0	1									
<b>Randy Milligan, R</b> OBP: 0.324, SLG: 0.301 (1.3)					G5-4-3			G4-3		G3-1		2	0	0	0	1	1	3									
<b>Joe Orsulak, R</b> OBP: 0.235, SLG: 0.355 (8.9)	K											2	0	0	0	0	0	2									
<b>Dwight Evans, R</b> OBP: 0.412, SLG: 0.379 (1.10)												3	0	2	1	2	1	0									
<b>Tim Lincecum, R</b> OBP: 0.305, SLG: 0.509 (1.5)		G6-4-3		FC6-4 1B				FC5-4 BB		F8	F8	5	0	0	0	0	0	8									
<b>David Segui, S</b> OBP: 0.192, SLG: 0.200 (8.3)												5	0	1	0	0	0	1									
<b>Jeff McKnight, S</b> OBP: 0.231, SLG: 0.216 (1.9)												3	0	0	0	0	1	2									
<b>Brady Anderson, L</b> OBP: 0.303, SLG: 0.211 (8.7)												1	0	1	0	1	0	0									
<b>Bob Melvin, R</b> OBP: 0.263, SLG: 0.245 (1.2)												5	0	0	0	0	0	2									
<b>Inning Stats</b>	R: 0 E: 0 K: 12 S: 12	H: 1 LOB: 1 BB: 0 P: 19	R: 0 E: 0 K: 11 S: 11	H: 2 LOB: 1 BB: 0 P: 17	R: 1 E: 0 K: 17 S: 17	H: 3 LOB: 3 BB: 1 P: 28	R: 0 E: 0 K: 0 S: 7	H: 0 LOB: 0 BB: 0 P: 9	R: 0 E: 0 K: 0 S: 7	H: 0 LOB: 1 BB: 1 P: 14	R: 0 E: 0 K: 1 S: 10	H: 0 LOB: 0 BB: 0 P: 14	R: 0 E: 0 K: 1 S: 7	H: 0 LOB: 0 BB: 0 P: 11	R: 0 E: 0 K: 0 S: 7	H: 1 LOB: 1 BB: 0 P: 13	R: 0 E: 0 K: 0 S: 11	H: 1 LOB: 3 BB: 2 P: 23	R: 0 E: 0 K: 0 S: 7	H: 0 LOB: 1 BB: 1 P: 16	1B: 6 2B: 3 3B: 0 HR: 0	SF: 0 SAC: 1 DP: 2 HBP: 0	WP: 0 PB: 1 SB: 0 CS: 0	PA: 46			
<b>PITCHER</b>	IP 6.0	WLS 2.1	BF 26	H 7	R 0	ER 0	SO 2	BB 2	IBB 1	HBP 0	BLK 0	WP 0	HR 0	S 62	P 101	ERA 1.50	WHIP 1.500										
<b>Chuck Cary, L</b> ERA: 5.91 (7.1)																											
<b>Eric Plunk, R</b> ERA: 8.14 (9.1)																											
<b>Steve Howe, L</b> ERA: 2.0 (10.1)																											
<b>John Habyan, R</b> ERA: 2.16 (11.1)																											
<b>Greg Cadaret, L</b> ERA: 3.0 (8.3)																											

**New York Yankees @ Baltimore Orioles**  
Memorial Stadium, Baltimore, MD  
Sun May 26 1991, 3:33 AM EDT  
Att: 39,259 - Sunny - 93 F

AB 39  
R 1  
H 9  
RBI 1  
BB 6  
SO 5  
LOB 21





Batter	1	2	3	4	5	6	7	8	9	AB	R	H	RBI	BB	SO	LOB	TOP			
<b>Ellis Burks, R</b> OBP: 0.364, SLG: 0.417 (1, 8)	F9	G5-3		P6		K			G6-3	5	0	0	0	0	1	5				
<b>Carlos Quintana, R</b> OBP: 0.378, SLG: 0.432 (1, 3)	K		L3		HR	G6-3			L9	5	1	2	1	0	1	2				
<b>Wade Boggs, L</b> OBP: 0.355, SLG: 0.487 (1, 5)	G3		F7		G3-1		G4-3			4	0	0	0	0	0	1				
<b>Jack Clark, R</b> OBP: 0.367, SLG: 0.328 (1, 10)		E5	L3		G6-3		L9			4	1	0	0	0	0	1				
<b>Mike Greenwell, L</b> OBP: 0.358, SLG: 0.439 (1, 7)	E8	SF9		G3			F7			3	1	1	0	1	0	0				
<b>Tom Brunansky, R</b> OBP: 0.305, SLG: 0.448 (1, 9)	SF9			F8		P3		F8		3	0	0	1	0	0	1				
<b>Tony Peña, R</b> OBP: 0.304, SLG: 0.374 (1, 2)						P3		G3-1		3	2	1	1	1	0	0				
<b>Jody Reed, R</b> OBP: 0.289, SLG: 0.285 (1, 4)								P3		4	0	3	1	0	0	0				
<b>Luis Rivera, R</b> OBP: 0.363, SLG: 0.455 (1, 6)								L9		3	0	1	1	1	0	1				
<b>Inning Stats</b>	R: 0 E: 0 K: 1 S: 8	H: 0 LOB: 0 BB: 0 P: 12	R: 3 E: 2 K: 0 S: 18	H: 3 LOB: 1 BB: 0 P: 26	R: 0 E: 0 K: 0 S: 4	H: 1 LOB: 0 BB: 0 P: 6	R: 1 E: 0 K: 0 S: 10	H: 2 LOB: 2 BB: 1 P: 17	R: 1 E: 0 K: 0 S: 9	H: 1 LOB: 1 BB: 1 P: 18	R: 0 E: 0 K: 1 S: 12	H: 1 LOB: 0 BB: 0 P: 8	R: 0 E: 0 K: 0 S: 8	H: 0 LOB: 0 BB: 0 P: 12	R: 0 E: 0 K: 0 S: 5	H: 0 LOB: 0 BB: 0 P: 7	1B: 5 2B: 2 3B: 1 HR: 1	SF: 1 SAC: 0 DP: 1 HBP: 0	WP: 0 PB: 0 SB: 2 CS: 0	PA: 38
<b>PITCHER</b>	IP	WLS	BF	H	R	ER	SO	BB	IBB	HBP	BLK	WP	HR	S	P	ERA	WHIP			
<b>Dave Eiland, R</b> ERA: 4.75 (1, 1)	4.1		21	7	5	4	1	1	0	0	0	0	1	43	66	8.31	1.846			
<b>Eric Plunk, R</b> ERA: 7.52 (5, 1)	1.2		8	1	0	0	1	2	0	0	0	0	0	18	34	0.00	1.800			
<b>Steve Howe, L</b> ERA: 1.64 (7, 1)	2.0		6	0	0	0	0	0	0	0	0	0	0	14	20	0.00	0.000			
<b>Lee Guetterman, L</b> ERA: 1.4 (9, 1)	1.0	W	3	0	0	0	0	0	0	0	0	0	0	5	7	0.00	0.000			

**Boston Red Sox @ New York Yankees**  
**Yankee Stadium, Bronx, NY**  
 Mon May 27 1991, 3:33 AM EDT  
 Att: 32,369 - Sunny - 82 F

AB 34  
 R 5  
 H 8  
 RBI 5  
 BB 3  
 SO 2  
 LOB 11



Batter	1	2	3	4	5	6	7	8	9	AB	R	H	RBI	BB	SO	LOB	BOTTOM					
<b>Roberto Kelly, R</b> OBP: 0.330, SLG: 0.391 (1, 8)	F9		K			L7		F8		4	0	0	0	0	1	0						
<b>Steve Sax, R</b> OBP: 0.282, SLG: 0.277 (1, 4)	F9			S	BB	G6-3		L3		3	0	0	0	1	0	0						
<b>Don Mattingly, L</b> OBP: 0.363, SLG: 0.386 (1, 3)					F7					2	0	1	0	0	0	1						
<b>Hensley Meulens, R</b> OBP: 0.283, SLG: 0.376 (6, 3)						P4			HR	2	1	1	0	0	0	0						
<b>Kevin Maas, L</b> OBP: 0.434, SLG: 0.486 (1, 10)	G4-3				K		P4		HR	4	1	1	0	0	1	2						
<b>Mel Hall, L</b> OBP: 0.294, SLG: 0.557 (1, 7)		F9			G3				HR	4	2	2	4	0	0	1						
<b>Matt Nokes, L</b> OBP: 0.320, SLG: 0.530 (1, 2)	F9				F9		P3			3	0	0	0	0	0	0						
<b>Jesse Barfield, R</b> OBP: 0.346, SLG: 0.474 (1, 9)						HR			HR	3	2	2	2	0	1	0						
<b>Alvaro Espinoza, R</b> OBP: 0.297, SLG: 0.361 (1, 6)					F8		P2		G6-3	3	0	0	0	0	0	0						
<b>Pat Kelly, R</b> OBP: 0.259, SLG: 0.360 (1, 5)					L6		G4-3		F8	3	0	0	0	0	0	0						
<b>Inning Stats</b>	R: 0 E: 0 K: 0 S: 6	H: 1 LOB: 1 BB: 0 P: 14	R: 0 E: 0 K: 1 S: 8	H: 0 LOB: 0 BB: 0 P: 10	R: 0 E: 0 K: 1 S: 8	H: 0 LOB: 0 BB: 0 P: 11	R: 0 E: 0 K: 1 S: 7	H: 0 LOB: 1 BB: 1 P: 14	R: 1 E: 0 K: 0 S: 8	H: 1 LOB: 0 BB: 0 P: 14	R: 0 E: 0 K: 0 S: 6	H: 0 LOB: 0 BB: 0 P: 8	R: 2 E: 0 K: 0 S: 6	H: 2 LOB: 0 BB: 0 P: 10	R: 0 E: 0 K: 0 S: 8	H: 0 LOB: 0 BB: 0 P: 11	R: 3 E: 0 K: 0 S: 8	H: 3 LOB: 0 BB: 0 P: 11	1B: 2 2B: 1 3B: 0 HR: 4	SF: 0 SAC: 0 DP: 0 HBP: 0	WP: 0 PB: 0 SB: 1 CS: 0	PA: 32
<b>PITCHER</b>	IP	WLS	BF	H	R	ER	SO	BB	IBB	HBP	BLK	WP	HR	S	P	ERA	WHIP					
<b>Danny Darwin, R</b> ERA: 5.4 (1, 1)	6.2		25	4	3	3	3	1	0	0	0	0	0	9	13	0.00	0.750					
<b>Jeff Gray, R</b> ERA: 2.22 (7, 1)	1.1		4	0	0	0	0	0	0	0	0	0	0	9	13	0.00	0.000					
<b>Jeff Reardon, R</b> ERA: 2.84 (9, 1)	0.0	L	3	3	3	3	0	0	0	0	0	0	1	8	11	∞	∞					

**Boston Red Sox @ New York Yankees**  
**Yankee Stadium, Bronx, NY**  
 Mon May 27 1991, 3:33 AM EDT  
 Att: 32,369 - Sunny - 82 F

AB 31  
 R 6  
 H 7  
 RBI 6  
 BB 1  
 SO 3  
 LOB 4





Batter	1	2	3	4	5	6	7	8	9	AB	R	H	RBI	BB	SO	LOB	TOP			
<b>Jody Reed, R</b> OBP: 0.298, SLG: 0.290 (1, 4)	G5-3		G5-4-3 1B	BB		F7		G6-4-3 1B		4	0	2	0	1	0	1				
<b>Carlos Quintana, R</b> OBP: 0.373, SLG: 0.430 (1, 3)	G5-3		G5-4-3 1-2f	F8		1-H 2B		G6-4-3 1-2f		5	1	1	1	0	0	4				
<b>Wade Boggs, L</b> OBP: 0.453, SLG: 0.484 (1, 5)	G4-3		1B	P6		2-H 1B			G6-3	5	0	2	1	0	0	2				
<b>Jack Clark, R</b> OBP: 0.368, SLG: 0.326 (9, PR)		K	1-2 1B		G6-3	FC5-4 1-2f			FC6-4 BB	4	0	1	0	1	1	1				
<b>Mike Greenwell, L</b> OBP: 0.359, SLG: 0.457 (1, 7)	HR	F9							K	5	1	2	1	0	1	3				
<b>Ellis Burks, R</b> OBP: 0.359, SLG: 0.405 (1, 8)	G5-3			S 2B BB	F9				FC6-4 1-2f	4	1	0	0	1	0	2				
<b>Tom Brunansky, R</b> OBP: 0.310, SLG: 0.446 (1, 9)				F7	F7					3	0	1	0	1	0	2				
<b>Tony Peña, R</b> OBP: 0.309, SLG: 0.373 (1, 2)	G4-3			2B		CS 1B			FC6-4	3	1	1	0	1	0	2				
<b>Luis Rivera, R</b> OBP: 0.377, SLG: 0.505 (1, 6)			HR	F8 1-H 2-H	2B			F9		3	2	2	3	1	0	0				
<b>Inning Stats</b>	R: 0 E: 0 K: 0 S: 7	H: 0 LOB: 0 BB: 0 P: 11	R: 1 E: 0 K: 1 S: 12	H: 1 LOB: 1 BB: 1 P: 19	R: 1 E: 0 K: 0 S: 12	H: 4 LOB: 2 BB: 0 P: 19	R: 2 E: 0 K: 0 S: 12	H: 1 LOB: 2 BB: 3 P: 32	R: 0 E: 0 K: 0 S: 7	H: 1 LOB: 1 BB: 0 P: 15	R: 2 E: 0 K: 0 S: 12	H: 3 LOB: 1 BB: 1 P: 24	R: 0 E: 0 K: 0 S: 8	H: 1 LOB: 1 BB: 0 P: 11	R: 0 E: 0 K: 1 S: 9	H: 0 LOB: 0 BB: 1 P: 18	1B: 8 2B: 2 3B: 0 HR: 2	SF: 0 SAC: 0 DP: 2 HBP: 0	WP: 0 PB: 0 SB: 1 CS: 1	PA: 42
<b>PITCHER</b>	IP	WLS	BF	H	R	ER	SO	BB	IBB	HBP	BLK	WP	HR	S	P	ERA	WHIP			
<b>Tim Leary, R</b> ERA: 4.86 (1, 1)	5.2	L	29	9	6	6	1	5	0	0	0	0	2	60	115	9.53	2.471			
<b>Greg Cadaret, L</b> ERA: 2.63 (6, 1)	3.1		13	3	0	0	1	1	0	0	0	0	0	27	49	0.00	1.200			

**Boston Red Sox @ New York Yankees**  
Yankee Stadium, Bronx, NY  
Tue May 28 1991, 7:05 PM EDT  
Att. 32,943 - Sunny - 86 F

AB	36
R	6
H	12
RBI	6
BB	6
SO	2
LOB	17



Batter	1	2	3	4	5	6	7	8	9	AB	R	H	RBI	BB	SO	LOB	BOTTOM					
<b>Roberto Kelly, R</b> OBP: 0.322, SLG: 0.381 (1, 8)	K		FC6-4 2B			F8		L9		4	1	0	0	0	1	1						
<b>Steve Sax, R</b> OBP: 0.281, SLG: 0.282 (1, 4)	G6-3		1-H 2B			G6-3			P3	4	0	1	1	0	0	0						
<b>Kevin Maas, L</b> OBP: 0.430, SLG: 0.479 (1, 3)	K		L7			1B			P4	4	0	1	0	0	1	1						
<b>Mel Hall, L</b> OBP: 0.292, SLG: 0.574 (1, 7)		G4-3		K		P6			HR	4	1	1	1	0	1	1						
<b>Matt Nokes, L</b> OBP: 0.317, SLG: 0.521 (1, 2)		1B		F9					G1-3	4	0	1	0	0	0	0						
<b>Jesse Barfield, R</b> OBP: 0.340, SLG: 0.463 (1, 9)		K		K						3	0	0	0	0	2	1						
<b>Hensley Meulens, R</b> OBP: 0.275, SLG: 0.365 (1, 10)		K				K				3	0	0	0	0	3	1						
<b>Alvaro Espinoza, R</b> OBP: 0.290, SLG: 0.352 (1, 6)			G1-3			G6-3			G1-3	3	0	0	0	0	0	0						
<b>Pat Kelly, R</b> OBP: 0.267, SLG: 0.333 (1, 5)						F7			F7	2	0	0	0	1	0	0						
<b>Inning Stats</b>	R: 0 E: 0 K: 2 S: 16	H: 0 LOB: 0 BB: 0 P: 22	R: 0 E: 0 K: 2 S: 12	H: 1 LOB: 1 BB: 0 P: 19	R: 1 E: 0 K: 0 S: 14	H: 1 LOB: 1 BB: 1 P: 24	R: 0 E: 0 K: 2 S: 11	H: 0 LOB: 0 BB: 0 P: 15	R: 0 E: 0 K: 1 S: 7	H: 0 LOB: 0 BB: 0 P: 9	R: 0 E: 0 K: 0 S: 9	H: 1 LOB: 1 BB: 0 P: 11	R: 0 E: 0 K: 1 S: 8	H: 0 LOB: 0 BB: 0 P: 10	R: 0 E: 0 K: 0 S: 10	H: 0 LOB: 0 BB: 0 P: 16	R: 1 E: 0 K: 0 S: 10	H: 1 LOB: 0 BB: 0 P: 15	1B: 2 2B: 1 3B: 0 HR: 1	SF: 0 SAC: 0 DP: 0 HBP: 0	WP: 0 PB: 0 SB: 0 CS: 0	PA: 32
<b>PITCHER</b>	IP	WLS	BF	H	R	ER	SO	BB	IBB	HBP	BLK	WP	HR	S	P	ERA	WHIP					
<b>Roger Clemens, R</b> ERA: 2.34 (1, 1)	8.0	W	28	3	1	1	8	1	0	0	0	0	0	87	126	1.12	0.500					
<b>Tony Fossas, L</b> ERA: 3.95 (9, 1)	1.0		4	1	1	1	0	0	0	0	0	0	1	10	15	9.00	1.000					

**Boston Red Sox @ New York Yankees**  
Yankee Stadium, Bronx, NY  
Tue May 28 1991, 7:05 PM EDT  
Att. 32,943 - Sunny - 86 F

AB	31
R	2
H	4
RBI	2
BB	1
SO	8
LOB	5





Batter	1	2	3	4	5	6	7	8	9	AB	R	H	RBI	BB	SO	LOB	TOP					
Jody Reed, R OBP: 0.302, SLG: 0.295	2-2 1B		2-1 1B			0-2 P3			1-2 P2	4	0	2	0	0	0	0	<b>Boston Red Sox @ New York Yankees</b> Yankee Stadium, Bronx, NY Wed May 29 1991, 7:05 PM EDT Att: 25,242 - Cloudy - 80 F					
Carlos Quintana, R OBP: 0.364, SLG: 0.419	1-2 F7		0-0 G5-4-3			2-2 F8			0-1 G6-3	4	0	0	0	0	0	2						
Wade Boggs, L OBP: 0.449, SLG: 0.478	1-1 1B			1-0 L8				0-2 G4-3	4	0	1	0	0	0	0	0						
Jack Clark, R OBP: 0.362, SLG: 0.319	3-3 K			1-3 K				3-2 G5-3	3	0	0	0	0	0	2	2						
Mike Greenwell, L OBP: 0.353, SLG: 0.448 Steve Lyons, L OBP: 0.345, SLG: 0.556	0-1 F9			0-0 F7				0-0 F9	3	0	0	0	0	0	0	2						
Ellis Burks, R OBP: 0.359, SLG: 0.404		2-1 G4-6-3 1B			0-1 G5-3				3-2 L6	3	0	1	0	0	0	0						
Tom Brunansky, R OBP: 0.305, SLG: 0.437		0-0 F9			2-2 G5-3				1-3 K	3	0	0	0	0	1	1						
Tony Peña, R OBP: 0.310, SLG: 0.372 John Marzano, R OBP: 0.273, SLG: 0.364		0-0 G4-6-3			0-1 P3				1-2 1B	3	0	1	0	0	0	1						
Luis Rivera, R OBP: 0.367, SLG: 0.489			2-2 G5-3			2-0 F9			1-1 F7	3	0	0	0	0	0	1						
<b>Inning Stats</b>	R: 0 E: 0 K: 1 S: 14	H: 2 LOB: 2 BB: 0 P: 21	R: 0 E: 0 K: 0 S: 4	H: 1 LOB: 0 BB: 0 P: 6	R: 0 E: 0 K: 0 S: 6	H: 1 LOB: 0 BB: 0 P: 10	R: 0 E: 0 K: 1 S: 5	H: 0 LOB: 0 BB: 0 P: 7	R: 0 E: 0 K: 0 S: 8	H: 0 LOB: 0 BB: 0 P: 10	R: 0 E: 0 K: 0 S: 7	H: 0 LOB: 0 BB: 0 P: 11	R: 0 E: 0 K: 0 S: 7	H: 0 LOB: 0 BB: 0 P: 10	R: 0 E: 0 K: 1 S: 16	H: 1 LOB: 1 BB: 0 P: 22		R: 0 E: 0 K: 0 S: 6	H: 0 LOB: 0 BB: 0 P: 8	1B: 5 2B: 0 3B: 0 HR: 0	SF: 0 SAC: 0 DP: 2 HBP: 0	WP: 0 PB: 0 SB: 0 CS: 0
<b>PITCHER</b>	IP WLS BF H R ER SO BB IBB HBP BLK WP HR S P ERA WHIP	7.0 W 23 4 0 0 2 0 0 0 0 0 0 51 75 0.00 0.571	2.0 L 7 1 0 0 1 0 0 0 0 0 0 22 30 0.00 0.500	<b>PITCHER</b>																		

Batter	1	2	3	4	5	6	7	8	9	AB	R	H	RBI	BB	SO	LOB	BOTTOM				
Roberto Kelly, R OBP: 0.326, SLG: 0.387	3-2 1B FC4-6 2B	1-0 G6-3			4-1 F9-3 BB				1-0 L5	3	1	1	0	1	0	1	<b>Boston Red Sox @ New York Yankees</b> Yankee Stadium, Bronx, NY Wed May 29 1991, 7:05 PM EDT Att: 25,242 - Cloudy - 80 F				
Steve Sax, R OBP: 0.286, SLG: 0.304	1-2 FC4-6 1B		1-1 G5-3		0-1 F9-3			0-0 HR		4	1	2	2	0	0	1					
Mel Hall, L OBP: 0.291, SLG: 0.558	0-0 FC4-6 HR		1-2 G6-3			3-1 P4		1-0 HBP		3	1	0	1	0	0	1					
Kevin Maas, L OBP: 0.442, SLG: 0.507	4-2 SAFE HR		0-2			1-1 FC5 BB		4-0 BB		2	2	2	1	1	0	0					
Jesse Barfield, R OBP: 0.344, SLG: 0.482	1-2 HR HBP		2-3 K			4-2 FC5 1B		1-2 BB		3	1	1	3	1	1	2					
Hensley Meulens, R OBP: 0.264, SLG: 0.350	2-2 G6-3			1-3 K		2-2 FC5			2-3 K	4	0	0	0	0	2	2					
Alvaro Espinoza, R OBP: 0.289, SLG: 0.349	3-1 F8			0-0 G3		0-0 F7			0-0 G5-4-3 1B	4	0	1	0	0	0	2					
Bob Geren, R OBP: 0.244, SLG: 0.214		1-3 K		1-0 P6				2-3 K	3-2 G5-4-3	4	0	0	0	0	2	1					
Pat Kelly, R OBP: 0.273, SLG: 0.400		1-3 K			1-0 G6-3			1-0 HR		3	1	1	0	0	1	0					
<b>Inning Stats</b>	R: 4 E: 0 K: 0 S: 20	H: 3 LOB: 0 BB: 0 P: 33	R: 0 E: 0 K: 2 S: 8	H: 0 LOB: 0 BB: 0 P: 11	R: 1 E: 0 K: 1 S: 11	H: 1 LOB: 0 BB: 0 P: 15	R: 0 E: 0 K: 1 S: 5	H: 0 LOB: 0 BB: 0 P: 7	R: 0 E: 0 K: 0 S: 4	H: 0 LOB: 0 BB: 1 P: 9	R: 0 E: 0 K: 0 S: 11	H: 1 LOB: 2 BB: 1 P: 21	R: 2 E: 0 K: 1 S: 8	H: 2 LOB: 2 BB: 1 P: 18	R: 0 E: 0 K: 1 S: 8	H: 1 LOB: 0 BB: 0 P: 13		1B: 3 2B: 2 3B: 1 HR: 3	SF: 0 SAC: 0 DP: 2 HBP: 2	WP: 0 PB: 0 SB: 0 CS: 0	PA: 35
<b>PITCHER</b>	IP WLS BF H R ER SO BB IBB HBP BLK WP HR S P ERA WHIP	5.1 L 23 5 5 5 4 2 0 1 0 0 1 10 17 13.50 1.500	1.1 L 7 2 2 2 1 0 0 1 0 0 0 2 7 0.00 3.000	0.1 L 2 0 0 0 0 1 0 0 0 0 0 2 7 0.00 3.000	1.0 L 3 1 0 0 1 0 0 0 0 0 0 8 13 0.00 1.000	<b>PITCHER</b>															



Batter	1	2	3	4	5	6	7	8	9	AB	R	H	RBI	BB	SO	LOB	TOP					
Paul Mollitor, R OBP: 0.401, SLG: 0.500 (1, 3)	4-1 BB		0-0 1B		1-1 1B		4-2 SH1-4 3B BB		1-0 G6-3	3	1	2	0	2	0	0	<b>Milwaukee Brewers @ New York Yankees</b> Yankee Stadium, Bronx, NY Fri May 31 1991, 7:05 PM EDT Att: 19,084 - Cloudy - 80 F					
B.J. Surhoff, L OBP: 0.250, SLG: 0.230 (1, 2)	1-1 F8		3-0 1B		0-1 1B		0-0 SH1-4		2-3 K	4	0	2	1	0	1	1						
Gary Sheffield, R OBP: 0.353, SLG: 0.483 (1, 10)	2-2 P2		1-3 K		3-H L5		1-0 FC5-2 3B			4	0	1	1	0	1	5						
Robin Yount, R OBP: 0.343, SLG: 0.497 (1, 8)	4-2 BB		0-2 F9		0-0 F9		0-1 FC5-2			3	0	0	0	1	0	5						
Greg Vaughn, R OBP: 0.344, SLG: 0.522 (1, 7)	0-0 F9		2-2 G1-3		0-0 F9		3-H F7			4	0	0	0	0	0	7						
Jim Gantner, L OBP: 0.317, SLG: 0.357 (1, 4)		3-2 F7		0-2 G3-1		3-2 CS S 1B		2-2 L7		4	0	1	0	0	0	0						
Dante Bichette, R OBP: 0.254, SLG: 0.417 (1, 9)		0-2 F8		1-2 P2		1-3 K		1-3 K		4	0	0	0	0	2	1						
Dale Sveum, S OBP: 0.347, SLG: 0.429 (1, 5)		4-2 BLK BB		0-0 G3-1		4-2 BB		0-3 K		2	0	0	0	2	1	0						
Bill Spiers, L OBP: 0.299, SLG: 0.376 (1, 6)		2-3 K			3-2 1B 2B		0-1 P5		0-3 K	4	1	1	0	0	2	2						
<b>Inning Stats</b>	R: 0 E: 0 K: 0 S: 11	H: 0 LOB: 2 BB: 2 P: 21	R: 0 E: 0 K: 1 S: 15	H: 0 LOB: 1 BB: 1 P: 24	R: 0 E: 0 K: 1 S: 12	H: 2 LOB: 2 BB: 0 P: 18	R: 0 E: 0 K: 0 S: 7	H: 0 LOB: 0 BB: 0 P: 8	R: 1 E: 0 K: 1 S: 12	H: 3 LOB: 2 BB: 0 P: 16	R: 0 E: 0 K: 1 S: 11	H: 1 LOB: 1 BB: 1 P: 19	R: 1 E: 0 K: 0 S: 7	H: 1 LOB: 1 BB: 1 P: 13	R: 0 E: 0 K: 2 S: 9	H: 0 LOB: 0 BB: 0 P: 12	R: 0 E: 0 K: 2 S: 7	H: 0 LOB: 0 BB: 0 P: 10	1B: 5 2B: 1 3B: 1 HR: 0	SF: 0 SAC: 1 DP: 0 HBP: 0	WP: 0 PB: 0 CS: 4	PA: 38
<b>PITCHER</b>	IP WLS BF H R ER SO BB IBB HBP BLK WP HR S P ERA WHIP	IP WLS BF H R ER SO BB IBB HBP BLK WP HR S P ERA WHIP																				
Pascual Perez, R ERA: 1.53 (1, 1)	0.0	1	0	0	0	0	0	1	0	0	0	0	0	0	0	0	5	∞	∞			
Eric Plunk, R ERA: 8.89 (1, 1)	5.0	22	5	1	1	2	2	0	0	1	0	0	56	82	1.80	1.400						
Greg Cadaret, L ERA: 2.83 (6, 1)	1.1	7	2	1	1	1	2	0	0	0	0	0	15	28	6.75	3.000						
John Habyan, R ERA: 2.03 (7, 1)	1.2	5	0	0	0	2	0	0	0	0	0	0	12	16	0.00	0.000						
Steve Howe, L ERA: 1.5 (9, 1)	1.0	W	3	0	0	0	0	0	0	0	0	0	7	10	0.00	0.000						
<b>Batter</b>	<b>1</b>	<b>2</b>	<b>3</b>	<b>4</b>	<b>5</b>	<b>6</b>	<b>7</b>	<b>8</b>	<b>9</b>	<b>AB</b>	<b>R</b>	<b>H</b>	<b>RBI</b>	<b>BB</b>	<b>SO</b>	<b>LOB</b>	<b>BOTTOM</b>					
Roberto Kelly, R OBP: 0.330, SLG: 0.395 (1, 8)	1-3 K		0-0 P3			2-2 1B		2-2 2H 1B 2B		4	1	2	1	0	1	1	<b>Milwaukee Brewers @ New York Yankees</b> Yankee Stadium, Bronx, NY Fri May 31 1991, 7:05 PM EDT Att: 19,084 - Cloudy - 80 F					
Steve Sax, R OBP: 0.290, SLG: 0.314 (1, 4)	2-0 G4-3-6 2B		0-0 F9		1-0 F8		1-0 2H 1B		1-0 F8	4	0	2	1	0	0	1						
Kevin Maas, L OBP: 0.433, SLG: 0.493 (1, 3)	0-1 G4-3-6		2-1 G4-3		1-3 K		1-1 F9			4	0	0	0	0	1	2						
Mel Hall, L OBP: 0.281, SLG: 0.537 (1, 10)		0-0 F9		0-1 G4-3		0-1 F8		1-0 F8		4	0	0	0	0	0	0						
Matt Nokes, L OBP: 0.323, SLG: 0.520 (1, 2)		2-2 G6-4-3 1B		0-0 G5-3		1-1 1B		1-1 F9		4	0	2	0	0	0	0						
Jesse Barfield, R OBP: 0.341, SLG: 0.497 (1, 9)		3-0 G6-4-3		0-3 K		0-1 P6		1-0 HR		4	1	1	1	0	1	2						
Hensley Meulens, R OBP: 0.257, SLG: 0.340 (1, 7)			2-3 K		1-2 G4-3		2-3 K			3	0	0	0	0	2	0						
Alvaro Espinoza, R OBP: 0.290, SLG: 0.356 (1, 6)			1-3 K		0-3 K		1-1 2B 2B			3	1	1	0	0	2	0						
Pat Kelly, R OBP: 0.278, SLG: 0.375 (1, 5)			4-2 BB		0-0 G6-3		0-1 P5			2	0	0	0	1	0	1						
<b>Inning Stats</b>	R: 0 E: 0 K: 1 S: 6	H: 1 LOB: 0 BB: 0 P: 9	R: 0 E: 0 K: 0 S: 6	H: 1 LOB: 0 BB: 0 P: 11	R: 0 E: 0 K: 2 S: 11	H: 0 LOB: 1 BB: 1 P: 18	R: 0 E: 0 K: 0 S: 5	H: 0 LOB: 0 BB: 0 P: 7	R: 0 E: 0 K: 1 S: 7	H: 0 LOB: 0 BB: 0 P: 8	R: 0 E: 0 K: 1 S: 8	H: 1 LOB: 1 BB: 0 P: 11	R: 0 E: 0 K: 1 S: 9	H: 1 LOB: 1 BB: 0 P: 11	R: 2 E: 0 K: 1 S: 13	H: 3 LOB: 1 BB: 0 P: 20	R: 1 E: 0 K: 0 S: 4	H: 1 LOB: 0 BB: 0 P: 7	1B: 4 2B: 4 3B: 0 HR: 1	SF: 0 SAC: 0 DP: 2 HBP: 0	WP: 0 PB: 0 CS: 0	PA: 33
<b>PITCHER</b>	IP WLS BF H R ER SO BB IBB HBP BLK WP HR S P ERA WHIP	IP WLS BF H R ER SO BB IBB HBP BLK WP HR S P ERA WHIP																				
Chris Bosio, R ERA: 2.44 (6, 1)	0.2	3	1	0	0	0	0	0	0	0	0	0	5	8	0.00	1.500						
Darren Holmes, R ERA: 2.06 (7, 1)	0.2	3	1	0	0	1	0	0	0	0	0	0	7	9	0.00	1.500						
Mark Lee, L ERA: 2.31 (7, 1)	1.0	5	2	2	2	1	0	0	0	0	0	0	12	17	18.00	2.000						
Julio Machado, R ERA: 3.95 (8, 1)	1.0	L	5	2	1	1	0	0	0	0	0	1	7	12	9.00	2.000						



Batter	1	2	3	4	5	6	7	8	9	AB	R	H	RBI	BB	SO	LOB	TOP										
<b>Paul Moltor, R</b> OBP: 0.406, SLG: 0.503 (1, 10) X	0-0 G5-4-3 1B		2-1 1B 1B		2-1 G3			1-1 G6-3	0-0 E 1B 1B	5	1	3	0	0	0	0											
<b>Willie Randolph, R</b> OBP: 0.407, SLG: 0.320 (1, 4) X	1-0 G5-4-3 1B		2-2 1B G1-6-3 1B		4-2 BB			2-2 FC6-4 1B	1-2 E8 1B	4	1	4	0	1	0	0											
<b>Greg Vaughn, R</b> OBP: 0.340, SLG: 0.511 (1, 7) X	2-0 G5-4-3		3-2 G1-6-3 1B		3-2 F7			0-0 FC6-4 1B	1-1 P4	5	1	1	1	0	0	6											
<b>Robin Yount, R</b> OBP: 0.340, SLG: 0.487 (1, 8) X	2-3 K		3-H G1-6-3 1B		3-2 F8			4-1 1B 1B	2-2 L9	4	1	0	0	1	1	4											
<b>Dante Bichette, R</b> OBP: 0.260, SLG: 0.419 (1, 9) X		1-1 S 2B 1B	1-3 K		3-2 P3			0-0 1B 1B	1-2 1B 1B	4	2	2	1	0	1	0											
<b>Dale Sveum, S</b> OBP: 0.343, SLG: 0.420 (1, 5) X	1-1 P2			3-3 K		2-3 K		1-1 1B	1-2 1B	4	0	1	1	0	2	1											
<b>Greg Brock, L</b> OBP: 0.408, SLG: 0.425 (1, 3) X	3-1 1-H 2B			2-2 P2		4-0 G6-4-3 BB		1-2 1B	1-2 1B	3	0	2	2	1	0	0											
<b>Rick Dempsey, R</b> OBP: 0.263, SLG: 0.353 (1, 2) X	0-1 L4			1-1 G6-3		1-3 K		1-3 K		4	0	0	0	0	2	4											
<b>Bill Spiers, L</b> OBP: 0.289, SLG: 0.363 (1, 6) X	2-2 G3				0-0 G4-3			1-0 G6-4-3	0-1 F8	4	0	0	0	0	0	2											
<b>Inning Stats</b>	R: 0 E: 0 K: 1 S: 6	H: 2 LOB: 1 BB: 0 P: 11	R: 1 E: 0 K: 0 S: 11	H: 2 LOB: 1 BB: 0 P: 18	R: 2 E: 0 K: 1 S: 15	H: 3 LOB: 0 BB: 0 P: 23	R: 0 E: 0 K: 1 S: 10	H: 0 LOB: 0 BB: 0 P: 16	R: 0 E: 0 K: 1 S: 14	H: 0 LOB: 1 BB: 1 P: 23	R: 0 E: 0 K: 1 S: 12	H: 0 LOB: 0 BB: 0 P: 20	R: 0 E: 0 K: 1 S: 4	H: 0 LOB: 0 BB: 1 P: 10	R: 3 E: 0 K: 1 S: 20	H: 4 LOB: 2 BB: 1 P: 30	R: 0 E: 1 K: 0 S: 12	H: 2 LOB: 2 BB: 0 P: 16	1B: 12 2B: 1 3B: 0 HR: 0	SF: 0 SAC: 0 DP: 3 HBP: 0	WP: 0 PB: 0 CS: 1	PA: 40					
<b>PITCHER</b>	IP	WLS	BF	H	R	ER	SO	BB	IBB	HBP	BLK	WP	HR	S	P	ERA	WHIP										
<b>Chuck Cary, L</b> ERA: 5.85 (1, 1)	5.0	L	21	7	3	3	3	1	0	0	0	0	0	56	91	5.40	1.600										
<b>Greg Cadaret, L</b> ERA: 3.45 (6, 1)	2.2		13	4	3	3	2	2	0	0	0	0	0	29	52	10.12	2.250										
<b>John Habyan, R</b> ERA: 2.0 (8, 1)	0.1		1	0	0	0	1	0	0	0	0	0	0	7	8	0.00	0.000										
<b>Lee Guetterman, L</b> ERA: 1.33 (9, 1)	1.0		5	2	0	0	0	0	0	0	0	0	0	12	16	0.00	2.000										

Milwaukee Brewers @ New York Yankees  
Yankee Stadium, Bronx, NY  
Sat Jun 01 1991, 3:33 AM EDT  
Att: 23,599 - Cloudy - 83 F

AB 37  
R 6  
H 13  
RBI 5  
BB 3  
SO 6  
LOB 17



Batter	1	2	3	4	5	6	7	8	9	AB	R	H	RBI	BB	SO	LOB	BOTTOM										
<b>Roberto Kelly, R</b> OBP: 0.328, SLG: 0.398 (1, 8) X	2-1 G4-3 2B		3-2 G5-3			0-0 G6-3		2-2 FC6-4		4	0	1	0	0	0	1											
<b>Steve Sax, R</b> OBP: 0.285, SLG: 0.309 (1, 4) X	3-1 G4-3			4-2 FC4-6 BB		1-1 G1-3			2-3 K	3	0	0	0	1	1	1											
<b>Kevin Maas, L</b> OBP: 0.424, SLG: 0.481 (1, 3) X	1-1 P4			1-1 FC4-6 BB		2-1 P5			1-1 P4	4	0	0	0	0	0	2											
<b>Mel Hall, L</b> OBP: 0.288, SLG: 0.527 (1, 10) X	0-0 P2			4-1 1-2 BB		1-1 F8			4-2 WP 1B BB	2	1	0	0	2	0	1											
<b>Matt Nokes, L</b> OBP: 0.321, SLG: 0.512 (1, 2) X		0-0 F7		0-0 P4		0-1 G3			3-2 2B 1B	4	1	1	1	0	0	2											
<b>Jesse Barfield, R</b> OBP: 0.338, SLG: 0.497 (1, 9) X		3-1 G1-3		1-2 P3		0-1 P6			0-2 1B 2B	4	1	1	1	0	0	2											
<b>Pat Sheridan, L</b> OBP: 0.182, SLG: 0.273 (1, 7) X					2-2 F8			2-0 L4	0-0 BLK 1B	3	0	0	0	0	0	0											
<b>Hensley Meulens, R</b> OBP: 0.264, SLG: 0.346 (9, PH) X									2-H 1B	1	0	1	1	0	0	0											
<b>Randy Velarde, R</b> OBP: 0.298, SLG: 0.255 (1, 6) X			1-1 G4-6-3 1B		0-0 B2-3			0-2 FC6-4 1B	1-3 K	4	0	2	0	0	1	1											
<b>Pat Kelly, R</b> OBP: 0.256, SLG: 0.343 (1, 5) X			0-0 G4-6-3		3-2 G6-3			2-3 K		3	0	0	0	0	1	2											
<b>Inning Stats</b>	R: 0 E: 0 K: 0 S: 7	H: 1 LOB: 0 BB: 0 P: 13	R: 0 E: 0 K: 0 S: 5	H: 0 LOB: 0 BB: 0 P: 11	R: 0 E: 0 K: 0 S: 7	H: 1 LOB: 0 BB: 0 P: 11	R: 0 E: 0 K: 0 S: 9	H: 0 LOB: 2 BB: 2 P: 19	R: 0 E: 0 K: 0 S: 8	H: 0 LOB: 0 BB: 0 P: 13	R: 0 E: 0 K: 0 S: 5	H: 0 LOB: 0 BB: 0 P: 8	R: 0 E: 0 K: 0 S: 6	H: 0 LOB: 0 BB: 0 P: 7	R: 0 E: 0 K: 1 S: 11	H: 1 LOB: 1 BB: 0 P: 17	R: 3 E: 0 K: 2 S: 19	H: 3 LOB: 1 BB: 1 P: 30	1B: 4 2B: 2 3B: 0 HR: 0	SF: 0 SAC: 0 DP: 1 HBP: 0	WP: 1 PB: 0 CS: 0	PA: 35					
<b>PITCHER</b>	IP	WLS	BF	H	R	ER	SO	BB	IBB	HBP	BLK	WP	HR	S	P	ERA	WHIP										
<b>Bill Wegman, R</b> ERA: 3.94 (1, 1)	7.0	W	24	2	0	0	0	2	0	0	0	0	0	47	82	0.00	0.571										
<b>Darren Holmes, R</b> ERA: 2.1 (8, 1)	1.2		9	3	3	3	2	1	0	0	0	1	0	26	42	16.20	2.400										
<b>Dan Plesac, L</b> ERA: 3.07 (9, 1)	0.1		2	1	0	0	1	0	0	0	1	0	0	4	5	0.00	3.000										

Milwaukee Brewers @ New York Yankees  
Yankee Stadium, Bronx, NY  
Sat Jun 01 1991, 3:33 AM EDT  
Att: 23,599 - Cloudy - 83 F

AB 32  
R 3  
H 6  
RBI 3  
BB 3  
SO 3  
LOB 12





Batter	1	2	3	4	5	6	7	8	9	AB	R	H	RBI	BB	SO	LOB	TOP					
Paul Mollitor, R OBP: 0.406, SLG: 0.495 (1, 3)										3	1	0	0	2	0	2						
B.J. Surhoff, L OBP: 0.284, SLG: 0.246 (8, 9)										4	0	3	0	0	0	0						
Gary Sheffield, R OBP: 0.340, SLG: 0.473 (1, 10)										2	0	0	2	0	1	3						
Robin Yount, R OBP: 0.338, SLG: 0.482 (1, 8)										4	1	1	0	0	2	4						
Greg Vaughn, R OBP: 0.344, SLG: 0.510 (1, 7)										4	1	2	1	0	0	2						
Jim Gantner, L OBP: 0.310, SLG: 0.348 (7, 5)										4	0	0	0	0	0	4						
Dante Bichette, R OBP: 0.256, SLG: 0.412 (8, PH)										3	0	0	0	0	2	2						
Greg Brock, L OBP: 0.400, SLG: 0.415 (8, 2)										1	0	0	0	0	0	0						
Rick Dempsey, R OBP: 0.263, SLG: 0.353 (8, 2)										0	0	0	0	0	0	0						
Dale Sveum, S OBP: 0.340, SLG: 0.413 (7, 6)										4	0	1	1	0	1	0						
Bill Spiers, L OBP: 0.293, SLG: 0.365 (7, PH)										2	1	1	0	0	1	0						
Willie Randolph, R OBP: 0.417, SLG: 0.333 (7, 4)										2	0	2	0	0	0	0						
<b>Inning Stats</b>	R: 1 E: 1 K: 0 S: 11	H: 1 LOB: 2 BB: 1 P: 20	R: 0 E: 0 K: 2 S: 10	H: 0 LOB: 0 BB: 0 P: 13	R: 0 E: 0 K: 1 S: 7	H: 0 LOB: 0 BB: 0 P: 12	R: 2 E: 0 K: 0 S: 11	H: 3 LOB: 0 BB: 0 P: 19	R: 1 E: 0 K: 0 S: 13	H: 2 LOB: 0 BB: 0 P: 19	R: 0 E: 0 K: 2 S: 9	H: 1 LOB: 1 BB: 0 P: 16	R: 0 E: 0 K: 1 S: 16	H: 2 LOB: 3 BB: 1 P: 28	R: 0 E: 0 K: 0 S: 9	H: 0 LOB: 0 BB: 0 P: 15	R: 0 E: 0 K: 1 S: 8	H: 1 LOB: 0 BB: 0 P: 13	1B: 10 2B: 0 3B: 0 HR: 0	SF: 2 SAC: 0 DP: 1 HBP: 0	WP: 0 PB: 0 SB: 1 CS: 2	PA: 39
<b>PITCHER</b>	IP WLS BF H R ER SO BB IBB HBP BLK WP HR S P ERA WHIP	IP WLS BF H R ER SO BB IBB HBP BLK WP HR S P ERA WHIP																				
Wade Taylor, R ERA: 6.75 (1, 1)	5.1 W 23 7 4 4 4 1 0 0 0 0 0 57 92 6.75 1.500	1.0 6 2 0 0 1 1 0 0 0 0 0 14 25 0.00 3.000	2.2 S 8 1 0 0 2 0 0 0 0 0 23 38 0.00 0.375																			

Milwaukee Brewers @ New York Yankees  
 Yankee Stadium, Bronx, NY  
 Sun Jun 02 1991, 3:33 AM EDT  
 Att: 30,507 - Cloudy - 83 F

AB 33  
 R 4  
 H 10  
 RBI 4  
 BB 2  
 SO 7  
 LOB 17

Batter	1	2	3	4	5	6	7	8	9	AB	R	H	RBI	BB	SO	LOB	BOTTOM					
Steve Sax, R OBP: 0.297, SLG: 0.316 (1, 4)										5	2	3	1	0	0	0						
Alvaro Espinoza, R OBP: 0.287, SLG: 0.346 (1, 6)										4	0	0	0	1	0	3						
Roberto Kelly, R OBP: 0.335, SLG: 0.403 (1, 8)										5	3	3	0	0	0	1						
Kevin Maas, L OBP: 0.426, SLG: 0.481 (1, 3)										4	0	2	1	0	0	3						
Jesse Barfield, R OBP: 0.343, SLG: 0.500 (1, 9)										3	1	1	3	1	0	2						
Mel Hall, L OBP: 0.295, SLG: 0.535 (1, 10)										4	0	2	2	0	0	2						
Hensley Meulens, R OBP: 0.272, SLG: 0.346 (1, 7)										3	0	1	0	1	0	1						
Bob Geren, R OBP: 0.234, SLG: 0.205 (6, PH)										2	0	0	0	0	0	1						
Matt Nokes, L OBP: 0.316, SLG: 0.504 (6, 2)										2	0	0	0	0	0	4						
Pat Kelly, R OBP: 0.256, SLG: 0.333 (1, 5)										4	1	1	0	0	2	1						
<b>Inning Stats</b>	R: 2 E: 0 K: 0 S: 13	H: 3 LOB: 1 BB: 0 P: 19	R: 1 E: 0 K: 0 S: 13	H: 2 LOB: 1 BB: 0 P: 19	R: 0 E: 0 K: 0 S: 7	H: 1 LOB: 0 BB: 0 P: 12	R: 0 E: 0 K: 1 S: 10	H: 1 LOB: 1 BB: 0 P: 15	R: 3 E: 0 K: 0 S: 11	H: 5 LOB: 2 BB: 0 P: 22	R: 0 E: 0 K: 0 S: 3	H: 0 LOB: 0 BB: 0 P: 4	R: 1 E: 0 K: 0 S: 14	H: 1 LOB: 2 BB: 2 P: 30	R: 0 E: 0 K: 1 S: 14	H: 0 LOB: 1 BB: 1 P: 22	R: 0 E: 0 K: 0 S: 0	H: 0 LOB: 0 BB: 0 P: 0	1B: 11 2B: 2 3B: 0 HR: 0	SF: 0 SAC: 0 DP: 1 HBP: 0	WP: 0 PB: 0 SB: 5 CS: 0	PA: 39
<b>PITCHER</b>	IP WLS BF H R ER SO BB IBB HBP BLK WP HR S P ERA WHIP	IP WLS BF H R ER SO BB IBB HBP BLK WP HR S P ERA WHIP																				
Teddy Higuera, L ERA: 10.8 (5, 1)	1.1 6 2 1 1 0 0 0 0 0 0 0 12 20 6.75 1.500	1.0 5 0 0 0 0 0 2 0 0 0 0 9 22 0.00 0.000	1.0 4 0 0 0 1 1 0 0 0 0 0 14 22 0.00 1.000																			

Milwaukee Brewers @ New York Yankees  
 Yankee Stadium, Bronx, NY  
 Sun Jun 02 1991, 3:33 AM EDT  
 Att: 30,507 - Cloudy - 83 F

AB 36  
 R 7  
 H 13  
 RBI 7  
 BB 3  
 SO 2  
 LOB 18



Batter	1	2	3	4	5	6	7	8	9	AB	R	H	RBI	BB	SO	LOB	TOP								
<b>Devon White, S</b> OBP: 0.357, SLG: 0.410	0-3 K		3-3 K	4-2 BB BB		2-2 L4		2-3 K		4	0	0	0	1	3	1	<b>Toronto Blue Jays @ New York Yankees</b> Yankee Stadium, Bronx, NY Mon Jun 03 1991, 7:05 PM EDT Att: 17,003 - Cloudy - 75 F								
<b>Mookie Wilson, S</b> OBP: 0.273, SLG: 0.400	1-1 HR		0-0 G3	4-2 BB BB		0-1 L4		0-0 F8		4	1	1	2	1	0	1									
<b>Roberto Alomar, S</b> OBP: 0.345, SLG: 0.470	0-0 1B		1-2 2B	3-2 F8		0-1 1B		2-1 1B		5	0	4	0	0	0	3									
<b>Joe Carter, R</b> OBP: 0.347, SLG: 0.500	0-0 F9		1-1 F7		1-2 HR	2-3 K		3-2 F9		5	1	1	1	0	1	4									
<b>Rance Mulliniks, L</b> OBP: 0.429, SLG: 0.478	4-2 BB		3-1 G4-3 1B	2B	0-0 1B SF7		2-3 K		0-0 F9	3	2	2	0	1	1	0									
<b>Pat Tabler, R</b> OBP: 0.333, SLG: 0.278	1-2 BB		2-2 G4-3	2B	0-2 1B		0-0 G1-3		1-0 G3	5	0	1	0	0	0	4									
<b>Greg Myers, L</b> OBP: 0.336, SLG: 0.407	2-2 L9		2-2 G4-3	2B	0-2 1B		0-0 G1-3		1-0 G3	5	0	1	0	0	0	4									
<b>John Olerud, L</b> OBP: 0.312, SLG: 0.374		2-3 K	3-2 BB 1B	1B	1-0 F7		2-3 K			4	1	1	1	0	2	2									
<b>Ed Sprague, R</b> OBP: 0.441, SLG: 0.483		3-2 F7	0-1 F7	2B	0-0 SF7		0-0 G6-3			3	0	0	1	0	0	1									
<b>Rene Gonzales, R</b> OBP: 0.327, SLG: 0.256			0-1 F7	2B	0-0 SF7		2-2 G6-3			0	0	0	0	0	0	0									
<b>Manuel Lee, S</b> OBP: 0.370, SLG: 0.372		0-0 G6-3	2-0 BB 1B	1B	3-2 F8		2-2 1B			4	0	2	0	0	0	1									
<b>Inning Stats</b>	R: 1 E: 0 K: 1 S: 12	H: 2 LOB: 2 BB: 1 P: 19	R: 0 E: 0 K: 1 S: 8	H: 0 LOB: 0 BB: 0 P: 13	R: 0 E: 0 K: 1 S: 10	H: 1 LOB: 1 BB: 0 P: 15	R: 2 E: 0 K: 0 S: 19	H: 3 LOB: 3 BB: 2 P: 40	R: 2 E: 0 K: 0 S: 13	H: 3 LOB: 1 BB: 0 P: 18	R: 0 E: 0 K: 1 S: 11	H: 1 LOB: 1 BB: 0 P: 15	R: 0 E: 0 K: 2 S: 8	H: 0 LOB: 0 BB: 0 P: 12	R: 0 E: 0 K: 1 S: 12	H: 1 LOB: 1 BB: 0 P: 16	R: 0 E: 0 K: 0 S: 10	H: 1 LOB: 1 BB: 0 P: 16	1B: 7 2B: 3 3B: 0 HR: 2	SF: 1 SAC: 0 DP: 0 HBP: 0	WP: 0 PB: 0 SB: 1 CS: 0	PA: 42			
<b>PITCHER</b>	IP	WLS	BF	H	R	ER	SO	BB	IBB	HBP	BLK	WP	HR	S	P	ERA	WHIP								
<b>Tim Leary, R</b> ERA: 5.24	(1, 1)	4.0	L 24	9	5	5	3	3	0	0	0	0	2	56	95	11.25	3.000								
<b>Eric Plunk, R</b> ERA: 8.34	(5, 1)	1.2	6	1	0	0	0	0	0	0	0	0	0	14	20	0.00	0.600								
<b>Steve Howe, L</b> ERA: 1.1	(6, 1)	3.1	12	2	0	0	4	0	0	0	0	0	0	33	49	0.00	0.600								

Batter	1	2	3	4	5	6	7	8	9	AB	R	H	RBI	BB	SO	LOB	BOTTOM								
<b>Steve Sax, R</b> OBP: 0.296, SLG: 0.315	1-0 1B		1-0 G1-3	1-2 L9			1-0 G4-3			4	0	1	0	0	0	3	<b>Toronto Blue Jays @ New York Yankees</b> Yankee Stadium, Bronx, NY Mon Jun 03 1991, 7:05 PM EDT Att: 17,003 - Cloudy - 75 F								
<b>Alvaro Espinoza, R</b> OBP: 0.286, SLG: 0.343	1-1 F9		0-0 2B	1-1 G6-3		2-1 F7			4	1	1	1	0	0	3										
<b>Roberto Kelly, R</b> OBP: 0.338, SLG: 0.411	0-2 1B		0-1 G3-1 1B	2B	2-2 F9		0-0 P4		4	1	2	1	0	0	0										
<b>Kevin Maas, L</b> OBP: 0.417, SLG: 0.470	2-3 K		0-0 G3-1	2B	0-1 P4		0-0 F9		4	0	0	0	0	1	3										
<b>Jesse Barfield, R</b> OBP: 0.346, SLG: 0.500	1-3 K		2-2 1B	3-1 1B		1-0 G5-3		0-3 K	4	0	2	1	0	1	2										
<b>Mel Hall, L</b> OBP: 0.286, SLG: 0.517		1-2 G3	0-1 G4-3		1-2 F8				4	0	0	0	0	1	2										
<b>Hensley Meulens, R</b> OBP: 0.283, SLG: 0.333		1-3 K		0-3 K		0-3 K		0-2 G6-3	4	0	0	0	0	3	0										
<b>Bob Geren, R</b> OBP: 0.245, SLG: 0.200		1-3 K		4-0 2B		0-0 G4-3		0-3 K	1	0	0	0	1	1	0										
<b>Matt Nokes, L</b> OBP: 0.312, SLG: 0.496				2B		1-2 F7			2	0	0	0	0	1	0										
<b>Pat Kelly, R</b> OBP: 0.277, SLG: 0.372			0-2 1B	2B	2-1 1B		1-2 F7		0-2 L4	4	1	2	0	0	0										
<b>Inning Stats</b>	R: 0 E: 0 K: 2 S: 15	H: 2 LOB: 2 BB: 0 P: 20	R: 0 E: 0 K: 2 S: 9	H: 0 LOB: 0 BB: 0 P: 12	R: 3 E: 0 K: 0 S: 13	H: 4 LOB: 1 BB: 0 P: 16	R: 0 E: 0 K: 1 S: 10	H: 1 LOB: 1 BB: 0 P: 18	R: 0 E: 0 K: 1 S: 8	H: 0 LOB: 0 BB: 0 P: 9	R: 0 E: 0 K: 0 S: 4	H: 0 LOB: 0 BB: 0 P: 7	R: 0 E: 0 K: 1 S: 6	H: 0 LOB: 0 BB: 0 P: 7	R: 0 E: 0 K: 1 S: 10	H: 0 LOB: 0 BB: 0 P: 10	1B: 6 2B: 2 3B: 0 HR: 0	SF: 0 SAC: 0 DP: 0 HBP: 0	WP: 0 PB: 0 SB: 0 CS: 0	PA: 36					
<b>PITCHER</b>	IP	WLS	BF	H	R	ER	SO	BB	IBB	HBP	BLK	WP	HR	S	P	ERA	WHIP								
<b>Jimmy Key, L</b> ERA: 2.64	(1, 1)	5.0	W 24	8	3	3	5	1	0	0	0	0	0	18	82	5.40	1.800								
<b>Mike Timlin, R</b> ERA: 3.6	(6, 1)	3.0	9	0	0	0	2	0	0	0	0	0	0	18	23	0.00	0.000								
<b>Tom Henke, R</b> ERA: 1.08	(9, 1)	1.0	S 3	0	0	0	1	0	0	0	0	0	0	10	10	0.00	0.000								



Batter	1	2	3	4	5	6	7	8	9	AB	R	H	RBI	BB	SO	LOB	TOP									
<b>Devon White, S</b> OBP: 0.360, SLG: 0.412										4	1	2	0	0	0	1	<b>Toronto Blue Jays @ New York Yankees</b> Yankee Stadium, Bronx, NY Tue Jun 04 1991, 7:05 PM EDT Att: 15,955 - Cloudy - 62 F									
<b>Mookie Wilson, S</b> OBP: 0.281, SLG: 0.404										4	2	2	0	0	0	2										
<b>Roberto Alomar, S</b> OBP: 0.348, SLG: 0.470										4	0	2	1	0	1	1										
<b>Joe Carter, R</b> OBP: 0.345, SLG: 0.493										3	0	0	0	1	0	2										
<b>Rance Mulliniks, L</b> OBP: 0.424, SLG: 0.479										2	0	1	2	0	0	0										
<b>Pat Tabler, R</b> OBP: 0.329, SLG: 0.274										1	0	0	0	0	0	0										
<b>Greg Myers, L</b> OBP: 0.328, SLG: 0.397										3	0	0	0	0	1	3										
<b>Pat Borders, R</b> OBP: 0.253, SLG: 0.260										1	0	0	0	0	1	0										
<b>John Olerud, L</b> OBP: 0.310, SLG: 0.371										4	0	1	0	0	2	0										
<b>Ed Sprague, R</b> OBP: 0.437, SLG: 0.475										3	0	1	0	0	0	0										
<b>Mark Whiten, S</b> OBP: 0.291, SLG: 0.352										1	0	0	0	0	0	1										
<b>Manuel Lee, S</b> OBP: 0.369, SLG: 0.371										3	0	1	0	0	2	1										
<b>Inning Stats</b>	R: 2 E: 0 K: 1 S: 15	H: 3 LOB: 1 BB: 0 P: 21	R: 0 E: 0 K: 1 S: 11	H: 1 LOB: 1 BB: 0 P: 14	R: 1 E: 0 K: 1 S: 14	H: 2 LOB: 1 BB: 1 P: 23	R: 0 E: 0 K: 2 S: 8	H: 0 LOB: 0 BB: 0 P: 10	R: 0 E: 0 K: 0 S: 14	H: 0 LOB: 0 BB: 0 P: 17	R: 0 E: 0 K: 0 S: 7	H: 0 LOB: 0 BB: 0 P: 11	R: 0 E: 0 K: 1 S: 12	H: 2 LOB: 2 BB: 0 P: 16	R: 0 E: 0 K: 0 S: 6	H: 1 LOB: 0 BB: 0 P: 9	R: 0 E: 0 K: 1 S: 9	H: 1 LOB: 0 BB: 0 P: 14	1B: 10 2B: 0 3B: 0 HR: 0	SF: 1 SAC: 0 DP: 2 HBP: 0	WP: 0 SB: 0 CS: 0	PA: 35				
<b>PITCHER</b>	IP	WLS	BF	H	R	ER	SO	BB	IBB	HBP	BLK	WP	HR	S	P	ERA	WHIP									
<b>Scott Sanderson, R</b> ERA: 3.72	(1, 1)	6.2	W	28	8	3	3	6	1	0	0	0	0	0	78	109	4.05	1.350								
<b>John Habyan, R</b> ERA: 1.53	(7, 1)	1.0		3	1	0	0	0	0	0	0	0	0	0	7	8	0.00	1.000								
<b>Lee Guetterman, L</b> ERA: 1.31	(8, 1)	0.1		1	0	0	0	0	0	0	0	0	0	2	4	0.00	0.000									
<b>Steve Farr, R</b> ERA: 2.33	(9, 1)	1.0	S	3	1	0	0	1	0	0	0	0	0	9	14	0.00	1.000									

Batter	1	2	3	4	5	6	7	8	9	AB	R	H	RBI	BB	SO	LOB	BOTTOM								
<b>Roberto Kelly, R</b> OBP: 0.332, SLG: 0.402										4	0	0	0	0	1	2	<b>Toronto Blue Jays @ New York Yankees</b> Yankee Stadium, Bronx, NY Tue Jun 04 1991, 7:05 PM EDT Att: 15,955 - Cloudy - 62 F								
<b>Steve Sax, R</b> OBP: 0.295, SLG: 0.313										4	0	1	0	0	0	0									
<b>Don Mattingly, L</b> OBP: 0.366, SLG: 0.407										4	2	2	1	0	0	1									
<b>Kevin Maas, L</b> OBP: 0.414, SLG: 0.467										3	1	1	1	0	0	0									
<b>Mel Hall, L</b> OBP: 0.300, SLG: 0.521										3	1	2	1	1	0	0									
<b>Jesse Barfield, R</b> OBP: 0.344, SLG: 0.494										4	1	1	0	0	0	2									
<b>Matt Nokes, L</b> OBP: 0.305, SLG: 0.485										3	0	0	0	0	1	2									
<b>Bob Geren, R</b> OBP: 0.245, SLG: 0.200										0	0	0	0	0	0	0									
<b>Alvaro Espinoza, R</b> OBP: 0.293, SLG: 0.350										3	0	2	1	0	0	0									
<b>Pat Kelly, R</b> OBP: 0.260, SLG: 0.348										3	0	0	1	0	0	2									
<b>Inning Stats</b>	R: 0 E: 0 K: 0 S: 5	H: 0 LOB: 0 BB: 0 P: 8	R: 0 E: 0 K: 0 S: 5	H: 0 LOB: 0 BB: 0 P: 9	R: 0 E: 0 K: 1 S: 7	H: 0 LOB: 0 BB: 0 P: 14	R: 1 E: 0 K: 0 S: 7	H: 1 LOB: 0 BB: 0 P: 12	R: 2 E: 0 K: 1 S: 11	H: 3 LOB: 1 BB: 0 P: 16	R: 1 E: 0 K: 0 S: 10	H: 3 LOB: 1 BB: 0 P: 17	R: 0 E: 0 K: 0 S: 13	H: 1 LOB: 1 BB: 0 P: 18	R: 1 E: 0 K: 0 S: 9	H: 1 LOB: 1 BB: 1 P: 18	1B: 8 2B: 0 3B: 0 HR: 1	SF: 1 SAC: 0 DP: 1 HBP: 0	WP: 3 SB: 0 CS: 0	PA: 33					
<b>PITCHER</b>	IP	WLS	BF	H	R	ER	SO	BB	IBB	HBP	BLK	WP	HR	S	P	ERA	WHIP								
<b>Todd Stottlemyre, R</b> ERA: 3.53	(1, 1)	7.1	L	29	8	4	4	2	0	0	0	0	0	60	96	4.91	1.091								
<b>Ken Dayley, L</b> ERA: 2.25	(8, 1)	0.2		4	1	1	1	0	1	0	0	0	0	7	16	13.50	3.000								

AB	33
R	3
H	10
RBI	3
BB	1
SO	7
LOB	11



AB	31
R	5
H	9
RBI	5
BB	1
SO	2
LOB	9





Batter	1	2	3	4	5	6	7	8	9	AB	R	H	RBI	BB	SO	LOB	TOP								
<b>Devon White, S</b> OBP: 0.366, SLG: 0.414 (1, 8)										4	1	2	1	1	1	0	<b>Toronto Blue Jays @ New York Yankees</b> Yankee Stadium, Bronx, NY Wed Jun 05 1991, 7:05 PM EDT Att: 21,213 - Cloudy - 61 F								
<b>Roberto Alomar, S</b> OBP: 0.345, SLG: 0.464 (1, 4)										5	0	1	0	0	1	3									
<b>Joe Carter, R</b> OBP: 0.343, SLG: 0.488 (1, 7)										4	0	1	0	0	2	3									
<b>Pat Tabler, R</b> OBP: 0.326, SLG: 0.263 (1, 3)										3	0	0	0	1	1										
<b>Ed Sprague, R</b> OBP: 0.427, SLG: 0.462 (1, 5)										4	1	1	0	0	0	2									
<b>Rene Gonzales, R</b> OBP: 0.327, SLG: 0.256 (8, 5)										0	0	0	0	0	0	0									
<b>Mark Whiten, S</b> OBP: 0.283, SLG: 0.341 (1, 9)										4	0	0	0	0	0	3									
<b>Pat Borders, R</b> OBP: 0.266, SLG: 0.273 (1, 2)										4	1	2	1	0	0	0									
<b>Manuel Lee, S</b> OBP: 0.360, SLG: 0.361 (1, 6)										4	0	0	0	0	0	2									
<b>Glenallen Hill, R</b> OBP: 0.268, SLG: 0.427 (1, 10)										4	1	2	1	0	0	0									
<b>Inning Stats</b>	R: 1 E: 0 K: 1 S: 9	H: 2 LOB: 2 BB: 1 P: 16	R: 1 E: 0 K: 1 S: 13	H: 3 LOB: 2 BB: 0 P: 21	R: 1 E: 0 K: 0 S: 10	H: 2 LOB: 1 BB: 0 P: 14	R: 1 E: 0 K: 2 S: 16	H: 1 LOB: 0 BB: 0 P: 23	R: 0 E: 0 K: 0 S: 4	H: 0 LOB: 0 BB: 0 P: 5	R: 0 E: 0 K: 0 S: 8	H: 0 LOB: 0 BB: 0 P: 10	R: 0 E: 0 K: 1 S: 10	H: 1 LOB: 1 BB: 0 P: 17	R: 0 E: 0 K: 0 S: 3	H: 0 LOB: 0 BB: 0 P: 7	R: 0 E: 0 K: 0 S: 9	H: 0 LOB: 1 BB: 1 P: 17	1B: 8 2B: 0 3B: 0 HR: 1	SF: 0 SAC: 0 DP: 0 HBP: 0	WP: 0 PB: 0 SB: 3 CS: 0	PA: 38			
<b>PITCHER</b>	IP	WLS	BF	H	R	ER	SO	BB	IBB	HBP	BLK	WP	HR	S	P	ERA	WHIP								
<b>Jeff Johnson, L</b> ERA: 2.57 (1, 1)	7.0	L	31	9	4	2	5	1	0	0	0	0	1	70	106	2.57	1.429								
<b>Eric Plunk, R</b> ERA: 8.15 (8, 1)	1.0		3	0	0	0	0	0	0	0	0	0	0	3	7	0.00	0.000								
<b>Greg Cadaret, L</b> ERA: 3.34 (9, 1)	1.0		4	0	0	0	0	1	0	0	0	0	0	9	17	0.00	1.000								

Batter	1	2	3	4	5	6	7	8	9	AB	R	H	RBI	BB	SO	LOB	BOTTOM								
<b>Roberto Kelly, R</b> OBP: 0.330, SLG: 0.399 (1, 8)										4	0	1	0	0	2	1	<b>Toronto Blue Jays @ New York Yankees</b> Yankee Stadium, Bronx, NY Wed Jun 05 1991, 7:05 PM EDT Att: 21,213 - Cloudy - 61 F								
<b>Steve Sax, R</b> OBP: 0.299, SLG: 0.327 (1, 4)										4	0	2	1	0	0	0									
<b>Don Mattingly, L</b> OBP: 0.364, SLG: 0.400 (1, 3)										3	0	0	0	1	0	1									
<b>Kevin Maas, L</b> OBP: 0.407, SLG: 0.456 (1, 10)										4	0	0	0	0	2	2									
<b>Jesse Barfield, R</b> OBP: 0.348, SLG: 0.497 (1, 9)										3	0	1	0	1	1	0									
<b>Hensley Meulens, R</b> OBP: 0.256, SLG: 0.325 (1, 7)										3	0	0	0	0	0	4									
<b>Mel Hall, L</b> OBP: 0.298, SLG: 0.516 (9, FH)										1	0	0	0	0	0	0									
<b>Alvaro Espinoza, R</b> OBP: 0.288, SLG: 0.342 (1, 6)										3	0	0	0	0	0	1									
<b>Bob Geren, R</b> OBP: 0.231, SLG: 0.188 (1, 2)										3	0	0	0	0	2	0									
<b>Pat Kelly, R</b> OBP: 0.245, SLG: 0.327 (1, 5)										3	1	0	0	0	1	0									
<b>Inning Stats</b>	R: 0 E: 0 K: 0 S: 14	H: 2 LOB: 3 BB: 2 P: 32	R: 0 E: 0 K: 0 S: 5	H: 0 LOB: 0 BB: 0 P: 8	R: 0 E: 0 K: 1 S: 12	H: 0 LOB: 0 BB: 0 P: 14	R: 0 E: 0 K: 0 S: 7	H: 0 LOB: 0 BB: 0 P: 10	R: 0 E: 0 K: 2 S: 7	H: 0 LOB: 0 BB: 0 P: 12	R: 0 E: 0 K: 1 S: 5	H: 0 LOB: 0 BB: 0 P: 9	R: 0 E: 0 K: 1 S: 15	H: 1 LOB: 1 BB: 0 P: 21	R: 1 E: 1 K: 1 S: 11	H: 1 LOB: 1 BB: 0 P: 14	R: 0 E: 0 K: 2 S: 9	H: 0 LOB: 0 BB: 0 P: 11	1B: 1 2B: 3 3B: 0 HR: 0	SF: 0 SAC: 0 DP: 0 HBP: 0	WP: 1 PB: 0 SB: 1 CS: 1	PA: 33			
<b>PITCHER</b>	IP	WLS	BF	H	R	ER	SO	BB	IBB	HBP	BLK	WP	HR	S	P	ERA	WHIP								
<b>David Wells, L</b> ERA: 2.61 (1, 1)	8.0	W	30	4	1	0	6	1	1	0	0	0	0	76	120	0.00	0.625								
<b>Tom Henke, R</b> ERA: 0.96 (9, 1)	1.0	S	3	0	0	0	2	0	0	0	0	0	0	9	11	0.00	0.000								





Batter	1	2	3	4	5	6	7	8	9	AB	R	H	RBI	BB	SO	LOB	TOP							
Brian Downing, R OBP: 0.450, SLG: 0.549 (1, 10)	G6-3		1B				FC6-4 BB			3	1	2	4	1	0	0								
Rafael Palmeiro, L OBP: 0.347, SLG: 0.471 (1, 3)	2B		1B			F9	FC6-4			4	0	2	0	0	0	2								
Ruben Sierra, S OBP: 0.390, SLG: 0.532 (1, 9)	G1-3		F8			G3-1	G5-3			4	0	0	0	0	0	5								
Julio Franco, R OBP: 0.373, SLG: 0.439 (1, 4)	G4-3			G6-3	G5-3				K	4	0	0	0	0	1	1								
Kevin Reimer, L OBP: 0.362, SLG: 0.430 Gary Pettis, S OBP: 0.351, SLG: 0.278 (5, 8)			F7	G4-3					G6-3	2	0	0	0	0	0	0								
Juan Gonzalez R OBP: 0.384, SLG: 0.529 (5, 7)			G5-3	F8					G6-3	2	0	0	0	0	1	0								
Geno Petralli, L OBP: 0.339, SLG: 0.313 Mike Stanley, R OBP: 0.370, SLG: 0.387 (6, PH) (6, 2)			F7				1B HR 1B																	
Steve Buechele, R OBP: 0.347, SLG: 0.457 (1, 5)			G6-3				E6 1B HR																	
Jeff Huson, L OBP: 0.303, SLG: 0.275 Mario Diaz, R OBP: 0.319, SLG: 0.373 (7, PH) (7, 6)			G6-3				HR 1B																	
<b>Inning Stats</b>	R: 0 E: 0 K: 0 S: 10	H: 1 LOB: 1 BB: 0 P: 16	R: 0 E: 0 K: 0 S: 6	H: 0 LOB: 0 BB: 0 P: 10	R: 0 E: 0 K: 0 S: 11	H: 2 LOB: 2 BB: 0 P: 19	R: 0 E: 0 K: 0 S: 7	H: 0 LOB: 0 BB: 0 P: 10	R: 4 E: 1 K: 0 S: 15	H: 3 LOB: 0 BB: 0 P: 22	R: 0 E: 0 K: 3 S: 9	H: 0 LOB: 0 BB: 0 P: 14	R: 0 E: 0 K: 1 S: 13	H: 0 LOB: 2 BB: 2 P: 24	R: 0 E: 0 K: 1 S: 6	H: 0 LOB: 0 BB: 0 P: 11	R: 0 E: 0 K: 1 S: 11	H: 0 LOB: 0 BB: 0 P: 18	1B: 4 2B: 1 3B: 0 HR: 1	SF: 0 SAC: 0 DP: 0 HBP: 0	WP: 0 PB: 0 SB: 0 CS: 0	PA: 36		
<b>PITCHER</b>	IP	WLS	BF	H	R	ER	SO	BB	IBB	HBP	BLK	WP	HR	S	P	ERA	WHIP							
Mike Witt, R ERA: 5.4 (1, 1)	5.0		22	6	4	3	0	0	0	0	0	0	1	49	77	5.40	1.200							
Greg Cadaret, L ERA: 3.15 (6, 1)	2.0		8	0	0	0	4	2	0	0	0	0	0	22	38	0.00	1.000							
John Habyan, R ERA: 1.8 (8, 1)	2.0	W	6	0	0	0	2	0	0	0	0	0	0	17	29	0.00	0.000							

Texas Rangers @ New York Yankees  
Yankee Stadium, Bronx, NY  
Fri Jun 07 1991, 7:05 PM EDT  
Att: 21,452 - Cloudy - 77 F


AB 34  
R 4  
H 6  
RBI 4  
BB 2  
SO 6  
LOB 10



Batter	1	2	3	4	5	6	7	8	9	AB	R	H	RBI	BB	SO	LOB	BOTTOM							
Roberto Kelly, R OBP: 0.322, SLG: 0.389 (1, 8)	F8	G6-3		G5-3		G4-3			F9	5	0	0	0	0	0	4								
Steve Sax, R OBP: 0.305, SLG: 0.335 (1, 4)	2B 1B BB		F8		1B 1B	G4-3			1B 2B	4	3	2	0	1	0	0								
Don Mattingly, L OBP: 0.365, SLG: 0.400 (1, 3)	F8		G6-3		1B BB 1B				1B	5	0	2	1	0	0	1								
Kevin Maas, L OBP: 0.408, SLG: 0.460 (1, 10)	1B 2B				K				F8	3	1	1	0	1	1	2								
Jesse Barfield, R OBP: 0.351, SLG: 0.494 (1, 9)	1B		F8		1B BB	G5-3				3	0	1	2	1	0	1								
Hensley Meulens, R OBP: 0.256, SLG: 0.322 (1, 7)	K			K					G6-3	4	0	1	1	0	2	1								
Alvaro Espinoza, R OBP: 0.287, SLG: 0.340 (1, 6)		G1-3		1B E 1B	F7				F9	4	0	1	0	0	0	3								
Bob Geren, R OBP: 0.214, SLG: 0.173 (1, 2)		G6-3		E6 G5-3 1B	G3				G6-3	4	0	0	0	0	0	4								
Pat Kelly, R OBP: 0.281, SLG: 0.415 (1, 5)									F9	4	1	3	1	0	0	0								
<b>Inning Stats</b>	R: 2 E: 0 K: 1 S: 16	H: 2 LOB: 1 BB: 1 P: 27	R: 1 E: 0 K: 0 S: 7	H: 1 LOB: 0 BB: 0 P: 11	R: 0 E: 0 K: 0 S: 7	H: 0 LOB: 1 BB: 1 P: 12	R: 0 E: 1 K: 1 S: 14	H: 2 LOB: 2 BB: 0 P: 20	R: 1 E: 0 K: 1 S: 14	H: 3 LOB: 3 BB: 1 P: 23	R: 0 E: 0 K: 0 S: 10	H: 1 LOB: 0 BB: 0 P: 14	R: 0 E: 0 K: 0 S: 7	H: 0 LOB: 0 BB: 0 P: 13	R: 0 E: 0 K: 0 S: 4	H: 0 LOB: 0 BB: 0 P: 8	R: 1 E: 0 K: 0 S: 4	H: 2 LOB: 1 BB: 0 P: 5	1B: 8 2B: 2 3B: 0 HR: 1	SF: 0 SAC: 0 DP: 1 HBP: 0	WP: 0 PB: 0 SB: 0 CS: 1	PA: 39		
<b>PITCHER</b>	IP	WLS	BF	H	R	ER	SO	BB	IBB	HBP	BLK	WP	HR	S	P	ERA	WHIP							
Kenny Rogers, L ERA: 7.43 (1, 1)	4.1		23	7	4	4	3	3	0	0	0	0	0	1	54	8.31	2.308							
John Barfield, L ERA: 3.44 (5, 1)	4.1	L	16	4	1	1	0	0	0	0	0	0	0	29	44	2.08	0.923							

Texas Rangers @ New York Yankees  
Yankee Stadium, Bronx, NY  
Fri Jun 07 1991, 7:05 PM EDT  
Att: 21,452 - Cloudy - 77 F

AB 36  
R 5  
H 11  
RBI 5  
BB 3  
SO 3  
LOB 16





Batter	1	2	3	4	5	6	7	8	9	AB	R	H	RBI	BB	SO	LOB	TOP					
Brian Downing, R OBP: 0.448, SLG: 0.547 (1, 10)	1-1 F8	1-2 F9		0-1 2B		4-1 BB			2-2 G6-3	4	0	1	0	1	0	2						
Rafael Palmeiro, L OBP: 0.345, SLG: 0.471 John Russell, R OBP: 0.222, SLG: 0.222 (1, 3) (9, PH)	3-2 F7		2-2 1B 2B	3-2 F8		1-2 G4-3			0-0 1B 1B	4	1	1	0	0	0	3						
Ruben Sierra, S OBP: 0.399, SLG: 0.536 (1, 9)	4-2 BB		0-2 HR 1B		2-2 G3			0-2 1B 1B	2-0 1B PB 1B	4	2	3	1	1	0	0						
Julio Franco, R OBP: 0.369, SLG: 0.433 (1, 4)	3-1 F9		2-2 F8		3-2 G6-3			1-3 K 1B	0-0 PB 1B 1B	5	1	1	1	0	1	3						
Juan Gonzalez, R OBP: 0.396, SLG: 0.566 (1, 7)			1-0 HR		1-1 2B			2-2 G6-4-3 1B	1-2 G3-1 1B 1B	5	1	4	3	0	1	0						
Geno Petralli, L OBP: 0.330, SLG: 0.304 Mike Stanley, R OBP: 0.372, SLG: 0.390 (1, 2) (7, PH) (7, 2)	2-0 G3-1		2-0 G6-3		2-1 F9			3-2 G6-4-3 1B	3-1 G3-1 1B	3	0	0	0	0	0	1						
Steve Buechele, R Kevin Reimer, L OBP: 0.359, SLG: 0.426 (1, 5) (9, PH)	2-2 1B 1B		0-0 G6-3		0-3 K			1-0 F7	0-0 G3-1	4	1	1	0	0	1	0						
Mario Diaz, R Denny Walling, L OBP: 0.316, SLG: 0.366 OBP: 0.190, SLG: 0.132 (1, 6) (9, PH)	1-1 1B 1B		2-2 G6-3		2-2 F9			1-2 F9	2-3 K	4	0	1	0	0	0	0						
Gary Pettis, S OBP: 0.356, SLG: 0.287 (1, 8)	2-1 1B		2-3 K		2-1 S BLK 1B			2-2 F9		4	0	2	1	0	1	0						
<b>Inning Stats</b>	R: 0 E: 0 K: 0 S: 11	H: 0 LOB: 1 BB: 1 P: 21	R: 1 E: 0 K: 1 S: 15	H: 3 LOB: 2 BB: 0 P: 26	R: 3 E: 0 K: 0 S: 13	H: 3 LOB: 0 BB: 0 P: 20	R: 0 E: 0 K: 1 S: 12	H: 1 LOB: 1 BB: 0 P: 19	R: 0 E: 0 K: 1 S: 13	H: 1 LOB: 2 BB: 1 P: 22	R: 0 E: 0 K: 1 S: 14	H: 2 LOB: 1 BB: 0 P: 20	R: 0 E: 0 K: 0 S: 7	H: 0 LOB: 0 BB: 0 P: 11	R: 3 E: 0 K: 1 S: 15	H: 5 LOB: 2 BB: 0 P: 25	1B: 12 2B: 3 3B: 0 HR: 1	SF: 0 SAC: 0 DP: 1 HBP: 0	WP: 0 PB: 1 SB: 1 CS: 0	PA: 44		
<b>PITCHER</b>	IP WLS BF H R ER SO BB IBB HBP BLK WP HR S P ERA WHIP	IP WLS BF H R ER SO BB IBB HBP BLK WP HR S P ERA WHIP	IP WLS BF H R ER SO BB IBB HBP BLK WP HR S P ERA WHIP	IP WLS BF H R ER SO BB IBB HBP BLK WP HR S P ERA WHIP	IP WLS BF H R ER SO BB IBB HBP BLK WP HR S P ERA WHIP	IP WLS BF H R ER SO BB IBB HBP BLK WP HR S P ERA WHIP	IP WLS BF H R ER SO BB IBB HBP BLK WP HR S P ERA WHIP	IP WLS BF H R ER SO BB IBB HBP BLK WP HR S P ERA WHIP	IP WLS BF H R ER SO BB IBB HBP BLK WP HR S P ERA WHIP	IP WLS BF H R ER SO BB IBB HBP BLK WP HR S P ERA WHIP	IP WLS BF H R ER SO BB IBB HBP BLK WP HR S P ERA WHIP	IP WLS BF H R ER SO BB IBB HBP BLK WP HR S P ERA WHIP	IP WLS BF H R ER SO BB IBB HBP BLK WP HR S P ERA WHIP	IP WLS BF H R ER SO BB IBB HBP BLK WP HR S P ERA WHIP	IP WLS BF H R ER SO BB IBB HBP BLK WP HR S P ERA WHIP	IP WLS BF H R ER SO BB IBB HBP BLK WP HR S P ERA WHIP	IP WLS BF H R ER SO BB IBB HBP BLK WP HR S P ERA WHIP	IP WLS BF H R ER SO BB IBB HBP BLK WP HR S P ERA WHIP	IP WLS BF H R ER SO BB IBB HBP BLK WP HR S P ERA WHIP	IP WLS BF H R ER SO BB IBB HBP BLK WP HR S P ERA WHIP	IP WLS BF H R ER SO BB IBB HBP BLK WP HR S P ERA WHIP	IP WLS BF H R ER SO BB IBB HBP BLK WP HR S P ERA WHIP

Texas Rangers @ New York Yankees  
Yankee Stadium, Bronx, NY  
Sat Jun 08 1991, 7:05 PM EDT  
Att: 27,969 - Cloudy - 84 F


AB 42  
R 7  
H 16  
RBI 6  
BB 2  
SO 5  
LOB 15



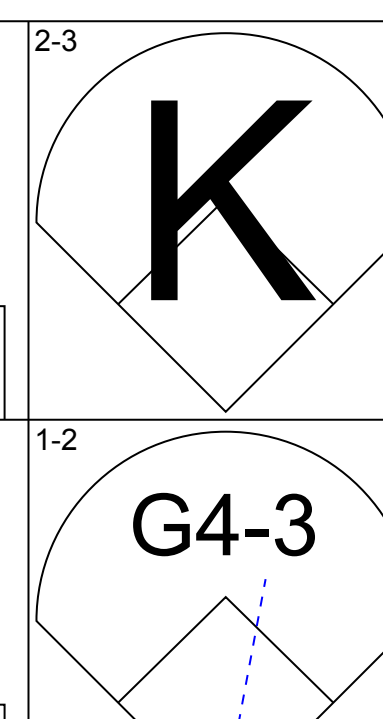
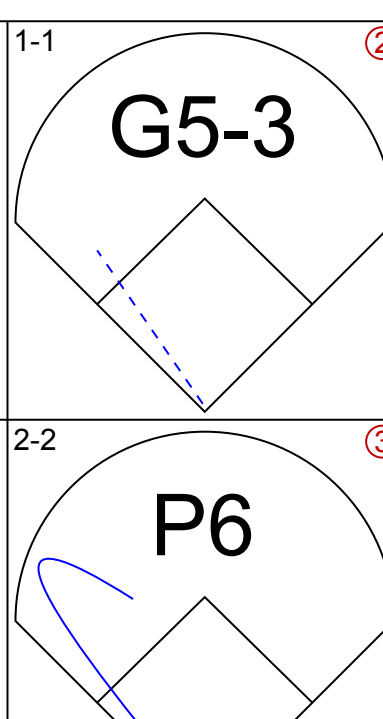
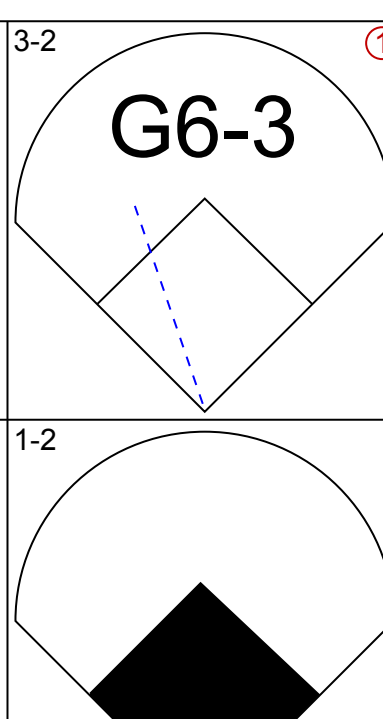
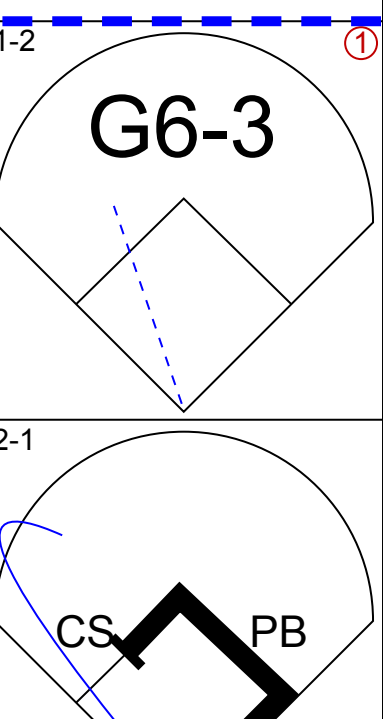
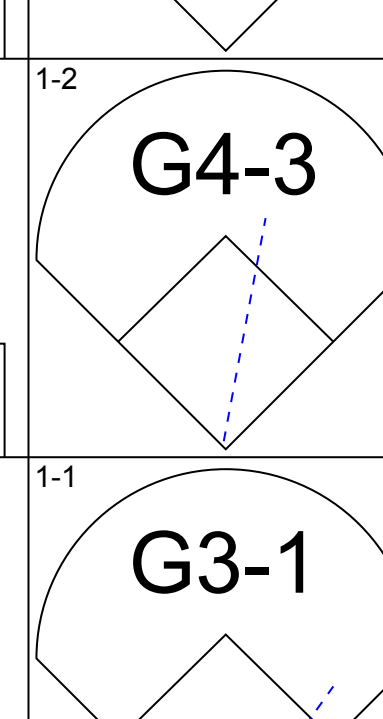
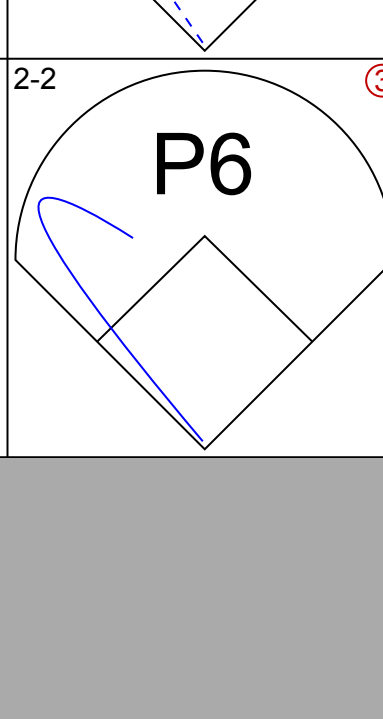
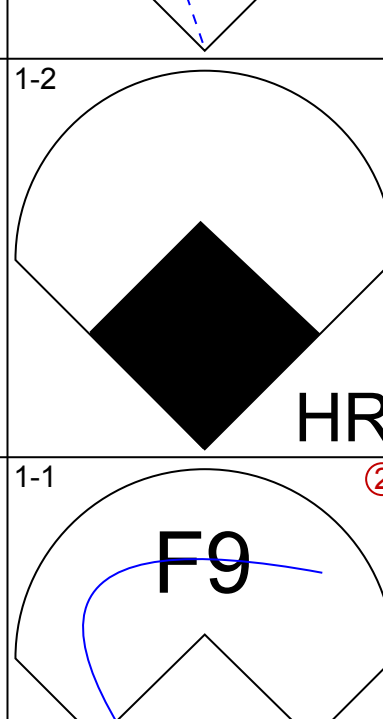
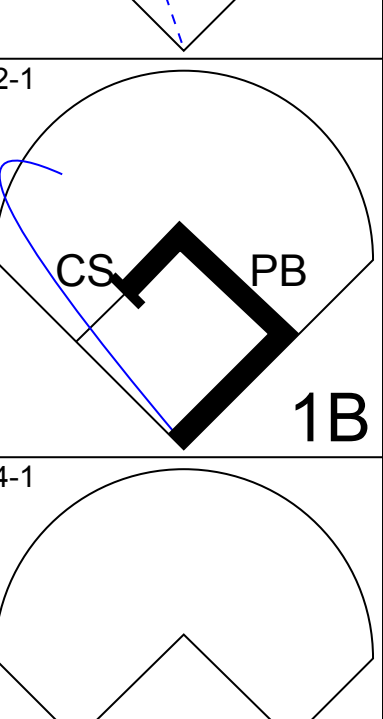
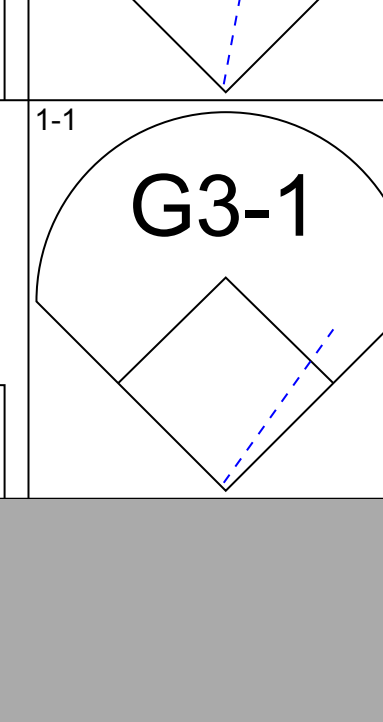
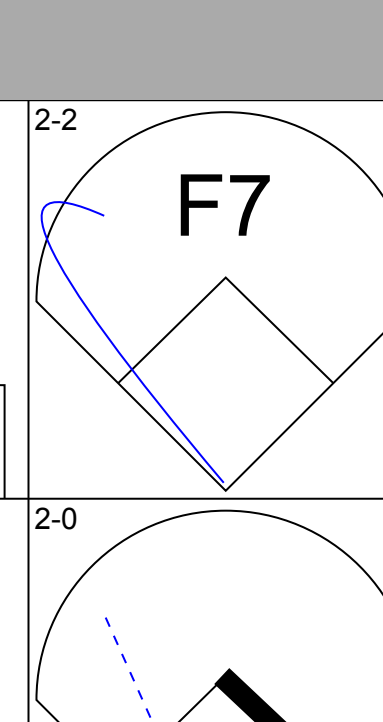
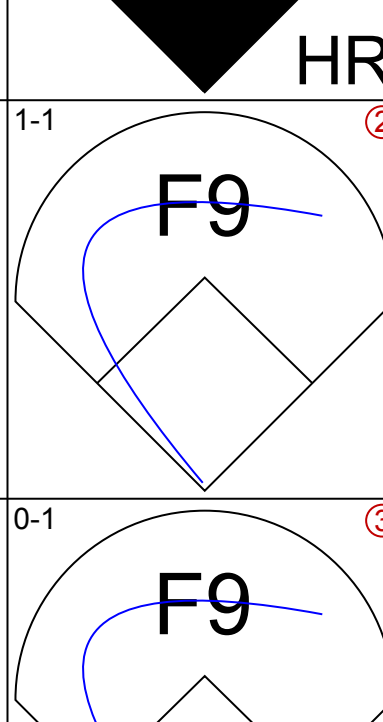
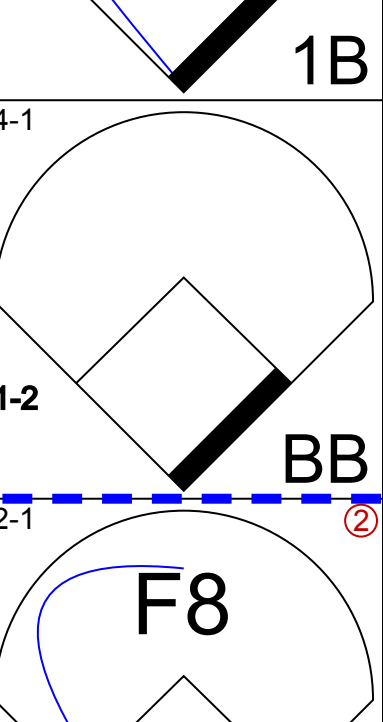
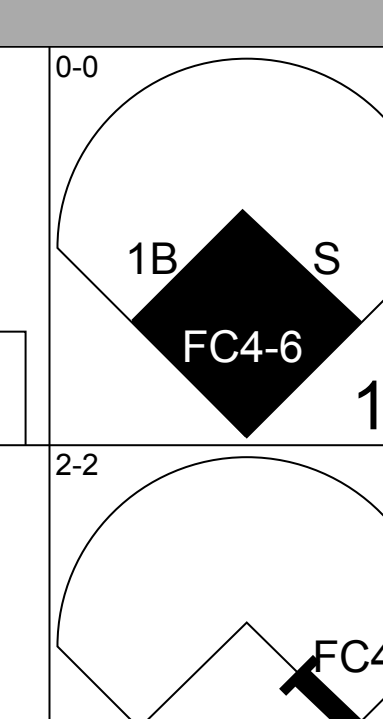
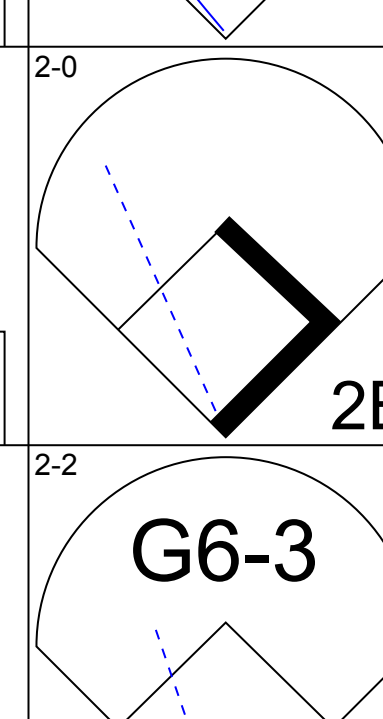
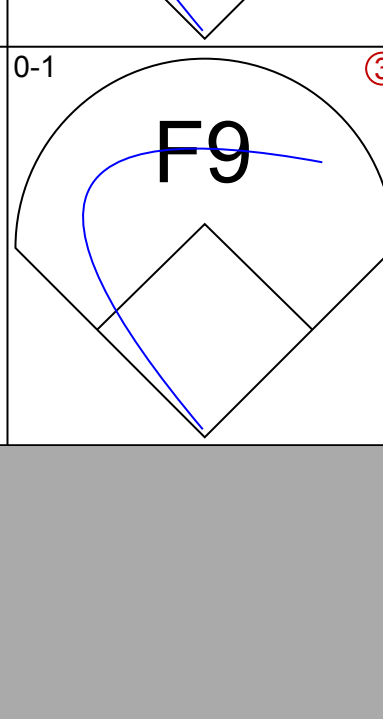
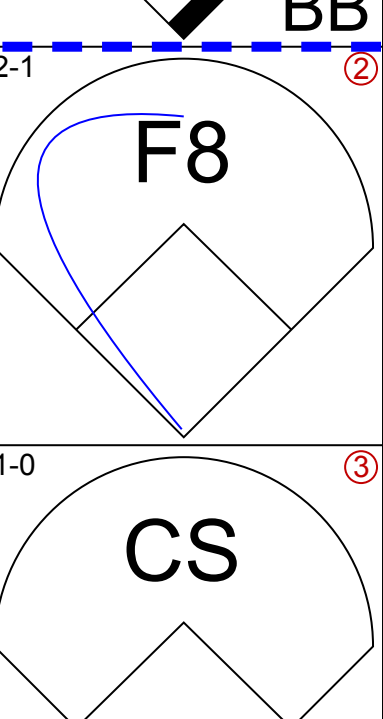
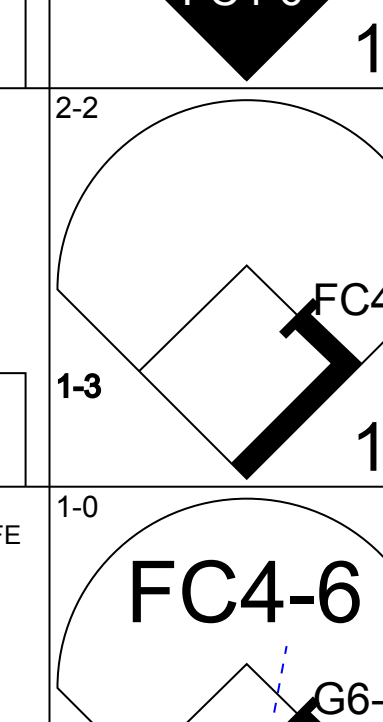
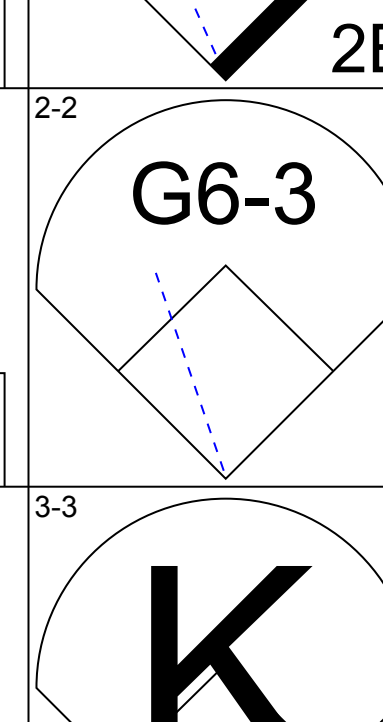
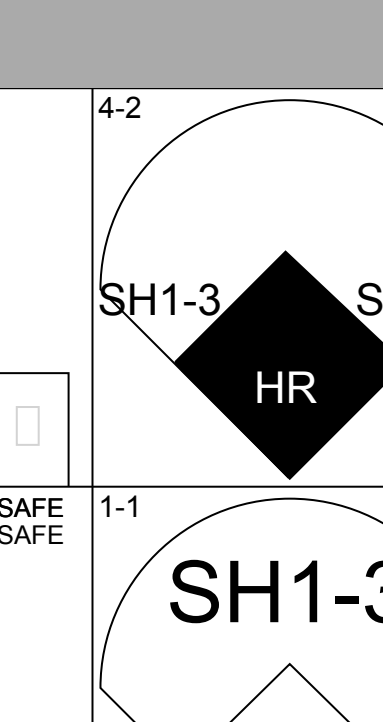
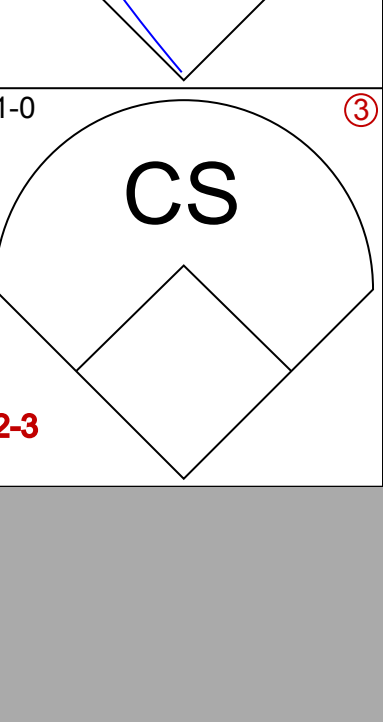
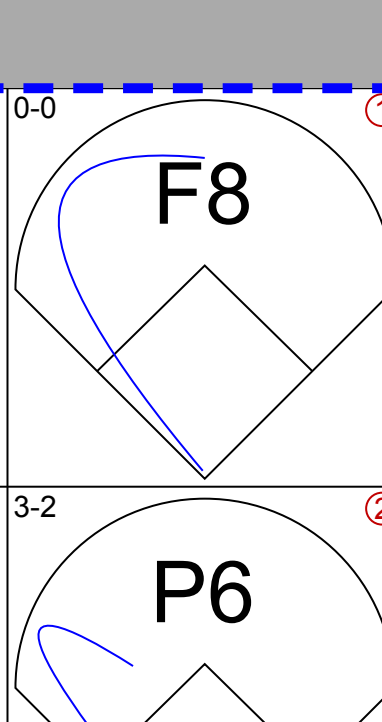
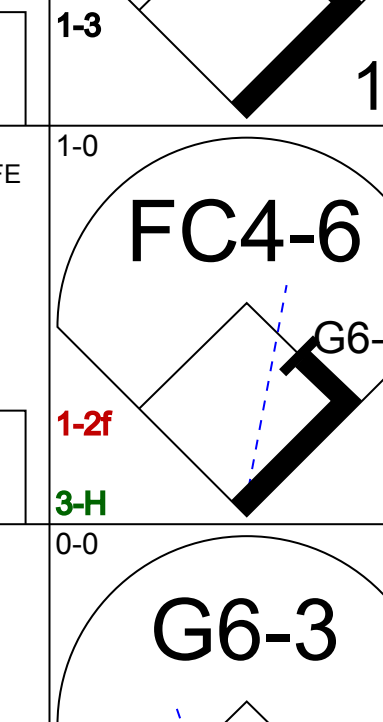
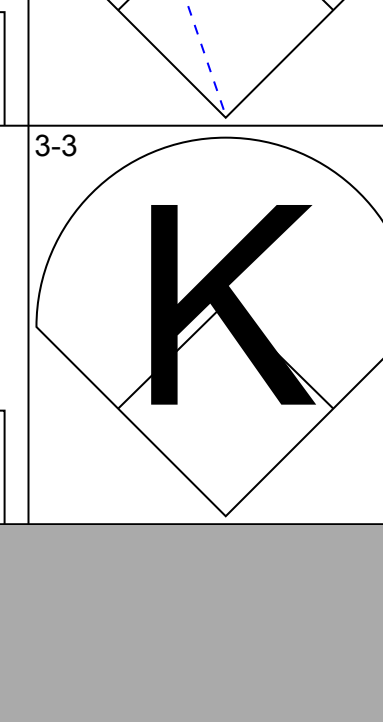
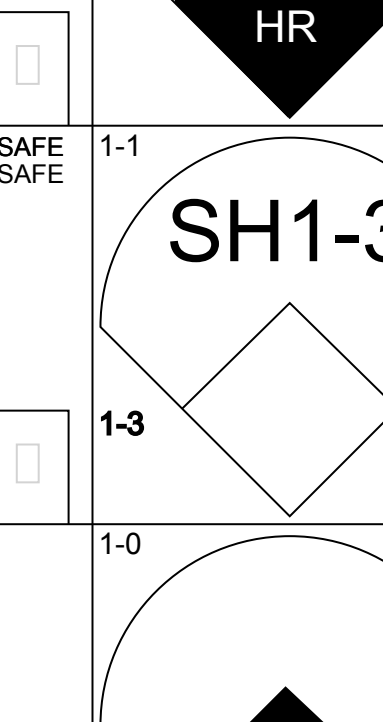
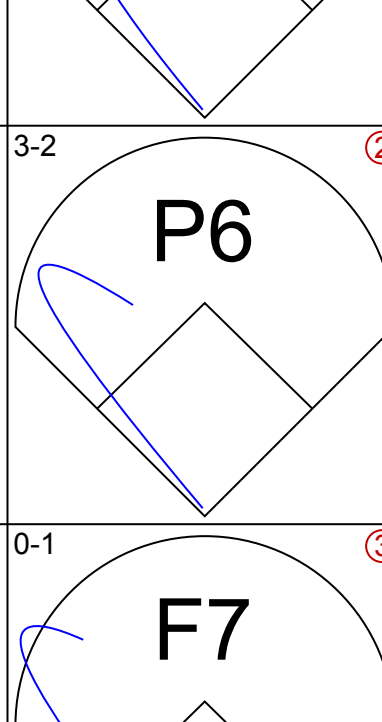
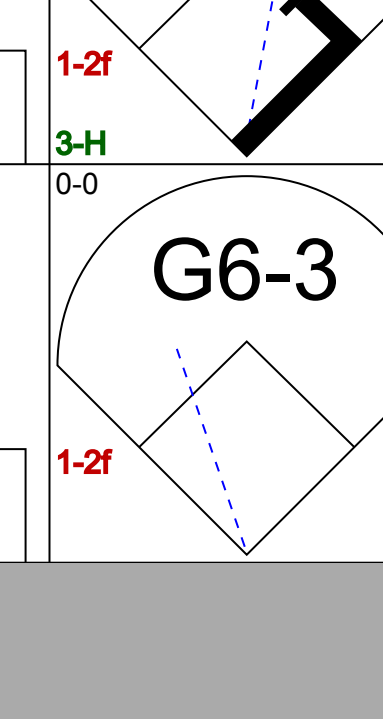
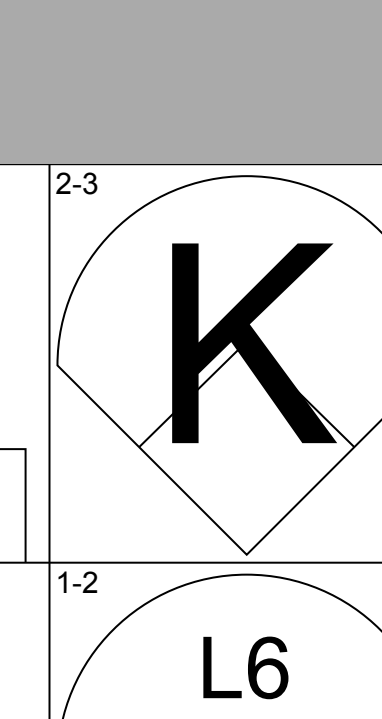
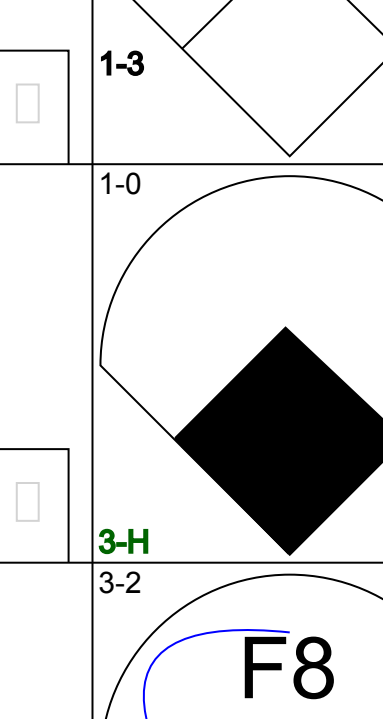
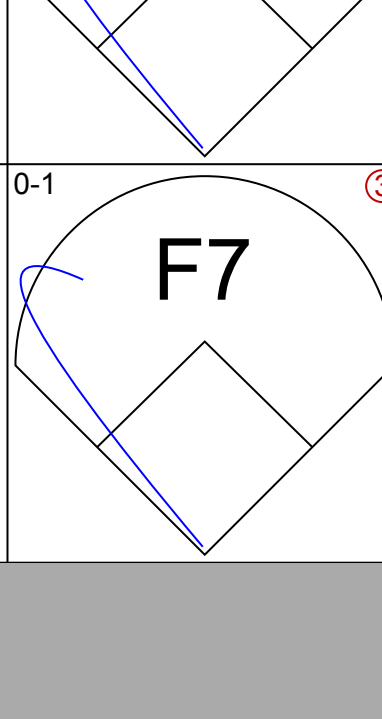
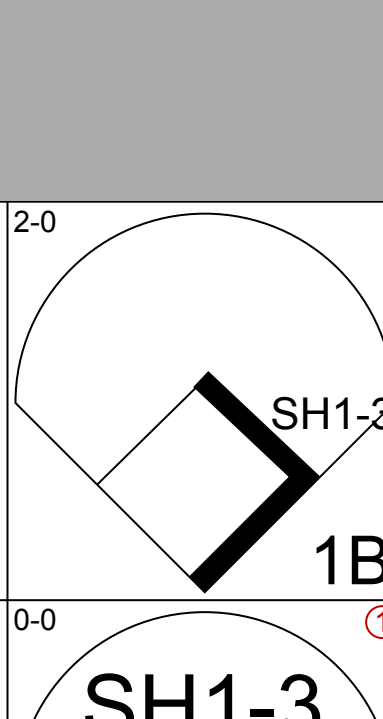
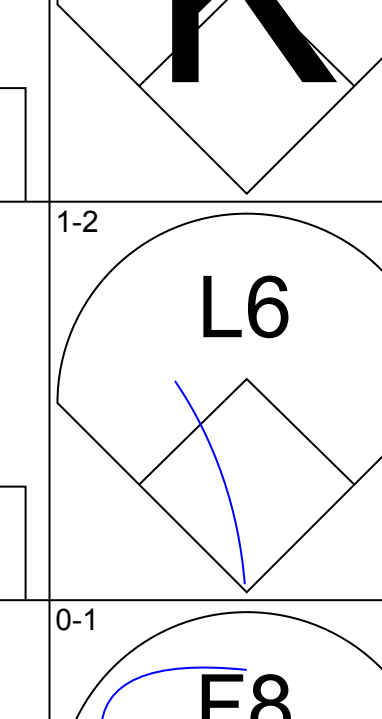
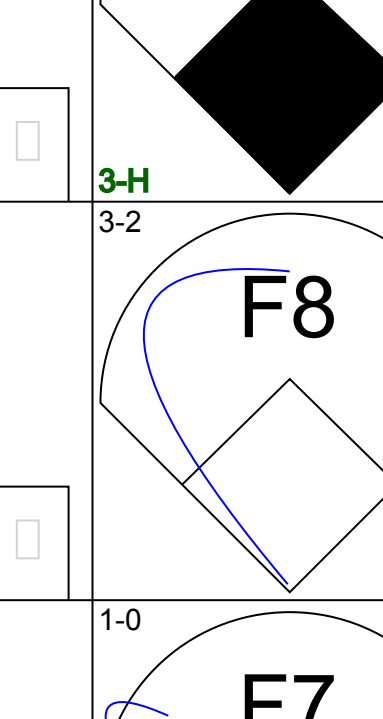
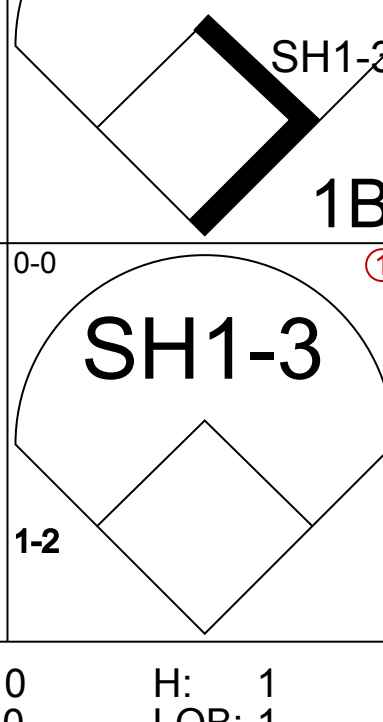
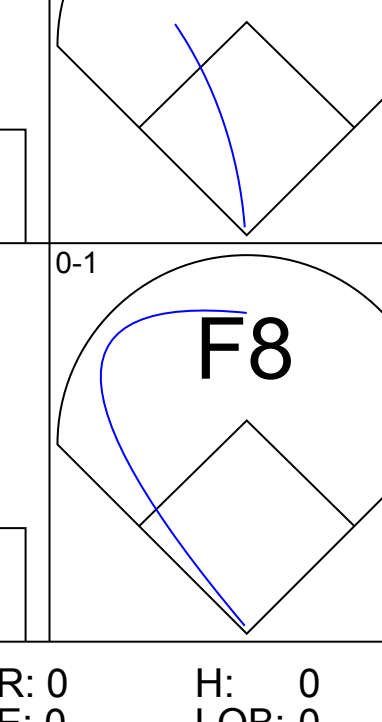
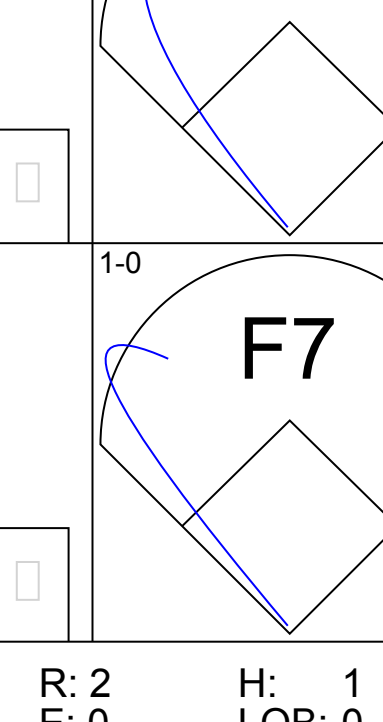
Batter	1	2	3	4	5	6	7	8	9	AB	R	H	RBI	BB	SO	LOB	BOTTOM					
Roberto Kelly, R OBP: 0.329, SLG: 0.391 (1, 8)	1-0 1B 2B 1B	1-0 F7		4-1 1B BB		1-3 K	3-2 FC6-4 1B			4	1	2	2	1	1	0						
Steve Sax, R OBP: 0.316, SLG: 0.360 (1, 4)	3-2 2B FC3-6 1B	1-0 1B		0-1 SAFE SAFE SAFE 1B		2-0 K	FC6-4 1B			5	2	4	1	0	0	2						
Don Mattingly, L OBP: 0.360, SLG: 0.400 (1, 3)	1-0 FC3-6 K 2B	2-0 F8		1-1 F8		0-3 K		0-0 P6		5	1	1	1	0	1	3						
Kevin Maas, L OBP: 0.408, SLG: 0.455 (1, 10)	4-1 FC3-6 BB		2-0 F9		1-2 G3-1	0-1 L3		2-2 PB 1B		4	0	1	0	1	0	0						
Mel Hall, L OBP: 0.304, SLG: 0.548 Hensley Meulens, R OBP: 0.254, SLG: 0.319 (1, 7) (8, PH) (9, 7)	0-1 FC3-6 HR		0-0 P6		3-1 HR		2-0 G5-3 1B 2B	1-2 G6-3		4	3	2	2	0	0	2						
Jesse Barfield, R OBP: 0.347, SLG: 0.503 (1, 9)	0-1 HR		0-3 K		3-1 F7		2-3 K	1-2 F7		5	1	1	3	0	2	2						
Matt Nokes, L OBP: 0.317, SLG: 0.511 (1, 2)	3-1 G6-3			1-1 HR	2-2 1B 1B		4-0 G5-3 1B IBB			3	2	2	1	1	0	0						
Alvaro Espinoza, R OBP: 0.286, SLG: 0.338 (1, 6)	1-3 K			1-3 K2-3	0-0 1B		1-1 G5-3			4	0	1	0	0	2	2						
Pat Kelly, R OBP: 0.279, SLG: 0.393 (1, 5)		1-0 G5-3		3-2 L5	2-2 F7		4-2 1B BB			3	0	0	0	1	0	2						
<b>Inning Stats</b>	R: 5 E: 0 K: 1 S: 16	H: 4 LOB: 0 BB: 1 P: 28	R: 0 E: 0 K: 0 S: 4	H: 1 LOB: 0 BB: 0 P: 9	R: 0 E: 0 K: 1 S: 5	H: 0 LOB: 0 BB: 0 P: 7	R: 1 E: 0 K: 1 S: 13	H: 2 LOB: 2 BB: 1 P: 23	R: 1 E: 0 K: 2 S: 10	H: 3 LOB: 2 BB: 0 P: 27	R: 1 E: 0 K: 2 S: 15	H: 2 LOB: 2 BB: 2 P: 32	R: 0 E: 0 K: 0 S: 13	H: 1 LOB: 1 BB: 0 P: 17	R: 0 E: 0 K: 0 S: 13	H: 0 LOB: 0 BB: 0 P: 17	1B: 8 2B: 2 3B: 0 HR: 4	SF: 0 SAC: 0 DP: 0 HBP: 0	WP: 0 PB: 1 SB: 1 CS: 0	PA: 42		
<b>PITCHER</b>	IP WLS BF H R ER SO BB IBB HBP BLK WP HR S P ERA WHIP	IP WLS BF H R ER SO BB IBB HBP BLK WP HR S P ERA WHIP	IP WLS BF H R ER SO BB IBB HBP BLK WP HR S P ERA WHIP	IP WLS BF H R ER SO BB IBB HBP BLK WP HR S P ERA WHIP	IP WLS BF H R ER SO BB IBB HBP BLK WP HR S P ERA WHIP	IP WLS BF H R ER SO BB IBB HBP BLK WP HR S P ERA WHIP	IP WLS BF H R ER SO BB IBB HBP BLK WP HR S P ERA WHIP	IP WLS BF H R ER SO BB IBB HBP BLK WP HR S P ERA WHIP	IP WLS BF H R ER SO BB IBB HBP BLK WP HR S P ERA WHIP	IP WLS BF H R ER SO BB IBB HBP BLK WP HR S P ERA WHIP	IP WLS BF H R ER SO BB IBB HBP BLK WP HR S P ERA WHIP	IP WLS BF H R ER SO BB IBB HBP BLK WP HR S P ERA WHIP	IP WLS BF H R ER SO BB IBB HBP BLK WP HR S P ERA WHIP	IP WLS BF H R ER SO BB IBB HBP BLK WP HR S P ERA WHIP	IP WLS BF H R ER SO BB IBB HBP BLK WP HR S P ERA WHIP	IP WLS BF H R ER SO BB IBB HBP BLK WP HR S P ERA WHIP	IP WLS BF H R ER SO BB IBB HBP BLK WP HR S P ERA WHIP	IP WLS BF H R ER SO BB IBB HBP BLK WP HR S P ERA WHIP	IP WLS BF H R ER SO BB IBB HBP BLK WP HR S P ERA WHIP	IP WLS BF H R ER SO BB IBB HBP BLK WP HR S P ERA WHIP	IP WLS BF H R ER SO BB IBB HBP BLK WP HR S P ERA WHIP	IP WLS BF H R ER SO BB IBB HBP BLK WP HR S P ERA WHIP

Texas Rangers @ New York Yankees  
Yankee Stadium, Bronx, NY  
Sat Jun 08 1991, 7:05 PM EDT  
Att: 27,969 - Cloudy - 84 F

AB 38  
R 10  
H 14  
RBI 10  
BB 4  
SO 6  
LOB 14



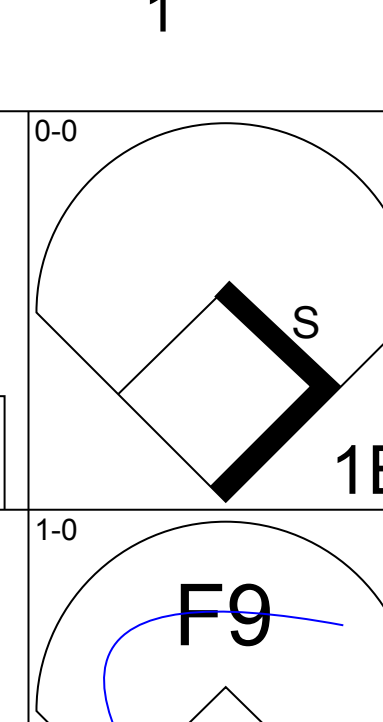
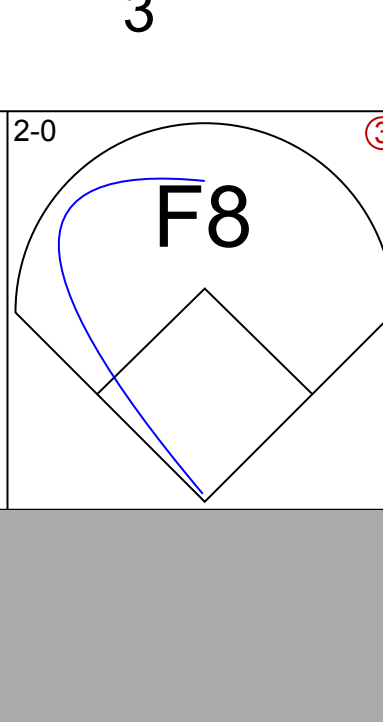
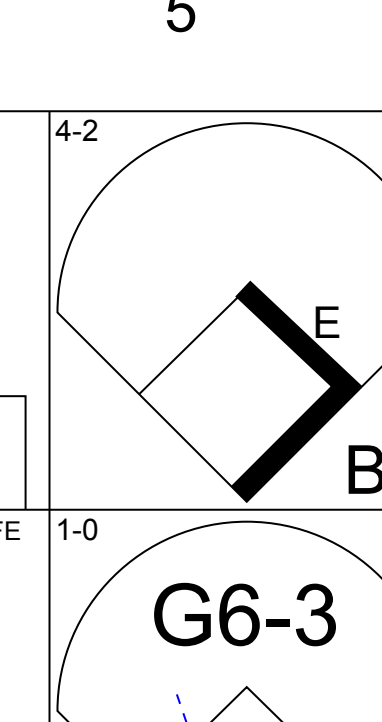
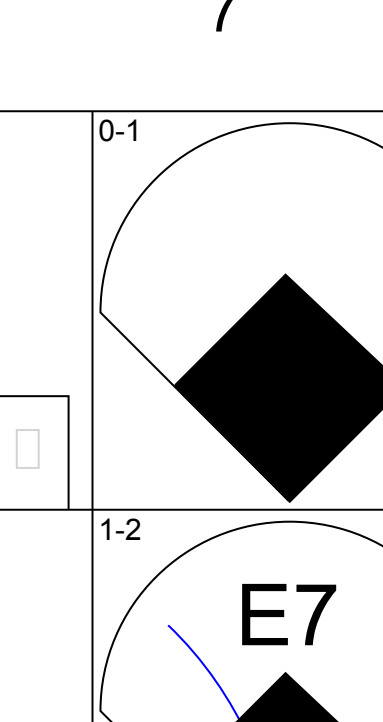
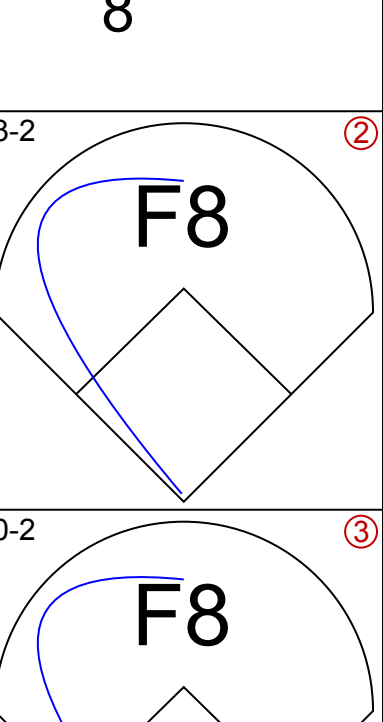
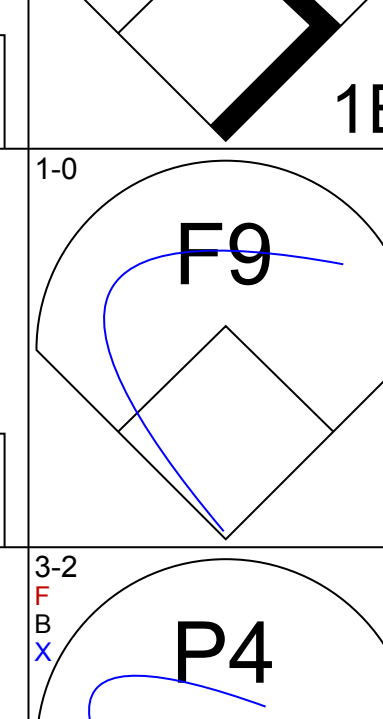
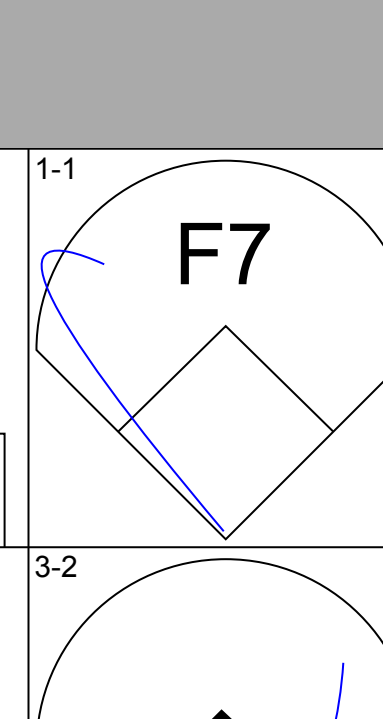
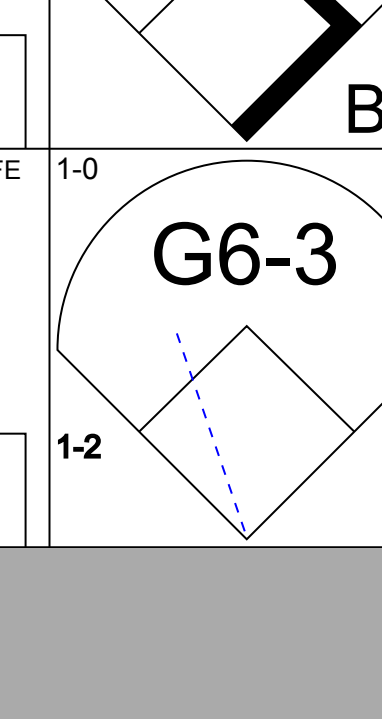
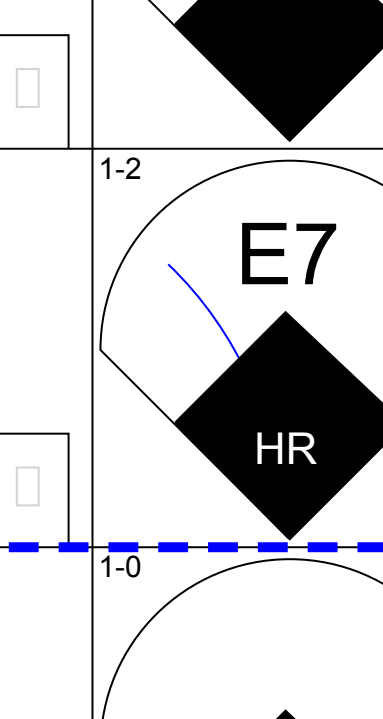
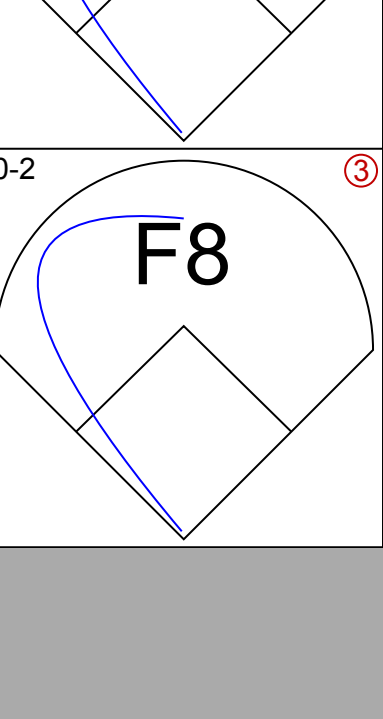
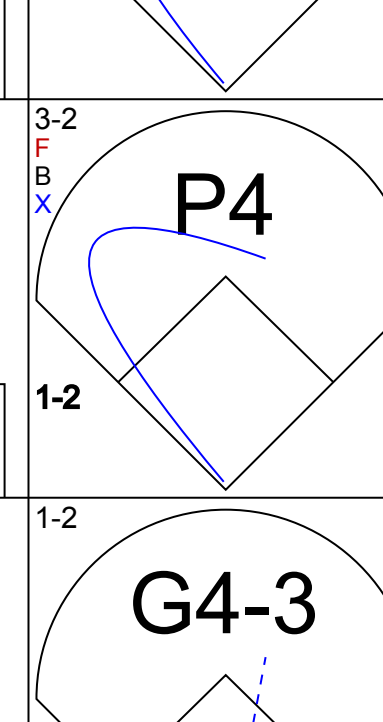
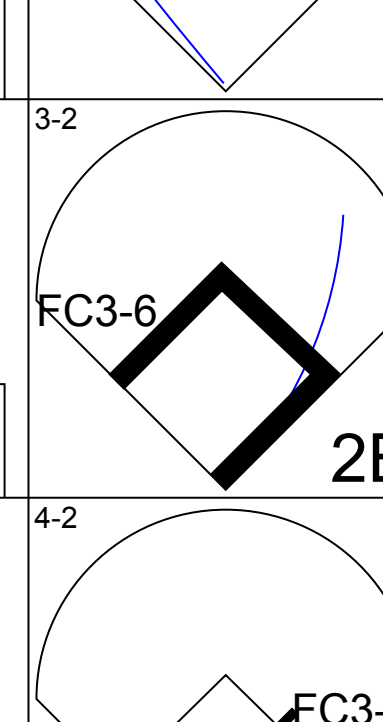
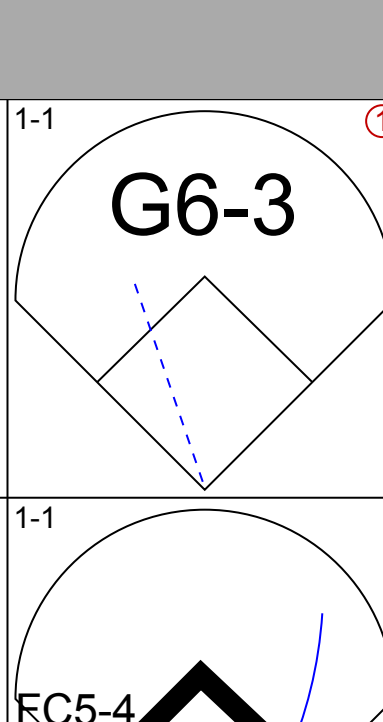
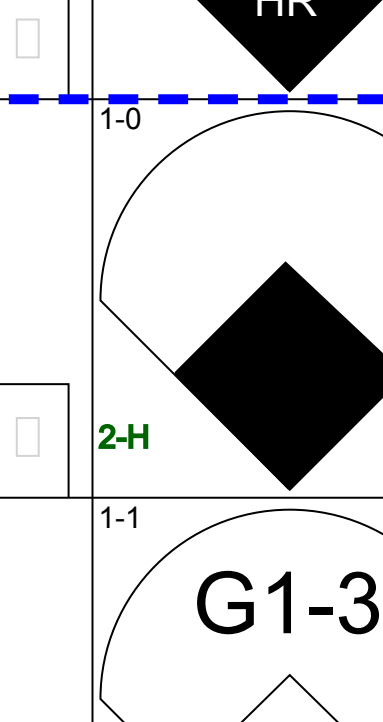
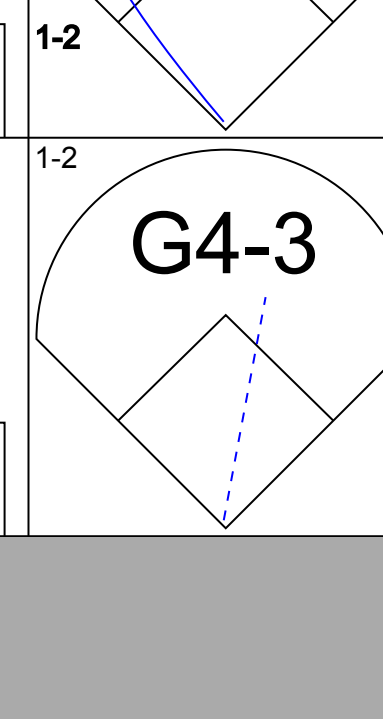
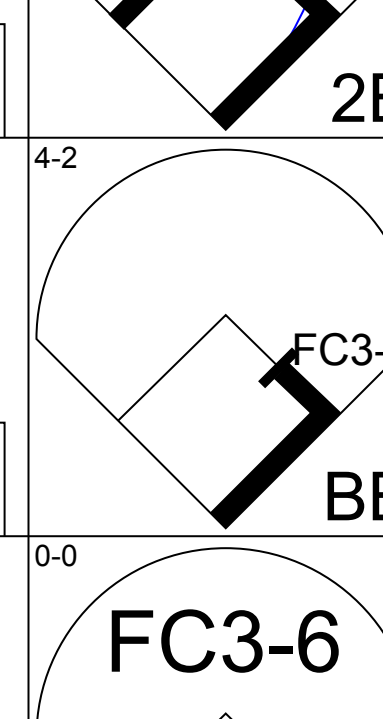
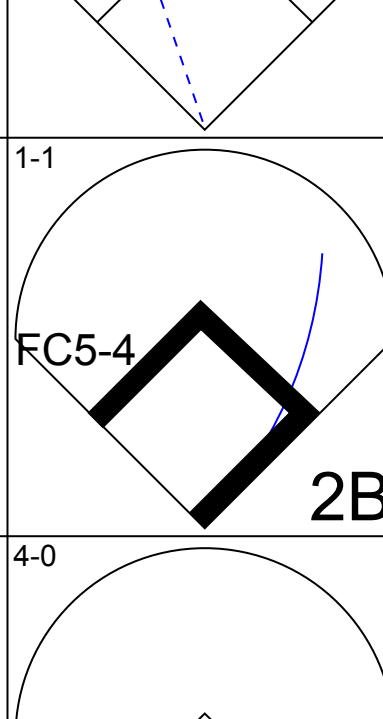
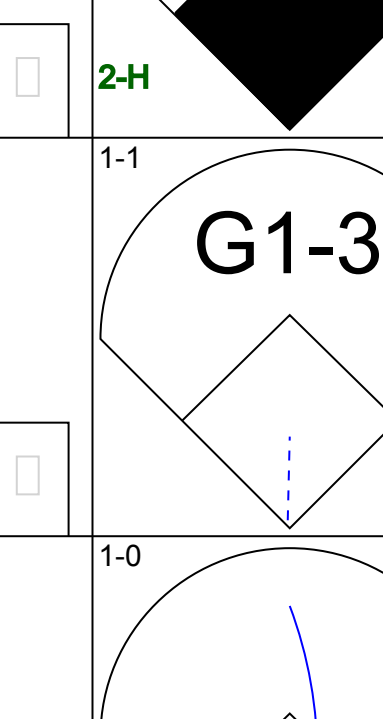
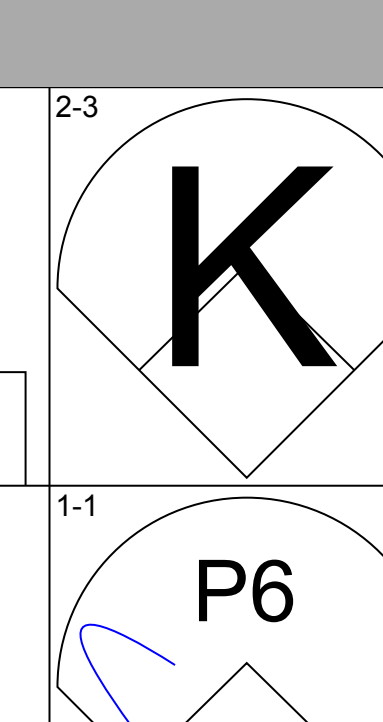
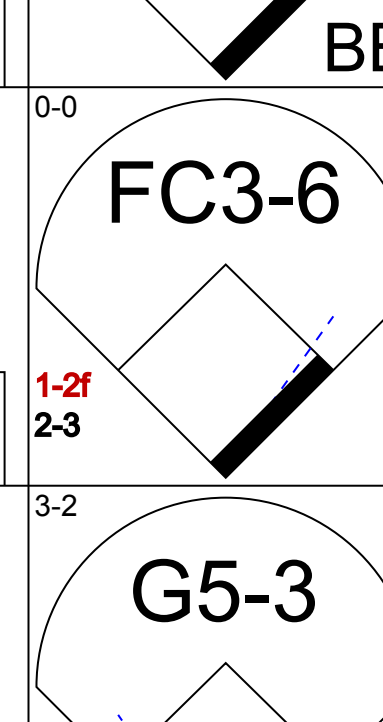
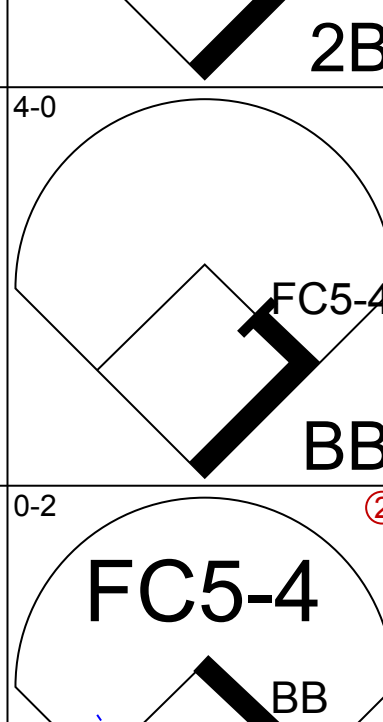
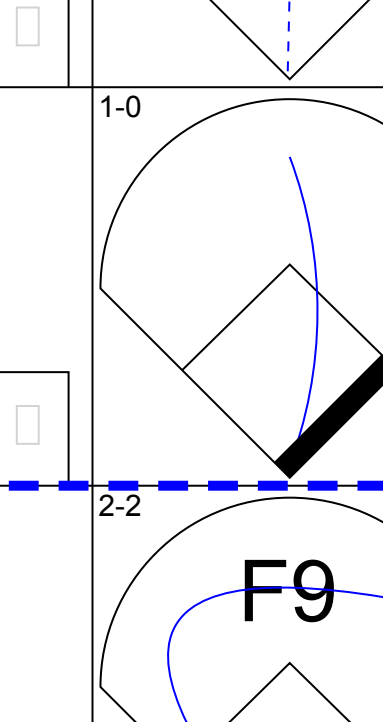
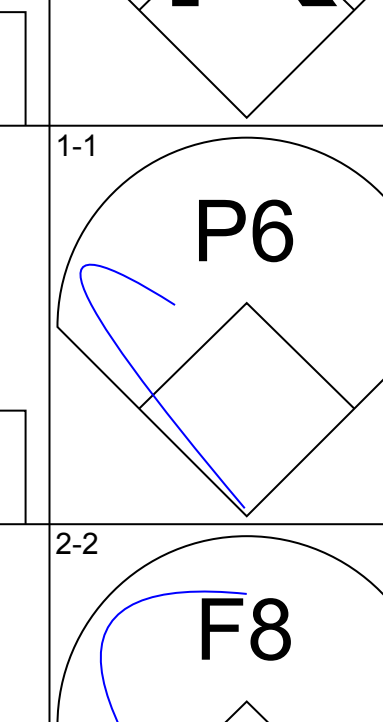
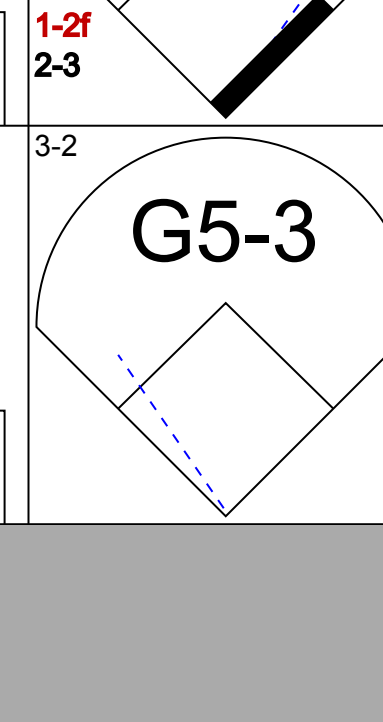
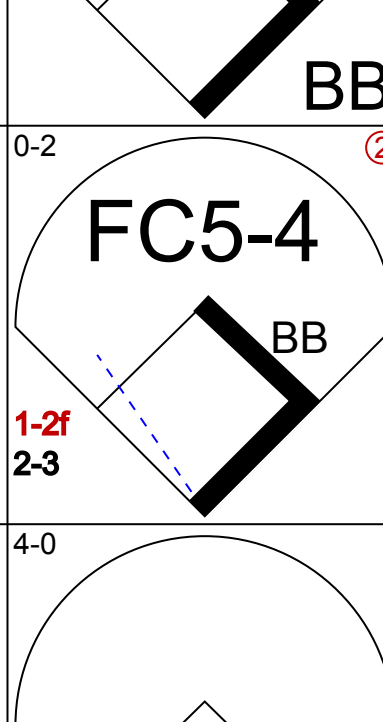
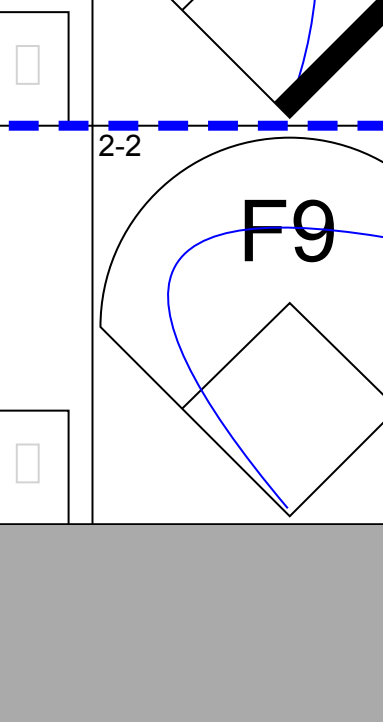
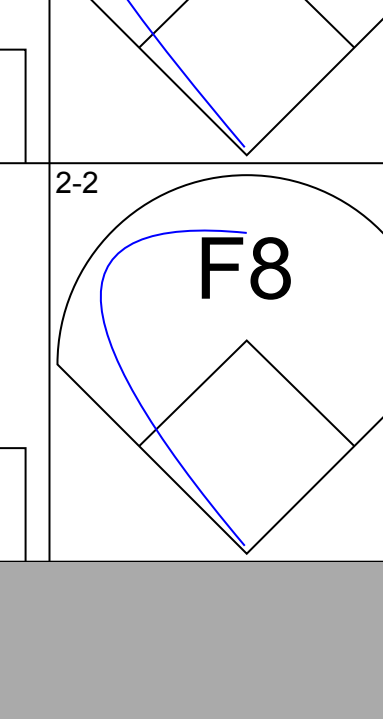
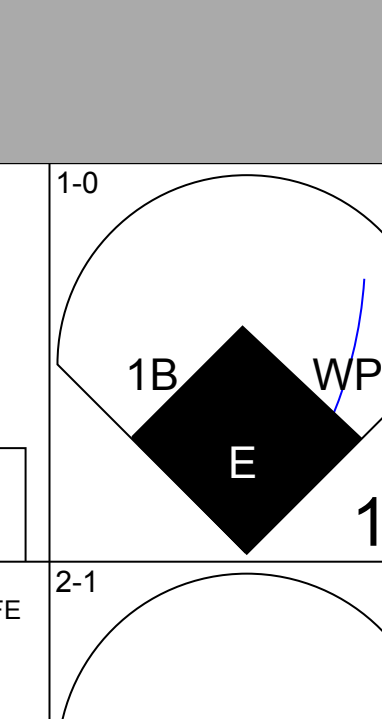
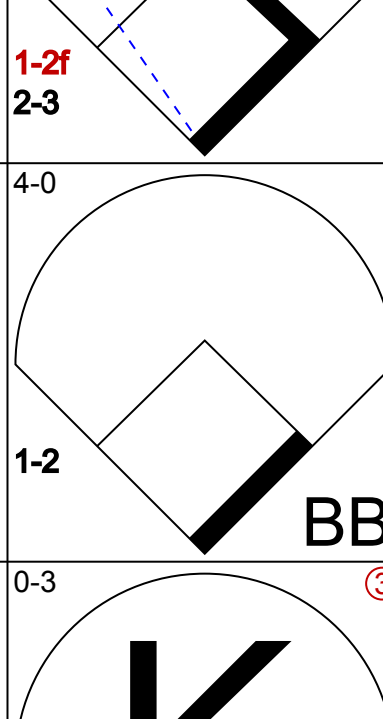
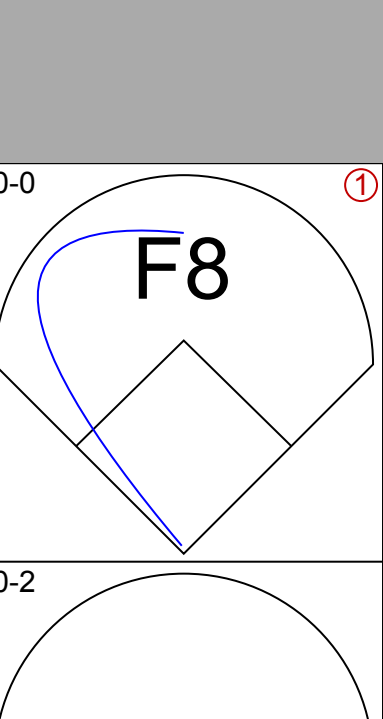
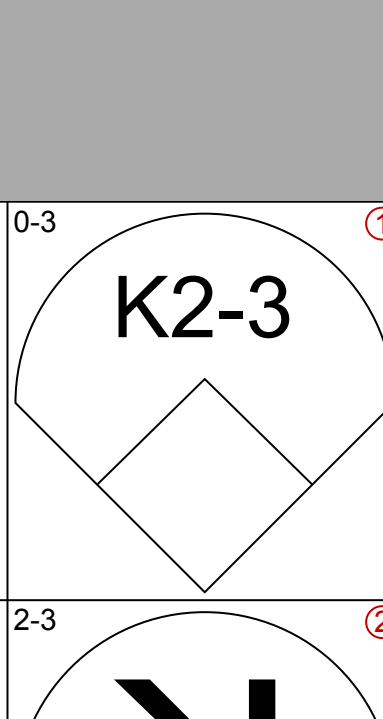
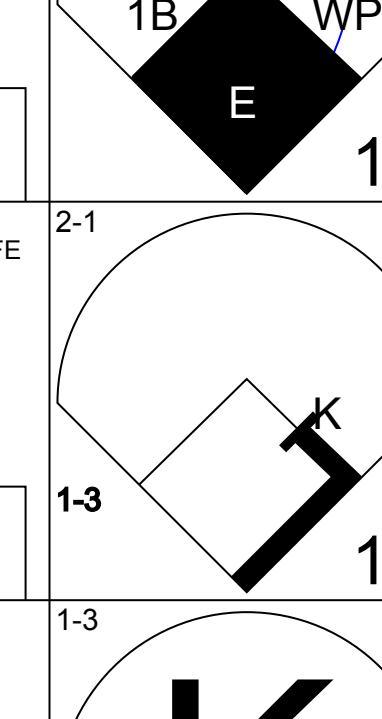
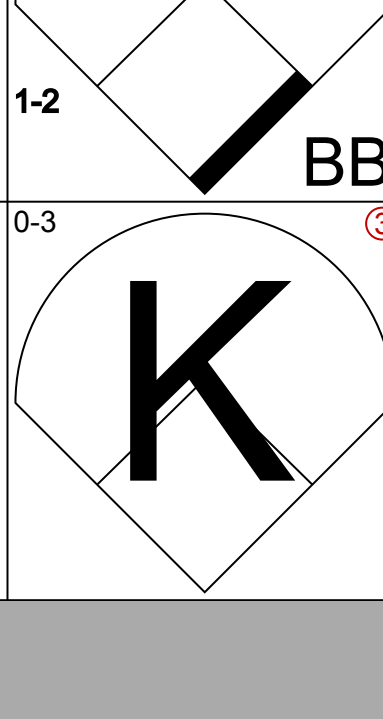
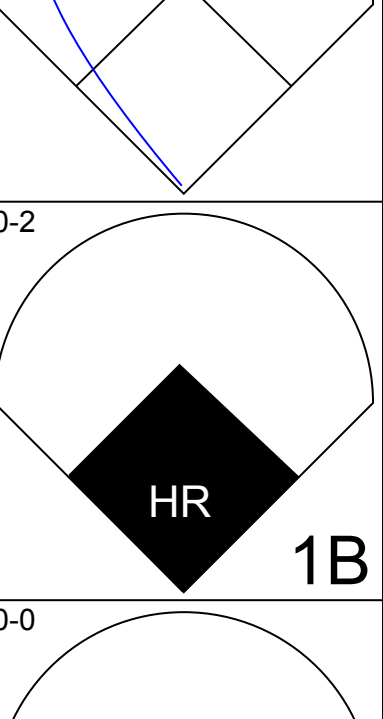
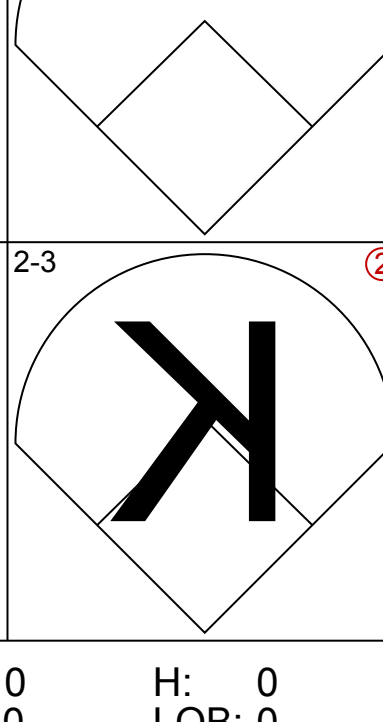
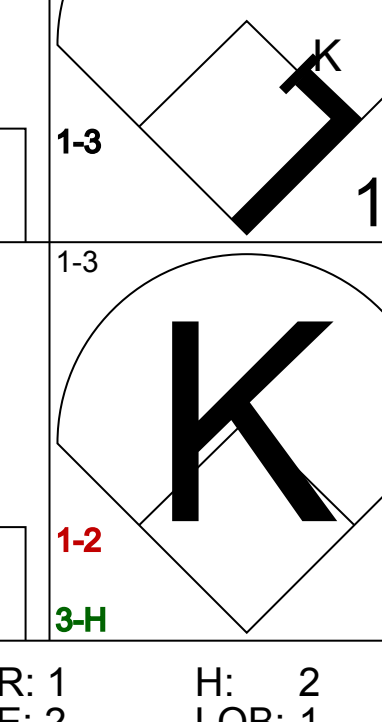
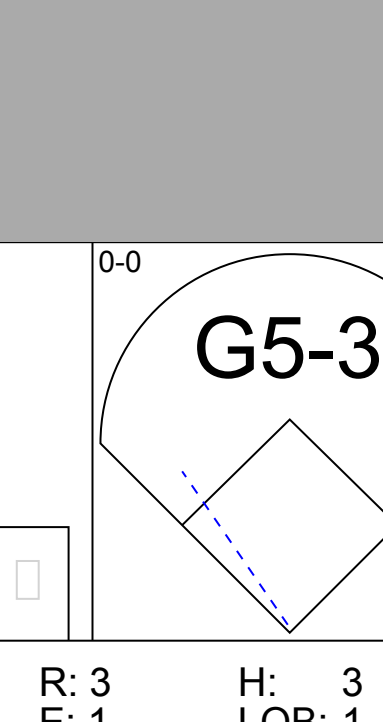
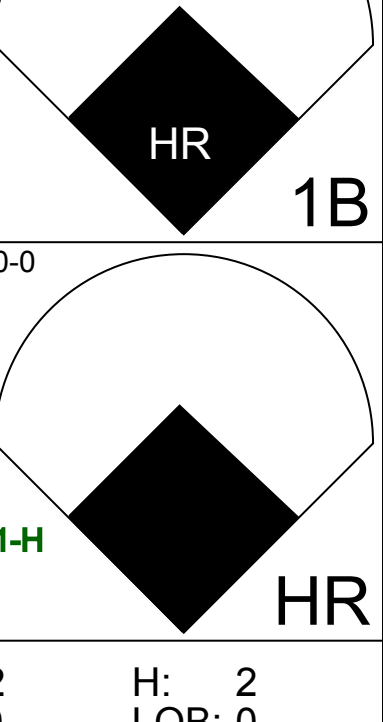


Batter	1	2	3	4	5	6	7	8	9	AB	R	H	RBI	BB	SO	LOB	TOP					
<b>Brian Downing, R</b> OBP: 0.438, SLG: 0.532 (1, 10)										4	0	0	0	0	1	1						
<b>Rafael Palmeiro, L</b> OBP: 0.348, SLG: 0.486 (1, 3)										4	1	2	1	0	0	1						
<b>Ruben Sierra, S</b> OBP: 0.397, SLG: 0.529 (1, 9)										3	0	0	0	1	0	0						
<b>Julio Franco, R</b> OBP: 0.371, SLG: 0.440 (1, 4)										4	1	2	0	0	0	2						
<b>Juan Gonzalez, R</b> OBP: 0.399, SLG: 0.561 (1, 7)										3	1	1	0	1	0	1						
<b>Geno Petralli, L</b> OBP: 0.322, SLG: 0.295 (1, 2)										3	0	0	1	0	1	2						
<b>Steve Buechele, R</b> OBP: 0.343, SLG: 0.465 (1, 5)										4	1	1	2	0	1	1						
<b>Jeff Huson, L</b> OBP: 0.303, SLG: 0.276 (1, 6)										3	0	1	0	0	0	0						
<b>Gary Pettis, S</b> OBP: 0.350, SLG: 0.282 (1, 8)										2	0	0	0	0	0	0						
<b>Inning Stats</b>	R: 0 E: 0 K: 1 S: 10	H: 0 LOB: 0 BB: 0 P: 14	R: 1 E: 0 K: 0 S: 6	H: 2 LOB: 0 BB: 0 P: 9	R: 0 E: 0 K: 0 S: 9	H: 1 LOB: 1 BB: 0 P: 14	R: 0 E: 0 K: 1 S: 11	H: 1 LOB: 1 BB: 0 P: 20	R: 0 E: 0 K: 1 S: 8	H: 0 LOB: 0 BB: 0 P: 11	R: 1 E: 0 K: 0 S: 10	H: 1 LOB: 0 BB: 1 P: 15	R: 2 E: 0 K: 0 S: 10	H: 1 LOB: 1 BB: 1 P: 19	R: 0 E: 0 K: 0 S: 8	H: 1 LOB: 1 BB: 0 P: 18	R: 0 E: 0 K: 0 S: 6	H: 0 LOB: 0 BB: 0 P: 9	1B: 4 2B: 1 3B: 0 HR: 2	SF: 0 SAC: 2 DP: 1 HBP: 0	WP: 0 PB: 1 SB: 2 CS: 1	PA: 35
<b>PITCHER</b>	IP	WLS	BF	H	R	ER	SO	BB	IBB	HBP	BLK	WP	HR	S	P	ERA	WHIP					
<b>Tim Leary, R</b> ERA: 5.23 (1, 1)	7.0		27	6	4	4	3	1	0	0	0	0	2	64	102	5.14	1.000					
<b>Greg Cadaret, L</b> ERA: 3.12 (8, 1)	0.1		3	1	0	0	0	1	0	0	0	0	0	6	13	0.00	6.000					
<b>John Habyan, R</b> ERA: 1.76 (8, 1)	0.2	W	1	0	0	0	0	0	0	0	0	0	0	2	5	0.00	0.000					
<b>Steve Farr, R</b> ERA: 2.2 (9, 1)	1.0	S	3	0	0	0	0	0	0	0	0	0	0	6	9	0.00	0.000					

Texas Rangers @ New York Yankees  
Yankee Stadium, Bronx, NY  
Sun Jun 09 1991, 3:33 AM EDT  
Att: 39,014 - Sunny - 81 F

AB	30
R	4
H	7
RBI	4
BB	2
SO	3
LOB	8



Batter	1	2	3	4	5	6	7	8	9	AB	R	H	RBI	BB	SO	LOB	BOTTOM				
<b>Roberto Kelly, R</b> OBP: 0.335, SLG: 0.408 (1, 8)										4	1	2	1	1	0	0					
<b>Steve Sax, R</b> OBP: 0.305, SLG: 0.352 (1, 4)										5	1	0	0	0	0	2					
<b>Don Mattingly, L</b> OBP: 0.363, SLG: 0.425 (1, 3)										4	1	2	2	0	0	1					
<b>Kevin Maas, L</b> OBP: 0.410, SLG: 0.459 (1, 10)										3	0	1	0	1	0	1					
<b>Mel Hall, L</b> OBP: 0.309, SLG: 0.543 (1, 7)										3	0	1	0	1	1	2					
<b>Jesse Barfield, R</b> OBP: 0.340, SLG: 0.491 (1, 9)										4	0	0	0	0	0	5					
<b>Matt Nokes, L</b> OBP: 0.322, SLG: 0.507 (1, 2)										3	1	1	0	1	0	0					
<b>Alvaro Espinoza, R</b> OBP: 0.291, SLG: 0.342 (1, 6)										4	1	2	0	0	2	3					
<b>Pat Kelly, R</b> OBP: 0.277, SLG: 0.433 (1, 5)										4	1	1	2	0	2	1					
<b>Inning Stats</b>	R: 0 E: 0 K: 0 S: 11	H: 1 LOB: 1 BB: 0 P: 16	R: 0 E: 0 K: 1 S: 8	H: 0 LOB: 0 BB: 0 P: 13	R: 0 E: 0 K: 2 S: 7	H: 0 LOB: 0 BB: 0 P: 11	R: 0 E: 0 K: 0 S: 13	H: 1 LOB: 2 BB: 1 P: 24	R: 1 E: 2 K: 1 S: 9	H: 2 LOB: 1 BB: 1 P: 18	R: 0 E: 0 K: 1 S: 11	H: 1 LOB: 3 BB: 2 P: 21	R: 3 E: 1 K: 0 S: 13	H: 3 LOB: 1 BB: 0 P: 19	R: 2 E: 0 K: 0 S: 11	H: 2 LOB: 0 BB: 0 P: 14	1B: 5 2B: 2 3B: 0 HR: 3	SF: 0 SAC: 0 DP: 0 HBP: 0	WP: 1 PB: 0 SB: 1 CS: 0	PA: 38	
<b>PITCHER</b>	IP	WLS	BF	H	R	ER	SO	BB	IBB	HBP	BLK	WP	HR	S	P	ERA	WHIP				
<b>Jose Guzman, R</b> ERA: 2.92 (1, 1)	6.1		29	6	3	2	5	4	0	0	0	0	1	65	110	2.84	1.579				
<b>Mike Jeffcoat, L</b> ERA: 3.81 (7, 1)	0.1		3	2	1	0	0	0	0	0	0	0	1	4	7	0.00	6.000				
<b>Rich Gossage, R</b> ERA: 3.33 (7, 1)	1.1	L	6	2	2	2	0	0	0	0	0	0	1	14	19	13.50	1.500				

Texas Rangers @ New York Yankees  
Yankee Stadium, Bronx, NY  
Sun Jun 09 1991, 3:33 AM EDT  
Att: 39,014 - Sunny - 81 F

AB	34
R	6
H	10
RBI	5
BB	4
SO	5
LOB	15





Batter	1	2	3	4	5	6	7	8	9	AB	R	H	RBI	BB	SO	LOB	TOP			
<b>Roberto Kelly, R</b> OBP: 0.333, SLG: 0.420 (1, 8)	0-2 G4-3			1-3 K		0-0 F8		2-2 HR		4	1	1	1	0	1	0	<b>New York Yankees @ Minnesota Twins</b> Hubert H. Humphrey Metrodome, Minneapolis, MN Tue Jun 11 1991, 8:05 PM EDT Att: 18,233 - Dome - 70 F <a href="http://livebaseballscorecards.com">livebaseballscorecards.com</a>			
<b>Steve Sax, R</b> OBP: 0.304, SLG: 0.345 (1, 4)	2-1 G5-3			1-3 K		0-1 G4-3		0-0 G6-3		4	0	0	0	0	1	0				
<b>Don Mattingly, L</b> OBP: 0.361, SLG: 0.418 (1, 3)	1-3 K			1-0 F9			4-0 HR		0-0 G3-1	3	1	0	0	1	1	0				
<b>Kevin Maas, L</b> OBP: 0.403, SLG: 0.449 (1, 10)		2-0 P5			1-1 P5		1-2 F4		3-2 F9	4	0	0	0	0	0	1				
<b>Mel Hall, L</b> OBP: 0.315, SLG: 0.564 (1, 7)		1-2 G4-3			0-0 1B		2-0 HR		3-2 P3	4	1	2	2	0	0	0				
<b>Jesse Barfield, R</b> OBP: 0.340, SLG: 0.489 (1, 9)		0-0 G5-3			1-1 P6		2-2 G3-6-1			3	0	1	0	0	0	1				
<b>Matt Nokes, L</b> OBP: 0.322, SLG: 0.503 (1, 2)			0-0 P5		1-0 FC6-4		0-0 G3-6-1			3	0	1	0	0	0	1				
<b>Alvaro Espinoza, R</b> OBP: 0.292, SLG: 0.342 (1, 6)			1-0 L5-3		0-0 FC6-4			1-1 F9		3	0	1	0	0	0	2				
<b>Pat Kelly, R</b> OBP: 0.265, SLG: 0.413 (1, 5)			0-1 L5-3		0-1 P3			1-3 K		3	0	0	0	0	1	1				
<b>Inning Stats</b>	R: 0 E: 0 K: 1 S: 9	H: 0 LOB: 0 BB: 0 P: 12	R: 0 E: 0 K: 0 S: 7	H: 0 LOB: 0 BB: 0 P: 10	R: 0 E: 0 K: 0 S: 4	H: 1 LOB: 0 BB: 0 P: 5	R: 0 E: 0 K: 2 S: 7	H: 0 LOB: 0 BB: 0 P: 10	R: 0 E: 0 K: 0 S: 5	H: 0 LOB: 0 BB: 0 P: 5	R: 2 E: 0 K: 0 S: 9	H: 2 LOB: 0 BB: 1 P: 18	R: 1 E: 0 K: 1 S: 11	H: 1 LOB: 0 BB: 0 P: 15	R: 0 E: 0 K: 0 S: 9	H: 0 LOB: 0 BB: 0 P: 15	1B: 4 2B: 1 3B: 0 HR: 2	SF: 0 SAC: 0 DP: 2 HBP: 0	WP: 0 PB: 0 CS: 0	PA: 32
<b>PITCHER</b>	IP	WLS	BF	H	R	ER	SO	BB	IBB	HBP	BLK	WP	HR	S	P	ERA	WHIP			
<b>Kevin Tapani, R</b> ERA: 3.63 (1, 1)	8.0	W	29	6	3	3	4	1	0	0	0	0	2	59	85	3.38	0.875			
<b>Rick Aguilera, R</b> ERA: 2.12 (9, 1)	1.0	S	3	0	0	0	0	0	0	0	0	0	0	9	15	0.00	0.000			

Batter	1	2	3	4	5	6	7	8	9	AB	R	H	RBI	BB	SO	LOB	BOTTOM			
<b>Dan Gladden, R</b> OBP: 0.311, SLG: 0.351 (1, 7)	1-3 K		2-1 G6-3		0-0 G5-4-3			0-0 BB		4	1	1	1	0	1	1	<b>New York Yankees @ Minnesota Twins</b> Hubert H. Humphrey Metrodome, Minneapolis, MN Tue Jun 11 1991, 8:05 PM EDT Att: 18,233 - Dome - 70 F <a href="http://livebaseballscorecards.com">livebaseballscorecards.com</a>			
<b>Chuck Knoblauch, R</b> OBP: 0.341, SLG: 0.344 (1, 4)	0-2 G6-3		2-2 G6-3			1-0 G3-6-3		4-0 BB		3	1	1	1	1	0	0				
<b>Kirby Puckett, R</b> OBP: 0.346, SLG: 0.471 (1, 8)	1-1 E5			1-0 G4-3		1-3 K		1-3 K		4	0	0	0	0	2	4				
<b>Kent Hrbek, L</b> OBP: 0.369, SLG: 0.400 (1, 3)	1-1 F7			2-1 1B		2-1 G3-6-3		0-1 BB		4	0	2	2	0	0	2				
<b>Chili Davis, S</b> OBP: 0.390, SLG: 0.543 (1, 10)		2-0 F9-5		0-1 P5			1-1 G4-3	4-2 BB		3	0	1	0	1	0	1				
<b>Brian Harper, R</b> OBP: 0.363, SLG: 0.474 (1, 2)		3-2 P6		1-1 S			2-2 G6-3	0-0 P4		4	0	1	0	0	0	4				
<b>Gene Larkin, S</b> OBP: 0.252, SLG: 0.319 (1, 9)		3-2 F9-5		1-3 K			1-1 G3	4-2 BB		3	0	0	1	1	1	3				
<b>Mike Pagliarulo, L</b> OBP: 0.252, SLG: 0.331 (1, 5)			0-1 G3		0-1 G3			1-2 BB		3	0	1	0	0	0	0				
<b>Al Newman, S</b> OBP: 0.274, SLG: 0.214 (9, 6)								1-2 BB		1	1	0	0	0	0	3				
<b>Greg Gagne, R</b> OBP: 0.365, SLG: 0.491 (1, 6)			1-1 E		1-2 G5-4-3			0-0 BB		2	1	2	0	0	0	0				
<b>Randy Bush, L</b> OBP: 0.263, SLG: 0.208 (8, PH)								1-2 BB		0	0	0	0	0	0	0				
<b>Shane Mack, R</b> OBP: 0.343, SLG: 0.474 (9, 9)								1-2 BB		1	1	1	0	0	0	0				
<b>Inning Stats</b>	R: 0 E: 1 K: 1 S: 13	H: 0 LOB: 1 BB: 0 P: 16	R: 0 E: 0 K: 0 S: 8	H: 1 LOB: 0 BB: 0 P: 16	R: 1 E: 0 K: 0 S: 9	H: 1 LOB: 0 BB: 0 P: 14	R: 0 E: 0 K: 1 S: 13	H: 2 LOB: 2 BB: 0 P: 18	R: 0 E: 0 K: 1 S: 6	H: 1 LOB: 0 BB: 0 P: 10	R: 0 E: 0 K: 0 S: 7	H: 0 LOB: 0 BB: 0 P: 11	R: 4 E: 0 K: 1 S: 18	H: 4 LOB: 3 BB: 3 P: 34	R: 0 E: 0 K: 0 S: 9	H: 0 LOB: 0 BB: 0 P: 15	1B: 9 2B: 2 3B: 0 HR: 0	SF: 0 SAC: 0 DP: 3 HBP: 0	WP: 0 PB: 0 CS: 0	PA: 35
<b>PITCHER</b>	IP	WLS	BF	H	R	ER	SO	BB	IBB	HBP	BLK	WP	HR	S	P	ERA	WHIP			
<b>Scott Sanderson, R</b> ERA: 3.5 (1, 1)	7.0		26	7	2	1	3	0	0	0	0	0	0	1	1	1.29	1.000			
<b>Steve Howe, L</b> ERA: 1.45 (8, 1)	0.0	1	1	0	0	0	0	0	0	0	0	0	0	1	1	∞	∞			
<b>John Habyan, R</b> ERA: 2.32 (8, 1)	0.1	L	3	1	0	0	1	1	0	0	0	0	0	4	9	0.00	6.000			
<b>Greg Cadaret, L</b> ERA: 3.12 (8, 1)	0.0	2	1	2	2	0	1	0	0	0	0	0	0	4	8	∞	∞			
<b>Steve Farr, R</b> ERA: 2.15 (8, 1)	0.2	3	0	1	1	0	1	0	0	0	0	0	0	6	12	13.50	1.500			



Batter	1	2	3	4	5	6	7	8	9	AB	R	H	RBI	BB	SO	LOB	TOP			
<b>Roberto Kelly, R</b> OBP: 0.326, SLG: 0.410 (1, 8)										5	0	0	0	0	2	2				
<b>Steve Sax, R</b> OBP: 0.303, SLG: 0.348 (1, 4)										4	0	1	0	0	0	2				
<b>Don Mattingly, L</b> OBP: 0.359, SLG: 0.414 (1, 10)										4	0	1	0	0	0	1				
<b>Kevin Maas, L</b> OBP: 0.400, SLG: 0.450 (1, 3)										4	1	1	0	0	0	1				
<b>Jesse Barfield, R</b> OBP: 0.343, SLG: 0.522 (1, 9)										4	2	2	3	0	1	1				
<b>Hensley Meulens, R</b> OBP: 0.256, SLG: 0.320 (8, PH)										3	0	1	0	0	2	0				
<b>Mel Hall, L</b> OBP: 0.319, SLG: 0.567 (8, 7)										1	0	1	0	0	0	0				
<b>Matt Nokes, L</b> OBP: 0.321, SLG: 0.497 (1, 2)										4	0	1	0	0	1	3				
<b>Alvaro Espinoza, R</b> OBP: 0.291, SLG: 0.339 (1, 6)										4	0	1	0	0	0	2				
<b>Pat Kelly, R</b> OBP: 0.268, SLG: 0.409 (9, PH)										3	0	1	0	0	0	0				
<b>Pat Sheridan, L</b> OBP: 0.167, SLG: 0.250 (9, PH)										1	0	0	0	0	1	0				
<b>Inning Stats</b>	R: 0 E: 0 K: 1 S: 8	H: 0 LOB: 0 BB: 0 P: 9	R: 1 E: 1 K: 0 S: 13	H: 2 LOB: 1 BB: 0 P: 19	R: 0 E: 0 K: 0 S: 7	H: 0 LOB: 0 BB: 0 P: 11	R: 2 E: 0 K: 1 S: 9	H: 3 LOB: 1 BB: 0 P: 11	R: 0 E: 0 K: 1 S: 9	H: 0 LOB: 0 BB: 0 P: 14	R: 0 E: 0 K: 0 S: 10	H: 2 LOB: 2 BB: 0 P: 13	R: 0 E: 0 K: 2 S: 11	H: 2 LOB: 2 BB: 0 P: 14	R: 0 E: 0 K: 1 S: 9	H: 0 LOB: 0 BB: 0 P: 12	1B: 6 2B: 2 3B: 0 HR: 2	SF: 0 SAC: 0 DP: 0 HBP: 0	WP: 0 PA: 37 CS: 0	
<b>PITCHER</b>	IP	WLS	BF	H	R	ER	SO	BB	IBB	HBP	BLK	WP	HR	S	P	ERA	WHIP			
<b>Allan Anderson, L</b> ERA: 4.38 (1, 1)	6.1	W	27	8	3	3	4	0	0	0	0	0	2	60	86	4.26	1.263			
<b>Carl Willis, R</b> ERA: 3.04 (7, 1)	1.1		6	2	0	0	1	0	0	0	0	0	0	12	16	0.00	1.500			
<b>Steve Bedrosian, R</b> ERA: 3.62 (8, 1)	1.1	S	4	0	0	0	2	0	0	0	0	0	0	12	16	0.00	0.000			

**New York Yankees @ Minnesota Twins**  
Hubert H. Humphrey Metrodome, Minneapolis, MN  
Wed Jun 12 1991, 8:05 PM EDT  
Att: 19,178 - Dome - 70 F

AB 37  
R 3  
H 10  
RBI 3  
BB 0  
SO 7  
LOB 12



Batter	1	2	3	4	5	6	7	8	9	AB	R	H	RBI	BB	SO	LOB	BOTTOM			
<b>Chuck Knoblauch, R</b> OBP: 0.347, SLG: 0.350 (1, 4)										5	1	3	0	0	0	0				
<b>Shane Mack, R</b> OBP: 0.330, SLG: 0.455 (1, 7)										4	0	0	0	0	1	4				
<b>Kirby Puckett, R</b> OBP: 0.348, SLG: 0.470 (1, 8)										3	2	1	0	1	1	2				
<b>Chili Davis, S</b> OBP: 0.392, SLG: 0.540 (1, 10)										3	0	1	1	1	0	3				
<b>Brian Harper, R</b> OBP: 0.360, SLG: 0.469 (1, 2)										4	1	1	1	0	1	4				
<b>Kent Hrbek, L</b> OBP: 0.367, SLG: 0.393 (1, 3)										3	1	0	0	1	0	3				
<b>Pedro Munoz, R</b> OBP: 0.371, SLG: 0.500 (1, 9)										4	1	1	4	0	1	2				
<b>Scott Leius, R</b> OBP: 0.394, SLG: 0.362 (1, 5)										4	0	1	0	0	0	0				
<b>Greg Gagne, R</b> OBP: 0.357, SLG: 0.479 (1, 6)										4	0	0	0	0	1	1				
<b>Inning Stats</b>	R: 5 E: 1 K: 0 S: 11	H: 3 LOB: 0 BB: 2 P: 26	R: 0 E: 1 K: 1 S: 15	H: 1 LOB: 0 BB: 0 P: 21	R: 0 E: 0 K: 1 S: 7	H: 0 LOB: 0 BB: 0 P: 12	R: 0 E: 0 K: 0 S: 5	H: 0 LOB: 0 BB: 0 P: 10	R: 1 E: 0 K: 0 S: 14	H: 2 LOB: 1 BB: 0 P: 17	R: 0 E: 0 K: 2 S: 17	H: 2 LOB: 2 BB: 0 P: 22	R: 0 E: 1 K: 1 S: 13	H: 0 LOB: 2 BB: 1 P: 23	R: 0 E: 0 K: 0 S: 7	H: 0 LOB: 0 BB: 0 P: 10	1B: 7 2B: 0 3B: 0 HR: 1	SF: 0 SAC: 0 DP: 0 HBP: 0	WP: 1 PA: 37 CS: 0	
<b>PITCHER</b>	IP	WLS	BF	H	R	ER	SO	BB	IBB	HBP	BLK	WP	HR	S	P	ERA	WHIP			
<b>Jeff Johnson, L</b> ERA: 6.0 (1, 1)	5.0	L	24	6	6	6	2	2	0	0	0	0	1	52	86	10.80	1.600			
<b>Eric Plunk, R</b> ERA: 5.8 (6, 1)	1.1		8	2	0	0	3	1	0	0	0	0	0	24	36	0.00	2.250			
<b>Steve Howe, L</b> ERA: 1.4 (7, 1)	0.2		2	0	0	0	0	0	0	0	0	0	0	6	9	0.00	0.000			
<b>Lee Guetterman, L</b> ERA: 2.45 (8, 1)	1.0		3	0	0	0	0	0	0	0	0	0	0	7	10	0.00	0.000			

**New York Yankees @ Minnesota Twins**  
Hubert H. Humphrey Metrodome, Minneapolis, MN  
Wed Jun 12 1991, 8:05 PM EDT  
Att: 19,178 - Dome - 70 F

AB 34  
R 6  
H 8  
RBI 6  
BB 3  
SO 5  
LOB 19






Batter	1	2	3	4	5	6	7	8	9	AB	R	H	RBI	BB	SO	LOB	TOP				
<b>Roberto Kelly, R</b> OBP: 0.324, SLG: 0.407 (1, 8)	G6-3		1B		SF9		G6-4-3		G5-3	4	0	1	1	0	0	1	<b>New York Yankees @ Minnesota Twins</b> Hubert H. Humphrey Metrodome, Minneapolis, MN Thu Jun 13 1991, 8:05 PM EDT Att: 29,867 - Dome - 70 F <a href="http://livebaseballscorecards.com">livebaseballscorecards.com</a>				
<b>Steve Sax, R</b> OBP: 0.310, SLG: 0.355 (1, 4)	FC4-6 1B		F8		3H 0-1 1B			1B G5-3 1B		4	1	3	0	0	0	2					
<b>Don Mattingly, L</b> OBP: 0.362, SLG: 0.416 (1, 3)	FC4-6 1-2 1B		1-1 1B		G4-3			G5-3 1B 1-2 1B		4	0	2	0	0	0	2					
<b>Kevin Maas, L</b> OBP: 0.402, SLG: 0.466 (1, 10)	G1-3		1-2 2H 1B		K			G5-3 1-2 2-3 1B		4	1	2	1	0	1	1					
<b>Mel Hall, L</b> OBP: 0.318, SLG: 0.558 (1, 7)		P4			0-0 1B			HR G3 P2		4	0	1	0	0	0	3					
<b>Jesse Barfield, R</b> OBP: 0.336, SLG: 0.511 (1, 9)		K			P4			G5-3 1-2 1-2 2-3 3-H 1-1		4	0	0	1	0	2	3					
<b>Matt Nokes, L</b> OBP: 0.313, SLG: 0.483 (1, 2)		G3			F8			G3 P6		4	0	0	0	0	0	3					
<b>Alvaro Espinoza, R</b> OBP: 0.290, SLG: 0.337 (1, 6)			2-2 1B 1B		G4-3			G4-3		4	0	1	0	0	1	0					
<b>Pat Kelly, R</b> OBP: 0.280, SLG: 0.443 (1, 5)			1-3 K		2-2 SF9 3B			G6-4-3 1B		4	1	2	0	0	1	1					
<b>Inning Stats</b>	R: 0 E: 0 K: 0 S: 8	H: 1 LOB: 1 BB: 0 P: 14	R: 0 E: 0 K: 1 S: 8	H: 0 LOB: 0 BB: 0 P: 14	R: 0 E: 0 K: 1 S: 11	H: 3 LOB: 2 BB: 0 P: 16	R: 0 E: 0 K: 1 S: 6	H: 1 LOB: 1 BB: 0 P: 9	R: 1 E: 0 K: 0 S: 10	H: 2 LOB: 1 BB: 0 P: 15	R: 1 E: 0 K: 1 S: 7	H: 1 LOB: 0 BB: 0 P: 11	R: 0 E: 0 K: 1 S: 6	H: 1 LOB: 0 BB: 0 P: 6	R: 1 E: 0 K: 0 S: 11	H: 3 LOB: 2 BB: 0 P: 17	R: 0 E: 0 K: 0 S: 6	H: 0 LOB: 0 BB: 0 P: 8	1B: 10 2B: 3 3B: 1 HR: 1	SF: 1 SAC: 0 DP: 1 HBP: 0	WP: 0 PA: 37 CS: 0
<b>PITCHER</b>	IP	WLS	BF	H	R	ER	SO	BB	IBB	HBP	BLK	WP	HR	S	P	ERA	WHIP				
<b>Scott Erickson, R</b> ERA: 1.6 (1, 1)	7.0	W	28	9	2	2	5	0	0	0	0	0	1	56	85	2.57	1.286				
<b>Terry Leach, R</b> ERA: 3.21 (8, 1)	2.0		9	3	1	1	0	0	0	0	0	0	0	17	25	4.50	1.500				

Batter	1	2	3	4	5	6	7	8	9	AB	R	H	RBI	BB	SO	LOB	BOTTOM				
<b>Dan Gladden, R</b> OBP: 0.313, SLG: 0.352 (1, 7)	WP FC6-5 1B				2-2 BB 1B		F8		F8	5	2	2	0	0	0	3	<b>New York Yankees @ Minnesota Twins</b> Hubert H. Humphrey Metrodome, Minneapolis, MN Thu Jun 13 1991, 8:05 PM EDT Att: 29,867 - Dome - 70 F <a href="http://livebaseballscorecards.com">livebaseballscorecards.com</a>				
<b>Chuck Knoblauch, R</b> OBP: 0.354, SLG: 0.348 (1, 4)	SAFE FC6-5 WP BB			SAFE 4-2 1B BB		SAFE F8		SAFE HR BB		1	1	0	0	3	0	0					
<b>Scott Leius, R</b> OBP: 0.403, SLG: 0.362 (8, 6)	SAFE FC6-5 WP BB			SAFE 1-2 2B BB		SAFE F8		SAFE HR BB		0	1	0	0	1	0	0					
<b>Kirby Puckett, R</b> OBP: 0.351, SLG: 0.470 (1, 8)	SAFE FC6-5 2B			SAFE 0-0 2B 1B		SAFE F9		SAFE F9		4	1	2	2	0	0	1					
<b>Shane Mack, R</b> OBP: 0.327, SLG: 0.451 (7, 8)	SAFE FC6-5 2B			SAFE 1-2 2B 1B		SAFE F9		SAFE F9		1	0	0	0	0	0	1					
<b>Kent Hrbek, L</b> OBP: 0.370, SLG: 0.407 (1, 3)	SAFE FC6-5 2B			SAFE 1-0 2B		SAFE P6		SAFE F9		4	1	2	2	0	0	2					
<b>Pedro Munoz, R</b> OBP: 0.306, SLG: 0.492 (8, 9)	SAFE 1-H 2B			SAFE 1-3 2H 2B		SAFE F9		SAFE K		1	0	0	0	0	0	1					
<b>Chili Davis, S</b> OBP: 0.392, SLG: 0.565 (1, 10)	SAFE K			SAFE K2-3		SAFE K		SAFE HR		5	2	2	3	0	3	3					
<b>Gene Larkin, S</b> OBP: 0.339, SLG: 0.333 (1, 9)	SAFE 1B 2B			SAFE F9		SAFE F9		SAFE K		5	2	2	1	0	1	2					
<b>Mike Pagliarulo, L</b> OBP: 0.299, SLG: 0.331 (1, 5)	SAFE 1B BB			SAFE G4-3		SAFE G5-3		SAFE PB 1B		3	0	1	0	1	0	0					
<b>Lenny Webster, R</b> OBP: 0.375, SLG: 0.714 (1, 2)	SAFE 1-2 2H 1B			SAFE K		SAFE L5		SAFE BB 1B		4	0	2	2	0	1	0					
<b>Al Newman, S</b> OBP: 0.273, SLG: 0.207 (1, 6)	SAFE G6-3			SAFE K		SAFE G1-3		SAFE BB		3	0	0	0	1	1	2					
<b>Inning Stats</b>	R: 4 E: 0 K: 1 S: 18	H: 4 LOB: 2 BB: 2 P: 40	R: 0 E: 0 K: 0 S: 10	H: 1 LOB: 1 BB: 1 P: 18	R: 1 E: 0 K: 1 S: 7	H: 1 LOB: 0 BB: 0 P: 10	R: 2 E: 0 K: 2 S: 16	H: 3 LOB: 2 BB: 1 P: 27	R: 0 E: 0 K: 0 S: 7	H: 0 LOB: 0 BB: 0 P: 10	R: 0 E: 0 K: 0 S: 10	H: 0 LOB: 0 BB: 0 P: 15	R: 1 E: 0 K: 1 S: 20	H: 3 LOB: 3 BB: 1 P: 33	R: 2 E: 0 K: 1 S: 10	H: 1 LOB: 0 BB: 1 P: 21	1B: 8 2B: 3 3B: 0 HR: 2	SF: 0 SAC: 0 DP: 1 HBP: 0	WP: 1 PA: 42 CS: 0		
<b>PITCHER</b>	IP	WLS	BF	H	R	ER	SO	BB	IBB	HBP	BLK	WP	HR	S	P	ERA	WHIP				
<b>Mike Witt, R</b> ERA: 10.13 (1, 1)	0.1	L	4	2	3	3	0	1	0	0	0	0	1	61	103	6.35	1.765				
<b>Chuck Cary, L</b> ERA: 5.91 (1, 1)	5.2		26	7	4	4	4	3	0	0	0	0	1	61	103	6.35	1.765				
<b>Eric Plunk, R</b> ERA: 5.89 (7, 1)	1.0		7	3	1	1	1	1	0	0	0	0	0	20	33	9.00	4.000				
<b>Greg Cadaret, L</b> ERA: 3.53 (8, 1)	1.0		5	1	2	2	1	1	0	0	0	0	1	10	21	18.00	2.000				



Batter	1	2	3	4	5	6	7	8	9	AB	R	H	RBI	BB	SO	LOB	TOP										
<b>Roberto Kelly, R</b> OBP: 0.317, SLG: 0.397 (1, 8)	P4		FC5-4 G5-3 1-2		K		G6-3		K	5	0	0	0	0	2	5	<b>New York Yankees @ Texas Rangers</b> Arlington Stadium, Arlington, TX Fri Jun 14 1991, 8:05 PM EDT Att: 32,928 - Cloudy - 90 F										
<b>Steve Sax, R</b> OBP: 0.312, SLG: 0.356 (1, 4)	1B		G5-3		P8		G5-3		1B	5	0	2	1	0	0	4											
<b>Don Mattingly, L</b> OBP: 0.358, SLG: 0.410 (1, 3)	1B		F8			G3	G1-3		G4-3	5	0	1	0	0	0	3											
<b>Kevin Maas, L</b> OBP: 0.399, SLG: 0.477 (1, 10)	K			F8		HR			P6	4	1	1	1	0	1	2											
<b>Mel Hall, L</b> OBP: 0.318, SLG: 0.553 (8, PH) <b>Hensley Meulens, R</b> OBP: 0.284, SLG: 0.317 (8, 7)	P5			F9		HR			K	3	1	1	0	0	0	2											
<b>Jesse Barfield, R</b> OBP: 0.335, SLG: 0.505 (1, 9)		F7		F9		L5			1B	4	0	1	0	0	0	1											
<b>Matt Nokes, L</b> OBP: 0.214, SLG: 0.173 (8, 2) <b>Bob Geren, R</b> OBP: 0.214, SLG: 0.173 (8, 2)	P6				P6		HR		F8	4	1	1	2	0	0	1											
<b>Alvaro Espinoza, R</b> OBP: 0.294, SLG: 0.347 (1, 6)	G6-3					G6-3			DI 1B	4	1	2	0	0	0	0											
<b>Pat Kelly, R</b> OBP: 0.304, SLG: 0.459 (1, 5)			FC5-4 1B				WP 1B		F8	4	0	3	0	0	0	1											
<b>Inning Stats</b>	R: 0 E: 0 K: 1 S: 10	H: 2 LOB: 2 BB: 0 P: 19	R: 0 E: 0 K: 0 S: 5	H: 0 LOB: 0 BB: 0 P: 7	R: 0 E: 0 K: 0 S: 10	H: 1 LOB: 1 BB: 0 P: 15	R: 0 E: 0 K: 0 S: 6	H: 0 LOB: 0 BB: 0 P: 9	R: 0 E: 0 K: 1 S: 12	H: 2 LOB: 2 BB: 0 P: 17	R: 3 E: 0 K: 0 S: 16	H: 3 LOB: 0 BB: 0 P: 25	R: 0 E: 0 K: 0 S: 10	H: 1 LOB: 1 BB: 0 P: 17	R: 0 E: 0 K: 1 S: 10	H: 1 LOB: 1 BB: 0 P: 18		R: 1 E: 0 K: 1 S: 13	H: 2 LOB: 1 BB: 0 P: 18	1B: 9 2B: 1 3B: 0 HR: 2	SF: 0 SAC: 0 DP: 0 HBP: 0	WP: 1 PB: 1 SB: 0 CS: 0	PA: 39				
<b>PITCHER</b>	IP	WLS	BF	H	R	ER	SO	BB	IBB	HBP	BLK	WP	HR	S	P	ERA	WHIP										
<b>Jose Guzman, R</b> ERA: 3.13 (1, 1)	7.0	W	30	9	3	3	2	0	0	0	0	1	2	69	109	3.86	1.286										
<b>Mike Jeffcoat, L</b> ERA: 3.99 (8, 1)	1.0		4	1	0	0	1	0	0	0	0	0	0	10	17	0.00	1.000										
<b>Joe Bitker, R</b> ERA: 7.45 (9, 1)	1.0		5	2	1	1	1	0	0	0	0	0	0	13	18	9.00	2.000										

AB	39
R	4
H	12
RBI	4
BB	0
SO	4
LOB	19



Batter	1	2	3	4	5	6	7	8	9	AB	R	H	RBI	BB	SO	LOB	BOTTOM										
<b>Gary Pettis, S</b> OBP: 0.357, SLG: 0.288 (1, 8)	K			K				G1-3		4	2	1	0	1	2	0	<b>New York Yankees @ Texas Rangers</b> Arlington Stadium, Arlington, TX Fri Jun 14 1991, 8:05 PM EDT Att: 32,928 - Cloudy - 90 F										
<b>Rafael Palmeiro, L</b> OBP: 0.352, SLG: 0.474 (1, 3)	G1-3 1B BB	S 1B		F9		1B BB				2	1	1	0	2	0	0											
<b>Ruben Sierra, S</b> OBP: 0.391, SLG: 0.539 (1, 9)	G1-3	S 1B				1B				4	0	3	1	0	0	2											
<b>Julio Franco, R</b> OBP: 0.372, SLG: 0.444 (1, 4)	HBP 1B BB	K		L5		K				4	1	1	2	0	2	5											
<b>Kevin Reimer, L</b> OBP: 0.353, SLG: 0.425 (1, 10)	P5	P4		G5-3		G4-3				4	0	0	0	0	0	3											
<b>Juan Gonzalez, R</b> OBP: 0.381, SLG: 0.515 (1, 7)	HBP 1B BB	G5-3		G4-3 1B		G5-3				3	1	1	0	1	0	2											
<b>Denny Walling, L</b> OBP: 0.196, SLG: 0.122 (1, 5)	1B HR HBP		G1-3	G4-6-3 1B		G6-3				3	1	0	0	0	0	1											
<b>Mike Stanley, R</b> OBP: 0.364, SLG: 0.382 (1, 2)	HR 1B		K	K		G4-3				4	1	1	2	0	2	0											
<b>Jeff Huson, L</b> OBP: 0.292, SLG: 0.280 (1, 6)	HR		K	K		P6		G6-3		4	1	1	3	0	1	0											
<b>Inning Stats</b>	R: 7 E: 0 K: 1 S: 23	H: 4 LOB: 0 BB: 2 P: 47	R: 0 E: 0 K: 1 S: 12	H: 2 LOB: 2 BB: 0 P: 21	R: 0 E: 0 K: 2 S: 11	H: 0 LOB: 0 BB: 0 P: 14	R: 0 E: 0 K: 1 S: 8	H: 1 LOB: 1 BB: 0 P: 11	R: 0 E: 0 K: 0 S: 7	H: 1 LOB: 0 BB: 0 P: 12	R: 1 E: 0 K: 2 S: 12	H: 1 LOB: 2 BB: 2 P: 25	R: 0 E: 0 K: 0 S: 8	H: 0 LOB: 0 BB: 0 P: 9	R: 0 E: 0 K: 0 S: 7	H: 0 LOB: 0 BB: 0 P: 12		R: 0 E: 0 K: 0 S: 7	H: 0 LOB: 0 BB: 0 P: 12	1B: 6 2B: 0 3B: 2 HR: 1	SF: 0 SAC: 0 DP: 1 HBP: 1	WP: 0 PB: 0 SB: 3 CS: 0	PA: 37				
<b>PITCHER</b>	IP	WLS	BF	H	R	ER	SO	BB	IBB	HBP	BLK	WP	HR	S	P	ERA	WHIP										
<b>Wade Taylor, R</b> ERA: 12.27 (1, 1)	0.2	L	9	4	7	7	0	2	0	0	0	0	0	50	83	0.00	1.200										
<b>Greg Cadaret, L</b> ERA: 3.1 (1, 1)	5.0		20	4	1	0	6	2	0	0	0	0	0	12	15	0.00	0.750										
<b>Steve Howe, L</b> ERA: 1.31 (6, 1)	1.1		5	1	0	0	1	0	0	0	0	0	0	7	12	0.00	0.000										
<b>Lee Guetterman, L</b> ERA: 2.35 (8, 1)	1.0		3	0	0	0	0	0	0	0	0	0	0	7	12	0.00	0.000										

AB	32
R	8
H	9
RBI	8
BB	4
SO	7
LOB	13





Batter	1	2	3	4	5	6	7	8	9	AB	R	H	RBI	BB	SO	LOB	TOP			
Pat Sheridan, L OBP: 0.176, SLG: 0.235 (1, 8)										5	1	1	0	0	2	6	<p><b>New York Yankees @ Texas Rangers</b> Arlington Stadium, Arlington, TX Sat Jun 15 1991, 8:05 PM EDT Att: 41,772 - Cloudy - 92 F</p> <p>livebaseballscorecards.com</p> <p>AB 36 R 3 H 12 RBI 3 BB 2 SO 4 LOB 30</p>			
Alvaro Espinoza, R OBP: 0.297, SLG: 0.348 (1, 6)										5	1	2	0	0	0	6				
Don Mattingly, L OBP: 0.359, SLG: 0.410 (1, 10)										5	0	2	1	0	1	6				
Kevin Maas, L OBP: 0.403, SLG: 0.480 (1, 3)										3	0	2	2	0	0	0				
Mel Hall, L OBP: 0.318, SLG: 0.556 Roberto Kelly, R OBP: 0.314, SLG: 0.394 (7, PH)										3	0	1	0	0	0	3				
Jesse Barfield, R OBP: 0.325, SLG: 0.495 (1, 9)										4	0	0	0	0	0	4				
Matt Nokes, L OBP: 0.315, SLG: 0.503 (1, 2)										4	0	2	0	0	0	1				
Randy Velarde, R OBP: 0.295, SLG: 0.241 (1, 5)										3	0	0	0	1	0	1				
Pat Kelly, R OBP: 0.313, SLG: 0.459 Steve Sax, R OBP: 0.320, SLG: 0.361 (2, PR)										0	0	0	0	0	0	0				
Inning Stats	R: 2 E: 0 K: 1 S: 17	H: 2 LOB: 1 BB: 0 P: 26	R: 0 E: 0 K: 1 S: 11	H: 1 LOB: 3 BB: 1 P: 19	R: 0 E: 0 K: 0 S: 9	H: 1 LOB: 1 BB: 0 P: 14	R: 0 E: 0 K: 0 S: 7	H: 2 LOB: 1 BB: 0 P: 11	R: 0 E: 0 K: 0 S: 10	H: 2 LOB: 1 BB: 0 P: 15	R: 0 E: 0 K: 1 S: 10	H: 1 LOB: 1 BB: 0 P: 16	R: 0 E: 0 K: 0 S: 10	H: 0 LOB: 0 BB: 0 P: 16	R: 1 E: 0 K: 1 S: 14	H: 3 LOB: 2 BB: 0 P: 19	1B: 10 2B: 2 3B: 0 HR: 0	SF: 1 SAC: 0 DP: 3 HBP: 2	WP: 2 PB: 0 CS: 0	PA: 41
PITCHER	IP	WLS	BF	H	R	ER	SO	BB	IBB	HBP	BLK	WP	HR	S	P	ERA	WHIP			
Kevin Brown, R ERA: 5.0 (1, 1)	6.0	W	28	8	2	2	2	2	0	1	0	2	0	61	97	3.00	1.667			
Kenny Rogers, L ERA: 6.53 (7, 1)	0.2		3	1	0	0	0	0	0	0	0	0	0	7	13	0.00	1.500			
Rich Gossage, R ERA: 3.14 (7, 1)	1.1	S	6	4	0	0	1	0	0	0	0	0	0	13	19	0.00	0.000			
Jeff Russell, R ERA: 2.7 (9, 1)	1.0	S	6	3	1	1	1	0	0	0	0	0	0	14	19	9.00	3.000			

Batter	1	2	3	4	5	6	7	8	9	AB	R	H	RBI	BB	SO	LOB	BOTTOM			
Gary Pettis, S OBP: 0.361, SLG: 0.289 (1, 8)										3	1	1	0	1	0	1	<p><b>New York Yankees @ Texas Rangers</b> Arlington Stadium, Arlington, TX Sat Jun 15 1991, 8:05 PM EDT Att: 41,772 - Cloudy - 92 F</p> <p>livebaseballscorecards.com</p> <p>AB 28 R 4 H 8 RBI 4 BB 2 SO 5 LOB 6</p>			
Rafael Palmeiro, L OBP: 0.351, SLG: 0.474 (1, 3)										4	0	1	1	0	0	0				
Ruben Sierra, S OBP: 0.393, SLG: 0.536 (1, 9)										3	1	1	0	1	1	0				
Julio Franco, R OBP: 0.374, SLG: 0.459 (1, 4)										4	1	2	2	0	0	1				
Kevin Reimer, L OBP: 0.346, SLG: 0.415 (1, 10)										3	0	0	0	0	2	2				
Juan Gonzalez, R OBP: 0.375, SLG: 0.506 (1, 7)										3	0	0	0	0	1	1				
Steve Buechele, R OBP: 0.350, SLG: 0.457 (1, 5)										3	1	1	0	0	0	0				
Mike Stanley, R OBP: 0.367, SLG: 0.385 (1, 2)										2	0	1	0	0	1	0				
Jeff Huson, L OBP: 0.293, SLG: 0.281 (1, 6)										3	0	1	1	0	0	1				
Inning Stats	R: 1 E: 0 K: 0 S: 6	H: 2 LOB: 1 BB: 1 P: 13	R: 0 E: 0 K: 1 S: 7	H: 0 LOB: 0 BB: 0 P: 9	R: 0 E: 0 K: 0 S: 5	H: 0 LOB: 0 BB: 0 P: 6	R: 0 E: 0 K: 1 S: 9	H: 1 LOB: 1 BB: 0 P: 14	R: 1 E: 0 K: 0 S: 6	H: 2 LOB: 2 BB: 0 P: 9	R: 2 E: 0 K: 2 S: 12	H: 1 LOB: 1 BB: 1 P: 26	R: 0 E: 0 K: 0 S: 7	H: 2 LOB: 0 BB: 0 P: 12	R: 0 E: 0 K: 1 S: 8	H: 0 LOB: 0 BB: 0 P: 10	1B: 5 2B: 2 3B: 0 HR: 1	SF: 0 SAC: 1 DP: 1 HBP: 0	WP: 0 PB: 0 CS: 0	PA: 31
PITCHER	IP	WLS	BF	H	R	ER	SO	BB	IBB	HBP	BLK	WP	HR	S	P	ERA	WHIP			
Tim Leary, R ERA: 5.27 (1, 1)	6.1	L	26	7	4	4	4	4	0	0	0	0	0	3	4	0.00	1.500			
John Habyan, R ERA: 2.27 (7, 1)	0.2		2	1	0	0	0	0	0	0	0	0	0	3	4	0.00	1.500			
Steve Farr, R ERA: 2.08 (8, 1)	1.0		3	0	0	0	1	0	0	0	0	0	0	8	10	0.00	0.000			



Batter	1	2	3	4	5	6	7	8	9	10	11	12	13	14	15	AB	R	H	RBI	BB	SO	LOB	TOP																																																																																																																																																							
Steve Sax, R OBP: 0.312, SLG: 0.351 (1, 4)	G6-3		G6-3		K			F7		F9		L6			G6-3	7	0	0	0	0	1	1																																																																																																																																																								
Carlos Rodriguez, S OBP: 0.298, SLG: 0.344 (11, 6)	F7		G4-3		P3			F9		F9			FC6-4 BB		G3	4	0	0	0	0	0	1																																																																																																																																																								
Don Mattingly, L OBP: 0.397, SLG: 0.400 (1, 10)		BB	P6			G4-3		F7			FC4-6 BB		FC6-4 1-2r		F9	5	0	0	0	2	0	2																																																																																																																																																								
Kevin Maas, L OBP: 0.406, SLG: 0.493 (1, 3)						P5				FC4-6 1B			P5			5	2	1	1	0	2																																																																																																																																																									
Mel Hall, L OBP: 0.313, SLG: 0.540 (1, 7)	P3				E 1B			G4-3			HR				F8	6	0	1	0	0	1	4																																																																																																																																																								
Roberto Kelly, R OBP: 0.311, SLG: 0.385 (1, 8)			F8		P4											5	0	0	0	0	2	2																																																																																																																																																								
Matt Nokes, L OBP: 0.310, SLG: 0.491 (1, 2)			G3					F8		G1-3			G4-3		P2	6	0	1	1	0	0	3																																																																																																																																																								
Jesse Barfield, R OBP: 0.324, SLG: 0.482 (1, 9)			K												K	5	0	0	0	1	4	2																																																																																																																																																								
Randy Velarde, R OBP: 0.299, SLG: 0.288 (1, 5)										G4-3					FC6-4	5	1	1	1	1	1	2																																																																																																																																																								
<b>Inning Stats</b>	R: 0 E: 0 K: 10 S: 13	H: 0 LOB: 2 BB: 2 P: 22	R: 0 E: 0 K: 1 S: 9	H: 0 LOB: 0 BB: 0 P: 13	R: 1 E: 0 K: 0 S: 11	H: 1 LOB: 0 BB: 0 P: 17	R: 1 E: 0 K: 0 S: 9	H: 2 LOB: 1 BB: 0 P: 15	R: 0 E: 0 K: 1 S: 8	H: 0 LOB: 0 BB: 0 P: 12	R: 0 E: 0 K: 2 S: 9	H: 0 LOB: 0 BB: 0 P: 13	R: 0 E: 0 K: 0 S: 10	H: 0 LOB: 0 BB: 1 P: 16	R: 1 E: 0 K: 1 S: 9	H: 1 LOB: 3 BB: 1 P: 13	R: 0 E: 0 K: 2 S: 9	H: 0 LOB: 0 BB: 0 P: 13	R: 0 E: 0 K: 0 S: 7	H: 0 LOB: 1 BB: 1 P: 12	R: 0 E: 0 K: 1 S: 9	H: 1 LOB: 1 BB: 0 P: 11	R: 0 E: 0 K: 0 S: 6	H: 0 LOB: 0 BB: 0 P: 7	1B: 3 2B: 0 3B: 0 HR: 2	SF: 0 SAC: 0 DP: 2 HBP: 1	WP: 1 PB: 0 SB: 0 CS: 0	PA: 57																																																																																																																																																		
<b>PITCHER</b>	<table border="1"> <thead> <tr> <th>PITCHER</th> <th>IP</th> <th>WLS</th> <th>BF</th> <th>H</th> <th>R</th> <th>ER</th> <th>SO</th> <th>BB</th> <th>IBB</th> <th>HBP</th> <th>BLK</th> <th>WP</th> <th>HR</th> <th>S</th> <th>P</th> <th>ERA</th> <th>WHIP</th> </tr> </thead> <tbody> <tr> <td>Nolan Ryan, R ERA: 2.88</td> <td>9.0</td> <td>4</td> <td>34</td> <td>4</td> <td>3</td> <td>0</td> <td>6</td> <td>3</td> <td>0</td> <td>0</td> <td>0</td> <td>0</td> <td>0</td> <td>87</td> <td>130</td> <td>2.00</td> <td>0.778</td> </tr> <tr> <td>Jeff Russell, R ERA: 2.62</td> <td>10.1</td> <td>3</td> <td>0</td> <td>0</td> <td>0</td> <td>0</td> <td>1</td> <td>0</td> <td>0</td> <td>0</td> <td>0</td> <td>0</td> <td>0</td> <td>8</td> <td>16</td> <td>0.00</td> <td>1.000</td> </tr> <tr> <td>Mike Jeffcoat, L ERA: 3.6</td> <td>11.1</td> <td>0.2</td> <td>4</td> <td>1</td> <td>0</td> <td>0</td> <td>0</td> <td>1</td> <td>0</td> <td>0</td> <td>0</td> <td>0</td> <td>0</td> <td>5</td> <td>11</td> <td>0.00</td> <td>3.000</td> </tr> <tr> <td>Rich Gossage, R ERA: 3.14</td> <td>11.1</td> <td>0.0</td> <td>1</td> <td>0</td> <td>0</td> <td>0</td> <td>0</td> <td>0</td> <td>0</td> <td>1</td> <td>0</td> <td>0</td> <td>0</td> <td>2</td> <td>4</td> <td>∞</td> <td>∞</td> </tr> <tr> <td>Kenny Rogers, L ERA: 6.88</td> <td>11.1</td> <td>0.1</td> <td>1</td> <td>0</td> <td>0</td> <td>0</td> <td>0</td> <td>0</td> <td>0</td> <td>0</td> <td>0</td> <td>0</td> <td>0</td> <td>2</td> <td>3</td> <td>0.00</td> <td>0.000</td> </tr> </tbody> </table>															PITCHER	IP	WLS	BF	H	R	ER	SO	BB	IBB	HBP	BLK	WP	HR	S	P	ERA	WHIP	Nolan Ryan, R ERA: 2.88	9.0	4	34	4	3	0	6	3	0	0	0	0	0	87	130	2.00	0.778	Jeff Russell, R ERA: 2.62	10.1	3	0	0	0	0	1	0	0	0	0	0	0	8	16	0.00	1.000	Mike Jeffcoat, L ERA: 3.6	11.1	0.2	4	1	0	0	0	1	0	0	0	0	0	5	11	0.00	3.000	Rich Gossage, R ERA: 3.14	11.1	0.0	1	0	0	0	0	0	0	1	0	0	0	2	4	∞	∞	Kenny Rogers, L ERA: 6.88	11.1	0.1	1	0	0	0	0	0	0	0	0	0	0	2	3	0.00	0.000	<table border="1"> <thead> <tr> <th>PITCHER</th> <th>IP</th> <th>WLS</th> <th>BF</th> <th>H</th> <th>R</th> <th>ER</th> <th>SO</th> <th>BB</th> <th>IBB</th> <th>HBP</th> <th>BLK</th> <th>WP</th> <th>HR</th> <th>S</th> <th>P</th> <th>ERA</th> <th>WHIP</th> </tr> </thead> <tbody> <tr> <td>Joe Blaker, R ERA: 5.27</td> <td>12.1</td> <td>4.0</td> <td>14</td> <td>0</td> <td>0</td> <td>0</td> <td>3</td> <td>1</td> <td>0</td> <td>0</td> <td>0</td> <td>0</td> <td>0</td> <td>31</td> <td>43</td> <td>0.00</td> <td>0.250</td> </tr> </tbody> </table>															PITCHER	IP	WLS	BF	H	R	ER	SO	BB	IBB	HBP	BLK	WP	HR	S	P	ERA	WHIP	Joe Blaker, R ERA: 5.27	12.1	4.0	14	0	0	0	3	1	0	0	0	0	0	31	43	0.00	0.250
PITCHER	IP	WLS	BF	H	R	ER	SO	BB	IBB	HBP	BLK	WP	HR	S	P	ERA	WHIP																																																																																																																																																													
Nolan Ryan, R ERA: 2.88	9.0	4	34	4	3	0	6	3	0	0	0	0	0	87	130	2.00	0.778																																																																																																																																																													
Jeff Russell, R ERA: 2.62	10.1	3	0	0	0	0	1	0	0	0	0	0	0	8	16	0.00	1.000																																																																																																																																																													
Mike Jeffcoat, L ERA: 3.6	11.1	0.2	4	1	0	0	0	1	0	0	0	0	0	5	11	0.00	3.000																																																																																																																																																													
Rich Gossage, R ERA: 3.14	11.1	0.0	1	0	0	0	0	0	0	1	0	0	0	2	4	∞	∞																																																																																																																																																													
Kenny Rogers, L ERA: 6.88	11.1	0.1	1	0	0	0	0	0	0	0	0	0	0	2	3	0.00	0.000																																																																																																																																																													
PITCHER	IP	WLS	BF	H	R	ER	SO	BB	IBB	HBP	BLK	WP	HR	S	P	ERA	WHIP																																																																																																																																																													
Joe Blaker, R ERA: 5.27	12.1	4.0	14	0	0	0	3	1	0	0	0	0	0	31	43	0.00	0.250																																																																																																																																																													

New York Yankees @ Texas Rangers  
Arlington Stadium, Arlington, TX  
Sun Jun 16 1991, 8:05 PM EDT  
Att: 37,691 - Cloudy - 76 F

AB 50  
R 3  
H 5  
RBI 3  
BB 6  
SO 9  
LOB 19



Batter	1	2	3	4	5	6	7	8	9	10	11	12	13	14	15	AB	R	H	RBI	BB	SO	LOB	BOTTOM																																																																																																																																																							
Gary Pettis, S OBP: 0.347, SLG: 0.276 (1, 8)	G4-3				K					FC7-4					G6-3	6	0	0	0	0	2	2																																																																																																																																																								
Rafael Palmeiro, L OBP: 0.346, SLG: 0.466 (1, 3)	G4-1					P3				K					G1-3	6	0	1	0	0	1	0																																																																																																																																																								
Ruben Sierra, S OBP: 0.392, SLG: 0.531 (1, 9)																6	0	2	0	0	1	1																																																																																																																																																								
Julio Franco, R OBP: 0.381, SLG: 0.459 (1, 4)																4	1	2	0	2	0	1																																																																																																																																																								
Kevin Reimer, L OBP: 0.345, SLG: 0.413 (1, 10)																3	1	1	0	0	1	2																																																																																																																																																								
Brian Downing, R OBP: 0.421, SLG: 0.487 (8, PH)																3	0	0	0	0	1	1																																																																																																																																																								
Juan Gonzalez, R OBP: 0.374, SLG: 0.511 (1, 7)																6	1	2	2	0	1	1																																																																																																																																																								
Steve Buechele, R OBP: 0.355, SLG: 0.470 (1, 5)																6	0	3	0	0	0	1																																																																																																																																																								
John Russell, R OBP: 0.111, SLG: 0.116 (1, 2)																5	1	0	1	0	0	2																																																																																																																																																								
Jeff Huson, L OBP: 0.282, SLG: 0.280 (1, 6)																4	0	1	0	0	1	1																																																																																																																																																								
Mario Diaz, R OBP: 0.333, SLG: 0.385 (14, 6)																2	0	1	1	0	0	0																																																																																																																																																								
<b>Inning Stats</b>	R: 0 E: 0 K: 1 S: 14	H: 2 LOB: 2 BB: 0 P: 19	R: 1 E: 0 K: 1 S: 14	H: 2 LOB: 1 BB: 0 P: 20	R: 0 E: 0 K: 1 S: 8	H: 0 LOB: 0 BB: 0 P: 13	R: 0 E: 0 K: 1 S: 7	H: 0 LOB: 0 BB: 0 P: 10	R: 0 E: 0 K: 1 S: 8	H: 0 LOB: 0 BB: 0 P: 12	R: 2 E: 0 K: 0 S: 12	H: 2 LOB: 1 BB: 1 P: 22	R: 0 E: 0 K: 0 S: 11	H: 1 LOB: 0 BB: 0 P: 15	R: 0 E: 0 K: 1 S: 6	H: 1 LOB: 1 BB: 0 P: 9	R: 0 E: 0 K: 1 S: 10	H: 0 LOB: 0 BB: 0 P: 16	R: 0 E: 0 K: 0 S: 7	H: 2 LOB: 0 BB: 0 P: 16	R: 0 E: 0 K: 0 S: 13	H: 1 LOB: 1 BB: 0 P: 13	R: 0 E: 0 K: 0 S: 5	H: 0 LOB: 0 BB: 0 P: 6	R: 0 E: 0 K: 0 S: 10	H: 0 LOB: 1 BB: 1 P: 18	R: 1 E: 0 K: 0 S: 7	H: 2 LOB: 1 BB: 0 P: 7	1B: 8 2B: 6 3B: 0 HR: 0	SF: 1 SAC: 0 DP: 3 HBP: 0	WP: 1 PB: 0 SB: 0 CS: 1	PA: 55																																																																																																																																														
<b>PITCHER</b>	<table border="1"> <thead> <tr> <th>PITCHER</th> <th>IP</th> <th>WLS</th> <th>BF</th> <th>H</th> <th>R</th> <th>ER</th> <th>SO</th> <th>BB</th> <th>IBB</th> <th>HBP</th> <th>BLK</th> <th>WP</th> <th>HR</th> <th>S</th> <th>P</th> <th>ERA</th> <th>WHIP</th> </tr> </thead> <tbody> <tr> <td>Scott Sanderson, R ERA: 3.53</td> <td>7.0</td> <td>1</td> <td>28</td> <td>7</td> <td>3</td> <td>3</td> <td>6</td> <td>1</td> <td>0</td> <td>0</td> <td>0</td> <td>0</td> <td>0</td> <td>74</td> <td>111</td> <td>3.86</td> <td>1.143</td> </tr> <tr> <td>Steve Howe, L ERA: 1.25</td> <td>8.1</td> <td>1.0</td> <td>3</td> <td>1</td> <td>0</td> <td>0</td> <td>1</td> <td>0</td> <td>0</td> <td>0</td> <td>0</td> <td>0</td> <td>0</td> <td>6</td> <td>9</td> <td>0.00</td> <td>1.000</td> </tr> <tr> <td>Steve Farr, R ERA: 1.89</td> <td>9.1</td> <td>3.0</td> <td>9</td> <td>2</td> <td>0</td> <td>0</td> <td>1</td> <td>0</td> <td>0</td> <td>0</td> <td>0</td> <td>0</td> <td>0</td> <td>30</td> <td>44</td> <td>0.00</td> <td>0.667</td> </tr> <tr> <td>John Habyan, R ERA: 2.7</td> <td>12.1</td> <td>1.0</td> <td>4</td> <td>1</td> <td>0</td> <td>0</td> <td>0</td> <td>0</td> <td>0</td> <td>0</td> <td>0</td> <td>0</td> <td>0</td> <td>8</td> <td>13</td> <td>0.00</td> <td>1.000</td> </tr> <tr> <td>Lee Guetterman, L ERA: 2.49</td> <td>13.1</td> <td>2.1</td> <td>10</td> <td>2</td> <td>1</td> <td>1</td> <td>0</td> <td>1</td> <td>0</td> <td>0</td> <td>0</td> <td>0</td> <td>0</td> <td>22</td> <td>31</td> <td>3.86</td> <td>1.286</td> </tr> </tbody> </table>															PITCHER	IP	WLS	BF	H	R	ER	SO	BB	IBB	HBP	BLK	WP	HR	S	P	ERA	WHIP	Scott Sanderson, R ERA: 3.53	7.0	1	28	7	3	3	6	1	0	0	0	0	0	74	111	3.86	1.143	Steve Howe, L ERA: 1.25	8.1	1.0	3	1	0	0	1	0	0	0	0	0	0	6	9	0.00	1.000	Steve Farr, R ERA: 1.89	9.1	3.0	9	2	0	0	1	0	0	0	0	0	0	30	44	0.00	0.667	John Habyan, R ERA: 2.7	12.1	1.0	4	1	0	0	0	0	0	0	0	0	0	8	13	0.00	1.000	Lee Guetterman, L ERA: 2.49	13.1	2.1	10	2	1	1	0	1	0	0	0	0	0	22	31	3.86	1.286	<table border="1"> <thead> <tr> <th>PITCHER</th> <th>IP</th> <th>WLS</th> <th>BF</th> <th>H</th> <th>R</th> <th>ER</th> <th>SO</th> <th>BB</th> <th>IBB</th> <th>HBP</th> <th>BLK</th> <th>WP</th> <th>HR</th> <th>S</th> <th>P</th> <th>ERA</th> <th>WHIP</th> </tr> </thead> <tbody> <tr> <td>Joe Blaker, R ERA: 5.27</td> <td>12.1</td> <td>4.0</td> <td>14</td> <td>0</td> <td>0</td> <td>0</td> <td>3</td> <td>1</td> <td>0</td> <td>0</td> <td>0</td> <td>0</td> <td>0</td> <td>31</td> <td>43</td> <td>0.00</td> <td>0.250</td> </tr> </tbody> </table>															PITCHER	IP	WLS	BF	H	R	ER	SO	BB	IBB	HBP	BLK	WP	HR	S	P	ERA	WHIP	Joe Blaker, R ERA: 5.27	12.1	4.0	14	0	0	0	3	1	0	0	0	0	0	31	43	0.00	0.250
PITCHER	IP	WLS	BF	H	R	ER	SO	BB	IBB	HBP	BLK	WP	HR	S	P	ERA	WHIP																																																																																																																																																													
Scott Sanderson, R ERA: 3.53	7.0	1	28	7	3	3	6	1	0	0	0	0	0	74	111	3.86	1.143																																																																																																																																																													
Steve Howe, L ERA: 1.25	8.1	1.0	3	1	0	0	1	0	0	0	0	0	0	6	9	0.00	1.000																																																																																																																																																													
Steve Farr, R ERA: 1.89	9.1	3.0	9	2	0	0	1	0	0	0	0	0	0	30	44	0.00	0.667																																																																																																																																																													
John Habyan, R ERA: 2.7	12.1	1.0	4	1	0	0	0	0	0	0	0	0	0	8	13	0.00	1.000																																																																																																																																																													
Lee Guetterman, L ERA: 2.49	13.1	2.1	10	2	1	1	0	1	0	0	0	0	0	22	31	3.86	1.286																																																																																																																																																													
PITCHER	IP	WLS	BF	H	R	ER	SO	BB	IBB	HBP	BLK	WP	HR	S	P	ERA	WHIP																																																																																																																																																													
Joe Blaker, R ERA: 5.27	12.1	4.0	14	0	0	0	3	1	0	0	0	0	0	31	43	0.00	0.250																																																																																																																																																													

New York Yankees @ Texas Rangers  
Arlington Stadium, Arlington, TX  
Sun Jun 16 1991, 8:05 PM EDT  
Att: 37,691 - Cloudy - 76 F

AB 51  
R 4  
H 13  
RBI 4  
BB 2  
SO 8  
LOB 12





Batter	1	2	3	4	5	6	7	8	9	AB	R	H	RBI	BB	SO	LOB	TOP					
Steve Sax, R OBP: 0.313, SLG: 0.351 (1, 4)										3	1	1	1	1	0	1						
Don Mattingly, L OBP: 0.357, SLG: 0.400 (1, 10)										5	0	2	0	0	0	2						
Kevin Maas, L OBP: 0.402, SLG: 0.486 (1, 3)										5	1	1	1	1	0	1	4					
Mel Hall, L OBP: 0.309, SLG: 0.526 (1, 7)										4	1	0	0	1	2	1						
Jesse Barfield, R OBP: 0.330, SLG: 0.483 (1, 9)										4	0	2	1	1	1	1						
Matt Nokes, L OBP: 0.309, SLG: 0.485 (1, 2)										4	0	1	1	0	1	2						
Roberto Kelly, R OBP: 0.310, SLG: 0.383 (1, 8)										4	0	1	0	0	1	3						
Randy Velarde, R OBP: 0.310, SLG: 0.317 (1, 5)										4	1	2	0	0	0	2						
Carlos Rodriguez, S OBP: 0.125, SLG: 0.125 (1, 6)										4	0	1	0	0	2	2						
<b>Inning Stats</b>	R: 1 E: 0 K: 1 S: 16	H: 2 LOB: 1 BB: 0 P: 24	R: 0 E: 0 K: 0 S: 11	H: 1 LOB: 1 BB: 0 P: 16	R: 2 E: 0 K: 0 S: 18	H: 3 LOB: 2 BB: 1 P: 28	R: 0 E: 0 K: 1 S: 13	H: 1 LOB: 2 BB: 1 P: 21	R: 0 E: 0 K: 0 S: 15	H: 2 LOB: 2 BB: 0 P: 20	R: 0 E: 0 K: 3 S: 12	H: 0 LOB: 1 BB: 1 P: 17	R: 1 E: 0 K: 1 S: 8	H: 1 LOB: 0 BB: 0 P: 10	R: 0 E: 0 K: 2 S: 10	H: 0 LOB: 0 BB: 0 P: 12	1B: 10 2B: 1 3B: 0 HR: 0	SF: 1 SAC: 0 DP: 0 HBP: 0	WP: 0 PB: 0 SB: 2 CS: 0	PA: 41		
<b>PITCHER</b>	IP WLS BF H R ER SO BB IBB HBP BLK WP HR S P ERA WHIP	IP WLS BF H R ER SO BB IBB HBP BLK WP HR S P ERA WHIP	IP WLS BF H R ER SO BB IBB HBP BLK WP HR S P ERA WHIP	IP WLS BF H R ER SO BB IBB HBP BLK WP HR S P ERA WHIP	IP WLS BF H R ER SO BB IBB HBP BLK WP HR S P ERA WHIP	IP WLS BF H R ER SO BB IBB HBP BLK WP HR S P ERA WHIP	IP WLS BF H R ER SO BB IBB HBP BLK WP HR S P ERA WHIP	IP WLS BF H R ER SO BB IBB HBP BLK WP HR S P ERA WHIP	IP WLS BF H R ER SO BB IBB HBP BLK WP HR S P ERA WHIP	IP WLS BF H R ER SO BB IBB HBP BLK WP HR S P ERA WHIP	IP WLS BF H R ER SO BB IBB HBP BLK WP HR S P ERA WHIP	IP WLS BF H R ER SO BB IBB HBP BLK WP HR S P ERA WHIP	IP WLS BF H R ER SO BB IBB HBP BLK WP HR S P ERA WHIP	IP WLS BF H R ER SO BB IBB HBP BLK WP HR S P ERA WHIP	IP WLS BF H R ER SO BB IBB HBP BLK WP HR S P ERA WHIP	IP WLS BF H R ER SO BB IBB HBP BLK WP HR S P ERA WHIP	IP WLS BF H R ER SO BB IBB HBP BLK WP HR S P ERA WHIP	IP WLS BF H R ER SO BB IBB HBP BLK WP HR S P ERA WHIP	IP WLS BF H R ER SO BB IBB HBP BLK WP HR S P ERA WHIP	IP WLS BF H R ER SO BB IBB HBP BLK WP HR S P ERA WHIP	IP WLS BF H R ER SO BB IBB HBP BLK WP HR S P ERA WHIP	
Mike Timlin, R ERA: 3.71 (1, 1)	3.2 L 20 7 3 3 2 2 0 0 0 0 0 56 85 7.36 2.455	2.1 10 3 0 0 0 0 0 0 0 0 0 0 25 39 0.00 1.286	3.0 11 1 1 1 6 1 0 0 0 0 0 0 30 39 3.00 0.667																			
Bob MacDonald, L ERA: 1.05 (4, 1)																						
Duane Ward, R ERA: 2.98 (7, 1)																						

New York Yankees @ Toronto Blue Jays  
SkyDome, Toronto, ON  
Tue Jun 18 1991, 7:05 PM EDT  
Att: 50,271 - Cloudy - 76 F

AB	37
R	4
H	11
RBI	4
BB	3
SO	8
LOB	18



Batter	1	2	3	4	5	6	7	8	9	AB	R	H	RBI	BB	SO	LOB	BOTTOM					
Devon White, S OBP: 0.352, SLG: 0.402 (1, 8)										5	0	2	0	0	1	4						
Roberto Alomar, S OBP: 0.347, SLG: 0.450 (1, 4)										4	1	2	0	1	0	4						
Kelly Gruber, R OBP: 0.339, SLG: 0.423 (1, 5)										4	0	2	1	0	1	1						
Joe Carter, R OBP: 0.356, SLG: 0.522 (1, 9)										4	0	0	0	0	1	3						
Rance Mulliniks, L OBP: 0.489, SLG: 0.485 Pat Tabler, R OBP: 0.340, SLG: 0.250 (7, PH)										1	1	1	0	2	0	0						
John Olerud, L OBP: 0.310, SLG: 0.386 (1, 3)										4	0	1	0	0	2	3						
Greg Myers, L OBP: 0.313, SLG: 0.369 Pat Borders, R OBP: 0.247, SLG: 0.266 (6, PH)										3	0	0	0	0	2	3						
Manuel Lee, S OBP: 0.333, SLG: 0.344 (1, 6)										3	0	1	0	1	1	0						
Mookie Wilson, S OBP: 0.281, SLG: 0.395 (1, 7)										4	0	2	1	0	0	2						
<b>Inning Stats</b>	R: 0 E: 0 K: 1 S: 10	H: 2 LOB: 1 BB: 0 P: 14	R: 0 E: 0 K: 1 S: 7	H: 0 LOB: 2 BB: 2 P: 20	R: 1 E: 0 K: 0 S: 8	H: 1 LOB: 0 BB: 0 P: 11	R: 0 E: 0 K: 1 S: 12	H: 4 LOB: 3 BB: 0 P: 17	R: 0 E: 0 K: 2 S: 11	H: 1 LOB: 1 BB: 0 P: 19	R: 0 E: 0 K: 1 S: 6	H: 1 LOB: 1 BB: 1 P: 12	R: 0 E: 0 K: 1 S: 6	H: 0 LOB: 0 BB: 0 P: 12	R: 0 E: 0 K: 0 S: 9	H: 1 LOB: 0 BB: 0 P: 12	1B: 9 2B: 1 3B: 1 HR: 0	SF: 0 SAC: 0 DP: 1 HBP: 0	WP: 0 PB: 0 SB: 2 CS: 0	PA: 38		
<b>PITCHER</b>	IP WLS BF H R ER SO BB IBB HBP BLK WP HR S P ERA WHIP	IP WLS BF H R ER SO BB IBB HBP BLK WP HR S P ERA WHIP	IP WLS BF H R ER SO BB IBB HBP BLK WP HR S P ERA WHIP	IP WLS BF H R ER SO BB IBB HBP BLK WP HR S P ERA WHIP	IP WLS BF H R ER SO BB IBB HBP BLK WP HR S P ERA WHIP	IP WLS BF H R ER SO BB IBB HBP BLK WP HR S P ERA WHIP	IP WLS BF H R ER SO BB IBB HBP BLK WP HR S P ERA WHIP	IP WLS BF H R ER SO BB IBB HBP BLK WP HR S P ERA WHIP	IP WLS BF H R ER SO BB IBB HBP BLK WP HR S P ERA WHIP	IP WLS BF H R ER SO BB IBB HBP BLK WP HR S P ERA WHIP	IP WLS BF H R ER SO BB IBB HBP BLK WP HR S P ERA WHIP	IP WLS BF H R ER SO BB IBB HBP BLK WP HR S P ERA WHIP	IP WLS BF H R ER SO BB IBB HBP BLK WP HR S P ERA WHIP	IP WLS BF H R ER SO BB IBB HBP BLK WP HR S P ERA WHIP	IP WLS BF H R ER SO BB IBB HBP BLK WP HR S P ERA WHIP	IP WLS BF H R ER SO BB IBB HBP BLK WP HR S P ERA WHIP	IP WLS BF H R ER SO BB IBB HBP BLK WP HR S P ERA WHIP	IP WLS BF H R ER SO BB IBB HBP BLK WP HR S P ERA WHIP	IP WLS BF H R ER SO BB IBB HBP BLK WP HR S P ERA WHIP	IP WLS BF H R ER SO BB IBB HBP BLK WP HR S P ERA WHIP	IP WLS BF H R ER SO BB IBB HBP BLK WP HR S P ERA WHIP	
Scott Kameniecki, R ERA: 3.0 (7, 1)	0.2 2 1 0 0 1 0 0 0 0 0 0 5 7 0.00 1.500	1.2 6 1 0 0 1 0 0 0 0 0 0 14 23 0.00 0.600	0.2 S 1 0 0 0 0 0 0 0 0 0 2 2 0.00 0.000																			
John Habyan, R ERA: 2.16 (7, 1)																						
Steve Howe, L ERA: 1.16 (9, 1)																						
Steve Farr, R ERA: 1.85 (9, 1)																						

New York Yankees @ Toronto Blue Jays  
SkyDome, Toronto, ON  
Tue Jun 18 1991, 7:05 PM EDT  
Att: 50,271 - Cloudy - 76 F

AB	34
R	2
H	11
RBI	2
BB	4
SO	8
LOB	21





Batter	1	2	3	4	5	6	7	8	9	AB	R	H	RBI	BB	SO	LOB	TOP				
<b>Steve Sax, R</b> OBP: 0.320, SLG: 0.357 (1, 4)	P7		FC6-4 1B		1B			F8 1B G3 1B		4	1	3	0	0	0	0					
<b>Don Mattingly, L</b> OBP: 0.360, SLG: 0.402 (1, 10)	G3-1		F7		1B			G3 HR 1B		4	1	2	0	0	0	2					
<b>Roberto Kelly, R</b> OBP: 0.305, SLG: 0.376 (1, 8)	G4-3		FC6-4 1-2		F7			F8		4	0	0	0	0	0	6					
<b>Kevin Maas, L</b> OBP: 0.395, SLG: 0.477 (1, 3)		K		G3		K		G3		4	0	0	1	0	2	1					
<b>Jesse Barfield, R</b> OBP: 0.333, SLG: 0.498 (1, 9)		K		1B		K		HR		4	1	2	2	0	2	0					
<b>Hensley Meulens, R</b> OBP: 0.261, SLG: 0.323 (1, 7)		FC5-4 1B		G3 1B		F9		F8		4	0	2	0	0	0	0					
<b>Alvaro Espinoza, R</b> OBP: 0.292, SLG: 0.337 (1, 6)		FC5-4 1-2		G3		F9		G6-3		4	0	0	0	0	0	3					
<b>Bob Geren, R</b> OBP: 0.217, SLG: 0.179 (1, 2)			1B 1B		L7		K	K		4	0	1	0	0	2	0					
<b>Pat Kelly, R</b> OBP: 0.298, SLG: 0.436 (1, 5)			F8		K2-3		B1-3	G5-3		4	0	0	0	0	1	1					
<b>Inning Stats</b>	R: 0 E: 0 K: 0 S: 9	H: 0 LOB: 0 BB: 0 P: 13	R: 0 E: 0 K: 2 S: 14	H: 1 LOB: 1 BB: 0 P: 22	R: 0 E: 0 K: 0 S: 10	H: 2 LOB: 2 BB: 0 P: 13	R: 0 E: 0 K: 0 S: 7	H: 2 LOB: 1 BB: 0 P: 9	R: 0 E: 0 K: 1 S: 14	H: 0 LOB: 0 BB: 0 P: 14	R: 0 E: 0 K: 2 S: 6	H: 0 LOB: 0 BB: 0 P: 8	R: 3 E: 0 K: 0 S: 14	H: 3 LOB: 0 BB: 0 P: 20	R: 0 E: 0 K: 1 S: 7	H: 0 LOB: 0 BB: 0 P: 11	1B: 9 2B: 0 3B: 0 HR: 1	SF: 0 SAC: 0 DP: 1 HBP: 0	WP: 0 PB: 0 SB: 0 CS: 0	PA: 36	
<b>PITCHER</b>	IP	WLS	BF	H	R	ER	SO	BB	IBB	HBP	BLK	WP	HR	S	P	ERA	WHIP				
<b>Jimmy Key, L</b> ERA: 2.45 (1, 1)	8.0	L	33	10	3	3	6	0	0	0	0	0	1	83	119	3.38	1.250				
<b>Mickey Weston, R</b> ERA: (9, 1)	1.0		3	0	0	0	1	0	0	0	0	0	0	7	11	0.00	0.000				

**New York Yankees @ Toronto Blue Jays**  
SkyDome, Toronto, ON  
Wed Jun 19 1991, 7:05 PM EDT  
Att: 50,281 - Sunny - 83 F

AB 36  
R 3  
H 10  
RBI 3  
BB 0  
SO 7  
LOB 13



Batter	1	2	3	4	5	6	7	8	9	AB	R	H	RBI	BB	SO	LOB	BOTTOM				
<b>Devon White, S</b> OBP: 0.354, SLG: 0.401 (1, 8)	G6-3		G4-3		FC6-4 BB			1B		3	0	1	0	1	0	1					
<b>Roberto Alomar, S</b> OBP: 0.345, SLG: 0.447 (1, 4)	1B		K		FC6-4 1-2			L7		4	0	1	0	0	1	5					
<b>Kelly Gruber, R</b> OBP: 0.328, SLG: 0.406 (1, 5)	F9		G5-3			G5-3		K		4	0	0	0	0	1	4					
<b>Joe Carter, R</b> OBP: 0.351, SLG: 0.514 (1, 10)	F8			K		G6-3		K		4	0	0	0	0	2	3					
<b>Pat Tabler, R</b> OBP: 0.330, SLG: 0.242 (1, 3)		F8		G6-3		G4-1			K	3	0	0	0	0	0	0					
<b>John Olerud, L</b> OBP: 0.308, SLG: 0.384 (9, PH)									K	1	0	0	0	0	1	0					
<b>Pat Borders, R</b> OBP: 0.248, SLG: 0.265 (1, 2)		1B		G6-3			P6	P3		4	0	1	0	0	0	0					
<b>Mark Whiten, S</b> OBP: 0.274, SLG: 0.329 (1, 9)		K			B5-3		F9	K		4	0	0	0	0	2	1					
<b>Manuel Lee, S</b> OBP: 0.333, SLG: 0.349 (1, 6)		G1-3					P3			3	0	1	0	0	0	1					
<b>Glenallen Hill, R</b> OBP: 0.281, SLG: 0.438 (1, 7)			G4-3 2B					F8 1B		3	0	2	0	0	0	1					
<b>Inning Stats</b>	R: 0 E: 0 K: 0 S: 9	H: 1 LOB: 1 BB: 0 P: 16	R: 0 E: 0 K: 1 S: 13	H: 1 LOB: 1 BB: 0 P: 15	R: 0 E: 0 K: 1 S: 11	H: 1 LOB: 1 BB: 0 P: 20	R: 0 E: 0 K: 1 S: 9	H: 0 LOB: 0 BB: 0 P: 12	R: 0 E: 0 K: 0 S: 6	H: 0 LOB: 0 BB: 0 P: 9	R: 0 E: 0 K: 0 S: 5	H: 0 LOB: 0 BB: 0 P: 10	R: 0 E: 0 K: 2 S: 13	H: 2 LOB: 2 BB: 0 P: 18	R: 0 E: 0 K: 2 S: 8	H: 0 LOB: 0 BB: 0 P: 12	1B: 4 2B: 2 3B: 0 HR: 0	SF: 0 SAC: 0 DP: 0 HBP: 0	WP: 0 PB: 0 SB: 1 CS: 0	PA: 34	
<b>PITCHER</b>	IP	WLS	BF	H	R	ER	SO	BB	IBB	HBP	BLK	WP	HR	S	P	ERA	WHIP				
<b>Jeff Johnson, L</b> ERA: 3.79 (1, 1)	7.0	W	27	5	0	0	3	1	0	0	0	0	0	60	96	0.00	0.857				
<b>John Habyan, R</b> ERA: 2.1 (8, 1)	1.0		4	1	0	0	2	0	0	0	0	0	0	12	16	0.00	1.000				
<b>Steve Howe, L</b> ERA: 1.11 (9, 1)	1.0	S	3	0	0	0	2	0	0	0	0	0	0	8	12	0.00	0.000				

**New York Yankees @ Toronto Blue Jays**  
SkyDome, Toronto, ON  
Wed Jun 19 1991, 7:05 PM EDT  
Att: 50,281 - Sunny - 83 F

AB 33  
R 0  
H 6  
RBI 0  
BB 1  
SO 7  
LOB 16





Batter	1	2	3	4	5	6	7	8	9	AB	R	H	RBI	BB	SO	LOB	TOP			
Steve Sax, R OBP: 0.319, SLG: 0.353	0-2 P2	1-0 HBP		1-1 G6-3			0-0 F8			3	0	0	0	0	0	1				
Don Mattingly, L OBP: 0.358, SLG: 0.399	0-0 WP 1B	2-1 G3			1-1 F7		0-2 F7			4	0	1	0	0	0	2				
Kevin Maas, L OBP: 0.397, SLG: 0.477	2-2 F8		2-1 E G3		1-2 1B			2-0 F7		4	0	2	0	0	0	1				
Mel Hall, L OBP: 0.314, SLG: 0.525	2-2 WP 1B		3-1 G3		0-0 P6			2-1 P2		4	0	2	0	0	0	2				
Jesse Barfield, R OBP: 0.328, SLG: 0.488	2-2 G6-3		1-3 K		1-3 K			1-0 P2		4	0	0	0	0	2	5				
Matt Nokes, L OBP: 0.308, SLG: 0.497		1-0 HR	1-2 F4		1-1 G4-3			0-0 G3		4	1	1	1	0	0	2				
Roberto Kelly, R OBP: 0.304, SLG: 0.374	0-0 G5-3			2-2 FC6-4		1-0 F7			0-0 P3	4	0	1	0	0	0	0				
Alvaro Espinoza, R OBP: 0.286, SLG: 0.330	1-2 F9		0-0 FC6-4		0-1 G6-3			3-2 G4-3		4	0	0	0	0	0	1				
Pat Kelly, R OBP: 0.299, SLG: 0.432	0-1 HBP		1-1 G3-1		1-1 G5-3			2-3 K		3	0	1	0	0	0	1				
Pat Sheridan, L OBP: 0.167, SLG: 0.222				2-3						1	0	0	0	0	1	0				
<b>Inning Stats</b>	R: 0 E: 0 K: 0 S: 16	H: 2 LOB: 2 BB: 0 P: 22	R: 1 E: 0 K: 0 S: 10	H: 2 LOB: 2 BB: 0 P: 15	R: 0 E: 1 K: 1 S: 11	H: 1 LOB: 1 BB: 0 P: 18	R: 0 E: 0 K: 0 S: 8	H: 1 LOB: 1 BB: 0 P: 12	R: 0 E: 0 K: 0 S: 5	H: 0 LOB: 0 BB: 0 P: 7	R: 0 E: 0 K: 0 S: 6	H: 0 LOB: 0 BB: 0 P: 6	R: 0 E: 0 K: 0 S: 5	H: 1 LOB: 1 BB: 0 P: 10	R: 0 E: 0 K: 1 S: 7	H: 0 LOB: 0 BB: 0 P: 12	1B: 7 2B: 0 3B: 0 HR: 1	SF: 0 SAC: 0 DP: 0 HBP: 1	WP: 1 PB: 0 SB: 0 CS: 0	PA: 36
<b>PITCHER</b>	IP WLS BF H R ER SO BB IBB HBP BLK WP HR S P ERA WHIP																			
Todd Stottlemyre, R ERA: 2.98	(1, 1) 8.0 W 33 8 1 1 2 0 0 0 1 0 1 1 70 102 1.12 1.000																			
Tom Henke, R ERA: 1.93	(9, 1) 1.0 3 0 0 0 1 0 0 0 0 0 0 0 7 12 0.00 0.000																			

New York Yankees @ Toronto Blue Jays  
SkyDome, Toronto, ON  
Thu Jun 20 1991, 7:05 PM EDT  
Att: 50,256 - Sunny - 84 F

AB 35  
R 1  
H 8  
RBI 1  
BB 0  
SO 3  
LOB 15



Batter	1	2	3	4	5	6	7	8	9	AB	R	H	RBI	BB	SO	LOB	BOTTOM			
Devon White, S OBP: 0.349, SLG: 0.394	2-2 F7	1-0 P6		2-2 F8		2-1 G6-3				4	0	0	0	0	0	0				
Roberto Alomar, S OBP: 0.344, SLG: 0.441	1-1 P6	1-2 F7			4-0 HR	1-1 F8				3	0	0	0	1	0	0				
Joe Carter, R OBP: 0.357, SLG: 0.541	0-0 1B		0-0 HR		3-2 HR		2-2 L7			4	3	3	2	0	0	0				
Rance Mulliniks, L OBP: 0.489, SLG: 0.479	2-1 E8		4-2 F8		3-1 G1-3		2-1 F8			3	1	1	0	1	0	0				
John Olerud, L OBP: 0.312, SLG: 0.388	4-1 2B		1-1 G3		1-0 E		2-1 F7			3	2	1	0	1	0	1				
Greg Myers, L OBP: 0.323, SLG: 0.392	0-0 2B		1-2 F8		1-2 E5		0-0 G1			4	0	3	2	0	0	1				
Ed Sprague, R OBP: 0.412, SLG: 0.427	1-H 2B		1-0 G4-3		0-0 1B		1-3 K			3	0	1	0	0	1	2				
Manuel Lee, S OBP: 0.327, SLG: 0.342	1-1 G4-3			2-3 K	1-3 K			1-0 G1		4	0	0	0	0	2	5				
Mookie Wilson, S OBP: 0.273, SLG: 0.383		3-2 P4		3-2 P3		1-3 K		1-1 G6-3		4	0	0	0	0	1	1				
<b>Inning Stats</b>	R: 3 E: 1 K: 0 S: 13	H: 3 LOB: 2 BB: 1 P: 24	R: 0 E: 0 K: 0 S: 9	H: 0 LOB: 0 BB: 0 P: 14	R: 1 E: 0 K: 0 S: 9	H: 1 LOB: 1 BB: 1 P: 16	R: 0 E: 0 K: 1 S: 11	H: 0 LOB: 0 BB: 0 P: 18	R: 2 E: 1 K: 1 S: 16	H: 4 LOB: 2 BB: 1 P: 29	R: 0 E: 0 K: 1 S: 7	H: 0 LOB: 0 BB: 0 P: 11	R: 0 E: 0 K: 0 S: 7	H: 0 LOB: 0 BB: 0 P: 13	R: 0 E: 0 K: 1 S: 8	H: 1 LOB: 1 BB: 0 P: 11	1B: 4 2B: 3 3B: 0 HR: 2	SF: 0 SAC: 0 DP: 0 HBP: 1	WP: 1 PB: 0 SB: 0 CS: 0	PA: 36
<b>PITCHER</b>	IP WLS BF H R ER SO BB IBB HBP BLK WP HR S P ERA WHIP																			
Tim Leary, R ERA: 5.61	(1, 1) 4.2 L 23 6 6 6 1 3 0 0 0 0 0 0 15 21 0.00 1.929																			
Greg Cadaret, L ERA: 3.0	(5, 1) 1.1 6 2 0 0 2 0 0 0 0 0 0 0 7 13 0.00 0.000																			
Eric Plunk, R ERA: 5.73	(7, 1) 1.0 3 0 0 0 0 0 0 0 0 0 0 0 8 11 0.00 1.000																			
Lee Guetterman, L ERA: 2.39	(8, 1) 1.0 4 1 0 0 1 0 0 0 0 0 0 0 8 11 0.00 1.000																			

New York Yankees @ Toronto Blue Jays  
SkyDome, Toronto, ON  
Thu Jun 20 1991, 7:05 PM EDT  
Att: 50,256 - Sunny - 84 F

AB 32  
R 6  
H 9  
RBI 4  
BB 3  
SO 4  
LOB 10





Batter	1	2	3	4	5	6	7	8	9	AB	R	H	RBI	BB	SO	LOB	TOP					
Dan Gladden, R OBP: 0.329, SLG: 0.375	0-0 HR		2-2 F9	2-2 1B 2B			0-1 G6-4-3 1B		1-3 K	5	2	3	2	0	1	1	<b>Minnesota Twins @ New York Yankees</b> Yankee Stadium, Bronx, NY Fri Jun 21 1991, 7:05 PM EDT Att: 32,209 - Sunny - 87 F					
Chuck Knoblauch, R OBP: 0.391, SLG: 0.359	0-0 2B		0-1 G6-3	2-2 S 1B			1-1 G6-4-3 1B			4	0	3	2	0	0	0						
Kirby Puckett, R OBP: 0.358, SLG: 0.487	0-2 F9		0-2 1B	1-2 P4			0-0 G6-4-3			4	0	1	0	0	0	4						
Kent Hrbek, L OBP: 0.363, SLG: 0.415	1-3 K		1-0 L9		3-2 P3		1-0 G6-3			4	0	0	0	0	1	3						
Chili Davis, S OBP: 0.376, SLG: 0.548	2-1 P3			0-0 1B 1B	1-3 K			2-3 K		4	1	1	0	0	2	1						
Brian Harper, R OBP: 0.371, SLG: 0.478		3-2 F8		2-2 1B 1B	1-2 P3			1-2 F7		4	1	1	0	0	0	0						
Shane Mack, R OBP: 0.342, SLG: 0.481		1-0 S 1B		3-2 2B 1B		2-1 G4-3		3-3 K		4	1	2	1	0	1	0						
Mike Pagliarulo, L OBP: 0.275, SLG: 0.340		3-3 K		0-0 F9		0-0 P5		4-2 K BB		3	0	0	0	0	1	3						
Al Newman, S OBP: 0.292, SLG: 0.222		1-2 K		0-0 F9						0	0	0	0	1	0	0						
Greg Gagne, R OBP: 0.337, SLG: 0.447		1-3 K		0-2 F7		2-1 F8		0-1 F9		3	0	0	0	0	1	3						
Gene Larkin, S OBP: 0.345, SLG: 0.349										1	0	0	0	0	0	1						
Scott Leius, R OBP: 0.407, SLG: 0.364										0	0	0	0	0	0	0						
<b>Inning Stats</b>	R: 1 E: 0 K: 1 S: 10	H: 2 LOB: 1 BB: 0 P: 13	R: 0 E: 0 K: 2 S: 12	H: 1 LOB: 1 BB: 0 P: 20	R: 0 E: 0 K: 0 S: 12	H: 1 LOB: 1 BB: 0 P: 15	R: 4 E: 0 K: 0 S: 24	H: 5 LOB: 1 BB: 0 P: 34	R: 0 E: 0 K: 1 S: 10	H: 0 LOB: 0 BB: 0 P: 15	R: 0 E: 0 K: 0 S: 5	H: 0 LOB: 0 BB: 0 P: 9	R: 0 E: 0 K: 0 S: 7	H: 2 LOB: 1 BB: 0 P: 8	R: 0 E: 0 K: 2 S: 10	H: 0 LOB: 0 BB: 0 P: 16	R: 0 E: 0 K: 1 S: 8	H: 0 LOB: 0 BB: 1 P: 13	1B: 8 2B: 2 3B: 0 HR: 1	SF: 0 SAC: 0 DP: 1 HBP: 0	WP: 0 PB: 0 SB: 0 CS: 0	PA: 37
<b>PITCHER</b>	IP WLS BF H R ER SO BB IBB HBP BLK WP HR S P ERA WHIP																					
Scott Sanderson, R ERA: 3.84	(1, 1) 5.0 L 24 9 5 5 4 0 0 0 0 0 0 1 68 97 9.00 1.800																					
Greg Cadaret, L ERA: 2.5	(6, 1) 3.0 11 2 0 0 2 1 0 0 0 0 0 0 25 40 0.00 1.000																					
John Habyan, R ERA: 2.04	(9, 1) 1.0 2 0 0 0 1 0 0 0 0 0 0 0 5 6 0.00 0.000																					

AB	36
R	5
H	11
RBI	5
BB	1
SO	7
LOB	16



Batter	1	2	3	4	5	6	7	8	9	AB	R	H	RBI	BB	SO	LOB	BOTTOM					
Steve Sax, R OBP: 0.320, SLG: 0.351	2-2 S 1B	0-0 G6-3			0-0 B1-3		4-1 HR BB		2-2 F9	4	1	1	0	1	0	3	<b>Minnesota Twins @ New York Yankees</b> Yankee Stadium, Bronx, NY Fri Jun 21 1991, 7:05 PM EDT Att: 32,209 - Sunny - 87 F					
Don Mattingly, L OBP: 0.395, SLG: 0.413	1-3 K		1-0 G5-4-3 1B		1-2 G1-3		0-1 1-H HR		3-3 K	5	1	2	2	0	2	2						
Roberto Kelly, R OBP: 0.300, SLG: 0.368	1-2 F9		1-1 G5-4-3		1-3 K		1-3 K			4	0	0	0	0	2	3						
Kevin Maas, L OBP: 0.391, SLG: 0.468	2-1 F8		0-1 G3-1			0-2 P2		0-3 K		4	0	0	0	0	1	1						
Hensley Meulens, R OBP: 0.255, SLG: 0.315		1-1 G4-3		2-3 K		0-1 F9		0-1 1B		3	0	0	0	0	1	0						
Pat Sheridan, L OBP: 0.211, SLG: 0.263										1	0	1	0	0	0	0						
Mel Hall, L OBP: 0.318, SLG: 0.525		3-2 E 1B		1-1 P1		1-2 1B		0-0 P4		4	1	2	0	0	0	1						
Alvaro Espinoza, R OBP: 0.290, SLG: 0.333		0-0 E8 1B		1-1 1B		1-3 K		0-1 1B		4	1	2	0	0	1	2						
Bob Geren, R OBP: 0.222, SLG: 0.186		1-2 1B		0-0 F8			1-0 G5-3		1-3 K	3	0	1	1	0	0	1						
Matt Nokes, L OBP: 0.305, SLG: 0.494		1-3 2H 1B								1	0	0	0	0	1	2						
Carlos Rodriguez, S OBP: 0.273, SLG: 0.273		0-0 G6-3 1B		1-1 B1-3 1B			1-1 P9		1-3 K	3	0	2	1	0	0	0						
Jesse Barfield, R OBP: 0.309, SLG: 0.486										1	0	0	0	0	1	0						
<b>Inning Stats</b>	R: 0 E: 0 K: 1 S: 12	H: 1 LOB: 1 BB: 0 P: 18	R: 2 E: 1 K: 0 S: 12	H: 3 LOB: 1 BB: 0 P: 17	R: 0 E: 0 K: 0 S: 5	H: 1 LOB: 0 BB: 0 P: 7	R: 0 E: 0 K: 1 S: 8	H: 1 LOB: 1 BB: 0 P: 12	R: 0 E: 0 K: 1 S: 9	H: 1 LOB: 1 BB: 0 P: 12	R: 0 E: 0 K: 1 S: 13	H: 1 LOB: 1 BB: 0 P: 15	R: 2 E: 0 K: 1 S: 9	H: 1 LOB: 0 BB: 1 P: 16	R: 0 E: 0 K: 2 S: 11	H: 2 LOB: 2 BB: 0 P: 12	R: 0 E: 0 K: 2 S: 9	H: 0 LOB: 0 BB: 0 P: 15	1B: 10 2B: 0 3B: 0 HR: 1	SF: 0 SAC: 0 DP: 2 HBP: 0	WP: 0 PB: 0 SB: 0 CS: 0	PA: 38
<b>PITCHER</b>	IP WLS BF H R ER SO BB IBB HBP BLK WP HR S P ERA WHIP																					
Mark Guthrie, L ERA: 5.37	(1, 1) 7.0 W 30 9 4 3 5 1 0 0 0 0 0 0 11 12 3.86 1.429																					
Steve Bedrosian, R ERA: 3.47	(8, 1) 1.0 5 2 0 0 2 0 0 0 0 0 0 0 11 12 0.00 2.000																					
Rick Aguilera, R ERA: 2.88	(9, 1) 1.0 S 3 0 0 0 2 0 0 0 0 0 0 0 9 15 0.00 0.000																					

AB	37
R	4
H	11
RBI	4
BB	1
SO	9
LOB	15





Batter	1	2	3	4	5	6	7	8	9	AB	R	H	RBI	BB	SO	LOB	TOP					
Dan Gladden, R (1, 7) OBP: 0.327, SLG: 0.368	4-2 FC3-6 HBP 1B BB		2-3 K		0-0 F8		1-2 G1-3		3-3 K	4	1	0	0	1	2	1						
Chuck Knoblauch, R (1, 4) OBP: 0.393, SLG: 0.358	3-1 FC3-6 HBP		0-0 G4-3		0-1 2H 1B		0-0 G4-3			3	0	1	1	0	0	0						
Kirby Puckett, R (1, 8) OBP: 0.357, SLG: 0.483	0-0 FC3-6 1B 1-2 2-3		1-2 G5-3		0-3 K		1-0 1B 2B 1B			4	1	1	0	0	1	3						
Chili Davis, S (1, 10) OBP: 0.378, SLG: 0.547	3-1 1-2 3H 1B		1-0 P6		1-2 G6-3		3-2 2B 1B			4	1	2	1	0	0	0						
Brian Harper, R (1, 2) OBP: 0.368, SLG: 0.479	2-1 P3		1-2 G6-3		3-2 P6		0-0 FC5 1H 3H 2B			4	0	1	2	0	0	2						
Gene Larkin, S (1, 3) OBP: 0.350, SLG: 0.348	1-2 F7		3-2 1B		4-1 BB		0-0 F9			3	0	1	0	1	0	3						
Shane Mack, R (1, 9) OBP: 0.333, SLG: 0.467		0-1 G6-3		1-3 K		1-2 G5-3		1-0 FC5 2-3		4	0	0	0	0	1	3						
Mike Pagliarulo, L (1, 5) OBP: 0.270, SLG: 0.333		1-3 K		0-0 E6 SH5-4 1B		0-3 K		2-2 F8		3	1	0	0	0	2	0						
Scott Leius, R (9, PH) OBP: 0.402, SLG: 0.358										1	0	0	0	0	0	0						
Al Newman, S (1, 6) OBP: 0.284, SLG: 0.216		3-2 G6-3		0-0 SH5-4 1-2		1-3 K		2-2 G4-3		3	0	0	0	0	1	0						
<b>Inning Stats</b>	R: 1 E: 0 K: 0 S: 11	H: 1 LOB: 2 BB: 1 P: 24	R: 0 E: 0 K: 1 S: 10	H: 0 LOB: 0 BB: 0 P: 14	R: 0 E: 0 K: 1 S: 9	H: 0 LOB: 0 BB: 0 P: 12	R: 0 E: 0 K: 1 S: 10	H: 1 LOB: 1 BB: 0 P: 16	R: 1 E: 1 K: 1 S: 8	H: 1 LOB: 1 BB: 0 P: 8	R: 0 E: 0 K: 0 S: 12	H: 0 LOB: 0 BB: 0 P: 20	R: 0 E: 0 K: 2 S: 9	H: 0 LOB: 0 BB: 0 P: 11	R: 2 E: 0 K: 0 S: 9	H: 3 LOB: 1 BB: 0 P: 14	R: 0 E: 0 K: 1 S: 9	H: 0 LOB: 0 BB: 0 P: 16	1B: 5 2B: 1 3B: 0 HR: 0	SF: 0 SAC: 1 DP: 0 HBP: 1	WP: 0 PB: 0 CS: 0	PA: 37
<b>PITCHER</b>	IP WLS BF H R ER SO BB IBB HBP BLK WP HR S P ERA WHIP	7.1 L 31 5 4 3 6 2 0 1 0 0 0 75 115 3.68 0.955	0.2 3 1 0 0 0 0 0 0 0 0 0 3 4 0.00 1.500	1.0 3 0 0 0 1 0 0 0 0 0 0 9 16 0.00 0.000											IP WLS BF H R ER SO BB IBB HBP BLK WP HR S P ERA WHIP							

Minnesota Twins @ New York Yankees  
Yankee Stadium, Bronx, NY  
Sat Jun 22 1991, 7:05 PM EDT  
Att: 25,352 - Cloudy - 64 F

AB 33  
R 4  
H 6  
RBI 4  
BB 2  
SO 7  
LOB 12



Batter	1	2	3	4	5	6	7	8	9	AB	R	H	RBI	BB	SO	LOB	BOTTOM					
Steve Sax, R (1, 4) OBP: 0.319, SLG: 0.350	1-2 G6-3		2-0 G5-3		1-2 FC6 1B		0-0 G6-3			4	0	1	0	0	0	0						
Don Mattingly, L (1, 3) OBP: 0.357, SLG: 0.410	1-2 G4-3		1-2 FC4-6 1B		0-0 FC6 1-2		0-0 F9		0-2 G3-1	4	0	1	0	0	0	1						
Kevin Maas, L (1, 10) OBP: 0.385, SLG: 0.460	2-2 G4-3		2-2 FC4-6 2B 1-2		0-0 F9		1-1 G6-3		1-1 P5	4	0	0	0	0	0	2						
Mel Hall, L (1, 7) OBP: 0.322, SLG: 0.530		1-3 K		1-2 2B		1-1 G6-3		0-0 2B 1B		4	1	2	0	0	1	0						
Matt Nokes, L (1, 2) OBP: 0.310, SLG: 0.500		0-0 P6		0-1 G4-3		2-2 G5-4-3 1B		0-0 2B 2B		4	1	2	1	0	0	2						
Jesse Barfield, R (1, 9) OBP: 0.325, SLG: 0.486		1-0 G6-3		1-1 G5-3		0-0 G5-4-3 1-2		2-2 2B		4	0	1	1	0	0	1						
Roberto Kelly, R (1, 8) OBP: 0.303, SLG: 0.367			1-2 G4-3		1-0 1B		0-0 F9		4-1 IBB	3	0	1	0	1	0	0						
Alvaro Espinoza, R (1, 5) OBP: 0.289, SLG: 0.347			0-0 G6-3		0-0 F7		0-0 HR		1-3 K	4	1	1	1	0	1	2						
Carlos Rodriguez, S (1, 6) OBP: 0.231, SLG: 0.231			2-0 F9			2-1 G1-3		1-0 G3		2	0	0	0	0	0	0						
Pat Sheridan, L (8, PH) OBP: 0.250, SLG: 0.250										1	0	0	0	0	0	0						
Pat Kelly, R (9, 5) OBP: 0.299, SLG: 0.432										0	0	0	0	0	0	0						
<b>Inning Stats</b>	R: 0 E: 0 K: 0 S: 12	H: 0 LOB: 0 BB: 0 P: 16	R: 0 E: 0 K: 1 S: 5	H: 0 LOB: 0 BB: 0 P: 7	R: 0 E: 0 K: 0 S: 5	H: 2 LOB: 2 BB: 0 P: 8	R: 0 E: 0 K: 0 S: 13	H: 1 LOB: 0 BB: 0 P: 19	R: 0 E: 0 K: 0 S: 4	H: 1 LOB: 1 BB: 0 P: 6	R: 0 E: 0 K: 0 S: 7	H: 1 LOB: 0 BB: 0 P: 10	R: 0 E: 0 K: 0 S: 8	H: 1 LOB: 0 BB: 0 P: 11	R: 1 E: 0 K: 0 S: 4	H: 1 LOB: 0 BB: 0 P: 5	R: 2 E: 0 K: 1 S: 19	H: 3 LOB: 2 BB: 1 P: 27	1B: 5 2B: 3 3B: 0 HR: 1	SF: 0 SAC: 0 DP: 1 HBP: 0	WP: 0 PB: 0 CS: 0	PA: 35
<b>PITCHER</b>	IP WLS BF H R ER SO BB IBB HBP BLK WP HR S P ERA WHIP	8.2 W 32 8 3 3 1 0 1 0 0 0 10 17 0.00 3.000	0.1 S 3 1 0 0 1 0 1 0 0 0 10 17 0.00 3.000											IP WLS BF H R ER SO BB IBB HBP BLK WP HR S P ERA WHIP								

Minnesota Twins @ New York Yankees  
Yankee Stadium, Bronx, NY  
Sat Jun 22 1991, 7:05 PM EDT  
Att: 25,352 - Cloudy - 64 F

AB 34  
R 3  
H 9  
RBI 3  
BB 1  
SO 2  
LOB 8





Batter	1	2	3	4	5	6	7	8	9	AB	R	H	RBI	BB	SO	LOB	TOP					
Dan Gladden, R OBP: 0.328, SLG: 0.369										5	0	2	0	0	0	0	Minnesota Twins @ New York Yankees Yankee Stadium, Bronx, NY Sun Jun 23 1991, 3:33 AM EDT Att: 36,952 - Cloudy - 66 F					
Chuck Knoblauch, R OBP: 0.360, SLG: 0.355										5	0	1	0	0	0	3						
Randy Bush, L OBP: 0.314, SLG: 0.361										4	2	2	2	0	0	2						
Chili Davis, S OBP: 0.373, SLG: 0.538										4	0	0	0	0	1	2						
Brian Harper, R OBP: 0.371, SLG: 0.482										3	0	1	0	0	0	0						
Junior Ortiz, R OBP: 0.355, SLG: 0.302										0	0	0	0	0	0	0						
Gene Larkin, S OBP: 0.346, SLG: 0.345										4	0	1	0	0	0	2						
Shane Mack, R OBP: 0.331, SLG: 0.457										3	0	0	0	1	0	1						
Scott Leius, R OBP: 0.384, SLG: 0.338										4	0	0	0	0	2	5						
Greg Gagne, R OBP: 0.330, SLG: 0.438										4	0	0	0	0	2	5						
<b>Inning Stats</b>	R: 0 E: 0 K: 0 S: 8	H: 1 LOB: 1 BB: 0 P: 13	R: 0 E: 1 K: 0 S: 9	H: 1 LOB: 2 BB: 0 P: 12	R: 1 E: 0 K: 1 S: 10	H: 1 LOB: 0 BB: 0 P: 17	R: 0 E: 0 K: 1 S: 12	H: 1 LOB: 1 BB: 1 P: 19	R: 0 E: 0 K: 0 S: 7	H: 0 LOB: 0 BB: 0 P: 11	R: 0 E: 0 K: 1 S: 10	H: 0 LOB: 0 BB: 0 P: 12	R: 1 E: 0 K: 0 S: 10	H: 1 LOB: 1 BB: 0 P: 20	R: 0 E: 1 K: 2 S: 22	H: 1 LOB: 2 BB: 0 P: 28	1B: 4 2B: 1 3B: 0 HR: 2	SF: 0 SAC: 0 DP: 0 HBP: 1	WP: 1 PB: 0 SB: 1 CS: 0	PA: 38		
<b>PITCHER</b>	IP WLS BF H R ER SO BB IBB HBP BLK WP HR S P ERA WHIP	IP WLS BF H R ER SO BB IBB HBP BLK WP HR S P ERA WHIP	IP WLS BF H R ER SO BB IBB HBP BLK WP HR S P ERA WHIP	IP WLS BF H R ER SO BB IBB HBP BLK WP HR S P ERA WHIP	IP WLS BF H R ER SO BB IBB HBP BLK WP HR S P ERA WHIP	IP WLS BF H R ER SO BB IBB HBP BLK WP HR S P ERA WHIP	IP WLS BF H R ER SO BB IBB HBP BLK WP HR S P ERA WHIP	IP WLS BF H R ER SO BB IBB HBP BLK WP HR S P ERA WHIP	IP WLS BF H R ER SO BB IBB HBP BLK WP HR S P ERA WHIP	IP WLS BF H R ER SO BB IBB HBP BLK WP HR S P ERA WHIP	IP WLS BF H R ER SO BB IBB HBP BLK WP HR S P ERA WHIP	IP WLS BF H R ER SO BB IBB HBP BLK WP HR S P ERA WHIP	IP WLS BF H R ER SO BB IBB HBP BLK WP HR S P ERA WHIP	IP WLS BF H R ER SO BB IBB HBP BLK WP HR S P ERA WHIP	IP WLS BF H R ER SO BB IBB HBP BLK WP HR S P ERA WHIP	IP WLS BF H R ER SO BB IBB HBP BLK WP HR S P ERA WHIP	IP WLS BF H R ER SO BB IBB HBP BLK WP HR S P ERA WHIP	IP WLS BF H R ER SO BB IBB HBP BLK WP HR S P ERA WHIP	IP WLS BF H R ER SO BB IBB HBP BLK WP HR S P ERA WHIP	IP WLS BF H R ER SO BB IBB HBP BLK WP HR S P ERA WHIP	IP WLS BF H R ER SO BB IBB HBP BLK WP HR S P ERA WHIP	IP WLS BF H R ER SO BB IBB HBP BLK WP HR S P ERA WHIP

AB 36  
R 2  
H 7  
RBI 2  
BB 1  
SO 5  
LOB 20



Batter	1	2	3	4	5	6	7	8	9	AB	R	H	RBI	BB	SO	LOB	BOTTOM					
Steve Sax, R OBP: 0.325, SLG: 0.353										3	0	2	1	1	0	2	Minnesota Twins @ New York Yankees Yankee Stadium, Bronx, NY Sun Jun 23 1991, 3:33 AM EDT Att: 36,952 - Cloudy - 66 F					
Pat Sheridan, L OBP: 0.190, SLG: 0.238										5	2	1	0	0	0	4						
Don Mattingly, L OBP: 0.354, SLG: 0.405										5	2	5	3	0	0	0						
Roberto Kelly, R OBP: 0.315, SLG: 0.392										3	1	0	0	2	1	4						
Kevin Maas, L OBP: 0.386, SLG: 0.454										4	0	0	0	0	2	3						
Jesse Barfield, R OBP: 0.320, SLG: 0.477										1	0	1	1	0	0	0						
Carlos Rodriguez, S OBP: 0.296, SLG: 0.296										5	2	3	2	0	2	2						
Hensley Meulens, R OBP: 0.288, SLG: 0.333										4	1	1	0	0	1	2						
Alvaro Espinoza, R OBP: 0.288, SLG: 0.345										4	1	2	2	0	2	0						
Bob Geren, R OBP: 0.239, SLG: 0.222										4	1	2	2	0	2	0						
Pat Kelly, R OBP: 0.308, SLG: 0.429										3	2	1	0	0	0	1						
<b>Inning Stats</b>	R: 0 E: 0 K: 0 S: 14	H: 2 LOB: 1 BB: 0 P: 19	R: 6 E: 1 K: 0 S: 17	H: 4 LOB: 1 BB: 1 P: 31	R: 0 E: 0 K: 1 S: 8	H: 1 LOB: 0 BB: 0 P: 12	R: 1 E: 0 K: 1 S: 14	H: 2 LOB: 1 BB: 1 P: 24	R: 0 E: 0 K: 2 S: 8	H: 0 LOB: 0 BB: 0 P: 10	R: 0 E: 0 K: 1 S: 8	H: 1 LOB: 1 BB: 0 P: 13	R: 3 E: 0 K: 2 S: 22	H: 3 LOB: 1 BB: 1 P: 30	R: 1 E: 0 K: 1 S: 14	H: 3 LOB: 2 BB: 0 P: 20	1B: 13 2B: 2 3B: 0 HR: 1	SF: 0 SAC: 0 DP: 2 HBP: 1	WP: 1 PB: 0 SB: 5 CS: 1	PA: 42		
<b>PITCHER</b>	IP WLS BF H R ER SO BB IBB HBP BLK WP HR S P ERA WHIP	IP WLS BF H R ER SO BB IBB HBP BLK WP HR S P ERA WHIP	IP WLS BF H R ER SO BB IBB HBP BLK WP HR S P ERA WHIP	IP WLS BF H R ER SO BB IBB HBP BLK WP HR S P ERA WHIP	IP WLS BF H R ER SO BB IBB HBP BLK WP HR S P ERA WHIP	IP WLS BF H R ER SO BB IBB HBP BLK WP HR S P ERA WHIP	IP WLS BF H R ER SO BB IBB HBP BLK WP HR S P ERA WHIP	IP WLS BF H R ER SO BB IBB HBP BLK WP HR S P ERA WHIP	IP WLS BF H R ER SO BB IBB HBP BLK WP HR S P ERA WHIP	IP WLS BF H R ER SO BB IBB HBP BLK WP HR S P ERA WHIP	IP WLS BF H R ER SO BB IBB HBP BLK WP HR S P ERA WHIP	IP WLS BF H R ER SO BB IBB HBP BLK WP HR S P ERA WHIP	IP WLS BF H R ER SO BB IBB HBP BLK WP HR S P ERA WHIP	IP WLS BF H R ER SO BB IBB HBP BLK WP HR S P ERA WHIP	IP WLS BF H R ER SO BB IBB HBP BLK WP HR S P ERA WHIP	IP WLS BF H R ER SO BB IBB HBP BLK WP HR S P ERA WHIP	IP WLS BF H R ER SO BB IBB HBP BLK WP HR S P ERA WHIP	IP WLS BF H R ER SO BB IBB HBP BLK WP HR S P ERA WHIP	IP WLS BF H R ER SO BB IBB HBP BLK WP HR S P ERA WHIP	IP WLS BF H R ER SO BB IBB HBP BLK WP HR S P ERA WHIP	IP WLS BF H R ER SO BB IBB HBP BLK WP HR S P ERA WHIP	IP WLS BF H R ER SO BB IBB HBP BLK WP HR S P ERA WHIP

AB 38  
R 11  
H 16  
RBI 9  
BB 3  
SO 8  
LOB 18





Batter	1	2	3	4	5	6	7	8	9	AB	R	H	RBI	BB	SO	LOB	TOP					
Dan Gladden, R (1, 7) OBP: 0.327, SLG: 0.376	1-0 F9			3-2 L9		0-0 2H 3B		3-2 G4-3		4	0	1	1	0	0	0	<b>Minnesota Twins @ New York Yankees</b> Yankee Stadium, Bronx, NY Mon Jun 24 1991, 7:05 PM EDT Att: 23,142 - Sunny - 78 F					
Chuck Knoblauch, R (1, 4) OBP: 0.355, SLG: 0.349	2-2 G5-3			0-2 G4-3		1-0 G5-3			0-1 P4	4	0	0	0	0	0	1						
Kirby Puckett, R (1, 8) OBP: 0.359, SLG: 0.494	1-1 G6-3			0-2 P4			1-1 HR		3-2 HR	4	2	2	1	0	0	0						
Shane Mack, R (1, 9) OBP: 0.335, SLG: 0.486		2-2 L7			2-2 F7			0-0 1B 2B	0-0 HR	4	2	2	2	0	0	0						
Pedro Munoz, R (1, 10) OBP: 0.333, SLG: 0.442		0-0 G4-3			1-0 L9		1-1 L6-4 SH1-3 1B		0-3 HR	4	0	1	1	0	1	0						
Gene Larkin, S (1, 3) OBP: 0.338, SLG: 0.336		0-0 G1-3			1-1 G6-3		1-1 SH1-3		0-0 L5	3	0	0	0	0	0	0						
Junior Ortiz, R (1, 2) OBP: 0.354, SLG: 0.291			0-0 G6-3			4-2 SH1-4 3B BB		0-2 L6-4		2	1	0	0	1	0	1						
Scott Leius, R (1, 5) OBP: 0.375, SLG: 0.329			1-0 G6-3			0-0 SH1-4		0-1 G4-3		2	0	0	0	0	0	0						
Greg Gagne, R (1, 6) OBP: 0.325, SLG: 0.431			2-2 G4-3			1-0 G6-3		1-2 F9		3	0	0	0	0	0	1						
<b>Inning Stats</b>	R: 0 E: 0 K: 0 S: 6	H: 0 LOB: 0 BB: 0 P: 10	R: 0 E: 0 K: 0 S: 5	H: 0 LOB: 0 BB: 0 P: 7	R: 0 E: 0 K: 0 S: 6	H: 0 LOB: 0 BB: 0 P: 9	R: 0 E: 0 K: 0 S: 11	H: 0 LOB: 0 BB: 0 P: 14	R: 0 E: 0 K: 0 S: 6	H: 0 LOB: 0 BB: 0 P: 10	R: 1 E: 0 K: 0 S: 6	H: 1 LOB: 1 BB: 1 P: 12	R: 2 E: 0 K: 0 S: 9	H: 3 LOB: 0 BB: 0 P: 11	R: 0 E: 0 K: 0 S: 9	H: 0 LOB: 0 BB: 0 P: 13	R: 2 E: 0 K: 1 S: 12	H: 2 LOB: 0 BB: 0 P: 15	1B: 2 2B: 2 3B: 1 HR: 2	SF: 0 SAC: 2 DP: 1 HBP: 0	WP: 0 PB: 0 CS: 0	PA: 33
<b>PITCHER</b>	IP WLS BF H R ER SO BB IBB HBP BLK WP HR S P ERA WHIP																					
Jeff Johnson, L (1, 1) ERA: 3.67	8.0 L 28 4 3 3 0 1 0 0 0 0 1 58 86 3.38 0.625																					
Greg Cadaret, L (9, 1) ERA: 3.13	1.0 5 2 2 2 1 0 0 0 0 0 0 1 12 15 18.00 2.000																					

Batter	1	2	3	4	5	6	7	8	9	AB	R	H	RBI	BB	SO	LOB	BOTTOM					
Steve Sax, R (1, 4) OBP: 0.321, SLG: 0.348	1-0 G4-3		2-2 G6-3			0-1 G5-3			0-1 G5-3	4	0	0	0	0	0	0	<b>Minnesota Twins @ New York Yankees</b> Yankee Stadium, Bronx, NY Mon Jun 24 1991, 7:05 PM EDT Att: 23,142 - Sunny - 78 F					
Don Mattingly, L (1, 3) OBP: 0.382, SLG: 0.403	1-1 1B		0-0 P6			0-1 G6-3			0-0 G6-3	4	0	1	0	0	0	0						
Kevin Maas, L (1, 10) OBP: 0.384, SLG: 0.448	0-2 F8			1-1 F8		4-0 BB			3-3 K	3	0	0	0	1	1	1						
Mel Hall, L (1, 7) OBP: 0.317, SLG: 0.521	0-0 G6-3			2-1 G4-3		0-1 P5				3	0	0	0	0	0	2						
Matt Nokes, L (1, 2) OBP: 0.311, SLG: 0.503		0-1 WP 2B		2-2 G1-6-3		1-0 F8				3	0	1	0	0	0	1						
Roberto Kelly, R (1, 8) OBP: 0.312, SLG: 0.387		1-2 F8			2-3 K	2-0 F9				3	0	0	0	0	1	2						
Jesse Barfield, R (1, 9) OBP: 0.316, SLG: 0.471		2-3 K			0-0 P4			3-3 K		3	0	0	0	0	2	1						
Alvaro Espinoza, R (1, 6) OBP: 0.284, SLG: 0.340		2-2 G6-3			2-3 K			2-3 K		3	0	0	0	0	2	1						
Pat Kelly, R (1, 5) OBP: 0.298, SLG: 0.414			1-1 G5-3			0-0 G5-3			0-1 G5-3	3	0	0	0	0	0	0						
<b>Inning Stats</b>	R: 0 E: 0 K: 0 S: 7	H: 1 LOB: 1 BB: 0 P: 9	R: 0 E: 0 K: 1 S: 13	H: 1 LOB: 0 BB: 0 P: 18	R: 0 E: 0 K: 0 S: 7	H: 0 LOB: 0 BB: 0 P: 10	R: 0 E: 0 K: 0 S: 8	H: 0 LOB: 0 BB: 0 P: 13	R: 0 E: 0 K: 2 S: 9	H: 0 LOB: 0 BB: 0 P: 13	R: 0 E: 0 K: 0 S: 5	H: 0 LOB: 0 BB: 0 P: 5	R: 0 E: 0 K: 0 S: 4	H: 0 LOB: 1 BB: 1 P: 11	R: 0 E: 0 K: 2 S: 8	H: 0 LOB: 0 BB: 0 P: 13	R: 0 E: 0 K: 1 S: 7	H: 0 LOB: 0 BB: 0 P: 10	1B: 1 2B: 1 3B: 0 HR: 0	SF: 0 SAC: 0 DP: 0 HBP: 0	WP: 1 PB: 0 CS: 0	PA: 30
<b>PITCHER</b>	IP WLS BF H R ER SO BB IBB HBP BLK WP HR S P ERA WHIP																					
Scott Erickson, R (1, 1) ERA: 1.39	9.0 W 30 2 0 0 6 1 0 0 0 0 1 68 102 0.00 0.333																					

AB	30
R	5
H	6
RBI	5
BB	1
SO	1
LOB	3









Batter	1	2	3	4	5	6	7	8	9	AB	R	H	RBI	BB	SO	LOB	TOP					
<b>Steve Sax, R</b> OBP: 0.323, SLG: 0.351 (1, 4)	G6-3		SF9 1B	G5-3		1B BB		L4-3		4	1	1	1	1	0	2						
<b>Roberto Kelly, R</b> OBP: 0.319, SLG: 0.392 (1, 8)	F8		1B			1B			1B BB	4	0	2	2	1	1	0						
<b>Don Mattingly, L</b> OBP: 0.354, SLG: 0.412 (1, 3)	K		SF9						F9	4	0	1	1	0	1	3						
<b>Mel Hall, L</b> OBP: 0.321, SLG: 0.511 (1, 7)										4	0	2	1	1	1	1						
<b>Kevin Maas, L</b> OBP: 0.381, SLG: 0.444 (1, 10)	G6-3 2B		K						K	5	0	1	0	0	2	6						
<b>Jesse Barfield, R</b> OBP: 0.305, SLG: 0.457 (1, 9)	G6-3		K						F8	5	1	1	0	0	1	6						
<b>Matt Nokes, L</b> OBP: 0.313, SLG: 0.511 (1, 2)	G1-3			G4-3					F9	4	0	1	0	0	0	2						
<b>Alvaro Espinoza, R</b> OBP: 0.288, SLG: 0.337 (1, 6)			1B BB	K					G6-3	2	2	0	0	2	1	0						
<b>Pat Kelly, R</b> OBP: 0.304, SLG: 0.411 (1, 5)			1B SF9 1B						L4-3 1B	4	1	3	0	0	1	2						
<b>Inning Stats</b>	R: 0 E: 0 K: 1 S: 8	H: 0 LOB: 0 BB: 0 P: 14	R: 0 E: 0 K: 1 S: 8	H: 1 LOB: 1 BB: 0 P: 12	R: 3 E: 0 K: 2 S: 23	H: 4 LOB: 2 BB: 1 P: 35	R: 0 E: 0 K: 1 S: 11	H: 1 LOB: 1 BB: 0 P: 16	R: 0 E: 0 K: 1 S: 7	H: 1 LOB: 1 BB: 0 P: 9	R: 2 E: 0 K: 1 S: 16	H: 3 LOB: 2 BB: 2 P: 26	R: 0 E: 0 K: 0 S: 9	H: 0 LOB: 1 BB: 1 P: 15	R: 0 E: 0 K: 0 S: 4	H: 1 LOB: 0 BB: 0 P: 5	R: 0 E: 0 K: 1 S: 10	H: 1 LOB: 2 BB: 1 P: 16	1B: 11 2B: 2 3B: 0 HR: 0	SF: 1 SAC: 0 DP: 1 HBP: 0	WP: 0 PB: 0 SB: 0 CS: 0	PA: 42
<b>PITCHER</b>	IP	WLS	BF	H	R	ER	SO	BB	IBB	HBP	BLK	WP	HR	S	P	ERA	WHIP					
<b>Mike Gardiner, R</b> ERA: 4.95 (1, 1)	5.1	L	26	9	5	5	6	2	0	0	0	0	0	63	97	8.44	2.062					
<b>Joe Hesketh, L</b> ERA: 3.66 (6, 1)	2.2		12	2	0	0	1	3	0	0	0	0	0	23	39	0.00	1.875					
<b>Tony Fossas, L</b> ERA: 3.1 (9, 1)	1.0		4	1	0	0	1	0	0	0	0	0	0	10	12	0.00	1.000					

**New York Yankees @ Boston Red Sox**  
Fenway Park, Boston, MA  
Wed Jun 26 1991, 7:05 PM EDT  
Att: 34,514 - Sunny - 85 F

AB	36
R	5
H	12
RBI	5
BB	5
SO	8
LOB	22



Batter	1	2	3	4	5	6	7	8	9	AB	R	H	RBI	BB	SO	LOB	BOTTOM				
<b>Ellis Burks, R</b> OBP: 0.313, SLG: 0.424 (1, 8)	E6		F8			HR	K			4	1	1	1	0	1	3					
<b>Jody Read, R</b> OBP: 0.314, SLG: 0.336 (1, 4)	FC6-4 1B		L5-3			F8 2B		G1-3		4	0	2	0	0	0	1					
<b>Wade Boggs, L</b> OBP: 0.314, SLG: 0.446 (1, 5)	FC6-4 FC5-4			K		G5-3		G6-3		4	0	0	0	0	1	2					
<b>Jack Clark, R</b> OBP: 0.357, SLG: 0.363 (1, 10)	FC5-4			L5		F8		F9		4	0	0	0	0	0	2					
<b>Mike Greenwell, L</b> OBP: 0.374, SLG: 0.438 (1, 7)				F7		F7			G5-3	4	0	1	0	0	0	1					
<b>Tom Brunansky, R</b> OBP: 0.288, SLG: 0.401 (1, 9)			K			F9		F8		4	0	1	0	0	1	1					
<b>Carlos Quintana, R</b> OBP: 0.373, SLG: 0.402 (1, 3)			G5-3			G4-3			G6-3	4	0	1	0	0	0	1					
<b>Tony Peña, R</b> OBP: 0.312, SLG: 0.368 (1, 2)			G4-3							3	0	1	0	0	1	3					
<b>Luis Rivera, R</b> OBP: 0.355, SLG: 0.453 (1, 6)						P3				3	0	1	0	0	1	3					
<b>Inning Stats</b>	R: 0 E: 1 K: 0 S: 8	H: 1 LOB: 1 BB: 0 P: 12	R: 0 E: 0 K: 1 S: 12	H: 1 LOB: 0 BB: 0 P: 20	R: 0 E: 0 K: 0 S: 11	H: 1 LOB: 0 BB: 0 P: 19	R: 0 E: 0 K: 1 S: 9	H: 0 LOB: 0 BB: 0 P: 13	R: 0 E: 0 K: 0 S: 8	H: 1 LOB: 1 BB: 0 P: 14	R: 1 E: 0 K: 0 S: 14	H: 2 LOB: 1 BB: 0 P: 22	R: 0 E: 0 K: 0 S: 5	H: 0 LOB: 0 BB: 0 P: 7	R: 0 E: 0 K: 0 S: 4	H: 0 LOB: 0 BB: 0 P: 5	1B: 4 2B: 4 3B: 0 HR: 1	SF: 0 SAC: 0 DP: 1 HBP: 0	WP: 0 PB: 0 SB: 0 CS: 1	PA: 34	
<b>PITCHER</b>	IP	WLS	BF	H	R	ER	SO	BB	IBB	HBP	BLK	WP	HR	S	P	ERA	WHIP				
<b>Scott Sanderson, R</b> ERA: 3.69 (1, 1)	6.0	W	23	6	1	1	2	0	0	0	0	0	0	62	100	1.50	1.000				
<b>Steve Howe, L</b> ERA: 0.99 (7, 1)	3.0	S	11	2	0	0	3	0	0	0	0	0	0	25	33	0.00	0.667				

**New York Yankees @ Boston Red Sox**  
Fenway Park, Boston, MA  
Wed Jun 26 1991, 7:05 PM EDT  
Att: 34,514 - Sunny - 85 F

AB	34
R	1
H	8
RBI	1
BB	0
SO	5
LOB	17





Batter	1	2	3	4	5	6	7	8	9	AB	R	H	RBI	BB	SO	LOB	TOP			
Steve Sax, R OBP: 0.321, SLG: 0.349	1-1 3B 1B	1-1 G5-3		2-2 G5-3		2-1 P4			2-0 G6-3	5	1	1	0	0	0	1				
Roberto Kelly, R OBP: 0.321, SLG: 0.411	2-0 1-H SF9 3B		0-1 P3	1-1 HR			1-1 G6-3		0-0 G6-3	5	2	2	2	0	0	0				
Don Mattingly, L OBP: 0.356, SLG: 0.415	0-0 SF9		2-2 HR 1B	1-0 P6			0-0 1B			3	1	2	1	0	0	0				
Jesse Barfield, R OBP: 0.308, SLG: 0.453	1-0 3-H BB 1B		3-2 G6-3 1B	0-1 P6			2-2 F8			4	0	1	0	0	0	2				
Mel Hall, L OBP: 0.325, SLG: 0.525	4-0 1-2 G6-4-3 BB		0-0 HR		2-2 G4-3		1-3 K			3	1	1	2	1	1	1				
Hensley Meulens, R OBP: 0.287, SLG: 0.331	1-2 G6-4-3 1-2f		1-2 HR 1B		1-2 F9			1-1 G5-3		4	1	1	0	0	0	2				
Randy Velarde, R OBP: 0.320, SLG: 0.318		2-2 G5-4-3 1B	4-2 HR BB		1-1 G6-3			2-0 G6-3		3	1	1	0	1	0	0				
Bob Geren, R OBP: 0.239, SLG: 0.269		0-2 G5-4-3 1-2f	3-2 HR		2-1 G3			1-0 G6-3		4	1	1	3	0	0	1				
Pat Kelly, R OBP: 0.302, SLG: 0.404	1-1 S 1B		1-1 G6-3		2-2 F7			1-2 G6-3		4	0	1	0	0	0	0				
<b>Inning Stats</b>	R: 2 E: 0 K: 0 S: 8	H: 3 LOB: 1 BB: 1 P: 17	R: 0 E: 0 K: 0 S: 12	H: 2 LOB: 1 BB: 0 P: 16	R: 5 E: 0 K: 0 S: 20	H: 4 LOB: 0 BB: 1 P: 34	R: 1 E: 0 K: 0 S: 9	H: 1 LOB: 0 BB: 0 P: 13	R: 0 E: 0 K: 0 S: 10	H: 0 LOB: 0 BB: 0 P: 14	R: 0 E: 0 K: 1 S: 9	H: 1 LOB: 1 BB: 0 P: 13	R: 0 E: 0 K: 0 S: 4	H: 0 LOB: 0 BB: 0 P: 8	R: 0 E: 0 K: 0 S: 6	H: 0 LOB: 0 BB: 0 P: 9	1B: 7 2B: 0 3B: 1 HR: 3	SF: 1 SAC: 0 DP: 2 HBP: 0	WP: 0 PB: 0 SB: 2 CS: 0	PA: 38
<b>PITCHER</b>	IP WLS BF H R ER SO BB IBB HBP BLK WP HR S P ERA WHIP	IP WLS BF H R ER SO BB IBB HBP BLK WP HR S P ERA WHIP	IP WLS BF H R ER SO BB IBB HBP BLK WP HR S P ERA WHIP	IP WLS BF H R ER SO BB IBB HBP BLK WP HR S P ERA WHIP	IP WLS BF H R ER SO BB IBB HBP BLK WP HR S P ERA WHIP	IP WLS BF H R ER SO BB IBB HBP BLK WP HR S P ERA WHIP	IP WLS BF H R ER SO BB IBB HBP BLK WP HR S P ERA WHIP	IP WLS BF H R ER SO BB IBB HBP BLK WP HR S P ERA WHIP	IP WLS BF H R ER SO BB IBB HBP BLK WP HR S P ERA WHIP	IP WLS BF H R ER SO BB IBB HBP BLK WP HR S P ERA WHIP	IP WLS BF H R ER SO BB IBB HBP BLK WP HR S P ERA WHIP	IP WLS BF H R ER SO BB IBB HBP BLK WP HR S P ERA WHIP	IP WLS BF H R ER SO BB IBB HBP BLK WP HR S P ERA WHIP	IP WLS BF H R ER SO BB IBB HBP BLK WP HR S P ERA WHIP	IP WLS BF H R ER SO BB IBB HBP BLK WP HR S P ERA WHIP	IP WLS BF H R ER SO BB IBB HBP BLK WP HR S P ERA WHIP	IP WLS BF H R ER SO BB IBB HBP BLK WP HR S P ERA WHIP			
Tom Bolton, L ERA: 4.62	3.2 L	2.1 L	1.0 L	1.0 L	1.0 L	1.0 L	1.0 L	1.0 L	1.0 L	1.0 L	1.0 L	1.0 L	1.0 L	1.0 L	1.0 L	1.0 L	1.0 L			
Dennis Lamp, R ERA: 4.5	4.1	1.0	1.0	1.0	1.0	1.0	1.0	1.0	1.0	1.0	1.0	1.0	1.0	1.0	1.0	1.0	1.0			
Jeff Gray, R ERA: 2.27	1.0	1.0	1.0	1.0	1.0	1.0	1.0	1.0	1.0	1.0	1.0	1.0	1.0	1.0	1.0	1.0	1.0			

**New York Yankees @ Boston Red Sox**  
Fenway Park, Boston, MA  
Thu Jun 27 1991, 7:05 PM EDT  
Att: 34,529 - Sunny - 89 F

AB	35
R	8
H	11
RBI	8
BB	2
SO	1
LOB	7



Batter	1	2	3	4	5	6	7	8	9	AB	R	H	RBI	BB	SO	LOB	BOTTOM			
Ellis Burks, R OBP: 0.308, SLG: 0.415	3-2 L8	1-1 G1-3			1-2 P3		1-1 F9		1-2 P5	5	0	0	0	0	0	7				
Jody Read, R OBP: 0.308, SLG: 0.329	0-2 G5-3		2-1 G5-3		1-2 G6-3			2-2 G6-3	0-1 P4	5	0	0	0	0	0	3				
Wade Boggs, L OBP: 0.319, SLG: 0.444	4-2 BB		4-2 FC6-4 BB		2-1 G6-3			4-2 G5-3 BB		1	0	0	0	3	0	0				
Jack Clark, R OBP: 0.352, SLG: 0.356	2-0 P3		1-3 K		0-1 F9			3-2 G5-3	1-2 G3-1	4	0	0	0	0	1	3				
Mike Greenwell, L OBP: 0.368, SLG: 0.431		1-1 G4-3	1-0 FC6-4 1-2f		0-0 L6			2-1 G3-1		4	0	0	0	0	0	2				
Mo Vaughn, L Carlos Quintana, R (9, FH)		4-1 1B 1B BB		0-0 P6		1-3 K		0-0 2B 1B		2	0	0	0	1	1	0				
Tom Brunansky, R OBP: 0.291, SLG: 0.400		3-3 K		4-2 BB			2-2 G5-4-3 BB 1B		2-1 F8	3	0	1	0	1	1	2				
Tony Peña, R OBP: 0.317, SLG: 0.369		0-0 1B		2-3 K			4-0 G5-4-3 BB		0-0 1B	2	0	1	0	1	1	1				
John Marzano, R OBP: 0.294, SLG: 0.406		1-2 1B					1-2 BB		1-3 2B	1	0	1	0	0	0	0				
Luis Rivera, R OBP: 0.358, SLG: 0.450		0-0 1B		3-1 F8			0-1 G5-4-3 1-2f 2-3		4-2 BB	3	0	1	0	1	0	3				
<b>Inning Stats</b>	R: 0 E: 0 K: 0 S: 10	H: 0 LOB: 1 BB: 1 P: 19	R: 0 E: 0 K: 1 S: 11	H: 2 LOB: 3 BB: 1 P: 20	R: 0 E: 0 K: 1 S: 9	H: 0 LOB: 1 BB: 1 P: 17	R: 0 E: 0 K: 1 S: 10	H: 0 LOB: 0 BB: 1 P: 19	R: 0 E: 0 K: 1 S: 6	H: 0 LOB: 0 BB: 0 P: 7	R: 0 E: 0 K: 0 S: 7	H: 1 LOB: 1 BB: 1 P: 14	R: 0 E: 0 K: 0 S: 10	H: 0 LOB: 1 BB: 1 P: 21	R: 0 E: 0 K: 0 S: 11	H: 2 LOB: 3 BB: 1 P: 18	1B: 4 2B: 1 3B: 0 HR: 0	SF: 0 SAC: 0 DP: 1 HBP: 0	WP: 0 PB: 0 SB: 0 CS: 0	PA: 38
<b>PITCHER</b>	IP WLS BF H R ER SO BB IBB HBP BLK WP HR S P ERA WHIP	IP WLS BF H R ER SO BB IBB HBP BLK WP HR S P ERA WHIP	IP WLS BF H R ER SO BB IBB HBP BLK WP HR S P ERA WHIP	IP WLS BF H R ER SO BB IBB HBP BLK WP HR S P ERA WHIP	IP WLS BF H R ER SO BB IBB HBP BLK WP HR S P ERA WHIP	IP WLS BF H R ER SO BB IBB HBP BLK WP HR S P ERA WHIP	IP WLS BF H R ER SO BB IBB HBP BLK WP HR S P ERA WHIP	IP WLS BF H R ER SO BB IBB HBP BLK WP HR S P ERA WHIP	IP WLS BF H R ER SO BB IBB HBP BLK WP HR S P ERA WHIP	IP WLS BF H R ER SO BB IBB HBP BLK WP HR S P ERA WHIP	IP WLS BF H R ER SO BB IBB HBP BLK WP HR S P ERA WHIP	IP WLS BF H R ER SO BB IBB HBP BLK WP HR S P ERA WHIP	IP WLS BF H R ER SO BB IBB HBP BLK WP HR S P ERA WHIP	IP WLS BF H R ER SO BB IBB HBP BLK WP HR S P ERA WHIP	IP WLS BF H R ER SO BB IBB HBP BLK WP HR S P ERA WHIP	IP WLS BF H R ER SO BB IBB HBP BLK WP HR S P ERA WHIP	IP WLS BF H R ER SO BB IBB HBP BLK WP HR S P ERA WHIP			
Wade Taylor, R ERA: 6.39	7.0	1.0	1.0	1.0	1.0	1.0	1.0	1.0	1.0	1.0	1.0	1.0	1.0	1.0	1.0	1.0	1.0			
Greg Cadaret, L ERA: 3.05	1.0	1.0	1.0	1.0	1.0	1.0	1.0	1.0	1.0	1.0	1.0	1.0	1.0	1.0	1.0	1.0	1.0			
Lee Guetterman, L ERA: 2.22	1.0	1.0	1.0	1.0	1.0	1.0	1.0	1.0	1.0	1.0	1.0	1.0	1.0	1.0	1.0	1.0	1.0			

**New York Yankees @ Boston Red Sox**  
Fenway Park, Boston, MA  
Thu Jun 27 1991, 7:05 PM EDT  
Att: 34,529 - Sunny - 89 F

AB	31
R	0
H	5
RBI	0
BB	7
SO	4
LOB	21





Batter	1	2	3	4	5	6	7	8	9	AB	R	H	RBI	BB	SO	LOB	TOP										
Steve Sax, R (1, 4) OBP: 0.321, SLG: 0.347	P4			S 1B		G5-3		F9		4	1	1	0	0	0	0	<b>New York Yankees @ Milwaukee Brewers</b> Milwaukee County Stadium, Milwaukee, WI Fri Jun 28 1991, 8:05 PM EDT Att: 19,442 - Sunny - 91 F										
Roberto Kelly, R (1, 8) OBP: 0.316, SLG: 0.405	K			F7		P3		P2		4	0	0	0	0	1	1											
Don Mattingly, L (1, 3) OBP: 0.358, SLG: 0.417	L9			WP 1B		G4-3				4	1	2	1	0	0	0											
Mel Hall, L (1, 7)		F7		FC5-4 1B			F8		F8	4	0	1	1	0	0	1											
Kevin Maas, L (1, 10) OBP: 0.379, SLG: 0.439	K			K		1B	BB	F9		3	0	0	0	1	2	2											
Jesse Barfield, R (1, 9) OBP: 0.303, SLG: 0.445	G5-3			FC5-4 1-2		P5		G6-3		4	0	0	0	0	0	3											
Matt Nokes, L (1, 2) OBP: 0.313, SLG: 0.508			F9		G4-3		DI 1B			3	0	1	0	0	0	0											
Alvaro Espinoza, R (1, 6) OBP: 0.286, SLG: 0.333			G6-3		P3		G3-1			2	0	0	0	0	0	0											
Pat Sheridan, L (7, PH) OBP: 0.192, SLG: 0.227										1	0	0	0	0	0	2											
Randy Velarde, R (7, 6) OBP: 0.320, SLG: 0.318										0	0	0	0	0	0	0											
Pat Kelly, R (1, 5) OBP: 0.294, SLG: 0.392			G5-3		G6-3			F9		3	0	0	0	0	0	0											
<b>Inning Stats</b>	R: 0 E: 0 K: 1 S: 8	H: 0 LOB: 0 BB: 0 P: 11	R: 0 E: 0 K: 1 S: 9	H: 0 LOB: 0 BB: 0 P: 15	R: 0 E: 0 K: 0 S: 5	H: 0 LOB: 0 BB: 0 P: 8	R: 2 E: 0 K: 1 S: 12	H: 3 LOB: 1 BB: 0 P: 20	R: 0 E: 0 K: 0 S: 5	H: 0 LOB: 0 BB: 0 P: 8	R: 0 E: 0 K: 0 S: 10	H: 1 LOB: 2 BB: 1 P: 21	R: 0 E: 0 K: 0 S: 6	H: 0 LOB: 0 BB: 0 P: 9	R: 0 E: 0 K: 0 S: 9	H: 1 LOB: 1 BB: 0 P: 14	1B: 5 2B: 0 3B: 0 HR: 0	SF: 0 SAC: 0 DP: 0 HBP: 0	WP: 1 PB: 0 SB: 1 CS: 0	PA: 33							
<b>PITCHER</b>	IP	WLS	BF	H	R	ER	SO	BB	IBB	HBP	BLK	WP	HR	S	P	ERA	WHIP										
Don August, R (1, 1) ERA: 4.28	6.2	W	25	4	2	2	3	1	0	0	0	1	0	53	88	2.70	0.750										
Darren Holmes, R (7, 1) ERA: 2.85	0.1		1	0	0	0	0	0	0	0	0	0	0	4	7	0.00	0.000										
Mark Lee, L (8, 1) ERA: 3.15	1.0	S	4	1	0	0	0	0	0	0	0	0	0	6	9	0.00	0.000										
Dan Plesac, L (9, 1) ERA: 2.19	1.0	S	4	1	0	0	0	0	0	0	0	0	0	9	14	0.00	1.000										

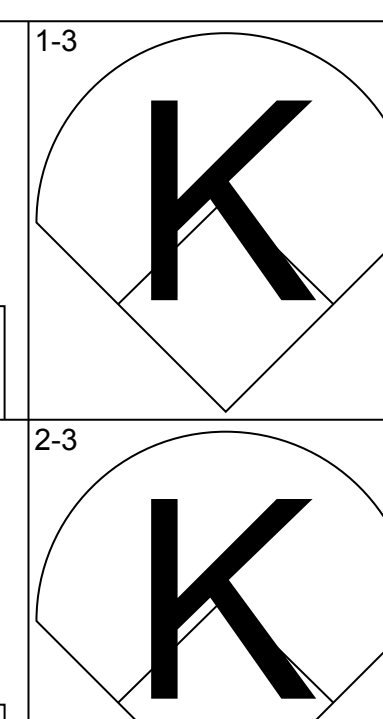
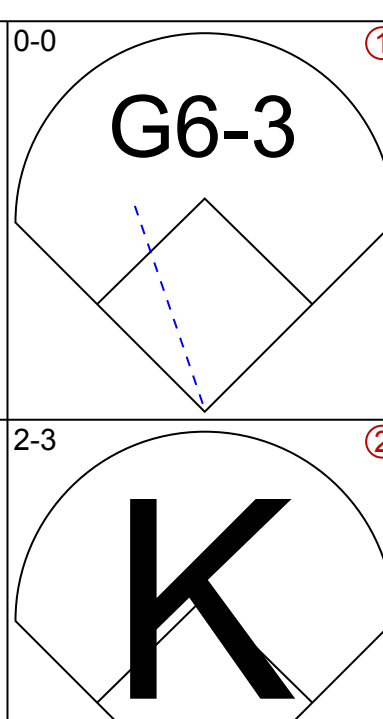
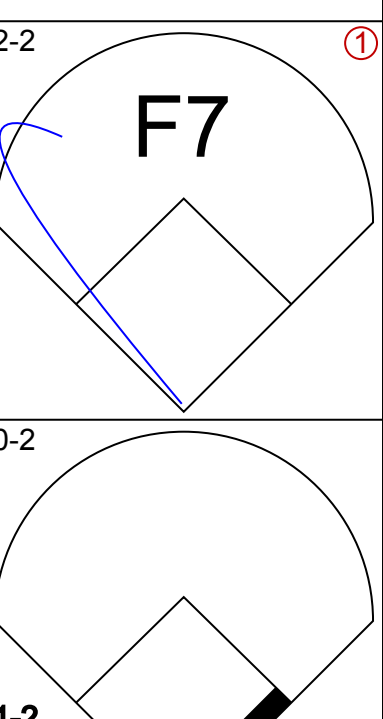
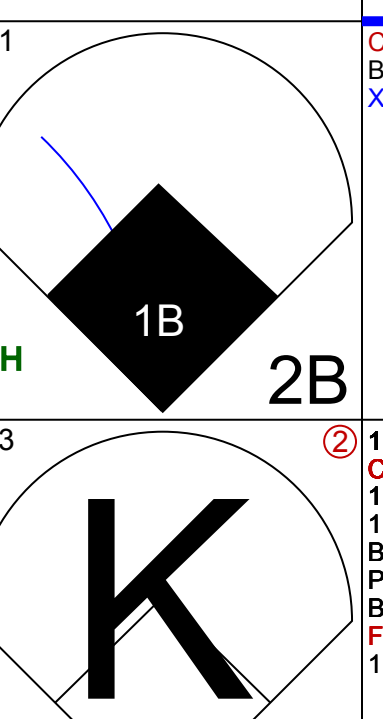
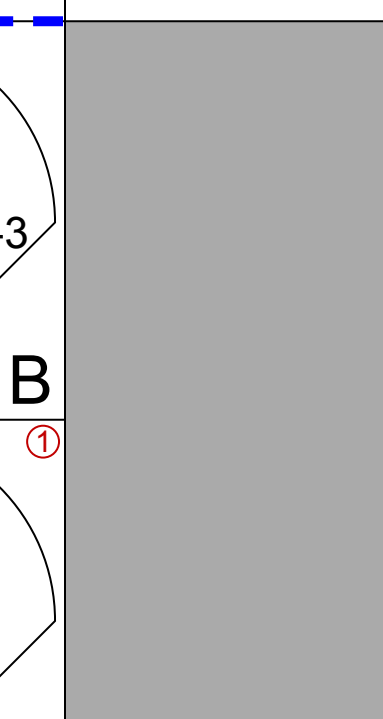
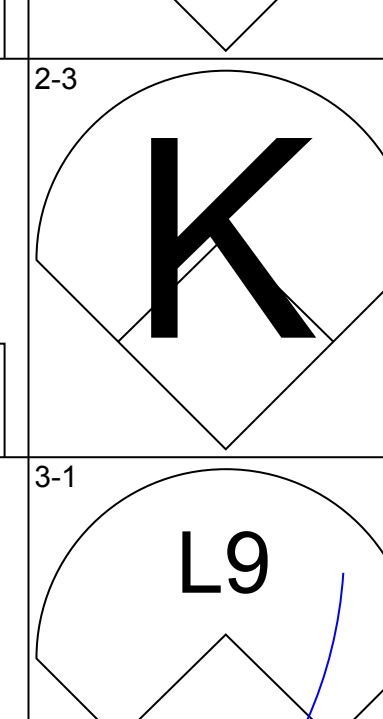
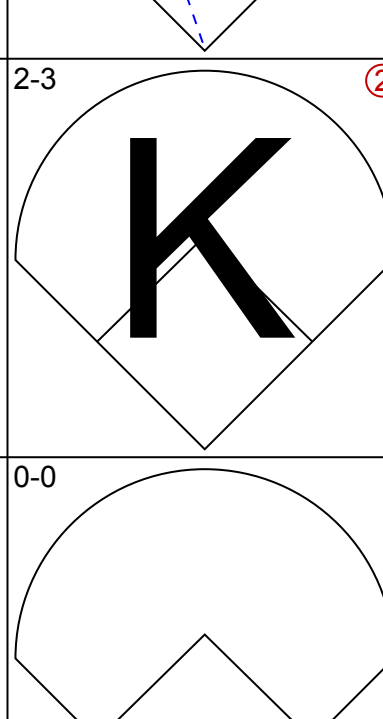
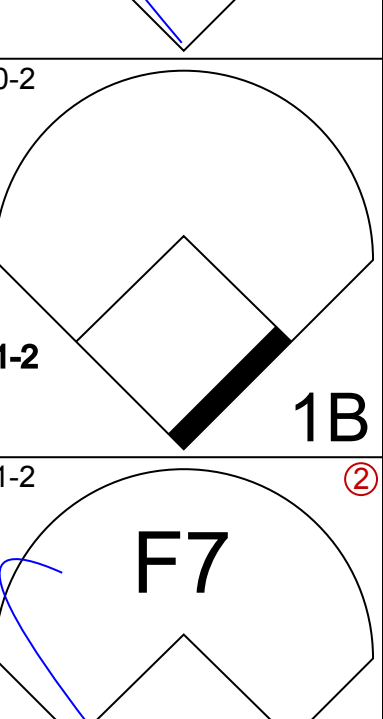
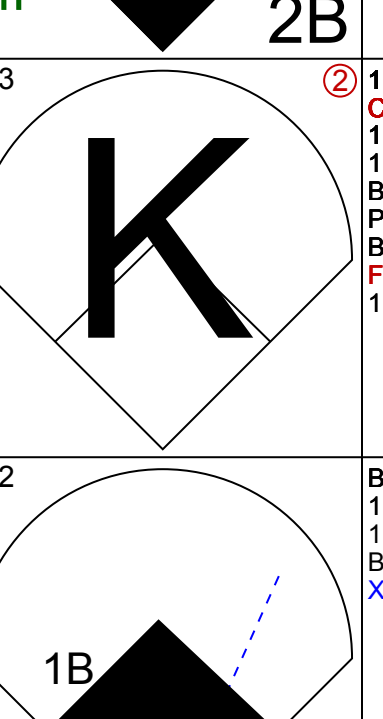
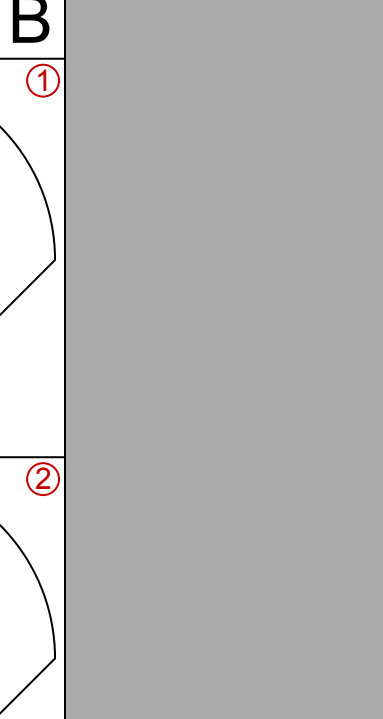
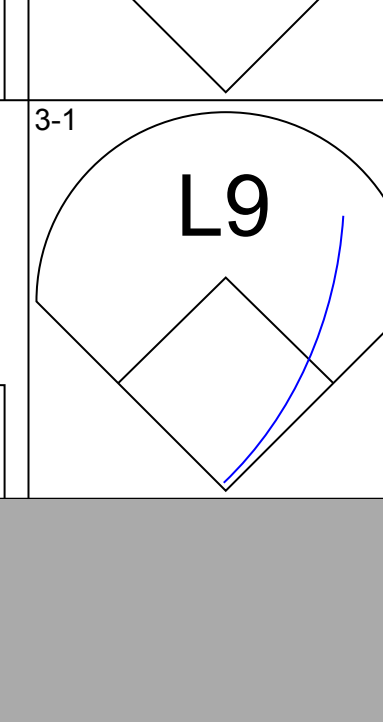
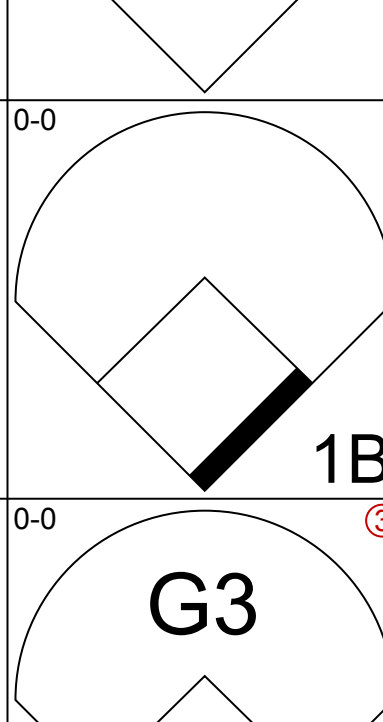
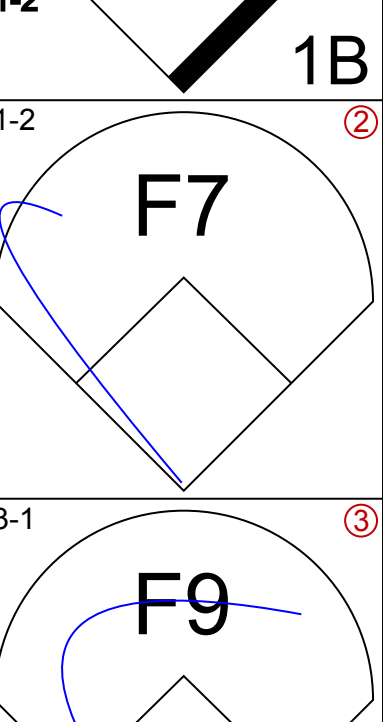
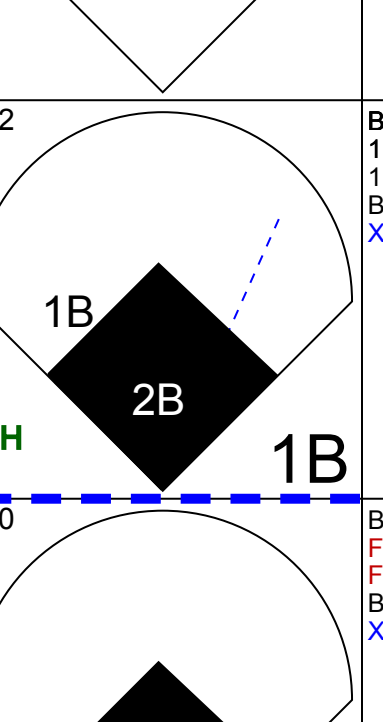
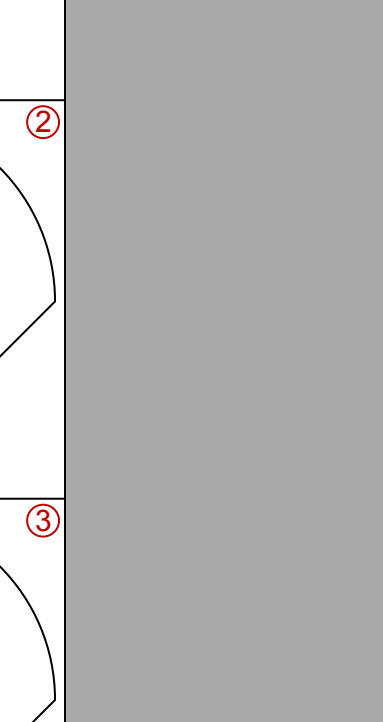
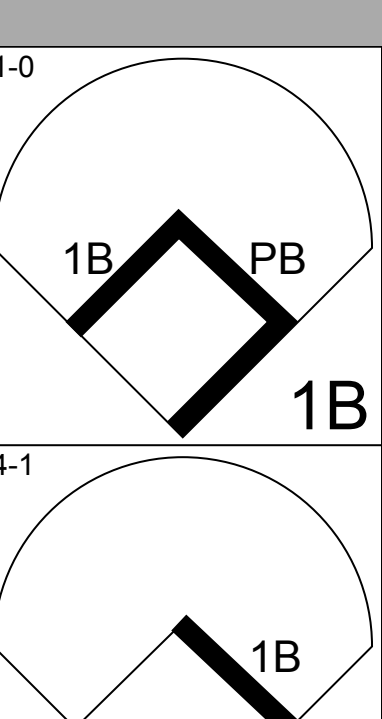
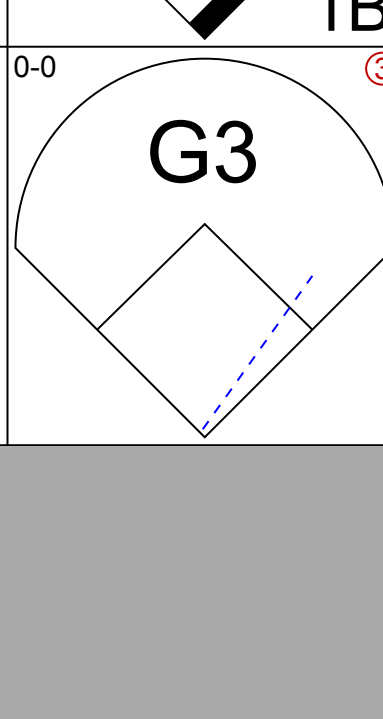
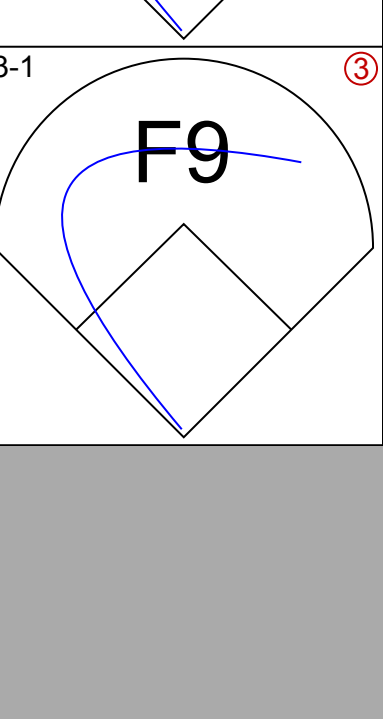
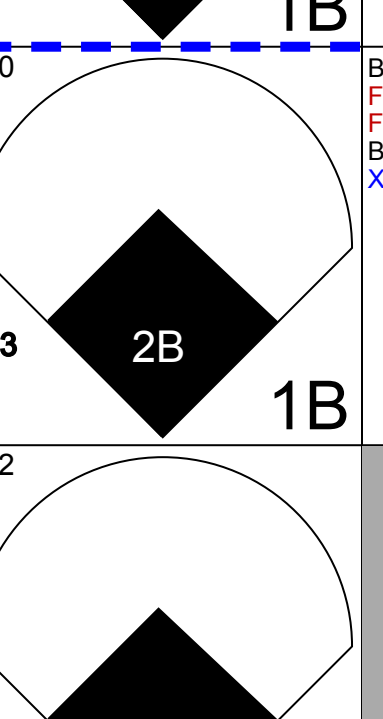
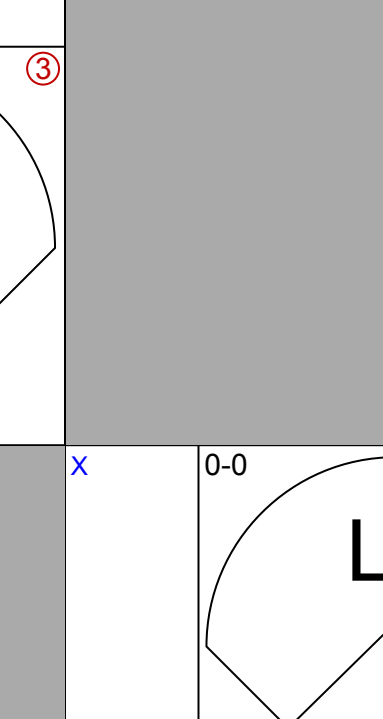
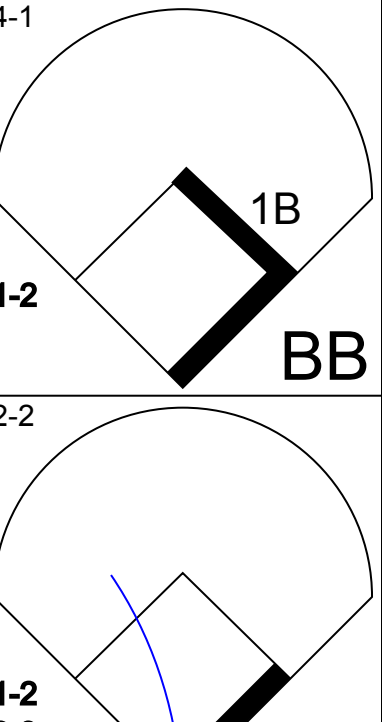
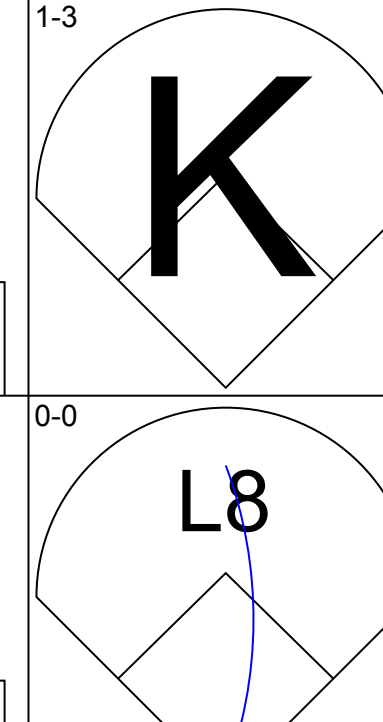
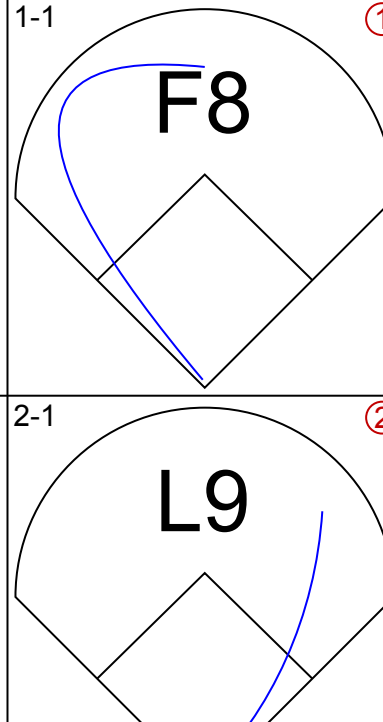

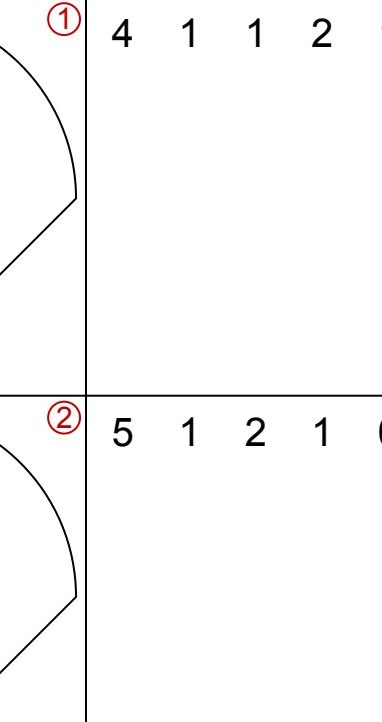
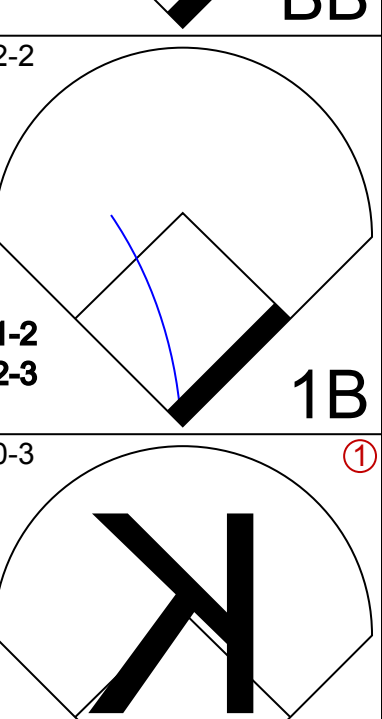
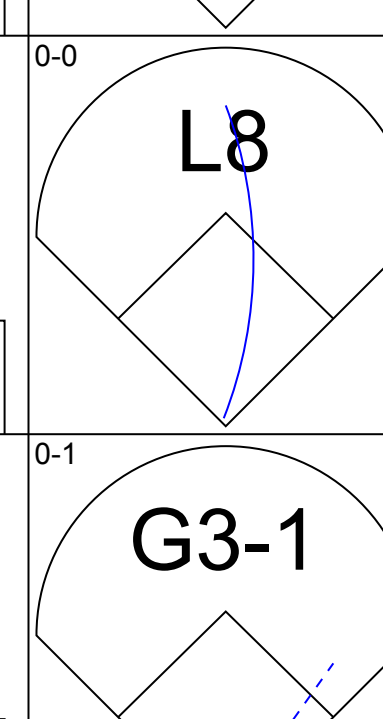
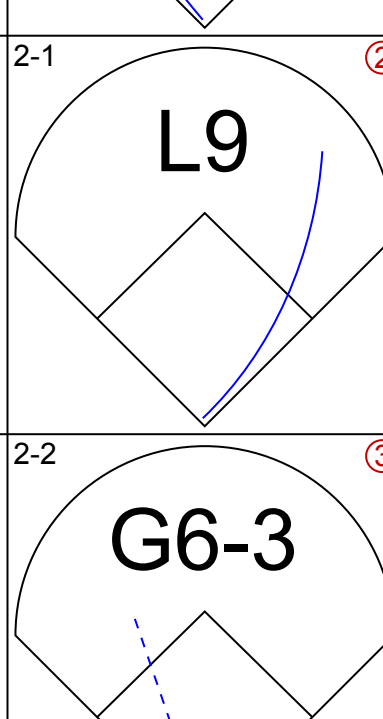

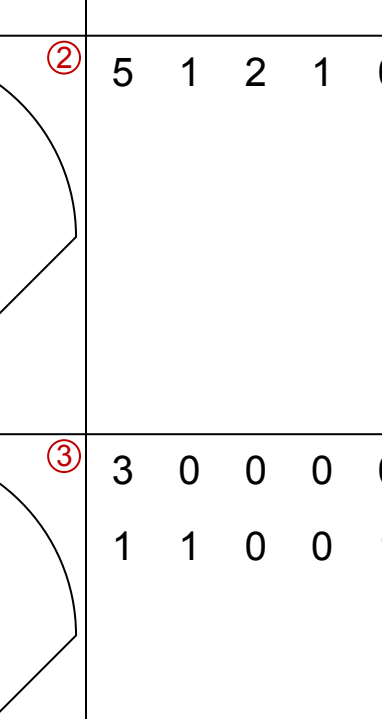
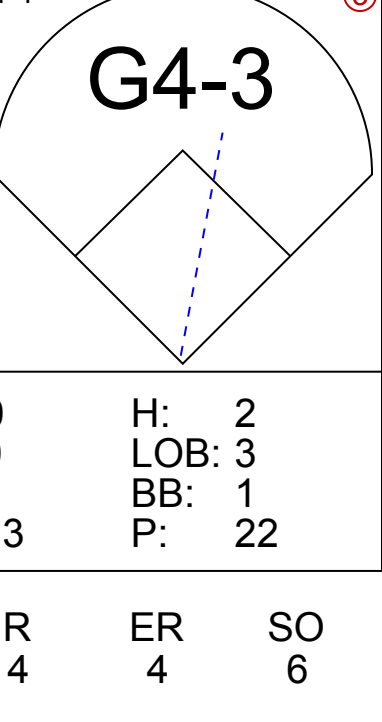



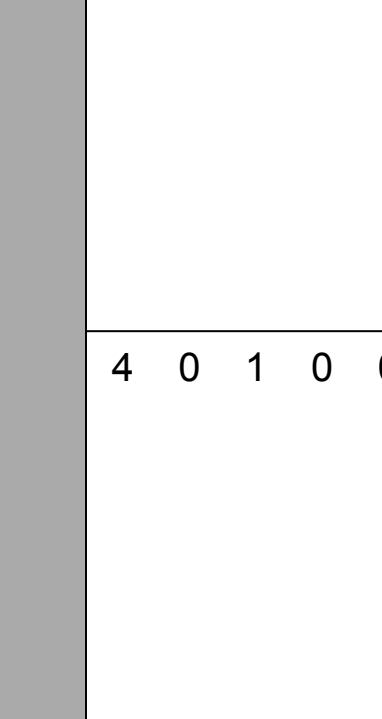

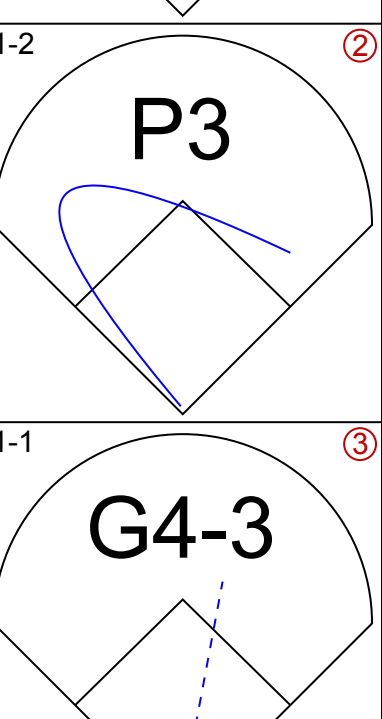
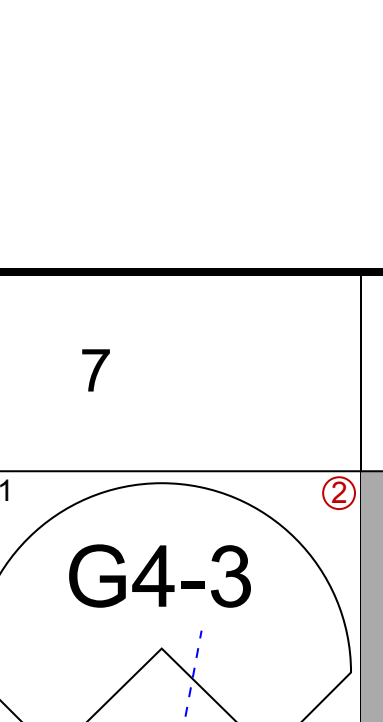
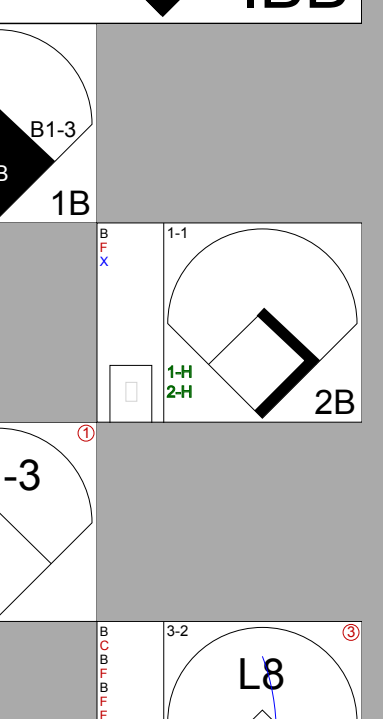
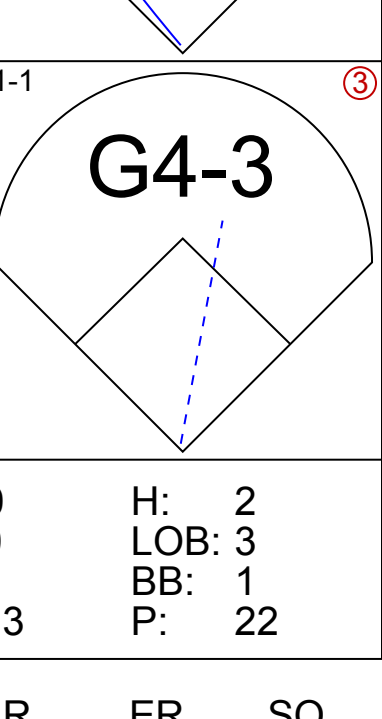
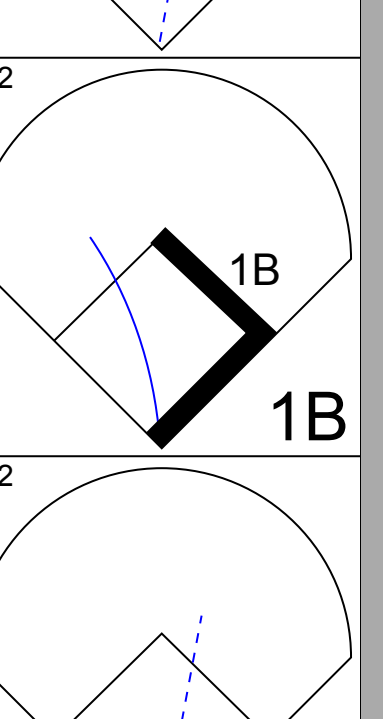
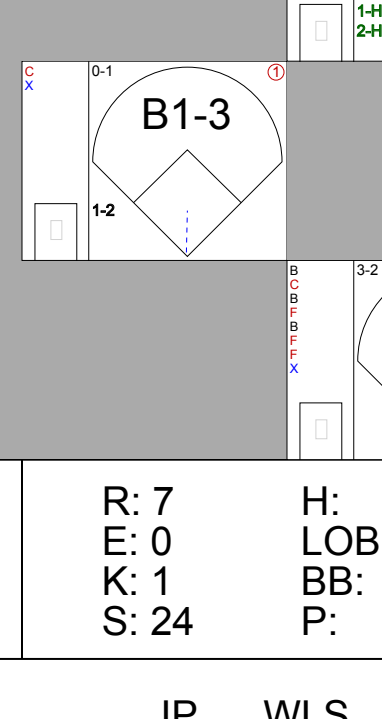
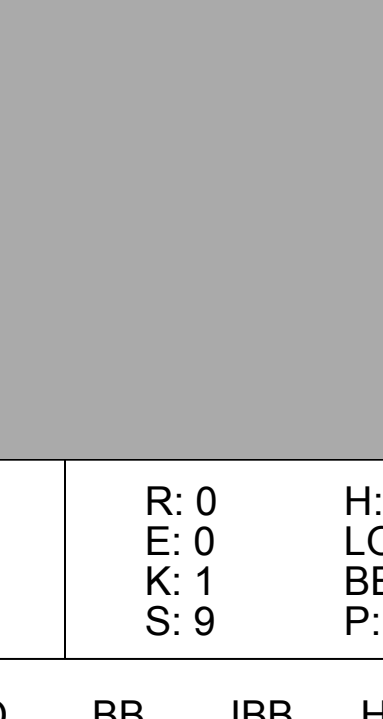
Batter	1	2	3	4	5	6	7	8	9	AB	R	H	RBI	BB	SO	LOB	BOTTOM										
Paul Molitor, R (1, 10) OBP: 0.404, SLG: 0.530	F9		G6-3		F8					3	1	1	1	1	0	1	<b>New York Yankees @ Milwaukee Brewers</b> Milwaukee County Stadium, Milwaukee, WI Fri Jun 28 1991, 8:05 PM EDT Att: 19,442 - Sunny - 91 F										
Darryl Hamilton, L (1, 9) OBP: 0.343, SLG: 0.347	G4-3		G6-3		CS		P4			3	1	1	1	0	0	0											
Dante Bichette, R (7, PH) OBP: 0.269, SLG: 0.413			G6-3			FC G6-4-3				1	0	0	0	0	0	2											
B.J. Surhoff, L (1, 2) OBP: 0.259, SLG: 0.235	G4-3					FC G6-4-3		G4-3		4	0	1	0	0	0	1											
Robin Yount, R (1, 8) OBP: 0.328, SLG: 0.409		G6-3	L6		G6-4-3		E5			4	1	0	0	0	0	2											
Greg Vaughn, R (1, 7) OBP: 0.337, SLG: 0.524	G5-3				G5-3		P3			4	0	1	0	0	0	1											
Franklin Stubbs, L (1, 3) OBP: 0.280, SLG: 0.348										3	0	1	0	0	2	1											
Candy Maldonado, R (8, PH) OBP: 0.455, SLG: 0.286										0	1	0	0	1	0	0											
Greg Brock, L (9, 3) OBP: 0.419, SLG: 0.400										0	0	0	0	0	0	0											
Willie Randolph, R (1, 4) OBP: 0.428, SLG: 0.370										4	0	1	2	0	1	1											
Jim Gantner, L (1, 5) OBP: 0.313, SLG: 0.339			G6-3		G4-3		F8		B5-3	4	0	0	0	0	0	1											
Bill Spiers, L (1, 6) OBP: 0.308, SLG: 0.347										3	1	3	0	0	0	0											
<b>Inning Stats</b>	R: 0 E: 0 K: 0 S: 8	H: 0 LOB: 0 BB: 0 P: 16	R: 0 E: 0 K: 0 S: 7	H: 1 LOB: 1 BB: 0 P: 11	R: 2 E: 0 K: 0 S: 14	H: 3 LOB: 1 BB: 0 P: 22	R: 0 E: 0 K: 2 S: 9	H: 0 LOB: 0 BB: 0 P: 12	R: 0 E: 0 K: 0 S: 8	H: 1 LOB: 0 BB: 0 P: 10	R: 1 E: 0 K: 1 S: 10	H: 2 LOB: 1 BB: 0 P: 16	R: 0 E: 0 K: 0 S: 5	H: 1 LOB: 2 BB: 1 P: 11	R: 2 E: 1 K: 0 S: 12	H: 1 LOB: 1 BB: 1 P: 19	1B: 3 2B: 3 3B: 3 HR: 0	SF: 0 SAC: 0 DP: 1 HBP: 0	WP: 0 PB: 0 SB: 0 CS: 1	PA: 36							
<b>PITCHER</b>	IP	WLS	BF	H	R	ER	SO	BB	IBB	HBP	BLK	WP	HR	S	P	ERA	WHIP										
Scott Kamieniecki, R (1, 1) ERA: 3.1	6.2	L	28	8	3	3	3	0	1	0	0	0	0	60	97	4.05	1.200										
Steve Howe, L (7, 1) ERA: 0.94	1.0		5	0	2	0	0	1	0	0	0	0	0	9	14	0.00	1.000										
John Habyan, R (8, 1) ERA: 1.86	0.1		2	1	0	0	0	0	0	0	0	0	0	4	6	0.00	3.000										





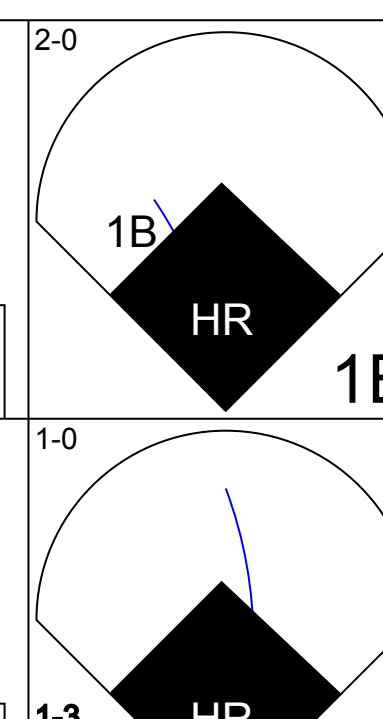
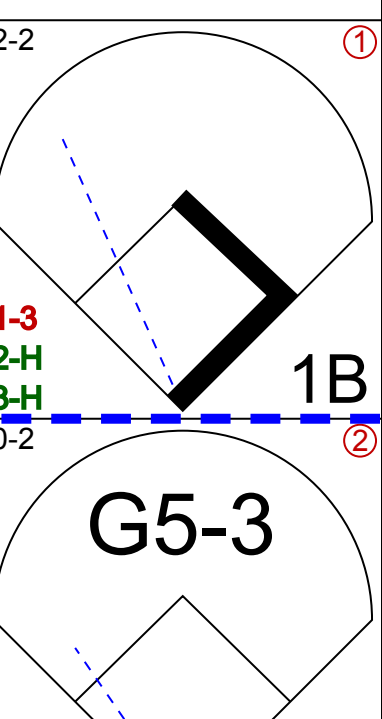
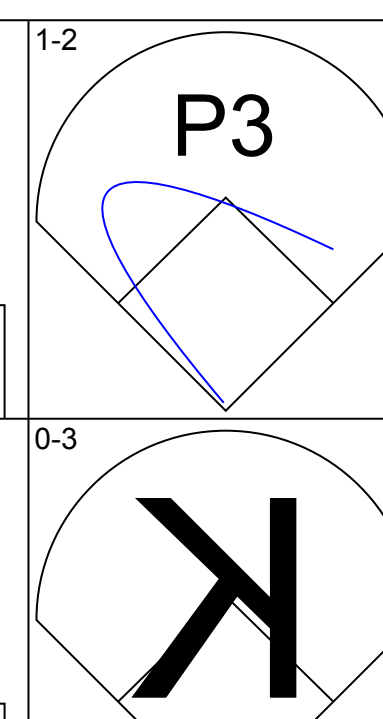
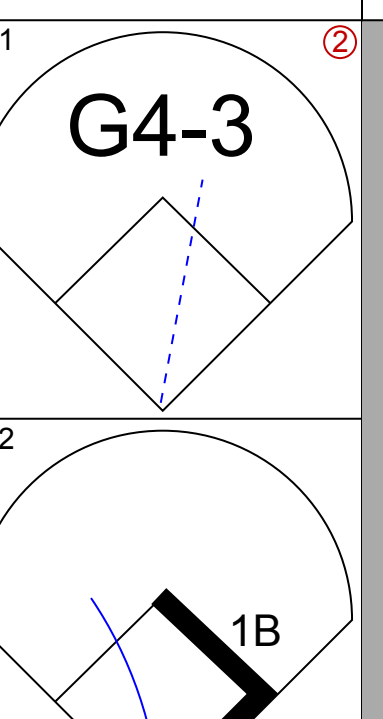
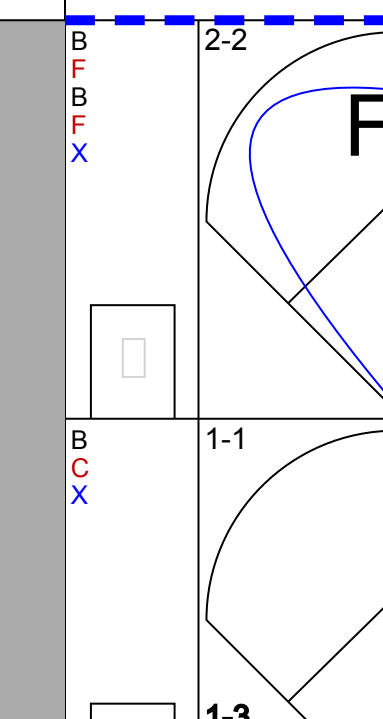
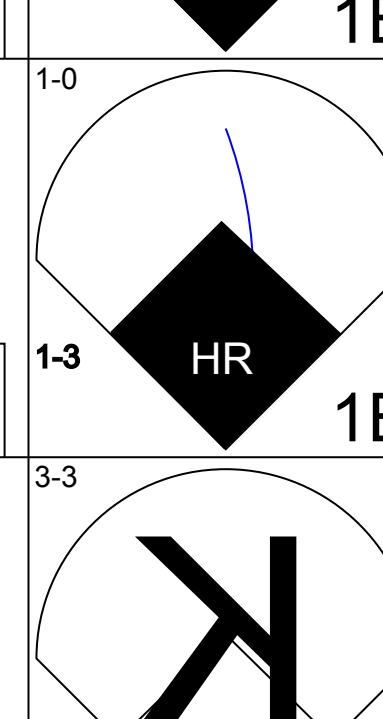
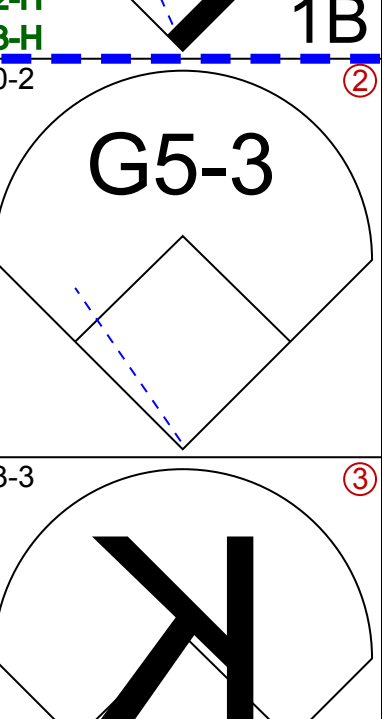

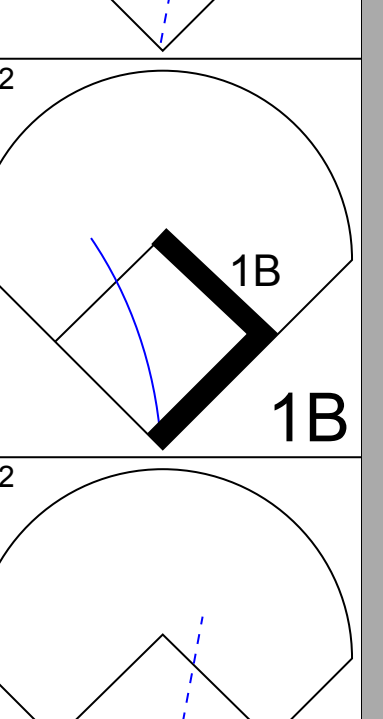
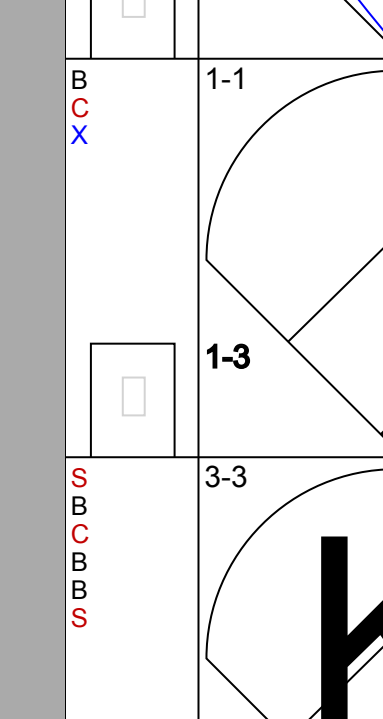
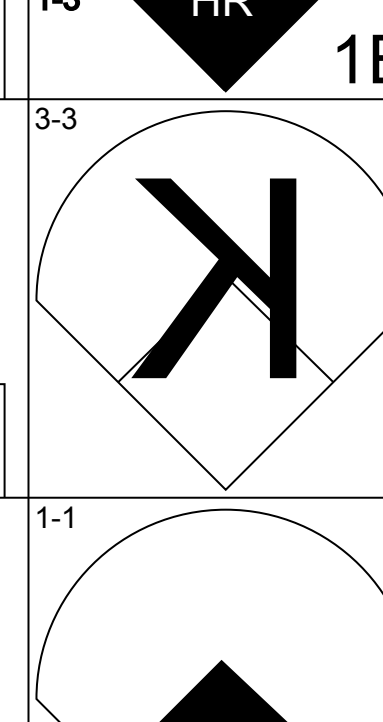
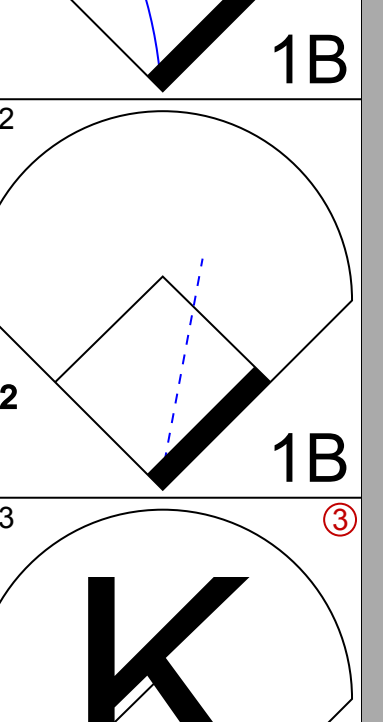
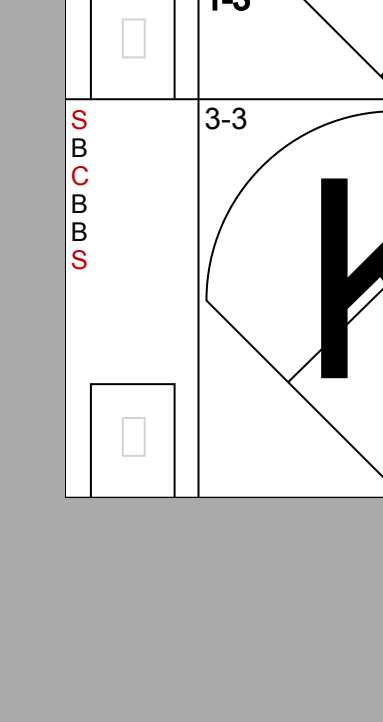
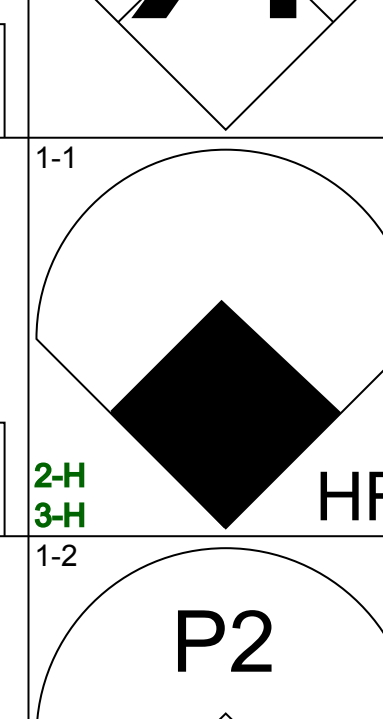

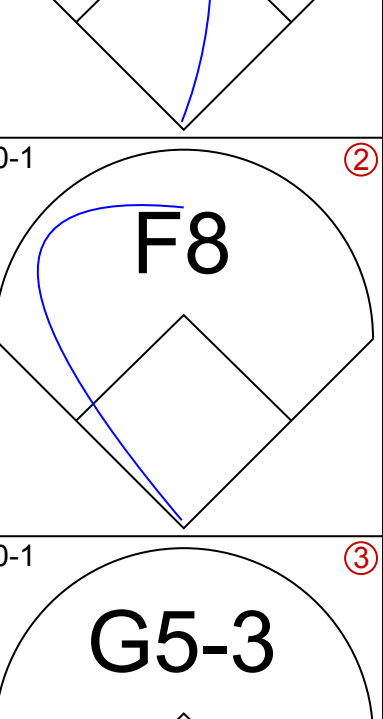

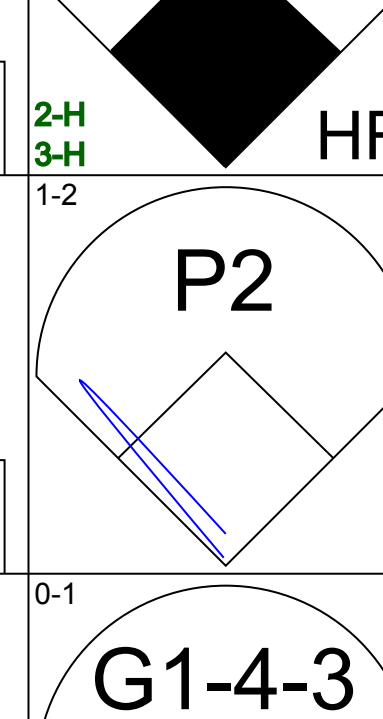
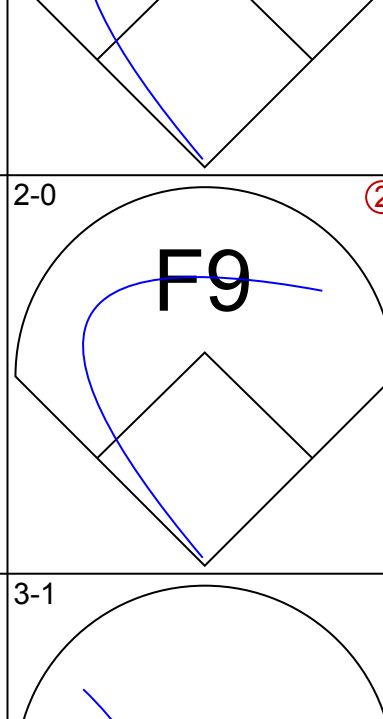
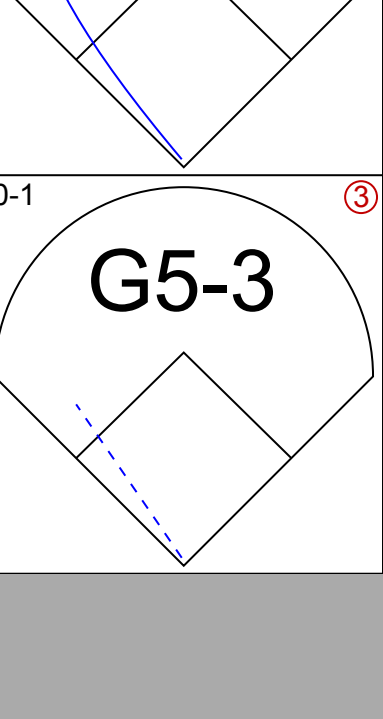

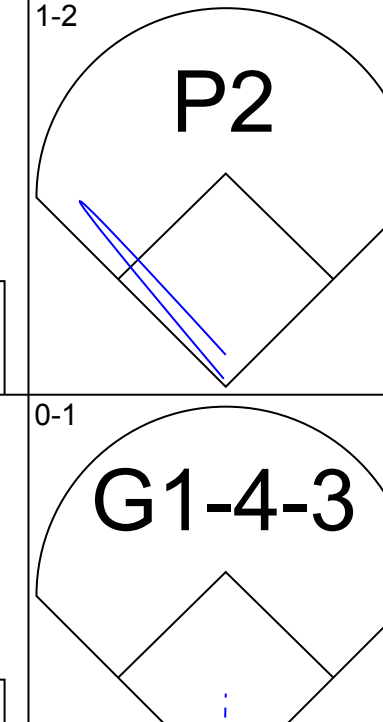
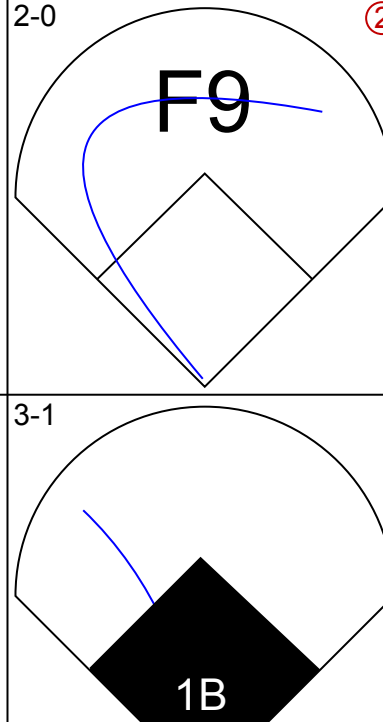
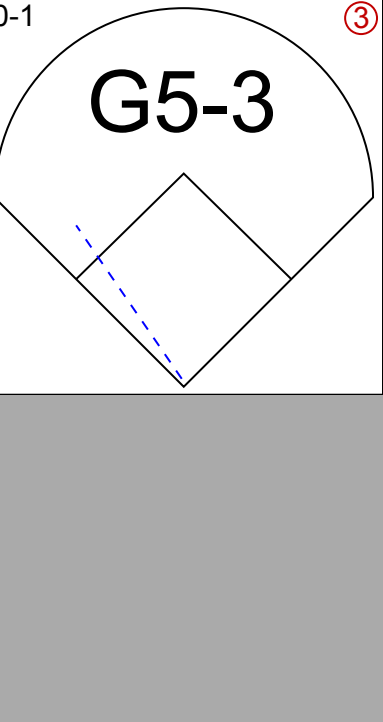

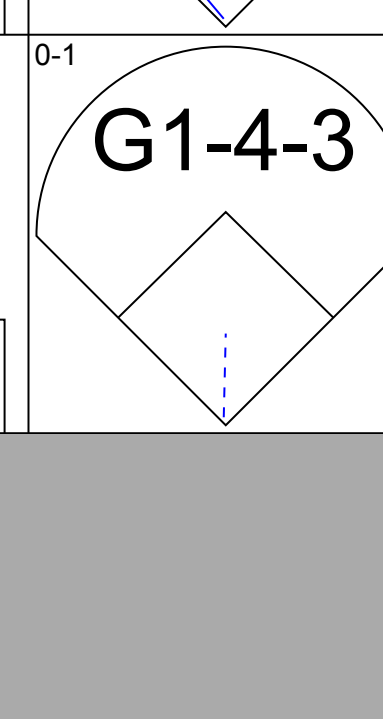
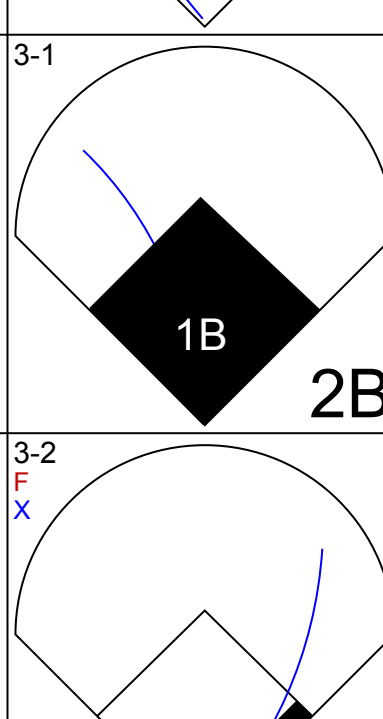
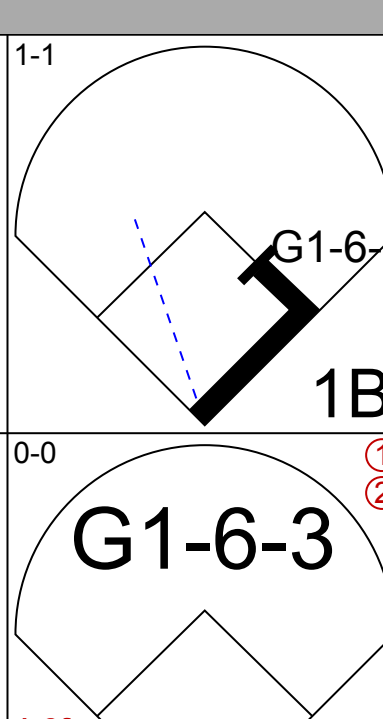
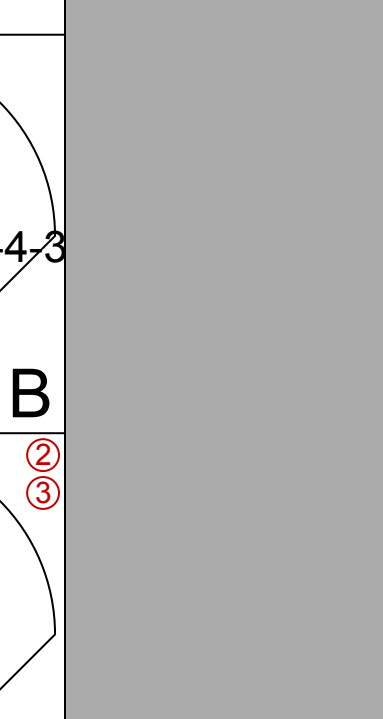
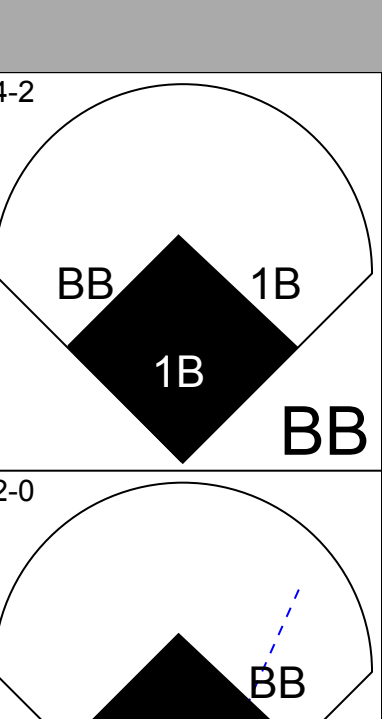
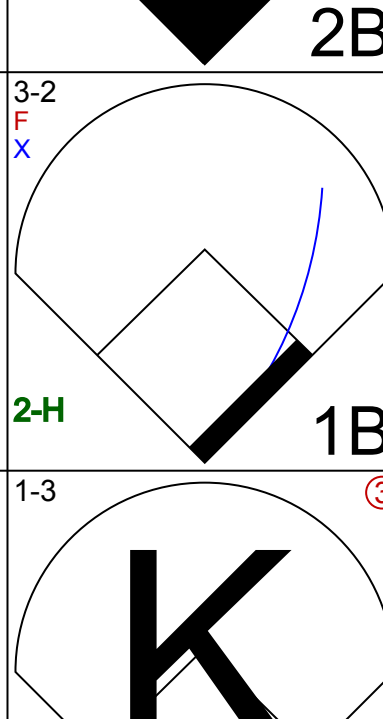
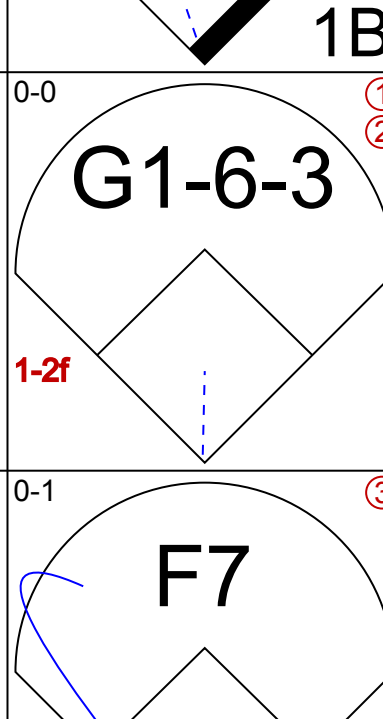
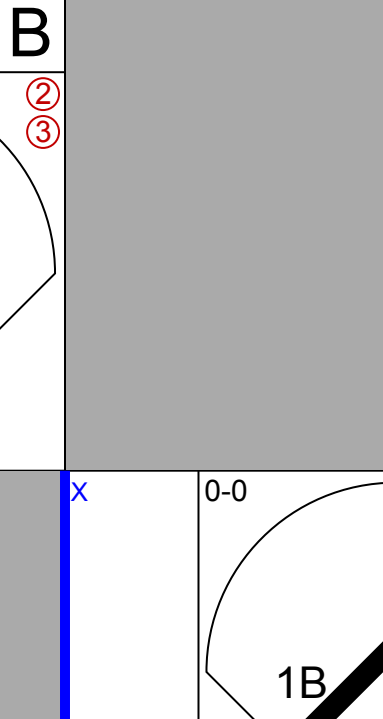
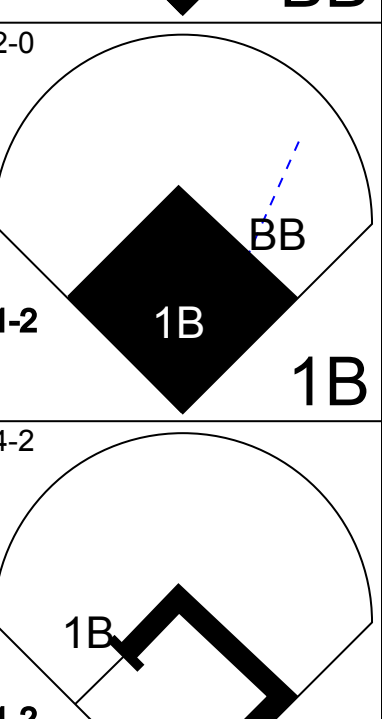


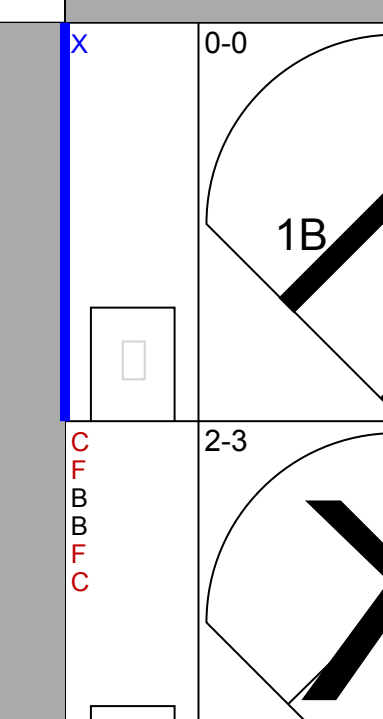
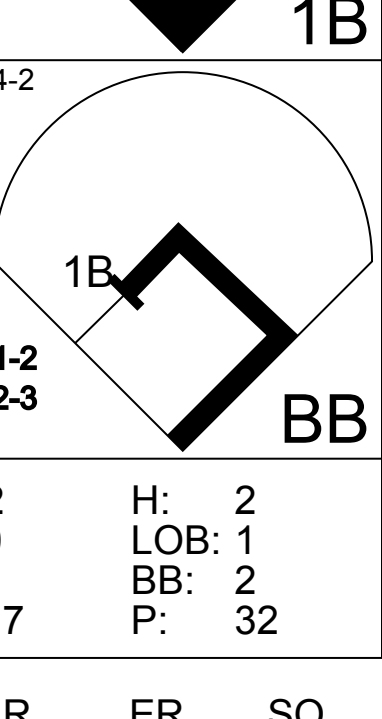
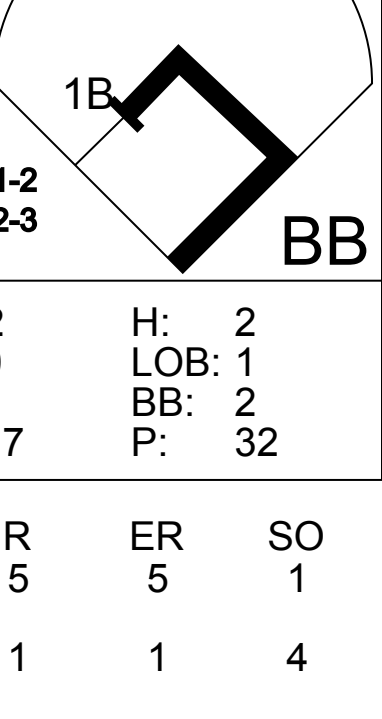
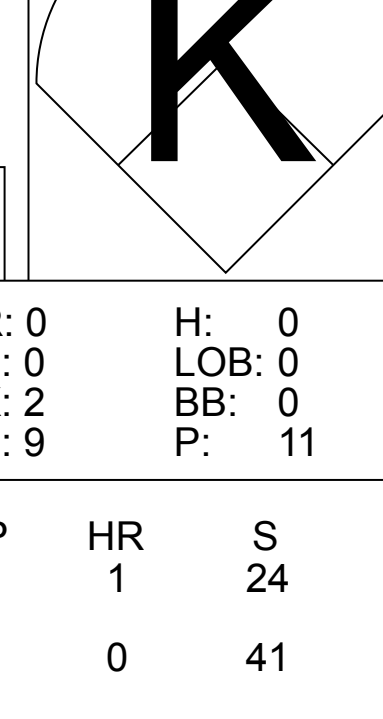
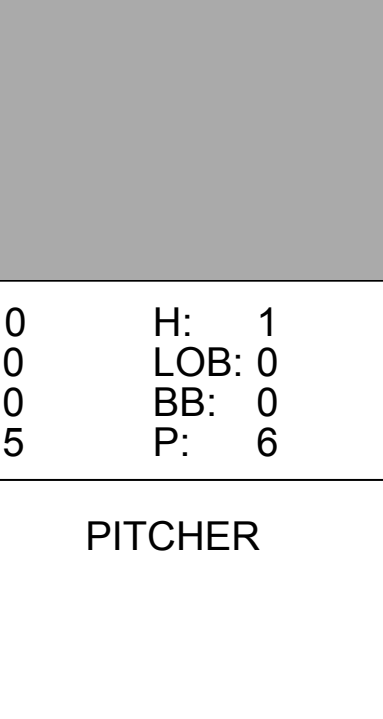
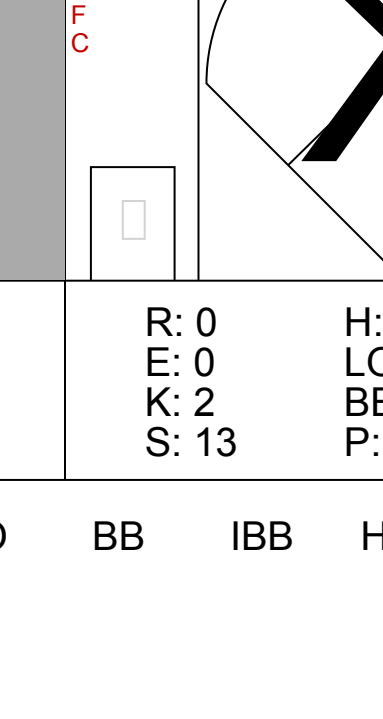





Batter	1	2	3	4	5	6	7	8	9	AB	R	H	RBI	BB	SO	LOB	TOP					
<b>Steve Sax, R</b> OBP: 0.329, SLG: 0.360 (1,4)										5	1	2	1	0	1	1	<b>New York Yankees @ Milwaukee Brewers</b> <b>Milwaukee County Stadium, Milwaukee, WI</b> Sun Jun 30 1991, 4:33 AM EDT Att: 27,400 - Cloudy - 71 F					
<b>Roberto Kelly, R</b> OBP: 0.309, SLG: 0.394 (1,8)										5	0	1	0	0	3	2						
<b>Don Mattingly, L</b> OBP: 0.360, SLG: 0.416 (1,3)										5	1	2	1	0	0	3						
<b>Mel Hall, L</b> OBP: 0.327, SLG: 0.521 (1,7)										5	1	2	0	0	0	4						
<b>Kevin Maas, L</b> OBP: 0.380, SLG: 0.448 (1,10)										4	1	1	2	1	1	0						
<b>Matt Nokes, L</b> OBP: 0.314, SLG: 0.503 (1,2)										5	1	2	1	0	0	0						
<b>Pat Sheridan, L</b> OBP: 0.192, SLG: 0.269 (7, PH)										3	0	0	0	0	1	3						
<b>Jesse Barfield, R</b> OBP: 0.310, SLG: 0.457 (7,9)										1	1	0	0	1	1	0						
<b>Alvaro Espinoza, R</b> OBP: 0.295, SLG: 0.360 (1,6)										4	2	3	3	0	0	3						
<b>Pat Kelly, R</b> OBP: 0.291, SLG: 0.376 (1,5)										4	0	1	0	0	0	5						
<b>Inning Stats</b>	R: 0 E: 0 K: 2 S: 9	H: 0 LOB: 0 BB: 0 P: 15	R: 0 E: 0 K: 1 S: 13	H: 2 LOB: 3 BB: 1 P: 22	R: 0 E: 0 K: 1 S: 6	H: 1 LOB: 1 BB: 0 P: 8	R: 0 E: 0 K: 1 S: 6	H: 0 LOB: 0 BB: 0 P: 7	R: 1 E: 0 K: 0 S: 19	H: 3 LOB: 2 BB: 0 P: 28	R: 0 E: 0 K: 0 S: 7	H: 0 LOB: 0 BB: 0 P: 12	R: 7 E: 0 K: 1 S: 24	H: 7 LOB: 1 BB: 1 P: 40	R: 0 E: 0 K: 0 S: 10	H: 1 LOB: 1 BB: 0 P: 17	R: 0 E: 0 K: 1 S: 9	H: 0 LOB: 0 BB: 0 P: 13	1B: 10 2B: 3 HR: 1	SF: 0 SAC: 0 DP: 0 HBP: 0	WP: 1 PB: 1 CS: 0	PA: 43
<b>PITCHER</b>	IP	WLS	BF	H	R	ER	SO	BB	IBB	HBP	BLK	WP	HR	S	P	ERA	WHIP					
<b>Bill Wegman, R</b> ERA: 4.05 (1,1)	6.2		30	9	4	4	6	1	0	0	0	0	1	72	109	5.40	1.500					
<b>Mark Knudson, R</b> ERA: 7.23 (7,1)	0.0	2	2	1	1	0	0	0	0	0	0	0	0	4	7	∞	∞					
<b>Mark Lee, L</b> ERA: 3.6 (7,1)	0.1	L	4	2	3	3	0	0	1	0	0	0	0	8	16	81.00	6.000					
<b>Chuck Crim, R</b> ERA: 4.84 (8,1)	2.0		7	1	0	0	1	0	0	0	0	1	0	19	30	0.00	0.500					

AB	41
R	8
H	14
RBI	8
BB	2
SO	7
LOB	21



Batter	1	2	3	4	5	6	7	8	9	AB	R	H	RBI	BB	SO	LOB	BOTTOM				
<b>Paul Molitor, R</b> OBP: 0.404, SLG: 0.524 (1,3)										5	1	2	2	0	0	1	<b>New York Yankees @ Milwaukee Brewers</b> <b>Milwaukee County Stadium, Milwaukee, WI</b> Sun Jun 30 1991, 4:33 AM EDT Att: 27,400 - Cloudy - 71 F				
<b>Darryl Hamilton, L</b> OBP: 0.338, SLG: 0.343 (1,9)										3	1	1	0	0	1	1					
<b>Dante Bichette, R</b> OBP: 0.271, SLG: 0.411 (7, PH)										2	0	2	0	0	0	0					
<b>Robin Yount, R</b> OBP: 0.328, SLG: 0.410 (1,8)										5	0	1	0	0	3	5					
<b>Candy Maldonado, R</b> OBP: 0.421, SLG: 0.733 (1,10)										4	1	1	3	0	1	2					
<b>Greg Vaughn, R</b> OBP: 0.331, SLG: 0.511 (1,7)										4	0	0	0	0	1	0					
<b>B.J. Surhoff, L</b> OBP: 0.270, SLG: 0.252 (1,2)										4	1	3	0	0	0	0					
<b>Willie Randolph, R</b> OBP: 0.435, SLG: 0.372 (1,4)										3	1	1	1	1	0	2					
<b>Jim Gantner, L</b> OBP: 0.313, SLG: 0.339 (1,5)										3	1	1	0	0	1	1					
<b>Rick Dempsey, R</b> OBP: 0.263, SLG: 0.343 (9, PH)										1	0	1	0	0	0	0					
<b>Bill Spiers, L</b> OBP: 0.307, SLG: 0.341 (9, PR)										0	0	0	0	0	0	0					
<b>Dale Sveum, S</b> OBP: 0.301, SLG: 0.325 (1,6)										3	0	0	0	1	2	1					
<b>Inning Stats</b>	R: 3 E: 0 K: 1 S: 14	H: 3 LOB: 0 BB: 0 P: 22	R: 2 E: 0 K: 1 S: 17	H: 2 LOB: 1 BB: 2 P: 32	R: 1 E: 0 K: 1 S: 15	H: 2 LOB: 1 BB: 0 P: 25	R: 0 E: 0 K: 2 S: 9	H: 0 LOB: 0 BB: 0 P: 11	R: 0 E: 0 K: 0 S: 5	H: 1 LOB: 0 BB: 0 P: 6	R: 0 E: 0 K: 1 S: 19	H: 2 LOB: 2 BB: 0 P: 26	R: 0 E: 0 K: 1 S: 8	H: 1 LOB: 0 BB: 0 P: 9	R: 0 E: 0 K: 2 S: 13	H: 2 LOB: 2 BB: 0 P: 21	1B: 11 2B: 1 HR: 1	SF: 0 SAC: 0 DP: 2 HBP: 0	WP: 0 PB: 0 CS: 0	PA: 39	
<b>PITCHER</b>	IP	WLS	BF	H	R	ER	SO	BB	IBB	HBP	BLK	WP	HR	S	P	ERA	WHIP				
<b>Tim Leary, R</b> ERA: 6.11 (1,1)	1.1		5	5	5	1	2	0	0	0	0	0	0	41	58	1.93	0.643				
<b>Greg Cadaret, L</b> ERA: 2.92 (2,1)	4.2	W	16	3	1	1	4	0	0	0	0	0	0	24	44	0.00	1.714				
<b>Steve Howe, L</b> ERA: 0.87 (7,1)	2.1		10	4	0	0	3	0	0	0	0	0	0	32	42	0.00	1.500				
<b>Steve Farr, R</b> ERA: 1.67 (9,1)	0.2	S	3	1	0	0	1	0	0	0	0	0	0	8	14	0.00	1.500				

AB	37
R	6
H	13
RBI	6
BB	2
SO	9
LOB	13









Batter	1	2	3	4	5	6	7	8	9	AB	R	H	RBI	BB	SO	LOB	TOP											
Alex Cole, L OBP: 0.378, SLG: 0.340 Mike Huff, R OBP: 0.364, SLG: 0.336	G4-3	FC6-4			G3		K		G6-3	3	0	0	0	0	0	2	Cleveland Indians @ New York Yankees Yankee Stadium, Bronx, NY Tue Jul 02 1991, 7:05 PM EDT Att: 17,636 - Cloudy - 77 F											
Mike Aldrete, L OBP: 0.433, SLG: 0.460 Albert Belle, R OBP: 0.311, SLG: 0.492	K				K					3	0	1	0	0	2	0												
Chris James, R OBP: 0.305, SLG: 0.351	G6-3				F9		L1		K	5	0	0	0	0	1	4												
Reggie Jefferson, S OBP: 0.176, SLG: 0.313					L4				K	5	1	1	0	0	1	1												
Carlos Baerga, S OBP: 0.360, SLG: 0.435										4	2	4	1	0	0	0												
Mark Whiten, S OBP: 0.293, SLG: 0.372										4	1	2	1	0	0	3												
Brook Jacoby, R OBP: 0.280, SLG: 0.338										4	1	3	2	0	0	1												
Sandy Alomar Jr., R OBP: 0.241, SLG: 0.236										3	0	1	0	1	1	2												
Felix Fermin, R OBP: 0.284, SLG: 0.286 Glenallen Hill, R OBP: 0.316, SLG: 0.429 Mark Lewis, R OBP: 0.297, SLG: 0.312										3	0	0	0	0	0	3												
										1	0	0	0	0	0	1												
										0	0	0	0	0	0	0												
<b>Inning Stats</b>	R: 0 E: 0 K: 1 S: 9	H: 0 LOB: 0 BB: 0 P: 16	R: 2 E: 1 K: 0 S: 15	H: 3 LOB: 2 BB: 1 P: 29	R: 0 E: 0 K: 0 S: 8	H: 1 LOB: 0 BB: 0 P: 15	R: 0 E: 0 K: 0 S: 8	H: 2 LOB: 1 BB: 0 P: 11	R: 0 E: 0 K: 1 S: 8	H: 0 LOB: 0 BB: 0 P: 14	R: 1 E: 0 K: 0 S: 9	H: 2 LOB: 1 BB: 0 P: 15	R: 0 E: 0 K: 1 S: 13	H: 2 LOB: 2 BB: 0 P: 16	R: 2 E: 0 K: 2 S: 10	H: 3 LOB: 1 BB: 0 P: 15	R: 0 E: 0 K: 1 S: 8	H: 1 LOB: 1 BB: 0 P: 12	1B: 10 2B: 3 HR: 1	SF: 0 SAC: 0 HBP: 0	WP: 0 PB: 0 SB: 0 CS: 1	PA: 40						
<b>PITCHER</b>	IP	WLS	BF	H	R	ER	SO	BB	IBB	HBP	BLK	WP	HR	S	P	ERA	WHIP											
Wade Taylor, R ERA: 5.74	(1, 1)	6.0	W	25	8	3	2	2	1	0	0	0	0	1	57	100	3.00	1.500										
Steve Howe, L ERA: 1.39	(7, 1)	1.1		9	5	2	2	2	0	0	0	0	0	0	19	25	13.50	3.750										
John Habyan, R ERA: 2.5	(8, 1)	1.0		4	1	0	0	1	0	0	0	0	0	7	10	0.00	1.000											
Steve Farr, R ERA: 1.64	(9, 1)	0.2	S	2	0	0	0	1	0	0	0	0	0	5	8	0.00	0.000											

AB 39  
R 5  
H 14  
RBI 4  
BB 1  
SO 6  
LOB 18



Batter	1	2	3	4	5	6	7	8	9	AB	R	H	RBI	BB	SO	LOB	BOTTOM										
Steve Sax, R OBP: 0.338, SLG: 0.368	G3 SF8 1B		G6-3		G6-3	FC3-2 SH1-4 BB				3	1	1	0	2	0	0	Cleveland Indians @ New York Yankees Yankee Stadium, Bronx, NY Tue Jul 02 1991, 7:05 PM EDT Att: 17,636 - Cloudy - 77 F										
Roberto Kelly, R OBP: 0.317, SLG: 0.404	SF8 G3 1B		F8		S 2B 1B	SH1-4				4	1	3	1	0	0	0											
Don Mattingly, L OBP: 0.362, SLG: 0.419	G3				FC3-6 1B 1B	1B 2B				4	2	2	1	1	0	5											
Mel Hall, L OBP: 0.329, SLG: 0.520	SF8				FC3-6 1B	1B SF9 1B				4	1	2	1	0	1	6											
Kevin Maas, L OBP: 0.379, SLG: 0.452	G3				K	SF9 1B BB				3	0	0	0	2	1	6											
Jesse Barfield, R OBP: 0.318, SLG: 0.482			G5-3		FC3-6 1B					5	2	2	2	0	1	3											
Matt Nokes, L OBP: 0.316, SLG: 0.502			F7							4	1	2	3	0	0	1											
Alvaro Espinoza, R OBP: 0.293, SLG: 0.356			K							5	0	2	0	0	1	3											
Pat Kelly, R OBP: 0.298, SLG: 0.388										4	0	1	0	0	2	4											
										1B: 12 2B: 2 HR: 1	SF: 2 SAC: 1 HBP: 0	WP: 0 PB: 0 SB: 1 CS: 0	PA: 44														
<b>PITCHER</b>	IP	WLS	BF	H	R	ER	SO	BB	IBB	HBP	BLK	WP	HR	S	P	ERA	WHIP										
Mike York, R ERA: 4.76	(1, 1)	4.1	L	20	7	4	4	4	0	0	0	0	0	6	11	8.31	1.615										
Dave Otto, L ERA: 8.79	(5, 1)	0.0		3	2	0	0	0	1	0	0	0	0	6	11	∞	∞										
Jeff Shaw, R ERA: 4.02	(5, 1)	1.0		7	2	2	2	0	1	1	0	0	0	12	22	18.00	3.000										
Jesse Orosco, L ERA: 3.12	(6, 1)	1.2		10	4	2	2	1	0	1	0	1	0	20	33	10.80	2.400										
Shawn Hillegas, R ERA: 1.82	(8, 1)	1.0		4	0	0	0	1	1	0	0	0	0	10	20	0.00	1.000										

AB 36  
R 8  
H 15  
RBI 8  
BB 5  
SO 6  
LOB 28









Batter	1	2	3	4	5	6	7	8	9	AB	R	H	RBI	BB	SO	LOB	TOP										
Mike Devereaux, R (1, 8) OBP: 0.326, SLG: 0.439	G5-3		G6-3					G6-3		3	0	0	0	1	0	0	<p><b>Baltimore Orioles @ New York Yankees</b>            Yankee Stadium, Bronx, NY            Thu Jul 04 1991, 3:33 AM EDT            Att: 31,309 - Cloudy - 81 F</p>										
Tim Lincecum, R (1, 10) OBP: 0.287, SLG: 0.345 Sam Horn, L (8, FH) OBP: 0.338, SLG: 0.509	G4-3		P3					K		3	0	0	0	0	1	2											
Cal Ripken Jr., R (1, 6) OBP: 0.404, SLG: 0.601	G5-3		G5-3					F9		4	0	1	0	0	0	0											
Randy Milligan, R (1, 3) OBP: 0.377, SLG: 0.434	CS		FC6-4 1B					F9		3	1	1	0	1	0	0											
Leo Gomez, R (1, 5) OBP: 0.349, SLG: 0.392			FC6-4 1B					F8		4	0	1	0	0	0	1											
Chris Hoiles, R (1, 2) OBP: 0.302, SLG: 0.347			FC6-4 1B					G6-4-3		4	1	1	1	0	0	3											
Joe Orsulak, L (1, 7) OBP: 0.280, SLG: 0.305			K					F8		3	0	0	0	0	1	2											
David Segui, S (1, 9) OBP: 0.305, SLG: 0.378			FC4-6 1B					L3		3	0	2	1	0	0	0											
Billy Ripken, R (1, 4) OBP: 0.258, SLG: 0.257			FC4-6 1B					L9		3	0	0	0	0	0	3											
<b>Inning Stats</b>	R: 0 E: 0 K: 0 S: 6	H: 1 LOB: 0 BB: 0 P: 8	R: 1 E: 0 K: 1 S: 12	H: 3 LOB: 2 BB: 0 P: 21	R: 0 E: 0 K: 0 S: 5	H: 0 LOB: 0 BB: 0 P: 10	R: 0 E: 0 K: 0 S: 8	H: 0 LOB: 0 BB: 0 P: 14	R: 0 E: 0 K: 1 S: 10	H: 1 LOB: 2 BB: 1 P: 19	R: 0 E: 0 K: 0 S: 5	H: 0 LOB: 0 BB: 0 P: 10	R: 1 E: 0 K: 0 S: 5	H: 1 LOB: 0 BB: 0 P: 7	R: 0 E: 0 K: 1 S: 7	H: 0 LOB: 0 BB: 1 P: 10	R: 0 E: 0 K: 0 S: 4	H: 0 LOB: 0 BB: 1 P: 10	1B: 5 2B: 0 3B: 0 HR: 1	SF: 0 SAC: 0 DP: 1 HBP: 0	WP: 0 PB: 0 SB: 0 CS: 1	PA: 34					
<b>PITCHER</b>	IP	WLS	BF	H	R	ER	SO	BB	IBB	HBP	BLK	WP	HR	S	P	ERA	WHIP										
Jeff Johnson, L (1, 1) ERA: 3.93	7.0		27	6	2	2	2	1	0	0	0	0	1	51	89	2.57	1.000										
Eric Plunk, R (8, 1) ERA: 5.44	1.0	W	4	0	0	0	1	1	0	0	0	0	0	9	16	0.00	1.000										
Lee Guetterman, L (9, 1) ERA: 1.83	1.0	S	2	0	0	0	0	0	0	0	0	0	0	2	4	0.00	0.000										

Batter	1	2	3	4	5	6	7	8	9	AB	R	H	RBI	BB	SO	LOB	BOTTOM										
Steve Sax, R (1, 4) OBP: 0.339, SLG: 0.388	P2							P5		4	1	1	1	0	0	1	<p><b>Baltimore Orioles @ New York Yankees</b>            Yankee Stadium, Bronx, NY            Thu Jul 04 1991, 3:33 AM EDT            Att: 31,309 - Cloudy - 81 F</p>										
Roberto Kelly, R (1, 8) OBP: 0.319, SLG: 0.414	F7							CS		4	0	2	1	0	0	0											
Don Mattingly, L (1, 3) OBP: 0.359, SLG: 0.415	F8							CS		4	0	0	0	0	1	2											
Mel Hall, L (1, 7) OBP: 0.327, SLG: 0.533								K		3	1	1	1	0	0	0											
Kevin Maas, L (1, 10) OBP: 0.383, SLG: 0.457								F9		3	0	2	0	0	0	0											
Jesse Barfield, R (1, 9) OBP: 0.314, SLG: 0.471								G5-4-3		2	0	0	0	1	0	1											
Matt Nokes, L (1, 2) OBP: 0.316, SLG: 0.498								L4		2	0	0	0	1	0	2											
Alvaro Espinoza, R (1, 6) OBP: 0.290, SLG: 0.351								F8		3	0	1	0	0	0	3											
Pat Kelly, R (1, 5) OBP: 0.292, SLG: 0.385								F7		3	1	1	0	0	1	2											
<b>Inning Stats</b>	R: 0 E: 0 K: 0 S: 6	H: 0 LOB: 0 BB: 0 P: 12	R: 0 E: 0 K: 0 S: 5	H: 0 LOB: 0 BB: 0 P: 8	R: 0 E: 0 K: 0 S: 4	H: 1 LOB: 0 BB: 0 P: 5	R: 0 E: 0 K: 0 S: 5	H: 1 LOB: 0 BB: 0 P: 10	R: 1 E: 0 K: 1 S: 10	H: 2 LOB: 1 BB: 1 P: 18	R: 1 E: 0 K: 0 S: 9	H: 1 LOB: 0 BB: 0 P: 17	R: 0 E: 0 K: 0 S: 7	H: 1 LOB: 1 BB: 1 P: 12	R: 1 E: 0 K: 1 S: 9	H: 2 LOB: 1 BB: 0 P: 15	R: 0 E: 0 K: 0 S: 4	H: 0 LOB: 0 BB: 0 P: 10	1B: 5 2B: 2 3B: 0 HR: 2	SF: 0 SAC: 0 DP: 2 HBP: 0	WP: 0 PB: 0 SB: 1 CS: 2	PA: 30					
<b>PITCHER</b>	IP	WLS	BF	H	R	ER	SO	BB	IBB	HBP	BLK	WP	HR	S	P	ERA	WHIP										
Roy Smith, R (1, 1) ERA: 5.21	7.0	L	27	7	3	3	1	2	0	0	0	0	0	48	84	3.86	1.286										
Todd Frohwrith, R (8, 1) ERA: 1.17	0.1		2	1	0	0	0	0	0	0	0	0	0	3	6	0.00	3.000										
Mike Flanagan, L (8, 1) ERA: 2.47	0.2		1	0	0	0	1	0	0	0	0	0	0	4	7	0.00	0.000										



Batter	1	2	3	4	5	6	7	8	9	AB	R	H	RBI	BB	SO	LOB	TOP					
Mike Devereaux, R (1, 8) OBP: 0.330, SLG: 0.442										5	1	3	0	0	0	3	<p><b>Baltimore Orioles @ New York Yankees</b>  Yankee Stadium, Bronx, NY  Fri Jul 05 1991, 7:05 PM EDT  Att: 21,123 - Cloudy - 69 F</p> <p>livebaseballscores.com</p> <p>AB 39 R 7 H 15 RBI 7 BB 5 SO 8 LOB 20</p>					
Joe Orsulak, L (1, 7) OBP: 0.282, SLG: 0.311										5	2	2	0	0	0	1						
Cal Ripken Jr., R (1, 6) OBP: 0.407, SLG: 0.603										4	1	2	0	1	0	2						
Sam Horn, L (1, 10) OBP: 0.342, SLG: 0.526										4	1	2	3	0	2	2						
David Segui, S (8, PH) OBP: 0.311, SLG: 0.384										1	0	1	1	0	0	0						
Randy Milligan, R (1, 3) OBP: 0.385, SLG: 0.449										3	2	2	2	2	1	2						
Chito Martinez, L (1, 9) OBP: 0.200, SLG: 0.200										5	0	1	0	0	1	6						
Brady Anderson, L (9, PR) OBP: 0.322, SLG: 0.266										0	0	0	0	0	0	0						
Leo Gomez, R (1, 5) OBP: 0.350, SLG: 0.396										4	0	1	1	1	2	1						
Chris Hoiles, R (1, 2) OBP: 0.299, SLG: 0.342										5	0	1	0	0	1	2						
Billy Ripken, R (1, 4) OBP: 0.258, SLG: 0.253										3	0	0	0	1	1	1						
<b>Inning Stats</b>	R: 0 E: 0 K: 1 S: 15	H: 2 LOB: 3 BB: 1 P: 24	R: 0 E: 0 K: 2 S: 9	H: 1 LOB: 0 BB: 0 P: 12	R: 2 E: 0 K: 1 S: 17	H: 4 LOB: 3 BB: 1 P: 32	R: 0 E: 0 K: 0 S: 9	H: 0 LOB: 0 BB: 0 P: 14	R: 3 E: 0 K: 1 S: 19	H: 3 LOB: 3 BB: 2 P: 33	R: 0 E: 0 K: 1 S: 7	H: 0 LOB: 0 BB: 0 P: 10	R: 1 E: 0 K: 1 S: 11	H: 1 LOB: 0 BB: 0 P: 17	R: 1 E: 0 K: 1 S: 10	H: 3 LOB: 2 BB: 1 P: 20	R: 0 E: 0 K: 0 S: 5	H: 1 LOB: 1 BB: 0 P: 9	1B: 10 2B: 3 3B: 0 HR: 2	SF: 0 SAC: 0 DP: 1 HBP: 0	WP: 1 PB: 0 SB: 0 CS: 1	PA: 44
<b>PITCHER</b>	IP WLS BF H R ER SO BB IBB HBP BLK WP HR S P ERA WHIP																					
Tim Leary, R (1, 1) ERA: 6.3	4.1 L 24 9 5 5 4 3 0 0 0 0 1 1 57 94 10.38 2.769																					
Greg Cadaret, L (5, 1) ERA: 3.05	3.1 17 5 2 2 3 1 1 0 0 1 1 37 63 5.40 1.800																					
Lee Guetterman, L (8, 1) ERA: 1.77	1.1 4 1 0 0 1 0 0 0 0 0 0 8 14 0.00 0.750																					

Batter	1	2	3	4	5	6	7	8	9	AB	R	H	RBI	BB	SO	LOB	BOTTOM					
Steve Sax, R (1, 4) OBP: 0.337, SLG: 0.385										5	0	1	0	0	1	4	<p><b>Baltimore Orioles @ New York Yankees</b>  Yankee Stadium, Bronx, NY  Fri Jul 05 1991, 7:05 PM EDT  Att: 21,123 - Cloudy - 69 F</p> <p>livebaseballscores.com</p> <p>AB 35 R 4 H 8 RBI 4 BB 3 SO 6 LOB 13</p>					
Roberto Kelly, R (1, 8) OBP: 0.317, SLG: 0.411										2	0	0	0	0	1	2						
Pat Sheridan, L (5, 8) OBP: 0.207, SLG: 0.379										3	1	1	1	0	1	1						
Don Mattingly, L (1, 3) OBP: 0.358, SLG: 0.413										4	1	1	0	0	0	0						
Mel Hall, L (1, 7) OBP: 0.326, SLG: 0.525										3	1	0	0	1	1	0						
Kevin Maas, L (1, 10) OBP: 0.381, SLG: 0.451											3	0	0	0	1	0						
Jesse Barfield, R (1, 9) OBP: 0.310, SLG: 0.464										4	0	0	0	0	1	3						
Matt Nokes, L (1, 2) OBP: 0.315, SLG: 0.498										4	1	1	2	0	1	0						
Alvaro Espinoza, R (1, 6) OBP: 0.293, SLG: 0.353										4	0	2	1	0	0	0						
Pat Kelly, R (1, 5) OBP: 0.306, SLG: 0.392										3	0	2	0	1	0	1						
<b>Inning Stats</b>	R: 0 E: 0 K: 1 S: 7	H: 0 LOB: 0 BB: 0 P: 14	R: 0 E: 0 K: 1 S: 9	H: 0 LOB: 0 BB: 0 P: 14	R: 0 E: 0 K: 0 S: 8	H: 1 LOB: 2 BB: 1 P: 15	R: 0 E: 0 K: 1 S: 13	H: 0 LOB: 1 BB: 1 P: 23	R: 0 E: 0 K: 1 S: 10	H: 1 LOB: 1 BB: 0 P: 14	R: 4 E: 0 K: 1 S: 16	H: 5 LOB: 2 BB: 1 P: 28	R: 0 E: 0 K: 0 S: 3	H: 0 LOB: 0 BB: 0 P: 3	R: 0 E: 0 K: 0 S: 4	H: 0 LOB: 0 BB: 0 P: 6	R: 0 E: 0 K: 1 S: 9	H: 1 LOB: 1 BB: 0 P: 14	1B: 6 2B: 1 3B: 0 HR: 1	SF: 0 SAC: 0 DP: 0 HBP: 0	WP: 1 PB: 0 SB: 0 CS: 0	PA: 38
<b>PITCHER</b>	IP WLS BF H R ER SO BB IBB HBP BLK WP HR S P ERA WHIP																					
Jeff Robinson, R (1, 1) ERA: 4.48	5.2 W 24 4 3 1 1 1 0 0 0 0 0 0 6 8 27.00 9.000																					
Mark Williamson, R (6, 1) ERA: 4.08	0.1 4 3 1 1 1 0 0 0 0 0 0 0 6 8 27.00 9.000																					
Mike Flanagan, L (7, 1) ERA: 2.38	2.0 6 0 0 0 0 0 0 0 0 0 0 0 7 9 0.00 0.000																					
Gregg Olson, R (9, 1) ERA: 3.38	1.0 S 4 1 0 0 1 0 0 0 0 0 0 0 9 14 0.00 1.000																					







Batter	1	2	3	4	5	6	7	8	9	AB R H RBI BB SO LOB	TOP									
Mike Devereaux, R (1,8) OBP: 0.326, SLG: 0.445										5 1 1 2 0 3 2	<p><b>Baltimore Orioles @ New York Yankees</b>  <b>Yankee Stadium, Bronx, NY</b>  Sun Jul 07 1991, 3:33 AM EDT  Att: 43,505 - Cloudy - 80 F</p> <p>livebaseballscorecards.com</p>									
Joe Orsulak, L (1,7) OBP: 0.280, SLG: 0.312										5 1 2 0 0 0 2										
Cal Ripken Jr., R (1,6) OBP: 0.405, SLG: 0.596										5 0 1 0 0 1 1										
Sam Horn, L (1,10)										3 0 1 1 0 1 2										
Randy Milligan, R (1,3)										4 0 1 0 0 1 2										
Chito Martinez, L (1,9) Brady Anderson, L (8, PR) OBP: 0.385, SLG: 0.462 OBP: 0.328, SLG: 0.282										4 0 2 0 0 1 2 0 1 0 0 0 0 0										
Leo Gomez, R (1,5)										3 1 1 0 1 0 3										
Chris Hoiles, R (1,2)										4 0 2 1 0 1 3										
Billy Ripken, R (1,4) OBP: 0.263, SLG: 0.258										4 1 2 0 0 0 3										
<b>Inning Stats</b>	R: 0 E: 0 K: 1 S: 10	H: 2 LOB: 1 BB: 0 P: 15	R: 0 E: 0 K: 0 S: 10	H: 2 LOB: 1 BB: 0 P: 18	R: 3 E: 0 K: 0 S: 13	H: 4 LOB: 1 BB: 0 P: 20	R: 0 E: 0 K: 2 S: 15	H: 1 LOB: 2 BB: 1 P: 23	R: 0 E: 0 K: 1 S: 9	H: 2 LOB: 0 BB: 0 P: 14		R: 0 E: 0 K: 2 S: 10	H: 0 LOB: 0 BB: 0 P: 13	R: 1 E: 0 K: 1 S: 10	H: 2 LOB: 2 BB: 0 P: 10	R: 0 E: 0 K: 0 S: 12	H: 0 LOB: 0 BB: 0 P: 15	1B: 8 2B: 4 3B: 0 HR: 1	SF: 0 SAC: 0 DP: 3 HBP: 1	WP: 0 PB: 0 SB: 0 CS: 0
<b>PITCHER</b>	IP WLS BF H R ER SO BB IBB HBP BLK WP HR S P ERA WHIP											IP WLS BF H R ER SO BB IBB HBP BLK WP HR S P ERA WHIP								
Wade Taylor, R (1,1) ERA: 5.94	5.0 L 26 11 4 4 4 4 1 0 1 0 0 1 60 98 7.20 2.400											John Habyan, R (6,1) ERA: 2.44	4.0 13 2 1 1 4 0 0 0 0 0 0 0 37 45 2.25 0.500							

Batter	1	2	3	4	5	6	7	8	9	AB R H RBI BB SO LOB	BOTTOM											
Steve Sax, R (1,4) OBP: 0.340, SLG: 0.390										4 0 0 0 0 0 2	<p><b>Baltimore Orioles @ New York Yankees</b>  <b>Yankee Stadium, Bronx, NY</b>  Sun Jul 07 1991, 3:33 AM EDT  Att: 43,505 - Cloudy - 80 F</p> <p>livebaseballscorecards.com</p>											
Randy Velarde, R (1,6) OBP: 0.305, SLG: 0.306										4 0 1 0 0 1 0												
Don Mattingly, L (1,3) OBP: 0.351, SLG: 0.408										4 0 0 0 0 0 1												
Jesse Barfield, R (1,9) OBP: 0.317, SLG: 0.464										4 1 1 0 0 0 0												
Kevin Maas, L (1,10)										4 1 2 0 0 0 1												
Hensley Meulens, R (1,7) Mel Hall, L (9, PH) OBP: 0.259, SLG: 0.318 OBP: 0.330, SLG: 0.536										3 1 1 0 0 0 1 1 0 0 0 0 0 1												
Matt Nokes, L (1,2) OBP: 0.320, SLG: 0.521										2 0 0 0 2 0 1												
Bernie Williams, S (1,8) OBP: 0.250, SLG: 0.333										3 0 1 2 0 0 1												
Pat Kelly, R (1,5) OBP: 0.310, SLG: 0.386										4 0 1 1 0 0 2												
<b>Inning Stats</b>	R: 0 E: 0 K: 0 S: 5	H: 0 LOB: 0 BB: 0 P: 9	R: 0 E: 0 K: 0 S: 7	H: 0 LOB: 0 BB: 0 P: 10	R: 0 E: 0 K: 0 S: 6	H: 0 LOB: 0 BB: 0 P: 8	R: 0 E: 0 K: 1 S: 7	H: 0 LOB: 0 BB: 0 P: 11	R: 2 E: 0 K: 0 S: 13	H: 3 LOB: 2 BB: 1 P: 23		R: 0 E: 0 K: 0 S: 7	H: 0 LOB: 0 BB: 0 P: 10	R: 0 E: 0 K: 0 S: 5	H: 1 LOB: 1 BB: 0 P: 7	R: 0 E: 0 K: 0 S: 9	H: 1 LOB: 1 BB: 0 P: 12	R: 1 E: 0 K: 0 S: 14	H: 2 LOB: 2 BB: 1 P: 26	1B: 6 2B: 1 3B: 0 HR: 0	SF: 1 SAC: 0 DP: 0 HBP: 0	WP: 0 PB: 0 SB: 0 CS: 0
<b>PITCHER</b>	IP WLS BF H R ER SO BB IBB HBP BLK WP HR S P ERA WHIP											IP WLS BF H R ER SO BB IBB HBP BLK WP HR S P ERA WHIP										
Jeff Ballard, L (1,1) ERA: 4.96	7.0 W 26 4 2 2 1 1 0 0 0 0 0 0 50 78 2.57 0.714											Mike Flanagan, L (8,1) ERA: 2.34	1.0 4 1 0 0 0 0 0 0 0 0 0 9 12 0.00 1.000									
Gregg Olson, R (9,1) ERA: 3.53	1.0 S 6 2 1 1 0 1 0 0 0 0 0 0 14 26 9.00 3.000																					



Batter	1	2	3	4	5	6	7	8	9	AB	R	H	RBI	BB	SO	LOB	TOP					
Steve Sax, R (1,4) OBP: 0.339, SLG: 0.388	1-1 G3		1-2 G5-3		0-1 G6-4-3 1B		3-2 P3			4	0	1	0	0	0	0	<b>New York Yankees @ California Angels</b> Anaheim Stadium, Anaheim, CA Thu Jul 11 1991, 10:05 PM EDT Att: 31,218 - Sunny - 75 F					
Carlos Rodriguez, S (1,6) OBP: 0.273, SLG: 0.273	0-1 B2		1-1 1B		2-0 G6-4-3 1-2		2-0 F9			4	0	1	0	0	0	1						
Don Mattingly, L (1,3) OBP: 0.356, SLG: 0.416	0-1 2B		1-2 1B		1-0 E1 1B		2-1 F8			4	1	3	0	0	0	0						
Mel Hall, L (1,7) OBP: 0.333, SLG: 0.536	1-0 G5-3		2-0 P6		1-0 1B		1-2 1B			4	0	2	0	0	0	3						
Kevin Maas, L (1,10) OBP: 0.381, SLG: 0.450		1-2 2B FC1-5-2-6 1B	3-0 F9		0-1 F7		2-3 K			4	0	1	0	0	1	5						
Matt Nokes, L (1,2) OBP: 0.323, SLG: 0.525		1-0 2B FC1-5-2-6 1-3		1-0 F8		0-0 1B		0-0 F8		4	0	2	1	0	0	1						
Jesse Barfield, R (1,9) OBP: 0.313, SLG: 0.458		1-1 FC1-5-2-6 1B 2-3 3-H 2-2	3-2 G4-3		1-2 1B		1-3 K			4	1	0	0	0	1	4						
Bernie Williams, S (1,8) OBP: 0.250, SLG: 0.286		2-2 2H 1B	1-0 G3-1		0-1 F7				0-1 B1-3	4	0	1	1	0	0	2						
Pat Kelly, R (1,5) OBP: 0.301, SLG: 0.375	0-0 F7				1-0 G4-3		2-3 K		0-0 G5-3	4	0	0	0	0	1	1						
<b>Inning Stats</b>	R: 0 E: 0 K: 0 S: 7	H: 1 LOB: 1 BB: 0 P: 9	R: 1 E: 0 K: 0 S: 11	H: 3 LOB: 1 BB: 0 P: 16	R: 0 E: 0 K: 0 S: 11	H: 2 LOB: 2 BB: 0 P: 19	R: 0 E: 0 K: 0 S: 6	H: 0 LOB: 0 BB: 0 P: 11	R: 0 E: 0 K: 1 S: 4	H: 1 LOB: 0 BB: 0 P: 7	R: 1 E: 1 K: 1 S: 10	H: 3 LOB: 2 BB: 0 P: 13	R: 0 E: 0 K: 1 S: 7	H: 0 LOB: 0 BB: 0 P: 14	R: 0 E: 0 K: 1 S: 9	H: 1 LOB: 1 BB: 0 P: 14	R: 0 E: 0 K: 0 S: 4	H: 0 LOB: 0 BB: 0 P: 5	1B: 9 2B: 3 3B: 0 HR: 0	SF: 0 SAC: 0 DP: 2 HBP: 0	WP: 0 PB: 0 CS: 0	PA: 36
<b>PITCHER</b>	IP WLS BF H R ER SO BB IBB HBP BLK WP HR S P ERA WHIP	IP WLS BF H R ER SO BB IBB HBP BLK WP HR S P ERA WHIP	IP WLS BF H R ER SO BB IBB HBP BLK WP HR S P ERA WHIP	IP WLS BF H R ER SO BB IBB HBP BLK WP HR S P ERA WHIP	IP WLS BF H R ER SO BB IBB HBP BLK WP HR S P ERA WHIP	IP WLS BF H R ER SO BB IBB HBP BLK WP HR S P ERA WHIP	IP WLS BF H R ER SO BB IBB HBP BLK WP HR S P ERA WHIP	IP WLS BF H R ER SO BB IBB HBP BLK WP HR S P ERA WHIP	IP WLS BF H R ER SO BB IBB HBP BLK WP HR S P ERA WHIP	IP WLS BF H R ER SO BB IBB HBP BLK WP HR S P ERA WHIP	IP WLS BF H R ER SO BB IBB HBP BLK WP HR S P ERA WHIP	IP WLS BF H R ER SO BB IBB HBP BLK WP HR S P ERA WHIP	IP WLS BF H R ER SO BB IBB HBP BLK WP HR S P ERA WHIP	IP WLS BF H R ER SO BB IBB HBP BLK WP HR S P ERA WHIP	IP WLS BF H R ER SO BB IBB HBP BLK WP HR S P ERA WHIP	IP WLS BF H R ER SO BB IBB HBP BLK WP HR S P ERA WHIP	IP WLS BF H R ER SO BB IBB HBP BLK WP HR S P ERA WHIP					
Kirk McCaskill, R (1,1) ERA: 4.02	7.0 L 29 10 2 2 2 0 0 0 0 0 0 56 89 2.57 1.429	1.0 4 1 0 0 1 0 0 0 0 0 0 0 9 14 0.00 1.000	1.0 3 0 0 0 0 0 0 0 0 0 0 0 4 5 0.00 0.000																			
Floyd Bannister, L (8,1) ERA: 3.05																						
Mark Eichhorn, R (9,1) ERA: 0.77																						

AB	36
R	2
H	11
RBI	2
BB	0
SO	3
LOB	17



Batter	1	2	3	4	5	6	7	8	9	AB	R	H	RBI	BB	SO	LOB	BOTTOM					
Luis Polonia, L (1,7) OBP: 0.347, SLG: 0.370	0-1 G4-3			2-2 SH5-3 2B		1-1 G6-3			3-2 F8	4	0	1	0	0	0	0	<b>New York Yankees @ California Angels</b> Anaheim Stadium, Anaheim, CA Thu Jul 11 1991, 10:05 PM EDT Att: 31,218 - Sunny - 75 F					
Dave Gallagher, R (1,8) OBP: 0.368, SLG: 0.355	2-1 P5			1-1 SH5-3			1-1 F8			2	0	0	0	0	0	0						
Wally Joyner, L (1,3) OBP: 0.381, SLG: 0.502	3-0 F8			0-0 G4-3			1-2 L4			3	0	0	0	0	0	1						
Dave Winfield, R (1,9) OBP: 0.322, SLG: 0.545		2-1 G4-3		2-0 F9			3-2 G5-3			3	0	0	0	0	0	1						
Dave Parker, L (1,10) OBP: 0.265, SLG: 0.341		1-1 G4-3			0-3 K			0-1 G3		3	0	0	0	0	1	0						
Gary Gaetti, R (1,5) OBP: 0.283, SLG: 0.369		1-2 F9			1-1 F7			0-2 E6 G6-4-3		3	0	0	0	0	0	0						
Lance Parrish, R (1,2) OBP: 0.330, SLG: 0.433			1-1 F9		3-2 F7			2-2 G6-4-3 1-2		3	0	0	0	0	0	1						
Luis Sojo, R (1,4) OBP: 0.260, SLG: 0.283			1-1 B1-3			0-1 G6-3			1-2 G3-1	2	0	0	0	0	0	0						
Donnie Hill, S (9,PH) OBP: 0.362, SLG: 0.364										1	0	0	0	0	0	0						
Dick Schofield, R (1,6) OBP: 0.353, SLG: 0.302			2-1 G3			1-1 G6-3			2-2 F7	3	0	0	0	0	0	0						
<b>Inning Stats</b>	R: 0 E: 0 K: 0 S: 5	H: 0 LOB: 0 BB: 0 P: 10	R: 0 E: 0 K: 0 S: 8	H: 0 LOB: 0 BB: 0 P: 12	R: 0 E: 0 K: 0 S: 6	H: 1 LOB: 1 BB: 0 P: 10	R: 0 E: 0 K: 1 S: 7	H: 0 LOB: 0 BB: 0 P: 12	R: 0 E: 0 K: 0 S: 11	H: 0 LOB: 0 BB: 0 P: 15	R: 0 E: 0 K: 0 S: 6	H: 0 LOB: 0 BB: 0 P: 8	R: 0 E: 0 K: 0 S: 9	H: 0 LOB: 0 BB: 0 P: 14	R: 0 E: 1 K: 0 S: 10	H: 0 LOB: 0 BB: 0 P: 12	R: 0 E: 0 K: 0 S: 16	H: 0 LOB: 0 BB: 0 P: 22	1B: 0 2B: 1 3B: 0 HR: 0	SF: 0 SAC: 1 DP: 1 HBP: 0	WP: 0 PB: 0 CS: 0	PA: 28
<b>PITCHER</b>	IP WLS BF H R ER SO BB IBB HBP BLK WP HR S P ERA WHIP	IP WLS BF H R ER SO BB IBB HBP BLK WP HR S P ERA WHIP	IP WLS BF H R ER SO BB IBB HBP BLK WP HR S P ERA WHIP	IP WLS BF H R ER SO BB IBB HBP BLK WP HR S P ERA WHIP	IP WLS BF H R ER SO BB IBB HBP BLK WP HR S P ERA WHIP	IP WLS BF H R ER SO BB IBB HBP BLK WP HR S P ERA WHIP	IP WLS BF H R ER SO BB IBB HBP BLK WP HR S P ERA WHIP	IP WLS BF H R ER SO BB IBB HBP BLK WP HR S P ERA WHIP	IP WLS BF H R ER SO BB IBB HBP BLK WP HR S P ERA WHIP	IP WLS BF H R ER SO BB IBB HBP BLK WP HR S P ERA WHIP	IP WLS BF H R ER SO BB IBB HBP BLK WP HR S P ERA WHIP	IP WLS BF H R ER SO BB IBB HBP BLK WP HR S P ERA WHIP	IP WLS BF H R ER SO BB IBB HBP BLK WP HR S P ERA WHIP	IP WLS BF H R ER SO BB IBB HBP BLK WP HR S P ERA WHIP	IP WLS BF H R ER SO BB IBB HBP BLK WP HR S P ERA WHIP	IP WLS BF H R ER SO BB IBB HBP BLK WP HR S P ERA WHIP						
Scott Sanderson, R (1,1) ERA: 3.82	9.0 W 28 1 0 0 1 0 0 0 0 0 0 78 115 0.00 0.111																					

AB	27
R	0
H	1
RBI	0
BB	0
SO	1
LOB	3





Batter	1	2	3	4	5	6	7	8	9	10	AB	R	H	RBI	BB	SO	LOB	TOP							
Steve Sax, R OBP: 0.337, SLG: 0.388 (1,4)	0-1 2B	3-1 G4-3			1-2 G3			0-0 P5		0-1 FC	5	1	1	1	0	0	2								
Randy Velarde, R OBP: 0.302, SLG: 0.289 (1,6)	4-2 2B SAFE		1-0 G5-3		0-1 G1-3			0-1 F9		2-3 K	4	0	0	0	1	1	2								
Don Mattingly, L OBP: 0.357, SLG: 0.418 (1,3)	1-0 2B		0-0 F7			0-0 F9			1-1 G3-1	4-0 IBB	4	0	1	1	1	0	0								
Jesse Barfield, R OBP: 0.314, SLG: 0.455 (1,9)	1-3 K		4-2 BB			3-3 K			3-1 1B	2-2 G4-3	4	0	1	0	1	2	5								
Kevin Maas, L OBP: 0.377, SLG: 0.443 (1,10)	1-2 P6		0-1 F7			2-3 K			1-3 K		4	0	0	0	0	2	4								
Hensley Meulens, R OBP: 0.253, SLG: 0.310 (1,7)	1-3 K2-3			3-2 L5				0-0 P4		2-3 K	4	0	0	0	0	2	3								
Bernie Williams, S OBP: 0.333, SLG: 0.222 (1,8)		4-1 FC3-6 BB		2-2 F9				1-2 G5-3		4-0 SH5-4 1B FC BB	2	1	0	0	2	0	0								
Bob Geren, R OBP: 0.226, SLG: 0.241 (1,2)		3-1 F7		2-0 P5				1-3 K		0-2 FC SH5-4 1B	3	0	0	0	0	1	1								
Matt Nokes, L OBP: 0.326, SLG: 0.628 (10, PH)		2-1 FC3-6								1-2 SH5-4 1B	1	0	1	0	0	0	0								
Pat Kelly, R OBP: 0.295, SLG: 0.387 (1,5)		1-2 FC3-6						0-2 G5-3		1-1 SH5-4	3	0	0	0	0	1	1								
<b>Inning Stats</b>	R: 1 E: 0 K: 2 S: 18	H: 2 LOB: 2 BB: 1 P: 26	R: 0 E: 0 K: 0 S: 7	H: 0 LOB: 1 BB: 1 P: 19	R: 0 E: 0 K: 0 S: 8	H: 0 LOB: 0 BB: 0 P: 15	R: 0 E: 0 K: 1 S: 8	H: 0 LOB: 0 BB: 0 P: 10	R: 0 E: 0 K: 2 S: 7	H: 0 LOB: 0 BB: 0 P: 12	R: 0 E: 0 K: 1 S: 8	H: 0 LOB: 0 BB: 0 P: 10	R: 0 E: 0 K: 0 S: 6	H: 0 LOB: 0 BB: 0 P: 6	R: 0 E: 0 K: 2 S: 10	H: 1 LOB: 1 BB: 0 P: 17	R: 1 E: 0 K: 1 S: 13	H: 1 LOB: 3 BB: 2 P: 25	1B: 2 2B: 2 3B: 0 HR: 0	SF: 0 SAC: 1 DP: 0 HBP: 0	WP: 0 PB: 0 SB: 2 CS: 0	PA: 40			
<b>PITCHER</b>	IP 9.0	WLS 33	H 3	R 1	ER 1	SO 8	BB 3	IBB 0	HBP 0	BLK 0	WP 0	HR 0	S 80	P 128	ERA 1.00	WHIP 0.667									
Mark Langston, L ERA: 3.64 (1,1)																									
Bryan Harvey, R ERA: 1.13 (10,1)																									

New York Yankees @ California Angels  
Anaheim Stadium, Anaheim, CA  
Fri Jul 12 1991, 10:05 PM EDT  
Att. 31,348 - Sunny - 77 F

AB 34  
R 2  
H 4  
RBI 2  
BB 5  
SO 9  
LOB 18



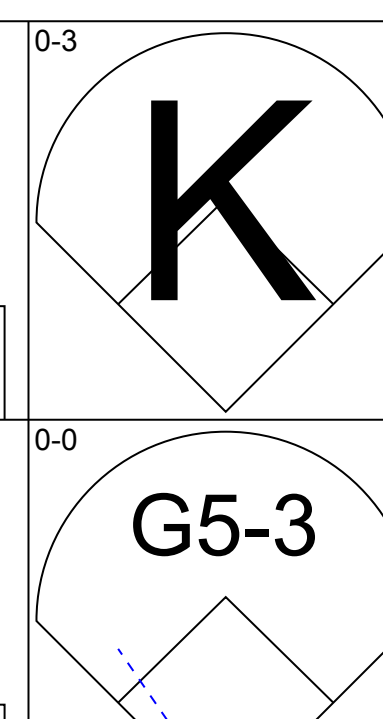
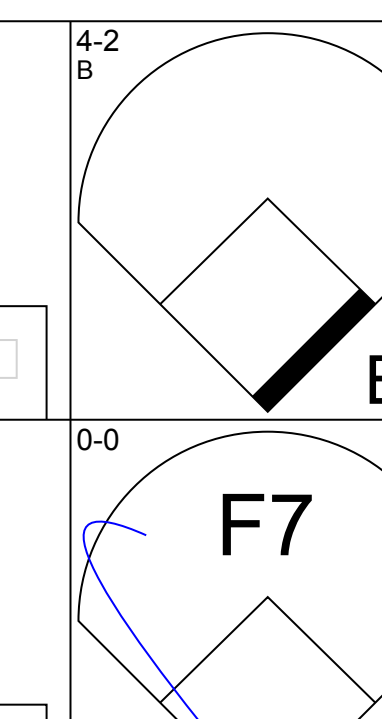
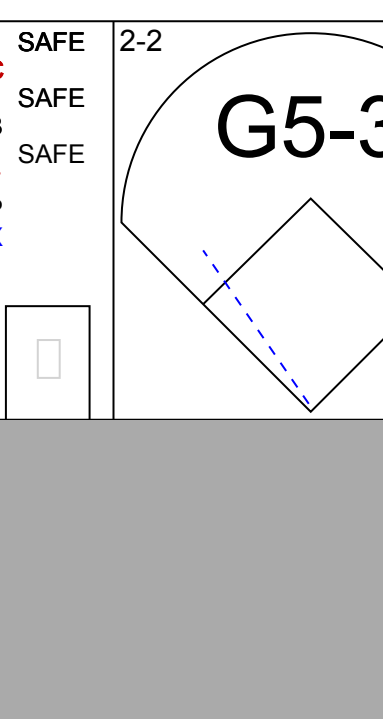
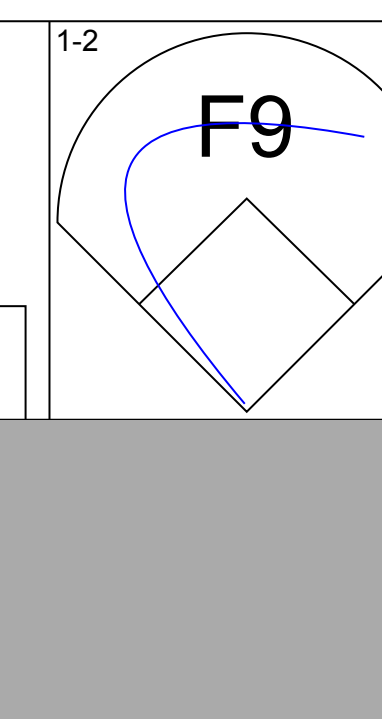
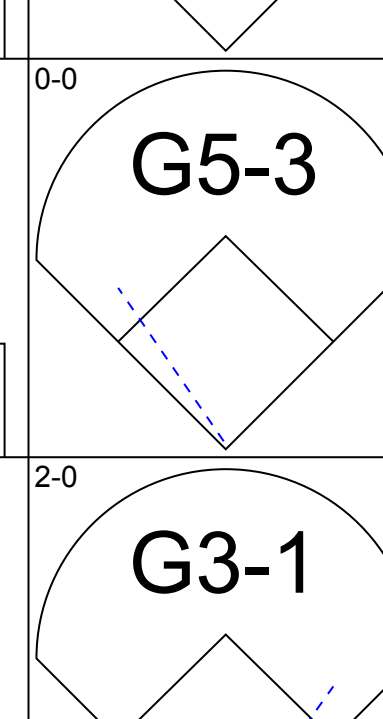
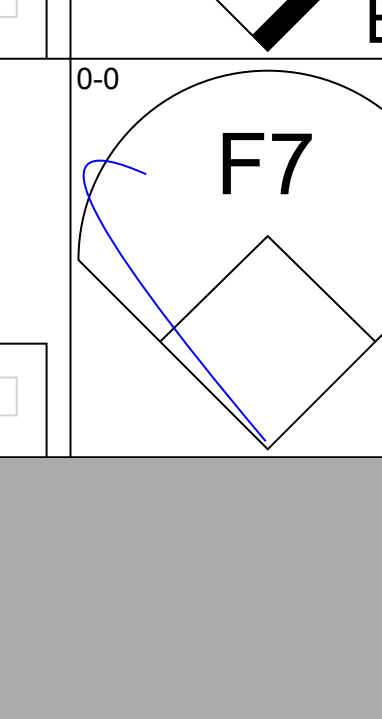
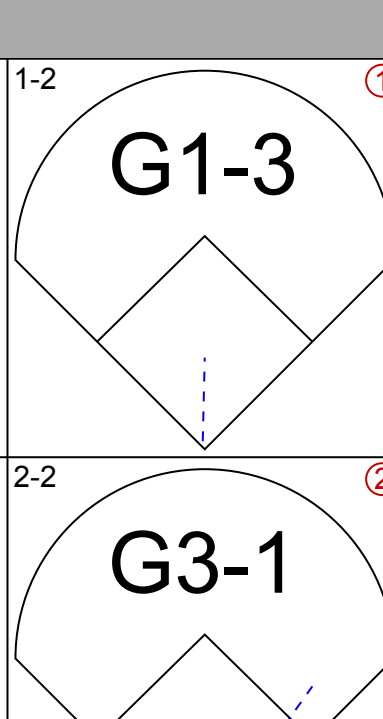
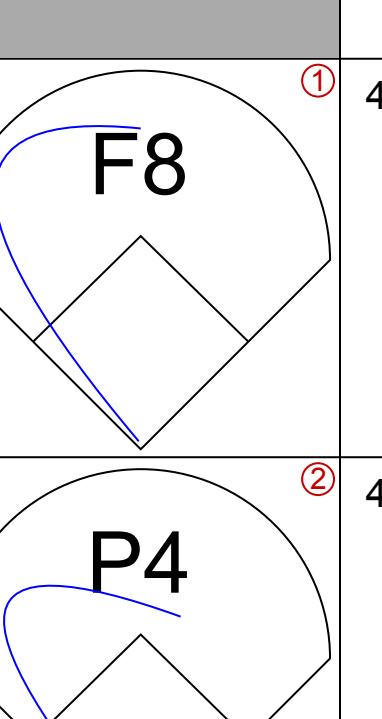
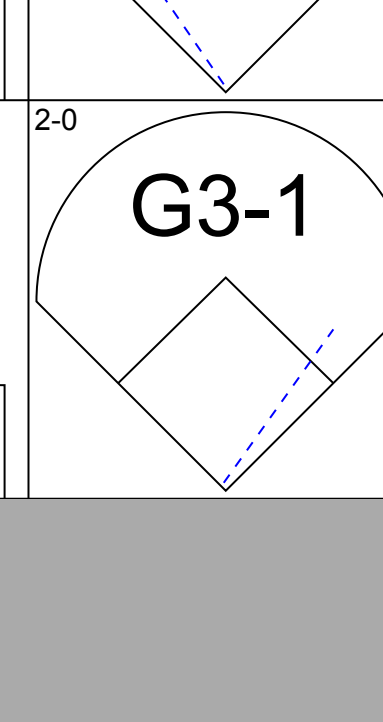
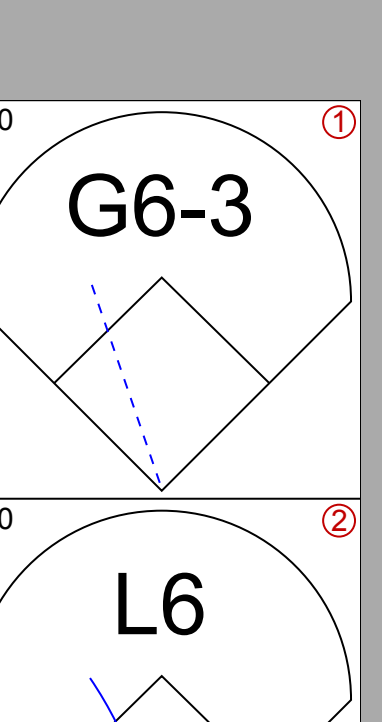
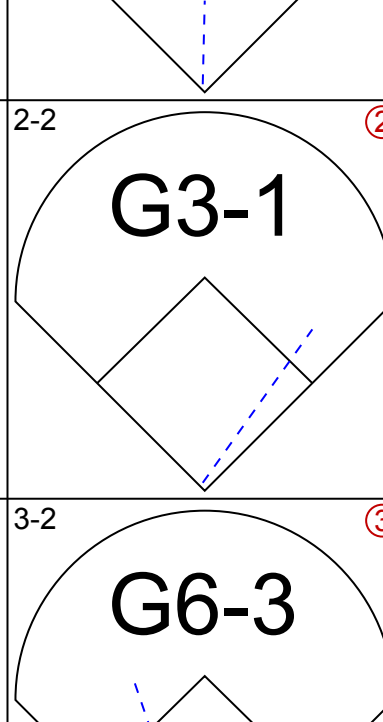
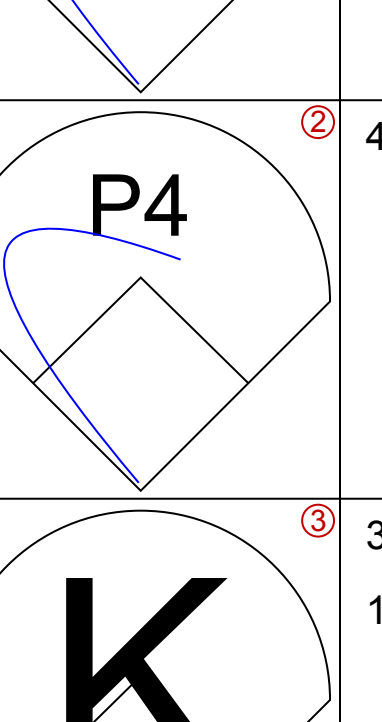
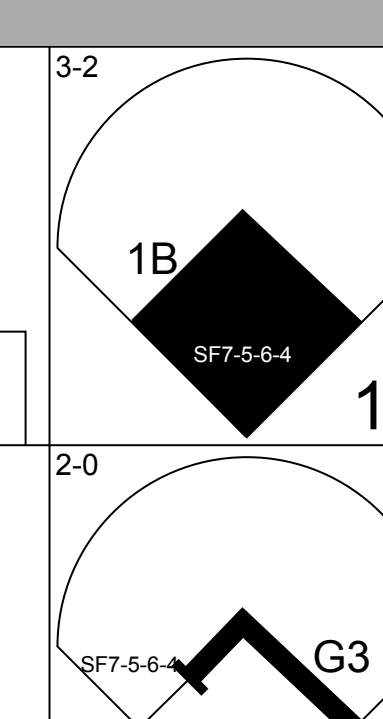
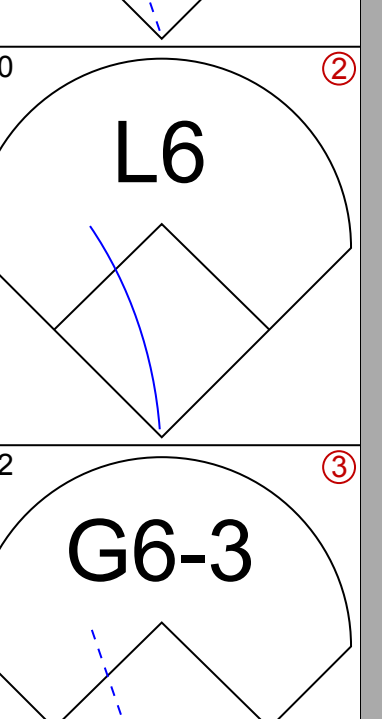
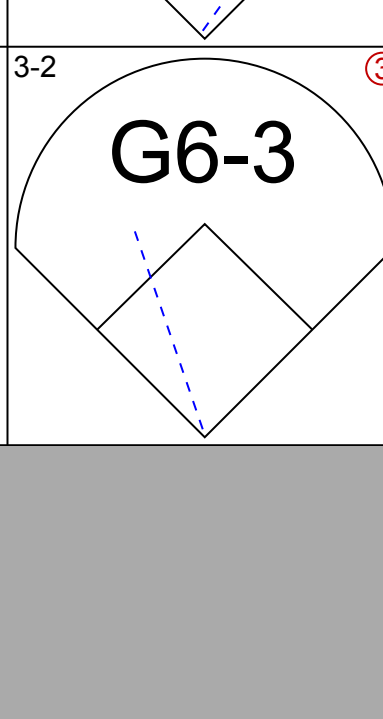
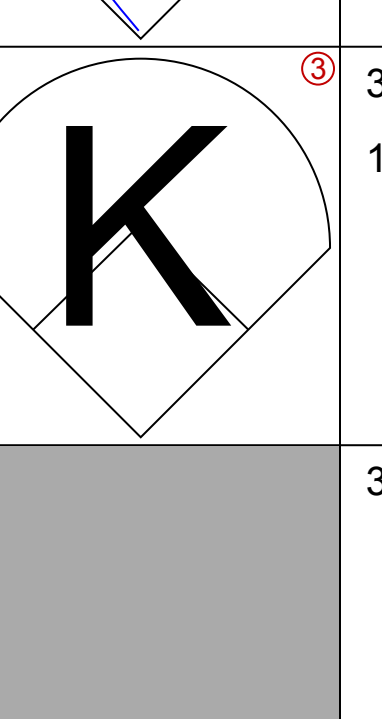
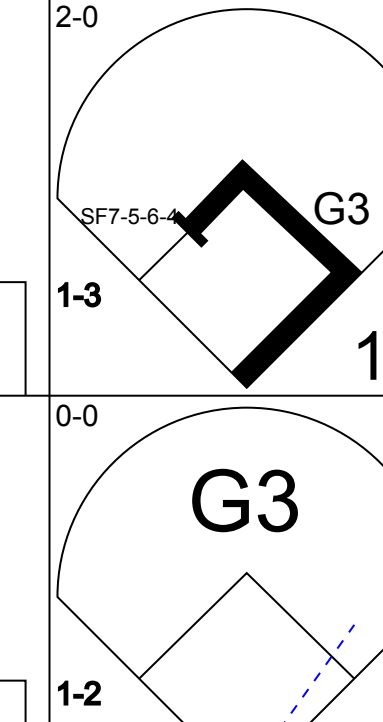
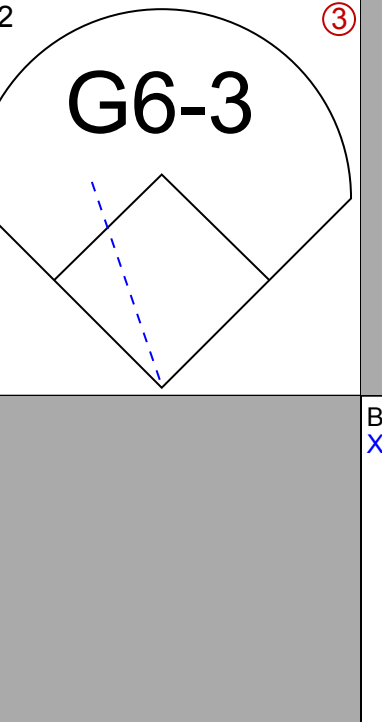
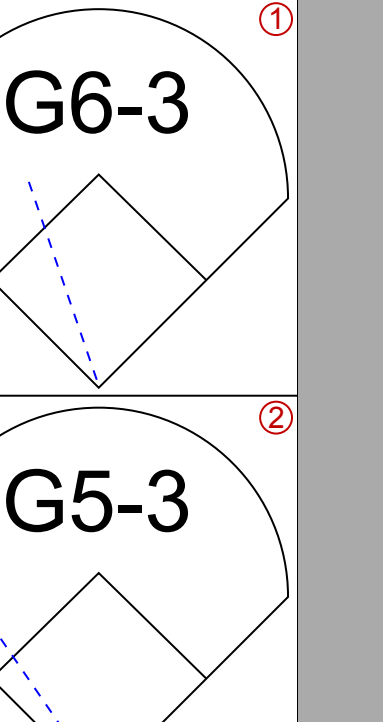

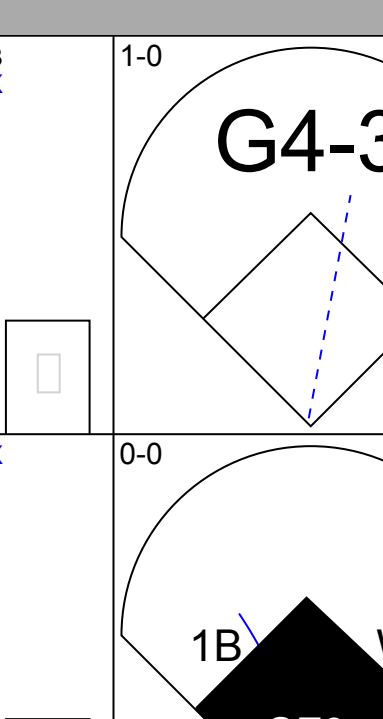
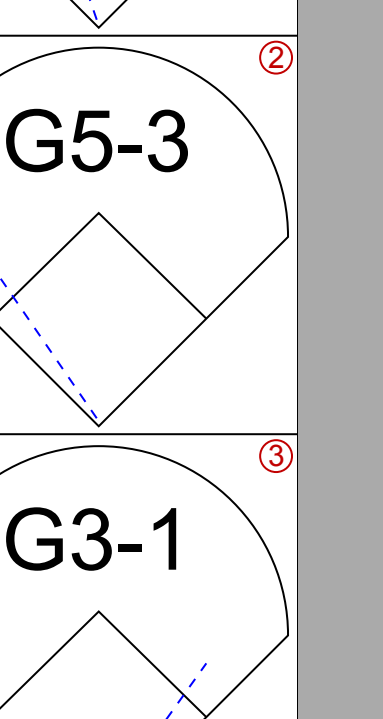

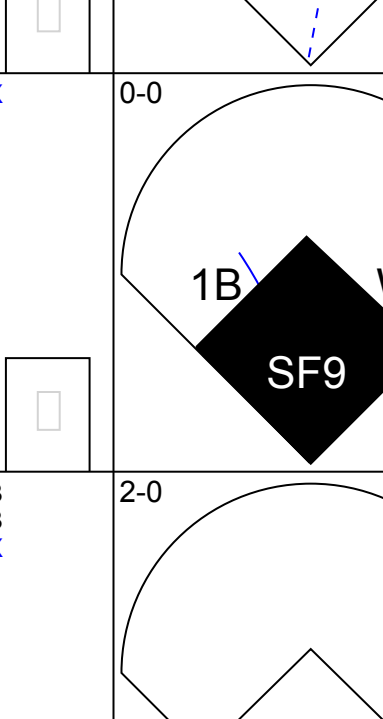
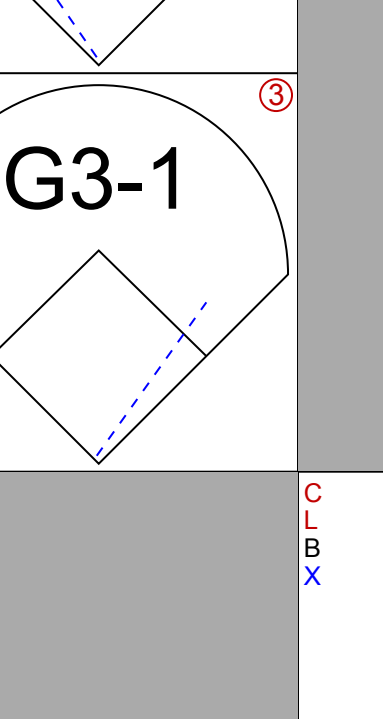
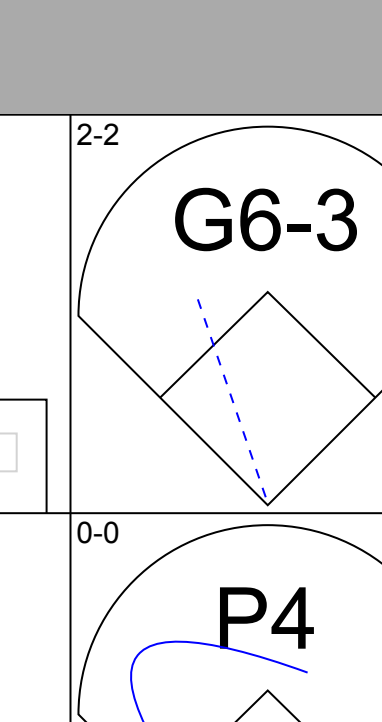
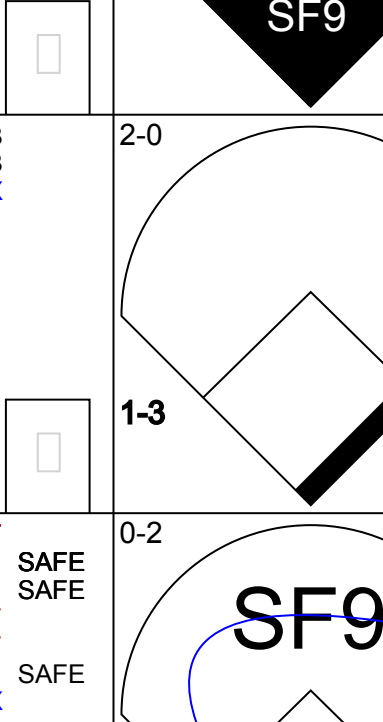
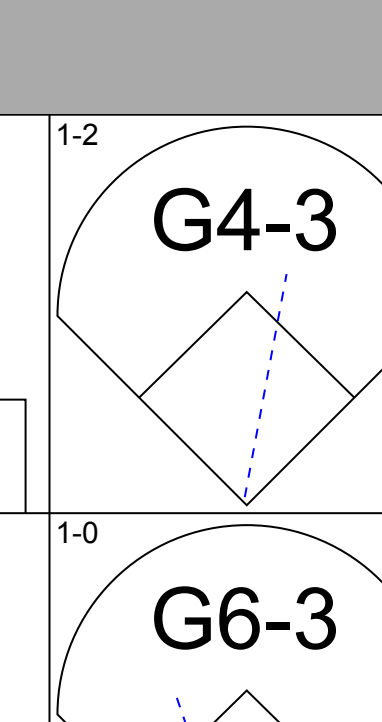

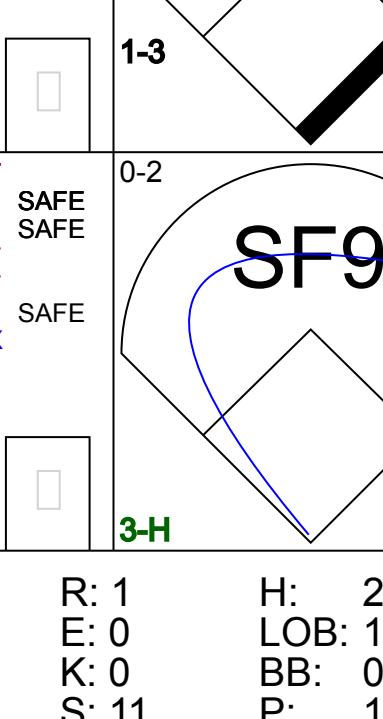
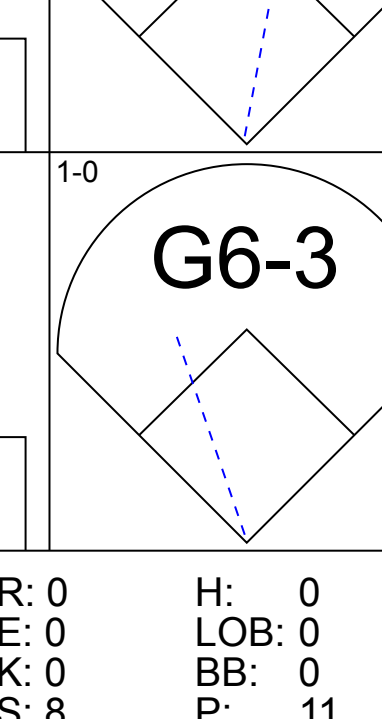
Batter	1	2	3	4	5	6	7	8	9	10	AB	R	H	RBI	BB	SO	LOB	BOTTOM							
Luis Polonia, L OBP: 0.347, SLG: 0.368 (1,7)	0-2 E5		4-0 FC4-6 BB		3-2 F7				0-1 L6		4	0	1	0	1	0	2								
Wally Joyner, L OBP: 0.379, SLG: 0.495 (1,3)	1-0 F7		1-1 FC4-6 BB		4-1 1B BB			0-3 K		1-1 G6-3	4	0	0	0	1	1	4								
Dave Winfield, R OBP: 0.323, SLG: 0.541 (1,9)	1-0 G6-4-3		4-0 BB		1-2 1B			3-3 K		0-1 F9	4	0	1	1	1	1	2								
Dave Parker, L OBP: 0.261, SLG: 0.335 (1,10)		2-2 G3	0-1 F7		2-2 F7			1-3 K		1-1 F9	5	0	0	0	0	1	5								
Lance Parrish, R OBP: 0.325, SLG: 0.424 (1,2)		1-2 F7		1-2 P6				0-0 G5-3			4	0	0	0	0	0	2								
Gary Gaetti, R OBP: 0.285, SLG: 0.371 (1,5)		2-1 1B		0-0 1B			0-3 K		1-2 F8		4	0	2	0	0	1	0								
Max Venable, L OBP: 0.280, SLG: 0.300 (1,8)		2-3 K		2-3 K			0-1 G3		0-1 G6-3		4	0	0	0	0	2	2								
Donnie Hill, S OBP: 0.365, SLG: 0.359 (1,4)			4-2 FC4-6 SH3 BB		2-2 G5-3			3-2 F8		4-0 FC6-4 BB	2	0	0	0	2	0	1								
Dick Schofield, R OBP: 0.353, SLG: 0.302 (1,6)			1-0 SH3				0-1 1B		3-2 P4		3	1	1	0	0	0	1								
<b>Inning Stats</b>	R: 0 E: 1 K: 0 S: 6	H: 0 LOB: 0 BB: 0 P: 8	R: 0 E: 0 K: 1 S: 11	H: 1 LOB: 1 BB: 0 P: 18	R: 0 E: 0 K: 0 S: 8	H: 0 LOB: 3 BB: 3 P: 22	R: 0 E: 0 K: 1 S: 11	H: 1 LOB: 1 BB: 0 P: 16	R: 1 E: 0 K: 0 S: 18	H: 2 LOB: 2 BB: 1 P: 28	R: 0 E: 0 K: 1 S: 10	H: 0 LOB: 0 BB: 0 P: 13	R: 0 E: 0 K: 2 S: 17	H: 1 LOB: 1 BB: 0 P: 25	R: 0 E: 0 K: 1 S: 7	H: 0 LOB: 0 BB: 0 P: 9	R: 0 E: 0 K: 0 S: 6	H: 0 LOB: 1 BB: 1 P: 11	R: 0 E: 0 K: 0 S: 6	H: 0 LOB: 0 BB: 0 P: 8	1B: 5 2B: 0 3B: 0 HR: 0	SF: 0 SAC: 1 DP: 1 HBP: 0	WP: 0 PB: 0 SB: 2 CS: 0	PA: 40	
<b>PITCHER</b>	IP 6.0	WLS 26	H 4	R 1	ER 1	SO 3	BB 4	IBB 0	HBP 0	BLK 0	WP 0	HR 0	S 64	P 105	ERA 0.00	WHIP 0.750									
Scott Kamieniecki, R ERA: 2.7 (1,1)																									
Greg Cadaret, L ERA: 2.95 (7,1)																									
John Habyan, R ERA: 2.36 (8,1)																									
Steve Howe, L ERA: 1.29 (8,1)																									
Steve Farr, R ERA: 1.54 (10,1)																									

New York Yankees @ California Angels  
Anaheim Stadium, Anaheim, CA  
Fri Jul 12 1991, 10:05 PM EDT  
Att. 31,348 - Sunny - 77 F

AB 34  
R 1  
H 5  
RBI 1  
BB 5  
SO 6  
LOB 19



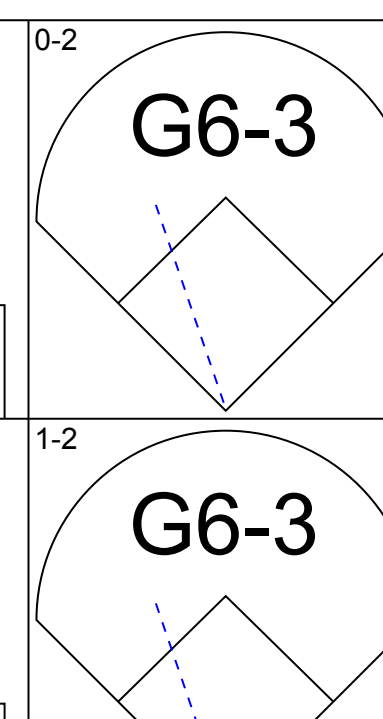
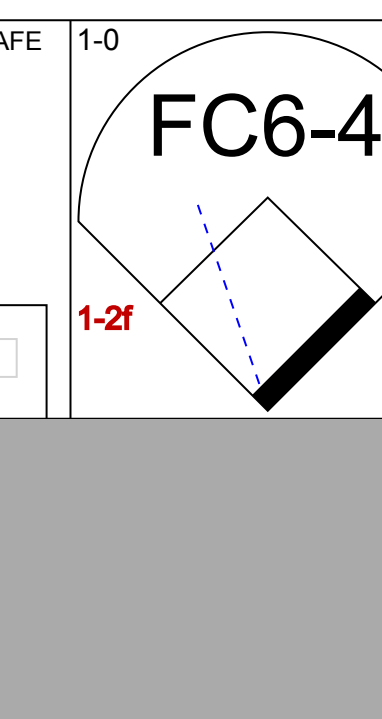
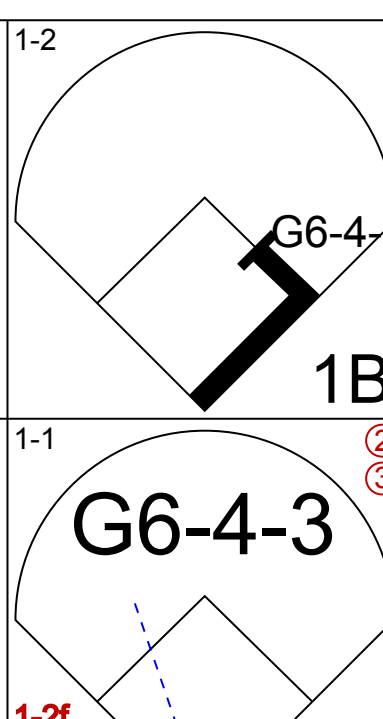
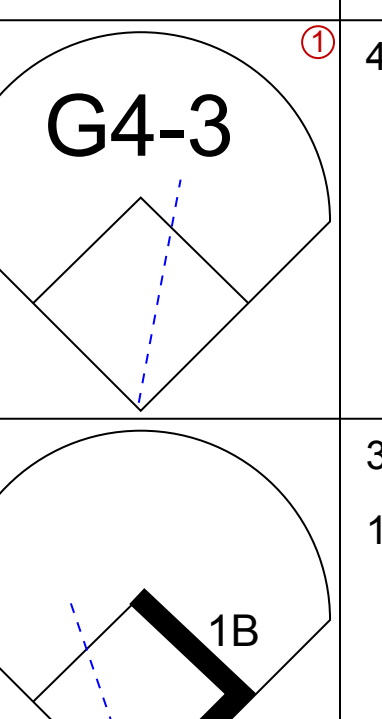
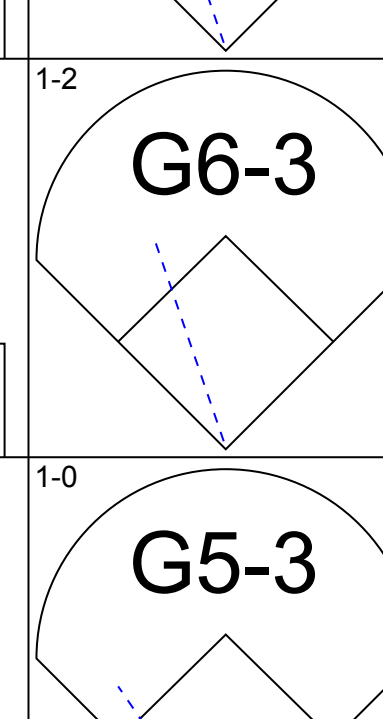
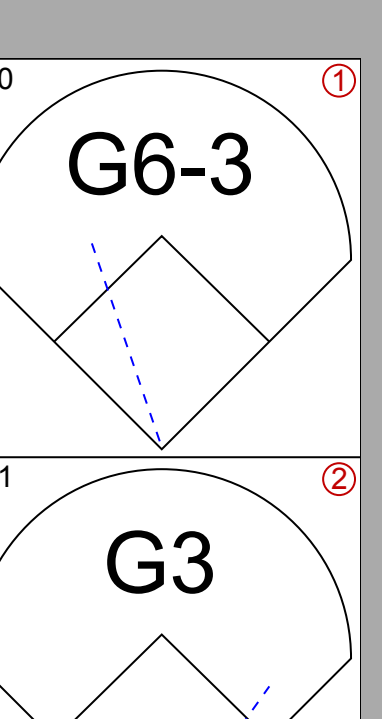
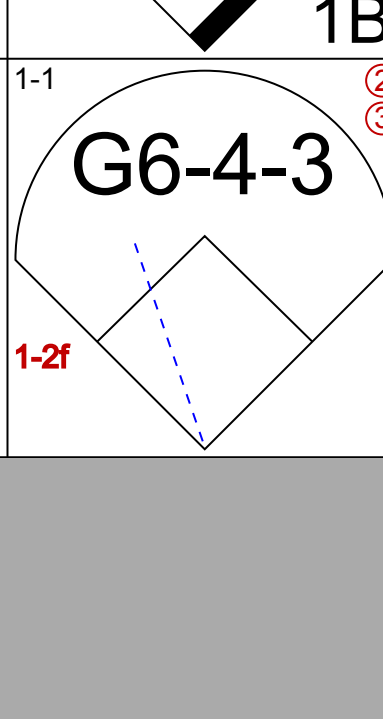
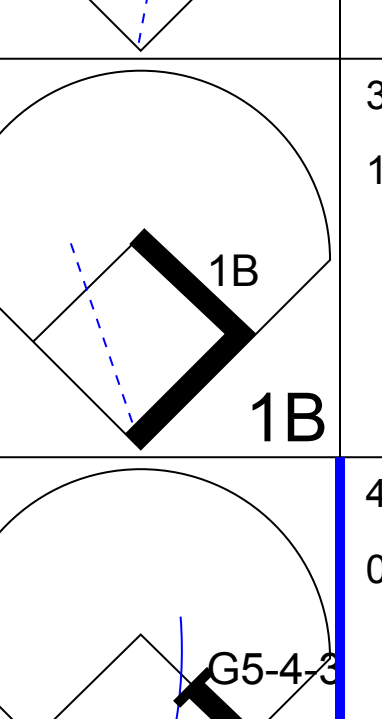
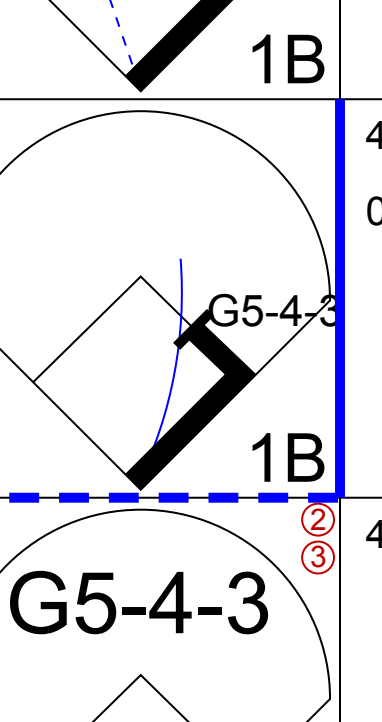
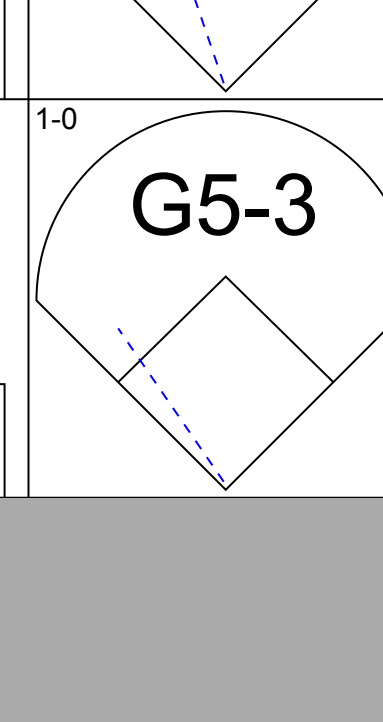
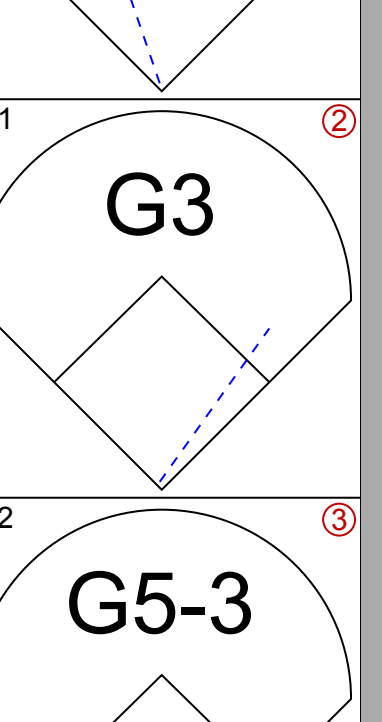
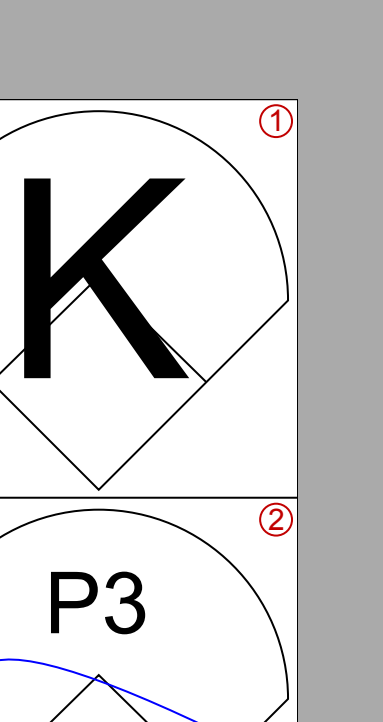
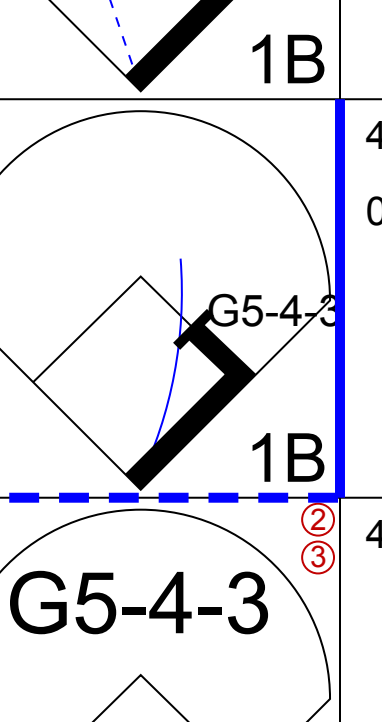
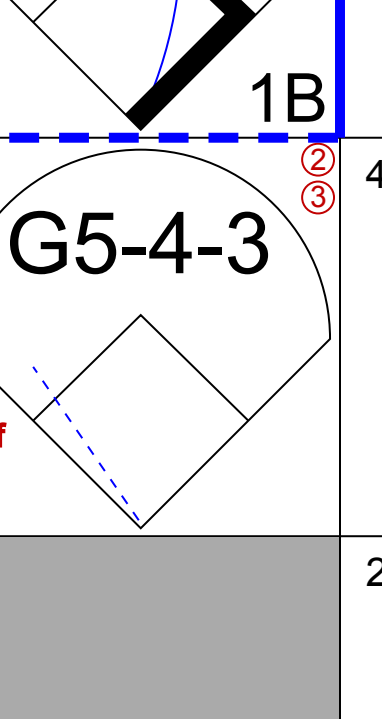
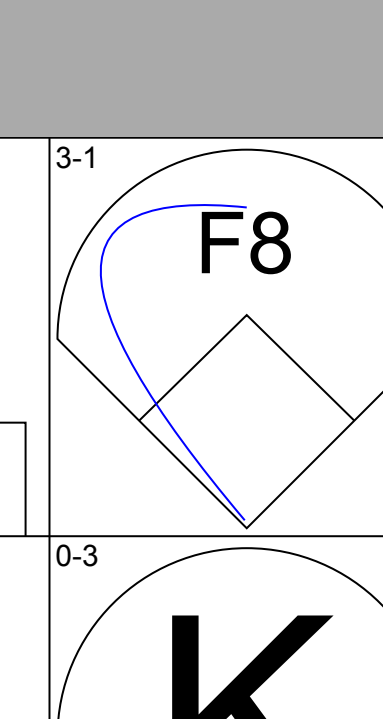
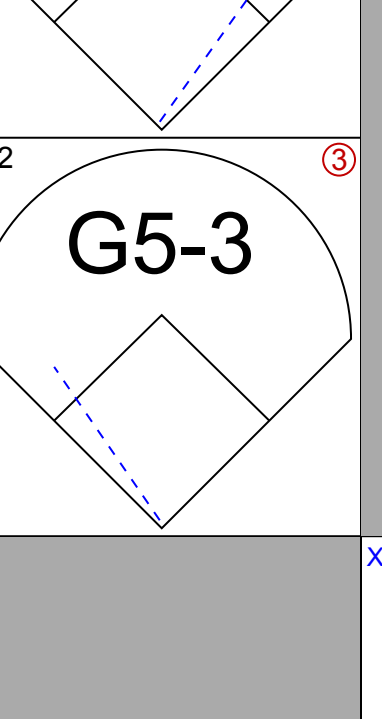
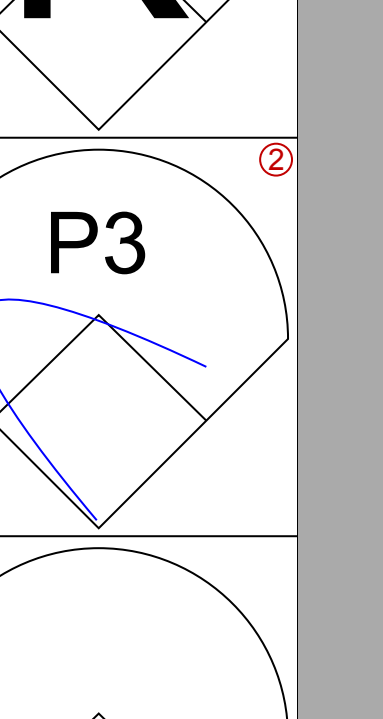
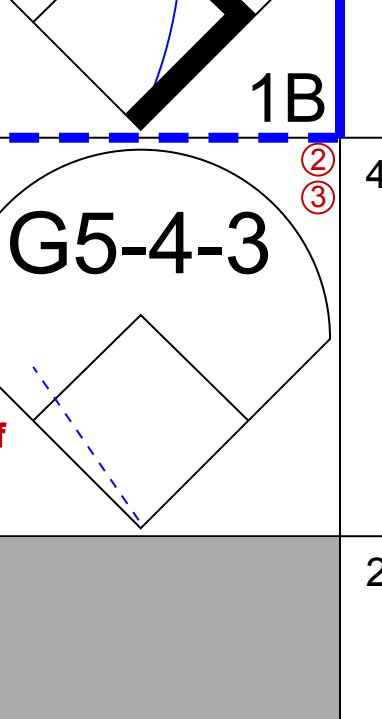
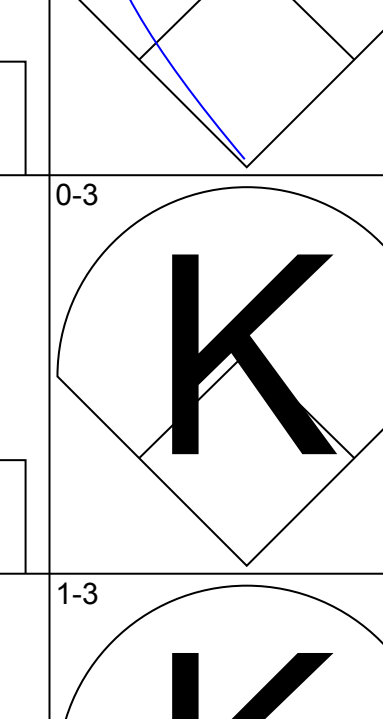
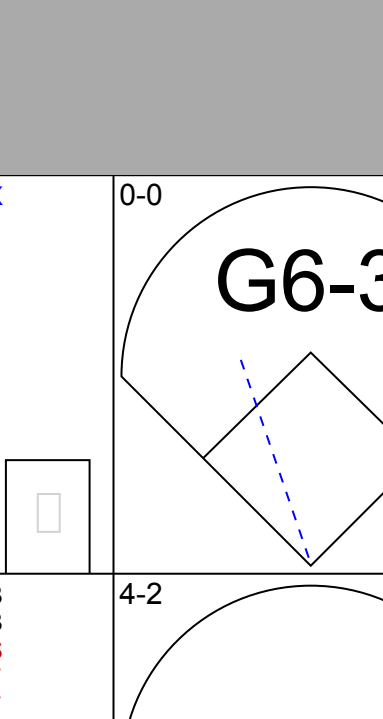
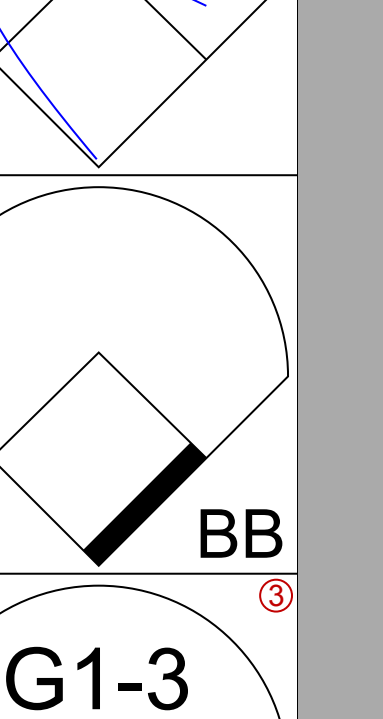
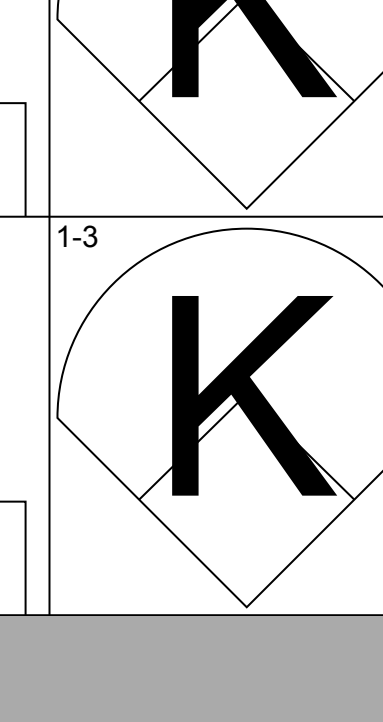
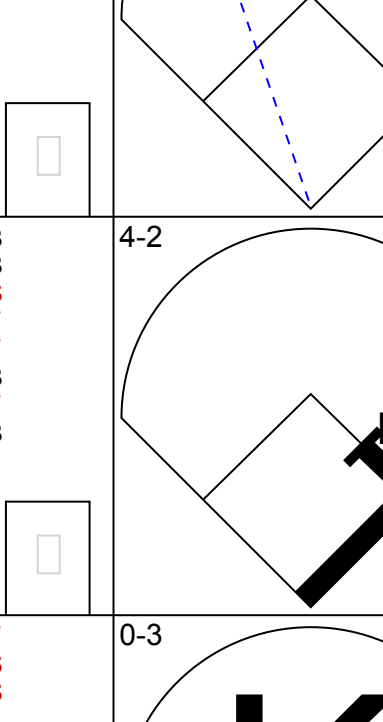
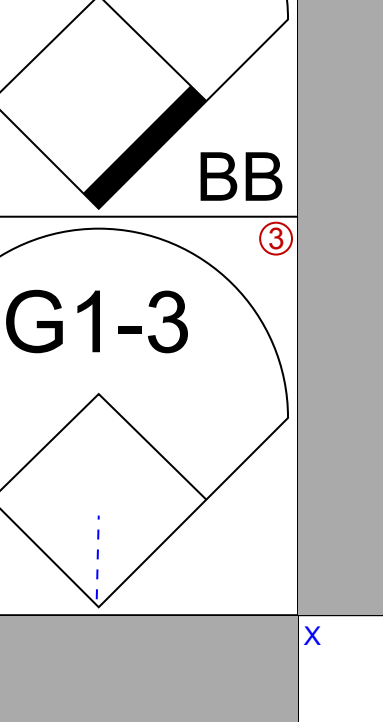
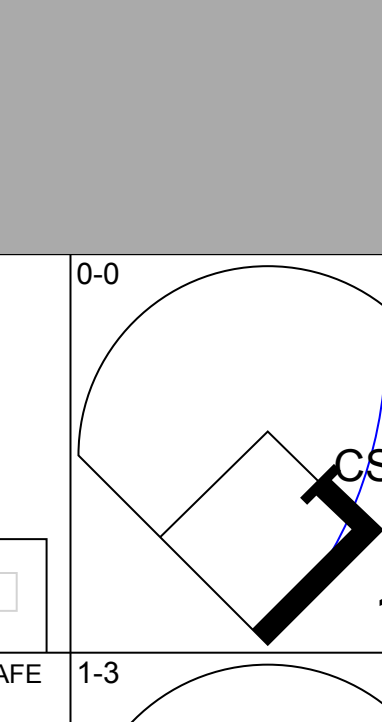
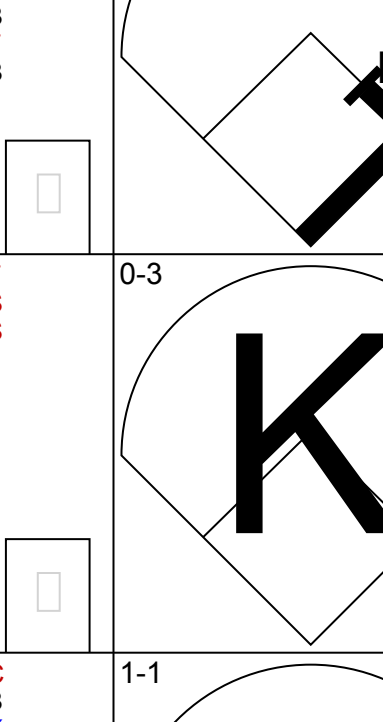
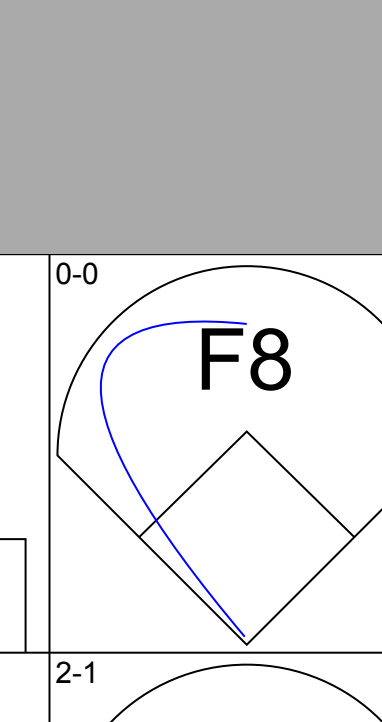
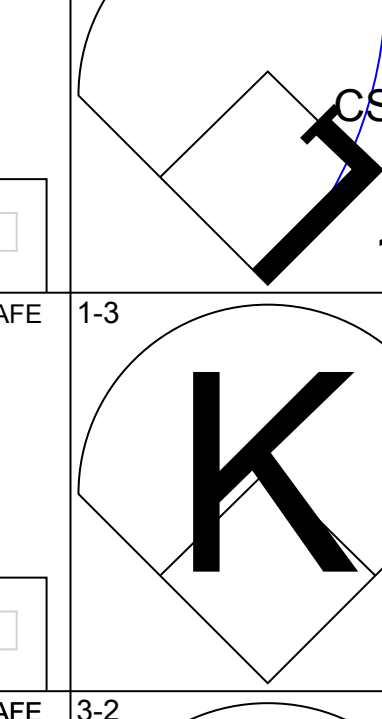
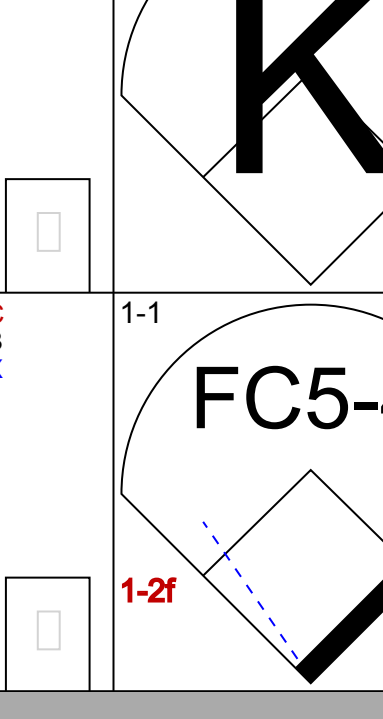
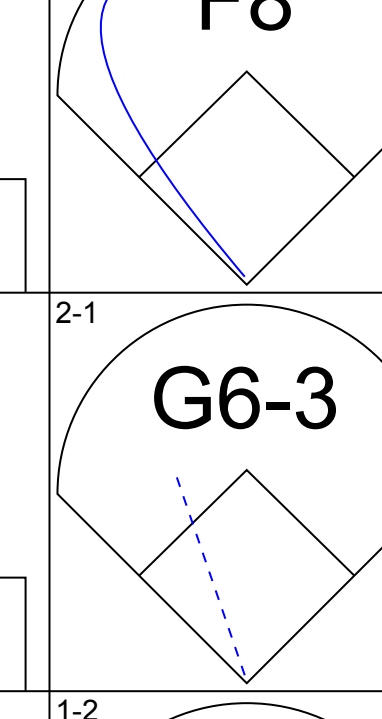
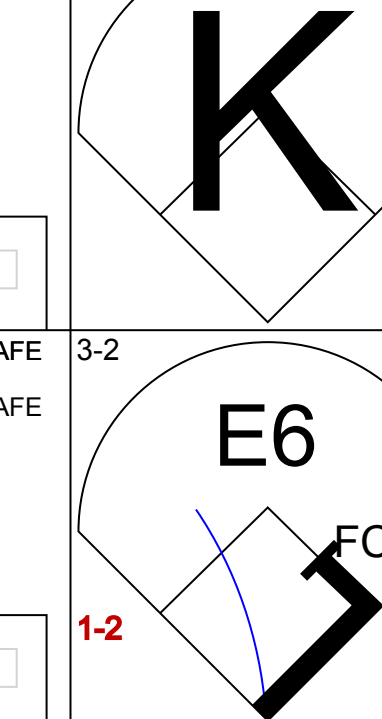
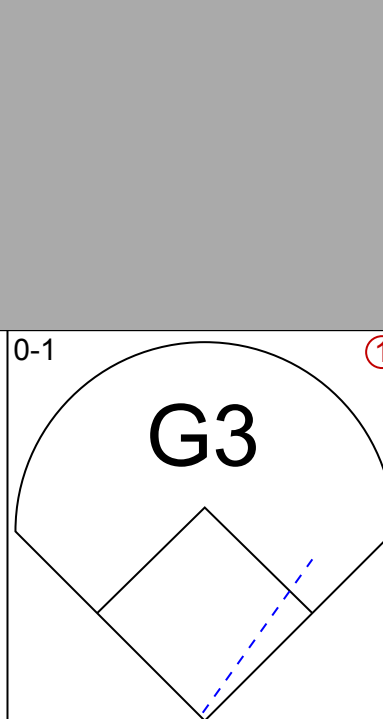
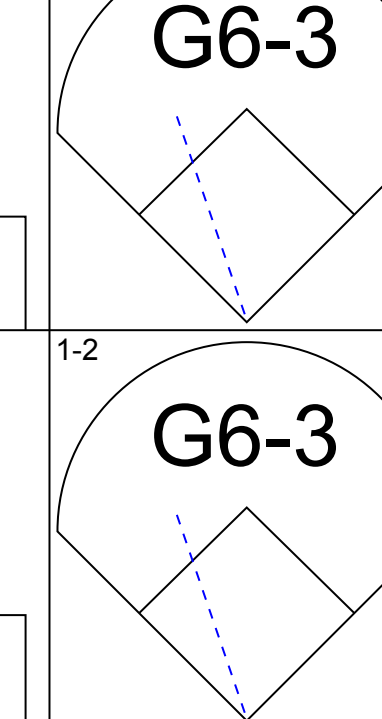


Batter	1	2	3	4	5	6	7	8	9	AB	R	H	RBI	BB	SO	LOB	TOP					
Steve Sax, R OBP: 0.336, SLG: 0.385 (1, 4)										3	0	0	0	1	1	1						
Randy Velarde, R OBP: 0.289, SLG: 0.275 (1, 6)										4	0	0	0	0	0	1						
Don Mattingly, L OBP: 0.352, SLG: 0.412 (1, 3)										4	0	0	0	0	0	0						
Jesse Barfield, R OBP: 0.314, SLG: 0.453 (1, 9)										3	1	1	0	0	0	0						
Pat Sheridan, L OBP: 0.229, SLG: 0.353 (7, 9)										1	0	0	0	0	1	0						
Mel Hall, L OBP: 0.333, SLG: 0.533 (1, 10)										3	0	1	0	0	0	0						
Hensley Meulens, R OBP: 0.248, SLG: 0.304 (1, 7)										3	0	0	0	0	0	2						
Matt Nokes, L OBP: 0.326, SLG: 0.527 (1, 2)										2	1	1	1	0	0	0						
Bernie Williams, S OBP: 0.333, SLG: 0.250 (1, 8)										3	0	1	0	0	0	0						
Pat Kelly, R OBP: 0.289, SLG: 0.362 (1, 5)										2	0	0	1	0	0	0						
<b>Inning Stats</b>	R: 0 E: 0 K: 1 S: 5	H: 0 LOB: 0 BB: 0 P: 7	R: 1 E: 0 K: 0 S: 10	H: 2 LOB: 0 BB: 0 P: 16	R: 0 E: 0 K: 0 S: 11	H: 0 LOB: 1 BB: 1 P: 17	R: 0 E: 0 K: 0 S: 5	H: 0 LOB: 0 BB: 0 P: 8	R: 1 E: 0 K: 0 S: 11	H: 2 LOB: 1 BB: 0 P: 15	R: 0 E: 0 K: 0 S: 10	H: 0 LOB: 0 BB: 0 P: 16	R: 0 E: 0 K: 0 S: 11	H: 0 LOB: 0 BB: 0 P: 17	R: 0 E: 0 K: 0 S: 8	H: 0 LOB: 0 BB: 0 P: 11	R: 0 E: 0 K: 1 S: 6	H: 0 LOB: 0 BB: 0 P: 6	1B: 4 2B: 1 3B: 0 HR: 0	SF: 2 SAC: 0 DP: 1 HBP: 0	WP: 1 PB: 0 CS: 0	PA: 31
<b>PITCHER</b> Jim Abbott, L ERA: 3.35 (1, 1)	IP: 9.0 WLS: L BF: 31 H: 4 R: 2 ER: 2 SO: 2 BB: 1 IBB: 0 HBP: 0 BLK: 0 WP: 1 HR: 0 S: 77 P: 113 ERA: 2.00 WHIP: 0.556															<b>PITCHER</b>	IP: 9.0 WLS: L BF: 31 H: 4 R: 2 ER: 2 SO: 2 BB: 1 IBB: 0 HBP: 0 BLK: 0 WP: 1 HR: 0 S: 77 P: 113 ERA: 2.00 WHIP: 0.556					

New York Yankees @ California Angels  
Anaheim Stadium, Anaheim, CA  
Sat Jul 13 1991, 10:05 PM EDT  
Att: 37,030 - Sunny - 70 F

AB	28
R	2
H	4
RBI	2
BB	1
SO	2
LOB	4



Batter	1	2	3	4	5	6	7	8	9	AB	R	H	RBI	BB	SO	LOB	BOTTOM					
Luis Polonia, L OBP: 0.346, SLG: 0.367 (1, 7)										4	0	1	0	0	0	1						
Luis Sejo, R OBP: 0.255, SLG: 0.278 (1, 4)										3	0	0	0	0	0	1						
Bobby Rose, R OBP: 0.250, SLG: 0.333 (9, PH)										1	0	1	0	0	0	0						
Wally Joyner, L OBP: 0.377, SLG: 0.492 (1, 3)										4	0	1	0	0	1	0						
Max Venable, L OBP: 0.280, SLG: 0.300 (9, PR)										0	0	0	0	0	0	0						
Dave Winfield, R OBP: 0.319, SLG: 0.533 (1, 9)										4	0	0	0	0	0	2						
Lance Parrish, R OBP: 0.325, SLG: 0.420 (1, 2)										2	0	0	0	1	1	0						
Dave Parker, L OBP: 0.282, SLG: 0.333 (1, 10)										2	0	0	0	1	1	1						
Gary Gaetti, R OBP: 0.286, SLG: 0.370 (1, 5)										3	0	1	0	0	1	1						
Dave Gallagher, R OBP: 0.360, SLG: 0.345 (1, 8)										3	0	0	0	0	1	2						
Dick Schofield, R OBP: 0.349, SLG: 0.298 (1, 6)										3	0	0	0	0	0	1						
<b>Inning Stats</b>	R: 0 E: 0 K: 0 S: 7	H: 0 LOB: 0 BB: 0 P: 9	R: 0 E: 0 K: 2 S: 8	H: 0 LOB: 0 BB: 0 P: 12	R: 0 E: 1 K: 1 S: 8	H: 1 LOB: 1 BB: 0 P: 13	R: 0 E: 0 K: 0 S: 6	H: 0 LOB: 0 BB: 0 P: 8	R: 0 E: 0 K: 1 S: 10	H: 0 LOB: 1 BB: 1 P: 15	R: 0 E: 0 K: 0 S: 7	H: 1 LOB: 0 BB: 0 P: 9	R: 0 E: 0 K: 1 S: 7	H: 0 LOB: 1 BB: 1 P: 14	R: 0 E: 0 K: 0 S: 6	H: 0 LOB: 0 BB: 0 P: 9	R: 0 E: 0 K: 0 S: 9	H: 2 LOB: 2 BB: 0 P: 14	1B: 4 2B: 0 3B: 0 HR: 0	SF: 0 SAC: 0 DP: 2 HBP: 0	WP: 0 PB: 0 CS: 1	PA: 31
<b>PITCHER</b> Jeff Johnson, L ERA: 3.2 (1, 1)	IP: 8.1 WLS: W BF: 30 H: 4 R: 0 ER: 0 SO: 5 BB: 2 IBB: 0 HBP: 0 BLK: 0 WP: 0 HR: 0 S: 66 P: 101 ERA: 0.00 WHIP: 0.720															<b>PITCHER</b>	IP: 8.1 WLS: W BF: 30 H: 4 R: 0 ER: 0 SO: 5 BB: 2 IBB: 0 HBP: 0 BLK: 0 WP: 0 HR: 0 S: 66 P: 101 ERA: 0.00 WHIP: 0.720					
Steve Farr, R ERA: 1.51 (9, 1)	0.2 S: 1															0.2 S: 1						

New York Yankees @ California Angels  
Anaheim Stadium, Anaheim, CA  
Sat Jul 13 1991, 10:05 PM EDT  
Att: 37,030 - Sunny - 70 F

AB	29
R	0
H	4
RBI	0
BB	2
SO	5
LOB	9





Batter	1	2	3	4	5	6	7	8	9	AB	R	H	RBI	BB	SO	LOB	TOP										
Steve Sax, R OBP: 0.337, SLG: 0.383 Carlos Rodriguez, S OBP: 0.280, SLG: 0.280	1-3 K	1-0 WP HBP		2-1 G4-3			1-0 1B		1-1 P3	1	0	0	0	0	1	0											
Randy Velarde, R OBP: 0.284, SLG: 0.262	4-2 WP 1B BB	3-3 K			0-1 G5-3		0-0 F8		1-3 K	4	1	0	0	1	2	3											
Don Mattingly, L OBP: 0.353, SLG: 0.410	0-1 1B WP		4-2 F7 FC3-2 BB		1-0 F8		1-0 F7		0-1 G3	4	0	1	0	1	0	1											
Mel Hall, L OBP: 0.345, SLG: 0.546	1-0 G5-3		3-1 FC3-2		1-0		3-1			4	0	4	1	0	0	0											
Matt Nokes, L OBP: 0.321, SLG: 0.518	1-0 G5-3		3-1 F7		0-3 K		0-1 G1-3			4	0	0	0	0	1	7											
Kevin Maas, L OBP: 0.372, SLG: 0.437	3-3 K		3-2 FC3-2			3-2 G4-3		1-2 G3		4	0	0	0	0	1	4											
Hensley Meulens, R OBP: 0.249, SLG: 0.302		3-2 WP HBP 1B		0-0 P5		1-1 P3		0-1 F8		4	0	1	0	0	0	2											
Bernie Williams, S OBP: 0.368, SLG: 0.563		0-3 K		2-2 G5-3		3-2		2-0		4	1	2	1	0	1	1											
Pat Kelly, R OBP: 0.282, SLG: 0.352	2-2 L5		1-2 F9		1-0 F9		0-0 F9			4	0	0	0	0	0	2											
<b>Inning Stats</b>	R: 1 E: 0 K: 2 S: 13	H: 2 LOB: 2 BB: 1 P: 23	R: 0 E: 0 K: 2 S: 13	H: 1 LOB: 2 BB: 0 P: 22	R: 0 E: 0 K: 0 S: 10	H: 1 LOB: 2 BB: 1 P: 23	R: 0 E: 0 K: 0 S: 9	H: 0 LOB: 0 BB: 0 P: 14	R: 0 E: 0 K: 1 S: 7	H: 1 LOB: 1 BB: 0 P: 9	R: 0 E: 0 K: 0 S: 11	H: 1 LOB: 1 BB: 0 P: 19	R: 0 E: 0 K: 0 S: 7	H: 2 LOB: 2 BB: 0 P: 12	R: 1 E: 0 K: 0 S: 7	H: 1 LOB: 0 BB: 0 P: 10	R: 0 E: 0 K: 1 S: 7	H: 0 LOB: 0 BB: 0 P: 9	1B: 6 2B: 2 3B: 0 HR: 1	SF: 0 SAC: 0 DP: 0 HBP: 1	WP: 2 PB: 0 SB: 0 CS: 0	PA: 39					
<b>PITCHER</b>	IP	WLS	BF	H	R	ER	SO	BB	IBB	HBP	BLK	WP	HR	S	P	ERA	WHIP										
Chuck Finley, L ERA: 3.98	(1, 1)	8.0	W	36	9	2	5	2	0	1	0	2	1	77	132	2.25	1.375										
Mark Eichhorn, R ERA: 0.75	(9, 1)	1.0		3	0	0	1	0	0	0	0	0	0	7	9	0.00	0.000										

New York Yankees @ California Angels  
Anaheim Stadium, Anaheim, CA  
Sun Jul 14 1991, 6:33 AM EDT  
Att: 36,150 - Sunny - 78 F

AB 36  
R 2  
H 9  
RBI 2  
BB 2  
SO 6  
LOB 20



Batter	1	2	3	4	5	6	7	8	9	AB	R	H	RBI	BB	SO	LOB	BOTTOM										
Luis Polonia, L OBP: 0.349, SLG: 0.363	4-0 S BLK BB	2-1 G4-3		4-0 2B BB	4-1 1B BB		2-2 F8	1-1 FC6-4		3	2	0	0	3	0	3											
Bobby Rose, R OBP: 0.303, SLG: 0.419	4-1 G6-3 BLK BB		2-1 G4-3	0-0 1B 2B	2-3 K		0-2			4	1	2	2	1	1	2											
Wally Joyner, L OBP: 0.380, SLG: 0.492	1-3 K		0-0	4-1 1B BB	2-1		1-2 G4-3			4	1	2	1	1	1	3											
Dave Winfield, R OBP: 0.317, SLG: 0.528	2-2 G6-3		1-3 K	2-2 PB 1B	1-0 F8			0-0 G6-3		5	0	1	1	0	1	4											
Dave Gallagher, R OBP: 0.300, SLG: 0.345	2-3			1-2 2H 1B						0	0	0	0	0	0	0											
Dave Parker, L OBP: 0.270, SLG: 0.340	4-2 BB		0-0	4-2 1B BB			2-2 P6	1-2 2B 2B		3	1	2	0	2	0	0											
Gary Gaetti, R OBP: 0.287, SLG: 0.371	1-1 G1-3		1-1 1B	1-3 K	1-2 G3-6-3 1B		1-2	0-1 F8		5	0	2	1	0	1	6											
Max Venable, L OBP: 0.295, SLG: 0.317		1-0 G6-3 2B		0-2 P3	1-0 G4-3 WP 1B		0-0 G3-6-3	4-2 2B BB		4	2	2	0	1	0	1											
Ron Tingley, R OBP: 0.269, SLG: 0.292		2-3 K		4-1 CS BB	2-2 G4-3		1-2	3-2 FC5-4 1B		4	1	2	2	1	1	2											
Dick Schofield, R OBP: 0.354, SLG: 0.302		0-0 G6-3		1-2 2B BB	4-0 2B BB		1-2	0-2 FC6-4 1B		4	2	2	2	1	0	2											
<b>Inning Stats</b>	R: 1 E: 0 K: 1 S: 16	H: 0 LOB: 3 BB: 3 P: 32	R: 0 E: 0 K: 1 S: 11	H: 1 LOB: 1 BB: 0 P: 16	R: 1 E: 0 K: 1 S: 10	H: 3 LOB: 2 BB: 0 P: 14	R: 3 E: 0 K: 1 S: 15	H: 2 LOB: 3 BB: 5 P: 37	R: 2 E: 0 K: 1 S: 15	H: 3 LOB: 2 BB: 1 P: 28	R: 0 E: 0 K: 0 S: 7	H: 1 LOB: 0 BB: 0 P: 10	R: 0 E: 0 K: 0 S: 18	H: 2 LOB: 2 BB: 0 P: 22	R: 3 E: 0 K: 0 S: 19	H: 3 LOB: 1 BB: 1 P: 28	1B: 10 2B: 5 3B: 0 HR: 0	SF: 0 SAC: 0 DP: 1 HBP: 0	WP: 1 PB: 1 SB: 2 CS: 1	PA: 46							
<b>PITCHER</b>	IP	WLS	BF	H	R	ER	SO	BB	IBB	HBP	BLK	WP	HR	S	P	ERA	WHIP										
Wade Taylor, R ERA: 6.53	(1, 1)	3.2	L	21	5	5	3	7	0	0	1	0	0	44	84	12.27	3.273										
Eric Plunk, R ERA: 5.6	(4, 1)	1.1		10	4	2	2	2	0	0	0	1	0	23	43	13.50	4.500										
Lee Guetterman, L ERA: 1.67	(6, 1)	2.0		8	3	0	0	0	0	0	0	0	0	25	32	0.00	1.500										
Tim Leary, R ERA: 6.52	(8, 1)	1.0		7	3	3	3	1	0	0	0	0	0	19	28	27.00	4.000										

New York Yankees @ California Angels  
Anaheim Stadium, Anaheim, CA  
Sun Jul 14 1991, 6:33 AM EDT  
Att: 36,150 - Sunny - 78 F

AB 36  
R 10  
H 15  
RBI 9  
BB 10  
SO 5  
LOB 23





Batter	1	2	3	4	5	6	7	8	9	AB R H RBI BB SO LOB	TOP									
Steve Sax, R OBP: 0.340, SLG: 0.390 (1, 4)	G5-3		1B		1B		2B		K	5 0 3 0 0 1 1	<b>New York Yankees @ Seattle Mariners</b> The Kingdome, Seattle, WA Mon Jul 15 1991, 10:05 PM EDT Att: 36,027 - Dome - 70 F									
Alvaro Espinoza, R OBP: 0.293, SLG: 0.357 (1, 6)	P4		BB		K		F9		3 0 0 0 1 1 2											
Don Mattingly, L OBP: 0.355, SLG: 0.409 (1, 3)	1B		F8					G3	3 0 1 0 0 0 2											
Mel Hall, L OBP: 0.339, SLG: 0.536 (1, 9)	F9			K		HBP	F8	E1	4 0 0 0 0 1 2											
Matt Nokes, L OBP: 0.316, SLG: 0.509 (1, 2)		P4		G3-1		F7		F8	4 0 0 0 0 0 2											
Kevin Maas, L OBP: 0.371, SLG: 0.434 (1, 10)		G4-3		1B		K		F7	4 0 1 0 0 1 2											
Hensley Meulens, R OBP: 0.249, SLG: 0.301 (1, 7)		F8		K			G6-3		4 0 1 0 0 1 1											
Bernie Williams, S OBP: 0.391, SLG: 0.684 (1, 8)			P6		CS		HR	K	3 1 1 1 1 1 1											
Pat Kelly, R OBP: 0.275, SLG: 0.342 (1, 5)		F9		B3			K	G3	4 0 0 0 0 1 2											
<b>Inning Stats</b>	R: 0 E: 0 K: 0 S: 10	H: 1 LOB: 1 BB: 0 P: 15	R: 0 E: 0 K: 0 S: 4	H: 0 LOB: 0 BB: 0 P: 7	R: 0 E: 0 K: 0 S: 8	H: 1 LOB: 2 BB: 1 P: 18	R: 0 E: 0 K: 2 S: 10	H: 1 LOB: 1 BB: 0 P: 15	R: 0 E: 0 K: 1 S: 9	H: 0 LOB: 1 BB: 1 P: 12	R: 1 E: 0 K: 1 S: 7	H: 2 LOB: 0 BB: 0 P: 12	R: 0 E: 1 K: 0 S: 11	H: 0 LOB: 1 BB: 0 P: 17	R: 0 E: 0 K: 2 S: 11	H: 1 LOB: 1 BB: 0 P: 15	1B: 5 2B: 1 3B: 0 HR: 1	SF: 0 SAC: 0 DP: 0 HBP: 1	WP: 0 PB: 0 SB: 2 CS: 1	PA: 37
<b>PITCHER</b>	IP WLS BF H R ER SO BB IBB HBP BLK WP HR S P ERA WHIP											IP WLS BF H R ER SO BB IBB HBP BLK WP HR S P ERA WHIP								
Bill Krueger, L ERA: 3.0 (1, 1)	7.0 W 29 6 1 1 5 2 0 0 0 0 0 1 56 93 1.29 1.143																			
Rob Murphy, L ERA: 2.35 (8, 1)	1.0 4 0 0 0 0 0 0 0 0 0 0 0 11 17 0.00 0.000																			
Bill Swift, R ERA: 2.49 (9, 1)	1.0 4 1 0 0 2 0 0 0 0 0 0 0 11 15 0.00 1.000																			

Batter	1	2	3	4	5	6	7	8	9	AB R H RBI BB SO LOB	BOTTOM									
Henry Cotto, R OBP: 0.350, SLG: 0.448 (1, 7)	F8		G1-6-3		G5-3		E			4 1 2 1 0 0 0	<b>New York Yankees @ Seattle Mariners</b> The Kingdome, Seattle, WA Mon Jul 15 1991, 10:05 PM EDT Att: 36,027 - Dome - 70 F									
Harold Reynolds, S OBP: 0.340, SLG: 0.348 (1, 4)	G4-3		G1-6-3		SH2-3		E9		4 1 2 1 0 0 1											
Ken Griffey Jr., L OBP: 0.360, SLG: 0.440 (1, 8)	F7		G6-3		SH2-3		K		3 0 0 0 0 1 1											
Tracy Jones, R OBP: 0.352, SLG: 0.471 (1, 10)		2B		K		G4-3		G6-4-3	4 1 2 0 0 1 0											
Edgar Martinez, R OBP: 0.406, SLG: 0.443 (1, 5)	E3			1B				L8	4 1 3 0 0 0 1											
Jay Buhner, R OBP: 0.321, SLG: 0.484 (1, 9)	G4-3		F8		F8			G6-4-3	4 0 0 0 0 0 3											
Pete O'Brien, L OBP: 0.299, SLG: 0.396 (1, 3)		G6-3		L3			G4-3	SH1-3	3 1 2 0 0 0 1											
Dave Valle, R OBP: 0.244, SLG: 0.213 (1, 2)		G6-3		K			SH1-3		2 0 0 0 0 1 1											
Jeff Schaefer, R OBP: 0.250, SLG: 0.326 (1, 6)								G4-3	2 0 0 0 0 1 1											
Omar Vizquel, S OBP: 0.291, SLG: 0.278 (7, PH) (8, 6)					P3				1 0 0 0 0 0 1											
<b>Inning Stats</b>	R: 0 E: 0 K: 0 S: 6	H: 0 LOB: 0 BB: 0 P: 10	R: 2 E: 1 K: 1 S: 12	H: 3 LOB: 1 BB: 0 P: 19	R: 0 E: 0 K: 0 S: 6	H: 1 LOB: 0 BB: 0 P: 9	R: 0 E: 0 K: 1 S: 13	H: 1 LOB: 1 BB: 0 P: 21	R: 0 E: 0 K: 1 S: 10	H: 0 LOB: 0 BB: 0 P: 15	R: 1 E: 0 K: 0 S: 15	H: 2 LOB: 1 BB: 0 P: 23	R: 2 E: 1 K: 1 S: 10	H: 3 LOB: 1 BB: 0 P: 15	R: 0 E: 0 K: 0 S: 5	H: 1 LOB: 0 BB: 0 P: 8	1B: 6 2B: 4 3B: 1 HR: 0	SF: 0 SAC: 2 DP: 2 HBP: 0	WP: 0 PB: 0 SB: 1 CS: 0	PA: 33
<b>PITCHER</b>	IP WLS BF H R ER SO BB IBB HBP BLK WP HR S P ERA WHIP											IP WLS BF H R ER SO BB IBB HBP BLK WP HR S P ERA WHIP								
Greg Cadaret, L ERA: 3.13 (1, 1)	6.0 L 25 8 4 3 3 0 0 0 0 0 0 0 64 99 4.50 1.333																			
John Habayan, R ERA: 2.53 (7, 1)	0.2 4 2 1 1 0 0 0 0 0 0 0 0 5 9 13.50 3.000																			
Steve Howe, L ERA: 1.24 (7, 1)	1.1 4 1 0 0 1 0 0 0 0 0 0 0 8 12 0.00 0.750																			

AB	34
R	1
H	7
RBI	1
BB	2
SO	7
LOB	15



AB	31
R	5
H	11
RBI	2
BB	0
SO	4
LOB	10





Batter	1	2	3	4	5	6	7	8	9	AB	R	H	RBI	BB	SO	LOB	TOP				
<b>Steve Sax, R</b> OBP: 0.342, SLG: 0.389 (1, 4)	1-2 P3		2-0 G4-6-3 1B			2-1 L5			4-2 G6-3 BB	3	0	1	0	1	0	0	<b>New York Yankees @ Seattle Mariners</b> The Kingdome, Seattle, WA Tue Jul 16 1991, 6:33 AM EDT Att: 25,641 - Dome - 70 F  <a href="http://livebaseballscorecards.com">livebaseballscorecards.com</a>				
<b>Pat Sheridan, L</b> OBP: 0.205, SLG: 0.316 (1, 9)	1-2 G4-3		0-0 G4-6-3 1-2f			2-2 G3-1			0-1 G6-3 1-2f	4	0	0	0	0	0	2					
<b>Don Mattingly, L</b> OBP: 0.359, SLG: 0.417 (1, 3)	1-0 2B			1-0 F8			1-2 WP 1B		3-2 1B 1B	4	0	3	0	0	0	0					
<b>Mel Hall, L</b> OBP: 0.342, SLG: 0.533 (1, 7)	2-3 K			4-0 G4-6-3 BB			0-0 F9		0-2 1B 1B	3	0	1	0	1	1	2					
<b>Matt Nokes, L</b> OBP: 0.315, SLG: 0.504 (1, 2)		0-0 1B		2-2 G4-6-3 1-2f			3-3 K		1-2 P6	4	0	1	0	0	1	4					
<b>Kevin Maas, L</b> OBP: 0.368, SLG: 0.430 (1, 10)		0-1 G3			0-0 F8		2-1 G5-3			3	0	0	0	0	0	1					
<b>Bernie Williams, S</b> OBP: 0.385, SLG: 0.619 (1, 8)		4-0 BB			0-0 L8			2-1 G6-3		2	0	0	0	1	0	0					
<b>Alvaro Espinoza, R</b> OBP: 0.290, SLG: 0.353 (1, 6)		1-1 G4-3			0-1 G6-3			1-0 F9		3	0	0	0	0	0	1					
<b>Pat Kelly, R</b> OBP: 0.270, SLG: 0.336 (1, 5)			0-1 F8			0-0 G5-3		1-3 K		3	0	0	0	0	1	0					
<b>Inning Stats</b>	R: 0 E: 0 K: 1 S: 12	H: 1 LOB: 1 BB: 0 P: 17	R: 0 E: 0 K: 0 S: 5	H: 1 LOB: 1 BB: 1 P: 10	R: 0 E: 0 K: 0 S: 4	H: 1 LOB: 0 BB: 0 P: 6	R: 0 E: 0 K: 0 S: 5	H: 0 LOB: 0 BB: 1 P: 12	R: 0 E: 0 K: 0 S: 4	H: 0 LOB: 0 BB: 0 P: 4	R: 0 E: 0 K: 0 S: 8	H: 0 LOB: 0 BB: 0 P: 12	R: 0 E: 0 K: 1 S: 9	H: 1 LOB: 1 BB: 0 P: 15	R: 0 E: 0 K: 1 S: 6	H: 0 LOB: 0 BB: 0 P: 10	R: 0 E: 0 K: 0 S: 19	H: 2 LOB: 2 BB: 1 P: 27	1B: 5 2B: 1 3B: 0 HR: 0	SF: 0 SAC: 0 DP: 3 HBP: 0	WP: 1 PA: 32 SB: 0 CS: 0
<b>PITCHER</b> <b>Brian Holman, R</b> ERA: 3.33 (1, 1)	IP: 9.0 WLS: W BF: 32 H: 6 R: 0 ER: 0 SO: 3 BB: 3 IBB: 0 HBP: 0 BLK: 0 WP: 1 HR: 0 S: 72 P: 113 ERA: 0.00 WHIP: 1.000															<b>PITCHER</b>					

Batter	1	2	3	4	5	6	7	8	9	AB	R	H	RBI	BB	SO	LOB	BOTTOM				
<b>Henry Cotto, R</b> OBP: 0.348, SLG: 0.443 (1, 9) (7, 7)	1-2 G4-3 BB 1B		1-0 F8	0-3 K			0-0 G4-3			4	1	1	0	0	1	2	<b>New York Yankees @ Seattle Mariners</b> The Kingdome, Seattle, WA Tue Jul 16 1991, 6:33 AM EDT Att: 25,641 - Dome - 70 F  <a href="http://livebaseballscorecards.com">livebaseballscorecards.com</a>				
<b>Harold Reynolds, S</b> OBP: 0.337, SLG: 0.344 (1, 4)	1-3 SAFE K		0-0 G4-3	1-0 F8			0-2 G4-3			4	0	0	0	0	1	3					
<b>Ken Griffey Jr., L</b> OBP: 0.361, SLG: 0.443 (1, 8)	4-1 BB G4-3 1B BB		0-1 PB HR 2B		0-0 F7		2-2 G5-3			3	2	1	0	1	0	0					
<b>Pete O'Brien, L</b> OBP: 0.298, SLG: 0.403 (1, 3)	2-2 G4-3		3-2 HR		0-3 K			3-2 G4-3		4	1	1	2	0	1	2					
<b>Alvin Davis, L</b> OBP: 0.321, SLG: 0.363 (1, 10)	1-2 2H 3H 1B		0-3 K		0-0 P2			1-2 G4-3		4	0	1	2	0	1	0					
<b>Edgar Martinez, R</b> OBP: 0.404, SLG: 0.439 (1, 5)	2-2 P6			4-2 1B BB		1-3 K		0-0 G3		3	1	0	0	1	1	1					
<b>Dave Cochrane, S</b> OBP: 0.333, SLG: 0.377 (1, 7)		2-2 G3		0-0 F7		1-3 K				3	0	0	0	0	1	1					
<b>Jay Buhner, R</b> OBP: 0.321, SLG: 0.484 (7, 9)										0	0	0	0	0	0	0					
<b>Scott Bradley, L</b> OBP: 0.291, SLG: 0.262 (1, 2)		1-3 K		0-0 1B		1-0 1B				3	0	2	0	0	1	0					
<b>Omar Vizquel, S</b> OBP: 0.291, SLG: 0.279 (1, 6)		1-2 G3-1		0-2 1B		2-2 L8				3	0	1	1	0	0	1					
<b>Inning Stats</b>	R: 2 E: 0 K: 1 S: 18	H: 2 LOB: 1 BB: 1 P: 29	R: 0 E: 0 K: 1 S: 9	H: 0 LOB: 0 BB: 0 P: 13	R: 2 E: 0 K: 1 S: 11	H: 2 LOB: 2 BB: 0 P: 15	R: 1 E: 0 K: 1 S: 13	H: 2 LOB: 2 BB: 1 P: 18	R: 0 E: 0 K: 1 S: 5	H: 0 LOB: 0 BB: 0 P: 5	R: 0 E: 0 K: 2 S: 11	H: 1 LOB: 1 BB: 0 P: 16	R: 0 E: 0 K: 0 S: 8	H: 0 LOB: 0 BB: 0 P: 10	R: 0 E: 0 K: 0 S: 7	H: 0 LOB: 0 BB: 0 P: 11	R: 0 E: 0 K: 0 S: 19	H: 0 LOB: 0 BB: 0 P: 27	1B: 5 2B: 1 3B: 0 HR: 1	SF: 0 SAC: 0 DP: 0 HBP: 0	WP: 0 PA: 33 SB: 0 CS: 0
<b>PITCHER</b> <b>Scott Sanderson, R</b> ERA: 3.81 (1, 1)	IP: 6.0 WLS: L BF: 27 H: 7 R: 5 ER: 5 SO: 7 BB: 2 IBB: 0 HBP: 0 BLK: 0 WP: 0 HR: 1 S: 67 P: 96 ERA: 7.50 WHIP: 1.500															<b>PITCHER</b>					
<b>Lee Guetterman, L</b> ERA: 1.59 (7, 1)	IP: 2.0 WLS: L BF: 6 H: 0 R: 0 ER: 0 SO: 0 BB: 0 IBB: 0 HBP: 0 BLK: 0 WP: 0 HR: 0 S: 15 P: 21 ERA: 0.00 WHIP: 0.000															<b>PITCHER</b>					



Batter	1	2	3	4	5	6	7	8	9	AB	R	H	RBI	BB	SO	LOB	TOP								
<b>Bernie Williams, S</b> (1, 8) OBP: 0.452, SLG: 0.680	4-2 G6-3 PB BB		0-1 G6-3 1B		2-0 2B		0-1 1B S 2H 1B		3-3 K	4	0	3	1	1	1	0									
<b>Steve Sax, R</b> (1, 4) OBP: 0.340, SLG: 0.387	1-1 P3		1-0 G6-3		0-0 F9		2-2 F8		0-1 G6-3	2	0	0	0	0	0	2									
<b>Pat Kelly, R</b> (4, 4) OBP: 0.265, SLG: 0.329			1-2		1-1 P5		1-2		0-1 G3-1	3	0	0	0	0	0	2									
<b>Don Mattingly, L</b> (1, 3) OBP: 0.357, SLG: 0.411	3-1 G6-3		0-0 F8		1-1		1-0 1B HBP			4	0	0	0	0	0	3									
<b>Mel Hall, L</b> (1, 7) OBP: 0.344, SLG: 0.533	0-0 G4-3				0-0 1B		1-1 G3-1			4	0	2	0	0	0	1									
<b>Matt Nokes, L</b> (1, 2) OBP: 0.317, SLG: 0.530		2-0 HR			0-0 P6		0-0 HR		2-2 P4	4	2	2	2	0	0	4									
<b>Jesse Barfield, R</b> (1, 9) OBP: 0.313, SLG: 0.450		2-1 F8			2-0 1B		3-2 G5-3		0-2 G6-3	4	0	1	0	0	0	0									
<b>Kevin Maas, L</b> (1, 10) OBP: 0.364, SLG: 0.424		2-3 K			2-0 F8		0-0 G4-3		0-1 G5-3	4	0	0	0	0	1	2									
<b>Randy Velarde, R</b> (1, 5) OBP: 0.293, SLG: 0.284		3-3 K			1-0 G5-3				2-0 SH5-4 1B	4	1	2	0	0	1	2									
<b>Carlos Rodriguez, S</b> (1, 6) OBP: 0.250, SLG: 0.250			2-2 L3		1-0 G3		0-0 SH5-4		1-2 G6-3	3	0	0	0	0	0	1									
<b>Inning Stats</b>	R: 0 E: 0 K: 0 S: 8	H: 0 LOB: 1 BB: 1 P: 16	R: 1 E: 0 K: 2 S: 11	H: 1 LOB: 0 BB: 0 P: 20	R: 0 E: 0 K: 0 S: 7	H: 1 LOB: 1 BB: 0 P: 10	R: 0 E: 0 K: 0 S: 5	H: 2 LOB: 2 BB: 0 P: 10	R: 0 E: 0 K: 0 S: 5	H: 1 LOB: 1 BB: 0 P: 9	R: 1 E: 0 K: 0 S: 8	H: 1 LOB: 0 BB: 0 P: 13	R: 1 E: 0 K: 0 S: 14	H: 3 LOB: 3 BB: 0 P: 20	R: 0 E: 0 K: 0 S: 9	H: 1 LOB: 1 BB: 0 P: 12	R: 0 E: 0 K: 1 S: 7	H: 0 LOB: 0 BB: 0 P: 10	1B: 6 2B: 2 3B: 0 HR: 2	SF: 0 SAC: 1 DP: 0 HBP: 1	WP: 0 PB: 1 SB: 1 CS: 0	PA: 39			
<b>PITCHER</b>	IP	WLS	BF	H	R	ER	SO	BB	IBB	HBP	BLK	WP	HR	S	P	ERA	WHIP								
<b>Eric Show, R</b> (1, 1) ERA: 8.74	6.1	L	27	7	3	3	2	1	0	0	0	0	2	46	80	4.26	1.263								
<b>Joe Klink, L</b> (7, 1) ERA: 3.0	0.2	5	2	0	0	0	0	0	0	1	0	0	0	12	18	0.00	3.000								
<b>Gene Nelson, R</b> (8, 1) ERA: 9.13	1.0	4	1	0	0	0	0	0	0	0	0	0	0	9	12	0.00	1.000								
<b>Rick Honeycutt, L</b> (9, 1) ERA: 3.55	1.0	3	0	0	0	0	1	0	0	0	0	0	0	7	10	0.00	0.000								

**New York Yankees @ Oakland Athletics**  
Oakland-Alameda County Coliseum, Oakland, CA

livebaseballscores.com

AB 36  
R 3  
H 10  
RBI 3  
BB 1  
SO 3  
LOB 17



Thu Jul 18, 1991, 7:05 PM PDT  
Att: 39,437 - Cloudy - 62 F

Batter	1	2	3	4	5	6	7	8	9	AB	R	H	RBI	BB	SO	LOB	BOTTOM								
<b>Rickey Henderson, R</b> (1, 7) OBP: 0.418, SLG: 0.386	2-1 G5-3		1-3 K		4-1 G6-4-3 BB			3-2 F7		3	0	0	0	1	1	0									
<b>Terry Steinbach, R</b> (1, 2) OBP: 0.325, SLG: 0.425	2-2 G5-3		0-1 BB 1B		1-0 G6-4-3			0-0 G6-3		4	0	1	0	0	0	1									
<b>Jose Canseco, R</b> (1, 9) OBP: 0.376, SLG: 0.554	0-0 HR		4-0 BB		4-2 G6-4-3 BB			0-1 G4-3		2	1	1	1	2	0	0									
<b>Harold Baines, L</b> (1, 10) OBP: 0.396, SLG: 0.509	2-2 F7		2-3 K		0-0 G6-4-3			0-3 K		4	0	0	0	0	2	3									
<b>Dave Henderson, R</b> (1, 8) OBP: 0.359, SLG: 0.508		1-0 L9			0-0 F9		0-2 1B		0-1 P3	4	0	1	0	0	0	2									
<b>Ernest Riles, L</b> (1, 5) OBP: 0.308, SLG: 0.319		1-1 F7			0-2 P4		2-1 G3-1		1-2 G5-3	3	0	0	0	0	0	1									
<b>Willie Wilson, S</b> (9, FH) OBP: 0.287, SLG: 0.304										1	0	0	0	0	0	0									
<b>Mark McGwire, R</b> (1, 3) OBP: 0.344, SLG: 0.383		2-1 HR			0-2 P3					3	1	1	1	0	0	0									
<b>Mike Gallego, R</b> (1, 4) OBP: 0.356, SLG: 0.357		4-2 BB			3-2 G5-3					2	0	0	0	1	0	0									
<b>Mike Bordick, R</b> (1, 6) OBP: 0.260, SLG: 0.271		0-0 G4-3			3-2 G1-3					3	0	0	0	0	0	1									
<b>Inning Stats</b>	R: 1 E: 0 K: 0 S: 10	H: 1 LOB: 0 BB: 0 P: 16	R: 1 E: 0 K: 0 S: 9	H: 1 LOB: 1 BB: 1 P: 17	R: 0 E: 0 K: 2 S: 10	H: 1 LOB: 2 BB: 1 P: 17	R: 0 E: 0 K: 0 S: 11	H: 0 LOB: 0 BB: 0 P: 14	R: 0 E: 0 K: 0 S: 5	H: 0 LOB: 0 BB: 1 P: 13	R: 0 E: 0 K: 0 S: 12	H: 1 LOB: 1 BB: 1 P: 17	R: 0 E: 0 K: 0 S: 4	H: 0 LOB: 0 BB: 0 P: 7	R: 0 E: 0 K: 0 S: 6	H: 0 LOB: 0 BB: 0 P: 9	R: 0 E: 0 K: 1 S: 8	H: 0 LOB: 0 BB: 0 P: 9	1B: 2 2B: 0 3B: 0 HR: 2	SF: 0 SAC: 0 DP: 2 HBP: 0	WP: 0 PB: 0 SB: 0 CS: 0	PA: 33			
<b>PITCHER</b>	IP	WLS	BF	H	R	ER	SO	BB	IBB	HBP	BLK	WP	HR	S	P	ERA	WHIP								
<b>Scott Kameniecki, R</b> (1, 1) ERA: 2.68	7.0	W	27	4	2	2	2	4	0	0	0	0	2	61	101	2.57	1.143								
<b>John Habyan, R</b> (8, 1) ERA: 2.47	1.0	3	0	0	0	0	0	0	0	0	0	0	0	6	9	0.00	0.000								
<b>Steve Howe, L</b> (9, 1) ERA: 1.21	1.0	S	3	0	0	0	1	0	0	0	0	0	0	8	9	0.00	0.000								

**New York Yankees @ Oakland Athletics**  
Oakland-Alameda County Coliseum, Oakland, CA

livebaseballscores.com

AB 29  
R 2  
H 4  
RBI 2  
BB 4  
SO 3  
LOB 8



Thu Jul 18, 1991, 7:05 PM PDT  
Att: 39,437 - Cloudy - 62 F



Batter	1	2	3	4	5	6	7	8	9	AB	R	H	RBI	BB	SO	LOB	TOP								
<b>Bernie Williams, S</b> OBP: 0.457, SLG: 0.630 (1, 8)	4-1 G4-3 BB		0-3 K		4-2 1B BB		3-2 G4-3			2	1	0	0	2	1	2	<b>New York Yankees @ Oakland Athletics</b> Oakland-Alameda County Coliseum, Oakland, CA Fri Jul 19 1991, 7:05 PM PDT Att: 35,537 - Cloudy - 65 F								
<b>Carlos Rodriguez, S</b> OBP: 0.230, SLG: 0.226 <b>Alvaro Espinoza, R</b> OBP: 0.290, SLG: 0.353 (1, 6) (7, 6)	0-0 G4-3		0-0 G4-6-3		1-2 F9		4-0 G5-4-3 BB			3	0	0	0	1	0	5									
<b>Don Mattingly, L</b> OBP: 0.356, SLG: 0.409 (1, 3)	3-3 K			0-3 K	3-1 1B		1-2 G5-4-3			4	0	1	1	0	2	1									
<b>Mel Hall, L</b> OBP: 0.347, SLG: 0.532 (1, 7)		1-2 L3		1-0 G3 HBP 1B	1-2 1B		1-1 F7			4	0	2	1	0	0	0									
<b>Matt Nokes, L</b> OBP: 0.316, SLG: 0.523 (1, 2)	1-1 G4-3			1-0 G3 HBP	0-1 P6		0-0 G4-3			3	0	0	0	0	0	2									
<b>Kevin Maas, L</b> OBP: 0.290, SLG: 0.419 (1, 10)	3-3 K			1-2 G3		2-2 G4-3		2-3 K		4	0	0	0	0	2	2									
<b>Randy Velarde, R</b> OBP: 0.301, SLG: 0.278 (1, 5)			4-1 1B BB	3-1 L5		4-2 S BB		2-2 G6-3		2	1	0	0	2	0	2									
<b>Pat Sheridan, L</b> OBP: 0.209, SLG: 0.310 (1, 9)			1-1 1B		0-1 B1-3		0-3 K		2-3 K	4	0	1	0	0	2	1									
<b>Pat Kelly, R</b> OBP: 0.271, SLG: 0.340 (1, 4)			2-2 1B		1-1 S 1B 2B		1-2 F9		1-1 F9	4	1	2	1	0	0	1									
<b>Inning Stats</b>	R: 0 E: 0 K: 1 S: 5	H: 0 LOB: 0 BB: 1 P: 12	R: 0 E: 0 K: 1 S: 8	H: 0 LOB: 0 BB: 0 P: 13	R: 1 E: 0 K: 1 S: 10	H: 2 LOB: 1 BB: 1 P: 17	R: 0 E: 0 K: 1 S: 11	H: 1 LOB: 2 BB: 0 P: 17	R: 2 E: 0 K: 0 S: 18	H: 3 LOB: 2 BB: 1 P: 28	R: 0 E: 0 K: 1 S: 12	H: 0 LOB: 1 BB: 1 P: 19	R: 0 E: 0 K: 0 S: 6	H: 0 LOB: 0 BB: 1 P: 14	R: 0 E: 0 K: 1 S: 6	H: 0 LOB: 0 BB: 0 P: 9	R: 0 E: 0 K: 1 S: 9	H: 0 LOB: 0 BB: 0 P: 14	1B: 5 2B: 1 3B: 0 HR: 0	SF: 0 SAC: 0 DP: 3 HBP: 1	WP: 0 PB: 0 SB: 2 CS: 0	PA: 36			
<b>PITCHER</b>	IP	WLS	BF	H	R	ER	SO	BB	IBB	HBP	BLK	WP	HR	S	P	ERA	WHIP								
<b>Mike Moore, R</b> ERA: 3.7 (1, 1)	3.0	L	11	2	1	1	3	2	0	0	0	0	0	23	42	3.00	1.333								
<b>Curt Young, L</b> ERA: 4.43 (4, 1)	2.2		15	4	2	2	2	2	0	1	0	0	0	38	60	6.75	2.250								
<b>Kevin Campbell, R</b> ERA: (6, 1)	3.1		10	0	0	0	2	1	0	0	0	0	0	24	41	0.00	0.300								

Batter	1	2	3	4	5	6	7	8	9	AB	R	H	RBI	BB	SO	LOB	BOTTOM								
<b>Rickey Henderson, R</b> OBP: 0.416, SLG: 0.382 (1, 7)	1-0 F7		1-0 G5-3			4-1 S 1B BB		3-2 FC4 CS		3	0	0	0	1	0	1	<b>New York Yankees @ Oakland Athletics</b> Oakland-Alameda County Coliseum, Oakland, CA Fri Jul 19 1991, 7:05 PM PDT Att: 35,537 - Cloudy - 65 F								
<b>Carney Lansford, R</b> (1, 10)	0-1 F9		0-0 F7			1-3 K		1-3 K		4	0	0	0	0	2	2									
<b>Jose Canseco, R</b> OBP: 0.377, SLG: 0.553 (1, 9)	3-3 K			3-3 K		0-0 S 1B		0-0 BB 1B		4	0	2	0	0	2	0									
<b>Dave Henderson, R</b> OBP: 0.355, SLG: 0.502 (1, 8)		0-0 E5 G1-6-3 E		2-1 F9		1-1 P5		0-1 F7		4	0	0	0	0	0	3									
<b>Terry Steinbach, R</b> OBP: 0.320, SLG: 0.418 (1, 2)		1-1 E5 G1-6-3		1-1 L5		2-1 F9		1-3 K		4	0	0	0	0	1	4									
<b>Mark McCwire, R</b> OBP: 0.343, SLG: 0.379 (1, 3)		0-0 G1-6-3			3-2 P3		1-1 F8		4-2 FC5 BB	3	0	0	0	1	0	2									
<b>Vance Law, R</b> OBP: 0.303, SLG: 0.276 (9, 6)		4-1 BB			3-2 P3		2-3 K		0-1 FC5	2	0	0	0	1	1	0									
<b>Harold Baines, L</b> OBP: 0.395, SLG: 0.507 (9, PH)					2-2 G5-3		0-0 G5-3		0-1 FC5	2	0	0	0	0	0	2									
<b>Mike Gallego, R</b> OBP: 0.356, SLG: 0.357 (1, 4)		1-2 G5-3			2-2 BLK 1B		0-0 G5-3		2-2 FC4 1B	3	0	1	0	0	0	2									
<b>Mike Bordick, R</b> OBP: 0.250, SLG: 0.260 <b>Willie Wilson, S</b> OBP: 0.290, SLG: 0.307 <b>Ernest Riles, L</b> OBP: 0.308, SLG: 0.319 (1, 6) (8, PH) (9, 5)			3-2 G6-3		0-1 P3		2-2 FC4			2	0	0	0	0	0	1									
<b>Inning Stats</b>	R: 0 E: 0 K: 1 S: 6	H: 0 LOB: 0 BB: 0 P: 10	R: 0 E: 2 K: 0 S: 8	H: 0 LOB: 2 BB: 1 P: 14	R: 0 E: 0 K: 0 S: 5	H: 0 LOB: 0 BB: 0 P: 9	R: 0 E: 0 K: 1 S: 7	H: 0 LOB: 0 BB: 0 P: 13	R: 0 E: 0 K: 1 S: 9	H: 1 LOB: 1 BB: 0 P: 19	R: 0 E: 0 K: 1 S: 7	H: 1 LOB: 2 BB: 1 P: 17	R: 0 E: 0 K: 1 S: 7	H: 0 LOB: 0 BB: 0 P: 10	R: 0 E: 0 K: 1 S: 9	H: 1 LOB: 0 BB: 0 P: 15	R: 0 E: 0 K: 1 S: 11	H: 1 LOB: 2 BB: 1 P: 16	1B: 4 2B: 0 3B: 0 HR: 0	SF: 0 SAC: 0 DP: 1 HBP: 0	WP: 0 PB: 0 SB: 2 CS: 1	PA: 34			
<b>PITCHER</b>	IP	WLS	BF	H	R	ER	SO	BB	IBB	HBP	BLK	WP	HR	S	P	ERA	WHIP								
<b>Jeff Johnson, L</b> ERA: 2.72 (1, 1)	8.0	W	29	3	0	0	5	2	0	0	0	0	0	11	107	0.00	0.625								
<b>Steve Farr, R</b> ERA: 1.45 (9, 1)	1.0	S	5	1	0	0	1	1	0	0	0	0	0	11	16	0.00	2.000								



AB	30
R	3
H	6
RBI	3
BB	5
SO	7
LOB	16

AB	31
R	0
H	4
RBI	0
BB	3
SO	6
LOB	17

livebaseballscores.com


livebaseballscores.com



Batter	1	2	3	4	5	6	7	8	9	AB	R	H	RBI	BB	SO	LOB	TOP										
<b>Bernie Williams, S</b> OBP: 0.475, SLG: 0.710 (1, 8)	0-0 SH1 1B 2B		4-0 1B SF7 BB	3-2 1H 2H 3B		2-3 K			0-0 F8	4	2	2	2	1	1	1											
<b>Alvaro Espinoza, R</b> OBP: 0.290, SLG: 0.352 (1, 6)	0-0 SH1		0-1 SF7 1B	0-3 K			0-0 F7			3	1	1	0	0	1	1											
<b>Don Mattingly, L</b> OBP: 0.355, SLG: 0.409 (1, 3)	2-1 FC6-4 1B		3-2 SF7		0-1 F7		2-2 G3-1			3	0	1	2	0	0	0											
<b>Mel Hall, L</b> OBP: 0.345, SLG: 0.527 (1, 7)	0-0 FC6-4		0-0 1B		3-1 F9		2-1 G6-3			4	0	1	1	0	0	1											
<b>Matt Nokes, L</b> OBP: 0.315, SLG: 0.519 (1, 2)	3-1 F8		1-1 G3		3-2 1B			3-3 K		4	0	1	0	0	1	2											
<b>Kevin Maas, L</b> OBP: 0.356, SLG: 0.413 (1, 10)		2-1 G4-3		2-0 P2		2-2 F9		3-3 K		4	0	0	0	0	1	1											
<b>Randy Velarde, R</b> OBP: 0.299, SLG: 0.277 (1, 5)		0-3 K		2-1 CS 1B		2-2 G1-3		1-2 F9		4	0	1	0	0	1	0											
<b>Pat Sheridan, L</b> OBP: 0.213, SLG: 0.289 (1, 9)		3-2 G4-3		4-1 1B 3B BB		3-3 K		2-2 G6-3		3	1	0	0	1	1	0											
<b>Pat Kelly, R</b> OBP: 0.276, SLG: 0.340 (1, 4)			1-3 K	2-1 3B 1B		2-1 HBP		1-1 P3		3	1	1	0	0	1	0											
<b>Inning Stats</b>	R: 1 E: 0 K: 0 S: 7	H: 2 LOB: 1 BB: 0 P: 12	R: 0 E: 0 K: 1 S: 13	H: 0 LOB: 0 BB: 0 P: 18	R: 2 E: 0 K: 1 S: 15	H: 2 LOB: 1 BB: 1 P: 26	R: 2 E: 0 K: 1 S: 12	H: 3 LOB: 1 BB: 1 P: 25	R: 0 E: 0 K: 0 S: 12	H: 1 LOB: 0 BB: 0 P: 20	R: 0 E: 0 K: 2 S: 10	H: 0 LOB: 1 BB: 0 P: 19	R: 0 E: 0 K: 0 S: 7	H: 0 LOB: 0 BB: 0 P: 11	R: 0 E: 0 K: 2 S: 11	H: 0 LOB: 0 BB: 0 P: 18	R: 0 E: 0 K: 0 S: 7	H: 0 LOB: 0 BB: 0 P: 10	1B: 6 2B: 1 3B: 1 HR: 0	SF: 1 SAC: 1 DP: 0 HBP: 1	WP: 0 PB: 0 SB: 0 CS: 1	PA: 37					
<b>PITCHER</b>	IP	WLS	BF	H	R	ER	SO	BB	IBB	HBP	BLK	WP	HR	S	P	ERA	WHIP										
<b>Andy Hawkins, R</b> ERA: 5.22 (1, 1)	0.0	L	0	0	0	0	0	0	0	0	0	0	0	0	0	∞	∞										
<b>Joe Klimk, L</b> ERA: 2.75 (6, 1)	2.2		8	0	0	0	3	0	0	0	0	0	0	25	40	0.00	0.000										
<b>Steve Chitren, R</b> ERA: 3.61 (9, 1)	0.2		2	0	0	0	0	0	0	0	0	0	0	3	4	0.00	0.000										

**New York Yankees @ Oakland Athletics**  
Oakland-Alameda County Coliseum, Oakland, CA  
Sat Jul 20 1991, 3:33 AM PDT  
Att: 44,429 - Sunny - 64 F

AB 32  
R 5  
H 8  
RBI 5  
BB 2  
SO 7  
LOB 6



Batter	1	2	3	4	5	6	7	8	9	AB	R	H	RBI	BB	SO	LOB	BOTTOM										
<b>Rickey Henderson, R</b> OBP: 0.414, SLG: 0.377 (1, 7)	1-2 1B HBP	2-2 FC5			1-1 E3			2-3 K		3	0	0	1	0	1	2											
<b>Willie Wilson, S</b> OBP: 0.290, SLG: 0.303 (1, 8)	2-3 K	3-3 K			0-1 F7		4-0 G6-4-3 BB			3	0	0	0	1	2	4											
<b>Jose Canseco, R</b> OBP: 0.376, SLG: 0.550 (1, 9)	1-1 P4		2-2 CS 1B		1-0 G5-4-3		1-2 G6-4-3			4	0	1	0	0	0	3											
<b>Harold Baines, L</b> OBP: 0.395, SLG: 0.505 (1, 10)	0-0 1B		1-1 F8		2-2 P5		1-2 F8			3	0	1	0	0	0	1											
<b>Dave Henderson, R</b> OBP: 0.354, SLG: 0.590 (9, PH)	1-2 1B									1	0	0	0	0	0	0											
<b>Carney Lansford, R</b> OBP: 0.125, SLG: 0.125 (1, 5)	1-0 G5-3		0-0 FC4-9-6 FC5-4		3-2 G3-6-3 1B		0-0 G6-3			4	0	1	0	0	0	3											
<b>Jamie Quirk, L</b> OBP: 0.324, SLG: 0.290 (1, 2)		1-2 1B SH5-3 FC5		2-2 FC5-4		3-1 G3-6-3		0-0 F9		3	1	1	0	0	0	2											
<b>Mark McGwire, R</b> OBP: 0.342, SLG: 0.377 (9, PH)										1	0	0	0	0	0	0											
<b>Mike Gallego, R</b> OBP: 0.357, SLG: 0.356 (1, 4)		0-0 SH5-3		4-2 G4-6-3 BB			1-3 K			1	0	0	0	1	1	0											
<b>Ernest Riles, L</b> OBP: 0.308, SLG: 0.320 (1, 3)		1-0 FC5 BB 1B		0-0 G4-6-3			1-3 K			3	0	1	0	0	1	1											
<b>Vance Law, R</b> OBP: 0.304, SLG: 0.271 (1, 6)		4-0 FC5 BB		1-1 G6-3			1-2 P4			2	0	0	0	1	0	0											
<b>Inning Stats</b>	R: 0 E: 0 K: 1 S: 9	H: 1 LOB: 2 BB: 0 P: 14	R: 1 E: 0 K: 1 S: 11	H: 2 LOB: 2 BB: 1 P: 22	R: 0 E: 0 K: 0 S: 9	H: 1 LOB: 0 BB: 0 P: 14	R: 0 E: 0 K: 0 S: 5	H: 0 LOB: 0 BB: 1 P: 10	R: 0 E: 0 K: 0 S: 10	H: 1 LOB: 0 BB: 0 P: 18	R: 0 E: 0 K: 2 S: 9	H: 0 LOB: 0 BB: 0 P: 12	R: 0 E: 0 K: 1 S: 6	H: 0 LOB: 0 BB: 1 P: 13	R: 0 E: 0 K: 0 S: 5	H: 0 LOB: 0 BB: 0 P: 6	R: 0 E: 0 K: 0 S: 5	H: 0 LOB: 0 BB: 0 P: 6	1B: 5 2B: 0 3B: 0 HR: 0	SF: 0 SAC: 1 DP: 4 HBP: 1	WP: 0 PB: 0 SB: 0 CS: 0	PA: 33					
<b>PITCHER</b>	IP	WLS	BF	H	R	ER	SO	BB	IBB	HBP	BLK	WP	HR	S	P	ERA	WHIP										
<b>Wade Taylor, R</b> ERA: 5.63 (1, 1)	8.0	W	30	5	1	1	5	3	0	1	0	0	0	64	110	1.12	1.000										
<b>Steve Howe, L</b> ERA: 1.17 (9, 1)	1.0		3	0	0	0	0	0	0	0	0	0	0	5	6	0.00	0.000										

**New York Yankees @ Oakland Athletics**  
Oakland-Alameda County Coliseum, Oakland, CA  
Sat Jul 20 1991, 3:33 AM PDT  
Att: 44,429 - Sunny - 64 F

AB 28  
R 1  
H 5  
RBI 1  
BB 3  
SO 5  
LOB 16





Batter	1	2	3	4	5	6	7	8	9	AB	R	H	RBI	BB	SO	LOB	TOP								
<b>Bernie Williams, S</b> (1, 8) OBP: 0.467, SLG: 0.647	1-3 K		2-2 G3-1						1-1 HBP	3	0	0	0	1	2	1	<b>New York Yankees @ Oakland Athletics</b> Oakland-Alameda County Coliseum, Oakland, CA Sun Jul 21 1991, 3:33 AM PDT Att: 43,007 - Sunny - 68 F <a href="http://livebaseballscorecards.com">livebaseballscorecards.com</a>								
<b>Alvaro Espinoza, R</b> (1, 6) OBP: 0.292, SLG: 0.365	0-1 1B		1-3 K			2-0 HR	2-2 G6-3		1-3 K	5	1	2	1	0	2	4									
<b>Don Mattingly, L</b> (1, 3) OBP: 0.353, SLG: 0.404	2-2 L8		1-0 F9			0-1 G5-3		4-0 1B BB	2-2 G6-3	4	0	0	0	1	0	2									
<b>Mel Hall, L</b> (1, 9) OBP: 0.344, SLG: 0.523	2-2 G5-3			2-0 F7		1-2 F7		2-2 1B BB		4	0	1	0	0	0	1									
<b>Matt Nokes, L</b> (1, 2) OBP: 0.314, SLG: 0.514		1-0 BB 1B		1-2 G6-3		0-0 G4-3		2-1 F9		4	0	1	0	0	0	2									
<b>Kevin Maas, L</b> (1, 10) OBP: 0.352, SLG: 0.408		1-3 K		3-0 G4-3			2-2 F7	0-2 P6		4	0	0	0	0	1	3									
<b>Randy Velarde, R</b> (1, 5) OBP: 0.306, SLG: 0.278		4-2 BB SAFE			2-2 G4-3		3-2 BB BB 1B	2-3 K		3	0	1	0	1	1	2									
<b>Hensley Meulens, R</b> (1, 7) OBP: 0.249, SLG: 0.300		2-3 K			0-2 1B		1-3 K		0-3 K	4	0	1	0	0	3	3									
<b>Pat Kelly, R</b> (1, 4) OBP: 0.277, SLG: 0.335		3-3 K			1-3 K		4-1 BB BB		1-0 HR	2	0	0	0	1	2	3									
<b>Pat Sheridan, L</b> (9, PH) OBP: 0.229, SLG: 0.370										1	1	1	1	0	0	0									
<b>Inning Stats</b>	R: 0 E: 0 K: 1 S: 12	H: 1 LOB: 1 BB: 0 P: 17	R: 0 E: 0 K: 3 S: 16	H: 1 LOB: 2 BB: 1 P: 27	R: 0 E: 0 K: 1 S: 7	H: 0 LOB: 0 BB: 0 P: 11	R: 0 E: 0 K: 0 S: 6	H: 0 LOB: 0 BB: 0 P: 12	R: 0 E: 0 K: 2 S: 13	H: 1 LOB: 1 BB: 0 P: 18	R: 1 E: 0 K: 0 S: 7	H: 1 LOB: 0 BB: 0 P: 10	R: 0 E: 0 K: 1 S: 20	H: 1 LOB: 2 BB: 2 P: 36	R: 0 E: 0 K: 1 S: 12	H: 1 LOB: 2 BB: 1 P: 22	R: 1 E: 0 K: 2 S: 15	H: 1 LOB: 1 BB: 0 P: 20	1B: 5 2B: 0 3B: 0 HR: 2	SF: 0 SAC: 0 DP: 0 HBP: 1	WP: 0 PB: 0 SB: 1 CS: 0	PA: 39			
<b>PITCHER</b>	IP	WLS	BF	H	R	ER	SO	BB	IBB	HBP	BLK	WP	HR	S	P	ERA	WHIP								
<b>Dave Stewart, R</b> (1, 1) ERA: 4.8	7.0	W	29	5	1	1	8	3	0	0	0	0	1	81	131	1.29	1.143								
<b>Rick Honeycutt, L</b> (8, 1) ERA: 3.56	0.2		4	1	0	0	0	1	0	0	0	0	0	9	17	0.00	3.000								
<b>Gene Nelson, R</b> (8, 1) ERA: 5.0	0.1		1	0	0	0	1	0	0	0	0	0	0	3	5	0.00	0.000								
<b>Dennis Eckersley, R</b> (9, 1) ERA: 2.49	1.0	S	5	1	1	1	2	0	0	1	0	0	1	15	20	9.00	1.000								

Batter	1	2	3	4	5	6	7	8	9	AB	R	H	RBI	BB	SO	LOB	BOTTOM								
<b>Willie Wilson, S</b> (1, 7) OBP: 0.298, SLG: 0.313	1-2 CS HBP		0-0 F7							3	0	2	0	0	0	0	<b>New York Yankees @ Oakland Athletics</b> Oakland-Alameda County Coliseum, Oakland, CA Sun Jul 21 1991, 3:33 AM PDT Att: 43,007 - Sunny - 68 F <a href="http://livebaseballscorecards.com">livebaseballscorecards.com</a>								
<b>Dave Henderson, R</b> (1, 8) OBP: 0.350, SLG: 0.494	1-2 F9		0-3 K		1-1 1B		3-3 K			4	0	0	0	0	2	3									
<b>Jose Canseco, R</b> (1, 9) OBP: 0.372, SLG: 0.543	1-2 K		1-1 E6			0-1 E4 G4-3 SF9		0-1 F9		4	1	0	0	0	1	1									
<b>Harold Baines, L</b> (1, 10) OBP: 0.394, SLG: 0.503		0-0 2B G3 1B		1-0 F7		2-2 G4-3		0-0 G6-3		3	1	1	0	0	0	2									
<b>Rickey Henderson, R</b> (8, PH) OBP: 0.412, SLG: 0.376						2-3 G4-3				1	0	0	0	0	0	0									
<b>Terry Steinbach, R</b> (1, 2) OBP: 0.319, SLG: 0.421		1-2 G3 2B 2B		1-1 G5-3		1-0 SF9		2-3 K		3	1	1	1	0	1	0									
<b>Camey Lansford, R</b> (1, 5) OBP: 0.091, SLG: 0.091		2-0 G3		0-1 G5-3		1-1 G5-3				3	0	0	1	0	0	1									
<b>Mark McGwire, R</b> (1, 3) OBP: 0.342, SLG: 0.380		2-3 3H 2B		3-3 K						3	0	1	1	0	1	0									
<b>Mike Gallego, R</b> (1, 6) OBP: 0.357, SLG: 0.366		1-1 G5-3			1-2 G5-3					3	1	1	1	0	0	1									
<b>Scott Hemond, R</b> (1, 4) OBP: 0.222, SLG: 0.125		1-2 G6-3			1-3 K			0-3 HR K		3	0	0	0	0	2	1									
<b>Inning Stats</b>	R: 0 E: 0 K: 1 S: 9	H: 0 LOB: 1 BB: 0 P: 13	R: 2 E: 0 K: 0 S: 12	H: 3 LOB: 1 BB: 0 P: 18	R: 0 E: 1 K: 1 S: 7	H: 0 LOB: 0 BB: 0 P: 9	R: 0 E: 0 K: 1 S: 7	H: 0 LOB: 0 BB: 0 P: 11	R: 0 E: 0 K: 1 S: 10	H: 1 LOB: 1 BB: 0 P: 14	R: 1 E: 1 K: 0 S: 8	H: 0 LOB: 0 BB: 0 P: 12	R: 1 E: 0 K: 2 S: 14	H: 2 LOB: 1 BB: 0 P: 20	R: 0 E: 0 K: 1 S: 6	H: 0 LOB: 0 BB: 0 P: 8	1B: 2 2B: 4 3B: 0 HR: 1	SF: 1 SAC: 0 DP: 1 HBP: 1	WP: 0 PB: 0 SB: 0 CS: 1	PA: 32					
<b>PITCHER</b>	IP	WLS	BF	H	R	ER	SO	BB	IBB	HBP	BLK	WP	HR	S	P	ERA	WHIP								
<b>Scott Sanderson, R</b> (1, 1) ERA: 3.84	6.1	L	26	5	4	3	4	0	0	1	0	0	1	57	83	4.26	0.789								
<b>John Habyan, R</b> (7, 1) ERA: 2.52	1.0		4	1	0	0	2	0	0	0	0	0	0	12	16	0.00	1.000								
<b>Steve Howe, L</b> (8, 1) ERA: 1.15	0.2		2	0	0	0	1	0	0	0	0	0	0	4	6	0.00	0.000								





Batter	1	2	3	4	5	6	7	8	9	AB	R	H	RBI	BB	SO	LOB	TOP					
Edgar Martinez, R (1.5) OBP: 0.403, SLG: 0.439										2	1	1	0	2	1	0	Seattle Mariners @ New York Yankees Yankee Stadium, Bronx, NY Tue Jul 23 1991, 7:05 PM EDT Att: 17,293 - Cloudy - 79 F					
Harold Reynolds, S (1.4) OBP: 0.339, SLG: 0.345										5	1	2	2	0	0	3						
Ken Griffey Jr., L (1.8) OBP: 0.379, SLG: 0.476										5	1	1	4	0	1	3						
Pete O'Brien, L (1.3) OBP: 0.295, SLG: 0.393										5	0	3	0	0	1	0						
Alvin Davis, L (1.10) OBP: 0.313, SLG: 0.358										5	0	1	0	0	0	3						
Jay Buhner, R (1.9) OBP: 0.318, SLG: 0.488										4	0	0	0	0	2	2						
Greg Briley, L (1.7) Henry Cotto, R (9, PH) OBP: 0.349, SLG: 0.264 OBP: 0.349, SLG: 0.469										3	1	1	0	0	0	1						
Scott Bradley, L (1.2) OBP: 0.300, SLG: 0.263										2	1	1	0	1	0	0						
Omar Vizquel, S (1.6) OBP: 0.301, SLG: 0.291										3	0	0	0	0	0	2						
<b>Inning Stats</b>	R: 0 E: 0 K: 2 S: 9	H: 0 LOB: 0 BB: 0 P: 11	R: 0 E: 0 K: 1 S: 11	H: 1 LOB: 1 BB: 0 P: 16	R: 0 E: 1 K: 0 S: 14	H: 1 LOB: 2 BB: 0 P: 21	R: 0 E: 0 K: 0 S: 5	H: 1 LOB: 0 BB: 0 P: 9	R: 2 E: 0 K: 1 S: 11	H: 3 LOB: 1 BB: 1 P: 18	R: 0 E: 0 K: 0 S: 8	H: 0 LOB: 0 BB: 0 P: 16	R: 0 E: 0 K: 1 S: 10	H: 0 LOB: 2 BB: 1 P: 22	R: 0 E: 0 K: 1 S: 13	H: 1 LOB: 1 BB: 0 P: 18		R: 4 E: 0 K: 0 S: 14	H: 4 LOB: 1 BB: 1 P: 26	1B: 10 2B: 9 3B: 0 HR: 1	SF: 0 SAC: 2 DP: 1 HBP: 1	WP: 0 PB: 0 SB: 0 CS: 0
<b>PITCHER</b>	IP WLS BF H R ER SO BB IBB HBP BLK WP HR S P ERA WHIP	IP WLS BF H R ER SO BB IBB HBP BLK WP HR S P ERA WHIP	IP WLS BF H R ER SO BB IBB HBP BLK WP HR S P ERA WHIP	IP WLS BF H R ER SO BB IBB HBP BLK WP HR S P ERA WHIP	IP WLS BF H R ER SO BB IBB HBP BLK WP HR S P ERA WHIP	IP WLS BF H R ER SO BB IBB HBP BLK WP HR S P ERA WHIP	IP WLS BF H R ER SO BB IBB HBP BLK WP HR S P ERA WHIP	IP WLS BF H R ER SO BB IBB HBP BLK WP HR S P ERA WHIP	IP WLS BF H R ER SO BB IBB HBP BLK WP HR S P ERA WHIP	IP WLS BF H R ER SO BB IBB HBP BLK WP HR S P ERA WHIP	IP WLS BF H R ER SO BB IBB HBP BLK WP HR S P ERA WHIP	IP WLS BF H R ER SO BB IBB HBP BLK WP HR S P ERA WHIP	IP WLS BF H R ER SO BB IBB HBP BLK WP HR S P ERA WHIP	IP WLS BF H R ER SO BB IBB HBP BLK WP HR S P ERA WHIP	IP WLS BF H R ER SO BB IBB HBP BLK WP HR S P ERA WHIP	IP WLS BF H R ER SO BB IBB HBP BLK WP HR S P ERA WHIP						
Scott Kamieniecki, R (1.1) ERA: 2.68	6.2	L	28	6	2	2	4	2	0	1	0	0	0	0	67	111	2.70	1.200				
Greg Cadaret, L (7.1) ERA: 3.08	1.0		4	1	0	0	0	0	0	0	0	0	0	10	14	0.00	1.000					
Eric Plunk, R (8.1) ERA: 5.56	0.1		1	0	0	0	1	0	0	0	0	0	0	4	6	0.00	0.000					
Lee Guetterman, L (9.1) ERA: 2.43	1.0		8	4	4	4	0	0	1	0	0	0	1	14	26	36.00	4.000					
<b>Batter</b>	<b>1</b>	<b>2</b>	<b>3</b>	<b>4</b>	<b>5</b>	<b>6</b>	<b>7</b>	<b>8</b>	<b>9</b>	<b>AB</b>	<b>R</b>	<b>H</b>	<b>RBI</b>	<b>BB</b>	<b>SO</b>	<b>LOB</b>	<b>BOTTOM</b>					
Bernie Williams, S (1.8) OBP: 0.440, SLG: 0.579										4	0	0	0	1	2	3	Seattle Mariners @ New York Yankees Yankee Stadium, Bronx, NY Tue Jul 23 1991, 7:05 PM EDT Att: 17,293 - Cloudy - 79 F					
Steve Sax, R (1.4) OBP: 0.339, SLG: 0.384										3	1	0	0	1	0	4						
Don Mattingly, L (1.3) OBP: 0.351, SLG: 0.405										4	0	1	1	0	1	0						
Mel Hall, L (1.9) OBP: 0.342, SLG: 0.518										4	0	1	0	0	0	1						
Matt Nokes, L (1.2) Jesse Barfield, R (8, PH) Bob Geren, R (9.2) OBP: 0.311, SLG: 0.508 OBP: 0.313, SLG: 0.449 OBP: 0.226, SLG: 0.241										3	0	0	0	0	2	2						
Hensley Meulens, R (1.7) OBP: 0.260, SLG: 0.302										2	0	1	0	1	1	0						
Kevin Maas, L (1.10) OBP: 0.348, SLG: 0.403										4	0	0	0	0	3	4						
Alvaro Espinoza, R (1.6) OBP: 0.288, SLG: 0.360										4	0	0	0	0	0	2						
Pat Kelly, R (1.5) Randy Johnson, L (8, PH) Pat Sheridan, L (9, PH) OBP: 0.283, SLG: 0.341 OBP: 0.245, SLG: 0.383										3	0	2	0	0	0	0						
<b>Inning Stats</b>	R: 1 E: 0 K: 1 S: 14	H: 1 LOB: 1 BB: 1 P: 26	R: 0 E: 0 K: 1 S: 12	H: 1 LOB: 3 BB: 1 P: 26	R: 0 E: 0 K: 0 S: 6	H: 0 LOB: 0 BB: 0 P: 7	R: 0 E: 0 K: 2 S: 7	H: 0 LOB: 0 BB: 0 P: 13	R: 0 E: 0 K: 0 S: 7	H: 0 LOB: 0 BB: 0 P: 14	R: 0 E: 0 K: 3 S: 12	H: 1 LOB: 2 BB: 1 P: 21	R: 0 E: 0 K: 1 S: 9	H: 1 LOB: 1 BB: 0 P: 13	R: 0 E: 0 K: 1 S: 6	H: 0 LOB: 0 BB: 0 P: 8		R: 0 E: 0 K: 1 S: 9	H: 2 LOB: 2 BB: 0 P: 12	1B: 5 2B: 1 3B: 0 HR: 0	SF: 0 SAC: 0 DP: 0 HBP: 1	WP: 1 PB: 0 SB: 1 CS: 0
<b>PITCHER</b>	IP WLS BF H R ER SO BB IBB HBP BLK WP HR S P ERA WHIP	IP WLS BF H R ER SO BB IBB HBP BLK WP HR S P ERA WHIP	IP WLS BF H R ER SO BB IBB HBP BLK WP HR S P ERA WHIP	IP WLS BF H R ER SO BB IBB HBP BLK WP HR S P ERA WHIP	IP WLS BF H R ER SO BB IBB HBP BLK WP HR S P ERA WHIP	IP WLS BF H R ER SO BB IBB HBP BLK WP HR S P ERA WHIP	IP WLS BF H R ER SO BB IBB HBP BLK WP HR S P ERA WHIP	IP WLS BF H R ER SO BB IBB HBP BLK WP HR S P ERA WHIP	IP WLS BF H R ER SO BB IBB HBP BLK WP HR S P ERA WHIP	IP WLS BF H R ER SO BB IBB HBP BLK WP HR S P ERA WHIP	IP WLS BF H R ER SO BB IBB HBP BLK WP HR S P ERA WHIP	IP WLS BF H R ER SO BB IBB HBP BLK WP HR S P ERA WHIP	IP WLS BF H R ER SO BB IBB HBP BLK WP HR S P ERA WHIP	IP WLS BF H R ER SO BB IBB HBP BLK WP HR S P ERA WHIP	IP WLS BF H R ER SO BB IBB HBP BLK WP HR S P ERA WHIP	IP WLS BF H R ER SO BB IBB HBP BLK WP HR S P ERA WHIP						
Randy Johnson, L (1.1) ERA: 3.69	8.0	W	32	4	1	1	0	3	0	1	0	0	0	0	73	128	1.12	0.875				
Bill Swift, R (9.1) ERA: 2.34	1.0		5	2	0	0	1	0	0	0	0	0	0	9	12	0.00	2.000					



Batter	1	2	3	4	5	6	7	8	9	AB	R	H	RBI	BB	SO	LOB	TOP					
Henry Cotto, R OBP: 0.352, SLG: 0.470 (1, 7)	G6-3		1B SH5-3		1B		G1-6-3			4	0	2	0	0	0	1	<b>Seattle Mariners @ New York Yankees</b> Yankee Stadium, Bronx, NY Wed Jul 24 1991, 7:05 PM EDT Att: 21,585 - Sunny - 78 F					
Harold Reynolds, S OBP: 0.336, SLG: 0.342 Omar Vizquel, S OBP: 0.301, SLG: 0.291 (1, 4) (8, 4)	G5-3		SH5-3		F8			K		3	0	0	0	0	1	1						
Ken Griffey Jr., L OBP: 0.362, SLG: 0.479 Alonzo Powell, R OBP: 0.261, SLG: 0.349 (1, 8) (3, 7) (8, 3)										2	0	2	0	0	0	0						
Tracy Jones, R OBP: 0.324, SLG: 0.427 (1, 10)	F9		G6-4-3		1B		G6-3			4	0	0	0	0	1	6						
Jay Buhner, R OBP: 0.317, SLG: 0.484 (1, 9)										4	1	1	0	0	0	1						
Edgar Martinez, R OBP: 0.410, SLG: 0.459 (1, 5)										4	1	4	1	0	0	0						
Pete O'Brien, L OBP: 0.292, SLG: 0.390 Greg Briley, L OBP: 0.248, SLG: 0.263 (1, 3) (8, 7)	G4-3		G4-3		G4-3		G3-6-3			3	0	0	1	0	0	2						
Dave Cochrane, S OBP: 0.301, SLG: 0.344 (1, 2)										4	0	1	0	0	0	1						
Jeff Schaefer, R OBP: 0.248, SLG: 0.316 (1, 6)										4	0	1	0	0	1	2						
<b>Inning Stats</b>	R: 0 E: 0 K: 0 S: 10	H: 1 LOB: 1 BB: 0 P: 16	R: 1 E: 0 K: 0 S: 14	H: 2 LOB: 1 BB: 0 P: 22	R: 0 E: 0 K: 0 S: 6	H: 2 LOB: 1 BB: 0 P: 9	R: 1 E: 0 K: 0 S: 8	H: 1 LOB: 0 BB: 0 P: 14	R: 0 E: 0 K: 0 S: 9	H: 2 LOB: 2 BB: 0 P: 12	R: 0 E: 0 K: 0 S: 4	H: 1 LOB: 0 BB: 0 P: 6	R: 0 E: 0 K: 0 S: 6	H: 1 LOB: 0 BB: 0 P: 8	R: 0 E: 0 K: 2 S: 13	H: 1 LOB: 1 BB: 0 P: 19		R: 0 E: 0 K: 1 S: 10	H: 2 LOB: 1 BB: 0 P: 13	1B: 10 2B: 1 3B: 1 HR: 1	SF: 0 SAC: 1 DP: 4 HBP: 0	WP: 1 PB: 0 CS: 0
<b>PITCHER</b>	IP	WLS	BF	H	R	ER	SO	BB	IBB	HBP	BLK	WP	HR	S	P	ERA	WHIP					
Jeff Johnson, L ERA: 2.7 (1, 1)	7.0	W	28	10	2	2	0	0	0	0	0	0	1	57	87	2.57	1.429					
Eric Plunk, R ERA: 5.44 (8, 1)	1.0		4	1	0	0	2	0	0	0	0	0	0	13	19	0.00	1.000					
Tim Leary, R ERA: 6.45 (9, 1)	1.0		4	2	0	0	1	0	0	0	0	1	0	10	13	0.00	2.000					


Batter	1	2	3	4	5	6	7	8	9	AB	R	H	RBI	BB	SO	LOB	BOTTOM					
Bernie Williams, S OBP: 0.436, SLG: 0.558 (1, 8)	2B		K		G5-3			K		5	0	2	1	0	2	1	<b>Seattle Mariners @ New York Yankees</b> Yankee Stadium, Bronx, NY Wed Jul 24 1991, 7:05 PM EDT Att: 21,585 - Sunny - 78 F					
Steve Sax, R OBP: 0.339, SLG: 0.380 Randy Velarde, R OBP: 0.304, SLG: 0.276 (1, 4) (8, 5)	F8		HR		F7		G4-6-3	F7		3	1	0	0	1	0	2						
Don Mattingly, L OBP: 0.355, SLG: 0.414 (1, 3)	F8		HR		1B		G4-3			5	2	3	0	0	0	1						
Mel Hall, L OBP: 0.354, SLG: 0.546 (1, 7) (8, 9)										4	2	4	4	1	0	0						
Matt Nokes, L OBP: 0.305, SLG: 0.498 (1, 2)	G4-3		F9		K		F7	F8		5	0	0	0	0	1	7						
Jesse Barfield, R OBP: 0.312, SLG: 0.447 Pat Sheridan, L OBP: 0.255, SLG: 0.388 Hensley Meulens, R OBP: 0.294, SLG: 0.324 (1, 9) (3, 9) (7, PH) (8, 7)			G5-3		G4-3					1	0	0	0	0	0	0						
Kevin Maas, L OBP: 0.347, SLG: 0.399 (1, 10)										3	1	0	0	1	0	2						
Alvaro Espinoza, R OBP: 0.292, SLG: 0.363 Carlos Rodriguez, S OBP: 0.242, SLG: 0.219 (1, 6) (7, PH) (8, 6)										3	1	2	0	0	0	2						
Pat Kelly, R OBP: 0.288, SLG: 0.351 (1, 5) (8, 4)										4	2	2	0	0	1	-1						
<b>Inning Stats</b>	R: 0 E: 0 K: 0 S: 12	H: 2 LOB: 2 BB: 0 P: 23	R: 0 E: 0 K: 0 S: 8	H: 1 LOB: 1 BB: 0 P: 14	R: 3 E: 0 K: 2 S: 12	H: 2 LOB: 0 BB: 1 P: 23	R: 1 E: 1 K: 0 S: 9	H: 3 LOB: 0 BB: 1 P: 18	R: 1 E: 0 K: 1 S: 13	H: 2 LOB: 2 BB: 0 P: 20	R: 1 E: 0 K: 0 S: 7	H: 2 LOB: 0 BB: 0 P: 11	R: 2 E: 0 K: 0 S: 11	H: 2 LOB: 0 BB: 0 P: 18	R: 0 E: 0 K: 1 S: 11	H: 2 LOB: 3 BB: 1 P: 21		1B: 8 2B: 5 3B: 0 HR: 2	SF: 0 SAC: 0 DP: 1 HBP: 0	WP: 0 PB: 0 CS: 0	PA: 41	
<b>PITCHER</b>	IP	WLS	BF	H	R	ER	SO	BB	IBB	HBP	BLK	WP	HR	S	P	ERA	WHIP					
Erik Hanson, R ERA: 3.75 (1, 1)			25	9	7	4	3	2	0	0	0	0	0	9	15	5.40	1.200					
Russ Swan, L ERA: 2.7 (5, 1)	1.2		6	2	1	1	0	0	0	0	0	0	0	1	11	18.00	2.000					
Rob Murphy, L ERA: 2.75 (7, 1)	1.0		5	2	2	2	0	0	0	0	0	0	1	11	18	18.00	2.000					
Michael Jackson, R ERA: 3.33 (8, 1)	1.0		6	2	0	0	1	0	1	0	0	0	0	11	21	0.00	2.000					



Batter	1	2	3	4	5	6	7	8	9	AB	R	H	RBI	BB	SO	LOB	TOP								
<b>Henry Cotto, R</b> OBP: 0.354, SLG: 0.473 (1, 8)	G6-3		1B		1B		K		F9	5	1	2	0	0	1	0									
<b>Harold Reynolds, S</b> OBP: 0.340, SLG: 0.346 (1, 4)	CS		P6		E8		F9		1B	5	1	3	2	0	0	1									
<b>Edgar Martinez, R</b> OBP: 0.410, SLG: 0.457 (1, 5)	P5		F9		1B				K	4	0	1	1	1	1	3									
<b>Pete O'Brien, L</b> OBP: 0.294, SLG: 0.394 (1, 3)	CS	G4-3		G4-3		G4-3				4	1	2	0	0	0	1									
<b>Alvin Davis, L</b> OBP: 0.312, SLG: 0.357 (1, 10)		HR		G4-3		F7			L6	4	1	1	0	0	0	3									
<b>Jay Buhner, R</b> OBP: 0.320, SLG: 0.498 (1, 9)		HR		SF8		K			HBP	2	1	1	3	0	1	2									
<b>Greg Briley, L</b> OBP: 0.243, SLG: 0.258 (1, 7)		G4-3		G6-3		G4-3			P5	4	0	0	0	0	0	1									
<b>Scott Bradley, L</b> OBP: 0.293, SLG: 0.256 (8, PH)						F8			K	3	0	0	0	0	1	0									
<b>Tracy Jones, R</b> OBP: 0.320, SLG: 0.423 (8, 2)						G5-3				1	0	0	0	0	1	1									
<b>Dave Valle, R</b> OBP: 0.243, SLG: 0.213 (8, 2)										0	0	0	0	0	0	0									
<b>Omar Vizquel, S</b> OBP: 0.301, SLG: 0.287 (1, 6)			G6-3		BB		G4-3		G5-3	3	1	0	0	1	0	0									
<b>Inning Stats</b>	R: 0 E: 0 K: 0 S: 6	H: 1 LOB: 0 BB: 0 P: 9	R: 2 E: 0 K: 1 S: 15	H: 2 LOB: 0 BB: 0 P: 25	R: 0 E: 0 K: 0 S: 7	H: 1 LOB: 1 BB: 0 P: 9	R: 1 E: 0 K: 0 S: 10	H: 1 LOB: 0 BB: 0 P: 13	R: 3 E: 1 K: 1 S: 18	H: 4 LOB: 2 BB: 1 P: 29	R: 0 E: 0 K: 0 S: 4	H: 0 LOB: 1 BB: 1 P: 5	R: 0 E: 0 K: 1 S: 11	H: 0 LOB: 1 BB: 1 P: 19	R: 0 E: 0 K: 1 S: 7	H: 0 LOB: 1 BB: 0 P: 11	R: 0 E: 0 K: 1 S: 9	H: 1 LOB: 1 BB: 0 P: 12	1B: 7 2B: 2 3B: 0 HR: 1	SF: 1 SAC: 0 DP: 0 HBP: 1	WP: 0 PB: 0 CS: 1	PA: 40			
<b>PITCHER</b>	IP	WLS	BF	H	R	ER	SO	BB	IBB	HBP	BLK	WP	HR	S	P	ERA	WHIP								
<b>Wade Taylor, R</b> ERA: 6.19 (1, 1)	4.1	L	21	8	6	6	1	1	0	0	0	0	1	47	72	12.46	2.077								
<b>Eric Plunk, R</b> ERA: 5.19 (5, 1)	2.1		9	1	0	0	2	1	0	0	0	0	0	21	32	0.00	0.857								
<b>Steve Howe, L</b> ERA: 1.12 (7, 1)	1.1		5	0	0	0	1	0	0	1	0	0	0	10	16	0.00	0.000								
<b>Steve Farr, R</b> ERA: 1.44 (9, 1)	1.0		4	1	0	0	1	0	0	0	0	0	0	9	12	0.00	1.000								

Seattle Mariners @ New York Yankees  
Yankee Stadium, Bronx, NY  
Thu Jul 25 1991, 3:33 AM EDT  
Att: 24,559 - Cloudy - 73 F


AB	35
R	6
H	10
RBI	6
BB	2
SO	5
LOB	12



Batter	1	2	3	4	5	6	7	8	9	AB	R	H	RBI	BB	SO	LOB	BOTTOM								
<b>Bernie Williams, S</b> OBP: 0.407, SLG: 0.511 (1, 8)	P6		F8		L5-3		F9			4	0	0	0	0	0	1									
<b>Steve Sax, R</b> OBP: 0.336, SLG: 0.382 (1, 4)	G6-3			G5-3		G3			F7	4	0	1	0	0	0	0									
<b>Don Mattingly, L</b> OBP: 0.354, SLG: 0.412 (1, 3)	G4-3			WP		F7			G6-3	4	1	1	0	0	0	1									
<b>Mel Hall, L</b> OBP: 0.349, SLG: 0.538 (1, 9)		G3-1		E6		G3			G4-3	4	1	0	0	0	0	2									
<b>Hensley Meulens, R</b> OBP: 0.263, SLG: 0.318 (1, 7)		K		K		BB			K	3	0	0	0	1	3	2									
<b>Kevin Maas, L</b> OBP: 0.349, SLG: 0.398 (1, 10)		F7		WP		BB			P6	3	0	1	2	1	0	0									
<b>Alvaro Espinoza, R</b> OBP: 0.295, SLG: 0.367 (1, 6)			E8		F9		F8		1B	3	1	1	0	1	0	4									
<b>Bob Geren, R</b> OBP: 0.227, SLG: 0.241 (1, 2)			G1-3		G6-3		G6-3			4	0	1	0	0	0	1									
<b>Carlos Rodriguez, S</b> OBP: 0.242, SLG: 0.219 (8, PR)									1B	0	0	0	0	0	0	0									
<b>Pat Kelly, R</b> OBP: 0.287, SLG: 0.345 (1, 5)		G6-3			L5-3		P4		P4	3	0	0	1	1	0	2									
<b>Inning Stats</b>	R: 0 E: 0 K: 0 S: 6	H: 0 LOB: 0 BB: 0 P: 10	R: 0 E: 0 K: 1 S: 6	H: 0 LOB: 0 BB: 0 P: 8	R: 1 E: 1 K: 0 S: 6	H: 1 LOB: 0 BB: 0 P: 7	R: 2 E: 1 K: 1 S: 13	H: 2 LOB: 1 BB: 0 P: 23	R: 0 E: 0 K: 0 S: 3	H: 0 LOB: 3 BB: 1 P: 7	R: 0 E: 0 K: 0 S: 8	H: 1 LOB: 2 BB: 2 P: 19	R: 0 E: 0 K: 0 S: 10	H: 0 LOB: 0 BB: 0 P: 16	R: 0 E: 0 K: 0 S: 6	H: 0 LOB: 0 BB: 0 P: 8	R: 0 E: 0 K: 1 S: 13	H: 1 LOB: 2 BB: 1 P: 22	1B: 3 2B: 3 3B: 0 HR: 0	SF: 0 SAC: 0 DP: 1 HBP: 0	WP: 2 PB: 0 CS: 0	PA: 36			
<b>PITCHER</b>	IP	WLS	BF	H	R	ER	SO	BB	IBB	HBP	BLK	WP	HR	S	P	ERA	WHIP								
<b>Bill Krueger, L</b> ERA: 2.76 (1, 1)	6.0	W	25	4	3	0	2	3	0	0	0	0	0	42	74	0.00	1.167								
<b>Michael Jackson, R</b> ERA: 3.25 (7, 1)	1.1		4	0	0	0	0	0	0	0	0	0	0	11	17	0.00	0.000								
<b>Rob Murphy, L</b> ERA: 2.63 (8, 1)	1.2	S	7	1	0	0	1	1	0	0	0	0	0	18	29	0.00	1.200								

Seattle Mariners @ New York Yankees  
Yankee Stadium, Bronx, NY  
Thu Jul 25 1991, 3:33 AM EDT  
Att: 24,559 - Cloudy - 73 F

AB	32
R	3
H	5
RBI	3
BB	4
SO	3
LOB	13



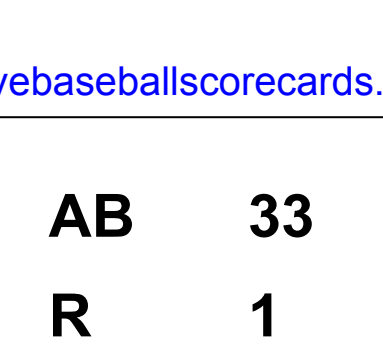


Batter	1	2	3	4	5	6	7	8	9	AB	R	H	RBI	BB	SO	LOB	TOP					
Luis Polonia, L (1, 7) OBP: 0.347, SLG: 0.372	1-1 CS 1B		0-1 SF7 2-3 3-H 1B		2-2 HR 1B		3-2 G6-3		0-1 2-H 1B	4	1	3	1	0	0	0	California Angels @ New York Yankees Yankee Stadium, Bronx, NY Fri Jul 26 1991, 7:05 PM EDT Att: 22,108 - Cloudy - 73 F					
Wally Joyner, L (1, 3) OBP: 0.369, SLG: 0.473	1-1 F7 1-2 1B		1-0 1B		1-0 HR			4-1 FC5-4 1B BB	3	2	2	3	1	0	1							
Dave Winfield, R (1, 9) OBP: 0.315, SLG: 0.510	0-1 G5-3		3-H 1-0 G4-3		4-2 1-0 BB			1-0 FC5-4 1-2 1B	3	0	1	0	1	0	1							
Dave Parker, L (1, 10) OBP: 0.282, SLG: 0.362		3-2 F8		1-2 1B		1-0 G6-3		2-2 FC5-4 1-2 2-3 E	4	0	1	0	0	0	3							
Gary Gaetti, R (1, 5) OBP: 0.281, SLG: 0.363		0-0 1B		1-1 F9 1B		0-1 G5-3		2-0 E5 1-2 G5-4-3	4	0	1	1	0	0	2							
Lance Parrish, R (1, 2) OBP: 0.300, SLG: 0.383		3-2 P4		1-3 K		2-3 K		3-H 1-1 G5-4-3 1-2	4	0	0	0	0	2	3							
Dave Gallagher, R (1, 8) OBP: 0.348, SLG: 0.359			3-2 SH1-4 SF7 1B 1B		3-2 P9		0-2 G6-3		4-2 FC6-4 BB	3	1	1	0	1	0	1						
Luis Sojo, R (1, 4) OBP: 0.282, SLG: 0.309			1-2 SF7 SH1-4 1B 1B		0-0 G1-3		0-2 G3		1-1 FC6-4 G1-3 1-2 1B	4	1	1	0	0	0	1						
Dick Schofield, R (1, 6) OBP: 0.338, SLG: 0.285			1-0 SH1-4		2-3 K		0-3 K2-3		1-2 G1-3	3	0	0	0	0	2	1						
<b>Inning Stats</b>	R: 0 E: 0 K: 0 S: 6	H: 1 LOB: 0 BB: 0 P: 8	R: 0 E: 0 K: 0 S: 9	H: 1 LOB: 0 BB: 0 P: 15	R: 2 E: 0 K: 0 S: 13	H: 3 LOB: 1 BB: 0 P: 20	R: 0 E: 0 K: 1 S: 12	H: 1 LOB: 1 BB: 0 P: 18	R: 2 E: 0 K: 1 S: 13	H: 2 LOB: 1 BB: 1 P: 23	R: 0 E: 0 K: 1 S: 8	H: 0 LOB: 0 BB: 0 P: 10	R: 0 E: 0 K: 1 S: 9	H: 0 LOB: 0 BB: 0 P: 12	R: 1 E: 1 K: 0 S: 8	H: 1 LOB: 1 BB: 1 P: 18	R: 0 E: 0 K: 0 S: 9	H: 1 LOB: 1 BB: 1 P: 15	1B: 9 2B: 0 3B: 0 HR: 1	SF: 1 SAC: 1 DP: 1 HBP: 0	WP: 0 PB: 0 SB: 0 CS: 1	PA: 37
<b>PITCHER</b>	IP WLS BF H R ER SO BB IBB HBP BLK WP HR S P ERA WHIP	IP WLS BF H R ER SO BB IBB HBP BLK WP HR S P ERA WHIP	IP WLS BF H R ER SO BB IBB HBP BLK WP HR S P ERA WHIP	IP WLS BF H R ER SO BB IBB HBP BLK WP HR S P ERA WHIP	IP WLS BF H R ER SO BB IBB HBP BLK WP HR S P ERA WHIP	IP WLS BF H R ER SO BB IBB HBP BLK WP HR S P ERA WHIP	IP WLS BF H R ER SO BB IBB HBP BLK WP HR S P ERA WHIP	IP WLS BF H R ER SO BB IBB HBP BLK WP HR S P ERA WHIP	IP WLS BF H R ER SO BB IBB HBP BLK WP HR S P ERA WHIP	IP WLS BF H R ER SO BB IBB HBP BLK WP HR S P ERA WHIP	IP WLS BF H R ER SO BB IBB HBP BLK WP HR S P ERA WHIP	IP WLS BF H R ER SO BB IBB HBP BLK WP HR S P ERA WHIP	IP WLS BF H R ER SO BB IBB HBP BLK WP HR S P ERA WHIP	IP WLS BF H R ER SO BB IBB HBP BLK WP HR S P ERA WHIP	IP WLS BF H R ER SO BB IBB HBP BLK WP HR S P ERA WHIP	IP WLS BF H R ER SO BB IBB HBP BLK WP HR S P ERA WHIP						

AB	32
R	5
H	10
RBI	5
BB	3
SO	4
LOB	13



Batter	1	2	3	4	5	6	7	8	9	AB	R	H	RBI	BB	SO	LOB	BOTTOM			
Bernie Williams, S (1, 8) OBP: 0.375, SLG: 0.462	0-0 P3		1-1 G4-3		1-1 FC6-4 1-2		1-2 FC5-4 1-2		1-3 K	5	0	0	0	0	1	5	California Angels @ New York Yankees Yankee Stadium, Bronx, NY Fri Jul 26 1991, 7:05 PM EDT Att: 22,108 - Cloudy - 73 F			
Steve Sax, R (1, 4) OBP: 0.342, SLG: 0.387	2-1 2B		4-0 BB		2-0 F7		1-0 G6-3 WP 1B		3-0 2-0 1-0 0-0	3	0	2	0	1	0	0				
Don Mattingly, L (1, 3) OBP: 0.353, SLG: 0.408	1-3 K		1-0 G4-3		1-3 K		1-3 K		4-0 G6-3 1-2 BB	3	0	0	0	1	2	2				
Mel Hall, L (1, 9) OBP: 0.344, SLG: 0.529	2-2 G3		1-3 K		0-1 F8		0-0 G6-3 1-2 2-3		4-0 0-0 0-0 1-3	4	0	0	0	0	1	3				
Hensley Meulens, R (1, 7) OBP: 0.263, SLG: 0.333		0-0 G5-3		1-3 K		1-0 HR		2-3 K	4	1	1	1	0	2	1					
Kevin Maas, L (1, 10) OBP: 0.348, SLG: 0.396		2-2 F8		1-2 P5		0-0 P4		2-2 G4-3 G6-3 1B	4	0	1	0	0	0	0					
Randy Velarde, R (1, 5) OBP: 0.310, SLG: 0.287		4-2 BB		3-2 G6-3 FC1-5 2B		0-3 K		2-1 G6-3	3	0	1	0	1	1	1					
Bob Geren, R (1, 2) OBP: 0.228, SLG: 0.241		3-2 G6-3		1-2 G6-3		1-2 1B		2-2 G4-3	4	0	1	0	0	0	3					
Alvaro Espinoza, R (1, 6) OBP: 0.298, SLG: 0.366			0-1 G4-3		1-2 FC1-5 FC6-4		0-0 FC5-4 1-2 1B		4-0 BB	3	0	1	0	1	0	1				
<b>Inning Stats</b>	R: 0 E: 0 K: 1 S: 10	H: 1 LOB: 1 BB: 0 P: 15	R: 0 E: 0 K: 0 S: 10	H: 0 LOB: 1 BB: 1 P: 19	R: 0 E: 0 K: 2 S: 10	H: 0 LOB: 0 BB: 0 P: 13	R: 0 E: 0 K: 1 S: 6	H: 0 LOB: 0 BB: 0 P: 9	R: 1 E: 0 K: 1 S: 13	H: 3 LOB: 2 BB: 0 P: 16	R: 0 E: 0 K: 1 S: 5	H: 1 LOB: 1 BB: 1 P: 12	R: 0 E: 0 K: 1 S: 12	H: 1 LOB: 2 BB: 1 P: 23	R: 0 E: 0 K: 1 S: 12	H: 1 LOB: 2 BB: 1 P: 23	1B: 4 2B: 2 3B: 0 HR: 1	SF: 0 SAC: 0 DP: 1 HBP: 0	WP: 1 PB: 0 SB: 0 CS: 0	PA: 37
<b>PITCHER</b>	IP WLS BF H R ER SO BB IBB HBP BLK WP HR S P ERA WHIP	IP WLS BF H R ER SO BB IBB HBP BLK WP HR S P ERA WHIP	IP WLS BF H R ER SO BB IBB HBP BLK WP HR S P ERA WHIP	IP WLS BF H R ER SO BB IBB HBP BLK WP HR S P ERA WHIP	IP WLS BF H R ER SO BB IBB HBP BLK WP HR S P ERA WHIP	IP WLS BF H R ER SO BB IBB HBP BLK WP HR S P ERA WHIP	IP WLS BF H R ER SO BB IBB HBP BLK WP HR S P ERA WHIP	IP WLS BF H R ER SO BB IBB HBP BLK WP HR S P ERA WHIP	IP WLS BF H R ER SO BB IBB HBP BLK WP HR S P ERA WHIP	IP WLS BF H R ER SO BB IBB HBP BLK WP HR S P ERA WHIP	IP WLS BF H R ER SO BB IBB HBP BLK WP HR S P ERA WHIP	IP WLS BF H R ER SO BB IBB HBP BLK WP HR S P ERA WHIP	IP WLS BF H R ER SO BB IBB HBP BLK WP HR S P ERA WHIP	IP WLS BF H R ER SO BB IBB HBP BLK WP HR S P ERA WHIP	IP WLS BF H R ER SO BB IBB HBP BLK WP HR S P ERA WHIP	IP WLS BF H R ER SO BB IBB HBP BLK WP HR S P ERA WHIP				






Batter	1	2	3	4	5	6	7	8	9	AB	R	H	RBI	BB	SO	LOB	TOP										
Luis Polonia, L (1, 7) OBP: 0.347, SLG: 0.375 Max Venable, L (6, 7) OBP: 0.311, SLG: 0.333 Bobby Rose, R (8, PH) OBP: 0.356, SLG: 0.558 Wally Joyner, L (1, 3) OBP: 0.385, SLG: 0.471 Dave Winfield, R (1, 9) OBP: 0.316, SLG: 0.506 Gary Gaetti, R (1, 5) OBP: 0.283, SLG: 0.366 Dave Parker, L (1, 10) OBP: 0.283, SLG: 0.363 Dave Gallagher, R (1, 8) OBP: 0.356, SLG: 0.367 Luis Sojo, R (1, 4) OBP: 0.279, SLG: 0.305 Donnie Hill, S (8, PH) OBP: 0.363, SLG: 0.348 Ron Tingley, R (1, 2) OBP: 0.261, SLG: 0.293 Jack Howell, L (8, PH) OBP: 0.304, SLG: 0.309 Lance Parrish, R (8, PH) OBP: 0.302, SLG: 0.384 Dick Schofield, R (1, 6) OBP: 0.337, SLG: 0.282	G1-3 SF9 2B	G1-6-3	G3	G1-3 BB	G5-3	P5	F7	G3-1	G1-3	G5-3	K	K	G5-3	K	E6	G1-6-3 BB	3 1 1 0 0 0 2 1 0 1 0 0 0 0 1 1 1 3 0 0 0 4 1 1 0 1 0 2 3 1 0 0 1 0 4 3 2 1 1 1 0 2 5 1 2 1 0 1 3 5 1 3 3 0 1 0 3 0 0 0 0 1 3 2 1 2 1 0 0 0 3 0 0 0 0 2 1 0 0 0 0 0 0 0 2 1 1 0 0 1 1 3 0 0 0 1 1 3	California Angels @ New York Yankees Yankee Stadium, Bronx, NY Sat Jul 27 1991, 3:33 AM EDT Att: 45,647 - Cloudy - 76 F									
Inning Stats	R: 2 H: 3 E: 0 K: 0 S: 14	H: 3 LOB: 2 BB: 1 P: 26	R: 0 H: 0 E: 0 K: 0 S: 4	H: 0 LOB: 1 BB: 1 P: 10	R: 0 H: 0 E: 0 K: 2 S: 6	H: 0 LOB: 1 BB: 1 P: 10	R: 0 H: 0 E: 0 K: 0 S: 9	H: 0 LOB: 0 BB: 0 P: 15	R: 2 H: 2 E: 0 K: 2 S: 14	H: 2 LOB: 1 BB: 0 P: 22	R: 0 H: 1 E: 0 K: 1 S: 7	H: 1 LOB: 1 BB: 0 P: 11	R: 6 H: 6 E: 0 K: 0 S: 21	H: 6 LOB: 1 BB: 1 P: 34	R: 0 H: 1 E: 0 K: 2 S: 14	H: 1 LOB: 1 BB: 0 P: 19	1B: 9 2B: 3 3B: 0 HR: 1	SF: 1 SAC: 0 DP: 1 HBP: 1	WP: 1 PB: 0 SB: 0 CS: 1	PA: 44							
PITCHER	IP	WLS	BF	H	R	ER	SO	BB	IBB	HBP	BLK	WP	HR	S	P	ERA	WHIP										
Greg Cadaret, L (1, 1) ERA: 3.36 John Habyan, R (6, 1) ERA: 2.29 Tim Leary, R (8, 1) ERA: 6.82 Steve Howe, L (8, 1) ERA: 1.55 Steve Farr, R (8, 1) ERA: 1.39	5.1	W	24	5	4	4	3	3	0	1	0	0	0	52	90	6.75	1.500										
PITCHER	IP	WLS	BF	H	R	ER	SO	BB	IBB	HBP	BLK	WP	HR	S	P	ERA	WHIP										
Mark Eichhorn, R (8, 1) ERA: 1.2	1.0	L	3	0	0	0	1	0	0	0	0	0	0	8	10	0.00	0.000										

Batter	1	2	3	4	5	6	7	8	9	AB	R	H	RBI	BB	SO	LOB	BOTTOM										
Bernie Williams, S (1, 8) OBP: 0.406, SLG: 0.500 Steve Sax, R (1, 4) OBP: 0.343, SLG: 0.388 Carlos Rodriguez, S (7, PH) OBP: 0.235, SLG: 0.212 Don Mattingly, L (1, 3) OBP: 0.351, SLG: 0.405 Mel Hall, L (1, 9) OBP: 0.345, SLG: 0.527 Matt Nokes, L (1, 2) OBP: 0.307, SLG: 0.519 Hensley Meulens, R (1, 7) OBP: 0.287, SLG: 0.332 Kevin Maas, L (1, 10) OBP: 0.349, SLG: 0.399 Alvaro Espinoza, R (1, 6) OBP: 0.301, SLG: 0.366 Pat Kelly, R (1, 5) OBP: 0.297, SLG: 0.373	G4-3 1B	G4-3 2B	L3	G4-3	L3	F7	G3-1	G5-3	G4-3	G4-6-3 1-2F	G4-3 1B	G3-1	G3-1	G3-1	G3-1	G3-1	4 2 3 0 1 0 2 4 1 2 1 0 0 2 1 0 0 0 0 0 1 5 0 1 0 0 0 4 5 2 2 3 0 0 1 5 2 2 4 0 1 1 4 2 1 0 1 1 0 3 0 1 1 0 1 1 3 1 1 0 1 1 2 3 2 2 2 1 0 0	California Angels @ New York Yankees Yankee Stadium, Bronx, NY Sat Jul 27 1991, 3:33 AM EDT Att: 45,647 - Cloudy - 76 F									
Inning Stats	R: 1 H: 2 E: 0 K: 0 S: 13	H: 2 LOB: 1 BB: 0 P: 17	R: 2 H: 2 E: 0 K: 1 S: 14	H: 2 LOB: 1 BB: 1 P: 26	R: 0 H: 0 E: 0 K: 0 S: 4	H: 0 LOB: 0 BB: 0 P: 4	R: 1 H: 1 E: 0 K: 0 S: 9	H: 1 LOB: 1 BB: 2 P: 22	R: 3 H: 5 E: 0 K: 0 S: 16	H: 4 LOB: 1 BB: 1 P: 29	R: 0 H: 1 E: 0 K: 0 S: 6	H: 1 LOB: 1 BB: 0 P: 9	R: 0 H: 0 E: 0 K: 1 S: 8	H: 0 LOB: 0 BB: 0 P: 10	R: 0 H: 0 E: 0 K: 1 S: 8	H: 0 LOB: 0 BB: 0 P: 10	1B: 9 2B: 3 3B: 0 HR: 3	SF: 0 SAC: 0 DP: 1 HBP: 1	WP: 2 PB: 0 SB: 3 CS: 1	PA: 42							
PITCHER	IP	WLS	BF	H	R	ER	SO	BB	IBB	HBP	BLK	WP	HR	S	P	ERA	WHIP										
Mike Fetters, R (1, 1) ERA: 5.6 Floyd Bannister, L (5, 1) ERA: 3.89 Jeff Robinson, R (5, 1) ERA: 5.48 Scott Bailes, L (6, 1) ERA: 4.78 Chris Beasley, R (7, 1) ERA: 3.89	4.1	L	21	7	5	4	0	3	0	0	0	1	1	43	77	8.31	2.308										
PITCHER	IP	WLS	BF	H	R	ER	SO	BB	IBB	HBP	BLK	WP	HR	S	P	ERA	WHIP										
Mark Eichhorn, R (8, 1) ERA: 1.2	1.0	L	3	0	0	0	1	0	0	0	0	0	0	8	10	0.00	0.000										

AB 38  
R 10  
H 13  
RBI 9  
BB 4  
SO 7  
LOB 21

AB 37  
R 12  
H 15  
RBI 11  
BB 4  
SO 4  
LOB 14





Batter	1	2	3	4	5	6	7	8	9	AB	R	H	RBI	BB	SO	LOB	TOP																					
<b>Max Venable, L</b> OBP: 0.307, SLG: 0.353 (1, 7)	1-2 HR	3-1 P5			0-2 F8	3-2 F8		1-2 L8		5	1	1	1	0	0	2	<b>California Angels @ New York Yankees</b> Yankee Stadium, Bronx, NY Sun Jul 28 1991, 3:33 AM EDT Att: 36,303 - Sunny - 82 F																					
<b>Wally Joyner, L</b> OBP: 0.370, SLG: 0.471 (1, 3)	2-0 F7	0-0 F7			1-0 F8		4-2 1B BB	2-0 2B		4	1	1	0	1	0	1																						
<b>Dave Winfield, R</b> OBP: 0.320, SLG: 0.509 (1, 9)	2-1 F8			0-0 2B	2-0 2B 1B		2-2 F9	4-2 BB		4	1	2	0	1	0	1																						
<b>Dave Parker, L</b> OBP: 0.282, SLG: 0.363 (1, 10)	2-2 P3			3-3 K	2-2 2B		2-3 K	0-0 P6		5	0	1	1	0	2	4																						
<b>Gary Gaetti, R</b> OBP: 0.287, SLG: 0.368 (1, 5)		2-2 2B HBP 1B		0-2 G1-4-3	4-2 2B		0-0 1B	1-0 G6-3		4	2	2	1	1	0	1																						
<b>Lance Parrish, R</b> OBP: 0.304, SLG: 0.382 (1, 2)		1-2 2B HBP		3-3 K	1-2 F9		1-0 1B BB	0-0 F8		4	2	1	1	0	1	3																						
<b>Dave Gallagher, R</b> OBP: 0.358, SLG: 0.364 (1, 8)		0-0 B2		0-3 K			0-2 SH3-4 1B	4-2 1B BB		4	0	1	0	1	1	2																						
<b>Luis Sojo, R</b> OBP: 0.284, SLG: 0.315 (1, 4)		0-1 1B 2B		1-1 G6-3			0-0 SH3-4	1-1 1B		3	1	2	3	0	0	0																						
<b>Dick Schofield, R</b> OBP: 0.336, SLG: 0.281 (1, 6)		3-2 2H 1B		0-1 F9			2-0 F8	1-1 G4-3		4	0	1	1	0	0	1																						
<b>Inning Stats</b>	R: 1 E: 0 K: 0 S: 10	H: 1 LOB: 0 BB: 0 P: 17	R: 3 E: 0 K: 0 S: 16	H: 3 LOB: 1 BB: 0 P: 25	R: 0 E: 0 K: 2 S: 10	H: 1 LOB: 0 BB: 0 P: 16	R: 0 E: 0 K: 1 S: 7	H: 0 LOB: 0 BB: 0 P: 8	R: 1 E: 0 K: 0 S: 13	H: 2 LOB: 2 BB: 1 P: 23	R: 0 E: 0 K: 0 S: 9	H: 1 LOB: 1 BB: 0 P: 14	R: 3 E: 0 K: 1 S: 17	H: 3 LOB: 2 BB: 2 P: 31	R: 0 E: 0 K: 0 S: 10	H: 1 LOB: 2 BB: 1 P: 18	R: 0 E: 0 K: 0 S: 6	H: 0 LOB: 0 BB: 0 P: 9	1B: 7 2B: 4 3B: 0 HR: 1	SF: 0 SAC: 1 DP: 0 HBP: 1	WP: 0 PB: 0 SB: 1 CS: 0	PA: 43																
<b>PITCHER</b>	IP	WLS	BF	H	R	ER	SO	BB	IBB	HBP	BLK	WP	HR	S	P	ERA	WHIP	<b>PITCHER</b>				IP	WLS	BF	H	R	ER	SO	BB	IBB	HBP	BLK	WP	HR	S	P	ERA	WHIP
<b>Scott Kamieniecki, R</b> ERA: 3.25 (1, 1)	5.0	L	24	7	5	5	3	1	0	1	0	0	1	56	89	9.00	1.600					5.0	L	24	7	5	5	3	1	0	1	0	0	1	56	89	9.00	1.600
<b>Eric Plunk, R</b> ERA: 5.51 (6, 1)	2.0		11	4	3	3	1	2	0	0	0	0	0	26	45	13.50	3.000					2.0		11	4	3	3	1	2	0	0	0	0	26	45	13.50	3.000	
<b>Lee Guetterman, L</b> ERA: 2.47 (8, 1)	2.0		8	1	0	0	0	1	0	0	0	0	0	16	27	0.00	1.000					2.0		8	1	0	0	0	1	0	0	0	16	27	0.00	1.000		

AB	37
R	8
H	12
RBI	8
BB	4
SO	4
LOB	15



Batter	1	2	3	4	5	6	7	8	9	AB	R	H	RBI	BB	SO	LOB	BOTTOM																					
<b>Bernie Williams, S</b> OBP: 0.392, SLG: 0.467 (1, 8)	4-1 S 1B BB		0-1 B2		1-2 G6-3		0-0 FC5-4		1-2 G3	4	1	0	0	1	0	2	<b>California Angels @ New York Yankees</b> Yankee Stadium, Bronx, NY Sun Jul 28 1991, 3:33 AM EDT Att: 36,303 - Sunny - 82 F																					
<b>Steve Sax, R</b> OBP: 0.340, SLG: 0.384 (1, 4)	1-2 G5-3		1-2 G4-3		1-2 G4-3			2-2 G1-3		4	0	0	0	0	0	1																						
<b>Don Mattingly, L</b> OBP: 0.352, SLG: 0.406 (1, 3)	2 SAFE 2B 1B		1-0 HBP 1B		2-2 F7			2-2 G4-3		4	1	2	1	0	0	0																						
<b>Mel Hall, L</b> OBP: 0.347, SLG: 0.528 (1, 7)	0-1 2H 2B		4-2 HBP		0-0 F7			1-3 K		3	0	1	1	0	1	0																						
<b>Jesse Barfield, R</b> OBP: 0.312, SLG: 0.447 (1, PH)	3-3 K		0-3 K		2-2 1B			0-1 2B E 1B		0	0	0	0	0	0	0																						
<b>Pat Sheridan, L</b> OBP: 0.259, SLG: 0.385 (2, 9)										3	0	1	0	0	2	3																						
<b>Randy Velarde, R</b> OBP: 0.316, SLG: 0.294 (8, PH)										1	1	1	0	0	0	0																						
<b>Hensley Meulens, R</b> OBP: 0.286, SLG: 0.335 (1, 10)	1-0 G4-3				0-3 K		2-3 K		1-2 E7 1B 2B	4	1	1	0	0	2	2																						
<b>Matt Nokes, L</b> OBP: 0.306, SLG: 0.515 (1, 2)		1-1 F7		0-0 P2			1-0 P6		1-1 FC5-4 1B	4	0	1	1	0	0	0																						
<b>Alvaro Espinoza, R</b> OBP: 0.300, SLG: 0.364 (1, 6)		1-1 G6-3		2-1 P4			0-0 FC5-4 1B		1-2 FC5-4 S	4	0	1	0	0	0	1																						
<b>Pat Kelly, R</b> OBP: 0.292, SLG: 0.367 (9, PH)		2-3 K			0-0 G6-3		0-0 FC5-4		1-3 K	3	0	0	0	0	1	1																						
<b>Kevin Maas, L</b> OBP: 0.349, SLG: 0.398 (9, PH)							1-2 FC5-4		1-2 K	1	0	0	0	0	1	1																						
<b>Inning Stats</b>	R: 2 E: 0 K: 1 S: 15	H: 2 LOB: 1 BB: 1 P: 25	R: 0 E: 0 K: 1 S: 7	H: 0 LOB: 0 BB: 0 P: 11	R: 0 E: 0 K: 1 S: 13	H: 1 LOB: 0 BB: 0 P: 19	R: 0 E: 0 K: 1 S: 6	H: 0 LOB: 0 BB: 0 P: 8	R: 0 E: 0 K: 0 S: 9	H: 0 LOB: 0 BB: 0 P: 11	R: 0 E: 0 K: 1 S: 11	H: 1 LOB: 1 BB: 0 P: 17	R: 0 E: 0 K: 0 S: 4	H: 1 LOB: 1 BB: 0 P: 5	R: 0 E: 0 K: 1 S: 11	H: 0 LOB: 0 BB: 0 P: 16	R: 2 E: 1 K: 1 S: 19	H: 3 LOB: 1 BB: 0 P: 24	1B: 6 2B: 2 3B: 0 HR: 0	SF: 0 SAC: 0 DP: 0 HBP: 1	WP: 0 PB: 0 SB: 2 CS: 0	PA: 37																
<b>PITCHER</b>	IP	WLS	BF	H	R	ER	SO	BB	IBB	HBP	BLK	WP	HR	S	P	ERA	WHIP	<b>PITCHER</b>				IP	WLS	BF	H	R	ER	SO	BB	IBB	HBP	BLK	WP	HR	S	P	ERA	WHIP
<b>Jim Abbott, L</b> ERA: 3.25 (1, 1)	8.0	W	34	8	4	4	6	1	0	1	0	0	0	83	121	4.50	1.125					8.0	W	34	8	4	4	6	1	0	1	0	0	83	121	4.50	1.125	
<b>Bryan Harvey, R</b> ERA: 1.81 (9, 1)	1.0		3	0	0	0	1	0	0	0	0	0	0	12	15	0.00	0.000					1.0		3	0	0	0	1	0	0	0	0	12	15	0.00	0.000		





Batter	1	2	3	4	5	6	7	8	9	AB	R	H	RBI	BB	SO	LOB	TOP										
Rickey Henderson, R OBP: 0.418, SLG: 0.389	3-1 G5-3	2-1 SAFE G1-4-3 1B	1-2 L6				2-3 K		3-2 1B	6	1	2	1	0	1	4											
Willie Wilson, S OBP: 0.303, SLG: 0.318	2-1 S 1B	1-2 G1-4-3 1B	2-2 BB 1B				0-2 G4-3		2-3 SAFE K	6	1	3	3	0	1	1											
Jose Canseco, R OBP: 0.369, SLG: 0.561	1-1 SAFE F7	2-1 SAFE G1-4-3	1-2 BB				3-1 F8		0-1 2B	4	1	1	0	1	0	3											
Dave Henderson, R OBP: 0.358, SLG: 0.501	2-2 SAFE S 1B	0-0 1B	1-0 G4-3				0-1 1B		1-2 2B	5	2	4	3	0	0	3											
Terry Steinbach, R OBP: 0.336, SLG: 0.444	1-2 SAFE 1B	3-3 K					0-0 FC5-4 1B		0-0 E1 2B	5	1	2	1	0	2	1											
Brook Jacoby, R OBP: 0.293, SLG: 0.343	1-2 2B 1B		1-0 FC3-2 1B				0-3 K		1-2 G5-3	5	0	2	1	0	1	3											
Mark McGwire, R OBP: 0.343, SLG: 0.374	3-2 G1-3		1-0 FC3-2 1B				0-0 FC5-4 1B		1-0 G4-3	4	1	1	0	0	0	4											
Mike Gallego, R OBP: 0.353, SLG: 0.365		0-0 SH 1B	4-2 FC3-2 1B				0-2 FC6-4		1-3 K	4	2	1	0	1	2	1											
Mike Bordick, R OBP: 0.216, SLG: 0.222	0-1 SH 1B		0-1 FC3-2 1B				0-3 K		1-2 G1	4	1	1	0	0	1	3											
<b>Inning Stats</b>	R: 3 E: 0 K: 0 S: 18	H: 4 LOB: 1 BB: 0 P: 31	R: 3 E: 1 K: 1 S: 14	H: 4 LOB: 1 BB: 2 P: 22	R: 2 E: 0 K: 0 S: 14	H: 3 LOB: 3 BB: 2 P: 28	R: 0 E: 0 K: 1 S: 9	H: 0 LOB: 1 BB: 0 P: 15	R: 0 E: 0 K: 2 S: 10	H: 2 LOB: 2 BB: 0 P: 12	R: 0 E: 0 K: 1 S: 8	H: 1 LOB: 0 BB: 0 P: 12	R: 2 E: 1 K: 1 S: 15	H: 2 LOB: 1 BB: 0 P: 20	R: 0 E: 0 K: 1 S: 12	H: 1 LOB: 1 BB: 0 P: 18	1B: 12 2B: 5 3B: 0 HR: 0	SF: 0 SAC: 1 DP: 2 HBP: 1	WP: 0 PB: 0 SB: 2 CS: 0	PA: 47							
<b>PITCHER</b>	IP	WLS	BF	H	R	ER	SO	BB	IBB	HBP	BLK	WP	HR	S	P	ERA	WHIP										
Jeff Johnson, L ERA: 3.48	(1, 1)	2.0	16	10	8	6	1	0	0	0	0	0	0	34	57	27.00	5.000										
John Habyan, R ERA: 2.13	(3, 1)	4.0	18	3	0	0	4	2	0	1	0	0	0	40	63	0.00	1.250										
Steve Howe, L ERA: 1.69	(7, 1)	2.0	L	9	3	2	1	2	0	0	0	0	0	23	32	4.50	1.500										
Steve Farr, R ERA: 1.36	(9, 1)	1.0		4	1	0	0	1	0	0	0	0	0	12	18	0.00	1.000										

Oakland Athletics @ New York Yankees  
Yankee Stadium, Bronx, NY  
Mon Jul 29 1991, 7:05 PM EDT  
Att: 30,313 - Cloudy - 72 F

AB 43  
R 10  
H 17  
RBI 9  
BB 2  
SO 8  
LOB 23



Batter	1	2	3	4	5	6	7	8	9	AB	R	H	RBI	BB	SO	LOB	BOTTOM											
Bernie Williams, S OBP: 0.380, SLG: 0.446	2-1 F7	1-0 G6-3		1-2 G3	1-2 1B			0-1 G6-3		5	0	1	1	0	0	1												
Steve Sax, R OBP: 0.341, SLG: 0.384	1-1 1B		0-1 L9	1-1 CS 1B	2-2 G5-3			1-1 G6-3		5	0	2	1	0	0	2												
Don Mattingly, L OBP: 0.353, SLG: 0.406	1-0 1B		1-0 F9	1-3 K			1-2 G3-1		1-2 1B	5	0	2	0	0	1	1												
Mel Hall, L OBP: 0.348, SLG: 0.526	0-2 P4		0-0 2B 1B	2-2 CS	2-2 BB 1B			3-1 F8		5	2	2	0	0	0	3												
Matt Nokes, L OBP: 0.315, SLG: 0.521	4-1 BB		2-2 HR 2B		1-0 BB 1B			4-2 BB		3	2	2	1	2	1	0												
Pat Sheridan, L OBP: 0.288, SLG: 0.444	1-1 G4-3		2-1 HR		1-2 1B			0-0 F8		2	1	1	2	0	0	3												
Mike Humphreys, R (5, FH)					1-2 1B			1-3 K		2	1	0	0	1	1	1												
Kevin Maas, L OBP: 0.349, SLG: 0.396		0-2 1B G5-4-3	4-2 BB		2-3 K			2-3 K		4	1	1	0	1	2	3												
Alvaro Espinoza, R OBP: 0.303, SLG: 0.366		1-1 G5-4-3	1-0 F7		1-1 1B			0-0 F8		4	0	2	2	0	0	1												
Pat Kelly, R OBP: 0.291, SLG: 0.370		1-1 G5-4-3		0-1 G3 1B	1-3 K			0-0 B1-3		4	1	1	0	0	1	3												
<b>Inning Stats</b>	R: 0 E: 0 K: 0 S: 11	H: 2 LOB: 3 BB: 1 P: 20	R: 1 E: 0 K: 0 S: 8	H: 2 LOB: 0 BB: 0 P: 11	R: 3 E: 0 K: 0 S: 13	H: 3 LOB: 1 BB: 1 P: 23	R: 1 E: 0 K: 1 S: 14	H: 2 LOB: 0 BB: 0 P: 19	R: 3 E: 0 K: 2 S: 25	H: 4 LOB: 2 BB: 1 P: 39	R: 0 E: 0 K: 0 S: 11	H: 0 LOB: 1 BB: 1 P: 16	R: 0 E: 0 K: 1 S: 5	H: 0 LOB: 0 BB: 0 P: 7	R: 0 E: 0 K: 0 S: 9	H: 1 LOB: 1 BB: 0 P: 14	R: 0 E: 0 K: 2 S: 8	H: 0 LOB: 0 BB: 0 P: 10	1B: 11 2B: 2 3B: 0 HR: 1	SF: 0 SAC: 0 DP: 1 HBP: 0	WP: 0 PB: 0 SB: 0 CS: 1	PA: 44						
<b>PITCHER</b>	IP	WLS	BF	H	R	ER	SO	BB	IBB	HBP	BLK	WP	HR	S	P	ERA	WHIP											
Eric Show, R ERA: 7.56	(1, 1)	3.0		18	5	5	0	2	0	0	0	0	0	1	34	56	15.00	3.333										
Curt Young, L ERA: 4.56	(4, 1)	1.1		7	3	3	3	2	1	0	0	0	0	26	40	20.25	3.000											
Kevin Campbell, R ERA: 2.57	(5, 1)	2.2	W	11	2	0	0	2	1	0	0	0	0	27	39	0.00	1.125											
Joe Klink, L ERA: 2.7	(8, 1)	1.0		4	1	0	0	0	0	0	0	0	0	9	14	0.00	1.000											
Dennis Eckersley, R ERA: 2.88	(9, 1)	1.0	S	3	0	0	0	2	0	0	0	0	0	8	10	0.00	0.000											

Oakland Athletics @ New York Yankees  
Yankee Stadium, Bronx, NY  
Mon Jul 29 1991, 7:05 PM EDT  
Att: 30,313 - Cloudy - 72 F

AB 39  
R 8  
H 14  
RBI 7  
BB 4  
SO 6  
LOB 18





Batter	1	2	3	4	5	6	7	8	9	AB	R	H	RBI	BB	SO	LOB	TOP					
<b>Rickey Henderson, R</b> OBP: 0.413, SLG: 0.382 (1, 7)	G6-3		P4		K	G1-3		K		5	0	0	0	0	2	4						
<b>Dave Henderson, R</b> OBP: 0.358, SLG: 0.499 (1, 8)	HBP		K		K			HR	G5-3	4	1	1	0	0	2	2						
<b>Jose Canseco, R</b> OBP: 0.369, SLG: 0.565 (1, 10)	P4		2B		F8			HR	G5-3	4	2	1	2	1	0	2						
<b>Harold Baines, L</b> OBP: 0.403, SLG: 0.516 (1, 9)																						
<b>Willie Wilson, S</b> OBP: 0.302, SLG: 0.316 (8, 9)																						
<b>Terry Steinbach, R</b> OBP: 0.334, SLG: 0.441 (1, 2)	F9		G4-3																			
<b>Brook Jacoby, R</b> OBP: 0.296, SLG: 0.345 (1, 5)					P2																	
<b>Ernest Riles, L</b> OBP: 0.303, SLG: 0.325 (7, PH)					G6-3																	
<b>Mark McGwire, R</b> OBP: 0.342, SLG: 0.373 (7, 3)					G6-3																	
<b>Mike Gallego, R</b> OBP: 0.349, SLG: 0.360 (1, 4)					P4																	
<b>Mike Bordick, R</b> OBP: 0.244, SLG: 0.263 (1, 6)																						
<b>Inning Stats</b>	R: 0 E: 0 K: 0 S: 8	H: 0 LOB: 2 BB: 1 P: 16	R: 0 E: 0 K: 1 S: 7	H: 0 LOB: 0 BB: 0 P: 9	R: 2 E: 0 K: 1 S: 14	H: 2 LOB: 1 BB: 1 P: 24	R: 0 E: 0 K: 1 S: 7	H: 0 LOB: 0 BB: 0 P: 10	R: 0 E: 0 K: 1 S: 11	H: 1 LOB: 1 BB: 0 P: 15	R: 2 E: 0 K: 1 S: 13	H: 4 LOB: 2 BB: 0 P: 21	R: 2 E: 0 K: 0 S: 14	H: 3 LOB: 1 BB: 0 P: 19	R: 0 E: 0 K: 1 S: 6	H: 0 LOB: 0 BB: 0 P: 7	R: 0 E: 0 K: 0 S: 4	H: 0 LOB: 0 BB: 0 P: 7	1B: 6 2B: 3 HR: 1	SF: 1 SAC: 0 DP: 0 HBP: 1	WP: 0 PB: 0 SB: 0 CS: 0	PA: 40
<b>PITCHER</b>	IP	WLS	BF	H	R	ER	SO	BB	IBB	HBP	BLK	WP	HR	S	P	ERA	WHIP					
<b>Wade Taylor, R</b> ERA: 6.48 (1, 1)	6.0	L	30	9	6	6	6	2	0	1	1	0	1	64	104	9.00	1.833					
<b>Lee Guetterman, L</b> ERA: 2.31 (7, 1)	3.0		10	1	0	0	1	0	0	0	0	0	0	20	24	0.00	0.333					

Oakland Athletics @ New York Yankees  
Yankee Stadium, Bronx, NY  
Tue Jul 30 1991, 7:05 PM EDT  
Att: 36,803 - Cloudy - 72 F

AB 36  
R 6  
H 10  
RBI 6  
BB 2  
SO 7  
LOB 13



Batter	1	2	3	4	5	6	7	8	9	AB	R	H	RBI	BB	SO	LOB	BOTTOM					
<b>Bernie Williams, S</b> OBP: 0.386, SLG: 0.433 (1, 8)	G4-3		S							2	0	0	0	2	1	0						
<b>Steve Sax, R</b> OBP: 0.340, SLG: 0.391 (1, 4)	HR		F8		F8					4	1	1	1	0	0	3						
<b>Don Mattingly, L</b> OBP: 0.349, SLG: 0.402 (1, 3)	G3-1				F8					4	0	0	0	0	0	0						
<b>Mel Hall, L</b> OBP: 0.347, SLG: 0.522 (7, 9)	G3-1				HR					4	1	1	0	0	1	0						
<b>Matt Nokes, L</b> OBP: 0.314, SLG: 0.528 (1, 2)										4	1	1	2	0	0	0						
<b>Pat Sheridan, L</b> OBP: 0.276, SLG: 0.436 (6, PH)										1	1	0	0	1	0	0						
<b>Mike Humphreys, R</b> (7, 7)					G1-3					1	0	0	0	1	0	0						
<b>Kevin Maas, L</b> OBP: 0.348, SLG: 0.392 (1, 10)										3	1	0	0	1	2	1						
<b>Alvaro Espinoza, R</b> OBP: 0.299, SLG: 0.361 (1, 6)										4	0	0	0	0	0	3						
<b>Pat Kelly, R</b> OBP: 0.292, SLG: 0.369 (1, 5)										3	0	1	2	0	0	0						
<b>Inning Stats</b>	R: 1 E: 0 K: 0 S: 13	H: 1 LOB: 0 BB: 0 P: 20	R: 0 E: 0 K: 1 S: 5	H: 0 LOB: 0 BB: 0 P: 11	R: 0 E: 0 K: 0 S: 8	H: 0 LOB: 1 BB: 1 P: 19	R: 4 E: 0 K: 0 S: 14	H: 3 LOB: 2 BB: 3 P: 31	R: 0 E: 0 K: 1 S: 8	H: 0 LOB: 0 BB: 0 P: 11	R: 0 E: 0 K: 1 S: 5	H: 0 LOB: 0 BB: 1 P: 12	R: 0 E: 0 K: 1 S: 7	H: 0 LOB: 0 BB: 0 P: 8	R: 0 E: 0 K: 0 S: 5	H: 0 LOB: 0 BB: 0 P: 9	R: 0 E: 0 K: 0 S: 12	H: 0 LOB: 0 BB: 0 P: 15	1B: 2 2B: 0 HR: 2	SF: 0 SAC: 0 DP: 1 HBP: 0	WP: 0 PB: 0 SB: 2 CS: 0	PA: 35
<b>PITCHER</b>	IP	WLS	BF	H	R	ER	SO	BB	IBB	HBP	BLK	WP	HR	S	P	ERA	WHIP					
<b>Andy Hawkins, R</b> ERA: 5.54 (1, 1)	4.0		20	4	5	5	1	4	0	0	0	0	0	13	23	0.00	0.500					
<b>Curt Young, L</b> ERA: 4.76 (5, 1)	2.0	W	6	0	0	0	2	1	0	0	0	0	0	7	8	0.00	0.000					
<b>Steve Chitren, R</b> ERA: 3.95 (7, 1)	1.0		3	0	0	0	1	0	0	0	0	0	0	5	9	0.00	0.000					
<b>Joe Klink, L</b> ERA: 2.63 (8, 1)	1.0		3	0	0	0	0	0	0	0	0	0	0	5	9	0.00	0.000					
<b>Dennis Eckerley, R</b> ERA: 2.83 (9, 1)	1.0	S	3	0	0	0	0	0	0	0	0	0	0	12	15	0.00	0.000					

Oakland Athletics @ New York Yankees  
Yankee Stadium, Bronx, NY  
Tue Jul 30 1991, 7:05 PM EDT  
Att: 36,803 - Cloudy - 72 F

AB 30  
R 5  
H 4  
RBI 5  
BB 5  
SO 4  
LOB 7





Batter	1	2	3	4	5	6	7	8	9	AB	R	H	RBI	BB	SO	LOB	TOP											
Dan Gladden, R OBP: 0.343, SLG: 0.402 Randy Bush, L OBP: 0.347, SLG: 0.402	F8	1B			G6-4-3		G6-3		1B	4	1	2	1	0	1	3	<b>Minnesota Twins @ New York Yankees</b> Yankee Stadium, Bronx, NY Wed Jul 31 1991, 7:05 PM EDT Att: 24,300 - Cloudy - 80 F											
Chuck Knoblauch, R OBP: 0.343, SLG: 0.342	F9	1B			G6-4-3		FC5		G6-3	6	1	1	1	0	1	6												
Kirby Puckett, R OBP: 0.368, SLG: 0.495 Gene Larkin, S OBP: 0.360, SLG: 0.354	F9	1B			1B		E8		G6-3	3	1	1	0	1	0	0												
Kent Hrbek, L OBP: 0.367, SLG: 0.441		G3			1B		1B		F7	5	2	3	5	0	0	0												
Chili Davis, S OBP: 0.370, SLG: 0.524		HR			1B		K		K	5	1	2	1	0	2	4												
Brian Harper, R OBP: 0.340, SLG: 0.444 Junior Ortiz, R OBP: 0.310, SLG: 0.273	F8				G1-3		F8		G6-3	5	0	0	0	0	0	3												
Shane Mack, R OBP: 0.354, SLG: 0.514		HR			1B		1B		K	5	2	3	3	0	1	0												
Mike Pagliarulo, L OBP: 0.342, SLG: 0.422		1B			G4-3		FC5		G1-3	5	2	4	0	0	0	0												
Greg Gagne, R OBP: 0.296, SLG: 0.380 Al Newman, S OBP: 0.269, SLG: 0.229		1B			G4-3		FC5		G1-3	4	1	2	0	0	1	2												
<b>Inning Stats</b>	R: 0 E: 0 K: 0 S: 7	H: 0 LOB: 0 BB: 0 P: 12	R: 8 E: 0 K: 0 S: 26	H: 8 LOB: 1 BB: 1 P: 38	R: 0 E: 0 K: 0 S: 7	H: 0 LOB: 0 BB: 0 P: 12	R: 0 E: 0 K: 0 S: 9	H: 3 LOB: 2 BB: 0 P: 14	R: 0 E: 0 K: 1 S: 12	H: 3 LOB: 3 BB: 0 P: 13	R: 3 E: 1 K: 2 S: 15	H: 3 LOB: 2 BB: 0 P: 18	R: 0 E: 0 K: 1 S: 7	H: 1 LOB: 0 BB: 0 P: 12	R: 0 E: 0 K: 1 S: 5	H: 0 LOB: 0 BB: 0 P: 10		R: 1 E: 0 K: 1 S: 13	H: 2 LOB: 1 BB: 0 P: 22	1B: 16 2B: 0 3B: 0 HR: 4	SF: 0 SAC: 0 DP: 2 HBP: 0	WP: 0 PB: 0 CS: 0	PA: 47					
<b>PITCHER</b>	IP	WLS	BF	H	R	ER	SO	BB	IBB	HBP	BLK	WP	HR	S	P	ERA	WHIP											
Scott Sanderson, R ERA: 4.4	(1, 1)	1.2	L	14	8	8	8	0	1	0	0	0	0	3	31	47	43.20	5.400										
Eric Plunk, R ERA: 5.07	(2, 1)	4.1		22	9	3	0	3	0	0	0	0	0	1	45	60	0.00	2.077										
Tim Leary, R ERA: 6.71	(7, 1)	3.0		11	3	1	1	3	0	0	0	0	0	0	25	44	3.00	1.000										

Batter	1	2	3	4	5	6	7	8	9	AB	R	H	RBI	BB	SO	LOB	BOTTOM												
Bernie Williams, S OBP: 0.386, SLG: 0.423	G5-3		L1		K				1B	4	0	1	1	1	1	1	<b>Minnesota Twins @ New York Yankees</b> Yankee Stadium, Bronx, NY Wed Jul 31 1991, 7:05 PM EDT Att: 24,300 - Cloudy - 80 F												
Steve Sax, R OBP: 0.341, SLG: 0.394 Carlos Rodriguez, S OBP: 0.229, SLG: 0.206	F9		2B		G1-3			1B	F9	4	0	2	1	0	0	0													
Don Mattingly, L OBP: 0.347, SLG: 0.398 Hensley Meulens, R OBP: 0.265, SLG: 0.333	F7		F8		P4			K		3	0	0	0	0	0	1													
Mel Hall, L OBP: 0.343, SLG: 0.516 Mike Humphreys, R OBP: 0.288, SLG: 0.333		P5			P5			F7	FC5-4	3	0	0	0	0	0	0													
Matt Nokes, L OBP: 0.314, SLG: 0.526 Bob Geren, R OBP: 0.226, SLG: 0.239		1B			G4-3			P5		3	0	1	0	0	0	0													
Pat Sheridan, L OBP: 0.290, SLG: 0.458		FC1-4-6			2B			K		4	0	2	0	0	1	1													
Kevin Maas, L OBP: 0.347, SLG: 0.391		F9			K			P5		4	1	1	0	0	1	3													
Alvaro Espinoza, R OBP: 0.299, SLG: 0.364 Randy Velarde, R OBP: 0.322, SLG: 0.294					F9			G1-3	FC6	3	1	1	0	0	0	1													
Pat Kelly, R OBP: 0.286, SLG: 0.361					F9			G6-3		4	0	0	0	0	1	2													
<b>Inning Stats</b>	R: 0 E: 0 K: 0 S: 7	H: 0 LOB: 0 BB: 0 P: 11	R: 0 E: 0 K: 0 S: 5	H: 1 LOB: 1 BB: 0 P: 8	R: 1 E: 0 K: 0 S: 5	H: 2 LOB: 1 BB: 0 P: 10	R: 0 E: 0 K: 1 S: 8	H: 1 LOB: 0 BB: 0 P: 14	R: 0 E: 0 K: 1 S: 8	H: 0 LOB: 0 BB: 0 P: 12	R: 0 E: 0 K: 0 S: 5	H: 0 LOB: 0 BB: 0 P: 7	R: 0 E: 0 K: 2 S: 14	H: 1 LOB: 1 BB: 0 P: 12	R: 0 E: 0 K: 2 S: 14	H: 1 LOB: 2 BB: 1 P: 25		R: 2 E: 1 K: 1 S: 19	H: 2 LOB: 2 BB: 1 P: 29	1B: 5 2B: 3 3B: 0 HR: 0	SF: 0 SAC: 0 DP: 0 HBP: 0	WP: 2 PB: 0 CS: 0	PA: 38						
<b>PITCHER</b>	IP	WLS	BF	H	R	ER	SO	BB	IBB	HBP	BLK	WP	HR	S	P	ERA	WHIP												
Kevin Tapani, R ERA: 2.97	(1, 1)	7.0	W	26	5	1	1	2	2	0	0	0	0	1	0	33	54	0.00	2.500										
Willie Banks, R ERA:	(8, 1)	2.0		12	3	2	0	3	2	0	0	0	0	1	0	33	54	0.00	2.500										







Batter	1	2	3	4	5	6	7	8	9	AB	R	H	RBI	BB	SO	LOB	TOP								
<b>Bernie Williams, S</b> OBP: 0.402, SLG: 0.423 (1, 8) X	0-0 CS 1B	1-0 G5-3		1-1 G5-3			0-1 FC6-4 FC4-6			4	0	1	0	0	0	3									
<b>Steve Sax, R</b> OBP: 0.341, SLG: 0.395 (1, 4) L	1-2 SAFE SAFE SAFE SAFE 1B	2-0 P6			2-2 G4-3 2B		1-1 FC4-6 WP			4	2	2	0	0	0	3									
<b>Don Mattingly, L</b> OBP: 0.347, SLG: 0.402 (1, 3) SAFE	0-1 G3-1 2B		1-0 E SF8 1B		1-1 G4-3		3-1 F8			4	1	2	0	0	0	2									
<b>Mel Hall, L</b> OBP: 0.338, SLG: 0.507 (1, 9) B	2-2 G3-1		2-1 E7 SF8		0-0 G4-3		0-0 F9			4	0	0	2	0	0	2									
<b>Hensley Meulens, R</b> OBP: 0.265, SLG: 0.330 (1, 10) B	4-2 BB		3-2 SF8		3-H K		2-2 G1-3			2	0	0	1	1	1	0									
<b>Mike Humphreys, R</b> (1, 7) B	1-1 F9		3-3 K		2-2 P6		1-0 F9			4	0	0	0	0	1	3									
<b>Matt Nokes, L</b> OBP: 0.312, SLG: 0.539 (1, 2) B		2-2 L8	0-0 G4-3		0-1 G4-3		2-1 P2			4	0	0	0	0	0	1									
<b>Alvaro Espinoza, R</b> OBP: 0.306, SLG: 0.367 (1, 6) B		2-2 G5-3 1B		0-2 F9		1-1 G5-3		3-2 G6-4-3 1B		4	0	2	0	0	0	0									
<b>Pat Kelly, R</b> OBP: 0.294, SLG: 0.364 (1, 5) B	2-1 SAFE G5-3 1B		0-0 L8		1-1 FC6-4 1B		0-1 G6-4-3			4	0	2	0	0	0	1									
<b>Inning Stats</b>	R: 1 E: 0 K: 0 S: 13	H: 3 LOB: 2 BB: 1 P: 21	R: 0 E: 0 K: 0 S: 10	H: 2 LOB: 2 BB: 0 P: 19	R: 1 E: 1 K: 1 S: 12	H: 1 LOB: 1 BB: 0 P: 21	R: 0 E: 0 K: 0 S: 6	H: 0 LOB: 0 BB: 0 P: 7	R: 1 E: 0 K: 0 S: 9	H: 1 LOB: 0 BB: 0 P: 13	R: 0 E: 0 K: 0 S: 7	H: 0 LOB: 0 BB: 0 P: 10	R: 0 E: 0 K: 0 S: 8	H: 1 LOB: 1 BB: 0 P: 13	R: 0 E: 0 K: 0 S: 5	H: 0 LOB: 0 BB: 0 P: 8	R: 0 E: 0 K: 0 S: 8	H: 1 LOB: 0 BB: 0 P: 13	1B: 7 2B: 2 3B: 0 HR: 0	SF: 1 SAC: 0 DP: 1 HBP: 0	WP: 1 PB: 0 SB: 0 CS: 1	PA: 36			
<b>PITCHER</b>	IP	WLS	BF	H	R	ER	SO	BB	IBB	HBP	BLK	WP	HR	S	P	ERA	WHIP								
<b>Frank Tanana, L</b> ERA: 3.6 (1, 1)	7.0	W	30	8	3	2	2	1	0	0	0	1	0	65	104	2.57	1.286								
<b>Paul Gibson, L</b> ERA: 4.39 (8, 1)	2.0		6	1	0	0	0	0	0	0	0	0	0	13	21	0.00	0.500								

**New York Yankees @ Detroit Tigers**  
Tiger Stadium, Detroit, MI  
Fri Aug 02 1991, 7:05 PM EDT  
Att: 25,578 - Cloudy - 89 F

AB	34
R	3
H	9
RBI	3
BB	1
SO	2
LOB	15



Batter	1	2	3	4	5	6	7	8	9	AB	R	H	RBI	BB	SO	LOB	BOTTOM								
<b>Tony Phillips, S</b> OBP: 0.385, SLG: 0.452 (1, 8) B	2-2 L7	4-1 BB BB		0-2 HR 2B	3-2 G1-6-3			1-3 K		2	1	1	0	1	0	0									
<b>John Shelby, S</b> OBP: 0.215, SLG: 0.304 (5, FH) (6, 8) C										2	0	0	0	0	1	2									
<b>Lou Whitaker, L</b> OBP: 0.405, SLG: 0.495 (1, 4) C	1-1 2B	1 SAFE 4-2 SAFE SAFE 1B		1-1 2H HR	2-3 K		2-1 G4-3			4	2	2	2	1	1	1									
<b>Lloyd Moseby, L</b> OBP: 0.301, SLG: 0.384 (1, 7) F	2-1 F8 1H 2B	1-1 F7		2-2 L8		1-3 K		0-1 G3-1		5	1	1	1	0	1	2									
<b>Cecil Fielder, R</b> OBP: 0.354, SLG: 0.546 (1, 10) B	3-2 F8		0-2 1B SF8 2B	1-2 P4		1-1 G5-3				4	1	1	0	0	0	1									
<b>Mickey Tettleton, S</b> OBP: 0.382, SLG: 0.500 (1, 2) C	4-1 2B BB		3-1 BB 1B	2-3 K		1-0 G6-3				3	0	1	0	1	1	0									
<b>Dave Bergman, L</b> OBP: 0.347, SLG: 0.340 (1, 3) C	0-2 2B		4-1 BB	1-2 BB		4-2 HR BB		1-0 G3		2	1	1	1	2	0	0									
<b>Travis Fryman, R</b> OBP: 0.303, SLG: 0.448 (1, 6) C	1-3 3H K		1-3 K		0-1 HR		4-1 FC4-6 BB			3	1	1	2	1	2	5									
<b>Rob Deer, R</b> OBP: 0.305, SLG: 0.414 (1, 9) X		0-0 G6-3	2-1 SF8		2-2 G1-6-3 2B		1-0 FC4-6			3	0	1	1	0	0	1									
<b>Scott Livingstone, L</b> OBP: 0.442, SLG: 0.486 (1, 5) B		1-3 K	3-H G4-3		4-0 G1-6-3 BB		0-1 SAFE L5			3	0	0	0	1	1	3									
<b>Inning Stats</b>	R: 2 E: 0 K: 1 S: 18	H: 3 LOB: 2 BB: 1 P: 32	R: 0 E: 0 K: 1 S: 12	H: 0 LOB: 2 BB: 2 P: 22	R: 1 E: 0 K: 1 S: 12	H: 2 LOB: 2 BB: 1 P: 23	R: 2 E: 0 K: 1 S: 14	H: 2 LOB: 0 BB: 0 P: 20	R: 2 E: 0 K: 1 S: 13	H: 2 LOB: 1 BB: 2 P: 28	R: 0 E: 0 K: 0 S: 6	H: 0 LOB: 0 BB: 0 P: 9	R: 0 E: 0 K: 0 S: 5	H: 0 LOB: 1 BB: 1 P: 11	R: 0 E: 0 K: 1 S: 7	H: 0 LOB: 0 BB: 0 P: 10	1B: 2 2B: 5 3B: 0 HR: 2	SF: 1 SAC: 0 DP: 1 HBP: 0	WP: 0 PB: 0 SB: 0 CS: 0	PA: 39					
<b>PITCHER</b>	IP	WLS	BF	H	R	ER	SO	BB	IBB	HBP	BLK	WP	HR	S	P	ERA	WHIP								
<b>Scott Kameniecki, R</b> ERA: 3.9 (1, 1)	3.1	L	21	7	5	5	3	4	0	0	0	0	1	50	88	13.50	3.300								
<b>Eric Plunk, R</b> ERA: 5.34 (4, 1)	0.2		6	2	2	2	1	2	0	0	0	0	0	13	26	27.00	6.000								
<b>Steve Howe, L</b> ERA: 1.61 (5, 1)	2.0		5	0	0	0	2	0	0	0	0	0	0	12	20	0.00	0.000								
<b>John Habyan, R</b> ERA: 2.09 (7, 1)	1.0		4	0	0	0	0	1	0	0	0	0	0	5	11	0.00	1.000								
<b>Steve Fart, R</b> ERA: 1.33 (8, 1)	1.0		3	0	0	0	1	0	0	0	0	0	0	7	10	0.00	0.000								

**New York Yankees @ Detroit Tigers**  
Tiger Stadium, Detroit, MI  
Fri Aug 02 1991, 7:05 PM EDT  
Att: 25,578 - Cloudy - 89 F

AB	31
R	7
H	9
RBI	7
BB	7
SO	7
LOB	15





Batter	1	2	3	4	5	6	7	8	9	AB R H RBI BB SO LOB	TOP									
<b>Bernie Williams, S</b> OBP: 0.402, SLG: 0.422	1-1 2B 1B		1-0 G3-1		1-0 G4-3		1-1 L9		3-2 1B	5 1 2 0 0 0 2	<b>New York Yankees @ Detroit Tigers</b> Tiger Stadium, Detroit, MI Sat Aug 03 1991, 7:05 PM EDT Att: 30,927 - Cloudy - 75 F									
<b>Steve Sax, R</b> OBP: 0.340, SLG: 0.393	2-1 F8		0-1 G6-3		0-1 G3-1 S 1B		0-0 L8		2-3 K	5 0 1 1 0 1 3										
<b>Don Mattingly, L</b> OBP: 0.348, SLG: 0.403	0-1 G3 1-H 2B		0-0 G6-3		2-1 G3-1			4-0 G3-1 HR BB	0-0 P6	4 1 1 1 1 0 2										
<b>Mel Hall, L</b> OBP: 0.335, SLG: 0.502	0-0 G3			0-0 2B G4-3 1B		1-1 F7		1-2 P4	1-3 K	5 1 1 0 0 1 4										
<b>Matt Nokes, L</b> OBP: 0.311, SLG: 0.538	1-1 P4			1-0 G4-3 1-3 2B		1-2 G4-3		0-0 G3-1		4 0 1 0 0 0 2										
<b>Pat Sheridan, L</b> OBP: 0.281, SLG: 0.409 <b>Mike Humphreys, R</b> (8, PH)		2-0 F7		3-2 L3		1-0 G3		4-2 HR BB		3 0 0 0 0 0 2 0 1 0 0 1 0 0										
<b>Kevin Maas, L</b> OBP: 0.345, SLG: 0.396		2-2 G6-3 1B		1-1 G4-3		3-1 F8		3-2 HR		4 1 2 4 0 0 1										
<b>Randy Velarde, R</b> OBP: 0.336, SLG: 0.305		2-0 G6-3		2-3 3-H 4-2 BB		1-1 1B		1-1 1B		3 0 2 0 1 0 1										
<b>Carlos Rodriguez, S</b> OBP: 0.211, SLG: 0.189 <b>Hensley Meulens, R</b> OBP: 0.253, SLG: 0.328 <b>Alvaro Espinoza, R</b> OBP: 0.306, SLG: 0.367			3-2 E3 G3-1 WP G6-3		1-0 P5		1-1 F9		0-3 K	3 1 0 0 0 0 3 1 0 0 0 0 1 1 0 0 0 0 0 0 0										
<b>Inning Stats</b>	R: 1 E: 0 K: 0 S: 10	H: 2 LOB: 1 BB: 0 P: 13	R: 0 E: 0 K: 0 S: 6	H: 1 LOB: 0 BB: 0 P: 12	R: 1 E: 1 K: 0 S: 8	H: 2 LOB: 0 BB: 0 P: 12	R: 0 E: 0 K: 0 S: 10	H: 1 LOB: 1 BB: 0 P: 11	R: 0 E: 0 K: 0 S: 7	H: 0 LOB: 0 BB: 0 P: 13		R: 0 E: 0 K: 0 S: 7	H: 1 LOB: 1 BB: 0 P: 10	R: 3 E: 0 K: 1 S: 15	H: 2 LOB: 1 BB: 2 P: 28	R: 0 E: 0 K: 2 S: 14	H: 1 LOB: 1 BB: 0 P: 20	1B: 7 2B: 2 3B: 0 HR: 1	SF: 0 SAC: 0 DP: 1 HBP: 0	WP: 1 PB: 0 SB: 1 CS: 0
<b>PITCHER</b>	IP WLS BF H R ER SO BB IBB HBP BLK WP HR S P ERA WHIP											IP WLS BF H R ER SO BB IBB HBP BLK WP HR S P ERA WHIP								
<b>Bill Gullickson, R</b> ERA: 4.22	(1, 1) 7.0 W 29 7 3 2 0 1 0 0 0 0 1 0 56 91 2.57 1.143																			
<b>Paul Gibson, L</b> ERA: 4.74	(8, 1) 0.2 5 1 3 3 0 2 0 0 0 0 1 10 22 40.50 4.500																			
<b>Mike Henneman, R</b> ERA: 2.55	(8, 1) 1.1 S 6 2 0 0 3 0 0 0 0 0 0 0 19 26 0.00 1.500																			

Batter	1	2	3	4	5	6	7	8	9	AB R H RBI BB SO LOB	BOTTOM									
<b>Mitt Cuyler, S</b> OBP: 0.319, SLG: 0.316	1-1 S BB 1B		3-2 G4-3			0-0 B1-3		0-0 SH3-4		4 1 1 0 0 0 2	<b>New York Yankees @ Detroit Tigers</b> Tiger Stadium, Detroit, MI Sat Aug 03 1991, 7:05 PM EDT Att: 30,927 - Cloudy - 75 F									
<b>Lou Whitaker, L</b> OBP: 0.405, SLG: 0.502	4-2 1B SF9 BB		1-2 3-H		3-1 G4-3		3-2 HR	2-2 F8		4 2 1 1 1 0 1										
<b>Travis Fryman, R</b> OBP: 0.304, SLG: 0.444	3-3 K		2-2 1B HBP		4-2 WP BB		0-0 F9	1-3 K		3 0 0 0 1 2 3										
<b>Cecil Fielder, R</b> OBP: 0.356, SLG: 0.545	1-0 2B 1B		1-3 3-H 1B		2-3 K		0-2 L8			4 1 2 1 0 1 1										
<b>Mickey Tettleton, S</b> OBP: 0.384, SLG: 0.503	2-1 SF9		3-1 L8		4-2 BB		1-1 2B			2 0 1 1 1 0 2										
<b>Rob Deer, R</b> OBP: 0.305, SLG: 0.412	3-H 2B 1B		0-2 G5-6-3		1-0 F7		2-0 P4			4 1 1 0 0 0 3										
<b>Lloyd Moseby, L</b> OBP: 0.305, SLG: 0.390	0-1 1B 2B		2-1 S WP 1B HBP		1-1 G3		0-1 G6-3			3 2 1 2 0 0 1										
<b>Skeeter Barnes, R</b> OBP: 0.338, SLG: 0.551	2-1 2H 1B		4-2 1B S CS BB		3-2 G6-3		0-1 F8			3 0 1 1 1 0 1										
<b>Andy Allanson, R</b> OBP: 0.252, SLG: 0.327	2-2 G4-3		0-1 CS 1B		3-2 P4		2-2 SH3-4 1B			4 0 2 1 0 0 1										
<b>Inning Stats</b>	R: 5 E: 0 K: 1 S: 19	H: 5 LOB: 1 BB: 1 P: 36	R: 0 E: 0 K: 0 S: 8	H: 1 LOB: 2 BB: 0 P: 15	R: 1 E: 0 K: 0 S: 13	H: 1 LOB: 1 BB: 1 P: 22	R: 0 E: 0 K: 1 S: 11	H: 0 LOB: 2 BB: 2 P: 25	R: 0 E: 0 K: 0 S: 9	H: 0 LOB: 0 BB: 0 P: 16		R: 1 E: 0 K: 0 S: 8	H: 1 LOB: 1 BB: 0 P: 11	R: 0 E: 0 K: 0 S: 7	H: 1 LOB: 1 BB: 0 P: 10	R: 0 E: 0 K: 1 S: 10	H: 1 LOB: 1 BB: 0 P: 15	1B: 7 2B: 2 3B: 0 HR: 1	SF: 1 SAC: 1 DP: 0 HBP: 2	WP: 2 PB: 0 SB: 3 CS: 2
<b>PITCHER</b>	IP WLS BF H R ER SO BB IBB HBP BLK WP HR S P ERA WHIP											IP WLS BF H R ER SO BB IBB HBP BLK WP HR S P ERA WHIP								
<b>Jeff Johnson, L</b> ERA: 4.2	(1, 1) 2.1 L 18 7 6 6 1 2 0 0 0 0 1 1 35 66 2.25 1.000																			
<b>Tim Lincecum, R</b> ERA: 6.54	(3, 1) 4.0 15 2 1 1 1 2 0 0 0 0 1 1 35 65 2.25 1.000																			
<b>Lee Guetterman, L</b> ERA: 2.34	(7, 1) 1.1 5 1 0 0 0 0 0 0 0 0 0 0 11 15 0.00 0.750																			
<b>John Habyan, R</b> ERA: 2.08	(8, 1) 0.1 1 0 0 0 1 0 0 0 0 0 0 0 3 4 0.00 0.000																			



Batter	1	2	3	4	5	6	7	8	9	10	AB	R	H	RBI	BB	SO	LOB	TOP				
<b>Bernie Williams, S</b> OBP: 0.398, SLG: 0.427	G4-3		K	1B		SF7		L8		G4-3	6	0	2	3	0	1	1					
<b>Steve Sax, R</b> OBP: 0.342, SLG: 0.397	G3			L7		SF7		CS		F9	4	1	2	1	1	0	2					
<b>Don Mattingly, L</b> OBP: 0.345, SLG: 0.397	G3		K		G4-3	G1-3		F8			5	0	0	1	1	1	4					
<b>Mel Hall, L</b> OBP: 0.335, SLG: 0.505	G4-3			G5-3						F8	6	1	2	0	0	1	1					
<b>Hensley Meulens, R</b> OBP: 0.292, SLG: 0.321		G5-3		1B	BB	1B		G6-3		E4	4	1	0	0	1	0	2					
<b>Mike Humphreys, R</b> OBP: 0.308, SLG: 0.369				1B	BB	1B		F7		BB	3	1	0	0	1	2	2					
<b>Alvaro Espinoza, R</b> OBP: 0.308, SLG: 0.369				1B	BB	1B				1B	1	0	1	0	0	0	0					
<b>Kevin Maas, L</b> OBP: 0.351, SLG: 0.398				1B		1B				BB	3	2	2	0	2	1	0					
<b>Bob Geren, R</b> OBP: 0.245, SLG: 0.250				1B		1B				K	4	0	2	1	1	2	4					
<b>Randy Velarde, R</b> OBP: 0.339, SLG: 0.309				F9	P6					L9	5	1	2	1	0	0	7					
<b>Inning Stats</b>	R: 1 E: 0 K: 0 S: 9	H: 1 LOB: 0 BB: 0 P: 14	R: 0 E: 0 K: 2 S: 8	H: 0 LOB: 0 BB: 0 P: 12	R: 0 E: 0 K: 2 S: 11	H: 1 LOB: 2 BB: 1 P: 23	R: 3 E: 0 K: 0 S: 16	H: 3 LOB: 2 BB: 2 P: 30	R: 0 E: 0 K: 1 S: 11	H: 1 LOB: 1 BB: 0 P: 14	R: 2 E: 0 K: 0 S: 12	H: 3 LOB: 1 BB: 2 P: 15	R: 0 E: 0 K: 0 S: 6	H: 1 LOB: 0 BB: 0 P: 9	R: 0 E: 1 K: 2 S: 16	H: 1 LOB: 3 BB: 1 P: 24	R: 0 E: 0 K: 0 S: 8	H: 0 LOB: 1 BB: 1 P: 14	1B: 10 2B: 2 3B: 1 HR: 0	SF: 1 SAC: 0 DP: 0 HBP: 0	WP: 1 PB: 0 SB: 1 CS: 1	PA: 49
<b>PITCHER</b>	IP	WLS	BF	H	R	ER	SO	BB	IBB	HBP	BLK	WP	HR	S	P	ERA	WHIP					
<b>Scott Aldred, L</b> ERA: 10.05	4.0		20	5	4	4	4	3	0	0	0	0	0	44	79	9.00	2.000					
<b>Jerry Don Gleaton, L</b> ERA: 3.95	2.0		11	5	3	3	2	0	0	0	0	0	0	26	32	13.50	2.500					
<b>John Kiely, R</b> ERA: 27.0	1.0		5	1	0	0	0	1	1	0	0	1	0	8	18	0.00	2.000					
<b>Paul Gibson, L</b> ERA: 4.61	2.0		9	2	0	0	2	1	0	0	0	0	0	22	33	0.00	1.500					
<b>Mike Henneman, R</b> ERA: 2.51	1.0	W	4	0	0	0	0	1	0	0	0	0	0	8	14	0.00	1.000					

**New York Yankees @ Detroit Tigers**  
Tiger Stadium, Detroit, MI  
Sun Aug 04 1991, 3:33 AM EDT  
Att: 30,022 - Cloudy - 75 F

AB 41  
R 7  
H 13  
RBI 7  
BB 7  
SO 8  
LOB 23



Batter	1	2	3	4	5	6	7	8	9	10	AB	R	H	RBI	BB	SO	LOB	BOTTOM			
<b>Mitt Cuyler, S</b> OBP: 0.319, SLG: 0.314	L8		1B	1B		F7		F8		1B	5	0	1	0	0	0	2				
<b>Lou Whitaker, L</b> OBP: 0.407, SLG: 0.500	F7				WP	1B		F8		1B	5	1	1	1	1	1	3				
<b>Lloyd Moseby, L</b> OBP: 0.316, SLG: 0.406										BB	6	1	4	2	0	1	0				
<b>Cecil Fielder, R</b> OBP: 0.354, SLG: 0.549		G1-3		L6		F7		HR		P2	5	1	1	2	0	0	1				
<b>Mickey Tettleton, S</b> OBP: 0.396, SLG: 0.502		G3		BLK	BB	SF7		HR		K	3	1	1	0	2	1	0				
<b>Dave Bergman, L</b> OBP: 0.354, SLG: 0.337											1	0	0	0	2	0	0				
<b>Skeeter Barnes, R</b> OBP: 0.333, SLG: 0.543											1	0	0	0	0	1	1				
<b>Tony Phillips, S</b> OBP: 0.387, SLG: 0.462											1	1	1	1	0	0	0				
<b>Mike Henneman, R</b> OBP: 0.305, SLG: 0.452											0	0	0	0	0	0	0				
<b>Travis Fryman, R</b> OBP: 0.305, SLG: 0.452					SF7						3	1	1	2	1	1	3				
<b>Rob Deer, R</b> OBP: 0.301, SLG: 0.406											5	0	0	0	0	3	3				
<b>Scott Livingstone, L</b> OBP: 0.479, SLG: 0.512											4	2	3	0	1	1	2				
<b>Inning Stats</b>	R: 0 E: 0 K: 1 S: 9	H: 0 LOB: 0 BB: 0 P: 15	R: 0 E: 0 K: 0 S: 8	H: 0 LOB: 0 BB: 0 P: 13	R: 1 E: 0 K: 2 S: 14	H: 3 LOB: 2 BB: 1 P: 24	R: 1 E: 0 K: 1 S: 17	H: 0 LOB: 1 BB: 2 P: 31	R: 2 E: 0 K: 0 S: 12	H: 3 LOB: 3 BB: 2 P: 28	R: 0 E: 0 K: 0 S: 9	H: 1 LOB: 0 BB: 0 P: 14	R: 1 E: 0 K: 2 S: 12	H: 1 LOB: 0 BB: 0 P: 18	R: 1 E: 0 K: 0 S: 12	H: 2 LOB: 3 BB: 1 P: 20	1B: 8 2B: 2 3B: 0 HR: 3	SF: 1 SAC: 0 DP: 0 HBP: 1	WP: 1 PB: 0 SB: 1 CS: 0	PA: 48	
<b>PITCHER</b>	IP	WLS	BF	H	R	ER	SO	BB	IBB	HBP	BLK	WP	HR	S	P	ERA	WHIP				
<b>Wade Taylor, R</b> ERA: 6.61	4.1		20	5	4	4	4	3	0	0	1	0	1	52	92	8.31	1.846				
<b>Steve Howe, L</b> ERA: 1.59	0.2		5	1	0	0	0	1	1	0	0	1	0	8	19	0.00	3.000				
<b>Lee Guetterman, L</b> ERA: 2.65	1.0		7	4	2	2	0	0	0	0	0	0	1	17	27	18.00	4.000				
<b>John Habyan, R</b> ERA: 2.04	1.0		4	0	0	0	3	1	0	0	1	0	0	10	16	0.00	1.000				
<b>Steve Farr, R</b> ERA: 1.63	2.1	L	12	3	2	2	2	1	0	1	0	0	1	33	52	7.71	1.714				

**New York Yankees @ Detroit Tigers**  
Tiger Stadium, Detroit, MI  
Sun Aug 04 1991, 3:33 AM EDT  
Att: 30,022 - Cloudy - 75 F


AB 39  
R 8  
H 13  
RBI 8  
BB 7  
SO 9  
LOB 15





Batter	1	2	3	4	5	6	7	8	9	AB R H RBI BB SO LOB	TOP											
<b>Bernie Williams, S</b> (1, 8) OBP: 0.398, SLG: 0.430	G4-3		G6-3 1B 2B		SH5-4 2B BB		G4-3		G6-3	4 2 1 0 1 0 0	<b>New York Yankees @ Detroit Tigers</b> Tiger Stadium, Detroit, MI Mon Aug 05 1991, 7:05 PM EDT Att: 25,938 - Cloudy - 74 F											
<b>Steve Sax, R</b> (1, 4) OBP: 0.335, SLG: 0.393	F8		G6-3		SH5-4		G6-3		G4-3	4 0 0 0 0 0 1												
<b>Don Mattingly, L</b> (1, 3) OBP: 0.349, SLG: 0.407	HR		G3		2B SF8 IBB		HR			3 3 2 1 1 0 1												
<b>Mel Hall, L</b> (1, 7) OBP: 0.344, SLG: 0.525	1B		1B		SF8 2B		HR			4 1 4 5 0 0 0												
<b>Matt Nokes, L</b> (1, 2) OBP: 0.307, SLG: 0.533	F8		F8		SF8 2B		K			3 0 0 1 0 1 2												
<b>Pat Sheridan, L</b> (1, 9) OBP: 0.280, SLG: 0.400	F8				K					4 0 1 0 0 1 1												
<b>Kevin Maas, L</b> (1, 10) OBP: 0.348, SLG: 0.394	K				K					4 0 0 0 0 2 1												
<b>Alvaro Espinoza, R</b> (1, 6) OBP: 0.307, SLG: 0.368	1B				F7					4 0 1 0 0 0 1												
<b>Pat Kelly, R</b> (1, 5) OBP: 0.294, SLG: 0.361	G6-3				SH5-4 2B 1B		F9		G4-3	4 1 1 0 0 0 1												
<b>Inning Stats</b>	R: 1 E: 0 K: 0 S: 7	H: 2 LOB: 1 BB: 0 P: 12	R: 0 E: 0 K: 1 S: 8	H: 1 LOB: 1 BB: 0 P: 15	R: 1 E: 0 K: 0 S: 7	H: 2 LOB: 1 BB: 0 P: 12	R: 0 E: 0 K: 0 S: 6	H: 0 LOB: 0 BB: 0 P: 9	R: 3 E: 0 K: 1 S: 14	H: 2 LOB: 1 BB: 2 P: 25	R: 0 E: 0 K: 1 S: 10	H: 0 LOB: 0 BB: 0 P: 16	R: 2 E: 0 K: 1 S: 16	H: 2 LOB: 0 BB: 0 P: 22	R: 0 E: 0 K: 0 S: 4	H: 1 LOB: 0 BB: 0 P: 8	R: 0 E: 0 K: 0 S: 8	H: 0 LOB: 0 BB: 0 P: 12	1B: 6 2B: 3 3B: 0 HR: 2	SF: 1 SAC: 1 DP: 1 HBP: 0	WP: 0 PB: 0 SB: 0 CS: 0	PA: 38
<b>PITCHER</b>	IP WLS BF H R ER SO BB IBB HBP BLK WP HR S P ERA WHIP											<b>PITCHER</b>	IP WLS BF H R ER SO BB IBB HBP BLK WP HR S P ERA WHIP									
<b>Walt Terrell, R</b> (1, 1) ERA: 4.42	4.1 L 22 7 5 5 1 1 1 0 0 0 1 37 65 10.38 1.846											<b>Jerry Don Gleaton, L</b> (5, 1) ERA: 3.94	4.2 16 3 2 2 3 0 0 0 0 0 1 43 66 3.86 0.643									

AB	34
R	7
H	10
RBI	7
BB	2
SO	4
LOB	8



Batter	1	2	3	4	5	6	7	8	9	AB R H RBI BB SO LOB	BOTTOM											
<b>Mitt Cuyler, S</b> (1, 8) OBP: 0.327, SLG: 0.320	S G3 1B		K			HR BB			G3-1 1B	4 1 3 0 1 1 0	<b>New York Yankees @ Detroit Tigers</b> Tiger Stadium, Detroit, MI Mon Aug 05 1991, 7:05 PM EDT Att: 25,938 - Cloudy - 74 F											
<b>Lou Whitaker, L</b> (1, 4) OBP: 0.404, SLG: 0.505	G3		F7		HR		F8		G3-1	5 1 1 2 0 0 4												
<b>Tony Phillips, S</b> (1, 7) OBP: 0.385, SLG: 0.466	K				HR				G6-3	5 1 1 1 0 2 3												
<b>Cecil Fielder, R</b> (1, 10) OBP: 0.353, SLG: 0.553	F8				K				HR	4 1 1 1 0 2 1												
<b>Mickey Tettleton, S</b> (1, 2) OBP: 0.385, SLG: 0.497	K				BB		K		K	3 0 0 0 1 3 0												
<b>Dave Bergman, L</b> (1, 3) OBP: 0.366, SLG: 0.375	HR				G4-3				1B	3 1 2 1 1 0 1												
<b>Travis Fryman, R</b> (1, 6) OBP: 0.302, SLG: 0.447	K				K		P4		F9	4 0 0 0 0 2 2												
<b>Rob Deer, R</b> (1, 9) OBP: 0.300, SLG: 0.403	K				K				G3-1 1B BB	3 0 0 0 1 3 0												
<b>Scott Livingstone, L</b> (1, 5) OBP: 0.451, SLG: 0.477 <b>Skeeter Barnes, R</b> (9, PH) OBP: 0.329, SLG: 0.535	G4-3				K				F8	3 0 0 0 0 2 0 1 0 0 0 0 0 1												
<b>Inning Stats</b>	R: 0 E: 0 K: 1 S: 12	H: 1 LOB: 0 BB: 0 P: 18	R: 1 E: 0 K: 3 S: 11	H: 1 LOB: 0 BB: 0 P: 16	R: 0 E: 0 K: 1 S: 7	H: 0 LOB: 0 BB: 0 P: 11	R: 0 E: 0 K: 2 S: 13	H: 0 LOB: 1 BB: 1 P: 22	R: 0 E: 0 K: 3 S: 9	H: 0 LOB: 0 BB: 0 P: 11	R: 3 E: 0 K: 2 S: 15	H: 2 LOB: 1 BB: 2 P: 29	R: 0 E: 0 K: 2 S: 12	H: 1 LOB: 1 BB: 0 P: 16	R: 1 E: 0 K: 1 S: 17	H: 2 LOB: 1 BB: 0 P: 27	R: 0 E: 0 K: 0 S: 10	H: 1 LOB: 2 BB: 1 P: 18	1B: 4 2B: 0 3B: 0 HR: 4	SF: 0 SAC: 0 DP: 0 HBP: 0	WP: 0 PB: 0 SB: 1 CS: 0	PA: 39
<b>PITCHER</b>	IP WLS BF H R ER SO BB IBB HBP BLK WP HR S P ERA WHIP											<b>PITCHER</b>	IP WLS BF H R ER SO BB IBB HBP BLK WP HR S P ERA WHIP									
<b>Scott Sanderson, R</b> (1, 1) ERA: 4.47	6.0 W 25 4 4 4 12 3 0 0 0 0 0 3 67 6.00 1.167											<b>Eric Plunk, R</b> (7, 1) ERA: 5.31	2.0 10 3 1 1 3 1 0 0 0 0 1 32 50 4.50 2.000									
<b>Lee Guetterman, L</b> (9, 1) ERA: 2.6	1.0 S 4 1 0 0 0 0 0 0 0 0 0 0 7 11 0.00 1.000																					






Batter	1	2	3	4	5	6	7	8	9	AB	R	H	RBI	BB	SO	LOB	TOP						
<b>Bernie Williams, S</b> OBP: 0.390, SLG: 0.429	2-1 1B 1B	0-0 F9		2-3 K			1-3 K		1-3 K	5	1	1	0	0	3	1							
<b>Steve Sax, R</b> OBP: 0.336, SLG: 0.391	3-2 S 1B	1-2 G4-3			1-0 G6-3		2-0 G5-3			4	1	1	0	0	0	1							
<b>Don Mattingly, L</b> OBP: 0.353, SLG: 0.409	2-0 2B 1B	4-2 1B BB			1-2 F7			1-1 HBP 1B		3	1	2	2	1	0	0							
<b>Mel Hall, L</b> OBP: 0.343, SLG: 0.525	1-1 1B 2B	1-1 G6-3			0-0 F8			1-0 L8		4	1	1	0	0	0	2							
<b>Matt Nokes, L</b> OBP: 0.307, SLG: 0.529	1-0 P3		1-1 G4-6-3 1B			1-3 K		1-3 K		4	0	1	0	0	2	3							
<b>Pat Sheridan, L</b> OBP: 0.283, SLG: 0.389	4-2 1B BB		1-0 G4-6-3			1-3 K		1-0 HBP		2	1	0	0	1	1								
<b>Hensley Meulens, R</b> OBP: 0.265, SLG: 0.321			1-2 G3			2-3 K		0-1 G4-3		0	0	0	0	0	0	0							
<b>Kevin Maas, L</b> OBP: 0.347, SLG: 0.392	1-1 1B 1B		3-2 G3							4	0	1	2	0	1	2							
<b>Randy Velarde, R</b> OBP: 0.339, SLG: 0.309	1-2 2H 3H 1B									0	0	0	0	0	0	0							
<b>Alvaro Espinoza, R</b> OBP: 0.306, SLG: 0.366	0-2 1B		0-3 K				1-2 F8		2-2 G4-3	4	0	1	1	0	1	0							
<b>Pat Kelly, R</b> OBP: 0.293, SLG: 0.359	0-1 F7-2		1-3 K				1-2 1B		0-3 K	4	0	1	0	0	2	2							
<b>Inning Stats</b>	R: 5 E: 0 K: 0 S: 19	H: 6 LOB: 1 BB: 1 P: 33	R: 0 E: 0 K: 0 S: 8	H: 0 LOB: 1 BB: 1 P: 14	R: 0 E: 0 K: 0 S: 6	H: 1 LOB: 0 BB: 0 P: 11	R: 0 E: 0 K: 3 S: 10	H: 0 LOB: 0 BB: 0 P: 13	R: 0 E: 0 K: 0 S: 5	H: 0 LOB: 0 BB: 0 P: 7	R: 0 E: 0 K: 3 S: 11	H: 0 LOB: 0 BB: 0 P: 15	R: 0 E: 0 K: 1 S: 10	H: 1 LOB: 1 BB: 0 P: 15	R: 0 E: 0 K: 1 S: 10	H: 1 LOB: 2 BB: 0 P: 14	R: 0 E: 0 K: 2 S: 10	H: 0 LOB: 0 BB: 0 P: 13	1B: 7 2B: 3 3B: 0 HR: 0	SF: 0 SAC: 0 DP: 2 HBP: 1	WP: 0 PB: 0 SB: 1 CS: 0	PA: 37	
<b>PITCHER</b>	IP	WLS	BF	H	R	ER	SO	BB	IBB	HBP	BLK	WP	HR	S	P	ERA	WHIP					ERA	WHIP
<b>Ramon Garcia, R</b> ERA: 4.99	(1, 1)	0.1	7	5	5	5	0	1	0	0	0	0	0	14	28	135.00	18.000					0.00	1.286
<b>Ken Patterson, L</b> ERA: 2.36	(1, 1)	2.1	8	2	0	0	0	1	0	0	0	0	0	16	24	0.00	0.000					0.00	0.000
<b>Donn Pall, R</b> ERA: 2.21	(3, 1)	2.1	W	7	0	0	0	3	0	0	0	0	0	18	26	0.00	0.000					0.00	0.000
<b>Melido Perez, R</b> ERA: 3.26	(6, 1)	2.0	7	1	0	0	4	0	0	0	0	0	0	21	30	0.00	0.500					0.00	1.000
<b>Scott Radinsky, L</b> ERA: 2.22	(8, 1)	1.0	5	1	0	0	1	0	0	1	0	0	0	10	14	0.00	1.000					0.00	1.000

**New York Yankees @ Chicago White Sox**  
Comiskey Park, Chicago, IL  
Tue Aug 06 1991, 8:05 PM EDT  
Att: 37,355 - Cloudy - 74 F

livebaseballscorecards.com

AB 34  
R 5  
H 9  
RBI 5  
BB 2  
SO 10  
LOB 12




Batter	1	2	3	4	5	6	7	8	9	AB	R	H	RBI	BB	SO	LOB	BOTTOM						
<b>Tim Raines, S</b> OBP: 0.354, SLG: 0.339	1-2 G4-3		0-0 L9 BB 1B	4-2 BB 1B		0-1 G1-3		WP 2B F7		5	2	2	0	1	0	2							
<b>Robin Ventura, L</b> OBP: 0.373, SLG: 0.454	1-1 PB BB 1B		4-0 1B	1-0 SF8		2-2 F7		F8 G4-3		4	0	1	1	1	0	3							
<b>Frank Thomas, R</b> OBP: 0.453, SLG: 0.557	4-2 PB BB		3-2 L9	4-0 1B		3-2 L8		3-2 2H HR 1B		3	1	1	1	2	0	2							
<b>Carlton Fisk, R</b> OBP: 0.325, SLG: 0.399	3-2 P7		3-2 P4	1-0 1B		1-2 G5-3		1-1 HR		5	1	2	4	0	0	4							
<b>Ron Karkovics, R</b> OBP: 0.322, SLG: 0.429	1-2 2-3		1-2 2H 3H 1B					1-1 HR		0	0	0	0	0	0	0							
<b>Ron Kittle, R</b> OBP: 0.297, SLG: 0.281	0-3 K			WP HBP K		0-1 P2		2-1 BB 1B		2	1	0	0	0	2	4							
<b>Lance Johnson, L</b> OBP: 0.276, SLG: 0.292								BB 1B		2	1	1	0	0	0	0							
<b>Dan Pasqua, L</b> OBP: 0.372, SLG: 0.480		2-3 K		0-1 WP 3B 1B	3-1 SH1-3 SH3 2B		1-2 1B 2B	4-1 BB 1B BB		4	4	3	0	1	1	0							
<b>Mike Huff, R</b> OBP: 0.365, SLG: 0.349		2-1 F9		2-1 SF8 3B	1-1 SH1-3		0-1 1B 1B	0-0 BB 1B		4	3	3	4	0	0	0							
<b>Joey Cora, S</b> OBP: 0.347, SLG: 0.329		2-1 F8		4-2 SF8 BB 1B BB	3-1 SH3		1-1 1B 1B	4-2 1B BB		2	1	1	2	2	0	0							
<b>Ozzie Guillen, L</b> OBP: 0.272, SLG: 0.305							2-2 P2	1-3 BB 1B		5	0	1	2	0	1	3							
<b>Craig Grebeck, R</b> OBP: 0.333, SLG: 0.481			0-0 G6-3	1-3 K	0-1 F8		0-1 P2	1-3 2H 3H 1B		0	0	0	0	0	0	0							
<b>Inning Stats</b>	R: 0 E: 0 K: 1 S: 18	H: 1 LOB: 2 BB: 1 P: 27	R: 0 E: 0 K: 1 S: 7	H: 0 LOB: 0 BB: 0 P: 13	R: 0 E: 0 K: 0 S: 9	H: 1 LOB: 2 BB: 1 P: 19	R: 5 E: 0 K: 2 S: 17	H: 3 LOB: 2 BB: 3 P: 38	R: 1 E: 0 K: 0 S: 8	H: 1 LOB: 0 BB: 0 P: 15	R: 0 E: 0 K: 0 S: 8	H: 0 LOB: 0 BB: 0 P: 13	R: 2 E: 0 K: 0 S: 17	H: 3 LOB: 1 BB: 0 P: 22	R: 6 E: 0 K: 0 S: 23	H: 6 LOB: 2 BB: 2 P: 45	1B: 10 2B: 3 3B: 1 HR: 1	SF: 1 SAC: 2 DP: 0 HBP: 1	WP: 2 PB: 1 SB: 0 CS: 0	PA: 47			
<b>PITCHER</b>	IP	WLS	BF	H	R	ER	SO	BB	IBB	HBP	BLK	WP	HR	S	P	ERA	WHIP					ERA	WHIP
<b>Greg Cadaret, L</b> ERA: 3.7	(1, 1)	3.2	22	5	5	5	3	1	0	0	0	0	0	36	56	8.10	1.200					8.10	1.200
<b>Tim Leary, R</b> ERA: 6.58	(4, 1)	3.1	L	4	3	3	1	0	0	0	0	0	0	3	7	∞	∞					∞	∞
<b>Wade Taylor, R</b> ERA: 7.43	(8, 1)	0.1	7	5	6	6	0	1	0	0	0	1	1	13	27	162.00	18.000					162.00	18.000
<b>John Habyan, R</b> ERA: 2.64	(8, 1)	0.0	2	1	0	0	0	1	0	0	0	0	0	3	7	∞	∞					∞	∞
<b>Alvaro Espinoza, R</b> ERA:	(8, 1)	0.2	2	0	0	0	0	0	0	0	0	0	0	7	11	0.00	0.000					0.00	0.000

**New York Yankees @ Chicago White Sox**  
Comiskey Park, Chicago, IL  
Tue Aug 06 1991, 8:05 PM EDT  
Att: 37,355 - Cloudy - 74 F

livebaseballscorecards.com

AB 36  
R 14  
H 15  
RBI 14  
BB 7  
SO 4  
LOB 18













Batter	1	2	3	4	5	6	7	8	9	AB	R	H	RBI	BB	SO	LOB	TOP			
Mitt Cuyler, S (1, 8) OBP: 0.331, SLG: 0.326	F7		K		G6-3		F8		G4-3	4	0	1	0	1	1	1	<b>Detroit Tigers @ New York Yankees</b> Yankee Stadium, Bronx, NY Sat Aug 10 1991, 3:33 AM EDT Cloudy - 80 F			
Lou Whitaker, L (1, 4) OBP: 0.396, SLG: 0.495	F8		HR		G6-3			1B	F8	4	2	1	2	1	0	2				
Tony Phillips, S (1, 5) OBP: 0.389, SLG: 0.463	F7				F8			1B	G4-3	4	0	2	0	0	0	1				
Scott Livingstone, L (8, PR) OBP: 0.407, SLG: 0.423	F7				F8			1B	G4-3	1	1	0	0	0	0	1				
Cecil Fielder, R (1, 3) OBP: 0.347, SLG: 0.535		P6	F7			K		G6-3	1B	4	1	1	1	1	1	1				
Mickey Tettleton, S (1, 10) OBP: 0.388, SLG: 0.500					K			FC6-5	1B	4	0	2	0	1	1	2				
Travis Fryman, R (1, 6) OBP: 0.303, SLG: 0.447		P4			K			G6-3		4	0	1	1	0	1	4				
Mark Salas, L (1, 2) OBP: 0.115, SLG: 0.163					P5					3	0	0	0	0	0	3				
Skeeter Barnes, R (8, PH) OBP: 0.313, SLG: 0.494										0	0	0	0	1	0	0				
Andy Allanson, R (8, 2) OBP: 0.248, SLG: 0.321										0	0	0	0	0	0	0				
John Moses, S (1, 7)			HR		F8			FC6-5		3	1	0	1	1	1	3				
Rob Deer, R (1, 9) OBP: 0.299, SLG: 0.399			P6			K		F9		4	0	0	0	0	2	3				
<b>Inning Stats</b>	R: 0 H: 0 E: 0 K: 0 S: 7	H: 0 LOB: 0 BB: 0 P: 12	R: 0 H: 0 E: 0 K: 0 S: 8	H: 0 LOB: 1 BB: 1 P: 15	R: 2 H: 2 E: 0 K: 1 S: 12	H: 2 LOB: 1 BB: 1 P: 22	R: 0 H: 1 E: 0 K: 1 S: 6	H: 1 LOB: 1 BB: 0 P: 10	R: 0 H: 1 E: 0 K: 2 S: 14	H: 1 LOB: 1 BB: 0 P: 21	R: 0 H: 0 E: 0 K: 2 S: 9	H: 0 LOB: 0 BB: 0 P: 14	R: 3 H: 3 E: 0 K: 0 S: 15	H: 3 LOB: 2 BB: 2 P: 29	R: 0 H: 0 E: 0 K: 0 S: 7	H: 0 LOB: 2 BB: 2 P: 22	1B: 5 2B: 2 3B: 0 HR: 1	SF: 0 SAC: 0 DP: 0 HBP: 0	WP: 0 PB: 0 SB: 1 CS: 0	PA: 41
<b>PITCHER</b>	IP	WLS	BF	H	R	ER	SO	BB	IBB	HBP	BLK	WP	HR	S	P	ERA	WHIP			
Scott Sanderson, R (1, 1) ERA: 4.44	7.0	L	29	5	3	3	7	3	0	0	0	0	1	70	118	3.86	1.143			
Lee Guetterman, L (8, 1) ERA: 2.78	2.0		12	3	2	2	0	1	2	0	0	0	0	22	47	9.00	2.000			

Batter	1	2	3	4	5	6	7	8	9	AB	R	H	RBI	BB	SO	LOB	BOTTOM		
Bernie Williams, S (1, 8) OBP: 0.362, SLG: 0.385	F7		G4-3		K		G4-3			4	0	0	1	0	1	0	<b>Detroit Tigers @ New York Yankees</b> Yankee Stadium, Bronx, NY Sat Aug 10 1991, 3:33 AM EDT Cloudy - 80 F		
Steve Sax, R (1, 4) OBP: 0.334, SLG: 0.384		FC1-6	F9		G6-3		P6			3	0	0	0	1	0	0			
Mel Hall, L (1, 9) OBP: 0.337, SLG: 0.513	FC1-6		K					G4-3		4	0	1	0	0	1	1			
Matt Nokes, L (1, 2) OBP: 0.306, SLG: 0.520	K				F8			G3-1		4	0	1	0	0	1	2			
Hensley Meulens, R (1, 7) OBP: 0.259, SLG: 0.312		F9			K		G5-3		F8	4	0	0	0	0	1	1			
Kevin Maas, L (1, 3) OBP: 0.343, SLG: 0.385		F9			G6-3		G1-3		F8	4	0	1	0	0	0	0			
Alvaro Espinoza, R (1, 6) OBP: 0.306, SLG: 0.364			1B		G6-3		F7		F7	4	0	1	0	0	0	2			
Pat Sheridan, L (1, 10) ERA: 4.25			1B						P5	2	0	1	0	1	1	0			
Mike Humphreys, R (9, PH) OBP: 0.265, SLG: 0.372										1	0	0	0	0	0	0			
Pat Kelly, R (1, 5) OBP: 0.290, SLG: 0.363			K							3	1	1	0	0	2	5			
<b>Inning Stats</b>	R: 0 H: 0 E: 0 K: 1 S: 12	H: 2 LOB: 2 BB: 0 P: 18	R: 0 H: 0 E: 0 K: 1 S: 8	H: 0 LOB: 0 BB: 0 P: 13	R: 0 H: 2 E: 0 K: 2 S: 10	H: 2 LOB: 3 BB: 1 P: 19	R: 0 H: 0 E: 0 K: 0 S: 6	H: 0 LOB: 0 BB: 0 P: 8	R: 1 H: 1 E: 0 K: 1 S: 11	H: 1 LOB: 0 BB: 0 P: 17	R: 0 H: 0 E: 0 K: 0 S: 6	H: 0 LOB: 0 BB: 0 P: 9	R: 0 H: 0 E: 0 K: 0 S: 9	H: 0 LOB: 0 BB: 0 P: 15	1B: 5 2B: 0 3B: 1 HR: 0	SF: 0 SAC: 0 DP: 0 HBP: 0	WP: 0 PB: 0 SB: 0 CS: 0	PA: 35	
<b>PITCHER</b>	IP	WLS	BF	H	R	ER	SO	BB	IBB	HBP	BLK	WP	HR	S	P	ERA	WHIP		
Mark Leiter, R (1, 1) ERA: 4.25	7.0	W	29	6	1	1	7	1	1	0	0	0	0	69	110	1.29	1.000		
Jerry Don Gleaton, L (8, 1) ERA: 3.55	2.0		6	0	0	0	0	0	0	0	0	0	0	15	24	0.00	0.000		



Batter	1	2	3	4	5	6	7	8	9	AB	R	H	RBI	BB	SO	LOB	TOP								
Mitt Cuyler, S OBP: 0.333, SLG: 0.323 (1, 8)	G4-3			G4-3 G3-2-3 BB		G4-3		HBP		2	1	0	0	1	0	0									
Lou Whitaker, L OBP: 0.392, SLG: 0.489 (1, 4)	F8			G4-3		F7		G6-3		4	0	0	0	0	0	3									
Tony Phillips, S OBP: 0.385, SLG: 0.462 John Moses, S OBP: 0.154, SLG: 0.167 (7, PR) (7, 9)	G4-3			G3-2-3				G6-4-3 1B		3	0	1	1	0	0	0									
Cecil Fielder, R OBP: 0.346, SLG: 0.535 Skeeter Barnes, R OBP: 0.313, SLG: 0.494 (9, PR)		L4		K				G6-4-3 1-2 1B 2B		4	0	1	1	0	1	1									
Mickey Tettleton, S OBP: 0.389, SLG: 0.499 (1, 2)	G4-3									3	0	1	0	1	1	1									
Travis Fryman, R OBP: 0.300, SLG: 0.442 (1, 6)	P4					FC4-6 1B		BB		4	1	0	0	0	1	4									
Dave Bergman, L OBP: 0.357, SLG: 0.357 (1, 3)						G4-3				4	0	1	2	0	1	0									
Scott Livingstone, L OBP: 0.397, SLG: 0.429 (1, 5)				G1-3						4	0	1	0	0	2	2									
John Shelby, S OBP: 0.211, SLG: 0.297 (1, 7)				G3						3	0	0	0	0	0	1									
<b>Inning Stats</b>	R: 0 E: 0 K: 0 S: 5	H: 0 LOB: 0 BB: 0 P: 9	R: 0 E: 0 K: 0 S: 12	H: 0 LOB: 0 BB: 0 P: 20	R: 0 E: 0 K: 1 S: 6	H: 0 LOB: 0 BB: 0 P: 12	R: 1 E: 0 K: 1 S: 11	H: 0 LOB: 0 BB: 1 P: 21	R: 1 E: 1 K: 1 S: 8	H: 1 LOB: 0 BB: 0 P: 13	R: 0 E: 0 K: 0 S: 7	H: 0 LOB: 0 BB: 0 P: 12	R: 0 E: 0 K: 1 S: 12	H: 1 LOB: 1 BB: 1 P: 20	R: 0 E: 0 K: 0 S: 14	H: 1 LOB: 2 BB: 0 P: 23	R: 2 E: 0 K: 2 S: 16	H: 3 LOB: 2 BB: 0 P: 23	1B: 3 2B: 3 3B: 0 HR: 0	SF: 0 SAC: 0 DP: 1 HBP: 1	WP: 1 PB: 0 SB: 2 CS: 0	PA: 35			
<b>PITCHER</b>	IP	WLS	BF	H	R	ER	SO	BB	IBB	HBP	BLK	WP	HR	S	P	ERA	WHIP								
Wade Taylor, R ERA: 6.81 (1, 1)	7.0	L	24	2	2	1	4	2	0	0	0	0	0	61	107	1.29	0.571								
Steve Howe, L ERA: 1.52 (8, 1)	1.0		5	1	0	0	0	0	0	1	0	0	0	14	23	0.00	1.000								
Steve Farr, R ERA: 1.95 (9, 1)	1.0		6	3	2	2	2	0	0	0	0	1	0	16	23	18.00	3.000								

**Detroit Tigers @ New York Yankees**  
 Yankee Stadium, Bronx, NY  
 Sat Aug 10 1991, 7:05 PM EDT  
 Att: 28,744 - Sunny - 76 F

**AB** 32  
**R** 4  
**H** 6  
**RBI** 4  
**BB** 2  
**SO** 6  
**LOB** 12



Batter	1	2	3	4	5	6	7	8	9	AB	R	H	RBI	BB	SO	LOB	BOTTOM								
Bernie Williams, S OBP: 0.358, SLG: 0.381 (1, 8)	G1-3					F9		P5		4	0	1	0	0	0	0									
Steve Sax, R OBP: 0.333, SLG: 0.383 (1, 4)	F8			P1						4	0	1	0	0	1	1									
Mel Hall, L OBP: 0.336, SLG: 0.508 (1, 7)	F7			F7				1B		3	0	0	0	1	0	2									
Matt Nokes, L OBP: 0.305, SLG: 0.516 (1, 10)				F9		P6				4	0	1	0	0	0	2									
Pat Sheridan, L OBP: 0.276, SLG: 0.370 (1, 9)	F9							G1-6-3 1B		3	0	1	0	1	0	1									
Kevin Maas, L OBP: 0.340, SLG: 0.381 (1, 3)	G3-1					F7				4	0	0	0	0	0	2									
Randy Velarde, R OBP: 0.336, SLG: 0.307 (1, 6)				F8		G5-3				3	0	0	0	0	0	2									
Bob Geren, R OBP: 0.245, SLG: 0.242 (1, 2)				P2						2	0	0	0	1	1	1									
Pat Kelly, R OBP: 0.286, SLG: 0.358 (1, 5)	G6-3					G5-3				3	0	0	0	0	0	2									
<b>Inning Stats</b>	R: 0 E: 0 K: 0 S: 4	H: 0 LOB: 0 BB: 0 P: 5	R: 0 E: 0 K: 0 S: 6	H: 0 LOB: 0 BB: 0 P: 10	R: 0 E: 0 K: 0 S: 8	H: 0 LOB: 0 BB: 0 P: 12	R: 0 E: 0 K: 0 S: 5	H: 1 LOB: 1 BB: 0 P: 7	R: 0 E: 0 K: 1 S: 9	H: 0 LOB: 1 BB: 1 P: 19	R: 0 E: 0 K: 1 S: 7	H: 1 LOB: 1 BB: 0 P: 10	R: 0 E: 0 K: 0 S: 11	H: 1 LOB: 1 BB: 0 P: 15	R: 0 E: 0 K: 0 S: 7	H: 1 LOB: 0 BB: 0 P: 9	1B: 4 2B: 0 3B: 0 HR: 0	SF: 0 SAC: 0 DP: 1 HBP: 0	WP: 1 PB: 0 SB: 0 CS: 0	PA: 33					
<b>PITCHER</b>	IP	WLS	BF	H	R	ER	SO	BB	IBB	HBP	BLK	WP	HR	S	P	ERA	WHIP								
Walt Terrell, R ERA: 4.15 (1, 1)	9.0	W	33	4	0	0	2	3	0	0	0	1	0	68	107	0.00	0.778								

**Detroit Tigers @ New York Yankees**  
 Yankee Stadium, Bronx, NY  
 Sat Aug 10 1991, 7:05 PM EDT  
 Att: 28,744 - Sunny - 76 F

**AB** 30  
**R** 0  
**H** 4  
**RBI** 0  
**BB** 3  
**SO** 2  
**LOB** 13










Batter	1	2	3	4	5	6	7	8	9	10	AB	R	H	RBI	BB	SO	LOB	TOP				
Mitt Cuyler, S OBP: 0.334, SLG: 0.327 (1, 8)	B5-3		G5-3		K			E6			5	0	1	0	1	1	3	<b>Detroit Tigers @ New York Yankees</b> Yankee Stadium, Bronx, NY Sun Aug 11 1991, 7:05 PM EDT Att. 34,733 - Sunny - 77 F				
Lou Whitaker, L OBP: 0.389, SLG: 0.481 (1, 4)	G4-3		K		P6	F9				P4	5	0	0	0	1	1	4					
Tony Phillips, S OBP: 0.362, SLG: 0.464 John Shelby, S OBP: 0.204, SLG: 0.287 (7, 9) (7, 9)	E3		K			F7		FC3-6		FC3-6	3	0	0	0	1	1	0					
Cecil Fielder, R OBP: 0.344, SLG: 0.530 (1, 10)	P3				F9					P2	4	1	0	0	1	1	2					
Dave Bergman, L OBP: 0.356, SLG: 0.419 (1, 3)		HR			K			FC6-4		HR	5	3	3	2	0	1	1					
Travis Fryman, R OBP: 0.238, SLG: 0.439 (1, 6)		B5-3			K					G6-3	5	1	1	1	0	2	1					
John Moses, S OBP: 0.167, SLG: 0.125 (1, 7)					K					F8	4	1	0	0	1	1	2					
Mark Salas, L OBP: 0.130, SLG: 0.176 Mickey Tettleton, S OBP: 0.390, SLG: 0.513 (6, PH) (6, 2)						F8				F7	2	0	1	0	0	0	1					
Scott Livingstone, L OBP: 0.450, SLG: 0.431 Skeeter Barnes, R OBP: 0.311, SLG: 0.470 (6, PH) (6, 5)										P3	2	1	0	0	1	1	1					
<b>Inning Stats</b>	R: 0 E: 1 K: 0 S: 8	H: 0 LOB: 1 BB: 0 P: 9	R: 1 E: 0 K: 1 S: 15	H: 2 LOB: 1 BB: 23	R: 0 E: 0 K: 2 S: 7	H: 0 LOB: 0 BB: 0 P: 11	R: 0 E: 0 K: 1 S: 11	H: 1 LOB: 2 BB: 1 P: 19	R: 6 E: 1 K: 2 S: 23	H: 3 LOB: 0 BB: 3 P: 44	R: 0 E: 0 K: 2 S: 9	H: 0 LOB: 1 BB: 1 P: 17	R: 0 E: 1 K: 1 S: 11	H: 0 LOB: 3 BB: 2 P: 23	R: 1 E: 0 K: 0 S: 6	H: 1 LOB: 0 BB: 0 P: 9	R: 0 E: 0 K: 0 S: 8		H: 1 LOB: 1 BB: 0 P: 12	1B: 4 2B: 1 3B: 0 HR: 3	SF: 0 SAC: 0 DP: 0 HBP: 0	WP: 0 PB: 0 SB: 2 CS: 1
<b>PITCHER</b>	IP	WLS	BF	H	R	ER	SO	BB	IBB	HBP	BLK	WP	HR	S	P	ERA	WHIP					
Tim Leary, R ERA: 6.51 (1, 1)	5.1		23	4	3	3	6	2	0	0	0	0	0	5	8	∞	∞					
Rich Monteleone, R ERA: 3.71 (6, 1)	0.0	2	1	0	0	0	0	0	0	0	0	0	0	5	8	∞	∞					
Lee Guetterman, L ERA: 2.91 (6, 1)	0.2	4	1	4	2	0	2	0	0	0	0	0	1	9	21	27.00	4.500					
Eric Plunk, R ERA: 5.19 (7, 1)	3.0	14	1	1	1	3	2	1	0	0	0	0	1	26	49	3.00	1.000					
Steve Farr, R ERA: 1.92 (10, 1)	1.0	W	4	1	0	0	0	0	0	0	0	0	0	8	12	0.00	1.000					

Batter	1	2	3	4	5	6	7	8	9	10	AB	R	H	RBI	BB	SO	LOB	BOTTOM				
Bernie Williams, S OBP: 0.375, SLG: 0.373 (1, 8)	G5-3					F8		SH5-4		F9	3	1	0	0	2	1	2	<b>Detroit Tigers @ New York Yankees</b> Yankee Stadium, Bronx, NY Sun Aug 11 1991, 7:05 PM EDT Att. 34,733 - Sunny - 77 F				
Steve Sax, R OBP: 0.340, SLG: 0.394 (1, 4)	G5-3					E5		SF9		HR	5	2	4	1	0	0	1					
Mel Hall, L OBP: 0.343, SLG: 0.514 (1, 10)						G6-3		G3-1		HR	5	1	2	3	1	0	4					
Hensley Meulens, R OBP: 0.252, SLG: 0.311 Matt Nokes, L OBP: 0.302, SLG: 0.508 (9, 2)	K									E1	3	0	0	0	1	2	3					
Kevin Maas, L OBP: 0.341, SLG: 0.380 (1, 3)	G4-3					F7		F8		SH5-4	4	2	1	0	1	0	1					
Randy Velarde, R OBP: 0.357, SLG: 0.344 (1, 6) (10, 7)						G6-3				SH5-4	4	2	3	2	0	0	0					
Mike Humphreys, R OBP: 0.269, SLG: 0.136 (9, 7)						F9		F8			4	0	1	0	0	0	2					
Don Mattingly, L OBP: 0.356, SLG: 0.414 Alvaro Espinoza, R OBP: 0.306, SLG: 0.366 (9, PH) (9, PR) (10, 6)											1	0	1	2	0	0	0					
Bob Geren, R OBP: 0.240, SLG: 0.237 Pat Sheridan, L OBP: 0.281, SLG: 0.366 (9, 9)										F8	2	0	0	0	0	1	1					
Pat Kelly, R OBP: 0.292, SLG: 0.363 (1, 5)										L6	4	0	2	1	0	0	1					
<b>Inning Stats</b>	R: 1 E: 0 K: 1 S: 10	H: 1 LOB: 1 BB: 1 P: 20	R: 1 E: 0 K: 1 S: 9	H: 2 LOB: 1 BB: 14	R: 3 E: 1 K: 0 S: 17	H: 2 LOB: 1 BB: 34	R: 0 E: 0 K: 0 S: 5	H: 0 LOB: 2 BB: 2 P: 15	R: 0 E: 1 K: 1 S: 10	H: 2 LOB: 2 BB: 0 P: 15	R: 0 E: 0 K: 1 S: 9	H: 1 LOB: 1 BB: 1 P: 16	R: 1 E: 0 K: 0 S: 9	H: 1 LOB: 1 BB: 1 P: 15	R: 2 E: 1 K: 0 S: 8	H: 2 LOB: 1 BB: 0 P: 14	R: 2 E: 0 K: 0 S: 7	H: 2 LOB: 0 BB: 0 P: 10	1B: 11 2B: 2 3B: 0 HR: 1	SF: 2 SAC: 3 DP: 0 HBP: 0	WP: 0 PB: 0 SB: 4 CS: 2	PA: 48
<b>PITCHER</b>	IP	WLS	BF	H	R	ER	SO	BB	IBB	HBP	BLK	WP	HR	S	P	ERA	WHIP					
Scott Aldred, L ERA: 9.53 (3, 1)	2.2	14	4	4	2	2	2	3	0	0	0	0	0	28	53	6.75	2.625					
Dan Gakeler, R ERA: 7.24 (6, 1)	1.2	7	2	0	0	1	0	0	0	0	0	0	0	15	25	0.00	1.200					
Mike Henneman, R ERA: 2.64 (8, 1)	2.0	11	3	3	2	0	1	0	0	0	0	0	0	17	29	9.00	2.000					
Paul Gibson, L ERA: 3.01 (10, 1)	0.1	L	3	2	2	0	0	0	0	0	0	0	1	7	10	54.00	6.000					

AB	40
R	8
H	8
RBI	7
BB	7
SO	9
LOB	19





Batter	1	2	3	4	5	6	7	8	9	AB	R	H	RBI	BB	SO	LOB	TOP								
<b>Brian McRae, S</b> OBP: 0.306, SLG: 0.389 (1, 8)	0-0 B5-3		2-2 G6-3		0-0 1-H 3B		0-1 L9		0-0 L9	5	0	1	1	0	0	2									
<b>David Howard, S</b> OBP: 0.265, SLG: 0.286 (1, 6)	1-0 G4-6-3 1B		3-2 G6-3		1-1 G5-3		0-1 F7			4	0	1	0	0	0	2									
<b>George Brett, L</b> OBP: 0.332, SLG: 0.426 (1, 10)	2-2 G4-6-3 1-2			2-2 G3		3-2 HR 1B		3-3 K		4	1	1	0	0	1	1									
<b>Danny Tartabull, R</b> OBP: 0.398, SLG: 0.625 <b>Jim Eisenreich, L</b> OBP: 0.331, SLG: 0.374 (9, 9)		3-2 G5-3		3-2 G4-3 1B		2-1 HR		0-3 K		4	1	2	2	0	1	0									
<b>Todd Benzinger, S</b> OBP: 0.288, SLG: 0.339 (1, 3)		3-2 G6-3		0-0 G4-3 1-2		0-2 SH1-4 1B SF8 1B		3-0 G3		4	1	1	0	0	0	1									
<b>Sean Berry, R</b> OBP: 0.143, SLG: 0.150 (1, 5)	0-0 F9			1-2 G4-3		1-0 SH1-4 1-2 1B		1-3 K		4	0	1	0	0	1	1									
<b>Harvey Pulliam, R</b> OBP: 0.667, SLG: 1.200 (1, 7)			1-0 HR		2-3 K		0-1 SH1-4		1-1 G3 1B	3	1	2	1	0	1	0									
<b>Tim Spehr, R</b> OBP: 0.308, SLG: 0.313 (1, 2)			0-2 E7 G6-3 1B		1-3 K		2-2 SF8		1-1 G3	3	0	1	1	0	1	1									
<b>Terry Shumpert, R</b> OBP: 0.275, SLG: 0.320 (1, 4)			0-1 B2		0-0 3B 1B		2-2 G5-3		0-0 L9	4	1	1	0	0	0	3									
<b>Inning Stats</b>	R: 0 E: 0 K: 0 S: 5	H: 1 LOB: 0 BB: 0 P: 8	R: 0 E: 0 K: 0 S: 7	H: 0 LOB: 0 BB: 0 P: 13	R: 1 E: 1 K: 0 S: 15	H: 2 LOB: 1 BB: 0 P: 21	R: 0 E: 0 K: 0 S: 10	H: 1 LOB: 1 BB: 0 P: 16	R: 1 E: 0 K: 2 S: 11	H: 2 LOB: 1 BB: 0 P: 15	R: 3 E: 0 K: 0 S: 17	H: 4 LOB: 1 BB: 0 P: 27	R: 0 E: 0 K: 1 S: 7	H: 0 LOB: 0 BB: 0 P: 10	R: 0 E: 0 K: 2 S: 7	H: 0 LOB: 0 BB: 0 P: 11	R: 0 E: 0 K: 0 S: 6	H: 1 LOB: 1 BB: 0 P: 8	1B: 8 2B: 0 3B: 1 HR: 2	SF: 1 SAC: 1 DP: 1 HBP: 0	WP: 0 PB: 0 SB: 0 CS: 0	PA: 37			
<b>PITCHER</b>	IP	WLS	BF	H	R	ER	SO	BB	IBB	HBP	BLK	WP	HR	S	P	ERA	WHIP								
<b>Jeff Johnson, L</b> ERA: 4.66 (1, 1)	6.0	L	27	10	5	5	2	0	0	0	0	0	2	65	100	7.50	1.667								
<b>Rich Monteleone, R</b> ERA: 3.32 (7, 1)	2.0		6	0	0	0	3	0	0	0	0	0	0	14	21	0.00	0.000								
<b>John Habyan, R</b> ERA: 1.94 (9, 1)	1.0		4	1	0	0	0	0	0	0	0	0	0	6	8	0.00	1.000								

**Kansas City Royals @ New York Yankees**  
Yankee Stadium, Bronx, NY  
Tue Aug 13 1991, 3:33 AM EDT  
Cloudy - 81 F

AB	35
R	5
H	11
RBI	5
BB	0
SO	5
LOB	11



Batter	1	2	3	4	5	6	7	8	9	AB	R	H	RBI	BB	SO	LOB	BOTTOM								
<b>Bernie Williams, S</b> OBP: 0.365, SLG: 0.361 (1, 8)	2-3 K		0-0 G6-3			2-1 G6-3		0-3 K		4	0	0	0	0	2	0									
<b>Steve Sax, R</b> OBP: 0.340, SLG: 0.392 (1, 4)	1-1 G6-3			0-0 G5-3		1-2 1B			1-2 P8	4	0	1	0	0	0	0									
<b>Don Mattingly, L</b> OBP: 0.365, SLG: 0.413 <b>Pat Sheridan, L</b> OBP: 0.283, SLG: 0.357 (4, PH)	2-3 K			4-2 1B BB		3-1 F7			3-2 G3	1	0	0	0	0	1	0									
<b>Mel Hall, L</b> OBP: 0.342, SLG: 0.511 (1, 9)		0-0 G3-1		1-2 FC5 1B		1-2 F7			0-1 F8	4	0	1	0	0	0	1									
<b>Matt Nokes, L</b> OBP: 0.300, SLG: 0.503 (1, 2)		2-1 P3		0-0 P6			1-2 F9			3	0	0	0	0	0	2									
<b>Roberto Kelly, R</b> OBP: 0.317, SLG: 0.410 (1, 7)		0-0 S 1B		2-1 FC5		1-3 K				3	0	1	0	0	1	2									
<b>Kevin Maas, L</b> OBP: 0.339, SLG: 0.377 (1, 3)		1-1 G4-3			1-1 G6-3		2-3 K			3	0	0	0	0	1	1									
<b>Alvaro Espinoza, R</b> OBP: 0.303, SLG: 0.362 (1, 6)			0-1 G6-3		0-0 E6			0-1 F7		3	0	0	0	0	0	0									
<b>Pat Kelly, R</b> OBP: 0.289, SLG: 0.358 (1, 5)			1-3 K		0-1 G5-4-3			3-2 P3		3	0	0	0	0	1	1									
<b>Inning Stats</b>	R: 0 E: 0 K: 2 S: 9	H: 0 LOB: 0 BB: 0 P: 14	R: 0 E: 0 K: 0 S: 6	H: 1 LOB: 0 BB: 0 P: 9	R: 0 E: 0 K: 1 S: 6	H: 0 LOB: 0 BB: 0 P: 7	R: 0 E: 0 K: 0 S: 10	H: 1 LOB: 2 BB: 1 P: 17	R: 0 E: 1 K: 0 S: 5	H: 0 LOB: 0 BB: 0 P: 6	R: 0 E: 0 K: 0 S: 12	H: 1 LOB: 1 BB: 0 P: 19	R: 0 E: 0 K: 2 S: 9	H: 0 LOB: 0 BB: 0 P: 13	R: 0 E: 0 K: 1 S: 9	H: 0 LOB: 0 BB: 0 P: 12	R: 0 E: 0 K: 0 S: 8	H: 0 LOB: 0 BB: 0 P: 12	1B: 3 2B: 0 3B: 0 HR: 0	SF: 0 SAC: 0 DP: 1 HBP: 0	WP: 0 PB: 0 SB: 1 CS: 0	PA: 31			
<b>PITCHER</b>	IP	WLS	BF	H	R	ER	SO	BB	IBB	HBP	BLK	WP	HR	S	P	ERA	WHIP								
<b>Kevin Appier, R</b> ERA: 3.2 (1, 1)	9.0	W	31	3	0	0	6	1	0	0	0	0	0	74	109	0.00	0.444								

**Kansas City Royals @ New York Yankees**  
Yankee Stadium, Bronx, NY  
Tue Aug 13 1991, 3:33 AM EDT  
Cloudy - 81 F

AB	30
R	0
H	3
RBI	0
BB	1
SO	6
LOB	8









Batter	1	2	3	4	5	6	7	8	9	10	11	AB	R	H	RBI	BB	SO	LOB	TOP	
Brian McRae, S OBP: 0.301, SLG: 0.383 (1, 8)	F8		F7			F8			G4-3		FC1-6 1B HR	5	1	0	0	0	0	1		
Kirk Gibson, L OBP: 0.338, SLG: 0.420 (1, 7)	K		K			G3-6-3 BB					HR 1B	3	1	1	0	2	2	0		
George Brett, L OBP: 0.333, SLG: 0.424 (1, 10)	L9					G5-4-3 BB			F7		HR 1B	3	1	0	0	2	0	2		
Danny Tartabull, R OBP: 0.396, SLG: 0.624 Jim Eisenreich, L OBP: 0.333, SLG: 0.379 (1, 9)		P3				G5-4-3			G4-3		HR	5	1	1	4	0	0	2		
Todd Benzinger, S OBP: 0.286, SLG: 0.335 (1, 3)		F9				L5					G4-3	5	0	0	0	0	2	0		
Bill Peosta, R OBP: 0.338, SLG: 0.440 (8, 4)						G4-3 2B					F9	4	1	2	0	0	1	0		
Brent Mayne, L OBP: 0.342, SLG: 0.329 (1, 2)						G4-3			G3-1		G4-3	4	0	1	1	0	0	1		
David Howard, S OBP: 0.269, SLG: 0.296 (1, 6)						K			B4-3		FC3-6 1B	4	0	1	0	0	2	2		
Terry Shumpert, R OBP: 0.276, SLG: 0.320 Warren Cromartie, L OBP: 0.363, SLG: 0.431 Sean Berry, R OBP: 0.136, SLG: 0.143 (1, 4)						G5-3			G3-1		FC3-6 FC1-6	2	0	0	0	0	0	1		
<b>Inning Stats</b>	R: 0 E: 0 K: 1 S: 7	H: 0 LOB: 0 P: 11	R: 1 E: 1 K: 1 S: 24	H: 2 LOB: 1 BB: 0 P: 33	R: 0 E: 0 K: 1 S: 8	H: 0 LOB: 0 BB: 0 P: 10	R: 0 E: 0 K: 0 S: 4	H: 0 LOB: 0 BB: 1 P: 9	R: 0 E: 0 K: 2 S: 10	H: 0 LOB: 0 BB: 0 P: 16	R: 0 E: 0 K: 0 S: 6	H: 0 LOB: 1 BB: 1 P: 22	R: 0 E: 0 K: 1 S: 9	H: 0 LOB: 0 BB: 0 P: 16	R: 4 E: 0 K: 0 S: 17	H: 3 LOB: 0 BB: 1 P: 28	1B: 3 2B: 2 3B: 0 HR: 1	SF: 0 SAC: 0 DP: 2 HBP: 0	WP: 0 PB: 0 SB: 0 CS: 0	PA: 41
<b>PITCHER</b>	IP ERA WLS BF H R ER SO BB IBB HBP BLK WP HR S P ERA WHIP	6.0 4.73 2.0 6 0 0 0 2 0 0 0 0 0 0 16 25 0.00 0.833	3.0 L 14 3 4 4 1 1 1 0 0 0 0 1 38 66 12.00 1.333																	

Kansas City Royals @ New York Yankees  
Yankee Stadium, Bronx, NY  
Wed Aug 14 1991, 7:05 PM EDT  
Att: 18,780 - Cloudy - 82 F


livebaseballscores.com  
AB 37  
R 5  
H 6  
RBI 5  
BB 4  
SO 7  
LOB 10



Batter	1	2	3	4	5	6	7	8	9	10	11	AB	R	H	RBI	BB	SO	LOB	BOTTOM			
Bernie Williams, S OBP: 0.363, SLG: 0.369 (1, 8)	F9		G6-4-3 BB			FC6-4			F8		P2	4	0	0	0	1	0	3				
Steve Sax, R OBP: 0.337, SLG: 0.388 (1, 10)	G6-3		G6-4-3			1B			G6-3		P4	5	0	1	0	0	0	1				
Don Mattingly, L OBP: 0.357, SLG: 0.414 (1, 3)	G4-1					F8			G4-3		G3-1	5	0	1	0	0	0	0				
Roberto Kelly, R OBP: 0.312, SLG: 0.401 (1, 7)		F7				F7			F9		F9	5	0	0	0	0	0	2				
Hensley Meulens, R OBP: 0.259, SLG: 0.307 Mel Hall, L OBP: 0.342, SLG: 0.507 (1, 9)		G5-3				G6-3			K		G1-4-3	3	0	0	0	0	1	2				
Randy Velarde, R OBP: 0.363, SLG: 0.346 Kevin Maas, L OBP: 0.337, SLG: 0.375 (1, 5)						SH1-4 BB			SH3		K	2	0	1	0	1	1	2				
Alvaro Espinoza, R OBP: 0.303, SLG: 0.362 (1, 6)		FC6-4				SH1-4			K		K	3	0	1	0	0	1	2				
Bob Geren, R OBP: 0.239, SLG: 0.265 Matt Nokes, L OBP: 0.301, SLG: 0.502 (1, 2)						K			SH1-4		SH1-4	2	1	1	1	0	1	1				
Pat Kelly, R OBP: 0.267, SLG: 0.352 (1, 4)						HR			FC6-5		IBB	3	0	0	0	1	1	3				
<b>Inning Stats</b>	R: 0 E: 0 K: 0 S: 6	H: 0 LOB: 0 P: 11	R: 0 E: 0 K: 0 S: 9	H: 1 LOB: 1 BB: 0 P: 10	R: 1 E: 0 K: 0 S: 7	H: 1 LOB: 1 BB: 1 P: 15	R: 0 E: 0 K: 0 S: 5	H: 0 LOB: 0 BB: 0 P: 7	R: 0 E: 0 K: 1 S: 12	H: 2 LOB: 2 BB: 0 P: 15	R: 0 E: 0 K: 0 S: 9	H: 1 LOB: 1 BB: 1 P: 11	R: 0 E: 0 K: 0 S: 9	H: 0 LOB: 0 BB: 0 P: 13	R: 0 E: 0 K: 0 S: 4	H: 0 LOB: 0 BB: 0 P: 6	R: 0 E: 0 K: 1 S: 8	H: 0 LOB: 0 BB: 0 P: 12	1B: 5 2B: 0 3B: 0 HR: 1	SF: 0 SAC: 3 DP: 1 HBP: 0	WP: 0 PB: 0 SB: 0 CS: 0	PA: 42
<b>PITCHER</b>	IP ERA WLS BF H R ER SO BB IBB HBP BLK WP HR S P ERA WHIP	6.0 5.73 2.0 7 1 0 0 0 0 0 0 0 0 0 18 24 0.00 0.500	3.0 W 11 1 0 0 3 0 1 0 0 0 0 0 24 40 0.00 0.333																			

Kansas City Royals @ New York Yankees  
Yankee Stadium, Bronx, NY  
Wed Aug 14 1991, 7:05 PM EDT  
Att: 18,780 - Cloudy - 82 F

livebaseballscores.com  
AB 35  
R 1  
H 6  
RBI 1  
BB 4  
SO 6  
LOB 16





Batter	1	2	3	4	5	6	7	8	9	AB	R	H	RBI	BB	SO	LOB	TOP										
Brian McRae, S (1, 8) OBP: 0.299, SLG: 0.379	P2			G4-3		K		K		4	0	0	0	0	2	1	<b>Kansas City Royals @ New York Yankees</b> Yankee Stadium, Bronx, NY Thu Aug 15 1991, 3:33 AM EDT Att: 20,758 - Cloudy - 77 F										
Kirk Gibson, L (1, 7) OBP: 0.337, SLG: 0.416	G6-3			2B BB		F8		K		3	1	0	0	1	1												
George Brett, L (1, 10) OBP: 0.330, SLG: 0.419	G3			K			G4-3		K	4	0	0	0	0	2	1											
Danny Tartabull, R (1, 9) OBP: 0.397, SLG: 0.625		F8		1B 2B			L5		L6-3 BB	3	0	1	1	1	0	0											
Todd Benzinger, S (1, 3) OBP: 0.289, SLG: 0.337	K			1B			1B		L6-3	4	0	2	0	0	1	1											
Bill Pecota, R (1, 5) OBP: 0.368, SLG: 0.439	G6-3			1B			1B			3	0	1	0	0	0	0											
Tim Spehr, R (1, 2) OBP: 0.293, SLG: 0.294			G1-3							2	0	0	0	0	0	0											
Jim Eisenreich, L (7, PH) OBP: 0.332, SLG: 0.378				P2						1	0	0	0	0	1	2											
Brent Mayne, L (7, 2) OBP: 0.342, SLG: 0.329										0	0	0	0	0	0	0											
David Howard, S (1, 6) OBP: 0.264, SLG: 0.290			G6-3			P6		F8		3	0	0	0	0	0	0											
Terry Shumpert, R (1, 4) OBP: 0.276, SLG: 0.320			G4-3			K		1B		3	0	1	0	0	1	0											
<b>Inning Stats</b>	R: 0 E: 0 K: 0 S: 7	H: 0 LOB: 0 BB: 0 P: 8	R: 0 E: 0 K: 1 S: 10	H: 0 LOB: 0 BB: 0 P: 14	R: 0 E: 0 K: 0 S: 9	H: 0 LOB: 0 BB: 0 P: 10	R: 1 E: 0 K: 1 S: 16	H: 2 LOB: 2 BB: 1 P: 23	R: 0 E: 0 K: 0 S: 7	H: 0 LOB: 0 BB: 0 P: 8	R: 0 E: 0 K: 1 S: 11	H: 0 LOB: 0 BB: 0 P: 13	R: 0 E: 0 K: 1 S: 9	H: 2 LOB: 2 BB: 0 P: 14	R: 0 E: 0 K: 2 S: 17	H: 1 LOB: 1 BB: 0 P: 23	R: 0 E: 0 K: 1 S: 6	H: 0 LOB: 0 BB: 1 P: 12	1B: 4 2B: 2 3B: 0 HR: 0	SF: 0 SAC: 0 DP: 1 HBP: 0	WP: 0 PB: 0 SB: 1 CS: 0	PA: 32					
<b>PITCHER</b>	IP	WLS	BF	H	R	ER	SO	BB	IBB	HBP	BLK	WP	HR	S	P	ERA	WHIP										
Scott Sanderson, R (1, 1) ERA: 4.29	7.0	W	25	4	1	1	5	1	0	0	0	0	0	69	90	1.29	0.714										
Greg Cadaret, L (8, 1) ERA: 3.89	2.0		7	1	0	0	3	1	0	0	0	0	0	23	35	0.00	1.000										

Batter	1	2	3	4	5	6	7	8	9	AB	R	H	RBI	BB	SO	LOB	BOTTOM										
Bernie Williams, S (1, 8) OBP: 0.366, SLG: 0.381	G6-3		FC4-6 1B	2B			P2			4	0	2	2	0	0	1	<b>Kansas City Royals @ New York Yankees</b> Yankee Stadium, Bronx, NY Thu Aug 15 1991, 3:33 AM EDT Att: 20,758 - Cloudy - 77 F										
Steve Sax, R (1, 4) OBP: 0.334, SLG: 0.384	G1-3		FC4-6 SF8	G1-3			F8			4	1	0	0	0	0	3											
Mel Hall, L (1, 10) OBP: 0.343, SLG: 0.507	2B 1B		E6			G4-3		WP 1B		4	1	2	0	0	0	1											
Matt Nokes, L (1, 2) OBP: 0.301, SLG: 0.505			SF8			G1-3		P8		2	0	1	2	0	0	0											
Randy Velarde, R (7, PH) OBP: 0.361, SLG: 0.344										1	0	0	0	0	0	1											
Bob Geren, R (8, 2) OBP: 0.239, SLG: 0.265	1B 2B									0	0	0	0	0	0	0											
Roberto Kelly, R (1, 7) OBP: 0.308, SLG: 0.396	F8		L6			F7		K		4	0	0	0	0	1	2											
Kevin Maas, L (1, 3) OBP: 0.336, SLG: 0.372		G1-6-3		FC1-5 1B BB		G3		F9		3	0	0	0	1	0	0											
Pat Sheridan, L (1, 9) OBP: 0.310, SLG: 0.374				G6-3 FC1-5 2B 1B		K		1B		3	1	2	0	1	1	0											
Alvaro Espinoza, R (1, 6) OBP: 0.302, SLG: 0.361				FC1-5 G6-3 2B		G1-3		G4-3		4	1	1	0	0	0	3											
Pat Kelly, R (1, 5) OBP: 0.288, SLG: 0.351				G6-3				1B WP 1B		3	1	1	0	0	1	3											
<b>Inning Stats</b>	R: 1 E: 1 K: 0 S: 10	H: 2 LOB: 1 BB: 0 P: 14	R: 0 E: 0 K: 1 S: 7	H: 1 LOB: 1 BB: 1 P: 16	R: 1 E: 1 K: 0 S: 10	H: 1 LOB: 1 BB: 0 P: 13	R: 2 E: 0 K: 0 S: 9	H: 2 LOB: 1 BB: 1 P: 16	R: 0 E: 0 K: 0 S: 8	H: 0 LOB: 0 BB: 0 P: 14	R: 0 E: 0 K: 1 S: 6	H: 0 LOB: 0 BB: 0 P: 9	R: 1 E: 0 K: 0 S: 9	H: 2 LOB: 1 BB: 0 P: 15	R: 0 E: 0 K: 1 S: 7	H: 1 LOB: 1 BB: 0 P: 11	1B: 7 2B: 2 3B: 0 HR: 0	SF: 1 SAC: 0 DP: 0 HBP: 0	WP: 1 PB: 0 SB: 0 CS: 1	PA: 35							
<b>PITCHER</b>	IP	WLS	BF	H	R	ER	SO	BB	IBB	HBP	BLK	WP	HR	S	P	ERA	WHIP										
Mark Gubicza, R (1, 1) ERA: 4.93	6.2	L	30	8	5	4	2	2	0	0	0	1	0	57	94	5.40	1.500										
Storm Davis, R (7, 1) ERA: 3.74	1.1		5	1	0	0	1	0	0	0	0	1	0	9	14	0.00	0.750										







Batter	1	2	3	4	5	6	7	8	9	AB	R	H	RBI	BB	SO	LOB	TOP										
<b>Tim Raines, S</b> OBP: 0.363, SLG: 0.355 (1, 7)	1-2 F8 1B		1-0 G5-3		4-0 G3 S BB		2-3 K		3-2 E4	4	0	1	0	1	1	1	<b>Chicago White Sox @ New York Yankees</b> Yankee Stadium, Bronx, NY Sat Aug 17 1991, 7:05 PM EDT Att: 27,252 - Cloudy - 81 F <a href="http://livebaseballscorecards.com">livebaseballscorecards.com</a>										
<b>Robin Ventura, L</b> OBP: 0.386, SLG: 0.470 (1, 5) (8, 3)	SAFE F8 SAFE SAFE SAFE		4-0 FC1-6 WP BB		1-2 G3			2-0 G4-3	SAFE SAFE SAFE SAFE	4	0	0	0	1	0	4											
<b>Frank Thomas, R</b> OBP: 0.452, SLG: 0.549 (1, 10)	2-3 K		3-2 FC1-6		0-3 K			2-1 E5 FC4-6		4	0	0	0	0	2	2											
<b>Dan Pasqua, L</b> OBP: 0.367, SLG: 0.466 (1, 3) (8, 9)		0-0 BB 1B	1-3 K		1-0 G4-3			0-2 FC4-6 1B		4	1	1	0	0	1	3											
<b>Carlton Fisk, R</b> OBP: 0.330, SLG: 0.422 (1, 2)		4-2 1B 1-2 BB		0-0 1B 2B		2-1 P5		2-2 FC6-4 1B		3	1	2	0	1	0	0											
<b>Lance Johnson, L</b> OBP: 0.277, SLG: 0.294 (1, 8)		3-1 1B		1-0 CS 1B		1-2 G4-3		1-0 FC6-4		3	0	2	2	0	0	0											
<b>Ron Karkovics, R</b> OBP: 0.322, SLG: 0.462 (8, PH)		1-3 2-H 1B		2-H 1B						1	0	0	0	0	0	2											
<b>Scott Fletcher, R</b> OBP: 0.267, SLG: 0.263 (8, 4)		1-3 2-H 1B		1-2 1B						0	0	0	0	0	0	0											
<b>Warren Newson, L</b> OBP: 0.418, SLG: 0.400 (1, 9)		2-3 K		3-1 1B		2-2 G6-3				2	0	1	0	0	1	2											
<b>Mike Huff, R</b> OBP: 0.368, SLG: 0.366 (5, 9) (8, 8)		1-2 1B		1-2 1B						2	0	0	0	0	1	0											
<b>Craig Grebeck, R</b> OBP: 0.350, SLG: 0.508 (1, 4) (8, 5)		0-1 P4		1-1 G5-4-3 1B						3	0	1	0	0	0	2											
<b>Matt Merullo, L</b> OBP: 0.273, SLG: 0.311 (9, PH)		1-2 F8		0-0 G5-4-3						1	0	0	0	0	1	0											
<b>Ozzie Guillen, L</b> OBP: 0.274, SLG: 0.328 (1, 6)		1-2 F8		1-2 G5-4-3						4	0	1	0	0	0	4											
<b>Inning Stats</b>	R: 0 E: 0 K: 1 S: 9	H: 1 LOB: 0 BB: 0 P: 13	R: 1 E: 0 K: 1 S: 13	H: 2 LOB: 2 BB: 1 P: 23	R: 0 E: 0 K: 1 S: 7	H: 0 LOB: 1 BB: 1 P: 16	R: 1 E: 0 K: 0 S: 7	H: 4 LOB: 1 BB: 0 P: 12	R: 0 E: 0 K: 1 S: 7	H: 0 LOB: 0 BB: 1 P: 13	R: 0 E: 0 K: 1 S: 8	H: 0 LOB: 0 BB: 0 P: 10	R: 0 E: 1 K: 0 S: 10	H: 1 LOB: 2 BB: 0 P: 17	R: 0 E: 1 K: 2 S: 16	H: 1 LOB: 2 BB: 0 P: 20	1B: 7 2B: 2 3B: 0 HR: 0	SF: 0 SAC: 0 DP: 1 HBP: 0	WP: 2 PB: 0 SB: 2 CS: 1	PA: 38							
<b>PITCHER</b>	IP	WLS	BF	H	R	ER	SO	BB	IBB	HBP	BLK	WP	HR	S	P	ERA	WHIP										
<b>Wade Taylor, R</b> ERA: 6.51 (1, 1)	6.0	W	25	7	2	2	4	3	0	0	0	2	0	52	91	3.00	1.667										
<b>John Habyan, R</b> ERA: 1.53 (7, 1)	1.2		7	1	0	0	1	0	0	0	0	0	0	17	25	0.00	0.600										
<b>Lee Guetterman, L</b> ERA: 3.36 (8, 1)	0.1		1	0	0	0	0	0	0	0	0	0	0	1	2	0.00	0.000										
<b>Steve Farr, R</b> ERA: 2.43 (9, 1)	1.0	S	5	1	0	0	2	0	0	0	0	0	0	16	20	0.00	1.000										

Batter	1	2	3	4	5	6	7	8	9	AB	R	H	RBI	BB	SO	LOB	BOTTOM										
<b>Bernie Williams, S</b> OBP: 0.371, SLG: 0.394 (1, 8)	2-1 G4-3	SAFE 0-0 PO	1-2 CS 1B		0-1 B1-3		SAFE 0-0 S BB 2B			4	0	2	1	0	0	0	<b>Chicago White Sox @ New York Yankees</b> Yankee Stadium, Bronx, NY Sat Aug 17 1991, 7:05 PM EDT Att: 27,252 - Cloudy - 81 F <a href="http://livebaseballscorecards.com">livebaseballscorecards.com</a>										
<b>Steve Sax, R</b> OBP: 0.342, SLG: 0.397 (1, 4)	2-1 SF9 3B		1-1 E7 1B		1-0 S 2B 1B		SAFE 4-2 BB BB			3	2	3	0	1	0	0											
<b>Don Mattingly, L</b> OBP: 0.360, SLG: 0.417 (1, 3)	1-0 SF9 HBP		0-0 F9 1B		SAFE 1-2 2B		SAFE 4-0 1-2 BB			2	0	1	1	1	0	1											
<b>Mel Hall, L</b> OBP: 0.336, SLG: 0.497 (1, 9) (3, 7)	0-0 SF9		0-1 G4-3		1-0 L3		SAFE 0-0 F7			3	0	0	1	0	0	4											
<b>Roberto Kelly, R</b> OBP: 0.311, SLG: 0.408 (1, 7)	1-3 K				0-0 F8					1	0	0	0	0	1	1											
<b>Pat Sheridan, L</b> OBP: 0.301, SLG: 0.362 (3, 9)					1-2 F8					3	0	0	0	0	2	0											
<b>Matt Nokes, L</b> OBP: 0.302, SLG: 0.505 (1, 2)		0-1 L6		1-2 2B		0-2 P5		1-1 F7		4	0	1	0	0	0	0											
<b>Kevin Maas, L</b> OBP: 0.333, SLG: 0.368 (1, 10)		1-2 F7		3-2 F8		2-3 K		0-2 F9		4	0	0	0	0	1	1											
<b>Alvaro Espinoza, R</b> OBP: 0.299, SLG: 0.365 (1, 6)		2-0 HR		1-0 F7				1-1 F7		3	1	1	1	0	0	1											
<b>Pat Kelly, R</b> OBP: 0.297, SLG: 0.354 (1, 5)		4-2 PO BB			2-1 L6			3-2 2B HBP		1	1	0	0	1	0	0											
<b>Randy Velarde, R</b> OBP: 0.361, SLG: 0.344 (8, 5)										0	0	0	0	0	0	0											
<b>Inning Stats</b>	R: 1 E: 0 K: 1 S: 8	H: 1 LOB: 1 BB: 0 P: 14	R: 1 E: 0 K: 0 S: 11	H: 1 LOB: 0 BB: 1 P: 18	R: 0 E: 1 K: 0 S: 8	H: 2 LOB: 1 BB: 0 P: 10	R: 0 E: 0 K: 0 S: 10	H: 1 LOB: 1 BB: 0 P: 15	R: 1 E: 0 K: 0 S: 9	H: 2 LOB: 1 BB: 0 P: 14	R: 0 E: 0 K: 2 S: 10	H: 0 LOB: 0 BB: 0 P: 15	R: 1 E: 0 K: 0 S: 11	H: 1 LOB: 2 BB: 2 P: 21	R: 0 E: 0 K: 1 S: 8	H: 0 LOB: 0 BB: 0 P: 11		1B: 3 2B: 3 3B: 1 HR: 1	SF: 1 SAC: 0 DP: 0 HBP: 2	WP: 0 PB: 0 SB: 2 CS: 1	PA: 35						
<b>PITCHER</b>	IP	WLS	BF	H	R	ER	SO	BB	IBB	HBP	BLK	WP	HR	S	P	ERA		WHIP									
<b>Jack McDowell, R</b> ERA: 3.37 (1, 1)	8.0	L	34	8	4	4	4	3	0	2	0	0	1	75	118	4.50	1.375										








Batter	1	2	3	4	5	6	7	8	9	AB	R	H	RBI	BB	SO	LOB	TOP				
<b>Bernie Williams, S</b> (1, 8) OBP: 0.363, SLG: 0.387	1-1 P4		0-0 B2	0-0 G3			1-2 G3		4-0 1B 2B BB	4	1	0	0	1	0	3					
<b>Steve Sax, R</b> (1, 4) OBP: 0.344, SLG: 0.397	0-1 G6-3		2-1 G6-4-3 1B		1-2 G1-3		2-2 F8		0-0 2B 1B	5	1	2	0	0	0	1					
<b>Don Mattingly, L</b> (1, 3) OBP: 0.363, SLG: 0.422	1-1 HBP 2B		2-0 G6-4-3 1-2		1-0 G3-1		1-0 F8		1-2 1B E 2B	5	1	2	2	0	0	2					
<b>Mel Hall, L</b> (1, 9) OBP: 0.337, SLG: 0.499	4-1 HBP BB			2-2 G3 2B		0-1 2B		1-1 L3	0-3 K	4	1	2	0	1	1	1					
<b>Roberto Kelly, R</b> (1, 7) OBP: 0.312, SLG: 0.402	2-0 HBP		0-1 P4		0-3 K		3-2 G4-3 1B		4-0 E IBB	3	1	1	0	1	1	2					
<b>Matt Nokes, L</b> (1, 2) OBP: 0.300, SLG: 0.500	1-0 G4-3		1-1 G3		0-0 G3		1-1 G4-3		0-0 E6 1B	5	0	1	0	0	0	5					
<b>Kevin Maas, L</b> (1, 10) OBP: 0.338, SLG: 0.375		1-0 F8		4-1 2B BB		2-3 K		4-0 S BB	4-1 BB	2	1	0	0	3	1	0					
<b>Randy Velarde, R</b> (1, 5) OBP: 0.355, SLG: 0.346		2-1 G6-4-3 1B		1-1 1-H 3-H 2B		2-0 P6		2-3 K	1-3 K	5	0	2	2	0	2	4					
<b>Alvaro Espinoza, R</b> (1, 6) OBP: 0.299, SLG: 0.361		0-0 G6-4-3 1-2		1-1 HBP			0-0 G3 1B		0-2 P2	3	0	1	0	0	0	1					
<b>Inning Stats</b>	R: 0 E: 0 K: 0 S: 8	H: 1 LOB: 3 BB: 1 P: 17	R: 0 E: 0 K: 0 S: 4	H: 1 LOB: 0 BB: 0 P: 7	R: 0 E: 0 K: 0 S: 4	H: 1 LOB: 0 BB: 0 P: 8	R: 2 E: 0 K: 0 S: 15	H: 2 LOB: 2 BB: 1 P: 24	R: 0 E: 0 K: 1 S: 9	H: 0 LOB: 0 BB: 0 P: 9	R: 0 E: 0 K: 0 S: 8	H: 1 LOB: 1 BB: 0 P: 12	R: 0 E: 0 K: 1 S: 11	H: 1 LOB: 2 BB: 3 P: 22	R: 4 E: 1 K: 2 S: 19	H: 3 LOB: 2 BB: 3 P: 33	1B: 6 2B: 5 3B: 0 HR: 0	SF: 0 SAC: 0 DP: 2 HBP: 2	WP: 0 PB: 0 SB: 2 CS: 0	PA: 44	
<b>PITCHER</b>	IP	WLS	BF	H	R	ER	SO	BB	IBB	HBP	BLK	WP	HR	S	P	ERA	WHIP				
<b>Mike Boddicker, R</b> (1, 1) ERA: 3.76	8.1	L	38	9	4	4	3	4	0	2	0	0	0	70	120	4.32	1.560				
<b>Mike Mignano, L</b> (9, 1) ERA: 2.72	0.2		6	2	2	1	2	1	1	0	0	0	0	13	23	13.50	4.500				

**New York Yankees @ Kansas City Royals**  
 Royals Stadium, Kansas City, MO  
 Mon Aug 19 1991, 8:05 PM EDT  
 Att: 39,011 - Sunny - 77 F

AB 36  
 R 6  
 H 11  
 RBI 4  
 BB 6  
 SO 5  
 LOB 19



Batter	1	2	3	4	5	6	7	8	9	AB	R	H	RBI	BB	SO	LOB	BOTTOM					
<b>Brian McRae, S</b> (1, 8) OBP: 0.298, SLG: 0.383	0-2 HR 3B		0-1 G5-3		2-3 K		2-2 G4-3		2-2 P4	5	1	1	0	0	1	2						
<b>Kirk Gibson, L</b> (1, 7) OBP: 0.341, SLG: 0.423	2-2 HR 3-H		1-1 S 1B		4-0 G4-6-3 BB		1-0 F8			3	1	2	2	1	0	1						
<b>George Brett, L</b> (1, 10) OBP: 0.332, SLG: 0.418	0-0 G3		4-1 1-2 BB		0-0 G4-6-3 1-2			1-1 G6-3		3	0	0	0	1	0	1						
<b>Danny Tartabull, R</b> (1, 9) OBP: 0.393, SLG: 0.619	2-0 F9		0-0 L9		1-1 F8		3-2 FC4 1B			4	0	1	0	0	0	2						
<b>Todd Benzinger, S</b> (1, 3) OBP: 0.294, SLG: 0.342	1-2 2B		1-2 P2		2-0 2B		3-2 P4			4	0	2	0	0	0	3						
<b>Bill Peacock, R</b> (1, 5) OBP: 0.361, SLG: 0.427	1-3 K			2-2 E6 S		0-3 K		1-0 FC4		4	0	0	0	0	2	3						
<b>Brent Mayne, L</b> (1, 2) OBP: 0.337, SLG: 0.320		2-1 F7		2-3 K		0-0 P6			1-3 K	3	0	0	0	0	1	2						
<b>Harvey Pulliam, R</b> (9, PH) OBP: 0.538, SLG: 0.727				1-2 K						1	0	0	0	0	1	0						
<b>David Howard, S</b> (1, 6) OBP: 0.253, SLG: 0.277		1-0 B5-3		0-0 F8			1-3 K		1-0 DI 1B	3	0	0	0	0	1	1						
<b>Kevin Seitzer, R</b> (9, PH) OBP: 0.349, SLG: 0.338										1	0	1	0	0	0	0						
<b>Terry Shumpert, R</b> (1, 4) OBP: 0.277, SLG: 0.323		2-3 K		0-3 K			0-0 G4-3 S 1B			3	0	1	0	0	2	1						
<b>Sean Berry, R</b> (9, PH) OBP: 0.182, SLG: 0.188										1	0	0	0	0	1	1						
<b>Inning Stats</b>	R: 2 E: 0 K: 1 S: 14	H: 3 LOB: 1 BB: 0 P: 20	R: 0 E: 0 K: 1 S: 7	H: 0 LOB: 0 BB: 0 P: 12	R: 0 E: 0 K: 0 S: 11	H: 1 LOB: 2 BB: 1 P: 17	R: 0 E: 1 K: 2 S: 10	H: 0 LOB: 1 BB: 0 P: 14	R: 0 E: 0 K: 1 S: 4	H: 0 LOB: 0 BB: 1 P: 10	R: 0 E: 0 K: 1 S: 7	H: 1 LOB: 1 BB: 0 P: 10	R: 0 E: 0 K: 1 S: 8	H: 1 LOB: 1 BB: 0 P: 12	R: 0 E: 0 K: 0 S: 10	H: 1 LOB: 1 BB: 0 P: 18	R: 0 E: 0 K: 2 S: 17	H: 1 LOB: 1 BB: 0 P: 22	1B: 4 2B: 2 3B: 1 HR: 1	SF: 0 SAC: 0 DP: 1 HBP: 0	WP: 0 PB: 0 SB: 3 CS: 0	PA: 37
<b>PITCHER</b>	IP	WLS	BF	H	R	ER	SO	BB	IBB	HBP	BLK	WP	HR	S	P	ERA	WHIP					
<b>Eric Plunk, R</b> (1, 1) ERA: 4.54	6.2		28	6	2	2	7	6	0	0	0	0	0	60	93	2.70	1.200					
<b>Greg Cadaret, L</b> (7, 1) ERA: 3.79	2.1	W	9	2	0	0	2	0	0	0	0	0	0	28	42	0.00	0.857					

**New York Yankees @ Kansas City Royals**  
 Royals Stadium, Kansas City, MO  
 Mon Aug 19 1991, 8:05 PM EDT  
 Att: 39,011 - Sunny - 77 F

AB 35  
 R 2  
 H 8  
 RBI 2  
 BB 2  
 SO 9  
 LOB 17





Batter	1	2	3	4	5	6	7	8	9	AB	R	H	RBI	BB	SO	LOB	TOP					
<b>Bernie Williams, S</b> OBP: 0.359, SLG: 0.381	1-1 G4-3	0-0 G4-6-3				2-1 F8 1B	2-1 FC5-4	1-2 G4-3		5	1	1	0	0	0	2						
<b>Steve Sax, R</b> OBP: 0.346, SLG: 0.400	2-3 K		0-1 1B			4-2 1B	1-0 1B		1-1 P4	4	2	2	0	1	1	0						
<b>Don Mattingly, L</b> OBP: 0.363, SLG: 0.422	3-2 G3		1-0 1B			2-0 F8	0-1 BB		1-0 G3	5	0	2	1	0	0	2						
<b>Mel Hall, L</b> OBP: 0.338, SLG: 0.496		1-0 HBP FC 1B	2-1 G1-3			4-0 1B			2-1 F8	4	1	1	0	1	1	2						
<b>Roberto Kelly, R</b> OBP: 0.317, SLG: 0.404		0-0 FC HBP E 1B	3-2 G5-3			0-0 IBB			4-1 BB	3	1	2	2	1	0	1						
<b>Matt Nokes, L</b> OBP: 0.303, SLG: 0.498		2-2 E HBP		1-0 G1-6-3 1B		1-3 2-H 3-H 2-1 F9			2-2 P5	3	1	1	0	0	0	4						
<b>Kevin Maas, L</b> OBP: 0.337, SLG: 0.372		2-2 FC G4-3 1B		1-1 F7		4-2 FC5-4 BB			2-3 K	3	1	0	1	1	1	3						
<b>Randy Velarde, R</b> OBP: 0.346, SLG: 0.336		1-0 G4-3		0-0 G1-6-3		3-2 P6			1-3 K	4	0	0	0	0	1	3						
<b>Alvaro Espinoza, R</b> OBP: 0.298, SLG: 0.360		0-0 G4-6-3 1B			1-3 K	1-2 F7			0-3 K	4	0	1	1	0	2	1						
<b>Inning Stats</b>	R: 0 E: 0 K: 1 S: 8	H: 0 LOB: 0 BB: 0 P: 14	R: 4 E: 1 K: 0 S: 13	H: 3 LOB: 0 BB: 0 P: 19	R: 0 E: 0 K: 0 S: 8	H: 2 LOB: 0 BB: 0 P: 14	R: 0 E: 0 K: 0 S: 4	H: 1 LOB: 0 BB: 0 P: 6	R: 2 E: 0 K: 1 S: 12	H: 2 LOB: 2 BB: 2 P: 27	R: 0 E: 0 K: 0 S: 11	H: 0 LOB: 1 BB: 1 P: 21	R: 1 E: 0 K: 1 S: 13	H: 2 LOB: 2 BB: 1 P: 24	R: 0 E: 0 K: 2 S: 9	H: 0 LOB: 0 BB: 0 P: 11	R: 0 E: 0 K: 1 S: 6	H: 0 LOB: 0 BB: 0 P: 11	1B: 9 2B: 1 3B: 0 HR: 0	SF: 0 SAC: 0 DP: 2 HBP: 1	WP: 0 PB: 0 SB: 0 CS: 0	PA: 40
<b>PITCHER</b>	IP	WLS	BF	H	R	ER	SO	BB	IBB	HBP	BLK	WP	HR	S	P	ERA	WHIP					
<b>Mark Gubicza, R</b> ERA: 5.16	4.2	L	23	8	6	5	2	1	1	1	0	0	0	43	76	9.64	1.929					
<b>Mark Davis, L</b> ERA: 5.13	2.1		11	2	1	1	1	2	0	0	0	0	0	26	49	3.86	1.714					
<b>Tom Gordon, R</b> ERA: 4.04	2.0		6	0	0	0	3	0	0	0	0	0	0	15	22	0.00	0.000					

**New York Yankees @ Kansas City Royals**  
Royals Stadium, Kansas City, MO  
Tue Aug 20 1991, 8:05 PM EDT  
Att: 24,031 - Cloudy - 79 F

AB	35
R	7
H	10
RBI	5
BB	4
SO	6
LOB	18



Batter	1	2	3	4	5	6	7	8	9	AB	R	H	RBI	BB	SO	LOB	BOTTOM					
<b>Brian McRae, S</b> OBP: 0.298, SLG: 0.381	0-1 F9		0-0 F8			1-2 G4-3 BB HBP			1-2 F9	3	0	0	0	0	0	2						
<b>Kirk Gibson, L</b> OBP: 0.343, SLG: 0.425	0-3 K		0-0 1-H 2B			4-2 G4-3 BB			1-2 G4-3	3	0	1	1	1	1	1						
<b>George Brett, L</b> OBP: 0.328, SLG: 0.413	1-1 G6-3		3-2 F7			1-1 G4-3			0-3 K	4	0	0	1	0	1	3						
<b>Danny Tartabull, R</b> OBP: 0.389, SLG: 0.612		3-2 P3	3-2 F8			0-1 F8			1-0 G6-3	4	0	0	0	0	0	3						
<b>Warren Cromartie, L</b> OBP: 0.378, SLG: 0.448		2-2 G4-3		2-0 F7		0-3 K			0-0 1B	4	0	1	0	0	1	0						
<b>Bill Peacock, R</b> OBP: 0.356, SLG: 0.420		2-2 E5 2B		2-2 P3		0-0 G5-3			0-0 G1-3	4	1	0	0	0	0	1						
<b>Brent Mayne, L</b> OBP: 0.335, SLG: 0.325		2-1 2B		1-0 F7		1-0 G4-3			2-3 K	4	0	1	1	0	1	0						
<b>David Howard, S</b> OBP: 0.250, SLG: 0.273		0-1 G4-3			0-0 L8				1-1 P3	2	0	0	0	0	0	1						
<b>Kevin Seitzer, R</b> OBP: 0.350, SLG: 0.344									2-2 F7	3	2	2	0	0	1	1						
<b>Terry Shupert, R</b> OBP: 0.280, SLG: 0.330									2-2 F7	1	0	0	0	0	0	0						
<b>Jim Eisenreich, L</b> OBP: 0.328, SLG: 0.376			1-2 2B 1B			2-1 BB G4-3 2B			0-3 K	3	2	2	0	0	1	1						
<b>Inning Stats</b>	R: 0 E: 0 K: 1 S: 7	H: 0 LOB: 0 BB: 0 P: 8	R: 1 E: 1 K: 0 S: 16	H: 1 LOB: 1 BB: 0 P: 25	R: 1 E: 0 K: 0 S: 11	H: 2 LOB: 1 BB: 0 P: 18	R: 0 E: 0 K: 0 S: 5	H: 0 LOB: 0 BB: 0 P: 10	R: 1 E: 0 K: 0 S: 13	H: 1 LOB: 2 BB: 1 P: 21	R: 0 E: 0 K: 1 S: 5	H: 0 LOB: 0 BB: 0 P: 6	R: 0 E: 0 K: 1 S: 11	H: 1 LOB: 1 BB: 0 P: 13	R: 0 E: 0 K: 1 S: 6	H: 1 LOB: 1 BB: 0 P: 7	R: 0 E: 0 K: 1 S: 8	H: 0 LOB: 0 BB: 0 P: 13	1B: 2 2B: 4 3B: 0 HR: 0	SF: 0 SAC: 0 DP: 0 HBP: 1	WP: 0 PB: 0 SB: 0 CS: 0	PA: 36
<b>PITCHER</b>	IP	WLS	BF	H	R	ER	SO	BB	IBB	HBP	BLK	WP	HR	S	P	ERA	WHIP					
<b>Scott Sanderson, R</b> ERA: 4.27	5.0	W	22	4	3	2	1	0	0	0	0	0	0	52	82	3.60	1.000					
<b>John Habyan, R</b> ERA: 1.75	3.0		11	2	0	0	3	0	0	0	0	0	0	22	26	0.00	0.667					
<b>Steve Farr, R</b> ERA: 2.38	1.0		3	0	0	0	1	0	0	0	0	0	0	8	13	0.00	0.000					

**New York Yankees @ Kansas City Royals**  
Royals Stadium, Kansas City, MO  
Tue Aug 20 1991, 8:05 PM EDT  
Att: 24,031 - Cloudy - 79 F

AB	34
R	3
H	6
RBI	3
BB	1
SO	5
LOB	12









Batter	1	2	3	4	5	6	7	8	9	AB	R	H	RBI	BB	SO	LOB	TOP				
<b>Bernie Williams, S</b> OBP: 0.361, SLG: 0.374 (1, 8)										3	1	2	1	2	0	1					
<b>Steve Sax, R</b> OBP: 0.344, SLG: 0.397 (1, 4)										5	0	1	0	0	0	4					
<b>Don Mattingly, L</b> OBP: 0.361, SLG: 0.418 (1, 3)										5	0	1	0	0	0	2					
<b>Mel Hall, L</b> OBP: 0.338, SLG: 0.495 (1, 9)										5	0	3	1	0	0	1					
<b>Roberto Kelly, R</b> OBP: 0.315, SLG: 0.409 (1, 7)										4	0	1	0	0	0	3					
<b>Matt Nokes, L</b> OBP: 0.310, SLG: 0.500 (1, 2)										4	1	2	0	0	0	1					
<b>Kevin Maas, L</b> OBP: 0.340, SLG: 0.388 (1, 10)										4	1	2	2	0	0	0					
<b>Randy Velarde, R</b> OBP: 0.345, SLG: 0.356 (1, 6)										4	2	2	0	0	1	2					
<b>Pat Kelly, R</b> OBP: 0.299, SLG: 0.352 (1, 5)										3	0	1	1	1	0	3					
<b>Inning Stats</b>	R: 1 E: 0 K: 0 S: 13	H: 2 LOB: 1 BB: 1 P: 23	R: 1 E: 0 K: 0 S: 12	H: 2 LOB: 1 BB: 0 P: 21	R: 0 E: 0 K: 0 S: 7	H: 1 LOB: 1 BB: 0 P: 12	R: 3 E: 0 K: 0 S: 11	H: 4 LOB: 0 BB: 0 P: 16	R: 0 E: 0 K: 1 S: 9	H: 1 LOB: 2 BB: 1 P: 16	R: 0 E: 0 K: 0 S: 7	H: 1 LOB: 0 BB: 0 P: 13	R: 0 E: 0 K: 0 S: 8	H: 2 LOB: 1 BB: 0 P: 10	R: 0 E: 0 K: 0 S: 10	H: 1 LOB: 1 BB: 1 P: 18	1B: 11 2B: 2 3B: 1 HR: 1	SF: 0 SAC: 0 DP: 1 HBP: 0	WP: 0 PB: 0 SB: 0 CS: 3	PA: 41	
<b>PITCHER</b>	IP	WLS	BF	H	R	ER	SO	BB	IBB	HBP	BLK	WP	HR	S	P	ERA	WHIP				
<b>Tom Candiotti, R</b> ERA: 2.49 (1, 1)	6.2		32	12	5	5	1	2	0	0	0	0	1	65	107	6.75	2.100				
<b>Bob MacDonald, L</b> ERA: 2.43 (7, 1)	0.1		2	2	0	0	0	0	0	0	0	0	0	5	8	0.00	6.000				
<b>Duane Ward, R</b> ERA: 3.13 (8, 1)	2.0	W	6	1	0	0	0	1	0	0	0	0	0	14	23	0.00	1.000				

**New York Yankees @ Toronto Blue Jays**  
SkyDome, Toronto, ON  
Fri Aug 23 1991, 7:05 PM EDT  
Att: 50,318 - Sunny - 70 F

AB	37
R	5
H	15
RBI	5
BB	3
SO	1
LOB	17



Batter	1	2	3	4	5	6	7	8	9	AB	R	H	RBI	BB	SO	LOB	BOTTOM					
<b>Devon White, S</b> OBP: 0.352, SLG: 0.451 (1, 8)										4	1	1	2	0	2	3						
<b>Roberto Alomar, S</b> OBP: 0.348, SLG: 0.427 (1, 4)										4	1	3	2	1	0	0						
<b>Joe Carter, R</b> OBP: 0.349, SLG: 0.539 (1, 9)										4	0	0	0	0	2	4						
<b>John Olerud, L</b> OBP: 0.348, SLG: 0.459 (1, 3)										4	0	2	1	0	0	0						
<b>Candy Maldonado, R</b> OBP: 0.298, SLG: 0.418 (1, 7)										3	0	0	0	1	1	2						
<b>Kelly Gruber, R</b> OBP: 0.307, SLG: 0.435 (1, 5)										3	1	0	0	1	0	2						
<b>Mookie Wilson, S</b> OBP: 0.277, SLG: 0.358 (1, 10)										3	1	0	0	0	0	2						
<b>Pat Borders, R</b> OBP: 0.275, SLG: 0.335 (1, 2)										4	1	2	1	0	1	1						
<b>Rob Ducey, L</b> OBP: 0.333, SLG: 0.385 (9, PR)										0	1	0	0	0	0	0						
<b>Manuel Lee, S</b> OBP: 0.271, SLG: 0.272 (1, 6)										3	0	1	0	0	1	1						
<b>Inning Stats</b>	R: 1 E: 0 K: 0 S: 8	H: 1 LOB: 0 BB: 0 P: 16	R: 1 E: 0 K: 2 S: 15	H: 1 LOB: 1 BB: 1 P: 24	R: 0 E: 0 K: 2 S: 9	H: 1 LOB: 0 BB: 0 P: 14	R: 0 E: 0 K: 0 S: 10	H: 1 LOB: 0 BB: 0 P: 14	R: 1 E: 0 K: 0 S: 11	H: 2 LOB: 2 BB: 1 P: 19	R: 0 E: 0 K: 0 S: 6	H: 1 LOB: 1 BB: 0 P: 13	R: 0 E: 0 K: 1 S: 6	H: 0 LOB: 0 BB: 0 P: 11	R: 1 E: 0 K: 1 S: 7	H: 1 LOB: 1 BB: 1 P: 16	R: 2 E: 1 K: 1 S: 13	H: 1 LOB: 2 BB: 0 P: 21	1B: 6 2B: 1 3B: 1 HR: 1	SF: 1 SAC: 0 DP: 1 HBP: 2	WP: 0 PB: 0 SB: 0 CS: 0	PA: 38
<b>PITCHER</b>	IP	WLS	BF	H	R	ER	SO	BB	IBB	HBP	BLK	WP	HR	S	P	ERA	WHIP					
<b>Wade Taylor, R</b> ERA: 6.37 (1, 1)	6.0		25	7	3	3	4	2	0	0	0	0	0	10	18	6.75	1.500					
<b>John Habyan, R</b> ERA: 1.54 (7, 1)	1.1		5	1	1	1	2	0	0	0	0	0	0	2	4	0.00	0.000					
<b>Greg Cadaret, L</b> ERA: 3.75 (8, 1)	0.1		1	0	0	0	0	0	0	0	0	0	0	2	4	0.00	0.000					
<b>Steve Farr, R</b> ERA: 2.51 (8, 1)	0.2	L	7	1	2	1	1	1	0	2	0	0	0	14	26	13.50	3.000					

**New York Yankees @ Toronto Blue Jays**  
SkyDome, Toronto, ON  
Fri Aug 23 1991, 7:05 PM EDT  
Att: 50,318 - Sunny - 70 F

AB	32
R	6
H	9
RBI	6
BB	3
SO	7
LOB	15





Batter	1	2	3	4	5	6	7	8	9	AB	R	H	RBI	BB	SO	LOB	TOP					
<b>Bernie Williams, S</b> (1, 8) OBP: 0.352, SLG: 0.363										5	0	0	0	0	3	6						
<b>Steve Sax, R</b> (1, 4) OBP: 0.345, SLG: 0.399										5	0	2	2	0	0	0						
<b>Don Mattingly, L</b> (1, 3) OBP: 0.359, SLG: 0.414										4	0	0	0	1	1	2						
<b>Roberto Kelly, R</b> (1, 7) OBP: 0.316, SLG: 0.406										3	1	0	0	2	1	0						
<b>Mel Hall, L</b> (1, 9) OBP: 0.336, SLG: 0.491										5	0	1	0	0	0	5						
<b>Hensley Meulens, R</b> (1, 10) OBP: 0.287, SLG: 0.319										4	2	3	1	0	1	1						
<b>Kevin Maas, L</b> (9, PH) OBP: 0.339, SLG: 0.388										1	0	0	0	0	0	0						
<b>Alvaro Espinoza, R</b> (1, 6) OBP: 0.306, SLG: 0.381										4	2	2	2	0	0	1						
<b>Bob Geren, R</b> (1, 2) OBP: 0.256, SLG: 0.291										3	1	2	1	0	0	0						
<b>Matt Nokes, L</b> (7, PH) OBP: 0.311, SLG: 0.500										0	0	0	0	1	0	0						
<b>Pat Kelly, R</b> (1, 5) OBP: 0.298, SLG: 0.351										4	0	1	0	0	1	5						
<b>Inning Stats</b>	R: 0 E: 0 K: 1 S: 11	H: 0 LOB: 0 BB: 0 P: 16	R: 0 E: 0 K: 1 S: 8	H: 1 LOB: 1 BB: 0 P: 12	R: 0 E: 0 K: 2 S: 13	H: 2 LOB: 2 BB: 0 P: 19	R: 3 E: 0 K: 1 S: 17	H: 3 LOB: 1 BB: 0 P: 27	R: 0 E: 0 K: 0 S: 4	H: 0 LOB: 1 BB: 1 P: 10	R: 3 E: 0 K: 0 S: 20	H: 4 LOB: 3 BB: 2 P: 39	R: 0 E: 0 K: 1 S: 8	H: 1 LOB: 2 BB: 1 P: 13	R: 0 E: 0 K: 1 S: 6	H: 0 LOB: 0 BB: 0 P: 8	R: 0 E: 0 K: 0 S: 7	H: 0 LOB: 0 BB: 0 P: 11	1B: 7 2B: 3 3B: 0 HR: 1	SF: 0 SAC: 1 DP: 0 HBP: 0	WP: 1 PB: 1 SB: 2 CS: 0	PA: 43
<b>PITCHER</b>	IP WLS BF H R ER SO BB IBB HBP BLK WP HR S P ERA WHIP																					
<b>David Wells, L</b> (1, 1) ERA: 3.76	5.0 L 26 9 6 5 5 1 0 0 0 0 1 1 63 101 9.00 2.000																					
<b>Mike Timlin, R</b> (6, 1) ERA: 3.14	3.0 14 2 0 0 2 1 2 0 0 0 0 0 24 43 0.00 1.000																					
<b>Tom Henke, R</b> (9, 1) ERA: 2.66	1.0 3 0 0 0 0 0 0 0 0 0 0 0 7 11 0.00 0.000																					

New York Yankees @ Toronto Blue Jays  
SkyDome, Toronto, ON  
Sat Aug 24 1991, 3:33 AM EDT  
Att: 50,324 - Dome - 70 F

AB	38
R	6
H	11
RBI	6
BB	4
SO	7
LOB	20



Batter	1	2	3	4	5	6	7	8	9	AB	R	H	RBI	BB	SO	LOB	BOTTOM					
<b>Devon White, S</b> (1, 8) OBP: 0.349, SLG: 0.448										3	0	0	1	0	2	2						
<b>Roberto Alomar, S</b> (1, 4) OBP: 0.347, SLG: 0.432										4	1	1	2	0	0	1						
<b>Joe Carter, R</b> (1, 9) OBP: 0.347, SLG: 0.535										4	0	0	0	0	0	0						
<b>Candy Maldonado, R</b> (1, 7) OBP: 0.291, SLG: 0.407										4	0	0	0	0	1	0						
<b>John Olerud, L</b> (1, 3) OBP: 0.344, SLG: 0.454										4	0	0	0	0	0	0						
<b>Kelly Gruber, R</b> (1, 5) OBP: 0.306, SLG: 0.430										3	1	0	0	1	2	0						
<b>Mookie Wilson, S</b> (1, 10) OBP: 0.276, SLG: 0.361										4	1	1	0	0	1	0						
<b>Pat Borders, R</b> (1, 2) OBP: 0.281, SLG: 0.340										3	1	2	2	0	0	0						
<b>Manuel Lee, S</b> (1, 6) OBP: 0.276, SLG: 0.280										3	1	3	0	0	0	0						
<b>Inning Stats</b>	R: 0 E: 0 K: 1 S: 5	H: 0 LOB: 0 BB: 0 P: 7	R: 0 E: 0 K: 0 S: 4	H: 0 LOB: 0 BB: 0 P: 7	R: 1 E: 0 K: 0 S: 10	H: 2 LOB: 1 BB: 0 P: 15	R: 0 E: 0 K: 0 S: 6	H: 0 LOB: 0 BB: 0 P: 10	R: 4 E: 0 K: 0 S: 25	H: 4 LOB: 0 BB: 1 P: 42	R: 0 E: 0 K: 1 S: 7	H: 0 LOB: 0 BB: 0 P: 10	R: 0 E: 0 K: 1 S: 12	H: 1 LOB: 1 BB: 0 P: 18	R: 0 E: 0 K: 1 S: 11	H: 0 LOB: 0 BB: 0 P: 15	R: 0 E: 0 K: 2 S: 13	H: 0 LOB: 0 BB: 0 P: 20	1B: 4 2B: 2 3B: 0 HR: 1	SF: 1 SAC: 0 DP: 0 HBP: 0	WP: 0 PB: 0 SB: 0 CS: 0	PA: 34
<b>PITCHER</b>	IP WLS BF H R ER SO BB IBB HBP BLK WP HR S P ERA WHIP																					
<b>Jeff Johnson, L</b> (1, 1) ERA: 5.49	5.0 W 21 6 5 5 1 0 0 0 0 0 0 0 43 63 9.00 1.400																					
<b>Greg Cadaret, L</b> (6, 1) ERA: 3.59	4.0 S 13 1 0 0 5 0 0 0 0 1 0 0 43 63 0.00 0.250																					

New York Yankees @ Toronto Blue Jays  
SkyDome, Toronto, ON  
Sat Aug 24 1991, 3:33 AM EDT  
Att: 50,324 - Dome - 70 F

AB	32
R	5
H	7
RBI	5
BB	1
SO	6
LOB	3






Batter	1	2	3	4	5	6	7	8	9	AB	R	H	RBI	BB	SO	LOB	TOP				
<b>Bernie Williams, S</b> OBP: 0.353, SLG: 0.370 (1, 8)	P5		1B BB SF8	FC5-3 2B			F9		K	5	1	2	1	0	1	1	<b>New York Yankees @ Toronto Blue Jays</b> SkyDome, Toronto, ON Sun Aug 25 1991, 3:33 AM EDT Att: 50,320 - Sunny - 74 F				
<b>Steve Sax, R</b> OBP: 0.346, SLG: 0.397 (1, 4)	HR HBP		1B	FC5-3			G3			2	1	0	0	1	0	1					
<b>Don Mattingly, L</b> OBP: 0.356, SLG: 0.410 (1, 10)	F8		F7		P5		F8			4	0	0	0	0	0	3					
<b>Mel Hall, L</b> OBP: 0.337, SLG: 0.489 (1, 9)	HR BB		1B		F8			G6-3		3	1	1	0	1	0	0					
<b>Roberto Kelly, R</b> OBP: 0.316, SLG: 0.414 (1, 7)	HR		SF8		G6-3		F9			3	1	1	4	0	0	0					
<b>Matt Nokes, L</b> OBP: 0.314, SLG: 0.499 (1, 2)	F9		F9			G3-6-3 BB		1B		3	0	1	0	1	0	2					
<b>Kevin Maas, L</b> OBP: 0.338, SLG: 0.386 (1, 3)		P6		FC5-4 1B		G3-6-3		K		4	0	1	0	0	1	2					
<b>Alvaro Espinoza, R</b> OBP: 0.303, SLG: 0.378 <b>Pat Sheridan, L</b> OBP: 0.295, SLG: 0.354 (9, PH)	G5-3		FC5-4 3B		G4-3			K		3	1	0	0	0	0	1					
<b>Pat Kelly, R</b> OBP: 0.301, SLG: 0.361 (1, 5)	P4		2B 3B				S E 1B	K2-3		4	2	2	1	0	1	0					
<b>Inning Stats</b>	R: 3 E: 0 K: 0 S: 9	H: 1 LOB: 0 BB: 1 P: 22	R: 0 E: 0 K: 0 S: 5	H: 0 LOB: 0 BB: 0 P: 5	R: 1 E: 0 K: 0 S: 14	H: 2 LOB: 2 BB: 1 P: 25	R: 2 E: 0 K: 0 S: 9	H: 3 LOB: 0 BB: 0 P: 14	R: 0 E: 0 K: 0 S: 4	H: 0 LOB: 0 BB: 0 P: 11	R: 1 E: 0 K: 0 S: 8	H: 1 LOB: 0 BB: 0 P: 13	R: 0 E: 0 K: 1 S: 8	H: 1 LOB: 1 BB: 0 P: 15	R: 0 E: 0 K: 3 S: 9	H: 0 LOB: 0 BB: 0 P: 12		1B: 5 2B: 2 3B: 1 HR: 1	SF: 1 SAC: 0 DP: 2 HBP: 1	WP: 0 PB: 0 SB: 2 CS: 0	PA: 37
<b>PITCHER</b>	IP	WLS	BF	H	R	ER	SO	BB	IBB	HBP	BLK	WP	HR	S	P	ERA	WHIP				
<b>Todd Stottlemyre, R</b> ERA: 3.97 <b>Bob MacDonald, L</b> ERA: 2.47 <b>Jim Acker, R</b> ERA: 5.21 <b>Duane Ward, R</b> ERA: 3.09	(1, 1) (5, 1) (8, 1) (9, 1)	4.0 3.0 1.0 1.0	20 10 4 3	6 1 1 0	6 1 0 0	6 1 0 0	0 0 1 3	2 1 0 0	0 0 0 0	0 0 0 0	0 0 0 0	0 0 0 0	1 19 8 9	37 66 15 12	0 0 0 0	13.50 3.00 0.00 0.00	2.000 0.667 1.000 0.000				

Batter	1	2	3	4	5	6	7	8	9	AB	R	H	RBI	BB	SO	LOB	BOTTOM				
<b>Devon White, S</b> OBP: 0.350, SLG: 0.451 (1, 8)	2B 3B		G4-3		G6-3		1B	G3-1		5	1	2	1	0	0	2	<b>New York Yankees @ Toronto Blue Jays</b> SkyDome, Toronto, ON Sun Aug 25 1991, 3:33 AM EDT Att: 50,320 - Sunny - 74 F				
<b>Roberto Alomar, S</b> OBP: 0.349, SLG: 0.438 (1, 4)	S G4-3		1B			G4-3	SF8	S E		4	2	3	4	0	0	0					
<b>Joe Carter, R</b> OBP: 0.346, SLG: 0.532 (1, 10)	3H G5-3		G3			1B	F9	K		5	0	1	0	0	1	3					
<b>John Olerud, L</b> OBP: 0.343, SLG: 0.450 (1, 3)	G4-3			L7		K		SH 1B HBP		3	1	0	1	0	1	1					
<b>Candy Maldonado, R</b> OBP: 0.290, SLG: 0.404 (1, 7) (9, 9)	K		G4-3			F8		1B SH 1B		4	1	1	0	0	1	1					
<b>Kelly Gruber, R</b> OBP: 0.309, SLG: 0.436 <b>Rene Gonzales, R</b> OBP: 0.320, SLG: 0.298 (8, FR) (9, 6)	L7			1B			HR 2B	SH 1B 1B		3	1	2	0	0	0	0					
<b>Rob Ducey, L</b> OBP: 0.304, SLG: 0.364 <b>Pat Tabler, R</b> OBP: 0.337, SLG: 0.293 <b>Mookie Wilson, S</b> OBP: 0.276, SLG: 0.361 (9, 7)	K		G4-3				K	G3-1 1B 2B 1B		3	0	0	0	0	2	2					
<b>Greg Myers, L</b> OBP: 0.304, SLG: 0.425 <b>Pat Borders, R</b> OBP: 0.279, SLG: 0.338 (8, PH) (9, 2)	G3			G4-3			HR	P3		3	1	1	2	0	0	0					
<b>Manuel Lee, S</b> OBP: 0.277, SLG: 0.279 <b>Rance Mulliniks, L</b> OBP: 0.380, SLG: 0.347 (8, PH) (9, 5)	K		K		G1-3		1B SF8	G3-1 2B 1B		2	1	0	0	1	1	0					
<b>Inning Stats</b>	R: 2 E: 0 K: 1 S: 12	H: 2 LOB: 0 BB: 0 P: 17	R: 0 E: 0 K: 1 S: 8	H: 0 LOB: 0 BB: 0 P: 11	R: 0 E: 0 K: 1 S: 14	H: 1 LOB: 1 BB: 0 P: 21	R: 0 E: 0 K: 0 S: 14	H: 1 LOB: 0 BB: 0 P: 21	R: 0 E: 0 K: 1 S: 8	H: 1 LOB: 1 BB: 0 P: 14	R: 3 E: 0 K: 1 S: 15	H: 3 LOB: 1 BB: 1 P: 25	R: 6 E: 1 K: 1 S: 14	H: 4 LOB: 1 BB: 0 P: 23	R: 0 E: 0 K: 3 S: 9	H: 0 LOB: 0 BB: 0 P: 12		1B: 7 2B: 3 3B: 1 HR: 1	SF: 1 SAC: 1 DP: 0 HBP: 1	WP: 0 PB: 0 SB: 2 CS: 0	PA: 39
<b>PITCHER</b>	IP	WLS	BF	H	R	ER	SO	BB	IBB	HBP	BLK	WP	HR	S	P	ERA	WHIP				
<b>Scott Sanderson, R</b> ERA: 4.27 <b>Tim Lincecum, R</b> ERA: 6.46 <b>Lee Guetterman, L</b> ERA: 4.01 <b>John Habyan, R</b> ERA: 1.95	(1, 1) (7, 1) (7, 1) (8, 1)	6.1 0.0 0.2 1.0	25 3 6 5	6 2 5 2	3 1 4 2	3 1 4 0	0 0 0 1	0 0 0 0	0 0 1 0	0 0 0 0	0 0 0 0	0 0 0 0	1 6 8 9	10 12 15 12	0 0 0 0	4.26 6.46 54.00 0.00	0.947 3.000 2.000				


AB	32
R	7
H	8
RBI	6
BB	3
SO	4
LOB	10










Batter	1	2	3	4	5	6	7	8	9	AB	R	H	RBI	BB	SO	LOB	TOP									
<b>Julio Franco, R</b> OBP: 0.408, SLG: 0.467 (1, 4)	G3		1B			FC6-4 HR	F7		G3	5	1	1	0	0	0	3	<p><b>Texas Rangers @ New York Yankees</b> Yankee Stadium, Bronx, NY Tue Aug 27 1991, 7:05 PM EDT Att: 23,498 - Sunny - 79 F</p> <p>livebaseballscores.com</p> <p>AB 38 R 7 H 12 RBI 7 BB 2 SO 4 LOB 14</p> 									
<b>Rafael Palmeiro, L</b> OBP: 0.399, SLG: 0.555 (1, 3)	G1-6-3 1B		F8			HR		F7	1B	3	1	1	0	2	0	1										
<b>Ruben Sierra, S</b> OBP: 0.354, SLG: 0.489 (1, 9)	G1-6-3					HR		E5	1B	5	2	3	3	0	0	1										
<b>Juan Gonzalez, R</b> OBP: 0.353, SLG: 0.551 (8, 7)		K	G5-4-3			F7		HR	K	5	1	1	2	0	2	3										
<b>Kevin Reimer, L</b> OBP: 0.333, SLG: 0.466 <b>Brian Downing, R</b> OBP: 0.376, SLG: 0.454 <b>Gary Pettis, S</b> OBP: 0.338, SLG: 0.262 (8, 8)			G4-3			G4-3				3	0	1	0	0	0	0										
<b>Steve Buechele, R</b> OBP: 0.333, SLG: 0.444 (1, 5)			1B					HR		4	1	1	2	0	0	1										
<b>Dean Palmer, R</b> OBP: 0.286, SLG: 0.416 (1, 10)			G5-3			K		K		4	0	1	0	0	2	2										
<b>Ivan Rodriguez, R</b> OBP: 0.277, SLG: 0.333 (1, 2)			G1-3			P3		P3		4	0	1	0	0	0	1										
<b>José Hernández, R</b> OBP: 0.264, SLG: 0.294 (1, 6)			F8			FC6-4 1B		FC3-6	G4-3	4	0	1	0	0	0	2										
<b>Inning Stats</b>	R: 0 E: 0 K: 0 S: 4	H: 1 LOB: 0 BB: 0 P: 8	R: 0 E: 0 K: 1 S: 9	H: 1 LOB: 1 BB: 0 P: 16	R: 0 E: 0 K: 0 S: 6	H: 1 LOB: 0 BB: 0 P: 10	R: 0 E: 0 K: 0 S: 7	H: 1 LOB: 0 BB: 0 P: 10	R: 0 E: 0 K: 1 S: 7	H: 0 LOB: 0 BB: 0 P: 9	R: 3 E: 0 K: 0 S: 12	H: 2 LOB: 0 BB: 1 P: 22	R: 0 E: 0 K: 0 S: 8	H: 2 LOB: 2 BB: 0 P: 13	R: 4 E: 1 K: 1 S: 18	H: 3 LOB: 1 BB: 0 P: 27		R: 0 E: 0 K: 1 S: 12	H: 1 LOB: 2 BB: 1 P: 19	1B: 9 2B: 0 3B: 0 HR: 3	SF: 0 SAC: 0 DP: 2 HBP: 0	WP: 0 PB: 0 SB: 1 CS: 0	PA: 40			
<b>PITCHER</b>	IP	WLS	BF	H	R	ER	SO	BB	IBB	HBP	BLK	WP	HR	S	P	ERA	WHIP									
<b>Pascual Perez, R</b> ERA: 3.31 <b>John Habyan, R</b> ERA: 1.52 <b>Greg Cadaret, L</b> ERA: 3.83 <b>Dave Eiland, R</b> ERA: 5.98	(1, 1)	6.0	L	23	6	3	3	2	1	0	0	0	0	1	45	75	4.50	1.167								

Batter	1	2	3	4	5	6	7	8	9	AB	R	H	RBI	BB	SO	LOB	BOTTOM									
<b>Bernie Williams, S</b> OBP: 0.352, SLG: 0.367 (1, 8)	FC6-4 BB		E7 1B				P5		L8	4	1	1	0	1	0	0	<p><b>Texas Rangers @ New York Yankees</b> Yankee Stadium, Bronx, NY Tue Aug 27 1991, 7:05 PM EDT Att: 23,498 - Sunny - 79 F</p> <p>livebaseballscores.com</p> <p>AB 34 R 2 H 7 RBI 2 BB 3 SO 11 LOB 14</p> 									
<b>Steve Sax, R</b> OBP: 0.345, SLG: 0.395 (1, 4)	FC6-4 S 3B		G1			2B	1B			4	1	1	0	0	1	2										
<b>Don Mattingly, L</b> OBP: 0.356, SLG: 0.412 (1, 3)	P6		1B			2B				4	0	2	1	0	1	1										
<b>Mel Hall, L</b> OBP: 0.343, SLG: 0.496 (1, 9)	3B		1B			1B				3	0	3	1	1	0	0										
<b>Roberto Kelly, R</b> OBP: 0.314, SLG: 0.409 (1, 7)	K		K			G1-3		K		4	0	0	0	0	3	7										
<b>Matt Nokes, L</b> OBP: 0.307, SLG: 0.487 (1, 2)		G1-3				G3-1		G3	P4	4	0	0	0	0	0	1										
<b>Kevin Maas, L</b> OBP: 0.335, SLG: 0.380 (1, 10)		K				K		FC4-6 BB	K	3	0	0	0	1	3	1										
<b>Alvaro Espinoza, R</b> OBP: 0.300, SLG: 0.373 (1, 6)		G5-3				K		FC4-6	P4	4	0	0	0	0	1	1										
<b>Pat Kelly, R</b> OBP: 0.293, SLG: 0.351 (1, 5)			K			B5-3		F9	K	4	0	0	0	0	2	1										
<b>Inning Stats</b>	R: 1 E: 0 K: 1 S: 7	H: 1 LOB: 1 BB: 1 P: 18	R: 0 E: 0 K: 1 S: 7	H: 0 LOB: 0 BB: 0 P: 8	R: 1 E: 1 K: 2 S: 15	H: 2 LOB: 2 BB: 0 P: 24	R: 0 E: 0 K: 2 S: 10	H: 0 LOB: 0 BB: 0 P: 17	R: 0 E: 0 K: 0 S: 5	H: 0 LOB: 1 BB: 1 P: 10	R: 0 E: 0 K: 2 S: 9	H: 1 LOB: 0 BB: 0 P: 14	R: 0 E: 0 K: 2 S: 10	H: 1 LOB: 1 BB: 0 P: 15	R: 0 E: 0 K: 1 S: 10	H: 0 LOB: 0 BB: 0 P: 14		1B: 4 2B: 2 3B: 1 HR: 0	SF: 0 SAC: 0 DP: 0 HBP: 0	WP: 0 PB: 0 SB: 1 CS: 0	PA: 37					
<b>PITCHER</b>	IP	WLS	BF	H	R	ER	SO	BB	IBB	HBP	BLK	WP	HR	S	P	ERA	WHIP									
<b>Jose Guzman, R</b> ERA: 3.1 <b>Kenny Rogers, L</b> ERA: 5.85	(1, 1)	6.2	W	29	6	2	1	7	2	1	0	0	0	0	60	109	1.35	1.200								



Batter	1	2	3	4	5	6	7	8	9	AB	R	H	RBI	BB	SO	LOB	TOP										
<b>Julio Franco, R</b> OBP: 0.410, SLG: 0.467 (1, 4)	1-1 G4-6-3 1B		0-1 F8			1-2 SAFE 1B	4-0 BB		0-2 L8	4	0	2	0	1	0	4	<b>Texas Rangers @ New York Yankees</b> Yankee Stadium, Bronx, NY Wed Aug 28 1991, 7:05 PM EDT Att: 20,657 - Sunny - 85 F										
<b>Rafael Palmeiro, L</b> OBP: 0.396, SLG: 0.550 (1, 3)	3-2 G4-6-3 1-2		3-2 F7			0-1 F7	2-2 F7			4	0	0	0	0	0	8											
<b>Ruben Sierra, S</b> OBP: 0.352, SLG: 0.485 (1, 9)	3-3 K			1-0 G5-3		0-1 F8		3-3 K		4	0	0	0	0	2	2											
<b>Juan Gonzalez, R</b> OBP: 0.350, SLG: 0.546 (1, 8)				0-1 F9		3-2 F8		1-1 F7		4	0	0	0	0	0	2											
<b>Geno Petralli, L</b> OBP: 0.313, SLG: 0.331 (1, 2)		2-2 G6-3		0-1 P5			2-1 HR		0-0 F8	3	1	1	1	0	0	0											
<b>Ivan Rodriguez, R</b> OBP: 0.276, SLG: 0.332 (8, PH)										1	0	0	0	0	0	0											
<b>Brian Downing, R</b> OBP: 0.380, SLG: 0.461 (1, 10)		2-1 G5-3			1-1 G6-4-3 1B		2-2 2B		3-1 1B	4	0	3	0	0	0	0											
<b>Steve Buechele, R</b> OBP: 0.334, SLG: 0.447 (1, 5)			2-2 FC1-5 1B		2-1 SAFE G6-4-3 1-2		2-0 2B		2-1 G5-3	4	0	2	0	0	0	2											
<b>Dean Palmer, R</b> OBP: 0.285, SLG: 0.408 (1, 7)			4-2 FC1-5 1B		0-0 F8		0-1 G5-3		0-1 L5	3	0	0	0	1	0	3											
<b>José Hernández, R</b> OBP: 0.273, SLG: 0.302 (1, 6)			1-0 FC1-5			0-1 F8	1-3 K		0-2 1B	2	0	1	0	0	0	2											
<b>Mike Stanley, R</b> OBP: 0.346, SLG: 0.387 (7, PH)			1-2 2-3							1	0	0	0	0	1	2											
<b>Mario Diaz, R</b> OBP: 0.321, SLG: 0.333 (7, 6)										1	0	1	0	0	0	0											
<b>Inning Stats</b>	R: 0 E: 0 K: 1 S: 10	H: 1 LOB: 0 BB: 0 P: 17	R: 0 E: 0 K: 0 S: 9	H: 0 LOB: 0 BB: 0 P: 13	R: 0 E: 0 K: 0 S: 13	H: 1 LOB: 2 BB: 1 P: 23	R: 0 E: 0 K: 0 S: 5	H: 0 LOB: 0 BB: 0 P: 6	R: 0 E: 0 K: 0 S: 5	H: 1 LOB: 0 BB: 0 P: 8	R: 0 E: 0 K: 0 S: 14	H: 2 LOB: 2 BB: 0 P: 18	R: 1 E: 0 K: 1 S: 14	H: 3 LOB: 3 BB: 1 P: 27	R: 0 E: 0 K: 1 S: 6	H: 0 LOB: 0 BB: 0 P: 10	R: 0 E: 0 K: 0 S: 13	H: 2 LOB: 2 BB: 0 P: 18	1B: 7 2B: 2 3B: 0 HR: 1	SF: 0 SAC: 0 DP: 2 HBP: 0	WP: 0 PB: 0 SB: 1 CS: 0	PA: 37					
<b>PITCHER</b>	IP	WLS	BF	H	R	ER	SO	BB	IBB	HBP	BLK	WP	HR	S	P	ERA	WHIP										
<b>Wade Taylor, R</b> ERA: 6.03 (1, 1)	6.0	W	25	8	1	1	1	1	0	0	0	0	1	62	9	1.50	1.500										
<b>John Habyan, R</b> ERA: 1.5 (7, 1)	0.2		3	0	0	0	1	1	0	0	0	0	0	5	10	0.00	1.500										
<b>Greg Cadaret, L</b> ERA: 3.78 (7, 1)	1.1		4	0	0	0	1	0	0	0	0	0	0	9	15	0.00	0.000										
<b>Steve Farr, R</b> ERA: 2.47 (9, 1)	1.0		5	2	0	0	0	0	0	0	0	0	0	13	18	0.00	2.000										

Batter	1	2	3	4	5	6	7	8	9	AB	R	H	RBI	BB	SO	LOB	BOTTOM										
<b>Bernie Williams, S</b> OBP: 0.359, SLG: 0.391 (1, 8)	3-2 G1-6-3 1B	3-2 1-2 2-H 3-H 1B				1-1 HR			1-0 F8	4	1	3	3	0	0	1	<b>Texas Rangers @ New York Yankees</b> Yankee Stadium, Bronx, NY Wed Aug 28 1991, 7:05 PM EDT Att: 20,657 - Sunny - 85 F										
<b>Steve Sax, R</b> OBP: 0.346, SLG: 0.394 (1, 4)	4-1 G1-6-3 1-2 BB				0-1 P6		3-1 F9 S 1B			3	0	1	0	1	1	2											
<b>Don Mattingly, L</b> OBP: 0.353, SLG: 0.408 (1, 3)	1-1 G1-6-3 1-2 2-3		1-0 F8		1-1 G3		0-0 P3			4	0	0	0	0	0	5											
<b>Roberto Kelly, R</b> OBP: 0.314, SLG: 0.405 (1, 7)	1-1 G6-3		2-0 G6-3		4-1 BB		3-2 F9 1-3			3	0	0	0	1	0	2											
<b>Mel Hall, L</b> OBP: 0.342, SLG: 0.494 (1, 9)		0-1 1B	1-2 F7		1-2 F7			0-0 G3-1		4	1	1	0	0	0	1											
<b>Hensley Meulens, R</b> OBP: 0.271, SLG: 0.319 (1, 10)		3-1 BB	3-3 K			4-2 S G6-3 1B BB		3-2 F9		3	2	1	0	1	1	0											
<b>Alvaro Espinoza, R</b> OBP: 0.299, SLG: 0.372 (1, 6)		1-2 BB		1-0 F7		0-0 G6-3		0-1 F7		4	1	1	1	0	0	1											
<b>Bob Geren, R</b> OBP: 0.258, SLG: 0.286 (1, 2)		1-2 3-H 1B		3-3 K		0-3 K				2	0	0	0	1	2	1											
<b>Pat Kelly, R</b> OBP: 0.294, SLG: 0.351 (1, 5)		1-2 2-3 BB		2-0 G5-3		1-1 1B				3	0	1	1	0	1	3											
<b>Inning Stats</b>	R: 0 E: 0 K: 0 S: 9	H: 1 LOB: 1 BB: 1 P: 18	R: 3 E: 0 K: 2 S: 21	H: 4 LOB: 2 BB: 1 P: 36	R: 0 E: 0 K: 1 S: 7	H: 0 LOB: 0 BB: 0 P: 13	R: 0 E: 0 K: 1 S: 5	H: 0 LOB: 0 BB: 0 P: 11	R: 1 E: 0 K: 0 S: 11	H: 1 LOB: 1 BB: 1 P: 18	R: 0 E: 0 K: 1 S: 10	H: 1 LOB: 1 BB: 1 P: 16	R: 0 E: 0 K: 0 S: 10	H: 1 LOB: 1 BB: 0 P: 16	R: 0 E: 0 K: 0 S: 6	H: 0 LOB: 0 BB: 0 P: 9		R: 0 E: 0 K: 0 S: 13	H: 2 LOB: 2 BB: 0 P: 18	1B: 7 2B: 0 3B: 0 HR: 1	SF: 0 SAC: 0 DP: 1 HBP: 0	WP: 0 PB: 0 SB: 2 CS: 0	PA: 34				
<b>PITCHER</b>	IP	WLS	BF	H	R	ER	SO	BB	IBB	HBP	BLK	WP	HR	S	P	ERA	WHIP										
<b>Brian Bohanon, L</b> ERA: 4.41 (1, 1)	1.1	L	10	5	3	3	1	2	0	0	0	0	1	24	44	2.70	0.600										
<b>Wayne Rosenthal, R</b> ERA: 4.45 (2, 1)	3.1		12	1	1	1	3	1	0	0	0	0	0	17	27	5.40	1.800										
<b>Mike Jeffcoat, L</b> ERA: 3.65 (5, 1)	1.2		8	2	1	1	1	1	0	0	0	0	0	11	17	0.00	0.000										
<b>Terry Mathews, R</b> ERA: 3.72 (7, 1)	1.1		3	0	0	0	0	0	0	0	0	0	0	2	2	0.00	0.000										
<b>Jeff Russell, R</b> ERA: 2.98 (8, 1)	0.1		1	0	0	0	0	0	0	0	0	0	0	2	2	0.00	0.000										

**Texas Rangers @ New York Yankees**  
 Yankee Stadium, Bronx, NY  
 Wed Aug 28 1991, 7:05 PM EDT  
 Att: 20,657 - Sunny - 85 F

AB	35
R	1
H	10
RBI	1
BB	2
SO	3
LOB	25



**Texas Rangers @ New York Yankees**  
 Yankee Stadium, Bronx, NY  
 Wed Aug 28 1991, 7:05 PM EDT  
 Att: 20,657 - Sunny - 85 F

AB	30
R	5
H	8
RBI	5
BB	4
SO	5
LOB	16





Batter	1	2	3	4	5	6	7	8	9	AB R H RBI BB SO LOB	TOP												
<b>Devon White, S</b> (1, 8) OBP: 0.357, SLG: 0.477	0-0 FC4-6 1B		2-0 HR		3-1 2B	0-3 K			1-3 K	5 1 3 1 0 2 2	<b>Toronto Blue Jays @ New York Yankees</b> Yankee Stadium, Bronx, NY Thu Aug 29 1991, 7:05 PM EDT Att. 19,344 - Sunny - 83 F												
<b>Roberto Alomar, S</b> (1, 4) OBP: 0.345, SLG: 0.430	0-1 FC4-6 1B E		1-1 1B		2-3 K		1-1 L4		1-1 FC5-4	5 1 1 0 0 1 3													
<b>Joe Carter, R</b> (1, 9) OBP: 0.342, SLG: 0.525	1-0 FC6-4 1B		1-2 P6		3-3 K		1-2 G3 2B		1-2 F8	5 0 2 0 0 1 2													
<b>Candy Maldonado, R</b> (1, 7) OBP: 0.292, SLG: 0.401	1-2 FC6-4 2H 2B			1-0 2B 2B		3-2 P4		3-2 G3		4 1 1 0 0 0 2													
<b>Kelly Gruber, R</b> (1, 5) OBP: 0.310, SLG: 0.430	1-2 F8			1-2 2B 2B		1-0 WP 1B 2B HBP		1-2 G5-3		3 1 1 1 0 0 2													
<b>Pat Tabler, R</b> (1, 10) OBP: 0.346, SLG: 0.295			3-1 E6 G6-4-3		2-2 G5-3		1-0 WP 1B 2B		1-2 F8	4 1 1 0 0 0 1													
<b>Ed Sprague, R</b> (1, 3) OBP: 0.359, SLG: 0.411			0-1 F9		1-0 P4		2-3 K		1-3 K	4 0 0 0 0 2 4													
<b>Pat Borders, R</b> (1, 2) OBP: 0.280, SLG: 0.333			1-1 G6-4-3 1-2		0-0 G5-3		4-0 2B IBB		2-1 P5	3 1 0 0 1 0 2													
<b>Manuel Lee, S</b> (1, 6) OBP: 0.278, SLG: 0.283					2-0 G4-3		0-0 1-1 2-2 2-3 2B		2-2 FC5-4 1B	4 0 2 3 0 1 0													
<b>Inning Stats</b>	R: 1 E: 1 K: 0 S: 10	H: 2 LOB: 1 BB: 0 P: 13	R: 0 E: 1 K: 0 S: 6	H: 0 LOB: 0 BB: 0 P: 10	R: 1 E: 0 K: 1 S: 9	H: 2 LOB: 0 BB: 0 P: 14	R: 1 E: 0 K: 0 S: 11	H: 2 LOB: 1 BB: 0 P: 16	R: 0 E: 0 K: 2 S: 12	H: 1 LOB: 1 BB: 0 P: 20	R: 3 E: 0 K: 2 S: 12	H: 2 LOB: 1 BB: 1 P: 23	R: 0 E: 0 K: 1 S: 9	H: 0 LOB: 0 BB: 0 P: 13	R: 0 E: 0 K: 1 S: 12	H: 1 LOB: 1 BB: 0 P: 17	R: 0 E: 0 K: 1 S: 9	H: 0 LOB: 0 BB: 0 P: 13	R: 0 E: 0 K: 1 S: 12	H: 1 LOB: 1 BB: 0 P: 17	1B: 5 2B: 5 3B: 0 HR: 1	SF: 0 SAC: 0 DP: 1 HBP: 1	WP: 1 PA: 39
<b>PITCHER</b>	IP WLS BF H R ER SO BB IBB HBP BLK WP HR S P ERA WHIP																						
<b>Jeff Johnson, L</b> (1, 1) ERA: 5.65	5.2 L 26 8 6 5 4 0 0 1 1 0 0 1 1 54 92 7.94 1.412																						
<b>Rich Monteleone, R</b> (6, 1) ERA: 3.94	3.1 13 3 0 0 3 0 0 0 0 0 0 0 0 36 51 0.00 0.900																						

Batter	1	2	3	4	5	6	7	8	9	AB R H RBI BB SO LOB	BOTTOM												
<b>Bernie Williams, S</b> (1, 8) OBP: 0.357, SLG: 0.394	2-1 G6-3		2-0 2B		2-1 G3			2-2 F8		4 0 1 1 0 0 0	<b>Toronto Blue Jays @ New York Yankees</b> Yankee Stadium, Bronx, NY Thu Aug 29 1991, 7:05 PM EDT Att. 19,344 - Sunny - 83 F												
<b>Steve Sax, R</b> (1, 4) OBP: 0.343, SLG: 0.391	1-0 F8		0-3 K		3-1 G6-3		1-1 F7		1-1 F7	4 0 0 0 0 1 2													
<b>Don Mattingly, L</b> (1, 3) OBP: 0.355, SLG: 0.409	0-1 1B		1-1 P4			0-1 G3		0-1 1B		4 0 2 0 0 0 2													
<b>Roberto Kelly, R</b> (1, 7) OBP: 0.313, SLG: 0.404	2-2 F9			2-1 1B		1-0 F9		2-1 P3		1 0 0 0 0 0 1													
<b>Randy Velarde, R</b> (4, PH) OBP: 0.345, SLG: 0.356										3 0 1 0 0 0 1													
<b>Mel Hall, L</b> (1, 9) OBP: 0.341, SLG: 0.499		2-2 G3		0-1 F9		0-0 HR		1-2 F7		4 1 1 1 0 0 1													
<b>Hensley Meulens, R</b> (1, 10) OBP: 0.287, SLG: 0.313		1-0 G5-3		1-0 F8		2-1 F9		1-3 K		4 0 0 0 0 1 1													
<b>Alvaro Espinoza, R</b> (1, 6) OBP: 0.299, SLG: 0.370		0-3 K		0-1 G6-3			1-1 G6-4-3 1B		3-2 F9	4 0 1 0 0 1 1													
<b>Bob Geren, R</b> (1, 2) OBP: 0.260, SLG: 0.287			3-1 2B 1B		1-3 K		0-0 G6-4-3 1-2			3 0 1 0 0 1 1													
<b>Pat Kelly, R</b> (1, 5) OBP: 0.294, SLG: 0.351			2-1 F9		1-0 E1 G3 1B		1-3 K			3 1 1 0 0 1 1													
<b>Inning Stats</b>	R: 0 E: 0 K: 0 S: 9	H: 1 LOB: 1 BB: 0 P: 14	R: 0 E: 0 K: 1 S: 8	H: 0 LOB: 0 BB: 0 P: 11	R: 0 E: 0 K: 1 S: 11	H: 2 LOB: 2 BB: 0 P: 19	R: 0 E: 0 K: 0 S: 7	H: 1 LOB: 0 BB: 0 P: 10	R: 1 E: 1 K: 1 S: 12	H: 1 LOB: 0 BB: 0 P: 17	R: 1 E: 0 K: 0 S: 6	H: 1 LOB: 0 BB: 0 P: 9	R: 0 E: 0 K: 1 S: 6	H: 1 LOB: 0 BB: 0 P: 8	R: 0 E: 0 K: 0 S: 9	H: 1 LOB: 0 BB: 0 P: 14	R: 0 E: 0 K: 1 S: 10	H: 0 LOB: 0 BB: 0 P: 15	R: 0 E: 0 K: 1 S: 10	H: 0 LOB: 0 BB: 0 P: 15	1B: 6 2B: 1 3B: 0 HR: 1	SF: 0 SAC: 0 DP: 1 HBP: 0	WP: 0 PA: 34
<b>PITCHER</b>	IP WLS BF H R ER SO BB IBB HBP BLK WP HR S P ERA WHIP																						
<b>David Wells, L</b> (1, 1) ERA: 3.61	9.0 W 34 8 2 1 5 0 0 0 0 0 0 0 1 78 117 1.00 0.889																						



Batter	1	2	3	4	5	6	7	8	9	AB	R	H	RBI	BB	SO	LOB	TOP																			
Devon White, S (1, 8) OBP: 0.354, SLG: 0.474	B5-3		K			G5-3		G6-3		4	0	0	1	0	1	0	Toronto Blue Jays @ New York Yankees Yankee Stadium, Bronx, NY Fri Aug 30 1991, 7:05 PM EDT Att: 19,393 - Sunny - 85 F																			
Roberto Alomar, S (1, 4) OBP: 0.343, SLG: 0.427 Rene Gonzales, R (8, FH) OBP: 0.316, SLG: 0.294 (8, 4)	K			G4-3		K		K		3	0	0	0	0	2	0																				
Joe Carter, R (1, 9) OBP: 0.343, SLG: 0.530				G5-3			HR		G4-3	4	1	2	1	0	0	0																				
John Olerud, L (1, 3) OBP: 0.344, SLG: 0.442				G6-3			K			3	0	0	0	0	1	1																				
Candy Maldonado, R (1, 7) OBP: 0.296, SLG: 0.409			K							4	0	2	0	0	2	1																				
Kelly Gruber, R (1, 5) OBP: 0.309, SLG: 0.426					FC4-6		G5-3		FC5-4	3	0	0	0	1	0	3																				
Rance Mulliniks, L (1, 10) OBP: 0.374, SLG: 0.341			G6-4-3		K		G3			3	0	0	0	0	1	3																				
Greg Myers, L (1, 2) OBP: 0.301, SLG: 0.418					F7			G3-1		3	0	1	0	0	0	1																				
Manuel Lee, S (1, 6) OBP: 0.279, SLG: 0.288			G3-6-3			K		G6-3		3	1	1	0	0	1	1																				
<b>Inning Stats</b>	R: 0 E: 0 K: 1 S: 8	H: 1 LOB: 1 BB: 0 P: 13	R: 0 E: 0 K: 1 S: 8	H: 0 LOB: 0 BB: 1 P: 13	R: 0 E: 0 K: 1 S: 7	H: 1 LOB: 0 BB: 0 P: 8	R: 0 E: 0 K: 0 S: 4	H: 0 LOB: 0 BB: 0 P: 5	R: 0 E: 0 K: 2 S: 9	H: 0 LOB: 0 BB: 0 P: 11	R: 1 E: 0 K: 1 S: 12	H: 2 LOB: 1 BB: 0 P: 21	R: 1 E: 0 K: 1 S: 13	H: 1 LOB: 0 BB: 0 P: 21	R: 0 E: 0 K: 1 S: 11	H: 0 LOB: 1 BB: 0 P: 15	1B: 3 2B: 1 3B: 1 HR: 1	SF: 0 SAC: 0 DP: 2 HBP: 1	WP: 0 PB: 0 CS: 0	PA: 33																
<b>PITCHER</b>	IP	WLS	BF	H	R	ER	SO	BB	IBB	HBP	BLK	WP	HR	S	P	ERA	WHIP	<b>PITCHER</b>		IP	WLS	BF	H	R	ER	SO	BB	IBB	HBP	BLK	WP	HR	S	P	ERA	WHIP
Scott Sanderson, R (1, 1) ERA: 4.18	8.0	W	29	6	2	2	8	1	0	0	0	0	1	70	106	2.25	0.875			1.0	4	0	0	0	1	0	0	0	0	0	0	11	15	0.00	0.000	
Lee Guetterman, L (9, 1) ERA: 3.95																																				

AB 31  
R 2  
H 6  
RBI 2  
BB 1  
SO 9  
LOB 10



Batter	1	2	3	4	5	6	7	8	9	AB	R	H	RBI	BB	SO	LOB	BOTTOM																			
Bernie Williams, S (1, 8) OBP: 0.354, SLG: 0.389	F8		B1-3		K	1B 2B		K		5	1	1	0	0	2	1	Toronto Blue Jays @ New York Yankees Yankee Stadium, Bronx, NY Fri Aug 30 1991, 7:05 PM EDT Att: 19,393 - Sunny - 85 F																			
Steve Sax, R (1, 4) OBP: 0.346, SLG: 0.394 Randy Velarde, R (8, FH) OBP: 0.343, SLG: 0.353 (9, 5)			F9		1B	1B		K		4	2	3	0	0	0	0																				
Don Mattingly, L (1, 3) OBP: 0.397, SLG: 0.413			G3-6-1		HR	1B		G1-3		5	1	3	3	0	0	2																				
Mel Hall, L (1, 9) OBP: 0.343, SLG: 0.506 Pat Sheridan, L (9, 9) OBP: 0.295, SLG: 0.354		HBP 1B SF9 1B	G4-3		HR	HR		F9		4	2	2	2	0	0	2																				
Hensley Meulens, R (1, 7) OBP: 0.271, SLG: 0.316		SF9 HBP 1B		L3	HR	1B		F8		4	1	2	0	0	0	0																				
Matt Nokes, L (1, 2) OBP: 0.312, SLG: 0.506		K			BB	HR		HR		3	2	2	3	1	1	2																				
Kevin Maas, L (1, 10) OBP: 0.335, SLG: 0.378					P5	K		G4-3		3	0	0	0	0	1	1																				
Alvaro Espinoza, R (1, 6) OBP: 0.296, SLG: 0.367		SF9			F8			F9		3	0	0	1	0	0	1																				
Pat Kelly, R (1, 5) OBP: 0.294, SLG: 0.349 (9, 4)		G1-3			P4	G5-3				4	0	1	0	0	0	2																				
<b>Inning Stats</b>	R: 0 E: 0 K: 0 S: 7	H: 1 LOB: 0 BB: 0 P: 9	R: 1 E: 0 K: 1 S: 15	H: 2 LOB: 2 BB: 0 P: 21	R: 0 E: 0 K: 0 S: 9	H: 1 LOB: 0 BB: 0 P: 15	R: 0 E: 0 K: 0 S: 7	H: 0 LOB: 1 BB: 1 P: 17	R: 5 E: 0 K: 2 S: 15	H: 5 LOB: 0 BB: 0 P: 19	R: 2 E: 0 K: 0 S: 14	H: 3 LOB: 1 BB: 0 P: 22	R: 1 E: 0 K: 0 S: 5	H: 1 LOB: 0 BB: 0 P: 8	R: 0 E: 0 K: 2 S: 11	H: 1 LOB: 1 BB: 0 P: 16	1B: 10 2B: 1 3B: 0 HR: 3	SF: 1 SAC: 0 DP: 1 HBP: 1	WP: 0 PB: 0 CS: 0	PA: 39																
<b>PITCHER</b>	IP	WLS	BF	H	R	ER	SO	BB	IBB	HBP	BLK	WP	HR	S	P	ERA	WHIP	<b>PITCHER</b>		IP	WLS	BF	H	R	ER	SO	BB	IBB	HBP	BLK	WP	HR	S	P	ERA	WHIP
Todd Stottlemire, R (1, 1) ERA: 3.78	5.0	L	25	9	6	6	3	1	0	1	0	0	2	53	81	10.80	2.000			0.2	4	2	2	2	0	0	0	0	0	0	8	14	27.00	3.000		
Jim Acker, R (6, 1) ERA: 5.4																				1.1	6	2	1	1	0	0	0	0	0	1	11	16	6.75	1.500		
Bob MacDonald, L (6, 1) ERA: 2.6																				1.0	4	1	0	0	2	0	0	0	0	0	11	16	0.00	1.000		
Duane Ward, R (8, 1) ERA: 3.06																																				

AB 36  
R 9  
H 14  
RBI 9  
BB 1  
SO 5  
LOB 12





Batter	1	2	3	4	5	6	7	8	9	AB	R	H	RBI	BB	SO	LOB	TOP					
<b>Devon White, S</b> (1, 8) OBP: 0.356, SLG: 0.476	P5		1B 2B	1-2 2-3 BB		F9-2			2B SF8 1B	4	1	2	0	1	0	1	<b>Toronto Blue Jays @ New York Yankees</b> Yankee Stadium, Bronx, NY Sat Aug 31 1991, 3:33 AM EDT Att: 28,932 - Cloudy - 86 F					
<b>Roberto Alomar, S</b> (1, 4) OBP: 0.345, SLG: 0.435				G4-3			K		SF8 2B	5	1	3	0	0	1	3						
<b>Joe Carter, R</b> (1, 9) OBP: 0.340, SLG: 0.525	P3		P5		P3		G6-3		E5 2B SF8	5	1	0	0	0	0	5						
<b>John Olerud, L</b> (1, 3) OBP: 0.343, SLG: 0.439			P6		G3-1		G3		SF8	3	0	0	1	1	0	2						
<b>Candy Maldonado, R</b> (1, 7) OBP: 0.299, SLG: 0.402	K		P3					P3	2B IBB	3	0	0	0	2	1	4						
<b>Kelly Gruber, R</b> (1, 5) OBP: 0.310, SLG: 0.429					F8			K	2B	5	0	2	2	0	2	1						
<b>Rance Mulliniks, L</b> (1, 10) OBP: 0.375, SLG: 0.340					1B			K	2B	1	0	0	0	1	1	0						
<b>Pat Tabler, R</b> (6, PH) OBP: 0.351, SLG: 0.308					BB BB			2B	1B	3	2	2	0	0	0	1						
<b>Greg Myers, L</b> (1, 2) OBP: 0.303, SLG: 0.419										2	0	1	0	0	1	2						
<b>Pat Borders, R</b> (6, PH) OBP: 0.286, SLG: 0.348										2	0	2	2	0	0	0						
<b>Manuel Lee, S</b> (1, 6) OBP: 0.277, SLG: 0.286										3	0	0	0	0	3	4						
<b>Inning Stats</b>	R: 0 E: 0 K: 1 S: 12	H: 1 LOB: 2 BB: 1 P: 20	R: 0 E: 0 K: 3 S: 12	H: 1 LOB: 1 BB: 0 P: 16	R: 0 E: 0 K: 0 S: 11	H: 2 LOB: 2 BB: 0 P: 16	R: 0 E: 0 K: 2 S: 11	H: 1 LOB: 3 BB: 2 P: 29	R: 0 E: 0 K: 0 S: 9	H: 0 LOB: 1 BB: 1 P: 16	R: 1 E: 0 K: 0 S: 9	H: 2 LOB: 0 BB: 0 P: 13	R: 0 E: 0 K: 1 S: 6	H: 0 LOB: 0 BB: 0 P: 10	R: 1 E: 0 K: 2 S: 10	H: 2 LOB: 1 BB: 0 P: 14	R: 3 E: 1 K: 0 S: 11	H: 3 LOB: 1 BB: 1 P: 22	1B: 5 2B: 7 3B: 1 HR: 0	SF: 1 SAC: 1 DP: 1 HBP: 0	WP: 0 PB: 0 SB: 0 CS: 0	PA: 43
<b>PITCHER</b>	IP	WLS	BF	H	R	ER	SO	BB	IBB	HBP	BLK	WP	HR	S	P	ERA	WHIP					
<b>Eric Plunk, R</b> (1, 1) ERA: 4.75	5.0		24	5	0	0	6	4	0	0	0	0	0	55	97	0.00	1.800					
<b>Greg Cadaret, L</b> (6, 1) ERA: 3.73	2.0	L	7	2	1	1	1	0	0	0	0	0	0	15	23	4.50	1.000					
<b>John Habyan, R</b> (8, 1) ERA: 2.22	2.0		12	5	4	3	2	0	1	0	0	0	0	21	36	13.50	2.500					

Batter	1	2	3	4	5	6	7	8	9	AB	R	H	RBI	BB	SO	LOB	BOTTOM					
<b>Bernie Williams, S</b> (1, 8) OBP: 0.352, SLG: 0.383	F8		F9			G6-4-3 BB		K		3	0	0	0	1	1	1	<b>Toronto Blue Jays @ New York Yankees</b> Yankee Stadium, Bronx, NY Sat Aug 31 1991, 3:33 AM EDT Att: 28,932 - Cloudy - 86 F					
<b>Steve Sax, R</b> (1, 4) OBP: 0.344, SLG: 0.391	G4-3				F9	P5			P3	4	0	0	0	0	0	1						
<b>Don Mattingly, L</b> (1, 3) OBP: 0.358, SLG: 0.415					F7	G6-4-3			G4-3 2B	3	0	1	0	1	0	1						
<b>Roberto Kelly, R</b> (1, 7) OBP: 0.310, SLG: 0.399					F8				G4-3	4	0	0	0	0	1	2						
<b>Mel Hall, L</b> (1, 9) OBP: 0.342, SLG: 0.504					G3-1				G4-3	4	0	1	0	0	0	1						
<b>Hensley Meulens, R</b> (1, 10) OBP: 0.288, SLG: 0.314										2	0	0	0	0	1	1						
<b>Kevin Maas, L</b> (7, PH) OBP: 0.334, SLG: 0.377					K					1	0	0	0	0	0	0						
<b>Alvaro Espinoza, R</b> (1, 6) OBP: 0.294, SLG: 0.364									G1-3	3	0	0	0	0	0	1						
<b>Bob Geren, R</b> (1, 2) OBP: 0.264, SLG: 0.291										2	0	1	0	0	0	0						
<b>Pat Sheridan, L</b> (8, PH) OBP: 0.302, SLG: 0.354					P6					0	0	0	0	1	0	0						
<b>Randy Velarde, R</b> (9, 5) OBP: 0.343, SLG: 0.353										0	0	0	0	0	0	0						
<b>Pat Kelly, R</b> (1, 5) OBP: 0.292, SLG: 0.347										2	0	0	0	0	0	2						
<b>Matt Nokes, L</b> (8, PH) OBP: 0.311, SLG: 0.504					B1-3				F8	1	0	0	0	0	0	1						
<b>Inning Stats</b>	R: 0 E: 0 K: 1 S: 7	H: 0 LOB: 1 BB: 1 P: 17	R: 0 E: 0 K: 0 S: 3	H: 0 LOB: 0 BB: 0 P: 8	R: 0 E: 0 K: 0 S: 7	H: 0 LOB: 0 BB: 0 P: 12	R: 0 E: 0 K: 0 S: 6	H: 0 LOB: 0 BB: 0 P: 12	R: 0 E: 0 K: 1 S: 11	H: 2 LOB: 2 BB: 0 P: 18	R: 0 E: 0 K: 0 S: 5	H: 0 LOB: 0 BB: 1 P: 10	R: 0 E: 0 K: 0 S: 4	H: 0 LOB: 0 BB: 0 P: 6	R: 0 E: 0 K: 1 S: 9	H: 0 LOB: 1 BB: 1 P: 13	R: 0 E: 0 K: 0 S: 8	H: 1 LOB: 1 BB: 0 P: 12	1B: 2 2B: 1 3B: 0 HR: 0	SF: 0 SAC: 0 DP: 1 HBP: 0	WP: 0 PB: 0 SB: 0 CS: 0	PA: 32
<b>PITCHER</b>	IP	WLS	BF	H	R	ER	SO	BB	IBB	HBP	BLK	WP	HR	S	P	ERA	WHIP					
<b>Jimmy Key, L</b> (1, 1) ERA: 2.92	5.0	W	18	2	0	0	2	1	0	0	0	0	0	14	25	0.00	0.600					
<b>Mike Timlin, L</b> (6, 1) ERA: 2.99	2.1		8	0	0	0	0	2	0	0	0	0	0	14	25	0.00	0.857					
<b>Duane Ward, R</b> (8, 1) ERA: 3.0	1.2	S	6	1	0	0	1	0	0	0	0	0	0	12	16	0.00	0.600					



Batter	1	2	3	4	5	6	7	8	9	AB	R	H	RBI	BB	SO	LOB	TOP															
Devon White, S (1, 8) OBP: 0.356, SLG: 0.474										4	1	1	0	0	2	0	Toronto Blue Jays @ New York Yankees Yankee Stadium, Bronx, NY Sun Sep 01 1991, 3:33 AM EDT Att: 25,105 - Sunny - 68 F															
Mookie Wilson, S (1, 10) OBP: 0.276, SLG: 0.356										3	1	0	0	1	1																	
Joe Carter, R (1, 9) OBP: 0.337, SLG: 0.521										4	0	0	0	0	3	2																
John Olerud, L (1, 3) OBP: 0.344, SLG: 0.441										3	0	1	1	1	0	0																
Candy Maldonado, R (1, 7) OBP: 0.298, SLG: 0.399										4	0	1	1	0	1	1																
Kelly Gruber, R (1, 5) OBP: 0.309, SLG: 0.425										3	0	0	0	1	0	2																
Greg Myers, L (1, 2) OBP: 0.301, SLG: 0.416										2	0	0	0	0	0	1																
Pat Borders, R (7, PH) OBP: 0.288, SLG: 0.354										2	0	1	0	0	0	1																
Manuel Lee, S (1, 6) OBP: 0.277, SLG: 0.286										3	0	1	0	0	0	1																
Rene Gonzales, R (1, 4) OBP: 0.310, SLG: 0.287										2	0	0	0	0	0	1																
Roberto Alomar, S (7, PH) OBP: 0.344, SLG: 0.434										1	0	0	0	0	0	0																
<b>Inning Stats</b>	R: 1 E: 0 K: 2 S: 15	H: 1 LOB: 1 BB: 1 P: 27	R: 0 E: 0 K: 0 S: 8	H: 0 LOB: 0 BB: 0 P: 12	R: 0 E: 0 K: 1 S: 8	H: 0 LOB: 0 BB: 0 P: 12	R: 0 E: 0 K: 1 S: 9	H: 0 LOB: 0 BB: 0 P: 16	R: 0 E: 1 K: 0 S: 12	H: 1 LOB: 1 BB: 0 P: 16	R: 1 E: 0 K: 1 S: 10	H: 2 LOB: 2 BB: 1 P: 19	R: 0 E: 0 K: 0 S: 12	H: 1 LOB: 0 BB: 0 P: 18	R: 0 E: 0 K: 2 S: 7	H: 0 LOB: 1 BB: 0 P: 10	R: 0 E: 0 K: 0 S: 5	H: 0 LOB: 1 BB: 1 P: 12	1B: 3 2B: 2 3B: 0 HR: 0	SF: 0 SAC: 0 DP: 1 HBP: 0	WP: 0 PB: 0 CS: 0	PA: 34										
<b>PITCHER</b>	IP WLS BF H R ER SO BB IBB HBP BLK WP HR S P ERA WHIP																															
Pascual Perez, R (1, 1) ERA: 3.26	6.0	24	4	2	2	5	1	1	0	1	0	0	62	102	3.00	0.833																
Lee Guetterman, L (7, 1) ERA: 3.68	3.0	10	1	0	0	2	1	0	0	0	0	0	24	40	0.00	0.667																

Batter	1	2	3	4	5	6	7	8	9	AB	R	H	RBI	BB	SO	LOB	BOTTOM															
Bernie Williams, S (1, 8) OBP: 0.350, SLG: 0.380										4	0	1	0	0	1	1	Toronto Blue Jays @ New York Yankees Yankee Stadium, Bronx, NY Sun Sep 01 1991, 3:33 AM EDT Att: 25,105 - Sunny - 68 F															
Steve Sax, R (1, 4) OBP: 0.345, SLG: 0.393										3	2	1	0	1	0	2																
Don Mattingly, L (1, 3) OBP: 0.359, SLG: 0.415										4	0	2	1	0	1	1																
Mel Hall, L (1, 9) OBP: 0.339, SLG: 0.499										4	0	0	0	0	0	3																
Roberto Kelly, R (1, 7) OBP: 0.312, SLG: 0.397										2	1	0	0	2	0	1																
Matt Nokes, L (1, 2) OBP: 0.310, SLG: 0.501										4	1	1	1	0	0	3																
Kevin Maas, L (1, 10) OBP: 0.333, SLG: 0.378										4	0	1	2	0	1	0																
Alvaro Espinoza, R (1, 6) OBP: 0.296, SLG: 0.364										3	0	1	0	1	0	1																
Pat Kelly, R (1, 5) OBP: 0.289, SLG: 0.343										3	0	0	0	0	2	2																
<b>Inning Stats</b>	R: 1 E: 0 K: 1 S: 16	H: 2 LOB: 2 BB: 1 P: 26	R: 0 E: 0 K: 2 S: 9	H: 0 LOB: 0 BB: 0 P: 13	R: 0 E: 0 K: 1 S: 5	H: 0 LOB: 0 BB: 0 P: 5	R: 0 E: 0 K: 0 S: 5	H: 0 LOB: 0 BB: 0 P: 6	R: 0 E: 0 K: 1 S: 13	H: 2 LOB: 2 BB: 0 P: 18	R: 0 E: 0 K: 0 S: 12	H: 1 LOB: 1 BB: 0 P: 17	R: 0 E: 0 K: 0 S: 9	H: 0 LOB: 1 BB: 1 P: 18	R: 3 E: 0 K: 0 S: 9	H: 2 LOB: 1 BB: 2 P: 20	1B: 5 2B: 2 3B: 0 HR: 0	SF: 0 SAC: 0 DP: 0 HBP: 0	WP: 1 PB: 0 CS: 0	PA: 35												
<b>PITCHER</b>	IP WLS BF H R ER SO BB IBB HBP BLK WP HR S P ERA WHIP																															
Juan Guzman, R (1, 1) ERA: 3.18	6.0	24	5	1	1	5	1	0	0	0	0	0	60	85	1.50	1.000																
Mike Timlin, R (7, 1) ERA: 3.05	1.0	5	0	1	1	0	2	0	0	0	0	0	9	22	9.00	2.000																
Bob MacDonald, L (8, 1) ERA: 2.96	0.2	5	2	2	2	0	1	0	0	0	0	0	7	13	27.00	4.500																
Jim Acker, R (8, 1) ERA: 5.38	0.1	1	0	0	0	0	0	0	0	0	0	0	2	3	0.00	0.000																



Batter	1	2	3	4	5	6	7	8	9	AB	R	H	RBI	BB	SO	LOB	TOP										
<b>Bernie Williams, S</b> OBP: 0.343, SLG: 0.371 (1, 8)	G3-1		G3-1				K		G6-3	5	0	0	0	0	2	3	<b>New York Yankees @ Texas Rangers</b> Arlington Stadium, Arlington, TX Mon Sep 02, 1991, 8:05 PM EDT Att: 27,657 - Overcast - 78 F										
<b>Steve Sax, R</b> OBP: 0.346, SLG: 0.399 (1, 4)	G1-3		E6 CS				P3			4	1	2	2	0	0	2											
<b>Don Mattingly, L</b> OBP: 0.366, SLG: 0.417 (1, 3)										1	0	1	0	0	0	0											
<b>Hensley Meulens, R</b> OBP: 0.269, SLG: 0.311 (2, 3)			G6-3							2	0	0	0	0	1	1											
<b>Mel Hall, L</b> OBP: 0.338, SLG: 0.496 (1, 9)	P4									4	0	1	0	0	0	2											
<b>Roberto Kelly, R</b> OBP: 0.313, SLG: 0.398 (1, 7)										4	0	2	0	0	0	0											
<b>Matt Nokes, L</b> OBP: 0.307, SLG: 0.496 (1, 2)	L3									4	0	0	0	0	0	3											
<b>Kevin Maas, L</b> OBP: 0.335, SLG: 0.378 (1, 10)										3	0	1	0	1	2	2											
<b>Alvaro Espinoza, R</b> OBP: 0.300, SLG: 0.373 (1, 6)										4	1	3	0	0	1	0											
<b>Pat Kelly, R</b> OBP: 0.286, SLG: 0.339 (1, 5)										3	0	0	0	0	1	5											
<b>Pat Sheridan, L</b> OBP: 0.299, SLG: 0.351 (9, PH)										1	0	0	0	0	0	0											
<b>Inning Stats</b>	R: 0 E: 0 K: 0 S: 12	H: 1 LOB: 1 BB: 0 P: 18	R: 0 E: 0 K: 1 S: 9	H: 1 LOB: 2 BB: 1 P: 15	R: 0 E: 1 K: 0 S: 5	H: 1 LOB: 0 BB: 0 P: 9	R: 0 E: 0 K: 0 S: 10	H: 0 LOB: 0 BB: 0 P: 15	R: 0 E: 0 K: 2 S: 16	H: 2 LOB: 2 BB: 0 P: 22	R: 0 E: 0 K: 1 S: 11	H: 2 LOB: 1 BB: 0 P: 19	R: 2 E: 0 K: 1 S: 14	H: 2 LOB: 1 BB: 0 P: 19	R: 0 E: 0 K: 1 S: 7	H: 1 LOB: 0 BB: 0 P: 9	R: 0 E: 0 K: 1 S: 8	H: 0 LOB: 0 BB: 0 P: 12	1B: 7 2B: 2 3B: 0 HR: 1	SF: 0 SAC: 0 DP: 1 HBP: 1	WP: 0 PB: 0 SB: 0 CS: 1	PA: 37					
<b>PITCHER</b>	IP	WLS	BF	H	R	ER	SO	BB	IBB	HBP	BLK	WP	HR	S	P	ERA	WHIP										
<b>Oil Can Boyd, R</b> ERA: 4.41 (1, 1)	5.0	W	20	5	0	0	2	1	0	0	0	0	0	52	79	0.00	1.200										
<b>Mike Jeffcoat, L</b> ERA: 3.89 (6, 1)	3.0		14	5	2	2	4	0	0	1	0	0	1	32	47	6.00	1.667										
<b>Rich Gossage, R</b> ERA: 4.08 (9, 1)	1.0		3	0	0	0	1	0	0	0	0	0	0	8	12	0.00	0.000										

Batter	1	2	3	4	5	6	7	8	9	AB	R	H	RBI	BB	SO	LOB	BOTTOM										
<b>Brian Downing, R</b> OBP: 0.374, SLG: 0.456 (1, 10)	P6									5	0	0	0	0	0	3	<b>New York Yankees @ Texas Rangers</b> Arlington Stadium, Arlington, TX Mon Sep 02, 1991, 8:05 PM EDT Att: 27,657 - Overcast - 78 F										
<b>Julio Franco, R</b> OBP: 0.408, SLG: 0.463 (1, 4)	K									5	1	3	0	0	1	3											
<b>Rafael Palmeiro, L</b> OBP: 0.396, SLG: 0.551 (1, 3)										5	1	2	0	0	1	3											
<b>Ruben Sierra, S</b> OBP: 0.352, SLG: 0.484 (1, 9)										3	1	1	1	1	0	1											
<b>Kevin Reimer, L</b> OBP: 0.339, SLG: 0.475 (1, 7)										3	2	1	1	1	0	3											
<b>José Hernández, R</b> OBP: 0.271, SLG: 0.286 (7, 6)	G4-3									0	0	0	0	0	0	0											
<b>Juan Gonzalez, R</b> OBP: 0.350, SLG: 0.541 (1, 8)										4	1	2	0	0	0	1											
<b>Geno Petralli, L</b> OBP: 0.321, SLG: 0.341 (1, 2)										4	1	2	0	0	0	2											
<b>Dean Palmer, R</b> OBP: 0.291, SLG: 0.407 (1, 5)										1	0	0	0	0	0	0											
<b>Mario Diaz, R</b> OBP: 0.317, SLG: 0.331 (4, PR)										1	0	0	1	0	0	1											
<b>Jeff Huson, L</b> OBP: 0.326, SLG: 0.316 (1, 6)										2	0	0	1	1	0	0											
<b>Gary Pettis, S</b> OBP: 0.344, SLG: 0.276 (7, 8)										1	0	0	0	0	0	0											
<b>Inning Stats</b>	R: 0 E: 0 K: 1 S: 11	H: 1 LOB: 2 BB: 1 P: 19	R: 0 E: 0 K: 0 S: 5	H: 1 LOB: 0 BB: 0 P: 8	R: 0 E: 0 K: 1 S: 9	H: 1 LOB: 1 BB: 0 P: 15	R: 2 E: 0 K: 0 S: 19	H: 2 LOB: 3 BB: 2 P: 32	R: 4 E: 2 K: 0 S: 14	H: 3 LOB: 0 BB: 0 P: 19	R: 1 E: 1 K: 0 S: 13	H: 1 LOB: 1 BB: 0 P: 18	R: 0 E: 0 K: 0 S: 12	H: 1 LOB: 1 BB: 0 P: 16	R: 0 E: 0 K: 0 S: 10	H: 1 LOB: 1 BB: 0 P: 12	1B: 7 2B: 3 3B: 0 HR: 1	SF: 1 SAC: 0 DP: 2 HBP: 1	WP: 0 PB: 0 SB: 0 CS: 0	PA: 39							
<b>PITCHER</b>	IP	WLS	BF	H	R	ER	SO	BB	IBB	HBP	BLK	WP	HR	S	P	ERA	WHIP										
<b>Wade Taylor, R</b> ERA: 5.97 (1, 1)	1.0	L	5	4	2	2	1	2	0	1	0	0	1	25	45	7.71	2.571										
<b>Tim Lincecum, R</b> ERA: 6.49 (2, 1)	2.1		13	4	2	2	1	2	0	1	0	0	1	25	45	7.71	2.571										
<b>Rich Monteleone, R</b> ERA: 3.78 (4, 1)	3.2		17	5	5	1	0	0	0	0	0	0	0	47	63	2.46	1.364										
<b>Dave Eiland, R</b> ERA: 5.88 (8, 1)	1.0		4	1	0	0	0	0	0	0	0	0	0	10	12	0.00	1.000										


AB	35
R	2
H	10
RBI	2
BB	1
SO	7
LOB	18




AB	34
R	7
H	11
RBI	4
BB	3
SO	2
LOB	17





Batter	1	2	3	4	5	6	7	8	9	AB	R	H	RBI	BB	SO	LOB	TOP					
<b>Bernie Williams, S</b> (1, 8) OBP: 0.346, SLG: 0.367	1-3 K		4-1 FC6-4 BB		3-2 G4-3			4-2 BB		2	0	0	0	2	1	1	<p><b>New York Yankees @ Texas Rangers</b> Arlington Stadium, Arlington, TX Tue Sep 03 1991, 8:05 PM EDT Att: 12,909 - Cloudy - 87 F</p> <p>livebaseballscores.com</p> <p>AB 30 R 1 H 5 RBI 0 BB 3 SO 6 LOB 11</p> 					
<b>Steve Sax, R</b> (1, 4) OBP: 0.343, SLG: 0.396	1-2 E5 CS		2-0 FC6-4 1-2f			1-0 G3		0-0 F8		4	0	0	0	0	0	2						
<b>Don Mattingly, L</b> (1, 10) OBP: 0.360, SLG: 0.415	1 SAFE F8	2-0 F8		2-2 F9		1-1 G1-3			0-1 FC5-4 1B	4	0	1	0	0	0	1						
<b>Mel Hall, L</b> (1, 9) OBP: 0.337, SLG: 0.494	3-1 CS 1-2	2-0 G5-4-3 1B		2-2 G1-3		0-1 P2			3-3 K	4	0	1	0	0	1	1						
<b>Roberto Kelly, R</b> (1, 7) OBP: 0.310, SLG: 0.394		0-0 G5-4-3 1-2f		2-1 G6-3			1-1 G6-3		1-2 FC5-4 1B 1-2f	4	0	0	0	0	0	2						
<b>Matt Nokes, L</b> (1, 2) OBP: 0.311, SLG: 0.499		0-2 1B			0-1 SH1-4 BB WP 1B		3-3 K		3-2 1B 1-3	4	1	3	0	0	1	0						
<b>Kevin Maas, L</b> (1, 3) OBP: 0.334, SLG: 0.375		1-1 F9			4-2 WP SH1-4 BB 1-2		0-2 G3		1-3 K	3	0	0	0	1	1	3						
<b>Alvaro Espinoza, R</b> (1, 6) OBP: 0.299, SLG: 0.371		1-2 F7			0-0 SH1-4 1-2 2-3			1-1 G5-3		2	0	0	0	0	0	0						
<b>Randy Velarde, R</b> (1, 5) OBP: 0.339, SLG: 0.349		0-1 G6-3			1-3 K 2-3 3-H			1-3 K		2	0	0	0	0	1	1						
<b>Pat Sheridan, L</b> (8, PH) OBP: 0.296, SLG: 0.347										1	0	0	0	0	1	0						
<b>Pat Kelly, R</b> (8, 5) OBP: 0.286, SLG: 0.339										0	0	0	0	0	0	0						
<b>Inning Stats</b>	R: 0 E: 1 K: 1 S: 9	H: 0 LOB: 0 BB: 0 P: 16	R: 0 E: 0 K: 0 S: 7	H: 2 LOB: 1 BB: 0 P: 10	R: 0 E: 0 K: 0 S: 8	H: 0 LOB: 1 BB: 1 P: 15	R: 0 E: 0 K: 0 S: 8	H: 0 LOB: 0 BB: 0 P: 14	R: 1 E: 0 K: 1 S: 11	H: 1 LOB: 1 BB: 1 P: 19	R: 0 E: 0 K: 0 S: 5	H: 0 LOB: 0 BB: 0 P: 7	R: 0 E: 0 K: 1 S: 9	H: 0 LOB: 0 BB: 0 P: 13	R: 0 E: 0 K: 1 S: 8	H: 0 LOB: 1 BB: 0 P: 14	R: 0 E: 0 K: 2 S: 14	H: 2 LOB: 2 BB: 0 P: 22	1B: 5 2B: 0 3B: 0 HR: 0	SF: 0 SAC: 1 DP: 1 HBP: 0	WP: 1 PB: 0 SB: 0 CS: 1	PA: 35
<b>PITCHER</b> <b>Jose Guzman, R</b> (1, 1) ERA: 2.95	IP: 9.0 WLS: W BF: 34 H: 5 R: 1 ER: 1 SO: 6 BB: 3 IBB: 0 HBP: 0 BLK: 0 WP: 1 HR: 0 S: 79 P: 130 ERA: 1.00 WHIP: 0.889															<b>PITCHER</b>						

Batter	1	2	3	4	5	6	7	8	9	AB	R	H	RBI	BB	SO	LOB	BOTTOM			
<b>Brian Downing, R</b> (1, 10) OBP: 0.375, SLG: 0.456	3-2 E2 G4-6-3		1-1 F8	4-1 BB		1 SAFE 2-2 SAFE SAFE SAFE 1-H 2B		1 SAFE 2-3 K		4	0	1	1	1	1	1	<p><b>New York Yankees @ Texas Rangers</b> Arlington Stadium, Arlington, TX Tue Sep 03 1991, 8:05 PM EDT Att: 12,909 - Cloudy - 87 F</p> <p>livebaseballscores.com</p> <p>AB 35 R 5 H 11 RBI 5 BB 2 SO 8 LOB 15</p> 			
<b>Rafael Palmeiro, L</b> (1, 3) OBP: 0.396, SLG: 0.549	1-2 G4-6-3		4-0 1B	1-2 F7		2-1 HBP		2-3 K		2	0	0	0	1	0	4				
<b>Jack Daugherty, S</b> (6, FR) OBP: 0.242, SLG: 0.193	1-2f		BB					2-3 K		1	0	0	0	0	1	1				
<b>Julio Franco, R</b> (1, 4) OBP: 0.407, SLG: 0.462	0-0 F9		3-2 1B		1-3 K	0-0 F8				4	0	1	0	0	1	2				
<b>Ruben Sierra, S</b> (1, 9) OBP: 0.353, SLG: 0.492		2-2 1B 2B	0-2 G5-3		1-1 HR		1-0 G4-3			4	2	2	1	0	0	2				
<b>Juan Gonzalez, R</b> (1, 7) OBP: 0.347, SLG: 0.536		2-0 F9		1-3 K	0-0 G6-3		1-3 K			4	0	0	0	0	2	1				
<b>Mike Stanley, R</b> (1, 5) OBP: 0.357, SLG: 0.396		2-1 FC5-4 2-H 1B		1-0 2B 2B 1B		0-3 K		2-2 G5-3		3	1	2	1	0	1	0				
<b>Mario Diaz, R</b> (6, 5) OBP: 0.315, SLG: 0.329										1	0	0	0	0	0	0				
<b>Ivan Rodriguez, R</b> (1, 2) OBP: 0.284, SLG: 0.371	1 SAFE SAFE SAFE SAFE 1-2f	2-2 FC5-4		0-1 2B 1-3 2B		0-1 L6		2-2 HR		4	1	2	1	0	0	1				
<b>José Hernández, R</b> (1, 6) OBP: 0.270, SLG: 0.300		2-0 G4-3		2-0 2B		1-1 F8		1-3 K		4	0	1	1	0	1	1				
<b>Gary Pettis, S</b> (1, 8) OBP: 0.346, SLG: 0.280			1-3 K		2-3 3-H 2B		2-2 2B 1B		2-1 WP S 1B	4	1	2	0	0	1	2				
<b>Inning Stats</b>	R: 0 E: 1 K: 0 S: 8	H: 0 LOB: 0 BB: 0 P: 12	R: 1 E: 0 K: 0 S: 10	H: 2 LOB: 1 BB: 0 P: 20	R: 0 E: 0 K: 1 S: 11	H: 1 LOB: 2 BB: 1 P: 20	R: 1 E: 0 K: 1 S: 13	H: 3 LOB: 3 BB: 1 P: 22	R: 1 E: 0 K: 2 S: 9	H: 1 LOB: 0 BB: 0 P: 11	R: 1 E: 0 K: 0 S: 14	H: 2 LOB: 2 BB: 0 P: 21	R: 0 E: 0 K: 1 S: 8	H: 0 LOB: 0 BB: 0 P: 12	R: 1 E: 0 K: 3 S: 14	H: 2 LOB: 1 BB: 0 P: 23	1B: 5 2B: 4 3B: 0 HR: 2	SF: 0 SAC: 0 DP: 1 HBP: 1	WP: 1 PB: 0 SB: 1 CS: 0	PA: 38
<b>PITCHER</b> <b>Jeff Johnson, L</b> (1, 1) ERA: 5.69	IP: 5.2 WLS: L BF: 29 H: 9 R: 4 ER: 4 SO: 4 BB: 0 IBB: 0 HBP: 0 BLK: 0 WP: 1 HR: 1 S: 23 P: 36 ERA: 3.86 WHIP: 0.857															<b>PITCHER</b>				



Batter	1	2	3	4	5	6	7	8	9	AB	R	H	RBI	BB	SO	LOB	TOP										
<b>Bernie Williams, S</b> (1, 8) OBP: 0.347, SLG: 0.365	G4-3	P8		F9			2B		2B	4	1	1	0	1	0	3	<b>New York Yankees @ Texas Rangers</b> Arlington Stadium, Arlington, TX Wed Sep 04 1991, 8:05 PM EDT Att: 14,861 - Cloudy - 83 F										
<b>Steve Sax, R</b> (1, 4) OBP: 0.347, SLG: 0.410	FC3-6		HR	F7			G4-3	1-H	1B	5	2	4	2	0	0	1											
<b>Don Mattingly, L</b> (1, 3) OBP: 0.358, SLG: 0.412	FC		F8		F7		P5		1B	4	0	0	0	0	0	2											
<b>Roberto Kelly, R</b> (1, 7) OBP: 0.311, SLG: 0.394	FC3-6		1B		L9		G4-3		1B	5	0	2	1	0	0	3											
<b>Mel Hall, L</b> (1, 9) OBP: 0.336, SLG: 0.490	K				G1-3		G3-1		FC4-6	5	0	1	0	0	1	5											
<b>Hensley Meulens, R</b> (1, 10) OBP: 0.286, SLG: 0.307		K				L4		F8		3	0	0	0	0	2	2											
<b>Kevin Maas, L</b> (8, PH) OBP: 0.333, SLG: 0.374										1	0	0	0	0	0	0											
<b>Alvaro Espinoza, R</b> (1, 6) OBP: 0.296, SLG: 0.367		B5-3		F7		G6-3		K		4	0	0	0	0	1	2											
<b>Bob Geren, R</b> (1, 2) OBP: 0.273, SLG: 0.294					F7					2	0	1	0	1	0	0											
<b>Matt Nokes, L</b> (8, PH) OBP: 0.311, SLG: 0.497								F7		1	0	0	0	0	0	0											
<b>Randy Velarde, R</b> (1, 5) OBP: 0.343, SLG: 0.353								F9		4	0	2	0	0	0	1											
<b>Inning Stats</b>	R: 0 H: 1 E: 1 K: 1 S: 12	H: 1 LOB: 2 BB: 0 P: 20	R: 0 H: 1 E: 0 K: 1 S: 9	H: 1 LOB: 2 BB: 1 P: 17	R: 1 H: 3 E: 0 K: 1 S: 12	H: 3 LOB: 2 BB: 0 P: 14	R: 0 H: 1 E: 0 K: 0 S: 17	H: 1 LOB: 1 BB: 0 P: 23	R: 0 H: 0 E: 0 K: 0 S: 5	H: 0 LOB: 0 BB: 0 P: 9	R: 0 H: 1 E: 0 K: 0 S: 6	H: 1 LOB: 1 BB: 0 P: 11	R: 1 H: 1 E: 0 K: 0 S: 7	H: 1 LOB: 1 BB: 1 P: 12	R: 0 H: 0 E: 0 K: 1 S: 7	H: 0 LOB: 0 BB: 0 P: 12		R: 1 H: 3 E: 0 K: 0 S: 17	H: 3 LOB: 2 BB: 0 P: 26	1B: 8 2B: 2 3B: 0 HR: 1	SF: 0 SAC: 0 DP: 0 HBP: 1	WP: 0 PB: 0 SB: 1 CS: 0	PA: 41				
<b>PITCHER</b>	IP	WLS	BF	H	R	ER	SO	BB	IBB	HBP	BLK	WP	HR	S	P	ERA	WHIP										
<b>Brian Bohanon, L</b> (1, 1) ERA: 4.1	7.0	L	32	8	2	2	3	2	0	0	0	0	1	68	106	2.57	1.429										
<b>Terry Matthews, R</b> (8, 1) ERA: 3.53	1.2		6	2	1	1	1	0	0	0	0	0	0	18	29	5.40	1.200										
<b>Kenny Rogers, L</b> (9, 1) ERA: 5.62	0.1		3	1	0	0	0	0	0	1	0	0	0	6	9	0.00	3.000										

Batter	1	2	3	4	5	6	7	8	9	AB	R	H	RBI	BB	SO	LOB	BOTTOM										
<b>Jack Daugherty, S</b> (1, 7) OBP: 0.243, SLG: 0.196	F9		L7			F8				4	0	1	0	0	0	0	<b>New York Yankees @ Texas Rangers</b> Arlington Stadium, Arlington, TX Wed Sep 04 1991, 8:05 PM EDT Att: 14,861 - Cloudy - 83 F										
<b>Donald Harris, R</b> (8, PR)										0	0	0	0	0	0	0											
<b>Dean Palmer, R</b> (9, 5) OBP: 0.291, SLG: 0.407										0	0	0	0	0	0	0											
<b>Julio Franco, R</b> (1, 4) OBP: 0.407, SLG: 0.462	G4-6-3		BLK			K		F9		4	0	2	0	0	1	1											
<b>Rafael Palmeiro, L</b> (1, 3) OBP: 0.395, SLG: 0.546	G4-6-3		F9						G5-3	4	0	1	0	0	0	2											
<b>Ruben Sierra, S</b> (1, 9) OBP: 0.352, SLG: 0.492		F7		K		P1			1B	4	1	1	0	0	1	1											
<b>Kevin Reimer, L</b> (1, 10) OBP: 0.339, SLG: 0.477									2B	3	1	1	0	0	1	0											
<b>Mike Stanley, R</b> (9, PH) OBP: 0.361, SLG: 0.400									1B	1	0	1	1	0	0	0											
<b>John Russell, R</b> (9, PR) OBP: 0.125, SLG: 0.130									1B	0	0	0	0	0	0	0											
<b>Juan Gonzalez, R</b> (1, 8) OBP: 0.344, SLG: 0.531		P6		P3					K	4	0	0	0	0	1	2											
<b>Geno Petralli, L</b> (1, 5) OBP: 0.323, SLG: 0.343										2	0	1	1	0	0	0											
<b>Mario Diaz, R</b> (6, 5) OBP: 0.318, SLG: 0.331										2	0	1	0	0	0	0											
<b>Ivan Rodriguez, R</b> (1, 2) OBP: 0.278, SLG: 0.364										4	0	0	0	0	2	3											
<b>José Hernández, R</b> (1, 6) OBP: 0.262, SLG: 0.290										2	0	0	0	0	0	0											
<b>Gary Pettis, S</b> (8, PH) OBP: 0.345, SLG: 0.279			G5-3			F9				1	0	0	0	0	1	0											
<b>Inning Stats</b>	R: 0 H: 1 E: 0 K: 0 S: 5	H: 2 LOB: 1 BB: 0 P: 16	R: 1 H: 1 E: 0 K: 0 S: 8	H: 1 LOB: 0 BB: 0 P: 9	R: 0 H: 0 E: 0 K: 2 S: 8	H: 0 LOB: 0 BB: 0 P: 12	R: 0 H: 1 E: 0 K: 1 S: 12	H: 1 LOB: 1 BB: 0 P: 17	R: 0 H: 0 E: 0 K: 0 S: 6	H: 0 LOB: 0 BB: 0 P: 8	R: 0 H: 1 E: 0 K: 1 S: 8	H: 1 LOB: 1 BB: 0 P: 11	R: 1 H: 3 E: 0 K: 1 S: 15	H: 3 LOB: 2 BB: 0 P: 20	1B: 7 2B: 2 3B: 0 HR: 0	SF: 0 SAC: 0 DP: 1 HBP: 0	WP: 0 PB: 0 SB: 0 CS: 0	PA: 35									
<b>PITCHER</b>	IP	WLS	BF	H	R	ER	SO	BB	IBB	HBP	BLK	WP	HR	S	P	ERA	WHIP										
<b>Scott Sanderson, R</b> (1, 1) ERA: 4.11	5.0		18	4	1	1	4	0	0	0	1	0	0	41	54	1.80	0.800										
<b>Greg Cadaret, L</b> (6, 1) ERA: 3.72	2.0	W	7	1	0	0	1	0	0	0	0	0	0	18	25	0.00	0.500										
<b>John Habyan, R</b> (8, 1) ERA: 2.19	1.0		4	1	0	0	1	0	0	0	0	0	0	8	11	0.00	1.000										
<b>Steve Howe, L</b> (9, 1) ERA: 1.7	0.1		2	1	1	1	0	0	0	0	0	0	0	4	4	27.00	3.000										
<b>Steve Farr, R</b> (9, 1) ERA: 2.44	0.2	S	4	2	0	0	1	0	0	0	0	0	0	11	16	0.00	3.000										



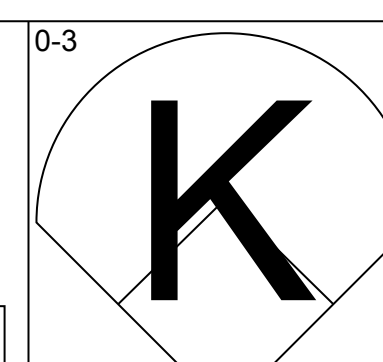
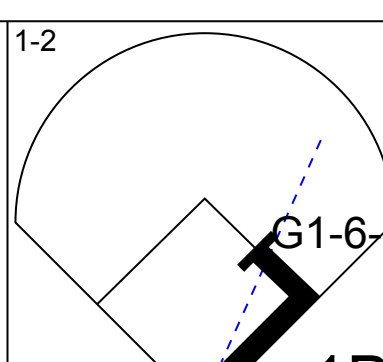
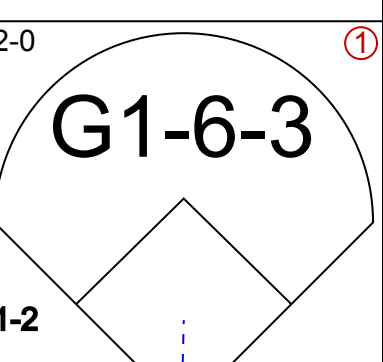
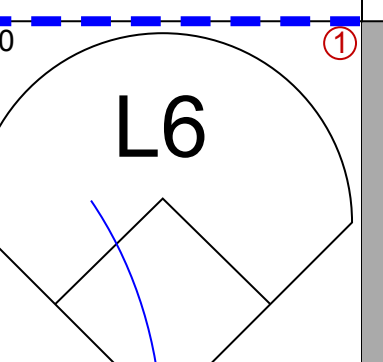
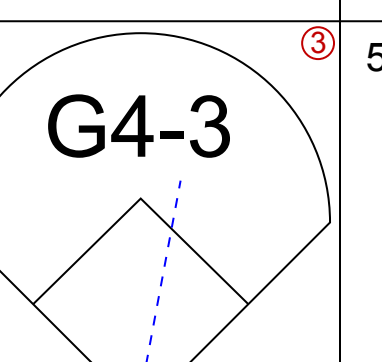
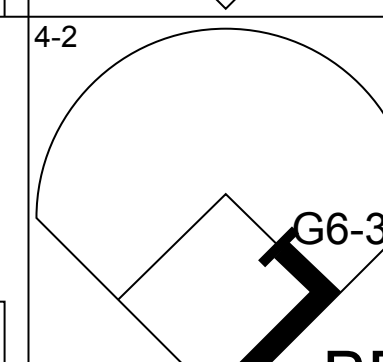
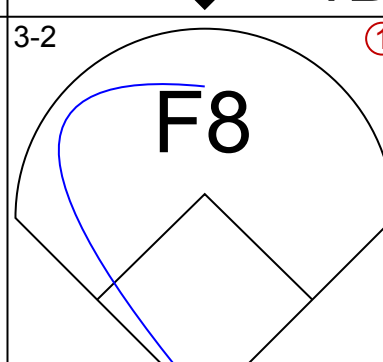
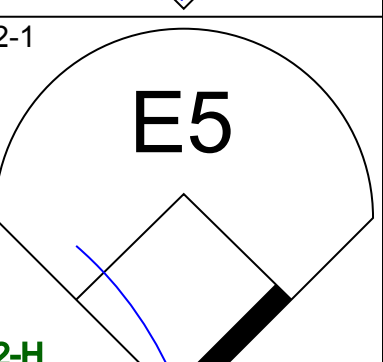
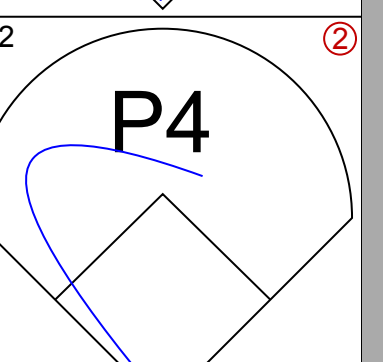
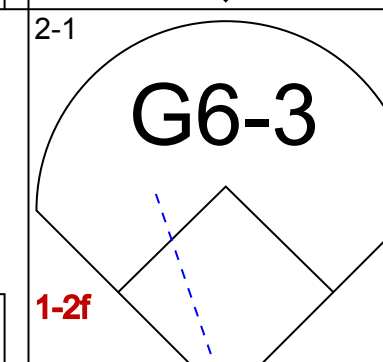
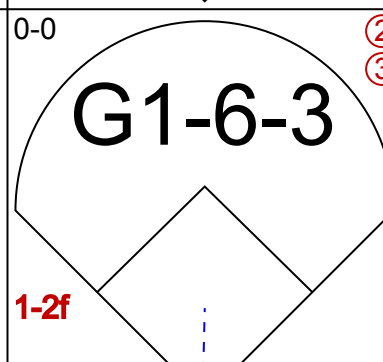
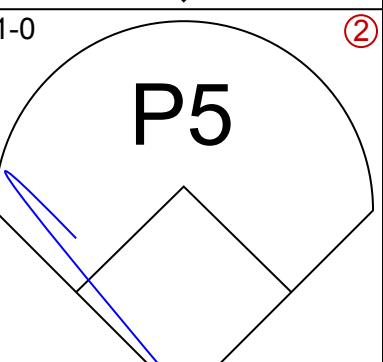
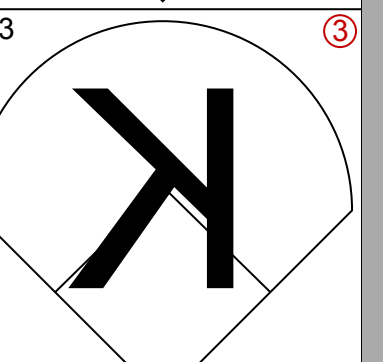
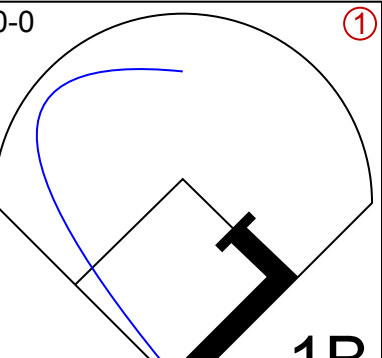
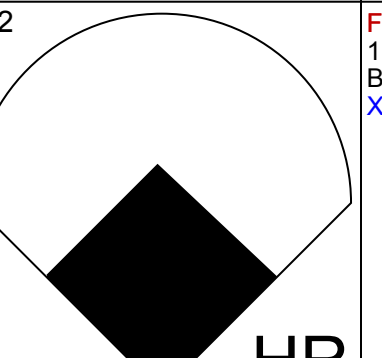
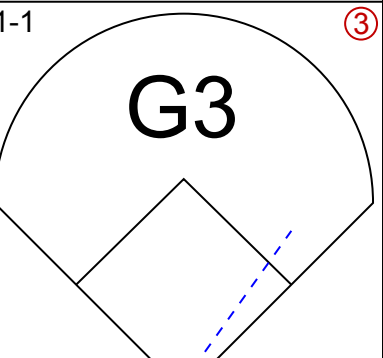

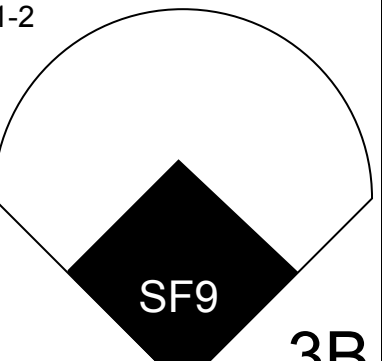
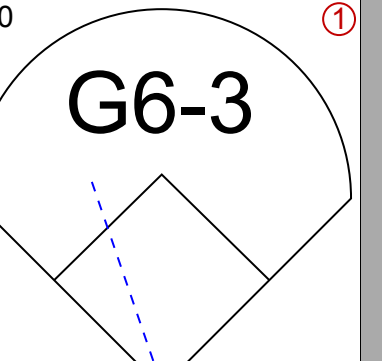
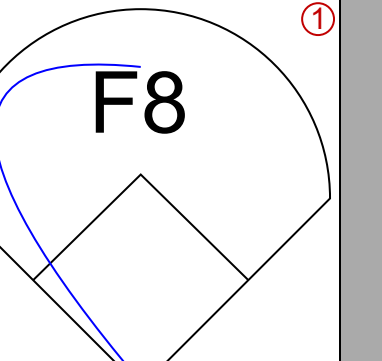

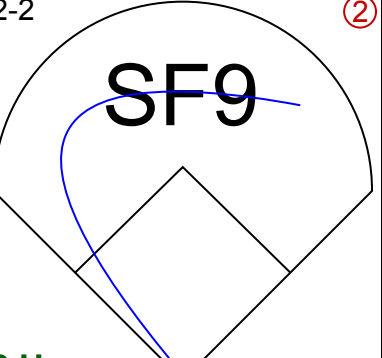
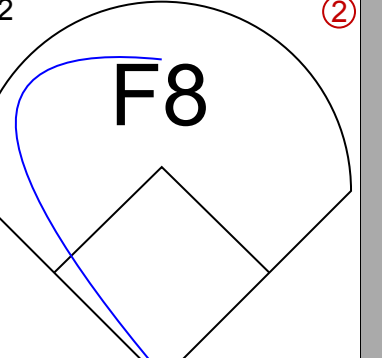
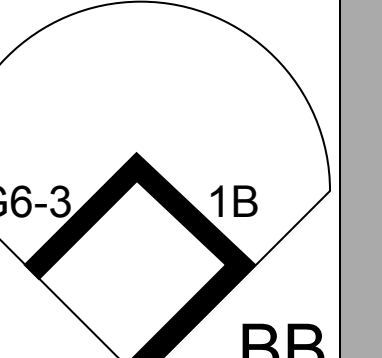

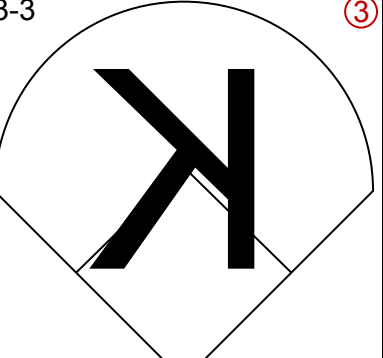
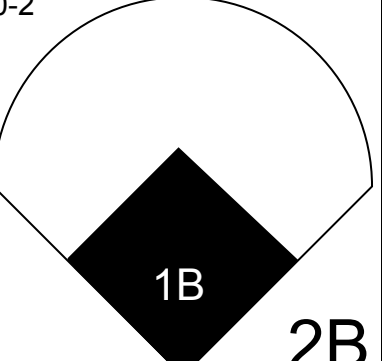
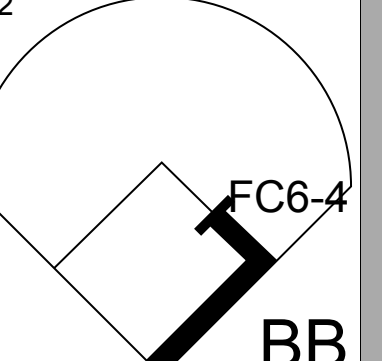
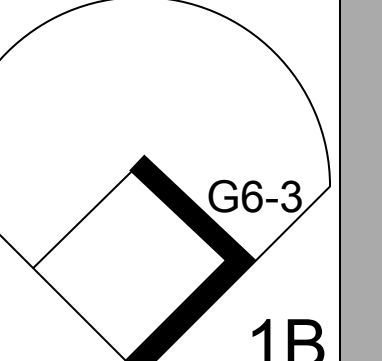

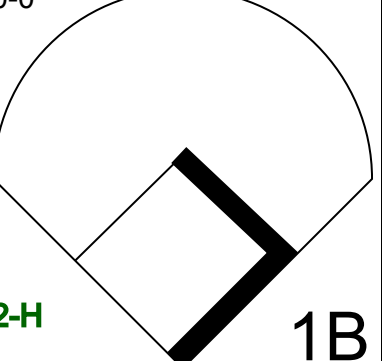
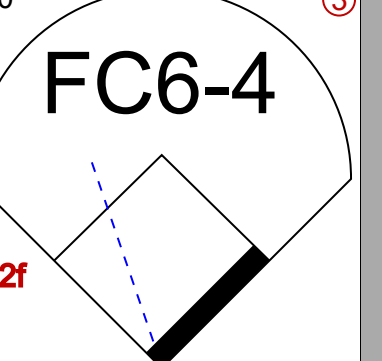
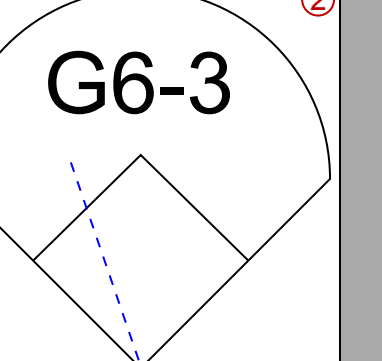


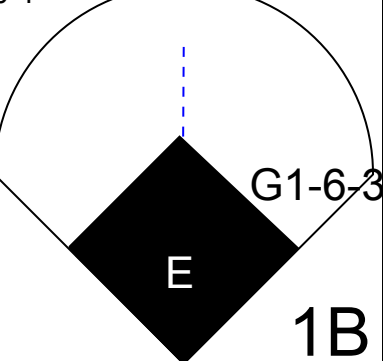
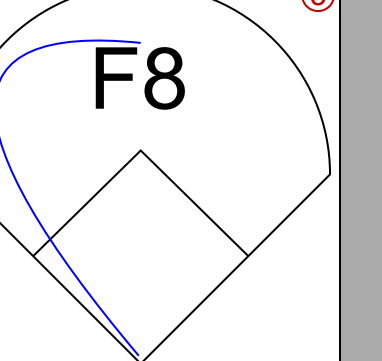

Batter	1	2	3	4	5	6	7	8	9	AB	R	H	RBI	BB	SO	LOB	TOP										
<b>Bernie Williams, S</b> (1, 8) OBP: 0.345, SLG: 0.367	1-3 K		0-1 SAFE FC6-4 1-3 2B		3-1 G4-3			2-3 K		4	0	1	0	0	2	0	<b>New York Yankees @ Minnesota Twins</b> Hubert H. Humphrey Metrodome, Minneapolis, MN Fri Sep 06 1991, 8:05 PM EDT Att: 27,804 - Dome - 70 F <a href="http://livebaseballscores.com">livebaseballscores.com</a>										
<b>Steve Sax, R</b> (1, 4) OBP: 0.347, SLG: 0.408	1-0 1B		0-0 FC6-5-4-6		1-1 G4-3			0-0 G6-3		4	0	1	1	0	0	1											
<b>Don Mattingly, L</b> (1, 3) OBP: 0.357, SLG: 0.410	0-1 1B		1-1 FC6-4 1-3 1B		1-1 F7			3-2 P6		4	0	1	0	0	0	1											
<b>Mel Hall, L</b> (1, 9) OBP: 0.335, SLG: 0.488	1-1 P4		2-3 K2-3		2-2 P4			1-2 G5-4-3 1B		4	0	1	0	0	1	3											
<b>Roberto Kelly, R</b> (1, 7) OBP: 0.308, SLG: 0.390	0-0 FC6-4			2-3 K				0-1 G5-4-3		4	0	0	0	0	2	3											
<b>Matt Nokes, L</b> (1, 2) OBP: 0.310, SLG: 0.495		1-1 G3-1		2-2 F8				2-1 FC3-6 1B		4	0	1	0	0	1	0											
<b>Kevin Maas, L</b> (1, 10) OBP: 0.333, SLG: 0.374		2-2 G3-1		0-1 1B				2-3 K		3	0	1	0	0	1	1											
<b>Alvaro Espinoza, R</b> (1, 6) OBP: 0.294, SLG: 0.365		1-3 K		0-1 F9				0-1 FC3-6 1-2		3	0	0	0	0	1	2											
<b>Pat Kelly, R</b> (1, 5) OBP: 0.286, SLG: 0.339			1-1 2B FC5-4-6 1B		2-2 L4			0-0 F8		3	1	1	0	0	0	1											
<b>Inning Stats</b>	R: 0 E: 0 K: 1 S: 9	H: 2 LOB: 2 BB: 0 P: 12	R: 0 E: 0 K: 1 S: 8	H: 0 LOB: 0 BB: 0 P: 12	R: 1 E: 0 K: 1 S: 10	H: 2 LOB: 1 BB: 0 P: 14	R: 0 E: 0 K: 1 S: 10	H: 1 LOB: 0 BB: 0 P: 14	R: 0 E: 0 K: 0 S: 7	H: 0 LOB: 0 BB: 0 P: 13	R: 0 E: 0 K: 1 S: 9	H: 1 LOB: 1 BB: 0 P: 13	R: 0 E: 0 K: 1 S: 7	H: 0 LOB: 0 BB: 0 P: 12	R: 0 E: 0 K: 2 S: 7	H: 0 LOB: 0 BB: 0 P: 9	1B: 6 2B: 1 3B: 0 HR: 0	SF: 0 SAC: 0 DP: 1 HBP: 0	WP: 0 PB: 0 CS: 0	PA: 33							
<b>PITCHER</b>	IP	WLS	BF	H	R	ER	SO	BB	IBB	HBP	BLK	WP	HR	S	P	ERA	WHIP										
<b>Kevin Tapani, R</b> (1, 1) ERA: 2.82	8.0	W	30	7	1	1	6	0	0	0	0	0	0	69	102	1.12	0.875										
<b>Rick Aguilera, R</b> (9, 1) ERA: 2.24	1.0	S	3	0	0	0	2	0	0	0	0	0	0	7	9	0.00	0.000										

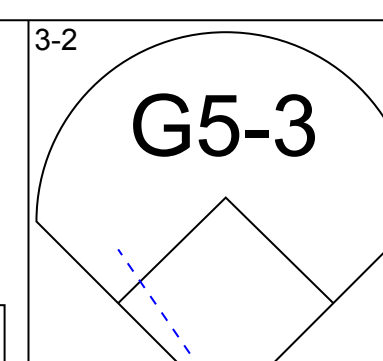
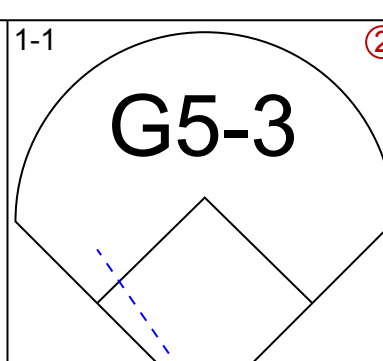
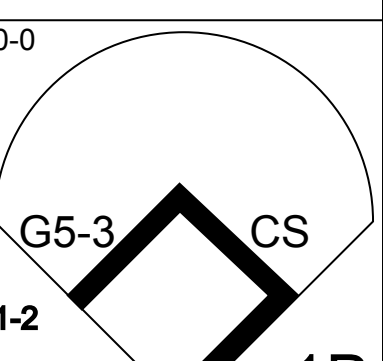
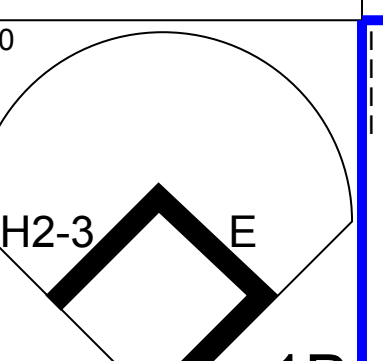
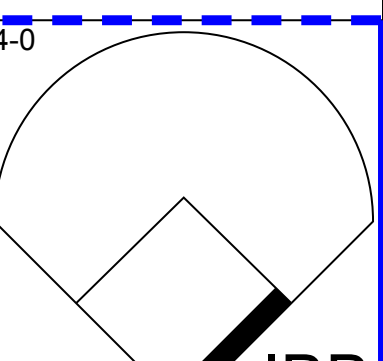
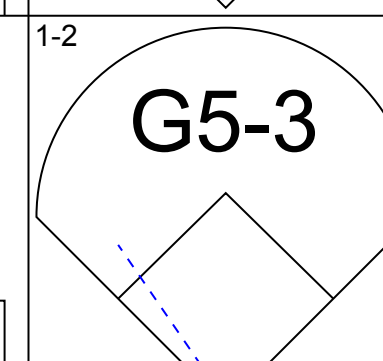
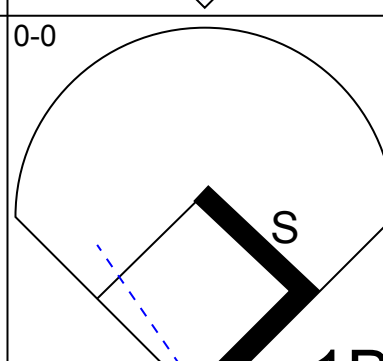
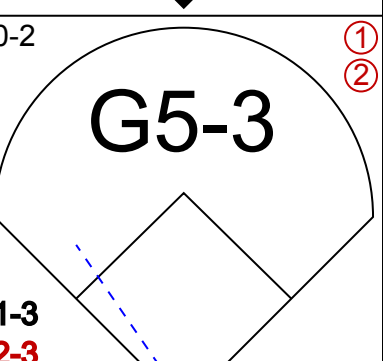
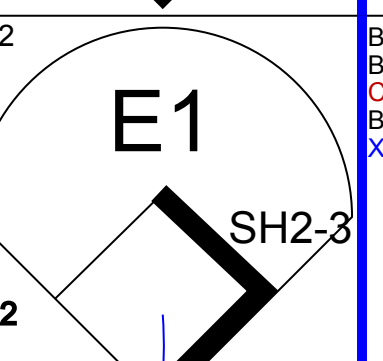
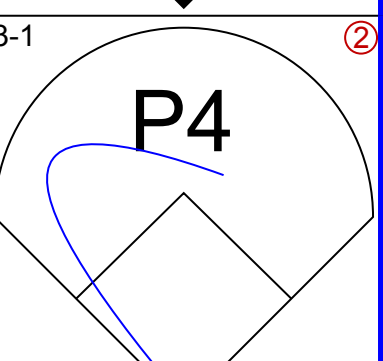
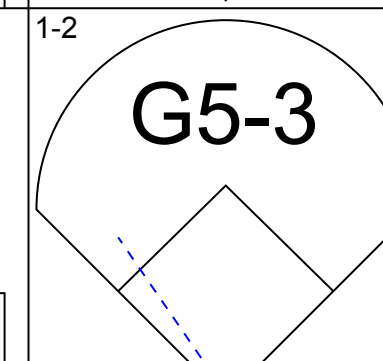
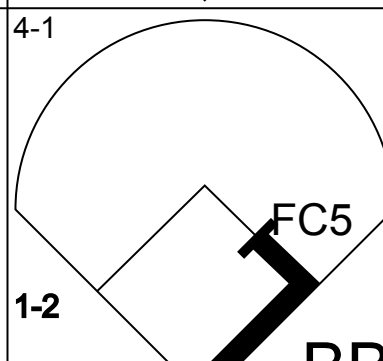
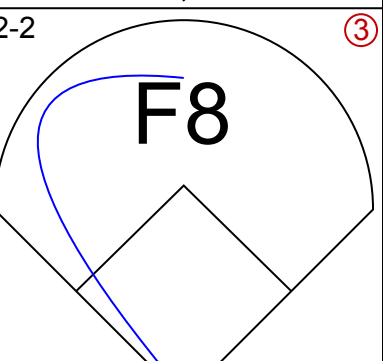
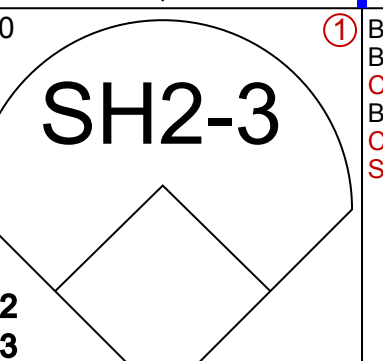
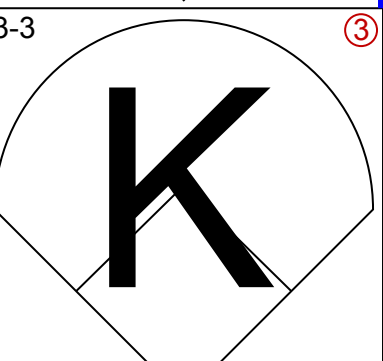

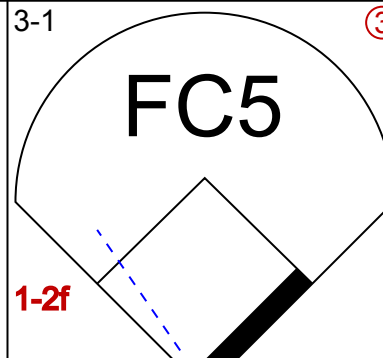

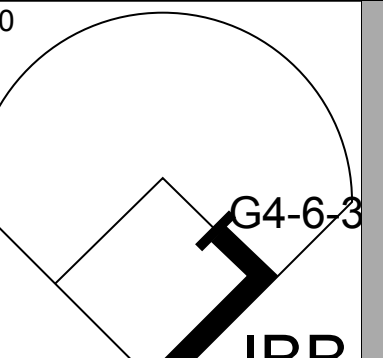

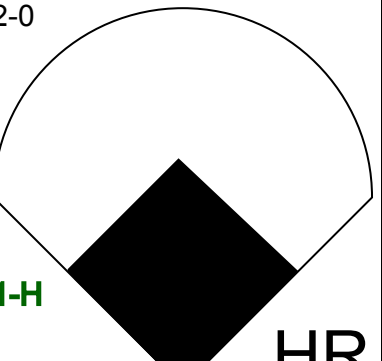


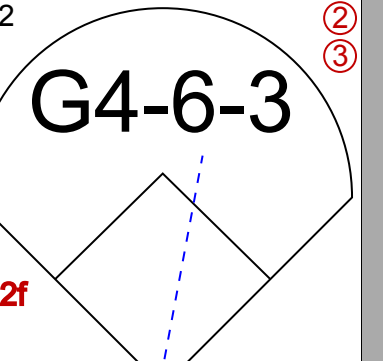
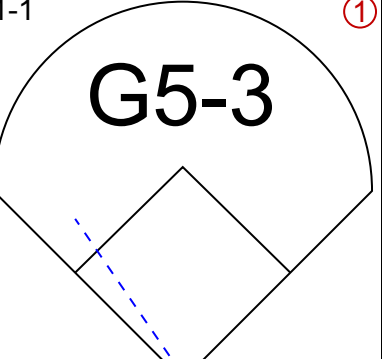
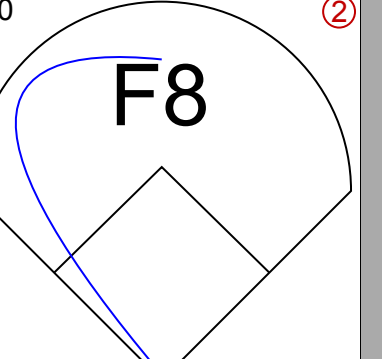
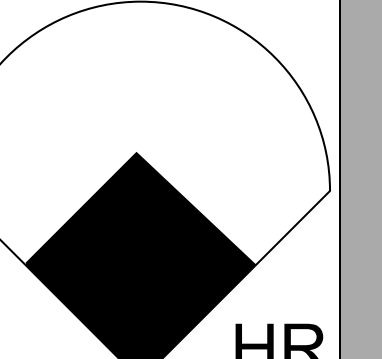

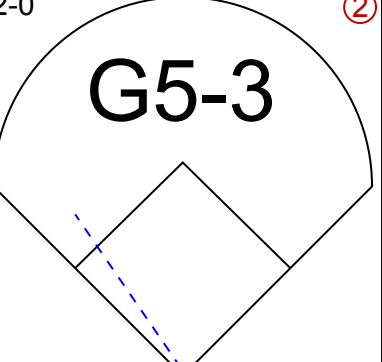
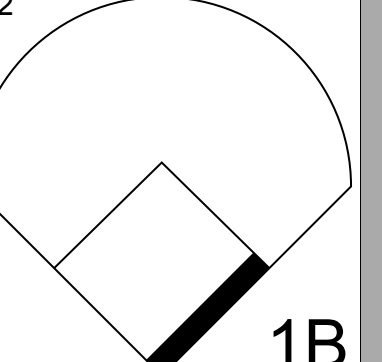
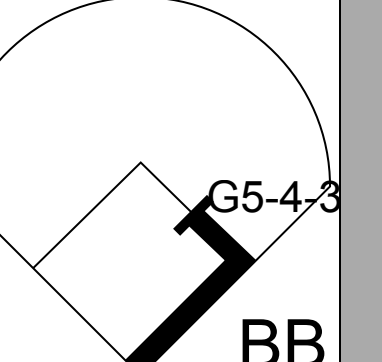
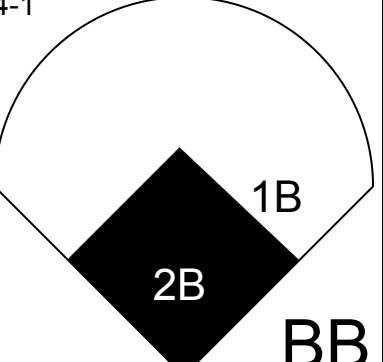
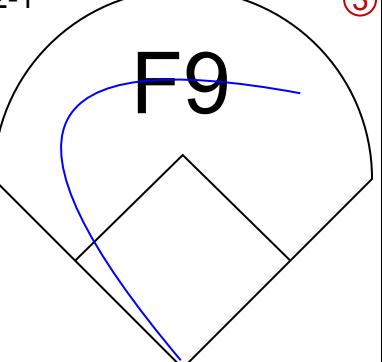
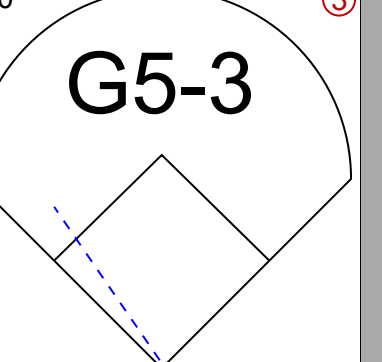
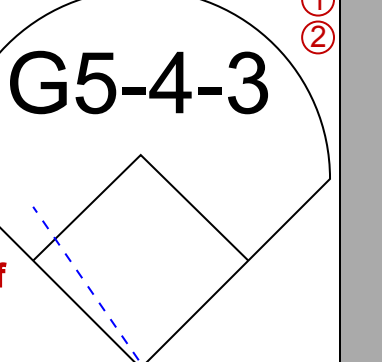
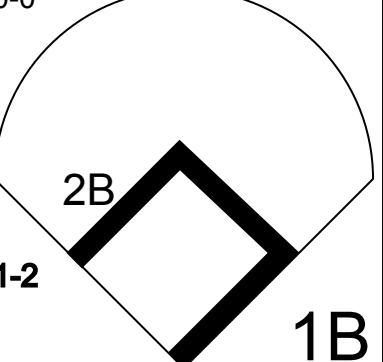

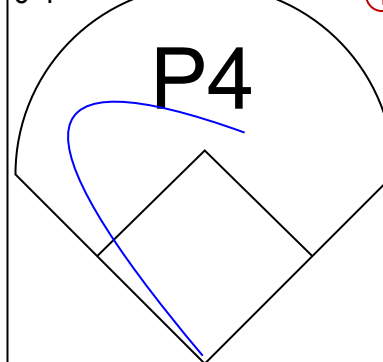
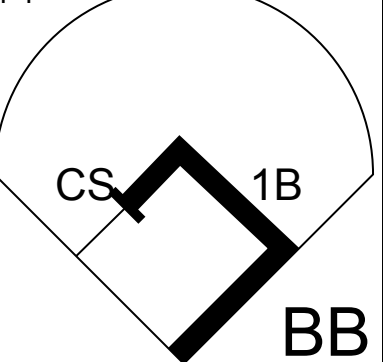

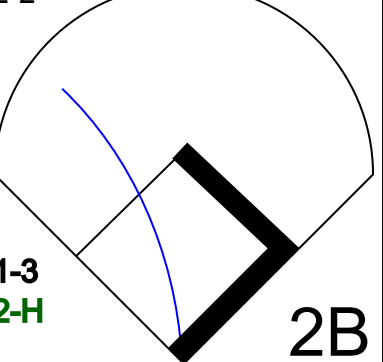

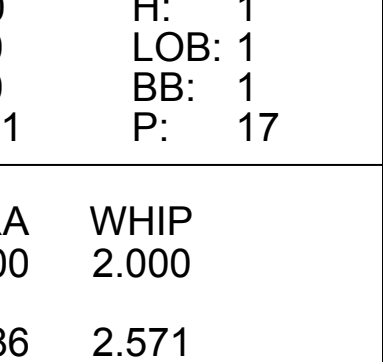
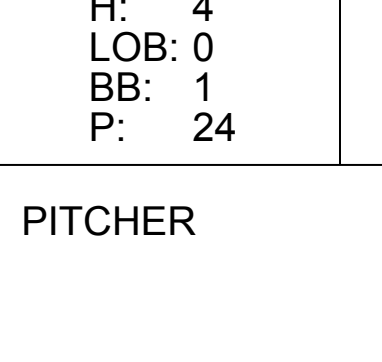
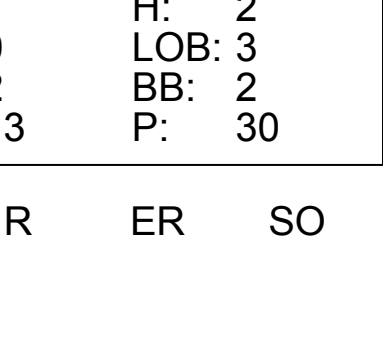
Batter	1	2	3	4	5	6	7	8	9	AB	R	H	RBI	BB	SO	LOB	BOTTOM										
<b>Dan Gladden, R</b> (1, 7) OBP: 0.319, SLG: 0.372	1-2 G6-3		3-3 SAFE K		2-3 K			2-0 F8		4	0	0	0	0	2	2	<b>New York Yankees @ Minnesota Twins</b> Hubert H. Humphrey Metrodome, Minneapolis, MN Fri Sep 06 1991, 8:05 PM EDT Att: 27,804 - Dome - 70 F <a href="http://livebaseballscores.com">livebaseballscores.com</a>										
<b>Chuck Knoblauch, R</b> (1, 4) OBP: 0.341, SLG: 0.348	0-1 G5-3			1-0 2B	1-2 G5-3			0-2 2B		4	1	2	0	0	0	0											
<b>Kirby Puckett, R</b> (1, 8) OBP: 0.360, SLG: 0.481	2-2 G4-3			0-0 1B 2B			1-2 F9	1-0 G5-3		4	1	1	1	0	0	1											
<b>Kent Hrbek, L</b> (1, 3) OBP: 0.374, SLG: 0.459		0-3 K		4-0 1B G6-3 BB			4-1 BB	2-3 K		2	1	0	0	2	2	1											
<b>Chili Davis, S</b> (1, 10) OBP: 0.383, SLG: 0.516		0-1 G1-3		0-3 K			4-1 SAFE G1-6-3 BB	1-1 F8		3	0	0	0	1	1	3											
<b>Brian Harper, R</b> (1, 2) OBP: 0.344, SLG: 0.465		0-1 F8		1-1 G6-3 1B			0-0 G1-6-3			3	0	1	1	0	0	2											
<b>Shane Mack, R</b> (1, 9) OBP: 0.368, SLG: 0.556			1-1 1B	1-0 G6-3			1-1 F8			3	0	1	1	0	0	1											
<b>Mike Pagliarulo, L</b> (1, 5) OBP: 0.339, SLG: 0.411			1-3 K	1-0 K			1-2 F8			3	0	1	0	0	2	2											
<b>Scott Leius, R</b> (1, 6) OBP: 0.374, SLG: 0.406			2-2 SAFE P5		0-0 G6-3			2-0 F8		2	0	0	0	0	0	1											
<b>Paul Sorrento, L</b> (7, PH) OBP: 0.263, SLG: 0.529										1	0	0	0	0	0	1											
<b>Greg Gagne, R</b> (8, 6) OBP: 0.298, SLG: 0.384										0	0	0	0	0	0	0											
<b>Inning Stats</b>	R: 0 E: 0 K: 0 S: 8	H: 0 LOB: 0 BB: 0 P: 11	R: 0 E: 0 K: 1 S: 7	H: 0 LOB: 0 BB: 0 P: 7	R: 0 E: 0 K: 2 S: 13	H: 1 LOB: 1 BB: 0 P: 19	R: 3 E: 0 K: 2 S: 11	H: 3 LOB: 1 BB: 1 P: 20	R: 0 E: 0 K: 1 S: 7	H: 0 LOB: 0 BB: 0 P: 10	R: 0 E: 0 K: 0 S: 6	H: 0 LOB: 1 BB: 2 P: 15	R: 0 E: 0 K: 0 S: 7	H: 1 LOB: 1 BB: 0 P: 13	R: 0 E: 0 K: 1 S: 9	H: 1 LOB: 1 BB: 0 P: 13	1B: 3 2B: 2 3B: 1 HR: 0	SF: 0 SAC: 0 DP: 1 HBP: 0	WP: 0 PB: 0 CS: 0	PA: 32							
<b>PITCHER</b>	IP	WLS	BF	H	R	ER	SO	BB	IBB	HBP	BLK	WP	HR	S	P	ERA	WHIP										
<b>Wade Taylor, R</b> (1, 1) ERA: 5.79	7.1	L	30	6	3	3	6	3	0	0	0	0	0	63	100	3.68	1.227										
<b>Greg Cadaret, L</b> (8, 1) ERA: 3.7	0.2		2	0	0	0	1	0	0	0	0	0	0	5	8	0.00	0.000										







Batter	1	2	3	4	5	6	7	8	9	AB	R	H	RBI	BB	SO	LOB	TOP			
<b>Bernie Williams, S</b> (1, 8) OBP: 0.341, SLG: 0.359			 1B			 1-2			 1-2	5	0	1	0	0	1	1	<b>New York Yankees @ Minnesota Twins</b> Hubert H. Humphrey Metrodome, Minneapolis, MN Sun Sep 08 1991, 4:33 AM EDT Att: 27,281 - Dome - 70 F <a href="http://livebaseballscorecards.com">livebaseballscorecards.com</a>			
<b>Steve Sax, R</b> (1, 4) OBP: 0.346, SLG: 0.406	 BB		 1-2			 2-1		 1-2		3	0	0	0	1	0	1				
<b>Don Mattingly, L</b> (1, 3) OBP: 0.352, SLG: 0.404	 1-2		 1-2			 1-0		 2-3		4	0	0	0	0	1	3				
<b>Matt Nokes, L</b> (1, 2) OBP: 0.316, SLG: 0.511		 0-0		 0-2		 1-1		 1B		4	1	3	1	0	0	1				
<b>Roberto Kelly, R</b> (1, 7) OBP: 0.307, SLG: 0.392		 3B		 2-0			 1-1	 1-2		4	1	1	0	0	0	1				
<b>Kevin Mags, L</b> (1, 10) OBP: 0.334, SLG: 0.372		 3H		 2-2		 1B	 4-0	 3-3		2	0	0	1	1	1	0				
<b>Hensley Meulens, R</b> (1, 9) <b>Pat Sheridan, L</b> (9, PH) OBP: 0.295, SLG: 0.373		 2B		 BB			 1-2		 2-2	2	1	2	0	1	0	0				
<b>Alvaro Espinoza, R</b> (1, 6) OBP: 0.291, SLG: 0.361		 2H		 1-2		 0-1		 0-0		4	0	1	1	0	0	3				
<b>Pat Kelly, R</b> (1, 5) <b>Mel Hall, L</b> (9, PH) OBP: 0.334, SLG: 0.487	 0-1				 E	 2-1		 3-3		3	1	1	0	0	0	3				
<b>Inning Stats</b>	R: 0 E: 0 K: 1 S: 7	H: 0 LOB: 0 BB: 1 P: 13	R: 2 E: 0 K: 0 S: 13	H: 4 LOB: 1 BB: 0 P: 16	R: 0 E: 0 K: 0 S: 8	H: 1 LOB: 0 BB: 0 P: 12	R: 1 E: 0 K: 0 S: 11	H: 1 LOB: 1 BB: 1 P: 19	R: 1 E: 1 K: 0 S: 9	H: 1 LOB: 2 BB: 0 P: 14	R: 0 E: 0 K: 0 S: 8	H: 1 LOB: 1 BB: 1 P: 17	R: 0 E: 0 K: 1 S: 5	H: 0 LOB: 0 BB: 0 P: 8	R: 1 E: 0 K: 1 S: 10	H: 1 LOB: 0 BB: 0 P: 16		1B: 6 2B: 1 3B: 1 HR: 2	SF: 1 SAC: 0 DP: 3 HBP: 0	WP: 0 PB: 0 CS: 0
<b>PITCHER</b>	IP	WLS	BF	H	R	ER	SO	BB	IBB	HBP	BLK	WP	HR	S	P	ERA	WHIP			
<b>Scott Erickson, R</b> (1, 1) ERA: 3.13	6.0	W	27	8	4	3	1	3	0	0	0	0	1	56	91	4.50	1.833			
<b>Mark Guthrie, L</b> (7, 1) ERA: 4.5	2.0		6	1	0	0	2	0	0	0	0	0	0	13	20	0.00	0.500			
<b>Steve Bedrosian, R</b> (9, 1) ERA: 4.22	1.0	S	4	1	1	1	1	0	0	0	0	0	1	10	16	9.00	1.000			

Batter	1	2	3	4	5	6	7	8	9	AB	R	H	RBI	BB	SO	LOB	BOTTOM			
<b>Scott Leius, R</b> (1, 5) OBP: 0.379, SLG: 0.411	 3-2		 1-1			 CS		 1B	 4-0	4	0	2	0	0	0	0	<b>New York Yankees @ Minnesota Twins</b> Hubert H. Humphrey Metrodome, Minneapolis, MN Sun Sep 08 1991, 4:33 AM EDT Att: 27,281 - Dome - 70 F <a href="http://livebaseballscorecards.com">livebaseballscorecards.com</a>			
<b>Paul Sorrento, L</b> (8, PH) <b>Al Newman, S</b> (9, PR) OBP: 0.286, SLG: 0.500	 1-2		 1B		 0-2		 1-2	 3-1		4	0	1	0	0	0	3				
<b>Chuck Knoblauch, R</b> (1, 4) <b>Randy Bush, L</b> (8, PH) <b>Mike Pagliarulo, L</b> (9, 5) OBP: 0.392, SLG: 0.481	 1-2		 1B		 2-2		 0-0	 3-3		3	0	0	0	1	1	4				
<b>Kirby Puckett, R</b> (1, 8) OBP: 0.362, SLG: 0.478	 1-2		 1B		 2-2		 1-2	 3-3		3	0	0	0	1	1	4				
<b>Chili Davis, S</b> (1, 10) OBP: 0.387, SLG: 0.522		 1B	 1-2			 1B		 1B		3	2	2	0	1	0	2				
<b>Shane Mack, R</b> (1, 7) OBP: 0.368, SLG: 0.560		 1H		 2-0		 1-2		 1-2		4	2	2	2	0	0	3				
<b>Pedro Munoz, R</b> (1, 9) OBP: 0.336, SLG: 0.459		 1-1		 1-0		 1-1		 1-3		4	1	1	3	0	1	0				
<b>Gene Larkin, S</b> (1, 3) OBP: 0.357, SLG: 0.362		 2-0		 1-2		 BB		 4-1		2	1	1	0	2	0	0				
<b>Junior Ortiz, R</b> (1, 2) <b>Lenny Webster, R</b> (6, PH) OBP: 0.314, SLG: 0.287	 2-1		 2-0		 0-2		 1-2	 0-0		2	0	0	0	0	0	1				
<b>Greg Gagne, R</b> (1, 6) OBP: 0.304, SLG: 0.390			 0-1		 1B	 1B		 1-3		3	0	2	1	1	0	0				
<b>Inning Stats</b>	R: 0 E: 0 K: 0 S: 10	H: 0 LOB: 0 BB: 0 P: 15	R: 2 E: 0 K: 0 S: 7	H: 2 LOB: 0 BB: 0 P: 15	R: 0 E: 0 K: 0 S: 8	H: 1 LOB: 1 BB: 1 P: 16	R: 0 E: 0 K: 0 S: 7	H: 1 LOB: 1 BB: 0 P: 11	R: 0 E: 0 K: 0 S: 11	H: 1 LOB: 1 BB: 1 P: 17	R: 3 E: 0 K: 0 S: 17	H: 4 LOB: 1 BB: 1 P: 24	R: 0 E: 1 K: 0 S: 8	H: 1 LOB: 2 BB: 1 P: 19	R: 1 E: 0 K: 2 S: 13	H: 2 LOB: 3 BB: 2 P: 30	1B: 9 2B: 1 3B: 0 HR: 2	SF: 0 SAC: 1 DP: 2 HBP: 0	WP: 0 PB: 0 CS: 3	PA: 40
<b>PITCHER</b>	IP	WLS	BF	H	R	ER	SO	BB	IBB	HBP	BLK	WP	HR	S	P	ERA	WHIP			
<b>Jeff Johnson, L</b> (1, 1) ERA: 5.86	5.0	L	24	8	5	5	0	2	0	0	0	0	2	47	79	9.00	2.000			
<b>Greg Cadaret, L</b> (6, 1) ERA: 3.7	2.1		12	4	1	1	1	2	1	0	0	0	0	29	53	3.86	2.571			
<b>Rich Monteleone, R</b> (8, 1) ERA: 3.71	0.2		3	0	0	0	1	0	1	0	0	0	0	5	15	0.00	0.000			



Batter	1	2	3	4	5	6	7	8	9	AB	R	H	RBI	BB	SO	LOB	TOP			
<b>Bernie Williams, S</b> (1, 8) OBP: 0.336, SLG: 0.352	1-1 G3		1-2 G4-3			2-1 G4-3		1-0 F8		4	0	0	0	0	0	2	<b>New York Yankees @ Baltimore Orioles</b> <b>Memorial Stadium, Baltimore, MD</b> Mon Sep 09 1991, 7:05 PM EDT Att: 22,792 - Cloudy - 85 F			
<b>Steve Sax, R</b> (1, 4) OBP: 0.349, SLG: 0.409	0-2 G4-1 1B			1-1 CS 1B			1-1 G4-6-3 1B		2-1 G6-3	4	0	3	0	0	0	0				
<b>Don Mattingly, L</b> (1, 3) OBP: 0.349, SLG: 0.400	2-0 G4-1			2-1 G5-3			1-0 G4-6-3		1-1 P6	4	0	0	0	0	0	3				
<b>Matt Nokes, L</b> (1, 2) OBP: 0.316, SLG: 0.508	2-3 K			0-1 G3			0-0 1B		1-0 E1	4	0	1	0	0	1	1				
<b>Roberto Kelly, R</b> (1, 7) OBP: 0.307, SLG: 0.389		4-1 CS BB			2-0 G6-3		3-2 F9		1-3 K	3	0	0	0	1	1	2				
<b>Kevin Maas, L</b> (1, 10) OBP: 0.332, SLG: 0.369		0-3 SAFE K		0-1 P6				3-3 K		3	0	0	0	0	2	1				
<b>Hensley Meulens, R</b> (1, 9) OBP: 0.271, SLG: 0.313		0-1 G5-3		0-0 F8				3-3 K		3	0	0	0	0	1	0				
<b>Alvaro Espinoza, R</b> (1, 6) OBP: 0.291, SLG: 0.360			0-0 G6-3			0-1 F9		3-2 E 1B		3	0	1	0	0	0	0				
<b>Pat Kelly, R</b> (1, 5) OBP: 0.287, SLG: 0.336			3-2 G6-3			0-0 G6-3		1-1 E6		3	0	0	0	0	0	1				
<b>Inning Stats</b>	R: 0 E: 0 K: 1 S: 10	H: 1 LOB: 1 BB: 0 P: 15	R: 0 E: 0 K: 1 S: 6	H: 0 LOB: 0 BB: 1 P: 10	R: 0 E: 0 K: 0 S: 7	H: 0 LOB: 0 BB: 0 P: 11	R: 0 E: 0 K: 0 S: 4	H: 0 LOB: 0 BB: 0 P: 6	R: 0 E: 0 K: 0 S: 5	H: 0 LOB: 0 BB: 0 P: 7	R: 0 E: 0 K: 0 S: 7	H: 2 LOB: 1 BB: 0 P: 12	R: 0 E: 1 K: 2 S: 13	H: 1 LOB: 2 BB: 0 P: 24	R: 0 E: 1 K: 1 S: 8	H: 0 LOB: 1 BB: 0 P: 13	1B: 5 2B: 0 3B: 0 HR: 0	SF: 0 SAC: 0 DP: 1 HBP: 0	WP: 0 PB: 0 SB: 0 CS: 2	PA: 32
<b>PITCHER</b> <b>Bob Milacki, R</b> (1, 1) ERA: 3.75	IP: 9.0 WLS: W BF: 32 H: 5 R: 0 ER: 0 SO: 5 BB: 1 IBB: 0 HBP: 0 BLK: 0 WP: 0 HR: 0 S: 66 P: 107 ERA: 0.00 WHIP: 0.667															<b>PITCHER</b>				

Batter	1	2	3	4	5	6	7	8	9	AB	R	H	RBI	BB	SO	LOB	BOTTOM			
<b>Luis Mercedes, R</b> (1, 7) OBP: 0.444, SLG: 0.625	2-2 L4		0-0 L7			1-0 E5 2B		1-2 1B 2B		4	1	1	2	0	0	2	<b>New York Yankees @ Baltimore Orioles</b> <b>Memorial Stadium, Baltimore, MD</b> Mon Sep 09 1991, 7:05 PM EDT Att: 22,792 - Cloudy - 85 F			
<b>Brady Anderson, L</b> (1, 8) OBP: 0.331, SLG: 0.302	1-2 L8			4-2 G4-6-3 BB	2-2 1H 2H 2B	3-1 2H 1B				3	0	2	2	1	0	0				
<b>Cal Ripken Jr., R</b> (1, 6) OBP: 0.377, SLG: 0.546	2-0 G6-3			2-1 G4-6-3	3-1 G6-3		1-0 G5-3			4	0	0	0	0	0	2				
<b>Glenn Davis, R</b> (1, 3) OBP: 0.310, SLG: 0.455		0-2 G4-6-3 1B			0-0 F8		2-0 E5 HR		1-1 G6-3	4	1	1	0	0	0	0				
<b>David Segui, S</b> (8, 3) OBP: 0.305, SLG: 0.339										0	0	0	0	0	0	0				
<b>Sam Horn, L</b> (1, 10) OBP: 0.327, SLG: 0.491		1-2 G4-6-3			0-0 HR 1B	2-2 1H HR	0-1 G3-1			4	2	2	2	0	0	1				
<b>Chito Martinez, L</b> (1, 9) OBP: 0.330, SLG: 0.549		2-2 F7			1-0 HR	1-2 E 2B 2B		1-1 F7		4	2	2	2	0	0	0				
<b>Leo Gomez, R</b> (1, 5) OBP: 0.297, SLG: 0.399			1-2 1B		2-3 K	1-3 K		2-2 F9		4	0	1	0	0	2	1				
<b>Bob Melvin, R</b> (1, 2) OBP: 0.300, SLG: 0.328			2-1 F9		2-2 E 2B 1B	2-0 E5 2B		0-1 F7		4	2	1	0	0	0	2				
<b>Billy Ripken, R</b> (1, 4) OBP: 0.255, SLG: 0.254			1-0 SAFE F9		0-0 F9	3-1 G5-3				3	0	0	0	0	0	4				
<b>Inning Stats</b>	R: 0 E: 0 K: 0 S: 9	H: 0 LOB: 0 BB: 0 P: 14	R: 0 E: 0 K: 0 S: 9	H: 1 LOB: 0 BB: 0 P: 12	R: 0 E: 0 K: 0 S: 7	H: 1 LOB: 1 BB: 0 P: 11	R: 0 E: 0 K: 0 S: 10	H: 0 LOB: 0 BB: 1 P: 16	R: 4 E: 1 K: 1 S: 16	H: 4 LOB: 1 BB: 0 P: 27	R: 4 E: 2 K: 1 S: 20	H: 4 LOB: 2 BB: 0 P: 35	R: 0 E: 0 K: 0 S: 5	H: 0 LOB: 0 BB: 0 P: 7	R: 0 E: 0 K: 0 S: 7	H: 0 LOB: 0 BB: 0 P: 10	1B: 5 2B: 3 3B: 0 HR: 2	SF: 0 SAC: 0 DP: 2 HBP: 0	WP: 0 PB: 0 SB: 0 CS: 0	PA: 35
<b>PITCHER</b> <b>Scott Sanderson, R</b> (1, 1) ERA: 4.1	IP: 5.0 WLS: L BF: 21 H: 6 R: 4 ER: 2 SO: 4 BB: 1 IBB: 0 HBP: 0 BLK: 0 WP: 0 HR: 1 S: 51 P: 80 ERA: 3.60 WHIP: 1.400															<b>PITCHER</b>				
<b>Dave Elland, R</b> (6, 1) ERA: 5.73	IP: 3.0 WLS: L BF: 14 H: 4 R: 4 ER: 1 SO: 1 BB: 0 IBB: 0 HBP: 0 BLK: 0 WP: 0 HR: 1 S: 32 P: 52 ERA: 3.00 WHIP: 1.333															<b>PITCHER</b>				






Batter	1	2	3	4	5	6	7	8	9	AB	R	H	RBI	BB	SO	LOB	TOP										
<b>Bernie Williams, S</b> OBP: 0.333, SLG: 0.346 (1, 8)	F8		F9			1B BB	K		F8	4	1	0	0	1	1	0	<b>New York Yankees @ Baltimore Orioles</b> Memorial Stadium, Baltimore, MD Tue Sep 10 1991, 7:05 PM EDT Att: 22,551 - Cloudy - 83 F										
<b>Steve Sax, R</b> OBP: 0.349, SLG: 0.409 (1, 10)	G6-3		FC5-4 1B			1B FC1-2 1B	K		K	5	0	2	0	0	2	0											
<b>Roberto Kelly, R</b> OBP: 0.309, SLG: 0.390 (1, 7)	G6-3		K			FC1-2 S 1-3 2-H	E4 1B			4	0	2	1	0	1	1											
<b>Hensley Meulens, R</b> OBP: 0.267, SLG: 0.308 (1, 3) (5, 9)		E5 1B BB G6-4-3	FC5-4			K	K		K	4	1	0	0	0	2	4											
<b>Mike Humphreys, R</b> OBP: 0.300, SLG: 0.125 (1, 9) (5, 5)		G6-4-3 1B BB				K	FC1-2 BB		G4-3	2	1	0	0	2	1	1											
<b>Alvaro Espinoza, R</b> OBP: 0.291, SLG: 0.359 (1, 6)		G6-4-3 1B				K	FC1-2		G3-1	4	0	1	0	0	1	3											
<b>Randy Velarde, R</b> OBP: 0.337, SLG: 0.342 <b>Don Mattingly, L</b> OBP: 0.350, SLG: 0.401 (5, PH) (5, 3)	G6-4-3					1B BB	L7		L3 1B	1	0	0	0	1	0	2											
<b>Bob Geren, R</b> OBP: 0.285, SLG: 0.306 <b>Matt Nokes, L</b> OBP: 0.314, SLG: 0.505 (6, PH) (6, 2)						1B			L3 1B	2	0	2	1	0	0	0											
<b>Pat Kelly, R</b> OBP: 0.284, SLG: 0.332 <b>Pat Sheridan, L</b> OBP: 0.292, SLG: 0.369 (9, PH)	G1-3					K	G6-3		K	3	0	0	0	0	1	3											
<b>Pat Kelly, R</b> OBP: 0.284, SLG: 0.332 <b>Pat Sheridan, L</b> OBP: 0.292, SLG: 0.369 (9, PH)	G1-3					K	G6-3		K	1	0	0	0	0	1	0											
<b>Inning Stats</b>	R: 0 E: 0 K: 0 S: 6	H: 0 LOB: 0 BB: 0 P: 11	R: 2 E: 1 K: 0 S: 12	H: 2 LOB: 1 BB: 1 P: 22	R: 0 E: 0 K: 1 S: 6	H: 1 LOB: 1 BB: 0 P: 12	R: 0 E: 0 K: 3 S: 15	H: 1 LOB: 2 BB: 1 P: 24	R: 1 E: 0 K: 1 S: 12	H: 2 LOB: 3 BB: 2 P: 24	R: 0 E: 0 K: 1 S: 10	H: 0 LOB: 0 BB: 0 P: 13	R: 0 E: 1 K: 2 S: 10	H: 1 LOB: 1 BB: 0 P: 16	R: 0 E: 0 K: 0 S: 6	H: 1 LOB: 0 BB: 0 P: 9	R: 0 E: 0 K: 2 S: 8	H: 0 LOB: 0 BB: 0 P: 13	1B: 8 2B: 1 3B: 0 HR: 0	SF: 0 SAC: 0 DP: 2 HBP: 0	WP: 0 PB: 0 SB: 1 CS: 0	PA: 38					
<b>PITCHER</b>	IP	WLS	BF	H	R	ER	SO	BB	IBB	HBP	BLK	WP	HR	S	P	ERA	WHIP										
<b>Arthur Rhodes, L</b> ERA: 10.2 (1, 1)	4.0		20	5	3	1	4	3	0	0	0	0	0	44	78	2.25	2.000										
<b>Mark Williamson, R</b> ERA: 4.72 (5, 1)	0.1		3	1	0	0	1	1	0	0	0	0	0	5	12	0.00	6.000										
<b>Todd Frohwirth, R</b> ERA: 1.92 (5, 1)	4.2	W	15	2	0	0	5	0	0	0	0	0	0	36	54	0.00	0.429										

Batter	1	2	3	4	5	6	7	8	9	AB	R	H	RBI	BB	SO	LOB	BOTTOM										
<b>Luis Mercedes, R</b> OBP: 0.357, SLG: 0.462 (1, 7) (8, 9)	G4-3		G3			K			B3	5	0	1	0	0	1	0	<b>New York Yankees @ Baltimore Orioles</b> Memorial Stadium, Baltimore, MD Tue Sep 10 1991, 7:05 PM EDT Att: 22,551 - Cloudy - 83 F										
<b>Mike Devereaux, R</b> OBP: 0.319, SLG: 0.440 (1, 8)	S 2B BB		HR			P4			K	4	2	2	2	1	1	0											
<b>Cal Ripken Jr., R</b> OBP: 0.376, SLG: 0.548 (1, 6)	K		HR			G3			G6-3	5	1	1	1	0	1	3											
<b>Sam Horn, L</b> OBP: 0.327, SLG: 0.493 <b>Dwight Evans, R</b> OBP: 0.404, SLG: 0.415 (7, PH) (7, 7)			F7			L8				3	0	1	1	0	0	2											
<b>Randy Milligan, R</b> OBP: 0.376, SLG: 0.402 <b>Brady Anderson, L</b> OBP: 0.331, SLG: 0.302 (7, PR) (8, 7)						K			FC6-4 S BB	3	0	1	0	1	1	1											
<b>Chito Martinez, L</b> OBP: 0.330, SLG: 0.545 <b>David Segui, S</b> OBP: 0.303, SLG: 0.337 (8, 3)	K		G4-3			K			L9	3	1	1	0	0	1	3											
<b>Tim Lueft, R</b> OBP: 0.281, SLG: 0.346 (1, 5)						F9 SH 2B			K	3	1	1	0	1	2	1											
<b>Chris Hoiles, R</b> OBP: 0.306, SLG: 0.381 (1, 2)						F9			2B IBB	1	0	0	0	3	0	1											
<b>Billy Ripken, R</b> OBP: 0.257, SLG: 0.261 <b>Joe Orsulak, L</b> OBP: 0.309, SLG: 0.353 <b>Juan Bell, R</b> OBP: 0.200, SLG: 0.253 (8, 4)	G6-4-3					SH 1B			F8	2	1	1	2	0	0	1											
<b>Billy Ripken, R</b> OBP: 0.257, SLG: 0.261 <b>Joe Orsulak, L</b> OBP: 0.309, SLG: 0.353 <b>Juan Bell, R</b> OBP: 0.200, SLG: 0.253 (8, 4)	G6-4-3					SH 1B			F8	1	0	0	0	0	0	3											
<b>Inning Stats</b>	R: 1 E: 0 K: 2 S: 14	H: 1 LOB: 2 BB: 2 P: 27	R: 0 E: 0 K: 1 S: 8	H: 0 LOB: 1 BB: 1 P: 14	R: 2 E: 0 K: 0 S: 17	H: 3 LOB: 1 BB: 0 P: 25	R: 2 E: 1 K: 0 S: 15	H: 3 LOB: 2 BB: 0 P: 27	R: 1 E: 0 K: 2 S: 10	H: 2 LOB: 2 BB: 1 P: 20	R: 0 E: 0 K: 1 S: 9	H: 0 LOB: 0 BB: 0 P: 14	R: 0 E: 0 K: 0 S: 10	H: 0 LOB: 3 BB: 3 P: 28	R: 0 E: 0 K: 1 S: 6	H: 0 LOB: 0 BB: 0 P: 8	1B: 4 2B: 3 3B: 0 HR: 2	SF: 0 SAC: 1 DP: 1 HBP: 0	WP: 1 PB: 0 SB: 4 CS: 0	PA: 39							
<b>PITCHER</b>	IP	WLS	BF	H	R	ER	SO	BB	IBB	HBP	BLK	WP	HR	S	P	ERA	WHIP										
<b>Eric Plunk, R</b> ERA: 4.96 (1, 1)	3.1	L	19	5	4	3	3	0	1	0	0	1	0	23	43	3.38	1.125										
<b>Rich Monteleone, R</b> ERA: 3.69 (4, 1)	2.2		11	3	1	1	3	0	1	0	0	0	0	9	25	0.00	4.500										
<b>Greg Cadaret, L</b> ERA: 3.68 (7, 1)	0.2		5	0	0	0	0	3	0	0	0	0	0	7	11	0.00	0.000										
<b>Steve Farr, R</b> ERA: 2.39 (7, 1)	1.1		4	0	0	0	1	0	0	0	0	0	0	7	11	0.00	0.000										




Batter	1	2	3	4	5	6	7	8	9	AB	R	H	RBI	BB	SO	LOB	TOP								
Steve Sax, R (1, 10) OBP: 0.350, SLG: 0.410	F9			FC3-6 1B	2-0 1-3 3-H 2B		G4-3		FC5-4	5	0	2	1	0	0	4	<b>New York Yankees @ Baltimore Orioles</b> Memorial Stadium, Baltimore, MD Wed Sep 11 1991, 7:05 PM EDT Att: 44,847 - Cloudy - 81 F								
Bernie Williams, S (1, 8) OBP: 0.328, SLG: 0.340	F7			FC3-6 1B SF8	F8			F9		4	1	0	0	0	0	3									
Matt Nokes, L (1, 2) OBP: 0.313, SLG: 0.503	P5			E8 1B				F8		4	0	1	0	0	0	0									
Roberto Kelly, R (1, 7)				SF8 1B				F9		3	0	0	1	0	0	0									
Kevin Maas, L (1, 3) OBP: 0.333, SLG: 0.369				K						3	0	1	0	1	2	1									
Hensley Meulens, R (1, 9) OBP: 0.271, SLG: 0.311				K						4	1	2	0	0	0	1									
Mike Humphreys, R (1, 5) OBP: 0.273, SLG: 0.111										3	0	0	0	0	0	1									
Alvaro Espinoza, R (1, 6) OBP: 0.289, SLG: 0.357										3	0	0	0	0	1	1									
Don Mattingly, L (9, PH) OBP: 0.349, SLG: 0.400										1	0	0	0	0	1	2									
Pat Kelly, R (1, 4) OBP: 0.288, SLG: 0.339										3	0	2	0	0	0	0									
Pat Sheridan, L (9, PH) OBP: 0.298, SLG: 0.369										0	0	0	0	1	0	0									
<b>Inning Stats</b>	R: 0 E: 0 K: 0 S: 8	H: 0 LOB: 0 BB: 0 P: 10	R: 0 E: 0 K: 1 S: 9	H: 0 LOB: 0 BB: 0 P: 14	R: 0 E: 0 K: 0 S: 4	H: 0 LOB: 0 BB: 0 P: 4	R: 1 E: 1 K: 1 S: 13	H: 2 LOB: 1 BB: 0 P: 20	R: 1 E: 0 K: 0 S: 11	H: 3 LOB: 2 BB: 0 P: 15	R: 0 E: 0 K: 0 S: 9	H: 0 LOB: 1 BB: 1 P: 15	R: 0 E: 0 K: 0 S: 8	H: 1 LOB: 1 BB: 0 P: 12	R: 0 E: 0 K: 0 S: 4	H: 0 LOB: 0 BB: 0 P: 5	R: 0 E: 0 K: 1 S: 12	H: 2 LOB: 3 BB: 1 P: 21	1B: 6 2B: 2 3B: 0 HR: 0	SF: 1 SAC: 1 DP: 0 HBP: 0	WP: 1 PB: 0 SB: 0 CS: 0	PA: 37			
<b>PITCHER</b>	IP	WLS	BF	H	R	ER	SO	BB	IBB	HBP	BLK	WP	HR	S	P	ERA	WHIP								
35 Mike Mussina, R (1, 1) ERA: 3.71	7.0	W	28	6	2	1	3	1	0	0	0	1	0	62	90	1.29	1.000								
Mike Flanagan, L (8, 1) ERA: 2.24	1.0		4	1	0	0	0	0	0	0	0	0	0	7	9	0.00	1.000								
Gregg Olson, R (9, 1) ERA: 3.2	1.0	S	5	1	0	0	1	1	0	0	0	0	0	9	17	0.00	2.000								

AB	33
R	2
H	8
RBI	2
BB	2
SO	4
LOB	13



Batter	1	2	3	4	5	6	7	8	9	AB	R	H	RBI	BB	SO	LOB	BOTTOM								
Luis Mercedes, R (1, 9) OBP: 0.278, SLG: 0.353	P3	P4		F9					G1-3	4	0	0	0	0	0	4	<b>New York Yankees @ Baltimore Orioles</b> Memorial Stadium, Baltimore, MD Wed Sep 11 1991, 7:05 PM EDT Att: 44,847 - Cloudy - 81 F								
Mike Devereaux, R (1, 8) OBP: 0.319, SLG: 0.437	K			G5-3					K	3	1	0	0	1	2	1									
Cal Ripken Jr., R (1, 6) OBP: 0.374, SLG: 0.544	K			L9					K	4	0	0	0	0	2	1									
Sam Horn, L (1, 10) OBP: 0.327, SLG: 0.502				K					L8	3	1	1	2	0	1	0									
Dwight Evans, R (7, PH) OBP: 0.406, SLG: 0.415				K					L8	0	0	0	0	1	0	0									
Glenn Davis, R (1, 3) OBP: 0.323, SLG: 0.461				K					L8	3	1	2	0	0	1	0									
Brady Anderson, L (7, PR) OBP: 0.331, SLG: 0.302				K					L8	0	0	0	0	0	0	0									
Joe Orsulak, L (1, 7) OBP: 0.312, SLG: 0.360				K					L6	2	1	1	2	1	0	1									
David Segui, S (7, PH) OBP: 0.302, SLG: 0.335				K					L6	1	0	0	0	0	1	2									
Leo Gomez, R (1, 5) OBP: 0.299, SLG: 0.404				K					K	4	0	2	0	0	2	1									
Jeff Tackett, R (1, 2) OBP: 0.257, SLG: 0.269				K					K	3	0	0	0	1	1	1									
<b>Inning Stats</b>	R: 0 E: 0 K: 2 S: 9	H: 3 LOB: 2 BB: 1 P: 30	R: 2 E: 0 K: 1 S: 16	H: 3 LOB: 1 BB: 1 P: 30	R: 2 E: 0 K: 2 S: 13	H: 1 LOB: 1 BB: 2 P: 26	R: 0 E: 0 K: 0 S: 7	H: 1 LOB: 1 BB: 0 P: 12	R: 0 E: 0 K: 0 S: 7	H: 0 LOB: 1 BB: 0 P: 12	R: 0 E: 0 K: 3 S: 12	H: 1 LOB: 2 BB: 1 P: 21	R: 0 E: 0 K: 2 S: 9	H: 0 LOB: 0 BB: 0 P: 13	1B: 3 2B: 1 3B: 1 HR: 2	SF: 0 SAC: 0 DP: 0 HBP: 1	WP: 0 PB: 0 SB: 0 CS: 0	PA: 36							
<b>PITCHER</b>	IP	WLS	BF	H	R	ER	SO	BB	IBB	HBP	BLK	WP	HR	S	P	ERA	WHIP								
Wade Taylor, R (1, 1) ERA: 5.77	6.2	L	30	4	4	4	7	3	0	1	0	0	2	70	121	5.40	1.350								
Lee Guetterman, L (7, 1) ERA: 3.71	0.1		3	1	0	0	1	1	0	0	0	0	0	6	11	0.00	6.000								
John Habyan, R (8, 1) ERA: 2.24	1.0		3	0	0	0	2	0	0	0	0	0	0	9	13	0.00	0.000								





Batter	1	2	3	4	5	6	7	8	9	AB	R	H	RBI	BB	SO	LOB	TOP		
Wade Boggs, L (1,5) OBP: 0.431, SLG: 0.469 Mike Brumley, S (8, FR) OBP: 0.269, SLG: 0.258	1-1 F8	2-2 G4-3			4-1 G3-1 BB 1B BB		1-1 G6-3	3-2 1B		4	1	1	0	1	0	0			
Jody Reed, R (1,4) OBP: 0.336, SLG: 0.361 Scott Cooper, L (8, PH) OBP: 0.500, SLG: 0.500	1-1 1B		0-1 G4-3		4-1 G3-1 1B BB		1-2 1B	0-1 1B		3	3	2	0	1	0	0			
Phil Planter, L (1,9) OBP: 0.464, SLG: 0.618 Bob Zupcic, R (7,9) OBP: 0.200, SLG: 0.200	0-2 1B BB		1-1		2-2 G3-1		0-1 1B WP FC5-4 1B	1-1 F7		4	2	3	0	0	0	2			
Jack Clark, R (1,10) OBP: 0.365, SLG: 0.429	4-2 1B BB		2-2 F9		1-1 BB 1B		4-0 FC5-4 1B 1-2 IBB	4-2 FC6-4 BB		2	0	1	2	3	0	1			
Mike Greenwell, L (1,7) OBP: 0.353, SLG: 0.427	0-0 1B		0-0 F8		4-1 2H 3H 4-1 1B		0-0 FC5-4 1B	0-0 FC6-4 G6-3 1B		4	1	2	3	1	0	2			
Mo Vaughn, L (1,3) OBP: 0.362, SLG: 0.406 Carlos Quintana, R (7, PH) OBP: 0.389, SLG: 0.434	0-3 K			2-3 K	2-1 G3-1		0-0 FC5-4	2-1 G6-3		3	0	0	0	0	2	4			
Steve Lyons, L (1,8) OBP: 0.287, SLG: 0.376	1-3 K			3-1 P6		0-0 F7	2-3 K	2-2 1B		5	0	1	1	0	2	4			
Tony Peña, R (1,2) OBP: 0.284, SLG: 0.327		1-3 K		1-2 G6-3		1-1 G5-3		2-2 G6-3	0-1 F8	5	0	0	0	0	1	1			
Luis Rivera, R (1,6) OBP: 0.322, SLG: 0.385		1-1 F9			1-3 K	2-0 G5-3		0-3 K		4	0	0	0	0	2	0			
<b>Inning Stats</b>	R: 2 E: 0 K: 2 S: 21	H: 3 LOB: 2 BB: 1 P: 28	R: 0 E: 0 K: 1 S: 9	H: 0 LOB: 0 BB: 0 P: 13	R: 0 E: 0 K: 0 S: 8	H: 1 LOB: 1 BB: 0 P: 11	R: 0 E: 0 K: 1 S: 8	H: 0 LOB: 0 BB: 0 P: 14	R: 2 E: 0 K: 1 S: 14	H: 3 LOB: 2 BB: 1 P: 21	R: 0 E: 0 K: 1 S: 14	H: 2 LOB: 2 BB: 0 P: 20	R: 1 E: 0 K: 0 S: 13	H: 1 LOB: 1 BB: 1 P: 21	1B: 10 2B: 1 3B: 0 HR: 0	SF: 0 SAC: 0 DP: 0 HBP: 0	WP: 1 PB: 0 SB: 1 CS: 0	PA: 44	
<b>PITCHER</b>	IP WLS BF H R ER SO BB IBB HBP BLK WP HR S P ERA WHIP	IP WLS BF H R ER SO BB IBB HBP BLK WP HR S P ERA WHIP	IP WLS BF H R ER SO BB IBB HBP BLK WP HR S P ERA WHIP	IP WLS BF H R ER SO BB IBB HBP BLK WP HR S P ERA WHIP	IP WLS BF H R ER SO BB IBB HBP BLK WP HR S P ERA WHIP	IP WLS BF H R ER SO BB IBB HBP BLK WP HR S P ERA WHIP	IP WLS BF H R ER SO BB IBB HBP BLK WP HR S P ERA WHIP	IP WLS BF H R ER SO BB IBB HBP BLK WP HR S P ERA WHIP	IP WLS BF H R ER SO BB IBB HBP BLK WP HR S P ERA WHIP	IP WLS BF H R ER SO BB IBB HBP BLK WP HR S P ERA WHIP	IP WLS BF H R ER SO BB IBB HBP BLK WP HR S P ERA WHIP	IP WLS BF H R ER SO BB IBB HBP BLK WP HR S P ERA WHIP	IP WLS BF H R ER SO BB IBB HBP BLK WP HR S P ERA WHIP	IP WLS BF H R ER SO BB IBB HBP BLK WP HR S P ERA WHIP	IP WLS BF H R ER SO BB IBB HBP BLK WP HR S P ERA WHIP	IP WLS BF H R ER SO BB IBB HBP BLK WP HR S P ERA WHIP	IP WLS BF H R ER SO BB IBB HBP BLK WP HR S P ERA WHIP	IP WLS BF H R ER SO BB IBB HBP BLK WP HR S P ERA WHIP	
Pascual Perez, R (1,1) ERA: 3.47	4.2 L	2.1	2.0																
Lee Guetterman, L (5,1) ERA: 3.94																			
Rich Monteleone, R (8,1) ERA: 3.72																			

**Boston Red Sox @ New York Yankees**  
Yankee Stadium, Bronx, NY  
Thu Sep 12 1991, 7:05 PM EDT  
Att: 19,312 - Sunny - 75 F

AB 38  
R 7  
H 11  
RBI 7  
BB 6  
SO 7  
LOB 19



Batter	1	2	3	4	5	6	7	8	9	AB	R	H	RBI	BB	SO	LOB	BOTTOM			
Steve Sax, R (1,4) OBP: 0.349, SLG: 0.409	3-2 G4-3		1-2 F9			2-1 G6-4-3 1B	1-2 FC4			4	0	1	0	0	0	3				
Bernie Williams, S (1,8) OBP: 0.331, SLG: 0.340	1-1 F9			4-1 FC6-4 BB		2-1 G6-4-3 1-2		1-1 G4-6-3 1B		3	0	1	0	1	0	1				
Don Mattingly, L (1,3) OBP: 0.349, SLG: 0.405	1-0 F7			0-1 P5			3-2 HR	3-1 G4-6-3 1-2		4	1	1	1	0	0	2				
Roberto Kelly, R (1,7) OBP: 0.305, SLG: 0.386		1-2 G4-3 FC5-2 1B		0-0 FC6-4		1-2 F9		0-2 G3-1		4	0	1	0	0	0	1				
Mel Hall, L (1,10) OBP: 0.331, SLG: 0.482		2-2 G4-3		1-2 F8		0-0 P3		2-2 G4-3		4	0	0	0	0	0	2				
Hensley Meulens, R (1,9) OBP: 0.274, SLG: 0.318		2-2 FC5-2			0-0 G6-3		0-0 1B 2B	1-1 1B		4	1	2	0	0	0	1				
Mike Humphreys, R (1,5) OBP: 0.270, SLG: 0.129		0-3 K			3-2 G5-3		2-2 1B 2B 1B	1-2 F9		4	0	1	1	0	1	2				
Bob Geren, R (1,2) OBP: 0.280, SLG: 0.301 Matt Nokes, L (7, PH) OBP: 0.314, SLG: 0.503			1-3 K		1-0 F8		1-1 BB 1B	0-2 F8		2	0	0	0	0	1	0				
Alvaro Espinoza, R (1,6) OBP: 0.287, SLG: 0.355 Pat Sheridan, L (7, PH) OBP: 0.304, SLG: 0.369 Randy Velarde, R (8,6) OBP: 0.337, SLG: 0.342			0-1 F7			2-1 F9	4-2 FC4 BB			2	0	0	0	0	0	0				
<b>Inning Stats</b>	R: 0 E: 0 K: 0 S: 9	H: 0 LOB: 0 BB: 0 P: 14	R: 0 E: 0 K: 1 S: 12	H: 1 LOB: 1 BB: 0 P: 17	R: 0 E: 0 K: 1 S: 8	H: 0 LOB: 0 BB: 0 P: 10	R: 0 E: 0 K: 0 S: 7	H: 0 LOB: 1 BB: 1 P: 12	R: 0 E: 0 K: 0 S: 6	H: 1 LOB: 0 BB: 0 P: 12	R: 2 E: 0 K: 0 S: 22	H: 4 LOB: 3 BB: 1 P: 34	R: 0 E: 0 K: 0 S: 7	H: 1 LOB: 0 BB: 0 P: 11	R: 0 E: 0 K: 0 S: 14	H: 1 LOB: 1 BB: 0 P: 18	1B: 6 2B: 1 3B: 0 HR: 1	SF: 0 SAC: 0 DP: 2 HBP: 0	WP: 0 PB: 0 SB: 0 CS: 0	PA: 35
<b>PITCHER</b>	IP WLS BF H R ER SO BB IBB HBP BLK WP HR S P ERA WHIP	IP WLS BF H R ER SO BB IBB HBP BLK WP HR S P ERA WHIP	IP WLS BF H R ER SO BB IBB HBP BLK WP HR S P ERA WHIP	IP WLS BF H R ER SO BB IBB HBP BLK WP HR S P ERA WHIP	IP WLS BF H R ER SO BB IBB HBP BLK WP HR S P ERA WHIP	IP WLS BF H R ER SO BB IBB HBP BLK WP HR S P ERA WHIP	IP WLS BF H R ER SO BB IBB HBP BLK WP HR S P ERA WHIP	IP WLS BF H R ER SO BB IBB HBP BLK WP HR S P ERA WHIP	IP WLS BF H R ER SO BB IBB HBP BLK WP HR S P ERA WHIP	IP WLS BF H R ER SO BB IBB HBP BLK WP HR S P ERA WHIP	IP WLS BF H R ER SO BB IBB HBP BLK WP HR S P ERA WHIP	IP WLS BF H R ER SO BB IBB HBP BLK WP HR S P ERA WHIP	IP WLS BF H R ER SO BB IBB HBP BLK WP HR S P ERA WHIP	IP WLS BF H R ER SO BB IBB HBP BLK WP HR S P ERA WHIP	IP WLS BF H R ER SO BB IBB HBP BLK WP HR S P ERA WHIP	IP WLS BF H R ER SO BB IBB HBP BLK WP HR S P ERA WHIP	IP WLS BF H R ER SO BB IBB HBP BLK WP HR S P ERA WHIP	IP WLS BF H R ER SO BB IBB HBP BLK WP HR S P ERA WHIP		
Kevin Morton, L (1,1) ERA: 4.69	6.2	1.1	1.0																	
Greg Harris, R (7,1) ERA: 3.68																				
Tony Fossas, L (9,1) ERA: 4.08																				

**Boston Red Sox @ New York Yankees**  
Yankee Stadium, Bronx, NY  
Thu Sep 12 1991, 7:05 PM EDT  
Att: 19,312 - Sunny - 75 F

AB 33  
R 2  
H 8  
RBI 2  
BB 2  
SO 2  
LOB 13





Batter	1	2	3	4	5	6	7	8	9	AB	R	H	RBI	BB	SO	LOB	TOP								
Jody Reed, R OBP: 0.338, SLG: 0.363 (1, 4)										5	0	3	0	0	0	2									
Luis Rivera, R OBP: 0.318, SLG: 0.380 (1, 6)										5	0	0	0	0	4	3									
Carlos Quintana, R OBP: 0.386, SLG: 0.430 (1, 3)										4	0	0	0	0	0	2									
Jack Clark, R OBP: 0.366, SLG: 0.428 (1, 10)										3	1	1	0	1	0	0									
Mike Greenwell, L OBP: 0.352, SLG: 0.425 (1, 7)										3	1	0	0	1	0	1									
Tom Brunansky, R OBP: 0.300, SLG: 0.390 (1, 9)										4	1	3	1	0	0	0									
John Marzano, R OBP: 0.265, SLG: 0.337 (1, 2)										3	1	1	0	0	0	1									
Bob Zupcic, R OBP: 0.125, SLG: 0.125 (1, 8)										3	0	0	1	0	0	4									
Scott Cooper, L OBP: 0.250, SLG: 0.250 (1, 5)										2	0	0	0	0	1	2									
Phil Planter, L OBP: 0.469, SLG: 0.662 (6, PH)										1	1	1	3	0	0	0									
Mike Brumley, S OBP: 0.267, SLG: 0.255 (6, 5)										1	0	0	0	0	0	0									
<b>Inning Stats</b>	R: 0 E: 0 K: 1 S: 10	H: 1 LOB: 0 BB: 0 P: 12	R: 0 E: 1 K: 0 S: 9	H: 1 LOB: 2 BB: 0 P: 12	R: 0 E: 0 K: 2 S: 14	H: 1 LOB: 1 BB: 1 P: 21	R: 2 E: 0 K: 0 S: 12	H: 3 LOB: 2 BB: 1 P: 22	R: 0 E: 0 K: 1 S: 6	H: 0 LOB: 0 BB: 1 P: 13	R: 3 E: 0 K: 1 S: 17	H: 2 LOB: 0 BB: 0 P: 27	R: 0 E: 0 K: 0 S: 7	H: 0 LOB: 0 BB: 0 P: 8	R: 0 E: 0 K: 0 S: 5	H: 0 LOB: 0 BB: 0 P: 9	R: 0 E: 0 K: 0 S: 8	H: 1 LOB: 0 BB: 0 P: 10	1B: 8 2B: 0 3B: 0 HR: 1	SF: 0 SAC: 1 DP: 2 HBP: 1	WP: 0 PB: 0 SB: 0 CS: 0	PA: 38			
<b>PITCHER</b>	IP	WLS	BF	H	R	ER	SO	BB	IBB	HBP	BLK	WP	HR	S	P	ERA	WHIP								
Jeff Johnson, L ERA: 5.99 (1, 1)	5.1	L	27	8	5	5	4	2	0	1	0	0	1	63	98	8.44	1.875								
John Habyan, R ERA: 2.14 (6, 1)	3.2		11	1	0	0	1	0	0	0	0	0	0	25	36	0.00	0.273								

**Boston Red Sox @ New York Yankees**  
 Yankee Stadium, Bronx, NY  
 Fri Sep 13 1991, 7:05 PM EDT  
 Att: 27,831 - Sunny - 71 F

AB	34
R	5
H	9
RBI	5
BB	2
SO	5
LOB	15



Batter	1	2	3	4	5	6	7	8	9	AB	R	H	RBI	BB	SO	LOB	BOTTOM								
Steve Sax, R OBP: 0.346, SLG: 0.405 (1, 4)										5	0	0	0	0	1	3									
Bernie Williams, S OBP: 0.332, SLG: 0.339 (1, 8)										4	0	1	0	1	2	1									
Don Mattingly, L OBP: 0.351, SLG: 0.408 (1, 3)										4	1	2	0	1	0	2									
Mel Hall, L OBP: 0.332, SLG: 0.480 (1, 9)										4	0	1	0	1	0	4									
Roberto Kelly, R OBP: 0.311, SLG: 0.398 (1, 7)										3	2	2	1	2	0	0									
Matt Nokes, L OBP: 0.316, SLG: 0.505 (1, 2)										4	0	2	2	0	0	2									
Pat Kelly, R OBP: 0.288, SLG: 0.339 (8, FR)										0	0	0	0	0	0	0									
Randy Velarde, R OBP: 0.335, SLG: 0.340 (9, 6)										1	0	0	0	0	0	3									
Kevin Maas, L OBP: 0.333, SLG: 0.375 (1, 10)										4	1	1	1	0	0	4									
Alvaro Espinoza, R OBP: 0.285, SLG: 0.352 (1, 6)										3	0	0	0	0	1	1									
Pat Sheridan, L OBP: 0.302, SLG: 0.365 (8, PH)										1	0	0	0	0	0	2									
Bob Geren, R OBP: 0.280, SLG: 0.301 (9, 2)										0	0	0	0	0	0	0									
Mike Humphreys, R OBP: 0.317, SLG: 0.152 (1, 5)										2	0	1	0	2	0	2									
<b>Inning Stats</b>	R: 0 E: 0 K: 1 S: 8	H: 0 LOB: 0 BB: 0 P: 11	R: 0 E: 0 K: 0 S: 3	H: 0 LOB: 0 BB: 0 P: 4	R: 1 E: 0 K: 2 S: 14	H: 1 LOB: 1 BB: 1 P: 22	R: 2 E: 0 K: 0 S: 10	H: 2 LOB: 1 BB: 1 P: 17	R: 0 E: 0 K: 0 S: 12	H: 1 LOB: 1 BB: 1 P: 19	R: 0 E: 0 K: 0 S: 12	H: 2 LOB: 1 BB: 0 P: 18	R: 0 E: 0 K: 1 S: 10	H: 1 LOB: 3 BB: 2 P: 22	R: 1 E: 0 K: 0 S: 13	H: 2 LOB: 2 BB: 0 P: 18	R: 0 E: 0 K: 0 S: 11	H: 1 LOB: 3 BB: 2 P: 21	1B: 5 2B: 4 3B: 0 HR: 2	SF: 0 SAC: 0 DP: 2 HBP: 0	WP: 0 PB: 0 SB: 0 CS: 0	PA: 42			
<b>PITCHER</b>	IP	WLS	BF	H	R	ER	SO	BB	IBB	HBP	BLK	WP	HR	S	P	ERA	WHIP								
Mike Gardiner, R ERA: 4.91 (1, 1)	5.0	W	23	6	3	3	3	3	0	0	0	0	0	6	11	0.00	0.000								
Tony Fossas, L ERA: 3.99 (6, 1)	1.0		2	0	0	0	0	0	0	0	0	0	0	6	11	0.00	0.000								
Dennis Lamp, R ERA: 4.12 (7, 1)	0.2		4	1	0	0	1	1	0	0	0	0	0	8	16	0.00	3.000								
Matt Young, L ERA: 4.99 (7, 1)	0.1		2	0	0	0	0	1	0	0	0	0	0	2	6	0.00	3.000								
Greg Harris, R ERA: 3.73 (8, 1)	0.0		2	2	1	1	0	0	0	0	0	0	1	3	6	∞	∞								

**Boston Red Sox @ New York Yankees**  
 Yankee Stadium, Bronx, NY  
 Fri Sep 13 1991, 7:05 PM EDT  
 Att: 27,831 - Sunny - 71 F

AB	35
R	4
H	10
RBI	4
BB	7
SO	4
LOB	24







Batter	1	2	3	4	5	6	7	8	9	AB	R	H	RBI	BB	SO	LOB	TOP								
Wade Boggs, L (1,5) OBP: 0.328, SLG: 0.465	G5-3		G6-3		G6-3			F7		4	0	0	0	0	0	0	<b>Boston Red Sox @ New York Yankees</b> Yankee Stadium, Bronx, NY Sat Sep 14 1991, 3:33 AM EDT Att: 45,758 - Cloudy - 67 F								
Jody Read, R (1,4) OBP: 0.339, SLG: 0.364	BB 1B		L6				FC5-4 1B	F8		4	0	2	0	0	0	0									
Phil Plantier, L (1,9) OBP: 0.480, SLG: 0.638	BB 1-2		K				F8		K	3	0	0	0	1	2	1									
Jack Clark, R (1,10) OBP: 0.363, SLG: 0.424	F8				F9		FC5-4 1-2		L7	4	0	0	0	0	0	3									
Mike Greenwell, L (1,7) OBP: 0.353, SLG: 0.426	G4-3						F7		BB 1B 2B	3	1	1	0	1	0	3									
Mo Vaughn, L (1,3) OBP: 0.356, SLG: 0.399 Carlos Quintana, R (9,PH) OBP: 0.387, SLG: 0.431		G1-3			F8			F8	BB 1B	3	0	0	0	0	0	1									
Steve Lyons, L (1,8) OBP: 0.368, SLG: 0.368 Tom Brunansky, R (9,PH) OBP: 0.301, SLG: 0.390		P2			G1-3			F7	BB 1B	3	0	0	0	0	0	1									
Tony Peña, R (1,2) OBP: 0.284, SLG: 0.329								K	BB	4	0	1	0	0	2	2									
Luis Rivera, R (1,6) OBP: 0.316, SLG: 0.377 Mike Brumley, S (8,PH) OBP: 0.264, SLG: 0.253					F9			P1		2	0	0	0	0	0	1									
										1	0	0	0	0	0	0									
<b>Inning Stats</b>	R: 0 E: 0 K: 0 S: 13	H: 1 LOB: 2 BB: 1 P: 17	R: 0 E: 0 K: 0 S: 11	H: 1 LOB: 1 BB: 0 P: 17	R: 0 E: 0 K: 1 S: 10	H: 0 LOB: 0 BB: 0 P: 12	R: 0 E: 0 K: 0 S: 11	H: 0 LOB: 1 BB: 1 P: 19	R: 0 E: 0 K: 0 S: 6	H: 0 LOB: 0 BB: 0 P: 7	R: 0 E: 0 K: 0 S: 5	H: 1 LOB: 1 BB: 0 P: 7	R: 0 E: 0 K: 1 S: 8	H: 0 LOB: 0 BB: 0 P: 15	R: 0 E: 0 K: 0 S: 6	H: 0 LOB: 0 BB: 0 P: 8	R: 1 E: 0 K: 2 S: 14	H: 2 LOB: 2 BB: 1 P: 27	1B: 3 2B: 2 3B: 0 HR: 0	SF: 0 SAC: 0 DP: 0 HBP: 0	WP: 0 PB: 0 SB: 0 CS: 0	PA: 35			
<b>PITCHER</b>	IP	WLS	BF	H	R	ER	SO	BB	IBB	HBP	BLK	WP	HR	S	P	ERA	WHIP								
Scott Sanderson, R (1,1) ERA: 3.92	8.0	W	29	3	0	0	2	2	0	0	0	0	0	70	102	0.00	0.625								
Greg Cadaret, L (9,1) ERA: 3.74	0.2		4	2	1	1	1	0	0	0	0	0	0	9	16	13.50	3.000								
Steve Farr, R (9,1) ERA: 2.37	0.1	S	2	0	0	0	1	1	0	0	0	0	0	5	11	0.00	3.000								

Batter	1	2	3	4	5	6	7	8	9	AB	R	H	RBI	BB	SO	LOB	BOTTOM								
Steve Sax, R (1,4) OBP: 0.348, SLG: 0.409	G4-3 2B		S FC3-6 1B		F8		SH3-4			3	1	2	0	0	0	0	<b>Boston Red Sox @ New York Yankees</b> Yankee Stadium, Bronx, NY Sat Sep 14 1991, 3:33 AM EDT Att: 45,758 - Cloudy - 67 F								
Bernie Williams, S (1,8) OBP: 0.331, SLG: 0.335	K		FC3-6 BB 1-2		G6-3		L4			3	0	0	0	1	1	2									
Don Mattingly, L (1,3) OBP: 0.348, SLG: 0.405	G4-3		SF8		F7		F7			3	0	0	1	0	0	2									
Roberto Kelly, R (1,7) OBP: 0.313, SLG: 0.398	F8		3-H FC3-6 BB 1-2 2-3				G6-3		BB 1B	3	0	1	0	1	0	1									
Mel Hall, L (1,9) OBP: 0.333, SLG: 0.480		G4-3	FC3-6 FC6-4				E 1B		P2 1B	4	0	2	1	0	0	2									
Hensley Meulens, R (1,10) OBP: 0.275, SLG: 0.318 Kevin Maas, L (8,PH) OBP: 0.332, SLG: 0.374		E 1B	FC6-4				E5		K	3	1	1	0	0	0	3									
Alvaro Espinoza, R (1,6) OBP: 0.285, SLG: 0.351		G6-3 1B			G6-3		F8		P2	4	0	1	0	0	0	4									
Bob Geren, R (1,2) OBP: 0.272, SLG: 0.291		G6-3			F9		F7		P5	4	0	0	0	0	0	5									
Pat Kelly, R (1,5) OBP: 0.288, SLG: 0.339 Randy Velarde, R (3,PH) OBP: 0.341, SLG: 0.358			BB 1B 2B		G6-3				SH3-4 2B	0	0	0	0	0	0	0									
										3	1	2	0	0	0	0									
<b>Inning Stats</b>	R: 0 E: 0 K: 1 S: 10	H: 1 LOB: 1 BB: 0 P: 15	R: 1 E: 1 K: 0 S: 8	H: 2 LOB: 0 BB: 0 P: 11	R: 2 E: 0 K: 0 S: 11	H: 2 LOB: 2 BB: 2 P: 22	R: 0 E: 0 K: 0 S: 6	H: 0 LOB: 0 BB: 0 P: 9	R: 0 E: 1 K: 0 S: 16	H: 1 LOB: 2 BB: 0 P: 23	R: 0 E: 0 K: 0 S: 6	H: 1 LOB: 1 BB: 0 P: 10	R: 0 E: 0 K: 1 S: 10	H: 2 LOB: 2 BB: 0 P: 12	1B: 6 2B: 3 3B: 0 HR: 0	SF: 1 SAC: 1 DP: 1 HBP: 0	WP: 0 PB: 0 SB: 0 CS: 0	PA: 35							
<b>PITCHER</b>	IP	WLS	BF	H	R	ER	SO	BB	IBB	HBP	BLK	WP	HR	S	P	ERA	WHIP								
Joe Hesketh, L (1,1) ERA: 3.33	7.0	L	32	9	3	2	1	2	0	0	0	0	0	65	102	2.57	1.571								
Dan Petry, R (8,1) ERA: 4.97	1.0		3	0	0	0	1	0	0	0	0	0	0	7	8	0.00	0.000								

AB	32
R	1
H	5
RBI	1
BB	3
SO	4
LOB	12



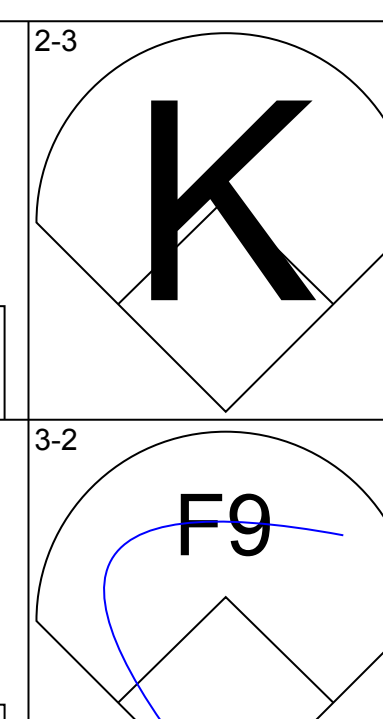
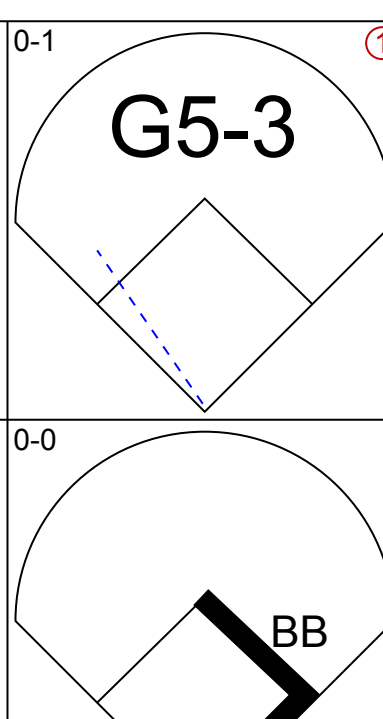
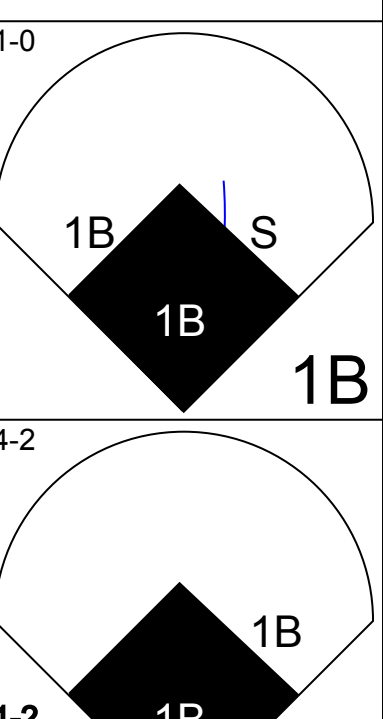
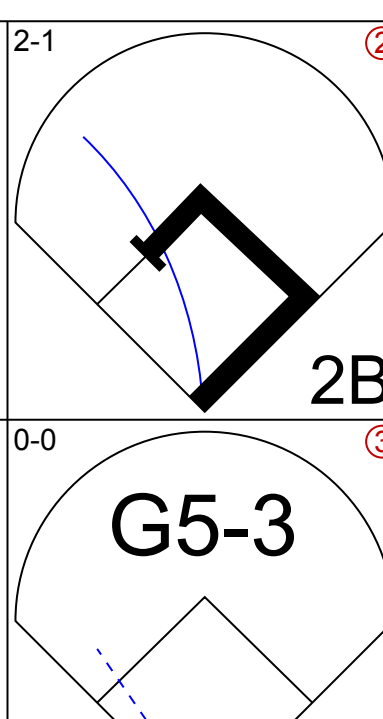
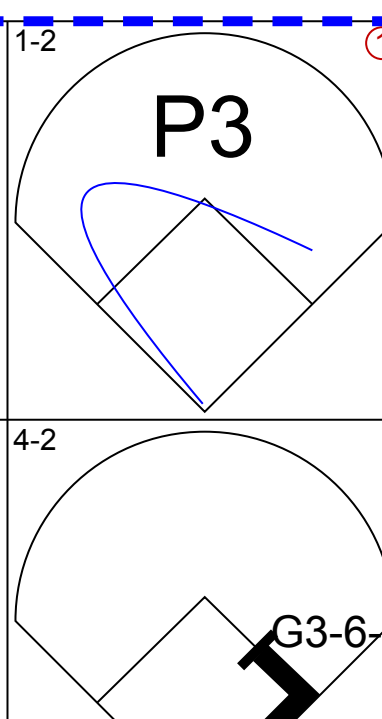
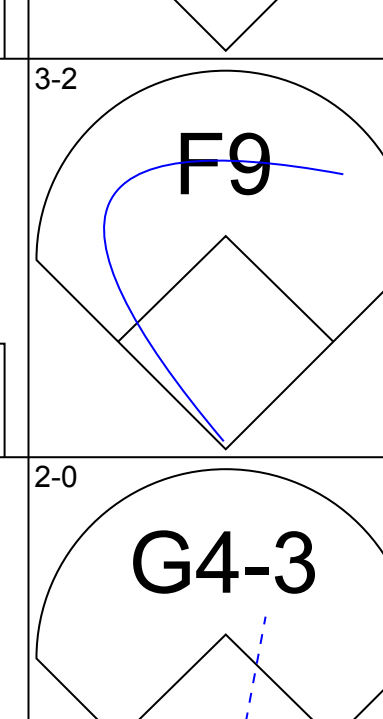
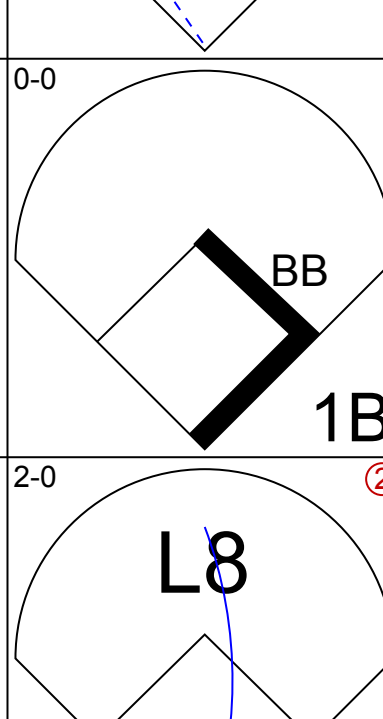
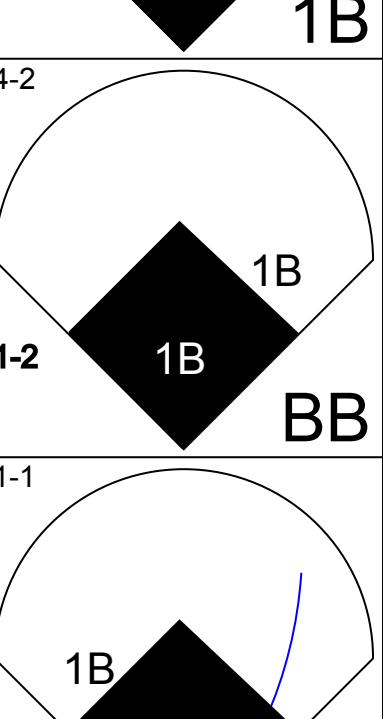
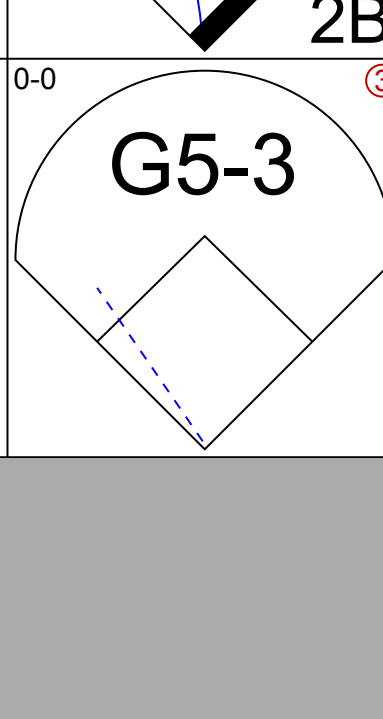
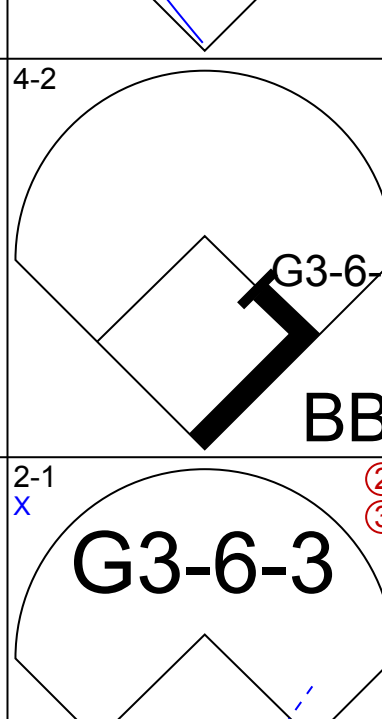
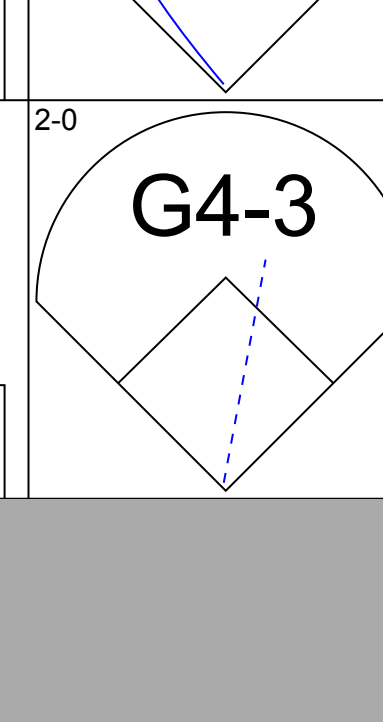
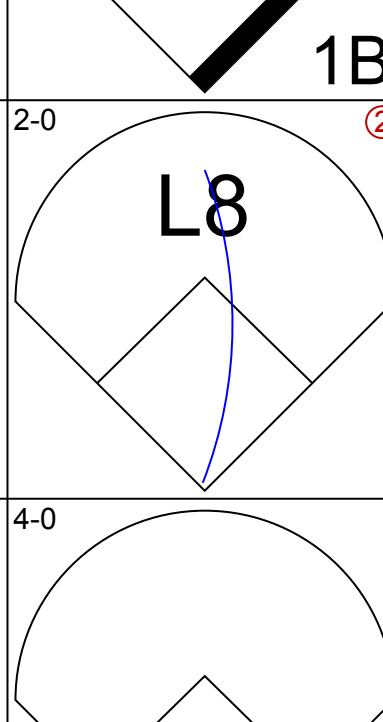
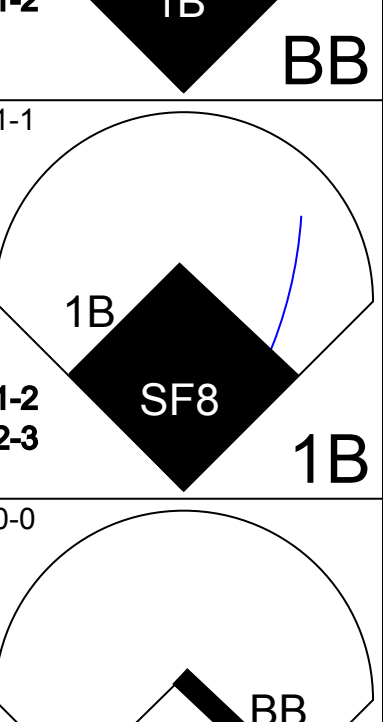
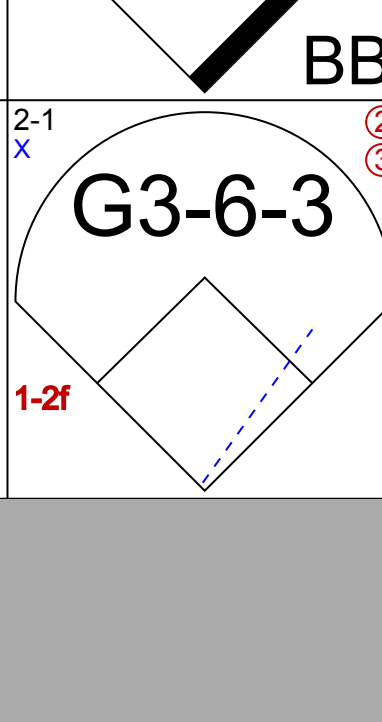
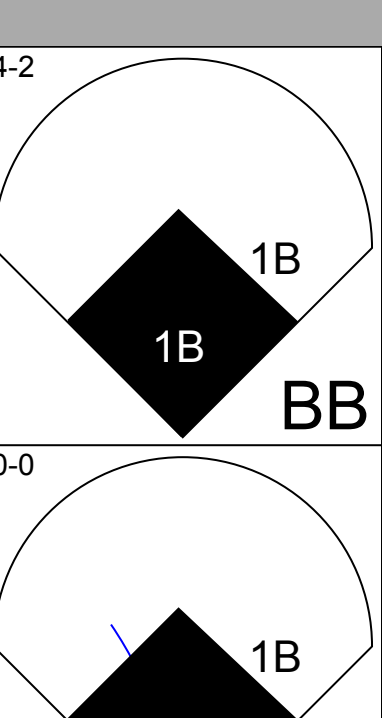
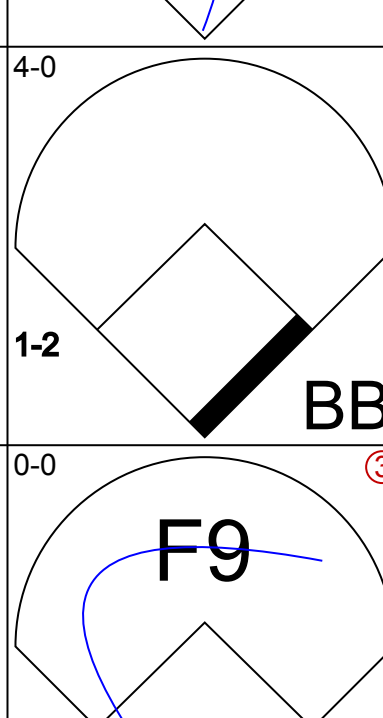
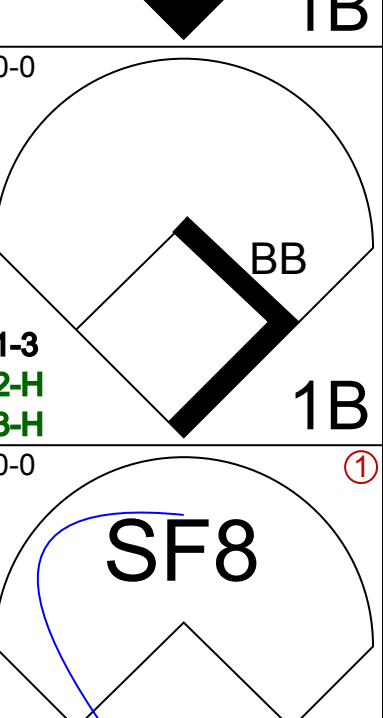


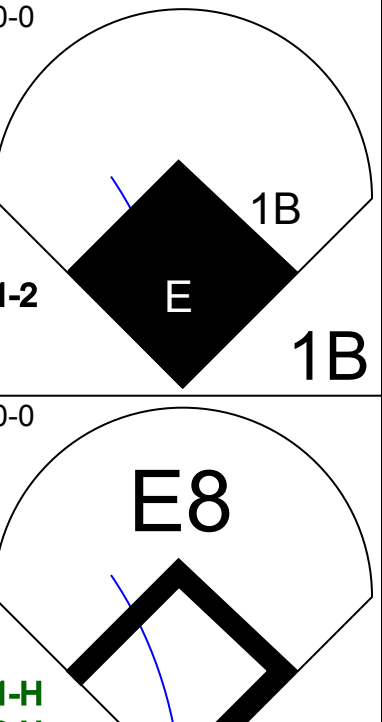
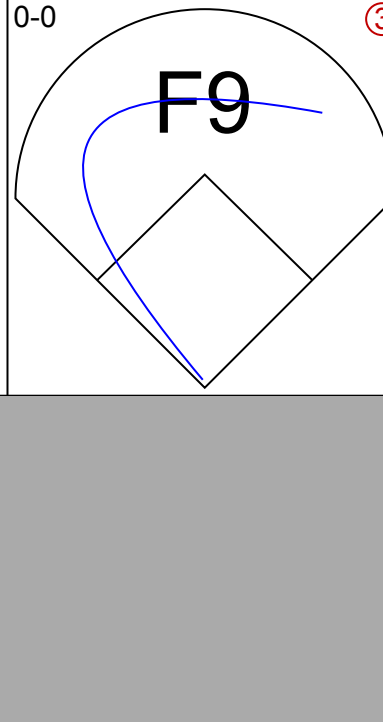
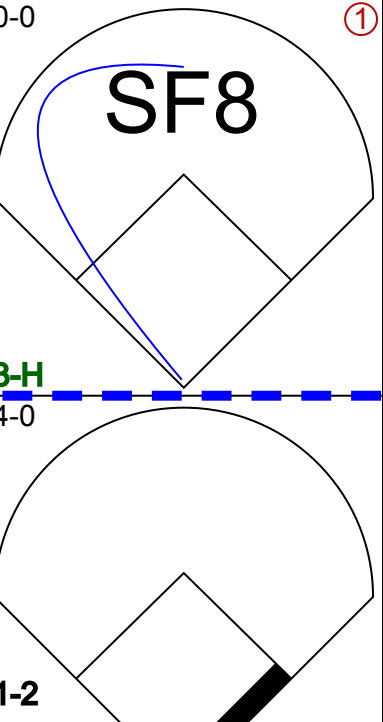


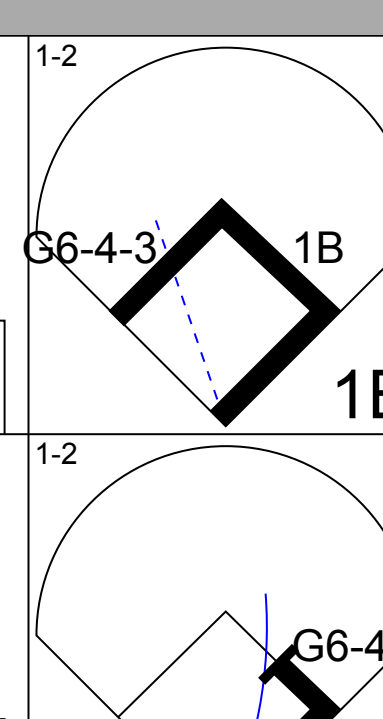



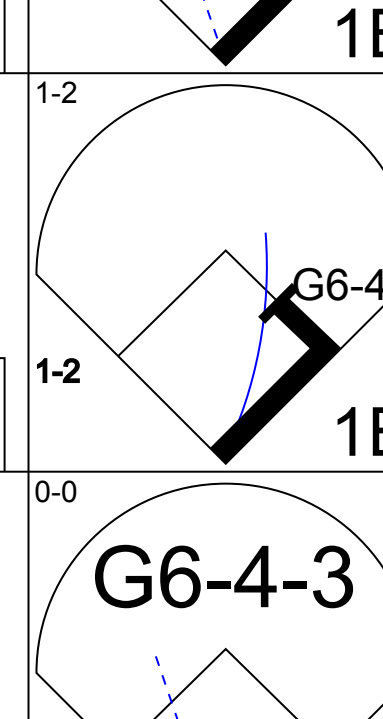



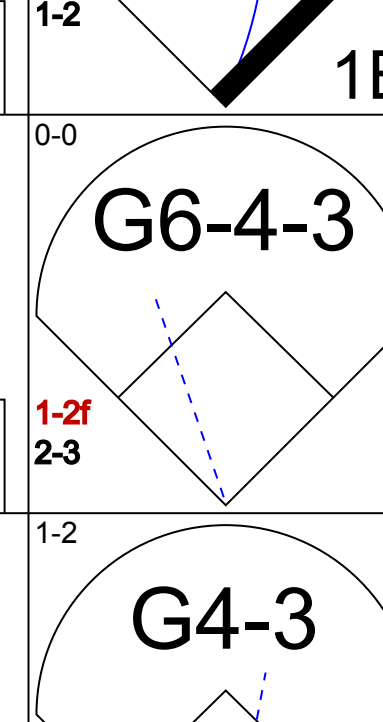



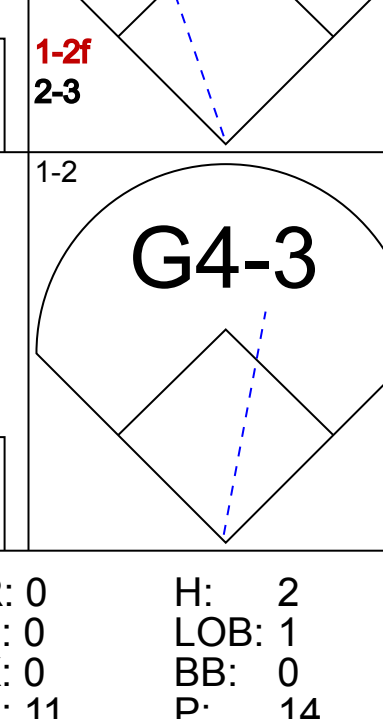
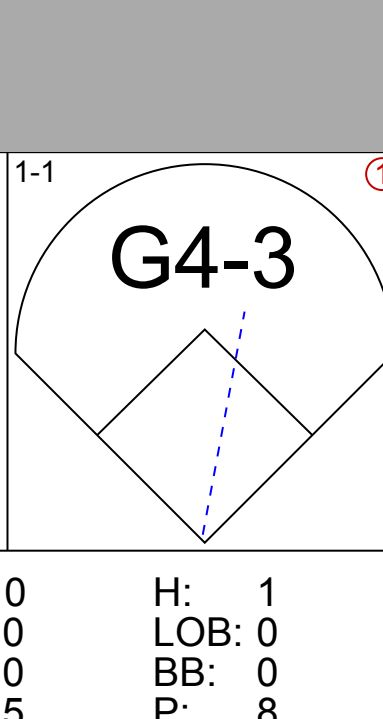

AB	31
R	3
H	9
RBI	2
BB	2
SO	2
LOB	21

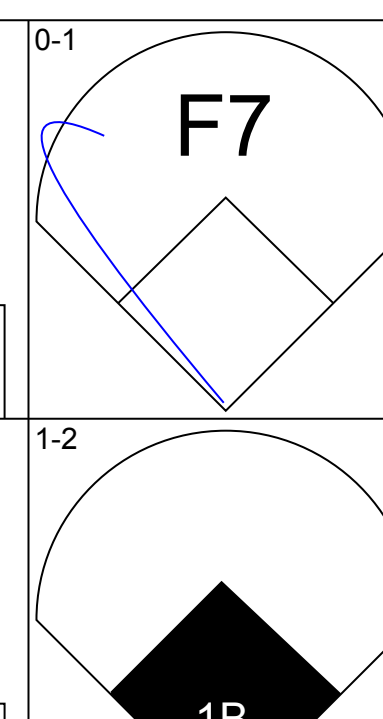
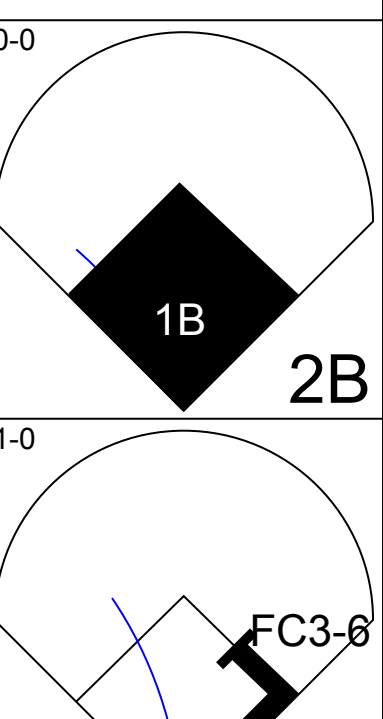
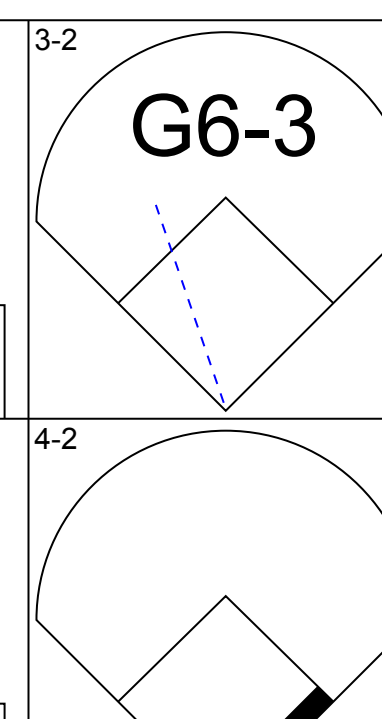
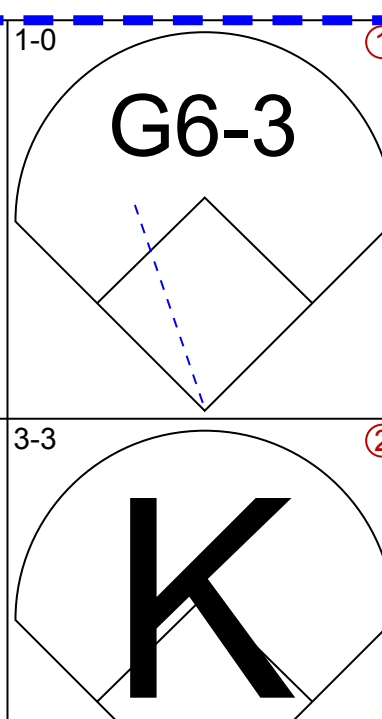
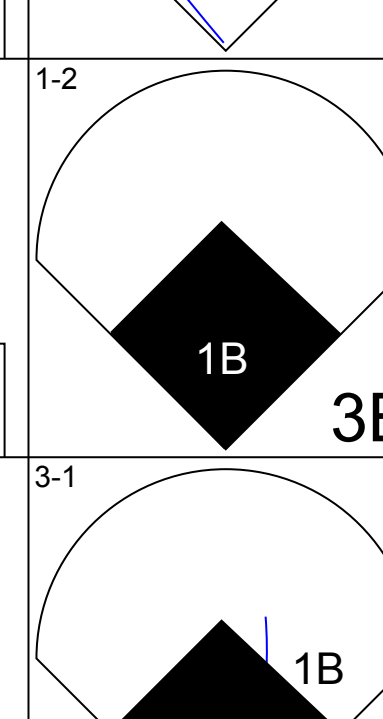
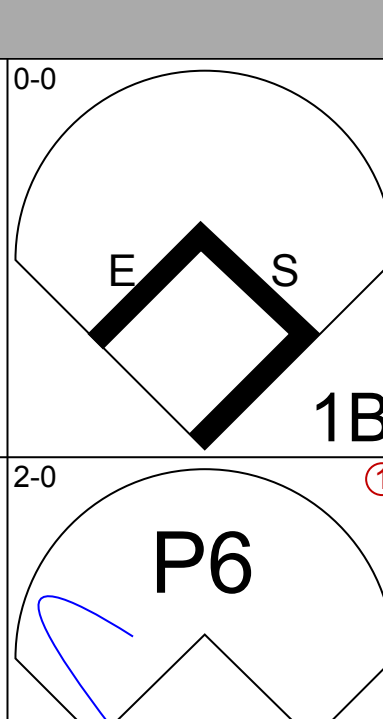
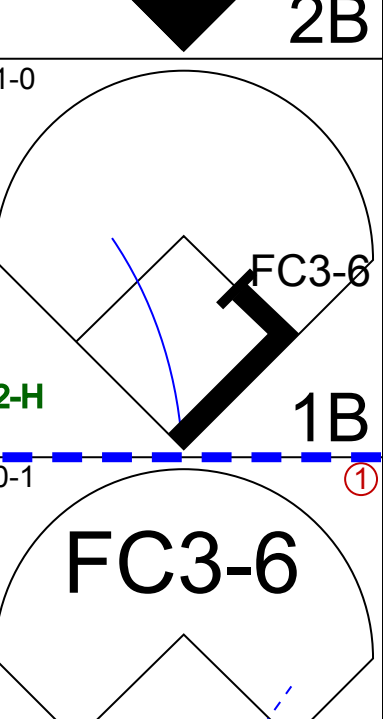
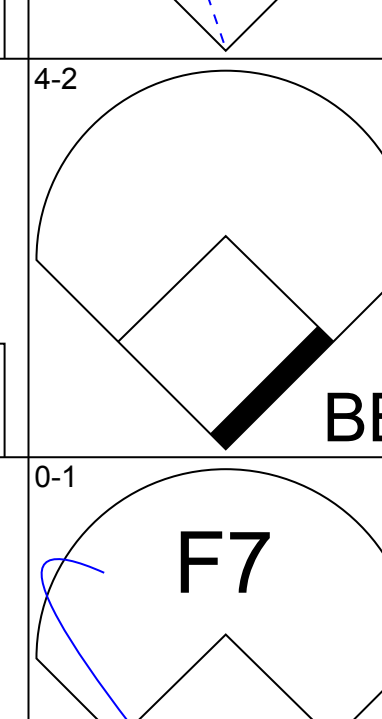
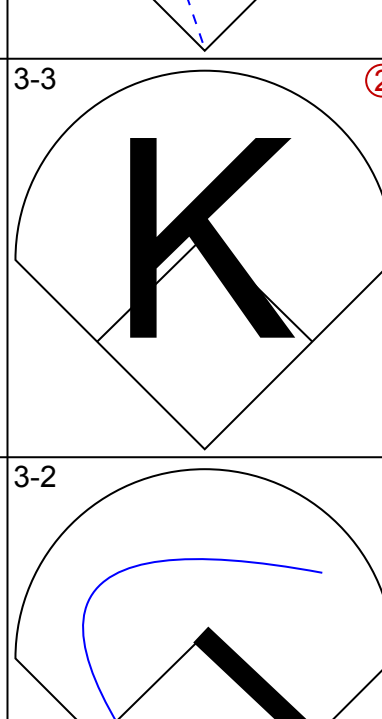
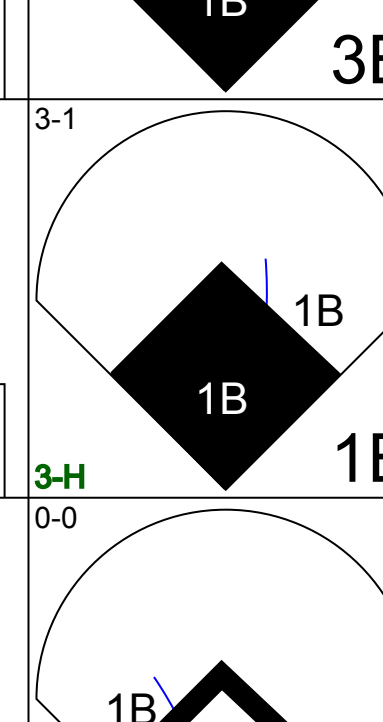
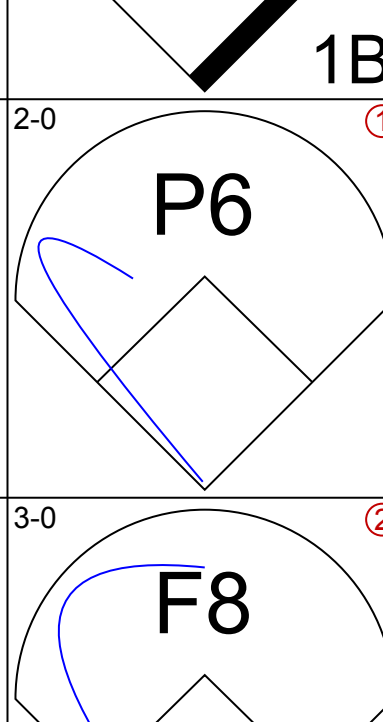
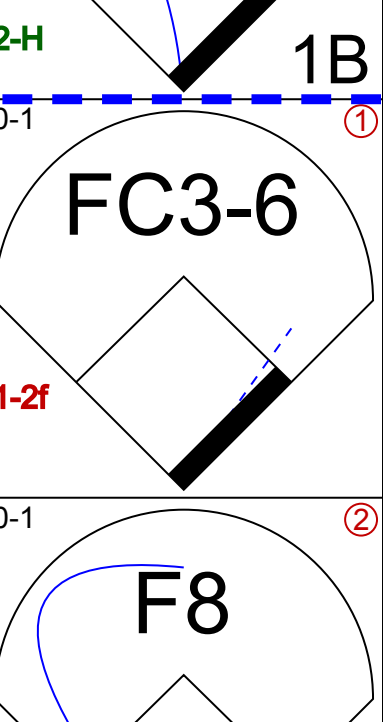
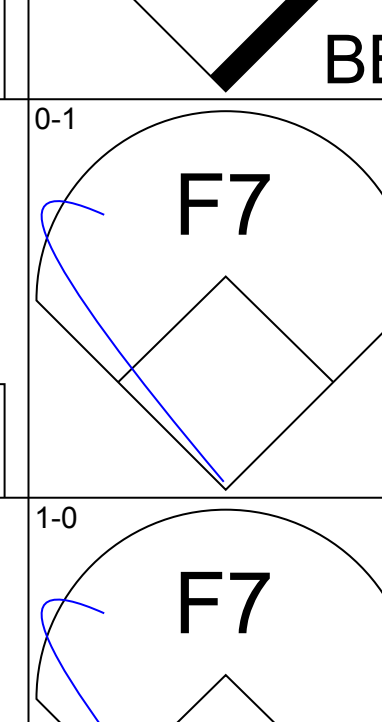
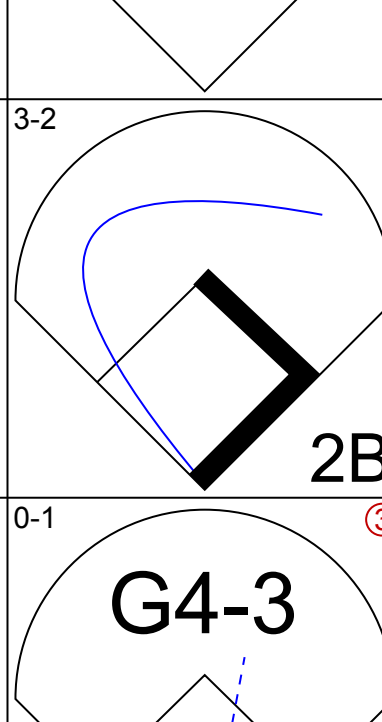
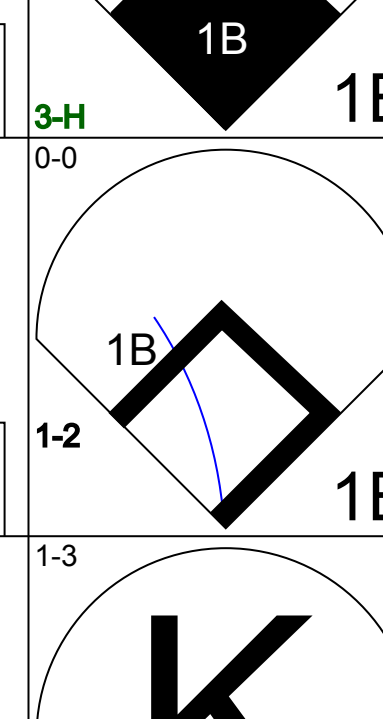
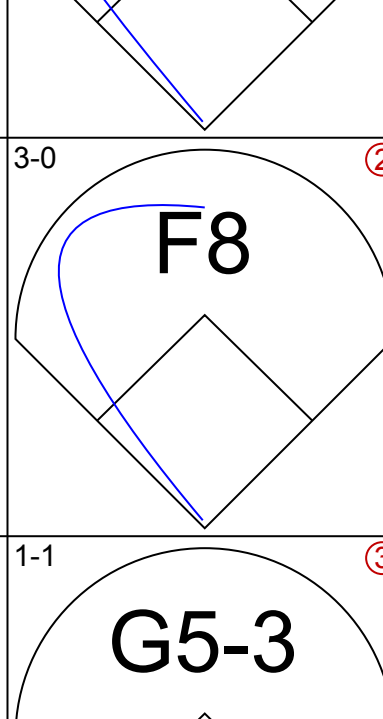
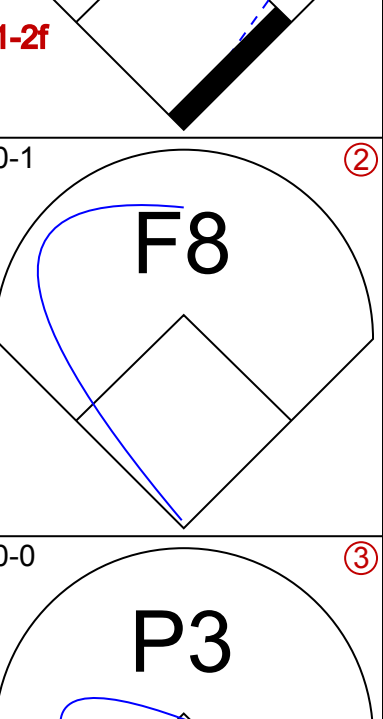
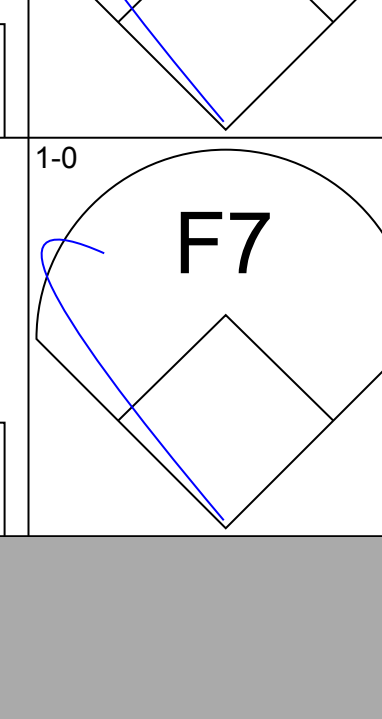
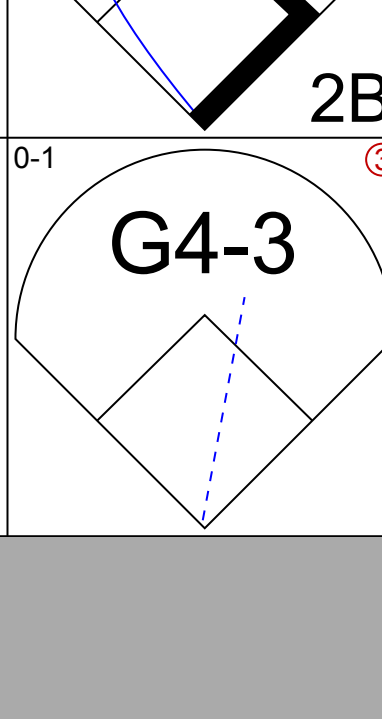
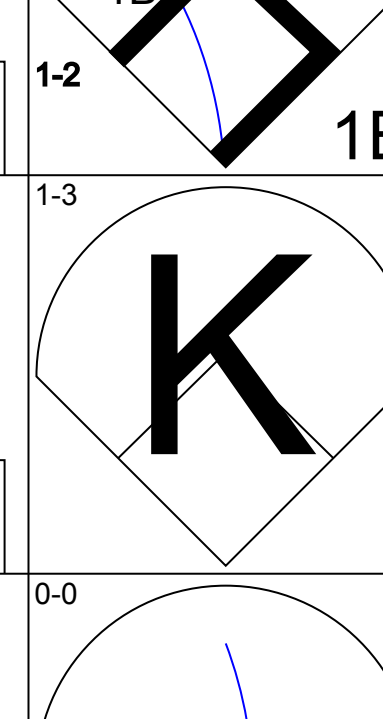
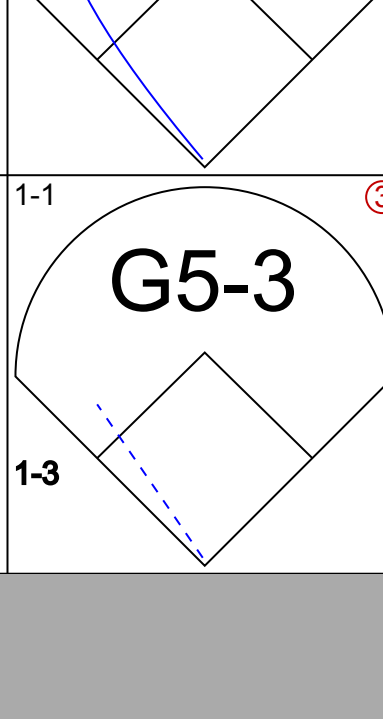
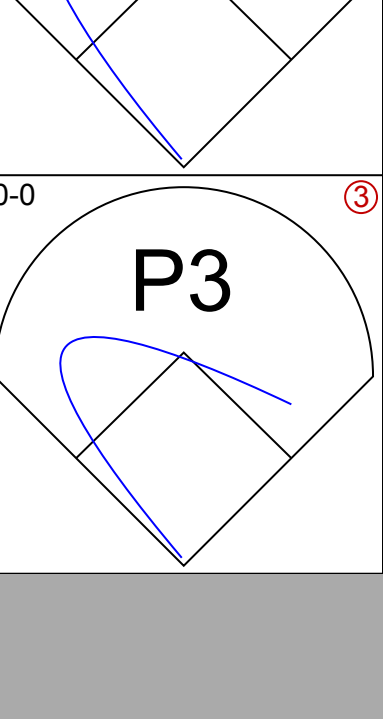

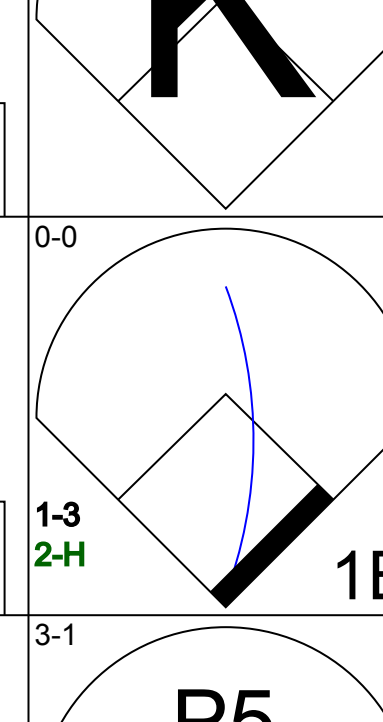
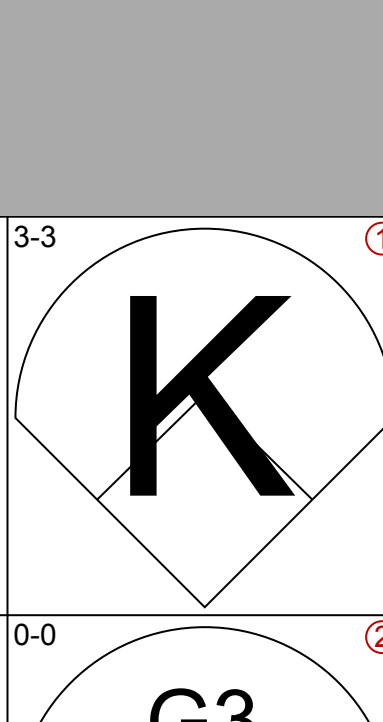


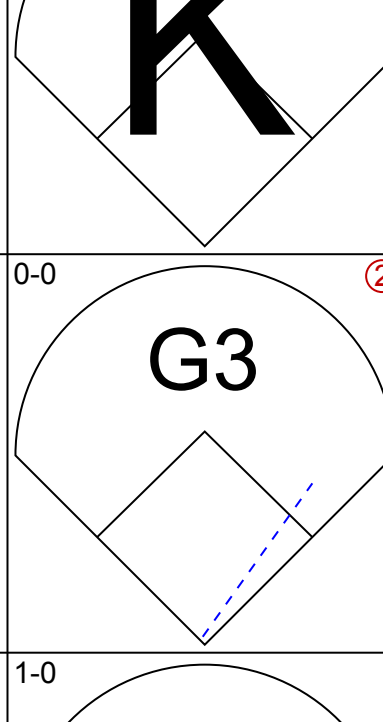



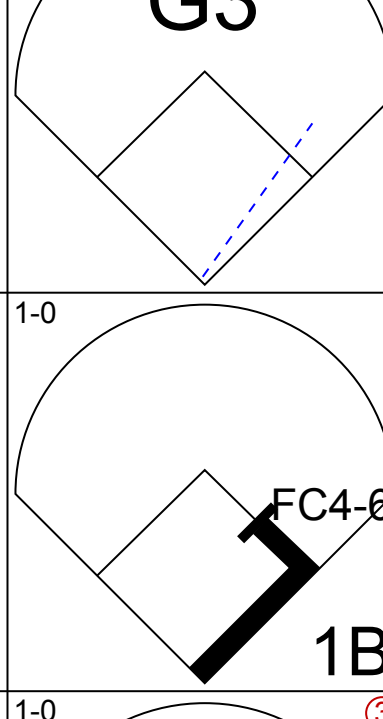



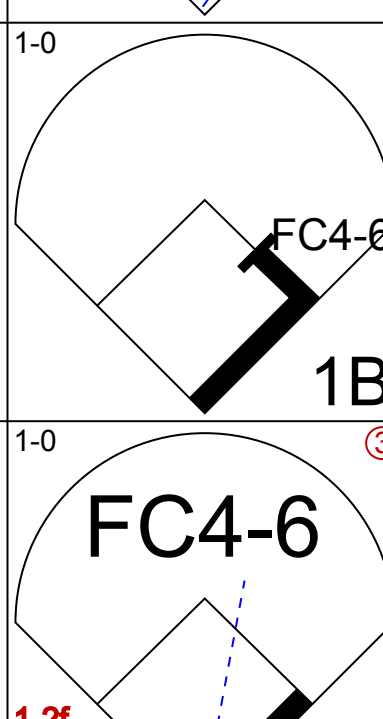

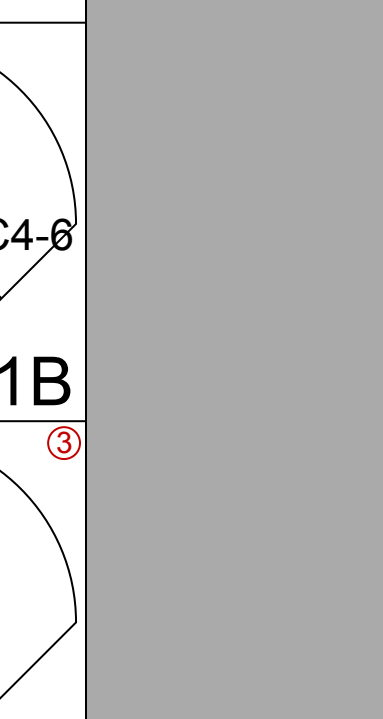


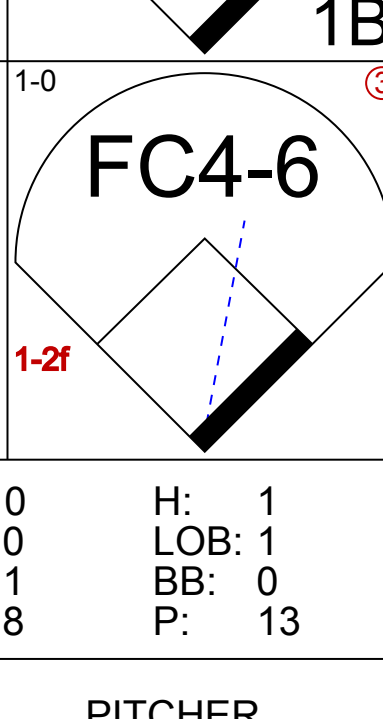

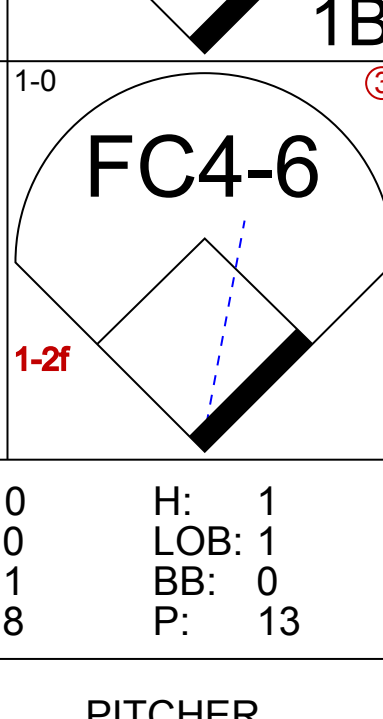










Batter	1	2	3	4	5	6	7	8	9	AB	R	H	RBI	BB	SO	LOB	TOP					
Paul Moltzer, R OBP: 0.400, SLG: 0.502 (1, 10)										5	1	2	0	0	1	0	<b>Milwaukee Brewers @ New York Yankees</b> Yankee Stadium, Bronx, NY Mon Sep 16 1991, 7:05 PM EDT Att: 17,751 - Cloudy - 87 F					
Willie Randolph, R OBP: 0.424, SLG: 0.376 (1, 4)										3	1	1	0	2	0							
B.J. Surhoff, L OBP: 0.305, SLG: 0.363 (1, 2)									5	1	1	0	0	0	2							
Robin Yount, R OBP: 0.346, SLG: 0.405 (1, 8)										2	1	2	2	2	0							
Greg Vaughn, R OBP: 0.319, SLG: 0.454 (1, 7)									3	1	1	1	0	0	3							
Darryl Hamilton, L OBP: 0.344, SLG: 0.370 (1, 9)									3	0	2	1	1	0	2							
Jim Gantner, L OBP: 0.312, SLG: 0.354 (1, 5)									3	0	1	0	1	2	3							
George Canale, L (1, 3)									3	0	0	0	1	0	5							
Bill Spiers, L OBP: 0.333, SLG: 0.368 (1, 6)									4	0	0	0	0	0	3							
<b>Inning Stats</b>	R: 0 E: 0 K: 1 S: 7	H: 0 LOB: 0 BB: 0 P: 14	R: 2 E: 1 K: 1 S: 10	H: 2 LOB: 1 BB: 2 P: 21	R: 0 E: 0 K: 0 S: 5	H: 1 LOB: 2 BB: 1 P: 11	R: 0 E: 0 K: 0 S: 11	H: 2 LOB: 1 BB: 0 P: 14	R: 3 E: 0 K: 1 S: 13	H: 3 LOB: 2 BB: 2 P: 25	R: 0 E: 0 K: 0 S: 5	H: 1 LOB: 0 BB: 0 P: 8	R: 0 E: 1 K: 0 S: 11	H: 1 LOB: 1 BB: 0 P: 15	R: 0 E: 0 K: 0 S: 2	H: 0 LOB: 0 BB: 1 P: 7	R: 0 E: 0 K: 0 S: 10	H: 0 LOB: 0 BB: 1 P: 15	1B: 9 2B: 1 3B: 0 HR: 0	SF: 1 SAC: 0 DP: 5 HBP: 0	WP: 0 PB: 0 SB: 1 CS: 0	PA: 39
<b>PITCHER</b>	IP	WLS	BF	H	R	ER	SO	BB	IBB	HBP	BLK	WP	HR	S	P	ERA	WHIP					
Wade Taylor, R (1, 1) ERA: 5.87	4.1	L	23	8	5	4	2	4	0	0	0	0	0	40	73	8.31	2.769					
Lee Guetterman, L (5, 1) ERA: 3.72	3.2		13	2	0	0	1	2	0	0	0	0	0	24	42	0.00	1.091					
John Habyan, R (9, 1) ERA: 2.11	1.0		3	0	0	0	0	1	0	0	0	0	0	10	15	0.00	1.000					

Batter	1	2	3	4	5	6	7	8	9	AB	R	H	RBI	BB	SO	LOB	BOTTOM					
Steve Sax, R OBP: 0.346, SLG: 0.407 (1, 4)										5	1	1	0	0	1	0	<b>Milwaukee Brewers @ New York Yankees</b> Yankee Stadium, Bronx, NY Mon Sep 16 1991, 7:05 PM EDT Att: 17,751 - Cloudy - 87 F					
Bernie Williams, S OBP: 0.338, SLG: 0.352 (1, 8)										4	1	3	1	1	1	0						
Don Mattingly, L OBP: 0.346, SLG: 0.404 (1, 3)										5	1	2	1	0	0	3						
Mel Hall, L OBP: 0.331, SLG: 0.477 (1, 9)										5	0	1	0	0	0	4						
Roberto Kelly, R OBP: 0.311, SLG: 0.395 (1, 7)										4	1	1	0	0	1	4						
Matt Nokes, L OBP: 0.322, SLG: 0.506 (1, 2)										4	0	3	1	0	1	0						
Mike Humphreys, R (8, FR) OBP: 0.317, SLG: 0.152 (9, 5)										0	0	0	0	0	0	0						
Kevin Maas, L OBP: 0.329, SLG: 0.369 (1, 10)										4	0	1	1	0	0	3						
Alvaro Espinoza, R OBP: 0.287, SLG: 0.353 (1, 6)									4	0	1	0	0	2	3							
Randy Velarde, R OBP: 0.335, SLG: 0.351 (1, 5)										3	0	0	0	0	0	2						
Pat Sheridan, L (8, PH) OBP: 0.297, SLG: 0.358 (9, 2)										1	0	0	0	0	1	1						
Bob Geren, R OBP: 0.272, SLG: 0.291 (9, 2)										0	0	0	0	0	0	0						
<b>Inning Stats</b>	R: 2 E: 0 K: 1 S: 16	H: 4 LOB: 2 BB: 0 P: 24	R: 0 E: 0 K: 2 S: 10	H: 0 LOB: 0 BB: 0 P: 11	R: 0 E: 0 K: 0 S: 6	H: 1 LOB: 1 BB: 0 P: 11	R: 0 E: 0 K: 1 S: 12	H: 1 LOB: 1 BB: 0 P: 15	R: 1 E: 0 K: 0 S: 7	H: 2 LOB: 1 BB: 0 P: 8	R: 0 E: 0 K: 1 S: 8	H: 1 LOB: 1 BB: 0 P: 13	R: 0 E: 0 K: 0 S: 8	H: 0 LOB: 1 BB: 1 P: 16	R: 1 E: 0 K: 1 S: 9	H: 3 LOB: 1 BB: 0 P: 14	R: 0 E: 0 K: 1 S: 9	H: 1 LOB: 1 BB: 0 P: 16	1B: 10 2B: 2 3B: 1 HR: 0	SF: 0 SAC: 0 DP: 1 HBP: 0	WP: 0 PB: 0 SB: 1 CS: 0	PA: 40
<b>PITCHER</b>	IP	WLS	BF	H	R	ER	SO	BB	IBB	HBP	BLK	WP	HR	S	P	ERA	WHIP					
Don August, R (1, 1) ERA: 5.25	4.0		20	8	3	3	4	0	0	0	0	0	0	46	64	6.75	2.000					
Mark Lee, L (5, 1) ERA: 3.69	3.0	W	14	4	1	1	1	1	0	0	0	0	0	26	41	3.00	1.667					
Julio Machado, R (8, 1) ERA: 3.6	1.0		2	0	0	0	1	0	0	0	0	0	0	4	7	0.00	0.000					
Doug Henry, R (9, 1) ERA: 1.3	1.0	S	4	1	0	0	1	0	0	0	0	0	0	9	16	0.00	1.000					



Batter	1	2	3	4	5	6	7	8	9	AB	R	H	RBI	BB	SO	LOB	TOP										
Paul Molitor, R OBP: 0.398, SLG: 0.498	G6-3		G5-3		L6		K			4	0	0	0	0	1	0	<b>Milwaukee Brewers @ New York Yankees</b> Yankee Stadium, Bronx, NY Tue Sep 17 1991, 7:05 PM EDT Att. 12,575 - Sunny - 84 F										
Willie Randolph, R OBP: 0.425, SLG: 0.376	E5 FC5-4 1B		FC5 BB		1B		G6-3			3	0	1	0	1	0	0											
B.J. Surhoff, L OBP: 0.309, SLG: 0.365	FC5-4 1B		WP FC5 BB		1B		P2			3	1	2	0	1	0	0											
Greg Vaughn, R OBP: 0.318, SLG: 0.455	FC5-4		FC5 WP		P8		1B CS 2B			4	0	1	0	0	0	6											
Darryl Hamilton, L OBP: 0.346, SLG: 0.370	F8		1-2 2-3 BB		K		CS 1B			3	0	1	0	1	1	4											
Dante Bichette, R OBP: 0.284, SLG: 0.376			P3		G6-3		K			4	0	1	0	0	1	4											
Jim Gantner, L OBP: 0.310, SLG: 0.351	G4-6-3		G4-3		F9		F9			4	0	0	0	0	0	1											
George Canale, L OBP: 0.308, SLG: 0.400	HR		K		G4-3		G4-3			4	1	1	1	0	1	0											
Bill Spiers, L OBP: 0.329, SLG: 0.364	F8		G4-3		G4-3		G4-3			4	0	0	0	0	0	0											
<b>Inning Stats</b>	R: 0 E: 1 K: 0 S: 15	H: 1 LOB: 2 BB: 0 P: 24	R: 1 E: 0 K: 0 S: 7	H: 2 LOB: 0 BB: 0 P: 12	R: 1 E: 0 K: 0 S: 13	H: 0 LOB: 2 BB: 3 P: 27	R: 0 E: 0 K: 1 S: 7	H: 0 LOB: 0 BB: 0 P: 14	R: 0 E: 0 K: 1 S: 11	H: 2 LOB: 2 BB: 0 P: 17	R: 0 E: 0 K: 1 S: 8	H: 0 LOB: 0 BB: 0 P: 12	R: 0 E: 0 K: 1 S: 10	H: 2 LOB: 2 BB: 0 P: 15	R: 0 E: 0 K: 0 S: 9	H: 0 LOB: 0 BB: 0 P: 10		1B: 5 2B: 2 3B: 0 HR: 1	SF: 0 SAC: 0 DP: 2 HBP: 0	WP: 2 PB: 0 CS: 0	PA: 36						
<b>PITCHER</b>	IP	WLS	BF	H	R	ER	SO	BB	IBB	HBP	BLK	WP	HR	S	P	ERA	WHIP										
Pascual Perez, R ERA: 3.42	6.0	L	26	5	2	2	2	3	0	0	0	1	1	58	100	3.00	1.333										
John Habyan, R ERA: 2.09	1.0		3	0	0	0	1	0	0	0	0	0	0	8	12	0.00	0.000										
Greg Cadaret, L ERA: 3.66	1.0		4	2	0	0	1	0	0	0	0	0	0	10	15	0.00	2.000										
Steve Farr, R ERA: 2.34	1.0		3	0	0	0	0	0	0	0	0	0	0	9	10	0.00	0.000										

Batter	1	2	3	4	5	6	7	8	9	AB	R	H	RBI	BB	SO	LOB	BOTTOM										
Steve Sax, R OBP: 0.345, SLG: 0.406	FC4-6 1B		F9			K			G6-4-3	4	0	1	0	0	1	2	<b>Milwaukee Brewers @ New York Yankees</b> Yankee Stadium, Bronx, NY Tue Sep 17 1991, 7:05 PM EDT Att. 12,575 - Sunny - 84 F										
Bernie Williams, S OBP: 0.333, SLG: 0.346	FC4-6		F8		F7		E3			4	0	0	0	0	0	3											
Don Mattingly, L OBP: 0.344, SLG: 0.401	F9		G6-3		G4-3		F7			4	0	0	0	0	0	2											
Mel Hall, L OBP: 0.329, SLG: 0.474	F8		F7		P2		F7			3	0	0	0	0	0	1											
Roberto Kelly, R OBP: 0.309, SLG: 0.392	G6-3		G1-3		F7					3	0	0	0	0	0	0											
Matt Nokes, L OBP: 0.320, SLG: 0.502	G4-3		G3-1		P9					3	0	0	0	0	0	0											
Kevin Maas, L OBP: 0.327, SLG: 0.367	F9		F8		G6-3					3	0	0	0	0	0	0											
Alvaro Espinoza, R OBP: 0.286, SLG: 0.351			P3		G5-3		G4-3			2	0	0	0	0	0	0											
Pat Sheridan, L OBP: 0.294, SLG: 0.355			G3							1	0	0	0	0	0	0											
Randy Velarde, R OBP: 0.335, SLG: 0.351										0	0	0	0	0	0	0											
Torey Lovullo, S OBP: 0.286, SLG: 0.118										2	0	1	0	1	0	0											
Mike Humphreys, R OBP: 0.317, SLG: 0.152										0	0	0	0	0	0	0											
<b>Inning Stats</b>	R: 0 E: 0 K: 0 S: 7	H: 1 LOB: 1 BB: 0 P: 9	R: 0 E: 0 K: 0 S: 4	H: 0 LOB: 0 BB: 0 P: 6	R: 0 E: 0 K: 0 S: 6	H: 0 LOB: 0 BB: 0 P: 10	R: 0 E: 0 K: 0 S: 6	H: 0 LOB: 0 BB: 0 P: 13	R: 0 E: 0 K: 1 S: 8	H: 0 LOB: 1 BB: 1 P: 13	R: 0 E: 0 K: 0 S: 7	H: 0 LOB: 0 BB: 0 P: 11	R: 0 E: 0 K: 0 S: 6	H: 0 LOB: 0 BB: 0 P: 7	R: 0 E: 1 K: 0 S: 8	H: 1 LOB: 1 BB: 0 P: 10	1B: 2 2B: 0 3B: 0 HR: 0	SF: 0 SAC: 0 DP: 1 HBP: 0	WP: 0 PB: 0 CS: 0	PA: 30							
<b>PITCHER</b>	IP	WLS	BF	H	R	ER	SO	BB	IBB	HBP	BLK	WP	HR	S	P	ERA	WHIP										
Chris Bosio, R ERA: 3.03	9.0	W	30	2	0	0	1	1	0	0	0	0	0	55	82	0.00	0.333										



Batter	1	2	3	4	5	6	7	8	9	10	AB	R	H	RBI	BB	SO	LOB	TOP								
Paul Molitor, R OBP: 0.399, SLG: 0.495 (1, 3)	F7		F9			G5-3			F9		4	0	0	0	0	0	1									
Willie Randolph, R OBP: 0.425, SLG: 0.375 (1, 4)	K			G4-6-3 1B			SH1-4 BB		G6-3		3	1	1	0	1	1	0									
B.J. Surhoff, L OBP: 0.307, SLG: 0.363 (1, 10)	K			G4-6-3 1-2			SH1-4		G4-3		3	0	0	0	0	1	1									
Greg Vaughn, R OBP: 0.318, SLG: 0.453 (1, 7)		0-1 1B		P3			G5-3			2-3 K	4	0	1	0	0	1	1									
Rick Dempsey, R OBP: 0.349, SLG: 0.382 (1, 2)		1-2 F9				G6-3				2-2 1B	4	0	2	1	0	0	0									
Daryl Hamilton, L OBP: 0.345, SLG: 0.368 (1, 8)		2-0 G4-3				G6-3				1-1 1B	4	0	1	0	0	0	0									
Dante Bichette, R OBP: 0.261, SLG: 0.372 (1, 9)			2-2 G5-3			G4-3				0-0 F9	4	0	0	0	0	0	2									
Jim Gantner, L OBP: 0.311, SLG: 0.352 (1, 5)			0-0 G5-3 1B			G5-3				0-1 G4-3	4	0	2	0	0	0	2									
Dale Sveum, S OBP: 0.300, SLG: 0.338 (1, 6)			0-1 G5-3			G5-3				1-0 F8	3	0	0	0	0	0	2									
<b>Inning Stats</b>	R: 0 E: 0 K: 2 S: 11	H: 0 LOB: 0 BB: 0 P: 17	R: 0 E: 0 K: 0 S: 6	H: 1 LOB: 0 BB: 0 P: 9	R: 0 E: 0 K: 0 S: 7	H: 1 LOB: 1 BB: 0 P: 10	R: 0 E: 0 K: 0 S: 5	H: 1 LOB: 0 BB: 0 P: 7	R: 0 E: 0 K: 0 S: 4	H: 0 LOB: 0 BB: 0 P: 5	R: 0 E: 0 K: 0 S: 12	H: 0 LOB: 0 BB: 0 P: 15	R: 1 E: 0 K: 0 S: 9	H: 1 LOB: 1 BB: 1 P: 19	R: 0 E: 0 K: 0 S: 7	H: 1 LOB: 1 BB: 0 P: 10	R: 0 E: 0 K: 0 S: 9	H: 0 LOB: 0 BB: 0 P: 12	R: 0 E: 0 K: 1 S: 15	H: 2 LOB: 2 BB: 0 P: 20	1B: 7 2B: 0 3B: 0 HR: 0	SF: 0 SAC: 1 DP: 1 HBP: 0	WP: 0 PB: 0 SB: 0 CS: 0	PA: 35		
<b>PITCHER</b>	IP 8.0	WLS 27	H 5	R 1	ER 1	SO 2	BB 1	IBB 0	HBP 0	BLK 0	WP 0	HR 0	S 64	P 92	ERA 1.12	WHIP 0.750										
Jeff Johnson, L ERA: 5.64 (1, 1)																										
Steve Farr, R ERA: 2.26 (9, 1)																										

**Milwaukee Brewers @ New York Yankees**  
 Yankee Stadium, Bronx, NY  
 Wed Sep 18 1991, 7:05 PM EDT  
 Att. 13,160 - Cloudy - 79 F

AB 33  
 R 1  
 H 7  
 RBI 1  
 BB 1  
 SO 3  
 LOB 9



Batter	1	2	3	4	5	6	7	8	9	10	AB	R	H	RBI	BB	SO	LOB	BOTTOM									
Steve Sax, R OBP: 0.345, SLG: 0.404 (1, 4)	G4-3			G4-3				G4-3			3	0	0	0	1	0	1										
Bernie Williams, S OBP: 0.329, SLG: 0.341 (1, 8)	K			G4-3			G3			1-2 F8	4	0	0	0	0	1	2										
Don Mattingly, L OBP: 0.341, SLG: 0.398 (1, 3)	G6-3			P6						2-0 G4-3	4	0	0	0	0	0	0										
Matt Nokes, L OBP: 0.319, SLG: 0.500 (1, 10)		0-1 F9				2-1 G6-4-3 1B				3-2 F7	4	0	1	0	0	0	0										
Roberto Kelly, R OBP: 0.311, SLG: 0.407 (1, 7)		0-2 F9				1-2 G6-4-3				0-1 HR	4	2	2	2	0	0	1										
Hensley Meulens, R OBP: 0.272, SLG: 0.315 (1, 9)		3-3 K				0-0 F8				0-1 HR	3	0	0	0	0	1	0										
John Ramos, R (1, 2)				G4-3						0-1 G6-3	3	0	0	0	0	0	0										
Alvaro Espinoza, R OBP: 0.284, SLG: 0.348 (1, 6)				G6-3						0-1 G6-3	3	0	0	0	0	0	0										
Torey Lovullo, S OBP: 0.333, SLG: 0.200 Mike Humphreys, R OBP: 0.317, SLG: 0.152 Randy Velarde, R OBP: 0.335, SLG: 0.351 (1, 5)				G6-3						2-2 WP 1B	3	0	2	0	0	0	0										
<b>Inning Stats</b>	R: 0 E: 0 K: 1 S: 6	H: 0 LOB: 0 BB: 0 P: 11	R: 0 E: 0 K: 1 S: 10	H: 0 LOB: 0 BB: 0 P: 13	R: 0 E: 0 K: 0 S: 8	H: 0 LOB: 0 BB: 0 P: 13	R: 0 E: 0 K: 0 S: 5	H: 0 LOB: 0 BB: 0 P: 9	R: 0 E: 0 K: 0 S: 6	H: 1 LOB: 0 BB: 0 P: 9	R: 0 E: 0 K: 0 S: 6	H: 1 LOB: 2 BB: 1 P: 12	R: 1 E: 0 K: 0 S: 9	H: 1 LOB: 0 BB: 0 P: 14	R: 0 E: 0 K: 0 S: 11	H: 1 LOB: 2 BB: 0 P: 16	R: 0 E: 0 K: 0 S: 7	H: 0 LOB: 0 BB: 0 P: 11	R: 1 E: 0 K: 0 S: 2	H: 1 LOB: 0 BB: 0 P: 2	1B: 3 2B: 0 3B: 0 HR: 2	SF: 0 SAC: 0 DP: 1 HBP: 0	WP: 1 PB: 0 SB: 1 CS: 0	PA: 32			
<b>PITCHER</b>	IP 9.0	WLS L	BF 32	H 5	R 2	ER 2	SO 2	BB 1	IBB 0	HBP 0	BLK 0	WP 1	HR 2	S 70	P 110	ERA 2.00	WHIP 0.667										
Jaime Navarro, R ERA: 3.93 (1, 1)																											

**Milwaukee Brewers @ New York Yankees**  
 Yankee Stadium, Bronx, NY  
 Wed Sep 18 1991, 7:05 PM EDT  
 Att. 13,160 - Cloudy - 79 F

AB 31  
 R 2  
 H 5  
 RBI 2  
 BB 1  
 SO 2  
 LOB 4





Batter	1	2	3	4	5	6	7	8	9	AB	R	H	RBI	BB	SO	LOB	TOP		
Steve Sax, R OBP: 0.342, SLG: 0.401 (1,4)	F8		P4		G4-3			G5-3		4	0	0	0	0	0	3	<p><b>New York Yankees @ Boston Red Sox</b> Fenway Park, Boston, MA Fri Sep 20 1991, 7:05 PM EDT Att: 34,535 - Sunny - 57 F</p>		
Bernie Williams, S OBP: 0.328, SLG: 0.337 (1,8)	K					P4		F7		3	0	0	0	1	1	0			
Don Mattingly, L OBP: 0.339, SLG: 0.395 (1,3)	K		F8			L8			K	4	0	0	0	0	2	3			
Mel Hall, L OBP: 0.326, SLG: 0.470 (1,9)		F7		G6-3		G4-3			P6	4	0	0	0	0	0	0			
Roberto Kelly, R OBP: 0.308, SLG: 0.403 (1,7)	G1-3			K			F9		K	4	0	0	0	0	2	0			
Matt Nokes, L OBP: 0.317, SLG: 0.496 (1,2)	G1-3			G3-1			F9			3	0	0	0	0	0	0			
Randy Velarde, R OBP: 0.335, SLG: 0.347 (1,5)			G6-3					BB		2	0	0	0	1	1	0			
Kevin Maas, L OBP: 0.327, SLG: 0.367 (1,10)			1B		L7			K		3	0	1	0	0	1	1			
Alvaro Espinoza, R OBP: 0.287, SLG: 0.351 (1,6)			1B					F9		3	0	2	0	0	0	0			
<b>Inning Stats</b>	R: 0 H: 0 E: 0 K: 2 S: 9	H: 0 LOB: 0 BB: 0 P: 14	R: 0 H: 0 E: 0 K: 0 S: 6	H: 0 LOB: 0 BB: 0 P: 8	R: 0 H: 2 E: 0 K: 0 S: 11	H: 2 LOB: 3 BB: 1 P: 20	R: 0 H: 0 E: 0 K: 1 S: 5	H: 0 LOB: 0 BB: 0 P: 8	R: 0 H: 1 E: 0 K: 1 S: 11	H: 1 LOB: 1 BB: 0 P: 16	R: 0 H: 0 E: 0 K: 0 S: 6	H: 0 LOB: 1 BB: 1 P: 13	R: 0 H: 0 E: 0 K: 2 S: 8	H: 0 LOB: 0 BB: 0 P: 10	R: 0 H: 0 E: 0 K: 2 S: 7	H: 0 LOB: 0 BB: 0 P: 10	1B: 3 2B: 0 3B: 0 HR: 0	SF: 0 SAC: 0 DP: 0 HBP: 0	WP: 0 PA: 32 SB: 0 CS: 1
<b>PITCHER</b> Rogier Clemens, R ERA: 2.43 (1,1)	IP: 9.0 WLS: W BF: 32 H: 3 R: 0 ER: 0 SO: 7 BB: 2 IBB: 0 HBP: 0 BLK: 0 WP: 0 HR: 0 S: 69 P: 110 ERA: 0.00 WHIP: 0.556															<b>PITCHER</b> IP: 9.0 WLS: W BF: 32 H: 3 R: 0 ER: 0 SO: 7 BB: 2 IBB: 0 HBP: 0 BLK: 0 WP: 0 HR: 0 S: 69 P: 110 ERA: 0.00 WHIP: 0.556			

Batter	1	2	3	4	5	6	7	8	9	AB	R	H	RBI	BB	SO	LOB	BOTTOM		
Jody Reed, R OBP: 0.347, SLG: 0.390 (1,4)	G4-6-3 1B					HR		P5		4	1	3	2	0	0	1	<p><b>New York Yankees @ Boston Red Sox</b> Fenway Park, Boston, MA Fri Sep 20 1991, 7:05 PM EDT Att: 34,535 - Sunny - 57 F</p>		
Steve Lyons, L OBP: 0.279, SLG: 0.367 (1,8)	F9		G6-3			F8			1B	4	0	1	0	0	0	2			
Phil Plantier, L OBP: 0.449, SLG: 0.580 (1,7)	G4-6-3 1-2				F9				K	4	0	1	0	0	1	2			
Jack Clark, R OBP: 0.366, SLG: 0.435 (1,10)		F8		G6-3		G6-3				3	0	0	0	0	0	1			
Mo Vaughn, L OBP: 0.353, SLG: 0.394 (1,3)		G5-3								3	0	0	0	0	1	0			
Carlos Quintana, R OBP: 0.382, SLG: 0.425 (8,3)				F7				K		0	0	0	0	0	0	0			
Tom Brunansky, R OBP: 0.299, SLG: 0.387 (1,9)		F9				G5-3				3	0	0	0	0	0	0			
Scott Cooper, L OBP: 0.286, SLG: 0.429 (1,5)			F9		G3-1				2B	3	0	1	0	0	0	0			
Tony Peña, R OBP: 0.288, SLG: 0.331 (1,2)			G6-3			K		G4-3		3	0	0	0	0	1	1			
Luis Rivera, R OBP: 0.320, SLG: 0.379 (1,6)				2B				F9	CS BB	2	1	1	0	1	0	0			
<b>Inning Stats</b>	R: 0 H: 1 E: 0 K: 0 S: 5	H: 1 LOB: 0 BB: 0 P: 7	R: 0 H: 0 E: 0 K: 0 S: 10	H: 0 LOB: 0 BB: 0 P: 14	R: 1 H: 2 E: 0 K: 0 S: 9	H: 2 LOB: 1 BB: 0 P: 15	R: 0 H: 0 E: 0 K: 0 S: 7	H: 0 LOB: 0 BB: 0 P: 12	R: 0 H: 2 E: 0 K: 0 S: 21	H: 2 LOB: 1 BB: 0 P: 32	R: 0 H: 1 E: 0 K: 1 S: 16	H: 1 LOB: 1 BB: 0 P: 24	R: 0 H: 1 E: 0 K: 1 S: 8	H: 1 LOB: 1 BB: 1 P: 16	R: 0 H: 1 E: 0 K: 1 S: 8	H: 1 LOB: 1 BB: 1 P: 16	1B: 3 2B: 3 3B: 0 HR: 1	SF: 0 SAC: 0 DP: 1 HBP: 0	WP: 0 PA: 30 SB: 0 CS: 1
<b>PITCHER</b> Scott Sanderson, R ERA: 3.88 (1,1)	IP: 7.0 WLS: L BF: 26 H: 6 R: 2 ER: 2 SO: 2 BB: 0 IBB: 0 HBP: 0 BLK: 0 WP: 0 HR: 1 S: 75 P: 113 ERA: 2.57 WHIP: 0.857															<b>PITCHER</b> IP: 7.0 WLS: L BF: 26 H: 6 R: 2 ER: 2 SO: 2 BB: 0 IBB: 0 HBP: 0 BLK: 0 WP: 0 HR: 1 S: 75 P: 113 ERA: 2.57 WHIP: 0.857			
Rich Monteleone, R ERA: 3.63 (8,1)	0.2	2	0	0	0	0	1	0	0	0	0	4	9	0.00	1.500				
Lee Guetterman, L ERA: 3.7 (8,1)	0.1	2	1	0	0	1	0	0	0	0	0	4	7	0.00	3.000				



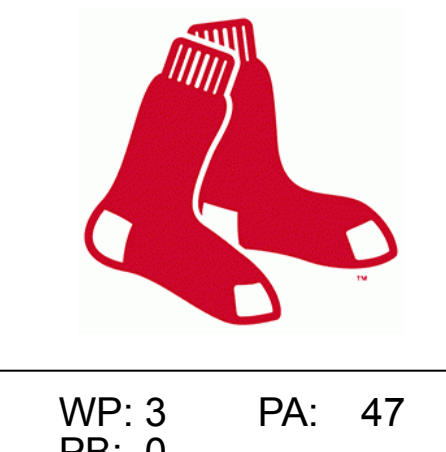
Batter	1	2	3	4	5	6	7	8	9	AB	R	H	RBI	BB	SO	LOB	TOP				
Steve Sax, R OBP: 0.343, SLG: 0.406 (1, 4)	G6-3		HR		G4-3			BB		3	1	1	1	1	0	1	<b>New York Yankees @ Boston Red Sox</b> Fenway Park, Boston, MA Sat Sep 21 1991, 3:33 AM EDT Att: 34,520 - Cloudy - 58 F				
Bernie Williams, S OBP: 0.327, SLG: 0.336 (1, 8)	K		G4-3			G6-4-3 1B		L8		4	0	1	0	0	1	1					
Don Mattingly, L OBP: 0.337, SLG: 0.392 (1, 3)	G3-1			G4-3			K		G1-3	4	0	0	0	0	1	1					
Roberto Kelly, R OBP: 0.308, SLG: 0.400 (1, 7)		G6-3				G6-4-3 1-2f		G5-3		3	0	0	0	1	0	1					
Hensley Meulens, R OBP: 0.271, SLG: 0.311 (1, 9)	G6-3						G6-3		K	3	0	0	0	1	1	0					
John Ramos, R OBP: 0.167, SLG: 0.167 (1, 2)					G5-4-3 1-2f		K			3	0	1	0	0	1	2					
Jim Leyritz, R OBP: 0.250, SLG: 0.149 (1, 10)	K						G4-3			3	0	1	0	0	1	1					
Randy Velarde, R OBP: 0.330, SLG: 0.341 (1, 5)			G4-3		G6-3			F8		3	0	0	0	0	0	1					
Alvaro Espinoza, R OBP: 0.285, SLG: 0.348 (1, 6)		G3-1			G6-3			L6		3	0	0	0	0	0	1					
<b>Inning Stats</b>	R: 0 E: 0 K: 1 S: 11	H: 0 LOB: 0 BB: 0 P: 15	R: 0 E: 0 K: 1 S: 8	H: 1 LOB: 1 BB: 0 P: 9	R: 1 E: 0 K: 0 S: 6	H: 1 LOB: 0 BB: 0 P: 10	R: 0 E: 0 K: 0 S: 9	H: 0 LOB: 1 BB: 2 P: 21	R: 0 E: 0 K: 1 S: 10	H: 1 LOB: 0 BB: 0 P: 17	R: 0 E: 0 K: 1 S: 9	H: 0 LOB: 0 BB: 0 P: 14	R: 0 E: 0 K: 0 S: 9	H: 0 LOB: 1 BB: 1 P: 15	R: 0 E: 0 K: 1 S: 5	H: 0 LOB: 0 BB: 0 P: 9	1B: 2 2B: 1 3B: 0 HR: 1	SF: 0 SAC: 0 DP: 2 HBP: 0	WP: 0 PB: 0 SB: 0 CS: 0	PA: 32	
<b>PITCHER</b>	IP	WLS	BF	H	R	ER	SO	BB	IBB	HBP	BLK	WP	HR	S	P	ERA	WHIP				
Joe Hesketh, L ERA: 3.21 (1, 1)	8.0	W	29	4	1	1	4	3	0	0	0	0	1	68	111	1.12	0.875				
Dan Petry, R ERA: 4.85 (9, 1)	1.0		3	0	0	0	1	0	0	0	0	0	0	5	9	0.00	0.000				

Batter	1	2	3	4	5	6	7	8	9	AB	R	H	RBI	BB	SO	LOB	BOTTOM				
Jody Reed, R OBP: 0.349, SLG: 0.389 (1, 4)	P3	F7		2B 1B 1B				F9		4	2	1	2	2	0	3	<b>New York Yankees @ Boston Red Sox</b> Fenway Park, Boston, MA Sat Sep 21 1991, 3:33 AM EDT Att: 34,520 - Cloudy - 58 F				
Steve Lyons, L OBP: 0.281, SLG: 0.368 (1, 8)	F9		S HR BB	1B 2B	F7		FC3-2-5 WP BB	G3		5	2	1	0	1	0	6					
Carlos Quintana, R OBP: 0.385, SLG: 0.426 (1, 9)	2B 1B		K	1B BB	G6-3		WP BB			4	0	2	2	1	1	3					
Jack Clark, R OBP: 0.366, SLG: 0.443 (1, 10)	2B		HR	L7		K	K			5	1	2	2	0	2	3					
Phil Plantier, L OBP: 0.455, SLG: 0.635 (1, 7)	G5-3		G4-3	BB		HR		HR		4	2	2	2	1	0	2					
Mo Vaughn, L OBP: 0.348, SLG: 0.387 (1, 3)		G3-1	G3	K		K		HR		3	0	0	0	0	1	2					
Bob Zupcic, R OBP: 0.167, SLG: 0.417 (6, 9)								HR		2	1	1	1	0	1	0					
Scott Cooper, L OBP: 0.333, SLG: 0.583 (1, 5)	P6			F8		F8		1B 2B		5	1	2	0	0	0	0					
Tony Peña, R OBP: 0.292, SLG: 0.330 (1, 2)		S E HBP		2B 1B BB	E4 FC6-4		WP G3 BB	G3 1B		1	2	0	0	2	0	0					
John Marzano, R OBP: 0.274, SLG: 0.343 (7, PR) (8, 2)				2B 1B BB	FC6-4 2H		WP G3 BB	G3 1B		1	0	1	0	0	0	0					
Luis Rivera, R OBP: 0.322, SLG: 0.384 (1, 6)		E8		1B 2B	FC6-4 1-2f		G3	G3		3	1	2	1	0	0	1					
Mike Brumley, S OBP: 0.264, SLG: 0.245 (7, PH) (8, 6)				1B 2B			G3	G3		2	0	0	0	0	0	3					
<b>Inning Stats</b>	R: 0 E: 0 K: 0 S: 14	H: 2 LOB: 2 BB: 0 P: 20	R: 1 E: 1 K: 0 S: 12	H: 1 LOB: 1 BB: 0 P: 20	R: 2 E: 0 K: 1 S: 16	H: 1 LOB: 0 BB: 1 P: 27	R: 4 E: 0 K: 1 S: 25	H: 4 LOB: 2 BB: 2 P: 38	R: 1 E: 1 K: 0 S: 11	H: 1 LOB: 2 BB: 1 P: 20	R: 1 E: 0 K: 2 S: 13	H: 1 LOB: 0 BB: 0 P: 23	R: 1 E: 0 K: 1 S: 12	H: 0 LOB: 3 BB: 3 P: 30	R: 2 E: 0 K: 0 S: 14	H: 4 LOB: 2 BB: 0 P: 22	1B: 5 2B: 5 3B: 0 HR: 4	SF: 0 SAC: 0 DP: 0 HBP: 1	WP: 3 PB: 0 SB: 0 CS: 0	PA: 47	
<b>PITCHER</b>	IP	WLS	BF	H	R	ER	SO	BB	IBB	HBP	BLK	WP	HR	S	P	ERA	WHIP				
Wade Taylor, R ERA: 6.26 (1, 1)	3.1	L	20	7	7	7	1	2	0	0	0	1	1	37	62	3.38	1.875				
Alan Mills, R ERA: 1.69 (4, 1)	2.2		14	3	2	1	3	2	0	0	0	1	1	37	62	3.38	1.875				
Darrin Chapin, R ERA: 9.0 (7, 1)	1.0		6	0	1	1	1	3	0	0	0	2	0	12	30	9.00	3.000				
Dave Eiland, R ERA: 5.93 (8, 1)	1.0		7	4	2	2	0	0	0	0	0	0	2	14	22	18.00	4.000				

AB	29
R	1
H	4
RBI	1
BB	3
SO	5
LOB	9



AB	39
R	12
H	14
RBI	10
BB	7
SO	5
LOB	23













Batter	1	2	3	4	5	6	7	8	9	AB	R	H	RBI	BB	SO	LOB	TOP					
Steve Sax, R OBP: 0.346, SLG: 0.408 (1, 4)	P3		S 1B		E5 2B	FC6-5 1B		2B 1B		5	0	3	0	0	0	1	<b>New York Yankees @ Milwaukee Brewers</b> Milwaukee County Stadium, Milwaukee, WI Tue Sep 24 1991, 8:05 PM EDT Att: 9,378 - Cloudy - 50 F <a href="http://livebaseballscorecards.com">livebaseballscorecards.com</a>					
Don Mattingly, L OBP: 0.335, SLG: 0.387 (1, 10)	F7		F8		F7	FC6-5 FC6-4		L6		5	0	0	1	0	0	7						
Roberto Kelly, R OBP: 0.319, SLG: 0.416 (1, 7)			BB		BB	FC6-4				3	0	2	1	2	0	2						
Mel Hall, L OBP: 0.327, SLG: 0.467 (1, 9)	G3		F7		F9			F7		5	1	1	0	0	0	8						
Matt Nokes, L OBP: 0.314, SLG: 0.493 (1, 2)					G4-1	P6		G3		5	0	0	0	0	2	3						
Torey Lovullo, S OBP: 0.300, SLG: 0.192 (1, 5)	L9				G3-1			F8		5	0	1	1	0	1	0						
Kevin Maas, L OBP: 0.330, SLG: 0.373 (1, 3)								G3-1		5	1	2	1	0	1	1						
Alvaro Espinoza, R OBP: 0.288, SLG: 0.348 (7, PH)					F9	G4-3		L9		3	1	1	0	0	0	1						
Pat Sheridan, L OBP: 0.292, SLG: 0.352 (7, PH)										1	0	0	0	0	0	1						
Randy Velarde, R OBP: 0.330, SLG: 0.341 (7, 6)										0	0	0	0	0	0	0						
Bernie Williams, S OBP: 0.342, SLG: 0.347 (1, 8)										4	1	3	0	0	0	0						
<b>Inning Stats</b>	R: 0 E: 0 K: 0 S: 5	H: 0 LOB: 1 BB: 1 P: 12	R: 0 E: 0 K: 1 S: 9	H: 0 LOB: 0 BB: 0 P: 16	R: 0 E: 0 K: 0 S: 13	H: 2 LOB: 3 BB: 1 P: 24	R: 0 E: 0 K: 0 S: 9	H: 1 LOB: 1 BB: 0 P: 11	R: 1 E: 1 K: 0 S: 14	H: 2 LOB: 2 BB: 0 P: 23	R: 2 E: 0 K: 0 S: 15	H: 4 LOB: 2 BB: 0 P: 24	R: 1 E: 0 K: 0 S: 9	H: 2 LOB: 1 BB: 0 P: 14	R: 0 E: 0 K: 3 S: 10	H: 2 LOB: 2 BB: 0 P: 14	R: 0 E: 0 K: 3 S: 12	H: 0 LOB: 0 BB: 0 P: 19	1B: 9 2B: 3 3B: 0 HR: 1	SF: 0 SAC: 0 DP: 0 HBP: 0	WP: 0 PB: 0 SB: 1 CS: 0	PA: 43
<b>PITCHER</b>	IP WLS BF H R ER SO BB IBB HBP BLK WP HR S P ERA WHIP																					
21 Cal Eldred, R ERA: 5.06 (1, 1)	5.1 W 26 7 3 3 1 2 0 0 0 0 0 1 55 95 5.06 1.688																					
Chuck Cmm, R ERA: 4.53 (6, 1)	1.2 9 4 1 1 0 0 0 0 0 0 0 0 19 29 5.40 2.400																					
Ed Nunez, R ERA: 6.04 (8, 1)	0.2 4 2 0 0 0 0 0 0 0 0 0 0 8 11 0.00 3.000																					
Doug Henry, R ERA: 1.16 (8, 1)	1.1 S 4 0 0 0 3 0 0 0 0 0 0 0 14 22 0.00 0.000																					

Batter	1	2	3	4	5	6	7	8	9	AB	R	H	RBI	BB	SO	LOB	BOTTOM			
Paul Moltor, R OBP: 0.400, SLG: 0.502 (1, 10)	BB 3B 1B		G3 1B 2B		G6-3	P4				4	2	2	0	0	0	2	<b>New York Yankees @ Milwaukee Brewers</b> Milwaukee County Stadium, Milwaukee, WI Tue Sep 24 1991, 8:05 PM EDT Att: 9,378 - Cloudy - 50 F <a href="http://livebaseballscorecards.com">livebaseballscorecards.com</a>			
Willie Randolph, R OBP: 0.425, SLG: 0.376 (1, 4)	BB 3B BB		G6-3					G5-3		3	1	1	0	1	0	1				
B.J. Surhoff, L OBP: 0.314, SLG: 0.373 (1, 2)	WP 1H 2H 3B		G3		F8			L8		4	1	1	2	0	0	2				
Robin Yount, R OBP: 0.339, SLG: 0.393 (1, 8)	K		S 1B		K			BB		3	0	1	1	1	2	2				
Greg Vaughn, R OBP: 0.317, SLG: 0.446 (1, 7)	K		F9		F9			F8		4	0	0	0	0	1	3				
Darryl Hamilton, L OBP: 0.345, SLG: 0.374 (1, 9)	G4-3				F7					4	1	1	0	0	1	0				
Jim Gantner, L OBP: 0.311, SLG: 0.351 (1, 5)					P2			F7		4	0	1	0	0	0	1				
George Canale, L OBP: 0.417, SLG: 0.533 (1, 3)								G1-3		2	0	0	0	2	1	1				
Bill Spiers, L OBP: 0.329, SLG: 0.380 (1, 6)					G3			G4-3		4	0	1	0	0	0	2				
<b>Inning Stats</b>	R: 3 E: 0 K: 2 S: 15	H: 2 LOB: 0 BB: 1 P: 24	R: 0 E: 0 K: 1 S: 5	H: 0 LOB: 0 BB: 0 P: 8	R: 1 E: 0 K: 0 S: 12	H: 2 LOB: 1 BB: 0 P: 22	R: 0 E: 0 K: 0 S: 10	H: 0 LOB: 1 BB: 1 P: 17	R: 0 E: 0 K: 1 S: 10	H: 1 LOB: 1 BB: 0 P: 15	R: 1 E: 1 K: 0 S: 10	H: 2 LOB: 2 BB: 1 P: 24	R: 0 E: 0 K: 0 S: 3	H: 0 LOB: 1 BB: 1 P: 10	R: 0 E: 0 K: 1 S: 10	H: 1 LOB: 1 BB: 0 P: 15	1B: 5 2B: 2 3B: 1 HR: 0	SF: 0 SAC: 0 DP: 0 HBP: 0	WP: 1 PB: 0 SB: 2 CS: 0	PA: 36
<b>PITCHER</b>	IP WLS BF H R ER SO BB IBB HBP BLK WP HR S P ERA WHIP																			
Eric Plunk, R ERA: 5.06 (7, 1)	6.0 L 28 7 5 4 4 1 1 0 0 0 0 0 62 110 6.00 1.667																			
Greg Cadaret, L ERA: 3.55 (7, 1)	2.0 8 1 0 0 1 1 0 0 0 0 0 0 13 25 0.00 1.000																			







Batter	1	2	3	4	5	6	7	8	9	AB	R	H	RBI	BB	SO	LOB	TOP					
Steve Sax, R OBP: 0.348, SLG: 0.409 (1,4)										4	0	2	0	0	0	1						
Don Mattingly, L OBP: 0.336, SLG: 0.387 (1,3)										4	1	2	0	0	0	2						
Roberto Kelly, R OBP: 0.319, SLG: 0.421 (1,7)										3	0	0	0	0	1	2						
Mel Hall, L OBP: 0.324, SLG: 0.463 (1,9)										4	0	0	0	0	1	3						
Matt Nokes, L OBP: 0.310, SLG: 0.486 (1,2)										3	0	0	1	0	0	0						
Torey Lovullo, S OBP: 0.286, SLG: 0.167 (1,5)										3	0	0	0	1	0	1						
Kevin Maas, L OBP: 0.331, SLG: 0.380 (1,10)										4	1	1	1	0	3	1						
Alvaro Espinoza, R OBP: 0.287, SLG: 0.350 (1,6)										3	0	0	0	0	0	0						
Bernie Williams, S OBP: 0.339, SLG: 0.344 (1,8)										3	0	1	0	0	0	0						
<b>Inning Stats</b>	R: 0 E: 0 K: 1 S: 8	H: 1 LOB: 1 BB: 0 P: 13	R: 0 E: 0 K: 1 S: 8	H: 0 LOB: 0 BB: 0 P: 13	R: 0 E: 0 K: 0 S: 6	H: 0 LOB: 0 BB: 0 P: 11	R: 1 E: 0 K: 0 S: 4	H: 1 LOB: 1 BB: 0 P: 8	R: 1 E: 0 K: 0 S: 12	H: 2 LOB: 1 BB: 0 P: 16	R: 0 E: 0 K: 1 S: 7	H: 0 LOB: 0 BB: 0 P: 13	R: 0 E: 0 K: 1 S: 7	H: 0 LOB: 0 BB: 0 P: 12	R: 0 E: 0 K: 0 S: 7	H: 2 LOB: 1 BB: 0 P: 11	R: 0 E: 0 K: 1 S: 15	H: 0 LOB: 1 BB: 1 P: 24	1B: 5 2B: 0 3B: 0 HR: 1	SF: 1 SAC: 0 DP: 1 HBP: 1	WP: 1 PB: 0 CS: 1	PA: 34
<b>PITCHER</b> Bill Wegman, R ERA: 2.99 (1,1)	IP: 9.0 WLS: W BF: 34 H: 6 R: 2 ER: 2 SO: 5 BB: 1 IBB: 0 HBP: 1 BLK: 0 WP: 1 HR: 1 S: 74 P: 121 ERA: 2.00 WHIP: 0.778															<b>PITCHER</b>						

**New York Yankees @ Milwaukee Brewers**  
Milwaukee County Stadium, Milwaukee, WI

AB 31  
R 2  
H 6  
RBI 2  
BB 1  
SO 5  
LOB 10



Thu Sep 26 1991, 8:05 PM EDT  
Att: 9,841 - Cloudy - 52 F

Batter	1	2	3	4	5	6	7	8	9	AB	R	H	RBI	BB	SO	LOB	BOTTOM			
Paul Moltzer, R OBP: 0.396, SLG: 0.498 (1,10)										4	1	1	1	0	0	1				
Willie Randolph, R OBP: 0.425, SLG: 0.380 (1,4)										4	1	1	1	0	0	2				
B.J. Surhoff, L OBP: 0.316, SLG: 0.374 (1,2)										2	1	0	1	1	0	0				
Robin Yount, R OBP: 0.339, SLG: 0.391 (1,8)										4	0	2	0	0	0	0				
Darryl Hamilton, L OBP: 0.348, SLG: 0.377 (1,7)										3	1	1	1	1	1	0				
Dante Bichette, R OBP: 0.299, SLG: 0.368 (1,9)										4	1	1	0	0	2	2				
Jim Gantner, L OBP: 0.313, SLG: 0.353 (1,5)										4	0	1	0	0	0	5				
George Canale, L OBP: 0.367, SLG: 0.476 (1,3)										4	0	1	2	0	0	1				
Bill Spiers, L OBP: 0.330, SLG: 0.383 (1,6)										3	1	2	0	0	0	1				
<b>Inning Stats</b>	R: 0 E: 0 K: 0 S: 4	H: 0 LOB: 0 BB: 0 P: 7	R: 0 E: 0 K: 0 S: 8	H: 0 LOB: 0 BB: 0 P: 12	R: 1 E: 0 K: 0 S: 9	H: 3 LOB: 1 BB: 0 P: 14	R: 0 E: 0 K: 1 S: 9	H: 1 LOB: 2 BB: 1 P: 19	R: 0 E: 0 K: 0 S: 9	H: 1 LOB: 1 BB: 0 P: 17	R: 3 E: 0 K: 0 S: 13	H: 4 LOB: 1 BB: 1 P: 22	R: 2 E: 1 K: 1 S: 12	H: 1 LOB: 0 BB: 0 P: 22	R: 0 E: 0 K: 1 S: 6	H: 0 LOB: 0 BB: 0 P: 13	1B: 6 2B: 2 3B: 2 HR: 0	SF: 1 SAC: 0 DP: 2 HBP: 0	WP: 0 PB: 0 CS: 0	PA: 35
<b>PITCHER</b> Wade Taylor, R ERA: 6.27 (1,1)	IP: 5.2 WLS: L BF: 26 H: 9 R: 4 ER: 4 SO: 4 BB: 2 IBB: 0 HBP: 0 BLK: 0 WP: 0 HR: 0 S: 48 P: 86 ERA: 6.35 WHIP: 1.941															<b>PITCHER</b>				
Lee Guetterman, L ERA: 3.56 (6,1)	IP: 2.1 WLS: 9 BF: 1 H: 2 R: 2 ER: 1 SO: 2 BB: 0 IBB: 0 HBP: 0 BLK: 0 WP: 0 HR: 0 S: 22 P: 40 ERA: 3.86 WHIP: 0.429															<b>PITCHER</b>				

**New York Yankees @ Milwaukee Brewers**  
Milwaukee County Stadium, Milwaukee, WI

AB 32  
R 6  
H 10  
RBI 6  
BB 2  
SO 3  
LOB 12



Thu Sep 26 1991, 8:05 PM EDT  
Att: 9,841 - Cloudy - 52 F



Batter	1	2	3	4	5	6	7	8	9	AB	R	H	RBI	BB	SO	LOB	TOP					
Steve Sax, R OBP: 0.346, SLG: 0.407 (1, 4)	G6-3			L5	P3			P6		4	0	0	0	0	0	1	<b>New York Yankees @ Cleveland Indians</b> Cleveland Municipal Stadium, Cleveland, OH Fri Sep 27 1991, 7:05 PM EDT Att: 6,163 - Cloudy - 54 F					
Jim Leyritz, R OBP: 0.274, SLG: 0.206 Torey Lovullo, S OBP: 0.286, SLG: 0.167 (1, 5) (8, 5)	G5-3			F8				K		4	0	0	0	0	2	0						
Don Mattingly, L OBP: 0.336, SLG: 0.387 (1, 3)	F7							G3-1		4	0	1	0	0	0	0						
Roberto Kelly, R OBP: 0.316, SLG: 0.417 (1, 7)				L6				L6		4	0	0	0	0	1	1						
John Ramos, R OBP: 0.333, SLG: 0.357 (1, 2)				L6				F8		4	1	1	0	0	0	1						
Hensley Meulens, R OBP: 0.278, SLG: 0.315 (1, 9)				G5-3						3	1	2	0	1	0	0						
Mike Humphreys, R OBP: 0.347, SLG: 0.200 (1, 10)										3	1	1	0	1	0	1						
Alvaro Espinoza, R OBP: 0.287, SLG: 0.350 (1, 6)										3	0	1	2	0	1	1						
Bernie Williams, S OBP: 0.335, SLG: 0.340 (1, 8)				F9						3	0	0	1	0	0	3						
<b>Inning Stats</b>	R: 0 E: 0 K: 0 S: 8	H: 0 LOB: 0 BB: 0 P: 10	R: 0 E: 0 K: 1 S: 6	H: 0 LOB: 0 BB: 0 P: 8	R: 0 E: 0 K: 1 S: 9	H: 0 LOB: 0 BB: 0 P: 13	R: 0 E: 0 K: 0 S: 4	H: 1 LOB: 1 BB: 0 P: 5	R: 2 E: 0 K: 0 S: 10	H: 2 LOB: 1 BB: 1 P: 19	R: 0 E: 1 K: 1 S: 12	H: 0 LOB: 1 BB: 0 P: 15	R: 0 E: 0 K: 0 S: 8	H: 1 LOB: 1 BB: 0 P: 10	R: 0 E: 0 K: 1 S: 6	H: 0 LOB: 0 BB: 0 P: 9	R: 1 E: 0 K: 0 S: 11	H: 2 LOB: 2 BB: 1 P: 17	1B: 4 2B: 2 HR: 0	SF: 2 SAC: 0 HBP: 0	WP: 0 PB: 0 SB: 0 CS: 0	PA: 36
<b>PITCHER</b> Greg Swindell, L ERA: 3.41 (1, 1)	IP: 9.0 WLS: L BF: 36 H: 6 R: 3 ER: 3 SO: 4 BB: 2 IBB: 0 HBP: 0 BLK: 0 WP: 0 HR: 0 S: 74 P: 106 ERA: 3.00 WHIP: 0.889															<b>PITCHER</b>						

Batter	1	2	3	4	5	6	7	8	9	AB	R	H	RBI	BB	SO	LOB	BOTTOM					
Alex Cole, L OBP: 0.393, SLG: 0.358 (1, 8)	E6			G1-3				G4-3		4	0	0	0	0	0	0	<b>New York Yankees @ Cleveland Indians</b> Cleveland Municipal Stadium, Cleveland, OH Fri Sep 27 1991, 7:05 PM EDT Att: 6,163 - Cloudy - 54 F					
Jim Thome, L OBP: 0.228, SLG: 0.242 (1, 5)	FC3-6							P6		3	0	1	0	1	0	1						
Carlos Baerga, S OBP: 0.347, SLG: 0.396 (1, 4)								K		4	0	1	0	0	2	3						
Albert Belle, R OBP: 0.321, SLG: 0.537 (1, 7)										4	0	2	0	0	0	1						
Mark Whiten, S OBP: 0.302, SLG: 0.395 (1, 9)										4	0	2	0	0	2	3						
Carlos Martinez, R OBP: 0.319, SLG: 0.415 (1, 10)										3	0	0	0	0	0	2						
Reggie Jefferson, S OBP: 0.194, SLG: 0.319 (1, 3)										3	0	0	0	0	1	0						
Eddie Taubensee, L OBP: 0.268, SLG: 0.243 (1, 2)										3	0	1	0	0	0	0						
Felix Fermin, R OBP: 0.308, SLG: 0.300 (1, 6)										3	0	0	0	0	0	1						
<b>Inning Stats</b>	R: 0 E: 1 K: 2 S: 14	H: 1 LOB: 2 BB: 0 P: 21	R: 0 E: 0 K: 1 S: 5	H: 0 LOB: 0 BB: 0 P: 5	R: 0 E: 0 K: 1 S: 10	H: 0 LOB: 1 BB: 1 P: 16	R: 0 E: 0 K: 0 S: 7	H: 1 LOB: 0 BB: 0 P: 7	R: 0 E: 0 K: 0 S: 7	H: 0 LOB: 0 BB: 0 P: 10	R: 0 E: 0 K: 0 S: 9	H: 1 LOB: 1 BB: 0 P: 15	R: 0 E: 0 K: 0 S: 5	H: 1 LOB: 0 BB: 0 P: 9	R: 0 E: 0 K: 0 S: 6	H: 1 LOB: 0 BB: 0 P: 7	R: 0 E: 0 K: 1 S: 14	H: 2 LOB: 1 BB: 0 P: 21	1B: 7 2B: 1 3B: 0 HR: 0	SF: 0 SAC: 0 DP: 4 HBP: 0	WP: 0 PB: 0 SB: 0 CS: 0	PA: 32
<b>PITCHER</b> Pascual Perez, R ERA: 3.15 Steve Farr, R ERA: 2.14 (1, 1) (9, 1)	IP: 8.0 WLS: W BF: 28 H: 5 R: 0 ER: 0 SO: 4 BB: 1 IBB: 0 HBP: 0 BLK: 0 WP: 0 HR: 0 S: 63 P: 90 ERA: 0.00 WHIP: 0.750															<b>PITCHER</b>						




Batter	1	2	3	4	5	6	7	8	9	AB	R	H	RBI	BB	SO	LOB	TOP					
Steve Sax, R OBP: 0.346, SLG: 0.411										5	1	2	1	0	0	2	<b>New York Yankees @ Cleveland Indians</b> Cleveland Municipal Stadium, Cleveland, OH Sat Sep 28 1991, 3:33 AM EDT Att: 8,555 - Sunny - 57 F					
Don Mattingly, L OBP: 0.334, SLG: 0.385										3	0	0	1	1	0	2						
Roberto Kelly, R OBP: 0.317, SLG: 0.419										5	1	2	0	0	0	2						
Mel Hall, L OBP: 0.323, SLG: 0.462										4	0	1	0	0	0	2						
Matt Nokes, L OBP: 0.311, SLG: 0.484										2	0	0	0	2	0	2						
Mike Humphreys, R OBP: 0.347, SLG: 0.200										0	0	0	0	0	0	0						
Bob Geren, R OBP: 0.270, SLG: 0.289										0	0	0	0	0	0	0						
Jim Levritz, R OBP: 0.260, SLG: 0.194										4	0	0	0	0	0	3						
Kevin Maas, L OBP: 0.332, SLG: 0.383										4	2	2	0	0	0	1						
Alvaro Espinoza, R OBP: 0.285, SLG: 0.349										2	0	0	0	0	1	1						
Pat Sheridan, L OBP: 0.293, SLG: 0.345										0	0	0	0	1	0	0						
Bernie Williams, S OBP: 0.334, SLG: 0.338										2	0	0	1	1	0	1						
<b>Inning Stats</b>	R: 1 E: 0 K: 0 S: 9	H: 2 LOB: 1 BB: 0 P: 16	R: 1 E: 0 K: 1 S: 11	H: 2 LOB: 2 BB: 1 P: 16	R: 0 E: 1 K: 0 S: 6	H: 1 LOB: 1 BB: 0 P: 12	R: 1 E: 1 K: 0 S: 10	H: 1 LOB: 0 BB: 0 P: 18	R: 1 E: 0 K: 0 S: 9	H: 1 LOB: 1 BB: 1 P: 18	R: 0 E: 0 K: 0 S: 5	H: 0 LOB: 0 BB: 0 P: 7	R: 0 E: 0 K: 0 S: 5	H: 0 LOB: 0 BB: 0 P: 9	R: 0 E: 0 K: 0 S: 6	H: 0 LOB: 1 BB: 2 P: 12	R: 0 E: 0 K: 0 S: 8	H: 0 LOB: 2 BB: 2 P: 19	1B: 3 2B: 3 3B: 1 HR: 0	SF: 2 SAC: 1 DP: 1 HBP: 0	WP: 1 PB: 0 SB: 2 CS: 0	PA: 39
<b>PITCHER</b>	IP WLS BF H R ER SO BB IBB HBP BLK WP HR S P ERA WHIP																					
Shawn Hillegas, R ERA: 4.42	(1, 1) 4.0 W 19 6 3 3 1 1 0 0 0 0 0 0 36 62 6.75 1.750																					
Eric Bell, L ERA:	(5, 1) 4.0 W 15 1 1 0 0 2 0 0 0 0 0 0 25 46 0.00 0.750																					
Steve Olin, R ERA: 3.58	(9, 1) 1.0 S 5 0 0 0 0 2 0 0 0 0 0 0 8 19 0.00 2.000																					

Batter	1	2	3	4	5	6	7	8	9	AB	R	H	RBI	BB	SO	LOB	BOTTOM			
Alex Cole, L OBP: 0.392, SLG: 0.355										3	1	0	0	1	1	2	<b>New York Yankees @ Cleveland Indians</b> Cleveland Municipal Stadium, Cleveland, OH Sat Sep 28 1991, 3:33 AM EDT Att: 8,555 - Sunny - 57 F			
Jerry Browne, S OBP: 0.295, SLG: 0.271										2	0	1	0	2	0	0				
Carlos Baerga, S OBP: 0.345, SLG: 0.393										4	1	0	1	0	0	5				
Albert Belle, R OBP: 0.323, SLG: 0.540										1	0	1	1	0	0	0				
Jose Gonzalez, R OBP: 0.195, SLG: 0.196										3	1	1	0	0	1	0				
Carlos Martinez, R OBP: 0.313, SLG: 0.409										3	0	0	1	0	0	1				
Mark Whiten, S OBP: 0.304, SLG: 0.401										4	1	2	0	0	1	0				
Wayne Kirby, L OBP: 0.250, SLG: 0.333										0	0	0	0	0	0	0				
Reggie Jefferson, S OBP: 0.200, SLG: 0.333										3	1	1	1	0	1	0				
Luis Lopez, R OBP: 0.241, SLG: 0.269										3	0	1	0	0	0	1				
Felix Fermin, R OBP: 0.310, SLG: 0.303										3	0	2	1	0	0	0				
<b>Inning Stats</b>	R: 2 E: 0 K: 0 S: 11	H: 2 LOB: 2 BB: 2 P: 23	R: 0 E: 0 K: 1 S: 13	H: 0 LOB: 0 BB: 0 P: 21	R: 0 E: 0 K: 0 S: 4	H: 0 LOB: 0 BB: 0 P: 6	R: 0 E: 0 K: 1 S: 5	H: 0 LOB: 0 BB: 0 P: 8	R: 0 E: 0 K: 0 S: 9	H: 2 LOB: 3 BB: 1 P: 15	R: 3 E: 1 K: 0 S: 13	H: 4 LOB: 1 BB: 0 P: 20	R: 0 E: 0 K: 1 S: 9	H: 1 LOB: 0 BB: 0 P: 15	R: 0 E: 0 K: 1 S: 7	H: 0 LOB: 0 BB: 0 P: 12	1B: 6 2B: 2 3B: 1 HR: 0	SF: 1 SAC: 0 DP: 1 HBP: 0	WP: 0 PB: 1 SB: 2 CS: 0	PA: 33
<b>PITCHER</b>	IP WLS BF H R ER SO BB IBB HBP BLK WP HR S P ERA WHIP																			
Jeff Johnson, L ERA: 6.08	(1, 1) 5.1 L 9 3 1 1 2 0 0 0 0 0 0 0 20 33 6.75 1.688																			
Greg Cadaret, L ERA: 3.55	(6, 1) 2.2 L 9 3 1 1 2 0 0 0 0 0 0 0 20 33 3.38 1.125																			





Batter	1	2	3	4	5	6	7	8	9	AB	R	H	RBI	BB	SO	LOB	TOP					
Steve Sax, R OBP: 0.347, SLG: 0.411 (1, 4)	G6-3		CS 1B			G5-3		1B 1B	G1-2-3	5	0	2	0	0	0	4	<b>New York Yankees @ Cleveland Indians</b> Cleveland Municipal Stadium, Cleveland, OH Sun Sep 29 1991, 3:33 AM EDT Att: 13,006 - Sunny - 63 F <a href="http://livebaseballscorecards.com">livebaseballscorecards.com</a>					
Torey Lovullo, S OBP: 0.282, SLG: 0.176 (1, 5)	1B FC1-5 1B		P6			G3		K		4	0	1	1	0	1	2						
Roberto Kelly, R OBP: 0.320, SLG: 0.420 (1, 7)	FC1-5 S 1B		CS	G6-3						3	0	2	0	1	0	0						
Mel Hall, L OBP: 0.321, SLG: 0.458 (1, 9)	FC1-5			F9		G3		P3		4	0	0	0	0	5							
Matt Nokes, L OBP: 0.311, SLG: 0.480 Mike Humphreys, R (9, PR) OBP: 0.347, SLG: 0.200 (1, 10)	G1-3			F9			L4		1B BB	3	0	0	0	1	0	2						
John Ramos, R OBP: 0.386, SLG: 0.389 (1, 2)		F8			K		G4-3 PB 1B		BB 1B G1-2-3 1B	4	0	2	0	0	1	0						
Kevin Maas, L OBP: 0.333, SLG: 0.384 (1, 3)		K2-3				G4-3		G1-2-3 BB 1B		4	0	2	1	0	1	1						
Alvaro Espinoza, R OBP: 0.284, SLG: 0.346 Don Mattingly, L (9, PH) OBP: 0.336, SLG: 0.385 (1, 6)	F8			G1-4-3		G6-3		G1-2-3 BB		3	0	0	0	0	0	2						
Bernie Williams, S OBP: 0.333, SLG: 0.344 (1, 8)			F8			G3 3B		G4-3	K	4	1	1	0	0	1	3						
<b>Inning Stats</b>	R: 0 E: 0 K: 0 S: 10	H: 2 LOB: 2 BB: 0 P: 15	R: 0 E: 0 K: 1 S: 8	H: 0 LOB: 0 BB: 0 P: 10	R: 0 E: 0 K: 0 S: 6	H: 1 LOB: 0 BB: 0 P: 10	R: 0 E: 0 K: 1 S: 5	H: 0 LOB: 0 BB: 0 P: 9	R: 0 E: 0 K: 1 S: 6	H: 1 LOB: 0 BB: 0 P: 6	R: 1 E: 0 K: 0 S: 10	H: 1 LOB: 1 BB: 1 P: 20	R: 0 E: 0 K: 0 S: 8	H: 1 LOB: 1 BB: 0 P: 12	R: 0 E: 0 K: 1 S: 13	H: 2 LOB: 2 BB: 0 P: 21	R: 1 E: 0 K: 1 S: 13	H: 2 LOB: 3 BB: 2 P: 28	1B: 9 2B: 0 3B: 1 HR: 0	SF: 0 SAC: 0 DP: 2 HBP: 0	WP: 0 PB: 1 SB: 1 CS: 1	PA: 38
<b>PITCHER</b>	IP WLS BF H R ER SO BB IBB HBP BLK WP HR S P ERA WHIP	7.0 W 26 6 1 1 2 1 0 0 0 0 0 53 82 1.29 1.000	1.0 S 8 4 1 1 1 1 0 0 0 0 0 20 36 9.00 5.000	1.0 S 3 0 0 0 1 1 0 0 0 0 0 6 13 0.00 1.000											IP WLS BF H R ER SO BB IBB HBP BLK WP HR S P ERA WHIP							
Eric King, R ERA: 4.59 (1, 1)																						
Willie Blair, R ERA: 5.77 (8, 1)																						
Steve Olin, R ERA: 3.51 (9, 1)																						

Batter	1	2	3	4	5	6	7	8	9	AB	R	H	RBI	BB	SO	LOB	BOTTOM			
Alex Cole, L OBP: 0.397, SLG: 0.350 (1, 8)	G4-3	F8		K		F9		G5-3		5	0	0	0	0	1	4	<b>New York Yankees @ Cleveland Indians</b> Cleveland Municipal Stadium, Cleveland, OH Sun Sep 29 1991, 3:33 AM EDT Att: 13,006 - Sunny - 63 F <a href="http://livebaseballscorecards.com">livebaseballscorecards.com</a>			
Jim Thome, L OBP: 0.230, SLG: 0.232 (1, 5)	P6		G1-3	G4-3		FC4 BB				3	0	0	0	1	0	1				
Carlos Baerga, S OBP: 0.343, SLG: 0.390 (1, 4)	K		G1-3		F8	FC4				4	0	0	0	0	1	2				
Carlos Martinez, R OBP: 0.316, SLG: 0.415 (1, 10)		FC6-4 PB 1B 1B	G5-3		P3		2B			4	1	2	0	0	0	0				
Mark Whiten, S OBP: 0.308, SLG: 0.405 (1, 9)		FC6-4 1B		BB BB 1B	1B	1B		K		4	0	3	0	0	1	1				
Reggie Jefferson, S OBP: 0.215, SLG: 0.333 (1, 3)		FC6-4 PB 1B		BB BB 2B BB	1B	1B		K		3	2	1	0	1	1	3				
Mike Aldrete, L OBP: 0.365, SLG: 0.303 Jose Gonzalez, R OBP: 0.185, SLG: 0.196 (1, 7) (8, 7)		1B BB		BB BB 2B BB	1B	K		G6-3		2	1	0	0	2	1	3				
Eddie Taubensee, L OBP: 0.311, SLG: 0.317 (1, 2)		1B		BB BB 2B 2B		F9 SH1-3 1B		K		4	1	3	3	0	1	0				
Felix Fermin, R OBP: 0.310, SLG: 0.305 (1, 6)	K			2B		SH1-3		G5-3		3	0	1	1	0	1	2				
<b>Inning Stats</b>	R: 0 E: 0 K: 1 S: 10	H: 0 LOB: 0 BB: 0 P: 17	R: 2 E: 0 K: 1 S: 13	H: 3 LOB: 2 BB: 1 P: 23	R: 0 E: 0 K: 0 S: 3	H: 0 LOB: 0 BB: 0 P: 5	R: 3 E: 0 K: 1 S: 15	H: 3 LOB: 1 BB: 2 P: 34	R: 0 E: 0 K: 0 S: 12	H: 2 LOB: 2 BB: 0 P: 16	R: 0 E: 0 K: 0 S: 7	H: 1 LOB: 2 BB: 1 P: 14	R: 0 E: 0 K: 2 S: 10	H: 1 LOB: 1 BB: 0 P: 15	R: 0 E: 0 K: 1 S: 7	H: 0 LOB: 0 BB: 0 P: 10	1B: 7 2B: 3 3B: 0 HR: 0	SF: 0 SAC: 1 DP: 0 HBP: 0	WP: 0 PB: 1 SB: 0 CS: 0	PA: 37
<b>PITCHER</b>	IP WLS BF H R ER SO BB IBB HBP BLK WP HR S P ERA WHIP	3.1 L 17 5 0 0 4 1 0 0 0 0 0 36 58 0.00 1.636	1.0 S 3 0 0 0 1 0 0 0 0 0 0 7 10 0.00 0.000											IP WLS BF H R ER SO BB IBB HBP BLK WP HR S P ERA WHIP						
Alan Mills, R ERA: 5.91 (1, 1)																				
Eric Plunk, R ERA: 4.89 (4, 1)																				
Darrin Chapin, R ERA: 4.5 (8, 1)																				





Batter	1	2	3	4	5	6	7	8	9	AB	R	H	RBI	BB	SO	LOB	TOP					
Steve Sax, R OBP: 0.346, SLG: 0.412 (1,4)	G4-3		F8			G4-3	2B			4	0	1	0	0	0	0						
Don Mattingly, L OBP: 0.335, SLG: 0.386 (1,3)	F7			F8		G4-3	1B			4	1	1	0	0	0	1						
Roberto Kelly, R OBP: 0.322, SLG: 0.422 (1,7)	G6-3			1B		FC	1B			3	2	1	0	1	0	1						
Mel Hall, L OBP: 0.322, SLG: 0.458 (1,9)		F7		1B		G3				4	0	2	1	0	0	2						
Matt Nokes, L OBP: 0.312, SLG: 0.482 (1,2)	2B			F9		1B				3	0	1	0	1	0	3						
Randy Velarde, R OBP: 0.328, SLG: 0.339 (1,5)	F9			G5-3		1B				4	0	1	2	0	0	3						
Kevin Maas, L OBP: 0.331, SLG: 0.381 (1,10)	P6					F8				4	0	0	0	0	0	3						
Alvaro Espinoza, R OBP: 0.281, SLG: 0.343 (1,6)			G5-3			F9				4	0	0	0	0	0	0						
Bernie Williams, S OBP: 0.330, SLG: 0.339 (1,8)			G4-3			G1-3				4	0	0	0	0	0	0						
<b>Inning Stats</b>	R: 0 H: 0 E: 0 K: 0 S: 8	H: 0 LOB: 0 BB: 0 P: 13	R: 0 H: 1 E: 0 K: 0 S: 9	LOB: 1 BB: 0 P: 14	R: 0 H: 0 E: 0 K: 0 S: 8	H: 0 LOB: 0 BB: 0 P: 12	R: 0 H: 1 E: 0 K: 0 S: 10	H: 1 LOB: 2 BB: 1 P: 21	R: 0 H: 0 E: 0 K: 0 S: 7	H: 0 LOB: 0 BB: 0 P: 12	R: 2 H: 2 E: 0 K: 0 S: 11	H: 2 LOB: 2 BB: 1 P: 22	R: 0 H: 1 E: 0 K: 0 S: 8	H: 1 LOB: 1 BB: 0 P: 9	R: 1 H: 2 E: 0 K: 0 S: 5	H: 2 LOB: 0 BB: 0 P: 7	R: 0 H: 0 E: 0 K: 0 S: 9	H: 0 LOB: 0 BB: 0 P: 14	1B: 3 2B: 4 3B: 0 HR: 0	SF: 0 SAC: 0 DP: 1 HBP: 0	WP: 0 PB: 0 SB: 1 CS: 0	PA: 36
<b>PITCHER</b> Charles Nagy, R ERA: 4.1 (1,1)	IP: 9.0 WLS: L BF: 36 H: 7 R: 3 ER: 3 SO: 0 BB: 1 IBB: 1 HBP: 0 BLK: 0 WP: 0 HR: 0 S: 75 P: 124 ERA: 3.00 WHIP: 0.889																					

**New York Yankees @ Cleveland Indians**  
Cleveland Municipal Stadium, Cleveland, OH  
Mon Sep 30 1991, 7:05 PM EDT  
Att: 4,145 - Sunny - 75 F

AB 34  
R 3  
H 7  
RBI 3  
BB 2  
SO 0  
LOB 13



Batter	1	2	3	4	5	6	7	8	9	AB	R	H	RBI	BB	SO	LOB	BOTTOM									
Alex Cole, L OBP: 0.384, SLG: 0.347 (1,8)	K		F7			L3				3	0	0	0	0	1	2										
Tony Perezchica, R OBP: 0.306, SLG: 0.358 (8, PH)										1	0	0	0	0	1	2										
Wayne Kirby, L OBP: 0.250, SLG: 0.333 (9,7)										0	0	0	0	0	0	0										
Mark Lewis, R OBP: 0.285, SLG: 0.312 (1,6)	K					G5-3				4	0	0	0	0	2	3										
Carlos Baerga, S OBP: 0.344, SLG: 0.391 (1,4)	P6									4	0	2	0	0	0	0										
Carlos Martinez, R OBP: 0.315, SLG: 0.410 (1,10)		P3		G5-4-3						3	0	0	0	1	0	2										
Mark Whiten, S OBP: 0.305, SLG: 0.401 (1,9)				G5-4-3						4	0	0	0	0	1	2										
Reggie Jefferson, S OBP: 0.217, SLG: 0.329 (1,3)				G4-3						4	0	0	0	0	1	2										
Mike Aldrete, L OBP: 0.362, SLG: 0.299 (1,7)										2	0	0	0	0	1	1										
Jose Gonzalez, R OBP: 0.192, SLG: 0.196 (8, PH)										0	0	0	0	1	0	0										
Jim Thome, L OBP: 0.224, SLG: 0.225 (1,5)										2	0	0	0	0	0	0										
Jerry Browne, S OBP: 0.234, SLG: 0.270 (8, PH)										1	0	0	0	0	0	1										
Eddie Taubensee, L OBP: 0.340, SLG: 0.349 (1,2)										2	0	2	0	0	0	0										
Luis Lopez, R OBP: 0.238, SLG: 0.266 (8, PH)										1	0	0	0	0	0	1										
<b>Inning Stats</b>	R: 0 H: 0 E: 0 K: 2 S: 11	H: 1 LOB: 1 BB: 0 P: 14	R: 0 H: 1 E: 0 K: 0 S: 9	LOB: 1 BB: 0 P: 13	R: 0 H: 1 E: 0 K: 1 S: 7	LOB: 1 BB: 0 P: 9	R: 0 H: 1 E: 0 K: 0 S: 6	H: 1 LOB: 0 BB: 0 P: 11	R: 0 H: 0 E: 0 K: 0 S: 7	H: 0 LOB: 0 BB: 0 P: 11	R: 0 H: 1 E: 0 K: 0 S: 6	H: 1 LOB: 0 BB: 0 P: 8	R: 0 H: 1 E: 0 K: 0 S: 9	H: 1 LOB: 1 BB: 0 P: 15	R: 0 H: 0 E: 1 K: 1 S: 21	H: 0 LOB: 2 BB: 1 P: 33	R: 0 H: 0 E: 0 K: 1 S: 12	H: 0 LOB: 1 BB: 1 P: 20	1B: 5 2B: 1 3B: 0 HR: 0	SF: 0 SAC: 0 DP: 2 HBP: 0	WP: 0 PB: 0 SB: 0 CS: 0	PA: 33				
<b>PITCHER</b> Scott Sanderson, R ERA: 3.81 (1,1)	IP: 5.0 WLS: W BF: 18 H: 4 R: 0 ER: 0 SO: 4 BB: 0 IBB: 0 HBP: 0 BLK: 0 WP: 0 HR: 0 S: 43 P: 62 ERA: 0.00 WHIP: 0.800																									
John Habyan, R ERA: 2.37 (6,1)	2.0	6	1	0	0	0	0	0	0	0	0	12	19	0.00	0.500											
Greg Cadaret, L ERA: 3.49 (8,1)	2.0	S	9	0	0	0	2	2	0	0	0	33	53	0.00	1.000											

**New York Yankees @ Cleveland Indians**  
Cleveland Municipal Stadium, Cleveland, OH  
Mon Sep 30 1991, 7:05 PM EDT  
Att: 4,145 - Sunny - 75 F


AB 31  
R 0  
H 5  
RBI 0  
BB 2  
SO 6  
LOB 16










Batter	1	2	3	4	5	6	7	8	9	AB	R	H	RBI	BB	SO	LOB	TOP									
Mike Devereaux, R OBP: 0.312, SLG: 0.428	0-3 K		1-0 G5-3		2-0 F7		3-3 K		1-1 1B	5	0	1	0	0	2	0	<p><b>Baltimore Orioles @ New York Yankees</b> Yankee Stadium, Bronx, NY Wed Oct 02 1991, 7:05 PM EDT Att: 12,088 - Sunny - 75 F</p> <p>livebaseballscores.com</p> <p>AB 37 R 3 H 11 RBI 3 BB 2 SO 4 LOB 16</p> 									
Joe Orsulak, L OBP: 0.323, SLG: 0.363	0-1 F9		4-2 1B 1B BB		1-0 1B WP		1-0 1B		0-0 1B	4	1	3	0	1	0	0										
Cal Ripken Jr., R OBP: 0.377, SLG: 0.572	1-1 G6-3		2-1 P5		1-0 F8		1-2 F7		0-3 K	5	0	0	0	0	1	5										
Sam Horn, L OBP: 0.326, SLG: 0.505 Dwight Evans, R OBP: 0.337, SLG: 0.377 Juan Bell, R OBP: 0.191, SLG: 0.240 Glenn Davis, R OBP: 0.299, SLG: 0.442		1-1 HR	1-2 1B		1-2 1B		1-2 1B	4-1 1B SF9 BB	2-1 F7	3	1	3	2	0	0	0										
Randy Milligan, R OBP: 0.374, SLG: 0.409		2-0 F9	1-0 1B		1-0 G5-3			0-1 F8		4	0	1	0	0	0	2										
Chito Martinez, L OBP: 0.304, SLG: 0.505 Luis Mercedes, R OBP: 0.275, SLG: 0.255		1-1 G4-3	1-3 K			1-0 G3		3-2 SF9 1B		3	0	0	0	0	1	3										
Leo Gomez, R OBP: 0.303, SLG: 0.412		0-1 1B		2-1 F9		0-2 F8		2-1 SF9		3	0	1	1	0	0	0										
Chris Hoiles, R OBP: 0.309, SLG: 0.395		0-1 FC6-4 1B		1-2 G5-3		1-0 G6-3		1-2 3-H L6		4	0	1	0	0	0	2										
Billy Ripken, R OBP: 0.258, SLG: 0.267 Brady Anderson, L OBP: 0.340, SLG: 0.319		1-1 FC6-4		0-1 P2			0-0 P2		1-1 F7	3	0	0	0	0	0	2										
<b>Inning Stats</b>	R: 0 E: 0 K: 1 S: 7	H: 0 LOB: 0 BB: 0 P: 8	R: 1 E: 0 K: 0 S: 11	H: 3 LOB: 2 BB: 0 P: 16	R: 0 E: 0 K: 1 S: 17	H: 2 LOB: 3 BB: 1 P: 27	R: 0 E: 0 K: 0 S: 7	H: 0 LOB: 0 BB: 0 P: 10	R: 1 E: 0 K: 0 S: 7	H: 2 LOB: 1 BB: 0 P: 13	R: 0 E: 0 K: 0 S: 5	H: 0 LOB: 0 BB: 0 P: 7	R: 0 E: 0 K: 1 S: 9	H: 1 LOB: 1 BB: 0 P: 14	R: 1 E: 0 K: 0 S: 12	H: 1 LOB: 2 BB: 0 P: 22		R: 0 E: 0 K: 1 S: 10	H: 2 LOB: 2 BB: 0 P: 14	1B: 10 2B: 0 3B: 0 HR: 1	SF: 1 SAC: 0 DP: 0 HBP: 0	WP: 1 PB: 0 SB: 0 CS: 0	PA: 40			
<b>PITCHER</b>	IP	WLS	BF	H	R	ER	SO	BB	IBB	HBP	BLK	WP	HR	S	P	ERA		WHIP								
Pascual Perez, R ERA: 3.18	(1, 1)	5.0	23	7	2	2	2	1	0	0	0	1	1	49	74	3.60		1.600								
John Habyan, R ERA: 2.32	(6, 1)	2.0	7	1	0	0	1	0	0	0	0	0	0	14	21	0.00	0.500									
Greg Cadaret, L ERA: 3.53	(8, 1)	1.0	W	5	1	1	0	1	0	0	0	0	0	12	22	9.00	2.000									
Steve Farr, R ERA: 2.11	(9, 1)	1.0	S	5	2	0	1	0	0	0	0	0	0	10	14	0.00	2.000									

Batter	1	2	3	4	5	6	7	8	9	AB	R	H	RBI	BB	SO	LOB	BOTTOM									
Steve Sax, R OBP: 0.346, SLG: 0.415	3-1 G4-3	0-2 FC6-4			0-1 L8			1-0 HR		4	1	1	1	0	0	3	<p><b>Baltimore Orioles @ New York Yankees</b> Yankee Stadium, Bronx, NY Wed Oct 02 1991, 7:05 PM EDT Att: 12,088 - Sunny - 75 F</p> <p>livebaseballscores.com</p> <p>AB 30 R 4 H 8 RBI 4 BB 3 SO 5 LOB 13</p> 									
Jim Leyritz, R OBP: 0.293, SLG: 0.225	1-1 F8		4-1 G4-6-3 BB		1-0 L4-3 1B		2-1 G6-4-3 BB 1B		2-1 1B	3	0	2	0	1	0	0										
Don Mattingly, L OBP: 0.332, SLG: 0.382	2-1 F8		2-1 G4-6-3		3-1 L4-3		0-1 F8		0-1 F8	4	0	0	0	0	0	4										
Roberto Kelly, R OBP: 0.326, SLG: 0.431		2-2 G6-3	0-1 HR		2-1 G6-3		4-0 G6-4-3 BB		1-2 BB	3	1	1	1	1	0	0										
John Ramos, R OBP: 0.333, SLG: 0.364		2-0 HR 1B	2-3 K		1-0 F7		1-0 G6-4-3		1-0 G6-4-3	4	1	1	0	0	1	2										
Hensley Meulens, R OBP: 0.281, SLG: 0.326		3-2 HR		2-3 K		2-3 K		1-0 HBP		3	1	1	2	0	2	0										
Torey Lovullo, S OBP: 0.279, SLG: 0.184		2-0 BB 1B		2-2 G3			0-0 G5-3		0-0 F8	4	0	1	0	0	0	3										
Alvaro Espinoza, R OBP: 0.280, SLG: 0.341		1-3 K		0-0 G5-3			0-3 K2-3			3	0	0	0	0	2	1										
Bernie Williams, S OBP: 0.329, SLG: 0.336		4-2 FC6-4 BB		1-2 S 1B			3-2 F8			2	0	1	0	1	0	0										
<b>Inning Stats</b>	R: 0 E: 0 K: 0 S: 6	H: 0 LOB: 0 BB: 0 P: 12	R: 2 E: 0 K: 1 S: 23	H: 3 LOB: 2 BB: 1 P: 37	R: 1 E: 0 K: 1 S: 8	H: 1 LOB: 0 BB: 1 P: 16	R: 0 E: 0 K: 1 S: 7	H: 0 LOB: 0 BB: 0 P: 11	R: 0 E: 0 K: 1 S: 6	H: 0 LOB: 0 BB: 0 P: 11	R: 0 E: 0 K: 1 S: 7	H: 0 LOB: 0 BB: 0 P: 10	R: 1 E: 0 K: 0 S: 7	H: 2 LOB: 3 BB: 1 P: 16	R: 0 E: 0 K: 0 S: 6	H: 0 LOB: 0 BB: 0 P: 11		R: 0 E: 0 K: 1 S: 7	H: 2 LOB: 3 BB: 1 P: 16	1B: 5 2B: 1 3B: 0 HR: 3	SF: 0 SAC: 0 DP: 2 HBP: 1	WP: 0 PB: 0 SB: 1 CS: 0	PA: 34			
<b>PITCHER</b>	IP	WLS	BF	H	R	ER	SO	BB	IBB	HBP	BLK	WP	HR	S	P	ERA		WHIP								
Arthur Rhodes, L ERA: 8.0	(1, 1)	7.0	L	7	2	1	1	0	1	0	1	0	1	7	16	9.00		3.000								
Mike Flanagan, L ERA: 2.4	(8, 1)	1.0	L	7	2	1	1	0	1	0	1	0	1	7	16	9.00	3.000									







Batter	1	2	3	4	5	6	7	8	9	AB	R	H	RBI	BB	SO	LOB	TOP								
Alex Cole, L OBP: 0.388, SLG: 0.358 (1, 8)	G4-3		G4-3		G4-3			G6-4-3		4	0	2	0	0	0	2	<b>Cleveland Indians @ New York Yankees</b> Yankee Stadium, Bronx, NY Fri Oct 04 1991, 7:05 PM EDT Att: 14,627 - Cloudy - 71 F								
Felix Fermin, R OBP: 0.307, SLG: 0.302 (1, 6)	K		F8				F8	G6-4-3		4	0	0	0	0	1	2									
Carlos Baerga, S OBP: 0.345, SLG: 0.399 (1, 4)	G4-3				F7		F9	K		4	0	0	0	0	1	0									
Mark Whiten, S OBP: 0.303, SLG: 0.397 (1, 10)		K			F7				K	4	0	1	0	0	2	0									
Reggie Jefferson, S OBP: 0.214, SLG: 0.313 (1, 3)		P4			K				HR	4	1	1	0	0	1	1									
Mike Aldrete, L OBP: 0.383, SLG: 0.294 (6, PH)										0	1	0	0	2	0	0									
Jerry Browne, S OBP: 0.292, SLG: 0.269 (6, 7)									F8	2	0	0	0	0	0	3									
Jim Thome, L OBP: 0.295, SLG: 0.360 (1, 5)										0	1	0	0	0	0	0									
Eddie Taubensee, L OBP: 0.299, SLG: 0.317 (1, 2)									F8	4	0	1	0	0	1	0									
Wayne Kirby, L OBP: 0.200, SLG: 0.256 (7, PH)										1	0	0	1	0	0	0									
Jose Gonzalez, R OBP: 0.195, SLG: 0.200 (7, 9)										1	0	0	0	0	1	0									
<b>Inning Stats</b>	R: 0 E: 0 K: 1 S: 9	H: 0 LOB: 0 BB: 0 P: 10	R: 0 E: 0 K: 1 S: 8	H: 0 LOB: 1 BB: 1 P: 17	R: 0 E: 0 K: 0 S: 12	H: 1 LOB: 1 BB: 0 P: 16	R: 0 E: 0 K: 1 S: 7	H: 0 LOB: 0 BB: 0 P: 12	R: 0 E: 0 K: 0 S: 6	H: 2 LOB: 1 BB: 1 P: 13	R: 0 E: 1 K: 0 S: 12	H: 1 LOB: 2 BB: 0 P: 18	R: 0 E: 0 K: 2 S: 9	H: 0 LOB: 0 BB: 0 P: 11	R: 0 E: 0 K: 1 S: 8	H: 1 LOB: 0 BB: 0 P: 12	R: 2 E: 0 K: 1 S: 7	H: 2 LOB: 0 BB: 0 P: 8	1B: 6 2B: 0 3B: 0 HR: 1	SF: 1 SAC: 0 DP: 2 HBP: 0	WP: 0 PB: 0 SB: 0 CS: 0	PA: 35			
<b>PITCHER</b>	IP	WLS	BF	H	R	ER	SO	BB	IBB	HBP	BLK	WP	HR	S	P	ERA	WHIP								
Alan Mills, R ERA: 4.41 (1, 1)	5.2		22	4	1	1	3	2	0	0	0	0	0	48	78	1.59	1.059								
Lee Guetterman, L ERA: 3.53 (6, 1)	2.2		10	2	1	1	4	0	0	0	0	0	0	27	35	3.38	0.750								
Steve Farr, R ERA: 2.19 (9, 1)	0.2	L	3	1	1	1	0	0	0	0	0	0	1	3	4	13.50	1.500								

AB	32
R	3
H	7
RBI	3
BB	2
SO	7
LOB	9



Batter	1	2	3	4	5	6	7	8	9	AB	R	H	RBI	BB	SO	LOB	BOTTOM								
Steve Sax, R OBP: 0.346, SLG: 0.417 (1, 4)	G6-3		HR		F7			G5-3		4	1	1	0	0	0	0	<b>Cleveland Indians @ New York Yankees</b> Yankee Stadium, Bronx, NY Fri Oct 04 1991, 7:05 PM EDT Att: 14,627 - Cloudy - 71 F								
Don Mattingly, L OBP: 0.335, SLG: 0.390 (1, 3)	1B		HR		G3-1			G4-6-3		4	1	3	2	0	0	0									
Roberto Kelly, R OBP: 0.330, SLG: 0.442 (1, 7)	1B		S		F9			G4-6-3		4	0	3	0	0	0	0									
Mel Hall, L OBP: 0.318, SLG: 0.451 (1, 9)	F9		1B		L6			G4-6-3		2	0	0	0	0	1	3									
Hensley Meulens, R OBP: 0.276, SLG: 0.319 (4, 9)	F9		K					G4-6-3		2	0	0	0	0	0	2									
Matt Nokes, L OBP: 0.311, SLG: 0.476 (1, 2)	P6		G4-3		2B			K		4	0	1	0	0	1	4									
Torey Lovullo, S OBP: 0.275, SLG: 0.239 (1, 5)	G3-1				F8				F8	4	0	1	0	0	0	0									
Kevin Maas, L OBP: 0.331, SLG: 0.377 (1, 10)	P6		K		K				G4-3	4	0	0	0	0	2	2									
Alvaro Espinoza, R OBP: 0.278, SLG: 0.340 (1, 6)	G4-3		G6-3						G4-3	3	0	0	0	0	0	0									
Pat Sheridan, L OBP: 0.288, SLG: 0.339 (9, PH)	G4-3								G4-3	1	0	0	0	0	0	0									
Bernie Williams, S OBP: 0.326, SLG: 0.335 (1, 8)	P6				F7			G5-3		3	0	0	0	0	0	0									
<b>Inning Stats</b>	R: 0 E: 0 K: 0 S: 16	H: 2 LOB: 2 BB: 0 P: 21	R: 0 E: 0 K: 0 S: 7	H: 0 LOB: 0 BB: 0 P: 12	R: 2 E: 0 K: 1 S: 14	H: 3 LOB: 1 BB: 0 P: 21	R: 0 E: 0 K: 1 S: 6	H: 0 LOB: 0 BB: 0 P: 9	R: 0 E: 0 K: 0 S: 6	H: 2 LOB: 2 BB: 0 P: 10	R: 0 E: 0 K: 1 S: 16	H: 2 LOB: 1 BB: 0 P: 22	R: 0 E: 0 K: 1 S: 12	H: 0 LOB: 0 BB: 0 P: 9	R: 0 E: 0 K: 0 S: 6	H: 2 LOB: 1 BB: 0 P: 19	R: 0 E: 0 K: 0 S: 6	H: 0 LOB: 0 BB: 0 P: 10	1B: 7 2B: 1 3B: 0 HR: 1	SF: 0 SAC: 0 DP: 1 HBP: 0	WP: 0 PB: 0 SB: 1 CS: 0	PA: 35			
<b>PITCHER</b>	IP	WLS	BF	H	R	ER	SO	BB	IBB	HBP	BLK	WP	HR	S	P	ERA	WHIP								
Shawn Hillegas, R ERA: 4.34 (1, 1)	5.2		24	7	2	2	2	0	0	0	0	0	0	60	88	3.18	1.235								
Eric Bell, L ERA: 0.5 (6, 1)	2.1	W	8	2	0	0	2	0	0	0	0	0	0	23	35	0.00	0.857								
Steve Olin, R ERA: 3.38 (9, 1)	1.0	S	3	0	0	0	0	0	0	0	0	0	0	6	10	0.00	0.000								





Batter	1	2	3	4	5	6	7	8	9	10	11	12	AB	R	H	RBI	BB	SO	LOB	TOP								
Alex Cole, L OBP: 0.366, SLG: 0.353 (1.8)	4-1 CS BB		1 SAFE 0-1 F8		0-3 K		2-3 K		4-2 SH1-4 BB 1B	1 SAFE 0-2 F8		0-0 FC1-6 2B	5	2	0	0	2	2	9									
Mark Lewis, R OBP: 0.292, SLG: 0.316 (1.6)	2-1 G6-3		1-1 F9		0-1 1B		3-2 1B		1-2 SH1-4 BB 1B	4-1 1B		1-2 2B	5	1	3	3	2	0	1									
Carlos Baerga, S OBP: 0.345, SLG: 0.397 (1.4)	0-1 F7			2-0 G3		4-2 S BB	2-1 1B		2-0 SH1-4	1-1 P3		1-3 K	5	0	1	1	1	1	3									
Mark Whiten, S OBP: 0.299, SLG: 0.391 (1.10)		2-2 E3 SH5-3 G3		0-0 F8		1-0 P5	1-1 FC6-4 1B		1-3 K			0-3 K	6	1	0	0	0	2	5									
Reggie Jefferson, S OBP: 0.229, SLG: 0.317 (1.3)		4-1 G3 SH5-3 BB		1-1 G3		2-0 F9			2-2 BB			2-3 K	5	0	2	2	1	1	1									
Mike Aldrete, L OBP: 0.384, SLG: 0.292 (8. PH) Jerry Browne, S OBP: 0.293, SLG: 0.270 (8.7)		0-0 SH5-3		1-2 2-3 F9		4-2 1B BB	3-3 K		1-1 F9			2-2 1B	1	0	0	0	1	1	1									
Jim Thome, L OBP: 0.297, SLG: 0.388 (1.5)		0-2 G3			0-0 1B BB		2-0 1B 2B		2-0 P6			1-0 G3	6	1	2	1	0	0	4									
Eddie Taubensee, L OBP: 0.300, SLG: 0.317 (8. PH) Luis Lopez, R OBP: 0.253, SLG: 0.284 (8.2)		1-1 F9		2-3 3-H K		2-3 K	2-0 1B 1B		4-0 BB			1-2 P4	3	1	1	0	0	1	3									
Wayne Kirby, L OBP: 0.233, SLG: 0.250 (8. PH) Jose Gonzalez, R OBP: 0.206, SLG: 0.198 (8.9)			4-2 F8 BB		1-2 BB		1-0 P3		1-3 K			4-2 F8 S BB	1	0	0	0	2	0	2									
<b>Inning Stats</b>	R: 0 E: 0 K: 0 S: 5	H: 0 LOB: 0 BB: 11	R: 1 E: 1 K: 0 S: 10	H: 0 LOB: 1 BB: 17	R: 0 E: 0 K: 0 S: 6	H: 0 LOB: 0 BB: 7	R: 0 E: 0 K: 2 S: 11	H: 2 LOB: 3 BB: 21	R: 0 E: 0 K: 1 S: 13	H: 0 LOB: 1 BB: 1	R: 2 E: 0 K: 1 S: 14	H: 4 LOB: 2 BB: 27	R: 0 E: 0 K: 1 S: 8	H: 1 LOB: 1 BB: 16	R: 2 E: 0 K: 1 S: 14	H: 2 LOB: 2 BB: 31	R: 0 E: 0 K: 0 S: 12	H: 0 LOB: 0 BB: 22	R: 0 E: 0 K: 2 S: 10	H: 0 LOB: 0 BB: 13	R: 2 E: 0 K: 1 S: 13	H: 2 LOB: 1 BB: 20	1B: 8 2B: 3 3B: 0 HR: 0	SF: 0 SAC: 2 DP: 0 HBP: 0	WP: 0 PB: 0 SB: 3 CS: 1	PA: 57		
<b>PITCHER</b>	IP ERA WLS BF H R ER SO BB IBB HBP BLK WP HR S P ERA WHIP	6.2 4.78 2 12 3 2 2 2 3 0 0 0 0 0 23 47 9.00 3.000	3.1 L 16 3 2 2 3 3 0 0 0 0 0 38 62 5.40 1.800																									

Cleveland Indians @ New York Yankees  
Yankee Stadium, Bronx, NY  
Sat Oct 05 1991, 3:33 AM EDT  
Alt. 15,681 - Cloudy - 78 F

AB	43
R	7
H	11
RBI	7
BB	12
SO	9
LOB	32



Batter	1	2	3	4	5	6	7	8	9	10	11	12	AB	R	H	RBI	BB	SO	LOB	BOTTOM							
Steve Sax, R OBP: 0.346, SLG: 0.417 (1.4)	1-0 E 2B			2-2 FC3-6 1B		1-1 G3	3-1 F9		2-3 K			1-1 FC6-4	7	0	2	1	0	1	7								
Don Mattingly, L OBP: 0.340, SLG: 0.396 (1.3)	4-2 E BB			2-0 F9		0-0 FC3-6 2B			4-0 2B			1-2 G6-4-3 1B	5	0	3	1	2	0	4								
Roberto Kelly, R OBP: 0.331, SLG: 0.445 (1.7)	1-1 E5		2-1 G4-3 2B		0-0 2B	4-0 2B			2-3 K			1-1 G6-4-3 1B	6	0	2	1	1	2	6								
Mel Hall, L OBP: 0.319, SLG: 0.450 (1.9)	0-0 P4		3-2 G4-3		2-1 1B	3-2 G3			4-1 BB			1-2 1B	6	0	2	0	1	0	6								
Matt Nokes, L OBP: 0.309, SLG: 0.471 (1.2)	3-2 F9		1-0 P4		2-2 F8				0-0 SH3-4 1B			1-1 G4-3	7	1	1	0	0	0	8								
Tony Lovullo, S OBP: 0.250, SLG: 0.216 (1.5)	2-1 P6		1-1 F7		0-0 P2				0-1 SH3-4 1B			0-0 G4-3	5	0	0	0	0	7									
Kevin Maas, L OBP: 0.332, SLG: 0.376 (1.10) Mike Humphreys, R OBP: 0.347, SLG: 0.200 (8. PH) John Ramos, R OBP: 0.310, SLG: 0.346 (11. PH)		2-1 F9		2-0 F7		1-1 G3			4-0 1B BB			1-0 SH3 1B	4	0	1	0	1	0	1								
Alvaro Espinoza, R OBP: 0.282, SLG: 0.345 (1.6) Pat Sheridan, L OBP: 0.296, SLG: 0.336 (7. PH) Randy Velarde, R OBP: 0.322, SLG: 0.332 (8.6)		0-0 1B		0-0 1B		1-2 G3 2B			1-2 F9			0-0 SH3	3	2	3	0	0	0	0								
Bernie Williams, S OBP: 0.334, SLG: 0.345 (1.8)		0-1 1B		2-2 FC3-6 1B		1-2 F8			1-0 1B			2-2 FC6-4 1B	6	1	5	2	0	1									
<b>Inning Stats</b>	R: 0 E: 1 K: 0 S: 12	H: 1 LOB: 3 BB: 1 P: 23	R: 0 E: 0 K: 0 S: 10	H: 2 LOB: 2 BB: 0 P: 14	R: 0 E: 0 K: 0 S: 10	H: 1 LOB: 1 BB: 16	R: 2 E: 0 K: 0 S: 13	H: 4 LOB: 2 BB: 18	R: 0 E: 0 K: 0 S: 9	H: 1 LOB: 1 BB: 13	R: 1 E: 0 K: 0 S: 9	H: 2 LOB: 2 BB: 19	R: 0 E: 0 K: 0 S: 8	H: 0 LOB: 0 BB: 9	R: 0 E: 0 K: 0 S: 9	H: 1 LOB: 1 BB: 16	R: 0 E: 0 K: 0 S: 10	H: 2 LOB: 1 BB: 14	1B: 14 2B: 5 3B: 0 HR: 0	SF: 0 SAC: 2 DP: 1 HBP: 0	WP: 0 PB: 0 SB: 1 CS: 0	PA: 59					
<b>PITCHER</b>	IP ERA WLS BF H R ER SO BB IBB HBP BLK WP HR S P ERA WHIP	5.2 4.6 0.2 4 1 1 1 0 2 0 0 0 0 0 10 17 13.50 2.294	1.2 8 2 0 0 1 1 0 0 0 0 0 0 0 13 24 0.00 1.800	3.0 W 13 3 1 1 2 0 1 0 0 0 0 0 27 44 3.00 1.000	1.0 S 4 2 0 0 0 0 0 0 0 0 0 0 10 14 0.00 2.000																						

Cleveland Indians @ New York Yankees  
Yankee Stadium, Bronx, NY  
Sat Oct 05 1991, 3:33 AM EDT  
Alt. 15,681 - Cloudy - 78 F

AB	52
R	5
H	19
RBI	5
BB	5
SO	3
LOB	42





Batter	1	2	3	4	5	6	7	8	9	AB	R	H	RBI	BB	SO	LOB	TOP			
Alex Cole, L OBP: 0.386, SLG: 0.354 (1, 8)	G4-3		1B		G5-3			F8		5	0	2	1	0	0	0	<b>Cleveland Indians @ New York Yankees</b> Yankee Stadium, Bronx, NY Sun Oct 06 1991, 3:33 AM EDT Att: 17,863 - Cloudy - 60 F			
Mark Lewis, R OBP: 0.293, SLG: 0.318 (1, 6)	G4-3 1B		SF8		F7			WP 1B SF8 1B	K	4	1	2	1	0	1	2				
Carlos Baerga, S OBP: 0.346, SLG: 0.398 (1, 4)	G4-3		1B		G6-3			SF8 WP 1B		4	0	2	0	0	0	1				
Mark Whiten, S OBP: 0.297, SLG: 0.388 (1, 10)	F7		G3		F9			SF8		3	0	0	1	0	0	3				
Reggie Jefferson, S OBP: 0.221, SLG: 0.306 (1, 3)		G3-1			F8			G6-3		4	0	0	0	0	0	1				
Mike Aldrete, L OBP: 0.394, SLG: 0.298 (1, 7)		F7			L7				G6-3	3	1	1	0	0	0	0				
Jerry Browne, S OBP: 0.292, SLG: 0.269 (9, PH)								G4-3 2B		1	0	0	0	0	0	0				
Jim Thome, L OBP: 0.329, SLG: 0.367 (1, 5)	G4-3							G4-3		3	0	1	0	0	0	1				
Tony Perezchica, R OBP: 0.320, SLG: 0.386 (9, PH)								1B 1B		1	1	1	0	0	0	0				
Eddie Taubensee, L OBP: 0.288, SLG: 0.303 (1, 2)			G4-3		P5			G4-3		3	0	0	1	0	0	1				
Luis Lopez, R OBP: 0.291, SLG: 0.293 (9, PH)								1B 1B		1	0	1	0	0	0	0				
Wayne Kirby, L OBP: 0.239, SLG: 0.256 (1, 9)			1B SF8 1B		G4-3			L6		3	1	1	0	0	0	0				
Jose Gonzalez, R OBP: 0.205, SLG: 0.197 (9, PH)									K	1	0	0	0	0	1	2				
<b>Inning Stats</b>	R: 0 E: 0 K: 0 S: 7	H: 1 LOB: 1 BB: 0 P: 10	R: 0 E: 0 K: 0 S: 5	H: 0 LOB: 0 BB: 0 P: 9	R: 1 E: 0 K: 0 S: 13	H: 3 LOB: 2 BB: 0 P: 18	R: 0 E: 0 K: 0 S: 9	H: 1 LOB: 1 BB: 0 P: 13	R: 0 E: 0 K: 0 S: 6	H: 0 LOB: 0 BB: 0 P: 8	R: 1 E: 0 K: 0 S: 5	H: 1 LOB: 1 BB: 0 P: 7	R: 1 E: 0 K: 0 S: 10	H: 2 LOB: 1 BB: 0 P: 16	R: 1 E: 0 K: 2 S: 17	H: 3 LOB: 2 BB: 0 P: 22	1B: 10 2B: 1 3B: 0 HR: 0	SF: 2 SAC: 0 DP: 0 HBP: 0	WP: 1 PB: 0 SB: 1 CS: 0	PA: 38
<b>PITCHER</b>	IP WLS BF H R ER SO BB IBB HBP BLK WP HR S P ERA WHIP																			
Dave Eiland, R ERA: 5.33 (1, 1)	7.0 W 27 6 2 2 0 0 0 0 0 0 0 0 0 0 0 0 2.57 0.857																			
Lee Guetterman, L ERA: 3.69 (8, 1)	1.1 8 4 2 2 0 0 0 0 0 0 1 0 19 27 13.50 3.000																			
John Habyan, R ERA: 2.3 (9, 1)	0.2 S 3 1 0 0 2 0 0 0 0 0 0 0 0 8 11 0.00 1.500																			

AB	36
R	4
H	11
RBI	4
BB	0
SO	2
LOB	11



Batter	1	2	3	4	5	6	7	8	9	AB	R	H	RBI	BB	SO	LOB	BOTTOM			
Steve Sax, R OBP: 0.345, SLG: 0.414 (1, 4)	G1-3		G5-3		G4-3			F9		4	0	0	0	1	0	3	<b>Cleveland Indians @ New York Yankees</b> Yankee Stadium, Bronx, NY Sun Oct 06 1991, 3:33 AM EDT Att: 17,863 - Cloudy - 60 F			
Don Mattingly, L OBP: 0.338, SLG: 0.394 (1, 10)	G3				FC6 BB		P8	K		3	0	0	0	1	1	2				
Roberto Kelly, R OBP: 0.333, SLG: 0.444 (1, 7)	G6-3				FC6 HR		F8 S BB	1B S BB		3	2	1	0	1	0	1				
Mel Hall, L OBP: 0.321, SLG: 0.455 (1, 9)		K			HR		F8	BB SF4 BB		3	2	1	2	1	1	1				
Matt Nokes, L OBP: 0.308, SLG: 0.469 (1, 2)	P6				K		K	BB 1B		4	1	1	0	0	2	1				
Jim Leyritz, R OBP: 0.300, SLG: 0.221 (1, 5)					G4-3		L6	BB 1B		3	0	0	1	1	1	0				
Torey Lovullo, S OBP: 0.250, SLG: 0.216 (9, 5)	K							BB 1B		0	0	0	0	0	0	0				
Kevin Maas, L OBP: 0.333, SLG: 0.390 (1, 3)			P8		HR		HR	SF4		3	2	2	3	0	0	0				
Alvaro Espinoza, R OBP: 0.282, SLG: 0.344 (1, 6)			G5-3		G5-3		G4-3 1B	K		4	0	1	0	0	1	2				
Bernie Williams, S OBP: 0.336, SLG: 0.350 (1, 8)					G3-1		G4-3	1B		4	0	2	1	0	0	1				
<b>Inning Stats</b>	R: 0 E: 0 K: 0 S: 5	H: 0 LOB: 0 BB: 0 P: 8	R: 0 E: 0 K: 2 S: 10	H: 0 LOB: 0 BB: 0 P: 12	R: 0 E: 0 K: 0 S: 8	H: 1 LOB: 1 BB: 0 P: 12	R: 2 E: 0 K: 1 S: 6	H: 1 LOB: 0 BB: 1 P: 14	R: 1 E: 0 K: 0 S: 9	H: 1 LOB: 0 BB: 0 P: 15	R: 0 E: 0 K: 1 S: 8	H: 0 LOB: 1 BB: 1 P: 19	R: 1 E: 0 K: 1 S: 13	H: 2 LOB: 2 BB: 1 P: 26	R: 3 E: 0 K: 1 S: 17	H: 3 LOB: 2 BB: 2 P: 31	1B: 4 2B: 1 3B: 0 HR: 3	SF: 1 SAC: 0 DP: 0 HBP: 0	WP: 0 PB: 0 SB: 2 CS: 0	PA: 37
<b>PITCHER</b>	IP WLS BF H R ER SO BB IBB HBP BLK WP HR S P ERA WHIP																			
Charles Nagy, R ERA: 4.13 (1, 1)	5.0 L 19 3 3 3 3 3 0 0 0 0 0 0 1 18 40 5.40 0.800																			
Jeff Shaw, R ERA: 3.36 (6, 1)	1.2 9 2 1 1 1 2 0 0 0 0 0 1 18 40 5.40 2.400																			
Garland Kiser, L ERA: 9.64 (7, 1)	0.1 4 2 3 3 1 1 0 0 0 0 0 0 8 14 81.00 9.000																			
Tom Kramer, R ERA: 17.36 (8, 1)	1.0 5 1 0 0 1 1 0 0 0 0 0 0 12 22 0.00 2.000																			

AB	31
R	7
H	8
RBI	7
BB	5
SO	6
LOB	11

