


New York Yankees - 1992

Batter	1	2	3	4	5	6	7	8	9	AB R H RBI BB SO LOB	TOP	
Wade Boggs, L (1, 5) OBP: 0.200, SLG: 0.200	1-0 G4-3		2-2 L5		2-2 G1-3		0-1 1B		2-3 K	5 0 1 0 0 1 3		
Jody Reed, R (1, 4) OBP: 0.200, SLG: 0.500	1-2 F7		2-1 P2		0-0 L8 2B		2-1 SF7		0-2 P5	4 0 1 1 0 0 2		
Mike Greenwell, L (1, 7)	2-2 P2		1-3 K		0-1 P6		1-3 K			4 0 0 0 0 2 4		
Ellis Burks, R (1, 8) OBP: 0.250, SLG: 0.250		1-3 K		0-1 G6-3		1-2 L8		2-0 1B		4 0 1 0 0 1 1		
Phil Plantier, L (1, 9) OBP: 0.500, SLG: 1.333		2-1 HR		1-1 F9		4-0 IBB		1-3 K		3 1 1 1 1 1 1		
Jack Clark, R (1, 10)		0-3 K		0-2 G5-3		2-2 G5-3		2-3 K		4 0 0 0 0 2 3		
Mo Vaughn, L (1, 3) OBP: 0.500, SLG: 1.333		3-2 HR		4-2 BB		2-3 K		0-0 G3		3 1 1 1 1 1 1		
Tony Peña, R (1, 2) OBP: 0.500, SLG: 0.333		0-2 G5-3		1-3 K		4-2 1B BB SF7 BB		2-2 FC3-6 1B		3 1 1 0 1 1 1		
Luis Rivera, R (1, 6) OBP: 0.500, SLG: 0.333			0-1 1B		0-3 K		4-2 1B BB		1-1 FC3-6	3 0 1 0 1 1 2		
Inning Stats	R: 0 E: 0 K: 0 S: 8 H: 0 LOB: 0 BB: 0 P: 12	R: 2 E: 0 K: 2 S: 15 H: 2 LOB: 0 BB: 0 P: 21	R: 0 E: 0 K: 1 S: 11 H: 1 LOB: 1 BB: 0 P: 16	R: 0 E: 0 K: 0 S: 7 H: 0 LOB: 0 BB: 0 P: 8	R: 0 E: 0 K: 2 S: 13 H: 0 LOB: 1 BB: 1 P: 20	R: 0 E: 0 K: 0 S: 10 H: 1 LOB: 2 BB: 1 P: 17	R: 1 E: 0 K: 2 S: 17 H: 1 LOB: 2 BB: 2 P: 30	R: 0 E: 0 K: 2 S: 8 H: 1 LOB: 1 BB: 0 P: 13	R: 0 E: 0 K: 1 S: 11 H: 1 LOB: 1 BB: 0 P: 16	1B: 4 2B: 1 3B: 0 HR: 2 SF: 1 SAC: 0 DP: 0 HBP: 0	WP: 0 PB: 0 SB: 0 CS: 0 PA: 38	
PITCHER	IP WLS BF H R ER SO BB IBB HBP BLK WP HR S P ERA WHIP											
Scott Sanderson, R (1, 1) ERA: 3.0	6.0 W 24 4 2 2 5 1 1 0 0 0 2 64 94 3.00 0.833											
Greg Cadaret, L (7, 1) ERA: 9.0	1.0 6 1 1 1 2 2 0 0 0 0 0 0 17 30 9.00 3.000											
John Habyan, R (8, 1) ERA:	1.0 4 1 0 0 2 0 0 0 0 0 0 0 8 13 0.00 1.000											
Steve Farr, R (9, 1) ERA:	1.0 S 4 1 0 0 1 0 0 0 0 0 0 0 11 16 0.00 1.000											

Boston Red Sox @ New York Yankees
 Yankee Stadium, Bronx, NY
 Tue Apr 07 1992, 3:33 AM EDT
 Att. 56,572 - Cloudy - 57 F

livebaseballscorecards.com

AB	33
R	3
H	7
RBI	3
BB	4
SO	10
LOB	18

Batter	1	2	3	4	5	6	7	8	9
Randy Velarde, R OBP: 0.500, SLG: 0.333 (1, 6)	4-2 1B FC4-6 BB		2-2 G6-3			1-2 1B 2B 1B		0-0 G6-3	
Don Mattingly, L OBP: 0.750, SLG: 0.750 (1, 3)	1-0 FC4-6 1B		1-1 G4-3			2-1 SAFE 1B 2B 1B		0-2 G6-4-3 1B	
Roberto Kelly, R OBP: 0.250, SLG: 0.500 (1, 8)	0-0 FC4-6 S 1-2f 3-H				0-3 K	1-0 G4-3 1B 2B		1-1 G6-4-3 1-2f	
Mel Hall, L (1, 7)	1-0 F7				3-3 K	3-1 G4-3			
Danny Tartabull, R OBP: 0.333, SLG: 0.333 (1, 10)	1-0 G6-3				1-1 F9	0-0 G4-6-3 1B			
Matt Nokes, L OBP: 0.333, SLG: 0.333 (1, 2)		2-0 F8			0-0 G6-4-3 1B	1-2 G4-6-3 1-2f			
Jesse Barfield, R (1, 9)		3-3 K			3-1 G6-4-3 1-2f		0-2 G5-3		
Charlie Hayes, R OBP: 0.667, SLG: 0.500 (1, 5)		1-3 K			0-0 1B		1-0 G6-3 HBP		
Pat Kelly, R (1, 4)			1-3 K		0-0 P4		3-2 G6-3 1-2f		

Inning Stats	R: 1	H: 1	E: 0	K: 0	S: 10	R: 0	H: 0	E: 0	K: 2	S: 7	R: 0	H: 0	E: 0	K: 1	S: 8	R: 0	H: 0	E: 0	K: 2	S: 8	R: 0	H: 2	E: 0	K: 0	S: 5	R: 3	H: 4	E: 0	K: 0	S: 12	R: 0	H: 0	E: 0	K: 0	S: 7	R: 0	H: 1	E: 0	K: 0	S: 7
	LOB: 1	BB: 1	LOB: 0	BB: 0	P: 16	LOB: 0	BB: 0	LOB: 0	BB: 0	P: 13	LOB: 0	BB: 0	LOB: 0	BB: 0	P: 12	LOB: 1	BB: 0	LOB: 0	BB: 0	P: 8	LOB: 0	BB: 0	LOB: 0	BB: 0	P: 11	LOB: 0	BB: 0	LOB: 0	BB: 0	P: 8	LOB: 0	BB: 0	LOB: 0	BB: 0	P: 8	SF: 0	SAC: 0	DP: 4	HBP: 1	


PITCHER	IP	WLS	BF	H	R	ER	SO	BB	IBB	HBP	BLK	WP	HR	S	P	ERA	WHIP
Roger Clemens, R ERA: 4.5 (1, 1)	8.0	L	30	8	4	4	5	1	0	1	0	0	0	64	100	4.50	1.125

BOTTOM

Boston Red Sox @ New York Yankees
Yankee Stadium, Bronx, NY

Tue Apr 07 1992, 3:33 AM EDT
Att: 56,572 - Cloudy - 57 F

AB	28
R	4
H	8
RBI	4
BB	1
SO	5
LOB	9



1B: 7	SF: 0	WP: 0	PA: 30
2B: 1	SAC: 0	PB: 0	
3B: 0	DP: 4	SB: 1	
HR: 0	HBP: 1	CS: 0	

Batter	1	2	3	4	5	6	7	8	9	AB R H RBI BB SO LOB	TOP														
Wade Boggs, L (1, 5) OBP: 0.333, SLG: 0.250	1-2 G5-4-3 1B	4-1 BB			0-2 G1-3		3-1 E4 G6-3			3 0 1 0 1 0 0															
Jody Reed, R (1, 4) OBP: 0.222, SLG: 0.286	3-2 G5-4-3 1-2f	3-2 F7			4-1 3B BB		1-2 G6-3 1-2f			3 1 0 0 1 0 5															
Mike Greenwell, L (1, 7) OBP: 0.125, SLG: 0.125	3-1 1B				1 SAFE 1 SAFE 1 SAFE 1B BB		3-1 L7		1-2 G4-3	4 0 1 0 0 1 1															
Ellis Burks, R (1, 8) OBP: 0.375, SLG: 0.625	0-0 G5-3				B BB BB X		3-1 1-H 3B		2-3 K	4 0 2 1 0 1 1															
Jack Clark, R (1, 10)					B 1 SAFE 1 SAFE BB BB		1-3 K		0-0 G6-3	2 1 0 0 2 1 1															
Phil Plantier, L (1, 9) OBP: 0.375, SLG: 0.667					B BB BB X		3-3 K		2-2 F9	3 0 0 0 1 1 2															
Tom Brunansky, R (1, 3) OBP: 0.250, SLG: 0.250					B BB BB X		2-3 K		2-2 G1-4-3 1B	4 0 1 0 0 1 2															
Tim Lincecum, R (1, 6) OBP: 0.250, SLG: 0.250					B BB BB X		0-1 G5-3		1-0 G1-4-3 1-2	4 0 1 1 0 0 1															
Tony Peña, R (1, 2) OBP: 0.250, SLG: 0.143					B BB BB X		2-2 G5-3		2-2 G3	4 0 0 0 0 1 3															
Inning Stats	R: 0 E: 0 K: 0 S: 9	H: 2 LOB: 1 BB: 0 P: 16	R: 1 E: 0 K: 1 S: 15	H: 1 LOB: 3 BB: 3 P: 32	R: 0 E: 0 K: 1 S: 8	H: 1 LOB: 1 BB: 1 P: 17	R: 0 E: 0 K: 0 S: 10	H: 0 LOB: 0 BB: 0 P: 15	R: 1 E: 0 K: 1 S: 11	H: 1 LOB: 1 BB: 1 P: 22	R: 0 E: 0 K: 2 S: 9	H: 0 LOB: 0 BB: 0 P: 14	R: 0 E: 1 K: 0 S: 9	H: 0 LOB: 0 BB: 0 P: 15	R: 0 E: 0 K: 1 S: 8	H: 0 LOB: 0 BB: 0 P: 11	R: 0 E: 0 K: 0 S: 12	H: 1 LOB: 1 BB: 0 P: 19	1B: 5 2B: 0 3B: 1 HR: 0	SF: 0 SAC: 0 DP: 3 HBP: 0	WP: 0 PB: 0 SB: 0 CS: 0	PA: 36			
PITCHER	IP WLS BF H R ER SO BB IBB HBP BLK WP HR S P ERA WHIP																								
Jeff Johnson, L (1, 1) ERA: 3.86	4.2		22	5	2	2	2	5	0	0	0	0	0	50	98	3.86	2.143								
Rich Monteleone, R (5, 1) ERA:	2.1	W	7	0	0	0	3	0	0	0	0	0	0	21	33	0.00	0.000								
Steve Howe, L (8, 1) ERA:	2.0	S	7	1	0	0	1	0	0	0	0	0	0	20	30	0.00	0.500								

Boston Red Sox @ New York Yankees
 Yankee Stadium, Bronx, NY
 Thu Apr 09 1992, 7:05 PM EDT
 Att. 20,430 - Cloudy - 53 F

AB	31
R	2
H	6
RBI	2
BB	5
SO	6
LOB	16



Batter	1	2	3	4	5	6	7	8	9	AB R H RBI BB SO LOB	TOP	
Randy Velarde, R (1, 6) OBP: 0.154, SLG: 0.083	1-2 L9	1-2 G3-1		3-3 K		1-1 G6-3-4		0-0 E6	3-2 F7	6 0 0 0 0 1 6		
Don Mattingly, L (1, 3) OBP: 0.462, SLG: 0.455	0-1 G4-3		2-0 F8		4-1 BB			0-2 G6-4-3		4 0 1 0 1 0 2		
Roberto Kelly, R (1, 8) OBP: 0.385, SLG: 0.538	0-1 G4-3		3-1 WP 1B		1-3 K				1-2 1B 1B	5 2 2 0 0 1 2		
Mel Hall, L (1, 7) OBP: 0.375, SLG: 0.750		1-1 HR	1-2 FC4 1B		2-3 K			2-2 L9	3-2 G3-1 1B 1B	5 2 3 2 0 1 0		
Danny Tartabull, R (1, 10) OBP: 0.545, SLG: 0.667		4-2 1B 1B BB	1-2 FC4 1B 2B		3-3 K			4-2 BB	0-1 G3-1 1B 1B	3 3 1 1 2 1 1		
Matt Nokes, L (1, 2) OBP: 0.500, SLG: 0.500		1-0 1B 1B	1-1 2B 1B		2-1 1B			2-2 F9	1-2 G3-1 2-2 1B	5 0 3 0 0 0 3		
Jesse Barfield, R (1, 9) OBP: 0.273, SLG: 0.300		1-2 P4	2-0 1-3 2-H 2B		1-0 1B			0-3 K	4-0 1B IBB	4 0 2 1 1 1 3		
Charlie Hayes, R (1, 5) OBP: 0.636, SLG: 0.600		1-1 1-3 2-H 1B	2-1 P3		1-0 F8			0-1 E 1B	2-2 1-2 2-H 3-H 1B	5 0 3 3 0 0 4		
Pat Kelly, R (1, 4) OBP: 0.385, SLG: 0.538		0-0 P4		0-1 L9		4-2 G6-3-4 BB		0-0 P3	2-3 K	4 0 0 0 1 1 5		
Inning Stats	R: 0 E: 0 K: 0 S: 7 H: 0 LOB: 0 BB: 0 P: 8	R: 2 E: 0 K: 0 S: 15 H: 3 LOB: 2 BB: 1 P: 24	R: 2 E: 0 K: 0 S: 16 H: 4 LOB: 2 BB: 0 P: 28	R: 0 E: 0 K: 2 S: 11 H: 1 LOB: 1 BB: 0 P: 17	R: 0 E: 0 K: 2 S: 10 H: 2 LOB: 2 BB: 0 P: 19	R: 0 E: 0 K: 0 S: 10 H: 0 LOB: 1 BB: 2 P: 19	R: 0 E: 0 K: 1 S: 13 H: 0 LOB: 1 BB: 1 P: 21	R: 0 E: 1 K: 0 S: 7 H: 1 LOB: 1 BB: 0 P: 7	R: 3 E: 0 K: 1 S: 27 H: 4 LOB: 2 BB: 1 P: 44	1B: 12 2B: 3 3B: 0 HR: 1 SF: 0 SAC: 0 DP: 2 HBP: 0	WP: 1 PB: 0 SB: 0 CS: 0 PA: 46	
PITCHER	IP WLS BF H R ER SO BB IBB HBP BLK WP HR S P ERA WHIP											
Eric King, R (1, 1) ERA: 13.5	2.2 L 16 7 4 4 0 1 0 0 0 0 1 1 36 56 13.50 3.000											
Kevin Ritz, R (3, 1) ERA: 5.4	2.1 10 3 0 0 4 0 0 0 0 0 0 0 23 40 0.00 1.286											
Les Lancaster, R (6, 1) ERA: 1.8	3.0 12 1 0 0 1 3 0 0 0 0 0 0 30 47 0.00 1.333											
John Doherty, R (9, 1) ERA: 15.43	0.0 3 3 3 3 0 0 0 0 0 0 0 0 11 15 ∞ ∞											
Mike Munoz, L (9, 1) ERA:	1.0 5 1 0 0 1 0 1 0 0 0 0 0 16 29 0.00 1.000											

New York Yankees @ Detroit Tigers
Tiger Stadium, Detroit, MI
Fri Apr 10 1992, 7:05 PM EDT
Att. 10,622 - Cloudy - 41 F

AB	41
R	7
H	15
RBI	7
BB	5
SO	6
LOB	26



Batter	1	2	3	4	5	6	7	8	9	AB R H RBI BB SO LOB	TOP									
Randy Velarde, R (1, 6) OBP: 0.182, SLG: 0.300	1-1 F8	0-0 SF7	1-1 L9		1-0 1B		0-1 G5-3			4 0 1 1 0 0 1										
Don Mattingly, L (1, 3) OBP: 0.409, SLG: 0.600	2-1 1B FC3-6	1-2 FC4-6 1B		1-3 K	1-1 F9			2-2 F8		5 2 1 0 0 1 4										
Roberto Kelly, R (1, 8) OBP: 0.435, SLG: 0.522	2-2 FC3-6 1B	0-1 BB 1B		2-3 K		0-1 1B		1-0 G6-3		5 1 3 1 0 1 0										
Danny Tartabull, R (1, 10) OBP: 0.450, SLG: 0.438	4-0 FC3-6 1B	4-2 BB 1B		1-3 K 1B		1-3 K		2-0 1B		3 0 1 0 2 2 1										
Mel Hall, L (1, 7) OBP: 0.353, SLG: 0.750	1-2 FC3-6	1-1 BB 1B		1-0 1B		1-0 F7		2-0 G4-3		5 0 2 3 0 0 4										
Jesse Barfield, R (1, 9) OBP: 0.313, SLG: 0.286	3-3 K	4-1 BB		1-1 G5-3		1-1 G5-3		2-2 1B		4 0 1 0 1 1 5										
Jim Leyritz, R (1, 2) OBP: 0.400, SLG: 0.250		1B SF7			1-2 G4-3		0-1 L9		0-1 1B	4 1 1 0 1 0 3										
Charlie Hayes, R (1, 5) OBP: 0.500, SLG: 0.632		0-0 FC4-6 1B	1-1 F8		0-0 G5-3		2-1 G6-3		2-3 K	5 1 1 0 0 1 1										
Pat Kelly, R (1, 4) OBP: 0.294, SLG: 0.154		4-2 FC4-6 1B	2-2 G4-3		4-0 1B		4-2 HBP		1-3 K	1 0 0 0 2 0 0										
Kevin Maas, L (9, PH) OBP: 0.500, SLG: 0.500		SAFE								1 0 0 0 0 1 1										
Andy Stankiewicz, R (9, 4)		SAFE								0 0 0 0 0 0 0										
Inning Stats	R: 1 E: 0 K: 1 S: 13	H: 2 LOB: 2 BB: 1 P: 26	R: 4 E: 0 K: 0 S: 21	H: 3 LOB: 3 BB: 4 P: 41	R: 0 E: 0 K: 0 S: 7	H: 0 LOB: 0 BB: 0 P: 11	R: 0 E: 0 K: 3 S: 12	H: 1 LOB: 2 BB: 0 P: 18	R: 0 E: 0 K: 1 S: 8	H: 1 LOB: 1 BB: 0 P: 11	R: 0 E: 0 K: 0 S: 9	H: 0 LOB: 1 BB: 0 P: 15	R: 0 E: 0 K: 0 S: 7	H: 1 LOB: 1 BB: 0 P: 14	R: 0 E: 0 K: 2 S: 12	H: 2 LOB: 1 BB: 0 P: 16	1B: 11 2B: 0 3B: 0 HR: 0	SF: 1 SAC: 0 DP: 0 HBP: 1	WP: 1 PB: 0 SB: 1 CS: 0	PA: 45
PITCHER	IP WLS BF H R ER SO BB IBB HBP BLK WP HR S P ERA WHIP																			
Scott Aldred, L (1, 1) ERA: 27.0	1.2 L 14 5 5 5 1 4 0 0 0 0 0 0 29 56 27.00 5.400																			
Kevin Ritz, R (2, 1) ERA: 2.89	4.1 19 3 0 0 4 2 0 0 0 1 0 39 65 0.00 1.154																			
John Doherty, R (7, 1) ERA: 8.31	2.0 8 1 0 0 0 0 0 0 1 0 0 0 16 29 0.00 0.500																			
Mike Henneman, R (9, 1) ERA:	1.0 4 2 0 0 2 0 0 0 0 0 0 0 12 16 0.00 2.000																			

New York Yankees @ Detroit Tigers
Tiger Stadium, Detroit, MI
 Sun Apr 12 1992, 3:33 AM EDT
 Att. 12,521 - Sunny - 43 F

livebaseballscorecards.com

AB	37
R	5
H	11
RBI	5
BB	6
SO	7
LOB	20



Batter	1	2	3	4	5	6	7	8	9	AB R H RBI BB SO LOB	TOP											
Randy Velarde, R (1, 6) OBP: 0.192, SLG: 0.333	2-3 K		2-1 G5-3			3-2 WP SF9 2B		2-2 G1-4-3		4 1 1 0 0 1 1												
Don Mattingly, L (1, 3) OBP: 0.346, SLG: 0.500	1-1 P8			1-1 P7		0-0 F7			1-0 G1-3	4 0 0 0 0 0 1												
Roberto Kelly, R (1, 8) OBP: 0.444, SLG: 0.538	0-1 G5-3			1-1 2B 1B		1-1 SF9 2-H			1-0 2B 1B	3 2 2 1 0 0 0												
Mel Hall, L (1, 7) OBP: 0.333, SLG: 0.700		2-1 L8		0-0 P6		2-0 P6			2-2 1-H HR 2B	4 1 1 1 0 0 1												
Danny Tartabull, R (1, 10) OBP: 0.500, SLG: 0.684		4-1 BB		2-2 1-H 2B			1-0 F8		0-0 2-H HR	3 1 2 3 1 0 0												
Matt Nokes, L (1, 2) OBP: 0.313, SLG: 0.267		0-0 P5		1-0 G3			1-0 L4		0-1 F8	4 0 0 0 0 0 2												
Jesse Barfield, R (1, 9) OBP: 0.250, SLG: 0.222		0-0 P4			0-3 K		0-3 K2-3		1-3 K2-3	4 0 0 0 0 3 1												
Charlie Hayes, R (1, 5) OBP: 0.435, SLG: 0.545			2-3 K		0-1 G5-3			0-2 G6-3		3 0 0 0 0 1 0												
Pat Kelly, R (1, 4) OBP: 0.300, SLG: 0.133			0-1 G6-3		1-0 F9			4-2 CS BB		2 0 0 0 1 0 0												
Inning Stats	R: 0 E: 0 K: 1 S: 7	H: 0 LOB: 0 BB: 0 P: 10	R: 0 E: 0 K: 0 S: 5	H: 0 LOB: 1 BB: 1 P: 11	R: 0 E: 0 K: 1 S: 7	H: 0 LOB: 0 BB: 0 P: 11	R: 1 E: 0 K: 0 S: 9	H: 2 LOB: 1 BB: 0 P: 14	R: 0 E: 0 K: 1 S: 6	H: 0 LOB: 0 BB: 0 P: 7	R: 1 E: 0 K: 0 S: 7	H: 1 LOB: 0 BB: 0 P: 13	R: 0 E: 0 K: 1 S: 5	H: 0 LOB: 0 BB: 0 P: 7	R: 0 E: 0 K: 0 S: 12	H: 0 LOB: 0 BB: 1 P: 17	R: 3 E: 0 K: 1 S: 12	H: 3 LOB: 0 BB: 0 P: 17	1B: 2 2B: 3 3B: 0 HR: 1	SF: 1 SAC: 0 DP: 0 HBP: 0	WP: 1 PB: 0 SB: 0 CS: 1	PA: 34
PITCHER Todd Stottlemyre, R (1, 1) ERA: 6.08	IP 9.0	WLS L	BF 34	H 6	R 5	ER 5	SO 5	BB 2	IBB 0	HBP 0	BLK 0	WP 1	HR 1	S 70	P 107	ERA 5.00	WHIP 0.889					

New York Yankees @ Toronto Blue Jays
SkyDome, Toronto, ON
 Mon Apr 13 1992, 7:05 PM EDT
 Att: 44,115 - Dome - 70 F

livebaseballscorecards.com

AB	31
R	5
H	6
RBI	5
BB	2
SO	5
LOB	6



Batter	1	2	3	4	5	6	7	8	9	AB	R	H	RBI	BB	SO	LOB
Devon White, S OBP: 0.303, SLG: 0.333 (1, 8)	0-0 F9		2-3 K		2-2 G5-3			0-3 K		4	0	0	0	0	2	2
Roberto Alomar, S OBP: 0.355, SLG: 0.464 (1, 4)	3-3 K			1-0 2B SF9 1B		4-1 S BB		4-0 FC6-4 IBB		2	1	1	0	2	1	0
Joe Carter, R OBP: 0.346, SLG: 0.542 (1, 9)	2-0 P4			1-0 1B 2B		2-1 F8		2-2 FC6-4 BB		4	1	1	0	0	0	3
Dave Winfield, R OBP: 0.400, SLG: 0.560 (1, 10)		1-1 FC3-6 1B		1-0 SF9		4-1 G3-6-1 IBB		4-1 BB		1	0	1	1	2	0	0
John Olerud, L OBP: 0.517, SLG: 0.571 (1, 3)		3-3 K		0-0 G5-4-3 1B		2-0 G3-6-1		1-0 G1		4	0	1	1	0	1	6
Candy Maldonado, R OBP: 0.250, SLG: 0.261 (1, 7)		3-0 FC3-6		1-2 G5-4-3			0-0 F9		0-3 K	4	0	0	0	0	1	2
Pat Borders, R OBP: 0.357, SLG: 0.667 (1, 2)		3-2 G5-3		4-2 G5-4-3 BB		1-2 G6-3		3-3 K		3	0	0	0	1	1	1
Jeff Kent, R OBP: 0.333, SLG: 0.500 (1, 5)			2-3 K		2-1 G5-4-3		2-3 K		0-0 1B	4	0	1	0	0	2	1
Manuel Lee, S OBP: 0.333, SLG: 0.250 (1, 6)			3-2 L8		4-1 BB		1-2 FC6-4 S 1B		1-3 K	3	0	1	0	1	1	1

Inning Stats	R: 0	H: 0	E: 0	K: 1	S: 5	R: 0	H: 1	E: 0	K: 1	S: 12	R: 0	H: 0	E: 0	K: 2	S: 12	R: 2	H: 3	E: 0	K: 0	S: 7	R: 0	H: 0	E: 0	K: 0	S: 10	R: 0	H: 0	E: 0	K: 1	S: 5	R: 0	H: 0	E: 0	K: 1	S: 7	R: 0	H: 1	E: 0	K: 3	S: 10	R: 0	H: 1	E: 0	K: 3	S: 10	1B: 5	SF: 1	2B: 1	SAC: 0	3B: 0	DP: 3	HR: 0	HBP: 0	WP: 0	PA: 36
--------------	------	------	------	------	------	------	------	------	------	-------	------	------	------	------	-------	------	------	------	------	------	------	------	------	------	-------	------	------	------	------	------	------	------	------	------	------	------	------	------	------	-------	------	------	------	------	-------	-------	-------	-------	--------	-------	-------	-------	--------	-------	--------

PITCHER	IP	WLS	BF	H	R	ER	SO	BB	IBB	HBP	BLK	WP	HR	S	P	ERA	WHIP
Greg Cadaret, L ERA: 3.86 (1, 1)	6.0		23	4	2	2	4	3	1	0	0	0	0	51	101	3.00	1.167
Rich Monteleone, R ERA: (7, 1)	1.2		8	1	0	0	2	1	1	0	0	0	0	18	32	0.00	1.200
Steve Howe, L ERA: (8, 1)	0.1	W	1	0	0	0	0	0	0	0	0	0	0	1	2	0.00	0.000
Steve Farr, R ERA: (9, 1)	1.0	S	4	1	0	0	3	0	0	0	0	0	0	10	14	0.00	1.000

BOTTOM

New York Yankees @ Toronto Blue Jays
 SkyDome, Toronto, ON
 Mon Apr 13 1992, 7:05 PM EDT
 Att. 44,115 - Dome - 70 F

livebaseballscorecards.com

AB	29
R	2
H	6
RBI	2
BB	6
SO	9
LOB	16



Batter	1	2	3	4	5	6	7	8	9	AB R H RBI BB SO LOB	TOP											
Randy Velarde, R (1, 6) OBP: 0.194, SLG: 0.345	0-3 K		2-0 1B 2B	0-0 FC5-4		1-2 P6			2-3 K	5 1 1 0 0 2 3												
Don Mattingly, L (1, 3) OBP: 0.367, SLG: 0.500 Bernie Williams, S (8, 8) OBP: 0.200, SLG: 0.200	1-1 G6-3		0-0 1B WP 1B		0-2 FC6-4 1B	0-0 G6-3			1-2 2B 1B	4 0 2 0 0 0 2 1 1 1 0 0 0 0												
Roberto Kelly, R (1, 8) OBP: 0.452, SLG: 0.533 Kevin Maas, L (8, 3) OBP: 0.667, SLG: 1.000	0-3 K		2-1 1B	1-3 2B	0-2 FC6-4 2B		2-0 1B		1-2 1B BB 2B	4 1 2 1 0 1 1 1 1 1 1 0 0 0												
Mel Hall, L (1, 7) OBP: 0.346, SLG: 0.680		0-0 G4-3	0-0 L9		0-1 2B		3-1 P6		0-0 BB BB 1B	5 1 2 1 0 0 3												
Danny Tartabull, R (1, 10) OBP: 0.464, SLG: 0.591 Mike Stanley, R (9, PH)		4-2 WP 1B BB	3-3 K		0-3 K		1-3 K		4-1 1B BB BB	3 0 0 0 1 3 4 0 0 0 0 1 0 0												
Matt Nokes, L (1, 2) OBP: 0.286, SLG: 0.250		0-0 WP 1B		0-0 F9	3-3 K		1-0 F8		2-2 P5	5 0 1 0 0 1 5												
Jesse Barfield, R (1, 9) OBP: 0.261, SLG: 0.200 Dion James, L (8, PH) (8, 9)		0-0 F7		4-2 WP 1B BB		1-3 K		1-0 E4 G6-4-3	4-0 1B BB	2 1 0 0 1 1 2 1 0 0 1 1 0 0												
Charlie Hayes, R (1, 5) OBP: 0.429, SLG: 0.519		3-2 F8		3-1 F8		3-2 BB 1B		0-0 G6-4-3	0-1 1B	5 0 2 1 0 0 4												
Andy Stankiewicz, R (1, 4) OBP: 0.400, SLG: 0.250 Jim Leyritz, R (9, PH)			0-0 L8	3-1 FC5-4 1B		4-2 BB		3-1 L4	1-2 F8	3 0 1 1 1 0 0 1 0 0 0 0 0 3												
Inning Stats	R: 0 E: 0 K: 2 S: 8	H: 0 LOB: 0 BB: 0 P: 9	R: 0 E: 0 K: 1 S: 11	H: 1 LOB: 2 BB: 1 P: 18	R: 1 E: 0 K: 1 S: 9	H: 3 LOB: 2 BB: 0 P: 16	R: 1 E: 0 K: 0 S: 10	H: 1 LOB: 1 BB: 1 P: 20	R: 1 E: 0 K: 2 S: 16	H: 2 LOB: 1 BB: 0 P: 19	R: 0 E: 0 K: 1 S: 14	H: 1 LOB: 2 BB: 1 P: 23	R: 0 E: 0 K: 1 S: 7	H: 1 LOB: 1 BB: 0 P: 14	R: 0 E: 1 K: 0 S: 4	H: 0 LOB: 0 BB: 0 P: 8	R: 3 E: 0 K: 1 S: 21	H: 4 LOB: 3 BB: 2 P: 36	1B: 10 2B: 3 3B: 0 HR: 0	SF: 0 SAC: 0 DP: 1 HBP: 0	WP: 3 PB: 0 SB: 0 CS: 0	PA: 45
PITCHER	IP WLS BF H R ER SO BB IBB HBP BLK WP HR S P ERA WHIP																					
Juan Guzman, R (1, 1) ERA: 2.77	6.0 W 29 8 3 3 6 3 0 0 0 3 0 68 105 4.50 1.833																					
Bob MacDonald, L (7, 1) ERA:	1.0 4 1 0 0 1 0 0 0 0 0 0 7 14 0.00 1.000																					
Ricky Tricek, R (8, 1) ERA: 10.8	1.0 3 0 0 0 0 0 0 0 0 0 0 4 8 0.00 0.000																					
Pat Hentgen, R (9, 1) ERA: 11.25	1.0 9 4 3 3 1 2 0 0 0 0 0 21 36 27.00 6.000																					

New York Yankees @ Toronto Blue Jays
 SkyDome, Toronto, ON
 Tue Apr 14 1992, 7:05 PM EDT
 Att: 45,579 - Dome - 70 F

AB	40
R	6
H	13
RBI	6
BB	5
SO	8
LOB	27



livebaseballscorecards.com

Batter	1	2	3	4	5	6	7	8	9	AB R H RBI BB SO LOB
Roberto Alomar, S OBP: 0.361, SLG: 0.545 (1, 4)	3-2 2B 1B	2-1 HR	2-2 G4-3		3-2 G6-3		2-3 K			5 2 2 3 0 1 1
Jeff Kent, R OBP: 0.455, SLG: 0.900 (1, 5)	3-2 G6-3 1B 2B	4-0 BB 1B BB		1-2 F9	2-0 HR		3-3 K			4 3 2 2 1 1 1
Joe Carter, R OBP: 0.400, SLG: 0.556 Rob Ducey, L (7, PH) (8, 9)	0-1 F9	4-0 1B 2B BB		0-0 1B 1B	2-2 HR 1B		2-3 K			3 3 2 0 1 0 1 1 0 0 0 0 1 1
Dave Winfield, R OBP: 0.429, SLG: 0.667 (1, 10)	2-2 G6-3	1-1 1B		3-1 BB WP 1B	1-1 HR		0-1 F7			5 1 3 4 0 0 1
John Olerud, L OBP: 0.500, SLG: 0.520 (1, 3)	3-2 1B	1-1 G6-3		4-2 BB BB	2-2 G6-3		0-0 F7			4 0 1 1 1 0 1
Candy Maldonado, R OBP: 0.276, SLG: 0.296 (1, 7)	0-1 G4-3	0-0 2B		4-1 BB		1-0 P3	0-2 F8			4 0 1 1 1 0 1
Pat Borders, R OBP: 0.344, SLG: 0.593 (1, 2)		BB F9		1-3 K		2-2 F7				3 1 0 0 1 1 4
Turner Ward, S OBP: 0.429, SLG: 0.714 (1, 8)		0-0 HR 2B	1-1 G1-6-3 1B	2-1 F8		1-3 K				4 1 2 0 0 1 3
Manuel Lee, S OBP: 0.323, SLG: 0.250 (1, 6)		2-2 FC HR	0-1 G1-6-3		3-2 G5-3		0-0 1B			4 1 1 0 0 0 2

Inning Stats	R: 2	H: 3	E: 0	LOB: 1	K: 0	S: 17	R: 6	H: 4	E: 1	LOB: 1	K: 0	S: 15	R: 0	H: 1	E: 0	LOB: 0	K: 0	S: 7	R: 1	H: 2	E: 0	LOB: 3	K: 1	S: 16	R: 3	H: 3	E: 0	LOB: 0	K: 0	S: 15	R: 0	H: 0	E: 0	LOB: 0	K: 1	S: 11	R: 0	H: 1	E: 0	LOB: 1	K: 3	S: 12	R: 0	H: 0	E: 0	LOB: 0	K: 0	S: 6		


PITCHER	IP	WLS	BF	H	R	ER	SO	BB	IBB	HBP	BLK	WP	HR	S	P	ERA	WHIP
Jeff Johnson, L ERA: 12.71 (1, 1)	1.0	L	12	5	8	6	0	3	0	0	0	0	1	25	52	54.00	8.000
Lee Guetterman, L ERA: 7.2 (2, 1)	4.0		20	8	4	4	1	2	0	0	0	1	2	45	81	9.00	2.500
Rich Monteleone, R ERA: (6, 1)	3.0		10	1	0	0	4	0	0	0	0	0	0	29	40	0.00	0.333

BOTTOM

New York Yankees @ Toronto Blue Jays
SkyDome, Toronto, ON
Tue Apr 14 1992, 7:05 PM EDT
Att: 45,579 - Dome - 70 F

AB	37
R	12
H	14
RBI	11
BB	5
SO	5
LOB	16

livebaseballscorecards.com



WP	PA	1B	2B	3B	HR	SF	SAC	DP	HBP	WP	HR	S	P	ERA	WHIP
1	42	8	3	0	3	0	0	1	0	1	2	29	40	0.00	0.333

Batter	1	2	3	4	5	6	7	8	9	AB R H RBI BB SO LOB	TOP											
Randy Velarde, R (1, 6) OBP: 0.200, SLG: 0.364	1-2 G4-3			0-0 G6-3		1-3 K			1-2 2B	4 0 1 0 0 1 2	New York Yankees @ Toronto Blue Jays SkyDome, Toronto, ON Wed Apr 15 1992, 7:05 PM EDT Att: 48,111 - Dome - 70 F											
Don Mattingly, L (1, 3) OBP: 0.324, SLG: 0.438	2-2 F7			1-2 F8		1-0 G6-3			2-2 F7	4 0 0 0 0 0 3												
Roberto Kelly, R (1, 8) OBP: 0.400, SLG: 0.471	2-2 P4			0-0 G1-3			3-1 L7		1-1 G5-3	4 0 0 0 0 0 1												
Danny Tartabull, R (1, 10) OBP: 0.438, SLG: 0.520		1-1 F9			3-2 F9		4-2 FC4-6 BB		3-1 F8	3 0 0 0 1 0 1												
Mel Hall, L (1, 7) OBP: 0.310, SLG: 0.607		3-1 F8			3-2 F7		0-0 FC4-6 1-2f			3 0 0 0 0 0 1												
Jesse Barfield, R (1, 9) OBP: 0.231, SLG: 0.174		3-1 G5-3			3-2 G5-3		1-2 SAFE L7			3 0 0 0 0 0 1												
Mike Stanley, R (1, 2) OBP: 0.429, SLG: 0.200			2-2 L1-3 1B			4-2 FC2-5 1B BB		0-1 G5-3		2 0 1 0 1 0 0												
Charlie Hayes, R (1, 5) OBP: 0.419, SLG: 0.500			0-1 F9			0-0 FC2-5 1B		2-1 G5-3		3 0 1 0 0 0 1												
Pat Kelly, R (1, 4) OBP: 0.261, SLG: 0.111			2-0 L1-3			0-0 FC2-5 1-2 2-3f		3-3 K		3 0 0 0 0 1 3												
Inning Stats	R: 0 E: 0 K: 0 S: 11	H: 0 LOB: 0 BB: 0 P: 16	R: 0 E: 0 K: 0 S: 6	H: 0 LOB: 0 BB: 0 P: 13	R: 0 E: 0 K: 0 S: 8	H: 1 LOB: 0 BB: 0 P: 12	R: 0 E: 0 K: 0 S: 5	H: 0 LOB: 0 BB: 0 P: 6	R: 0 E: 0 K: 0 S: 12	H: 0 LOB: 0 BB: 0 P: 21	R: 0 E: 0 K: 1 S: 8	H: 1 LOB: 2 BB: 1 P: 14	R: 0 E: 0 K: 0 S: 8	H: 0 LOB: 1 BB: 1 P: 16	R: 0 E: 0 K: 1 S: 7	H: 0 LOB: 0 BB: 0 P: 12	R: 0 E: 0 K: 0 S: 10	H: 1 LOB: 1 BB: 0 P: 17	1B: 2 2B: 2 3B: 0 HR: 0	SF: 0 SAC: 0 DP: 1 HBP: 0	WP: 0 PB: 0 SB: 0 CS: 0	PA: 31
PITCHER	IP WLS BF H R ER SO BB IBB HBP BLK WP HR S P ERA WHIP																					
Jimmy Key, L (1, 1) ERA: 1.8	8.0 W 28 3 0 0 2 2 0 0 0 0 0 0 68 114 0.00 0.625																					
Tom Henke, R (9, 1) ERA:	1.0 S 3 0 0 0 0 0 0 0 0 0 0 0 7 13 0.00 0.000																					

AB	29
R	0
H	3
RBI	0
BB	2
SO	2
LOB	13



WP: 0	PA: 31
-------	--------

ERA	WHIP
-----	------

ERA	WHIP
-----	------

Batter	1	2	3	4	5	6	7	8	9	AB R H RBI BB SO LOB	TOP						
Dion James, L (1, 9) OBP: 0.364, SLG: 0.125 Jesse Barfield, R (8, 9) OBP: 0.259, SLG: 0.174	0-2 F9		4-0 FC4-6 BB		0-1 2B 1B		1-0 G3-1		4-2 BB WP BB	3 1 1 0 1 0 1 0 0 0 0 1 0 0							
Don Mattingly, L (1, 10) OBP: 0.333, SLG: 0.541	2-1 G5-3		0-1 F7		1-0 1-H 2B		0-1 3-H HR		1-3 K BB	5 1 2 3 0 1 2							
Roberto Kelly, R (1, 8)	1-0 G6-3		0-1 FC4-6 1-2f		1-3 K		0-0 G1-3		4-0 1-2 2-3 BB	4 0 0 0 1 1 2							
Mel Hall, L (1, 7)		0-1 HR		1-0 F7		0-0 G3		2-3 K	1-0 F9	5 1 1 1 0 1 4							
Kevin Maas, L (1, 3) Steve Farr, R (9, 1)		0-0 P2		2-2 HR 1B		3-1 F7		0-2 G3-1		4 1 1 0 0 0 0 0 0 0 0 0 0 0							
Randy Velarde, R (1, 6)		2-3 K		0-0 L9		0-3 K		1-0 F9		4 0 0 0 0 2 1							
Jim Leyritz, R (1, 2)		4-2 BB		1-0 1-H HR		4-1 FC4 BB		2-2 L4		2 1 1 2 2 0 0							
Charlie Hayes, R (1, 5)		0-0 G4-3		0-0 G5-3		1-1 FC4 1-2f			0-1 G4-3	4 0 0 0 0 0 2							
Pat Kelly, R (1, 4)			3-2 G5-3		0-1 G3		2-0 G3-1 HR 2B		2-3 K	4 1 1 0 0 1 0							
Inning Stats	R: 0 H: 0 E: 0 LOB: 0 K: 0 BB: 0 S: 6 P: 9	R: 1 H: 1 E: 0 LOB: 1 K: 1 BB: 1 S: 9 P: 15	R: 0 H: 0 E: 0 LOB: 1 K: 0 BB: 1 S: 7 P: 14	R: 2 H: 2 E: 0 LOB: 0 K: 0 BB: 0 S: 7 P: 11	R: 1 H: 2 E: 0 LOB: 1 K: 1 BB: 0 S: 9 P: 11	R: 0 H: 0 E: 0 LOB: 1 K: 1 BB: 1 S: 8 P: 16	R: 2 H: 2 E: 0 LOB: 0 K: 1 BB: 0 S: 8 P: 13	R: 0 H: 0 E: 0 LOB: 0 K: 0 BB: 0 S: 7 P: 10	R: 0 H: 0 E: 0 LOB: 3 K: 2 BB: 2 S: 11 P: 23	1B: 2 SF: 0 2B: 2 SAC: 0 3B: 0 DP: 0 HR: 3 HBP: 0	WP: 1 PA: 40 PB: 0 SB: 0 CS: 0						
PITCHER	IP WLS BF H R ER SO BB IBB HBP BLK WP HR S P ERA WHIP																
Jack Morris, R (1, 1) ERA: 3.75	8.0	34	7	6	6	4	3	0	0	0	0	0	3	61	99	6.75	1.250
Duane Ward, R (9, 1) ERA:	1.0	W	6	0	0	0	2	2	0	0	0	1	0	11	23	0.00	2.000

New York Yankees @ Toronto Blue Jays
SkyDome, Toronto, ON
Thu Apr 16 1992, 3:33 AM EDT
Att: 50,376 - Dome - 70 F

livebaseballscorecards.com

AB 35
R 6
H 7
RBI 6
BB 5
SO 6
LOB 12



Batter	1	2	3	4	5	6	7	8	9	AB R H RBI BB SO LOB
Devon White, S OBP: 0.405, SLG: 0.447 (1, 8)	2-2 1B SF8 1B		1-2 G3 SF7 2B		1-3 K		1-1 S 1B		4-1 1B BB	4 3 3 0 1 1 0
Roberto Alomar, S OBP: 0.400, SLG: 0.537 (1, 4)	0-1 SF8 S 1B 1B		1-0 G3		2-0 S 1B 1B		4-0 1B IBB		1-0 1B E 1B	4 2 3 1 1 0 1
Joe Carter, R OBP: 0.359, SLG: 0.500 (1, 9)	0-1 SF8 1B		2-0 SF7		1-3 K		2-0 P3		0-0 E8 1B	3 0 1 3 0 1 3
Dave Winfield, R OBP: 0.419, SLG: 0.595 (1, 10)	3-2 G6-4-3 1B		1-2 F9		0-2 1B			4-1 SH1-4 1B BB		3 0 2 1 1 0 0
Rob Ducey, L (8, PR)										0 0 0 0 0 0 0
John Olerud, L OBP: 0.524, SLG: 0.581 (1, 3)	1-1 G6-4-3 1-2f				1-2 FC SF8 2B		3-0 F8		0-0 SH1-4 1B	4 1 2 0 0 0 1
Candy Maldonado, R OBP: 0.250, SLG: 0.242 (1, 7)		0-1 G5-3		1-0 FC CS		2-2 F8		0-1 SH1-4		3 0 0 0 0 0 1
Greg Myers, L (1, 2)		1-0 G4-3		0-0 SF8		0-0 F7		4-0 IBB		2 0 0 1 0 0 0
Pat Borders, R OBP: 0.389, SLG: 0.600 (8, PH) (9, 2)										0 0 0 0 1 0 0
Jeff Kent, R OBP: 0.412, SLG: 0.643 (1, 5)		3-1 F8		4-0 WP BB			1-3 K		0-1 P6	2 0 0 0 1 1 0
Turner Ward, S OBP: 0.375, SLG: 0.625 (8, PH)										1 0 0 0 0 0 3
Alfredo Griffin, S (9, 6)										0 0 0 0 0 0 0
Manuel Lee, S OBP: 0.297, SLG: 0.219 (1, 6)			4-2 2B G3 BB		2-1 F8			0-1 F7		2 1 0 0 1 0 1
Kelly Gruber, R OBP: 0.280, SLG: 0.609 (8, PH) (9, 5)										1 0 0 0 0 0 3

Inning Stats	R: 2	H: 3	E: 0	K: 0	S: 15	R: 0	H: 0	E: 0	K: 0	S: 5	R: 2	H: 1	E: 0	K: 0	S: 11	R: 1	H: 1	E: 0	K: 0	S: 8	R: 0	H: 2	E: 0	K: 2	S: 10	R: 0	H: 0	E: 0	K: 1	S: 5	R: 0	H: 1	E: 0	K: 1	S: 8	R: 0	H: 1	E: 0	K: 0	S: 8	R: 2	H: 2	E: 1	K: 0	S: 3	1B: 9	2B: 2	3B: 0	HR: 0	SF: 3	SAC: 1	DP: 1	HBP: 0
--------------	------	------	------	------	-------	------	------	------	------	------	------	------	------	------	-------	------	------	------	------	------	------	------	------	------	-------	------	------	------	------	------	------	------	------	------	------	------	------	------	------	------	------	------	------	------	------	-------	-------	-------	-------	-------	--------	-------	--------


PITCHER	IP	WLS	BF	H	R	ER	SO	BB	IBB	HBP	BLK	WP	HR	S	P	ERA	WHIP
Tim Leary, R ERA: 3.86 (1, 1)	6.0		25	7	5	5	2	2	0	0	0	1	0	54	89	7.50	1.500
John Habyan, R ERA: (7, 1)	1.0		6	1	0	0	1	1	0	0	0	0	0	9	22	0.00	2.000
Steve Howe, L ERA: (8, 1)	0.1		3	1	0	0	0	0	1	0	0	0	0	3	7	0.00	3.000
Steve Farr, R ERA: 2.45 (8, 1)	0.2	L	5	2	2	1	0	1	0	0	0	0	0	7	12	13.50	4.500
Steve Farr, R ERA: 2.45 (9, 1)	0.2	L	5	2	2	1	0	1	0	0	0	0	0	7	12	13.50	4.500

BOTTOM

New York Yankees @ Toronto Blue Jays
SkyDome, Toronto, ON
 Thu Apr 16 1992, 3:33 AM EDT
 Att: 50,376 - Dome - 70 F

AB	29
R	7
H	11
RBI	6
BB	6
SO	3
LOB	13

livebaseballscorecards.com



PITCHER	IP	WLS	BF	H	R	ER	SO	BB	IBB	HBP	BLK	WP	HR	S	P	ERA	WHIP
WP: 1	PA: 39	PB: 0	SB: 3	CS: 1													

Batter	1	2	3	4	5	6	7	8	9	AB R H RBI BB SO LOB	TOP													
Kenny Lofton, L OBP: 0.326, SLG: 0.225 (1, 8)	0-2 G4-3		0-0 B2-3		2-2 F8-3 1B	1-2 1B		1-0 L6		5 0 2 0 0 0 0														
Alex Cole, L (1, 7)	2-1 E4			0-0 G5-3	2-2 F8-3 1-2	3-2 G6-3		1-2 G1-3		5 0 0 0 0 0 3														
Carlos Baerga, S OBP: 0.340, SLG: 0.375 (1, 4)	0-3 K			2-2 HR 1B	1-1 HR		4-2 1B BB	1-1 E8		4 3 2 1 1 1 1														
Albert Belle, R OBP: 0.255, SLG: 0.442 (1, 10)	2-1 P6			1-1 HR 1-H	1-2 G3		0-0 F7	0-0 F9		5 1 1 2 0 0 3														
Paul Sorrento, L OBP: 0.348, SLG: 0.381 (1, 3)			2-3 K	3-1 2B HR 1B		3-2 HR 1B	0-0 1B 1B		2-3 K	5 3 3 0 0 2 0														
Sandy Alomar Jr., R OBP: 0.324, SLG: 0.471 (1, 2)			0-2 F9	0-1 HR 1-3 2B		2-1 HR 1-H	2-0 1B 1B		0-0 1B 2B	5 3 4 3 0 0 0														
Mark Whiten, S OBP: 0.298, SLG: 0.318 (1, 9)			2-1 P2	1-0 HR 2-H 3-H		4-1 1B BB	2-2 1B 1B		1-2 G6-4-3 1B 2-H	4 1 3 5 1 0 0														
Brook Jacoby, R OBP: 0.278, SLG: 0.353 (1, 5)			2-1 P9	2-3 K		1-0 F9	2-3 K		2-1 G6-4-3 1-2f	5 0 0 0 0 2 4														
Mark Lewis, R OBP: 0.325, SLG: 0.371 (1, 6)			1-3 K	1-2 F7		1-2 F7	0-0 F7			4 0 0 0 0 1 3														
Inning Stats	R: 0 E: 1 K: 1 S: 10	H: 0 LOB: 1 BB: 0 P: 14	R: 0 E: 0 K: 1 S: 8	H: 0 LOB: 0 BB: 0 P: 12	R: 0 E: 0 K: 1 S: 6	H: 0 LOB: 0 BB: 0 P: 9	R: 5 E: 0 K: 1 S: 17	H: 5 LOB: 0 BB: 0 P: 27	R: 1 E: 0 K: 0 S: 17	H: 2 LOB: 0 BB: 0 P: 21	R: 2 E: 0 K: 0 S: 16	H: 3 LOB: 2 BB: 1 P: 31	R: 2 E: 0 K: 1 S: 14	H: 3 LOB: 2 BB: 1 P: 24	R: 0 E: 1 K: 0 S: 7	H: 0 LOB: 1 BB: 0 P: 10	R: 1 E: 0 K: 1 S: 9	H: 2 LOB: 0 BB: 0 P: 14	1B: 9 2B: 3 3B: 0 HR: 4	SF: 0 SAC: 0 DP: 2 HBP: 0	WP: 0 PB: 0 SB: 0 CS: 0	PA: 44		
PITCHER Scott Sanderson, R ERA: 5.6 Russ Springer, R ERA: 6.75	IP 5.0 4.0	WLS L	BF 24 20	H 9 6	R 8 3	ER 8 3	SO 4 2	BB 0 2	IBB 0 0	HBP 0 0	BLK 0 0	WP 0 0	HR 4 0	S 63 41	P 93 69	ERA 14.40 6.75	WHIP 1.800 2.000							

Cleveland Indians @ New York Yankees
 Yankee Stadium, Bronx, NY
 Fri Apr 17 1992, 7:05 PM EDT
 Att. 14,335 - Cloudy - 46 F

AB	42
R	11
H	15
RBI	11
BB	2
SO	6
LOB	14



livebaseballscorecards.com

Batter	1	2	3	4	5	6	7	8	9	AB	R	H	RBI	BB	SO	LOB
Randy Velarde, R OBP: 0.190, SLG: 0.350 Andy Stankiewicz, R OBP: 0.333, SLG: 0.200	1-0 L9		0-3 K			2-2 2B		1-0 F7		3	0	1	0	0	1	0
Don Mattingly, L OBP: 0.302, SLG: 0.488 Kevin Maas, L OBP: 0.429, SLG: 0.571	2-1 P9		1-0 F9			0-1 G5-3		0-1 F9		4	0	0	0	0	0	2
Roberto Kelly, R OBP: 0.364, SLG: 0.429 Dion James, L OBP: 0.364, SLG: 0.125	1-1 1B		2-0 G5-3			0-3 K		1-0 FC6-4		4	1	1	0	0	1	2
Mel Hall, L OBP: 0.289, SLG: 0.595	3-2 1B			2-1 F7		1-2 F9			1-1 L3	4	0	1	1	0	0	1
Danny Tartabull, R OBP: 0.472, SLG: 0.536	4-1 BB			3-3 K			0-0 1B		1-1 G5-3	3	0	2	0	1	1	0
Matt Nokes, L OBP: 0.240, SLG: 0.208	1-3 K			2-0 G1-3			1-3 K		0-0 G5-3	4	0	0	0	0	2	4
Jesse Barfield, R OBP: 0.226, SLG: 0.148		1-1 G6-3			0-0 F7		0-3 K		1-2 P2	4	0	0	0	0	1	2
Charlie Hayes, R OBP: 0.342, SLG: 0.405		2-2 G5-3			0-0 G6-3		0-0 F9			3	0	0	0	0	0	1
Pat Kelly, R OBP: 0.267, SLG: 0.200		0-3 K			2-0 F9			0-0 1B		3	0	1	0	0	1	0

Inning Stats	R: 1	H: 2	E: 0	LOB: 2	K: 1	BB: 1	S: 16	R: 0	H: 0	E: 0	LOB: 0	K: 1	BB: 0	S: 8	R: 0	H: 0	E: 0	LOB: 0	K: 1	BB: 0	S: 5	R: 0	H: 0	E: 0	LOB: 0	K: 0	BB: 0	S: 3	R: 0	H: 1	E: 0	LOB: 1	K: 1	BB: 0	S: 13	R: 0	H: 1	E: 0	LOB: 1	K: 2	BB: 0	S: 9	R: 0	H: 1	E: 0	LOB: 1	K: 0	BB: 0	S: 5	R: 0	H: 1	E: 0	LOB: 1	K: 0	BB: 0	S: 13	1B: 4	SF: 0	2B: 2	SAC: 0	3B: 0	DP: 0	HR: 0	HBP: 0	WP: 1	PA: 34
--------------	------	------	------	--------	------	-------	-------	------	------	------	--------	------	-------	------	------	------	------	--------	------	-------	------	------	------	------	--------	------	-------	------	------	------	------	--------	------	-------	-------	------	------	------	--------	------	-------	------	------	------	------	--------	------	-------	------	------	------	------	--------	------	-------	-------	-------	-------	-------	--------	-------	-------	-------	--------	-------	--------


PITCHER	IP	WLS	BF	H	R	ER	SO	BB	IBB	HBP	BLK	WP	HR	S	P	ERA	WHIP
Charles Nagy, R ERA: 1.5	9.0	W	34	6	1	1	7	1	0	0	0	1	0	78	114	1.00	0.778

BOTTOM

Cleveland Indians @ New York Yankees
 Yankee Stadium, Bronx, NY

Fri Apr 17 1992, 7:05 PM EDT
 Att. 14,335 - Cloudy - 46 F

AB	33
R	1
H	6
RBI	1
BB	1
SO	7
LOB	13



Batter	1	2	3	4	5	6	7	8	9	AB R H RBI BB SO LOB	TOP	
Kenny Lofton, L (1, 8) OBP: 0.300, SLG: 0.205	2-2 G4-3		1-0 G1-3		3-2 G6-3		2-2 F8			4 0 0 0 0 0 3	Cleveland Indians @ New York Yankees Yankee Stadium, Bronx, NY Sat Apr 18 1992, 3:33 AM EDT Att. 18,052 - Cloudy - 49 F	
Thomas Howard, S (1, 7) OBP: 0.375, SLG: 0.286	0-3 K		1-0 CS 1B		2-1 L4		4-0 1B BB			3 0 1 0 1 1 0		
Carlos Baerga, S (1, 4) Tony Perezchica, R (6, 4)	3-2 1B		1-2 G5-3		0-0 P3		3-3 K			3 0 1 0 0 0 1 1 0 0 0 0 1 1		
Albert Belle, R (1, 10) OBP: 0.255, SLG: 0.426	3-3 K			0-1 G4-3		1-2 FC6-4 1B	3-3 K			4 0 1 0 0 2 2		
Sandy Alomar, Jr., R (1, 2) Junior Ortiz, R (6, 2) OBP: 0.325, SLG: 0.459 OBP: 0.222, SLG: 0.125		1-0 S 1B		1-1 G6-3		0-0 FC6-4	0-0 1B			3 0 1 0 0 0 1 1 0 1 0 0 0 0		
Paul Sorrento, L (1, 3) OBP: 0.360, SLG: 0.378		4-2 1-2 BB		0-1 G4-3		2-0 L5-3 1B	2-3 K			3 0 1 0 1 1 2		
Mark Whiten, S (1, 9) OBP: 0.294, SLG: 0.313		3-2 F7			2-1 1B		1-2 L5-3		2-2 P4	4 0 1 0 0 0 3		
Brook Jacoby, R (1, 5) Felix Fermin, R (6, 5) OBP: 0.263, SLG: 0.333 OBP: 0.200, SLG: 0.200		3-2 F9			2-2 P4		0-0 1B 1B		1-0 G3	2 0 0 0 0 0 3 2 0 1 0 0 0 0		
Mark Lewis, R (1, 6) OBP: 0.318, SLG: 0.359		1-0 F9			3-1 F8		0-2 1B		3-3 K	4 0 1 0 0 1 3		
Inning Stats	R: 0 H: 1 E: 0 LOB: 1 K: 2 BB: 0 S: 13 P: 21	R: 0 H: 1 E: 0 LOB: 2 K: 0 BB: 1 S: 10 P: 22	R: 0 H: 1 E: 0 LOB: 0 K: 0 BB: 0 S: 5 P: 8	R: 0 H: 0 E: 0 LOB: 0 K: 0 BB: 0 S: 6 P: 7	R: 0 H: 1 E: 0 LOB: 1 K: 0 BB: 0 S: 11 P: 21	R: 0 H: 1 E: 0 LOB: 1 K: 0 BB: 0 S: 7 P: 10	R: 0 H: 3 E: 0 LOB: 2 K: 0 BB: 0 S: 11 P: 16	R: 0 H: 1 E: 0 LOB: 2 K: 3 BB: 1 S: 10 P: 22	R: 0 H: 0 E: 0 LOB: 0 K: 1 BB: 0 S: 7 P: 13	1B: 9 SF: 0 2B: 1 SAC: 0 3B: 0 DP: 1 HR: 0 HBP: 0		WP: 0 PA: 36 PB: 0 SB: 1 CS: 1
PITCHER Greg Cadaret, L (1, 1) ERA: 1.69	IP WLS BF H R ER SO BB IBB HBP BLK WP HR S P ERA WHIP	9.0 W 36 9 0 0 6 2 0 0 0 0 0 0 80 140 0.00 1.222										

livebaseballscorecards.com

AB	34
R	0
H	9
RBI	0
BB	2
SO	6
LOB	19



Batter	1	2	3	4	5	6	7	8	9
Andy Stankiewicz, R (1, 6) <small>OBP: 0.455, SLG: 0.333</small>									
Don Mattingly, L (1, 3) <small>OBP: 0.319, SLG: 0.489</small> Kevin Maas, L (7, PH) <small>OBP: 0.500, SLG: 1.000</small> (8, 3)									
Roberto Kelly, R (1, 8) <small>OBP: 0.367, SLG: 0.413</small> Randy Velarde, R (9, 8) <small>OBP: 0.190, SLG: 0.350</small>									
Danny Tartabull, R (1, 10) <small>OBP: 0.475, SLG: 0.516</small> Jim Leyritz, R (7, PH) <small>OBP: 0.455, SLG: 0.625</small>									
Mel Hall, L (1, 7) <small>OBP: 0.333, SLG: 0.683</small> Dion James, L (8, 7) <small>OBP: 0.417, SLG: 0.125</small>									
Jesse Barfield, R (1, 9) <small>OBP: 0.250, SLG: 0.133</small>									
Mike Stanley, R (1, 2) <small>OBP: 0.500, SLG: 0.250</small>									
Charlie Hayes, R (1, 5) <small>OBP: 0.326, SLG: 0.390</small>									
Pat Kelly, R (1, 4) <small>OBP: 0.294, SLG: 0.241</small>									

AB	R	H	RBI	BB	SO	LOB
4	2	2	1	1	2	0
4	2	2	1	0	0	2
1	1	1	1	0	0	0
4	1	1	0	0	1	1
0	0	0	0	0	0	0
3	2	1	1	1	0	2
1	0	0	0	0	1	0
4	2	3	4	0	0	1
0	0	0	0	1	0	0
3	1	0	0	2	0	3
3	1	1	2	2	0	1
4	1	1	2	0	0	4
4	1	2	0	0	1	2

BOTTOM	
Cleveland Indians @ New York Yankees Yankee Stadium, Bronx, NY Sat Apr 18 1992, 3:33 AM EDT Att: 18,052 - Cloudy - 49 F	
AB 35 R 14 H 14 RBI 12 BB 7 SO 5 LOB 16	
WP: 0 PA: 44 PB: 0 SB: 0 CS: 0	

Inning Stats	R: 0	H: 0	E: 0	K: 2	S: 8	H: 0	LOB: 0	BB: 0	P: 10	R: 0	H: 1	E: 0	K: 0	S: 8	R: 0	H: 2	E: 0	K: 0	S: 8	R: 10	H: 7	E: 2	K: 1	S: 31	R: 3	H: 3	E: 0	K: 0	S: 15	R: 0	H: 0	E: 0	K: 0	S: 8	R: 1	H: 1	E: 0	K: 2	S: 14	R: 0	H: 0	E: 0	K: 0	S: 13	R: 0	H: 0	E: 0	K: 0	S: 13
PITCHER Dave Otto, L (1, 1) <small>ERA: 6.06</small> Ted Power, R (4, 1) <small>ERA: 1.86</small> Brad Arnsberg, R (5, 1) <small>ERA: 9.82</small> Steve Olin, R (8, 1) <small>ERA: 1.23</small>	IP	WLS	BF	H	R	ER	SO	BB	IBB	HBP	BLK	WP	HR	S	P	ERA	WHIP																																
	3.0	L	20	9	8	7	2	3	0	0	0	0	0	40	65	21.00	4.000																																
	1.0		7	1	2	2	1	2	0	1	0	0	0	15	32	18.00	3.000																																
	3.0		13	4	4	4	2	1	0	0	0	0	0	37	56	12.00	1.667																																
	1.0		4	0	0	0	0	1	0	0	0	0	0	13	25	0.00	1.000																																

WP	PA	ERA	WHIP
0	44		

Batter	1	2	3	4	5	6	7	8	9	AB R H RBI BB SO LOB	TOP		
Kenny Lofton, L (1, 8) OBP: 0.352, SLG: 0.277	1-2 G4-3 G1-3 HBP		1 SAFE 0-0 1-2 G6-4-3 1B			3-2 1B 2B		2-1 E2 WP 1B 1B		3 2 3 0 0 0 0	Cleveland Indians @ New York Yankees Yankee Stadium, Bronx, NY Sun Apr 19 1992, 3:33 AM EDT Att. 17,175 - Cloudy - 49 F		
Thomas Howard, S (1, 7) OBP: 0.333, SLG: 0.273	0-1 G1-3		0-0 G6-4-3			0-0 1B FC6-4 1B		1-0 L7		4 1 1 0 0 0 4			
Carlos Baerga, S (1, 4) OBP: 0.351, SLG: 0.382	2-2 G4-3					0-0 FC6-4 1B		1-2 G6-3 1B		4 0 2 2 0 0 1			
Albert Belle, R (1, 10) OBP: 0.273, SLG: 0.431		0-0 G3 1B				1-1 FC6-4		1-1 G6-3 1B		4 0 2 1 0 0 1			
Sandy Alomar, Jr., R (1, 2) OBP: 0.295, SLG: 0.415		1 SAFE 1-0 F8				1-2 F7		2-2 G6-3		4 0 0 0 0 1 4			
Paul Sorrento, L (1, 3) OBP: 0.340, SLG: 0.354		3-2 G3				0-0 G4-3		0-3 K		3 0 0 0 0 0 1			
Glenallen Hill, R (8, PH) OBP: 0.224, SLG: 0.229		1-2 G3						1-1 F7		1 0 0 0 0 1 2			
Felix Fermin, R (8, 3) OBP: 0.200, SLG: 0.200		1-2 G3						0-3 K		0 0 0 0 0 0 0			
Mark Whiten, S (1, 9) OBP: 0.273, SLG: 0.288		3-2 G6-3				3-2 F8		1-1 P9		4 0 0 0 0 0 1			
Brook Jacoby, R (1, 5) OBP: 0.268, SLG: 0.333			1-0 1B 1B			2-0 F8		0-0 E6		3 0 1 0 0 0 0			
Tony Perezchica, R (7, PR) (7, 5)										1 0 0 0 0 1 0			
Mark Lewis, R (1, 6) OBP: 0.292, SLG: 0.326			2-1 P5			2-2 G3-1		3-3 K		4 0 0 0 0 1 2			
Inning Stats	R: 0 E: 0 K: 0 S: 7 H: 0 LOB: 0 BB: 0 P: 10	R: 0 E: 0 K: 0 S: 8 H: 1 LOB: 1 BB: 0 P: 15	R: 0 E: 0 K: 0 S: 5 H: 2 LOB: 1 BB: 0 P: 8	R: 0 E: 0 K: 0 S: 8 H: 0 LOB: 0 BB: 0 P: 11	R: 0 E: 0 K: 0 S: 5 H: 0 LOB: 0 BB: 0 P: 10	R: 2 E: 0 K: 1 S: 16 H: 3 LOB: 1 BB: 0 P: 22	R: 0 E: 1 K: 1 S: 9 H: 0 LOB: 1 BB: 0 P: 14	R: 1 E: 1 K: 1 S: 14 H: 3 LOB: 2 BB: 0 P: 21	R: 0 E: 0 K: 1 S: 7 H: 0 LOB: 0 BB: 0 P: 10	1B: 8 2B: 1 3B: 0 HR: 0 SF: 0 SAC: 0 DP: 1 HBP: 1	WP: 1 PB: 0 SB: 0 CS: 0 PA: 36		
PITCHER	IP WLS BF H R ER SO BB IBB HBP BLK WP HR S P ERA WHIP											PITCHER	IP WLS BF H R ER SO BB IBB HBP BLK WP HR S P ERA WHIP
Jeff Johnson, L (1, 1) ERA: 7.3	6.2 W 25 6 2 2 1 0 0 1 0 0 0 0 53 82 2.70 0.900												
John Habyan, R (7, 1) ERA: 1.04	1.0 7 3 1 1 1 0 0 0 1 1 0 0 16 26 9.00 3.000												
Steve Howe, L (8, 1) ERA:	1.1 S 4 0 0 0 2 0 0 0 0 0 0 0 10 13 0.00 0.000												

livebaseballscorecards.com

AB	35
R	3
H	9
RBI	3
BB	0
SO	4
LOB	16



Batter	1	2	3	4	5	6	7	8	9
Andy Stankiewicz, R (1, 6) OBP: 0.357, SLG: 0.250 Dion James, L (7, PH) OBP: 0.417, SLG: 0.125 Randy Velarde, R (7, PH) OBP: 0.209, SLG: 0.366 (8, 6)	2-1 		3-2 		2-0 		2-2 		
Don Mattingly, L (1, 3) OBP: 0.314, SLG: 0.469	1-2 			1-0 		1-1 	1-2 		
Roberto Kelly, R (1, 8) OBP: 0.377, SLG: 0.408	2-3 			2-2 		0-0 	4-0 		
Mel Hall, L (1, 7) OBP: 0.348, SLG: 0.727		1-1 		4-1 		2-2 	0-0 		
Danny Tartabull, R (1, 10) OBP: 0.455, SLG: 0.486		2-3 		1-3 		2-0 		1-3 	
Matt Nokes, L (1, 2) OBP: 0.276, SLG: 0.357		3-2 			1-0 	0-0 		3-2 	
Jesse Barfield, R (1, 9) OBP: 0.225, SLG: 0.118		0-0 			0-2 	0-0 		1-3 	
Charlie Hayes, R (1, 5) OBP: 0.319, SLG: 0.400			0-0 		0-1 		3-2 	1-2 	
Pat Kelly, R (1, 4) OBP: 0.333, SLG: 0.267			4-2 		0-0 		0-0 		

Inning Stats	R: 0	H: 0	E: 0	K: 1	S: 8	R: 1	H: 1	E: 0	K: 1	S: 9	R: 0	H: 0	E: 0	K: 0	S: 8	R: 0	H: 0	E: 0	K: 1	S: 8	R: 0	H: 2	E: 0	K: 0	S: 10	R: 2	H: 3	E: 0	K: 0	S: 9	R: 1	H: 2	E: 0	K: 0	S: 13	R: 1	H: 1	E: 0	K: 2	S: 15	R: 0	H: 0	E: 0	K: 1	S: 13
	LOB: 0	BB: 0	BB: 0	BB: 0	BB: 13	LOB: 0	BB: 0	LOB: 0	BB: 0	BB: 15	LOB: 0	BB: 0	LOB: 0	BB: 1	BB: 14	LOB: 2	LOB: 2	LOB: 0	LOB: 0	LOB: 13	LOB: 1	LOB: 1	LOB: 2	LOB: 0	LOB: 13	LOB: 1	LOB: 1	LOB: 0	LOB: 0	LOB: 2	LOB: 2	LOB: 0	LOB: 21	LOB: 0	LOB: 1	LOB: 0	LOB: 0	LOB: 21	LOB: 0	LOB: 0	LOB: 0	LOB: 0	LOB: 0		

PITCHER	IP	WLS	BF	H	R	ER	SO	BB	IBB	HBP	BLK	WP	HR	S	P	ERA	WHIP
Jack Armstrong, R (1, 1) ERA: 3.44	6.1	L	27	7	4	4	3	2	0	0	0	0	1	56	92	5.68	1.421
Derek Lilliquist, L (7, 1) ERA: 1.42	0.2		4	1	0	0	0	0	1	0	0	0	0	9	16	0.00	1.500
Rod Nichols, R (8, 1) ERA: 7.71	1.0		4	1	1	1	2	0	0	0	0	0	1	15	21	9.00	1.000

AB R H RBI BB SO LOB

3	0	0	0	0	0	3
0	0	0	0	0	0	0
1	0	1	1	0	0	0
4	1	1	0	0	0	1
3	1	1	0	1	1	0
3	1	1	1	1	0	4
4	0	1	2	0	3	1
4	1	2	1	0	0	1
4	0	0	0	0	1	2
4	1	1	0	0	0	1
1	0	1	0	1	0	0

AB 31
R 5
H 9
RBI 5
BB 3
SO 5
LOB 13

WP: 0 **PA: 35**
PB: 0
SB: 0
CS: 0

Cleveland Indians @ New York Yankees
 Yankee Stadium, Bronx, NY
 Sun Apr 19 1992, 3:33 AM EDT
 Att. 17,175 - Cloudy - 49 F

Batter	1	2	3	4	5	6	7	8	9	AB R H RBI BB SO LOB	TOP
Kenny Lofton, L (1, 8) OBP: 0.357, SLG: 0.271 Thomas Howard, S (2, PR) OBP: 0.286, SLG: 0.231 (2, 8)	4-1 G4-6-3 1B S BB	0-0 FC4-6 1-2f 2-3			1-0 F9			3-2 F9		1 1 0 0 1 0 2 2 0 0 0 0 0 0	Cleveland Indians @ New York Yankees Yankee Stadium, Bronx, NY Mon Apr 20 1992, 3:33 AM EDT Att. 19,417 - Cloudy - 56 F
Alex Cole, L (1, 7) (SAFE) (SAFE) (SAFE)	1-3 K	0-1 G5-3			1-0 G4-3			1-1 F8		4 0 0 0 0 1 3	
Carlos Baerga, S (1, 4) OBP: 0.344, SLG: 0.373 (SAFE) (SAFE) (SAFE)	3-2 G4-6-3 1B BB		0-1 P5		0-1 P2			0-1 F7		4 1 1 0 0 0 0	
Albert Belle, R (1, 10) OBP: 0.271, SLG: 0.407 (SAFE) (SAFE) (SAFE)	4-1 G4-6-3 1B BB		0-0 G5-3		3-3 K			1-0 G5-3		3 1 0 0 1 1 0	
Paul Sorrento, L (1, 3) OBP: 0.333, SLG: 0.346 (SAFE) (SAFE)	0-2 G4-6-3 1-3 2-H 3-H		2-3 K		2-3 K			0-1 1B		4 0 1 1 0 2 1	
Sandy Alomar Jr., R (1, 2) OBP: 0.292, SLG: 0.400 (SAFE) (SAFE) (SAFE)	2-2 1B CS 3-H		1-2 G5-3		3-2 G4-3			1-0 F7		4 0 1 1 0 0 1	
Mark Whiten, S (1, 9) OBP: 0.293, SLG: 0.309 (SAFE) (SAFE)	3-2 CS 1-2	1-0 FC4-6 PB 1B	1-3 K		0-0 G4-6-3 1B					3 0 2 0 0 1 0	
Brook Jacoby, R (1, 5) OBP: 0.250, SLG: 0.310 (SAFE) (SAFE)		1-3 K 1-2	0-1 G6-3		0-0 G4-6-3 1-2f					3 0 0 0 0 1 2	
Mark Lewis, R (1, 6) OBP: 0.294, SLG: 0.311 (SAFE) (SAFE)		4-1 FC4-6 BB		2-3 K			1-1 G1-3			2 0 0 0 1 1 0	
Inning Stats	R: 3 H: 2 E: 0 LOB: 0 K: 1 BB: 2 S: 19 P: 35	R: 0 H: 1 E: 0 LOB: 2 K: 1 BB: 1 S: 8 P: 14	R: 0 H: 0 E: 0 LOB: 0 K: 1 BB: 0 S: 6 P: 8	R: 0 H: 0 E: 0 LOB: 0 K: 1 BB: 0 S: 8 P: 10	R: 0 H: 0 E: 0 LOB: 0 K: 1 BB: 0 S: 6 P: 10	R: 0 H: 0 E: 0 LOB: 0 K: 2 BB: 0 S: 10 P: 15	R: 0 H: 1 E: 0 LOB: 0 K: 0 BB: 0 S: 5 P: 8	R: 0 H: 0 E: 0 LOB: 0 K: 0 BB: 0 S: 8 P: 13	R: 0 H: 1 E: 0 LOB: 1 K: 0 BB: 0 S: 6 P: 8	1B: 5 SF: 0 2B: 0 SAC: 0 3B: 0 DP: 1 HR: 0 HBP: 0	WP: 0 PA: 34 PB: 1 SB: 1 CS: 1
PITCHER Melido Perez, R (1, 1) ERA: 2.75 Rich Monteleone, R (8, 1) ERA:	IP WLS BF H R ER SO BB IBB HBP BLK WP HR S P ERA WHIP 7.0 L 26 4 3 3 7 3 0 0 0 0 0 0 62 100 3.86 1.000 2.0 7 1 0 0 0 0 0 0 0 0 0 0 0 14 21 0.00 0.500										

AB	30
R	3
H	5
RBI	2
BB	3
SO	7
LOB	9



BOTTOM

Cleveland Indians @ New York Yankees
Yankee Stadium, Bronx, NY
Mon Apr 20 1992, 3:33 AM EDT
Att. 19,417 - Cloudy - 56 F

livebaseballscorecards.com

AB	32
R	1
H	5
RBI	1
BB	2
SO	7
LOB	11



WP:	1	PA:	34
PB:	0	SB:	0
CS:	0		

AB R H RBI BB SO LOB

3	0	0	0	0	0	1
1	0	0	0	0	0	3
4	0	0	0	0	0	0
3	0	0	0	1	2	0
4	0	0	0	0	0	1
4	0	1	0	0	3	0
4	1	1	1	0	1	1
4	0	2	0	0	0	0
3	0	1	0	0	1	3
0	0	0	0	0	0	0
2	0	0	0	0	0	2
0	0	0	0	1	0	0
0	0	0	0	0	0	0

Batter	1	2	3	4	5	6	7	8	9
Dion James, L OBP: 0.333, SLG: 0.091 Jesse Barfield, R OBP: 0.220, SLG: 0.114 (1, 9) (7, PH) (8, 9)	2-0 G3-1		3-1 G1-6-3			2-1 G4-3	3-2 F7		
Don Mattingly, L OBP: 0.291, SLG: 0.434 (1, 3)	2-0 G3			2-2 P6		1-2 F7		1-1 P2	
Roberto Kelly, R OBP: 0.368, SLG: 0.385 (1, 8)	2-3 K			2-3 K		4-1 BB		2-2 L4	
Mel Hall, L OBP: 0.320, SLG: 0.667 (1, 7)		1-0 L4		3-1 G4-3		0-0 G1-3		1-0 F9	
Danny Tartabull, R OBP: 0.438, SLG: 0.462 (1, 10)		2-3 K			2-3 K		2-2 E 1B		1-3 K
Matt Nokes, L OBP: 0.273, SLG: 0.438 (1, 2)		2-1 F9			3-2 HR		0-0 F7		1-3 K
Randy Velarde, R OBP: 0.234, SLG: 0.378 (1, 6)			0-1 G6-3 WP 1B		1-1 F8		2-2 E7 1B		0-0 G1-3
Charlie Hayes, R OBP: 0.320, SLG: 0.396 (1, 5)			1-1 G5-3		2-2 FC6 1B		0-3 K		
Pat Kelly, R OBP: 0.333, SLG: 0.267 Andy Stankiewicz, R OBP: 0.313, SLG: 0.214 Kevin Maas, L OBP: 0.556, SLG: 1.000 Jim Leyritz, R OBP: 0.455, SLG: 0.625 (1, 4) (1, 4) (7, PH) (8, 4)			2-2 G6-3		1-1 FC6		4-0 IBB		

Inning Stats	R: 0	H: 0	E: 0	LOB: 0	K: 1	BB: 0	S: 5	P: 11	R: 0	H: 0	E: 0	LOB: 0	K: 1	BB: 0	S: 6	P: 11	R: 0	H: 1	E: 0	LOB: 1	K: 0	BB: 0	S: 9	P: 15	R: 0	H: 0	E: 0	LOB: 0	K: 1	BB: 0	S: 9	P: 16	R: 1	H: 2	E: 0	LOB: 1	K: 1	BB: 0	S: 13	P: 22	R: 0	H: 0	E: 0	LOB: 1	K: 0	BB: 1	S: 7	P: 14	R: 0	H: 2	E: 1	LOB: 3	K: 1	BB: 1	S: 17	P: 28	R: 0	H: 0	E: 0	LOB: 0	K: 0	BB: 0	S: 6	P: 10	R: 0	H: 0	E: 0	LOB: 0	K: 2	BB: 0	S: 7	P: 9	1B: 4	SF: 0	2B: 0	SAC: 0	3B: 0	DP: 0	HR: 1	HBP: 0	WP: 1	PA: 34
--------------	------	------	------	--------	------	-------	------	-------	------	------	------	--------	------	-------	------	-------	------	------	------	--------	------	-------	------	-------	------	------	------	--------	------	-------	------	-------	------	------	------	--------	------	-------	-------	-------	------	------	------	--------	------	-------	------	-------	------	------	------	--------	------	-------	-------	-------	------	------	------	--------	------	-------	------	-------	------	------	------	--------	------	-------	------	------	-------	-------	-------	--------	-------	-------	-------	--------	-------	--------

PITCHER	IP	WLS	BF	H	R	ER	SO	BB	IBB	HBP	BLK	WP	HR	S	P	ERA	WHIP
Scott Scudder, R ERA: 6.75 (1, 1)	5.2	W	21	3	1	1	4	1	0	0	0	1	1	48	88	1.59	0.706
Eric Bell, L ERA: 5.99 (6, 1)	0.2		4	2	0	0	0	0	0	0	0	0	0	10	14	0.00	3.000
Ted Power, R ERA: 1.8 (7, 1)	0.1		2	0	0	0	1	0	1	0	0	0	0	3	7	0.00	0.000
Derek Lilliquist, L ERA: 1.08 (7, 1)	2.0		6	0	0	0	2	0	0	0	0	0	0	17	26	0.00	0.000
Steve Olin, R ERA: 1.17 (9, 1)	0.1	S	1	0	0	0	0	0	0	0	0	0	0	1	1	0.00	0.000

New York Yankees @ Chicago White Sox

Comiskey Park, Chicago, IL

Tue Apr 21 1992, 8:05 PM EDT
Att. 23,249 - Cloudy - 51 F

AB	34
R	4
H	9
RBI	4
BB	7
SO	2
LOB	21



AB R H RBI BB SO LOB

TOP

Batter	1	2	3	4	5	6	7	8	9
Randy Velarde, R (1, 6) OBP: 0.212, SLG: 0.340	0-2 G4-3		1-0 G3		1-2 FC5-2 1B	2-2 F8		3-1 F9	
Don Mattingly, L (1, 3) OBP: 0.283, SLG: 0.414	0-1 F7		1-2 G4-3		0-1 1B	1-0 P4		1-2 F7	
Roberto Kelly, R (1, 8) OBP: 0.371, SLG: 0.375	4-1 BB		2-1 G4-3		2-2 2B G4-3 1B		1-2 G3	1-1 G6-3	
Mel Hall, L (1, 7) OBP: 0.327, SLG: 0.679	2-1 F7			2-1 G3-1	1-0 2B		1-1 F8	0-0 2B	
Kevin Maas, L (1, 10) OBP: 0.571, SLG: 0.833		3-2 1B		1-2 1B	3-1 G4-3		1-3 K	4-0 FC4-6 BB	
Matt Nokes, L (1, 2) OBP: 0.316, SLG: 0.429		1-1 SAFE P3		3-2 1B G6-3	4-0 IBB FC6-4		4-1 BB G4-3	0-1 FC4-6	
Jesse Barfield, R (1, 9) OBP: 0.200, SLG: 0.103		1-3 K		0-0 G6-3	2-1 FC6-4		1-0 G4-3		
Charlie Hayes, R (1, 5) OBP: 0.333, SLG: 0.423		0-1 G1-3			1-1 WP FC5-2 2B	3-2 F9		1-0 HBP 1B	
Andy Stankiewicz, R (1, 4) OBP: 0.450, SLG: 0.214			4-2 G4-3 G3 BB		4-2 1B FC5-2 BB	4-1 BB		1-1 HBP	

Inning Stats	R: 0	H: 0	E: 0	K: 0	S: 8	P: 14	R: 0	H: 1	E: 0	K: 1	S: 10	P: 15	R: 0	H: 0	E: 0	K: 0	S: 9	P: 17	R: 0	H: 2	E: 0	K: 0	S: 11	P: 17	R: 4	H: 4	E: 0	K: 0	S: 20	P: 38	R: 0	H: 0	E: 0	K: 1	S: 9	P: 19	R: 0	H: 0	E: 0	K: 1	S: 12	P: 15	R: 0	H: 1	E: 0	K: 0	S: 6	P: 16	R: 0	H: 1	E: 0	K: 0	S: 8	P: 14	1B: 6	2B: 3	3B: 0	HR: 0	SF: 0	SAC: 0	DP: 2	HBP: 1	WP: 1	PA: 42
--------------	------	------	------	------	------	-------	------	------	------	------	-------	-------	------	------	------	------	------	-------	------	------	------	------	-------	-------	------	------	------	------	-------	-------	------	------	------	------	------	-------	------	------	------	------	-------	-------	------	------	------	------	------	-------	------	------	------	------	------	-------	-------	-------	-------	-------	-------	--------	-------	--------	-------	--------

PITCHER	IP	WLS	BF	H	R	ER	SO	BB	IBB	HBP	BLK	WP	HR	S	P	ERA	WHIP
Kirk McCaskill, R (1, 1) ERA: 7.41	6.0	L	29	7	4	4	1	4	1	0	0	1	0	67	120	6.00	1.833
Wilson Alvarez, L (7, 1) ERA:	2.0		8	1	0	0	1	1	0	1	0	0	0	18	31	0.00	1.000
Scott Radinsky, L (9, 1) ERA:	1.0		5	1	0	0	0	1	0	0	0	0	0	8	14	0.00	2.000

WP: 1	PA: 42
PB: 0	
SB: 0	
CS: 0	

BOTTOM

New York Yankees @ Chicago White Sox
Comiskey Park, Chicago, IL
Tue Apr 21 1992, 8:05 PM EDT
Att. 23,249 - Cloudy - 51 F

livebaseballscorecards.com

AB 32
R 3
H 7
RBI 3
BB 3
SO 0
LOB 13



WP: 2 PA: 35
PB: 0
SB: 1
CS: 0

AB R H RBI BB SO LOB

4 0 1 0 0 0 1

3 0 1 0 1 0 1

4 1 1 0 0 0 2

2 1 0 0 2 0 1

4 0 1 2 0 0 2

4 1 2 1 0 0 1

0 0 0 0 0 0 0

3 0 1 0 0 0 0

1 0 0 0 0 0 1

4 0 0 0 0 0 3

3 0 0 0 0 0 1

0 0 0 0 0 0 0

1B: 6 SF: 0
2B: 0 SAC: 0
3B: 0 DP: 2
HR: 1 HBP: 0

Batter	1	2	3	4	5	6	7	8	9
Tim Raines, S OBP: 0.333, SLG: 0.313 (1, 7)	1-0 G5-4-3 1B		2-0 G3-1 1-2			1-0 G4-3		1-0 G4-3	
Steve Sax, R OBP: 0.333, SLG: 0.238 (1, 4)	0-1 G5-4-3 1-2f			4-0 E S BB		3-1 G1-3		1-2 1B	
Robin Ventura, L OBP: 0.316, SLG: 0.260 (1, 5)	3-1 G6-3			2-1 F8		2-2 WP BB 1B		1-1 P9	
Frank Thomas, R OBP: 0.382, SLG: 0.390 (1, 3)		3-1 G6-3		4-1 G6-3 1-3 BB		4-2 WP 1B BB		2-1 F8	
George Bell, R OBP: 0.265, SLG: 0.458 (1, 10)		1-0 G6-3		2-2 G6-3 1-2f		1-2 1B 1-H 2-H		1-1 P4	
Dan Pasqua, L OBP: 0.433, SLG: 0.741 Joey Cora, S (9, PR)		3-2 G4-3			3-2 HR	2-0 G3		3-2 G4-3 1B	
Ron Karkovice, R OBP: 0.378, SLG: 0.387 Matt Merullo, L OBP: 0.231, SLG: 0.250 (9, PH)			1-1 FC4-6 1B		0-0 G1-3		0-0 P3	3-2 G4-3 1-2	
Lance Johnson, L OBP: 0.333, SLG: 0.396 (1, 8)			1-1 P6		0-0 G6-3		2-1 G1-3	3-2 P3	
Ozzie Guillen, L OBP: 0.214, SLG: 0.300 Craig Grebeck, R (9, 6)			1-2 FC4-6 WP 1-2f		0-0 F8		0-0 F9		

Inning Stats	R: 0	H: 1	E: 0	LOB: 0	K: 0	S: 5	P: 9	R: 0	H: 0	E: 0	LOB: 0	K: 0	S: 7	R: 0	H: 1	E: 0	LOB: 1	K: 0	S: 9	R: 0	H: 0	E: 0	LOB: 1	K: 0	S: 6	R: 1	H: 1	E: 0	LOB: 0	K: 0	S: 6	R: 2	H: 2	E: 0	LOB: 1	K: 0	S: 13	R: 0	H: 0	E: 0	LOB: 0	K: 0	S: 4	R: 0	H: 1	E: 0	LOB: 1	K: 0	S: 8	R: 0	H: 1	E: 0	LOB: 2	K: 0	S: 14	1B: 6	SF: 0	2B: 0	SAC: 0	3B: 0	DP: 2	HR: 1	HBP: 0
--------------	------	------	------	--------	------	------	------	------	------	------	--------	------	------	------	------	------	--------	------	------	------	------	------	--------	------	------	------	------	------	--------	------	------	------	------	------	--------	------	-------	------	------	------	--------	------	------	------	------	------	--------	------	------	------	------	------	--------	------	-------	-------	-------	-------	--------	-------	-------	-------	--------

PITCHER	IP	WLS	BF	H	R	ER	SO	BB	IBB	HBP	BLK	WP	HR	S	P	ERA	WHIP
Tim Leary, R ERA: 4.12 (1, 1)	5.2	W	23	5	3	3	0	3	0	0	0	2	1	45	87	4.76	1.412
Lee Guetterman, L ERA: 5.14 (6, 1)	2.0		7	1	0	0	0	0	0	0	0	0	0	11	18	0.00	0.500
John Habyan, R ERA: 1.0 (8, 1)	0.1		1	0	0	0	0	0	0	0	0	0	0	2	4	0.00	0.000
Steve Farr, R ERA: 1.93 (9, 1)	1.0	S	4	1	0	0	0	0	0	0	0	0	0	14	24	0.00	1.000

Batter	1	2	3	4	5	6	7	8	9	AB R H RBI BB SO LOB
Tim Raines, S OBP: 0.328, SLG: 0.308 (1, 7)	1-3 K		3-1 E4 S CS 1B 1-H 2-3		0-1 P2		2-3 K			4 0 1 0 0 2 0
Steve Sax, R OBP: 0.345, SLG: 0.261 (1, 4)	1-1 S 1B		2-2 WP 1B 2-H		1-0 G4-3		1-0 G6-3			4 1 2 0 0 0 0
Robin Ventura, L OBP: 0.328, SLG: 0.264 (1, 5)	4-1 G6-4-3 1-2 BB		1-2 1-H 1B		0-0 G3			1-1 G4-3		3 0 1 1 1 0 0
Frank Thomas, R OBP: 0.390, SLG: 0.386 (1, 3)	0-2 G6-4-3 1-2f		2-2 G5-3			3-2 F9 BB 1B		4-1 BB		3 0 1 0 1 0 3
George Bell, R OBP: 0.264, SLG: 0.442 (1, 10)		1-0 G4-3		0-2 1B 1B		1-1 F8		1-3 K		4 1 1 0 0 1 2
Dan Pasqua, L OBP: 0.455, SLG: 0.724 (1, 9)		1-1 F8		3-1 1B 1-3 1B		4-1 1-2 BB		1-0 P2		2 0 1 0 1 0 0 1 0 0 0 0 0 1
Mike Huff, R OBP: 0.320, SLG: 0.348 (8, PH) (9, 9)										
Matt Merullo, L OBP: 0.250, SLG: 0.267 (1, 2)		0-1 P3		1-0 2B 1B 1-3 3-H		2-1 F9 2-3			1-0 G6-3	3 0 1 1 0 0 2 1 0 0 0 0 0 0
Ron Karkovics, R OBP: 0.368, SLG: 0.375 (9, PH)										
Lance Johnson, L OBP: 0.327, SLG: 0.385 (1, 8)			1-0 E3 CS 1B	0-0 F7		1-2 G5-3		0-0 G4-3		4 0 1 0 0 0 3
Craig Grebeck, R OBP: 0.375, SLG: 0.333 (1, 6)			4-2 CS E BB	3-1 1-H 2B			3-2 F8		3-2 L5	3 1 1 0 1 0 0


Inning Stats	R: 0 E: 0 K: 1 S: 10	H: 1 LOB: 1 BB: 1 P: 16	R: 0 E: 0 K: 0 S: 5	H: 0 LOB: 0 BB: 0 P: 7	R: 2 E: 2 K: 0 S: 17	H: 4 LOB: 1 BB: 1 P: 30	R: 1 E: 0 K: 0 S: 10	H: 4 LOB: 2 BB: 0 P: 17	R: 0 E: 0 K: 0 S: 4	H: 0 LOB: 0 BB: 0 P: 5	R: 0 E: 0 K: 0 S: 11	H: 1 LOB: 2 BB: 1 P: 22	R: 0 E: 0 K: 1 S: 7	H: 0 LOB: 0 BB: 0 P: 13	R: 0 E: 0 K: 1 S: 7	H: 0 LOB: 1 BB: 1 P: 14	R: 0 E: 0 K: 0 S: 5	H: 0 LOB: 0 BB: 0 P: 9	1B: 9 2B: 1 3B: 0 HR: 0	SF: 0 SAC: 0 DP: 1 HBP: 0
--------------	-------------------------------	----------------------------------	------------------------------	---------------------------------	-------------------------------	----------------------------------	-------------------------------	----------------------------------	------------------------------	---------------------------------	-------------------------------	----------------------------------	------------------------------	----------------------------------	------------------------------	----------------------------------	------------------------------	---------------------------------	----------------------------------	------------------------------------

BOTTOM


New York Yankees @ Chicago White Sox
Comiskey Park, Chicago, IL

Wed Apr 22 1992, 8:05 PM EDT
Att: 25,226 - Sunny - 49 F

AB	32
R	3
H	10
RBI	2
BB	4
SO	3
LOB	11



PITCHER	IP	WLS	BF	H	R	ER	SO	BB	IBB	HBP	BLK	WP	HR	S	P	ERA	WHIP
Scott Sanderson, R ERA: 5.32 (1, 1)	6.0		26	10	3	3	1	3	0	0	0	1	0	57	97	4.50	2.167
John Habyan, R ERA: 0.64 (7, 1)	1.2		6	0	0	0	2	1	0	0	0	0	0	13	25	0.00	0.600
Steve Howe, L ERA: (8, 1)	1.1	W	4	0	0	0	0	0	0	0	0	0	0	6	11	0.00	0.000

Batter	1	2	3	4	5	6	7	8	9	AB R H RBI BB SO LOB	TOP
Brady Anderson, L (1, 7) OBP: 0.405, SLG: 0.565	4-1 BB		3-2 G4-3			4-2 F9 BB		0-3 K		2 0 0 0 2 1 0	<p>Baltimore Orioles @ New York Yankees Yankee Stadium, Bronx, NY</p> <p>Fri Apr 24 1992, 7:05 PM EDT Att. 16,405 - Cloudy - 66 F</p> <hr/> <p>livebaseballscorecards.com</p> <p>AB 30 R 0 H 5 RBI 0 BB 4 SO 4 LOB 18</p> 
Luis Mercedes, R (1, 9) OBP: 0.353, SLG: 0.083 Chito Martinez, L (8, PH) (8, 9)	1-1 L3			4-2 1B BB		4-0 BB		1-2 F9		1 0 0 0 2 0 1 1 0 0 0 0 0 0	
Cal Ripken Jr., R (1, 6) OBP: 0.377, SLG: 0.364	0-0 G6-3			2-1 F8		1-2 F9		0-0 1B 1B		4 0 1 0 0 0 3	
Mike Devereaux, R (1, 8) OBP: 0.346, SLG: 0.525		2-2 G1-3		3-1 G4-6-3 1B		2-3 K		0-0 F9		4 0 1 0 0 1 3	
Chris Hoiles, R (1, 2) OBP: 0.424, SLG: 0.615		0-0 1B		3-2 G4-6-3		0-0 G6-3		2-2 1B		4 0 2 0 0 0 4	
Tim Lincecum, R (1, 10) OBP: 0.346, SLG: 0.333 Joe Orsulak, L (9, PH) OBP: 0.225, SLG: 0.275		3-3 K		0-0 G4-3		2-0 P8		2-3 K		3 0 0 0 0 1 1 1 0 0 0 0 1 2	
Leo Gomez, R (1, 5) OBP: 0.328, SLG: 0.315 Sam Horn, L (9, PH) OBP: 0.387, SLG: 0.481		3-2 G6-3		2-0 F8		1-0 P3		1-1 P9		3 0 0 0 0 0 1 1 0 0 0 0 0 2	
David Segui, S (1, 3) OBP: 0.200, SLG: 0.214			2-1 F8		2-0 1B		0-0 G6-3			3 0 1 0 0 0 0	
Mark McLemore, S (1, 4) OBP: 0.417, SLG: 0.409			3-2 F8		3-2 G4-3		1-0 G3			3 0 0 0 0 0 1	
Inning Stats	R: 0 H: 0 E: 0 LOB: 0 K: 0 BB: 1 S: 4 P: 9	R: 0 H: 1 E: 0 LOB: 1 K: 1 BB: 0 S: 11 P: 19	R: 0 H: 0 E: 0 LOB: 0 K: 0 BB: 0 S: 9 P: 17	R: 0 H: 1 E: 0 LOB: 1 K: 0 BB: 1 S: 9 P: 21	R: 0 H: 1 E: 0 LOB: 1 K: 0 BB: 0 S: 7 P: 14	R: 0 H: 0 E: 0 LOB: 2 K: 1 BB: 2 S: 11 P: 22	R: 0 H: 0 E: 0 LOB: 0 K: 0 BB: 0 S: 3 P: 6	R: 0 H: 0 E: 0 LOB: 0 K: 1 BB: 0 S: 8 P: 10	R: 0 H: 2 E: 0 LOB: 2 K: 1 BB: 0 S: 12 P: 17	1B: 5 SF: 0 2B: 1 SAC: 0 3B: 0 DP: 2 HR: 0 HBP: 0	
PITCHER Greg Cadaret, L (1, 1) ERA: 1.17 Rich Monteleone, R (8, 1) ERA:	IP WLS BF H R ER SO BB IBB HBP BLK WP HR S P ERA WHIP	7.0 W 26 3 0 0 2 4 0 0 0 0 0 0 54 108 0.00 1.000	2.0 8 2 0 0 2 0 0 0 0 0 0 0 20 27 0.00 1.000								

Batter	1	2	3	4	5	6	7	8	9
Andy Stankiewicz, R <small>(1, 4) OBP: 0.481, SLG: 0.500</small>	2-1 	3-2 		4-1 			0-0 		
Don Mattingly, L <small>(1, 3) OBP: 0.290, SLG: 0.409</small>	1-1 	1-0 		2-0 			1-0 		
Roberto Kelly, R <small>(1, 8) OBP: 0.408, SLG: 0.462</small>	0-0 	2-2 			0-0 		1-1 		
Mel Hall, L <small>(1, 7) OBP: 0.297, SLG: 0.597</small>	3-1 		1-1 		0-1 		2-2 		
Kevin Maas, L <small>(1, 10) OBP: 0.522, SLG: 0.611</small>		4-2 	2-0 		4-0 		1-0 		
Matt Nokes, L <small>(1, 2) OBP: 0.340, SLG: 0.442</small>		2-0 	2-0 		0-0 		4-2 		
Jesse Barfield, R <small>(1, 9) OBP: 0.204, SLG: 0.125</small>		0-1 		0-0 		1-1 	1-0 		
Charlie Hayes, R <small>(1, 5) OBP: 0.355, SLG: 0.433</small>		1-2 		2-2 		0-0 	1-3 		
Randy Velarde, R <small>(1, 6) OBP: 0.200, SLG: 0.310</small>		2-1 		2-0 		2-1 			

AB	R	H	RBI	BB	SO	LOB
3	2	2	2	1	0	0
4	0	1	1	0	0	3
4	0	2	0	0	0	1
4	0	0	0	0	0	2
2	1	0	0	2	0	0
3	0	1	0	1	0	2
4	0	1	0	0	0	3
4	1	2	1	0	1	1
3	1	1	1	0	0	2

BOTTOM

Baltimore Orioles @ New York Yankees
 Yankee Stadium, Bronx, NY
 Fri Apr 24 1992, 7:05 PM EDT
 Att: 16,405 - Cloudy - 66 F

livebaseballscorecards.com

AB	31
R	5
H	10
RBI	5
BB	4
SO	1
LOB	14



1B: 7	SF: 0	WP: 0	PA: 35
2B: 3	SAC: 0	PB: 0	
3B: 0	DP: 4	SB: 1	
HR: 1	HBP: 0	CS: 0	

Inning Stats	R: 0	H: 1	E: 1	K: 0	S: 7	LOB: 1	BB: 0	P: 13
	R: 4	H: 5	E: 1	K: 0	S: 23	LOB: 1	BB: 1	P: 38
	R: 0	H: 0	E: 0	K: 0	S: 4	LOB: 0	BB: 0	P: 9
	R: 0	H: 2	E: 0	K: 0	S: 7	LOB: 2	BB: 1	P: 17
	R: 0	H: 1	E: 0	K: 0	S: 4	LOB: 1	BB: 1	P: 8
	R: 0	H: 0	E: 0	K: 0	S: 5	LOB: 0	BB: 0	P: 8
	R: 1	H: 1	E: 0	K: 0	S: 7	LOB: 0	BB: 0	P: 11
	R: 0	H: 0	E: 0	K: 1	S: 7	LOB: 1	BB: 1	P: 14

PITCHER	IP	WLS	BF	H	R	ER	SO	BB	IBB	HBP	BLK	WP	HR	S	P	ERA	WHIP
Bob Milacki, R <small>(1, 1) ERA: 4.09</small>	1.2	L	11	6	4	4	0	1	1	0	0	0	0	23	42	21.60	4.200
Alan Mills, R <small>(2, 1) ERA: 1.04</small>	5.1		20	4	1	1	0	1	1	0	0	0	1	34	62	1.69	0.938
Mike Flanagan, L <small>(8, 1) ERA: 8.1</small>	1.0		4	0	0	0	1	1	0	0	0	0	0	7	14	0.00	1.000

Batter	1	2	3	4	5	6	7	8	9	AB R H RBI BB SO LOB	TOP			
Brady Anderson, L (1, 7) X OBP: 0.405, SLG: 0.621	0-0 G6-3		2-1 F9		2-2 HR		3-2 SF8	3-2 2B		4 1 2 5 0 0 0				
Luis Mercedes, R (1, 9) B X Joe Orsulak, L (7, 9) X OBP: 0.286, SLG: 0.063 OBP: 0.220, SLG: 0.268	1-0 G6-3		3-3 K		2-1 G6-3		0-3 K	1-2 G3		4 0 0 0 0 2 0 1 0 0 0 0 0 2				
Cal Ripken Jr., R (1, 6) X OBP: 0.378, SLG: 0.356	0-0 G6-3			1-0 1B		0-0 P7		4-2 2B BB	0-1 L6	4 1 1 0 1 0 0				
Mike Devereaux, R (1, 8) OBP: 0.328, SLG: 0.492		1-3 K		0-0 G4-6-3 1B		3-1 G6-3		4-1 2B BB	1-0 F9	4 1 0 0 1 1 1				
Chris Hoiles, R (1, 2) OBP: 0.438, SLG: 0.593		4-2 FC3-6 1B BB		1-1 G6-3		4-2 BB		3-2 P9	4-0 BB	2 0 0 0 3 0 2				
Tim Hulett, R (1, 10) Sam Horn, L (8, PH) Mark McLemore, S (8, PH) OBP: 0.379, SLG: 0.346 OBP: 0.387, SLG: 0.481 OBP: 0.423, SLG: 0.458		2-1 FC3-6 1B		4-2 G6-3 1B BB HR		2-0 P6		2-2 1B 2B	0-3 K	2 1 1 0 1 0 1 0 0 0 0 0 0 0 2 1 1 1 0 1 1				
Leo Gomez, R (1, 5) OBP: 0.338, SLG: 0.304		0-1 FC3-6 1-2f 2-3		1-1 F9			4-0 2B BB	4-0 FC5-4 1B IBB		2 2 0 0 2 0 3				
David Segui, S (1, 3) OBP: 0.285, SLG: 0.313		2-1 F8		1-0 G6-3 1B HR			0-2 PB SF8 2B	1-2 FC5-4 1B		4 2 3 2 0 0 2				
Billy Ripken, R (1, 4) OBP: 0.231, SLG: 0.316			0-1 F9		0-0 G6-3 1-2 2-3		1-1 P3	1-2 FC5-4 2B		4 0 0 0 0 0 6				
Inning Stats	R: 0 E: 0 K: 0 S: 3 H: 0 LOB: 0 BB: 0 P: 4	R: 0 E: 0 K: 1 S: 12 H: 1 LOB: 2 BB: 1 P: 21	R: 0 E: 0 K: 1 S: 8 H: 0 LOB: 0 BB: 0 P: 13	R: 0 E: 0 K: 0 S: 4 H: 1 LOB: 0 BB: 0 P: 6	R: 3 E: 0 K: 0 S: 12 H: 2 LOB: 0 BB: 1 P: 22	R: 0 E: 0 K: 0 S: 6 H: 0 LOB: 1 BB: 1 P: 15	R: 2 E: 0 K: 1 S: 12 H: 1 LOB: 0 BB: 1 P: 20	R: 4 E: 0 K: 0 S: 24 H: 3 LOB: 2 BB: 3 P: 47	R: 0 E: 0 K: 1 S: 6 H: 0 LOB: 1 BB: 1 P: 11	1B: 4 2B: 3 3B: 0 HR: 1 SF: 1 SAC: 0 DP: 1 HBP: 0	WP: 0 PB: 1 SB: 0 CS: 0 PA: 42			
PITCHER	IP WLS BF H R ER SO BB IBB HBP BLK WP HR S P ERA WHIP												PITCHER	IP WLS BF H R ER SO BB IBB HBP BLK WP HR S P ERA WHIP
Jeff Johnson, L (1, 1) ERA: 6.52	7.0 L 29 5 5 4 3 4 0 0 0 0 0 1 57 101 5.14 1.286													
Russ Springer, R (8, 1) ERA: 10.38	0.1 3 0 2 2 0 2 0 0 0 0 0 0 6 17 54.00 6.000													
Lee Guetterman, L (8, 1) ERA: 6.23	1.2 10 3 2 2 1 1 1 0 0 0 0 0 24 41 10.80 2.400													

Baltimore Orioles @ New York Yankees
Yankee Stadium, Bronx, NY
Sat Apr 25 1992, 3:33 AM EDT
Att. 15,949 - Cloudy - 47 F

AB	33
R	9
H	8
RBI	8
BB	8
SO	4
LOB	18



Batter	1	2	3	4	5	6	7	8	9	AB	R	H	RBI	BB	SO	LOB
Andy Stankiewicz, R OBP: 0.469, SLG: 0.480 (1, 4)	1-3 K		2-0 1B		1-0 1B		2-1 FC6-4 1B		1-3 K	5	0	2	0	0	2	4
Don Mattingly, L OBP: 0.284, SLG: 0.386 (1, 3)	2-1 G4-3		1-1 F8		4-1 FC6-4 1B		0-0 P5		1-0 G4-6-3	4	0	0	0	1	0	5
Roberto Kelly, R OBP: 0.413, SLG: 0.464 (1, 8)	0-0 1B		2-3 K		1-0 FC6-4		1-0 1B			4	0	2	1	0	1	3
Mel Hall, L OBP: 0.279, SLG: 0.561 (1, 7)	0-3 K		0-1 F8			2-1 G3				4	0	0	0	0	2	4
Kevin Maas, L OBP: 0.481, SLG: 0.524 (1, 10)		3-2 P6		3-2 G3		1-2 G1-3		4-2 G5-4-3 BB		3	0	0	0	1	0	0
Matt Nokes, L OBP: 0.333, SLG: 0.413 (1, 2)		4-2 1B BB		2-0 F9		0-0 F9		1-3 K		3	0	0	0	1	1	1
Jesse Barfield, R OBP: 0.207, SLG: 0.154 (1, 9)		3-2 F7		1-3 K			0-0 1B 2B		1-0 G5-4-3	4	1	1	0	0	1	2
Charlie Hayes, R OBP: 0.379, SLG: 0.453 (1, 5)		1-1 1B				1-0 F9			0-0 BB	4	1	3	0	0	0	0
Randy Velarde, R OBP: 0.234, SLG: 0.328 (1, 6)		1-0 1B				2-2 G5-3			4-2 G4-6-3 BB	3	0	2	1	1	0	0

Inning Stats	R: 0	H: 1	E: 0	K: 2	S: 9	R: 0	H: 2	E: 0	K: 0	S: 17	R: 0	H: 1	E: 0	K: 1	S: 9	R: 0	H: 0	E: 0	K: 1	S: 7	R: 0	H: 1	E: 0	K: 0	S: 8	R: 0	H: 0	E: 0	K: 0	S: 7	R: 2	H: 4	E: 0	K: 1	S: 12	R: 0	H: 0	E: 0	K: 1	S: 6	R: 0	H: 1	E: 0	K: 1	S: 8	1B: 9	2B: 1	3B: 0	HR: 0	SF: 0	SAC: 0	DP: 2	HBP: 0	WP: 0	PB: 0	SB: 1	CS: 0	PA: 38
--------------	------	------	------	------	------	------	------	------	------	-------	------	------	------	------	------	------	------	------	------	------	------	------	------	------	------	------	------	------	------	------	------	------	------	------	-------	------	------	------	------	------	------	------	------	------	------	-------	-------	-------	-------	-------	--------	-------	--------	-------	-------	-------	-------	--------

PITCHER	IP	WLS	BF	H	R	ER	SO	BB	IBB	HBP	BLK	WP	HR	S	P	ERA	WHIP
Ben McDonald, R ERA: 3.47 (1, 1)	6.0		27	8	2	2	4	2	0	0	0	0	0	62	100	3.00	1.667
Todd Frohwrth, R ERA: 2.45 (7, 1)	0.2		3	1	0	0	0	0	0	0	0	0	0	4	7	0.00	1.500
Mike Flanagan, L ERA: 5.79 (7, 1)	1.1		4	0	0	0	2	1	0	0	0	0	0	9	15	0.00	0.750
Gregg Olson, R ERA: 2.7 (9, 1)	1.0		4	1	0	0	1	1	0	0	0	0	0	8	14	0.00	2.000


BOTTOM

Baltimore Orioles @ New York Yankees
 Yankee Stadium, Bronx, NY

Sat Apr 25 1992, 3:33 AM EDT
 Att: 15,949 - Cloudy - 47 F

livebaseballscorecards.com

AB	34
R	2
H	10
RBI	2
BB	4
SO	7
LOB	19



Batter	1	2	3	4	5	6	7	8	9	AB R H RBI BB SO LOB	TOP																			
Brady Anderson, L (1, 7) OBP: 0.410, SLG: 0.603	1-3 		4-0 		4-1 		1-1 			2 0 0 0 2 1 1																				
Mike Devereaux, R (1, 8) OBP: 0.338, SLG: 0.485	1-0 		0-1 		2-3 			4-2 		3 0 1 0 1 1 3																				
Cal Ripken Jr., R (1, 6) OBP: 0.372, SLG: 0.365	2-3 			0-0 		2-0 		2-1 		4 0 1 0 0 1 2																				
Sam Horn, L (1, 10) Mark McLemore, S (8, PH) OBP: 0.407, SLG: 0.440	3-3 			1-3 		0-0 		2-2 		3 0 0 0 0 2 2 1 0 0 0 0 0 1																				
Chris Hoiles, R (1, 2) OBP: 0.426, SLG: 0.621		3-2 		2-0 		3-2 		3-0 		4 1 1 1 0 0 2																				
Joe Orsulek, L (1, 9) OBP: 0.222, SLG: 0.289		2-2 		1-0 		2-1 		0-1 		4 0 1 0 0 0 1																				
Tim Hulett, R (1, 5) OBP: 0.333, SLG: 0.300		3-3 			2-1 		2-2 		1-3 	4 0 0 0 0 2 1																				
David Segui, S (1, 3) OBP: 0.289, SLG: 0.294		1-0 			4-0 		4-2 		1-2 	2 0 0 0 2 0 1																				
Billy Ripken, R (1, 4) OBP: 0.214, SLG: 0.293			1-3 		0-0 		2-2 			3 0 0 0 0 1 2																				
Inning Stats	R: 0 E: 0 K: 3 S: 12	H: 1 LOB: 1 BB: 0 P: 19	R: 0 E: 0 K: 1 S: 10	H: 1 LOB: 1 BB: 0 P: 19	R: 0 E: 0 K: 1 S: 6	H: 0 LOB: 0 BB: 1 P: 11	R: 1 E: 0 K: 1 S: 6	H: 1 LOB: 0 BB: 0 P: 10	R: 0 E: 0 K: 1 S: 8	H: 0 LOB: 2 BB: 2 P: 20	R: 0 E: 0 K: 0 S: 7	H: 1 LOB: 1 BB: 0 P: 14	R: 0 E: 0 K: 0 S: 10	H: 0 LOB: 1 BB: 1 P: 19	R: 0 E: 0 K: 0 S: 9	H: 0 LOB: 1 BB: 1 P: 19	R: 0 E: 0 K: 1 S: 8	H: 0 LOB: 0 BB: 0 P: 10	1B: 1 2B: 3 3B: 0 HR: 1	SF: 0 SAC: 0 DP: 1 HBP: 0	WP: 0 PB: 0 SB: 1 CS: 0	PA: 35								
PITCHER	IP WLS BF H R ER SO BB IBB HBP BLK WP HR S P ERA WHIP																													
Melido Perez, R (1, 1) ERA: 2.36	7.0		28	4	1	1	7	4	0	0	0	0	0	1	59	112	1.29	1.143												
John Habyan, R (8, 1) ERA: 0.82	0.1		2	0	0	0	0	1	0	0	0	0	0	0	5	10	0.00	3.000												
Steve Howe, L (8, 1) ERA:	1.2	W	5	0	0	0	1	0	0	0	0	0	0	0	12	19	0.00	0.000												

Baltimore Orioles @ New York Yankees
Yankee Stadium, Bronx, NY
 Sun Apr 26 1992, 3:33 AM EDT
 Att. 19,403 - Cloudy - 60 F

livebaseballscorecards.com

AB	30
R	1
H	4
RBI	1
BB	5
SO	8
LOB	16



Batter	1	2	3	4	5	6	7	8	9
Andy Stankiewicz, R OBP: 0.472, SLG: 0.517 (1, 4)	1-0 G5-3 ①		3-2 SAFE F7 1-3 ②		1-0 2B ①			2-1 E 1B	
Don Mattingly, L OBP: 0.269, SLG: 0.365 (1, 10)	2-1 G6-3 ②		2-2 P7 ③		2-2 F7 ③			1-2 SAFE F9 ①	
Roberto Kelly, R OBP: 0.405, SLG: 0.466 (1, 8)	1-0 G6-3 ③			3-2 G6-3 ①		3-1 F8 ①		1-2 SAFE E4 1-H SF8 2B	
Mel Hall, L OBP: 0.278, SLG: 0.551 (1, 7)		1-0 G6-3 1B		1-1 F8 ②		0-0 F9 ②		3-2 SF8 ②	
Kevin Maas, L OBP: 0.452, SLG: 0.600 (1, 3)		3-1 P5 ①		3-2 HR		1-2 G1-3 ③		0-3 K ③	
Dion James, L OBP: 0.333, SLG: 0.143 (1, 9)		3-1 SAFE G6-3 1-2 ②		1-1 1B ③			2-0 F9 ①		
Matt Nokes, L OBP: 0.315, SLG: 0.388 (1, 2)		2-0 G3 ③		1-1 P2 ③			0-3 K ②		
Charlie Hayes, R OBP: 0.377, SLG: 0.448 (1, 5)			0-3 K ①		0-0 G6-3 ①		2-1 1B		
Randy Velarde, R OBP: 0.239, SLG: 0.328 (1, 6)			1-0 F7 1B		3-2 G5-3 ②		2-3 SAFE SAFE K ③		

AB	R	H	RBI	BB	SO	LOB
4	1	2	0	0	0	1
4	0	0	0	0	0	3
4	1	1	1	0	0	0
3	0	1	1	0	0	0
4	1	1	1	0	1	1
3	0	1	0	0	0	1
3	0	0	0	0	1	2
3	0	1	0	0	1	0
3	0	1	0	0	1	1

BOTTOM

Baltimore Orioles @ New York Yankees
 Yankee Stadium, Bronx, NY
 Sun Apr 26 1992, 3:33 AM EDT
 Att. 19,403 - Cloudy - 60 F

livebaseballscorecards.com

AB	31
R	3
H	8
RBI	3
BB	0
SO	4
LOB	9



Inning Stats	R: 0	H: 0	E: 0	K: 0	S: 4	P: 8	R: 0	H: 1	E: 0	K: 0	S: 6	R: 0	H: 1	E: 0	K: 1	S: 15	R: 1	H: 2	E: 0	K: 0	S: 14	R: 0	H: 1	E: 0	K: 0	S: 8	R: 0	H: 0	E: 0	K: 0	S: 6	R: 0	H: 1	E: 0	K: 2	S: 12	R: 2	H: 2	E: 1	K: 1	S: 15		
	LOB: 0	BB: 0	BB: 0	BB: 0	LOB: 1	BB: 0	LOB: 1	BB: 0	LOB: 0	BB: 0	LOB: 1	LOB: 0	LOB: 1	LOB: 0	LOB: 0	LOB: 1	LOB: 0	LOB: 0	LOB: 0	LOB: 0	LOB: 1	LOB: 0	LOB: 0	LOB: 0	LOB: 1	LOB: 0	LOB: 0	LOB: 0	LOB: 0	LOB: 0	LOB: 0	LOB: 0	LOB: 0	LOB: 0	LOB: 0	LOB: 0	LOB: 0	LOB: 0	LOB: 0	LOB: 0	LOB: 0	LOB: 0	LOB: 0

PITCHER	IP	WLS	BF	H	R	ER	SO	BB	IBB	HBP	BLK	WP	HR	S	P	ERA	WHIP
Jose Mesa, R ERA: 3.26 (1, 1)	7.1	L	30	8	3	2	3	0	0	0	0	0	1	74	121	2.46	1.091
Mike Flanagan, L ERA: 5.06 (8, 1)	0.2		2	0	0	0	1	0	0	0	0	0	0	6	9	0.00	0.000

PITCHER	IP	WLS	BF	H	R	ER	SO	BB	IBB	HBP	BLK	WP	HR	S	P	ERA	WHIP

WP: 0	PA: 32
PB: 0	CS: 0
SB: 1	

Batter	1	2	3	4	5	6	7	8	9	AB	R	H	RBI	BB	SO	LOB	TOP										
John Cangelosi, S OBP: 0.333, SLG: 0.313 (1, 8) (7, 7)	4-1 WP G4-3 SF7 BB	3-2 F8			3-2 F8		4-2 HR BB	2-1 G6-3		3	2	0	0	2	0	3											
Julio Franco, R OBP: 0.353, SLG: 0.286 Al Newman, S OBP: 0.241, SLG: 0.231 Dean Palmer, R OBP: 0.388, SLG: 0.530 (1, 4) (1, 5) (7, PH) (7, 5)	2-1 G4-3		0-2 G4-3		1-1 G3 1B 2B		0-0 HR	1-0 1B		1	0	0	0	0	0	1											
Rafael Palmeiro, L OBP: 0.360, SLG: 0.466 (1, 3)	2-2 SF7 2-H		1-1 F9		0-0 G3		0-0 G1-3 1B 1B	1-2 G1-3		4	1	1	2	0	0	2											
Ruben Sierra, S OBP: 0.341, SLG: 0.474 (1, 9)	3-2 1B		2-1 P6		0-1 1B		2-1 G1-3 1B		1-1 G1-3	5	1	3	1	0	0	0											
Kevin Reimer, L OBP: 0.370, SLG: 0.493 (1, 10)	2-3 K			2-2 FC6-4 1B	1-2 F7		0-0 G1-3	1-2 2-3	0-1 F7	5	0	1	0	0	1	4											
Jack Daugherty, S OBP: 0.256, SLG: 0.184 Juan Gonzalez, R OBP: 0.329, SLG: 0.488 (1, 7) (7, PH) (7, 8)		4-2 G6-4-3 BB		1-3 K		2-1 G4-3	4-0 1B IBB	4-2 FC5 1B BB	2-0 0-0	2	0	0	0	1	1	1											
Geno Petrali, L OBP: 0.200, SLG: 0.400 Ivan Rodriguez, R OBP: 0.333, SLG: 0.406 (1, 2) (6, PH) (6, 2)		1-2 G6-4-3		2-2 F7		1-2 G6-3	0-1 1B	3-1 FC5 1B	2-0 1-2	2	0	0	0	0	0	2											
Dickie Thon, R OBP: 0.304, SLG: 0.328 (1, 6)		1-0 1B 1B		0-0 FC6-4		0-1 G6-3	1-1 F7	0-0 FC5	5-0 1-2 2-3f	5	0	1	0	0	0	5											
Jeff Huson, L OBP: 0.308, SLG: 0.373 (1, 5) (1, 4)		1-2 1B		0-1 2B G3 1B			2-1 G1-3	0-1 F9	4-1 2-0 0-0	4	1	2	0	0	0	0											
Inning Stats	R: 1 E: 0 K: 1 S: 15	H: 1 LOB: 1 BB: 1 P: 28	R: 0 E: 0 K: 0 S: 16	H: 2 LOB: 2 BB: 1 P: 26	R: 0 E: 0 K: 0 S: 7	H: 0 LOB: 0 BB: 0 P: 10	R: 0 E: 0 K: 1 S: 12	H: 1 LOB: 1 BB: 0 P: 17	R: 2 E: 0 K: 0 S: 14	H: 3 LOB: 1 BB: 0 P: 19	R: 0 E: 0 K: 0 S: 8	H: 0 LOB: 0 BB: 0 P: 11	R: 4 E: 0 K: 0 S: 16	H: 4 LOB: 2 BB: 2 P: 29	R: 0 E: 0 K: 0 S: 8	H: 1 LOB: 1 BB: 0 P: 12	R: 0 E: 0 K: 0 S: 10	H: 1 LOB: 2 BB: 1 P: 18	1B: 11 2B: 1 3B: 0 HR: 1	SF: 1 SAC: 0 DP: 1 HBP: 0	WP: 1 PB: 0 SB: 0 CS: 0	PA: 44					
PITCHER	IP	WLS	BF	H	R	ER	SO	BB	IBB	HBP	BLK	WP	HR	S	P	ERA	WHIP										
Scott Sanderson, R ERA: 5.34 (1, 1)	5.0		23	7	3	3	2	2	0	0	0	1	0	64	100	5.40	1.800										
Lee Guetterman, L ERA: 8.71 (6, 1)	1.2		10	3	4	4	0	1	1	0	0	0	1	20	35	21.60	2.400										
John Habyan, R ERA: 0.75 (7, 1)	1.0	W	5	2	0	0	0	0	0	0	0	0	0	9	13	0.00	2.000										
Steve Howe, L ERA: (8, 1)	1.0		3	0	0	0	0	0	0	0	0	0	0	7	9	0.00	0.000										
Steve Farr, R ERA: 1.8 (9, 1)	0.1	S	3	1	0	0	0	1	0	0	0	0	0	6	13	0.00	6.000										

Texas Rangers @ New York Yankees
 Yankee Stadium, Bronx, NY
 Mon Apr 27 1992, 7:05 PM EDT
 Att. 13,911 - Sunny - 52 F

livebaseballscorecards.com

AB	38
R	7
H	13
RBI	7
BB	5
SO	2
LOB	18



BOTTOM

Texas Rangers @ New York Yankees
Yankee Stadium, Bronx, NY

Mon Apr 27 1992, 7:05 PM EDT
Att. 13,911 - Sunny - 52 F

AB	36
R	8
H	15
RBI	8
BB	2
SO	7
LOB	17



WP:	1	PA:	39
PB:	0		
SB:	0		
CS:	2		

AB	R	H	RBI	BB	SO	LOB
5	0	2	0	0	1	2
5	2	2	0	0	1	4
5	2	3	2	0	0	2
3	3	1	0	1	0	2
4	1	2	4	0	1	1
3	0	1	1	0	2	0
1	0	1	1	0	0	0
0	0	0	0	0	0	0
2	0	2	0	1	0	0
4	0	0	0	0	1	5
4	0	1	0	0	1	1
1B:	10	SF:	0			
2B:	3	SAC:	0			
3B:	0	DP:	1			
HR:	2	HBP:	1			

Batter	1	2	3	4	5	6	7	8	9
Andy Stankiewicz, R OBP: 0.463, SLG: 0.500 (1, 4)	1-1 F7 1B	2-1 FC4 1B			1-1 FC4-6 1B	1-3 K 2		1-0 G4-3 2	
Don Mattingly, L OBP: 0.277, SLG: 0.367 (1, 3)	1-1 2B 1B	2-0 FC4 1-2f			0-1 FC4-6 1B 1-2f HR	2-3 K 3		2-0 1B	
Roberto Kelly, R OBP: 0.417, SLG: 0.526 (1, 8)	2-0 1B 2B	1-2 F8 3			0-0 FC4-6 1B		2-1 HR	2-2 L9 3	
Mel Hall, L OBP: 0.289, SLG: 0.556 (1, 10)	4-2 1B BB		1-2 F9 1		2-2 FC4-6 1B 1-2f HR 2-3		3-0 WP 1B 2B		
Jesse Barfield, R OBP: 0.226, SLG: 0.232 (1, 9)	2-0 1B CS 1B		0-1 P2 2		0-2 HR 1-H 3-H		2-3 K 1		
Randy Velarde, R OBP: 0.243, SLG: 0.328 Kevin Maas, L OBP: 0.469, SLG: 0.615 Dave Silvestri, R (8, 6)	1-2 CS 1B		2-3 K 3		2-3 K 3		2-2 1B 3-H		
Mike Stanley, R OBP: 0.625, SLG: 0.500 (1, 2)	4-2 1B 1-2 BB 3-H			2-2 G5-4-3 1B		2-2 1B HBP	0-1 2B		
Charlie Hayes, R OBP: 0.356, SLG: 0.423 (1, 5)	2-1 F9 3		1-2 L7 1		1 SAFE 0-3 K 1	2-2 F8 3			
Mike Humphreys, R OBP: 0.250, SLG: 0.250 (1, 7)		0-0 F8 1		2-2 G5-4-3 1-2f		1-1 1B		0-3 K 1	

Inning Stats	R: 3	H: 4	E: 0	K: 0	S: 16	L: 0	LOB: 2	BB: 2	P: 33	R: 0	H: 1	E: 0	K: 0	S: 8	L: 0	LOB: 1	BB: 0	P: 13	R: 0	H: 0	E: 0	K: 1	S: 8	L: 0	LOB: 0	BB: 0	P: 11	R: 0	H: 1	E: 0	K: 0	S: 11	R: 3	H: 3	E: 0	K: 1	S: 18	R: 0	H: 1	E: 0	K: 3	S: 15	R: 2	H: 4	E: 0	K: 1	S: 16	R: 0	H: 1	E: 0	K: 1	S: 10	L: 1	LOB: 1	BB: 0	P: 15	1B: 10	SF: 0	2B: 3	SAC: 0	3B: 0	DP: 1	HR: 2	HBP: 1	WP: 1	PA: 39
--------------	------	------	------	------	-------	------	--------	-------	-------	------	------	------	------	------	------	--------	-------	-------	------	------	------	------	------	------	--------	-------	-------	------	------	------	------	-------	------	------	------	------	-------	------	------	------	------	-------	------	------	------	------	-------	------	------	------	------	-------	------	--------	-------	-------	--------	-------	-------	--------	-------	-------	-------	--------	-------	--------

PITCHER	IP	WLS	BF	H	R	ER	SO	BB	IBB	HBP	BLK	WP	HR	S	P	ERA	WHIP
Brian Bohanon, L ERA: 8.76 (1, 1)	0.1		6	4	3	3	0	1	0	0	0	0	0	11	22	81.00	15.000
Todd Burns, R ERA: 4.5 (1, 1)	4.0		15	4	2	2	1	1	0	0	0	0	0	37	57	4.50	1.250
Floyd Bannister, L ERA: 4.32 (5, 1)	0.1		1	0	0	0	0	0	0	0	0	0	0	4	6	0.00	0.000
Barry Manuel, R ERA: 4.76 (5, 1)	1.1		7	2	1	1	4	0	0	1	0	0	0	24	32	6.75	1.500
Terry Mathews, R ERA: 4.85 (7, 1)	2.0	L	10	5	2	2	2	0	0	0	0	1	1	26	42	9.00	2.500

Batter	1	2	3	4	5	6	7	8	9	AB R H RBI BB SO LOB	TOP																				
John Cangelosi, S (1, 7) OBP: 0.280, SLG: 0.250	2-2 F8	2-3 K			2-2 G4-3			2-2 G5-3		4 0 0 0 0 1 3																					
Jeff Huson, L (1, 6) OBP: 0.321, SLG: 0.370	4-2 S BB		2-0 F8		1-0 G4-3			0-0 G3-6-3 1B		3 0 1 0 1 0 0																					
Rafael Palmeiro, L (1, 3) OBP: 0.344, SLG: 0.442	2-3 K		2-1 G3-1			3-1 G3		3-1 G3-6-3		4 0 0 0 0 1 2																					
Ruben Sierra, S (1, 9) OBP: 0.337, SLG: 0.463	2-0 G4-3		1-0 1B			0-0 G4-3			3-2 G4-3	4 0 1 0 0 0 1																					
Juan Gonzalez, R (1, 8) OBP: 0.315, SLG: 0.464		1-1 G5-3	1-1 G6-3			0-1 L6			3-0 F8	4 0 0 0 0 0 1																					
Kevin Reimer, L (1, 10) OBP: 0.364, SLG: 0.479		1-0 1B 1B 1B		1-1 P5			0-0 F8		0-0 L8	4 1 1 0 0 0 0																					
Dean Palmer, R (1, 5) OBP: 0.373, SLG: 0.507		3-1 P6		0-0 G5-3			1-1 F9			3 0 0 0 0 0 1																					
Ivan Rodriguez, R (1, 2) OBP: 0.347, SLG: 0.433		1-0 1B 1B		1-0 G5-3			0-1 2B			3 0 2 0 0 0 0																					
Al Newman, S (1, 4) OBP: 0.281, SLG: 0.276		0-0 S 1B		1-1 CS 1B			2-0 G3-1			3 0 2 1 0 0 1																					
Inning Stats	R: 0 E: 0 K: 1 S: 11	H: 0 LOB: 1 BB: 1 P: 20	R: 1 E: 0 K: 1 S: 10	H: 3 LOB: 2 BB: 0 P: 18	R: 0 E: 0 K: 0 S: 6	H: 1 LOB: 1 BB: 0 P: 12	R: 0 E: 0 K: 0 S: 4	H: 0 LOB: 0 BB: 0 P: 6	R: 0 E: 0 K: 0 S: 6	H: 1 LOB: 0 BB: 0 P: 10	R: 0 E: 0 K: 0 S: 5	H: 0 LOB: 0 BB: 0 P: 8	R: 0 E: 0 K: 0 S: 6	H: 1 LOB: 1 BB: 0 P: 9	R: 0 E: 0 K: 0 S: 8	H: 1 LOB: 0 BB: 0 P: 12	R: 0 E: 0 K: 0 S: 5	H: 0 LOB: 0 BB: 0 P: 11	1B: 6 2B: 1 3B: 0 HR: 0	SF: 0 SAC: 0 DP: 1 HBP: 0	WP: 0 PB: 0 SB: 2 CS: 1	PA: 33									
PITCHER Tim Leary, R (1, 1) ERA: 3.14	IP 9.0	WLS L	BF 33	H 7	R 1	ER 1	SO 2	BB 1	IBB 0	HBP 0	BLK 0	WP 0	HR 0	S 61	P 106	ERA 1.00	WHIP 0.889														
											PITCHER	IP	WLS	BF	H	R	ER	SO	BB	IBB	HBP	BLK	WP	HR	S	P	ERA	WHIP			

Texas Rangers @ New York Yankees
Yankee Stadium, Bronx, NY
 Tue Apr 28 1992, 7:05 PM EDT
 Att. 14,520 - Sunny - 56 F

livebaseballscorecards.com

AB 32
R 1
H 7
RBI 1
BB 1
SO 2
LOB 9



BOTTOM

Texas Rangers @ New York Yankees
Yankee Stadium, Bronx, NY
Tue Apr 28 1992, 7:05 PM EDT
Att. 14,520 - Sunny - 56 F

livebaseballscores.com

AB 29
R 0
H 3
RBI 0
BB 3
SO 4
LOB 10



WP: 1 PA: 34
PB: 0
SB: 0
CS: 0

AB R H RBI BB SO LOB

2 0 0 0 1 0 0

3 0 0 0 1 0 1

3 0 0 0 1 1 3

4 0 2 0 0 0 0

4 0 0 0 0 0 3

4 0 1 0 0 2 1

4 0 0 0 0 1 2

3 0 0 0 0 0 0

2 0 0 0 0 0 0

1B: 2 SF: 0
2B: 1 SAC: 1
3B: 0 DP: 0
HR: 0 HBP: 1

Batter	1	2	3	4	5	6	7	8	9
Andy Stankiewicz, R (1, 4) OBP: 0.455, SLG: 0.472	2-1 G4-3			0-0 F7		1-1 SH1-3		4-2 BB	
Don Mattingly, L (1, 3) OBP: 0.276, SLG: 0.354	2-2 G3-1			3-2 G3-1		1-0 F9		4-1 BB	
Roberto Kelly, R (1, 8) OBP: 0.409, SLG: 0.506	2-2 G5-3			4-1 1B BB		0-1 G6-3		1-3 K	
Mel Hall, L (1, 7) OBP: 0.300, SLG: 0.566		2-2 G4-3		2-1 1B		0-0 F8		2-2 WP 2B	
Matt Nokes, L (1, 2) OBP: 0.283, SLG: 0.358		0-0 G3-1		1-0 F8		3-1 L8		1-1 F9	
Kevin Maas, L (1, 10) OBP: 0.444, SLG: 0.567		3-1 G4-3			1-3 K	0-0 1B		3-3 K	
Jesse Barfield, R (1, 9) OBP: 0.212, SLG: 0.217			1-0 G6-3		1-3 K2-3	0-2 L7		2-2 G5-3	
Charlie Hayes, R (1, 5) OBP: 0.342, SLG: 0.405			3-2 G6-3		0-0 L5		3-2 G4-3		
Randy Velarde, R (1, 6) OBP: 0.247, SLG: 0.319			2-1 G4-3			1-0 F9 SH1-3 HBP		0-0 G6-3	

Inning Stats	R: 0	H: 0	E: 0	K: 11	S: 17	R: 0	H: 0	E: 0	K: 6	S: 11	R: 0	H: 0	E: 0	K: 7	S: 13	R: 0	H: 1	E: 0	K: 8	S: 18	R: 0	H: 0	E: 0	K: 7	S: 9	R: 0	H: 0	E: 0	K: 5	S: 8	R: 0	H: 1	E: 0	K: 10	S: 25	R: 0	H: 0	E: 0	K: 13	S: 22	R: 0	H: 1	E: 0	K: 14	S: 22				
	LOB: 0	BB: 0				LOB: 0	BB: 0				LOB: 2	BB: 1		LOB: 0	BB: 0	LOB: 1	BB: 0		LOB: 1	BB: 0		LOB: 0	BB: 0	LOB: 1	BB: 0		LOB: 2	BB: 2		LOB: 1	BB: 0		LOB: 1	BB: 1		LOB: 1	BB: 0		LOB: 2	BB: 2		LOB: 1	BB: 0		LOB: 0	BB: 0		LOB: 0	BB: 0

PITCHER	IP	WLS	BF	H	R	ER	SO	BB	IBB	HBP	BLK	WP	HR	S	P	ERA	WHIP
Kevin Brown, R (1, 1) ERA: 3.08	8.0	W	30	2	0	0	3	3	0	1	0	0	0	64	111	0.00	0.625
Kenny Rogers, L (9, 1) ERA: 2.45	0.2		3	1	0	0	1	0	0	0	0	0	0	10	16	0.00	1.500
Jeff Russell, R (9, 1) ERA: 2.16	0.1	S	1	0	0	0	0	0	0	0	0	1	0	4	6	0.00	0.000

Batter	1	2	3	4	5	6	7	8	9	AB R H RBI BB SO LOB	TOP											
Brian Downing, R (1, 10) OBP: 0.482, SLG: 0.436	4-1 2B SF7 BB	1 SAFE 0-0 CS	1-1 G6-3		3-2 G1-3		4-1 BB G4-3 1B BB	1-2 G4-3		3 2 0 0 2 0 0	Texas Rangers @ New York Yankees Yankee Stadium, Bronx, NY Wed Apr 29 1992, 3:33 AM EDT Att. 14,270 - Sunny - 47 F											
Rafael Palmeiro, L (1, 3) OBP: 0.347, SLG: 0.444	2-2 2B		0-0 G3		2-1 BB HBP		1-0 G4-3	1-2 G4-3		4 0 1 0 0 0 1												
Juan Gonzalez, R (1, 8) OBP: 0.309, SLG: 0.448	0-1 SF7		0-0 G5-3		4-1 BB		2-3 K		0-2 G6-3	3 0 0 1 1 1 1												
Ruben Sierra, S (1, 9) OBP: 0.351, SLG: 0.465	3-3 K			0-1 BB 1B	1-0 F9		4-0 BB 1B IBB		2-1 1B	4 2 2 0 1 1 3												
Dean Palmer, R (1, 5) OBP: 0.364, SLG: 0.479	2-3 K			3-3 K	2-3 K		4-1 1B BB		0-3 K	4 0 0 0 1 4 5												
Kevin Reimer, L (1, 7) John Cangelosi, S (7, PR) OBP: 0.329, SLG: 0.238		2-1 HR		4-2 1B BB		2-2 SH1-3 BB CS 1B	0-2 S 1B		0-0 G1-3	3 1 3 3 1 0 0 1 0 0 0 0 0 1												
Dickie Thon, R (1, 6) Jeff Huson, L (7, 6) OBP: 0.321, SLG: 0.370		2-1 F9		2-2 1B 1B		4-0 SH1-3 BB	4-1 BB			2 0 1 1 2 0 0 0 0 0 0 0 0 0												
Ivan Rodriguez, R (1, 2) OBP: 0.347, SLG: 0.429		1-0 G1-3		0-1 FC5-4 1B		0-0 SH1-3	1-1 G1-3			3 0 1 0 0 0 3												
Al Newman, S (1, 4) OBP: 0.278, SLG: 0.273		0-0 CS 1B		1-1 FC5-4		2-3 K		1-2 F9		4 0 1 0 0 1 4												
Inning Stats	R: 1 E: 0 K: 2 S: 13	H: 1 LOB: 1 BB: 1 P: 24	R: 1 E: 0 K: 0 S: 6	H: 2 LOB: 0 BB: 0 P: 11	R: 0 E: 0 K: 0 S: 4	H: 0 LOB: 0 BB: 0 P: 5	R: 1 E: 0 K: 1 S: 14	H: 3 LOB: 2 BB: 1 P: 24	R: 0 E: 0 K: 1 S: 9	H: 0 LOB: 2 BB: 1 P: 21		R: 0 E: 0 K: 1 S: 8	H: 1 LOB: 2 BB: 1 P: 16	R: 2 E: 0 K: 1 S: 12	H: 1 LOB: 3 BB: 4 P: 32	R: 0 E: 0 K: 0 S: 9	H: 0 LOB: 0 BB: 0 P: 12	R: 0 E: 0 K: 1 S: 9	H: 1 LOB: 1 BB: 0 P: 11	1B: 7 2B: 2 3B: 0 HR: 1	SF: 1 SAC: 1 DP: 1 HBP: 1	WP: 0 PB: 0 SB: 1 CS: 2
PITCHER	IP WLS BF H R ER SO BB IBB HBP BLK WP HR S P ERA WHIP												PITCHER	IP WLS BF H R ER SO BB IBB HBP BLK WP HR S P ERA WHIP								
Greg Cadaret, L (1, 1) ERA: 1.86	6.0 L 27 7 3 3 5 4 0 1 0 0 0 1 54 101 4.50 1.833																					
Rich Monteleone, R (7, 1) ERA: 1.38	2.0 11 1 2 2 1 3 1 0 0 0 0 0 21 44 9.00 2.000																					
Steve Farr, R (9, 1) ERA: 1.5	1.0 4 1 0 0 0 1 0 0 0 0 0 0 9 11 0.00 1.000																					

livebaseballscorecards.com

AB	31
R	5
H	9
RBI	5
BB	8
SO	7
LOB	18



Batter	1	2	3	4	5	6	7	8	9	AB	R	H	RBI	BB	SO	LOB	TOP										
Shane Mack, R (1, 7) OBP: 0.356, SLG: 0.451	2-3 K			2-3 K	1-0 G5-3		2-1 G4-3			4	0	0	0	0	2	2											
Donnie Hill, S (1, 4) OBP: 0.263, SLG: 0.176	1-2 F9			1-0 WP 1B HBP		0-0 2B FC6-4 1B		4-2 BB G3-6-3		2	2	1	0	1	0	0											
Kirby Puckett, R (1, 8) OBP: 0.333, SLG: 0.511	2-2 F9			0-0 WP 1B		1-0 FC6-4 2B		3-1 L9		4	1	2	0	0	0	1											
Kent Hrbek, L (1, 3) OBP: 0.440, SLG: 0.619		1-0 L6		1-3 K		4-0 FC6-4 IBB		2-0 G3-6-3		3	0	0	0	1	1	3											
Brian Harper, R (1, 2) OBP: 0.312, SLG: 0.347		3-2 F7		2-1 1B		2-2 FC6-4 G5-4-3		2-2 L4		4	0	1	3	0	0	2											
Chili Davis, S (1, 10) OBP: 0.341, SLG: 0.290		2-3 K		2-3 K		3-2 G5-4-3		0-0 G6-3		4	0	0	0	0	2	3											
Pedro Munoz, R (1, 9) OBP: 0.342, SLG: 0.479			0-0 L4		1-2 FC6-4 1B		2-3 K		0-0 G6-3	4	0	1	0	0	1	0											
Scott Leius, R (1, 5) OBP: 0.299, SLG: 0.375			2-3 K		0-0 F9		2-1 L6			3	0	0	0	0	1	1											
Greg Gagne, R (1, 6) OBP: 0.319, SLG: 0.344			2-2 G3-1		0-0 FC6-4 E		4-1 BB			2	0	0	0	1	0	1											
Inning Stats	R: 0 E: 0 K: 1 S: 10	H: 0 LOB: 0 BB: 0 P: 15	R: 0 E: 0 K: 1 S: 7	H: 0 LOB: 0 BB: 0 P: 13	R: 0 E: 0 K: 1 S: 7	H: 0 LOB: 0 BB: 0 P: 11	R: 2 E: 0 K: 3 S: 12	H: 2 LOB: 1 BB: 0 P: 20	R: 0 E: 1 K: 0 S: 6	H: 1 LOB: 1 BB: 0 P: 8	R: 1 E: 0 K: 0 S: 9	H: 2 LOB: 1 BB: 1 P: 19	R: 0 E: 0 K: 1 S: 8	H: 0 LOB: 1 BB: 1 P: 18	R: 0 E: 0 K: 0 S: 5	H: 0 LOB: 0 BB: 1 P: 14	R: 0 E: 0 K: 0 S: 5	H: 0 LOB: 0 BB: 0 P: 7	1B: 4 2B: 1 3B: 0 HR: 0	SF: 0 SAC: 0 DP: 2 HBP: 1	WP: 1 PB: 0 SB: 0 CS: 0	PA: 34					
PITCHER Melido Perez, R (1, 1) ERA: 2.6 Steve Farr, R (9, 1) ERA: 1.29	IP 8.0	WLS W	BF 31	H 5	R 3	ER 3	SO 7	BB 2	IBB 1	HBP 1	BLK 0	WP 1	HR 0	S 64	P 118	ERA 3.38	WHIP 0.875										
										PITCHER	IP	WLS	BF	H	R	ER	SO	BB	IBB	HBP	BLK	WP	HR	S	P	ERA	WHIP

Minnesota Twins @ New York Yankees
 Yankee Stadium, Bronx, NY
 Fri May 01 1992, 7:05 PM EDT
 Att. 14,620 - Cloudy - 61 F

livebaseballscorecards.com

AB	30
R	3
H	5
RBI	3
BB	3
SO	7
LOB	13



Batter	1	2	3	4	5	6	7	8	9	AB R H RBI BB SO LOB	TOP																									
Shane Mack, R (1, 7) OBP: 0.368, SLG: 0.494	1-1 E6 1B SF9	2-2 1B 1B			0-1 HR	1-0 G5-3		1-0 PO 1-2	1-1 G4-3 1B	5 2 3 2 0 0 0																										
Chuck Knoblauch, R (1, 4) OBP: 0.347, SLG: 0.329	1-1 SF9 1-3 1B	0-0 1-3 1B			2-2 F9		1-1 G5-3	1-1 G4-3 1-2f	2-0 G4-3	5 0 2 0 0 0 1																										
Kirby Puckett, R (1, 8) OBP: 0.327, SLG: 0.526 Jarvis Brown, R (9, 8)	3-3 K		0-0 G4-3		1-1 HR		1-0 F9		0-0 G1-3	5 1 1 1 0 1 2 0 0 0 0 0 0 0																										
Kent Hrbek, L (1, 3) OBP: 0.483, SLG: 0.750	4-2 BB		2-2 G4-3		1-0 HR		2-2 1B			3 1 2 1 1 0 1																										
Brian Harper, R (1, 2) OBP: 0.296, SLG: 0.333	3-2 SF9 2-3 3-H		1-0 P8		3-1 G6-3		1-0 G4-3			3 0 0 1 0 0 2																										
Randy Bush, L (1, 10) OBP: 0.333, SLG: 0.375 Chili Davis, S (8, PH) OBP: 0.349, SLG: 0.343	0-0 G3		1-3 K		1-0 HR			3-1 HR		3 1 1 1 0 1 3 1 1 1 1 0 0 0																										
Pedro Munoz, R (1, 9) OBP: 0.338, SLG: 0.468		2-0 1B 1B		0-0 F8	2-1 F7			0-0 G6-3		4 1 1 0 0 0 0																										
Scott Leius, R (1, 5) OBP: 0.282, SLG: 0.353		1-2 F7		2-2 F8		2-1 F8		1-1 G4-3		4 0 0 0 0 0 1																										
Greg Gagne, R (1, 6) OBP: 0.315, SLG: 0.338		1-0 F8		2-1 F9		3-2 G5-3		2-1 PO 1B		4 0 1 0 0 0 1																										
Inning Stats	R: 1 E: 1 K: 1 S: 17	H: 1 LOB: 2 BB: 1 P: 29	R: 1 E: 0 K: 0 S: 9	H: 3 LOB: 2 BB: 0 P: 15	R: 0 E: 1 K: 1 S: 9	H: 0 LOB: 1 BB: 0 P: 13	R: 0 E: 0 K: 0 S: 6	H: 0 LOB: 0 BB: 0 P: 10	R: 4 E: 0 K: 0 S: 13	H: 4 LOB: 0 BB: 0 P: 23	R: 0 E: 0 K: 0 S: 7	H: 0 LOB: 0 BB: 0 P: 13	R: 0 E: 0 K: 0 S: 7	H: 1 LOB: 1 BB: 0 P: 12	R: 1 E: 0 K: 0 S: 7	H: 2 LOB: 0 BB: 0 P: 14	R: 0 E: 0 K: 0 S: 4	H: 1 LOB: 0 BB: 0 P: 7	1B: 7 2B: 0 3B: 0 HR: 5	SF: 1 SAC: 0 DP: 1 HBP: 0	WP: 0 PB: 0 SB: 1 CS: 0	PA: 40														
PITCHER	IP WLS BF H R ER SO BB IBB HBP BLK WP HR S P ERA WHIP																																			
Scott Sanderson, R (1, 1) ERA: 5.94	4.2		24	8	6	5	2	1	0	0	0	0	4	52	86	9.64	1.929																			
Rich Monteleone, R (5, 1) ERA: 1.26	1.1		4	0	0	0	0	0	0	0	0	0	0	9	17	0.00	0.000																			
Lee Guetterman, L (7, 1) ERA: 8.74	1.0	L	5	2	1	1	0	0	0	0	0	1	9	17	9.00	2.000																				
John Habyan, R (8, 1) ERA: 0.64	2.0		6	2	0	0	0	0	0	0	0	0	9	16	0.00	1.000																				

Minnesota Twins @ New York Yankees
 Yankee Stadium, Bronx, NY
 Sat May 02 1992, 3:33 AM EDT
 Att. 18,564 - Sunny - 72 F

livebaseballscorecards.com

AB	37
R	7
H	12
RBI	7
BB	1
SO	2
LOB	11



BOTTOM

Minnesota Twins @ New York Yankees
Yankee Stadium, Bronx, NY
Sat May 02 1992, 3:33 AM EDT
Att. 18,564 - Sunny - 72 F

livebaseballscorecards.com

AB 39
R 6
H 14
RBI 5
BB 1
SO 1
LOB 14



WP: 0 PA: 40
PB: 0
SB: 0
CS: 0

AB R H RBI BB SO LOB

5 0 1 0 0 0 1

4 0 1 0 1 0 1

5 1 2 1 0 0 2

5 0 1 0 0 1 3

4 2 2 1 0 0 1

3 0 1 0 0 0 0

1 0 0 0 0 0 1

4 1 2 0 0 0 2

4 1 3 0 0 0 0

2 0 0 0 0 0 2

2 1 1 3 0 0 1

1B: 9 SF: 0
2B: 2 SAC: 0
3B: 0 DP: 2
HR: 3 HBP: 0

WP: 0 PA: 40
PB: 0
SB: 0
CS: 0

ERA 0.00 WHIP 0.000

Batter	1	2	3	4	5	6	7	8	9
Andy Stankiewicz, R (1, 4) OBP: 0.421, SLG: 0.438	2-1 G6-3		0-0 L1		0-0 FC4-6 1B	0-1 B1-3		2-2 G6-4-3 1-2f	
Don Mattingly, L (1, 3) OBP: 0.281, SLG: 0.356	1-1 G1-3		0-0 1B 1B		3-1 P2	4-2 BB		2-2 F7	
Roberto Kelly, R (1, 8) OBP: 0.386, SLG: 0.495	2-2 HR		1 SAFE 2-1 1B 1-2 1B		0-1 F8	0-0 G4-3		1-2 G5-3	
Mel Hall, L (1, 10) OBP: 0.269, SLG: 0.511	0-3 F7		3-1 F7		1-1 FC4-6 1-2f		0-2 G6-3 2B	2-2 F8	
Jesse Barfield, R (1, 9) OBP: 0.218, SLG: 0.254		2-1 1B G5-4-3 1B		3-2 F9		3-2 HR	1-1 G6-3		
Jim Leyritz, R (1, 2) OBP: 0.429, SLG: 0.545		1-1 1B SAFE		3-1 L1		3-2 F8	3-2 P7		
Matt Nokes, L (7, PH) (8, 2) OBP: 0.299, SLG: 0.452		1-3 1B G5-4-3							
Randy Velarde, R (1, 6) OBP: 0.289, SLG: 0.351		3-1 G5-4-3 1-2f 3-H		3-1 1B 1B		3-1 1B HR 2B	1-0 F8		
Charlie Hayes, R (1, 5) OBP: 0.349, SLG: 0.417		2-2 G6-3		0-0 1-2 1B		2-2 HR 1B	0-2 G6-4-3 1B		
Mike Humphreys, R (1, 7) OBP: 0.167, SLG: 0.167			0-1 P2		1-0 G5-3			2-2 F7	
Dion James, L (6, PH) (7, 7) OBP: 0.292, SLG: 0.300						1-1 HR 1-H 3-H			

Inning Stats	R: 1	H: 1	E: 0	K: 1	S: 10	H: 2	LOB: 0	BB: 0	P: 15	R: 1	H: 2	E: 0	K: 0	S: 9	H: 2	LOB: 2	BB: 0	P: 17	R: 0	H: 2	E: 0	K: 0	S: 8	R: 0	H: 2	E: 0	K: 0	S: 9	R: 0	H: 1	E: 0	K: 0	S: 7	R: 4	H: 4	E: 0	K: 0	S: 20	R: 0	H: 1	E: 0	K: 0	S: 9	R: 0	H: 0	E: 0	K: 0	S: 9	1B: 9	SF: 0	2B: 2	SAC: 0	3B: 0	DP: 2	HR: 3	HBP: 0	WP: 0	PA: 40	PB: 0	SB: 0	CS: 0
--------------	------	------	------	------	-------	------	--------	-------	-------	------	------	------	------	------	------	--------	-------	-------	------	------	------	------	------	------	------	------	------	------	------	------	------	------	------	------	------	------	------	-------	------	------	------	------	------	------	------	------	------	------	-------	-------	-------	--------	-------	-------	-------	--------	-------	--------	-------	-------	-------

PITCHER	IP	WLS	BF	H	R	ER	SO	BB	IBB	HBP	BLK	WP	HR	S	P	ERA	WHIP
Bill Krueger, L (1, 1) ERA: 1.69	5.1		25	10	4	4	1	0	0	0	0	0	2	51	92	6.75	1.875
Carl Willis, R (6, 1) ERA: 5.4	0.0		1	1	0	0	0	0	0	0	0	0	4	6	∞	∞	
Gary Wayne, L (6, 1) ERA: 1.54	0.2		5	2	2	2	0	1	0	0	0	0	1	11	16	27.00	4.500
Tom Edens, R (7, 1) ERA: 3.75	0.1		1	0	0	0	0	0	0	0	0	0	2	3	0.00	0.000	
Bob Kipper, L (7, 1) ERA: 2.89	1.0	W	4	1	0	0	0	0	0	0	0	0	0	10	16	0.00	1.000
PITCHER	IP	WLS	BF	H	R	ER	SO	BB	IBB	HBP	BLK	WP	HR	S	P	ERA	WHIP
Rick Aguilera, R (8, 1) ERA: 4.97	1.2		4	0	0	0	0	0	0	0	0	0	0	12	19	0.00	0.000

Batter	1	2	3	4	5	6	7	8	9	AB R H RBI BB SO LOB	TOP											
Shane Mack, R OBP: 0.390, SLG: 0.505 (1, 7) X	0-0 F9	1-0 G6-4-3 HBP			0-1 F8 G3 1B		1-2 S 1B		0-1 BB 1B	4 1 3 0 0 0 0	Minnesota Twins @ New York Yankees Yankee Stadium, Bronx, NY Sun May 03 1992, 3:33 AM EDT Att. 25,746 - Sunny - 76 F											
Chuck Knoblauch, R OBP: 0.340, SLG: 0.322 (1, 4) B C X	1-1 G4-3	0-1 G6-4-3			2-2 F8 1-3		0-1 G3		0-1 BB 1B	5 0 1 0 0 0 4												
Randy Bush, L OBP: 0.355, SLG: 0.429 Jarvis Brown, R (8, PR) (8, 9) B S X	2-1 1B 2B			2-3 K	2-0 G3			1-2 1B G4-3 1B	4-2 BB	4 1 2 1 0 1 0 0 1 0 0 1 0 0												
Kirby Puckett, R OBP: 0.321, SLG: 0.510 (1, 8) B B X	3-0 BB 1B			0-0 G1-3	1-1 P2			2-3 K	0-1 F7	5 0 1 1 0 1 4												
Kent Hrbek, L OBP: 0.515, SLG: 0.731 (1, 3) B F B B	4-1 BB 1-2			4-0 FC5-4 BB		3-3 K		0-0 G4-3 1B		2 0 1 0 2 1 0												
Pedro Munoz, R OBP: 0.321, SLG: 0.444 Mark Guthrie, R Rick Aguilera, R (1, 9) X (8, 1) (9, 1)	0-0 P4			0-0 FC5-4		0-2 F8		0-1 G4-3		4 0 0 1 0 0 4 0 0 0 0 0 0 0 0 0 0 0 0 0 0												
Scott Leius, R OBP: 0.280, SLG: 0.361 (1, 5) C B B X		2-1 G4-3 1B 2B		2-2 F8		2-2 G6-3		0-2 G6-3		4 1 1 0 0 0 2												
Lenny Webster, R OBP: 0.238, SLG: 0.263 (1, 2) C B X		1-1 G4-3		2-2 G6-3		1-0 P3			3-3 K	4 0 0 0 0 1 1												
Greg Gagne, R OBP: 0.312, SLG: 0.333 (1, 6) B S X		1-1 HBP 1B		1-0 P9		0-0 F8			2-0 P3	4 0 1 1 0 0 0												
Inning Stats	R: 1 E: 0 K: 0 S: 8	H: 2 LOB: 2 BB: 1 P: 18	R: 1 E: 0 K: 0 S: 8	H: 2 LOB: 1 BB: 0 P: 13	R: 0 E: 0 K: 1 S: 5	H: 0 LOB: 1 BB: 1 P: 11	R: 0 E: 0 K: 0 S: 8	H: 0 LOB: 0 BB: 0 P: 13	R: 1 E: 0 K: 0 S: 8	H: 1 LOB: 0 BB: 0 P: 13		R: 0 E: 0 K: 1 S: 10	H: 0 LOB: 0 BB: 0 P: 15	R: 0 E: 0 K: 0 S: 8	H: 1 LOB: 1 BB: 0 P: 10	R: 1 E: 0 K: 1 S: 16	H: 2 LOB: 2 BB: 0 P: 18	R: 0 E: 0 K: 1 S: 13	H: 2 LOB: 3 BB: 1 P: 22	1B: 8 2B: 2 3B: 0 HR: 0	SF: 0 SAC: 0 DP: 1 HBP: 1	WP: 0 PB: 0 SB: 3 CS: 0
PITCHER	IP WLS BF H R ER SO BB IBB HBP BLK WP HR S P ERA WHIP																					
Scott Kamieniecki, R ERA: 4.91 (1, 1)	7.1 L 31 7 4 4 3 2 0 1 0 0 0 0 65 105 4.91 1.227																					
Steve Howe, L ERA: (8, 1)	0.2 3 1 0 0 0 0 0 0 0 0 0 0 6 6 0.00 1.500																					
Rich Monteleone, R ERA: 1.17 (9, 1)	1.0 6 2 0 0 1 1 0 0 0 0 0 0 13 22 0.00 3.000																					

livebaseballscorecards.com



Batter	1	2	3	4	5	6	7	8	9	AB	R	H	RBI	BB	SO	LOB
Andy Stankiewicz, R OBP: 0.426, SLG: 0.431 (1, 4)	0-1 G5-3		3-2 E 1B		4-1 FC5-4 BB		1-0 G6-3			3	1	1	0	1	0	0
Don Mattingly, L OBP: 0.280, SLG: 0.344 (1, 3)	4-1 1B BB		2-0 E4 FC3-6 1B		1-3 K		2-0 P5			3	0	0	1	1	1	3
Roberto Kelly, R OBP: 0.390, SLG: 0.495 (1, 8)	1-0 1B		0-0 FC3-6 1B		2-2 FC5-4		1-1 G6-3			4	0	2	1	0	0	2
Mel Hall, L OBP: 0.278, SLG: 0.511 (1, 7)	2-2 G4-6-3 1B		1-0 FC3-6 G1-6-3		1-0 P4		0-1 G6-3 1B			4	0	2	0	0	0	4
Matt Nokes, L OBP: 0.282, SLG: 0.424 (1, 2)	3-1 G4-6-3		1-0 G1-6-3		3-1 P8		0-0 G6-3			4	0	0	0	0	0	6
Randy Velarde, R OBP: 0.287, SLG: 0.346 (1, 6)		0-1 F9		0-0 G6-3		1-0 FC4-6 1B		1-0 P9		4	0	1	0	0	0	0
Kevin Maas, L OBP: 0.383, SLG: 0.450 (1, 10)		2-3 K		0-1 P6		0-0 FC4-6 FC6-4		0-1 P7		4	0	0	0	0	1	1
Charlie Hayes, R OBP: 0.333, SLG: 0.398 (1, 5)		1-3 K		0-0 F8		2-1 FC6-4		1-0 P3		4	0	0	0	0	1	1
Dion James, L OBP: 0.346, SLG: 0.409 Jesse Barfield, R OBP: 0.215, SLG: 0.250 (7, PH) (8, 9)			2-1 1B E 1B		2-2 FC5-4 2B		0-0 G5-3			2	1	2	0	0	0	0
										1	0	0	0	0	0	0

Inning Stats	R: 0	H: 2	E: 0	LOB: 2	K: 0	BB: 1	S: 9	R: 0	H: 0	E: 0	LOB: 0	K: 2	BB: 0	S: 8	R: 2	H: 3	E: 1	LOB: 1	K: 0	BB: 0	S: 9	R: 0	H: 0	E: 0	LOB: 0	K: 0	BB: 0	S: 4	R: 0	H: 1	E: 0	LOB: 2	K: 1	BB: 1	S: 16	R: 0	H: 1	E: 0	LOB: 1	K: 0	BB: 0	S: 6	R: 0	H: 0	E: 0	LOB: 0	K: 0	BB: 0	S: 3	R: 0	H: 1	E: 0	LOB: 0	K: 0	BB: 0	S: 5	R: 0	H: 0	E: 0	LOB: 0	K: 0	BB: 0	S: 4	R: 0	H: 0	E: 0	LOB: 0	K: 0	BB: 0	S: 4	1B: 7	SF: 0	2B: 1	SAC: 0	3B: 0	DP: 3	HR: 0	HBP: 0	WP: 0	PA: 35	PB: 0	SB: 0	CS: 0
--------------	------	------	------	--------	------	-------	------	------	------	------	--------	------	-------	------	------	------	------	--------	------	-------	------	------	------	------	--------	------	-------	------	------	------	------	--------	------	-------	-------	------	------	------	--------	------	-------	------	------	------	------	--------	------	-------	------	------	------	------	--------	------	-------	------	------	------	------	--------	------	-------	------	------	------	------	--------	------	-------	------	-------	-------	-------	--------	-------	-------	-------	--------	-------	--------	-------	-------	-------

PITCHER	IP	WLS	BF	H	R	ER	SO	BB	IBB	HBP	BLK	WP	HR	S	P	ERA	WHIP
Scott Erickson, R ERA: 4.75 (1, 1)	6.0		26	7	2	2	3	2	0	0	0	0	0	52	90	3.00	1.500
Mark Guthrie, L ERA: 3.0 (7, 1)	2.0		6	1	0	0	0	0	0	0	0	0	0	8	12	0.00	0.500
Mark Guthrie, L ERA: 3.0 (8, 1)	2.0		6	1	0	0	0	0	0	0	0	0	0	8	12	0.00	0.500
Rick Aguilera, R ERA: 4.61 (9, 1)	1.0	S	3	0	0	0	0	0	0	0	0	0	0	4	6	0.00	0.000


BOTTOM

Minnesota Twins @ New York Yankees
 Yankee Stadium, Bronx, NY

Sun May 03 1992, 3:33 AM EDT
 Att: 25,746 - Sunny - 76 F

livebaseballscorecards.com

AB	33
R	2
H	8
RBI	2
BB	2
SO	3
LOB	17



Batter	1	2	3	4	5	6	7	8	9	AB R H RBI BB SO LOB
Greg Briley, L OBP: 0.220, SLG: 0.268 (1, 8)	1-0 SH5-3 G6-3 2B		0-1 G4-3		0-0 F7		2-3 K			4 1 1 0 0 1 1
Harold Reynolds, S OBP: 0.307, SLG: 0.340 (1, 4)	0-0 SH5-3 2-3		2-3 K		1-0 F7			1-0 G3		3 0 0 0 0 1 1
Edgar Martinez, R OBP: 0.365, SLG: 0.500 (1, 5)	2-2 G6-3 3-H			1-0 HR		3-1 L6		3-3 K		4 1 1 2 0 1 0
Kevin Mitchell, R OBP: 0.298, SLG: 0.291 (1, 7)	0-0 G4-3			1-1 G6-3		1-3 K		1-3 K		4 0 0 0 0 2 0
Pete O'Brien, L OBP: 0.214, SLG: 0.444 (1, 3)		0-1 G3		2-2 F8		0-0 F8		0-1 F8		4 0 0 0 0 0 0
Jay Buhner, R OBP: 0.351, SLG: 0.350 (1, 9)		2-0 G6-3		3-3 K			1-1 2B G4-3 1B		0-3 K	4 1 1 0 0 2 0
Tino Martinez, L OBP: 0.329, SLG: 0.507 (1, 10)		4-0 BB			2-2 2B		2-1 G4-3 G3 2B		0-2 F7	3 2 2 0 1 0 0
Dave Valle, R OBP: 0.324, SLG: 0.344 (1, 2)		2-1 SAFE G4-3			0-0 FC6-5 2B		1-0 G4-3			3 0 1 2 0 0 2
Jeff Schaefer, R OBP: 0.261, SLG: 0.409 Dave Cochrane, S OBP: 0.367, SLG: 0.407 (7, PH) (8, 6)			3-2 L3		2-1 FC6-5		0-1 G3			2 0 0 0 0 0 1 1 0 0 1 0 0 0

Inning Stats	R: 1	H: 1	E: 0	K: 0	S: 6	LOB: 0	BB: 0	P: 9	R: 0	H: 0	E: 0	K: 0	S: 5	LOB: 1	BB: 1	P: 13	R: 0	H: 0	E: 0	K: 1	S: 8	LOB: 0	BB: 0	P: 13	R: 1	H: 1	E: 0	K: 1	S: 9	LOB: 0	BB: 0	P: 16	R: 1	H: 2	E: 0	K: 0	S: 8	LOB: 1	BB: 0	P: 13	R: 0	H: 0	E: 0	K: 1	S: 6	LOB: 0	BB: 0	P: 10	R: 2	H: 2	E: 0	K: 1	S: 10	LOB: 0	BB: 0	P: 16	R: 0	H: 0	E: 0	K: 2	S: 7	LOB: 0	BB: 0	P: 12	R: 0	H: 0	E: 0	K: 1	S: 8	LOB: 0	BB: 0	P: 8	1B: 1	SF: 0	2B: 4	SAC: 1	3B: 0	DP: 0	HR: 1	HBP: 0	WP: 0	PA: 34
--------------	------	------	------	------	------	--------	-------	------	------	------	------	------	------	--------	-------	-------	------	------	------	------	------	--------	-------	-------	------	------	------	------	------	--------	-------	-------	------	------	------	------	------	--------	-------	-------	------	------	------	------	------	--------	-------	-------	------	------	------	------	-------	--------	-------	-------	------	------	------	------	------	--------	-------	-------	------	------	------	------	------	--------	-------	------	-------	-------	-------	--------	-------	-------	-------	--------	-------	--------

PITCHER	IP	WLS	BF	H	R	ER	SO	BB	IBB	HBP	BLK	WP	HR	S	P	ERA	WHIP
Tim Leary, R ERA: 3.79 (1, 1)	7.0	W	28	6	5	5	4	1	0	0	0	0	1	52	90	6.43	1.000
John Habyan, R ERA: 0.6 (8, 1)	1.0		3	0	0	0	2	0	0	0	0	0	0	7	12	0.00	0.000
Steve Howe, L ERA: (9, 1)	1.0	S	3	0	0	0	1	0	0	0	0	0	0	8	8	0.00	0.000


BOTTOM

New York Yankees @ Seattle Mariners
The Kingdome, Seattle, WA

Mon May 04 1992, 10:05 PM EDT
Att. 14,494 - Dome - 70 F

livebaseballscorecards.com

AB	32
R	5
H	6
RBI	5
BB	1
SO	7
LOB	5



Batter	1	2	3	4	5	6	7	8	9
Henry Cotto, R OBP: 0.368, SLG: 0.382 (1, 8)	2-1 G6-3		4-1 2B 1B BB	4-2 E G5-3 BB		1-0 S 1B E 1B		2-2 F8	
Harold Reynolds, S OBP: 0.321, SLG: 0.364 (1, 4)	2-1 F8		3-1 1B 2B 1-3 2-H	3-2 E7 G5-3 1B 1-3 3-H		3-1 E S 1B 1-2		2-0 F9	
Edgar Martinez, R OBP: 0.370, SLG: 0.494 (1, 5)	1-2 E9 WP 1B		4-0 1B 1B IBB	2-2 G5-3 2-3 3-H		3-1 G5-3 1-3 2-H			
Kevin Mitchell, R OBP: 0.247, SLG: 0.278 (1, 10)	2-3 K		2-3 K	3-1 G6-3			1-2 F8		
Jay Buhner, R OBP: 0.357, SLG: 0.349 (1, 9)		0-1 P3	2-1 1B 1B 1-2 2-3 3-H		0-0 G4-3		4-1 3B BB		
Dave Cochrane, S OBP: 0.382, SLG: 0.419 (1, 7)		3-3 K	1-1 1B 1-2 2-3 3-H		1-0 G4-6-3 1B		0-0 F9		
Greg Briley, L OBP: 0.220, SLG: 0.268 (8, 7)									
Pete O'Brien, L OBP: 0.216, SLG: 0.459 (1, 3)		2-1 G4-3	1-0 G4-3		0-1 G4-6-3 1-2f		3-0 3B 1-H		
Dave Valle, R OBP: 0.319, SLG: 0.354 (1, 2)			3-2 E4 SH1-3 2B		0-0 G4-3 E 2B		2-0 G6-3	0-1 L9	
Rich Amaral, R OBP: 0.293, SLG: 0.400 (1, 6)			0-1 SH1-3		1-0 G4-3		1-0 F7		
Jeff Schaefer, R OBP: 0.261, SLG: 0.409 (9, 6)								0-0 P2	

Inning Stats	R: 0	H: 1	E: 1	K: 1	S: 10	LOB: 1	BB: 0	P: 17
	R: 0	H: 0	E: 0	K: 1	S: 7 <td>LOB: 0</td> <td>BB: 0</td> <td>P: 12</td>	LOB: 0	BB: 0	P: 12
	R: 3	H: 3	E: 1	K: 1	S: 18 <td>LOB: 3</td> <td>BB: 2</td> <td>P: 38</td>	LOB: 3	BB: 2	P: 38
	R: 2	H: 2	E: 1	K: 0	S: 12 <td>LOB: 1</td> <td>BB: 1</td> <td>P: 25</td>	LOB: 1	BB: 1	P: 25
	R: 0	H: 1	E: 0	K: 0	S: 4 <td>LOB: 0</td> <td>BB: 0</td> <td>P: 5</td>	LOB: 0	BB: 0	P: 5
	R: 1	H: 2	E: 1	K: 0	S: 7 <td>LOB: 1</td> <td>BB: 0</td> <td>P: 17</td>	LOB: 1	BB: 0	P: 17
	R: 1	H: 1	E: 0	K: 0	S: 8 <td>LOB: 1</td> <td>BB: 1</td> <td>P: 16</td>	LOB: 1	BB: 1	P: 16
	R: 0	H: 0	E: 0	K: 0	S: 5 <td>LOB: 0</td> <td>BB: 0</td> <td>P: 9</td>	LOB: 0	BB: 0	P: 9

PITCHER	IP	WLS	BF	H	R	ER	SO	BB	IBB	HBP	BLK	WP	HR	S	P	ERA	WHIP
Greg Cadaret, L ERA: 2.18 (1, 1)	4.0	L	22	6	5	2	3	2	1	0	0	1	0	47	92	4.50	2.000
Jeff Johnson, L ERA: 5.79 (5, 1)	4.0		16	4	2	1	0	1	0	0	0	0	0	24	47	2.25	1.250

BOTTOM


New York Yankees @ Seattle Mariners
The Kingdome, Seattle, WA

Tue May 05 1992, 10:05 PM EDT
Att: 12,930 - Dome - 70 F

AB	R	H	RBI	BB	SO	LOB
3	3	1	0	2	0	0
5	1	3	2	0	0	0
3	0	1	1	1	0	2
4	0	0	0	0	2	5
3	1	1	1	1	0	0
4	0	2	1	0	1	1
0	0	0	0	0	0	0
4	0	1	1	0	0	4
4	2	1	0	0	0	1
3	0	0	0	0	0	1
0	0	0	0	0	0	0

AB	33
R	7
H	10
RBI	6
BB	4
SO	3
LOB	14

WP: 1 PA: 38
PB: 0
SB: 2
CS: 0



1B	7	SF	0
2B	2	SAC	1
3B	1	DP	1
HR	0	HBP	0

Batter	1	2	3	4	5	6	7	8	9	AB R H RBI BB SO LOB	TOP																												
Randy Velarde, R (1, 4) OBP: 0.276, SLG: 0.330 Kevin Maas, L (9, PH) OBP: 0.388, SLG: 0.452	2-3 K		0-1 G4-3			3-3 K			1-1 L6	3 0 0 0 0 2 0 1 0 0 0 0 0 1																													
Don Mattingly, L (1, 3) OBP: 0.277, SLG: 0.327	4-2 G6-4-3 BB			1-3 K			2-2 P4		0-1 G6-3	3 0 0 1 1 1 0																													
Roberto Kelly, R (1, 8) OBP: 0.376, SLG: 0.468	0-0 G6-4-3 1-2f			1-2 P4			3-2 G1-3		1-1 1B	4 0 1 0 0 0 1																													
Mel Hall, L (1, 7) OBP: 0.257, SLG: 0.471		2-2 G4-3		0-3 K			3-2 G4-3		2-2 P5	4 0 0 0 0 1 1																													
Jim Leyritz, R (1, 2) OBP: 0.458, SLG: 0.762		0-1 G6-3			1-0 G5-3			1-2 L3 1B		3 0 1 0 0 0 0																													
Jesse Barfield, R (1, 9) OBP: 0.225, SLG: 0.238		1-0 S 1B			1-3 K2-3			3-1 F8		3 0 1 0 0 1 1																													
Mike Stanley, R (1, 10) OBP: 0.423, SLG: 0.300		1-3 K			1-0 F9			0-2 L3		3 0 0 0 0 1 2																													
Charlie Hayes, R (1, 5) OBP: 0.330, SLG: 0.381			1-0 G4-3			0-0 G5-3			1-2 3B 1B	3 1 1 0 0 0 0																													
Dave Silvestri, R (1, 6) OBP: 0.286, SLG: 0.571			1-0 G4-3			1-0 P3			3-2 G6-3 3B	3 1 1 1 0 0 0																													
Inning Stats	R: 0 E: 0 K: 1 S: 8	H: 0 LOB: 0 BB: 1 P: 14	R: 0 E: 0 K: 1 S: 9	H: 1 LOB: 1 BB: 0 P: 13	R: 0 E: 0 K: 0 S: 4	H: 0 LOB: 0 BB: 0 P: 6	R: 0 E: 0 K: 2 S: 10	H: 0 LOB: 0 BB: 0 P: 12	R: 0 E: 0 K: 1 S: 6	H: 0 LOB: 0 BB: 0 P: 9	R: 0 E: 0 K: 1 S: 8	H: 0 LOB: 0 BB: 0 P: 12	R: 0 E: 0 K: 0 S: 10	H: 0 LOB: 0 BB: 0 P: 18	R: 0 E: 0 K: 0 S: 8	H: 1 LOB: 0 BB: 0 P: 12	R: 2 E: 0 K: 0 S: 15	H: 3 LOB: 1 BB: 0 P: 23	1B: 4 2B: 1 3B: 1 HR: 0	SF: 0 SAC: 0 DP: 2 HBP: 0	WP: 0 PB: 0 SB: 1 CS: 0	PA: 31																	
PITCHER Mark Langston, L (1, 1) ERA: 6.75 Bryan Harvey, R (9, 1) ERA: 0.63	IP 8.0	WLS W	BF 27	H 4	R 2	ER 2	SO 6	BB 1	IBB 0	HBP 0	BLK 0	WP 0	HR 0	S 69	P 106	ERA 2.25	WHIP 0.625						PITCHER IP 1.0	WLS S	BF 4	H 1	R 0	ER 0	SO 0	BB 0	IBB 0	HBP 0	BLK 0	WP 0	HR 0	S 9	P 13	ERA 0.00	WHIP 1.000

New York Yankees @ California Angels
Anaheim Stadium, Anaheim, CA
Wed May 06 1992, 10:05 PM EDT
Att. 23,079 - Sunny - 72 F

livebaseballscorecards.com

AB	30
R	2
H	5
RBI	2
BB	1
SO	6
LOB	6



Batter	1	2	3	4	5	6	7	8	9
Luis Polonia, L OBP: 0.370, SLG: 0.316 (1, 7)	0-1 F8		0-1 PO E 1B			2-1 G4-3	0-1 G3		
Von Hayes, L OBP: 0.373, SLG: 0.475 (1, 9)	1-2 G1-3		3-3 SAFE SAFE SAFE SAFE 1B			0-1 1B 1B		0-0 G3 2B	
Junior Felix, S OBP: 0.310, SLG: 0.431 (1, 8)	1-1 G4-3		0-0 PO 2-3	1-2 CS 1B		3-2 SAFE SAFE SAFE 1B FC5-4		1-2 G3	
Hubie Brooks, R OBP: 0.281, SLG: 0.417 (1, 10)		1-2 G1-3		2-1 SAFE 1-2 G6-3		1-2 FC5-4		0-2 P3	
Lee Stevens, L OBP: 0.283, SLG: 0.364 (1, 3)		0-0 G6-3		1-3 K			1-0 G4-3	2-0 F7	
Gary Gaetti, R OBP: 0.292, SLG: 0.386 (1, 5)		2-3 K			0-0 G5-3		1-2 1B 2B		
Mike Fitzgerald, R OBP: 0.283, SLG: 0.341 (1, 2)			2-0 G6-3		0-0 G5-3		1-3 K		
Rene Gonzales, R OBP: 0.455, SLG: 0.629 (1, 4)			0-2 1B 1B 1B		0-0 CS 1B		4-0 1B BB		
Gary Disarcina, R OBP: 0.393, SLG: 0.359 (1, 6)			0-0 SAFE SAFE 1-3 1B 1B		1-1 SAFE 1-2 CS	2-0 G5-3	0-1 1-3 2-H 1B		

Inning Stats	R: 0	H: 0	E: 0	LOB: 0	K: 0	BB: 0	S: 7	P: 9
	R: 0	H: 0	E: 0	LOB: 0	K: 1	BB: 0	S: 7	P: 10
	R: 2	H: 3	E: 1	LOB: 0	K: 1	BB: 0	S: 12	P: 17
	R: 0	H: 1	E: 0	LOB: 0	K: 1	BB: 0	S: 9	P: 13
	R: 0	H: 1	E: 0	LOB: 0	K: 0	BB: 0	S: 4	P: 5
	R: 0	H: 2	E: 0	LOB: 2	K: 0	BB: 0	S: 11	P: 19
	R: 1	H: 2	E: 0	LOB: 2	K: 1	BB: 1	S: 11	P: 18
	R: 0	H: 1	E: 0	LOB: 1	K: 0	BB: 0	S: 8	P: 11

PITCHER	IP	WLS	BF	H	R	ER	SO	BB	IBB	HBP	BLK	WP	HR	S	P	ERA	WHIP
Melido Perez, R ERA: 2.74 (1, 1)	8.0	L	32	10	3	3	4	1	0	0	0	0	0	69	102	3.38	1.375

AB R H RBI BB SO LOB

4	0	1	2	0	0	2
4	0	2	0	0	1	1
4	0	2	0	0	0	1
4	0	0	0	0	0	4
4	0	0	0	0	1	1
3	1	1	0	0	1	0
3	0	0	0	0	1	1
2	1	2	0	1	0	0
3	1	2	1	0	0	0

WP	PA	ERA	WHIP
0	34		

New York Yankees @ California Angels
Anaheim Stadium, Anaheim, CA
 Wed May 06 1992, 10:05 PM EDT
 Att. 23,079 - Sunny - 72 F

livebaseballscorecards.com

AB	31
R	3
H	10
RBI	3
BB	1
SO	4
LOB	10



Batter	1	2	3	4	5	6	7	8	9	AB R H RBI BB SO LOB	TOP											
Dion James, L (1, 9) OBP: 0.300, SLG: 0.346	0-2 G4-3		2-2 G4-3			2-2 G3		0-0 G4-3		4 0 0 0 0 0 0												
Don Mattingly, L (1, 3) OBP: 0.276, SLG: 0.324	1-0 F8 1B		0-0 G3			1-1 F9			2-2 G4-3	4 0 1 0 0 0 0												
Roberto Kelly, R (1, 8) OBP: 0.388, SLG: 0.473	1-0 1B				4-1 G4-6-3 BB		0-1 F7		0-0 1B	3 0 2 0 1 0 0												
Mel Hall, L (1, 7) OBP: 0.257, SLG: 0.463	1-1 F8			1 SAFE 2-1 SAFE 1-2f	2-1 G4-6-3		0-1 1B		2-0 F9	4 0 1 0 0 0 4												
Matt Nokes, L (1, 2) OBP: 0.263, SLG: 0.394	0-1 P5				2-1 P5		1 SAFE 0-0 F7		3-2 G1-3	4 0 0 0 0 0 4												
Kevin Maas, L (1, 10) OBP: 0.365, SLG: 0.422		2-2 F8				1-1 G3		3-1 F7		3 0 0 0 0 0 1												
Randy Velarde, R (1, 6) OBP: 0.277, SLG: 0.340		1-0 G6-3				2-2 G1-4-3 2B		1-3 K		3 0 1 0 0 1 1												
Charlie Hayes, R (1, 5) OBP: 0.320, SLG: 0.370		2-2 G6-3				0-0 G1-4-3		3-3 K		3 0 0 0 0 1 1												
Pat Kelly, R (1, 4) OBP: 0.308, SLG: 0.242			1-3 K			2-1 F9		0-1 F7		3 0 0 0 0 1 1												
Inning Stats	R: 0 E: 0 K: 0 S: 10	H: 2 LOB: 2 BB: 0 P: 13	R: 0 E: 0 K: 0 S: 9	H: 0 LOB: 0 BB: 0 P: 14	R: 0 E: 0 K: 1 S: 7	H: 0 LOB: 0 BB: 0 P: 10	R: 0 E: 0 K: 0 S: 5	H: 0 LOB: 0 BB: 1 P: 13	R: 0 E: 0 K: 0 S: 8	H: 1 LOB: 1 BB: 0 P: 13	R: 0 E: 0 K: 0 S: 7	H: 0 LOB: 0 BB: 0 P: 10	R: 0 E: 0 K: 1 S: 8	H: 1 LOB: 1 BB: 0 P: 12	R: 0 E: 0 K: 1 S: 8	H: 0 LOB: 0 BB: 0 P: 11	R: 0 E: 0 K: 0 S: 14	H: 1 LOB: 1 BB: 0 P: 21	1B: 4 2B: 1 3B: 0 HR: 0	SF: 0 SAC: 0 DP: 1 HBP: 0	WP: 0 PB: 0 SB: 0 CS: 0	PA: 32
PITCHER Julio Valera, R (1, 1) ERA: 2.0	IP: 9.0 WLS: W BF: 32 H: 5 R: 0 ER: 0 SO: 3 BB: 1 IBB: 0 HBP: 0 BLK: 0 WP: 0 HR: 0 S: 76 P: 117 ERA: 0.00 WHIP: 0.667											PITCHER	IP: 9.0 WLS: W BF: 32 H: 5 R: 0 ER: 0 SO: 3 BB: 1 IBB: 0 HBP: 0 BLK: 0 WP: 0 HR: 0 S: 76 P: 117 ERA: 0.00 WHIP: 0.667									

New York Yankees @ California Angels
 Anaheim Stadium, Anaheim, CA
 Thu May 07 1992, 10:05 PM EDT
 Att. 22,552 - Sunny - 68 F

livebaseballscorecards.com

AB	31
R	0
H	5
RBI	0
BB	1
SO	3
LOB	12



Batter	1	2	3	4	5	6	7	8	9
Luis Polonia, L OBP: 0.381, SLG: 0.350 (1, 7)	0-1 FC6-4 3B	2-2 F8		2-3 K			0-1 1B	0-0 FC5 1B	
Von Hayes, L OBP: 0.389, SLG: 0.468 (1, 9)	4-2 FC6-4 BB		3-1 E 1B		2-1 G3-1		4-0 1B	1-2 FC5 1B	
Junior Felix, S OBP: 0.300, SLG: 0.420 (1, 8)	2-2 FC6-4 2B		0-0 F8		1-1 F7		3-2 SF8		
Hubie Brooks, R OBP: 0.280, SLG: 0.420 (1, 10)	2-2 2B		0-0 FC		1-1 F8		0-2 G4-3		
Lee Stevens, L OBP: 0.281, SLG: 0.345 (1, 3)	0-0 F7		2-3 K		0-3 K		4-2 1B BB		
Gary Gaetti, R OBP: 0.290, SLG: 0.380 (1, 5)	2-3 K		0-3 K		2-2 P3		2-2 1B SF9 1B		
Mike Fitzgerald, R OBP: 0.300, SLG: 0.422 (1, 2)		0-0 HR		2-3 K		1-0 P4	2-1 1B 1B		
Rene Gonzales, R OBP: 0.458, SLG: 0.615 (1, 4)		0-0 F7		2-2 G4-3 1B		0-1 1B SH2-4 SF8 1B	3-2 P4		
Gary Disarcina, R OBP: 0.380, SLG: 0.350 (1, 6)		2-1 F8		1-0 G4-3		0-1 SH2-4	0-2 SF9		

Inning Stats	R: 2	H: 2	E: 0	K: 1	S: 19	LOB: 1	BB: 1	P: 29
	R: 1	H: 1	E: 0	K: 0	S: 7	LOB: 0	BB: 0	P: 11
	R: 0	H: 1	E: 1	K: 2	S: 11	LOB: 2	BB: 0	P: 16
	R: 0	H: 1	E: 0	K: 2	S: 11	LOB: 1	BB: 0	P: 18
	R: 0	H: 0	E: 0	K: 0	S: 6	LOB: 0	BB: 0	P: 10
	R: 0	H: 0	E: 0	K: 1	S: 7	LOB: 0	BB: 0	P: 10
	R: 1	H: 2	E: 0	K: 0	S: 12	LOB: 2	BB: 1	P: 19
	R: 2	H: 3	E: 0	K: 0	S: 18	LOB: 2	BB: 1	P: 30

PITCHER	IP	WLS	BF	H	R	ER	SO	BB	IBB	HBP	BLK	WP	HR	S	P	ERA	WHIP
Scott Sanderson, R ERA: 5.9 (1, 1)	6.1	L	28	7	4	4	6	1	0	0	0	0	1	67	100	5.68	1.263
Lee Guetterman, L ERA: 9.0 (7, 1)	1.2		10	3	2	2	0	1	1	0	0	0	0	24	43	10.80	2.400

BOTTOM


New York Yankees @ California Angels
Anaheim Stadium, Anaheim, CA

Thu May 07 1992, 10:05 PM EDT
 Att. 22,552 - Sunny - 68 F


AB	R	H	RBI	BB	SO	LOB
5	1	3	0	0	1	1
3	0	1	0	2	0	2
3	1	0	2	0	0	2
4	0	1	1	0	0	3
3	1	0	0	1	2	3
4	1	1	0	0	2	3
4	1	2	2	0	1	0
4	1	2	0	0	0	2
2	0	0	1	0	0	1

AB	32
R	6
H	10
RBI	6
BB	3
SO	6
LOB	17

livebaseballscorecards.com



WP	PA
0	38
PB	0
SB	1
CS	0

Batter	1	2	3	4	5	6	7	8	9	AB R H RBI BB SO LOB	TOP																
Randy Velarde, R (1, 6) OBP: 0.283, SLG: 0.337	4-2 FC1-6 BB		0-3 K	1-1 CS 1-2	2-1 HR 1B		2-1 G4-3		2-3 K	4 1 1 0 1 2 0	<p>New York Yankees @ Oakland Athletics Oakland-Alameda County Coliseum, Oakland, CA</p> <p>Fri May 08 1992, 7:05 PM PDT Att. 34,320 - Sunny - 61 F</p> <p>livebaseballscorecards.com</p> <table border="1"> <tr><td>AB</td><td>35</td></tr> <tr><td>R</td><td>6</td></tr> <tr><td>H</td><td>11</td></tr> <tr><td>RBI</td><td>6</td></tr> <tr><td>BB</td><td>2</td></tr> <tr><td>SO</td><td>9</td></tr> <tr><td>LOB</td><td>9</td></tr> </table> 	AB	35	R	6	H	11	RBI	6	BB	2	SO	9	LOB	9		
AB	35																										
R	6																										
H	11																										
RBI	6																										
BB	2																										
SO	9																										
LOB	9																										
Don Mattingly, L (1, 3) OBP: 0.289, SLG: 0.372	0-2 FC1-6 2B		0-1 2B 1B		1-1 HR		2-2 1B 2B		1-2 P5	5 3 3 2 0 0 1																	
Roberto Kelly, R (1, 8) OBP: 0.392, SLG: 0.483	1-3 K		3-2 SAFE 1-H 2B		1-2 F8		2-2 G4-3 1B			4 0 2 1 0 1 1																	
Mel Hall, L (1, 7) OBP: 0.256, SLG: 0.464	2-1 2-H 2B		2-3 K		0-0 G3		1-2 G4-3			4 0 1 1 0 1 3																	
Danny Tartabull, R (1, 10) OBP: 0.423, SLG: 0.429	4-1 BB		0-0 G6-3		3-1 G6-3			2-2 G3		3 0 0 0 1 0 1																	
Matt Nokes, L (1, 2) OBP: 0.250, SLG: 0.373	2-3 K			2-1 F8		0-3 K		3-1 L3		4 0 0 0 0 2 2																	
Charlie Hayes, R (1, 5) OBP: 0.327, SLG: 0.404				1-1 HR		1-3 K		0-1 1B		4 1 2 1 0 1 0																	
Dion James, L (1, 9) OBP: 0.303, SLG: 0.345				1-0 G4-3		2-2 2B 1B		0-3 K		3 1 1 0 0 0 0																	
Jesse Barfield, R (8, PH) OBP: 0.222, SLG: 0.235										1 0 0 0 0 1 1																	
Pat Kelly, R (1, 4) OBP: 0.333, SLG: 0.286				3-2 L3		0-0 CS HBP 2B			1-3 K	2 0 1 1 0 0 0																	
Kevin Maas, L (9, PH) OBP: 0.358, SLG: 0.413										1 0 0 0 0 1 0																	
Inning Stats	R: 1 E: 1 K: 2 S: 15	H: 1 LOB: 2 BB: 2 P: 28	R: 0 E: 0 K: 0 S: 15	H: 0 LOB: 0 BB: 0 P: 21	R: 1 E: 0 K: 2 S: 12	H: 2 LOB: 1 BB: 0 P: 17	R: 1 E: 0 K: 0 S: 7	H: 1 LOB: 0 BB: 0 P: 13	R: 2 E: 0 K: 0 S: 10	H: 2 LOB: 0 BB: 0 P: 17	R: 1 E: 0 K: 2 S: 12	H: 2 LOB: 1 BB: 0 P: 15	R: 0 E: 0 K: 0 S: 13	H: 2 LOB: 1 BB: 0 P: 20	R: 0 E: 0 K: 1 S: 10	H: 1 LOB: 1 BB: 0 P: 15	R: 0 E: 0 K: 2 S: 9	H: 0 LOB: 0 BB: 0 P: 13	1B: 5 2B: 4 3B: 0 HR: 2	SF: 0 SAC: 0 DP: 1 HBP: 1	WP: 0 PB: 0 SB: 0 CS: 1	PA: 39					
PITCHER	IP WLS BF H R ER SO BB IBB HBP BLK WP HR S P ERA WHIP																										
Mike Moore, R (1, 1) ERA: 3.35	6.1		30	10	6	5	6	2	0	1	0	0	2	79	125	7.11	1.895										
Vince Horsman, L (7, 1) ERA:	1.1		4	1	0	0	0	0	0	0	0	0	0	12	18	0.00	0.750										
Gene Nelson, R (8, 1) ERA: 7.59	0.1	W	1	0	0	0	1	0	0	0	0	0	0	3	3	0.00	0.000										
Dennis Eckersley, R (9, 1) ERA: 0.56	1.0	S	3	0	0	0	2	0	0	0	0	0	0	9	13	0.00	0.000										

Batter	1	2	3	4	5	6	7	8	9	AB R H RBI BB SO LOB	TOP									
Randy Velarde, R (1, 6) OBP: 0.270, SLG: 0.320	3-2 F9			1-3 K		0-3 K		2-0 F9	1-2 FC4	5 0 0 0 0 2 5										
Don Mattingly, L (1, 3) OBP: 0.288, SLG: 0.362	2-1 F9			1-0 G3		2-1 G1-3		4-1 1B 1-2 1B BB		3 1 0 0 1 0 1										
Roberto Kelly, R (1, 8) OBP: 0.395, SLG: 0.483	0-0 P3			1-1 F9			0-0 1B SF8 1B	1-2 1B 1-2 2-H 1B		4 1 2 1 0 0 0										
Mel Hall, L (1, 7) OBP: 0.264, SLG: 0.466		0-1 G4-3			0-2 P6		1-0 1B 1-3 1B	1-1 1B 1-2 2-H 1B		4 0 2 1 0 0 0										
Danny Tartabull, R (1, 10) OBP: 0.411, SLG: 0.413		2-3 K			3-1 WP G3-4-3 1B		2-3 K	0-3 K		4 0 1 0 0 3 4										
Matt Nokes, L (1, 2) OBP: 0.250, SLG: 0.372		3-2 G4-3			1-0 G3-4-3 1-2		3-2 SF8		0-0 BB 1B	3 0 1 1 0 0 1										
Jesse Barfield, R (1, 9) OBP: 0.215, SLG: 0.226			2-3 K		3-2 G6-3		2-3 K		4-2 FC4 1-2 BB	3 0 0 0 0 2 2 0 0 0 0 1 0 0										
Dion James, L (9, PH) OBP: 0.324, SLG: 0.345																				
Charlie Hayes, R (1, 5) OBP: 0.324, SLG: 0.393			2-1 F7			4-2 CS 1B BB		0-1 G6-3	2-3 K	3 0 0 0 1 1 2										
Pat Kelly, R (1, 4) OBP: 0.356, SLG: 0.297			1-3 K			2-2 CS 1B		4-1 WP 1B BB		2 1 1 0 1 1 0 0 0 0 0 0 0 0 1 0 0 0 0 1 2										
Kevin Maas, L (9, PH) OBP: 0.358, SLG: 0.413																				
Jim Leyritz, R (9, PH) OBP: 0.440, SLG: 0.727																				
Inning Stats	R: 0 E: 0 K: 0 S: 6	H: 0 LOB: 0 BB: 0 P: 11	R: 0 E: 0 K: 1 S: 11	H: 0 LOB: 0 BB: 0 P: 16	R: 0 E: 0 K: 2 S: 8	H: 0 LOB: 0 BB: 0 P: 13	R: 0 E: 0 K: 1 S: 6	H: 0 LOB: 0 BB: 0 P: 9	R: 0 E: 0 K: 0 S: 10	H: 1 LOB: 1 BB: 0 P: 17	R: 1 E: 0 K: 2 S: 13	H: 2 LOB: 1 BB: 0 P: 21	R: 2 E: 0 K: 1 S: 13	H: 2 LOB: 2 BB: 2 P: 25	R: 0 E: 0 K: 2 S: 16	H: 1 LOB: 2 BB: 1 P: 24	1B: 7 2B: 0 3B: 0 HR: 0	SF: 1 SAC: 0 DP: 0 HBP: 0	WP: 2 PB: 0 SB: 0 CS: 2	PA: 37
PITCHER	IP WLS BF H R ER SO BB IBB HBP BLK WP HR S P ERA WHIP																			
Ron Darling, R (1, 1) ERA: 4.87	6.0 W 22 4 1 1 5 1 0 0 0 1 0 53 87 1.50 0.833																			
Jeff Parrett, R (7, 1) ERA: 3.38	1.2 8 1 2 2 2 2 0 0 0 1 0 19 37 10.80 1.800																			
Vince Horsman, L (8, 1) ERA:	0.0 1 1 0 0 0 0 0 0 0 0 0 2 3 ∞ ∞																			
Rich Gossage, R (8, 1) ERA: 3.86	0.2 4 1 0 0 2 1 0 0 0 0 0 13 19 0.00 3.000																			
Rick Honeycutt, L (9, 1) ERA: 5.4	0.2 S 2 0 0 0 1 0 0 0 0 0 0 6 8 0.00 0.000																			


New York Yankees @ Oakland Athletics
Oakland-Alameda County Coliseum, Oakland, CA

Sat May 09 1992, 3:33 AM PDT
Att. 41,315 - Sunny - 85 F

livebaseballscorecards.com

AB	32
R	3
H	7
RBI	3
BB	4
SO	10
LOB	17



Batter	1	2	3	4	5	6	7	8	9	AB R H RBI BB SO LOB	TOP														
Dion James, L (1, 9) OBP: 0.289, SLG: 0.303	2-1 L7		0-3 K			2-0 G6-3			1-3 K	4 0 0 0 0 2 1	<p>New York Yankees @ Oakland Athletics Oakland-Alameda County Coliseum, Oakland, CA</p> <p>Sun May 10 1992, 3:33 AM PDT Att. 37,154 - Sunny - 75 F</p> <p>livebaseballscorecards.com</p> <table border="1"> <tr><td>AB</td><td>29</td></tr> <tr><td>R</td><td>2</td></tr> <tr><td>H</td><td>2</td></tr> <tr><td>RBI</td><td>2</td></tr> <tr><td>BB</td><td>0</td></tr> <tr><td>SO</td><td>10</td></tr> <tr><td>LOB</td><td>4</td></tr> </table> 	AB	29	R	2	H	2	RBI	2	BB	0	SO	10	LOB	4
AB	29																								
R	2																								
H	2																								
RBI	2																								
BB	0																								
SO	10																								
LOB	4																								
Don Mattingly, L (1, 3) OBP: 0.279, SLG: 0.350	1-3 K		1-3 K2-3			1-0 FC6-4			1-3 K	4 0 0 0 0 3 1															
Roberto Kelly, R (1, 8) OBP: 0.383, SLG: 0.468	2-0 F8					1-2 G6-3			1-3 K	4 0 0 0 0 2 0															
Mel Hall, L (1, 7) OBP: 0.258, SLG: 0.454		0-2 G4-3				1-1 L4			1-2 E6	3 0 0 0 0 0 0															
Danny Tartabull, R (1, 10) OBP: 0.390, SLG: 0.388		3-2 G6-3				0-3 K			1-2 F8	3 0 0 0 0 1 1															
Matt Nokes, L (1, 2) OBP: 0.241, SLG: 0.358		1-1 F8				1-1 G3			0-0 F8	3 0 0 0 0 0 1															
Charlie Hayes, R (1, 5) OBP: 0.316, SLG: 0.382			2-2 G4-3			2-3 K			2-2 G5-3	3 0 0 0 0 1 0															
Randy Velarde, R (1, 6) OBP: 0.272, SLG: 0.321			3-2 HR			1-3 K			2-0 L3	3 1 1 0 0 1 0															
Pat Kelly, R (1, 4) OBP: 0.375, SLG: 0.385			0-0 HR			1-1 FC6-4, G6-3 HBP			1-0 P4	2 1 1 2 0 0 0															
Inning Stats	R: 0 E: 0 K: 1 S: 6	H: 0 LOB: 0 BB: 0 P: 11	R: 0 E: 0 K: 0 S: 8	H: 0 LOB: 0 BB: 0 P: 12	R: 2 E: 0 K: 2 S: 14	H: 2 LOB: 0 BB: 0 P: 20	R: 0 E: 0 K: 1 S: 8	H: 0 LOB: 0 BB: 0 P: 10	R: 0 E: 0 K: 2 S: 8	H: 0 LOB: 0 BB: 0 P: 12	R: 0 E: 1 K: 1 S: 11	H: 0 LOB: 1 BB: 0 P: 15	R: 0 E: 0 K: 0 S: 7	H: 0 LOB: 0 BB: 0 P: 12	R: 0 E: 0 K: 3 S: 11	H: 0 LOB: 0 BB: 0 P: 14	1B: 1 2B: 1 3B: 0 HR: 1	SF: 0 SAC: 0 DP: 1 HBP: 1	WP: 0 PB: 0 SB: 0 CS: 0	PA: 30					
PITCHER	IP WLS BF H R ER SO BB IBB HBP BLK WP HR S P ERA WHIP																								
Joe Slusarski, R (1, 1) ERA: 4.66	8.0 W 27 2 2 2 7 0 0 1 0 0 1 65 99 2.25 0.250																								
Dennis Eckersley, R (9, 1) ERA: 0.53	1.0 S 3 0 0 0 3 0 0 0 0 0 0 0 11 14 0.00 0.000																								

Batter	1	2	3	4	5	6	7	8	9	AB R H RBI BB SO LOB	TOP											
Harold Reynolds, S (1, 4) OBP: 0.353, SLG: 0.361	2-2 P7		4-0 FC3-6 BB		1-0 S 1B		X 0-0 L7		4-1 PB BB	3 0 1 0 2 0 2												
Greg Briley, L (1, 5) OBP: 0.213, SLG: 0.255	3-1 F7		2-2 FC3-6 1-2f		1-3 K		2-1 E 1B		1-2 F9	5 0 1 1 0 1 4												
Ken Griffey Jr., L (1, 8) OBP: 0.281, SLG: 0.405	1-3 K			3-1 G3-1	1-2 F9		0-0 E5		1-2 2-3	4 0 0 0 0 1 4												
Kevin Mitchell, R (1, 7) OBP: 0.295, SLG: 0.366		4-2 F7 WP BB		1-2 WP 1B		0-1 F7	0-0 F9			3 0 1 0 1 0 3												
Pete O'Brien, L (1, 3) OBP: 0.206, SLG: 0.442		0-2 F7		0-0 F7		3-2 F8		0-0 F8		4 0 0 0 0 0 2												
Jay Buhner, R (1, 9) OBP: 0.352, SLG: 0.350		2-2 F7 1-3		4-2 1-2 BB		3-2 F7		1-1 G3-1		3 0 0 0 1 0 1												
Tino Martinez, L (1, 10) OBP: 0.330, SLG: 0.506		2-3 K		3-2 G4-3		1-1 1B 1B		1-1 G3		4 1 1 0 0 1 3												
Omar Vizquel, S (1, 6) OBP: 0.208, SLG: 0.208			0-0 L5		1-1 L6		3-2 E 1B 1B		1-1 F8	3 0 1 0 0 0 0 1 0 0 0 0 0 0												
Henry Cotto, R (9, PH) OBP: 0.375, SLG: 0.442																						
Matt Sinatro, R (1, 2) OBP: 0.167, SLG: 0.167			2-3 K		1-1 1B 1B		1-3 K		0-0 F8	2 0 1 0 0 1 0 2 0 0 0 0 1 2												
Dave Cochrane, S (7, PH) OBP: 0.341, SLG: 0.368																						
Inning Stats	R: 0 E: 0 K: 1 S: 10	H: 0 LOB: 0 BB: 0 P: 16	R: 0 E: 0 K: 1 S: 12	H: 0 LOB: 1 BB: 1 P: 20	R: 0 E: 0 K: 1 S: 7	H: 0 LOB: 1 BB: 1 P: 15	R: 0 E: 0 K: 0 S: 11	H: 1 LOB: 2 BB: 1 P: 22	R: 0 E: 0 K: 1 S: 12	H: 2 LOB: 2 BB: 0 P: 17	R: 0 E: 0 K: 0 S: 8	H: 0 LOB: 0 BB: 0 P: 14	R: 1 E: 1 K: 1 S: 14	H: 3 LOB: 3 BB: 0 P: 21	R: 0 E: 0 K: 0 S: 5	H: 0 LOB: 0 BB: 0 P: 7	R: 0 E: 0 K: 0 S: 7	H: 0 LOB: 1 BB: 1 P: 13	1B: 6 2B: 0 3B: 0 HR: 0	SF: 0 SAC: 0 DP: 0 HBP: 0	WP: 2 PB: 1 SB: 1 CS: 0	PA: 38
PITCHER	IP WLS BF H R ER SO BB IBB HBP BLK WP HR S P ERA WHIP												PITCHER	IP WLS BF H R ER SO BB IBB HBP BLK WP HR S P ERA WHIP								
Melido Perez, R (1, 1) ERA: 2.55	6.2 W 29 6 1 1 5 3 0 0 0 2 0 72 123 1.35 1.350																					
Steve Howe, L (7, 1) ERA: 0.75	2.1 S 9 0 0 0 0 1 0 0 0 0 0 14 22 0.00 0.429																					

Seattle Mariners @ New York Yankees
 Yankee Stadium, Bronx, NY
 Tue May 12 1992, 7:05 PM EDT
 Att. 13,544 - Cloudy - 68 F

livebaseballscorecards.com

AB	34
R	1
H	6
RBI	1
BB	4
SO	5
LOB	21



Batter	1	2	3	4	5	6	7	8	9	AB R H RBI BB SO LOB	TOP														
Harold Reynolds, S (1, 4) OBP: 0.355, SLG: 0.352	2-2 F7		4-1 2B BB		0-0 F8		1-0 P5		4-2 1-2 HR BB	3 1 0 0 2 0 1															
Greg Briley, L (1, 5) OBP: 0.216, SLG: 0.255	2-1 L7		1-0 F7		2-1 G6-3			1-0 1B 1B	2-2 HR	4 0 1 0 0 0 1															
Jay Buhner, R (9, PH) OBP: 0.358, SLG: 0.385									1-H 2-H HR	1 1 1 3 0 0 0															
Ken Griffey Jr., L (1, 8) OBP: 0.290, SLG: 0.421	0-2 F9		2-0 2B		2-1 FC6-4 1B			2-2 F8	0-0 G4-3	3 0 2 0 0 0 0															
Jeff Schaefer, R (7, 5) OBP: 0.229, SLG: 0.353			1-3 2B		0-1 FC6-4 1B			0-1 1B		2 0 0 0 0 0 1															
Kevin Mitchell, R (1, 7) OBP: 0.296, SLG: 0.360		4-2 SH5-3 1B SF8 BB	0-3 K		0-1 FC6-4			1-2 1B		2 1 0 0 1 1 3															
Dave Cochrane, S (7, 7) OBP: 0.357, SLG: 0.385					1-2f					1 0 1 0 0 0 0															
Pete O'Brien, L (1, 3) OBP: 0.207, SLG: 0.435		0-1 SH5-3 1B		X	0-0 P5			2-0 P2	0-0 F7	4 0 1 0 0 0 3															
Henry Cotto, R (1, 9) OBP: 0.353, SLG: 0.413		2-1 SH5-3			2-2 P3			1-1 FC6-4	3-3 K	3 0 0 0 0 1 3															
Tino Martinez, L (1, 10) OBP: 0.327, SLG: 0.500		1-2 2-3			1-2f																				
Omar Vizquel, S (1, 6) OBP: 0.214, SLG: 0.214		1-0 SF8			3-1 1B			1-1 F8	0-2 G4-3	3 0 1 1 0 0 0															
Bert Heffernan, L (1, 2) OBP: 0.333, SLG: 0.667		0-1 G4-3			2-2 F7			0-0 F8	0-1 BB HR 1B	4 1 1 0 0 0 2															
Edgar Martinez, R (9, PH) OBP: 0.371, SLG: 0.486					0-1 F7			2-1 2B	2-0 L5	3 0 1 0 0 0 0															
Inning Stats	R: 0 E: 0 K: 0 S: 8	H: 0 LOB: 0 BB: 0 P: 12	R: 1 E: 0 K: 0 S: 12	H: 1 LOB: 1 BB: 1 P: 18	R: 0 E: 0 K: 1 S: 8	H: 1 LOB: 2 BB: 1 P: 15	R: 0 E: 0 K: 0 S: 12	H: 1 LOB: 1 BB: 0 P: 19	R: 0 E: 0 K: 0 S: 6	H: 0 LOB: 0 BB: 0 P: 9	R: 0 E: 0 K: 0 S: 7	H: 1 LOB: 1 BB: 0 P: 12	R: 0 E: 0 K: 0 S: 6	H: 1 LOB: 1 BB: 0 P: 10	R: 0 E: 0 K: 1 S: 10	H: 2 LOB: 2 BB: 0 P: 16	R: 3 E: 0 K: 0 S: 15	H: 2 LOB: 0 BB: 1 P: 23	1B: 6 2B: 2 3B: 0 HR: 1	SF: 1 SAC: 1 DP: 0 HBP: 0	WP: 0 PB: 0 SB: 0 CS: 0	PA: 39			
PITCHER	IP	WLS	BF	H	R	ER	SO	BB	IBB	HBP	BLK	WP	HR	S	P	ERA	WHIP								
Scott Sanderson, R (1, 1) ERA: 5.21	7.0	W	28	5	1	1	1	2	0	0	0	0	0	59	95	1.29	1.000								
Rich Monteleone, R (8, 1) ERA: 0.96	1.0		5	2	0	0	1	0	0	0	0	0	0	10	16	0.00	2.000								
Lee Guetterman, L (9, 1) ERA: 10.29	1.0		6	2	3	3	0	1	0	0	0	0	1	15	23	27.00	3.000								

Seattle Mariners @ New York Yankees
 Yankee Stadium, Bronx, NY
 Wed May 13 1992, 7:05 PM EDT
 Att. 12,596 - Cloudy - 69 F

livebaseballscorecards.com

AB	34
R	4
H	9
RBI	4
BB	3
SO	2
LOB	15



BOTTOM

Seattle Mariners @ New York Yankees
Yankee Stadium, Bronx, NY
Wed May 13 1992, 7:05 PM EDT
Att. 12,596 - Cloudy - 69 F

livebaseballscorecards.com

AB	39
R	12
H	14
RBI	12
BB	7
SO	4
LOB	16



WP:	0	PA:	46
PB:	0	SB:	1
CS:	0		

AB	5	R	2	H	3	RBI	2	BB	0	SO	0	LOB	0
	1	0	0	0	0	0	0	0	0	1			

5	1	1	1	1	0	0	0	4					
0	0	0	0	0	0	0	0						

5	1	2	0	0	0	0	2						
0	0	0	0	0	0	0							

5	1	1	1	1	0	1	2						
---	---	---	---	---	---	---	---	--	--	--	--	--	--

1	2	1	0	4	0	0							
---	---	---	---	---	---	---	--	--	--	--	--	--	--

4	2	2	5	1	1	3							
---	---	---	---	---	---	---	--	--	--	--	--	--	--

4	2	2	3	1	0	0							
---	---	---	---	---	---	---	--	--	--	--	--	--	--

5	0	0	0	0	0	4							
0	0	0	0	0	0								

4	1	2	0	1	2	0							
---	---	---	---	---	---	---	--	--	--	--	--	--	--

1B:	8	SF:	0
2B:	4	SAC:	0
3B:	0	DP:	0
HR:	2	HBP:	0

WP:	0	PA:	46
PB:	0	SB:	1
CS:	0		

IP	1.0	WLS	4	H	1	R	0	ER	0	SO	0	BB	0	IBB	0	HBP	0	BLK	0	WP	0	HR	0	S	9	P	15	ERA	0.00	WHIP	1.000
----	-----	-----	---	---	---	---	---	----	---	----	---	----	---	-----	---	-----	---	-----	---	----	---	----	---	---	---	---	----	-----	------	------	-------

Batter	1	2	3	4	5	6	7	8	9
Andy Stankiewicz, R OBP: 0.427, SLG: 0.492 Randy Velarde, R OBP: 0.270, SLG: 0.318	3-2 E5 2B G4-3	1-0 2B	1-0 G4-3		3-2 G4-3 1-H 2-H 2B	2-1 1B		3-2 G5-3	
Don Mattingly, L OBP: 0.268, SLG: 0.341 Mike Stanley, R OBP: 0.400, SLG: 0.261	1-0 F8	2-2 1B HR 2B		3-2 P7	2-1 G4-3	2-1 P4			
Roberto Kelly, R OBP: 0.387, SLG: 0.470 Dion James, L OBP: 0.289, SLG: 0.303	2-0 G4-3 1B 2B	3-2 L3		0-2 S 1B	2-0 G6-3		2-0 G5-3		
Mel Hall, L OBP: 0.263, SLG: 0.441	2-0 G4-3	2-1 HR BB 1B		1-3 K		0-0 F7	0-0 F9		
Danny Tartabull, R OBP: 0.456, SLG: 0.404	4-2 BB 1B BB	4-1 HR BB		4-2 BB	2-0 HR 1B	4-2 FC4 BB			
Matt Nokes, L OBP: 0.261, SLG: 0.400	0-0 BB 1B	1-0 HR		1-3 K	4-1 HR BB	0-0 FC4			
Kevin Maas, L OBP: 0.379, SLG: 0.480	4-2 BB	3-1 G4-3			3-2 BB 2B 1B	0-0 HR	1-1 L4		
Charlie Hayes, R OBP: 0.293, SLG: 0.356 Jim Leyritz, R OBP: 0.483, SLG: 0.708	1-1 F7		1-0 F8		2-0 F8	3-2 F7	2-2 F7		
Pat Kelly, R OBP: 0.386, SLG: 0.370		2-3 K	1-3 K		4-0 2B BB	3-2 1B	0-0 1B		

Inning Stats	R: 2	H: 2	E: 1	LOB: 3	K: 0	P: 31	R: 5	H: 4	E: 0	LOB: 0	K: 1	P: 34	R: 0	H: 0	E: 0	LOB: 0	K: 1	P: 9	R: 0	H: 1	E: 0	LOB: 2	K: 2	P: 24	R: 2	H: 2	E: 0	LOB: 1	K: 0	P: 28	R: 3	H: 4	E: 0	LOB: 2	K: 0	P: 32	R: 0	H: 0	E: 0	LOB: 1	K: 0	P: 12	R: 0	H: 1	E: 0	LOB: 1	K: 0	P: 15
--------------	------	------	------	--------	------	-------	------	------	------	--------	------	-------	------	------	------	--------	------	------	------	------	------	--------	------	-------	------	------	------	--------	------	-------	------	------	------	--------	------	-------	------	------	------	--------	------	-------	------	------	------	--------	------	-------

PITCHER	IP	WLS	BF	H	R	ER	SO	BB	IBB	HBP	BLK	WP	HR	S	P	ERA	WHIP
Erik Hanson, R ERA: 5.55	2.0	L	16	6	7	5	1	3	0	0	0	0	0	30	65	22.50	4.500
Dennis Powell, L ERA: 2.03	2.0		8	1	0	0	3	1	0	0	0	0	0	21	33	0.00	1.000
Calvin Jones, R ERA: 5.94	1.0		6	2	2	2	0	1	0	0	0	0	0	12	28	18.00	3.000
Dave Schmidt, R ERA: 27.0	1.0		8	4	3	3	0	1	0	0	0	0	1	16	32	27.00	5.000
Jim Acker, R ERA: 3.79	1.0		4	0	0	0	0	1	0	0	0	0	0	6	12	0.00	1.000

PITCHER	IP	WLS	BF	H	R	ER	SO	BB	IBB	HBP	BLK	WP	HR	S	P	ERA	WHIP
Mike Schooler, R ERA: 7.9	1.0		4	1	0	0	0	0	0	0	0	0	0	9	15	0.00	1.000


Batter	1	2	3	4	5	6	7	8	9	AB R H RBI BB SO LOB	TOP													
Rickey Henderson, R OBP: 0.403, SLG: 0.407 Scott Brosius, R OBP: 0.190, SLG: 0.238	1-2 G4-3		2-2 G6-4-3		3-3 SAFE		2-1 G4-3			3 0 0 0 0 1 3 1 0 0 0 0 0 0														
Carney Lansford, R OBP: 0.390, SLG: 0.416	1-0 G3		3-3		2-0 FC6-4 2-H 1B		0-1 G4-3			4 0 1 1 0 1 1														
Jose Canseco, R OBP: 0.293, SLG: 0.402	2-0 G5-3			2-3 SAFE	2-2 FC6-4 1-2f		1-3 K			4 0 0 0 0 2 1														
Harold Baines, L OBP: 0.252, SLG: 0.282 Randy Ready, R OBP: 0.526, SLG: 0.308		0-0 F8		2-0 F8		1-1 G4-3		2-2 P3		3 0 0 0 0 0 0 1 0 0 0 0 0 0														
Mark McGwire, R OBP: 0.454, SLG: 0.798		3-2 G4-3 2B		2-0 1B 2B		4-0 FC5-4 BB		0-2 P5		3 1 2 0 1 0 0														
Terry Steinbach, R OBP: 0.297, SLG: 0.297		2-2 G4-3 2-3		1-0 2-H 1B		2-2 SAFE FC5-4 1-2f		0-3 K		4 0 1 1 0 1 2														
Willie Wilson, S OBP: 0.336, SLG: 0.364		1-2 F8		1-1 SAFE G4-3		0-0 F7		2-3 K		4 0 0 0 0 1 3														
Mike Bordick, R OBP: 0.405, SLG: 0.422			1-1 G6-4-3 1B		2-2 G1-3 1B		0-0 G4-3			3 1 2 0 0 0 0														
Lance Blankenship, R OBP: 0.394, SLG: 0.364			4-2 SAFE SAFE G6-4-3 1-2 BB		0-0 G1-3		2-1 G6-3			2 0 0 0 1 0 1														
Inning Stats	R: 0 E: 0 K: 0 S: 5	H: 0 LOB: 0 BB: 0 P: 9	R: 0 E: 0 K: 0 S: 11	H: 1 LOB: 1 BB: 0 P: 17	R: 0 E: 0 K: 1 S: 11	H: 1 LOB: 1 BB: 1 P: 21	R: 1 E: 0 K: 1 S: 8	H: 2 LOB: 1 BB: 0 P: 16	R: 1 E: 0 K: 1 S: 13	H: 2 LOB: 1 BB: 0 P: 22	R: 0 E: 0 K: 0 S: 7	H: 0 LOB: 1 BB: 1 P: 14	R: 0 E: 0 K: 0 S: 5	H: 0 LOB: 0 BB: 0 P: 9	R: 0 E: 0 K: 1 S: 8	H: 0 LOB: 0 BB: 0 P: 11	R: 0 E: 0 K: 2 S: 9	H: 0 LOB: 0 BB: 0 P: 11	R: 0 E: 0 K: 2 S: 9	H: 0 LOB: 0 BB: 0 P: 11	1B: 4 2B: 2 3B: 0 HR: 0	SF: 0 SAC: 0 DP: 1 HBP: 0	WP: 0 PB: 0 SB: 0 CS: 0	PA: 34
PITCHER	IP WLS BF H R ER SO BB IBB HBP BLK WP HR S P ERA WHIP																				IP WLS BF H R ER SO BB IBB HBP BLK WP HR S P ERA WHIP			
Scott Kamieniecki, R ERA: 4.12	(1, 1) 7.0 W 28 6 2 2 3 2 0 0 0 0 0 60 108 2.57 1.143																							
John Habyan, R ERA: 1.89	(8, 1) 0.2 2 0 0 0 1 0 0 0 0 0 0 5 6 0.00 0.000																							
Steve Howe, L ERA: 0.73	(8, 1) 0.1 1 0 0 0 0 0 0 0 0 0 0 3 5 0.00 0.000																							
Steve Farr, R ERA: 1.0	(9, 1) 1.0 S 3 0 0 0 2 0 0 0 0 0 9 11 0.00 0.000																							

Oakland Athletics @ New York Yankees
Yankee Stadium, Bronx, NY
Fri May 15 1992, 7:05 PM EDT
Att. 20,563 - Cloudy - 62 F

livebaseballscorecards.com

AB	32
R	2
H	6
RBI	2
BB	2
SO	6
LOB	11



Batter	1	2	3	4	5	6	7	8	9	AB R H RBI BB SO LOB	TOP														
Rickey Henderson, R OBP: 0.409, SLG: 0.405 (1, 7)	1-0 S 1B		2-2 P4		4-0 2B BB	4-1 BB		3-1 F8		3 1 1 0 2 0 0															
Jerry Browne, S OBP: 0.270, SLG: 0.161 (1, 8)	3-3 K		0-0 G4-3		3-2 SF9	1-3 K		2-1 L5		4 0 0 1 0 2 3															
Harold Baines, L OBP: 0.266, SLG: 0.277 Willie Wilson, S OBP: 0.336, SLG: 0.364 (1, 10)	0-1 F8			4-2 FC3-6 BB	4-0 2B 1B IBB		1-3 K	4-2 BB		2 1 0 0 3 1 1 0 0 0 0 0 0 0															
Mark McGwire, R OBP: 0.452, SLG: 0.789 (1, 3)	0-0 F9			2-2 FC3-6	0-0 1B 2B		4-1 1B BB	0-0 P8		4 1 1 2 1 0 3															
Jose Canseco, R OBP: 0.296, SLG: 0.397 (1, 9)		4-2 E S PB BB		1-2 L6	2-1 1B		2-2 P4	3-2 F8		4 1 1 2 1 0 3															
Jamie Quirk, L OBP: 0.304, SLG: 0.306 (1, 2)		1 SAFE 3-1 G6-3		0-0 F7	2-0 F9		1-0 FC6-4 1B			4 0 1 0 0 0 3															
Randy Ready, R OBP: 0.500, SLG: 0.267 Carney Lansford, R OBP: 0.387, SLG: 0.413 (1, 5)		4-2 G6-3 BB			1-1 G6-3	1-3 K	1-0 FC6-4			2 0 0 0 1 1 0 1 0 0 0 0 0 2	AB 30 R 6 H 5 RBI 5 BB 10 SO 5 LOB 16														
Mike Bordick, R OBP: 0.400, SLG: 0.425 (1, 6)		1 SAFE 3-1 G6-3			0-0 BB SF9 2B			0-0 P6		4 1 1 0 0 1 1															
Lance Blankenship, R OBP: 0.397, SLG: 0.357 (1, 4)			2-1 G6-3		4-0 SF9 2B BB	4-2 S BB		2-1 F8		2 1 0 0 2 0 0															
Inning Stats	R: 0 E: 0 K: 1 S: 9	H: 1 LOB: 1 BB: 0 P: 12	R: 1 E: 0 K: 0 S: 12	H: 0 LOB: 0 BB: 2 P: 26	R: 0 E: 0 K: 0 S: 7	H: 0 LOB: 0 BB: 0 P: 11	R: 0 E: 0 K: 0 S: 10	H: 0 LOB: 1 BB: 1 P: 17	R: 5 E: 0 K: 0 S: 10	H: 3 LOB: 1 BB: 3 P: 30	R: 0 E: 0 K: 3 S: 12	H: 0 LOB: 2 BB: 2 P: 22	R: 0 E: 0 K: 1 S: 11	H: 1 LOB: 2 BB: 1 P: 20	R: 0 E: 0 K: 0 S: 5	H: 0 LOB: 0 BB: 0 P: 10	R: 0 E: 0 K: 0 S: 10	H: 0 LOB: 1 BB: 1 P: 19	1B: 3 2B: 2 3B: 0 HR: 0	SF: 1 SAC: 0 DP: 1 HBP: 0	WP: 0 PB: 1 SB: 4 CS: 0	PA: 41			
PITCHER	IP	WLS	BF	H	R	ER	SO	BB	IBB	HBP	BLK	WP	HR	S	P	ERA	WHIP								
Tim Leary, R ERA: 4.7 (1, 1)	4.2	L	22	3	6	5	1	5	1	0	0	0	0	45	89	9.64	1.714								
Rich Monteleone, R ERA: 0.82 (5, 1)	3.1		15	2	0	0	4	3	0	0	0	0	0	31	59	0.00	1.500								
Lee Guetterman, L ERA: 10.05 (9, 1)	0.1		2	0	0	0	0	1	0	0	0	0	0	4	10	0.00	3.000								
Shawn Hillegas, R ERA: (9, 1)	0.2		2	0	0	0	0	0	0	0	0	0	0	6	9	0.00	0.000								

Oakland Athletics @ New York Yankees
 Yankee Stadium, Bronx, NY
 Sat May 16 1992, 3:33 AM EDT
 Att. 30,934 - Cloudy - 58 F

livebaseballscorecards.com

Batter	1	2	3	4	5	6	7	8	9	AB R H RBI BB SO LOB	TOP									
Rickey Henderson, R OBP: 0.411, SLG: 0.398 Randy Ready, R OBP: 0.522, SLG: 0.313	1-2 G4-3		4-1 BB		4-2 BB BB		1-0 G1-3		2-0 1B	2 0 0 0 2 0 0 1 0 1 0 0 0 0										
Carney Lansford, R OBP: 0.388, SLG: 0.408	1-1 F8		1-0 G1-3		4-2 BB			3-2 1B SF7	2-2 F7	4 1 1 1 1 0 4										
Jose Canseco, R OBP: 0.294, SLG: 0.394 Scott Brosius, R OBP: 0.200, SLG: 0.240	2-3 K			2-3 K	0-1 P8			0-1 1B	3-1 F8	1 0 0 0 0 1 0 4 0 1 0 0 1 5										
Mark McGwire, R OBP: 0.441, SLG: 0.764 Terry Steinbach, R OBP: 0.297, SLG: 0.297		0-3 K		0-3 K		0-0 F8		3-3 K		4 0 0 0 0 3 2 0 0 0 0 0 0 0										
Harold Baines, L OBP: 0.258, SLG: 0.270		3-2 L4		1-0 G6-3		0-0 F7		2-2 SF7		3 0 0 1 0 0 0										
Jamie Quirk, L OBP: 0.315, SLG: 0.308		0-0 F8			0-0 F9	2-1 1B		4-2 BB		3 0 1 0 1 0 0										
Willie Wilson, S OBP: 0.341, SLG: 0.368			2-2 BB 1B		2-2 FC5-4 S 1B	0-1 L6		2-3 K		4 0 2 0 0 1 3										
Mike Bordick, R OBP: 0.388, SLG: 0.411			1-3 K		1-2 FC5-4 WP BB BB		1-2 F8		2-2 F8	4 1 0 0 0 1 2										
Jerry Browne, S OBP: 0.293, SLG: 0.176			1-1 P6		4-1 BB WP BB		2-1 G4-3		0-0 1B	3 0 1 0 1 0 1										
Inning Stats	R: 0 E: 0 K: 1 S: 8	H: 0 LOB: 0 BB: 0 P: 12	R: 0 E: 0 K: 1 S: 7	H: 0 LOB: 0 BB: 0 P: 10	R: 0 E: 0 K: 1 S: 10	H: 1 LOB: 2 BB: 1 P: 19	R: 0 E: 0 K: 2 S: 8	H: 0 LOB: 0 BB: 0 P: 11	R: 1 E: 0 K: 0 S: 16	H: 1 LOB: 3 BB: 3 P: 31	R: 0 E: 0 K: 0 S: 6	H: 0 LOB: 0 BB: 0 P: 10	R: 1 E: 0 K: 2 S: 16	H: 2 LOB: 2 BB: 1 P: 30	R: 0 E: 0 K: 0 S: 10	H: 2 LOB: 2 BB: 0 P: 19	1B: 7 2B: 0 3B: 0 HR: 0	SF: 1 SAC: 0 DP: 0 HBP: 0	WP: 1 PB: 0 SB: 2 CS: 0	PA: 39
PITCHER	IP WLS BF H R ER SO BB IBB HBP BLK WP HR S P ERA WHIP																			
Melido Perez, R ERA: 2.51	(1, 1) 8.0 W 34 5 2 2 7 5 0 0 0 1 0 77 131 2.25 1.250																			
John Habyan, R ERA: 1.8	(9, 1) 1.0 5 2 0 0 0 0 0 0 0 0 0 10 19 0.00 2.000																			

Oakland Athletics @ New York Yankees
Yankee Stadium, Bronx, NY
Sun May 17 1992, 3:33 AM EDT
Att. 29,850 - Cloudy - 64 F

livebaseballscorecards.com

AB	33
R	2
H	7
RBI	2
BB	5
SO	7
LOB	17



Batter	1	2	3	4	5	6	7	8	9
Mike Gallego, R (1, 6) Randy Velarde, R (9, 6) OBP: 0.261, SLG: 0.306	4-2 HBP 1B BB	0-0 SH 2B		2-0 F8	1-0 F8		1-1 G5-3		
Don Mattingly, L (1, 3) Kevin Maas, L (9, 3) OBP: 0.291, SLG: 0.353 OBP: 0.379, SLG: 0.446	0-0 BB HBP 1-2 1B	4-1 2B 2B BB		4-2 FC6-4 BB		4-2 WP 1B 2B BB		2-1 1B 2B	
Roberto Kelly, R (1, 8) OBP: 0.396, SLG: 0.514	1-3 K	2-1 2B 2B		1-3 K		1-2 WP 2B 1B		0-2 2B SF9 1B	
Mel Hall, L (1, 7) OBP: 0.281, SLG: 0.468	1-0 BB 1-2 2-3 HBP	0-0 2B		3-1 FC6-4 1-2f		2-2 G6-3 1-H 2-H 2B		1-1 2B	
Danny Tartabull, R (1, 9) OBP: 0.420, SLG: 0.349	1-3 K	4-0 BB		2-3 K		2-2 G6-3		0-3 K	
Matt Nokes, L (1, 2) OBP: 0.276, SLG: 0.379	4-0 BB 1-2 2-3 3-H	2-2 G3-1		2-1 L3		0-0 G6-3		4-1 FC6 BB	
Dion James, L (1, 10) OBP: 0.273, SLG: 0.270	1-0 F8		0-0 F9		4-2 BB HR BB		1-2 G6-3		2-2 SF9
Charlie Hayes, R (1, 5) OBP: 0.294, SLG: 0.346		2-3 K	0-2 P4		4-1 HR BB		2-2 F8		0-0 FC6
Pat Kelly, R (1, 4) OBP: 0.391, SLG: 0.474		1-0 SH 3B	3-3 K		3-2 HR		3-2 L6		

Inning Stats	R: 1	H: 1	E: 0	K: 2	S: 17	R: 3	H: 3	E: 1	K: 1	S: 14	R: 0	H: 0	E: 0	K: 1	S: 7	R: 0	H: 0	E: 0	K: 1	S: 10	R: 3	H: 1	E: 0	K: 1	S: 12	R: 2	H: 2	E: 0	K: 0	S: 16	R: 0	H: 0	E: 0	K: 0	S: 8	R: 2	H: 3	E: 0	K: 1	S: 15
	LOB: 3	BB: 2	P: 29	LOB: 2	BB: 2	LOB: 0	BB: 0	LOB: 1	BB: 1	P: 20	LOB: 0	BB: 2	P: 28	LOB: 1	BB: 1	LOB: 0	BB: 0	LOB: 0	BB: 0	P: 14	LOB: 0	BB: 0	LOB: 2	BB: 1	P: 24	LOB: 0	BB: 0	LOB: 1	BB: 1	P: 26	LOB: 0	BB: 0	LOB: 2	BB: 1	P: 24	LOB: 0	BB: 0	LOB: 1	BB: 1	P: 24

PITCHER	IP	WLS	BF	H	R	ER	SO	BB	IBB	HBP	BLK	WP	HR	S	P	ERA	WHIP
Dave Stewart, R (1, 1) ERA: 4.24	5.0	L	28	5	7	7	6	7	0	1	0	0	1	60	116	12.60	2.400
Kevin Campbell, R (6, 1) ERA: 6.0	2.0		9	2	2	2	0	1	0	0	0	1	0	24	40	9.00	1.500
Gene Nelson, R (8, 1) ERA: 8.49	1.0		7	3	2	2	1	1	0	0	0	0	0	15	24	18.00	4.000

AB R H RBI BB SO LOB

3	1	0	1	1	0	0
0	0	0	0	0	0	0
2	3	2	0	3	0	0
0	0	0	0	0	0	0
5	3	3	1	0	2	3
4	0	3	4	0	0	1
4	0	0	0	1	3	6
3	0	0	1	2	0	3
3	1	0	1	1	0	4
4	1	0	0	1	1	2
4	2	2	3	0	1	0

AB	R	H	RBI	BB	SO	LOB
32	11	10	11	9	7	19

WP	PA	ERA	WHIP
1	44		

Oakland Athletics @ New York Yankees
 Yankee Stadium, Bronx, NY
 Sun May 17 1992, 3:33 AM EDT
 Att. 29,850 - Cloudy - 64 F

livebaseballscores.com



Batter	1	2	3	4	5	6	7	8	9	AB R H RBI BB SO LOB	TOP		
Luis Polonia, L (1, 7) OBP: 0.369, SLG: 0.333	4-2 BB 1B	3-2 1B		4-1 S PB BB		1-2 G2			0-1 G5-3	3 1 1 0 2 0 0			
Chad Curtis, R (1, 8) OBP: 0.358, SLG: 0.431	0-1 L6	0-0 P3		4-2 S BB			4-0 CS 1B BB		0-0 G1-3	3 0 0 0 2 0 2			
Jose Gonzalez, R (1, 9) OBP: 0.333, SLG: 0.500	1-0 P7		1-0 G4-3 2B	1-2 G3			2-2 CS 1B		2-1 G1-3	5 0 2 0 0 0 3			
Hubie Brooks, R (1, 10) OBP: 0.265, SLG: 0.393	4-2 1B BB		1-1 G4-3		1-2 P2		2-2 L9			3 1 0 0 1 0 3			
Rene Gonzales, R (1, 4) OBP: 0.438, SLG: 0.603 (8, 6)	1-2 1B 1B		0-1 G1-3		1-2 1B 1B		3-3 K			4 0 2 1 0 1 2			
Gary Gaetti, R (1, 5) OBP: 0.279, SLG: 0.345	3-0 S 1B		4-0 IBB		1-2 1B			0-0 G5-3		3 0 2 1 1 0 0			
Lee Stevens, L (1, 3) OBP: 0.269, SLG: 0.338	2-1 F8		2-0 P8		1-1 G3			1-2 F7		4 0 0 0 0 0 5			
Ron Tingley, R (1, 2) OBP: 0.222, SLG: 0.235 Alvin Davis, L (8, PH) OBP: 0.323, SLG: 0.350 Mike Fitzgerald, R (8, 2) OBP: 0.277, SLG: 0.333			1-1 G6-4-3 1B		1-3 K		2-1 P3		4-1 BB	3 0 1 0 0 1 0 0 0 0 0 1 0 0 0 0 0 0 0 0 0	AB 32 R 2 H 8 RBI 2 BB 7 SO 2 LOB 17		
Gary Disarcina, R (1, 6) OBP: 0.339, SLG: 0.315 Von Hayes, L (8, PH) OBP: 0.370, SLG: 0.419 Bobby Rose, R (8, 4) OBP: 0.287, SLG: 0.301		0-0 G6-4-3		2-0 G6-3		1-0 G5-3		0-2 G5-3		3 0 0 0 0 0 1 1 0 0 0 0 0 1 0 0 0 0 0 0 0			
Inning Stats	R: 2 H: 2 E: 0 LOB: 2 K: 0 BB: 2 S: 14 P: 29	R: 0 H: 2 E: 0 LOB: 1 K: 0 BB: 0 S: 8 P: 12	R: 0 H: 1 E: 0 LOB: 2 K: 0 BB: 1 S: 6 P: 14	R: 0 H: 0 E: 0 LOB: 2 K: 1 BB: 2 S: 11 P: 23	R: 0 H: 2 E: 0 LOB: 1 K: 0 BB: 0 S: 12 P: 16	R: 0 H: 0 E: 0 LOB: 0 K: 0 BB: 0 S: 6 P: 10	R: 0 H: 1 E: 0 LOB: 1 K: 1 BB: 1 S: 12 P: 23	R: 0 H: 0 E: 0 LOB: 1 K: 0 BB: 1 S: 11 P: 16	R: 0 H: 0 E: 0 LOB: 0 K: 0 BB: 0 S: 5 P: 7	1B: 7 SF: 0 2B: 1 SAC: 0 3B: 0 DP: 1 HR: 0 HBP: 0	WP: 0 PA: 39 PB: 1 SB: 3 CS: 2		
PITCHER	IP WLS BF H R ER SO BB IBB HBP BLK WP HR S P ERA WHIP											PITCHER	IP WLS BF H R ER SO BB IBB HBP BLK WP HR S P ERA WHIP
Greg Cadaret, L (1, 1) ERA: 2.93	7.0 W 32 8 2 2 2 5 1 0 0 0 0 69 127 2.57 1.857												
John Habyan, R (8, 1) ERA: 1.74	0.2 3 0 0 0 0 1 0 0 0 0 0 7 12 0.00 1.500												
Steve Howe, L (8, 1) ERA: 0.66	1.1 S 4 0 0 0 0 0 0 0 0 0 0 9 11 0.00 0.000												

California Angels @ New York Yankees
 Yankee Stadium, Bronx, NY
 Mon May 18 1992, 7:05 PM EDT
 Att. 13,250 - Cloudy - 70 F

livebaseballscores.com



Batter	1	2	3	4	5	6	7	8	9
Mike Gallego, R OBP: 0.444, SLG: 0.167 (1, 6)	4-1 FC6-4 BB	2-0 FC6-4 1-2f			0-0 F9		0-0 1B HR	2-2 FC6-4 HBP	
Don Mattingly, L OBP: 0.295, SLG: 0.350 (1, 3)	2-2 FC6-4 1-2f			4-0 G6-4-3 BB	3-1 1B		0-3 K	0-2 E4 FC6-4 1-3 2-H	
Roberto Kelly, R OBP: 0.390, SLG: 0.503 (1, 8)	1-0 G5-4-3 1-2f			0-0 G6-4-3 1-2f	3-3 K		0-2 1B HR	0-0 FC6-4 1-2f 3-H	
Danny Tartabull, R OBP: 0.419, SLG: 0.388 (1, 10)		4-2 HR BB		0-0 G4-3		2-2 G6-3	1-0 HR 1-H 3-H	1-3 K	
Mike Stanley, R OBP: 0.441, SLG: 0.423 (1, 2)				4-2 HR BB		2-1 F8	2-1 1B		
Mel Hall, L OBP: 0.287, SLG: 0.469 (1, 7)		1-1 F7		2-2 G6-3 1-2		1-2 1B	2-1 FC4-6 1B		
Jesse Barfield, R OBP: 0.216, SLG: 0.227 (1, 9)		2-2 F8		0-1 F9		1-2 1B	1-1 FC4-6 1-2f		
Charlie Hayes, R OBP: 0.293, SLG: 0.338 (1, 5)		4-0 BB BB		3-3 K		2-2 G5-3	0-2 E6 SH1-3		
Pat Kelly, R OBP: 0.389, SLG: 0.458 (1, 4)		4-2 FC6-4 BB			1-3 K		1-3 K	1-1 SH1-3	

Inning Stats	R: 0	H: 0	E: 0	K: 0	S: 7	R: 2	H: 1	E: 0	K: 0	S: 12	R: 0	H: 0	E: 0	K: 0	S: 2	R: 0	H: 0	E: 0	K: 1	S: 12	R: 0	H: 1	E: 0	K: 2	S: 10	R: 0	H: 2	E: 1	K: 0	S: 15	R: 3	H: 5	E: 0	K: 2	S: 17	R: 2	H: 0	E: 2	K: 1	S: 16
	LOB: 0	BB: 1	P: 14	LOB: 2	BB: 3	P: 32	LOB: 0	BB: 1	P: 6	LOB: 1	BB: 1	P: 21	LOB: 1	BB: 0	P: 17	LOB: 2	BB: 0	P: 23	LOB: 2	BB: 0	P: 24	LOB: 1	BB: 0	P: 20	LOB: 0	BB: 0	P: 20	LOB: 0	BB: 0	P: 20	LOB: 0	BB: 0	P: 20	LOB: 1	BB: 0	P: 20	LOB: 1	BB: 0	P: 20	

PITCHER															PITCHER																											
IP	WLS	BF	H	R	ER	SO	BB	IBB	HBP	BLK	WP	HR	S	P	ERA	WHIP	IP	WLS	BF	H	R	ER	SO	BB	IBB	HBP	BLK	WP	HR	S	P	ERA	WHIP									
Chuck Finley, L (1, 1)	6.2	L	32	8	5	5	5	6	0	0	0	2	71	130	6.75	2.100																										
Steve Frey, L (7, 1)	0.1		2	1	0	0	0	0	0	0	0	0	4	7	0.00	3.000																										
Chuck Crim, R (8, 1)	1.0		6	0	2	0	1	0	0	1	0	0	16	20	0.00	0.000																										

AB R H RBI BB SO LOB

3	2	1	0	1	0	2
4	0	1	0	1	1	3
5	1	1	1	0	1	4
4	2	1	3	1	1	1
3	1	2	2	1	0	0
4	0	2	0	0	0	1
4	0	1	0	0	0	3
3	1	0	0	1	1	3
2	0	0	0	1	2	0

1B: 7	SF: 0	WP: 0	PA: 40
2B: 0	SAC: 1	PB: 0	
3B: 0	DP: 2	SB: 0	
HR: 2	HBP: 1	CS: 0	

California Angels @ New York Yankees
 Yankee Stadium, Bronx, NY
 Mon May 18 1992, 7:05 PM EDT
 Att. 13,250 - Cloudy - 70 F

livebaseballscorecards.com

AB	32
R	7
H	9
RBI	6
BB	6
SO	6
LOB	17



BOTTOM

California Angels @ New York Yankees
Yankee Stadium, Bronx, NY
Tue May 19 1992, 7:05 PM EDT
Att. 14,919 - Sunny - 61 F

livebaseballscorecards.com

AB 38
R 5
H 11
RBI 5
BB 5
SO 5
LOB 14



WP: 1 PA: 44
PB: 0
SB: 0
CS: 0

AB R H RBI BB SO LOB

5 0 0 0 0 1 4

4 0 1 0 1 0 0

5 0 0 0 0 0 2

4 3 2 1 1 1 1

4 0 1 0 1 0 1

3 1 1 2 1 0 2

4 1 2 1 1 2 0

4 0 1 0 0 1 4

1B: 7 SF: 1
2B: 1 SAC: 0
3B: 0 DP: 0
HR: 3 HBP: 0

Batter	1	2	3	4	5	6	7	8	9	10
Mike Gallego, R OBP: 0.286, SLG: 0.091 (1, 6)	G5-3		G6-3	L9		G6-3			K	
Don Mattingly, L OBP: 0.298, SLG: 0.347 (1, 3)	P4		P9			WP 1B	F7		BB	
Roberto Kelly, R OBP: 0.378, SLG: 0.487 (1, 8)	L8		G1-3			F9	G5-3		F8	
Mel Hall, L OBP: 0.297, SLG: 0.490 (1, 7)		HR		1B SF8 BB		L5	K		BB F9 1B	
Danny Tartabull, R OBP: 0.418, SLG: 0.380 (1, 9)	L8			1B 1B 1B		BB		G4-3	F9	
Matt Nokes, L OBP: 0.282, SLG: 0.408 (1, 2)				SF8		G4-3		HR	1B BB IBB	
Kevin Maas, L OBP: 0.394, SLG: 0.500 (1, 10)		HR		1B 1B		K		K	1B BB	
Randy Velarde, R OBP: 0.274, SLG: 0.319 (1, 5)				FC5-4 1B		G5-3		G6-3	1B	
Pat Kelly, R OBP: 0.382, SLG: 0.460 (1, 4)		FC5-4		K		2B		B1-3		

Inning Stats	R: 0	H: 0	E: 0	K: 0	S: 11	H: 0	LOB: 0	BB: 0	P: 18	R: 2	H: 3	E: 0	K: 0	S: 9	H: 3	LOB: 1	BB: 0	P: 16	R: 0	H: 0	E: 0	K: 0	S: 5	H: 0	LOB: 0	BB: 0	P: 8	R: 1	H: 3	E: 0	K: 1	S: 9	H: 3	LOB: 3	BB: 1	P: 14	R: 0	H: 1	E: 0	K: 0	S: 12	H: 1	LOB: 2	BB: 1	P: 20	R: 0	H: 1	E: 0	K: 1	S: 7	H: 1	LOB: 1	BB: 0	P: 7	R: 0	H: 0	E: 0	K: 1	S: 6	H: 0	LOB: 0	BB: 0	P: 8	R: 1	H: 1	E: 0	K: 1	S: 9	H: 1	LOB: 0	BB: 0	P: 14	R: 0	H: 0	E: 0	K: 1	S: 7	H: 0	LOB: 1	BB: 1	P: 12	R: 1	H: 2	E: 0	K: 0	S: 5	H: 3	LOB: 3	BB: 2	P: 15	1B: 7	SF: 1	2B: 1	SAC: 0	3B: 0	DP: 0	HR: 3	HBP: 0	WP: 1	PA: 44
--------------	------	------	------	------	-------	------	--------	-------	-------	------	------	------	------	------	------	--------	-------	-------	------	------	------	------	------	------	--------	-------	------	------	------	------	------	------	------	--------	-------	-------	------	------	------	------	-------	------	--------	-------	-------	------	------	------	------	------	------	--------	-------	------	------	------	------	------	------	------	--------	-------	------	------	------	------	------	------	------	--------	-------	-------	------	------	------	------	------	------	--------	-------	-------	------	------	------	------	------	------	--------	-------	-------	-------	-------	-------	--------	-------	-------	-------	--------	-------	--------

PITCHER	IP	WLS	BF	H	R	ER	SO	BB	IBB	HBP	BLK	WP	HR	S	P	ERA	WHIP
Bert Blyleven, R ERA: 4.5 (1, 1)	6.0		28	8	3	3	2	2	0	0	0	1	2	53	83	4.50	1.667
Steve Frey, L ERA: 1.29 (7, 1)	1.2		6	1	1	1	2	0	0	0	0	0	1	13	20	5.40	0.600
Mark Eichhorn, R ERA: 2.83 (8, 1)	1.2	L	10	2	1	1	1	2	1	0	0	0	0	14	29	5.40	2.400

Batter	1	2	3	4	5	6	7	8	9	10	11	12	AB	R	H	RBI	BB	SO	LOB	TOP															
Luis Polonia, L OBP: 0.372, SLG: 0.333 Mike Fitzgerald, R OBP: 0.290, SLG: 0.344	(1, 7) BB 4-1 S BB		(1, 7) F 0-1 G6-3			(1, 7) C 0-1 G4-6-3 1B		(1, 7) X 0-0 FC3-6 1B		(1, 7) 1 SAFE 0-2 L8		(1, 7) 1 SAFE 2-1 F8	3	0	2	1	1	0	0																
Von Hayes, L OBP: 0.352, SLG: 0.394	(8, 2) C 1-2 F8		(8, 2) B 2-0 F8			(8, 2) C 1-1 G4-6-3		(8, 2) B 1-0 FC3-6						5	0	1	0	0	0	4															
Junior Felix, S OBP: 0.299, SLG: 0.432	(1, 8) C 1-3 K													5	0	1	0	0	2	4															
Hubie Brooks, R OBP: 0.255, SLG: 0.393	(1, 10) C 2-2 G6-3													5	0	0	0	0	1	3															
Lee Stevens, L OBP: 0.291, SLG: 0.338	(1, 3) X 0-0 G4-3													3	0	0	0	2	0	0															
Rene Gonzales, R OBP: 0.416, SLG: 0.553	(1, 4) C 4-2 P1-4 1B BB													4	0	0	0	1	2	3															
Gary Gaetti, R OBP: 0.283, SLG: 0.352	(1, 5) X 0-0 1-2 1B													5	1	2	0	0	0	0															
Ron Tingley, R OBP: 0.227, SLG: 0.238 Alvin Davis, L OBP: 0.333, SLG: 0.377 Chad Curtis, R OBP: 0.352, SLG: 0.419	(1, 2) C 2-1 P1-4													2	0	0	0	0	0	2															
Gary Disarcina, R OBP: 0.338, SLG: 0.304	(1, 6) C 1-3 K													1	0	1	0	1	1	1															
Inning Stats	R: 0 E: 0 K: 1 S: 11	H: 0 LOB: 1 BB: 1 P: 18	R: 0 E: 0 K: 1 S: 7	H: 1 LOB: 1 BB: 1 P: 13	R: 0 E: 0 K: 1 S: 6	H: 0 LOB: 0 BB: 0 P: 9	R: 0 E: 0 K: 1 S: 6	H: 0 LOB: 0 BB: 0 P: 10	R: 0 E: 0 K: 1 S: 8	H: 0 LOB: 0 BB: 0 P: 13	R: 0 E: 0 K: 0 S: 5	H: 0 LOB: 0 BB: 0 P: 9	R: 2 E: 0 K: 2 S: 14	H: 3 LOB: 3 BB: 1 P: 19	R: 0 E: 0 K: 0 S: 10	H: 0 LOB: 0 BB: 1 P: 17	R: 0 E: 0 K: 1 S: 10	H: 1 LOB: 1 BB: 0 P: 14	R: 0 E: 0 K: 0 S: 6	H: 2 LOB: 2 BB: 1 P: 11	R: 0 E: 0 K: 0 S: 11	H: 1 LOB: 1 BB: 0 P: 15	1B: 8 2B: 3 3B: 0 HR: 0	SF: 0 SAC: 0 DP: 4 HBP: 0	WP: 0 PB: 0 SB: 1 CS: 0	PA: 46									
PITCHER	IP WLS BF H R ER SO BB IBB HBP BLK WP HR S P ERA WHIP																																		
Scott Kamieniecki, R ERA: 3.55 Steve Farr, R ERA: 0.82 John Habyan, R ERA: 1.59	(1, 1) 8.0 (8, 1) 2.0 (11, 1) 2.0	WLS 30 7 9 W	H 5 1 3	R 2 0 0	ER 2 0 0	SO 6 1 0	BB 3 1 0	IBB 0 0 1	HBP 0 0 0	BLK 0 0 0	WP 0 0 0	HR 0 20 0	S 63 31 17	P 97 31 26	ERA 2.25 0.00 0.00	WHIP 1.000 1.000 1.500																			

California Angels @ New York Yankees
 Yankee Stadium, Bronx, NY
 Wed May 20 1992, 7:05 PM EDT
 Att. 15,800 - Cloudy - 63 F

AB	41
R	2
H	9
RBI	2
BB	5
SO	7
LOB	19



BOTTOM

Milwaukee Brewers @ New York Yankees
Yankee Stadium, Bronx, NY

Sat May 23 1992, 3:33 AM EDT
Att. 25,874 - Sunny - 95 F

livebaseballscorecards.com

AB	37
R	4
H	8
RBI	4
BB	1
SO	4
LOB	10



WP:	0	PA:	38
PB:	0		
SB:	0		
CS:	0		

AB R H RBI BB SO LOB

4	1	1	1	1	0	0
5	1	2	2	0	0	1
4	1	1	1	0	0	1
4	0	0	0	0	1	1
4	0	1	0	0	3	0
4	0	1	0	0	0	1
4	0	1	0	0	0	1
4	1	1	0	0	0	3
3	0	0	0	0	0	2
1	0	0	0	0	0	0

Batter 1 2 3 4 5 6 7 8 9 10

<p>Mike Gallego, R (1, 6) OBP: 0.357, SLG: 0.333</p> <p>G6-3</p>			<p>F8</p>			<p>P9</p>			<p>3-2</p> <p>HR 2B</p>		<p>4-2</p> <p>BB</p>
<p>Don Mattingly, L (1, 10) OBP: 0.298, SLG: 0.378</p> <p>G4-3</p>			<p>F9</p>			<p>1-1</p> <p>1B</p>			<p>1-0</p> <p>2-H HR</p>		<p>2-0</p> <p>P6</p>
<p>Roberto Kelly, R (1, 8) OBP: 0.367, SLG: 0.485</p> <p>HR</p>			<p>G6-3</p>			<p>1-2</p> <p>F8</p>			<p>1-0</p> <p>F7</p>		
<p>Mel Hall, L (1, 7) OBP: 0.269, SLG: 0.444</p> <p>P6</p>			<p>G3-1</p>			<p>1-1</p> <p>F9</p>			<p>0-3</p> <p>K</p>		
<p>Danny Tartabull, R (1, 9) OBP: 0.430, SLG: 0.447</p> <p>1B 1B</p>			<p>K</p>			<p>2-3</p> <p>K</p>			<p>1-3</p> <p>K2-3</p>		
<p>Matt Nokes, L (1, 2) OBP: 0.295, SLG: 0.387</p> <p>F9</p>			<p>FC3-8</p> <p>1B</p>			<p>2-2</p> <p>P6</p>			<p>1-1</p> <p>G4-3</p>		
<p>Kevin Maas, L (1, 3) OBP: 0.386, SLG: 0.542</p> <p>G6-4-3</p> <p>1B</p>			<p>FC3-6</p> <p>1-2f</p>			<p>0-0</p> <p>F8</p>			<p>0-0</p> <p>F9</p>		
<p>Charlie Hayes, R (1, 5) OBP: 0.288, SLG: 0.358</p> <p>G6-4-3</p> <p>1-2f</p>			<p>F7</p>			<p>1-1</p> <p>2B 2B</p>			<p>3-2</p> <p>L8</p>		
<p>Pat Kelly, R (1, 4) OBP: 0.360, SLG: 0.413</p> <p>Dion James, L (10, PH) OBP: 0.267, SLG: 0.263</p> <p>P3</p>			<p>F9</p>			<p>3-2</p> <p>F7</p>			<p>2-2</p> <p>L3</p>		

Inning Stats	R: 1 E: 0 K: 0 S: 6	H: 1 LOB: 0 BB: 0 P: 9	R: 0 E: 0 K: 0 S: 8	H: 2 LOB: 1 BB: 0 P: 12	R: 0 E: 0 K: 0 S: 9	H: 0 LOB: 0 BB: 0 P: 12	R: 0 E: 0 K: 1 S: 6	H: 0 LOB: 0 BB: 0 P: 8	R: 0 E: 0 K: 0 S: 10	H: 1 LOB: 1 BB: 0 P: 18	R: 0 E: 0 K: 0 S: 8	H: 1 LOB: 1 BB: 0 P: 12	R: 0 E: 0 K: 1 S: 7	H: 0 LOB: 0 BB: 0 P: 11	R: 3 E: 0 K: 1 S: 15	H: 3 LOB: 0 BB: 0 P: 24	R: 0 E: 0 K: 1 S: 6	H: 0 LOB: 0 BB: 0 P: 8	R: 0 E: 0 K: 0 S: 14	H: 0 LOB: 1 BB: 1 P: 25	1B: 4 2B: 2 3B: 0 HR: 2	SF: 0 SAC: 0 DP: 1 HBP: 0
--------------	------------------------------	---------------------------------	------------------------------	----------------------------------	------------------------------	----------------------------------	------------------------------	---------------------------------	-------------------------------	----------------------------------	------------------------------	----------------------------------	------------------------------	----------------------------------	-------------------------------	----------------------------------	------------------------------	---------------------------------	-------------------------------	----------------------------------	----------------------------------	------------------------------------

PITCHER	IP	WLS	BF	H	R	ER	SO	BB	IBB	HBP	BLK	WP	HR	S	P	ERA	WHIP
Bill Wegman, R (1, 1) ERA: 2.51	9.0	W	34	8	4	4	4	0	0	0	0	0	2	75	114	4.00	0.889
Jim Austin, R (10, 1) ERA: 0.66	0.2		3	0	0	0	0	1	0	0	0	0	0	13	22	0.00	1.500
Jesse Orosco, L (10, 1) ERA: 5.19	0.1	S	1	0	0	0	0	0	0	0	0	0	0	1	3	0.00	0.000

Batter	1	2	3	4	5	6	7	8	9	AB R H RBI BB SO LOB	TOP																												
Pat Listach, S OBP: 0.369, SLG: 0.370 (1, 6)	2-2 HR 1B	0-0 2B 1B		4-2 S BB		4-1 2B E BB	2-2 G1-3			3 3 2 0 2 0 2																													
Kevin Seitzer, R OBP: 0.366, SLG: 0.449 (1, 5)	1-1 F9	1-0 2B		1-3 K		2-1 E 2B		2-2 F8		5 0 2 3 0 1 3																													
Paul Molitor, R OBP: 0.385, SLG: 0.483 (1, 10)	1-3 K	3-1 G1-3			0-1 G4-3 1B 2B	4-0 FC5 E IBB		1-3 K		4 1 1 0 1 2 2																													
Franklin Stubbs, L OBP: 0.299, SLG: 0.410 (1, 3)	1-2 HR		1-0 G5-3		1-2 G4-3	1-0 E5		3-3 K		5 1 1 2 0 1 3																													
Robin Yount, R OBP: 0.311, SLG: 0.389 (1, 8)	4-2 BB		1-0 L9		2-2 G4-6-3 1B	2-1 FC5		0-0 SH3 1B		4 0 2 1 1 0 3																													
Darryl Hamilton, L OBP: 0.267, SLG: 0.282 (1, 7)	2-2 G4-3		2-3 K		2-2 G4-6-3		1-1 G4-3	0-0 SH3		4 0 0 0 0 1 2																													
Dante Bichette, R OBP: 0.347, SLG: 0.374 (1, 9)		2-2 G1-3		0-2 S CS 1B		1-1 G6-4-3 1B	4-2 F8 BB	1-1 G6-3		4 0 2 0 1 0 1	AB 37																												
B.J. Surhoff, L OBP: 0.183, SLG: 0.170 (1, 2)		2-3 K		0-0 F7		2-1 G6-4-3	2-2 F8	1-0 G3-1		5 0 0 0 0 1 4	R 7																												
Scott Fletcher, R OBP: 0.357, SLG: 0.397 (1, 4)		0-0 1B 2B 1B		2-2 F7		3-1 BB 2B 1B	4-1 BB			3 2 2 0 1 0 1	H 12																												
											RBI 6																												
											SO 6																												
											LOB 21																												
Inning Stats	R: 2 E: 0 K: 1 S: 22	H: 2 LOB: 1 BB: 1 P: 32	R: 2 E: 0 K: 1 S: 11	H: 3 LOB: 1 BB: 0 P: 19	R: 0 E: 0 K: 1 S: 5	H: 0 LOB: 0 BB: 0 P: 9	R: 0 E: 0 K: 1 S: 15	H: 1 LOB: 2 BB: 1 P: 21	R: 1 E: 0 K: 0 S: 12	H: 2 LOB: 0 BB: 0 P: 17	R: 2 E: 1 K: 0 S: 12	H: 3 LOB: 3 BB: 2 P: 31	R: 0 E: 0 K: 2 S: 11	H: 0 LOB: 2 BB: 2 P: 24	R: 0 E: 0 K: 2 S: 10	H: 0 LOB: 0 BB: 0 P: 16	R: 0 E: 0 K: 0 S: 5	H: 1 LOB: 1 BB: 0 P: 7	1B: 8 2B: 3 3B: 0 HR: 1	SF: 0 SAC: 1 DP: 2 HBP: 0	WP: 0 PB: 0 SB: 2 CS: 1	PA: 44																	
PITCHER	IP	WLS	BF	H	R	ER	SO	BB	IBB	HBP	BLK	WP	HR	S	P	ERA	WHIP					PITCHER	IP	WLS	BF	H	R	ER	SO	BB	IBB	HBP	BLK	WP	HR	S	P	ERA	WHIP
Scott Sanderson, R ERA: 5.4 (1, 1)	5.2		30	11	7	6	4	3	1	0	0	0	1	74	123	9.53	2.471																						
Lee Guetterman, L ERA: 9.39 (6, 1)	1.0		5	0	0	0	0	1	0	0	0	0	0	10	20	0.00	1.000																						
John Habyan, R ERA: 1.3 (7, 1)	2.1	W	9	1	0	0	2	1	0	0	0	0	0	19	33	0.00	0.857																						

Milwaukee Brewers @ New York Yankees
 Yankee Stadium, Bronx, NY
 Sun May 24 1992, 3:33 AM EDT
 Att. 25,351 - Sunny - 83 F

livebaseballscorecards.com



Batter	1	2	3	4	5	6	7	8	9	AB R H RBI BB SO LOB
Mike Gallego, R OBP: 0.364, SLG: 0.321 (1, 6)	4-0 2B 1B BB		1-0 G5-3		1-0 E6 2B	1-1 E2 2B 1B		2-2 G6-3		4 2 1 1 1 0 0
Don Mattingly, L OBP: 0.311, SLG: 0.405 (1, 3)	1-2 1B 1-3 2B		2-0 P5		1-1 1-3 2B	4-2 2B BB		3-1 G3 1B 2B		4 2 3 0 1 0 0
Roberto Kelly, R OBP: 0.373, SLG: 0.491 (1, 8)	1-1 1B		2-0 F8		3-1 P6	0-0 2B		4-0 1B G3 IBB		4 0 2 3 1 0 2
Mel Hall, L OBP: 0.261, SLG: 0.431 (1, 7)	0-0 F9			1-1 P5		G3-1		2-1 G3		5 0 0 0 0 0 5
Danny Tartabull, R OBP: 0.438, SLG: 0.449 (1, 9)	2-3 K 1-2			2-2 1B		2-0 HR 1B	2-3 K	4-0 1B IBB		4 1 2 0 1 2 2
Matt Nokes, L OBP: 0.299, SLG: 0.414 (1, 2)	2-0 G3-1			1-0 F7		1-2 HR	1-2 F7	0-0 1B		5 1 2 3 0 0 3
Kevin Maas, L OBP: 0.368, SLG: 0.513 (1, 10)		2-1 P4		0-0 F9		3-2 F8	2-3 K2-3			4 0 0 0 0 1 1
Charlie Hayes, R OBP: 0.288, SLG: 0.375 (1, 5)		2-1 G6-3			1-3 K	2-1 HR		0-1 F8		4 1 1 1 0 1 0
Pat Kelly, R OBP: 0.355, SLG: 0.418 (1, 4)		3-2 P8			1-2 P4	0-0 E 2B		2-1 F8		4 1 1 0 0 0 0

Inning Stats	R: 1	H: 2	E: 0	K: 1	S: 10	LOB: 2	BB: 1	P: 20	R: 0	H: 0	E: 0	K: 0	S: 8	LOB: 0	BB: 0	P: 15	R: 0	H: 0	E: 0	K: 0	S: 3	LOB: 0	BB: 0	P: 8	R: 0	H: 1	E: 0	K: 0	S: 7	LOB: 1	BB: 0	P: 11	R: 0	H: 1	E: 1	K: 1	S: 11	LOB: 2	BB: 0	P: 18	R: 6	H: 6	E: 1	K: 0	S: 29	LOB: 1	BB: 1	P: 47	R: 0	H: 0	E: 0	K: 2	S: 11	LOB: 0	BB: 0	P: 16	R: 0	H: 0	E: 0	K: 0	S: 7	LOB: 0	BB: 0	P: 11	R: 1	H: 2	E: 0	K: 0	S: 5	LOB: 3	BB: 2	P: 18	1B: 5	2B: 5	3B: 0	HR: 2	SF: 0	SAC: 0	DP: 0	HBP: 0	WP: 0	PB: 0	SB: 1	CS: 0	PA: 42
PITCHER	IP	WLS	BF	H	R	ER	SO	BB	IBB	HBP	BLK	WP	HR	S	P	ERA	WHIP											PITCHER										IP	WLS	BF	H	R	ER	SO	BB	IBB	HBP	BLK	WP	HR	S	P	ERA	WHIP																															
Ron Robinson, R ERA: 6.1 (1, 1)	5.2		27	8	5	5	2	1	0	0	0	0	2	59	103	7.94	1.588											Bruce Ruffin, L ERA: 7.25 (6, 1)										2.2	L	15	4	3	3	2	1	2	0	0	0	0	32	61	10.12	1.875																															

BOTTOM

Milwaukee Brewers @ New York Yankees
 Yankee Stadium, Bronx, NY
 Sun May 24 1992, 3:33 AM EDT
 Att. 25,351 - Sunny - 83 F

livebaseballscores.com

AB	38
R	8
H	12
RBI	8
BB	4
SO	4
LOB	13



Batter	1	2	3	4	5	6	7	8	9	AB R H RBI BB SO LOB	TOP																
Pat Listach, S OBP: 0.375, SLG: 0.366 (1, 6)	2-1 G6-3		4-0 BB		2-2 G1-3	2-3 K		4-0 F8 S 1B BB	0-0 G4-3 1B	4 2 1 2 2 1 1																	
Kevin Seitzer, R OBP: 0.365, SLG: 0.444 (1, 5)	2-2 G6-3		0-0 F8		3-2 P2		1-0 G1-6-3 1B	2-2 BB S 1B	2-1 G4-3 1B	6 0 2 2 0 0 3																	
Paul Molitor, R OBP: 0.383, SLG: 0.478 (1, 10)	0-0 G6-3		2-1 FC5		0-1 F8		1-2 G1-6-3 1B	2-1 F8 1B	0-2 G4-3 1B	6 0 2 1 0 0 4																	
Franklin Stubbs, L OBP: 0.301, SLG: 0.397 (1, 3)		2-2 G4-3		3-1 G4-3		4-0 1B 1B BB	0-0 G1-6-3 1B	4-2 BB BB	3-2 G3 1B	4 1 0 0 2 0 3																	
Greg Vaughn, R OBP: 0.303, SLG: 0.431 (1, 7)		0-0 F8		0-0 1B 1B		3-2 P5	3-3 K	4-0 FC6-4 BB		4 0 1 0 1 1 2																	
Dante Bichette, R OBP: 0.364, SLG: 0.392 (1, 9)		3-2 1B		0-0 BB 1B		0-1 1B 1B		1B BB		5 2 4 0 0 0 3																	
Darryl Hamilton, L OBP: 0.281, SLG: 0.288 Robin Yount, R OBP: 0.313, SLG: 0.391 (8, PH) (8, 8)		2-0 G3		4-0 BB		1-1 1B G4-3 1B		0-3 K	1-0 3B 1B	2 1 1 1 1 0 1 2 1 1 0 0 1 1	AB 43 R 10 H 17 RBI 9 BB 6 SO 4 LOB 27																
B.J. Surhoff, L OBP: 0.200, SLG: 0.189 (1, 2)			0-0 FC5 G1-3 1B		2-3 K		0-2 G4-3 S 1B	0-0 BB 1B 1B	3-2 F9 1B	5 1 3 1 0 1 4																	
Scott Fletcher, R OBP: 0.360, SLG: 0.426 (1, 4)			1-2 G1-3		0-0 F7		1-0 G4-3	0-1 BB 1B	1-0 1B 3B	5 2 2 2 0 0 5																	
Inning Stats	R: 0 E: 0 K: 0 S: 6	H: 0 LOB: 0 BB: 0 P: 10	R: 0 E: 0 K: 0 S: 8	H: 1 LOB: 1 BB: 0 P: 15	R: 0 E: 0 K: 0 S: 7	H: 1 LOB: 2 BB: 1 P: 14	R: 0 E: 0 K: 1 S: 8	H: 2 LOB: 3 BB: 1 P: 17	R: 0 E: 0 K: 0 S: 14	H: 0 LOB: 0 BB: 0 P: 19	R: 3 E: 0 K: 1 S: 16	H: 3 LOB: 1 BB: 1 P: 27	R: 0 E: 0 K: 1 S: 11	H: 2 LOB: 1 BB: 0 P: 16	R: 4 E: 0 K: 1 S: 19	H: 4 LOB: 3 BB: 3 P: 38	R: 3 E: 0 K: 0 S: 15	H: 4 LOB: 1 BB: 0 P: 25	1B: 16 2B: 0 3B: 1 HR: 0	SF: 0 SAC: 0 DP: 1 HBP: 0	WP: 0 PB: 0 SB: 3 CS: 0	PA: 49					
PITCHER	IP	WLS	BF	H	R	ER	SO	BB	IBB	HBP	BLK	WP	HR	S	P	ERA	WHIP										
Scott Kamieniecki, R ERA: 3.74 (1, 1)	6.0		30	9	3	3	2	3	0	0	0	0	0	64	109	4.50	2.000										
Rich Monteleone, R ERA: 1.33 (7, 1)	1.0		3	1	1	1	1	0	0	0	0	0	0	7	11	9.00	1.000										
Steve Howe, L ERA: 3.31 (8, 1)	0.1		3	2	0	0	1	0	0	0	0	0	0	6	6	0.00	6.000										
Steve Farr, R ERA: 1.35 (8, 1)	0.1		5	1	3	3	0	3	0	0	0	0	0	11	27	81.00	12.000										
Lee Guetterman, L ERA: 10.26 (8, 1)	1.1	W	8	4	3	3	0	0	0	0	0	0	0	16	28	20.25	3.000										

Milwaukee Brewers @ New York Yankees
 Yankee Stadium, Bronx, NY
 Mon May 25 1992, 3:33 AM EDT
 Att. 20,809 - Cloudy - 60 F

livebaseballscorecards.com



Batter	1	2	3	4	5	6	7	8	9
Mike Gallego, R OBP: 0.395, SLG: 0.485 (1, 6)	1-0 HR	1-2 1B		0-0 F8		2-0 P2		0-0 1B 2B	
Don Mattingly, L OBP: 0.319, SLG: 0.407 (1, 3)	1-0 1B SF8	0-0 1B G6-3		1-0 G3		2-2 G3		4-0 1B HR IBB	
Roberto Kelly, R OBP: 0.368, SLG: 0.483 (1, 8)	0-3 K	2-0 G6-3		0-0 E5			1-3 K	1-2 1B HR	
Mel Hall, L OBP: 0.265, SLG: 0.427 (1, 10)	2-0 1B		3-2 G3-1	0-0 G4-3			1-1 G3-1	4-0 1B HR	
Danny Tartabull, R OBP: 0.436, SLG: 0.484 (1, 9)	0-2 SF8		1-0 1B G4-3		1-1 F9		1-2 G6-3	3-2 HR	
Matt Nokes, L OBP: 0.318, SLG: 0.440 (1, 2)	0-1 BB		0-0 G4-3		0-0			0-1 1B	
Dion James, L OBP: 0.300, SLG: 0.286 (1, 7)	4-2 1B		0-0 2B 1B		1-3 1B			0-0 1B	
Charlie Hayes, R OBP: 0.293, SLG: 0.385 (1, 5)	1-3 K		2-2 2B		2-3 K			1-2 1B	
Randy Velarde, R OBP: 0.266, SLG: 0.308 (8, PR)			1-1 G5-3					2-1 1B	
Pat Kelly, R OBP: 0.347, SLG: 0.405 (1, 4)		2-0 P4				0-0 F9		0-0 K	

Inning Stats	R: 2	H: 4	E: 0	LOB: 3	K: 2	P: 26	R: 0	H: 2	E: 0	LOB: 1	K: 0	P: 11	R: 2	H: 3	E: 0	LOB: 1	K: 0	P: 18	R: 0	H: 0	E: 1	LOB: 1	K: 0	P: 5	R: 0	H: 1	E: 0	LOB: 1	K: 2	P: 13	R: 0	H: 0	E: 0	LOB: 0	K: 1	P: 10	R: 0	H: 0	E: 0	LOB: 0	K: 1	P: 13	R: 9	H: 8	E: 0	LOB: 1	K: 2	P: 48
--------------	------	------	------	--------	------	-------	------	------	------	--------	------	-------	------	------	------	--------	------	-------	------	------	------	--------	------	------	------	------	------	--------	------	-------	------	------	------	--------	------	-------	------	------	------	--------	------	-------	------	------	------	--------	------	-------

PITCHER	IP	WLS	BF	H	R	ER	SO	BB	IBB	HBP	BLK	WP	HR	S	P	ERA	WHIP
Chris Bosio, R ERA: 4.71 (1, 1)	7.0		34	12	6	6	5	1	0	0	0	0	1	67	99	7.71	1.857
Jim Austin, R ERA: 3.29 (8, 1)	0.0	L	4	3	1	1	0	0	1	0	0	0	0	5	11	∞	∞
Doug Henry, R ERA: 4.24 (8, 1)	0.0		1	1	2	2	0	0	0	0	0	0	0	3	4	∞	∞
Jesse Orosco, L ERA: 6.52 (8, 1)	1.0		6	2	4	4	2	1	0	0	0	0	1	16	30	36.00	3.000


BOTTOM

Milwaukee Brewers @ New York Yankees
 Yankee Stadium, Bronx, NY
 Mon May 25 1992, 3:33 AM EDT
 Att. 20,809 - Cloudy - 60 F


AB	R	H	RBI	BB	SO	LOB
5	2	3	2	0	0	0
4	2	2	0	1	0	0
5	1	1	2	0	2	3
4	1	1	0	1	0	1
4	2	2	5	0	0	0
5	1	4	0	0	0	1
4	2	2	1	1	2	2
4	0	2	1	0	2	4
1	1	0	0	0	0	1
5	1	1	2	0	1	2

AB	41
R	13
H	18
RBI	13
BB	3
SO	7
LOB	14

WP: 0 PA: 45
 PB: 0
 SB: 0
 CS: 0



PITCHER	IP	WLS	BF	H	R	ER	SO	BB	IBB	HBP	BLK	WP	HR	S	P	ERA	WHIP
---------	----	-----	----	---	---	----	----	----	-----	-----	-----	----	----	---	---	-----	------

Batter	1	2	3	4	5	6	7	8	9	AB R H RBI BB SO LOB	TOP											
Mike Gallego, R (1, 6) OBP: 0.395, SLG: 0.459	3-2 2B G5-3 1B	3-3 K		0-0 P3	4-0 BB		0-1 F8			4 1 1 0 1 1 3												
Don Mattingly, L (1, 3) OBP: 0.316, SLG: 0.407	3-2 3B 2B	1-1 F7		3-1 G5-3	1-2 G4-3			2-2 G4-3		5 1 1 0 0 0 4												
Roberto Kelly, R (1, 8) OBP: 0.364, SLG: 0.473	0-0 G5-3		2-2 F7	4-1 2B BB		0-0 G5-3		2-0 P3		4 0 0 1 1 0 1												
Mel Hall, L (1, 7) OBP: 0.274, SLG: 0.455	2-2 3B		3-0 1B 2B	0-2 2B		2-2 G1-3		1-2 P6		5 1 3 1 0 0 0												
Danny Tartabull, R (1, 9) OBP: 0.443, SLG: 0.485	0-0 G3		2-0 2B 1B	4-0 IBB		1-1 1B		2-2 L8		4 1 2 1 1 0 1												
Matt Nokes, L (1, 2) OBP: 0.307, SLG: 0.421	1-2 P4		0-0 F7	0-0 G4-3		0-3 K		2-1 G4-3		5 0 0 0 0 1 6												
Kevin Maas, L (1, 10) OBP: 0.380, SLG: 0.531		1-2 2B 1B	0-2 2B 2B		0-0 F7		3-2 E1 1B		2-1 F8	5 1 3 1 0 0 0	AB 40 R 5 H 13 RBI 5 BB 3 SO 5 LOB 19											
Charlie Hayes, R (1, 5) OBP: 0.282, SLG: 0.388		2-1 P3	3-2 2B		2-3 K2-3		1-2 G5-3			4 0 1 1 0 1 2												
Pat Kelly, R (1, 4) OBP: 0.353, SLG: 0.432		0-0 2B	0-3 K		0-0 2B		3-3 K			4 0 2 0 0 2 2												
Inning Stats	R: 2 E: 0 K: 0 S: 16	H: 3 LOB: 1 BB: 0 P: 25	R: 0 E: 0 K: 1 S: 14	H: 2 LOB: 2 BB: 0 P: 21	R: 3 E: 0 K: 1 S: 17	H: 4 LOB: 1 BB: 0 P: 27	R: 0 E: 0 K: 0 S: 9	H: 1 LOB: 3 BB: 2 P: 20	R: 0 E: 0 K: 1 S: 8	H: 1 LOB: 2 BB: 1 P: 15	R: 0 E: 0 K: 1 S: 9	H: 1 LOB: 1 BB: 0 P: 12	R: 0 E: 1 K: 1 S: 13	H: 1 LOB: 1 BB: 0 P: 20	R: 0 E: 0 K: 0 S: 8	H: 0 LOB: 0 BB: 0 P: 13	R: 0 E: 0 K: 0 S: 7	H: 0 LOB: 0 BB: 0 P: 13	1B: 5 2B: 7 3B: 1 HR: 0	SF: 0 SAC: 0 DP: 0 HBP: 0	WP: 0 PB: 0 SB: 1 CS: 0	PA: 43
PITCHER	IP WLS BF H R ER SO BB IBB HBP BLK WP HR S P ERA WHIP																					
Pat Mahomes, R (1, 1) ERA: 4.95	2.2 L 17 9 5 5 1 0 0 0 0 0 0 0 44 70 16.88 3.375																					
Mark Guthrie, L (3, 1) ERA: 3.96	4.1 20 4 0 0 4 2 1 0 0 0 0 0 42 70 0.00 1.385																					
Bob Kipper, L (8, 1) ERA: 2.5	2.0 6 0 0 0 0 0 0 0 0 0 0 0 15 26 0.00 0.000																					

New York Yankees @ Minnesota Twins
 Hubert H. Humphrey Metrodome, Minneapolis, MN
 Tue May 26 1992, 8:05 PM EDT
 Att. 23,199 - Dome - 70 F

livebaseballscorecards.com

Batter	1	2	3	4	5	6	7	8	9	AB R H RBI BB SO LOB	TOP		
Mike Gallego, R (1, 6) OBP: 0.383, SLG: 0.425	4-1 G1-3 BB		1-1 G6-3			1-2 G6-3		0-0 G4-6-3 1-2f		3 0 0 0 1 0 1			
Mel Hall, L (1, 10) OBP: 0.274, SLG: 0.450	2-1 F8		1-3 K			0-0 1B S 1B		2-3 K		4 0 1 0 0 2 1			
Roberto Kelly, R (1, 8) OBP: 0.367, SLG: 0.473	0-0 G1-3 1-2		1-2 G6-3			2-1 G1-3 1-3 1B			1-1 FC3-6 1B	4 0 2 0 0 0 1			
Danny Tartabull, R (1, 9) OBP: 0.429, SLG: 0.465	1-3 K			1-1 G6-3		0-1 G1-3 1-2			0-3 K	4 0 0 0 0 2 4			
Mike Stanley, R (1, 3) OBP: 0.395, SLG: 0.367 Don Mattingly, L (9, PH) OBP: 0.314, SLG: 0.404		1-2 G6-3		1-3 K		1-0 G5-3			0-1 FC3-6 1B 1-2f	3 0 0 0 0 1 2 1 0 0 0 0 0 1			
Jim Leyritz, R (1, 2) OBP: 0.457, SLG: 0.733 Matt Nokes, L (9, PH) OBP: 0.312, SLG: 0.426		1-0 HR		0-1 G1-3			0-2 F7		0-0 1B	3 1 1 1 0 0 0 1 0 1 0 0 0 0			
Randy Velarde, R (1, 7) OBP: 0.267, SLG: 0.309 Dion James, L (9, PH) OBP: 0.294, SLG: 0.279		3-2 CS 1B			0-3 K		1-3 K		2-2 P4	3 0 1 0 0 2 0 1 0 0 0 0 0 2			
Charlie Hayes, R (1, 5) OBP: 0.282, SLG: 0.387		1 SAFE 1-2 S 1B 1-2		0-1 G6-3			0-0 G5-3			3 0 1 0 0 0 0			
Pat Kelly, R (1, 4) OBP: 0.352, SLG: 0.429		2-3 K 1-2		1-3 K				0-0 G4-6-3 1B		3 0 1 0 0 2 1			
Inning Stats	R: 0 H: 0 E: 0 LOB: 1 K: 1 BB: 1 S: 7 P: 14	R: 1 H: 3 E: 0 LOB: 1 K: 1 BB: 0 S: 15 P: 23	R: 0 H: 0 E: 0 LOB: 0 K: 1 BB: 0 S: 11 P: 14	R: 0 H: 0 E: 0 LOB: 0 K: 1 BB: 0 S: 8 P: 10	R: 0 H: 0 E: 0 LOB: 0 K: 2 BB: 0 S: 9 P: 10	R: 0 H: 2 E: 0 LOB: 2 K: 0 BB: 0 S: 9 P: 13	R: 0 H: 0 E: 0 LOB: 0 K: 1 BB: 0 S: 8 P: 9	R: 0 H: 1 E: 0 LOB: 0 K: 1 BB: 0 S: 7 P: 9	R: 0 H: 2 E: 0 LOB: 2 K: 1 BB: 0 S: 13 P: 16	1B: 7 SF: 0 2B: 0 SAC: 0 3B: 0 DP: 1 HR: 1 HBP: 0	WP: 0 PA: 34 PB: 0 SB: 2 CS: 1		
PITCHER	IP WLS BF H R ER SO BB IBB HBP BLK WP HR S P ERA WHIP											PITCHER	IP WLS BF H R ER SO BB IBB HBP BLK WP HR S P ERA WHIP
John Smiley, L (1, 1) ERA: 5.04	8.0 W 30 7 1 1 8 1 0 0 0 0 0 1 76 105 1.12 1.000												
Rick Aguilera, R (9, 1) ERA: 4.18	1.0 4 1 0 0 1 0 0 0 0 0 0 0 11 13 0.00 1.000												

New York Yankees @ Minnesota Twins
 Hubert H. Humphrey Metrodome, Minneapolis, MN
 Wed May 27 1992, 4:33 AM EDT
 Att. 32,116 - Dome - 70 F

livebaseballscorecards.com

AB 33
R 1
H 8
RBI 1
BB 1
SO 9
LOB 13



Batter	1	2	3	4	5	6	7	8	9	AB R H RBI BB SO LOB	TOP
Mike Gallego, R (1, 6) OBP: 0.346, SLG: 0.378	1-1 G5-3		2-3 K		1-0 L6		0-0 F9		2-2 G6-3	5 0 0 0 0 1 0	New York Yankees @ Milwaukee Brewers Milwaukee County Stadium, Milwaukee, WI Fri May 29 1992, 8:05 PM EDT Att. 18,682 - Sunny - 71 F
Don Mattingly, L (1, 3) OBP: 0.307, SLG: 0.393	1-2 G4-3		0-1 F8		1-2 G4-3		1-1 G4-3		0-2 G3-1	5 0 0 0 0 0 0	
Roberto Kelly, R (1, 8) OBP: 0.373, SLG: 0.492	0-0 1B		1-3 K			1-1 HR	3-2 1B		1-1 F8	5 1 3 1 0 1 0	
Mel Hall, L (1, 7) OBP: 0.278, SLG: 0.451	2-1 G3			0-0 S 1B		0-1 G3	2-1 1B			4 0 2 0 0 0 1	
Danny Tartabull, R (1, 9) OBP: 0.423, SLG: 0.452		3-2 FC5-4 1B		1-0 F9		4-0 1B BB	3-2 P8			3 1 0 0 1 0 3	
Matt Nokes, L (1, 2) OBP: 0.310, SLG: 0.421		1-0 FC5-4 1B		3-3 K		1-1 F8		0-0 P5		4 0 1 0 0 1 2	
Kevin Maas, L (1, 10) OBP: 0.375, SLG: 0.518		2-1 P6		2-2 G4-3		2-0 1B		2-3 K		4 0 1 0 0 1 3	
Charlie Hayes, R (1, 5) OBP: 0.303, SLG: 0.413		1-2 FC5-4			2-2 HR	0-1 FC6-4 1B		2-2 1B		4 1 3 2 0 0 2	
Pat Kelly, R (1, 4) OBP: 0.339, SLG: 0.411		2-0 G5-3			1-2 G6-3	0-1 FC6-4		3-2 G6-3		4 0 0 0 0 0 5	
Inning Stats	R: 0 H: 1 E: 0 LOB: 1 K: 0 BB: 0 S: 8 P: 12	R: 0 H: 1 E: 1 LOB: 2 K: 0 BB: 0 S: 16 P: 25	R: 0 H: 0 E: 0 LOB: 0 K: 2 BB: 0 S: 8 P: 11	R: 0 H: 1 E: 0 LOB: 1 K: 1 BB: 0 S: 8 P: 14	R: 1 H: 1 E: 0 LOB: 0 K: 0 BB: 0 S: 10 P: 15	R: 2 H: 3 E: 0 LOB: 2 K: 0 BB: 1 S: 11 P: 19	R: 0 H: 2 E: 0 LOB: 2 K: 0 BB: 0 S: 13 P: 22	R: 0 H: 1 E: 0 LOB: 1 K: 1 BB: 0 S: 12 P: 19	R: 0 H: 0 E: 0 LOB: 0 K: 0 BB: 0 S: 10 P: 13	1B: 8 SF: 0 2B: 0 SAC: 0 3B: 0 DP: 0 HR: 2 HBP: 0	WP: 0 PA: 39 PB: 0 SB: 1 CS: 0
PITCHER Bill Wegman, R (1, 1) ERA: 2.59 Doug Henry, R (9, 1) ERA: 3.66	IP WLS BF H R ER SO BB IBB HBP BLK WP HR S P ERA WHIP										
	8.0 W 36 10 3 3 4 1 0 0 0 0 2 86 137 3.38 1.375										
	1.0 3 0 0 0 0 0 0 0 0 0 0 10 13 0.00 0.000										

livebaseballscorecards.com

AB	38
R	3
H	10
RBI	3
BB	1
SO	4
LOB	16



Batter	1	2	3	4	5	6	7	8	9	AB	R	H	RBI	BB	SO	LOB
Pat Listach, S OBP: 0.381, SLG: 0.368 Jim Gantner, L OBP: 0.301, SLG: 0.319	2-1 1B S 2B 1B	0-1 G4-3		3-1 F8		2-2 CS 1B		0-0 G3-1		1	1	1	0	0	0	0
Kevin Seitzer, R OBP: 0.380, SLG: 0.455	1-2 2B 1B		0-1 S 1B	1-1 G4-3		3-2 G4-3		2-2 FC5		5	1	2	0	0	0	2
Paul Molitor, R OBP: 0.378, SLG: 0.485	0-1 1-H 3-H 2B		1 SAFE F7		1-0 F8 BLK FC3-2-5-1 1B		2-0 L6			4	0	2	2	0	0	1
Dante Bichette, R OBP: 0.361, SLG: 0.395	2-1 P6		1-3 K		3-2 F8		1-1 1B 2B			4	1	1	0	0	1	3
Robin Yount, R OBP: 0.318, SLG: 0.385	4-2 FC1-5-2-6 BB		1-0 G4-3		4-0 FC3-2-5-1 1B IBB		1-0 1B			2	1	1	1	2	0	1
Darryl Hamilton, L OBP: 0.284, SLG: 0.333	0-0 FC1-5-2-6			3-2 HR 2B		1-2 FC3-2-5-1 1B		1-3 K		4	2	1	0	0	1	5
Greg Vaughn, R OBP: 0.298, SLG: 0.429	1-0 G6-3			4-0 HR BB		1-1 1B		2-3 K		3	1	1	2	1	1	3
B.J. Surhoff, L OBP: 0.205, SLG: 0.228		2-1 L4		1-0 1-H 2-H HR		2-2 G6-3		0-2 L4		4	1	1	3	0	0	1
Scott Fletcher, R OBP: 0.354, SLG: 0.417		1-1 L4		1-2 G5-3		0-0 G6-3		3-1 FC5 G3-1 1B		4	0	1	0	0	0	0

Inning Stats	R: 2	H: 3	E: 0	K: 0	S: 15	LOB: 2	BB: 1	P: 25	R: 0	H: 0	E: 0	K: 0	S: 6	LOB: 0	BB: 0	P: 9	R: 0	H: 1	E: 0	K: 1	S: 9	LOB: 1	BB: 0	P: 11	R: 3	H: 2	E: 0	K: 0	S: 12	LOB: 0	BB: 1	P: 25	R: 2	H: 2	E: 0	K: 0	S: 13	LOB: 1	BB: 1	P: 25	R: 0	H: 1	E: 0	K: 0	S: 7	LOB: 0	BB: 0	P: 12	R: 1	H: 2	E: 0	K: 2	S: 10	LOB: 1	BB: 0	P: 17	R: 0	H: 1	E: 0	K: 0	S: 10	LOB: 1	BB: 0	P: 15
--------------	------	------	------	------	-------	--------	-------	-------	------	------	------	------	------	--------	-------	------	------	------	------	------	------	--------	-------	-------	------	------	------	------	-------	--------	-------	-------	------	------	------	------	-------	--------	-------	-------	------	------	------	------	------	--------	-------	-------	------	------	------	------	-------	--------	-------	-------	------	------	------	------	-------	--------	-------	-------

PITCHER	IP	WLS	BF	H	R	ER	SO	BB	IBB	HBP	BLK	WP	HR	S	P	ERA	WHIP
Greg Cadaret, L ERA: 4.06	(1, 1)	5.0	L	26	8	7	7	1	2	0	1	0	0	55	95	12.60	2.000
Shawn Hillegas, R ERA: 6.43	(6, 1)	2.0		8	3	1	2	0	0	0	0	0	0	17	29	4.50	1.500
Lee Guetterman, L ERA: 9.68	(8, 1)	1.0		4	1	0	0	0	0	0	0	0	0	10	15	0.00	1.000

BOTTOM

New York Yankees @ Milwaukee Brewers
Milwaukee County Stadium, Milwaukee, WI

Fri May 29 1992, 8:05 PM EDT
Att. 18,682 - Sunny - 71 F

AB	35
R	8
H	12
RBI	8
BB	3
SO	3
LOB	17

livebaseballscorecards.com



WP: 0	PA: 38
PB: 0	
SB: 2	
CS: 1	

New York Yankees @ Milwaukee Brewers
Milwaukee County Stadium, Milwaukee, WI

Sat May 30 1992, 8:05 PM EDT
 Att. 27,903 - Cloudy - 70 F



WP: 0 PA: 40
 PB: 0
 SB: 1
 CS: 0

AB R H RBI BB SO LOB

4	1	2	2	1	0	2
5	1	1	3	0	0	2
4	0	1	0	1	1	1
4	0	0	0	1	0	2
4	0	0	0	0	1	3
3	2	2	1	1	0	0
3	2	2	0	1	0	1
4	1	1	2	0	1	4
1	1	1	0	0	0	0
2	0	1	0	0	0	1

1B: 6 SF: 0
 2B: 2 SAC: 0
 3B: 0 DP: 4
 HR: 3 HBP: 1

AB	34
R	8
H	11
RBI	8
BB	5
SO	3
LOB	16

Batter	1	2	3	4	5	6	7	8	9
Mike Gallego, R OBP: 0.368, SLG: 0.388 (1, 6) (6, 4)	1-1 G6-3 1B	2-2 F8		1-2 HR 1B		1-2 G6-4-3 1-2f			4-1 BB
Don Mattingly, L OBP: 0.304, SLG: 0.404 (1, 3)	2-1 G6-3 1-2f		1-0 P6	1-1 HR		0-1 G3-1		0-2 F9	0-2 F9
Danny Tartabull, R OBP: 0.422, SLG: 0.444 (1, 9)	2-3 K		1-1 1B	3-2 P3			4-2 BB	2-0 F8	2-0 F8
Mel Hall, L OBP: 0.276, SLG: 0.441 (1, 7)		0-0 F8	4-2 BB	0-1 G6-3			2-2 F9	0-1 G4-3	0-1 G4-3
Matt Nokes, L OBP: 0.301, SLG: 0.408 (1, 2)		1-1 G4-3	2-1 G4-6-3 1-2f		3-3 K		0-1 G4-6-3 1-2f		0-1 G4-6-3
Kevin Maas, L OBP: 0.390, SLG: 0.557 (1, 10)		3-2 HR		4-1 BB		2-0 F7		1-1 1B	1-1 1B
Dion James, L OBP: 0.327, SLG: 0.348 (1, 8)		1-0 HR 2B		1-0 1B 2B		4-1 BB		1-0 F8	1-0 F8
Charlie Hayes, R OBP: 0.302, SLG: 0.427 (1, 5)		2-1 HR		3-2 P4		2-3 K		3-2 G6-3	3-2 G6-3
Pat Kelly, R OBP: 0.351, SLG: 0.417 Randy Velarde, R OBP: 0.271, SLG: 0.312 (6, PH) (6, 6)		0-0 1B		1-0 HR HBP		1-1 G6-4-3 1B		2-1 G5-3	2-1 G5-3

Inning Stats	R: 0	H: 1	E: 0	K: 1	S: 7	R: 3	H: 4	E: 0	K: 0	S: 14	R: 0	H: 1	E: 0	K: 0	S: 7	R: 5	H: 3	E: 0	K: 0	S: 15	R: 0	H: 0	E: 0	K: 2	S: 12	R: 0	H: 1	E: 0	K: 0	S: 7	R: 0	H: 0	E: 0	K: 0	S: 8	R: 0	H: 1	E: 0	K: 0	S: 8	R: 0	H: 0	E: 0	K: 0	S: 7	R: 0	H: 1	E: 0	K: 0	S: 8	R: 0	H: 0	E: 0	K: 0	S: 7	R: 0	H: 0	E: 0	K: 0	S: 7	R: 0	H: 0	E: 0	K: 0	S: 7	R: 0	H: 1	E: 0	K: 0	S: 8	R: 0	H: 0	E: 0	K: 0	S: 7	R: 0	H: 0	E: 0	K: 0	S: 7	R: 0	H: 0	E: 0	K: 0	S: 7
--------------	------	------	------	------	------	------	------	------	------	-------	------	------	------	------	------	------	------	------	------	-------	------	------	------	------	-------	------	------	------	------	------	------	------	------	------	------	------	------	------	------	------	------	------	------	------	------	------	------	------	------	------	------	------	------	------	------	------	------	------	------	------	------	------	------	------	------	------	------	------	------	------	------	------	------	------	------	------	------	------	------	------	------	------	------	------	------

PITCHER	IP	WLS	BF	H	R	ER	SO	BB	IBB	HBP	BLK	WP	HR	S	P	ERA	WHIP
Chris Bosio, R ERA: 5.53 (1, 1)	3.1	L	20	9	8	8	1	2	0	1	0	0	3	38	71	21.60	3.300
Bruce Ruffin, L ERA: 6.75 (4, 1)	1.2		6	0	0	0	2	1	0	0	0	0	0	17	31	0.00	0.600
Jim Austin, R ERA: 3.07 (6, 1)	1.0		3	1	0	0	0	0	0	0	0	0	0	7	9	0.00	1.000
Jesse Orosco, L ERA: 5.91 (7, 1)	1.0		3	0	0	0	0	1	0	0	0	0	0	8	14	0.00	1.000
Mike Fetters, R ERA: (8, 1)	1.0		4	1	0	0	0	0	0	0	0	0	0	8	15	0.00	1.000

PITCHER	IP	WLS	BF	H	R	ER	SO	BB	IBB	HBP	BLK	WP	HR	S	P	ERA	WHIP
Dan Plesac, L ERA: 4.76 (9, 1)	1.0		4	0	0	0	0	1	0	0	0	0	0	7	13	0.00	1.000

Batter	1	2	3	4	5	6	7	8	9	AB	R	H	RBI	BB	SO	LOB
Darryl Hamilton, L (1, 8) OBP: 0.292, SLG: 0.333	2-3 K		4-1 BB		1-2 F8		2-2 1-H 1B			3	0	1	1	1	1	1
Kevin Seitzer, R (1, 5) OBP: 0.372, SLG: 0.444	1-3 K		0-0 F9			1-3 K	0-1 L7			4	0	0	0	0	2	3
Paul Molitor, R (1, 3) OBP: 0.378, SLG: 0.494 Dave Nilsson, L (7, 3) OBP: 0.286, SLG: 0.421	1-1 F9			1-1 G5-3		3-2 3B		0-0 F9		3	0	1	0	0	0	0
Greg Vaughn, R (1, 7) OBP: 0.291, SLG: 0.419		0-3 K		2-3 K		3-3 K		1-2 G5-3		4	0	0	0	0	3	1
Robin Yount, R (1, 10) OBP: 0.322, SLG: 0.380		0-1 P9		4-2 BB		4-2 BB		3-2 G6-3		2	0	0	0	2	0	0
Dante Bichette, R (1, 9) OBP: 0.350, SLG: 0.383		1-2 G6-3		2-1 F7		0-0 F8			1-0 G4-3	4	0	0	0	0	0	3
B.J. Surhoff, L (1, 2) OBP: 0.206, SLG: 0.236			2-1 G6-3		0-0 FC2-5 2B		3-2 L8		3-1 G4-3	4	0	1	0	0	0	0
Scott Fletcher, R (1, 6) OBP: 0.361, SLG: 0.421			0-1 BB 1B		0-0 FC2-5 FC4-6 2-3		3-1 DI 1B		3-3 K	4	1	2	0	0	1	1
Jim Gantner, L (1, 4) OBP: 0.294, SLG: 0.310			2-1 F7		1-2 FC4-6 1-2f		3-2 P7			3	0	0	0	0	0	3


Inning Stats	R: 0	H: 0	E: 0	K: 2	S: 10	LOB: 0	BB: 0	P: 14	R: 0	H: 0	E: 0	K: 1	S: 8	LOB: 0	BB: 0	P: 9	R: 0	H: 1	E: 0	K: 0	S: 8	LOB: 2	BB: 1	P: 16	R: 0	H: 0	E: 0	K: 1	S: 9	LOB: 1	BB: 1	P: 18	R: 0	H: 1	E: 0	K: 0	S: 9	LOB: 1	BB: 0	P: 11	R: 1	H: 2	E: 0	K: 0	S: 16	LOB: 1	BB: 0	P: 27	R: 0	H: 0	E: 0	K: 0	S: 8	LOB: 0	BB: 0	P: 12	R: 0	H: 0	E: 0	K: 1	S: 6	LOB: 0	BB: 0	P: 13	1B: 3	SF: 0	2B: 1	SAC: 0	3B: 1	DP: 0	HR: 0	HBP: 0	WP: 0	PA: 35
--------------	------	------	------	------	-------	--------	-------	-------	------	------	------	------	------	--------	-------	------	------	------	------	------	------	--------	-------	-------	------	------	------	------	------	--------	-------	-------	------	------	------	------	------	--------	-------	-------	------	------	------	------	-------	--------	-------	-------	------	------	------	------	------	--------	-------	-------	------	------	------	------	------	--------	-------	-------	-------	-------	-------	--------	-------	-------	-------	--------	-------	--------

PITCHER	IP	WLS	BF	H	R	ER	SO	BB	IBB	HBP	BLK	WP	HR	S	P	ERA	WHIP
Scott Sanderson, R (1, 1) ERA: 4.96	7.0		29	5	1	1	6	3	0	0	0	0	0	75	121	1.29	1.143
John Habyan, R (8, 1) ERA: 1.26	1.0		3	0	0	0	0	0	0	0	0	0	0	8	12	0.00	0.000
Steve Farr, R (9, 1) ERA: 1.26	1.0		3	0	0	0	1	0	0	0	0	0	0	6	13	0.00	0.000

BOTTOM

New York Yankees @ Milwaukee Brewers
Milwaukee County Stadium, Milwaukee, WI
 Sat May 30 1992, 8:05 PM EDT
 Att. 27,903 - Cloudy - 70 F

AB	32
R	1
H	5
RBI	1
BB	3
SO	7
LOB	12



Batter	1	2	3	4	5	6	7	8	9	AB R H RBI BB SO LOB	TOP																									
Andy Stankiewicz, R (1, 6) OBP: 0.410, SLG: 0.466	0-0 P9		2-2 G4-3			1-1 P1		3-2 F9		4 0 0 0 0 0 1																										
Don Mattingly, L (1, 10) OBP: 0.308, SLG: 0.422	1-0 G3				2-1 F8	1-0 1B			0-0 HR	4 1 2 1 0 0 0																										
Danny Tartabull, R (1, 9) OBP: 0.410, SLG: 0.429	3-2 F9				0-0 P3	0-0 F9			0-0 F8	4 0 0 0 0 0 1																										
Mel Hall, L (1, 7) OBP: 0.276, SLG: 0.443		1-1 G4-3			3-0 G4-3				2-2 G5-3	4 0 1 0 0 0 0																										
Kevin Maas, L (1, 3) OBP: 0.375, SLG: 0.533		0-1 G4-3				2-1 G4-3			0-3 K	4 0 0 0 0 1 1																										
Mike Stanley, R (1, 2) OBP: 0.390, SLG: 0.344		2-1 G6-3				4-2 BB			2-3 K	2 0 0 0 1 1 1																										
Dion James, L (1, 8) OBP: 0.310, SLG: 0.327			1-2 G6-3			1-1 P4			0-0 F8	3 0 0 0 0 0 2																										
Charlie Hayes, R (1, 5) OBP: 0.302, SLG: 0.425			2-0 S 1B			3-3 K			3-3 K	3 0 1 0 0 2 1																										
Mike Gallego, R (1, 4) OBP: 0.350, SLG: 0.365			1-3 K 1 SAFE				0-0 G5-3		1-3 K	3 0 0 0 0 2 1																										
Inning Stats	R: 0 E: 0 K: 0 S: 5	H: 0 LOB: 0 BB: 0 P: 9	R: 0 E: 0 K: 0 S: 6	H: 0 LOB: 0 BB: 0 P: 9	R: 0 E: 0 K: 1 S: 12	H: 1 LOB: 1 BB: 0 P: 18	R: 0 E: 0 K: 0 S: 4	H: 0 LOB: 0 BB: 0 P: 9	R: 0 E: 0 K: 1 S: 10	H: 0 LOB: 1 BB: 1 P: 20	R: 0 E: 0 K: 0 S: 5	H: 1 LOB: 1 BB: 0 P: 7	R: 0 E: 0 K: 1 S: 6	H: 1 LOB: 1 BB: 0 P: 10	R: 0 E: 0 K: 2 S: 11	H: 0 LOB: 0 BB: 0 P: 18	R: 1 E: 0 K: 1 S: 8	H: 1 LOB: 0 BB: 0 P: 10	1B: 2 2B: 1 3B: 0 HR: 1	SF: 0 SAC: 0 DP: 0 HBP: 0	WP: 0 PB: 0 SB: 1 CS: 0	PA: 32														
PITCHER	IP WLS BF H R ER SO BB IBB HBP BLK WP HR S P ERA WHIP																																			
Ricky Bones, R (1, 1) ERA: 4.03	8.2	31	4	1	1	5	1	0	0	0	0	0	1	64	107	1.04	0.577																			
Jesse Orosco, L (9, 1) ERA: 5.73	0.1	W	1	0	0	1	0	0	0	0	0	0	0	3	3	0.00	0.000																			

New York Yankees @ Milwaukee Brewers
Milwaukee County Stadium, Milwaukee, WI
 Sun May 31 1992, 4:33 AM EDT
 Att. 35,124 - Sunny - 73 F

AB	31
R	1
H	4
RBI	1
BB	1
SO	6
LOB	8



Batter	1	2	3	4	5	6	7	8	9	AB	R	H	RBI	BB	SO	LOB
Jeff Huson, L (1, 6) OBP: 0.301, SLG: 0.348 Dickie Thon, R (5, PH) OBP: 0.289, SLG: 0.343 (6, 6)	0-2 F7		0-1 G2-3		0-0 1B		0-3 K			2	0	0	0	0	0	0
Julio Franco, R (1, 10) OBP: 0.333, SLG: 0.250	0-3 K		1-0 F9		3-1 G4-3			0-2 F8		4	0	0	0	0	1	1
Rafael Palmeiro, L (1, 3) OBP: 0.373, SLG: 0.438	3-2 BB 1B			1-3 K		2-1 L9		1-1 F9		4	0	1	0	0	1	0
Ruben Sierra, S (1, 9) OBP: 0.342, SLG: 0.500	4-0 1-2 BB			1-0 1B 2B		0-1 G4-3 2B		0-1 1B		3	1	3	0	1	0	0
Kevin Reimer, L (1, 7) OBP: 0.327, SLG: 0.453	0-2 G1-3			0-2 2-H 1B		1-1 G4-3 2-3		1-0 P4		4	0	1	1	0	0	4
Juan Gonzalez, R (1, 8) OBP: 0.286, SLG: 0.411		1-3 K		2-0 F9		1-2 P5		0-2 G5-3		4	0	0	0	0	1	2
Dean Palmer, R (1, 5) OBP: 0.297, SLG: 0.425		0-1 L7		1-3 SAFE K		2-3 K		0-0 G5-3		4	0	0	0	0	2	1
Ivan Rodriguez, R (1, 2) OBP: 0.317, SLG: 0.410 Geno Petralli, L (9, PH) OBP: 0.206, SLG: 0.267		0-0 F9			1-2 F8		0-0 G4-3 1B		0-0 G4-3	3	0	1	0	0	0	0
Al Newman, S (1, 4) OBP: 0.302, SLG: 0.235		2-1 F8			0-2 G4-3		1-1 G4-3 1-2			3	0	0	0	0	0	1

Inning Stats	R: 0	H: 1	E: 0	K: 1	S: 14	LOB: 2	BB: 1	P: 21	R: 0	H: 0	E: 0	K: 1	S: 6	LOB: 0	BB: 0	P: 7	R: 0	H: 0	E: 0	K: 0	S: 5	LOB: 0	BB: 0	P: 8	R: 1	H: 2	E: 0	K: 2	S: 12	LOB: 1	BB: 0	P: 17	R: 0	H: 1	E: 0	K: 0	S: 9	LOB: 1	BB: 0	P: 13	R: 0	H: 1	E: 0	K: 0	S: 9	LOB: 1	BB: 0	P: 13	R: 0	H: 1	E: 0	K: 2	S: 9	LOB: 1	BB: 0	P: 12	R: 0	H: 1	E: 0	K: 0	S: 9	LOB: 1	BB: 11	R: 0	H: 0	E: 0	K: 0	S: 5	LOB: 0	BB: 0	P: 5	1B: 5	SF: 0	2B: 2	SAC: 0	3B: 0	DP: 0	HR: 0	HBP: 0	WP: 0	PA: 35
Melido Perez, R (1, 1) ERA: 2.63 Rich Monteleone, R (5, 1) ERA: 1.13	IP	WLS	BF	H	R	ER	SO	BB	IBB	HBP	BLK	WP	HR	S	P	ERA	WHIP																																																																
	4.0		16	3	1	1	4	1	0	0	0	0	0	37	53	2.25	1.000																																																																
	5.0	W	19	4	0	0	2	0	0	0	0	0	0	41	54	0.00	0.800																																																																


BOTTOM

New York Yankees @ Texas Rangers
 Arlington Stadium, Arlington, TX

Mon Jun 01 1992, 8:05 PM EDT
 Att. 23,284 - Cloudy - 76 F

livebaseballscorecards.com

AB	34
R	1
H	7
RBI	1
BB	1
SO	6
LOB	10



Batter	1	2	3	4	5	6	7	8	9	AB R H RBI BB SO LOB	TOP											
Dion James, L (1, 8) OBP: 0.313, SLG: 0.291	4-0 2B BB		0-1 G6-3		2-1 F8			1-1 F7		3 1 0 0 1 0 0												
Don Mattingly, L (1, 3) OBP: 0.313, SLG: 0.425	2-3 K		2-2 P7		2-0 G6-3			0-1 G6-4-3 1B		4 0 1 0 0 1 1												
Danny Tartabull, R (1, 9) OBP: 0.419, SLG: 0.432	2-0 1-H E 2B		4-2 BB			3-1 P4		0-1 G6-4-3 1-2f		3 1 1 1 1 0 1												
Mel Hall, L (1, 7) OBP: 0.274, SLG: 0.430	2-2 2-H E4 1B		2-1 G3			0-1 L4			0-3 K	4 0 1 0 0 1 1												
Kevin Maas, L (1, 10) OBP: 0.372, SLG: 0.505	4-0 G6-3 BB			0-0 F7		1-1 1B			2-3 K	3 0 1 0 1 1 0												
Mike Gallego, R (1, 6) OBP: 0.359, SLG: 0.364	0-1 1-2f G6-3			2-2 1B 1B		2-0 G4-3			4-1 BB	3 0 1 0 1 0 3												
Matt Nokes, L (1, 2) OBP: 0.323, SLG: 0.438		2-0 F9		3-1 G6-4-3 1-3 1B		2-1 G3-1			2-3 K	4 0 1 0 0 1 1												
Charlie Hayes, R (1, 5) OBP: 0.300, SLG: 0.413		0-3 K		1-2 G6-4-3 1-2f		0-0 G6-3				3 0 0 0 0 1 2												
Pat Kelly, R (1, 4) OBP: 0.331, SLG: 0.388		3-3 K			0-1 P1		3-2 F8			3 0 0 0 0 1 0												
Inning Stats	R: 2 E: 1 K: 1 S: 11	H: 2 LOB: 1 BB: 2 P: 25	R: 0 E: 0 K: 2 S: 7	H: 0 LOB: 0 BB: 0 P: 12	R: 0 E: 0 K: 0 S: 9	H: 0 LOB: 1 BB: 1 P: 17	R: 0 E: 0 K: 0 S: 10	H: 2 LOB: 1 BB: 0 P: 16	R: 0 E: 0 K: 0 S: 5	H: 0 LOB: 0 BB: 0 P: 9	R: 0 E: 0 K: 0 S: 7	H: 1 LOB: 1 BB: 0 P: 13	R: 0 E: 0 K: 0 S: 6	H: 0 LOB: 0 BB: 0 P: 11	R: 0 E: 0 K: 0 S: 6	H: 1 LOB: 0 BB: 0 P: 7	R: 0 E: 0 K: 3 S: 11	H: 0 LOB: 1 BB: 1 P: 19	1B: 5 2B: 1 3B: 0 HR: 0	SF: 0 SAC: 0 DP: 3 HBP: 0	WP: 0 PB: 0 SB: 0 CS: 0	PA: 34
PITCHER	IP WLS BF H R ER SO BB IBB HBP BLK WP HR S P ERA WHIP																					
Bobby Witt, R (1, 1) ERA: 3.07	8.0 W 30 6 2 1 3 3 0 0 0 0 0 0 61 110 1.12 1.125																					
Kenny Rogers, L (9, 1) ERA: 3.3	1.0 4 0 0 0 3 1 0 0 0 0 0 0 11 19 0.00 1.000																					

New York Yankees @ Texas Rangers
Arlington Stadium, Arlington, TX
Tue Jun 02 1992, 8:05 PM EDT
Att. 20,788 - Cloudy - 81 F

livebaseballscorecards.com

AB	30
R	2
H	6
RBI	1
BB	4
SO	6
LOB	9



BOTTOM

New York Yankees @ Texas Rangers
Arlington Stadium, Arlington, TX

Tue Jun 02 1992, 8:05 PM EDT
Att. 20,788 - Cloudy - 81 F

livebaseballscorecards.com

AB	27
R	8
H	6
RBI	7
BB	4
SO	4
LOB	10



WP:	0	PA:	34
PB:	0	SB:	1
CS:	1		

AB R H RBI BB SO LOB

4 2 1 0 0 0 2

3 2 1 3 1 1 0

2 0 0 0 1 0 0

4 0 0 0 0 1 4

3 2 1 1 0 0 1

1 0 0 0 0 1 0

0 0 0 0 0 0 0

2 0 0 0 1 1 1

2 1 1 1 0 0 0

2 0 0 0 1 0 1

1B: 2 SF: 1
2B: 1 SAC: 0
3B: 1 DP: 1
HR: 2 HBP: 1

Batter	1	2	3	4	5	6	7	8	9
Julio Franco, R OBP: 0.321, SLG: 0.292 (1, 10)	0-1 HBP FC3-6 2B	0-0 F9			0-1 FC6-4 HR		3-1 G4-3		
Dean Palmer, R OBP: 0.301, SLG: 0.440 (1, 5)	4-1 HBP E BB		0-0 G1-3		0-0 HR		1-3 K		
Rafael Palmeiro, L OBP: 0.375, SLG: 0.434 (1, 3)	2-2 FC3-6 HBP 1-2 2-3		4-1 FC1-6 BB		2-2 G1-3		0-1 F9		
Ruben Sierra, S OBP: 0.336, SLG: 0.491 (1, 9)	2-3 K		0-2 FC1-6 CS		1-0 G3-1		2-2 P4		
Kevin Reimer, L OBP: 0.327, SLG: 0.461 (1, 7)	0-0 FC3-6 HR		1-2 CS	3-2 G3		0-0 SF7 3B	2-3 K		
Brian Downing, R OBP: 0.454, SLG: 0.427 (8, PH)									
John Cangelosi, S OBP: 0.340, SLG: 0.275 (9, 7)									
Juan Gonzalez, R OBP: 0.290, SLG: 0.428 (1, 8)	3-2 HR		2-1 G4-6-3 1B		0-2 G6-3		3-1 F7		
Ivan Rodriguez, R OBP: 0.317, SLG: 0.410 (1, 2)	1-3 K		2-0 G4-6-3		4-0 SF7 IBB				
Geno Petralli, L OBP: 0.212, SLG: 0.258 (1, 2)									
Dickie Thon, R OBP: 0.290, SLG: 0.345 (1, 6)		0-0 G5-3			1-1 FC6-4 HR 1B		0-0 SF7		
Al Newman, S OBP: 0.303, SLG: 0.230 (1, 4)		3-2 L6			4-2 FC6-4 BB		1-1 G3		

Inning Stats	R: 4	H: 2	E: 1	K: 2	S: 16	LOB: 0	BB: 1	P: 28	R: 0	H: 0	E: 0	K: 0	S: 5	LOB: 0	BB: 0	P: 8	R: 0	H: 0	E: 0	K: 0	S: 9	LOB: 0	BB: 1	P: 14	R: 0	H: 1	E: 0	K: 0	S: 6	LOB: 0	BB: 0	P: 13	R: 3	H: 2	E: 0	K: 0	S: 14	LOB: 0	BB: 1	P: 21	R: 1	H: 1	E: 0	K: 0	S: 7	LOB: 1	BB: 1	P: 12	R: 0	H: 0	E: 0	K: 1	S: 7	LOB: 0	BB: 0	P: 11	R: 0	H: 0	E: 0	K: 1	S: 8	LOB: 0	BB: 0	P: 15
--------------	------	------	------	------	-------	--------	-------	-------	------	------	------	------	------	--------	-------	------	------	------	------	------	------	--------	-------	-------	------	------	------	------	------	--------	-------	-------	------	------	------	------	-------	--------	-------	-------	------	------	------	------	------	--------	-------	-------	------	------	------	------	------	--------	-------	-------	------	------	------	------	------	--------	-------	-------


PITCHER	IP	WLS	BF	H	R	ER	SO	BB	IBB	HBP	BLK	WP	HR	S	P	ERA	WHIP
Tim Leary, R ERA: 5.4	(1, 1)	5.0	L	22	5	7	2	3	0	0	0	0	2	50	84	12.60	1.600
Shawn Hillegas, R ERA: 6.75	(6, 1)	1.0		5	1	1	0	0	1	0	0	0	0	7	12	9.00	1.000
Lee Guetterman, L ERA: 9.16	(7, 1)	1.0		3	0	0	1	0	0	0	0	0	0	7	11	0.00	0.000
Steve Howe, L ERA: 2.84	(8, 1)	1.0		3	0	0	1	0	0	0	0	0	0	8	15	0.00	0.000

PITCHER	IP	WLS	BF	H	R	ER	SO	BB	IBB	HBP	BLK	WP	HR	S	P	ERA	WHIP
---------	----	-----	----	---	---	----	----	----	-----	-----	-----	----	----	---	---	-----	------

Batter	1	2	3	4	5	6	7	8	9	10	11	12	13	AB R H RBI BB SO LOB									
Dickie Thon, R OBP: 0.298, SLG: 0.347 (1, 6)	2-2 S S 1B		4-0 1B BB		2-2 G3	2-1 HBP 1B		0-0 G6-3			0-3 K		1 SAFE 0-0 E1	6 0 2 1 1 1 1									
Dean Palmer, R OBP: 0.307, SLG: 0.455 (1, 5)	2-3 K		3-2 BB 1B		1-1 HR	1-2 HBP			0-3 K		3-3 K			5 1 2 1 0 3 1									
Julio Franco, R OBP: 0.324, SLG: 0.379 (1, 10)	3-3 K		4-2 FC5-4 BB		3-2 HR	1-3 K			0-3 K		1-1 G1-3			5 1 1 1 1 3 4									
Ruben Sierra, S OBP: 0.332, SLG: 0.482 (1, 9)	2-2 P4		2-0 FC5-4		2-0 1B 1B	1-2 G3			3-2 F9			2-1 G4-3		6 0 1 0 0 0 7									
Juan Gonzalez, R OBP: 0.286, SLG: 0.420 (1, 8)					2-3 K	0-1 1B		1-0 G6-3		0-3 K		2-3 K		6 0 1 0 0 3 0									
Rafael Palmeiro, L OBP: 0.370, SLG: 0.423 (1, 3)					0-3 K	2-2 F9		2-2 F7		3-3 K		4-0 BB		5 0 0 0 1 2 2									
Russ McGinnis, R OBP: 0.667, SLG: 0.500 (1, 2)					3-1 FC5-4 1B	4-2 2B 1B BB		2-2 F8		0-2 BB 1B		3-2 G6-3		2 1 1 0 1 0 0 3 0 1 0 0 0 1									
Geno Petralli, L OBP: 0.217, SLG: 0.262 (7, 2)																							
Kevin Reimer, L OBP: 0.332, SLG: 0.465 (1, 7)					2-1 P2	3-2 HBP 2B		2-1 G3		4-1 BB 1B		1-2 BB		5 0 2 0 1 0 1 0 1 0 0 0 0 0									
John Cangelosi, S OBP: 0.340, SLG: 0.275 (13, PR)					2-0 FC5-4	1-3 HBP 2B							1-2 1B E 1B										
Al Newman, S OBP: 0.294, SLG: 0.222 (1, 4)													3-2 E 1B	3 0 0 0 0 0 2									
Brian Downing, R OBP: 0.450, SLG: 0.422 (8, PH)													1-3 E 1B	1 0 0 0 0 0 0									
Jeff Huson, L OBP: 0.303, SLG: 0.350 (9, 4)														2 0 1 0 0 0 2									
Inning Stats	R: 0 E: 0 K: 2 S: 13	H: 1 LOB: 1 BB: 0 P: 22	R: 0 E: 0 K: 0 S: 5	H: 0 LOB: 0 BB: 0 P: 10	R: 0 E: 0 K: 2 S: 9	H: 1 LOB: 1 BB: 0 P: 16	R: 2 E: 0 K: 0 S: 18	H: 4 LOB: 2 BB: 0 P: 30	R: 1 E: 0 K: 1 S: 17	H: 2 LOB: 3 BB: 1 P: 29	R: 0 E: 0 K: 0 S: 8	H: 0 LOB: 0 BB: 0 P: 13	R: 0 E: 0 K: 2 S: 10	H: 0 LOB: 0 BB: 0 P: 13	R: 0 E: 0 K: 2 S: 8	H: 0 LOB: 0 BB: 0 P: 12	R: 0 E: 0 K: 1 S: 9	H: 0 LOB: 1 BB: 1 P: 20	R: 1 E: 2 K: 0 S: 8	H: 2 LOB: 2 BB: 0 P: 12	1B: 9 2B: 1 3B: 0 HR: 2	SF: 0 SAC: 0 DP: 0 HBP: 1	WP: 0 PA: 55 PB: 0 SB: 2 CS: 0

NEW YORK YANKEES @ TEXAS RANGERS
Arlington Stadium, Arlington, TX
Wed Jun 03 1992, 8:05 PM EDT
Att: 28,879 - Sunny - 83 F

AB	49
R	4
H	12
RBI	3
BB	5
SO	12
LOB	21



PITCHER	IP	WLS	BF	H	R	ER	SO	BB	IBB	HBP	BLK	WP	HR	S	P	ERA	WHIP
Greg Cadaret, L ERA: 4.02 (1, 1)	5.0		24	7	2	2	4	2	0	0	0	0	2	57	105	3.60	1.800
John Habyan, R ERA: 1.47 (6, 1)	2.0		10	2	1	1	1	1	0	1	0	0	0	25	42	4.50	1.500
Steve Howe, L ERA: 2.57 (8, 1)	2.0		6	0	0	0	2	0	0	0	0	0	0	17	25	0.00	0.000
Lee Guetterman, L ERA: 8.69 (10, 1)	1.0		5	1	0	0	2	1	0	0	0	0	0	12	19	0.00	2.000
Steve Farr, R ERA: 1.1 (11, 1)	2.0		7	0	0	0	3	1	0	0	0	0	0	17	32	0.00	0.500
Shawn Hillegas, R ERA: 6.75 (13, 1)	0.0		3	2	1	0	0	0	0	0	0	0	0	8	12	∞	∞

Batter	1	2	3	4	5	6	7	8	9	AB R H RBI BB SO LOB
Andy Stankiewicz, R OBP: 0.404, SLG: 0.437 (1, 6)	2-3 K		2-0 S BB 1B	2-1 1-2 2-H 1B		2-2 G6-3			0-2 G5-3	5 0 2 1 0 1 1
Don Mattingly, L OBP: 0.307, SLG: 0.410 (1, 3)	2-1 G3		4-2 S 1-2 BB	1-1 L1			1-0 FC6-4 1B		0-3 K2-3	4 0 1 0 1 1 2
Roberto Kelly, R OBP: 0.373, SLG: 0.487 (1, 8)	0-0 1B		1-1 L9		4-2 FC6-4 BB		1-1 FC6-4 1-2f			3 0 1 0 1 0 3
Mike Stanley, R OBP: 0.348, SLG: 0.297 Matt Nokes, L OBP: 0.325, SLG: 0.429 (1, 2) (7, PH) (8, 2)	1-3 SAFE K2-3		0-3 K2-3	1-2 2-3	0-0 F9		1-3 K			3 0 0 0 0 2 4 1 0 0 0 0 1 1
Mel Hall, L OBP: 0.266, SLG: 0.429 (1, 7)		2-0 HR	2-2 F9		1-2 SAFE F9		3-3 K			4 1 1 1 0 1 4
Jim Leyritz, R OBP: 0.436, SLG: 0.676 Dion James, L OBP: 0.315, SLG: 0.283 (1, 10) (8, PH)		3-2 1B		3-2 F9	1 SAFE 2-2 SAFE FC6-4 1-2f			0-1 P4		3 0 1 0 0 0 1 1 0 0 0 0 0 0
Charlie Hayes, R OBP: 0.305, SLG: 0.406 (1, 5)		0-1 P9		4-1 BB 1B BB		0-0 F8		2-1 G5-4-3 1B		3 1 1 0 1 0 1
Randy Velarde, R OBP: 0.271, SLG: 0.312 Danny Tartabull, R OBP: 0.424, SLG: 0.432 (1, 9) (2, PH) (3, 9)		3-1 SAFE L9		4-2 1B 1-2 BB		4-2 G5-3 BB		1-0 G5-4-3 1-2f		0 0 0 0 0 0 0 2 0 0 0 2 0 2
Pat Kelly, R OBP: 0.320, SLG: 0.374 (1, 4)		0-0 G5-3		3-2 F8		3-2 G5-3		3-2 G5-3		4 0 0 0 0 0 4

Inning Stats	R: 0 E: 0 K: 2 S: 10	H: 1 LOB: 1 BB: 0 P: 15	R: 1 E: 0 K: 0 S: 9	H: 2 LOB: 1 BB: 0 P: 17	R: 0 E: 0 K: 1 S: 12	H: 1 LOB: 2 BB: 1 P: 21	R: 1 E: 0 K: 0 S: 16	H: 1 LOB: 2 BB: 2 P: 33	R: 0 E: 0 K: 0 S: 10	H: 0 LOB: 1 BB: 1 P: 17	R: 0 E: 0 K: 0 S: 11	H: 0 LOB: 1 BB: 1 P: 20	R: 0 E: 0 K: 2 S: 9	H: 1 LOB: 1 BB: 0 P: 15	R: 0 E: 0 K: 0 S: 5	H: 1 LOB: 0 BB: 0 P: 8	R: 0 E: 0 K: 1 S: 10	H: 0 LOB: 0 BB: 0 P: 13	1B: 6 2B: 0 3B: 0 HR: 1	SF: 0 SAC: 0 DP: 1 HBP: 0
--------------	-------------------------------	----------------------------------	------------------------------	----------------------------------	-------------------------------	----------------------------------	-------------------------------	----------------------------------	-------------------------------	----------------------------------	-------------------------------	----------------------------------	------------------------------	----------------------------------	------------------------------	---------------------------------	-------------------------------	----------------------------------	----------------------------------	------------------------------------


BOTTOM

Detroit Tigers @ New York Yankees
Yankee Stadium, Bronx, NY

Thu Jun 04 1992, 7:05 PM EDT
Att: 16,359 - Cloudy - 71 F

livebaseballscorecards.com

AB	33
R	2
H	7
RBI	2
BB	5
SO	6
LOB	23



PITCHER	IP	WLS	BF	H	R	ER	SO	BB	IBB	HBP	BLK	WP	HR	S	P	ERA	WHIP
Frank Tanana, L ERA: 5.54 (1, 1)	5.0	W	24	5	2	2	3	4	0	0	0	0	1	57	103	3.60	1.800
John Doherty, R ERA: 3.74 (6, 1)	1.1		6	1	0	0	0	1	0	0	0	0	0	14	25	0.00	1.500
Mike Munoz, L ERA: 3.38 (7, 1)	0.2		2	0	0	0	2	0	0	0	0	0	0	6	10	0.00	0.000
Mike Henneman, R ERA: 4.07 (8, 1)	2.0		6	1	0	0	1	0	0	0	0	0	0	15	21	0.00	0.500

Batter	1	2	3	4	5	6	7	8	9	AB R H RBI BB SO LOB	TOP											
Tony Phillips, S OBP: 0.386, SLG: 0.382 (1, 7)	1-0 P7	2-1 SF7		0-0 2B SF9 1B		0-1 L5		3-2 F7		4 1 1 1 0 0 0												
Lou Whitaker, L OBP: 0.383, SLG: 0.477 (1, 4)	2-0 F8	2-1 WP 1B		0-0 SF9 2B		1-0 HR		4-2 CS BB		4 1 3 1 1 0 0												
Travis Fryman, R OBP: 0.332, SLG: 0.462 (1, 6)	2-2 BB 1B	1-0 P4		1-1 SF9		3-2 2B		2-3 K		4 1 2 1 0 1 3												
Cecil Fielder, R OBP: 0.297, SLG: 0.466 (1, 3)	4-1 BB 1B	3-2 L8		4-0 3-H IBB		2-1 G5-3		1-0 F9		3 0 0 0 2 0 2												
Mickey Tettleton, S OBP: 0.339, SLG: 0.457 (1, 10)	2-2 BB 1B		0-1 L3	2-3 K		2-3 K		2-0 G6-3		5 0 1 1 0 2 3												
Rob Deer, R OBP: 0.303, SLG: 0.526 (1, 9)	4-2 BB		0-0 L6	2-3 K			0-0 1B		0-0 P6	4 0 1 0 1 1 2												
Chad Kreuter, S OBP: 0.255, SLG: 0.347 (1, 2)	0-0 F8		2-2 WP 2B 1B		1-2 F7		0-1 F8			4 1 1 0 0 0 4												
Scott Livingstone, L OBP: 0.305, SLG: 0.333 (1, 5)		1-1 2B SF7 1B		2-2 1B 2B		4-1 CS BB		2-3 K		3 1 2 1 1 1 1												
Milt Cuyler, S OBP: 0.277, SLG: 0.355 (1, 8)		3-1 1B WP 2B		1-0 WP 1B		3-2 L9		2-2 G4-3		4 1 2 0 0 0 2												
Inning Stats	R: 1 E: 0 K: 0 S: 13	H: 2 LOB: 3 BB: 2 P: 28	R: 2 E: 0 K: 0 S: 13	H: 3 LOB: 1 BB: 0 P: 25	R: 1 E: 0 K: 0 S: 11	H: 3 LOB: 1 BB: 0 P: 16	R: 1 E: 0 K: 2 S: 10	H: 2 LOB: 2 BB: 1 P: 19	R: 0 E: 0 K: 0 S: 7	H: 0 LOB: 0 BB: 1 P: 15	R: 1 E: 0 K: 1 S: 12	H: 2 LOB: 1 BB: 0 P: 20	R: 0 E: 0 K: 1 S: 9	H: 1 LOB: 1 BB: 0 P: 13	R: 0 E: 0 K: 1 S: 8	H: 0 LOB: 1 BB: 1 P: 17	R: 0 E: 0 K: 0 S: 3	H: 0 LOB: 0 BB: 0 P: 6	1B: 8 2B: 5 3B: 0 HR: 1	SF: 2 SAC: 0 DP: 1 HBP: 0	WP: 3 PB: 0 SB: 0 CS: 2	PA: 42
PITCHER	IP WLS BF H R ER SO BB IBB HBP BLK WP HR S P ERA WHIP																					
Scott Kamieniecki, R ERA: 4.14 (1, 1)	3.1 L 22 10 5 5 0 2 1 0 0 2 0 41 78 13.50 3.600																					
Shawn Hillegas, R ERA: 4.97 (4, 1)	4.2 17 3 1 1 5 2 0 0 0 0 1 42 75 1.93 1.071																					
Steve Howe, L ERA: 2.45 (9, 1)	1.0 3 0 0 0 0 0 0 0 0 0 0 3 6 0.00 0.000																					

Detroit Tigers @ New York Yankees
 Yankee Stadium, Bronx, NY
 Sat Jun 06 1992, 7:05 PM EDT
 Att. 23,824 - Cloudy - 74 F

AB	35
R	6
H	13
RBI	5
BB	5
SO	5
LOB	17



livebaseballscorecards.com

Batter	1	2	3	4	5	6	7	8	9	AB	R	H	RBI	BB	SO	LOB
Mike Gallego, R OBP: 0.361, SLG: 0.371 (1, 6)	2-2 G5-3		1-1 F8			0-0 F7	0-0 F7			4	0	0	0	0	0	1
Don Mattingly, L OBP: 0.310, SLG: 0.408 (1, 3)	1-1 L6			4-0 BB		1-1 1B		1-1 E4 FC6-4		3	0	1	0	1	0	0
Roberto Kelly, R OBP: 0.371, SLG: 0.480 (1, 8)	4-0 FC6-4 BB		1-1 F8			1-3 K		3-2 FC6-4 G3-1 S 1-2f		3	0	0	0	1	1	3
Mel Hall, L OBP: 0.261, SLG: 0.421 (1, 7)	0-0 FC6-4 1-2f			2-3 K		0-0 F8		2-0 G3-1		4	0	0	0	0	1	4
Danny Tartabull, R OBP: 0.414, SLG: 0.419 (1, 9)		1-3 K		1-0 L8			0-3 K	2-2 G4-3		4	0	0	0	0	2	2
Kevin Maas, L OBP: 0.380, SLG: 0.500 (1, 10)		1-1 L8			0-1 F7		0-1 FC3-6 1B		4-1 G4-6-3 BB	3	0	1	0	0	0	0
Jim Leyritz, R OBP: 0.450, SLG: 0.676 (9, PH)										0	0	0	0	1	0	0
Matt Nokes, L OBP: 0.323, SLG: 0.424 (1, 2)		1-0 P4			0-0 FC4-6 1B		0-0 FC3-6 HR 1-2f		2-2 G4-6-3	4	1	1	0	0	0	2
Randy Velarde, R OBP: 0.270, SLG: 0.333 (1, 5)			0-1 F9		1-0 FC4-6 1-2f		1-1 HR		0-3 K	4	1	1	2	0	1	1
Pat Kelly, R OBP: 0.320, SLG: 0.373 (1, 4)			2-0 G6-3		1-3 K		0-1 1B			3	0	1	0	0	1	1

BOTTOM

Detroit Tigers @ New York Yankees
Yankee Stadium, Bronx, NY
 Sat Jun 06 1992, 7:05 PM EDT
 Att. 23,824 - Cloudy - 74 F

livebaseballscores.com

AB	32
R	2
H	5
RBI	2
BB	3
SO	6
LOB	14



Inning Stats	R: 0	H: 0	E: 0	K: 0	S: 8	R: 0	H: 0	E: 0	K: 1	S: 6	R: 0	H: 0	E: 0	K: 0	S: 5	R: 0	H: 0	E: 0	K: 1	S: 6	R: 0	H: 1	E: 0	K: 1	S: 9	R: 0	H: 1	E: 0	K: 1	S: 7	R: 2	H: 3	E: 1	K: 1	S: 11	R: 0	H: 0	E: 1	K: 0	S: 13	R: 0	H: 0	E: 0	K: 1	S: 8	1B: 4	2B: 0	3B: 0	HR: 1	SF: 0	SAC: 0	DP: 1	HBP: 0	WP: 0	PB: 0	SB: 1	CS: 0	PA: 35
--------------	------	------	------	------	------	------	------	------	------	------	------	------	------	------	------	------	------	------	------	------	------	------	------	------	------	------	------	------	------	------	------	------	------	------	-------	------	------	------	------	-------	------	------	------	------	------	-------	-------	-------	-------	-------	--------	-------	--------	-------	-------	-------	-------	--------

PITCHER	IP	WLS	BF	H	R	ER	SO	BB	IBB	HBP	BLK	WP	HR	S	P	ERA	WHIP
Bill Gullickson, R ERA: 2.82 (1, 1)	8.0		32	5	2	2	5	2	0	0	0	0	1	65	99	2.25	0.875
Mike Munoz, L ERA: 3.27 (9, 1)	0.2		2	0	0	0	0	1	0	0	0	0	0	5	11	0.00	1.500
Mike Henneman, R ERA: 4.01 (9, 1)	0.1		1	0	0	0	1	0	0	0	0	0	0	3	3	0.00	0.000

Batter	1	2	3	4	5	6	7	8	9	AB R H RBI BB SO LOB	TOP											
Tony Phillips, S (1, 4) OBP: 0.395, SLG: 0.389	4-2 1B BB		4-2 1B BB		4-2 1B HR BB	3-2 2B			1-1 P4	2 2 1 0 3 0 0												
Lou Whitaker, L (1, 10) OBP: 0.394, SLG: 0.481	2-0 1B		4-1 1B BB		2-2 1B HR 1B	4-0 IBB			3-3 K	3 1 2 0 2 1 0												
Travis Fryman, R (1, 6) OBP: 0.329, SLG: 0.456	1-3 K		3-2 F7		0-1 F8	2-2 G6-3			1-1 1B	5 0 1 0 0 1 8												
Cecil Fielder, R (1, 3) OBP: 0.300, SLG: 0.464	2-0 P3		1-0 1B		2-0 1B HR 1B			1-2 P3	1-3 K	5 1 2 1 0 1 3												
Mickey Tettleton, S (1, 2) OBP: 0.342, SLG: 0.473	1-1 P2		1-0 P6		2-2 HR			0-0 G6-4-3 1B		4 1 2 4 0 0 4												
Rob Deer, R (1, 9) OBP: 0.302, SLG: 0.517		1-3 K		0-1 G6-3	4-0 BB			2-2 G6-4-3 1-2f		3 0 0 0 1 1 1												
Mark Carreon, R (1, 7) OBP: 0.306, SLG: 0.410		0-2 F9		1-3 K	1-0 G5-4-3			1-0 F8		4 0 0 0 0 1 1												
Scott Livingstone, L (1, 5) OBP: 0.317, SLG: 0.344		2-2 G4-3		0-0 1B				3-2 G3 1B		4 0 2 0 0 0 0 0 0 0 0 0 0 0												
Skeeter Barnes, R (8, PR) OBP: 0.250, SLG: 0.243																						
Milt Cuyler, S (1, 8) OBP: 0.276, SLG: 0.352			0-1 BB 1B		0-0 F8			1-2 B2	0-0 G3	4 0 1 0 0 0 2												
Inning Stats	R: 0 E: 0 K: 1 S: 11	H: 1 LOB: 2 BB: 1 P: 21	R: 0 E: 0 K: 1 S: 10	H: 0 LOB: 0 BB: 0 P: 13	R: 1 E: 0 K: 0 S: 10	H: 2 LOB: 2 BB: 2 P: 23	R: 0 E: 0 K: 1 S: 7	H: 1 LOB: 1 BB: 0 P: 8	R: 4 E: 0 K: 0 S: 16	H: 3 LOB: 0 BB: 2 P: 31	R: 0 E: 0 K: 0 S: 13	H: 1 LOB: 2 BB: 1 P: 23	R: 0 E: 0 K: 0 S: 7	H: 1 LOB: 0 BB: 0 P: 10	R: 0 E: 0 K: 0 S: 5	H: 1 LOB: 1 BB: 0 P: 9	R: 0 E: 0 K: 2 S: 12	H: 1 LOB: 1 BB: 0 P: 18	1B: 9 2B: 1 3B: 0 HR: 1	SF: 0 SAC: 0 DP: 2 HBP: 0	WP: 0 PB: 0 SB: 0 CS: 0	PA: 40
PITCHER	IP WLS BF H R ER SO BB IBB HBP BLK WP HR S P ERA WHIP																					
Melido Perez, R (1, 1) ERA: 2.99	6.0 W 30 8 5 5 3 5 1 0 0 0 1 67 119 7.50 2.167																					
John Habyan, R (7, 1) ERA: 1.38	2.0 6 2 0 0 0 0 0 0 0 0 0 0 12 19 0.00 1.000																					
Steve Farr, R (9, 1) ERA: 1.04	1.0 S 4 1 0 0 2 0 0 0 0 0 0 0 12 18 0.00 1.000																					

Detroit Tigers @ New York Yankees
 Yankee Stadium, Bronx, NY
 Sun Jun 07 1992, 3:33 AM EDT
 Att. 37,427 - Sunny - 87 F

livebaseballscorecards.com

AB	34
R	5
H	11
RBI	5
BB	6
SO	5
LOB	19



Batter	1	2	3	4	5	6	7	8	9	AB	R	H	RBI	BB	SO	LOB	TOP										
Devon White, S (1, 8) OBP: 0.300, SLG: 0.369 Derek Bell, R (7, PH) OBP: 0.289, SLG: 0.299 (7, 9)	2-1 HR		1-1 G6-3	1-2 FC 3B	0-2 HR 1B		3-1 F9	1-2 2B		4	3	2	2	0	0	1											
Roberto Alomar, S (1, 4) OBP: 0.409, SLG: 0.441 Jeff Kent, R (3, 4) OBP: 0.419, SLG: 0.676 (7, 5)	3-2 F9		4-0 WP F9-2 BB	0-0 1B 3B	1-0 HR		0-1 F9	4-2 FC4 BB		1	0	0	0	1	0	0											
Joe Carter, R (1, 9) OBP: 0.293, SLG: 0.458 Rob Ducey, L (7, 8) OBP: 0.077, SLG: 0.154	2-1 1B 1B		2-2 F9-2 1-H	1-2 L6	1-0 G6-3 2B			FC4 2B		4	0	2	0	0	0	2											
Dave Winfield, R (1, 10) OBP: 0.387, SLG: 0.519 John Olerud, L (8, PH) OBP: 0.348, SLG: 0.372	2-2 F8				0-2 G6-3			2-2 G3-1 G6-3 2B	0-0 G4-3	4	2	2	1	0	0	2											
Kelly Gruber, R (1, 5) OBP: 0.273, SLG: 0.434 Alfredo Griffin, S (7, 4) OBP: 0.143, SLG: 0.150	1-1 1B 1-3 1B				1-1 G6-3			1-2 G3-1	0-0 G4-6-3 1B	4	1	3	0	0	0	1											
Pat Tabler, R (1, 3) OBP: 0.258, SLG: 0.211	1-1 P6							2-2 G6-3	2-1 G4-6-3	6	0	1	2	0	1	5											
Candy Maldonado, R (1, 7) OBP: 0.318, SLG: 0.350		2-0 F8						0-1 G6-3		4	2	2	1	1	0	0											
Pat Borders, R (1, 2) OBP: 0.312, SLG: 0.385		3-1 G6-3						2-1 G5-3		4	2	1	0	1	1	3											
Manuel Lee, S (1, 6) OBP: 0.316, SLG: 0.337		3-2 F9						0-0 G6-3	0-0 2B 2B	5	2	2	4	0	0	0											
Inning Stats	R: 1 E: 0 K: 0 S: 17	H: 3 LOB: 2 BB: 0 P: 28	R: 0 E: 0 K: 0 S: 6	H: 0 LOB: 0 BB: 0 P: 14	R: 0 E: 0 K: 0 S: 5	H: 0 LOB: 0 BB: 1 P: 12	R: 8 E: 1 K: 2 S: 34	H: 8 LOB: 3 BB: 2 P: 56	R: 2 E: 0 K: 0 S: 11	H: 3 LOB: 1 BB: 0 P: 15	R: 0 E: 0 K: 0 S: 7	H: 0 LOB: 0 BB: 0 P: 9	R: 0 E: 0 K: 0 S: 5	H: 0 LOB: 0 BB: 0 P: 8	R: 5 E: 0 K: 0 S: 24	H: 6 LOB: 2 BB: 1 P: 37	R: 0 E: 0 K: 0 S: 4	H: 1 LOB: 0 BB: 0 P: 6	1B: 12 2B: 7 3B: 1 HR: 2	SF: 0 SAC: 0 DP: 2 HBP: 0	WP: 2 PB: 0 SB: 0 CS: 0	PA: 51					
PITCHER	IP	WLS	BF	H	R	ER	SO	BB	IBB	HBP	BLK	WP	HR	S	P	ERA	WHIP										
Greg Cadaret, L (1, 1) ERA: 4.64	3.1	L	19	7	7	7	1	2	0	0	0	1	1	45	84	18.90	2.700										
Rich Monteleone, R (4, 1) ERA: 1.98	2.2		16	7	4	3	1	1	0	0	0	0	1	35	50	10.12	3.000										
Lee Guetterman, L (7, 1) ERA: 9.53	3.0		16	7	5	5	0	1	0	0	0	0	0	33	51	15.00	2.667										

Toronto Blue Jays @ New York Yankees
 Yankee Stadium, Bronx, NY
 Mon Jun 08 1992, 7:05 PM EDT
 Att. 18,166 - Cloudy - 78 F

AB	47
R	16
H	21
RBI	16
BB	4
SO	2
LOB	17



1B: 12	SF: 0	WP: 2	PA: 51
2B: 7	SAC: 0	PB: 0	
3B: 1	DP: 2	SB: 0	
HR: 2	HBP: 0	CS: 0	

ERA	WHIP
18.90	2.700
10.12	3.000
15.00	2.667

Batter	1	2	3	4	5	6	7	8	9
Andy Stankiewicz, R (1, 6) OBP: 0.421, SLG: 0.468	0-1 1B		2-2 P4		1-0 P3			2-1 G4-3 1B 2B	
Don Mattingly, L (1, 3) OBP: 0.305, SLG: 0.414 Jim Leyritz, R (8, 3) OBP: 0.422, SLG: 0.692	3-1 L7			0-1 F8		1-0 G4-3		1-1 G6-3	
Roberto Kelly, R (1, 8) OBP: 0.364, SLG: 0.483 Dion James, L (7, 8) OBP: 0.311, SLG: 0.279	3-3 K			0-3 K		1-2 P4		1-2 G4-3	
Mel Hall, L (1, 7) OBP: 0.263, SLG: 0.427 Randy Velarde, R (7, 7) OBP: 0.273, SLG: 0.336	3-3 K			0-1 P4		2-2 1B 2B		0-1 1B	
Danny Tartabull, R (1, 9) OBP: 0.418, SLG: 0.415		2-3 K		4-2 FC3-6 BB		2-2 1B		1-0 P3	
Matt Nokes, L (1, 2) OBP: 0.322, SLG: 0.413		2-0 F8		0-2 L4		1-1 F8		0-2 F7	
Kevin Maas, L (1, 10) OBP: 0.376, SLG: 0.518		0-0 G5-3		1-1 FC3-6 BB 1-2f		3-1 P3		1-1 HR	
Charlie Hayes, R (1, 5) OBP: 0.303, SLG: 0.394			2-2 F9		4-2 BB 1-2 BB		2-2 F7		1-3 K
Mike Gallego, R (1, 4) OBP: 0.338, SLG: 0.333			1-2 G5-3		4-2 BB 1-2 2-3 BB		0-0 P7		0-0 G4-3

Inning Stats	R: 0	H: 1	E: 0	K: 2	S: 11	LOB: 1	BB: 0	P: 20
	R: 0	H: 0	E: 0	K: 1	S: 7	LOB: 0	BB: 0	P: 11
	R: 0	H: 0	E: 0	K: 0	S: 9	LOB: 0	BB: 0	P: 14
	R: 0	H: 0	E: 0	K: 1	S: 7	LOB: 0	BB: 0	P: 7
	R: 0	H: 0	E: 0	K: 0	S: 15	LOB: 3	BB: 3	P: 29
	R: 1	H: 2	E: 0	K: 0	S: 17	LOB: 1	BB: 0	P: 24
	R: 0	H: 0	E: 0	K: 0	S: 8	LOB: 0	BB: 0	P: 13
	R: 1	H: 2	E: 0	K: 10	S: 10	LOB: 1	BB: 0	P: 15
	R: 1	H: 1	E: 0	K: 1	S: 9	LOB: 0	BB: 0	P: 11
	1B: 3	2B: 2	3B: 0	HR: 1	SF: 0	SAC: 0	DP: 0	HBP: 0

PITCHER	IP	WLS	BF	H	R	ER	SO	BB	IBB	HBP	BLK	WP	HR	S	P	ERA	WHIP
Todd Stottlemire, R (1, 1) ERA: 4.74	6.0	W	24	3	1	1	4	3	0	0	0	0	0	66	105	1.50	1.000
Bob MacDonald, L (7, 1) ERA: 3.24	1.0		3	0	0	0	0	0	0	0	0	0	0	8	13	0.00	0.000
Pat Hentgen, R (8, 1) ERA: 5.04	2.0		9	3	2	2	1	0	0	0	0	0	1	19	26	9.00	1.500

BOTTOM

AB	R	H	RBI	BB	SO	LOB
4	1	2	0	0	0	3
3	0	0	0	0	0	1
1	0	0	0	0	0	1
3	0	0	0	0	2	1
1	0	0	0	0	0	1
3	1	1	0	0	1	1
1	0	1	1	0	0	0
3	0	1	1	1	1	1
4	0	0	0	0	0	2
4	1	1	1	0	0	1
3	0	0	0	1	1	0
3	0	0	0	1	0	0

AB	33
R	3
H	6
RBI	3
BB	3
SO	5
LOB	12



WP	PA
0	36
0	
0	
0	

Toronto Blue Jays @ New York Yankees
Yankee Stadium, Bronx, NY
 Mon Jun 08 1992, 7:05 PM EDT
 Att. 18,166 - Cloudy - 78 F

livebaseballscorecards.com

Batter	1	2	3	4	5	6	7	8	9	AB R H RBI BB SO LOB	TOP
Devon White, S (1, 8) OBP: 0.295, SLG: 0.363	3-2 G5-3		3-2 G5-3			0-1 P6		1-3 K		4 0 0 0 0 1 0	Toronto Blue Jays @ New York Yankees Yankee Stadium, Bronx, NY Tue Jun 09 1992, 7:05 PM EDT Att. 22,429 - Sunny - 76 F livebaseballscorecards.com
Jeff Kent, R (1, 4) OBP: 0.404, SLG: 0.622	4-2 F7-4 1B BB		0-0 F9			0-1 F8		0-3 K	3 0 0 0 1 1 0		
Joe Carter, R (1, 9) OBP: 0.296, SLG: 0.459	0-0 1-2 1B		2-0 F7			0-0 G5-3		3-0 FC6-4 1B	4 0 2 0 0 0 0		
Dave Winfield, R (1, 10) OBP: 0.380, SLG: 0.509	3-2 F7-4 2-3			1-1 G6-3			0-1 P8	0-1 FC6-4 1-2f	4 0 0 0 0 0 3		
Kelly Gruber, R (1, 5) OBP: 0.272, SLG: 0.427		2-3 K		3-2 G6-3			4-2 CS BB	0-0 F7	3 0 0 0 1 1 1		
John Olerud, L (1, 3) OBP: 0.348, SLG: 0.367		1-0 P5		1-0 F7		1 SAFE 4-0 2B BB			2 1 0 0 1 0 0		
Candy Maldonado, R (1, 7) OBP: 0.331, SLG: 0.387		3-1 HR			4-2 G4-6-3 BB		0-0 1-H 2B		2 1 2 2 1 0 0		
Pat Borders, R (1, 2) OBP: 0.312, SLG: 0.385		0-1 1B			1-1 P9			3-2 P3	3 0 1 0 0 0 1		
Manuel Lee, S (1, 6) OBP: 0.311, SLG: 0.331		1-2 F9			1-0 G4-6-3 1-2f			1-1 G6-3	3 0 0 0 0 0 2		
Inning Stats	R: 0 H: 1 E: 0 LOB: 1 K: 0 BB: 1 S: 12 P: 22	R: 1 H: 2 E: 0 LOB: 1 K: 1 BB: 0 S: 11 P: 18	R: 0 H: 0 E: 0 LOB: 0 K: 0 BB: 0 S: 6 P: 11	R: 0 H: 0 E: 0 LOB: 0 K: 0 BB: 0 S: 7 P: 12	R: 0 H: 0 E: 0 LOB: 0 K: 0 BB: 1 S: 6 P: 12	R: 0 H: 0 E: 0 LOB: 0 K: 0 BB: 0 S: 5 P: 5	R: 1 H: 1 E: 0 LOB: 1 K: 0 BB: 2 S: 7 P: 14	R: 0 H: 0 E: 0 LOB: 0 K: 1 BB: 0 S: 9 P: 14	R: 0 H: 1 E: 0 LOB: 1 K: 1 BB: 0 S: 7 P: 10	1B: 3 SF: 0 2B: 2 SAC: 0 3B: 0 DP: 2 HR: 1 HBP: 0	
PITCHER Tim Leary, R (1, 1) ERA: 4.95	IP WLS BF H R ER SO BB IBB HBP BLK WP HR S P ERA WHIP										

BOTTOM

Toronto Blue Jays @ New York Yankees
Yankee Stadium, Bronx, NY

livebaseballscorecards.com

AB	30
R	1
H	4
RBI	1
BB	3
SO	6
LOB	14



WP:	1	PA:	34
PB:	0		
SB:	1		
CS:	0		

Tue Jun 09 1992, 7:05 PM EDT
Att. 22,429 - Sunny - 76 F

AB R H RBI BB SO LOB

3	0	0	0	1	1	0
4	0	0	0	0	0	1
4	1	3	0	0	0	1
4	0	0	0	0	0	4
2	0	0	0	2	1	1
3	0	1	1	0	0	1
4	0	0	0	0	1	3
3	0	0	0	0	0	2
2	0	0	0	0	2	0
1	0	0	0	0	1	1
0	0	0	0	0	0	0

Batter	1	2	3	4	5	6	7	8	9
Andy Stankiewicz, R (1, 6) OBP: 0.414, SLG: 0.454	2-1 F9		0-3 K		1-0 F7			4-0 G4-3 BB	
Don Mattingly, L (1, 3) OBP: 0.300, SLG: 0.406	3-2 G3		2-1 P8			1-1 L6		0-2 G4-3	
Roberto Kelly, R (1, 8) OBP: 0.371, SLG: 0.488	0-0 S 1B			1-2 E8 SF7 1B		1-1 1B		0-1 G4-3	
Mel Hall, L (1, 7) OBP: 0.258, SLG: 0.420	2-2 P6			0-0 G4-3		0-1 P2		1-2 P4	
Danny Tartabull, R (1, 9) OBP: 0.420, SLG: 0.409		4-2 BB		4-2 SF7 BB		2-3 K		2-1 G4-3	
Kevin Maas, L (1, 10) OBP: 0.372, SLG: 0.513		1-0 P6		3-1 SF7			3-2 WP 1B	2-0 P5	
Matt Nokes, L (1, 2) OBP: 0.314, SLG: 0.403		3-2 P4		1-3 K			2-1 F9	1-2 F9	
Charlie Hayes, R (1, 5) OBP: 0.299, SLG: 0.388		0-2 G4-3			2-2 F9		1-1 F9		
Pat Kelly, R (1, 4) OBP: 0.315, SLG: 0.366			1-3 K			2-3 K			
Dion James, L (7, PH) OBP: 0.307, SLG: 0.274									
Mike Gallego, R (8, 4) OBP: 0.338, SLG: 0.333									

Inning Stats	R: 0	H: 1	E: 0	K: 0	S: 16	R: 0	H: 0	E: 0	K: 0	S: 12	R: 0	H: 0	E: 0	K: 2	S: 8	R: 1	H: 1	E: 1	K: 1	S: 12	R: 0	H: 0	E: 0	K: 1	S: 9	R: 0	H: 1	E: 0	K: 1	S: 10	R: 0	H: 1	E: 0	K: 1	S: 11	R: 0	H: 0	E: 0	K: 0	S: 8	R: 0	H: 0	E: 0	K: 0	S: 7	R: 0	H: 0	E: 0	K: 0	S: 7	1B: 4	SF: 1	2B: 0	SAC: 0	3B: 0	DP: 0	HR: 0	HBP: 0	WP: 1	PA: 34
--------------	------	------	------	------	-------	------	------	------	------	-------	------	------	------	------	------	------	------	------	------	-------	------	------	------	------	------	------	------	------	------	-------	------	------	------	------	-------	------	------	------	------	------	------	------	------	------	------	------	------	------	------	------	-------	-------	-------	--------	-------	-------	-------	--------	-------	--------

PITCHER	IP	WLS	BF	H	R	ER	SO	BB	IBB	HBP	BLK	WP	HR	S	P	ERA	WHIP
Juan Guzman, R (1, 1) ERA: 2.37	7.0	W	27	4	1	0	6	2	0	0	0	1	0	78	120	0.00	0.857
Duane Ward, R (8, 1) ERA: 2.7	1.0		4	0	0	0	0	1	0	0	0	0	0	8	13	0.00	1.000
Tom Henke, R (9, 1) ERA: 2.37	1.0	S	3	0	0	0	0	0	0	0	0	0	0	7	12	0.00	0.000

TOP

Toronto Blue Jays @ New York Yankees
Yankee Stadium, Bronx, NY
Wed Jun 10 1992, 7:05 PM EDT
Att. 25,229 - Sunny - 71 F

livebaseballscorecards.com

AB 42
R 10
H 15
RBI 10
BB 3
SO 10
LOB 18



WP: 0 PA: 46
PB: 0
SB: 3
CS: 1

AB R H RBI BB SO LOB

5 2 3 2 0 0 1

5 1 1 0 0 2 3

5 2 3 4 0 2 1

4 0 2 1 1 2 0

5 0 0 0 0 1 4

5 1 2 0 0 0 4

4 2 2 0 1 1 0

5 1 1 3 0 1 4

2 1 1 0 1 1 1

2 0 0 0 0 0 0

1B: 6 SF: 0
2B: 4 SAC: 0
3B: 3 DP: 1
HR: 2 HBP: 0

Batter	1	2	3	4	5	6	7	8	9
Devon White, S (1, 8) OBP: 0.301, SLG: 0.376	2-2 G4-3	1-2 S 2B E 1B	3-2 3B		1-2 G6-4-3			2-1 S 3B 1B	
Jeff Kent, R (1, 4) OBP: 0.385, SLG: 0.571	1-0 CS 1B	1-1 E2 S 2B	1-3 3B		1-2 P6			1-3 K	
Joe Carter, R (1, 9) OBP: 0.302, SLG: 0.487	1-3 K	2-0 E 2B 1-H 2-H						3-1 2B 3B 1-H	
Dave Winfield, R (1, 10) OBP: 0.385, SLG: 0.514	3-2 CS	K						0-1 FC5 2B	
Kelly Gruber, R (1, 5) OBP: 0.266, SLG: 0.417		P6						1-2 G5-3	
John Olerud, L (1, 3) OBP: 0.349, SLG: 0.374		HR 1B						3-2 FC5	
Candy Maldonado, R (1, 7) OBP: 0.339, SLG: 0.397		2-0 HR 1B	0-2 E 3B 2B					1-3 K	
Greg Myers, L (1, 2) OBP: 0.242, SLG: 0.433		3-2 HR	3-3 K					0-0 G4-3	
Manuel Lee, S (1, 6) Alfredo Griffin, S (6, 6) OBP: 0.316, SLG: 0.345 OBP: 0.130, SLG: 0.136		1-2 1B 3B	0-3 K2-3					2-2 G6-3	

Inning Stats	R: 0	H: 1	E: 0	LOB: 0	K: 1	BB: 0	S: 11	P: 17	R: 6	H: 6	E: 2	LOB: 3	K: 1	BB: 1	S: 31	P: 51	R: 1	H: 2	E: 1	LOB: 1	K: 3	BB: 0	S: 19	P: 26	R: 0	H: 2	E: 0	LOB: 3	K: 2	BB: 1	S: 13	P: 21	R: 0	H: 0	E: 0	LOB: 0	K: 0	BB: 1	S: 6	P: 12	R: 1	H: 1	E: 0	LOB: 0	K: 1	BB: 0	S: 8	P: 12	R: 0	H: 0	E: 0	LOB: 0	K: 0	BB: 0	S: 5	P: 7	R: 2	H: 3	E: 0	LOB: 1	K: 1	BB: 0	S: 17	P: 27	R: 0	H: 0	E: 0	LOB: 0	K: 1	BB: 0	S: 7	P: 10
--------------	------	------	------	--------	------	-------	-------	-------	------	------	------	--------	------	-------	-------	-------	------	------	------	--------	------	-------	-------	-------	------	------	------	--------	------	-------	-------	-------	------	------	------	--------	------	-------	------	-------	------	------	------	--------	------	-------	------	-------	------	------	------	--------	------	-------	------	------	------	------	------	--------	------	-------	-------	-------	------	------	------	--------	------	-------	------	-------

PITCHER	IP	WLS	BF	H	R	ER	SO	BB	IBB	HBP	BLK	WP	HR	S	P	ERA	WHIP
Scott Sanderson, R (1, 1) ERA: 5.57	1.2	L	13	7	6	4	2	1	0	0	0	0	1	36	58	21.60	4.800
Shawn Hillegas, R (2, 1) ERA: 4.76	4.1		20	5	2	2	6	2	0	0	0	0	1	52	81	4.15	1.615
John Habyan, R (7, 1) ERA: 1.85	1.1		7	3	2	2	1	0	0	0	0	0	0	14	22	13.50	2.250
Tim Burke, R (8, 1) ERA: 5.19	1.2		5	0	0	0	1	0	0	0	0	0	0	15	22	0.00	0.000

PITCHER	IP	WLS	BF	H	R	ER	SO	BB	IBB	HBP	BLK	WP	HR	S	P	ERA	WHIP
---------	----	-----	----	---	---	----	----	----	-----	-----	-----	----	----	---	---	-----	------

Batter	1	2	3	4	5	6	7	8	9	AB R H RBI BB SO LOB
Andy Stankiewicz, R (1, 6) OBP: 0.405, SLG: 0.441	1-3 K			0-0 F9	3-2 G4-3		1-0 P8		0-0 1B	5 0 1 0 0 1 4
Don Mattingly, L (1, 3) OBP: 0.302, SLG: 0.410	2-1 L4			2-1 E9 G6-3 1B		1-1 F8		0-0 BB 2B	2-2 G4-3	5 1 2 0 0 0 1
Roberto Kelly, R (1, 8) OBP: 0.364, SLG: 0.479	0-3 K			0-0 G6-3		3-2 F8		1-0 G6-3		4 0 0 1 0 1 1
Danny Tartabull, R (1, 9) OBP: 0.410, SLG: 0.397			2-2 G6-3	3-H 3-2 L6		3-2 G5-3		2-3 K		4 0 0 0 0 1 1
Jim Leyritz, R (1, 2) OBP: 0.429, SLG: 0.690			0-1 G5-3		0-0 G3 2B 2B		1-1 G5-3	4-2 BB BB		3 1 1 0 1 0 0
Mike Stanley, R (1, 10) OBP: 0.373, SLG: 0.317			1-3 K2-3		2-1 G3		1-0 FC4 1B	4-2 1-2 2-3 BB		3 0 1 0 1 1 1
Charlie Hayes, R (1, 5) OBP: 0.298, SLG: 0.390			1-2 G6-3		1-2 G6-3 2B 2B		1-2 FC4 S 1B 1-2	2-3 K		4 1 1 1 0 1 4
Randy Velarde, R (1, 7) OBP: 0.273, SLG: 0.333			2-1 F8		0-0 G6-3		1-2 BB 1B		0-3 K	4 0 1 0 0 1 1
Mike Gallego, R (1, 4) OBP: 0.345, SLG: 0.347			0-1 G5-3		2-0 2B		4-2 1-2 2-3 BB	2-3 K		3 0 1 1 1 1 0

Inning Stats	R: 0	H: 0	E: 0	K: 2	S: 9	LOB: 0	BB: 0	P: 12	R: 0	H: 0	E: 0	K: 1	S: 8	LOB: 0	BB: 0	P: 11	R: 0	H: 0	E: 0	K: 0	S: 7	LOB: 0	BB: 0	P: 10	R: 1	H: 1	E: 1	K: 0	S: 7	LOB: 0	BB: 0	P: 12	R: 2	H: 3	E: 0	K: 0	S: 12	LOB: 1	BB: 0	P: 20	R: 0	H: 0	E: 0	K: 0	S: 11	LOB: 0	BB: 0	P: 18	R: 0	H: 2	E: 0	K: 0	S: 17	LOB: 3	BB: 1	P: 26	R: 0	H: 1	E: 0	K: 2	S: 17	LOB: 3	BB: 2	P: 30	R: 0	H: 1	E: 0	K: 2	S: 10	LOB: 1	BB: 0	P: 14	1B: 4	SF: 0	2B: 4	SAC: 0	3B: 0	DP: 0	HR: 0	HBP: 0	WP: 0	PA: 38
--------------	------	------	------	------	------	--------	-------	-------	------	------	------	------	------	--------	-------	-------	------	------	------	------	------	--------	-------	-------	------	------	------	------	------	--------	-------	-------	------	------	------	------	-------	--------	-------	-------	------	------	------	------	-------	--------	-------	-------	------	------	------	------	-------	--------	-------	-------	------	------	------	------	-------	--------	-------	-------	------	------	------	------	-------	--------	-------	-------	-------	-------	-------	--------	-------	-------	-------	--------	-------	--------

PITCHER	IP	WLS	BF	H	R	ER	SO	BB	IBB	HBP	BLK	WP	HR	S	P	ERA	WHIP
Jimmy Key, L (1, 1) ERA: 2.94	6.2	W	27	6	3	2	3	1	0	0	0	0	0	70	107	2.70	1.050
David Wells, L (7, 1) ERA: 2.93	2.1	S	11	2	0	0	4	2	0	0	0	0	0	28	46	0.00	1.714


BOTTOM

Toronto Blue Jays @ New York Yankees
 Yankee Stadium, Bronx, NY

Wed Jun 10 1992, 7:05 PM EDT
 Att. 25,229 - Sunny - 71 F

AB	35
R	3
H	8
RBI	3
BB	3
SO	7
LOB	13



Batter	1	2	3	4	5	6	7	8	9	AB R H RBI BB SO LOB	TOP														
Andy Stankiewicz, R (1, 6) OBP: 0.400, SLG: 0.434	1-2 P4			1-0 1B		1-0 G1-4-3			1-2 G1-3	4 0 1 0 0 0 1	<p>New York Yankees @ Cleveland Indians Cleveland Municipal Stadium, Cleveland, OH</p> <p>Fri Jun 12 1992, 7:05 PM EDT Att. 30,193 - Sunny - 74 F</p> <p>livebaseballscorecards.com</p> <table border="1"> <tr><td>AB</td><td>29</td></tr> <tr><td>R</td><td>0</td></tr> <tr><td>H</td><td>5</td></tr> <tr><td>RBI</td><td>0</td></tr> <tr><td>BB</td><td>0</td></tr> <tr><td>SO</td><td>5</td></tr> <tr><td>LOB</td><td>9</td></tr> </table> 	AB	29	R	0	H	5	RBI	0	BB	0	SO	5	LOB	9
AB	29																								
R	0																								
H	5																								
RBI	0																								
BB	0																								
SO	5																								
LOB	9																								
Mel Hall, L (1, 7) OBP: 0.258, SLG: 0.417	1-2 G4-3			0-0 1B			1-0 P6		1-0 F8	4 0 1 0 0 0 0															
Roberto Kelly, R (1, 8) OBP: 0.359, SLG: 0.472	0-0 F9			0-2 F8			0-1 F8			3 0 0 0 0 0 2															
Don Mattingly, L (1, 3) OBP: 0.303, SLG: 0.409		1-0 G3		1-1 G4-6-3			0-1 1B			3 0 1 0 0 0 2															
Danny Tartabull, R (1, 9) OBP: 0.409, SLG: 0.396		3-3 K			3-1 G3-6-4 1B		3-2 G1-4-3			3 0 1 0 0 1 1															
Kevin Maas, L (1, 10) OBP: 0.364, SLG: 0.500		0-0 G6-3			1-0 F7			1-3 K		3 0 0 0 0 1 1															
Matt Nokes, L (1, 2) OBP: 0.309, SLG: 0.395			2-3 K		0-1 G3-6-4			2-3 K		3 0 0 0 0 2 1															
Charlie Hayes, R (1, 5) OBP: 0.298, SLG: 0.389			0-3 K			0-0 FC5-4 1B		0-2 L8		3 0 1 0 0 1 0															
Mike Gallego, R (1, 4) OBP: 0.333, SLG: 0.333			0-0 G5-3			2-0 FC5-4 G1-4-3			0-2 P4	3 0 0 0 0 0 1															
Inning Stats	R: 0 E: 0 K: 7 S: 7	H: 0 LOB: 0 BB: 0 P: 9	R: 0 E: 0 K: 1 S: 6	H: 0 LOB: 0 BB: 0 P: 10	R: 0 E: 0 K: 2 S: 8	H: 0 LOB: 0 BB: 0 P: 10	R: 0 E: 0 K: 0 S: 8	H: 2 LOB: 1 BB: 0 P: 10	R: 0 E: 0 K: 0 S: 5	H: 1 LOB: 0 BB: 0 P: 9	R: 0 E: 0 K: 0 S: 3	H: 1 LOB: 0 BB: 0 P: 6	R: 0 E: 0 K: 0 S: 8	H: 1 LOB: 1 BB: 0 P: 12	R: 0 E: 0 K: 2 S: 10	H: 0 LOB: 0 BB: 0 P: 13	R: 0 E: 0 K: 0 S: 9	H: 0 LOB: 0 BB: 0 P: 11	1B: 5 2B: 0 3B: 0 HR: 0	SF: 0 SAC: 0 DP: 3 HBP: 0	WP: 0 PB: 0 SB: 0 CS: 0	PA: 29			
PITCHER Charles Nagy, R (1, 1) ERA: 2.22	IP: 9.0 WLS: W BF: 29 H: 5 R: 0 ER: 0 SO: 5 BB: 0 IBB: 0 HBP: 0 BLK: 0 WP: 0 HR: 0 S: 64 P: 90 ERA: 0.00 WHIP: 0.556											PITCHER	IP: WLS: BF: H: R: ER: SO: BB: IBB: HBP: BLK: WP: HR: S: P: ERA: WHIP:												

Batter	1	2	3	4	5	6	7	8	9	AB R H RBI BB SO LOB
Kenny Lofton, L OBP: 0.338, SLG: 0.300 (1, 8) C B C F B B X	3-2 G3-1 ①		3-2 F8 ③		0-0 2-H 1B			3-2 G4-3 ①		4 0 1 1 0 0 0
Thomas Howard, S OBP: 0.329, SLG: 0.365 (1, 9) B F B B B	4-2 S BB			0-0 1B	0-1 G4-3 ③			1-2 F7 ②		3 1 0 0 1 0 1
Carlos Baerga, S OBP: 0.333, SLG: 0.408 (1, 4) 1 SAFE F 1 SAFE S B B C	2-3 K ②			0-2 G4-3 S 2-H 1B				1-0 F9 ③		3 1 1 1 1 1 1
Albert Belle, R OBP: 0.322, SLG: 0.479 (1, 7) X	0-0 L7 ③			2-0 G6-3 ①				0-0 L7 ①		3 0 0 0 0 0 3
Paul Sorrento, L OBP: 0.316, SLG: 0.364 (1, 3)		1-1 G6-4-3 1B		2-1 G4-3 ②				2-0 G6-4-3 1B 1-H		3 0 2 1 0 0 1
Glenallen Hill, R OBP: 0.274, SLG: 0.473 (1, 10) B X		1-0 G6-4-3 ① 1-2f		0-1 G6-3 ③				2-0 G6-4-3 ② ③ 1-2f		3 0 0 0 0 0 3
Brook Jacoby, R OBP: 0.329, SLG: 0.361 (1, 5) X		0-0 G6-3 ③						0-0 P9 ①		3 1 1 0 0 0 0
Mark Lewis, R OBP: 0.312, SLG: 0.357 (1, 6) C T C			0-3 K ①					0-3 K ②		3 0 0 0 0 3 1
Sandy Alomar Jr., R OBP: 0.284, SLG: 0.344 (1, 2) B C B X			2-1 F9 ②					1-1 F9 ③		3 0 0 0 0 0 1

Inning Stats	R: 0	H: 0	E: 0	K: 1	S: 10	R: 0	H: 1	E: 0	K: 0	S: 4	R: 0	H: 0	E: 0	K: 1	S: 9	R: 1	H: 1	E: 1	K: 0	S: 9	R: 1	H: 2	E: 0	K: 1	S: 10	R: 1	H: 1	E: 0	K: 1	S: 5	R: 0	H: 0	E: 0	K: 1	S: 6	R: 0	H: 0	E: 0	K: 0	S: 9
	0	0	0	1	19	0	1	0	0	6	0	0	0	0	6	1	1	1	0	9	1	2	0	1	0	12	1	1	0	1	7	0	0	0	0	7	0	0	0	14

PITCHER	IP	WLS	BF	H	R	ER	SO	BB	IBB	HBP	BLK	WP	HR	S	P	ERA	WHIP
Scott Kamieniecki, R ERA: 3.86 (1, 1)	8.0	L	30	5	3	2	4	2	0	0	0	0	0	62	98	2.25	0.875


BOTTOM

New York Yankees @ Cleveland Indians
Cleveland Municipal Stadium, Cleveland, OH

Fri Jun 12 1992, 7:05 PM EDT
Att: 30,193 - Sunny - 74 F

livebaseballscorecards.com

AB	28
R	3
H	5
RBI	3
BB	2
SO	4
LOB	11



WP: 0	PA: 30
PB: 0	
SB: 3	
CS: 0	

New York Yankees @ Cleveland Indians
Cleveland Municipal Stadium, Cleveland, OH

Sat Jun 13 1992, 3:33 AM EDT
 Att. 19,249 - Sunny - 84 F

livebaseballscorecards.com

AB	36
R	4
H	9
RBI	3
BB	3
SO	9
LOB	18



Batter	1	2	3	4	5	6	7	8	9	AB R H RBI BB SO LOB	TOP											
Andy Stankiewicz, R OBP: 0.392, SLG: 0.432 (1, 6)	1-1 E 2B	2-2 F7			2-1 F8		1-0 F8		1-0 F9	5 1 1 0 0 0 3												
Don Mattingly, L OBP: 0.301, SLG: 0.405 (1, 3)	2-0 E3 G1-6-3 2-H		0-2 G6-3			0-2 G5-3			2-3 K	5 0 1 0 0 1 1												
Roberto Kelly, R OBP: 0.356, SLG: 0.466 (1, 8)	1-0 G1-6-3 1-2f		2-1 F8			2-0 S HR 1B			0-1 F8	5 1 1 0 0 1 3												
Danny Tartabull, R OBP: 0.416, SLG: 0.397 (1, 9)	1-2 1B		1-2 G4-3			1 SAFE 1 SAFE 1 SAFE 1-2 HR BB			4-2 1B BB	2 1 1 0 2 0 0												
Jim Leyritz, R OBP: 0.415, SLG: 0.717 (1, 10)	1-2 G1-3				2-3 K2-3				2-2 F9	4 1 1 3 0 1 2												
Mel Hall, L OBP: 0.266, SLG: 0.424 (1, 7)					2-0 F9				1-2 1B BB	3 0 2 0 1 0 0												
Mike Stanley, R OBP: 0.345, SLG: 0.289 (1, 2)					1-3 K				1-3 1B	4 0 0 0 0 2 4												
Charlie Hayes, R OBP: 0.297, SLG: 0.386 (1, 5)									2-3 K	4 0 1 0 0 3 3												
Pat Kelly, R OBP: 0.313, SLG: 0.362 (1, 4)									0-1 1B	4 0 1 0 0 1 2												
Inning Stats	R: 1 E: 1 K: 0 S: 11	H: 2 LOB: 1 BB: 0 P: 17	R: 0 E: 0 K: 1 S: 13	H: 1 LOB: 2 BB: 1 P: 19	R: 0 E: 0 K: 0 S: 8	H: 0 LOB: 0 BB: 0 P: 11	R: 0 E: 0 K: 2 S: 7	H: 0 LOB: 0 BB: 0 P: 12	R: 0 E: 0 K: 1 S: 6	H: 0 LOB: 0 BB: 0 P: 11	R: 3 E: 0 K: 1 S: 15	H: 3 LOB: 1 BB: 1 P: 25	R: 0 E: 0 K: 1 S: 7	H: 1 LOB: 1 BB: 0 P: 12	R: 0 E: 0 K: 2 S: 15	H: 1 LOB: 2 BB: 1 P: 25	R: 0 E: 0 K: 1 S: 9	H: 1 LOB: 1 BB: 0 P: 11	1B: 6 2B: 2 3B: 0 HR: 1	SF: 0 SAC: 0 DP: 1 HBP: 0	WP: 0 PB: 0 SB: 2 CS: 0	PA: 39
PITCHER	IP WLS BF H R ER SO BB IBB HBP BLK WP HR S P ERA WHIP																					
Dave Otto, L ERA: 5.98 (1, 1)	6.2 L 29 7 4 4 5 2 0 0 0 0 0 1 64 103 5.40 1.350																					
Eric Plunk, R ERA: 3.55 (7, 1)	1.1 6 1 0 0 3 1 0 0 0 0 0 0 18 29 0.00 1.500																					
Ted Power, R ERA: 1.52 (9, 1)	1.0 4 1 0 0 1 0 0 0 0 0 0 0 9 11 0.00 1.000																					

Batter	1	2	3	4	5	6	7	8	9	AB	R	H	RBI	BB	SO	LOB
Kenny Lofton, L OBP: 0.340, SLG: 0.303 (1, 8)	F7		K		G3			G3		4	0	2	0	0	0	1
Thomas Howard, S OBP: 0.327, SLG: 0.362 (1, 9)	CS		K			F7		G3		4	0	1	0	0	1	2
Carlos Baerga, S OBP: 0.332, SLG: 0.418 (1, 4)	HR		L9			G4-3		G4-3		4	1	1	1	0	0	0
Albert Belle, R OBP: 0.321, SLG: 0.472 (1, 7)	G6-3			K			1B		P6	3	0	0	0	1	1	0
Paul Sorrento, L OBP: 0.320, SLG: 0.367 (1, 3)		1B		K			1B		G4-3	4	0	2	0	0	1	0
Glenallen Hill, R OBP: 0.265, SLG: 0.456 (1, 10)			F8		K			F8		4	0	0	0	0	1	3
Brook Jacoby, R OBP: 0.329, SLG: 0.357 (1, 5)			K			G3-1			G6-4-3	2	0	0	0	1	1	1
Sandy Alomar Jr., R OBP: 0.292, SLG: 0.352 (1, 2)			FC6-4				1-0	G6-4-3		3	0	2	0	0	0	1
Felix Fermin, R OBP: 0.269, SLG: 0.265 (1, 6)			FC6-4			G1-3		L6		3	0	0	0	0	0	3

Inning Stats	R: 1	H: 2	E: 0	K: 0	S: 9	R: 0	H: 2	E: 0	K: 1	S: 8	R: 0	H: 1	E: 0	K: 3	S: 9	R: 0	H: 0	E: 0	K: 3	S: 9	R: 0	H: 1	E: 0	K: 0	S: 7	R: 0	H: 1	E: 0	K: 0	S: 10	R: 0	H: 0	E: 0	K: 0	S: 5	R: 0	H: 1	E: 0	K: 0	S: 5	R: 0	H: 0	E: 0	K: 0	S: 5	1B: 7	2B: 0	3B: 0	HR: 1	SF: 0	SAC: 0	DP: 1	HBP: 0	WP: 0	PB: 0	SB: 0	CS: 1	PA: 33
--------------	------	------	------	------	------	------	------	------	------	------	------	------	------	------	------	------	------	------	------	------	------	------	------	------	------	------	------	------	------	-------	------	------	------	------	------	------	------	------	------	------	------	------	------	------	------	-------	-------	-------	-------	-------	--------	-------	--------	-------	-------	-------	-------	--------

PITCHER	IP	WLS	BF	H	R	ER	SO	BB	IBB	HBP	BLK	WP	HR	S	P	ERA	WHIP
Melido Perez, R ERA: 2.85 (1, 1)	7.0	W	27	7	1	1	5	2	0	0	0	0	1	53	87	1.29	1.286
John Habyan, R ERA: 1.8 (8, 1)	1.0		3	1	0	0	0	0	0	0	0	0	0	5	6	0.00	1.000
Steve Farr, R ERA: 0.98 (9, 1)	1.0	S	3	0	0	0	0	0	0	0	0	0	0	5	6	0.00	0.000

BOTTOM

New York Yankees @ Cleveland Indians
Cleveland Municipal Stadium, Cleveland, OH

AB	31
R	1
H	8
RBI	1
BB	2
SO	5
LOB	11



PITCHER	IP	WLS	BF	H	R	ER	SO	BB	IBB	HBP	BLK	WP	HR	S	P	ERA	WHIP
---------	----	-----	----	---	---	----	----	----	-----	-----	-----	----	----	---	---	-----	------

Sat Jun 13 1992, 3:33 AM EDT
Att: 19,249 - Sunny - 84 F

livebaseballscorecards.com

Batter	1	2	3	4	5	6	7	8	9	10	AB R H RBI BB SO LOB	TOP											
Andy Stankiewicz, R OBP: 0.388, SLG: 0.421 (1, 6) C B B B B	4-1 1B G6-4-3 BB	1-1 F7			0-0 L6		1-0 SH5-4		1-3 K		3 1 0 0 1 1 3												
Mel Hall, L OBP: 0.273, SLG: 0.438 (1, 7) SAFE S 1 C B C X	2-2 G6-4-3 1B		1-1 F8 2B		1-0 G3-1		1-0 SF9			1-2 2B	4 1 3 1 0 0 0												
Roberto Kelly, R OBP: 0.357, SLG: 0.467 (1, 8) B X	1-0 G6-4-3		1-1 F8			1-2 L8	4-0 2B IBB			1-0 2B	4 0 1 1 1 0 2												
Don Mattingly, L OBP: 0.303, SLG: 0.409 (1, 10) B C F C X	1-3 K		2-3 L6			2-0 1B	2-1 2B			1-2 F7	5 0 2 1 0 1 2												
Danny Tartabull, R OBP: 0.416, SLG: 0.393 (1, 9)		2-1 G6-3	1-3 K			1-2 1B		1-3 K		4-0 IBB	4 0 1 0 1 2 1												
Kevin Maas, L OBP: 0.358, SLG: 0.496 (1, 3)		3-2 BB 2B		0-2 G5-3		2-0 F8		2-2 F9		1-2 P3	5 0 1 0 0 0 4												
Matt Nokes, L OBP: 0.301, SLG: 0.383 (1, 2)		2-3 K		1-1 F9		0-0 F9		3-3 K		1-1 P6	5 0 0 0 0 2 5												
Charlie Hayes, R OBP: 0.301, SLG: 0.386 (1, 5)		4-1 BB BB		2-3 K			0-2 SH5-4 SF9 1B		0-2 F9		3 1 1 0 1 1 0												
Mike Gallego, R OBP: 0.341, SLG: 0.333 (1, 4)		4-2 BB		0-0 P4			1-0 SH5-4 2B 1B		1-1 P3		3 1 1 0 1 0 0												
Inning Stats	R: 1 E: 0 K: 1 S: 9	H: 1 LOB: 0 BB: 1 P: 16	R: 0 E: 0 K: 1 S: 15	H: 1 LOB: 3 BB: 2 P: 31	R: 0 E: 0 K: 1 S: 8	H: 1 LOB: 1 BB: 0 P: 11	R: 0 E: 0 K: 1 S: 8	H: 0 LOB: 0 BB: 0 P: 11	R: 0 E: 0 K: 0 S: 3	H: 2 LOB: 2 BB: 0 P: 15	R: 2 E: 0 K: 0 S: 8	H: 3 LOB: 2 BB: 1 P: 17	R: 0 E: 0 K: 2 S: 9	H: 0 LOB: 0 BB: 0 P: 15	R: 0 E: 0 K: 1 S: 8	H: 0 LOB: 0 BB: 0 P: 10	R: 1 E: 0 K: 0 S: 13	H: 2 LOB: 2 BB: 1 P: 22	1B: 5 2B: 5 3B: 0 HR: 0	SF: 1 SAC: 1 DP: 1 HBP: 0	WP: 0 PB: 0 SB: 0 CS: 0	PA: 43	
PITCHER	IP WLS BF H R ER SO	IP WLS BF H R ER SO	IP WLS BF H R ER SO	IP WLS BF H R ER SO	IP WLS BF H R ER SO	IP WLS BF H R ER SO	IP WLS BF H R ER SO	IP WLS BF H R ER SO	IP WLS BF H R ER SO	IP WLS BF H R ER SO	IP WLS BF H R ER SO	IP WLS BF H R ER SO	IP WLS BF H R ER SO	IP WLS BF H R ER SO	IP WLS BF H R ER SO	IP WLS BF H R ER SO	IP WLS BF H R ER SO	IP WLS BF H R ER SO	ERA WHIP	ERA WHIP			
Scott Scudder, R ERA: 4.54 (1, 1)	6.1 28	7 3	3 3	4 4	3 0	0 0	0 0	0 0	0 0	0 0	0 0	0 0	0 0	0 0	0 0	0 0	0 0	0 0	0 0	4.26 1.579			
Kevin Wickander, L ERA: 2.12 (7, 1)	1.2 6	1 0	0 0	2 2	0 1	0 0	0 0	0 0	0 0	0 0	0 0	0 0	0 0	0 0	0 0	0 0	0 0	0 0	0 0	0.00 0.600			
Ted Power, R ERA: 1.76 (9, 1)	1.0 5	L 2	1 1	1 1	0 0	0 0	0 0	0 0	0 0	0 0	0 0	0 0	0 0	0 0	0 0	0 0	0 0	0 0	0 0	9.00 2.000			
Derek Lilliquist, L ERA: 1.85 (10, 1)	1.0 4	0 0	0 0	0 0	0 0	0 1	0 0	0 0	0 0	0 0	0 0	0 0	0 0	0 0	0 0	0 0	0 0	0 0	0 0	0.00 0.000			

New York Yankees @ Cleveland Indians
Cleveland Municipal Stadium, Cleveland, OH

Sun Jun 14 1992, 3:33 AM EDT
 Att. 35,171 - Sunny - 79 F

livebaseballscorecards.com

AB 36
R 4
H 10
RBI 3
BB 5
SO 7
LOB 17



New York Yankees @ Cleveland Indians
Cleveland Municipal Stadium, Cleveland, OH

Sun Jun 14 1992, 3:33 AM EDT
 Att. 35,171 - Sunny - 79 F

livebaseballscorecards.com

AB	37
R	3
H	10
RBI	3
BB	1
SO	3
LOB	18



WP:	0	PA:	39
PB:	0		
SB:	1		
CS:	2		

AB R H RBI BB SO LOB

5 0 1 0 0 0 2

5 1 1 0 0 0 2

5 1 2 0 0 0 1

4 1 1 3 0 0 4

0 0 0 0 0 0 0

4 0 2 0 0 0 2

3 0 0 0 1 1 2

4 0 0 0 0 1 3

4 0 3 0 0 0 0

3 0 0 0 0 1 2

1B: 6 SF: 0
 2B: 4 SAC: 1
 3B: 0 DP: 2
 HR: 1 HBP: 0

Batter	1	2	3	4	5	6	7	8	9	10
Kenny Lofton, L OBP: 0.338, SLG: 0.301 (1, 8)	2-2 CS E 1B		2-2 F8		0-0 G4-3		0-0 L6-5			2-1 F7
Thomas Howard, S OBP: 0.323, SLG: 0.357 (1, 9) (9, 7)	0-0 F9		0-2 FC4-6			2-1 F8		2-1 1B FC6-4 1B		0-1 F7
Carlos Baerga, S OBP: 0.333, SLG: 0.422 (1, 4)	1-2 FC			1-2 E5		1-0 HR 2B		1-0 FC6-4 1B		1-2 G4-3
Albert Belle, R OBP: 0.320, SLG: 0.482 Alex Cole, L OBP: 0.270, SLG: 0.202 (8, PR) (9, 9)	3-1 F9			2-0 L9		0-0 HR		0-0 FC6-4 CS		
Carlos Martinez, R OBP: 0.321, SLG: 0.462 (1, 3)		1-0 G5-4-3 1B		0-1 F9		0-1 F8 2B		1-2 G4-3		
Glenallen Hill, R OBP: 0.264, SLG: 0.444 (1, 10)		1-0 G5-4-3		4-0 BB		1-0 F8			1-3 K	
Brook Jacoby, R OBP: 0.322, SLG: 0.348 (1, 5)		1-1 G6-3		0-0 F8		3-3 K			1-0 F9	
Mark Lewis, R OBP: 0.320, SLG: 0.371 (1, 6)			0-0 FC4-6 1B		0-2 G6-3		0-0 SH1-3 L6-5 2B		0-1 1B	
Sandy Alomar Jr., R OBP: 0.286, SLG: 0.344 (1, 2)			1-1 P3		3-2 G6-3		1-2 SH1-3		1-3 K	

Inning Stats	R: 0	H: 1	R: 0	H: 1	R: 0	H: 1	R: 0	H: 0	R: 2	H: 3	R: 0	H: 1	R: 1	H: 2	R: 0	H: 1	R: 0	H: 0	1B: 6	SF: 0	WP: 0	PA: 39
	E: 1	LOB: 1	E: 0	LOB: 0	E: 0	LOB: 1	E: 0	LOB: 2	E: 0	LOB: 1	E: 0	LOB: 0	E: 0	LOB: 1	E: 0	LOB: 1	E: 0	LOB: 0	2B: 4	SAC: 1	PB: 0	
	K: 0	BB: 0	K: 0	BB: 0	K: 0	BB: 0	K: 0	BB: 0	K: 1	BB: 0	K: 0	BB: 0	K: 0	BB: 0	K: 2	BB: 0	K: 0	BB: 0	3B: 0	DP: 2	SB: 1	
	S: 9	P: 15	S: 4	P: 7	S: 9	P: 12	S: 7	P: 14	S: 10	P: 17	S: 5	P: 6	S: 7	P: 11	S: 10	P: 13	S: 7	P: 10	HR: 1	HBP: 0	CS: 2	

PITCHER	IP	WLS	BF	H	R	ER	SO	BB	IBB	HBP	BLK	WP	HR	S	P	ERA	WHIP
Jeff Johnson, L ERA: 5.16 (1, 1)	6.0		26	7	2	2	1	1	0	0	0	0	1	49	78	3.00	1.333
Rich Monteleone, R ERA: 2.06 (7, 1)	3.0	W	10	3	1	1	2	0	0	0	0	0	0	21	29	3.00	1.000
Steve Farr, R ERA: 0.93 (10, 1)	1.0	S	3	0	0	0	0	0	0	0	0	0	0	7	10	0.00	0.000

Batter	1	2	3	4	5	6	7	8	9	AB R H RBI BB SO LOB	TOP									
Andy Stankiewicz, R OBP: 0.391, SLG: 0.427 (1, 6)	2-2 G5-3		0-0 2B			4-0 CS BB		2-1 L6		3 0 1 0 1 0 0										
Mel Hall, L OBP: 0.269, SLG: 0.431 (1, 7)	1-3 K		0-1 P5			1-3 K		1-1 G3		4 0 0 0 0 2 2										
Roberto Kelly, R OBP: 0.351, SLG: 0.459 (1, 8)	0-1 G4-3					2-1 P3		2-2 F7		4 0 0 0 0 0 0										
Don Mattingly, L OBP: 0.306, SLG: 0.411 (1, 3)		1-2 F7				2-0 1B		0-1 F7		4 0 2 0 0 0 0										
Kevin Maas, L OBP: 0.362, SLG: 0.492 (1, 10)		2-0 FC4-6 1B				1-1 F9		4-1 FC5-4 BB		3 0 1 0 1 1 2										
Dion James, L OBP: 0.295, SLG: 0.262 (1, 9)		0-0 F9				1-0 G3		1-0 FC5-4		3 0 0 0 0 0 3										
Matt Nokes, L OBP: 0.296, SLG: 0.376 (1, 2)		0-0 FC4-6				2-2 G4-3		1-1 F8		3 0 0 0 0 0 2										
Charlie Hayes, R OBP: 0.301, SLG: 0.385 (1, 5)			2-1 G5-3			3-2 CS 1B		2-2 G5-3		3 0 1 0 0 0 0										
Mike Gallego, R OBP: 0.340, SLG: 0.333 (1, 4)			1-1 G5-3			1-1 L5		0-1 1B		3 0 1 0 0 0 1										
Inning Stats	R: 0 E: 0 K: 1 S: 9	H: 0 LOB: 0 BB: 0 P: 12	R: 0 E: 0 K: 0 S: 7	H: 1 LOB: 1 BB: 0 P: 10	R: 0 E: 0 K: 0 S: 7	H: 1 LOB: 1 BB: 0 P: 10	R: 0 E: 0 K: 0 S: 12	H: 1 LOB: 0 BB: 0 P: 17	R: 0 E: 0 K: 1 S: 5	H: 0 LOB: 0 BB: 1 P: 12	R: 0 E: 0 K: 0 S: 6	H: 0 LOB: 1 BB: 1 P: 12	R: 0 E: 0 K: 0 S: 7	H: 1 LOB: 0 BB: 0 P: 11	R: 0 E: 0 K: 1 S: 12	H: 1 LOB: 1 BB: 0 P: 16	1B: 5 2B: 1 3B: 0 HR: 0	SF: 0 SAC: 0 DP: 0 HBP: 0	WP: 0 PB: 0 SB: 0 CS: 2	PA: 32
PITCHER	IP WLS BF H R ER SO BB IBB HBP BLK WP HR S P ERA WHIP																			
John Dopson, R ERA: 3.32 (1, 1)	8.0 W 28 5 0 0 2 2 0 0 0 0 0 0 60 95 0.00 0.875																			
Jeff Reardon, R ERA: 2.14 (9, 1)	1.0 S 4 1 0 0 1 0 0 0 0 0 0 0 0 12 16 0.00 1.000																			

New York Yankees @ Boston Red Sox
Fenway Park, Boston, MA
 Mon Jun 15 1992, 7:05 PM EDT
 Att. 33,577 - Cloudy - 63 F

livebaseballscorecards.com

AB	30
R	0
H	6
RBI	0
BB	2
SO	3
LOB	10



Batter	1	2	3	4	5	6	7	8	9
Jody Reed, R OBP: 0.351, SLG: 0.364 (1, 4)	1-1 P4		1-2 G5-3		1-1 L7			0-1 G6-3	
Luis Rivera, R OBP: 0.349, SLG: 0.298 (1, 6)	1-1 BB HBP		0-3 K		2-1 FC6-4			0-0 F9	
Wade Boggs, L OBP: 0.365, SLG: 0.395 (1, 5)	4-1 FC6-4 BB			0-0 G1-5-3				0-2 L7	
Mike Greenwell, L OBP: 0.316, SLG: 0.289 (1, 7)	3-2 F8			1-2 G4-3				3-2 F8	
Ellis Burks, R OBP: 0.326, SLG: 0.419 (1, 8)	0-0 FC6-4			1-0 F8				3-3 K	
Phil Plantier, L OBP: 0.314, SLG: 0.360 (1, 9)		0-1 P3			2-0 HR			2-3 K	
Bob Zupcic, R OBP: 0.338, SLG: 0.397 (9, 9)									
Tom Brunansky, R OBP: 0.362, SLG: 0.365 (1, 10)		2-2 L7			4-2 1B BB			3-3 K	
Scott Cooper, L OBP: 0.310, SLG: 0.303 (1, 3)		3-2 P6			1-2 FC6-4 1B			1-0 F9	
Tony Peña, R OBP: 0.263, SLG: 0.283 (1, 2)			0-0 L9		2-1 F8			2-1 G6-3 1B	

Inning Stats	R: 0	H: 0	E: 0	K: 0	S: 9	R: 0	H: 0	E: 0	K: 0	S: 9	R: 0	H: 0	E: 0	K: 1	S: 7	R: 0	H: 0	E: 0	K: 0	S: 5	R: 1	H: 2	E: 0	K: 0	S: 13	R: 0	H: 0	E: 0	K: 1	S: 10	R: 0	H: 0	E: 0	K: 2	S: 7	R: 0	H: 1	E: 0	K: 0	S: 5
	LOB: 2	BB: 1	P: 18	LOB: 0	BB: 0	P: 14	LOB: 0	BB: 0	P: 8	LOB: 0	BB: 0	LOB: 0	BB: 0	P: 7	LOB: 2	BB: 1	P: 25	LOB: 0	BB: 0	P: 16	LOB: 0	BB: 0	LOB: 0	BB: 0	P: 13	LOB: 0	BB: 0	P: 7	LOB: 0	BB: 0	P: 7	LOB: 0	BB: 0	P: 7	LOB: 0	BB: 0	P: 7			

PITCHER	IP	WLS	BF	H	R	ER	SO	BB	IBB	HBP	BLK	WP	HR	S	P	ERA	WHIP
Scott Sanderson, R ERA: 5.14 (1, 1)	8.0	L	29	3	1	1	4	2	0	1	0	0	1	65	108	1.12	0.625

AB	R	H	RBI	BB	SO	LOB
4	0	0	0	0	0	3
3	0	0	0	0	1	2
2	0	0	0	1	0	0
3	0	0	0	0	0	2
3	0	0	0	0	1	2
3	1	1	1	0	1	0
0	0	0	0	0	0	0
2	0	0	0	1	1	0
3	0	1	0	0	0	0
3	0	1	0	0	0	2

WP	PA	ERA	WHIP
0	29		

New York Yankees @ Boston Red Sox
 Fenway Park, Boston, MA
 Mon Jun 15 1992, 7:05 PM EDT
 Att: 33,577 - Cloudy - 63 F

livebaseballscorecards.com

AB	26
R	1
H	3
RBI	1
BB	2
SO	4
LOB	11



Batter	1	2	3	4	5	6	7	8	9	10	AB R H RBI BB SO LOB	TOP													
Andy Stankiewicz, R OBP: 0.384, SLG: 0.418 (1, 6)	F9		K		K		K		1B		5 0 1 1 0 3 6	New York Yankees @ Boston Red Sox Fenway Park, Boston, MA Tue Jun 16 1992, 7:05 PM EDT Att. 34,592 - Sunny - 77 F													
Dion James, L OBP: 0.289, SLG: 0.257 (1, 9)	G6-3		G3		G6-3		G6-3		L3		5 0 1 1 0 0 6														
Roberto Kelly, R OBP: 0.344, SLG: 0.449 (1, 8)	K		F9		F9		G6-3		G6-3		5 0 0 0 0 1 2														
Don Mattingly, L OBP: 0.304, SLG: 0.406 (1, 3)		P5		G4-3		K		F9		2B	5 0 1 0 0 1 0														
Mel Hall, L OBP: 0.271, SLG: 0.434 (1, 7)		K		F9				F7		1B	5 0 2 0 0 1 0														
Matt Nokes, L OBP: 0.289, SLG: 0.367 Jim Leyritz, R OBP: 0.426, SLG: 0.717 (10, PH) (10, 2)		P2		K		F8		F8		IBB	4 0 0 0 0 1 1 0 0 0 0 1 0 0														
Kevin Maas, L OBP: 0.366, SLG: 0.500 Pat Kelly, R OBP: 0.313, SLG: 0.362 Danny Tartabull, R OBP: 0.414, SLG: 0.391 (9, PR) (10, PH)			K		K		1B		1B	2B	4 0 2 0 0 2 0 0 1 0 0 0 0 0 1 0 0 0 0 1 3														
Randy Velarde, R OBP: 0.284, SLG: 0.338 (1, 5)			BB		1B		K		P2	1B	4 2 2 1 1 2 4														
Mike Gallego, R OBP: 0.357, SLG: 0.345 (1, 4)			1B		1B		1B		P2		3 0 2 0 1 0 1														
Inning Stats	R: 0 E: 0 K: 1 S: 8	H: 0 LOB: 0 BB: 0 P: 10	R: 0 E: 0 K: 1 S: 8	H: 0 LOB: 0 BB: 0 P: 10	R: 1 E: 0 K: 2 S: 16	H: 1 LOB: 2 BB: 2 P: 29	R: 0 E: 0 K: 1 S: 7	H: 0 LOB: 0 BB: 0 P: 11	R: 0 E: 0 K: 2 S: 13	H: 2 LOB: 2 BB: 0 P: 20	R: 0 E: 0 K: 1 S: 10		H: 1 LOB: 1 BB: 0 P: 16	R: 0 E: 0 K: 2 S: 12	H: 2 LOB: 2 BB: 0 P: 18	R: 0 E: 0 K: 0 S: 6	H: 0 LOB: 0 BB: 0 P: 12	R: 2 E: 0 K: 0 S: 11	H: 3 LOB: 2 BB: 0 P: 16	R: 0 E: 0 K: 2 S: 14	H: 2 LOB: 3 BB: 1 P: 28	1B: 9 2B: 2 3B: 0 HR: 0	SF: 0 SAC: 0 DP: 0 HBP: 0	WP: 0 PB: 0 SB: 0 CS: 0	PA: 44
PITCHER	IP WLS BF H R ER SO BB IBB HBP BLK WP HR S P ERA WHIP																								
Roger Clemens, R ERA: 1.76 (1, 1)	7.0																								
Greg Harris, R ERA: 1.67 (8, 1)	1.0	3	0	0	0	0	0	0	0	0	0	0	6	12	0.00	0.000									
Jeff Reardon, R ERA: 2.86 (9, 1)	1.0	6	3	2	2	0	0	0	0	0	0	0	11	16	18.00	3.000									
Tom Bolton, L ERA: 3.38 (10, 1)	0.1	3	2	0	0	0	0	0	0	0	0	0	8	14	0.00	6.000									
Danny Darwin, R ERA: 4.5 (10, 1)	0.2	W 3	0	0	0	0	2	0	1	0	0	0	6	14	0.00	0.000									

livebaseballscorecards.com



BOTTOM

New York Yankees @ Boston Red Sox
 Fenway Park, Boston, MA
 Tue Jun 16 1992, 7:05 PM EDT
 Att. 34,592 - Sunny - 77 F

livebaseballscorecards.com

AB	32
R	4
H	8
RBI	4
BB	5
SO	4
LOB	17



WP:	0	PA:	42
PB:	0		
SB:	0		
CS:	0		

AB R H RBI BB SO LOB

3	2	1	0	1	0	1
4	1	1	0	0	0	2
1	0	0	0	0	0	1
2	0	1	1	2	0	0
4	0	0	1	0	1	5
4	1	2	1	1	0	0
4	0	2	1	0	2	2
3	0	0	0	0	0	3
4	0	0	0	0	1	2
3	0	1	0	1	0	1

Batter	1	2	3	4	5	6	7	8	9	10
Jody Reed, R OBP: 0.353, SLG: 0.363 (1, 4)	2-2 1B 1B	3-2 G5-3			1-0 L6			1-0 SH3-4		4-2 BB HBP 1B BB
Herm Winningham, L OBP: 0.240, SLG: 0.264 (1, 7)	0-1 1B SF7	2-0 G4-3			0-0 G1-3			1-1 G3		1-2 L6
Bob Zupcic, R OBP: 0.333, SLG: 0.391 (10, PH)								2-3		
Wade Boggs, L OBP: 0.374, SLG: 0.396 (1, 5)	2-1 1B 1-3 2-H		4-0 G5-4-3 BB			0-0 F9		4-0 FC5-4 IBB		2-2 1B BB 1-2 HBP
Jack Clark, R OBP: 0.339, SLG: 0.304 (1, 10)	3-2 SF7		3-2 G5-4-3			2-1 G4-3		1-1 FC5-4		0-3 K
Phil Plantier, L OBP: 0.321, SLG: 0.379 (1, 9)	1-0 1-3		3-2 G3			1-0 F7			0-1 HR	4-2 1B BB 1-2 2-3
Ellis Burks, R OBP: 0.332, SLG: 0.421 (1, 8)	2-3 K			1-3 K			1-0 G4-6-3 HBP		0-0 SH3-4 1B	2-2 1B 1-2 2-3 3-H
Scott Cooper, L OBP: 0.301, SLG: 0.293 (1, 3)	1-1 F8			2-1 G4-3			2-0 F7		1-2 SH3-4	
Tony Peña, R OBP: 0.257, SLG: 0.276 (1, 2)		0-0 G4-3		2-3 K			1-0 G4-6-3		0-1 P4	
Tim Lincecum, R OBP: 0.276, SLG: 0.278 (1, 6)					0-1 F8			4-1 G3 SH3-4 BB	1-1 P3	

Inning Stats	R: 2	H: 4	E: 0	K: 1	S: 17	R: 0	H: 1	E: 0	K: 0	S: 7	R: 0	H: 0	E: 0	K: 0	S: 8	R: 0	H: 0	E: 0	K: 2	S: 10	R: 0	H: 0	E: 0	K: 0	S: 4	R: 0	H: 0	E: 0	K: 0	S: 4	R: 0	H: 0	E: 0	K: 0	S: 2	R: 0	H: 0	E: 0	K: 0	S: 6	R: 1	H: 2	E: 0	K: 0	S: 8	R: 0	H: 1	E: 0	K: 1	S: 18	1B: 7	2B: 0	3B: 0	HR: 1	SF: 1	SAC: 2	DP: 2	HBP: 2	WP: 0	PA: 42
--------------	------	------	------	------	-------	------	------	------	------	------	------	------	------	------	------	------	------	------	------	-------	------	------	------	------	------	------	------	------	------	------	------	------	------	------	------	------	------	------	------	------	------	------	------	------	------	------	------	------	------	-------	-------	-------	-------	-------	-------	--------	-------	--------	-------	--------

PITCHER	IP	WLS	BF	H	R	ER	SO	BB	IBB	HBP	BLK	WP	HR	S	P	ERA	WHIP
Tim Leary, R ERA: 4.66 (1, 1)	8.0		31	5	2	2	3	2	1	1	0	0	0	58	109	2.25	0.875
Steve Farr, R ERA: 1.33 (9, 1)	1.0		5	2	1	1	0	0	0	0	0	0	1	8	9	9.00	2.000
Greg Cadaret, L ERA: 4.75 (10, 1)	0.1	L	3	0	1	1	0	1	0	1	0	0	0	7	14	27.00	3.000
John Habyan, R ERA: 1.78 (10, 1)	0.1		3	1	0	0	1	1	0	0	0	0	0	11	17	0.00	6.000

Batter	1	2	3	4	5	6	7	8	9	AB R H RBI BB SO LOB	TOP	
Andy Stankiewicz, R (1, 6) OBP: 0.387, SLG: 0.421	0-2 L5		0-0 G5-4-3 1B		1-0 1B			1-0 G3		4 0 2 0 0 0 0	New York Yankees @ Boston Red Sox Fenway Park, Boston, MA Wed Jun 17 1992, 7:05 PM EDT Att. 33,916 - Sunny - 74 F	
Randy Velarde, R (1, 7) OBP: 0.276, SLG: 0.329	1-0 G5-3		0-1 G5-4-3 1-2f		2-3 K			1-0 F9		4 0 0 0 0 1 2		
Roberto Kelly, R (1, 8) OBP: 0.339, SLG: 0.441	1-1 G6-3				3-3 K			1-3 K		4 0 0 0 0 2 1		
Danny Tartabull, R (1, 10) OBP: 0.415, SLG: 0.390		3-2 WP BB G6-3 1B			3-1 F8			4-1 BB		3 1 1 0 1 1 0		
Jim Leyritz, R (1, 2) OBP: 0.421, SLG: 0.688 Don Mattingly, L (9, PH) OBP: 0.303, SLG: 0.405		4-1 G6-3 WP 1-2 BB			3-1 E9			0-0 L7		2 0 0 0 1 0 0 1 0 0 0 0 0 1		
Jesse Barfield, R (1, 9) OBP: 0.210, SLG: 0.221 Mel Hall, L (9, PH) OBP: 0.270, SLG: 0.433		2-3 K 1-2 2-3			0-3 K			0-2 F9		3 0 0 0 0 2 3 1 0 0 0 0 0 1		
Mike Stanley, R (1, 3) OBP: 0.345, SLG: 0.292 Kevin Maas, L (9, PH) OBP: 0.363, SLG: 0.496		1-1 G6-3 2-3 3-H			0-0 HR 1B			0-0 F9		3 1 1 1 0 0 1 1 0 0 0 0 0 1		
Charlie Hayes, R (1, 5) OBP: 0.302, SLG: 0.398		1-0 G6-3			1-0 HR 1-H			3-3 K		3 1 1 2 0 1 1		
Mike Gallego, R (1, 4) OBP: 0.347, SLG: 0.333			1-2 F9		2-0 G6-3			0-0 F8		3 0 0 0 0 0 0		
Inning Stats	R: 0 H: 0 E: 0 LOB: 0 K: 0 BB: 0 S: 6 P: 8	R: 1 H: 1 E: 0 LOB: 1 K: 1 BB: 1 S: 12 P: 23	R: 0 H: 1 E: 0 LOB: 0 K: 0 BB: 0 S: 6 P: 7	R: 0 H: 0 E: 1 LOB: 1 K: 1 BB: 0 S: 9 P: 15	R: 2 H: 3 E: 0 LOB: 1 K: 2 BB: 0 S: 12 P: 20	R: 0 H: 0 E: 0 LOB: 0 K: 1 BB: 0 S: 9 P: 14	R: 0 H: 0 E: 0 LOB: 0 K: 1 BB: 0 S: 9 P: 15	R: 0 H: 0 E: 0 LOB: 0 K: 1 BB: 0 S: 5 P: 8	R: 0 H: 0 E: 0 LOB: 1 K: 0 BB: 1 S: 6 P: 10	1B: 4 SF: 0 2B: 0 SAC: 0 3B: 0 DP: 1 HR: 1 HBP: 0		WP: 1 PA: 34 PB: 0 SB: 0 CS: 0
PITCHER	IP WLS BF H R ER SO BB IBB HBP BLK WP HR S P ERA WHIP											
Frank Viola, L (1, 1) ERA: 3.03	8.0 W 30 5 3 3 7 1 0 0 0 1 1 68 110 3.38 0.750											
Greg Harris, R (9, 1) ERA: 1.65	0.2 3 0 0 0 0 1 0 0 0 0 0 5 9 0.00 1.500											
Tony Fossas, L (9, 1) ERA: 5.87	0.1 S 1 0 0 0 0 0 0 0 0 0 0 0 1 1 0.00 0.000											

livebaseballscores.com

AB	32
R	3
H	5
RBI	3
BB	2
SO	7
LOB	11



Batter	1	2	3	4	5	6	7	8	9
Jody Reed, R OBP: 0.354, SLG: 0.359 (1, 4)	1-2 G6-3		4-1 WP BB	1-0 G6-3		2-1 P4		4-1 BB	
Luis Rivera, R OBP: 0.350, SLG: 0.292 (1, 6)	1-0 HBP		3-3 K	1-2 2-3	3-2 HBP	1-2 F8		2-2 G6-3	
Wade Boggs, L OBP: 0.376, SLG: 0.392 (1, 5)	2-1 F8		4-0 IBB		2-2 F7		4-2 G4-6-3 BB		
Jack Clark, R OBP: 0.337, SLG: 0.298 (1, 10)	0-2 F8		2-3 K		1-3 K		4-2 SAFE G4-6-3 BB		
Bob Zupcic, R OBP: 0.333, SLG: 0.391 (7, PR)									
Mike Greenwell, L OBP: 0.314, SLG: 0.288 (1, 7)		0-3 K		2-0 HR 1B	3-0 F7		0-0 G4-6-3		
Herm Winningham, L OBP: 0.240, SLG: 0.264 (9, 7)							1-2 2-3		
Ellis Burks, R OBP: 0.335, SLG: 0.436 (1, 8)		3-2 F7		3-1 1-H HR		1-2 2B WP 1B	0-3 K		
Phil Plantier, L OBP: 0.319, SLG: 0.382 (1, 9)		3-1 G4-3		0-2 F8		1 SAFE SAFE WP 2B	2-2 G6-3		
Tom Brunansky, R OBP: 0.380, SLG: 0.412 (1, 3)			1-2 WP S 1B	3-2 2B		3-2 SH3 2B	3-2 2B		
Scott Cooper, L OBP: 0.301, SLG: 0.293 (9, 3)									
Tony Peña, R OBP: 0.253, SLG: 0.272 (1, 2)			2-1 L3	0-3 K		0-1 SH3	0-1 F8		


Inning Stats	R: 0	H: 0	E: 0	K: 0	S: 8	LOB: 1	BB: 0	P: 12
	R: 0	H: 0	E: 0	K: 1	S: 10	LOB: 0	BB: 0	P: 16
	R: 0	H: 1	E: 0	K: 2	S: 14	LOB: 3	BB: 2	P: 30
	R: 2	H: 3	E: 0	K: 1	S: 13	LOB: 1	BB: 0	P: 22
	R: 0	H: 0	E: 0	K: 1	S: 9	LOB: 1	BB: 0	P: 18
	R: 2	H: 3	E: 0	K: 0	S: 14	LOB: 1	BB: 0	P: 21
	R: 0	H: 0	E: 0	K: 1	S: 10	LOB: 2	BB: 2	P: 18
	R: 0	H: 1	E: 0	K: 0	S: 15	LOB: 2	BB: 1	P: 26

PITCHER	IP	WLS	BF	H	R	ER	SO	BB	IBB	HBP	BLK	WP	HR	S	P	ERA	WHIP
Scott Kamieniecki, R ERA: 4.07 (1, 1)	6.0	L	29	7	4	4	5	1	1	2	0	2	1	68	119	6.00	1.333
Rich Monteleone, R ERA: 2.01 (7, 1)	1.0		4	0	0	0	1	2	0	0	0	0	0	10	18	0.00	2.000
Tim Burke, R ERA: 4.91 (8, 1)	1.0		5	1	0	0	0	1	0	0	0	0	0	15	26	0.00	2.000

BOTTOM

New York Yankees @ Boston Red Sox
Fenway Park, Boston, MA
 Wed Jun 17 1992, 7:05 PM EDT
 Att: 33,916 - Sunny - 74 F

AB	30
R	4
H	8
RBI	3
BB	5
SO	6
LOB	22



1B: 3	SF: 0	WP: 2	PA: 38
2B: 4	SAC: 1	PB: 0	
3B: 0	DP: 1	SB: 1	
HR: 1	HBP: 2	CS: 0	

PITCHER	IP	WLS	BF	H	R	ER	SO	BB	IBB	HBP	BLK	WP	HR	S	P	ERA	WHIP
---------	----	-----	----	---	---	----	----	----	-----	-----	-----	----	----	---	---	-----	------

Batter	1	2	3	4	5	6	7	8	9	AB R H RBI BB SO LOB	TOP											
Andy Stankiewicz, R OBP: 0.388, SLG: 0.415 (1, 6) C X	0-1 G4-3		1-1 G1-6-3 1-2f		0-1 BB 1B		2-2 1B 2B HBP	0-1 FC1-5 1-2 2-3f		4 1 1 1 0 0 3												
Don Mattingly, L OBP: 0.304, SLG: 0.402 (1, 3) C X	1-1 P2			1-1 G6-3	4-0 FC6-4 BB		1-0 2B SF9 1B	1-0 F8		4 1 1 1 1 0 2												
Roberto Kelly, R OBP: 0.340, SLG: 0.444 (1, 8) B X	1-0 1B			1-2 F9	3-1 FC6-4 1-2f		1-2 FC6 2B	1-1 G1-3		5 0 2 1 0 0 5												
Danny Tartabull, R OBP: 0.415, SLG: 0.382 (1, 9) 1 SAFE B 1 SAFE F 1 SAFE X	1-2 G3			2-0 G4-3		2-3 K	4-0 FC6 BB		4-1 BB HBP G5-2-3 BB	3 0 0 0 2 1 1												
Jim Leyritz, R OBP: 0.435, SLG: 0.680 (1, 10) C X			0-1 L8		4-1 BB 1B BB	2-2 2B FC5-2 1B	2-0 SF9		2-0 BB HBP	2 1 1 1 1 0 0												
Mel Hall, L OBP: 0.273, SLG: 0.436 (1, 7) B B F X		2-1 G4-3			0-1 1B BB 1B	3-1 2B	1-0 FC6 1-2f 2-3		2-3 K	5 1 2 0 0 1 4												
Charlie Hayes, R OBP: 0.300, SLG: 0.396 (1, 5) Randy Velarde, R OBP: 0.276, SLG: 0.322 (2, 5) B B C B S X			3-3 K		3-1 F9	0-2 FC5-2	1-0 F8		4-2 BB	1 0 0 0 0 1 0 3 0 0 0 1 0 6												
Mike Stanley, R OBP: 0.333, SLG: 0.269 (1, 2) B F X			1-1 G4-3		2-1 F8	1-3 K		4-2 FC1-5 1B BB	1-2 G5-2-3 3-Hf	4 0 0 0 1 1 7												
Mike Gallego, R OBP: 0.371, SLG: 0.389 (1, 4) X			0-0 G1-6-3 1B		4-2 BB 1B BB		2-2 HR	3-2 FC1-5 1B		3 1 3 1 1 0 0												
Inning Stats	R: 0 E: 0 K: 0 S: 9	H: 1 LOB: 1 BB: 0 P: 12	R: 0 E: 0 K: 1 S: 7	H: 0 LOB: 0 BB: 0 P: 12	R: 0 E: 0 K: 0 S: 5	H: 1 LOB: 0 BB: 0 P: 7	R: 0 E: 0 K: 0 S: 6	H: 0 LOB: 0 BB: 0 P: 10	R: 2 E: 0 K: 0 S: 15	H: 2 LOB: 3 BB: 3 P: 35	R: 0 E: 0 K: 2 S: 17	H: 2 LOB: 2 BB: 0 P: 25	R: 3 E: 0 K: 0 S: 15	H: 3 LOB: 2 BB: 1 P: 29	R: 0 E: 0 K: 0 S: 11	H: 1 LOB: 2 BB: 1 P: 20	R: 0 E: 0 K: 1 S: 9	H: 0 LOB: 2 BB: 2 P: 22	1B: 7 2B: 2 3B: 0 HR: 1	SF: 1 SAC: 0 DP: 2 HBP: 2	WP: 0 PB: 0 SB: 0 CS: 0	PA: 44
PITCHER	IP WLS BF H R ER SO BB IBB HBP BLK WP HR S P ERA WHIP																					
Joe Hesketh, L ERA: 3.07 (1, 1)	5.0		4 2 2 1 3 0 0 0 0 0 0 0 0 42 76 3.60 1.400																			
Danny Darwin, R ERA: 5.08 (6, 1)	1.0	L	8 4 3 3 2 0 0 1 0 0 0 1 26 39 27.00 4.000																			
Greg Harris, R ERA: 1.6 (7, 1)	1.1		8 2 0 0 0 2 0 0 0 0 0 0 14 30 0.00 3.000																			
Tom Bolton, L ERA: 3.1 (8, 1)	1.2		7 0 0 0 1 2 0 1 0 0 0 0 12 27 0.00 1.200																			

New York Yankees @ Boston Red Sox
Fenway Park, Boston, MA
 Thu Jun 18 1992, 7:05 PM EDT
 Att. 34,076 - Sunny - 76 F

livebaseballscorecards.com

AB	34
R	5
H	10
RBI	5
BB	7
SO	4
LOB	28



Batter	1	2	3	4	5	6	7	8	9	AB R H RBI BB SO LOB	TOP											
Andy Stankiewicz, R (1, 6) OBP: 0.388, SLG: 0.425	2-0 P3		3-2 E 3B	0-2 F7		4-1 1B BB		2-1 L8		4 1 1 0 1 0 1												
Mel Hall, L (1, 7) OBP: 0.268, SLG: 0.427	2-2 P2		0-0 FC 1B	2-1 L7		0-2 P4		1-2 P4		5 1 0 0 0 0 4												
Roberto Kelly, R (1, 8) OBP: 0.337, SLG: 0.444	0-0 E 2B		0-0 E5 1B HR	3-2 G5-3		1-3 K		3-3 K		5 2 1 1 0 2 4												
Don Mattingly, L (1, 3) OBP: 0.306, SLG: 0.402	2-1 E8 2-H		0-0 HR 1B			2-3 K		0-0 FC6-4 1B		5 1 2 2 0 1 0												
Danny Tartabull, R (1, 9) OBP: 0.415, SLG: 0.398	1-0 G1-3		2-2 HR 1-H 2-H			4-1 2B BB		2-1 FC6-4 1-2f		4 1 1 3 1 1 3												
Kevin Maas, L (1, 10) OBP: 0.358, SLG: 0.493			0-1 P5			2-1 2B		0-0 P2		5 0 1 0 0 1 0												
Matt Nokes, L (1, 2) OBP: 0.294, SLG: 0.370			1-3 K 1B 1B			0-3 K		1-1 F8-4-3 1B		4 0 2 0 0 2 2												
Charlie Hayes, R (1, 5) OBP: 0.300, SLG: 0.394			2-3 K 1B			2-0 G4-3		0-0 F8-4-3 1-2		4 0 1 0 0 1 3												
Mike Gallego, R (1, 4) OBP: 0.376, SLG: 0.394			P6			0-1 BB 1B		0-1 1B		4 1 2 0 0 0 2												
			F7																			
Inning Stats	R: 1 H: 1 E: 1 K: 0 S: 8	H: 1 LOB: 1 BB: 0 P: 15	R: 0 H: 0 E: 0 K: 2 S: 11	H: 0 LOB: 0 BB: 0 P: 17	R: 5 H: 5 E: 1 K: 0 S: 16	H: 5 LOB: 2 BB: 0 P: 24	R: 0 H: 0 E: 0 K: 0 S: 8	H: 0 LOB: 0 BB: 0 P: 13	R: 0 H: 1 E: 0 K: 2 S: 11	H: 1 LOB: 2 BB: 1 P: 21	R: 1 H: 2 E: 0 K: 1 S: 12	H: 2 LOB: 2 BB: 1 P: 19	R: 0 H: 1 E: 0 K: 0 S: 4	H: 1 LOB: 0 BB: 0 P: 5	R: 0 H: 1 E: 0 K: 1 S: 10	H: 1 LOB: 1 BB: 0 P: 16	R: 0 H: 0 E: 0 K: 2 S: 8	H: 0 LOB: 0 BB: 0 P: 13	1B: 7 SF: 0 2B: 3 SAC: 0 3B: 1 DP: 1 HR: 1 HBP: 0	WP: 0 PA: 42 PB: 0 SB: 0 CS: 0		
PITCHER	IP WLS BF H R ER SO BB IBB HBP BLK WP HR S P ERA WHIP																					
Bob Milacki, R (1, 1) ERA: 5.17	4.1		7 6 4 3 1 0 0 0 0 0 0 1 50 84 8.31 1.846																			
Alan Mills, R (5, 1) ERA: 1.32	3.0	W	13 4 1 1 2 1 0 0 0 0 0 0 24 36 3.00 1.667																			
Mike Flanagan, L (8, 1) ERA: 8.83	0.1		1 0 0 0 0 0 0 0 0 0 0 0 3 4 0.00 0.000																			
Gregg Olson, R (8, 1) ERA: 1.16	1.1	S	4 0 0 0 3 0 0 0 0 0 0 0 11 19 0.00 0.000																			

New York Yankees @ Baltimore Orioles
Oriole Park at Camden Yards, Baltimore, MD

AB 40
R 7
H 11
RBI 6
BB 2
SO 8
LOB 19



Fri Jun 19 1992, 7:05 PM EDT
 Att. 45,579 - Overcast - 81 F

livebaseballscorecards.com

Batter	1	2	3	4	5	6	7	8	9	AB	R	H	RBI	BB	SO	LOB
Brady Anderson, L (1, 7) OBP: 0.370, SLG: 0.504	1-2 L6	4-2 HR BB	1-0 1B		2-0 HR 1B		0-1 B1-3			4	1	2	1	1	0	0
Mike Devereaux, R (1, 8) OBP: 0.343, SLG: 0.508	3-1 1B	1-1 HR	2-3 K		1-1 F9		2-0 1B			5	1	3	4	0	1	3
Cal Ripken Jr., R (1, 6) OBP: 0.359, SLG: 0.428	0-1 1B	0-1 1B			1-2 G6-3		0-1 F9			5	1	3	1	0	0	1
Glenn Davis, R (1, 10) OBP: 0.281, SLG: 0.404 Mark McLemore, S (8, PR) OBP: 0.328, SLG: 0.275	1-0 L7	3-2 G5-3			2-2 L6		0-0 G6-3		2-2 E6 F9 1B	5	0	1	0	0	0	3
Randy Milligan, R (1, 3) OBP: 0.402, SLG: 0.452 Joe Orsulak, L (9, 9) OBP: 0.310, SLG: 0.331	3-2 G4-3		3-2 G6-3		4-2 BB 1B BB		2-0 HR		0-2 F9	4	2	1	1	1	0	3
Leo Gomez, R (1, 5) OBP: 0.375, SLG: 0.427		4-0 G6-4-3 HR BB	3-2 F8 1B		4-2 1B BB		1-1 F8		0-1 FC8-2-5	3	3	1	0	2	0	2
Chris Hoiles, R (1, 2) OBP: 0.405, SLG: 0.547		4-2 SAFE G6-4-3 BB	1-1 1B		4-2 1B BB		2-0 F8			2	1	1	0	2	0	0
David Segui, S (1, 9) OBP: 0.318, SLG: 0.325 (9, 3)		0-1 G6-4-3	0-0 F8		3-2 1B		2-1 P5			4	0	1	2	0	0	4
Billy Ripken, R (1, 4) OBP: 0.239, SLG: 0.300		3-2 HR HBP	2-1 1B		1-0 G5-3		0-0 F9			3	1	1	1	0	0	2

Inning Stats	R: 0	H: 2	E: 0	LOB: 2	K: 0	BB: 0	S: 13	R: 4	H: 2	E: 0	LOB: 1	K: 0	BB: 3	S: 15	R: 2	H: 4	E: 0	LOB: 2	K: 1	BB: 0	S: 15	R: 1	H: 2	E: 0	LOB: 0	K: 0	BB: 0	S: 6	R: 0	H: 1	E: 1	LOB: 1	K: 0	BB: 0	S: 8
--------------	------	------	------	--------	------	-------	-------	------	------	------	--------	------	-------	-------	------	------	------	--------	------	-------	-------	------	------	------	--------	------	-------	------	------	------	------	--------	------	-------	------

PITCHER	IP	WLS	BF	H	R	ER	SO	BB	IBB	HBP	BLK	WP	HR	S	P	ERA	WHIP
Jeff Johnson, L (1, 1) ERA: 6.4	2.2		19	8	6	6	0	3	0	0	0	0	1	40	77	20.25	4.125
Shawn Hillegas, R (3, 1) ERA: 5.48	4.1	L	20	5	4	4	1	3	0	0	0	0	2	42	76	8.31	1.846
Tim Burke, R (8, 1) ERA: 4.66	1.0		3	1	0	0	0	0	0	0	0	0	0	8	10	0.00	1.000


BOTTOM

New York Yankees @ Baltimore Orioles
Oriole Park at Camden Yards, Baltimore, MD

livebaseballscorecards.com

AB	35
R	10
H	14
RBI	10
BB	6
SO	1
LOB	18

WP: 0 PA: 42
PB: 0
SB: 0
CS: 0



Fri Jun 19 1992, 7:05 PM EDT
Att: 45,579 - Overcast - 81 F

New York Yankees @ Baltimore Orioles

Oriole Park at Camden Yards, Baltimore, MD

Sat Jun 20 1992, 7:05 PM EDT
Att. 45,719 - Sunny - 76 F

livebaseballscorecards.com

AB	39
R	9
H	15
RBI	9
BB	6
SO	3
LOB	21



Batter	1	2	3	4	5	6	7	8	9	AB R H RBI BB SO LOB	TOP	
Andy Stankiewicz, R (1, 6) <small>OBP: 0.386, SLG: 0.420</small>	4-1 		2-3 	0-0 		0-0 	2-1 		1-2 	4 2 1 1 1 1 0		
Mel Hall, L (1, 7) <small>OBP: 0.280, SLG: 0.452</small>	3-1 		1-0 	2-0 		2-2 		0-0 	4-1 	4 2 4 3 1 0 0		
Roberto Kelly, R (1, 8) <small>OBP: 0.337, SLG: 0.445</small>	2-3 		1-2 	0-0 		0-1 		1-2 	0-0 	6 1 2 1 0 1 6		
Don Mattingly, L (1, 3) <small>OBP: 0.308, SLG: 0.404</small>	0-0 		1-2 		0-2 	1-0 		2-0 		4 1 2 2 0 0 1		
Danny Tartabull, R (1, 9) <small>OBP: 0.414, SLG: 0.394</small>	2-3 		2-1 		4-2 	1-1 		3-2 		4 0 1 0 1 1 4		
Kevin Maas, L (1, 10) <small>OBP: 0.359, SLG: 0.489</small>		2-1 		1-0 	3-2 	1-0 		1-1 		5 0 2 2 0 0 1		
Matt Nokes, L (1, 2) <small>OBP: 0.296, SLG: 0.373</small>		2-2 		4-2 	2-0 	2-2 		0-0 		4 1 1 0 1 0 4		
Charlie Hayes, R (1, 5) <small>OBP: 0.302, SLG: 0.391</small>		3-2 		4-0 	3-2 		0-2 	2-1 		4 1 1 0 1 0 4		
Mike Gallego, R (1, 4) <small>OBP: 0.377, SLG: 0.388</small>		0-1 		4-2 		0-1 	3-2 		1-0 	4 1 1 0 1 0 1		
Inning Stats	R: 1 H: 1 E: 0 LOB: 1 K: 2 BB: 1 S: 10 P: 21	R: 0 H: 1 E: 0 LOB: 1 K: 0 BB: 0 S: 11 P: 18	R: 1 H: 2 E: 0 LOB: 1 K: 1 BB: 0 S: 13 P: 20	R: 2 H: 1 E: 0 LOB: 2 K: 0 BB: 3 S: 10 P: 25	R: 0 H: 1 E: 0 LOB: 2 K: 0 BB: 1 S: 15 P: 27	R: 3 H: 5 E: 1 LOB: 2 K: 0 BB: 0 S: 16 P: 23	R: 0 H: 0 E: 0 LOB: 0 K: 0 BB: 0 S: 10 P: 15	R: 2 H: 4 E: 0 LOB: 2 K: 0 BB: 0 S: 15 P: 24	R: 0 H: 0 E: 0 LOB: 1 K: 0 BB: 1 S: 7 P: 13	1B: 11 SF: 3 2B: 3 SAC: 0 3B: 0 DP: 0 HR: 1 HBP: 0	WP: 0 PA: 48 PB: 0 SB: 0 CS: 0	
PITCHER Rick Sutcliffe, R (1, 1) <small>ERA: 4.46</small> Todd Frohwrth, R (6, 1) <small>ERA: 2.35</small>	IP WLS BF H R ER SO BB IBB HBP BLK WP HR S P ERA WHIP 5.2 L 31 9 7 7 3 5 0 0 0 0 0 0 68 123 11.12 2.471											PITCHER IP WLS BF H R ER SO BB IBB HBP BLK WP HR S P ERA WHIP 3.1 17 6 2 2 0 1 0 0 0 0 0 1 39 63 5.40 2.100

Batter	1	2	3	4	5	6	7	8	9	AB R H RBI BB SO LOB
Brady Anderson, L (1, 7) OBP: 0.368, SLG: 0.502	0-2 1B 2B	1-1 FC3-6		1-2 FC3-6			1-2 P6		1-0 G3	5 1 1 0 0 0 2
Mike Devereaux, R (1, 8) OBP: 0.340, SLG: 0.502	3-1 FC5-4 1B	1-3 K			1-0 F9			1-2 G6-3	2-3 K	5 1 1 1 0 0 2 1
Cal Ripken Jr., R (1, 6) OBP: 0.360, SLG: 0.427	1-0 P4		0-1 E5		1-0 G4-6-3 1B			2-2 PB 2B	2-3 K	5 1 2 0 0 1 1
Sam Horn, L (1, 10) OBP: 0.355, SLG: 0.472	4-0 FC5-4 1B		1-3 K		0-1 G4-6-3			1-0 1B FC3-6 2B		3 1 1 1 1 1 2
Randy Milligan, R (1, 3) OBP: 0.398, SLG: 0.448	0-1 FC5-4 1B		2-2 P3			3-3 K		0-0 FC3-6 1B		4 0 1 0 0 1 3
Joe Orsulak, L (1, 9) OBP: 0.309, SLG: 0.328	2-2 1B		3-2 G6-3			1-2 G5-3		0-0 FC3-6 1B		4 1 1 2 0 0 2
Chris Hoiles, R (1, 2) OBP: 0.403, SLG: 0.539	0-3 K			4-1 G6-4-3 BB		3-3 K		1-1 E5 1B		3 0 0 0 1 2 3
Tim Hulett, R (1, 5) OBP: 0.360, SLG: 0.406		2-2 G5-3		1-2 G6-4-3			3-3 K	1-0 1B		4 0 1 1 0 1 1
Billy Ripken, R (1, 4) OBP: 0.248, SLG: 0.308								1-2 2-H 1B		
Chito Martinez, L (8, PH) OBP: 0.352, SLG: 0.397		0-0					1-1 F8		0-0 F8	3 0 2 0 0 0 0
Mark McLemore, S (9, 4) OBP: 0.328, SLG: 0.275										1 0 0 0 0 0 2
										0 0 0 0 0 0 0

Inning Stats	R: 2	H: 3	E: 0	K: 1	S: 14	H: 3	LOB: 2	BB: 1	P: 24	R: 0	H: 1	E: 0	K: 1	S: 11	H: 0	LOB: 1	BB: 0	P: 15	R: 0	H: 0	E: 1	K: 1	S: 11	H: 1	LOB: 0	BB: 0	P: 6	R: 0	H: 0	E: 0	K: 2	S: 9	H: 0	LOB: 0	BB: 0	P: 16	R: 0	H: 0	E: 0	K: 1	S: 8	H: 0	LOB: 0	BB: 0	P: 13	R: 3	H: 4	E: 1	K: 0	S: 14	H: 4	LOB: 2	BB: 0	P: 20	R: 0	H: 0	E: 0	K: 2	S: 8	H: 0	LOB: 0	BB: 0	P: 13	R: 0	H: 0	E: 0	K: 2	S: 8	H: 0	LOB: 0	BB: 0	P: 13	1B: 8	SF: 0	2B: 2	SAC: 0	3B: 0	DP: 2	HR: 0	HBP: 0	WP: 0	PA: 39
--------------	------	------	------	------	-------	------	--------	-------	-------	------	------	------	------	-------	------	--------	-------	-------	------	------	------	------	-------	------	--------	-------	------	------	------	------	------	------	------	--------	-------	-------	------	------	------	------	------	------	--------	-------	-------	------	------	------	------	-------	------	--------	-------	-------	------	------	------	------	------	------	--------	-------	-------	------	------	------	------	------	------	--------	-------	-------	-------	-------	-------	--------	-------	-------	-------	--------	-------	--------


PITCHER	IP	WLS	BF	H	R	ER	SO	BB	IBB	HBP	BLK	WP	HR	S	P	ERA	WHIP
Scott Sanderson, R (1, 1) ERA: 5.05	5.0	W	22	6	2	2	3	2	0	0	0	0	0	48	76	3.60	1.600
Rich Monteleone, R (6, 1) ERA: 2.28	3.0		14	4	3	2	3	0	0	0	0	0	0	31	49	6.00	1.333
John Habyan, R (9, 1) ERA: 1.73	1.0		3	0	0	0	2	0	0	0	0	0	0	8	13	0.00	0.000

BOTTOM


New York Yankees @ Baltimore Orioles
Oriole Park at Camden Yards, Baltimore, MD

livebaseballscorecards.com

AB 37
R 5
H 10
RBI 5
BB 2
SO 8
LOB 17



Sat Jun 20 1992, 7:05 PM EDT
Att: 45,719 - Sunny - 76 F

Batter	1	2	3	4	5	6	7	8	9	AB R H RBI BB SO LOB	TOP											
Andy Stankiewicz, R (1, 6) OBP: 0.387, SLG: 0.423	1-1 HR 2B		1-3 K			3-2 P7		4-0 HR BB	2-3 K	4 2 1 0 1 2 1												
Mel Hall, L (1, 7) OBP: 0.287, SLG: 0.477	1-0 HR		4-2 FC5-4 BB			3-2 G4-3		2-0 HR		3 2 2 4 1 0 0												
Roberto Kelly, R (1, 8) OBP: 0.332, SLG: 0.438	3-3 K		0-0 FC5-4			1-1 P6		1-0 F8		4 0 0 0 0 1 1												
Don Mattingly, L (1, 3) OBP: 0.307, SLG: 0.413	3-2 F8					1-1 P8		2-0 HR	1-1 P6	4 1 1 1 0 0 0												
Danny Tartabull, R (1, 9) OBP: 0.407, SLG: 0.385	3-3 K					1-3 K		2-1 G5-3	1-3 K	4 0 0 0 0 3 0												
Kevin Maas, L (1, 10) OBP: 0.356, SLG: 0.490		2-0 G1-3				3-2 F7		0-1 G1-3	1-2 HR 2B	4 1 1 0 0 0 0												
Matt Nokes, L (1, 2) OBP: 0.296, SLG: 0.367		1-0 F8				1-3 K		2-2 L3	4-0 HR IBB	3 1 0 0 1 1 0	AB 33 R 8 H 6 RBI 8 BB 4 SO 8 LOB 2											
Charlie Hayes, R (1, 5) OBP: 0.301, SLG: 0.402		0-0 P3				0-0 F7		0-2 P4	0-0 HR	4 1 1 3 0 0 0												
Mike Gallego, R (1, 4) OBP: 0.373, SLG: 0.376			2-1 F7			0-0 F9		2-3 K	4-1 BB	3 0 0 0 1 1 0												
Inning Stats	R: 2 E: 0 K: 2 S: 17	H: 2 LOB: 0 BB: 0 P: 28	R: 0 E: 0 K: 0 S: 3	H: 0 LOB: 0 BB: 0 P: 6	R: 0 E: 0 K: 1 S: 8	H: 0 LOB: 1 BB: 1 P: 15	R: 0 E: 0 K: 1 S: 8	H: 0 LOB: 0 BB: 0 P: 13	R: 0 E: 0 K: 1 S: 5	H: 0 LOB: 0 BB: 0 P: 6	R: 0 E: 0 K: 0 S: 9	H: 0 LOB: 0 BB: 0 P: 16	R: 1 E: 0 K: 0 S: 8	H: 1 LOB: 0 BB: 0 P: 14	R: 2 E: 0 K: 1 S: 8	H: 1 LOB: 0 BB: 1 P: 17	R: 3 E: 0 K: 2 S: 13	H: 2 LOB: 1 BB: 2 P: 26	1B: 0 2B: 2 3B: 0 HR: 4	SF: 0 SAC: 0 DP: 0 HBP: 0	WP: 0 PB: 0 SB: 0 CS: 0	PA: 37
PITCHER	IP WLS BF H R ER SO BB IBB HBP BLK WP HR S P ERA WHIP																					
Ben McDonald, R (1, 1) ERA: 4.56	8.2 L 36 6 8 8 7 3 1 0 0 0 4 76 136 8.31 1.038																					
Storm Davis, R (9, 1) ERA: 3.83	0.1 1 0 0 0 1 0 0 0 0 0 0 3 5 0.00 0.000																					

New York Yankees @ Baltimore Orioles
Oriole Park at Camden Yards, Baltimore, MD
 Sun Jun 21 1992, 7:05 PM EDT
 Att. 41,864 - Sunny - 65 F

livebaseballscorecards.com

Batter	1	2	3	4	5	6	7	8	9	AB R H RBI BB SO LOB
Brady Anderson, L (1, 7) OBP: 0.366, SLG: 0.509	0-0 G6-3		1-2 HR		1-3 K		3-1 F7			4 1 1 1 0 1 1
Mike Devereaux, R (1, 8) OBP: 0.336, SLG: 0.494	0-1 L1		1-1 P6		2-2 G5-3		1-1 P5			4 0 0 0 0 0 1
Cal Ripken Jr., R (1, 6) OBP: 0.365, SLG: 0.432	0-0 1B		2-0 L7			1-1 1B		0-1 1B		4 1 3 0 0 0 0
Sam Horn, L (1, 10) OBP: 0.360, SLG: 0.468	3-1 1B		4-2 BB			1-3 K		3-2 G3-6-3		3 0 1 0 1 1 2
Randy Milligan, R (1, 3) OBP: 0.396, SLG: 0.440	2-2 F9		1-1 G6-3			4-1 1B		2-2 F9		3 0 0 0 1 0 3
Joe Orsulak, L (1, 9) OBP: 0.307, SLG: 0.326		1-2 P6		0-3 K		1-0 1B		2-2 G4-3		4 0 1 1 0 1 0
Chris Hoiles, R (1, 2) OBP: 0.405, SLG: 0.539		1-1 HBP		0-1 F8		0-2 G6-3		2-3 K		0 0 0 0 0 0 0
Jeff Tackett, R (4, PH) OBP: 0.345, SLG: 0.615		HBP		F8						3 0 0 0 0 1 1
Tim Hulett, R (1, 5) OBP: 0.367, SLG: 0.403		1-0 HBP		1-2 F8			1-1 SH1-4			3 0 1 0 0 0 0
Billy Ripken, R (1, 4) OBP: 0.245, SLG: 0.304		3-2 L4-3		1-1 G6-3			0-0 SH1-4			2 0 0 0 0 0 2

Inning Stats	R: 0	H: 2	E: 0	K: 0	S: 9	LOB: 2	BB: 0	P: 14	R: 0	H: 0	E: 0	K: 0	S: 8	LOB: 1	BB: 0	P: 14	R: 1	H: 1	E: 0	K: 0	S: 10	LOB: 0	BB: 0	P: 9	R: 0	H: 0	E: 0	K: 1	S: 8	LOB: 0	BB: 0	P: 13	R: 1	H: 2	E: 0	K: 1	S: 10	LOB: 1	BB: 1	P: 17	R: 0	H: 1	E: 0	K: 0	S: 7	LOB: 1	BB: 0	P: 12	R: 0	H: 1	E: 0	K: 0	S: 8	LOB: 0	BB: 0	P: 13	R: 0	H: 0	E: 0	K: 1	S: 7	LOB: 0	BB: 0	P: 12	1B: 6	SF: 0	2B: 1	SAC: 1	3B: 0	DP: 2	HR: 1	HBP: 2	WP: 0	PA: 35
--------------	------	------	------	------	------	--------	-------	-------	------	------	------	------	------	--------	-------	-------	------	------	------	------	-------	--------	-------	------	------	------	------	------	------	--------	-------	-------	------	------	------	------	-------	--------	-------	-------	------	------	------	------	------	--------	-------	-------	------	------	------	------	------	--------	-------	-------	------	------	------	------	------	--------	-------	-------	-------	-------	-------	--------	-------	-------	-------	--------	-------	--------

PITCHER	IP	WLS	BF	H	R	ER	SO	BB	IBB	HBP	BLK	WP	HR	S	P	ERA	WHIP
Tim Leary, R (1, 1) ERA: 4.52	6.1		27	6	2	2	3	2	0	2	0	0	1	57	90	2.84	1.263
Greg Cadaret, L (7, 1) ERA: 4.73	0.1		1	0	0	0	0	0	0	0	0	0	0	2	5	0.00	0.000
John Habyan, R (7, 1) ERA: 1.67	1.1		4	1	0	0	0	0	0	0	0	0	0	10	16	0.00	0.750
Steve Farr, R (9, 1) ERA: 1.21	1.0		3	0	0	0	1	0	0	0	0	0	0	7	12	0.00	0.000

BOTTOM

New York Yankees @ Baltimore Orioles
 Oriole Park at Camden Yards, Baltimore, MD

livebaseballscores.com

AB	30
R	2
H	7
RBI	2
BB	2
SO	4
LOB	10



Sun Jun 21 1992, 7:05 PM EDT
 Att: 41,864 - Sunny - 65 F

Batter	1	2	3	4	5	6	7	8	9	AB R H RBI BB SO LOB	TOP												
Andy Stankiewicz, R (1, 6) OBP: 0.383, SLG: 0.414	3-2 L5			4-1 1B BB		0-0 L7		0-2 L4		3 0 0 0 1 0 0													
Mel Hall, L (1, 7) OBP: 0.290, SLG: 0.477	1-1 F7			1-0 1B		1-2 F9			2-1 HR 1B	4 1 2 0 0 0 0													
Roberto Kelly, R (1, 8) OBP: 0.331, SLG: 0.447	2-2 F8			2-2 F9-6-3-4 1B		1-2 L8			2-0 HR 1-H	4 1 1 2 0 0 2													
Don Mattingly, L (1, 3) OBP: 0.306, SLG: 0.410			1-0 1B	0-1 P3		3-3 K			1-0 F7	4 0 1 0 0 1 1													
Danny Tartabull, R (1, 9) OBP: 0.404, SLG: 0.382			1-3 K		0-3 K		2-2 1B		3-3 K	4 0 1 0 0 3 0													
Kevin Maas, L (1, 10) OBP: 0.348, SLG: 0.476			1-3 K		0-0 P6		2-3 K		0-2 G1-3	4 0 0 0 0 2 1													
Matt Nokes, L (1, 2) OBP: 0.291, SLG: 0.361			1-2 G3		0-1 F8				1-2 P4	3 0 0 0 0 0 0													
Charlie Hayes, R (1, 5) OBP: 0.301, SLG: 0.414			1-3 K		2-3 K				0-0 HR	3 1 1 1 0 2 0													
Mike Gallego, R (1, 4) OBP: 0.372, SLG: 0.404			1-0 G6-3		3-2 HR				1-0 G5-3	3 1 1 1 0 0 0													
Inning Stats	R: 0 E: 0 K: 0 S: 12	H: 0 LOB: 0 BB: 0 P: 18	R: 0 E: 0 K: 2 S: 7	H: 1 LOB: 0 BB: 0 P: 10	R: 0 E: 0 K: 1 S: 9	H: 0 LOB: 0 BB: 0 P: 12	R: 0 E: 0 K: 0 S: 7	H: 1 LOB: 1 BB: 1 P: 14	R: 0 E: 0 K: 1 S: 6	H: 0 LOB: 0 BB: 0 P: 6	R: 1 E: 0 K: 1 S: 10	H: 1 LOB: 0 BB: 0 P: 16	R: 0 E: 0 K: 2 S: 15	H: 1 LOB: 1 BB: 0 P: 23	R: 1 E: 0 K: 0 S: 8	H: 1 LOB: 0 BB: 0 P: 10	R: 2 E: 0 K: 1 S: 11	H: 2 LOB: 0 BB: 0 P: 19	1B: 4 2B: 1 3B: 0 HR: 3	SF: 0 SAC: 0 DP: 1 HBP: 0	WP: 0 PB: 0 SB: 0 CS: 0	PA: 33	
PITCHER	IP WLS BF H R ER SO BB IBB HBP BLK WP HR S P ERA WHIP																						
35 Mike Mussina, R (1, 1) ERA: 2.45	8.0		28	5	2	2	7	1	0	0	0	0	0	2	74	109	2.25	0.750					
Mike Flanagan, L (9, 1) ERA: 9.35	0.0		1	1	1	1	0	0	0	0	0	0	0	2	4		∞	∞					
Gregg Olson, R (9, 1) ERA: 1.41	1.0	W	4	1	1	1	1	0	0	0	0	0	1	9	15	9.00	1.000						

New York Yankees @ Baltimore Orioles
Oriole Park at Camden Yards, Baltimore, MD

Mon Jun 22 1992, 7:05 PM EDT
 Att. 45,156 - Sunny - 75 F

livebaseballscorecards.com

AB	32
R	4
H	7
RBI	4
BB	1
SO	8
LOB	4



Batter	1	2	3	4	5	6	7	8	9	AB R H RBI BB SO LOB	TOP									
Andy Stankiewicz, R OBP: 0.380, SLG: 0.409 (1, 6) B C F B X	3-2 F9 ①		3-1 F9 ③			2-1 B1-3 ①		0-0 HBP 1B 1B		4 1 1 0 0 0 0										
Mel Hall, L OBP: 0.289, SLG: 0.474 (1, 7) C C X	0-2 1B			2-1 G6-3 ①		0-0 P5 ②		0-0 F8 ②		4 0 1 0 0 0 1										
Roberto Kelly, R OBP: 0.330, SLG: 0.442 (1, 8) B B S 1 SAFE F S	3-3 K ②			1-3 K ②		3-2 F8 ③		1-2 HBP 1B 1-2		3 0 0 0 0 2 1										
Don Mattingly, L OBP: 0.305, SLG: 0.408 (1, 3) C B F X	1-2 F9 ③			1-1 F7 ③			2-2 L7 ①	0-1 1-2 2-H 1B		4 0 1 1 0 0 1										
Kevin Maas, L OBP: 0.345, SLG: 0.470 (1, 10) B C T B B		2-3 K ①			2-0 F8 ①		1-2 BB 1B	0-3 K ③		4 0 1 0 0 2 2										
Dion James, L OBP: 0.287, SLG: 0.247 (1, 9) C B B X		2-1 G4-3 ②			0-0 G4-3 ②		4-2 1-2 BB	0-0 G6-3 ①		3 0 0 0 1 0 0										
Charlie Hayes, R OBP: 0.300, SLG: 0.411 (1, 5) C C T B X		1-2 G3 ③			3-2 1B 1B		2-3 K ②	0-0 G6-3 ②		4 0 1 0 0 1 2										
Mike Stanley, R OBP: 0.338, SLG: 0.278 (1, 2) Matt Nokes, L OBP: 0.288, SLG: 0.357 (7, PH) (7, 2) S F B F T F T S			3-3 K ①		0-0 FC4 1B		1-3 K ③	1-2 G3-1 ③		2 0 1 0 0 1 0 2 0 0 0 0 1 2										
Mike Gallego, R OBP: 0.363, SLG: 0.393 (1, 4) B F X			1-1 P8 ②		0-0 FC4 ③			0-0 F9 ①		3 0 0 0 0 0 2										
Inning Stats	R: 0 E: 0 K: 1 S: 12	H: 1 LOB: 1 BB: 0 P: 19	R: 0 E: 0 K: 1 S: 8	H: 0 LOB: 0 BB: 0 P: 13	R: 0 E: 0 K: 1 S: 9	H: 0 LOB: 0 BB: 0 P: 16	R: 0 E: 0 K: 1 S: 7	H: 0 LOB: 0 BB: 0 P: 11	R: 0 E: 0 K: 0 S: 8	H: 2 LOB: 2 BB: 0 P: 13	R: 0 E: 0 K: 2 S: 16	H: 1 LOB: 2 BB: 1 P: 26	R: 1 E: 0 K: 1 S: 10	H: 2 LOB: 2 BB: 0 P: 11	R: 0 E: 0 K: 0 S: 5	H: 0 LOB: 0 BB: 0 P: 6	1B: 6 2B: 0 3B: 0 HR: 0	SF: 0 SAC: 0 DP: 0 HBP: 1	WP: 0 PB: 0 SB: 0 CS: 0	PA: 35
PITCHER	IP WLS BF H R ER SO BB IBB HBP BLK WP HR S P ERA WHIP																			
Hipolito Pichardo, R ERA: 3.61 (1, 1)	6.1 W 24 4 0 0 4 1 0 0 0 0 0 0 58 98 0.00 0.789																			
Rusty Meacham, R ERA: 0.6 (7, 1)	1.1 6 1 1 1 2 0 0 1 0 0 0 0 13 17 6.75 0.750																			
Jeff Montgomery, R ERA: 1.78 (8, 1)	1.1 S 5 1 0 0 1 0 0 0 0 0 0 0 10 11 0.00 0.750																			

New York Yankees @ Kansas City Royals
 Royals Stadium, Kansas City, MO
 Tue Jun 23 1992, 8:05 PM EDT
 Att. 23,157 - Sunny - 86 F

AB	33
R	1
H	6
RBI	1
BB	1
SO	7
LOB	11



livebaseballscorecards.com

Batter	1	2	3	4	5	6	7	8	9	AB R H RBI BB SO LOB
Keith Miller, R (1, 4) OBP: 0.372, SLG: 0.430	1-2 G6-3		2-0 1B 2B		3-2 G6-3			0-0 1B PB 2B	0-3 K	5 2 2 0 0 1 1
Gregg Jefferies, S (1, 5) OBP: 0.303, SLG: 0.379	1-0 G6-3		1-0 G4-6-3 1B 2-H			1-1 P4		4-0 PB 1B G6-3 BB		3 1 1 1 1 0 0
Wally Joyner, L (1, 3) OBP: 0.335, SLG: 0.439	1-3 K		0-0 G4-6-3 1-2f			0-0 G6-3		0-1 G6-3 PB 1B 1-2 2-3		4 0 1 0 0 1 1
Kevin McReynolds, R (1, 7) OBP: 0.364, SLG: 0.429		1-2 G5-3		1-0 1B		2-1 1B		0-0 P2		4 0 2 0 0 0 3
George Brett, L (1, 10) OBP: 0.313, SLG: 0.361		1-2 P5		3-2 F8 1 SAFE		0-0 P6		1-0 G6-3 1-3 2-H 3-H		4 0 0 1 0 0 3
Mike Macfarlane, R (1, 2) OBP: 0.291, SLG: 0.357		0-1 1B 1B		2-0 L6		1-0 L5		1-1 G5-3		4 0 1 0 0 0 2
Gary Thurman, R (1, 9) OBP: 0.270, SLG: 0.333		0-0 1B		0-0 G3		1-1 G3			2-2 1B	3 0 1 0 0 0 1
Brent Mayne, L (9, PH) OBP: 0.304, SLG: 0.344		1-2 1B								1 0 1 0 0 0 0
Curtis Wilkerson, S (9, PR) OBP: 0.254, SLG: 0.279										0 0 0 0 0 0 0
Brian McRae, S (1, 8) OBP: 0.286, SLG: 0.323		0-2 G3				2-2 P3		4-2 BB	2-3 K	3 0 0 0 1 1 3
Rico Rossy, R (1, 6) OBP: 0.298, SLG: 0.288			1-1 F7			0-1 P4			0-0 F7	3 0 0 0 0 0 1
Jim Eisenreich, L (9, PH) OBP: 0.323, SLG: 0.349										1 0 0 0 0 0 1

Inning Stats	R: 0	H: 0	E: 0	K: 1	S: 7	R: 0	H: 2	E: 0	K: 0	S: 14	R: 1	H: 2	E: 0	K: 0	S: 5	R: 0	H: 1	E: 0	K: 0	S: 6	R: 0	H: 0	E: 0	K: 0	S: 9	R: 0	H: 1	E: 0	K: 0	S: 6	R: 0	H: 0	E: 0	K: 0	S: 9	R: 2	H: 2	E: 0	K: 0	S: 7	R: 0	H: 1	E: 0	K: 2	S: 13	1B: 7	2B: 2	3B: 0	HR: 0	SF: 0	SAC: 0	DP: 1	HBP: 0	WP: 0	PB: 1	SB: 0	CS: 0	PA: 37
--------------	------	------	------	------	------	------	------	------	------	-------	------	------	------	------	------	------	------	------	------	------	------	------	------	------	------	------	------	------	------	------	------	------	------	------	------	------	------	------	------	------	------	------	------	------	-------	-------	-------	-------	-------	-------	--------	-------	--------	-------	-------	-------	-------	--------

PITCHER	IP	WLS	BF	H	R	ER	SO	BB	IBB	HBP	BLK	WP	HR	S	P	ERA	WHIP
Jeff Johnson, L (1, 1) ERA: 5.72	7.0	W	30	8	3	2	1	2	0	0	0	0	0	59	93	2.57	1.429
John Habyan, R (8, 1) ERA: 1.63	1.0		3	0	0	0	0	0	0	0	0	0	0	4	6	0.00	0.000
Steve Farr, R (9, 1) ERA: 1.16	1.0	S	4	1	0	0	2	0	0	0	0	0	0	13	17	0.00	1.000

BOTTOM

New York Yankees @ Kansas City Royals
Royals Stadium, Kansas City, MO

Wed Jun 24 1992, 8:05 PM EDT
Att: 23,277 - Cloudy - 74 F

livebaseballscorecards.com

AB	35
R	3
H	9
RBI	2
BB	2
SO	3
LOB	16



New York Yankees @ Kansas City Royals
 Royals Stadium, Kansas City, MO

Thu Jun 25 1992, 4:33 AM EDT
 Att. 28,200 - Cloudy - 81 F

livebaseballscorecards.com

AB	41
R	4
H	13
RBI	4
BB	1
SO	6
LOB	21



WP:	0	PA:	42
PB:	0		
SB:	1		
CS:	0		

AB	R	H	RBI	BB	SO	LOB
5	2	3	0	0	0	0
5	0	1	0	0	1	4
4	0	2	1	1	0	1
5	1	2	0	0	0	3
5	1	2	3	0	2	5
0	0	0	0	0	0	0
5	0	1	0	0	1	4
0	0	0	0	0	0	0
4	0	0	0	0	0	1
4	0	2	0	0	1	0
4	0	0	0	0	1	3

R	H	ER	SO	BB	IBB	HBP	BLK	WP	HR	S	P	ERA	WHIP
0	2	0	6	1	0	0	0	0	1	75	122	5.14	1.571
0	0	0	0	0	0	0	0	0	0	18	29	0.00	1.500

R	H	ER	SO	BB	IBB	HBP	BLK	WP	HR	S	P	ERA	WHIP
0	2	0	6	1	0	0	0	0	1	75	122	5.14	1.571
0	0	0	0	0	0	0	0	0	0	18	29	0.00	1.500

R	H	ER	SO	BB	IBB	HBP	BLK	WP	HR	S	P	ERA	WHIP
0	2	0	6	1	0	0	0	0	1	75	122	5.14	1.571
0	0	0	0	0	0	0	0	0	0	18	29	0.00	1.500

R	H	ER	SO	BB	IBB	HBP	BLK	WP	HR	S	P	ERA	WHIP
0	2	0	6	1	0	0	0	0	1	75	122	5.14	1.571
0	0	0	0	0	0	0	0	0	0	18	29	0.00	1.500

R	H	ER	SO	BB	IBB	HBP	BLK	WP	HR	S	P	ERA	WHIP
0	2	0	6	1	0	0	0	0	1	75	122	5.14	1.571
0	0	0	0	0	0	0	0	0	0	18	29	0.00	1.500

R	H	ER	SO	BB	IBB	HBP	BLK	WP	HR	S	P	ERA	WHIP
0	2	0	6	1	0	0	0	0	1	75	122	5.14	1.571
0	0	0	0	0	0	0	0	0	0	18	29	0.00	1.500

R	H	ER	SO	BB	IBB	HBP	BLK	WP	HR	S	P	ERA	WHIP
0	2	0	6	1	0	0	0	0	1	75	122	5.14	1.571
0	0	0	0	0	0	0	0	0	0	18	29	0.00	1.500

R	H	ER	SO	BB	IBB	HBP	BLK	WP	HR	S	P	ERA	WHIP
0	2	0	6	1	0	0	0	0	1	75	122	5.14	1.571
0	0	0	0	0	0	0	0	0	0	18	29	0.00	1.500

R	H	ER	SO	BB	IBB	HBP	BLK	WP	HR	S	P	ERA	WHIP
0	2	0	6	1	0	0	0	0	1	75	122	5.14	1.571
0	0	0	0	0	0	0	0	0	0	18	29	0.00	1.500

Batter	1	2	3	4	5	6	7	8	9	AB	R	H	RBI	BB	SO	LOB
Andy Stankiewicz, R OBP: 0.398, SLG: 0.434	F9		1B		G6-3		HR	1B		5	2	3	0	0	0	0
Dion James, L OBP: 0.299, SLG: 0.301	K		G6-3		E		F7	F7		5	0	1	0	0	1	4
Don Mattingly, L OBP: 0.312, SLG: 0.407	1B		1B		E		L5			4	0	2	1	1	0	1
Mel Hall, L OBP: 0.286, SLG: 0.466	1B		G3		E5		HR	1B		5	1	2	0	0	0	3
Kevin Maas, L OBP: 0.348, SLG: 0.500	G4-3				K		HR			5	1	2	3	0	2	5
Steve Farr, R					K					0	0	0	0	0	0	0
Jim Leyritz, R OBP: 0.431, SLG: 0.644		P5			1B		F9			5	0	1	0	0	1	4
Randy Velarde, R OBP: 0.276, SLG: 0.322					1B					0	0	0	0	0	0	0
Matt Nokes, L OBP: 0.281, SLG: 0.345		P6			F8		P5			4	0	0	0	0	0	1
Charlie Hayes, R OBP: 0.305, SLG: 0.416		K					G6-3			4	0	2	0	0	1	0
Pat Kelly, R OBP: 0.304, SLG: 0.350			K		F9		F9			4	0	0	0	0	1	3

Inning Stats	R	H	ER	SO	BB	IBB	HBP	BLK	WP	HR	S	P	ERA	WHIP
	0	2	0	6	1	0	0	0	0	1	75	122	5.14	1.571
	0	0	0	0	0	0	0	0	0	0	18	29	0.00	1.500

PITCHER	IP	WLS	BF	H	R	ER	SO	BB	IBB	HBP	BLK	WP	HR	S	P	ERA	WHIP
Mark Gubicza, R ERA: 3.65	7.0	L	33	10	4	4	6	1	0	0	0	0	1	75	122	5.14	1.571
Neal Heaton, L ERA: 4.14	2.0		9	3	0	0	0	0	0	0	0	0	0	18	29	0.00	1.500

Batter	1	2	3	4	5	6	7	8	9	AB	R	H	RBI	BB	SO	LOB
Keith Miller, R OBP: 0.368, SLG: 0.422 (1, 4)	1-1 G4-3		4-2 BB	3-2 G6-3			1-3 K		1-3 K	4	0	0	0	1	2	1
Gregg Jefferies, S OBP: 0.303, SLG: 0.381 (1, 5)	3-2 2B		1-2 P4		1-0 G4-3			1-2 G5-3		4	0	1	0	0	0	1
Wally Joyner, L OBP: 0.333, SLG: 0.433 (1, 10)	3-1 F9		4-0 BB		0-0 G4-3			1-1 G4-3		3	0	0	0	1	0	1
Kevin McReynolds, R OBP: 0.362, SLG: 0.423 (1, 7)	0-3 K		2-2 L7		1-3 K			4-1 1B BB		3	0	0	0	1	2	3
George Brett, L OBP: 0.320, SLG: 0.372 (1, 3)		1-0 G3 2B		0-0 1B 1B		1-1 G4-3		3-2 1B FC5		4	1	3	0	0	0	0
Jim Eisenreich, L OBP: 0.322, SLG: 0.346 (1, 9)		0-0 P4		1-2 F7		0-1 1B CS		0-0 FC5		4	0	1	0	0	0	4
Brent Mayne, L OBP: 0.306, SLG: 0.333 (1, 2)		0-1 G3		4-1 1B G3 BB		3-2 F7			2-2 G4-3 SF9 2B	2	1	0	0	1	0	2
Mike Macfarlane, R OBP: 0.295, SLG: 0.366 (9, PH)		2-3		1-2 BB		1-2				1	1	1	0	0	0	0
Brian McRae, S OBP: 0.286, SLG: 0.322 (1, 8)		2-0 P6		0-0 G3 1B		0-0		0-0 B3		4	0	1	1	0	0	2
Curtis Wilkerson, S OBP: 0.248, SLG: 0.272 (1, 6)			0-1 F7		0-1 G3			0-1 F9		3	0	0	1	0	0	1
Bob Melvin, R OBP: 0.333, SLG: 0.375 (9, PH)				2-3 3-H					0-0 SF9	0	0	0	1	0	0	0

Inning Stats	R: 0	H: 1	E: 0	K: 1	S: 11	R: 0	H: 1	E: 0	K: 0	S: 5	R: 0	H: 0	E: 0	K: 10	S: 10	R: 2	H: 2	E: 0	K: 0	S: 13	R: 0	H: 0	E: 0	K: 1	S: 5	R: 0	H: 1	E: 0	K: 0	S: 8	R: 0	H: 0	E: 0	K: 1	S: 6	R: 0	H: 1	E: 0	K: 10	S: 10	R: 1	H: 1	E: 0	K: 1	S: 10	1B: 4	2B: 3	3B: 0	HR: 0	SF: 1	SAC: 0	DP: 0	HBP: 0	WP: 0	PB: 0	SB: 1	CS: 1	PA: 37
--------------	------	------	------	------	-------	------	------	------	------	------	------	------	------	-------	-------	------	------	------	------	-------	------	------	------	------	------	------	------	------	------	------	------	------	------	------	------	------	------	------	-------	-------	------	------	------	------	-------	-------	-------	-------	-------	-------	--------	-------	--------	-------	-------	-------	-------	--------

PITCHER	IP	WLS	BF	H	R	ER	SO	BB	IBB	HBP	BLK	WP	HR	S	P	ERA	WHIP
Scott Sanderson, R ERA: 4.92 (1, 1)	6.0		25	5	2	2	2	3	0	0	0	0	0	52	86	3.00	1.333
Rich Monteleone, R ERA: 2.2 (7, 1)	1.2		6	0	0	0	1	1	0	0	0	0	0	12	19	0.00	0.600
Greg Cadaret, L ERA: 4.7 (8, 1)	0.1		2	1	0	0	0	0	0	0	0	0	0	4	7	0.00	3.000
Steve Farr, R ERA: 1.48 (9, 1)	1.0	S	4	1	1	1	1	0	0	0	0	0	0	10	15	9.00	1.000

BOTTOM

New York Yankees @ Kansas City Royals
Royals Stadium, Kansas City, MO

Thu Jun 25 1992, 4:33 AM EDT
Att: 28,200 - Cloudy - 81 F

livebaseballscorecards.com

AB	32
R	3
H	7
RBI	3
BB	4
SO	4
LOB	15



Chicago White Sox @ New York Yankees
 Yankee Stadium, Bronx, NY

Fri Jun 26 1992, 7:05 PM EDT
 Att. 26,603 - Cloudy - 72 F

AB	30
R	2
H	5
RBI	2
BB	9
SO	5
LOB	21



WP	1	PA	41
PB	0		
SB	2		
CS	0		

AB	R	H	RBI	BB	SO	LOB
4	0	0	0	1	1	2
3	2	1	1	2	0	3
1	0	0	0	3	0	2
5	0	1	1	0	0	4
3	0	0	0	0	2	2
1	0	0	0	1	0	1
2	0	0	0	1	0	0
4	0	0	0	0	1	4
4	0	2	0	0	0	0
3	0	1	0	1	1	3

Batter	1	2	3	4	5	6	7	8	9															
Tim Raines, S OBP: 0.353, SLG: 0.355 (1, 7)	1-2 G3	0-2 F9		4-1 BB			2-3 K		1-2 G4-3															
Robin Ventura, L OBP: 0.403, SLG: 0.440 (1, 5)	4-1 BB 2B BB	4-1 BB		3-2 P3			0-1 L7		2-1 HR															
Frank Thomas, R OBP: 0.430, SLG: 0.514 (1, 3)	4-2 BB 2B BB	3-2 F7		4-2 BB G6-4-3			4-1 BB		2-2 HBP															
George Bell, R OBP: 0.283, SLG: 0.373 (1, 10)	2-1 BB 2B		0-0 F7		0-0 G6-4-3		0-2 G5-3		2-1 F7															
Warren Newson, L OBP: 0.386, SLG: 0.324 (1, 9)	2-3 K		2-3 K		0-0 G4-3			4-2 WP SH2-4 FC3-2 BB	2-1 F8															
Shawn Abner, R OBP: 0.340, SLG: 0.347 (8, PH)																								
Steve Sax, R OBP: 0.292, SLG: 0.284 (1, 4)	4-1 BB		0-0 F9			3-1 G6-3		0-0 SH2-4																
Lance Johnson, L OBP: 0.300, SLG: 0.339 (1, 8)	1-1 G4-3			1-0 G5-3		0-3 K		1-2 FC3-2 1B																
Craig Grebeck, R OBP: 0.317, SLG: 0.347 (1, 6)		0-2 BB 1B		2-1 F9		3-2 F7		2-2 1B																
Ron Karkovics, R OBP: 0.302, SLG: 0.327 (1, 2)		0-1 F8		0-0 S 1B			4-1 S BB	3-3 K																
Inning Stats	R: 1 E: 0 K: 1 S: 16	H: 1 LOB: 3 BB: 3 P: 34	R: 0 E: 0 K: 0 S: 13	H: 1 LOB: 2 BB: 1 P: 20	R: 0 E: 0 K: 1 S: 5	H: 0 LOB: 0 BB: 0 P: 7	R: 0 E: 0 K: 0 S: 9	H: 1 LOB: 2 BB: 1 P: 19	R: 0 E: 0 K: 0 S: 4	H: 0 LOB: 0 BB: 1 P: 8	R: 0 E: 0 K: 1 S: 9	H: 0 LOB: 0 BB: 0 P: 15	R: 0 E: 0 K: 1 S: 10	H: 0 LOB: 2 BB: 2 P: 20	R: 0 E: 0 K: 1 S: 15	H: 1 LOB: 2 BB: 1 P: 24	R: 1 E: 0 K: 0 S: 11	H: 1 LOB: 1 BB: 0 P: 20	1B: 3 2B: 1 3B: 0 HR: 1	SF: 0 SAC: 1 DP: 1 HBP: 1	WP: 1 PB: 0 SB: 2 CS: 0	PA: 41		
PITCHER	IP	WLS	BF	H	R	ER	SO	BB	IBB	HBP	BLK	WP	HR	S	P	ERA	WHIP							
Tim Leary, R ERA: 4.26 (1, 1)	7.0		31	3	1	1	4	8	0	0	0	0	0	66	123	1.29	1.571							
Greg Cadaret, L ERA: 4.66 (8, 1)	0.2		3	0	0	0	0	1	0	0	0	1	0	8	13	0.00	1.500							
John Habyan, R ERA: 1.8 (8, 1)	1.1	L	7	2	1	1	1	0	0	1	0	0	1	18	31	6.75	1.500							

livebaseballscorecards.com

Batter	1	2	3	4	5	6	7	8	9	AB R H RBI BB SO LOB
Andy Stankiewicz, R OBP: 0.389, SLG: 0.423 (1, 6)	1-1 G3-1		0-0 E6			2-3 K		3-3 K		4 0 0 0 0 2 0
Mel Hall, L OBP: 0.282, SLG: 0.459 (1, 7)	1-2 G5-3		1-2 G4-3			1-0 P5			1-2 G4-3	4 0 0 0 0 0 1
Roberto Kelly, R OBP: 0.329, SLG: 0.439 (1, 8)	3-2 1B				3-2 G4-3	1-3 K			0-0 G6-3	4 0 1 0 0 1 0
Don Mattingly, L OBP: 0.311, SLG: 0.408 (1, 3)	0-2 F7				2-1 G4-3 2B		0-0 G1-3		0-0 G3	4 0 1 0 0 0 1
Danny Tartabull, R OBP: 0.398, SLG: 0.375 (1, 9)					0-0 G4-3		1-2 G5-3			3 0 0 0 0 0 1
Kevin Maas, L OBP: 0.348, SLG: 0.515 (1, 10)					2-3 G5-3		2-2 HR			3 1 1 1 0 0 1
Matt Nokes, L OBP: 0.277, SLG: 0.340 (1, 2)					1-1 G6-3		0-0 G3			3 0 0 0 0 0 0
Charlie Hayes, R OBP: 0.302, SLG: 0.411 (1, 5)					0-0 G1-3		0-1 G5-3			3 0 0 0 0 1 0
Mike Gallego, R OBP: 0.348, SLG: 0.368 (1, 4)					2-2 F8		1-3 K			3 0 0 0 0 2 0

Inning Stats	R: 0	H: 1	E: 0	K: 0	S: 11	LOB: 1	BB: 0	P: 16	R: 0	H: 0	E: 0	K: 0	S: 12	LOB: 0	BB: 0	P: 16	R: 0	H: 0	E: 1	K: 0	S: 9	LOB: 1	BB: 0	P: 12	R: 0	H: 1	E: 0	K: 0	S: 9	LOB: 1	BB: 0	P: 15	R: 0	H: 0	E: 0	K: 1	S: 8	LOB: 0	BB: 0	P: 11	R: 1	H: 1	E: 0	K: 0	S: 9	LOB: 0	BB: 0	P: 12	R: 0	H: 0	E: 0	K: 3	S: 11	LOB: 0	BB: 0	P: 16	R: 0	H: 0	E: 0	K: 0	S: 9	LOB: 0	BB: 0	P: 10	1B: 1	SF: 0	2B: 1	SAC: 0	3B: 0	DP: 0	HR: 1	HBP: 0	WP: 0	PA: 31
--------------	------	------	------	------	-------	--------	-------	-------	------	------	------	------	-------	--------	-------	-------	------	------	------	------	------	--------	-------	-------	------	------	------	------	------	--------	-------	-------	------	------	------	------	------	--------	-------	-------	------	------	------	------	------	--------	-------	-------	------	------	------	------	-------	--------	-------	-------	------	------	------	------	------	--------	-------	-------	-------	-------	-------	--------	-------	-------	-------	--------	-------	--------

PITCHER	IP	WLS	BF	H	R	ER	SO	BB	IBB	HBP	BLK	WP	HR	S	P	ERA	WHIP
Kirk McCaskill, R ERA: 3.64 (1, 1)	8.0	W	28	3	1	1	6	0	0	0	0	0	1	76	109	1.12	0.375
Scott Radinsky, L ERA: 2.6 (9, 1)	1.0	S	3	0	0	0	0	0	0	0	0	0	0	9	10	0.00	0.000

BOTTOM

Chicago White Sox @ New York Yankees
 Yankee Stadium, Bronx, NY
 Fri Jun 26 1992, 7:05 PM EDT
 Att. 26,603 - Cloudy - 72 F

livebaseballscorecards.com

AB	31
R	1
H	3
RBI	1
BB	0
SO	6
LOB	4



Batter	1	2	3	4	5	6	7	8	9	AB	R	H	RBI	BB	SO	LOB
Andy Stankiewicz, R (1, 6) OBP: 0.395, SLG: 0.452	1-2 CS 1B		0-2 G4-3		2-2 F7		1-0 HR	1-0 1-H 2-H 2B		5	1	3	3	0	0	1
Mel Hall, L (1, 7) OBP: 0.281, SLG: 0.458	0-1 P5		2-2 F8		3-2 F8		3-2 G4-3 2B	0-0 F8		5	0	1	0	0	0	3
Roberto Kelly, R (1, 8) OBP: 0.330, SLG: 0.436	3-3 K			0-1 2B HR 1B	4-0 BB		0-1 G4-3		0-0 G6-3	4	1	1	0	1	1	2
Don Mattingly, L (1, 3) OBP: 0.315, SLG: 0.413		1-0 P2		1-1 1 SAFE HR 2B	0-0 F9		4-1 BB		0-2 BB 1B 1B	4	2	2	0	1	0	1
Danny Tartabull, R (1, 9) OBP: 0.403, SLG: 0.391		4-2 G6-3 BB		3-1 HR		2-1 G5-3	1-2 L6		4-2 1B BB	3	1	1	3	2	0	2
Jim Leyritz, R (1, 10) OBP: 0.413, SLG: 0.613		3-2 G6-3		0-0 P3		1-3 K		4-2 G3 2B BB	2-3 K	3	0	0	0	0	1	1
Kevin Maas, L (8, PH) OBP: 0.350, SLG: 0.512		1-2 L5		0-0 F7		1-1 F8		0-1 P4	1-1 K	5	0	1	1	0	0	2
Charlie Hayes, R (1, 5) OBP: 0.300, SLG: 0.407			3-3 K	4-2 BB			2-2 HR	0-0 G3		3	1	1	1	1	1	1
Mike Stanley, R (1, 2) OBP: 0.348, SLG: 0.333					4-2 BB			1-2 1B								
Pat Kelly, R (1, 4) OBP: 0.309, SLG: 0.344			4-2 G4-3 S BB	3-2 L3			1-1 F9	1-0 2B HBP		2	1	0	0	1	0	1

Inning Stats	R: 0	H: 1	E: 0	K: 1	S: 9	LOB: 0	BB: 0	P: 13	R: 0	H: 0	E: 0	K: 0	S: 13	LOB: 1	BB: 1	P: 22	R: 0	H: 0	E: 0	K: 1	S: 14	LOB: 1	BB: 1	P: 23	R: 3	H: 3	E: 0	K: 0	S: 14	LOB: 1	BB: 1	P: 25	R: 0	H: 0	E: 0	K: 1	S: 10	LOB: 1	BB: 1	P: 19	R: 0	H: 0	E: 0	K: 1	S: 7	LOB: 0	BB: 0	P: 11	R: 2	H: 3	E: 0	K: 0	S: 16	LOB: 2	BB: 1	P: 28	R: 2	H: 1	E: 0	K: 1	S: 7	LOB: 1	BB: 1	P: 13	R: 1	H: 2	E: 0	K: 1	S: 11	LOB: 2	BB: 1	P: 18	1B: 4	2B: 3	3B: 0	HR: 3	SF: 0	SAC: 0	DP: 0	HBP: 1	WP: 0	PB: 0	SB: 1	CS: 1	PA: 43
--------------	------	------	------	------	------	--------	-------	-------	------	------	------	------	-------	--------	-------	-------	------	------	------	------	-------	--------	-------	-------	------	------	------	------	-------	--------	-------	-------	------	------	------	------	-------	--------	-------	-------	------	------	------	------	------	--------	-------	-------	------	------	------	------	-------	--------	-------	-------	------	------	------	------	------	--------	-------	-------	------	------	------	------	-------	--------	-------	-------	-------	-------	-------	-------	-------	--------	-------	--------	-------	-------	-------	-------	--------

PITCHER	IP	WLS	BF	H	R	ER	SO	BB	IBB	HBP	BLK	WP	HR	S	P	ERA	WHIP
Wilson Alvarez, L (1, 1) ERA: 4.5	4.0		18	4	3	3	2	3	0	0	0	0	1	50	83	6.75	1.750
Donn Pall, R (5, 1) ERA: 4.36	2.1		10	2	2	2	1	1	0	0	0	0	2	24	41	7.71	1.286
Roberto Hernandez, R (7, 1) ERA: 2.7	1.1		9	2	2	2	0	2	0	1	0	0	0	15	29	13.50	3.000
Scott Radinsky, L (8, 1) ERA: 2.83	1.0	L	5	1	1	1	1	1	0	0	0	0	0	10	16	9.00	2.000
Bobby Thigpen, R (9, 1) ERA: 3.38	0.0		1	1	0	0	0	0	0	0	0	0	0	2	3	∞	∞


BOTTOM

Chicago White Sox @ New York Yankees
 Yankee Stadium, Bronx, NY

Sat Jun 27 1992, 3:33 AM EDT
 Att. 42,225 - Sunny - 81 F

livebaseballscorecards.com

AB	35
R	8
H	10
RBI	8
BB	7
SO	4
LOB	16



Batter	1	2	3	4	5	6	7	8	9	AB R H RBI BB SO LOB	TOP											
Tim Raines, S OBP: 0.350, SLG: 0.349 (1, 7)	3-1 F8	3-2 G6-3			4-2 BB 2B BB		1-3 K		1 SAFE 0-1 WP BB 1B	4 1 1 0 1 1 2												
Robin Ventura, L OBP: 0.403, SLG: 0.458 (1, 5)	2-0 HR		0-3 K		4-1 BB 2B BB		1-3 K		0-0 F8	4 2 1 1 1 2 2												
Frank Thomas, R OBP: 0.439, SLG: 0.516 (1, 3)	2-1 1B		1-0 G5-3		4-2 2B BB		1-1 G5-3		4-1 WP BB	3 0 1 1 2 0 0												
George Bell, R OBP: 0.287, SLG: 0.386 (1, 10)	2-3 K		0-3 K		0-0 2B		2-1 F7		4-0 FC5 IBB	4 0 1 2 1 2 1												
Warren Newson, L OBP: 0.380, SLG: 0.316 (1, 9)	0-0 F8		1-3 K		1-3 K		0-0 G3		1-0 FC5	4 0 0 0 0 2 3												
Shawn Abner, R OBP: 0.333, SLG: 0.340 (9, PH)									1-2f	1 0 0 0 0 0 3												
Steve Sax, R OBP: 0.290, SLG: 0.280 (1, 4)					0-1 G6-3		2-0 P3		1-1 G6-3	3 0 0 0 1 0 2												
Lance Johnson, L OBP: 0.301, SLG: 0.339 (1, 8)					1-3 K		0-0 S CS 1B		0-1 SH1-4 1B 1B	4 1 2 0 0 1 1												
Craig Grebeck, R OBP: 0.325, SLG: 0.368 (1, 6)					2-2 BB SH3-4 1B		1 SAFE 1-3 K		1 SAFE 1-0 SH1-4	2 1 1 0 0 1 1												
Ron Karkovics, R OBP: 0.303, SLG: 0.327 (1, 2)					0-0 SH3-4		2-3 K		0-2 BB 1B WP 1B	3 1 1 1 0 2 3												
Inning Stats	R: 1 E: 0 K: 1 S: 10	H: 2 LOB: 1 BB: 0 P: 19	R: 0 E: 1 K: 1 S: 14	H: 0 LOB: 2 BB: 1 P: 26	R: 0 E: 0 K: 2 S: 7	H: 0 LOB: 0 BB: 0 P: 8	R: 0 E: 0 K: 2 S: 9	H: 0 LOB: 0 BB: 0 P: 11	R: 3 E: 0 K: 1 S: 14	H: 2 LOB: 2 BB: 3 P: 31	R: 0 E: 0 K: 2 S: 8	H: 1 LOB: 0 BB: 0 P: 10	R: 0 E: 0 K: 2 S: 8	H: 0 LOB: 0 BB: 0 P: 11	R: 0 E: 0 K: 0 S: 5	H: 0 LOB: 0 BB: 0 P: 8	R: 2 E: 0 K: 0 S: 11	H: 3 LOB: 3 BB: 2 P: 21	1B: 6 2B: 1 3B: 0 HR: 1	SF: 0 SAC: 3 DP: 0 HBP: 0	WP: 1 PB: 0 SB: 2 CS: 1	PA: 41
PITCHER	IP WLS BF H R ER SO BB IBB HBP BLK WP HR S P ERA WHIP																					
Melido Perez, R ERA: 2.96 (1, 1)	8.0 L 33 5 4 4 11 4 0 0 0 0 1 75 124 4.50 1.125																					
Rich Monteleone, R ERA: 2.58 (9, 1)	0.1 4 3 2 2 0 0 0 0 0 0 0 8 9 54.00 9.000																					
Greg Cadaret, L ERA: 4.61 (9, 1)	0.2 4 0 0 0 0 1 1 0 0 1 0 3 12 0.00 1.500																					

Chicago White Sox @ New York Yankees
Yankee Stadium, Bronx, NY
 Sun Jun 28 1992, 7:05 PM EDT
 Att. 26,251 - Cloudy - 71 F

livebaseballscorecards.com

AB	32
R	6
H	8
RBI	5
BB	6
SO	11
LOB	18



Batter	1	2	3	4	5	6	7	8	9	AB R H RBI BB SO LOB	TOP									
Keith Miller, R OBP: 0.372, SLG: 0.425 (1, 4) C B X	1-1 G6-3 2B 1B	1-1 SAFE G6-3 1-2 1B			0-0 F8 1B 1B	2-2 G5-3			2-1 E 1B 2B	5 3 3 0 0 0 2										
Gregg Jefferies, S OBP: 0.310, SLG: 0.396 (1, 5) X	0-0 G6-3 1-2	1-0 G6-3			0-1 F8 1-2		0-1 G3-6-3 1B	2-2 FC3-6 2-H 1B	5 0 2 1 0 0 2											
Wally Joyner, L OBP: 0.337, SLG: 0.434 (1, 3) B B B C X	3-2 S 2-H 1B 2B		0-3 K		2-2 F8 2-3		1-0 G3-6-3 1-2f	0-1 FC3-6 1-2f	5 1 1 1 0 1 3											
Kevin McReynolds, R OBP: 0.354, SLG: 0.411 (1, 7) C C F B F F X	2-2 2B 2B 1B		2-0 G6-3		1-0 1B		0-2 G5-3	0-0 4-1 1-2	4 1 2 2 0 0 0											
George Brett, L OBP: 0.319, SLG: 0.383 (1, 10) B 1 SAFE X	1-0 2B 2B		0-1 G4-3		1-2 F8		2-2 G4-3 G6-3 1B		4 1 2 0 0 0 1											
Mike Macfarlane, R OBP: 0.300, SLG: 0.394 (1, 2) B X	1-0 2B			3-2 P3		2-1 SH1-3 1B 2B		1-1 G6-3 1-2	4 1 2 2 0 0 1											
Brian McRae, S OBP: 0.285, SLG: 0.316 (1, 8) F C S	0-3 K		0-0 G6-3		1-0 SH1-3 2-3		2-2 G4-3 2-3		3 0 0 0 0 1 2											
Gary Thurman, R OBP: 0.279, SLG: 0.340 (1, 9) B F B X	2-1 L8		0-0 1B		1-0 G4-3 S 1B		1-0 F8		4 0 2 1 0 0 2											
Rico Rossy, R OBP: 0.305, SLG: 0.288 (1, 6) F B B B		4-1 CS BB		1-1 L6		1-1 G4-3		3-2 F7	3 0 0 0 1 0 2											
Inning Stats	R: 4 E: 0 K: 1 S: 19	H: 5 LOB: 1 BB: 0 P: 29	R: 0 E: 0 K: 0 S: 4	H: 0 LOB: 0 BB: 1 P: 10	R: 0 E: 0 K: 1 S: 7	H: 1 LOB: 1 BB: 0 P: 11	R: 1 E: 0 K: 0 S: 10	H: 2 LOB: 1 BB: 0 P: 14	R: 1 E: 0 K: 0 S: 9	H: 2 LOB: 1 BB: 0 P: 16	R: 0 E: 0 K: 0 S: 7	H: 1 LOB: 0 BB: 0 P: 8	R: 0 E: 0 K: 0 S: 9	H: 1 LOB: 1 BB: 0 P: 15	R: 1 E: 1 K: 0 S: 11	H: 2 LOB: 1 BB: 0 P: 18	1B: 9 2B: 5 3B: 0 HR: 0	SF: 0 SAC: 1 DP: 1 HBP: 0	WP: 0 PB: 0 SB: 2 CS: 1	PA: 39
PITCHER	IP WLS BF H R ER SO BB IBB HBP BLK WP HR S P ERA WHIP																			
Jeff Johnson, L ERA: 6.25 (1, 1)	5.1 L 26 10 6 6 2 1 0 0 0 0 0 0 51 81 10.12 2.062																			
Tim Burke, R ERA: 4.07 (6, 1)	2.2 9 2 0 0 0 0 0 0 0 0 0 0 21 31 0.00 0.750																			
Steve Farr, R ERA: 1.78 (9, 1)	1.0 5 2 1 1 0 0 0 0 0 0 0 0 11 18 9.00 2.000																			

Kansas City Royals @ New York Yankees
Yankee Stadium, Bronx, NY
 Mon Jun 29 1992, 7:05 PM EDT
 Att. 16,860 - Cloudy - 73 F

AB	37
R	7
H	14
RBI	7
BB	1
SO	2
LOB	15



Batter	1	2	3	4	5	6	7	8	9	AB	R	H	RBI	BB	SO	LOB
Andy Stankiewicz, R (1, 6) OBP: 0.394, SLG: 0.439	4-2 1B SF7 BB		1-0 F8			4-1 G4-3 1B BB	1-2 G3			2	2	0	0	2	0	0
Mel Hall, L (1, 7) OBP: 0.277, SLG: 0.449	2-1 SAFE 1-3 1B		0-1 F9			1-2 G4-3 1-2		0-0 F9		4	0	1	0	0	0	1
Roberto Kelly, R (1, 8) OBP: 0.324, SLG: 0.429	1-1 SF7			0-0 P4		0-1 F7		1-3 K		3	0	0	1	0	1	1
Don Mattingly, L (1, 3) OBP: 0.314, SLG: 0.412	3-H 1-2 G4-3			0-0 G4-3		0-0 BB 1B		1-1 F7		4	0	1	1	0	0	0
Danny Tartabull, R (1, 9) OBP: 0.410, SLG: 0.397		3-2 G5-3		1-0 1B		4-2 1-2 BB			1-3 K	3	0	1	0	1	1	0
Jim Leyritz, R (1, 10) OBP: 0.403, SLG: 0.594		1-2 F7		1-0 F8		1-0 P2			1-2 F9	2	0	0	0	0	0	1
Kevin Maas, L (6, PH) OBP: 0.339, SLG: 0.494										2	0	0	0	0	0	2
Charlie Hayes, R (1, 5) OBP: 0.306, SLG: 0.419		0-0 2B			3-1 L5				2-1 G5-3	4	1	2	0	0	0	0
Mike Stanley, R (1, 2) OBP: 0.333, SLG: 0.317		3-1 L8			0-0 L7				1-3 K	3	0	0	0	0	1	2
Mike Gallego, R (1, 4) OBP: 0.338, SLG: 0.358			2-0 F7		2-3 K				1-2 SF8	2	0	0	1	0	1	0

Inning Stats	R: 1	H: 1	E: 0	K: 10	S: 10	R: 0	H: 1	E: 0	K: 9	S: 9	R: 0	H: 0	E: 0	K: 0	S: 4	R: 0	H: 1	E: 0	K: 0	S: 4	R: 0	H: 0	E: 0	K: 1	S: 6	R: 1	H: 1	E: 0	K: 11	S: 11	R: 1	H: 1	E: 0	K: 13	S: 13	R: 0	H: 0	E: 0	K: 6	S: 6	R: 0	H: 0	E: 0	K: 10	S: 10	R: 0	H: 0	E: 0	K: 14	S: 14	1B: 3	SF: 2	2B: 1	SAC: 0	3B: 1	DP: 0	HR: 0	HBP: 0	WP: 0	PA: 34
--------------	------	------	------	-------	-------	------	------	------	------	------	------	------	------	------	------	------	------	------	------	------	------	------	------	------	------	------	------	------	-------	-------	------	------	------	-------	-------	------	------	------	------	------	------	------	------	-------	-------	------	------	------	-------	-------	-------	-------	-------	--------	-------	-------	-------	--------	-------	--------

PITCHER	IP	WLS	BF	H	R	ER	SO	BB	IBB	HBP	BLK	WP	HR	S	P	ERA	WHIP
Mark Davis, L (1, 1) ERA: 5.4	5.2	W	23	4	2	2	1	3	0	0	0	0	0	43	77	3.18	1.235
Rusty Meacham, R (6, 1) ERA: 1.13	1.1		5	1	1	1	1	0	0	0	0	0	0	14	20	6.75	0.750
Jeff Montgomery, R (8, 1) ERA: 1.66	2.0	S	6	0	0	0	2	0	0	0	0	0	0	16	22	0.00	0.000

BOTTOM

Kansas City Royals @ New York Yankees
 Yankee Stadium, Bronx, NY
 Mon Jun 29 1992, 7:05 PM EDT
 Att: 16,860 - Cloudy - 73 F

livebaseballscorecards.com

AB	29
R	3
H	5
RBI	3
BB	3
SO	4
LOB	7



Batter	1	2	3	4	5	6	7	8	9	AB R H RBI BB SO LOB	TOP											
Keith Miller, R (1, 4) OBP: 0.366, SLG: 0.418	0-0 P2			1-3 K		0-1 L9		0-0 F8		4 0 0 0 0 1 1												
Gregg Jefferies, S (1, 5) OBP: 0.310, SLG: 0.394	2-2 P6			0-0 FC5-4 1B		1-2 G4-3		2-2 G5-3		4 0 1 0 0 0 0												
Wally Joyner, L (1, 3) OBP: 0.332, SLG: 0.427	0-3 K			0-0 FC5-4 FC5-4 1-2f		2-1 F8		1-0 P4		4 0 0 0 0 1 1												
Kevin McReynolds, R (1, 7) OBP: 0.349, SLG: 0.404		0-0 P3		2-2 FC5-4 1-2f		2-2 F9		1-0 F7		4 0 0 0 0 0 1												
George Brett, L (1, 10) OBP: 0.319, SLG: 0.386		0-1 G5-3			0-3 K		2-1 K 2B			3 0 1 0 0 1 0												
Jim Eisenreich, L (1, 9) OBP: 0.321, SLG: 0.355		1-0 L6			0-0 G4-3		1-1 L8			3 0 0 0 0 0 1												
Mike Macfarlane, R (1, 2) OBP: 0.300, SLG: 0.398			2-0 G5-3		0-0 K 2B			1-0 G5-3		3 0 1 0 0 0 0												
Brian McRae, S (1, 8) OBP: 0.282, SLG: 0.313			1-1 G3		1-0 G4-3			0-0 F7		3 0 0 0 0 0 1												
Rico Rossy, R (1, 6) OBP: 0.303, SLG: 0.286			1-1 P6			1-3 K		0-0 K 1B		1 0 0 0 0 0 0												
Kevin Koslofski, L (6, PH) OBP: 0.500, SLG: 0.500										1 0 0 0 0 1 0												
Curtis Wilkerson, S (6, 6) OBP: 0.267, SLG: 0.292										1 0 1 0 0 0 0												
Inning Stats	R: 0 E: 0 K: 1 S: 8	H: 0 LOB: 0 BB: 0 P: 10	R: 0 E: 0 K: 0 S: 4	H: 0 LOB: 0 BB: 0 P: 5	R: 0 E: 0 K: 0 S: 5	H: 0 LOB: 0 BB: 0 P: 9	R: 0 E: 0 K: 1 S: 9	H: 1 LOB: 1 BB: 0 P: 12	R: 0 E: 0 K: 1 S: 6	H: 1 LOB: 1 BB: 0 P: 7	R: 0 E: 0 K: 1 S: 10	H: 0 LOB: 0 BB: 0 P: 12	R: 0 E: 0 K: 0 S: 10	H: 1 LOB: 1 BB: 0 P: 17	R: 0 E: 0 K: 0 S: 4	H: 1 LOB: 1 BB: 0 P: 5	R: 0 E: 0 K: 0 S: 5	H: 0 LOB: 0 BB: 0 P: 9	1B: 2 2B: 2 3B: 0 HR: 0	SF: 0 SAC: 0 DP: 0 HBP: 0	WP: 0 PB: 0 SB: 0 CS: 0	PA: 31
PITCHER Scott Sanderson, R (1, 1) ERA: 4.49	IP: 9.0 WLS: W BF: 31 H: 4 R: 0 ER: 0 SO: 4 BB: 0 IBB: 0 HBP: 0 BLK: 0 WP: 0 HR: 0 S: 61 P: 86 ERA: 0.00 WHIP: 0.444																				PITCHER IP: WLS: BF: H: R: ER: SO: BB: IBB: HBP: BLK: WP: HR: S: P: ERA: WHIP	

Kansas City Royals @ New York Yankees
 Yankee Stadium, Bronx, NY
 Tue Jun 30 1992, 7:05 PM EDT
 Att. 17,318 - Cloudy - 77 F

AB	31
R	0
H	4
RBI	0
BB	0
SO	4
LOB	5



Batter	1	2	3	4	5	6	7	8	9	AB R H RBI BB SO LOB
Julio Franco, R OBP: 0.352, SLG: 0.387 (1, 10)	0-2 1B SF7 2B	1-2 HR		1 SAFE 2-2 1-3 1B			3-3 K		2-1 G4-3	5 2 3 3 0 1 0
Dean Palmer, R OBP: 0.323, SLG: 0.434 (1, 5)	1-2 S 1B	1-3 K		2-2 G4-3			1-1 F9		2-1 F9	5 0 1 0 0 1 2
Rafael Palmeiro, L OBP: 0.347, SLG: 0.395 (1, 3)	0-0 SF7		4-0 G4-6-3 BB		1-0 P8		1-0 E4		1-2 L7	3 0 0 1 1 0 0
Ruben Sierra, S OBP: 0.336, SLG: 0.490 (1, 9)	2-3 K		1-2 G4-6-3		2-3 K		0-1 F7			4 0 0 0 0 2 3
Kevin Reimer, L OBP: 0.330, SLG: 0.455 (1, 7)	2-3 K		3-1 F8		1-3 K2-3			2-2 L6		4 0 0 0 0 2 1
Ivan Rodriguez, R OBP: 0.332, SLG: 0.443 (1, 2)		3-2 HR 1B		3-3 K		2-2 1B		1-1 G4-3 1B		4 2 3 0 0 1 0
Jeff Huson, L OBP: 0.351, SLG: 0.351 (1, 4) (9, 6)		4-1 HR BB		2-2 2B 1B		2-3 K		0-0 G4-3		3 2 1 0 1 1 2
Dickie Thon, R OBP: 0.299, SLG: 0.364 Geno Petralli, L OBP: 0.252, SLG: 0.277 Al Newman, S OBP: 0.304, SLG: 0.254 (1, 6) (8, PH) (8, PR) (9, 4)		0-0 P6		2-1 2B		0-2 F7		1-0 1B		3 0 1 1 0 0 3 1 0 1 1 0 0 0 0 0 0 0 0 0 0
John Cangelosi, S OBP: 0.337, SLG: 0.250 Juan Gonzalez, R OBP: 0.311, SLG: 0.503 Donald Harris, R (1, 8) (8, PH) (9, 8)		2-2 L8		2-1 1B 1B		1-0 G4-3		0-1 F9		3 0 1 0 0 0 3 1 0 0 0 0 0 1 0 0 0 0 0 0 0

Inning Stats	R: 1	H: 2	E: 0	K: 2	S: 13	LOB: 1	BB: 0	P: 18	R: 3	H: 2	E: 0	K: 1	S: 16	LOB: 0	BB: 1	P: 27	R: 0	H: 0	E: 0	K: 0	S: 7	LOB: 0	BB: 1	P: 15	R: 1	H: 4	E: 0	K: 1	S: 24	LOB: 2	BB: 0	P: 36	R: 0	H: 0	E: 0	K: 2	S: 8	LOB: 0	BB: 0	P: 12	R: 0	H: 1	E: 0	K: 1	S: 12	LOB: 1	BB: 0	P: 17	R: 0	H: 0	E: 1	K: 1	S: 8	LOB: 1	BB: 0	P: 13	R: 1	H: 2	E: 0	K: 0	S: 10	LOB: 1	BB: 0	P: 14	R: 0	H: 0	E: 0	K: 0	S: 7	LOB: 0	BB: 0	P: 12	1B: 8	SF: 1	2B: 2	SAC: 0	3B: 0	DP: 1	HR: 1	HBP: 0	WP: 0	PA: 39
--------------	------	------	------	------	-------	--------	-------	-------	------	------	------	------	-------	--------	-------	-------	------	------	------	------	------	--------	-------	-------	------	------	------	------	-------	--------	-------	-------	------	------	------	------	------	--------	-------	-------	------	------	------	------	-------	--------	-------	-------	------	------	------	------	------	--------	-------	-------	------	------	------	------	-------	--------	-------	-------	------	------	------	------	------	--------	-------	-------	-------	-------	-------	--------	-------	-------	-------	--------	-------	--------

PITCHER	IP	WLS	BF	H	R	ER	SO	BB	IBB	HBP	BLK	WP	HR	S	P	ERA	WHIP
Melido Perez, R ERA: 3.19 (1, 1)	6.0	W	27	9	5	5	7	2	0	0	0	0	1	80	125	7.50	1.833
Rich Monteleone, R ERA: 2.66 (7, 1)	2.0		9	2	1	1	1	0	0	0	0	0	0	18	27	4.50	1.000
John Habyan, R ERA: 1.67 (9, 1)	1.0	S	3	0	0	0	0	0	0	0	0	0	0	7	12	0.00	0.000

BOTTOM

New York Yankees @ Texas Rangers
Arlington Stadium, Arlington, TX
Fri Jul 03 1992, 8:05 PM EDT
Att: 37,864 - Cloudy - 92 F

livebaseballscorecards.com

AB	36
R	6
H	11
RBI	6
BB	2
SO	8
LOB	15



Batter	1	2	3	4	5	6	7	8	9	AB R H RBI BB SO LOB	TOP
Andy Stankiewicz, R (1, 6) OBP: 0.382, SLG: 0.419	0-0 P3		3-2 CI 1B		2-2 P7			2-2 F7		4 0 1 0 0 0 1	
Mel Hall, L (1, 7) OBP: 0.286, SLG: 0.463	4-2 BB		2-3 K			1-2 G3		2-1 F9		3 0 0 0 1 1 3	
Roberto Kelly, R (1, 8) OBP: 0.323, SLG: 0.426	1-1 P3		0-1 CI			0-3 K			1-3 K	3 0 0 0 0 2 1	
Don Mattingly, L (1, 3) OBP: 0.325, SLG: 0.434	1-0 F8		1-2 2-3 G3			0-3 K2-3			1-2 L7	4 0 0 0 0 1 4	
Danny Tartabull, R (1, 9) OBP: 0.410, SLG: 0.423		2-3 K		2-1 F9		2-2 G6-3			0-2 HR	4 1 1 1 0 1 0	
Kevin Maas, L (1, 10) OBP: 0.322, SLG: 0.464		1-3 K2-3		1-2 L3		2-3 K			2-1 P7	4 0 0 0 0 2 0	
Matt Nokes, L (1, 2) OBP: 0.274, SLG: 0.358		0-3 K		0-3 K		0-3 K				3 0 0 0 0 3 0	
Charlie Hayes, R (1, 5) OBP: 0.307, SLG: 0.423			1-3 K		1-3 K			2-2 1B		3 0 1 0 0 2 0	
Mike Gallego, R (1, 4) OBP: 0.349, SLG: 0.381			1-0 CI 1B HBP		2-3 K			1-0 P3		2 0 0 0 0 1 1	
Inning Stats	R: 0 H: 0 E: 0 LOB: 1 K: 0 BB: 1 S: 7 P: 13	R: 0 H: 0 E: 0 LOB: 0 K: 3 BB: 0 S: 10 P: 13	R: 0 H: 1 E: 1 LOB: 3 K: 2 BB: 0 S: 13 P: 22	R: 0 H: 0 E: 0 LOB: 0 K: 1 BB: 0 S: 8 P: 11	R: 0 H: 0 E: 0 LOB: 0 K: 2 BB: 0 S: 9 P: 14	R: 0 H: 0 E: 0 LOB: 0 K: 2 BB: 0 S: 9 P: 10	R: 0 H: 0 E: 0 LOB: 0 K: 2 BB: 0 S: 12 P: 16	R: 0 H: 1 E: 0 LOB: 1 K: 0 BB: 0 S: 14 P: 21	R: 1 H: 1 E: 0 LOB: 0 K: 1 BB: 0 S: 11 P: 15	1B: 2 SF: 0 2B: 0 SAC: 0 3B: 0 DP: 0 HR: 1 HBP: 1	WP: 0 PA: 33 PB: 0 SB: 0 CS: 0
PITCHER Nolan Ryan, R (1, 1) ERA: 3.75	IP WLS BF H R ER SO BB IBB HBP BLK WP HR S P ERA WHIP										
	9.0 W 33 3 1 1 13 1 0 1 0 0 1 93 135 1.00 0.444										

New York Yankees @ Texas Rangers
Arlington Stadium, Arlington, TX
Sat Jul 04 1992, 8:05 PM EDT
Att. 40,726 - Sunny - 92 F

livebaseballscorecards.com

AB 30
R 1
H 3
RBI 1
BB 1
SO 13
LOB 10



Batter	1	2	3	4	5	6	7	8	9	AB	R	H	RBI	BB	SO	LOB
Julio Franco, R OBP: 0.339, SLG: 0.371 (1, 10)	G6-3		F9		G6-4-3		G5-3			4	0	0	0	0	0	2
Dean Palmer, R OBP: 0.328, SLG: 0.437 (1, 5)	K		1B			HBP BB		G2-3 1B 1B		3	1	2	0	1	1	0
Rafael Palmeiro, L OBP: 0.346, SLG: 0.393 (1, 3)	G3		F7			L9		G2-3 1B 1B		4	1	1	0	0	0	2
Ruben Sierra, S OBP: 0.335, SLG: 0.487 (1, 9)		S 2B 1B	F8			P6		F7		4	1	1	0	0	0	4
Juan Gonzalez, R OBP: 0.313, SLG: 0.505 (1, 8)		F8 2B 2B		L8		1-2 HBP		G2-3		3	1	1	1	0	0	2
Kevin Reimer, L OBP: 0.327, SLG: 0.450 (1, 7)		K		G3		0-3 K		1-2 2-3 1B		3	0	0	0	0	2	3
John Cangelosi, S OBP: 0.343, SLG: 0.259 (8, 7)										1	0	1	2	0	0	0
Ivan Rodriguez, R OBP: 0.326, SLG: 0.436 (1, 2)		F8 2-3		P7				F7		3	0	0	0	0	0	1
Dickie Thon, R OBP: 0.303, SLG: 0.372 (1, 6)		S 2B				P4		2-0 1B		3	0	2	1	0	0	0
Jeff Huson, L OBP: 0.350, SLG: 0.348 (1, 4)		G3				G6-4-3 BB		F7		2	0	0	0	1	0	2

Inning Stats	R: 0 E: 0 K: 1 S: 11	H: 0 LOB: 0 BB: 0 P: 15	R: 2 E: 0 K: 1 S: 15	H: 3 LOB: 1 BB: 0 P: 26	R: 0 E: 0 K: 0 S: 6	H: 1 LOB: 1 BB: 0 P: 9	R: 0 E: 0 K: 0 S: 5	H: 0 LOB: 0 BB: 0 P: 11	R: 0 E: 0 K: 0 S: 3	H: 0 LOB: 0 BB: 1 P: 8	R: 0 E: 0 K: 1 S: 9	H: 0 LOB: 2 BB: 1 P: 15	R: 0 E: 0 K: 0 S: 6	H: 1 LOB: 1 BB: 0 P: 11	R: 2 E: 0 K: 0 S: 11	H: 3 LOB: 1 BB: 0 P: 14	1B: 6 2B: 2 3B: 0 HR: 0	SF: 0 SAC: 0 DP: 1 HBP: 1	
PITCHER Scott Kamieniecki, R ERA: 4.54 (1, 1)	IP 8.0	WLS L	BF 33	H 8	R 4	ER 4	SO 3	BB 2	IBB 0	HBP 1	BLK 0	WP 0	HR 0	S 66	P 109	ERA 4.50	WHIP 1.250	WP: 0 PB: 0 SB: 2 CS: 0	PA: 33 ERA WHIP

BOTTOM

New York Yankees @ Texas Rangers
Arlington Stadium, Arlington, TX

Sat Jul 04 1992, 8:05 PM EDT
Att: 40,726 - Sunny - 92 F

livebaseballscorecards.com

AB	30
R	4
H	8
RBI	4
BB	2
SO	3
LOB	16



New York Yankees @ Texas Rangers
 Arlington Stadium, Arlington, TX

Sun Jul 05 1992, 8:05 PM EDT
 Att. 28,558 - Sunny - 95 F

livebaseballscorecards.com

AB	37
R	5
H	11
RBI	4
BB	5
SO	6
LOB	25



WP:	0	PA:	43
PB:	0		
SB:	0		
CS:	0		

Batter	1	2	3	4	5	6	7	8	9	AB	R	H	RBI	BB	SO	LOB	
Andy Stankiewicz, R OBP: 0.383, SLG: 0.415 (1, 6)	2-2 G6-3	4-2 1B 1-2 2-3 BB		1-2 L7		0-0 1B 1B		0-0 F9		4	0	1	0	1	0	1	
Mel Hall, L OBP: 0.291, SLG: 0.465 (1, 7)	3-1 1B	1-0 FC6-4 1B		3-2 G5-3		0-0 1B		2-1 L4		5	0	3	2	0	0	1	
Roberto Kelly, R OBP: 0.321, SLG: 0.425 (1, 8)	0-0 F8	0-0 FC6-4 1-2f				2-3 K				5	0	1	0	0	1	5	
Don Mattingly, L OBP: 0.326, SLG: 0.437 (1, 10) (9, 3)	3-3 K					0-1 2B		1-0 F8		0-1 FC1-6-5 2B	5	1	2	0	0	1	4
Danny Tartabull, R OBP: 0.418, SLG: 0.447 (1, 9)						4-0 2B				4-0 IBB	3	1	2	1	2	0	0
Kevin Maas, L OBP: 0.320, SLG: 0.457 (1, 3)						1-0 IBB				0-1 IBB	3	1	0	0	1	2	4
Jim Leyritz, R OBP: 0.402, SLG: 0.567 (9, PH)						0-1 F8				0-1 F9	1	0	0	0	0	0	2
John Habyan, R (9, 1)						0-1 F8				0-1 F9	0	0	0	0	0	0	0
Matt Nokes, L OBP: 0.289, SLG: 0.352 (1, 2)						0-1 G4-3				2-3 K	4	0	0	1	0	2	5
Charlie Hayes, R OBP: 0.310, SLG: 0.422 (1, 5)						1-1 G5-3 E 1B				1-1 G5-3	3	2	1	0	1	0	1
Mike Gallego, R OBP: 0.347, SLG: 0.377 (1, 4)						2-1 G5-3 1H				0-1 1B	4	0	1	0	0	0	2

Inning Stats	R: 0	H: 1	E: 0	LOB: 1	K: 1	BB: 0	S: 9	P: 17	R: 3	H: 2	E: 0	LOB: 2	K: 0	BB: 3	S: 15	P: 30	R: 1	H: 2	E: 0	LOB: 1	K: 1	BB: 0	S: 12	P: 19	R: 0	H: 0	E: 0	LOB: 0	K: 0	BB: 0	S: 8	P: 12	R: 0	H: 1	E: 0	LOB: 2	K: 0	BB: 1	S: 7	P: 13	R: 1	H: 3	E: 1	LOB: 2	K: 1	BB: 0	S: 10	P: 16	R: 0	H: 0	E: 0	LOB: 0	K: 2	BB: 0	S: 9	P: 13	R: 0	H: 1	E: 0	LOB: 1	K: 0	BB: 0	S: 7	P: 10	R: 0	H: 1	E: 0	LOB: 2	K: 1	BB: 1	S: 8	P: 16	R: 0	H: 1	E: 0	LOB: 2	K: 1	BB: 1	S: 8	P: 16
1B:	7	SF:	1	2B:	3	SAC:	0	3B:	0	DP:	0	HR:	1	HBP:	0	WP:	0	PA:	43																																																													


PITCHER	IP	WLS	BF	H	R	ER	SO	BB	IBB	HBP	BLK	WP	HR	S	P	ERA	WHIP
Bobby Witt, R ERA: 3.79 (1, 1)	2.0		14	5	4	4	1	3	0	0	0	0	1	29	54	18.00	4.000
Floyd Bannister, L ERA: 6.44 (3, 1)	3.0		11	1	0	0	1	0	1	0	0	0	0	22	37	0.00	0.333
Danny Leon, R ERA: 5.93 (6, 1)	0.2	L	5	3	1	1	1	0	0	0	0	0	0	9	14	13.50	4.500
Ed Nunez, R ERA: 5.04 (6, 1)	2.0		7	1	0	0	2	0	0	0	0	0	0	15	21	0.00	0.500
Kenny Rogers, L ERA: 3.19 (8, 1)	1.1		6	1	0	0	1	0	1	0	0	0	0	10	20	0.00	0.750

Batter	1	2	3	4	5	6	7	8	9	AB R H RBI BB SO LOB
Andy Stankiewicz, R OBP: 0.379, SLG: 0.415 (1, 6)	1-0 G6-3 1B	1-0 WP 2B		1-3 K			1-0 G6-3 1B		1-1 G5-3 1B	5 1 1 1 0 1 1
Randy Velarde, R OBP: 0.273, SLG: 0.313 (1, 7)	2-2 G6-3 1B	4-1 WP BB		0-0 E5 FC6-4 2B			2-3 K		0-1 F8 1B	4 0 0 0 1 1 1
Roberto Kelly, R OBP: 0.326, SLG: 0.431 (1, 8)	0-0 1B HR	4-2 1B BB		1-2 FC6-4 1-2f			3-2 2B			3 1 2 0 1 0 2
Don Mattingly, L OBP: 0.325, SLG: 0.434 (1, 3)	0-0 1B HR	0-2 G4-3 1B			0-0 P6		1-0 F8			4 1 1 0 0 0 3
Danny Tartabull, R OBP: 0.419, SLG: 0.460 (1, 9)	3-2 HR			0-3 K			2-3 K	4-2 BB		3 1 1 3 1 2 0
Jim Leyritz, R OBP: 0.384, SLG: 0.535 (1, 10)	2-3 K			2-2 G5-3			2-3 K	1-0 F8		4 0 0 0 0 2 1
Charlie Hayes, R OBP: 0.309, SLG: 0.419 (1, 5)				1-2 F8			0-1 G4-6-3 1B	1-3 K		4 0 1 0 0 2 1
Mike Stanley, R OBP: 0.329, SLG: 0.318 Matt Nokes, L OBP: 0.269, SLG: 0.352 (1, 2) (9, 2)				0-0 F8			0-0 G4-6-3 1-2f	1-2 F7		4 1 1 0 0 0 2 0 0 0 0 0 0 0
Pat Kelly, R OBP: 0.305, SLG: 0.366 (1, 4)				2-0 E 2B			1-3 K		0-0 F8	4 0 1 0 0 1 1

Inning Stats	R: 3 E: 0 K: 1 S: 16	H: 3 LOB: 0 BB: 0 P: 24	R: 2 E: 0 K: 1 S: 12	H: 2 LOB: 2 BB: 2 P: 25	R: 0 E: 0 K: 1 S: 11	H: 0 LOB: 0 BB: 0 P: 14	R: 0 E: 1 K: 1 S: 9	H: 1 LOB: 2 BB: 0 P: 13	R: 0 E: 0 K: 2 S: 7	H: 0 LOB: 0 BB: 0 P: 11	R: 0 E: 0 K: 1 S: 7	H: 1 LOB: 0 BB: 0 P: 8	R: 0 E: 0 K: 1 S: 8	H: 1 LOB: 1 BB: 0 P: 15	R: 0 E: 0 K: 1 S: 11	H: 0 LOB: 1 BB: 1 P: 18	R: 0 E: 0 K: 0 S: 5	H: 0 LOB: 0 BB: 0 P: 6	1B: 3 2B: 4 3B: 0 HR: 1	SF: 0 SAC: 0 DP: 1 HBP: 0
--------------	-------------------------------	----------------------------------	-------------------------------	----------------------------------	-------------------------------	----------------------------------	------------------------------	----------------------------------	------------------------------	----------------------------------	------------------------------	---------------------------------	------------------------------	----------------------------------	-------------------------------	----------------------------------	------------------------------	---------------------------------	----------------------------------	------------------------------------

MINNESOTA TWINS @ NEW YORK YANKEES
Yankee Stadium, Bronx, NY
 Mon Jul 06 1992, 7:05 PM EDT
 Att: 17,797 - Cloudy - 72 F

AB	35
R	5
H	8
RBI	4
BB	3
SO	9
LOB	12



PITCHER	IP	WLS	BF	H	R	ER	SO	BB	IBB	HBP	BLK	WP	HR	S	P	ERA	WHIP
Bill Krueger, L ERA: 2.96 (1, 1)	1.2		12	5	5	5	2	2	0	0	0	1	1	25	46	27.00	4.200
Carl Willis, R ERA: 4.19 (2, 1)	4.1	W	15	2	0	0	5	0	0	0	0	0	0	37	49	0.00	0.462
Mark Guthrie, L ERA: 3.68 (7, 1)	3.0	S	11	1	0	0	2	1	0	0	0	0	0	24	39	0.00	0.667

Batter	1	2	3	4	5	6	7	8	9
Andy Stankiewicz, R (1, 6) <small>OBP: 0.381, SLG: 0.414</small>	4-0 		1-3 		1-1 			3-2 	
Mel Hall, L (1, 7) <small>OBP: 0.287, SLG: 0.460</small>	0-1 		1-2 			1-0 		1-0 	
Roberto Kelly, R (1, 8) <small>OBP: 0.328, SLG: 0.430</small>	2-2 			1-2 		0-2 		4-0 	
Don Mattingly, L (1, 3) <small>OBP: 0.324, SLG: 0.433</small>	0-0 			1-0 		1-0 		2-2 	
Danny Tartabull, R (1, 9) <small>OBP: 0.413, SLG: 0.451</small>	3-0 	3-2 		1-0 		2-2 		1-0 	
Kevin Maas, L (1, 10) <small>OBP: 0.321, SLG: 0.455</small>			3-2 		1-1 		0-0 		
Matt Nokes, L (1, 2) <small>OBP: 0.273, SLG: 0.370</small>			2-2 		3-1 		0-0 		
Charlie Hayes, R (1, 5) <small>OBP: 0.306, SLG: 0.415</small>			0-0 		2-2 		2-2 		
Mike Gallego, R (1, 4) Pat Kelly, R (5, PR) <small>OBP: 0.349, SLG: 0.374</small> <small>OBP: 0.303, SLG: 0.363</small>			2-1 		3-2 		2-0 		

Inning Stats	R: 1	H: 1	E: 0	K: 0	S: 7	R: 0	H: 1	E: 0	K: 0	S: 11	R: 0	H: 0	E: 0	K: 1	S: 9	R: 0	H: 0	E: 0	K: 0	S: 5	R: 0	H: 1	E: 0	K: 0	S: 12	R: 0	H: 1	E: 0	K: 0	S: 11	R: 1	H: 1	E: 0	K: 0	S: 6	R: 0	H: 1	E: 0	K: 0	S: 10
	LOB: 0	BB: 1	LOB: 1	BB: 0	LOB: 0	BB: 0	LOB: 0	BB: 0	LOB: 2	BB: 0	LOB: 0	BB: 0	LOB: 2	BB: 0	LOB: 1	BB: 0	LOB: 0	BB: 0	LOB: 0	BB: 0	LOB: 1	BB: 0	LOB: 0	BB: 0	LOB: 0	BB: 1	LOB: 0	BB: 0	LOB: 2	BB: 1	LOB: 0	BB: 1	LOB: 2	BB: 1	LOB: 0	BB: 1	LOB: 0	BB: 1	LOB: 2	

PITCHER	IP	WLS	BF	H	R	ER	SO	BB	IBB	HBP	BLK	WP	HR	S	P	ERA	WHIP
Willie Banks, R (1, 1) <small>ERA: 4.46</small>	7.0	L	28	6	2	2	1	1	0	1	0	0	1	65	109	2.57	1.000
Gary Wayne, L (8, 1) <small>ERA: 2.61</small>	0.1		1	0	0	0	0	0	0	0	0	0	0	1	2	0.00	0.000
Tom Edens, R (8, 1) <small>ERA: 1.3</small>	0.2		3	0	0	0	0	1	0	0	0	0	0	5	12	0.00	1.500

BOTTOM

AB	R	H	RBI	BB	SO	LOB
3	0	1	0	1	1	2
4	1	0	0	0	0	2
3	0	1	0	1	0	0
3	0	1	1	0	0	2
4	0	0	0	0	0	3
3	0	1	0	0	0	0
3	1	2	1	0	0	1
3	0	0	0	0	0	2
1	0	0	0	0	0	0
1	0	0	0	0	0	0

Minnesota Twins @ New York Yankees
 Yankee Stadium, Bronx, NY
 Tue Jul 07 1992, 7:05 PM EDT
 Att. 18,236 - Cloudy - 75 F

AB	28
R	2
H	6
RBI	2
BB	2
SO	1
LOB	12



WP	PA	3B	HR	S	P	ERA	WHIP
0	33	0	1	19	1	0.00	1.000
0	0	0	0	0	0	0.00	0.000
0	0	0	0	0	0	0.00	1.500

Batter	1	2	3	4	5	6	7	8	9	AB R H RBI BB SO LOB	TOP
Shane Mack, R (1, 7) OBP: 0.366, SLG: 0.449	0-0 L6-3 1B	3-1 G6-3			4-2 BB			0-0 SH1-4		2 0 1 0 1 0 1	
J.T. Bruett, L (1, 8) OBP: 0.262, SLG: 0.184	0-3 K		0-0 CS 1B		0-0 F9			1-2 P2		4 0 1 0 0 1 3	
Kent Hrbek, L (1, 3) OBP: 0.398, SLG: 0.489	1-1 L6-3		2-3 K			0-0 G3			0-0 F9	4 0 0 0 0 1 2	
Chili Davis, S (1, 10) OBP: 0.380, SLG: 0.406		4-1 BB E BB	0-0 G4-3		3-2 G4-3			4-1 CS BB		2 1 0 0 2 0 0	
Pedro Munoz, R (1, 9) OBP: 0.316, SLG: 0.453		4-0 E G6-3 BB		2-1 G5-3		0-3 K		3-3 K		3 1 0 0 1 2 1	
Brian Harper, R (1, 2) OBP: 0.336, SLG: 0.400		3-2 F7		1-0 F8			2-1 F8			3 0 0 0 0 0 2	
Donnie Hill, S (1, 4) OBP: 0.377, SLG: 0.362 Chuck Knoblauch, R (9, 4) OBP: 0.400, SLG: 0.369		2-2 E9 1B 1B		2-3 K			1-2 G5-3			3 1 1 1 0 1 0 0 0 0 0 0 0 0	AB 27 R 3 H 5 RBI 3 BB 4 SO 6 LOB 10
Scott Leius, R (1, 5) OBP: 0.308, SLG: 0.357		1-1 G6-3		2-3 K			0-0 G5-3			3 0 0 1 0 1 1	
Greg Gagne, R (1, 6) OBP: 0.297, SLG: 0.374		3-H 3-2 2-H 1B		1-0 F9			0-0 SH1-4 CS 2B			3 0 2 1 0 0 0	
Inning Stats	R: 0 E: 0 K: 1 S: 6 H: 1 LOB: 0 BB: 0 P: 7	R: 3 E: 1 K: 0 S: 15 H: 2 LOB: 1 BB: 2 P: 35	R: 0 E: 0 K: 1 S: 6 H: 1 LOB: 0 BB: 0 P: 8	R: 0 E: 0 K: 1 S: 7 H: 0 LOB: 0 BB: 0 P: 12	R: 0 E: 0 K: 1 S: 7 H: 0 LOB: 1 BB: 1 P: 14	R: 0 E: 0 K: 1 S: 7 H: 0 LOB: 0 BB: 0 P: 10	R: 0 E: 0 K: 0 S: 7 H: 0 LOB: 0 BB: 0 P: 10	R: 0 E: 0 K: 0 S: 6 H: 1 LOB: 0 BB: 0 P: 7	R: 0 E: 0 K: 1 S: 7 H: 0 LOB: 1 BB: 1 P: 14	1B: 4 2B: 3 3B: 0 HR: 0 SF: 0 SAC: 1 DP: 2 HBP: 0	WP: 0 PB: 0 SB: 0 CS: 3 PA: 32
PITCHER Melido Perez, R (1, 1) ERA: 3.11	IP 9.0 WLS L BF 32 H 5 R 3 ER 2 SO 6 BB 4 IBB 0 HBP 0 BLK 0 WP 0 HR 0 S 68 P 117 ERA 2.00 WHIP 1.000										

Minnesota Twins @ New York Yankees
 Yankee Stadium, Bronx, NY
 Wed Jul 08 1992, 7:05 PM EDT
 Att. 18,918 - Cloudy - 71 F

livebaseballscorecards.com



Batter	1	2	3	4	5	6	7	8	9	AB	R	H	RBI	BB	SO	LOB
Andy Stankiewicz, R OBP: 0.379, SLG: 0.408 (1, 6)	4-1 HR BB		1-0 P4			1-1 G2-3		1-1 E4 WP		3	1	0	0	1	0	0
Mel Hall, L OBP: 0.293, SLG: 0.469 (1, 7)	1-0 HR		4-2 CS BB			3-2 F8		4-0 FC5-4 IBB		2	1	1	2	2	0	0
Roberto Kelly, R OBP: 0.324, SLG: 0.424 (1, 8)	1-2 G5-3		1-1 CS 1-2		0-2 G6-3		3-2 G6-3		0-0 FC5-4 1-2f		4	0	0	0	0	2
Don Mattingly, L OBP: 0.323, SLG: 0.434 (1, 3)	0-2 L8				1-1 2B		0-0 F7		0-1 G3		4	0	1	0	0	0
Danny Tartabull, R OBP: 0.407, SLG: 0.443 (1, 9)	1-3 K				1-0 F8		2-3 K		1-0 G6-3		4	0	0	0	0	2
Jim Leyritz, R OBP: 0.382, SLG: 0.527 Matt Nokes, L OBP: 0.272, SLG: 0.368 (1, 2) (9, PH)					2-2 F9		1-0 1B		1-2 L4		3	0	1	0	0	1
Charlie Hayes, R OBP: 0.303, SLG: 0.411 (1, 5)							0-0 G6-3				3	0	0	0	0	1
Mike Humphreys, R OBP: 0.100, SLG: 0.100 (1, 10)							1-2 F9		2-2 F9		3	0	0	0	0	0
Pat Kelly, R OBP: 0.297, SLG: 0.355 (1, 4)							0-1 F7		2-3 K		3	0	0	0	1	0

Inning Stats	R: 2	H: 1	E: 0	K: 12	S: 19	LOB: 0	BB: 1	P: 19
	R: 0	H: 0	E: 0	K: 0	S: 8 <td>LOB: 0</td> <td>BB: 0</td> <td>P: 11 </td>	LOB: 0	BB: 0	P: 11
	R: 0	H: 0	E: 0	K: 0	S: 8 <td>LOB: 0</td> <td>BB: 1</td> <td>P: 15 </td>	LOB: 0	BB: 1	P: 15
	R: 0	H: 1	E: 0	K: 0	S: 9 <td>LOB: 1</td> <td>BB: 0</td> <td>P: 13 </td>	LOB: 1	BB: 0	P: 13
	R: 0	H: 0	E: 0	K: 0	S: 7 <td>LOB: 0</td> <td>BB: 0</td> <td>P: 8 </td>	LOB: 0	BB: 0	P: 8
	R: 0	H: 0	E: 0	K: 14	S: 21 <td>LOB: 0</td> <td>BB: 0</td> <td>P: 21 </td>	LOB: 0	BB: 0	P: 21
	R: 0	H: 1	E: 0	K: 1	S: 7 <td>LOB: 1</td> <td>BB: 0</td> <td>P: 10 </td>	LOB: 1	BB: 0	P: 10
	R: 0	H: 0	E: 1	K: 11	S: 11 <td>LOB: 2</td> <td>BB: 1</td> <td>P: 20 </td>	LOB: 2	BB: 1	P: 20
	R: 0	H: 0	E: 0	K: 0	S: 6 <td>LOB: 0</td> <td>BB: 0</td> <td>P: 8 </td>	LOB: 0	BB: 0	P: 8
	1B: 1	2B: 1	3B: 0	HR: 1	SF: 0	SAC: 0	DP: 0	HBP: 0


PITCHER	IP	WLS	BF	H	R	ER	SO	BB	IBB	HBP	BLK	WP	HR	S	P	ERA	WHIP
John Smiley, L ERA: 3.48 (1, 1)	7.2	W	28	3	2	2	3	2	0	0	0	0	1	75	112	2.35	0.652
Rick Aguilera, R ERA: 3.0 (8, 1)	1.1	S	5	0	0	0	0	0	1	0	0	1	0	7	13	0.00	0.000

BOTTOM

Minnesota Twins @ New York Yankees
 Yankee Stadium, Bronx, NY

Wed Jul 08 1992, 7:05 PM EDT
 Att: 18,918 - Cloudy - 71 F

AB	30
R	2
H	3
RBI	2
BB	3
SO	3
LOB	5



Batter	1	2	3	4	5	6	7	8	9	AB R H RBI BB SO LOB	TOP											
Omar Vizquel, S (1, 6) OBP: 0.363, SLG: 0.388	4-2 1B HR BB	2-2 G1-6-3 1-2f			0-1 P4		1-3 K		0-1 1B	4 1 1 0 1 1 2												
Shane Turner, L (1, 5) OBP: 0.286, SLG: 0.500 Henry Cotto, R (7, PH) OBP: 0.293, SLG: 0.379 (7, 7)	0-0 1B HR		1-2 G4-3		3-2 G3-1		0-0 F8	1 SAFE 1 SAFE 1 SAFE 1 SAFE 1 SAFE	1-3 K	3 1 1 0 0 0 0 2 0 0 0 0 1 1												
Ken Griffey Jr., L (1, 8) OBP: 0.341, SLG: 0.529	1-1 P6		1-1 F8		1-0 P5			1-1 HR	1-1 P2	5 1 1 1 0 0 3												
Edgar Martinez, R (1, 10) OBP: 0.389, SLG: 0.565	1-2 1B HR		3-2 F9		3-2 G4-3			0-1 1B 2B	2-1 1B	5 2 3 3 0 0 0												
Tino Martinez, L (1, 3) OBP: 0.301, SLG: 0.394 Jeff Schaefer, R (8, PR) OBP: 0.180, SLG: 0.265 Lance Parrish, R (8, 2) OBP: 0.279, SLG: 0.385	2-3 K			1-2 G6-3		1-1 1B 1B		1-1 G6-3 1B 2-3 1B	2-0 G5-3	4 1 2 0 0 1 0 0 0 0 0 0 0 0 1 0 0 0 0 0 2												
Jay Buhner, R (1, 9) OBP: 0.301, SLG: 0.370	1-0 F9			4-1 FC6-4 1B BB		3-1 1B 1B		1-2 P3		3 0 1 0 1 0 2												
Dave Cochrane, S (1, 7) OBP: 0.321, SLG: 0.355 (7, 5)			1-1 BB 1B		2-2 FC6-4 1B		2-2 G6-3 1B 1-2 2-H	1-2 G6-3 1B 3-H		4 0 4 2 0 0 0												
Dave Valle, R (1, 2) OBP: 0.318, SLG: 0.410 Pete O'Brien, L (8, PH) OBP: 0.284, SLG: 0.426 (8, 3)			4-2 G1-6-3 BB		2-1 FC6-4 1-2f 2-3		1-1 G6-3	0-0 G6-3		2 0 0 0 1 0 4 1 0 0 0 0 0 2												
Harold Reynolds, S (1, 4) OBP: 0.303, SLG: 0.326		2-1 F7		1-0 G3			1-0 G6-3	0-2 F7		4 0 0 0 0 0 7												
Inning Stats	R: 3 E: 0 K: 1 S: 15	H: 2 LOB: 0 BB: 1 P: 24	R: 0 E: 0 K: 0 S: 9	H: 1 LOB: 1 BB: 1 P: 18	R: 0 E: 0 K: 0 S: 8	H: 0 LOB: 0 BB: 0 P: 13	R: 0 E: 0 K: 0 S: 10	H: 1 LOB: 2 BB: 1 P: 20	R: 0 E: 0 K: 0 S: 7	H: 0 LOB: 0 BB: 0 P: 11	R: 1 E: 0 K: 0 S: 17	H: 3 LOB: 1 BB: 0 P: 27	R: 0 E: 0 K: 1 S: 5	H: 0 LOB: 0 BB: 0 P: 7	R: 2 E: 0 K: 0 S: 20	H: 4 LOB: 3 BB: 0 P: 24	R: 0 E: 0 K: 1 S: 10	H: 2 LOB: 2 BB: 0 P: 16	1B: 10 2B: 1 3B: 0 HR: 2	SF: 0 SAC: 0 DP: 2 HBP: 0	WP: 0 PB: 0 SB: 0 CS: 0	PA: 41
PITCHER	IP WLS BF H R ER SO BB IBB HBP BLK WP HR S P ERA WHIP																					
Scott Kamieniecki, R (1, 1) ERA: 4.64	6.0 W 26 7 4 4 1 3 0 0 0 0 0 1 66 113 6.00 1.667																					
Greg Cadaret, L (7, 1) ERA: 4.58	1.0 6 3 2 2 1 0 0 0 0 0 0 1 11 15 18.00 3.000																					
Rich Monteleone, R (8, 1) ERA: 2.5	1.0 4 1 0 0 0 0 0 0 0 0 0 0 14 16 0.00 1.000																					
John Habyan, R (9, 1) ERA: 1.54	1.0 S 5 2 0 0 1 0 0 0 0 0 0 0 10 16 0.00 2.000																					

Seattle Mariners @ New York Yankees
 Yankee Stadium, Bronx, NY
 Thu Jul 09 1992, 7:05 PM EDT
 Att. 18,487 - Cloudy - 83 F

AB	38
R	6
H	13
RBI	6
BB	3
SO	3
LOB	23



Batter	1	2	3	4	5	6	7	8	9	AB R H RBI BB SO LOB	TOP	
Omar Vizquel, S (1, 6) OBP: 0.359, SLG: 0.383	0-1 F7 G4-3 1B		1-1 G6-3		2-2 G4-3		2-0 L7		3-2 G1-3	5 1 1 0 0 0 0		
Shane Turner, L (1, 5) OBP: 0.364, SLG: 0.500 Harold Reynolds, S (8, PR) OBP: 0.303, SLG: 0.326 (8, 4)	0-2 G4-3 1-2		0-2 1B		2-2 G4-3			2-1 FC1-6 1B		4 0 2 0 0 0 1 0 0 0 0 0 0 0		
Ken Griffey Jr., L (1, 8) OBP: 0.340, SLG: 0.524	2-2 F7 2-3		0-0 1-2 1B		0-1 G1-3			2-2 FC1-6 CS 1-2f		4 0 1 0 0 0 2		
Edgar Martinez, R (1, 10) OBP: 0.390, SLG: 0.563	2-2 1B 3-H 1B		1-2 F7		0-0 G4-3			4-2 1B BB		3 1 1 1 1 0 2		
Pete O'Brien, L (1, 3) OBP: 0.287, SLG: 0.427	0-0 1-3 1B		0-0 F8		0-0 F8			2-2 1-H 1B		4 0 2 1 0 0 2		
Jay Buhner, R (1, 9) OBP: 0.303, SLG: 0.392	0-2 P9			0-1 HR		0-0 HR		1-3 K		4 2 2 2 0 1 4		
Dave Cochrane, S (1, 7) OBP: 0.319, SLG: 0.352 Henry Cotto, R (9, 7) OBP: 0.293, SLG: 0.379		2-0 F9		2-1 G5-4-3 1B		3-3 K		0-0 F7		4 0 1 0 0 0 1 0 0 0 0 0 0 0 0 0		
Lance Parrish, R (1, 2) OBP: 0.278, SLG: 0.407		0-1 G6-3		3-1 G5-4-3 1-2f		1-3 K		1-1 HR		4 1 1 1 0 1 1		
Jeff Schaefer, R (1, 4) OBP: 0.167, SLG: 0.245 (8, 5)		0-0 F7		1-2 G6-3		1-0 F8		0-0 G5-3		4 0 0 0 0 0 0		
Inning Stats	R: 1 H: 3 E: 0 LOB: 2 K: 0 BB: 0 S: 15 P: 19	R: 0 H: 0 E: 0 LOB: 0 K: 0 BB: 0 S: 4 P: 6	R: 0 H: 2 E: 0 LOB: 2 K: 0 BB: 0 S: 11 P: 13	R: 1 H: 2 E: 0 LOB: 0 K: 0 BB: 0 S: 9 P: 15	R: 0 H: 0 E: 0 LOB: 0 K: 0 BB: 0 S: 9 P: 13	R: 1 H: 1 E: 0 LOB: 0 K: 1 BB: 0 S: 6 P: 9	R: 0 H: 0 E: 0 LOB: 0 K: 1 BB: 0 S: 5 P: 9	R: 1 H: 2 E: 0 LOB: 2 K: 1 BB: 1 S: 13 P: 24	R: 1 H: 1 E: 0 LOB: 0 K: 0 BB: 0 S: 7 P: 11	1B: 8 SF: 0 2B: 0 SAC: 0 3B: 0 DP: 1 HR: 3 HBP: 0	WP: 0 PA: 37 PB: 0 SB: 1 CS: 1	
SCOTT SANDERSON, R (1, 1) ERA: 4.6 TIM BURKE, R (8, 1) ERA: 3.9	IP WLS BF H R ER SO BB IBB HBP BLK WP HR S P ERA WHIP	7.2 L 32 10 4 4 2 1 0 0 0 0 0 2 69 104 4.70 1.435	1.1 5 1 1 1 1 0 0 0 0 0 1 10 15 6.75 0.750									

Seattle Mariners @ New York Yankees
 Yankee Stadium, Bronx, NY
 Fri Jul 10 1992, 7:05 PM EDT
 Att. 20,458 - Cloudy - 82 F

livebaseballscorecards.com

AB	36
R	5
H	11
RBI	5
BB	1
SO	3
LOB	12



Batter	1	2	3	4	5	6	7	8	9	AB	R	H	RBI	BB	SO	LOB
Andy Stankiewicz, R (1, 6) OBP: 0.373, SLG: 0.397	0-0 G6-3		1 SAFE 3-1 FC6-4			1-2 G6-3		3-2 F7		4	0	0	0	0	0	1
Mel Hall, L (1, 7) OBP: 0.291, SLG: 0.461	2-1 G4-3			0-1 G3		0-1 F9		1-2 P3		4	0	0	0	0	0	0
Roberto Kelly, R (1, 8) OBP: 0.325, SLG: 0.420	1-0 G6-3			0-0 G5-3		1-1 HR			1-1 G4-3 WP	4	1	2	0	0	0	0
Danny Tartabull, R (1, 9) OBP: 0.409, SLG: 0.468		3-2 G6-3		4-2 BB		1-0 HR			2-3 K	3	1	1	2	1	1	1
Jim Leyritz, R (1, 10) OBP: 0.385, SLG: 0.500		0-1 G1-3		1-2 P6		1-0 F7			3-2 G4-3	3	0	0	0	0	0	1
Kevin Maas, L (9, PH) OBP: 0.319, SLG: 0.453									1-2 K	1	0	0	0	0	0	1
Charlie Hayes, R (1, 3) OBP: 0.298, SLG: 0.401		2-2 G5-3			2-1 F7				0-3 K	4	0	0	0	0	1	1
Randy Velarde, R (1, 5) OBP: 0.268, SLG: 0.307			2-1 G6-3		1-0 F8			2-2 E5		3	0	0	0	0	0	0
Mike Stanley, R (1, 2) OBP: 0.349, SLG: 0.375			1-2 FC6-4		3-2 G5-4-3			0-0 G5-4-3		3	0	2	0	0	0	1
Pat Kelly, R (1, 4) OBP: 0.290, SLG: 0.340			1 SAFE 1-2 F7		1-1 G1-3			1-1 F7		3	0	0	0	0	0	2

Inning Stats		R: 0	H: 0	R: 0	H: 0	R: 0	H: 1	R: 0	H: 0	R: 0	H: 1	R: 2	H: 2	R: 0	H: 0	R: 0	H: 0	R: 0	H: 1	1B: 4	SF: 0
		E: 0	LOB: 0	E: 0	LOB: 0	E: 0	LOB: 1	E: 0	LOB: 1	E: 0	LOB: 1	E: 0	LOB: 0	E: 1	LOB: 0	E: 0	LOB: 0	E: 0	LOB: 1	2B: 0	SAC: 0
		K: 0	BB: 0	K: 0	BB: 0	K: 0	BB: 0	K: 0	BB: 1	K: 0	BB: 0	K: 0	BB: 0	K: 0	BB: 0	K: 2	BB: 0	K: 0	BB: 0	3B: 0	DP: 1
		S: 4	P: 7	S: 8	P: 13	S: 10	P: 17	S: 9	P: 14	S: 8	P: 15	S: 9	P: 13	S: 5	P: 8	S: 9	P: 14	S: 12	P: 18	HR: 1	HBP: 0

PITCHER		IP	WLS	BF	H	R	ER	SO	BB	IBB	HBP	BLK	WP	HR	S	P	ERA	WHIP
Dave Fleming, L (1, 1)	ERA: 3.2	8.0	W	30	5	2	2	0	1	0	0	0	0	1	64	104	2.25	0.750
Brian Fisher, R (9, 1)	ERA: 13.5	0.1	S	1	0	0	0	1	0	0	0	0	0	3	5	0.00	0.000	
Russ Swan, L (9, 1)	ERA: 4.94	0.2	S	2	0	0	0	1	0	0	0	0	0	7	10	0.00	0.000	

BOTTOM

Seattle Mariners @ New York Yankees
 Yankee Stadium, Bronx, NY
 Fri Jul 10 1992, 7:05 PM EDT
 Att. 20,458 - Cloudy - 82 F

livebaseballscorecards.com

AB	32
R	2
H	5
RBI	2
BB	1
SO	2
LOB	8



WP: 1	PA: 33
PB: 0	
SB: 0	
CS: 0	

Batter	1	2	3	4	5	6	7	8	9	10	11	12	AB R H RBI BB SO LOB	TOP						
Henry Cotto, R (1, 7) OBP: 0.299, SLG: 0.382 Shane Turner, L (10, PH) OBP: 0.308, SLG: 0.455 (10, 5)	1-1 SH1-3 1B		1-0 2B 1B		1-0 P3		0-2 L3			2-2 G1-3		1-1 SF8	4 1 2 0 0 0 0 1 0 0 1 0 0 0							
Harold Reynolds, S (1, 4) OBP: 0.305, SLG: 0.330	1-1 SH1-3 1-2		0-0 1B 2B		3-2 CS 1B		1-2 G4-3			0-0 F8		2-3 3-H 1-0 G3-1	5 1 2 1 0 0 1							
Ken Griffey Jr., L (1, 8) OBP: 0.341, SLG: 0.522	2-3 K		1-1 BB 1B 1B		2-0 FC6-4 1B				0-1 G3-1		1-2 F7		5 0 2 2 0 1 1							
Edgar Martinez, R (1, 10) OBP: 0.390, SLG: 0.560	1-0 F9		2-0 G5-3 BB 1B		0-1 FC6-4				2-1 F9		2-2 F8-3 1B		5 0 2 0 0 0 2							
Jay Buhner, R (1, 9) OBP: 0.305, SLG: 0.389		3-2 G6-3	4-2 BB			4-2 SH2-3 BB			0-3 K		1-0 F8-3		3 0 0 0 2 1 1							
Dave Cochrane, S (1, 5) OBP: 0.317, SLG: 0.349 (10, 7) (12, 2)	2-2 F8		3-2 G5-3			0-0 SH2-3			3-2 F7			1-2 1B 1B	4 1 1 0 0 0 3							
Lance Parrish, R (1, 3) OBP: 0.271, SLG: 0.396 Pete O'Brien, L (7, 3) OBP: 0.285, SLG: 0.424	1-2 G6-3			1-1 G4-3		0-0 G6-3			3-2 P6			1-3 K	3 0 0 0 0 0 1 2 0 0 0 0 1 1	AB 41 R 5 H 12 RBI 5 BB 2 SO 5 LOB 11						
Dave Valle, R (1, 2) OBP: 0.317, SLG: 0.407 Tino Martinez, L (12, PH) OBP: 0.303, SLG: 0.396 Kevin Mitchell, R (12, 7) OBP: 0.326, SLG: 0.378			1-2 1B 2B 1B		2-2 G6-3		2-2 G5-3		1-3 K			1-1 1B SF8 1B	4 1 1 0 0 1 1 1 1 1 0 0 0 0 0 0 0 0 0 0 0							
Jeff Schaefer, R (1, 6) OBP: 0.164, SLG: 0.241 Omar Vizquel, S (7, PH) OBP: 0.358, SLG: 0.383 (7, 6)			0-0 SH1-4		1-2 G5-3		1-3 K			2-2 F8		1-0 SF8 1B	1 0 0 0 0 0 0 3 0 1 1 0 1 0							
Inning Stats	R: 0 H: 1 E: 0 LOB: 1 K: 1 BB: 0 S: 9 P: 14	R: 0 H: 0 E: 0 LOB: 0 K: 0 BB: 0 S: 10 P: 16	R: 3 H: 5 E: 0 LOB: 2 K: 0 BB: 1 S: 17 P: 29	R: 0 H: 0 E: 0 LOB: 0 K: 0 BB: 0 S: 12 P: 16	R: 0 H: 2 E: 0 LOB: 1 K: 0 BB: 0 S: 7 P: 13	R: 0 H: 0 E: 0 LOB: 1 K: 0 BB: 1 S: 9 P: 15	R: 0 H: 0 E: 0 LOB: 0 K: 1 BB: 0 S: 9 P: 11	R: 0 H: 0 E: 0 LOB: 0 K: 1 BB: 0 S: 7 P: 9	R: 0 H: 0 E: 0 LOB: 0 K: 1 BB: 0 S: 10 P: 17	R: 0 H: 0 E: 0 LOB: 0 K: 0 BB: 0 S: 11 P: 15	R: 0 H: 1 E: 0 LOB: 0 K: 0 BB: 0 S: 7 P: 11	R: 2 H: 3 E: 0 LOB: 1 K: 1 BB: 0 S: 13 P: 19	1B: 11 SF: 1 2B: 2 SAC: 3 3B: 0 DP: 2 HR: 0 HBP: 0	WP: 0 PA: 47 PB: 0 SB: 0 CS: 1						
PITCHER	IP WLS BF H R ER SO BB IBB HBP BLK WP HR S P ERA WHIP																			
Curt Young, L (1, 1) ERA: 5.04	6.0	26	8	3	3	1	2	0	0	0	0	0	0	0	0	0	64	103	4.50	1.667
Rich Monteleone, R (7, 1) ERA: 2.36	3.0	9	0	0	0	3	0	0	0	0	0	0	0	0	0	0	26	37	0.00	0.000
John Habyan, R (10, 1) ERA: 1.61	3.0	L 12	4	2	2	1	0	0	0	0	0	0	0	0	0	0	31	45	6.00	1.333

Seattle Mariners @ New York Yankees
Yankee Stadium, Bronx, NY
Sat Jul 11 1992, 3:33 AM EDT
Att. 39,533 - Cloudy - 91 F

livebaseballscorecards.com



Batter	1	2	3	4	5	6	7	8	9	10	11	12
Andy Stankiewicz, R OBP: 0.373, SLG: 0.397	3-2 1B		1-1 1B		0-0 F7		0-2 F9			0-2 G5-3		
Mel Hall, L OBP: 0.292, SLG: 0.458	1-0 F8		1-0 1B		1-1 G4-3		4-0 BB			1-1 G6-3		
Roberto Kelly, R OBP: 0.320, SLG: 0.415	1-2 P4		0-1 SF8		0-0 F8		3-2 F8			0-1 G6-3		
Don Mattingly, L OBP: 0.325, SLG: 0.431	3-1 F8		1-0 1B		1-1 G4-3		0-1 G6-3			0-0 G3-1		
Danny Tartabull, R OBP: 0.402, SLG: 0.457		0-3 K	3-3 K		0-0 G3-1		2-1 P9			0-1 G1-3		
Jim Leyritz, R OBP: 0.378, SLG: 0.488		0-1 G5-3		1-1 G6-3		1-2 G4-3		3-2 F8		2-1 G3-1		
Kevin Maas, L OBP: 0.315, SLG: 0.446						2-3						
Charlie Hayes, R OBP: 0.297, SLG: 0.397		0-0 G1-3		2-2 F9		1-2 1B		2-2 F9		0-0 F8		
Matt Nokes, L OBP: 0.275, SLG: 0.366			2-2 1B	4-2 BB		1-2 L9		1-2 F8		1-2 F9		
Pat Kelly, R OBP: 0.281, SLG: 0.329			1-1 F8	1-1 G6-3			0-0 F7			0-0 F7		0-0 G4-3

AB R H RBI BB SO LOB

5	1	2	0	0	0	0
4	0	1	0	1	0	1
4	0	0	1	0	0	2
5	1	2	1	0	0	1
5	0	0	0	0	2	3
2	0	0	0	0	0	0
3	0	0	0	0	0	1
5	0	1	1	0	0	0
4	1	1	0	1	0	1
5	0	0	0	0	0	2

BOTTOM

Seattle Mariners @ New York Yankees
Yankee Stadium, Bronx, NY
Sat Jul 11 1992, 3:33 AM EDT
Att. 39,533 - Cloudy - 91 F

livebaseballscorecards.com

AB	42
R	3
H	7
RBI	3
BB	2
SO	2
LOB	11



Inning Stats	R: 0	H: 1	E: 0	K: 0	S: 13	R: 0	H: 0	E: 0	K: 1	S: 6	R: 2	H: 4	E: 0	K: 1	S: 15	R: 0	H: 0	E: 0	K: 0	S: 11	R: 0	H: 0	E: 0	K: 0	S: 4	R: 1	H: 2	E: 0	K: 0	S: 13	R: 0	H: 0	E: 0	K: 0	S: 7	R: 0	H: 0	E: 0	K: 0	S: 7	R: 0	H: 0	E: 0	K: 0	S: 10	R: 0	H: 0	E: 0	K: 0	S: 8	R: 0	H: 0	E: 0	K: 0	S: 5	R: 0	H: 0	E: 0	K: 0	S: 5	R: 0	H: 0	E: 0	K: 0	S: 5
--------------	------	------	------	------	-------	------	------	------	------	------	------	------	------	------	-------	------	------	------	------	-------	------	------	------	------	------	------	------	------	------	-------	------	------	------	------	------	------	------	------	------	------	------	------	------	------	-------	------	------	------	------	------	------	------	------	------	------	------	------	------	------	------	------	------	------	------	------

PITCHER	IP	WLS	BF	H	R	ER	SO	BB	IBB	HBP	BLK	WP	HR	S	P	ERA	WHIP
Juan Agosto, L ERA: 5.28	2.2		13	5	2	2	1	0	0	0	0	0	0	31	45	6.75	1.875
Rich DeLucia, R ERA: 6.05	3.1		13	2	1	1	1	1	0	0	0	0	0	31	47	2.70	0.900
Brian Fisher, R ERA: 5.4	3.0		10	0	0	0	0	1	0	0	0	0	0	24	39	0.00	0.333
Russ Swan, L ERA: 4.75	3.0	W	9	0	0	0	0	0	0	0	0	0	0	18	22	0.00	0.000

WP: 0	PA: 45
PB: 0	
SB: 0	
CS: 0	

Batter	1	2	3	4	5	6	7	8	9	AB	R	H	RBI	BB	SO	LOB	BOTTOM					
Andy Stankiewicz, R <small>(1, 4) OBP: 0.370, SLG: 0.393</small>	1-1 		0-0 	1-1 		0-0 		1-2 		5	1	1	0	0	0	1						
Dion James, L <small>(1, 8) OBP: 0.317, SLG: 0.349</small> Roberto Kelly, R <small>(9, PH) OBP: 0.319, SLG: 0.414</small>	0-0 		4-2 		1-0 	1-0 		2-3 		3	1	2	1	1	0	0	1	0				
Mel Hall, L <small>(1, 7) OBP: 0.294, SLG: 0.454</small>	2-0 		4-1 		4-0 	2-2 		3-1 		3	1	0	1	2	0	1						
Don Mattingly, L <small>(1, 3) OBP: 0.324, SLG: 0.428</small>	3-1 		3-2 		0-0 	1-1 		1-1 		5	0	1	0	0	0	4						
Danny Tartabull, R <small>(1, 9) OBP: 0.407, SLG: 0.457</small>	1-1 		4-0 		4-0 			1-0 		2	1	1	0	2	0	0						
Kevin Maas, L <small>(1, 10) OBP: 0.313, SLG: 0.447</small>	0-1 		1-3 		1-0 		3-3 			4	1	1	2	0	1	5						
Matt Nokes, L <small>(1, 2) OBP: 0.275, SLG: 0.377</small>		1-3 		1-0 		0-1 		1-0 		4	1	1	2	0	1	0						
Charlie Hayes, R <small>(1, 5) OBP: 0.293, SLG: 0.392</small>		0-0 		2-1 		1-0 		0-0 		4	0	0	0	0	0	1						
Randy Velarde, R <small>(1, 6) OBP: 0.268, SLG: 0.312</small>		2-2 		0-1 		1-0 		3-2 		4	0	1	0	0	0	1						
Inning Stats	R: 1 E: 0 K: 10 S: 10	H: 3 LOB: 2 BB: 0 P: 17	R: 0 E: 0 K: 1 S: 9	H: 0 LOB: 0 BB: 0 P: 12	R: 0 E: 0 K: 10 S: 10	H: 0 LOB: 3 BB: 3 P: 26	R: 0 E: 0 K: 0 S: 7	H: 1 LOB: 1 BB: 0 P: 11	R: 4 E: 0 K: 0 S: 6	H: 2 LOB: 0 BB: 2 P: 17	R: 1 E: 0 K: 0 S: 9	H: 2 LOB: 1 BB: 0 P: 14	R: 0 E: 0 K: 1 S: 5	H: 0 LOB: 0 BB: 0 P: 10	R: 0 E: 0 K: 0 S: 7	H: 0 LOB: 0 BB: 0 P: 11	R: 0 E: 0 K: 1 S: 7	H: 0 LOB: 0 BB: 0 P: 13	1B: 4 2B: 2 3B: 0 HR: 2	SF: 0 SAC: 0 DP: 1 HBP: 0	WP: 2 PB: 0 SB: 0 CS: 0	PA: 40
PITCHER	IP	WLS	BF	H	R	ER	SO	BB	IBB	HBP	BLK	WP	HR	S	P	ERA	WHIP					
Mark Grant, R <small>ERA: 3.91</small>	(1, 1)		4.2	5	4	4	2	5	0	0	0	2	1	39	79	7.71	2.143					
Dennis Powell, L <small>ERA: 5.59</small>	(5, 1)	0.1	2	1	1	1	0	0	0	0	0	0	1	3	4	27.00	3.000					
Erik Hanson, R <small>ERA: 3.96</small>	(6, 1)	3.0	W	11	2	1	1	0	0	0	0	0	0	21	35	3.00	0.667					
Russ Swan, L <small>ERA: 4.69</small>	(9, 1)	1.0	S	3	0	0	1	0	0	0	0	0	0	7	13	0.00	0.000					

Seattle Mariners @ New York Yankees
 Yankee Stadium, Bronx, NY
 Sun Jul 12 1992, 3:33 AM EDT
 Att: 45,041 - Cloudy - 85 F

livebaseballscorecards.com

AB	35
R	6
H	8
RBI	6
BB	5
SO	3
LOB	13



New York Yankees @ California Angels
Anaheim Stadium, Anaheim, CA
 Thu Jul 16 1992, 10:05 PM EDT
 Att. 31,256 - Sunny - 83 F

livebaseballscorecards.com

AB	31
R	2
H	5
RBI	1
BB	2
SO	5
LOB	13



AB	R	H	RBI	BB	SO	LOB
3	0	1	0	0	1	0
4	0	2	0	0	0	1
3	0	0	0	1	1	3
4	0	0	0	0	0	5
4	1	1	0	0	1	2
3	0	0	0	0	0	1
1	0	0	0	0	0	0
4	1	1	0	0	0	0
3	0	0	1	0	1	0
2	0	0	0	1	1	1

Batter	1	2	3	4	5	6	7	8	9
Andy Stankiewicz, R (1, 6) OBP: 0.370, SLG: 0.392	1-3 		0-2 SH5-3 		0-0 F8 			0-0 G5-3 1B 	
Mel Hall, L (1, 7) OBP: 0.296, SLG: 0.455	1-1 BB 1B 		0-0 FC6 1B 		0-0 G5-3 			0-0 G5-3 1-2 	
Roberto Kelly, R (1, 8) OBP: 0.318, SLG: 0.410	4-1 FC6-4 BB 1-2 		1-3 K 		2-2 G5-3 			0-0 F8 	
Don Mattingly, L (1, 3) OBP: 0.320, SLG: 0.423	0-1 F9 		1-1 FC6 1-2f 		1-2 F8 			1-0 F8 	
Danny Tartabull, R (1, 9) OBP: 0.405, SLG: 0.454	2-2 FC6-4 1-2f 		1-1 1B E G4-3 1B 		2-1 F9 			2-3 K 	
Kevin Maas, L (1, 10) OBP: 0.309, SLG: 0.440		2-1 G6-3 		2-1 G4-3 1-2 		3-1 F8 		1-2 F9 	
Jim Leyritz, R (9, PH) OBP: 0.374, SLG: 0.481									
Matt Nokes, L (1, 2) OBP: 0.274, SLG: 0.375		0-0 G3-1 		0-1 E E 1B 2-3 			0-1 P6 		0-1 G4-3
Charlie Hayes, R (1, 5) OBP: 0.291, SLG: 0.388		1-3 K 		1-0 E6 CS 1-H 3-H 			1-1 F8 		
Pat Kelly, R (1, 4) OBP: 0.282, SLG: 0.325			4-2 1B SH5-3 BB 		3-2 F8 3-H 		3-3 K 		

Inning Stats																																																																										
R	H	E	K	S	R	H	E	K	S	R	H	E	K	S	R	H	E	K	S	R	H	E	K	S	R	H	E	K	S	R	H	E	K	S	R	H	E	K	S	R	H	E	K	S	R	H	E	K	S	1B	2B	3B	HR	SF	SAC	DP	HBP	WP	PA															
0	1	0	1	12	0	0	0	1	6	0	1	0	1	11	2	2	0	0	12	0	0	0	0	5	0	0	0	0	7	0	0	0	0	13	0	0	0	1	8	0	1	0	0	12	0	0	0	0	5	0	0	0	0	12	0	0	0	0	9	0	0	0	0	12	5	0	0	0	0	1	0	0	0	34

PITCHER																
IP	WLS	BF	H	R	ER	SO	BB	IBB	HBP	BLK	WP	HR	S	P	ERA	WHIP
8.1		32	5	2	1	5	2	0	0	0	0	0	69	108	1.08	0.840
0.2	W	2	0	0	0	0	0	0	0	0	0	0	5	6	0.00	0.000

Batter	1	2	3	4	5	6	7	8	9	AB R H RBI BB SO LOB
Luis Polonia, L OBP: 0.342, SLG: 0.330 (1, 10) C F X	0-2 CS 1B		1-3 K			0-0 G3-6-3 1-2f		1-3 K		4 0 1 0 0 2 2
Luis Sojo, R OBP: 0.308, SLG: 0.456 (1, 4) 1 SAFE B 1 SAFE F S S	1-3 K			0-2 F7		0-1 B1-3		1-1 E6		4 0 0 0 0 1 1
Junior Felix, S OBP: 0.299, SLG: 0.384 (1, 8) B B X	2-0 F8			4-1 G4-6-3 BB			0-0 1B 1B	3-3 K		3 1 1 0 1 1 1
Von Hayes, L OBP: 0.329, SLG: 0.347 (1, 9) B X		1-0 G3-1		0-0 G4-6-3 1-2f			0-3 K		2-2 G4-3	4 0 0 0 0 1 2
Chad Curtis, R OBP: 0.338, SLG: 0.405 (1, 7) C B F C C		1-3 K			1-3 K		0-0 1B G4-3 1B		0-3 K	4 1 1 0 0 3 0
Rene Gonzales, R OBP: 0.344, SLG: 0.408 (1, 5) C B B F C C		2-3 K			0-1 G4-3 2B		0-0 G4-3 1B		0-1 1B BB 1B	4 1 3 1 0 1 0
Lee Stevens, L OBP: 0.264, SLG: 0.338 (1, 3) F C F S S			0-3 K		0-0 G4-3		1-0 G4-3		0-0 BB BB 1B	4 0 1 1 0 1 2
Mike Fitzgerald, R OBP: 0.270, SLG: 0.301 Ken Oberkfell, L OBP: 0.300, SLG: 0.222 (9, PH)			0-3 K		0-1 G5-3		0-1 G5-3		4-1 BB BB	3 0 0 0 0 1 2 0 0 0 0 1 0 0
Gary Disarcina, R OBP: 0.299, SLG: 0.309 (1, 6) B S X			1-1 E8 1B			4-2 G3-6-3 BB		0-1 P4	4-0 BB BB	2 0 1 1 2 0 0

Inning Stats	R: 0	H: 1	R: 0	H: 0	R: 0	H: 1	R: 0	H: 1	R: 0	H: 0	R: 2	H: 3	R: 0	H: 0	R: 1	H: 2	1B: 7	SF: 0
	E: 0	LOB: 0	E: 0	LOB: 0	E: 1	LOB: 1	E: 0	LOB: 1	E: 0	LOB: 0	E: 0	LOB: 1	E: 1	LOB: 1	E: 0	LOB: 3	2B: 1	SAC: 0
	K: 1	BB: 0	K: 2	BB: 0	K: 3	BB: 0	K: 1	BB: 0	K: 0	BB: 1	K: 1	BB: 0	K: 2	BB: 0	K: 1	BB: 2	3B: 0	DP: 2
	S: 7	P: 10	S: 8	P: 12	S: 11	P: 13	S: 5	P: 9	S: 6	P: 10	S: 14	P: 18	S: 11	P: 16	S: 11	P: 21	HR: 0	HBP: 0


PITCHER	IP	WLS	BF	H	R	ER	SO	BB	IBB	HBP	BLK	WP	HR	S	P	ERA	WHIP	WP: 0	PA: 36
Melido Perez, R ERA: 3.11 (1, 1)	8.2	L	36	8	3	3	11	4	0	0	0	0	0	81	118	3.12	1.385	PB: 0	
																		SB: 0	
																		CS: 1	

BOTTOM

New York Yankees @ California Angels
Anaheim Stadium, Anaheim, CA

Thu Jul 16 1992, 10:05 PM EDT
Att: 31,256 - Sunny - 83 F

AB	32
R	3
H	8
RBI	3
BB	4
SO	11
LOB	10



livebaseballscorecards.com

Batter	1	2	3	4	5	6	7	8	9	AB R H RBI BB SO LOB	TOP																									
Andy Stankiewicz, R (1, 6) OBP: 0.368, SLG: 0.390	0-3 K		3-1 F9		0-0 1B G3 BB 1B		1-2 P3			4 1 1 1 0 1 0																										
Mel Hall, L (1, 7) OBP: 0.293, SLG: 0.450	1-0 G6-3			2-0 G3	1-2 G3		1-0 P6			4 0 0 0 0 0 2																										
Roberto Kelly, R (1, 8) OBP: 0.323, SLG: 0.410	4-0 S BB			1-0 FC8-4-6 1B	4-2 BB 1B BB		1-2 G1-3			2 0 1 0 2 0 0																										
Don Mattingly, L (1, 3) OBP: 0.322, SLG: 0.424	2-3 SAFE SAFE SAFE 1-2			0-2 FC8-4-6 1-2f	3-1 BB 1B		1-0 G6-4-3 1B			4 0 2 1 0 1 2																										
Danny Tartabull, R (1, 9) OBP: 0.403, SLG: 0.448		1-0 G5-3		3-3 K	4-2 BB		2-2 F9			3 0 0 1 1 1 2																										
Jim Leyritz, R (1, 10) OBP: 0.373, SLG: 0.476		1-3 K			1-2 BB 1B		0-2 G6-4-3			3 1 1 0 0 1 3																										
Kevin Maas, L (8, PH) OBP: 0.308, SLG: 0.438										1 0 0 0 0 0 1																										
Charlie Hayes, R (1, 5) OBP: 0.287, SLG: 0.383		0-0 G3			1-2 F8	2-2 F7		0-2 L3		4 0 0 0 0 0 1	AB 33 R 4 H 8 RBI 3 BB 3 SO 4 LOB 12																									
Mike Stanley, R (1, 2) OBP: 0.356, SLG: 0.395			2-1 F8		0-1 E7 1B 1B 1-H 2B	0-1 F7		0-1 G3-6-3 1B		4 1 2 0 0 0 0																										
Pat Kelly, R (1, 4) OBP: 0.282, SLG: 0.323			2-0 P7		1-2 G3 1B 1B 1B	1-1 F8		0-0 G3-6-3 1-2f		4 1 1 0 0 0 1																										
Inning Stats	R: 0 E: 0 K: 2 S: 8	H: 0 LOB: 1 BB: 1 P: 14	R: 0 E: 0 K: 1 S: 6	H: 0 LOB: 0 BB: 0 P: 8	R: 0 E: 0 K: 0 S: 5	H: 0 LOB: 0 BB: 0 P: 12	R: 0 E: 0 K: 1 S: 8	H: 1 LOB: 1 BB: 0 P: 14	R: 4 E: 1 K: 0 S: 23	H: 5 LOB: 3 BB: 2 P: 41	R: 0 E: 0 K: 0 S: 7	H: 0 LOB: 0 BB: 0 P: 10	R: 0 E: 0 K: 0 S: 7	H: 0 LOB: 0 BB: 0 P: 10	R: 0 E: 0 K: 0 S: 6	H: 1 LOB: 0 BB: 0 P: 6	1B: 7 2B: 1 3B: 0 HR: 0	SF: 0 SAC: 0 DP: 2 HBP: 0	WP: 0 PB: 0 SB: 1 CS: 0	PA: 36																
PITCHER	IP WLS BF H R ER SO BB IBB HBP BLK WP HR S P ERA WHIP																																			
Chuck Finley, L (1, 1) ERA: 5.55	4.2		23	6	4	4	4	3	0	0	0	0	0	49	86	7.71	1.929																			
Chuck Crim, R (5, 1) ERA: 5.81	2.1	W	7	0	0	0	0	0	0	0	0	0	0	15	23	0.00	0.000																			
Joe Grahe, R (8, 1) ERA: 4.25	2.0	S	6	2	0	0	0	0	0	0	0	0	0	13	16	0.00	1.000																			

New York Yankees @ California Angels
 Anaheim Stadium, Anaheim, CA
 Fri Jul 17 1992, 10:05 PM EDT
 Att. 31,410 - Sunny - 82 F

livebaseballscorecards.com



Batter	1	2	3	4	5	6	7	8	9	AB R H RBI BB SO LOB	TOP	
Andy Stankiewicz, R (1, 6) OBP: 0.362, SLG: 0.383	0-2 G1-3		0-3 K			0-3 K		0-0 G6-4-3		4 0 0 0 0 2 2		
Randy Velarde, R (1, 7) OBP: 0.273, SLG: 0.317	1-0 HR		1-1 G4-6-3			0-1 G4-3			0-0 G3	4 1 2 0 0 0 1		
Roberto Kelly, R (1, 8) OBP: 0.319, SLG: 0.405	2-3 K			1-1 G5-3		1-2 F8			1-1 F7	4 0 0 0 0 1 2		
Don Mattingly, L (1, 3) OBP: 0.321, SLG: 0.431	0-1 HR			0-0 F8			1-2 L9		0-1 G3	4 1 1 2 0 0 1		
Danny Tartabull, R (1, 9) OBP: 0.404, SLG: 0.459	1-3 K			4-2 S BB			3-1 HR		2-1 F9	3 1 1 1 1 1 1		
Jim Leyritz, R (1, 10) OBP: 0.362, SLG: 0.460		0-1 F7		2-2 G5-3			0-2 P3			3 0 0 0 0 0 1		
Charlie Hayes, R (1, 5) OBP: 0.284, SLG: 0.379		2-0 G3			0-0 G6-3		3-1 F9			3 0 0 0 0 0 0		
Mike Stanley, R (1, 2) OBP: 0.344, SLG: 0.380		0-0 P3			2-3 K2-3			1-0 G1-3		3 0 0 0 0 1 0		
Pat Kelly, R (1, 4) OBP: 0.288, SLG: 0.329			1-0 G4-6-3			0-0 G1-3		0-1 G6-4-3		3 0 2 0 0 0 0		
Inning Stats	R: 2 H: 2 E: 0 LOB: 0 K: 2 BB: 0 S: 13 P: 17	R: 0 H: 0 E: 0 LOB: 0 K: 0 BB: 0 S: 4 P: 6	R: 0 H: 1 E: 0 LOB: 0 K: 1 BB: 0 S: 7 P: 8	R: 0 H: 0 E: 0 LOB: 1 K: 0 BB: 1 S: 8 P: 15	R: 0 H: 0 E: 0 LOB: 0 K: 1 BB: 0 S: 8 P: 10	R: 0 H: 0 E: 0 LOB: 0 K: 1 BB: 0 S: 9 P: 10	R: 1 H: 1 E: 0 LOB: 0 K: 0 BB: 0 S: 10 P: 17	R: 0 H: 1 E: 0 LOB: 0 K: 0 BB: 0 S: 4 P: 5	R: 0 H: 1 E: 0 LOB: 1 K: 0 BB: 0 S: 7 P: 10	1B: 4 SF: 0 2B: 0 SAC: 0 3B: 0 DP: 2 HR: 2 HBP: 0	WP: 0 PA: 32 PB: 0 SB: 1 CS: 0	
PITCHER	IP WLS BF H R ER SO BB IBB HBP BLK WP HR S P ERA WHIP											
Mark Langston, L (1, 1) ERA: 3.96	8.2 W 31 6 3 3 5 1 0 0 0 0 2 68 94 3.12 0.808											
Mark Eichhorn, R (9, 1) ERA: 2.12	0.1 S 1 0 0 0 0 0 0 0 0 0 0 0 2 4 0.00 0.000											

New York Yankees @ California Angels
Anaheim Stadium, Anaheim, CA
 Sat Jul 18 1992, 10:05 PM EDT
 Att. 31,368 - Sunny - 92 F

livebaseballscorecards.com

AB 31
R 3
H 6
RBI 3
BB 1
SO 5
LOB 8



Batter	1	2	3	4	5	6	7	8	9	AB R H RBI BB SO LOB	TOP											
Andy Stankiewicz, R (1, 6) OBP: 0.359, SLG: 0.378	1-1 L9-3 1B	0-0 F7	0-0 G6-3			1-1 E6 1B		2-1 FC4 1B		5 0 2 0 0 0 5												
Mel Hall, L (1, 7) OBP: 0.293, SLG: 0.444	1-0 L9-3 1-2		1-0 G4-3	2-3 K		3-2 FC3-2-5 1B		0-0 FC4 1-2f		5 0 1 0 0 1 2												
Don Mattingly, L (1, 3) OBP: 0.328, SLG: 0.436	2-2 HR 1B		2-0 2B 1B	0-1 F7		2-1 FC3-2-5 1-2 3-H		2-0 F7		5 2 2 0 0 0 3												
Danny Tartabull, R (1, 9) OBP: 0.405, SLG: 0.467	2-1 1-H HR		2-0 1B 2B	4-1 BB		1-0 P3			2-0 G5-3	4 2 2 2 1 0 2												
Roberto Kelly, R (1, 8) OBP: 0.320, SLG: 0.406	0-0 F8		1-1 2B 1B	2-1 L8			1-1 G5-3		2-0 S 1B	5 1 2 1 0 0 1												
Kevin Maas, L (1, 10) OBP: 0.319, SLG: 0.445		4-2 2B BB	4-0 2B BB		0-0 F8		3-2 1B		1 SAFE 2-1 F8 1-2	3 0 1 0 2 0 1												
Charlie Hayes, R (1, 5) OBP: 0.280, SLG: 0.375		0-1 P6	0-2 2B		0-0 F8		1-3 K		2-3 K	5 0 1 2 0 2 3												
Matt Nokes, L (1, 2) OBP: 0.271, SLG: 0.365		2-1 F9	4-0 IBB		1-1 L9		0-3 K			3 0 0 0 1 1 2												
Pat Kelly, R (1, 4) OBP: 0.286, SLG: 0.343		0-0 2B	3-2 P5			1-1 B1-3		0-0 P5		4 0 1 0 0 0 3												
Inning Stats	R: 2 E: 0 K: 0 S: 10	H: 3 LOB: 0 BB: 0 P: 16	R: 0 E: 0 K: 0 S: 8	H: 1 LOB: 2 BB: 1 P: 14	R: 3 E: 0 K: 0 S: 15	H: 4 LOB: 3 BB: 2 P: 32	R: 0 E: 0 K: 1 S: 9	H: 0 LOB: 1 BB: 1 P: 17	R: 0 E: 0 K: 0 S: 4	H: 0 LOB: 0 BB: 0 P: 5	R: 0 E: 1 K: 0 S: 11	H: 1 LOB: 2 BB: 0 P: 18	R: 0 E: 0 K: 2 S: 12	H: 1 LOB: 1 BB: 0 P: 17	R: 0 E: 0 K: 0 S: 5	H: 1 LOB: 1 BB: 0 P: 9	R: 0 E: 0 K: 1 S: 7	H: 1 LOB: 1 BB: 0 P: 15	1B: 8 2B: 4 3B: 0 HR: 1	SF: 0 SAC: 0 DP: 1 HBP: 0	WP: 0 PB: 0 SB: 1 CS: 0	PA: 43
PITCHER	IP WLS BF H R ER SO BB IBB HBP BLK WP HR S P ERA WHIP																					
Kelly Downs, R (1, 1) ERA: 3.73	2.1 L 15 7 5 5 0 2 0 0 0 0 0 1 23 45 19.29 3.857																					
Kevin Campbell, R (3, 1) ERA: 4.35	5.0 22 4 0 0 3 1 1 0 0 0 0 0 49 79 0.00 1.000																					
Vince Horsman, L (8, 1) ERA: 2.17	0.2 2 0 0 0 0 0 0 0 0 0 0 0 2 4 0.00 0.000																					
Jim Corsi, R (9, 1) ERA: 3.48	1.0 4 1 0 0 1 0 0 0 0 0 0 0 7 15 0.00 1.000																					

New York Yankees @ Oakland Athletics
Oakland-Alameda County Coliseum, Oakland, CA

Tue Jul 21 1992, 7:05 PM PDT
Att. 26,573 - Sunny - 71 F

livebaseballscorecards.com

AB	39
R	5
H	12
RBI	5
BB	4
SO	4
LOB	22



Batter	1	2	3	4	5	6	7	8	9	AB	R	H	RBI	BB	SO	LOB
Rickey Henderson, R OBP: 0.426, SLG: 0.443 (1, 7)	4-2 FC4-6 BB	2-1 2-H 1B		2-1 P4			4-1 S BB			2	0	1	1	2	0	0
Carney Lansford, R OBP: 0.318, SLG: 0.346 (1, 5)	1-0 FC4-6 FC3-6 BB 1-2f	0-0 G4-3			0-0 F9		1-3 K			4	0	0	0	0	1	3
Jose Canseco, R OBP: 0.319, SLG: 0.472 (1, 9)	4-1 FC3-6 BB 1-2		3-3 K		0-3 K			2-2 P5		3	0	0	0	1	2	0
Harold Baines, L OBP: 0.311, SLG: 0.361 (1, 10)	0-0 FC3-6 BB 1-2f 2-3		0-0 E1 1B		1-0 G3-1			0-3 K2-3		4	0	0	0	0	1	2
Terry Steinbach, R OBP: 0.357, SLG: 0.434 (1, 2)	4-1 BB 1-2		1-0 1B		2-2 G6-3			1-1 G5-3		3	0	1	0	1	0	0
Jamie Quirk, L OBP: 0.296, SLG: 0.277 (1, 3)	0-0 P6		1-3 K		0-3 K			2-2 F8		4	0	0	0	0	2	5
Willie Wilson, S OBP: 0.332, SLG: 0.322 (1, 8)		1-1 FC4-6 1B	0-2 G4-3		0-0 G5-3			2-1 G5-3 1B		4	0	2	0	0	0	2
Mike Bordick, R OBP: 0.350, SLG: 0.375 (1, 4)		1-0 FC4-6 1B 1-2f		0-1 G6-3			1-2 G5-3		1-1 G5-3	4	1	0	0	0	0	2
Walt Weiss, S OBP: 0.323, SLG: 0.272 (1, 6)		1-1 F7		2-3 K			0-0 F9		1-1 G3-1	4	0	0	0	0	1	2

Inning Stats	R: 0 E: 0 K: 0 S: 7	H: 0 LOB: 3 BB: 3 P: 20	R: 1 E: 1 K: 0 S: 8	H: 2 LOB: 1 BB: 0 P: 13	R: 0 E: 1 K: 2 S: 11	H: 1 LOB: 2 BB: 0 P: 16	R: 0 E: 0 K: 1 S: 7	H: 0 LOB: 0 BB: 0 P: 11	R: 0 E: 0 K: 1 S: 6	H: 0 LOB: 0 BB: 0 P: 7	R: 0 E: 0 K: 1 S: 8	H: 0 LOB: 0 BB: 0 P: 10	R: 0 E: 0 K: 1 S: 8	H: 0 LOB: 1 BB: 1 P: 14	R: 0 E: 0 K: 1 S: 9	H: 0 LOB: 0 BB: 0 P: 12	R: 0 E: 0 K: 0 S: 9	H: 1 LOB: 1 BB: 0 P: 15	1B: 4 2B: 0 3B: 0 HR: 0	SF: 0 SAC: 0 DP: 0 HBP: 0	WP: 0 PB: 0 SB: 1 CS: 0	PA: 36												
PITCHER Melido Perez, R ERA: 2.92 (1, 1)	IP 9.0	WLS W	BF 36	H 4	R 1	ER 0	SO 7	BB 4	IBB 0	HBP 0	BLK 0	WP 0	HR 0	S 73	P 118	ERA 0.00	WHIP 0.889																	
																	PITCHER	IP	WLS	BF	H	R	ER	SO	BB	IBB	HBP	BLK	WP	HR	S	P	ERA	WHIP

BOTTOM

New York Yankees @ Oakland Athletics
Oakland-Alameda County Coliseum, Oakland, CA

Tue Jul 21 1992, 7:05 PM PDT
Att. 26,573 - Sunny - 71 F

livebaseballscorecards.com

AB	32
R	1
H	4
RBI	1
BB	4
SO	7
LOB	16



Batter	1	2	3	4	5	6	7	8	9	AB	R	H	RBI	BB	SO	LOB	TOP								
Andy Stankiewicz, R (1, 6) OBP: 0.354, SLG: 0.373	1-3 K	0-0 F8		2-2 F9			2-3 K			4	0	0	0	0	2	0									
Mel Hall, L (1, 10) OBP: 0.292, SLG: 0.442	0-1 G4-3		1-1 F8		0-1 G4-6-3 1B		2-0 F8			4	0	1	0	0	0	0									
Don Mattingly, L (1, 3) OBP: 0.324, SLG: 0.431	0-0 G4-3		2-1 F9		0-1 G4-6-3 1-2f		2-1 P5			4	0	0	0	0	0	1									
Danny Tartabull, R (1, 9) OBP: 0.406, SLG: 0.466		4-2 1B BB	0-0 BB 1B		1-1 F9			0-0 G5-3		3	1	1	0	1	0	0									
Roberto Kelly, R (1, 8) OBP: 0.324, SLG: 0.413		0-0 F8	1-0 BB 1B			1-1 G3 SF4 2B		0-1 L8-3 1B		4	1	3	0	0	0	1									
Dion James, L (1, 7) OBP: 0.327, SLG: 0.383		1-0 1B HR 1B	4-1 BB 1B		2-1 G3		2-1 G3	1-0 L8-3		3	1	1	0	1	0	2									
Charlie Hayes, R (1, 5) OBP: 0.280, SLG: 0.375		1-1 HR 1B	2-3 K		3-2 SF4			0-3 K		3	1	1	2	0	2	3									
Matt Nokes, L (1, 2) OBP: 0.275, SLG: 0.377		0-0 HR		0-0 F8		3-H BB		0-3 K		3	1	1	3	1	1	0									
Pat Kelly, R (1, 4) OBP: 0.280, SLG: 0.335		3-3 K		0-1 B5-3		1-3 K		1-3 K		4	0	0	0	0	3	1									
Inning Stats	R: 0 E: 0 K: 1 S: 6	H: 0 LOB: 0 BB: 0 P: 7	R: 4 E: 0 K: 1 S: 11	H: 3 LOB: 0 BB: 1 P: 20	R: 0 E: 0 K: 1 S: 10	H: 2 LOB: 3 BB: 1 P: 20	R: 0 E: 0 K: 0 S: 7	H: 0 LOB: 0 BB: 0 P: 9	R: 0 E: 0 K: 0 S: 6	H: 1 LOB: 0 BB: 0 P: 7	R: 1 E: 0 K: 1 S: 11	H: 1 LOB: 1 BB: 1 P: 22	R: 0 E: 0 K: 1 S: 6	H: 0 LOB: 0 BB: 0 P: 12	R: 0 E: 0 K: 0 S: 4	H: 1 LOB: 0 BB: 0 P: 5	R: 0 E: 0 K: 3 S: 12	H: 0 LOB: 0 BB: 0 P: 13	1B: 6 2B: 2 3B: 0 HR: 1	SF: 1 SAC: 0 DP: 2 HBP: 0	WP: 0 PB: 0 SB: 0 CS: 0	PA: 36			
PITCHER	IP	WLS	BF	H	R	ER	SO	BB	IBB	HBP	BLK	WP	HR	S	P	ERA	WHIP								
Bob Welch, R (1, 1) ERA: 3.31	6.0		27	7	5	5	4	3	0	0	0	0	1	51	85	7.50	1.667								
Jeff Parrett, R (7, 1) ERA: 2.73	2.0	W	6	1	0	0	1	0	0	0	0	0	0	10	17	0.00	0.500								
Dennis Eckersley, R (9, 1) ERA: 1.64	1.0	S	3	0	0	0	3	0	0	0	0	0	0	12	13	0.00	0.000								

New York Yankees @ Oakland Athletics
Oakland-Alameda County Coliseum, Oakland, CA

Wed Jul 22 1992, 3:33 AM PDT
Att. 40,805 - Cloudy - 75 F

livebaseballscorecards.com

AB	32
R	5
H	8
RBI	5
BB	3
SO	8
LOB	8



Batter	1	2	3	4	5	6	7	8	9
Rickey Henderson, R OBP: 0.426, SLG: 0.449 (1, 7)	0-3 K		4-2 1B S 1B BB	2-1 F8		1-0 F9		3-1 HR 2-H 3B	
Jerry Browne, S OBP: 0.347, SLG: 0.316 Carney Lansford, R OBP: 0.320, SLG: 0.358 (1, 5) (8, 5)	2-2 BB 1B 1B		3-2 G5-3		3-2 P5	4-2 BB		2-2 HR	
Jose Canseco, R OBP: 0.324, SLG: 0.478 (1, 9)	1-2 BB 1B		1-0 HBP 1B		2-2 1B 2B	3-1 F9		1-3 K	
Mark McGwire, R OBP: 0.379, SLG: 0.563 (1, 3)	0-0 P4		3-1 1B FC3-6 HBP		0-2 F8		3-1 G6-4-3 BB 1B	3-3 K	
Harold Baines, L OBP: 0.320, SLG: 0.365 (1, 10)	4-1 BB		1-2 FC3-6 1B		0-0 2B 1B		4-2 G6-4-3 BB		
Terry Steinbach, R OBP: 0.356, SLG: 0.435 (1, 2)	2-2 F9		0-0 FC3-6		0-2 2B		0-0 G6-4-3		
Willie Wilson, S OBP: 0.328, SLG: 0.317 (1, 8)		1-2 G4-3	0-2 G3		3-3 K		0-1 G6-3		
Mike Bordick, R OBP: 0.349, SLG: 0.373 (1, 4)		2-3 K		3-2 F7		3-2 P4		1-2 SH1-4 3B 1B	
Walt Weiss, S OBP: 0.323, SLG: 0.273 (1, 6)		1-2 L3		3-2 G4-3		2-1 BB 1B		0-2 SH1-4	

Inning Stats	R: 0 E: 0 K: 1 S: 18	H: 2 LOB: 3 BB: 1 P: 27	R: 0 E: 0 K: 1 S: 9	H: 0 LOB: 0 BB: 0 P: 13	R: 3 E: 0 K: 0 S: 16	H: 2 LOB: 1 BB: 1 P: 28	R: 0 E: 0 K: 0 S: 12	H: 0 LOB: 0 BB: 0 P: 20	R: 2 E: 0 K: 1 S: 17	H: 3 LOB: 1 BB: 0 P: 25	R: 0 E: 0 K: 0 S: 10	H: 1 LOB: 2 BB: 1 P: 23	R: 0 E: 0 K: 0 S: 7	H: 1 LOB: 1 BB: 1 P: 14	R: 3 E: 0 K: 2 S: 18	H: 3 LOB: 0 BB: 0 P: 27
1B: 8 2B: 2 3B: 1 HR: 1	SF: 0 SAC: 1 DP: 1 HBP: 1	WP: 0 PB: 0 SB: 1 CS: 0	PA: 40													

PITCHER	IP	WLS	BF	H	R	ER	SO	BB	IBB	HBP	BLK	WP	HR	S	P	ERA	WHIP
Scott Sanderson, R ERA: 5.05 (1, 1)	5.0		25	7	5	5	3	2	0	1	0	0	0	72	113	9.00	1.800
Rich Monteleone, R ERA: 2.93 (6, 1)	1.0		7	2	0	0	0	2	0	0	0	0	0	14	34	0.00	4.000
John Habyan, R ERA: 2.19 (7, 1)	2.0	L	8	3	3	3	2	0	0	0	0	0	1	21	30	13.50	1.500

BOTTOM


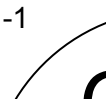







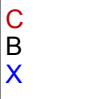

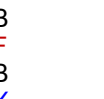
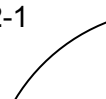










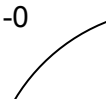































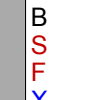
























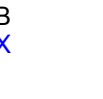










New York Yankees @ Oakland Athletics
Oakland-Alameda County Coliseum, Oakland, CA

Wed Jul 22 1992, 3:33 AM PDT
Att. 40,805 - Cloudy - 75 F

livebaseballscores.com

AB	34
R	8
H	12
RBI	8
BB	4
SO	5
LOB	16



Batter	1	2	3	4	5	6	7	8	9	10	AB R H RBI BB SO LOB	TOP	
Andy Stankiewicz, R OBP: 0.348, SLG: 0.365 (1, 6) 	1-1  G6-3 			1-0  G5-3 			1-1  B1-3 		1-0  G1-6-3 		1-1  F9 	5 0 0 0 0 0 1	
Randy Velarde, R OBP: 0.297, SLG: 0.392 (1, 7) 	2-1  P2 			1-2  G6-3  2B		1-0  G6-3 		2-1  1B  2B		3-1  HR 	5 2 3 1 0 0 0		
Don Mattingly, L OBP: 0.323, SLG: 0.428 (1, 3) 	1-0  F9 			0-1  G6-3  2-3		0-1  G4-3 		2-2  1B 		3-2  G1-3 	5 0 1 1 0 0 1		
Danny Tartabull, R OBP: 0.400, SLG: 0.456 (1, 9) 			2-1  G6-3 	2-1  G4-3 		0-0  G1-3 		2-3  K 		3-3  K 	5 0 0 0 0 2 2		
Roberto Kelly, R OBP: 0.326, SLG: 0.423 (1, 8) 			2-3  K 		3-2  HR 		3-3  K 		2-2  S  G6-3  1B		4 2 2 1 0 2 0		
Jim Leyritz, R OBP: 0.357, SLG: 0.457 (1, 10) 			1-2  P6 		1-0  FC5-4  1B		1-1  2B 		1-2  SAFE  G6-3 		4 0 2 0 0 0 1		
Charlie Hayes, R OBP: 0.276, SLG: 0.370 (1, 5) 			2-3  K 		2-2  FC5-4  1-2f		3-3  K 		3-3  K 		4 0 0 0 0 3 3		
Mike Stanley, R OBP: 0.351, SLG: 0.422 Dion James, L OBP: 0.327, SLG: 0.383 Matt Nokes, L OBP: 0.275, SLG: 0.377 (1, 2) 			2-2  G6-3 		2-2  P6 			1-0  HR 		0-0  FC6-4  1B	4 1 2 2 0 0 1 0 0 0 0 0 0 0 0 0 0 0 0 0 0		
Pat Kelly, R OBP: 0.279, SLG: 0.333 (1, 4) 			1-1  F8 		0-1  F8 			0-0  G1-6-3  1B		0-0  FC6-4  1-2f	4 0 1 0 0 0 2		
Inning Stats	R: 0 H: 0 E: 0 LOB: 0 K: 0 BB: 0 S: 5 P: 9	R: 0 H: 0 E: 0 LOB: 0 K: 1 BB: 0 S: 8 P: 13	R: 0 H: 0 E: 0 LOB: 0 K: 1 BB: 0 S: 9 P: 14	R: 0 H: 1 E: 0 LOB: 1 K: 0 BB: 0 S: 9 P: 13	R: 1 H: 2 E: 0 LOB: 1 K: 0 BB: 0 S: 16 P: 24	R: 0 H: 0 E: 0 LOB: 0 K: 0 BB: 0 S: 5 P: 7	R: 0 H: 1 E: 0 LOB: 1 K: 2 BB: 0 S: 12 P: 19	R: 2 H: 4 E: 0 LOB: 1 K: 1 BB: 0 S: 12 P: 20	R: 1 H: 2 E: 0 LOB: 1 K: 1 BB: 0 S: 11 P: 17	R: 1 H: 1 E: 0 LOB: 0 K: 1 BB: 0 S: 10 P: 20	1B: 5 SF: 0 2B: 3 SAC: 0 3B: 0 DP: 1 HR: 3 HBP: 0	WP: 0 PA: 40 PB: 0 SB: 1 CS: 0	
PITCHER Dave Fleming, L ERA: 3.21 Russ Swan, L ERA: 4.75	IP WLS BF H R ER SO BB IBB HBP BLK WP HR S P ERA WHIP												
	(1, 1) 7.2 30 8 3 3 4 0 0 0 0 0 2 73 114 3.52 1.043												
	(8, 1) 2.1 10 3 2 2 3 0 0 0 0 0 1 24 42 7.71 1.286												

New York Yankees @ Seattle Mariners
The Kingdome, Seattle, WA
Thu Jul 23 1992, 6:33 AM EDT
Att. 20,288 - Dome - 70 F

livebaseballscores.com

AB 40
R 5
H 11
RBI 5
BB 0
SO 7
LOB 11



BOTTOM

New York Yankees @ Seattle Mariners
The Kingdome, Seattle, WA

Thu Jul 23 1992, 6:33 AM EDT
Att: 20,288 - Dome - 70 F

livebaseballscorecards.com

AB	37
R	4
H	9
RBI	3
BB	4
SO	6
LOB	15



WP:	0	PA:	41
PB:	1		
SB:	2		
CS:	0		

Batter	1	2	3	4	5	6	7	8	9	10	AB	R	H	RBI	BB	SO	LOB
Omar Vizquel, S OBP: 0.353, SLG: 0.370 (1, 6)	K	G6-3			FC3-6 BB		1B		G4-3		4	0	1	0	1	1	1
Harold Reynolds, S OBP: 0.307, SLG: 0.330 (1, 4)	K		L7		FC3-6		F7			K	5	0	0	0	0	2	3
Ken Griffey Jr., L OBP: 0.346, SLG: 0.531 (1, 8)	2B 1B		F7		G4-3-6-3-4-6			S BB 1B			5	1	3	0	0	0	1
Kevin Mitchell, R OBP: 0.325, SLG: 0.382 (1, 7)	2B		F9				F9		F7	K	5	0	1	1	0	1	2
Pete O'Brien, L OBP: 0.283, SLG: 0.406 (1, 3)	G3			K			F8		F7	G3	4	0	0	0	1	1	2
Jay Buhner, R OBP: 0.312, SLG: 0.413 (1, 9)		G1			F9						3	1	1	1	1	0	0
Tino Martinez, L OBP: 0.298, SLG: 0.380 (1, 10)										G4-3 2B 1B	3	1	1	0	1	0	3
Dave Valle, R OBP: 0.293, SLG: 0.386 Edgar Martinez, R OBP: 0.386, SLG: 0.539 Lance Parrish, R OBP: 0.284, SLG: 0.432 (1, 2)											3	0	0	0	0	1	2
Shane Turner, L OBP: 0.292, SLG: 0.381 (1, 5)											1	0	0	0	0	0	0
											0	0	0	0	0	0	0
											4	1	2	1	0	0	1

Inning Stats	R:	H:	E:	K:	S:	WLS:	BF:	H:	R:	ER:	SO:	BB:	IBB:	HBP:	BLK:	WP:	HR:	S:	P:	ERA:	WHIP:
	1	2	0	2	17		27	0	0	0								60	115	5.14	1.286
	0	1	0	0	7		29	0	0	0								11	22	0.00	3.000
	0	0	0	0	8		15	0	0	0								4	7	0.00	0.000
	0	0	0	0	7		12	0	0	0								10	13	0.00	1.000

PITCHER	IP	WLS	BF	H	R	ER	SO	BB	IBB	HBP	BLK	WP	HR	S	P	ERA	WHIP
Scott Kamieniecki, R ERA: 4.65	7.0		29	7	4	4	4	2	0	0	0	0	1	60	115	5.14	1.286
Steve Farr, R ERA: 1.71	1.0		5	1	0	0	0	2	0	0	0	0	0	11	22	0.00	3.000
Tim Burke, R ERA: 3.45	1.0	W	3	0	0	0	0	0	0	0	0	0	0	4	7	0.00	0.000
John Habyan, R ERA: 2.15	1.0	S	4	1	0	0	2	0	0	0	0	0	0	10	13	0.00	1.000

PITCHER	IP	WLS	BF	H	R	ER	SO	BB	IBB	HBP	BLK	WP	HR	S	P	ERA	WHIP
Scott Kamieniecki, R ERA: 4.65	7.0		29	7	4	4	4	2	0	0	0	0	1	60	115	5.14	1.286
Steve Farr, R ERA: 1.71	1.0		5	1	0	0	0	2	0	0	0	0	0	11	22	0.00	3.000
Tim Burke, R ERA: 3.45	1.0	W	3	0	0	0	0	0	0	0	0	0	0	4	7	0.00	0.000
John Habyan, R ERA: 2.15	1.0	S	4	1	0	0	2	0	0	0	0	0	0	10	13	0.00	1.000

New York Yankees @ Seattle Mariners
 The Kingdom, Seattle, WA
 Fri Jul 24 1992, 10:05 PM EDT
 Att. 23,526 - Dome - 70 F

livebaseballscorecards.com

AB	38
R	8
H	15
RBI	8
BB	6
SO	4
LOB	20



WP	1	PA	45
PB	0		
SB	0		
CS	0		

AB	R	H	RBI	BB	SO	LOB
3	1	1	0	2	0	0
4	2	2	0	1	0	3
3	0	1	0	2	0	4
3	0	2	3	1	1	2
6	1	1	0	0	0	7
5	1	2	1	0	1	0
5	2	3	1	0	1	1
5	1	2	1	0	0	1
4	0	1	2	0	1	2
1B:	10	SF:	1			
2B:	5	SAC:	0			
3B:	0	DP:	3			
HR:	1	HBP:	0			

Batter	1	2	3	4	5	6	7	8	9					
Dion James, L (1, 9) OBP: 0.339, SLG: 0.381	1-1 E3 2B SF8-5		2-1 G4-3	2-2 FC6-4		1-0 G5-4-3 2B		2-3 K						
Randy Velarde, R (1, 6) OBP: 0.305, SLG: 0.400	2-0 SF8-5 1-3 2B		4-1 1B 1B BB		4-2 FC1-6 BB	4-1 G5-4-3 BB		0-2 1B 1B						
Don Mattingly, L (1, 3) OBP: 0.326, SLG: 0.427	0-0 P6		1-1 1B 1-2 WP 1B		1-2 FC1-6 1B BB	1-1 G5-4-3		1-1 1-2 1B						
Mel Hall, L (1, 7) OBP: 0.296, SLG: 0.444	1-0 SF8-5		2-1 WP 1-3 2-H 1B		4-1 1B 1-2 BB	4-0 BB 1B		2-2 F9						
Roberto Kelly, R (1, 8) OBP: 0.325, SLG: 0.420		1-0 2B 1B	0-1 WP		3-2 G6-4-3 1-2 2-H 1B	4-1 BB		1-3 K						
Kevin Maas, L (1, 10) OBP: 0.321, SLG: 0.449		0-0 F9 1-H 2B		0-0 F9	2-2 G6-4-3	1-0 P3		1-1 G5-3						
Charlie Hayes, R (1, 5) OBP: 0.281, SLG: 0.383		0-0 P2		3-2 G3		3-2 1B 2B 1B	3-2 P4	3-3 K						
Matt Nokes, L (1, 2) OBP: 0.277, SLG: 0.382		1-2 F9		0-0 1B		2-1 2B 1-3 2B 1B	2-3 K	1-1 HR						
Pat Kelly, R (1, 4) OBP: 0.279, SLG: 0.337			1-1 F9	2-2 FC6-4 1-3 1B		0-0 2B	0-0 G3	0-1 F9						
Inning Stats	R: 1 E: 1 K: 0 S: 5 H: 1 LOB: 0 BB: 0 P: 9	R: 1 E: 0 K: 0 S: 6 H: 2 LOB: 0 BB: 0 P: 8	R: 1 E: 0 K: 0 S: 10 H: 2 LOB: 1 BB: 1 P: 20	R: 0 E: 0 K: 0 S: 14 H: 2 LOB: 2 BB: 0 P: 21	R: 1 E: 0 K: 0 S: 13 H: 1 LOB: 1 BB: 2 P: 27	R: 3 E: 0 K: 0 S: 13 H: 4 LOB: 3 BB: 3 P: 33	R: 0 E: 0 K: 1 S: 8 H: 0 LOB: 0 BB: 0 P: 13	R: 0 E: 0 K: 2 S: 19 H: 2 LOB: 2 BB: 0 P: 25	R: 1 E: 0 K: 1 S: 9 H: 1 LOB: 0 BB: 0 P: 14	1B: 10 2B: 5 3B: 0 HR: 1 SF: 1 SAC: 0 DP: 3 HBP: 0	WP: 1 PA: 45			
PITCHER	IP WLS BF H R ER SO BB IBB HBP BLK WP HR S P ERA WHIP											PITCHER	IP WLS BF H R ER SO BB IBB HBP BLK WP HR S P ERA WHIP	
Brian Fisher, R (1, 1) ERA: 5.84	4.1													
Juan Agosto, L (5, 1) ERA: 6.13	0.2													
Rich DeLucia, R (6, 1) ERA: 6.39	2.1													
Dennis Powell, L (8, 1) ERA: 5.45	1.2	L												

Batter	1	2	3	4	5	6	7	8	9	AB	R	H	RBI	BB	SO	LOB
Henry Cotto, R (1, 7) OBP: 0.294, SLG: 0.373 Shane Turner, L (5, PH) OBP: 0.308, SLG: 0.435 Tino Martinez, L (9, PH) OBP: 0.297, SLG: 0.379	G6-3		FC5-4 2B	S 1B			F7		K	3	2	1	0	0	0	1
Edgar Martinez, R (1, 5) OBP: 0.390, SLG: 0.546	K		2B	S 1B			G6-3		1B BB 1B	5	3	3	0	1	1	1
Ken Griffey Jr., L (1, 8) OBP: 0.352, SLG: 0.531	FC5-4 1B		K	HBP 1B					F8 BB	4	0	2	2	2	1	3
Kevin Mitchell, R (1, 10) OBP: 0.325, SLG: 0.384	FC5-4		E 2B	P4			F7		BB 1B 1B	6	1	2	2	0	1	5
Jay Buhner, R (1, 9) OBP: 0.316, SLG: 0.414			F8 1B	HBP			F8		BB 1B	4	0	2	1	0	0	1
Lance Parrish, R (1, 3) OBP: 0.292, SLG: 0.441 Pete O'Brien, L (6, 3) OBP: 0.281, SLG: 0.403			F9 2B	1B BB			G4-3		P2	2	0	1	0	1	1	2
Dave Valle, R (1, 2) OBP: 0.293, SLG: 0.383 Dave Cochrane, S (8, PH) OBP: 0.307, SLG: 0.320			F9 2B	1B			P4		FC5-2 BB	4	0	1	0	0	0	1
Omar Vizquel, S (1, 6) OBP: 0.350, SLG: 0.366			G5-3	G3			G3		FC3-6 1B FC5-2	5	0	1	0	0	0	7
Harold Reynolds, S (1, 4) OBP: 0.306, SLG: 0.331			E5 FC5-4	G6-3			FC3-6		L6	5	1	1	0	0	0	1

Inning Stats	R: 0	H: 1	E: 0	LOB: 1	K: 1	S: 10	R: 0	H: 1	E: 0	LOB: 1	K: 0	S: 9	R: 3	H: 4	E: 2	LOB: 3	K: 1	S: 17	R: 2	H: 2	E: 0	LOB: 2	K: 1	S: 17	R: 1	H: 2	E: 0	LOB: 1	K: 0	S: 10	R: 0	H: 0	E: 0	LOB: 1	K: 0	S: 7	R: 0	H: 1	E: 0	LOB: 1	K: 0	S: 8	R: 1	H: 3	E: 0	LOB: 3	K: 0	S: 18	R: 0	H: 1	E: 0	LOB: 2	K: 2	S: 12	1B: 8	2B: 7	3B: 0	HR: 0	SF: 0	SAC: 0	DP: 0	HBP: 1
--------------	------	------	------	--------	------	-------	------	------	------	--------	------	------	------	------	------	--------	------	-------	------	------	------	--------	------	-------	------	------	------	--------	------	-------	------	------	------	--------	------	------	------	------	------	--------	------	------	------	------	------	--------	------	-------	------	------	------	--------	------	-------	-------	-------	-------	-------	-------	--------	-------	--------

PITCHER	IP	WLS	BF	H	R	ER	SO	BB	IBB	HBP	BLK	WP	HR	S	P	ERA	WHIP
Curt Young, L (1, 1) ERA: 4.32	3.1		21	8	5	2	2	2	0	0	0	0	0	47	77	5.40	3.000
Tim Burke, R (4, 1) ERA: 3.38	0.2		3	0	0	0	1	0	0	1	0	0	0	6	10	0.00	0.000
Rich Monteleone, R (5, 1) ERA: 3.07	3.1		17	6	2	2	0	1	0	0	0	0	0	38	56	5.40	2.100
Greg Cadaret, L (8, 1) ERA: 5.09	0.1		1	0	0	0	0	0	0	0	0	0	0	2	5	0.00	0.000
Steve Farr, R (8, 1) ERA: 1.63	1.1	W	7	1	0	0	2	2	0	0	0	0	0	15	32	0.00	2.250


BOTTOM

New York Yankees @ Seattle Mariners
The Kingdome, Seattle, WA

Fri Jul 24 1992, 10:05 PM EDT
Att. 23,526 - Dome - 70 F

livebaseballscorecards.com

AB	43
R	7
H	15
RBI	7
BB	5
SO	5
LOB	27



WP	HR	S	P	ERA	WHIP
0	0	0	49		

Batter	1	2	3	4	5	6	7	8	9	AB R H RBI BB SO LOB	TOP		
Dion James, L (1, 9) OBP: 0.336, SLG: 0.376	1-0 L7			2-1 2B 1B	1-1 F8		0-0 G4-6-3 1-2f			4 1 1 0 0 0 1			
Randy Velarde, R (1, 6) OBP: 0.309, SLG: 0.419	1-2 F9			2-0 1-H 2B		1-3 K		0-0 SF8 3B		4 1 2 1 0 1 0			
Don Mattingly, L (1, 3) OBP: 0.328, SLG: 0.429	0-1 P6			1-2 E 1B 1B		3-2 1B 1B		1-0 SF8 3-H		3 0 2 1 0 0 0			
Mel Hall, L (1, 7) OBP: 0.303, SLG: 0.450		1-0 G4-6-3 1B		3-0 E 1B	1-2 1B	1-2 BB 1B		1-2 G5-4-3 1B		4 0 4 0 0 0 0			
Roberto Kelly, R (1, 8) OBP: 0.324, SLG: 0.418		2-1 G4-6-3 1-2f		0-0 FC 1-2 2-3		2-2 BB 1B 1-2 2-H		2-2 G5-4-3 1-2f		4 0 1 0 0 0 4			
Kevin Maas, L (1, 10) OBP: 0.318, SLG: 0.445		2-2 F9		2-2 F9		4-0 BB 1-2 2-3			1-0 P6	2 0 0 0 0 0 3			
Danny Tartabull, R (6, PH) OBP: 0.402, SLG: 0.456										0 0 0 0 1 0 0			
Mike Stanley, R (9, PH) OBP: 0.347, SLG: 0.417										1 0 0 0 0 0 0			
Charlie Hayes, R (1, 5) OBP: 0.281, SLG: 0.381			1-3 K	0-1 F8		2-0 G6-3			2-1 1B	4 0 1 0 0 1 6			
Matt Nokes, L (1, 2) OBP: 0.280, SLG: 0.381			4-2 BB G4-6-3		2-2 F8		0-0 FC6-4 1B		0-0 P5	3 0 1 0 1 0 1			
Andy Stankiewicz, R (1, 4) OBP: 0.344, SLG: 0.360			0-0 G4-6-3 1-2f		0-0 G5-3		1-0 FC6-4 G4-6-3 1-2f		0-0 L3	4 0 0 0 0 0 3			
Inning Stats	R: 0 E: 0 K: 0 S: 6 H: 0 LOB: 0 BB: 0 P: 8	R: 0 E: 0 K: 0 S: 7 H: 1 LOB: 0 BB: 0 P: 12	R: 0 E: 0 K: 1 S: 10 H: 0 LOB: 0 BB: 1 P: 15	R: 1 E: 1 K: 0 S: 13 H: 4 LOB: 3 BB: 0 P: 23	R: 0 E: 0 K: 0 S: 6 H: 0 LOB: 0 BB: 0 P: 9	R: 0 E: 0 K: 1 S: 13 H: 3 LOB: 3 BB: 1 P: 26	R: 0 E: 0 K: 0 S: 3 H: 1 LOB: 0 BB: 0 P: 4	R: 1 E: 0 K: 0 S: 10 H: 2 LOB: 0 BB: 0 P: 14	R: 0 E: 0 K: 0 S: 5 H: 1 LOB: 1 BB: 0 P: 8	1B: 10 2B: 1 3B: 1 HR: 0 SF: 1 SAC: 0 DP: 4 HBP: 0	WP: 0 PB: 0 SB: 0 CS: 0 PA: 36		
PITCHER	IP WLS BF H R ER SO BB IBB HBP BLK WP HR S P ERA WHIP											PITCHER	IP WLS BF H R ER SO BB IBB HBP BLK WP HR S P ERA WHIP
Mark Grant, R (1, 1) ERA: 3.89	5.2 W 23 8 1 1 2 1 0 0 0 0 0 0 54 86 1.59 1.588												
Dennis Powell, L (6, 1) ERA: 5.45	0.0 1 0 0 0 0 1 0 0 0 0 0 0 0 4 ∞ ∞												
Jeff Nelson, R (6, 1) ERA: 4.13	3.1 S 12 4 1 1 0 0 0 0 0 0 0 0 0 19 29 2.70 1.200												

New York Yankees @ Seattle Mariners
 The Kingdom, Seattle, WA
 Sat Jul 25 1992, 10:05 PM EDT
 Att. 28,206 - Dome - 70 F

AB	33
R	2
H	12
RBI	2
BB	2
SO	2
LOB	18



Batter	1	2	3	4	5	6	7	8	9	AB	R	H	RBI	BB	SO	LOB
Omar Vizquel, S OBP: 0.355, SLG: 0.375 (1, 6)	P5		FC4-6 2B 1B	2B		HR 1B	FC5-4			5	2	3	0	0	0	1
Edgar Martinez, R OBP: 0.393, SLG: 0.553 (1, 5) Jeff Schaefer, R OBP: 0.155, SLG: 0.228 (9, 5)	K		FC4-6 BB	F9		HR 1B		2B SF8 BB		3	2	1	3	2	1	2
Ken Griffey Jr., L OBP: 0.355, SLG: 0.544 (1, 8)	3B		FC4-6 2B		G6-3 1B 2B	K		BB G3-2-3 2B		5	2	3	1	0	1	2
Kevin Mitchell, R OBP: 0.329, SLG: 0.387 (1, 7)	F7		2B		G6-3			BB IBB		3	0	1	2	2	0	2
Pete O'Brien, L OBP: 0.283, SLG: 0.400 (1, 3)		F8	FC5-4 BB		G3-1 1B BB	F8		SF8		2	0	0	1	2	0	1
Jay Buhner, R OBP: 0.317, SLG: 0.412 (1, 9)	K		FC5-4		G3-1 1B	F8		G3-2-3 BB		4	0	1	1	1	1	3
Tino Martinez, L OBP: 0.292, SLG: 0.372 (1, 10)	K			P5	G3-1		F8	G3-2-3		5	0	0	0	0	1	5
Dave Valle, R OBP: 0.292, SLG: 0.381 (1, 2)			K	G5-3	G6-3			FC5-4 1B		4	0	1	0	0	1	2
Harold Reynolds, S OBP: 0.311, SLG: 0.336 (1, 4)			1B S FC4-6 1B	2B 1B		1B HR 1B	L6			4	2	3	0	0	0	1

Inning Stats	R: 0	H: 1	E: 0	K: 1	S: 10	LOB: 1	BB: 0	P: 13	R: 0	H: 0	E: 0	K: 2	S: 7	LOB: 0	BB: 0	P: 14	R: 3	H: 3	E: 0	K: 1	S: 24	LOB: 2	BB: 2	P: 41	R: 0	H: 2	E: 0	K: 0	S: 11	LOB: 2	BB: 0	P: 14	R: 1	H: 2	E: 0	K: 0	S: 14	LOB: 2	BB: 1	P: 26	R: 3	H: 3	E: 0	K: 1	S: 17	LOB: 1	BB: 1	P: 32	R: 0	H: 1	E: 0	K: 0	S: 9	LOB: 1	BB: 0	P: 15	R: 1	H: 1	E: 0	K: 0	S: 7	LOB: 2	BB: 3	P: 21
1B: 7	SF: 1	2B: 4	SAC: 0	3B: 1	DP: 1	HR: 1	HBP: 0	WP: 0	PA: 43																																																							

PITCHER	IP	WLS	BF	H	R	ER	SO	BB	IBB	HBP	BLK	WP	HR	S	P	ERA	WHIP
Shawn Hillegas, R ERA: 4.14 (1, 1)	5.0	L	29	11	7	7	4	3	0	0	0	0	1	73	119	12.60	2.800
Greg Cadaret, L ERA: 4.95 (6, 1)	2.0		8	1	0	0	1	1	0	0	0	0	0	19	36	0.00	1.000
Jerry Nielsen, L ERA: 6.75 (8, 1)	1.0		6	1	1	1	0	2	1	0	0	0	0	7	21	9.00	3.000


BOTTOM

New York Yankees @ Seattle Mariners
The Kingdome, Seattle, WA

Sat Jul 25 1992, 10:05 PM EDT
Att. 28,206 - Dome - 70 F

livebaseballscorecards.com

AB	35
R	8
H	13
RBI	8
BB	7
SO	5
LOB	19




Batter	1	2	3	4	5	6	7	8	9	AB	R	H	RBI	BB	SO	LOB	TOP					
Andy Stankiewicz, R <small>(1, 6) OBP: 0.344, SLG: 0.358</small> <small>(7, 4)</small>										4	1	1	0	1	1	3						
Randy Velarde, R <small>(1, 7) OBP: 0.321, SLG: 0.437</small> <small>(7, 6)</small>										4	0	3	3	1	0	0						
Don Mattingly, L <small>(1, 3) OBP: 0.329, SLG: 0.431</small>										5	0	2	1	0	0	4						
Danny Tartabull, R <small>(1, 9) OBP: 0.402, SLG: 0.451</small>										3	0	0	0	2	1	1						
Roberto Kelly, R <small>(1, 8) OBP: 0.325, SLG: 0.416</small>										4	0	1	0	1	1	6						
Jim Leyritz, R <small>(1, 10) OBP: 0.357, SLG: 0.448</small> Dion James, L <small>(7, PH) OBP: 0.331, SLG: 0.369</small>										2	1	0	0	0	2	4						
Charlie Hayes, R <small>(1, 5) OBP: 0.279, SLG: 0.381</small>										5	1	1	0	0	2	3						
Mike Stanley, R <small>(1, 2) OBP: 0.369, SLG: 0.425</small>										3	2	2	1	2	0	1						
Pat Kelly, R <small>(1, 4) OBP: 0.275, SLG: 0.332</small> Mel Hall, L <small>(7, PH) OBP: 0.305, SLG: 0.452</small> <small>(7, 7)</small>										3	0	0	0	0	2	4						
										1	0	1	0	0	0	0						
Inning Stats	R: 0 E: 0 K: 0 S: 8	H: 1 LOB: 2 BB: 1 P: 17	R: 2 E: 0 K: 2 S: 21	H: 2 LOB: 2 BB: 1 P: 36	R: 0 E: 0 K: 2 S: 10	H: 0 LOB: 1 BB: 1 P: 18	R: 2 E: 0 K: 3 S: 20	H: 3 LOB: 3 BB: 2 P: 39	R: 0 E: 0 K: 1 S: 8	H: 0 LOB: 1 BB: 1 P: 16	R: 0 E: 0 K: 0 S: 12	H: 1 LOB: 1 BB: 0 P: 19	R: 1 E: 0 K: 0 S: 11	H: 3 LOB: 1 BB: 0 P: 20	R: 0 E: 0 K: 0 S: 4	H: 0 LOB: 0 BB: 1 P: 10	R: 0 E: 0 K: 1 S: 11	H: 1 LOB: 1 BB: 0 P: 15	1B: 7 2B: 5 3B: 0 HR: 0	SF: 0 SAC: 0 DP: 2 HBP: 1	WP: 1 PB: 1 SB: 1 CS: 0	PA: 44
PITCHER	IP	WLS	BF	H	R	ER	SO	BB	IBB	HBP	BLK	WP	HR	S	P	ERA	WHIP					
Randy Johnson, L <small>ERA: 4.15</small>	(1, 1)	6.0	W	32	7	4	4	8	6	0	1	0	0	0	79	145	6.00	2.167				
Rich DeLucia, R <small>ERA: 6.5</small>	(7, 1)	0.1		4	3	1	1	0	0	0	0	0	0	8	17	27.00	9.000					
Kerry Woodson, R <small>ERA: 1.8</small>	(7, 1)	1.2		4	0	0	0	0	1	0	0	0	0	7	13	0.00	0.600					
Russ Swan, L <small>ERA: 4.7</small>	(9, 1)	1.0	S	4	1	0	0	1	0	0	0	1	0	11	15	0.00	1.000					

New York Yankees @ Seattle Mariners
The Kingdome, Seattle, WA
Sun Jul 26 1992, 6:33 AM EDT
Att: 21,802 - Dome - 70 F


AB	36
R	5
H	11
RBI	5
BB	7
SO	9
LOB	27



Batter	1	2	3	4	5	6	7	8	9	AB R H RBI BB SO LOB	TOP														
Brady Anderson, L (1, 7) OBP: 0.377, SLG: 0.484	0-1 F7		4-1 2B BB		1-1 E S 1B	2-2 G4-3			1-1 G3	4 1 1 0 1 0 1															
Mike Devereaux, R (1, 8) OBP: 0.324, SLG: 0.473	1-2 F7		1-3 K		0-0 SF8		0-0 HR		1-1 1B 3B	4 2 2 2 0 1 2															
Cal Ripken Jr., R (1, 6) OBP: 0.343, SLG: 0.377	2-3 K		3-1 2B		4-0 1B IBB		3-1 E3		2-2 P3	4 0 1 1 1 1 1															
Glenn Davis, R (1, 10) OBP: 0.372, SLG: 0.449 Mark McLemore, S (9, PR) OBP: 0.328, SLG: 0.296		0-0 G6-3	4-2 BB		0-0 1B		1-3 K		0-0 1B	4 0 2 2 1 1 1 0 0 0 0 0 0 0															
Randy Milligan, R (1, 3) OBP: 0.388, SLG: 0.379 David Segui, S (8, 3) OBP: 0.297, SLG: 0.303		4-1 FC5-4 BB	1-2 P3		3-3 K		0-0 F9		0-1 F8	3 0 0 0 1 1 6 1 0 0 0 0 0 1															
Joe Orsulak, L (1, 9) OBP: 0.359, SLG: 0.412		1-2 FC5-4		1-0 G4-3	2-1 F7		2-1 G3			4 0 0 0 0 0 4															
Leo Gomez, R (1, 5) OBP: 0.366, SLG: 0.411		3-2 F7		1-0 F8		4-2 G4-3 BB		1-0 F8		3 0 0 0 1 0 1	AB 35 R 5 H 8 RBI 5 BB 5 SO 5 LOB 20														
Billy Ripken, R (1, 4) OBP: 0.271, SLG: 0.340			0-1 F8 2B 1B	2-2 G1-3		0-0 F9		3-2 P6		4 1 1 0 0 0 1															
Jeff Tackett, R (1, 2) OBP: 0.321, SLG: 0.437			2-1 F8		1-1 1B SF8 2B	1-1 G4-3		0-3 K		4 1 1 0 0 1 2															
Inning Stats	R: 0 E: 0 K: 1 S: 10	H: 0 LOB: 0 BB: 0 P: 13	R: 0 E: 0 K: 0 S: 9	H: 0 LOB: 1 BB: 1 P: 17	R: 1 E: 0 K: 1 S: 17	H: 2 LOB: 3 BB: 2 P: 32	R: 0 E: 0 K: 0 S: 7	H: 0 LOB: 0 BB: 0 P: 11	R: 2 E: 0 K: 1 S: 11	H: 3 LOB: 2 BB: 1 P: 22	R: 0 E: 0 K: 0 S: 10	H: 0 LOB: 1 BB: 1 P: 17	R: 1 E: 1 K: 1 S: 9	H: 1 LOB: 1 BB: 0 P: 15	R: 0 E: 0 K: 1 S: 7	H: 0 LOB: 0 BB: 0 P: 11	R: 1 E: 0 K: 0 S: 10	H: 2 LOB: 1 BB: 0 P: 14	1B: 4 2B: 2 3B: 1 HR: 1	SF: 1 SAC: 0 DP: 0 HBP: 0	WP: 0 PB: 0 SB: 1 CS: 0	PA: 41			
PITCHER Scott Sanderson, R (1, 1) ERA: 5.03 Rich Monteleone, R (7, 1) ERA: 3.21	IP 6.0 3.0	WLS L 13	BF 28 13	H 5 3	R 3 2	ER 3 2	SO 3 2	BB 4 0	IBB 1 0	HBP 0 0	BLK 0 0	WP 0 0	HR 0 1	S 64 26	P 112 40	ERA 4.50 6.00	WHIP 1.500 1.000								

Baltimore Orioles @ New York Yankees
 Yankee Stadium, Bronx, NY
 Tue Jul 28 1992, 7:05 PM EDT
 Att. 25,377 - Cloudy - 73 F

livebaseballscorecards.com

Batter	1	2	3	4	5	6	7	8	9	AB R H RBI BB SO LOB	TOP														
Brady Anderson, L (1, 7) OBP: 0.378, SLG: 0.483	0-1 BB 1B		1-2 S 1B		0-1 L8		0-0 F7		0-0 P6	5 1 2 0 0 0 0	<p>Baltimore Orioles @ New York Yankees Yankee Stadium, Bronx, NY</p> <p>Wed Jul 29 1992, 7:05 PM EDT Att. 21,566 - Cloudy - 85 F</p> <p>livebaseballscorecards.com</p> <table border="1"> <tr><td>AB</td><td>36</td></tr> <tr><td>R</td><td>6</td></tr> <tr><td>H</td><td>10</td></tr> <tr><td>RBI</td><td>5</td></tr> <tr><td>BB</td><td>3</td></tr> <tr><td>SO</td><td>5</td></tr> <tr><td>LOB</td><td>16</td></tr> </table> 	AB	36	R	6	H	10	RBI	5	BB	3	SO	5	LOB	16
AB	36																								
R	6																								
H	10																								
RBI	5																								
BB	3																								
SO	5																								
LOB	16																								
Mike Devereaux, R (1, 8) OBP: 0.324, SLG: 0.478	4-2 SAFE BB		2-1 SAFE P6			2-2 G6-3		2-2 HR	1-0 F7	4 1 1 1 1 0 1															
Cal Ripken Jr., R (1, 6) OBP: 0.344, SLG: 0.379	1-2 F8		1-2 1-H 1B			0-0 F8		1-1 2B	1-0 F9	5 1 2 1 0 0 2															
Glenn Davis, R (1, 10) OBP: 0.374, SLG: 0.456 Mark McLemore, S (8, PR) OBP: 0.328, SLG: 0.296	2-2 G5-4-3 1-2f		1-0 F8			2-2 FC6-4 1B		1-1 BB FC3-2 2-H 2B		4 0 2 1 0 0 3 0 0 0 0 0 0 0															
Randy Milligan, R (1, 3) OBP: 0.387, SLG: 0.375 David Segui, S (8, 3) OBP: 0.297, SLG: 0.303		0-1 L5		1-3 K		2-0 FC6-4 1-2f		4-0 BB E BB		3 1 0 0 1 1 1 0 0 0 0 0 0 0															
Joe Orsulak, L (1, 9) OBP: 0.361, SLG: 0.411		1-1 F8		0-0 F9			1-2 S HR 1B	4-1 E BB 2-3		3 1 1 0 1 0 0															
Leo Gomez, R (1, 5) OBP: 0.365, SLG: 0.409		1-2 FC6-4 1B		3-3 K			2-3 K 1-2	2-3 K		4 0 1 0 0 3 4															
Billy Ripken, R (1, 4) OBP: 0.271, SLG: 0.354		1-2 SAFE FC6-4 1-2f			0-0 L7		0-0 HR 2-H	1-0 FC3-2 1-3 2-H 3-H		4 1 1 2 0 0 3															
Jeff Tackett, R (1, 2) OBP: 0.312, SLG: 0.423			1-0 F9		2-1 G6-3		1-0 G6-3	2-3 K		4 0 0 0 0 1 2															
Inning Stats	R: 0 H: 1 E: 0 LOB: 1 K: 0 BB: 1 S: 11 P: 17	R: 0 H: 1 E: 0 LOB: 1 K: 0 BB: 0 S: 10 P: 13	R: 1 H: 2 E: 0 LOB: 1 K: 0 BB: 0 S: 11 P: 17	R: 0 H: 0 E: 0 LOB: 0 K: 2 BB: 0 S: 9 P: 13	R: 0 H: 0 E: 0 LOB: 0 K: 0 BB: 0 S: 5 P: 7	R: 0 H: 1 E: 0 LOB: 1 K: 0 BB: 0 S: 9 P: 15	R: 2 H: 2 E: 0 LOB: 0 K: 1 BB: 0 S: 12 P: 16	R: 3 H: 3 E: 1 LOB: 2 K: 2 BB: 2 S: 21 P: 38	R: 0 H: 0 E: 0 LOB: 0 K: 0 BB: 0 S: 3 P: 5	1B: 6 SF: 0 2B: 2 SAC: 0 3B: 0 DP: 1 HR: 2 HBP: 0	WP: 0 PA: 39 PB: 0 SB: 2 CS: 0														
PITCHER	IP WLS BF H R ER SO BB IBB HBP BLK WP HR S P ERA WHIP												PITCHER	IP WLS BF H R ER SO BB IBB HBP BLK WP HR S P ERA WHIP											
Scott Kamieniecki, R (1, 1) ERA: 4.68	7.0 L 29 8 4 4 3 1 0 0 0 0 0 2 73 106 5.14 1.286																								
Tim Burke, R (8, 1) ERA: 3.78	0.0 3 2 1 1 0 1 0 0 0 0 0 0 4 10 ∞ ∞																								
Greg Cadaret, L (8, 1) ERA: 4.89	1.0 4 0 1 0 2 1 0 0 0 0 0 0 11 20 0.00 1.000																								
Steve Farr, R (9, 1) ERA: 1.57	1.0 3 0 0 0 0 0 0 0 0 0 0 0 3 5 0.00 0.000																								

Batter	1	2	3	4	5	6	7	8	9	AB	R	H	RBI	BB	SO	LOB
Andy Stankiewicz, R OBP: 0.340, SLG: 0.353 (1, 6) C B X	1-1 G6-3 ①		0-2 G5-3 ② 1-2		1-1 F7 ③			1-0 G5-3 ②		4	0	0	0	0	0	2
Randy Velarde, R OBP: 0.319, SLG: 0.429 (1, 7) C X	0-1 F9 ②		2-3 K ③			1-0 G6-4-3 1B		0-3 K ③		4	0	1	0	0	2	1
Roberto Kelly, R OBP: 0.321, SLG: 0.408 (1, 8) S B B B	4-1 PB BB			1-3 K ①		1-1 G6-4-3 ① ② 1-2f		0-3 K ①		3	0	0	0	1	2	1
Don Mattingly, L OBP: 0.329, SLG: 0.429 (1, 3) C B B B B B X	3-2 F9 ③ 1-2			1-1 1B 1B		4-2 BB		0-0 L5 ②		3	0	1	0	1	0	1
Jim Leyritz, R OBP: 0.345, SLG: 0.430 (1, 10) C B B B B B X		1-2 L8 ①		3-1 F8 ②		1-3 K ③		2-1 L9 ③		4	0	0	0	0	1	2
Mel Hall, L OBP: 0.302, SLG: 0.446 (1, 9) X		0-0 G3-1 ②		0-0 1B ③			3-1 P5 ①			3	0	1	0	0	0	0
Mike Stanley, R OBP: 0.361, SLG: 0.407 (1, 2) S B B B B C		2-3 K ③			3-3 K ①		0-3 K ②			3	0	0	0	0	3	0
Charlie Hayes, R OBP: 0.277, SLG: 0.376 (1, 5) F B B F X			2-2 P4 ①			0-0 P5 ②		1-2 G5-3 ③		3	0	0	0	0	0	0
Pat Kelly, R OBP: 0.280, SLG: 0.346 (1, 4) X			0-0 G5-3 1B			2-0 3B		1-0 F9 ①		3	0	2	0	0	0	0

Inning Stats	R: 0	H: 0	E: 0	K: 0	S: 10	R: 0	H: 0	E: 0	K: 1	S: 9	R: 0	H: 1	E: 0	K: 1	S: 11	R: 0	H: 2	E: 0	K: 1	S: 9	R: 0	H: 1	E: 0	K: 1	S: 7	R: 0	H: 0	E: 0	K: 1	S: 8	R: 0	H: 0	E: 0	K: 1	S: 6	R: 0	H: 0	E: 0	K: 1	S: 7	R: 0	H: 0	E: 0	K: 1	S: 9	1B: 4	2B: 0	3B: 1	HR: 0	SF: 0	SAC: 0	DP: 1	HBP: 0	WP: 0	PB: 1	SB: 0	CS: 0	PA: 32
	0	0	0	0	10	0	0	0	1	9	0	1	0	1	11	0	2	0	0	1	9	0	1	0	1	7	0	0	0	0	8	0	0	0	6	0	0	0	7	0	0	0	9	4	0	1	0	0	0	1	0	0	0	32				

PITCHER	IP	WLS	BF	H	R	ER	SO	BB	IBB	HBP	BLK	WP	HR	S	P	ERA	WHIP
Arthur Rhodes, L ERA: 1.76 (1, 1)	9.0	W	32	5	0	0	8	2	0	0	0	0	0	76	117	0.00	0.778

BOTTOM

Baltimore Orioles @ New York Yankees
Yankee Stadium, Bronx, NY
 Wed Jul 29 1992, 7:05 PM EDT
 Att. 21,566 - Cloudy - 85 F

livebaseballscorecards.com

AB	30
R	0
H	5
RBI	0
BB	2
SO	8
LOB	7



Batter	1	2	3	4	5	6	7	8	9	AB R H RBI BB SO LOB	TOP											
Brady Anderson, L (1, 7) OBP: 0.377, SLG: 0.480	0-1 L8		2-1 P6			3-2 FC5-4 1B		2-0 G4-3		4 0 1 0 0 0 0												
Mike Devereaux, R (1, 8) OBP: 0.324, SLG: 0.475	2-3 K			4-1 G6-4-3 BB		1-1 P6		0-0 G4-3		3 0 0 0 1 1 1												
Cal Ripken Jr., R (1, 6) OBP: 0.345, SLG: 0.383	1-1 2B			0-1 G6-4-3 1-2f		1-0 P2			3-1 1B 1B	4 1 2 0 0 0 2												
Glenn Davis, R (1, 10) OBP: 0.372, SLG: 0.451	3-2 F9			3-2 F8		1-0 FC5-4 1-2f			2-2 G4-6-3 1B 1B	4 1 1 0 0 0 2												
Randy Milligan, R (1, 3) OBP: 0.385, SLG: 0.373		2-2 F7			1-1 F9		0-0 L8		0-0 G4-6-3 1B 1-2 2-H	4 0 1 1 0 0 0												
Leo Gomez, R (1, 5) OBP: 0.367, SLG: 0.418		1-2 G6-3			4-2 1B BB		1-0 HR		1-1 G4-6-3 1-2f 2-3	3 1 1 1 1 0 2												
Joe Orsulak, L (1, 9) OBP: 0.363, SLG: 0.410		2-2 F9			0-1 1-3 1B		0-0 F7		4-1 1B BB	3 0 1 0 1 0 0												
Billy Ripken, R (1, 4) OBP: 0.267, SLG: 0.349 Chito Martinez, L (9, PH) OBP: 0.350, SLG: 0.402			1-1 G6-3		1-0 L6		1-0 F8		1-2 1-3 3-H 1B	3 0 0 0 0 0 2 1 0 1 1 0 0 0												
Jeff Tackett, R (1, 2) OBP: 0.306, SLG: 0.413 Sam Horn, L (9, PH) OBP: 0.335, SLG: 0.434			0-1 P3		3-2 G1-3			0-1 F7	1-1 P2	3 0 0 0 0 0 2 1 0 0 0 0 0 2												
Inning Stats	R: 0 E: 0 K: 1 S: 10	H: 1 LOB: 1 BB: 0 P: 16	R: 0 E: 0 K: 0 S: 10	H: 0 LOB: 0 BB: 0 P: 15	R: 0 E: 0 K: 0 S: 6	H: 0 LOB: 0 BB: 0 P: 9	R: 0 E: 0 K: 0 S: 9	H: 0 LOB: 0 BB: 1 P: 16	R: 0 E: 0 K: 0 S: 19	H: 1 LOB: 2 BB: 1 P: 28	R: 0 E: 0 K: 0 S: 7	H: 1 LOB: 1 BB: 0 P: 13	R: 1 E: 0 K: 0 S: 4	H: 1 LOB: 0 BB: 0 P: 6	R: 0 E: 0 K: 0 S: 4	H: 0 LOB: 0 BB: 0 P: 6	R: 2 E: 0 K: 0 S: 15	H: 4 LOB: 2 BB: 1 P: 27	1B: 6 2B: 1 3B: 0 HR: 1	SF: 0 SAC: 0 DP: 2 HBP: 0	WP: 0 PB: 0 SB: 0 CS: 0	PA: 36
PITCHER	IP WLS BF H R ER SO BB IBB HBP BLK WP HR S P ERA WHIP																					
Curt Young, L (1, 1) ERA: 3.81	8.0 W 29 4 1 1 1 2 0 0 0 0 1 69 109 1.12 0.750																					
John Habyan, R (9, 1) ERA: 2.43	0.2 5 3 2 2 0 1 0 0 0 0 0 10 20 27.00 6.000																					
Steve Farr, R (9, 1) ERA: 1.55	0.1 S 2 1 0 0 0 0 0 0 0 0 0 5 7 0.00 3.000																					

Baltimore Orioles @ New York Yankees
 Yankee Stadium, Bronx, NY
 Thu Jul 30 1992, 3:33 AM EDT
 Att. 30,329 - Cloudy - 81 F

AB	33
R	3
H	8
RBI	3
BB	3
SO	1
LOB	13



Batter	1	2	3	4	5	6	7	8	9
Dion James, L OBP: 0.346, SLG: 0.387 (1, 9)	2-1 SH5-3 1B 2B	1-0 F9		4-0 G5-3 BB	2-1 F8			1-0 F9	
Andy Stankiewicz, R OBP: 0.339, SLG: 0.355 (1, 6)	0-0 SH5-3 2-3 2B	0-0		2-2 SAFE G5-3 1-2		0-2 G5-3		2-2 G4-3	
Don Mattingly, L OBP: 0.330, SLG: 0.427 (1, 3)	4-1 1B BB	1-1 P4		2-2 L7		1-0 P6		0-2 FC4-6 1B	
Mel Hall, L OBP: 0.306, SLG: 0.456 (1, 7)	1-2 F8 1B FC 1B	1-0 G6-3			2-1 HR	0-1 BB 1B		1-0 FC4-6 1-2f	
Roberto Kelly, R OBP: 0.323, SLG: 0.408 (1, 8)	1-2 1B		1-1 P3		2-2 L6	4-2 BB			
Matt Nokes, L OBP: 0.285, SLG: 0.379 (1, 2)	2-1 F8 2-3		3-2 P4		4-2 G4-1 1B BB	1-2 G1-3			
Randy Velarde, R OBP: 0.322, SLG: 0.431 (1, 5)	0-1 FC 1-2 3-H		0-1 1B		1-1 G4-1 1B 1B		2-1 G6-3		
Kevin Maas, L OBP: 0.312, SLG: 0.431 (1, 10)	3-3 K		1-0 G4-3		0-0 G4-1		1-0 G3		
Pat Kelly, R OBP: 0.288, SLG: 0.351 (1, 4)		1-0 2B 1B		4-2 CS BB	1-0 1B		2-1 F9		

Inning Stats	R: 3	H: 3	LOB: 2	K: 1	S: 17	P: 30	R: 0	H: 2	LOB: 2	K: 0	S: 6	P: 10	R: 0	H: 1	LOB: 1	K: 0	S: 8	P: 13	R: 0	H: 0	LOB: 1	K: 0	S: 9	P: 21	R: 3	H: 3	LOB: 1	K: 0	S: 15	P: 27	R: 0	H: 1	LOB: 2	K: 0	S: 11	P: 17	R: 0	H: 0	LOB: 0	K: 0	S: 5	P: 10	R: 0	H: 1	LOB: 1	K: 0	S: 8	P: 12
--------------	------	------	--------	------	-------	-------	------	------	--------	------	------	-------	------	------	--------	------	------	-------	------	------	--------	------	------	-------	------	------	--------	------	-------	-------	------	------	--------	------	-------	-------	------	------	--------	------	------	-------	------	------	--------	------	------	-------

PITCHER	IP	WLS	BF	H	R	ER	SO	BB	IBB	HBP	BLK	WP	HR	S	P	ERA	WHIP
Rick Sutcliffe, R ERA: 4.56 (1, 1)	4.1	L	25	8	6	5	1	4	0	0	0	0	1	51	94	10.38	2.769
Mike Flanagan, L ERA: 6.75 (5, 1)	3.2		15	3	0	0	0	1	0	0	0	0	0	28	46	0.00	1.091

AB R H RBI BB SO LOB

4	1	1	0	1	0	2
4	0	1	0	0	0	1
4	1	1	0	1	0	3
5	2	3	2	0	0	3
3	0	1	1	1	0	0
3	1	0	0	1	0	4
4	1	2	0	0	0	1
4	0	0	0	0	1	5
3	0	2	2	1	0	0

AB	34	R	6	H	11	RBI	5	BB	5	SO	1	LOB	19
----	----	---	---	---	----	-----	---	----	---	----	---	-----	----




Baltimore Orioles @ New York Yankees
 Yankee Stadium, Bronx, NY
 Thu Jul 30 1992, 3:33 AM EDT
 Att. 30,329 - Cloudy - 81 F

WP: 0 PA: 40
 PB: 0 SB: 0
 CS: 1

WP	HR	S	P	ERA	WHIP
----	----	---	---	-----	------

1B	8	SF	0	2B	2	SAC	1	3B	0	DP	0	HR	1	HBP	0
----	---	----	---	----	---	-----	---	----	---	----	---	----	---	-----	---

livebaseballscorecards.com

Batter	1	2	3	4	5	6	7	8	9	AB R H RBI BB SO LOB	TOP											
Dion James, L (1, 9) OBP: 0.358, SLG: 0.389	0-1 G6-4-3 1B		4-2 BB		4-0 BB		1-0 G3-1			2 0 1 0 2 0 1												
Randy Velarde, R (1, 5) OBP: 0.316, SLG: 0.422	2-2 G6-4-3 1-2f		0-0 G6-3		3-3 K			1-2 G5-3		4 0 0 0 0 1 4												
Don Mattingly, L (1, 3) OBP: 0.330, SLG: 0.426	1-3 K2-3			0-0 F9		1-1 G4-3 1B		1-0 HR		3 0 1 0 0 1 0 1 1 1 1 0 0 0												
Mike Stanley, R (7, 3) OBP: 0.367, SLG: 0.446																						
Mel Hall, L (1, 7) OBP: 0.305, SLG: 0.456		1-1 G6-3 SF8 2B		1-2 G6-3		1-2 G4-3 1-2f		2-2 G4-3		4 1 1 0 0 0 1 0 0 0 0 0 0 0												
Charlie Hayes, R (8, 5) OBP: 0.277, SLG: 0.376																						
Roberto Kelly, R (1, 8) OBP: 0.324, SLG: 0.408		0-0 G6-3 2-3		2-2 1B		1-1 1B		1-3 K		4 0 2 0 0 1 1												
Matt Nokes, L (1, 2) OBP: 0.282, SLG: 0.376		0-0 SF8		0-1 F8		2-1 G4-3			1-3 K	2 0 0 1 0 0 2 1 0 0 0 0 1 0												
Jim Leyritz, R (7, 2) OBP: 0.342, SLG: 0.426																						
Kevin Maas, L (1, 10) OBP: 0.315, SLG: 0.434		3-H 2-3 K			1-0 G4-3 2B		3-2 P5		4-0 BB	3 0 1 0 1 1 0	AB 31 R 2 H 7 RBI 2 BB 4 SO 7 LOB 14											
Andy Stankiewicz, R (1, 6) OBP: 0.338, SLG: 0.351			0-0 G6-3		1-2 G4-3 2-3		4-2 BB		2-0 F8	3 0 0 0 1 0 2												
Pat Kelly, R (1, 4) OBP: 0.283, SLG: 0.343			0-3 K		3-3 K		0-0 P4		2-2 F9	4 0 0 0 0 2 3												
Inning Stats	R: 0 E: 0 K: 1 S: 10	H: 1 LOB: 0 BB: 0 P: 12	R: 1 E: 0 K: 1 S: 8	H: 1 LOB: 0 BB: 0 P: 11	R: 0 E: 0 K: 1 S: 7	H: 0 LOB: 1 BB: 1 P: 11	R: 0 E: 0 K: 0 S: 10	H: 1 LOB: 1 BB: 0 P: 13	R: 0 E: 0 K: 2 S: 10	H: 1 LOB: 2 BB: 1 P: 22	R: 0 E: 0 K: 0 S: 9	H: 2 LOB: 1 BB: 0 P: 14	R: 0 E: 0 K: 0 S: 8	H: 0 LOB: 1 BB: 1 P: 16	R: 1 E: 0 K: 1 S: 12	H: 1 LOB: 0 BB: 0 P: 17	R: 0 E: 0 K: 1 S: 8	H: 0 LOB: 1 BB: 1 P: 17	1B: 4 2B: 2 3B: 0 HR: 1	SF: 1 SAC: 0 DP: 2 HBP: 0	WP: 0 PB: 0 SB: 0 CS: 0	PA: 36
PITCHER	IP WLS BF H R ER SO BB IBB HBP BLK WP HR S P ERA WHIP																					
Todd Stottlemyre, R (1, 1) ERA: 4.92	7.0 W 28 6 1 1 5 3 0 0 0 0 0 62 99 1.29 1.286																					
Pat Hentgen, R (8, 1) ERA: 4.78	2.0 8 1 1 1 2 1 0 0 0 0 0 1 20 34 4.50 1.000																					

New York Yankees @ Toronto Blue Jays
SkyDome, Toronto, ON
Fri Jul 31 1992, 7:05 PM EDT
Att: 50,407 - Dome - 70 F

livebaseballscorecards.com

Batter	1	2	3	4	5	6	7	8	9
Devon White, S OBP: 0.293, SLG: 0.365 (1, 8)	4-2 SAFE 1B	1-2 FC BB 1B		4-1 S HR BB	0-0 F7	3-2 F8		0-3 K	
Roberto Alomar, S OBP: 0.410, SLG: 0.439 (1, 4)	2-1 SAFE 1B	0-1 BB 1B		0-0 L8	1-0 FC6-4	3-2 F8			
Alfredo Griffin, S OBP: 0.146, SLG: 0.132 (7, 4)	1-H 1B	1-2 2-3 1B			1-2f				
Joe Carter, R OBP: 0.323, SLG: 0.496 (1, 9)	1 SAFE 1B	0-1 L5		2-2 SAFE 1-H HR		1-0 2B		3-2 F8	
Derek Bell, R OBP: 0.304, SLG: 0.306 (7, 9)	1-2f 1B					2B			
Dave Winfield, R OBP: 0.375, SLG: 0.492 (1, 10)	2-2 1B	4-1 BB		2-2 P6		2-1 1B BB 2B		0-1 P4	
Pat Tabler, R OBP: 0.318, SLG: 0.278 (7, PH)		1-2 2-3 3-H BB				2-H 2B			
John Olerud, L OBP: 0.383, SLG: 0.458 (1, 3)				4-1 BB BB		4-0 BB BB 2B		1-1 G6-3	
Ed Sprague, R (6, PR)									
Candy Maldonado, R OBP: 0.355, SLG: 0.452 (1, 7)		0-2 2B 1B	1-1 G6-3	4-0 1-2 BB		1-0 BB 2B 1B		2-1 F8	
Jeff Kent, R OBP: 0.326, SLG: 0.419 (1, 5)		2-0 1-H 3-H 2B	1-0 G4-3	3-1 P5		4-1 1-2 2-3 3-H 2B BB		4-2 1B BB	
Pat Borders, R OBP: 0.306, SLG: 0.402 (1, 2)		0-1 G6-3	0-1 HR			0-0 FC6-4 1B		0-0 1B	
Randy Knorr, R OBP: 1.000, SLG: 1.000 (8, 2)						1-H 2-H 3-H 2B		1-2 1B	
Manuel Lee, S OBP: 0.330, SLG: 0.309 (1, 6)		2-1 1B BB 1B	2-1 G4-3		1-1 F7	1-0 F9		2-3 K	

Inning Stats	R: 1	H: 1	E: 0	K: 0	S: 10	LOB: 0	BB: 1	P: 18
	R: 4	H: 5	E: 1	K: 0	S: 22	LOB: 3	BB: 1	P: 34
	R: 1	H: 1	E: 0	K: 0	S: 7	LOB: 0	BB: 0	P: 11
	R: 2	H: 1	E: 0	K: 0	S: 12	LOB: 2	BB: 3	P: 31
	R: 0	H: 1	E: 0	K: 0	S: 5	LOB: 1	BB: 0	P: 7
	R: 5	H: 4	E: 0	K: 0	S: 16	LOB: 1	BB: 2	P: 38
	R: 0	H: 0	E: 0	K: 0	S: 8	LOB: 0	BB: 0	P: 12
	R: 0	H: 1	E: 0	K: 2	S: 13	LOB: 2	BB: 1	P: 21

PITCHER	IP	WLS	BF	H	R	ER	SO	BB	IBB	HBP	BLK	WP	HR	S	P	ERA	WHIP
Shawn Hillegas, R ERA: 4.71 (1, 1)	3.0	L	18	7	6	5	0	2	0	0	0	0	1	39	63	15.00	3.000
Tim Leary, R ERA: 5.68 (4, 1)	2.0		15	5	6	6	0	4	0	0	0	0	1	21	50	27.00	4.500
Greg Cadaret, L ERA: 4.88 (6, 1)	2.0		8	1	1	1	0	1	0	0	0	0	0	20	38	4.50	1.000
Jerry Nielsen, L ERA: 5.06 (8, 1)	1.0		5	1	0	0	2	1	0	0	0	0	0	13	21	0.00	2.000


BOTTOM

New York Yankees @ Toronto Blue Jays
SkyDome, Toronto, ON
 Fri Jul 31 1992, 7:05 PM EDT
 Att: 50,407 - Dome - 70 F

AB	R	H	RBI	BB	SO	LOB
4	2	0	0	2	1	5
5	0	2	1	0	0	3
0	0	0	0	0	0	0
4	2	2	2	0	0	4
1	0	0	0	0	0	0
3	1	1	2	1	0	0
1	0	0	0	0	0	0
2	1	1	0	2	0	3
1	1	0	0	0	0	0
4	2	2	0	1	0	0
3	2	1	3	2	0	2
4	1	3	5	0	0	0
1	0	1	0	0	0	0
5	1	1	0	0	1	4

AB	38
R	13
H	14
RBI	13
BB	8
SO	2
LOB	21

WP: 0 PA: 46
 PB: 0
 SB: 2
 CS: 0



PITCHER	IP	WLS	BF	H	R	ER	SO	BB	IBB	HBP	BLK	WP	HR	S	P	ERA	WHIP
Shawn Hillegas, R ERA: 4.71 (1, 1)	3.0	L	18	7	6	5	0	2	0	0	0	0	1	39	63	15.00	3.000
Tim Leary, R ERA: 5.68 (4, 1)	2.0		15	5	6	6	0	4	0	0	0	0	1	21	50	27.00	4.500
Greg Cadaret, L ERA: 4.88 (6, 1)	2.0		8	1	1	1	0	1	0	0	0	0	0	20	38	4.50	1.000
Jerry Nielsen, L ERA: 5.06 (8, 1)	1.0		5	1	0	0	2	1	0	0	0	0	0	13	21	0.00	2.000

Batter	1	2	3	4	5	6	7	8	9	AB R H RBI BB SO LOB	TOP									
Bernie Williams, S (1, 9) OBP: 0.200, SLG: 0.200	0-0 CS 1B	1-0 SAFE L3		1-2 L9			1-1 FC6-5		2-2 F8	5 0 1 0 0 0 5										
Randy Velarde, R (1, 6) OBP: 0.315, SLG: 0.416	4-2 FC4-6 BB		0-1 F7		1-3 K		0-0 SAFE F8			3 0 0 0 1 1 1										
Don Mattingly, L (1, 3) OBP: 0.327, SLG: 0.422	0-0 FC4-6 CI 1B		0-1 G6-3		2-2 G6-3			1-0 P3		4 0 0 0 0 0 1										
Mel Hall, L (1, 7) OBP: 0.307, SLG: 0.464	0-0 CI 1B		1-0 HR		0-0 G3-1			1-2 G5-3		4 1 2 1 0 0 0										
Roberto Kelly, R (1, 8) OBP: 0.327, SLG: 0.413	1-2 CI		1-2 2B		3-3 K			0-2 1B		3 0 2 0 0 1 0										
Kevin Maas, L (1, 10) OBP: 0.310, SLG: 0.427	3-2 G4-3		3-2 F7		0-0 G4-3			2-1 G4-3		4 0 0 0 0 0 5										
Matt Nokes, L (1, 2) OBP: 0.278, SLG: 0.370			1-1 G3-1		0-1 F9		0-0 F7		0-0 P6	4 0 0 0 0 0 0										
Charlie Hayes, R (1, 5) OBP: 0.279, SLG: 0.378			2-2 FC6-4 1B		2-1 F9		3-1 F9		2-2 PB S 1B	4 0 2 0 0 0 0 0 0 0 0 0 0 0										
Pat Kelly, R (9, PR) OBP: 0.283, SLG: 0.343																				
Andy Stankiewicz, R (1, 4) OBP: 0.341, SLG: 0.356			0-0 FC6-4 S		4-2 BB		2-1 FC6-5 2B		3-2 P8	2 0 1 0 1 0 1 1 0 0 0 0 0 1										
Dion James, L (9, PH) OBP: 0.356, SLG: 0.386																				
Inning Stats	R: 0 E: 1 K: 0 S: 13	H: 2 LOB: 3 BB: 1 P: 20	R: 0 E: 0 K: 0 S: 7	H: 1 LOB: 1 BB: 0 P: 11	R: 1 E: 0 K: 0 S: 11	H: 2 LOB: 1 BB: 0 P: 16	R: 0 E: 0 K: 0 S: 10	H: 0 LOB: 1 BB: 1 P: 16	R: 0 E: 0 K: 1 S: 7	H: 0 LOB: 0 BB: 0 P: 10	R: 0 E: 0 K: 0 S: 7	H: 1 LOB: 1 BB: 0 P: 13	R: 0 E: 0 K: 0 S: 10	H: 1 LOB: 1 BB: 0 P: 14	R: 0 E: 0 K: 0 S: 12	H: 1 LOB: 2 BB: 0 P: 19	1B: 5 2B: 2 3B: 0 HR: 1	SF: 0 SAC: 0 DP: 0 HBP: 0	WP: 0 PB: 1 SB: 2 CS: 1	PA: 37
PITCHER	IP WLS BF H R ER SO BB IBB HBP BLK WP HR S P ERA WHIP																			
Jack Morris, R (1, 1) ERA: 4.36	8.0 W 33 7 1 1 2 2 0 0 0 0 0 1 75 113 1.12 1.125																			
Tom Henke, R (9, 1) ERA: 2.2	1.0 S 4 1 0 0 0 0 0 0 0 0 0 0 12 19 0.00 1.000																			

New York Yankees @ Toronto Blue Jays
SkyDome, Toronto, ON
Sat Aug 01 1992, 3:33 AM EDT
Att. 50,420 - Sunny - 75 F

livebaseballscorecards.com

AB 34
R 1
H 8
RBI 1
BB 2
SO 2
LOB 14



Batter	1	2	3	4	5	6	7	8	9
Devon White, S OBP: 0.292, SLG: 0.364 (1, 8) X	0-0 F9 ①			2-3 K ①		0-3 K ②		1-1 1B 2B 1B	
Roberto Alomar, S OBP: 0.409, SLG: 0.437 (1, 4) C B F X	1-2 G4-3 ②			0-0 G6-3 ②		3-2 G3 ③		1-0 1B 2B 1B	
Joe Carter, R OBP: 0.322, SLG: 0.496 (1, 9) S S	0-3 K ③			2-1 F7 ③		3-2 G6-3 ①		1-1 1B 2B ③	
Dave Winfield, R OBP: 0.374, SLG: 0.489 (1, 10) S T C			0-3 K ①		0-0 P4 ①		4-2 BB BB		
John Olerud, L OBP: 0.383, SLG: 0.455 (1, 3) X B F			1-1 P8 ②		0-3 K ②		4-1 BB BB		
Candy Maldonado, R OBP: 0.352, SLG: 0.447 (1, 7) S T C			0-3 K ③		0-3 K ③		1-1 F7 ②		
Jeff Kent, R OBP: 0.326, SLG: 0.437 (1, 5) S C F			0-3 K ①		1-2 HR ①		1-1 F9 ③		
Pat Borders, R OBP: 0.306, SLG: 0.401 (1, 2) B X			1-0 CS 1B		0-0 B1-3 ①		1-1 P4 ①		
Manuel Lee, S OBP: 0.330, SLG: 0.309 (1, 6) S T C F			2-3 K ②		1-0 E 1B		2-2 L8 ②		


Inning Stats	R: 0	H: 0	E: 0	LOB: 0	K: 1	BB: 0	S: 7	P: 8
	R: 0	H: 0	E: 0	LOB: 0	K: 2	BB: 0	S: 8 <td>P: 9</td>	P: 9
	R: 0	H: 1	E: 0	LOB: 0	K: 2	BB: 0	S: 11 <td>P: 14 </td>	P: 14
	R: 0	H: 0	E: 0	LOB: 0	K: 1	BB: 0	S: 6 <td>P: 10 </td>	P: 10
	R: 0	H: 0	E: 0	LOB: 0	K: 2	BB: 0	S: 7 <td>P: 7 </td>	P: 7
	R: 1	H: 2	E: 1	LOB: 1	K: 1	BB: 0	S: 12 <td>P: 17 </td>	P: 17
	R: 0	H: 0	E: 0	LOB: 2	K: 0	BB: 2	S: 10 <td>P: 23 </td>	P: 23
	R: 2	H: 3	E: 0	LOB: 1	K: 0	BB: 0	S: 12 <td>P: 18 </td>	P: 18

PITCHER	IP	WLS	BF	H	R	ER	SO	BB	IBB	HBP	BLK	WP	HR	S	P	ERA	WHIP
Melido Perez, R ERA: 3.06 (1, 1)	8.0	L	30	6	3	3	9	2	0	0	0	0	1	73	106	3.38	1.000

BOTTOM

AB	R	H	RBI	BB	SO	LOB
4	1	1	0	0	2	1
4	1	1	0	0	0	1
4	0	1	2	0	1	0
2	0	0	0	1	1	0
2	0	0	0	1	1	0
3	0	0	0	0	2	2
3	1	1	1	0	1	2
3	0	1	0	0	0	0
3	0	1	0	0	1	1

AB 28
R 3
H 6
RBI 3
BB 2
SO 9
LOB 7



WP: 0 PA: 30
PB: 0
SB: 0
CS: 1

New York Yankees @ Toronto Blue Jays
SkyDome, Toronto, ON
Sat Aug 01 1992, 3:33 AM EDT
Att: 50,420 - Sunny - 75 F

Batter	1	2	3	4	5	6	7	8	9	10	11	12	AB R H RBI BB SO LOB	TOP											
Kenny Lofton, L OBP: 0.335, SLG: 0.347 (1, 8)	3-2 HR		0-2 G3-1 3B		0-0 SH5-3 1-2 2-3		2-3 K			4-2 1B S BB		2-2 1B 2B	4 3 3 3 1 1 0	Cleveland Indians @ New York Yankees Yankee Stadium, Bronx, NY Mon Aug 03 1992, 7:05 PM EDT Att. 15,046 - Cloudy - 74 F											
Thomas Howard, S OBP: 0.323, SLG: 0.356 (1, 7)	2-3 K1-3		0-1 G3-1		2-3 K			0-0 F8		3-2 1B SAFE		0-0 1B CS	6 0 2 2 0 2 2												
Carlos Baerga, S OBP: 0.350, SLG: 0.467 Felix Fermin, R OBP: 0.288, SLG: 0.288 (12, PH) (12, 4)	1-0 1B		4-2 BB		0-1 HR			1-0 G3		1-1 G4-3		2-2 1B SAFE	4 1 2 3 1 0 2 1 0 0 0 0 0 1												
Albert Belle, R OBP: 0.316, SLG: 0.465 (1, 10)	1-0 G6-3		2-1 P5		0-0 G5-3			3-3 K				0-0 1B FC3-6	5 0 1 0 0 1 1												
Paul Sorrento, L OBP: 0.351, SLG: 0.442 (1, 3)		1-1 G6-3		0-1 1B G5-4-3		1-0 G3-1		0-0 F9				2-2 1B FC3-6 G6-3	5 0 1 0 0 0 1												
Glenallen Hill, R OBP: 0.305, SLG: 0.453 Mark Whiten, S OBP: 0.349, SLG: 0.389 (11, 9)		0-0 F8		0-0 G5-4-3 1-2f		2-3 K		0-3 K				1-2 G6-3 1-2	5 0 0 0 0 2 2 0 0 0 0 0 0 0												
Jim Thome, L OBP: 0.268, SLG: 0.310 (1, 5)		3-1 F7		2-1 G4-3		0-1 L5		0-1 F7				1-3 K	5 0 0 0 0 1 1												
Mark Lewis, R OBP: 0.296, SLG: 0.332 (1, 6)			1-0 3B S 1B		1-0 SH5-3 E HR 1B		1-1 F9			1-2 G6-3		4-1 SH1-3 2B BB	4 3 2 0 1 0 0												
Sandy Alomar Jr., R OBP: 0.287, SLG: 0.322 (1, 2)			1-0 F9		1-2 E6 SH5-3 HR		0-2 G6-3			1-1 P3		0-2 SH1-3	4 1 0 0 0 0 2												
Inning Stats	R: 1 E: 0 K: 1 S: 10	H: 2 LOB: 0 BB: 0 P: 17	R: 0 E: 0 K: 0 S: 5	H: 0 LOB: 0 BB: 0 P: 9	R: 2 E: 1 K: 0 S: 11	H: 2 LOB: 1 BB: 1 P: 19	R: 0 E: 0 K: 0 S: 5	H: 1 LOB: 0 BB: 0 P: 7	R: 3 E: 1 K: 1 S: 11	H: 2 LOB: 0 BB: 0 P: 15	R: 0 E: 0 K: 1 S: 9	H: 0 LOB: 0 BB: 0 P: 12	R: 0 E: 0 K: 1 S: 6		H: 0 LOB: 0 BB: 0 P: 6	R: 0 E: 0 K: 0 S: 12	H: 1 LOB: 2 BB: 1 P: 22	R: 0 E: 0 K: 1 S: 10	H: 1 LOB: 1 BB: 0 P: 14	R: 2 E: 0 K: 0 S: 11	H: 2 LOB: 0 BB: 1 P: 19	1B: 7 2B: 1 3B: 1 HR: 2	SF: 0 SAC: 2 DP: 1 HBP: 0	WP: 0 PB: 0 SB: 2 CS: 1	PA: 48
PITCHER	IP WLS BF H R ER SO BB IBB HBP BLK WP HR S P ERA WHIP																								
Scott Kamieniecki, R ERA: 4.72 (1, 1)	5.0		22	7	6	3	2	1	0	0	0	0	0		0	0	0	5.40	1.600						
Rich Monteleone, R ERA: 3.02 (6, 1)	4.0		12	0	0	0	4	0	0	0	0	0	0	0	0	0	0.00	0.000							
Steve Farr, R ERA: 1.45 (10, 1)	2.0		9	2	0	0	1	1	0	0	0	0	0	0	0	0	0.00	1.500							
John Habyan, R ERA: 3.34 (12, 1)	0.1	L	4	2	2	2	0	1	0	0	0	0	0	0	0	0	54.00	9.000							
Jerry Nielsen, L ERA: 4.5 (12, 1)	0.2		1	0	0	0	0	0	0	0	0	0	0	0	0	0	0.00	0.000							

AB	43
R	8
H	11
RBI	8
BB	3
SO	7
LOB	12



livebaseballscorecards.com

Batter	1	2	3	4	5	6	7	8	9	10	11	12	AB R H RBI BB SO LOB
Bernie Williams, S OBP: 0.333, SLG: 0.368 (1, 7) S: 7	2-3 K		0-0 1B 2B		2-1 F7		3-3 K		1-1 P6		0-0 G3-2-4		6 1 1 0 0 2 4
Randy Velarde, R OBP: 0.320, SLG: 0.414 (1, 6) S: 7	0-0 G5-3		4-1 1B BB		3-2 1B		3-2 F8		1-1 F8		3-H G5-3		5 1 1 0 1 0 0
Don Mattingly, L OBP: 0.326, SLG: 0.419 (1, 3) S: 7	2-1 P4		3-1 1B 1B		0-1 SF7		1-0 P3		2-1 1B		4-0 E BB		4 0 2 2 1 0 0
Mel Hall, L OBP: 0.306, SLG: 0.460 (1, 10) S: 10		2-2 G4-3	1-2 1B		0-0 G4-3		0-0 G4-3		0-0 G4-3		1-2 F8		6 0 1 1 0 0 3
Roberto Kelly, R OBP: 0.328, SLG: 0.412 (1, 8) S: 8		1-0 HR HBP	2-1 L3		4-1 S BB		0-0 E S 2B 1B		0-3 K		0-1 F9		4 2 1 0 1 1 5
Dion James, L OBP: 0.345, SLG: 0.373 (1, 9) S: 9		2-0 P6		3-1 F8		1-3 K		2-2 1-H 2B		0-1 SH5-4 BB G3-2-4 1B		3 0 0 0 0 0 1 2 1 0 1 1 0 0 0 0 1 0 1 0 0 0 0 0 1 0 0 0 0 0 0 2	
Jim Leyritz, R OBP: 0.339, SLG: 0.429 (8, PH) S: 8		1-0 HR		3-3 K		2-3 K		2-2 F9		4-2 SH5-4 BB		4 1 1 2 2 1 2 2	
Andy Stankiewicz, R OBP: 0.348, SLG: 0.365 (8, PR) S: 8		1-0 HR		3-3 K		1-2 K		2-2 F9		1-2 SH5-4 BB		4 1 1 2 2 1 2 2	
Kevin Maas, L OBP: 0.309, SLG: 0.425 (12, PH) S: 12		2-2 F9		0-0 G6-3		0-1 F9		0-1 F9		1-2 SH5-4		4 0 0 0 0 0 1	
Matt Nokes, L OBP: 0.280, SLG: 0.380 (1, 2) S: 2		1-0 HR		0-0 G6-3		0-1 F9		0-1 F9		0-0 SH5-4		4 0 0 0 0 0 1	
Charlie Hayes, R OBP: 0.276, SLG: 0.372 (1, 5) S: 5		2-2 F9		0-0 G6-3		0-1 F9		0-1 F9		1-2 SH5-4 2-3		4 0 0 0 0 0 1	
Pat Kelly, R OBP: 0.285, SLG: 0.346 (1, 4) S: 4			0-0 F9		2-2 1B SF7 1B		0-1 G3		2-3 K		4-0 IBB		4 1 1 0 1 1 0

Inning Stats	R: 0	H: 0	E: 0	K: 1	S: 7	R: 2	H: 1	E: 0	K: 0	S: 9	R: 2	H: 3	E: 0	K: 0	S: 12	R: 0	H: 0	E: 0	K: 1	S: 7	R: 1	H: 2	E: 0	K: 2	S: 12	R: 0	H: 0	E: 0	K: 1	S: 8	R: 1	H: 2	E: 0	K: 0	S: 10	R: 0	H: 0	E: 0	K: 1	S: 8	R: 0	H: 0	E: 0	K: 1	S: 8	R: 0	H: 1	E: 0	K: 1	S: 10	R: 0	H: 1	E: 0	K: 1	S: 10	R: 0	H: 1	E: 0	K: 0	S: 7	R: 0	H: 0	E: 1	K: 0	S: 11	R: 0	H: 0	E: 1	K: 0	S: 11	1B: 7	2B: 3	3B: 0	HR: 1	SF: 1	SAC: 1	DP: 2	HBP: 1	WP: 0	PA: 51
--------------	------	------	------	------	------	------	------	------	------	------	------	------	------	------	-------	------	------	------	------	------	------	------	------	------	-------	------	------	------	------	------	------	------	------	------	-------	------	------	------	------	------	------	------	------	------	------	------	------	------	------	-------	------	------	------	------	-------	------	------	------	------	------	------	------	------	------	-------	------	------	------	------	-------	-------	-------	-------	-------	-------	--------	-------	--------	-------	--------


PITCHER	IP	WLS	BF	H	R	ER	SO	BB	IBB	HBP	BLK	WP	HR	S	P	ERA	WHIP
Rod Nichols, R ERA: 3.98	(1, 1)	5.0	23	6	5	5	2	2	0	1	0	0	1	48	87	9.00	1.600
Kevin Wickander, L ERA: 3.48	(6, 1)	2.0	6	0	0	0	3	0	0	0	0	0	0	17	26	0.00	0.000
Derek Lilliquist, L ERA: 1.77	(8, 1)	1.0	5	2	1	1	0	0	0	0	0	0	0	10	15	9.00	2.000
Eric Plunk, R ERA: 3.72	(9, 1)	2.1	11	2	0	0	2	1	1	0	0	0	0	24	39	0.00	1.286
Steve Olin, R ERA: 2.11	(11, 1)	1.2	6	0	0	0	0	1	0	0	0	0	0	12	22	0.00	0.600

BOTTOM

Cleveland Indians @ New York Yankees
Yankee Stadium, Bronx, NY
 Mon Aug 03 1992, 7:05 PM EDT
 Att: 15,046 - Cloudy - 74 F

livebaseballscorecards.com

AB	43
R	6
H	10
RBI	6
BB	5
SO	7
LOB	19



Batter	1	2	3	4	5	6	7	8	9	AB R H RBI BB SO LOB	TOP											
Kenny Lofton, L (1, 8) OBP: 0.338, SLG: 0.348	4-0 1B SF9 BB	2-2 1-3 2-H 1B			2-2 G3-1		1-1 1B		0-2 F8	4 1 2 1 1 0 0	Cleveland Indians @ New York Yankees Yankee Stadium, Bronx, NY Tue Aug 04 1992, 7:05 PM EDT Att. 14,013 - Cloudy - 69 F											
Thomas Howard, S (1, 7) OBP: 0.325, SLG: 0.358	1-2 SF9 1-3 1B		1-1 F8		0-0 1B		0-0 F8			4 0 2 0 0 0 1												
Carlos Baerga, S (1, 4) OBP: 0.351, SLG: 0.471	0-1 SF9 1-2 3-H		1-1 G6-3		0-0 FC6-4 1-3 1B			1-0 1B 2B		3 1 2 1 0 0 0												
Carlos Martinez, R (1, 3) OBP: 0.262, SLG: 0.325 Paul Sorrento, L (8, PH) OBP: 0.350, SLG: 0.440 (8, 3)	0-0 F8		2-0 1B		1-1 FC6-4 1-2f			0-0 L8		3 0 1 0 0 0 3 1 0 0 0 0 0 1												
Glenallen Hill, R (1, 9) OBP: 0.304, SLG: 0.450	0-0 G6-3		0-0 P4				0-1 F9		0-0 G4-3 2-H 1B	4 0 1 1 0 0 2												
Mark Whiten, S (1, 10) OBP: 0.348, SLG: 0.388		1-0 G5-3		1-1 G1-3		0-1 G6-4-3 1B		1-0 G4-3		4 0 1 0 0 0 1												
Brook Jacoby, R (1, 5) OBP: 0.329, SLG: 0.350		0-0 F9		1-2 F8		1-1 G6-4-3 1-2f		1-0 G6-3		4 0 0 0 0 0 2												
Mark Lewis, R (1, 6) OBP: 0.295, SLG: 0.334		1-0 1B 2B		1-2 G4-3			1-0 L7		2-3 K	4 1 1 0 0 1 0												
Sandy Alomar Jr., R (1, 2) OBP: 0.287, SLG: 0.318		1-0 1B HBP		1-3 K			2-3 K		1-2 P3	3 0 0 0 0 2 0												
Inning Stats	R: 1 E: 0 K: 0 S: 7	H: 1 LOB: 1 BB: 1 P: 12	R: 1 E: 0 K: 0 S: 6	H: 2 LOB: 2 BB: 0 P: 11	R: 0 E: 0 K: 0 S: 6	H: 1 LOB: 1 BB: 0 P: 10	R: 0 E: 0 K: 0 S: 8	H: 0 LOB: 0 BB: 0 P: 11	R: 0 E: 0 K: 1 S: 13	H: 2 LOB: 2 BB: 0 P: 17	R: 0 E: 0 K: 0 S: 6	H: 1 LOB: 0 BB: 0 P: 7	R: 0 E: 0 K: 1 S: 7	H: 1 LOB: 1 BB: 0 P: 11	R: 1 E: 0 K: 0 S: 5	H: 2 LOB: 1 BB: 0 P: 8	R: 0 E: 0 K: 1 S: 9	H: 0 LOB: 0 BB: 0 P: 12	1B: 8 2B: 2 3B: 0 HR: 0	SF: 1 SAC: 0 DP: 1 HBP: 1	WP: 0 PB: 0 SB: 1 CS: 0	PA: 37
PITCHER	IP WLS BF H R ER SO BB IBB HBP BLK WP HR S P ERA WHIP																					
Curt Young, L (1, 1) ERA: 3.67	6.2 W 28 8 2 2 2 1 0 1 0 0 0 0 52 78 2.70 1.350																					
Tim Burke, R (7, 1) ERA: 3.75	1.1 6 2 1 1 0 0 0 0 0 0 0 0 6 9 6.75 1.500																					
Steve Farr, R (9, 1) ERA: 1.41	1.0 S 3 0 0 0 1 0 0 0 0 0 0 0 9 12 0.00 0.000																					

AB	34
R	3
H	10
RBI	3
BB	1
SO	3
LOB	10



livebaseballscorecards.com

Batter	1	2	3	4	5	6	7	8	9	10	11	AB R H RBI BB SO LOB	TOP												
Kenny Lofton, L OBP: 0.336, SLG: 0.346 (1, 8)	0-2 P4	0-1 F9			2-1 CS 1B			2-1 F7		1-1 F7		5 0 1 0 0 0 2	Cleveland Indians @ New York Yankees Yankee Stadium, Bronx, NY Wed Aug 05 1992, 7:05 PM EDT Att: 15,634 - Cloudy - 66 F												
Thomas Howard, S OBP: 0.327, SLG: 0.356 (1, 7)	4-2 S 1B BB		3-3 K		1-3 K 1-2			2-1 G4-3 1B		2-2 G4-3		4 1 1 0 1 2 2													
Carlos Baerga, S OBP: 0.354, SLG: 0.474 (1, 4)	SAFE 2-2 1-H HR 1B		2-2 G4-6-3 1B			2-2 G3-1		1-2 G4-3 1-2f			2-0 G3 1B 2B	5 2 3 1 0 0 1													
Paul Sorrento, L OBP: 0.351, SLG: 0.448 (1, 3)	SAFE 3-0 1-H HR		1-1 G4-6-3 1-2f			3-3 K			4-1 BB		2-2 G3	4 1 1 2 1 1 2													
Mark Whiten, S OBP: 0.346, SLG: 0.383 (1, 10)	0-3 K		1-1 F7			2-1 G4-3			0-3 K		2-2 G3 1B CS IBB	4 0 0 0 1 2 1													
Glenallen Hill, R OBP: 0.302, SLG: 0.445 (1, 9)	2-3 K		2-2 G5-3			1-1 F8			0-3 K		0-1 CS 1B	5 0 1 1 0 2 1													
Jim Thome, L OBP: 0.270, SLG: 0.322 Brook Jacoby, R OBP: 0.326, SLG: 0.347 (1, 5) (7, 5)		2-2 F7		1-1 2B		2-1 G1			0-1 G1-3		2-1 G6-3 1-2 3-H	3 0 1 0 0 0 0 2 0 0 0 0 0 3													
Mark Lewis, R OBP: 0.295, SLG: 0.333 (1, 6)		2-3 K		3-2 G5-3		1-2 1B				0-1 G6-3		4 0 1 0 0 1 1													
Sandy Alomar Jr., R OBP: 0.290, SLG: 0.328 (1, 2)		2-1 2B			2-3 K		0-0 L6			1-2 2B		4 0 2 0 0 1 1													
Inning Stats	R: 3 E: 0 K: 2 S: 18	H: 2 LOB: 0 BB: 1 P: 29	R: 0 E: 0 K: 1 S: 12	H: 1 LOB: 1 BB: 0 P: 18	R: 0 E: 0 K: 1 S: 12	H: 1 LOB: 1 BB: 0 P: 19	R: 0 E: 0 K: 0 S: 8	H: 1 LOB: 0 BB: 0 P: 13	R: 0 E: 0 K: 1 S: 8	H: 0 LOB: 0 BB: 0 P: 15	R: 0 E: 0 K: 0 S: 8	H: 1 LOB: 1 BB: 0 P: 12		R: 0 E: 0 K: 0 S: 7	H: 1 LOB: 0 BB: 0 P: 12	R: 0 E: 0 K: 2 S: 9	H: 0 LOB: 1 BB: 1 P: 13	R: 0 E: 0 K: 0 S: 13	H: 1 LOB: 1 BB: 0 P: 17	R: 1 E: 0 K: 0 S: 10	H: 2 LOB: 1 BB: 1 P: 19	1B: 6 2B: 4 3B: 0 HR: 1	SF: 0 SAC: 0 DP: 2 HBP: 0	WP: 0 PB: 0 SB: 1 CS: 3	PA: 43
PITCHER	IP WLS BF H R ER SO BB IBB HBP BLK WP HR S P ERA WHIP																								
Shawn Hillegas, R ERA: 4.62 (1, 1)	7.0	27	7	3	3	7	1	0	0	0	0	0	1	78	124	3.86	1.143								
Greg Cadaret, L ERA: 4.8 (8, 1)	1.1	5	1	0	0	1	1	0	0	0	0	0	0	11	20	0.00	1.500								
Tim Burke, R ERA: 3.72 (9, 1)	2.2	L 11	3	1	1	1	0	1	0	0	0	0	0	28	41	3.38	1.125								

AB	40
R	4
H	11
RBI	4
BB	3
SO	9
LOB	14



livebaseballscores.com

Batter	1	2	3	4	5	6	7	8	9	10	11	AB R H RBI BB SO LOB	BOTTOM
--------	---	---	---	---	---	---	---	---	---	----	----	----------------------	--------

Bernie Williams, S <small>(1, 7)</small> <small>OBP: 0.267, SLG: 0.286</small>												5 0 0 0 0 0 1	Cleveland Indians @ New York Yankees Yankee Stadium, Bronx, NY <small>Wed Aug 05 1992, 7:05 PM EDT</small> <small>Att: 15,634 - Cloudy - 66 F</small>			
Mel Hall, L <small>(1, 9)</small> <small>OBP: 0.307, SLG: 0.460</small>												5 0 1 1 0 0 0 0				
Roberto Kelly, R <small>(1, 8)</small> <small>OBP: 0.330, SLG: 0.419</small>												4 1 1 0 1 0 2				
Don Mattingly, L <small>(1, 3)</small> <small>OBP: 0.326, SLG: 0.418</small>														4 0 1 0 1 2 1		
Jim Leyritz, R <small>(1, 2)</small> <small>OBP: 0.341, SLG: 0.420</small>														3 0 1 1 0 1 1		
Matt Nokes, L <small>(9, 2)</small> <small>OBP: 0.279, SLG: 0.378</small>														1 0 0 0 0 0 0		
Randy Velarde, R <small>(1, 6)</small> <small>OBP: 0.322, SLG: 0.407</small>														3 0 0 0 2 0 2		
Charlie Hayes, R <small>(1, 5)</small> <small>OBP: 0.276, SLG: 0.389</small>															5 2 2 2 0 1 4	AB 40 R 3 H 7 RBI 3 BB 4 SO 6 LOB 13
Mike Stanley, R <small>(1, 10)</small> <small>OBP: 0.356, SLG: 0.420</small>															2 0 0 0 0 0 1	
Kevin Maas, L <small>(7, PH)</small> <small>OBP: 0.305, SLG: 0.419</small>															3 0 0 0 0 2 0	
Andy Stankiewicz, R <small>(1, 4)</small> <small>OBP: 0.346, SLG: 0.362</small>															5 0 1 0 0 0 1	

Inning Stats	R: 0 H: 0 E: 0 K: 0 S: 6	H: 0 LOB: 0 BB: 0 P: 10	R: 0 H: 0 E: 0 K: 1 S: 7	H: 0 LOB: 0 BB: 0 P: 11	R: 1 H: 1 E: 0 K: 0 S: 13	H: 1 LOB: 0 BB: 0 P: 18	R: 0 H: 1 E: 0 K: 1 S: 9	H: 1 LOB: 1 BB: 0 P: 14	R: 0 H: 0 E: 0 K: 0 S: 8	H: 0 LOB: 1 BB: 1 P: 14	R: 1 H: 2 E: 0 K: 0 S: 13	H: 2 LOB: 2 BB: 1 P: 24	R: 1 H: 1 E: 0 K: 1 S: 9	H: 1 LOB: 0 BB: 0 P: 12	R: 0 H: 0 E: 0 K: 1 S: 11	H: 0 LOB: 3 BB: 2 P: 25	R: 0 H: 2 E: 0 K: 1 S: 10	H: 2 LOB: 2 BB: 0 P: 13	R: 0 H: 0 E: 0 K: 1 S: 12	H: 0 LOB: 0 BB: 0 P: 16	R: 0 H: 0 E: 1 K: 0 S: 8	H: 0 LOB: 0 BB: 0 P: 13	1B: 5 2B: 0 3B: 0 HR: 2	SF: 0 SAC: 0 DP: 0 HBP: 1	WP: 0 PB: 0 SB: 1 CS: 0	PA: 45
--------------	--------------------------	-------------------------	--------------------------	-------------------------	---------------------------	-------------------------	--------------------------	-------------------------	--------------------------	-------------------------	---------------------------	-------------------------	--------------------------	-------------------------	---------------------------	-------------------------	---------------------------	-------------------------	---------------------------	-------------------------	--------------------------	-------------------------	-------------------------	---------------------------	-------------------------	--------

PITCHER	IP	WLS	BF	H	R	ER	SO	BB	IBB	HBP	BLK	WP	HR	S	P	ERA	WHIP
Dennis Cook, L <small>(1, 1)</small> <small>ERA: 3.88</small>	5.2		23	4	2	2	2	2	0	0	0	0	1	53	87	3.18	1.059
Eric Plunk, R <small>(6, 1)</small> <small>ERA: 3.82</small>	1.1		5	1	1	1	1	0	0	0	0	0	1	12	16	6.75	0.750
Kevin Wickander, L <small>(8, 1)</small> <small>ERA: 3.41</small>	0.2		4	0	0	0	0	1	0	1	0	0	0	8	15	0.00	1.500
Ted Power, R <small>(8, 1)</small> <small>ERA: 2.59</small>	1.1		7	2	0	0	2	1	0	0	0	0	0	13	23	0.00	2.250
Derek Lilliquist, L <small>(10, 1)</small> <small>ERA: 1.69</small>	2.0	W	6	0	0	0	1	0	0	0	0	0	0	20	29	0.00	0.000

livebaseballscores.com

Batter	1	2	3	4	5	6	7	8	9	AB R H RBI BB SO LOB	TOP										
Jody Reed, R (1, 4) OBP: 0.336, SLG: 0.343	0-1 P5		2-2 P4		1-1 G6-3		2-1 G4-3		4-0 BB	4 0 0 0 1 0 1											
Herm Winningham, L (1, 8) OBP: 0.245, SLG: 0.280	0-3 K		0-3 K		2-2 1B		0-0 F9		0-1 F9	5 0 1 0 0 2 3											
Phil Plantier, L (1, 10) OBP: 0.329, SLG: 0.361	3-1 1B		1-3 K		2-0 F8			4-0 G5-3 1B BB	2-2 F7	4 1 1 0 0 1 1 3											
Tom Brunansky, R (1, 9) OBP: 0.338, SLG: 0.475	3-1 L6			1-2 G5-3		0-0 G6-3		0-0 G5-3		4 0 0 0 0 0 2											
Mo Vaughn, L (1, 3) OBP: 0.359, SLG: 0.406		4-1 1B SH5-3 BB		2-1 E 1B		1-3 K		2-3 K		3 0 1 0 1 2 1											
Bob Zupcic, R (1, 7) OBP: 0.349, SLG: 0.412		1-0 SH5-3		0-0 P2		2-2 G1-3		3-2 1B		3 0 1 1 0 0 1											
Scott Cooper, L (1, 5) OBP: 0.323, SLG: 0.316		2-2 3B 1B		2-1 E8 FC6-4		1-0 E 2B		1-0 L6		4 2 2 0 0 0 2											
John Marzano, R (1, 2) OBP: 0.188, SLG: 0.267		0-1 3B		1-2 FC6-4		3-2 E8 G4-3 1B			0-0 F9	4 0 2 1 0 0 2											
John Valentin, R (1, 6) OBP: 0.364, SLG: 0.345		0-0 G5-3			2-3 K		0-0 F2		1-2 BB 1B	4 0 1 0 0 1 2											
Inning Stats	R: 0 E: 0 K: 1 S: 9	H: 1 LOB: 1 BB: 0 P: 15	R: 1 E: 0 K: 0 S: 8	H: 2 LOB: 1 BB: 1 P: 15	R: 0 E: 0 K: 2 S: 11	H: 0 LOB: 0 BB: 0 P: 14	R: 0 E: 1 K: 0 S: 11	H: 1 LOB: 2 BB: 0 P: 17	R: 0 E: 0 K: 1 S: 7	H: 0 LOB: 0 BB: 0 P: 10	R: 1 E: 1 K: 0 S: 9	H: 2 LOB: 1 BB: 0 P: 15	R: 1 E: 0 K: 1 S: 9	H: 1 LOB: 1 BB: 1 P: 19	R: 0 E: 0 K: 0 S: 9	H: 1 LOB: 2 BB: 1 P: 16	1B: 7 2B: 1 3B: 1 HR: 0	SF: 0 SAC: 1 DP: 0 HBP: 0	WP: 0 PB: 0 SB: 0 CS: 0	PA: 39	
PITCHER Melido Perez, R (1, 1) ERA: 3.08 Rich Monteleone, R (9, 1) ERA: 2.97	IP 8.0	WLS L	BF 34	H 8	R 3	ER 3	SO 6	BB 2	IBB 0	HBP 0	BLK 0	WP 0	HR 0	S 74	P 122	ERA 3.38	WHIP 1.250				
	IP 1.0	WLS 5	BF 1	H 0	R 0	ER 0	SO 0	BB 1	IBB 0	HBP 0	BLK 0	WP 0	HR 0	S 9	P 16	ERA 0.00	WHIP 2.000				

Boston Red Sox @ New York Yankees
 Yankee Stadium, Bronx, NY
 Thu Aug 06 1992, 3:33 AM EDT
 Att. 34,496 - Sunny - 72 F

livebaseballscorecards.com

AB 35
R 3
H 9
RBI 2
BB 3
SO 6
LOB 17



Batter	1	2	3	4	5	6	7	8	9	AB R H RBI BB SO LOB	TOP											
Jody Reed, R (1, 4) OBP: 0.337, SLG: 0.343	1-2 G4-6-3 1B		2-0 1B			1-1 F8		3-2 P4	0-1 P8	5 0 2 0 0 0 1												
Phil Plantier, L (1, 7) OBP: 0.325, SLG: 0.356	1-0 G4-6-3 1-2		0-0 P3			2-1 F9		1-1 E3 2B FC3-6		4 1 0 0 0 0 3												
Bob Zupcic, R (1, 8) OBP: 0.347, SLG: 0.414	2-2 G6-3			2-2 L8		3-2 F9		3-2 FC3-6 2B 1-3 2-H		4 1 1 1 0 0 1												
Tom Brunansky, R (1, 9) OBP: 0.343, SLG: 0.477	1-2 L4			0-1 FC5-4 1B			0-0 1B	4-2 FC3-8 BB		3 0 2 0 1 0 1												
Mo Vaughn, L (1, 3) OBP: 0.353, SLG: 0.398		2-2 F8		0-0 F8		2-2 F7		2-1 FC3-6 2B 1-2f 2-3 3-H		4 1 0 1 0 0 4												
Jack Clark, R (1, 10) OBP: 0.350, SLG: 0.296		1-3 K		0-1 FC5-4 1-2f		0-0 F9		3-2 2B 1-H 3-H		4 0 1 2 0 1 2												
Scott Cooper, L (1, 5) OBP: 0.322, SLG: 0.311		2-1 F8			4-1 G6-4-3 BB		1-1 P2	2-0 F8		3 0 0 0 1 0 2												
Tony Peña, R (1, 2) OBP: 0.284, SLG: 0.302			1-2 F9		0-3 K			3-2 WP 1B 1B	0-0 G1-3	4 1 1 0 0 1 1												
John Valentin, R (1, 6) Herm Winningham, L (9, PH) OBP: 0.361, SLG: 0.344 OBP: 0.244, SLG: 0.278			1-1 L7		0-0 G6-4-3 1-2f			2-2 1-H 2B 1B	1-1 G3-1	3 1 1 1 0 0 1 1 0 0 0 0 0 0												
Inning Stats	R: 0 E: 0 K: 0 S: 11	H: 1 LOB: 1 BB: 0 P: 16	R: 0 E: 0 K: 1 S: 9	H: 0 LOB: 0 BB: 0 P: 14	R: 0 E: 0 K: 0 S: 7	H: 1 LOB: 1 BB: 0 P: 11	R: 0 E: 0 K: 0 S: 8	H: 1 LOB: 1 BB: 0 P: 10	R: 0 E: 0 K: 1 S: 5	H: 0 LOB: 0 BB: 1 P: 9	R: 0 E: 0 K: 0 S: 8	H: 0 LOB: 0 BB: 0 P: 14	R: 0 E: 0 K: 0 S: 11	H: 1 LOB: 1 BB: 0 P: 14	R: 5 E: 1 K: 0 S: 22	H: 4 LOB: 1 BB: 1 P: 45	R: 0 E: 0 K: 0 S: 5	H: 0 LOB: 0 BB: 0 P: 6	1B: 6 2B: 2 3B: 0 HR: 0	SF: 0 SAC: 0 DP: 1 HBP: 0	WP: 2 PB: 0 SB: 0 CS: 0	PA: 37
PITCHER	IP WLS BF H R ER SO BB IBB HBP BLK WP HR S P ERA WHIP												PITCHER	IP WLS BF H R ER SO BB IBB HBP BLK WP HR S P ERA WHIP								
Scott Sanderson, R (1, 1) ERA: 4.76	7.0 W 25 4 0 0 2 1 0 0 0 0 0 0 59 88 0.00 0.714																					
Tim Burke, R (8, 1) ERA: 4.15	0.1 6 3 5 2 0 1 0 0 0 0 1 0 16 32 54.00 12.000																					
Greg Cadaret, L (8, 1) ERA: 4.78	0.1 1 0 0 0 0 0 0 0 0 0 0 0 2 4 0.00 0.000																					
John Habyan, R (8, 1) ERA: 3.32	0.1 2 1 0 0 0 0 0 0 0 0 0 0 4 9 0.00 3.000																					
Steve Farr, R (9, 1) ERA: 1.36	1.0 S 3 0 0 0 0 0 0 0 0 0 0 0 5 6 0.00 0.000																					

Boston Red Sox @ New York Yankees
 Yankee Stadium, Bronx, NY
 Fri Aug 07 1992, 7:05 PM EDT
 Att. 33,483 - Sunny - 70 F

livebaseballscorecards.com

AB 35
R 5
H 8
RBI 5
BB 2
SO 2
LOB 16



Batter	1	2	3	4	5	6	7	8	9	AB	R	H	RBI	BB	SO	LOB
Bernie Williams, S OBP: 0.308, SLG: 0.371 (1, 8)	1-0 G3		4-0 F9 BB 1B BB		0-1 HR		0-0 G4-3	2-2 G4-3		4	2	1	1	1	0	0
Dion James, L OBP: 0.357, SLG: 0.375 (1, 9)	1-3 K		4-2 1B BB 1-2 BB		0-0 1B 1B		4-2 1B HR BB			2	2	1	0	2	1	0
Don Mattingly, L OBP: 0.323, SLG: 0.415 (1, 3)	1-0 G3-1		1-1 F9		1-2 G1-3		1-3 K			4	0	0	0	0	1	4
Mel Hall, L OBP: 0.312, SLG: 0.460 (1, 7)		4-0 BB E BB	1-0 G4-6-3 1-3 1B		4-2 1B BB		0-0 1-2 HR 1B			2	2	2	1	2	0	0
Matt Nokes, L OBP: 0.285, SLG: 0.393 (1, 2)		4-2 E BB	0-0 G4-6-3		2-2 FC4-6 1B		1-2 1-2 HR			3	1	2	4	1	0	2
Kevin Maas, L OBP: 0.308, SLG: 0.421 (1, 10)		0-1 F9		0-0 G6-4-3 1B		1-0 FC4-6		0-1 1B		4	0	2	0	0	0	4
Charlie Hayes, R OBP: 0.278, SLG: 0.383 (1, 5)		0-3 K		0-1 G6-4-3		1-2 F9		2-2 P2		4	0	0	0	0	1	4
Andy Stankiewicz, R OBP: 0.340, SLG: 0.356 (1, 6)		2-0 E4 FC5-4		1-0 G1-3		0-0 G6-4-3 1B		0-0 G4-3		4	0	1	0	0	0	1
Pat Kelly, R OBP: 0.277, SLG: 0.333 (1, 4)		1-2 FC5-4			1-1 B3		0-0 G6-4-3		2-3 K	4	0	0	0	0	1	3

Inning Stats	R: 0	H: 0	E: 0	K: 1	S: 5	R: 1	H: 0	E: 1	K: 1	S: 11	R: 1	H: 1	E: 0	K: 0	S: 10	R: 0	H: 1	E: 0	K: 0	S: 4	R: 2	H: 3	E: 1	K: 0	S: 15	R: 0	H: 1	E: 0	K: 0	S: 8	R: 3	H: 3	E: 0	K: 1	S: 18	R: 0	H: 0	E: 0	K: 1	S: 8	R: 0	H: 0	E: 0	K: 1	S: 12
	0	0	0	1	5	1	0	1	0	11	1	1	0	0	10	0	1	0	0	4	2	3	1	0	15	0	1	0	0	8	3	3	0	1	18	0	0	0	1	8	0	0	0	1	12

PITCHER	IP	WLS	BF	H	R	ER	SO	BB	IBB	HBP	BLK	WP	HR	S	P	ERA	WHIP
John Dopson, R ERA: 3.29 (1, 1)	4.2	L	22	4	4	3	2	5	0	0	0	0	1	41	71	5.79	1.929
Matt Young, L ERA: 5.48 (5, 1)	2.0		11	5	3	3	1	1	0	0	0	0	1	26	36	13.50	3.000
Paul Quantrill, R ERA: 1.98 (7, 1)	1.1		4	0	0	0	1	0	0	0	0	0	0	12	18	0.00	0.000

BOTTOM

Boston Red Sox @ New York Yankees
Yankee Stadium, Bronx, NY

Fri Aug 07 1992, 7:05 PM EDT
Att: 33,483 - Sunny - 70 F

AB	31
R	7
H	9
RBI	6
BB	6
SO	4
LOB	18

WP: 0 PA: 37
PB: 0 SB: 0
CS: 0



PITCHER	IP	WLS	BF	H	R	ER	SO	BB	IBB	HBP	BLK	WP	HR	S	P	ERA	WHIP
John Dopson, R ERA: 3.29 (1, 1)	4.2	L	22	4	4	3	2	5	0	0	0	0	1	41	71	5.79	1.929
Matt Young, L ERA: 5.48 (5, 1)	2.0		11	5	3	3	1	1	0	0	0	0	1	26	36	13.50	3.000
Paul Quantrill, R ERA: 1.98 (7, 1)	1.1		4	0	0	0	1	0	0	0	0	0	0	12	18	0.00	0.000

Batter	1	2	3	4	5	6	7	8	9	AB	R	H	RBI	BB	SO	LOB
Bernie Williams, S OBP: 0.279, SLG: 0.333 (1, 8)	3-3 K		2-2 E7 G4-3 1-H		1-0 G1-3			1-0 F8		4	0	0	0	0	1	1
Randy Velarde, R OBP: 0.317, SLG: 0.399 (1, 6)	1-1 G4-6-3 1B		2-2 G4-3		2-2 P3			3-3 K		4	0	1	0	0	1	2
Don Mattingly, L OBP: 0.322, SLG: 0.414 (1, 10)	0-0 G4-6-3 1-2f		0-2 G4-3				3-2 F8	1-2 1B		4	0	1	0	0	0	2
Mel Hall, L OBP: 0.311, SLG: 0.458 (1, 9)		2-0 E6 CI	2-0 F8			2-1 FC5-4 1B		1-1 G4-3		2	0	0	0	0	0	1
Dion James, L OBP: 0.359, SLG: 0.377 (5, 9)										2	0	1	0	0	0	1
Roberto Kelly, R OBP: 0.327, SLG: 0.413 (1, 7)		1-2 CI FC4-6		2-3 K		2-0 FC5-4 1-2f		0-0 G4-3		3	0	0	0	0	1	1
Matt Nokes, L OBP: 0.285, SLG: 0.401 (1, 2)		1-0 F7		0-0 G4-3		2-0 F8		1-0 HR		4	1	1	1	0	0	3
Kevin Maas, L OBP: 0.305, SLG: 0.416 (1, 3)		0-1 F8		0-0 G3			2-2 G4-1	3-2 G6-4-3 HBP		3	0	0	0	0	0	2
Jim Leyritz, R OBP: 0.346, SLG: 0.420 (9, PH)										0	0	0	0	0	0	0
Pat Kelly, R OBP: 0.277, SLG: 0.333 (9, PR)										0	0	0	0	0	0	0
Charlie Hayes, R OBP: 0.275, SLG: 0.379 (1, 5)		3-1 FC4-6 1-2f		0-0 F9		1-3 K		0-0 G6-4-3 1-2f		4	0	0	0	0	1	3
Andy Stankiewicz, R OBP: 0.343, SLG: 0.359 (1, 4)			2-2 S E 1B		0-1 G1-3 1B		1-0 P5			3	1	2	0	0	0	0

Inning Stats	R: 0	H: 1	E: 0	LOB: 0	K: 1	BB: 0	S: 8	P: 12	R: 0	H: 0	E: 2	LOB: 2	K: 0	BB: 0	S: 10	P: 17	R: 1	H: 1	E: 1	LOB: 1	K: 0	BB: 0	S: 15	P: 23	R: 0	H: 0	E: 0	LOB: 0	K: 1	BB: 0	S: 6	R: 0	H: 1	E: 0	LOB: 1	K: 0	BB: 0	S: 7	P: 10	R: 0	H: 1	E: 0	LOB: 1	K: 0	BB: 0	S: 8	P: 16	R: 0	H: 0	E: 0	LOB: 0	K: 1	BB: 0	S: 8	P: 12	R: 0	H: 1	E: 0	LOB: 1	K: 0	BB: 0	S: 11	P: 17	R: 1	H: 1	E: 0	LOB: 1	K: 0	BB: 0	S: 6	P: 10	1B: 5	SF: 0	2B: 0	SAC: 0	3B: 0	DP: 2	HR: 1	HBP: 1	WP: 0	PA: 35
--------------	------	------	------	--------	------	-------	------	-------	------	------	------	--------	------	-------	-------	-------	------	------	------	--------	------	-------	-------	-------	------	------	------	--------	------	-------	------	------	------	------	--------	------	-------	------	-------	------	------	------	--------	------	-------	------	-------	------	------	------	--------	------	-------	------	-------	------	------	------	--------	------	-------	-------	-------	------	------	------	--------	------	-------	------	-------	-------	-------	-------	--------	-------	-------	-------	--------	-------	--------

PITCHER	IP	WLS	BF	H	R	ER	SO	BB	IBB	HBP	BLK	WP	HR	S	P	ERA	WHIP
Roger Clemens, R ERA: 2.2 (1, 1)	8.1	W	33	6	2	1	4	0	0	0	0	0	1	75	118	1.08	0.720
Tony Fossas, L ERA: 3.0 (9, 1)	0.0		1	0	0	0	0	0	0	1	0	0	0	3	6	∞	∞
Jeff Reardon, R ERA: 2.87 (9, 1)	0.2	S	1	0	0	0	0	0	0	0	0	0	0	1	1	0.00	0.000

BOTTOM

Boston Red Sox @ New York Yankees
Yankee Stadium, Bronx, NY

Sat Aug 08 1992, 3:33 AM EDT
Att: 48,774 - Cloudy - 74 F

livebaseballscorecards.com

AB	33
R	2
H	6
RBI	1
BB	0
SO	4
LOB	16



Batter	1	2	3	4	5	6	7	8	9	AB R H RBI BB SO LOB	TOP											
Wade Boggs, L (1, 5) OBP: 0.365, SLG: 0.388	1-0 E4 BB	2-2 G4-3			0-2 F8			2-2 F7		4 0 0 0 0 0 2												
Jody Reed, R (1, 4) OBP: 0.333, SLG: 0.341	2-3 K		2-2 L3			0-1 F8		0-1 P2		4 0 0 0 0 1 1												
Bob Zuppic, R (1, 7) OBP: 0.339, SLG: 0.403	2-3 K		0-1 P4			0-1 P4		2-3 K		4 0 0 0 0 2 1												
Tom Brunansky, R (1, 9) OBP: 0.340, SLG: 0.469	4-1 BB		0-2 F8			2-3 K			0-3 K	3 0 0 0 1 2 0												
Mo Vaughn, L (1, 3) OBP: 0.346, SLG: 0.387	1-2 G3			1-3 K			1-0 F7		3-1 F8	4 0 0 0 0 1 2												
Jack Clark, R (1, 10) OBP: 0.350, SLG: 0.306		4-1 1B BB		1-1 P4			1-1 BB HBP		3-3 K	2 0 0 0 1 1 0												
Herm Winningham, L (1, 8) OBP: 0.243, SLG: 0.276			0-1 F8		1-3 K		1-1 F8			3 0 0 0 0 1 2												
Tony Peña, R (1, 2) OBP: 0.288, SLG: 0.303		2-0 BB			3-2 P4		4-1 BB			2 0 1 0 1 0 0												
John Valentin, R (1, 6) OBP: 0.341, SLG: 0.324		0-0 F8			3-1 F9		1-1 F7			3 0 0 0 0 0 4												
Inning Stats	R: 0 E: 1 K: 2 S: 11	H: 0 LOB: 2 BB: 1 P: 21	R: 0 E: 0 K: 0 S: 9	H: 1 LOB: 2 BB: 1 P: 17	R: 0 E: 0 K: 0 S: 8	H: 0 LOB: 0 BB: 0 P: 10	R: 0 E: 0 K: 2 S: 8	H: 0 LOB: 0 BB: 0 P: 11	R: 0 E: 0 K: 0 S: 8	H: 0 LOB: 0 BB: 0 P: 14	R: 0 E: 0 K: 1 S: 8	H: 0 LOB: 0 BB: 0 P: 10	R: 0 E: 0 K: 0 S: 7	H: 0 LOB: 2 BB: 1 P: 15	R: 0 E: 0 K: 1 S: 11	H: 0 LOB: 0 BB: 0 P: 15	R: 0 E: 0 K: 2 S: 8	H: 0 LOB: 0 BB: 0 P: 14	1B: 1 2B: 0 3B: 0 HR: 0	SF: 0 SAC: 0 DP: 0 HBP: 1	WP: 0 PB: 0 SB: 0 CS: 0	PA: 33
PITCHER	IP WLS BF H R ER SO BB IBB HBP BLK WP HR S P ERA WHIP																					
Sam Miltello, R (1, 1) ERA: 1.29	7.0 W 27 1 0 0 5 3 0 1 0 0 0 59 98 0.00 0.571																					
Steve Farr, R (8, 1)	2.0 S 6 0 0 0 3 0 0 0 0 0 0 0 19 29 0.00 0.000																					

Boston Red Sox @ New York Yankees
 Yankee Stadium, Bronx, NY

Sun Aug 09 1992, 3:33 AM EDT
 Att. 41,125 - Overcast - 83 F

AB	29
R	0
H	1
RBI	0
BB	3
SO	8
LOB	12



Batter	1	2	3	4	5	6	7	8	9
Bernie Williams, S OBP: 0.292, SLG: 0.341 (1, 8)	1-1 1B 2B 1B	1-0 G5-3			1-3 K		0-0 F8	0-1 L6-4 BB 1B	
Randy Velarde, R OBP: 0.331, SLG: 0.407 (1, 9)	1-0 2B SF9 1B		3-2 WP 1B 1B		0-0 FC5-4 1B		4-2 BB 1B	4-1 BB 1B	
Roberto Kelly, R OBP: 0.326, SLG: 0.413 (1, 7)	1-0 SF9 SF7 2B		3-1 F9		1-0 FC5-4 1B		2-1 L9	2-0 L6-4	
Don Mattingly, L OBP: 0.322, SLG: 0.413 (1, 3)	3-1 SF9		2-2 WP 1B		0-1 P4		1-1 G3		
Jim Leyritz, R OBP: 0.350, SLG: 0.435 (1, 10)	0-2 SF7		1-3 K			0-0 1B		1-2 1B 2B	
Charlie Hayes, R OBP: 0.273, SLG: 0.375 (1, 5)	2-2 P3		3-2 F9		1-0 P5		2-3 K		
Mike Stanley, R OBP: 0.368, SLG: 0.419 (1, 2)		2-1 SH5-3 1B		1-2 L9		0-3 K		4-1 1B 1B BB	
Andy Stankiewicz, R OBP: 0.343, SLG: 0.359 (1, 6)		1-1 SH5-3		0-0 F9		2-0 L4		3-1 1B 1B BB 1B	
Pat Kelly, R OBP: 0.281, SLG: 0.333 (1, 4)		2-3 K		2-0 F7			4-2 BB BB	2-2 BB 1B	

Inning Stats	R: 3 E: 0 K: 0 S: 14	H: 3 LOB: 0 BB: 0 P: 22	R: 0 E: 0 K: 1 S: 8	H: 1 LOB: 1 BB: 0 P: 14	R: 0 E: 0 K: 1 S: 15	H: 2 LOB: 2 BB: 0 P: 27	R: 0 E: 0 K: 0 S: 5	H: 0 LOB: 0 BB: 0 P: 8	R: 0 E: 0 K: 1 S: 7	H: 1 LOB: 1 BB: 0 P: 9	R: 0 E: 0 K: 1 S: 6	H: 1 LOB: 1 BB: 0 P: 9	R: 0 E: 0 K: 0 S: 10	H: 0 LOB: 2 BB: 2 P: 21	R: 3 E: 0 K: 1 S: 16	H: 4 LOB: 2 BB: 2 P: 34
--------------	-------------------------------	----------------------------------	------------------------------	----------------------------------	-------------------------------	----------------------------------	------------------------------	---------------------------------	------------------------------	---------------------------------	------------------------------	---------------------------------	-------------------------------	----------------------------------	-------------------------------	----------------------------------

PITCHER	IP	WLS	BF	H	R	ER	SO	BB	IBB	HBP	BLK	WP	HR	S	P	ERA	WHIP
Joe Hesketh, L ERA: 4.25 (1, 1)	6.1	L	29	8	3	3	4	2	0	0	0	1	0	61	103	4.26	1.579
Greg Harris, R ERA: 2.64 (7, 1)	1.0		8	4	3	3	1	1	0	0	0	0	0	18	33	27.00	5.000
Daryl Irvine, R ERA: 4.42 (8, 1)	0.2		2	0	0	0	0	1	0	0	0	0	0	2	8	0.00	1.500
















































AB	R	H	RBI	BB	SO	LOB
5	1	2	1	0	1	2
3	1	3	1	2	0	0
5	1	1	1	0	0	7
3	0	1	1	0	0	3
3	1	2	1	0	1	2
4	0	0	0	0	1	4
3	1	1	0	1	1	1
3	1	1	1	0	0	1
3	0	1	0	1	1	1

WP	PA	3B	DP	HBP	CS
1	39	0	1	0	0

Boston Red Sox @ New York Yankees
 Yankee Stadium, Bronx, NY
 Sun Aug 09 1992, 3:33 AM EDT
 Att. 41,125 - Overcast - 83 F

AB	32
R	6
H	12
RBI	6
BB	4
SO	5
LOB	21



Batter	1	2	3	4	5	6	7	8	9	AB R H RBI BB SO LOB	TOP											
Bernie Williams, S OBP: 0.302, SLG: 0.408 (1, 8) 	1-0  CS 1B		3-3  K		3-1  1-H HR			1-2  F9	0-3  K	5 1 2 2 0 2 2												
Randy Velarde, R OBP: 0.332, SLG: 0.404 (1, 6) 	SAFE 4-2 SAFE SAFE F B 1-2 E 1B BB G3-6-3		1-1  F8		0-1  F7			3-1  2B 1B	1-2  F9	4 2 1 0 1 0 2												
Don Mattingly, L OBP: 0.325, SLG: 0.418 (1, 3) 	1-0  E4 1B BB G3-6-3			0-1  G4-6-3 1B		0-1  G3-1		0-1  1-H 2B	2-1  G4-3	4 0 3 1 0 0 0 1 0 0 0 0 0 2												
Mel Hall, L OBP: 0.308, SLG: 0.454 Jim Leyritz, R OBP: 0.350, SLG: 0.435 (1, 9) 	1-0  G3-6-3 1-2f 3-H			0-0  G4-6-3 1-2f		3-1  P4		1-0  P5		4 0 0 0 0 0 3 0 0 0 0 0 0 0												
Roberto Kelly, R OBP: 0.332, SLG: 0.420 (1, 7) 		2-1  1B		2-2  2B		0-1  1B		4-2  BB		3 0 3 0 1 0 0												
Matt Nokes, L OBP: 0.281, SLG: 0.396 (1, 2) 		0-0  P6		0-0  P6		2-0  G4-3		2-0  G3		4 0 0 0 0 0 4												
Kevin Maas, L OBP: 0.308, SLG: 0.417 (1, 10) 		0-2  1B				1-0  L9		2-1  P5	1-2  1B 1B	4 1 2 0 0 0 0												
Charlie Hayes, R OBP: 0.273, SLG: 0.374 (1, 5) 		1-2  F9				1-2  F9		3-2  G5-3	2-0  1B 1B	4 0 1 0 0 0 1												
Andy Stankiewicz, R OBP: 0.345, SLG: 0.360 (1, 4) 			2-2  F9		2-1  HR 1B		1-0  L7		2-1  1-2 2-H 1B	4 1 2 1 0 0 0												
Inning Stats	R: 1 E: 1 K: 0 S: 7	H: 2 LOB: 0 BB: 1 P: 14	R: 0 E: 0 K: 0 S: 9	H: 2 LOB: 1 BB: 0 P: 12	R: 0 E: 0 K: 1 S: 9	H: 0 LOB: 0 BB: 0 P: 15	R: 0 E: 0 K: 0 S: 8	H: 2 LOB: 1 BB: 0 P: 10	R: 2 E: 0 K: 0 S: 10	H: 2 LOB: 0 BB: 0 P: 17	R: 0 E: 0 K: 0 S: 7	H: 1 LOB: 1 BB: 0 P: 12	R: 0 E: 0 K: 0 S: 6	H: 0 LOB: 0 BB: 0 P: 12	R: 1 E: 0 K: 0 S: 11	H: 2 LOB: 2 BB: 1 P: 22	R: 1 E: 0 K: 1 S: 15	H: 3 LOB: 2 BB: 0 P: 23	1B: 11 2B: 2 3B: 0 HR: 1	SF: 0 SAC: 0 DP: 2 HBP: 0	WP: 0 PB: 0 SB: 0 CS: 1	PA: 39
PITCHER	IP WLS BF H R ER SO BB IBB HBP BLK WP HR S P ERA WHIP																					
John Doherty, R ERA: 3.66 (1, 1)	5.2 W 23 9 3 2 1 1 0 0 0 0 0 1 49 77 3.18 1.765																					
Mike Munoz, L ERA: 3.44 (6, 1)	0.2 2 0 0 0 0 0 0 0 0 0 0 0 3 7 0.00 0.000																					
Kurt Knudsen, R ERA: 3.55 (7, 1)	1.1 7 2 1 1 0 1 0 0 0 0 0 0 14 27 6.75 2.250																					
Buddy Groom, L ERA: 5.82 (8, 1)	0.1 4 3 1 1 0 0 0 0 0 0 0 0 7 14 27.00 9.000																					
Mike Henneman, R ERA: 4.36 (9, 1)	1.0 3 0 0 0 0 1 0 0 0 0 0 0 9 12 0.00 0.000																					

New York Yankees @ Detroit Tigers
Tiger Stadium, Detroit, MI
 Mon Aug 10 1992, 7:05 PM EDT
 Att. 16,824 - Cloudy - 90 F

livebaseballscorecards.com

AB	37
R	5
H	14
RBI	4
BB	2
SO	2
LOB	14



Batter	1	2	3	4	5	6	7	8	9	AB R H RBI BB SO LOB
--------	---	---	---	---	---	---	---	---	---	----------------------

Tony Phillips, S <small>OBP: 0.402, SLG: 0.420</small> <small>(1, 9)</small>	 <small>2-2 BB 1B</small>	 <small>1-0 HR 1B</small>		 <small>4-2 G6-3 BB</small>			 <small>0-0 2B</small>			3 1 3 1 1 0 0
Lou Whitaker, L <small>OBP: 0.403, SLG: 0.475</small> <small>(1, 4)</small>	 <small>3-2 F8</small>	 <small>3-2 HR 1B</small>		 <small>0-0 G6-3 1-2f</small>			 <small>0-2 L1</small>			4 1 1 2 0 0 4
Travis Fryman, R <small>OBP: 0.315, SLG: 0.447</small> <small>(1, 6)</small>	 <small>3-2 F9</small>	 <small>0-0 F7</small>			 <small>2-3 K</small>		 <small>3-3 K</small>			4 0 0 0 0 2 2
Cecil Fielder, R <small>OBP: 0.317, SLG: 0.470</small> <small>(1, 10)</small>	 <small>4-0 BB 1-2</small>	 <small>2-1 P4</small>			 <small>0-1 L7</small>		 <small>2-3 K</small>			3 0 0 0 1 1 0
Scott Livingstone, L <small>OBP: 0.322, SLG: 0.344</small> <small>(1, 5)</small>	 <small>0-0 F8</small>		 <small>2-3 K</small>		 <small>1-0 L4</small>		 <small>1-1 1B</small>			4 0 1 0 0 1 2
Dan Gladden, R <small>OBP: 0.319, SLG: 0.355</small> <small>(1, 7)</small>		 <small>3-1 HR 1B</small>	 <small>0-0 G4-1</small>		 <small>1-1 G6-3</small>		 <small>3-2 P5</small>			4 1 1 0 0 0 1
Rico Brogna, L <small>OBP: 0.364, SLG: 0.727</small> <small>(1, 3)</small>		 <small>1-1 HR 1B</small>	 <small>1-1 G3-1</small>		 <small>1-1 P4</small>		 <small>0-3 K2-3</small>			4 1 1 2 0 1 1
Chad Kreuter, S <small>OBP: 0.311, SLG: 0.333</small> <small>(1, 2)</small>		 <small>1-1 SH2-4 1B</small>		 <small>2-1 FC6-4 1B</small>		 <small>2-3 K</small>				3 1 2 0 0 1 0
Gary Pettis, S <small>OBP: 0.315, SLG: 0.266</small> <small>(1, 8)</small>		 <small>2-1 SH2-4 1-2</small>		 <small>2-2 FC6-4 WP 1-2f</small>		 <small>1-2 L4</small>				2 0 0 0 0 0 1

Inning Stats	R: 0 H: 1 E: 0 K: 0 S: 13	R: 5 H: 5 E: 0 K: 0 S: 16	R: 0 H: 0 E: 0 K: 1 S: 7	R: 0 H: 1 E: 0 K: 0 S: 15	R: 0 H: 0 E: 0 K: 1 S: 6	R: 0 H: 0 E: 0 K: 1 S: 7	R: 0 H: 1 E: 0 K: 1 S: 10	R: 0 H: 1 E: 0 K: 2 S: 11	R: 0 H: 1 E: 0 K: 2 S: 17	1B: 6 SF: 0 2B: 1 SAC: 1 3B: 0 DP: 1 HR: 2 HBP: 0
--------------	---------------------------	---------------------------	--------------------------	---------------------------	--------------------------	--------------------------	---------------------------	---------------------------	---------------------------	--

PITCHER Melido Perez, R <small>ERA: 3.19</small> <small>(1, 1)</small>	IP 8.0 WLS L BF 34 H 9 R 5 ER 5 SO 6 BB 2 IBB 0 HBP 0 BLK 0 WP 1 HR 2 S 85 P 138 ERA 5.62 WHIP 1.375	PITCHER <small>(1, 1)</small>	IP WLS BF H R ER SO BB IBB HBP BLK WP HR S P ERA WHIP	AB 31 R 5 H 9 RBI 5 BB 2 SO 6 LOB 11	
---	--	---	---	---	--

BOTTOM

New York Yankees @ Detroit Tigers
Tiger Stadium, Detroit, MI
 Tue Aug 11 1992, 7:05 PM EDT
 Att. 19,194 - Cloudy - 73 F

livebaseballscorecards.com

AB	31
R	5
H	9
RBI	5
BB	2
SO	6
LOB	11



WP: 1 PA: 34	PB: 0
SB: 0	CS: 0

Batter	1	2	3	4	5	6	7	8	9	AB R H RBI BB SO LOB	TOP											
Bernie Williams, S (1, 8) OBP: 0.274, SLG: 0.362	0-1 G3	1-1 F9			1-1 L7		1-1 1B	2-1 FC6-4		5 0 1 1 0 0 1												
Randy Velarde, R (1, 6) OBP: 0.328, SLG: 0.410	1-0 F9		1-0 G5-3		0-1 F8		1-1 F9		1-2 1B	5 1 1 0 0 0 1												
Don Mattingly, L (1, 3) OBP: 0.327, SLG: 0.419	2-0 1B		1-2 F8		0-1 HR		0-0 1B		1-0 1B	5 2 4 0 0 0 0												
Mel Hall, L (1, 9) OBP: 0.309, SLG: 0.452 Dion James, L (9, PR) OBP: 0.356, SLG: 0.374	2-0 1B		1-3 K		0-0 F9		2-1 G3-1		1-1 1B	5 0 2 1 0 1 3 0 0 0 0 0 0 0												
Roberto Kelly, R (1, 7) OBP: 0.332, SLG: 0.423	1-3 K			0-0 E8		0-0 HR		0-2 F9	1-2 F8	5 2 2 2 0 1 4												
Kevin Maas, L (1, 10) OBP: 0.309, SLG: 0.420		0-2 HR		2-2 SF8		0-1 G6-3		2-1 HR	1-2 SF8	3 2 2 2 0 0 0												
Matt Nokes, L (1, 2) OBP: 0.282, SLG: 0.405		1-0 P6		0-1 G3-1		1-2 F7		2-1 HR	0-3 K	5 1 1 2 0 1 3												
Charlie Hayes, R (1, 5) OBP: 0.279, SLG: 0.390		1-1 HR		0-0 CS		1-0 1B		4-1 1B	FC6-4 BB	3 2 3 2 1 0 0												
Andy Stankiewicz, R (1, 4) OBP: 0.344, SLG: 0.355		1-0 G4-3		0-2 CS		0-0 F8		3-3 K	2-2 P3	4 0 0 0 0 1 2												
Inning Stats	R: 0 E: 0 K: 1 S: 9	H: 2 LOB: 2 BB: 0 P: 15	R: 2 E: 0 K: 0 S: 9	H: 2 LOB: 0 BB: 0 P: 13	R: 0 E: 0 K: 1 S: 12	H: 0 LOB: 0 BB: 0 P: 15	R: 1 E: 1 K: 0 S: 9	H: 2 LOB: 0 BB: 0 P: 11	R: 0 E: 0 K: 0 S: 5	H: 0 LOB: 0 BB: 0 P: 6	R: 2 E: 0 K: 0 S: 9	H: 2 LOB: 0 BB: 0 P: 10	R: 1 E: 0 K: 1 S: 13	H: 3 LOB: 2 BB: 0 P: 21	R: 2 E: 0 K: 0 S: 15	H: 2 LOB: 1 BB: 1 P: 27	R: 2 E: 1 K: 1 S: 15	H: 3 LOB: 2 BB: 0 P: 20	1B: 12 2B: 0 3B: 1 HR: 3	SF: 2 SAC: 0 DP: 0 HBP: 0	WP: 1 PB: 0 SB: 0 CS: 1	PA: 44
PITCHER	IP WLS BF H R ER SO BB IBB HBP BLK WP HR S P ERA WHIP												PITCHER	IP WLS BF H R ER SO BB IBB HBP BLK WP HR S P ERA WHIP								
Bill Gullickson, R (1, 1) ERA: 3.7	6.0 L 25 8 5 5 2 0 0 0 0 0 1 2 53 70 7.50 1.333																					
Walt Terrell, R (7, 1) ERA: 5.51	2.0 12 5 3 3 1 1 0 0 0 0 0 1 28 48 13.50 3.000																					
Les Lancaster, R (9, 1) ERA: 6.05	1.0 6 3 2 1 1 0 0 0 0 0 0 0 15 20 9.00 3.000																					

New York Yankees @ Detroit Tigers
Tiger Stadium, Detroit, MI
 Wed Aug 12 1992, 3:33 AM EDT
 Att. 25,480 - Cloudy - 68 F

livebaseballscorecards.com

AB	40
R	10
H	16
RBI	10
BB	1
SO	4
LOB	14



New York Yankees @ Chicago White Sox
 Comiskey Park, Chicago, IL
 Fri Aug 14 1992, 8:05 PM EDT
 Att. 40,001 - Sunny - 65 F

AB	38
R	2
H	12
RBI	2
BB	0
SO	3
LOB	20



WP	0	PA	38
PB	0		
SB	0		
CS	0		

AB R H RBI BB SO LOB

5	0	1	0	0	1	4
5	1	1	1	0	0	4
4	0	1	1	0	0	2
4	0	1	0	0	0	2
4	0	0	0	0	1	3
4	0	3	0	0	0	0
3	0	0	0	0	0	2
1	0	0	0	0	1	1
4	1	3	0	0	0	0
3	0	1	0	0	0	2
1	0	1	0	0	0	0
0	0	0	0	0	0	0

Batter	1	2	3	4	5	6	7	8	9
Bernie Williams, S (1, 8) OBP: 0.269, SLG: 0.349	1-1 F8		2-1 G3			3-2 P5		0-0 FC1-4 1B	0-3 K
Roberto Kelly, R (1, 7) OBP: 0.330, SLG: 0.421	0-2 G5-3			2-1 G5-3		1-1 1B		0-1 FC1-4 1B	0-0 P6
Don Mattingly, L (1, 3) OBP: 0.327, SLG: 0.417	1-0 F7			0-1 P5		1-2 F7		1-2 1B	
Danny Tartabull, R (1, 10) OBP: 0.400, SLG: 0.448		0-1 F8		1-1 E6		0-1 G6-3		1-1 1B	
Mel Hall, L (1, 9) OBP: 0.306, SLG: 0.448		2-1 F8		1-2 F8			3-2 G4-3	1-3 K	
Randy Velarde, R (1, 6) OBP: 0.335, SLG: 0.416		1-0 1B			2-2 L8		2-2 E9 1B	0-1 1B 1B 1B	
Matt Nokes, L (1, 2) OBP: 0.280, SLG: 0.401		3-1 P4			3-2 F7		1-2 G4-3	3-3 K	
Mike Stanley, R (9, PH) OBP: 0.372, SLG: 0.422									
Charlie Hayes, R (1, 5) OBP: 0.284, SLG: 0.394			3-2 G4-6-3 1B		2-0 F8			0-0 1B FC1-4 1B	0-0 1B
Andy Stankiewicz, R (1, 4) OBP: 0.344, SLG: 0.354			0-2 G4-6-3			3-2 1B		0-0 P6	2-2 1B
Dion James, L (9, PH) OBP: 0.361, SLG: 0.379									1-2 2-3 1B
Pat Kelly, R (9, PR) OBP: 0.282, SLG: 0.333									

Inning Stats	R: 0	H: 0	E: 0	K: 0	S: 7	P: 9	R: 0	H: 1	E: 0	K: 0	S: 7	P: 13	R: 0	H: 1	E: 0	K: 0	S: 8	P: 13	R: 0	H: 0	E: 1	K: 0	S: 9	P: 13	R: 0	H: 0	E: 0	K: 0	S: 10	P: 17	R: 0	H: 2	E: 0	K: 0	S: 14	P: 22	R: 0	H: 1	E: 1	K: 0	S: 12	P: 18	R: 2	H: 4	E: 1	K: 1	S: 16	P: 19	R: 0	H: 3	E: 0	K: 2	S: 15	P: 20	1B: 12	SF: 0	2B: 0	SAC: 0	3B: 0	DP: 1	HR: 0	HBP: 0	WP: 0	PA: 38
--------------	------	------	------	------	------	------	------	------	------	------	------	-------	------	------	------	------	------	-------	------	------	------	------	------	-------	------	------	------	------	-------	-------	------	------	------	------	-------	-------	------	------	------	------	-------	-------	------	------	------	------	-------	-------	------	------	------	------	-------	-------	--------	-------	-------	--------	-------	-------	-------	--------	-------	--------

PITCHER	IP	WLS	BF	H	R	ER	SO	BB	IBB	HBP	BLK	WP	HR	S	P	ERA	WHIP
Alex Fernandez, R (1, 1) ERA: 4.24	7.2		29	7	2	2	0	0	0	0	0	0	0	72	110	2.35	0.913
Scott Radinsky, L (8, 1) ERA: 2.6	0.2	W	6	4	0	0	2	0	0	0	0	0	0	17	23	0.00	6.000
Roberto Hernandez, R (9, 1) ERA: 1.82	0.2	S	3	1	0	0	1	0	0	0	0	0	0	9	11	0.00	1.500

PITCHER	IP	WLS	BF	H	R	ER	SO	BB	IBB	HBP	BLK	WP	HR	S	P	ERA	WHIP
---------	----	-----	----	---	---	----	----	----	-----	-----	-----	----	----	---	---	-----	------

New York Yankees @ Chicago White Sox
 Comiskey Park, Chicago, IL
 Sat Aug 15 1992, 8:05 PM EDT
 Att. 42,834 - Cloudy - 69 F

livebaseballscorecards.com

AB	36
R	4
H	11
RBI	4
BB	3
SO	3
LOB	12



AB	R	H	RBI	BB	SO	LOB
5	1	3	2	0	0	1
5	1	1	0	0	1	1
4	0	0	0	1	1	1
3	1	2	1	2	0	0
4	0	1	1	0	1	4
4	1	2	0	0	0	1
4	0	1	0	0	0	2
3	0	0	0	0	0	0
3	0	1	0	0	0	0
1	0	0	0	0	0	2
0	0	0	0	0	0	0

Batter	1	2	3	4	5	6	7	8	9													
Bernie Williams, S (1, 8) OBP: 0.292, SLG: 0.412	3-1 G3		2-2 HR	2-0 1B		1-0 F9		1-1 1B														
Roberto Kelly, R (1, 7) OBP: 0.329, SLG: 0.418	3-2 P3		1-1 2B	0-3 K			1-0 F8		2-0 G5-3													
Don Mattingly, L (1, 3) OBP: 0.325, SLG: 0.414	4-2 BB		1-3 K		1-1 G4-3		0-1 L1		3-2 G6-3													
Danny Tartabull, R (1, 10) OBP: 0.406, SLG: 0.454	4-2 BB		1-1 1B		4-1 BB		1-1 1B		0-1 F9													
Mel Hall, L (1, 9) OBP: 0.305, SLG: 0.446	1-3 K2-3		1-1 1B		2-1 F7		0-1 F7															
Randy Velarde, R (1, 6) OBP: 0.337, SLG: 0.417		1-1 G5-3	2-2 1B		1-1 F8			1-0 1B														
Matt Nokes, L (1, 2) OBP: 0.279, SLG: 0.399		1-0 G6-3	0-0 G3			0-0 F8		0-2 1B														
Charlie Hayes, R (1, 5) OBP: 0.282, SLG: 0.391		2-1 G4-3		1-2 G5-3		2-1 P9		0-1 SH3-4														
Andy Stankiewicz, R (1, 4) OBP: 0.344, SLG: 0.354			0-2 P5		3-1 G5-3		1-2 1B															
Dion James, L (8, PH) OBP: 0.358, SLG: 0.376																						
Pat Kelly, R (8, 4) OBP: 0.282, SLG: 0.333																						
Inning Stats	R: 0 E: 0 K: 1 S: 13	H: 0 LOB: 2 BB: 2 P: 28	R: 0 E: 0 K: 0 S: 5	H: 0 LOB: 0 BB: 0 P: 9	R: 3 E: 0 K: 1 S: 22	H: 5 LOB: 2 BB: 0 P: 30	R: 0 E: 0 K: 1 S: 9	H: 1 LOB: 1 BB: 0 P: 15	R: 0 E: 0 K: 0 S: 7	H: 0 LOB: 1 BB: 1 P: 15	R: 0 E: 0 K: 0 S: 7	H: 1 LOB: 1 BB: 0 P: 11	R: 0 E: 0 K: 0 S: 7	H: 1 LOB: 1 BB: 0 P: 9	R: 1 E: 0 K: 0 S: 10	H: 3 LOB: 2 BB: 0 P: 12	R: 0 E: 0 K: 0 S: 6	H: 0 LOB: 0 BB: 0 P: 11	1B: 9 2B: 1 3B: 0 HR: 1	SF: 0 SAC: 1 DP: 0 HBP: 0	WP: 0 PB: 0 SB: 1 CS: 0	PA: 40
PITCHER	IP WLS BF H R ER SO BB IBB HBP BLK WP HR S P ERA WHIP																			IP WLS BF H R ER SO BB IBB HBP BLK WP HR S P ERA WHIP		
Charlie Hough, R (1, 1) ERA: 3.57	7.0 L 32 8 3 3 3 3 0 0 0 0 1 70 117 3.86 1.571																					
Terry Leach, R (8, 1) ERA: 1.79	2.0 8 3 1 1 0 0 0 0 0 0 0 0 16 23 4.50 1.500																					

BOTTOM

New York Yankees @ Chicago White Sox
Comiskey Park, Chicago, IL
Sat Aug 15 1992, 8:05 PM EDT
Att. 42,834 - Cloudy - 69 F

livebaseballscorecards.com

AB 33
R 2
H 7
RBI 2
BB 3
SO 4
LOB 17



WP: 0 PA: 36
PB: 0
SB: 2
CS: 0

AB R H RBI BB SO LOB

4 0 1 0 0 1 1

3 0 0 0 1 0 2

3 1 0 0 1 2 2

3 0 1 0 1 0 1

4 0 0 0 0 0 3

4 0 2 1 0 0 1

4 0 0 0 0 0 4

3 0 0 0 0 1 2
1 0 1 0 0 0 0

4 1 2 1 0 0 1

1B: 6 SF: 0
2B: 0 SAC: 0
3B: 0 DP: 1
HR: 1 HBP: 0

Batter	1	2	3	4	5	6	7	8	9
Steve Sax, R OBP: 0.294, SLG: 0.313 (1, 4) C F B S	1-3 K ①		0-0 F8 ②		0-1 FC3-6 1B ②		0-0 G1-3 ②		
Tim Raines, S OBP: 0.376, SLG: 0.373 (1, 7) B B C B	4-1 S BB ②		2-2 L7 ③		1-1 FC3-6 1-2f ②		1-2 G6-3 ③		
Frank Thomas, R OBP: 0.452, SLG: 0.546 (1, 3) B B C X	3-2 P3 1-2 ②			4-1 F8 1B 1B BB ②	1-3 K ③			2-3 K ①	
George Bell, R OBP: 0.307, SLG: 0.427 (1, 10) C B B X	2-1 P6 ③			1-1 1B 1-2 1B ②		4-1 G6-3 E BB ①		1-1 F8 ②	
Robin Ventura, L OBP: 0.369, SLG: 0.423 (1, 5) X		0-0 G3 ①		0-1 F8 ①		2-0 F8 ①		0-2 G3-1 ③	
Dan Pasqua, L OBP: 0.308, SLG: 0.353 (1, 9) X S F B		0-2 G5-4-3 1B ②		1-0 1B 1-2 3-H 1B ②		2-1 G6-3 1-3 ②		1-2 F7 ①	
Lance Johnson, L OBP: 0.333, SLG: 0.359 (1, 8) X		0-0 G5-4-3 1-2f ② ③		1-1 F9 ②		1-2 P7 ③		1-2 G4-3 ②	
Ron Karkovice, R OBP: 0.292, SLG: 0.332 Joey Cora, S OBP: 0.320, SLG: 0.280 (9, PH)			0-2 G2-3 ①	0-3 K ③			2-0 F7 ①	2-2 S 1B ②	
Dale Sveum, S OBP: 0.262, SLG: 0.273 (1, 6) F X			0-1 1B ①		1-0 F7 ①		1-1 HR ①	2-2 L6 ③	

Inning Stats	R: 0	H: 0	E: 0	K: 1	S: 9	H: 0	LOB: 1	BB: 1	P: 19	R: 0	H: 1	E: 0	K: 0	S: 5	H: 1	LOB: 0	BB: 0	P: 5	R: 0	H: 1	E: 0	K: 0	S: 10	R: 1	H: 2	E: 0	K: 1	S: 11	R: 0	H: 1	E: 0	K: 1	S: 8	R: 0	H: 0	E: 1	K: 0	S: 7	R: 1	H: 1	E: 0	K: 0	S: 7	R: 0	H: 0	E: 0	K: 1	S: 8	R: 0	H: 0	E: 0	K: 1	S: 11	R: 0	H: 0	E: 0	K: 1	S: 7	R: 0	H: 0	E: 0	K: 1	S: 8	R: 0	H: 0	E: 0	K: 1	S: 15	R: 0	H: 1	E: 0	K: 0	S: 15	1B: 6	SF: 0	2B: 0	SAC: 0	3B: 0	DP: 1	HR: 1	HBP: 0	WP: 0	PA: 36
--------------	------	------	------	------	------	------	--------	-------	-------	------	------	------	------	------	------	--------	-------	------	------	------	------	------	-------	------	------	------	------	-------	------	------	------	------	------	------	------	------	------	------	------	------	------	------	------	------	------	------	------	------	------	------	------	------	-------	------	------	------	------	------	------	------	------	------	------	------	------	------	------	-------	------	------	------	------	-------	-------	-------	-------	--------	-------	-------	-------	--------	-------	--------

PITCHER	IP	WLS	BF	H	R	ER	SO	BB	IBB	HBP	BLK	WP	HR	S	P	ERA	WHIP
Sam Miltello, R ERA: 1.2 (1, 1)	8.0	W	32	6	2	2	4	3	0	0	0	0	1	65	103	2.25	1.125
Steve Farr, R ERA: 1.25 (9, 1)	1.0	S	4	1	0	0	0	0	0	0	0	0	0	15	21	0.00	1.000

PITCHER	IP	WLS	BF	H	R	ER	SO	BB	IBB	HBP	BLK	WP	HR	S	P	ERA	WHIP
---------	----	-----	----	---	---	----	----	----	-----	-----	-----	----	----	---	---	-----	------

Batter	1	2	3	4	5	6	7	8	9	AB R H RBI BB SO LOB	TOP											
Bernie Williams, S (1, 8) OBP: 0.299, SLG: 0.394	2-0 G5-3		4-1 G5-4-3 BB		4-2 BB		3-1 G4-3		1-0 F8	3 0 0 0 2 0 2												
Roberto Kelly, R (1, 7) OBP: 0.328, SLG: 0.415	4-2 G4-3 BB		0-0 G5-4-3		1-1 G4-3			1-1 G5-3		3 0 0 0 1 0 4												
Don Mattingly, L (1, 3) OBP: 0.325, SLG: 0.415	1-1 G4-3			0-0 F9		0-1 P6		2-2 2B		4 0 1 0 0 0 1												
Danny Tartabull, R (1, 10) OBP: 0.404, SLG: 0.462	2-3 K			1-3 K		0-0 HR		2-2 G6-3		4 1 1 1 0 2 2												
Mel Hall, L (1, 9) OBP: 0.305, SLG: 0.444		1-2 G3		3-1 FC6-4 1B		0-0 G6-3		0-1 G3-1		4 0 1 0 0 0 1												
Randy Velarde, R (1, 6) OBP: 0.332, SLG: 0.410		2-3 K		1-1 FC6-4		1-0 G6-3		1-0 E6 2B G6-3		4 1 0 0 0 1 1												
Matt Nokes, L (1, 2) OBP: 0.279, SLG: 0.397		1-0 G4-3			0-0 P5		1-2 1B		1-3 K	4 0 1 0 0 1 1												
Charlie Hayes, R (1, 5) OBP: 0.281, SLG: 0.392			2-3 K		2-3 K		1-2 L5		0-2 G6-3 2B	4 0 1 0 0 2 1												
Pat Kelly, R (1, 4) OBP: 0.286, SLG: 0.342			3-2 1B		3-2 2B		0-0 P1		1-2 G6-3	3 0 2 0 0 0 1												
Kevin Maas, L (9, PH) OBP: 0.309, SLG: 0.420									2-3 3-H	0 0 0 0 0 0 0												
Jim Leyritz, R (9, PH) OBP: 0.340, SLG: 0.420										1 0 0 1 0 0 1												
Inning Stats	R: 0 E: 0 K: 1 S: 8	H: 0 LOB: 1 BB: 1 P: 17	R: 0 E: 0 K: 1 S: 7	H: 0 LOB: 0 BB: 0 P: 11	R: 0 E: 0 K: 1 S: 11	H: 1 LOB: 1 BB: 1 P: 19	R: 0 E: 0 K: 1 S: 8	H: 1 LOB: 1 BB: 0 P: 13	R: 0 E: 0 K: 1 S: 11	H: 1 LOB: 2 BB: 1 P: 21	R: 1 E: 0 K: 0 S: 5	H: 1 LOB: 0 BB: 0 P: 6	R: 0 E: 0 K: 0 S: 11	H: 1 LOB: 1 BB: 0 P: 16	R: 0 E: 0 K: 0 S: 13	H: 1 LOB: 1 BB: 0 P: 18	R: 1 E: 1 K: 1 S: 11	H: 1 LOB: 1 BB: 0 P: 15	1B: 3 2B: 3 3B: 0 HR: 1	SF: 0 SAC: 0 DP: 1 HBP: 0	WP: 0 PB: 0 SB: 1 CS: 0	PA: 37
PITCHER	IP WLS BF H R ER SO BB IBB HBP BLK WP HR S P ERA WHIP																					
Kirk McCaskill, R (1, 1) ERA: 4.31	7.0 W 28 5 1 1 5 3 0 0 0 0 1 61 103 1.29 1.143																					
Roberto Hernandez, R (8, 1) ERA: 1.76	1.1 7 2 1 0 1 0 0 0 0 0 0 20 27 0.00 1.500																					
Scott Radinsky, L (9, 1) ERA: 2.56	0.2 S 2 0 0 0 0 0 0 0 0 0 0 4 6 0.00 0.000																					

New York Yankees @ Chicago White Sox
Comiskey Park, Chicago, IL
 Sun Aug 16 1992, 8:05 PM EDT
 Att. 34,723 - Sunny - 70 F

AB	34
R	2
H	7
RBI	2
BB	3
SO	6
LOB	15



Batter	1	2	3	4	5	6	7	8	9	AB R H RBI BB SO LOB	TOP											
Bernie Williams, S (1, 8) OBP: 0.309, SLG: 0.405	1-0 G6-3		1-0 G6-3			2-0 G2-3 G4-3 2B		4-0 BB		3 1 1 0 1 0 0												
Randy Velarde, R (1, 9) OBP: 0.327, SLG: 0.404	0-1 L9			2-1 G5-3		1-0 G2-3		0-3 K		4 0 0 1 0 1 2												
Don Mattingly, L (1, 3) OBP: 0.324, SLG: 0.413	1-0 1B			3-2 G6-3		0-1 G4-3		0-1 G1-3		4 0 1 1 0 0 1												
Danny Tartabull, R (1, 10) OBP: 0.405, SLG: 0.459	3-3 K			4-1 FC5-4 BB		0-0 G1-3			4-2 1B FC1-6 BB	2 1 0 0 2 1 1												
Roberto Kelly, R (1, 7) OBP: 0.328, SLG: 0.414		3-2 G5-4-3 1B		1-2 FC5-4 1-2f			1-2 L8		0-1 F9	4 0 1 0 0 0 2												
Mike Stanley, R (1, 2) OBP: 0.371, SLG: 0.414		1 SAFE G5-4-3			2-0 E6 G6-3		4-2 BB		3-2 FC1-6 1B	2 0 0 0 1 0 1 1 0 1 0 0 0 0												
Mel Hall, L (9, PH) OBP: 0.306, SLG: 0.445																						
Charlie Hayes, R (1, 5) OBP: 0.279, SLG: 0.389																						
Matt Nokes, L (9, PH) OBP: 0.279, SLG: 0.397																						
Jim Leyritz, R (9, PH) OBP: 0.338, SLG: 0.417																						
Andy Stankiewicz, R (1, 6) OBP: 0.340, SLG: 0.350																						
Pat Kelly, R (1, 4) OBP: 0.287, SLG: 0.342																						
Pat Kelly, R (1, 4) OBP: 0.287, SLG: 0.342																						
Inning Stats	R: 0 E: 0 K: 1 S: 7	H: 1 LOB: 1 BB: 0 P: 12	R: 0 E: 0 K: 0 S: 8	H: 1 LOB: 0 BB: 0 P: 12	R: 0 E: 0 K: 0 S: 5	H: 0 LOB: 0 BB: 0 P: 7	R: 0 E: 0 K: 0 S: 9	H: 0 LOB: 1 BB: 1 P: 19	R: 0 E: 1 K: 0 S: 4	H: 0 LOB: 0 BB: 0 P: 6	R: 2 E: 0 K: 0 S: 8	H: 2 LOB: 0 BB: 0 P: 12	R: 0 E: 0 K: 1 S: 11	H: 0 LOB: 1 BB: 1 P: 21	R: 0 E: 0 K: 1 S: 6	H: 0 LOB: 1 BB: 1 P: 10	R: 1 E: 0 K: 0 S: 14	H: 1 LOB: 1 BB: 1 P: 23	1B: 4 2B: 1 3B: 0 HR: 0	SF: 0 SAC: 0 DP: 2 HBP: 0	WP: 0 PB: 0 SB: 0 CS: 0	PA: 35
PITCHER	IP WLS BF H R ER SO BB IBB HBP BLK WP HR S P ERA WHIP																					
Greg Hibbard, L (1, 1) ERA: 4.21	8.0 W 30 4 2 2 3 3 0 0 0 0 0 0 58 99 2.25 0.875																					
Bobby Thigpen, R (9, 1) ERA: 4.53	0.1 3 1 1 1 0 1 0 0 0 0 0 0 10 17 27.00 6.000																					
Scott Radinsky, L (9, 1) ERA: 2.53	0.2 S 2 0 0 0 0 0 0 0 0 0 0 0 4 6 0.00 0.000																					

New York Yankees @ Chicago White Sox
 Comiskey Park, Chicago, IL
 Mon Aug 17 1992, 8:05 PM EDT
 Att. 38,553 - Cloudy - 73 F

AB	31
R	3
H	5
RBI	3
BB	4
SO	3
LOB	12



Batter	1	2	3	4	5	6	7	8	9
Steve Sax, R OBP: 0.296, SLG: 0.317 (1, 4)	2-2 G3 SF9 1B		2-2 G6-3		1-0 F9			1-3 K	
Tim Raines, S OBP: 0.371, SLG: 0.367 (1, 7)	1-0 G3 1-3		1-1 G4-3			2-0 G4-3		0-1 F7	
Frank Thomas, R OBP: 0.449, SLG: 0.540 (1, 3)	1-0 SF9			0-0 P3		1-3 K		3-0 1B 1-3 2-H	
George Bell, R OBP: 0.306, SLG: 0.430 (1, 10)	3-2 G6-3			2-1 G1-3		1-3 K2-3		1-0 P4	
Robin Ventura, L OBP: 0.370, SLG: 0.422 (1, 5)		2-2 G4-3-6 HBP 1B		2-1 F8			0-1 L5		
Dan Pasqua, L OBP: 0.313, SLG: 0.351 Shawn Abner, R OBP: 0.322, SLG: 0.368 (1, 9) (8, 9)		1-2 G4-3-6 HBP			0-0 E FC SF9 1B		1-3 K2-3		
Lance Johnson, L OBP: 0.331, SLG: 0.363 (1, 8)		2-2 G4-3-6 1-2f 2-3			0-0 FC SF9 G5-3		0-0 F9		
Carlton Fisk, R OBP: 0.308, SLG: 0.336 Ron Karkovice, R OBP: 0.292, SLG: 0.332 (1, 2) (8, PR) (9, 2)		3-2 G5-3			1-0 SF9			4-2 1B 1B BB	
Esteban Beltre, R OBP: 0.207, SLG: 0.281 (1, 6)			0-0 G6-3		2-0 G5-3			1-2 1B 1B	

Inning Stats	R: 1	H: 1	R: 0	H: 1	R: 0	H: 0	R: 0	H: 0	R: 2	H: 1	R: 0	H: 0	R: 0	H: 0	R: 1	H: 2
	E: 0	LOB: 0	E: 0	LOB: 1	E: 0	LOB: 0	E: 0	LOB: 0	E: 1	LOB: 0	E: 0	LOB: 0	E: 0	LOB: 0	E: 0	LOB: 2
	K: 0	BB: 0	K: 0	BB: 0	K: 0	BB: 0	K: 0	BB: 0	K: 0	BB: 0	K: 2	BB: 0	K: 1	BB: 0	K: 1	BB: 1
	S: 10	P: 17	S: 14	P: 22	S: 7	P: 10	S: 5	P: 9	S: 7	P: 9	S: 8	P: 12	S: 7	P: 8	S: 12	P: 22

PITCHER	IP	WLS	BF	H	R	ER	SO	BB	IBB	HBP	BLK	WP	HR	S	P	ERA	WHIP
Melido Perez, R ERA: 3.15 (1, 1)	8.0	L	31	5	4	2	4	1	0	1	0	0	0	70	109	2.25	0.750

BOTTOM

New York Yankees @ Chicago White Sox
Comiskey Park, Chicago, IL


Mon Aug 17 1992, 8:05 PM EDT
Att: 38,553 - Cloudy - 73 F

AB	R	H	RBI	BB	SO	LOB
4	1	1	0	0	1	2
4	0	0	0	0	0	3
3	0	1	2	0	1	0
4	0	0	0	0	1	2
3	0	1	0	0	0	0
2	1	1	0	0	1	0
0	0	0	0	0	0	0
3	1	0	0	0	0	3
1	0	0	1	1	0	1
0	1	0	0	0	0	0
3	0	1	1	0	0	0

AB	27
R	4
H	5
RBI	4
BB	1
SO	4
LOB	11

livebaseballscorecards.com

WP: 0 PA: 31
PB: 0
SB: 0
CS: 0



Batter	1	2	3	4	5	6	7	8	9	AB R H RBI BB SO LOB	TOP									
Rickey Henderson, R OBP: 0.427, SLG: 0.465 (1, 7)	0-0 HR		1-0 P2			2-2 FC6-4 1-2f		4-2 1B BB		3 2 1 1 1 0 1										
Jerry Browne, S OBP: 0.358, SLG: 0.326 (1, 8)	2-2 G3-1			1-1 F8		1-3 SAFE		4-0 1B BB		3 0 0 0 1 1 1										
Jose Canseco, R OBP: 0.340, SLG: 0.464 (1, 9)	2-3 SAFE			0-0 G4-3			3-1 G5-3	3-2 BB 1B		4 0 1 2 0 1 0										
Harold Baines, L OBP: 0.322, SLG: 0.368 Lance Blankenship, R OBP: 0.391, SLG: 0.341 (1, 10) (8, PH)	1-1 F8			0-1 G1-3			0-0 F9	4-2 SAFE SAFE SAFE 1-2 BB		3 0 0 0 0 0 0 0 0 0 0 1 0 0										
Mark McGwire, R OBP: 0.390, SLG: 0.600 (1, 3)		2-1 P3			3-1 G6-3		1-1 HBP 1B	2-1 P2		4 0 1 0 0 0 3										
Carney Lansford, R OBP: 0.325, SLG: 0.369 (1, 5)		0-0 F8			0-1 F7		2-2 HBP	0-1 L9		3 0 0 0 0 0 3										
Jamie Quirk, L OBP: 0.285, SLG: 0.277 (1, 2)		2-2 G4-3			1-0 F7		0-0 L4		0-0 G6-3	4 0 0 0 0 0 2										
Walt Weiss, S OBP: 0.322, SLG: 0.261 (1, 6)			1-1 F9			2-1 F7		1-1 S 1B G6-3 1B	1-1 G4-3	4 1 1 0 0 0 0										
Mike Bordick, R OBP: 0.359, SLG: 0.367 (1, 4)			0-1 F9			4-1 FC6-4 BB		0-0 G6-3 1-2	0-2 P4	3 0 0 0 1 0 1										
Inning Stats	R: 1 E: 0 K: 1 S: 10	H: 1 LOB: 0 BB: 0 P: 15	R: 0 E: 0 K: 0 S: 6	H: 0 LOB: 0 BB: 0 P: 10	R: 0 E: 0 K: 0 S: 5	H: 0 LOB: 0 BB: 0 P: 7	R: 0 E: 0 K: 0 S: 5	H: 0 LOB: 0 BB: 0 P: 6	R: 0 E: 0 K: 1 S: 9	H: 0 LOB: 1 BB: 1 P: 18	R: 0 E: 0 K: 0 S: 8	H: 1 LOB: 2 BB: 0 P: 14	R: 2 E: 0 K: 0 S: 15	H: 2 LOB: 3 BB: 3 P: 33	R: 0 E: 0 K: 0 S: 6	H: 0 LOB: 0 BB: 0 P: 7	1B: 3 2B: 0 3B: 0 HR: 1	SF: 0 SAC: 0 DP: 0 HBP: 1	WP: 0 PB: 0 SB: 2 CS: 0	PA: 36
PITCHER	IP WLS BF H R ER SO BB IBB HBP BLK WP HR S P ERA WHIP																			
Scott Sanderson, R ERA: 4.49 (1, 1)	7.1 W 29 3 3 3 2 3 0 1 0 0 1 54 94 3.68 0.818																			
Rich Monteleone, R ERA: 3.01 (8, 1)	0.0 1 1 0 0 0 0 0 0 0 0 0 3 6 ∞ ∞																			
Greg Cadaret, L ERA: 4.75 (8, 1)	0.0 1 0 0 0 0 0 1 0 0 0 0 2 6 ∞ ∞																			
Steve Farr, R ERA: 1.19 (8, 1)	1.2 S 5 0 0 0 0 0 0 0 0 0 0 10 13 0.00 0.000																			

Oakland Athletics @ New York Yankees
Yankee Stadium, Bronx, NY
Tue Aug 18 1992, 7:05 PM EDT
Att. 20,669 - Cloudy - 71 F

livebaseballscorecards.com

AB	31
R	3
H	4
RBI	3
BB	4
SO	2
LOB	11



BOTTOM

Oakland Athletics @ New York Yankees
Yankee Stadium, Bronx, NY
Tue Aug 18 1992, 7:05 PM EDT
Att. 20,669 - Cloudy - 71 F

livebaseballscorecards.com

AB 36
R 7
H 14
RBI 7
BB 7
SO 7
LOB 29



WP: 1 PA: 45
PB: 0
SB: 1
CS: 1

AB R H RBI BB SO LOB

4 1 1 1 1 0 2

5 1 2 0 0 1 5

5 2 3 2 0 0 1

4 1 2 0 1 1 1

5 1 3 1 0 0 2

3 0 0 1 2 2 3

4 1 1 1 1 0 6

3 0 1 0 2 1 6

3 0 1 1 0 2 3

1B: 13 SF: 0
2B: 1 SAC: 0
3B: 0 DP: 1
HR: 0 HBP: 0

Batter	1	2	3	4	5	6	7	8	9
Bernie Williams, S OBP: 0.314, SLG: 0.397 (1, 8)	1-1 G4-3	4-0 G6-4-3 BB		2-2 G1-3		0-1 L7		0-0 1B 2B 1B	
Roberto Kelly, R OBP: 0.328, SLG: 0.414 (1, 7)	2-3 K	3-1 G6-4-3		3-2 CS 1B		2-2 L7		1-0 1-3 2B 1B	
Don Mattingly, L OBP: 0.327, SLG: 0.417 (1, 3)	0-0 G4-3		0-1 WP S 1B	0-0 F7			1-1 1B FC6-2 1B	1-0 1-H 3-H BB 2B	
Danny Tartabull, R OBP: 0.408, SLG: 0.460 (1, 10)		2-2 1B 1B	2-3 K	1-1 CS	0-1 G6-3		2-2 BB FC6-2 1-3 FC6-2 1B	4-0 BB 1B IBB	
Mel Hall, L OBP: 0.309, SLG: 0.447 (1, 9)		2-1 1B CI 1B	1-0 BB G6-3 1B		3-2 G4-3		1-0 FC6-2 FC6-2 BB 1-2 3-H	2-2 BB 1B	
Randy Velarde, R OBP: 0.329, SLG: 0.399 (1, 6)		0-3 K	2-1 G6-3	1-2 K			4-1 FC6-2 BB 1-2 2-3	4-2 FC5 BB	
Matt Nokes, L OBP: 0.281, SLG: 0.395 (1, 2)		2-0 CI BB 1B	4-0 BB IBB			3-1 F9	2-2 FC6-2	0-1 P2	
Charlie Hayes, R OBP: 0.283, SLG: 0.389 (1, 5)		4-2 BB CI BB	4-0 BB	1-2 2-3 BB		0-2 1B 1B	2-3 K	1-0 FC5	
Pat Kelly, R OBP: 0.287, SLG: 0.342 (1, 4)		0-2 CI BB	3-3 K			3-2 1B		1-3 K	

Inning Stats	R: 0	H: 0	E: 0	K: 1	S: 6	R: 3	H: 3	E: 1	K: 1	S: 18	R: 1	H: 2	E: 0	K: 2	S: 12	R: 0	H: 0	E: 0	K: 1	S: 9	R: 0	H: 2	E: 0	K: 1	S: 14	R: 3	H: 4	E: 0	K: 1	S: 14
	LOB: 0	BB: 0	P: 9	ER: 3	LOB: 2	BB: 2	P: 35	LOB: 3	BB: 2	P: 28	LOB: 0	BB: 0	P: 15	LOB: 2	BB: 0	P: 24	LOB: 3	BB: 1	P: 26	LOB: 3	BB: 2	P: 28	LOB: 0	BB: 0	P: 2	LOB: 0	BB: 0	P: 1	P: 2	

PITCHER	IP	WLS	BF	H	R	ER	SO	BB	IBB	HBP	BLK	WP	HR	S	P	ERA	WHIP
Mike Moore, R ERA: 4.31 (1, 1)	5.1	L	27	8	4	3	5	3	1	0	0	1	0	65	115	5.06	2.062
Kevin Campbell, R ERA: 4.14 (6, 1)	0.2		4	2	0	0	0	0	0	0	0	0	0	11	16	0.00	3.000
Mike Raczka, L ERA: (7, 1)	0.2		3	0	0	0	0	1	0	0	0	0	0	6	13	0.00	1.500
Bruce Walton, R ERA: 4.5 (7, 1)	0.2		3	1	1	1	2	0	0	0	0	0	0	7	10	13.50	1.500
Rick Honeycutt, L ERA: 3.68 (8, 1)	0.1		6	3	2	2	0	1	1	0	0	0	0	9	21	54.00	12.000

PITCHER	IP	WLS	BF	H	R	ER	SO	BB	IBB	HBP	BLK	WP	HR	S	P	ERA	WHIP
Jeff Parrett, R ERA: 3.13 (8, 1)	0.1		1	0	0	0	0	0	0	0	0	0	0	1	2	0.00	0.000

Batter	1	2	3	4	5	6	7	8	9	AB R H RBI BB SO LOB	TOP									
Rickey Henderson, R OBP: 0.425, SLG: 0.462 Mike Bordick, R OBP: 0.361, SLG: 0.368	2-2 P4		0-0 F7			2-2 G6-3		2-2 BB BB BB	0-0 1B	4 1 1 0 0 0 0 1 0 1 0 0 0 0										
Jerry Browne, S OBP: 0.355, SLG: 0.321	4-0 BB			2-3 K		1-1 L9		0-0 F8	0-0 F8	4 0 0 0 1 1 3										
Jose Canseco, R OBP: 0.341, SLG: 0.472	1-3 K			2-3 K			1-0 HR	4-2 BB BB 1B		3 1 1 1 1 2 1										
Harold Baines, L OBP: 0.326, SLG: 0.371	2-1 G1-3			4-1 BB			0-0 1B 2B	4-1 BB 1-2 2-3 BB		2 1 1 0 2 0 1										
Mark McGwire, R OBP: 0.391, SLG: 0.599		1-0 G5-3		3-3 K			2-2 G5-4-3 1B	4-2 FC6-4 BB		3 0 1 2 1 1 1										
Carney Lansford, R OBP: 0.325, SLG: 0.367 Randy Ready, R OBP: 0.330, SLG: 0.319		1-1 G4-3		4-1 CS BB			1 SAFE G5-4-3 1-2f	0-0 FC6-4 1-2f		2 0 0 0 1 0 1 1 0 0 0 0 0 3										
Jamie Quirk, L OBP: 0.284, SLG: 0.271		3-3 K		0-1 G3-1 1-2			4-2 BB		1-3 K	3 0 0 0 1 2 1										
Walt Weiss, S OBP: 0.321, SLG: 0.257			3-2 G4-3		3-1 F7		0-1 G4-3		4-2 1B BB	3 0 0 0 1 0 1										
Lance Blankenship, R OBP: 0.386, SLG: 0.336			3-2 G5-3		0-2 F9			2-2 P3	0-2 F9	4 0 0 0 0 0 1										
Inning Stats	R: 0 E: 0 K: 1 S: 8	H: 0 LOB: 1 BB: 1 P: 17	R: 0 E: 0 K: 1 S: 6	H: 0 LOB: 0 BB: 0 P: 11	R: 0 E: 0 K: 0 S: 9	H: 0 LOB: 0 BB: 0 P: 15	R: 0 E: 0 K: 3 S: 10	H: 0 LOB: 1 BB: 1 P: 21	R: 0 E: 0 K: 0 S: 5	H: 0 LOB: 0 BB: 1 P: 12	R: 2 E: 0 K: 0 S: 11	H: 3 LOB: 1 BB: 1 P: 18	R: 1 E: 0 K: 0 S: 16	H: 1 LOB: 3 BB: 3 P: 32	R: 0 E: 0 K: 1 S: 11	H: 1 LOB: 2 BB: 1 P: 16	1B: 3 2B: 1 3B: 0 HR: 1	SF: 0 SAC: 0 DP: 1 HBP: 0	WP: 0 PB: 0 SB: 0 CS: 1	PA: 38
PITCHER	IP WLS BF H R ER SO BB IBB HBP BLK WP HR S P ERA WHIP																			
Scott Kamieniecki, R ERA: 4.68	(1, 1) 7.0 W 26 3 2 2 5 4 0 0 0 0 1 57 105 2.57 1.000																			
Tim Burke, R ERA: 4.14	(8, 1) 1.0 7 1 1 1 0 3 0 0 0 0 0 16 32 9.00 4.000																			
Tim Leary, R ERA: 5.57	(9, 1) 1.0 5 1 0 0 1 1 0 0 0 0 0 11 16 0.00 2.000																			

Oakland Athletics @ New York Yankees
 Yankee Stadium, Bronx, NY
 Wed Aug 19 1992, 7:05 PM EDT
 Att. 20,568 - Cloudy - 69 F

livebaseballscorecards.com

AB	30
R	3
H	5
RBI	3
BB	8
SO	6
LOB	13



Batter	1	2	3	4	5	6	7	8	9	AB	R	H	RBI	BB	SO	LOB
Bernie Williams, S (1, 8) OBP: 0.308, SLG: 0.378 CBBBFC	3-3 	0-1 G4-3 		1-1 F8 		4-2 	0-0 G4-3 			4	0	0	0	1	1	3
Roberto Kelly, R (1, 7) OBP: 0.330, SLG: 0.417 X	0-0 CI 		0-0 		0-1 G6-3 	0-1 P4 		2-1 		4	3	2	0	0	0	1
Don Mattingly, L (1, 3) OBP: 0.331, SLG: 0.423 Kevin Maas, L (8, PR) OBP: 0.309, SLG: 0.420 (9, 3) 1 SAFE X	1-0 L9 		2-2 E5 		0-0 		2-0 	0-0 		5	3	4	1	0	0	1
Danny Tartabull, R (1, 10) OBP: 0.411, SLG: 0.471 1 SAFE X	3-2 		4-2 		0-1 F9 		0-2 	3-3 		4	2	2	2	1	1	2
Mel Hall, L (1, 9) OBP: 0.313, SLG: 0.451 Dion James, L (8, PR) OBP: 0.358, SLG: 0.376 (9, 9) B X	3-2 F9 		2-3 		0-0 		1-1 	0-1 		5	2	3	1	0	1	2
Randy Velarde, R (1, 6) OBP: 0.330, SLG: 0.402 CBBBFC X		2-2 	1-2 SF8 		1-0 		2-2 G4-3 	0-0 SF7 		3	0	2	4	0	0	2
Matt Nokes, L (1, 2) OBP: 0.279, SLG: 0.392 Mike Stanley, R (5, PH) OBP: 0.378, SLG: 0.430 (6, 2) S X	0-3 	0-3 	2-3 		1-3 K2-3 		3-1 	0-1 		2	0	0	0	0	2	2
Charlie Hayes, R (1, 5) OBP: 0.282, SLG: 0.386 X	0-0 F7 			2-2 P4 		3-2 G3 	0-3 	2-1 		5	0	1	1	0	1	2
Pat Kelly, R (1, 4) OBP: 0.290, SLG: 0.343 X	0-0 			2-1 P4 		2-2 P7 	3-2 	1-0 F7 		5	0	2	1	0	0	2

Inning Stats	R: 2	H: 1	E: 1	K: 1	S: 16	LOB: 0	BB: 0	P: 26	R: 0	H: 2	E: 0	K: 1	S: 10	LOB: 2	BB: 0	P: 12	R: 2	H: 2	E: 1	K: 2	S: 17	LOB: 1	BB: 1	P: 28	R: 0	H: 0	E: 0	K: 0	S: 9	LOB: 0	BB: 0	P: 14	R: 2	H: 3	E: 0	K: 1	S: 10	LOB: 1	BB: 0	P: 12	R: 0	H: 0	E: 0	K: 0	S: 11	LOB: 1	BB: 1	P: 20	R: 4	H: 5	E: 0	K: 1	S: 18	LOB: 1	BB: 0	P: 29	R: 4	H: 5	E: 0	K: 1	S: 14	LOB: 2	BB: 0	P: 22
1B: 13	SF: 2	2B: 4	SAC: 0	3B: 0	DP: 0	HR: 1	HBP: 0	WP: 1	PA: 45	PB: 0	SB: 2	CS: 0																																																				

PITCHER	IP	WLS	BF	H	R	ER	SO	BB	IBB	HBP	BLK	WP	HR	S	P	ERA	WHIP
Dave Stewart, R (1, 1) ERA: 3.97	5.0	L	25	8	6	4	5	1	0	0	0	1	1	62	92	7.20	1.800
Bruce Walton, R (6, 1) ERA: 11.0	3.0		20	10	8	8	2	1	0	0	0	0	0	43	71	24.00	3.667

BOTTOM

Oakland Athletics @ New York Yankees
 Yankee Stadium, Bronx, NY

Wed Aug 19 1992, 7:05 PM EDT
 Att. 20,568 - Cloudy - 69 F

livebaseballscorecards.com

AB	40
R	14
H	18
RBI	13
BB	2
SO	7
LOB	18

TOP

Oakland Athletics @ New York Yankees
Yankee Stadium, Bronx, NY

Thu Aug 20 1992, 7:05 PM EDT
Att. 29,671 - Sunny - 70 F

livebaseballscorecards.com

AB	35
R	8
H	7
RBI	8
BB	6
SO	12
LOB	13



WP:	0	PA:	41
PB:	0		
SB:	0		
CS:	0		

AB R H RBI BB SO LOB

4	1	1	0	1	1	2
4	2	1	3	1	0	1
5	1	1	4	0	3	2
3	0	0	0	2	0	0
4	1	0	0	1	3	2
4	0	1	0	0	0	1
4	0	0	0	0	2	3
4	1	2	1	0	1	0
2	1	0	0	1	2	2
1	1	1	0	0	0	0

Batter	1	2	3	4	5	6	7	8	9
Rickey Henderson, R OBP: 0.425, SLG: 0.459 (1, 7)	2-1 P3		2-3 K		1-2 E 1B		0-2 F7		4-1 HR BB
Carney Lansford, R OBP: 0.326, SLG: 0.373 (1, 5)	2-1 F7		0-0 F8		3-2 E4 1-2		4-1 HR BB		3-2 HR 1-H 2-H
Jose Canseco, R OBP: 0.339, SLG: 0.477 (1, 9)	1-3 K		3-3 K		3-1 G6-3		2-1 HR 1-H 2-H 3-H		2-3 K
Harold Baines, L OBP: 0.327, SLG: 0.368 (1, 10)		1-1 G3-1		4-1 FC6-4 BB		0-1 F8	0-0 G4-3		4-1 BB
Mark McGwire, R OBP: 0.389, SLG: 0.593 (1, 3)		4-1 2B 1B BB		3-3 K		2-3 K		0-3 K	3-2 F7
Terry Steinbach, R OBP: 0.365, SLG: 0.444 (1, 2)		2-1 1B 1-3 2B		0-2 F8		0-0 L8		3-1 F9	
Mike Bordick, R OBP: 0.357, SLG: 0.365 (1, 4)		1-3 K		2-0 FC6-4 1-2f			1-3 K	2-1 F9	
Walt Weiss, S OBP: 0.324, SLG: 0.262 (1, 6)		3-2 2-3 3-H 1B		1-3 K			2-1 BB HR BB 1B		0-0 G4-3
Lance Blankenship, R OBP: 0.385, SLG: 0.333 Jerry Browne, S OBP: 0.357, SLG: 0.324 (9, PH) (9, 8)		1 SAFE 3-3 K		1-3 K			4-2 BB HR BB BB		0-1 HR BB 1B

Inning Stats	R: 0	H: 0	E: 0	K: 1	S: 7	P: 12	R: 1	H: 2	E: 0	K: 2	S: 14	P: 28	R: 0	H: 0	E: 0	K: 2	S: 8	P: 13	R: 0	H: 0	E: 0	K: 1	S: 8	P: 17	R: 0	H: 1	E: 1	K: 2	S: 14	P: 23	R: 0	H: 0	E: 0	K: 1	S: 7	P: 9	R: 4	H: 2	E: 0	K: 1	S: 14	P: 27	R: 0	H: 0	E: 0	K: 1	S: 7	P: 12	R: 3	H: 2	E: 0	K: 1	S: 16	P: 32	1B: 4	2B: 1	3B: 0	HR: 2	SF: 0	SAC: 0	DP: 0	HBP: 0	WP: 0	PA: 41
--------------	------	------	------	------	------	-------	------	------	------	------	-------	-------	------	------	------	------	------	-------	------	------	------	------	------	-------	------	------	------	------	-------	-------	------	------	------	------	------	------	------	------	------	------	-------	-------	------	------	------	------	------	-------	------	------	------	------	-------	-------	-------	-------	-------	-------	-------	--------	-------	--------	-------	--------

PITCHER	IP	WLS	BF	H	R	ER	SO	BB	IBB	HBP	BLK	WP	HR	S	P	ERA	WHIP
Sam Miltello, R ERA: 2.49 (1, 1)	6.2		29	4	4	4	10	4	0	0	0	0	0	69	124	5.40	1.200
John Habyan, R ERA: 3.81 (7, 1)	1.1		5	1	1	1	1	0	0	0	0	0	1	10	17	6.75	0.750
Steve Farr, R ERA: 1.86 (9, 1)	1.0	L	7	2	3	3	1	2	0	0	0	0	1	16	32	27.00	4.000

Batter	1	2	3	4	5	6	7	8	9	AB R H RBI BB SO LOB	TOP									
Luis Polonia, L OBP: 0.353, SLG: 0.344 (1, 10)	1-2 G6-3	2-2 1B 1B		2-1 1B S 1B	0-1 G6-3 1-2f		0-0 G4-3		0-0 WP 1B	6 2 3 1 0 0 3										
Luis Sojo, R OBP: 0.306, SLG: 0.399 (1, 4)	1-2 2B 1B	0-1 1B 1B		2-1 S 1B 1B		4-0 FC6-4 BB		1-3 K2-3	1-2 P3	5 2 3 1 1 1 1										
Junior Felix, S OBP: 0.287, SLG: 0.366 (1, 8)	1-0 1-H 2B	3-1 1-2 1B		3-3 K		0-3 K		0-3 K		5 0 2 2 0 3 3										
Tim Salmon, R (1, 9)	4-2 BB	2-2 F7		0-3 K		2-0 FC6-4 1-2f		1-3 K		4 0 0 0 1 2 4										
Chad Curtis, R OBP: 0.332, SLG: 0.376 (1, 7)	3-2 F9	2-0 G6-3		2-2 BB 1B 2-H		2-3 K			4-1 2B BB	4 1 1 1 1 1 5										
Lee Stevens, L OBP: 0.276, SLG: 0.339 (1, 3)	1-3 K			4-1 BB			2-1 G4-3 WP 1B		0-2 2B 2B	2 0 0 0 1 2 2 2 1 2 1 0 0 0										
Gary Gaetti, R OBP: 0.271, SLG: 0.333 (4, 3)				1-2 BB					1-H 2B 2B											
Gary Disarcina, R OBP: 0.293, SLG: 0.313 (1, 6)		2-1 L9	1-0 P4	0-0 F8			3-2 G4-3		2-2 F8 G5-3 2B	5 1 1 1 0 0 3										
Mike Fitzgerald, R OBP: 0.290, SLG: 0.297 (1, 2)		4-2 1B 1B BB	4-2 BB		1-1 G6-3		4-1 BB		1-2 F8	2 1 0 0 3 0 1										
Damion Easley, R OBP: 0.321, SLG: 0.280 (1, 5)		1-0 1B S 1B	1-0 B1-3		3-2 G6-3 1B		0-0 P6		2-1 G5-3	5 1 2 1 0 0 3										
Inning Stats	R: 1 E: 0 K: 1 S: 18	H: 2 LOB: 2 BB: 1 P: 29	R: 3 E: 0 K: 0 S: 16	H: 4 LOB: 2 BB: 1 P: 32	R: 0 E: 0 K: 1 S: 7	H: 0 LOB: 1 BB: 1 P: 15	R: 2 E: 0 K: 2 S: 15	H: 3 LOB: 2 BB: 1 P: 28	R: 0 E: 0 K: 2 S: 7	H: 0 LOB: 1 BB: 1 P: 15	R: 0 E: 0 K: 0 S: 8	H: 1 LOB: 0 BB: 0 P: 12	R: 0 E: 0 K: 3 S: 10	H: 0 LOB: 0 BB: 0 P: 12	R: 3 E: 0 K: 0 S: 17	H: 3 LOB: 1 BB: 1 P: 27	1B: 11 2B: 3 3B: 0 HR: 0	SF: 0 SAC: 0 DP: 1 HBP: 0	WP: 3 PB: 0 SB: 3 CS: 0	PA: 47
PITCHER	IP WLS BF H R ER SO BB IBB HBP BLK WP HR S P ERA WHIP																			
Shawn Hillegas, R ERA: 5.51 (1, 1)	3.2 L 23 9 6 6 4 3 0 0 0 0 0 0 54 98 14.73 3.273																			
Greg Cadaret, L ERA: 4.72 (4, 1)	4.1 19 3 2 2 5 4 0 0 0 1 0 39 70 4.15 1.615																			
Tim Burke, R ERA: 4.25 (9, 1)	1.0 5 2 1 1 0 0 0 0 0 1 0 13 19 9.00 2.000																			

California Angels @ New York Yankees
 Yankee Stadium, Bronx, NY
 Fri Aug 21 1992, 7:05 PM EDT
 Att. 22,631 - Sunny - 70 F

livebaseballscorecards.com

AB	40
R	9
H	14
RBI	8
BB	7
SO	9
LOB	25



Batter	1	2	3	4	5	6	7	8	9	AB R H RBI BB SO LOB
Bernie Williams, S OBP: 0.317, SLG: 0.378 (1, 8) B F B X	2-1 F8 1B 1B		X 0-0 G4-3 2B		B X 1-0 G1-3	B C S B B 4-2 G6-4-3 BB		F F F F F F S 1-3 K 2-3		4 0 2 0 1 1 1
Roberto Kelly, R OBP: 0.329, SLG: 0.413 (1, 7) 1 SAFE F 1 SAFE F S	1-3 K 1		B S S X 1-2 G6-3		B C B B F B 4-2 HR BB	1 SAFE C X 0-1 G6-4-3 1-2f		B F F F X 1-2 G3		4 1 0 0 1 1 3
Don Mattingly, L OBP: 0.333, SLG: 0.429 (1, 3) B 1 SAFE X	1-0 1-2 1B		C B B X 2-1 G4-3		B F 1 SAFE C X 1-2 HR	B X 1-0 F9		F F S 0-3 K		5 1 2 2 0 1 1
Danny Tartabull, R OBP: 0.413, SLG: 0.468 (1, 10) B X	1-0 2-3 F8		B C B B X 3-1 G6-3		F C C B B B 4-2 BB 1B BB		B B B X 2-1 G1-3	B F C X 1-2 1B		4 1 1 0 1 0 3
Mel Hall, L OBP: 0.314, SLG: 0.449 (1, 9) F B C X	1-2 P9		S B X 1-1 2B 1B		B F B X 2-1 BB 1B 1B		B F B X 1-1 F8	F B B X 2-1 F7		5 2 2 0 0 0 3
Randy Velarde, R OBP: 0.327, SLG: 0.404 (1, 6) B X		B X 1-0 G6-3	S B B B S 2-3 K	1 SAFE C X 2-1 L5		B B X 2-0 P3				4 0 0 0 0 1 3
Jim Leyritz, R OBP: 0.342, SLG: 0.415 (1, 2) B C B C X		C B C X 2-2 1B	S X 0-1 F7	B C B B B 4-1 1B BB			B F B X 2-1 F7			3 0 1 0 1 0 1
Charlie Hayes, R OBP: 0.284, SLG: 0.387 (1, 5) F S T H X		F S T H X 0-3 K	F X 0-1 1-H 2B	X 0-0 1-2 2-H 3-H 1B			C B F F C 1-3 K			4 0 2 3 0 2 1
Pat Kelly, R OBP: 0.292, SLG: 0.353 (1, 4) F S B X		F S B X 1-2 F8	B X 1-0 F8	B X 2-0 P5			S X 0-1 WP 2B			4 0 1 0 0 0 4

BOTTOM

California Angels @ New York Yankees
Yankee Stadium, Bronx, NY
Fri Aug 21 1992, 7:05 PM EDT
Att. 22,631 - Sunny - 70 F

livebaseballscorecards.com

AB	37
R	5
H	11
RBI	5
BB	4
SO	6
LOB	20



Inning Stats	R: 0	H: 2	E: 0	K: 1	S: 10	R: 0	H: 1	E: 0	K: 1	S: 11	R: 0	H: 1	E: 0	K: 0	S: 8	R: 1	H: 2	E: 0	K: 1	S: 10	R: 4	H: 3	E: 0	K: 0	S: 15	R: 0	H: 0	E: 0	K: 0	S: 5	R: 0	H: 0	E: 0	K: 2	S: 15	R: 0	H: 1	E: 0	K: 1	S: 12	1B: 7	2B: 3	3B: 0	HR: 1	SF: 0	SAC: 0	DP: 1	HBP: 0	WP: 1	PB: 0	SB: 0	CS: 0	PA: 41
--------------	------	------	------	------	-------	------	------	------	------	-------	------	------	------	------	------	------	------	------	------	-------	------	------	------	------	-------	------	------	------	------	------	------	------	------	------	-------	------	------	------	------	-------	-------	-------	-------	-------	-------	--------	-------	--------	-------	-------	-------	-------	--------

PITCHER	IP	WLS	BF	H	R	ER	SO	BB	IBB	HBP	BLK	WP	HR	S	P	ERA	WHIP
Julio Valera, R ERA: 3.83 (1, 1)	4.2		26	9	5	5	3	3	0	0	0	0	1	53	91	9.64	2.571
Mike Butcher, R ERA: 2.29 (5, 1)	1.2	W	5	0	0	0	0	1	0	0	0	0	0	8	17	0.00	0.600
Tim Fortugno, L ERA: 3.52 (7, 1)	2.2	S	10	2	0	0	3	0	0	0	0	1	0	30	41	0.00	0.750

Batter	1	2	3	4	5	6	7	8	9	AB R H RBI BB SO LOB	TOP											
Luis Polonia, L OBP: 0.355, SLG: 0.343 (1, 7)	4-2 CS BB			0-1 G3		0-0 F7			4-2 G3 B1-3 BB	2 0 0 0 2 0 1												
Luis Sojo, R OBP: 0.305, SLG: 0.397 (1, 4)	0-2 F7			0-2 G6-3		0-2 1B			0-1 B1-3	4 0 1 0 0 0 2												
Junior Felix, S OBP: 0.284, SLG: 0.362 (1, 10)	0-0 G4-3			1-3 K		0-0 PO		1-2 G3	1-2 G3	4 0 0 0 0 1 1												
Tim Salmon, R OBP: 0.222, SLG: 0.125 (1, 9)		0-2 G5-3			1-3 K			0-0 WP 1B	1-1 L8	4 0 1 0 0 1 1												
Chad Curtis, R OBP: 0.332, SLG: 0.373 (1, 8)		3-3 K			4-0 PB BB			0-3 K		2 0 0 0 1 2 1												
Gary Gaetti, R OBP: 0.269, SLG: 0.331 (1, 3)		0-3 K			0-3 K			3-3 K		3 0 0 0 0 3 2												
Gary Disarcina, R OBP: 0.293, SLG: 0.313 (1, 6)			1-1 CS 1B		2-0 F8			1-1 F8		3 0 1 0 0 0 1												
Ron Tingley, R OBP: 0.270, SLG: 0.313 (1, 2)			1 SAFE 4-0 G5-4-3 BB			1-0 F7		1-3 K		1 0 0 0 1 0 0												
Rob Ducey, L OBP: 0.229, SLG: 0.267 (8, PH)										1 0 0 0 0 1 0												
Mike Fitzgerald, R OBP: 0.290, SLG: 0.297 (8, 2)										0 0 0 0 0 0 0												
Damion Easley, R OBP: 0.323, SLG: 0.286 (1, 5)			1 SAFE 0-2 G5-4-3			1-0 PO 1B		1-2 P5		3 0 1 0 0 0 1												
Inning Stats	R: 0 E: 0 K: 0 S: 8	H: 0 LOB: 0 BB: 1 P: 12	R: 0 E: 0 K: 2 S: 9	H: 0 LOB: 0 BB: 0 P: 12	R: 0 E: 0 K: 0 S: 5	H: 1 LOB: 0 BB: 1 P: 10	R: 0 E: 0 K: 1 S: 8	H: 0 LOB: 0 BB: 0 P: 9	R: 0 E: 0 K: 2 S: 7	H: 0 LOB: 1 BB: 1 P: 14	R: 0 E: 0 K: 0 S: 6	H: 2 LOB: 1 BB: 0 P: 8	R: 0 E: 0 K: 2 S: 10	H: 1 LOB: 1 BB: 0 P: 14	R: 0 E: 0 K: 1 S: 8	H: 0 LOB: 0 BB: 0 P: 11	R: 0 E: 0 K: 0 S: 9	H: 0 LOB: 1 BB: 1 P: 15	1B: 4 2B: 0 3B: 0 HR: 0	SF: 0 SAC: 0 DP: 1 HBP: 0	WP: 1 PB: 1 SB: 0 CS: 2	PA: 32
PITCHER	IP WLS BF H R ER SO BB IBB HBP BLK WP HR S P ERA WHIP																					
Melido Perez, R ERA: 3.02 (1, 1)	8.0 W 27 4 0 0 8 3 0 0 0 1 0 61 90 0.00 0.875																					
Steve Farr, R ERA: 1.82 (9, 1)	1.0 S 4 0 0 0 0 1 0 0 0 0 0 9 15 0.00 1.000																					

California Angels @ New York Yankees
 Yankee Stadium, Bronx, NY
 Sat Aug 22 1992, 7:05 PM EDT
 Att. 25,717 - Sunny - 71 F

livebaseballscorecards.com

AB	27
R	0
H	4
RBI	0
BB	4
SO	8
LOB	10



Batter	1	2	3	4	5	6	7	8	9
Bernie Williams, S OBP: 0.321, SLG: 0.366 (1, 8) C B B B B	4-1 CI 1B BB	1-3 K		4-0 E BB		0-0 P6		2 SAFE B B C B X 3-1 F8 2-3	
Randy Velarde, R OBP: 0.332, SLG: 0.407 (1, 5) 1 SAFE C B X	1-1 CI 1-2 1B		1-0 G4-3 1B	1-2 P4		4-2 BB			
Mel Hall, L OBP: 0.314, SLG: 0.447 (1, 9) B X	1-0 F7		1-0 G4-3	1-2 1B	1-2 1B	0-0 G4-3			
Danny Tartabull, R OBP: 0.411, SLG: 0.465 (1, 10) C 1 SAFE C B S	1-3 K		1-3 K	1-2 1B	2-0 1B	2-2 G5-3			
Roberto Kelly, R OBP: 0.329, SLG: 0.414 (1, 7) B X	1-0 CI 1-2 2-3		0-2 F8	3-3 K	0-2 2B	0-2 2B			
Mike Stanley, R OBP: 0.371, SLG: 0.413 (1, 2) F B B X	2-1 L6		4-1 HR BB	0-2 F8	2-0 F7	2-0 F7			
Charlie Hayes, R OBP: 0.284, SLG: 0.393 (1, 3) X		0-0 G5-3	0-0 HR	1-2 F8	0-0 G6-3	0-0 G6-3			
Andy Stankiewicz, R OBP: 0.339, SLG: 0.349 (1, 6) B X		1-0 F8	2-3 K	2-0 F8	0-0 F8 SH1 1B	0-0 F8 SH1 1B			
Pat Kelly, R OBP: 0.296, SLG: 0.373 (1, 4) C B B X		2-1 2B	1-3 K	0-0 HR		1 SAFE X	0-0 SH1		

AB	R	H	RBI	BB	SO	LOB	
3	0	0	0	2	1	2	
3	0	2	0	1	0	1	
4	0	1	0	0	0	4	
4	0	1	0	0	2	3	
3	0	1	0	0	1	3	
3	1	0	0	1	0	6	
4	1	1	2	0	0	3	
4	0	1	0	0	1	0	
3	1	2	1	0	1	0	
1B: 5	SF: 0	2B: 2	SAC: 1	3B: 0	DP: 0	HR: 2	HBP: 0

BOTTOM

California Angels @ New York Yankees
Yankee Stadium, Bronx, NY
Sat Aug 22 1992, 7:05 PM EDT
Att: 25,717 - Sunny - 71 F

livebaseballscorecards.com

AB	31
R	3
H	9
RBI	3
BB	4
SO	6
LOB	22



Inning Stats	R: 0	H: 1	E: 1	K: 1	S: 10	LOB: 3	BB: 1	P: 20
Inning Stats	R: 0	H: 1	E: 0	K: 1	S: 8	LOB: 1	BB: 0	P: 12
	R: 0	H: 1	E: 0	K: 1	S: 8	LOB: 1	BB: 0	P: 11
	R: 2	H: 1	E: 1	K: 2	S: 13	LOB: 1	BB: 2	P: 25
	R: 0	H: 2	E: 0	K: 1	S: 13	LOB: 2	BB: 0	P: 20
	R: 1	H: 1	E: 0	K: 0	S: 6	LOB: 1	BB: 1	P: 12
	R: 0	H: 1	E: 0	K: 0	S: 8	LOB: 1	BB: 0	P: 12
	R: 0	H: 1	E: 0	K: 0	S: 4	LOB: 0	BB: 0	P: 7

PITCHER	IP	WLS	BF	H	R	ER	SO	BB	IBB	HBP	BLK	WP	HR	S	P	ERA	WHIP
Chuck Finley, L ERA: 4.42 (1, 1)	8.0	L	37	9	3	3	6	4	0	0	0	0	2	70	119	3.38	1.625

PITCHER	IP	WLS	BF	H	R	ER	SO	BB	IBB	HBP	BLK	WP	HR	S	P	ERA	WHIP

WP	PA	ERA	WHIP
0	37	0	0
0	0	0	0
0	0	0	0

Milwaukee Brewers @ New York Yankees
 Yankee Stadium, Bronx, NY
 Mon Aug 24 1992, 7:05 PM EDT
 Att. 14,235 - Sunny - 77 F

AB	36
R	8
H	11
RBI	6
BB	1
SO	2
LOB	11



WP	2	PA	39
PB	0		
SB	3		
CS	0		

AB R H RBI BB SO LOB

4	0	1	1	0	0	0
3	0	0	1	1	0	1
5	1	2	0	0	0	1
4	1	1	0	0	1	1
4	2	2	1	0	0	0
4	2	3	1	0	0	1
2	0	0	0	0	1	2
1	1	1	2	0	0	0
1	0	0	0	0	0	2
4	0	0	0	0	0	2
4	1	1	0	0	0	1

Batter	1	2	3	4	5	6	7	8	9
Pat Listach, S (1, 6) OBP: 0.361, SLG: 0.361	1-1 F8		2-1 SH2-3		0-0 G4-3		1-0		2-2 F7
Darryl Hamilton, L (1, 9) OBP: 0.341, SLG: 0.387	1-1 G3		1-1 SF7			2-0 G3	3-1 F7		4-2 BB
Paul Molitor, R (1, 10) OBP: 0.383, SLG: 0.453	3-2 1B		3-1 G1-3			0-0 G6-3		1-2 1B 2B	0-1 F8
Greg Vaughn, R (1, 7) OBP: 0.285, SLG: 0.377	3-3 K			1-0 L7		2-2 G5-3		2-2 2B 1B	
Robin Yount, R (1, 8) OBP: 0.309, SLG: 0.362		2-0 F8		3-1 G5-3			2-2 WP 2B 1B	1-1 1B 2B	
John Jaha, R (1, 3) OBP: 0.286, SLG: 0.346		3-2 F8 S WP 1B		1-0 1B			3-1 E5 WP 2B	0-0 G4-3-6 1B	
Kevin Seitzer, R (1, 5) OBP: 0.332, SLG: 0.360		2-2 F8		0-3 K			2-2 G4-3 1B 2B	1-0 P8	
Franklin Stubbs, L (7, PH) OBP: 0.290, SLG: 0.366									
Jim Gantner, L (7, 5) OBP: 0.280, SLG: 0.318									
B.J. Surhoff, L (1, 2) OBP: 0.307, SLG: 0.323		2-0 F7			3-2 G3		0-0 G4-3	1-1 G4-3-6	
Scott Fletcher, R (1, 4) OBP: 0.348, SLG: 0.380			0-1 SH2-3 SF7 1B		0-0 B1-3		0-0 G6-3		2-1 G5-3

Inning Stats	R: 0	H: 1	E: 0	K: 1	S: 12	P: 20	R: 1	H: 1	E: 0	K: 0	S: 10	P: 19	R: 1	H: 1	E: 0	K: 0	S: 8	P: 14	R: 0	H: 1	E: 0	K: 1	S: 7	P: 12	R: 0	H: 0	E: 0	K: 0	S: 5	P: 8	R: 0	H: 0	E: 0	K: 0	S: 5	P: 9	R: 3	H: 3	E: 1	K: 0	S: 14	P: 25	R: 3	H: 4	E: 0	K: 0	S: 12	P: 18	R: 0	H: 0	E: 0	K: 0	S: 12	P: 20	1B: 9	2B: 2	3B: 0	HR: 0	SF: 1	SAC: 1	DP: 1	HBP: 0	WP: 2	PB: 0	SB: 3	CS: 0	PA: 39
--------------	------	------	------	------	-------	-------	------	------	------	------	-------	-------	------	------	------	------	------	-------	------	------	------	------	------	-------	------	------	------	------	------	------	------	------	------	------	------	------	------	------	------	------	-------	-------	------	------	------	------	-------	-------	------	------	------	------	-------	-------	-------	-------	-------	-------	-------	--------	-------	--------	-------	-------	-------	-------	--------

PITCHER	IP	WLS	BF	H	R	ER	SO	BB	IBB	HBP	BLK	WP	HR	S	P	ERA	WHIP
Bob Wickman, R (1, 1) ERA: 4.5	6.0		25	6	5	3	2	0	0	0	0	2	0	56	98	4.50	1.000
Greg Cadaret, L (7, 1) ERA: 4.67	1.0		4	1	0	0	0	0	0	0	0	0	0	5	9	0.00	1.000
Russ Springer, R (8, 1) ERA: 16.62	0.0		4	4	3	3	0	0	0	0	0	0	0	9	13	∞	∞
Jerry Nielsen, L (8, 1) ERA: 3.86	1.0	W	2	0	0	0	0	0	0	0	0	0	0	3	5	0.00	0.000
Steve Farr, R (9, 1) ERA: 1.77	1.0	S	4	0	0	0	0	1	0	0	0	0	0	12	20	0.00	1.000

Batter	1	2	3	4	5	6	7	8	9	AB R H RBI BB SO LOB	TOP
Pat Listach, S (1, 6) OBP: 0.357, SLG: 0.357	2-1 F8		1-3 K		2-1 L6		0-0 L7		0-0 P4	5 0 0 0 0 1 0	Milwaukee Brewers @ New York Yankees Yankee Stadium, Bronx, NY Tue Aug 25 1992, 7:05 PM EDT Att. 15,561 - Sunny - 85 F
Darryl Hamilton, L (1, 9) OBP: 0.345, SLG: 0.397	1-2 F7 2B		3-2 G6-3		0-1 2B		0-1 1B			4 0 3 0 0 0 0	
Greg Vaughn, R (1, 7) OBP: 0.283, SLG: 0.373	2-1 F7 2-3		1-3 K		2-1 L5		3-2 F8 1-2			4 0 0 0 0 1 3	
Franklin Stubbs, L (1, 3) Kevin Seitzer, R (8, PH) OBP: 0.294, SLG: 0.374 OBP: 0.333, SLG: 0.360		1-2 1B 2B		0-1 1B		0-0 G4-3		4-2 FC6-4 BB		3 1 2 0 0 0 0 0 0 0 0 1 0 0	
Robin Yount, R (1, 8) OBP: 0.311, SLG: 0.364		4-1 FC3-6 1B BB		2-3 K 1-2		1-0 2B		1-3 K		3 0 1 0 1 2 2	
B.J. Surhoff, L (1, 2) OBP: 0.309, SLG: 0.323		2-2 FC3-6 1B 1-2 2-H		0-0 F7		4-0 BB		2-3 K		3 0 1 1 1 1 2	
Dave Nilsson, L (1, 10) John Jaha, R (8, PH) OBP: 0.254, SLG: 0.305 OBP: 0.283, SLG: 0.343		0-2 FC3-6 1-2f 2-3		4-0 BB		0-0 F8		0-0 FC6-4 1-2f		2 0 0 0 1 0 4 1 0 0 0 0 0 1	
Scott Fletcher, R (1, 4) OBP: 0.344, SLG: 0.375		3-2 P3 1-2		0-0 F8		1-3 K		3-2 G6-3		4 0 0 0 0 1 6	
Jim Gantner, L (1, 5) Dante Bichette, R (9, PH) OBP: 0.276, SLG: 0.314 OBP: 0.329, SLG: 0.430		1-0 F8		0-0 P2		3-2 F8		1-3 K		3 0 0 0 0 0 2 1 0 0 0 0 1 0	
Inning Stats	R: 0 H: 1 E: 0 LOB: 0 K: 0 BB: 0 S: 8 P: 13	R: 1 H: 2 E: 0 LOB: 2 K: 0 BB: 1 S: 15 P: 26	R: 0 H: 0 E: 0 LOB: 0 K: 2 BB: 0 S: 14 P: 19	R: 0 H: 1 E: 0 LOB: 2 K: 1 BB: 1 S: 7 P: 13	R: 0 H: 1 E: 0 LOB: 1 K: 0 BB: 0 S: 7 P: 11	R: 0 H: 1 E: 0 LOB: 2 K: 1 BB: 1 S: 6 P: 12	R: 0 H: 1 E: 0 LOB: 1 K: 0 BB: 0 S: 9 P: 15	R: 0 H: 0 E: 0 LOB: 1 K: 2 BB: 1 S: 10 P: 17	R: 0 H: 0 E: 0 LOB: 0 K: 1 BB: 0 S: 7 P: 11	1B: 3 SF: 0 2B: 4 SAC: 0 3B: 0 DP: 0 HR: 0 HBP: 0	WP: 0 PA: 37 PB: 0 SB: 3 CS: 0
PITCHER Sam Mitello, R (1, 1) ERA: 2.2 Greg Cadaret, L (8, 1) ERA: 4.57	IP WLS BF H R ER SO BB IBB HBP BLK WP HR S P ERA WHIP	7.0 W 30 7 1 1 4 3 0 0 0 0 0 0 66 109 1.29 1.429	2.0 7 0 0 0 3 1 0 0 0 0 0 0 17 28 0.00 0.500	PITCHER IP WLS BF H R ER SO BB IBB HBP BLK WP HR S P ERA WHIP							

livebaseballscorecards.com

AB	33
R	1
H	7
RBI	1
BB	4
SO	7
LOB	20



Batter	1	2	3	4	5	6	7	8	9	AB R H RBI BB SO LOB
Bernie Williams, S (1, 8) OBP: 0.350, SLG: 0.413	2-2 F7		2-2 F8		1-2 1B		3-0 2-H HR			4 1 2 2 0 0 0
Roberto Kelly, R (1, 7) OBP: 0.325, SLG: 0.408	0-3 K		0-0 G6-3		3-2 G5-3		2-3 K			4 0 0 0 0 2 1
Danny Tartabull, R (1, 10) OBP: 0.415, SLG: 0.475	4-1 BB			3-2 HR		2-3 K	4-1 BB			2 1 1 1 2 1 0
Mel Hall, L (1, 9) OBP: 0.312, SLG: 0.442	1-1 F9			0-0 G5-3		0-0 G4-3	3-2 P2			4 0 0 0 0 0 2
Matt Nokes, L (1, 2) OBP: 0.276, SLG: 0.396		1-1 L8		0-3 K		1-2 G3-1		0-1 P4		4 0 0 0 0 1 0
Randy Velarde, R (1, 6) OBP: 0.333, SLG: 0.402		2-1 F9		1-0 1B			0-0 1B SF9	2-0 S 1B		4 1 3 0 0 0 0
Kevin Maas, L (1, 3) OBP: 0.315, SLG: 0.426		3-1 2B		2-3 K			2-1 S 1B 1B	2-3 K		4 1 2 0 0 2 2
Charlie Hayes, R (1, 5) OBP: 0.283, SLG: 0.392		3-3 K			1-1 F9		0-0 SF9	2-1 P3		3 0 0 1 0 1 2
Andy Stankiewicz, R (1, 4) OBP: 0.339, SLG: 0.348			0-0 L8		2-3 K		2-2 1-H HR			3 1 1 1 0 1 0

Inning Stats	R: 0 E: 0 K: 1 S: 9	H: 0 LOB: 1 BB: 1 P: 16	R: 0 E: 0 K: 1 S: 9	H: 1 LOB: 1 BB: 0 P: 18	R: 0 E: 0 K: 0 S: 6	H: 0 LOB: 0 BB: 0 P: 8	R: 1 E: 0 K: 2 S: 11	H: 2 LOB: 1 BB: 0 P: 17	R: 0 E: 0 K: 1 S: 11	H: 1 LOB: 1 BB: 0 P: 18	R: 0 E: 0 K: 1 S: 7	H: 0 LOB: 0 BB: 0 P: 10	R: 4 E: 0 K: 1 S: 19	H: 4 LOB: 1 BB: 1 P: 34	R: 0 E: 0 K: 1 S: 8	H: 1 LOB: 1 BB: 0 P: 14	1B: 6 2B: 1 3B: 0 HR: 2	SF: 1 SAC: 0 DP: 0 HBP: 0
--------------	------------------------------	----------------------------------	------------------------------	----------------------------------	------------------------------	---------------------------------	-------------------------------	----------------------------------	-------------------------------	----------------------------------	------------------------------	----------------------------------	-------------------------------	----------------------------------	------------------------------	----------------------------------	----------------------------------	------------------------------------

PITCHER	IP	WLS	BF	H	R	ER	SO	BB	IBB	HBP	BLK	WP	HR	S	P	ERA	WHIP
Bill Wegman, R (1, 1) ERA: 3.22	6.1	L	27	7	4	4	6	1	0	0	0	0	1	61	98	5.68	1.263
Dan Plesac, L (7, 1) ERA: 3.34	1.1		7	2	1	1	2	1	0	0	0	0	1	17	33	6.75	2.250
Jim Austin, R (8, 1) ERA: 2.25	0.1		1	0	0	0	0	0	0	0	0	0	0	2	4	0.00	0.000


BOTTOM

Milwaukee Brewers @ New York Yankees
Yankee Stadium, Bronx, NY

Tue Aug 25 1992, 7:05 PM EDT
Att. 15,561 - Sunny - 85 F

livebaseballscorecards.com

AB	32
R	5
H	9
RBI	5
BB	2
SO	8
LOB	7



WP: 0	PA: 35
PB: 0	
SB: 2	
CS: 0	

Batter	1	2	3	4	5	6	7	8	9	AB R H RBI BB SO LOB	TOP											
Pat Listach, S OBP: 0.356, SLG: 0.356 (1, 6)	3-3 K		2-1 P6		2-2 G6-3			1-0 1B		4 1 1 0 0 1 1												
Darryl Hamilton, L OBP: 0.344, SLG: 0.395 (1, 8)	1-2 G5-3		2-1 G6-3		3-2 F8			2-2 1B		4 0 1 0 0 0 1												
Paul Molitor, R OBP: 0.384, SLG: 0.454 (1, 3)	2-1 G6-3			1-0 1B		0-0 G6-3		1-0 1B		4 1 2 1 0 0 0												
Franklin Stubbs, L OBP: 0.293, SLG: 0.372 (1, 10)		2-2 F8		1-0 1B		0-2 G6-3		1-1 P3		4 1 1 0 0 0 1												
Dante Bichette, R OBP: 0.328, SLG: 0.431 (1, 9)		2-2 FC5-4		3-2 P3		0-1 G4-3		1-0 F9		4 0 1 0 0 0 3												
Greg Vaughn, R OBP: 0.287, SLG: 0.373 (1, 7)		4-0 BB		4-0 BB			2-2 1B		3-1 L7	2 0 1 0 2 0 0												
Kevin Seitzer, R OBP: 0.331, SLG: 0.357 (1, 5)		1-2 FC5-4		0-2 F9		2-2 L9		0-1 F7		3 0 0 0 0 0 6												
Dave Nilsson, L OBP: 0.252, SLG: 0.302 (9, PH)		1-2 2-3		1-2 CS		1-2 F8		1-2 G6-3		1 0 0 0 0 0 0												
B.J. Surhoff, L OBP: 0.306, SLG: 0.320 (1, 2)		0-1 G4-3		1-2 CS		0-0 F8				4 0 0 0 0 0 4												
Scott Fletcher, R OBP: 0.344, SLG: 0.372 (1, 4)			4-0 BB	1-2 CS	1-0 F9		1-0 F8			2 0 0 0 1 0 1												
Inning Stats	R: 0 E: 0 K: 1 S: 10	H: 0 LOB: 0 BB: 0 P: 16	R: 0 E: 0 K: 0 S: 13	H: 1 LOB: 2 BB: 1 P: 22	R: 0 E: 0 K: 0 S: 4	H: 0 LOB: 0 BB: 1 P: 12	R: 2 E: 1 K: 0 S: 13	H: 2 LOB: 1 BB: 1 P: 24	R: 0 E: 0 K: 0 S: 7	H: 0 LOB: 0 BB: 0 P: 13	R: 0 E: 0 K: 0 S: 6	H: 0 LOB: 0 BB: 0 P: 6	R: 0 E: 0 K: 0 S: 18	H: 1 LOB: 1 BB: 0 P: 23	R: 1 E: 0 K: 0 S: 8	H: 3 LOB: 1 BB: 0 P: 14	R: 0 E: 0 K: 0 S: 7	H: 0 LOB: 0 BB: 0 P: 11	1B: 6 2B: 1 3B: 0 HR: 0	SF: 0 SAC: 0 DP: 0 HBP: 0	WP: 0 PB: 0 SB: 1 CS: 4	PA: 36
PITCHER	IP WLS BF H R ER SO BB IBB HBP BLK WP HR S P ERA WHIP																					
Scott Kamieniecki, R ERA: 4.45 (1, 1)	7.0 W 27 4 2 0 1 3 0 0 0 0 0 0 71 116 0.00 1.000																					
Rich Monteleone, R ERA: 3.39 (8, 1)	1.0 5 3 1 1 0 0 0 0 0 0 0 0 8 14 9.00 3.000																					
Steve Farr, R ERA: 1.73 (9, 1)	1.0 S 3 0 0 0 0 0 0 0 0 0 0 0 7 11 0.00 0.000																					

Milwaukee Brewers @ New York Yankees
 Yankee Stadium, Bronx, NY
 Wed Aug 26 1992, 7:05 PM EDT
 Att. 17,864 - Cloudy - 74 F

AB	32
R	3
H	7
RBI	1
BB	3
SO	1
LOB	17



Batter	1	2	3	4	5	6	7	8	9
Bernie Williams, S OBP: 0.347, SLG: 0.407 (1, 8)	2-1 G6-3		1 SAFE 1 B SAFE 2-2 FC5-4 BB WP HR 1-3	2-1 F7			1-0 FC4-2 1B 1-3		
Randy Velarde, R OBP: 0.332, SLG: 0.398 Don Mattingly, L OBP: 0.333, SLG: 0.427 (1, 5) (9, 3)	1-3 K		1 SAFE 1 B SAFE 4-1 BB HR BB 1-2		0-0 P5		3-2 FC4-2 WP 1-2 3-H 2-1 G3 1-2		
Mel Hall, L OBP: 0.313, SLG: 0.441 (1, 9)	2-2 CS 1B		4-0 HR BB 1-2 2-3		3-2 L4				
Danny Tartabull, R OBP: 0.418, SLG: 0.485 (1, 10)	2-2 CS 1-2	4-2 1B BB	2-2 HR		1-2 G5-3			4-1 CS BB	
Roberto Kelly, R OBP: 0.326, SLG: 0.407 (1, 7)		0-3 K	0-0 1B		0-1 G4-3			4-2 PO BB 1-2	
Mike Stanley, R OBP: 0.376, SLG: 0.421 (1, 2)		0-1 G4-6-3 1B	1-1 G1-3		2-0 F8			1-3 K	
Charlie Hayes, R OBP: 0.285, SLG: 0.393 (1, 3) (9, 5)		0-1 G4-6-3 1-2f		4-2 F8 BB		0-1 FC6-4 1B		0-0 PO	
Andy Stankiewicz, R OBP: 0.336, SLG: 0.345 (1, 6)			1-2 G5-3		1-0 F7		1-1 FC6-4		
Pat Kelly, R OBP: 0.302, SLG: 0.368 (1, 4)			2-0 FC5-4 1B		1-0 F8		4-2 1B FC4-2 BB		

AB	R	H	RBI	BB	SO	LOB
4	1	1	0	0	0	2
3	1	0	0	1	1	2
0	0	0	0	0	0	0
3	1	1	0	1	0	1
2	1	1	4	2	0	0
3	0	1	0	1	1	1
4	0	1	0	0	1	2
2	0	1	0	1	0	2
3	0	0	0	0	0	2
2	0	1	0	1	0	1

BOTTOM

Milwaukee Brewers @ New York Yankees
Yankee Stadium, Bronx, NY
Wed Aug 26 1992, 7:05 PM EDT
Att. 17,864 - Cloudy - 74 F

livebaseballscores.com

AB	26
R	4
H	7
RBI	4
BB	7
SO	3
LOB	13



1B: 6	SF: 0	WP: 2	PA: 35
2B: 1	SAC: 0	PB: 0	
3B: 0	DP: 2	SB: 1	
HR: 1	HBP: 0	CS: 2	

Inning	R	H	E	K	S	H	LOB	BB	P
1	0	1	0	1	18	0	1	0	18
2	0	1	0	1	16	0	1	0	16
3	4	3	0	3	30	0	3	0	30
4	0	0	0	0	14	0	0	0	14
5	0	0	0	0	11	0	0	0	11
6	0	1	0	0	10	0	1	0	10
7	0	1	0	0	18	0	1	0	18
8	0	0	0	0	19	0	0	0	19
9	0	0	0	0	0	0	0	0	0

PITCHER	IP	WLS	BF	H	R	ER	SO	BB	IBB	HBP	BLK	WP	HR	S	P	ERA	WHIP
Bruce Ruffin, L ERA: 6.67 (1, 1)	3.0	L	15	5	4	4	2	3	0	0	0	1	1	37	64	12.00	2.667
Ricky Bones, R ERA: 4.78 (4, 1)	3.0		12	1	0	0	0	2	0	0	0	0	0	22	41	0.00	1.000
Jim Austin, R ERA: 2.15 (7, 1)	2.0		6	1	0	0	1	2	0	0	0	1	0	16	31	0.00	1.500

Batter	1	2	3	4	5	6	7	8	9	AB R H RBI BB SO LOB	TOP											
Bernie Williams, S (1, 8) OBP: 0.349, SLG: 0.411	4-1 1B 1B 1B BB	0-2 G4-3		0-0 F9 1-H 3-H 2B			1-3 K		2-2 G3	4 1 1 2 1 1 0												
Roberto Kelly, R (1, 7) OBP: 0.326, SLG: 0.406	2-2 1B 1-2 1B	3-3 K		0-0 F9 2-3			2-0 F9			4 1 1 0 0 1 1												
Mel Hall, L (1, 9) OBP: 0.313, SLG: 0.440	2-1 1B 1-2 2-3 1B		1-3 K	1-2 G1-3			3-1 F7			4 0 1 0 0 1 1												
Danny Tartabull, R (1, 10) OBP: 0.414, SLG: 0.479	2-0 P4		2-3 K		1-2 G6-3			0-0 G5-3		4 0 0 0 0 1 3												
Mike Stanley, R (1, 2) OBP: 0.379, SLG: 0.419	0-3 K		4-0 BB		1-0 G6-4-3 1B			1-0 F9		3 0 1 0 1 1 3												
Randy Velarde, R (1, 6) OBP: 0.334, SLG: 0.397	2-2 1B		0-1 G1-3		2-2 G6-4-3 1-2f			4-1 FC5-4 BB		3 0 1 2 1 0 2												
Charlie Hayes, R (1, 5) OBP: 0.285, SLG: 0.391	1-0 F8		1-0 1B 2B 1B		1-2 G1-3			0-1 FC5-4 1-2f		4 1 1 0 0 0 3												
Kevin Maas, L (1, 3) OBP: 0.310, SLG: 0.420		0-0 P7		0-3 K		2-3 K		1-0 G3-1		4 0 0 0 0 2 1												
Don Mattingly, L (9, 3) OBP: 0.333, SLG: 0.427										0 0 0 0 0 0 0												
Pat Kelly, R (1, 4) OBP: 0.305, SLG: 0.382		1-2 HR		3-2 2B 1-3 1B		0-2 P6		2-2 G4-3		4 2 2 1 0 0 0												
Inning Stats	R: 2 E: 0 K: 1 S: 14	H: 3 LOB: 2 BB: 1 P: 27	R: 1 E: 0 K: 1 S: 11	H: 1 LOB: 0 BB: 0 P: 15	R: 0 E: 0 K: 2 S: 8	H: 0 LOB: 1 BB: 1 P: 15	R: 2 E: 0 K: 1 S: 14	H: 3 LOB: 1 BB: 0 P: 19	R: 0 E: 0 K: 0 S: 7	H: 1 LOB: 0 BB: 0 P: 11	R: 0 E: 0 K: 1 S: 9	H: 0 LOB: 0 BB: 0 P: 12	R: 0 E: 0 K: 1 S: 6	H: 0 LOB: 0 BB: 0 P: 12	R: 0 E: 0 K: 0 S: 5	H: 0 LOB: 1 BB: 1 P: 10	R: 0 E: 0 K: 0 S: 10	H: 0 LOB: 0 BB: 0 P: 15	1B: 6 2B: 1 3B: 0 HR: 1	SF: 0 SAC: 0 DP: 1 HBP: 0	WP: 0 PB: 0 SB: 0 CS: 0	PA: 37
PITCHER	IP WLS BF H R ER SO BB IBB HBP BLK WP HR S P ERA WHIP																					
David West, L (1, 1) ERA: 5.85	4.0 L 21 7 5 5 5 2 0 0 0 0 0 1 47 76 11.25 2.250																					
Mike Trombley, R (5, 1) ERA: 1.29	3.0 9 1 0 0 2 0 0 0 0 0 0 0 22 35 0.00 0.333																					
Willie Banks, R (8, 1) ERA: 5.76	2.0 7 0 0 0 0 1 0 0 0 0 0 0 15 25 0.00 0.500																					

New York Yankees @ Minnesota Twins
Hubert H. Humphrey Metrodome, Minneapolis, MN
 Thu Aug 27 1992, 8:05 PM EDT
 Att. 25,478 - Dome - 70 F

AB	34
R	5
H	8
RBI	5
BB	3
SO	7
LOB	14



Batter	1	2	3	4	5	6	7	8	9	AB	R	H	RBI	BB	SO	LOB
Chuck Knoblauch, R <small>OBP: 0.379, SLG: 0.367</small> (1, 4)	1-0 1B		1-1 F8			1-2 L6		3-2 1B		4	0	2	0	0	0	1
Randy Bush, L <small>OBP: 0.279, SLG: 0.313</small> (1, 10)	0-1 G4-3 1-2		2-2 F8 1-2			3-3 K		0-3 K2-3		4	0	0	0	0	2	3
Kirby Puckett, R <small>OBP: 0.363, SLG: 0.504</small> (1, 8)	2-2 G5-3				1-2 G6-3 1B	1-3 K			1-3 K	4	0	1	0	0	2	1
Kent Hrbek, L <small>OBP: 0.351, SLG: 0.416</small> (1, 3)	3-2 P5			1-2 G6-3 1-2f			0-1 P6		0-0 F7	4	0	0	0	0	0	2
Shane Mack, R <small>OBP: 0.398, SLG: 0.473</small> (1, 7)		0-3 K		0-0 1B			3-2 FC6 1B		1-0 F7	4	0	2	0	0	1	0
Brian Harper, R <small>OBP: 0.334, SLG: 0.414</small> (1, 2)		1-2 G6-3		0-1 F9			0-0 L8			3	0	0	0	0	0	2
Pedro Munoz, R <small>OBP: 0.303, SLG: 0.433</small> (1, 9)		0-1 S 1B			1-3 K2-3			1-0 FC6 1-2f		3	0	1	0	0	1	1
Scott Leius, R <small>OBP: 0.322, SLG: 0.353</small> (1, 5) (9, 6)		3-3 K 1-2			0-2 G5-3			3-3 K		3	0	0	0	0	2	1
Greg Gagne, R <small>OBP: 0.292, SLG: 0.365</small> (1, 6) Gene Larkin, S <small>OBP: 0.318, SLG: 0.360</small> (8, PH) Jeff Reboulet, R <small>OBP: 0.314, SLG: 0.282</small> (9, 5)			4-0 CS BB		0-1 G4-3			1-3 K		1	0	0	0	1	0	0

Inning Stats	R: 0	H: 1	E: 0	LOB: 1	K: 0	BB: 0	S: 9	P: 15	R: 0	H: 1	E: 0	LOB: 1	K: 2	BB: 0	S: 14	P: 18	R: 0	H: 0	E: 0	LOB: 0	K: 0	BB: 1	S: 5	P: 12	R: 0	H: 2	E: 0	LOB: 1	K: 0	BB: 0	S: 9	P: 11	R: 0	H: 0	E: 0	LOB: 0	K: 1	BB: 0	S: 8	P: 9	R: 0	H: 0	E: 0	LOB: 0	K: 2	BB: 0	S: 10	P: 15	R: 0	H: 1	E: 0	LOB: 1	K: 0	BB: 0	S: 7	P: 11	R: 0	H: 1	E: 0	LOB: 1	K: 3	BB: 0	S: 13	P: 20	R: 0	H: 0	E: 0	LOB: 0	K: 1	BB: 0	S: 5	P: 7	1B: 6	SF: 0	2B: 0	SAC: 0	3B: 0	DP: 1	HR: 0	HBP: 0	WP: 0	PA: 32
--------------	------	------	------	--------	------	-------	------	-------	------	------	------	--------	------	-------	-------	-------	------	------	------	--------	------	-------	------	-------	------	------	------	--------	------	-------	------	-------	------	------	------	--------	------	-------	------	------	------	------	------	--------	------	-------	-------	-------	------	------	------	--------	------	-------	------	-------	------	------	------	--------	------	-------	-------	-------	------	------	------	--------	------	-------	------	------	-------	-------	-------	--------	-------	-------	-------	--------	-------	--------

PITCHER	IP	WLS	BF	H	R	ER	SO	BB	IBB	HBP	BLK	WP	HR	S	P	ERA	WHIP
Melido Perez, R <small>ERA: 2.88</small> (1, 1)	9.0	W	32	6	0	0	9	1	0	0	0	0	0	80	118	0.00	0.778

BOTTOM

New York Yankees @ Minnesota Twins
 Hubert H. Humphrey Metrodome, Minneapolis, MN

Thu Aug 27 1992, 8:05 PM EDT
 Att. 25,478 - Dome - 70 F

AB	31
R	0
H	6
RBI	0
BB	1
SO	9
LOB	11

Batter	1	2	3	4	5	6	7	8	9	10	11	12	13	14	AB R H RBI BB SO LOB	TOP																		
Bernie Williams, S OBP: 0.338, SLG: 0.395 (1, 8)	0-3 K		0-1 F7		2-0 G1-3		1-0 L7			1-1 SH3 1B		2-1 P6		0-0 P6	7 0 1 0 0 1 1																			
Roberto Kelly, R OBP: 0.326, SLG: 0.405 (1, 7)	4-1 FC6-4 BB		1-1 G6-3 1B			2-3 K		1-3 K		2-0 SH3 1-2		1-3 K			4 0 1 0 1 3 0																			
Don Mattingly, L OBP: 0.330, SLG: 0.422 (1, 3)	1-0 FC6-4 1-2f		0-0 G6-3 1-2f			1-2 G4-3		1-0 G3-1		0-1 F8		2-1 F8			6 0 0 0 0 0 3																			
Danny Tartabull, R OBP: 0.410, SLG: 0.471 (1, 10)	1-0 F8			2-2 G6-3		0-0 G1-3		2-1 G5-3		4-0 IBB			3-2 G5-3		5 0 0 0 1 0 1																			
Mel Hall, L OBP: 0.311, SLG: 0.435 (1, 9)		0-1 G6-3		1-0 F8			4-0 1B HR BB		1-0 E6 FC5 SH1-3		2-3 K		1-2 G5-3		5 1 0 0 1 1 2																			
Randy Velarde, R OBP: 0.338, SLG: 0.402 (1, 6)		1-3 K2-3		4-2 BB			1-1 HR 1B		1-0 SH1-3		1-0 2B		1-3 K		4 1 2 0 1 2 0																			
Matt Nokes, L OBP: 0.280, SLG: 0.406 (1, 2)		0-1 1B 1B		1-3 BB			2-2 HR		4-0 FC5 IBB		0-3 K			0-0 G6-3	5 1 2 3 1 2 2																			
Charlie Hayes, R OBP: 0.285, SLG: 0.391 (1, 5)		1-0 FC6-4 1B		1-3 1B			3-1 F9		2-2 FC5 1-2 2-3f		0-2 G6-3			0-0 G5-3	6 0 2 0 0 0 3																			
Pat Kelly, R OBP: 0.302, SLG: 0.377 Dion James, L OBP: 0.357, SLG: 0.374 Andy Stankiewicz, R OBP: 0.337, SLG: 0.349 (1, 4) (9, PH) (9, 4)		0-0 FC6-4 1-2f		0-0 G5-4-3 1-2f			1-1 P6		2-1 G5-3		0-2 G5-3			1-2 2B	3 0 0 0 0 0 3 1 0 0 0 0 0 2 2 0 1 0 0 0 1																			
Inning Stats	R: 0 E: 0 S: 6	H: 0 LOB: 1 BB: 1 P: 12	R: 0 E: 0 S: 10	H: 2 LOB: 2 BB: 0 P: 12	R: 0 E: 0 S: 5	H: 1 LOB: 0 BB: 0 P: 6	R: 0 E: 0 S: 9	H: 0 LOB: 1 BB: 1 P: 17	R: 0 E: 0 S: 4	H: 0 LOB: 0 BB: 0 P: 8	R: 0 E: 0 S: 7	H: 0 LOB: 0 BB: 0 P: 10	R: 3 E: 0 S: 9	H: 2 LOB: 0 BB: 1 P: 20	R: 0 E: 0 S: 6	H: 0 LOB: 0 BB: 0 P: 10	R: 0 E: 1 S: 7	H: 0 LOB: 2 BB: 1 P: 17	R: 0 E: 0 S: 9	H: 1 LOB: 2 BB: 1 P: 18	R: 0 E: 0 S: 11	H: 1 LOB: 1 BB: 0 P: 12	R: 0 E: 0 S: 10	H: 0 LOB: 0 BB: 0 P: 15	R: 0 E: 0 S: 10	H: 0 LOB: 0 BB: 0 P: 15	R: 0 E: 0 S: 6	H: 1 LOB: 1 BB: 0 P: 7	1B: 6 2B: 2 3B: 0 HR: 1	SF: 0 SAC: 2 DP: 2 HBP: 0	WP: 0 PB: 0 CS: 0	PA: 55		
PITCHER	IP WLS BF H R ER SO BB IBB HBP BLK WP HR S P ERA WHIP																																	
Scott Erickson, R ERA: 3.56 (1, 1)	9.0		6	3	3	5	3	1	0	0	0	0	0	0	0	1	63	112	3.00	1.000														
Tom Edens, R ERA: 2.91 (10, 1)	0.1		2	1	0	0	0	0	0	0	0	0	0	0	0	3	6	0.00	3.000															
Mark Guthrie, L ERA: 3.16 (10, 1)	1.0		5	1	0	0	2	0	1	0	0	0	0	0	0	10	17	0.00	1.000															
Carl Willis, R ERA: 3.12 (11, 1)	3.2	W	12	1	0	0	2	0	0	0	0	0	0	0	0	33	44	0.00	0.273															

New York Yankees @ Minnesota Twins
 Hubert H. Humphrey Metrodome, Minneapolis, MN

Fri Aug 28 1992, 8:05 PM EDT
 Att: 29,361 - Dome - 70 F

livebaseballscorecards.com

AB	48
R	3
H	9
RBI	3
BB	5
SO	9
LOB	18



Batter	1	2	3	4	5	6	7	8	9	AB R H RBI BB SO LOB	TOP											
Bernie Williams, S OBP: 0.348, SLG: 0.393 (1, 8) X	0-0 G6-3	3-2 HR BB 1B		4-1 FC6-4 BB		1-1 G5-3		4-0 G6-3 BB		3 1 1 0 2 0 0												
Randy Velarde, R OBP: 0.337, SLG: 0.398 (1, 6) C Mel Hall, L OBP: 0.310, SLG: 0.434 (8, PH) X Andy Stankiewicz, R OBP: 0.337, SLG: 0.349 (8, 6) X	2-1 G5-3	4-2 HR BB		1-0 FC6-4 1-2f		3-3 K		1-2 G6-3 1-2f		3 1 0 0 1 1 1 1 0 0 0 0 0 2 0 0 0 0 0 0 0												
Don Mattingly, L OBP: 0.328, SLG: 0.422 (1, 3) X	1-0 1B 2B	0-0 F9		0-0 F8		2-1 G6-3		0-1 G6-3		5 1 1 0 0 0 3												
Danny Tartabull, R OBP: 0.410, SLG: 0.478 (1, 9) B Dion James, L OBP: 0.357, SLG: 0.374 (9, 9) B	4-1 BB 1B BB	1-0 HR 1-H 2-H		2-3 K		0-0 F9		3-1 G5-3		4 2 1 3 1 1 1 0 0 0 0 0 0 0												
Roberto Kelly, R OBP: 0.329, SLG: 0.409 (1, 7) X	1-0 1B BB	0-3 K		2-0 CS 2B		1-2 S 1B		2-2 L9		5 1 3 1 0 1 0												
Mike Stanley, R OBP: 0.382, SLG: 0.412 (1, 2) C	4-2 BB 1B BB	3-2 G5-3		4-0 G3-1 CS BB		0-3 K				2 0 0 0 2 1 1												
Jim Leyritz, R OBP: 0.331, SLG: 0.397 (1, 10) X	0-0 BB 1B		2-0 F8		2-2 G3-1		2-0 F7			4 0 1 2 0 0 3												
Charlie Hayes, R OBP: 0.289, SLG: 0.393 (1, 5) S	4-1 FC6-4 BB		0-2 G3		4-1 WP BB		2-1 G6-3 2B			2 0 1 0 2 0 0												
Pat Kelly, R OBP: 0.298, SLG: 0.372 (1, 4) X	1-1 FC6-4 1-2f		0-0 F8		3-3 K		0-2 G6-3			4 0 0 0 0 1 6												
Inning Stats	R: 3 E: 0 K: 0 S: 15	H: 3 LOB: 3 BB: 3 P: 32	R: 3 E: 0 K: 1 S: 13	H: 2 LOB: 0 BB: 1 P: 24	R: 0 E: 0 K: 0 S: 5	H: 0 LOB: 0 BB: 0 P: 7	R: 0 E: 0 K: 1 S: 6	H: 0 LOB: 1 BB: 1 P: 13	R: 0 E: 0 K: 1 S: 8	H: 1 LOB: 2 BB: 2 P: 23	R: 0 E: 0 K: 1 S: 7	H: 0 LOB: 0 BB: 0 P: 13	R: 0 E: 0 K: 1 S: 10	H: 1 LOB: 1 BB: 0 P: 13	R: 0 E: 0 K: 0 S: 10	H: 1 LOB: 1 BB: 1 P: 17	R: 0 E: 0 K: 0 S: 10	H: 0 LOB: 0 BB: 0 P: 15	1B: 4 2B: 3 3B: 0 HR: 1	SF: 0 SAC: 0 DP: 1 HBP: 0	WP: 1 PB: 0 SB: 1 CS: 2	PA: 41
PITCHER	IP WLS BF H R ER SO BB IBB HBP BLK WP HR S P ERA WHIP																					
Bill Krueger, L ERA: 4.3 (1, 1)	4.0 L 24 6 6 6 2 6 0 0 0 0 0 1 40 83 13.50 3.000																					
Tom Edens, R ERA: 2.77 (5, 1)	3.1 13 2 0 0 3 2 0 0 0 1 0 31 55 0.00 1.200																					
Rick Aguilera, R ERA: 3.42 (8, 1)	1.2 4 0 0 0 0 0 0 0 0 0 0 0 13 19 0.00 0.000																					

New York Yankees @ Minnesota Twins
 Hubert H. Humphrey Metrodome, Minneapolis, MN
 Sat Aug 29 1992, 8:05 PM EDT
 Att. 34,793 - Dome - 70 F

AB	33
R	6
H	8
RBI	6
BB	8
SO	5
LOB	17



Batter	1	2	3	4	5	6	7	8	9	AB R H RBI BB SO LOB
Chuck Knoblauch, R <small>OBP: 0.375, SLG: 0.363</small> (1, 4)	3-1 	0-0 			0-2 		3-1 			4 0 1 0 0 0 1
Randy Bush, L <small>OBP: 0.276, SLG: 0.310</small> (1, 9)	2-3 	1-0 			1-3 		3-3 			4 0 0 0 0 3 2
Kirby Puckett, R <small>OBP: 0.365, SLG: 0.501</small> (1, 8)	4-1 		1-2 		0-0 		3-3 			3 0 1 0 1 1 0
Chili Davis, S <small>OBP: 0.374, SLG: 0.404</small> (1, 10)	0-0 		4-1 		2-1 		3-1 			3 0 0 0 1 0 2
Shane Mack, R <small>OBP: 0.399, SLG: 0.479</small> (1, 7)		4-1 	3-3 		0-0 		1-1 			3 1 0 0 1 1 2
Brian Harper, R <small>OBP: 0.333, SLG: 0.409</small> (1, 2)		1-1 		0-0 		2-2 		1-1 		4 0 1 0 0 0 2
Gene Larkin, S <small>OBP: 0.324, SLG: 0.365</small> (1, 3)		2-1 		4-0 		3-2 		3-3 		3 1 1 0 1 1 1
Scott Leius, R <small>OBP: 0.325, SLG: 0.352</small> (1, 5)		3-1 		3-1 		4-2 		1-2 		3 1 1 1 1 0 2
Greg Gagne, R <small>OBP: 0.290, SLG: 0.366</small> (1, 6)		1-0 		2-2 		1-2 				3 0 1 2 0 0 1

Inning Stats	R: 0	H: 0	E: 0	K: 1	S: 7	H: 0	LOB: 1	BB: 1	P: 16	R: 3	H: 4	E: 0	K: 0	S: 10	R: 0	H: 0	E: 0	K: 1	S: 8	R: 0	H: 0	E: 0	K: 0	S: 3	R: 0	H: 1	E: 0	K: 0	S: 9	R: 0	H: 0	E: 0	K: 1	S: 10	R: 0	H: 0	E: 0	K: 2	S: 9	R: 0	H: 0	E: 0	K: 1	S: 10	R: 0	H: 1	E: 0	K: 1	S: 10	1B: 5	2B: 3	3B: 0	HR: 0	SF: 0	SAC: 0	DP: 3	HBP: 0	WP: 0	PB: 0	SB: 1	CS: 1	PA: 35
--------------	------	------	------	------	------	------	--------	-------	-------	------	------	------	------	-------	------	------	------	------	------	------	------	------	------	------	------	------	------	------	------	------	------	------	------	-------	------	------	------	------	------	------	------	------	------	-------	------	------	------	------	-------	-------	-------	-------	-------	-------	--------	-------	--------	-------	-------	-------	-------	--------

PITCHER	IP	WLS	BF	H	R	ER	SO	BB	IBB	HBP	BLK	WP	HR	S	P	ERA	WHIP
Bob Wickman, R <small>ERA: 3.86</small> (1, 1)	8.0	W	31	5	3	3	5	5	0	0	0	0	0	63	126	3.38	1.250
Steve Farr, R <small>ERA: 1.69</small> (9, 1)	1.0	S	4	1	0	0	1	0	0	0	0	0	0	10	16	0.00	1.000

BOTTOM

New York Yankees @ Minnesota Twins
 Hubert H. Humphrey Metrodome, Minneapolis, MN

livebaseballscorecards.com

AB	30
R	3
H	6
RBI	3
BB	5
SO	6
LOB	13



Sat Aug 29 1992, 8:05 PM EDT
 Att: 34,793 - Dome - 70 F

Batter	1	2	3	4	5	6	7	8	9	AB R H RBI BB SO LOB	TOP											
Bernie Williams, S (1, 8) OBP: 0.349, SLG: 0.389	2-3 K		1-1 1B S 1B		4-0 SAFE 1-2 BB		1-1 F8		0-3 K	4 0 1 0 1 2 2												
Dion James, L (1, 7) OBP: 0.358, SLG: 0.375	2-2 F8		1-2 1-3 1B		0-0 P2		2-2 1-2 3-H 1B 1B		0-1 P7	5 0 2 1 0 0 2												
Don Mattingly, L (1, 10) OBP: 0.326, SLG: 0.419	1-1 G1-6-3		0-0 G4-3		2-1 F7		0-3 K			4 0 0 0 0 1 4												
Mel Hall, L (1, 9) OBP: 0.312, SLG: 0.439		2-2 F9		1-3 K		0-1 SF8 3B		0-0 1-2 2-H FC6-4 1B		4 1 2 1 0 1 0												
Matt Nokes, L (1, 2) OBP: 0.280, SLG: 0.406 Danny Tartabull, R (7, PH) OBP: 0.409, SLG: 0.476 Mike Stanley, R (7, 2) OBP: 0.382, SLG: 0.412		2-1 FC5-4 1B		1-0 G4-3		2-1 SF8		2-1 FC6-4		2 0 1 1 0 0 0 1 0 0 0 0 0 2 0 0 0 0 0 0 0												
Randy Velarde, R (1, 5) OBP: 0.336, SLG: 0.396		1-1 FC5-4		2-2 G3-1		1-0 1B		1-3 K		4 0 1 0 0 1 1												
Kevin Maas, L (1, 3) OBP: 0.307, SLG: 0.415 Charlie Hayes, R (8, PH) OBP: 0.289, SLG: 0.392		2-3 SAFE K		1-2 G3-1		1-0 G4-3		3-3 K		3 0 0 0 0 1 2 1 0 0 0 0 1 0												
Andy Stankiewicz, R (1, 6) OBP: 0.339, SLG: 0.349		1-2 L4		4-1 BB BB		3-2 F8 1B 1B		0-0 G3		3 1 1 0 1 0 0												
Pat Kelly, R (1, 4) OBP: 0.298, SLG: 0.371 Roberto Kelly, R (9, PH) OBP: 0.328, SLG: 0.408		0-0 G5-3		0-1 P3		1-2 1B 1B		3-2 G6-3		3 1 1 0 0 0 1 1 0 0 0 0 0 0												
Inning Stats	R: 0 E: 0 K: 1 S: 10	H: 0 LOB: 0 BB: 0 P: 15	R: 0 E: 0 K: 1 S: 11	H: 1 LOB: 1 BB: 0 P: 18	R: 0 E: 0 K: 0 S: 12	H: 2 LOB: 2 BB: 0 P: 15	R: 0 E: 0 K: 1 S: 8	H: 0 LOB: 0 BB: 0 P: 12	R: 0 E: 0 K: 0 S: 7	H: 0 LOB: 2 BB: 2 P: 16	R: 1 E: 0 K: 0 S: 8	H: 2 LOB: 1 BB: 0 P: 14	R: 2 E: 0 K: 1 S: 17	H: 4 LOB: 2 BB: 0 P: 26	R: 0 E: 0 K: 2 S: 8	H: 0 LOB: 0 BB: 0 P: 12	R: 0 E: 0 K: 1 S: 9	H: 0 LOB: 0 BB: 0 P: 12	1B: 8 2B: 0 3B: 1 HR: 0	SF: 1 SAC: 0 DP: 0 HBP: 0	WP: 0 PB: 0 SB: 1 CS: 0	PA: 38
PITCHER	IP WLS BF H R ER SO BB IBB HBP BLK WP HR S P ERA WHIP												PITCHER	IP WLS BF H R ER SO BB IBB HBP BLK WP HR S P ERA WHIP								
Kevin Tapani, R (1, 1) ERA: 3.95	6.1 W 29 8 3 3 3 2 0 0 0 0 0 0 67 108 4.26 1.579																					
Mark Guthrie, L (7, 1) ERA: 3.08	1.2 6 1 0 0 3 0 0 0 0 0 0 0 14 20 0.00 0.600																					
Rick Aguilera, R (9, 1) ERA: 3.35	1.0 S 3 0 0 0 1 0 0 0 0 0 0 0 9 12 0.00 0.000																					

New York Yankees @ Minnesota Twins
 Hubert H. Humphrey Metrodome, Minneapolis, MN
 Sun Aug 30 1992, 4:33 AM EDT
 Att. 30,730 - Dome - 70 F

livebaseballscorecards.com

AB	35
R	3
H	9
RBI	3
BB	2
SO	7
LOB	14



Batter	1	2	3	4	5	6	7	8	9
Chuck Knoblauch, R (1, 4) <small>OBP: 0.377, SLG: 0.365</small>	4-1 		0-0 	2-1 	3-3 			4-2 	
Randy Bush, L (1, 9) <small>OBP: 0.269, SLG: 0.300</small> Jeff Reboulet, R (9, 9) <small>OBP: 0.314, SLG: 0.276</small>	1-1 		0-0 	3-3 		0-0 		3-3 	
Kirby Puckett, R (1, 8) <small>OBP: 0.367, SLG: 0.502</small>	3-2 		4-0 		1-1 	2-3 		1-2 	
Chili Davis, S (1, 10) <small>OBP: 0.373, SLG: 0.403</small>	2-3 		1-1 		3-2 	3-3 			
Shane Mack, R (1, 7) <small>OBP: 0.402, SLG: 0.481</small>	1-2 			4-0 	0-2 		4-2 		
Brian Harper, R (1, 2) <small>OBP: 0.335, SLG: 0.408</small>		4-1 		1-0 	1-2 		0-0 		
Gene Larkin, S (1, 3) <small>OBP: 0.323, SLG: 0.360</small>		1-1 		0-0 	4-0 		2-0 		
Greg Gagne, R (1, 6) <small>OBP: 0.290, SLG: 0.364</small>		0-3 		1-2 	0-3 		1-0 		
Mike Pagliarulo, L (1, 5) <small>OBP: 0.202, SLG: 0.208</small>			0-1 	1-0 	4-0 		0-0 		

Inning Stats	R: 1	H: 1	E: 1	K: 1	S: 15	R: 0	H: 0	E: 0	K: 1	S: 6	R: 0	H: 1	E: 0	K: 0	S: 6	R: 2	H: 3	E: 0	K: 1	S: 14	R: 2	H: 2	E: 0	K: 2	S: 18	R: 0	H: 0	E: 0	K: 0	S: 10	R: 0	H: 0	E: 0	K: 0	S: 6	R: 0	H: 1	E: 0	K: 1	S: 10
	LOB: 1	BB: 1	BB: 1	BB: 1	LOB: 0	LOB: 0	LOB: 2	LOB: 2	LOB: 3	LOB: 1	LOB: 0	LOB: 1	LOB: 1	LOB: 1	LOB: 1	LOB: 0	LOB: 0	LOB: 0	LOB: 1	LOB: 1	LOB: 1	LOB: 1	LOB: 1	LOB: 1	LOB: 1	LOB: 1	LOB: 1	LOB: 1	LOB: 1	LOB: 1	LOB: 1	LOB: 1	LOB: 1	LOB: 1	LOB: 1	LOB: 1	LOB: 1	LOB: 1	LOB: 1	LOB: 1

PITCHER	IP	WLS	BF	H	R	ER	SO	BB	IBB	HBP	BLK	WP	HR	S	P	ERA	WHIP
Sam Miltello, R (1, 1) <small>ERA: 2.97</small>	4.2	L	27	7	5	4	4	5	1	1	0	0	0	55	101	7.71	2.571
Russ Springer, R (5, 1) <small>ERA: 9.39</small>	3.1		12	1	0	0	4	2	0	0	0	0	0	30	53	0.00	0.900

BOTTOM

New York Yankees @ Minnesota Twins
 Hubert H. Humphrey Metrodome, Minneapolis, MN

Sun Aug 30 1992, 4:33 AM EDT
 Att: 30,730 - Dome - 70 F


AB	R	H	RBI	BB	SO	LOB
3	1	1	0	2	1	5
5	0	0	0	0	2	6
0	0	0	0	0	0	0
3	1	1	1	1	1	2
4	1	1	0	0	2	3
2	1	1	1	2	0	1
3	1	1	0	1	0	3
3	0	0	0	1	0	4
4	0	1	1	0	2	4
3	0	2	2	1	0	0

AB	30
R	5
H	8
RBI	5
BB	8
SO	8
LOB	28

WP	PA
0	39

1B	2B	3B	HR	SF	SAC	DP	HBP
5	3	0	0	0	2	2	1

WP	HR	S	P	ERA	WHIP
0	0	0	0	0.00	0.900

Batter	1	2	3	4	5	6	7	8	9	AB R H RBI BB SO LOB	TOP											
Bernie Williams, S (1, 8) OBP: 0.347, SLG: 0.385	3-2 F7		0-0 1B			0-1 G3			2-2 G1-3	4 0 1 0 0 0 0	New York Yankees @ Milwaukee Brewers Milwaukee County Stadium, Milwaukee, WI Mon Aug 31 1992, 8:05 PM EDT Att. 13,713 - Sunny - 70 F AB 28 R 1 H 4 RBI 1 BB 2 SO 4 LOB 8 											
Roberto Kelly, R (1, 7) OBP: 0.330, SLG: 0.407	4-2 S BB		0-0 L9			0-1 G4-6-3 1B			1-2 G6-3	3 0 1 0 1 0 1												
Don Mattingly, L (1, 3) OBP: 0.324, SLG: 0.416	3-3 K		2-0 G6-3			0-0 G4-6-3 1-2f			1-2 P2	4 0 0 0 0 1 3												
Danny Tartabull, R (1, 10) OBP: 0.408, SLG: 0.473	1-3 K				3-3 K				4-2 FC3-6 BB	2 0 0 0 1 2 1												
Mel Hall, L (1, 9) OBP: 0.310, SLG: 0.436		1-0 F9			3-2 P2				0-0 FC3-6 G5-4-3 1-2f	3 0 0 0 0 0 1												
Randy Velarde, R (1, 6) OBP: 0.333, SLG: 0.392		0-1 G5-3			2-2 G4-3				0-1 G5-4-3 1-2f	3 0 0 0 0 0 1												
Matt Nokes, L (1, 2) OBP: 0.278, SLG: 0.403		3-2 P3				1-0 F9			0-0 P2	3 0 0 0 0 0 0												
Charlie Hayes, R (1, 5) OBP: 0.289, SLG: 0.392			1-0 F9			2-3 K			2-1 G4-6-3 1B	3 0 1 0 0 1 0												
Pat Kelly, R (1, 4) OBP: 0.300, SLG: 0.383			1-1 HR			2-1 B1-3			0-1 G4-6-3 1-2f	2 1 1 1 0 0 0												
Dion James, L (8, PH) OBP: 0.356, SLG: 0.372										1 0 0 0 0 0 1												
Andy Stankiewicz, R (8, 4) OBP: 0.339, SLG: 0.349										0 0 0 0 0 0 0												
Inning Stats	R: 0 E: 0 K: 2 S: 12	H: 0 LOB: 1 BB: 1 P: 23	R: 0 E: 0 K: 0 S: 6	H: 0 LOB: 0 BB: 0 P: 10	R: 1 E: 0 K: 0 S: 6	H: 2 LOB: 1 BB: 0 P: 10	R: 0 E: 0 K: 1 S: 9	H: 0 LOB: 0 BB: 0 P: 17	R: 0 E: 0 K: 1 S: 6	H: 0 LOB: 0 BB: 0 P: 11	R: 0 E: 0 K: 0 S: 5	H: 1 LOB: 0 BB: 0 P: 5	R: 0 E: 0 K: 0 S: 5	H: 0 LOB: 0 BB: 1 P: 9	R: 0 E: 0 K: 0 S: 5	H: 1 LOB: 0 BB: 0 P: 7	R: 0 E: 0 K: 0 S: 13	H: 0 LOB: 0 BB: 0 P: 17	1B: 3 2B: 0 3B: 0 HR: 1	SF: 0 SAC: 0 DP: 3 HBP: 0	WP: 0 PB: 0 SB: 1 CS: 0	PA: 30
PITCHER	IP WLS BF H R ER SO BB IBB HBP BLK WP HR S P ERA WHIP																					
Ricky Bones, R (1, 1) ERA: 4.61	7.0 W 24 3 1 1 4 2 0 0 0 0 0 1 49 85 1.29 0.714																					
Jesse Orosco, L (8, 1) ERA: 3.56	0.1 2 1 0 0 0 0 0 0 0 0 0 0 3 5 0.00 3.000																					
Mike Fetters, R (8, 1) ERA: 1.12	0.2 1 0 0 0 0 0 0 0 0 0 0 0 2 2 0.00 0.000																					
Doug Henry, R (9, 1) ERA: 4.5	1.0 S 3 0 0 0 0 0 0 0 0 0 0 0 13 17 0.00 0.000																					

New York Yankees @ Milwaukee Brewers
Milwaukee County Stadium, Milwaukee, WI
 Mon Aug 31 1992, 8:05 PM EDT
 Att. 13,713 - Sunny - 70 F

AB	28
R	1
H	4
RBI	1
BB	2
SO	4
LOB	8



Batter	1	2	3	4	5	6	7	8	9
Pat Listach, S OBP: 0.358, SLG: 0.356 (1, 6)	0-1 F9 S G4-3 1B		0-2 G6-3			3-2 L6		3-2 2B 1B	
Darryl Hamilton, L OBP: 0.348, SLG: 0.397 (1, 9)	4-2 B SAFE G4-3 S 1B BB		1-2 G3-1			1-2 P5		1-2 1B 2B	
Paul Molitor, R OBP: 0.387, SLG: 0.465 (1, 3)	2-1 F9 2-3		1-1 G6-3			1-1 1B		1-2 CS 1B	
Franklin Stubbs, L OBP: 0.293, SLG: 0.366 (1, 10)	2-1 G4-3 1-3 3-H			2-3 K		1-3 K		1-3 K	
Robin Yount, R OBP: 0.316, SLG: 0.368 (1, 8)	3-2 1B			0-2 F8			4-1 FC4-6 BB	0-0 L9	
B.J. Surhoff, L OBP: 0.306, SLG: 0.315 (1, 7)	1-3 K			0-0 L9			1-0 FC4-6		
Greg Vaughn, R OBP: 0.289, SLG: 0.378 (8, 7)									
Kevin Seitzer, R OBP: 0.337, SLG: 0.366 (1, 5)		0-0 G4-3			1-1 L6		4-1 FC5-4 BB		
Dave Nilsson, L OBP: 0.250, SLG: 0.297 (1, 2)		1-1 G5-4-3 1B			2-2 L8		2-2 P6		
Scott Fletcher, R OBP: 0.348, SLG: 0.377 (1, 4)		0-2 G5-4-3 1-2f			1-2 G5-3		0-1 FC5-4 1-2f		

Inning Stats	R: 2	H: 2	E: 0	K: 1	S: 15	LOB: 1	BB: 1	P: 26
	R: 0	H: 1	E: 0	K: 0	S: 6	LOB: 0	BB: 0	P: 7
	R: 0	H: 0	E: 0	K: 0	S: 8	LOB: 0	BB: 0	P: 10
	R: 0	H: 0	E: 0	K: 1	S: 8	LOB: 0	BB: 0	P: 10
	R: 0	H: 0	E: 0	K: 0	S: 8	LOB: 0	BB: 0	P: 12
	R: 0	H: 1	E: 0	K: 1	S: 12	LOB: 1	BB: 0	P: 18
	R: 0	H: 0	E: 0	K: 0	S: 9	LOB: 2	BB: 2	P: 19
	R: 2	H: 3	E: 0	K: 1	S: 15	LOB: 0	BB: 0	P: 21

PITCHER	IP	WLS	BF	H	R	ER	SO	BB	IBB	HBP	BLK	WP	HR	S	P	ERA	WHIP
Scott Kamieniecki, R ERA: 4.48 (1, 1)	7.0	L	30	7	4	4	3	3	0	0	0	0	0	77	118	5.14	1.429
Rich Monteleone, R ERA: 3.22 (8, 1)	1.0		2	0	0	0	1	0	0	0	0	0	0	4	5	0.00	0.000

BOTTOM


New York Yankees @ Milwaukee Brewers
Milwaukee County Stadium, Milwaukee, WI

Mon Aug 31 1992, 8:05 PM EDT
Att. 13,713 - Sunny - 70 F

AB	R	H	RBI	BB	SO	LOB
4	2	2	0	0	0	0
3	2	1	0	1	0	0
4	0	2	2	0	0	2
4	0	0	1	0	3	3
3	0	1	1	1	0	0
3	0	0	0	0	1	2
0	0	0	0	0	0	0
2	0	0	0	1	0	0
3	0	1	0	0	0	2
3	0	0	0	0	0	3

AB	29
R	4
H	7
RBI	4
BB	3
SO	4
LOB	12

livebaseballscorecards.com



WP	PA	3B	DP	HR	SAC	HBP
0	32	0	1	0	0	0

New York Yankees @ Milwaukee Brewers
 Milwaukee County Stadium, Milwaukee, WI

Tue Sep 01 1992, 8:05 PM EDT
 Att. 13,650 - Sunny - 69 F

AB	39
R	7
H	16
RBI	7
BB	7
SO	7
LOB	26



WP:	1	PA:	48
PB:	0		
SB:	0		
CS:	1		

AB	R	H	RBI	BB	SO	LOB
6	0	0	0	0	2	5
3	1	1	1	3	0	0
5	2	2	0	0	1	7
4	2	3	0	1	1	2
2	0	1	2	0	1	1
2	0	1	1	0	0	1
3	1	2	1	2	0	1
4	1	1	1	1	1	5
5	0	2	1	0	0	4
5	0	3	0	0	1	0

Batter	1	2	3	4	5	6	7	8	9
Bernie Williams, S OBP: 0.333, SLG: 0.368 (1, 8)	3-3 K	2-2 F7	0-0 P2		0-0 G6-3		0-0 F7		1-3 K
Roberto Kelly, R OBP: 0.333, SLG: 0.407 (1, 7)	2-2 1B	2-2 L9	4-1 BB		4-0 BB		4-0 BB		1-2 G6-3
Don Mattingly, L OBP: 0.324, SLG: 0.415 (1, 3)	1-0 BB		SF9 1B		0-0 P4		2-3 K		
Danny Tartabull, R OBP: 0.413, SLG: 0.483 (1, 10)	2-3 K		SF9 1B		0-0 2B		4-2 F8		2-2 E
Mel Hall, L OBP: 0.310, SLG: 0.436 (1, 9)	1-2 BB		SF9		2-3 K		1-1 F8		1-2 E9
Dion James, L OBP: 0.358, SLG: 0.374 (4, 9)	1-2 BB		2-3 3-H						G6-4-3 2-H 1B
Randy Velarde, R OBP: 0.340, SLG: 0.395 (1, 6)	4-2 BB		2-0 1B		0-0 P4		0-1 CS		4-0 G6-4-3
Mike Stanley, R OBP: 0.383, SLG: 0.407 (1, 2)	4-1 BB		2-1 1B		2-3 K		0-1 F8		0-0 G6-4-3
Charlie Hayes, R OBP: 0.290, SLG: 0.392 (1, 5)	1-2 L5		3-2 BB		1-0 G6-3		2-0 CS		0-1 F8
Pat Kelly, R OBP: 0.305, SLG: 0.391 (1, 4)			2-3 K		1-0 BB		1-1 2B		0-2 G6-3

Inning Stats	R	H	E	K	S	R	H	E	K	S	R	H	E	K	S	R	H	E	K	S	R	H	E	K	S	R	H	E	K	S	R	H	E	K	S									
	2	3	0	2	23	0	0	0	0	16	0	1	0	0	9	0	1	0	0	6	0	1	0	0	12	0	2	0	0	15	0	2	0	0	16	1	2	0	0	19	0	0	0	11

PITCHER	IP	WLS	BF	H	R	ER	SO	BB	IBB	HBP	BLK	WP	HR	S	P	ERA	WHIP
Jaime Navarro, R ERA: 3.39 (1, 1)	2.1	L	17	8	6	6	3	2	0	0	0	0	0	47	82	23.14	4.286
Dan Plesac, L ERA: 3.21 (3, 1)	2.2		13	3	0	0	2	2	0	0	0	1	0	20	36	0.00	1.875
Jim Austin, R ERA: 2.08 (6, 1)	1.2		8	3	0	0	0	2	0	0	0	0	0	12	25	0.00	3.000
Jesse Orosco, L ERA: 3.82 (7, 1)	0.1		3	2	1	1	1	0	0	0	0	0	0	13	18	27.00	6.000
Mike Fetters, R ERA: 1.07 (8, 1)	2.0		6	0	0	0	1	1	0	0	0	0	0	12	18	0.00	0.500

Batter	1	2	3	4	5	6	7	8	9	AB R H RBI BB SO LOB
Pat Listach, S OBP: 0.356, SLG: 0.354 (1, 6)	1-2 P6	0-0 1B		3-3 K			0-0 G1-3		1-2 G4-3	5 0 1 0 0 1 2
Darryl Hamilton, L OBP: 0.346, SLG: 0.394 (1, 7)	3-2 F8	2-2 F7		1-0 L9			0-1 1B		2-1 F8	5 0 1 0 0 0 5
Paul Molitor, R OBP: 0.390, SLG: 0.468 (1, 3)	0-0 1B		0-0 2B		1-0 G3-1		4-2 1B			3 1 2 0 1 0 0
Franklin Stubbs, L OBP: 0.289, SLG: 0.360 (1, 10)	1-1 E6		0-0 F7		2-3 K		0-0 P3			4 0 0 0 0 1 4
Robin Yount, R OBP: 0.313, SLG: 0.365 (1, 8)	1-2 G6-3		2-1 G6-3		2-3 K		2-1 F9			4 0 0 1 0 1 4
Dante Bichette, R OBP: 0.331, SLG: 0.432 (1, 9)		1-3 K	0-2 G5-3			1-2 G5-3		0-0 P2		4 0 0 0 0 1 0
B.J. Surhoff, L OBP: 0.306, SLG: 0.317 (1, 2)		2-0 G4-3		3-2 L7		0-0 2B		2-1 L4		4 0 1 0 0 0 0
Kevin Seitzer, R OBP: 0.338, SLG: 0.367 (1, 5)		1-0 1B		1-1 1B		1-0 G6-3		1-2 G5-3		4 0 2 0 0 0 1
Jim Gantner, L OBP: 0.278, SLG: 0.311 (1, 4)		0-0 E5		0-2 1B		0-3 K			0-0 G4-3	4 0 1 0 0 1 2

Inning Stats	R: 0	H: 1	E: 1	K: 0	S: 12	H: 2	LOB: 2	BB: 0	P: 18	R: 0	H: 1	E: 0	K: 1	S: 10	H: 2	LOB: 3	BB: 0	P: 16	R: 1	H: 1	E: 0	K: 0	S: 7	R: 0	H: 2	E: 0	K: 1	S: 14	H: 0	LOB: 0	BB: 0	P: 13	R: 0	H: 1	E: 0	K: 1	S: 8	H: 1	LOB: 1	BB: 0	P: 10	R: 0	H: 1	E: 0	K: 0	S: 9	H: 0	LOB: 2	BB: 1	P: 15	R: 0	H: 0	E: 0	K: 0	S: 6	H: 0	LOB: 0	BB: 0	P: 9	R: 0	H: 0	E: 0	K: 0	S: 6	H: 0	LOB: 0	BB: 0	P: 9	1B: 6	SF: 0	2B: 2	SAC: 0	3B: 0	DP: 0	HR: 0	HBP: 0	WP: 0	PA: 38
--------------	------	------	------	------	-------	------	--------	-------	-------	------	------	------	------	-------	------	--------	-------	-------	------	------	------	------	------	------	------	------	------	-------	------	--------	-------	-------	------	------	------	------	------	------	--------	-------	-------	------	------	------	------	------	------	--------	-------	-------	------	------	------	------	------	------	--------	-------	------	------	------	------	------	------	------	--------	-------	------	-------	-------	-------	--------	-------	-------	-------	--------	-------	--------

PITCHER	IP	WLS	BF	H	R	ER	SO	BB	IBB	HBP	BLK	WP	HR	S	P	ERA	WHIP
Melido Perez, R ERA: 2.82 (1, 1)	8.0	W	35	8	1	1	5	1	0	0	0	0	0	74	112	1.12	1.125
John Habyan, R ERA: 3.57 (9, 1)	1.0		3	0	0	0	0	0	0	0	0	0	0	6	9	0.00	0.000


BOTTOM

New York Yankees @ Milwaukee Brewers
Milwaukee County Stadium, Milwaukee, WI

Tue Sep 01 1992, 8:05 PM EDT
 Att. 13,650 - Sunny - 69 F

livebaseballscorecards.com

AB	37
R	1
H	8
RBI	1
BB	1
SO	5
LOB	18



Batter	1	2	3	4	5	6	7	8	9	AB R H RBI BB SO LOB
Bernie Williams, S (1, 8) OBP: 0.331, SLG: 0.364	1-0 F7		1-1 G4-3			1-0 1B		1-3 K		4 0 1 0 0 1 2
Roberto Kelly, R (1, 7) OBP: 0.335, SLG: 0.409	3-2 WP 2B		4-2 PO BB			0-0 L8		0-1 G1-3		3 0 1 0 1 0 3
Don Mattingly, L (1, 3) OBP: 0.324, SLG: 0.414	1-0 P4		0-0 PO 1-2	2-1 G6-3		1-1 G6-4-3 1B		1-3 K		4 0 1 0 0 1 3
Danny Tartabull, R (1, 10) OBP: 0.409, SLG: 0.477	2-2 G4-3			3-1 G6-3		1-1 G6-4-3 1-2f			2-1 G4-3	4 0 0 0 0 0 3
Mel Hall, L (1, 9) OBP: 0.311, SLG: 0.436		1-1 1B		4-0 BB			1-1 P3		1-2 G4-3	3 0 1 0 1 0 0
Randy Velarde, R (1, 6) OBP: 0.336, SLG: 0.390		1-3 K		1-0 P4			3-3 K		0-3 K	4 0 0 0 0 3 2
Matt Nokes, L (1, 2) OBP: 0.276, SLG: 0.399		3-2 P6			2-2 G4-3		0-1 F9			3 0 0 0 0 0 1
Jim Leyritz, R (1, 5) OBP: 0.331, SLG: 0.396		1-1 F9			2-2 F8			3-2 2B 1B		3 0 1 0 0 0 1
Andy Stankiewicz, R (1, 4) OBP: 0.339, SLG: 0.352			2-3 K		2-0 P2			1-1 2B		3 0 1 0 0 1 0

New York Yankees @ Milwaukee Brewers
Milwaukee County Stadium, Milwaukee, WI
 Wed Sep 02 1992, 8:05 PM EDT
 Att. 11,925 - Cloudy - 67 F

AB	31
R	0
H	6
RBI	0
BB	2
SO	6
LOB	15



Inning Stats	R: 0	H: 1	E: 0	K: 0	S: 13	P: 20	R: 0	H: 1	E: 0	K: 1	S: 10	P: 16	R: 0	H: 0	E: 0	K: 1	S: 7	P: 14	R: 0	H: 0	E: 0	K: 0	S: 5	P: 15	R: 0	H: 2	E: 0	K: 1	S: 6	P: 9	R: 0	H: 0	E: 0	K: 1	S: 9	P: 13	R: 0	H: 2	E: 0	K: 2	S: 17	P: 23	R: 0	H: 0	E: 0	K: 1	S: 9	P: 12	1B: 4	2B: 2	3B: 0	HR: 0	SF: 0	SAC: 0	DP: 1	HBP: 0	WP: 1	PA: 34
--------------	------	------	------	------	-------	-------	------	------	------	------	-------	-------	------	------	------	------	------	-------	------	------	------	------	------	-------	------	------	------	------	------	------	------	------	------	------	------	-------	------	------	------	------	-------	-------	------	------	------	------	------	-------	-------	-------	-------	-------	-------	--------	-------	--------	-------	--------

PITCHER	IP	WLS	BF	H	R	ER	SO	BB	IBB	HBP	BLK	WP	HR	S	P	ERA	WHIP
21 Cal Eldred, R (1, 1) ERA: 1.46	8.0	W	30	6	0	0	5	2	0	0	0	1	0	74	123	0.00	1.000
Doug Henry, R (9, 1) ERA: 4.42	1.0		3	0	0	0	1	0	0	0	0	0	0	9	12	0.00	0.000

WP: 1	PA: 34
PB: 0	
SB: 0	
CS: 0	

Batter	1	2	3	4	5	6	7	8	9	AB	R	H	RBI	BB	SO	LOB
Pat Listach, S OBP: 0.358, SLG: 0.354 (1, 6)	0-1 G6-3		0-2 L1		1-1 CS 1B		4-2 FC4-6 HBP 1-2 FC6-4 BB			3	1	1	0	1	0	0
Darryl Hamilton, L OBP: 0.347, SLG: 0.392 (1, 7)	0-2 F7			1-2 F7	3-1 CS	4-0 HR BB	1-0 FC4-6 1-2 2-3 HBP			2	1	0	0	1	0	0
Alex Diaz, S (8, 7)										0	0	0	0	0	0	0
Paul Molitor, R OBP: 0.387, SLG: 0.465 (1, 3)	0-0 G6-3			2-2 E1 3B		2-0 F9	1-0 FC4-6 1-2f 2-3 3-H			4	1	0	1	0	0	3
Robin Yount, R OBP: 0.315, SLG: 0.377 (1, 8)		2-0 F7		0-1 SF8 3B		2-2 HR	1-2 FC6-4			4	2	2	4	0	0	1
Franklin Stubbs, L OBP: 0.292, SLG: 0.364 (1, 10)		0-0 1B		0-1 SF8		2-1 1B SF8	3-3 K			3	1	2	1	0	1	1
Dante Bichette, R OBP: 0.333, SLG: 0.433 (1, 9)		0-1 F9		0-0 1B		1-1 FC5-4 1-3 1B		2-0 F9		4	0	2	0	0	0	1
B.J. Surhoff, L OBP: 0.305, SLG: 0.317 (1, 2)		0-2 G3		0-0 L7		1-0 SF8		2-2 G4-6-3 1B		3	0	1	1	0	0	2
Kevin Seitzer, R OBP: 0.335, SLG: 0.364 (1, 5)			0-0 F7		1-0 F8	0-1 FC5-4		2-2 G4-6-3		4	0	0	0	0	0	2
Scott Fletcher, R OBP: 0.348, SLG: 0.377 (1, 4)			0-0 G6-3		2-0 G5-3		2-2 HBP FC4-6 1B			3	1	1	0	0	0	0

Inning Stats	R: 0	H: 0	E: 0	K: 0	S: 6	R: 0	H: 1	E: 0	K: 0	S: 8	R: 0	H: 0	E: 0	K: 0	S: 5	R: 2	H: 2	E: 1	K: 0	S: 14	R: 0	H: 1	E: 0	K: 0	S: 5	R: 3	H: 3	E: 0	K: 0	S: 11	R: 2	H: 1	E: 0	K: 1	S: 14	R: 0	H: 1	E: 0	K: 0	S: 8	
	LOB: 0	BB: 0	P: 6	LOB: 1	BB: 0	P: 10	LOB: 0	BB: 0	P: 5	LOB: 1	BB: 1	LOB: 0	BB: 0	P: 12	LOB: 1	BB: 1	LOB: 0	BB: 0	P: 23	LOB: 1	BB: 1	LOB: 1	BB: 1	LOB: 0	BB: 0	P: 14	LOB: 0	BB: 0	P: 14	LOB: 0	BB: 0	P: 14	LOB: 0	BB: 0	P: 14	LOB: 0	BB: 0	P: 14	LOB: 0	BB: 0	P: 14

PITCHER	IP	WLS	BF	H	R	ER	SO	BB	IBB	HBP	BLK	WP	HR	S	P	ERA	WHIP
Scott Sanderson, R ERA: 4.52 (1, 1)	6.0	L	26	7	5	3	0	1	0	0	0	0	1	49	73	4.50	1.333
Russ Springer, R ERA: 10.38 (7, 1)	1.0		6	1	2	2	1	1	0	1	0	0	0	14	26	18.00	2.000
Jerry Nielsen, L ERA: 3.48 (8, 1)	1.0		3	1	0	0	0	0	0	0	0	0	0	8	14	0.00	1.000


BOTTOM

New York Yankees @ Milwaukee Brewers
Milwaukee County Stadium, Milwaukee, WI

Wed Sep 02 1992, 8:05 PM EDT
Att: 11,925 - Cloudy - 67 F

livebaseballscorecards.com

AB	30
R	7
H	9
RBI	7
BB	2
SO	1
LOB	10



WP	HR	S	P	ERA	WHIP
0	0	1	36		

Batter	1	2	3	4	5	6	7	8	9	AB R H RBI BB SO LOB	TOP	
Al Newman, S (1, 4) OBP: 0.324, SLG: 0.255 Geno Petralli, L (9, PH) OBP: 0.280, SLG: 0.286	1-1 		0-0 		0-1 	0-2 		1-2 	4 0 1 0 0 0 4 1 0 0 0 0 0 0	Texas Rangers @ New York Yankees Yankee Stadium, Bronx, NY Fri Sep 04 1992, 7:05 PM EDT Att. 18,818 - Cloudy - 70 F		
Rafael Palmeiro, L (1, 3) OBP: 0.346, SLG: 0.415	2-1 		2-0 		0-1 		1-3 		4 1 3 1 0 1 0			
Jose Canseco, R (1, 10) OBP: 0.332, SLG: 0.451	1-3 		1-2 		2-2 		2-3 		4 0 0 1 0 2 3			
Juan Gonzalez, R (1, 8) OBP: 0.304, SLG: 0.542	0-0 			1-0 	1-1 		0-0 		3 1 0 0 0 0 3			
Kevin Reimer, L (1, 7) OBP: 0.347, SLG: 0.471		2-2 		3-2 		0-1 		1-2 	4 0 0 0 0 0 1			
Dean Palmer, R (1, 5) OBP: 0.323, SLG: 0.444		1-0 		2 SAFE 2-2 		3-2 		2-3 	4 0 3 1 0 1 0			
Ivan Rodriguez, R (1, 2) OBP: 0.304, SLG: 0.373		3-2 SAFE 		0-2 		4-2 		1-0 	3 0 0 0 1 0 2			
Jeff Huson, L (1, 6) OBP: 0.342, SLG: 0.362 Jack Daugherty, S (6, PH) OBP: 0.279, SLG: 0.267		2-2 		0-1 		0-0 		3-3 	2 0 0 0 0 0 2 2 0 1 0 0 1 0			
Monty Farriss, R (1, 9) OBP: 0.326, SLG: 0.379			4-1 		0-0 		1-3 	2-1 	3 1 1 0 1 1 3			
Inning Stats	R: 0 H: 1 E: 0 LOB: 1 K: 1 BB: 0 S: 9 P: 13	R: 0 H: 1 E: 0 LOB: 1 K: 0 BB: 0 S: 15 P: 23	R: 1 H: 1 E: 0 LOB: 0 K: 0 BB: 1 S: 6 P: 13	R: 1 H: 1 E: 0 LOB: 1 K: 0 BB: 0 S: 15 P: 21	R: 1 H: 3 E: 0 LOB: 1 K: 0 BB: 0 S: 11 P: 14	R: 0 H: 2 E: 0 LOB: 3 K: 1 BB: 1 S: 16 P: 24	R: 0 H: 0 E: 0 LOB: 0 K: 2 BB: 0 S: 7 P: 10	R: 0 H: 0 E: 0 LOB: 0 K: 1 BB: 0 S: 7 P: 11	R: 0 H: 0 E: 0 LOB: 0 K: 1 BB: 0 S: 9 P: 15		1B: 7 SF: 0 2B: 1 SAC: 0 3B: 0 DP: 2 HR: 1 HBP: 1	WP: 0 PA: 37 PB: 1 SB: 1 CS: 0
PITCHER Bob Wickman, R (1, 1) ERA: 4.26 Rich Monteleone, R (6, 1) ERA: 3.14 John Habyan, R (8, 1) ERA: 3.52 Steve Farr, R (9, 1) ERA: 1.65	IP WLS BF H R ER SO BB IBB HBP BLK WP HR S P ERA WHIP											PITCHER IP WLS BF H R ER SO BB IBB HBP BLK WP HR S P ERA WHIP

livebaseballscorecards.com

AB	34
R	3
H	9
RBI	3
BB	2
SO	6
LOB	18



Batter	1	2	3	4	5	6	7	8	9
Bernie Williams, S OBP: 0.333, SLG: 0.361 (1, 8) B F X	1-1 G3 ①	1-2 F9 ③		4-0 CI 1B BB	2-3 K ② 1-2 2-3			0-2 1B 1B	
Roberto Kelly, R OBP: 0.336, SLG: 0.409 (1, 7) X	0-0 1B 1B		0-1 G6-3 ①	0-0 CI 1B 1B	0-2 G4-3 ③			0-2 1B 1B	
Don Mattingly, L OBP: 0.326, SLG: 0.422 (1, 3) C B SAFE X	1-1 1B 1-2 1B		1-0 HR	1-1 1B 1-3 2-H 3-H		0-1 F9 ①		2-0 P6 ①	
Danny Tartabull, R OBP: 0.411, SLG: 0.482 (1, 10) C F B X	1-2 F8 ②		2-2 1B	3-2 FC6-4 1B 1-3 3-H		1-0 2B		0-3 K ②	
Mel Hall, L OBP: 0.312, SLG: 0.434 (1, 9) C B B X	2-1 1-3 2-H 1B		0-0 L8 ②	1-2 FC6-4 1-2 1-2f		4-1 IBB G5-4-3		3-2 F8 ③	
Randy Velarde, R OBP: 0.335, SLG: 0.388 (1, 5) B C S	1-3 K ③		3-3 K ③		2-1 BB 1B		2-2 G5-4-3 ② ③ 1-2f		
Matt Nokes, L OBP: 0.278, SLG: 0.398 (1, 2) C B B X		2-3 K ①		1-0 G3 ① SAFE	4-1 FC1-5 1B BB		1-0 G4-6-3 1B		
Andy Stankiewicz, R OBP: 0.343, SLG: 0.359 (1, 6) C B X		1-1 2B		1-1 CI 1B S	0-1 PB FC1-5 1B		2-1 G4-6-3 ① ② 1-2f		
Pat Kelly, R OBP: 0.301, SLG: 0.385 (1, 4) B B X		2-3 K ②		2-0 G5-3 ② SAFE	0-0 FC1-5 ① PB		0-0 L9 ③		

Inning Stats	R: 1 E: 0 K: 1 S: 13	H: 3 LOB: 2 BB: 0 P: 19	R: 0 E: 0 K: 2 S: 12	H: 1 LOB: 1 BB: 0 P: 18	R: 1 E: 0 K: 1 S: 10	H: 2 LOB: 1 BB: 0 P: 16	R: 3 E: 1 K: 0 S: 14	H: 3 LOB: 2 BB: 1 P: 27	R: 1 E: 0 K: 1 S: 13	H: 2 LOB: 2 BB: 1 P: 21	R: 0 E: 0 K: 0 S: 9	H: 1 LOB: 1 BB: 1 P: 16	R: 0 E: 0 K: 0 S: 4	H: 1 LOB: 0 BB: 0 P: 7	R: 0 E: 0 K: 1 S: 14	H: 2 LOB: 2 BB: 0 P: 19
--------------	-------------------------------	----------------------------------	-------------------------------	----------------------------------	-------------------------------	----------------------------------	-------------------------------	----------------------------------	-------------------------------	----------------------------------	------------------------------	----------------------------------	------------------------------	---------------------------------	-------------------------------	----------------------------------

PITCHER	IP	WLS	BF	H	R	ER	SO	BB	IBB	HBP	BLK	WP	HR	S	P	ERA	WHIP
Jose Guzman, R ERA: 3.79 (1, 1)	3.2	L	22	9	5	4	4	1	0	0	0	0	1	46	76	9.82	2.727
Brian Bohanon, L ERA: 5.97 (4, 1)	1.0		6	2	1	1	1	1	0	0	0	0	0	13	22	9.00	3.000
Matt Whiteside, R ERA: 1.98 (5, 1)	2.1		8	2	0	0	0	0	1	0	0	0	0	16	26	0.00	0.857
Kenny Rogers, L ERA: 3.05 (8, 1)	1.0		5	2	0	0	1	0	0	0	0	0	0	14	19	0.00	2.000

AB R H RBI BB SO LOB

4	1	1	0	1	1	3
4	2	2	0	0	0	2
5	1	3	3	0	0	2
5	0	3	1	0	1	4
4	0	1	1	1	0	5
4	1	1	0	0	2	5
3	0	1	0	1	1	0
4	1	3	1	0	0	1
4	0	0	0	0	1	4

AB 37
R 6
H 15
RBI 6
BB 3
SO 6
LOB 26

WP: 0
PB: 1
SB: 1
CS: 0

PA: 41
ERA
WHIP

Texas Rangers @ New York Yankees
Yankee Stadium, Bronx, NY
Fri Sep 04 1992, 7:05 PM EDT
Att. 18,818 - Cloudy - 70 F



livebaseballscorecards.com

Batter	1	2	3	4	5	6	7	8	9	AB R H RBI BB SO LOB	TOP													
Brian Downing, R (1, 10) OBP: 0.409, SLG: 0.425	3-2 1B HBP		0-1 F7		0-1 F7			1-3 K		3 0 0 0 0 1 2	Texas Rangers @ New York Yankees Yankee Stadium, Bronx, NY Sun Sep 06 1992, 3:33 AM EDT Att. 21,643 - Cloudy - 66 F													
Rafael Palmeiro, L (1, 3) OBP: 0.348, SLG: 0.421	2-1 P5		3-2 G3		4-0 BB			3-2 G4-3		3 0 0 0 1 0 1														
Jose Canseco, R (1, 9) OBP: 0.336, SLG: 0.456	3-2 BB 1-3 1B		0-2 G4-3		3-1 F7			0-1 2B		4 0 2 0 0 0 3														
Kevin Reimer, L (1, 7) OBP: 0.344, SLG: 0.465	4-2 1-2 BB			0-0 G3-1		0-2 G4-3		2-3 K		3 0 0 0 1 1 1														
Dean Palmer, R (1, 5) OBP: 0.322, SLG: 0.440	2-2 P3			1-3 K		3-3 K		1-1 G6-3		4 0 0 0 0 2 3														
Ivan Rodriguez, R (1, 2) OBP: 0.300, SLG: 0.368	1-2 F9			1-2 G3		0-0 F9		2-2 P4		4 0 0 0 0 0 3														
Al Newman, S (1, 6) OBP: 0.324, SLG: 0.250 Monty Fariss, R (9, PH) OBP: 0.321, SLG: 0.373					2-2 F7		1-0 G1-3		2-3 K	3 0 0 0 0 1 0 1 0 0 0 0 1 0														
Jeff Frye, R (1, 4) OBP: 0.296, SLG: 0.321					4-0 BB 1B BB		2-2 F9			2 0 0 0 1 0 0														
David Hulse, L (1, 8) OBP: 0.286, SLG: 0.231					0-1 SAFE 1-2 BB 1B		1-0 G6-3			3 0 1 0 0 0 0														
Inning Stats	R: 0 E: 0 K: 0 S: 17	H: 1 LOB: 3 BB: 1 P: 32	R: 0 E: 0 K: 1 S: 10	H: 0 LOB: 0 BB: 0 P: 15	R: 0 E: 0 K: 0 S: 8	H: 0 LOB: 0 BB: 0 P: 11	R: 0 E: 0 K: 1 S: 9	H: 0 LOB: 0 BB: 0 P: 11	R: 0 E: 0 K: 0 S: 10	H: 1 LOB: 3 BB: 2 P: 23	R: 0 E: 0 K: 1 S: 7	H: 0 LOB: 0 BB: 0 P: 10	R: 0 E: 0 K: 0 S: 5	H: 0 LOB: 0 BB: 0 P: 9	R: 0 E: 0 K: 2 S: 12	H: 1 LOB: 1 BB: 0 P: 18	R: 0 E: 0 K: 1 S: 8	H: 0 LOB: 0 BB: 0 P: 13	1B: 2 2B: 1 3B: 0 HR: 0	SF: 0 SAC: 0 DP: 0 HBP: 1	WP: 0 PB: 0 SB: 0 CS: 0	PA: 34		
PITCHER Scott Kamieniecki, R (1, 1) ERA: 4.25 Curt Young, L (9, 1) ERA: 3.59	IP WLS BF H R ER SO BB IBB HBP BLK WP HR S P ERA WHIP	8.0 W 31 3 0 0 5 3 0 1 0 0 0 0 78 129 0.00 0.750	1.0 L 3 0 0 0 1 0 0 0 0 0 0 0 8 13 0.00 0.000																					

livebaseballscorecards.com

AB	30
R	0
H	3
RBI	0
BB	3
SO	6
LOB	13



Batter	1	2	3	4	5	6	7	8	9
Bernie Williams, S (1, 8) OBP: 0.335, SLG: 0.362	1-1 G6-4-3 1B		1-0 G4-3		1-0 G4-3			1-1 SH2-4	
Roberto Kelly, R (1, 7) OBP: 0.334, SLG: 0.408	0-0 G6-4-3 1-2f		2-3 K		1-0 F9			2-0 2B	
Don Mattingly, L (1, 3) OBP: 0.329, SLG: 0.421	4-2 BB		1-0 FC6-4 1B		3-2 F8			4-0 1B IBB	
Danny Tartabull, R (1, 10) OBP: 0.408, SLG: 0.478	1-0 F8		1-0 FC6-4 1-2f		1-1 F7			0-0 1B 2B	
Mel Hall, L (1, 9) OBP: 0.311, SLG: 0.431		1-0 1B		0-0 G3		0-2 G4-3		0-0 HR 1B	
Randy Velarde, R (1, 5) OBP: 0.336, SLG: 0.388		1-2 G4-6-3 1B		1-0 F7		1-2 L5		0-3 K	
Matt Nokes, L (1, 2) OBP: 0.278, SLG: 0.408		0-3 K		0-0 P4		1-3 K		0-0 HR	
Andy Stankiewicz, R (1, 6) OBP: 0.344, SLG: 0.356		0-2 G4-6-3 1-2f		2-2 G1-3		0-0 P9		4-1 BB	
Pat Kelly, R (1, 4) OBP: 0.310, SLG: 0.400			4-2 G4-3 1B BB		0-1 G4-3 2B			CI SH2-4 2B K	

Inning Stats	R: 0	H: 1	E: 0	LOB: 1	K: 0	S: 6	R: 0	H: 2	E: 0	LOB: 1	K: 1	S: 13	R: 1	H: 1	E: 0	LOB: 1	K: 1	S: 8	R: 0	H: 0	E: 0	LOB: 0	K: 0	S: 3	R: 0	H: 1	E: 0	LOB: 1	K: 0	S: 9	R: 0	H: 0	E: 0	LOB: 0	K: 1	S: 7	R: 6	H: 4	E: 1	LOB: 1	K: 2	S: 16	R: 2	H: 1	E: 0	LOB: 0	K: 1	S: 9	R: 3	H: 0	E: 0	LOB: 0	K: 1	S: 9	R: 4	H: 1	E: 0	LOB: 1	K: 2	S: 31	1B: 5	SF: 0	2B: 3	SAC: 1	3B: 0	DP: 2	HR: 1	HBP: 0
--------------	------	------	------	--------	------	------	------	------	------	--------	------	-------	------	------	------	--------	------	------	------	------	------	--------	------	------	------	------	------	--------	------	------	------	------	------	--------	------	------	------	------	------	--------	------	-------	------	------	------	--------	------	------	------	------	------	--------	------	------	------	------	------	--------	------	-------	-------	-------	-------	--------	-------	-------	-------	--------

PITCHER	IP	WLS	BF	H	R	ER	SO	BB	IBB	HBP	BLK	WP	HR	S	P	ERA	WHIP
Scott Chiamparino, R (1, 1) ERA: 1.29	7.0	L	26	5	1	1	3	2	0	0	0	0	0	55	83	1.29	1.000
Todd Burns, R (8, 1) ERA: 4.1	0.1		5	2	4	4	0	0	1	0	0	0	0	7	16	108.00	6.000
Brian Bohanon, L (8, 1) ERA: 6.34	0.2		5	2	2	1	2	1	0	0	0	0	1	9	15	13.50	4.500

AB R H RBI BB SO LOB

3 0 1 0 0 0 2

4 1 1 1 0 1 3

2 1 1 1 2 0 0

4 1 1 1 0 0 2

4 1 2 2 0 0 0

4 0 1 0 0 1 1

4 1 1 2 0 2 2

3 0 0 0 1 0 2

2 2 1 0 1 1 1

AB 30

R 7

H 9

RBI 7

BB 4

SO 5

LOB 13

WP: 0 PA: 36

PB: 0

SB: 1

CS: 0

WP: 0 PA: 36

ERA WHIP

WP: 0 PA: 36

ERA WHIP

Texas Rangers @ New York Yankees

Yankee Stadium, Bronx, NY

Sun Sep 06 1992, 3:33 AM EDT

Att. 21,643 - Cloudy - 66 F



livebaseballscorecards.com

Batter	1	2	3	4	5	6	7	8	9	10	11	12	13	AB R H RBI BB SO LOB	TOP															
Bernie Williams, S OBP: 0.333, SLG: 0.371 (1, 8)	1-0 F7	2-1 FC6-4			2-1 1B			2-2 G4-3	1-1 L6			0-0 P6	1-2 3B	7 0 2 3 0 0 6																
Roberto Kelly, R OBP: 0.332, SLG: 0.404 (1, 7)	0-0 F9		3-2 F8		0-1 L6			1-2 FC5-4 1B		0-1 G6-3		1-2 G6-3	2-2 F9	7 0 1 0 0 0 2																
Don Mattingly, L OBP: 0.325, SLG: 0.416 (1, 3)	2-1 G4-3		1-1 F8					0-0 FC5-4 1-2f		1-1 P6		1-1 G5-3		6 0 0 0 0 0 1																
Danny Tartabull, R OBP: 0.405, SLG: 0.471 (1, 10)		2-1 G4-3	2-3 K					1-2 G5-3		0-3 K			4-2 1B BB	5 1 0 0 1 3 1																
Mel Hall, L OBP: 0.313, SLG: 0.434 (1, 9)		2-1 1B E		1-3 K			1-0 F7			0-0 P6		2-0 SH1-4 2B	0-0 BB IBB 3B 1B	6 2 3 0 0 1 0																
Randy Velarde, R OBP: 0.337, SLG: 0.386 (1, 5)		1-0 1B E 1-3 1B		3-2 F9			2-1 L6		4-2 BB BB BB		0-0 SH1-4		1-3 K	4 0 1 0 1 1 2																
Mike Stanley, R OBP: 0.383, SLG: 0.424 Matt Nokes, L OBP: 0.282, SLG: 0.408 (11, PH) (11, 2)		2-3 K		1-0 G6-3			2-2 HR		4-1 BB BB		4-0 FC6-2-5 IBB		4-0 BB IBB 3B	3 1 1 1 1 1 2 0 1 0 0 2 0 0																
Andy Stankiewicz, R OBP: 0.341, SLG: 0.351 (1, 6)		1-2 E5 1B 1-2 3-H			1-2 F8		2-2 G1-3		2-3 K		1-2 FC6-2-5		4-1 3B BB	5 1 0 1 1 1 5																
Pat Kelly, R OBP: 0.310, SLG: 0.396 (1, 4)		3-2 FC6-4 1B 1-2 2-3			0-0 P3		3-1 L5		4-2 BB		0-2 P4		1-2 2-3 3-H 0-3	5 0 1 0 1 1 5																
Inning Stats	R: 0 E: 0 K: 0 S: 4	H: 0 LOB: 0 BB: 0 P: 7	R: 1 E: 1 K: 1 S: 16	H: 3 LOB: 3 BB: 0 P: 29	R: 0 E: 0 K: 1 S: 8	H: 0 LOB: 0 BB: 0 P: 14	R: 0 E: 0 K: 1 S: 9	H: 0 LOB: 0 BB: 0 P: 14	R: 0 E: 0 K: 0 S: 8	H: 1 LOB: 1 BB: 0 P: 11	R: 0 E: 0 K: 0 S: 8	H: 0 LOB: 0 BB: 0 P: 10	R: 1 E: 0 K: 0 S: 10	H: 1 LOB: 0 BB: 0 P: 19	R: 0 E: 0 K: 1 S: 10	H: 1 LOB: 1 BB: 0 P: 13	R: 0 E: 0 K: 1 S: 11	H: 0 LOB: 3 BB: 3 P: 26	R: 0 E: 0 K: 1 S: 7	H: 0 LOB: 0 BB: 0 P: 9	R: 0 E: 0 K: 0 S: 8	H: 1 LOB: 2 BB: 1 P: 15	R: 0 E: 0 K: 0 S: 7	H: 0 LOB: 0 BB: 0 P: 9	R: 4 E: 0 K: 2 S: 17	H: 2 LOB: 1 BB: 3 P: 33	1B: 6 2B: 1 3B: 1 HR: 1	SF: 0 SAC: 1 DP: 0 HBP: 0	WP: 0 PB: 0 SB: 0 CS: 0	PA: 56
PITCHER Ben McDonald, R ERA: 4.3 (1, 1)	IP 8.1	WLS 33	BF 6	H 2	R 1	ER 1	SO 4	BB 1	IBB 0	HBP 0	BLK 0	WP 0	HR 1	S 76	P 124	ERA 1.08	WHIP 0.840													
Gregg Olson, R ERA: 2.19 (9, 1)	1.2	7	0	0	0	0	2	2	0	0	0	0	0	15	28	0.00	1.200													
Alan Mills, R ERA: 2.65 (11, 1)	3.0	L 16	3	4	4	2	2	2	2	0	0	0	0	32	57	12.00	1.667													

New York Yankees @ Baltimore Orioles
Oriole Park at Camden Yards, Baltimore, MD

Mon Sep 07 1992, 7:05 PM EDT
Att: 45,903 - Cloudy - 81 F

livebaseballscorecards.com

AB	48
R	6
H	9
RBI	5
BB	7
SO	8
LOB	24



Batter	1	2	3	4	5	6	7	8	9	10	11	12	13	AB R H RBI BB SO LOB
Brady Anderson, L OBP: 0.386, SLG: 0.465 (1, 7)	1-2 K 1B		3-3 K			1-3 K		0-1 2B			2-1 P4		3-1 FC5-4 1B	6 0 3 0 0 2 0
Randy Milligan, R OBP: 0.394, SLG: 0.379 (1, 3)	0-0 1B			1-2 L6		2-1 G6-3		1-2 G6-3			3-3 K		1-2 FC5-4 1-2	6 0 1 0 0 1 2
Mike Devereaux, R OBP: 0.333, SLG: 0.483 (1, 8)	1-3 K			2-1 G6-3			0-0 G4-3		1-3 K		2-2 F7			5 0 0 0 0 2 2
Glenn Davis, R OBP: 0.333, SLG: 0.412 (1, 10)	3-3 K			1-1 P4			2-2 P6		0-1 G5-3			0-0 F7		5 0 0 0 0 1 2
Cal Ripken Jr., R OBP: 0.324, SLG: 0.347 (1, 6)		0-0 F7			2-1 L4		3-1 2B		4-2 BB			1-0 1B		4 0 2 0 1 0 0
Joe Orsulak, L OBP: 0.357, SLG: 0.385 (1, 9)		1-2 L9			0-3 K2-3		0-1 P5		1-2 F7			1-1 F8		5 0 0 0 0 1 3
Leo Gomez, R OBP: 0.364, SLG: 0.439 (1, 5)		0-1 G1-3			0-0 G6-3			0-2 HR				0-1 L9		5 1 1 1 0 1 1
Chris Hoiles, R OBP: 0.399, SLG: 0.535 (1, 2)			0-2 F7			2-1 HR		1-1 F7			0-1 F8		3-2 P3	5 1 1 1 0 0 0
Mark McLemore, S OBP: 0.327, SLG: 0.308 (1, 4)			0-0 G4-3			3-1 G4-3		2-3 K			3-3 K		2-2 G3	5 0 0 0 0 2 0

Inning Stats	R: 0	H: 2	E: 0	K: 2	S: 11	LOB: 1	BB: 0	P: 16	R: 0	H: 0	E: 0	K: 0	S: 6	LOB: 0	BB: 0	P: 7	R: 0	H: 0	E: 0	K: 1	S: 7	LOB: 0	BB: 0	P: 10	R: 0	H: 0	E: 0	K: 0	S: 7	LOB: 0	BB: 0	P: 11	R: 0	H: 0	E: 0	K: 1	S: 6	LOB: 0	BB: 0	P: 8	R: 1	H: 1	E: 0	K: 1	S: 9	LOB: 0	BB: 0	P: 17	R: 0	H: 1	E: 0	K: 0	S: 8	LOB: 1	BB: 0	P: 13	R: 1	H: 2	E: 0	K: 1	S: 13	LOB: 1	BB: 0	P: 17	R: 0	H: 0	E: 0	K: 1	S: 10	LOB: 1	BB: 1	P: 16	R: 0	H: 0	E: 0	K: 2	S: 12	LOB: 0	BB: 0	P: 18	R: 0	H: 0	E: 0	K: 1	S: 8	LOB: 0	BB: 0	P: 15	R: 0	H: 1	E: 0	K: 0	S: 6	LOB: 1	BB: 0	P: 8	R: 0	H: 1	E: 0	K: 0	S: 13	LOB: 1	BB: 0	P: 22	1B: 4	2B: 2	3B: 0	HR: 2	SF: 0	SAC: 0	DP: 0	HBP: 0	WP: 0	PA: 47
PITCHER	IP	WLS	BF	H	R	ER	SO	BB	IBB	HBP	BLK	WP	HR	S	P	ERA	WHIP																			PITCHER																		IP	WLS	BF	H	R	ER	SO	BB	IBB	HBP	BLK	WP	HR	S	P	ERA	WHIP																																												
Melido Perez, R ERA: 2.78 (1, 1)	9.0		33	6	2	2	7	1	0	0	0	0	0	77	115	2.00	0.778																																																																																																	
Rich Monteleone, R ERA: 3.02 (10, 1)	3.0	W	10	1	0	0	3	0	0	0	0	0	0	26	41	0.00	0.333																																																																																																	
Steve Farr, R ERA: 1.61 (13, 1)	1.0		4	1	0	0	0	0	0	0	0	0	0	13	22	0.00	1.000																																																																																																	


BOTTOM

New York Yankees @ Baltimore Orioles
 Oriole Park at Camden Yards, Baltimore, MD

Mon Sep 07 1992, 7:05 PM EDT
 Att. 45,903 - Cloudy - 81 F

livebaseballscorecards.com

AB	46
R	2
H	8
RBI	2
BB	1
SO	10
LOB	10



Batter	1	2	3	4	5	6	7	8	9	AB R H RBI BB SO LOB
Joe Orsulak, L (1, 7) OBP: 0.357, SLG: 0.392	0-2 F7		3-1 HR		0-0 E3		4-2 BB		0-2 P5	4 1 1 2 1 0 0
Randy Milligan, R (1, 3) OBP: 0.395, SLG: 0.377 Mark Parent, R (8, 2) OBP: 0.227, SLG: 0.263	3-2 G6-3		4-2 FC3-6 BB		1-3 K		4-1 BB		0-2 P3	2 0 0 0 2 1 1 1 0 0 0 0 0 0
Mike Devereaux, R (1, 8) OBP: 0.331, SLG: 0.480 Steve Scarsone, R (8, 6) OBP: 0.200, SLG: 0.143	2-3 K		1-3 K		1 SAFE 2-3 K		1-2 F8		2-0 G4-3	4 0 0 0 0 3 4 1 0 0 0 0 0 0
Cal Ripken Jr., R (1, 6) OBP: 0.324, SLG: 0.346 Luis Mercedes, R (8, 8) OBP: 0.269, SLG: 0.143		4-2 1B SF8 BB	0-2 FC3-6		0-1 P3			0-2 1B 2B		2 1 0 0 1 0 1 1 1 1 0 0 0 0
Sam Horn, L (1, 10) OBP: 0.328, SLG: 0.408 Tim Hulett, R (8, PH) OBP: 0.342, SLG: 0.368		0-1 FC5-4 1B	1-0 L9		1-2 F9			2-1 F8		3 0 1 0 0 0 1 1 0 0 0 0 0 1
Chris Hoiles, R (1, 2) OBP: 0.399, SLG: 0.533 David Segui, S (8, 3) OBP: 0.312, SLG: 0.310		0-2 F9		3-1 L7		2-2 1B		0-2 F8		3 0 1 0 0 0 2 1 0 0 0 0 0 1
Chito Martinez, L (1, 9) OBP: 0.345, SLG: 0.400		2-0 SF8		1-3 K		1-0 F8		0-1 2B 2H 1B		3 0 1 2 0 1 1
Leo Gomez, R (1, 5) OBP: 0.363, SLG: 0.439		0-0 FC5-4		1-1 P5			1-0 F7	0-1 2B		4 0 1 0 0 0 1
Mark McLemore, S (1, 4) OBP: 0.326, SLG: 0.312			2-2 HR 2B		1-2 G3		3-2 L3	2-2 P3		4 1 1 0 0 0 2

Inning Stats	R: 0 E: 0 K: 1 S: 9	H: 0 LOB: 0 BB: 0 P: 14	R: 1 E: 0 K: 0 S: 9	H: 1 LOB: 1 BB: 1 P: 15	R: 2 E: 0 K: 1 S: 17	H: 2 LOB: 1 BB: 1 P: 28	R: 0 E: 0 K: 1 S: 8	H: 0 LOB: 0 BB: 0 P: 13	R: 0 E: 1 K: 2 S: 11	H: 0 LOB: 1 BB: 0 P: 15	R: 0 E: 0 K: 10 S: 10	H: 1 LOB: 1 BB: 0 P: 14	R: 0 E: 0 K: 0 S: 14	H: 0 LOB: 2 BB: 2 P: 27	R: 1 E: 0 K: 0 S: 17	H: 3 LOB: 2 BB: 0 P: 21	R: 0 E: 0 K: 0 S: 7	H: 0 LOB: 0 BB: 0 P: 9	1B: 3 2B: 3 3B: 0 HR: 1	SF: 1 SAC: 0 DP: 0 HBP: 0
--------------	------------------------------	----------------------------------	------------------------------	----------------------------------	-------------------------------	----------------------------------	------------------------------	----------------------------------	-------------------------------	----------------------------------	--------------------------------	----------------------------------	-------------------------------	----------------------------------	-------------------------------	----------------------------------	------------------------------	---------------------------------	----------------------------------	------------------------------------

PITCHER	IP	WLS	BF	H	R	ER	SO	BB	IBB	HBP	BLK	WP	HR	S	P	ERA	WHIP
Scott Sanderson, R (1, 1) ERA: 4.49	7.0		30	4	3	3	5	4	0	0	0	0	1	78	126	3.86	1.143
Curt Young, L (8, 1) ERA: 3.68	1.0		6	3	1	1	0	0	0	0	0	0	0	17	21	9.00	3.000
Jerry Nielsen, L (9, 1) ERA: 3.09	1.0		3	0	0	0	0	0	0	0	0	0	0	7	9	0.00	0.000

BOTTOM

New York Yankees @ Baltimore Orioles
Oriole Park at Camden Yards, Baltimore, MD
 Tue Sep 08 1992, 7:05 PM EDT
 Att: 45,861 - Cloudy - 85 F

livebaseballscorecards.com

AB	34
R	4
H	7
RBI	4
BB	4
SO	5
LOB	15



WP: 0	PA: 39
PB: 0	SB: 0
CS: 0	
WP: 0	PA: 39
PB: 0	SB: 0
CS: 0	

Batter	1	2	3	4	5	6	7	8	9	AB R H RBI BB SO LOB	TOP
Bernie Williams, S (1, 8) OBP: 0.330, SLG: 0.365 C B F B X	2-2 		2-1 		0-0 			3-2 	0-0 	5 0 1 0 0 0 2	
Roberto Kelly, R (1, 7) OBP: 0.331, SLG: 0.403 B C F B C	2-3 			3-2 	1-0 			2-2 		4 1 1 0 0 1 2	
Don Mattingly, L (1, 3) OBP: 0.328, SLG: 0.426 B B C B X	3-1 			2-1 		3-1 		1-1 		4 1 2 1 0 0 1	
Danny Tartabull, R (1, 9) OBP: 0.413, SLG: 0.506 S B B B B B X		3-2 		4-0 		0-2 		1-1 		3 2 1 1 1 0 1	
Mel Hall, L (1, 10) OBP: 0.313, SLG: 0.432 C S X		0-2 		1-0 		1-2 		3-2 		4 0 1 0 0 0 3	
Randy Velarde, R (1, 5) OBP: 0.344, SLG: 0.402 C T C X		0-2 		1-1 		2-0 			3-2 	4 1 2 3 0 0 2	
Matt Nokes, L (1, 2) OBP: 0.279, SLG: 0.403 F 1 B X		1-1 		1-0 			3-1 		2-3 	4 0 0 0 0 1 2	
Andy Stankiewicz, R (1, 6) OBP: 0.336, SLG: 0.345 B C C B B X			3-2 		2-1 		1-0 		0-0 	4 0 0 0 0 0 1	
Pat Kelly, R (1, 4) OBP: 0.314, SLG: 0.395 S B X			1-1 		2-2 		3-3 		3-2 	2 0 0 0 0 1 0	
Inning Stats	R: 0 H: 0 E: 0 LOB: 0 K: 1 BB: 0 S: 8 P: 15	R: 0 H: 1 E: 0 LOB: 1 K: 0 BB: 0 S: 11 P: 15	R: 0 H: 0 E: 0 LOB: 0 K: 0 BB: 0 S: 7 P: 13	R: 3 H: 2 E: 0 LOB: 0 K: 0 BB: 1 S: 9 P: 21	R: 0 H: 1 E: 0 LOB: 1 K: 0 BB: 0 S: 6 P: 11	R: 0 H: 1 E: 0 LOB: 1 K: 0 BB: 0 S: 9 P: 15	R: 0 H: 0 E: 0 LOB: 0 K: 1 BB: 0 S: 6 P: 13	R: 2 H: 2 E: 0 LOB: 0 K: 0 BB: 0 S: 13 P: 23	R: 0 H: 1 E: 0 LOB: 2 K: 1 BB: 0 S: 14 P: 22	1B: 4 SF: 0 2B: 1 SAC: 0 3B: 0 DP: 1 HR: 3 HBP: 2	WP: 0 PA: 37 PB: 0 SB: 1 CS: 0
PITCHER Rick Sutcliffe, R (1, 1) ERA: 4.14 Pat Clements, L (8, 1) ERA: 2.77 Todd Frohwrth, R (9, 1) ERA: 2.15	IP WLS BF H R ER SO BB IBB HBP BLK WP HR S P ERA WHIP 7.2 L 31 7 5 5 2 1 0 1 0 0 3 66 120 5.87 1.043 0.1 1 0 0 0 0 0 0 0 0 0 0 3 6 0.00 0.000 1.0 5 1 0 0 0 1 0 0 1 0 0 0 14 22 0.00 1.000	PITCHER IP WLS BF H R ER SO BB IBB HBP BLK WP HR S P ERA WHIP									

New York Yankees @ Baltimore Orioles
 Oriole Park at Camden Yards, Baltimore, MD
 Wed Sep 09 1992, 7:05 PM EDT
 Att. 45,149 - Cloudy - 87 F

livebaseballscorecards.com

AB	34
R	5
H	8
RBI	5
BB	1
SO	3
LOB	14



Batter	1	2	3	4	5	6	7	8	9	AB R H RBI BB SO LOB
Brady Anderson, L (1, 7) OBP: 0.386, SLG: 0.463	2-2 G3		2-3 K		4-2 G4-3 S G6-3 BB		1-0 FC6-4		4-1 BB	3 1 0 0 2 1 1
Randy Milligan, R (1, 3) OBP: 0.395, SLG: 0.376	2-1 FC6-4 1B		2-1 G3		2-1 G4-3		4-1 G4-3 1-2 BB		3-3 K	4 0 1 0 1 1 4
Mike Devereaux, R (1, 8) OBP: 0.330, SLG: 0.477	1-0 FC6-4 1-2f		0-1 1B		1-1 G6-3		1-0 G4-3 1-2f		1-1 P5	5 0 1 1 0 0 6
Cal Ripken Jr., R (1, 6) OBP: 0.321, SLG: 0.343	2-2 F9		1-0 F9		2-3 K		1-2 F9			4 0 0 0 0 1 2
Sam Horn, L (1, 10) OBP: 0.321, SLG: 0.398		2-2 G4-3		1-3 K		2-3 K		1-3 K		4 0 0 0 0 3 0
Chris Hoiles, R (1, 2) OBP: 0.400, SLG: 0.542		1-3 K		4-2 BB 1B BB		1-0 HR		1-2 F8		3 1 1 1 1 1 0
Joe Orsulak, L (1, 9) OBP: 0.364, SLG: 0.399		0-1 1B 1B		2-1 BB 1-2 1B		1-0 1B		1-2 E FC 1B		4 0 4 0 0 0 0
Leo Gomez, R (1, 5) OBP: 0.364, SLG: 0.439		0-0 FC6-4 1B		4-1 BB 1-2 2-3 BB		0-1 G5-3		1-1 FC		3 0 1 0 1 0 1
Steve Scarsone, R (9, PR) OBP: 0.200, SLG: 0.143		1-3 1B						1-3 FC		0 0 0 0 0 0 0
Mark McLemore, S (1, 4) OBP: 0.325, SLG: 0.311		2-0 FC6-4 1-2f		2-1 G1-6-4-3 1-2f			2-2 FC6-4 1B		1-2 F8	4 0 1 0 0 0 7

Inning Stats	R: 0 E: 0 K: 9	H: 1 LOB: 1 BB: 0 P: 16	R: 0 E: 0 K: 10	H: 2 LOB: 2 BB: 0 P: 15	R: 0 E: 0 K: 8	H: 1 LOB: 1 BB: 0 P: 13	R: 0 E: 0 K: 10	H: 1 LOB: 2 BB: 2 P: 23	R: 1 E: 0 K: 9	H: 0 LOB: 0 BB: 1 P: 18	R: 1 E: 0 K: 7	H: 2 LOB: 0 BB: 0 P: 11	R: 0 E: 0 K: 6	H: 1 LOB: 1 BB: 1 P: 14	R: 0 E: 0 K: 11	H: 0 LOB: 0 BB: 0 P: 14	R: 0 E: 1 K: 15	H: 1 LOB: 3 BB: 1 P: 26	1B: 8 2B: 0 3B: 0 HR: 1	SF: 0 SAC: 0 DP: 2 HBP: 0
--------------	----------------------	----------------------------------	-----------------------	----------------------------------	----------------------	----------------------------------	-----------------------	----------------------------------	----------------------	----------------------------------	----------------------	----------------------------------	----------------------	----------------------------------	-----------------------	----------------------------------	-----------------------	----------------------------------	----------------------------------	------------------------------------


BOTTOM

New York Yankees @ Baltimore Orioles
 Oriole Park at Camden Yards, Baltimore, MD

Wed Sep 09 1992, 7:05 PM EDT
 Att: 45,149 - Cloudy - 87 F

livebaseballscorecards.com

AB	34
R	2
H	9
RBI	2
BB	5
SO	7
LOB	21



PITCHER	IP	WLS	BF	H	R	ER	SO	BB	IBB	HBP	BLK	WP	HR	S	P	ERA	WHIP
Bob Wickman, R (1, 1) ERA: 3.81	7.0	W	30	8	2	2	5	4	0	0	0	0	1	59	110	2.57	1.714
Russ Springer, R (8, 1) ERA: 8.71	1.0		3	0	0	0	1	0	0	0	0	0	0	11	14	0.00	0.000
Steve Farr, R (9, 1) ERA: 1.58	1.0	S	6	1	0	0	1	1	0	0	0	0	0	15	26	0.00	2.000

Batter	1	2	3	4	5	6	7	8	9	AB R H RBI BB SO LOB	TOP																								
Gregg Jefferies, S OBP: 0.342, SLG: 0.412 (1, 5)	2-1 G4-3		1-1 P4	1-1 P6			0-0 P2		1-1 G4-6-3	5 0 0 0 0 0 3																									
Keith Miller, R OBP: 0.362, SLG: 0.408 (1, 4)	2-2 FC5-4 1B		2-2 F7			0-0 F7	2-3 K			4 0 1 0 0 0 1 0																									
George Brett, L OBP: 0.327, SLG: 0.388 (1, 10)	1-2 FC5-4 1B		2-1 HBP			1-0 G3	3-2 L8			3 0 0 0 0 0 0 1																									
Kevin McReynolds, R OBP: 0.357, SLG: 0.418 Kevin Koslofski, L OBP: 0.340, SLG: 0.384 (1, 7) (7, 7)	2-1 1B		2-2 F8			1-2 E5 BB	1-1 F9			3 0 1 0 0 0 0 1 1 0 0 0 0 0 0 0																									
Wally Joyner, L OBP: 0.332, SLG: 0.385 (1, 3)	1-2 G4-3			0-1 1B 2B		4-2 1B BB	2-1 F8			3 1 1 0 0 1 0 2																									
Juan Samuel, R OBP: 0.318, SLG: 0.340 (1, 9)		1-2 G4-3		1-1 G1-3		3-3 K	1-0 2B			4 0 1 0 0 0 1 3																									
Mike Macfarlane, R OBP: 0.304, SLG: 0.417 (1, 2)		2-0 1B 1B		3-1 2-H 1B			1-1 G6-3			4 0 2 1 0 0 0 1																									
Brian McRae, S OBP: 0.289, SLG: 0.301 Jim Eisenreich, L OBP: 0.308, SLG: 0.337 (1, 8) (9, PH)		1-0 1B		1-1 F9			0-3 K		2-2 G4-6-3 1B	3 0 1 0 0 0 1 1 1 0 1 0 0 0 0 0																									
David Howard, S OBP: 0.288, SLG: 0.295 Curtis Wilkerson, S OBP: 0.307, SLG: 0.332 (1, 6) (9, PH)		0-0 F9		1-0 E6			1-0 F7		2-3 K	3 0 0 0 0 0 0 2 1 0 0 0 0 0 1 1																									
Inning Stats	R: 0 E: 0 K: 0 S: 17	H: 2 LOB: 2 BB: 0 P: 25	R: 0 E: 0 K: 0 S: 6	H: 2 LOB: 1 BB: 0 P: 10	R: 0 E: 0 K: 0 S: 14	H: 0 LOB: 1 BB: 0 P: 21	R: 1 E: 1 K: 0 S: 11	H: 2 LOB: 2 BB: 0 P: 19	R: 0 E: 1 K: 1 S: 6	H: 0 LOB: 0 BB: 0 P: 8	R: 0 E: 0 K: 1 S: 10	H: 0 LOB: 0 BB: 0 P: 15	R: 0 E: 0 K: 0 S: 6	H: 1 LOB: 1 BB: 0 P: 11	R: 0 E: 0 K: 1 S: 9	H: 1 LOB: 0 BB: 0 P: 14	1B: 6 2B: 2 3B: 0 HR: 0	SF: 0 SAC: 0 DP: 1 HBP: 1	WP: 0 PB: 0 SB: 1 CS: 0	PA: 37															
PITCHER	IP WLS BF H R ER SO BB IBB HBP BLK WP HR S P ERA WHIP																																		
Sterling Hitchcock, L ERA: 1.5 (1, 1)	6.0	27	6	1	1	2	1	0	1	0	0	0	65	103	1.50	1.167																			
Rich Monteleone, R ERA: 2.95 (7, 1)	2.0	W	7	1	0	0	1	0	0	0	0	0	16	26	0.00	0.500																			
Steve Farr, R ERA: 1.54 (9, 1)	1.0	S	3	1	0	0	1	0	0	0	0	0	9	14	0.00	1.000																			

Kansas City Royals @ New York Yankees
 Yankee Stadium, Bronx, NY
 Fri Sep 11 1992, 7:05 PM EDT
 Att. 15,597 - Cloudy - 67 F

AB	35
R	1
H	8
RBI	1
BB	1
SO	4
LOB	15



Batter	1	2	3	4	5	6	7	8	9
Bernie Williams, S <small>OBP: 0.333, SLG: 0.370</small> (1, 8)	4-2 		1-1 		1-0 			1-1 	
Randy Velarde, R <small>OBP: 0.343, SLG: 0.401</small> (1, 5)	1-0 		1-0 			1-0 		1-0 	
Don Mattingly, L <small>OBP: 0.325, SLG: 0.423</small> (1, 3)	3-1 		2-2 			3-2 		1-0 	
Danny Tartabull, R <small>OBP: 0.413, SLG: 0.504</small> (1, 9)	4-0 			1-3 		0-0 		3-2 	
Roberto Kelly, R <small>OBP: 0.329, SLG: 0.400</small> (1, 7)	3-2 			0-1 			2-3 	0-3 	
Jim Leyritz, R <small>OBP: 0.340, SLG: 0.424</small> (1, 10)		1-0 		0-3 			1-0 		
Mike Stanley, R <small>OBP: 0.371, SLG: 0.408</small> (1, 2)			1-3 		2-3 		0-1 		
Andy Stankiewicz, R <small>OBP: 0.336, SLG: 0.343</small> (1, 6)		2-2 			1-1 		4-0 		
Pat Kelly, R <small>OBP: 0.314, SLG: 0.395</small> (1, 4)		2-2 			1-2 		1-0 		

AB	R	H	RBI	BB	SO	LOB	
3	0	1	0	1	0	0	
4	1	1	0	0	0	1	
4	0	0	0	0	0	2	
3	0	1	1	1	1	0	
4	0	0	0	0	2	3	
3	1	2	1	0	1	0	
3	0	0	0	0	2	1	
2	0	0	0	1	0	1	
3	0	1	0	0	0	2	
1B: 4	SF: 0	2B: 1	SAC: 0	3B: 0	DP: 0	HR: 1	HBP: 0

BOTTOM

Kansas City Royals @ New York Yankees
 Yankee Stadium, Bronx, NY

Fri Sep 11 1992, 7:05 PM EDT
 Att: 15,597 - Cloudy - 67 F

livebaseballscorecards.com

AB	29
R	2
H	6
RBI	2
BB	3
SO	6
LOB	10

Inning Stats	R: 0	H: 0	E: 0	K: 8	S: 8	R: 0	H: 1	E: 0	K: 11	S: 11	R: 0	H: 0	E: 0	K: 6	S: 6	R: 0	H: 0	E: 0	K: 2	S: 9	R: 0	H: 2	E: 0	K: 9	S: 9	R: 0	H: 0	E: 0	K: 5	S: 5	R: 1	H: 1	E: 0	K: 1	S: 8	R: 1	H: 2	E: 0	K: 10	S: 10
Chris Haney, L <small>ERA: 5.17</small> (1, 1)	IP	WLS	BF	H	R	ER	SO	BB	IBB	HBP	BLK	WP	HR	S	P	ERA	WHIP																							
Mike Magnante, L <small>ERA: 4.86</small> (8, 1)	0.2	L	3	1	1	1	0	0	0	0	0	0	0	4	7	13.50	1.500																							
Rusty Meacham, R <small>ERA: 2.64</small> (8, 1)	0.1		2	1	0	0	1	0	0	0	0	1	0	6	9	0.00	3.000																							
PITCHER	IP	WLS	BF	H	R	ER	SO	BB	IBB	HBP	BLK	WP	HR	S	P	ERA	WHIP																							

Batter	1	2	3	4	5	6	7	8	9	AB R H RBI BB SO LOB	TOP											
Steve Sax, R OBP: 0.288, SLG: 0.317 (1, 4)	1-1 G6-3	2-0 P8		1-1 G4-3		2-1 E4 2B	0-0 FC5-2 1B		3-2 G6-3	6 0 1 1 0 0 4	<p>Chicago White Sox @ New York Yankees Yankee Stadium, Bronx, NY Mon Sep 14 1992, 7:05 PM EDT Att. 12,566 - Sunny - 67 F</p>											
Tim Raines, S OBP: 0.371, SLG: 0.383 (1, 7)	2-2 SF8 3B		4-2 2B BB	0-0 F8		1-0 2B	1-3 FC5-2 3-H	2-2 P4	2-0 P4	5 2 2 0 1 0 4												
Frank Thomas, R OBP: 0.438, SLG: 0.526 (1, 3)	3-2 SF8		2-2 G6-3 G3 2B		2-1 G6-3	3-3 K	3-3 K	3-2 G5-3	3-2 G5-3	5 1 1 2 0 2 5												
George Bell, R OBP: 0.299, SLG: 0.420 (1, 10)	0-3 K		1-1 G6-3		3-2 F9 3B 1B	4-1 IBB		1-3 K		4 1 1 0 1 2 1												
Robin Ventura, L OBP: 0.366, SLG: 0.421 (1, 5)		1-1 F8	1-1 G3		4-0 3B BB	1-3 K		0-1 F8 BB 1B		4 1 1 1 1 1 3												
Dan Pasqua, L OBP: 0.291, SLG: 0.314 (1, 9)		4-2 FC 1B SF8 BB	4-1 FC6-4 BB		0-0 F9	1-3 K		4-2 SAFE BB		1 1 0 0 2 0 2 1 0 0 0 1 1 3												
Shawn Abner, R OBP: 0.317, SLG: 0.348 (6, 9)					2-3			1-2 BB														
Lance Johnson, L OBP: 0.326, SLG: 0.376 (1, 8)	2-2 FC 1B		0-0 FC6-4		1-2 1B 3B		3-1 1B 3B	0-0 F8		5 1 3 2 0 0 3												
Carlton Fisk, R OBP: 0.327, SLG: 0.335 (1, 2)	1-2 FC 1B			1-2 FC3-6 1B		1-1 G4-3		0-3 K	1-1 F7	5 0 1 0 0 1 6												
Dale Sveum, S OBP: 0.250, SLG: 0.286 (1, 6)		0-0 SF8		0-0 FC3-6 G4-3			1-1 HR	4-2 1B FC5-2 BB	1-1 2B	3 1 2 2 1 0 1												
Inning Stats	R: 1 E: 0 K: 1 S: 11	H: 1 LOB: 0 BB: 0 P: 17	R: 1 E: 0 K: 0 S: 12	H: 1 LOB: 2 BB: 1 P: 22	R: 2 E: 0 K: 0 S: 11	H: 1 LOB: 1 BB: 2 P: 23	R: 0 E: 0 K: 0 S: 7	H: 1 LOB: 1 BB: 0 P: 9	R: 2 E: 0 K: 0 S: 12	H: 2 LOB: 1 BB: 1 P: 23	R: 1 E: 1 K: 3 S: 14	H: 2 LOB: 3 BB: 1 P: 27	R: 1 E: 0 K: 2 S: 16	H: 2 LOB: 2 BB: 1 P: 28	R: 0 E: 0 K: 1 S: 11	H: 1 LOB: 2 BB: 1 P: 17	R: 0 E: 0 K: 0 S: 9	H: 1 LOB: 1 BB: 0 P: 18	1B: 5 2B: 3 3B: 3 HR: 1	SF: 2 SAC: 0 DP: 0 HBP: 0	WP: 0 PB: 0 SB: 1 CS: 0	PA: 48
PITCHER	IP WLS BF H R ER SO BB IBB HBP BLK WP HR S P ERA WHIP																					
Bob Wickman, R ERA: 4.94 (1, 1)	5.0 L 26 6 6 6 1 4 0 0 0 0 0 0 53 94 10.80 2.000																					
John Habyan, R ERA: 4.25 (6, 1)	0.1 5 2 1 1 1 0 1 0 0 0 0 1 8 19 27.00 6.000																					
Greg Cadaret, L ERA: 4.42 (6, 1)	3.2 17 4 1 1 5 2 0 0 0 0 0 0 42 71 2.46 1.636																					

livebaseballscores.com

AB	39
R	8
H	12
RBI	8
BB	7
SO	7
LOB	32



Batter	1	2	3	4	5	6	7	8	9	AB R H RBI BB SO LOB
Bernie Williams, S (1, 8) OBP: 0.344, SLG: 0.378	0-1 G5-3		4-2 1B BB		3-2 L5			4-1 G5-3 1B BB	0-2 P5	3 2 0 0 2 0 1
Randy Velarde, R (1, 5) OBP: 0.345, SLG: 0.405	3-2 F9		1-3 K		0-3 K			0-1 G5-3		4 0 0 0 0 2 2
Don Mattingly, L (1, 3) OBP: 0.332, SLG: 0.428	1-0 F9		2-1 1B 1B		3-3 K			0-1 G3-1 1B		4 1 2 2 0 1 0
Danny Tartabull, R (1, 9) OBP: 0.412, SLG: 0.497		2-2 F9	3-1 1B 1B		1-1 F8			2-1 G3-1		2 0 1 0 0 0 0
Mel Hall, L (3, PR) OBP: 0.311, SLG: 0.428			1-2 1B					1-2 1B		2 0 0 0 0 0 1
Roberto Kelly, R (1, 7) OBP: 0.326, SLG: 0.396		3-2 F9	3-2 1B		3-2 G6-3			0-1 F8		4 0 1 1 0 0 1
Jim Leyritz, R (1, 10) OBP: 0.339, SLG: 0.444		2-1 HR	1-0 F9		2-2 G6-3				2-3 K	3 1 1 1 0 0 2
Kevin Maas, L (9, PH) OBP: 0.306, SLG: 0.413										1 0 0 0 0 1 0
Mike Stanley, R (1, 2) OBP: 0.370, SLG: 0.425		0-1 HR			1-3 K			1-1 G4-6-3 1B	0-2 G4-3	3 1 2 1 0 1 0
Matt Nokes, L (9, PH) OBP: 0.280, SLG: 0.398										1 0 0 0 0 0 0
Andy Stankiewicz, R (1, 6) OBP: 0.341, SLG: 0.348		2-2 G4-3			3-2 G6-3			0-1 G4-6-3	4-0 2B BB	3 1 0 0 1 0 1
Pat Kelly, R (1, 4) OBP: 0.308, SLG: 0.388			3-2 P4		0-3 K			0-0 F8	0-1 2B	4 0 1 1 0 1 0

Inning Stats	R: 0	H: 0	E: 0	K: 0	S: 7	R: 2	H: 2	E: 0	K: 0	S: 14	R: 2	H: 3	E: 0	K: 1	S: 17	R: 0	H: 0	E: 0	K: 2	S: 9	R: 0	H: 0	E: 0	K: 0	S: 11	R: 0	H: 0	E: 0	K: 0	S: 8	R: 0	H: 1	E: 0	K: 0	S: 5	R: 1	H: 1	E: 0	K: 0	S: 9	R: 1	H: 1	E: 0	K: 1	S: 15	1B: 5	SF: 0	2B: 1	SAC: 0	3B: 0	DP: 1	HR: 2	HBP: 0	WP: 0	PA: 37
	0	0	0	0	7	2	2	0	0	14	2	3	0	1	17	0	0	0	2	9	0	0	0	0	11	0	0	0	0	8	0	1	0	0	5	1	0	1	0	9	1	1	0	1	15	5	0	1	0	0	2	0	37		

PITCHER	IP	WLS	BF	H	R	ER	SO	BB	IBB	HBP	BLK	WP	HR	S	P	ERA	WHIP
Wilson Alvarez, L (1, 1) ERA: 4.94	6.0	W	24	5	4	4	5	1	0	0	0	0	2	66	112	6.00	1.000
Terry Leach, R (7, 1) ERA: 2.11	1.1		6	2	1	1	0	1	0	0	0	0	0	10	15	6.75	2.250
Scott Radinsky, L (8, 1) ERA: 2.09	0.1		1	0	0	0	0	0	0	0	0	0	0	2	4	0.00	0.000
Roberto Hernandez, R (8, 1) ERA: 1.83	1.1	S	6	1	1	1	1	1	0	0	0	0	0	17	23	6.75	1.500

BOTTOM

Chicago White Sox @ New York Yankees
Yankee Stadium, Bronx, NY
 Mon Sep 14 1992, 7:05 PM EDT
 Att. 12,566 - Sunny - 67 F

livebaseballscorecards.com

AB	34
R	6
H	8
RBI	6
BB	3
SO	6
LOB	8



Batter	1	2	3	4	5	6	7	8	9	AB R H RBI BB SO LOB	TOP																									
Steve Sax, R OBP: 0.287, SLG: 0.318 (1, 4)	0-0 G4-3		1-1 G4-3			2-1 F9		3-2 2B	1-0 G6-3	5 1 1 0 0 0 0																										
Tim Raines, S OBP: 0.373, SLG: 0.385 (1, 7)	0-1 1B		3-2 G4-3			1-0 1B		4-0 2B		3 1 2 0 1 0 0																										
Frank Thomas, R OBP: 0.437, SLG: 0.526 (1, 3)	3-1 F8			3-2 P3		1-3 K		0-1 2B		4 0 1 2 0 1 2																										
George Bell, R OBP: 0.298, SLG: 0.417 (1, 10)	1-0 F7			3-2 G3			3-2 G6-3	4-0 2B		3 0 0 0 1 0 1																										
Joey Cora, S OBP: 0.328, SLG: 0.267 (8, PR)								1-3 2-H 3-H		0 0 0 0 0 0 0																										
Robin Ventura, L OBP: 0.366, SLG: 0.418 (1, 5)		1-1 F9		1-0 F8			0-2 G1-3	4-0 2B		3 0 0 1 1 0 0																										
Dan Pasqua, L OBP: 0.299, SLG: 0.330 (1, 9)		4-1 BB			4-2 BB		3-2 HR	1-3 K		1 1 1 1 2 0 0																										
Carlton Fisk, R OBP: 0.325, SLG: 0.333 (8, PH)										1 0 0 0 0 1 3																										
Shawn Abner, R OBP: 0.317, SLG: 0.348 (8, 9)										0 0 0 0 0 0 0																										
Lance Johnson, L OBP: 0.324, SLG: 0.373 (1, 8)		1-0 F8		0-0 G3-6			0-0 F7	2-2 P6		4 0 0 0 0 0 5																										
Ron Karkovics, R OBP: 0.296, SLG: 0.350 (1, 2)		1-3 K		0-2 G4-3				0-0 1B	2-3 K	4 0 1 0 0 2 1																										
Dale Sveum, S OBP: 0.250, SLG: 0.285 (1, 6)		1-0 F8				2-0 G4-3		0-1 2B	3-3 K	4 1 1 0 0 1 0																										
Inning Stats	R: 0 E: 0 K: 0 S: 6	H: 1 LOB: 1 BB: 0 P: 10	R: 0 E: 0 K: 1 S: 7	H: 0 LOB: 1 BB: 1 P: 14	R: 0 E: 0 K: 0 S: 6	H: 0 LOB: 0 BB: 0 P: 11	R: 0 E: 0 K: 0 S: 7	H: 0 LOB: 0 BB: 0 P: 14	R: 0 E: 0 K: 1 S: 7	H: 1 LOB: 1 BB: 0 P: 13	R: 1 E: 0 K: 0 S: 12	H: 1 LOB: 0 BB: 0 P: 18	R: 3 E: 0 K: 1 S: 15	H: 4 LOB: 3 BB: 3 P: 33	R: 0 E: 0 K: 2 S: 8	H: 0 LOB: 0 BB: 0 P: 14	1B: 4 2B: 2 3B: 0 HR: 1	SF: 0 SAC: 0 DP: 1 HBP: 0	WP: 0 PB: 0 SB: 1 CS: 0	PA: 37																
PITCHER	IP WLS BF H R ER SO BB IBB HBP BLK WP HR S P ERA WHIP																																			
Sam Milltello, R ERA: 2.72 (1, 1)	7.0		25	3	1	1	2	2	0	0	0	0	1	51	90	1.29	0.714																			
Rich Monteleone, R ERA: 3.28 (8, 1)	0.1	L	6	4	3	3	0	1	1	0	0	0	0	9	20	81.00	15.000																			
Jerry Nielsen, L ERA: 2.51 (8, 1)	0.2		3	0	0	0	1	1	0	0	0	0	0	6	13	0.00	1.500																			
Russ Springer, R ERA: 7.71 (9, 1)	1.0		3	0	0	0	2	0	0	0	0	0	0	8	14	0.00	0.000																			

Chicago White Sox @ New York Yankees
Yankee Stadium, Bronx, NY
Tue Sep 15 1992, 7:05 PM EDT
Att. 13,266 - Sunny - 66 F

livebaseballscorecards.com

AB	32
R	4
H	7
RBI	4
BB	5
SO	5
LOB	12



Batter	1	2	3	4	5	6	7	8	9	AB	R	H	RBI	BB	SO	LOB
Bernie Williams, S OBP: 0.347, SLG: 0.397 (1, 8)	1-2 1B 1B		1-2 F7		3-2 HR		3-1 F8			4	1	2	1	0	0	0
Roberto Kelly, R OBP: 0.324, SLG: 0.393 (1, 7)	0-1 F9		1-0 G6-3		1-3 K			0-1 F9		4	0	0	0	0	1	1
Don Mattingly, L OBP: 0.333, SLG: 0.434 (1, 3)	1-0 1B		2-1 HR		1-2 F9			2-1 F8		4	1	2	1	0	0	0
Mel Hall, L OBP: 0.311, SLG: 0.426 (1, 9)	0-0 P4		1-1 1B		1-1 G3			0-1 P4		4	0	1	0	0	0	2
Kevin Maas, L OBP: 0.302, SLG: 0.407 (1, 10)	1-2 F7		1-2 F9			0-1 F7			0-0 G4-3	4	0	0	0	0	0	3
Randy Velarde, R OBP: 0.344, SLG: 0.403 (1, 5)		1-0 L1		0-0 G6-3		0-1 G1-3			1-2 1B	4	0	1	0	0	0	0
Matt Nokes, L OBP: 0.281, SLG: 0.398 (9, PH)		0-1 1B		0-0 P1		1-0 P5			1-1 1B	3	0	1	0	0	0	0
Mike Stanley, R OBP: 0.374, SLG: 0.429 (9, PR)		1-0 1B		1-2 FC6-4					1-2 1B	1	0	1	0	0	0	0
Andy Stankiewicz, R OBP: 0.340, SLG: 0.347 (1, 6)		1-0 F7		1-2 1B		1-1 F9			0-0 F7	4	0	1	0	0	0	3
Pat Kelly, R OBP: 0.304, SLG: 0.383 (1, 4)		2-1 F7		1-1 FC6-4			2-2 G6-3		2-2 P3	4	0	0	0	0	0	4

Inning Stats	R: 0	H: 2	E: 0	K: 0	S: 13	R: 0	H: 1	E: 0	K: 0	S: 7	R: 1	H: 2	E: 0	K: 0	S: 11	R: 0	H: 1	E: 0	K: 0	S: 7	R: 1	H: 1	E: 0	K: 1	S: 12	R: 0	H: 0	E: 0	K: 0	S: 5	R: 0	H: 0	E: 0	K: 0	S: 11	R: 0	H: 0	E: 0	K: 0	S: 6	R: 0	H: 2	E: 0	K: 0	S: 10	1B: 7	2B: 0	3B: 0	HR: 2	SF: 0	SAC: 0	DP: 0	HBP: 0	WP: 0	PB: 0	SB: 0	CS: 0	PA: 36
PITCHER	IP	WLS	BF	H	R	ER	SO	BB	IBB	HBP	BLK	WP	HR	S	P	ERA	WHIP																																									
Alex Fernandez, R ERA: 4.18 (1, 1)	8.1	W	33	8	2	2	1	0	0	0	0	0	0	76	106	2.16	0.960																																									
Scott Radinsky, L ERA: 2.09 (9, 1)	0.0		1	1	0	0	0	0	0	0	0	0	0	2	3	∞	∞																																									
Bobby Thigpen, R ERA: 4.47 (9, 1)	0.2	S	2	0	0	0	0	0	0	0	0	0	0	4	6	0.00	0.000																																									

BOTTOM

Chicago White Sox @ New York Yankees
Yankee Stadium, Bronx, NY
Tue Sep 15 1992, 7:05 PM EDT
Att. 13,266 - Sunny - 66 F

livebaseballscorecards.com

AB	36
R	2
H	9
RBI	2
BB	0
SO	1
LOB	13



Chicago White Sox @ New York Yankees
 Yankee Stadium, Bronx, NY

Wed Sep 16 1992, 7:05 PM EDT
 Att. 12,909 - Cloudy - 69 F



Batter	1	2	3	4	5	6	7	8	9	AB R H RBI BB SO LOB
Steve Sax, R OBP: 0.289, SLG: 0.320 (1, 4)	2-1 2B 1B	2-1 G5-4-3 1-2f		1-1 G6-3		1-1 E4 1B	2-0 1B 1B		1-0 CS 1B	6 2 3 0 0 0 2
Tim Raines, S OBP: 0.373, SLG: 0.385 (1, 7)	3-2 F9		1-1 G5-3	3-2 G6-3		3-2 BB 1B G1-6-3 1B	0-0 1B		0-1 CS	5 1 2 0 0 0 1
Frank Thomas, R OBP: 0.441, SLG: 0.534 (1, 3)	0-0 1B 2B		1-0 2B 1B		2-2 1B 2B	1-1 G1-6-3 BB 1B	2-1 1B			5 3 5 2 0 0 0
George Bell, R OBP: 0.301, SLG: 0.420 (1, 10)	1-0 2H 1B		1-0 2B 2B		0-1 G5-3	4-1 G1-6-3 BB	2-0 L6			4 1 2 2 1 0 4
Robin Ventura, L OBP: 0.366, SLG: 0.420 (1, 5)	3-3 K		2-1 2B 2B		2-1 1B 1B	0-0 G1-6-3		1-1 G3-1		5 2 2 2 0 1 3
Shawn Abner, R OBP: 0.314, SLG: 0.340 (1, 8) (6, 9)	2-3 K		2-2 G6-3		0-1 F9	4-1 BB		2-2 G4-3		4 0 0 0 1 1 3
Mike Huff, R OBP: 0.299, SLG: 0.277 Lance Johnson, L OBP: 0.323, SLG: 0.371 (6, PH) (6, 8)			1-1 G6-3	1-0 2B		1-0 1B 1B		0-0 L3		3 0 2 1 0 0 0 2 0 0 0 0 0 2
Ron Karkovics, R OBP: 0.297, SLG: 0.351 (1, 2)			1-1 BB 1B	1-3 K		0-0 1B			1-3 K	5 0 2 1 0 3 1
Dale Sveum, S OBP: 0.249, SLG: 0.280 (1, 6)			4-1 G5-4-3 BB		2-2 P3	2-1 F7		2-0 G4-3	2-2 P6	4 0 0 0 1 0 2

Inning Stats	R: 2	H: 3	E: 0	K: 2	S: 16	P: 27	R: 0	H: 1	E: 0	K: 0	S: 7	P: 15	R: 3	H: 4	E: 0	K: 1	S: 13	P: 22	R: 0	H: 0	E: 0	K: 0	S: 9	P: 15	R: 2	H: 4	E: 0	K: 0	S: 14	P: 21	R: 2	H: 2	E: 1	K: 0	S: 12	P: 27	R: 0	H: 3	E: 0	K: 1	S: 9	P: 17	R: 0	H: 0	E: 0	K: 0	S: 7	P: 10	R: 0	H: 1	E: 0	K: 1	S: 8	P: 12	1B: 13	2B: 5	3B: 0	HR: 0	SF: 0	SAC: 0	DP: 2	HBP: 0	WP: 0	PB: 0	SB: 0	CS: 1	PA: 47
--------------	------	------	------	------	-------	-------	------	------	------	------	------	-------	------	------	------	------	-------	-------	------	------	------	------	------	-------	------	------	------	------	-------	-------	------	------	------	------	-------	-------	------	------	------	------	------	-------	------	------	------	------	------	-------	------	------	------	------	------	-------	--------	-------	-------	-------	-------	--------	-------	--------	-------	-------	-------	-------	--------

PITCHER	IP	WLS	BF	H	R	ER	SO	BB	IBB	HBP	BLK	WP	HR	S	P	ERA	WHIP
Sterling Hitchcock, L ERA: 6.23 (1, 1)	2.2	L	16	8	5	5	2	1	0	0	0	0	0	33	60	16.88	3.375
Curt Young, L ERA: 4.21 (3, 1)	2.1		13	5	4	2	1	0	0	0	0	0	0	31	49	7.71	2.143
John Habyan, R ERA: 4.12 (6, 1)	2.0		11	4	0	0	1	2	0	0	0	0	0	16	35	0.00	3.000
Rich Monteleone, R ERA: 3.18 (8, 1)	2.0		6	1	0	0	1	0	0	0	0	0	0	15	22	0.00	0.500

PITCHER	IP	WLS	BF	H	R	ER	SO	BB	IBB	HBP	BLK	WP	HR	S	P	ERA	WHIP
---------	----	-----	----	---	---	----	----	----	-----	-----	-----	----	----	---	---	-----	------

Batter	1	2	3	4	5	6	7	8	9	AB	R	H	RBI	BB	SO	LOB
Bernie Williams, S OBP: 0.349, SLG: 0.402 (1, 8) C B F S	1-3 K ①		0-1 G5-3 ①		1-2 2B 1B		2-1 L7 ①		0-2 2B	5	1	2	0	0	1	0
Randy Velarde, R OBP: 0.345, SLG: 0.404 (1, 5) X	0-0 G6-3 ②		3-2 F9 ②		0-0 G3 1-H G4-3 2B		1-2 F7 ②		4-1 BB	4	1	1	1	1	0	0
Don Mattingly, L OBP: 0.335, SLG: 0.436 (1, 3) B C X	1-1 2-4 1B		2-0 FC6-4 1B		3-1 G3 ①		0-2 1B		0-0 F7 ③	5	0	3	0	0	0	3
Danny Tartabull, R OBP: 0.409, SLG: 0.492 (1, 10) B B	2-0 2-4 1-2	1-1 F9 ①	0-0 FC6-4 ③		1-2 G4-3 ②		1-0 F9 ③			4	0	0	1	0	0	2
Roberto Kelly, R OBP: 0.323, SLG: 0.392 (1, 7)		1-1 1B HR 1B		1-0 F7 ①	1-0 F8 ③			1-3 K ①		4	1	1	0	0	1	0
Gerald Williams, R OBP: 0.667, SLG: 1.000 Mel Hall, L OBP: 0.310, SLG: 0.426 (8, PH) (9, 9)		0-0 1-2 HR 1B		0-0 F8 ②		1-0 2B		2-3 K ②		3	1	2	0	0	0	0
Mike Stanley, R OBP: 0.376, SLG: 0.456 (1, 2)		0-1 1-H 2-H HR		3-2 3B 2B		0-0 G6-3 ①		3-3 K ③		4	2	2	3	0	1	1
Andy Stankiewicz, R OBP: 0.340, SLG: 0.351 (1, 6)		0-0 G5-3 ②		1-0 2-H 3B		0-0 F7 ②		3-2 P2 ①		4	0	1	1	0	0	1
Pat Kelly, R OBP: 0.301, SLG: 0.378 (1, 4)		1-2 F7 ③		1-0 F8 ③		2-2 G6-3 ③		2-2 L1 ②		4	0	0	0	0	0	2

Inning Stats	R: 0	H: 1	E: 0	K: 1	S: 6	R: 3	H: 3	E: 0	K: 0	S: 11	R: 0	H: 1	E: 0	K: 0	S: 8	R: 1	H: 2	E: 0	K: 0	S: 8	R: 2	H: 2	E: 0	K: 0	S: 10	R: 0	H: 1	E: 0	K: 0	S: 6	R: 0	H: 1	E: 0	K: 0	S: 10	R: 0	H: 0	E: 0	K: 3	S: 11	R: 0	H: 1	E: 0	K: 0	S: 12	1B: 6	SF: 0	2B: 4	SAC: 0	3B: 1	DP: 0	HR: 1	HBP: 0	WP: 0	PA: 39
--------------	------	------	------	------	------	------	------	------	------	-------	------	------	------	------	------	------	------	------	------	------	------	------	------	------	-------	------	------	------	------	------	------	------	------	------	-------	------	------	------	------	-------	------	------	------	------	-------	-------	-------	-------	--------	-------	-------	-------	--------	-------	--------

PITCHER	IP	WLS	BF	H	R	ER	SO	BB	IBB	HBP	BLK	WP	HR	S	P	ERA	WHIP
Greg Hibbard, L ERA: 4.42 (1, 1)	4.1		22	9	6	6	1	0	0	0	0	0	1	39	61	12.46	2.077
Terry Leach, R ERA: 2.03 (5, 1)	2.2	W	10	2	0	0	0	0	0	0	0	0	0	20	29	0.00	0.750
Roberto Hernandez, R ERA: 1.77 (8, 1)	2.0	S	8	1	0	0	3	1	0	0	0	0	0	23	38	0.00	1.000

BOTTOM

Chicago White Sox @ New York Yankees
Yankee Stadium, Bronx, NY
Wed Sep 16 1992, 7:05 PM EDT
Att. 12,909 - Cloudy - 69 F

livebaseballscores.com

AB	38
R	6
H	12
RBI	6
BB	1
SO	4
LOB	9



Batter	1	2	3	4	5	6	7	8	9	AB R H RBI BB SO LOB	TOP											
Bernie Williams, S (1, 8) OBP: 0.347, SLG: 0.404	1-2 G4-3		1-0 SF8 2B		1-0 L4			0-3 K		4 0 1 0 0 1 2												
Randy Velarde, R (1, 5) OBP: 0.344, SLG: 0.406	1-1 2B		2-2 SF8		1-1 G5-3			2-3 K		3 0 1 1 0 1 2												
Don Mattingly, L (1, 3) OBP: 0.333, SLG: 0.433	1-2 F8		0-1 P5			0-1 F9		0-1 F9		4 0 0 0 0 0 3												
Danny Tartabull, R (1, 10) OBP: 0.407, SLG: 0.489	0-1 G6-3		2-3 K			3-2 G6-3			1-2 G4-6-3 1B	4 0 1 0 0 1 2												
Mel Hall, L (1, 7) OBP: 0.308, SLG: 0.423		1-3 K		0-1 F9		0-0 F7			0-0 G4-6-3 1-2f	4 0 0 0 0 1 1												
Gerald Williams, R (1, 9) OBP: 0.429, SLG: 0.571		3-3 K		1-2 G6-3			0-0 P6		1-1 1B 1B	4 1 1 0 0 1 0												
Matt Nokes, L (1, 2) OBP: 0.283, SLG: 0.399		1-0 1B		1-0 G3-1			1-1 G1		1-1 1B 1B	4 0 2 0 0 0 0 0 0 0 0 0 0 0	AB 35											
Dion James, L (9, PR) OBP: 0.361, SLG: 0.382											R 2											
Andy Stankiewicz, R (1, 6) OBP: 0.339, SLG: 0.351		0-1 F8			3-2 1B		1-2 G5-3		1-1 1B 1B	3 0 1 0 0 0 1 1 0 1 1 0 0 0 0 0 0 0 0 0 0	H 9											
Kevin Maas, L (9, PH) OBP: 0.305, SLG: 0.409											RBI 2											
Mike Gallego, R (9, PR) OBP: 0.349, SLG: 0.374											BB 0											
Pat Kelly, R (1, 4) OBP: 0.301, SLG: 0.378			0-0 E1 2B SF8		0-0 P6			1-1 1B	0-0 P4	3 1 1 0 0 0 1 1 0 0 0 0 0 2	SO 5											
Roberto Kelly, R (9, PH) OBP: 0.323, SLG: 0.391											LOB 14											
Inning Stats	R: 0 E: 0 K: 0 S: 10	H: 1 LOB: 1 BB: 0 P: 13	R: 0 E: 0 K: 2 S: 10	H: 1 LOB: 1 BB: 0 P: 15	R: 1 E: 1 K: 1 S: 10	H: 1 LOB: 1 BB: 0 P: 15	R: 0 E: 0 K: 0 S: 6	H: 0 LOB: 0 BB: 0 P: 8	R: 0 E: 0 K: 0 S: 7	H: 1 LOB: 1 BB: 0 P: 12	R: 0 E: 0 K: 0 S: 7	H: 0 LOB: 0 BB: 0 P: 10	R: 0 E: 0 K: 0 S: 6	H: 0 LOB: 0 BB: 0 P: 8	R: 0 E: 0 K: 2 S: 10	H: 1 LOB: 1 BB: 0 P: 13	R: 1 E: 0 K: 0 S: 11	H: 4 LOB: 2 BB: 0 P: 15	1B: 7 2B: 2 3B: 0 HR: 0	SF: 1 SAC: 0 DP: 1 HBP: 0	WP: 0 PB: 0 SB: 0 CS: 0	PA: 36
PITCHER	IP WLS BF H R ER SO BB IBB HBP BLK WP HR S P ERA WHIP																					
Hipolito Pichardo, R (1, 1) ERA: 3.65	7.0 W 26 4 1 0 3 0 0 0 0 0 0 0 56 81 0.00 0.571																					
Jeff Montgomery, R (8, 1) ERA: 2.08	2.0 S 10 5 1 1 2 0 0 0 0 0 0 0 21 28 4.50 2.500																					

New York Yankees @ Kansas City Royals
Royals Stadium, Kansas City, MO
 Fri Sep 18 1992, 8:05 PM EDT
 Att. 20,310 - Cloudy - 64 F

livebaseballscorecards.com



Batter	1	2	3	4	5	6	7	8	9	AB R H RBI BB SO LOB	TOP											
Bernie Williams, S (1, 8) OBP: 0.350, SLG: 0.411	2-2 CS 1B		1-1 P3			0-0 F8		1-0 1B 2B		4 1 2 0 0 0 0												
Randy Velarde, R (1, 6) OBP: 0.346, SLG: 0.407	1-2 SAFE G4-3		0-0 F8			0-1 1B		3-1 1B 1B		4 1 2 1 0 0 1												
Don Mattingly, L (1, 3) OBP: 0.332, SLG: 0.431	3-1 F8		3-2 F9			2-1 F9		1-2 1B 1B		4 0 1 0 0 0 1												
Danny Tartabull, R (1, 10) OBP: 0.408, SLG: 0.489		2-2 WP BB 1B		2-1 G5-3		3-2 G2-3		2-2 1B 1B		4 1 2 1 0 0 1												
Roberto Kelly, R (1, 7) OBP: 0.320, SLG: 0.388		2-3 K		3-2 P3			0-3 K	0-1 L3		4 0 0 0 0 2 3												
Mike Stanley, R (1, 2) OBP: 0.378, SLG: 0.453		4-0 1B WP BB		3-3 K			2-0 L8		1-1 G4-3	1 1 0 0 1 1 0												
Jim Leyritz, R (7, PH) OBP: 0.337, SLG: 0.441		1-2 WP BB								1 0 0 0 0 0 0												
Matt Nokes, L (9, PH) OBP: 0.282, SLG: 0.398		1-1 WP 1B								1 0 0 0 0 0 0												
Gerald Williams, R (1, 9) OBP: 0.400, SLG: 0.500		1-1 WP 1B				2-0 G5-3			2-2 G3-1	3 0 1 1 0 0 0												
Mel Hall, L (9, PH) OBP: 0.307, SLG: 0.422		1-3 2-H 1B					1-0 F8			1 0 0 0 0 0 0												
Charlie Hayes, R (1, 5) OBP: 0.290, SLG: 0.390		4-2 SAFE G6-4-3 BB				0-0 F9		0-0 F9	2-3 K	3 0 0 0 1 1 0												
Mike Gallego, R (1, 4) OBP: 0.342, SLG: 0.366		0-1 G6-4-3				2-0 F7		1-2 G6-3		3 0 0 0 0 0 2												
Inning Stats	R: 0 E: 0 K: 0 S: 8	H: 1 LOB: 0 BB: 0 P: 14	R: 2 E: 0 K: 1 S: 12	H: 2 LOB: 1 BB: 2 P: 25	R: 0 E: 0 K: 0 S: 7	H: 0 LOB: 0 BB: 0 P: 11	R: 0 E: 0 K: 1 S: 8	H: 0 LOB: 0 BB: 0 P: 16	R: 0 E: 0 K: 0 S: 3	H: 0 LOB: 0 BB: 0 P: 7	R: 0 E: 0 K: 0 S: 9	H: 1 LOB: 1 BB: 0 P: 14	R: 0 E: 0 K: 1 S: 5	H: 0 LOB: 0 BB: 0 P: 8	R: 2 E: 0 K: 0 S: 16	H: 4 LOB: 2 BB: 0 P: 24	R: 0 E: 0 K: 1 S: 9	H: 0 LOB: 0 BB: 0 P: 14	1B: 7 2B: 1 3B: 0 HR: 0	SF: 0 SAC: 0 DP: 1 HBP: 0	WP: 2 PB: 0 SB: 0 CS: 1	PA: 35
PITCHER	IP WLS BF H R ER SO BB IBB HBP BLK WP HR S P ERA WHIP																					
Dennis Rasmussen, L (1, 1) ERA: 4.58	7.2 W 29 6 4 4 3 2 0 0 0 2 0 59 107 4.70 1.043																					
Mike Magnante, L (8, 1) ERA: 5.04	0.0 1 1 0 0 0 0 0 0 0 0 0 3 4 ∞ ∞																					
Rusty Meacham, R (8, 1) ERA: 2.55	0.1 2 1 0 0 0 0 0 0 0 0 0 6 8 0.00 3.000																					
Jeff Montgomery, R (9, 1) ERA: 2.05	1.0 S 3 0 0 0 1 0 0 0 0 0 0 9 14 0.00 0.000																					

New York Yankees @ Kansas City Royals
Royals Stadium, Kansas City, MO
 Sat Sep 19 1992, 8:05 PM EDT
 Att. 23,903 - Cloudy - 66 F

livebaseballscorecards.com

AB	33
R	4
H	8
RBI	3
BB	2
SO	4
LOB	8



Batter	1	2	3	4	5	6	7	8	9	AB R H RBI BB SO LOB	TOP			
Bernie Williams, S (1, 8) OBP: 0.351, SLG: 0.415	1-2 BB 1B	3-2 FC1 FC5-4 1-2 2-3 3-H		1-2 G4-3			2-1 2B 2B	0-1 FC SH1-4 2B		5 2 2 1 0 0 5	New York Yankees @ Kansas City Royals Royals Stadium, Kansas City, MO Sun Sep 20 1992, 4:33 AM EDT Att. 23,982 - Cloudy - 71 F			
Randy Velarde, R (1, 6) OBP: 0.347, SLG: 0.407	4-2 SAFE SAFE SAFE 1-2 BB G1-3	1-1 FC5-4			0-0 G5-3	2-2 2B 1B	1-0 SH1-4		3 1 1 0 1 0 3					
Don Mattingly, L (1, 10) OBP: 0.333, SLG: 0.432	1-0 G1-3		0-1 P4		1-2 F7	1-2 G3 1-H 2-H 2B 2B	4-0 2B IBB		4 2 1 2 1 0 1					
Danny Tartabull, R (1, 9) OBP: 0.406, SLG: 0.493 Gerald Williams, R (8, 9) OBP: 0.400, SLG: 0.500	0-0 G3-1		1-0 HR		0-0 G4-3	0-1 G3	2-3 K		5 1 1 1 0 1 5 0 0 0 0 0 0 0					
Mel Hall, L (1, 7) OBP: 0.309, SLG: 0.428 Roberto Kelly, R (7, PR) OBP: 0.322, SLG: 0.391		0-0 1B 2B	0-1 G3		3-3 K	2-0 L3-5 3B	2-0 2B		4 1 2 1 0 1 0 1 0 1 3 0 0 0					
J.T. Snow, L (1, 3)		2-1 F7	1-0 F7		1-1 G5-3	1-1 L3-5	1-3 K		5 0 0 0 0 1 3					
Matt Nokes, L (1, 2) OBP: 0.286, SLG: 0.403		0-1 1B FC1 1B 2-H		0-0 F8		2-2 BB 1B	0-0 2B 2B	0-0 P5	5 1 3 1 0 0 0					
Charlie Hayes, R (1, 5) OBP: 0.285, SLG: 0.397		1-2 FC1 1B 1-2 1B		0-1 2B		4-0 BB	0-0 1B FC 2B 2-H	1-2 P6	4 1 3 1 1 0 0					
Mike Gallego, R (1, 4) OBP: 0.344, SLG: 0.367		2-1 FC1 1B 1-2 2-3		0-3 K		2-3 K	0-2 SH1-4 FC 2B 2-3 1B	1-0 F9	5 1 2 0 0 2 3					
Inning Stats	R: 0 E: 0 K: 0 S: 8 H: 1 LOB: 1 BB: 1 P: 14	R: 1 E: 0 K: 0 S: 15 H: 4 LOB: 3 BB: 0 P: 24	R: 1 E: 0 K: 0 S: 6 H: 1 LOB: 0 BB: 0 P: 8	R: 0 E: 0 K: 1 S: 9 H: 1 LOB: 1 BB: 0 P: 10	R: 0 E: 0 K: 0 S: 5 H: 0 LOB: 0 BB: 0 P: 6	R: 0 E: 0 K: 2 S: 12 H: 1 LOB: 2 BB: 1 P: 24	R: 3 E: 0 K: 0 S: 14 H: 4 LOB: 1 BB: 0 P: 22	R: 5 E: 0 K: 2 S: 18 H: 4 LOB: 1 BB: 1 P: 28	R: 0 E: 0 K: 0 S: 5 H: 0 LOB: 0 BB: 0 P: 7	1B: 7 2B: 8 3B: 1 HR: 1 SF: 0 SAC: 1 DP: 1 HBP: 0		WP: 0 PB: 0 SB: 0 CS: 0 PA: 45		
PITCHER	IP WLS BF H R ER SO BB IBB HBP BLK WP HR S P ERA WHIP											PITCHER	IP WLS BF H R ER SO BB IBB HBP BLK WP HR S P ERA WHIP	
Rick Reed, R (1, 1) ERA: 3.99	5.0											Juan Berenguer, R (9, 1) ERA: 5.37	1.0	
Rich Sauveur, L (6, 1) ERA: 6.3	0.2													
Tom Gordon, R (6, 1) ERA: 4.32	0.2	L												
Mike Magnante, L (7, 1) ERA: 5.11	0.2													
Rusty Meacham, R (8, 1) ERA: 2.9	1.0													

livebaseballscorecards.com



BOTTOM

New York Yankees @ Kansas City Royals
Royals Stadium, Kansas City, MO

AB	36
R	4
H	9
RBI	4
BB	3
SO	2
LOB	17

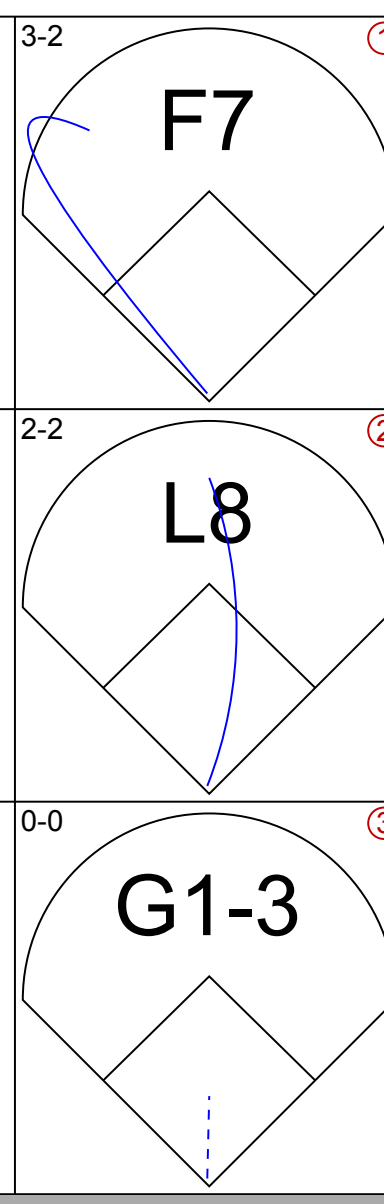


WP:	0	PA:	39
PB:	0		
SB:	2		
CS:	0		

Sun Sep 20 1992, 4:33 AM EDT
Att. 23,982 - Cloudy - 71 F

AB R H RBI BB SO LOB

5	0	0	0	0	0	3
5	1	2	1	0	0	1
5	1	2	0	0	0	3
4	1	1	2	0	0	3
4	0	1	1	0	0	0
4	0	1	0	0	0	1
3	0	1	0	1	0	0
2	1	0	0	1	1	2
1	0	0	0	0	1	2
3	0	1	0	1	0	2



1-1	FC4-6	F7	1B
1-0	L8	FC5-4	1B
0-1	F7	F7	1B
1-1	L6	FC5-4	1-2f
0-0	G3	F7	1-0
1-0	F9	F9	BB
1-0	F8	F8	BB
4-0	FC4-6	BB	BB
4-0	FC4-6	BB	BB
0-0	FC5-4	FC5-4	1-2f

1-0	G6-3	G6-3	1-2
0-0	L8	L8	1-2
0-1	F7	F7	1B
1-1	L6	L6	1-2
1-0	G4-3	G4-3	1-1
1-0	G4-3	G4-3	1-0
1-2	L6	L6	1-2
0-3	K	K	0-3
1-2	G6-3	G6-3	1-2

1-0	G3	G5-3	1-2
3-2	1B	3B	1B
0-0	3B	1B	F7
0-1	1B	3B	1-H
1-1	FC6-4	1B	3-H
0-0	FC6-4	1B	1-2f
0-0	1B	1B	1-2
2-1	G3	G3	2-1
0-0	1B	1B	0-0

1-1	FC4-6	FC4-6	1-2f
1-4	1B	3B	1B
1-10	1B	3B	1B
1-5	1B	3B	1-H
1-3	FC6-4	1B	3-H
1-2	FC6-4	1B	1-2f
1-6	1B	1B	1-2
1-9	G3	G3	2-1
1-8	1B	1B	0-0

R: 3	H: 5
E: 0	LOB: 2
K: 0	BB: 0
S: 14	P: 21

R: 0	H: 1
E: 0	LOB: 1
K: 0	BB: 0
S: 6	P: 10

R: 0	H: 0
E: 0	LOB: 0
K: 0	BB: 0
S: 4	P: 8

R: 0	H: 1
E: 0	LOB: 1
K: 0	BB: 0
S: 6	P: 8

R: 0	H: 0
E: 0	LOB: 0
K: 0	BB: 0
S: 8	P: 13

PITCHER	IP	WLS	BF	H	R	ER	SO	BB	IBB	HBP	BLK	WP	HR	S	P	ERA	WHIP
Bob Wickman, R	(1, 1)	6.1	W	29	8	4	4	1	2	0	0	0	0	45	76	5.68	1.579
Greg Cadaret, L	(7, 1)	2.2	S	10	1	0	0	1	1	0	0	0	0	27	43	0.00	0.750

PITCHER	IP	WLS	BF	H	R	ER	SO	BB	IBB	HBP	BLK	WP	HR	S	P	ERA	WHIP
---------	----	-----	----	---	---	----	----	----	-----	-----	-----	----	----	---	---	-----	------

Batter	1	2	3	4	5	6	7	8	9	AB R H RBI BB SO LOB	TOP
Tony Phillips, S OBP: 0.390, SLG: 0.397 (1, 4)	0-2 G4-3		2-2 E6 E		0-0 G4-3		1-0 G4-3 1B		0-0 G4-6-3	5 1 1 0 0 0 3	
Lou Whitaker, L OBP: 0.395, SLG: 0.478 (1, 10)	1-2 F9		1-2 E1 1B FC6-4 1B		0-1 F9		1-0 G4-3			4 1 1 1 0 0 3	
Travis Fryman, R OBP: 0.316, SLG: 0.426 (1, 6)	0-1 F9		1-1 FC6-4 1B		2-3 K			0-0 F7		4 0 1 0 0 1 1	
Cecil Fielder, R OBP: 0.327, SLG: 0.457 (1, 3)		2-2 HR 1B	3-0 FC6-4 G5-4-3 1B		0-1 G5-4-3 1B		0-2 F9			4 1 2 1 0 0 1	
Rob Deer, R OBP: 0.328, SLG: 0.533 (1, 9)		2-1 F8	2-2 G5-4-3		0-3 K		1-2 2B			4 0 1 0 0 1 3	
Dan Gladden, R OBP: 0.304, SLG: 0.359 (1, 8)		1-2 P4		0-0 E6 G6-4-3		0-1 G5-4-3		1-0 F8		4 0 0 0 0 0 3	
Mark Carreon, R OBP: 0.273, SLG: 0.362 (1, 7)		0-0 HR		1-2 G6-4-3		2-2 G5-3		2-2 F7		4 1 1 2 0 0 1	
Scott Livingstone, L OBP: 0.314, SLG: 0.363 Dave Bergman, L OBP: 0.299, SLG: 0.260 (1, 5) (9, PH)		0-0 1B		2-0 G4-3		0-2 F8		1-1 1B 1B		3 0 1 0 0 0 0 1 0 1 0 0 0 0	
Chad Kreuter, S OBP: 0.313, SLG: 0.333 (1, 2)		2-1 F8			0-0 G4-3 1B		0-0 1B		2-2 G4-6-3 1B	4 0 3 0 0 0 1	
Inning Stats	R: 0 E: 0 K: 0 S: 8 H: 0 LOB: 0 BB: 0 P: 9	R: 2 E: 0 K: 0 S: 12 H: 3 LOB: 1 BB: 0 P: 19	R: 2 E: 2 K: 0 S: 14 H: 2 LOB: 0 BB: 0 P: 23	R: 0 E: 1 K: 0 S: 5 H: 0 LOB: 0 BB: 0 P: 8	R: 0 E: 0 K: 1 S: 7 H: 1 LOB: 1 BB: 0 P: 9	R: 0 E: 0 K: 1 S: 7 H: 1 LOB: 0 BB: 0 P: 7	R: 0 E: 0 K: 0 S: 11 H: 2 LOB: 2 BB: 0 P: 15	R: 0 E: 0 K: 0 S: 8 H: 1 LOB: 1 BB: 0 P: 10	R: 0 E: 0 K: 0 S: 10 H: 2 LOB: 1 BB: 0 P: 15	1B: 10 2B: 1 3B: 0 HR: 1 SF: 0 SAC: 0 DP: 4 HBP: 0	WP: 0 PB: 0 SB: 0 CS: 0 PA: 37
PITCHER Scott Sanderson, R ERA: 4.49 John Habyan, R ERA: 3.95 Tim Burke, R ERA: 4.15 Steve Farr, R ERA: 1.65	IP WLS BF H R ER SO BB IBB HBP BLK WP HR S P ERA WHIP	IP WLS BF H R ER SO BB IBB HBP BLK WP HR S P ERA WHIP	IP WLS BF H R ER SO BB IBB HBP BLK WP HR S P ERA WHIP	IP WLS BF H R ER SO BB IBB HBP BLK WP HR S P ERA WHIP	IP WLS BF H R ER SO BB IBB HBP BLK WP HR S P ERA WHIP	IP WLS BF H R ER SO BB IBB HBP BLK WP HR S P ERA WHIP	IP WLS BF H R ER SO BB IBB HBP BLK WP HR S P ERA WHIP	IP WLS BF H R ER SO BB IBB HBP BLK WP HR S P ERA WHIP	IP WLS BF H R ER SO BB IBB HBP BLK WP HR S P ERA WHIP	ERA WHIP	ERA WHIP

Detroit Tigers @ New York Yankees
 Yankee Stadium, Bronx, NY
 Tue Sep 22 1992, 7:05 PM EDT
 Att. 13,001 - Cloudy - 76 F

livebaseballscorecards.com

AB	37
R	4
H	12
RBI	4
BB	0
SO	2
LOB	16



Batter	1	2	3	4	5	6	7	8	9
Bernie Williams, S OBP: 0.353, SLG: 0.424 (1, 8)	3-2 1B 2B	0-0 1B 3-H 1B		0-1 G1-4-3		1-1 F7		1-0 CS 1B	
Roberto Kelly, R OBP: 0.323, SLG: 0.392 (1, 7)	3-2 2B 1B	1-0 S 1B		0-1 G6-3		2-1 F9		4-0 1-2 BB	
Don Mattingly, L OBP: 0.332, SLG: 0.427 (1, 10)	1-0 F9	1-3 SAFE K		0-1 P6		4-0 HR BB		0-2 F9	
Matt Nokes, L OBP: 0.294, SLG: 0.427 (1, 2)	0-0 1-3 3-H 2B	0-2 F9		0-0 HR		1-0 1-H HR		1-0 G3	
J.T. Snow, L (1, 3)	0-2 L5		4-2 BB BB	4-2 G6-4-3 BB		1-3 K			
Gerald Williams, R OBP: 0.286, SLG: 0.357 (1, 9)	1-0 G4-3		0-0 L9	0-0 F9		0-0 G6-3			
Hensley Meulens, R OBP: 0.500, SLG: 1.333 (1, 5)		2-2 P4	4-0 BB 1-2 BB	0-0 G6-4-3		1-2 HR			
Dave Silvestri, R OBP: 0.364, SLG: 0.727 (1, 6)		1-2 1B 3B	0-3 K			1-0 F9		0-0 1B	
Andy Stankiewicz, R OBP: 0.341, SLG: 0.351 (1, 4)		4-1 1B 1B BB	2-2 F9			1-1 1B		1-0 F9	

Inning Stats	R: 1	H: 3	E: 0	LOB: 2	K: 0	S: 16	R: 2	H: 3	E: 0	LOB: 2	K: 1	S: 20	R: 0	H: 0	E: 0	LOB: 2	K: 1	S: 11	R: 0	H: 0	E: 0	LOB: 0	K: 0	S: 6	R: 1	H: 1	E: 0	LOB: 0	K: 0	S: 6	R: 0	H: 1	E: 0	LOB: 1	K: 0	S: 8	R: 3	H: 3	E: 0	LOB: 1	K: 1	S: 11	R: 0	H: 1	E: 0	LOB: 1	K: 0	S: 5	
	3	2	24	29	21	6	1	1	10	1	19	1	1	1	1	1	1	1	1	1	1	1	1	1	1	1	1	1	1	1	1	1	1	1	1	1	1	1	1	1	1	1	1	1	1	1	1	1	1

PITCHER	IP	WLS	BF	H	R	ER	SO	BB	IBB	HBP	BLK	WP	HR	S	P	ERA	WHIP
Eric King, R ERA: 5.81 (1, 1)	6.0	L	31	9	6	6	2	5	0	0	0	0	2	68	108	9.00	2.333
Les Lancaster, R ERA: 6.24 (7, 1)	2.0		9	3	1	1	1	1	0	0	0	0	1	15	24	4.50	2.000

AB R H RBI BB SO LOB

5 1 3 1 0 0 1

4 0 2 1 1 0 1

4 1 0 0 1 1 5

5 2 3 4 0 0 3

2 0 0 0 2 1 2

4 0 0 0 0 0 4

3 1 1 1 1 0 1

4 1 2 0 0 1 2

3 1 1 0 1 0 3

AB 34

R 7

H 12

RBI 7

BB 6

SO 3

LOB 22

WP: 0 PA: 40

PB: 0

SB: 1

CS: 1


livebaseballscorecards.com

DETROIT TIGERS @ NEW YORK YANKEES

Yankee Stadium, Bronx, NY

Tue Sep 22 1992, 7:05 PM EDT

Att: 13,001 - Cloudy - 76 F



Batter	1	2	3	4	5	6	7	8	9	AB R H RBI BB SO LOB
Bernie Williams, S OBP: 0.350, SLG: 0.416 (1, 8) BB C B B B	4-1 1B 2B BB	3-3 K		0-1 G6-3			0-0 F8		1-1 G6-3	4 1 0 0 1 1 1
Roberto Kelly, R OBP: 0.322, SLG: 0.390 (1, 7) B X	1-0 2B 1B	1-3 K			2-1 F8		1-2 F9		0-1 G6-3	5 1 1 0 0 1 0
Don Mattingly, L OBP: 0.331, SLG: 0.427 (1, 3) B S B X	2-1 1B 2B 1-H 2-H		2-0 G3-1		2-0 G4-3			0-1 F7		4 1 1 2 0 0 0
Danny Tartabull, R OBP: 0.408, SLG: 0.494 (1, 9) B B B F X	3-1 2B 1B G5-3 2-H		4-2 BB		1-1 G1-3			2-3 K		3 1 1 1 1 1 0
Mel Hall, L OBP: 0.309, SLG: 0.424 (1, 10) B F B B F X SAFE	3-2 G5-3 1-2		1-0 P5			3-2 G4-6-3 1B 1B		0-1 P3		4 0 1 0 0 0 2
Randy Velarde, R OBP: 0.351, SLG: 0.414 (1, 6) B C C F F X SAFE	1-2 G3-1 2B 2-H		2-3 K			1-1 G4-6-3 1B 1B		1-0 1B 2B		4 2 3 1 0 1 1
Matt Nokes, L OBP: 0.296, SLG: 0.431 (1, 2) S F X	0-2 G3-1 2B 2-H			3-2 2B		3-2 G4-6-3 1-2f 2-3		1-0 HR 1B		4 1 2 2 0 0 2
Charlie Hayes, R OBP: 0.298, SLG: 0.411 (1, 5) B X	2-0 F7			3-2 P4		0-0 G4-3		0-2 HR		4 1 1 2 0 0 2
Mike Gallego, R OBP: 0.335, SLG: 0.356 (1, 4) C B X		1-2 P3			0-1 G6-3		3-3 K		3-2 P6	3 0 0 0 0 1 1 0 0 0 0 0 0 0 1 0 0 0 0 0 0

Inning Stats	R: 5 E: 0 K: 0 S: 19	H: 4 LOB: 0 BB: 1 P: 35	R: 0 E: 0 K: 2 S: 9	H: 0 LOB: 0 BB: 0 P: 14	R: 0 E: 0 K: 1 S: 7	H: 0 LOB: 1 BB: 1 P: 16	R: 0 E: 0 K: 0 S: 10	H: 1 LOB: 1 BB: 0 P: 16	R: 0 E: 0 K: 0 S: 5	H: 0 LOB: 0 BB: 0 P: 10	R: 0 E: 0 K: 0 S: 10	H: 2 LOB: 1 BB: 0 P: 17	R: 0 E: 0 K: 1 S: 7	H: 0 LOB: 0 BB: 0 P: 11	R: 0 E: 0 K: 1 S: 7	H: 0 LOB: 0 BB: 0 P: 9	R: 3 E: 0 K: 0 S: 12	H: 3 LOB: 0 BB: 0 P: 18	1B: 5 2B: 4 3B: 0 HR: 1	SF: 0 SAC: 0 DP: 1 HBP: 0
--------------	-------------------------------	----------------------------------	------------------------------	----------------------------------	------------------------------	----------------------------------	-------------------------------	----------------------------------	------------------------------	----------------------------------	-------------------------------	----------------------------------	------------------------------	----------------------------------	------------------------------	---------------------------------	-------------------------------	----------------------------------	----------------------------------	------------------------------------

PITCHER	IP	WLS	BF	H	R	ER	SO	BB	IBB	HBP	BLK	WP	HR	S	P	ERA	WHIP
John Doherty, R ERA: 3.93 (1, 1)	0.1		6	4	5	5	0	1	0	0	0	0	0	15	29	135.00	15.000
Scott Aldred, L ERA: 6.46 (1, 1)	5.1	W	19	3	0	0	3	1	0	0	0	0	0	44	78	0.00	0.750
Kurt Knudsen, R ERA: 4.64 (6, 1)	2.1		10	3	3	3	2	0	0	0	0	0	1	20	28	11.57	1.286
Mike Munoz, L ERA: 3.11 (9, 1)	1.0	S	3	0	0	0	0	0	0	0	0	0	0	7	11	0.00	0.000

BOTTOM

Detroit Tigers @ New York Yankees
Yankee Stadium, Bronx, NY
 Wed Sep 23 1992, 7:05 PM EDT
 Att. 11,450 - Sunny - 60 F

AB	36
R	8
H	10
RBI	8
BB	2
SO	5
LOB	9



WP: 0	PA: 38
PB: 0	
SB: 0	
CS: 0	


Batter	1	2	3	4	5	6	7	8	9	AB R H RBI BB SO LOB	TOP											
Tony Phillips, S OBP: 0.392, SLG: 0.397 (1, 8)	0-1 S E 1B		0-1 G4-3			2-1 F7	X 0-0 L9		4-1 BB	4 0 1 0 1 0 1												
Lou Whitaker, L OBP: 0.391, SLG: 0.472 (1, 4)	1-2 P6		2-3 K			1-0 G4-3		2-2 G3-1	3-3 K	5 0 0 0 0 2 2												
Travis Fryman, R OBP: 0.319, SLG: 0.427 (1, 6)	4-2 S 2-3 BB		0-1 P4			2-2 1B		2-0 1B 2B		3 1 2 0 1 0 0												
Cecil Fielder, R OBP: 0.327, SLG: 0.454 (1, 3)	3-3 K			1-2 F8		1-3 K		1-0 G6-3		4 0 0 0 0 2 4												
Mickey Tettleton, S OBP: 0.375, SLG: 0.463 (1, 10)	2-2 F9			0-0 BB 1B		3-3 K		2-1 1B 2-3 1B		4 0 2 0 0 1 3												
Rob Deer, R OBP: 0.333, SLG: 0.540 (1, 9)		2-3 K		4-0 BB 1-2 BB		0-0 F9		2-1 1-2 3-H 1B		3 0 1 1 1 1 1												
Mark Carreon, R OBP: 0.278, SLG: 0.360 (1, 7)			2-0 G4-3		4-1 G3-6-1 1-2 2-3 BB		0-1 F8	3-1 F9		3 0 0 0 1 0 2												
Chad Kreuter, S OBP: 0.314, SLG: 0.332 (1, 2)		4-2 BB		3-1 G3-6-1 1-2f			4-0 FC6-4 BB		0-2 G6-3	2 0 0 0 2 0 3												
Skeeter Barnes, R OBP: 0.311, SLG: 0.387 (1, 5)		1-1 F7			1-1 F8		1-1 FC6-4		1-0 G5-3	4 0 0 0 0 0 2												
Inning Stats	R: 0 E: 1 K: 1 S: 15	H: 1 LOB: 2 BB: 1 P: 25	R: 0 E: 0 K: 1 S: 8	H: 0 LOB: 1 BB: 1 P: 17	R: 0 E: 0 K: 1 S: 7	H: 0 LOB: 0 BB: 0 P: 9	R: 0 E: 0 K: 0 S: 7	H: 1 LOB: 2 BB: 2 P: 19	R: 0 E: 0 K: 0 S: 5	H: 0 LOB: 0 BB: 0 P: 9	R: 0 E: 0 K: 2 S: 10	H: 1 LOB: 1 BB: 0 P: 16	R: 0 E: 0 K: 0 S: 5	H: 0 LOB: 1 BB: 1 P: 10	R: 1 E: 0 K: 0 S: 12	H: 3 LOB: 2 BB: 0 P: 24	R: 0 E: 0 K: 1 S: 10	H: 0 LOB: 1 BB: 1 P: 18	1B: 5 2B: 1 3B: 0 HR: 0	SF: 0 SAC: 0 DP: 1 HBP: 0	WP: 0 PB: 0 SB: 2 CS: 0	PA: 38
PITCHER	IP WLS BF H R ER SO BB IBB HBP BLK WP HR S P ERA WHIP																					
Scott Kamieniecki, R ERA: 4.2 (1, 1)	8.0 W 34 6 1 1 5 5 0 0 0 0 0 0 69 129 1.12 1.375																					
Curt Young, L ERA: 4.22 (9, 1)	1.0 4 0 0 0 1 1 0 0 0 0 0 0 10 18 0.00 1.000																					

Detroit Tigers @ New York Yankees
 Yankee Stadium, Bronx, NY
 Thu Sep 24 1992, 7:05 PM EDT
 Att. 12,415 - Sunny - 57 F

livebaseballscorecards.com

AB	32
R	1
H	6
RBI	1
BB	6
SO	6
LOB	18



Batter	1	2	3	4	5	6	7	8	9	AB R H RBI BB SO LOB	TOP
Devon White, S (1, 8) OBP: 0.297, SLG: 0.383	1-1 F7	0-1 FC4			2-0 F8		2 SAFE 1-2 G4-3		3-3 K	5 0 0 0 0 1 5	
Derek Bell, R (1, 9) OBP: 0.314, SLG: 0.351	1-1 G6-3		3-3 K			1-1 SE 1B		0-1 ES 1B		4 0 2 0 0 1 0	
Roberto Alomar, S (1, 4) OBP: 0.405, SLG: 0.423	0-3 K		3-2 F8			1 SAFE 3-1 F8		0-0 P2		4 0 0 0 0 1 2	
Dave Winfield, R (1, 10) OBP: 0.376, SLG: 0.498		0-3 K	3-2 F8			2 SAFE 3-3 K		1 SAFE 3-3 K		4 0 0 0 0 3 2	
John Olerud, L (1, 3) OBP: 0.377, SLG: 0.458		2-1 1B 1B 1B		1-3 K		4-0 IBB		4-0 IBB		2 1 1 0 2 1 0	
Candy Maldonado, R (1, 7) OBP: 0.350, SLG: 0.458		1-1 F9		3-3 K		2-0 G4-3		1-3 K		4 0 0 0 0 2 5	
Kelly Gruber, R (1, 5) OBP: 0.277, SLG: 0.362		0-0 1B 1B		0-3 K2-3			0-0 G2-3		0-1 CS BB 1B	4 1 2 0 0 1 0	AB 34 R 3 H 9 RBI 3 BB 3 SO 11 LOB 15
Pat Borders, R (1, 2) OBP: 0.294, SLG: 0.387		1-0 1B 1B		3-3 K		2-1 1B 2B		0-0 F8		4 1 2 2 0 1 1	
Alfredo Griffin, S (1, 6) OBP: 0.271, SLG: 0.281		0-0 FC4 1B		1-0 P4		1-2 G4-3 1B		4-1 BB		3 0 2 1 1 0 0	
Inning Stats	R: 0 E: 0 K: 1 S: 7 H: 0 LOB: 0 BB: 0 P: 9	R: 2 E: 0 K: 1 S: 12 H: 4 LOB: 2 BB: 0 P: 16	R: 0 E: 0 K: 1 S: 11 H: 0 LOB: 0 BB: 0 P: 20	R: 0 E: 0 K: 3 S: 12 H: 0 LOB: 0 BB: 0 P: 16	R: 0 E: 0 K: 1 S: 5 H: 0 LOB: 0 BB: 0 P: 11	R: 0 E: 1 K: 1 S: 9 H: 1 LOB: 2 BB: 1 P: 22	R: 1 E: 0 K: 0 S: 10 H: 2 LOB: 0 BB: 0 P: 14	R: 0 E: 1 K: 2 S: 9 H: 1 LOB: 2 BB: 1 P: 17	R: 0 E: 0 K: 1 S: 9 H: 1 LOB: 2 BB: 1 P: 16	1B: 8 2B: 2 3B: 0 HR: 0 SF: 0 SAC: 0 DP: 1 HBP: 0	WP: 0 PB: 0 SB: 2 CS: 1 PA: 37
PITCHER Melido Perez, R (1, 1) ERA: 2.89	IP 9.0 WLS L BF 37 H 9 R 3 ER 3 SO 11 BB 1 IBB 2 HBP 0 BLK 0 WP 0 HR 0 S 84 P 141 ERA 3.00 WHIP 1.111	PITCHER IP WLS BF H R ER SO BB IBB HBP BLK WP HR S P ERA WHIP									

Toronto Blue Jays @ New York Yankees
 Yankee Stadium, Bronx, NY
 Fri Sep 25 1992, 7:05 PM EDT
 Att. 18,124 - Cloudy - 61 F

livebaseballscorecards.com


Batter	1	2	3	4	5	6	7	8	9	AB	R	H	RBI	BB	SO	LOB
Bernie Williams, S (1, 8) OBP: 0.357, SLG: 0.428	0-3 K		1-1 G4-3			1-2 WP 1B	2-3 K			4	1	1	0	0	2	2
Roberto Kelly, R (1, 7) OBP: 0.321, SLG: 0.387	0-2 L9-3 1B			4-1 FC6-4 BB		2-2 L8		0-0 P3		3	0	1	0	1	0	1
Don Mattingly, L (1, 3) OBP: 0.333, SLG: 0.428	2-2 L9-3 1-2			0-0 P6		2-0 BB 1B		0-1 F9		4	0	1	1	0	0	2
Danny Tartabull, R (1, 10) OBP: 0.404, SLG: 0.486		0-0 G4-3		2-2 FC6-4 1-2f		3-3 K		0-0 E5		4	0	0	0	0	1	2
Mel Hall, L (1, 9) OBP: 0.310, SLG: 0.423		4-1 BB		2-1 F9		4-0 BB		1-2 P5		2	0	0	0	2	0	2
Randy Velarde, R (1, 6) OBP: 0.346, SLG: 0.405		2-3 K			2-3 K	1-3 K			3-2 F9	4	0	0	0	0	3	3
Mike Stanley, R (1, 2) OBP: 0.372, SLG: 0.431		0-1 P5			4-0 BB		0-0 F8		1-1 F8	2	0	0	0	1	0	1
Matt Nokes, L (9, PH) OBP: 0.295, SLG: 0.430										1	0	0	0	0	0	0
Charlie Hayes, R (1, 5) OBP: 0.297, SLG: 0.407			2-3 K		1-1 F7		1-0 E6 CS 1B		2-3 K	4	0	0	0	0	2	1
Mike Gallego, R (1, 4) OBP: 0.335, SLG: 0.356			0-3 K		1-3 K		3-2 BB 1B			3	0	1	0	0	2	1

Inning Stats	R: 0	H: 1	E: 0	K: 1	S: 11	LOB: 0	BB: 0	P: 13	R: 0	H: 0	E: 0	K: 1	S: 7	LOB: 1	BB: 1	P: 13	R: 0	H: 0	E: 0	K: 2	S: 9	LOB: 0	BB: 0	P: 12	R: 0	H: 0	E: 0	K: 0	S: 7	LOB: 1	BB: 1	P: 15	R: 0	H: 0	E: 0	K: 2	S: 9	LOB: 1	BB: 1	P: 17	R: 1	H: 2	E: 0	K: 2	S: 15	LOB: 2	BB: 1	P: 28	R: 0	H: 1	E: 1	K: 1	S: 8	LOB: 2	BB: 0	P: 14	R: 0	H: 0	E: 1	K: 0	S: 7	LOB: 1	BB: 0	P: 8	R: 0	H: 0	E: 0	K: 1	S: 8	LOB: 0	BB: 0	P: 14	1B: 4	2B: 2	3B: 0	HR: 0	SF: 0	SAC: 0	DP: 2	HBP: 0	WP: 1	PB: 0	SB: 0	CS: 1	PA: 35
--------------	------	------	------	------	-------	--------	-------	-------	------	------	------	------	------	--------	-------	-------	------	------	------	------	------	--------	-------	-------	------	------	------	------	------	--------	-------	-------	------	------	------	------	------	--------	-------	-------	------	------	------	------	-------	--------	-------	-------	------	------	------	------	------	--------	-------	-------	------	------	------	------	------	--------	-------	------	------	------	------	------	------	--------	-------	-------	-------	-------	-------	-------	-------	--------	-------	--------	-------	-------	-------	-------	--------

PITCHER	IP	WLS	BF	H	R	ER	SO	BB	IBB	HBP	BLK	WP	HR	S	P	ERA	WHIP
David Cone, R (1, 1) ERA: 2.93	7.0	W	28	4	1	1	9	4	0	0	0	1	0	66	112	1.29	1.143
Duane Ward, R (8, 1) ERA: 2.05	1.0		4	0	0	0	0	0	0	0	0	0	0	7	8	0.00	0.000
Tom Henke, R (9, 1) ERA: 1.9	1.0	S	3	0	0	0	1	0	0	0	0	0	0	8	14	0.00	0.000

Toronto Blue Jays @ New York Yankees
 Yankee Stadium, Bronx, NY
 Fri Sep 25 1992, 7:05 PM EDT
 Att. 18,124 - Cloudy - 61 F

AB	31
R	1
H	4
RBI	1
BB	4
SO	10
LOB	15



Batter	1	2	3	4	5	6	7	8	9	AB R H RBI BB SO LOB	TOP											
Devon White, S (1, 8) OBP: 0.297, SLG: 0.382	2-2 G3-1 WP 1B		0-2 F8			3-2 G1-3		1-2 G1-3		4 0 1 0 0 0 0												
Derek Bell, R (1, 9) OBP: 0.318, SLG: 0.361	2-3 K 1-2			0-0 BB G4-3 1B		1-1 2B		2-2 F9		4 1 2 0 0 1 1												
Roberto Alomar, S (1, 4) OBP: 0.404, SLG: 0.423	2-2 G3-1 2-3			3-2 G4-3 1-2		1-1 2B			2-3 K	4 0 1 1 0 1 2												
Dave Winfield, R (1, 10) OBP: 0.376, SLG: 0.496	3-2 L7			4-2 BB 2-3		3-3 K			1-3 K	3 0 0 0 1 2 2												
John Olerud, L (1, 3) OBP: 0.377, SLG: 0.457		3-1 G4-3		1-0 G3			0-0 1B		2-2 F8	3 0 1 0 0 0 1												
Domingo Martínez, R (7, PR) OBP: 1.000, SLG: 2.500										0 0 0 0 0 0 0												
Joe Carter, R (9, PH) OBP: 0.307, SLG: 0.494										1 0 0 0 0 0 0												
Candy Maldonado, R (1, 7) OBP: 0.352, SLG: 0.458		1-1 HBP			2-3 K		0-0 1B			2 0 1 0 0 1 0												
Kelly Gruber, R (1, 5) OBP: 0.275, SLG: 0.359		1-0 G4-6-3			0-0 F7		1-0 FC5-4			3 0 0 0 0 0 3												
Pat Borders, R (1, 2) OBP: 0.292, SLG: 0.385			0-0 F7		3-1 P4		2-2 G6-3			3 0 0 0 0 0 2												
Alfredo Griffin, S (1, 6) OBP: 0.267, SLG: 0.277			2-1 G5-3			0-3 K		2-1 G4-3		2 0 0 0 0 1 0												
Turner Ward, S (8, PH) OBP: 0.346, SLG: 0.542										1 0 0 0 0 0 0												
Eddie Zosky, R (8, 6) OBP: 0.333, SLG: 0.800										0 0 0 0 0 0 0												
Inning Stats	R: 0 E: 0 K: 1 S: 12	H: 1 LOB: 1 BB: 0 P: 21	R: 0 E: 0 K: 0 S: 4	H: 0 LOB: 0 BB: 0 P: 9	R: 0 E: 0 K: 0 S: 7	H: 0 LOB: 0 BB: 0 P: 9	R: 0 E: 0 K: 0 S: 11	H: 1 LOB: 1 BB: 1 P: 19	R: 0 E: 0 K: 1 S: 6	H: 0 LOB: 0 BB: 0 P: 11	R: 1 E: 0 K: 2 S: 14	H: 2 LOB: 1 BB: 0 P: 22	R: 0 E: 0 K: 0 S: 6	H: 2 LOB: 2 BB: 0 P: 9	R: 0 E: 0 K: 0 S: 8	H: 0 LOB: 0 BB: 0 P: 13	R: 0 E: 0 K: 2 S: 10	H: 0 LOB: 0 BB: 0 P: 15	1B: 4 2B: 2 3B: 0 HR: 0	SF: 0 SAC: 0 DP: 2 HBP: 1	WP: 1 PB: 0 SB: 0 CS: 0	PA: 32
PITCHER	IP WLS BF H R ER SO BB IBB HBP BLK WP HR S P ERA WHIP																					
Bob Wickman, R (1, 1) ERA: 4.47	7.0 W 26 6 1 1 4 1 0 1 0 1 0 1 0 60 100 1.29 1.000																					
Rich Monteleone, R (8, 1) ERA: 3.18	1.0 3 0 0 0 0 0 0 0 0 0 0 0 8 13 0.00 0.000																					
Steve Farr, R (9, 1) ERA: 1.62	1.0 S 3 0 0 0 2 0 0 0 0 0 0 0 10 15 0.00 0.000																					

Toronto Blue Jays @ New York Yankees
 Yankee Stadium, Bronx, NY
 Sat Sep 26 1992, 3:33 AM EDT
 Att. 23,438 - Cloudy - 61 F

livebaseballscorecards.com

AB	30
R	1
H	6
RBI	1
BB	1
SO	6
LOB	11



Batter	1	2	3	4	5	6	7	8	9	AB	R	H	RBI	BB	SO	LOB
Bernie Williams, S (1, 8) OBP: 0.359, SLG: 0.429	1-2 P5	1-3 K2-3			2-2 CS 1B		1-2 1B			4	0	2	0	0	1	2
Mel Hall, L (1, 7) OBP: 0.309, SLG: 0.422	2-2 G3		0-1 G6-3		1-1 G4-3 1B		2-0 P5			4	0	1	0	0	0	1
Don Mattingly, L (1, 10) OBP: 0.334, SLG: 0.428	4-0 BB BB		0-1 HR 1B		3-2 G4-3 1B		1-2 G6-3			3	1	1	0	1	0	2
Danny Tartabull, R (1, 9) OBP: 0.405, SLG: 0.492	4-2 BB		3-2 HR		3-2 P4			1-0 L7		3	1	1	2	1	0	1
Mike Stanley, R (9, 2) OBP: 0.372, SLG: 0.431	1-2 BB		1-H HR						0-0 E FC 1B	0	0	0	0	0	0	0
Matt Nokes, L (1, 2) OBP: 0.294, SLG: 0.428	1-0 L3		0-1 G4-3		2-2 F9					4	0	1	0	0	0	2
Gerald Williams, R (8, PR) OBP: 0.278, SLG: 0.500										0	0	0	0	0	0	0
Randy Velarde, R (1, 6) OBP: 0.343, SLG: 0.401		0-1 G6-3	2-1 G4-3		0-0 G6-3			2-2 FC S		4	0	0	0	0	0	1
J.T. Snow, L (1, 3)		4-0 BB 1B BB		0-0 F8		4-2 BB		2-3 K		2	0	0	0	2	1	2
Charlie Hayes, R (1, 5) OBP: 0.297, SLG: 0.406		3-2 SAFE 1B	3-1 P5		3-1 P5		0-3 K	2-3 K		4	0	1	0	0	2	3
Mike Gallego, R (1, 4) OBP: 0.329, SLG: 0.349		3-2 P4	3-2 L7		3-2 L7			0-0 G5-3		3	0	0	0	0	0	2

Inning Stats	R: 0	H: 0	E: 0	K: 10	S: 10	R: 0	H: 1	E: 0	K: 13	S: 13	R: 0	H: 2	E: 0	K: 12	S: 12	R: 0	H: 2	E: 0	K: 13	S: 13	R: 0	H: 0	E: 0	K: 9	S: 9	R: 0	H: 1	E: 1	K: 11	S: 11	
	0	0	0	10	10	0	1	0	13	13	0	2	0	12	12	0	0	0	13	13	0	0	0	0	9	9	0	1	1	11	11

PITCHER	IP	WLS	BF	H	R	ER	SO	BB	IBB	HBP	BLK	WP	HR	S	P	ERA	WHIP
Juan Guzman, R (1, 1) ERA: 2.76	6.0	L	26	5	2	2	2	4	0	0	0	0	1	63	112	3.00	1.500
Mark Eichhorn, R (7, 1) ERA: 3.05	1.1		7	2	0	0	0	0	0	0	0	0	0	15	22	0.00	1.500
David Wells, L (8, 1) ERA: 5.4	0.1		1	0	0	0	1	0	0	0	0	0	0	3	5	0.00	0.000
Mike Timlin, R (8, 1) ERA: 4.22	0.1		1	0	0	0	1	0	0	0	0	0	0	3	5	0.00	0.000


BOTTOM

Toronto Blue Jays @ New York Yankees
 Yankee Stadium, Bronx, NY

Sat Sep 26 1992, 3:33 AM EDT
 Att. 23,438 - Cloudy - 61 F

livebaseballscorecards.com

AB	31
R	2
H	7
RBI	2
BB	4
SO	4
LOB	16



WP	PA	ERA	WHIP
0	35		

Batter	1	2	3	4	5	6	7	8	9	AB	R	H	RBI	BB	SO	LOB
Bernie Williams, S <small>(1, 8) OBP: 0.357, SLG: 0.424</small>	0-0 F8 		4-1 BB 		2-2 FC6-4 			0-3 K 		3	0	0	0	1	1	2
Mel Hall, L <small>(1, 7) OBP: 0.310, SLG: 0.421</small> Dion James, L <small>(8, PH) OBP: 0.359, SLG: 0.379</small> <small>(9, 7)</small>	0-0 FC5-4 1B 		0-1 F8 			0-2 F8 		0-2 FC6 		3	0	1	0	0	0	1
Don Mattingly, L <small>(1, 3) OBP: 0.332, SLG: 0.426</small> J.T. Snow, L <small>(7, 3) OBP: 0.375, SLG: 0.182</small>	1-3 K 			0-1 L7 		2-2 P5 			2-2 HR 2B 	3	0	0	0	0	1	1
Danny Tartabull, R <small>(1, 9) OBP: 0.405, SLG: 0.491</small> Gerald Williams, R <small>(7, 9) OBP: 0.316, SLG: 0.684</small>	1-2 FC5-4 			0-0 FC4-6 1B 		2-3 K 			0-0 HR 	3	0	1	0	0	1	1
Kevin Maas, L <small>(1, 10) OBP: 0.301, SLG: 0.404</small>		0-2 P6 		0-0 F8 		1-2 F8 			2-3 K2-3 	4	0	0	0	0	1	1
Randy Velarde, R <small>(1, 6) OBP: 0.340, SLG: 0.398</small> Dave Silvestri, R <small>(8, 6) OBP: 0.333, SLG: 0.667</small>		0-1 G5-3 		1-0 FC4-6 		0-0 L4 			1-1 F8 	3	0	0	0	0	0	1
Matt Nokes, L <small>(1, 2) OBP: 0.292, SLG: 0.424</small> Jim Leyritz, R <small>(9, 2) OBP: 0.341, SLG: 0.444</small>		1-0 F7 			1-0 G4-3 		0-0 G4-3 		1-0 1B 1B 	3	0	0	0	0	0	0
Charlie Hayes, R <small>(1, 5) OBP: 0.298, SLG: 0.407</small> Hensley Meulens, R <small>(7, 5) OBP: 0.667, SLG: 1.200</small>			0-1 F9 		0-0 FC6-4 1B 			3-1 FC6 1B 	0-1 1B 	2	0	1	0	0	0	0
Mike Gallego, R <small>(1, 4) OBP: 0.324, SLG: 0.342</small> Andy Stankiewicz, R <small>(9, 4) OBP: 0.341, SLG: 0.351</small>			1-1 G6-3 		0-1 F9 			0-3 K 	1-0 P9 	3	0	0	0	0	1	2

Inning Stats	R: 0	H: 1	E: 0	K: 1	S: 8	LOB: 1	BB: 0	P: 10	R: 0	H: 0	E: 0	K: 0	S: 6	LOB: 0	BB: 0	P: 7	R: 0	H: 0	E: 0	K: 0	S: 7	LOB: 1	BB: 1	P: 12	R: 0	H: 1	E: 0	K: 0	S: 5	LOB: 1	BB: 0	P: 6	R: 0	H: 0	E: 0	K: 1	S: 12	LOB: 0	BB: 0	P: 16	R: 0	H: 0	E: 0	K: 0	S: 5	LOB: 0	BB: 0	P: 6	R: 0	H: 1	E: 0	K: 2	S: 12	LOB: 1	BB: 0	P: 15	R: 2	H: 4	E: 0	K: 1	S: 16	LOB: 2	BB: 0	P: 23	1B: 6	SF: 0	2B: 1	SAC: 0	3B: 0	DP: 0	HR: 1	HBP: 0
--------------	------	------	------	------	------	--------	-------	-------	------	------	------	------	------	--------	-------	------	------	------	------	------	------	--------	-------	-------	------	------	------	------	------	--------	-------	------	------	------	------	------	-------	--------	-------	-------	------	------	------	------	------	--------	-------	------	------	------	------	------	-------	--------	-------	-------	------	------	------	------	-------	--------	-------	-------	-------	-------	-------	--------	-------	-------	-------	--------

BOTTOM

Toronto Blue Jays @ New York Yankees
 Yankee Stadium, Bronx, NY

Sun Sep 27 1992, 3:33 AM EDT
 Att: 21,413 - Cloudy - 63 F

AB	35
R	2
H	8
RBI	2
BB	1
SO	5
LOB	12

livebaseballscorecards.com

PITCHER	IP	WLS	BF	H	R	ER	SO	BB	IBB	HBP	BLK	WP	HR	S	P	ERA	WHIP
Jack Morris, R <small>(1, 1) ERA: 3.99</small>	6.0		22	3	0	0	2	1	0	0	0	0	0	46	62	0.00	0.667
Mark Eichhorn, R <small>(7, 1) ERA: 3.01</small>	1.0		3	0	0	0	0	0	0	0	0	0	0	5	6	0.00	0.000
Duane Ward, R <small>(8, 1) ERA: 2.03</small>	1.0		4	1	0	0	2	0	0	0	0	0	0	12	15	0.00	1.000
Tom Henke, R <small>(9, 1) ERA: 2.21</small>	1.0		7	4	2	2	1	0	0	0	0	0	1	16	23	18.00	4.000

Batter	1	2	3	4	5	6	7	8	9	AB	R	H	RBI	BB	SO	LOB	TOP										
Bernie Williams, S (1, 8) OBP: 0.358, SLG: 0.418	2-3 K	1-0 F8		4-2 BB		1-0 F7		4-0 FC6-4 IBB		3	0	0	0	2	1	1											
Randy Velarde, R (1, 6) OBP: 0.336, SLG: 0.393	1-2 G5-3		1-1 G6-3	0-2 G4-3			0-1 F8	1-1 FC6-4		5	0	0	0	0	0	3											
Don Mattingly, L (1, 3) OBP: 0.331, SLG: 0.424	1-1 BB 1B		2-2 G4-3		0-1 G6-3		1-2 F9		1-1 F8	5	0	1	0	0	0	0											
Danny Tartabull, R (1, 10) OBP: 0.407, SLG: 0.491	4-1 BB		3-2 E5 FC6-4		1-3 K		0-0 1B		1-0 CI 1B	4	0	2	0	1	1	0											
Roberto Kelly, R (1, 7) OBP: 0.322, SLG: 0.387	1-3 K		1-0 FC6-4		2-2 2B 1B		0-1 1B		1-1 CI G4-6-3	4	1	2	0	0	1	3											
Charlie Hayes, R (1, 5) Mel Hall, L (9, PH) OBP: 0.299, SLG: 0.415 OBP: 0.309, SLG: 0.420			1-3 K		0-0 HR		0-2 2B		1-0 G4-6-3	4	1	2	2	0	1	2											
Gerald Williams, R (1, 9) OBP: 0.304, SLG: 0.739			1-3 K		1-1 HR		1-1 F9		1-2 F9	4	1	1	1	0	1	1											
Mike Stanley, R (1, 2) OBP: 0.369, SLG: 0.433			2-2 1B 2B		0-0 G3		2-3 K		2-2 F9	4	1	1	0	0	1	0											
Mike Gallego, R (1, 4) OBP: 0.328, SLG: 0.352			2-2 1B		0-0 F9		1-1 F7		3-1 2B	4	0	2	1	0	0	0											
Inning Stats	R: 0 E: 0 K: 2 S: 12	H: 1 LOB: 2 BB: 1 P: 21	R: 1 E: 0 K: 2 S: 17	H: 2 LOB: 1 BB: 0 P: 24	R: 0 E: 1 K: 0 S: 9	H: 0 LOB: 1 BB: 0 P: 16	R: 2 E: 1 K: 0 S: 13	H: 2 LOB: 1 BB: 1 P: 18	R: 1 E: 0 K: 1 S: 14	H: 2 LOB: 1 BB: 0 P: 18	R: 0 E: 0 K: 1 S: 7	H: 0 LOB: 0 BB: 0 P: 11	R: 0 E: 0 K: 0 S: 10	H: 2 LOB: 2 BB: 0 P: 13	R: 0 E: 0 K: 0 S: 12	H: 1 LOB: 2 BB: 1 P: 23	R: 0 E: 1 K: 0 S: 6	H: 1 LOB: 1 BB: 0 P: 10	1B: 6 2B: 3 3B: 0 HR: 2	SF: 0 SAC: 0 DP: 1 HBP: 0	WP: 0 PB: 0 SB: 0 CS: 0	PA: 42					
PITCHER	IP	WLS	BF	H	R	ER	SO	BB	IBB	HBP	BLK	WP	HR	S	P	ERA	WHIP										
Alan Embree, L (1, 1) ERA: 6.43	6.0		28	7	4	4	6	2	0	0	0	0	2	72	108	6.00	1.500										
Ted Power, R (7, 1) ERA: 2.49	2.0	W	10	3	0	0	0	0	1	0	0	0	0	22	36	0.00	1.500										
Derek Lilliquist, L (9, 1) ERA: 1.61	0.1		1	0	0	0	0	0	0	0	0	0	0	2	3	0.00	0.000										
Steve Olin, R (9, 1) ERA: 2.45	0.2	S	3	1	0	0	0	0	0	0	0	0	0	4	7	0.00	1.500										

New York Yankees @ Cleveland Indians
Cleveland Municipal Stadium, Cleveland, OH
 Mon Sep 28 1992, 7:05 PM EDT
 Att. 5,979 - Sunny - 63 F

livebaseballscorecards.com

AB	38
R	4
H	11
RBI	4
BB	3
SO	6
LOB	12



Batter	1	2	3	4	5	6	7	8	9	AB R H RBI BB SO LOB	TOP	
Bernie Williams, S (1, 8) OBP: 0.357, SLG: 0.416 C B F S	2-3 		0-1 		1-0 			1-2 		4 0 1 0 0 1 2		
Randy Velarde, R (1, 6) OBP: 0.336, SLG: 0.394 B F X	1-1 			0-0 		1-3 		1-1 		4 0 1 0 0 1 1		
Don Mattingly, L (1, 10) OBP: 0.331, SLG: 0.423 B F X	1-1 			0-1 		0-0 			1-0 	4 1 1 0 0 0 1		
Danny Tartabull, R (1, 9) Gerald Williams, R (9, PR) OBP: 0.407, SLG: 0.490 OBP: 0.304, SLG: 0.739 B F S B S	2-3 			3-1 		0-0 		4-2 		3 1 1 0 1 1 2 0 0 0 0 0 0 0		
Mel Hall, L (1, 7) OBP: 0.309, SLG: 0.421 B S X		1-1 		0-1 		2-2 		0-1 		4 1 1 1 0 0 1		
J.T. Snow, L (1, 3) Roberto Kelly, R (9, PH) Kevin Maas, L (9, PH) OBP: 0.388, SLG: 0.214 OBP: 0.322, SLG: 0.387 OBP: 0.303, SLG: 0.406 C X		0-1 		3-1 		1-3 		1-2 		3 0 1 2 0 1 0 0 0 0 0 0 0 0 1 0 1 0 0 0 0		
Matt Nokes, L (1, 2) OBP: 0.289, SLG: 0.420 L C F X		0-2 		1-1 		0-0 		0-2 		4 0 0 0 0 0 3		
Charlie Hayes, R (1, 5) OBP: 0.298, SLG: 0.413 C B B B B B			3-3 		3-2 		2-2 			3 0 0 0 0 1 0		
Mike Gallego, R (1, 4) OBP: 0.333, SLG: 0.354 B F B B B			4-1 		0-0 		3-2 			2 0 1 0 1 0 0		
Inning Stats	R: 0 H: 1 E: 0 LOB: 1 K: 2 BB: 0 S: 10 P: 16	R: 0 H: 0 E: 0 LOB: 0 K: 0 BB: 0 S: 7 P: 8	R: 0 H: 0 E: 0 LOB: 0 K: 1 BB: 1 S: 6 P: 13	R: 3 H: 4 E: 0 LOB: 0 K: 0 BB: 0 S: 11 P: 18	R: 0 H: 1 E: 0 LOB: 0 K: 0 BB: 0 S: 8 P: 12	R: 0 H: 0 E: 1 LOB: 0 K: 1 BB: 0 S: 5 P: 6	R: 0 H: 0 E: 0 LOB: 0 K: 1 BB: 0 S: 7 P: 10	R: 0 H: 1 E: 0 LOB: 1 K: 0 BB: 0 S: 12 P: 19	R: 0 H: 1 E: 0 LOB: 2 K: 0 BB: 1 S: 12 P: 18	1B: 6 SF: 0 2B: 3 SAC: 0 3B: 0 DP: 4 HR: 0 HBP: 0	WP: 1 PA: 34 PB: 0 SB: 0 CS: 0	
PITCHER	IP WLS BF H R ER SO BB IBB HBP BLK WP HR S P ERA WHIP Charles Nagy, R (1, 1) 8.1 W 31 7 3 3 5 2 0 0 0 1 0 69 110 3.24 1.080 Derek Lilliquist, L (9, 1) 0.1 1 0 0 0 0 0 0 0 0 0 0 2 2 0.00 0.000 Eric Plunk, R (9, 1) 0.1 S 2 1 0 0 0 0 0 0 0 0 0 7 8 0.00 3.000											

New York Yankees @ Cleveland Indians
 Cleveland Municipal Stadium, Cleveland, OH

Tue Sep 29 1992, 7:05 PM EDT
 Att: 7,672 - Cloudy - 50 F

AB	32
R	3
H	8
RBI	3
BB	2
SO	5
LOB	10



Batter	1	2	3	4	5	6	7	8	9
Kenny Lofton, L OBP: 0.362, SLG: 0.363 (1, 8)	3-2 G6-3		3-3 K		4-1 BB		1 SAFE F7		
Thomas Howard, S OBP: 0.316, SLG: 0.350 (1, 9)	1-3 K			0-2 G6-3 1B	1-3 K		0-0 1B		
Carlos Baerga, S OBP: 0.348, SLG: 0.449 (1, 4)	0-1 G6-3			0-0 G6-3 1-2f	1-1 G6-3		0-0 G3		
Albert Belle, R OBP: 0.323, SLG: 0.486 (1, 7)		2-3 K		0-1 G6-3		0-0 HR		0-0 F8	
Paul Sorrento, L OBP: 0.345, SLG: 0.451 (1, 3)		2-3 K			2-2 HR	0-0 P8		2-3 K	
Reggie Jefferson, S OBP: 0.400, SLG: 0.522 (1, 10)		3-2 L8			1-2 G3-1 1B WP 1B	2-0 F8		1-3 K	
Carlos Martinez, R OBP: 0.281, SLG: 0.385 (1, 5)			1-0 F9		1 SAFE WP G3-1 1B 1B	3-3 K			
Brook Jacoby, R OBP: 0.327, SLG: 0.330 (9, 5)									
Felix Fermin, R OBP: 0.321, SLG: 0.322 (1, 6)			0-2 G5-3		3-2 G3-1		0-2 G5-3		
Junior Ortiz, R OBP: 0.289, SLG: 0.273 (1, 2)			0-2 1B		3-2 BB 1B 2-H 3-H		2-2 E6 1B		

Inning Stats	R: 0	H: 0	E: 0	K: 1	S: 9	LOB: 0	BB: 0	P: 13
	R: 0	H: 0	E: 0	K: 2	S: 12 <td>LOB: 0</td> <td>BB: 0</td> <td>P: 19 </td>	LOB: 0	BB: 0	P: 19
	R: 0	H: 1	E: 0	K: 1	S: 12 <td>LOB: 1</td> <td>BB: 0</td> <td>P: 16 </td>	LOB: 1	BB: 0	P: 16
	R: 0	H: 1	E: 0	K: 0	S: 8 <td>LOB: 0</td> <td>BB: 0</td> <td>P: 8 </td>	LOB: 0	BB: 0	P: 8
	R: 3	H: 4	E: 0	K: 1	S: 19 <td>LOB: 2</td> <td>BB: 1</td> <td>P: 35 </td>	LOB: 2	BB: 1	P: 35
	R: 1	H: 1	E: 0	K: 1	S: 6 <td>LOB: 0</td> <td>BB: 0</td> <td>P: 11 </td>	LOB: 0	BB: 0	P: 11
	R: 0	H: 1	E: 1	K: 0	S: 9 <td>LOB: 2</td> <td>BB: 0</td> <td>P: 11 </td>	LOB: 2	BB: 0	P: 11
	R: 0	H: 0	E: 0	K: 2	S: 8 <td>LOB: 0</td> <td>BB: 0</td> <td>P: 11 </td>	LOB: 0	BB: 0	P: 11

PITCHER	IP	WLS	BF	H	R	ER	SO	BB	IBB	HBP	BLK	WP	HR	S	P	ERA	WHIP
Scott Kamieniecki, R ERA: 4.26 (1, 1)	6.0	L	25	7	4	4	6	1	0	0	0	1	2	66	102	6.00	1.333
John Habyan, R ERA: 3.88 (7, 1)	1.1		6	1	0	0	0	0	0	0	0	0	0	10	12	0.00	0.750
Jerry Nielsen, L ERA: 4.58 (8, 1)	0.2		2	0	0	0	2	0	0	0	0	0	0	7	10	0.00	0.000

AB R H RBI BB SO LOB

3	0	0	0	1	1	2
4	0	2	0	0	2	2
4	0	0	0	0	0	5
4	1	1	1	0	1	0
4	1	1	1	0	2	0
4	1	1	0	0	1	0

3	1	1	0	0	1	0
0	0	0	0	0	0	0
3	0	0	0	0	0	2
3	0	2	1	0	0	0

1B: 6	SF: 0	WP: 1	PA: 33
2B: 0	SAC: 0	PB: 0	
3B: 0	DP: 1	SB: 0	
HR: 2	HBP: 0	CS: 0	

PITCHER	IP	WLS	BF	H	R	ER	SO	BB	IBB	HBP	BLK	WP	HR	S	P	ERA	WHIP

NEW YORK YANKEES @ CLEVELAND INDIANS
Cleveland Municipal Stadium, Cleveland, OH
Tue Sep 29 1992, 7:05 PM EDT
Att. 7,672 - Cloudy - 50 F

livebaseballscorecards.com

AB	32
R	4
H	8
RBI	3
BB	1
SO	8
LOB	11



Batter	1	2	3	4	5	6	7	8	9	AB R H RBI BB SO LOB	TOP											
Bernie Williams, S (1, 8) OBP: 0.354, SLG: 0.411	3-2 F7	0-0 F8		0-0 E7 G6-3 1-2 2-H 1B		2-1 F9			1-0 G3-1	5 0 1 0 0 0 3	New York Yankees @ Cleveland Indians Cleveland Municipal Stadium, Cleveland, OH Wed Sep 30 1992, 7:05 PM EDT Att. 6,211 - Cloudy - 54 F livebaseballscorecards.com											
Roberto Kelly, R (1, 7) OBP: 0.323, SLG: 0.386	4-2 CS BB		0-1 F9	0-0 G6-3 1-2f		0-3 K		0-0 1B 1B	4 0 1 0 1 1 2													
Don Mattingly, L (1, 3) OBP: 0.331, SLG: 0.423	1-0 P3 1-2		2-2 F9		2-0 E2 G3-1 1B		2-0 L6	1 SAFE 0-0 1-3 1B	5 0 2 0 0 0 1													
Danny Tartabull, R (1, 10) OBP: 0.409, SLG: 0.498		0-0 HR	4-1 1B BB		1-2 G5-3		2-1 2B 1B	0-2 F8	4 2 2 1 1 0 3													
Mel Hall, L (1, 9) OBP: 0.310, SLG: 0.423		1-0 G1-3	2-2 1-2 1B		3-1 G3-1		0-0 2B		4 0 2 1 0 0 1													
Gerald Williams, R (9, 9) OBP: 0.304, SLG: 0.739					2-3		1-H 2B		0 0 0 0 0 0 0													
Randy Velarde, R (1, 6) OBP: 0.333, SLG: 0.390		1-3 K	2-0 F9		0-1 G4-3			2-3 K	4 0 0 0 0 2 3													
Matt Nokes, L (1, 2) OBP: 0.294, SLG: 0.426		1-1 1B 3B		4-0 1B E 1B BB		4-1 SH1-3 BB		2-3 K	2 2 1 0 2 1 0													
Charlie Hayes, R (1, 5) OBP: 0.300, SLG: 0.414		0-0 1B 1B		2-1 E 1-2 1B		0-0 SH1-3		2-3 K	3 0 2 1 0 1 0													
Mike Gallego, R (1, 4) OBP: 0.332, SLG: 0.352		1-1 1-2 1B		3-1 F7		1-2 F9		1-0 G1-3	4 0 1 0 0 0 3													
Inning Stats	R: 0 E: 0 K: 0 S: 7	H: 0 LOB: 0 BB: 1 P: 15	R: 2 E: 0 K: 1 S: 12	H: 4 LOB: 2 BB: 0 P: 16	R: 0 E: 0 K: 0 S: 11	H: 1 LOB: 2 BB: 1 P: 21	R: 1 E: 1 K: 0 S: 6	H: 2 LOB: 1 BB: 1 P: 15	R: 0 E: 1 K: 0 S: 8	H: 1 LOB: 1 BB: 0 P: 14	R: 0 E: 0 K: 0 S: 7	H: 0 LOB: 1 BB: 1 P: 14	R: 1 E: 0 K: 1 S: 7	H: 2 LOB: 1 BB: 0 P: 11	R: 0 E: 0 K: 3 S: 11	H: 0 LOB: 0 BB: 0 P: 17	R: 0 E: 0 K: 0 S: 8	H: 2 LOB: 2 BB: 0 P: 10	1B: 9 2B: 1 3B: 1 HR: 1	SF: 0 SAC: 1 DP: 1 HBP: 0	WP: 0 PB: 0 SB: 0 CS: 1	PA: 40
PITCHER	IP WLS BF H R ER SO BB IBB HBP BLK WP HR S P ERA WHIP												PITCHER	IP WLS BF H R ER SO BB IBB HBP BLK WP HR S P ERA WHIP								
Dave Micki, R (1, 1) ERA: 4.98	6.0 L 28 8 3 2 1 4 0 0 0 0 0 1 51 95 3.00 2.000																					
Jack Armstrong, R (7, 1) ERA: 4.64	3.0 12 4 1 1 4 0 0 0 0 0 0 0 26 38 3.00 1.333																					

New York Yankees @ Cleveland Indians
Cleveland Municipal Stadium, Cleveland, OH
 Wed Sep 30 1992, 7:05 PM EDT
 Att. 6,211 - Cloudy - 54 F

AB	35
R	4
H	12
RBI	3
BB	4
SO	5
LOB	16



Batter	1	2	3	4	5	6	7	8	9	AB	R	H	RBI	BB	SO	LOB
Thomas Howard, S OBP: 0.312, SLG: 0.346 (1, 8)	G6-3		K		G4-3			F7		4	0	0	0	0	1	1
Felix Fermin, R OBP: 0.317, SLG: 0.317 Wayne Kirby, L (8, PH) José Hernández, R (9, 6)	F9		FC6-4		G4-3			P2		3	0	0	0	0	0	1
Carlos Baerga, S OBP: 0.347, SLG: 0.449 (1, 4)	G4-3							G6-3		1	0	0	0	0	0	0
Albert Belle, R OBP: 0.323, SLG: 0.483 (1, 7)										4	1	1	0	0	1	0
Paul Sorrento, L OBP: 0.344, SLG: 0.448 (1, 3)										3	0	0	0	1	0	1
Reggie Jefferson, S OBP: 0.378, SLG: 0.493 (1, 10)										3	1	0	0	1	2	1
Carlos Martinez, R OBP: 0.282, SLG: 0.384 (1, 5)										4	0	0	0	0	1	3
Mark Whiten, S OBP: 0.350, SLG: 0.366 (1, 9)										3	0	1	1	0	0	1
Junior Ortiz, R OBP: 0.286, SLG: 0.270 Jesse Levis, L (7, PH) (8, 2)										2	0	1	1	1	1	1
										2	0	0	0	0	0	1
										1	0	0	0	0	1	1

Inning Stats	R: 0	H: 0	E: 0	K: 0	S: 6	R: 0	H: 0	E: 0	K: 0	S: 7	R: 0	H: 0	E: 0	K: 1	S: 8	R: 2	H: 3	E: 0	K: 1	S: 11	R: 0	H: 0	E: 0	K: 0	S: 7	R: 0	H: 0	E: 0	K: 2	S: 10	R: 0	H: 0	E: 1	K: 2	S: 8	R: 0	H: 0	E: 0	K: 0	S: 9	R: 0	H: 0	E: 0	K: 1	S: 7	R: 0	H: 0	E: 0	K: 1	S: 9
	0	0	0	0	8	0	0	0	0	14	0	0	0	1	15	0	0	0	1	1	22	0	0	0	0	10	0	0	0	0	13	0	0	0	0	16	0	0	0	0	9	0	0	0	0	9				
PITCHER	IP	WLS	BF	H	R	ER	SO	BB	IBB	HBP	BLK	WP	HR	S	P	ERA	WHIP																																	
Melido Perez, R ERA: 2.87	(1, 1)	8.0	W	30	3	2	2	6	3	0	0	0	0	66	113	2.25	0.750																																	
Steve Farr, R ERA: 1.59	(9, 1)	1.0	S	3	0	0	0	1	0	0	0	0	0	7	9	0.00	0.000																																	

BOTTOM

New York Yankees @ Cleveland Indians
Cleveland Municipal Stadium, Cleveland, OH

Wed Sep 30 1992, 7:05 PM EDT
Att. 6,211 - Cloudy - 54 F

livebaseballscorecards.com

AB	30
R	2
H	3
RBI	2
BB	3
SO	7
LOB	11

C

WP: 1	PA: 34
PB: 0	
SB: 0	
CS: 1	

Batter	1	2	3	4	5	6	7	8	9	AB R H RBI BB SO LOB	TOP											
Bernie Williams, S (1, 8) OBP: 0.355, SLG: 0.409	0-1 G4-3		4-0 S BB		1-1 FC6-4 2B 1B	3-2 FC6-4 1B		0-0 FC3-6 1-2f		4 1 1 0 1 0 2												
Mel Hall, L (1, 7) OBP: 0.311, SLG: 0.430	0-0		2-3 K		0-0	2-1 FC6-4		3-2 F8		5 2 2 2 0 1 3												
Roberto Kelly, R (9, 7) OBP: 0.323, SLG: 0.386	HR		1-2		1-3 1B 2B	1-2f 3-H				0 0 0 0 0 0 0												
Don Mattingly, L (1, 3) OBP: 0.329, SLG: 0.419	2-0 G4-3		1-3 K		2-1 G5-3	0-1 F8			2-0 G4-3	5 0 0 0 0 1 4												
Danny Tartabull, R (1, 9) OBP: 0.411, SLG: 0.495	1-3 K		4-0		4-0 1B IBB		2-3 K		4-2 S BB	2 0 0 0 3 2 0												
Gerald Williams, R (9, PR) OBP: 0.304, SLG: 0.739			IBB							0 0 0 0 0 0 0												
Kevin Maas, L (1, 10) OBP: 0.305, SLG: 0.406		0-0 G4-3	1-3 K		3-2 BB 1B	1-3 2-H 3-H	1-0 L4 1B		0-3 K	5 0 2 2 0 2 3												
Randy Velarde, R (1, 6) OBP: 0.336, SLG: 0.390		1-2 E6 2B WP		0-3 K	4-0	1-2 BB	1-0 1B		4-0	3 1 1 0 2 1 0												
Matt Nokes, L (1, 2) OBP: 0.283, SLG: 0.425		0-2 SAFE WP 1B 2B	1-3	1-3 K	2-3 K		2-2 L4		1-0 F7	5 1 1 0 0 2 7												
Charlie Hayes, R (1, 5) OBP: 0.301, SLG: 0.415		1-1 G6-4-3 1B		3-3 K			2-2 G1-3		1-2 FC3-6 1B	4 0 2 1 0 1 0												
Mike Gallego, R (1, 4) OBP: 0.335, SLG: 0.355		1-2 SAFE G6-4-3 1B			0-0 FC6-4 1B		0-0 1B FC6-4 1B		0-0 F8	4 1 2 0 0 0 2												
Inning Stats	R: 1 E: 0 K: 1 S: 8	H: 1 LOB: 0 BB: 0 P: 11	R: 2 E: 1 K: 0 S: 12	H: 2 LOB: 0 BB: 0 P: 15	R: 0 E: 0 K: 3 S: 11	H: 0 LOB: 0 BB: 2 P: 23	R: 0 E: 0 K: 3 S: 9	H: 0 LOB: 0 BB: 0 P: 13	R: 2 E: 0 K: 1 S: 13	H: 3 LOB: 3 BB: 2 P: 29	R: 1 E: 0 K: 0 S: 12	H: 2 LOB: 1 BB: 0 P: 19	R: 0 E: 0 K: 1 S: 9	H: 2 LOB: 1 BB: 0 P: 15	R: 0 E: 1 K: 0 S: 8	H: 1 LOB: 1 BB: 0 P: 12	R: 0 E: 0 K: 1 S: 8	H: 0 LOB: 2 BB: 2 P: 19	1B: 8 2B: 3 3B: 0 HR: 1	SF: 0 SAC: 0 DP: 2 HBP: 0	WP: 1 PB: 0 SB: 2 CS: 0	PA: 43
PITCHER	IP WLS BF H R ER SO BB IBB HBP BLK WP HR S P ERA WHIP																					
John Dopson, R (1, 1) ERA: 4.08	2.0 L 10 3 3 2 1 1 0 0 0 0 1 1 20 30 9.00 2.000																					
Matt Young, L (3, 1) ERA: 4.58	3.0 15 3 2 2 7 1 2 0 0 0 0 0 33 61 6.00 1.333																					
Paul Quantrill, R (6, 1) ERA: 2.38	2.2 12 5 1 1 1 0 0 0 0 0 0 0 26 40 3.38 1.875																					
Tony Fossas, L (8, 1) ERA: 2.43	1.1 6 0 0 0 1 1 1 0 0 0 0 0 11 25 0.00 0.750																					

New York Yankees @ Boston Red Sox
Fenway Park, Boston, MA
 Fri Oct 02 1992, 7:05 PM EDT
 Att. 33,097 - Cloudy - 65 F

livebaseballscorecards.com

AB	37
R	6
H	11
RBI	5
BB	6
SO	10
LOB	21



Batter	1	2	3	4	5	6	7	8	9	AB	R	H	RBI	BB	SO	LOB
Herm Winningham, L (1, 7) OBP: 0.266, SLG: 0.291	1-0 F8		1-0 F8		0-3 K	1-2 G4-3		0-1 G1-3		5	0	0	0	0	1	0
Scott Cooper, L (1, 5) OBP: 0.345, SLG: 0.381	3-1 F8		0-1 G4-3		0-2 E9 HR	1-0		2-2 F7		5	2	2	1	0	0	0
Wade Boggs, L (1, 10) OBP: 0.352, SLG: 0.357	2-1 F7			2-1	1-1	1-3		4-1		2	1	1	0	0	0	0
Phil Plantier, L (5, PH) OBP: 0.327, SLG: 0.359				1B	2-H					2	1	1	2	0	1	0
Eric Wedge, R (8, PH) OBP: 0.390, SLG: 0.531				1B	HR			BB		0	0	0	0	1	0	0
Tom Brunansky, R (1, 9) OBP: 0.353, SLG: 0.444		1-0		1-0	2-1			0-0		5	3	3	0	0	0	1
		G3		2B	3B			F7								
Mo Vaughn, L (1, 3) OBP: 0.322, SLG: 0.395		3-2		1-2	1-3			4-2		3	0	0	0	1	2	4
			K	K			E									
Bob Zupcic, R (1, 8) OBP: 0.321, SLG: 0.351		2-2		2-2	2-0			0-3		4	0	2	2	0	1	2
			2B	3B			K									
John Valentin, R (1, 6) OBP: 0.348, SLG: 0.429		0-0		1-2	4-2			0-2		3	0	1	1	1	0	3
			P2				E5									
Tim Lincecum, R (1, 4) OBP: 0.299, SLG: 0.315		2-1		3-2	1-2			4-2		3	0	1	1	1	0	3
			2B	F7			BB									
John Flaherty, R (1, 2) OBP: 0.229, SLG: 0.227			3-3	1-2				0-2		3	0	0	0	0	1	2
Steve Lyons, L (7, PH) OBP: 0.241, SLG: 0.273				L4				G1-3		1	0	0	0	0	0	3
Tony Peña, R (8, 2) OBP: 0.281, SLG: 0.300								P5		0	0	0	0	0	0	0

Inning Stats	R: 0	H: 0	E: 0	K: 0	S: 5	R: 1	H: 2	E: 0	K: 0	S: 13	R: 0	H: 0	E: 0	K: 1	S: 8	R: 2	H: 4	E: 0	K: 1	S: 21	R: 3	H: 4	E: 1	K: 2	S: 20	R: 1	H: 1	E: 0	K: 1	S: 13	R: 0	H: 0	E: 1	K: 1	S: 18	R: 0	H: 0	E: 0	K: 0	S: 7
	LOB: 0	BB: 0	P: 11	LOB: 1	BB: 0	P: 21	LOB: 0	BB: 0	P: 12	LOB: 2	BB: 0	P: 32	LOB: 0	BB: 1	P: 31	LOB: 3	BB: 2	P: 27	LOB: 1	BB: 1	P: 13	LOB: 0	SAC: 0	DP: 0	HBP: 0	WP: 0	HR: 0	S: 7	P: 13	LOB: 1	BB: 1	P: 13	LOB: 0	SAC: 0	DP: 0	HBP: 0	WP: 0	HR: 0	S: 7	P: 13


PITCHER	IP	WLS	BF	H	R	ER	SO	BB	IBB	HBP	BLK	WP	HR	S	P	ERA	WHIP
Scott Sanderson, R (1, 1) ERA: 4.93	4.1	L	22	9	6	6	3	0	0	0	0	0	0	57	89	12.46	2.077
Greg Cadaret, L (5, 1) ERA: 4.17	0.1		3	1	0	0	1	1	0	0	0	0	0	7	14	0.00	6.000
John Habyan, R (5, 1) ERA: 3.84	0.2		2	0	0	0	0	0	0	0	0	0	0	8	9	0.00	0.000
Jerry Nielsen, L (6, 1) ERA: 4.82	1.0		5	1	1	1	1	1	0	0	0	0	1	13	20	9.00	2.000
Russ Springer, R (7, 1) ERA: 5.87	0.2		4	0	0	0	1	1	0	0	0	0	0	13	18	0.00	1.500

BOTTOM

New York Yankees @ Boston Red Sox
Fenway Park, Boston, MA

Sat Oct 03 1992, 3:33 AM EDT
Att. 33,223 - Sunny - 76 F

AB	36
R	7
H	11
RBI	7
BB	4
SO	6
LOB	18



1B: 5	SF: 0	WP: 0	PA: 40
2B: 3	SAC: 0	PB: 0	
3B: 1	DP: 0	SB: 2	
HR: 2	HBP: 0	CS: 0	

Batter	1	2	3	4	5	6	7	8	9	AB R H RBI BB SO LOB	TOP											
Bernie Williams, S (1, 8) OBP: 0.354, SLG: 0.406	2-2 F9	2-1 1B		3-1 S BB 1B			2-3 K		1-2 L9	5 0 2 1 0 1 0	New York Yankees @ Boston Red Sox Fenway Park, Boston, MA Sun Oct.04 1992, 3:33 AM EDT Att. 33,229 - Sunny - 57 F											
Mike Gallego, R (1, 4) OBP: 0.343, SLG: 0.358	4-1 1B BB	3-1 F8		4-1 1 SAFE 1 SAFE 1 SAFE 1 SAFE BB			0-0 G6-3			2 0 0 0 2 0 1												
Don Mattingly, L (1, 3) OBP: 0.327, SLG: 0.416	1-2 P5		1-0 G4-3	2-3 K			0-1 F8			4 0 0 0 0 1 3												
Danny Tartabull, R (1, 10) OBP: 0.409, SLG: 0.489	2-2 1-3 1B		0-1 E6 BB		0-3 K		2-3 K			4 0 1 0 0 2 0												
Roberto Kelly, R (1, 7) OBP: 0.322, SLG: 0.384	0-2 F9		0-0 F8		0-0 G6-3		0-1 FC6-4 1B			4 0 1 0 0 0 3												
Mike Stanley, R (1, 2)		4-2 PB 2B BB	4-2 1-2 BB		0-0 G5-3		0-0 F9			2 1 0 0 2 0 1												
Gerald Williams, R (1, 9) OBP: 0.296, SLG: 0.704		0-2 S 1-H 1B 2B	0-1 G4-3			3-2 E5 G6-4-3		0-2 FC6-4 1-2f		4 1 1 1 0 0 3												
Charlie Hayes, R (1, 5) OBP: 0.297, SLG: 0.409		3-0 L7		2-2 G5-3		1 SAFE 0-0 G6-4-3 1-2f		1-2 F9		4 0 0 0 0 0 2												
Andy Stankiewicz, R (1, 6) OBP: 0.338, SLG: 0.348		2-3 K		1-1 F8		0-2 P4		1-0 G4-3		4 0 0 0 0 1 1												
Inning Stats	R: 0 E: 0 K: 0 S: 13	H: 1 LOB: 2 BB: 1 P: 22	R: 2 E: 0 K: 1 S: 15	H: 2 LOB: 1 BB: 1 P: 29	R: 0 E: 1 K: 0 S: 8	H: 0 LOB: 2 BB: 1 P: 13	R: 0 E: 0 K: 1 S: 12	H: 1 LOB: 2 BB: 1 P: 24	R: 0 E: 0 K: 1 S: 5	H: 0 LOB: 0 BB: 0 P: 5	R: 0 E: 1 K: 0 S: 7	H: 0 LOB: 0 BB: 0 P: 10	R: 0 E: 0 K: 1 S: 6	H: 0 LOB: 0 BB: 0 P: 8	R: 0 E: 0 K: 1 S: 10	H: 1 LOB: 1 BB: 0 P: 12	R: 0 E: 0 K: 0 S: 7	H: 0 LOB: 0 BB: 0 P: 10	1B: 4 2B: 1 3B: 0 HR: 0	SF: 0 SAC: 0 DP: 1 HBP: 0	WP: 0 PB: 1 SB: 2 CS: 0	PA: 37
PITCHER	IP WLS BF H R ER SO BB IBB HBP BLK WP HR S P ERA WHIP																					
Joe Hesketh, L (1, 1) ERA: 4.36	5.0 W 25 4 2 2 3 4 0 0 0 0 0 0 56 99 3.60 1.600																					
Paul Quantrill, R (6, 1) ERA: 2.19	4.0 S 12 1 0 0 2 0 0 0 0 0 0 0 27 34 0.00 0.250																					

livebaseballscorecards.com

AB	33
R	2
H	5
RBI	2
BB	4
SO	5
LOB	14



