

New York Yankees - 1992

Batter	1	2	3	4	5	6	7	8	9	AB R H RBI BB SO LOB	TOP									
Wade Boggs, L (1, 5)	G4-3		L5		G1-3		1B		K	5 0 1 0 0 1 3	Boston Red Sox @ New York Yankees Yankee Stadium, Bronx, NY Tue Apr 07 1992, 3:33 AM EDT Att: 56,572 - Cloudy - 57 F									
Jody Read, R (1, 4)	F7		P2			L8	SF7		P5	4 0 1 1 0 0 2										
Mike Greenwell, L (1, 7)	P2		K			P6	K			4 0 0 0 0 2 4										
Ellis Burks, R (1, 8)		K		G6-3		L8		1B		4 0 1 0 0 1 1										
Phil Plantier, L (1, 9)		HR		F9		IBB		K		3 1 1 1 1 1 1										
Jack Clark, R (1, 10)		K		G5-3		G5-3		K		4 0 0 0 0 2 3										
Mo Vaughn, L (1, 3)		HR				BB		G3		3 1 1 1 1 1 1										
Tony Peña, R (1, 2)		G5-3			K	1B SF7 BB		FC3-6		3 1 1 0 1 1 1										
Luis Rivera, R (1, 6)					K		1B	FC3-6		3 0 1 0 1 1 2										
Inning Stats	R: 0 E: 0 K: 0 S: 8	H: 0 LOB: 0 BB: 0 P: 12	R: 2 E: 0 K: 2 S: 15	H: 2 LOB: 0 BB: 0 P: 21	R: 0 E: 0 K: 1 S: 11	H: 1 LOB: 1 BB: 0 P: 16	R: 0 E: 0 K: 0 S: 7	H: 0 LOB: 0 BB: 0 P: 8	R: 0 E: 0 K: 2 S: 13	H: 1 LOB: 1 BB: 1 P: 20	R: 1 E: 0 K: 2 S: 17	H: 1 LOB: 2 BB: 2 P: 30	R: 0 E: 0 K: 2 S: 8	H: 1 LOB: 1 BB: 0 P: 13	R: 0 E: 0 K: 1 S: 11	H: 1 LOB: 1 BB: 0 P: 16	1B: 4 2B: 1 3B: 0 HR: 2	SF: 1 SAC: 0 DP: 0 HBP: 0	WP: 0 PB: 0 SB: 0 CS: 0	PA: 38
PITCHER	IP WLS BF H R ER SO BB IBB HBP BLK WP HR S P ERA WHIP											PITCHER	IP WLS BF H R ER SO BB IBB HBP BLK WP HR S P ERA WHIP							
Scott Sanderson, R (1, 1)	6.0 W 24 4 2 2 5 1 1 0 0 0 2 64 94 3.00 0.833																			
Greg Cadaret, L (7, 1)	1.0 6 1 1 1 2 2 0 0 0 0 0 17 30 9.00 3.000																			
John Habyan, R (8, 1)	1.0 4 1 0 0 2 0 0 0 0 0 0 8 13 0.00 1.000																			
Steve Farr, R (9, 1)	1.0 S 4 1 0 0 1 0 0 0 0 0 0 11 16 0.00 1.000																			

Batter	1	2	3	4	5	6	7	8	9	AB R H RBI BB SO LOB	BOTTOM									
Randy Velarde, R (1, 6)	1B FC4-6 BB		G6-3			1B		G6-3		3 2 1 0 1 0 0	Boston Red Sox @ New York Yankees Yankee Stadium, Bronx, NY Tue Apr 07 1992, 3:33 AM EDT Att: 56,572 - Cloudy - 57 F									
Don Mattingly, L (1, 3)	FC4-6		G4-3			2B		G6-4-3		4 1 3 0 0 0 0										
Roberto Kelly, R (1, 8)	FC4-6			K		G4-3	1B	G6-4-3		4 1 1 3 0 1 2										
Mel Hall, L (1, 7)	F7			K		G4-3				3 0 0 0 0 1 2										
Danny Tartabull, R (1, 10)	G6-3			F9				G4-6-3		3 0 1 1 0 0 1										
Matt Nokes, L (1, 2)		F8				G6-4-3	1B	G4-6-3		3 0 1 0 0 0 1										
Jesse Barfield, R (1, 9)		K				G6-4-3		G5-3		3 0 0 0 0 1 1										
Charlie Hayes, R (1, 5)		K						G6-3		2 0 1 0 0 1 0										
Pat Kelly, R (1, 4)			K			P4		G6-3		3 0 0 0 0 1 2										
Inning Stats	R: 1 E: 0 K: 0 S: 10	H: 1 LOB: 1 BB: 1 P: 16	R: 0 E: 0 K: 2 S: 7	H: 0 LOB: 0 BB: 0 P: 13	R: 0 E: 0 K: 1 S: 8	H: 0 LOB: 0 BB: 0 P: 12	R: 0 E: 0 K: 2 S: 8	H: 0 LOB: 0 BB: 0 P: 12	R: 0 E: 0 K: 0 S: 5	H: 2 LOB: 1 BB: 0 P: 8	R: 3 E: 0 K: 0 S: 12	H: 4 LOB: 0 BB: 0 P: 20	R: 0 E: 0 K: 0 S: 7	H: 0 LOB: 0 BB: 0 P: 11	R: 0 E: 0 K: 0 S: 7	H: 1 LOB: 0 BB: 0 P: 8	1B: 7 2B: 1 3B: 0 HR: 0	SF: 0 SAC: 0 DP: 4 HBP: 1	WP: 0 PB: 0 SB: 1 CS: 0	PA: 30
PITCHER	IP WLS BF H R ER SO BB IBB HBP BLK WP HR S P ERA WHIP											PITCHER	IP WLS BF H R ER SO BB IBB HBP BLK WP HR S P ERA WHIP							
Roger Clemens, R (1, 1)	8.0 L 30 8 4 4 5 1 0 1 0 0 0 64 100 4.50 1.125																			

AB 33
R 3
H 7
RBI 3
BB 4
SO 10
LOB 18

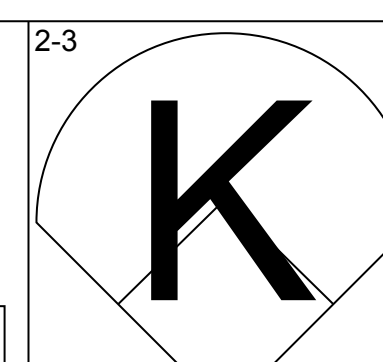
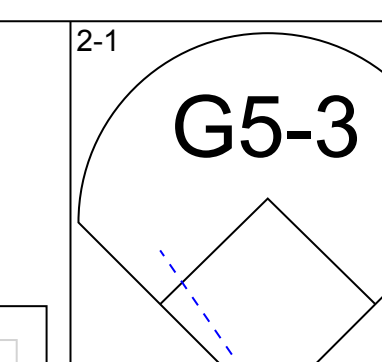
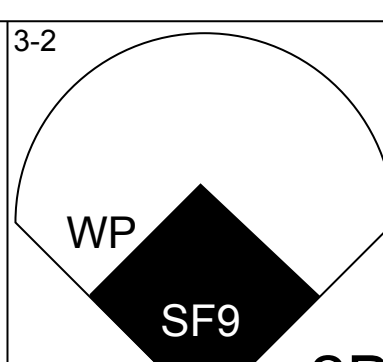
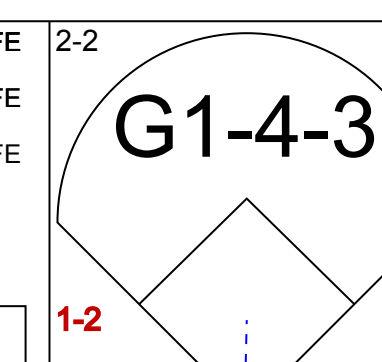
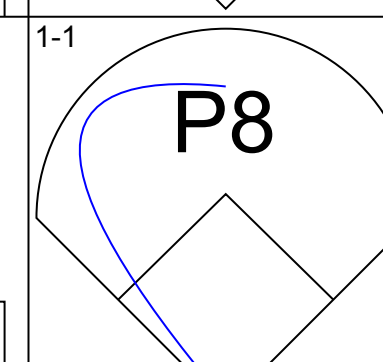
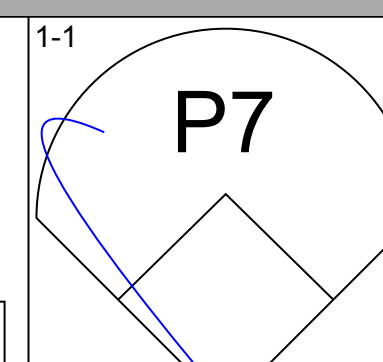
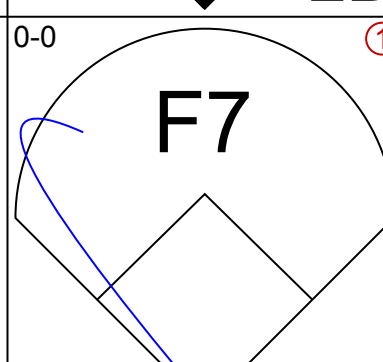
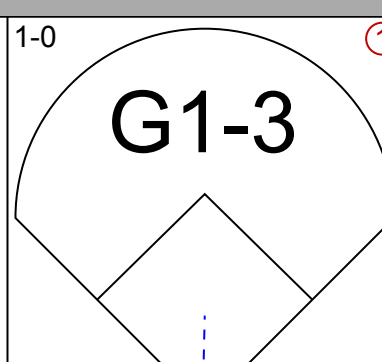
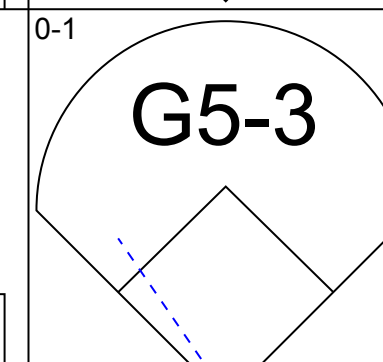
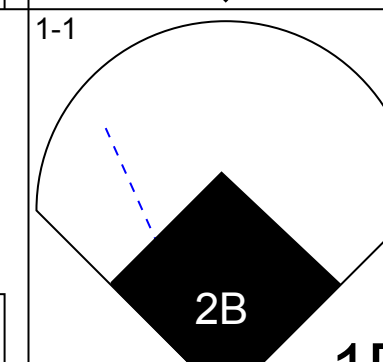
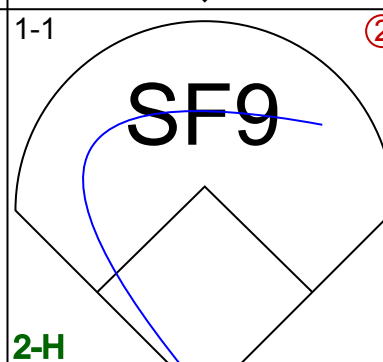
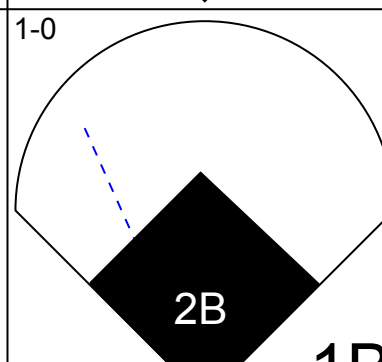
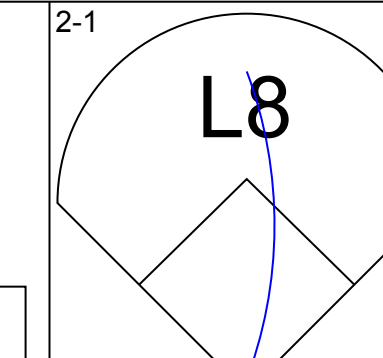
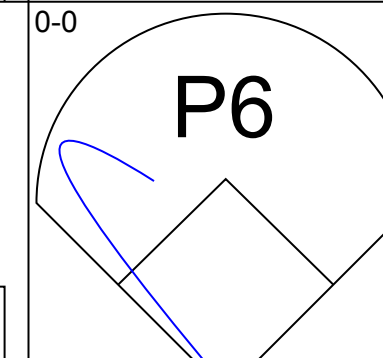
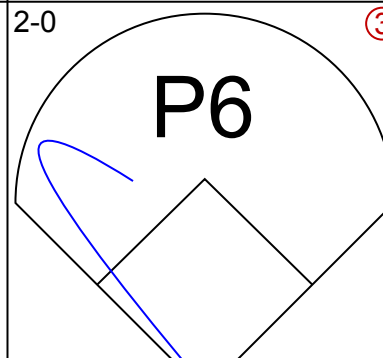
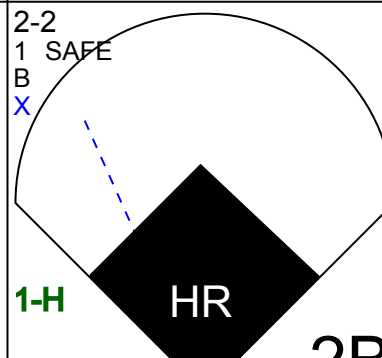
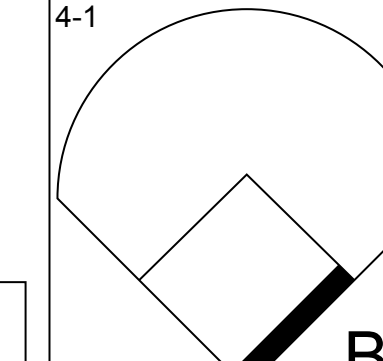
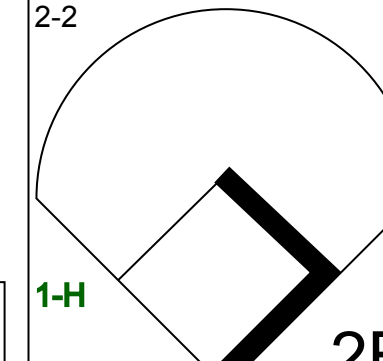
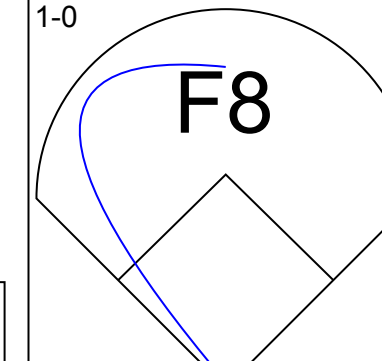
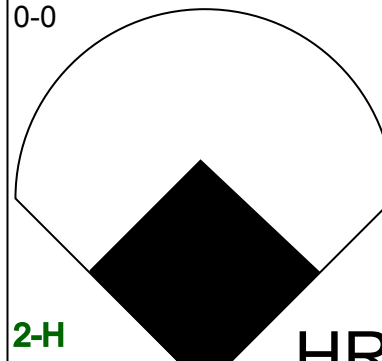
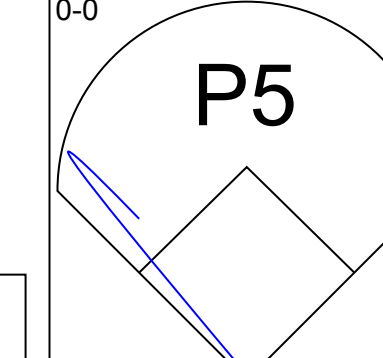
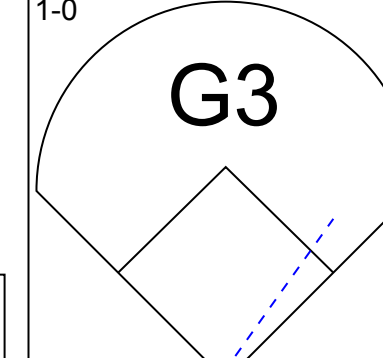
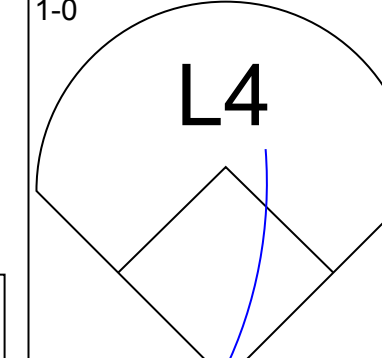
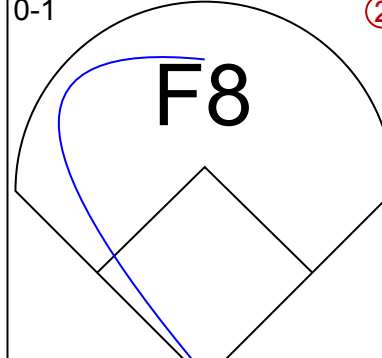
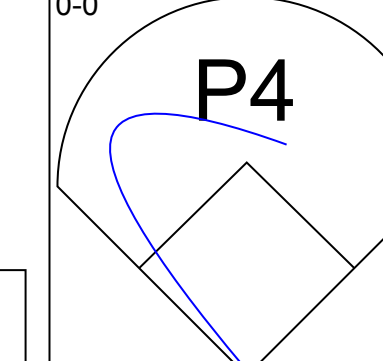
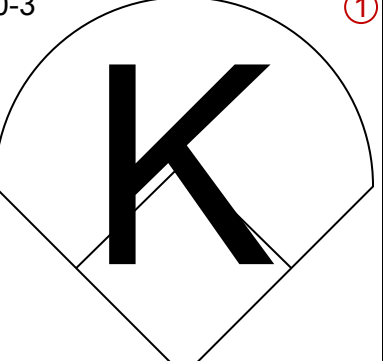
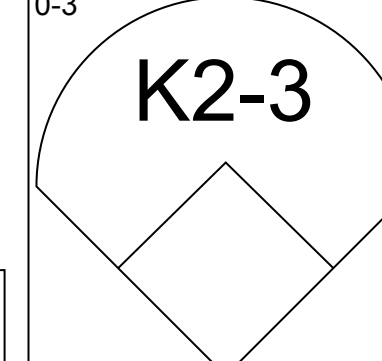
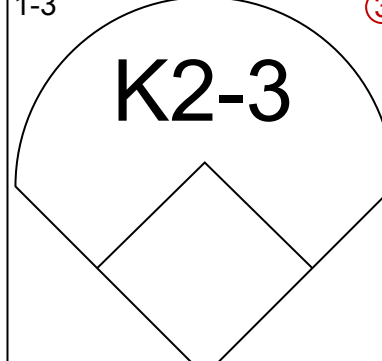
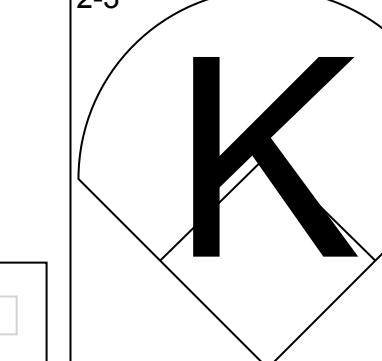
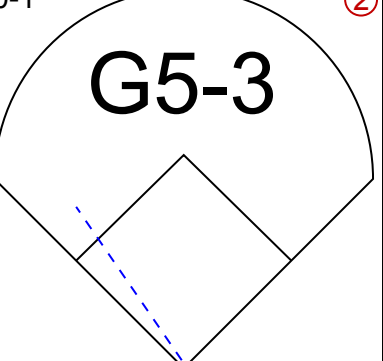
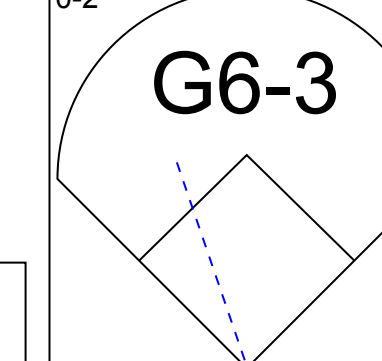
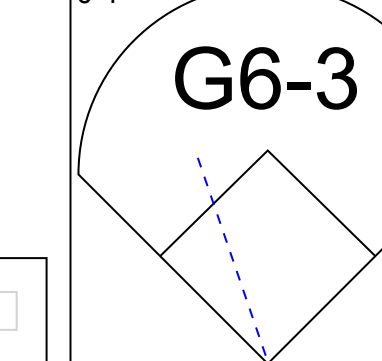
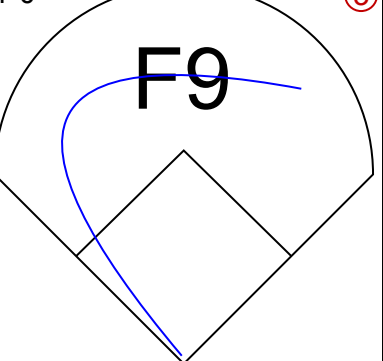
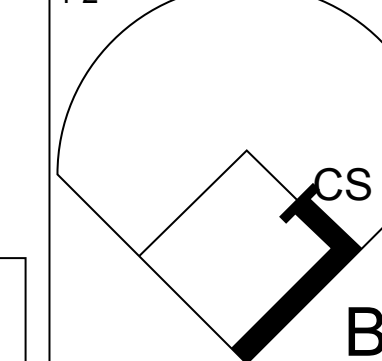


AB 28
R 4
H 8
RBI 4
BB 1
SO 5
LOB 9



Batter	1	2	3	4	5	6	7	8	9	AB R H RBI BB SO LOB	TOP		
Dion James, L (1,9)	G1-3		P6		G4-3		1B SF8 BB		G3-1	4 1 0 0 1 0 3	New York Yankees @ Detroit Tigers Tiger Stadium, Detroit, MI Sat Apr 11 1992, 3:33 AM EDT Att: 15,752 - Cloudy - 65 F		
Don Mattingly, L (1,3) OBP: 0.471, SLG: 0.733 Kevin Maas, L (9, PH) OBP: 1.000, SLG: 1.000	G4-1		2B		HR		P5		1B	4 1 2 4 0 0 1 1 0 1 0 0 0 0			
Roberto Kelly, R (1,8) OBP: 0.389, SLG: 0.500			F9		HR		1B		P3	5 0 2 0 0 1 2			
Mel Hall, L (1,7) OBP: 0.333, SLG: 0.909	F9		G4-3		HR		SF8			3 1 1 2 0 0 2			
Danny Tartabull, R (1,10) OBP: 0.400, SLG: 0.462		G1-3		G5-3	G6-3		K			4 0 0 0 0 1 1			
Matt Nokes, L (1,2) OBP: 0.417, SLG: 0.364		G6-4-3 BB		L4		K		G5-3		3 0 0 0 1 1 0			
Randy Velarde, R (1,6) OBP: 0.176, SLG: 0.313		G6-4-3		HR		K		G6-3		4 1 1 1 0 1 1			
Charlie Hayes, R (1,5) OBP: 0.600, SLG: 0.786			SH 2B 1B	G6-3		HR		G5-3		4 2 2 1 0 0 0			
Pat Kelly, R (1,4) OBP: 0.154, SLG: 0.167 Andy Stankiewicz, R (9, PH) (9,4)			SH 2B		G4-3 HR 2B		K		K	2 2 1 0 0 1 0 1 0 0 0 0 1 0			
Inning Stats	R: 0 H: 1 E: 0 LOB: 1 K: 0 BB: 0 S: 6 P: 8	R: 0 H: 0 E: 0 LOB: 0 K: 0 BB: 1 S: 6 P: 12	R: 2 H: 2 E: 0 LOB: 1 K: 0 BB: 0 S: 11 P: 14	R: 1 H: 1 E: 0 LOB: 0 K: 0 BB: 0 S: 10 P: 14	R: 3 H: 3 E: 0 LOB: 0 K: 1 BB: 0 S: 12 P: 15	R: 1 H: 1 E: 0 LOB: 0 K: 3 BB: 0 S: 14 P: 20	R: 1 H: 1 E: 0 LOB: 1 K: 1 BB: 1 S: 11 P: 18	R: 0 H: 0 E: 0 LOB: 0 K: 0 BB: 0 S: 5 P: 8	R: 0 H: 1 E: 0 LOB: 1 K: 1 BB: 0 S: 11 P: 20	1B: 4 SF: 1 2B: 2 SAC: 1 3B: 0 DP: 1 HR: 4 HBP: 0	WP: 0 PA: 39 PB: 0 SB: 0 CS: 0		
PITCHER	IP WLS BF H R ER SO BB IBB HBP BLK WP HR S P ERA WHIP											PITCHER	IP WLS BF H R ER SO BB IBB HBP BLK WP HR S P ERA WHIP
Bill Gullickson, R (1,1) ERA: 7.59	4.2 L 22 7 6 6 1 1 0 0 0 0 3 43 61 11.57 1.714												
Mark Leiter, R (5,1) ERA: 5.4	2.1 10 2 2 2 4 1 0 0 0 0 1 27 40 7.71 1.286												
Mike Munoz, L (8,1) ERA:	2.0 7 1 0 0 1 0 0 0 0 0 0 16 28 0.00 0.500												

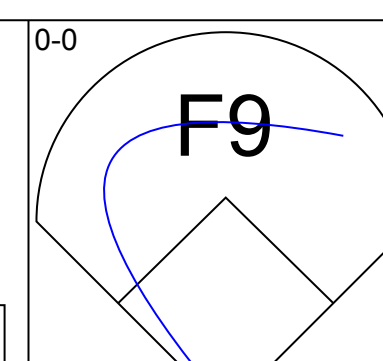
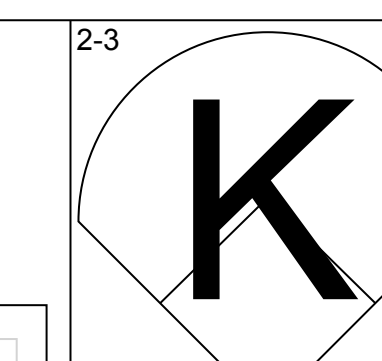
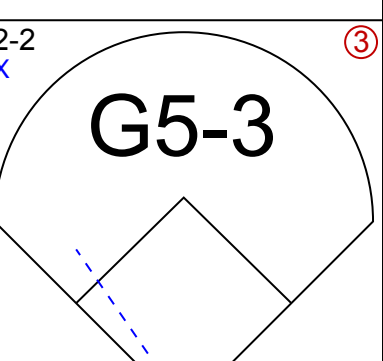
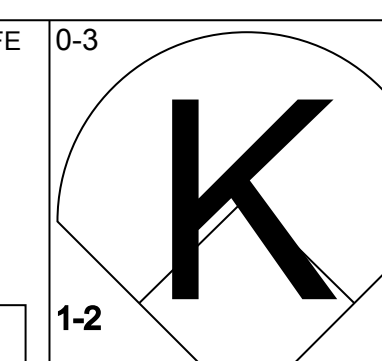
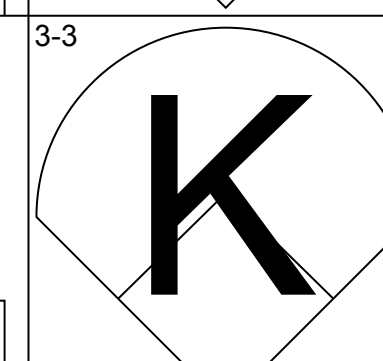
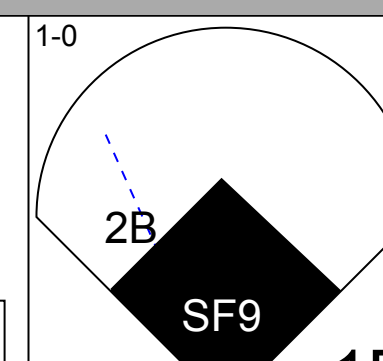
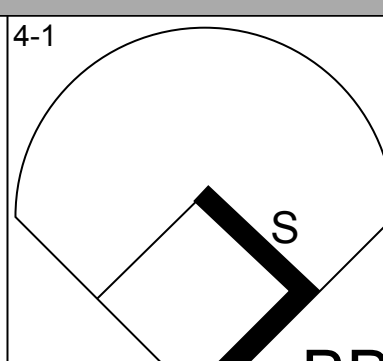
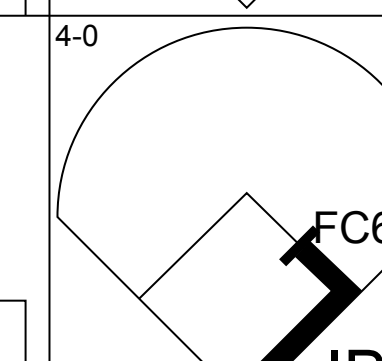
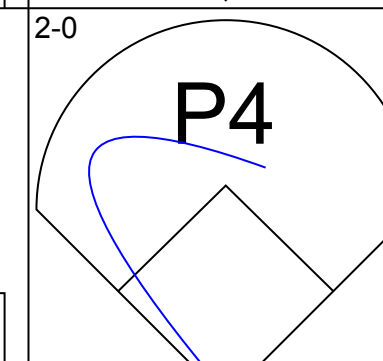
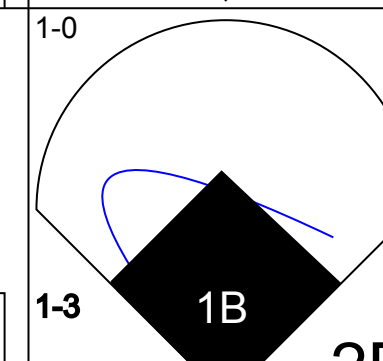
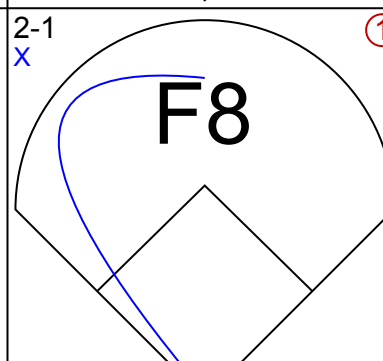
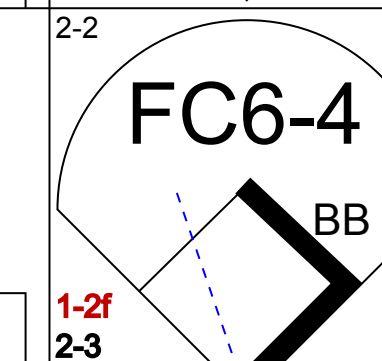
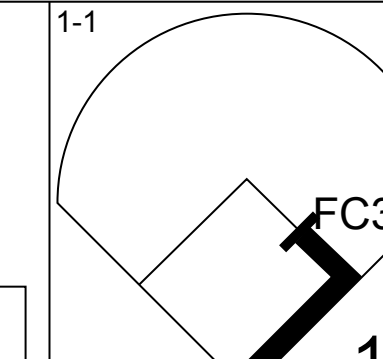
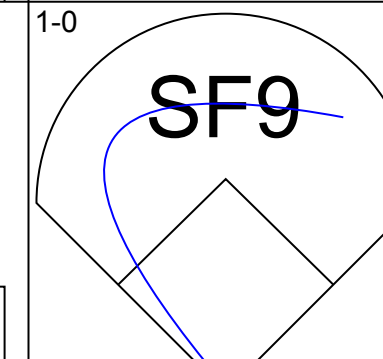
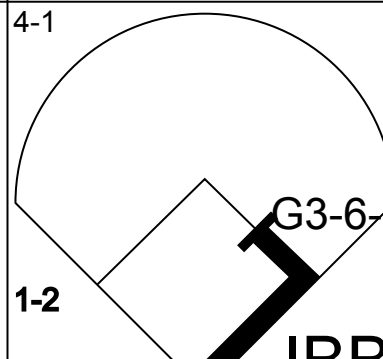
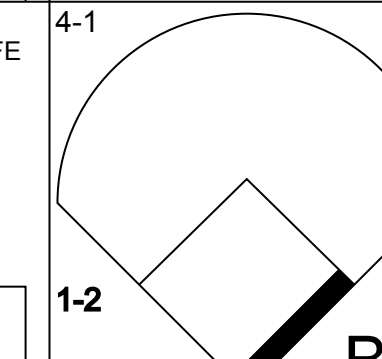

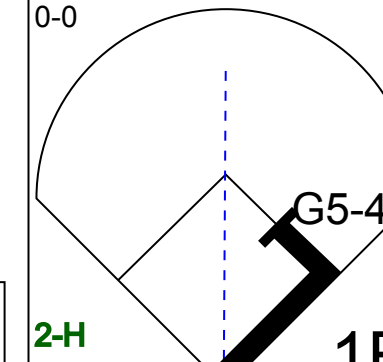
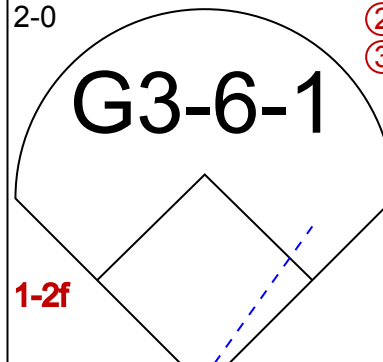
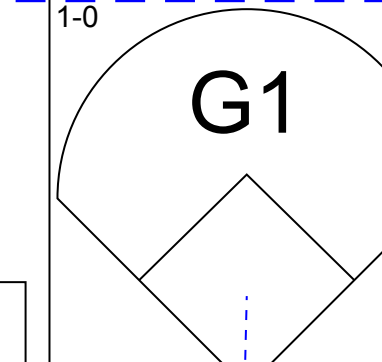

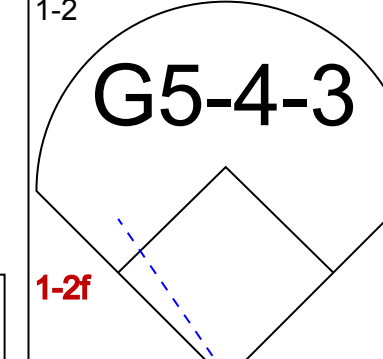
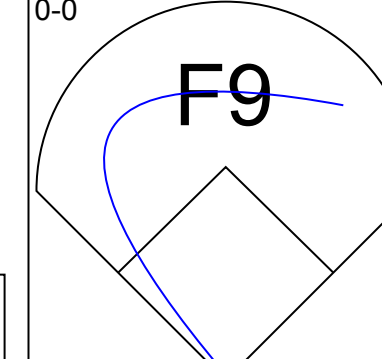
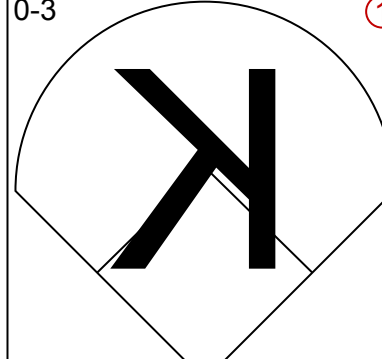

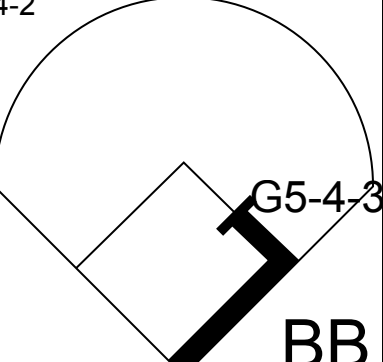
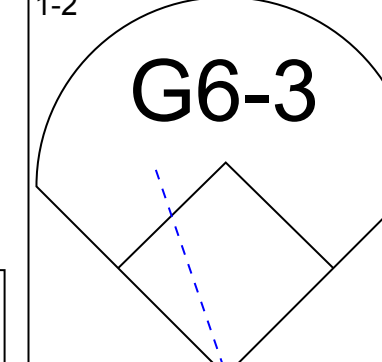
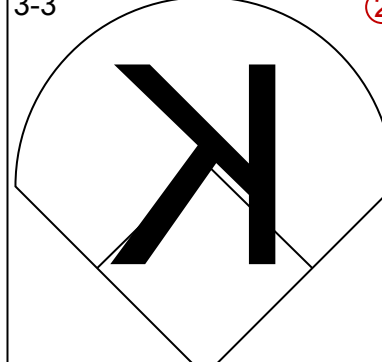
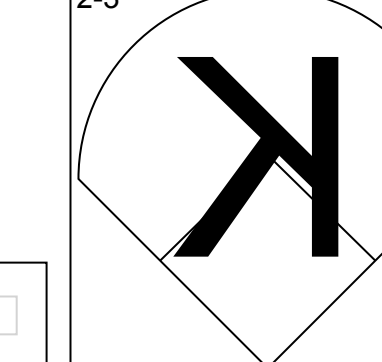
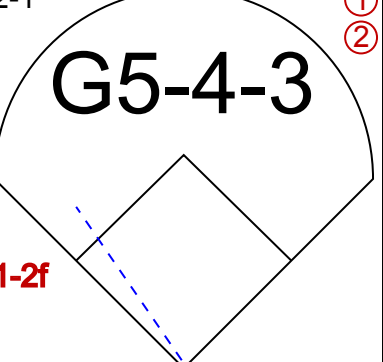
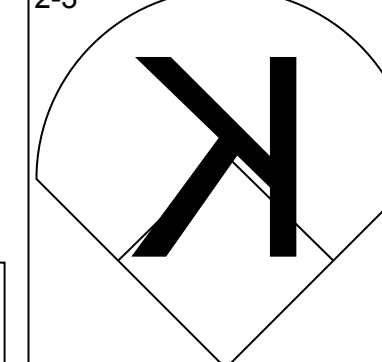
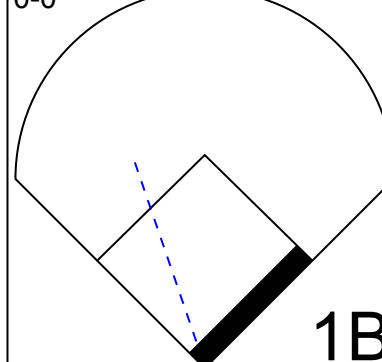
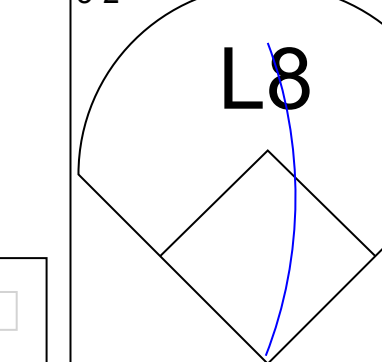
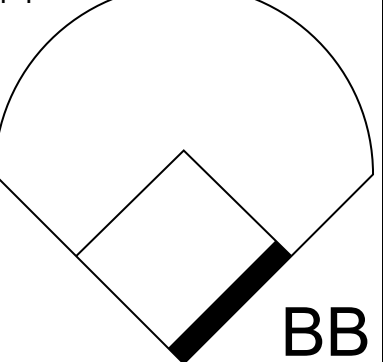
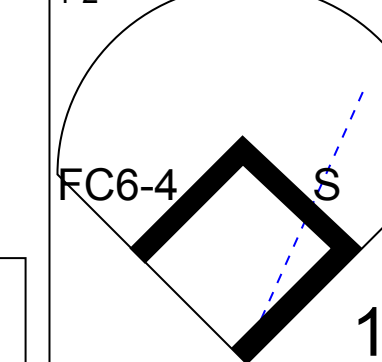

Batter	1	2	3	4	5	6	7	8	9	AB R H RBI BB SO LOB	BOTTOM		
Dan Gladden, R (1,7) OBP: 0.217, SLG: 0.182	G1-3		G6-3			F8			G6-3	4 0 0 0 0 0 0	New York Yankees @ Detroit Tigers Tiger Stadium, Detroit, MI Sat Apr 11 1992, 3:33 AM EDT Att: 15,752 - Cloudy - 65 F		
Lou Whitaker, L (1,4) OBP: 0.455, SLG: 0.250 Skeeter Barnes, R (8,4)	L7			G5-3			P6		G5-3	3 0 0 0 0 0 0 1 0 0 0 0 0 0			
Alan Trammell, R (1,6) OBP: 0.364, SLG: 0.235	G6-3			G6-3 BB		F8		G4-3		3 0 0 0 1 0 0			
Cecil Fielder, R (1,3) OBP: 0.300, SLG: 0.765 Dave Bergman, L (8,3) OBP: 0.333, SLG: 0.333		K2-3		G6-3		G6-3				3 0 0 0 0 1 1 0 0 0 0 0 0 0			
Mickey Tettleton, S (1,10) OBP: 0.400, SLG: 0.375		G6-3 1B			G3			2B		3 0 2 0 0 0 0			
Chad Kreuter, S (1,2)	G6-3				G4-3		F7			3 0 0 0 0 0 2			
Mark Carreon, R (1,9) OBP: 0.273, SLG: 0.500			1B WP G4-6-3 1B		P2			BB		2 1 1 0 1 0 0			
Scott Livingstone, L (1,5) OBP: 0.333, SLG: 0.333			G4-6-3 1B		G3			K		3 0 1 0 0 1 2			
Mitt Cuyler, S (1,8) OBP: 0.200, SLG: 0.214			G4-6-3		F7			G3		3 0 0 0 0 0 3			
Inning Stats	R: 0 H: 0 E: 0 LOB: 0 K: 0 BB: 0 S: 10 P: 15	R: 0 H: 1 E: 0 LOB: 0 K: 1 BB: 0 S: 8 P: 12	R: 1 H: 2 E: 0 LOB: 0 K: 0 BB: 0 S: 9 P: 14	R: 0 H: 0 E: 0 LOB: 0 K: 0 BB: 1 S: 2 P: 7	R: 0 H: 0 E: 0 LOB: 0 K: 0 BB: 0 S: 4 P: 5	R: 0 H: 0 E: 0 LOB: 0 K: 0 BB: 0 S: 7 P: 13	R: 0 H: 0 E: 0 LOB: 0 K: 0 BB: 0 S: 4 P: 8	R: 0 H: 1 E: 0 LOB: 2 K: 1 BB: 1 S: 10 P: 16	R: 0 H: 0 E: 0 LOB: 0 K: 0 BB: 0 S: 7 P: 12	1B: 3 SF: 0 2B: 1 SAC: 0 3B: 0 DP: 3 HR: 0 HBP: 0	WP: 1 PA: 30 PB: 0 SB: 0 CS: 0		
PITCHER	IP WLS BF H R ER SO BB IBB HBP BLK WP HR S P ERA WHIP											PITCHER	IP WLS BF H R ER SO BB IBB HBP BLK WP HR S P ERA WHIP
Tim Leary, R (1,1) ERA: 1.13	8.0 W 27 4 1 1 2 2 0 0 0 0 0 54 90 1.12 0.750												
Lee Guetterman, L (9,1) ERA:	1.0 3 0 0 0 0 0 0 0 0 0 0 7 12 0.00 0.000												

Batter	1	2	3	4	5	6	7	8	9	AB	R	H	RBI	BB	SO	LOB	TOP					
Randy Velarde, R OBP: 0.192, SLG: 0.333										4	1	1	0	0	1	1						
Don Mattingly, L OBP: 0.346, SLG: 0.500										4	0	0	0	0	0	1						
Roberto Kelly, R OBP: 0.444, SLG: 0.538										3	2	2	1	0	0	0						
Mel Hall, L OBP: 0.333, SLG: 0.700										4	1	1	1	1	0	0	1					
Danny Tartabull, R OBP: 0.500, SLG: 0.684										3	1	2	3	1	0	0						
Matt Nokes, L OBP: 0.313, SLG: 0.267										4	0	0	0	0	0	2						
Jesse Barfield, R OBP: 0.250, SLG: 0.222										4	0	0	0	0	3	1						
Charlie Hayes, R OBP: 0.435, SLG: 0.545										3	0	0	0	0	1	0						
Pat Kelly, R OBP: 0.300, SLG: 0.133										2	0	0	0	1	0	0						
Inning Stats	R: 0 E: 0 K: 1 S: 7	H: 0 LOB: 0 BB: 0 P: 10	R: 0 E: 0 K: 0 S: 5	H: 0 LOB: 1 BB: 1 P: 11	R: 0 E: 0 K: 1 S: 7	H: 0 LOB: 0 BB: 0 P: 11	R: 1 E: 0 K: 0 S: 9	H: 2 LOB: 1 BB: 0 P: 14	R: 0 E: 0 K: 1 S: 6	H: 0 LOB: 0 BB: 0 P: 7	R: 1 E: 0 K: 0 S: 7	H: 1 LOB: 0 BB: 0 P: 13	R: 0 E: 0 K: 1 S: 5	H: 0 LOB: 0 BB: 0 P: 7	R: 0 E: 0 K: 0 S: 12	H: 0 LOB: 0 BB: 1 P: 17	R: 3 E: 0 K: 1 S: 12	H: 3 LOB: 0 BB: 0 P: 17	1B: 2 2B: 3 3B: 0 HR: 1	SF: 1 SAC: 0 DP: 0 HBP: 0	WP: 1 PB: 0 SB: 0 CS: 1	PA: 34
PITCHER Todd Stottlemire, R ERA: 6.08	IP: 9.0 WLS: L BF: 34 H: 6 R: 5 ER: 5 SO: 5 BB: 2 IBB: 0 HBP: 0 BLK: 0 WP: 1 HR: 1 S: 70 P: 107 ERA: 5.00 WHIP: 0.889											PITCHER	IP: 9.0 WLS: L BF: 34 H: 6 R: 5 ER: 5 SO: 5 BB: 2 IBB: 0 HBP: 0 BLK: 0 WP: 1 HR: 1 S: 70 P: 107 ERA: 5.00 WHIP: 0.889									

New York Yankees @ Toronto Blue Jays
SkyDome, Toronto, ON
Mon Apr 13 1992, 7:05 PM EDT
Att: 44,115 - Dome - 70 F

AB 31
R 5
H 6
RBI 5
BB 2
SO 5
LOB 6



Batter	1	2	3	4	5	6	7	8	9	AB	R	H	RBI	BB	SO	LOB	BOTTOM					
Devon White, S OBP: 0.303, SLG: 0.333										4	0	0	0	0	2	2						
Roberto Alomar, S OBP: 0.355, SLG: 0.464										2	1	1	0	2	1	0						
Joe Carter, R OBP: 0.346, SLG: 0.542										4	1	1	0	0	0	3						
Dave Winfield, R OBP: 0.400, SLG: 0.560										1	0	1	1	2	0	0						
John Olerud, L OBP: 0.517, SLG: 0.571										4	0	1	1	0	1	6						
Candy Maldonado, R OBP: 0.250, SLG: 0.261										4	0	0	0	0	1	2						
Pat Borders, R OBP: 0.357, SLG: 0.667										3	0	0	0	1	1	1						
Jeff Kent, R OBP: 0.333, SLG: 0.500										4	0	1	0	0	2	1						
Manuel Lee, S OBP: 0.333, SLG: 0.250										3	0	1	0	1	1	1						
Inning Stats	R: 0 E: 0 K: 1 S: 5	H: 0 LOB: 0 BB: 0 P: 10	R: 0 E: 0 K: 1 S: 12	H: 1 LOB: 0 BB: 0 P: 22	R: 0 E: 0 K: 2 S: 12	H: 0 LOB: 0 BB: 0 P: 19	R: 2 E: 0 K: 0 S: 7	H: 3 LOB: 0 BB: 0 P: 11	R: 0 E: 0 K: 0 S: 10	H: 0 LOB: 1 BB: 2 P: 22	R: 0 E: 0 K: 0 S: 5	H: 0 LOB: 0 BB: 2 P: 17	R: 0 E: 0 K: 1 S: 7	H: 0 LOB: 0 BB: 0 P: 10	R: 0 E: 0 K: 1 S: 12	H: 1 LOB: 3 BB: 2 P: 24	R: 0 E: 0 K: 3 S: 10	H: 1 LOB: 1 BB: 0 P: 14	1B: 5 2B: 1 3B: 0 HR: 0	SF: 1 SAC: 0 DP: 3 HBP: 0	WP: 0 PB: 0 SB: 0 CS: 0	PA: 36
PITCHER Greg Cadaret, L ERA: 3.86 Rich Monteleone, R ERA: Steve Howe, L ERA: Steve Farr, R ERA:	IP: 6.0 WLS: BF: 23 H: 4 R: 2 ER: 2 SO: 4 BB: 3 IBB: 0 HBP: 0 BLK: 0 WP: 0 HR: 0 S: 51 P: 101 ERA: 3.00 WHIP: 1.167											PITCHER	IP: 6.0 WLS: BF: 23 H: 4 R: 2 ER: 2 SO: 4 BB: 3 IBB: 0 HBP: 0 BLK: 0 WP: 0 HR: 0 S: 51 P: 101 ERA: 3.00 WHIP: 1.167									

New York Yankees @ Toronto Blue Jays
SkyDome, Toronto, ON
Mon Apr 13 1992, 7:05 PM EDT
Att: 44,115 - Dome - 70 F

AB 29
R 2
H 6
RBI 2
BB 6
SO 9
LOB 16



Batter	1	2	3	4	5	6	7	8	9	AB	R	H	RBI	BB	SO	LOB	TOP								
Randy Velarde, R (1, 6) OBP: 0.194, SLG: 0.345	0-3 K		2-0 1B 2B	0-0 FC5-4		1-2 P6			2-3 K	5	1	1	0	0	2	3									
Don Mattingly, L (1, 3) OBP: 0.367, SLG: 0.500	1-1 G6-3		0-0 1B WP		0-2 FC6-4		0-0 G6-3		1-2 2B	4	0	2	0	0	0	2									
Bernie Williams, S (8, 8) OBP: 0.200, SLG: 0.200			2-3 1B						1-2 1B	1	1	1	0	0	0	0									
Roberto Kelly, R (1, 8) OBP: 0.452, SLG: 0.533	0-3 K		2-1 1B		0-2 FC6-4		2-0 1B		1-2 1B BB	4	1	2	1	0	1	1									
Kevin Maas, L (8, 3) OBP: 0.667, SLG: 1.000			1-3 1B		1-2 2B				1-H 2B	1	1	1	1	0	0	0									
Mel Hall, L (1, 7) OBP: 0.346, SLG: 0.680		0-0 G4-3	0-0 L9		0-1 1-H 2B		3-1 P6		0-0 BB 1B	5	1	2	1	0	0	3									
Danny Tartabull, R (1, 10) OBP: 0.464, SLG: 0.591		4-2 WP 1B BB	3-3 K		0-3 K		1-3 K		4-1 1B BB	3	0	0	0	1	3	4									
Mike Stanley, R (9, PH)									1-2 BB	0	0	0	0	1	0	0									
Matt Nokes, L (1, 2) OBP: 0.286, SLG: 0.250		0-0 WP 1B		0-0 F9	3-3 K		1-0 F8		2-2 P5	5	0	1	0	0	1	5									
Jesse Barfield, R (1, 9) OBP: 0.400, SLG: 0.200		0-0 F7		4-2 WP 1B BB		1-3 K		1-0 E4	4-0 G6-4-3	2	1	0	0	1	1	2									
Dion James, L (8, PH)									1-2 2-3 3-H BB	1	0	0	1	1	0	0									
Charlie Hayes, R (1, 5) OBP: 0.429, SLG: 0.519		3-2 F8		3-1 F8		3-2 BB		0-0 G6-4-3	0-1 1-2 2-3 3-H 1B	5	0	2	1	0	0	4									
Andy Stankiewicz, R (1, 4) OBP: 0.400, SLG: 0.250			0-0 L8		3-1 1-H FC5-4 1B		4-2 1-2 BB		1-2 F8	3	0	1	1	1	0	0									
Jim Leyritz, R (9, PH) OBP: 0.333, SLG: 0.200									3-1 L4	1	0	0	0	0	0	3									
Inning Stats	R: 0 E: 0 K: 2 S: 8	H: 0 LOB: 0 BB: 0 P: 9	R: 0 E: 0 K: 0 S: 11	H: 1 LOB: 2 BB: 1 P: 18	R: 1 E: 0 K: 1 S: 9	H: 3 LOB: 2 BB: 0 P: 16	R: 1 E: 0 K: 0 S: 10	H: 1 LOB: 1 BB: 1 P: 20	R: 1 E: 0 K: 2 S: 16	H: 2 LOB: 1 BB: 0 P: 19	R: 0 E: 0 K: 1 S: 14	H: 1 LOB: 2 BB: 1 P: 23	R: 0 E: 1 K: 0 S: 7	H: 0 LOB: 0 BB: 0 P: 14	R: 0 E: 0 K: 0 S: 4	H: 0 LOB: 0 BB: 0 P: 8	R: 3 E: 0 K: 1 S: 21	H: 4 LOB: 3 BB: 2 P: 36	1B: 10 2B: 3 3B: 0 HR: 0	SF: 0 SAC: 0 DP: 1 HBP: 0	WP: 3 PB: 0 SB: 0 CS: 0	PA: 45			
PITCHER	IP	WLS	BF	H	R	ER	SO	BB	IBB	HBP	BLK	WP	HR	S	P	ERA	WHIP								
Juan Guzman, R (1, 1) ERA: 2.77	6.0	W	29	8	3	3	6	3	0	0	0	3	0	68	105	4.50	1.833								
Bob MacDonald, L (7, 1) ERA:	1.0		4	1	0	0	1	0	0	0	0	0	0	7	14	0.00	1.000								
Ricky Tricek, R (8, 1) ERA: 10.8	1.0		3	0	0	0	0	0	0	0	0	0	0	4	8	0.00	0.000								
Pat Hentgen, R (9, 1) ERA: 11.25	1.0		9	4	3	3	1	2	0	0	0	0	0	21	36	27.00	6.000								

New York Yankees @ Toronto Blue Jays
 SkyDome, Toronto, ON
 Tue Apr 14 1992, 7:05 PM EDT
 Att: 45,579 - Dome - 70 F

AB	40
R	6
H	13
RBI	6
BB	5
SO	8
LOB	27



Batter	1	2	3	4	5	6	7	8	9	AB	R	H	RBI	BB	SO	LOB	BOTTOM								
Roberto Alomar, S (1, 4) OBP: 0.361, SLG: 0.545	3-2 2B 1B	2-1 2-H 3-H HR	2-2 G4-3		3-2 G6-3		2-3 K			5	2	2	3	0	1	1									
Jeff Kent, R (1, 5) OBP: 0.455, SLG: 0.900	1 SAFE 3-2 G6-3 1-H 1B 2B	4-0 BB 1B BB		1-2 F9	2-0 HR		3-3 K			4	3	2	2	1	1	1									
Joe Carter, R (1, 9) OBP: 0.460, SLG: 0.556	0-1 F9	1 SAFE 4-0 1B 2B BB		0-0 1B	2-2 HR 1B		2-3 K			3	3	2	0	1	0	1									
Rob Ducey, L (7, PH)										1	0	0	0	0	1	1									
Dave Winfield, R (1, 10) OBP: 0.429, SLG: 0.667	2-2 G6-3	1-1 1B		3-1 BB WP 1B	1-1 HR		0-1 F7			5	1	3	4	0	0	1									
John Olerud, L (1, 3) OBP: 0.500, SLG: 0.520	3-2 1B	1-1 G6-3		4-2 BB 1B	2-2 G6-3		0-0 F7			4	0	1	1	1	0	1									
Candy Maldonado, R (1, 7) OBP: 0.276, SLG: 0.296	0-1 G4-3	0-0 3-H 2B		4-1 BB 1B	1-0 P3		0-2 F8			4	0	1	1	1	0	1									
Pat Borders, R (1, 2) OBP: 0.344, SLG: 0.593		2-3 BB F9		1-3 K	2-2 F7					3	1	0	0	1	1	4									
Turner Ward, S (1, 8) OBP: 0.429, SLG: 0.714		0-0 E 1-3 HR 2B	1-1 G1-6-3 1B		2-1 F8		1-3 K			4	1	2	0	0	1	3									
Manuel Lee, S (1, 6) OBP: 0.323, SLG: 0.250		2-2 FC HR	0-1 G1-6-3		3-2 G5-3		0-0 1B			4	1	1	0	0	0	2									
Inning Stats	R: 2 E: 0 K: 0 S: 17	H: 3 LOB: 1 BB: 0 P: 28	R: 6 E: 1 K: 0 S: 15	H: 4 LOB: 1 BB: 3 P: 36	R: 0 E: 0 K: 0 S: 7	H: 1 LOB: 0 BB: 0 P: 10	R: 1 E: 0 K: 1 S: 16	H: 2 LOB: 3 BB: 2 P: 31	R: 3 E: 0 K: 0 S: 15	H: 3 LOB: 0 BB: 0 P: 28	R: 0 E: 0 K: 1 S: 11	H: 0 LOB: 0 BB: 0 P: 15	R: 0 E: 0 K: 3 S: 12	H: 1 LOB: 1 BB: 0 P: 19	R: 0 E: 0 K: 0 S: 6	H: 0 LOB: 0 BB: 0 P: 6	R: 0 E: 0 K: 0 S: 6	H: 0 LOB: 0 BB: 0 P: 6	1B: 8 2B: 3 3B: 0 HR: 3	SF: 0 SAC: 0 DP: 1 HBP: 0	WP: 1 PB: 0 SB: 1 CS: 0	PA: 42			
PITCHER	IP	WLS	BF	H	R	ER	SO	BB	IBB	HBP	BLK	WP	HR	S	P	ERA	WHIP								
Jeff Johnson, L (1, 1) ERA: 12.71	1.0	L	12	5	8	6	0	3	0	0	0	1	1	25	52	54.00	8.000								
Lee Guetterman, L (2, 1) ERA: 7.2	4.0		20	8	4	4	1	2	0	0	0	1	2	45	81	9.00	2.500								
Rich Monteleone, R (6, 1) ERA:	3.0		10	1	0	0	4	0	0	0	0	0	0	29	40	0.00	0.333								

New York Yankees @ Toronto Blue Jays
 SkyDome, Toronto, ON
 Tue Apr 14 1992, 7:05 PM EDT
 Att: 45,579 - Dome - 70 F

AB	37
R	12
H	14
RBI	11
BB	5
SO	5
LOB	16



Batter	1	2	3	4	5	6	7	8	9	AB	R	H	RBI	BB	SO	LOB	TOP								
Randy Velarde, R OBP: 0.200, SLG: 0.364 (1, 6)	G4-3 ①			G6-3 ①		K ②				4	0	1	0	0	1	2									
Don Mattingly, L OBP: 0.324, SLG: 0.438 (1, 3)	F7 ②			F8 ②		G6-3 ③			F7 ①	4	0	0	0	0	0	3									
Roberto Kelly, R OBP: 0.400, SLG: 0.471 (1, 8)	P4 ③			G1-3 ③			L7 ①		G5-3 ②	4	0	0	0	0	0	1									
Danny Tartabull, R OBP: 0.438, SLG: 0.520 (1, 10)			F9 ①		F9 ①		FC4-6 BB ②		F8 ③	3	0	0	0	1	0	1									
Mel Hall, L OBP: 0.310, SLG: 0.607 (1, 7)		F8 ②			F7 ②		FC4-6 1-2 ③			3	0	0	0	0	0	1									
Jesse Barfield, R OBP: 0.231, SLG: 0.174 (1, 9)		G5-3 ③			G5-3 ③		L7 ③			3	0	0	0	0	0	1									
Mike Stanley, R OBP: 0.429, SLG: 0.200 (1, 2)				L1-3 1B ①		FC2-5 1B BB ②		G5-3 ①		2	0	1	0	1	0	0									
Charlie Hayes, R OBP: 0.419, SLG: 0.500 (1, 5)			F9 ①			FC2-5 1B ②		G5-3 ②		3	0	1	0	0	0	1									
Pat Kelly, R OBP: 0.261, SLG: 0.111 (1, 4)			L1-3 ②			FC2-5 ①		K ③		3	0	0	0	0	1	3									
Inning Stats	R: 0 E: 0 K: 0 S: 11	H: 0 LOB: 0 BB: 0 P: 16	R: 0 E: 0 K: 0 S: 6	H: 0 LOB: 0 BB: 0 P: 13	R: 0 E: 0 K: 0 S: 8	H: 1 LOB: 0 BB: 0 P: 12	R: 0 E: 0 K: 0 S: 5	H: 0 LOB: 0 BB: 0 P: 6	R: 0 E: 0 K: 0 S: 12	H: 0 LOB: 0 BB: 0 P: 21	R: 0 E: 0 K: 1 S: 8	H: 1 LOB: 2 BB: 1 P: 14	R: 0 E: 0 K: 0 S: 8	H: 0 LOB: 1 BB: 1 P: 16	R: 0 E: 0 K: 1 S: 7	H: 0 LOB: 0 BB: 0 P: 12	R: 0 E: 0 K: 0 S: 10	H: 1 LOB: 1 BB: 0 P: 17	1B: 2 2B: 2 3B: 0 HR: 0	SF: 0 SAC: 0 DP: 1 HBP: 0	WP: 0 PB: 0 SB: 0 CS: 0	PA: 31			
PITCHER	IP	WLS	BF	H	R	ER	SO	BB	IBB	HBP	BLK	WP	HR	S	P	ERA	WHIP								
Jimmy Key, L ERA: 1.8 (1, 1)	8.0	W	28	3	0	0	2	2	0	0	0	0	0	68	114	0.00	0.625								
Tom Henke, R ERA: (9, 1)	1.0	S	3	0	0	0	0	0	0	0	0	0	0	7	13	0.00	0.000								

New York Yankees @ Toronto Blue Jays
SkyDome, Toronto, ON
Wed Apr 15 1992, 7:05 PM EDT
Att: 48,111 - Dome - 70 F

AB	29
R	0
H	3
RBI	0
BB	2
SO	2
LOB	13



Batter	1	2	3	4	5	6	7	8	9	AB	R	H	RBI	BB	SO	LOB	BOTTOM								
Devon White, S OBP: 0.351, SLG: 0.382 (1, 8)	L6-3 1B ①	G3 ③								4	0	3	0	0	0	3									
Roberto Alomar, S OBP: 0.350, SLG: 0.514 (1, 4)	L6-3 1-2 ②		G5-4-3 1B ①		F7 ③		G3-1 ③			4	0	1	0	0	0	3									
Joe Carter, R OBP: 0.382, SLG: 0.516 (1, 9)	K ③		F9 ①			K ①			FC6-4 1B ②	4	0	1	0	0	2	1									
Dave Winfield, R OBP: 0.385, SLG: 0.588 (1, 10)		K ①	G5-4-3 1-2 ②			K ②		FC6-4 1-2 ③		4	0	0	0	0	2	2									
John Olerud, L OBP: 0.526, SLG: 0.556 (1, 3)		1B 2B ②		G6-4-3 BB ②				L8 ②		2	1	1	0	2	0	1									
Candy Maldonado, R OBP: 0.273, SLG: 0.267 (1, 7)		1B BB ②		G6-4-3 1-2 ③		G5-3 ③		L5 ③		3	0	0	0	1	0	3									
Pat Borders, R OBP: 0.371, SLG: 0.600 (1, 2)		HBP 1B ②		K ③				SF7 1B ①		3	1	2	1	0	1	0									
Jeff Kent, R OBP: 0.429, SLG: 0.750 (1, 5)		HBP ②			K ①			P4 ①		2	0	0	0	0	1	1									
Manuel Lee, S OBP: 0.294, SLG: 0.233 (1, 6)			K ②					SF7 1-H ②		2	0	0	1	0	1	3									
Inning Stats	R: 0 E: 0 K: 1 S: 10	H: 1 LOB: 0 BB: 0 P: 13	R: 1 E: 0 K: 2 S: 17	H: 2 LOB: 3 BB: 1 P: 29	R: 0 E: 0 K: 0 S: 9	H: 1 LOB: 0 BB: 0 P: 15	R: 0 E: 0 K: 1 S: 10	H: 0 LOB: 0 BB: 1 P: 17	R: 0 E: 0 K: 2 S: 12	H: 1 LOB: 1 BB: 0 P: 17	R: 0 E: 0 K: 2 S: 8	H: 0 LOB: 1 BB: 1 P: 15	R: 1 E: 1 K: 0 S: 9	H: 2 LOB: 1 BB: 0 P: 18	R: 0 E: 0 K: 0 S: 10	H: 1 LOB: 1 BB: 0 P: 14	1B: 7 2B: 2 3B: 0 HR: 0	SF: 1 SAC: 0 DP: 3 HBP: 1	WP: 0 PB: 0 SB: 0 CS: 0	PA: 33					
PITCHER	IP	WLS	BF	H	R	ER	SO	BB	IBB	HBP	BLK	WP	HR	S	P	ERA	WHIP								
Melido Perez, R ERA: 2.13 (1, 1)	7.0	L	29	7	2	1	7	3	0	1	0	0	0	75	124	1.29	1.429								
John Habyan, R ERA: (8, 1)	1.0		4	1	0	0	0	0	0	0	0	0	0	10	14	0.00	1.000								

New York Yankees @ Toronto Blue Jays
SkyDome, Toronto, ON
Wed Apr 15 1992, 7:05 PM EDT
Att: 48,111 - Dome - 70 F

AB	28
R	2
H	8
RBI	2
BB	3
SO	7
LOB	17



Batter	1	2	3	4	5	6	7	8	9	AB	R	H	RBI	BB	SO	LOB	TOP								
Dion James, L OBP: 0.364, SLG: 0.125 Jesse Barfield, R OBP: 0.259, SLG: 0.174	F9		FC4-6 BB		2B 1B		G3-1		BB WP BB	3	1	1	0	1	0	1									
Don Mattingly, L OBP: 0.333, SLG: 0.541	G5-3		F7		2B		HR		K BB	5	1	2	3	0	1	2									
Roberto Kelly, R OBP: 0.375, SLG: 0.421	G6-3		FC4-6 1-2		K		G1-3		BB	4	0	0	0	1	1	2									
Mel Hall, L OBP: 0.294, SLG: 0.636					F7		G3		F9	5	1	1	1	0	1	4									
Kevin Maas, L OBP: 0.429, SLG: 0.571 Steve Farr, R					HR 1B		F7		G3-1	4	1	1	0	0	0	0									
Randy Velarde, R OBP: 0.179, SLG: 0.324					L9		K		F9	4	0	0	0	0	2	1									
Jim Leyritz, R OBP: 0.500, SLG: 0.714					HR		FC4 BB		L4	2	1	1	2	2	0	0									
Charlie Hayes, R OBP: 0.371, SLG: 0.441					G5-3		FC4 1-2		G4-3	4	0	0	0	0	0	2									
Pat Kelly, R OBP: 0.259, SLG: 0.182					G5-3		G3		G3-1 HR 2B	4	1	1	0	0	1	0									
Inning Stats	R: 0 E: 0 K: 0 S: 6	H: 0 LOB: 0 BB: 0 P: 9	R: 1 E: 0 K: 1 S: 9	H: 1 LOB: 1 BB: 1 P: 15	R: 0 E: 0 K: 0 S: 7	H: 0 LOB: 1 BB: 1 P: 14	R: 2 E: 0 K: 0 S: 7	H: 2 LOB: 0 BB: 0 P: 11	R: 1 E: 0 K: 1 S: 9	H: 2 LOB: 1 BB: 1 P: 11	R: 0 E: 0 K: 1 S: 8	H: 0 LOB: 1 BB: 1 P: 16	R: 2 E: 0 K: 1 S: 8	H: 2 LOB: 0 BB: 0 P: 13	R: 0 E: 0 K: 0 S: 7	H: 0 LOB: 0 BB: 0 P: 10	R: 0 E: 0 K: 2 S: 11	H: 0 LOB: 3 BB: 2 P: 23	1B: 2 2B: 2 3B: 0 HR: 3	SF: 0 SAC: 0 DP: 0 HBP: 0	WP: 1 PB: 0 SB: 0 CS: 0	PA: 40			
PITCHER	IP	WLS	BF	H	R	ER	SO	BB	IBB	HBP	BLK	WP	HR	S	P	ERA	WHIP								
Jack Morris, R ERA: 3.75 Duane Ward, R ERA:	8.0		34	7	6	6	4	3	0	0	0	0	3	61	99	6.75	1.250								
1.0	W	6	0	0	0	2	2	0	0	0	0	1	0	11	23	0.00	2.000								

New York Yankees @ Toronto Blue Jays
SkyDome, Toronto, ON
Thu Apr 16 1992, 3:33 AM EDT
Att: 50,376 - Dome - 70 F

AB 35
R 6
H 7
RBI 6
BB 5
SO 6
LOB 12



Batter	1	2	3	4	5	6	7	8	9	AB	R	H	RBI	BB	SO	LOB	BOTTOM								
Devon White, S OBP: 0.405, SLG: 0.447	1B SF8 1B		G3 SF7 2B		K		S 1B		1B BB	4	3	3	0	1	1	0									
Roberto Alomar, S OBP: 0.400, SLG: 0.537	SF8 1B		G3		S 1B		1B IBB		1B E 1B	4	2	3	1	1	0	1									
Joe Carter, R OBP: 0.359, SLG: 0.500	SF8		SF7		K		P3		E8 1B	3	0	1	3	0	1	3									
Dave Winfield, R OBP: 0.419, SLG: 0.595 Rob Ducey, L	G6-4-3 1B		F9		1B				SH1-4 1B BB	3	0	2	1	1	0	0									
John Olerud, L OBP: 0.524, SLG: 0.581	G6-4-3				FC SF8 2B		F8		SH1-4 1B	4	1	2	0	0	0	1									
Candy Maldonado, R OBP: 0.250, SLG: 0.242			G5-3		FC CS		F8		SH1-4	3	0	0	0	0	0	1									
Greg Myers, L			G4-3		SF8		F7		IBB	2	0	0	1	0	0	0									
Pat Borders, R OBP: 0.389, SLG: 0.600			G4-3		SF8		F7			0	0	0	0	1	0	0									
Jeff Kent, R OBP: 0.412, SLG: 0.643 Turner Ward, S OBP: 0.375, SLG: 0.625 Alfredo Griffin, S			F8		WP BB		K		P6	2	0	0	0	1	1	0									
Manuel Lee, S OBP: 0.297, SLG: 0.219 Kelly Gruber, R OBP: 0.280, SLG: 0.609					2B G3 BB		G4-3		F7	2	1	0	0	1	0	1									
Inning Stats	R: 2 E: 0 K: 0 S: 15	H: 3 LOB: 0 BB: 0 P: 21	R: 0 E: 0 K: 0 S: 5	H: 0 LOB: 0 BB: 0 P: 9	R: 2 E: 0 K: 0 S: 11	H: 1 LOB: 1 BB: 1 P: 20	R: 1 E: 0 K: 0 S: 8	H: 1 LOB: 1 BB: 1 P: 15	R: 0 E: 0 K: 2 S: 10	H: 2 LOB: 2 BB: 0 P: 14	R: 0 E: 0 K: 0 S: 5	H: 0 LOB: 0 BB: 0 P: 10	R: 0 E: 0 K: 1 S: 8	H: 1 LOB: 2 BB: 1 P: 17	R: 0 E: 0 K: 0 S: 8	H: 1 LOB: 3 BB: 2 P: 16	R: 2 E: 1 K: 0 S: 3	H: 2 LOB: 1 BB: 1 P: 8	1B: 9 2B: 2 3B: 0 HR: 0	SF: 3 SAC: 1 DP: 1 HBP: 0	WP: 1 PB: 0 SB: 3 CS: 1	PA: 39			
PITCHER	IP	WLS	BF	H	R	ER	SO	BB	IBB	HBP	BLK	WP	HR	S	P	ERA	WHIP								
Tim Leary, R ERA: 3.86 John Habyan, R ERA: Steve Howe, L ERA: Steve Farr, R ERA: 2.45 Steve Farr, R ERA: 2.45	6.0		25	7	5	5	2	2	1	0	0	0	0	9	22	0.00	2.000								
0.1		3	1	0	0	0	0	1	0	0	0	0	0	3	7	0.00	3.000								
0.2	L	5	2	2	1	0	1	0	0	0	0	0	0	7	12	13.50	4.500								
0.2	L	5	2	2	1	0	1	0	0	0	0	0	0	7	12	13.50	4.500								

New York Yankees @ Toronto Blue Jays
SkyDome, Toronto, ON
Thu Apr 16 1992, 3:33 AM EDT
Att: 50,376 - Dome - 70 F

AB 29
R 7
H 11
RBI 6
BB 6
SO 3
LOB 13



Batter	1	2	3	4	5	6	7	8	9	AB	R	H	RBI	BB	SO	LOB	TOP					
Kenny Lofton, L OBP: 0.326, SLG: 0.225 (1, 8)	G4-3		B2-3					L6		5	0	2	0	0	0	0	Cleveland Indians @ New York Yankees Yankee Stadium, Bronx, NY Fri Apr 17 1992, 7:05 PM EDT Att: 14,335 - Cloudy - 46 F					
Alex Cole, L (1, 7)	E4			G5-3	F8-3	G6-3		G1-3		5	0	0	0	0	0	3						
Carlos Baerga, S OBP: 0.340, SLG: 0.375 (1, 4)	K			HR	HR		HR	E8		4	3	2	1	1	1	1						
Albert Belle, R OBP: 0.255, SLG: 0.442 (1, 10)	P6			HR	G3		F7	F9		5	1	1	2	0	0	3						
Paul Sorrento, L OBP: 0.348, SLG: 0.381 (1, 3)		K		HR		HR	HR		K	5	3	3	0	0	2	0						
Sandy Alomar Jr., R OBP: 0.324, SLG: 0.471 (1, 2)	F9			HR	HR	HR		HR	HR	5	3	4	3	0	0	0						
Mark Whiten, S OBP: 0.298, SLG: 0.318 (1, 9)	P2			HR		HR	HR	HR	HR	4	1	3	5	1	0	0						
Brook Jacoby, R OBP: 0.278, SLG: 0.353 (1, 5)			P9	K		F9	K		G6-4-3	5	0	0	0	0	2	4						
Mark Lewis, R OBP: 0.325, SLG: 0.371 (1, 6)			K	F7		F7	F7			4	0	0	0	0	1	3						
Inning Stats	R: 0 H: 0 E: 1 K: 1 S: 10	H: 0 LOB: 1 BB: 0 P: 14	R: 0 H: 0 E: 0 K: 1 S: 8	H: 0 LOB: 0 BB: 0 P: 12	R: 0 H: 0 E: 0 K: 1 S: 6	H: 0 LOB: 0 BB: 0 P: 9	R: 5 H: 5 E: 0 K: 1 S: 17	H: 5 LOB: 0 BB: 0 P: 27	R: 1 H: 2 E: 0 K: 0 S: 17	H: 2 LOB: 0 BB: 0 P: 21	R: 2 H: 3 E: 0 K: 0 S: 16	H: 3 LOB: 2 BB: 1 P: 31	R: 2 H: 3 E: 0 K: 1 S: 14	H: 3 LOB: 2 BB: 1 P: 24	R: 0 H: 0 E: 1 K: 0 S: 7	H: 0 LOB: 1 BB: 0 P: 10	R: 1 H: 2 E: 0 K: 1 S: 9	H: 2 LOB: 0 BB: 0 P: 14	1B: 9 2B: 3 3B: 0 HR: 4	SF: 0 SAC: 0 DP: 2 HBP: 0	WP: 0 PB: 0 CS: 0	PA: 44
PITCHER	IP	WLS	BF	H	R	ER	SO	BB	IBB	HBP	BLK	WP	HR	S	P	ERA	WHIP					
Scott Sanderson, R ERA: 5.6 (1, 1)	5.0	L	24	9	8	8	4	0	0	0	0	0	4	63	93	14.40	1.800					
Russ Springer, R ERA: 6.75 (6, 1)	4.0		20	6	3	3	2	2	0	0	0	0	0	41	69	6.75	2.000					

AB	42
R	11
H	15
RBI	11
BB	2
SO	6
LOB	14



Batter	1	2	3	4	5	6	7	8	9	AB	R	H	RBI	BB	SO	LOB	BOTTOM				
Randy Velarde, R OBP: 0.190, SLG: 0.350 (1, 6)	L9		K					F7		3	0	1	0	0	1	0	Cleveland Indians @ New York Yankees Yankee Stadium, Bronx, NY Fri Apr 17 1992, 7:05 PM EDT Att: 14,335 - Cloudy - 46 F				
Andy Stankiewicz, R (8, PH) OBP: 0.333, SLG: 0.200 (9, 6)										1	0	0	0	0	0	1					
Don Mattingly, L OBP: 0.302, SLG: 0.488 (1, 3)	P9		F9			G5-3		F9		4	0	0	0	0	0	2					
Kevin Maas, L OBP: 0.429, SLG: 0.571 (9, 3)										0	0	0	0	0	0	0					
Roberto Kelly, R OBP: 0.364, SLG: 0.429 (1, 8)	WP		G5-3			K		FC6-4		4	1	1	0	0	1	2					
Dion James, L OBP: 0.364, SLG: 0.125 (9, 8)	HR									0	0	0	0	0	0	0					
Mel Hall, L OBP: 0.289, SLG: 0.595 (1, 7)	BB			F7		F9		L3		4	0	1	1	0	0	1					
Danny Tartabull, R OBP: 0.472, SLG: 0.536 (1, 10)	BB			K				G5-3		3	0	2	0	1	1	0					
Matt Nokes, L OBP: 0.240, SLG: 0.208 (1, 2)	K			G1-3		K		G5-3		4	0	0	0	0	2	4					
Jesse Barfield, R OBP: 0.226, SLG: 0.148 (1, 9)			G6-3			F7		K		4	0	0	0	0	1	2					
Charlie Hayes, R OBP: 0.342, SLG: 0.405 (1, 5)			G5-3			G6-3		F9		3	0	0	0	0	0	1					
Pat Kelly, R OBP: 0.267, SLG: 0.200 (1, 4)			K			F9		FC6-4		3	0	1	0	0	1	0					
Inning Stats	R: 1 H: 2 E: 0 K: 1 S: 16	H: 2 LOB: 2 BB: 1 P: 28	R: 0 H: 0 E: 0 K: 1 S: 8	H: 0 LOB: 0 BB: 0 P: 11	R: 0 H: 0 E: 0 K: 1 S: 5	H: 0 LOB: 0 BB: 0 P: 8	R: 0 H: 0 E: 0 K: 0 S: 3	H: 0 LOB: 0 BB: 0 P: 5	R: 0 H: 1 E: 0 K: 1 S: 13	H: 1 LOB: 1 BB: 0 P: 16	R: 0 H: 1 E: 0 K: 2 S: 9	H: 1 LOB: 1 BB: 0 P: 10	R: 0 H: 1 E: 0 K: 0 S: 5	H: 1 LOB: 1 BB: 0 P: 7	R: 0 H: 1 E: 0 K: 0 S: 13	H: 1 LOB: 1 BB: 0 P: 16	1B: 4 2B: 2 3B: 0 HR: 0	SF: 0 SAC: 0 DP: 0 HBP: 0	WP: 1 PB: 0 CS: 0	PA: 34	
PITCHER	IP	WLS	BF	H	R	ER	SO	BB	IBB	HBP	BLK	WP	HR	S	P	ERA	WHIP				
Charles Nagy, R ERA: 1.5 (1, 1)	9.0	W	34	6	1	1	7	1	0	0	0	1	0	78	114	1.00	0.778				




Batter	1	2	3	4	5	6	7	8	9	AB	R	H	RBI	BB	SO	LOB	TOP			
Kenny Lofton, L OBP: 0.300, SLG: 0.205 (1, 8)	G4-3		G1-3		G6-3		F8			4	0	0	0	0	0	3	Cleveland Indians @ New York Yankees Yankee Stadium, Bronx, NY Sat Apr 18 1992, 3:33 AM EDT Att: 18,052 - Cloudy - 49 F			
Thomas Howard, S OBP: 0.375, SLG: 0.286 (1, 7)	K					L4		1B BB		3	0	1	0	1	1	0				
Carlos Baerga, S OBP: 0.340, SLG: 0.373 Tony Perezchica, R (6, 4)			G5-3			P3		K		3	0	1	0	0	0	1				
Albert Belle, R OBP: 0.255, SLG: 0.426 (1, 10)	K				G4-3			K		4	0	1	0	0	2	2				
Sandy Alomar Jr., R OBP: 0.325, SLG: 0.459 Junior Ortiz, R OBP: 0.222, SLG: 0.125 (6, 2)					G6-3					3	0	1	0	0	0	1				
Paul Sorrento, L OBP: 0.360, SLG: 0.378 (1, 3)					G4-3					1	0	1	0	0	0	0				
Mark Whiten, S OBP: 0.294, SLG: 0.313 (1, 9)										3	0	1	0	0	0	3				
Brook Jacoby, R OBP: 0.263, SLG: 0.333 Felix Fermin, R OBP: 0.200, SLG: 0.200 (6, 5)										2	0	0	0	0	0	3				
Mark Lewis, R OBP: 0.318, SLG: 0.359 (1, 6)										2	0	1	0	0	0	0				
Inning Stats	R: 0 E: 0 K: 2 S: 13	H: 1 LOB: 1 BB: 0 P: 21	R: 0 E: 0 K: 0 S: 10	H: 1 LOB: 2 BB: 1 P: 22	R: 0 E: 0 K: 0 S: 5	H: 1 LOB: 0 BB: 0 P: 8	R: 0 E: 0 K: 0 S: 6	H: 0 LOB: 0 BB: 0 P: 7	R: 0 E: 0 K: 0 S: 11	H: 1 LOB: 1 BB: 0 P: 21	R: 0 E: 0 K: 0 S: 7	H: 3 LOB: 2 BB: 0 P: 16	R: 0 E: 0 K: 3 S: 10	H: 1 LOB: 2 BB: 1 P: 22	R: 0 E: 0 K: 1 S: 7	H: 0 LOB: 0 BB: 0 P: 13	1B: 9 2B: 1 3B: 0 HR: 0	SF: 0 SAC: 0 DP: 1 HBP: 0	WP: 0 PB: 0 SB: 1 CS: 1	PA: 36
PITCHER Greg Cadaret, L ERA: 1.69 (1, 1)	IP: 9.0 WLS: W BF: 36 H: 9 R: 0 ER: 0 SO: 6 BB: 2 IBB: 0 HBP: 0 BLK: 0 WP: 0 HR: 0 S: 80 P: 140 ERA: 0.00 WHIP: 1.222															PITCHER				

Batter	1	2	3	4	5	6	7	8	9	AB	R	H	RBI	BB	SO	LOB	BOTTOM			
Andy Stankiewicz, R OBP: 0.455, SLG: 0.333 (1, 6)	K									4	2	2	1	1	2	0	Cleveland Indians @ New York Yankees Yankee Stadium, Bronx, NY Sat Apr 18 1992, 3:33 AM EDT Att: 18,052 - Cloudy - 49 F			
Don Mattingly, L OBP: 0.318, SLG: 0.489 Kevin Maas, L (7, PH) (8, 3)	G4-3									4	2	2	1	0	0	2				
Roberto Kelly, R OBP: 0.367, SLG: 0.413 Randy Velarde, R OBP: 0.190, SLG: 0.350 (1, 8) (9, 8)	K									4	1	1	0	0	1	1				
Danny Tartabull, R OBP: 0.475, SLG: 0.516 Jim Leyritz, R OBP: 0.455, SLG: 0.625 (7, PH) (1, 10)										3	2	1	1	1	0	2				
Mel Hall, L OBP: 0.333, SLG: 0.683 Dion James, L OBP: 0.417, SLG: 0.125 (8, 7)										4	2	3	4	0	0	1				
Jesse Barfield, R OBP: 0.250, SLG: 0.133 (1, 9)										0	0	0	0	1	0	0				
Mike Stanley, R OBP: 0.500, SLG: 0.250 (1, 2)										3	1	1	2	2	0	1				
Charlie Hayes, R OBP: 0.326, SLG: 0.390 (1, 5)										4	1	1	2	0	0	4				
Pat Kelly, R OBP: 0.294, SLG: 0.241 (1, 4)										4	1	2	0	0	1	2				
Inning Stats	R: 0 E: 0 K: 2 S: 8	H: 0 LOB: 0 BB: 0 P: 10	R: 0 E: 0 K: 0 S: 8	H: 1 LOB: 2 BB: 2 P: 18	R: 0 E: 0 K: 0 S: 8	H: 2 LOB: 1 BB: 0 P: 12	R: 10 E: 2 K: 1 S: 31	H: 7 LOB: 2 BB: 3 P: 57	R: 3 E: 0 K: 0 S: 15	H: 3 LOB: 0 BB: 1 P: 23	R: 0 E: 0 K: 0 S: 8	H: 0 LOB: 0 BB: 0 P: 11	R: 1 E: 0 K: 2 S: 14	H: 1 LOB: 0 BB: 0 P: 22	R: 0 E: 0 K: 0 S: 13	H: 0 LOB: 1 BB: 1 P: 25	1B: 12 2B: 0 3B: 0 HR: 2	SF: 1 SAC: 0 DP: 3 HBP: 1	WP: 0 PB: 0 SB: 0 CS: 0	PA: 44
PITCHER Dave Otto, L ERA: 6.06 (1, 1)	IP: 3.0 WLS: L BF: 20 H: 9 R: 8 ER: 7 SO: 2 BB: 3 IBB: 0 HBP: 0 BLK: 0 WP: 0 HR: 0 S: 0 P: 65 ERA: 21.00 WHIP: 4.000															PITCHER				
Ted Power, R ERA: 1.99 (4, 1)	IP: 1.0 WLS: 7 BF: 7 H: 1 R: 2 ER: 2 SO: 1 BB: 2 IBB: 0 HBP: 1 BLK: 0 WP: 0 HR: 0 S: 15 P: 32 ERA: 18.00 WHIP: 3.000																			
Brad Arnsberg, R ERA: 9.82 (5, 1)	IP: 3.0 WLS: 13 BF: 4 H: 4 R: 4 ER: 4 SO: 2 BB: 1 IBB: 0 HBP: 0 BLK: 0 WP: 0 HR: 2 S: 37 P: 56 ERA: 12.00 WHIP: 1.667																			
Steve Olin, R ERA: 1.23 (8, 1)	IP: 1.0 WLS: 4 BF: 0 H: 0 R: 0 ER: 0 SO: 0 BB: 1 IBB: 0 HBP: 0 BLK: 0 WP: 0 HR: 0 S: 13 P: 25 ERA: 0.00 WHIP: 1.000																			

Batter	1	2	3	4	5	6	7	8	9	AB	R	H	RBI	BB	SO	LOB	TOP								
Kenny Lofton, L OBP: 0.352, SLG: 0.277 (1, 8)	1-2 G4-3 G1-3 HBP		1 SAFE 0-0 G6-4-3 1B			3-2 1B 2B		2-1 E2 WP 1B		3	2	3	0	0	0	0									
Thomas Howard, S OBP: 0.333, SLG: 0.273 (1, 7)	0-1 G1-3		0-0 G6-4-3			0-0 1B FC6-4 1B		1-0 L7		4	1	1	0	0	0	4									
Carlos Baerga, S OBP: 0.351, SLG: 0.382 (1, 4)	2-2 G4-3			1-2 G6-3		0-0 FC6-4 1B		1-2 G6-3 1B		4	0	2	2	0	0	1									
Albert Belle, R OBP: 0.273, SLG: 0.431 (1, 10)				1-1 G1-3		1-2 FC6-4		1-1 G6-3 1B		4	0	2	1	0	0	1									
Sandy Alomar Jr., R OBP: 0.295, SLG: 0.415 (1, 2)	1 SAFE F8			1-2 F7		3-H K		2-2 G6-3		4	0	0	0	0	1	4									
Paul Sorrento, L OBP: 0.340, SLG: 0.354 Glenallen Hill, R OBP: 0.224, SLG: 0.229 Felix Fermin, R OBP: 0.200, SLG: 0.200 (1, 3)	3-2 G3				0-0 G4-3			1-1 F7		3	0	0	0	0	0	1									
Mark Whiten, S OBP: 0.273, SLG: 0.288 (1, 9)	3-2 G6-3				3-2 F8			1-1 P9		4	0	0	0	0	0	1									
Brook Jacoby, R OBP: 0.268, SLG: 0.333 Tony Perezchica, R (7, PR)			1-0 1B		2-0 F8			0-0 E6		3	0	1	0	0	0	0									
Mark Lewis, R OBP: 0.292, SLG: 0.326 (1, 6)			2-1 P5			2-2 G3-1		3-3 K		4	0	0	0	0	1	2									
Inning Stats	R: 0 E: 0 K: 0 S: 7	H: 0 LOB: 0 BB: 0 P: 10	R: 0 E: 0 K: 0 S: 8	H: 1 LOB: 1 BB: 0 P: 15	R: 0 E: 0 K: 0 S: 5	H: 2 LOB: 1 BB: 0 P: 8	R: 0 E: 0 K: 0 S: 8	H: 0 LOB: 0 BB: 0 P: 11	R: 0 E: 0 K: 0 S: 5	H: 0 LOB: 0 BB: 0 P: 10	R: 2 E: 0 K: 1 S: 16	H: 3 LOB: 1 BB: 0 P: 22	R: 0 E: 1 K: 1 S: 9	H: 0 LOB: 1 BB: 0 P: 14	R: 1 E: 1 K: 1 S: 14	H: 3 LOB: 2 BB: 0 P: 21	R: 0 E: 0 K: 1 S: 7	H: 0 LOB: 0 BB: 0 P: 10	1B: 8 2B: 1 3B: 0 HR: 0	SF: 0 SAC: 0 DP: 1 HBP: 1	WP: 1 PB: 0 SB: 0 CS: 0	PA: 36			
PITCHER	IP	WLS	BF	H	R	ER	SO	BB	IBB	HBP	BLK	WP	HR	S	P	ERA	WHIP								
Jeff Johnson, L ERA: 7.3 John Habyan, R ERA: 1.04 Steve Howe, L ERA:	(1, 1) 6.2 W 25	(7, 1) 1.0 S 4	(8, 1) 1.1 S 4	6 2 2 1	2 1 1 1	2 1 0 2	1 1 0 2	0 0 0 0	0 0 0 0	1 0 0 0	0 1 0 0	0 0 0 0	0 16 10	53 26 13	82 26 13	2.70 9.00 0.00	0.900 3.000 0.000								

Cleveland Indians @ New York Yankees
Yankee Stadium, Bronx, NY
Sun Apr 19 1992, 3:33 AM EDT
Att: 17,175 - Cloudy - 49 F


AB 35
R 3
H 9
RBI 3
BB 0
SO 4
LOB 16



Batter	1	2	3	4	5	6	7	8	9	AB	R	H	RBI	BB	SO	LOB	BOTTOM								
Andy Stankiewicz, R OBP: 0.357, SLG: 0.250 Dion James, L OBP: 0.417, SLG: 0.125 Randy Velarde, R OBP: 0.209, SLG: 0.366 (1, 6)	2-1 F9		3-2 P4		2-0 FC5		2-2 P2 1B			3	0	0	0	0	0	3									
Don Mattingly, L OBP: 0.314, SLG: 0.469 (1, 3)	1-2 G5-3			1-0 F8		1-1 G3 1B		1-2 P2		4	1	1	0	0	0	1									
Roberto Kelly, R OBP: 0.377, SLG: 0.408 (1, 8)	2-3 K			2-2 G3		0-0 G3 1B		1-2 IBB		3	1	1	0	1	1	0									
Mel Hall, L OBP: 0.348, SLG: 0.727 (1, 7)			1-1 HR		4-1 BB		2-2 G3		0-0 F8		3	1	1	1	1	4									
Danny Tartabull, R OBP: 0.455, SLG: 0.486 (1, 10)	2-3 K			1-3 K		2-0 G5-3 1B		1-3 K		4	0	1	2	0	3	1									
Matt Nokes, L OBP: 0.276, SLG: 0.357 (1, 2)	3-2 G4-3				1-0 1B		0-0 G5-3		3-2 HR		4	1	2	1	0	1									
Jesse Barfield, R OBP: 0.225, SLG: 0.118 (1, 9)	0-0 G5-3				0-2 L5		0-0 F8		1-3 K		4	0	0	0	0	1									
Charlie Hayes, R OBP: 0.319, SLG: 0.400 (1, 5)			0-0 G6-3		0-1 F8		3-2 SH1-4 1B		1-2 F7		4	1	1	0	0	1									
Pat Kelly, R OBP: 0.333, SLG: 0.267 (1, 4)			4-2 P4 BB		0-0 FC5 1B		0-0 SH1-4				1	0	1	0	1	0									
Inning Stats	R: 0 E: 0 K: 1 S: 8	H: 0 LOB: 0 BB: 0 P: 13	R: 1 E: 0 K: 1 S: 9	H: 1 LOB: 0 BB: 0 P: 15	R: 0 E: 0 K: 0 S: 8	H: 0 LOB: 0 BB: 1 P: 14	R: 0 E: 0 K: 1 S: 8	H: 0 LOB: 1 BB: 1 P: 16	R: 0 E: 0 K: 0 S: 10	H: 2 LOB: 2 BB: 0 P: 13	R: 2 E: 0 K: 0 S: 9	H: 3 LOB: 1 BB: 0 P: 14	R: 1 E: 0 K: 0 S: 13	H: 2 LOB: 2 BB: 1 P: 23	R: 1 E: 0 K: 2 S: 15	H: 1 LOB: 0 BB: 0 P: 21	R: 1 E: 0 K: 2 S: 15	H: 1 LOB: 0 BB: 0 P: 21	1B: 6 2B: 1 3B: 0 HR: 2	SF: 0 SAC: 1 DP: 0 HBP: 0	WP: 0 PB: 0 SB: 0 CS: 0	PA: 35			
PITCHER	IP	WLS	BF	H	R	ER	SO	BB	IBB	HBP	BLK	WP	HR	S	P	ERA	WHIP								
Jack Armstrong, R ERA: 3.44 Derek Liliquist, L ERA: 1.42 Rod Nichols, R ERA: 7.71	(1, 1) 6.1 L 27	(7, 1) 0.2 4	(8, 1) 1.0 4	7 4 4 3	4 4 3 3	4 4 3 3	3 3 2 2	0 0 0 0	0 1 0 0	0 0 0 0	0 0 0 0	0 0 0 0	0 9 15	56 16 21	92 16 21	5.68 0.00 9.00	1.421 1.500 1.000								

Cleveland Indians @ New York Yankees
Yankee Stadium, Bronx, NY
Sun Apr 19 1992, 3:33 AM EDT
Att: 17,175 - Cloudy - 49 F

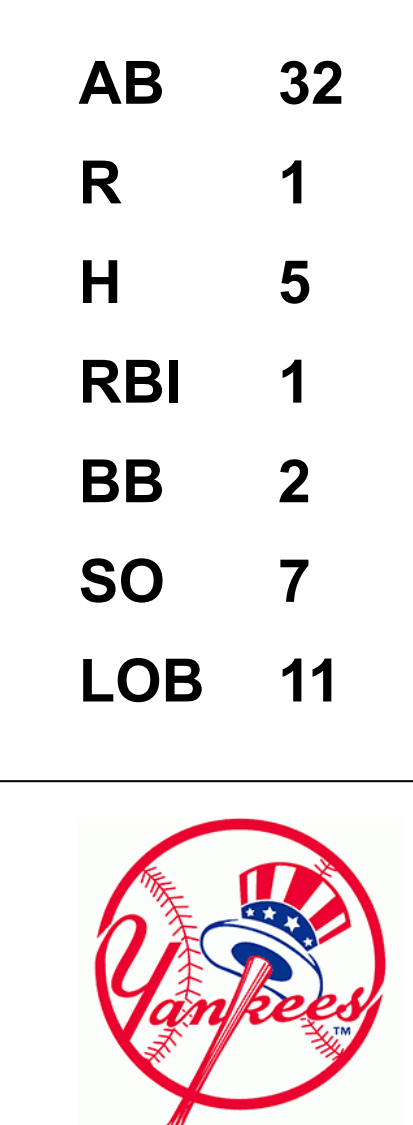
AB 31
R 5
H 9
RBI 5
BB 3
SO 5
LOB 13



Batter	1	2	3	4	5	6	7	8	9	AB	R	H	RBI	BB	SO	LOB	TOP				
Kenny Lofton, L OBP: 0.357, SLG: 0.271 Thomas Howard, S OBP: 0.286, SLG: 0.231	4-1 1B G4-6-3 BB	0-0 FC4-6			1-0 F9			3-2 F9		1	1	0	0	1	0	2	Cleveland Indians @ New York Yankees Yankee Stadium, Bronx, NY Mon Apr 20 1992, 3:33 AM EDT Att: 19,417 - Cloudy - 56 F				
Alex Cole, L	1-3 K	0-1 G5-3			1-0 G4-3			1-1 F8		4	0	0	0	0	1	3					
Carlos Baerga, S	3-2 BB G4-6-3 1B		0-1 P5		0-1 P2			0-1 F7		4	1	1	0	0	0	0					
Albert Belle, R	4-1 G4-6-3 1B BB		0-0 G5-3		3-3 K			1-0 G5-3		3	1	0	0	1	1	0					
Paul Sorrento, L	0-2 G4-6-3		2-3 K		2-3 K			0-1 1B		4	0	1	1	0	2	1					
Sandy Alomar Jr, R	2-2 CS 1B		1-2 G5-3		3-2 G4-3			1-0 F7		4	0	1	1	0	0	1					
Mark Whiten, S	3-2 CS 1B	1-0 FC4-6 PB 1B		1-3 K		0-0 G4-6-3 1B				3	0	2	0	0	1	0					
Brook Jacoby, R	1-3 K		0-1 G6-3		0-0 G4-6-3					3	0	0	0	0	1	2					
Mark Lewis, R	4-1 FC4-6 BB				2-3 K			1-1 G1-3		2	0	0	0	1	1	0					
Inning Stats	R: 3 E: 0 K: 1 S: 19	H: 2 LOB: 0 BB: 2 P: 35	R: 0 E: 0 K: 1 S: 8	H: 1 LOB: 2 BB: 1 P: 14	R: 0 E: 0 K: 1 S: 6	H: 0 LOB: 0 BB: 0 P: 8	R: 0 E: 0 K: 1 S: 8	H: 0 LOB: 0 BB: 0 P: 10	R: 0 E: 0 K: 2 S: 10	H: 0 LOB: 0 BB: 0 P: 15	R: 0 E: 0 K: 0 S: 5	H: 1 LOB: 0 BB: 0 P: 8	R: 0 E: 0 K: 0 S: 8	H: 0 LOB: 0 BB: 0 P: 13	R: 0 E: 0 K: 0 S: 6	H: 1 LOB: 1 BB: 0 P: 8	1B: 5 2B: 0 3B: 0 HR: 0	SF: 0 SAC: 0 DP: 1 HBP: 0	WP: 0 PB: 1 CS: 1	PA: 34	
PITCHER	IP	WLS	BF	H	R	ER	SO	BB	IBB	HBP	BLK	WP	HR	S	P	ERA	WHIP				
Melido Perez, R ERA: 2.75	(1, 1)	7.0	L	26	4	3	3	7	3	0	0	0	0	62	100	3.86	1.000				
Rich Monteleone, R ERA:	(8, 1)	2.0		7	1	0	0	0	0	0	0	0	0	14	21	0.00	0.500				

Batter	1	2	3	4	5	6	7	8	9	AB	R	H	RBI	BB	SO	LOB	BOTTOM					
Dion James, L OBP: 0.333, SLG: 0.091 Jesse Barfield, R OBP: 0.220, SLG: 0.114	2-0 G3-1		3-1 G1-6-3			2-1 G4-3	3-2 F7			3	0	0	0	0	0	1	Cleveland Indians @ New York Yankees Yankee Stadium, Bronx, NY Mon Apr 20 1992, 3:33 AM EDT Att: 19,417 - Cloudy - 56 F					
Don Mattingly, L	2-0 G3			2-2 P6		1-2 F7		1-1 P2		4	0	0	0	0	0	0						
Roberto Kelly, R	2-3 K			2-3 K		4-1 BB		2-2 L4		3	0	0	0	1	2	0						
Mel Hall, L		1-0 L4		3-1 G4-3		0-0 G1-3		1-0 F9		4	0	0	0	0	0	1						
Danny Tartabull, R		2-3 K			2-3 K			1-3 K		4	0	1	0	0	3	0						
Matt Nokes, L		2-1 F9			3-2 HR		0-0 F7		1-3 K	4	1	1	1	0	1	1						
Randy Velarde, R			0-1 G6-3 WP 1B		1-1 F8		2-2 E7 1B		0-0 G1-3	4	0	2	0	0	0	0						
Charlie Hayes, R			1-1 G5-3		2-2 FC6 1B		0-3 K			3	0	1	0	0	1	3						
Pat Kelly, R OBP: 0.333, SLG: 0.267 Andy Stankiewicz, R OBP: 0.313, SLG: 0.214 Kevin Maas, L OBP: 0.556, SLG: 1.000 Jim Levritz, R OBP: 0.455, SLG: 0.625	2-2 G6-3		2-2 G6-3		1-1 FC6		4-0 1B			0	0	0	0	0	0	0						
Inning Stats	R: 0 E: 0 K: 1 S: 5	H: 0 LOB: 0 BB: 0 P: 11	R: 0 E: 0 K: 1 S: 6	H: 0 LOB: 0 BB: 0 P: 11	R: 0 E: 0 K: 0 S: 9	H: 1 LOB: 1 BB: 0 P: 15	R: 0 E: 0 K: 1 S: 9	H: 0 LOB: 0 BB: 0 P: 16	R: 1 E: 0 K: 1 S: 13	H: 2 LOB: 1 BB: 0 P: 22	R: 0 E: 0 K: 0 S: 7	H: 0 LOB: 1 BB: 1 P: 14	R: 0 E: 1 K: 1 S: 17	H: 2 LOB: 3 BB: 1 P: 28	R: 0 E: 0 K: 0 S: 6	H: 0 LOB: 0 BB: 0 P: 10	R: 0 E: 0 K: 2 S: 7	H: 0 LOB: 0 BB: 0 P: 9	1B: 4 2B: 0 3B: 0 HR: 1	SF: 0 SAC: 0 DP: 0 HBP: 0	WP: 1 PB: 0 CS: 0	PA: 34
PITCHER	IP	WLS	BF	H	R	ER	SO	BB	IBB	HBP	BLK	WP	HR	S	P	ERA	WHIP					
Scott Scudder, R ERA: 6.75	(1, 1)	5.2	W	21	3	1	1	4	1	0	0	0	0	10	14	0.00	3.000					
Eric Bell, L ERA: 5.59	(6, 1)	0.2		4	2	0	0	0	0	0	0	0	0	3	7	0.00	0.000					
Ted Power, R ERA: 1.18	(7, 1)	0.1		2	0	0	0	1	0	1	0	0	0	17	26	0.00	0.000					
Derek Lilliquist, L ERA: 1.08	(7, 1)	2.0		6	0	0	0	2	0	0	0	0	0	1	1	0.00	0.000					
Steve Olin, R ERA: 1.17	(9, 1)	0.1	S	1	0	0	0	0	0	0	0	0	0	1	1	0.00	0.000					

AB 30
R 3
H 5
RBI 2
BB 3
SO 7
LOB 9



Batter	1	2	3	4	5	6	7	8	9	AB	R	H	RBI	BB	SO	LOB	TOP					
Randy Velarde, R OBP: 0.212, SLG: 0.340 (1, 6)	G4-3		G3		FC5-2 1B	F8		F9		5	1	0	0	0	0	6	New York Yankees @ Chicago White Sox Comiskey Park, Chicago, IL Tue Apr 21 1992, 8:05 PM EDT Att: 23,249 - Cloudy - 51 F					
Don Mattingly, L OBP: 0.283, SLG: 0.414 (1, 3)	F7		G4-3		1B	P4		F7		5	1	1	0	0	0	2						
Roberto Kelly, R OBP: 0.371, SLG: 0.375 (1, 8)	BB		G4-3		1B			G6-3		4	1	1	2	1	0	1						
Mel Hall, L OBP: 0.327, SLG: 0.679 (1, 7)	F7			G3-1	2B			F8		5	0	2	1	0	0	1						
Kevin Maas, L OBP: 0.571, SLG: 0.833 (1, 10)				1B	G4-3			K		4	0	2	1	1	1	1						
Matt Nokes, L OBP: 0.316, SLG: 0.429 (1, 2)	P3			1B	IBB			FC4-6 BB		3	0	1	0	2	0	3						
Jesse Barfield, R OBP: 0.200, SLG: 0.103 (1, 9)	K			G6-3	FC6-4			G4-3		4	0	0	0	0	1	6						
Charlie Hayes, R OBP: 0.333, SLG: 0.423 (1, 5)	G1-3				FC5-2 2B	F9		HBP 1B		4	0	2	0	0	0	1						
Andy Stankiewicz, R OBP: 0.450, SLG: 0.214 (1, 4)			G4-3 BB		1B FC5-2 1B			HBP		0	1	0	0	3	0	0						
Inning Stats	R: 0 E: 0 K: 0 S: 8	H: 0 LOB: 1 BB: 1 P: 14	R: 0 E: 0 K: 1 S: 10	H: 1 LOB: 1 BB: 0 P: 15	R: 0 E: 0 K: 0 S: 9	H: 0 LOB: 1 BB: 1 P: 17	R: 0 E: 0 K: 0 S: 11	H: 2 LOB: 1 BB: 0 P: 17	R: 4 E: 0 K: 0 S: 20	H: 4 LOB: 2 BB: 2 P: 38	R: 0 E: 0 K: 0 S: 9	H: 0 LOB: 0 BB: 1 P: 19	R: 0 E: 0 K: 1 S: 12	H: 0 LOB: 0 BB: 0 P: 15	R: 0 E: 0 K: 0 S: 6	H: 1 LOB: 2 BB: 1 P: 16	R: 0 E: 0 K: 0 S: 8	H: 1 LOB: 2 BB: 1 P: 14	1B: 6 2B: 3 3B: 0 HR: 0	SF: 0 SAC: 0 DP: 2 HBP: 1	WP: 1 PB: 0 CS: 0	PA: 42
PITCHER	IP	WLS	BF	H	R	ER	SO	BB	IBB	HBP	BLK	WP	HR	S	P	ERA	WHIP					
Kirk McCaskill, R ERA: 7.41 (1, 1)	6.0	L	29	7	4	4	1	4	1	0	0	1	0	67	120	6.00	1.833					
Wilson Alvarez, L ERA: (7, 1)	2.0		8	1	0	0	1	1	0	1	0	0	0	18	31	0.00	1.000					
Scott Radinsky, L ERA: (9, 1)	1.0		5	1	0	0	0	1	0	0	0	0	0	8	14	0.00	2.000					

AB	34
R	4
H	9
RBI	4
BB	7
SO	2
LOB	21



Batter	1	2	3	4	5	6	7	8	9	AB	R	H	RBI	BB	SO	LOB	BOTTOM				
Tim Raines, S OBP: 0.333, SLG: 0.313 (1, 7)	G3-1		G3-1			G4-3		G4-3		4	0	1	0	0	0	1	New York Yankees @ Chicago White Sox Comiskey Park, Chicago, IL Tue Apr 21 1992, 8:05 PM EDT Att: 23,249 - Cloudy - 51 F				
Steve Sax, R OBP: 0.333, SLG: 0.238 (1, 4)	G5-4-3 1B			E S BB		G1-3		G1-3		3	0	1	0	1	0	1					
Robin Ventura, L OBP: 0.316, SLG: 0.260 (1, 5)	G6-3			F8		WP 1B		P9		4	1	1	0	0	0	2					
Frank Thomas, R OBP: 0.382, SLG: 0.390 (1, 3)		G6-3		G6-3		WP 1B		F8		2	1	0	0	2	0	1					
George Bell, R OBP: 0.265, SLG: 0.458 (1, 10)		G6-3		G6-3		1B		P4		4	0	1	2	0	0	2					
Dan Pasqua, L OBP: 0.433, SLG: 0.741 Joey Cora, S (9, FR)		G4-3				G3		G4-3		4	1	2	1	0	0	1					
Ron Karkovics, R OBP: 0.376, SLG: 0.387 Matt Merullo, L OBP: 0.231, SLG: 0.250 (9, PH)				FC4-6 1B		G1-3		P3		3	0	1	0	0	0	0					
Lance Johnson, L OBP: 0.333, SLG: 0.396 (1, 8)		P6				G6-3		G1-3		4	0	0	0	0	0	3					
Ozzie Guillen, L OBP: 0.214, SLG: 0.300 Craig Grebeck, R (9, 6)				FC4-6 WP		F8		F9		3	0	0	0	0	0	1					
Inning Stats	R: 0 E: 0 K: 0 S: 5	H: 1 LOB: 0 BB: 0 P: 9	R: 0 E: 0 K: 0 S: 7	H: 0 LOB: 0 BB: 0 P: 14	R: 0 E: 0 K: 0 S: 6	H: 0 LOB: 1 BB: 2 P: 18	R: 1 E: 0 K: 0 S: 6	H: 1 LOB: 0 BB: 0 P: 9	R: 2 E: 0 K: 0 S: 13	H: 2 LOB: 1 BB: 1 P: 26	R: 0 E: 0 K: 0 S: 4	H: 0 LOB: 0 BB: 0 P: 6	R: 0 E: 0 K: 0 S: 8	H: 1 LOB: 1 BB: 0 P: 13	R: 0 E: 0 K: 0 S: 14	H: 1 LOB: 2 BB: 0 P: 24	1B: 6 2B: 0 3B: 0 HR: 1	SF: 0 SAC: 0 DP: 2 HBP: 0	WP: 2 PB: 0 CS: 0	PA: 35	
PITCHER	IP	WLS	BF	H	R	ER	SO	BB	IBB	HBP	BLK	WP	HR	S	P	ERA	WHIP				
Tim Leary, R ERA: 4.12 (1, 1)	5.2	W	23	5	3	3	0	3	0	0	0	0	0	45	87	4.76	1.412				
Lee Guetterman, L ERA: 5.14 (6, 1)	2.0		7	1	0	0	0	0	0	0	0	0	0	11	18	0.00	0.500				
John Habyan, R ERA: 1.0 (8, 1)	0.1		1	0	0	0	0	0	0	0	0	0	0	2	4	0.00	0.000				
Steve Farr, R ERA: 1.93 (9, 1)	1.0	S	4	1	0	0	0	0	0	0	0	0	0	14	24	0.00	1.000				

AB	32
R	3
H	7
RBI	3
BB	3
SO	0
LOB	13



Batter	1	2	3	4	5	6	7	8	9	AB	R	H	RBI	BB	SO	LOB	TOP					
Randy Velarde, R (1, 6) OBP: 0.193, SLG: 0.309	1-3 K		3-1 F9		3-2 G4-3	1-2 F9		0-0 G4-6-3		5	0	0	0	0	1	5						
Don Mattingly, L (1, 3) OBP: 0.292, SLG: 0.419	2-0 G4-3		0-2 G4-3		4-1 WP 1B BB		0-1 G3-1		2-3 K	4	1	1	0	1	1	0						
Roberto Kelly, R (1, 8) OBP: 0.403, SLG: 0.443	1-0 G4-3			0-0 E	2-0 1H 1B		0-1 S 1B		0-2 1B 1B	5	2	4	1	0	0	1						
Mel Hall, L (1, 7) OBP: 0.317, SLG: 0.638	3-3 K			1-1 P5	2-1 F8		3-2 G5-3		2-2 1B 1B	5	0	1	0	0	1	4						
Kevin Maas, L (1, 10) OBP: 0.526, SLG: 0.688		4-0 BB		0-0 E4 1B	2-2 F8		2-0 F7		1-2 1B	4	1	1	2	1	0	2						
Matt Nokes, L (1, 2) OBP: 0.326, SLG: 0.450	1-0 F7			3-1 F8		0-1 FC6-5 2B		2-1 1B E 1B	5	0	2	0	0	0	4							
Jesse Barfield, R (1, 9) OBP: 0.200, SLG: 0.114	0-0 P4			0-1 1B	1-2 1B	3-2 FC6-5 1B		1-3 K	5	0	1	0	0	2	5							
Charlie Hayes, R (1, 5) OBP: 0.345, SLG: 0.429	1-3 K			0-0 1B	1-3 2H 1B	1-2 SH5-3 1B		0-0 E4 1B	4	0	2	1	0	1	2							
Andy Stankiewicz, R (1, 4) OBP: 0.435, SLG: 0.235			2-1 L3	1-0 G5-3		0-0 SH5-3		0-0 G4-6-3 1B	3	0	1	0	0	0	2							
Inning Stats	R: 0 E: 0 K: 2 S: 10	H: 1 LOB: 1 BB: 0 P: 17	R: 0 E: 0 K: 1 S: 6	H: 0 LOB: 1 BB: 1 P: 12	R: 0 E: 0 K: 0 S: 7	H: 0 LOB: 0 BB: 0 P: 12	R: 2 E: 1 K: 0 S: 10	H: 3 LOB: 2 BB: 0 P: 13	R: 1 E: 0 K: 0 S: 13	H: 1 LOB: 1 BB: 1 P: 25	R: 0 E: 0 K: 0 S: 13	H: 2 LOB: 2 BB: 0 P: 18	R: 0 E: 1 K: 1 S: 9	H: 1 LOB: 0 BB: 0 P: 14	R: 0 E: 1 K: 1 S: 8	H: 2 LOB: 2 BB: 0 P: 11	R: 1 E: 0 K: 2 S: 19	H: 3 LOB: 2 BB: 0 P: 24	1B: 10 2B: 2 3B: 1 HR: 0	SF: 0 SAC: 1 DP: 1 HBP: 0	WP: 1 PB: 0 CS: 1	PA: 43
PITCHER	IP	WLS	BF	H	R	ER	SO	BB	IBB	HBP	BLK	WP	HR	S	P	ERA	WHIP					
Alex Fernandez, R (1, 1) ERA: 4.34	8.0		37	10	3	2	4	2	0	0	0	1	0	76	122	2.25	1.500					
Scott Radinsky, L (9, 1) ERA: 1.5	1.0	L	6	3	1	1	2	0	0	0	0	0	0	19	24	9.00	3.000					

New York Yankees @ Chicago White Sox
Comiskey Park, Chicago, IL
Wed Apr 22 1992, 8:05 PM EDT
Att: 25,226 - Sunny - 49 F

AB 40
R 4
H 13
RBI 4
BB 2
SO 6
LOB 25



Batter	1	2	3	4	5	6	7	8	9	AB	R	H	RBI	BB	SO	LOB	BOTTOM					
Tim Raines, S (1, 7) OBP: 0.328, SLG: 0.308	1-3 K		3-1 E4 CS 1B		0-1 P2		2-3 K			4	0	1	0	0	2	0						
Steve Sax, R (1, 4) OBP: 0.345, SLG: 0.261	1-1 S 1B		2-2 WP 1B		1-0 G4-3		1-0 G6-3			4	1	2	0	0	0	0						
Robin Ventura, L (1, 5) OBP: 0.328, SLG: 0.264	4-1 G6-4-3 BB		1-2 1H 1B		0-0 G3			1-1 G4-3		3	0	1	1	1	0	0						
Frank Thomas, R (1, 3) OBP: 0.390, SLG: 0.386	0-2 G6-4-3		2-2 G5-3		3-2 F9 BB 1B		4-1 BB BB		4-1 BB	3	0	1	0	1	0	3						
George Bell, R (1, 10) OBP: 0.264, SLG: 0.442		1-0 G4-3		0-2 1B 1B		1-1 F8		1-3 K	4	1	1	0	0	1	2							
Dan Pasqua, L (1, 9) OBP: 0.455, SLG: 0.724	1-1 F8			3-1 1B		4-1 1B		1-0 P2	2	0	1	0	1	0	0							
Mike Huff, R (8, PH) OBP: 0.320, SLG: 0.348				1-3 1B		1-2 BB			1	0	0	0	0	0	1							
Matt Merullo, L (1, 2) OBP: 0.250, SLG: 0.267	0-1 P3			1-0 1B		2-1 F9			3	0	1	1	0	0	2							
Ron Karkovice, R (9, PH) OBP: 0.368, SLG: 0.375				1-3 2B 1B		2-3			1	0	0	0	0	0	0							
Lance Johnson, L (1, 8) OBP: 0.327, SLG: 0.385			1-0 E3 CS 1B		0-0 F7		1-2 G5-3		0-0 G4-3	4	0	1	0	0	3							
Craig Grebeck, R (1, 6) OBP: 0.375, SLG: 0.333			4-2 CS E BB		3-1 1H 2B		3-2 F8		3-2 L5	3	1	1	0	1	0	0						
Inning Stats	R: 0 E: 0 K: 1 S: 10	H: 1 LOB: 1 BB: 1 P: 16	R: 0 E: 0 K: 0 S: 5	H: 0 LOB: 0 BB: 0 P: 7	R: 2 E: 2 K: 0 S: 17	H: 4 LOB: 1 BB: 1 P: 30	R: 1 E: 0 K: 0 S: 10	H: 4 LOB: 2 BB: 0 P: 17	R: 0 E: 0 K: 0 S: 4	H: 0 LOB: 0 BB: 0 P: 5	R: 0 E: 0 K: 0 S: 11	H: 1 LOB: 2 BB: 1 P: 22	R: 0 E: 0 K: 1 S: 7	H: 0 LOB: 0 BB: 0 P: 13	R: 0 E: 0 K: 1 S: 7	H: 0 LOB: 1 BB: 1 P: 14	R: 0 E: 0 K: 0 S: 5	H: 0 LOB: 0 BB: 0 P: 9	1B: 9 2B: 1 3B: 0 HR: 0	SF: 0 SAC: 0 DP: 1 HBP: 0	WP: 1 PB: 0 CS: 3	PA: 36
PITCHER	IP	WLS	BF	H	R	ER	SO	BB	IBB	HBP	BLK	WP	HR	S	P	ERA	WHIP					
Scott Sanderson, R (1, 1) ERA: 5.32	6.0		26	10	3	3	1	3	0	0	0	1	0	57	97	4.50	2.167					
John Habyan, R (7, 1) ERA: 0.54	1.2		6	0	0	0	2	1	0	0	0	0	0	13	25	0.00	0.600					
Steve Howe, L (8, 1) ERA:	1.1	W	4	0	0	0	0	0	0	0	0	0	0	6	11	0.00	0.000					

New York Yankees @ Chicago White Sox
Comiskey Park, Chicago, IL
Wed Apr 22 1992, 8:05 PM EDT
Att: 25,226 - Sunny - 49 F

AB 32
R 3
H 10
RBI 2
BB 4
SO 3
LOB 11



Batter	1	2	3	4	5	6	7	8	9	AB	R	H	RBI	BB	SO	LOB	TOP				
Brady Anderson, L (1, 7) OBP: 0.405, SLG: 0.565	4-1 BB		3-2 G4-3			4-2 F9 BB		0-3 K		2	0	0	0	2	1	0	Baltimore Orioles @ New York Yankees Yankee Stadium, Bronx, NY Fri Apr 24, 1992, 7:05 PM EDT Att: 16,405 - Cloudy - 66 F				
Luis Mercedes, R (1, 9) OBP: 0.353, SLG: 0.083 Chito Martinez, L (8, PH) (8, 9)	1-1 L3			4-2 1B BB		4-0 1-2 BB		1-2 F9		1	0	0	0	2	0	1					
Cal Ripken Jr., R (1, 6) OBP: 0.377, SLG: 0.364	0-0 G6-3			2-1 F8		1-2 F9			0-0 1B	4	0	1	0	0	0	3					
Mike Devereaux, R (1, 8) OBP: 0.339, SLG: 0.525		2-2 G1-3		3-1 G4-6-3 1B		2-3 K			0-0 F9	4	0	1	0	0	1	3					
Chris Hoiles, R (1, 2) OBP: 0.424, SLG: 0.615		0-0 1B		3-2 G4-6-3 1-2		0-0 G6-3			2-2 1B	4	0	2	0	0	0	4					
Tim Lincecum, R (1, 10) OBP: 0.346, SLG: 0.333 Joe Orsulak, L (9, PH) OBP: 0.225, SLG: 0.275	3-3 K				0-0 G4-3		2-0 P8		2-3 K	3	0	0	0	0	1	1					
Leo Gomez, R (1, 5) OBP: 0.328, SLG: 0.315 Sam Horn, L (9, PH) OBP: 0.387, SLG: 0.481	3-2 G6-3				2-0 F8		1-0 P3		1-1 P9	3	0	0	0	0	0	1					
David Segui, S (1, 3) OBP: 0.200, SLG: 0.214			2-1 F8		2-0 1B		0-0 G6-3			3	0	1	0	0	0	0					
Mark McLemore, S (1, 4) OBP: 0.417, SLG: 0.409			3-2 F8		3-2 G4-3			1-0 G3		3	0	0	0	0	0	1					
Inning Stats	R: 0 E: 0 K: 0 S: 4	H: 0 LOB: 0 BB: 1 P: 9	R: 0 E: 0 K: 1 S: 11	H: 1 LOB: 0 BB: 0 P: 19	R: 0 E: 0 K: 0 S: 9	H: 0 LOB: 0 BB: 0 P: 17	R: 0 E: 0 K: 0 S: 9	H: 1 LOB: 1 BB: 1 P: 21	R: 0 E: 0 K: 1 S: 7	H: 0 LOB: 2 BB: 2 P: 22	R: 0 E: 0 K: 0 S: 3	H: 0 LOB: 0 BB: 0 P: 6	R: 0 E: 0 K: 1 S: 8	H: 0 LOB: 0 BB: 0 P: 10	R: 0 E: 0 K: 1 S: 12	H: 2 LOB: 2 BB: 0 P: 17		1B: 5 2B: 1 3B: 0 HR: 0	SF: 0 SAC: 0 DP: 2 HBP: 0	WP: 0 PB: 0 SB: 0 CS: 0	PA: 34
PITCHER	IP	WLS	BF	H	R	ER	SO	BB	IBB	HBP	BLK	WP	HR	S	P	ERA	WHIP				
Greg Cadaret, L (1, 1) ERA: 1.17	7.0	W	26	3	0	0	2	4	0	0	0	0	0	54	108	0.00	1.000				
Rich Monteleone, R (8, 1) ERA:	2.0		8	2	0	0	2	0	0	0	0	0	0	20	27	0.00	1.000				

AB	30
R	0
H	5
RBI	0
BB	4
SO	4
LOB	18



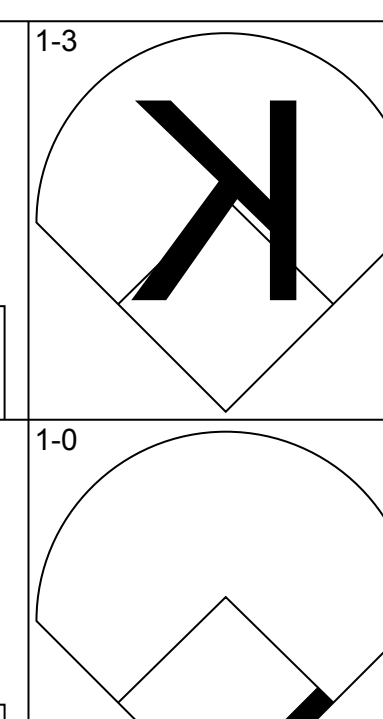
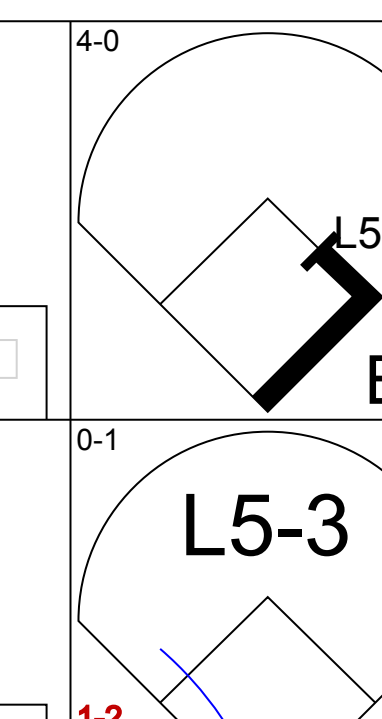
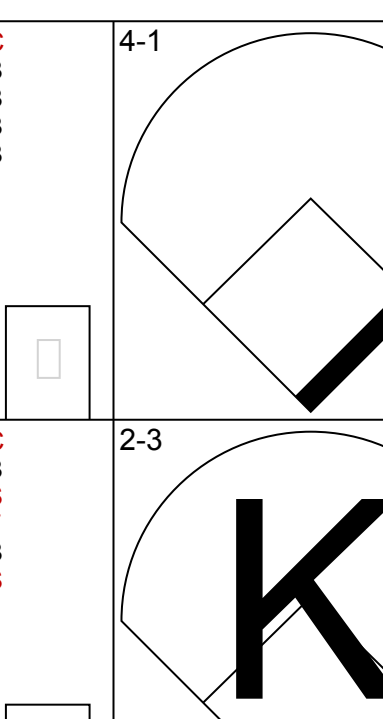
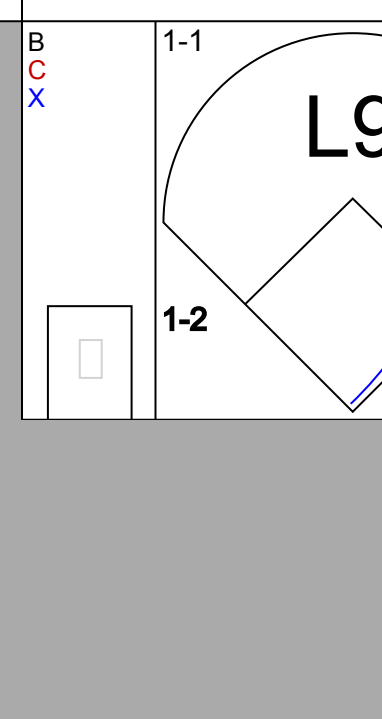
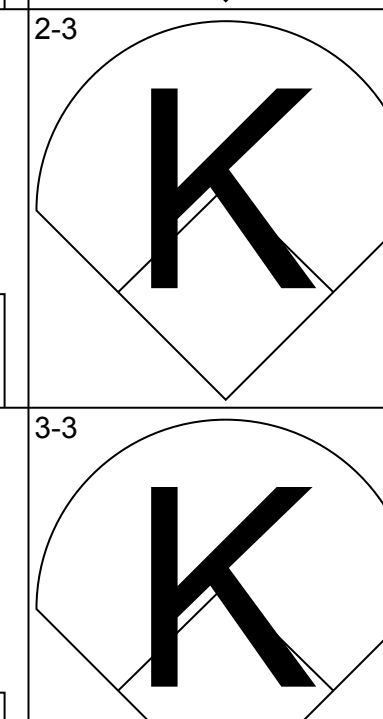


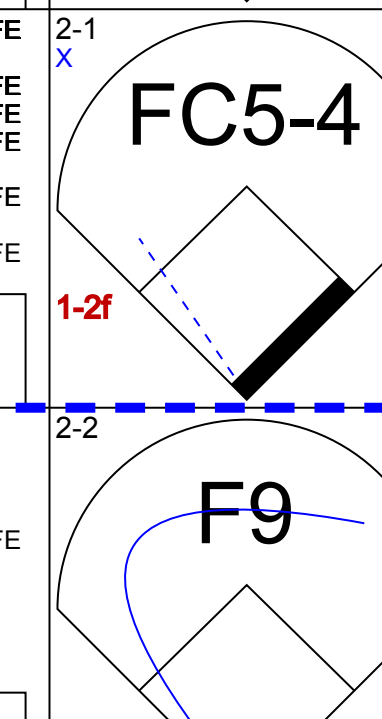

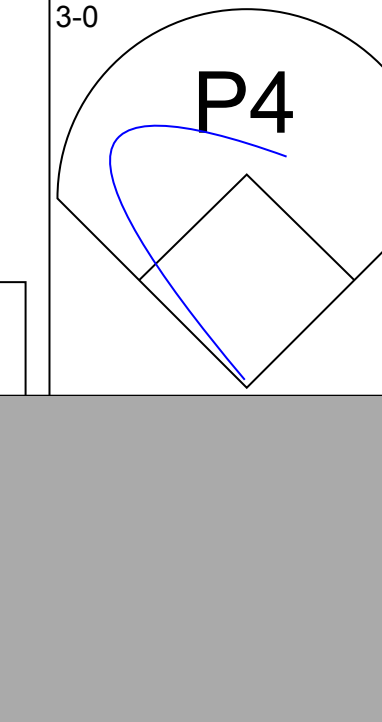


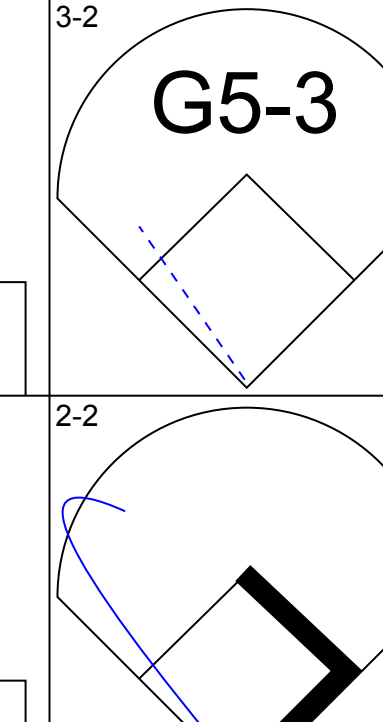
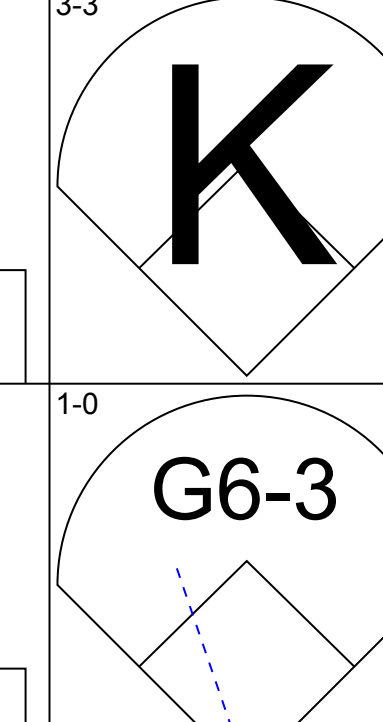

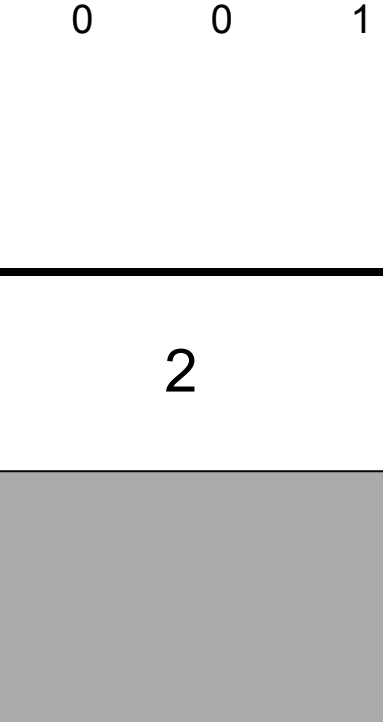
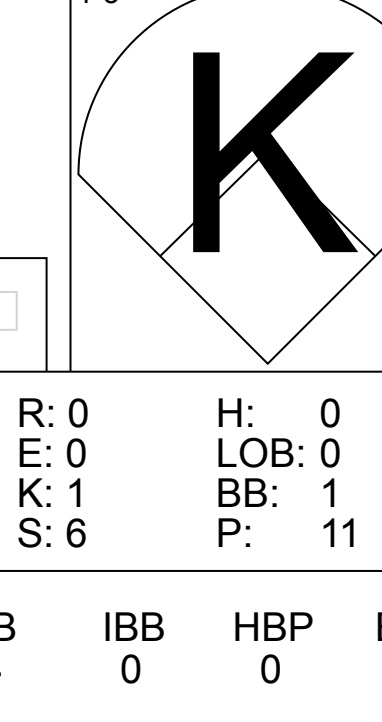
Batter	1	2	3	4	5	6	7	8	9	AB	R	H	RBI	BB	SO	LOB	BOTTOM				
Andy Stankiewicz, R (1, 4) OBP: 0.481, SLG: 0.500	2-1 E9	3-2 1B		4-1 BB			0-0 HR			3	2	2	2	1	0	0	Baltimore Orioles @ New York Yankees Yankee Stadium, Bronx, NY Fri Apr 24, 1992, 7:05 PM EDT Att: 16,405 - Cloudy - 66 F				
Don Mattingly, L (1, 3) OBP: 0.290, SLG: 0.409	1-1 G3-6-3	1-0 FC6-4 1B		2-0 F7		1-0 G4-3				4	0	1	1	0	0	3					
Roberto Kelly, R (1, 8) OBP: 0.408, SLG: 0.462	0-0 1B	2-2 FC6-4 1B			0-0 G3 G3-2 2B		1-1 G2			4	0	2	0	0	0	1					
Mel Hall, L (1, 7) OBP: 0.297, SLG: 0.597	3-1 G4-3		1-1 P3		0-1 G3		2-2 F8			4	0	0	0	0	0	2					
Kevin Maas, L (1, 10) OBP: 0.522, SLG: 0.611		4-2 G6-4-3 1B BB	2-0 G3		4-0 G3-2 1B		1-0 G3-1			2	1	0	0	2	0	0					
Matt Nokes, L (1, 2) OBP: 0.340, SLG: 0.442		2-0 G6-4-3 1B	2-0 P5		0-0 G3-2		4-2 BB			3	0	1	0	1	0	2					
Jesse Barfield, R (1, 9) OBP: 0.204, SLG: 0.125		0-1 G6-4-3		0-0 G6-4-3 1B		1-1 F8		1-0 F8		4	0	1	0	0	0	3					
Charlie Hayes, R (1, 5) OBP: 0.355, SLG: 0.433		1-2 E9 1B		2-2 G6-4-3 1B		0-0 F9		1-3 K		4	1	2	1	0	1	1					
Randy Velarde, R (1, 6) OBP: 0.200, SLG: 0.310		3-H 2-H 2B 1B		2-0 G6-4-3		2-1 G6-3				3	1	1	1	0	0	2					
Inning Stats	R: 0 E: 1 K: 0 S: 7	H: 1 LOB: 1 BB: 0 P: 13	R: 4 E: 1 K: 0 S: 23	H: 5 LOB: 1 BB: 1 P: 38	R: 0 E: 0 K: 0 S: 4	H: 0 LOB: 0 BB: 0 P: 9	R: 0 E: 0 K: 0 S: 7	H: 2 LOB: 2 BB: 1 P: 17	R: 0 E: 0 K: 0 S: 4	H: 1 LOB: 1 BB: 1 P: 8	R: 1 E: 0 K: 0 S: 7	H: 1 LOB: 0 BB: 0 P: 11	R: 0 E: 0 K: 1 S: 7	H: 0 LOB: 1 BB: 1 P: 14	R: 0 E: 0 K: 1 S: 7	H: 0 LOB: 1 BB: 1 P: 14		1B: 7 2B: 3 3B: 0 HR: 1	SF: 0 SAC: 0 DP: 4 HBP: 0	WP: 0 PB: 0 SB: 1 CS: 0	PA: 35
PITCHER	IP	WLS	BF	H	R	ER	SO	BB	IBB	HBP	BLK	WP	HR	S	P	ERA	WHIP				
Bob Milacki, R (1, 1) ERA: 4.09	1.2	L	11	6	4	4	0	1	0	0	0	0	0	23	42	21.60	4.200				
Alan Mills, R (2, 1) ERA: 1.04	5.1		20	4	1	1	0	1	1	0	0	0	1	34	62	1.69	0.938				
Mike Flanagan, L (8, 1) ERA: 8.1	1.0		4	0	0	0	1	1	0	0	0	0	0	7	14	0.00	1.000				

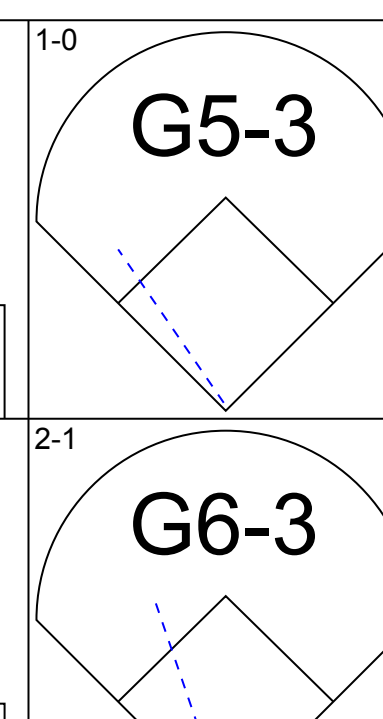
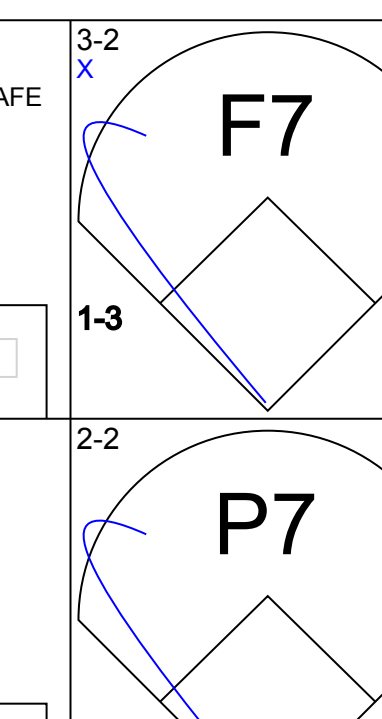
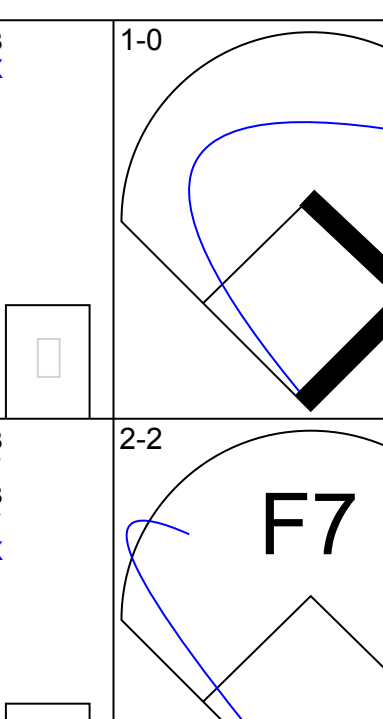
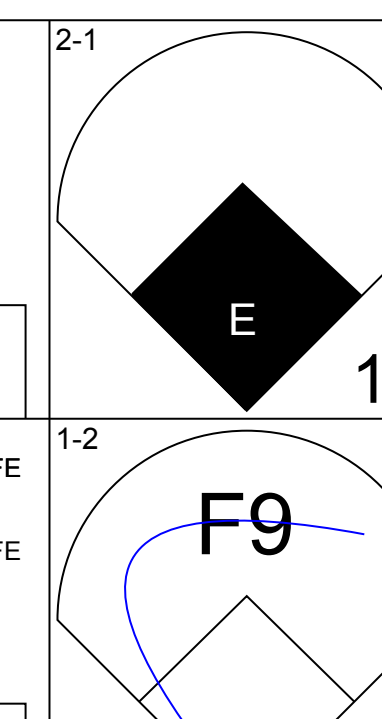
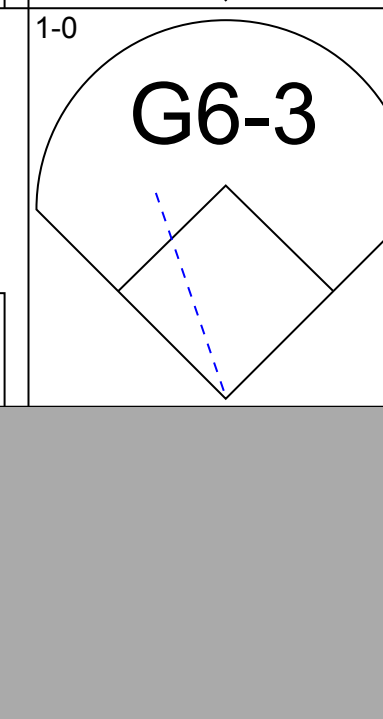


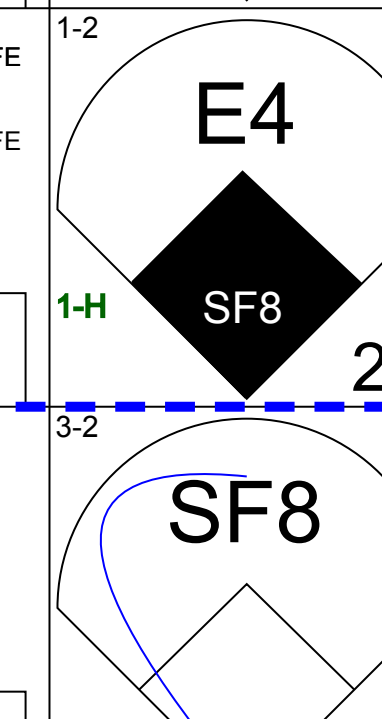


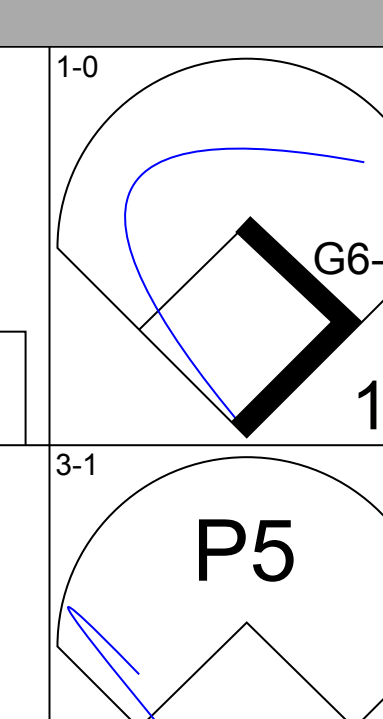
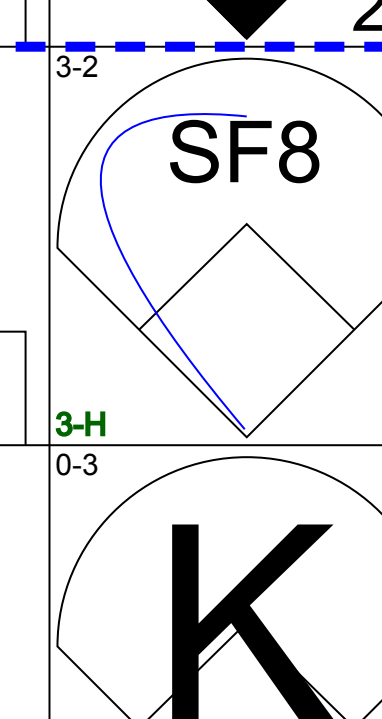
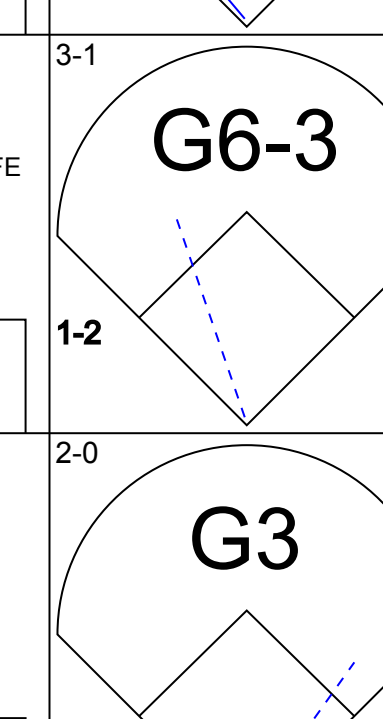



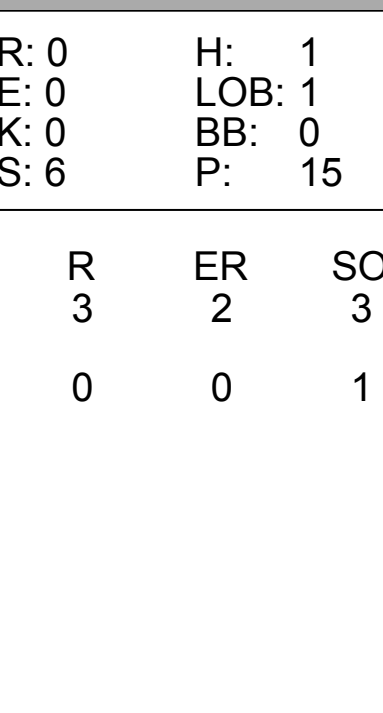
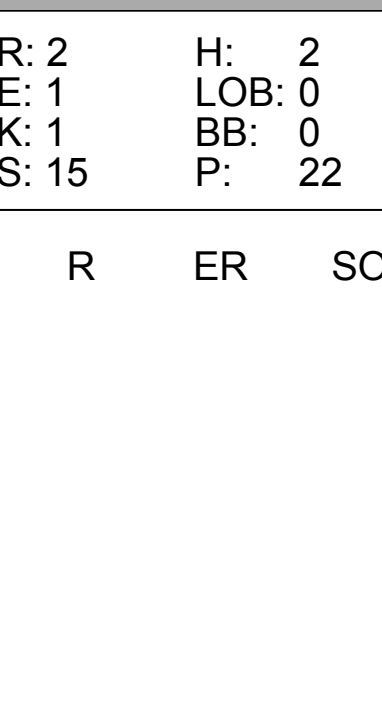
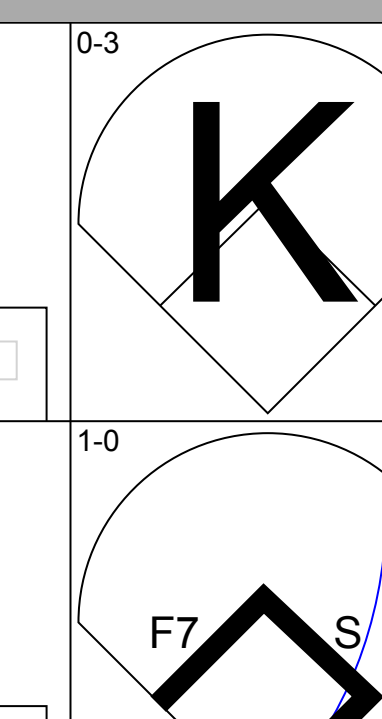

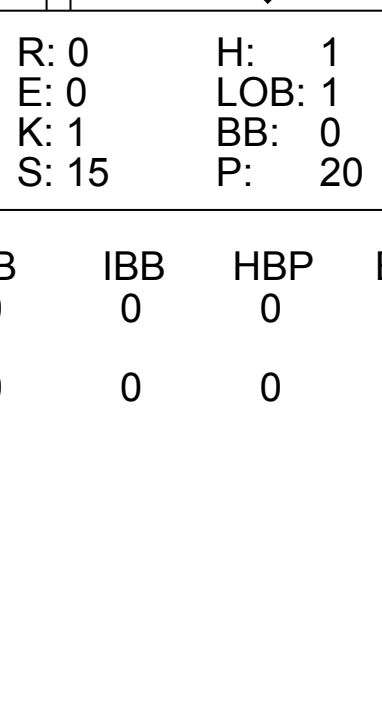
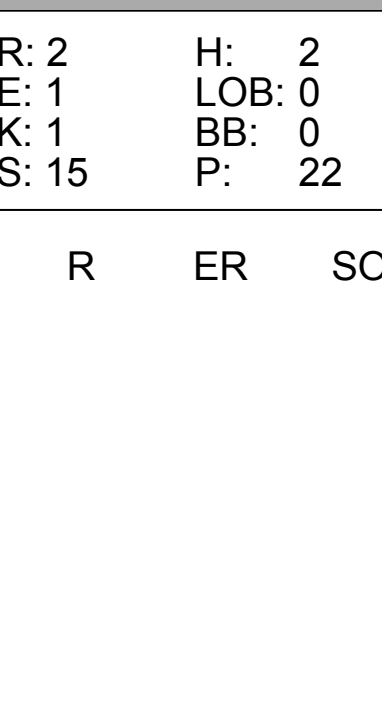
AB	31
R	5
H	10
RBI	5
BB	4
SO	1
LOB	14



Batter	1	2	3	4	5	6	7	8	9	AB	R	H	RBI	BB	SO	LOB	TOP								
Brady Anderson, L (1, 7) OBP: 0.405, SLG: 0.621	G6-3		F9				SF8			4	1	2	5	0	0	0	Baltimore Orioles @ New York Yankees Yankee Stadium, Bronx, NY Sat Apr 25 1992, 3:33 AM EDT Att: 15,949 - Cloudy - 47 F								
Luis Mercedes, R (1, 9) OBP: 0.286, SLG: 0.063	G6-3		K				K			4	0	0	0	0	2	0									
Joe Orsulak, L (7, 9) OBP: 0.220, SLG: 0.268	G6-3									1	0	0	0	0	0	2									
Cal Ripken Jr., R (1, 6) OBP: 0.378, SLG: 0.356	G6-3									4	1	1	0	1	0	0									
Mike Devereaux, R (1, 8) OBP: 0.328, SLG: 0.492										4	1	0	0	1	1	1									
Chris Hoiles, R (1, 2) OBP: 0.438, SLG: 0.593										2	0	0	0	3	0	2									
Tim Hulett, R (1, 10) OBP: 0.379, SLG: 0.346										2	1	1	0	1	0	1									
Sam Horn, L (8, FH) OBP: 0.387, SLG: 0.481										0	0	0	0	0	0	0									
Mark McLemore, S (8, FH) OBP: 0.423, SLG: 0.458										2	1	1	1	0	1	1									
Leo Gomez, R (1, 5) OBP: 0.338, SLG: 0.304										2	2	0	0	2	0	3									
David Segui, S (1, 3) OBP: 0.265, SLG: 0.313										4	2	3	2	0	0	2									
Billy Ripken, R (1, 4) OBP: 0.231, SLG: 0.316										4	0	0	0	0	0	6									
Inning Stats	R: 0 E: 0 K: 0 S: 3	H: 0 LOB: 0 BB: 0 P: 4	R: 0 E: 0 K: 1 S: 12	H: 1 LOB: 2 BB: 1 P: 21	R: 0 E: 0 K: 1 S: 8	H: 0 LOB: 0 BB: 0 P: 13	R: 0 E: 0 K: 0 S: 4	H: 1 LOB: 0 BB: 0 P: 6	R: 3 E: 0 K: 0 S: 12	H: 2 LOB: 0 BB: 1 P: 22	R: 0 E: 0 K: 0 S: 6	H: 0 LOB: 1 BB: 1 P: 15	R: 2 E: 0 K: 1 S: 12	H: 1 LOB: 0 BB: 1 P: 20	R: 4 E: 0 K: 0 S: 24	H: 3 LOB: 2 BB: 3 P: 47	R: 0 E: 0 K: 1 S: 6	H: 0 LOB: 1 BB: 1 P: 11	1B: 4 2B: 3 3B: 0 HR: 1	SF: 1 SAC: 0 DP: 1 HBP: 0	WP: 0 PB: 1 SB: 1 CS: 0	PA: 42			
PITCHER	IP	WLS	BF	H	R	ER	SO	BB	IBB	HBP	BLK	WP	HR	S	P	ERA	WHIP								
Jeff Johnson, L (1, 1) ERA: 6.52	7.0	L	29	5	5	4	3	4	0	0	0	0	1	57	101	5.14	1.286								
Russ Springer, R (8, 1) ERA: 10.36	0.1		3	0	2	2	0	2	0	0	0	0	0	6	17	54.00	6.000								
Lee Guetterman, L (8, 1) ERA: 6.23	1.2		10	3	2	2	1	1	1	0	0	0	0	24	41	10.80	2.400								

Batter	1	2	3	4	5	6	7	8	9	AB	R	H	RBI	BB	SO	LOB	BOTTOM								
Andy Stankiewicz, R (1, 4) OBP: 0.469, SLG: 0.480	K									5	0	2	0	0	2	4	Baltimore Orioles @ New York Yankees Yankee Stadium, Bronx, NY Sat Apr 25 1992, 3:33 AM EDT Att: 15,949 - Cloudy - 47 F								
Don Mattingly, L (1, 3) OBP: 0.294, SLG: 0.386	G4-3		F8							4	0	0	0	1	0	5									
Roberto Kelly, R (1, 8) OBP: 0.413, SLG: 0.464										4	0	2	1	0	1	3									
Mel Hall, L (1, 7) OBP: 0.279, SLG: 0.561	K		F8							4	0	0	0	0	2	4									
Kevin Maas, L (1, 10) OBP: 0.491, SLG: 0.524										3	0	0	0	1	0	0									
Matt Nokes, L (1, 2) OBP: 0.333, SLG: 0.413										3	0	0	0	1	1	1									
Jesse Barfield, R (1, 9) OBP: 0.207, SLG: 0.154										4	1	1	0	0	1	2									
Charlie Hayes, R (1, 5) OBP: 0.379, SLG: 0.453										4	1	3	0	0	0	0									
Randy Velarde, R (1, 6) OBP: 0.234, SLG: 0.328										3	0	2	1	1	0	0									
Inning Stats	R: 0 E: 0 K: 2 S: 9	H: 1 LOB: 1 BB: 0 P: 12	R: 0 E: 0 K: 0 S: 17	H: 2 LOB: 2 BB: 1 P: 29	R: 0 E: 0 K: 1 S: 9	H: 1 LOB: 1 BB: 0 P: 13	R: 0 E: 0 K: 1 S: 7	H: 0 LOB: 0 BB: 0 P: 13	R: 0 E: 0 K: 0 S: 8	H: 1 LOB: 2 BB: 1 P: 17	R: 0 E: 0 K: 0 S: 7	H: 0 LOB: 0 BB: 0 P: 10	R: 2 E: 0 K: 1 S: 12	H: 4 LOB: 2 BB: 0 P: 16	R: 0 E: 0 K: 1 S: 6	H: 0 LOB: 0 BB: 1 P: 12	R: 0 E: 0 K: 1 S: 8	H: 1 LOB: 1 BB: 1 P: 14	1B: 9 2B: 1 3B: 0 HR: 0	SF: 0 SAC: 0 DP: 2 HBP: 0	WP: 0 PB: 0 SB: 1 CS: 0	PA: 38			
PITCHER	IP	WLS	BF	H	R	ER	SO	BB	IBB	HBP	BLK	WP	HR	S	P	ERA	WHIP								
Ben McDonald, R (1, 1) ERA: 3.47	6.0	W	27	8	2	2	4	2	0	0	0	0	0	62	100	3.00	1.667								
Todd Frothingham, R (7, 1) ERA: 2.45	0.2		3	1	0	0	0	0	0	0	0	0	0	4	7	0.00	1.500								
Mike Flanagan, L (7, 1) ERA: 5.79	1.1		4	0	0	0	2	1	0	0	0	0	0	9	15	0.00	0.750								
Gregg Olson, R (9, 1) ERA: 2.7	1.0		4	1	0	0	1	1	0	0	0	0	0	8	14	0.00	2.000								

Batter	1	2	3	4	5	6	7	8	9	AB	R	H	RBI	BB	SO	LOB	TOP								
Brady Anderson, L (1, 7) OBP: 0.410, SLG: 0.603										2	0	0	0	2	1	1	Baltimore Orioles @ New York Yankees Yankee Stadium, Bronx, NY Sun Apr 26 1992, 3:33 AM EDT Att: 19,403 - Cloudy - 60 F								
Mike Devereaux, R (1, 8) OBP: 0.336, SLG: 0.485										3	0	1	0	1	1	3									
Cal Ripken Jr., R (1, 6) OBP: 0.372, SLG: 0.365										4	0	1	0	0	1	2									
Sam Horn, L (1, 10) OBP: 0.353, SLG: 0.433 Mark McLemore, S (8, PH) OBP: 0.407, SLG: 0.440										3	0	0	0	0	2	2									
Chris Hoiles, R (1, 2) OBP: 0.426, SLG: 0.621										4	1	1	1	0	0	2									
Joe Orsulak, L (1, 9) OBP: 0.222, SLG: 0.289										4	0	1	0	0	0	1									
Tim Lueft, R (1, 5) OBP: 0.333, SLG: 0.300										4	0	0	0	0	2	1									
David Segui, S (1, 3) OBP: 0.289, SLG: 0.294										2	0	0	0	2	0	1									
Billy Ripken, R (1, 4) OBP: 0.214, SLG: 0.293										3	0	0	0	0	1	2									
Inning Stats	R: 0 E: 0 K: 3 S: 12	H: 1 LOB: 1 BB: 0 P: 19	R: 0 E: 0 K: 1 S: 10	H: 1 LOB: 1 BB: 0 P: 19	R: 0 E: 0 K: 1 S: 6	H: 0 LOB: 0 BB: 1 P: 11	R: 1 E: 0 K: 1 S: 6	H: 1 LOB: 0 BB: 0 P: 10	R: 0 E: 0 K: 1 S: 8	H: 0 LOB: 2 BB: 2 P: 20	R: 0 E: 0 K: 0 S: 7	H: 1 LOB: 1 BB: 0 P: 14	R: 0 E: 0 K: 0 S: 10	H: 0 LOB: 1 BB: 1 P: 19	R: 0 E: 0 K: 0 S: 9	H: 0 LOB: 0 BB: 1 P: 19		R: 0 E: 0 K: 1 S: 8	H: 0 LOB: 0 BB: 0 P: 10	1B: 1 2B: 3 3B: 0 HR: 1	SF: 0 SAC: 0 DP: 1 HBP: 0	WP: 0 PB: 0 SB: 1 CS: 0	PA: 35		
PITCHER	IP	WLS	BF	H	R	ER	SO	BB	IBB	HBP	BLK	WP	HR	S	P	ERA	WHIP								
Melido Perez, R (1, 1) ERA: 2.36	7.0		28	4	1	1	7	4	0	0	0	0	1	59	112	1.29	1.143								
John Habyan, R (8, 1) ERA: 0.52	0.1		2	0	0	0	0	1	0	0	0	0	0	5	10	0.00	3.000								
Steve Howe, L (8, 1) ERA:	1.2	W	5	0	0	0	1	0	0	0	0	0	0	12	19	0.00	0.000								

Batter	1	2	3	4	5	6	7	8	9	AB	R	H	RBI	BB	SO	LOB	BOTTOM								
Andy Stankiewicz, R (1, 4) OBP: 0.472, SLG: 0.517										4	1	2	0	0	0	1	Baltimore Orioles @ New York Yankees Yankee Stadium, Bronx, NY Sun Apr 26 1992, 3:33 AM EDT Att: 19,403 - Cloudy - 60 F								
Don Mattingly, L (1, 10) OBP: 0.289, SLG: 0.365										4	0	0	0	0	3										
Roberto Kelly, R (1, 8) OBP: 0.405, SLG: 0.466										4	1	1	1	0	0										
Mel Hall, L (1, 7) OBP: 0.278, SLG: 0.551										3	0	1	1	0	0										
Kevin Maas, L (1, 3) OBP: 0.452, SLG: 0.600										4	1	1	1	0	1										
Dion James, L (1, 9) OBP: 0.333, SLG: 0.143										3	0	1	0	0	1										
Matt Nokes, L (1, 2) OBP: 0.315, SLG: 0.388										3	0	0	0	0	1	2									
Charlie Hayes, R (1, 5) OBP: 0.377, SLG: 0.448										3	0	1	0	0	1	0									
Randy Velarde, R (1, 6) OBP: 0.239, SLG: 0.328										3	0	1	0	0	1	1									
Inning Stats	R: 0 E: 0 K: 0 S: 4	H: 0 LOB: 0 BB: 0 P: 8	R: 0 E: 0 K: 0 S: 6	H: 1 LOB: 1 BB: 0 P: 15	R: 0 E: 0 K: 1 S: 15	H: 1 LOB: 1 BB: 0 P: 20	R: 1 E: 0 K: 0 S: 14	H: 2 LOB: 1 BB: 0 P: 23	R: 0 E: 0 K: 0 S: 8	H: 0 LOB: 0 BB: 0 P: 14	R: 0 E: 0 K: 2 S: 12	H: 1 LOB: 1 BB: 0 P: 18	R: 0 E: 1 K: 1 S: 15	H: 2 LOB: 0 BB: 0 P: 22	R: 2 E: 1 K: 1 S: 15	H: 2 LOB: 0 BB: 0 P: 22		1B: 5 2B: 2 3B: 0 HR: 1	SF: 1 SAC: 0 DP: 0 HBP: 0	WP: 0 PB: 0 SB: 1 CS: 0	PA: 32				
PITCHER	IP	WLS	BF	H	R	ER	SO	BB	IBB	HBP	BLK	WP	HR	S	P	ERA	WHIP								
Jose Mesa, R (1, 1) ERA: 3.26	7.1	L	30	8	3	2	3	0	0	0	0	0	0	74	121	2.46	1.091								
Mike Flanagan, L (8, 1) ERA: 5.00	0.2		2	0	0	0	1	0	0	0	0	0	0	6	9	0.00	0.000								

Batter	1	2	3	4	5	6	7	8	9	AB	R	H	RBI	BB	SO	LOB	TOP										
John Cangelosi, S OBP: 0.333, SLG: 0.313 (1, 8) (7, 7)	4-1 WP G4-3 SF7 BB	3-2 F8			3-2 SAFE F8		4-2 HR BB	2-1 G6-3		3	2	0	0	2	0	3											
Julio Franco, R OBP: 0.353, SLG: 0.286 Al Newman, S OBP: 0.241, SLG: 0.231 Dean Palmer, R OBP: 0.388, SLG: 0.530 (7, PH) (7, 5)	2-1 G4-3		0-2 G4-3		1-1 G3 2B		0-0 HR	1-0 1B		1	0	0	0	0	0	1											
Rafael Palmeiro, L OBP: 0.360, SLG: 0.466 (1, 3)	2-2 SF7 2-H		1-1 F9		0-0 G3		0-0 G1-3 1B	1-2 G1-3		4	1	1	2	0	0	2											
Ruben Sierra, S OBP: 0.341, SLG: 0.474 (1, 9)	3-2 1B		2-1 P6		0-1 3-H 1B		2-1 G1-3 1B		1-1 G1-3	5	1	3	1	0	0	0											
Kevin Reimer, L OBP: 0.370, SLG: 0.493 (1, 10)	2-3 K			2-2 FC6-4 1B	1-2 F7		0-0 G1-3		0-1 F7	5	0	1	0	0	1	4											
Jack Daugherty, S OBP: 0.256, SLG: 0.184 Juan Gonzalez, R OBP: 0.328, SLG: 0.488 (7, PH) (7, 8)		4-2 G6-4-3 BB		1-3 K		2-1 G4-3	4-0 1B IBB		4-2 FC5 1B BB	2	0	0	0	1	1	1											
Geno Petralli, L OBP: 0.200, SLG: 0.400 Ivan Rodriguez, R OBP: 0.333, SLG: 0.406 (6, PH) (6, 2)		1-2 G6-4-3 1-2f		2-2 F7		1-2 G6-3	0-1 1-2 2-H 3-H 1B		3-1 FC5 1B	2	0	0	0	0	0	2											
Dickie Thon, R OBP: 0.304, SLG: 0.328 (1, 6)		1-0 1B		0-0 FC6-4 1-2f		0-1 G6-3	1-1 F7		0-0 FC5 1-2 2-3f	5	0	1	0	0	0	5											
Jeff Huson, L OBP: 0.308, SLG: 0.373 (1, 5) (1, 4)		1-2 1B		0-1 2B G3 1B			2-1 G1-3	0-1 F9		4	1	2	0	0	0	0											
Inning Stats	R: 1 E: 0 K: 1 S: 15	H: 1 LOB: 1 BB: 1 P: 28	R: 0 E: 0 K: 0 S: 16	H: 2 LOB: 2 BB: 1 P: 26	R: 0 E: 0 K: 0 S: 7	H: 0 LOB: 0 BB: 0 P: 10	R: 0 E: 0 K: 1 S: 12	H: 1 LOB: 1 BB: 0 P: 17	R: 2 E: 0 K: 0 S: 14	H: 3 LOB: 1 BB: 0 P: 19	R: 0 E: 0 K: 0 S: 8	H: 0 LOB: 0 BB: 0 P: 11	R: 4 E: 0 K: 0 S: 16	H: 4 LOB: 2 BB: 2 P: 29	R: 0 E: 0 K: 0 S: 8	H: 1 LOB: 1 BB: 1 P: 18	1B: 11 2B: 1 3B: 0 HR: 1	SF: 1 SAC: 0 DP: 1 HBP: 0	WP: 1 PB: 0 SB: 0 CS: 0	PA: 44							
PITCHER	IP	WLS	BF	H	R	ER	SO	BB	IBB	HBP	BLK	WP	HR	S	P	ERA	WHIP										
Scott Sanderson, R ERA: 5.34	5.0		23	7	3	3	2	2	0	0	0	1	0	64	100	5.40	1.800										
Lee Guetterman, L ERA: 8.71	1.2	10	3	4	4	0	1	1	0	0	0	0	1	20	35	21.60	2.400										
John Habyan, R ERA: 0.75	1.0	W	5	2	0	0	0	0	0	0	0	0	0	9	13	0.00	2.000										
Steve Howe, L ERA: 1.8	1.0	S	3	1	0	0	0	0	0	0	0	0	0	7	9	0.00	0.000										
Steve Farr, R ERA: 1.5	0.1	S	3	1	0	0	0	1	0	0	0	0	0	6	13	0.00	6.000										

Texas Rangers @ New York Yankees
Yankee Stadium, Bronx, NY
Mon Apr 27 1992, 7:05 PM EDT
Att: 13,911 - Sunny - 52 F

AB 38
R 7
H 13
RBI 7
BB 5
SO 2
LOB 18



Batter	1	2	3	4	5	6	7	8	9	AB	R	H	RBI	BB	SO	LOB	BOTTOM										
Andy Stankiewicz, R OBP: 0.463, SLG: 0.500 (1, 4)	1-1 F7	2-1 FC4 1B			1-1 FC4-6 1B		1-3 K	1-0 G4-3		5	0	2	0	0	1	2											
Don Mattingly, L OBP: 0.277, SLG: 0.367 (1, 3)	1-1 2B	2-0 FC4 1-2f			0-1 FC4-6 1B HR		2-3 K	2-0 1B		5	2	2	0	0	1	4											
Roberto Kelly, R OBP: 0.417, SLG: 0.526 (1, 8)	2-0 1B 1-H	1-2 F8			0-0 FC4-6 1B		2-1 HR	2-2 L9		5	2	3	2	0	0	2											
Mel Hall, L OBP: 0.289, SLG: 0.556 (1, 10)	4-2 1B BB		1-2 F9		2-2 FC4-6 HR		3-0 WP 1B 2B			3	3	1	0	1	0	2											
Jesse Barfield, R OBP: 0.226, SLG: 0.232 (1, 9)	2-0 1B CS		0-1 P2		0-2 HR		2-3 K			4	1	2	4	0	1	1											
Randy Velarde, R OBP: 0.243, SLG: 0.328 Kevin Maas, L OBP: 0.469, SLG: 0.615 Dave Silvestri, R (8, 6)	1-2 2-H CS		2-3 K		1-3 2-H 1B		2-2 1B			3	0	1	1	0	2	0											
Mike Stanley, R OBP: 0.625, SLG: 0.500 (1, 2)	1-2 BB		2-2 G5-4-3 1B		2-2 1B HBP		0-1 2B			2	0	2	0	1	0	0											
Charlie Hayes, R OBP: 0.356, SLG: 0.423 (1, 5)	2-1 F9		1-2 L7		0-3 K		2-2 F8			4	0	0	0	0	1	5											
Mike Humphreys, R OBP: 0.250, SLG: 0.250 (1, 7)		0-0 F8		2-2 G5-4-3 1-2f		1-1 1B		0-3 K		4	0	1	0	0	1	1											
Inning Stats	R: 3 E: 0 K: 0 S: 16	H: 4 LOB: 2 BB: 2 P: 33	R: 0 E: 0 K: 0 S: 8	H: 1 LOB: 1 BB: 0 P: 13	R: 0 E: 0 K: 1 S: 8	H: 0 LOB: 0 BB: 0 P: 11	R: 0 E: 0 K: 0 S: 11	H: 1 LOB: 0 BB: 0 P: 16	R: 3 E: 0 K: 1 S: 18	H: 3 LOB: 0 BB: 0 P: 23	R: 0 E: 0 K: 3 S: 15	H: 1 LOB: 2 BB: 0 P: 21	R: 2 E: 0 K: 1 S: 16	H: 4 LOB: 1 BB: 0 P: 27	R: 0 E: 0 K: 1 S: 10	H: 1 LOB: 1 BB: 0 P: 15	1B: 10 2B: 3 3B: 0 HR: 2	SF: 0 SAC: 0 DP: 1 HBP: 1	WP: 1 PB: 0 SB: 0 CS: 2	PA: 39							
PITCHER	IP	WLS	BF	H	R	ER	SO	BB	IBB	HBP	BLK	WP	HR	S	P	ERA	WHIP										
Brian Bohanon, L ERA: 8.76	0.1		6	4	3	3	0	1	0	0	0	0	0	11	22	81.00	15.000										
Todd Burns, R ERA: 4.5	4.0	15	4	2	2	1	1	1	0	0	0	0	0	37	57	4.50	1.250										
Floyd Bannister, L ERA: 4.32	0.1	1	0	0	0	0	0	0	0	0	0	0	0	4	6	0.00	0.000										
Barry Manuel, R ERA: 4.76	1.1	7	2	1	1	4	0	0	0	1	0	0	1	24	32	6.75	1.500										
Terry Mathews, R ERA: 4.85	2.0	L	10	5	2	2	2	0	0	0	0	1	1	26	42	9.00	2.500										

Texas Rangers @ New York Yankees
Yankee Stadium, Bronx, NY
Mon Apr 27 1992, 7:05 PM EDT
Att: 13,911 - Sunny - 52 F

AB 36
R 8
H 15
RBI 8
BB 2
SO 7
LOB 17



Batter	1	2	3	4	5	6	7	8	9	AB	R	H	RBI	BB	SO	LOB	TOP					
John Cangelosi, S OBP: 0.280, SLG: 0.250 (1, 7)	F8	K			G4-3			G5-3		4	0	0	0	0	1	3	Texas Rangers @ New York Yankees Yankee Stadium, Bronx, NY Tue Apr 28 1992, 7:05 PM EDT Att. 14,520 - Sunny - 56 F					
Jeff Huson, L OBP: 0.321, SLG: 0.370 (1, 6)	S		F8		G4-3			G3-6-3	1B	3	0	1	0	1	0	0						
Rafael Palmeiro, L OBP: 0.344, SLG: 0.442 (1, 3)	K		G3-1		G3			G3-6-3		4	0	0	0	0	1	2						
Ruben Sierra, S OBP: 0.337, SLG: 0.463 (1, 9)	G4-3				G4-3				G4-3	4	0	1	0	0	0	1						
Juan Gonzalez, R OBP: 0.315, SLG: 0.464 (1, 8)		G5-3	G6-3			L6			F8	4	0	0	0	0	0	1						
Kevin Reimer, L OBP: 0.384, SLG: 0.479 (1, 10)		1B			P5				F8	4	1	1	0	0	0	0						
Dean Palmer, R OBP: 0.373, SLG: 0.507 (1, 5)		P6			G5-3				F9	3	0	0	0	0	0	1						
Ivan Rodriguez, R OBP: 0.347, SLG: 0.433 (1, 2)		1B			G5-3					3	0	2	0	0	0	0						
Al Newman, S OBP: 0.281, SLG: 0.276 (1, 4)		1B						G3-1		3	0	2	1	0	0	1						
Inning Stats	R: 0 E: 0 K: 1 S: 11	H: 0 LOB: 1 BB: 1 P: 20	R: 1 E: 0 K: 1 S: 10	H: 3 LOB: 2 BB: 0 P: 18	R: 0 E: 0 K: 0 S: 6	H: 1 LOB: 1 BB: 0 P: 12	R: 0 E: 0 K: 0 S: 4	H: 0 LOB: 2 BB: 1 P: 18	R: 0 E: 0 K: 2 S: 7	H: 1 LOB: 0 BB: 0 P: 9	R: 0 E: 0 K: 0 S: 5	H: 0 LOB: 0 BB: 0 P: 8	R: 0 E: 0 K: 0 S: 6	H: 1 LOB: 1 BB: 0 P: 9	R: 0 E: 0 K: 0 S: 8	H: 1 LOB: 0 BB: 0 P: 10	R: 0 E: 0 K: 0 S: 5	H: 0 LOB: 0 BB: 0 P: 11	1B: 6 2B: 1 3B: 0 HR: 0	SF: 0 SAC: 0 DP: 1 HBP: 0	WP: 0 PB: 0 SB: 2 CS: 1	PA: 33
PITCHER Tim Leary, R ERA: 3.14 (1, 1)	IP: 9.0 WLS: L BF: 33	H: 7 R: 1 ER: 1 SO: 2	BB: 1 IBB: 0 HBP: 0 BLK: 0	WP: 0 HR: 0 S: 61 P: 106	ERA: 1.00 WHIP: 0.889											ERA: 1.00 WHIP: 0.889						

Batter	1	2	3	4	5	6	7	8	9	AB	R	H	RBI	BB	SO	LOB	BOTTOM					
Andy Stankiewicz, R OBP: 0.455, SLG: 0.472 (1, 4)	G4-3			F7		SH1-3				2	0	0	0	1	0	0	Texas Rangers @ New York Yankees Yankee Stadium, Bronx, NY Tue Apr 28 1992, 7:05 PM EDT Att. 14,520 - Sunny - 56 F					
Don Mattingly, L OBP: 0.276, SLG: 0.354 (1, 3)	G3-1			G3-1		F9				3	0	0	0	1	0	1						
Roberto Kelly, R OBP: 0.409, SLG: 0.506 (1, 8)	G5-3			1B	BB	G6-3				3	0	0	0	1	1	3						
Mel Hall, L OBP: 0.300, SLG: 0.566 (1, 7)		G4-3			1B				WP	4	0	2	0	0	0	0						
Matt Nokes, L OBP: 0.293, SLG: 0.358 (1, 2)		G3-1		F8		L8			F9	4	0	0	0	0	0	3						
Kevin Maas, L OBP: 0.444, SLG: 0.567 (1, 10)		G4-3			K					4	0	1	0	0	2	1						
Jesse Barfield, R OBP: 0.212, SLG: 0.217 (1, 9)				G6-3		K2-3				4	0	0	0	0	1	2						
Charlie Hayes, R OBP: 0.342, SLG: 0.405 (1, 5)				G6-3		L5			G4-3	3	0	0	0	0	0	0						
Randy Velarde, R OBP: 0.247, SLG: 0.319 (1, 6)				G4-3					G6-3	2	0	0	0	0	0	0						
Inning Stats	R: 0 E: 0 K: 0 S: 11	H: 0 LOB: 0 BB: 0 P: 17	R: 0 E: 0 K: 0 S: 6	H: 0 LOB: 0 BB: 0 P: 11	R: 0 E: 0 K: 0 S: 7	H: 0 LOB: 0 BB: 0 P: 13	R: 0 E: 0 K: 0 S: 8	H: 1 LOB: 2 BB: 1 P: 18	R: 0 E: 0 K: 2 S: 7	H: 0 LOB: 0 BB: 0 P: 9	R: 0 E: 0 K: 0 S: 5	H: 0 LOB: 1 BB: 0 P: 8	R: 0 E: 0 K: 0 S: 7	H: 1 LOB: 1 BB: 0 P: 10	R: 0 E: 0 K: 1 S: 13	H: 0 LOB: 2 BB: 2 P: 25	R: 0 E: 0 K: 1 S: 14	H: 1 LOB: 1 BB: 0 P: 22	1B: 2 2B: 1 3B: 0 HR: 0	SF: 0 SAC: 1 DP: 0 HBP: 1	WP: 1 PB: 0 SB: 0 CS: 0	PA: 34
PITCHER Kevin Brown, R ERA: 3.08 (1, 1)	IP: 8.0 WLS: W BF: 30	H: 2 R: 0 ER: 0 SO: 3	BB: 3 IBB: 0 HBP: 0 BLK: 0	WP: 0 HR: 0 S: 64 P: 111	ERA: 0.00 WHIP: 0.625											ERA: 0.00 WHIP: 0.625						
Kenny Rogers, L ERA: 2.45 (9, 1)	0.2	3	1	0	0	1	0	0	0	0	0	10	16	0.00	1.500							
Jeff Russell, R ERA: 2.16 (9, 1)	0.1	S	1	0	0	0	0	0	0	0	1	0	4	6	0.00	0.000						

Batter	1	2	3	4	5	6	7	8	9	AB	R	H	RBI	BB	SO	LOB	TOP								
Brian Downing, R (1, 10) OBP: 0.482, SLG: 0.436	4-1 2B SF7 BB	1 SAFE 0-0 CS	1-1 G6-3		3-2 G1-3		4-1 BB G4-3 1B BB	1-2 G4-3		3	2	0	0	2	0	0									
Rafael Palmeiro, L (1, 3) OBP: 0.347, SLG: 0.444	2-2 2B		0-0 G3		2-1 BB HBP		1-0 G4-3	1-2 G4-3		4	0	1	0	0	0	1									
Juan Gonzalez, R (1, 8) OBP: 0.309, SLG: 0.448	0-1 SF7		0-0 G5-3		4-1 BB		2-3 K		0-2 G6-3	3	0	0	1	1	1	1									
Ruben Sierra, S (1, 9) OBP: 0.351, SLG: 0.465	3-3 K			0-1 BB 1B	1-0 F9		4-0 BB 1B IBB		2-1 1B	4	2	2	0	1	1	3									
Dean Palmer, R (1, 5) OBP: 0.364, SLG: 0.479	2-3 K			3-3 SAFE K	2-3 K		4-1 1B BB		0-3 K	4	0	0	0	1	4	5									
Kevin Reimer, L (1, 7) OBP: 0.395, SLG: 0.541		2-1 HR		4-2 1B BB		2-2 SH1-3 BB CS 1B	0-2 S 1B		0-0 G1-3	3	1	3	3	1	0	0									
John Cangelosi, S (7, PR) OBP: 0.269, SLG: 0.238				1-2 1B		4-0 SH1-3 BB	1-3 2-H 3-H 1B			2	0	1	1	2	0	0									
Dickie Thon, R (1, 6) OBP: 0.321, SLG: 0.333		2-1 F9		2-2 1B		1-2 1B	4-1 BB			0	0	0	0	0	0	0									
Jeff Huson, L (7, 6) OBP: 0.321, SLG: 0.370				1-3 2-H 1B		1-2 1B	1-2 BB			0	0	0	0	0	0	0									
Ivan Rodriguez, R (1, 2) OBP: 0.347, SLG: 0.429		1-0 G1-3		0-1 SAFE 1B		0-0 SH1-3	1-1 G1-3			3	0	1	0	0	0	3									
Al Newman, S (1, 4) OBP: 0.278, SLG: 0.273		0-0 CS 1B		1-1 FC5-4 1B		2-3 K		1-2 F9		4	0	1	0	0	1	4									
Inning Stats	R: 1 E: 0 K: 2 S: 13	H: 1 LOB: 1 BB: 1 P: 24	R: 1 E: 0 K: 0 S: 6	H: 2 LOB: 0 BB: 0 P: 11	R: 0 E: 0 K: 0 S: 4	H: 0 LOB: 0 BB: 0 P: 5	R: 1 E: 0 K: 1 S: 14	H: 3 LOB: 2 BB: 1 P: 24	R: 0 E: 0 K: 1 S: 9	H: 0 LOB: 2 BB: 1 P: 21	R: 0 E: 0 K: 1 S: 8	H: 1 LOB: 3 BB: 1 P: 16	R: 2 E: 0 K: 1 S: 12	H: 1 LOB: 4 BB: 4 P: 32	R: 0 E: 0 K: 0 S: 9	H: 0 LOB: 1 BB: 0 P: 12	R: 0 E: 0 K: 1 S: 9	H: 1 LOB: 1 BB: 0 P: 11	1B: 7 2B: 2 3B: 0 HR: 1	SF: 1 SAC: 1 DP: 1 HBP: 1	WP: 0 PB: 0 SB: 1 CS: 2	PA: 43			
PITCHER	IP	WLS	BF	H	R	ER	SO	BB	IBB	HBP	BLK	WP	HR	S	P	ERA	WHIP								
Greg Cadaret, L (1, 1) ERA: 1.86	6.0	L	27	7	3	3	5	4	0	1	0	0	1	54	101	4.50	1.833								
Rich Monteleone, R (7, 1) ERA: 1.33	2.0		11	1	2	2	1	3	1	0	0	0	0	21	44	9.00	2.000								
Steve Farr, R (9, 1) ERA: 1.5	1.0		4	1	0	0	1	0	0	0	0	0	0	9	11	0.00	1.000								

Texas Rangers @ New York Yankees
Yankee Stadium, Bronx, NY
Wed Apr 29 1992, 3:33 AM EDT
Att: 14,270 - Sunny - 47 F


AB 31
R 5
H 9
RBI 5
BB 8
SO 7
LOB 18

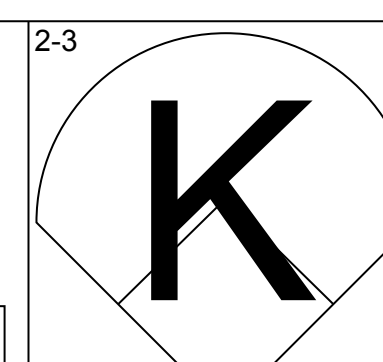
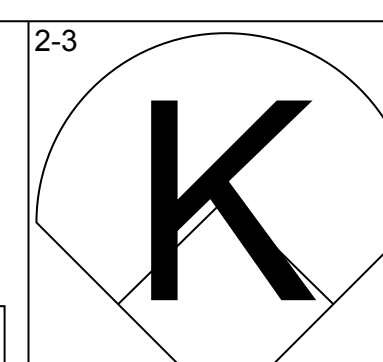
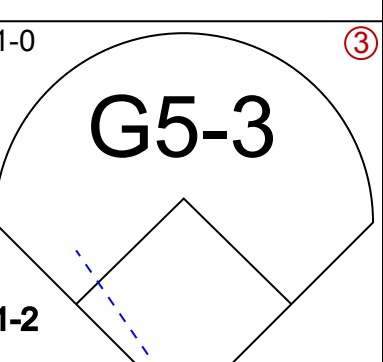
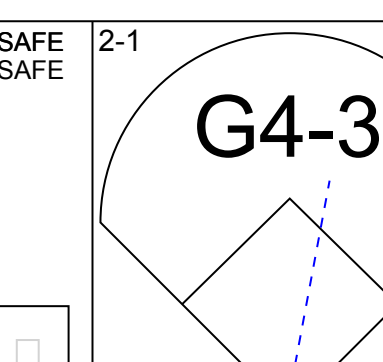
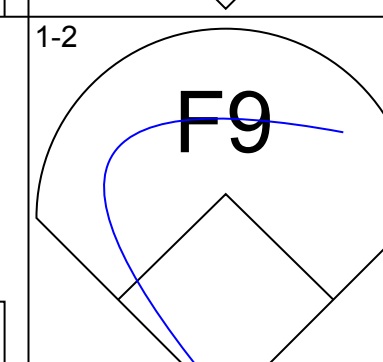
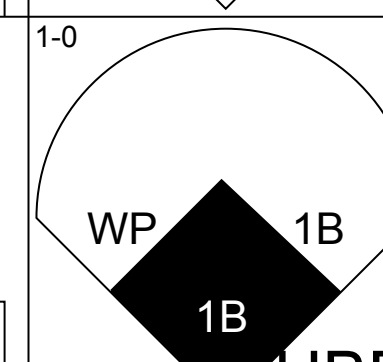
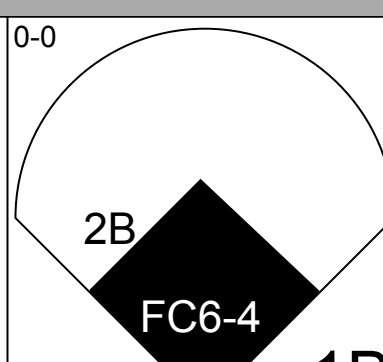
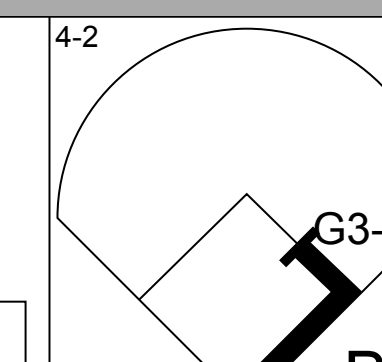
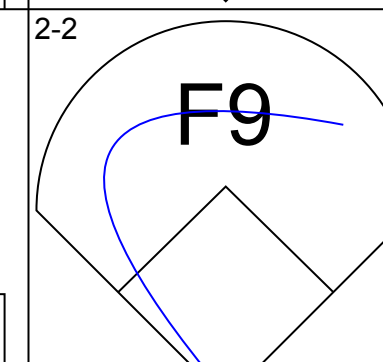
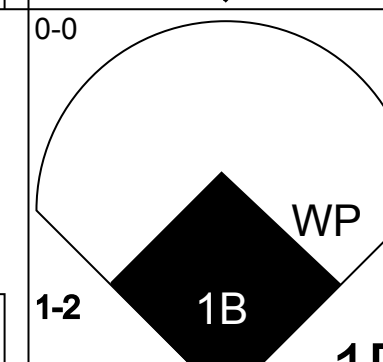
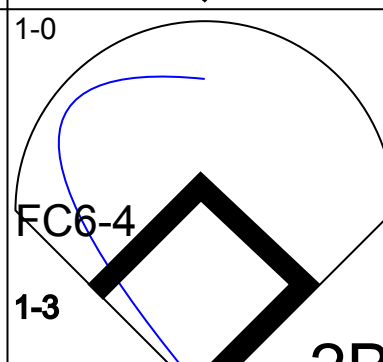
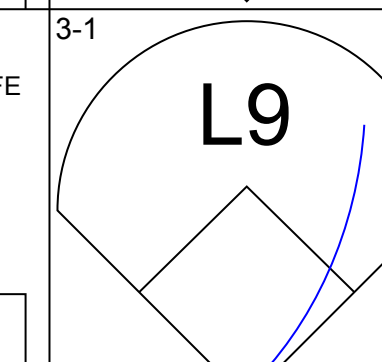
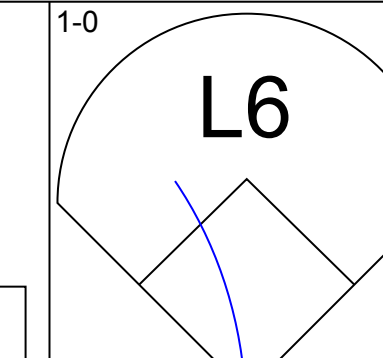
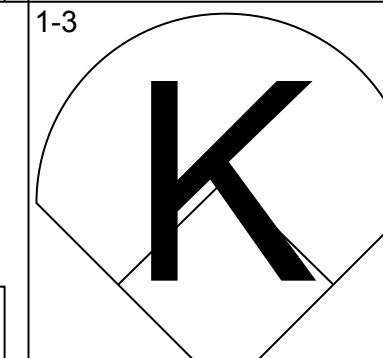
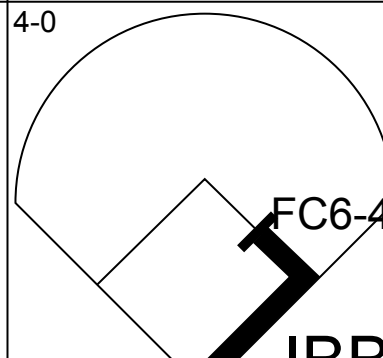
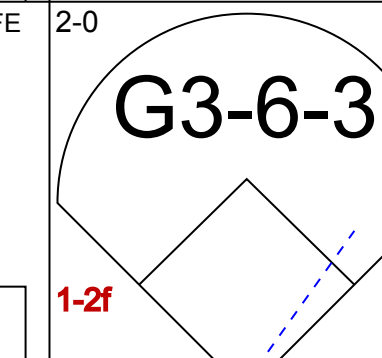
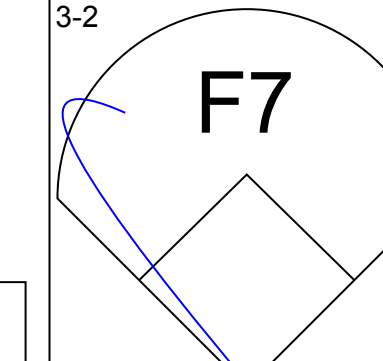
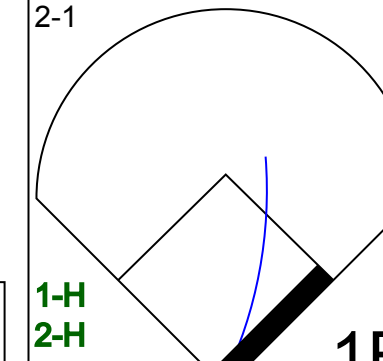
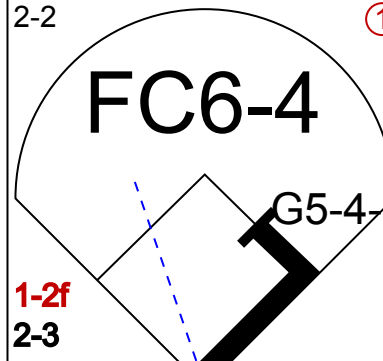
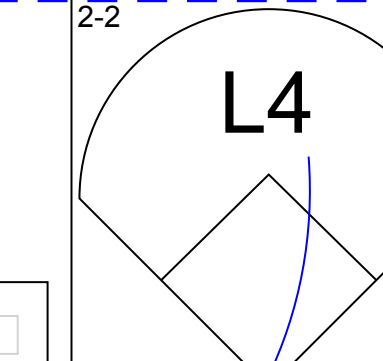
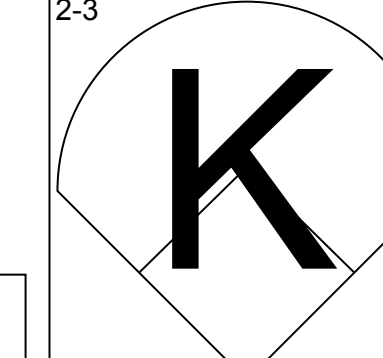
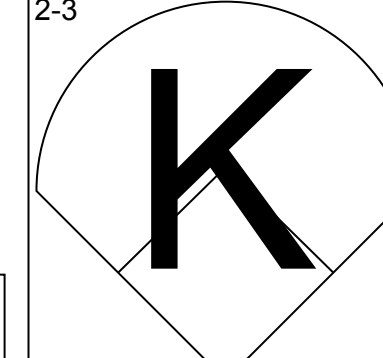
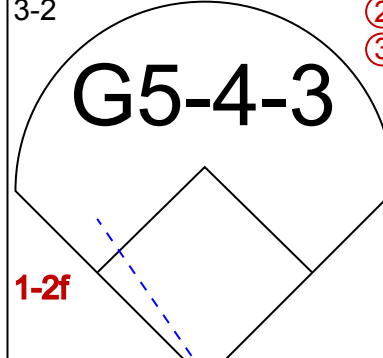
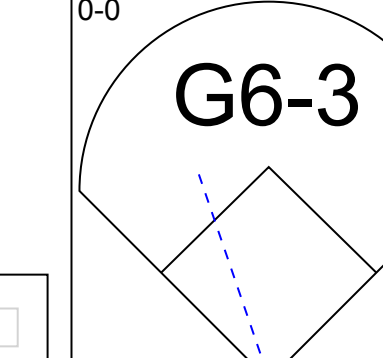
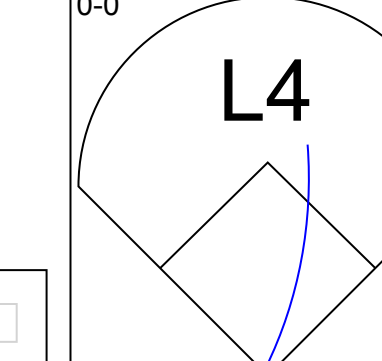
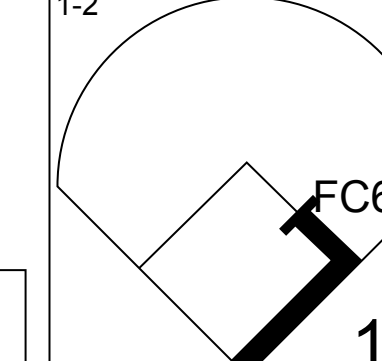
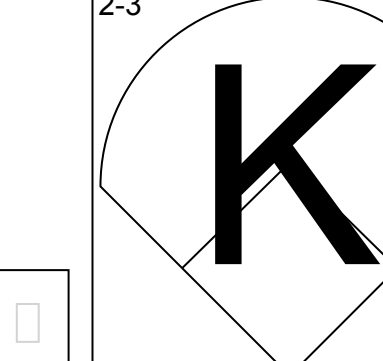
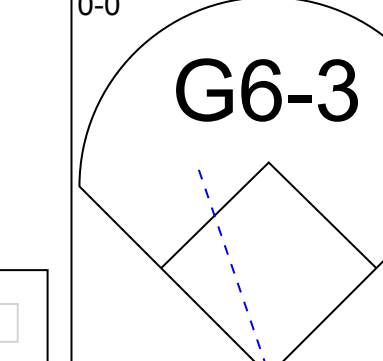
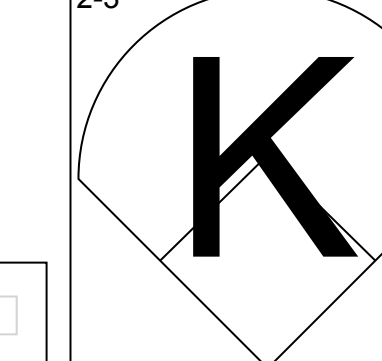
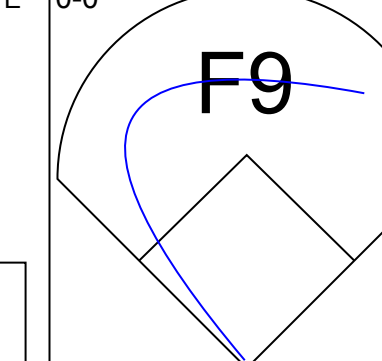
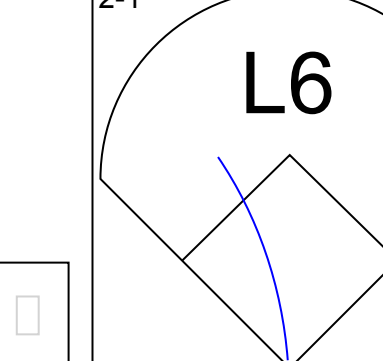
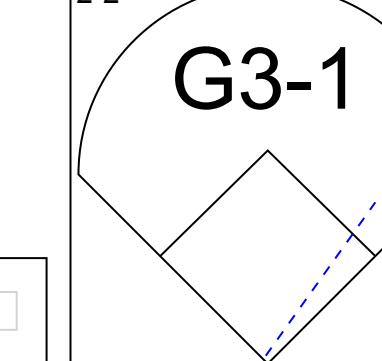
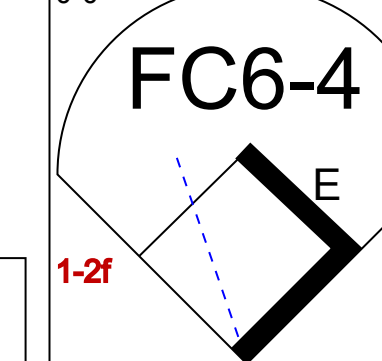



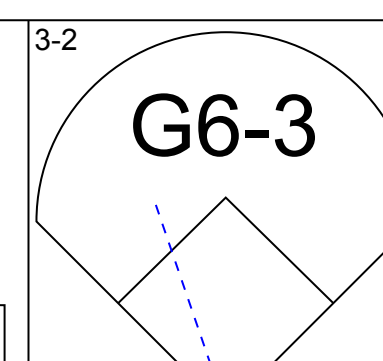
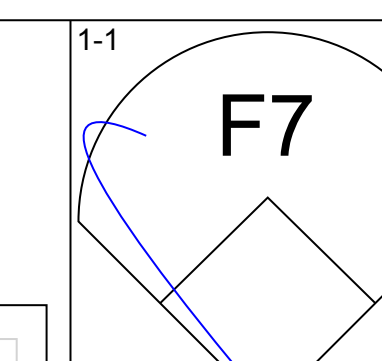
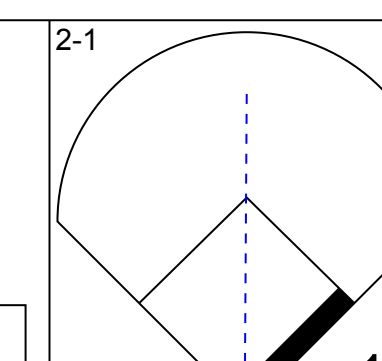
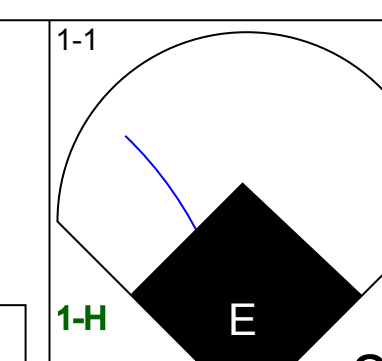
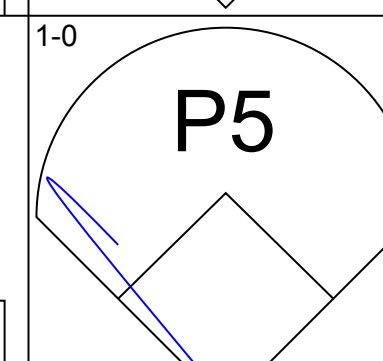
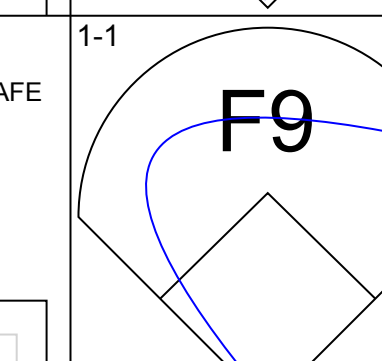
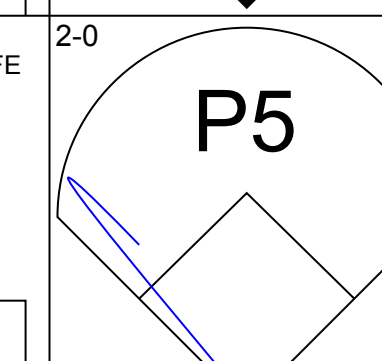
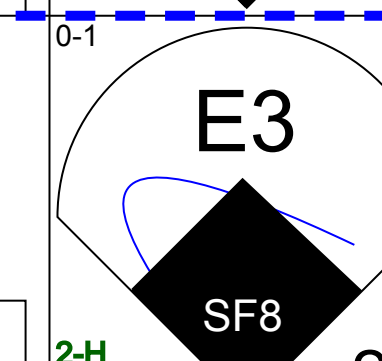
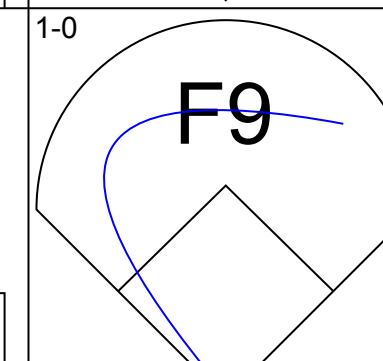
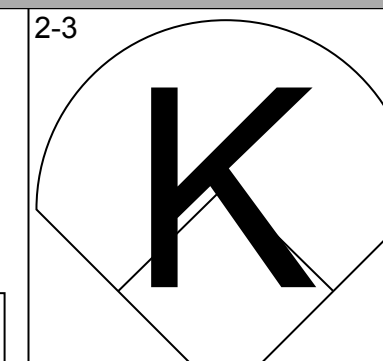
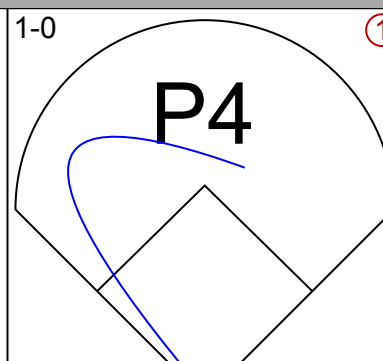
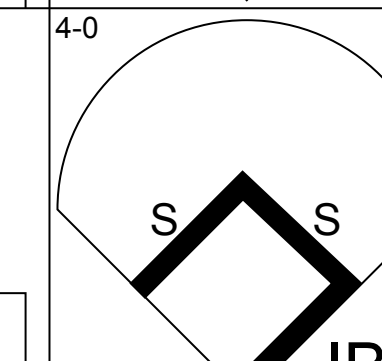
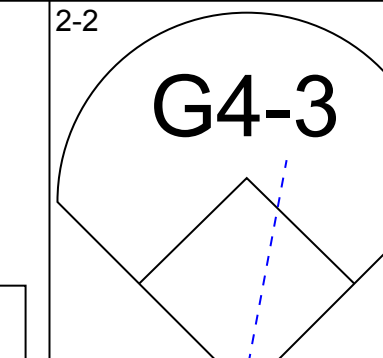
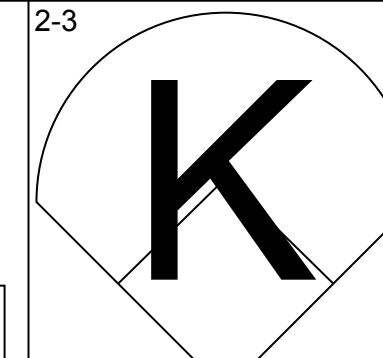
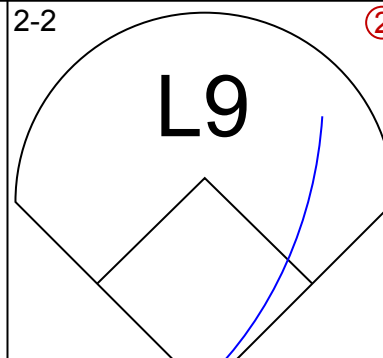
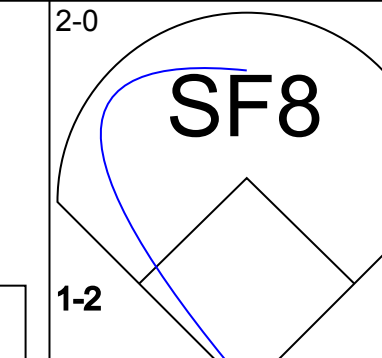
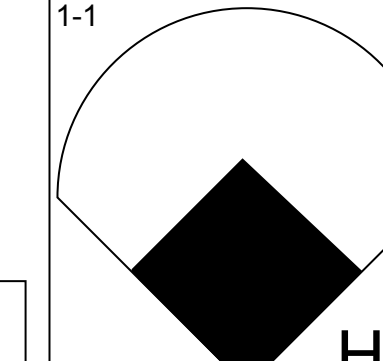
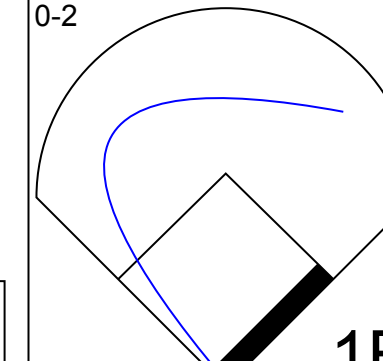
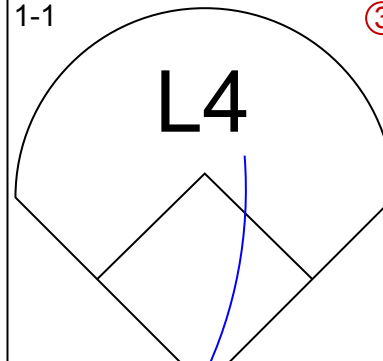
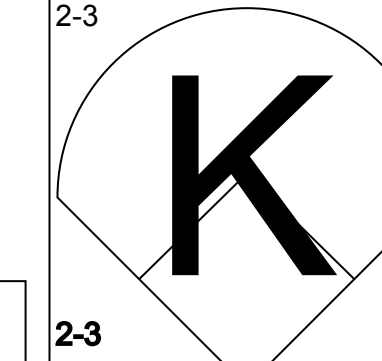
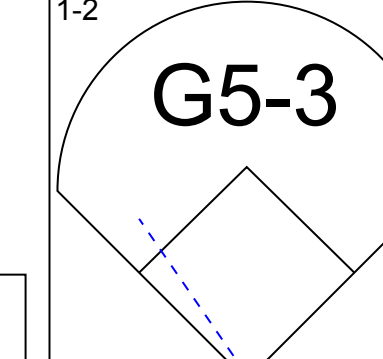
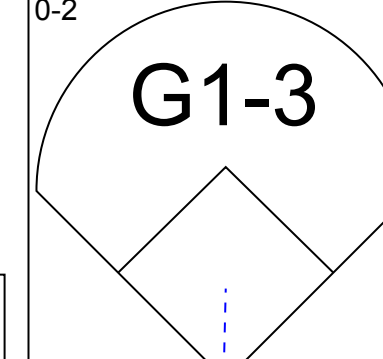
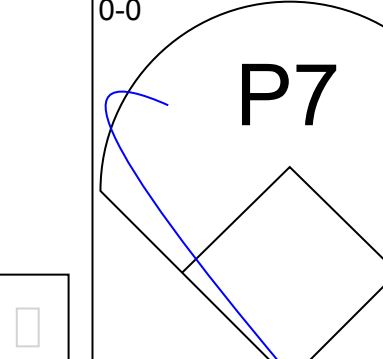
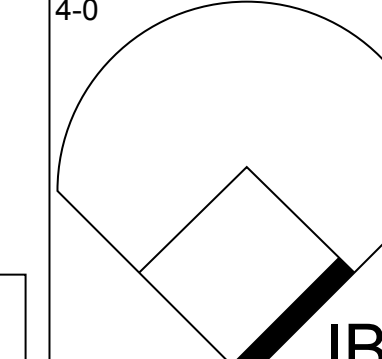
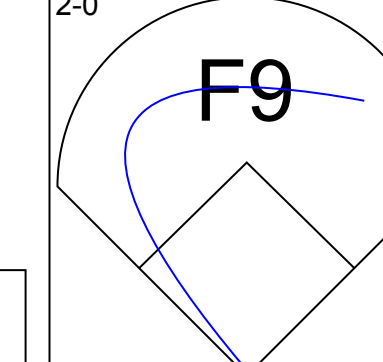
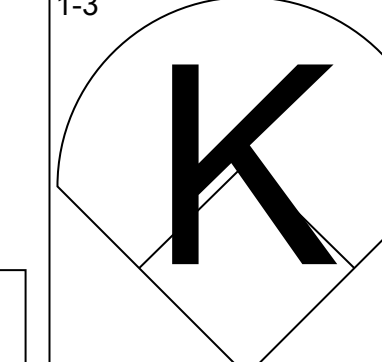
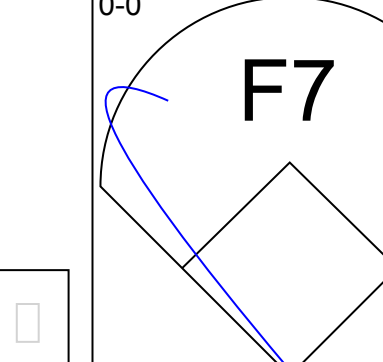
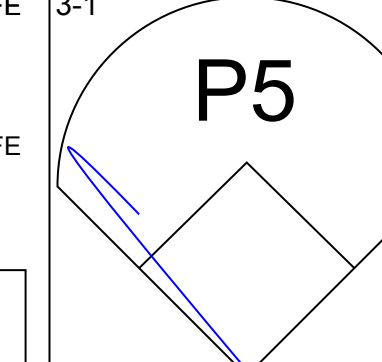
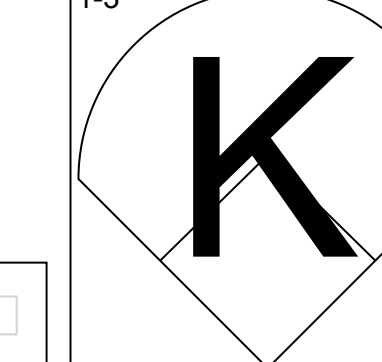
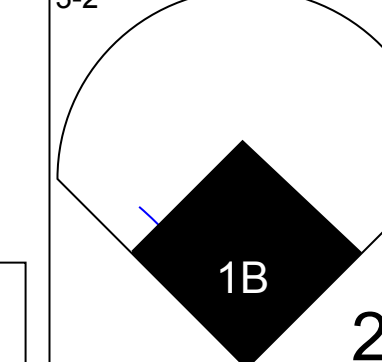
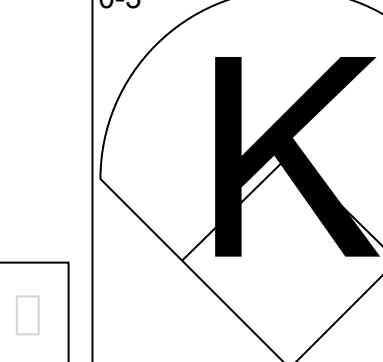
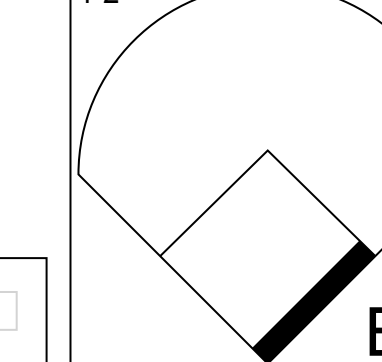
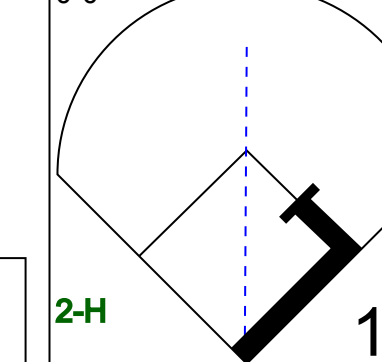
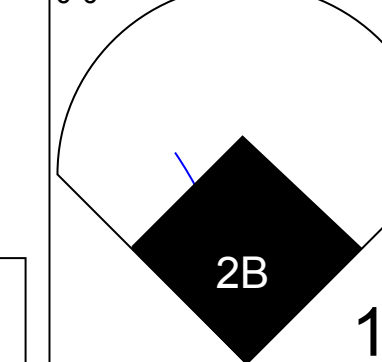
Batter	1	2	3	4	5	6	7	8	9	AB	R	H	RBI	BB	SO	LOB	BOTTOM								
Andy Stankiewicz, R (1, 4) OBP: 0.438, SLG: 0.436	0-3 K		3-1 SAFE G6-3			4-0 BB		1-0 E5 G4-3 S		3	0	0	0	1	1	1									
Dion James, L (1, 10) OBP: 0.273, SLG: 0.111	1-0 G4-3			2-1 G4-3		2-1 L8		1-2 G4-3		4	0	0	0	0	0	2									
Roberto Kelly, R (1, 8) OBP: 0.391, SLG: 0.482	1-0 F8			1-2 G6-3		1-3 K		0-0 G4-3		4	0	0	0	0	1	2									
Mel Hall, L (1, 7) OBP: 0.286, SLG: 0.538		0-0 F8		2-0 F7			1-2 L3		1-0 F7	4	0	0	0	0	0	0									
Matt Nokes, L (1, 2) OBP: 0.290, SLG: 0.404		1-1 P4			1-3 K2-3		3-1 HR		1-3 K2-3	4	1	1	1	0	2	0									
Jesse Barfield, R (1, 9) OBP: 0.200, SLG: 0.203		3-3 K			0-0 F8		1-3 K2-3		1-3 K	4	0	0	0	0	3	0									
Kevin Maas, L (1, 3) OBP: 0.462, SLG: 0.563			1-1 P5		4-2 BB		3-1 1B			2	0	1	0	1	0	0									
Charlie Hayes, R (1, 5) OBP: 0.329, SLG: 0.390			2-2 L5		0-0 F9		2-3 K			3	0	0	0	0	1	2									
Randy Velarde, R (1, 6) OBP: 0.250, SLG: 0.310			4-2 BB			0-1 F7		0-0 G5-3		2	0	0	0	1	0	0									
Inning Stats	R: 0 E: 0 K: 1 S: 5	H: 0 LOB: 0 BB: 0 P: 7	R: 0 E: 0 K: 1 S: 10	H: 0 LOB: 0 BB: 0 P: 14	R: 0 E: 0 K: 0 S: 10	H: 0 LOB: 1 BB: 1 P: 20	R: 0 E: 0 K: 0 S: 6	H: 0 LOB: 0 BB: 0 P: 11	R: 0 E: 0 K: 1 S: 7	H: 0 LOB: 1 BB: 1 P: 12	R: 0 E: 0 K: 1 S: 7	H: 0 LOB: 1 BB: 1 P: 14	R: 1 E: 0 K: 2 S: 13	H: 2 LOB: 1 BB: 0 P: 23	R: 0 E: 1 K: 0 S: 7	H: 0 LOB: 1 BB: 0 P: 9	R: 0 E: 0 K: 2 S: 7	H: 0 LOB: 0 BB: 0 P: 10	1B: 1 2B: 0 3B: 0 HR: 1	SF: 0 SAC: 0 DP: 0 HBP: 0	WP: 0 PB: 0 SB: 1 CS: 0	PA: 33			
PITCHER	IP	WLS	BF	H	R	ER	SO	BB	IBB	HBP	BLK	WP	HR	S	P	ERA	WHIP								
Jose Guzman, R (1, 1) ERA: 2.43	9.0	W	33	2	1	1	8	3	0	0	0	0	1	72	120	1.00	0.556								

Texas Rangers @ New York Yankees
Yankee Stadium, Bronx, NY
Wed Apr 29 1992, 3:33 AM EDT
Att: 14,270 - Sunny - 47 F

AB 30
R 1
H 2
RBI 1
BB 3
SO 8
LOB 7



Batter	1	2	3	4	5	6	7	8	9	AB	R	H	RBI	BB	SO	LOB	TOP				
Shane Mack, R OBP: 0.356, SLG: 0.451										4	0	0	0	0	2	2	Minnesota Twins @ New York Yankees Yankee Stadium, Bronx, NY Fri May 01 1992, 7:05 PM EDT Att: 14,620 - Cloudy - 61 F				
Donnie Hill, S OBP: 0.263, SLG: 0.176										2	2	1	0	1	0	0					
Kirby Puckett, R OBP: 0.333, SLG: 0.511										4	1	2	0	0	0	1					
Kent Hrbek, L OBP: 0.440, SLG: 0.619										3	0	0	0	1	1	3					
Brian Harper, R OBP: 0.312, SLG: 0.347										4	0	1	3	0	0	2					
Chili Davis, S OBP: 0.341, SLG: 0.290										4	0	0	0	0	2	3					
Pedro Munoz, R OBP: 0.342, SLG: 0.479										4	0	1	0	0	1	0					
Scott Leius, R OBP: 0.299, SLG: 0.375										3	0	0	0	0	1	1					
Greg Gagne, R OBP: 0.319, SLG: 0.344										2	0	0	0	1	0	1					
Inning Stats	R: 0 H: 0 E: 0 K: 1 S: 10	H: 0 LOB: 0 BB: 0 P: 15	R: 0 H: 0 E: 0 K: 1 S: 7	H: 0 LOB: 0 BB: 0 P: 13	R: 0 H: 0 E: 0 K: 1 S: 7	H: 0 LOB: 1 BB: 0 P: 11	R: 2 H: 2 E: 0 K: 3 S: 12	H: 2 LOB: 1 BB: 0 P: 20	R: 0 H: 1 E: 1 K: 0 S: 6	H: 1 LOB: 1 BB: 0 P: 8	R: 1 H: 2 E: 0 K: 0 S: 9	H: 2 LOB: 1 BB: 1 P: 19	R: 0 H: 0 E: 0 K: 1 S: 8	H: 0 LOB: 1 BB: 1 P: 18	R: 0 H: 0 E: 0 K: 0 S: 5	H: 0 LOB: 0 BB: 0 P: 14		R: 0 H: 0 E: 0 K: 0 S: 5	H: 0 LOB: 0 BB: 0 P: 7	1B: 4 2B: 1 3B: 0 HR: 0	SF: 0 SAC: 0 DP: 2 HBP: 1
PITCHER	IP WLS BF H R ER SO BB IBB HBP BLK WP HR S P ERA WHIP																				
Melido Perez, R ERA: 2.6	(1, 1)	8.0 W 31 5 3 3 7 2 1 1 0 1 0 64 118 3.38 0.875																			
Steve Farr, R ERA: 1.29	(9, 1)	1.0 S 3 0 0 0 0 0 0 0 0 0 0 5 7 0.00 0.000																			

Batter	1	2	3	4	5	6	7	8	9	AB	R	H	RBI	BB	SO	LOB	BOTTOM		
Andy Stankiewicz, R OBP: 0.442, SLG: 0.465										4	1	2	1	0	0	1	Minnesota Twins @ New York Yankees Yankee Stadium, Bronx, NY Fri May 01 1992, 7:05 PM EDT Att: 14,620 - Cloudy - 61 F		
Don Mattingly, L OBP: 0.275, SLG: 0.360									4	1	1	1	0	0	2				
Roberto Kelly, R OBP: 0.385, SLG: 0.466										3	0	0	0	1	1	0			
Mel Hall, L OBP: 0.273, SLG: 0.518										3	0	0	1	0	1	0			
Matt Nokes, L OBP: 0.303, SLG: 0.459										4	1	2	1	0	1	1			
Jesse Barfield, R OBP: 0.203, SLG: 0.194										3	0	0	0	1	0	1			
Kevin Maas, L OBP: 0.419, SLG: 0.500										4	0	0	0	0	1	2			
Charlie Hayes, R OBP: 0.329, SLG: 0.400										3	1	1	0	0	2	0			
Randy Velarde, R OBP: 0.278, SLG: 0.329										2	1	2	1	1	0	0			
Inning Stats	R: 0 H: 0 E: 0 K: 0 S: 6	H: 1 LOB: 0 BB: 0 P: 11	R: 1 H: 1 E: 0 K: 0 S: 9	H: 1 LOB: 0 BB: 0 P: 15	R: 0 H: 0 E: 0 K: 1 S: 11	H: 0 LOB: 1 BB: 1 P: 18	R: 0 H: 1 E: 0 K: 2 S: 13	H: 1 LOB: 1 BB: 0 P: 17	R: 1 H: 3 E: 0 K: 1 S: 12	H: 3 LOB: 1 BB: 0 P: 20	R: 0 H: 0 E: 0 K: 0 S: 6	H: 0 LOB: 0 BB: 0 P: 10	R: 0 H: 0 E: 0 K: 1 S: 6	H: 0 LOB: 0 BB: 0 P: 6	R: 3 H: 3 E: 1 K: 1 S: 12	H: 3 LOB: 2 BB: 2 P: 28	1B: 4 2B: 3 3B: 0 HR: 1	SF: 1 SAC: 0 DP: 0 HBP: 0	WP: 0 PA: 34 CS: 0
PITCHER	IP WLS BF H R ER SO BB IBB HBP BLK WP HR S P ERA WHIP																		
Kevin Tapani, R ERA: 4.88	(1, 1)	7.0 L 28 7 4 4 5 1 0 0 0 0 0 66 101 5.14 1.143																	
Mark Guthrie, L ERA: 3.6	(8, 1)	1.0 6 1 1 0 1 0 2 0 0 0 0 9 24 0.00 1.000																	

Batter	1	2	3	4	5	6	7	8	9	AB	R	H	RBI	BB	SO	LOB	TOP					
Andy Stankiewicz, R OBP: 0.415, SLG: 0.436 Dave Silvestri, R (8, 6)	G1-3		1-1 1B 2B	G5-3			G6-3		K	4	1	1	1	0	0	0						
Don Mattingly, L OBP: 0.279, SLG: 0.340	K2-3		1-2 BB E 1B	K2-3			G6-3			4	1	1	1	0	2	0						
Roberto Kelly, R OBP: 0.385, SLG: 0.485			0-2 E1 BB E		G1-3		G1-3			4	1	1	0	0	0	1						
Mel Hall, L OBP: 0.267, SLG: 0.490	G3		0-3 K		G4-3			P6		4	0	0	0	0	1	3						
Jesse Barfield, R OBP: 0.229, SLG: 0.243		4-2 BB	4-2 E BB		G6-3			K		2	1	0	0	2	1	0						
Jim Leyritz, R OBP: 0.500, SLG: 0.867	G6-4-3		0-2 E6 1B 2B			2-0 HR			2-1 1B	4	2	3	4	0	0	1						
Mike Stanley, R OBP: 0.550, SLG: 0.429	L3		0-1 L3 1B			2-2 F9			1-3 K	4	0	1	1	0	1	1						
Charlie Hayes, R OBP: 0.319, SLG: 0.380			L3 P3			1-3 K			1-2 G4-3	4	0	0	0	0	1	1						
Randy Velarde, R OBP: 0.286, SLG: 0.333 (8, 4)			4-0 2B BB	G4-3		3-1 G5-3			2-3 K2-3	3	1	0	0	1	1	0						
Inning Stats	R: 0 E: 0 K: 1 S: 10	H: 1 LOB: 1 BB: 0 P: 15	R: 0 E: 0 K: 0 S: 7	H: 0 LOB: 0 BB: 1 P: 13	R: 6 E: 2 K: 1 S: 26	H: 4 LOB: 1 BB: 2 P: 38	R: 0 E: 0 K: 1 S: 9	H: 0 LOB: 0 BB: 0 P: 14	R: 0 E: 0 K: 0 S: 13	H: 0 LOB: 0 BB: 0 P: 21	R: 1 E: 0 K: 1 S: 9	H: 1 LOB: 0 BB: 0 P: 17	R: 0 E: 0 K: 0 S: 7	H: 0 LOB: 0 BB: 0 P: 10	R: 0 E: 0 K: 2 S: 11	H: 1 LOB: 1 BB: 0 P: 15	R: 0 E: 0 K: 2 S: 9	H: 0 LOB: 0 BB: 0 P: 14	1B: 4 2B: 2 3B: 0 HR: 1	SF: 0 SAC: 0 DP: 1 HBP: 0	WP: 0 PB: 0 CS: 0	PA: 37
PITCHER	IP	WLS	BF	H	R	ER	SO	BB	IBB	HBP	BLK	WP	HR	S	P	ERA	WHIP					
Russ Swan, L ERA: 5.0	5.0	L	24	6	7	3	3	3	0	0	0	0	1	66	104	5.40	1.800					
Jim Acker, R ERA: 3.07	3.0		10	1	0	0	3	0	0	0	0	0	0	26	39	0.00	0.333					
Calvin Jones, R ERA: 3.86	1.0	S	3	0	0	0	2	0	0	0	0	0	0	9	14	0.00	0.000					

New York Yankees @ Seattle Mariners
The Kingdome, Seattle, WA
Mon May 04 1992, 10:05 PM EDT
Att: 14,494 - Dome - 70 F

AB 34
R 7
H 7
RBI 7
BB 3
SO 8
LOB 7



Batter	1	2	3	4	5	6	7	8	9	AB	R	H	RBI	BB	SO	LOB	BOTTOM					
Greg Briley, L OBP: 0.220, SLG: 0.268	SH5-3 G6-3 2B		0-1 G4-3			0-0 F7			2-3 K	4	1	1	0	0	1	1						
Harold Reynolds, S OBP: 0.307, SLG: 0.340	SH5-3		2-3 K			1-0 F7			1-0 G3	3	0	0	0	0	1	1						
Edgar Martinez, R OBP: 0.365, SLG: 0.500	G6-3			1-0 HR		3-1 L6			3-3 K	4	1	1	2	0	1	0						
Kevin Mitchell, R OBP: 0.258, SLG: 0.291	G4-3			1-1 G6-3		1-3 K			1-3 K	4	0	0	0	0	2	0						
Pete O'Brien, L OBP: 0.214, SLG: 0.444		0-1 G3		2-2 F8		0-0 F8			0-1 F8	4	0	0	0	0	0	0						
Jay Buhner, R OBP: 0.351, SLG: 0.350	G6-3			3-3 K			1-1 2B G4-3 1B		0-3 K	4	1	1	0	0	2	0						
Tino Martinez, L OBP: 0.329, SLG: 0.507		4-0 BB			2-2 2B 2B		2-1 G4-3 2B		0-2 F7	3	2	2	0	1	0	0						
Dave Valle, R OBP: 0.324, SLG: 0.344	G4-3				0-0 FC6-5 2B		1-0 G4-3		1-0 G4-3	3	0	1	2	0	0	2						
Jeff Schaefer, R OBP: 0.261, SLG: 0.409 Dave Cochrane, S OBP: 0.367, SLG: 0.407 (7, PH) (8, 6)			3-2 L3		2-1 FC6-5 2B		2-1 G3		0-1 G3	2	0	0	0	0	0	1						
Inning Stats	R: 1 E: 0 K: 0 S: 6	H: 1 LOB: 0 BB: 0 P: 9	R: 0 E: 0 K: 0 S: 5	H: 0 LOB: 1 BB: 1 P: 13	R: 0 E: 0 K: 1 S: 8	H: 0 LOB: 0 BB: 0 P: 13	R: 1 E: 0 K: 1 S: 9	H: 1 LOB: 0 BB: 0 P: 16	R: 1 E: 0 K: 0 S: 8	H: 2 LOB: 1 BB: 0 P: 13	R: 0 E: 0 K: 1 S: 6	H: 0 LOB: 0 BB: 0 P: 10	R: 2 E: 0 K: 1 S: 10	H: 2 LOB: 0 BB: 0 P: 16	R: 0 E: 0 K: 2 S: 7	H: 0 LOB: 0 BB: 0 P: 12	R: 0 E: 0 K: 1 S: 8	H: 0 LOB: 0 BB: 0 P: 8	1B: 1 2B: 4 3B: 0 HR: 1	SF: 0 SAC: 1 DP: 0 HBP: 0	WP: 0 PB: 0 CS: 0	PA: 34
PITCHER	IP	WLS	BF	H	R	ER	SO	BB	IBB	HBP	BLK	WP	HR	S	P	ERA	WHIP					
Tim Leary, R ERA: 3.79	7.0	W	28	8	5	5	4	1	0	0	0	0	1	52	90	6.43	1.000					
John Habyan, R ERA: 0.0	1.0		3	0	0	0	2	0	0	0	0	0	0	7	12	0.00	0.000					
Steve Howe, L ERA: 0.0	1.0	S	3	0	0	0	1	0	0	0	0	0	0	8	8	0.00	0.000					

New York Yankees @ Seattle Mariners
The Kingdome, Seattle, WA
Mon May 04 1992, 10:05 PM EDT
Att: 14,494 - Dome - 70 F

AB 32
R 5
H 6
RBI 5
BB 1
SO 7
LOB 5



Batter	1	2	3	4	5	6	7	8	9	AB	R	H	RBI	BB	SO	LOB	TOP											
Randy Velarde, R OBP: 0.284, SLG: 0.341	L5			G5-3		F8		G3		4	0	1	1	0	0	0	New York Yankees @ Seattle Mariners The Kingdome, Seattle, WA Tue May 05 1992, 10:05 PM EDT Att: 12,930 - Dome - 70 F											
Don Mattingly, L OBP: 0.276, SLG: 0.337	G4-3			FC5-4 1B			L9	G3		4	0	1	1	0	0	1												
Roberto Kelly, R OBP: 0.381, SLG: 0.476	G5-3			FC5-4 1-2			2B WP	K		4	1	1	0	0	1	2												
Mel Hall, L OBP: 0.267, SLG: 0.490		G4-3		K			P6		1B G4-6-3 2B	4	1	1	0	0	1	2												
Jim Leyritz, R OBP: 0.476, SLG: 0.833 Kevin Maas, L OBP: 0.396, SLG: 0.463	K				G6-3		E		G4-6-3 1B	3	0	1	0	0	1	0												
Jesse Barfield, R OBP: 0.221, SLG: 0.234 Dion James, L OBP: 0.346, SLG: 0.409 Mike Humphreys, R OBP: 0.143, SLG: 0.143	F7				P4		P3		G4-6-3 1-2 3-H	3	0	0	0	0	0	1												
Mike Stanley, R OBP: 0.476, SLG: 0.353 Matt Nokes, L OBP: 0.278, SLG: 0.418			G1-3		K			F8	K2-3	3	0	0	0	0	1	0												
Charlie Hayes, R OBP: 0.330, SLG: 0.383			G5-3			G6-4-3 BB			1B 2B 1B	2	1	1	0	1	0	0												
Dave Silvestri, R OBP: 0.250, SLG: 0.250			K		G6-4-3 1-2			2B G3 1B		3	1	1	0	0	1	1												
Inning Stats	R: 0 E: 0 K: 0 S: 5	H: 0 LOB: 0 BB: 0 P: 9	R: 0 E: 0 K: 1 S: 8	H: 0 LOB: 0 BB: 0 P: 13	R: 0 E: 0 K: 1 S: 8	H: 0 LOB: 0 BB: 0 P: 12	R: 0 E: 0 K: 1 S: 9	H: 1 LOB: 1 BB: 0 P: 15	R: 0 E: 0 K: 0 S: 4	H: 0 LOB: 0 BB: 1 P: 8	R: 1 E: 0 K: 0 S: 10	H: 2 LOB: 1 BB: 0 P: 14	R: 2 E: 0 K: 1 S: 10	H: 3 LOB: 1 BB: 0 P: 15	R: 1 E: 0 K: 1 S: 10	H: 2 LOB: 0 BB: 0 P: 14		1B: 5 2B: 3 3B: 0 HR: 0	SF: 0 SAC: 0 DP: 2 HBP: 0	WP: 1 PB: 0 SB: 1 CS: 0	PA: 34							
PITCHER	IP	WLS	BF	H	R	ER	SO	BB	IBB	HBP	BLK	WP	HR	S	P	ERA	WHIP											
Dave Fleming, L ERA: 5.72	(1, 1)	7.2	W	29	6	3	3	4	1	0	0	0	1	0	58	94	3.52	0.913										
Jeff Nelson, R ERA: 4.69	(8, 1)	0.1		3	2	1	1	1	0	0	0	0	0	0	7	12	27.00	6.000										
Dennis Powell, L ERA: 0.96	(9, 1)	0.2		1	0	0	0	0	0	0	0	0	0	0	3	3	0.00	0.000										
Mike Schooler, R ERA: 4.5	(9, 1)	0.1		1	0	0	0	1	0	0	0	0	0	0	3	3	0.00	0.000										

Batter	1	2	3	4	5	6	7	8	9	AB	R	H	RBI	BB	SO	LOB	BOTTOM											
Henry Cotto, R OBP: 0.368, SLG: 0.382	G6-3		2B 1B	E G5-3 BB		S 1B E 1B		F8		3	3	1	0	2	0	0	New York Yankees @ Seattle Mariners The Kingdome, Seattle, WA Tue May 05 1992, 10:05 PM EDT Att: 12,930 - Dome - 70 F											
Harold Reynolds, S OBP: 0.321, SLG: 0.364	F8		1B 1-3 2-H	E7 G5-3 1B		E S 1B		F9		5	1	3	2	0	0	0												
Edgar Martinez, R OBP: 0.370, SLG: 0.494	E9 WP 1B		1B 1B IBB	G5-3		G5-3				3	0	1	1	1	0	2												
Kevin Mitchell, R OBP: 0.247, SLG: 0.278	K		K	G6-3			F8			4	0	0	0	0	2	5												
Jay Buhner, R OBP: 0.357, SLG: 0.349		P3	1B 1-2 2-3 3-H		G4-3		3B BB			3	1	1	1	1	0	0												
Dave Cochrane, S OBP: 0.382, SLG: 0.419 Greg Briley, L OBP: 0.220, SLG: 0.268	K		1B 1-2 2-3 3-H			G4-6-3 1B		F9		4	0	2	1	0	1	1												
Pete O'Brien, L OBP: 0.216, SLG: 0.459	G4-3		G4-3		G4-6-3					4	0	1	1	0	0	4												
Dave Valle, R OBP: 0.319, SLG: 0.354			E4 2B SH1-3	G4-3 E 2B		G6-3		L9		4	2	1	0	0	0	1												
Rich Amaral, R OBP: 0.293, SLG: 0.400 Jeff Schaefer, R OBP: 0.261, SLG: 0.409			SH1-3	G4-3		F7		P2		3	0	0	0	0	0	1												
Inning Stats	R: 0 E: 1 K: 1 S: 10	H: 1 LOB: 1 BB: 0 P: 17	R: 0 E: 0 K: 1 S: 7	H: 0 LOB: 0 BB: 0 P: 12	R: 3 E: 1 K: 1 S: 18	H: 3 LOB: 3 BB: 2 P: 38	R: 2 E: 1 K: 0 S: 12	H: 2 LOB: 1 BB: 1 P: 25	R: 0 E: 0 K: 0 S: 4	H: 1 LOB: 0 BB: 0 P: 5	R: 1 E: 1 K: 0 S: 7	H: 2 LOB: 1 BB: 0 P: 17	R: 1 E: 0 K: 0 S: 8	H: 1 LOB: 1 BB: 1 P: 16	R: 0 E: 0 K: 0 S: 5	H: 0 LOB: 0 BB: 0 P: 9		1B: 7 2B: 2 3B: 1 HR: 0	SF: 0 SAC: 1 DP: 1 HBP: 0	WP: 1 PB: 0 SB: 2 CS: 0	PA: 38							
PITCHER	IP	WLS	BF	H	R	ER	SO	BB	IBB	HBP	BLK	WP	HR	S	P	ERA	WHIP											
Greg Cadaret, L ERA: 2.18	(1, 1)	4.0	L	22	6	5	2	3	2	1	0	0	0	0	24	47	2.25	1.250										
Jeff Johnson, L ERA: 5.79	(5, 1)	4.0		16	4	2	1	0	1	0	0	0	0	0	24	47	2.25	1.250										


AB	33
R	4
H	8
RBI	2
BB	1
SO	6
LOB	8



Batter	1	2	3	4	5	6	7	8	9	AB	R	H	RBI	BB	SO	LOB	TOP										
Randy Velarde, R OBP: 0.276, SLG: 0.330 Kevin Maas, L OBP: 0.388, SLG: 0.452	2-3 K		0-1 G4-3			3-3 K			1-1 L6	3	0	0	0	0	2	0											
Don Mattingly, L OBP: 0.277, SLG: 0.327	4-2 G6-4-3 BB			1-3 K			2-2 P4		0-1 G6-3	3	0	0	1	1	1	0											
Roberto Kelly, R OBP: 0.376, SLG: 0.468	0-0 G6-4-3 1-2			1-2 P4			3-2 G1-3		3-H 1-1 1B	4	0	1	0	0	0	1											
Mel Hall, L OBP: 0.257, SLG: 0.471		2-2 G4-3		0-3 K			3-2 G4-3		2-2 P5	4	0	0	0	0	1	1											
Jim Leyritz, R OBP: 0.458, SLG: 0.762		0-1 G6-3			1-0 G5-3				1-2 L3 1B	3	0	1	0	0	0	0											
Jesse Barfield, R OBP: 0.225, SLG: 0.238		1-0 S 1B			1-3 K2-3				3-1 F8	3	0	1	0	0	1	1											
Mike Stanley, R OBP: 0.423, SLG: 0.300		1-3 K			1-0 F9				0-2 L3 1-2	3	0	0	0	0	1	2											
Charlie Hayes, R OBP: 0.330, SLG: 0.381			1-0 G4-3			0-0 G5-3			1-2 3B 1B	3	1	1	0	0	0	0											
Dave Silvestri, R OBP: 0.286, SLG: 0.571			1-0 G4-3			1-0 P3			3-2 G6-3 1-H 3B	3	1	1	1	0	0	0											
Inning Stats	R: 0 E: 0 K: 1 S: 8	H: 0 LOB: 0 BB: 1 P: 14	R: 0 E: 0 K: 1 S: 9	H: 1 LOB: 1 BB: 0 P: 13	R: 0 E: 0 K: 0 S: 4	H: 0 LOB: 0 BB: 0 P: 6	R: 0 E: 0 K: 2 S: 10	H: 0 LOB: 0 BB: 0 P: 12	R: 0 E: 0 K: 1 S: 6	H: 0 LOB: 0 BB: 0 P: 9	R: 0 E: 0 K: 1 S: 8	H: 0 LOB: 0 BB: 0 P: 12	R: 0 E: 0 K: 0 S: 10	H: 0 LOB: 0 BB: 0 P: 18	R: 0 E: 0 K: 0 S: 8	H: 1 LOB: 0 BB: 0 P: 12	R: 2 E: 0 K: 0 S: 15	H: 3 LOB: 1 BB: 0 P: 23	1B: 4 2B: 1 3B: 1 HR: 0	SF: 0 SAC: 0 DP: 2 HBP: 0	WP: 0 PB: 0 CS: 1	PA: 31					
PITCHER	IP	WLS	BF	H	R	ER	SO	BB	IBB	HBP	BLK	WP	HR	S	P	ERA	WHIP										
Mark Langston, L ERA: 6.75	(1, 1)	8.0	W	27	4	2	2	6	1	0	0	0	0	69	106	2.25	0.625										
Bryan Harvey, R ERA: 0.63	(9, 1)	1.0	S	4	1	0	0	0	0	0	0	0	0	9	13	0.00	1.000										

New York Yankees @ California Angels
Anaheim Stadium, Anaheim, CA
Wed May 06 1992, 10:05 PM EDT
Att: 23,079 - Sunny - 72 F


AB 30
R 2
H 5
RBI 2
BB 1
SO 6
LOB 6



Batter	1	2	3	4	5	6	7	8	9	AB	R	H	RBI	BB	SO	LOB	BOTTOM										
Luis Polonia, L OBP: 0.370, SLG: 0.316	0-1 F8		0-1 PO E 1B			2-1 G4-3	0-1 G3			4	0	1	2	0	0	2											
Von Hayes, L OBP: 0.373, SLG: 0.475	1-2 G1-3		3-3 K			0-1 1B			0-0 G3 2B	4	0	2	0	0	1	1											
Junior Felix, S OBP: 0.310, SLG: 0.431	1-1 G4-3		0-0 PO		1-2 CS 1B	3-2 FC5-4 1B			1-2 G3	4	0	2	0	0	0	1											
Hubie Brooks, R OBP: 0.281, SLG: 0.417		1-2 G1-3		2-1 G6-3		1-2 FC5-4			0-2 P3	4	0	0	0	0	0	4											
Lee Stevens, L OBP: 0.283, SLG: 0.364		0-0 G6-3		1-3 K					2-0 F7	4	0	0	0	0	1	1											
Gary Gaetti, R OBP: 0.292, SLG: 0.386		2-3 K			0-0 G5-3				1-2 1B 2B	3	1	1	0	0	1	0											
Mike Fitzgerald, R OBP: 0.283, SLG: 0.341			2-0 G6-3		0-0 G5-3				1-3 K	3	0	0	0	0	1	1											
Rene Gonzales, R OBP: 0.455, SLG: 0.629			0-2 1B 1B			4-0 CS 1B			1B BB	2	1	2	0	1	0	0											
Gary Disarcina, R OBP: 0.393, SLG: 0.359			0-0 1B 1B		0-0 CS	2-0 G5-3			0-1 1B	3	1	2	1	0	0	0											
Inning Stats	R: 0 E: 0 K: 0 S: 7	H: 0 LOB: 0 BB: 0 P: 9	R: 0 E: 0 K: 1 S: 7	H: 0 LOB: 0 BB: 0 P: 10	R: 2 E: 1 K: 1 S: 12	H: 3 LOB: 0 BB: 0 P: 17	R: 0 E: 0 K: 1 S: 9	H: 1 LOB: 0 BB: 0 P: 13	R: 0 E: 0 K: 0 S: 4	H: 1 LOB: 0 BB: 0 P: 5	R: 0 E: 0 K: 0 S: 11	H: 2 LOB: 2 BB: 0 P: 19	R: 1 E: 0 K: 1 S: 11	H: 2 LOB: 2 BB: 1 P: 18	R: 0 E: 0 K: 0 S: 8	H: 1 LOB: 1 BB: 0 P: 11	1B: 8 2B: 2 3B: 0 HR: 0	SF: 0 SAC: 0 DP: 0 HBP: 0	WP: 0 PB: 0 CS: 2	PA: 34							
PITCHER	IP	WLS	BF	H	R	ER	SO	BB	IBB	HBP	BLK	WP	HR	S	P	ERA	WHIP										
Melido Perez, R ERA: 2.74	(1, 1)	8.0	L	32	10	3	3	4	1	0	0	0	0	69	102	3.38	1.375										

New York Yankees @ California Angels
Anaheim Stadium, Anaheim, CA
Wed May 06 1992, 10:05 PM EDT
Att: 23,079 - Sunny - 72 F

AB 31
R 3
H 10
RBI 3
BB 1
SO 4
LOB 10



Batter	1	2	3	4	5	6	7	8	9	AB	R	H	RBI	BB	SO	LOB	TOP										
Randy Velarde, R OBP: 0.283, SLG: 0.337 (1, 6)	4-2 FC1-6 BB		0-3 K	1-1 CS	2-1 HR		2-1 G4-3		2-3 K	4	1	1	0	1	2	0	New York Yankees @ Oakland Athletics Oakland-Alameda County Coliseum, Oakland, CA Fri May 08 1992, 7:05 PM PDT Att: 34,320 - Sunny - 61 F										
Don Mattingly, L OBP: 0.293, SLG: 0.372 (1, 3)	0-2 FC1-6 2B		0-1 2B		1-1 HR		2-2 1B		1-2 P5	5	3	3	2	0	0	1											
Roberto Kelly, R OBP: 0.392, SLG: 0.483 (1, 8)	1-3 K		3-2 2B		1-2 F8		2-2 G4-3		2-3 1B	4	0	2	1	0	1	1											
Mel Hall, L OBP: 0.256, SLG: 0.464 (1, 7)	2-1 2B		2-3 K		0-0 G3		1-2 G4-3			4	0	1	1	0	1	3											
Danny Tartabull, R OBP: 0.423, SLG: 0.429 (1, 10)	4-1 BB		0-0 G6-3		3-1 G6-3				2-2 G3	3	0	0	0	1	0	1											
Matt Nokes, L OBP: 0.256, SLG: 0.373 (1, 2)	2-3 K			2-1 F8		0-3 K			3-1 L3	4	0	0	0	0	2	2											
Charlie Hayes, R OBP: 0.327, SLG: 0.404 (1, 5)		1-2 G4-3		1-1 HR		1-3 K			0-1 1B	4	1	2	1	0	1	0											
Dion James, L OBP: 0.303, SLG: 0.345 (8, PH)		2-1 G5-3		1-0 G4-3		2-2 2B		0-3 K		3	1	1	0	0	0	0											
Jesse Barfield, R OBP: 0.222, SLG: 0.235 (8, 9)										1	0	0	0	0	1	1											
Pat Kelly, R OBP: 0.333, SLG: 0.286 (9, PH)		3-2 L3		1-1 CS		0-0 HBP		1-3 K		2	0	1	1	0	0	0											
Kevin Maas, L OBP: 0.358, SLG: 0.413 (9, PH)										1	0	0	0	0	1	0											
Inning Stats	R: 1 E: 1 K: 2 S: 15	H: 1 LOB: 2 BB: 2 P: 28	R: 0 E: 0 K: 0 S: 15	H: 0 LOB: 0 BB: 0 P: 21	R: 1 E: 0 K: 2 S: 12	H: 2 LOB: 1 BB: 0 P: 17	R: 1 E: 0 K: 0 S: 7	H: 1 LOB: 0 BB: 0 P: 13	R: 2 E: 0 K: 0 S: 10	H: 2 LOB: 0 BB: 0 P: 17	R: 0 E: 0 K: 0 S: 13	H: 2 LOB: 1 BB: 0 P: 20	R: 0 E: 0 K: 1 S: 10	H: 1 LOB: 1 BB: 0 P: 15	R: 0 E: 0 K: 2 S: 9	H: 0 LOB: 0 BB: 0 P: 13	1B: 5 2B: 4 3B: 0 HR: 2	SF: 0 SAC: 0 DP: 1 HBP: 1	WP: 0 PB: 0 SB: 0 CS: 1	PA: 39							
PITCHER	IP	WLS	BF	H	R	ER	SO	BB	IBB	HBP	BLK	WP	HR	S	P	ERA	WHIP										
Mike Moore, R ERA: 3.35 (1, 1)	6.1		30	10	6	5	6	2	0	1	0	0	2	79	125	7.11	1.895										
Vince Horsman, L ERA: 7.59 (7, 1)	1.1		4	1	0	0	0	0	0	0	0	0	0	12	18	0.00	0.750										
Gene Nelson, R ERA: 0.56 (8, 1)	0.1	W	1	0	0	0	1	0	0	0	0	0	0	3	3	0.00	0.000										
Dennis Eckersley, R ERA: 0.56 (9, 1)	1.0	S	3	0	0	0	2	0	0	0	0	0	0	9	13	0.00	0.000										

Batter	1	2	3	4	5	6	7	8	9	AB	R	H	RBI	BB	SO	LOB	BOTTOM										
Rickey Henderson, R OBP: 0.391, SLG: 0.415 (1, 7)	4-2 1B BB E	2-1 L6		4-2 1B BB		4-1 S BB		3-1 F8		2	1	0	0	3	0	3	New York Yankees @ Oakland Athletics Oakland-Alameda County Coliseum, Oakland, CA Fri May 08 1992, 7:05 PM PDT Att: 34,320 - Sunny - 61 F										
Carney Lansford, R OBP: 0.425, SLG: 0.457 (1, 5)	3-1 F7		0-0 1B	0-1 1B		3-1 SF9		1-1 FC4-6		4	1	2	3	0	0	2											
Jose Canseco, R OBP: 0.317, SLG: 0.425 (1, 10)	4-1 1B E		3-1 F9	3-3 K		1-0 G5-3		1-1 BB		4	2	1	0	1	1	4											
Harold Baines, L OBP: 0.267, SLG: 0.271 (8, PH)	2-2 E		1-0 1B		0-2 G5-4-3		0-1 F8		4-2 2B	4	0	3	0	0	0	0											
Randy Ready, R OBP: 0.556, SLG: 0.333 (8, PH)	1-2 2-3 1B		1-3 1B		0-0 G5-4-3		2-2 F7		1-2 2B	0	0	0	0	1	0	0											
Scott Hemond, R OBP: 0.300, SLG: 0.259 (9, 6)	1-2 2-3 1B		1-3 1B		1-2 2-3 1B		0-0 F7		1-2 2B	0	1	0	0	0	0	0											
Mark McGwire, R OBP: 0.458, SLG: 0.802 (1, 3)	0-1 E5		1-3 K		0-0 G5-4-3		2-2 F7		0-0 2B	5	0	1	4	0	1	4											
Jamie Quirk, L OBP: 0.308, SLG: 0.310 (1, 2)	1-3 2-H 3-H L6-3		2-1 G4-3		4-1 BB		2-2 1B		1-1 G4-3	4	0	1	0	1	0	6											
Willie Wilson, S OBP: 0.324, SLG: 0.367 (1, 8)		1-2 G4-3		3-2 FC3-6		1-2 G4-3		0-2 P6		4	0	1	0	0	0	2											
Mike Bordick, R OBP: 0.385, SLG: 0.386 (8, PH)		1-1 G4-3		1-0 FC3-6		3-2 G5-3		0-1 F8		3	1	0	0	0	0	1											
Jerry Browne, S OBP: 0.318, SLG: 0.211 (9, 4)				1-2 1B				1-1 FC4-6		1	1	1	0	0	0	0											
Lance Blankenship, R OBP: 0.383, SLG: 0.390 (9, 9)		4-2 BB		0-0 F7		1-1 SF9		2-2 FC4-6		3	1	2	0	1	0	1											
Inning Stats	R: 2 E: 1 K: 0 S: 15	H: 1 LOB: 1 BB: 2 P: 29	R: 0 E: 0 K: 0 S: 9	H: 0 LOB: 1 BB: 1 P: 17	R: 0 E: 0 K: 1 S: 9	H: 2 LOB: 2 BB: 1 P: 16	R: 1 E: 0 K: 1 S: 13	H: 2 LOB: 1 BB: 1 P: 24	R: 0 E: 0 K: 0 S: 10	H: 1 LOB: 1 BB: 0 P: 12	R: 4 E: 0 K: 0 S: 15	H: 4 LOB: 2 BB: 1 P: 27	R: 0 E: 0 K: 0 S: 10	H: 1 LOB: 1 BB: 0 P: 12	R: 0 E: 0 K: 0 S: 15	H: 4 LOB: 2 BB: 1 P: 27	1B: 10 2B: 3 3B: 0 HR: 0	SF: 1 SAC: 0 DP: 2 HBP: 0	WP: 0 PB: 0 SB: 2 CS: 0	PA: 42							
PITCHER	IP	WLS	BF	H	R	ER	SO	BB	IBB	HBP	BLK	WP	HR	S	P	ERA	WHIP										
Scott Kamieniecki, R ERA: 4.97 (1, 1)	5.1		27	4	3	3	2	5	0	0	0	0	0	63	112	5.06	2.250										
John Habyan, R ERA: 2.08 (8, 1)	2.1	L	12	4	3	3	0	1	0	0	0	0	0	25	42	11.57	2.143										
Steve Howe, L ERA: 0.93 (8, 1)	0.0		1	0	0	0	0	1	0	0	0	0	0	2	6	∞	∞										
Steve Farr, R ERA: 1.23 (8, 1)	0.1		2	1	1	1	0	0	0	0	0	0	0	2	3	27.00	3.000										

AB	35
R	6
H	11
RBI	6
BB	2
SO	9
LOB	9




AB	34
R	8
H	12
RBI	7
BB	7
SO	2
LOB	23



Batter	1	2	3	4	5	6	7	8	9	AB	R	H	RBI	BB	SO	LOB	TOP										
Randy Velarde, R (1, 6) OBP: 0.270, SLG: 0.320	F9			K		K		F9	FC4	5	0	0	0	0	2	5	New York Yankees @ Oakland Athletics Oakland-Alameda County Coliseum, Oakland, CA Sat May 09 1992, 3:33 AM PDT Att: 41,315 - Sunny - 85 F										
Don Mattingly, L (1, 3) OBP: 0.288, SLG: 0.362	F9			G3		G1-3				3	1	0	0	1	0	1											
Roberto Kelly, R (1, 8) OBP: 0.395, SLG: 0.483	P3			F9						4	1	2	1	0	0	0											
Mel Hall, L (1, 7) OBP: 0.264, SLG: 0.466		G4-3			P6					4	0	2	1	0	0	0											
Danny Tartabull, R (1, 10) OBP: 0.411, SLG: 0.413				K	WP G3-4-3 1B					4	0	1	0	0	3	4											
Matt Nokes, L (1, 2) OBP: 0.250, SLG: 0.372		G4-3			G3-4-3 1B					3	0	1	1	0	0	1											
Jesse Barfield, R (1, 9) OBP: 0.215, SLG: 0.228										3	0	0	0	0	2	2											
Dion James, L (9, PH) OBP: 0.324, SLG: 0.345				K						0	0	0	0	1	0	0											
Charlie Hayes, R (1, 5) OBP: 0.324, SLG: 0.393				F7						3	0	0	0	1	1	2											
Pat Kelly, R (1, 4) OBP: 0.356, SLG: 0.297										2	1	1	0	1	1	0											
Kevin Maas, L (9, PH) OBP: 0.350, SLG: 0.413										0	0	0	0	0	0	0											
Jim Leyritz, R (9, PH) OBP: 0.440, SLG: 0.727										1	0	0	0	0	1	2											
Inning Stats	R: 0 E: 0 K: 0 S: 6	H: 0 LOB: 0 BB: 0 P: 11	R: 0 E: 0 K: 1 S: 11	H: 0 LOB: 0 BB: 0 P: 16	R: 0 E: 0 K: 2 S: 8	H: 0 LOB: 0 BB: 0 P: 13	R: 0 E: 0 K: 1 S: 6	H: 0 LOB: 0 BB: 0 P: 9	R: 0 E: 0 K: 1 S: 10	H: 1 LOB: 1 BB: 0 P: 17	R: 0 E: 0 K: 1 S: 10	H: 1 LOB: 1 BB: 1 P: 18	R: 1 E: 0 K: 2 S: 13	H: 2 LOB: 1 BB: 0 P: 21	R: 2 E: 0 K: 1 S: 13	H: 2 LOB: 2 BB: 2 P: 25	R: 0 E: 0 K: 2 S: 16	H: 1 LOB: 2 BB: 1 P: 24	1B: 7 2B: 0 3B: 0 HR: 0	SF: 1 SAC: 0 DP: 0 HBP: 0	WP: 2 PB: 0 SB: 0 CS: 2	PA: 37					
PITCHER	IP	WLS	BF	H	R	ER	SO	BB	IBB	HBP	BLK	WP	HR	S	P	ERA	WHIP										
Ron Darling, R (1, 1) ERA: 4.87	6.0	W	22	4	1	1	5	1	0	0	0	1	0	53	87	1.50	0.833										
Jeff Parrett, R (7, 1) ERA: 3.39	1.2		8	1	2	2	2	2	0	0	0	1	0	19	37	10.80	1.800										
Vince Horsman, L (8, 1) ERA:	0.0		1	1	0	0	2	0	0	0	0	0	0	2	3	∞	∞										
Rich Gossage, R (8, 1) ERA: 3.86	0.2	S	4	1	0	0	2	1	0	0	0	0	0	13	19	0.00	3.000										
Rick Honeycutt, L (9, 1) ERA: 5.4	0.2	S	2	0	0	0	1	0	0	0	0	0	0	6	8	0.00	0.000										

Batter	1	2	3	4	5	6	7	8	9	AB	R	H	RBI	BB	SO	LOB	BOTTOM										
Rickey Henderson, R (1, 7) OBP: 0.401, SLG: 0.422	F7		S WP SF8 1B		S S BB	E6 1B				3	1	2	1	1	0	0	New York Yankees @ Oakland Athletics Oakland-Alameda County Coliseum, Oakland, CA Sat May 09 1992, 3:33 AM PDT Att: 41,315 - Sunny - 85 F										
Carney Lansford, R (1, 5) OBP: 0.411, SLG: 0.444	G6-3		SF8 1-H		P3 1-2	P9 2-1				3	0	0	1	0	0	3											
Jose Canseco, R (1, 9) OBP: 0.308, SLG: 0.410	K		F8		L7 2-3					4	0	0	0	0	1	1											
Harold Baines, L (1, 10) OBP: 0.266, SLG: 0.300		HR	F7			P5 3-1				4	1	1	1	0	1	0											
Mark McGwire, R (1, 3) OBP: 0.452, SLG: 0.779		K		FC6-4 BB		K				3	0	0	0	1	2	0											
Terry Steinbach, R (1, 2) OBP: 0.316, SLG: 0.333		G3 BB	FC6-4 G3		G3 1-2	BB BLK 1B				3	1	1	0	1	1	1											
Jerry Browne, S (1, 8) OBP: 0.346, SLG: 0.227		G3 1B		G3 1-2		BLK BB 1B BB				3	1	1	0	1	0	1											
Willie Wilson, S (9, 8) OBP: 0.324, SLG: 0.367		G3 1B		G3 1-2		BLK BB 1B BB				0	0	0	0	0	0	0											
Mike Bordick, R (1, 6) OBP: 0.381, SLG: 0.375		G3		F8		1B BLK E BB				3	1	0	0	1	1	3											
Lance Blankenship, R (1, 4) OBP: 0.381, SLG: 0.373		F7			P3					2	0	0	0	1	0	2											
Inning Stats	R: 0 E: 0 K: 1 S: 9	H: 2 LOB: 2 BB: 1 P: 12	R: 1 E: 0 K: 1 S: 12	H: 2 LOB: 1 BB: 1 P: 22	R: 1 E: 0 K: 0 S: 14	H: 1 LOB: 0 BB: 0 P: 21	R: 0 E: 0 K: 0 S: 8	H: 0 LOB: 1 BB: 1 P: 18	R: 0 E: 0 K: 0 S: 14	H: 0 LOB: 1 BB: 1 P: 25	R: 3 E: 1 K: 1 S: 21	H: 2 LOB: 2 BB: 3 P: 45	R: 0 E: 0 K: 1 S: 7	H: 0 LOB: 0 BB: 0 P: 11	R: 0 E: 0 K: 2 S: 9	H: 0 LOB: 0 BB: 0 P: 14	1B: 4 2B: 0 3B: 0 HR: 1	SF: 1 SAC: 0 DP: 0 HBP: 0	WP: 1 PB: 0 SB: 3 CS: 0	PA: 35							
PITCHER	IP	WLS	BF	H	R	ER	SO	BB	IBB	HBP	BLK	WP	HR	S	P	ERA	WHIP										
Tim Leary, R (1, 1) ERA: 4.14	5.2	L	26	4	5	4	3	5	0	0	0	1	1	71	129	6.35	1.588										
Rich Monteleone, R (6, 1) ERA: 1.02	2.1		9	1	0	0	3	1	0	0	1	0	0	23	39	0.00	0.857										

AB 32
R 3
H 7
RBI 3
BB 4
SO 10
LOB 17




Batter	1	2	3	4	5	6	7	8	9	AB	R	H	RBI	BB	SO	LOB	TOP				
Dion James, L OBP: 0.289, SLG: 0.303 (1, 9)	L7		K			G6-3			K	4	0	0	0	0	2	1					
Don Mattingly, L OBP: 0.279, SLG: 0.350 (1, 3)	K		K2-3			FC6-4			K	4	0	0	0	0	3	1					
Roberto Kelly, R OBP: 0.383, SLG: 0.468 (1, 8)	F8			G6-3			K		K	4	0	0	0	0	2	0					
Mel Hall, L OBP: 0.258, SLG: 0.454 (1, 7)		G4-3		L4			E6			3	0	0	0	0	0	0					
Danny Tartabull, R OBP: 0.390, SLG: 0.388 (1, 10)		G6-3		K			F8			3	0	0	0	0	1	1					
Matt Nokes, L OBP: 0.241, SLG: 0.358 (1, 2)		F8			G3		F8			3	0	0	0	0	0	1					
Charlie Hayes, R OBP: 0.316, SLG: 0.382 (1, 5)			G4-3		K			G5-3		3	0	0	0	0	1	0					
Randy Velarde, R OBP: 0.272, SLG: 0.321 (1, 6)			HR		K			L3		3	1	1	0	0	1	0					
Pat Kelly, R OBP: 0.375, SLG: 0.385 (1, 4)			HR		FC6-4	G6-3		P4		2	1	1	2	0	0	0					
Inning Stats	R: 0 E: 0 K: 1 S: 6	H: 0 LOB: 0 BB: 0 P: 11	R: 0 E: 0 K: 0 S: 8	H: 0 LOB: 0 BB: 0 P: 12	R: 2 E: 0 K: 2 S: 14	H: 2 LOB: 0 BB: 0 P: 20	R: 0 E: 0 K: 1 S: 8	H: 0 LOB: 0 BB: 0 P: 10	R: 0 E: 0 K: 2 S: 8	H: 0 LOB: 0 BB: 0 P: 12	R: 0 E: 0 K: 1 S: 11	H: 0 LOB: 1 BB: 0 P: 15	R: 0 E: 0 K: 0 S: 7	H: 0 LOB: 0 BB: 0 P: 12	R: 0 E: 0 K: 3 S: 11	H: 0 LOB: 0 BB: 0 P: 14	1B: 1 2B: 1 3B: 0 HR: 1	SF: 0 SAC: 0 DP: 1 HBP: 1	WP: 0 PB: 0 SB: 0 CS: 0	PA: 30	
PITCHER	IP	WLS	BF	H	R	ER	SO	BB	IBB	HBP	BLK	WP	HR	S	P	ERA	WHIP				
Joe Slusarski, R ERA: 4.68 Dennis Eckersley, R ERA: 0.53	(1, 1)	8.0	W	27	2	2	7	0	0	1	0	0	1	65	99	2.25	0.250				
(9, 1)	1.0	S	3	0	0	0	3	0	0	0	0	0	0	11	14	0.00	0.000				

New York Yankees @ Oakland Athletics
Oakland-Alameda County Coliseum, Oakland, CA
Sun May 10 1992, 3:33 AM PDT
Att: 37,154 - Sunny - 75 F

AB 29
R 2
H 2
RBI 2
BB 0
SO 10
LOB 4



Batter	1	2	3	4	5	6	7	8	9	AB	R	H	RBI	BB	SO	LOB	BOTTOM				
Rickey Henderson, R OBP: 0.401, SLG: 0.416 (1, 7)	F8		S		P4	CS		F8		4	1	1	0	1	0	4					
Carney Lansford, R OBP: 0.398, SLG: 0.429 (1, 5)	F9		K		F7		G5-3			4	0	0	0	0	1	4					
Jose Canseco, R OBP: 0.313, SLG: 0.442 (1, 9)	K			FC5-4		HR		SF9		3	1	2	2	0	1	0					
Mark McGwire, R OBP: 0.446, SLG: 0.787 (1, 3)		P3		F9		HR		F8		4	1	1	1	0	0	1					
Terry Steinbach, R OBP: 0.295, SLG: 0.308 (1, 2)		K		FC5-4		G6-3		P6		4	0	0	0	0	1	1					
Willie Wilson, S OBP: 0.339, SLG: 0.364 (1, 8)		S		S		S		F8		1	1	0	0	3	0	0					
Jerry Browne, S OBP: 0.333, SLG: 0.200 (1, 10)		K		F7		B5-3		1B		3	0	0	0	0	1	4					
Mike Bordick, R OBP: 0.393, SLG: 0.417 (1, 6)			G1-3			1B		1B		4	1	3	2	0	0	0					
Lance Blankenship, R OBP: 0.393, SLG: 0.369 (1, 4)			1B		L9		HR			1	0	0	0	3	0	1					
Inning Stats	R: 0 E: 0 K: 1 S: 8	H: 0 LOB: 0 BB: 0 P: 13	R: 0 E: 0 K: 2 S: 8	H: 0 LOB: 1 BB: 1 P: 15	R: 0 E: 0 K: 1 S: 11	H: 1 LOB: 1 BB: 1 P: 21	R: 0 E: 0 K: 0 S: 7	H: 1 LOB: 2 BB: 1 P: 13	R: 0 E: 0 K: 0 S: 8	H: 1 LOB: 1 BB: 0 P: 11	R: 4 E: 0 K: 0 S: 8	H: 3 LOB: 0 BB: 2 P: 22	R: 1 E: 0 K: 0 S: 8	H: 0 LOB: 0 BB: 1 P: 18	R: 0 E: 0 K: 0 S: 12	H: 1 LOB: 3 BB: 1 P: 22	1B: 4 2B: 0 3B: 0 HR: 3	SF: 1 SAC: 0 DP: 0 HBP: 1	WP: 0 PB: 0 SB: 4 CS: 1	PA: 38	
PITCHER	IP	WLS	BF	H	R	ER	SO	BB	IBB	HBP	BLK	WP	HR	S	P	ERA	WHIP				
Greg Cadaret, L ERA: 3.0 John Habyan, R ERA: 1.99 Steve Farr, R ERA: 1.13 Jeff Johnson, L ERA: 5.7	(1, 1)	6.0	L	28	6	5	4	6	0	0	0	0	0	7	13	0.00	0.000				
(7, 1)	1.0	3	0	0	0	0	0	0	0	0	0	0	0	4	7	0.00	0.000				
(8, 1)	0.2	3	0	0	0	0	0	0	0	1	0	0	0	4	7	0.00	0.000				
(8, 1)	0.1	3	1	0	0	0	0	1	0	0	0	0	0	8	15	0.00	6.000				

New York Yankees @ Oakland Athletics
Oakland-Alameda County Coliseum, Oakland, CA
Sun May 10 1992, 3:33 AM PDT
Att: 37,154 - Sunny - 75 F

AB 28
R 5
H 7
RBI 5
BB 7
SO 4
LOB 15



Batter	1	2	3	4	5	6	7	8	9	AB	R	H	RBI	BB	SO	LOB	TOP				
Harold Reynolds, S OBP: 0.353, SLG: 0.361 (1, 4)										3	0	1	0	2	0	2	Seattle Mariners @ New York Yankees Yankee Stadium, Bronx, NY Tue May 12 1992, 7:05 PM EDT Att: 13,544 - Cloudy - 68 F				
Greg Britley, L OBP: 0.213, SLG: 0.255 (1, 5)										5	0	1	1	0	1	4					
Ken Griffey Jr., L OBP: 0.281, SLG: 0.405 (1, 8)										4	0	0	0	0	1	4					
Kevin Mitchell, R OBP: 0.295, SLG: 0.366 (1, 7)										3	0	1	0	1	0	3					
Pete O'Brien, L OBP: 0.206, SLG: 0.442 (1, 3)										4	0	0	0	0	0	2					
Jay Buhner, R OBP: 0.352, SLG: 0.350 (1, 9)										3	0	0	0	1	0	1					
Tino Martinez, L OBP: 0.330, SLG: 0.506 (1, 10)										4	1	1	0	0	1	3					
Omar Vizquel, S OBP: 0.208, SLG: 0.208 (9, PH)										3	0	1	0	0	0	0					
Henry Cotto, R OBP: 0.375, SLG: 0.442 (7, PH)										2	0	1	0	0	1	0					
Matt Sinatro, R OBP: 0.167, SLG: 0.167 Dave Cochrane, S OBP: 0.341, SLG: 0.368 (7, 2)										2	0	1	0	0	1	0					
Inning Stats	R: 0 E: 0 K: 1 S: 10	H: 0 LOB: 0 BB: 0 P: 16	R: 0 E: 0 K: 1 S: 12	H: 0 LOB: 1 BB: 1 P: 20	R: 0 E: 0 K: 1 S: 7	H: 0 LOB: 1 BB: 1 P: 15	R: 0 E: 0 K: 0 S: 11	H: 1 LOB: 2 BB: 0 P: 22	R: 0 E: 0 K: 0 S: 8	H: 0 LOB: 0 BB: 0 P: 14	R: 1 E: 1 K: 1 S: 14	H: 3 LOB: 3 BB: 0 P: 21	R: 0 E: 0 K: 0 S: 5	H: 0 LOB: 0 BB: 0 P: 7	R: 0 E: 0 K: 0 S: 7	H: 0 LOB: 1 BB: 1 P: 13	1B: 6 2B: 0 3B: 0 HR: 0	SF: 0 SAC: 0 DP: 0 HBP: 0	WP: 2 PB: 1 SB: 1 CS: 0	PA: 38	
PITCHER	IP	WLS	BF	H	R	ER	SO	BB	IBB	HBP	BLK	WP	HR	S	P	ERA	WHIP				
Melido Perez, R ERA: 2.55 (1, 1)	6.2	W	29	6	1	1	5	3	0	0	0	2	0	72	123	1.35	1.350				
Steve Howe, L ERA: 0.75 (7, 1)	2.1	S	9	0	0	0	0	1	0	0	0	0	0	14	22	0.00	0.429				

AB	34
R	1
H	6
RBI	1
BB	4
SO	5
LOB	21



Batter	1	2	3	4	5	6	7	8	9	AB	R	H	RBI	BB	SO	LOB	BOTTOM				
Andy Stankiewicz, R OBP: 0.414, SLG: 0.450 (1, 6)										5	1	2	0	0	0	1	Seattle Mariners @ New York Yankees Yankee Stadium, Bronx, NY Tue May 12 1992, 7:05 PM EDT Att: 13,544 - Cloudy - 68 F				
Don Mattingly, L OBP: 0.271, SLG: 0.339 (1, 3)										4	0	0	0	0	0	2					
Roberto Kelly, R OBP: 0.387, SLG: 0.465 (1, 8)										3	1	1	0	0	0	1					
Danny Tartabull, R OBP: 0.413, SLG: 0.392 (1, 7)										2	1	1	0	2	0	1					
Mel Hall, L OBP: 0.266, SLG: 0.451 (1, 9)										3	0	1	2	1	0	2					
Jim Leyritz, R OBP: 0.483, SLG: 0.708 (1, 2)										2	0	1	0	2	1	3					
Mike Stanley, R OBP: 0.400, SLG: 0.261 (1, 10)										3	0	0	0	1	1	4					
Charlie Hayes, R OBP: 0.305, SLG: 0.372 (1, 5)										3	0	0	1	0	0	1					
Pat Kelly, R OBP: 0.365, SLG: 0.357 (1, 4)										3	0	0	0	0	1	3					
Inning Stats	R: 2 E: 0 K: 0 S: 15	H: 2 LOB: 2 BB: 2 P: 28	R: 0 E: 0 K: 0 S: 8	H: 0 LOB: 0 BB: 0 P: 14	R: 0 E: 0 K: 0 S: 8	H: 1 LOB: 1 BB: 0 P: 11	R: 0 E: 0 K: 0 S: 10	H: 1 LOB: 1 BB: 0 P: 15	R: 0 E: 0 K: 0 S: 7	H: 0 LOB: 0 BB: 0 P: 12	R: 1 E: 0 K: 1 S: 8	H: 1 LOB: 2 BB: 2 P: 23	R: 0 E: 0 K: 1 S: 11	H: 1 LOB: 3 BB: 2 P: 22	R: 0 E: 0 K: 1 S: 7	H: 0 LOB: 1 BB: 0 P: 13		1B: 5 2B: 1 3B: 0 HR: 0	SF: 1 SAC: 0 DP: 1 HBP: 2	WP: 0 PB: 0 SB: 1 CS: 0	PA: 37
PITCHER	IP	WLS	BF	H	R	ER	SO	BB	IBB	HBP	BLK	WP	HR	S	P	ERA	WHIP				
Randy Johnson, L ERA: 4.05 (1, 1)	8.0	L	37	6	3	3	3	5	1	2	0	0	0	74	138	3.38	1.375				

AB	28
R	3
H	6
RBI	3
BB	6
SO	3
LOB	18



Batter	1	2	3	4	5	6	7	8	9	AB	R	H	RBI	BB	SO	LOB	TOP								
Harold Reynolds, S (1,4) OBP: 0.355, SLG: 0.352	F7		2B BB		F8		P5		HR BB	3	1	0	0	2	0	1	Seattle Mariners @ New York Yankees Yankee Stadium, Bronx, NY Wed May 13 1992, 7:05 PM EDT Att: 12,596 - Cloudy - 69 F								
Greg Britley, L (1,5) OBP: 0.216, SLG: 0.255	L7		F7		G6-3				HR	4	0	1	0	0	0	1									
Jay Buhner, R (9,PH) OBP: 0.358, SLG: 0.385								1B	HR	1	1	1	3	0	0	0									
Ken Griffey Jr., L (1,8) OBP: 0.290, SLG: 0.421	F9		2B					F8	G4-3	3	0	2	0	0	0	0									
Jeff Schaefer, R (7,5) OBP: 0.229, SLG: 0.353			2B							2	0	0	0	0	0	1									
Kevin Mitchell, R (1,7) OBP: 0.296, SLG: 0.360										2	1	0	0	1	1	3									
Dave Cochrane, S (7,7) OBP: 0.357, SLG: 0.385										1	0	1	0	0	0	0									
Pete O'Brien, L (1,3) OBP: 0.207, SLG: 0.435										4	0	1	0	0	0	3									
Henry Cotto, R (1,9) OBP: 0.353, SLG: 0.413										3	0	0	0	0	1	3									
Tino Martinez, L (1,10) OBP: 0.327, SLG: 0.500										3	0	1	1	0	0	0									
Omar Vizquel, S (1,6) OBP: 0.214, SLG: 0.214										4	1	1	0	0	0	2									
Bert Heffernan, L (1,2) OBP: 0.333, SLG: 0.667										3	0	1	0	0	0	0									
Edgar Martinez, R (9,PH) OBP: 0.371, SLG: 0.486										1	0	0	0	0	0	1									
Inning Stats	R: 0 E: 0 K: 0 S: 8	H: 0 LOB: 0 BB: 0 P: 12	R: 1 E: 0 K: 0 S: 12	H: 1 LOB: 1 BB: 1 P: 18	R: 0 E: 0 K: 1 S: 8	H: 1 LOB: 2 BB: 1 P: 15	R: 0 E: 0 K: 0 S: 12	H: 1 LOB: 1 BB: 0 P: 19	R: 0 E: 0 K: 0 S: 6	H: 0 LOB: 0 BB: 0 P: 9	R: 0 E: 0 K: 0 S: 7	H: 1 LOB: 1 BB: 0 P: 12	R: 0 E: 0 K: 0 S: 6	H: 1 LOB: 1 BB: 0 P: 10	R: 0 E: 0 K: 1 S: 10	H: 2 LOB: 2 BB: 0 P: 16	R: 3 E: 0 K: 0 S: 15	H: 2 LOB: 0 BB: 1 P: 23	1B: 6 2B: 2 3B: 0 HR: 1	SF: 1 SAC: 1 DP: 0 HBP: 0	WP: 0 PB: 0 SB: 0 CS: 0	PA: 39			
PITCHER	IP	WLS	BF	H	R	ER	SO	BB	IBB	HBP	BLK	WP	HR	S	P	ERA	WHIP								
Scott Sanderson, R (1,1) ERA: 5.21	7.0	W	28	5	1	1	1	2	0	0	0	0	0	59	95	1.29	1.000								
Rich Monteleone, R (8,1) ERA: 0.96	1.0		5	2	0	0	1	0	0	0	0	0	0	10	16	0.00	2.000								
Lee Guetterman, L (9,1) ERA: 10.29	1.0		6	2	3	3	0	1	0	0	0	0	1	15	23	27.00	3.000								

Batter	1	2	3	4	5	6	7	8	9	AB	R	H	RBI	BB	SO	LOB	BOTTOM								
Andy Stankiewicz, R (1,6) OBP: 0.427, SLG: 0.492	E5 2B G4-3		G4-3		G4-3			G5-3		5	2	3	2	0	0	0	Seattle Mariners @ New York Yankees Yankee Stadium, Bronx, NY Wed May 13 1992, 7:05 PM EDT Att: 12,596 - Cloudy - 69 F								
Randy Velarde, R (8,PH) OBP: 0.270, SLG: 0.318		2B			1H 2H	2B	1B			1	0	0	0	0	0	1									
Don Mattingly, L (1,3) OBP: 0.288, SLG: 0.341	F8				G4-3		P4			5	1	1	1	0	0	4									
Mike Stanley, R (9,3) OBP: 0.400, SLG: 0.261		HR 2B			G4-3					0	0	0	0	0	0	0									
Roberto Kelly, R (1,8) OBP: 0.387, SLG: 0.470		L3			G6-3		G5-3			5	1	2	0	0	0	2									
Dion James, L (8,8) OBP: 0.289, SLG: 0.303	G4-3 2B				G4-3					0	0	0	0	0	0	0									
Mel Hall, L (1,7) OBP: 0.263, SLG: 0.441	G4-3				K		F7	F9		5	1	1	1	0	1	2									
Danny Tartabull, R (1,9) OBP: 0.456, SLG: 0.404	BB 1B				K		HR 1B	FC4 BB		1	2	1	0	4	0	0									
Matt Nokes, L (1,2) OBP: 0.281, SLG: 0.400	BB				K		HR BB	FC4		4	2	2	5	1	1	3									
Kevin Maas, L (1,10) OBP: 0.379, SLG: 0.480	BB				G4-3		BB 1B	HR		4	2	2	3	1	0	0									
Charlie Hayes, R (1,5) OBP: 0.293, SLG: 0.356	F7				F8		F8	F7		5	0	0	0	0	0	4									
Jim Leyritz, R (9,5) OBP: 0.463, SLG: 0.708					F8		F7			0	0	0	0	0	0	0									
Pat Kelly, R (1,4) OBP: 0.386, SLG: 0.370					K		K			4	1	2	0	1	2	0									
Inning Stats	R: 2 E: 1 K: 0 S: 14	H: 2 LOB: 3 BB: 2 P: 31	R: 5 E: 0 K: 1 S: 16	H: 4 LOB: 0 BB: 1 P: 34	R: 0 E: 0 K: 1 S: 6	H: 0 LOB: 0 BB: 0 P: 9	R: 0 E: 0 K: 2 S: 15	H: 1 LOB: 2 BB: 1 P: 24	R: 2 E: 0 K: 0 S: 12	H: 2 LOB: 1 BB: 1 P: 28	R: 3 E: 0 K: 0 S: 16	H: 4 LOB: 1 BB: 1 P: 32	R: 0 E: 0 K: 0 S: 6	H: 0 LOB: 1 BB: 1 P: 12	R: 0 E: 0 K: 0 S: 9	H: 1 LOB: 0 BB: 0 P: 15	1B: 8 2B: 4 3B: 0 HR: 2	SF: 0 SAC: 0 DP: 0 HBP: 0	WP: 0 PB: 0 SB: 1 CS: 0	PA: 46					
PITCHER	IP	WLS	BF	H	R	ER	SO	BB	IBB	HBP	BLK	WP	HR	S	P	ERA	WHIP								
Erik Hanson, R (1,1) ERA: 5.55	2.0	L	16	6	7	5	1	3	0	0	0	0	0	30	65	22.50	4.500								
Dennis Powell, L (3,1) ERA: 2.03	2.0		8	1	0	0	3	1	0	0	0	0	0	21	33	0.00	1.000								
Calvin Jones, R (5,1) ERA: 5.94	1.0		6	2	2	2	0	1	0	0	0	0	0	12	28	18.00	3.000								
Dave Schmidt, R (6,1) ERA: 27.0	1.0		8	4	3	3	0	1	0	0	0	0	1	16	32	27.00	5.000								
Jim Acker, R (7,1) ERA: 3.79	1.0		4	0	0	0	0	1	0	0	0	0	0	6	12	0.00	1.000								



Batter	1	2	3	4	5	6	7	8	9	AB	R	H	RBI	BB	SO	LOB	TOP					
Rickey Henderson, R OBP: 0.403, SLG: 0.407 Scott Brosius, R OBP: 0.190, SLG: 0.238 (1.7), (5.7), (8.9)	G4-3		G6-4-3		K		G4-3			3	0	0	0	0	1	3						
Carney Lansford, R OBP: 0.390, SLG: 0.416 (1.5)	G3		K				G4-3			4	0	1	1	0	1	1						
Jose Canseco, R OBP: 0.293, SLG: 0.402 (1.10)	G5-3				K		FC6-4			4	0	0	0	0	2	1						
Harold Baines, L OBP: 0.252, SLG: 0.282 Randy Ready, R OBP: 0.526, SLG: 0.308 (8.7)		F8			F8		G4-3			3	0	0	0	0	0	0						
Mark McGwire, R OBP: 0.454, SLG: 0.798 (1.3)		G4-3			1B		FC5-4			3	1	2	0	1	0	0						
Terry Steinbach, R OBP: 0.297, SLG: 0.297 (1.2)		G4-3			1B		FC5-4			4	0	1	1	0	1	2						
Willie Wilson, S OBP: 0.336, SLG: 0.364 (1.8)		F8			G4-3		F7			4	0	0	0	0	1	3						
Mike Bordick, R OBP: 0.405, SLG: 0.422 (1.6)					G6-4-3		G1-3			3	1	2	0	0	0	0						
Lance Blankenship, R OBP: 0.394, SLG: 0.364 (1.4)					G6-4-3		G6-3			2	0	0	0	1	0	1						
Inning Stats	R: 0 E: 0 K: 0 S: 5	H: 0 LOB: 0 BB: 0 P: 9	R: 0 E: 0 K: 0 S: 11	H: 1 LOB: 1 BB: 0 P: 17	R: 0 E: 0 K: 1 S: 11	H: 1 LOB: 1 BB: 0 P: 21	R: 1 E: 0 K: 1 S: 8	H: 2 LOB: 1 BB: 0 P: 16	R: 1 E: 0 K: 1 S: 13	H: 2 LOB: 1 BB: 0 P: 22	R: 0 E: 0 K: 0 S: 7	H: 0 LOB: 1 BB: 1 P: 14	R: 0 E: 0 K: 0 S: 5	H: 0 LOB: 0 BB: 0 P: 9	R: 0 E: 0 K: 2 S: 8	H: 0 LOB: 0 BB: 0 P: 11	R: 0 E: 0 K: 2 S: 9	H: 0 LOB: 0 BB: 0 P: 11	1B: 4 2B: 2 3B: 0 HR: 0	SF: 0 SAC: 0 DP: 1 HBP: 0	WP: 0 PB: 0 SB: 0 CS: 0	PA: 34
PITCHER	IP	WLS	BF	H	R	ER	SO	BB	IBB	HBP	BLK	WP	HR	S	P	ERA	WHIP					
Scott Kamieniecki, R ERA: 4.12 John Habyan, R ERA: 1.89 Steve Howe, L ERA: 0.73 Steve Farr, R ERA: 1.0	7.0	W	28	6	2	2	3	2	0	0	0	0	0	60	108	2.57	1.143					
	0.2		2	0	0	0	1	0	0	0	0	0	0	5	6	0.00	0.000					
	0.1		1	0	0	0	0	0	0	0	0	0	0	3	5	0.00	0.000					
	1.0	S	3	0	0	0	2	0	0	0	0	0	0	9	11	0.00	0.000					

Oakland Athletics @ New York Yankees
Yankee Stadium, Bronx, NY
Fri May 15 1992, 7:05 PM EDT
Att: 20,563 - Cloudy - 62 F

AB	32
R	2
H	6
RBI	2
BB	2
SO	6
LOB	11



Batter	1	2	3	4	5	6	7	8	9	AB	R	H	RBI	BB	SO	LOB	BOTTOM				
Andy Stankiewicz, R OBP: 0.430, SLG: 0.493 Randy Velarde, R OBP: 0.297, SLG: 0.315 (1.6), (7.7), (8.6)	P4				G6-4-3		1B			4	0	2	0	0	0	2					
Don Mattingly, L OBP: 0.275, SLG: 0.346 (1.3)	HR				P5		1B			4	1	2	0	0	0	3					
Roberto Kelly, R OBP: 0.393, SLG: 0.496 (1.8)	HR				FC4-6		P5			3	1	2	2	0	0	2					
Mel Hall, L OBP: 0.263, SLG: 0.435 (1.7)	1B				FC4-6		F8			4	0	1	0	0	1	4					
Danny Tartabull, R OBP: 0.444, SLG: 0.382 (1.9)	F8				K		K			3	0	0	0	1	2	3					
Matt Nokes, L OBP: 0.250, SLG: 0.382 (1.2)	F8				G1-5-3		F7			4	0	0	0	0	1	6					
Kevin Maas, L OBP: 0.371, SLG: 0.463 (1.10)					G3		F8			4	1	1	0	0	1	0					
Charlie Hayes, R OBP: 0.291, SLG: 0.352 (1.5)					F9		F8			4	0	1	0	0	0	0					
Pat Kelly, R OBP: 0.410, SLG: 0.408 (1.4)					1B		P5			3	0	2	0	1	0	0					
Inning Stats	R: 2 E: 0 K: 0 S: 18	H: 3 LOB: 1 BB: 0 P: 26	R: 0 E: 0 K: 0 S: 11	H: 2 LOB: 2 BB: 0 P: 15	R: 0 E: 1 K: 1 S: 10	H: 1 LOB: 1 BB: 0 P: 14	R: 1 E: 0 K: 0 S: 11	H: 3 LOB: 1 BB: 0 P: 15	R: 0 E: 0 K: 0 S: 8	H: 0 LOB: 0 BB: 0 P: 10	R: 0 E: 0 K: 2 S: 17	H: 2 LOB: 3 BB: 1 P: 25	R: 0 E: 0 K: 1 S: 11	H: 0 LOB: 1 BB: 1 P: 19	1B: 9 2B: 1 3B: 0 HR: 1	SF: 0 SAC: 0 DP: 1 HBP: 0	WP: 0 PB: 0 SB: 3 CS: 0	PA: 37			
PITCHER	IP	WLS	BF	H	R	ER	SO	BB	IBB	HBP	BLK	WP	HR	S	P	ERA	WHIP				
Bob Welch, R ERA: 3.79 Rick Honeycutt, L ERA: 4.66 Rich Gossage, R ERA: 3.65	6.0	L	28	10	3	3	2	0	0	0	0	0	0	17	24	4.50	1.667				
	1.1		6	1	0	0	3	0	1	0	0	0	0	8	15	0.00	0.750				
	0.2		3	0	0	0	0	1	0	0	0	0	0	8	15	0.00	1.500				

Oakland Athletics @ New York Yankees
Yankee Stadium, Bronx, NY
Fri May 15 1992, 7:05 PM EDT
Att: 20,563 - Cloudy - 62 F

AB	34
R	3
H	11
RBI	2
BB	2
SO	5
LOB	21



Batter	1	2	3	4	5	6	7	8	9	AB	R	H	RBI	BB	SO	LOB	TOP					
Rickey Henderson, R OBP: 0.411, SLG: 0.388 Randy Ready, R OBP: 0.322, SLG: 0.313	G4-3		BB				G1-3		1B	2	0	0	0	2	0	0						
Carney Lansford, R OBP: 0.388, SLG: 0.408	F8		G1-3					1B SF7	F7	4	1	1	1	1	0	4						
Jose Canseco, R OBP: 0.294, SLG: 0.394 Scott Brosius, R OBP: 0.200, SLG: 0.240	K			K	P8			1B	F8	1	0	0	0	0	1	0						
Mark McGwire, R OBP: 0.441, SLG: 0.764 Terry Steinbach, R OBP: 0.297, SLG: 0.297		K		K				K		4	0	0	0	0	3	2						
Harold Baines, L OBP: 0.258, SLG: 0.270		L4		G6-3				SF7		3	0	0	1	0	0	0						
Jamie Quirk, L OBP: 0.315, SLG: 0.308		F8			F9			BB		3	0	1	0	1	0	0						
Willie Wilson, S OBP: 0.341, SLG: 0.368			BB		L6			K		4	0	2	0	0	1	3						
Mike Bordick, R OBP: 0.388, SLG: 0.411			K		FC5-4			F8	F8	4	1	0	0	0	1	2						
Jerry Browne, S OBP: 0.293, SLG: 0.176			P6		BB			G4-3		3	0	1	0	1	0	1						
Inning Stats	R: 0 E: 0 K: 1 S: 8	H: 0 LOB: 0 BB: 0 P: 12	R: 0 E: 0 K: 1 S: 7	H: 0 LOB: 0 BB: 0 P: 10	R: 0 E: 0 K: 1 S: 10	H: 1 LOB: 2 BB: 1 P: 19	R: 0 E: 0 K: 2 S: 8	H: 0 LOB: 0 BB: 0 P: 11	R: 1 E: 0 K: 0 S: 16	H: 1 LOB: 3 BB: 3 P: 31	R: 0 E: 0 K: 0 S: 6	H: 1 LOB: 0 BB: 0 P: 8	R: 0 E: 0 K: 0 S: 6	H: 0 LOB: 0 BB: 0 P: 10	R: 1 E: 0 K: 2 S: 16	H: 2 LOB: 2 BB: 1 P: 30	R: 0 E: 0 K: 0 S: 10	H: 2 LOB: 2 BB: 0 P: 19	1B: 7 2B: 0 3B: 0 HR: 0	SF: 1 SAC: 0 DP: 0 HBP: 0	WP: 1 PB: 0 SB: 2 CS: 0	PA: 39
PITCHER	IP	WLS	BF	H	R	ER	SO	BB	IBB	HBP	BLK	WP	HR	S	P	ERA	WHIP					
Melido Perez, R ERA: 2.51 John Habyan, R ERA: 1.6	8.0	W	34	5	2	2	7	5	0	0	0	1	0	77	131	2.25	1.250					
	1.0		5	2	0	0	0	0	0	0	0	0	0	10	19	0.00	2.000					

Oakland Athletics @ New York Yankees
Yankee Stadium, Bronx, NY
Sun May 17 1992, 3:33 AM EDT
Att: 29,850 - Cloudy - 64 F

AB 33
R 2
H 7
RBI 2
BB 5
SO 7
LOB 17



Batter	1	2	3	4	5	6	7	8	9	AB	R	H	RBI	BB	SO	LOB	BOTTOM					
Mike Gallego, R OBP: 0.261, SLG: 0.306 Randy Velarde, R OBP: 0.261, SLG: 0.306	HBP	SH		F8	F8		G5-3			3	1	0	1	1	0	0						
Don Mattingly, L OBP: 0.291, SLG: 0.353 Kevin Maas, L OBP: 0.379, SLG: 0.446	BB	2B		FC6-4		WP		1B		2	3	2	0	3	0	0						
Roberto Kelly, R OBP: 0.396, SLG: 0.514	K	2B		K		WP		2B		5	3	3	1	0	2	3						
Mel Hall, L OBP: 0.281, SLG: 0.468	BB			FC6-4		G6-3				4	0	3	4	0	0	1						
Danny Tartabull, R OBP: 0.420, SLG: 0.349	K				K	G6-3		K		4	0	0	0	1	3	6						
Matt Nokes, L OBP: 0.276, SLG: 0.379	BB	G3-1			L3	G6-3		FC6		3	0	0	1	2	0	3						
Dion James, L OBP: 0.273, SLG: 0.270	F8				HR	G6-3		SF9		3	1	0	1	1	0	4						
Charlie Hayes, R OBP: 0.294, SLG: 0.346		K		P4		HR		FC6		4	1	0	0	1	1	2						
Pat Kelly, R OBP: 0.391, SLG: 0.474		SH		K		HR		L6		4	2	2	3	0	1	0						
Inning Stats	R: 1 E: 0 K: 2 S: 17	H: 1 LOB: 3 BB: 2 P: 29	R: 3 E: 1 K: 1 S: 14	H: 3 LOB: 2 BB: 2 P: 29	R: 0 E: 0 K: 1 S: 7	H: 0 LOB: 0 BB: 0 P: 10	R: 0 E: 0 K: 1 S: 10	H: 0 LOB: 1 BB: 1 P: 20	R: 3 E: 0 K: 1 S: 12	H: 1 LOB: 0 BB: 2 P: 28	R: 2 E: 0 K: 0 S: 16	H: 2 LOB: 1 BB: 1 P: 26	R: 0 E: 0 K: 0 S: 8	H: 0 LOB: 0 BB: 0 P: 14	R: 2 E: 0 K: 1 S: 15	H: 3 LOB: 2 BB: 1 P: 24	1B: 3 2B: 5 3B: 1 HR: 1	SF: 1 SAC: 1 DP: 0 HBP: 1	WP: 1 PB: 0 SB: 0 CS: 0	PA: 44		
PITCHER	IP	WLS	BF	H	R	ER	SO	BB	IBB	HBP	BLK	WP	HR	S	P	ERA	WHIP					
Dave Stewart, R ERA: 4.24 Kevin Campbell, R ERA: 6.0 Gene Nelson, R ERA: 8.49	5.0	L	28	7	7	7	6	7	0	0	0	0	0	60	116	12.60	2.400					
	2.0		9	2	2	2	0	1	0	0	0	1	0	24	40	9.00	1.500					
	1.0		7	3	2	2	1	1	0	0	0	0	0	15	24	18.00	4.000					

Oakland Athletics @ New York Yankees
Yankee Stadium, Bronx, NY
Sun May 17 1992, 3:33 AM EDT
Att: 29,850 - Cloudy - 64 F

AB 32
R 11
H 10
RBI 11
BB 9
SO 7
LOB 19



Batter	1	2	3	4	5	6	7	8	9	10	AB	R	H	RBI	BB	SO	LOB	TOP						
Luis Polonia, L OBP: 0.362, SLG: 0.326 Chad Curtis, R OBP: 0.348, SLG: 0.417	F8		G4-3		FC4-6		L4		K		3	0	0	0	0	2	2							
Von Hayes, L OBP: 0.359, SLG: 0.404 Jose Gonzalez, R OBP: 0.288, SLG: 0.429	K		G4-3		P6		G5-3			P5	3	0	0	0	0	1	2							
John Morris, L OBP: 0.276, SLG: 0.231	K										1	0	0	0	0	0	0							
Junior Felix, S OBP: 0.302, SLG: 0.440					F8		E6 1B 2B		G6-3		5	1	1	0	0	1	0							
Hubie Brooks, R OBP: 0.263, SLG: 0.407					P3		L8		E5 HR		5	2	1	1	0	0	1							
Lee Stevens, L OBP: 0.299, SLG: 0.351 Bobby Rose, R OBP: 0.295, SLG: 0.345	K				1B						3	0	2	1	0	1	0							
Rene Gonzales, R OBP: 0.429, SLG: 0.583	G1-3				1B		G6-4-3		HR		4	0	1	0	0	1	1							
Gary Gaetti, R OBP: 0.278, SLG: 0.350	K				F8						4	0	1	0	0	1	2							
Mike Fitzgerald, R OBP: 0.299, SLG: 0.356 Ron Tingley, R OBP: 0.250, SLG: 0.263			G4-3 G6-3 1B				G5-3 BB 1B		K		2	0	2	0	0	0	0							
Gary Disarcina, R OBP: 0.338, SLG: 0.306			G6-3		F9				P4		3	0	0	0	1	0	2							
Inning Stats	R: 0 E: 0 K: 2 S: 12	H: 0 LOB: 0 BB: 0 P: 17	R: 1 E: 0 K: 2 S: 11	H: 1 LOB: 0 BB: 0 P: 14	R: 0 E: 0 K: 0 S: 7	H: 1 LOB: 1 BB: 0 P: 12	R: 0 E: 0 K: 0 S: 20	H: 2 LOB: 2 BB: 0 P: 27	R: 0 E: 0 K: 0 S: 6	H: 1 LOB: 1 BB: 0 P: 7	R: 1 E: 0 K: 0 S: 6	H: 2 LOB: 0 BB: 0 P: 8	R: 0 E: 0 K: 0 S: 23	H: 2 LOB: 2 BB: 1 P: 32	R: 2 E: 1 K: 1 S: 11	H: 1 LOB: 0 BB: 0 P: 15	R: 0 E: 0 K: 2 S: 9	H: 0 LOB: 0 BB: 0 P: 10	R: 0 E: 0 K: 0 S: 11	H: 0 LOB: 0 BB: 0 P: 15	1B: 6 2B: 2 3B: 0 HR: 2	SF: 0 SAC: 0 DP: 2 HBP: 0	WP: 0 PB: 0 SB: 0 CS: 0	PA: 40
PITCHER	IP	WLS	BF	H	R	ER	SO	BB	IBB	HBP	BLK	WP	HR	S	P	ERA	WHIP							
Scott Sanderson, R ERA: 4.98	6.0		27	9	2	2	4	1	0	0	0	0	1	77	105	3.00	1.667							
Steve Howe, L ERA: 1.15	2.0		7	1	2	1	1	0	0	0	0	0	0	19	27	4.50	0.500							
Rich Monteleone, R ERA: 0.75	2.0	W	6	0	0	0	2	0	0	0	0	0	0	20	25	0.00	0.000							

California Angels @ New York Yankees
Yankee Stadium, Bronx, NY
Tue May 19 1992, 7:05 PM EDT
Att. 14,919 - Sunny - 61 F

AB	39
R	4
H	10
RBI	4
BB	1
SO	7
LOB	16



Batter	1	2	3	4	5	6	7	8	9	10	AB	R	H	RBI	BB	SO	LOB	BOTTOM						
Mike Gallego, R OBP: 0.286, SLG: 0.091	G5-3		G6-3		L9		G6-3		K		5	0	0	0	0	1	4							
Don Mattingly, L OBP: 0.298, SLG: 0.347	P4		P9		WP 1B		F7			BB	4	0	1	0	1	0	0							
Roberto Kelly, R OBP: 0.378, SLG: 0.487	L8		G1-3		F9		G5-3		F8		5	0	0	0	0	0	2							
Mel Hall, L OBP: 0.297, SLG: 0.490					L5		K				4	3	2	1	1	1	1							
Danny Tartabull, R OBP: 0.418, SLG: 0.380	L8				1B SF8 BB						4	0	1	0	1	0	1							
Matt Nokes, L OBP: 0.282, SLG: 0.408	F7				1B BB		G4-3				3	1	1	2	1	0	2							
Kevin Maas, L OBP: 0.394, SLG: 0.500					1B HR		K				4	1	2	1	1	2	0							
Randy Velarde, R OBP: 0.274, SLG: 0.319					1B FC5-4 1B		G5-3				5	0	3	1	0	0	0							
Pat Kelly, R OBP: 0.382, SLG: 0.460	FC5-4 1B				K				B1-3		4	0	1	0	0	1	4							
Inning Stats	R: 0 E: 0 K: 0 S: 11	H: 0 LOB: 0 BB: 0 P: 18	R: 2 E: 0 K: 0 S: 9	H: 3 LOB: 1 BB: 0 P: 16	R: 0 E: 0 K: 0 S: 5	H: 0 LOB: 0 BB: 0 P: 8	R: 1 E: 0 K: 1 S: 9	H: 3 LOB: 3 BB: 1 P: 14	R: 0 E: 0 K: 0 S: 12	H: 1 LOB: 2 BB: 0 P: 20	R: 0 E: 0 K: 1 S: 7	H: 1 LOB: 1 BB: 0 P: 7	R: 0 E: 0 K: 1 S: 6	H: 0 LOB: 0 BB: 0 P: 8	R: 1 E: 0 K: 1 S: 9	H: 1 LOB: 0 BB: 0 P: 14	R: 0 E: 0 K: 1 S: 7	H: 0 LOB: 1 BB: 1 P: 12	R: 1 E: 0 K: 0 S: 5	H: 2 LOB: 3 BB: 2 P: 15	1B: 7 2B: 1 3B: 0 HR: 3	SF: 1 SAC: 0 DP: 0 HBP: 0	WP: 1 PB: 0 SB: 0 CS: 0	PA: 44
PITCHER	IP	WLS	BF	H	R	ER	SO	BB	IBB	HBP	BLK	WP	HR	S	P	ERA	WHIP							
Bert Blyleven, R ERA: 4.5	6.0		28	8	3	3	2	2	0	0	0	1	2	53	83	4.50	1.667							
Steve Frey, L ERA: 1.23	1.2		6	1	1	1	2	0	0	0	0	0	1	13	20	5.40	0.600							
Mark Eichhorn, R ERA: 2.83	1.2	L	10	2	1	1	1	2	1	0	0	0	0	14	29	5.40	2.400							

California Angels @ New York Yankees
Yankee Stadium, Bronx, NY
Tue May 19 1992, 7:05 PM EDT
Att. 14,919 - Sunny - 61 F

AB	38
R	5
H	11
RBI	5
BB	5
SO	5
LOB	14



Batter	1	2	3	4	5	6	7	8	9	10	11	12	AB	R	H	RBI	BB	SO	LOB	TOP			
Luis Polonia, L Mike Fitzgerald, R OBP: 0.290, SLG: 0.344	4-1 BB		0-1 G6-3			0-1 G4-6-3 1B		0-0 FC3-6 1B		0-2 L8		2-1 F8	3	0	2	1	1	0	0				
Von Hayes, L OBP: 0.352, SLG: 0.394	1-2 F8		2-0 F8			1-1 G4-6-3		1-0 FC3-6				0-0 G6-4-3 1B		5	0	1	0	0	0	4			
Junior Felix, S OBP: 0.299, SLG: 0.432	1-3 K						1-0 F8		0-3 K			1-0 G6-4-3 1B		5	0	1	0	0	2	4			
Hubie Brooks, R OBP: 0.295, SLG: 0.393	2-2 G6-3						1-0 G4-3		1-2 G6-3			0-2 G6-4-3		5	0	0	0	0	1	3			
Lee Stevens, L OBP: 0.291, SLG: 0.338		0-0 G4-3					2-2 G4-3		4-1 5-3 BB			4-0 IBB		3	0	0	0	2	0				
Rene Gonzales, R OBP: 0.416, SLG: 0.553		4-2 P1-4 BB					2-3 K		0-3 K		2-2 L5-3		0-0 L8	4	0	0	0	1	2	3			
Gary Gaetti, R OBP: 0.283, SLG: 0.352		0-0 1B				2-2 F7		0-2 2B 1B		1-1 P2		1-2 G5-3	5	1	2	0	0	0	0				
Ron Tingley, R Alvin Davis, L Chad Curtis, R OBP: 0.227, SLG: 0.238 OBP: 0.333, SLG: 0.377 OBP: 0.352, SLG: 0.419	2-1 P1-4					1-0 G5-3		0-2 1B 2B		2-3 K		1-2 1B	2	0	0	0	0	0	2				
Gary Disarcina, R OBP: 0.336, SLG: 0.304	2-3f K		1-3 K			0-0 F9		4-0 FC3-6 1B BB		1-1 1B		1-0 P6	4	0	1	0	1	1	1				
Inning Stats	R: 0 E: 0 K: 1 S: 11	H: 0 LOB: 1 BB: 1 P: 16	R: 0 E: 0 K: 0 S: 7	H: 1 LOB: 1 BB: 1 P: 13	R: 0 E: 0 K: 1 S: 6	H: 0 LOB: 0 BB: 0 P: 9	R: 0 E: 0 K: 1 S: 6	H: 0 LOB: 0 BB: 0 P: 10	R: 0 E: 0 K: 1 S: 6	H: 1 LOB: 0 BB: 0 P: 6	R: 0 E: 0 K: 0 S: 5	H: 0 LOB: 0 BB: 1 P: 9	R: 0 E: 0 K: 1 S: 10	H: 1 LOB: 1 BB: 0 P: 14	R: 0 E: 0 K: 0 S: 6	H: 2 LOB: 2 BB: 1 P: 11	R: 0 E: 0 K: 0 S: 11	H: 1 LOB: 1 BB: 0 P: 15	1B: 8 2B: 3 3B: 0 HR: 0	SF: 0 SAC: 0 DP: 4 HBP: 0	WP: 0 PB: 0 SB: 0 CS: 1	PA: 46	
PITCHER	IP WLS BF H R ER SO BB IBB HBP BLK WP HR S P ERA WHIP	IP WLS BF H R ER SO BB IBB HBP BLK WP HR S P ERA WHIP	IP WLS BF H R ER SO BB IBB HBP BLK WP HR S P ERA WHIP	IP WLS BF H R ER SO BB IBB HBP BLK WP HR S P ERA WHIP	IP WLS BF H R ER SO BB IBB HBP BLK WP HR S P ERA WHIP	IP WLS BF H R ER SO BB IBB HBP BLK WP HR S P ERA WHIP	IP WLS BF H R ER SO BB IBB HBP BLK WP HR S P ERA WHIP	IP WLS BF H R ER SO BB IBB HBP BLK WP HR S P ERA WHIP	IP WLS BF H R ER SO BB IBB HBP BLK WP HR S P ERA WHIP	IP WLS BF H R ER SO BB IBB HBP BLK WP HR S P ERA WHIP	IP WLS BF H R ER SO BB IBB HBP BLK WP HR S P ERA WHIP	IP WLS BF H R ER SO BB IBB HBP BLK WP HR S P ERA WHIP	IP WLS BF H R ER SO BB IBB HBP BLK WP HR S P ERA WHIP	IP WLS BF H R ER SO BB IBB HBP BLK WP HR S P ERA WHIP	IP WLS BF H R ER SO BB IBB HBP BLK WP HR S P ERA WHIP	IP WLS BF H R ER SO BB IBB HBP BLK WP HR S P ERA WHIP	IP WLS BF H R ER SO BB IBB HBP BLK WP HR S P ERA WHIP	IP WLS BF H R ER SO BB IBB HBP BLK WP HR S P ERA WHIP	IP WLS BF H R ER SO BB IBB HBP BLK WP HR S P ERA WHIP	IP WLS BF H R ER SO BB IBB HBP BLK WP HR S P ERA WHIP	IP WLS BF H R ER SO BB IBB HBP BLK WP HR S P ERA WHIP	IP WLS BF H R ER SO BB IBB HBP BLK WP HR S P ERA WHIP	
Scott Karmieniecki, R Steve Farr, R John Hatyan, R ERA: 3.59 ERA: 0.82 ERA: 1.59	(1, 1) (9, 1) (11, 1)	(1, 1) (9, 1) (11, 1)	(1, 1) (9, 1) (11, 1)	(1, 1) (9, 1) (11, 1)	(1, 1) (9, 1) (11, 1)	(1, 1) (9, 1) (11, 1)	(1, 1) (9, 1) (11, 1)	(1, 1) (9, 1) (11, 1)	(1, 1) (9, 1) (11, 1)	(1, 1) (9, 1) (11, 1)	(1, 1) (9, 1) (11, 1)	(1, 1) (9, 1) (11, 1)	(1, 1) (9, 1) (11, 1)	(1, 1) (9, 1) (11, 1)	(1, 1) (9, 1) (11, 1)	(1, 1) (9, 1) (11, 1)	(1, 1) (9, 1) (11, 1)	(1, 1) (9, 1) (11, 1)	(1, 1) (9, 1) (11, 1)	(1, 1) (9, 1) (11, 1)	(1, 1) (9, 1) (11, 1)	(1, 1) (9, 1) (11, 1)	(1, 1) (9, 1) (11, 1)

California Angels @ New York Yankees
Yankee Stadium, Bronx, NY
Wed May 20 1992, 7:05 PM EDT
Alt. 15,800 - Cloudy - 63 F

AB 41
R 2
H 9
RBI 2
BB 5
SO 7
LOB 19



Batter	1	2	3	4	5	6	7	8	9	10	11	12	AB	R	H	RBI	BB	SO	LOB	BOTTOM						
Pat Kelly, R Matt Nokes, L Mike Gallego, R OBP: 0.380, SLG: 0.455 OBP: 0.279, SLG: 0.404 OBP: 0.353, SLG: 0.167	0-2 P3		0-1 B3			1-2 CS 1B		2-3 K		1-1 G4-6-3 1B			3	0	1	0	0	0								
Don Mattingly, L OBP: 0.295, SLG: 0.349	1-2 F8					1-1 CS		1-3 K		0-1 G4-6-3			5	1	1	0	0	1	2							
Roberto Kelly, R OBP: 0.367, SLG: 0.472	0-0 E5					0-2 G6-3		1-3 K				0-0 G6-3		5	0	0	0	0	2	3						
Danny Tartabull, R OBP: 0.417, SLG: 0.373	3-2 F7					1-3 K		4-0 1B IBB		1-2 FC6-4 1B		2-3 K	4	0	1	0	1	2	1							
Mel Hall, L OBP: 0.288, SLG: 0.474		0-0 G3				0-1 G6-3		1-3 K		2-1 FC6-4 2B SF8		1-0 G6-3	5	1	0	0	0	1	3							
Jim Leyritz, R Kevin Maas, L Mike Stanley, R OBP: 0.469, SLG: 0.667 OBP: 0.403, SLG: 0.525 OBP: 0.429, SLG: 0.407	1-2 F7					0-2 G6-3		0-1 1B		1-2 2B		3-3 K	3	0	1	1	0	0								
Jesse Barfield, R OBP: 0.216, SLG: 0.228	3-2 G4-3					2-2 G4-3		1-3 1B		1-3 2B		1-0 2B 1B	4	1	1	1	0	0	2							
Charlie Hayes, R OBP: 0.297, SLG: 0.343			0-2 P7					0-0 L5		4-2 WP SH3-4 BB		0-1 F8	4	0	1	1	1	0	1							
Randy Velarde, R OBP: 0.266, SLG: 0.311	2-2 P3					1-1 F8		0-0 SH3-4		1-0 G6-3			3	0	0	0	0	0								
Inning Stats	R: 0 E: 1 K: 0 S: 12	H: 0 LOB: 0 BB: 0 P: 16	R: 0 E: 0 K: 0 S: 8	H: 0 LOB: 0 BB: 0 P: 12	R: 0 E: 0 K: 0 S: 8	H: 0 LOB: 0 BB: 0 P: 11	R: 0 E: 0 K: 1 S: 9	H: 0 LOB: 0 BB: 0 P: 10	R: 0 E: 0 K: 0 S: 9	H: 1 LOB: 0 BB: 0 P: 12	R: 1 E: 0 K: 2 S: 11	H: 2 LOB: 2 BB: 1 P: 16	R: 0 E: 0 K: 3 S: 14	H: 0 LOB: 2 BB: 1 P: 20	R: 1 E: 0 K: 0 S: 13	H: 2 LOB: 1 BB: 0 P: 20	R: 0 E: 0 K: 0 S: 5	H: 1 LOB: 0 BB: 0 P: 7	R: 0 E: 0 K: 1 S: 5	H: 0 LOB: 0 BB: 0 P: 8	R: 1 E: 0 K: 1 S: 5	H: 2 LOB: 1 BB: 0 P: 11	1B: 5 2B: 3 3B: 0 HR: 0	SF: 1 SAC: 1 DP: 1 HBP: 0	WP: 1 PB: 0 SB: 0 CS: 1	PA: 45
PITCHER	IP WLS BF H R ER SO BB IBB HBP BLK WP HR S P ERA WHIP	IP WLS BF H R ER SO BB IBB HBP BLK WP HR S P ERA WHIP	IP WLS BF H R ER SO BB IBB HBP BLK WP HR S P ERA WHIP	IP WLS BF H R ER SO BB IBB HBP BLK WP HR S P ERA WHIP	IP WLS BF H R ER SO BB IBB HBP BLK WP HR S P ERA WHIP	IP WLS BF H R ER SO BB IBB HBP BLK WP HR S P ERA WHIP	IP WLS BF H R ER SO BB IBB HBP BLK WP HR S P ERA WHIP	IP WLS BF H R ER SO BB IBB HBP BLK WP HR S P ERA WHIP	IP WLS BF H R ER SO BB IBB HBP BLK WP HR S P ERA WHIP	IP WLS BF H R ER SO BB IBB HBP BLK WP HR S P ERA WHIP	IP WLS BF H R ER SO BB IBB HBP BLK WP HR S P ERA WHIP	IP WLS BF H R ER SO BB IBB HBP BLK WP HR S P ERA WHIP	IP WLS BF H R ER SO BB IBB HBP BLK WP HR S P ERA WHIP	IP WLS BF H R ER SO BB IBB HBP BLK WP HR S P ERA WHIP	IP WLS BF H R ER SO BB IBB HBP BLK WP HR S P ERA WHIP	IP WLS BF H R ER SO BB IBB HBP BLK WP HR S P ERA WHIP	IP WLS BF H R ER SO BB IBB HBP BLK WP HR S P ERA WHIP	IP WLS BF H R ER SO BB IBB HBP BLK WP HR S P ERA WHIP	IP WLS BF H R ER SO BB IBB HBP BLK WP HR S P ERA WHIP	IP WLS BF H R ER SO BB IBB HBP BLK WP HR S P ERA WHIP	IP WLS BF H R ER SO BB IBB HBP BLK WP HR S P ERA WHIP	IP WLS BF H R ER SO BB IBB HBP BLK WP HR S P ERA WHIP	IP WLS BF H R ER SO BB IBB HBP BLK WP HR S P ERA WHIP			
Jim Abbott, L Bryan Harvey, R Chuck Crim, R ERA: 2.42 ERA: 2.14 ERA: 4.44	(1, 1) (8, 1) (10, 1)	(1, 1) (8, 1) (10, 1)	(1, 1) (8, 1) (10, 1)	(1, 1) (8, 1) (10, 1)	(1, 1) (8, 1) (10, 1)	(1, 1) (8, 1) (10, 1)	(1, 1) (8, 1) (10, 1)	(1, 1) (8, 1) (10, 1)	(1, 1) (8, 1) (10, 1)	(1, 1) (8, 1) (10, 1)	(1, 1) (8, 1) (10, 1)	(1, 1) (8, 1) (10, 1)	(1, 1) (8, 1) (10, 1)	(1, 1) (8, 1) (10, 1)	(1, 1) (8, 1) (10, 1)	(1, 1) (8, 1) (10, 1)	(1, 1) (8, 1) (10, 1)	(1, 1) (8, 1) (10, 1)	(1, 1) (8, 1) (10, 1)	(1, 1) (8, 1) (10, 1)	(1, 1) (8, 1) (10, 1)	(1, 1) (8, 1) (10, 1)	(1, 1) (8, 1) (10, 1)	(1, 1) (8, 1) (10, 1)		

California Angels @ New York Yankees
Yankee Stadium, Bronx, NY
Wed May 20 1992, 7:05 PM EDT
Alt. 15,800 - Cloudy - 63 F

AB 40
R 3
H 8
RBI 3
BB 2
SO 8
LOB 13



Batter	1	2	3	4	5	6	7	8	9	10	11	12	13	14	AB	R	H	RBI	BB	SO	LOB	TOP											
Pat Listach, S OBP: 0.350, SLG: 0.360															6	1	2	0	1	1	1												
Kevin Seitzer, R OBP: 0.370, SLG: 0.449															7	0	2	1	0	1	4												
Paul Molitor, R OBP: 0.384, SLG: 0.469															7	0	2	0	0	1	3												
Greg Vaughn, R OBP: 0.287, SLG: 0.434															7	1	1	1	0	3	6												
Robin Yount, R OBP: 0.305, SLG: 0.371															2	1	0	0	0	1	0												
Tim Lincecum, R OBP: 0.244, SLG: 0.233															4	1	1	0	0	1	0												
Franklin Stubbs, L OBP: 0.305, SLG: 0.398															7	2	2	2	0	0	0												
Dante Bichette, R OBP: 0.342, SLG: 0.383															5	2	2	1	1	0	0												
Dave Nilsson, L OBP: 0.300, SLG: 0.444															6	2	3	3	0	0	1												
Scott Fletcher, R OBP: 0.323, SLG: 0.386															5	0	1	1	0	2	1												
Inning Stats	R: 0 E: 0 K: 1 S: 8	H: 2 LOB: 1 BB: 0 P: 14	R: 1 E: 0 K: 1 S: 7	H: 1 LOB: 0 BB: 0 P: 9	R: 0 E: 1 K: 1 S: 8	H: 0 LOB: 1 BB: 0 P: 10	R: 2 E: 0 K: 1 S: 11	H: 2 LOB: 1 BB: 0 P: 16	R: 0 E: 0 K: 2 S: 10	H: 0 LOB: 1 BB: 1 P: 15	R: 0 E: 0 K: 2 S: 15	H: 0 LOB: 2 BB: 0 P: 23	R: 1 E: 0 K: 1 S: 10	H: 3 LOB: 2 BB: 0 P: 27	R: 5 E: 1 K: 0 S: 15	H: 5 LOB: 1 BB: 1 P: 27	R: 0 E: 0 K: 1 S: 7	H: 0 LOB: 0 BB: 0 P: 10	R: 0 E: 0 K: 1 S: 7	H: 0 LOB: 0 BB: 0 P: 10	R: 0 E: 0 K: 1 S: 10	H: 1 LOB: 1 BB: 0 P: 23	R: 0 E: 0 K: 1 S: 10	H: 1 LOB: 0 BB: 0 P: 14	R: 1 E: 0 K: 1 S: 13	H: 1 LOB: 0 BB: 0 P: 16	1B: 10 2B: 2 3B: 0 HR: 4	SF: 1 SAC: 0 DP: 1 HBP: 1	WP: 2 PB: 0 CS: 1	PA: 61			
PITCHER	IP: 7.0 ERA: 2.8	WLS: 3 BF: 31 H: 8 R: 4 ER: 4 SO: 6 BB: 0 IBB: 0 HBP: 0 BLK: 0 WP: 0 HR: 3 S: 67 P: 102 ERA: 5.14 WHIP: 1.286															PITCHER	IP: 2.0 ERA: 1.04	WLS: 1 BF: 7 H: 2 R: 1 ER: 1 SO: 1 BB: 0 IBB: 0 HBP: 0 BLK: 0 WP: 0 HR: 1 S: 23 P: 30 ERA: 4.50 WHIP: 1.000														

Milwaukee Brewers @ New York Yankees
Yankee Stadium, Bronx, NY
Fri May 22 1992, 7:05 PM EDT
Alt. 22.396 - Sunny - 82 F

AB	56
R	10
H	16
RBI	9
BB	2
SO	10
LOB	16



Batter	1	2	3	4	5	6	7	8	9	10	11	12	13	14	AB	R	H	RBI	BB	SO	LOB	BOTTOM											
Mike Gallego, R OBP: 0.348, SLG: 0.300															8	2	3	0	0	1	1												
Don Mattingly, L OBP: 0.295, SLG: 0.358															7	1	2	3	0	0	2												
Roberto Kelly, R OBP: 0.369, SLG: 0.473															6	1	2	0	1	1	1												
Mel Hall, L OBP: 0.275, SLG: 0.456															6	0	0	1	0	0	5												
Danny Tartabull, R OBP: 0.437, SLG: 0.457															6	1	4	2	1	1	2												
Matt Nokes, L OBP: 0.297, SLG: 0.392															3	1	0	0	4	1	4												
Kevin Maas, L OBP: 0.392, SLG: 0.559															7	1	2	2	0	1	5												
Charlie Hayes, R OBP: 0.289, SLG: 0.354															7	1	1	1	0	0	4												
Pat Kelly, R OBP: 0.372, SLG: 0.431															6	1	1	0	1	4	0												
Inning Stats	R: 0 E: 0 K: 0 S: 11	H: 2 LOB: 2 BB: 0 P: 14	R: 2 E: 0 K: 0 S: 12	H: 1 LOB: 1 BB: 2 P: 23	R: 1 E: 0 K: 0 S: 7	H: 3 LOB: 2 BB: 0 P: 11	R: 4 E: 0 K: 0 S: 11	H: 4 LOB: 1 BB: 1 P: 25	R: 2 E: 0 K: 2 S: 22	H: 3 LOB: 3 BB: 2 P: 35	R: 0 E: 0 K: 2 S: 5	H: 0 LOB: 0 BB: 0 P: 9	R: 0 E: 0 K: 1 S: 6	H: 0 LOB: 0 BB: 0 P: 10	R: 0 E: 0 K: 1 S: 11	H: 1 LOB: 2 BB: 1 P: 22	R: 0 E: 0 K: 1 S: 8	H: 0 LOB: 0 BB: 0 P: 12	R: 0 E: 0 K: 1 S: 10	H: 1 LOB: 2 BB: 1 P: 22	R: 0 E: 0 K: 1 S: 10	H: 1 LOB: 2 BB: 0 P: 22	R: 0 E: 0 K: 1 S: 5	H: 0 LOB: 0 BB: 0 P: 7	1B: 5 2B: 7 3B: 0 HR: 3	SF: 1 SAC: 0 DP: 0 HBP: 0	WP: 0 PB: 0 CS: 0	PA: 64					
PITCHER	IP: 3.2 ERA: 4.08	WLS: 10 BF: 23 H: 10 R: 7 ER: 7 SO: 0 BB: 2 IBB: 0 HBP: 0 BLK: 0 WP: 0 HR: 2 S: 38 P: 64 ERA: 17.18 WHIP: 3.273															PITCHER	IP: 17.18 ERA: 1.04	WLS: 17 BF: 64 H: 25 R: 8 ER: 8 SO: 44 BB: 14 IBB: 0 HBP: 0 BLK: 0 WP: 0 HR: 1 S: 27 P: 42 ERA: 0.00 WHIP: 0.000														

Milwaukee Brewers @ New York Yankees
Yankee Stadium, Bronx, NY
Fri May 22 1992, 7:05 PM EDT
Alt. 22.396 - Sunny - 82 F

AB	56
R	9
H	15
RBI	9
BB	7
SO	9
LOB	24



Batter	1	2	3	4	5	6	7	8	9	AB	R	H	RBI	BB	SO	LOB	TOP				
Pat Listach, S OBP: 0.369, SLG: 0.370	2-2 HR 1B	0-0 2B 1B		4-2 S BB		4-1 2B E BB	2-2 G1-3			3	3	2	0	2	0	2					
Kevin Seitzer, R OBP: 0.366, SLG: 0.449	1-1 F9	1-0 2B		1-3 K		2-1 E 2B		2-2 F8		5	0	2	3	0	1	3					
Paul Molitor, R OBP: 0.385, SLG: 0.483	1-3 K	3-1 G1-3			0-1 G4-3 2B	4-0 FC5 E IBB		1-3 K		4	1	1	0	1	2	2					
Franklin Stubbs, L OBP: 0.299, SLG: 0.410	1-2 HR		1-0 G5-3		1-2 G4-3 2B	1-0 E5		3-3 K		5	1	1	2	0	1	3					
Robin Yount, R OBP: 0.311, SLG: 0.389	4-2 BB		1-0 L9		2-2 G4-6-3 1B	2-1 FC5		0-0 SH3 1B		4	0	2	1	1	0	3					
Darryl Hamilton, L OBP: 0.287, SLG: 0.282	2-2 G4-3		2-3 K		2-2 G4-6-3 1B	2-2 G4-6-3		0-0 SH3		4	0	0	0	0	1	2					
Dante Bichette, R OBP: 0.347, SLG: 0.374		2-2 G1-3		0-2 S CS 1B		1-1 G6-4-3 1B	4-2 F8 BB		1-1 G6-3	4	0	2	0	1	0	1					
B.J. Surhoff, L OBP: 0.183, SLG: 0.170		2-3 K		0-0 F7		2-1 G6-4-3 1B	2-2 F8 BB		1-0 G3-1	5	0	0	0	0	1	4					
Scott Fletcher, R OBP: 0.357, SLG: 0.397		0-0 1B 2B 1B		1-2 F7		3-1 BB 2B 1B	4-1 BB			3	2	2	0	1	0	1					
Inning Stats	R: 2 E: 0 K: 1 S: 22	H: 2 LOB: 1 BB: 1 P: 32	R: 2 E: 0 K: 1 S: 11	H: 3 LOB: 1 BB: 0 P: 19	R: 0 E: 0 K: 1 S: 5	H: 0 LOB: 0 BB: 0 P: 9	R: 0 E: 0 K: 1 S: 15	H: 1 LOB: 2 BB: 1 P: 21	R: 1 E: 0 K: 0 S: 12	H: 2 LOB: 0 BB: 0 P: 17	R: 2 E: 1 K: 0 S: 12	H: 3 LOB: 2 BB: 2 P: 31	R: 0 E: 0 K: 2 S: 10	H: 0 LOB: 0 BB: 0 P: 16	R: 0 E: 0 K: 0 S: 5	H: 1 LOB: 1 BB: 0 P: 7	1B: 8 2B: 3 3B: 0 HR: 1	SF: 0 SAC: 1 DP: 2 HBP: 0	WP: 0 PB: 0 CS: 1	PA: 44	
PITCHER	IP WLS BF H R ER SO BB IBB HBP BLK WP HR S P ERA WHIP	IP WLS BF H R ER SO BB IBB HBP BLK WP HR S P ERA WHIP	IP WLS BF H R ER SO BB IBB HBP BLK WP HR S P ERA WHIP	IP WLS BF H R ER SO BB IBB HBP BLK WP HR S P ERA WHIP	IP WLS BF H R ER SO BB IBB HBP BLK WP HR S P ERA WHIP	IP WLS BF H R ER SO BB IBB HBP BLK WP HR S P ERA WHIP	IP WLS BF H R ER SO BB IBB HBP BLK WP HR S P ERA WHIP	IP WLS BF H R ER SO BB IBB HBP BLK WP HR S P ERA WHIP	IP WLS BF H R ER SO BB IBB HBP BLK WP HR S P ERA WHIP	IP WLS BF H R ER SO BB IBB HBP BLK WP HR S P ERA WHIP	IP WLS BF H R ER SO BB IBB HBP BLK WP HR S P ERA WHIP	IP WLS BF H R ER SO BB IBB HBP BLK WP HR S P ERA WHIP	IP WLS BF H R ER SO BB IBB HBP BLK WP HR S P ERA WHIP	IP WLS BF H R ER SO BB IBB HBP BLK WP HR S P ERA WHIP	IP WLS BF H R ER SO BB IBB HBP BLK WP HR S P ERA WHIP	IP WLS BF H R ER SO BB IBB HBP BLK WP HR S P ERA WHIP	IP WLS BF H R ER SO BB IBB HBP BLK WP HR S P ERA WHIP	IP WLS BF H R ER SO BB IBB HBP BLK WP HR S P ERA WHIP	IP WLS BF H R ER SO BB IBB HBP BLK WP HR S P ERA WHIP	IP WLS BF H R ER SO BB IBB HBP BLK WP HR S P ERA WHIP	IP WLS BF H R ER SO BB IBB HBP BLK WP HR S P ERA WHIP

Milwaukee Brewers @ New York Yankees
Yankee Stadium, Bronx, NY
Sun May 24, 1992, 3:33 AM EDT
Att: 25,351 - Sunny - 83 F


AB 37
R 7
H 12
RBI 6
BB 6
SO 6
LOB 21



Batter	1	2	3	4	5	6	7	8	9	AB	R	H	RBI	BB	SO	LOB	BOTTOM					
Mike Gallego, R OBP: 0.364, SLG: 0.321	4-0 2B 1B BB		1-0 G5-3		1-0 E6 2B	1-1 E2 2B 1B		2-2 G6-3		4	2	1	1	1	0	0						
Don Mattingly, L OBP: 0.311, SLG: 0.405	1-2 1B 2B		2-0 P5		1-1 2B	4-2 2B BB		3-1 G3 1B 2B		4	2	3	0	1	0	0						
Roberto Kelly, R OBP: 0.373, SLG: 0.491	1-1 S 1B		2-0 F8		3-1 P6	0-0 1B 2B		4-0 1B G3 IBB		4	0	2	3	1	0	2						
Mel Hall, L OBP: 0.261, SLG: 0.431	2-3 3-H F9			1-1 P5		G3-1 G1-3		2-1 G3		5	0	0	0	0	0	5						
Danny Tartabull, R OBP: 0.438, SLG: 0.449	2-3 K			2-2 1B		2-0 HR 1B	2-3 K		4-0 1B IBB	4	1	2	0	1	2	2						
Matt Nokes, L OBP: 0.299, SLG: 0.414	2-0 G3-1			1-0 F7		1-2 HR	1-2 F7		0-0 1B	5	1	2	3	0	0	3						
Kevin Maas, L OBP: 0.368, SLG: 0.513		2-1 P4		0-0 F9		3-2 F8	2-3 K2-3			4	0	0	0	0	1	1						
Charlie Hayes, R OBP: 0.288, SLG: 0.375		2-1 G6-3			1-3 K	2-1 HR		0-1 F8		4	1	1	1	0	1	0						
Pat Kelly, R OBP: 0.355, SLG: 0.418		3-2 P8			1-2 P4	0-0 E 2B		2-1 F8		4	1	1	0	0	0	0						
Inning Stats	R: 1 E: 0 K: 1 S: 10	H: 2 LOB: 2 BB: 1 P: 20	R: 0 E: 0 K: 0 S: 8	H: 0 LOB: 0 BB: 0 P: 15	R: 0 E: 0 K: 0 S: 3	H: 0 LOB: 0 BB: 0 P: 8	R: 0 E: 0 K: 0 S: 7	H: 1 LOB: 1 BB: 0 P: 11	R: 0 E: 1 K: 1 S: 11	H: 1 LOB: 2 BB: 0 P: 18	R: 6 E: 1 K: 0 S: 29	H: 6 LOB: 1 BB: 1 P: 47	R: 0 E: 0 K: 2 S: 11	H: 0 LOB: 0 BB: 0 P: 16	R: 0 E: 0 K: 0 S: 7	H: 0 LOB: 0 BB: 0 P: 11	R: 1 E: 0 K: 0 S: 5	H: 2 LOB: 3 BB: 2 P: 18	1B: 5 2B: 5 3B: 0 HR: 2	SF: 0 SAC: 0 DP: 0 HBP: 0	WP: 0 PB: 0 CS: 0	PA: 42
PITCHER	IP WLS BF H R ER SO BB IBB HBP BLK WP HR S P ERA WHIP	IP WLS BF H R ER SO BB IBB HBP BLK WP HR S P ERA WHIP	IP WLS BF H R ER SO BB IBB HBP BLK WP HR S P ERA WHIP	IP WLS BF H R ER SO BB IBB HBP BLK WP HR S P ERA WHIP	IP WLS BF H R ER SO BB IBB HBP BLK WP HR S P ERA WHIP	IP WLS BF H R ER SO BB IBB HBP BLK WP HR S P ERA WHIP	IP WLS BF H R ER SO BB IBB HBP BLK WP HR S P ERA WHIP	IP WLS BF H R ER SO BB IBB HBP BLK WP HR S P ERA WHIP	IP WLS BF H R ER SO BB IBB HBP BLK WP HR S P ERA WHIP	IP WLS BF H R ER SO BB IBB HBP BLK WP HR S P ERA WHIP	IP WLS BF H R ER SO BB IBB HBP BLK WP HR S P ERA WHIP	IP WLS BF H R ER SO BB IBB HBP BLK WP HR S P ERA WHIP	IP WLS BF H R ER SO BB IBB HBP BLK WP HR S P ERA WHIP	IP WLS BF H R ER SO BB IBB HBP BLK WP HR S P ERA WHIP	IP WLS BF H R ER SO BB IBB HBP BLK WP HR S P ERA WHIP	IP WLS BF H R ER SO BB IBB HBP BLK WP HR S P ERA WHIP	IP WLS BF H R ER SO BB IBB HBP BLK WP HR S P ERA WHIP	IP WLS BF H R ER SO BB IBB HBP BLK WP HR S P ERA WHIP	IP WLS BF H R ER SO BB IBB HBP BLK WP HR S P ERA WHIP	IP WLS BF H R ER SO BB IBB HBP BLK WP HR S P ERA WHIP	IP WLS BF H R ER SO BB IBB HBP BLK WP HR S P ERA WHIP	IP WLS BF H R ER SO BB IBB HBP BLK WP HR S P ERA WHIP

Milwaukee Brewers @ New York Yankees
Yankee Stadium, Bronx, NY
Sun May 24, 1992, 3:33 AM EDT
Att: 25,351 - Sunny - 83 F

AB 38
R 8
H 12
RBI 8
BB 4
SO 4
LOB 13



Batter	1	2	3	4	5	6	7	8	9	AB	R	H	RBI	BB	SO	LOB	TOP					
Pat Listach, S OBP: 0.375, SLG: 0.366	G6-3		BB			G1-3	K	F8 1B S BB	G4-3 1B	4	2	1	2	2	1	1						
Kevin Seitzer, R OBP: 0.365, SLG: 0.444	G6-3		F8			P2		G1-6-3 1B BB S	G4-3 1B	6	0	2	2	2	0	0	3					
Paul Molitor, R OBP: 0.383, SLG: 0.478	G6-3		FC5			F8		G1-6-3 1B	F8 1B	6	0	2	1	0	0	4						
Franklin Stubbs, L OBP: 0.301, SLG: 0.397		G4-3				G4-3		G1-6-3 1B BB	G3	4	1	0	0	2	0	3						
Greg Vaughn, R OBP: 0.303, SLG: 0.431		F8				1B		P5	K	4	0	1	0	1	1	2						
Dante Bichette, R OBP: 0.384, SLG: 0.392								1B BB	FC6-4 BB	5	2	4	0	0	0	3						
Darryl Hamilton, L OBP: 0.281, SLG: 0.288 Robin Yount, R OBP: 0.313, SLG: 0.391		G3						1B BB G4-3 1B	K 3B 1B	2	1	1	1	1	0	1						
B.J. Surhoff, L OBP: 0.200, SLG: 0.189						FC5 G1-3 1B		G4-3 S 1B	F9	5	1	3	1	0	1	4						
Scott Fletcher, R OBP: 0.360, SLG: 0.426						G1-3		G4-3	G4-3 1B	5	2	2	2	0	0	5						
Inning Stats	R: 0 E: 0 K: 0 S: 6	H: 0 LOB: 0 BB: 0 P: 10	R: 0 E: 0 K: 0 S: 8	H: 1 LOB: 1 BB: 0 P: 15	R: 0 E: 0 K: 0 S: 7	H: 1 LOB: 2 BB: 1 P: 14	R: 0 E: 0 K: 1 S: 8	H: 2 LOB: 3 BB: 1 P: 17	R: 0 E: 0 K: 0 S: 14	H: 0 LOB: 0 BB: 0 P: 19	R: 3 E: 0 K: 1 S: 16	H: 3 LOB: 1 BB: 1 P: 27	R: 0 E: 0 K: 1 S: 11	H: 2 LOB: 1 BB: 0 P: 16	R: 4 E: 0 K: 1 S: 19	H: 4 LOB: 3 BB: 3 P: 38	R: 3 E: 0 K: 0 S: 15	H: 4 LOB: 1 BB: 0 P: 25	1B: 16 2B: 3 3B: 1 HR: 0	SF: 0 SAC: 0 DP: 1 HBP: 0	WP: 0 PB: 0 SB: 3 CS: 0	PA: 49
PITCHER	IP	WLS	BF	H	R	ER	SO	BB	IBB	HBP	BLK	WP	HR	S	P	ERA	WHIP					
Scott Kamieniecki, R ERA: 3.74	6.0		30	9	3	3	2	3	0	0	0	0	0	64	109	4.50	2.000					
Rich Monteleone, R ERA: 1.33	1.0		3	1	1	1	1	0	0	0	0	0	0	7	11	9.00	1.000					
Steve Howe, L ERA: 3.91	0.1		3	2	0	0	1	0	0	0	0	0	0	6	6	0.00	6.000					
Steve Farr, R ERA: 1.35	0.1		5	1	3	3	0	3	0	0	0	0	0	11	27	81.00	12.000					
Lee Guetterman, L ERA: 10.25	1.1	W	8	4	3	3	0	0	0	0	0	0	0	16	28	20.25	3.000					

Milwaukee Brewers @ New York Yankees
 Yankee Stadium, Bronx, NY
 Mon May 25 1992, 3:33 AM EDT
 Att: 20,809 - Cloudy - 60 F

AB 43
 R 10
 H 17
 RBI 9
 BB 6
 SO 4
 LOB 27



Batter	1	2	3	4	5	6	7	8	9	AB	R	H	RBI	BB	SO	LOB	BOTTOM				
Mike Gallego, R OBP: 0.395, SLG: 0.485	HR	1B				P2		F8 1B 2B		5	2	3	2	0	0	0					
Don Mattingly, L OBP: 0.318, SLG: 0.407	1B SF8	G6-3 1B				G3		G3	BB HR 1B IBB	4	2	2	0	1	0	0					
Roberto Kelly, R OBP: 0.368, SLG: 0.483	K	G6-3				E5		K	BB HR 1B	5	1	1	2	0	2	3					
Mel Hall, L OBP: 0.265, SLG: 0.427	1B	1B				G3-1		G3-1	HR BB	4	1	1	0	1	0	1					
Danny Tartabull, R OBP: 0.436, SLG: 0.484	SF8					G4-3 1B		F9	G6-3 HR	4	2	2	5	0	0	0					
Matt Nokes, L OBP: 0.318, SLG: 0.440	BB	1B				G4-3		1B	1B	5	1	4	0	0	0	1					
Dion James, L OBP: 0.300, SLG: 0.286	BB							K	BB	4	2	2	1	1	2	2					
Charlie Hayes, R OBP: 0.293, SLG: 0.385 Randy Velarde, R OBP: 0.266, SLG: 0.308	K							K	BB	4	0	2	1	0	2	4					
Pat Kelly, R OBP: 0.347, SLG: 0.405		P4				G5-3		F9	K	5	1	1	2	0	1	2					
Inning Stats	R: 2 E: 0 K: 2 S: 17	H: 4 LOB: 3 BB: 1 P: 26	R: 0 E: 0 K: 0 S: 6	H: 2 LOB: 1 BB: 0 P: 11	R: 2 E: 0 K: 0 S: 12	H: 3 LOB: 0 BB: 0 P: 18	R: 0 E: 1 K: 0 S: 4	H: 0 LOB: 1 BB: 0 P: 5	R: 0 E: 0 K: 0 S: 6	H: 0 LOB: 0 BB: 0 P: 10	R: 0 E: 0 K: 1 S: 10	H: 0 LOB: 0 BB: 0 P: 13	R: 9 E: 0 K: 2 S: 27	H: 8 LOB: 1 BB: 2 P: 48	1B: 13 2B: 3 3B: 0 HR: 2	SF: 1 SAC: 0 DP: 1 HBP: 0	WP: 0 PB: 0 SB: 0 CS: 0	PA: 45			
PITCHER	IP	WLS	BF	H	R	ER	SO	BB	IBB	HBP	BLK	WP	HR	S	P	ERA	WHIP				
Chris Bosio, R ERA: 4.71	7.0		34	12	6	6	5	1	0	0	0	0	0	5	11	7.71	1.857				
Jim Austin, R ERA: 3.29	0.0	L	4	3	1	1	0	0	1	0	0	0	0	5	11	∞	∞				
Doug Henry, R ERA: 4.24	0.0		1	1	2	2	0	0	0	0	0	0	0	3	4	∞	∞				
Jesse Orosco, L ERA: 6.52	1.0		6	2	4	4	2	1	0	0	0	0	1	16	30	36.00	3.000				

Milwaukee Brewers @ New York Yankees
 Yankee Stadium, Bronx, NY
 Mon May 25 1992, 3:33 AM EDT
 Att: 20,809 - Cloudy - 60 F

AB 41
 R 13
 H 18
 RBI 13
 BB 3
 SO 7
 LOB 14



Batter	1	2	3	4	5	6	7	8	9	AB	R	H	RBI	BB	SO	LOB	TOP		
Mike Gallego, R OBP: 0.395, SLG: 0.459 (1, 6)	3-2 2B G5-3 1B	3-3 K		0-0 P3	4-0 BB		0-1 F8			4	1	1	0	1	1	3			
Don Mattingly, L OBP: 0.316, SLG: 0.407 (1, 3)	SAFE 3B 2B	1-1 F7		3-1 G5-3	1-2 G4-3			2-2 G4-3		5	1	1	0	0	0	4			
Roberto Kelly, R OBP: 0.364, SLG: 0.473 (1, 8)	0-0 G5-3		2-2 F7	4-1 2B BB		0-0 G5-3		2-0 P3		4	0	0	1	1	0	1			
Mel Hall, L OBP: 0.274, SLG: 0.455 (1, 7)	3-H 2-2 2B 3B		3-0 1B 2B	0-2 1-3 2B		2-2 G1-3		1-2 P6		5	1	3	1	0	0	0			
Danny Tartabull, R OBP: 0.443, SLG: 0.485 (1, 9)	0-0 G3		2-0 2B 1B	4-0 2B		1-1 1B		2-2 L8		4	1	2	1	1	0	1			
Matt Nokes, L OBP: 0.307, SLG: 0.421 (1, 2)	1-2 P4		0-0 F7	0-0 G4-3		0-3 K		2-1 G4-3		5	0	0	0	0	1	6			
Kevin Maas, L OBP: 0.380, SLG: 0.531 (1, 10)		1-2 2B 1B	0-2 1-H 2B		0-0 F7		3-2 E1 1B		2-1 F8	5	1	3	1	0	0	0			
Charlie Hayes, R OBP: 0.292, SLG: 0.388 (1, 5)		2-1 P3	3-2 2B		2-3 K2-3		1-2 G5-3			4	0	1	1	0	1	2			
Pat Kelly, R OBP: 0.353, SLG: 0.432 (1, 4)		0-0 2B	0-3 K		0-0 2B		3-3 K			4	0	2	0	0	2	2			
Inning Stats	R: 2 H: 3 E: 0 K: 0 S: 16	WLS: 3 BF: 17 LOB: 1 BB: 0 P: 25	R: 0 H: 2 E: 0 K: 1 S: 14	ER: 2 SO: 1 LOB: 2 BB: 0 P: 21	R: 3 H: 4 E: 0 K: 1 S: 17	ER: 4 SO: 0 LOB: 1 BB: 0 P: 27	R: 0 H: 1 E: 0 K: 0 S: 9	HR: 0 S: 44 P: 70	R: 0 H: 1 E: 0 K: 1 S: 8	ER: 1 SO: 1 LOB: 1 BB: 0 P: 12	R: 0 H: 1 E: 1 K: 1 S: 13	HR: 0 S: 20 P: 20	R: 0 H: 0 E: 0 K: 0 S: 8	HR: 0 S: 13 P: 13	R: 0 H: 0 E: 0 K: 0 S: 7	HR: 0 S: 13 P: 13	1B: 5 2B: 7 3B: 1 HR: 0	SF: 0 SAC: 0 DP: 0 HBP: 0	WP: 0 PA: 43 CS: 1
PITCHER	IP	WLS	BF	H	R	ER	SO	BB	IBB	HBP	BLK	WP	HR	S	P	ERA	WHIP		
Pat Mahomes, R ERA: 4.95 (1, 1)	2.2	L	17	9	5	5	1	0	0	0	0	0	0	44	70	16.88	3.375		
Mark Guthrie, L ERA: 3.95 (3, 1)	4.1		20	4	0	0	4	2	1	0	0	0	0	42	70	0.00	1.385		
Bob Kipper, L ERA: 2.5 (8, 1)	2.0		6	0	0	0	0	0	0	0	0	0	0	15	26	0.00	0.000		

New York Yankees @ Minnesota Twins
Hubert H. Humphrey Metrodome, Minneapolis, MN
Tue May 26 1992, 8:05 PM EDT
Att: 23,199 - Dome - 70 F

AB 40
R 5
H 13
RBI 5
BB 3
SO 5
LOB 19



Batter	1	2	3	4	5	6	7	8	9	AB	R	H	RBI	BB	SO	LOB	BOTTOM		
Shane Mack, R OBP: 0.383, SLG: 0.482 (1, 7)	3-2 G6-3		4-2 BB BB		3-3 K		2-3 K		1-3 K	4	0	0	0	1	3	0			
Chuck Knoblauch, R OBP: 0.387, SLG: 0.394 (1, 4)	4-2 1B BB		4-1 1-2 BB		4-0 G4-3 1B BB		2-2 P3		0-1 G6-3	2	1	0	0	3	0	0			
Kirby Puckett, R OBP: 0.353, SLG: 0.536 (1, 8)	0-0 G1-6-3 1B		0-0 G5-3		3-1 G4-3		1-0 G4-3		1-0 G4-3	4	0	1	0	0	0	3			
Kent Hrbek, L OBP: 0.414, SLG: 0.462 (1, 3)	SAFE G1-6-3 1-2		1-0 P8		0-0 2B 1B		4-0 1B BB		4-0 1B BB	3	2	1	1	1	0	2			
Brian Harper, R OBP: 0.333, SLG: 0.376 (1, 2)		1-2 G6-3		2-2 G1-3		0-0 2B 1B		1-0 1B		4	1	2	0	0	0	0			
Jarvis Brown, R OBP: 0.267, SLG: 0.083 (8, PR)										0	0	0	0	0	0	0			
Lenny Webster, R OBP: 0.235, SLG: 0.226 (9, 2)										0	0	0	0	0	0	0			
Randy Bush, L OBP: 0.298, SLG: 0.373 (1, 9)		0-1 G6-3		3-1 2B		0-0 P5		2-3 K		3	0	1	0	0	0	2			
Pedro Munoz, R OBP: 0.304, SLG: 0.430 (8, PH) (9, 9)										1	0	0	0	0	1	2			
Chili Davis, S OBP: 0.369, SLG: 0.365 (1, 10)		1-1 G3		1-2 P3		0-1 1-H 2-H 2B		2-2 1B		4	0	2	3	0	0	1			
Scott Leius, R OBP: 0.308, SLG: 0.365 (1, 5)			0-1 G6-3		1-1 F9		2-3 K		0-0 G4-3	4	0	0	0	0	1	3			
Greg Gagne, R OBP: 0.352, SLG: 0.404 (1, 6)			1-3 K		0-0 G3-1		0-0 F7		0-2 F9	4	0	0	0	0	1	0			
Inning Stats	R: 0 H: 1 E: 0 K: 0 S: 7	WLS: 1 BF: 32 LOB: 1 BB: 1 P: 16	R: 0 H: 0 E: 0 K: 0 S: 7	ER: 0 SO: 4 LOB: 0 BB: 0 P: 9	R: 0 H: 0 E: 0 K: 1 S: 9	ER: 0 SO: 0 LOB: 2 BB: 2 P: 18	R: 0 H: 1 E: 0 K: 0 S: 9	HR: 0 S: 58 P: 108	R: 0 H: 0 E: 0 K: 1 S: 6	HR: 0 S: 10 P: 19	R: 0 H: 0 E: 0 K: 1 S: 8	HR: 0 S: 12 P: 12	R: 1 H: 2 E: 0 K: 1 S: 10	R: 0 H: 0 E: 0 K: 1 S: 9	R: 0 H: 0 E: 0 K: 1 S: 10	1B: 5 2B: 2 3B: 0 HR: 0	SF: 0 SAC: 0 DP: 1 HBP: 0	WP: 0 PA: 38 CS: 0	
PITCHER	IP	WLS	BF	H	R	ER	SO	BB	IBB	HBP	BLK	WP	HR	S	P	ERA	WHIP		
Tim Lary, R ERA: 4.73 (1, 1)	7.1	W	32	6	4	4	4	6	0	0	0	0	0	58	108	4.91	1.500		
Steve Howe, L ERA: 3.0 (8, 1)	1.2	S	6	1	0	0	2	0	0	0	0	0	0	17	22	0.00	0.600		

New York Yankees @ Minnesota Twins
Hubert H. Humphrey Metrodome, Minneapolis, MN
Tue May 26 1992, 8:05 PM EDT
Att: 23,199 - Dome - 70 F

AB 33
R 4
H 7
RBI 4
BB 5
SO 6
LOB 13



Batter	1	2	3	4	5	6	7	8	9	AB	R	H	RBI	BB	SO	LOB	TOP											
Mike Gallego, R OBP: 0.385, SLG: 0.425	4-1 G1-3 BB		1-1 G6-3			1-2 G6-3		0-0 G4-6-3		3	0	0	0	1	0	1	New York Yankees @ Minnesota Twins Hubert H. Humphrey Metrodome, Minneapolis, MN Wed May 27 1992, 4:33 AM EDT Att: 32,116 - Dome - 70 F livebaseballscorecards.com											
Mel Hall, L OBP: 0.274, SLG: 0.450	2-1 F8		1-3 K			0-0 1B S		2-3 K		4	0	1	0	0	2	1												
Roberto Kelly, R OBP: 0.367, SLG: 0.473	0-0 G1-3		1-2 G6-3			2-1 G1-3			1-1 FC3-6 1B	4	0	2	0	0	0	1												
Danny Tartabull, R OBP: 0.429, SLG: 0.465	1-3 K			1-1 G6-3		0-1 G1-3			0-3 K	4	0	0	0	0	2	4												
Mike Stanley, R OBP: 0.395, SLG: 0.367		1-2 G6-3		1-3 K		1-0 G5-3			0-1 FC3-6 1B	3	0	0	0	0	1	2												
Don Mattingly, L OBP: 0.314, SLG: 0.404									1-2 K	1	0	0	0	0	0	1												
Jim Leyritz, R OBP: 0.457, SLG: 0.733		1-0 HR		0-1 G1-3					0-0 1B	3	1	1	1	0	0	0												
Matt Nokes, L OBP: 0.312, SLG: 0.426								0-2 F7	1-2 1B	1	0	1	0	0	0	0												
Randy Velarde, R OBP: 0.287, SLG: 0.309		3-2 CS 1B			0-3 K			1-3 K	2-2 P4	3	0	1	0	0	2	0												
Dion James, L OBP: 0.294, SLG: 0.279										1	0	0	0	0	0	2												
Charlie Hayes, R OBP: 0.292, SLG: 0.387		1-2 S 1B		0-1 G6-3				0-0 G5-3		3	0	1	0	0	0	0												
Pat Kelly, R OBP: 0.352, SLG: 0.429		2-3 K		1-3 K				0-0 G4-6-3 1B		3	0	1	0	0	2	1												
Inning Stats	R: 0 E: 0 K: 1 S: 7	H: 0 LOB: 1 BB: 1 P: 14	R: 1 E: 0 K: 1 S: 15	H: 3 LOB: 1 BB: 0 P: 23	R: 0 E: 0 K: 1 S: 11	H: 0 LOB: 0 BB: 0 P: 14	R: 0 E: 0 K: 1 S: 8	H: 0 LOB: 0 BB: 0 P: 10	R: 0 E: 0 K: 2 S: 9	H: 2 LOB: 2 BB: 0 P: 13	R: 0 E: 0 K: 1 S: 8	H: 0 LOB: 0 BB: 0 P: 9	R: 0 E: 0 K: 1 S: 7	H: 1 LOB: 0 BB: 0 P: 9	R: 0 E: 0 K: 1 S: 13	H: 2 LOB: 2 BB: 0 P: 16	1B: 7 2B: 0 3B: 0 HR: 1	SF: 0 SAC: 0 DP: 1 HBP: 0	WP: 0 SB: 0 CS: 1	PA: 34								
PITCHER	IP	WLS	BF	H	R	ER	SO	BB	IBB	HBP	BLK	WP	HR	S	P	ERA	WHIP											
John Smiley, L ERA: 5.04	(1, 1)	8.0	W	30	7	1	1	8	1	0	0	0	0	1	76	105	1.12	1.000										
Rick Aguilera, R ERA: 4.18	(9, 1)	1.0		4	1	0	0	1	0	0	0	0	0	0	11	13	0.00	1.000										

Batter	1	2	3	4	5	6	7	8	9	AB	R	H	RBI	BB	SO	LOB	BOTTOM										
Shane Mack, R OBP: 0.385, SLG: 0.480	1-1 FC6-4 SF8 1B		0-1 G4-3	2-1 F9		4-1 G6-4-3 BB				3	1	1	0	1	0	0	New York Yankees @ Minnesota Twins Hubert H. Humphrey Metrodome, Minneapolis, MN Wed May 27 1992, 4:33 AM EDT Att: 32,116 - Dome - 70 F livebaseballscorecards.com										
Chuck Knoblauch, R OBP: 0.395, SLG: 0.395	3-1 FC6-4 1B		4-2 E 1B BB	4-0 WP S BB		0-0 G6-4-3				2	1	1	0	2	0	2											
Kirby Puckett, R OBP: 0.346, SLG: 0.525	3-1 FC6-4 1B		0-0 G3	1-3 K			2-2 G6-3			4	0	0	0	0	1	4											
Chili Davis, S OBP: 0.366, SLG: 0.359	3-1 SF8		4-1 1B WP BB		2-1 F7		2-0 G4-3			2	1	0	1	1	0	0											
Pedro Munoz, R OBP: 0.309, SLG: 0.432	0-0 1B		0-0 WP 2B 1B		0-0 G1-3		1-1 F9			4	1	2	1	0	0	0											
Gene Larkin, S OBP: 0.342, SLG: 0.440	1-3 K		4-0 2B IBB		4-2 BB		3-2 P7			2	1	0	0	2	1	2											
Scott Leius, R OBP: 0.306, SLG: 0.370		0-0 G6-3	1-1 2B		0-0 F9		1-2 G5-3			4	0	1	2	0	0	1											
Lenny Webster, R OBP: 0.263, SLG: 0.257		2-0 G5-3	1-3 K			0-0 BB 1B		0-0 FC4-6 1B		4	0	2	0	0	1	1											
Jeff Reboulet, R OBP: 0.344, SLG: 0.269		0-3 K		1-1 G4-3		1-3 K		1-2 FC4-6		4	0	0	0	0	2	2											
Inning Stats	R: 1 E: 0 K: 1 S: 12	H: 3 LOB: 2 BB: 0 P: 23	R: 0 E: 0 K: 1 S: 5	H: 0 LOB: 0 BB: 0 P: 7	R: 4 E: 1 K: 1 S: 16	H: 2 LOB: 1 BB: 3 P: 30	R: 0 E: 0 K: 1 S: 7	H: 0 LOB: 1 BB: 1 P: 15	R: 0 E: 0 K: 1 S: 6	H: 1 LOB: 1 BB: 1 P: 12	R: 0 E: 0 K: 1 S: 7	H: 1 LOB: 1 BB: 1 P: 11	R: 0 E: 0 K: 0 S: 9	H: 0 LOB: 0 BB: 0 P: 14	R: 0 E: 0 K: 0 S: 13	H: 1 LOB: 1 BB: 0 P: 18		1B: 6 2B: 1 3B: 0 HR: 0	SF: 1 SAC: 0 DP: 1 HBP: 0	WP: 2 SB: 0 CS: 0	PA: 36						
PITCHER	IP	WLS	BF	H	R	ER	SO	BB	IBB	HBP	BLK	WP	HR	S	P	ERA	WHIP										
Melido Perez, R ERA: 2.65	(1, 1)	7.0	L	32	6	1	5	5	1	0	0	0	0	62	112	1.29	1.571										
Shawn Hillegas, R ERA: 7.2	(8, 1)	1.0		4	1	0	0	0	0	0	0	0	0	13	18	0.00	1.000										

Batter	1	2	3	4	5	6	7	8	9	AB	R	H	RBI	BB	SO	LOB	TOP							
Mike Gallego, R (1, 6) OBP: 0.346, SLG: 0.378	1-1 G5-3		2-3 K		1-0 L6		0-0 F9		2-2 G6-3	5	0	0	0	0	1	0	New York Yankees @ Milwaukee Brewers Milwaukee County Stadium, Milwaukee, WI Fri May 29 1992, 8:05 PM EDT Att: 18,682 - Sunny - 71 F							
Don Mattingly, L (1, 3) OBP: 0.307, SLG: 0.393	1-2 G4-3		0-1 F8		1-2 G4-3		1-1 G4-3		0-2 G3-1	5	0	0	0	0	0	0								
Roberto Kelly, R (1, 8) OBP: 0.373, SLG: 0.492	0-0 1B		1-3 K			1-1 HR	3-2 1B		1-1 F8	5	1	3	1	0	1	0								
Mel Hall, L (1, 7) OBP: 0.278, SLG: 0.451	2-1 G3			0-0 1B		0-1 G3	2-1 1B			4	0	2	0	0	0	1								
Danny Tartabull, R (1, 9) OBP: 0.423, SLG: 0.452		3-2 E6 FC5-4 1B		1-0 F9		4-0 1B BB	3-2 P8			3	1	0	0	1	0	3								
Matt Nokes, L (1, 2) OBP: 0.310, SLG: 0.421		1-0 FC5-4 1B		3-3 K	1-2 K	1-1 F8		0-0 P5		4	0	1	0	0	1	2								
Kevin Maas, L (1, 10) OBP: 0.375, SLG: 0.518		2-1 P6		2-2 G4-3		2-0 1B	1-2 1B		2-3 K	4	0	1	0	0	1	3								
Charlie Hayes, R (1, 5) OBP: 0.303, SLG: 0.413		1-2 FC5-4			2-2 HR	0-1 FC6-4 1B	2-2 1B		2-2 1B	4	1	3	2	0	0	2								
Pat Kelly, R (1, 4) OBP: 0.339, SLG: 0.411		2-0 G5-3			1-2 G6-3	0-1 FC6-4	3-2 G6-3			4	0	0	0	0	0	5								
Inning Stats	R: 0 E: 0 K: 0 S: 8	H: 1 LOB: 1 BB: 0 P: 12	R: 0 E: 1 K: 0 S: 16	H: 1 LOB: 2 BB: 0 P: 25	R: 0 E: 0 K: 2 S: 8	H: 0 LOB: 0 BB: 0 P: 11	R: 0 E: 0 K: 1 S: 8	H: 1 LOB: 1 BB: 0 P: 14	R: 1 E: 0 K: 0 S: 10	H: 1 LOB: 0 BB: 0 P: 15	R: 2 E: 0 K: 0 S: 11	H: 3 LOB: 2 BB: 1 P: 19	R: 0 E: 0 K: 1 S: 13	H: 2 LOB: 2 BB: 0 P: 22	R: 0 E: 0 K: 1 S: 12	H: 1 LOB: 1 BB: 0 P: 19	R: 0 E: 0 K: 0 S: 10	H: 0 LOB: 0 BB: 0 P: 13	1B: 8 2B: 0 3B: 0 HR: 2	SF: 0 SAC: 0 DP: 0 HBP: 0	WP: 0 PB: 0 SB: 1 CS: 0	PA: 39		
PITCHER	IP WLS BF H R ER SO BB IBB HBP BLK WP HR S P ERA WHIP	IP WLS BF H R ER SO BB IBB HBP BLK WP HR S P ERA WHIP	IP WLS BF H R ER SO BB IBB HBP BLK WP HR S P ERA WHIP	IP WLS BF H R ER SO BB IBB HBP BLK WP HR S P ERA WHIP	IP WLS BF H R ER SO BB IBB HBP BLK WP HR S P ERA WHIP	IP WLS BF H R ER SO BB IBB HBP BLK WP HR S P ERA WHIP	IP WLS BF H R ER SO BB IBB HBP BLK WP HR S P ERA WHIP	IP WLS BF H R ER SO BB IBB HBP BLK WP HR S P ERA WHIP	IP WLS BF H R ER SO BB IBB HBP BLK WP HR S P ERA WHIP	IP WLS BF H R ER SO BB IBB HBP BLK WP HR S P ERA WHIP	IP WLS BF H R ER SO BB IBB HBP BLK WP HR S P ERA WHIP	IP WLS BF H R ER SO BB IBB HBP BLK WP HR S P ERA WHIP	IP WLS BF H R ER SO BB IBB HBP BLK WP HR S P ERA WHIP	IP WLS BF H R ER SO BB IBB HBP BLK WP HR S P ERA WHIP	IP WLS BF H R ER SO BB IBB HBP BLK WP HR S P ERA WHIP	IP WLS BF H R ER SO BB IBB HBP BLK WP HR S P ERA WHIP	IP WLS BF H R ER SO BB IBB HBP BLK WP HR S P ERA WHIP	IP WLS BF H R ER SO BB IBB HBP BLK WP HR S P ERA WHIP	IP WLS BF H R ER SO BB IBB HBP BLK WP HR S P ERA WHIP	IP WLS BF H R ER SO BB IBB HBP BLK WP HR S P ERA WHIP	IP WLS BF H R ER SO BB IBB HBP BLK WP HR S P ERA WHIP	IP WLS BF H R ER SO BB IBB HBP BLK WP HR S P ERA WHIP	IP WLS BF H R ER SO BB IBB HBP BLK WP HR S P ERA WHIP	IP WLS BF H R ER SO BB IBB HBP BLK WP HR S P ERA WHIP

AB	38
R	3
H	10
RBI	3
BB	1
SO	4
LOB	16



Batter	1	2	3	4	5	6	7	8	9	AB	R	H	RBI	BB	SO	LOB	BOTTOM							
Pat Listach, S (1, 6) OBP: 0.381, SLG: 0.368	2-1 1B S 2B 1B			3-1 F8		2-2 CS 1B		0-0 G3-1		1	1	1	0	0	0	0	New York Yankees @ Milwaukee Brewers Milwaukee County Stadium, Milwaukee, WI Fri May 29 1992, 8:05 PM EDT Att: 18,682 - Sunny - 71 F							
Jim Gantner, L (2, 4) OBP: 0.301, SLG: 0.319		0-1 G4-3								4	0	1	0	0	0	1								
Kevin Seitzer, R (1, 5) OBP: 0.380, SLG: 0.455	1-2 2B 1B		0-1 S 1B	1-1 G4-3		3-2 G4-3		2-2 FC5		5	1	2	0	0	0	2								
Paul Molitor, R (1, 3) OBP: 0.378, SLG: 0.485	0-1 1H 3H 2B		0-1 F7		1-0 F8 BLK 1B		2-0 L6			4	0	2	2	0	0	1								
Dante Bichette, R (1, 9) OBP: 0.361, SLG: 0.395	2-1 P6		1-3 K		3-2 F8		1-1 1B 2B			4	1	1	0	0	1	3								
Robin Yount, R (1, 10) OBP: 0.318, SLG: 0.385	4-2 FC1-5-2-6 BB		1-0 G4-3		4-0 FC3-2-5-1 1B IBB		2H 1B			2	1	1	1	2	0	1								
Darryl Hamilton, L (1, 8) OBP: 0.284, SLG: 0.333	0-0 FC1-5-2-6			3-2 HR 2B	1-2 FC3-2-5-1 1B		1-3 K			4	2	1	0	0	1	5								
Greg Vaughn, R (1, 7) OBP: 0.298, SLG: 0.429	1-0 G6-3			4-0 HR BB	1-1 2H 3H 1B		2-3 K			3	1	1	2	1	1	3								
B.J. Surhoff, L (1, 2) OBP: 0.205, SLG: 0.228		2-1 L4		1-0 HR		0-2 G6-3		L4		4	1	1	3	0	0	1								
Scott Fletcher, R (1, 4) OBP: 0.354, SLG: 0.417		1-1 L4		1-2 G5-3		0-0 G6-3		FC5 G3-1 1B		4	0	1	0	0	0	0								
Inning Stats	R: 2 E: 0 K: 0 S: 15	H: 3 LOB: 2 BB: 1 P: 25	R: 0 E: 0 K: 0 S: 6	H: 0 LOB: 0 BB: 0 P: 9	R: 0 E: 0 K: 1 S: 9	H: 1 LOB: 1 BB: 0 P: 11	R: 3 E: 0 K: 0 S: 12	H: 2 LOB: 0 BB: 1 P: 25	R: 2 E: 0 K: 0 S: 13	H: 2 LOB: 1 BB: 1 P: 25	R: 0 E: 0 K: 0 S: 7	H: 1 LOB: 0 BB: 0 P: 12	R: 1 E: 0 K: 2 S: 10	H: 2 LOB: 1 BB: 0 P: 17	R: 0 E: 0 K: 0 S: 10	H: 1 LOB: 1 BB: 0 P: 15	R: 0 E: 0 K: 0 S: 10	H: 1 LOB: 0 BB: 0 P: 13	1B: 8 2B: 3 3B: 0 HR: 1	SF: 0 SAC: 0 DP: 0 HBP: 0	WP: 0 PB: 0 SB: 2 CS: 1	PA: 38		
PITCHER	IP WLS BF H R ER SO BB IBB HBP BLK WP HR S P ERA WHIP	IP WLS BF H R ER SO BB IBB HBP BLK WP HR S P ERA WHIP	IP WLS BF H R ER SO BB IBB HBP BLK WP HR S P ERA WHIP	IP WLS BF H R ER SO BB IBB HBP BLK WP HR S P ERA WHIP	IP WLS BF H R ER SO BB IBB HBP BLK WP HR S P ERA WHIP	IP WLS BF H R ER SO BB IBB HBP BLK WP HR S P ERA WHIP	IP WLS BF H R ER SO BB IBB HBP BLK WP HR S P ERA WHIP	IP WLS BF H R ER SO BB IBB HBP BLK WP HR S P ERA WHIP	IP WLS BF H R ER SO BB IBB HBP BLK WP HR S P ERA WHIP	IP WLS BF H R ER SO BB IBB HBP BLK WP HR S P ERA WHIP	IP WLS BF H R ER SO BB IBB HBP BLK WP HR S P ERA WHIP	IP WLS BF H R ER SO BB IBB HBP BLK WP HR S P ERA WHIP	IP WLS BF H R ER SO BB IBB HBP BLK WP HR S P ERA WHIP	IP WLS BF H R ER SO BB IBB HBP BLK WP HR S P ERA WHIP	IP WLS BF H R ER SO BB IBB HBP BLK WP HR S P ERA WHIP	IP WLS BF H R ER SO BB IBB HBP BLK WP HR S P ERA WHIP	IP WLS BF H R ER SO BB IBB HBP BLK WP HR S P ERA WHIP	IP WLS BF H R ER SO BB IBB HBP BLK WP HR S P ERA WHIP	IP WLS BF H R ER SO BB IBB HBP BLK WP HR S P ERA WHIP	IP WLS BF H R ER SO BB IBB HBP BLK WP HR S P ERA WHIP	IP WLS BF H R ER SO BB IBB HBP BLK WP HR S P ERA WHIP	IP WLS BF H R ER SO BB IBB HBP BLK WP HR S P ERA WHIP	IP WLS BF H R ER SO BB IBB HBP BLK WP HR S P ERA WHIP	IP WLS BF H R ER SO BB IBB HBP BLK WP HR S P ERA WHIP



Batter	1	2	3	4	5	6	7	8	9	AB	R	H	RBI	BB	SO	LOB	TOP					
Mike Gallego, R OBP: 0.368, SLG: 0.388 (1, 6)										4	1	2	2	1	0	2	New York Yankees @ Milwaukee Brewers Milwaukee County Stadium, Milwaukee, WI Sat May 30 1992, 8:05 PM EDT Att: 27,903 - Cloudy - 70 F					
Don Mattingly, L OBP: 0.304, SLG: 0.404 (1, 3)										5	1	1	3	0	0	2						
Danny Tartabull, R OBP: 0.422, SLG: 0.444 (1, 9)										4	0	1	0	1	1	1						
Mel Hall, L OBP: 0.276, SLG: 0.441 (1, 7)										4	0	0	0	1	0	2						
Matt Nokes, L OBP: 0.301, SLG: 0.408 (1, 2)										4	0	0	0	0	1	3						
Kevin Maas, L OBP: 0.390, SLG: 0.557 (1, 10)										3	2	2	1	1	0	0						
Dion James, L OBP: 0.327, SLG: 0.348 (1, 8)										3	2	2	0	1	0	1						
Charlie Hayes, R OBP: 0.302, SLG: 0.427 (1, 5)										4	1	1	2	0	1	4						
Pat Kelly, R OBP: 0.351, SLG: 0.417 (1, 4)										1	1	1	0	0	0	0						
Randy Velarde, R OBP: 0.271, SLG: 0.312 (6, PH)										2	0	1	0	0	0	1						
Inning Stats	R: 0 E: 0 K: 1 S: 7	H: 1 LOB: 0 BB: 0 P: 12	R: 3 E: 0 K: 0 S: 14	H: 4 LOB: 1 BB: 0 P: 23	R: 0 E: 0 K: 0 S: 7	H: 1 LOB: 1 BB: 1 P: 15	R: 5 E: 0 K: 0 S: 15	H: 3 LOB: 0 BB: 1 P: 29	R: 0 E: 0 K: 2 S: 12	H: 0 LOB: 1 BB: 0 P: 23	R: 0 E: 0 K: 0 S: 7	H: 1 LOB: 0 BB: 0 P: 9	R: 0 E: 0 K: 0 S: 8	H: 0 LOB: 0 BB: 1 P: 14	R: 0 E: 0 K: 0 S: 8	H: 1 LOB: 1 BB: 0 P: 15	R: 0 E: 0 K: 0 S: 7	H: 0 LOB: 1 BB: 1 P: 13	1B: 6 2B: 2 3B: 0 HR: 3	SF: 0 SAC: 0 DP: 4 HBP: 1	WP: 0 PB: 0 SB: 1 CS: 0	PA: 40
PITCHER	IP WLS BF H R ER SO BB IBB HBP BLK WP HR S P ERA WHIP																					
Chris Bosio, R ERA: 5.53	(1, 1) 3.1 L 20 9 8 8 1 2 0 0 1 0 0 3 38 71 21.60 3.300																					
Bruce Ruffin, L ERA: 6.75	(4, 1) 1.2 6 0 0 0 0 2 1 0 0 0 0 0 17 31 0.00 0.600																					
Jim Austin, R ERA: 3.07	(6, 1) 1.0 3 1 0 0 0 0 0 0 0 0 0 0 7 9 0.00 1.000																					
Jesse Orosco, L ERA: 5.91	(7, 1) 1.0 3 0 0 0 0 0 1 0 0 0 0 0 0 8 14 0.00 1.000																					
Mike Fetters, R ERA:	(8, 1) 1.0 4 1 0 0 0 0 0 0 0 0 0 0 0 8 15 0.00 1.000																					

Batter	1	2	3	4	5	6	7	8	9	AB	R	H	RBI	BB	SO	LOB	BOTTOM					
Darryl Hamilton, L OBP: 0.292, SLG: 0.333 (1, 8)										3	0	1	1	1	1	1	New York Yankees @ Milwaukee Brewers Milwaukee County Stadium, Milwaukee, WI Sat May 30 1992, 8:05 PM EDT Att: 27,903 - Cloudy - 70 F					
Kevin Seitzer, R OBP: 0.372, SLG: 0.444 (1, 5)										4	0	0	0	0	2	3						
Paul Molitor, R OBP: 0.378, SLG: 0.494 (1, 3)										3	0	1	0	0	0	0						
Dave Nilsson, L OBP: 0.286, SLG: 0.421 (7, 3)										1	0	0	0	0	0	0						
Greg Vaughn, R OBP: 0.291, SLG: 0.419 (1, 7)										4	0	0	0	0	3	1						
Robin Yount, R OBP: 0.322, SLG: 0.380 (1, 10)										2	0	0	0	2	0	0						
Dante Bichette, R OBP: 0.350, SLG: 0.383 (1, 9)										4	0	0	0	0	0	3						
B.J. Surhoff, L OBP: 0.206, SLG: 0.236 (1, 2)										4	0	1	0	0	0	0						
Scott Fletcher, R OBP: 0.361, SLG: 0.421 (1, 6)										4	1	2	0	0	1	1						
Jim Gantner, L OBP: 0.294, SLG: 0.310 (1, 4)										3	0	0	0	0	0	3						
Inning Stats	R: 0 E: 0 K: 2 S: 10	H: 0 LOB: 0 BB: 0 P: 14	R: 0 E: 0 K: 1 S: 8	H: 0 LOB: 0 BB: 0 P: 9	R: 0 E: 0 K: 0 S: 8	H: 1 LOB: 2 BB: 1 P: 16	R: 0 E: 0 K: 1 S: 9	H: 0 LOB: 1 BB: 1 P: 18	R: 0 E: 0 K: 0 S: 9	H: 1 LOB: 1 BB: 0 P: 11	R: 0 E: 0 K: 2 S: 15	H: 1 LOB: 2 BB: 1 P: 26	R: 1 E: 0 K: 0 S: 16	H: 2 LOB: 1 BB: 0 P: 27	R: 0 E: 0 K: 0 S: 8	H: 0 LOB: 0 BB: 0 P: 12	R: 0 E: 0 K: 1 S: 6	H: 0 LOB: 0 BB: 0 P: 13	1B: 3 2B: 1 3B: 1 HR: 0	SF: 0 SAC: 0 DP: 0 HBP: 0	WP: 0 PB: 0 SB: 0 CS: 0	PA: 35
PITCHER	IP WLS BF H R ER SO BB IBB HBP BLK WP HR S P ERA WHIP																					
Scott Sanderson, R ERA: 4.96	(1, 1) 7.0 W 29 5 1 1 6 3 0 0 0 0 0 0 0 75 121 1.29 1.143																					
John Habyan, R ERA: 1.29	(8, 1) 1.0 3 0 0 0 0 0 0 0 0 0 0 0 8 12 0.00 0.000																					
Steve Farr, R ERA: 1.26	(9, 1) 1.0 3 0 0 0 0 1 0 0 0 0 0 0 0 6 13 0.00 0.000																					

Batter	1	2	3	4	5	6	7	8	9	AB	R	H	RBI	BB	SO	LOB	TOP										
Andy Stankiewicz, R OBP: 0.410, SLG: 0.466 (1, 6)										4	0	0	0	0	0	1											
Don Mattingly, L OBP: 0.308, SLG: 0.422 (1, 10)										4	1	2	1	0	0	0											
Danny Tartabull, R OBP: 0.410, SLG: 0.429 (1, 9)										4	0	0	0	0	0	1											
Mel Hall, L OBP: 0.276, SLG: 0.443 (1, 7)										4	0	1	0	0	0	0											
Kevin Maas, L OBP: 0.375, SLG: 0.533 (1, 3)										4	0	0	0	0	1	1											
Mike Stanley, R OBP: 0.390, SLG: 0.344 (1, 2)										2	0	0	0	1	1	1											
Dion James, L OBP: 0.310, SLG: 0.327 (1, 8)										3	0	0	0	0	0	2											
Charlie Hayes, R OBP: 0.302, SLG: 0.425 (1, 5)									3	0	1	0	0	2	1												
Mike Gallego, R OBP: 0.350, SLG: 0.365 (1, 4)									3	0	0	0	0	2	1												
Inning Stats	R: 0 E: 0 K: 0 S: 5	H: 0 LOB: 0 BB: 0 P: 9	R: 0 E: 0 K: 0 S: 6	H: 0 LOB: 0 BB: 0 P: 9	R: 0 E: 0 K: 1 S: 12	H: 1 LOB: 1 BB: 0 P: 18	R: 0 E: 0 K: 0 S: 4	H: 0 LOB: 0 BB: 0 P: 9	R: 0 E: 0 K: 1 S: 10	H: 0 LOB: 1 BB: 1 P: 20	R: 0 E: 0 K: 1 S: 6	H: 1 LOB: 1 BB: 0 P: 10	R: 0 E: 0 K: 2 S: 11	H: 0 LOB: 0 BB: 0 P: 18	R: 1 E: 0 K: 1 S: 8	H: 1 LOB: 0 BB: 0 P: 10	1B: 2 2B: 1 3B: 0 HR: 1	SF: 0 SAC: 0 DP: 0 HBP: 0	WP: 0 PB: 0 SB: 1 CS: 0	PA: 32							
PITCHER	IP	WLS	BF	H	R	ER	SO	BB	IBB	HBP	BLK	WP	HR	S	P	ERA	WHIP										
Ricky Bones, R ERA: 4.03 (1, 1)	8.2		31	4	1	1	5	1	0	0	0	0	1	64	107	1.04	0.577										
Jesse Orosco, L ERA: 5.73 (9, 1)	0.1	W	1	0	0	0	1	0	0	0	0	0	0	3	3	0.00	0.000										

New York Yankees @ Milwaukee Brewers
Milwaukee County Stadium, Milwaukee, WI
Sun May 31 1992, 4:33 AM EDT
Att: 35,124 - Sunny - 73 F

AB 31
R 1
H 4
RBI 1
BB 1
SO 6
LOB 8



Batter	1	2	3	4	5	6	7	8	9	AB	R	H	RBI	BB	SO	LOB	BOTTOM										
Darryl Hamilton, L OBP: 0.291, SLG: 0.340 (1, 9)										4	0	1	0	0	0	0											
Kevin Seitzer, R OBP: 0.365, SLG: 0.434 (1, 5)										4	0	0	0	0	0	2											
Paul Molitor, R OBP: 0.380, SLG: 0.491 (1, 3)										3	0	1	0	1	0	0											
Greg Vaughn, R OBP: 0.296, SLG: 0.414 (1, 7)										2	1	0	1	2	0	1											
Robin Yount, R OBP: 0.316, SLG: 0.371 (1, 8)										4	0	0	0	0	0	4											
B.J. Surhoff, L OBP: 0.207, SLG: 0.237 (1, 10)										4	0	1	1	0	0	0											
Dave Nilsson, L OBP: 0.292, SLG: 0.409 (1, 2)										3	0	1	0	0	0	0											
Scott Fletcher, R OBP: 0.360, SLG: 0.430 (1, 6)										3	1	1	0	0	0	1											
Jim Gantner, L OBP: 0.287, SLG: 0.303 (1, 4)										3	0	0	0	0	0	1											
Inning Stats	R: 0 E: 0 K: 0 S: 5	H: 0 LOB: 0 BB: 0 P: 8	R: 0 E: 0 K: 0 S: 4	H: 0 LOB: 0 BB: 0 P: 9	R: 0 E: 0 K: 0 S: 8	H: 0 LOB: 0 BB: 0 P: 13	R: 0 E: 0 K: 0 S: 9	H: 1 LOB: 1 BB: 0 P: 13	R: 0 E: 0 K: 0 S: 7	H: 0 LOB: 0 BB: 0 P: 10	R: 1 E: 0 K: 0 S: 13	H: 2 LOB: 3 BB: 2 P: 27	R: 0 E: 0 K: 0 S: 9	H: 1 LOB: 0 BB: 0 P: 14	R: 0 E: 0 K: 0 S: 4	H: 0 LOB: 0 BB: 0 P: 7	R: 1 E: 0 K: 0 S: 10	H: 1 LOB: 1 BB: 1 P: 17	1B: 3 2B: 2 3B: 0 HR: 0	SF: 0 SAC: 0 DP: 0 HBP: 0	WP: 0 PB: 0 SB: 1 CS: 1	PA: 33					
PITCHER	IP	WLS	BF	H	R	ER	SO	BB	IBB	HBP	BLK	WP	HR	S	P	ERA	WHIP										
Scott Kamieniecki, R ERA: 3.4 (1, 1)	8.2	L	33	5	2	2	0	2	1	0	0	0	0	69	118	2.08	0.808										

New York Yankees @ Milwaukee Brewers
Milwaukee County Stadium, Milwaukee, WI
Sun May 31 1992, 4:33 AM EDT
Att: 35,124 - Sunny - 73 F

AB 30
R 2
H 5
RBI 2
BB 3
SO 0
LOB 9



Batter	1	2	3	4	5	6	7	8	9	10	11	12	13	AB	R	H	RBI	BB	SO	LOB	TOP							
Andy Stankiewicz, R OBP: 0.406, SLG: 0.439														5	0	1	0	0	1	4								
Don Mattingly, L OBP: 0.385, SLG: 0.413														6	1	0	0	0	0	5								
Danny Tartabull, R OBP: 0.422, SLG: 0.439													5	1	2	1	1	0	2									
Mel Hall, L OBP: 0.266, SLG: 0.417													6	0	0	1	0	1	4									
Kevin Maas, L OBP: 0.381, SLG: 0.505														4	0	2	1	1	0	0								
Jim Leyritz, R OBP: 0.444, SLG: 0.710														1	0	0	0	0	0	1								
Dion James, L OBP: 0.319, SLG: 0.288														4	0	1	0	1	2	2								
Roberto Kelly, R OBP: 0.371, SLG: 0.490														1	0	0	0	0	0	0								
Randy Velarde, R OBP: 0.271, SLG: 0.312														0	0	0	0	0	0	0								
Matt Nokes, L OBP: 0.327, SLG: 0.432														2	0	0	0	2	1	1								
Pat Kelly, R OBP: 0.331, SLG: 0.388														0	0	0	0	0	0	0								
Mike Stanley, R OBP: 0.372, SLG: 0.324														2	0	0	0	0	0	0								
Charlie Hayes, R OBP: 0.301, SLG: 0.408														5	0	1	0	1	2	3								
Mike Gallego, R OBP: 0.382, SLG: 0.397														3	1	2	0	0	1	1								
Inning Stats	R: 0 E: 0 K: 1 S: 10	H: 1 LOB: 1 BB: 0 P: 13	R: 0 E: 0 K: 1 S: 10	H: 0 LOB: 0 BB: 1 P: 18	R: 0 E: 0 K: 0 S: 4	H: 1 LOB: 1 BB: 0 P: 6	R: 0 E: 0 K: 0 S: 13	H: 2 LOB: 3 BB: 1 P: 25	R: 3 E: 0 K: 0 S: 10	H: 2 LOB: 0 BB: 0 P: 17	R: 0 E: 0 K: 1 S: 7	H: 0 LOB: 0 BB: 0 P: 11	R: 0 E: 0 K: 2 S: 6	H: 0 LOB: 1 BB: 2 P: 8	R: 0 E: 0 K: 1 S: 7	H: 0 LOB: 0 BB: 0 P: 11	R: 0 E: 0 K: 2 S: 10	H: 0 LOB: 2 BB: 2 P: 19	R: 0 E: 0 K: 0 S: 7	H: 1 LOB: 1 BB: 0 P: 9	R: 0 E: 0 K: 0 S: 18	H: 1 LOB: 1 BB: 0 P: 26	R: 0 E: 0 K: 0 S: 6	H: 0 LOB: 0 BB: 0 P: 9	1B: 7 2B: 2 3B: 0 HR: 0	SF: 0 SAC: 1 DP: 0 HBP: 2	WP: 1 PB: 0 SB: 0 CS: 2	PA: 54
PITCHER	IP	WLS	BF	H	R	ER	SO	BB	IBB	HBP	BLK	WP	HR	S	P	ERA	WHIP											
Kevin Brown, R ERA: 3.31	8.0		33	7	3	3	5	2	0	2	0	0	0	0	67	3.38	1.125											
Floyd Bannister, L ERA: 7.29	0.0		1	0	0	0	0	1	0	0	0	0	0	2	6	∞	∞											
Jeff Russell, R ERA: 1.98	2.0		8	0	0	0	3	2	1	0	0	1	0	17	34	0.00	1.000											
Ed Nunez, R ERA: 2.6	1.1		6	2	0	0	0	0	0	0	0	0	0	16	21	0.00	1.500											
Kenny Rogers, L ERA: 3.13	1.2	W	5	0	0	0	0	0	0	0	0	0	0	15	23	0.00	0.000											

New York Yankees @ Texas Rangers
Arlington Stadium, Arlington, TX
Wed Jun 03 1992, 8:05 PM EDT
Att. 28,879 - Sunny - 83 F

AB 44
R 3
H 9
RBI 3
BB 6
SO 8
LOB 23



Batter	1	2	3	4	5	6	7	8	9	10	11	12	13	AB	R	H	RBI	BB	SO	LOB	BOTTOM							
Dickie Thorn, R OBP: 0.296, SLG: 0.347														6	0	2	1	1	1	1								
Dean Palmer, R OBP: 0.307, SLG: 0.455													5	1	2	1	0	3	1									
Julio Franco, R OBP: 0.324, SLG: 0.379													5	1	1	1	1	3	4									
Ruben Sierra, S OBP: 0.332, SLG: 0.482													6	0	1	0	0	0	7									
Juan Gonzalez, R OBP: 0.286, SLG: 0.420													6	0	1	0	0	3	0									
Rafael Palmeiro, L OBP: 0.370, SLG: 0.423													5	0	0	0	1	2	2									
Russ McGinnis, R OBP: 0.667, SLG: 0.500													2	1	1	0	1	0	0									
Geno Petralli, L OBP: 0.217, SLG: 0.262													3	0	1	0	0	0	1									
Kevin Reimer, L OBP: 0.332, SLG: 0.465													5	0	2	0	1	0	1									
John Cangelosi, S OBP: 0.540, SLG: 0.275														0	1	0	0	0	0									
Al Newman, S OBP: 0.294, SLG: 0.222													3	0	0	0	0	0	2									
Brian Downing, R OBP: 0.450, SLG: 0.422													1	0	0	0	0	0	0									
Jeff Huson, L OBP: 0.303, SLG: 0.350													2	0	1	0	0	0	2									
Inning Stats	R: 0 E: 0 K: 2 S: 13	H: 1 LOB: 1 BB: 0 P: 22	R: 0 E: 0 K: 0 S: 5	H: 0 LOB: 0 BB: 0 P: 10	R: 0 E: 0 K: 0 S: 12	H: 1 LOB: 3 BB: 2 P: 27	R: 0 E: 0 K: 2 S: 9	H: 1 LOB: 1 BB: 0 P: 16	R: 2 E: 0 K: 0 S: 18	H: 4 LOB: 2 BB: 0 P: 30	R: 1 E: 0 K: 1 S: 17	H: 2 LOB: 3 BB: 1 P: 29	R: 0 E: 0 K: 0 S: 8	H: 0 LOB: 0 BB: 0 P: 12	R: 0 E: 0 K: 2 S: 10	H: 0 LOB: 0 BB: 0 P: 13	R: 0 E: 0 K: 2 S: 12	H: 1 LOB: 2 BB: 1 P: 19	R: 0 E: 0 K: 0 S: 9	H: 0 LOB: 0 BB: 0 P: 12	R: 0 E: 0 K: 1 S: 9	H: 0 LOB: 1 BB: 1 P: 20	R: 1 E: 2 K: 0 S: 8	H: 2 LOB: 2 BB: 0 P: 12	1B: 9 2B: 1 3B: 0 HR: 2	SF: 0 SAC: 0 DP: 0 HBP: 1	WP: 0 PB: 0 SB: 2 CS: 0	PA: 55
PITCHER	IP	WLS	BF	H	R	ER	SO	BB	IBB	HBP	BLK	WP	HR	S	P	ERA	WHIP											
Greg Cadaret, L ERA: 4.02	5.0		24	7	2	2	4	2	0	0	0	0	0	25	42	3.60	1.800											
John Habvan, R ERA: 1.47	2.0		10	2	1	1	1	1	0	1	0	0	0	25	42	4.50	1.500											
Steve Howe, L ERA: 2.97	2.0		6	0	0	0	2	0	0	0	0	0	0	17	25	0.00	0.000											
Lee Guetterman, L ERA: 8.69	1.0		5	1	0	0	2	1	0	0	0	0	0	12	19	0.00	2.000											
Steve Farr, R ERA: 1.1	2.0		7	0	0	0	3	1	0	0	0	0	0	17	32	0.00	0.500											
PITCHER	IP	WLS	BF	H	R	ER	SO	BB	IBB	HBP	BLK	WP	HR	S	P	ERA	WHIP											
Shawn Hillegas, R ERA: 6.75	0.0		L	3	2	1	0	0	0	0	0	0	0	0	8	12	∞	∞										

New York Yankees @ Texas Rangers
Arlington Stadium, Arlington, TX
Wed Jun 03 1992, 8:05 PM EDT
Att. 28,879 - Sunny - 83 F

AB 49
R 4
H 12
RBI 3
BB 5
SO 12
LOB 21



Batter	1	2	3	4	5	6	7	8	9	AB	R	H	RBI	BB	SO	LOB	TOP										
Tony Phillips, S OBP: 0.390, SLG: 0.385 (1, 10)										3	2	0	0	2	1	3	Detroit Tigers @ New York Yankees Yankee Stadium, Bronx, NY Thu Jun 04 1992, 7:05 PM EDT Att: 16,359 - Cloudy - 71 F										
Lou Whitaker, L OBP: 0.371, SLG: 0.442 (1, 4)										4	2	3	2	1	0	2											
Travis Fryman, R OBP: 0.330, SLG: 0.457 (1, 6)										5	0	1	1	0	1	5											
Cecil Fielder, R OBP: 0.295, SLG: 0.474 (1, 3)										5	0	0	1	0	2	4											
Mickey Tettleton, S OBP: 0.343, SLG: 0.464 (1, 2)										2	1	1	2	3	0	0											
Mark Carreon, R OBP: 0.314, SLG: 0.420 (1, 7)										5	0	0	0	0	3	5											
Rob Deer, R OBP: 0.300, SLG: 0.533 (1, 9)										5	0	1	0	0	1	3											
Scott Livingstone, L OBP: 0.273, SLG: 0.296 (1, 5)										4	1	2	0	0	1	1											
Mitt Cuyler, S OBP: 0.271, SLG: 0.344 (1, 8)									3	0	1	0	0	0	1												
Inning Stats	R: 3 E: 0 K: 0 S: 18	H: 2 LOB: 0 BB: 1 P: 30	R: 0 E: 0 K: 1 S: 9	H: 0 LOB: 0 BB: 0 P: 10	R: 1 E: 1 K: 3 S: 19	H: 1 LOB: 2 BB: 1 P: 33	R: 0 E: 0 K: 0 S: 15	H: 2 LOB: 0 BB: 0 P: 23	R: 0 E: 0 K: 1 S: 9	H: 1 LOB: 2 BB: 1 P: 15	R: 0 E: 0 K: 1 S: 8	H: 0 LOB: 1 BB: 1 P: 15	R: 0 E: 0 K: 1 S: 18	H: 2 LOB: 1 BB: 1 P: 30	R: 0 E: 0 K: 1 S: 8	H: 0 LOB: 0 BB: 0 P: 13	1B: 4 2B: 3 3B: 0 HR: 2	SF: 0 SAC: 1 DP: 0 HBP: 0	WP: 0 PB: 1 SB: 0 CS: 0	PA: 43							
PITCHER	IP	WLS	BF	H	R	ER	SO	BB	IBB	HBP	BLK	WP	HR	S	P	ERA	WHIP										
Scott Sanderson, R ERA: 5.2 (1, 1)	7.1	L	37	8	6	6	7	4	2	0	0	0	2	95	156	7.36	1.636										
Rich Monteleone, R ERA: 1.07 (8, 1)	1.2		6	1	0	0	2	0	0	0	0	0	0	16	25	0.00	0.600										

Batter	1	2	3	4	5	6	7	8	9	AB	R	H	RBI	BB	SO	LOB	BOTTOM										
Andy Stankiewicz, R OBP: 0.404, SLG: 0.437 (1, 6)										5	0	2	1	0	1	1	Detroit Tigers @ New York Yankees Yankee Stadium, Bronx, NY Thu Jun 04 1992, 7:05 PM EDT Att: 16,359 - Cloudy - 71 F										
Don Mattingly, L OBP: 0.307, SLG: 0.410 (1, 3)										4	0	1	0	1	1	2											
Roberto Kelly, R OBP: 0.373, SLG: 0.487 (1, 8)									3	0	1	0	1	0	3												
Mike Stanley, R OBP: 0.348, SLG: 0.297 (1, 2)									3	0	0	0	0	2	4												
Matt Nokes, L OBP: 0.325, SLG: 0.429 (7, PH) (8, 2)									1	0	0	0	0	1	1												
Mel Hall, L OBP: 0.266, SLG: 0.429 (1, 7)									4	1	1	1	0	1	4												
Jim Leyritz, R OBP: 0.436, SLG: 0.676 (1, 10)										3	0	1	0	0	0	1											
Dion James, L OBP: 0.315, SLG: 0.283 (8, PH)										1	0	0	0	0	0	0											
Charlie Hayes, R OBP: 0.305, SLG: 0.406 (1, 5)										3	1	1	0	1	0	1											
Randy Velarde, R OBP: 0.271, SLG: 0.312 (1, 9)										0	0	0	0	0	0	0											
Danny Tartabull, R OBP: 0.424, SLG: 0.432 (2, PH) (3, 9)										2	0	0	0	2	0	2											
Pat Kelly, R OBP: 0.320, SLG: 0.374 (1, 4)										4	0	0	0	0	4												
Inning Stats	R: 0 E: 0 K: 2 S: 10	H: 1 LOB: 1 BB: 0 P: 15	R: 1 E: 0 K: 0 S: 9	H: 2 LOB: 1 BB: 0 P: 17	R: 0 E: 0 K: 1 S: 12	H: 1 LOB: 2 BB: 1 P: 21	R: 1 E: 0 K: 0 S: 16	H: 1 LOB: 2 BB: 2 P: 33	R: 0 E: 0 K: 0 S: 10	H: 0 LOB: 1 BB: 1 P: 17	R: 0 E: 0 K: 2 S: 9	H: 1 LOB: 1 BB: 0 P: 15	R: 0 E: 0 K: 0 S: 5	H: 1 LOB: 0 BB: 0 P: 8	R: 0 E: 0 K: 1 S: 10	H: 0 LOB: 0 BB: 0 P: 13	1B: 6 2B: 0 3B: 0 HR: 1	SF: 0 SAC: 0 DP: 1 HBP: 0	WP: 0 PB: 0 SB: 2 CS: 0	PA: 38							
PITCHER	IP	WLS	BF	H	R	ER	SO	BB	IBB	HBP	BLK	WP	HR	S	P	ERA	WHIP										
Frank Tanana, L ERA: 5.54 (1, 1)	5.0	W	24	5	2	2	3	4	0	0	0	0	1	57	103	3.60	1.800										
John Doherty, R ERA: 3.74 (6, 1)	1.1		6	1	0	0	0	1	0	0	0	0	0	14	25	0.00	1.500										
Mike Munoz, L ERA: 3.38 (7, 1)	0.2		2	0	0	0	2	0	0	0	0	0	0	6	10	0.00	0.000										
Mike Henneman, R ERA: 4.07 (8, 1)	2.0		6	1	0	0	1	0	0	0	0	0	0	15	21	0.00	0.500										



Batter	1	2	3	4	5	6	7	8	9	AB	R	H	RBI	BB	SO	LOB	TOP					
Tony Phillips, S OBP: 0.386, SLG: 0.382 (1, 7)										4	1	1	1	0	0	0	Detroit Tigers @ New York Yankees Yankee Stadium, Bronx, NY Sat Jun 06 1992, 7:05 PM EDT Att: 23,824 - Cloudy - 74 F					
Lou Whitaker, L OBP: 0.385, SLG: 0.477 (1, 4)										4	1	3	1	1	0	0						
Travis Fryman, R OBP: 0.332, SLG: 0.462 (1, 6)										4	1	2	1	0	1	3						
Cecil Fielder, R OBP: 0.297, SLG: 0.466 (1, 3)										3	0	0	0	2	0	2						
Mickey Tettleton, S OBP: 0.339, SLG: 0.457 (1, 10)										5	0	1	1	0	2	3						
Rob Deer, R OBP: 0.303, SLG: 0.526 (1, 9)										4	0	1	0	1	1	2						
Chad Kreuter, S OBP: 0.255, SLG: 0.347 (1, 2)										4	1	1	0	0	0	4						
Scott Livingstone, L OBP: 0.305, SLG: 0.333 (1, 5)										3	1	2	1	1	1	1						
Mitt Cuyler, S OBP: 0.277, SLG: 0.355 (1, 8)										4	1	2	0	0	0	2						
Inning Stats	R: 1 E: 0 K: 0 S: 13	H: 2 LOB: 3 BB: 2 P: 28	R: 2 E: 0 K: 0 S: 13	H: 3 LOB: 1 BB: 0 P: 25	R: 1 E: 0 K: 0 S: 11	H: 3 LOB: 1 BB: 0 P: 16	R: 1 E: 0 K: 2 S: 10	H: 2 LOB: 2 BB: 1 P: 19	R: 0 E: 0 K: 0 S: 7	H: 0 LOB: 0 BB: 1 P: 15	R: 1 E: 0 K: 1 S: 12	H: 2 LOB: 1 BB: 0 P: 20	R: 0 E: 0 K: 1 S: 9	H: 1 LOB: 1 BB: 0 P: 13	R: 0 E: 0 K: 1 S: 8	H: 0 LOB: 1 BB: 1 P: 17		R: 0 E: 0 K: 0 S: 3	H: 0 LOB: 0 BB: 0 P: 6	1B: 8 2B: 5 3B: 0 HR: 1	SF: 2 SAC: 0 DP: 1 HBP: 0	WP: 3 PB: 0 SB: 0 CS: 2
PITCHER	IP WLS BF H R ER SO BB IBB HBP BLK WP HR S P ERA WHIP																					
Scott Kamieniecki, R ERA: 4.14	(1, 1) 3.1 L 22 10 5 5 0 2 1 0 0 0 2 0 41 78 13.50 3.600																					
Shawn Hillegas, R ERA: 4.97	(4, 1) 4.2 17 3 1 1 5 2 0 0 0 0 0 1 42 75 1.93 1.071																					
Steve Howe, L ERA: 2.45	(9, 1) 1.0 3 0 0 0 0 0 0 0 0 0 0 0 3 6 0.00 0.000																					

Batter	1	2	3	4	5	6	7	8	9	AB	R	H	RBI	BB	SO	LOB	BOTTOM			
Mike Gallego, R OBP: 0.361, SLG: 0.371 (1, 6)										4	0	0	0	0	0	1	Detroit Tigers @ New York Yankees Yankee Stadium, Bronx, NY Sat Jun 06 1992, 7:05 PM EDT Att: 23,824 - Cloudy - 74 F			
Don Mattingly, L OBP: 0.310, SLG: 0.408 (1, 3)										3	0	1	0	1	0	0				
Roberto Kelly, R OBP: 0.371, SLG: 0.480 (1, 8)										3	0	0	0	1	1	3				
Mel Hall, L OBP: 0.261, SLG: 0.421 (1, 7)										4	0	0	0	0	1	4				
Danny Tartabull, R OBP: 0.414, SLG: 0.419 (1, 9)										4	0	0	0	0	2	2				
Kevin Maas, L OBP: 0.380, SLG: 0.500 (1, 10)										3	0	1	0	0	0	0				
Jim Leyritz, R OBP: 0.450, SLG: 0.676 (9, FH)										0	0	0	0	1	0	0				
Matt Nokes, L OBP: 0.323, SLG: 0.424 (1, 2)										4	1	1	0	0	0	2				
Randy Velarde, R OBP: 0.270, SLG: 0.333 (1, 5)										4	1	1	2	0	1	1				
Pat Kelly, R OBP: 0.320, SLG: 0.373 (1, 4)										3	0	1	0	0	1	1				
Inning Stats	R: 0 E: 0 K: 0 S: 8	H: 0 LOB: 1 BB: 1 P: 15	R: 0 E: 0 K: 1 S: 6	H: 0 LOB: 0 BB: 0 P: 9	R: 0 E: 0 K: 0 S: 5	H: 0 LOB: 0 BB: 0 P: 8	R: 0 E: 0 K: 1 S: 6	H: 0 LOB: 1 BB: 1 P: 14	R: 0 E: 0 K: 1 S: 7	H: 1 LOB: 0 BB: 0 P: 11	R: 2 E: 0 K: 1 S: 11	H: 3 LOB: 1 BB: 0 P: 12	R: 0 E: 1 K: 0 S: 13	H: 0 LOB: 1 BB: 0 P: 21	R: 0 E: 0 K: 1 S: 8	H: 0 LOB: 0 BB: 1 P: 14	1B: 4 2B: 0 3B: 0 HR: 1	SF: 0 SAC: 0 DP: 1 HBP: 0	WP: 0 PB: 0 SB: 1 CS: 0	PA: 35
PITCHER	IP WLS BF H R ER SO BB IBB HBP BLK WP HR S P ERA WHIP																			
Bill Gullickson, R ERA: 2.82	(1, 1) 8.0 W 32 2 2 2 5 2 0 0 0 0 0 0 65 99 2.25 0.875																			
Mike Munoz, L ERA: 3.27	(9, 1) 0.2 2 0 0 0 0 1 0 0 0 0 0 0 5 11 0.00 1.500																			
Mike Henneman, R ERA: 4.01	(9, 1) 0.1 1 0 0 0 0 0 0 0 0 0 0 0 3 3 0.00 0.000																			

Batter	1	2	3	4	5	6	7	8	9	AB	R	H	RBI	BB	SO	LOB	TOP								
Tony Phillips, S OBP: 0.395, SLG: 0.389 (1, 4)	4-2 1B BB		4-2 1-2 BB 1B		4-2 1B HR BB	3-2 2B			1-1 P4	2	2	1	0	3	0	0									
Lou Whitaker, L OBP: 0.394, SLG: 0.481 (1, 10)	2-0 1B		4-1 1-2 1B BB		2-2 1-2 HR 1B	4-0 1BB			3-3 K	3	1	2	0	2	1	0									
Travis Fryman, R OBP: 0.329, SLG: 0.456 (1, 6)	1-3 K		3-2 F7		0-1 F8	2-2 G6-3			1-1 1B	5	0	1	0	0	1	8									
Cecil Fielder, R OBP: 0.300, SLG: 0.464 (1, 3)	2-0 P3		1-0 1-3 2-H 1B		2-0 1-2 2-3 HR 1B				1-3 K	5	1	2	1	0	1	3									
Mickey Tettleton, S OBP: 0.342, SLG: 0.473 (1, 2)	1-1 P2		1-0 P6		2-2 HR				0-0 G6-4-3 1B	4	1	2	4	0	0	4									
Rob Deer, R OBP: 0.302, SLG: 0.517 (1, 9)		1-3 K		0-1 G6-3		4-0 G5-4-3 BB			2-2 G6-4-3 1-2	3	0	0	0	1	1	1									
Mark Carreon, R OBP: 0.306, SLG: 0.410 (1, 7)		0-2 F9		1-3 K		1-0 G5-4-3			1-0 F8	4	0	0	0	0	1	1									
Scott Livingstone, L OBP: 0.317, SLG: 0.344 (1, 5)		2-2 G4-3		0-0 1B					3-2 F8 G3 1B	4	0	2	0	0	0	0									
Skeeter Barnes, R OBP: 0.250, SLG: 0.243 (8, 8)										0	0	0	0	0	0	0									
Mitt Cuyler, S OBP: 0.276, SLG: 0.352 (1, 8)			0-1 BB 1B		0-0 F8				1-2 B2 G3 1-2	4	0	1	0	0	0	2									
Inning Stats	R: 0 E: 0 K: 1 S: 11	H: 1 LOB: 2 BB: 1 P: 21	R: 0 E: 0 K: 1 S: 10	H: 0 LOB: 0 BB: 0 P: 13	R: 1 E: 0 K: 0 S: 10	H: 2 LOB: 2 BB: 2 P: 23	R: 0 E: 0 K: 1 S: 7	H: 1 LOB: 1 BB: 0 P: 8	R: 4 E: 0 K: 0 S: 16	H: 3 LOB: 0 BB: 2 P: 31	R: 0 E: 0 K: 0 S: 13	H: 1 LOB: 2 BB: 1 P: 23	R: 0 E: 0 K: 0 S: 7	H: 1 LOB: 0 BB: 0 P: 10	R: 0 E: 0 K: 0 S: 5	H: 1 LOB: 1 BB: 0 P: 9	R: 0 E: 0 K: 2 S: 12	H: 1 LOB: 1 BB: 0 P: 18	1B: 9 2B: 1 3B: 0 HR: 1	SF: 0 SAC: 0 DP: 2 HBP: 0	WP: 0 PB: 0 SB: 0 CS: 0	PA: 40			
PITCHER	IP WLS BF H R ER SO BB IBB HBP BLK WP HR S P ERA WHIP	IP WLS BF H R ER SO BB IBB HBP BLK WP HR S P ERA WHIP																							
Melido Perez, R ERA: 2.99 (1, 1)	6.0 W 30 8 5 5 3	2.0 L 6 2 0 0 0	1.0 S 4 1 0 0 2	5 1 0 0 0 0 0	5 1 0 0 0 0 0	0 0 0 0 0 0 0	0 0 0 0 0 0 0	0 0 0 0 0 0 0	0 0 0 0 0 0 0	0 0 0 0 0 0 0	0 0 0 0 0 0 0	0 0 0 0 0 0 0	0 0 0 0 0 0 0	0 0 0 0 0 0 0	0 0 0 0 0 0 0	0 0 0 0 0 0 0	0 0 0 0 0 0 0	0 0 0 0 0 0 0	0 0 0 0 0 0 0	0 0 0 0 0 0 0	0 0 0 0 0 0 0	0 0 0 0 0 0 0	7.50 2.167	0.00 1.000	0.00 1.000
John Habyan, R ERA: 1.39 (7, 1)	2.0 L 6 2 0 0 0	1.0 S 4 1 0 0 2	5 1 0 0 0 0 0	5 1 0 0 0 0 0	0 0 0 0 0 0 0	0 0 0 0 0 0 0	0 0 0 0 0 0 0	0 0 0 0 0 0 0	0 0 0 0 0 0 0	0 0 0 0 0 0 0	0 0 0 0 0 0 0	0 0 0 0 0 0 0	0 0 0 0 0 0 0	0 0 0 0 0 0 0	0 0 0 0 0 0 0	0 0 0 0 0 0 0	0 0 0 0 0 0 0	0 0 0 0 0 0 0	0 0 0 0 0 0 0	0 0 0 0 0 0 0	0 0 0 0 0 0 0	0 0 0 0 0 0 0	0.00 1.000	0.00 1.000	0.00 0.000
Steve Farr, R ERA: 1.04 (9, 1)	1.0 S 4 1 0 0 2	5 1 0 0 0 0 0	5 1 0 0 0 0 0	0 0 0 0 0 0 0	0 0 0 0 0 0 0	0 0 0 0 0 0 0	0 0 0 0 0 0 0	0 0 0 0 0 0 0	0 0 0 0 0 0 0	0 0 0 0 0 0 0	0 0 0 0 0 0 0	0 0 0 0 0 0 0	0 0 0 0 0 0 0	0 0 0 0 0 0 0	0 0 0 0 0 0 0	0 0 0 0 0 0 0	0 0 0 0 0 0 0	0 0 0 0 0 0 0	0 0 0 0 0 0 0	0 0 0 0 0 0 0	0 0 0 0 0 0 0	0 0 0 0 0 0 0	0.00 1.04	0.00 0.000	0.00 0.000

Detroit Tigers @ New York Yankees
Yankee Stadium, Bronx, NY
Sun Jun 07 1992, 3:33 AM EDT
Att: 37,427 - Sunny - 87 F

AB 34
R 5
H 11
RBI 5
BB 6
SO 5
LOB 19



Batter	1	2	3	4	5	6	7	8	9	AB	R	H	RBI	BB	SO	LOB	BOTTOM									
Andy Stankiewicz, R OBP: 0.417, SLG: 0.456 (1, 6)	1-2 G3-1 2B		4-2 HR BB	3-2 CS 1B		2-2 F8				3	1	2	0	1	0	0										
Don Mattingly, L OBP: 0.309, SLG: 0.419 (1, 3)	0-1 G3-1		2-0 1-H HR	2-1 F8 1-2		3-2 F8				4	1	1	2	0	0	2										
Roberto Kelly, R OBP: 0.369, SLG: 0.490 (1, 8)	3-3 K		1-2 HR	1-1 G5-3					0-1 L8	4	1	1	1	0	1	1										
Danny Tartabull, R OBP: 0.416, SLG: 0.417 (1, 9)	2-1 F8		4-0 BB FC6-4 BB		0-1 HR 1B				2-2 P6	3	2	1	0	1	0	1										
Jim Leyritz, R OBP: 0.432, SLG: 0.711 (1, 10)		2-0 L8	0-0 F7		3-2 1-H HR				2-3 K	4	1	1	2	0	1	1										
Mike Stanley, R OBP: 0.382, SLG: 0.316 (1, 2)		1-1 FC6-4 1B	2-1 FC6-4 BB 1B		3-2 F9				2-2 L6-3 HBP	1	0	1	0	0	0	0										
Matt Nokes, L OBP: 0.329, SLG: 0.425 (3, 2)			1-2 FC6-4 BB		1-2 L9				0-0 L6-3	2	0	1	0	0	0	0										
Charlie Hayes, R OBP: 0.304, SLG: 0.400 (1, 5)		0-2 FC6-4 E 1-2	4-1 FC6-4 BB		1-2 2-3 BB				1-2 L6-3	3	0	0	0	1	0	2										
Randy Velarde, R OBP: 0.268, SLG: 0.331 (1, 7)		2-2 E4	1-1 FC6-4		1-0 F8				3-1 2B	1	0	0	0	0	0	1										
Mel Hall, L OBP: 0.262, SLG: 0.424 (3, PH) (4, 7)		1-2 F8	1-2 2-3 3-H P6							3	0	1	1	0	0	2										
Mike Gallego, R OBP: 0.342, SLG: 0.348 (1, 4)		1-0 F8	0-1 P6			1-0 G6-3			1-2 G6-3	4	0	0	0	0	0	5										
Inning Stats	R: 0 E: 0 K: 1 S: 12	H: 1 LOB: 1 BB: 0 P: 18	R: 0 E: 1 K: 0 S: 10	H: 1 LOB: 2 BB: 0 P: 16	R: 4 E: 0 K: 0 S: 18	H: 3 LOB: 3 BB: 3 P: 36	R: 0 E: 0 K: 0 S: 7	H: 1 LOB: 0 BB: 0 P: 13	R: 2 E: 0 K: 0 S: 16	H: 2 LOB: 0 BB: 0 P: 24	R: 0 E: 0 K: 0 S: 8	H: 0 LOB: 0 BB: 0 P: 14	R: 0 E: 0 K: 1 S: 13	H: 0 LOB: 0 BB: 0 P: 17	R: 0 E: 0 K: 0 S: 9	H: 1 LOB: 1 BB: 0 P: 15	R: 0 E: 0 K: 0 S: 9	H: 1 LOB: 1 BB: 0 P: 15	1B: 4 2B: 3 3B: 0 HR: 3	SF: 0 SAC: 0 DP: 1 HBP: 1	WP: 0 PB: 0 SB: 0 CS: 1	PA: 36				
PITCHER	IP WLS BF H R ER SO BB IBB HBP BLK WP HR S P ERA WHIP	IP WLS BF H R ER SO BB IBB HBP BLK WP HR S P ERA WHIP																								
Scott Aldred, L ERA: 6.58 (1, 1)	2.0 L 22 5 2 2 1	5.2 L 22 5 2 2 1	0.1 1 0 0 0 0	2 0 0 0 0 0	2 0 0 0 0 0	0 0 0 0 0 0	0 0 0 0 0 0	0 0 0 0 0 0	0 0 0 0 0 0	0 0 0 0 0 0	0 0 0 0 0 0	0 0 0 0 0 0	0 0 0 0 0 0	0 0 0 0 0 0	0 0 0 0 0 0	0 0 0 0 0 0	0 0 0 0 0 0	0 0 0 0 0 0	0 0 0 0 0 0	0 0 0 0 0 0	0 0 0 0 0 0	0 0 0 0 0 0	0 0 0 0 0 0	18.00 3.000	3.18 1.059	0.00 0.000
Walt Terrell, R ERA: 6.16 (3, 1)	5.2 L 22 5 2 2 1	0.1 1 0 0 0 0	2 0 0 0 0 0	2 0 0 0 0 0	0 0 0 0 0 0	0 0 0 0 0 0	0 0 0 0 0 0	0 0 0 0 0 0	0 0 0 0 0 0	0 0 0 0 0 0	0 0 0 0 0 0	0 0 0 0 0 0	0 0 0 0 0 0	0 0 0 0 0 0	0 0 0 0 0 0	0 0 0 0 0 0	0 0 0 0 0 0	0 0 0 0 0 0	0 0 0 0 0 0	0 0 0 0 0 0	0 0 0 0 0 0	0 0 0 0 0 0	0.00 1.88	0.00 0.000	0.00 0.000	
Kurt Knudsen, R ERA: 1.88 (8, 1)	0.1 1 0 0 0 0	2 0 0 0 0 0	2 0 0 0 0 0	0 0 0 0 0 0	0 0 0 0 0 0	0 0 0 0 0 0	0 0 0 0 0 0	0 0 0 0 0 0	0 0 0 0 0 0	0 0 0 0 0 0	0 0 0 0 0 0	0 0 0 0 0 0	0 0 0 0 0 0	0 0 0 0 0 0	0 0 0 0 0 0	0 0 0 0 0 0	0 0 0 0 0 0	0 0 0 0 0 0	0 0 0 0 0 0	0 0 0 0 0 0	0 0 0 0 0 0	0 0 0 0 0 0	0.00 1.88	0.00 0.000	0.00 0.000	

Detroit Tigers @ New York Yankees
Yankee Stadium, Bronx, NY
Sun Jun 07 1992, 3:33 AM EDT
Att: 37,427 - Sunny - 87 F

AB 32
R 6
H 9
RBI 6
BB 3
SO 2
LOB 15




Batter	1	2	3	4	5	6	7	8	9	AB	R	H	RBI	BB	SO	LOB	TOP								
Devon White, S (1, 8) OBP: 0.300, SLG: 0.369 Derek Bell, R (7, PH) OBP: 0.289, SLG: 0.299	2-1 HR		1-1 G6-3	1-2 FC 3B	0-2 HR		3-1 F9	1-2 2B		4	3	2	2	0	0	1	Toronto Blue Jays @ New York Yankees Yankee Stadium, Bronx, NY Mon Jun 08 1992, 7:05 PM EDT Att: 18,166 - Cloudy - 78 F								
Roberto Alomar, S (1, 4) OBP: 0.409, SLG: 0.441 Jeff Kent, R (3, 4) OBP: 0.419, SLG: 0.676	3-2 F9		4-0 WP F9-2 BB	0-0 1B 3B	1-0 HR		0-1 F9	4-2 FC4 BB		1	0	0	0	1	0	0									
Joe Carter, R (1, 9) OBP: 0.293, SLG: 0.458 Rob Ducey, L (7, 8) OBP: 0.077, SLG: 0.154	2-1 1B		2-2 F9-2 1-H	1-2 L6	1-0 G6-3 2B			2B FC4		4	0	2	0	0	0	2									
Dave Winfield, R (1, 10) OBP: 0.387, SLG: 0.519 John Olerud, L (8, PH) OBP: 0.346, SLG: 0.372	2-2 F8			2B	2-3 G6-3			2-2 G3-1 2B 2H	0-0 G4-3	4	2	2	1	0	0	2									
Kelly Gruber, R (1, 5) OBP: 0.273, SLG: 0.434 Alfredo Griffin, S (7, 4) OBP: 0.143, SLG: 0.150	1-1 1B			1B	1-1 G6-3			1-2 G3-1 2B	0-0 G4-6-3 1B	4	1	3	0	0	0	1									
Pat Tabler, R (1, 3) OBP: 0.258, SLG: 0.211	1-1 P6						0-1 F9	2-2 G6-3 2B	2-1 G4-6-3	6	0	1	2	0	1	5									
Candy Maldonado, R (1, 7) OBP: 0.318, SLG: 0.350		2-0 F8					0-2 G6-3	0-1 1B 2B		4	2	2	1	1	0	0									
Pat Borders, R (1, 2) OBP: 0.312, SLG: 0.385		3-1 G6-3					2-1 G5-3	2-0 1B 2B		4	2	1	0	1	1	3									
Manuel Lee, S (1, 6) OBP: 0.316, SLG: 0.337	3-2 F9			1-1 3B 1B	1-0 P6		0-0 G6-3	0-0 1B 2B		5	2	2	4	0	0	0									
Inning Stats	R: 1 E: 0 K: 0 S: 17	H: 3 LOB: 2 BB: 0 P: 28	R: 0 E: 0 K: 0 S: 6	H: 0 LOB: 0 BB: 0 P: 14	R: 0 E: 0 K: 2 S: 5	H: 0 LOB: 0 BB: 1 P: 12	R: 3 E: 1 K: 2 S: 34	H: 8 LOB: 3 BB: 2 P: 56	R: 2 E: 0 K: 0 S: 11	H: 3 LOB: 1 BB: 0 P: 15	R: 0 E: 0 K: 0 S: 7	H: 0 LOB: 0 BB: 0 P: 9	R: 0 E: 0 K: 0 S: 5	H: 0 LOB: 0 BB: 0 P: 8	R: 5 E: 0 K: 0 S: 24	H: 6 LOB: 2 BB: 1 P: 37		R: 0 E: 0 K: 0 S: 4	H: 1 LOB: 0 BB: 0 P: 6	1B: 12 2B: 7 3B: 1 HR: 2	SF: 0 SAC: 0 DP: 2 HBP: 0	WP: 2 PB: 0 SB: 0 CS: 0	PA: 51		
PITCHER	IP	WLS	BF	H	R	ER	SO	BB	IBB	HBP	BLK	WP	HR	S	P	ERA	WHIP								
Greg Cadaret, L (1, 1) ERA: 4.64	3.1	L	19	7	7	7	1	2	0	0	0	1	1	45	84	18.90	2.700								
Rich Monteleone, R (4, 1) ERA: 1.99	2.2		16	7	4	3	1	1	0	0	0	0	1	35	50	10.12	3.000								
Lee Guetterman, L (7, 1) ERA: 9.53	3.0		16	7	5	5	0	1	0	0	0	0	0	33	51	15.00	2.667								

Batter	1	2	3	4	5	6	7	8	9	AB	R	H	RBI	BB	SO	LOB	BOTTOM								
Andy Stankiewicz, R (1, 6) OBP: 0.421, SLG: 0.468	0-1 1B		2-2 P4		1-0 P3			2-1 G4-3 1B 2B		4	1	2	0	0	0	3	Toronto Blue Jays @ New York Yankees Yankee Stadium, Bronx, NY Mon Jun 08 1992, 7:05 PM EDT Att: 18,166 - Cloudy - 78 F								
Don Mattingly, L (1, 3) OBP: 0.305, SLG: 0.414 Jim Leyritz, R (8, 3) OBP: 0.422, SLG: 0.692	3-1 L7			0-1 F8		1-0 G4-3		1-1 G6-3		3	0	0	0	0	0	1									
Roberto Kelly, R (1, 8) OBP: 0.384, SLG: 0.483 Dion James, L (7, 8) OBP: 0.311, SLG: 0.279	3-3 K			0-3 K		1-2 P4		1-2 G4-3		3	0	0	0	0	2	1									
Mel Hall, L (1, 7) OBP: 0.263, SLG: 0.427 Randy Velarde, R (7, 7) OBP: 0.273, SLG: 0.336	3-3 K			0-1 P4		2-2 1B 2B		2-3 1B		3	1	1	0	0	1	1									
Danny Tartabull, R (1, 9) OBP: 0.418, SLG: 0.415		2-3 K			4-2 FC3-6 BB	2-2 1B		1-0 P3		3	0	1	1	1	1	1									
Matt Nokes, L (1, 2) OBP: 0.322, SLG: 0.413		2-0 F8			0-2 L4	1-1 F8		0-2 F7		4	0	0	0	0	0	2									
Kevin Maas, L (1, 10) OBP: 0.376, SLG: 0.518		0-0 G5-3			1-1 FC3-6 BB		3-1 P3		1-1 HR	4	1	1	1	0	0	1									
Charlie Hayes, R (1, 5) OBP: 0.303, SLG: 0.394			2-2 F9		4-2 BB		2-2 F7		1-3 K	3	0	0	0	1	1	0									
Mike Gallego, R (1, 4) OBP: 0.338, SLG: 0.333			1-2 G5-3		4-2 BB		0-0 P7		0-0 G4-3	3	0	0	0	1	0	0									
Inning Stats	R: 0 E: 0 K: 2 S: 11	H: 1 LOB: 1 BB: 0 P: 20	R: 0 E: 0 K: 1 S: 7	H: 0 LOB: 0 BB: 0 P: 11	R: 0 E: 0 K: 1 S: 7	H: 0 LOB: 0 BB: 0 P: 7	R: 0 E: 0 K: 0 S: 15	H: 0 LOB: 3 BB: 3 P: 29	R: 1 E: 0 K: 0 S: 17	H: 2 LOB: 1 BB: 0 P: 24	R: 0 E: 0 K: 0 S: 8	H: 0 LOB: 0 BB: 0 P: 13	R: 1 E: 0 K: 0 S: 10	H: 2 LOB: 1 BB: 0 P: 15	R: 1 E: 0 K: 1 S: 9	H: 1 LOB: 0 BB: 0 P: 11		1B: 3 2B: 2 3B: 0 HR: 1	SF: 0 SAC: 0 DP: 0 HBP: 0	WP: 0 PB: 0 SB: 1 CS: 0	PA: 36				
PITCHER	IP	WLS	BF	H	R	ER	SO	BB	IBB	HBP	BLK	WP	HR	S	P	ERA	WHIP								
Todd Stottlemyre, R (1, 1) ERA: 4.74	6.0	W	24	3	1	1	4	3	0	0	0	0	0	66	105	1.50	1.000								
Bob MacDonat, L (7, 1) ERA: 3.24	1.0		3	0	0	0	0	0	0	0	0	0	0	8	13	0.00	0.000								
Pat Hentgen, R (8, 1) ERA: 5.04	2.0		9	3	2	2	1	0	0	0	0	0	1	19	26	9.00	1.500								

AB	47
R	16
H	21
RBI	16
BB	4
SO	2
LOB	17



AB	33
R	3
H	6
RBI	3
BB	3
SO	5
LOB	12



Batter	1	2	3	4	5	6	7	8	9	AB	R	H	RBI	BB	SO	LOB	TOP			
Devon White, S OBP: 0.295, SLG: 0.363	G5-3		G5-3			P6		K		4	0	0	0	0	1	0	Toronto Blue Jays @ New York Yankees Yankee Stadium, Bronx, NY Tue Jun 09 1992, 7:05 PM EDT Att: 22,429 - Sunny - 76 F			
Jeff Kent, R OBP: 0.404, SLG: 0.622	F7-4 BB		F9			F8		K		3	0	0	0	1	1	0				
Joe Carter, R OBP: 0.296, SLG: 0.459			F7			G5-3				4	0	2	0	0	0	0				
Dave Winfield, R OBP: 0.380, SLG: 0.509	F7-4									4	0	0	0	0	0	3				
Kelly Gruber, R OBP: 0.272, SLG: 0.427										3	0	0	0	1	1	1				
John Olerud, L OBP: 0.348, SLG: 0.367										2	1	0	0	1	0	0				
Candy Maldonado, R OBP: 0.331, SLG: 0.387										2	1	2	2	1	0	0				
Pat Borders, R OBP: 0.312, SLG: 0.385										3	0	1	0	0	0	1				
Manuel Lee, S OBP: 0.311, SLG: 0.331										3	0	0	0	0	0	2				
Inning Stats	R: 0 E: 0 K: 0 S: 12	H: 1 LOB: 1 BB: 1 P: 22	R: 1 E: 0 K: 1 S: 11	H: 2 LOB: 1 BB: 0 P: 18	R: 0 E: 0 K: 0 S: 6	H: 0 LOB: 0 BB: 0 P: 11	R: 0 E: 0 K: 0 S: 7	H: 0 LOB: 0 BB: 0 P: 12	R: 0 E: 0 K: 0 S: 5	H: 0 LOB: 0 BB: 1 P: 5	R: 1 E: 0 K: 0 S: 7	H: 1 LOB: 1 BB: 2 P: 14	R: 0 E: 0 K: 1 S: 9	H: 0 LOB: 0 BB: 0 P: 14	R: 0 E: 0 K: 1 S: 7	H: 1 LOB: 1 BB: 0 P: 10	1B: 3 2B: 2 3B: 0 HR: 1	SF: 0 SAC: 0 DP: 2 HBP: 0	WP: 0 PB: 0 SB: 0 CS: 1	PA: 32
PITCHER Tim Leary, R ERA: 4.95	IP: 9.0 WLS: L BF: 32	H: 5 R: 2 ER: 2 SO: 3	BB: 4 IBB: 0 HBP: 0 BLK: 0	WP: 0 HR: 1 S: 70 P: 118	ERA: 2.00 WHIP: 1.000	PITCHER										IP: 9.0 WLS: L BF: 32	H: 5 R: 2 ER: 2 SO: 3	BB: 4 IBB: 0 HBP: 0 BLK: 0	WP: 0 HR: 1 S: 70 P: 118	ERA: 2.00 WHIP: 1.000

AB	28
R	2
H	5
RBI	2
BB	4
SO	3
LOB	7



Batter	1	2	3	4	5	6	7	8	9	AB	R	H	RBI	BB	SO	LOB	BOTTOM					
Andy Stankiewicz, R OBP: 0.414, SLG: 0.454	F9		K					G4-3 BB		3	0	0	0	1	1	0	Toronto Blue Jays @ New York Yankees Yankee Stadium, Bronx, NY Tue Jun 09 1992, 7:05 PM EDT Att: 22,429 - Sunny - 76 F					
Don Mattingly, L OBP: 0.300, SLG: 0.406	G3		P8					G4-3		4	0	0	0	0	0	1						
Roberto Kelly, R OBP: 0.371, SLG: 0.488								G4-3		4	1	3	0	0	0	1						
Mel Hall, L OBP: 0.258, SLG: 0.420	P6							P4		4	0	0	0	0	0	4						
Danny Tartabull, R OBP: 0.420, SLG: 0.409								G4-3		2	0	0	0	2	1	1						
Kevin Maas, L OBP: 0.372, SLG: 0.513	P6							P5		3	0	1	1	0	0	1						
Matt Nokes, L OBP: 0.314, SLG: 0.403	P4							F9		4	0	0	0	0	1	3						
Charlie Hayes, R OBP: 0.299, SLG: 0.388	G4-3							F9		3	0	0	0	0	0	2						
Pat Kelly, R OBP: 0.315, SLG: 0.366										2	0	0	0	0	2	0						
Dion James, L ERA: 2.7										1	0	0	0	0	1	1						
Mike Gallego, R OBP: 0.338, SLG: 0.333										0	0	0	0	0	0	0						
Inning Stats	R: 0 E: 0 K: 0 S: 16	H: 1 LOB: 1 BB: 0 P: 22	R: 0 E: 0 K: 0 S: 12	H: 0 LOB: 1 BB: 1 P: 20	R: 0 E: 0 K: 2 S: 8	H: 0 LOB: 0 BB: 0 P: 11	R: 1 E: 1 K: 1 S: 12	H: 1 LOB: 1 BB: 1 P: 21	R: 0 E: 0 K: 1 S: 9	H: 0 LOB: 0 BB: 0 P: 14	R: 0 E: 0 K: 1 S: 10	H: 1 LOB: 1 BB: 0 P: 13	R: 0 E: 0 K: 1 S: 11	H: 1 LOB: 1 BB: 0 P: 19	R: 0 E: 0 K: 0 S: 8	H: 0 LOB: 1 BB: 1 P: 13	R: 0 E: 0 K: 0 S: 7	H: 0 LOB: 0 BB: 0 P: 12	1B: 4 2B: 0 3B: 0 HR: 0	SF: 1 SAC: 0 DP: 0 HBP: 0	WP: 1 PB: 0 SB: 1 CS: 0	PA: 34
PITCHER Juan Guzman, R ERA: 2.37	IP: 7.0 WLS: W BF: 27	H: 4 R: 1 ER: 0 SO: 6	BB: 2 IBB: 0 HBP: 0 BLK: 0	WP: 1 HR: 0 S: 78 P: 120	ERA: 0.00 WHIP: 0.857	PITCHER										IP: 7.0 WLS: W BF: 27	H: 4 R: 1 ER: 0 SO: 6	BB: 2 IBB: 0 HBP: 0 BLK: 0	WP: 1 HR: 0 S: 78 P: 120	ERA: 0.00 WHIP: 0.857		
Duane Ward, R ERA: 2.7	IP: 1.0 WLS: S BF: 4	H: 0 R: 0 ER: 0 SO: 0	BB: 1 IBB: 0 HBP: 0 BLK: 0	WP: 0 HR: 0 S: 8 P: 13	ERA: 0.00 WHIP: 1.000	PITCHER										IP: 1.0 WLS: S BF: 4	H: 0 R: 0 ER: 0 SO: 0	BB: 1 IBB: 0 HBP: 0 BLK: 0	WP: 0 HR: 0 S: 8 P: 13	ERA: 0.00 WHIP: 1.000		
Tom Henke, R ERA: 2.37	IP: 1.0 WLS: S BF: 3	H: 0 R: 0 ER: 0 SO: 0	BB: 0 IBB: 0 HBP: 0 BLK: 0	WP: 0 HR: 0 S: 7 P: 12	ERA: 0.00 WHIP: 0.000	PITCHER										IP: 1.0 WLS: S BF: 3	H: 0 R: 0 ER: 0 SO: 0	BB: 0 IBB: 0 HBP: 0 BLK: 0	WP: 0 HR: 0 S: 7 P: 12	ERA: 0.00 WHIP: 0.000		

AB	30
R	1
H	4
RBI	1
BB	3
SO	6
LOB	14



Batter	1	2	3	4	5	6	7	8	9	AB	R	H	RBI	BB	SO	LOB	TOP								
Devon White, S OBP: 0.301, SLG: 0.376 (1, 8)	G4-3	S 2B E 1B	3B		G6-4-3			S 3B E 1B		5	2	3	2	0	0	1	Toronto Blue Jays @ New York Yankees Yankee Stadium, Bronx, NY Wed Jun 10 1992, 7:05 PM EDT Att: 25,229 - Sunny - 71 F								
Jeff Kent, R OBP: 0.385, SLG: 0.571 (1, 4)	CS	E 2B S 2B	K		P6			K		5	1	1	0	0	2	3									
Joe Carter, R OBP: 0.302, SLG: 0.487 (1, 9)	K	E 2B 1-H 2-H			K			HR		5	2	3	4	0	2	1									
Dave Winfield, R OBP: 0.385, SLG: 0.514 (1, 10)	CS	K			2B 1B			K		4	0	2	1	1	2	0									
Kelly Gruber, R OBP: 0.266, SLG: 0.417 (1, 5)		P6			K			G5-3		5	0	0	0	0	1	4									
John Olerud, L OBP: 0.349, SLG: 0.374 (1, 3)		HR 1B			2B			FC5		5	1	2	0	0	0	4									
Candy Maldonado, R OBP: 0.339, SLG: 0.397 (1, 7)		HR 1B	E 3B		BB			G5-3		4	2	2	0	1	1	0									
Greg Myers, L OBP: 0.242, SLG: 0.433 (1, 2)		HR	K		G4-3			G4-3		5	1	1	3	0	1	4									
Manuel Lee, S OBP: 0.316, SLG: 0.345 (1, 6)		HR	K2-3					G4-3		2	1	1	0	1	1	1									
Alfredo Griffin, S OBP: 0.130, SLG: 0.136 (6, 6)		1B 3B			G6-4-3			G6-3		2	0	0	0	0	0	0									
Inning Stats	R: 0 E: 0 K: 1 S: 11	H: 1 LOB: 0 BB: 0 P: 17	R: 6 E: 2 K: 1 S: 31	H: 6 LOB: 3 BB: 1 P: 51	R: 1 E: 1 K: 3 S: 19	H: 2 LOB: 1 BB: 0 P: 26	R: 0 E: 0 K: 2 S: 13	H: 2 LOB: 3 BB: 1 P: 21	R: 0 E: 0 K: 0 S: 6	H: 0 LOB: 0 BB: 1 P: 12	R: 1 E: 0 K: 1 S: 8	H: 1 LOB: 0 BB: 0 P: 12	R: 0 E: 0 K: 0 S: 5	H: 0 LOB: 0 BB: 0 P: 7	R: 2 E: 0 K: 1 S: 17	H: 3 LOB: 1 BB: 0 P: 27	R: 0 E: 0 K: 1 S: 7	H: 0 LOB: 0 BB: 0 P: 10	1B: 6 2B: 4 3B: 3 HR: 2	SF: 0 SAC: 0 DP: 1 HBP: 0	WP: 0 PB: 0 SB: 3 CS: 1	PA: 46			
PITCHER	IP	WLS	BF	H	R	ER	SO	BB	IBB	HBP	BLK	WP	HR	S	P	ERA	WHIP								
Scott Sanderson, R ERA: 5.57 (1, 1)	1.2	L	13	7	6	4	2	1	0	0	0	0	1	36	58	21.60	4.800								
Shawn Hillegas, R ERA: 4.75 (2, 1)	4.1		20	5	2	2	6	2	0	0	0	0	1	52	81	4.15	1.615								
John Habyan, R ERA: 1.85 (7, 1)	1.1		7	3	2	2	1	0	0	0	0	0	0	14	22	13.50	2.250								
Tim Burke, R ERA: 5.19 (8, 1)	1.2		5	0	0	0	1	0	0	0	0	0	0	15	22	0.00	0.000								

Batter	1	2	3	4	5	6	7	8	9	AB	R	H	RBI	BB	SO	LOB	BOTTOM								
Andy Stankiewicz, R OBP: 0.405, SLG: 0.441 (1, 6)	K			F9	G4-3		P8		1B	5	0	1	0	0	1	4	Toronto Blue Jays @ New York Yankees Yankee Stadium, Bronx, NY Wed Jun 10 1992, 7:05 PM EDT Att: 25,229 - Sunny - 71 F								
Don Mattingly, L OBP: 0.302, SLG: 0.410 (1, 3)	L4			E9 G6-3	1B		F8	BB 2B	G4-3	5	1	2	0	0	0	1									
Roberto Kelly, R OBP: 0.364, SLG: 0.479 (1, 8)	K			G6-3			F8	G6-3		4	0	0	1	0	1	1									
Danny Tartabull, R OBP: 0.410, SLG: 0.397 (1, 9)		G6-3		L6			G5-3	K		4	0	0	0	0	1	1									
Jim Leyritz, R OBP: 0.429, SLG: 0.690 (1, 2)		G5-3			G3 2B		G5-3	BB BB		3	1	1	0	1	0	0									
Mike Stanley, R OBP: 0.373, SLG: 0.317 (1, 10)		K2-3			G3		FC4	1B BB		3	0	1	0	1	1	1									
Charlie Hayes, R OBP: 0.298, SLG: 0.390 (1, 5)				G6-3	G6-3 2B		FC4	S 1B	K	4	1	1	1	0	1	4									
Randy Velarde, R OBP: 0.273, SLG: 0.333 (1, 7)				F8	G6-3		BB 1B		K	4	0	1	0	0	1	1									
Mike Gallego, R OBP: 0.345, SLG: 0.347 (1, 4)				G5-3	2B		1B		K	3	0	1	1	1	1	0									
Inning Stats	R: 0 E: 0 K: 2 S: 9	H: 0 LOB: 0 BB: 0 P: 12	R: 0 E: 0 K: 1 S: 8	H: 0 LOB: 0 BB: 0 P: 11	R: 0 E: 0 K: 0 S: 7	H: 0 LOB: 0 BB: 0 P: 10	R: 1 E: 1 K: 0 S: 7	H: 1 LOB: 0 BB: 0 P: 12	R: 2 E: 0 K: 0 S: 12	H: 3 LOB: 1 BB: 0 P: 20	R: 0 E: 0 K: 0 S: 11	H: 0 LOB: 0 BB: 0 P: 18	R: 0 E: 0 K: 0 S: 17	H: 2 LOB: 3 BB: 1 P: 26	R: 0 E: 0 K: 2 S: 17	H: 1 LOB: 3 BB: 2 P: 30	R: 0 E: 0 K: 2 S: 10	H: 1 LOB: 1 BB: 0 P: 14	1B: 4 2B: 4 3B: 0 HR: 0	SF: 0 SAC: 0 DP: 0 HBP: 0	WP: 0 PB: 0 SB: 1 CS: 0	PA: 38			
PITCHER	IP	WLS	BF	H	R	ER	SO	BB	IBB	HBP	BLK	WP	HR	S	P	ERA	WHIP								
Jimmy Key, L ERA: 2.94 (1, 1)	6.2	W	27	6	3	2	3	1	0	0	0	0	0	70	107	2.70	1.050								
David Wells, L ERA: 2.93 (7, 1)	2.1	S	11	2	0	0	4	2	0	0	0	0	0	28	46	0.00	1.714								

AB	42
R	10
H	15
RBI	10
BB	3
SO	10
LOB	18



Batter	1	2	3	4	5	6	7	8	9	AB	R	H	RBI	BB	SO	LOB	TOP					
Andy Stankiewicz, R OBP: 0.400, SLG: 0.434	1-2 P4			1-0 1B		1-0 G1-4-3			1-2 G1-3	4	0	1	0	0	0	1						
Mel Hall, L OBP: 0.258, SLG: 0.417	1-2 G4-3			0-0 1B			1-0 P6		1-0 F8	4	0	1	0	0	0	0						
Roberto Kelly, R OBP: 0.359, SLG: 0.472	0-0 F9			0-2 F8			0-1 F8			3	0	0	0	0	0	2						
Don Mattingly, L OBP: 0.303, SLG: 0.409		1-0 G3		1-1 G4-6-3			0-1 1B			3	0	1	0	0	0	2						
Danny Tartabull, R OBP: 0.409, SLG: 0.396		3-3 K			3-1 G3-6-4 1B		3-2 G1-4-3			3	0	1	0	0	1	1						
Kevin Maas, L OBP: 0.384, SLG: 0.500	0-0 G6-3				1-0 F7			1-3 K		3	0	0	0	0	1	1						
Matt Nokes, L OBP: 0.309, SLG: 0.395			2-3 K		0-1 G3-6-4 1-2			2-3 K		3	0	0	0	0	2	1						
Charlie Hayes, R OBP: 0.298, SLG: 0.389			0-3 K			0-0 FC5-4 1B		0-2 L8		3	0	1	0	0	1	0						
Mike Gallego, R OBP: 0.333, SLG: 0.333			0-0 G5-3			2-0 FC5-4 G1-4-3 1-2		0-2 P4		3	0	0	0	0	0	1						
Inning Stats	R: 0 E: 0 K: 0 S: 7	H: 0 LOB: 0 BB: 0 P: 9	R: 0 E: 0 K: 1 S: 6	H: 0 LOB: 0 BB: 0 P: 10	R: 0 E: 0 K: 2 S: 8	H: 0 LOB: 0 BB: 0 P: 10	R: 0 E: 0 K: 0 S: 8	H: 2 LOB: 1 BB: 0 P: 10	R: 0 E: 0 K: 0 S: 5	H: 1 LOB: 0 BB: 0 P: 9	R: 0 E: 0 K: 0 S: 3	H: 1 LOB: 1 BB: 0 P: 6	R: 0 E: 0 K: 0 S: 8	H: 1 LOB: 1 BB: 0 P: 12	R: 0 E: 0 K: 2 S: 10	H: 0 LOB: 0 BB: 0 P: 13	R: 0 E: 0 K: 0 S: 9	H: 0 LOB: 0 BB: 0 P: 11	1B: 5 2B: 0 3B: 0 HR: 0	SF: 0 SAC: 0 DP: 3 HBP: 0	WP: 0 PB: 0 SB: 0 CS: 0	PA: 29
PITCHER Charles Nagy, R ERA: 2.22	IP: 9.0 WLS: W BF: 29 H: 5 R: 0 ER: 0 SO: 5 BB: 0 IBB: 0 HBP: 0 BLK: 0 WP: 0 HR: 0 S: 64 P: 90 ERA: 0.00 WHIP: 0.556															PITCHER						

New York Yankees @ Cleveland Indians
Cleveland Municipal Stadium, Cleveland, OH

AB 29
R 0
H 5
RBI 0
BB 0
SO 5
LOB 9



WP: 0 PA: 29
PB: 0
SB: 0
CS: 0

Batter	1	2	3	4	5	6	7	8	9	AB	R	H	RBI	BB	SO	LOB	BOTTOM			
Kenny Lofton, L OBP: 0.338, SLG: 0.300	3-2 G3-1		3-2 F8		0-0 1B			3-2 G4-3		4	0	1	1	0	0	0				
Thomas Howard, S OBP: 0.329, SLG: 0.365	4-2 S BB			0-0 E9 1B	0-1 G4-3			1-2 F7		3	1	0	0	1	0	1				
Carlos Baerga, S OBP: 0.333, SLG: 0.408	2-3 K			0-2 G4-3 S 2H 1B		4-2 S 1B BB		1-0 F9		3	1	1	1	1	1	1				
Albert Belle, R OBP: 0.322, SLG: 0.479	0-0 L7			2-0 G6-3		0-0 L7				3	0	0	0	0	0	3				
Paul Sorrento, L OBP: 0.316, SLG: 0.364		1-1 G6-4-3 1B		2-1 G4-3		2-0 G6-4-3 1B		2-0 G6-4-3		3	0	2	1	0	0	1				
Glenallen Hill, R OBP: 0.274, SLG: 0.473		1-0 G6-4-3 1-2		0-1 G6-3		2-0 G6-4-3 1-2				3	0	0	0	0	0	3				
Brook Jacoby, R OBP: 0.329, SLG: 0.361		0-0 G6-3			1-1 1B 2B					3	1	1	0	0	0	0				
Mark Lewis, R OBP: 0.312, SLG: 0.357			0-3 K		1-3 K			0-3 K		3	0	0	0	0	3	1				
Sandy Alomar Jr., R OBP: 0.284, SLG: 0.344			2-1 F9		0-0 P4			1-1 F9		3	0	0	0	0	0	1				
Inning Stats	R: 0 E: 0 K: 1 S: 10	H: 0 LOB: 1 BB: 1 P: 19	R: 0 E: 0 K: 0 S: 4	H: 1 LOB: 0 BB: 0 P: 6	R: 0 E: 0 K: 1 S: 9	H: 0 LOB: 0 BB: 0 P: 14	R: 1 E: 1 K: 0 S: 9	H: 1 LOB: 1 BB: 0 P: 13	R: 1 E: 0 K: 1 S: 10	H: 2 LOB: 1 BB: 0 P: 12	R: 1 E: 0 K: 0 S: 5	H: 1 LOB: 1 BB: 1 P: 13	R: 0 E: 0 K: 1 S: 6	H: 0 LOB: 0 BB: 0 P: 7	R: 0 E: 0 K: 0 S: 9	H: 0 LOB: 0 BB: 0 P: 14	1B: 4 2B: 1 3B: 0 HR: 0	SF: 0 SAC: 0 DP: 2 HBP: 0	WP: 0 PB: 0 SB: 3 CS: 0	PA: 30
PITCHER Scott Kamieniecki, R ERA: 3.86	IP: 8.0 WLS: L BF: 30 H: 5 R: 3 ER: 2 SO: 4 BB: 2 IBB: 0 HBP: 0 BLK: 0 WP: 0 HR: 0 S: 62 P: 98 ERA: 2.25 WHIP: 0.875															PITCHER				

New York Yankees @ Cleveland Indians
Cleveland Municipal Stadium, Cleveland, OH

AB 28
R 3
H 5
RBI 3
BB 2
SO 4
LOB 11

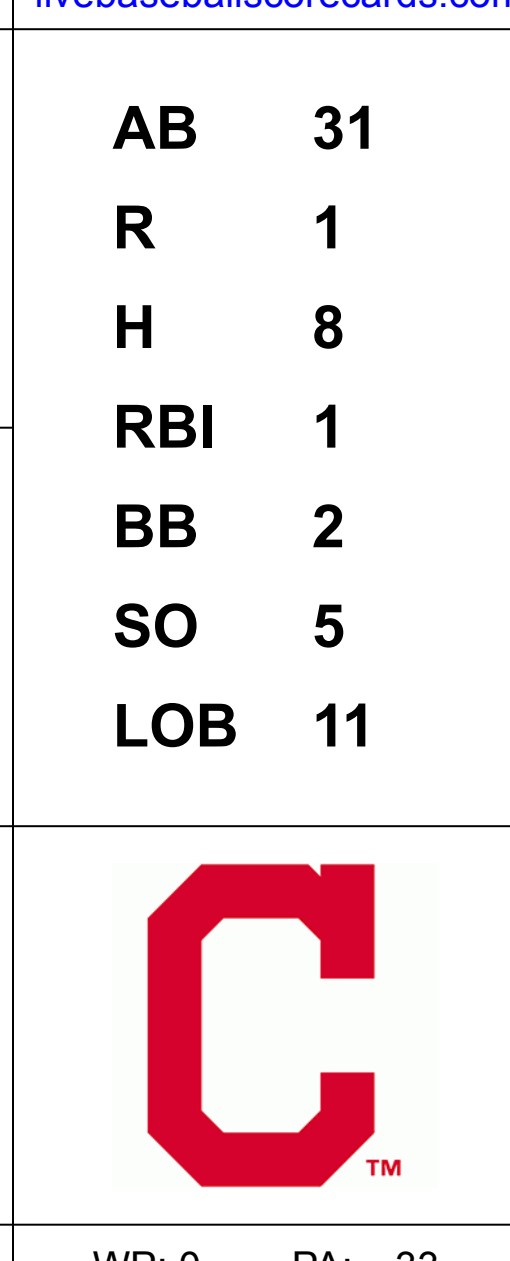



WP: 0 PA: 30
PB: 0
SB: 3
CS: 0

Batter	1	2	3	4	5	6	7	8	9	AB R H RBI BB SO LOB	TOP									
Andy Stankiewicz, R OBP: 0.392, SLG: 0.432	1-1 E 2B	2-2 F7			2-1 F8		1-0 F8		1-0 F9	5 1 1 0 0 0 3	New York Yankees @ Cleveland Indians Cleveland Municipal Stadium, Cleveland, OH Sat Jun 13 1992, 3:33 AM EDT Att: 19,249 - Sunny - 84 F									
Don Mattingly, L OBP: 0.301, SLG: 0.405	2-0 E3 2H G1-6-3		0-2 G6-3			0-2 G5-3	2-1		2-3 K	5 0 1 0 0 1 1										
Roberto Kelly, R OBP: 0.356, SLG: 0.466	1-0 G1-6-3 1-2		2-1 F8			2-0 S HR 1B	1-3 K		0-1 F8	5 1 1 0 0 1 3										
Danny Tartabull, R OBP: 0.416, SLG: 0.397	1-2 1B		1-2 G4-3			4-2 SAFE 1B SAFE HR BB 1-2		4-2 1B BB		2 1 1 0 2 0 0										
Jim Leyritz, R OBP: 0.415, SLG: 0.717	1-2 G1-3			2-3 K2-3		2-0 1-H 2-H HR		2-2 F9		4 1 1 3 0 1 2										
Mel Hall, L OBP: 0.266, SLG: 0.424		4-2 1B BB		2-0 F9		0-0 2B		1-2	1-3 1B	3 0 2 0 1 0 0										
Mike Stanley, R OBP: 0.345, SLG: 0.289		0-0 F8		1-3 K		1-0 G1-3		1-3 K		4 0 0 0 0 2 4										
Charlie Hayes, R OBP: 0.297, SLG: 0.386		0-0 1-2 1B			2-3 K	1-3 K		2-3 K		4 0 1 0 0 3 3										
Pat Kelly, R OBP: 0.313, SLG: 0.362		0-3 K			1-0 F9		1-0 G5-3		0-1 1B	4 0 1 0 0 1 2										
Inning Stats	R: 1 E: 1 K: 0 S: 11	H: 2 LOB: 1 BB: 0 P: 17	R: 0 E: 0 K: 1 S: 13	H: 1 LOB: 2 BB: 1 P: 19	R: 0 E: 0 K: 0 S: 8	H: 0 LOB: 0 BB: 0 P: 11	R: 0 E: 0 K: 2 S: 7	H: 0 LOB: 0 BB: 0 P: 12	R: 0 E: 0 K: 1 S: 15	H: 3 LOB: 1 BB: 1 P: 25	R: 0 E: 0 K: 1 S: 7	H: 1 LOB: 1 BB: 0 P: 12	R: 0 E: 0 K: 2 S: 15	H: 1 LOB: 2 BB: 1 P: 25	R: 0 E: 0 K: 1 S: 9	H: 1 LOB: 1 BB: 0 P: 11	1B: 6 2B: 2 3B: 0 HR: 1	SF: 0 SAC: 0 DP: 1 HBP: 0	WP: 0 PB: 0 SB: 2 CS: 0	PA: 39
PITCHER	IP WLS BF H R ER SO BB IBB HBP BLK WP HR S P ERA WHIP																			
Dave Otto, L ERA: 5.98	(1, 1) 6.2 L 29 7 4 4 5 2 0 0 0 0 0 1 64 103 5.40 1.350																			
Eric Plunk, R ERA: 3.55	(7, 1) 1.1 6 1 0 0 3 1 0 0 0 0 0 0 18 29 0.00 1.500																			
Ted Power, R ERA: 1.52	(9, 1) 1.0 4 1 0 0 1 0 0 0 0 0 0 0 9 11 0.00 1.000																			

Batter	1	2	3	4	5	6	7	8	9	AB R H RBI BB SO LOB	BOTTOM									
Kenny Lofton, L OBP: 0.340, SLG: 0.303	1-2 F7		0-0 K 1B		2-0 G3			0-0 G3 1B		4 0 2 0 0 0 1	New York Yankees @ Cleveland Indians Cleveland Municipal Stadium, Cleveland, OH Sat Jun 13 1992, 3:33 AM EDT Att: 19,249 - Sunny - 84 F									
Thomas Howard, S OBP: 0.327, SLG: 0.362	1-1 CS 1B		3-3 K 1-2			0-0 F7		1-1 G3 1-2		4 0 1 0 0 1 2										
Carlos Baerga, S OBP: 0.332, SLG: 0.418	1-1 HR		1-0 L9			3-2 G4-3		0-1 G4-3		4 1 1 1 0 0 0										
Albert Belle, R OBP: 0.321, SLG: 0.472	1-1 G6-3			0-3 K		4-0 1B BB		0-0 P6		3 0 0 0 1 1 0										
Paul Sorrento, L OBP: 0.320, SLG: 0.367		1-0 1B 1B		0-3 K		2-1 SAFE 1-2 1B		1-0 G4-3		4 0 2 0 0 1 0										
Glenallen Hill, R OBP: 0.265, SLG: 0.456		0-0 F8		1-3 K		3-2 F8		0-2 F7		4 0 0 0 0 1 3										
Brook Jacoby, R OBP: 0.329, SLG: 0.357		1-3 K			1-2 G3-1		4-2 G6-4-3 BB			2 0 0 0 1 1 1										
Sandy Alomar Jr., R OBP: 0.292, SLG: 0.352		2-1 FC6-4 1B			1-0 G1-3 1B		0-0 G6-4-3 1-2			3 0 2 0 0 0 1										
Felix Fermin, R OBP: 0.269, SLG: 0.265		0-0 FC6-4			0-0 G1-3		1-0 L6			3 0 0 0 0 0 3										
Inning Stats	R: 1 E: 0 K: 0 S: 9	H: 2 LOB: 0 BB: 0 P: 13	R: 0 E: 0 K: 1 S: 8	H: 2 LOB: 0 BB: 0 P: 12	R: 0 E: 0 K: 3 S: 9	H: 0 LOB: 0 BB: 0 P: 10	R: 0 E: 0 K: 0 S: 7	H: 1 LOB: 1 BB: 0 P: 11	R: 0 E: 0 K: 0 S: 10	H: 1 LOB: 2 BB: 1 P: 22	R: 0 E: 0 K: 0 S: 4	H: 0 LOB: 0 BB: 1 P: 9	R: 0 E: 0 K: 0 S: 5	H: 1 LOB: 0 BB: 0 P: 6	R: 0 E: 0 K: 0 S: 5	H: 0 LOB: 0 BB: 0 P: 6	1B: 7 2B: 0 3B: 0 HR: 1	SF: 0 SAC: 0 DP: 1 HBP: 0	WP: 0 PB: 0 SB: 0 CS: 1	PA: 33
PITCHER	IP WLS BF H R ER SO BB IBB HBP BLK WP HR S P ERA WHIP																			
Melido Perez, R ERA: 2.85	(1, 1) 7.0 W 27 7 1 1 5 2 0 0 0 0 0 0 1 53 87 1.29 1.286																			
John Habyan, R ERA: 1.5	(8, 1) 1.0 3 1 0 0 0 0 0 0 0 0 0 0 5 6 0.00 1.000																			
Steve Farr, R ERA: 0.98	(9, 1) 1.0 S 3 0 0 0 0 0 0 0 0 0 0 0 5 6 0.00 0.000																			

AB	36
R	4
H	9
RBI	3
BB	3
SO	9
LOB	18



Batter	1	2	3	4	5	6	7	8	9	AB	R	H	RBI	BB	SO	LOB	TOP			
Andy Stankiewicz, R OBP: 0.391, SLG: 0.427	G5-3		2B			CS BB		L6		3	0	1	0	1	0	0	New York Yankees @ Boston Red Sox Fenway Park, Boston, MA Mon Jun 15 1992, 7:05 PM EDT Att: 33,577 - Cloudy - 63 F			
Mel Hall, L OBP: 0.269, SLG: 0.431	K		P5			1-2			G3	4	0	0	0	0	2	2				
Roberto Kelly, R OBP: 0.351, SLG: 0.459	G4-3								F7	4	0	0	0	0	0	0				
Don Mattingly, L OBP: 0.306, SLG: 0.411		F7								4	0	2	0	0	0	0				
Kevin Maas, L OBP: 0.362, SLG: 0.492		FC4-6 1B							1B	3	0	1	0	1	1	2				
Dion James, L OBP: 0.295, SLG: 0.262		F9								3	0	0	0	0	0	3				
Matt Nokes, L OBP: 0.296, SLG: 0.376		FC4-6 1-2							F8	3	0	0	0	0	0	2				
Charlie Hayes, R OBP: 0.301, SLG: 0.385			G5-3			CS 1B		G5-3		3	0	1	0	0	0	0				
Mike Gallego, R OBP: 0.340, SLG: 0.333			G5-3			L5				3	0	1	0	0	0	1				
Inning Stats	R: 0 E: 0 K: 1 S: 9	H: 0 LOB: 0 BB: 0 P: 12	R: 0 E: 0 K: 0 S: 7	H: 1 LOB: 1 BB: 0 P: 10	R: 0 E: 0 K: 0 S: 7	H: 1 LOB: 1 BB: 0 P: 10	R: 0 E: 0 K: 0 S: 7	H: 1 LOB: 1 BB: 0 P: 11	R: 0 E: 0 K: 1 S: 5	H: 0 LOB: 0 BB: 1 P: 12	R: 0 E: 0 K: 0 S: 6	H: 0 LOB: 1 BB: 1 P: 12	R: 0 E: 0 K: 0 S: 7	H: 1 LOB: 0 BB: 0 P: 11	R: 0 E: 0 K: 1 S: 12	H: 1 LOB: 1 BB: 0 P: 16	1B: 5 2B: 1 3B: 0 HR: 0	SF: 0 SAC: 0 DP: 0 HBP: 0	WP: 0 PB: 0 CS: 2	PA: 32
PITCHER	IP	WLS	BF	H	R	ER	SO	BB	IBB	HBP	BLK	WP	HR	S	P	ERA	WHIP			
John Dopson, R ERA: 3.32	(1, 1)	8.0	W	28	5	0	2	2	0	0	0	0	0	60	95	0.00	0.875			
Jeff Reardon, R ERA: 2.14	(9, 1)	1.0	S	4	1	0	1	0	0	0	0	0	0	12	16	0.00	1.000			

Batter	1	2	3	4	5	6	7	8	9	AB	R	H	RBI	BB	SO	LOB	BOTTOM			
Jody Reed, R OBP: 0.391, SLG: 0.364	P4		G5-3			L7		G6-3		4	0	0	0	0	0	3	New York Yankees @ Boston Red Sox Fenway Park, Boston, MA Mon Jun 15 1992, 7:05 PM EDT Att: 33,577 - Cloudy - 63 F			
Luis Rivera, R OBP: 0.348, SLG: 0.298	BB HBP		K			FC6-4		F9		3	0	0	0	0	1	2				
Wade Boggs, L OBP: 0.365, SLG: 0.395	FC6-4 BB					L7				2	0	0	0	1	0	0				
Mike Greenwell, L OBP: 0.316, SLG: 0.289	F8					F8				3	0	0	0	0	0	2				
Ellis Burks, R OBP: 0.326, SLG: 0.419	FC6-4					K				3	0	0	0	0	1	2				
Phil Plantier, L OBP: 0.314, SLG: 0.360			P3			HR				3	1	1	1	0	1	0				
Bob Zupcic, R OBP: 0.338, SLG: 0.397								K		0	0	0	0	0	0	0				
Tom Brunansky, R OBP: 0.362, SLG: 0.365		L7				1B BB		K		2	0	0	0	1	1	0				
Scott Cooper, L OBP: 0.310, SLG: 0.303		P6				FC6-4 1B		F9		3	0	1	0	0	0	0				
Tony Peña, R OBP: 0.263, SLG: 0.283			L9			F8		G6-3 1B		3	0	1	0	0	0	2				
Inning Stats	R: 0 E: 0 K: 0 S: 9	H: 0 LOB: 2 BB: 1 P: 18	R: 0 E: 0 K: 0 S: 9	H: 0 LOB: 0 BB: 0 P: 14	R: 0 E: 0 K: 1 S: 7	H: 0 LOB: 0 BB: 0 P: 8	R: 0 E: 0 K: 0 S: 5	H: 0 LOB: 0 BB: 0 P: 7	R: 1 E: 0 K: 0 S: 13	H: 2 LOB: 2 BB: 1 P: 25	R: 0 E: 0 K: 1 S: 10	H: 0 LOB: 0 BB: 0 P: 16	R: 0 E: 0 K: 2 S: 7	H: 0 LOB: 0 BB: 0 P: 13	R: 0 E: 0 K: 0 S: 5	H: 1 LOB: 0 BB: 0 P: 7	1B: 2 2B: 0 3B: 0 HR: 1	SF: 0 SAC: 0 DP: 1 HBP: 1	WP: 0 PB: 0 CS: 0	PA: 29
PITCHER	IP	WLS	BF	H	R	ER	SO	BB	IBB	HBP	BLK	WP	HR	S	P	ERA	WHIP			
Scott Sanderson, R ERA: 5.14	(1, 1)	8.0	L	29	3	1	4	2	0	1	0	0	1	65	108	1.12	0.625			


Batter	1	2	3	4	5	6	7	8	9	10	AB	R	H	RBI	BB	SO	LOB			
Andy Stankiewicz, R OBP: 0.384, SLG: 0.418	F9		K		K		K		L3		5	0	1	1	0	3	6			
Dion James, L OBP: 0.289, SLG: 0.257	G6-3				G3		G6-3		L3		5	0	1	1	0	0	6			
Roberto Kelly, R OBP: 0.344, SLG: 0.449	K		F9				F9		G6-3		5	0	0	0	0	1	2			
Don Mattingly, L OBP: 0.304, SLG: 0.406		P5			G4-3		K		F9		5	0	1	0	0	1	0			
Mel Hall, L OBP: 0.271, SLG: 0.434	K				F9				F7		5	0	2	0	0	1	0			
Matt Nokes, L OBP: 0.289, SLG: 0.367											4	0	0	0	0	1	1			
Jim Leyritz, R OBP: 0.426, SLG: 0.717	P2				K		F8				0	0	0	0	1	0	0			
Kevin Maas, L OBP: 0.366, SLG: 0.500					K						4	0	2	0	0	2	0			
Pat Kelly, R OBP: 0.313, SLG: 0.362											0	1	0	0	0	0	0			
Danny Tartabull, R OBP: 0.414, SLG: 0.391											1	0	0	0	0	1	3			
Randy Velarde, R OBP: 0.284, SLG: 0.338					BB		1B		K		4	2	2	1	1	2	4			
Mike Gallego, R OBP: 0.357, SLG: 0.345					1B				P2		3	0	2	0	1	0	1			
Inning Stats	R: 0 E: 0 K: 1 S: 8	H: 0 LOB: 0 BB: 0 P: 10	R: 0 E: 0 K: 1 S: 8	H: 0 LOB: 0 BB: 0 P: 10	R: 1 E: 0 K: 2 S: 16	H: 1 LOB: 2 BB: 0 P: 29	R: 0 E: 0 K: 1 S: 7	H: 0 LOB: 0 BB: 0 P: 11	R: 0 E: 0 K: 2 S: 13	H: 2 LOB: 2 BB: 0 P: 20	R: 0 E: 0 K: 1 S: 10	H: 1 LOB: 1 BB: 0 P: 16	R: 0 E: 0 K: 0 S: 6	H: 0 LOB: 0 BB: 0 P: 12	R: 2 E: 0 K: 0 S: 11	H: 3 LOB: 2 BB: 0 P: 16	R: 0 E: 0 K: 2 S: 14	H: 2 LOB: 3 BB: 1 P: 28	1B: 9 2B: 2 3B: 0 HR: 0	SF: 0 SAC: 0 DP: 0 HBP: 0

TOP

New York Yankees @ Boston Red Sox
Fenway Park, Boston, MA
Tue Jun 16 1992, 7:05 PM EDT
Att. 34,592 - Sunny - 77 F

AB 41
R 3
H 11
RBI 3
BB 3
SO 12
LOB 23

WP: 0 PA: 44
PB: 0
SB: 0
CS: 0




Batter	1	2	3	4	5	6	7	8	9	10	AB	R	H	RBI	BB	SO	LOB			
Jody Reed, R OBP: 0.353, SLG: 0.363	1B				L6						3	2	1	0	1	0	1			
Herm Winningham, L OBP: 0.240, SLG: 0.264	1B				G1-3						4	1	1	0	0	0	2			
Bob Zupic, R OBP: 0.333, SLG: 0.391	SF7										1	0	0	0	0	0	1			
Wade Boggs, L OBP: 0.374, SLG: 0.396	1B				G5-4-3						2	0	1	1	2	0	0			
Jack Clark, R OBP: 0.339, SLG: 0.304	SF7				G5-4-3						4	0	0	1	0	1	5			
Phil Plantier, L OBP: 0.321, SLG: 0.379					G3						4	1	2	1	1	0	0			
Ellis Burks, R OBP: 0.332, SLG: 0.421	K										4	0	2	1	0	2	2			
Scott Cooper, L OBP: 0.301, SLG: 0.293	F8				G4-3						3	0	0	0	0	0	3			
Tony Peña, R OBP: 0.257, SLG: 0.276					K						4	0	0	0	0	1	2			
Tim Lincecum, R OBP: 0.276, SLG: 0.278					F8						3	0	1	0	1	0	1			
Inning Stats	R: 2 E: 0 K: 1 S: 17	H: 4 LOB: 2 BB: 0 P: 28	R: 0 E: 0 K: 0 S: 7	H: 1 LOB: 1 BB: 0 P: 13	R: 0 E: 0 K: 0 S: 8	H: 0 LOB: 0 BB: 1 P: 18	R: 0 E: 0 K: 2 S: 10	H: 0 LOB: 0 BB: 0 P: 15	R: 0 E: 0 K: 0 S: 4	H: 0 LOB: 2 BB: 2 P: 5	R: 0 E: 0 K: 0 S: 4	H: 0 LOB: 0 BB: 0 P: 7	R: 0 E: 0 K: 0 S: 6	H: 0 LOB: 2 BB: 2 P: 17	R: 1 E: 0 K: 1 S: 8	H: 2 LOB: 1 BB: 0 P: 9	R: 1 E: 0 K: 1 S: 18	H: 1 LOB: 3 BB: 2 P: 31	1B: 7 2B: 0 3B: 0 HR: 1	SF: 1 SAC: 2 DP: 2 HBP: 2

BOTTOM

New York Yankees @ Boston Red Sox
Fenway Park, Boston, MA
Tue Jun 16 1992, 7:05 PM EDT
Att. 34,592 - Sunny - 77 F

AB 32
R 4
H 8
RBI 4
BB 5
SO 4
LOB 17

WP: 0 PA: 42
PB: 0
SB: 0
CS: 0




Batter	1	2	3	4	5	6	7	8	9	AB	R	H	RBI	BB	SO	LOB	TOP										
Andy Stankiewicz, R OBP: 0.387, SLG: 0.421	L5		G5-4-3 1B					G3		4	0	2	0	0	0	0	New York Yankees @ Boston Red Sox Fenway Park, Boston, MA Wed Jun 17 1992, 7:05 PM EDT Att: 33,916 - Sunny - 74 F										
Randy Velarde, R OBP: 0.276, SLG: 0.329	G5-3		G5-4-3 1-2				K	F9		4	0	0	0	0	1	2											
Roberto Kelly, R OBP: 0.339, SLG: 0.441	G6-3			G6-3			K	K		4	0	0	0	0	2	1											
Danny Tartabull, R OBP: 0.415, SLG: 0.390		G6-3 WP BB 1B		F8			K		BB	3	1	1	0	1	1	0											
Jim Leyritz, R OBP: 0.421, SLG: 0.688 Don Mattingly, L OBP: 0.303, SLG: 0.405		G6-3 WP BB 1-2		E9			F9		L7	2	0	0	0	1	0	0											
Jesse Barfield, R OBP: 0.210, SLG: 0.221 Mel Hall, L OBP: 0.270, SLG: 0.433		K		K			P6		F9	3	0	0	0	0	2	3											
Mike Stanley, R OBP: 0.345, SLG: 0.292 Kevin Maas, L OBP: 0.363, SLG: 0.496		G6-3 2-3 3-H 1-0			HR		G4-3		F9	3	1	1	1	0	0	1											
Charlie Hayes, R OBP: 0.302, SLG: 0.398		G6-3			HR		K			3	1	1	2	0	1	1											
Mike Gallego, R OBP: 0.347, SLG: 0.333			F9		G6-3		F8			3	0	0	0	0	0	0											
Inning Stats	R: 0 E: 0 K: 0 S: 6	H: 0 LOB: 0 BB: 0 P: 8	R: 1 E: 0 K: 1 S: 12	H: 1 LOB: 1 BB: 1 P: 23	R: 0 E: 0 K: 0 S: 6	H: 1 LOB: 0 BB: 0 P: 7	R: 0 E: 1 K: 1 S: 9	H: 0 LOB: 1 BB: 0 P: 15	R: 2 E: 0 K: 2 S: 12	H: 3 LOB: 1 BB: 0 P: 20	R: 0 E: 0 K: 1 S: 9	H: 0 LOB: 0 BB: 0 P: 14	R: 0 E: 0 K: 1 S: 9	H: 0 LOB: 0 BB: 0 P: 15	R: 0 E: 0 K: 0 S: 5	H: 0 LOB: 1 BB: 1 P: 8		R: 0 E: 0 K: 0 S: 6	H: 0 LOB: 1 BB: 1 P: 10	1B: 4 2B: 0 3B: 0 HR: 1	SF: 0 SAC: 0 DP: 1 HBP: 0	WP: 1 PB: 0 SB: 0 CS: 0	PA: 34				
PITCHER	IP	WLS	BF	H	R	ER	SO	BB	IBB	HBP	BLK	WP	HR	S	P	ERA	WHIP										
Frank Viola, L ERA: 3.03	8.0	W	30	5	3	3	7	1	0	0	0	1	1	68	110	3.38	0.750										
Greg Harris, R ERA: 1.55	0.2		3	0	0	0	0	1	0	0	0	0	0	5	9	0.00	1.500										
Tony Fossas, L ERA: 5.87	0.1	S	1	0	0	0	0	0	0	0	0	0	0	1	1	0.00	0.000										

Batter	1	2	3	4	5	6	7	8	9	AB	R	H	RBI	BB	SO	LOB	BOTTOM										
Jody Reed, R OBP: 0.354, SLG: 0.359	G6-3		WP BB	G6-3		P4				3	0	0	0	2	0	2	New York Yankees @ Boston Red Sox Fenway Park, Boston, MA Wed Jun 17 1992, 7:05 PM EDT Att: 33,916 - Sunny - 74 F										
Luis Rivera, R OBP: 0.350, SLG: 0.292			K			F8		G6-3		3	0	0	0	1	5												
Wade Boggs, L OBP: 0.376, SLG: 0.392	F8		IBB			F7				2	0	0	0	2	0	2											
Jack Clark, R OBP: 0.337, SLG: 0.298 Bob Zupic, R OBP: 0.333, SLG: 0.391	F8		K			K				3	0	0	0	1	2	5											
Mike Greenwell, L OBP: 0.314, SLG: 0.288 Herm Winningham, L OBP: 0.240, SLG: 0.264		K		HR		F7		G4-6-3		4	1	1	0	0	1	3											
Ellis Burks, R OBP: 0.335, SLG: 0.436	F7		HR							4	2	2	2	0	1	2											
Phil Plantier, L OBP: 0.319, SLG: 0.382	G4-3		F8			WP 2B		G6-3		4	1	1	0	0	0	0											
Tom Brunansky, R OBP: 0.380, SLG: 0.412 Scott Cooper, L OBP: 0.301, SLG: 0.293			WP 1B			SH3 2B				4	0	4	1	0	0	0											
Tony Peña, R OBP: 0.253, SLG: 0.272	L3		K			SH3		F8		3	0	0	0	0	1	3											
Inning Stats	R: 0 E: 0 K: 0 S: 8	H: 0 LOB: 1 BB: 0 P: 12	R: 0 E: 0 K: 1 S: 10	H: 0 LOB: 0 BB: 0 P: 16	R: 0 E: 0 K: 2 S: 14	H: 1 LOB: 3 BB: 2 P: 30	R: 2 E: 0 K: 1 S: 13	H: 3 LOB: 1 BB: 0 P: 22	R: 0 E: 0 K: 0 S: 9	H: 0 LOB: 1 BB: 0 P: 18	R: 2 E: 0 K: 0 S: 14	H: 3 LOB: 1 BB: 0 P: 21	R: 0 E: 0 K: 1 S: 10	H: 0 LOB: 2 BB: 2 P: 18	R: 0 E: 0 K: 0 S: 15	H: 1 LOB: 2 BB: 1 P: 26		1B: 3 2B: 4 3B: 0 HR: 1	SF: 0 SAC: 1 DP: 1 HBP: 2	WP: 2 PB: 0 SB: 1 CS: 0	PA: 38						
PITCHER	IP	WLS	BF	H	R	ER	SO	BB	IBB	HBP	BLK	WP	HR	S	P	ERA	WHIP										
Scott Kamieniecki, R ERA: 4.07	6.0	L	29	7	4	4	5	1	1	2	0	0	0	10	19	6.00	1.333										
Rich Monteleone, R ERA: 2.01	1.0		4	0	0	0	1	2	0	0	0	0	0	10	18	0.00	2.000										
Tim Burke, R ERA: 4.91	1.0		5	1	0	0	0	1	0	0	0	0	0	15	26	0.00	2.000										

Batter	1	2	3	4	5	6	7	8	9	AB	R	H	RBI	BB	SO	LOB	TOP					
Andy Stankiewicz, R OBP: 0.389, SLG: 0.415	G4-3		G1-6-3					FC1-5		4	1	1	1	0	0	3	New York Yankees @ Boston Red Sox Fenway Park, Boston, MA Thu Jun 18 1992, 7:05 PM EDT Att: 34,076 - Sunny - 76 F					
Don Mattingly, L OBP: 0.304, SLG: 0.402	P2			G6-3				F8		4	1	1	1	1	0	2						
Roberto Kelly, R OBP: 0.340, SLG: 0.444				F9				G1-3		5	0	2	1	0	0	5						
Danny Tartabull, R OBP: 0.415, SLG: 0.382	G3			G4-3						3	0	0	0	2	1	1						
Jim Leyritz, R OBP: 0.435, SLG: 0.680		L8								2	1	1	1	1	0	0						
Mel Hall, L OBP: 0.273, SLG: 0.436	G4-3									5	1	2	0	0	1	4						
Charlie Hayes, R OBP: 0.300, SLG: 0.396										1	0	0	0	0	1	0						
Randy Velarde, R OBP: 0.276, SLG: 0.322										3	0	0	0	1	0	6						
Mike Stanley, R OBP: 0.333, SLG: 0.269			G4-3							4	0	0	0	1	1	7						
Mike Gallego, R OBP: 0.371, SLG: 0.389										3	1	3	1	1	0	0						
Inning Stats	R: 0 E: 0 K: 0 S: 9	H: 1 LOB: 1 BB: 0 P: 12	R: 0 E: 0 K: 1 S: 7	H: 0 LOB: 0 BB: 0 P: 12	R: 0 E: 0 K: 0 S: 5	H: 1 LOB: 0 BB: 0 P: 7	R: 0 E: 0 K: 0 S: 6	H: 0 LOB: 0 BB: 0 P: 10	R: 2 E: 0 K: 0 S: 15	H: 2 LOB: 3 BB: 3 P: 35	R: 0 E: 0 K: 2 S: 17	H: 2 LOB: 2 BB: 0 P: 25	R: 3 E: 0 K: 0 S: 15	H: 3 LOB: 2 BB: 1 P: 29	R: 0 E: 0 K: 1 S: 11	H: 1 LOB: 2 BB: 1 P: 20	R: 0 E: 0 K: 1 S: 9	H: 0 LOB: 2 BB: 2 P: 22	1B: 7 2B: 2 3B: 0 HR: 1	SF: 1 SAC: 0 DP: 2 HBP: 2	WP: 0 PB: 0 SB: 0 CS: 0	PA: 44
PITCHER	IP	WLS	BF	H	R	ER	SO	BB	IBB	HBP	BLK	WP	HR	S	P	ERA	WHIP					
Joe Hesketh, L ERA: 3.07	5.0		21	4	2	2	1	3	0	0	0	0	0	42	76	3.60	1.400					
Danny Darwin, R ERA: 5.09	1.0	L	8	4	3	3	2	0	0	1	0	0	1	26	39	27.00	4.000					
Greg Harris, R ERA: 1.6	7.1		8	2	0	0	0	2	0	0	0	0	0	14	30	0.00	3.000					
Tom Bolton, L ERA: 3.1	8.1		7	0	0	0	1	2	0	1	0	0	0	12	27	0.00	1.200					

AB	34
R	5
H	10
RBI	5
BB	7
SO	4
LOB	28



Batter	1	2	3	4	5	6	7	8	9	AB	R	H	RBI	BB	SO	LOB	BOTTOM				
Jody Reed, R OBP: 0.358, SLG: 0.368										5	1	3	0	0	1	0	New York Yankees @ Boston Red Sox Fenway Park, Boston, MA Thu Jun 18 1992, 7:05 PM EDT Att: 34,076 - Sunny - 76 F				
Luis Rivera, R OBP: 0.383, SLG: 0.316										4	1	3	1	1	1	0					
Wade Boggs, L OBP: 0.378, SLG: 0.392										3	1	1	0	1	0	3					
Tom Brunansky, R OBP: 0.370, SLG: 0.398										4	0	0	0	0	2	6					
Mike Greenwell, L OBP: 0.313, SLG: 0.283										3	1	0	0	1	1	2					
Ellis Burks, R OBP: 0.336, SLG: 0.434										1	0	0	0	1	0	0					
Herm Winningham, L OBP: 0.247, SLG: 0.270										2	0	1	0	0	1	0					
Phil Plantier, L OBP: 0.318, SLG: 0.379										4	0	1	2	0	2	1					
Tony Peña, R OBP: 0.247, SLG: 0.266										4	0	0	0	0	2	2					
Scott Cooper, L OBP: 0.299, SLG: 0.292										4	0	1	0	0	0	0					
Inning Stats	R: 3 E: 1 K: 1 S: 16	H: 3 LOB: 3 BB: 3 P: 35	R: 0 E: 0 K: 0 S: 14	H: 1 LOB: 1 BB: 1 P: 23	R: 0 E: 0 K: 0 S: 4	H: 0 LOB: 0 BB: 0 P: 8	R: 1 E: 0 K: 1 S: 10	H: 3 LOB: 1 BB: 0 P: 15	R: 0 E: 0 K: 0 S: 9	H: 0 LOB: 0 BB: 0 P: 13	R: 0 E: 0 K: 2 S: 11	H: 2 LOB: 2 BB: 0 P: 18	R: 0 E: 0 K: 3 S: 11	H: 0 LOB: 0 BB: 0 P: 16	R: 0 E: 0 K: 2 S: 9	H: 0 LOB: 0 BB: 0 P: 12	1B: 7 2B: 4 3B: 0 HR: 0	SF: 0 SAC: 0 DP: 1 HBP: 0	WP: 0 PB: 1 SB: 0 CS: 1	PA: 38	
PITCHER	IP	WLS	BF	H	R	ER	SO	BB	IBB	HBP	BLK	WP	HR	S	P	ERA	WHIP				
Melido Perez, R ERA: 2.99	8.0		35	10	4	4	8	4	0	0	0	0	0	84	140	4.50	1.750				
Steve Farr, R ERA: 1.27	9.1	S	3	0	0	0	2	0	0	0	0	0	0	9	12	0.00	0.000				




Batter	1	2	3	4	5	6	7	8	9	AB	R	H	RBI	BB	SO	LOB	TOP					
Andy Stankiewicz, R OBP: 0.389, SLG: 0.425	P3		E	F7		1B		L8		4	1	1	0	1	0	1	New York Yankees @ Baltimore Orioles Oriole Park at Camden Yards, Baltimore, MD Fri Jun 19 1992, 7:05 PM EDT Att: 45,579 - Overcast - 81 F					
Mel Hall, L OBP: 0.268, SLG: 0.427	P2		FC	L7		P4		P4		5	1	0	0	0	0	4						
Roberto Kelly, R OBP: 0.337, SLG: 0.444	E		E5	G5-3		K		K		5	2	1	1	0	2	4						
Don Mattingly, L OBP: 0.306, SLG: 0.402	E8		HR	HR		K		FC6-4		5	1	2	2	0	1	0						
Danny Tartabull, R OBP: 0.415, SLG: 0.398	G1-3		HR	HR		2B		FC6-4		4	1	1	3	1	1	3						
Kevin Maas, L OBP: 0.358, SLG: 0.493		F8	P5			2B		P2		5	0	1	0	0	1	0						
Matt Nokes, L OBP: 0.294, SLG: 0.370		K	1B			K		F8-4-3		4	0	2	0	0	2	2						
Charlie Hayes, R OBP: 0.300, SLG: 0.394		K				G4-3		F8-4-3		4	0	1	0	0	1	3						
Mike Gallego, R OBP: 0.376, SLG: 0.394			P6			1B				4	1	2	0	0	0	2						
			F7			1B																
Inning Stats	R: 1 E: 1 K: 0 S: 8	H: 1 LOB: 1 BB: 0 P: 15	R: 0 E: 0 K: 2 S: 11	H: 0 LOB: 0 BB: 0 P: 17	R: 5 E: 1 K: 0 S: 16	H: 5 LOB: 2 BB: 0 P: 24	R: 0 E: 0 K: 0 S: 8	H: 0 LOB: 0 BB: 0 P: 13	R: 0 E: 0 K: 2 S: 11	H: 1 LOB: 2 BB: 1 P: 21	R: 0 E: 0 K: 1 S: 12	H: 2 LOB: 2 BB: 1 P: 19	R: 0 E: 0 K: 0 S: 4	H: 1 LOB: 0 BB: 0 P: 5	R: 0 E: 0 K: 1 S: 10	H: 1 LOB: 1 BB: 0 P: 16	R: 0 E: 0 K: 2 S: 8	H: 0 LOB: 0 BB: 0 P: 13	1B: 7 2B: 3 3B: 1 HR: 1	SF: 0 SAC: 0 DP: 1 HBP: 0	WP: 0 PB: 0 SB: 0 CS: 0	PA: 42
PITCHER	IP	WLS	BF	H	R	ER	SO	BB	IBB	HBP	BLK	WP	HR	S	P	ERA	WHIP					
Bob Milacki, R ERA: 5.17	4.1		24	7	6	4	3	1	0	0	0	0	1	50	84	8.31	1.846					
Alan Mills, R ERA: 1.32	3.0	W	13	4	1	1	2	1	0	0	0	0	0	24	36	3.00	1.667					
Mike Flanagan, L ERA: 8.83	0.1		1	0	0	0	0	0	0	0	0	0	0	3	4	0.00	0.000					
Gregg Olson, R ERA: 1.16	1.1	S	4	0	0	0	3	0	0	0	0	0	0	11	19	0.00	0.000					

Batter	1	2	3	4	5	6	7	8	9	AB	R	H	RBI	BB	SO	LOB	BOTTOM					
Brady Anderson, L OBP: 0.370, SLG: 0.504	L6		HR			HR		B1-3		4	1	2	1	1	0	0	New York Yankees @ Baltimore Orioles Oriole Park at Camden Yards, Baltimore, MD Fri Jun 19 1992, 7:05 PM EDT Att: 45,579 - Overcast - 81 F					
Mike Devereaux, R OBP: 0.343, SLG: 0.508	1B		K			F9				5	1	3	4	0	1	3						
Cal Ripken Jr., R OBP: 0.359, SLG: 0.428	1B		HR			G6-3		F9		5	1	3	1	0	0	1						
Glenn Davis, R OBP: 0.281, SLG: 0.404	L7		G5-3			L6		E6		5	0	1	0	0	0	3						
Mark McLemore, S OBP: 0.326, SLG: 0.275						G6-3		F9		0	0	0	0	0	0	0						
Randy Milligan, R OBP: 0.402, SLG: 0.452	G4-3		G6-3			BB		F9		4	2	1	1	1	0	3						
Joe Orsulak, L OBP: 0.310, SLG: 0.331						BB		F9		0	0	0	0	0	0	0						
Leo Gomez, R OBP: 0.375, SLG: 0.427		G6-4-3	HR			F8		FC8-2-5		3	3	1	0	2	0	2						
Chris Hoiles, R OBP: 0.405, SLG: 0.547		G6-4-3	BB			F8				2	1	1	0	2	0	0						
David Segui, S OBP: 0.318, SLG: 0.325		G6-4-3				F8				4	0	1	2	0	0	4						
Billy Ripken, R OBP: 0.239, SLG: 0.300		HR	HR			G5-3		F9		3	1	1	1	0	0	2						
Inning Stats	R: 0 E: 0 K: 0 S: 13	H: 2 LOB: 2 BB: 0 P: 21	R: 4 E: 0 K: 0 S: 15	H: 2 LOB: 1 BB: 3 P: 34	R: 2 E: 0 K: 1 S: 15	H: 4 LOB: 2 BB: 0 P: 27	R: 2 E: 0 K: 0 S: 22	H: 1 LOB: 2 BB: 3 P: 41	R: 1 E: 0 K: 0 S: 6	H: 2 LOB: 0 BB: 0 P: 9	R: 1 E: 0 K: 0 S: 6	H: 1 LOB: 0 BB: 0 P: 13	R: 0 E: 0 K: 0 S: 5	H: 1 LOB: 1 BB: 0 P: 8	R: 0 E: 1 K: 0 S: 8	H: 1 LOB: 1 BB: 0 P: 10	R: 0 E: 0 K: 0 S: 8	H: 0 LOB: 0 BB: 0 P: 10	1B: 11 2B: 1 3B: 0 HR: 3	SF: 0 SAC: 0 DP: 2 HBP: 1	WP: 0 PB: 0 SB: 0 CS: 0	PA: 42
PITCHER	IP	WLS	BF	H	R	ER	SO	BB	IBB	HBP	BLK	WP	HR	S	P	ERA	WHIP					
Jeff Johnson, L ERA: 6.4	2.2		19	8	6	6	0	3	0	1	0	0	1	40	77	20.25	4.125					
Shawn Hillegas, R ERA: 5.46	4.1	L	20	5	4	4	1	3	0	0	0	0	2	42	76	8.31	1.846					
Tim Burke, R ERA: 4.66	1.0		3	1	0	0	0	0	0	0	0	0	0	8	10	0.00	1.000					

Batter	1	2	3	4	5	6	7	8	9	AB	R	H	RBI	BB	SO	LOB	TOP		
Andy Stankiewicz, R OBP: 0.387, SLG: 0.423	1-1 HR 2B		1-3 K			3-2 P7		4-0 HR BB	2-3 K	4	2	1	0	1	2	1			
Mel Hall, L OBP: 0.287, SLG: 0.477	1-0 2H HR		4-2 FC5-4 BB			3-2 G4-3		2-0 1-H HR		3	2	2	4	1	0	0			
Roberto Kelly, R OBP: 0.332, SLG: 0.438	3-3 K		0-0 FC5-4 1-2			1-1 P6		1-0 F8		4	0	0	0	0	1	1			
Don Mattingly, L OBP: 0.307, SLG: 0.413	3-2 F8			1-1 P8			2-0 HR		1-1 P6	4	1	1	1	0	0	0			
Danny Tartabull, R OBP: 0.407, SLG: 0.385	3-3 K			1-3 K			2-1 G5-3		1-3 K	4	0	0	0	0	3	0			
Kevin Maas, L OBP: 0.356, SLG: 0.490		2-0 G1-3		3-2 F7			0-1 G1-3		1-2 HR 2B	4	1	1	0	0	0	0			
Matt Nokes, L OBP: 0.296, SLG: 0.367		1-0 F8			1-3 K		2-2 L3		4-0 HR IBB	3	1	0	0	1	1	0			
Charlie Hayes, R OBP: 0.301, SLG: 0.402		0-0 P3			0-0 F7			0-2 P4	0-0 HR	4	1	1	3	0	0	0			
Mike Gallego, R OBP: 0.373, SLG: 0.376			2-1 F7		0-0 F9			2-3 K	4-1 BB	3	0	0	0	1	1	0			
Inning Stats	R: 2 E: 0 K: 2 S: 17	H: 2 LOB: 0 BB: 0 P: 28	R: 0 E: 0 K: 0 S: 3	H: 0 LOB: 0 BB: 0 P: 6	R: 0 E: 0 K: 1 S: 8	H: 0 LOB: 1 BB: 1 P: 15	R: 0 E: 0 K: 1 S: 8	H: 0 LOB: 0 BB: 0 P: 13	R: 0 E: 0 K: 1 S: 5	H: 0 LOB: 0 BB: 0 P: 6	R: 1 E: 0 K: 0 S: 8	H: 1 LOB: 0 BB: 0 P: 14	R: 2 E: 0 K: 1 S: 8	H: 1 LOB: 0 BB: 1 P: 17	R: 3 E: 0 K: 2 S: 13	H: 2 LOB: 1 BB: 2 P: 26	1B: 0 2B: 2 3B: 0 HR: 4	SF: 0 SAC: 0 DP: 0 HBP: 0	WP: 0 PA: 37 PB: 0 SB: 0 CS: 0
PITCHER	IP WLS BF H R ER SO BB IBB HBP BLK WP HR S P ERA WHIP	8.2 L 36 6 8 8 7 3 1 0 0 0 4 76 136 8.31 1.038	0.1 1 0 0 0 1 0 0 0 0 0 0 3 5 0.00 0.000																

New York Yankees @ Baltimore Orioles
 Oriole Park at Camden Yards, Baltimore, MD
 Sun Jun 21 1992, 7:05 PM EDT
 Att: 41,864 - Sunny - 65 F

AB 33
 R 8
 H 6
 RBI 8
 BB 4
 SO 8
 LOB 2



Batter	1	2	3	4	5	6	7	8	9	AB	R	H	RBI	BB	SO	LOB	BOTTOM				
Brady Anderson, L OBP: 0.366, SLG: 0.509	0-0 G6-3		1-2 HR		1-3 K		3-1 F7			4	1	1	1	0	1	1					
Mike Devereaux, R OBP: 0.336, SLG: 0.494	0-1 L1		1-1 P6		2-2 G5-3		1-1 P5			4	0	0	0	0	0	1					
Cal Ripken Jr., R OBP: 0.365, SLG: 0.432	0-0 1B		2-0 L7			1-1 1B BB		0-1 G3-6-3 1B		4	1	3	0	0	0	0					
Sam Horn, L OBP: 0.360, SLG: 0.468	3-1 1B		4-2 BB			1-3 K		3-2 G3-6-3 1-2		3	0	1	0	1	1	2					
Randy Milligan, R OBP: 0.398, SLG: 0.440	2-2 F9		1-1 G6-3			4-1 1B BB		2-2 F9		3	0	0	0	1	0	3					
Joe Orsulak, L OBP: 0.307, SLG: 0.326		1-2 P6		0-3 K		1-0 1B		2-2 G4-3		4	0	1	1	0	1	0					
Chris Hoiles, R OBP: 0.405, SLG: 0.539		1-1 HBP		0-1 F8		1-3 2H 1B		2-3 K		0	0	0	0	0	0	0					
Jeff Tackett, R OBP: 0.345, SLG: 0.615										3	0	0	0	0	1	1					
Tim Hulett, R OBP: 0.367, SLG: 0.403		1-0 L4-3 HBP		1-2 F8			1-1 SH1-4 1B		1-0 G3	3	0	1	0	0	0	0					
Billy Ripken, R OBP: 0.245, SLG: 0.304		3-2 L4-3			1-1 G6-3		0-0 SH1-4			2	0	0	0	0	0	2					
Inning Stats	R: 0 E: 0 K: 0 S: 9	H: 2 LOB: 2 BB: 0 P: 14	R: 0 E: 0 K: 0 S: 8	H: 0 LOB: 0 BB: 0 P: 14	R: 1 E: 0 K: 0 S: 10	H: 1 LOB: 1 BB: 1 P: 19	R: 0 E: 0 K: 1 S: 8	H: 0 LOB: 0 BB: 0 P: 9	R: 0 E: 0 K: 1 S: 9	H: 0 LOB: 0 BB: 0 P: 13	R: 1 E: 0 K: 1 S: 10	H: 2 LOB: 1 BB: 1 P: 17	R: 0 E: 0 K: 0 S: 7	H: 1 LOB: 1 BB: 0 P: 12	R: 0 E: 0 K: 0 S: 8	H: 1 LOB: 0 BB: 0 P: 13	R: 0 E: 0 K: 1 S: 7	H: 0 LOB: 0 BB: 0 P: 12	1B: 6 2B: 1 3B: 0 HR: 1	SF: 0 SAC: 1 DP: 2 HBP: 2	WP: 0 PA: 35 PB: 0 SB: 0 CS: 0
PITCHER	IP WLS BF H R ER SO BB IBB HBP BLK WP HR S P ERA WHIP	6.1 W 27 6 2 2 3 2 0 0 0 0 1 57 90 2.84 1.263	0.1 1 0 0 0 0 0 0 0 0 0 0 2 5 0.00 0.000	1.1 4 1 0 0 0 0 0 0 0 0 0 10 16 0.00 0.750	1.0 3 0 0 0 1 0 0 0 0 0 0 7 12 0.00 0.000																

New York Yankees @ Baltimore Orioles
 Oriole Park at Camden Yards, Baltimore, MD
 Sun Jun 21 1992, 7:05 PM EDT
 Att: 41,864 - Sunny - 65 F

AB 30
 R 2
 H 7
 RBI 2
 BB 2
 SO 4
 LOB 10



Batter	1	2	3	4	5	6	7	8	9	AB	R	H	RBI	BB	SO	LOB	TOP					
Andy Stankiewicz, R OBP: 0.383, SLG: 0.414	L5			1B BB		L7		L4		3	0	0	0	1	0	0						
Mel Hall, L OBP: 0.290, SLG: 0.477	F7			1B		F9			HR 1B	4	1	2	0	0	0	0						
Roberto Kelly, R OBP: 0.331, SLG: 0.447	F8			F9-6-3-4			L8		HR	4	1	1	2	0	0	2						
Don Mattingly, L OBP: 0.306, SLG: 0.410		1B		P3			K		F7	4	0	1	0	0	1	1						
Danny Tartabull, R OBP: 0.404, SLG: 0.382		K				K			K	4	0	1	0	0	3	0						
Kevin Maas, L OBP: 0.348, SLG: 0.476		K				P6			G1-3	4	0	0	0	0	2	1						
Matt Nokes, L OBP: 0.291, SLG: 0.361			G3		F8			P4		3	0	0	0	0	0	0						
Charlie Hayes, R OBP: 0.301, SLG: 0.414				K			K		HR	3	1	1	1	0	2	0						
Mike Gallego, R OBP: 0.372, SLG: 0.404			G6-3				HR	G5-3		3	1	1	1	0	0	0						
Inning Stats	R: 0 E: 0 K: 0 S: 12	H: 0 LOB: 0 BB: 0 P: 18	R: 0 E: 0 K: 2 S: 7	H: 1 LOB: 0 BB: 0 P: 10	R: 0 E: 0 K: 1 S: 9	H: 0 LOB: 0 BB: 0 P: 12	R: 0 E: 0 K: 0 S: 7	H: 1 LOB: 1 BB: 1 P: 14	R: 0 E: 0 K: 1 S: 6	H: 0 LOB: 0 BB: 0 P: 6	R: 1 E: 0 K: 1 S: 10	H: 1 LOB: 0 BB: 0 P: 16	R: 0 E: 0 K: 2 S: 15	H: 1 LOB: 1 BB: 0 P: 23	R: 1 E: 0 K: 0 S: 8	H: 1 LOB: 0 BB: 0 P: 10	R: 2 E: 0 K: 1 S: 11	H: 2 LOB: 0 BB: 0 P: 19	1B: 4 2B: 1 3B: 0 HR: 3	SF: 0 SAC: 0 DP: 1 HBP: 0	WP: 0 PB: 0 SB: 0 CS: 0	PA: 33
PITCHER	IP	WLS	BF	H	R	ER	SO	BB	IBB	HBP	BLK	WP	HR	S	P	ERA	WHIP					
35 Mike Mussina, R ERA: 2.45	8.0		28	5	2	2	7	1	0	0	0	0	2	74	109	2.25	0.750					
Mike Flanagan, L ERA: 9.35	0.0	1	1	1	1	1	0	0	0	0	0	0	0	2	4	∞	∞					
Gregg Olson, R ERA: 1.41	1.0	W	4	1	1	1	1	0	0	0	0	0	1	9	15	9.00	1.000					

New York Yankees @ Baltimore Orioles
 Oriole Park at Camden Yards, Baltimore, MD
 Mon Jun 22 1992, 7:05 PM EDT
 Att: 45,156 - Sunny - 75 F

AB 32
 R 4
 H 7
 RBI 4
 BB 1
 SO 8
 LOB 4



Batter	1	2	3	4	5	6	7	8	9	AB	R	H	RBI	BB	SO	LOB	BOTTOM					
Brady Anderson, L OBP: 0.367, SLG: 0.517	HR		K	K			F8		1B IBB	4	1	1	1	1	2	0						
Mike Devereaux, R OBP: 0.337, SLG: 0.492	G3 1B		F7		F7		G6-3		1B	5	0	2	1	0	0	0						
Cal Ripken Jr., R OBP: 0.367, SLG: 0.433	F8		1B	1B	1B			G6-3		4	0	2	0	0	0	1						
Sam Horn, L OBP: 0.357, SLG: 0.460	G3		K		G6-4-3 1B			K		4	0	1	0	0	2	2						
Randy Milligan, R OBP: 0.394, SLG: 0.436	G6-3			L9	G6-4-3			1B		4	0	1	0	0	0	3						
David Segui, S OBP: 0.318, SLG: 0.325					1-2f					0	0	0	0	0	0	0						
Joe Orsulak, L OBP: 0.306, SLG: 0.319		F9		1B 2B BB		G6-3		G4-3		3	1	0	0	1	0	1						
Leo Gomez, R OBP: 0.382, SLG: 0.428		G1-3 BB		2B SF9 1B		F9			SH1-3 1B BB	2	2	1	0	2	0	0						
Mark McLemore, S OBP: 0.328, SLG: 0.286		G1-3		SF9 WP 2B		K			SH1-3	3	1	1	1	0	1	1						
Jeff Tackett, R OBP: 0.313, SLG: 0.571				SF9					1B IBB	2	0	0	1	0	0	1						
Chito Martinez, L OBP: 0.359, SLG: 0.397		P4		SF9			L8		1B IBB	0	0	0	0	1	0	0						
Inning Stats	R: 1 E: 0 K: 0 S: 10	H: 2 LOB: 1 BB: 0 P: 13	R: 0 E: 0 K: 0 S: 8	H: 0 LOB: 1 BB: 1 P: 15	R: 0 E: 0 K: 2 S: 10	H: 1 LOB: 0 BB: 0 P: 16	R: 3 E: 0 K: 1 S: 12	H: 2 LOB: 0 BB: 1 P: 25	R: 0 E: 0 K: 0 S: 10	H: 2 LOB: 1 BB: 0 P: 14	R: 0 E: 0 K: 1 S: 7	H: 0 LOB: 0 BB: 0 P: 11	R: 0 E: 0 K: 0 S: 5	H: 0 LOB: 0 BB: 0 P: 8	R: 0 E: 0 K: 1 S: 8	H: 1 LOB: 1 BB: 0 P: 18	R: 1 E: 0 K: 0 S: 5	H: 1 LOB: 3 BB: 3 P: 19	1B: 7 2B: 1 3B: 0 HR: 1	SF: 1 SAC: 1 DP: 1 HBP: 0	WP: 1 PB: 0 SB: 1 CS: 0	PA: 38
PITCHER	IP	WLS	BF	H	R	ER	SO	BB	IBB	HBP	BLK	WP	HR	S	P	ERA	WHIP					
Scott Kamieniecki, R ERA: 4.12	8.0		33	8	4	4	5	2	0	0	0	0	0	70	120	4.50	1.250					
Tim Burke, R ERA: 5.03	0.1	L	5	1	1	1	0	1	2	0	0	0	0	5	19	27.00	6.000					

New York Yankees @ Baltimore Orioles
 Oriole Park at Camden Yards, Baltimore, MD
 Mon Jun 22 1992, 7:05 PM EDT
 Att: 45,156 - Sunny - 75 F

AB 31
 R 5
 H 9
 RBI 4
 BB 5
 SO 5
 LOB 9



Batter	1	2	3	4	5	6	7	8	9	AB	R	H	RBI	BB	SO	LOB	TOP			
Andy Stankiewicz, R OBP: 0.380, SLG: 0.409	F9		F9			B1-3		HBP 1B		4	1	1	0	0	0	0	New York Yankees @ Kansas City Royals Royals Stadium, Kansas City, MO Tue Jun 23 1992, 8:05 PM EDT Att: 23,157 - Sunny - 86 F			
Mel Hall, L OBP: 0.289, SLG: 0.474	1B			G6-3		P5		F8		4	0	1	0	0	0	1				
Roberto Kelly, R OBP: 0.330, SLG: 0.442	K			K		F8		HBP 1B		3	0	0	0	0	2	1				
Don Mattingly, L OBP: 0.305, SLG: 0.408	F9			F7			L7	HBP 1B		4	0	1	1	0	0	1				
Kevin Maas, L OBP: 0.345, SLG: 0.470		K			F8		BB 1B	K		4	0	1	0	0	2	2				
Dion James, L OBP: 0.287, SLG: 0.247		G4-3			G4-3				G6-3	3	0	0	0	1	0	0				
Charlie Hayes, R OBP: 0.300, SLG: 0.411		G3				BB 1B			G6-3	4	0	1	0	0	1	2				
Mike Stanley, R OBP: 0.336, SLG: 0.278				K						2	0	1	0	0	1	0				
Matt Nokes, L OBP: 0.288, SLG: 0.357					FC4 1B				G3-1	2	0	0	0	0	1	2				
Mike Gallego, R OBP: 0.363, SLG: 0.393				P8		FC4			F9	3	0	0	0	0	0	2				
Inning Stats	R: 0 E: 0 K: 1 S: 12	H: 1 LOB: 1 BB: 0 P: 19	R: 0 E: 0 K: 1 S: 8	H: 0 LOB: 0 BB: 0 P: 13	R: 0 E: 0 K: 1 S: 9	H: 0 LOB: 0 BB: 0 P: 16	R: 0 E: 0 K: 1 S: 7	H: 0 LOB: 0 BB: 0 P: 11	R: 0 E: 0 K: 0 S: 6	H: 2 LOB: 2 BB: 0 P: 13	R: 0 E: 0 K: 2 S: 16	H: 1 LOB: 2 BB: 1 P: 26	R: 1 E: 0 K: 1 S: 10	H: 2 LOB: 2 BB: 0 P: 11	R: 0 E: 0 K: 0 S: 5	H: 0 LOB: 0 BB: 0 P: 6	1B: 6 2B: 0 3B: 0 HR: 0	SF: 0 SAC: 0 DP: 0 HBP: 1	WP: 0 PB: 0 SB: 0 CS: 0	PA: 35
PITCHER	IP WLS BF H R ER SO BB IBB HBP BLK WP HR S P ERA WHIP	IP WLS BF H R ER SO BB IBB HBP BLK WP HR S P ERA WHIP	IP WLS BF H R ER SO BB IBB HBP BLK WP HR S P ERA WHIP	IP WLS BF H R ER SO BB IBB HBP BLK WP HR S P ERA WHIP	IP WLS BF H R ER SO BB IBB HBP BLK WP HR S P ERA WHIP	IP WLS BF H R ER SO BB IBB HBP BLK WP HR S P ERA WHIP	IP WLS BF H R ER SO BB IBB HBP BLK WP HR S P ERA WHIP	IP WLS BF H R ER SO BB IBB HBP BLK WP HR S P ERA WHIP	IP WLS BF H R ER SO BB IBB HBP BLK WP HR S P ERA WHIP	IP WLS BF H R ER SO BB IBB HBP BLK WP HR S P ERA WHIP	IP WLS BF H R ER SO BB IBB HBP BLK WP HR S P ERA WHIP	IP WLS BF H R ER SO BB IBB HBP BLK WP HR S P ERA WHIP	IP WLS BF H R ER SO BB IBB HBP BLK WP HR S P ERA WHIP	IP WLS BF H R ER SO BB IBB HBP BLK WP HR S P ERA WHIP	IP WLS BF H R ER SO BB IBB HBP BLK WP HR S P ERA WHIP	IP WLS BF H R ER SO BB IBB HBP BLK WP HR S P ERA WHIP	IP WLS BF H R ER SO BB IBB HBP BLK WP HR S P ERA WHIP			

AB	33
R	1
H	6
RBI	1
BB	1
SO	7
LOB	11



Batter	1	2	3	4	5	6	7	8	9	AB	R	H	RBI	BB	SO	LOB	BOTTOM			
Keith Miller, R OBP: 0.371, SLG: 0.421	1B 3B	HBP			P7	F8				3	1	1	0	0	0	2	New York Yankees @ Kansas City Royals Royals Stadium, Kansas City, MO Tue Jun 23 1992, 8:05 PM EDT Att: 23,157 - Sunny - 86 F			
Gregg Jefferies, S OBP: 0.300, SLG: 0.380	S 1B	F9			B3		G4-3			4	0	1	1	0	0	2				
Wally Joyner, L OBP: 0.336, SLG: 0.442	F9			P5			F7			3	0	0	0	1	0	1				
Kevin McReynolds, R OBP: 0.362, SLG: 0.427	BB			F7		G1-3		F7		3	0	0	0	1	0	1				
George Brett, L OBP: 0.318, SLG: 0.368	K			P5		SF8 2B		F8		4	1	1	0	0	1	2				
Jim Eisenreich, L OBP: 0.325, SLG: 0.351	G4-3			P5		E4 SF8 BB		G6-3		4	0	0	0	0	0	3				
Mike MacFarlane, R OBP: 0.292, SLG: 0.360		F7		F7				K		3	0	0	0	1	1	0				
Brian McRae, S OBP: 0.287, SLG: 0.327		F7			P5			BB		3	0	1	0	0	1	3				
Rico Rossy, R OBP: 0.305, SLG: 0.297										1	0	0	0	1	0	1				
Brent Mayne, L OBP: 0.294, SLG: 0.333										0	0	0	1	0	0	0				
Curtis Wilkerson, S OBP: 0.294, SLG: 0.279										0	0	0	0	0	0	0				
Inning Stats	R: 1 E: 0 K: 1 S: 13	H: 2 LOB: 2 BB: 1 P: 24	R: 0 E: 0 K: 0 S: 7	H: 0 LOB: 2 BB: 1 P: 16	R: 0 E: 0 K: 0 S: 5	H: 0 LOB: 0 BB: 0 P: 7	R: 0 E: 0 K: 0 S: 7	H: 1 LOB: 1 BB: 0 P: 11	R: 0 E: 0 K: 0 S: 9	H: 0 LOB: 1 BB: 1 P: 16	R: 1 E: 1 K: 1 S: 11	H: 1 LOB: 2 BB: 1 P: 20	R: 0 E: 0 K: 1 S: 9	H: 0 LOB: 0 BB: 0 P: 10	R: 0 E: 0 K: 1 S: 9	H: 0 LOB: 0 BB: 0 P: 10	1B: 2 2B: 1 3B: 1 HR: 0	SF: 1 SAC: 0 DP: 0 HBP: 1	WP: 0 PB: 0 SB: 1 CS: 0	PA: 34
PITCHER	IP WLS BF H R ER SO BB IBB HBP BLK WP HR S P ERA WHIP	IP WLS BF H R ER SO BB IBB HBP BLK WP HR S P ERA WHIP	IP WLS BF H R ER SO BB IBB HBP BLK WP HR S P ERA WHIP	IP WLS BF H R ER SO BB IBB HBP BLK WP HR S P ERA WHIP	IP WLS BF H R ER SO BB IBB HBP BLK WP HR S P ERA WHIP	IP WLS BF H R ER SO BB IBB HBP BLK WP HR S P ERA WHIP	IP WLS BF H R ER SO BB IBB HBP BLK WP HR S P ERA WHIP	IP WLS BF H R ER SO BB IBB HBP BLK WP HR S P ERA WHIP	IP WLS BF H R ER SO BB IBB HBP BLK WP HR S P ERA WHIP	IP WLS BF H R ER SO BB IBB HBP BLK WP HR S P ERA WHIP	IP WLS BF H R ER SO BB IBB HBP BLK WP HR S P ERA WHIP	IP WLS BF H R ER SO BB IBB HBP BLK WP HR S P ERA WHIP	IP WLS BF H R ER SO BB IBB HBP BLK WP HR S P ERA WHIP	IP WLS BF H R ER SO BB IBB HBP BLK WP HR S P ERA WHIP	IP WLS BF H R ER SO BB IBB HBP BLK WP HR S P ERA WHIP	IP WLS BF H R ER SO BB IBB HBP BLK WP HR S P ERA WHIP				

AB	28
R	2
H	4
RBI	2
BB	4
SO	3
LOB	15



Batter	1	2	3	4	5	6	7	8	9	AB	R	H	RBI	BB	SO	LOB	TOP				
Andy Stankiewicz, R OBP: 0.392, SLG: 0.422	0-1 2B	0-0 L1		0-2 1B		0-1 G3		1-2 SF7		5	1	4	0	0	0	0					
Dion James, L OBP: 0.304, SLG: 0.295	1-0 1B	2-2 G3		2-2 1B		1-2 G3		1-0 G6-3		5	1	3	1	0	0	3					
Don Mattingly, L OBP: 0.307, SLG: 0.406	1-2 SF8	1-2 G3		2-0 P4		2-2 G3		4-0 IBB		4	1	1	0	1	0	4					
Mel Hall, L OBP: 0.284, SLG: 0.467	0-0 P6	1-3 K		1-0 F9				1-2 SF7		4	0	0	1	0	1	5					
Kevin Maas, L OBP: 0.347, SLG: 0.484	4-2 E		0-2 HR		2-2 F9		1-3 K	1-2 G1-3		4	2	1	1	1	1	2					
Jim Leyritz, R OBP: 0.448, SLG: 0.685	1-0 SF8		0-2 G4-3		2-0 1B		1-0 1B		2-0 G3-6	4	0	3	1	0	0	0					
Randy Velarde, R OBP: 0.276, SLG: 0.322	2-3 3-H									0	0	0	0	0	0	0					
Matt Nokes, L OBP: 0.286, SLG: 0.353	0-1 E4		0-0 F9		2-3 K		1-1 FC5-4	1-2 G3-6		5	0	1	0	0	1	3					
Charlie Hayes, R OBP: 0.302, SLG: 0.415	2-0 1B		2-3 K		1-2 F9		1-2 FC5-4	0-1 2B		5	0	2	1	0	1	3					
Mike Gallego, R OBP: 0.357, SLG: 0.378	2-1 P2			2-2 P2		0-3 K		4-1 1B	2-3 K	4	1	0	0	1	2	3					
Inning Stats	R: 4 E: 1 K: 0 S: 16	H: 4 LOB: 2 BB: 1 P: 27	R: 0 E: 0 K: 1 S: 11	H: 1 LOB: 1 BB: 0 P: 15	R: 1 E: 0 K: 1 S: 10	H: 1 LOB: 0 BB: 0 P: 12	R: 0 E: 0 K: 0 S: 13	H: 2 LOB: 2 BB: 0 P: 20	R: 0 E: 0 K: 1 S: 11	H: 1 LOB: 1 BB: 0 P: 14	R: 0 E: 0 K: 1 S: 10	H: 2 LOB: 2 BB: 0 P: 15	R: 1 E: 0 K: 0 S: 11	H: 1 LOB: 2 BB: 2 P: 23	R: 0 E: 0 K: 1 S: 11	H: 2 LOB: 1 BB: 0 P: 16	1B: 11 2B: 3 3B: 0 HR: 1	SF: 2 SAC: 0 DP: 1 HBP: 0	WP: 1 PB: 0 CS: 1	PA: 45	
PITCHER	IP	WLS	BF	H	R	ER	SO	BB	IBB	HBP	BLK	WP	HR	S	P	ERA	WHIP				
Rick Reed, R ERA: 3.8	3.1	L	19	7	5	3	2	1	0	0	0	0	1	43	62	8.10	2.400				
Mark Davis, L ERA: 5.86	2.2		11	3	0	0	2	0	0	0	0	0	0	29	44	0.00	1.125				
Neal Heaton, L ERA: 4.37	1.0		5	2	0	0	1	0	0	0	0	0	0	10	15	0.00	2.000				
Tom Gordon, R ERA: 5.97	2.0		10	3	1	1	1	1	1	0	0	1	0	22	39	4.50	2.000				

New York Yankees @ Kansas City Royals
 Royals Stadium, Kansas City, MO
 Wed Jun 24 1992, 8:05 PM EDT
 Att: 23,277 - Cloudy - 74 F

AB 40
 R 6
 H 15
 RBI 5
 BB 3
 SO 6
 LOB 23



Batter	1	2	3	4	5	6	7	8	9	AB	R	H	RBI	BB	SO	LOB	BOTTOM					
Keith Miller, R OBP: 0.372, SLG: 0.430	1-2 G6-3		2-0 1B		3-2 G6-3			0-0 1B	0-3 K	5	2	2	0	0	1	1						
Gregg Jefferies, S OBP: 0.303, SLG: 0.379	1-0 G6-3		1-0 G4-6-3			1-1 P4		4-0 PB		3	1	1	1	1	0	0						
Wally Joyner, L OBP: 0.335, SLG: 0.439	1-3 K		0-0 G4-6-3			0-0 G6-3		0-1 G6-3	1-2 2-3	4	0	1	0	0	1	1						
Kevin McReynolds, R OBP: 0.364, SLG: 0.429		1-2 G5-3		1-0 1B		2-1 1B		0-0 P2		4	0	2	0	0	0	3						
George Brett, L OBP: 0.313, SLG: 0.361		1-2 P5		3-2 F8		0-0 P6		1-0 G6-3		4	0	0	1	0	0	3						
Mike Macfarlane, R OBP: 0.291, SLG: 0.357		0-1 1B		2-0 L6			1-0 L5	1-1 G5-3		4	0	1	0	0	0	2						
Gary Thurman, R OBP: 0.270, SLG: 0.333									2-2 1B	3	0	1	0	0	0	1						
Brent Mayne, L OBP: 0.304, SLG: 0.344										1	0	1	0	0	0	0						
Curie Wilkerson, S OBP: 0.254, SLG: 0.279										0	0	0	0	0	0	0						
Brian McRae, S OBP: 0.286, SLG: 0.323		0-2 G3			2-2 P3		4-2 BB		2-3 K	3	0	0	0	1	1	3						
Rico Rossy, R OBP: 0.298, SLG: 0.288					0-1 F7					3	0	0	0	0	0	1						
Jim Eisenreich, L OBP: 0.323, SLG: 0.349							0-1 P4			1	0	0	0	0	0	1						
Inning Stats	R: 0 E: 0 K: 1 S: 7	H: 0 LOB: 0 BB: 0 P: 10	R: 0 E: 0 K: 0 S: 14	H: 2 LOB: 2 BB: 0 P: 16	R: 1 E: 0 K: 0 S: 5	H: 2 LOB: 0 BB: 0 P: 9	R: 0 E: 0 K: 0 S: 6	H: 1 LOB: 1 BB: 0 P: 12	R: 0 E: 0 K: 0 S: 9	H: 0 LOB: 0 BB: 0 P: 14	R: 0 E: 0 K: 0 S: 6	H: 1 LOB: 1 BB: 0 P: 9	R: 0 E: 0 K: 0 S: 9	H: 0 LOB: 1 BB: 1 P: 16	R: 2 E: 0 K: 0 S: 7	H: 2 LOB: 1 BB: 1 P: 13	R: 0 E: 0 K: 2 S: 13	H: 1 LOB: 1 BB: 0 P: 17	1B: 7 2B: 2 3B: 0 HR: 0	SF: 0 SAC: 0 DP: 1 HBP: 0	WP: 0 PB: 1 CS: 0	PA: 37
PITCHER	IP	WLS	BF	H	R	ER	SO	BB	IBB	HBP	BLK	WP	HR	S	P	ERA	WHIP					
Jeff Johnson, L ERA: 5.72	7.0	W	30	8	3	2	1	2	0	0	0	0	0	59	93	2.57	1.429					
John Habyan, R ERA: 1.63	1.0		3	0	0	0	0	0	0	0	0	0	0	4	6	0.00	0.000					
Steve Farr, R ERA: 1.16	1.0	S	4	1	0	0	2	0	0	0	0	0	0	13	17	0.00	1.000					

New York Yankees @ Kansas City Royals
 Royals Stadium, Kansas City, MO
 Wed Jun 24 1992, 8:05 PM EDT
 Att: 23,277 - Cloudy - 74 F

AB 35
 R 3
 H 9
 RBI 2
 BB 2
 SO 3
 LOB 16



Batter	1	2	3	4	5	6	7	8	9	AB	R	H	RBI	BB	SO	LOB	TOP					
Andy Stankiewicz, R OBP: 0.398, SLG: 0.434	F9		1B		G6-3		1B			5	2	3	0	0	0	0	New York Yankees @ Kansas City Royals Royals Stadium, Kansas City, MO Thu Jun 25 1992, 4:33 AM EDT Att: 28,200 - Cloudy - 81 F					
Dion James, L OBP: 0.299, SLG: 0.301	K		G6-3		F		F7			5	0	1	0	0	1	4						
Don Mattingly, L OBP: 0.312, SLG: 0.407	1B						L5		P3	4	0	2	1	1	0	1						
Mel Hall, L OBP: 0.286, SLG: 0.466	1B		G3		E5		HR		G3-1	5	1	2	0	0	0	3						
Kevin Maas, L Steve Farr, R	G4-3				K		K		S	5	1	2	3	0	2	5						
Jim Levritz, R Randy Velarde, R		P5			1B		F9		G5-3	5	0	1	0	0	1	4						
Matt Nokes, L		P6			1B					4	0	0	0	0	0	1						
Charlie Hayes, R	K						G6-3			4	0	2	0	0	1	0						
Pat Kelly, R			K		F9		F9		FC6-4	4	0	0	0	0	1	3						
Inning Stats	R: 0 E: 0 K: 1 S: 10	H: 2 LOB: 2 BB: 0 P: 16	R: 0 E: 0 K: 1 S: 5	H: 0 LOB: 0 BB: 0 P: 9	R: 1 E: 0 K: 1 S: 11	H: 2 LOB: 1 BB: 0 P: 17	R: 0 E: 0 K: 1 S: 10	H: 2 LOB: 2 BB: 0 P: 16	R: 0 E: 1 K: 1 S: 12	H: 1 LOB: 3 BB: 1 P: 22	R: 0 E: 0 K: 0 S: 7	H: 0 LOB: 0 BB: 0 P: 11	R: 3 E: 0 K: 1 S: 20	H: 3 LOB: 0 BB: 0 P: 31	R: 0 E: 0 K: 0 S: 7	H: 2 LOB: 2 BB: 0 P: 12	R: 0 E: 0 K: 0 S: 11	H: 1 LOB: 1 BB: 0 P: 17	1B: 10 2B: 2 3B: 0 HR: 1	SF: 0 SAC: 0 DP: 0 HBP: 0	WP: 0 PB: 0 SB: 1 CS: 1	PA: 42
PITCHER	IP	WLS	BF	H	R	ER	SO	BB	IBB	HBP	BLK	WP	HR	S	P	ERA	WHIP					
Mark Gubicza, R ERA: 3.65	7.0	L	33	10	4	4	6	1	0	0	0	0	1	75	122	5.14	1.571					
Neal Heaton, L ERA: 4.14	2.0		9	3	0	0	0	0	0	0	0	0	0	18	29	0.00	1.500					

Batter	1	2	3	4	5	6	7	8	9	AB	R	H	RBI	BB	SO	LOB	BOTTOM					
Keith Miller, R OBP: 0.368, SLG: 0.422	G4-3		S		G6-3		K		K	4	0	0	0	1	2	1	New York Yankees @ Kansas City Royals Royals Stadium, Kansas City, MO Thu Jun 25 1992, 4:33 AM EDT Att: 28,200 - Cloudy - 81 F					
Gregg Jefferies, S			P4						G5-3	4	0	1	0	0	0	1						
Wally Joyner, L	F9				G4-3				G4-3	3	0	0	0	1	0	1						
Kevin McReynolds, R	K		L7						1B	3	0	0	0	1	2	3						
George Brett, L		G3			BB		G4-3		FC5	4	1	3	0	0	0	0						
Jim Eisenreich, L		P4			F7		CS		FC5	4	0	1	0	0	0	4						
Brent Mayne, L Mike Macfarlane, R		G3			1B		F7		G4-3	2	1	0	0	1	0	2						
Brian McRae, S		P6			G3		B3		G4-3	4	0	1	1	0	0	2						
Curtis Wilkerson, S Bob Melvin, R			F7		G3		F9		SF9	3	0	0	1	0	0	1						
Inning Stats	R: 0 E: 0 K: 1 S: 11	H: 1 LOB: 1 BB: 0 P: 18	R: 0 E: 0 K: 0 S: 5	H: 1 LOB: 1 BB: 0 P: 8	R: 0 E: 0 K: 0 S: 10	H: 0 LOB: 2 BB: 2 P: 21	R: 2 E: 0 K: 0 S: 13	H: 2 LOB: 1 BB: 1 P: 21	R: 0 E: 0 K: 1 S: 5	H: 0 LOB: 0 BB: 0 P: 7	R: 0 E: 0 K: 0 S: 8	H: 1 LOB: 0 BB: 0 P: 11	R: 0 E: 0 K: 1 S: 6	H: 0 LOB: 0 BB: 0 P: 7	R: 0 E: 0 K: 0 S: 10	H: 1 LOB: 2 BB: 1 P: 19	R: 1 E: 0 K: 1 S: 10	H: 1 LOB: 0 BB: 0 P: 15	1B: 4 2B: 3 3B: 0 HR: 0	SF: 1 SAC: 0 DP: 0 HBP: 0	WP: 0 PB: 0 SB: 1 CS: 1	PA: 37
PITCHER	IP	WLS	BF	H	R	ER	SO	BB	IBB	HBP	BLK	WP	HR	S	P	ERA	WHIP					
Scott Sanderson, R ERA: 4.92	6.0	W	25	5	2	2	2	3	0	0	0	0	0	12	19	0.00	0.600					
Rich Monteleone, R ERA: 2.2	1.2		6	0	0	0	1	1	0	0	0	0	0	4	7	0.00	3.000					
Greg Cadaret, L ERA: 4.7	0.1		2	1	0	0	0	0	0	0	0	0	0	10	15	9.00	1.000					
Steve Farr, R ERA: 1.48	1.0	S	4	1	1	1	1	0	0	0	0	0	0	10	15	9.00	1.000					

AB	41
R	4
H	13
RBI	4
BB	1
SO	6
LOB	21



AB	32
R	3
H	7
RBI	3
BB	4
SO	4
LOB	15



Batter	1	2	3	4	5	6	7	8	9	AB	R	H	RBI	BB	SO	LOB	TOP				
Tim Raines, S <small>OBP: 0.350, SLG: 0.349</small> (1, 7)											4	1	0	1	1	2	Chicago White Sox @ New York Yankees Yankee Stadium, Bronx, NY Sun Jun 28 1992, 7:05 PM EDT Att: 26,251 - Cloudy - 71 F				
Robin Ventura, L <small>OBP: 0.403, SLG: 0.458</small> (1, 5)										4	2	1	1	1	2	2					
Frank Thomas, R <small>OBP: 0.439, SLG: 0.516</small> (1, 3)										3	0	1	1	2	0	0					
George Bell, R <small>OBP: 0.339, SLG: 0.386</small> (1, 10)										4	0	1	2	1	2	1					
Warren Newson, L <small>OBP: 0.380, SLG: 0.316</small> Shawn Abner, R <small>OBP: 0.333, SLG: 0.340</small> (9, PH)										4	0	0	0	0	2	3					
Steve Sax, R <small>OBP: 0.290, SLG: 0.280</small> (1, 4)										3	0	0	0	1	0	2					
Lance Johnson, L <small>OBP: 0.301, SLG: 0.339</small> (1, 8)										4	1	2	0	0	1	1					
Craig Grebeck, R <small>OBP: 0.325, SLG: 0.368</small> (1, 6)										2	1	1	0	0	1	1					
Ron Karkovics, R <small>OBP: 0.303, SLG: 0.327</small> (1, 2)										3	1	1	1	0	2	3					
Inning Stats	R: 1 H: 2 E: 0 K: 1 S: 10	H: 2 LOB: 1 BB: 0 P: 19	R: 0 H: 0 E: 1 K: 1 S: 14	H: 0 LOB: 2 BB: 1 P: 26	R: 0 H: 0 E: 0 K: 2 S: 7	H: 0 LOB: 0 BB: 0 P: 8	R: 0 H: 0 E: 0 K: 2 S: 9	H: 0 LOB: 0 BB: 0 P: 11	R: 3 H: 2 E: 0 K: 1 S: 14	H: 2 LOB: 2 BB: 3 P: 31	R: 0 H: 1 E: 0 K: 2 S: 8	H: 0 LOB: 0 BB: 0 P: 10	R: 0 H: 0 E: 0 K: 2 S: 8	H: 0 LOB: 0 BB: 0 P: 11	R: 0 H: 0 E: 0 K: 0 S: 5	H: 0 LOB: 0 BB: 0 P: 8	R: 2 H: 3 E: 0 K: 0 S: 11	H: 3 LOB: 3 BB: 2 P: 21	1B: 6 2B: 1 3B: 0 HR: 1	SF: 0 SAC: 3 DP: 0 HBP: 0	WP: 1 PA: 41 FB: 0 CS: 1
PITCHER	IP WLS BF H R ER SO BB IBB HBP BLK WP HR S P ERA WHIP	IP WLS BF H R ER SO BB IBB HBP BLK WP HR S P ERA WHIP																			
Melido Perez, R <small>ERA: 2.96</small> (1, 1)	8.0	L	33	5	4	4	11	4	0	0	0	0	0	0	0	1	75	124	4.50	1.125	
Rich Monteleone, R <small>ERA: 2.59</small> (9, 1)	0.1		4	3	2	2	0	0	0	0	0	0	0	0	0	0	8	9	54.00	9.000	
Greg Cadaret, L <small>ERA: 4.61</small> (9, 1)	0.2		4	0	0	0	0	1	1	0	0	0	1	0	3	12	0.00	1.500			

Batter	1	2	3	4	5	6	7	8	9	AB	R	H	RBI	BB	SO	LOB	BOTTOM			
Andy Stankiewicz, R <small>OBP: 0.392, SLG: 0.444</small> (1, 6)										3	0	0	0	1	0	0	Chicago White Sox @ New York Yankees Yankee Stadium, Bronx, NY Sun Jun 28 1992, 7:05 PM EDT Att: 26,251 - Cloudy - 71 F			
Mel Hall, L <small>OBP: 0.277, SLG: 0.452</small> (1, 7)									4	0	0	0	0	0	2					
Roberto Kelly, R <small>OBP: 0.329, SLG: 0.433</small> (1, 8)									4	0	1	1	0	0	0					
Don Mattingly, L <small>OBP: 0.315, SLG: 0.414</small> (1, 3)									4	1	1	0	0	0	1					
Danny Tartabull, R <small>OBP: 0.409, SLG: 0.398</small> (1, 9)										2	1	1	1	2	1	0				
Kevin Maas, L <small>OBP: 0.342, SLG: 0.500</small> (1, 10)										4	0	0	0	0	0	3				
Charlie Hayes, R <small>OBP: 0.303, SLG: 0.406</small> (1, 5)										3	0	1	0	1	0	1				
Matt Nokes, L <small>OBP: 0.277, SLG: 0.338</small> (1, 2)										4	0	1	1	0	1	3				
Mike Gallego, R <small>OBP: 0.346, SLG: 0.364</small> (1, 4)										4	1	1	0	0	0	4				
Inning Stats	R: 0 H: 0 E: 0 K: 0 S: 9	H: 0 LOB: 0 BB: 0 P: 14	R: 0 H: 0 E: 0 K: 1 S: 8	H: 0 LOB: 0 BB: 0 P: 9	R: 0 H: 0 E: 0 K: 0 S: 6	H: 0 LOB: 0 BB: 0 P: 7	R: 1 H: 2 E: 0 K: 0 S: 11	H: 2 LOB: 2 BB: 1 P: 18	R: 0 H: 0 E: 0 K: 0 S: 5	H: 0 LOB: 0 BB: 0 P: 9	R: 1 H: 2 E: 0 K: 1 S: 12	H: 2 LOB: 1 BB: 0 P: 18	R: 1 H: 2 E: 0 K: 0 S: 10	H: 2 LOB: 1 BB: 1 P: 18	R: 0 H: 0 E: 0 K: 0 S: 12	H: 0 LOB: 2 BB: 2 P: 23	1B: 4 2B: 2 3B: 0 HR: 0	SF: 0 SAC: 0 DP: 1 HBP: 0	WP: 1 PA: 36 FB: 0 CS: 0	
PITCHER	IP WLS BF H R ER SO BB IBB HBP BLK WP HR S P ERA WHIP	IP WLS BF H R ER SO BB IBB HBP BLK WP HR S P ERA WHIP																		
Charlie Hough, R <small>ERA: 3.39</small> (1, 1)	7.0	W	28	5	3	3	2	2	0	0	0	0	0	0	0	0	61	92	3.86	1.000
Scott Radinsky, L <small>ERA: 2.75</small> (8, 1)	0.2		1	0	0	0	0	0	0	0	0	0	0	0	0	2	4	0.00	0.000	
Bobby Thigpen, R <small>ERA: 3.23</small> (8, 1)	1.1	S	7	1	0	0	0	2	0	0	0	0	0	0	0	17	29	0.00	2.250	

Batter	1	2	3	4	5	6	7	8	9	AB	R	H	RBI	BB	SO	LOB	TOP				
Keith Miller, R OBP: 0.372, SLG: 0.425 (1, 4)										5	3	3	0	0	0	2	Kansas City Royals @ New York Yankees Yankee Stadium, Bronx, NY Mon Jun 29 1992, 7:05 PM EDT Att: 16,860 - Cloudy - 73 F				
Gregg Jefferies, S OBP: 0.310, SLG: 0.396 (1, 5)									5	0	2	1	0	0	2						
Wally Joyner, L OBP: 0.337, SLG: 0.434 (1, 3)									5	1	1	1	1	0	1	3					
Kevin McReynolds, R OBP: 0.354, SLG: 0.411 (1, 7)									4	1	2	2	0	0	0	0					
George Brett, L OBP: 0.319, SLG: 0.383 (1, 10)									4	1	2	0	0	0	1						
Mike Macfarlane, R OBP: 0.300, SLG: 0.394 (1, 2)									4	1	2	2	0	0	1						
Brian McRae, S OBP: 0.285, SLG: 0.316 (1, 8)								3	0	0	0	0	1	2							
Gary Thurman, R OBP: 0.279, SLG: 0.340 (1, 9)									4	0	2	1	0	0	2						
Rico Rossy, R OBP: 0.305, SLG: 0.288 (1, 6)									3	0	0	0	1	0	2						
Inning Stats	R: 4 E: 0 K: 1 S: 19	H: 5 LOB: 1 BB: 0 P: 29	R: 0 E: 0 K: 0 S: 4	H: 0 LOB: 0 BB: 1 P: 10	R: 0 E: 0 K: 1 S: 7	H: 0 LOB: 0 BB: 0 P: 9	R: 0 E: 0 K: 0 S: 7	H: 1 LOB: 1 BB: 0 P: 11	R: 1 E: 0 K: 0 S: 10	H: 2 LOB: 1 BB: 0 P: 14	R: 0 E: 0 K: 0 S: 7	H: 1 LOB: 0 BB: 0 P: 8	R: 0 E: 0 K: 0 S: 9	H: 1 LOB: 1 BB: 0 P: 15	R: 1 E: 1 K: 0 S: 11	H: 2 LOB: 1 BB: 0 P: 18	1B: 9 2B: 5 3B: 0 HR: 0	SF: 0 SAC: 1 DP: 1 HBP: 0	WP: 0 PB: 0 SB: 2 CS: 1	PA: 39	
PITCHER	IP	WLS	BF	H	R	ER	SO	BB	IBB	HBP	BLK	WP	HR	S	P	ERA	WHIP				
Jeff Johnson, L ERA: 6.25 (1, 1)	5.1	L	26	10	6	6	2	1	0	0	0	0	0	51	81	10.12	2.062				
Tim Burke, R ERA: 4.07 (6, 1)	2.2		9	2	0	0	0	0	0	0	0	0	0	21	31	0.00	0.750				
Steve Farr, R ERA: 1.78 (9, 1)	1.0		5	2	1	1	0	0	0	0	0	0	0	11	18	9.00	2.000				

Batter	1	2	3	4	5	6	7	8	9	AB	R	H	RBI	BB	SO	LOB	BOTTOM					
Andy Stankiewicz, R OBP: 0.394, SLG: 0.439 (1, 6)										2	2	0	0	2	0	0	Kansas City Royals @ New York Yankees Yankee Stadium, Bronx, NY Mon Jun 29 1992, 7:05 PM EDT Att: 16,860 - Cloudy - 73 F					
Mel Hall, L OBP: 0.277, SLG: 0.449 (1, 7)									4	0	1	0	0	0	1							
Roberto Kelly, R OBP: 0.324, SLG: 0.429 (1, 8)									3	0	0	1	0	1	1							
Don Mattingly, L OBP: 0.314, SLG: 0.412 (1, 3)									4	0	1	1	0	0	0							
Danny Tartabull, R OBP: 0.410, SLG: 0.397 (1, 9)									3	0	1	0	1	1	0							
Jim Leyritz, R OBP: 0.403, SLG: 0.594 (1, 10)									2	0	0	0	0	0	1							
Kevin Maas, L OBP: 0.339, SLG: 0.494 (6, FH)									2	0	0	0	0	0	2							
Charlie Hayes, R OBP: 0.306, SLG: 0.419 (1, 5)									4	1	2	0	0	0	0							
Mike Stanley, R OBP: 0.333, SLG: 0.317 (1, 2)										3	0	0	0	0	1	2						
Mike Gallego, R OBP: 0.338, SLG: 0.358 (1, 4)										2	0	0	1	0	1	0						
Inning Stats	R: 1 E: 0 K: 0 S: 10	H: 1 LOB: 1 BB: 1 P: 18	R: 0 E: 0 K: 0 S: 9	H: 1 LOB: 0 BB: 0 P: 16	R: 0 E: 0 K: 0 S: 4	H: 0 LOB: 0 BB: 0 P: 7	R: 0 E: 0 K: 0 S: 4	H: 1 LOB: 1 BB: 0 P: 6	R: 0 E: 0 K: 1 S: 6	H: 0 LOB: 0 BB: 0 P: 11	R: 1 E: 0 K: 0 S: 11	H: 1 LOB: 2 BB: 2 P: 21	R: 1 E: 0 K: 1 S: 13	H: 1 LOB: 0 BB: 0 P: 18	R: 0 E: 0 K: 1 S: 6	H: 0 LOB: 0 BB: 0 P: 8	R: 0 E: 0 K: 1 S: 10	H: 0 LOB: 0 BB: 0 P: 14	1B: 3 2B: 1 3B: 1 HR: 0	SF: 2 SAC: 0 DP: 0 HBP: 0	WP: 0 PB: 0 SB: 0 CS: 0	PA: 34
PITCHER	IP	WLS	BF	H	R	ER	SO	BB	IBB	HBP	BLK	WP	HR	S	P	ERA	WHIP					
Mark Davis, L ERA: 5.4 (1, 1)	5.2	W	23	4	2	2	1	3	0	0	0	0	0	43	77	3.18	1.235					
Rusty Meacham, R ERA: 1.13 (6, 1)	1.1		5	1	1	1	1	0	0	0	0	0	0	14	20	6.75	0.750					
Jeff Montgomery, R ERA: 1.66 (8, 1)	2.0	S	6	0	0	0	2	0	0	0	0	0	0	16	22	0.00	0.000					

AB	37
R	7
H	14
RBI	7
BB	1
SO	2
LOB	15




AB	29
R	3
H	5
RBI	3
BB	3
SO	4
LOB	7



Batter	1	2	3	4	5	6	7	8	9	AB	R	H	RBI	BB	SO	LOB	TOP					
Keith Miller, R OBP: 0.366, SLG: 0.418 (1, 4)	P2			K		L9		F8		4	0	0	0	0	1	1						
Gregg Jefferies, S OBP: 0.310, SLG: 0.394 (1, 5)	P6			FC5-4 1B		G4-3			G5-3	4	0	1	0	0	0	0						
Wally Joyner, L OBP: 0.332, SLG: 0.427 (1, 3)	K			FC5-4 1-2			F8		P4	4	0	0	0	0	1	1						
Kevin McReynolds, R OBP: 0.349, SLG: 0.404 (1, 7)		P3		FC5-4 1-2			F9		F7	4	0	0	0	0	0	1						
George Brett, L OBP: 0.319, SLG: 0.386 (1, 10)		G5-3			K					3	0	1	0	0	1	0						
Jim Eisenreich, L OBP: 0.321, SLG: 0.355 (1, 9)		L6			G4-3					3	0	0	0	0	0	1						
Mike MacFarlane, R OBP: 0.300, SLG: 0.398 (1, 2)			G5-3					G5-3		3	0	1	0	0	0	0						
Brian McRae, S OBP: 0.282, SLG: 0.313 (1, 8)			G3		G4-3			F7		3	0	0	0	0	0	1						
Rico Rossy, R OBP: 0.303, SLG: 0.286 (1, 6)			P6							1	0	0	0	0	0	0						
Kevin Kostofski, L OBP: 0.500, SLG: 0.500 (6, PH)										1	0	0	0	0	1	0						
Curtis Wilkerson, S OBP: 0.267, SLG: 0.292 (6, 6)						K				1	0	1	0	0	0	0						
Inning Stats	R: 0 E: 0 K: 1 S: 8	H: 0 LOB: 0 BB: 0 P: 10	R: 0 E: 0 K: 0 S: 4	H: 0 LOB: 0 BB: 0 P: 5	R: 0 E: 0 K: 0 S: 5	H: 0 LOB: 0 BB: 0 P: 9	R: 0 E: 0 K: 1 S: 9	H: 1 LOB: 1 BB: 0 P: 12	R: 0 E: 0 K: 1 S: 6	H: 1 LOB: 1 BB: 0 P: 7	R: 0 E: 0 K: 1 S: 10	H: 0 LOB: 0 BB: 0 P: 12	R: 0 E: 0 K: 0 S: 10	H: 1 LOB: 1 BB: 0 P: 17	R: 0 E: 0 K: 0 S: 4	H: 1 LOB: 1 BB: 0 P: 5	R: 0 E: 0 K: 0 S: 5	H: 0 LOB: 0 BB: 0 P: 9	1B: 2 2B: 2 3B: 0 HR: 0	SF: 0 SAC: 0 DP: 0 HBP: 0	WP: 0 PB: 0 CS: 0	PA: 31
PITCHER Scott Sanderson, R ERA: 4.49 (1, 1)	IP: 9.0 WLS: W BF: 31 H: 4 R: 0 ER: 0 SO: 4 BB: 0 IBB: 0 HBP: 0 BLK: 0 WP: 0 HR: 0 S: 61 P: 86 ERA: 0.00 WHIP: 0.444															PITCHER						

Kansas City Royals @ New York Yankees
Yankee Stadium, Bronx, NY
Tue Jun 30 1992, 7:05 PM EDT
Att: 17,318 - Cloudy - 77 F


AB	31
R	0
H	4
RBI	0
BB	0
SO	4
LOB	5



Batter	1	2	3	4	5	6	7	8	9	AB	R	H	RBI	BB	SO	LOB	BOTTOM			
Andy Stankiewicz, R OBP: 0.389, SLG: 0.433 (1, 6)	K		G5-3		1B		K	L8		5	0	1	0	0	2	0				
Mel Hall, L OBP: 0.280, SLG: 0.460 (1, 7)	F8		L8		G6-4-3 1B		HR			4	1	2	1	0	0	0				
Roberto Kelly, R OBP: 0.327, SLG: 0.433 (1, 8)	1B		K		G6-4-3 1-2		2B			4	1	2	0	0	1	2				
Don Mattingly, L OBP: 0.322, SLG: 0.433 (1, 3)	FC6-4 1B			WP SF8 2B		HR	BB 1B			4	2	4	2	0	0	0				
Danny Tartabull, R OBP: 0.412, SLG: 0.392 (1, 9)	FC6-4 1-2			SF8 BB		K	BB			2	0	0	0	2	1	2				
Kevin Maas, L OBP: 0.332, SLG: 0.483 (1, 10)		K		K		K	G3-1			4	0	0	0	0	3	4				
Matt Nokes, L OBP: 0.281, SLG: 0.355 (1, 2)	F8			SF8			HR			2	1	1	2	1	0	0				
Charlie Hayes, R OBP: 0.305, SLG: 0.417 (1, 5)		K		G4-3		K		G5-4-3 1B		4	0	1	0	0	2	2				
Pat Kelly, R OBP: 0.308, SLG: 0.365 (1, 4)			HR		L5		F9	G5-4-3 1-2		4	1	1	1	0	0	1				
Inning Stats	R: 0 E: 0 K: 1 S: 13	H: 2 LOB: 2 BB: 0 P: 21	R: 0 E: 0 K: 2 S: 8	H: 0 LOB: 0 BB: 0 P: 14	R: 1 E: 0 K: 1 S: 8	H: 1 LOB: 0 BB: 0 P: 13	R: 1 E: 0 K: 1 S: 12	H: 1 LOB: 1 BB: 1 P: 20	R: 0 E: 0 K: 0 S: 9	H: 2 LOB: 1 BB: 0 P: 14	R: 1 E: 0 K: 3 S: 12	H: 1 LOB: 1 BB: 1 P: 21	R: 2 E: 0 K: 1 S: 15	H: 3 LOB: 2 BB: 1 P: 26	R: 1 E: 0 K: 0 S: 6	H: 2 LOB: 0 BB: 0 P: 7	1B: 6 2B: 2 3B: 0 HR: 4	SF: 1 SAC: 0 DP: 2 HBP: 0	WP: 1 PB: 0 CS: 0	PA: 37
PITCHER Mark Gubicza, R ERA: 3.84 (1, 1)	IP: 6.2 WLS: L BF: 30 H: 5 R: 5 ER: 5 SO: 9 BB: 2 IBB: 0 HBP: 0 BLK: 0 WP: 1 HR: 3 S: 68 P: 114 ERA: 6.75 WHIP: 1.650															PITCHER				
Neal Heaton, L ERA: 4.23 (7, 1)	IP: 1.1 WLS: 7 BF: 3 H: 1 R: 1 ER: 1 SO: 0 BB: 1 IBB: 0 HBP: 0 BLK: 0 WP: 0 HR: 1 S: 15 P: 22 ERA: 6.75 WHIP: 3.000															PITCHER				

Kansas City Royals @ New York Yankees
Yankee Stadium, Bronx, NY
Tue Jun 30 1992, 7:05 PM EDT
Att: 17,318 - Cloudy - 77 F

AB	33
R	6
H	12
RBI	6
BB	3
SO	9
LOB	11



Batter	1	2	3	4	5	6	7	8	9	AB	R	H	RBI	BB	SO	LOB	TOP					
Andy Stankiewicz, R (1.6)	P3		CI 1B		P7			F7		4	0	1	0	0	0	1						
Mel Hall, L (1.7)	BB		K		G3			F9		3	0	0	0	1	1	3						
Roberto Kelly, R (1.8)	P3		CI		K			K		3	0	0	0	0	2	1						
Don Mattingly, L (1.3)	F8		G3		K2-3			L7		4	0	0	0	0	1	4						
Danny Tartabull, R (1.9)		K			F9			G6-3		4	1	1	1	0	1	0						
Kevin Maas, L (1.10)	K2-3				L3			K		4	0	0	0	0	2	0						
Matt Nokes, L (1.2)	K				K			K		3	0	0	0	0	3	0						
Charlie Hayes, R (1.5)			K		K			1B		3	0	1	0	0	2	0						
Mike Gallego, R (1.4)			CI 1B HBP		K			P3		2	0	0	0	0	1	1						
Inning Stats	R: 0 E: 0 K: 0 S: 7	H: 0 LOB: 1 BB: 1 P: 13	R: 0 E: 0 K: 3 S: 10	H: 0 LOB: 0 BB: 0 P: 13	R: 0 E: 1 K: 2 S: 13	H: 1 LOB: 3 BB: 0 P: 22	R: 0 E: 0 K: 1 S: 8	H: 0 LOB: 0 BB: 0 P: 11	R: 0 E: 0 K: 2 S: 9	H: 0 LOB: 0 BB: 0 P: 14	R: 0 E: 0 K: 2 S: 9	H: 0 LOB: 0 BB: 0 P: 10	R: 0 E: 0 K: 2 S: 12	H: 0 LOB: 0 BB: 0 P: 16	R: 0 E: 0 K: 0 S: 14	H: 1 LOB: 1 BB: 0 P: 21	R: 1 E: 0 K: 1 S: 11	H: 1 LOB: 0 BB: 0 P: 15	1B: 2 2B: 0 3B: 0 HR: 1	SF: 0 SAC: 0 DP: 0 HBP: 1	WP: 0 PB: 0 CS: 0	PA: 33
PITCHER Nolan Ryan, R (1.1) ERA: 3.75	IP: 9.0 WLS: W BF: 33	H: 3 R: 1 ER: 1 SO: 13	BB: 1 IBB: 0 HBP: 1 BLK: 0	WP: 0 HR: 1 S: 93 P: 135	ERA: 1.00 WHIP: 0.444	PITCHER	IP: 9.0 WLS: W BF: 33	H: 3 R: 1 ER: 1 SO: 13	BB: 1 IBB: 0 HBP: 1 BLK: 0	WP: 0 HR: 1 S: 93 P: 135	ERA: 1.00 WHIP: 0.444	PITCHER	IP: 9.0 WLS: W BF: 33	H: 3 R: 1 ER: 1 SO: 13	BB: 1 IBB: 0 HBP: 1 BLK: 0	WP: 0 HR: 1 S: 93 P: 135	ERA: 1.00 WHIP: 0.444					

New York Yankees @ Texas Rangers
Arlington Stadium, Arlington, TX
Sat Jul 04 1992, 8:05 PM EDT
Att: 40,726 - Sunny - 92 F

AB 30
R 1
H 3
RBI 1
BB 1
SO 13
LOB 10



Batter	1	2	3	4	5	6	7	8	9	AB	R	H	RBI	BB	SO	LOB	BOTTOM			
Julio Franco, R (1.10)	G6-3		F9		G6-4-3		G5-3			4	0	0	0	0	0	2				
Dean Palmer, R (1.5)	K		1B			HBP BB		G2-3 1B		3	1	2	0	1	1	0				
Rafael Palmeiro, L (1.3)	G3		F7			L9		G2-3 1B		4	1	1	0	0	0	2				
Ruben Sierra, S (1.9)		S 2B 1B	F8			P6		F7		4	1	1	0	0	0	4				
Juan Gonzalez, R (1.8)		F8 2B 2B			L8			G2-3		3	1	1	1	0	0	2				
Kevin Reimer, L (1.7) John Cangelosi, S (8.7)	K		G3		G3			1B		3	0	0	0	0	2	3				
Ivan Rodriguez, R (1.2)	F8		P7					F7		3	0	0	0	0	0	1				
Dickie Thon, R (1.6)		S 2B			P4			1B		3	0	2	1	0	0	0				
Jeff Huson, L (1.4)	G3		G6-4-3 BB					F7		2	0	0	0	1	0	2				
Inning Stats	R: 0 E: 0 K: 1 S: 11	H: 3 LOB: 1 BB: 0 P: 15	R: 2 E: 0 K: 1 S: 15	H: 3 LOB: 0 BB: 0 P: 26	R: 0 E: 0 K: 0 S: 6	H: 1 LOB: 1 BB: 0 P: 9	R: 0 E: 0 K: 0 S: 5	H: 0 LOB: 0 BB: 0 P: 11	R: 0 E: 0 K: 1 S: 9	H: 0 LOB: 2 BB: 1 P: 15	R: 0 E: 0 K: 0 S: 6	H: 1 LOB: 1 BB: 0 P: 11	R: 2 E: 0 K: 0 S: 11	H: 3 LOB: 1 BB: 0 P: 14	R: 2 E: 0 K: 0 S: 11	H: 3 LOB: 0 BB: 0 P: 15	1B: 6 2B: 2 3B: 0 HR: 0	SF: 0 SAC: 0 DP: 1 HBP: 1	WP: 0 PB: 0 CS: 0	PA: 33
PITCHER Scott Kamieniecki, R (1.1) ERA: 4.54	IP: 8.0 WLS: L BF: 33	H: 8 R: 4 ER: 4 SO: 3	BB: 2 IBB: 0 HBP: 1 BLK: 0	WP: 0 HR: 0 S: 66 P: 109	ERA: 4.50 WHIP: 1.250	PITCHER	IP: 8.0 WLS: L BF: 33	H: 8 R: 4 ER: 4 SO: 3	BB: 2 IBB: 0 HBP: 1 BLK: 0	WP: 0 HR: 0 S: 66 P: 109	ERA: 4.50 WHIP: 1.250	PITCHER	IP: 8.0 WLS: L BF: 33	H: 8 R: 4 ER: 4 SO: 3	BB: 2 IBB: 0 HBP: 1 BLK: 0	WP: 0 HR: 0 S: 66 P: 109	ERA: 4.50 WHIP: 1.250			

New York Yankees @ Texas Rangers
Arlington Stadium, Arlington, TX
Sat Jul 04 1992, 8:05 PM EDT
Att: 40,726 - Sunny - 92 F

AB 30
R 4
H 8
RBI 4
BB 2
SO 3
LOB 16



Batter	1	2	3	4	5	6	7	8	9	AB	R	H	RBI	BB	SO	LOB	TOP										
Andy Stankiewicz, R OBP: 0.383, SLG: 0.415	G6-3	1B		L7				F9		4	0	1	0	1	0	1	New York Yankees @ Texas Rangers Arlington Stadium, Arlington, TX Sun Jul 05 1992, 8:05 PM EDT Att: 28,568 - Sunny - 95 F										
Mel Hall, L OBP: 0.291, SLG: 0.465	1B	1B		G5-3				L4		5	0	3	2	0	0	1											
Roberto Kelly, R OBP: 0.321, SLG: 0.425	F8	FC6-4								5	0	1	0	0	1	5											
Don Mattingly, L OBP: 0.326, SLG: 0.437	K									5	1	2	0	0	1	4											
Danny Tartabull, R OBP: 0.418, SLG: 0.447										3	1	2	1	2	0	0											
Kevin Maas, L OBP: 0.320, SLG: 0.457		HR								3	1	0	0	1	2	4											
Jim Levritz, R OBP: 0.402, SLG: 0.567		BB								1	0	0	0	0	0	2											
John Habyan, R		BB								0	0	0	0	0	0	0											
Matt Nokes, L OBP: 0.269, SLG: 0.352										4	0	0	1	0	2	5											
Charlie Hayes, R OBP: 0.310, SLG: 0.422										3	2	1	0	1	0	1											
Mike Gallego, R OBP: 0.347, SLG: 0.377										4	0	1	0	0	0	2											
Inning Stats	R: 0 E: 0 K: 1 S: 9	H: 1 LOB: 1 BB: 0 P: 17	R: 3 E: 0 K: 0 S: 15	H: 2 LOB: 2 BB: 3 P: 30	R: 1 E: 0 K: 1 S: 12	H: 2 LOB: 1 BB: 0 P: 19	R: 0 E: 0 K: 0 S: 8	H: 0 LOB: 0 BB: 0 P: 12	R: 0 E: 0 K: 0 S: 7	H: 1 LOB: 2 BB: 1 P: 13	R: 1 E: 1 K: 1 S: 10	H: 3 LOB: 2 BB: 0 P: 16	R: 0 E: 0 K: 2 S: 9	H: 0 LOB: 0 BB: 0 P: 13	R: 0 E: 0 K: 0 S: 7	H: 1 LOB: 1 BB: 0 P: 10	R: 0 E: 0 K: 1 S: 8	H: 1 LOB: 2 BB: 1 P: 16	1B: 7 2B: 3 3B: 0 HR: 1	SF: 1 SAC: 0 DP: 0 HBP: 0	WP: 0 PB: 0 SB: 0 CS: 0	PA: 43					
PITCHER	IP	WLS	BF	H	R	ER	SO	BB	IBB	HBP	BLK	WP	HR	S	P	ERA	WHIP										
Bobby Witt, R ERA: 3.79	2.0		14	5	4	4	1	3	0	0	0	0	1	29	54	18.00	4.000										
Floyd Bannister, L ERA: 6.44	3.0		11	1	0	0	1	0	1	0	0	0	0	22	37	0.00	0.333										
Danny Leon, R ERA: 5.93	0.2	L	5	3	1	1	1	0	0	0	0	0	0	9	14	13.50	4.500										
Ed Nunez, R ERA: 5.04	2.0		7	1	0	0	2	0	0	0	0	0	0	15	21	0.00	0.500										
Kenny Rogers, L ERA: 3.19	1.1		6	1	0	0	1	0	1	0	0	0	0	10	20	0.00	0.750										
Batter	1	2	3	4	5	6	7	8	9	AB	R	H	RBI	BB	SO	LOB	BOTTOM										
Julio Franco, R OBP: 0.345, SLG: 0.376	F8									4	1	2	0	0	0	0	New York Yankees @ Texas Rangers Arlington Stadium, Arlington, TX Sun Jul 05 1992, 8:05 PM EDT Att: 28,568 - Sunny - 95 F										
Dean Palmer, R OBP: 0.326, SLG: 0.443	K									5	1	1	2	0	3	2											
Rafael Palmeiro, L OBP: 0.344, SLG: 0.390	1B									5	0	1	0	0	0	2											
Ruben Sierra, S OBP: 0.337, SLG: 0.494	1B									4	1	2	0	0	0	0											
Juan Gonzalez, R OBP: 0.313, SLG: 0.505	K									4	0	1	0	0	1	3											
Kevin Reimer, L OBP: 0.332, SLG: 0.452										3	0	2	1	1	0	0											
John Cangelosi, S OBP: 0.343, SLG: 0.259										0	0	0	0	0	0	0											
Ivan Rodriguez, R OBP: 0.330, SLG: 0.448										4	1	2	0	0	2	3											
Dickie Thon, R OBP: 0.300, SLG: 0.369										2	0	0	1	0	1	3											
Geno Petralli, L OBP: 0.250, SLG: 0.274										1	0	0	0	0	0	2											
Jeff Huson, L OBP: 0.350, SLG: 0.348										0	0	0	0	0	0	0											
Al Newman, S OBP: 0.302, SLG: 0.248										3	0	0	0	1	1	2											
Inning Stats	R: 0 E: 0 K: 2 S: 14	H: 2 LOB: 2 BB: 0 P: 21	R: 1 E: 0 K: 1 S: 12	H: 1 LOB: 0 BB: 0 P: 18	R: 0 E: 0 K: 1 S: 9	H: 1 LOB: 0 BB: 0 P: 13	R: 1 E: 0 K: 1 S: 11	H: 2 LOB: 1 BB: 0 P: 16	R: 2 E: 0 K: 0 S: 12	H: 2 LOB: 0 BB: 0 P: 16	R: 0 E: 0 K: 1 S: 9	H: 2 LOB: 2 BB: 0 P: 10	R: 0 E: 0 K: 0 S: 7	H: 0 LOB: 0 BB: 0 P: 11	R: 0 E: 0 K: 1 S: 10	H: 1 LOB: 2 BB: 1 P: 18	R: 0 E: 0 K: 1 S: 6	H: 0 LOB: 1 BB: 1 P: 12	1B: 7 2B: 1 3B: 2 HR: 1	SF: 1 SAC: 1 DP: 0 HBP: 0	WP: 0 PB: 0 SB: 1 CS: 0	PA: 39					
PITCHER	IP	WLS	BF	H	R	ER	SO	BB	IBB	HBP	BLK	WP	HR	S	P	ERA	WHIP										
Scott Sanderson, R ERA: 4.6	5.1	W	25	10	4	4	5	10	0	0	0	0	1	63	90	6.75	1.875										
Tim Burke, R ERA: 3.75	2.0		7	1	0	0	1	0	0	0	0	0	0	17	24	0.00	0.500										
Greg Cadaret, L ERA: 4.52	0.0		1	0	0	0	0	1	0	0	0	0	0	4	4	∞	∞										
John Habyan, R ERA: 1.61	1.2	S	6	0	0	0	2	1	0	0	0	0	0	10	17	0.00	0.600										
John Habyan, R ERA: 1.61	1.2	S	6	0	0	0	2	1	0	0	0	0	0	10	17	0.00	0.600										

Batter	1	2	3	4	5	6	7	8	9	AB	R	H	RBI	BB	SO	LOB	TOP					
J.T. Bruett, L OBP: 0.286, SLG: 0.194 Shane Mack, R OBP: 0.365, SLG: 0.450	F8	FC6-4	2B		K		F8			2	0	1	0	0	0	0	Minnesota Twins @ New York Yankees Yankee Stadium, Bronx, NY Mon Jul 06 1992, 7:05 PM EDT Att: 17,797 - Cloudy - 72 F					
Chuck Knoblauch, R OBP: 0.374, SLG: 0.374	G3	FC6-4	2B		F8		G5-3			3	3	0	0	2	0	2						
Kirby Puckett, R OBP: 0.375, SLG: 0.562	G3	1B						F8		5	2	3	2	0	0	1						
Kent Hrbek, L OBP: 0.407, SLG: 0.505	1B	FC5-4			K			L8		3	1	1	2	1	1	1						
Pedro Munoz, R OBP: 0.317, SLG: 0.447	BB	FC5-4			F8			F9		5	1	2	1	0	0	1						
Brian Harper, R OBP: 0.337, SLG: 0.405	BB				L5			F8		4	0	1	2	0	0	0						
Randy Bush, L OBP: 0.294, SLG: 0.286 Chili Davis, S OBP: 0.376, SLG: 0.407	BB				F9			G5-3		2	0	0	0	1	0	0						
Scott Leius, R OBP: 0.310, SLG: 0.356	G3-1									4	1	2	0	1	0	4						
Greg Gagne, R OBP: 0.293, SLG: 0.366		G6-3			F7			L9		5	1	1	0	0	0	2						
Inning Stats	R: 2 E: 0 K: 0 S: 18	H: 2 LOB: 3 BB: 3 P: 37	R: 2 E: 0 K: 0 S: 9	H: 3 LOB: 1 BB: 0 P: 12	R: 4 E: 0 K: 1 S: 16	H: 3 LOB: 1 BB: 2 P: 31	R: 0 E: 0 K: 0 S: 7	H: 0 LOB: 0 BB: 0 P: 10	R: 0 E: 0 K: 1 S: 14	H: 1 LOB: 1 BB: 0 P: 22	R: 2 E: 0 K: 0 S: 16	H: 3 LOB: 1 BB: 0 P: 25	R: 0 E: 0 K: 0 S: 4	H: 0 LOB: 0 BB: 0 P: 7	R: 0 E: 0 K: 0 S: 7	H: 0 LOB: 0 BB: 0 P: 8		R: 0 E: 0 K: 0 S: 10	H: 1 LOB: 1 BB: 0 P: 14	1B: 9 2B: 4 3B: 0 HR: 0	SF: 1 SAC: 1 DP: 0 HBP: 0	WP: 1 PB: 0 CS: 1
PITCHER	IP	WLS	BF	H	R	ER	SO	BB	IBB	HBP	BLK	WP	HR	S	P	ERA	WHIP					
Tim Leary, R ERA: 5.23	(1, 1)	2.2	L	18	6	6	0	4	0	0	0	0	0	36	66	20.25	3.750					
Jeff Johnson, L ERA: 8.43	(3, 1)	4.1		20	6	4	2	1	0	0	0	1	0	48	78	8.31	1.615					
Greg Cadaret, L ERA: 4.4	(8, 1)	2.0		7	1	0	0	0	0	0	0	0	0	17	22	0.00	0.500					

Batter	1	2	3	4	5	6	7	8	9	AB	R	H	RBI	BB	SO	LOB	BOTTOM					
Andy Stankiewicz, R OBP: 0.379, SLG: 0.415	G6-3				K				G5-3	5	1	1	1	0	1	1	Minnesota Twins @ New York Yankees Yankee Stadium, Bronx, NY Mon Jul 06 1992, 7:05 PM EDT Att: 17,797 - Cloudy - 72 F					
Randy Velarde, R OBP: 0.273, SLG: 0.313	G6-3	WP			E5				F8	4	0	0	0	1	1	1						
Roberto Kelly, R OBP: 0.326, SLG: 0.431	HR				FC6-4					3	1	2	0	1	0	2						
Don Mattingly, L OBP: 0.325, SLG: 0.434	HR	G4-3							F8	4	1	1	0	0	0	3						
Danny Tartabull, R OBP: 0.419, SLG: 0.460	HR				K					3	1	1	3	1	2	0						
Jim Leyritz, R OBP: 0.394, SLG: 0.535	K				G5-3				F8	4	0	0	0	0	2	1						
Charlie Hayes, R OBP: 0.309, SLG: 0.419					K				K	4	0	1	0	0	2	1						
Mike Stanley, R OBP: 0.329, SLG: 0.318 Matt Nokes, L OBP: 0.269, SLG: 0.352		2B			F8				F7	4	1	1	0	0	0	2						
Pat Kelly, R OBP: 0.305, SLG: 0.366		P3							F8	4	0	1	0	0	1	1						
Inning Stats	R: 3 E: 0 K: 1 S: 16	H: 3 LOB: 0 BB: 0 P: 24	R: 2 E: 0 K: 1 S: 12	H: 2 LOB: 2 BB: 2 P: 25	R: 0 E: 0 K: 1 S: 11	H: 0 LOB: 0 BB: 0 P: 14	R: 0 E: 1 K: 1 S: 9	H: 1 LOB: 2 BB: 0 P: 13	R: 0 E: 0 K: 2 S: 7	H: 0 LOB: 0 BB: 0 P: 11	R: 0 E: 0 K: 1 S: 7	H: 1 LOB: 0 BB: 0 P: 8	R: 0 E: 0 K: 1 S: 8	H: 1 LOB: 1 BB: 0 P: 15	R: 0 E: 0 K: 1 S: 11	H: 0 LOB: 1 BB: 1 P: 18		R: 0 E: 0 K: 0 S: 5	H: 0 LOB: 0 BB: 0 P: 6	1B: 3 2B: 4 3B: 0 HR: 1	SF: 0 SAC: 0 DP: 1 HBP: 0	WP: 1 PB: 0 CS: 0
PITCHER	IP	WLS	BF	H	R	ER	SO	BB	IBB	HBP	BLK	WP	HR	S	P	ERA	WHIP					
Bill Krueger, L ERA: 2.96	(1, 1)	1.2		5	2	0	0	0	0	0	0	0	0	25	46	0.00	0.420					
Carl Willis, R ERA: 4.19	(2, 1)	4.1	W	15	2	0	0	5	0	0	0	0	0	37	49	0.00	0.462					
Mark Guthrie, L ERA: 3.68	(7, 1)	3.0	S	11	1	0	0	2	1	0	0	0	0	24	39	0.00	0.667					

Batter	1	2	3	4	5	6	7	8	9	AB	R	H	RBI	BB	SO	LOB	TOP								
J.T. Bruett, L OBP: 0.263, SLG: 0.176 Shane Mack, R OBP: 0.364, SLG: 0.449	2-2 G5-3		1-3 K		1-1 P6			1-1 P3		3	0	0	0	0	1	2	Minnesota Twins @ New York Yankees Yankee Stadium, Bronx, NY Tue Jul 07 1992, 7:05 PM EDT Att: 18,236 - Cloudy - 75 F								
Chuck Knoblauch, R OBP: 0.400, SLG: 0.369	1-2 P3			0-0 L5		1-1 G5-3		2-1 G6-3		4	0	0	0	0	0	1									
Kirby Puckett, R OBP: 0.371, SLG: 0.556	3-2 F7			0-0 G3		2-3 K			2-1 G6-3	4	0	0	0	0	1	0									
Kent Hrbek, L OBP: 0.405, SLG: 0.498		4-2 G5-4-3 BB		0-0 G4-3		3-3 K			2-3 K	3	0	0	0	1	2	0									
Pedro Munoz, R OBP: 0.317, SLG: 0.459 Chilli Davis, S OBP: 0.376, SLG: 0.409	0-1 G5-4-3				0-0 HR		0-0 G6-3		2-1 BB 1B	3	1	1	1	0	0	1									
Brian Harper, R OBP: 0.339, SLG: 0.405	0-1 1B				2-1 P4		0-1 P5		4-0 1-2 BB	3	0	1	0	1	0	0									
Gene Larkin, S OBP: 0.335, SLG: 0.387	2-0 F7				0-2 F8		2-1 G4-3		1-1 F8	4	0	0	0	0	0	3									
Donnie Hill, S OBP: 0.380, SLG: 0.364			1-1 G4-3		0-2 2B 1B			1-2 G3		3	0	1	0	0	0	0									
Scott Leius, R OBP: 0.312, SLG: 0.361 Randy Bush, L OBP: 0.292, SLG: 0.306 Greg Gagne, R OBP: 0.293, SLG: 0.366	0-1 F9		0-1 F9		0-1 2B			1-0 2B		2	0	1	0	0	0	0									
					1-3 2B					1	0	1	0	0	0	0									
Inning Stats	R: 0 E: 0 K: 0 S: 12	H: 0 LOB: 0 BB: 0 P: 18	R: 0 E: 0 K: 0 S: 9	H: 1 LOB: 1 BB: 1 P: 15	R: 0 E: 0 K: 1 S: 7	H: 0 LOB: 0 BB: 0 P: 9	R: 0 E: 0 K: 0 S: 3	H: 0 LOB: 0 BB: 0 P: 3	R: 1 E: 0 K: 0 S: 13	H: 3 LOB: 2 BB: 0 P: 16	R: 0 E: 0 K: 0 S: 9	H: 0 LOB: 0 BB: 0 P: 15	R: 0 E: 0 K: 0 S: 5	H: 0 LOB: 0 BB: 0 P: 7	R: 0 E: 0 K: 0 S: 8	H: 1 LOB: 1 BB: 1 P: 13	R: 0 E: 0 K: 1 S: 9	H: 1 LOB: 2 BB: 1 P: 20	1B: 3 2B: 2 3B: 0 HR: 1	SF: 0 SAC: 0 DP: 1 HBP: 0	WP: 0 PB: 0 CS: 0	PA: 34			
PITCHER	IP	WLS	BF	H	R	ER	SO	BB	IBB	HBP	BLK	WP	HR	S	P	ERA	WHIP								
Shawn Hillegas, R ERA: 4.15	6.0		22	4	1	1	3	1	0	0	0	0	1	53	76	1.50	0.833								
Rich Monteleone, R ERA: 2.55	2.0	W	7	1	0	0	0	0	0	0	0	0	0	13	20	0.00	0.500								
John Habyan, R ERA: 1.58	1.0	S	5	1	0	0	1	1	0	0	0	0	0	9	20	0.00	2.000								

AB	32
R	1
H	6
RBI	1
BB	2
SO	4
LOB	8



Batter	1	2	3	4	5	6	7	8	9	AB	R	H	RBI	BB	SO	LOB	BOTTOM								
Andy Stankiewicz, R OBP: 0.381, SLG: 0.414	4-0 FC6 BB		1-3 K		1-1 F9			3-2 G3-1 G4-3 1B		3	0	1	0	1	1	2	Minnesota Twins @ New York Yankees Yankee Stadium, Bronx, NY Tue Jul 07 1992, 7:05 PM EDT Att: 18,236 - Cloudy - 75 F								
Mel Hall, L OBP: 0.287, SLG: 0.460	0-1 FC6 1B SF7		1-2 G5-3			1-0 G5-3		1-0 G4-3		4	1	0	0	0	0	2									
Roberto Kelly, R OBP: 0.328, SLG: 0.430	2-2 CS 1B			1-2 G4-3		0-2 G6-3		4-0 G3-1 BB		3	0	1	0	1	0	0									
Don Mattingly, L OBP: 0.324, SLG: 0.433	0-0 SF7			1-0 L3		1-0 1B		2-2 G3-1		3	0	1	1	0	0	2									
Danny Tartabull, R OBP: 0.413, SLG: 0.451	3-0 CS	3-2 G6-3		1-0 G4-3		2-2 F8		1-0 F7		4	0	0	0	0	0	3									
Kevin Maas, L OBP: 0.321, SLG: 0.455		3-2 1B			1-1 G5-3		0-0 G5-3			3	0	1	0	0	0	0									
Matt Nokes, L OBP: 0.273, SLG: 0.370		2-2 F9			3-1 HBP 1B		0-0 HR			3	1	2	1	0	0	1									
Charlie Hayes, R OBP: 0.306, SLG: 0.415		0-0 F7			2-2 F9		2-2 G5-3			3	0	0	0	0	0	2									
Mike Gallego, R OBP: 0.349, SLG: 0.374 Pat Kelly, R OBP: 0.303, SLG: 0.363			2-1 F8		3-2 HBP		2-0 G6-3			1	0	0	0	0	0	0									
					1-2 HBP					1	0	0	0	0	0	0									
Inning Stats	R: 1 E: 0 K: 0 S: 7	H: 1 LOB: 0 BB: 1 P: 15	R: 0 E: 0 K: 0 S: 11	H: 1 LOB: 0 BB: 0 P: 19	R: 0 E: 0 K: 1 S: 9	H: 0 LOB: 0 BB: 0 P: 13	R: 0 E: 0 K: 0 S: 5	H: 0 LOB: 0 BB: 0 P: 8	R: 0 E: 0 K: 0 S: 12	H: 1 LOB: 2 BB: 0 P: 22	R: 0 E: 0 K: 0 S: 11	H: 1 LOB: 1 BB: 0 P: 15	R: 1 E: 0 K: 0 S: 6	H: 1 LOB: 0 BB: 0 P: 10	R: 0 E: 0 K: 0 S: 10	H: 1 LOB: 2 BB: 1 P: 21	1B: 5 2B: 0 3B: 0 HR: 1	SF: 1 SAC: 0 DP: 0 HBP: 1	WP: 0 PB: 0 CS: 1	PA: 33					
PITCHER	IP	WLS	BF	H	R	ER	SO	BB	IBB	HBP	BLK	WP	HR	S	P	ERA	WHIP								
Willie Banks, R ERA: 4.46	7.0	L	28	6	2	2	1	1	0	1	0	0	1	65	109	2.57	1.000								
Gary Wayne, L ERA: 2.61	0.1		1	0	0	0	0	0	0	0	0	0	0	1	2	0.00	0.000								
Tom Edens, R ERA: 1.3	0.2		3	0	0	0	0	1	0	0	0	0	0	5	12	0.00	1.500								

AB	28
R	2
H	6
RBI	2
BB	2
SO	1
LOB	12



Batter	1	2	3	4	5	6	7	8	9	AB	R	H	RBI	BB	SO	LOB	TOP					
Shane Mack, R (1,7) OBP: 0.366, SLG: 0.449	0-0 L6-3 1B	3-1 G6-3			4-2 BB			0-0 SH1-4		2	0	1	0	1	0	1	Minnesota Twins @ New York Yankees Yankee Stadium, Bronx, NY Wed Jul 08 1992, 7:05 PM EDT Att: 18,918 - Cloudy - 71 F					
J.T. Bruett, L (1,8) OBP: 0.282, SLG: 0.184	1 SAFE K		0-0 CS 1B		0-0 F9			1-2 P2		4	0	1	0	0	1	3						
Kent Hrbek, L (1,3) OBP: 0.398, SLG: 0.489	1-1 L6-3 1-2		2-3 K			0-0 G3			0-0 F9	4	0	0	0	0	1	2						
Chili Davis, S (1,10) OBP: 0.380, SLG: 0.406		4-1 BB E BB	0-0 G4-3			3-2 G4-3			4-1 CS BB	2	1	0	0	2	0	0						
Pedro Munoz, R (1,9) OBP: 0.316, SLG: 0.453		4-0 E G6-3 BB		2-1 G5-3		0-3 K			3-3 K	3	1	0	0	1	2	1						
Brian Harper, R (1,2) OBP: 0.336, SLG: 0.400		3-2 F7		1-0 F8			2-1 F8			3	0	0	0	0	0	2						
Donnie Hill, S (1,4) OBP: 0.377, SLG: 0.362 Chuck Knoblauch, R (9,4) OBP: 0.400, SLG: 0.369		2-2 E9 1B		2-3 K			1-2 G5-3			3	1	1	1	0	1	0						
Scott Leius, R (1,5) OBP: 0.308, SLG: 0.357		1-1 G6-3		2-3 K			0-0 G5-3			3	0	0	1	0	1	1						
Greg Gagne, R (1,6) OBP: 0.297, SLG: 0.374		3-2 2H 1B		1-0 F9			0-0 SH1-4 CS 2B			3	0	2	1	0	0	0						
Inning Stats	R: 0 E: 0 K: 1 S: 6	H: 1 LOB: 0 BB: 0 P: 7	R: 3 E: 1 K: 0 S: 15	H: 2 LOB: 1 BB: 2 P: 35	R: 0 E: 0 K: 1 S: 6	H: 1 LOB: 0 BB: 0 P: 8	R: 0 E: 0 K: 1 S: 7	H: 0 LOB: 0 BB: 0 P: 12	R: 0 E: 0 K: 1 S: 7	H: 0 LOB: 1 BB: 1 P: 14	R: 0 E: 0 K: 0 S: 7	H: 0 LOB: 0 BB: 0 P: 10	R: 0 E: 0 K: 0 S: 7	H: 0 LOB: 0 BB: 0 P: 10	R: 0 E: 0 K: 0 S: 6	H: 1 LOB: 0 BB: 0 P: 7	R: 0 E: 0 K: 1 S: 7	H: 0 LOB: 1 BB: 1 P: 14	1B: 4 2B: 3 3B: 0 HR: 0	SF: 0 SAC: 1 DP: 2 HBP: 0	WP: 0 PB: 0 CS: 3	PA: 32
PITCHER Melido Perez, R (1,1) ERA: 3.11	IP: 9.0 WLS: L BF: 32	H: 5 R: 3 ER: 2 SO: 6	BB: 4 IBB: 0 HBP: 0 BLK: 0	WP: 0 HR: 0 S: 68 P: 117	ERA: 2.00 WHIP: 1.000	PITCHER														ERA: 2.00 WHIP: 1.000		

AB	27
R	3
H	5
RBI	3
BB	4
SO	6
LOB	10



Batter	1	2	3	4	5	6	7	8	9	AB	R	H	RBI	BB	SO	LOB	BOTTOM					
Andy Stankiewicz, R (1,6) OBP: 0.379, SLG: 0.408	4-1 HR BB		1-0 P4			1-1 G2-3		1-1 E4 WP		3	1	0	0	1	0	0	Minnesota Twins @ New York Yankees Yankee Stadium, Bronx, NY Wed Jul 08 1992, 7:05 PM EDT Att: 18,918 - Cloudy - 71 F					
Mel Hall, L (1,7) OBP: 0.293, SLG: 0.469	1-0 HR		4-2 CS BB			3-2 F8		4-0 FC5-4 IBB		2	1	1	2	2	0	0						
Roberto Kelly, R (1,8) OBP: 0.324, SLG: 0.424	1-2 G5-3		1-1 CS		0-2 G6-3		3-2 G6-3		0-0 FC5-4 1-2	4	0	0	0	0	0	2						
Don Mattingly, L (1,3) OBP: 0.323, SLG: 0.434	0-2 L8			1-1 2B			0-0 F7		0-1 G3	4	0	1	0	0	0	0						
Danny Tartabull, R (1,9) OBP: 0.407, SLG: 0.443	1-3 K		1 SAFE CS		1-0 F8		2-3 K		1-0 G6-3	4	0	0	0	0	2	1						
Jim Leyritz, R (1,2) OBP: 0.382, SLG: 0.527 Matt Nokes, L (9, FH) OBP: 0.272, SLG: 0.368		0-2 G4-3		2-2 F9			1-0 1B		1-2 L4	3	0	1	0	0	0	1						
Charlie Hayes, R (1,5) OBP: 0.303, SLG: 0.411		2-2 F8			0-0 G6-3		0-1 F8			3	0	0	0	0	0	1						
Mike Humphreys, R (1,10) OBP: 0.100, SLG: 0.100		1-1 G5-3			1-2 F9			2-2 F9		3	0	0	0	0	0	0						
Pat Kelly, R (1,4) OBP: 0.297, SLG: 0.355			1-2 G5-3		0-1 F7			2-3 K		3	0	0	0	0	1	0						
Inning Stats	R: 2 E: 0 K: 1 S: 12	H: 1 LOB: 1 BB: 1 P: 19	R: 0 E: 0 K: 0 S: 8	H: 0 LOB: 0 BB: 0 P: 11	R: 0 E: 0 K: 0 S: 8	H: 0 LOB: 1 BB: 1 P: 15	R: 0 E: 0 K: 0 S: 9	H: 1 LOB: 0 BB: 0 P: 13	R: 0 E: 0 K: 0 S: 7	H: 0 LOB: 0 BB: 0 P: 8	R: 0 E: 0 K: 0 S: 14	H: 0 LOB: 0 BB: 0 P: 21	R: 0 E: 0 K: 1 S: 7	H: 1 LOB: 1 BB: 0 P: 10	R: 0 E: 1 K: 1 S: 11	H: 0 LOB: 2 BB: 1 P: 20	R: 0 E: 0 K: 0 S: 6	H: 0 LOB: 0 BB: 0 P: 8	1B: 1 2B: 1 3B: 0 HR: 1	SF: 0 SAC: 0 DP: 0 HBP: 0	WP: 1 PB: 0 CS: 1	PA: 34
PITCHER John Smiley, L (1,1) ERA: 3.48 Rick Aguilera, R (8,1) ERA: 3.0	IP: 7.2 WLS: W BF: 28	H: 3 R: 2 ER: 2 SO: 3	BB: 2 IBB: 0 HBP: 0 BLK: 0	WP: 0 HR: 1 S: 75 P: 112	ERA: 2.35 WHIP: 0.652	PITCHER														ERA: 2.35 WHIP: 0.652		

AB	30
R	2
H	3
RBI	2
BB	3
SO	3
LOB	5



Batter	1	2	3	4	5	6	7	8	9	AB	R	H	RBI	BB	SO	LOB	TOP			
Omar Vizquel, S OBP: 0.359, SLG: 0.383										5	1	1	0	0	0	0				
Shane Turner, L OBP: 0.384, SLG: 0.500 Harold Reynolds, S OBP: 0.303, SLG: 0.326										4	0	2	0	0	0	1				
Ken Griffey Jr., L OBP: 0.340, SLG: 0.524										4	0	1	0	0	0	2				
Edgar Martinez, R OBP: 0.390, SLG: 0.563										3	1	1	1	1	0	2				
Pete O'Brien, L OBP: 0.287, SLG: 0.427										4	0	2	1	0	0	2				
Jay Buhner, R OBP: 0.303, SLG: 0.392										4	2	2	2	0	1	4				
Dave Cochrane, S OBP: 0.319, SLG: 0.352 Henry Cotto, R OBP: 0.293, SLG: 0.379										4	0	1	0	0	1	0				
Lance Parrish, R OBP: 0.278, SLG: 0.407										4	1	1	1	0	1	1				
Jeff Schaefer, R OBP: 0.167, SLG: 0.245										4	0	0	0	0	0	0				
Inning Stats	R: 1 E: 0 K: 0 S: 15	H: 3 LOB: 2 BB: 0 P: 19	R: 0 E: 0 K: 0 S: 4	H: 0 LOB: 0 BB: 6 P: 6	R: 0 E: 0 K: 0 S: 11	H: 2 LOB: 2 BB: 0 P: 13	R: 1 E: 0 K: 0 S: 9	H: 2 LOB: 0 BB: 0 P: 15	R: 0 E: 0 K: 1 S: 6	H: 1 LOB: 0 BB: 0 P: 9	R: 0 E: 0 K: 0 S: 5	H: 0 LOB: 0 BB: 0 P: 9	R: 1 E: 0 K: 0 S: 13	H: 2 LOB: 2 BB: 1 P: 24	R: 1 E: 0 K: 0 S: 7	H: 1 LOB: 0 BB: 0 P: 11	1B: 8 2B: 0 3B: 0 HR: 3	SF: 0 SAC: 0 DP: 1 HBP: 0	WP: 0 PB: 0 SB: 1 CS: 1	PA: 37
PITCHER	IP WLS BF H R ER SO BB IBB HBP BLK WP HR S P ERA WHIP																			
Scott Sanderson, R ERA: 4.6	(1, 1) 7.2 L 32 10 4 4 2 1 0 0 0 0 0 2 69 104 4.70 1.435																			
Tim Burke, R ERA: 3.9	(8, 1) 1.1 5 1 1 1 1 0 0 0 0 0 1 10 15 6.75 0.750																			

Seattle Mariners @ New York Yankees
Yankee Stadium, Bronx, NY
Fri Jul 10 1992, 7:05 PM EDT
Att: 20,458 - Cloudy - 82 F

AB 36
R 5
H 11
RBI 5
BB 1
SO 3
LOB 12



Batter	1	2	3	4	5	6	7	8	9	AB	R	H	RBI	BB	SO	LOB	BOTTOM					
Andy Stankiewicz, R OBP: 0.373, SLG: 0.397										4	0	0	0	0	0	1						
Mel Hall, L OBP: 0.291, SLG: 0.461										4	0	0	0	0	0	0						
Roberto Kelly, R OBP: 0.325, SLG: 0.420										4	1	2	0	0	0	0						
Danny Tartabull, R OBP: 0.409, SLG: 0.468										3	1	1	2	1	1	1						
Jim Leyritz, R OBP: 0.385, SLG: 0.500 Kevin Maas, L OBP: 0.319, SLG: 0.453										3	0	0	0	0	0	1						
Charlie Hayes, R OBP: 0.296, SLG: 0.401										4	0	0	0	0	1	1						
Randy Velarde, R OBP: 0.268, SLG: 0.307										3	0	0	0	0	0	0						
Mike Stanley, R OBP: 0.349, SLG: 0.375										3	0	2	0	0	0	1						
Pat Kelly, R OBP: 0.290, SLG: 0.340										3	0	0	0	0	0	2						
Inning Stats	R: 0 E: 0 K: 0 S: 4	H: 0 LOB: 0 BB: 0 P: 7	R: 0 E: 0 K: 0 S: 8	H: 0 LOB: 0 BB: 0 P: 13	R: 0 E: 0 K: 0 S: 10	H: 1 LOB: 1 BB: 0 P: 17	R: 0 E: 0 K: 0 S: 9	H: 0 LOB: 1 BB: 1 P: 14	R: 0 E: 0 K: 0 S: 8	H: 1 LOB: 1 BB: 0 P: 15	R: 2 E: 0 K: 0 S: 9	H: 2 LOB: 0 BB: 0 P: 13	R: 0 E: 0 K: 0 S: 5	H: 0 LOB: 0 BB: 0 P: 8	R: 0 E: 0 K: 2 S: 12	H: 0 LOB: 0 BB: 0 P: 14	R: 0 E: 0 K: 0 S: 12	H: 1 LOB: 1 BB: 0 P: 18	1B: 4 2B: 0 3B: 0 HR: 1	SF: 0 SAC: 0 DP: 1 HBP: 0	WP: 1 PB: 0 SB: 0 CS: 0	PA: 33
PITCHER	IP WLS BF H R ER SO BB IBB HBP BLK WP HR S P ERA WHIP																					
Dave Fleming, L ERA: 3.2	(1, 1) 8.0 W 30 5 2 2 2 1 0 0 0 0 1 0 3 5 0.00 0.000																					
Brian Fisher, R ERA: 13.5	(9, 1) 0.1 1 0 0 0 1 0 0 0 0 0 1 0 3 5 0.00 0.000																					
Russ Swan, L ERA: 4.94	(9, 1) 0.2 S 2 0 0 0 1 0 0 0 0 0 0 0 7 10 0.00 0.000																					

Seattle Mariners @ New York Yankees
Yankee Stadium, Bronx, NY
Fri Jul 10 1992, 7:05 PM EDT
Att: 20,458 - Cloudy - 82 F

AB 32
R 2
H 5
RBI 2
BB 1
SO 2
LOB 8



Batter	1	2	3	4	5	6	7	8	9	10	11	12	AB	R	H	RBI	BB	SO	LOB	TOP				
Henry Cotto, R OBP: 0.299, SLG: 0.382 Shane Turner, L OBP: 0.308, SLG: 0.455 (10, 5)	1-1 SH1-3 1B		1-0 2B 1B		1-0 P3		0-2 L3			2-2 G1-3		1-1 SF8	4 1 2 0 0 0 0 1 0 0 1 0 0 0											
Harold Reynolds, S OBP: 0.305, SLG: 0.330 (1, 4)	1-1 SH1-3		0-0 1B		3-2 CS 1B		1-2 G4-3			0-0 F8		3-3 G3-1	5 1 2 1 0 0 1											
Ken Griffey Jr., L OBP: 0.341, SLG: 0.522 (1, 8)	2-3 K		1-1 BB 1B		2-0 FC6-4 1B			0-1 G3-1			1-2 F7		5 0 2 2 0 1 1											
Edgar Martinez, R OBP: 0.390, SLG: 0.560 (1, 10)	1-0 F9		2-0 BB 1B		0-1 FC6-4 1B			2-1 F9			2-2 F8-3 1B		5 0 2 0 0 0 2											
Jay Buhner, R OBP: 0.305, SLG: 0.389 (1, 9)		3-2 G6-3	4-2 BB			4-2 SH2-3 BB			0-3 K		1-0 F8-3		3 0 0 0 2 1 1											
Dave Cochrane, S OBP: 0.317, SLG: 0.349 (10, 7) (12, 2)		2-2 F8	3-2 G5-3			0-0 SH2-3			3-2 F7			1-2 1B	4 1 1 0 0 0 3											
Lance Parrish, R OBP: 0.271, SLG: 0.396 Pete O'Brien, L OBP: 0.285, SLG: 0.424 (7, 3)	1-2 G6-3			1-1 G4-3		0-0 G6-3			3-2 P6		1-3 K	3 0 0 0 0 0 1 2 0 0 0 0 1 1								AB 41 R 5 H 12 RBI 5 BB 2 SO 5 LOB 11				
Dave Valle, R OBP: 0.317, SLG: 0.407 Tino Martinez, L OBP: 0.303, SLG: 0.396 Kevin Mitchell, R OBP: 0.326, SLG: 0.378 (12, 7)			1-2 1B SH1-4 2B 1B		2-2 G6-3		2-2 G5-3		1-3 K		1-1 1B SF8 1B	4 1 1 0 0 1 1 1 1 1 0 0 0 0 0 0 0 0 0 0 0												
Jeff Schaefer, R OBP: 0.164, SLG: 0.241 Omar Vizquel, S OBP: 0.358, SLG: 0.383 (7, 7)			0-0 SH1-4		1-2 G5-3		1-3 K			2-2 F8		1-0 SF8 1B	1 0 0 0 0 0 0 3 0 1 1 0 1 0											
Inning Stats	R: 0 E: 0 K: 1 S: 9	H: 1 LOB: 1 BB: 0 P: 14	R: 0 E: 0 K: 10 S: 10	H: 0 LOB: 0 BB: 0 P: 16	R: 3 E: 0 K: 17 S: 17	H: 5 LOB: 2 BB: 1 P: 29	R: 0 E: 0 K: 0 S: 12	H: 0 LOB: 0 BB: 1 P: 15	R: 0 E: 0 K: 0 S: 9	H: 0 LOB: 1 BB: 1 P: 15	R: 0 E: 0 K: 1 S: 7	H: 0 LOB: 0 BB: 0 P: 11	R: 0 E: 0 K: 1 S: 10	H: 0 LOB: 0 BB: 0 P: 9	R: 0 E: 0 K: 0 S: 11	H: 0 LOB: 0 BB: 0 P: 15	R: 0 E: 0 K: 0 S: 7	H: 1 LOB: 0 BB: 0 P: 11	R: 2 E: 0 K: 1 S: 13	H: 3 LOB: 1 BB: 0 P: 19	1B: 11 2B: 2 3B: 0 HR: 0	SF: 1 SAC: 3 DP: 2 HBP: 0	WP: 0 PB: 0 SB: 0 CS: 1	PA: 47
PITCHER	IP WLS BF H R ER SO BB IBB HBP BLK WP HR S P ERA WHIP	IP WLS BF H R ER SO BB IBB HBP BLK WP HR S P ERA WHIP	IP WLS BF H R ER SO BB IBB HBP BLK WP HR S P ERA WHIP	IP WLS BF H R ER SO BB IBB HBP BLK WP HR S P ERA WHIP	IP WLS BF H R ER SO BB IBB HBP BLK WP HR S P ERA WHIP	IP WLS BF H R ER SO BB IBB HBP BLK WP HR S P ERA WHIP	IP WLS BF H R ER SO BB IBB HBP BLK WP HR S P ERA WHIP	IP WLS BF H R ER SO BB IBB HBP BLK WP HR S P ERA WHIP	IP WLS BF H R ER SO BB IBB HBP BLK WP HR S P ERA WHIP	IP WLS BF H R ER SO BB IBB HBP BLK WP HR S P ERA WHIP	IP WLS BF H R ER SO BB IBB HBP BLK WP HR S P ERA WHIP	IP WLS BF H R ER SO BB IBB HBP BLK WP HR S P ERA WHIP	IP WLS BF H R ER SO BB IBB HBP BLK WP HR S P ERA WHIP	IP WLS BF H R ER SO BB IBB HBP BLK WP HR S P ERA WHIP	IP WLS BF H R ER SO BB IBB HBP BLK WP HR S P ERA WHIP	IP WLS BF H R ER SO BB IBB HBP BLK WP HR S P ERA WHIP	IP WLS BF H R ER SO BB IBB HBP BLK WP HR S P ERA WHIP	IP WLS BF H R ER SO BB IBB HBP BLK WP HR S P ERA WHIP	IP WLS BF H R ER SO BB IBB HBP BLK WP HR S P ERA WHIP	IP WLS BF H R ER SO BB IBB HBP BLK WP HR S P ERA WHIP				
Curt Young, L ERA: 5.04 Rich Monteleone, R ERA: 2.36 John Habyan, R ERA: 1.81 (10, 1)	6.0 3.0 3.0 L	26 9 12 4	8 0 4 2	3 0 2 2	1 3 1 1	0 0 0 0	0 0 0 0	0 0 0 0	0 0 0 0	64 26 31 45	103 37 45 6.00	1.667 0.000 1.333												

Seattle Mariners @ New York Yankees
Yankee Stadium, Bronx, NY
Sat Jul 11 1992, 3:33 AM EDT
Alt. 39.533 - Cloudy - 91 F

AB 41
R 5
H 12
RBI 5
BB 2
SO 5
LOB 11



Batter	1	2	3	4	5	6	7	8	9	10	11	12	AB	R	H	RBI	BB	SO	LOB	BOTTOM						
Andy Stankiewicz, R OBP: 0.373, SLG: 0.397 (1, 6)	3-2 1B		1-1 1B 1B		0-0 F7		0-2 F9			0-2 G5-3			5 1 2 0 0 0 0													
Mel Hall, L OBP: 0.292, SLG: 0.458 (1, 7)	1-0 F8		1-0 1B		1-1 G4-3		4-0 BB			1-1 G6-3			4 0 1 0 1 0 1													
Roberto Kelly, R OBP: 0.320, SLG: 0.415 (1, 8)	1-2 P4		1-2 SF8		0-0 F8		3-2 F8			3-2 G6-3			4 0 0 1 0 0 2													
Don Mattingly, L OBP: 0.325, SLG: 0.431 (1, 3)	3-1 F8		1-0 1B		1-0 1B		1-1 G4-3 G3-1 1B		0-1 G6-3			0-0 G3-1	5 1 2 1 0 0 1													
Danny Tartabull, R OBP: 0.402, SLG: 0.457 (1, 9)		0-3 K	3-3 K		0-0 G3-1		1-2 G3-1		2-1 P9		0-1 G1-3		5 0 0 0 0 2 3													
Jim Levitz, R OBP: 0.378, SLG: 0.488 Kevin Maas, L OBP: 0.315, SLG: 0.446 (6, 7)		0-1 G5-3		1-1 G6-3		1-2 G4-3		3-2 F8			2-1 G3-1		2 0 0 0 0 0 0 3 0 0 0 0 0 1													
Charlie Hayes, R OBP: 0.297, SLG: 0.397 (1, 5)		0-0 G1-3			2-2 F9		1-2 1B		2-2 F9			0-0 F8	5 0 1 1 0 0 0													
Matt Nokes, L OBP: 0.275, SLG: 0.366 (1, 2)			2-2 1B SF8 1B		4-2 BB		1-2 L9		1-2 F8		1-2 F9		4 1 1 0 1 0 1													
Pat Kelly, R OBP: 0.281, SLG: 0.329 (1, 4)			1-1 F8		1-1 G6-3		0-0 F7		0-0 F7			0-0 G4-3	5 0 0 0 0 0 2													
Inning Stats	R: 0 E: 0 K: 0 S: 13	H: 1 LOB: 1 BB: 0 P: 21	R: 0 E: 0 K: 1 S: 6	H: 0 LOB: 0 BB: 0 P: 6	R: 2 E: 0 K: 1 S: 5	H: 4 LOB: 2 BB: 0 P: 24	R: 0 E: 0 K: 0 S: 11	H: 0 LOB: 1 BB: 1 P: 19	R: 0 E: 0 K: 0 S: 4	H: 0 LOB: 0 BB: 0 P: 5	R: 1 E: 0 K: 0 S: 13	H: 2 LOB: 1 BB: 0 P: 17	R: 0 E: 0 K: 0 S: 7	H: 0 LOB: 0 BB: 0 P: 12	R: 0 E: 0 K: 0 S: 10	H: 0 LOB: 0 BB: 0 P: 13	R: 0 E: 0 K: 0 S: 8	H: 0 LOB: 0 BB: 0 P: 9	R: 0 E: 0 K: 0 S: 5	H: 0 LOB: 0 BB: 0 P: 7	R: 0 E: 0 K: 0 S: 6	H: 0 LOB: 0 BB: 0 P: 6	1B: 7 2B: 0 3B: 0 HR: 0	SF: 1 SAC: 0 DP: 0 HBP: 0	WP: 0 PB: 0 SB: 0 CS: 0	PA: 45
PITCHER	IP WLS BF H R ER SO BB IBB HBP BLK WP HR S P ERA WHIP	IP WLS BF H R ER SO BB IBB HBP BLK WP HR S P ERA WHIP	IP WLS BF H R ER SO BB IBB HBP BLK WP HR S P ERA WHIP	IP WLS BF H R ER SO BB IBB HBP BLK WP HR S P ERA WHIP	IP WLS BF H R ER SO BB IBB HBP BLK WP HR S P ERA WHIP	IP WLS BF H R ER SO BB IBB HBP BLK WP HR S P ERA WHIP	IP WLS BF H R ER SO BB IBB HBP BLK WP HR S P ERA WHIP	IP WLS BF H R ER SO BB IBB HBP BLK WP HR S P ERA WHIP	IP WLS BF H R ER SO BB IBB HBP BLK WP HR S P ERA WHIP	IP WLS BF H R ER SO BB IBB HBP BLK WP HR S P ERA WHIP	IP WLS BF H R ER SO BB IBB HBP BLK WP HR S P ERA WHIP	IP WLS BF H R ER SO BB IBB HBP BLK WP HR S P ERA WHIP	IP WLS BF H R ER SO BB IBB HBP BLK WP HR S P ERA WHIP	IP WLS BF H R ER SO BB IBB HBP BLK WP HR S P ERA WHIP	IP WLS BF H R ER SO BB IBB HBP BLK WP HR S P ERA WHIP	IP WLS BF H R ER SO BB IBB HBP BLK WP HR S P ERA WHIP	IP WLS BF H R ER SO BB IBB HBP BLK WP HR S P ERA WHIP	IP WLS BF H R ER SO BB IBB HBP BLK WP HR S P ERA WHIP	IP WLS BF H R ER SO BB IBB HBP BLK WP HR S P ERA WHIP	IP WLS BF H R ER SO BB IBB HBP BLK WP HR S P ERA WHIP						
Juan Agosto, L ERA: 5.28 Rich DeLucia, R ERA: 6.05 Brian Fisher, R ERA: 5.4 Russ Swan, L ERA: 4.75 (10, 1)	2.2 3.1 3.0 3.0	13 13 10 9	5 2 0 0	2 1 0 0	2 1 0 0	1 1 0 0	0 0 0 0	0 0 0 0	0 0 0 0	31 31 24 18	45 47 39 22	6.75 2.70 0.00 0.000	1.875 0.900 0.333													

Seattle Mariners @ New York Yankees
Yankee Stadium, Bronx, NY
Sat Jul 11 1992, 3:33 AM EDT
Alt. 39.533 - Cloudy - 91 F

AB 42
R 3
H 7
RBI 3
BB 2
SO 2
LOB 11



Batter	1	2	3	4	5	6	7	8	9	AB	R	H	RBI	BB	SO	LOB	TOP				
Andy Stankiewicz, R OBP: 0.362, SLG: 0.383 (1, 6)	G1-3		K			K		G6-4-3		4	0	0	0	0	2	2	New York Yankees @ California Angels Anaheim Stadium, Anaheim, CA Sat Jul 18 1992, 10:05 PM EDT Att: 31,368 - Sunny - 92 F				
Randy Velarde, R OBP: 0.273, SLG: 0.317 (1, 7)	HR		G4-6-3			G4-3			G3	4	1	2	0	0	1						
Roberto Kelly, R OBP: 0.319, SLG: 0.405 (1, 8)	K					F8			F7	4	0	0	0	0	1						
Don Mattingly, L OBP: 0.321, SLG: 0.431 (1, 3)	HR					F8			G3	4	1	1	2	0	1						
Danny Tartabull, R OBP: 0.404, SLG: 0.459 (1, 9)	K					S	BB		F9	3	1	1	1	1	1						
Jim Leyritz, R OBP: 0.392, SLG: 0.460 (1, 10)						G5-3			P3	3	0	0	0	0	1						
Charlie Hayes, R OBP: 0.284, SLG: 0.379 (1, 5)						G6-3			F9	3	0	0	0	0	0						
Mike Stanley, R OBP: 0.344, SLG: 0.380 (1, 2)						K2-3			G1-3	3	0	0	0	0	1						
Pat Kelly, R OBP: 0.288, SLG: 0.329 (1, 4)						G1-3			G6-4-3	3	0	2	0	0	0						
Inning Stats	R: 2 E: 0 K: 2 S: 13	H: 2 LOB: 0 BB: 0 P: 17	R: 0 E: 0 K: 0 S: 4	H: 0 LOB: 0 BB: 0 P: 6	R: 0 E: 0 K: 1 S: 7	H: 1 LOB: 0 BB: 0 P: 8	R: 0 E: 0 K: 0 S: 8	H: 0 LOB: 1 BB: 1 P: 15	R: 0 E: 0 K: 1 S: 9	H: 0 LOB: 0 BB: 0 P: 10	R: 1 E: 0 K: 0 S: 10	H: 1 LOB: 0 BB: 0 P: 17	R: 0 E: 0 K: 0 S: 4	H: 1 LOB: 0 BB: 0 P: 5	R: 0 E: 0 K: 0 S: 7	H: 1 LOB: 1 BB: 0 P: 10	1B: 4 2B: 0 3B: 0 HR: 2	SF: 0 SAC: 0 DP: 2 HBP: 0	WP: 0 PB: 0 SB: 1 CS: 0	PA: 32	
PITCHER	IP WLS BF H R ER SO BB IBB HBP BLK WP HR S P ERA WHIP	IP WLS BF H R ER SO BB IBB HBP BLK WP HR S P ERA WHIP	IP WLS BF H R ER SO BB IBB HBP BLK WP HR S P ERA WHIP	IP WLS BF H R ER SO BB IBB HBP BLK WP HR S P ERA WHIP	IP WLS BF H R ER SO BB IBB HBP BLK WP HR S P ERA WHIP	IP WLS BF H R ER SO BB IBB HBP BLK WP HR S P ERA WHIP	IP WLS BF H R ER SO BB IBB HBP BLK WP HR S P ERA WHIP	IP WLS BF H R ER SO BB IBB HBP BLK WP HR S P ERA WHIP	IP WLS BF H R ER SO BB IBB HBP BLK WP HR S P ERA WHIP	IP WLS BF H R ER SO BB IBB HBP BLK WP HR S P ERA WHIP	IP WLS BF H R ER SO BB IBB HBP BLK WP HR S P ERA WHIP	IP WLS BF H R ER SO BB IBB HBP BLK WP HR S P ERA WHIP	IP WLS BF H R ER SO BB IBB HBP BLK WP HR S P ERA WHIP	IP WLS BF H R ER SO BB IBB HBP BLK WP HR S P ERA WHIP	IP WLS BF H R ER SO BB IBB HBP BLK WP HR S P ERA WHIP	IP WLS BF H R ER SO BB IBB HBP BLK WP HR S P ERA WHIP	IP WLS BF H R ER SO BB IBB HBP BLK WP HR S P ERA WHIP	IP WLS BF H R ER SO BB IBB HBP BLK WP HR S P ERA WHIP	IP WLS BF H R ER SO BB IBB HBP BLK WP HR S P ERA WHIP	IP WLS BF H R ER SO BB IBB HBP BLK WP HR S P ERA WHIP	IP WLS BF H R ER SO BB IBB HBP BLK WP HR S P ERA WHIP
Mark Langston, L ERA: 3.96 (1, 1)	8.2	W	31	6	3	3	5	1	0	0	0	0	0	0	0	0	0.00	0.000			
Mark Eichhorn, R ERA: 2.12 (9, 1)	0.1	S	1	0	0	0	0	0	0	0	0	0	0	0	0	0	0.00	0.000			

Batter	1	2	3	4	5	6	7	8	9	AB	R	H	RBI	BB	SO	LOB	BOTTOM				
Luis Polonia, L OBP: 0.347, SLG: 0.342 (1, 10)	E		G6-3			1B			1B	4	2	3	1	0	0	0	New York Yankees @ California Angels Anaheim Stadium, Anaheim, CA Sat Jul 18 1992, 10:05 PM EDT Att: 31,368 - Sunny - 92 F				
Luis Sojo, R OBP: 0.327, SLG: 0.482 (1, 4)	G4-3		L6			1B			E	4	1	2	2	0	0						
Junior Felix, S OBP: 0.303, SLG: 0.389 (1, 8)	G1-3		G1-3			G4-3			E	3	0	0	0	1	0						
Von Hayes, L OBP: 0.330, SLG: 0.348 (1, 9)	K					L5			E6	4	0	1	1	0	1						
Chad Curtis, R OBP: 0.333, SLG: 0.394 (1, 7)						L6			G4-3	4	0	1	1	0	1						
Rene Gonzales, R OBP: 0.349, SLG: 0.406 (1, 5)						1B			G6-3	4	0	1	0	0	4						
Gary Gaetti, R OBP: 0.270, SLG: 0.315 (1, 3)						1B			E5	4	0	1	0	0	1						
Mike Fitzgerald, R OBP: 0.284, SLG: 0.308 (1, 2)						P3			G6-4-3	3	1	1	0	1	0						
Gary Disarcina, R OBP: 0.301, SLG: 0.311 (1, 6)						L8			K	4	1	1	0	0	1						
Inning Stats	R: 1 E: 0 K: 1 S: 12	H: 1 LOB: 0 BB: 0 P: 14	R: 0 E: 0 K: 0 S: 11	H: 1 LOB: 2 BB: 1 P: 19	R: 0 E: 0 K: 0 S: 8	H: 0 LOB: 0 BB: 0 P: 15	R: 0 E: 0 K: 0 S: 12	H: 2 LOB: 2 BB: 0 P: 19	R: 0 E: 0 K: 1 S: 7	H: 1 LOB: 0 BB: 0 P: 8	R: 4 E: 1 K: 0 S: 13	H: 4 LOB: 2 BB: 1 P: 23	R: 0 E: 1 K: 1 S: 10	H: 0 LOB: 0 BB: 0 P: 13	R: 0 E: 1 K: 1 S: 10	H: 0 LOB: 0 BB: 0 P: 13	1B: 10 2B: 1 3B: 0 HR: 0	SF: 0 SAC: 0 DP: 2 HBP: 0	WP: 0 PB: 0 SB: 3 CS: 0	PA: 36	
PITCHER	IP WLS BF H R ER SO BB IBB HBP BLK WP HR S P ERA WHIP	IP WLS BF H R ER SO BB IBB HBP BLK WP HR S P ERA WHIP	IP WLS BF H R ER SO BB IBB HBP BLK WP HR S P ERA WHIP	IP WLS BF H R ER SO BB IBB HBP BLK WP HR S P ERA WHIP	IP WLS BF H R ER SO BB IBB HBP BLK WP HR S P ERA WHIP	IP WLS BF H R ER SO BB IBB HBP BLK WP HR S P ERA WHIP	IP WLS BF H R ER SO BB IBB HBP BLK WP HR S P ERA WHIP	IP WLS BF H R ER SO BB IBB HBP BLK WP HR S P ERA WHIP	IP WLS BF H R ER SO BB IBB HBP BLK WP HR S P ERA WHIP	IP WLS BF H R ER SO BB IBB HBP BLK WP HR S P ERA WHIP	IP WLS BF H R ER SO BB IBB HBP BLK WP HR S P ERA WHIP	IP WLS BF H R ER SO BB IBB HBP BLK WP HR S P ERA WHIP	IP WLS BF H R ER SO BB IBB HBP BLK WP HR S P ERA WHIP	IP WLS BF H R ER SO BB IBB HBP BLK WP HR S P ERA WHIP	IP WLS BF H R ER SO BB IBB HBP BLK WP HR S P ERA WHIP	IP WLS BF H R ER SO BB IBB HBP BLK WP HR S P ERA WHIP	IP WLS BF H R ER SO BB IBB HBP BLK WP HR S P ERA WHIP	IP WLS BF H R ER SO BB IBB HBP BLK WP HR S P ERA WHIP	IP WLS BF H R ER SO BB IBB HBP BLK WP HR S P ERA WHIP	IP WLS BF H R ER SO BB IBB HBP BLK WP HR S P ERA WHIP	IP WLS BF H R ER SO BB IBB HBP BLK WP HR S P ERA WHIP
Scott Kamieniecki, R ERA: 4.61 (1, 1)	6.1	L	28	4	3	2	1	1	0	0	0	0	0	0	0	0	4.26	1.737			
John Habyan, R ERA: 1.75 (7, 1)	1.2		8	1	1	0	1	1	0	0	0	0	0	0	0	0	0.00	1.200			

Batter	1	2	3	4	5	6	7	8	9	AB	R	H	RBI	BB	SO	LOB	TOP						
Andy Stankiewicz, R OBP: 0.365, SLG: 0.386	F7		1B		G4-3	1B		F8 1B	K	6	1	3	1	0	1	2							
Dion James, L OBP: 0.321, SLG: 0.385	K		K			G4-3				5	1	2	2	0	2	2							
Don Mattingly, L OBP: 0.322, SLG: 0.430	1B				F8	P6		F8		5	0	2	1	0	0	2							
Danny Tartabull, R OBP: 0.404, SLG: 0.453	K				G5-3	1B		F8		3	0	0	0	2	1	3							
Mel Hall, L OBP: 0.294, SLG: 0.447		L9						F7		4	0	1	0	1	0	4							
Kevin Maas, L OBP: 0.305, SLG: 0.447		P2			G3	G4-3				5	1	1	1	0	0	3							
Randy Velarde, R OBP: 0.288, SLG: 0.355										5	2	4	1	0	1	0							
Matt Nokes, L OBP: 0.276, SLG: 0.376					G4-3					2	1	1	0	0	0	0							
Jim Leyritz, R OBP: 0.352, SLG: 0.444										3	0	0	0	0	1	2							
Pat Kelly, R OBP: 0.287, SLG: 0.346					F7					4	2	1	1	0	2	2							
Inning Stats	R: 0 H: 1 E: 0 K: 2 S: 12	H: 1 LOB: 1 BB: 0 P: 20	R: 0 H: 0 E: 0 K: 1 S: 5	LOB: 0 BB: 0 P: 7	R: 0 H: 1 E: 0 K: 1 S: 7	LOB: 1 BB: 0 P: 10	R: 0 H: 0 E: 0 K: 0 S: 7	LOB: 1 BB: 1 P: 14	R: 4 H: 4 E: 1 K: 0 S: 21	LOB: 2 BB: 1 P: 31	R: 3 H: 4 E: 0 K: 2 S: 16	LOB: 1 BB: 0 P: 26	R: 0 H: 1 E: 0 K: 2 S: 8	LOB: 1 BB: 0 P: 12	R: 0 H: 2 E: 0 K: 0 S: 9	LOB: 2 BB: 0 P: 14	R: 1 H: 2 E: 0 K: 2 S: 14	LOB: 1 BB: 0 P: 23	1B: 10 2B: 1 3B: 0 HR: 4	SF: 0 SAC: 1 DP: 0 HBP: 0	WP: 0 PB: 0 CS: 0	PA: 46	
PITCHER	IP	WLS	BF	H	R	ER	SO	BB	IBB	HBP	BLK	WP	HR	S	P	ERA	WHIP						
Bert Blyleven, R ERA: 5.29	4.1	L	20	5	4	3	4	1	0	0	0	0	1	41	66	6.23	1.385						
Scott Bailes, L ERA: 8.64	1.1		10	5	3	3	0	1	0	0	0	0	2	25	36	20.25	4.500						
Mike Butcher, R ERA:	2.0		10	3	0	0	2	1	0	0	0	0	0	17	30	0.00	2.000						
Steve Frey, L ERA: 1.67	0.1		2	1	1	1	0	0	0	0	0	0	1	5	6	27.00	3.000						
Mark Eichhorn, R ERA: 2.09	1.0		4	1	0	0	2	0	0	0	0	0	0	11	19	0.00	1.000						

New York Yankees @ California Angels
 Anaheim Stadium, Anaheim, CA
 Sun Jul 19 1992, 6:33 AM EDT
 Att: 24,084 - Sunny - 88 F

AB	42
R	8
H	15
RBI	7
BB	3
SO	8
LOB	20



Batter	1	2	3	4	5	6	7	8	9	AB	R	H	RBI	BB	SO	LOB	BOTTOM						
Luis Polonia, L OBP: 0.352, SLG: 0.350	E 2B		G4-3			1B				4	1	3	0	0	0	0							
Luis Sojo, R OBP: 0.333, SLG: 0.483	E5 1B		F7			1B		F7		4	0	2	0	0	0	1							
Junior Felix, S OBP: 0.302, SLG: 0.387	P2				G6-3					4	1	1	0	0	1	3							
Gary Gaetti, R OBP: 0.270, SLG: 0.325	F9				F8			P3		4	1	1	2	0	0	3							
Chad Curtis, R OBP: 0.332, SLG: 0.396	G5-3							G4-3		4	0	1	0	0	1	1							
Rene Gonzales, R OBP: 0.347, SLG: 0.402						F7		L3		3	0	0	0	1	1	1							
Jose Gonzalez, R OBP: 0.288, SLG: 0.244			F9			F8				4	0	0	0	0	2	2							
Ron Tingley, R OBP: 0.206, SLG: 0.338			G1-6-4-3			P4				4	0	0	0	0	2	2							
Gary Disarcina, R OBP: 0.298, SLG: 0.308						F9		F7		3	0	0	0	0	0	0							
Inning Stats	R: 1 H: 2 E: 1 K: 0 S: 9	H: 2 LOB: 1 BB: 0 P: 16	R: 0 H: 0 E: 0 K: 0 S: 2	LOB: 0 BB: 1 P: 7	R: 0 H: 0 E: 0 K: 0 S: 4	LOB: 0 BB: 0 P: 6	R: 0 H: 0 E: 0 K: 1 S: 7	LOB: 0 BB: 0 P: 11	R: 0 H: 2 E: 0 K: 1 S: 11	LOB: 2 BB: 0 P: 18	R: 0 H: 0 E: 0 K: 1 S: 6	LOB: 0 BB: 0 P: 9	R: 0 H: 1 E: 0 K: 1 S: 9	LOB: 1 BB: 0 P: 13	R: 2 H: 3 E: 0 K: 3 S: 18	LOB: 1 BB: 0 P: 26	1B: 5 2B: 2 3B: 0 HR: 1	SF: 0 SAC: 0 DP: 1 HBP: 0	WP: 0 PB: 0 CS: 0	PA: 35			
PITCHER	IP	WLS	BF	H	R	ER	SO	BB	IBB	HBP	BLK	WP	HR	S	P	ERA	WHIP						
Curt Young, L ERA: 4.23	8.0	W	29	5	1	1	4	1	0	0	0	0	0	56	93	1.12	0.750						
Greg Cadaret, L ERA: 5.11	1.0		6	3	2	2	3	0	0	0	0	0	1	18	26	18.00	3.000						

New York Yankees @ California Angels
 Anaheim Stadium, Anaheim, CA
 Sun Jul 19 1992, 6:33 AM EDT
 Att: 24,084 - Sunny - 88 F

AB	34
R	3
H	8
RBI	2
BB	1
SO	7
LOB	13



Batter	1	2	3	4	5	6	7	8	9	AB	R	H	RBI	BB	SO	LOB	TOP					
Andy Stankiewicz, R OBP: 0.359, SLG: 0.378	F9		F9	F9			F8		F8	5	0	0	0	0	0	3						
Mel Hall, L OBP: 0.294, SLG: 0.448	K		2B		G6-3		L7			4	1	1	0	0	1	0						
Don Mattingly, L OBP: 0.327, SLG: 0.436	1B		2B		F7			E8		4	0	3	1	0	0	0						
Danny Tartabull, R OBP: 0.402, SLG: 0.450	1B		K		G6-3			G4-3		4	0	1	0	0	1	2						
Roberto Kelly, R OBP: 0.319, SLG: 0.407	F8				FC1-5			G5-3		4	0	1	0	0	0	3						
Kevin Maas, L OBP: 0.313, SLG: 0.447		K2-3			BB					2	0	1	0	2	1	0						
Charlie Hayes, R OBP: 0.281, SLG: 0.375	G6-3				FC1-5			IBB		4	0	0	0	0	1	6						
Matt Nokes, L OBP: 0.272, SLG: 0.370	G4-3				P5					4	0	0	0	0	0	3						
Pat Kelly, R OBP: 0.286, SLG: 0.339					G5-3			F8		3	0	0	0	1	0	0						
Inning Stats	R: 0 E: 0 K: 1 S: 13	H: 2 LOB: 2 BB: 0 P: 20	R: 0 E: 0 K: 1 S: 7	H: 0 LOB: 0 BB: 0 P: 9	R: 1 E: 0 K: 1 S: 13	H: 2 LOB: 1 BB: 0 P: 21	R: 0 E: 0 K: 0 S: 9	H: 1 LOB: 3 BB: 2 P: 22	R: 0 E: 0 K: 0 S: 4	H: 0 LOB: 0 BB: 0 P: 5	R: 0 E: 1 K: 0 S: 7	H: 1 LOB: 1 BB: 0 P: 9	R: 0 E: 0 K: 0 S: 8	H: 0 LOB: 0 BB: 0 P: 13	R: 0 E: 1 K: 1 S: 11	H: 1 LOB: 2 BB: 1 P: 18	R: 0 E: 0 K: 0 S: 3	H: 0 LOB: 0 BB: 0 P: 5	1B: 4 2B: 3 3B: 0 HR: 0	SF: 0 SAC: 0 DP: 1 HBP: 0	WP: 0 PB: 0 SB: 0 CS: 0	PA: 37
PITCHER Ron Darling, R ERA: 4.11	IP: 9.0 WLS: L BF: 37	H: 7 R: 1 ER: 1 SO: 4	BB: 2 IBB: 1 HBP: 0 BLK: 0	WP: 0 HR: 0 S: 75 P: 122	ERA: 1.00 WHIP: 1.000																	

New York Yankees @ Oakland Athletics
Oakland-Alameda County Coliseum, Oakland, CA
Mon Jul 20 1992, 7:05 PM PDT
Att: 26,637 - Sunny - 71 F

AB 34
R 1
H 7
RBI 1
BB 3
SO 4
LOB 17



Batter	1	2	3	4	5	6	7	8	9	AB	R	H	RBI	BB	SO	LOB	BOTTOM				
Rickey Henderson, R OBP: 0.421, SLG: 0.443	F8		P6			S		G6-3		3	0	0	0	1	0	0					
Carney Lansford, R OBP: 0.322, SLG: 0.351	G5-4-3				G4-3		K	G6-3		3	0	0	0	1	1	1					
Jose Canseco, R OBP: 0.320, SLG: 0.477	G5-4-3				F9		K		G6-3	4	0	0	0	0	1	2					
Harold Baines, L OBP: 0.315, SLG: 0.366		G3-1			G3		F8		G5-4-3	4	0	1	0	0	0	0					
Eric Fox, S OBP: 0.292, SLG: 0.381									1B	0	0	0	0	0	0	0					
Mark McGwire, R OBP: 0.379, SLG: 0.567	F8				G5-3		K		G5-4-3	4	0	0	0	0	1	1					
Terry Steinbach, R OBP: 0.355, SLG: 0.435					G5-3		1B			3	0	2	0	0	0	0					
Willie Wilson, S OBP: 0.330, SLG: 0.319					G4-3		1B			3	0	2	0	0	0	1					
Mike Bordick, R OBP: 0.354, SLG: 0.380					K					3	0	0	0	0	2	3					
Walt Weiss, S OBP: 0.331, SLG: 0.280					G4-1				G3	3	0	0	0	0	0	0					
Inning Stats	R: 0 E: 0 K: 0 S: 3	H: 0 LOB: 0 BB: 1 P: 8	R: 0 E: 0 K: 0 S: 11	H: 1 LOB: 0 BB: 0 P: 18	R: 0 E: 0 K: 1 S: 8	H: 0 LOB: 0 BB: 0 P: 13	R: 0 E: 0 K: 0 S: 5	H: 0 LOB: 0 BB: 0 P: 10	R: 0 E: 0 K: 2 S: 12	H: 0 LOB: 1 BB: 1 P: 20	R: 0 E: 0 K: 1 S: 10	H: 2 LOB: 2 BB: 0 P: 17	R: 0 E: 0 K: 0 S: 6	H: 0 LOB: 0 BB: 0 P: 7	R: 0 E: 0 K: 0 S: 8	H: 1 LOB: 1 BB: 0 P: 10	1B: 5 2B: 0 3B: 0 HR: 0	SF: 0 SAC: 0 DP: 2 HBP: 0	WP: 0 PB: 0 SB: 1 CS: 0	PA: 32	
PITCHER Shawn Hillegas, R ERA: 3.28	IP: 9.0 WLS: W BF: 32	H: 5 R: 0 ER: 0 SO: 5	BB: 2 IBB: 0 HBP: 0 BLK: 0	WP: 0 HR: 0 S: 73 P: 119	ERA: 0.00 WHIP: 0.778																

New York Yankees @ Oakland Athletics
Oakland-Alameda County Coliseum, Oakland, CA
Mon Jul 20 1992, 7:05 PM PDT
Att: 26,637 - Sunny - 71 F

AB 30
R 0
H 5
RBI 0
BB 2
SO 5
LOB 8



Batter	1	2	3	4	5	6	7	8	9	AB	R	H	RBI	BB	SO	LOB	TOP								
Dion James, L (1.9) OBP: 0.339, SLG: 0.381	E3 2B SF8-5		G4-3	FC6-4		G5-4-3 2B		K		3	1	1	0	2	0	0	New York Yankees @ Seattle Mariners The Kingdome, Seattle, WA Fri Jul 24 1992, 10:05 PM EDT Att: 23,526 - Dome - 70 F								
Randy Velarde, R (1.6) OBP: 0.395, SLG: 0.400	SF8-5 2B		1B	1B	BB	FC1-6 BB	G5-4-3 BB	1B		4	2	2	0	1	0	3									
Don Mattingly, L (1.3) OBP: 0.326, SLG: 0.427	P6		1B	WP	1B	FC1-6 1B	G5-4-3	1B		3	0	1	0	2	0	4									
Mel Hall, L (1.7) OBP: 0.296, SLG: 0.444	SF8-5		WP	1B	1B	1B	BB	F9		3	0	2	3	1	1	2									
Roberto Kelly, R (1.8) OBP: 0.325, SLG: 0.420	2B	1B	WP	1B	1B	G6-4-3 1B	BB	K		6	1	1	0	0	0	7									
Kevin Maas, L (1.10) OBP: 0.321, SLG: 0.449	F9 2B					G6-4-3 1B	P3	G5-3		5	1	2	1	0	1	0									
Charlie Hayes, R (1.5) OBP: 0.261, SLG: 0.383	P2		G3			1B	2B	1B	K	5	2	3	1	0	1	1									
Matt Nokes, L (1.2) OBP: 0.277, SLG: 0.382	F9		1B	1B		2B	1B	K		5	1	2	1	0	0	1									
Pat Kelly, R (1.4) OBP: 0.279, SLG: 0.337	F9		F9	FC6-4 1B		1B	2B	G3	F9	4	0	1	2	0	1	2									
Inning Stats	R: 1 E: 1 K: 0 S: 5	H: 1 LOB: 0 BB: 0 P: 9	R: 1 E: 0 K: 0 S: 6	H: 2 LOB: 0 BB: 0 P: 8	R: 1 E: 0 K: 0 S: 10	H: 2 LOB: 1 BB: 1 P: 20	R: 0 E: 0 K: 0 S: 14	H: 2 LOB: 2 BB: 2 P: 21	R: 1 E: 0 K: 0 S: 13	H: 1 LOB: 1 BB: 2 P: 27	R: 3 E: 0 K: 0 S: 13	H: 4 LOB: 3 BB: 3 P: 33	R: 0 E: 0 K: 1 S: 8	H: 0 LOB: 0 BB: 0 P: 13	R: 0 E: 0 K: 2 S: 19	H: 2 LOB: 2 BB: 0 P: 25	R: 1 E: 0 K: 1 S: 9	H: 1 LOB: 0 BB: 0 P: 14	1B: 10 2B: 5 3B: 0 HR: 1	SF: 1 SAC: 0 DP: 3 HBP: 0	WP: 1 PB: 0 SB: 0 CS: 0	PA: 45			
PITCHER	IP	WLS	BF	H	R	ER	SO	BB	IBB	HBP	BLK	WP	HR	S	P	ERA	WHIP								
Brian Fisher, R (1.1) ERA: 5.84	4.1		22	7	4	3	0	3	0	0	0	1	0	42	74	6.23	2.308								
Juan Agosto, L (5.1) ERA: 6.13	0.2		5	4	3	3	0	0	0	0	0	0	0	13	23	40.50	6.000								
Rich DeLucia, R (6.1) ERA: 6.39	2.1		12	3	0	0	2	2	1	0	0	0	0	23	46	0.00	2.143								
Dennis Powell, L (8.1) ERA: 5.45	1.2	L	6	1	1	1	2	0	0	0	0	0	1	19	27	5.40	0.600								

AB	38
R	8
H	15
RBI	8
BB	6
SO	4
LOB	20



Batter	1	2	3	4	5	6	7	8	9	AB	R	H	RBI	BB	SO	LOB	BOTTOM								
Henry Cotto, R (1.7) OBP: 0.294, SLG: 0.373	G6-3		FC5-4 2B	S	2B		F7		K	3	2	1	0	0	0	1	New York Yankees @ Seattle Mariners The Kingdome, Seattle, WA Fri Jul 24 1992, 10:05 PM EDT Att: 23,526 - Dome - 70 F								
Shane Turner, L (5.7) OBP: 0.308, SLG: 0.435			2B	1B	2B					2	0	1	1	0	0	1									
Tino Martinez, L (9.7) OBP: 0.297, SLG: 0.379			2B	2B	BB					1	0	0	0	0	1	0									
Edgar Martinez, R (1.5) OBP: 0.390, SLG: 0.546	K		2B	1B	BB			1B	1B	5	3	3	0	1	1	1									
Ken Griffey Jr., L (1.8) OBP: 0.352, SLG: 0.531			K	HBP	1B			F8		4	0	2	2	2	1	3									
Kevin Mitchell, R (1.10) OBP: 0.325, SLG: 0.384	FC5-4		E	P4			F7	BB		6	1	2	2	0	1	5									
Jay Buhner, R (1.9) OBP: 0.316, SLG: 0.414		F8	E7	1B	1B		F8	BB		4	0	2	1	0	0	1									
Lance Parrish, R (1.3) OBP: 0.292, SLG: 0.441		F9	2B	BB			G4-3	P2		2	0	1	0	1	1	2									
Pete O'Brien, L (6.3) OBP: 0.281, SLG: 0.403		F9	2B	BB						2	0	0	0	0	0	4									
Dave Valle, R (1.2) OBP: 0.353, SLG: 0.383		F9					P4		F9	4	0	1	0	0	0	1									
Dave Cochrane, S (6.7) OBP: 0.307, SLG: 0.320			1B					FC5-2 BB		0	0	0	1	1	0	0									
Omar Vizquel, S (1.6) OBP: 0.350, SLG: 0.366		G5-3	G3				G3	FC5-2		5	0	1	0	0	0	7									
Harold Reynolds, S (1.4) OBP: 0.306, SLG: 0.331			E5	G6-3			2B	2B	FC3-6	5	1	1	0	0	0	1									
Inning Stats	R: 0 E: 0 K: 1 S: 10	H: 1 LOB: 1 BB: 0 P: 14	R: 0 E: 0 K: 0 S: 9	H: 1 LOB: 1 BB: 0 P: 14	R: 3 E: 2 K: 1 S: 17	H: 4 LOB: 3 BB: 1 P: 27	R: 2 E: 0 K: 1 S: 17	H: 2 LOB: 2 BB: 1 P: 32	R: 1 E: 0 K: 0 S: 10	H: 2 LOB: 1 BB: 0 P: 15	R: 0 E: 0 K: 0 S: 7	H: 0 LOB: 1 BB: 1 P: 13	R: 0 E: 0 K: 0 S: 8	H: 1 LOB: 0 BB: 0 P: 10	R: 1 E: 0 K: 0 S: 18	H: 3 LOB: 3 BB: 1 P: 30	R: 0 E: 0 K: 2 S: 12	H: 1 LOB: 2 BB: 1 P: 25	1B: 8 2B: 7 3B: 0 HR: 0	SF: 0 SAC: 0 DP: 0 HBP: 1	WP: 0 PB: 0 SB: 0 CS: 0	PA: 49			
PITCHER	IP	WLS	BF	H	R	ER	SO	BB	IBB	HBP	BLK	WP	HR	S	P	ERA	WHIP								
Curt Young, L (1.1) ERA: 4.32	3.1		21	8	5	2	2	2	0	0	0	0	0	47	77	5.40	3.000								
Tim Burke, R (4.1) ERA: 3.99	0.2		3	0	0	0	1	0	0	1	0	0	0	6	10	0.00	0.000								
Rich Monteleone, R (5.1) ERA: 3.07	3.1		17	6	2	2	0	1	0	0	0	0	0	38	56	5.40	2.100								
Greg Cadaret, L (8.1) ERA: 5.09	0.1		1	0	0	0	0	0	0	0	0	0	0	2	5	0.00	0.000								
Steve Farr, R (8.1) ERA: 1.83	1.1	W	7	1	0	0	2	2	0	0	0	0	0	15	32	0.00	2.250								



Batter	1	2	3	4	5	6	7	8	9	AB	R	H	RBI	BB	SO	LOB	TOP			
Dion James, L (1, 9) OBP: 0.336, SLG: 0.376	L7			2B	F8		G4-6-3			4	1	1	0	0	0	1	New York Yankees @ Seattle Mariners The Kingdome, Seattle, WA Sat Jul 25 1992, 10:05 PM EDT Att: 28,206 - Dome - 70 F livebaseballscorecards.com			
Randy Velarde, R (1, 6) OBP: 0.309, SLG: 0.419	F9			2B		K		SF8		4	1	2	1	0	1	0				
Don Mattingly, L (1, 3) OBP: 0.328, SLG: 0.429	P6			1B		1B		SF8		3	0	2	1	0	0	0				
Mel Hall, L (1, 7) OBP: 0.303, SLG: 0.450				1B		1B		1B		4	0	4	0	0	0	0				
Roberto Kelly, R (1, 8) OBP: 0.324, SLG: 0.418	G4-6-3			FC		1B		G5-4-3		4	0	1	0	0	0	4				
Kevin Maas, L (1, 10) OBP: 0.318, SLG: 0.445	F9			F9		BB				2	0	0	0	0	0	3				
Danny Tartabull, R (6, PH) OBP: 0.402, SLG: 0.456				F9		BB				0	0	0	0	1	0	0				
Mike Stanley, R (9, PH) OBP: 0.347, SLG: 0.417				F9		BB				1	0	0	0	0	0	0				
Charlie Hayes, R (1, 5) OBP: 0.281, SLG: 0.381				K	F8			G6-3		4	0	1	0	0	1	6				
Matt Nokes, L (1, 2) OBP: 0.280, SLG: 0.381				BB		F8		FC6-4		3	0	1	0	1	0	1				
Andy Stankiewicz, R (1, 4) OBP: 0.344, SLG: 0.360	G4-6-3			G4-6-3		G5-3		FC6-4		4	0	0	0	0	0	3				
Inning Stats	R: 0 E: 0 K: 0 S: 6	H: 0 LOB: 0 BB: 0 P: 8	R: 0 E: 0 K: 0 S: 7	H: 1 LOB: 0 BB: 0 P: 12	R: 0 E: 0 K: 1 S: 10	H: 0 LOB: 0 BB: 1 P: 15	R: 1 E: 1 K: 0 S: 13	H: 4 LOB: 3 BB: 0 P: 23	R: 0 E: 0 K: 0 S: 6	H: 3 LOB: 0 BB: 1 P: 26	R: 0 E: 0 K: 0 S: 3	H: 1 LOB: 0 BB: 0 P: 4	R: 1 E: 0 K: 0 S: 10	H: 2 LOB: 0 BB: 0 P: 14	R: 0 E: 0 K: 0 S: 5	H: 1 LOB: 1 BB: 0 P: 8	1B: 10 2B: 1 3B: 1 HR: 0	SF: 1 SAC: 0 DP: 4 HBP: 0	WP: 0 PB: 0 CS: 0	PA: 36
PITCHER	IP WLS BF H R ER SO BB IBB HBP BLK WP HR S P ERA WHIP																			
Mark Grant, R (1, 1) ERA: 3.89	5.2 W 23 8 1 1 2 1 0 0 0 0 0 54 86 1.59 1.588																			
Dennis Powell, L (6, 1) ERA: 5.45	0.0 1 0 0 0 0 1 0 0 0 0 0 0 4 ∞ ∞																			
Jeff Nelson, R (6, 1) ERA: 4.13	3.1 S 12 4 1 1 0 0 0 0 0 0 0 0 19 29 2.70 1.200																			

Batter	1	2	3	4	5	6	7	8	9	AB	R	H	RBI	BB	SO	LOB	BOTTOM			
Omar Vizquel, S (1, 6) OBP: 0.355, SLG: 0.375	P5		FC4-6	2B		HR		FC5-4		5	2	3	0	0	0	1	New York Yankees @ Seattle Mariners The Kingdome, Seattle, WA Sat Jul 25 1992, 10:05 PM EDT Att: 28,206 - Dome - 70 F livebaseballscorecards.com			
Edgar Martinez, R (1, 5) OBP: 0.393, SLG: 0.553	K		FC4-6	BB		HR		2B		3	2	1	3	2	1	2				
Jeff Schaefer, R (9, 5) OBP: 0.155, SLG: 0.228	K		FC4-6	BB		HR		SF8		0	0	0	0	0	0	0				
Ken Griffey Jr., L (1, 8) OBP: 0.355, SLG: 0.544	3B		FC4-6	2B		K		BB		5	2	3	1	0	1	2				
Kevin Mitchell, R (1, 7) OBP: 0.329, SLG: 0.387	F7		2B		G6-3		BB			3	0	1	2	2	0	2				
Pete O'Brien, L (1, 3) OBP: 0.283, SLG: 0.400	F8		FC5-4	BB		F8		SF8		2	0	0	1	2	0	1				
Jay Buhner, R (1, 9) OBP: 0.317, SLG: 0.412	K		FC5-4			F8		G3-2-3		4	0	1	1	1	1	3				
Tino Martinez, L (1, 10) OBP: 0.292, SLG: 0.372	K			P5		G3-1		F8		5	0	0	0	0	1	5				
Dave Valle, R (1, 2) OBP: 0.292, SLG: 0.381			K		G5-3		G6-3		FC5-4		4	0	1	0	0	1		2		
Harold Reynolds, S (1, 4) OBP: 0.311, SLG: 0.336			1B		2B		1B		L6		4	2	3	0	0	1				
Inning Stats	R: 0 E: 0 K: 1 S: 10	H: 1 LOB: 0 BB: 0 P: 13	R: 0 E: 0 K: 2 S: 7	H: 0 LOB: 0 BB: 0 P: 14	R: 3 E: 0 K: 1 S: 24	H: 3 LOB: 2 BB: 2 P: 41	R: 0 E: 0 K: 0 S: 11	H: 2 LOB: 2 BB: 0 P: 14	R: 1 E: 0 K: 0 S: 14	H: 2 LOB: 1 BB: 1 P: 26	R: 3 E: 0 K: 1 S: 17	H: 3 LOB: 1 BB: 1 P: 32	R: 0 E: 0 K: 0 S: 9	H: 1 LOB: 0 BB: 0 P: 15	R: 1 E: 0 K: 0 S: 7	H: 1 LOB: 2 BB: 3 P: 21	1B: 7 2B: 4 3B: 1 HR: 1	SF: 1 SAC: 0 DP: 1 HBP: 0	WP: 0 PB: 0 CS: 0	PA: 43
PITCHER	IP WLS BF H R ER SO BB IBB HBP BLK WP HR S P ERA WHIP																			
Shawn Hillegas, R (1, 1) ERA: 4.14	5.0 L 29 11 7 7 4 1 0 0 0 0 0 1 73 119 12.60 2.800																			
Greg Cadaret, L (6, 1) ERA: 4.95	2.0 8 1 0 0 1 1 0 0 0 0 0 0 19 36 0.00 1.000																			
Jerry Nielsen, L (8, 1) ERA: 6.75	1.0 6 1 1 1 0 2 1 0 0 0 0 0 7 21 9.00 3.000																			

Batter	1	2	3	4	5	6	7	8	9	AB	R	H	RBI	BB	SO	LOB	TOP										
Andy Stankiewicz, R OBP: 0.344, SLG: 0.358	P3	1B		2B	K		G4-6-3			4	1	1	0	1	1	3											
Randy Velarde, R OBP: 0.321, SLG: 0.437	F7			1B						4	0	3	3	1	0	0											
Don Mattingly, L OBP: 0.329, SLG: 0.431		P3								5	0	2	1	0	0	4											
Danny Tartabull, R OBP: 0.402, SLG: 0.451										3	0	0	0	2	1	1											
Roberto Kelly, R OBP: 0.325, SLG: 0.416	G3									4	0	1	0	1	1	6											
Jim Leyritz, R OBP: 0.397, SLG: 0.448										2	1	0	0	0	2	4											
Dion James, L OBP: 0.331, SLG: 0.369										2	0	0	0	0	0	1											
Charlie Hayes, R OBP: 0.279, SLG: 0.381										5	1	1	0	0	2	3											
Mike Stanley, R OBP: 0.369, SLG: 0.425										3	2	2	1	2	0	1											
Pat Kelly, R OBP: 0.275, SLG: 0.332										3	0	0	0	0	2	4											
Mei Hall, L OBP: 0.305, SLG: 0.452										1	0	1	0	0	0	0											
Inning Stats	R: 0 E: 0 K: 0 S: 8	H: 1 LOB: 2 BB: 1 P: 17	R: 2 E: 0 K: 2 S: 21	H: 2 LOB: 2 BB: 1 P: 36	R: 0 E: 0 K: 2 S: 10	H: 0 LOB: 1 BB: 1 P: 18	R: 2 E: 0 K: 3 S: 20	H: 3 LOB: 3 BB: 2 P: 39	R: 0 E: 0 K: 1 S: 8	H: 0 LOB: 1 BB: 1 P: 16	R: 0 E: 0 K: 0 S: 12	H: 1 LOB: 1 BB: 0 P: 19	R: 1 E: 0 K: 0 S: 11	H: 3 LOB: 1 BB: 0 P: 20	R: 0 E: 0 K: 0 S: 4	H: 0 LOB: 0 BB: 1 P: 10	R: 0 E: 0 K: 1 S: 11	H: 1 LOB: 1 BB: 0 P: 15	1B: 7 2B: 5 3B: 0 HR: 0	SF: 0 SAC: 0 DP: 2 HBP: 1	WP: 1 PB: 1 CS: 1	PA: 44					
PITCHER	IP	WLS	BF	H	R	ER	SO	BB	IBB	HBP	BLK	WP	HR	S	P	ERA	WHIP										
Randy Johnson, L ERA: 4.15	6.0	W	32	7	4	4	8	6	0	1	0	0	0	79	145	6.00	2.167										
Rich DeLucia, R ERA: 6.5	0.1		4	3	1	1	0	0	0	0	0	0	0	8	17	27.00	9.000										
Kerry Woodson, R ERA: 1.8	1.2		4	0	0	0	0	1	0	0	0	0	0	7	13	0.00	0.600										
Russ Swan, L ERA: 4.7	1.0	S	4	1	0	0	1	0	0	0	0	1	0	11	15	0.00	1.000										

New York Yankees @ Seattle Mariners
The Kingdome, Seattle, WA
Sun Jul 26 1992, 6:33 AM EDT
Att: 21,802 - Dome - 70 F

AB 36
R 5
H 11
RBI 5
BB 7
SO 9
LOB 27



Batter	1	2	3	4	5	6	7	8	9	AB	R	H	RBI	BB	SO	LOB	BOTTOM										
Omar Vizquel, S OBP: 0.361, SLG: 0.385										4	1	3	0	0	0	0											
Edgar Martinez, R OBP: 0.389, SLG: 0.546										4	1	0	0	0	0	3											
Ken Griffey Jr., L OBP: 0.354, SLG: 0.544										4	1	1	0	0	1	1											
Kevin Mitchell, R OBP: 0.334, SLG: 0.409										3	3	2	4	1	0	0											
Pete O'Brien, L OBP: 0.279, SLG: 0.395										4	1	0	0	0	0	1											
Jay Buhner, R OBP: 0.319, SLG: 0.412										3	0	1	1	1	1	0											
Shane Turner, L OBP: 0.300, SLG: 0.407										4	0	1	1	0	1	1											
Jeff Schaefer, R OBP: 0.155, SLG: 0.228										0	0	0	0	0	0	0											
Lance Parrish, R OBP: 0.293, SLG: 0.462										3	1	1	1	0	2	2											
Harold Reynolds, S OBP: 0.308, SLG: 0.333										3	0	0	0	0	0	0											
Inning Stats	R: 3 E: 0 K: 1 S: 16	H: 3 LOB: 0 BB: 0 P: 22	R: 0 E: 0 K: 1 S: 8	H: 0 LOB: 0 BB: 0 P: 14	R: 3 E: 1 K: 2 S: 16	H: 3 LOB: 2 BB: 1 P: 26	R: 0 E: 0 K: 0 S: 6	H: 1 LOB: 0 BB: 0 P: 11	R: 0 E: 0 K: 0 S: 4	H: 0 LOB: 0 BB: 0 P: 6	R: 1 E: 0 K: 1 S: 7	H: 1 LOB: 0 BB: 1 P: 16	R: 0 E: 0 K: 0 S: 8	H: 0 LOB: 0 BB: 0 P: 12	R: 1 E: 0 K: 0 S: 10	H: 1 LOB: 0 BB: 0 P: 15	1B: 4 2B: 2 3B: 0 HR: 3	SF: 0 SAC: 0 DP: 0 HBP: 0	WP: 0 PB: 0 CS: 2	PA: 34							
PITCHER	IP	WLS	BF	H	R	ER	SO	BB	IBB	HBP	BLK	WP	HR	S	P	ERA	WHIP										
Melido Perez, R ERA: 3.05	5.2	L	26	8	7	4	5	2	0	0	0	0	1	11	16	6.75	0.750										
Tim Burke, R ERA: 3.51	1.1		5	1	1	1	0	0	0	0	0	0	0	3	5	0.00	0.000										
Jerry Nielsen, L ERA: 6.23	0.1		1	0	0	0	0	0	0	0	0	0	0	6	9	0.00	0.000										
John Habyan, R ERA: 2.13	0.2		2	0	0	0	0	0	0	0	0	0	0	6	9	0.00	0.000										

New York Yankees @ Seattle Mariners
The Kingdome, Seattle, WA
Sun Jul 26 1992, 6:33 AM EDT
Att: 21,802 - Dome - 70 F

AB 32
R 8
H 9
RBI 7
BB 2
SO 5
LOB 8



Batter	1	2	3	4	5	6	7	8	9	AB	R	H	RBI	BB	SO	LOB	TOP					
Brady Anderson, L (1, 7) OBP: 0.377, SLG: 0.484	F7		2B		E	G4-3			G3	4	1	1	0	1	0	1	Baltimore Orioles @ New York Yankees Yankee Stadium, Bronx, NY Tue Jul 28, 1992, 7:05 PM EDT Att: 25,377 - Cloudy - 73 F					
Mike Devereaux, R (1, 8) OBP: 0.324, SLG: 0.473	F7		K		SF8				1B	4	2	2	2	0	1	2						
Cal Ripken Jr., R (1, 6) OBP: 0.343, SLG: 0.377	K				1B				P3	4	0	1	1	1	1	1						
Glenn Davis, R (1, 10) OBP: 0.372, SLG: 0.449 Mark McLemore, S (9, PR) OBP: 0.326, SLG: 0.296		G6-3								4	0	2	2	1	1	1						
Randy Milligan, R (1, 3) OBP: 0.388, SLG: 0.379 David Segui, S (8, 3) OBP: 0.297, SLG: 0.303										3	0	0	0	1	1	6						
Joe Orsulak, L (1, 9) OBP: 0.359, SLG: 0.412	FC5-4									4	0	0	0	0	0	4						
Leo Gomez, R (1, 5) OBP: 0.366, SLG: 0.411	F7									3	0	0	0	1	0	1						
Billy Ripken, R (1, 4) OBP: 0.271, SLG: 0.340										4	1	1	0	0	0	1						
Jeff Tackett, R (1, 2) OBP: 0.321, SLG: 0.437	F8									4	1	1	0	0	1	2						
Inning Stats	R: 0 E: 0 K: 1 S: 10	H: 0 LOB: 0 BB: 0 P: 13	R: 0 E: 0 K: 0 S: 9	H: 0 LOB: 1 BB: 1 P: 17	R: 1 E: 0 K: 1 S: 17	H: 2 LOB: 3 BB: 2 P: 32	R: 0 E: 0 K: 0 S: 7	H: 0 LOB: 0 BB: 0 P: 11	R: 2 E: 0 K: 1 S: 11	H: 3 LOB: 2 BB: 1 P: 22	R: 0 E: 0 K: 0 S: 10	H: 0 LOB: 1 BB: 1 P: 17	R: 1 E: 1 K: 1 S: 9	H: 1 LOB: 1 BB: 0 P: 15	R: 0 E: 0 K: 1 S: 7	H: 0 LOB: 0 BB: 0 P: 11		R: 1 E: 0 K: 0 S: 10	H: 2 LOB: 1 BB: 0 P: 14	1B: 4 2B: 2 3B: 1 HR: 1	SF: 1 SAC: 0 DP: 0 HBP: 0	WP: 0 PB: 0 SB: 1 CS: 0
PITCHER	IP	WLS	BF	H	R	ER	SO	BB	IBB	HBP	BLK	WP	HR	S	P	ERA	WHIP					
Scott Sanderson, R (1, 1) ERA: 5.03	6.0	L	28	5	3	3	3	4	1	0	0	0	0	64	112	4.50	1.500					
Rich Monteleone, R (7, 1) ERA: 3.21	3.0		13	3	2	2	2	0	0	0	0	0	1	26	40	6.00	1.000					

Batter	1	2	3	4	5	6	7	8	9	AB	R	H	RBI	BB	SO	LOB	BOTTOM					
Dion James, L (1, 9) OBP: 0.344, SLG: 0.383	WP									4	0	3	1	0	1	1	Baltimore Orioles @ New York Yankees Yankee Stadium, Bronx, NY Tue Jul 28, 1992, 7:05 PM EDT Att: 25,377 - Cloudy - 73 F					
Randy Velarde, R (1, 6) OBP: 0.320, SLG: 0.433										4	0	1	0	0	1	3						
Don Mattingly, L (1, 10) OBP: 0.328, SLG: 0.430	F7									4	1	1	0	0	0	2						
Mel Hall, L (1, 7) OBP: 0.302, SLG: 0.447	F7									4	0	0	0	0	1	3						
Roberto Kelly, R (1, 8) OBP: 0.322, SLG: 0.411	F8									4	0	0	1	0	0	2						
Matt Nokes, L (1, 2) OBP: 0.285, SLG: 0.383 Mike Stanley, R (3, PR) OBP: 0.371, SLG: 0.420										1	0	1	0	0	0	0						
Charlie Hayes, R (1, 5) OBP: 0.279, SLG: 0.380										1	0	0	0	1	1	0						
Kevin Maas, L (1, 3) OBP: 0.317, SLG: 0.439										3	1	0	0	1	2	1						
Pat Kelly, R (1, 4) OBP: 0.274, SLG: 0.330										4	0	1	0	0	1	4						
Inning Stats	R: 0 E: 0 K: 0 S: 7	H: 2 LOB: 2 BB: 0 P: 15	R: 1 E: 0 K: 0 S: 12	H: 3 LOB: 2 BB: 1 P: 22	R: 1 E: 0 K: 1 S: 13	H: 1 LOB: 1 BB: 0 P: 21	R: 0 E: 0 K: 3 S: 12	H: 1 LOB: 1 BB: 0 P: 17	R: 0 E: 0 K: 0 S: 6	H: 0 LOB: 0 BB: 0 P: 10	R: 0 E: 0 K: 3 S: 14	H: 0 LOB: 0 BB: 0 P: 21	R: 0 E: 0 K: 1 S: 5	H: 1 LOB: 0 BB: 0 P: 10	R: 0 E: 0 K: 1 S: 8	H: 0 LOB: 0 BB: 0 P: 13		R: 0 E: 0 K: 1 S: 10	H: 0 LOB: 1 BB: 1 P: 18	1B: 8 2B: 1 3B: 0 HR: 0	SF: 0 SAC: 0 DP: 1 HBP: 1	WP: 2 PB: 0 SB: 1 CS: 0
PITCHER	IP	WLS	BF	H	R	ER	SO	BB	IBB	HBP	BLK	WP	HR	S	P	ERA	WHIP					
Ben McDonald, R (1, 1) ERA: 4.53	8.0	W	32	8	2	2	9	1	0	1	0	0	0	77	129	2.25	1.125					
Gregg Olson, R (9, 1) ERA: 2.35	1.0	S	4	0	0	0	1	1	0	0	0	0	0	10	18	0.00	1.000					

AB	35
R	5
H	8
RBI	5
BB	5
SO	5
LOB	20

AB	33
R	2
H	8
RBI	2
BB	2
SO	10
LOB	18

Batter	1	2	3	4	5	6	7	8	9	AB	R	H	RBI	BB	SO	LOB	TOP					
Brady Anderson, L (1, 7) OBP: 0.378, SLG: 0.483	0-1 BB 1B		1-2 S 1B		0-1 L8		0-0 F7		0-0 P6	5	1	2	0	0	0	0						
Mike Deversaux, R (1, 8) OBP: 0.324, SLG: 0.478	4-2 G5-4-3 BB		2-1 P6			2-2 G6-3		2-2 HR	1-0 F7	4	1	1	1	1	0	1						
Cal Ripken Jr., R (1, 6) OBP: 0.344, SLG: 0.379	1-2 F8		1-2 1B			0-0 F8		1-1 2B	1-0 F9	5	1	2	1	0	0	2						
Glenn Davis, R (1, 10) Mark McLemore, S (8, PR) OBP: 0.326, SLG: 0.296	2-2 G5-4-3		1-0 F8			2-2 FC6-4 1B		1-1 BB FC3-2 2B		4	0	2	1	0	0	3						
Randy Milligan, R (1, 3) OBP: 0.387, SLG: 0.375 David Segui, S (8, 3) OBP: 0.297, SLG: 0.303		0-1 L5		1-3 K		2-0 FC6-4		4-0 BB E BB		3	1	0	0	1	1	1						
Joe Orsulak, L (1, 9) OBP: 0.381, SLG: 0.411	1-1 F8		0-0 F9				1-2 S HR 1B	4-1 E BB		3	1	1	0	1	0	0						
Leo Gomez, R (1, 5) OBP: 0.365, SLG: 0.409	1-2 FC6-4 1B		3-3 K				2-3 K	2-3 K		4	0	1	0	0	3	4						
Billy Ripken, R (1, 4) OBP: 0.271, SLG: 0.354	1-2 FC6-4				0-0 L7		0-0 HR	1-0 FC3-2		4	1	1	2	0	0	3						
Jeff Tackett, R (1, 2) OBP: 0.312, SLG: 0.423			1-0 F9		2-1 G6-3		1-0 G6-3	2-3 K		4	0	0	0	0	1	2						
Inning Stats	R: 0 H: 1 E: 0 K: 0 S: 11	H: 1 LOB: 1 BB: 1 P: 17	R: 0 H: 1 E: 0 K: 0 S: 10	H: 1 LOB: 1 BB: 0 P: 13	R: 1 H: 2 E: 0 K: 0 S: 11	H: 2 LOB: 1 BB: 0 P: 17	R: 0 H: 0 E: 0 K: 2 S: 9	H: 0 LOB: 0 BB: 0 P: 13	R: 0 H: 0 E: 0 K: 0 S: 5	H: 0 LOB: 0 BB: 0 P: 7	R: 0 H: 1 E: 0 K: 0 S: 9	H: 1 LOB: 1 BB: 0 P: 15	R: 2 H: 2 E: 0 K: 1 S: 12	H: 2 LOB: 0 BB: 0 P: 16	R: 3 H: 3 E: 1 K: 2 S: 21	H: 3 LOB: 2 BB: 2 P: 38	R: 0 H: 0 E: 0 K: 0 S: 3	H: 0 LOB: 0 BB: 0 P: 5	1B: 6 2B: 2 3B: 0 HR: 2	SF: 0 SAC: 0 DP: 1 HBP: 0	WP: 0 PB: 0 SB: 2 CS: 0	PA: 39
PITCHER	IP	WLS	BF	H	R	ER	SO	BB	IBB	HBP	BLK	WP	HR	S	P	ERA	WHIP					
Scott Kamieniecki, R (1, 1) ERA: 4.68	7.0	L	29	8	4	4	3	1	0	0	0	0	2	73	106	5.14	1.286					
Tim Burke, R (8, 1) ERA: 3.78	0.0		3	2	1	1	0	1	0	0	0	0	0	4	10	∞	∞					
Greg Cadaret, L (8, 1) ERA: 4.89	1.0		4	0	1	0	2	1	0	0	0	0	0	11	20	0.00	1.000					
Steve Farr, R (9, 1) ERA: 1.57	1.0		3	0	0	0	0	0	0	0	0	0	0	3	5	0.00	0.000					

Baltimore Orioles @ New York Yankees
 Yankee Stadium, Bronx, NY
 Wed Jul 29 1992, 7:05 PM EDT
 Att: 21,566 - Cloudy - 85 F

AB	36
R	6
H	10
RBI	5
BB	3
SO	5
LOB	16



Batter	1	2	3	4	5	6	7	8	9	AB	R	H	RBI	BB	SO	LOB	BOTTOM					
Andy Stankiewicz, R (1, 6) OBP: 0.340, SLG: 0.353	1-1 G6-3		0-2 G5-3		1-1 F7			1-0 G5-3		4	0	0	0	0	0	2						
Randy Velarde, R (1, 7) OBP: 0.319, SLG: 0.429	0-1 F9		2-3 K			1-0 G6-4-3 1B		0-3 K		4	0	1	0	0	2	1						
Roberto Kelly, R (1, 8) OBP: 0.321, SLG: 0.408	4-1 PB BB			1-3 K		1-1 G6-4-3		0-3 K		3	0	0	0	1	2	1						
Don Mattingly, L (1, 3) OBP: 0.329, SLG: 0.429	3-2 F9			1-1 1B		4-2 BB		0-0 L5		3	0	1	0	1	0	1						
Jim Leyritz, R (1, 10) OBP: 0.345, SLG: 0.430		1-2 L8		3-1 F8		1-3 K		2-1 L9		4	0	0	0	0	1	2						
Mel Hall, L (1, 9) OBP: 0.302, SLG: 0.446		0-0 G3-1		0-0 1B			3-1 P5			3	0	1	0	0	0	0						
Mike Stanley, R (1, 2) OBP: 0.361, SLG: 0.497		2-3 K			3-3 K		0-3 K			3	0	0	0	0	3	0						
Charlie Hayes, R (1, 5) OBP: 0.277, SLG: 0.376			2-2 P4		0-0 P5		1-2 G5-3			3	0	0	0	0	0	0						
Pat Kelly, R (1, 4) OBP: 0.280, SLG: 0.346			0-0 G5-3 1B		2-0 3B			1-0 F9		3	0	2	0	0	0	0						
Inning Stats	R: 0 H: 0 E: 0 K: 0 S: 10	H: 0 LOB: 0 BB: 0 P: 18	R: 0 H: 0 E: 1 K: 1 S: 9	H: 0 LOB: 0 BB: 0 P: 12	R: 0 H: 1 E: 0 K: 1 S: 11	H: 1 LOB: 0 BB: 0 P: 15	R: 0 H: 2 E: 0 K: 1 S: 9	H: 2 LOB: 2 BB: 0 P: 14	R: 0 H: 1 E: 0 K: 1 S: 7	H: 1 LOB: 1 BB: 0 P: 13	R: 0 H: 1 E: 0 K: 1 S: 9	H: 1 LOB: 1 BB: 1 P: 16	R: 0 H: 0 E: 0 K: 1 S: 8	H: 0 LOB: 0 BB: 0 P: 12	R: 0 H: 0 E: 0 K: 1 S: 6	H: 0 LOB: 0 BB: 0 P: 8	R: 0 H: 0 E: 0 K: 1 S: 7	H: 0 LOB: 0 BB: 0 P: 9	1B: 4 2B: 0 3B: 1 HR: 0	SF: 0 SAC: 0 DP: 1 HBP: 0	WP: 0 PB: 1 SB: 0 CS: 0	PA: 32
PITCHER	IP	WLS	BF	H	R	ER	SO	BB	IBB	HBP	BLK	WP	HR	S	P	ERA	WHIP					
Arthur Rhodes, L (1, 1) ERA: 1.76	9.0	W	32	5	0	0	8	2	0	0	0	0	0	76	117	0.00	0.778					

Baltimore Orioles @ New York Yankees
 Yankee Stadium, Bronx, NY
 Wed Jul 29 1992, 7:05 PM EDT
 Att: 21,566 - Cloudy - 85 F

AB	30
R	0
H	5
RBI	0
BB	2
SO	8
LOB	7



Batter	1	2	3	4	5	6	7	8	9	AB	R	H	RBI	BB	SO	LOB	TOP				
Brady Anderson, L (1, 7) OBP: 0.377, SLG: 0.480	L8		P6			FC5-4 1B		G4-3		4	0	1	0	0	0	0	Baltimore Orioles @ New York Yankees Yankee Stadium, Bronx, NY Thu Jul 30 1992, 3:33 AM EDT Att: 30,329 - Cloudy - 81 F				
Mike Devereaux, R (1, 8) OBP: 0.324, SLG: 0.475	K			G6-4-3 BB		P6		G4-3		3	0	0	0	1	1						
Cal Ripken Jr., R (1, 6) OBP: 0.345, SLG: 0.383				G6-4-3 1-2		P2			1B 1B	4	1	2	0	0	2						
Glenn Davis, R (1, 10) OBP: 0.372, SLG: 0.451	F9			F8		FC5-4 1-2			1B 1B	4	1	1	0	0	2						
Randy Milligan, R (1, 3) OBP: 0.385, SLG: 0.373		F7			F9		L8		1B 1B	4	0	1	1	0	0						
Leo Gomez, R (1, 5) OBP: 0.367, SLG: 0.418		G6-3			1B BB		HR		G4-6-3 1-2 2-H	3	1	1	1	1	2						
Joe Orsulak, L (1, 9) OBP: 0.363, SLG: 0.410		F9			1-3 1B		F7		1B BB	3	0	1	0	1	0						
Billy Ripken, R (1, 4) OBP: 0.267, SLG: 0.349 Chito Martinez, L (9, PH) OBP: 0.350, SLG: 0.402			G6-3		L6		F8		1-2 3-H 1B	3	0	0	0	0	2						
Jeff Tackett, R (1, 2) OBP: 0.306, SLG: 0.413 Sam Horn, L (9, PH) OBP: 0.335, SLG: 0.434			P3		G1-3		F7		P2	3	0	0	0	0	2						
Inning Stats	R: 0 E: 0 K: 10 S: 10	H: 1 LOB: 1 BB: 0 P: 16	R: 0 E: 0 K: 10 S: 10	H: 0 LOB: 0 BB: 0 P: 15	R: 0 E: 0 K: 6 S: 6	H: 0 LOB: 0 BB: 0 P: 9	R: 0 E: 0 K: 9 S: 9	H: 0 LOB: 0 BB: 1 P: 16	R: 0 E: 0 K: 7 S: 7	H: 1 LOB: 2 BB: 1 P: 28	R: 1 E: 0 K: 4 S: 4	H: 1 LOB: 0 BB: 0 P: 6	R: 0 E: 0 K: 4 S: 4	H: 0 LOB: 0 BB: 0 P: 6	R: 2 E: 0 K: 15 S: 15	H: 4 LOB: 2 BB: 1 P: 27		1B: 6 2B: 1 3B: 0 HR: 1	SF: 0 SAC: 0 DP: 2 HBP: 0	WP: 0 PB: 0 SB: 0 CS: 0	PA: 36
PITCHER	IP	WLS	BF	H	R	ER	SO	BB	IBB	HBP	BLK	WP	HR	S	P	ERA	WHIP				
Curt Young, L (1, 1) ERA: 3.81	8.0	W	29	4	1	1	1	2	0	0	0	0	1	69	109	1.12	0.750				
John Habyan, R (9, 1) ERA: 2.43	0.2		5	3	2	2	0	1	0	0	0	0	0	10	20	27.00	6.000				
Steve Farr, R (9, 1) ERA: 1.55	0.1	S	2	1	0	0	0	0	0	0	0	0	0	5	7	0.00	3.000				

Batter	1	2	3	4	5	6	7	8	9	AB	R	H	RBI	BB	SO	LOB	BOTTOM				
Dion James, L (1, 9) OBP: 0.346, SLG: 0.387	SH5-3 1B 2B	F9		G5-3 BB	F8			F9		4	1	1	0	1	0	2	Baltimore Orioles @ New York Yankees Yankee Stadium, Bronx, NY Thu Jul 30 1992, 3:33 AM EDT Att: 30,329 - Cloudy - 81 F				
Andy Stankiewicz, R (1, 6) OBP: 0.339, SLG: 0.355	SH5-3			G5-3		G5-3		G4-3		4	0	1	0	0	1						
Don Mattingly, L (1, 3) OBP: 0.330, SLG: 0.427	2-3			L7		P6		FC4-6 1B		4	1	1	0	1	3						
Mel Hall, L (1, 7) OBP: 0.306, SLG: 0.456	1-2 3-H FC 1B	G6-3			2-1 HR	BB 1B		FC4-6 1-2		5	2	3	2	0	3						
Roberto Kelly, R (1, 8) OBP: 0.323, SLG: 0.408	1-2 2-H 1B		P3		L6		1-2 BB			3	0	1	1	1	0						
Matt Nokes, L (1, 2) OBP: 0.285, SLG: 0.379	2-1 F8		P4		G4-1 1B BB	G1-3				3	1	0	0	1	4						
Randy Velarde, R (1, 5) OBP: 0.322, SLG: 0.431	0-1 FC				1-1 G4-1 1B 1B		G6-3			4	1	2	0	0	1						
Kevin Maas, L (1, 10) OBP: 0.312, SLG: 0.431	1-2 3-H K		G4-3		1-2 2-3 G4-1		G3			4	0	0	0	1	5						
Pat Kelly, R (1, 4) OBP: 0.288, SLG: 0.351		2B 1B			4-2 CS BB		F9			3	0	2	2	1	0						
Inning Stats	R: 3 E: 1 K: 1 S: 17	H: 3 LOB: 2 BB: 1 P: 30	R: 0 E: 0 K: 6 S: 6	H: 2 LOB: 0 BB: 0 P: 10	R: 0 E: 0 K: 8 S: 8	H: 1 LOB: 1 BB: 0 P: 13	R: 0 E: 0 K: 9 S: 9	H: 0 LOB: 2 BB: 2 P: 21	R: 3 E: 0 K: 15 S: 15	H: 3 LOB: 1 BB: 1 P: 27	R: 0 E: 0 K: 11 S: 11	H: 1 LOB: 0 BB: 1 P: 17	R: 0 E: 0 K: 5 S: 5	H: 0 LOB: 0 BB: 0 P: 10	R: 0 E: 0 K: 8 S: 8	H: 1 LOB: 1 BB: 0 P: 12		1B: 8 2B: 2 3B: 0 HR: 1	SF: 0 SAC: 1 DP: 0 HBP: 0	WP: 0 PB: 0 SB: 0 CS: 1	PA: 40
PITCHER	IP	WLS	BF	H	R	ER	SO	BB	IBB	HBP	BLK	WP	HR	S	P	ERA	WHIP				
Rick Sutcliffe, R (1, 1) ERA: 4.56	4.1	L	25	8	6	5	1	4	0	0	0	0	1	51	94	10.38	2.769				
Mike Flanagan, L (5, 1) ERA: 6.75	3.2		15	3	0	0	0	1	0	0	0	0	0	28	46	0.00	1.091				

Batter	1	2	3	4	5	6	7	8	9	AB	R	H	RBI	BB	SO	LOB	TOP					
Dion James, L (1, 9) OBP: 0.358, SLG: 0.389	0-1 G6-4-3 1B		4-2 BB		4-0 BB		1-0 G3-1			2	0	1	0	2	0	1						
Randy Velarde, R (1, 5) OBP: 0.316, SLG: 0.422	2-2 G6-4-3 1-2		0-0 G6-3		3-3 K			1-2 G5-3		4	0	0	0	0	1	4						
Don Mattingly, L (1, 3) OBP: 0.353, SLG: 0.426	1-3 K2-3			0-0 F9		1-1 G4-3 1B		1-0 HR		3	0	1	0	0	1	0						
Mike Stanley, R (7, 3) OBP: 0.367, SLG: 0.446										1	1	1	1	0	0	0						
Mel Hall, L (1, 7) OBP: 0.305, SLG: 0.456		1-1 G6-3 SF8 2B		1-2 G6-3		1-2 G4-3 1-2		2-2 G4-3		4	1	1	0	0	0	1						
Charlie Hayes, R (8, 5) OBP: 0.277, SLG: 0.376										0	0	0	0	0	0	0						
Roberto Kelly, R (1, 8) OBP: 0.324, SLG: 0.408		0-0 G6-3		2-2 1B		1-1 1B		1-3 K		4	0	2	0	0	1	1						
Matt Nokes, L (1, 2) OBP: 0.282, SLG: 0.376		2-3 SF8		0-0 F8		2-1 G4-3				2	0	0	1	0	0	2						
Jim Leyritz, R (7, 2) OBP: 0.342, SLG: 0.426										1	0	0	0	0	1	0						
Kevin Maas, L (1, 10) OBP: 0.315, SLG: 0.434		3-H 2-3 K			1-0 G4-3 2B		3-2 P5		4-0 BB	3	0	1	0	1	1	0						
Andy Stankiewicz, R (1, 6) OBP: 0.338, SLG: 0.351			0-0 G6-3		1-2 G4-3		4-2 BB		2-0 F8	3	0	0	0	1	0	2						
Pat Kelly, R (1, 4) OBP: 0.283, SLG: 0.343			0-3 K		3-3 K		0-0 P4		2-2 F9	4	0	0	0	0	2	3						
Inning Stats	R: 0 E: 0 K: 1 S: 10	H: 1 LOB: 0 BB: 0 P: 12	R: 1 E: 0 K: 1 S: 8	H: 1 LOB: 0 BB: 0 P: 11	R: 0 E: 0 K: 1 S: 7	H: 0 LOB: 1 BB: 1 P: 11	R: 0 E: 0 K: 0 S: 10	H: 1 LOB: 2 BB: 1 P: 13	R: 0 E: 0 K: 2 S: 9	H: 2 LOB: 1 BB: 1 P: 14	R: 0 E: 0 K: 0 S: 8	H: 0 LOB: 1 BB: 1 P: 16	R: 1 E: 0 K: 1 S: 12	H: 1 LOB: 0 BB: 1 P: 17	R: 0 E: 0 K: 1 S: 8	H: 0 LOB: 1 BB: 1 P: 17	1B: 4 2B: 2 3B: 0 HR: 1	SF: 1 SAC: 0 DP: 2 HBP: 0	WP: 0 PB: 0 SB: 0 CS: 0	PA: 36		
PITCHER	IP WLS BF H R ER SO BB IBB HBP BLK WP HR S P ERA WHIP	IP WLS BF H R ER SO BB IBB HBP BLK WP HR S P ERA WHIP	IP WLS BF H R ER SO BB IBB HBP BLK WP HR S P ERA WHIP	IP WLS BF H R ER SO BB IBB HBP BLK WP HR S P ERA WHIP	IP WLS BF H R ER SO BB IBB HBP BLK WP HR S P ERA WHIP	IP WLS BF H R ER SO BB IBB HBP BLK WP HR S P ERA WHIP	IP WLS BF H R ER SO BB IBB HBP BLK WP HR S P ERA WHIP	IP WLS BF H R ER SO BB IBB HBP BLK WP HR S P ERA WHIP	IP WLS BF H R ER SO BB IBB HBP BLK WP HR S P ERA WHIP	IP WLS BF H R ER SO BB IBB HBP BLK WP HR S P ERA WHIP	IP WLS BF H R ER SO BB IBB HBP BLK WP HR S P ERA WHIP	IP WLS BF H R ER SO BB IBB HBP BLK WP HR S P ERA WHIP	IP WLS BF H R ER SO BB IBB HBP BLK WP HR S P ERA WHIP	IP WLS BF H R ER SO BB IBB HBP BLK WP HR S P ERA WHIP	IP WLS BF H R ER SO BB IBB HBP BLK WP HR S P ERA WHIP	IP WLS BF H R ER SO BB IBB HBP BLK WP HR S P ERA WHIP	IP WLS BF H R ER SO BB IBB HBP BLK WP HR S P ERA WHIP	IP WLS BF H R ER SO BB IBB HBP BLK WP HR S P ERA WHIP	IP WLS BF H R ER SO BB IBB HBP BLK WP HR S P ERA WHIP	IP WLS BF H R ER SO BB IBB HBP BLK WP HR S P ERA WHIP	IP WLS BF H R ER SO BB IBB HBP BLK WP HR S P ERA WHIP	
Todd Stottlemyre, R (1, 1) ERA: 4.92	7.0 W 28	6 1 1 1 5	3 0 0 0 0	0 0 0 0 0	0 0 1 20 34	1.29 1.286																
Pat Hentgen, R (8, 1) ERA: 4.78	2.0 W 8	1 1 1 1 2	1 0 0 0 0	0 0 0 0 0	0 0 1 20 34	4.50 1.000																

New York Yankees @ Toronto Blue Jays
SkyDome, Toronto, ON
Fri Jul 31 1992, 7:05 PM EDT
Att: 50,407 - Dome - 70 F

AB	31
R	2
H	7
RBI	2
BB	4
SO	7
LOB	14



Batter	1	2	3	4	5	6	7	8	9	AB	R	H	RBI	BB	SO	LOB	BOTTOM					
Devon White, S (1, 8) OBP: 0.293, SLG: 0.365	4-2 E S 1B BB	1-2 FC BB 1B		4-1 S HR BB	0-0 F7	3-2 F8		0-3 K		4	2	0	0	2	1	5						
Roberto Alomar, S (1, 4) OBP: 0.410, SLG: 0.439	2-1 BB 1B	0-1 BB 1B		0-0 L8	1-0 FC6-4	3-2 F8				5	0	2	1	0	0	3						
Alfredo Griffin, S (7, 4) OBP: 0.146, SLG: 0.132	1-H G6-4-3 1B	1-2 BB 1B			1-2 1-2					0	0	0	0	0	0	0						
Joe Carter, R (1, 9) OBP: 0.323, SLG: 0.496	1-0 G6-4-3	0-1 L5		2-2 1-H HR		1-0 2B 2B		3-2 F8		4	2	2	2	0	0	4						
Derek Bell, R (7, 9) OBP: 0.304, SLG: 0.306	1-2 G6-4-3									1	0	0	0	0	0	0						
Dave Winfield, R (1, 10) OBP: 0.375, SLG: 0.492	2-2 G5-3	4-1 BB		2-2 P6		2-1 1B BB 2B		0-1 P4		3	1	1	2	1	0	0						
Pat Tabler, R (7, PH) OBP: 0.318, SLG: 0.278		1-2 2-3 3-H BB								1	0	0	0	0	0	0						
John Olerud, L (1, 3) OBP: 0.383, SLG: 0.458		1-2 BB 2B		4-1 BB		4-0 BB 1B 2B BB		1-1 G6-3		2	1	1	0	2	0	3						
Ed Sprague, R (6, PR) (7, 3)										1	1	0	0	0	0	0						
Candy Maldonado, R (1, 7) OBP: 0.355, SLG: 0.452		0-2 2B 1B	1-1 G6-3	4-0 1-2 BB		1-0 2B 1B		2-1 F8		4	2	2	0	1	0	0						
Jeff Kent, R (1, 5) OBP: 0.326, SLG: 0.419	2-0 1-H G6-3 2B	1-0 G4-3		3-1 P5		4-1 2B BB		4-2 1B BB		3	2	1	3	2	0	2						
Pat Borders, R (1, 2) OBP: 0.306, SLG: 0.402		0-1 G6-3								4	1	3	5	0	0	0						
Randy Knorr, R (8, 2) OBP: 1.000, SLG: 1.000										1	0	1	0	0	0	0						
Manuel Lee, S (1, 6) OBP: 0.330, SLG: 0.309	2-1 1B BB 1B	2-1 G4-3		2-1 F7		1-0 F9		2-3 K		5	1	1	0	0	1	4						
Inning Stats	R: 1 E: 0 K: 0 S: 10	H: 1 LOB: 0 BB: 1 P: 18	R: 4 E: 1 K: 0 S: 22	H: 5 LOB: 3 BB: 1 P: 34	R: 1 E: 0 K: 0 S: 7	H: 1 LOB: 0 BB: 0 P: 11	R: 2 E: 0 K: 0 S: 12	H: 1 LOB: 2 BB: 3 P: 31	R: 0 E: 0 K: 0 S: 5	H: 1 LOB: 1 BB: 2 P: 7	R: 5 E: 0 K: 0 S: 16	H: 4 LOB: 1 BB: 2 P: 38	R: 0 E: 0 K: 0 S: 8	H: 0 LOB: 0 BB: 0 P: 12	R: 0 E: 0 K: 2 S: 13	H: 1 LOB: 2 BB: 1 P: 21	1B: 7 2B: 5 3B: 0 HR: 2	SF: 0 SAC: 0 DP: 1 HBP: 0	WP: 0 PB: 0 SB: 2 CS: 0	PA: 46		
PITCHER	IP WLS BF H R ER SO BB IBB HBP BLK WP HR S P ERA WHIP	IP WLS BF H R ER SO BB IBB HBP BLK WP HR S P ERA WHIP	IP WLS BF H R ER SO BB IBB HBP BLK WP HR S P ERA WHIP	IP WLS BF H R ER SO BB IBB HBP BLK WP HR S P ERA WHIP	IP WLS BF H R ER SO BB IBB HBP BLK WP HR S P ERA WHIP	IP WLS BF H R ER SO BB IBB HBP BLK WP HR S P ERA WHIP	IP WLS BF H R ER SO BB IBB HBP BLK WP HR S P ERA WHIP	IP WLS BF H R ER SO BB IBB HBP BLK WP HR S P ERA WHIP	IP WLS BF H R ER SO BB IBB HBP BLK WP HR S P ERA WHIP	IP WLS BF H R ER SO BB IBB HBP BLK WP HR S P ERA WHIP	IP WLS BF H R ER SO BB IBB HBP BLK WP HR S P ERA WHIP	IP WLS BF H R ER SO BB IBB HBP BLK WP HR S P ERA WHIP	IP WLS BF H R ER SO BB IBB HBP BLK WP HR S P ERA WHIP	IP WLS BF H R ER SO BB IBB HBP BLK WP HR S P ERA WHIP	IP WLS BF H R ER SO BB IBB HBP BLK WP HR S P ERA WHIP	IP WLS BF H R ER SO BB IBB HBP BLK WP HR S P ERA WHIP	IP WLS BF H R ER SO BB IBB HBP BLK WP HR S P ERA WHIP	IP WLS BF H R ER SO BB IBB HBP BLK WP HR S P ERA WHIP	IP WLS BF H R ER SO BB IBB HBP BLK WP HR S P ERA WHIP	IP WLS BF H R ER SO BB IBB HBP BLK WP HR S P ERA WHIP	IP WLS BF H R ER SO BB IBB HBP BLK WP HR S P ERA WHIP	
Shawn Hillegas, R (1, 1) ERA: 4.71	3.0 L 18	7 6 6 0 4	0 0 0 0 0	0 0 0 0 0	0 0 1 21 50	27.00 4.500																
Tim Lincecum, R (4, 1) ERA: 5.68	2.0 W 15	5 6 6 0 1	0 0 0 0 0	0 0 0 0 0	0 0 0 20 38	4.50 1.000																
Greg Cadaret, L (6, 1) ERA: 4.88	2.0 W 8	1 1 1 0 1	0 0 0 0 0	0 0 0 0 0	0 0 0 13 21	0.00 2.000																
Jerry Nielsen, L (8, 1) ERA: 5.06	1.0 W 5	1 0 0 0 2	1 0 0 0 0	1 0 0 0 0	0 0 0 13 21	0.00 2.000																

New York Yankees @ Toronto Blue Jays
SkyDome, Toronto, ON
Fri Jul 31 1992, 7:05 PM EDT
Att: 50,407 - Dome - 70 F

AB	38
R	13
H	14
RBI	13
BB	8
SO	2
LOB	21



Batter	1	2	3	4	5	6	7	8	9	AB	R	H	RBI	BB	SO	LOB	TOP				
Bernie Williams, S OBP: 0.200, SLG: 0.200	0-0 CS 1B	1-0 L3		1-2 L9			1-1 FC6-5		2-2 F8	5	0	1	0	0	0	5					
Randy Velarde, R OBP: 0.315, SLG: 0.416	4-2 FC4-6 BB		0-1 F7		1-3 K		0-0 F8			3	0	0	0	1	1	1					
Don Mattingly, L OBP: 0.327, SLG: 0.422	0-0 FC4-6 1B		0-1 G6-3		2-2 G6-3			1-0 P3		4	0	0	0	0	0	1					
Mel Hall, L OBP: 0.307, SLG: 0.464	0-0 CI 1B		1-0 HR		0-0 G3-1			1-2 G5-3		4	1	2	1	0	0	0					
Roberto Kelly, R OBP: 0.327, SLG: 0.413	1-2 CI		1-2 2B		3-3 K			0-2 1B		3	0	2	0	0	1	0					
Kevin Maas, L OBP: 0.310, SLG: 0.427	3-2 G4-3		3-2 F7		0-0 G4-3			2-1 G4-3		4	0	0	0	0	0	5					
Matt Nokes, L OBP: 0.278, SLG: 0.370		1-1 G3-1		0-1 F9		0-0 F7			0-0 P6	4	0	0	0	0	0	0					
Charlie Hayes, R OBP: 0.279, SLG: 0.378		2-2 FC6-4 1B		2-1 F9			3-1 F9		2-2 PB S 1B	4	0	2	0	0	0	0					
Pat Kelly, R OBP: 0.283, SLG: 0.343										0	0	0	0	0	0	0					
Andy Stankiewicz, R OBP: 0.341, SLG: 0.356		0-0 FC6-4 S		4-2 BB			2-1 FC6-5 2B		3-2 P8	2	0	1	0	1	0	1					
Dion James, L OBP: 0.356, SLG: 0.386									1-2 P8	1	0	0	0	0	0	1					
Inning Stats	R: 0 E: 1 K: 0 S: 13	H: 2 LOB: 3 BB: 1 P: 20	R: 0 E: 0 K: 0 S: 7	H: 1 LOB: 1 BB: 0 P: 11	R: 1 E: 0 K: 0 S: 11	H: 2 LOB: 1 BB: 0 P: 16	R: 0 E: 0 K: 1 S: 10	H: 0 LOB: 0 BB: 0 P: 16	R: 0 E: 0 K: 1 S: 7	H: 0 LOB: 0 BB: 0 P: 10	R: 0 E: 0 K: 0 S: 7	H: 1 LOB: 1 BB: 0 P: 13	R: 0 E: 0 K: 0 S: 10	H: 1 LOB: 1 BB: 0 P: 14	R: 0 E: 0 K: 0 S: 12	H: 1 LOB: 2 BB: 0 P: 19	1B: 5 2B: 2 3B: 0 HR: 1	SF: 0 SAC: 0 DP: 0 HBP: 0	WP: 0 PB: 1 SB: 2 CS: 1	PA: 37	
PITCHER	IP	WLS	BF	H	R	ER	SO	BB	IBB	HBP	BLK	WP	HR	S	P	ERA	WHIP				
Jack Morris, R ERA: 4.36	(1, 1)	8.0	W	33	7	1	1	2	2	0	0	0	0	1	75	113	1.12	1.125			
Tom Henke, R ERA: 2.2	(9, 1)	1.0	S	4	1	0	0	0	0	0	0	0	0	12	19	0.00	1.000				

New York Yankees @ Toronto Blue Jays
SkyDome, Toronto, ON
Sat Aug 01 1992, 3:33 AM EDT
Att: 50,420 - Sunny - 75 F

AB 34
R 1
H 8
RBI 1
BB 2
SO 2
LOB 14



Batter	1	2	3	4	5	6	7	8	9	AB	R	H	RBI	BB	SO	LOB	BOTTOM			
Devon White, S OBP: 0.292, SLG: 0.364	0-0 F9			2-3 K		1 SAFE 0-3 K		1-1 1B 2B 1B		4	1	1	0	0	2	1				
Roberto Alomar, S OBP: 0.409, SLG: 0.437	1-2 G4-3		0-0 G6-3		3-2 G3		1-0 1B 2B 1B			4	1	1	0	0	0	1				
Joe Carter, R OBP: 0.322, SLG: 0.496	0-3 K		2-1 F7		3-2 G6-3		1-1 1B 2B			4	0	1	2	0	1	0				
Dave Winfield, R OBP: 0.374, SLG: 0.489		0-3 K		0-0 P4		4-2 BB BB				2	0	0	0	1	1	0				
John Olerud, L OBP: 0.383, SLG: 0.455		1-1 P8		0-3 K		1 SAFE 4-1 BB				2	0	0	0	1	1	0				
Candy Maldonado, R OBP: 0.352, SLG: 0.447		0-3 K		0-3 K		1-1 F7				3	0	0	0	0	2	2				
Jeff Kent, R OBP: 0.326, SLG: 0.437			0-3 K		1-2 HR		1-1 F9			3	1	1	1	0	1	2				
Pat Borders, R OBP: 0.306, SLG: 0.401			1-0 CS 1B		0-0 B1-3		1-1 P4			3	0	1	0	0	0	0				
Manuel Lee, S OBP: 0.330, SLG: 0.309			2-3 K		1-0 1B		2-2 L8			3	0	1	0	0	1	1				
Inning Stats	R: 0 E: 0 K: 1 S: 7	H: 0 LOB: 0 BB: 0 P: 8	R: 0 E: 0 K: 2 S: 8	H: 0 LOB: 0 BB: 0 P: 9	R: 0 E: 0 K: 2 S: 11	H: 1 LOB: 0 BB: 0 P: 14	R: 0 E: 0 K: 1 S: 6	H: 0 LOB: 0 BB: 0 P: 10	R: 0 E: 0 K: 2 S: 7	H: 0 LOB: 0 BB: 0 P: 7	R: 1 E: 1 K: 1 S: 12	H: 2 LOB: 1 BB: 0 P: 17	R: 0 E: 0 K: 0 S: 10	H: 0 LOB: 2 BB: 2 P: 23	R: 2 E: 0 K: 0 S: 12	H: 3 LOB: 1 BB: 0 P: 18	1B: 4 2B: 1 3B: 0 HR: 1	SF: 0 SAC: 0 DP: 0 HBP: 0	WP: 0 PB: 0 SB: 0 CS: 1	PA: 30
PITCHER	IP	WLS	BF	H	R	ER	SO	BB	IBB	HBP	BLK	WP	HR	S	P	ERA	WHIP			
Melido Perez, R ERA: 3.06	(1, 1)	8.0	L	30	6	3	3	9	2	0	0	0	1	73	106	3.38	1.000			

New York Yankees @ Toronto Blue Jays
SkyDome, Toronto, ON
Sat Aug 01 1992, 3:33 AM EDT
Att: 50,420 - Sunny - 75 F


AB 28
R 3
H 6
RBI 3
BB 2
SO 9
LOB 7




Batter	1	2	3	4	5	6	7	8	9	AB	R	H	RBI	BB	SO	LOB	TOP										
Bernie Williams, S (1, 9) OBP: 0.400, SLG: 0.385	1-0 1B SF9		4-1 1B 2B BB		1-0 WP 2B		4-1 FC1-5 1B BB	1-3 K		3	2	2	0	2	1	1	New York Yankees @ Toronto Blue Jays SkyDome, Toronto, ON Sun Aug 02 1992, 3:33 AM EDT Att: 50,409 - Cloudy - 75 F										
Randy Velarde, R (1, 7) OBP: 0.320, SLG: 0.420 Mel Hall, L (7, PH) OBP: 0.308, SLG: 0.464	2-1 1B S		2-0 2B SF7 1B		3-3 K		1-0 WP FC1-5 1B	0-1 G5-3	3	1	2	0	0	1	1	1											
Roberto Kelly, R (1, 8) OBP: 0.325, SLG: 0.414	0-0 SF9		3-1 E 1-3 2B		3-2 P3		0-1 FC1-5 WP	1-2 F9	4	0	1	2	0	0	3												
Don Mattingly, L (1, 3) OBP: 0.324, SLG: 0.418	3-3 K		0-0 SF7		1-1 P5		1-1 P8	1-1 F8	4	0	0	1	0	1	3												
Mike Stanley, R (1, 2) OBP: 0.363, SLG: 0.438	1-1 G5-3		3-2 P4		1-0 1B		2-3 K		4	0	1	0	0	1	4												
Jim Leyritz, R (1, 10) OBP: 0.333, SLG: 0.413 Dion James, L (8, PH) OBP: 0.353, SLG: 0.383		1-0 P3		2-2 G6-3		1 SAFE F8		0-0 F9	3	0	0	0	0	0	1												
Charlie Hayes, R (1, 5) OBP: 0.279, SLG: 0.376		1-3 K		1-1 P2		1-0 F9		0-0 2B SF8 1B	4	1	1	0	0	1	1												
Andy Stankiewicz, R (1, 6) OBP: 0.346, SLG: 0.363		2-1 CS HBP		1-0 G1			2-2 2B 1B 1B	0-0 SF8 2B	3	1	2	0	0	0	0												
Pat Kelly, R (1, 4) OBP: 0.283, SLG: 0.348	1-2 CS		3-1 P4		1-1 F7		1-0 1B 2B	1-1 SF8	3	1	1	1	0	0	0												
Inning Stats	R: 1 E: 0 K: 1 S: 9	H: 2 LOB: 1 BB: 0 P: 16	R: 0 E: 0 K: 1 S: 8	H: 0 LOB: 0 BB: 0 P: 13	R: 2 E: 1 K: 0 S: 10	H: 2 LOB: 1 BB: 1 P: 25	R: 0 E: 0 K: 1 S: 6	H: 1 LOB: 1 BB: 0 P: 10	R: 0 E: 0 K: 1 S: 11	H: 1 LOB: 1 BB: 0 P: 19	R: 0 E: 0 K: 0 S: 6	H: 1 LOB: 1 BB: 0 P: 11	R: 2 E: 0 K: 1 S: 14	H: 3 LOB: 2 BB: 1 P: 25	R: 1 E: 0 K: 1 S: 8	H: 2 LOB: 1 BB: 0 P: 10	R: 0 E: 0 K: 0 S: 7	H: 0 LOB: 0 BB: 0 P: 9	1B: 7 2B: 4 3B: 0 HR: 0	SF: 3 SAC: 0 DP: 0 HBP: 1	WP: 2 PB: 0 SB: 1 CS: 1	PA: 41					
PITCHER	IP	WLS	BF	H	R	ER	SO	BB	IBB	HBP	BLK	WP	HR	S	P	ERA	WHIP										
Jimmy Key, L (1, 1) ERA: 3.51	6.0		28	8	5	5	3	2	0	1	0	1	0	55	106	7.50	1.667										
Mark Eichhorn, R (7, 1) ERA: 2.49	1.1	W	6	2	1	1	1	0	0	0	0	1	0	11	15	6.75	1.500										
Duane Ward, R (8, 1) ERA: 2.31	1.2	S	6	1	0	0	1	0	0	0	0	0	0	13	17	0.00	0.600										

Batter	1	2	3	4	5	6	7	8	9	AB	R	H	RBI	BB	SO	LOB	BOTTOM										
Devon White, S (1, 8) OBP: 0.291, SLG: 0.364	2-2 P5		1-2 G4-3		1-1 F9		0-0 2B	1-3 K		5	1	1	0	0	1	2	New York Yankees @ Toronto Blue Jays SkyDome, Toronto, ON Sun Aug 02 1992, 3:33 AM EDT Att: 50,409 - Cloudy - 75 F										
Roberto Alomar, S (1, 4) OBP: 0.412, SLG: 0.448	1-2 P8		4-2 BB		0-0 SF8 3B		2-0 HR 2B		3	2	2	2	1	0	0												
Joe Carter, R (1, 10) OBP: 0.321, SLG: 0.502	1-1 G6-3		2-1 P8		2-1 SF8		2-0 HR		3	1	1	3	0	0	1												
Dave Winfield, R (1, 9) OBP: 0.378, SLG: 0.500		0-0 SF9 3B		3-2 F9		1-1 1B		0-1 2B	4	1	3	0	0	0	0												
John Olerud, L (1, 3) OBP: 0.384, SLG: 0.454		1-2 L4		2-2 WP 1B		0-1 L7		4-0 FC5-4 IBB	3	0	1	0	1	0	2												
Candy Maldonado, R (1, 7) OBP: 0.347, SLG: 0.443		2-1 SF9		1-3 K		1-3 K		0-0 FC5-4	3	0	0	1	0	2	4												
Jeff Kent, R (1, 5) OBP: 0.324, SLG: 0.432		3-H F7		1-2 G6-3		0-0 G1-3		3-2 FC1-6 1B	4	0	1	0	0	0	1												
Pat Borders, R (1, 2) OBP: 0.309, SLG: 0.403			2-2 FC3-6 1B		1-0 F9-3 1B		1-1 F7	0-2 FC1-6 FC3-6	4	0	2	0	0	0	1												
Alfredo Griffin, S (1, 6) OBP: 0.156, SLG: 0.143			1-1 FC3-6 G4-3 WP		0-0 F9-3		0-1 2B	0-0 FC3-6	4	2	1	0	0	0	3												
Inning Stats	R: 0 E: 0 K: 0 S: 10	H: 0 LOB: 0 BB: 0 P: 14	R: 1 E: 0 K: 0 S: 10	H: 1 LOB: 0 BB: 0 P: 13	R: 1 E: 0 K: 0 S: 16	H: 1 LOB: 1 BB: 1 P: 26	R: 0 E: 0 K: 1 S: 15	H: 1 LOB: 1 BB: 0 P: 22	R: 0 E: 0 K: 0 S: 4	H: 1 LOB: 0 BB: 0 P: 6	R: 1 E: 0 K: 1 S: 10	H: 2 LOB: 1 BB: 0 P: 14	R: 4 E: 0 K: 0 S: 11	H: 5 LOB: 2 BB: 1 P: 20	R: 0 E: 0 K: 1 S: 10	H: 1 LOB: 1 BB: 0 P: 14	R: 0 E: 0 K: 1 S: 10	H: 0 LOB: 0 BB: 0 P: 9	1B: 6 2B: 4 3B: 2 HR: 1	SF: 2 SAC: 0 DP: 1 HBP: 0	WP: 2 PB: 0 SB: 1 CS: 0	PA: 37					
PITCHER	IP	WLS	BF	H	R	ER	SO	BB	IBB	HBP	BLK	WP	HR	S	P	ERA	WHIP										
Scott Sanderson, R (1, 1) ERA: 5.0	6.0		24	6	3	3	2	1	0	0	0	0	1	65	95	4.50	1.167										
John Habyan, R (7, 1) ERA: 3.04	0.2	L	8	5	4	4	0	0	1	0	0	0	1	10	19	54.00	7.500										
Tim Burke, R (7, 1) ERA: 3.63	1.1		5	1	0	0	1	0	0	0	0	0	0	11	15	0.00	0.750										

AB 34
R 6
H 11
RBI 6
BB 2
SO 5
LOB 14



AB 33
R 7
H 12
RBI 6
BB 2
SO 3
LOB 14



Batter	1	2	3	4	5	6	7	8	9	10	11	12	AB	R	H	RBI	BB	SO	LOB							
Kenny Lofton, L OBP: 0.335, SLG: 0.347 (1, 8)	3-2 HR		0-2 G3-1 3B		0-0 SH5-3		2-3 K			4-2 1B S BB		2-2 1B 2B	4	3	3	3	1	1	0							
Thomas Howard, S OBP: 0.323, SLG: 0.356 (1, 7)	2-3 K1-3		0-1 G3-1		2-3 K				0-0 F8	3-2 SAFE SAFE	0-0 CS 1B	6	0	2	2	0	2	2								
Carlos Baerga, S OBP: 0.350, SLG: 0.467 (1, 4)	1-0 1B		4-2 BB		0-1 HR				1-0 G3	1-1 G4-3	SAFE 2-2 SAFE	4	1	2	3	1	0	2								
Felix Fermin, R OBP: 0.288, SLG: 0.288 (12, PH)												1	0	0	0	0	0	1								
Albert Belle, R OBP: 0.316, SLG: 0.485 (1, 10)	1-0 G6-3		2-1 P5		2-H 3-H 0-0 HR				3-3 K		0-0 FC3-6 1B	5	0	1	0	0	1	1								
Paul Sorrento, L OBP: 0.351, SLG: 0.442 (1, 3)		1-1 G6-3		0-1 G5-4-3 1B		1-0 G3-1			0-0 F9	SAFE SAFE SAFE	2-2 FC3-6 G6-3	5	0	1	0	0	0	1								
Glenallen Hill, R OBP: 0.305, SLG: 0.453 (1, 9)		0-0 F8		0-0 G5-4-3		2-3 K			0-3 K		1-2 G6-3	5	0	0	0	0	2	2								
Mark Whiten, S OBP: 0.349, SLG: 0.389 (11, 9)				1-2 G4-3							1-2 G6-3	0	0	0	0	0	0	0	0							
Jim Thome, L OBP: 0.268, SLG: 0.310 (1, 5)		3-1 F7		2-1 G4-3		0-1 L5			0-1 F7		1-3 K	5	0	0	0	0	1	1								
Mark Lewis, R OBP: 0.256, SLG: 0.332 (1, 6)			1-0 S 3B 1B		1-0 SH5-3 HR 1B		1-1 F9			1-2 G6-3		4-1 SH1-3 2B BB	4	3	2	0	1	0	0							
Sandy Alomar Jr., R OBP: 0.287, SLG: 0.322 (1, 2)			1-0 F9		1-2 E6 SH5-3 HR		0-2 G6-3			1-1 P3		1-2 SH1-3	4	1	0	0	0	0	2							
Inning Stats	R: 1 E: 0 K: 1 S: 10	H: 2 LOB: 0 BB: 0 P: 17	R: 0 E: 0 K: 5 S: 5	H: 0 LOB: 0 BB: 0 P: 9	R: 2 E: 0 K: 0 S: 11	H: 2 LOB: 1 BB: 1 P: 19	R: 0 E: 0 K: 0 S: 5	H: 1 LOB: 0 BB: 0 P: 7	R: 3 E: 1 K: 1 S: 11	H: 2 LOB: 0 BB: 0 P: 15	R: 0 E: 0 K: 1 S: 6	H: 0 LOB: 0 BB: 0 P: 11	R: 0 E: 0 K: 1 S: 5	H: 0 LOB: 0 BB: 0 P: 9	R: 0 E: 0 K: 1 S: 6	H: 0 LOB: 0 BB: 0 P: 6	R: 0 E: 0 K: 1 S: 10	H: 1 LOB: 1 BB: 0 P: 14	R: 2 E: 0 K: 0 S: 11	H: 2 LOB: 0 BB: 1 P: 19	1B: 7 2B: 1 3B: 1 HR: 2	SF: 0 SAC: 2 DP: 1 HBP: 0	WP: 0 PB: 0 SB: 2 CS: 1	PA: 48		
PITCHER	IP	WLS	BF	H	R	ER	SO	BB	IBB	HBP	BLK	WP	HR	S	P	ERA	WHIP									
Scott Kamieniecki, R ERA: 4.72	(1, 1)	5.0	22	7	6	3	2	1	0	0	0	0	0	2	42	67	5.40	1.600								
Rich Montelione, R ERA: 3.02	(6, 1)	4.0	12	0	0	0	4	0	0	0	0	0	0	28	38	0.00	0.000									
Steve Farn, R ERA: 1.45	(10, 1)	2.0	9	2	0	0	1	1	0	0	0	0	0	22	36	0.00	1.500									
John Hatyan, R ERA: 3.34	(12, 1)	0.1	L	4	2	2	0	1	0	0	0	0	0	8	14	54.00	9.000									
Jerry Nielsen, L ERA: 4.5	(12, 1)	0.2	1	0	0	0	0	0	0	0	0	0	0	3	5	0.00	0.000									

Cleveland Indians @ New York Yankees
Yankee Stadium, Bronx, NY
Mon Aug 03 1992, 7:05 PM EDT
Alt: 15,046 - Cloudy - 74 F

AB 43
R 8
H 11
RBI 8
BB 3
SO 7
LOB 12

C

Batter	1	2	3	4	5	6	7	8	9	10	11	12	AB	R	H	RBI	BB	SO	LOB									
Bernie Williams, S OBP: 0.333, SLG: 0.368 (9, 9)	2-3 K		0-0 1B 2B		2-1 F7		3-3 K		1-1 P6		0-0 G3-2-4	6	1	1	0	0	2	4										
Randy Velarde, R OBP: 0.320, SLG: 0.414 (9, 7)	0-0 G5-3		4-1 1B 1B BB		3-2 1B		3-2 F8			1-1 F8		3-2 G5-3	5	1	1	0	1	0	0									
Don Mattingly, L OBP: 0.328, SLG: 0.419 (1, 3)	2-1 P4		3-1 1B 1B		0-1 SF7		1-0 P3			2-1 1B		4-0 E BB	4	0	2	2	1	0	0									
Mel Hall, L OBP: 0.306, SLG: 0.460 (1, 10)		2-2 G4-3	1-2 1B		3-H 0-0 G4-3		0-0 G4-3			1-2 F8		2-1 E5	6	0	1	1	0	0	3									
Roberto Kelly, R OBP: 0.328, SLG: 0.412 (1, 8)		1-0 HR HBP	2-1 L3		4-1 S BB 1B		0-0 K		0-0 E S 2B 1B	0-3 K		0-1 F9	4	2	1	0	1	1	5									
Dion James, L OBP: 0.345, SLG: 0.373 (8, PH)		2-0 P6			3-1 F8		1-3 K		2-2 1H 2B		0-1 SH5-4 BB G3-2-4 1B	3	0	0	0	0	1	2										
Jim Leyritz, R OBP: 0.336, SLG: 0.429 (8, PH)												1-1 F9	1	0	1	1	0	0	0									
Andy Stankiewicz, R OBP: 0.348, SLG: 0.365 (8, PH)													1	0	1	0	0	0	0									
Kevin Maas, L OBP: 0.309, SLG: 0.425 (12, PH)													1	0	0	0	0	0	2									
Matt Nokes, L OBP: 0.280, SLG: 0.380 (1, 2)	SAFE 1-0 K		1-0 HR		3-3 K		2-3 K		2-2 F9		SAFE SAFE SAFE	4-2 SH5-4 BB	4	1	1	2	1	2	2									
Charlie Hayes, R OBP: 0.276, SLG: 0.372 (1, 5)		2-2 F9			0-0 G6-3		0-1 F9		1-2 F8		0-0 SH5-4	4	0	0	0	0	0	1										
Pat Kelly, R OBP: 0.285, SLG: 0.346 (1, 4)			0-0 F9		2-2 1B SF7 1B		0-1 G3			2-3 K		4-0 IBB	4	1	1	0	1	1	0									
Inning Stats	R: 0 E: 0 K: 1 S: 7	H: 0 LOB: 0 BB: 0 P: 11	R: 2 E: 0 K: 0 S: 9	H: 1 LOB: 0 BB: 0 P: 17	R: 2 E: 0 K: 0 S: 12	H: 3 LOB: 1 BB: 1 P: 22	R: 0 E: 0 K: 1 S: 7	H: 0 LOB: 0 BB: 0 P: 13	R: 1 E: 0 K: 0 S: 12	H: 2 LOB: 1 BB: 0 P: 19	R: 0 E: 0 K: 2 S: 10	H: 0 LOB: 0 BB: 1 P: 17	R: 0 E: 0 K: 1 S: 8	H: 0 LOB: 0 BB: 0 P: 14	R: 1 E: 0 K: 0 S: 10	H: 2 LOB: 1 BB: 0 P: 15	R: 0 E: 0 K: 1 S: 8	H: 0 LOB: 0 BB: 0 P: 12	R: 0 E: 0 K: 1 S: 10	H: 1 LOB: 1 BB: 0 P: 14	R: 0 E: 0 K: 0 S: 7	H: 1 LOB: 2 BB: 0 P: 14	R: 0 E: 1 K: 0 S: 11	H: 0 LOB: 2 BB: 1 P: 21	1B: 7 2B: 3 3B: 0 HR: 1	SF: 1 SAC: 1 DP: 2 HBP: 1	WP: 0 PB: 0 SB: 2 CS: 0	PA: 51
PITCHER	IP	WLS	BF	H	R	ER	SO	BB	IBB	HBP	BLK	WP	HR	S	P	ERA	WHIP											
Rod Nichols, R ERA: 3.98	(1, 1)	5.0	23	6	5	5	2	2	0	1	0	0	1	48	87	9.00	1.600											
Kevin Wickander, L ERA: 3.48	(6, 1)	2.0	6	0	0	0	3	0	0	0	0	0	0	17	26	0.00	0.000											
Derek Liguist, L ERA: 1.77	(8, 1)	1.0	5	2	1	1	0	0	0	0	0	0	0	10	15	9.00	2.000											
Eric Plunk, R ERA: 3.72	(9, 1)	2.1	11	2	0	0	2	1	1	0	0	0	0	24	39	0.00	1.286											
Steve Olin, R ERA: 2.11	(11, 1)	1.2	W	6	0	0	0	1	0	0	0	0	0	12	22	0.00	0.600											

Cleveland Indians @ New York Yankees
Yankee Stadium, Bronx, NY
Mon Aug 03 1992, 7:05 PM EDT
Alt: 15,046 - Cloudy - 74 F

AB 43
R 6
H 10
RBI 6
BB 5
SO 7
LOB 19

Yankees

Batter	1	2	3	4	5	6	7	8	9	10	11	AB	R	H	RBI	BB	SO	LOB
Kenny Lofton, L OBP: 0.336, SLG: 0.346 (1, 8)	P4	F9						F7		F7		5	0	1	0	0	0	2
Thomas Howard, S OBP: 0.327, SLG: 0.356 (1, 7)	S 1B		K					G4-3 1B		G4-3		4	1	1	0	1	2	2
Carlos Baerga, S OBP: 0.354, SLG: 0.474 (1, 4)	HR 1B		G4-6-3 1B					G4-3 1B		G3	1B 2B	5	2	3	1	0	0	1
Paul Sorrento, L OBP: 0.351, SLG: 0.448 (1, 3)	HR		G4-6-3 1B								G3	4	1	1	2	1	1	2
Mark Whiten, S OBP: 0.346, SLG: 0.383 (1, 10)	K							G4-3		K	1B CS IBB	4	0	0	0	1	2	1
Glenallen Hill, R OBP: 0.302, SLG: 0.445 (1, 9)	K							G5-3		F8	CS 1B	5	0	1	1	0	2	1
Jim Thome, L OBP: 0.270, SLG: 0.322 Brook Jacoby, R OBP: 0.326, SLG: 0.347 (7, 5)	F7							G1		G1-3	G6-3	3	0	1	0	0	0	0
Mark Lewis, R OBP: 0.295, SLG: 0.333 (1, 6)	K							G5-3			G6-3	4	0	1	0	0	1	1
Sandy Alomar Jr., R OBP: 0.290, SLG: 0.328 (1, 2)								L6				4	0	2	0	0	1	1


Inning Stats	R	H	E	K	S	H	LOB	BB	P	R	H	E	K	S	H	LOB	BB	P	1B	2B	3B	SF	SAC	DP	HBP	WP	PA
	3	2	0	2	18	0	0	1	29	0	1	0	1	12	0	0	0	18	6	4	0	0	0	0	0	0	43
	0	0	0	1	18	0	0	0	18	0	1	0	0	12	0	0	0	18	2	4	0	0	0	0	0	0	0
	0	0	0	0	18	0	0	0	18	0	1	0	0	12	0	0	0	18	1	0	0	0	0	0	0	0	0
	0	0	0	0	18	0	0	0	18	0	1	0	0	12	0	0	0	18	0	0	0	0	0	0	0	0	0
	0	0	0	0	18	0	0	0	18	0	1	0	0	12	0	0	0	18	0	0	0	0	0	0	0	0	0
	0	0	0	0	18	0	0	0	18	0	1	0	0	12	0	0	0	18	0	0	0	0	0	0	0	0	0
	0	0	0	0	18	0	0	0	18	0	1	0	0	12	0	0	0	18	0	0	0	0	0	0	0	0	0
	0	0	0	0	18	0	0	0	18	0	1	0	0	12	0	0	0	18	0	0	0	0	0	0	0	0	0
	0	0	0	0	18	0	0	0	18	0	1	0	0	12	0	0	0	18	0	0	0	0	0	0	0	0	0
	0	0	0	0	18	0	0	0	18	0	1	0	0	12	0	0	0	18	0	0	0	0	0	0	0	0	0

PITCHER	IP	WLS	BF	H	R	ER	SO	BB	IBB	HBP	BLK	WP	HR	S	P	ERA	WHIP
Shawn Hillegas, R ERA: 4.62	7.0		27	7	3	3	7	1	0	0	0	0	0	11	20	0.00	1.500
Greg Cadaret, L ERA: 4.8	8.1	1.1	5	1	0	0	1	1	0	0	0	0	0	11	20	0.00	1.500
Tim Burke, R ERA: 3.72	9.1	2.2	11	3	1	1	1	0	1	0	0	0	0	28	41	3.38	1.125

Cleveland Indians @ New York Yankees
Yankee Stadium, Bronx, NY
 Wed Aug 05 1992, 7:05 PM EDT
 Att: 15,634 - Cloudy - 66 F

livebaseballscores.com

AB 40
R 4
H 11
RBI 4
BB 3
SO 9
LOB 14



Batter	1	2	3	4	5	6	7	8	9	10	11	AB	R	H	RBI	BB	SO	LOB
Bernie Williams, S OBP: 0.267, SLG: 0.286 (1, 7)	G6-3		G3			L8	G3		L8			5	0	0	0	0	0	1
Mel Hall, L OBP: 0.307, SLG: 0.460 (1, 9)	F8					L4		G4-3				5	0	1	0	0	0	0
Roberto Kelly, R OBP: 0.330, SLG: 0.419 (1, 8)	G5-3					1B BB		P4		G5-3		4	1	1	0	1	0	2
Don Mattingly, L OBP: 0.326, SLG: 0.418 (1, 3)	P4					1B BB		BB HBP BB		K		4	0	1	0	1	2	1
Jim Leyritz, R OBP: 0.341, SLG: 0.420 Matt Nokes, L OBP: 0.279, SLG: 0.378 (9, 2)	K					G4-3		1B HBP		F8		3	0	1	1	0	1	1
Randy Velarde, R OBP: 0.322, SLG: 0.407 (1, 6)	G5-3					P2 BB		P2 BB		P3		3	0	0	0	2	0	2
Charlie Hayes, R OBP: 0.278, SLG: 0.389 (1, 5)						P3 HR		K HR		F9		5	2	2	2	0	1	4
Mike Stanley, R OBP: 0.356, SLG: 0.420 Kevin Mass, L OBP: 0.305, SLG: 0.419 (7, PH)	L7					L9		K		K		2	0	0	0	0	0	1
Andy Stankiewicz, R OBP: 0.346, SLG: 0.362 (1, 4)	G4-3					F7		F7		G6-3		5	0	1	0	0	0	1


Inning Stats	R	H	E	K	S	H	LOB	BB	P	R	H	E	K	S	H	LOB	BB	P	1B	2B	3B	SF	SAC	DP	HBP	WP	PA
	0	0	0	10	11	0	0	0	11	0	0	0	0	11	0	0	0	11	5	0	0	0	0	0	0	45	
	0	0	0	10	11	0	0	0	11	0	0	0	0	11	0	0	0	11	0	0	0	0	0	0	0	0	
	0	0	0	10	11	0	0	0	11	0	0	0	0	11	0	0	0	11	0	0	0	0	0	0	0	0	
	0	0	0	10	11	0	0	0	11	0	0	0	0	11	0	0	0	11	0	0	0	0	0	0	0	0	
	0	0	0	10	11	0	0	0	11	0	0	0	0	11	0	0	0	11	0	0	0	0	0	0	0	0	
	0	0	0	10	11	0	0	0	11	0	0	0	0	11	0	0	0	11	0	0	0	0	0	0	0	0	
	0	0	0	10	11	0	0	0	11	0	0	0	0	11	0	0	0	11	0	0	0	0	0	0	0	0	
	0	0	0	10	11	0	0	0	11	0	0	0	0	11	0	0	0	11	0	0	0	0	0	0	0	0	
	0	0	0	10	11	0	0	0	11	0	0	0	0	11	0	0	0	11	0	0	0	0	0	0	0	0	

PITCHER	IP	WLS	BF	H	R	ER	SO	BB	IBB	HBP	BLK	WP	HR	S	P	ERA	WHIP
Dennis Cook, L ERA: 3.88	5.2		23	4	2	2	2	2	0	0	0	0	1	53	87	3.18	1.059
Eric Plunk, R ERA: 3.82	6.1	1.1	5	1	1	1	1	0	0	0	0	0	0	12	16	6.75	0.750
Kevin Wickander, L ERA: 3.41	8.1	0.2	4	0	0	0	0	1	0	1	0	0	0	8	15	0.00	1.500
Ted Power, R ERA: 2.59	8.1	1.1	7	2	0	0	2	1	0	0	0	0	0	13	23	0.00	2.250
Derek Lilliquist, L ERA: 1.89	10.1	2.0	W	6	0	0	1	0	0	0	0	0	0	20	29	0.00	0.000

Cleveland Indians @ New York Yankees
Yankee Stadium, Bronx, NY
 Wed Aug 05 1992, 7:05 PM EDT
 Att: 15,634 - Cloudy - 66 F

livebaseballscores.com

AB 40
R 3
H 7
RBI 3
BB 4
SO 6
LOB 13



Batter	1	2	3	4	5	6	7	8	9	AB	R	H	RBI	BB	SO	LOB	TOP			
Jody Reed, R OBP: 0.336, SLG: 0.343	P5		P4		G6-3		G4-3			4	0	0	0	1	0	1	Boston Red Sox @ New York Yankees Yankee Stadium, Bronx, NY Thu Aug 06 1992, 3:33 AM EDT Att: 34,496 - Sunny - 72 F			
Herm Winningham, L OBP: 0.245, SLG: 0.280	K		K				F9		F9	5	0	1	0	0	2	3				
Phil Planter, L OBP: 0.329, SLG: 0.361			K						F7	4	1	1	0	1	1	3				
Tom Brunansky, R OBP: 0.338, SLG: 0.475	L6									4	0	0	0	0	0	2				
Mo Vaughn, L OBP: 0.359, SLG: 0.406										3	0	1	0	1	2	1				
Bob Zupcic, R OBP: 0.349, SLG: 0.412										3	0	1	1	0	0	1				
Scott Cooper, L OBP: 0.323, SLG: 0.316										4	2	2	0	0	0	2				
John Marzano, R OBP: 0.188, SLG: 0.267										4	0	2	1	0	0	2				
John Valentin, R OBP: 0.364, SLG: 0.345										4	0	1	0	0	1	2				
Inning Stats	R: 0 E: 0 K: 1 S: 9	H: 1 LOB: 1 BB: 0 P: 15	R: 1 E: 0 K: 0 S: 8	H: 2 LOB: 1 BB: 1 P: 15	R: 0 E: 0 K: 2 S: 11	H: 0 LOB: 0 BB: 0 P: 14	R: 0 E: 1 K: 0 S: 11	H: 1 LOB: 2 BB: 0 P: 17	R: 0 E: 0 K: 1 S: 10	H: 0 LOB: 0 BB: 0 P: 10	R: 1 E: 1 K: 0 S: 9	H: 2 LOB: 1 BB: 0 P: 15	R: 1 E: 0 K: 1 S: 9	H: 1 LOB: 1 BB: 1 P: 19	R: 0 E: 0 K: 0 S: 9	H: 1 LOB: 2 BB: 1 P: 16	1B: 7 2B: 1 3B: 1 HR: 0	SF: 0 SAC: 1 DP: 0 HBP: 0	WP: 0 PB: 0 SB: 0 CS: 0	PA: 39
PITCHER	IP WLS BF H R ER SO BB IBB HBP BLK WP HR S P ERA WHIP	8.0 L 34 8 3 3 6 2 0 0 0 0 0 74 122 3.38 1.250	1.0 S 5 1 0 0 0 1 0 0 0 0 0 9 16 0.00 2.000											PITCHER	IP WLS BF H R ER SO BB IBB HBP BLK WP HR S P ERA WHIP	8.0 L 34 8 3 3 6 2 0 0 0 0 0 74 122 3.38 1.250	1.0 S 5 1 0 0 0 1 0 0 0 0 0 9 16 0.00 2.000			

AB 35
R 3
H 9
RBI 2
BB 3
SO 6
LOB 17



Batter	1	2	3	4	5	6	7	8	9	AB	R	H	RBI	BB	SO	LOB	BOTTOM			
Bernie Williams, S OBP: 0.294, SLG: 0.290				G1-3				G1-6-3		3	0	1	0	0	0	1	Boston Red Sox @ New York Yankees Yankee Stadium, Bronx, NY Thu Aug 06 1992, 3:33 AM EDT Att: 34,496 - Sunny - 72 F			
Andy Stankiewicz, R OBP: 0.341, SLG: 0.357				G6-3			F9		P2	4	0	0	0	0	0	2				
Don Mattingly, L OBP: 0.325, SLG: 0.419				G4-3			L6		F8	4	0	1	0	0	0	1				
Mel Hall, L OBP: 0.306, SLG: 0.458				G4-3			P2			4	0	1	0	0	0	1				
Roberto Kelly, R OBP: 0.329, SLG: 0.416					P6		G4-6-3		FC6-4	3	0	0	0	1	0	1				
Randy Velarde, R OBP: 0.318, SLG: 0.402					F8		G4-6-3			3	0	0	0	0	1	1				
Charlie Hayes, R OBP: 0.281, SLG: 0.388				G6-3						1	1	0	0	2	0	0				
Mike Stanley, R OBP: 0.364, SLG: 0.422					G1-3					2	0	1	0	1	0	1				
Pat Kelly, R OBP: 0.282, SLG: 0.340					F8		G5-3		SF8	2	0	0	1	0	0	0				
Inning Stats	R: 0 E: 0 K: 0 S: 5	H: 1 LOB: 0 BB: 0 P: 8	R: 0 E: 0 K: 1 S: 6	H: 0 LOB: 0 BB: 0 P: 11	R: 0 E: 0 K: 0 S: 5	H: 1 LOB: 0 BB: 0 P: 7	R: 0 E: 0 K: 0 S: 8	H: 1 LOB: 1 BB: 0 P: 13	R: 0 E: 0 K: 0 S: 6	H: 0 LOB: 1 BB: 0 P: 10	R: 0 E: 0 K: 0 S: 8	H: 0 LOB: 0 BB: 1 P: 16	R: 1 E: 0 K: 0 S: 9	H: 0 LOB: 2 BB: 2 P: 19	R: 0 E: 0 K: 0 S: 11	H: 1 LOB: 1 BB: 0 P: 16	1B: 3 2B: 1 3B: 0 HR: 0	SF: 1 SAC: 0 DP: 3 HBP: 1	WP: 2 PB: 0 SB: 0 CS: 0	PA: 32
PITCHER	IP WLS BF H R ER SO BB IBB HBP BLK WP HR S P ERA WHIP	8.2 W 31 4 1 1 1 4 0 1 0 0 0 2 2 0.00 0.000	0.1 S 1 0 0 0 0 0 0 0 0 0 0 2 2 0.00 0.000											PITCHER	IP WLS BF H R ER SO BB IBB HBP BLK WP HR S P ERA WHIP	8.2 W 31 4 1 1 1 4 0 1 0 0 0 2 2 0.00 0.000	0.1 S 1 0 0 0 0 0 0 0 0 0 2 2 0.00 0.000			

AB 26
R 1
H 4
RBI 1
BB 4
SO 1
LOB 8



Batter	1	2	3	4	5	6	7	8	9	AB	R	H	RBI	BB	SO	LOB	TOP											
Bernie Williams, S OBP: 0.302, SLG: 0.408	1-0 CS 1B		3-3 K		3-1 1-H HR			1-2 F9	0-3 K	5	1	2	2	0	2	2	New York Yankees @ Detroit Tigers Tiger Stadium, Detroit, MI Mon Aug 10 1992, 7:05 PM EDT Att: 16,824 - Cloudy - 90 F											
Randy Velarde, R OBP: 0.332, SLG: 0.404	4-2 SAFE F 1B G3-6-3 BB		1-1 F8		0-1 F7			3-1 2B 1B	1-2 F9	4	2	1	0	1	0	2												
Don Mattingly, L OBP: 0.308, SLG: 0.418 Dion James, L OBP: 0.356, SLG: 0.374	1-0 E4 G3-6-3 1B			0-1 G4-6-3 1B		0-1 G3-1		0-1 1-H 2B	2-1 G4-3	4	0	3	1	0	0	0												
Mel Hall, L OBP: 0.308, SLG: 0.454 Jim Leyritz, R OBP: 0.350, SLG: 0.435	1-0 G3-6-3			0-0 G4-6-3 1B		3-1 P4		1-0 P5		4	0	0	0	0	0	3												
Roberto Kelly, R OBP: 0.332, SLG: 0.420		2-1 1B		2-2 2B		0-1 1B		4-2 BB		3	0	3	0	1	0	0												
Matt Nokes, L OBP: 0.281, SLG: 0.396		0-0 P6		0-0 P6		2-0 G4-3		2-0 BB		4	0	0	0	0	0	4												
Kevin Maas, L OBP: 0.308, SLG: 0.417		0-2 1B			1-0 L9		2-1 P5		1-2 1B 1B	4	1	2	0	0	0	0												
Charlie Hayes, R OBP: 0.273, SLG: 0.374		1-2 F9			1-2 F9		3-2 G5-3		2-0 1B 1B	4	0	1	0	0	0	1												
Andy Stankiewicz, R OBP: 0.345, SLG: 0.360			2-2 F9		2-1 HR 1B		1-0 L7		2-1 1-2 2-H 1B	4	1	2	1	0	0	0												
Inning Stats	R: 1 E: 1 K: 0 S: 7	H: 2 LOB: 0 BB: 1 P: 14	R: 0 E: 0 K: 0 S: 9	H: 2 LOB: 1 BB: 0 P: 12	R: 0 E: 0 K: 1 S: 9	H: 0 LOB: 0 BB: 0 P: 15	R: 0 E: 0 K: 0 S: 8	H: 2 LOB: 1 BB: 0 P: 10	R: 2 E: 0 K: 0 S: 10	H: 2 LOB: 0 BB: 0 P: 17	R: 0 E: 0 K: 0 S: 7	H: 1 LOB: 1 BB: 0 P: 12	R: 0 E: 0 K: 0 S: 6	H: 0 LOB: 0 BB: 0 P: 12	R: 1 E: 0 K: 0 S: 11	H: 2 LOB: 2 BB: 1 P: 22		R: 1 E: 0 K: 1 S: 15	H: 3 LOB: 2 BB: 0 P: 23	1B: 11 2B: 2 3B: 0 HR: 1	SF: 0 SAC: 0 DP: 2 HBP: 0	WP: 0 PB: 0 SB: 0 CS: 1	PA: 39					
PITCHER	IP	WLS	BF	H	R	ER	SO	BB	IBB	HBP	BLK	WP	HR	S	P	ERA	WHIP											
John Doherty, R ERA: 3.66	(1, 1)	5.2	W	23	9	3	2	1	1	0	0	0	0	1	49	77	3.18	1.765										
Mike Munoz, L ERA: 3.44	(6, 1)	0.2		2	0	0	0	0	0	0	0	0	0	0	3	7	0.00	0.000										
Kurt Knudsen, R ERA: 3.55	(7, 1)	1.1		7	2	1	1	0	1	0	0	0	0	0	14	27	6.75	2.250										
Buddy Groom, L ERA: 5.82	(8, 1)	0.1		4	3	1	1	0	0	0	0	0	0	0	7	14	27.00	9.000										
Mike Henneman, R ERA: 4.39	(9, 1)	1.0		3	0	0	0	1	0	0	0	0	0	0	9	12	0.00	0.000										
Batter	1	2	3	4	5	6	7	8	9	AB	R	H	RBI	BB	SO	LOB	BOTTOM											
Tony Phillips, S OBP: 0.397, SLG: 0.413	1-1 WP BB G5-3 1B		3-1 SAFE 1B SF8 1B	1-2 P4		3-2 1-H 3B	4-2 E 1B BB			4	2	3	1	1	0	2	New York Yankees @ Detroit Tigers Tiger Stadium, Detroit, MI Mon Aug 10 1992, 7:05 PM EDT Att: 16,824 - Cloudy - 90 F											
Lou Whitaker, L OBP: 0.405, SLG: 0.468	4-1 G5-3 WP BB		1-2 S BB 1B	4-2 1-2 BB		4-0 G5-4-3 IBB	2-2 E7 FC6-4 1B			2	1	2	3	3	0	0												
Travis Fryman, R OBP: 0.318, SLG: 0.451	3-2 L6		4-2 1B S BB	0-0 F9		0-0 G5-4-3	1-1 FC6-4			4	0	0	0	1	0	9												
Cecil Fielder, R OBP: 0.318, SLG: 0.473	2-2 G5-3		2-2 SF8		1-1 P4		3-2 HR	1-2 WP 1B		4	1	2	3	0	0	1												
Mickey Tettleton, S OBP: 0.382, SLG: 0.484 Chad Kreuter, S OBP: 0.304, SLG: 0.326	2-1 P6		2-2 L8-3 1B		3-2 1B		2-1 E7 BB 1B	2-2 P6		1	0	0	0	0	0	1												
Dan Gladden, R OBP: 0.320, SLG: 0.357 Mark Carreon, R OBP: 0.277, SLG: 0.357		2-2 F8	0-1 L8-3 1B		0-0 F8		3-1 BB S 1B	2-2 L9		4	1	1	0	0	0	3												
Scott Livingstone, L OBP: 0.323, SLG: 0.346		2-2 F8		0-0 1B 2B		2-0 G4-3	2-3 K	0-0 G5-3		5	1	1	0	0	1	4												
Rico Brogna, L OBP: 0.429, SLG: 0.571 Skeeter Barnes, R OBP: 0.291, SLG: 0.393	1-3 F8		2-2 E8 1B		0-0 E8		0-1 FC2-6 1B	1-2 K		3	0	2	1	0	0	0												
Gary Pettis, S OBP: 0.321, SLG: 0.272			2-2 1B S 1B		1-0 BB 1B		0-0 FC2-6 S WP	4-2 BB 1B		3	3	2	0	1	0	1												
Inning Stats	R: 1 E: 0 K: 0 S: 15	H: 1 LOB: 1 BB: 1 P: 27	R: 0 E: 0 K: 0 S: 9	H: 0 LOB: 0 BB: 0 P: 15	R: 3 E: 0 K: 0 S: 20	H: 4 LOB: 1 BB: 1 P: 34	R: 1 E: 1 K: 0 S: 9	H: 3 LOB: 3 BB: 1 P: 15	R: 0 E: 0 K: 0 S: 7	H: 1 LOB: 1 BB: 0 P: 13	R: 1 E: 0 K: 0 S: 8	H: 2 LOB: 1 BB: 1 P: 15	R: 4 E: 2 K: 2 S: 28	H: 4 LOB: 2 BB: 2 P: 51	R: 0 E: 0 K: 0 S: 13	H: 1 LOB: 1 BB: 0 P: 18		1B: 13 2B: 2 3B: 1 HR: 1	SF: 1 SAC: 0 DP: 2 HBP: 0	WP: 3 PB: 0 SB: 6 CS: 0	PA: 43							
PITCHER	IP	WLS	BF	H	R	ER	SO	BB	IBB	HBP	BLK	WP	HR	S	P	ERA	WHIP											
Shawn Hillegas, R ERA: 5.05	(1, 1)	3.1	L	17	7	5	5	0	2	0	0	0	0	0	46	78	13.50	2.700										
Jerry Nielsen, L ERA: 4.5	(4, 1)	2.0		12	4	1	1	0	1	1	0	0	1	0	21	40	4.50	2.500										
John Habyan, R ERA: 3.75	(6, 1)	0.2		4	3	3	3	0	0	0	0	0	0	1	12	20	40.50	4.500										
Greg Cadaret, L ERA: 4.79	(7, 1)	0.2		5	1	1	1	2	2	0	0	0	0	0	15	29	13.50	4.500										
Tim Burke, R ERA: 4.12	(7, 1)	0.1		1	0	0	0	0	0	0	0	0	0	2	3	0.00	0.000											
PITCHER	IP	WLS	BF	H	R	ER	SO	BB	IBB	HBP	BLK	WP	HR	S	P	ERA	WHIP											
Tim Leary, R ERA: 5.63	(8, 1)	1.0		4	1	0	0	0	0	0	0	0	0	0	13	18	0.00	1.000										

Batter	1	2	3	4	5	6	7	8	9	AB	R	H	RBI	BB	SO	LOB	TOP										
Bernie Williams, S (1, 8) OBP: 0.281, SLG: 0.377	2-1 L9		3-2 F8			0-0 F8		2-1 G5-4-3		4	0	0	0	0	0	2											
Randy Velarde, R (1, 9) OBP: 0.331, SLG: 0.415	2-2 L7		1-1 P3			1-0 F7		1-1 HR		4	1	1	1	0	0	1											
Roberto Kelly, R (1, 7) OBP: 0.331, SLG: 0.416	4-2 WP BB			0-1 F7		2-2 G5-3		0-2 G5-3		3	0	0	0	1	0	0											
Don Mattingly, L (1, 3) OBP: 0.322, SLG: 0.415	1-0 F8			2-1 G6-3			1-1 P6		0-1 P5	4	0	0	0	0	0	1											
Jim Leyritz, R (1, 10) OBP: 0.343, SLG: 0.424 Mel Hall, L (9, PH) OBP: 0.308, SLG: 0.453		2-3 K		0-0 F8			3-2 F8		1-3 K	3	0	0	0	0	1	0											
Mike Stanley, R (1, 2) OBP: 0.375, SLG: 0.426 Matt Nokes, L (9, PH) OBP: 0.283, SLG: 0.398		3-1 G4-6-3 1B			2-1 P4		2-1 PB 1B		3-0 1B	3	0	2	0	0	0	0											
Charlie Hayes, R (1, 5) OBP: 0.272, SLG: 0.373		1-0 G4-6-3			0-1 F8		2-2 PB 1B		1-1 G6-3	4	0	1	0	0	0	2											
Andy Stankiewicz, R (1, 6) OBP: 0.348, SLG: 0.359			4-1 BB		1-2 HBP		3-2 L9			1	0	0	0	1	0	2											
Pat Kelly, R (1, 4) OBP: 0.282, SLG: 0.333			1-1 F9		0-0 F7			3-2 G5-4-3 1B		3	0	1	0	0	0	2											
Inning Stats	R: 0 E: 0 K: 0 S: 8	H: 0 LOB: 1 BB: 1 P: 17	R: 0 E: 0 K: 1 S: 6	H: 1 LOB: 0 BB: 0 P: 12	R: 0 E: 0 K: 0 S: 8	H: 0 LOB: 1 BB: 1 P: 17	R: 0 E: 0 K: 0 S: 5	H: 0 LOB: 0 BB: 0 P: 7	R: 0 E: 0 K: 0 S: 7	H: 0 LOB: 1 BB: 0 P: 10	R: 0 E: 0 K: 0 S: 5	H: 0 LOB: 0 BB: 0 P: 8	R: 0 E: 0 K: 0 S: 15	H: 2 LOB: 2 BB: 0 P: 26	R: 1 E: 0 K: 0 S: 12	H: 2 LOB: 0 BB: 0 P: 18	R: 0 E: 0 K: 1 S: 10	H: 1 LOB: 1 BB: 0 P: 15	1B: 5 2B: 0 3B: 0 HR: 1	SF: 0 SAC: 0 DP: 2 HBP: 1	WP: 1 PB: 1 SB: 0 CS: 0	PA: 34					
PITCHER	IP	WLS	BF	H	R	ER	SO	BB	IBB	HBP	BLK	WP	HR	S	P	ERA	WHIP										
Frank Tanana, L (1, 1) ERA: 4.56	7.2	W	29	5	1	1	1	2	0	1	0	1	1	62	111	1.17	0.913										
John Kieley, R (8, 1) ERA: 2.39	0.1		1	0	0	0	0	0	0	0	0	0	0	4	4	0.00	0.000										
Mike Henneman, R (9, 1) ERA: 4.28	1.0		4	1	0	0	1	0	0	0	0	0	0	10	15	0.00	1.000										

New York Yankees @ Detroit Tigers
Tiger Stadium, Detroit, MI
Tue Aug 11 1992, 7:05 PM EDT
Att: 19,194 - Cloudy - 73 F

AB 31
R 1
H 6
RBI 1
BB 2
SO 2
LOB 10



Batter	1	2	3	4	5	6	7	8	9	AB	R	H	RBI	BB	SO	LOB	BOTTOM										
Tony Phillips, S (1, 9) OBP: 0.402, SLG: 0.420	2-2 BB	1-0 HR		4-2 G6-3 BB			0-0 2B			3	1	3	1	1	0	0											
Lou Whitaker, L (1, 4) OBP: 0.403, SLG: 0.475	3-2 F8	3-2 HR		0-0 G6-3			0-2 L1			4	1	1	2	0	0	4											
Travis Fryman, R (1, 6) OBP: 0.315, SLG: 0.447	3-2 F9	0-0 F7			2-3 K		3-3 K			4	0	0	0	0	2	2											
Cecil Fielder, R (1, 10) OBP: 0.317, SLG: 0.470	4-0 BB	2-1 P4			0-1 L7			2-3 K		3	0	0	0	1	1	0											
Scott Livingstone, L (1, 5) OBP: 0.322, SLG: 0.344	0-0 F8		2-3 K		1-0 L4			1-1 1B		4	0	1	0	0	1	2											
Dan Gladden, R (1, 7) OBP: 0.319, SLG: 0.355		3-1 HR	0-0 G4-1			1-1 G6-3		3-2 P5		4	1	1	0	0	0	1											
Rico Brogna, L (1, 3) OBP: 0.364, SLG: 0.727		1-1 HR	1-1 G3-1			1-1 P4		0-3 K2-3		4	1	1	2	0	1	1											
Chad Kreuter, S (1, 2) OBP: 0.311, SLG: 0.333		1-1 SH2-4 1B		2-1 FC6-4 1B			2-3 K			3	1	2	0	0	1	0											
Gary Pettis, S (1, 8) OBP: 0.315, SLG: 0.266		2-1 SH2-4		2-2 FC6-4 WP			1-2 L4			2	0	0	0	0	0	1											
Inning Stats	R: 0 E: 0 K: 0 S: 13	H: 1 LOB: 2 BB: 1 P: 25	R: 5 E: 0 K: 0 S: 16	H: 5 LOB: 0 BB: 0 P: 29	R: 0 E: 0 K: 1 S: 7	H: 0 LOB: 0 BB: 0 P: 10	R: 0 E: 0 K: 0 S: 15	H: 1 LOB: 1 BB: 1 P: 23	R: 0 E: 0 K: 1 S: 6	H: 0 LOB: 0 BB: 0 P: 9	R: 0 E: 0 K: 1 S: 7	H: 0 LOB: 0 BB: 0 P: 11	R: 0 E: 0 K: 1 S: 10	H: 1 LOB: 1 BB: 0 P: 14	R: 0 E: 0 K: 2 S: 11	H: 1 LOB: 1 BB: 0 P: 17	R: 0 E: 0 K: 2 S: 11	H: 1 LOB: 1 BB: 0 P: 17	1B: 6 2B: 1 3B: 0 HR: 2	SF: 0 SAC: 1 DP: 1 HBP: 0	WP: 1 PB: 0 SB: 0 CS: 0	PA: 34					
PITCHER	IP	WLS	BF	H	R	ER	SO	BB	IBB	HBP	BLK	WP	HR	S	P	ERA	WHIP										
Melido Perez, R (1, 1) ERA: 3.19	8.0	L	34	9	5	5	6	2	0	0	0	1	2	85	138	5.62	1.375										

New York Yankees @ Detroit Tigers
Tiger Stadium, Detroit, MI
Tue Aug 11 1992, 7:05 PM EDT
Att: 19,194 - Cloudy - 73 F

AB 31
R 5
H 9
RBI 5
BB 2
SO 6
LOB 11



Batter	1	2	3	4	5	6	7	8	9	AB	R	H	RBI	BB	SO	LOB	TOP					
Bernie Williams, S OBP: 0.274, SLG: 0.362	G3	F9			L7		1B	FC6-4		5	0	1	1	0	0	1						
Randy Velarde, R OBP: 0.326, SLG: 0.410	F9		G5-3		F8		F9		1B	5	1	1	0	0	0	1						
Don Mattingly, L OBP: 0.327, SLG: 0.419	1B		F8			HR	1B		1B	5	2	4	0	0	0	0						
Mel Hall, L OBP: 0.309, SLG: 0.452										5	0	2	1	0	1	3						
Dion James, L OBP: 0.356, SLG: 0.374	1B		K		F9		G3-1		E9	0	0	0	0	0	0	0						
Roberto Kelly, R OBP: 0.332, SLG: 0.423	K				E8				F8	5	2	2	2	0	1	4						
Kevin Maas, L OBP: 0.309, SLG: 0.420		HR			SF8				F8	3	2	2	2	0	0	0						
Matt Nokes, L OBP: 0.282, SLG: 0.405		P6			G3-1				SF8	5	1	1	2	0	1	3						
Charlie Hayes, R OBP: 0.279, SLG: 0.390		HR							K	3	2	3	2	1	0	0						
Andy Stankiewicz, R OBP: 0.344, SLG: 0.355		G4-3			CS				P3	4	0	0	0	0	1	2						
Inning Stats	R: 0 H: 2 E: 0 K: 1 S: 9	H: 2 LOB: 2 BB: 0 P: 15	R: 2 H: 2 E: 0 K: 0 S: 9	H: 2 LOB: 0 BB: 0 P: 13	R: 0 H: 0 E: 0 K: 1 S: 12	H: 0 LOB: 0 BB: 0 P: 15	R: 1 H: 2 E: 1 K: 0 S: 9	H: 2 LOB: 0 BB: 0 P: 11	R: 0 H: 0 E: 0 K: 0 S: 5	H: 0 LOB: 0 BB: 0 P: 6	R: 2 H: 2 E: 0 K: 0 S: 9	H: 2 LOB: 0 BB: 0 P: 10	R: 1 H: 3 E: 0 K: 1 S: 13	H: 3 LOB: 2 BB: 0 P: 21	R: 2 H: 2 E: 0 K: 0 S: 15	H: 2 LOB: 1 BB: 0 P: 27	R: 2 H: 3 E: 1 K: 1 S: 15	H: 3 LOB: 2 BB: 0 P: 20	1B: 12 2B: 0 3B: 1 HR: 3	SF: 2 SAC: 0 DP: 0 HBP: 0	WP: 1 PB: 0 SB: 0 CS: 1	PA: 44
PITCHER	IP	WLS	BF	H	R	ER	SO	BB	IBB	HBP	BLK	WP	HR	S	P	ERA	WHIP					
Bill Gulickson, R ERA: 3.7	(1, 1)	6.0	L	25	8	5	5	2	0	0	0	0	1	2	53	70	7.50	1.333				
Walt Terrell, R ERA: 5.51	(7, 1)	2.0		12	5	3	3	1	1	0	0	0	0	1	28	48	13.50	3.000				
Les Lancaster, R ERA: 6.05	(9, 1)	1.0		6	3	2	1	1	0	0	0	0	0	0	15	20	9.00	3.000				

New York Yankees @ Detroit Tigers
Tiger Stadium, Detroit, MI
Wed Aug 12 1992, 3:33 AM EDT
Att: 25,480 - Cloudy - 68 F

AB 40
R 10
H 16
RBI 10
BB 1
SO 4
LOB 14



Batter	1	2	3	4	5	6	7	8	9	AB	R	H	RBI	BB	SO	LOB	BOTTOM					
Tony Phillips, S OBP: 0.400, SLG: 0.417	G4-3		K		F8			FC3-6		3	0	0	0	1	1	1						
Lou Whitaker, L OBP: 0.402, SLG: 0.472	G6-3					G3-1		FC3-6		4	0	1	0	0	0	1						
Travis Fryman, R OBP: 0.315, SLG: 0.445	1B				F7		E5	FC5-4		4	0	1	0	0	0	2						
Cecil Fielder, R OBP: 0.316, SLG: 0.467	F7				K		P5		G5-3	3	0	0	0	1	1	3						
Mickey Tettleton, S OBP: 0.383, SLG: 0.482	G4-3						K		G5-3	2	0	0	0	2	1	1						
Scott Livingstone, L OBP: 0.377, SLG: 0.338	K				K				G5-3	4	0	0	0	0	2	4						
Mark Carreon, R OBP: 0.273, SLG: 0.351	K				G5-3		F7		K	4	0	0	0	0	2	2						
Rico Brogna, L OBP: 0.267, SLG: 0.533	G4-3				G4-3		G3		G4-3	4	0	0	0	0	2							
Gary Pettis, S OBP: 0.315, SLG: 0.260			K							2	0	0	0	1	2	0						
Inning Stats	R: 0 H: 1 E: 0 K: 0 S: 12	H: 0 LOB: 0 BB: 0 P: 19	R: 0 H: 0 E: 0 K: 2 S: 10	H: 0 LOB: 0 BB: 0 P: 14	R: 0 H: 0 E: 0 K: 2 S: 7	H: 0 LOB: 0 BB: 0 P: 11	R: 0 H: 1 E: 0 K: 2 S: 13	H: 1 LOB: 2 BB: 1 P: 20	R: 0 H: 0 E: 0 K: 0 S: 11	H: 0 LOB: 1 BB: 1 P: 16	R: 0 H: 0 E: 0 K: 1 S: 9	H: 0 LOB: 1 BB: 1 P: 16	R: 0 H: 0 E: 0 K: 1 S: 9	H: 0 LOB: 2 BB: 2 P: 24	R: 0 H: 0 E: 0 K: 1 S: 11	H: 0 LOB: 2 BB: 2 P: 24	1B: 2 2B: 0 3B: 0 HR: 0	SF: 0 SAC: 0 DP: 0 HBP: 0	WP: 0 PB: 0 SB: 0 CS: 0	PA: 35		
PITCHER	IP	WLS	BF	H	R	ER	SO	BB	IBB	HBP	BLK	WP	HR	S	P	ERA	WHIP					
Scott Sanderson, R ERA: 4.53	(1, 1)	7.1	W	27	8	0	8	2	0	0	0	0	0	0	67	102	0.00	0.545				
Rich Monteleone, R ERA: 3.01	(8, 1)	1.2		8	0	0	0	1	3	0	0	0	0	17	36	0.00	1.800					

New York Yankees @ Detroit Tigers
Tiger Stadium, Detroit, MI
Wed Aug 12 1992, 3:33 AM EDT
Att: 25,480 - Cloudy - 68 F

AB 30
R 0
H 2
RBI 0
BB 5
SO 9
LOB 16



Batter	1	2	3	4	5	6	7	8	9	AB	R	H	RBI	BB	SO	LOB	TOP										
Bernie Williams, S (1, 8) OBP: 0.269, SLG: 0.349	1-1 F8		2-1 G3					0-0 FC1-4 1B	0-3 K	5	0	1	0	0	1	4	New York Yankees @ Chicago White Sox Comiskey Park, Chicago, IL Fri Aug 14 1992, 8:05 PM EDT Att: 40,001 - Sunny - 65 F										
Roberto Kelly, R (1, 7) OBP: 0.330, SLG: 0.421	0-2 G5-3			2-1 G5-3		1-1 P5		0-1 FC1-4 1B	0-0 P6	5	1	1	1	0	0	4											
Don Mattingly, L (1, 3) OBP: 0.327, SLG: 0.417	1-0 F7			0-1 P5		1-2 F7		1-2 1B		4	0	1	1	0	0	2											
Danny Tartabull, R (1, 10) OBP: 0.400, SLG: 0.448		0-1 F8		1-1 E6		0-1 G6-3		1-1 1B		4	0	1	0	0	0	2											
Mel Hall, L (1, 9) OBP: 0.306, SLG: 0.448		2-1 F8		1-2 F8			3-2 G4-3	1-3 K		4	0	0	0	0	1	3											
Randy Velarde, R (1, 6) OBP: 0.335, SLG: 0.416		1-0 1B			2-2 L8		2-2 E9 1B		0-1 1B 1B	4	0	3	0	0	0	0											
Matt Nokes, L (1, 2) Mike Stanley, R (9, PH) OBP: 0.372, SLG: 0.422	3-1 P4			3-2 F7		1-2 G4-3		3-3 K		3	0	0	0	0	0	2											
Charlie Hayes, R (1, 5) OBP: 0.284, SLG: 0.394			3-2 G4-6-3 1B		2-0 F8			0-0 1B FC1-4 1B	0-0 1B	4	1	3	0	0	0	0											
Andy Stankiewicz, R (1, 4) Dion James, L (9, PH) Pat Kelly, R (9, PR) OBP: 0.282, SLG: 0.333			0-2 G4-6-3 1-2			3-2 1B		0-0 P6	2-2 1B	3	0	1	0	0	0	2											
Inning Stats	R: 0 E: 0 K: 0 S: 7	H: 0 LOB: 0 BB: 0 P: 9	R: 0 E: 0 K: 0 S: 7	H: 1 LOB: 1 BB: 0 P: 13	R: 0 E: 0 K: 0 S: 8	H: 1 LOB: 0 BB: 0 P: 13	R: 0 E: 1 K: 0 S: 9	H: 0 LOB: 1 BB: 0 P: 13	R: 0 E: 0 K: 0 S: 10	H: 0 LOB: 0 BB: 0 P: 17	R: 0 E: 0 K: 0 S: 14	H: 2 LOB: 2 BB: 0 P: 22	R: 0 E: 1 K: 0 S: 12	H: 1 LOB: 1 BB: 0 P: 18	R: 2 E: 1 K: 1 S: 16	H: 4 LOB: 2 BB: 0 P: 19		R: 0 E: 0 K: 2 S: 15	H: 3 LOB: 3 BB: 0 P: 20	1B: 12 2B: 0 3B: 0 HR: 0	SF: 0 SAC: 0 DP: 1 HBP: 0	WP: 0 PA: 38					
PITCHER	IP	WLS	BF	H	R	ER	SO	BB	IBB	HBP	BLK	WP	HR	S	P	ERA	WHIP										
Alex Fernandez, R (1, 1) ERA: 4.24	7.2		29	7	2	2	0	0	0	0	0	0	0	72	110	2.35	0.913										
Scott Radinsky, L (8, 1) ERA: 2.6	0.2	W	6	4	0	0	2	0	0	0	0	0	0	17	23	0.00	6.000										
Roberto Hernandez, R (9, 1) ERA: 1.82	0.2	S	3	1	0	0	1	0	0	0	0	0	0	9	11	0.00	1.500										


Batter	1	2	3	4	5	6	7	8	9	AB	R	H	RBI	BB	SO	LOB	BOTTOM										
Steve Sax, R (1, 4) OBP: 0.295, SLG: 0.314	1-2 CS 1B		0-2 G1-3		1-1 L4			4-1 F9 1B WP BB		3	1	1	0	1	0	0	New York Yankees @ Chicago White Sox Comiskey Park, Chicago, IL Fri Aug 14 1992, 8:05 PM EDT Att: 40,001 - Sunny - 65 F										
Tim Lincecum, S (1, 7) OBP: 0.377, SLG: 0.376	1-2 G1-3		1-1 1B S WP 1B		1-0 G3-1		0-0 1B WP 2B 1B		4	2	2	0	0	0	1												
Frank Thomas, R (1, 3) OBP: 0.454, SLG: 0.550	0-0 L4		1-2 1B WP 1B		3-3 K		1-2 F9		4	0	1	0	0	1	2												
George Bell, R (1, 10) Esteban Beltré, R (8, PR) OBP: 0.200, SLG: 0.278		1-2 G6-3	2-2 F8		0-1 F8		2-2 1B 2B		4	0	1	1	0	0	1												
Robin Ventura, L (1, 5) OBP: 0.372, SLG: 0.427		2-2 HR	2-3 K		1-1 F7		4-0 2B IBB		3	2	1	1	1	1	1												
Dan Pasqua, L (1, 9) Shawn Abner, R (8, 9) OBP: 0.324, SLG: 0.371		1-2 FC5-4 1B		0-0 L7		1-0 G3-1		2-1 1B 2B		3	0	1	0	0	0												
Lance Johnson, L (1, 8) OBP: 0.336, SLG: 0.362		0-0 FC5-4 1B		1-2 P5		0-0 G3		0-0 F7		4	0	0	0	0	2												
Carlton Fisk, R (1, 2) OBP: 0.314, SLG: 0.346		4-2 WP BB		3-0 G6-3		2-2 1B		1-3 K		3	0	1	0	1	1												
Dale Sveum, S (1, 6) OBP: 0.256, SLG: 0.247		2-3 K		1-2 L1		0-0 G3				3	0	0	0	0	1	3											
Inning Stats	R: 0 E: 0 K: 0 S: 8	H: 1 LOB: 0 BB: 0 P: 10	R: 1 E: 0 K: 1 S: 17	H: 2 LOB: 2 BB: 1 P: 26	R: 1 E: 0 K: 1 S: 18	H: 2 LOB: 0 BB: 0 P: 24	R: 0 E: 0 K: 0 S: 5	H: 0 LOB: 0 BB: 0 P: 9	R: 0 E: 0 K: 1 S: 7	H: 0 LOB: 0 BB: 0 P: 11	R: 0 E: 0 K: 0 S: 6	H: 1 LOB: 1 BB: 0 P: 9	R: 4 E: 0 K: 1 S: 14	H: 3 LOB: 1 BB: 2 P: 28	1B: 6 2B: 2 3B: 0 HR: 1	SF: 0 SAC: 0 DP: 0 HBP: 0		WP: 3 PA: 35									
PITCHER	IP	WLS	BF	H	R	ER	SO	BB	IBB	HBP	BLK	WP	HR	S	P	ERA	WHIP										
Scott Kamieniecki, R (1, 1) ERA: 4.8	7.1	L	32	8	6	6	3	2	1	0	0	0	0	75	117	7.36	1.364										
Tim Burke, R (8, 1) ERA: 4.05	0.2		3	1	0	0	1	0	0	0	0	0	0	6	9	0.00	1.500										

Batter	1	2	3	4	5	6	7	8	9	AB	R	H	RBI	BB	SO	LOB	TOP					
Bernie Williams, S (1, 8) OBP: 0.292, SLG: 0.412	3-1 G3		2-2 HR	2-0 1B		1-0 F9		1-1 1B		5	1	3	2	0	0	1						
Roberto Kelly, R (1, 7) OBP: 0.329, SLG: 0.418	3-2 P3		1-1 2B 1B	0-3 K			1-0 F8		2-0 G5-3	5	1	1	0	0	1	1						
Don Mattingly, L (1, 3) OBP: 0.325, SLG: 0.414	4-2 BB BB		1-3 K		1-1 G4-3		0-1 L1		3-2 G6-3	4	0	0	0	1	1	1						
Danny Tartabull, R (1, 10) OBP: 0.406, SLG: 0.454	4-2 BB		1-1 1B 2B		4-1 BB		1-1 1B		0-1 F9	3	1	2	1	2	0	0						
Mel Hall, L (1, 9) OBP: 0.305, SLG: 0.446	1-3 K2-3		1-1 1B		2-1 F7		0-1 F7			4	0	1	1	0	1	4						
Randy Velarde, R (1, 6) OBP: 0.337, SLG: 0.417		1-1 G5-3	2-2 1B		1-1 F8			1-0 SH3-4 1B		4	1	2	0	0	0	1						
Matt Nokes, L (1, 2) OBP: 0.279, SLG: 0.399	1-0 G6-3		0-0 G3		0-0 F8			0-2 SH3-4 1B		4	0	1	0	0	0	2						
Charlie Hayes, R (1, 5) OBP: 0.282, SLG: 0.391	2-1 G4-3			1-2 G5-3		2-1 P9		0-1 SH3-4		3	0	0	0	0	0	0						
Andy Stankiewicz, R (1, 4) OBP: 0.344, SLG: 0.354			0-2 P5	3-1 G5-3		1-2 1B		0-0 G3		3	0	1	0	0	0	0						
Dion James, L (8, PH) OBP: 0.358, SLG: 0.376										1	0	0	0	0	0	2						
Pat Kelly, R (8, 4) OBP: 0.282, SLG: 0.333										0	0	0	0	0	0	0						
Inning Stats	R: 0 E: 0 K: 1 S: 13	H: 0 LOB: 2 BB: 2 P: 28	R: 0 E: 0 K: 0 S: 5	H: 0 LOB: 0 BB: 0 P: 9	R: 3 E: 0 K: 1 S: 22	H: 5 LOB: 2 BB: 0 P: 30	R: 0 E: 0 K: 1 S: 9	H: 1 LOB: 1 BB: 0 P: 15	R: 0 E: 0 K: 0 S: 7	H: 0 LOB: 1 BB: 1 P: 15	R: 0 E: 0 K: 0 S: 7	H: 1 LOB: 1 BB: 0 P: 11	R: 0 E: 0 K: 0 S: 7	H: 1 LOB: 1 BB: 0 P: 9	R: 1 E: 0 K: 0 S: 10	H: 3 LOB: 2 BB: 0 P: 12	R: 0 E: 0 K: 0 S: 6	H: 0 LOB: 0 BB: 0 P: 11	1B: 9 2B: 1 3B: 0 HR: 1	SF: 0 SAC: 1 DP: 0 HBP: 0	WP: 0 PB: 0 CS: 1	PA: 40
PITCHER	IP	WLS	BF	H	R	ER	SO	BB	IBB	HBP	BLK	WP	HR	S	P	ERA	WHIP					
Charlie Hough, R (1, 1) ERA: 3.57	7.0	L	32	8	3	3	3	3	0	0	0	0	1	70	117	3.86	1.571					
Terry Leach, R (8, 1) ERA: 1.73	2.0	S	8	3	1	1	0	0	0	0	0	0	0	16	23	4.50	1.500					

New York Yankees @ Chicago White Sox
Comiskey Park, Chicago, IL
Sat Aug 15 1992, 8:05 PM EDT
Att: 42,834 - Cloudy - 69 F

livebaseballscorecards.com

AB 36
R 4
H 11
RBI 4
BB 3
SO 3
LOB 12




Batter	1	2	3	4	5	6	7	8	9	AB	R	H	RBI	BB	SO	LOB	BOTTOM					
Steve Sax, R (1, 4) OBP: 0.294, SLG: 0.313	1-3 K		0-0 F8		0-1 FC3-6 1B		0-0 G1-3			4	0	1	0	0	1	1						
Tim Lincecum, S (1, 7) OBP: 0.376, SLG: 0.373	4-1 S BB		2-2 L7		1-1 FC3-6		1-2 G6-3			3	0	0	0	1	0	2						
Frank Thomas, R (1, 3) OBP: 0.452, SLG: 0.546	3-2 P3			4-1 F8 1B BB	1-3 K			2-3 K		3	1	0	0	1	2	2						
George Bell, R (1, 10) OBP: 0.307, SLG: 0.427	2-1 P6			1-1 1B		4-1 G6-3 E BB		1-1 F8		3	0	1	0	1	0	1						
Robin Ventura, L (1, 5) OBP: 0.369, SLG: 0.423		0-0 G3		0-1 F8		2-0 F8		0-2 G3-1		4	0	0	0	0	0	3						
Dan Pasqua, L (1, 9) OBP: 0.308, SLG: 0.353		0-2 G5-4-3 1B		1-0 1B		2-1 G6-3		1-3 1B		4	0	2	1	0	0	1						
Lance Johnson, L (1, 8) OBP: 0.333, SLG: 0.359		0-0 G5-4-3		3-1 F9		1-2 P7		1-2 G4-3		4	0	0	0	0	0	4						
Ron Karkovics, R (1, 2) OBP: 0.292, SLG: 0.332			0-2 G2-3	0-3 K		2-0 F7		2-2 S 1B		3	0	0	0	0	1	2						
Joey Coors, S (9, PH) OBP: 0.320, SLG: 0.280										1	0	1	0	0	0	0						
Dale Sveum, S (1, 6) OBP: 0.262, SLG: 0.273		0-1 1B			1-0 F7		1-1 HR		2-2 L6	4	1	2	1	0	0	1						
Inning Stats	R: 0 E: 0 K: 1 S: 9	H: 0 LOB: 1 BB: 1 P: 19	R: 0 E: 0 K: 0 S: 5	H: 1 LOB: 0 BB: 0 P: 5	R: 0 E: 0 K: 0 S: 10	H: 1 LOB: 1 BB: 0 P: 12	R: 1 E: 0 K: 1 S: 11	H: 2 LOB: 2 BB: 1 P: 18	R: 0 E: 0 K: 1 S: 8	H: 1 LOB: 1 BB: 0 P: 11	R: 0 E: 0 K: 0 S: 7	H: 0 LOB: 0 BB: 1 P: 16	R: 1 E: 0 K: 0 S: 7	H: 1 LOB: 0 BB: 0 P: 11	R: 0 E: 0 K: 1 S: 8	H: 0 LOB: 0 BB: 0 P: 11	R: 0 E: 0 K: 0 S: 15	H: 1 LOB: 1 BB: 0 P: 21	1B: 6 2B: 0 3B: 0 HR: 1	SF: 0 SAC: 0 DP: 1 HBP: 0	WP: 0 PB: 0 CS: 0	PA: 36
PITCHER	IP	WLS	BF	H	R	ER	SO	BB	IBB	HBP	BLK	WP	HR	S	P	ERA	WHIP					
Sam Miltello, R (1, 1) ERA: 1.2	8.0	W	32	6	2	2	4	3	0	0	0	0	1	65	103	2.25	1.125					
Steve Farr, R (9, 1) ERA: 1.25	1.0	S	4	1	0	0	0	0	0	0	0	0	0	15	21	0.00	1.000					

New York Yankees @ Chicago White Sox
Comiskey Park, Chicago, IL
Sat Aug 15 1992, 8:05 PM EDT
Att: 42,834 - Cloudy - 69 F

livebaseballscorecards.com


AB 33
R 2
H 7
RBI 2
BB 3
SO 4
LOB 17



Batter	1	2	3	4	5	6	7	8	9	AB	R	H	RBI	BB	SO	LOB	TOP								
Bernie Williams, S (1, 8) OBP: 0.299, SLG: 0.394	G5-3		G5-4-3 BB				G4-3		F8	3	0	0	0	2	0	2									
Roberto Kelly, R (1, 7) OBP: 0.328, SLG: 0.415	G4-3 BB		G5-4-3				G4-3		G5-3	3	0	0	0	1	0	4									
Don Mattingly, L (1, 3) OBP: 0.325, SLG: 0.415	G4-3						F9		P6	4	0	1	0	0	0	1									
Danny Tartabull, R (1, 10) OBP: 0.404, SLG: 0.462	K						K		2B	4	1	1	1	0	2	2									
Mel Hall, L (1, 9) OBP: 0.305, SLG: 0.444		G3					G6-3 FC6-4 1B		G6-3	4	0	1	0	0	0	1									
Randy Velarde, R (1, 6) OBP: 0.332, SLG: 0.410		K					FC6-4		G6-3	4	1	0	0	0	1	1									
Matt Nokes, L (1, 2) OBP: 0.279, SLG: 0.397		G4-3							P5	4	0	1	0	0	1	1									
Charlie Hayes, R (1, 5) OBP: 0.281, SLG: 0.392							K		K	4	0	1	0	0	2	1									
Pat Kelly, R (1, 4) OBP: 0.286, SLG: 0.342							K		L5	3	0	2	0	0	0	1									
Kevin Maas, L (9, PH) OBP: 0.309, SLG: 0.420										0	0	0	0	0	0	0									
Jim Leyritz, R (9, PH) OBP: 0.340, SLG: 0.420									P1	1	0	0	1	0	0	1									
Inning Stats	R: 0 E: 0 K: 1 S: 8	H: 0 LOB: 1 BB: 1 P: 17	R: 0 E: 0 K: 1 S: 7	H: 0 LOB: 0 BB: 0 P: 11	R: 0 E: 0 K: 1 S: 11	H: 1 LOB: 1 BB: 1 P: 19	R: 0 E: 0 K: 1 S: 8	H: 1 LOB: 0 BB: 0 P: 13	R: 0 E: 0 K: 1 S: 11	H: 1 LOB: 2 BB: 1 P: 21	R: 1 E: 0 K: 0 S: 5	H: 1 LOB: 0 BB: 0 P: 6	R: 0 E: 0 K: 0 S: 11	H: 1 LOB: 0 BB: 0 P: 16	R: 0 E: 0 K: 0 S: 13	H: 1 LOB: 1 BB: 0 P: 18	R: 1 E: 1 K: 1 S: 11	H: 1 LOB: 1 BB: 0 P: 15	1B: 3 2B: 3 3B: 0 HR: 1	SF: 0 SAC: 0 DP: 1 HBP: 0	WP: 0 PB: 0 SB: 1 CS: 1	PA: 37			
PITCHER	IP	WLS	BF	H	R	ER	SO	BB	IBB	HBP	BLK	WP	HR	S	P	ERA	WHIP								
Kirk McCaskill, R (1, 1) ERA: 4.31	7.0	W	28	5	1	1	5	3	0	0	0	0	1	61	103	1.29	1.143								
Roberto Hernandez, R (8, 1) ERA: 1.76	1.1		7	2	1	0	1	0	0	0	0	0	0	20	27	0.00	1.500								
Scott Radinsky, L (9, 1) ERA: 2.56	0.2	S	2	0	0	0	0	0	0	0	0	0	0	4	6	0.00	0.000								

New York Yankees @ Chicago White Sox
Comiskey Park, Chicago, IL
Sun Aug 16 1992, 8:05 PM EDT
Att: 34,723 - Sunny - 70 F


AB 34
R 2
H 7
RBI 2
BB 3
SO 6
LOB 15



Batter	1	2	3	4	5	6	7	8	9	AB	R	H	RBI	BB	SO	LOB	BOTTOM								
Steve Sax, R (1, 4) OBP: 0.296, SLG: 0.318	K		G6-3				HR			4	1	2	0	0	1	0									
Tim Lincecum, S (1, 7) OBP: 0.374, SLG: 0.370							L6		F7	3	0	0	0	1	0	2									
Frank Thomas, R (1, 3) OBP: 0.450, SLG: 0.542	G4-6-3 BB						G6-3		G6-3	3	1	0	0	1	0	1									
George Bell, R (1, 10) OBP: 0.308, SLG: 0.434							G3		G4-3	4	1	2	3	0	0	0									
Joey Votto, S (8, PR) OBP: 0.320, SLG: 0.280							G1-3		G1-3	0	0	0	0	0	0	0									
Robin Ventura, L (1, 5) OBP: 0.370, SLG: 0.423									G6-3	4	1	2	3	0	0	0									
Dan Pasqua, L (1, 9) OBP: 0.308, SLG: 0.349									G6-3	0	0	0	0	0	0	0									
Shawn Abner, R (6, PR) OBP: 0.322, SLG: 0.368									1B	2	0	0	0	1	0	1									
Lance Johnson, L (1, 8) OBP: 0.333, SLG: 0.366									P3	3	0	1	0	1	0	1									
Dan Pasqua, L (7, 9) OBP: 0.322, SLG: 0.368									F7	2	0	0	0	1	0	1									
Lance Johnson, L (1, 8) OBP: 0.333, SLG: 0.366									F7	1	0	0	0	0	0	1									
Lance Johnson, L (1, 8) OBP: 0.333, SLG: 0.366									FC4-6 BB	3	1	1	1	0	0	3									
Carlton Fisk, R (1, 2) OBP: 0.307, SLG: 0.338									HR	3	1	1	1	0	0	3									
Dale Sveum, S (1, 6) OBP: 0.263, SLG: 0.275									FC4-6 BB	3	1	1	1	0	0	3									
Inning Stats	R: 0 E: 0 K: 1 S: 6	H: 0 LOB: 0 BB: 1 P: 10	R: 0 E: 0 K: 0 S: 10	H: 0 LOB: 1 BB: 1 P: 16	R: 0 E: 0 K: 0 S: 7	H: 0 LOB: 0 BB: 0 P: 12	R: 0 E: 0 K: 0 S: 5	H: 0 LOB: 0 BB: 0 P: 8	R: 1 E: 0 K: 0 S: 7	H: 1 LOB: 0 BB: 0 P: 11	R: 3 E: 0 K: 1 S: 16	H: 3 LOB: 2 BB: 2 P: 31	R: 0 E: 0 K: 0 S: 10	H: 2 LOB: 1 BB: 0 P: 16	R: 0 E: 0 K: 0 S: 11	H: 1 LOB: 1 BB: 0 P: 15	1B: 4 2B: 1 3B: 0 HR: 2	SF: 0 SAC: 0 DP: 1 HBP: 0	WP: 0 PB: 0 SB: 1 CS: 1	PA: 33					
PITCHER	IP	WLS	BF	H	R	ER	SO	BB	IBB	HBP	BLK	WP	HR	S	P	ERA	WHIP								
Shawn Hillegas, R (1, 1) ERA: 5.06	7.0	L	29	6	4	4	2	4	0	0	0	0	2	61	104	5.14	1.429								
Tim Burke, R (8, 1) ERA: 4.02	0.1		2	1	0	0	0	0	0	0	0	0	0	6	8	0.00	3.000								
Greg Cadaret, L (8, 1) ERA: 4.75	0.2		2	0	0	0	0	0	0	0	0	0	0	5	7	0.00	0.000								

New York Yankees @ Chicago White Sox
Comiskey Park, Chicago, IL
Sun Aug 16 1992, 8:05 PM EDT
Att: 34,723 - Sunny - 70 F

AB 29
R 4
H 7
RBI 4
BB 4
SO 2
LOB 9



Batter	1	2	3	4	5	6	7	8	9	AB	R	H	RBI	BB	SO	LOB	TOP								
Bernie Williams, S (1, 8) OBP: 0.308, SLG: 0.405	G6-3		G6-3			G2-3 G4-3 2B		BB		3	1	1	0	1	0	0	New York Yankees @ Chicago White Sox Comiskey Park, Chicago, IL Mon Aug 17 1992, 8:05 PM EDT Att: 38,553 - Cloudy - 73 F								
Randy Velarde, R (1, 9) OBP: 0.327, SLG: 0.404	L9			G5-3		G2-3		BB		4	0	0	1	0	1	2									
Don Mattingly, L (1, 3) OBP: 0.324, SLG: 0.413				G6-3		G4-3		G1-3		4	0	1	1	0	0	1									
Danny Tartabull, R (1, 10) OBP: 0.405, SLG: 0.459	K			FC5-4 BB		G1-3		BB	1B FC1-6 BB	2	1	0	0	2	1	1									
Roberto Kelly, R (1, 7) OBP: 0.328, SLG: 0.414				FC5-4 1-2			L8		F9	4	0	1	0	0	0	2									
Mike Stanley, R (1, 2) OBP: 0.279, SLG: 0.389										2	0	0	0	1	0	1									
Mel Hall, L (9, PH) OBP: 0.306, SLG: 0.445	G5-4-3					E6 G6-3		BB	FC1-6 1B	1	0	1	0	0	0	0									
Charlie Hayes, R (1, 5) OBP: 0.371, SLG: 0.389						G6-3		F9	FC1-6	3	0	0	0	0	0	2									
Matt Nokes, L (9, PH) OBP: 0.279, SLG: 0.397	G5-3					G6-3			FC1-6	0	0	0	0	0	0	0									
Jim Levrutz, R (9, PH) OBP: 0.338, SLG: 0.417						G5-3			FC1-6	1	0	0	1	0	0	1									
Andy Stankiewicz, R (1, 6) OBP: 0.340, SLG: 0.350				G4-3		G5-3		K	G6-3	4	0	0	0	0	1	2									
Pat Kelly, R (1, 4) OBP: 0.287, SLG: 0.342				G5-3				G5-3		3	1	1	0	0	0	0									
Inning Stats	R: 0 E: 0 K: 1 S: 7	H: 1 LOB: 1 BB: 0 P: 12	R: 0 E: 0 K: 0 S: 8	H: 1 LOB: 0 BB: 0 P: 12	R: 0 E: 0 K: 0 S: 5	H: 0 LOB: 0 BB: 0 P: 7	R: 0 E: 0 K: 0 S: 9	H: 0 LOB: 1 BB: 1 P: 19	R: 0 E: 1 K: 0 S: 4	H: 0 LOB: 0 BB: 0 P: 6	R: 2 E: 0 K: 0 S: 8	H: 2 LOB: 0 BB: 0 P: 12	R: 0 E: 0 K: 1 S: 11	H: 0 LOB: 1 BB: 1 P: 21	R: 0 E: 0 K: 1 S: 6	H: 0 LOB: 1 BB: 1 P: 10	R: 1 E: 0 K: 0 S: 14	H: 1 LOB: 1 BB: 1 P: 23	1B: 4 2B: 1 3B: 0 HR: 0	SF: 0 SAC: 0 DP: 2 HBP: 0	WP: 0 PB: 0 CS: 0	PA: 35			
PITCHER	IP	WLS	BF	H	R	ER	SO	BB	IBB	HBP	BLK	WP	HR	S	P	ERA	WHIP								
Greg Hibbard, L (1, 1) ERA: 4.21	8.0	W	30	4	2	2	3	3	0	0	0	0	0	58	99	2.25	0.875								
Bobby Thigpen, R (9, 1) ERA: 4.53	0.1		3	1	1	1	0	1	0	0	0	0	0	10	17	27.00	6.000								
Scott Radinsky, L (9, 1) ERA: 2.53	0.2	S	2	0	0	0	0	0	0	0	0	0	0	4	6	0.00	0.000								

AB	31
R	3
H	5
RBI	3
BB	4
SO	3
LOB	12



Batter	1	2	3	4	5	6	7	8	9	AB	R	H	RBI	BB	SO	LOB	BOTTOM								
Steve Sax, R (1, 4) OBP: 0.296, SLG: 0.317	G3 SF9 1B		G6-3			F9		K		4	1	1	0	0	1	2	New York Yankees @ Chicago White Sox Comiskey Park, Chicago, IL Mon Aug 17 1992, 8:05 PM EDT Att: 38,553 - Cloudy - 73 F								
Tim Lincecum, S (1, 7) OBP: 0.371, SLG: 0.367	G3		G4-3			G4-3		F7		4	0	0	0	0	3										
Frank Thomas, R (1, 3) OBP: 0.449, SLG: 0.540	SF9			P3		K		K		3	0	1	2	0	1	0									
George Bell, R (1, 10) OBP: 0.306, SLG: 0.430	G6-3			G1-3		K2-3		P4		4	0	0	0	0	1	2									
Robin Ventura, L (1, 5) OBP: 0.370, SLG: 0.422				F8		L5				3	0	1	0	0	0	0									
Dan Pasqua, L (1, 9) OBP: 0.313, SLG: 0.351				G4-3-6 HBP 1B						2	1	1	0	0	1	0									
Shawn Abner, R (8, 9) OBP: 0.322, SLG: 0.368				G4-3-6 HBP		E FC SF9 1B		K2-3		0	0	0	0	0	0	0									
Lance Johnson, L (1, 8) OBP: 0.331, SLG: 0.363	G4-3-6					FC SF9 G5-3		F9		3	1	0	0	0	0	3									
Carlton Fisk, R (1, 2) OBP: 0.308, SLG: 0.336						SF9				1	0	0	1	1	0	1									
Ron Karkovics, R (9, PR) OBP: 0.292, SLG: 0.332	G5-3					SF9		1B BB		0	1	0	0	0	0	0									
Esteban Beltré, R (1, 6) OBP: 0.207, SLG: 0.281				G6-3		G5-3		1B BB		3	0	1	1	0	0	0									
Inning Stats	R: 1 E: 0 K: 0 S: 10	H: 1 LOB: 0 BB: 0 P: 17	R: 0 E: 0 K: 0 S: 14	H: 1 LOB: 0 BB: 0 P: 22	R: 0 E: 0 K: 0 S: 7	H: 0 LOB: 0 BB: 0 P: 10	R: 0 E: 0 K: 0 S: 5	H: 0 LOB: 0 BB: 0 P: 9	R: 2 E: 1 K: 0 S: 7	H: 1 LOB: 0 BB: 0 P: 9	R: 0 E: 0 K: 2 S: 8	H: 0 LOB: 0 BB: 0 P: 12	R: 0 E: 0 K: 1 S: 7	H: 0 LOB: 0 BB: 0 P: 8	R: 1 E: 0 K: 1 S: 12	H: 2 LOB: 2 BB: 1 P: 22	1B: 5 2B: 0 3B: 0 HR: 0	SF: 2 SAC: 0 DP: 1 HBP: 1	WP: 0 PB: 0 CS: 0	PA: 31					
PITCHER	IP	WLS	BF	H	R	ER	SO	BB	IBB	HBP	BLK	WP	HR	S	P	ERA	WHIP								
Melido Perez, R (1, 1) ERA: 3.15	8.0	L	31	5	4	2	4	1	0	1	0	0	0	70	109	2.25	0.750								

AB	27
R	4
H	5
RBI	4
BB	1
SO	4
LOB	11



Batter	1	2	3	4	5	6	7	8	9	AB	R	H	RBI	BB	SO	LOB	TOP										
Rickey Henderson, R OBP: 0.427, SLG: 0.465 (1, 7)	0-0 HR		1-0 P2			2-2 FC6-4		4-2 1B BB		3	2	1	1	1	0	1											
Jerry Browne, S OBP: 0.358, SLG: 0.326 (1, 8)	2-2 G3-1			1-1 F8		1-3 K		4-0 1B BB		3	0	0	0	1	1	1											
Jose Canseco, R OBP: 0.340, SLG: 0.464 (1, 9)	2-3 K			0-0 G4-3			3-1 G5-3	3-2 BB 1B		4	0	1	2	0	1	0											
Harold Baines, L OBP: 0.322, SLG: 0.368 Lance Blankenship, R OBP: 0.391, SLG: 0.341 (1, 10) (8, PH)	1-1 F8			0-1 G1-3			0-0 F9	4-2 1-3 2-H 3-H BB		3	0	0	0	0	0	0											
Mark McGwire, R OBP: 0.390, SLG: 0.600 (1, 3)		2-1 P3			3-1 G6-3		1-1 HBP 1B	2-1 P2		4	0	1	0	0	0	3											
Carney Lansford, R OBP: 0.325, SLG: 0.369 (1, 5)		0-0 F8		0-1 F7			2-2 HBP	0-1 L9		3	0	0	0	0	0	3											
Jamie Quirk, L OBP: 0.285, SLG: 0.277 (1, 2)		2-2 G4-3		1-0 F7			0-0 L4		0-0 G6-3	4	0	0	0	0	0	2											
Walt Weiss, S OBP: 0.322, SLG: 0.261 (1, 6)			1-1 F9			2-1 F7		1-1 S 1B G6-3	1-1 G4-3	4	1	1	0	0	0	0											
Mike Bordick, R OBP: 0.359, SLG: 0.367 (1, 4)			0-1 F9			4-1 FC6-4 BB		0-0 G6-3	0-2 P4	3	0	0	0	1	0	1											
Inning Stats	R: 1 E: 0 K: 1 S: 10	H: 1 LOB: 0 BB: 0 P: 15	R: 0 E: 0 K: 0 S: 6	H: 0 LOB: 2 BB: 0 P: 10	R: 0 E: 0 K: 0 S: 5	H: 0 LOB: 0 BB: 0 P: 7	R: 0 E: 0 K: 0 S: 5	H: 0 LOB: 0 BB: 0 P: 6	R: 0 E: 0 K: 1 S: 9	H: 0 LOB: 0 BB: 1 P: 18	R: 0 E: 0 K: 0 S: 8	H: 1 LOB: 2 BB: 0 P: 14	R: 2 E: 0 K: 0 S: 15	H: 2 LOB: 3 BB: 3 P: 33	R: 0 E: 0 K: 0 S: 6	H: 0 LOB: 0 BB: 0 P: 7	1B: 3 2B: 0 3B: 0 HR: 1	SF: 0 SAC: 0 DP: 0 HBP: 1	WP: 0 PB: 0 SB: 2 CS: 0	PA: 36							
PITCHER	IP	WLS	BF	H	R	ER	SO	BB	IBB	HBP	BLK	WP	HR	S	P	ERA	WHIP										
Scott Sanderson, R ERA: 4.49 (1, 1)	7.1	W	29	3	3	3	2	3	0	1	0	0	1	54	94	3.68	0.818										
Rich Monteleone, R ERA: 3.91 (8, 1)	0.0		1	1	0	0	0	0	0	0	0	0	0	3	6	∞	∞										
Greg Cadaret, L ERA: 4.75 (8, 1)	0.0		1	0	0	0	0	1	0	0	0	0	0	2	6	∞	∞										
Steve Farr, R ERA: 1.19 (8, 1)	1.2	S	5	0	0	0	0	0	0	0	0	0	0	10	13	0.00	0.000										

Oakland Athletics @ New York Yankees
Yankee Stadium, Bronx, NY
Tue Aug 18 1992, 7:05 PM EDT
Att: 20,669 - Cloudy - 71 F

AB	31
R	3
H	4
RBI	3
BB	4
SO	2
LOB	11



Batter	1	2	3	4	5	6	7	8	9	AB	R	H	RBI	BB	SO	LOB	BOTTOM										
Bernie Williams, S OBP: 0.314, SLG: 0.397 (1, 8)	1-1 G4-3	4-0 G6-4-3 BB		2-2 G1-3		0-1 L7		0-0 1B 2B 1B		4	1	1	1	1	0	2											
Roberto Kelly, R OBP: 0.328, SLG: 0.414 (1, 7)	2-3 K	3-1 G6-4-3		3-2 CS 1B		2-2 L7		1-0 2B 1B		5	1	2	0	0	1	5											
Don Mattingly, L OBP: 0.327, SLG: 0.417 (1, 3)	0-0 G4-3		0-1 WP S 1B	0-0 F7			1-1 1B FC6-2 1B	1-0 1B BB 2B		5	2	3	2	0	0	1											
Danny Tartabull, R OBP: 0.408, SLG: 0.460 (1, 10)		2-2 1B 1B	2-3 K	1-1 CS	0-1 G6-3		2-2 BB FC6-2 1B	4-0 BB 1B IBB		4	1	2	0	1	1	1											
Mel Hall, L OBP: 0.309, SLG: 0.447 (1, 9)		2-1 1B 1B	1-0 BB G6-3 1B		3-2 G4-3		1-0 FC6-2 FC6-2 BB	2-2 BB 1B		5	1	3	1	0	0	2											
Randy Velarde, R OBP: 0.329, SLG: 0.399 (1, 6)		0-3 K	1-1 G6-3		0-3 K		4-1 FC6-2 BB	4-2 FC5 BB		3	0	0	1	2	2	3											
Matt Nokes, L OBP: 0.281, SLG: 0.395 (1, 2)		2-0 CI BB 1B	4-0 BB IBB		3-1 F9	2-2 FC6-2	2-2 FC6-2 P2	0-1 P2		4	1	1	1	1	0	6											
Charlie Hayes, R OBP: 0.283, SLG: 0.389 (1, 5)		4-2 BB CI BB	4-0 BB IBB		0-2 1B	0-2 K	2-3 K	1-0 FC5		3	0	1	0	2	1	6											
Pat Kelly, R OBP: 0.287, SLG: 0.342 (1, 4)		0-2 CI BB	3-3 K		3-2 SAFE 1B		1-2 1B	1-3 K		3	0	1	1	0	2	3											
Inning Stats	R: 0 E: 0 K: 1 S: 6	H: 0 LOB: 0 BB: 0 P: 9	R: 3 E: 1 K: 1 S: 18	H: 3 LOB: 2 BB: 2 P: 35	R: 1 E: 0 K: 2 S: 12	H: 2 LOB: 3 BB: 2 P: 28	R: 0 E: 0 K: 0 S: 10	H: 1 LOB: 0 BB: 0 P: 15	R: 0 E: 0 K: 1 S: 9	H: 0 LOB: 0 BB: 0 P: 12	R: 0 E: 0 K: 0 S: 16	H: 2 LOB: 2 BB: 1 P: 24	R: 0 E: 0 K: 1 S: 14	H: 2 LOB: 3 BB: 1 P: 26	R: 3 E: 0 K: 1 S: 14	H: 4 LOB: 2 BB: 2 P: 28	1B: 13 2B: 1 3B: 0 HR: 0	SF: 0 SAC: 0 DP: 1 HBP: 0	WP: 1 PB: 0 SB: 1 CS: 1	PA: 45							
PITCHER	IP	WLS	BF	H	R	ER	SO	BB	IBB	HBP	BLK	WP	HR	S	P	ERA	WHIP										
Mike Moore, R ERA: 4.31 (1, 1)	5.1	L	27	8	4	3	5	3	1	0	0	0	0	65	115	5.06	2.062										
Kevin Campbell, R ERA: 4.14 (6, 1)	0.2		4	2	0	0	0	0	0	0	0	0	0	11	16	0.00	3.000										
Mike Raczka, L ERA: (7, 1)	0.2		3	0	0	0	0	1	0	0	0	0	0	6	13	0.00	1.500										
Bruce Walton, R ERA: 4.5 (7, 1)	0.2		3	1	1	1	2	0	0	0	0	0	0	7	10	13.50	1.500										
Rick Honeycutt, L ERA: 3.69 (8, 1)	0.1		6	3	2	2	0	1	1	0	0	0	0	9	21	54.00	12.000										

Oakland Athletics @ New York Yankees
Yankee Stadium, Bronx, NY
Tue Aug 18 1992, 7:05 PM EDT
Att: 20,669 - Cloudy - 71 F

AB	36
R	7
H	14
RBI	7
BB	7
SO	7
LOB	29



Batter	1	2	3	4	5	6	7	8	9	AB	R	H	RBI	BB	SO	LOB	TOP										
Rickey Henderson, R OBP: 0.425, SLG: 0.462 Mike Bordick, R OBP: 0.361, SLG: 0.368	2-2 P4		0-0 F7			2-2 G6-3		2-2 BB BB BB 1B	0-0 1-3 1B	4	1	1	0	0	0	0	4										
Jerry Browne, S OBP: 0.355, SLG: 0.321	4-0 BB			2-3 K		1-1 L9		0-0 F8	0-0 F8	4	0	0	0	1	1	3	4										
Jose Canseco, R OBP: 0.341, SLG: 0.472	1-3 K			2-3 K			1-0 HR	4-2 BB BB		3	1	1	1	1	2	1	3										
Harold Baines, L OBP: 0.326, SLG: 0.371	2-1 G1-3			4-1 BB			0-0 1B 2B	4-1 BB BB		2	1	1	0	2	0	1	2										
Mark McGwire, R OBP: 0.391, SLG: 0.599		1-0 G5-3		3-3 K			2-2 G5-4-3 2H	4-2 FC6-4 BB		3	0	1	2	1	1	1	3										
Carney Lansford, R OBP: 0.325, SLG: 0.367 Randy Ready, R OBP: 0.330, SLG: 0.319	1-1 G4-3				4-1 CS BB		0-0 G5-4-3 1-2f	0-2 FC6-4		2	0	0	0	1	0	1	2										
Jamie Quirk, L OBP: 0.284, SLG: 0.271	3-3 K			0-1 G3-1 1-2			4-2 BB		1-3 K	3	0	0	0	1	2	1	3										
Walt Weiss, S OBP: 0.321, SLG: 0.257			3-2 G4-3		3-1 F7		0-1 G4-3		4-2 1B BB	3	0	0	0	1	0	1	3										
Lance Blankenship, R OBP: 0.386, SLG: 0.336		3-2 G5-3			0-2 F9			2-2 P3	0-2 F9	4	0	0	0	0	0	1	4										
Inning Stats	R: 0 E: 0 K: 1 S: 8	H: 0 LOB: 1 BB: 1 P: 17	R: 0 E: 0 K: 1 S: 6	H: 0 LOB: 0 BB: 0 P: 11	R: 0 E: 0 K: 3 S: 9	H: 0 LOB: 0 BB: 0 P: 15	R: 0 E: 0 K: 3 S: 10	H: 0 LOB: 1 BB: 1 P: 21	R: 0 E: 0 K: 0 S: 5	H: 0 LOB: 0 BB: 0 P: 12	R: 2 E: 0 K: 0 S: 11	H: 3 LOB: 1 BB: 1 P: 18	R: 1 E: 0 K: 1 S: 16	H: 1 LOB: 3 BB: 3 P: 32	R: 0 E: 0 K: 1 S: 11	H: 1 LOB: 2 BB: 1 P: 16	1B: 3 2B: 1 3B: 0 HR: 1	SF: 0 SAC: 0 DP: 1 HBP: 0	WP: 0 PB: 0 SB: 0 CS: 1	PA: 38							
PITCHER	IP	WLS	BF	H	R	ER	SO	BB	IBB	HBP	BLK	WP	HR	S	P	ERA	WHIP										
Scott Kamieniecki, R ERA: 4.68	7.0	W	26	3	2	2	5	4	0	0	0	0	1	57	105	2.57	1.000										
Tim Burke, R ERA: 4.14	1.0		7	1	1	1	0	3	0	0	0	0	0	16	32	9.00	4.000										
Tim Leary, R ERA: 5.57	1.0		5	1	0	0	1	1	0	0	0	0	0	11	16	0.00	2.000										

Oakland Athletics @ New York Yankees
Yankee Stadium, Bronx, NY
Wed Aug 19 1992, 7:05 PM EDT
Att: 20,568 - Cloudy - 69 F

AB 30
R 3
H 5
RBI 3
BB 8
SO 6
LOB 13



Batter	1	2	3	4	5	6	7	8	9	AB	R	H	RBI	BB	SO	LOB	BOTTOM										
Bernie Williams, S OBP: 0.308, SLG: 0.378	3-3 K	0-1 G4-3		1-1 F8		4-2 BB	0-0 G4-3			4	0	0	0	1	1	3	4										
Roberto Kelly, R OBP: 0.330, SLG: 0.417	0-0 CI HR		0-0 E 1B		0-1 G6-3	0-1 P4		2-1 2B 2B		4	3	2	0	0	0	1	4										
Don Mattingly, L OBP: 0.279, SLG: 0.423 Kevin Maas, L OBP: 0.309, SLG: 0.420	1-0 L9		2-2 E5 WP BB SF8 1B		0-0 2B 1B		2-0 1B 1B	0-0 1B 2B SF7 2B		5	3	4	1	0	0	1	5										
Danny Tartabull, R OBP: 0.411, SLG: 0.471	3-2 HR		4-2 WP BB		0-1 F9		0-2 G4-3 1B 1B	3-3 K		4	2	2	2	1	1	2	4										
Mel Hall, L OBP: 0.313, SLG: 0.451 Dion James, L OBP: 0.358, SLG: 0.376	3-2 F9		2-3 K		0-0 1B 2B		1-1 G4-3 1B 1B	0-1 2B 1B		5	2	3	1	0	1	2	5										
Randy Velarde, R OBP: 0.330, SLG: 0.402		2-2 1B 1B	1-2 SF8		1-0 1B		2-2 G4-3	0-0 SF7		3	0	2	4	0	0	2	3										
Matt Nokes, L OBP: 0.376, SLG: 0.392 Mike Stanley, R OBP: 0.376, SLG: 0.430		0-3 K	3-H 3-H 2-3 K		1-3 K2-3		3-1 1B 1B	0-1 1B 2B		2	0	0	0	0	2	2	2										
Charlie Hayes, R OBP: 0.282, SLG: 0.386		0-0 F7		2-2 P4		3-2 G3	0-3 K	2-1 1B		5	0	1	1	0	1	2	5										
Pat Kelly, R OBP: 0.290, SLG: 0.343		0-0 1B		2-1 P4		2-2 P7	3-2 1B	1-0 F7		5	0	2	1	0	0	2	5										
Inning Stats	R: 2 E: 1 K: 1 S: 16	H: 1 LOB: 0 BB: 0 P: 26	R: 0 E: 0 K: 1 S: 10	H: 2 LOB: 2 BB: 0 P: 12	R: 2 E: 1 K: 2 S: 17	H: 2 LOB: 1 BB: 1 P: 28	R: 0 E: 0 K: 0 S: 9	H: 0 LOB: 0 BB: 0 P: 14	R: 2 E: 0 K: 1 S: 10	H: 3 LOB: 1 BB: 0 P: 12	R: 0 E: 0 K: 0 S: 11	H: 0 LOB: 1 BB: 1 P: 20	R: 4 E: 0 K: 1 S: 18	H: 5 LOB: 1 BB: 0 P: 29	R: 4 E: 0 K: 1 S: 14	H: 5 LOB: 2 BB: 0 P: 22	1B: 13 2B: 4 3B: 0 HR: 1	SF: 2 SAC: 0 DP: 0 HBP: 0	WP: 1 PB: 0 SB: 2 CS: 0	PA: 45							
PITCHER	IP	WLS	BF	H	R	ER	SO	BB	IBB	HBP	BLK	WP	HR	S	P	ERA	WHIP										
Dave Stewart, R ERA: 3.97	5.0	L	25	8	6	4	5	1	0	0	0	0	0	62	92	7.20	1.800										
Bruce Walton, R ERA: 11.0	3.0		20	10	8	8	2	1	0	0	0	0	0	43	71	24.00	3.667										

Oakland Athletics @ New York Yankees
Yankee Stadium, Bronx, NY
Wed Aug 19 1992, 7:05 PM EDT
Att: 20,568 - Cloudy - 69 F

AB 40
R 14
H 18
RBI 13
BB 2
SO 7
LOB 18



Batter	1	2	3	4	5	6	7	8	9	AB R H RBI BB SO LOB	TOP									
Luis Polonia, L OBP: 0.353, SLG: 0.344 (1, 10)	G6-3 1B	2-2 1B 1B		2-1 1B S	0-1 G6-3 1-2		0-0 G4-3		0-0 WP 1B	6 2 3 1 0 0 3	California Angels @ New York Yankees Yankee Stadium, Bronx, NY Fri Aug 21 1992, 7:05 PM EDT Att: 22,631 - Sunny - 70 F									
Luis Sojo, R OBP: 0.306, SLG: 0.399 (1, 4)	2B 1B	0-1 1B 3-H		2-1 1B S		4-0 FC6-4 BB		1-3 K2-3 1B	5 2 3 1 1 1 1											
Junior Felix, S OBP: 0.287, SLG: 0.366 (1, 8)	1-H 2B	1-0 1B 3-H		3-3 K 3-1		0-3 K		0-3 K	5 0 2 2 0 3 3											
Tim Salmon, R (1, 9)	BB 1B	4-2 F7 2-2		0-3 K		2-0 FC6-4 1-2		1-3 K	4 0 0 0 1 2 4											
Chad Curtis, R OBP: 0.332, SLG: 0.376 (1, 7)	F9 1B	3-2 G6-3		0-3 BB 2-2		2-3 K		4-1 2B BB	4 1 1 1 1 1 5											
Lee Stevens, L OBP: 0.276, SLG: 0.339 Gary Gaetti, R OBP: 0.271, SLG: 0.333 (1, 3) (4, 3)	K		2-3 K	4-1 BB		2-1 G4-3 WP 1B		1 SAFE 0-2 1-H 2B	2 0 0 0 1 2 2 2 1 2 1 0 0 0											
Gary Disarcina, R OBP: 0.293, SLG: 0.313 (1, 6)		2-1 L9	1-0 P4	0-0 F8		3-2 G4-3		2-2 F8 G5-3 2B	5 1 1 1 0 0 3											
Mike Fitzgerald, R OBP: 0.290, SLG: 0.297 (1, 2)	1B BB	4-2 1B BB	4-2 BB		1-1 G6-3		4-1 BB	1-2 F8	2 1 0 0 3 0 1											
Damon Easley, R OBP: 0.321, SLG: 0.280 (1, 5)	1B S 1B	1-0 1B S	1-0 B1-3		3-2 G6-3 1B		0-0 P6	2-1 G5-3	5 1 2 1 0 0 3											
Inning Stats	R: 1 E: 0 K: 1 S: 18	H: 2 LOB: 2 BB: 1 P: 29	R: 3 E: 0 K: 0 S: 16	H: 4 LOB: 2 BB: 1 P: 32	R: 0 E: 0 K: 1 S: 7	H: 0 LOB: 1 BB: 1 P: 15	R: 2 E: 0 K: 2 S: 15	H: 3 LOB: 2 BB: 1 P: 28	R: 0 E: 0 K: 0 S: 8	H: 0 LOB: 1 BB: 1 P: 15		R: 0 E: 0 K: 0 S: 8	H: 1 LOB: 2 BB: 1 P: 17	R: 0 E: 0 K: 3 S: 10	H: 0 LOB: 0 BB: 0 P: 12	R: 3 E: 0 K: 0 S: 17	H: 3 LOB: 1 BB: 1 P: 27	1B: 11 2B: 3 3B: 0 HR: 0	SF: 0 SAC: 0 DP: 1 HBP: 0	WP: 3 PB: 0 SB: 3 CS: 0
PITCHER	IP WLS BF H R ER SO BB IBB HBP BLK WP HR S P ERA WHIP											IP WLS BF H R ER SO BB IBB HBP BLK WP HR S P ERA WHIP								
Shawn Hillegas, R ERA: 5.51 (1, 1)	3.2 L 23 9 6 6 4 3 0 0 0 0 0 0 54 98 14.73 3.273																			
Greg Cadaret, L ERA: 4.72 (4, 1)	4.1 19 3 2 2 5 4 0 0 0 1 0 39 70 4.15 1.615																			
Tim Burke, R ERA: 4.25 (9, 1)	1.0 5 2 1 1 0 0 0 0 0 1 0 13 19 9.00 2.000																			

Batter	1	2	3	4	5	6	7	8	9	AB R H RBI BB SO LOB	BOTTOM											
Bernie Williams, S OBP: 0.317, SLG: 0.378 (1, 8)	F8 1B		0-0 G4-3 2B		1-0 G1-3	4-2 G6-4-3 BB		1-3 K		4 0 2 0 1 1 1	California Angels @ New York Yankees Yankee Stadium, Bronx, NY Fri Aug 21 1992, 7:05 PM EDT Att: 22,631 - Sunny - 70 F											
Roberto Kelly, R OBP: 0.329, SLG: 0.413 (1, 7)	K		1-2 G6-3		4-2 HR BB	0-1 G6-4-3 1-2		1-2 G3	4 1 0 0 1 1 3													
Don Mattingly, L OBP: 0.333, SLG: 0.429 (1, 3)	1B		2-1 G4-3		1-2 HR	1-0 F9		0-3 K	5 1 2 2 0 1 1													
Danny Tartabull, R OBP: 0.413, SLG: 0.468 (1, 10)	F8 2-3		3-1 G6-3		4-2 BB 1B BB		2-1 G1-3	1-2 1B	4 1 1 0 1 0 3													
Mel Hall, L OBP: 0.314, SLG: 0.449 (1, 9)	P9			1-1 2B 1B	2-1 BB 1B		1-1 F8	2-1 F7	5 2 2 0 0 0 3													
Randy Velarde, R OBP: 0.327, SLG: 0.404 (1, 6)		1-0 G6-3		2-3 K	2-1 L5		2-0 P3		4 0 0 0 0 1 3													
Jim Leyritz, R OBP: 0.342, SLG: 0.415 (1, 2)		2-2 1B		0-1 F7	4-1 1B BB		2-1 F7		3 0 1 0 1 0 1													
Charlie Hayes, R OBP: 0.284, SLG: 0.387 (1, 5)		0-3 K		0-1 2B	0-0 1B		1-3 K		4 0 2 3 0 2 1													
Pat Kelly, R OBP: 0.292, SLG: 0.353 (1, 4)	F8		1-2 F8		1-0 F8		0-1 WP 2B		4 0 1 0 0 0 4													
Inning Stats	R: 0 E: 0 K: 1 S: 10	H: 2 LOB: 0 BB: 0 P: 16	R: 0 E: 0 K: 1 S: 11	H: 1 LOB: 0 BB: 0 P: 15	R: 0 E: 0 K: 0 S: 8	H: 1 LOB: 0 BB: 0 P: 14	R: 1 E: 0 K: 1 S: 10	H: 2 LOB: 1 BB: 0 P: 14	R: 4 E: 0 K: 0 S: 15	H: 3 LOB: 2 BB: 3 P: 35		R: 0 E: 0 K: 0 S: 5	H: 0 LOB: 0 BB: 1 P: 10	R: 0 E: 0 K: 2 S: 15	H: 0 LOB: 0 BB: 0 P: 10	R: 0 E: 0 K: 2 S: 15	H: 1 LOB: 1 BB: 0 P: 19	R: 0 E: 0 K: 1 S: 12	H: 1 LOB: 1 BB: 0 P: 16	1B: 7 2B: 3 3B: 0 HR: 1	SF: 0 SAC: 0 DP: 1 HBP: 0	WP: 1 PB: 0 SB: 0 CS: 0
PITCHER	IP WLS BF H R ER SO BB IBB HBP BLK WP HR S P ERA WHIP											IP WLS BF H R ER SO BB IBB HBP BLK WP HR S P ERA WHIP										
Julio Valera, R ERA: 3.83 (1, 1)	4.2 W 5 0 0 0 0 1 0 0 0 0 0 8 17 0.00 0.600																					
Mike Butcher, R ERA: 2.29 (7, 1)	2.2 S 10 2 0 0 3 0 0 0 0 1 0 30 41 0.00 0.750																					

Batter	1	2	3	4	5	6	7	8	9	AB	R	H	RBI	BB	SO	LOB	TOP								
Luis Polonia, L OBP: 0.355, SLG: 0.343	4-2 CS BB			0-1 G3		0-0 F7			4-2 G3 B1-3 BB	2	0	0	0	2	0	1									
Luis Sojo, R OBP: 0.305, SLG: 0.397	0-2 F7			0-2 G6-3		0-2 1B			0-1 B1-3	4	0	1	0	0	0	2									
Junior Felix, S OBP: 0.284, SLG: 0.362	0-0 G4-3			1-3 K		0-0 PO	1-2 G3		1-2 G3	4	0	0	0	0	1	1									
Tim Salmon, R OBP: 0.222, SLG: 0.125		0-2 G5-3			1-3 K		0-0 WP 1B		1-1 L8	4	0	1	0	0	1	1									
Chad Curtis, R OBP: 0.332, SLG: 0.373		3-3 K			4-0 PB BB		0-3 K			2	0	0	0	1	2	1									
Gary Gaetti, R OBP: 0.269, SLG: 0.331		0-3 K			0-3 K		3-3 K			3	0	0	0	0	3	2									
Gary Disarcina, R OBP: 0.293, SLG: 0.313				1-1 CS 1B		2-0 F8			1-1 F8	3	0	1	0	0	0	1									
Ron Tingley, R OBP: 0.270, SLG: 0.313				4-0 1 SAFE BB		1-0 F7			1-3 K	1	0	0	0	1	0	0									
Rob Ducey, L OBP: 0.229, SLG: 0.267				1-2 G5-4-3 BB						1	0	0	0	0	1	0									
Mike Fitzgerald, R OBP: 0.290, SLG: 0.297										0	0	0	0	0	0	0									
Damon Easley, R OBP: 0.323, SLG: 0.286				0-2 G5-4-3		1-0 PO 1B			1-2 P5	3	0	1	0	0	0	1									
Inning Stats	R: 0 E: 0 K: 0 S: 8	H: 0 LOB: 0 BB: 1 P: 12	R: 0 E: 0 K: 2 S: 9	H: 0 LOB: 0 BB: 0 P: 12	R: 0 E: 0 K: 0 S: 5	H: 1 LOB: 0 BB: 1 P: 10	R: 0 E: 0 K: 1 S: 8	H: 0 LOB: 1 BB: 0 P: 9	R: 0 E: 0 K: 2 S: 7	H: 0 LOB: 1 BB: 1 P: 14	R: 0 E: 0 K: 0 S: 6	H: 2 LOB: 1 BB: 0 P: 8	R: 0 E: 0 K: 1 S: 10	H: 1 LOB: 1 BB: 0 P: 14	R: 0 E: 0 K: 1 S: 8	H: 0 LOB: 0 BB: 1 P: 11	R: 0 E: 0 K: 0 S: 9	H: 0 LOB: 1 BB: 1 P: 15	1B: 4 2B: 0 3B: 0 HR: 0	SF: 0 SAC: 0 DP: 1 HBP: 0	WP: 1 PB: 1 SB: 0 CS: 2	PA: 32			
PITCHER	IP WLS BF H R ER SO BB IBB HBP BLK WP HR S P ERA WHIP	8.0 W 27 4 0 0 8 3 0 0 0 1 0 61 90 0.00 0.875	1.0 S 4 0 0 0 0 1 0 0 0 0 0 9 15 0.00 1.000																						

California Angels @ New York Yankees
Yankee Stadium, Bronx, NY
Sat Aug 22 1992, 7:05 PM EDT
Att: 25,717 - Sunny - 71 F

AB	27
R	0
H	4
RBI	0
BB	4
SO	8
LOB	10

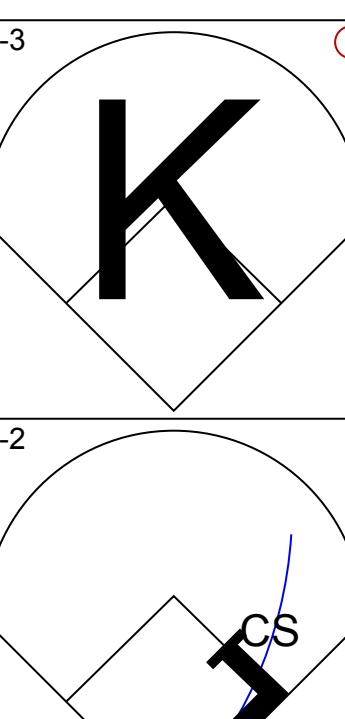
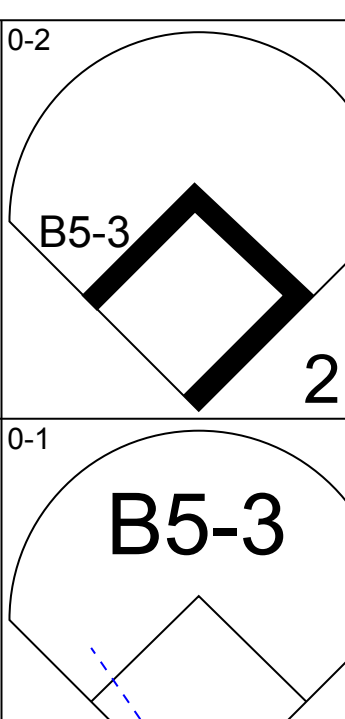
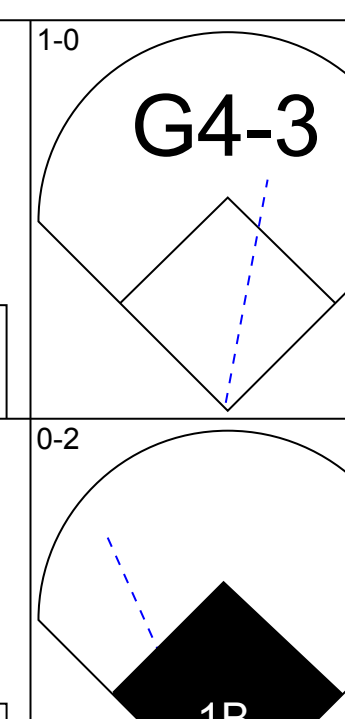
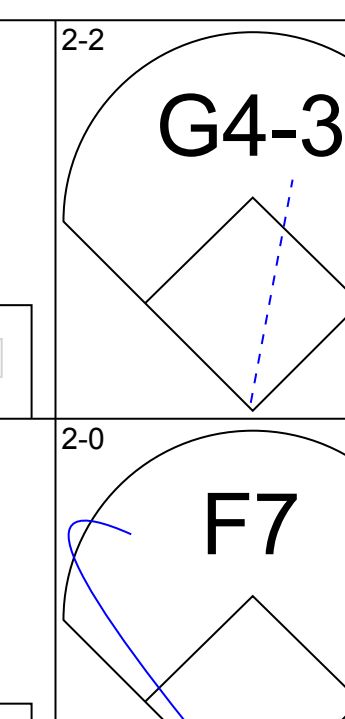
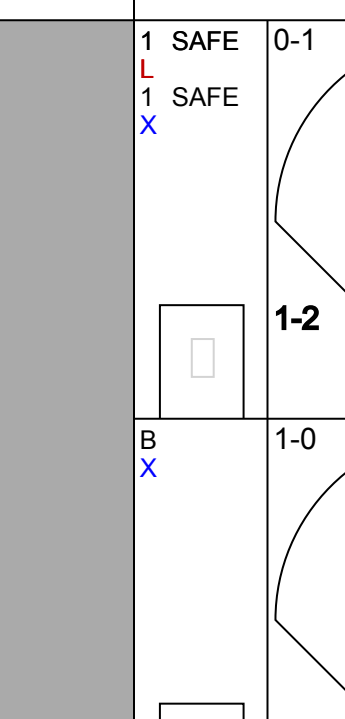
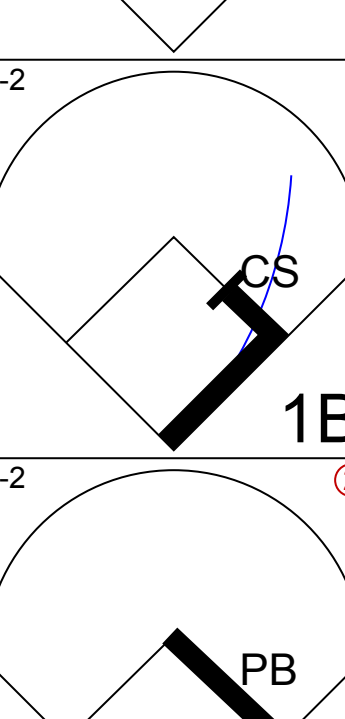
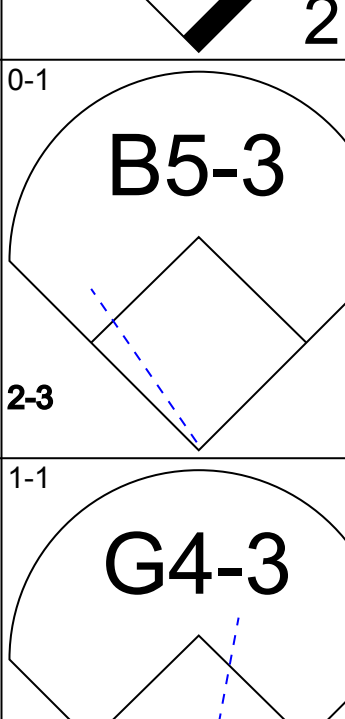
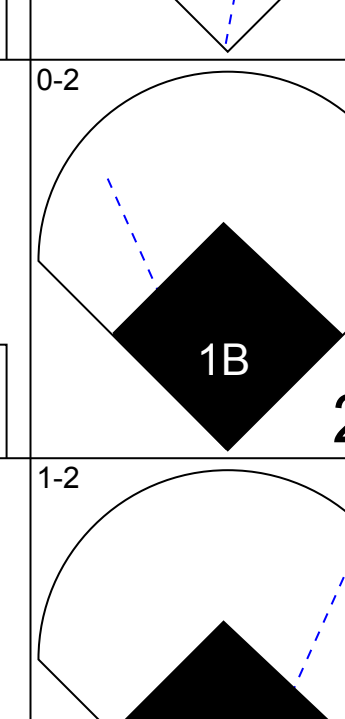
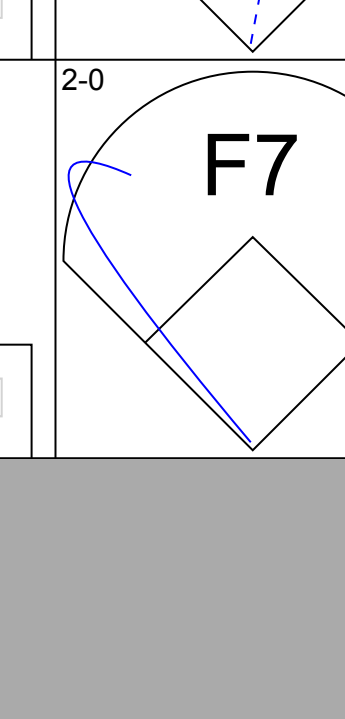
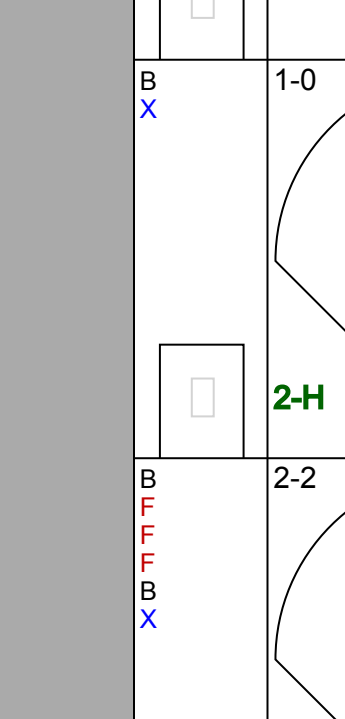
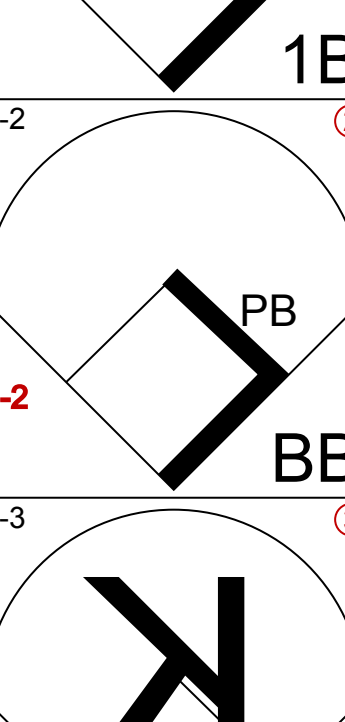
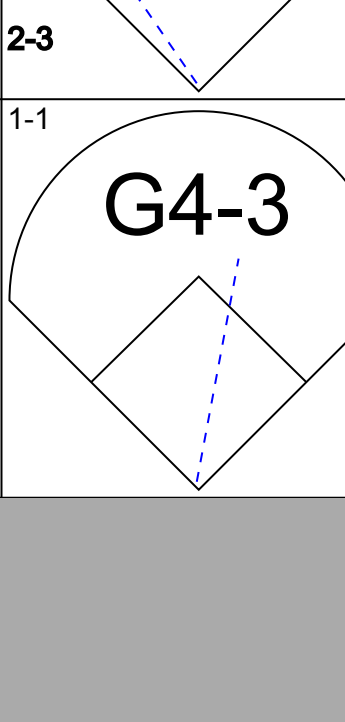
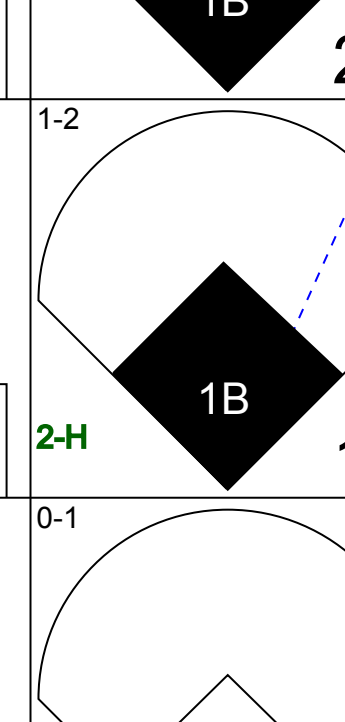
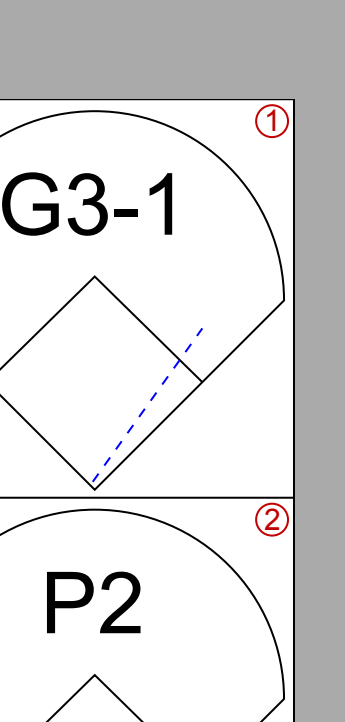
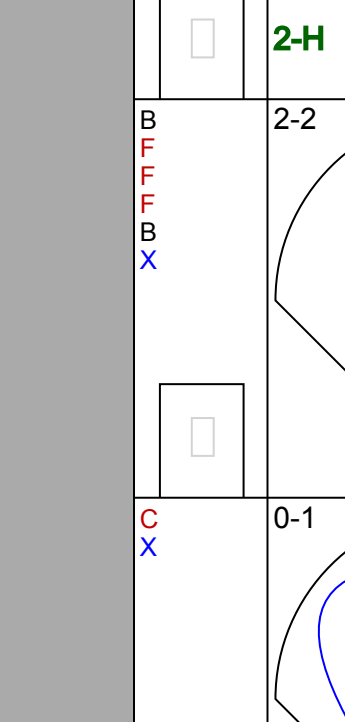
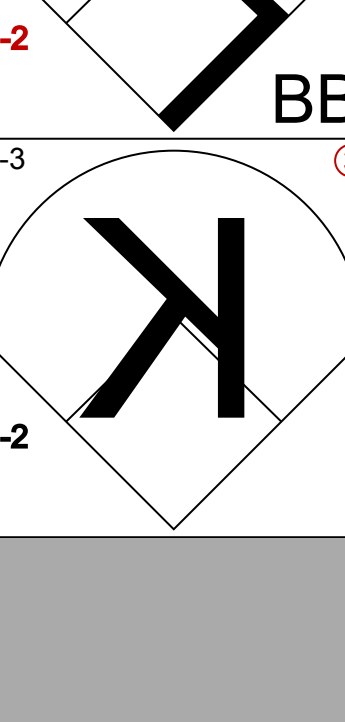
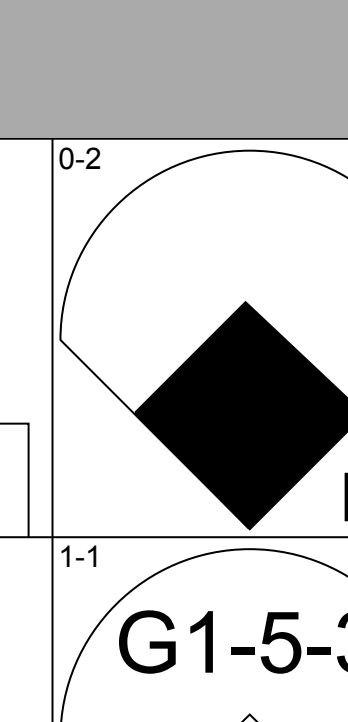
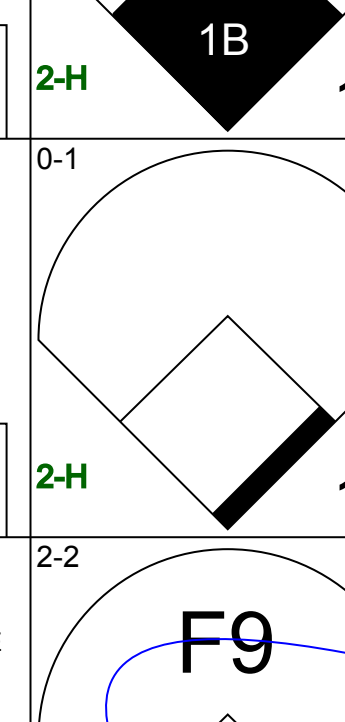
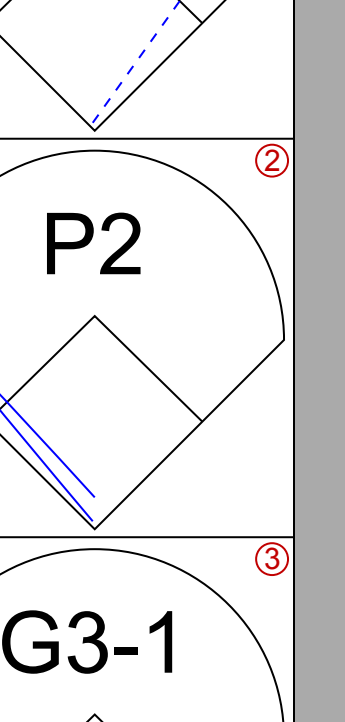
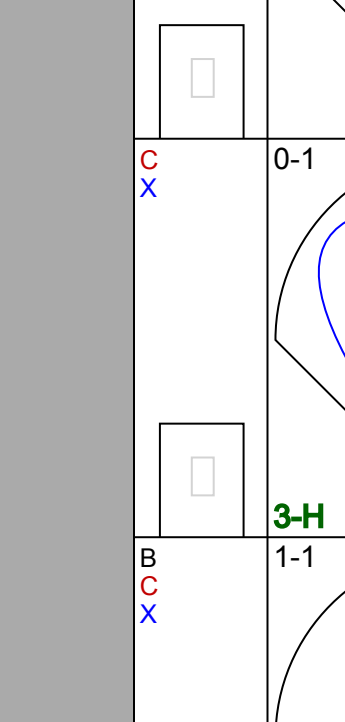
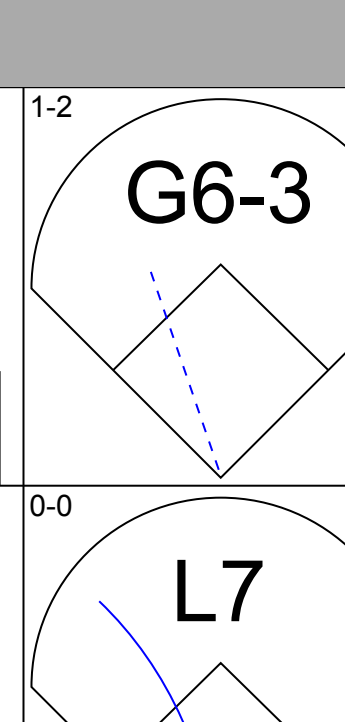
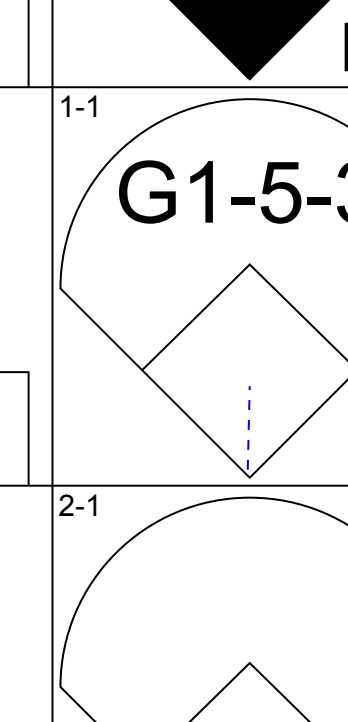
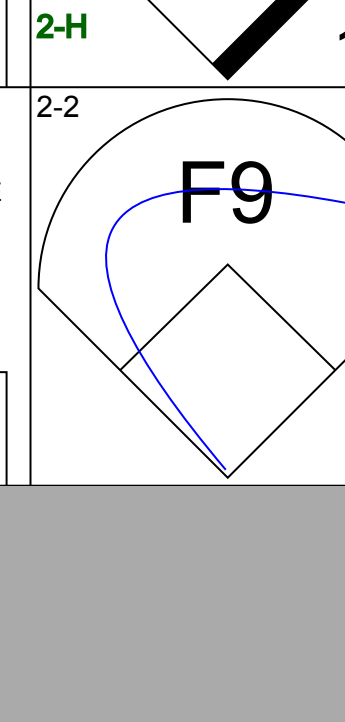
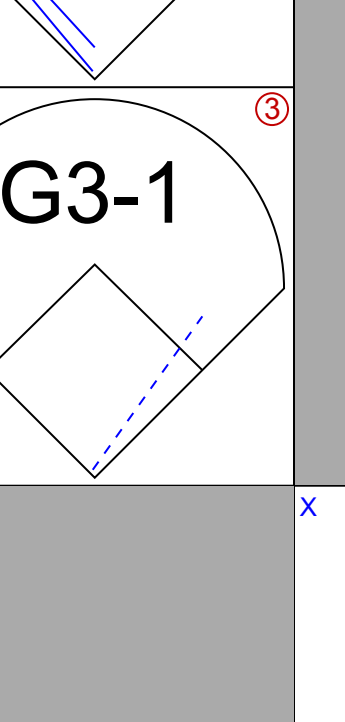
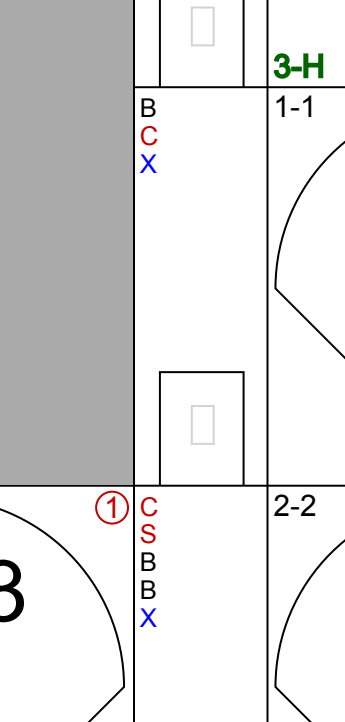
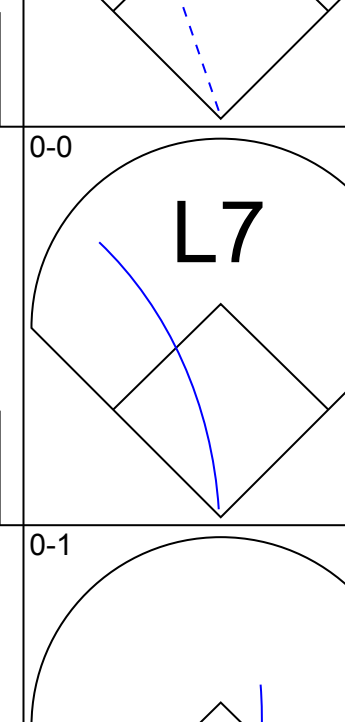
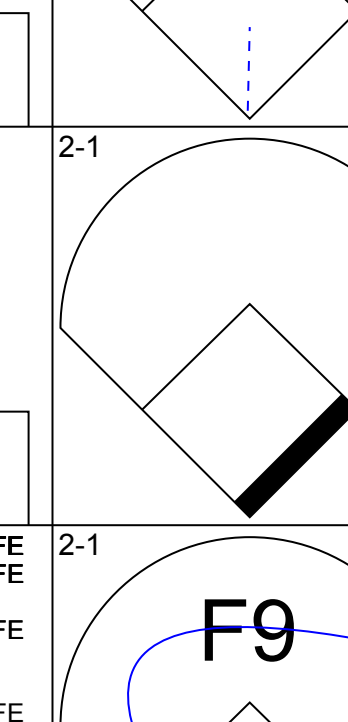
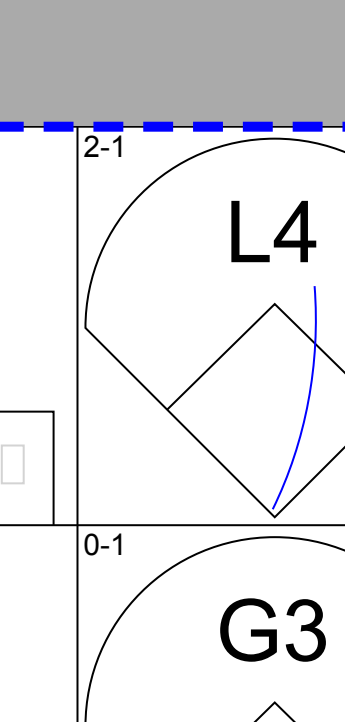
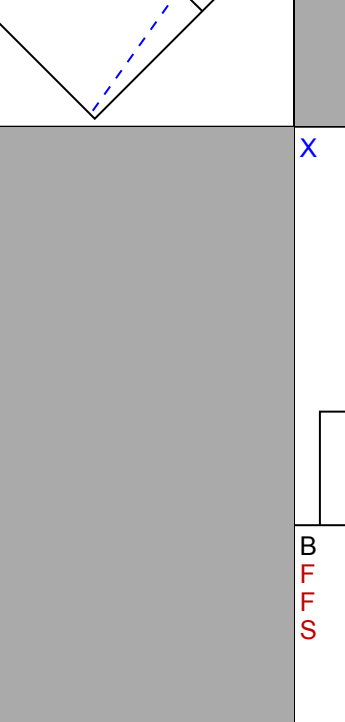
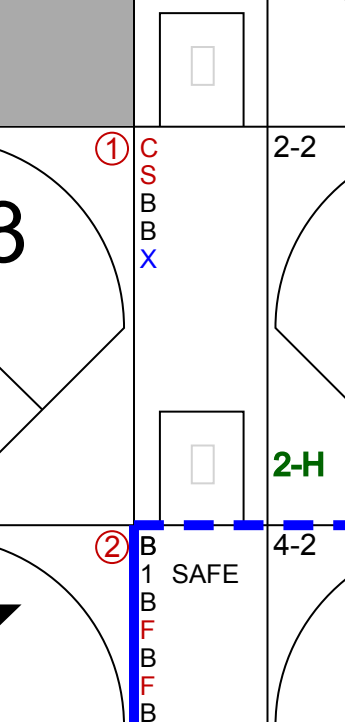
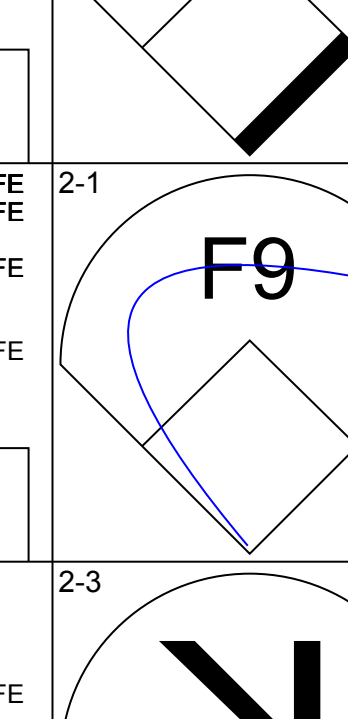
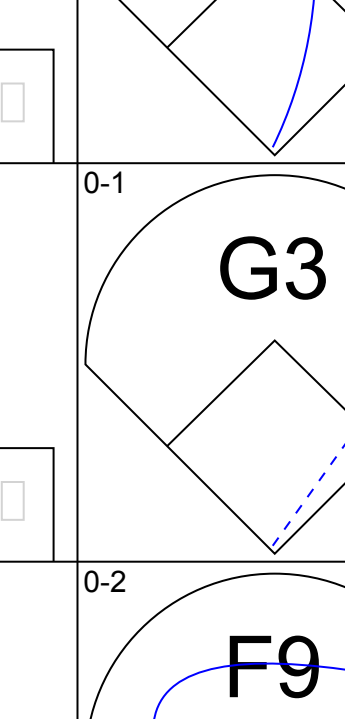

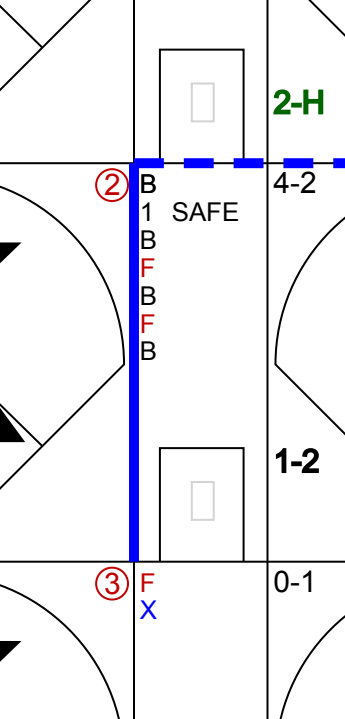
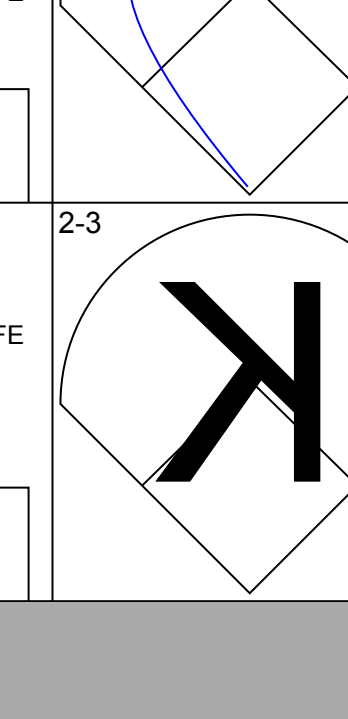
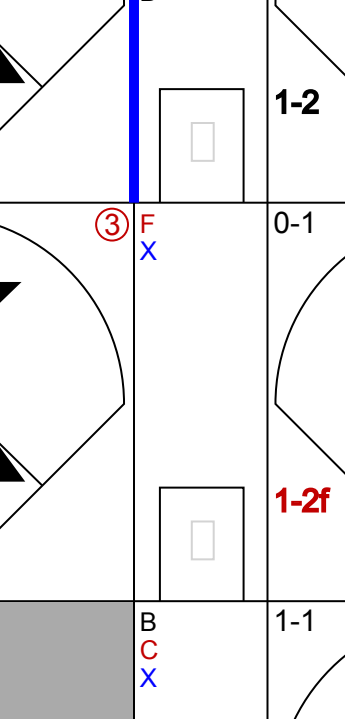
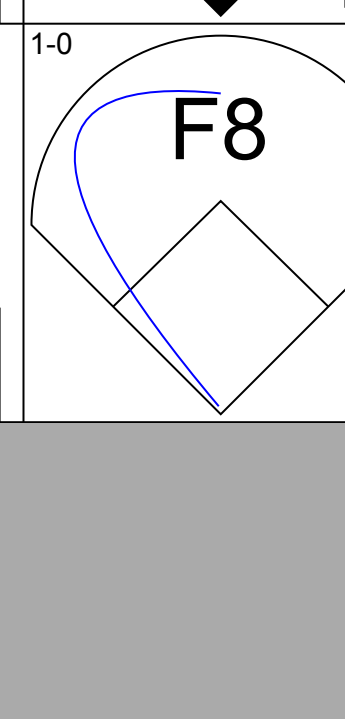
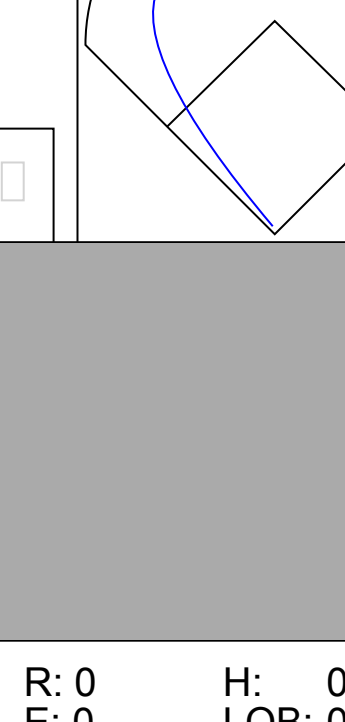
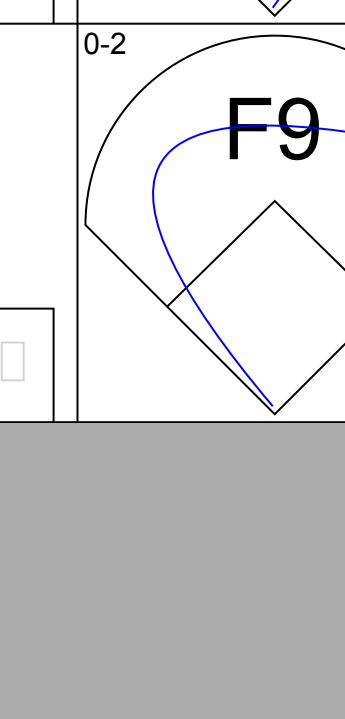
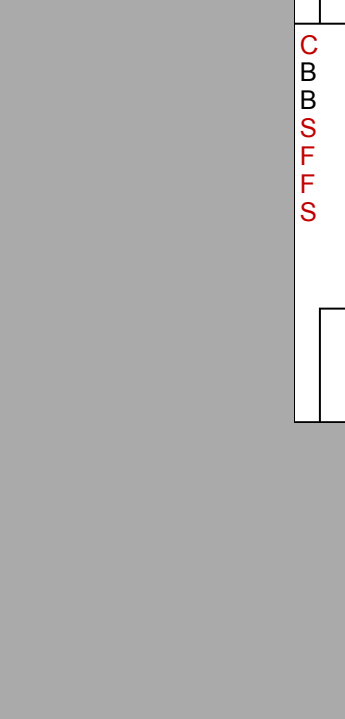
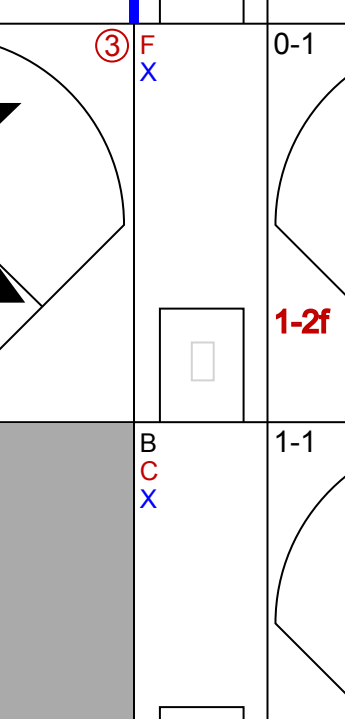
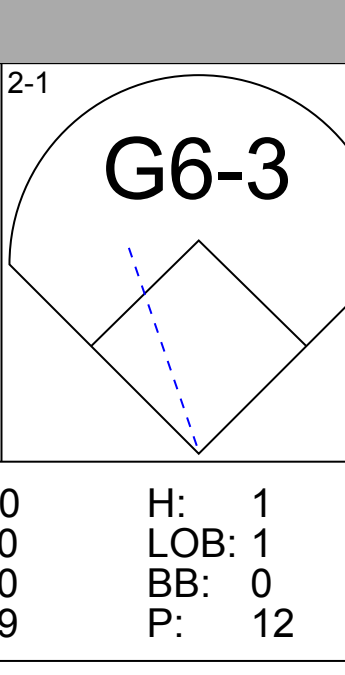
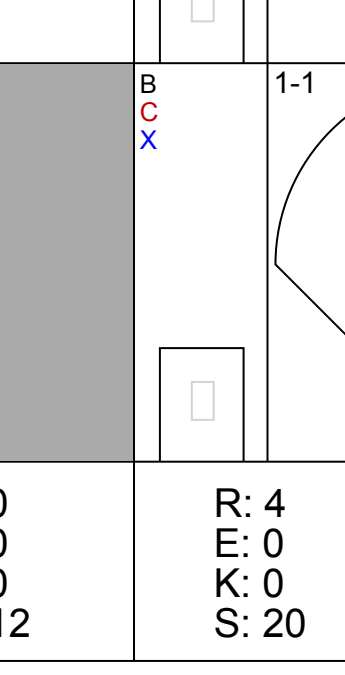
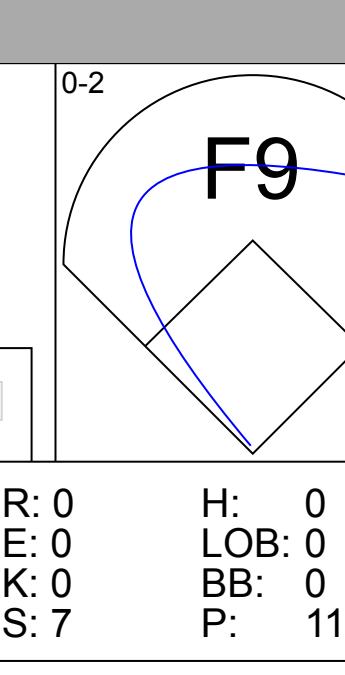
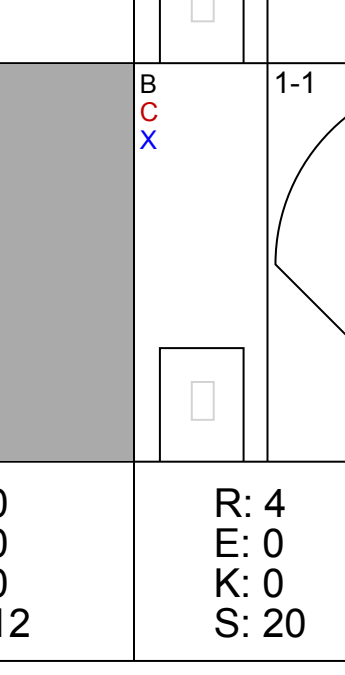


Batter	1	2	3	4	5	6	7	8	9	AB	R	H	RBI	BB	SO	LOB	BOTTOM								
Bernie Williams, S OBP: 0.321, SLG: 0.366	4-1 CI 1B BB			4-0 E BB		0-0 P6			2 SAFE 3-1 F8	3	0	0	0	2	1	2									
Randy Velarde, R OBP: 0.332, SLG: 0.407	1 SAFE 1-1 CI 1B			1-0 G4-3 1B		4-2 P4				3	0	2	0	1	0	1									
Mel Hall, L OBP: 0.314, SLG: 0.447	1-0 F7			1-0 G4-3		1-2 1B			0-0 G4-3	4	0	1	0	0	0	4									
Danny Tartabull, R OBP: 0.411, SLG: 0.465	1-3 K			1-3 K		2-0 1B			2-2 G5-3	4	0	1	0	0	2	3									
Roberto Kelly, R OBP: 0.329, SLG: 0.414	1-0 CI			0-2 F8		3-3 K			0-2 2B	3	0	1	0	0	1	3									
Mike Stanley, R OBP: 0.371, SLG: 0.413	2-1 L6			4-1 HR BB		0-2 F8			2-0 F7	3	1	0	0	1	0	6									
Charlie Hayes, R OBP: 0.284, SLG: 0.393				0-0 G5-3		0-0 HR			1-2 F8	4	1	1	2	0	0	3									
Andy Stankiewicz, R OBP: 0.339, SLG: 0.349		1-0 F8		2-3 K		2-0 F8			0-0 F8 SH1 1B	4	0	1	0	0	1	0									
Pat Kelly, R OBP: 0.296, SLG: 0.373		2-1 2B		1-3 K		0-0 HR			1 SAFE 0-0 SH1	3	1	2	1	0	1	0									
Inning Stats	R: 0 E: 1 K: 1 S: 10	H: 1 LOB: 3 BB: 1 P: 20	R: 0 E: 0 K: 1 S: 8	H: 1 LOB: 0 BB: 0 P: 12	R: 0 E: 0 K: 1 S: 8	H: 1 LOB: 0 BB: 0 P: 11	R: 2 E: 1 K: 2 S: 13	H: 1 LOB: 1 BB: 2 P: 25	R: 0 E: 0 K: 1 S: 13	H: 2 LOB: 2 BB: 0 P: 20	R: 1 E: 0 K: 0 S: 6	H: 1 LOB: 1 BB: 1 P: 12	R: 0 E: 0 K: 0 S: 8	H: 1 LOB: 1 BB: 0 P: 12	R: 0 E: 0 K: 0 S: 4	H: 1 LOB: 0 BB: 0 P: 7	R: 0 E: 0 K: 0 S: 9	H: 3 LOB: 3 BB: 0 P: 3	1B: 5 2B: 2 3B: 0 HR: 2	SF: 0 SAC: 1 DP: 0 HBP: 0	WP: 0 PB: 0 SB: 0 CS: 0	PA: 37			
PITCHER	IP WLS BF H R ER SO BB IBB HBP BLK WP HR S P ERA WHIP	8.0 L 37 9 3 3 6 4 0 0 0 0 2 70 119 3.38 1.625																							

California Angels @ New York Yankees
Yankee Stadium, Bronx, NY
Sat Aug 22 1992, 7:05 PM EDT
Att: 25,717 - Sunny - 71 F

AB	31
R	3
H	9
RBI	3
BB	4
SO	6
LOB	22




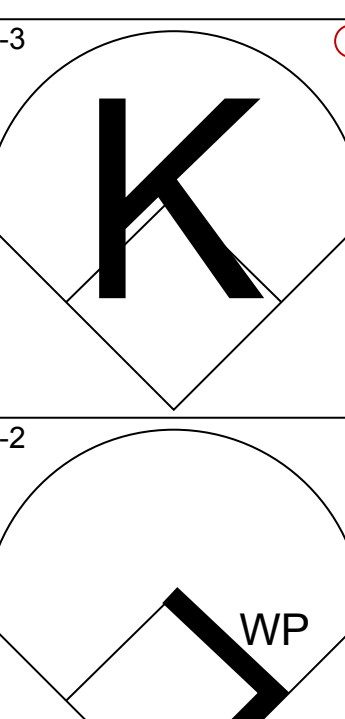
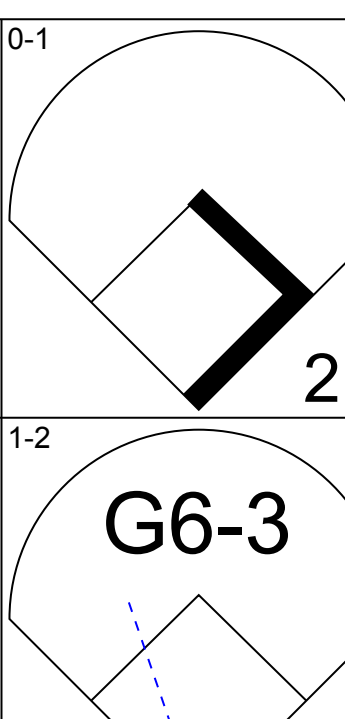
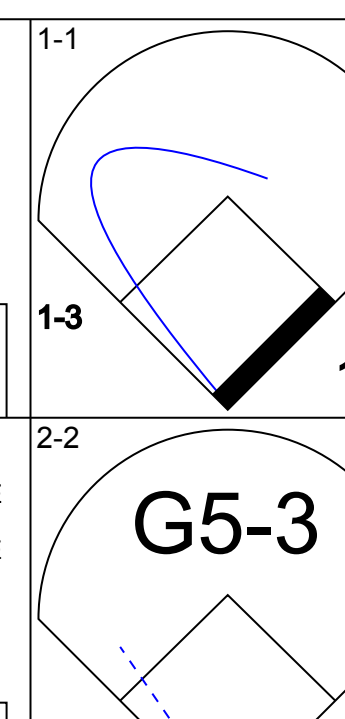
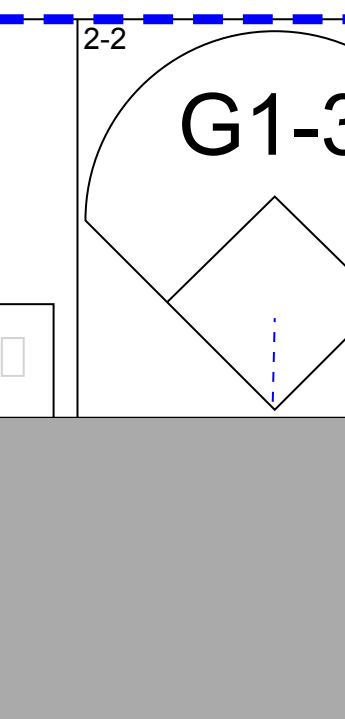
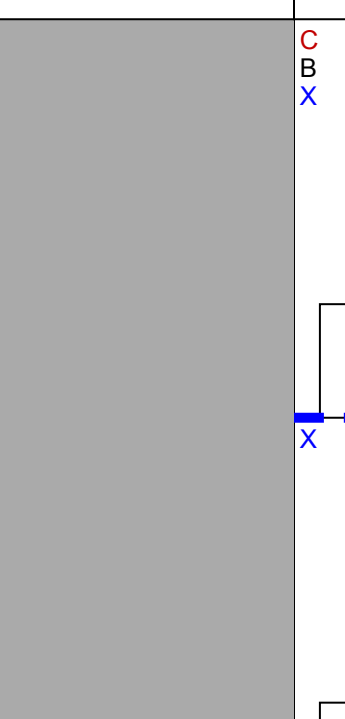
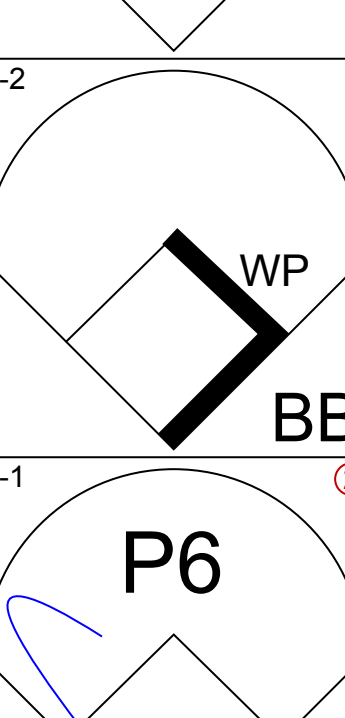
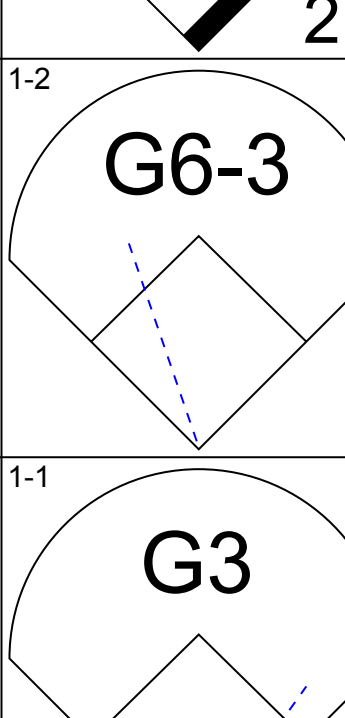
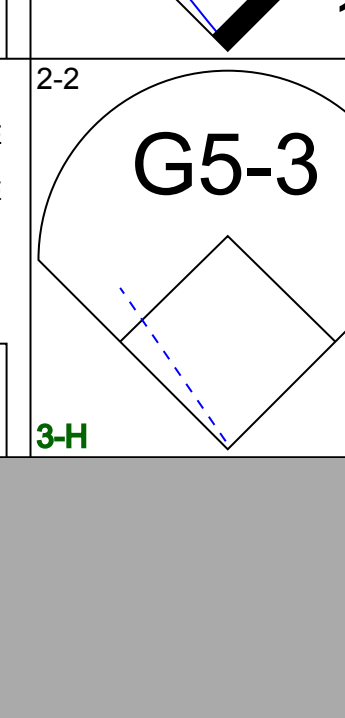
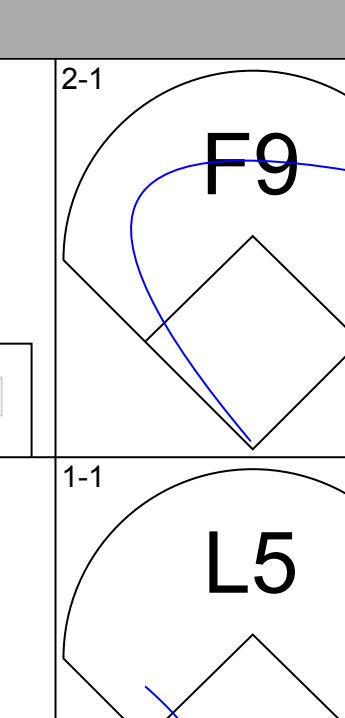

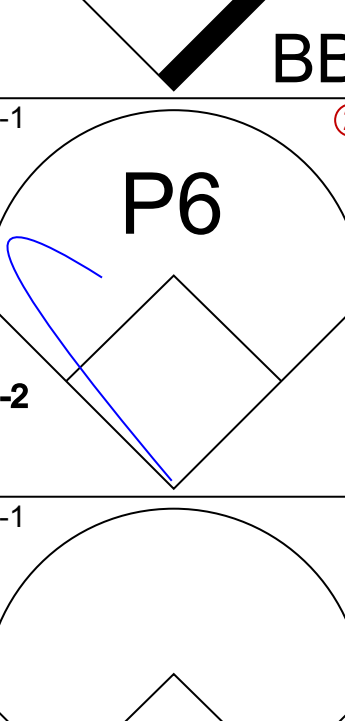
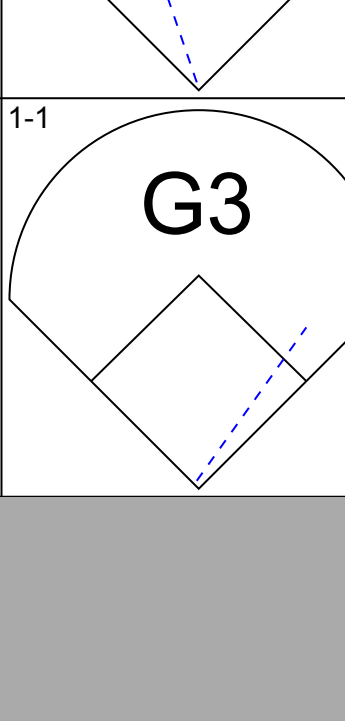
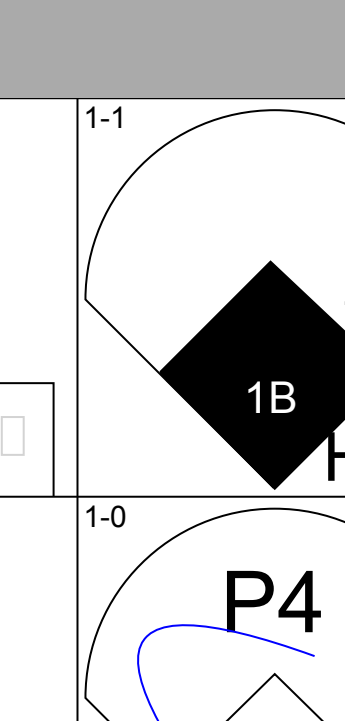
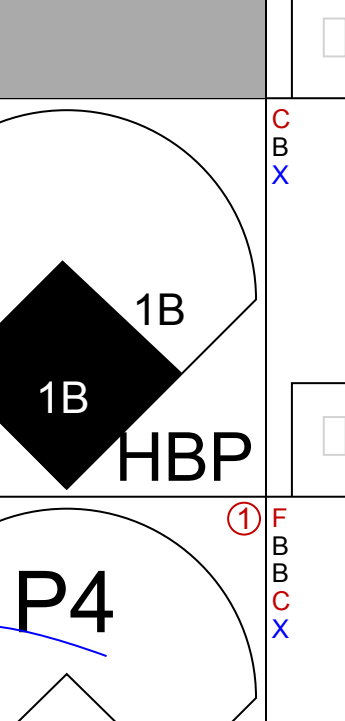
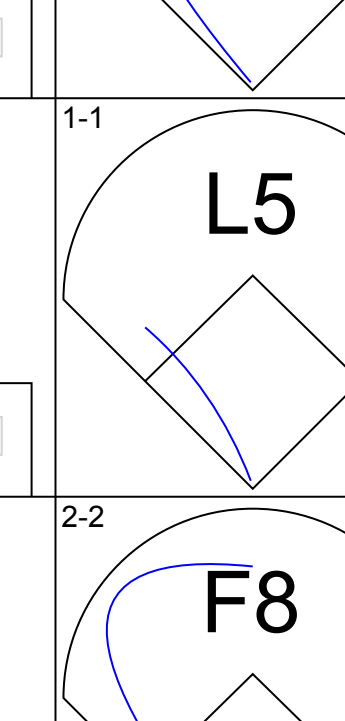
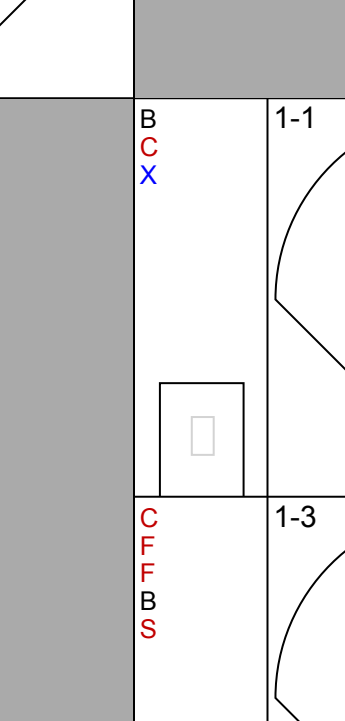
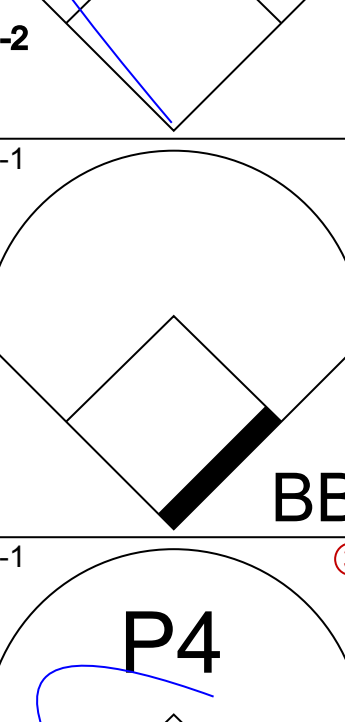
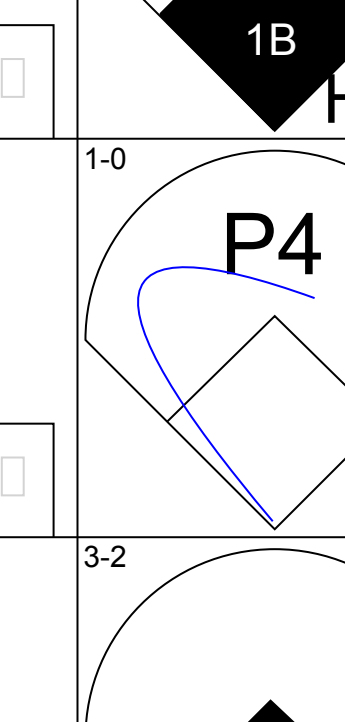
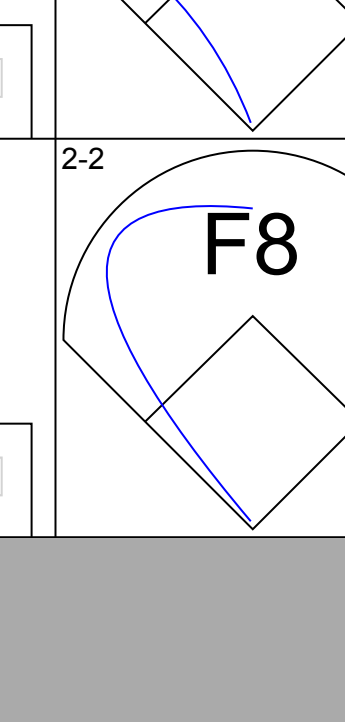
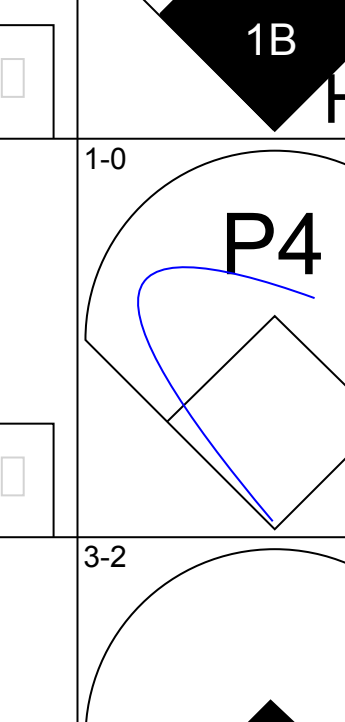
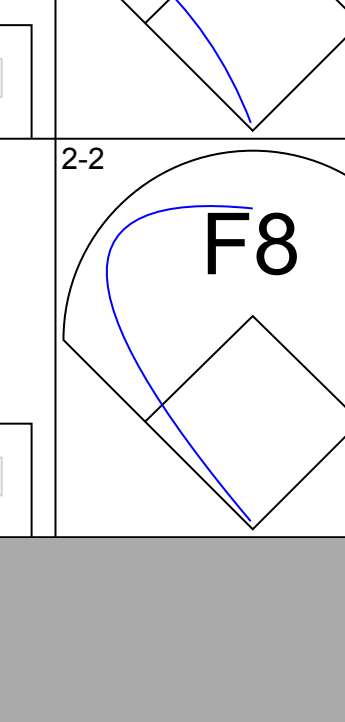
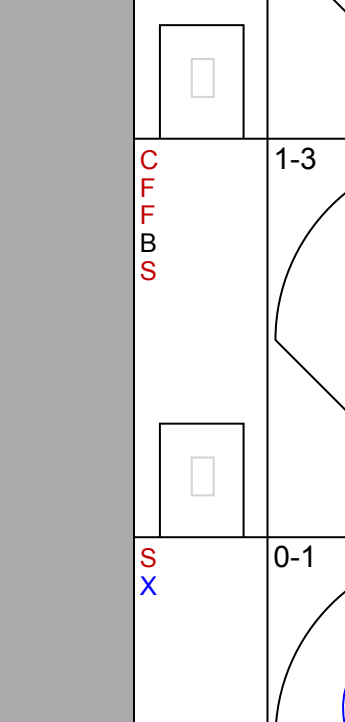
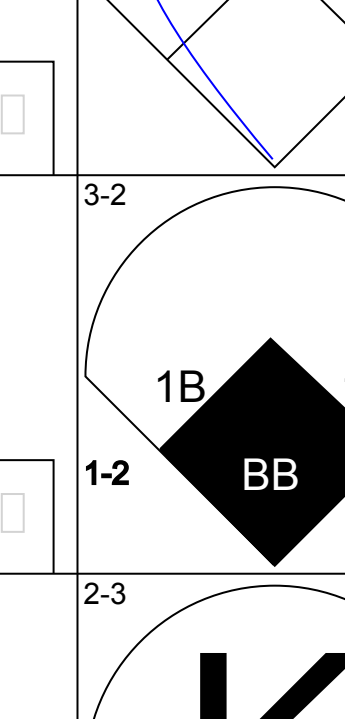
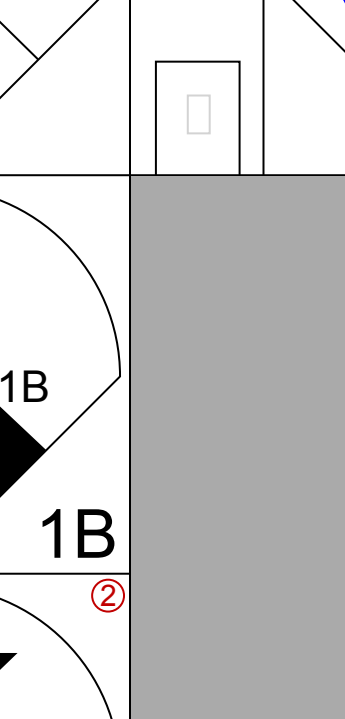

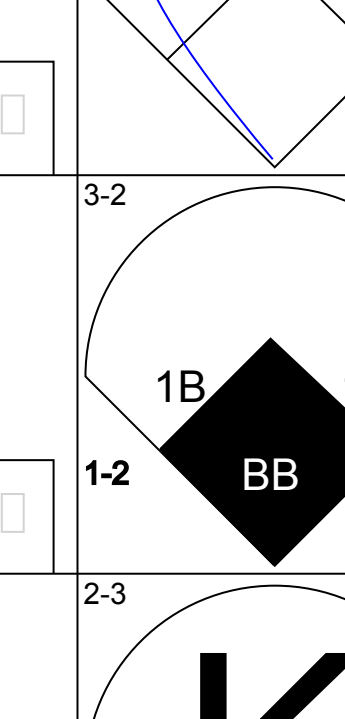
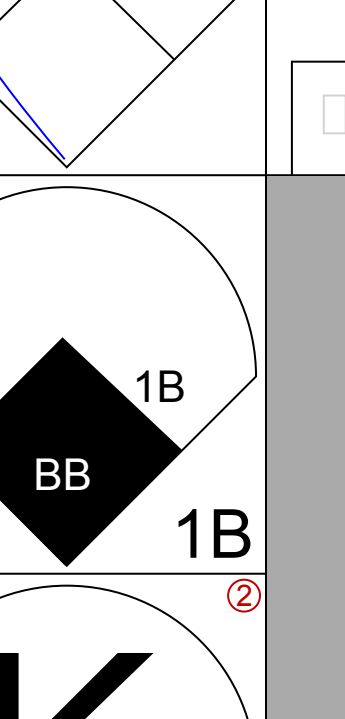

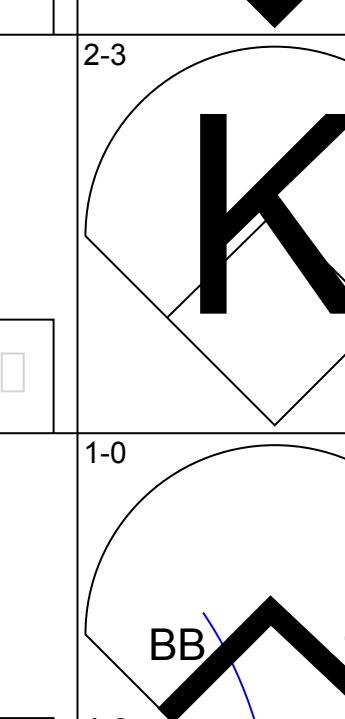
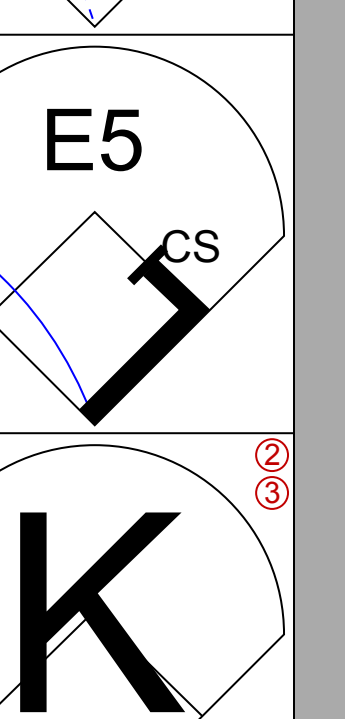
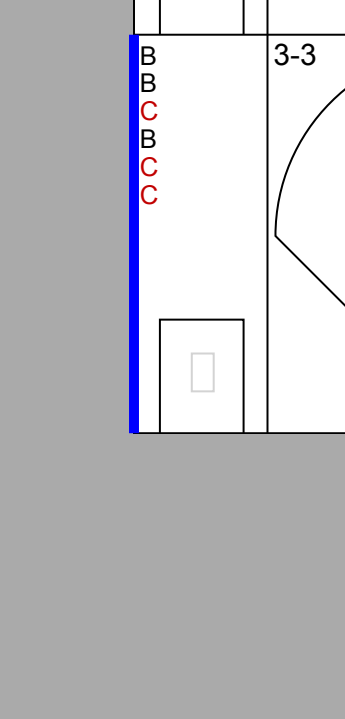

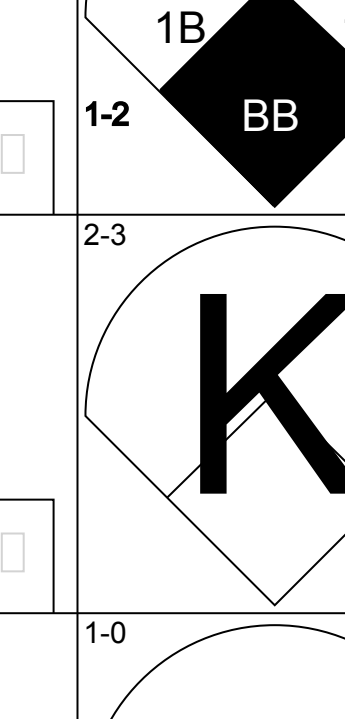
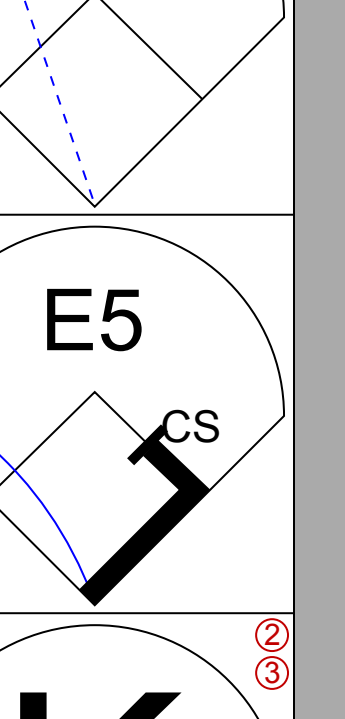

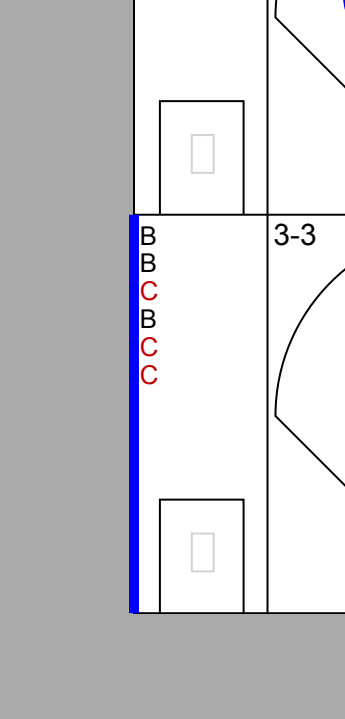
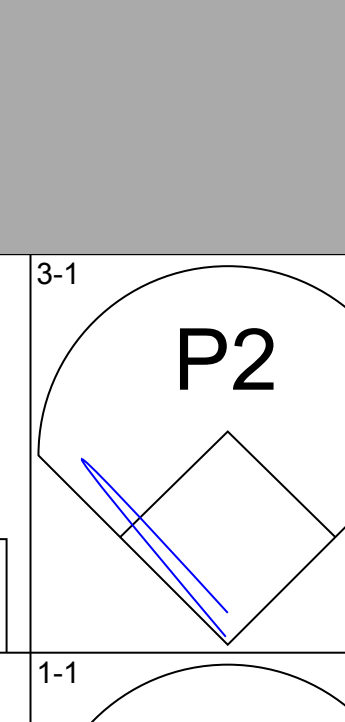
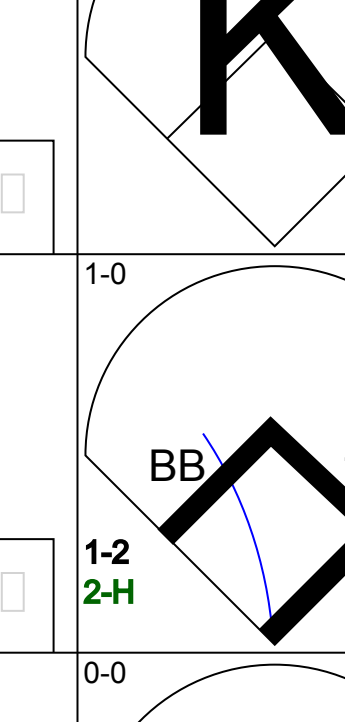
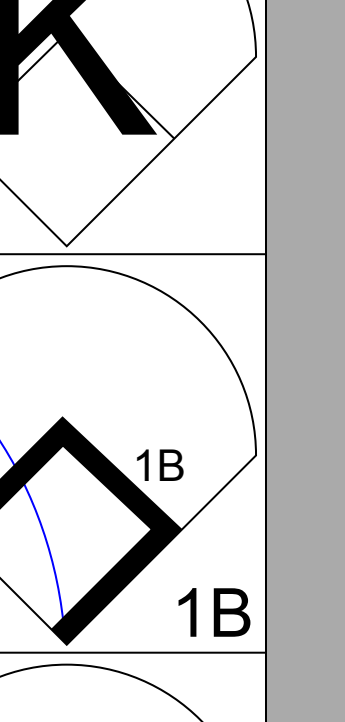
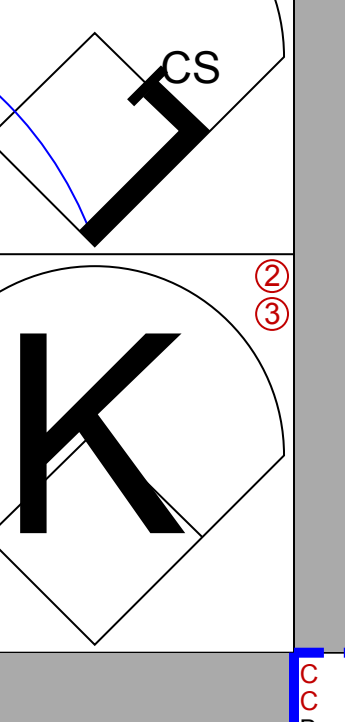

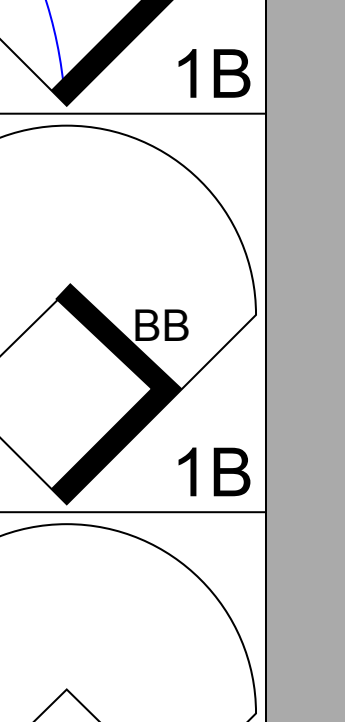
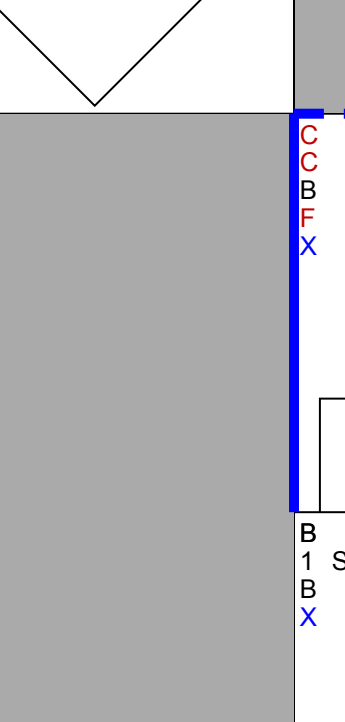
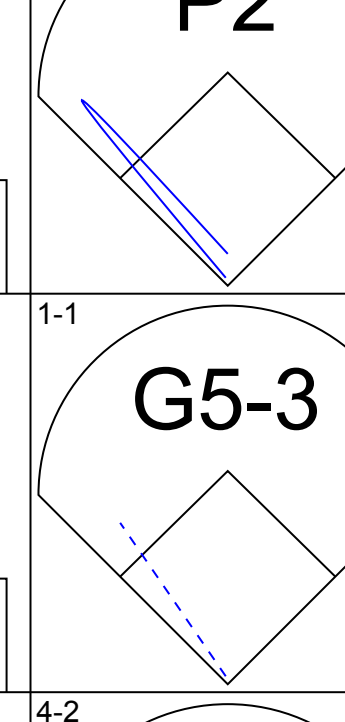
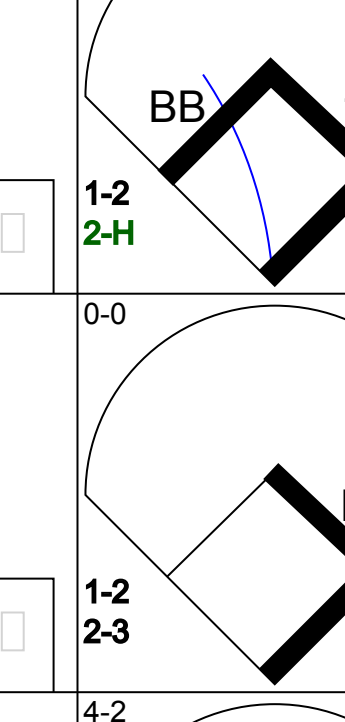
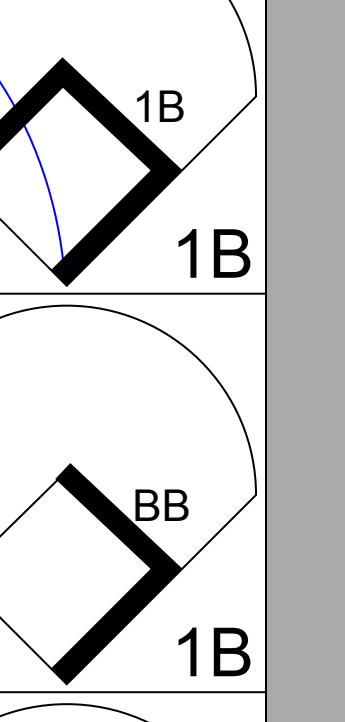
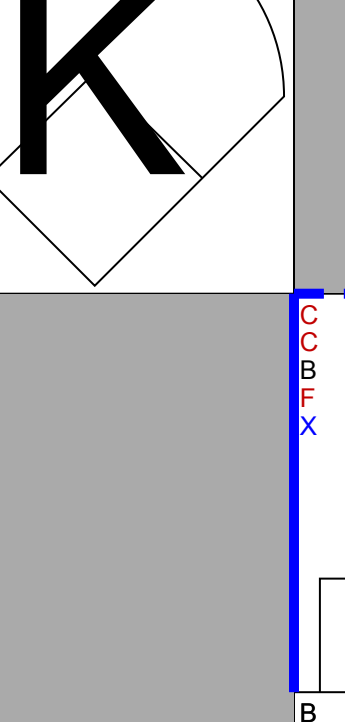
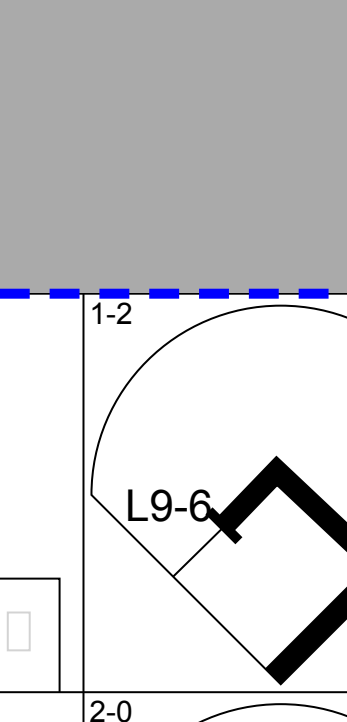
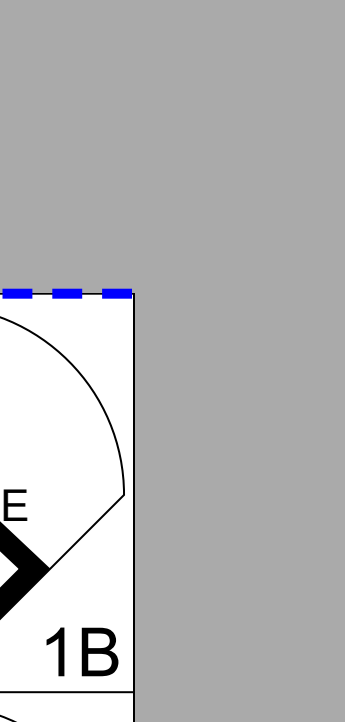
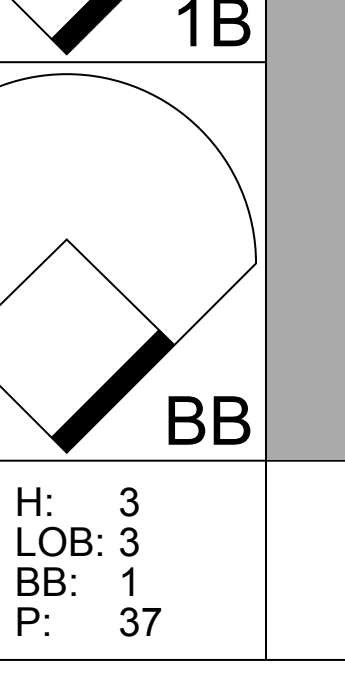
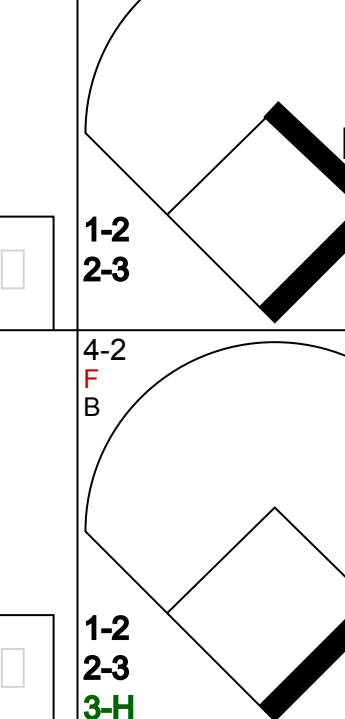
Batter	1	2	3	4	5	6	7	8	9	10	AB	R	H	RBI	BB	SO	LOB					
Luis Polonia, L OBP: 0.354, SLG: 0.344 (1, 10)											4	0	1	0	0	1	0					
Luis Sojo, R OBP: 0.311, SLG: 0.417 (1, 4)											5	2	3	2	0	0	1					
Junior Felix, S OBP: 0.288, SLG: 0.368 (1, 8)											4	2	2	1	1	0	1					
Tim Salmon, R OBP: 0.296, SLG: 0.500 (1, 9)											4	1	2	3	0	1	1					
Ken Oberkfell, L OBP: 0.251, SLG: 0.250 (1, 3)											5	1	1	0	0	0	1					
Gary Disarcina, R OBP: 0.226, SLG: 0.314 (1, 6)												5	0	2	1	0	0	0				
Rob Ducey, L OBP: 0.231, SLG: 0.265 (10, PH)												4	0	1	0	0	1	1				
Chad Curtis, R OBP: 0.334, SLG: 0.373 (10, 7)											0	0	0	0	1	0	0					
Ron Tingley, R OBP: 0.299, SLG: 0.298 (1, 2)												5	0	0	0	0	2	4				
Damon Easley, R OBP: 0.314, SLG: 0.281 (1, 5)												4	1	1	0	0	0	0				
Inning Stats	R: 0 E: 0 K: 2 S: 14	H: 1 LOB: 1 BB: 1 P: 21	R: 0 E: 0 K: 0 S: 7	H: 1 LOB: 1 BB: 0 P: 9	R: 0 E: 0 K: 0 S: 9	H: 1 LOB: 1 BB: 0 P: 12	R: 1 E: 0 K: 1 S: 13	H: 2 LOB: 1 BB: 0 P: 20	R: 2 E: 0 K: 0 S: 16	H: 3 LOB: 1 BB: 0 P: 20	R: 0 E: 0 K: 0 S: 7	H: 0 LOB: 0 BB: 0 P: 9	R: 0 E: 0 K: 0 S: 5	H: 0 LOB: 0 BB: 0 P: 8	R: 0 E: 0 K: 2 S: 9	H: 0 LOB: 0 BB: 0 P: 12	R: 4 E: 0 K: 0 S: 20	H: 5 LOB: 2 BB: 1 P: 31	1B: 7 2B: 3 3B: 1 HR: 2	SF: 1 SAC: 1 DP: 0 HBP: 0	WP: 0 PB: 1 SB: 0 CS: 1	PA: 44
PITCHER	IP 5.0	WLS L	BF 23	H 8	R 3	ER 3	SO 3	BB 1	IBB 0	HBP 0	BLK 0	WP 0	HR 1	S 59	P 82	ERA 5.40	WHIP 1.800					
Scott Sanderson, R ERA: 4.52 (1, 1)	4.2	L	19	5	4	4	2	0	0	0	0	0	1	44	63	7.71	1.071					
Rich Monteleone, R ERA: 3.31 (6, 1)	0.1		2	0	0	0	0	1	0	0	0	0	0	4	8	0.00	3.000					
Jerry Nielsen, L ERA: 4.32 (10, 1)																						

California Angels @ New York Yankees
Yankee Stadium, Bronx, NY

Sun Aug 23 1992, 3:33 AM EDT
Att. 28,589 - Sunny - 82 F

AB	40
R	7
H	13
RBI	7
BB	2
SO	5
LOB	9





Batter	1	2	3	4	5	6	7	8	9	10	AB	R	H	RBI	BB	SO	LOB							
Bernie Williams, S OBP: 0.324, SLG: 0.378 (1, 8)											5	0	2	0	0	1	5							
Randy Velarde, R OBP: 0.330, SLG: 0.401 (1, 9)											4	0	0	0	1	0	4							
Don Mattingly, L OBP: 0.333, SLG: 0.427 (1, 3)											4	1	1	0	0	0	2							
Danny Tartabull, R OBP: 0.409, SLG: 0.459 (1, 10)											4	0	0	0	1	2	2							
Roberto Kelly, R OBP: 0.329, SLG: 0.412 (1, 7)											5	1	1	0	0	0	3							
Jim Levritz, R OBP: 0.333, SLG: 0.402 (1, 2)											4	0	0	0	0	1	2							
Dion James, L OBP: 0.356, SLG: 0.373 (10, PH)											1	0	0	0	0	1	1							
Charlie Hayes, R OBP: 0.283, SLG: 0.392 (1, 5)											4	0	1	1	0	1	1							
Andy Stankiewicz, R OBP: 0.339, SLG: 0.348 (1, 6)											3	0	1	0	0	0	0							
Mel Hall, L OBP: 0.315, SLG: 0.448 (9, PH)											1	0	1	0	0	0	0							
Pat Kelly, R OBP: 0.299, SLG: 0.370 (1, 4)											2	1	0	1	2	0	1							
Inning Stats	R: 0 E: 0 K: 1 S: 13	H: 0 LOB: 2 BB: 2 P: 28	R: 0 E: 0 K: 0 S: 3	H: 0 LOB: 0 BB: 0 P: 5	R: 0 E: 0 K: 0 S: 13	H: 1 LOB: 1 BB: 0 P: 18	R: 0 E: 0 K: 1 S: 10	H: 0 LOB: 0 BB: 0 P: 16	R: 1 E: 0 K: 0 S: 13	H: 1 LOB: 1 BB: 1 P: 24	R: 2 E: 0 K: 0 S: 23	H: 3 LOB: 3 BB: 1 P: 37	R: 0 E: 0 K: 0 S: 7	H: 0 LOB: 0 BB: 0 P: 12	R: 0 E: 1 K: 1 S: 10	H: 0 LOB: 1 BB: 0 P: 16	R: 0 E: 1 K: 0 S: 8	H: 1 LOB: 1 BB: 0 P: 12	R: 0 E: 0 K: 2 S: 11	H: 1 LOB: 1 BB: 0 P: 16	1B: 6 2B: 3 3B: 0 HR: 0	SF: 0 SAC: 0 DP: 2 HBP: 1	WP: 2 PB: 0 SB: 0 CS: 1	PA: 42
PITCHER	IP 5.2	WLS 7	BF 27	H 5	R 0	ER 0	SO 3	BB 4	IBB 0	HBP 0	BLK 0	WP 2	HR 0	S 72	P 123	ERA 4.76	WHIP 1.588							
Mark Langston, L ERA: 4.63 (6, 1)	2.1		7	0	0	0	1	0	0	0	0	0	0	20	33	0.00	0.000							
Chuck Crim, R ERA: 5.35 (9, 1)	0.1		3	1	0	0	0	0	0	0	0	0	0	7	11	0.00	3.000							
Scott Bailes, L ERA: 7.34 (9, 1)	1.2	W	5	1	0	0	2	0	0	0	0	0	0	12	17	0.00	0.600							
Mike Butcher, R ERA: 2.11 (9, 1)																								

California Angels @ New York Yankees
Yankee Stadium, Bronx, NY

Sun Aug 23 1992, 3:33 AM EDT
Att. 28,589 - Sunny - 82 F

AB	37
R	3
H	7
RBI	2
BB	4
SO	6
LOB	21



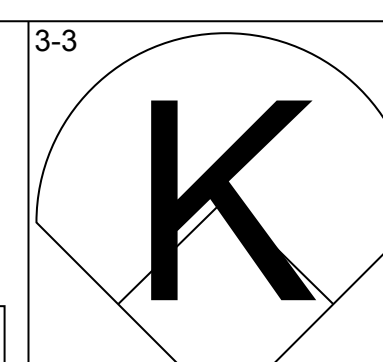
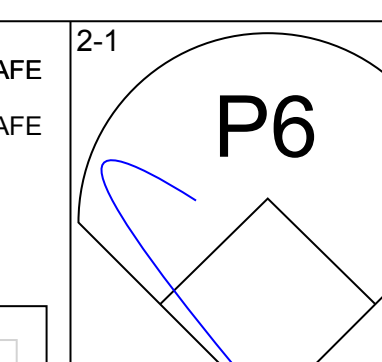
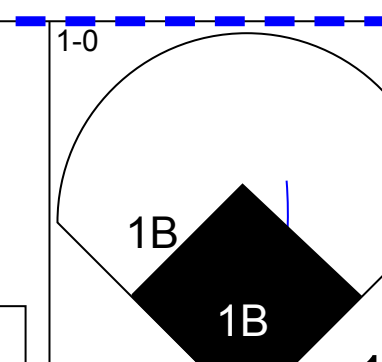
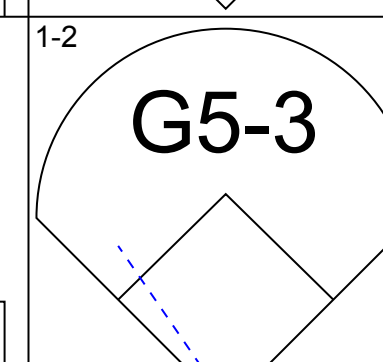
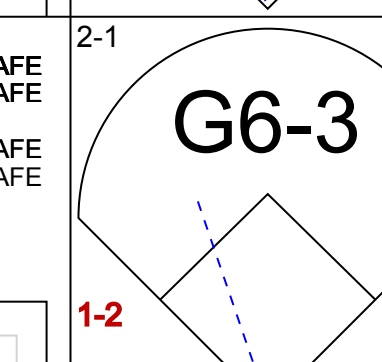
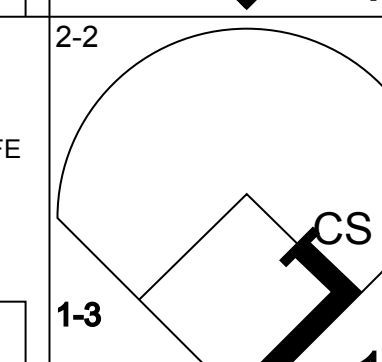
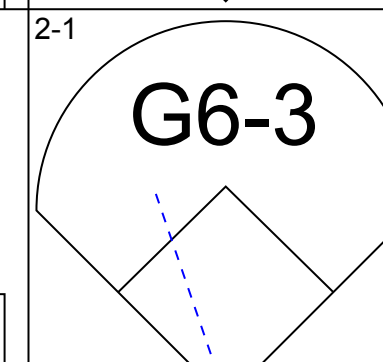
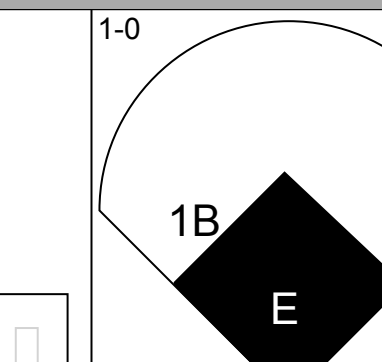
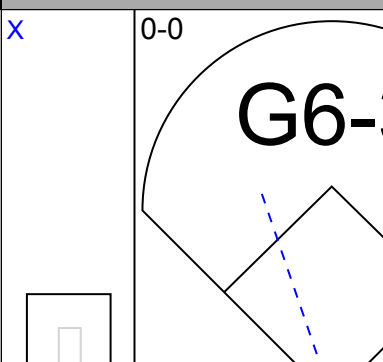
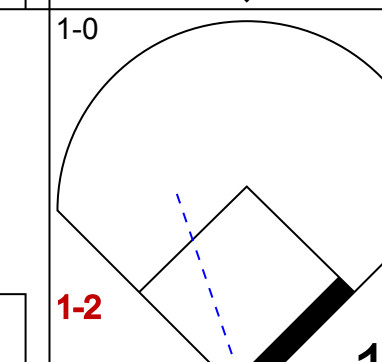
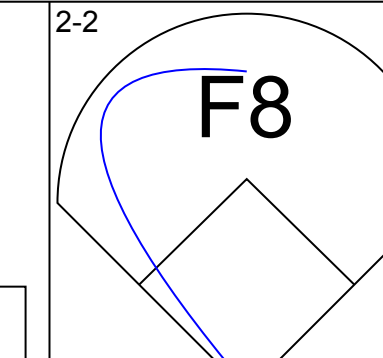
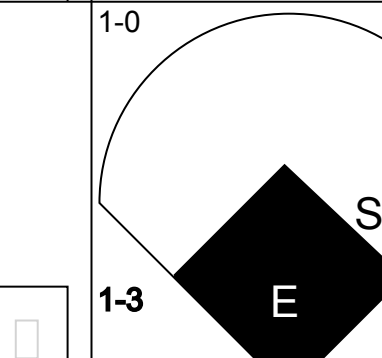
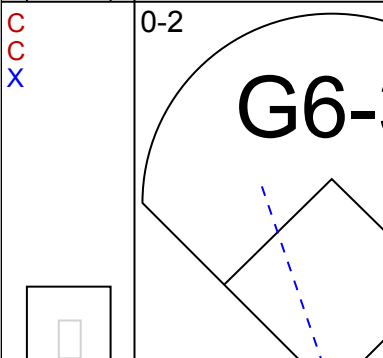
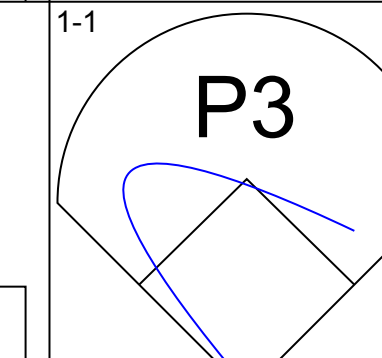
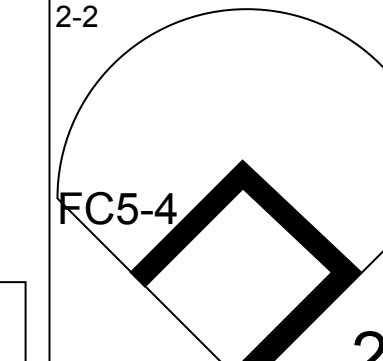
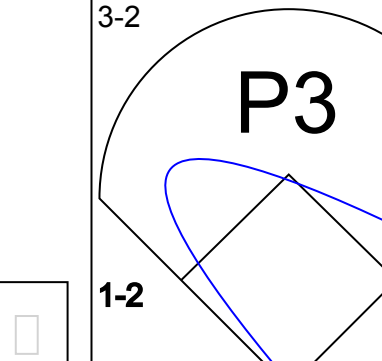
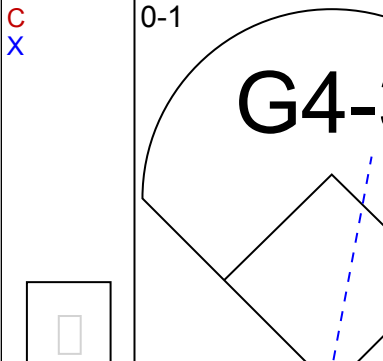
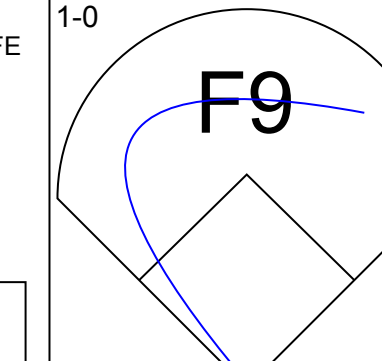
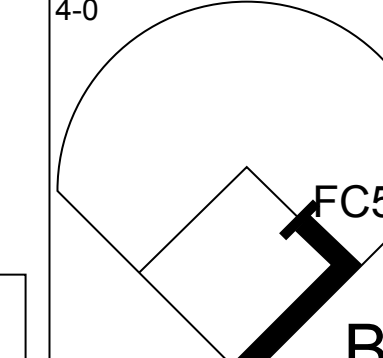
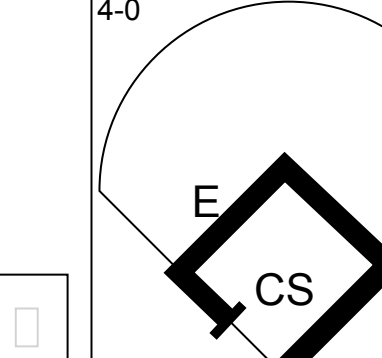
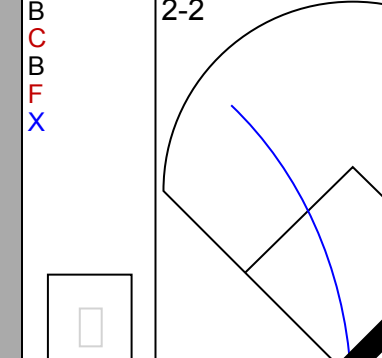
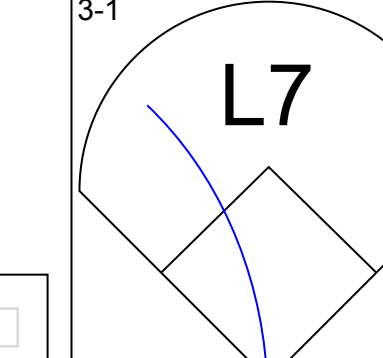
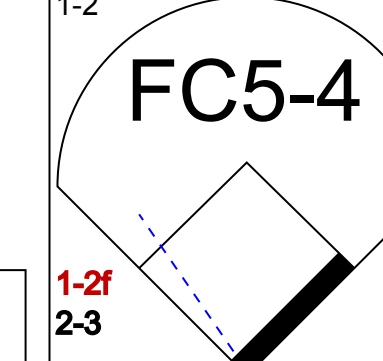
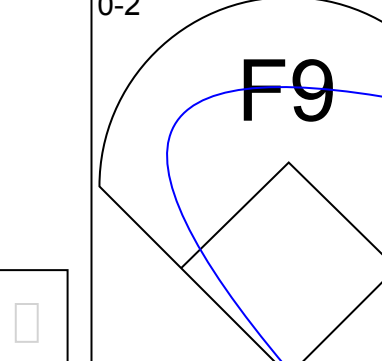
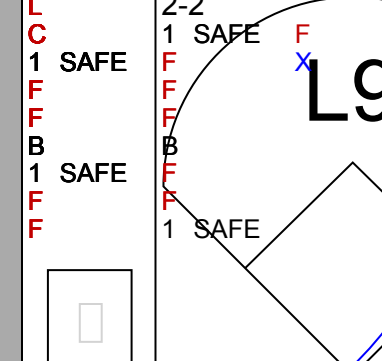
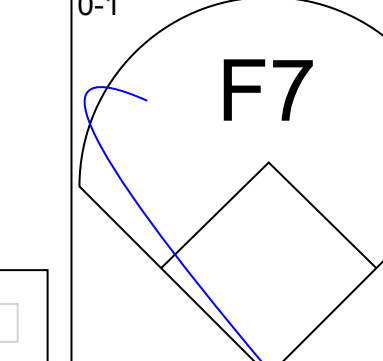
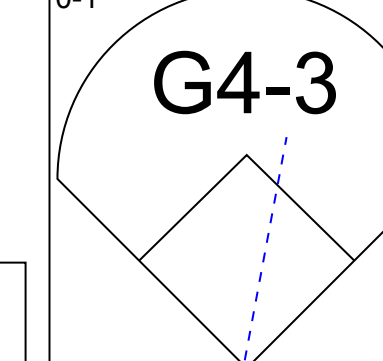
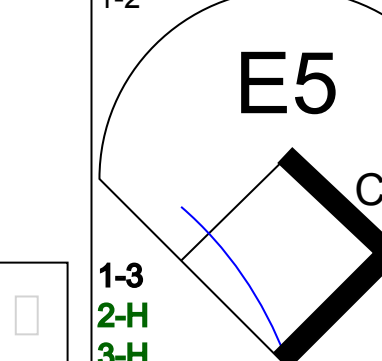

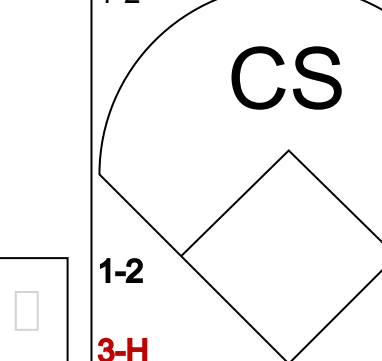
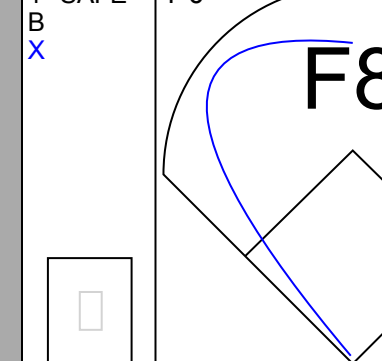

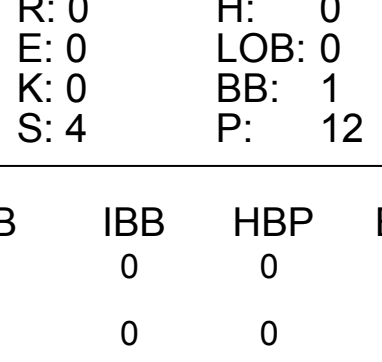
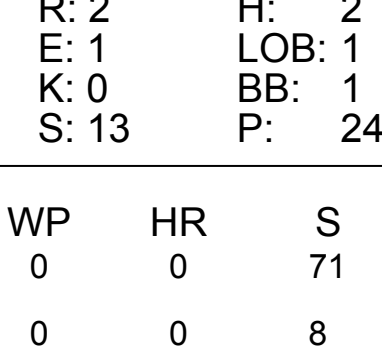
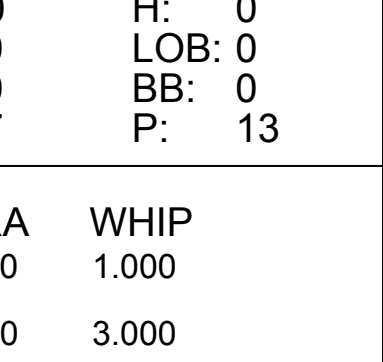
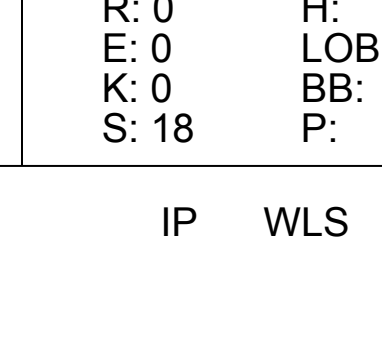
Batter	1	2	3	4	5	6	7	8	9	AB	R	H	RBI	BB	SO	LOB	TOP										
Pat Listach, S OBP: 0.361, SLG: 0.361 (1, 6)	F8		SH2-3		G4-3		S		F7	4	0	1	1	0	0	0	Milwaukee Brewers @ New York Yankees Yankee Stadium, Bronx, NY Mon Aug 24 1992, 7:05 PM EDT Att: 14,235 - Sunny - 77 F										
Darryl Hamilton, L OBP: 0.341, SLG: 0.387 (1, 9)	G3		SF7		G3		F7			3	0	0	1	1	0	1											
Paul Molitor, R OBP: 0.383, SLG: 0.453 (1, 10)	1B		G1-3		G6-3			1B	F8	5	1	2	0	0	0	1											
Greg Vaughn, R OBP: 0.285, SLG: 0.377 (1, 7)	K			L7	G5-3			1B		4	1	1	0	0	1	1											
Robin Yount, R OBP: 0.309, SLG: 0.362 (1, 8)		F8		G5-3			WP	1B	1B	4	2	2	1	0	0	0											
John Jaha, R OBP: 0.286, SLG: 0.346 (1, 3)		F8	S				E5	WP	2B	4	2	3	1	0	0	1											
Kevin Seitzer, R Franklin Stubbs, L Jim Gantner, L OBP: 0.290, SLG: 0.366 (7, PH) OBP: 0.280, SLG: 0.318 (7, 5)	F8						G4-3	1B	P8	2	0	0	0	0	1	2		AB 36 R 8 H 11 RBI 6 BB 1 SO 2 LOB 11									
B.J. Surhoff, L OBP: 0.307, SLG: 0.323 (1, 2)	F7				G3		G4-3		G4-3-6	4	0	0	0	0	0	2											
Scott Fletcher, R OBP: 0.348, SLG: 0.380 (1, 4)				SH2-3	SF7		B1-3		G5-3	4	1	1	0	0	0	1											
Inning Stats	R: 0 E: 0 K: 1 S: 12	H: 1 LOB: 1 BB: 0 P: 20	R: 1 E: 0 K: 0 S: 10	H: 1 LOB: 0 BB: 0 P: 19	R: 1 E: 0 K: 0 S: 8	H: 1 LOB: 0 BB: 0 P: 14	R: 0 E: 0 K: 1 S: 7	H: 1 LOB: 0 BB: 0 P: 12	R: 0 E: 0 K: 0 S: 5	H: 0 LOB: 0 BB: 0 P: 9	R: 3 E: 1 K: 0 S: 14	H: 3 LOB: 1 BB: 0 P: 25	R: 3 E: 0 K: 0 S: 12	H: 4 LOB: 0 BB: 0 P: 18	R: 0 E: 0 K: 0 S: 12	H: 0 LOB: 1 BB: 1 P: 20			1B: 9 2B: 2 3B: 0 HR: 0	SF: 1 SAC: 1 DP: 1 HBP: 0	WP: 2 PB: 0 CS: 3	PA: 39					
PITCHER	IP	WLS	BF	H	R	ER	SO	BB	IBB	HBP	BLK	WP	HR	S	P	ERA	WHIP										
Bob Wickman, R ERA: 4.5 (1, 1)	6.0		25	6	5	3	2	0	0	0	0	2	0	56	98	4.50	1.000										
Greg Cadaret, L ERA: 4.57 (7, 1)	1.0		4	1	0	0	0	0	0	0	0	0	0	5	9	0.00	1.000										
Russ Springer, R ERA: 16.62 (8, 1)	0.0		4	4	3	3	0	0	0	0	0	0	0	9	13	∞	∞										
Jerry Nielsen, L ERA: 3.86 (8, 1)	1.0	W	2	0	0	0	0	0	0	0	0	0	0	3	5	0.00	0.000										
Steve Farr, R ERA: 1.77 (9, 1)	1.0	S	4	0	0	0	0	1	0	0	0	0	0	12	20	0.00	1.000										

Batter	1	2	3	4	5	6	7	8	9	AB	R	H	RBI	BB	SO	LOB	BOTTOM										
Bernie Williams, S OBP: 0.345, SLG: 0.380 (1, 8)	1B		1B	1B		G3		2B		2	2	1	0	3	0	1	Milwaukee Brewers @ New York Yankees Yankee Stadium, Bronx, NY Mon Aug 24 1992, 7:05 PM EDT Att: 14,235 - Sunny - 77 F										
Dion James, L Roberto Kelly, R OBP: 0.359, SLG: 0.377 (7, PH) OBP: 0.327, SLG: 0.411 (9, 7)	1B		G4-3	F9		G3		F8		4	0	2	1	0	0	3											
Danny Tartabull, R OBP: 0.411, SLG: 0.465 (1, 10)	F8		G4-3		K		G6-3	1B	2B	5	1	3	3	0	1	1											
Mel Hall, L OBP: 0.314, SLG: 0.446 (1, 9)	G6-3		G4-3		G3		G6-3	2B	1B	5	1	1	1	0	0	4											
Matt Nokes, L Mike Stanley, R OBP: 0.279, SLG: 0.401 (7, PH) OBP: 0.379, SLG: 0.426 (8, 2)	F7		G4-3		HR		BB	2B		3	1	1	1	0	0	2											
Randy Velarde, R OBP: 0.328, SLG: 0.397 (1, 6)	G6-3			1B	F8		P5	G4-3		5	1	1	0	0	0	3											
Kevin Maas, L OBP: 0.312, SLG: 0.421 (1, 3)	P4			1B		2B		K		4	1	2	0	0	1	2											
Charlie Hayes, R OBP: 0.285, SLG: 0.395 (1, 5)			1B	F9		G3		G4-3		4	1	2	1	0	0	2											
Pat Kelly, R Andy Stankiewicz, R OBP: 0.299, SLG: 0.367 (7, PH) OBP: 0.339, SLG: 0.348 (9, 4)	K				SF9		P2	F8	BB	2	1	0	1	0	1	2											
Inning Stats	R: 0 E: 0 K: 0 S: 6	H: 1 LOB: 1 BB: 1 P: 12	R: 0 E: 0 K: 0 S: 5	H: 0 LOB: 0 BB: 0 P: 7	R: 2 E: 0 K: 1 S: 13	H: 4 LOB: 2 BB: 0 P: 21	R: 1 E: 0 K: 0 S: 15	H: 2 LOB: 2 BB: 1 P: 25	R: 1 E: 0 K: 0 S: 12	H: 2 LOB: 1 BB: 0 P: 16	R: 0 E: 0 K: 1 S: 10	H: 1 LOB: 2 BB: 1 P: 20	R: 4 E: 0 K: 0 S: 16	H: 3 LOB: 1 BB: 1 P: 32	R: 0 E: 0 K: 0 S: 12	H: 0 LOB: 0 BB: 0 P: 20		1B: 10 2B: 3 3B: 0 HR: 1	SF: 1 SAC: 0 DP: 0 HBP: 1	WP: 1 PB: 0 CS: 0	PA: 42						
PITCHER	IP	WLS	BF	H	R	ER	SO	BB	IBB	HBP	BLK	WP	HR	S	P	ERA	WHIP										
Chris Bosio, R ERA: 3.89 (1, 1)	6.0		29	10	5	5	2	2	0	0	0	0	0	60	97	7.50	2.000										
Dan Plesac, L ERA: 3.27 (7, 1)	0.1		3	1	0	0	0	1	0	0	0	0	0	6	13	0.00	6.000										
Mike Fetters, R ERA: 1.16 (7, 1)	1.0		5	0	2	2	1	1	0	1	0	0	0	9	20	18.00	1.000										
Jesse Orosco, L ERA: 3.64 (8, 1)	0.1		1	0	0	0	0	0	0	0	0	0	0	2	3	0.00	0.000										
Doug Henry, R ERA: 4.73 (8, 1)	0.1	L	4	3	2	2	0	0	0	0	0	1	0	9	16	54.00	9.000										



Batter	1	2	3	4	5	6	7	8	9	AB	R	H	RBI	BB	SO	LOB	TOP					
Pat Listach, S OBP: 0.357, SLG: 0.357 (1, 6)	F8		K		L6		L7		P4	5	0	0	0	0	1	0	Milwaukee Brewers @ New York Yankees Yankee Stadium, Bronx, NY Tue Aug 25 1992, 7:05 PM EDT Att: 15,561 - Sunny - 85 F					
Darryl Hamilton, L OBP: 0.345, SLG: 0.397 (1, 9)	F7		G6-3		2B		1B			4	0	3	0	0	0	0						
Greg Vaughn, R OBP: 0.283, SLG: 0.373 (1, 7)	F7		K		L5		F8			4	0	0	0	0	1	3						
Franklin Stubbs, L OBP: 0.294, SLG: 0.374 (8, PH) Kevin Seitzer, R OBP: 0.333, SLG: 0.360 (8, 3)		1B					G4-3		FC6-4	3	1	2	0	0	0	0						
Robin Yount, R OBP: 0.311, SLG: 0.364 (1, 8)		2B			1B				BB	3	0	1	0	1	2	2						
B.J. Surhoff, L OBP: 0.309, SLG: 0.323 (1, 2)		1B								3	0	1	1	1	1	2						
Dave Nilsson, L OBP: 0.276, SLG: 0.314 (8, PH) John Jaha, R OBP: 0.283, SLG: 0.343 (8, PH)		1B								2	0	0	0	1	0	4						
Scott Fletcher, R OBP: 0.344, SLG: 0.375 (1, 4)		1B								1	0	0	0	0	0	1						
Jim Gantner, L OBP: 0.276, SLG: 0.314 (1, 5) Dante Bichette, R OBP: 0.329, SLG: 0.430 (8, PH)										4	0	0	0	0	1	6						
										3	0	0	0	0	0	2						
Inning Stats	R: 0 E: 0 K: 0 S: 8	H: 1 LOB: 0 BB: 0 P: 13	R: 1 E: 0 K: 0 S: 15	H: 2 LOB: 2 BB: 1 P: 26	R: 0 E: 0 K: 2 S: 14	H: 0 LOB: 0 BB: 0 P: 19	R: 0 E: 0 K: 1 S: 7	H: 1 LOB: 2 BB: 1 P: 13	R: 0 E: 0 K: 1 S: 7	H: 1 LOB: 1 BB: 0 P: 11	R: 0 E: 0 K: 1 S: 6	H: 1 LOB: 2 BB: 1 P: 12	R: 0 E: 0 K: 0 S: 9	H: 1 LOB: 1 BB: 0 P: 15	R: 0 E: 0 K: 2 S: 10	H: 0 LOB: 1 BB: 1 P: 17	R: 0 E: 0 K: 1 S: 7	H: 0 LOB: 0 BB: 0 P: 11	1B: 3 2B: 4 3B: 0 HR: 0	SF: 0 SAC: 0 DP: 0 HBP: 0	WP: 0 PB: 0 CS: 3	PA: 37
PITCHER	IP	WLS	BF	H	R	ER	SO	BB	IBB	HBP	BLK	WP	HR	S	P	ERA	WHIP					
Sam Miltello, R ERA: 2.2 (1, 1)	7.0	W	30	7	1	1	4	3	0	0	0	0	0	66	109	1.29	1.429					
Greg Cadaret, L ERA: 4.57 (8, 1)	2.0		7	0	0	0	3	1	0	0	0	0	0	17	28	0.00	0.500					

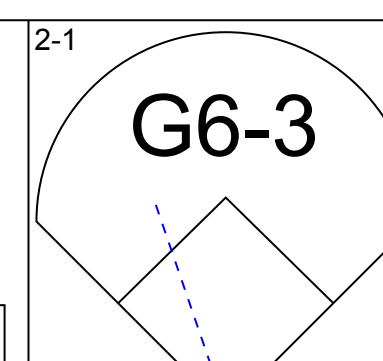
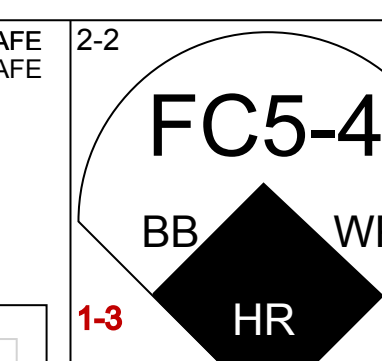
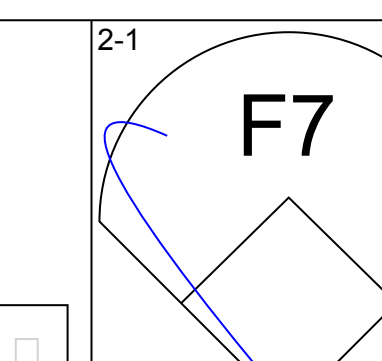
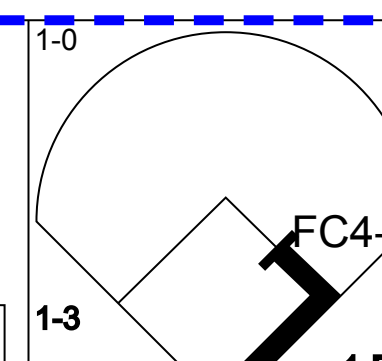
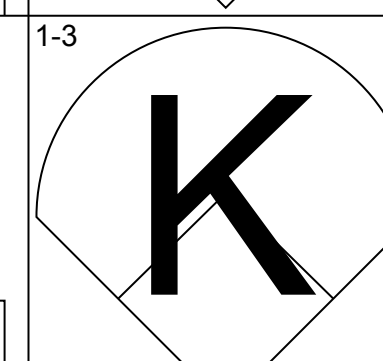
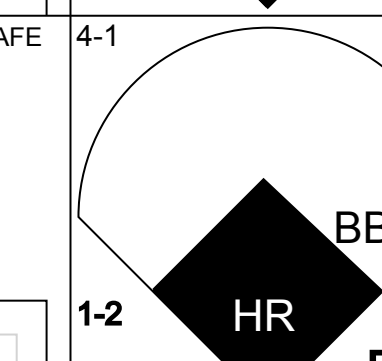
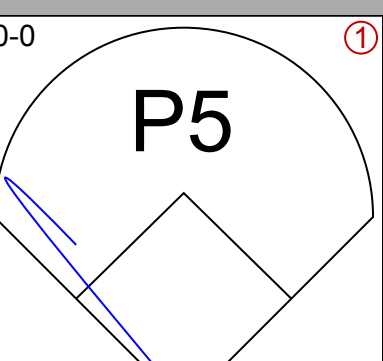
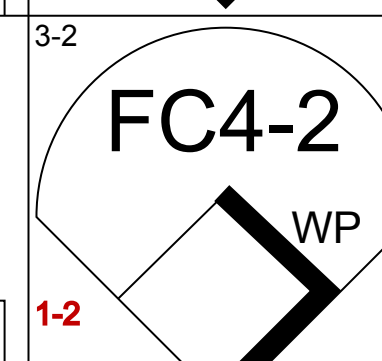
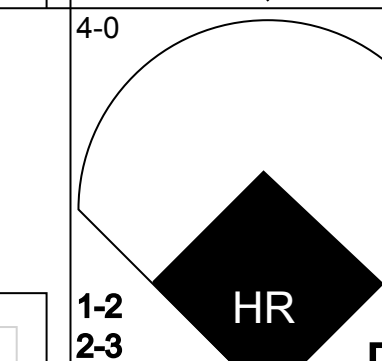
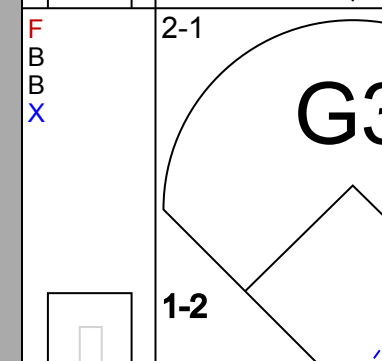
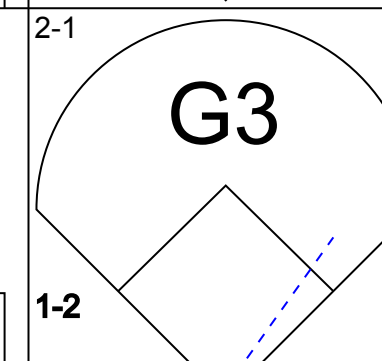
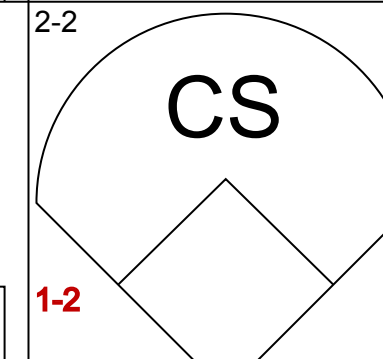
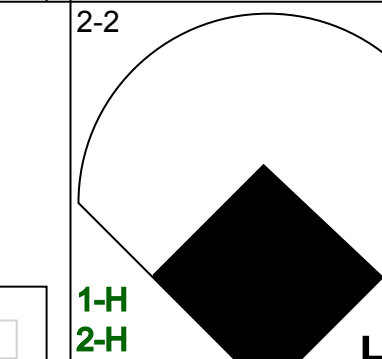
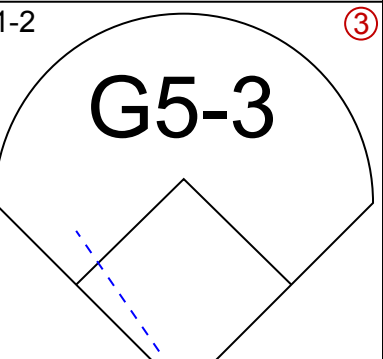

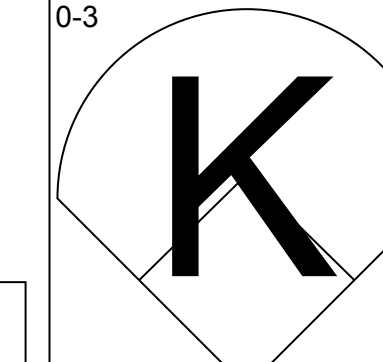
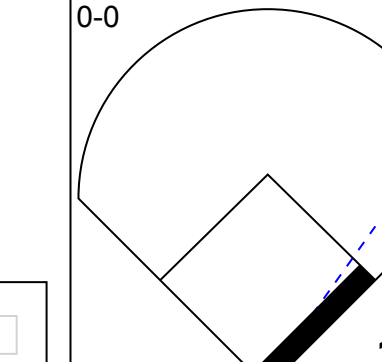

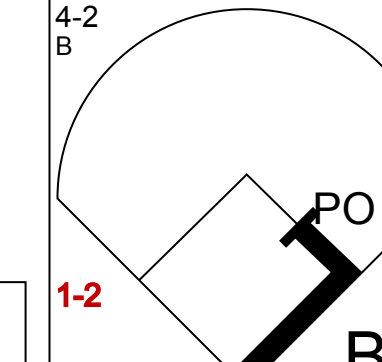
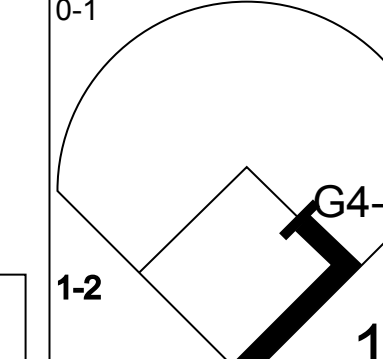
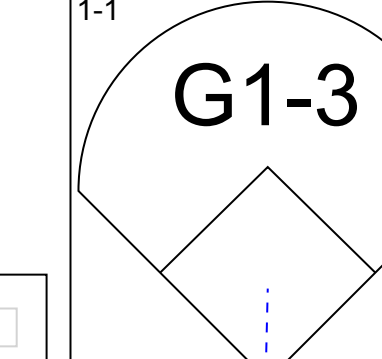
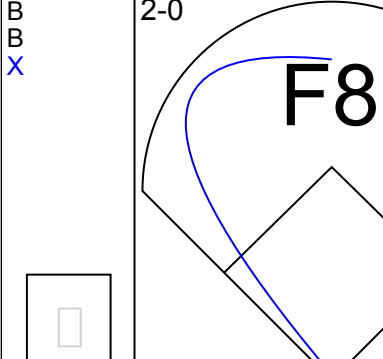
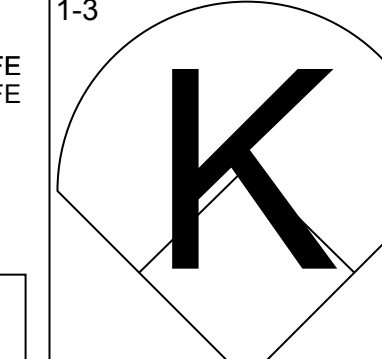
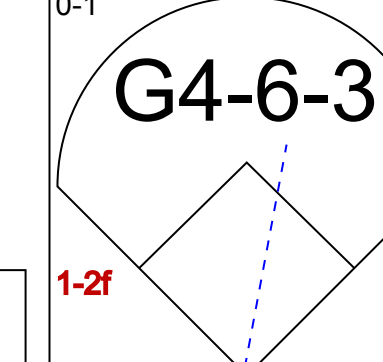

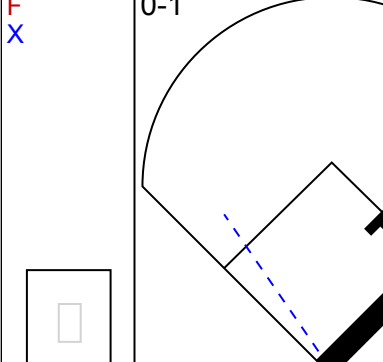
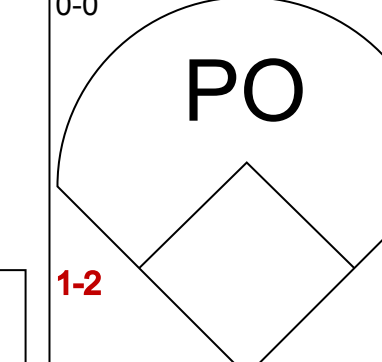

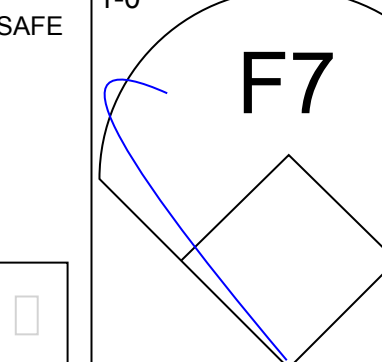
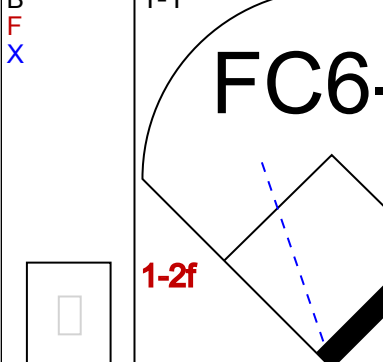

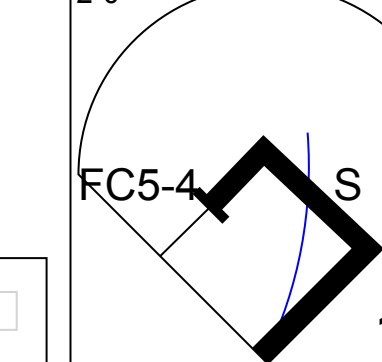
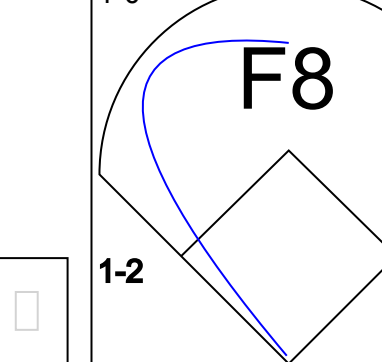

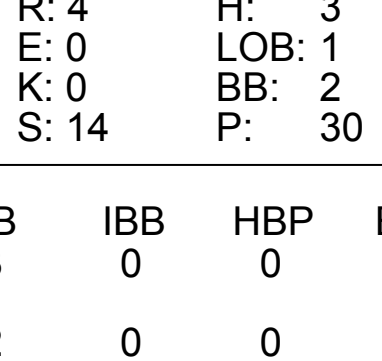
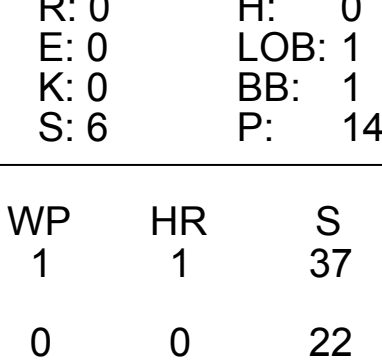
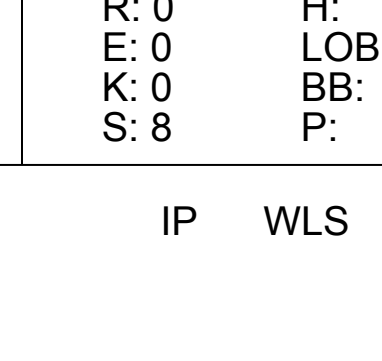
Batter	1	2	3	4	5	6	7	8	9	AB	R	H	RBI	BB	SO	LOB	BOTTOM				
Bernie Williams, S OBP: 0.350, SLG: 0.413 (1, 8)	F7		F8				1B			4	1	2	2	0	0	0	Milwaukee Brewers @ New York Yankees Yankee Stadium, Bronx, NY Tue Aug 25 1992, 7:05 PM EDT Att: 15,561 - Sunny - 85 F				
Roberto Kelly, R OBP: 0.325, SLG: 0.408 (1, 7)	K		G6-3				G5-3			4	0	0	0	0	2	1					
Danny Tartabull, R OBP: 0.415, SLG: 0.475 (1, 10)										2	1	1	1	2	1	0					
Mel Hall, L OBP: 0.312, SLG: 0.442 (1, 9)	F9									4	0	0	0	0	0	2					
Matt Nokes, L OBP: 0.276, SLG: 0.396 (1, 2)										4	0	0	0	0	1	0					
Randy Velarde, R OBP: 0.333, SLG: 0.402 (1, 6)										4	1	3	0	0	0	0					
Kevin Maas, L OBP: 0.315, SLG: 0.426 (1, 3)										4	1	2	0	0	2	2					
Charlie Hayes, R OBP: 0.283, SLG: 0.392 (1, 5)										3	0	0	1	0	1	2					
Andy Stankiewicz, R OBP: 0.339, SLG: 0.348 (1, 4)										3	1	1	1	0	1	0					
										1B: 6 2B: 1 3B: 0 HR: 2	SF: 1 SAC: 0 DP: 0 HBP: 0	WP: 0 PB: 0 CS: 0	PA: 35								
Inning Stats	R: 0 E: 0 K: 1 S: 9	H: 0 LOB: 1 BB: 1 P: 16	R: 0 E: 0 K: 1 S: 9	H: 1 LOB: 1 BB: 0 P: 18	R: 0 E: 0 K: 0 S: 6	H: 0 LOB: 0 BB: 0 P: 8	R: 1 E: 0 K: 2 S: 11	H: 2 LOB: 1 BB: 0 P: 17	R: 0 E: 0 K: 1 S: 11	H: 1 LOB: 1 BB: 0 P: 18	R: 0 E: 0 K: 1 S: 7	H: 0 LOB: 0 BB: 0 P: 10	R: 4 E: 0 K: 1 S: 19	H: 4 LOB: 1 BB: 1 P: 34	R: 0 E: 0 K: 1 S: 8	H: 1 LOB: 1 BB: 0 P: 14	1B: 6 2B: 1 3B: 0 HR: 2	SF: 1 SAC: 0 DP: 0 HBP: 0	WP: 0 PB: 0 CS: 0	PA: 35	
PITCHER	IP	WLS	BF	H	R	ER	SO	BB	IBB	HBP	BLK	WP	HR	S	P	ERA	WHIP				
Bill Wegman, R ERA: 3.22 (1, 1)	6.1	L	27	7	4	4	6	1	0	0	0	0	1	61	98	5.68	1.263				
Dan Plesac, L ERA: 3.34 (7, 1)	1.1		7	2	1	1	2	1	0	0	0	0	1	17	33	6.75	2.250				
Jim Austin, R ERA: 2.25 (8, 1)	0.1		1	0	0	0	0	0	0	0	0	0	0	2	4	0.00	0.000				

Batter	1	2	3	4	5	6	7	8	9	AB	R	H	RBI	BB	SO	LOB	TOP			
Pat Listach, S OBP: 0.356, SLG: 0.356										4	1	1	0	0	1	1				
Darryl Hamilton, L OBP: 0.344, SLG: 0.395										4	0	1	0	0	0	1				
Paul Molitor, R OBP: 0.384, SLG: 0.454										4	1	2	1	0	0	0				
Franklin Stubbs, L OBP: 0.293, SLG: 0.372										4	1	1	0	0	0	1				
Dante Bichette, R OBP: 0.328, SLG: 0.431										4	0	1	0	0	0	3				
Greg Vaughn, R OBP: 0.287, SLG: 0.373										2	0	1	0	2	0	0				
Kevin Seitzer, R OBP: 0.331, SLG: 0.357										3	0	0	0	0	0	6	AB 32			
Dave Nilsson, L OBP: 0.252, SLG: 0.302										1	0	0	0	0	0	0	R 3			
B.J. Surhoff, L OBP: 0.306, SLG: 0.320										4	0	0	0	0	0	4	H 7			
Scott Fletcher, R OBP: 0.344, SLG: 0.372										2	0	0	0	1	0	1	RBI 1			
Inning Stats	R: 0 E: 0 K: 1 S: 10	H: 0 LOB: 0 BB: 0 P: 16	R: 0 E: 0 K: 0 S: 13	H: 1 LOB: 2 BB: 1 P: 22	R: 0 E: 0 K: 0 S: 4	H: 0 LOB: 0 BB: 1 P: 12	R: 2 E: 1 K: 0 S: 13	H: 2 LOB: 1 BB: 1 P: 24	R: 0 E: 0 K: 0 S: 6	H: 0 LOB: 0 BB: 0 P: 6	R: 0 E: 0 K: 0 S: 18	H: 1 LOB: 1 BB: 0 P: 23	R: 1 E: 0 K: 0 S: 8	H: 3 LOB: 1 BB: 0 P: 14	R: 0 E: 0 K: 0 S: 7	H: 0 LOB: 0 BB: 0 P: 11	1B: 6 2B: 1 3B: 0 HR: 0	SF: 0 SAC: 0 DP: 0 HBP: 0	WP: 0 PB: 0 SB: 1 CS: 4	PA: 36
PITCHER	IP WLS BF H R ER SO BB IBB HBP BLK WP HR S P ERA WHIP																			
Scott Kamieniecki, R ERA: 4.45	(1, 1) 7.0 W 27 4 2 0 1 3 0 0 0 0 0 0 71 116 0.00 1.000																			
Rich Monteleone, R ERA: 3.39	(8, 1) 1.0 5 3 1 1 0 0 0 0 0 0 0 0 8 14 9.00 3.000																			
Steve Farr, R ERA: 1.73	(9, 1) 1.0 S 3 0 0 0 0 0 0 0 0 0 0 0 0 7 11 0.00 0.000																			

Milwaukee Brewers @ New York Yankees
Yankee Stadium, Bronx, NY
Wed Aug 26 1992, 7:05 PM EDT
Att: 17,864 - Cloudy - 74 F

AB 32
R 3
H 7
RBI 1
BB 3
SO 1
LOB 17



Batter	1	2	3	4	5	6	7	8	9	AB	R	H	RBI	BB	SO	LOB	BOTTOM			
Bernie Williams, S OBP: 0.347, SLG: 0.407										4	1	1	0	0	0	2				
Randy Velarde, R OBP: 0.332, SLG: 0.398										3	1	0	0	1	1	2				
Don Mattingly, L OBP: 0.333, SLG: 0.427										0	0	0	0	0	0	0				
Mel Hall, L OBP: 0.313, SLG: 0.441										3	1	1	0	1	0	1				
Danny Tartabull, R OBP: 0.418, SLG: 0.485										2	1	1	4	2	0	0				
Roberto Kelly, R OBP: 0.326, SLG: 0.407										3	0	1	0	1	1	1				
Mike Stanley, R OBP: 0.376, SLG: 0.421										4	0	1	0	0	1	2				
Charlie Hayes, R OBP: 0.285, SLG: 0.393										2	0	1	0	1	0	2	AB 26			
Andy Stankiewicz, R OBP: 0.336, SLG: 0.345										3	0	0	0	0	2		R 4			
Pat Kelly, R OBP: 0.302, SLG: 0.368										2	0	1	0	1	0	1	H 7			
Inning Stats	R: 0 E: 0 K: 1 S: 11	H: 1 LOB: 0 BB: 0 P: 18	R: 0 E: 0 K: 1 S: 12	H: 1 LOB: 1 BB: 1 P: 16	R: 4 E: 0 K: 0 S: 14	H: 3 LOB: 1 BB: 2 P: 30	R: 0 E: 0 K: 0 S: 6	H: 0 LOB: 1 BB: 1 P: 14	R: 0 E: 0 K: 0 S: 7	H: 1 LOB: 1 BB: 0 P: 10	R: 0 E: 0 K: 0 S: 8	H: 1 LOB: 1 BB: 1 P: 18	R: 0 E: 0 K: 1 S: 10	H: 0 LOB: 0 BB: 2 P: 19	R: 0 E: 0 K: 1 S: 7	H: 0 LOB: 0 BB: 0 P: 11	1B: 6 2B: 1 3B: 0 HR: 1	SF: 0 SAC: 0 DP: 2 HBP: 0	WP: 2 PB: 0 SB: 1 CS: 2	PA: 35
PITCHER	IP WLS BF H R ER SO BB IBB HBP BLK WP HR S P ERA WHIP																			
Bruce Ruffin, L ERA: 6.67	(1, 1) 3.0 L 15 5 4 4 2 2 0 0 0 0 0 0 22 41 0.00 1.000																			
Ricky Bones, R ERA: 4.79	(4, 1) 3.0 12 1 0 0 0 2 0 0 0 0 0 0 22 41 0.00 1.000																			
Jim Austin, R ERA: 2.15	(7, 1) 2.0 6 1 0 0 0 2 0 0 0 0 1 0 16 31 0.00 1.500																			

Milwaukee Brewers @ New York Yankees
Yankee Stadium, Bronx, NY
Wed Aug 26 1992, 7:05 PM EDT
Att: 17,864 - Cloudy - 74 F

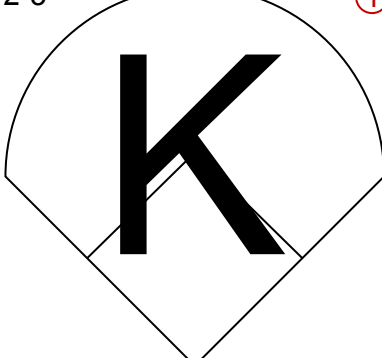
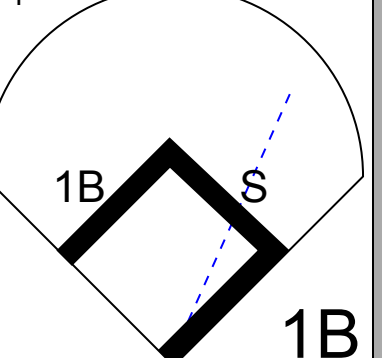
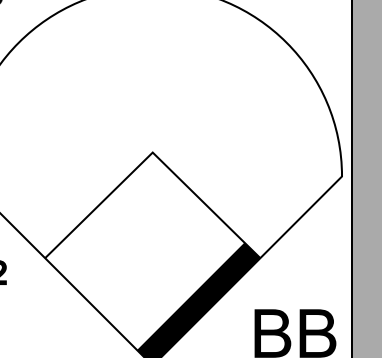
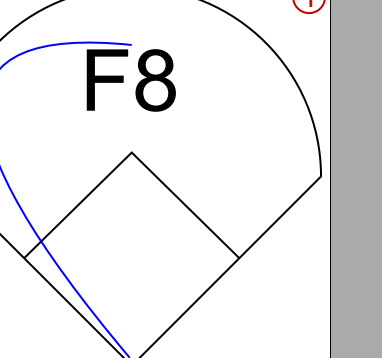
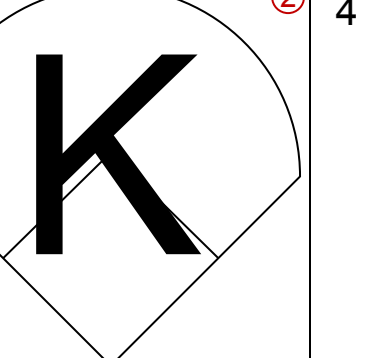
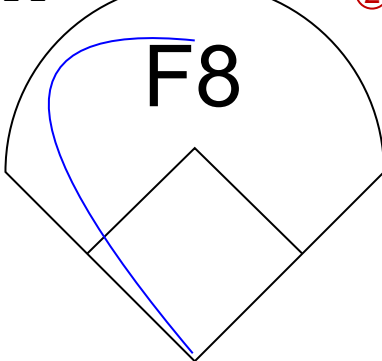
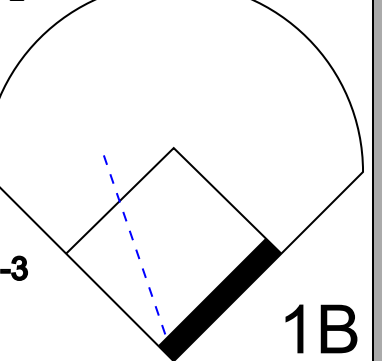
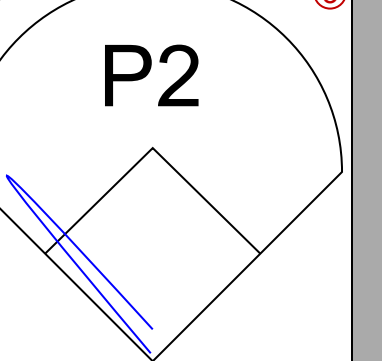
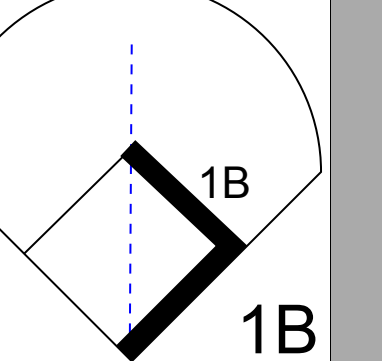
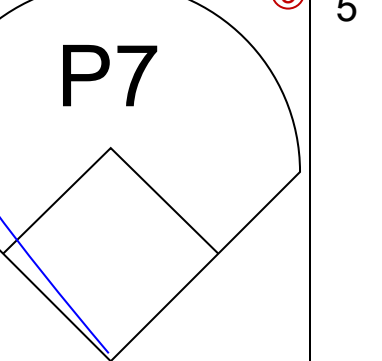
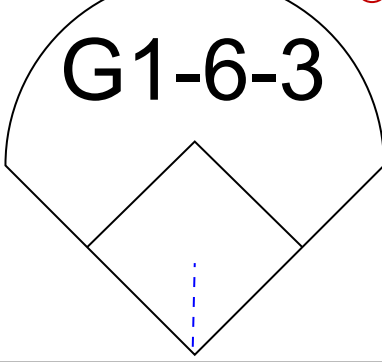
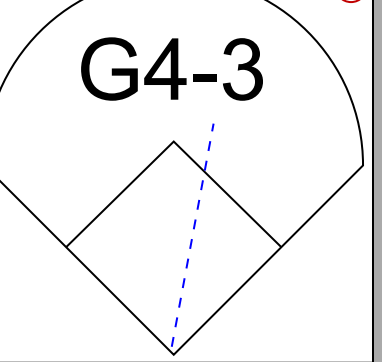


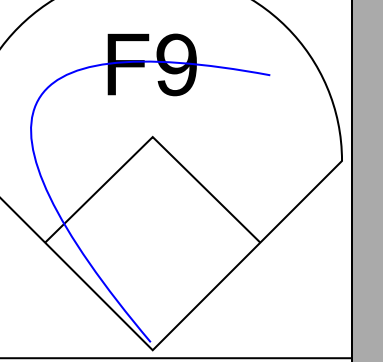
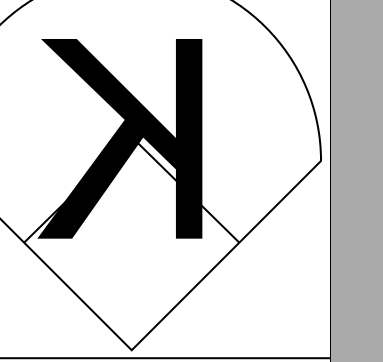
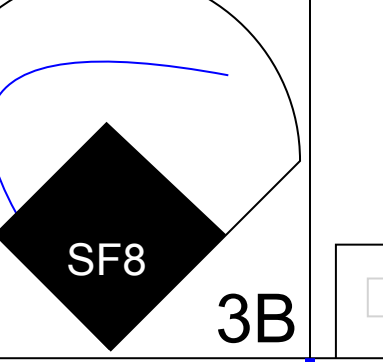
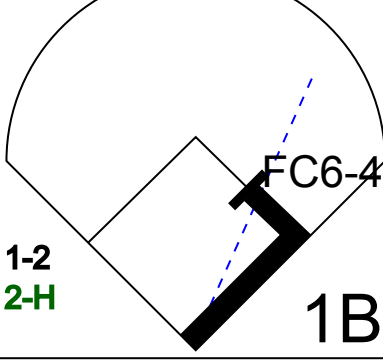
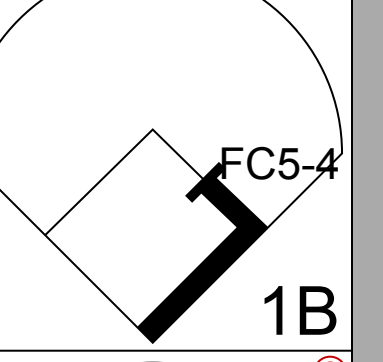
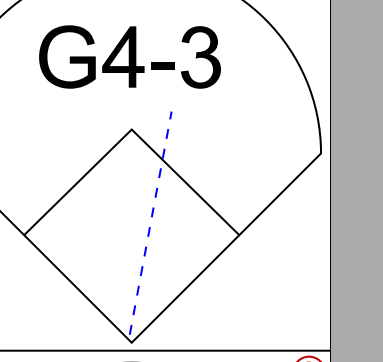
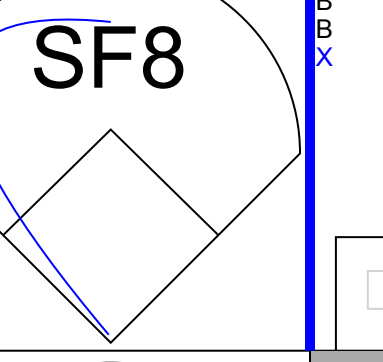
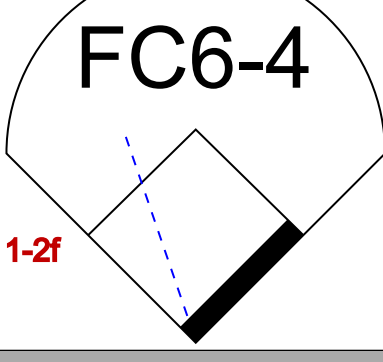
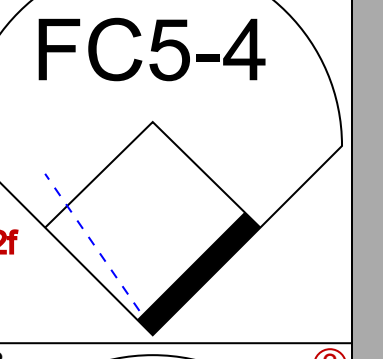
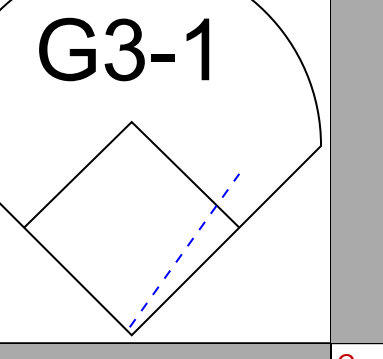
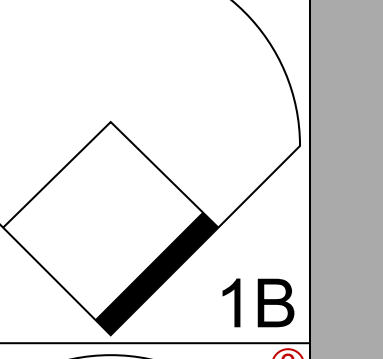


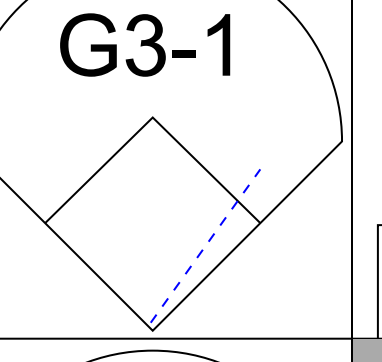
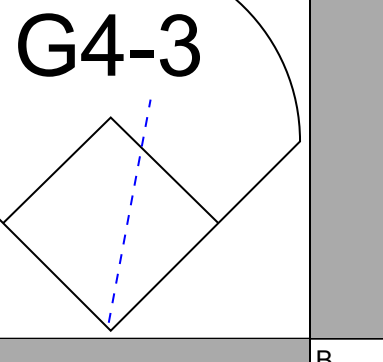

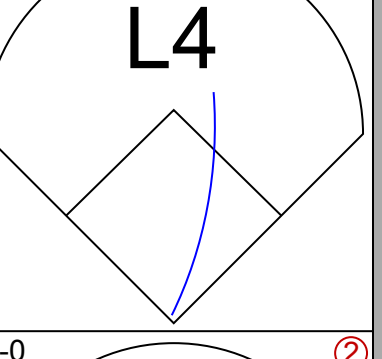
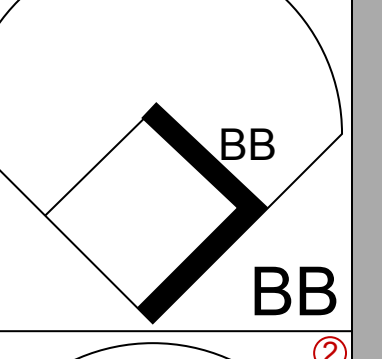
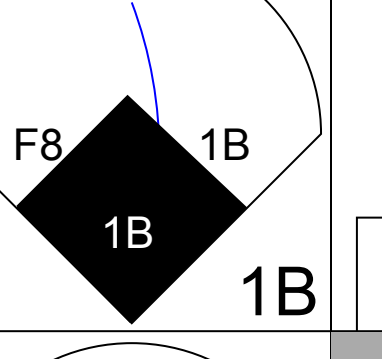
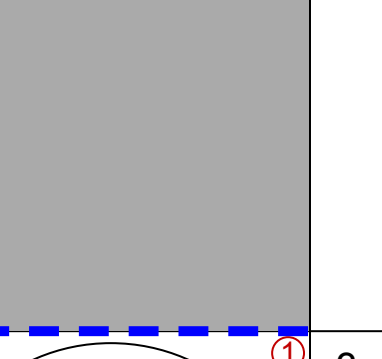
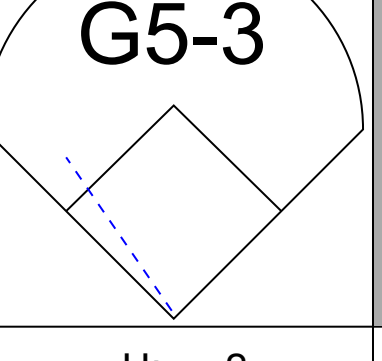
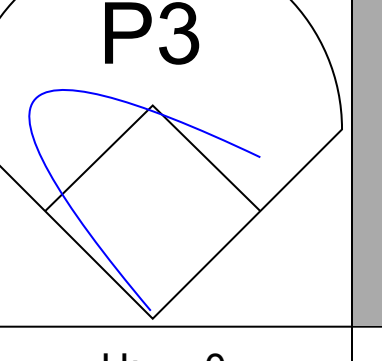
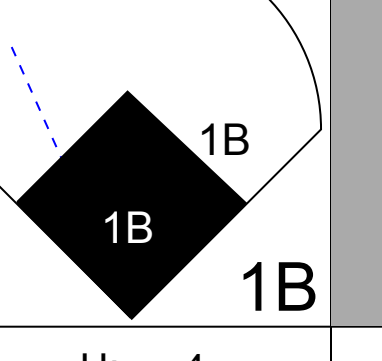
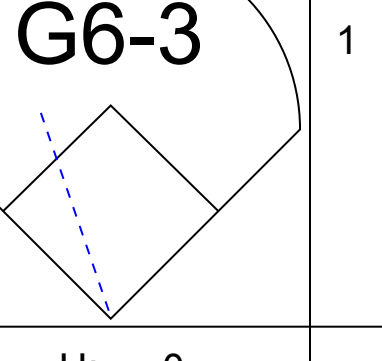
AB 26
R 4
H 7
RBI 4
BB 7
SO 3
LOB 13

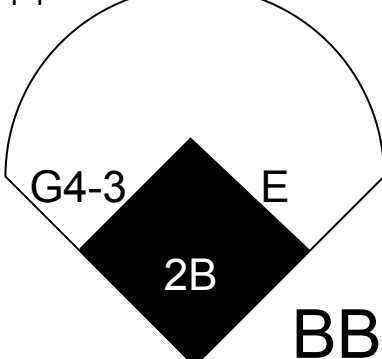
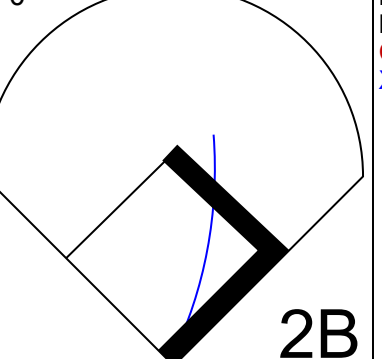
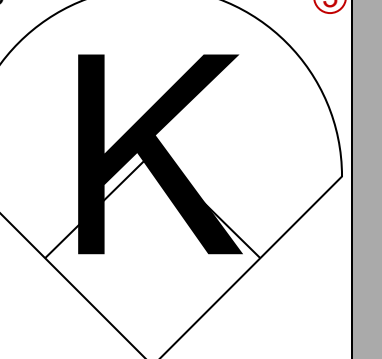


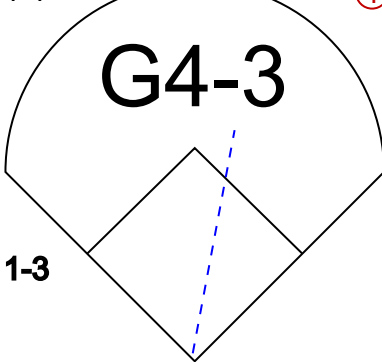
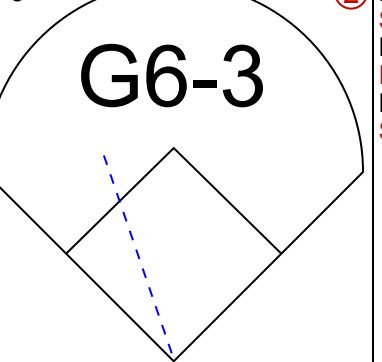



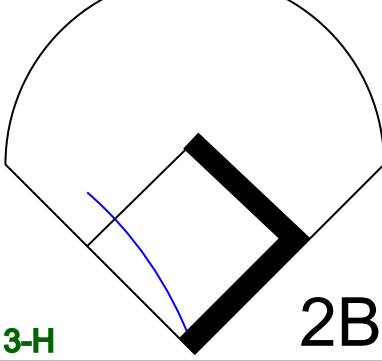
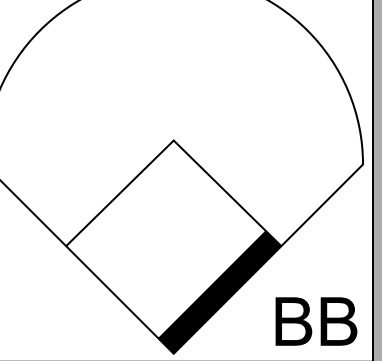
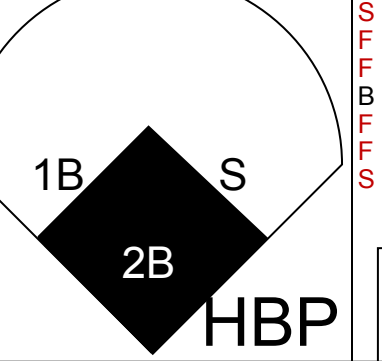


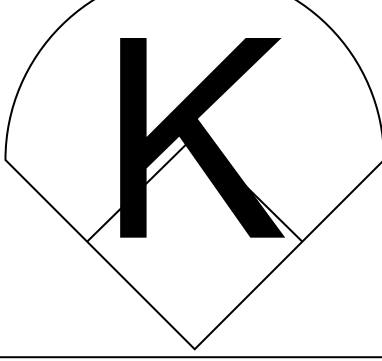
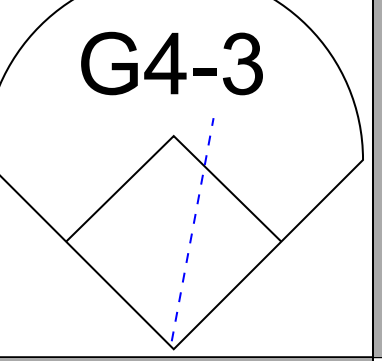
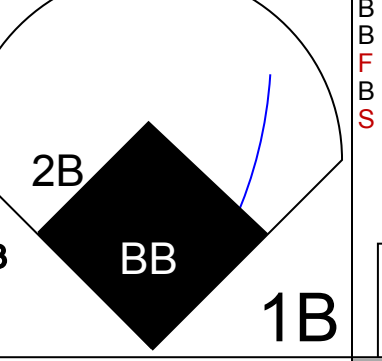

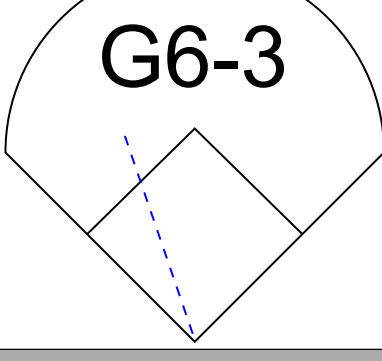
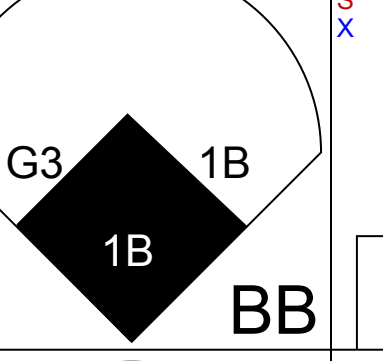
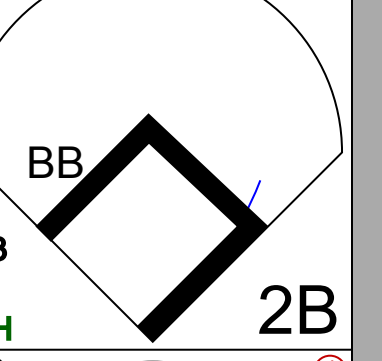
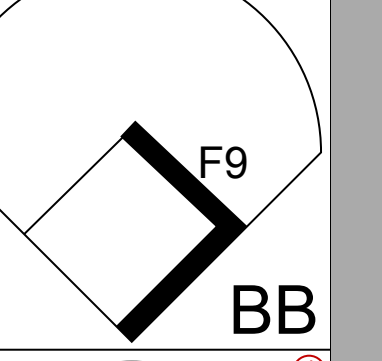

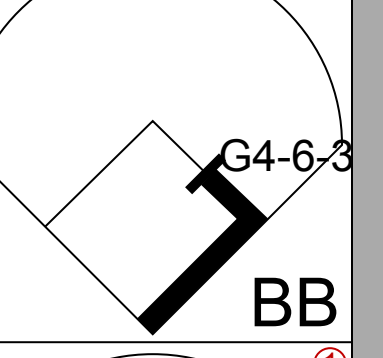
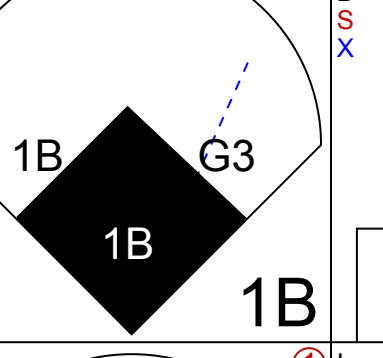
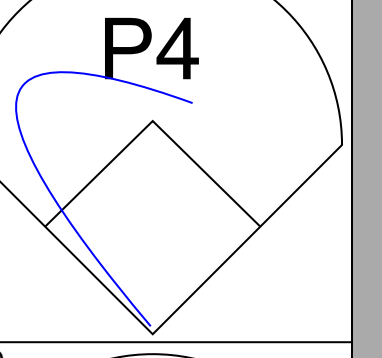
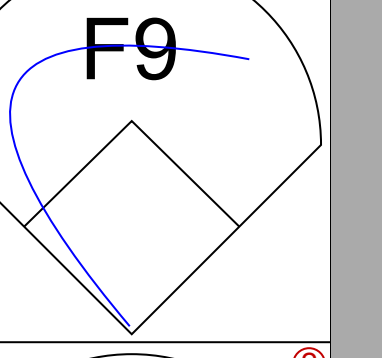


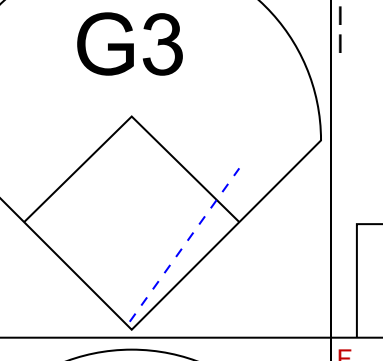
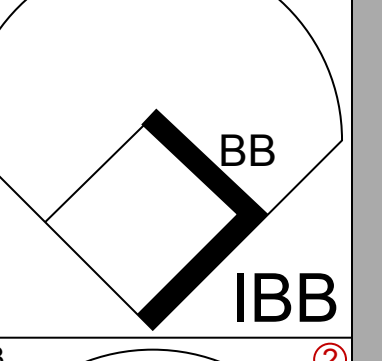
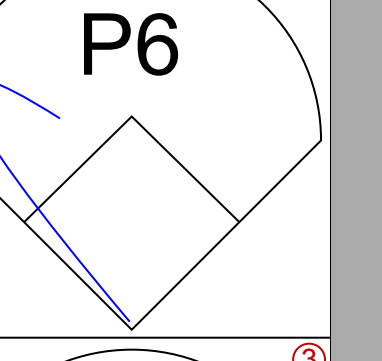

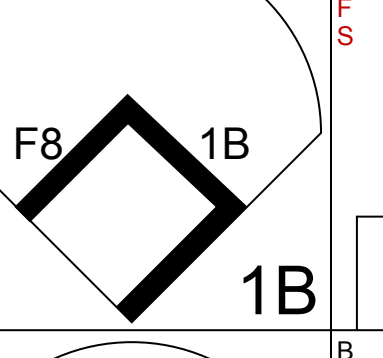
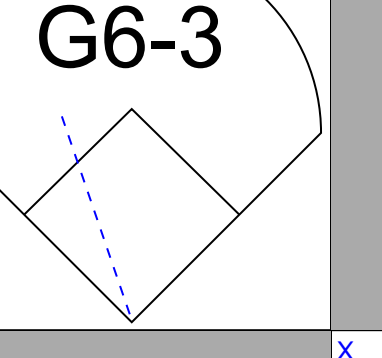

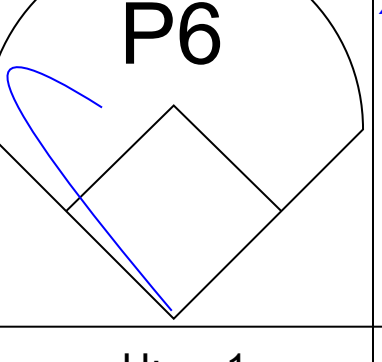
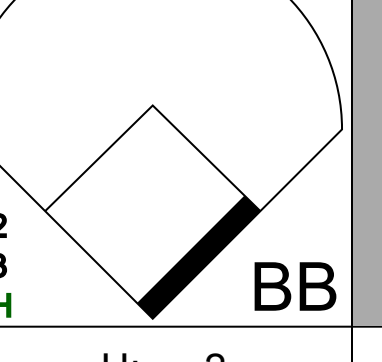



Batter	1	2	3	4	5	6	7	8	9	AB	R	H	RBI	BB	SO	LOB	TOP										
Bernie Williams, S OBP: 0.348, SLG: 0.393 (1, 8) X	G6-3 1B	BB HR 1B		FC6-4 BB		G5-3		G6-3 BB		3	1	1	0	2	0	0	New York Yankees @ Minnesota Twins Hubert H. Humphrey Metrodome, Minneapolis, MN Sat Aug 29 1992, 8:05 PM EDT Att: 34,793 - Dome - 70 F livebaseballscorecards.com										
Randy Velarde, R OBP: 0.337, SLG: 0.398 (1, 6) C Mel Hall, L (8, PH) X Andy Stankiewicz, R OBP: 0.337, SLG: 0.349 (8, 6) X	G5-3	HR BB		FC6-4 1-2f		K		G6-3 1-2f		3	1	0	0	1	1	1											
Don Mattingly, L OBP: 0.328, SLG: 0.422 (1, 3) B X	1B 2B	F9		F8		G6-3			G6-3	5	1	1	0	0	0	3											
Danny Tartabull, R OBP: 0.410, SLG: 0.478 (1, 9) B Dion James, L OBP: 0.357, SLG: 0.374 (9, 9) B	BB 1B BB	HR		K			F9		G5-3	4	2	1	3	1	1	1											
Roberto Kelly, R OBP: 0.329, SLG: 0.409 (1, 7) B X	1B 1B	K			CS 2B		1-2 S 1B		L9	5	1	3	1	0	1	0											
Mike Stanley, R OBP: 0.382, SLG: 0.412 (1, 2) C Jim Leyritz, R OBP: 0.331, SLG: 0.397 (1, 10) X	BB 1B BB	G5-3		G3-1 BB			K			2	0	0	0	2	1	1											
Charlie Hayes, R OBP: 0.289, SLG: 0.393 (1, 5) B Pat Kelly, R OBP: 0.298, SLG: 0.372 (1, 4) B X	FC6-4 BB		F8	G3-1			F7			4	0	1	2	0	0	3											
Inning Stats	R: 3 E: 0 K: 0 S: 15	H: 3 LOB: 3 BB: 3 P: 32	R: 3 E: 0 K: 1 S: 13	H: 2 LOB: 0 BB: 1 P: 24	R: 0 E: 0 K: 0 S: 5	H: 0 LOB: 0 BB: 0 P: 7	R: 0 E: 0 K: 1 S: 6	H: 0 LOB: 1 BB: 1 P: 13	R: 0 E: 0 K: 1 S: 8	H: 1 LOB: 2 BB: 2 P: 23	R: 0 E: 0 K: 1 S: 7	H: 0 LOB: 0 BB: 0 P: 13	R: 0 E: 0 K: 1 S: 10	H: 1 LOB: 1 BB: 0 P: 13	R: 0 E: 0 K: 0 S: 10	H: 1 LOB: 1 BB: 1 P: 17	R: 0 E: 0 K: 0 S: 10	H: 0 LOB: 0 BB: 0 P: 15	1B: 4 2B: 3 3B: 0 HR: 1	SF: 0 SAC: 0 DP: 1 HBP: 0	WP: 1 PB: 0 SB: 1 CS: 2	PA: 41					
PITCHER	IP	WLS	BF	H	R	ER	SO	BB	IBB	HBP	BLK	WP	HR	S	P	ERA	WHIP										
Bill Krueger, L ERA: 4.3 (1, 1)	4.0	L	24	6	6	6	2	6	0	0	0	0	1	40	83	13.50	3.000										
Tom Edens, R ERA: 2.77 (5, 1)	3.1		13	2	0	0	3	2	0	0	0	1	0	31	55	0.00	1.200										
Rick Aguilera, R ERA: 3.42 (8, 1)	1.2		4	0	0	0	0	0	0	0	0	0	0	13	19	0.00	0.000										

Batter	1	2	3	4	5	6	7	8	9	AB	R	H	RBI	BB	SO	LOB	BOTTOM										
Chuck Knoblauch, R OBP: 0.375, SLG: 0.363 (1, 4) C Randy Bush, L OBP: 0.276, SLG: 0.310 (1, 9) B Kirby Puckett, R OBP: 0.365, SLG: 0.501 (1, 8) B Chili Davis, S OBP: 0.374, SLG: 0.404 (1, 10) X Shane Mack, R OBP: 0.399, SLG: 0.479 (1, 7) C Brian Harper, R OBP: 0.333, SLG: 0.409 (1, 2) B Gene Larkin, S OBP: 0.324, SLG: 0.365 (1, 3) B Scott Leius, R OBP: 0.325, SLG: 0.352 (1, 5) B Greg Gagne, R OBP: 0.290, SLG: 0.366 (1, 6) B	G6-3 1B	L1-3 1B		G4-3		G6-3	FC6-4 1-2f	K	K	3	0	1	0	1	1	0	New York Yankees @ Minnesota Twins Hubert H. Humphrey Metrodome, Minneapolis, MN Sat Aug 29 1992, 8:05 PM EDT Att: 34,793 - Dome - 70 F livebaseballscorecards.com										
FC6-4 1-2f		L1-3 1-2		G4-3		FC4-6 1B		K		3	0	0	1	0	2												
						FC4-6 G5-3		F8		3	0	0	0	1	0	2											
		1B G6-3 BB		K		G5-3		G4-3		3	1	0	0	1	1	2											
		G6-3		P5		G6-3			G4-3	4	0	1	0	0	0	2											
		1B 2B 1B		G5-4-3 BB		G4-3		K		3	1	1	0	1	1	1											
		S 2B 1B		G5-4-3 1-2f		FC6-4 BB		F7		3	1	1	1	1	0	2											
Inning Stats	R: 0 E: 0 K: 1 S: 7	H: 0 LOB: 1 BB: 1 P: 16	R: 3 E: 0 K: 0 S: 10	H: 4 LOB: 1 BB: 1 P: 22	R: 0 E: 0 K: 1 S: 8	H: 0 LOB: 1 BB: 1 P: 16	R: 0 E: 0 K: 0 S: 3	H: 0 LOB: 0 BB: 1 P: 10	R: 0 E: 0 K: 1 S: 9	H: 0 LOB: 0 BB: 0 P: 12	R: 0 E: 0 K: 0 S: 7	H: 1 LOB: 1 BB: 0 P: 11	R: 0 E: 0 K: 0 S: 10	H: 0 LOB: 1 BB: 1 P: 21	R: 0 E: 0 K: 2 S: 9	H: 0 LOB: 0 BB: 0 P: 18	R: 0 E: 0 K: 1 S: 10	H: 1 LOB: 1 BB: 0 P: 16	1B: 5 2B: 3 3B: 0 HR: 0	SF: 0 SAC: 0 DP: 3 HBP: 0	WP: 0 PB: 0 SB: 1 CS: 1	PA: 35					
PITCHER	IP	WLS	BF	H	R	ER	SO	BB	IBB	HBP	BLK	WP	HR	S	P	ERA	WHIP										
Bob Wickman, R ERA: 3.86 (1, 1)	8.0	W	31	5	3	3	5	5	0	0	0	0	0	63	126	3.38	1.250										
Steve Farr, R ERA: 1.69 (9, 1)	1.0	S	4	1	0	0	1	0	0	0	0	0	0	10	16	0.00	1.000										



Batter	1	2	3	4	5	6	7	8	9	AB	R	H	RBI	BB	SO	LOB	TOP					
Bernie Williams, S (1, 8) OBP: 0.349, SLG: 0.389										4	0	1	0	1	2	2	New York Yankees @ Minnesota Twins Hubert H. Humphrey Metrodome, Minneapolis, MN Sun Aug 30 1992, 4:33 AM EDT Att: 30,730 - Dome - 70 F					
Dion James, L (1, 7) OBP: 0.358, SLG: 0.375										5	0	2	1	0	0	2						
Don Mattingly, L (1, 10) OBP: 0.326, SLG: 0.419										4	0	0	0	0	1	4						
Mel Hall, L (1, 9) OBP: 0.312, SLG: 0.439										4	1	2	1	0	1	0						
Matt Nokes, L (1, 2) OBP: 0.280, SLG: 0.406 Danny Tartabull, R (7, PH) OBP: 0.409, SLG: 0.476 Mike Stanley, R (7, 2) OBP: 0.382, SLG: 0.412										2	0	1	1	0	0	0						
Randy Velarde, R (1, 5) OBP: 0.336, SLG: 0.396										4	0	1	0	0	1	1						
Kevin Maas, L (1, 3) OBP: 0.298, SLG: 0.415 Charlie Hayes, R (8, PH) OBP: 0.289, SLG: 0.392										3	0	0	0	0	1	2						
Andy Stankiewicz, R (1, 6) OBP: 0.339, SLG: 0.349										3	1	1	0	1	0	0						
Pat Kelly, R (1, 4) OBP: 0.298, SLG: 0.371 Roberto Kelly, R (9, PH) OBP: 0.328, SLG: 0.408										3	1	1	0	0	0	1						
Inning Stats	R: 0 E: 0 K: 1 S: 10	H: 0 LOB: 0 BB: 0 P: 15	R: 0 E: 0 K: 1 S: 11	H: 1 LOB: 1 BB: 0 P: 18	R: 0 E: 0 K: 0 S: 12	H: 2 LOB: 2 BB: 0 P: 15	R: 0 E: 0 K: 1 S: 8	H: 0 LOB: 0 BB: 0 P: 12	R: 0 E: 0 K: 0 S: 7	H: 0 LOB: 2 BB: 2 P: 16	R: 1 E: 0 K: 0 S: 8	H: 2 LOB: 1 BB: 0 P: 14	R: 2 E: 0 K: 1 S: 17	H: 4 LOB: 2 BB: 0 P: 26	R: 0 E: 0 K: 2 S: 8	H: 0 LOB: 0 BB: 0 P: 12		R: 0 E: 0 K: 1 S: 9	H: 0 LOB: 0 BB: 0 P: 12	1B: 8 2B: 0 3B: 1 HR: 0	SF: 1 SAC: 0 DP: 0 HBP: 0	WP: 0 PB: 0 CS: 1
PITCHER	IP	WLS	BF	H	R	ER	SO	BB	IBB	HBP	BLK	WP	HR	S	P	ERA	WHIP					
Kevin Tapani, R (1, 1) ERA: 3.95	6.1	W	29	8	3	3	3	2	0	0	0	0	0	67	108	4.26	1.579					
Mark Guthrie, L (7, 1) ERA: 3.09	1.2		6	1	0	0	3	0	0	0	0	0	0	14	20	0.00	0.600					
Rick Aguilera, R (9, 1) ERA: 3.35	1.0	S	3	0	0	0	1	0	0	0	0	0	0	9	12	0.00	0.000					

Batter	1	2	3	4	5	6	7	8	9	AB	R	H	RBI	BB	SO	LOB	BOTTOM				
Chuck Knoblauch, R (1, 4) OBP: 0.377, SLG: 0.365										3	1	1	0	2	1	5	New York Yankees @ Minnesota Twins Hubert H. Humphrey Metrodome, Minneapolis, MN Sun Aug 30 1992, 4:33 AM EDT Att: 30,730 - Dome - 70 F				
Randy Bush, L (1, 9) OBP: 0.289, SLG: 0.300 Jeff Reboulet, R (9, 9) OBP: 0.314, SLG: 0.276										5	0	0	0	0	2	6					
Kirby Puckett, R (1, 8) OBP: 0.367, SLG: 0.502										3	1	1	1	1	1	2					
Chili Davis, S (1, 10) OBP: 0.373, SLG: 0.403										4	1	1	0	0	2	3					
Shane Mack, R (1, 7) OBP: 0.402, SLG: 0.481										2	1	1	1	2	0	1					
Brian Harper, R (1, 2) OBP: 0.335, SLG: 0.408										3	1	1	0	1	0	3					
Gene Larkin, S (1, 3) OBP: 0.323, SLG: 0.360										3	0	0	0	1	0	4					
Greg Gagne, R (1, 6) OBP: 0.290, SLG: 0.364										4	0	1	1	0	2	4					
Mike Pagliarulo, L (1, 5) OBP: 0.202, SLG: 0.208										3	0	2	2	1	0	0					
Inning Stats	R: 1 E: 1 K: 1 S: 15	H: 1 LOB: 1 BB: 1 P: 26	R: 0 E: 0 K: 1 S: 6	H: 0 LOB: 0 BB: 1 P: 11	R: 0 E: 0 K: 0 S: 6	H: 1 LOB: 2 BB: 1 P: 11	R: 2 E: 0 K: 1 S: 14	H: 3 LOB: 2 BB: 1 P: 26	R: 2 E: 0 K: 2 S: 18	H: 2 LOB: 3 BB: 2 P: 34	R: 0 E: 0 K: 2 S: 10	H: 0 LOB: 0 BB: 0 P: 15	R: 0 E: 0 K: 0 S: 6	H: 0 LOB: 1 BB: 1 P: 13	R: 0 E: 0 K: 1 S: 10	H: 1 LOB: 1 BB: 1 P: 18		1B: 5 2B: 3 3B: 0 HR: 0	SF: 0 SAC: 0 DP: 2 HBP: 1	WP: 0 PB: 0 CS: 0	PA: 39
PITCHER	IP	WLS	BF	H	R	ER	SO	BB	IBB	HBP	BLK	WP	HR	S	P	ERA	WHIP				
Sam Miltello, R (1, 1) ERA: 2.97	4.2	L	27	7	5	4	4	5	1	1	0	0	0	55	101	7.71	2.571				
Russ Springer, R (5, 1) ERA: 9.39	3.1		12	1	0	0	4	2	0	0	0	0	0	30	53	0.00	0.900				

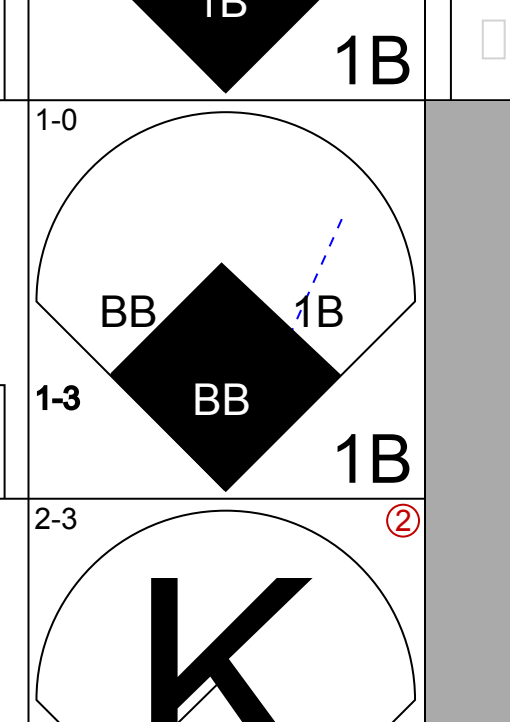
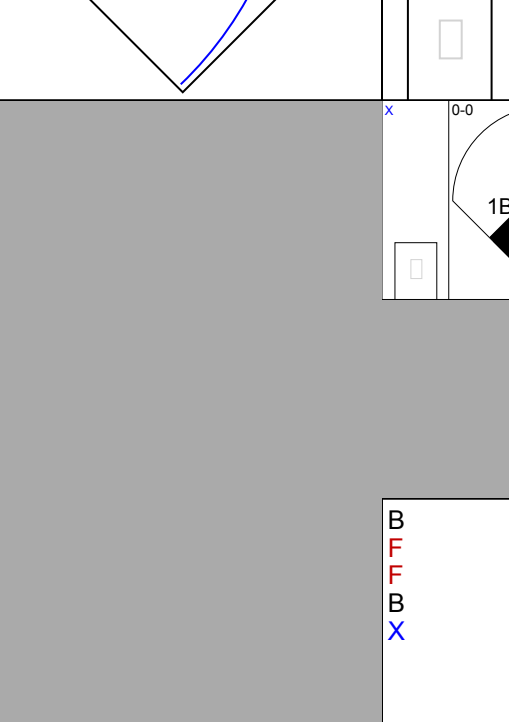
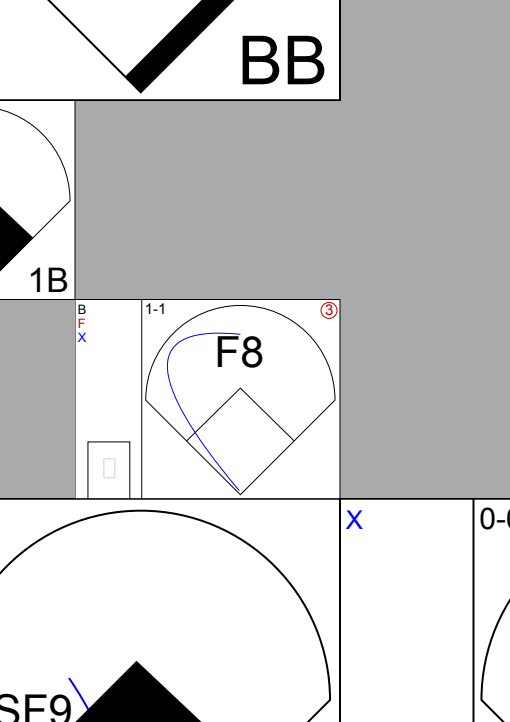
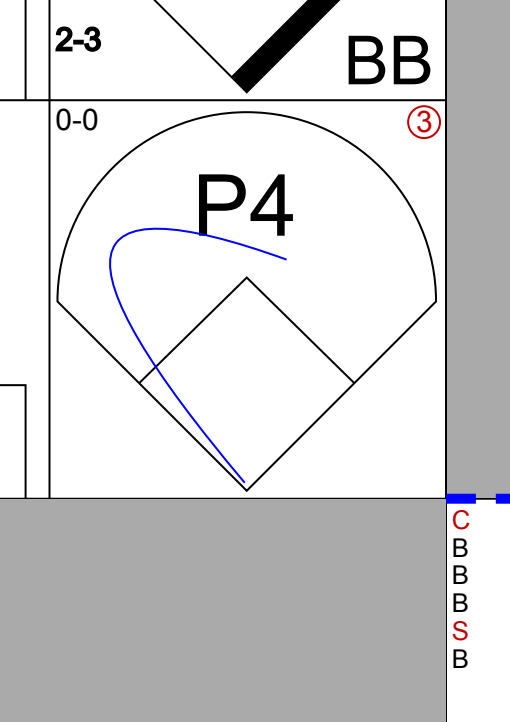
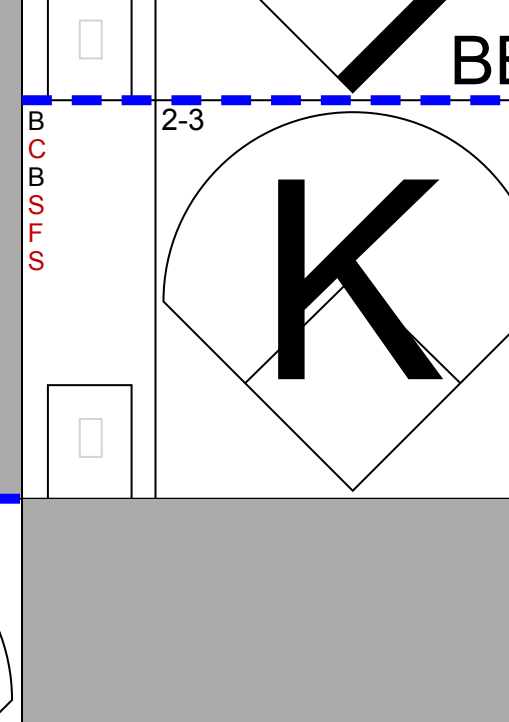

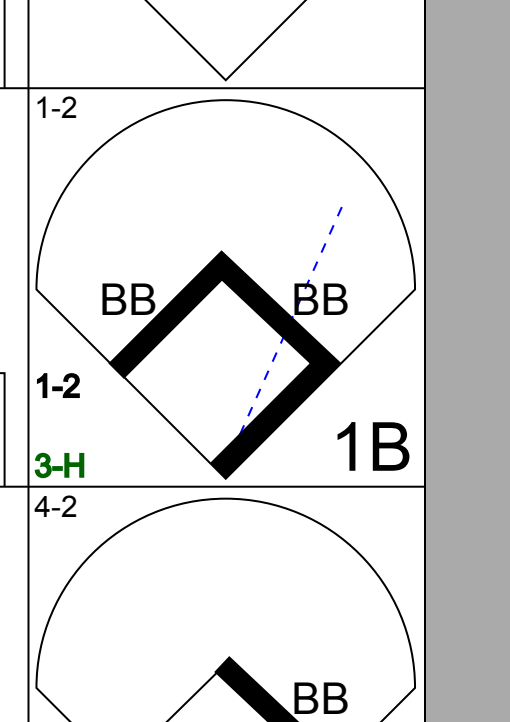
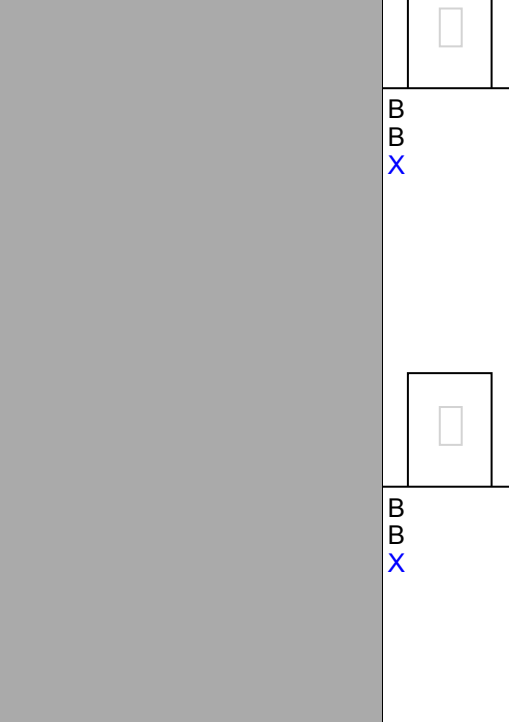
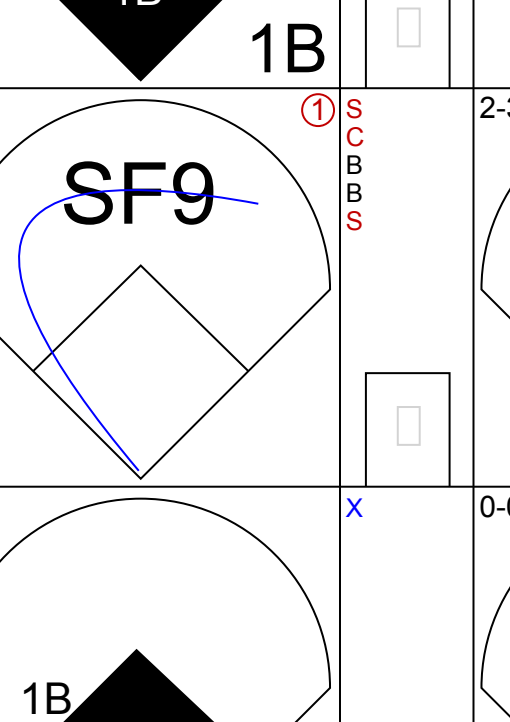
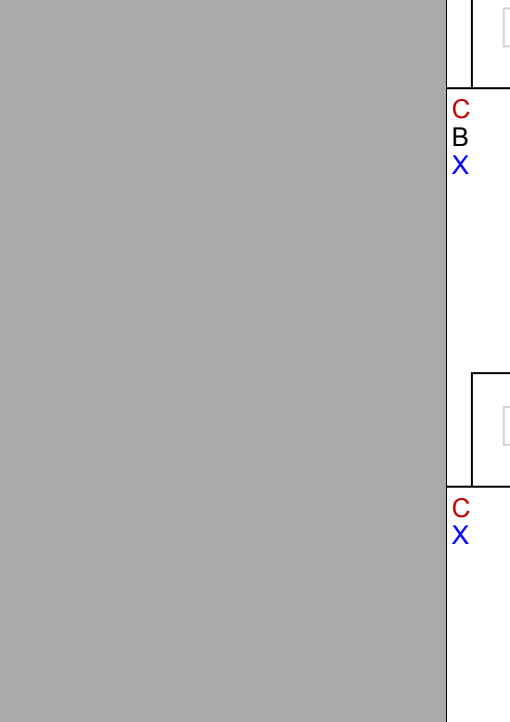

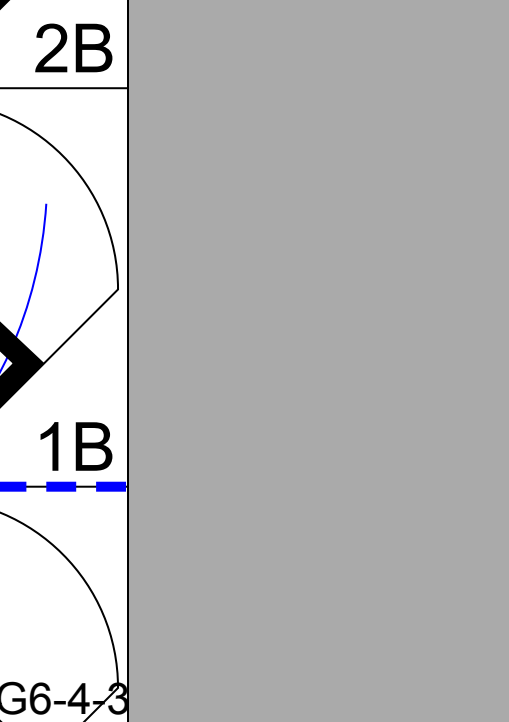
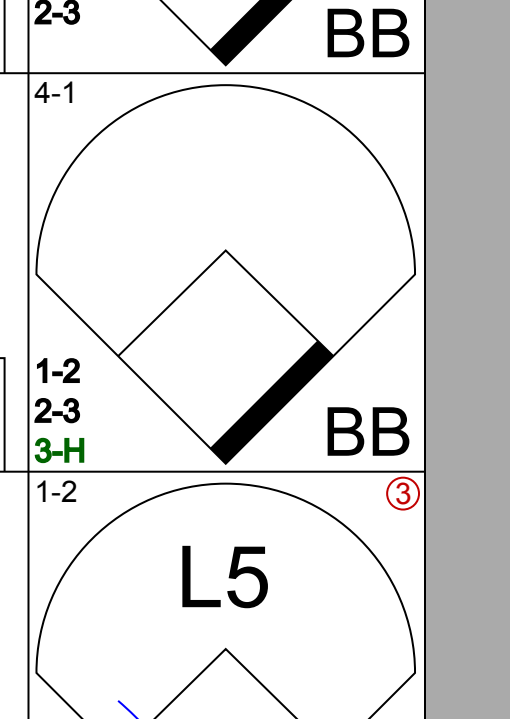
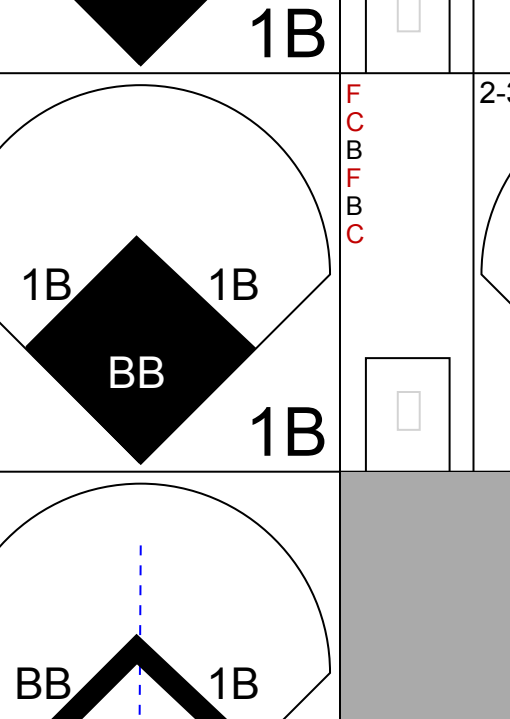
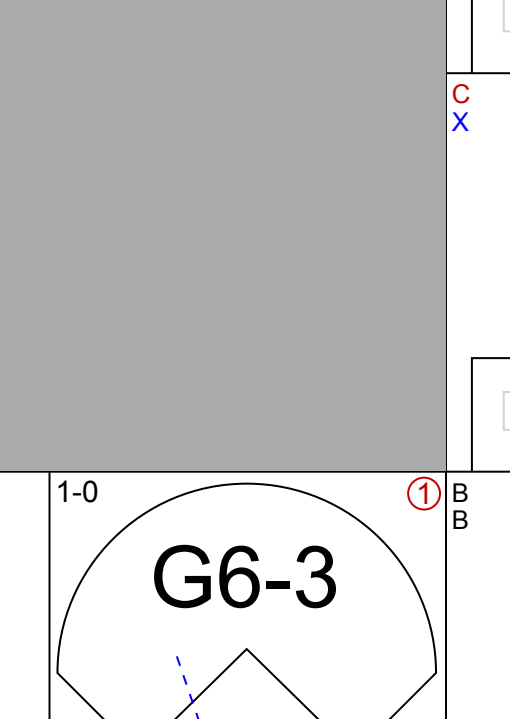
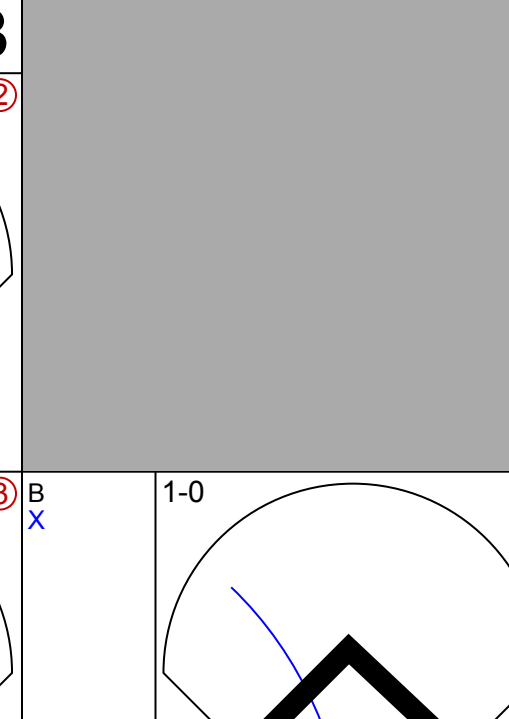
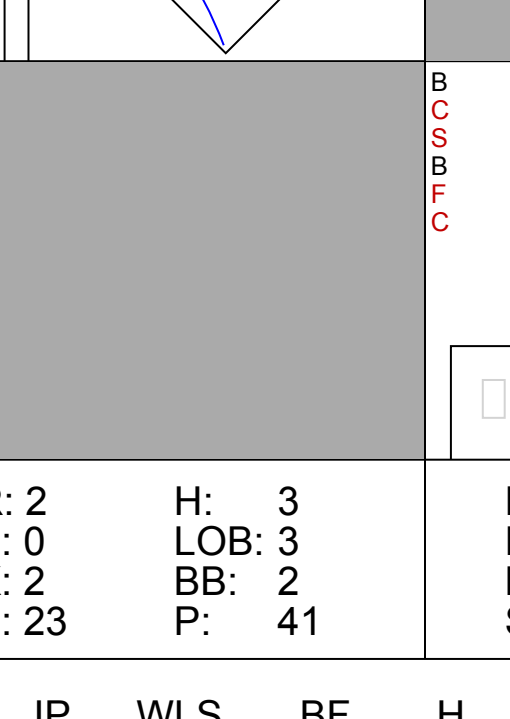
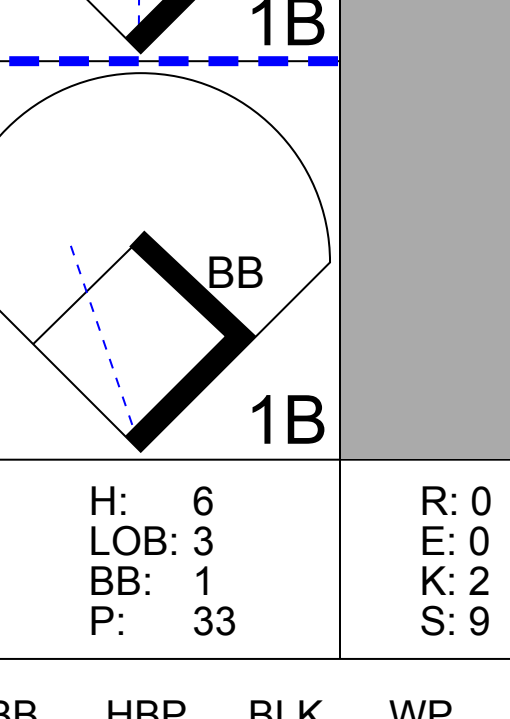
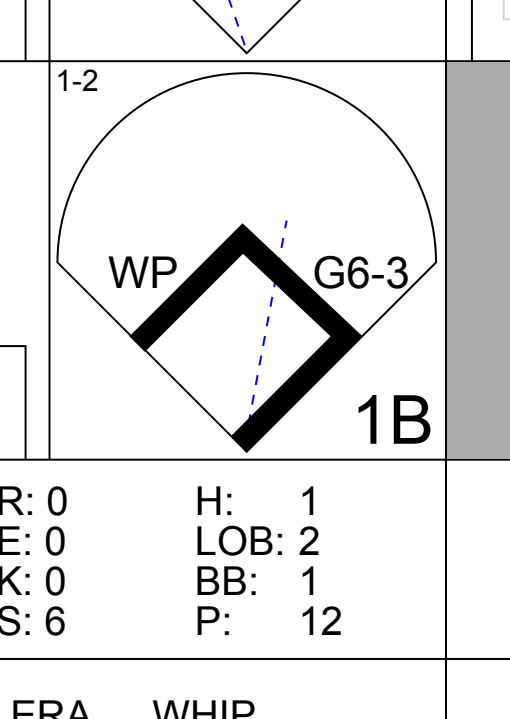
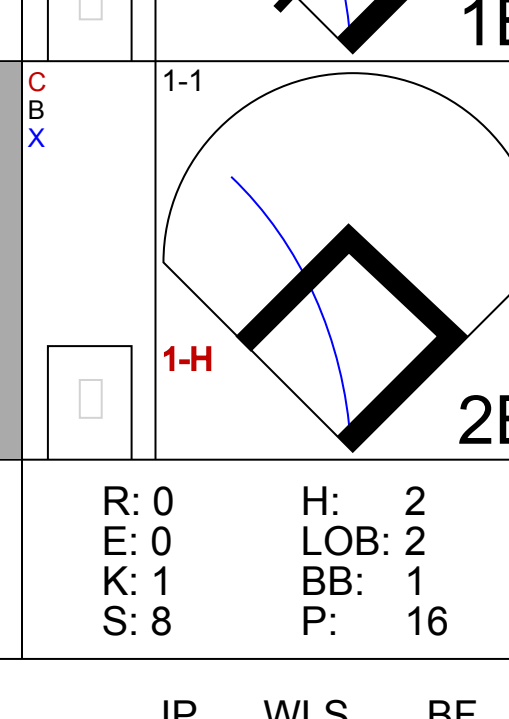
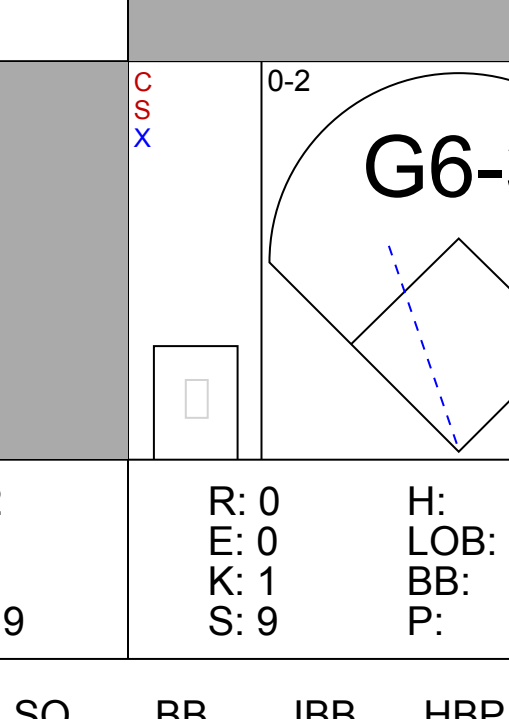
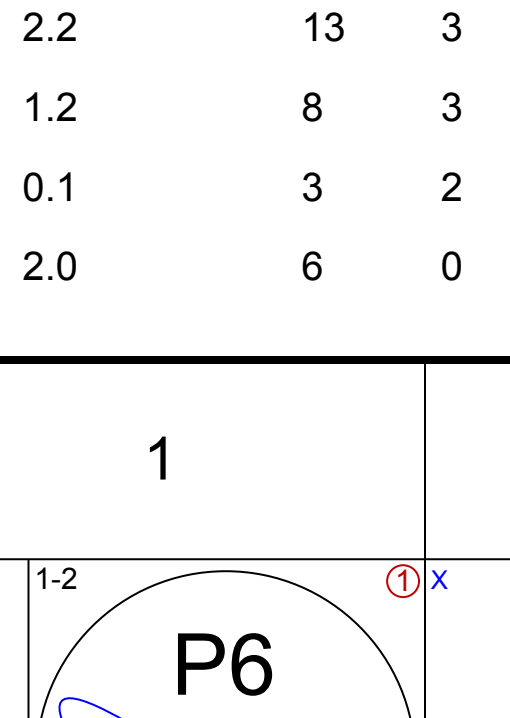
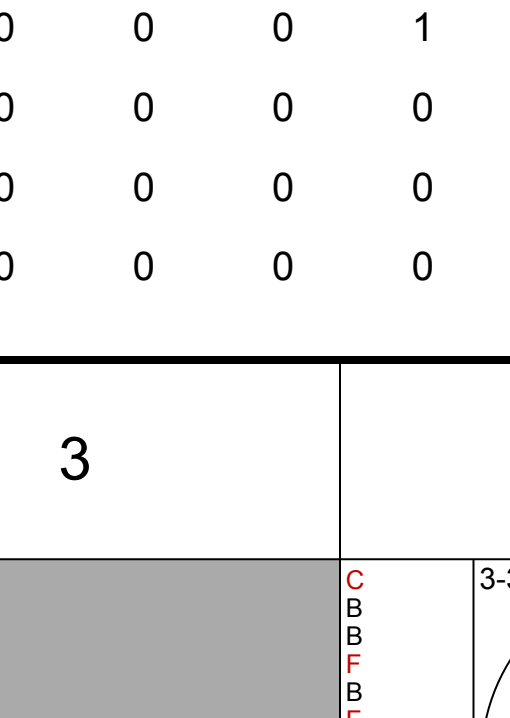
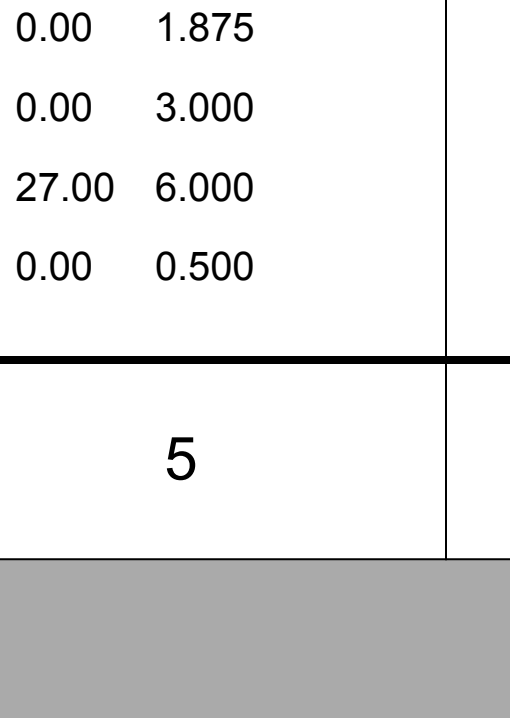
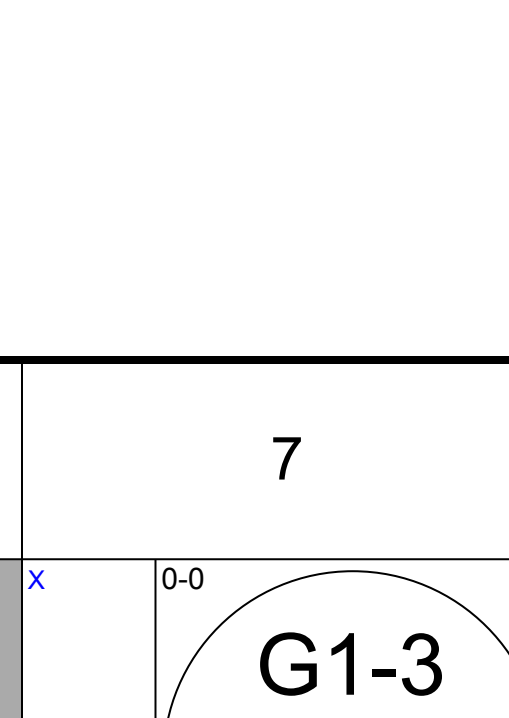
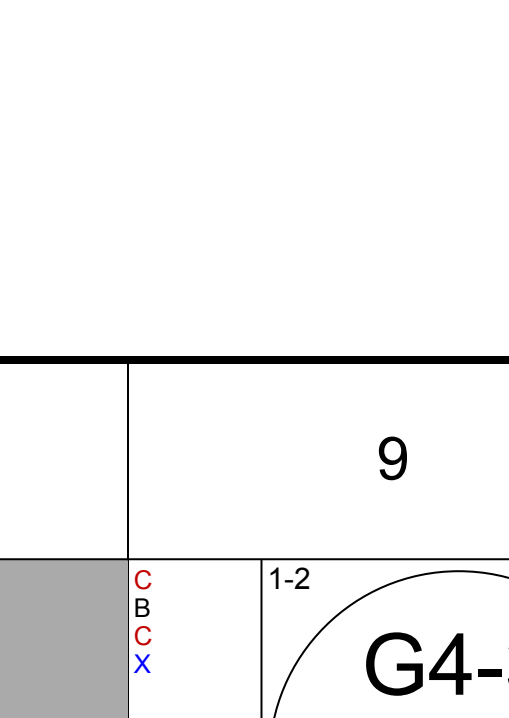
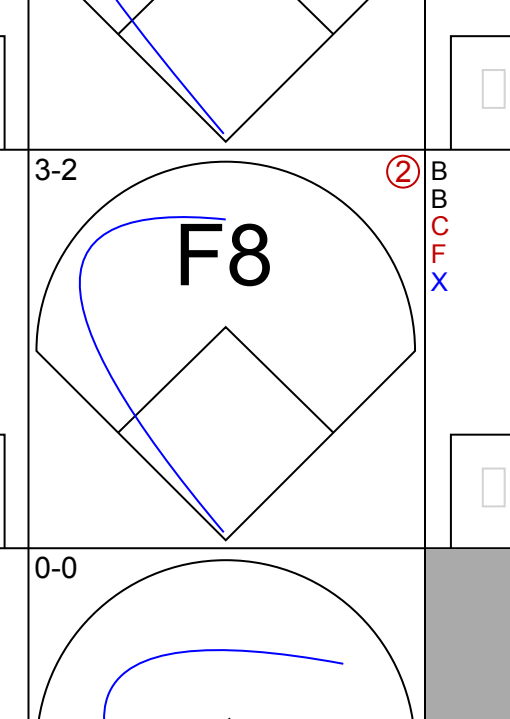
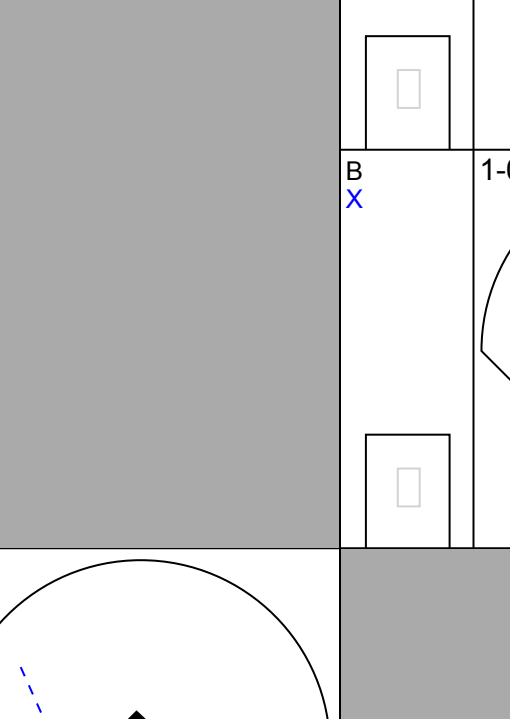
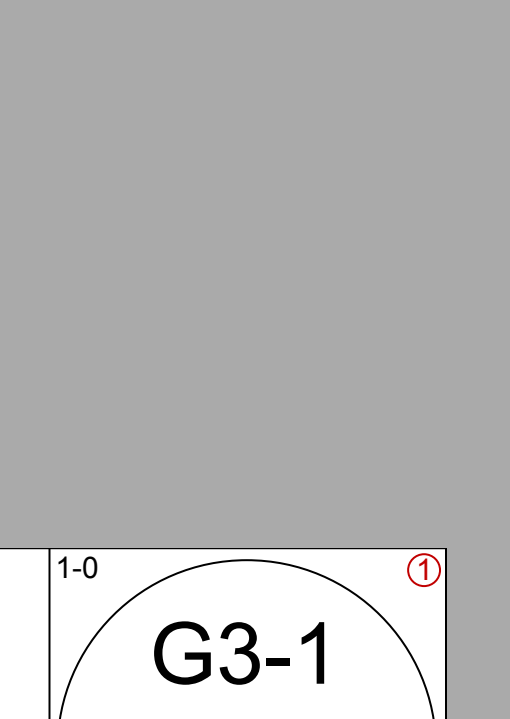
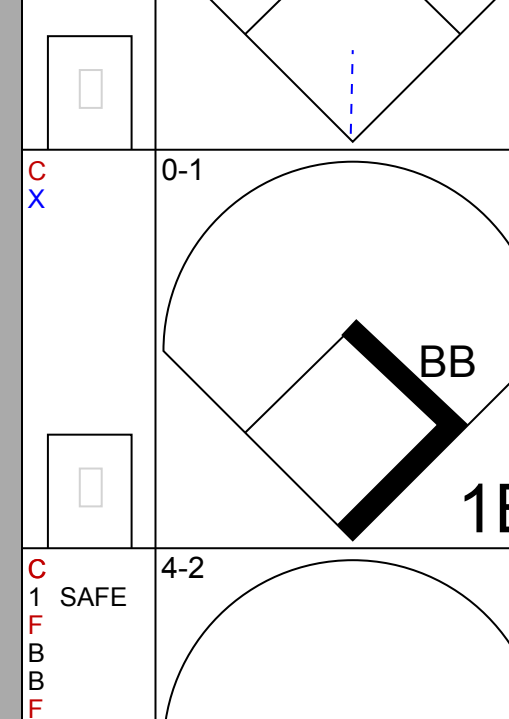
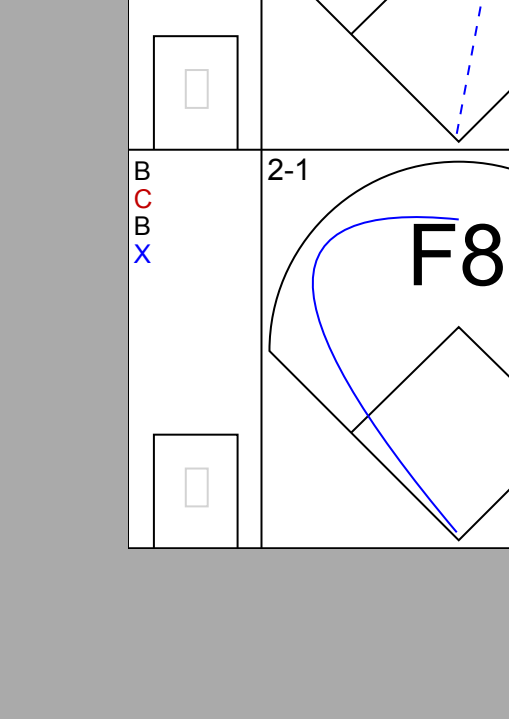
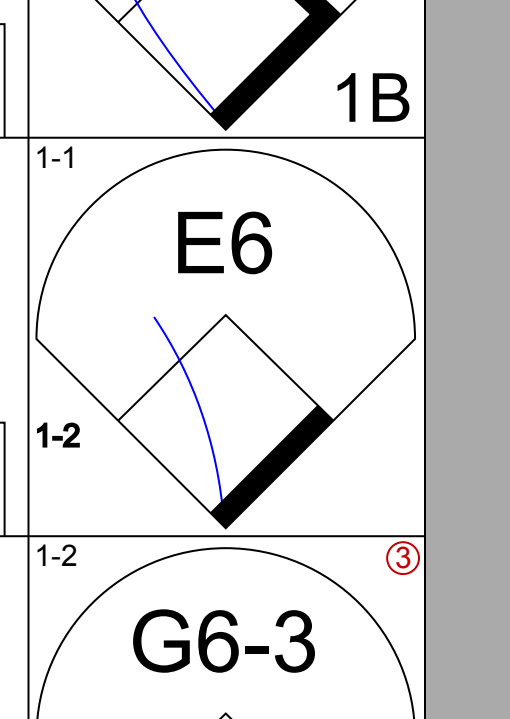
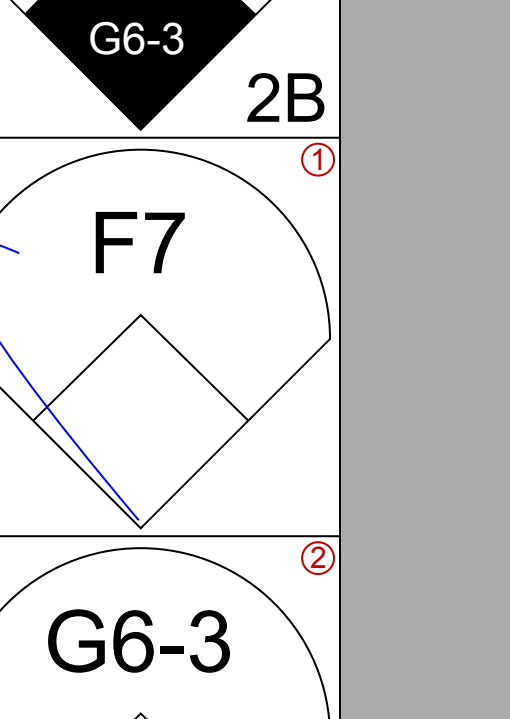
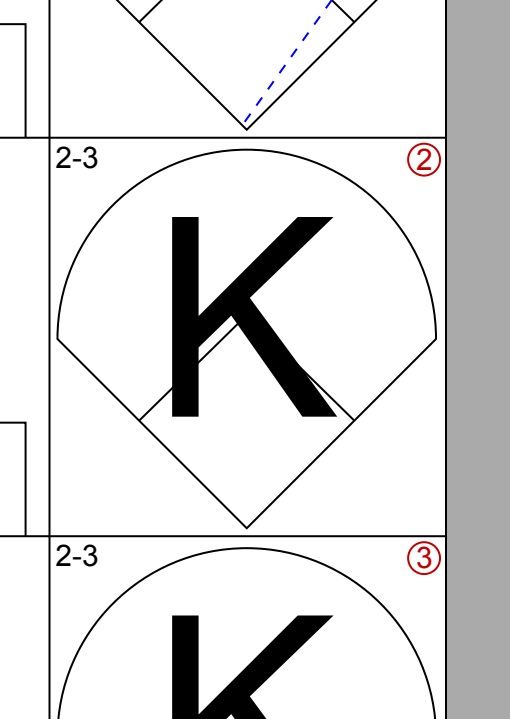
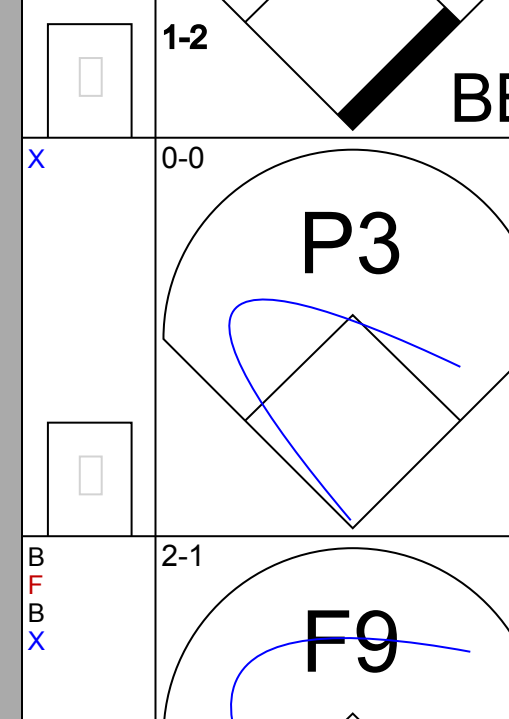

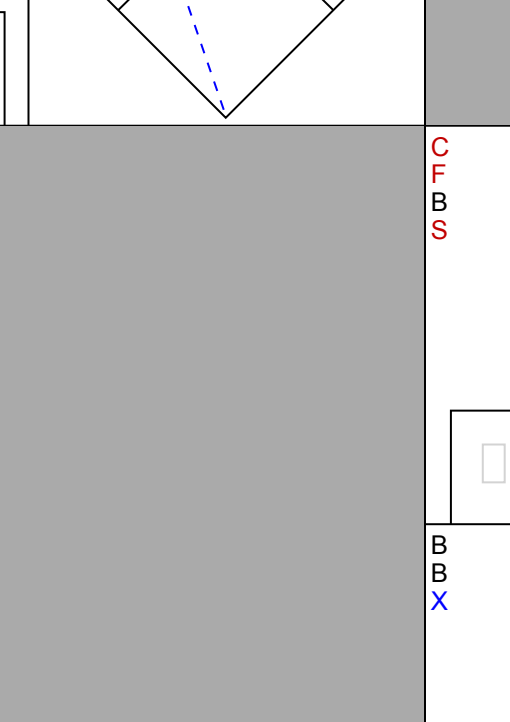
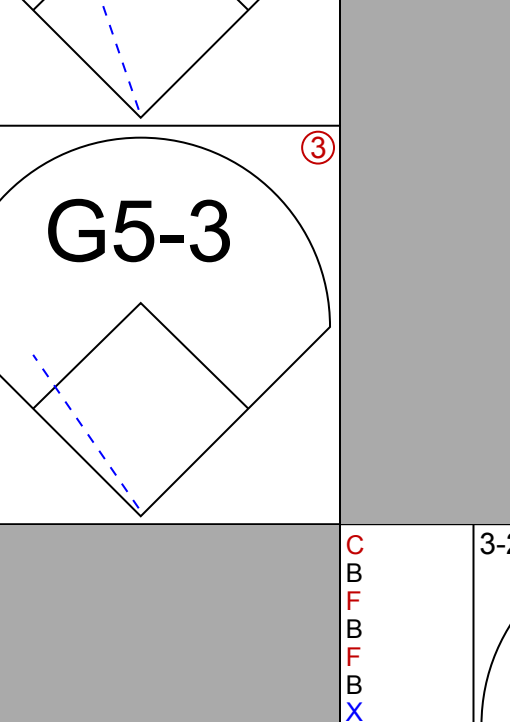
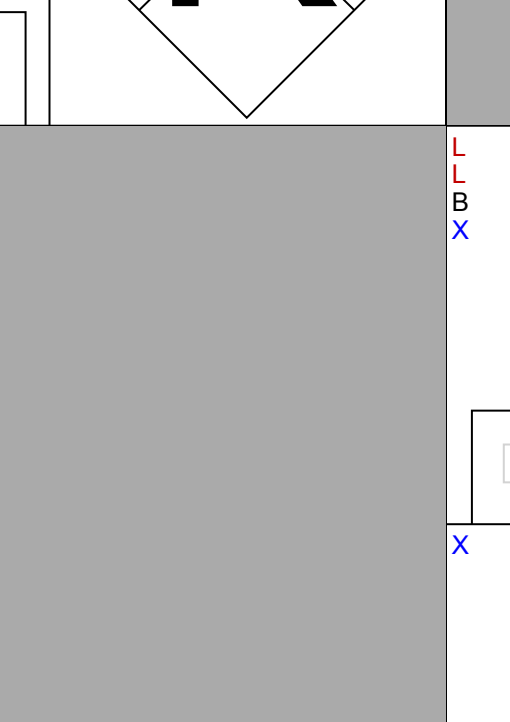

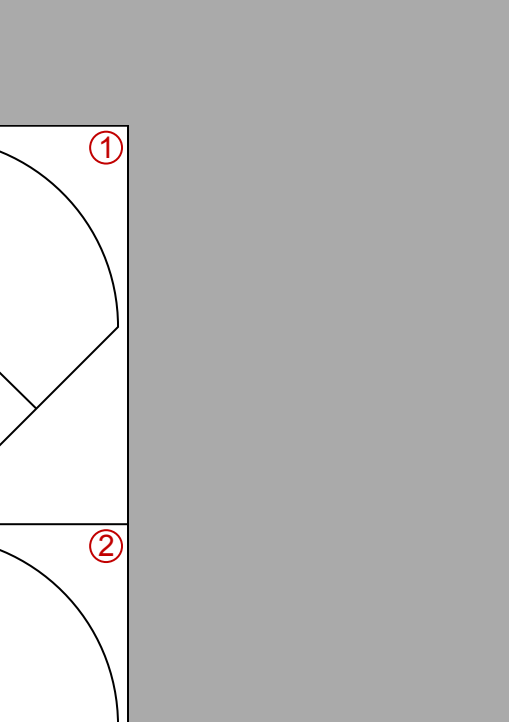
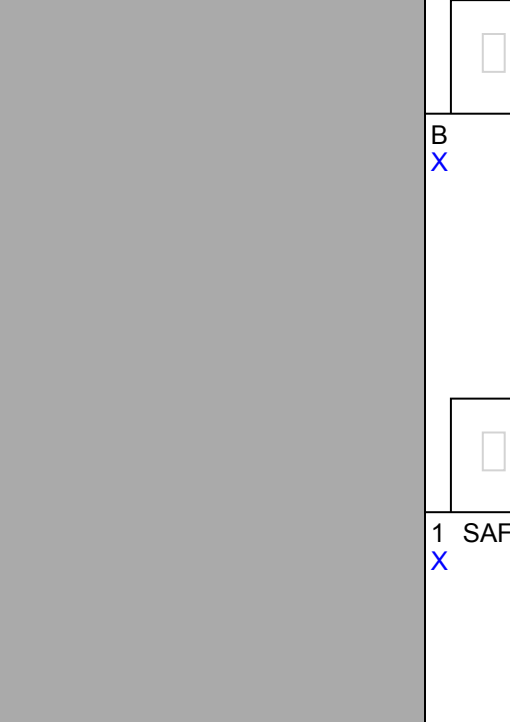
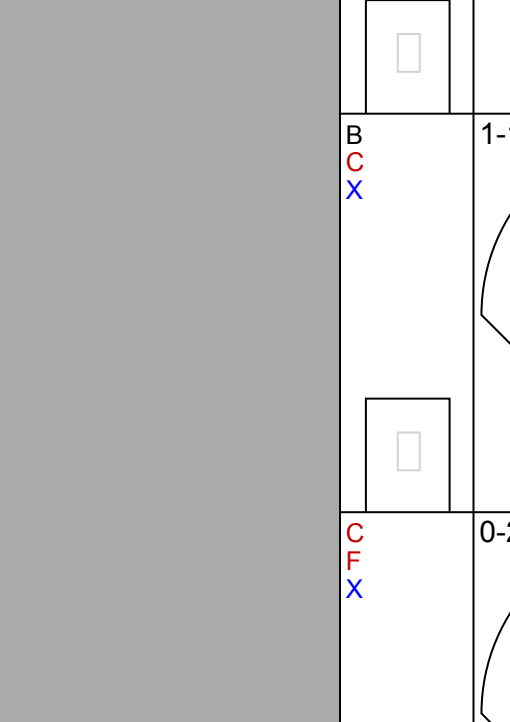
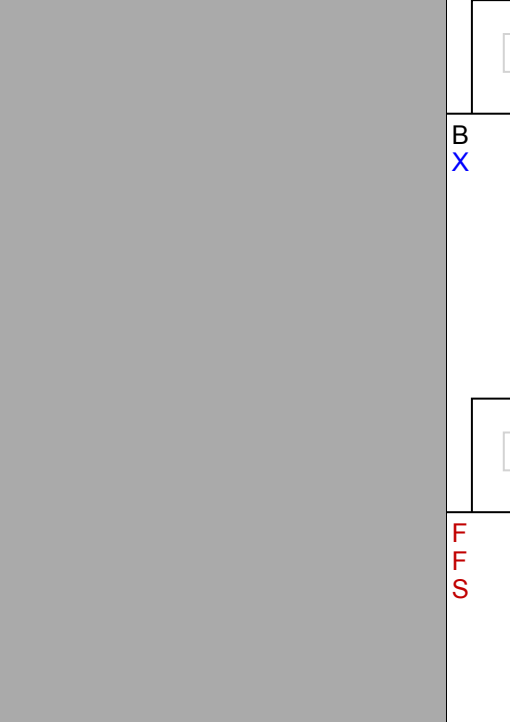

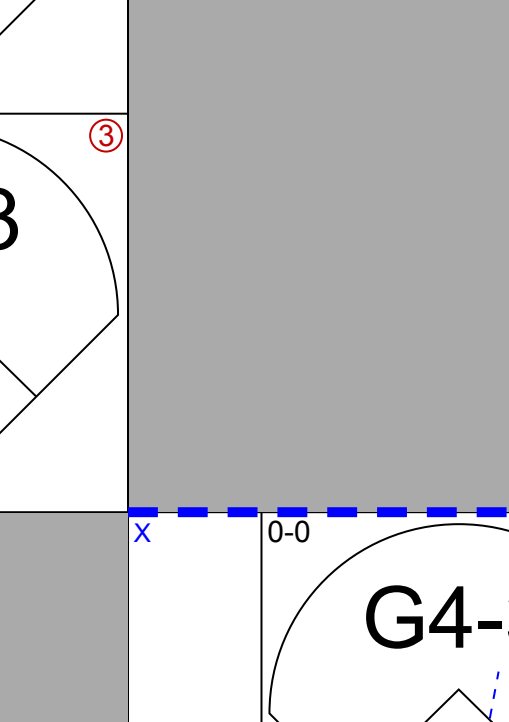
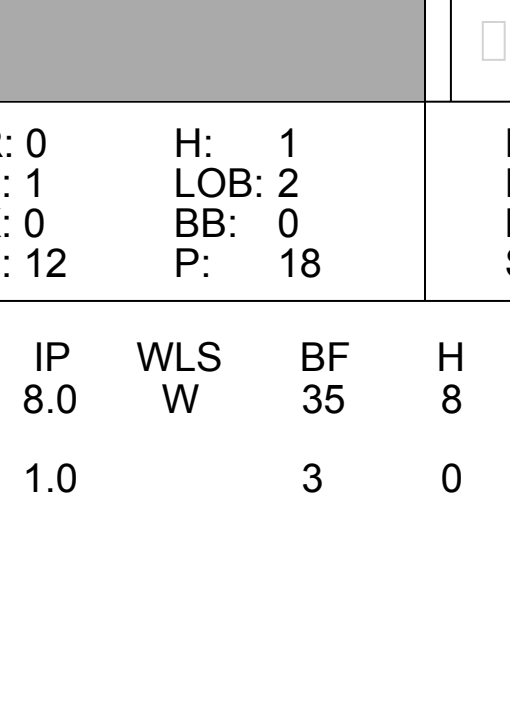
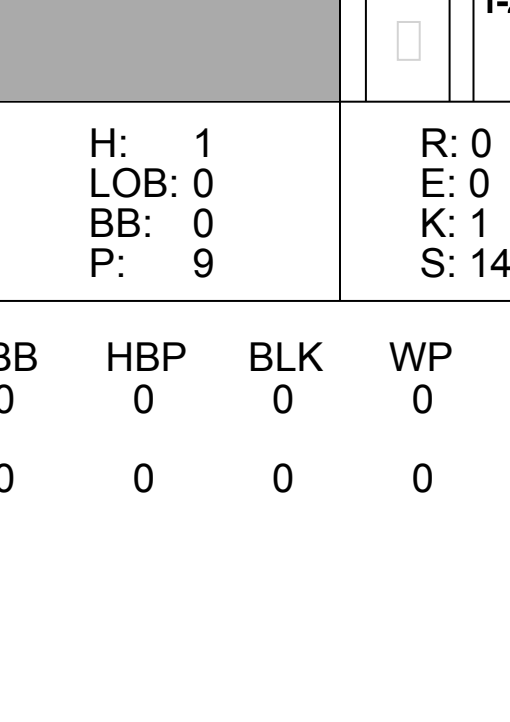
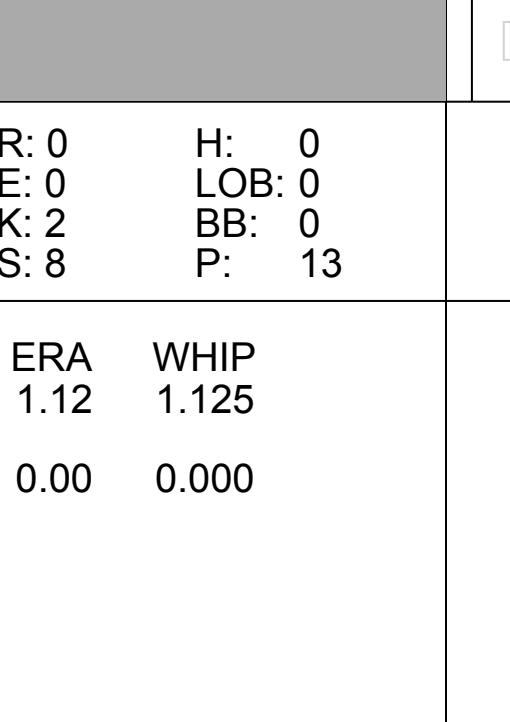
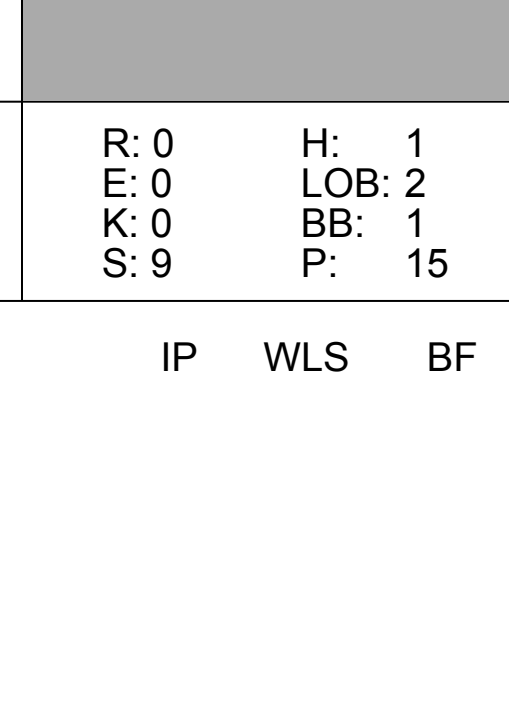
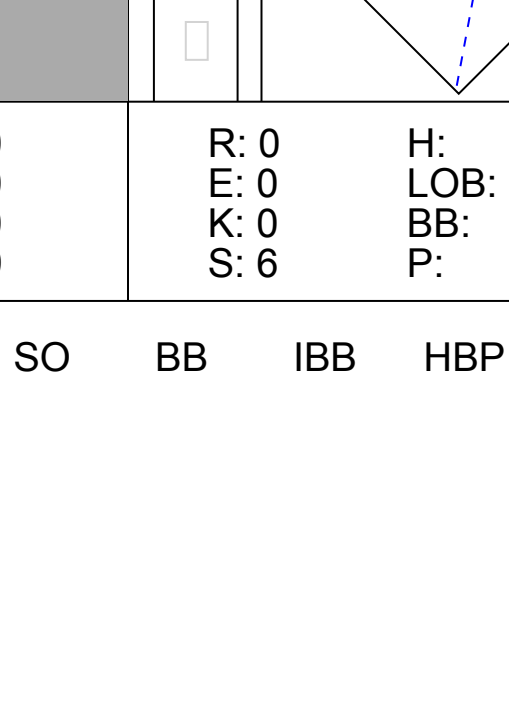
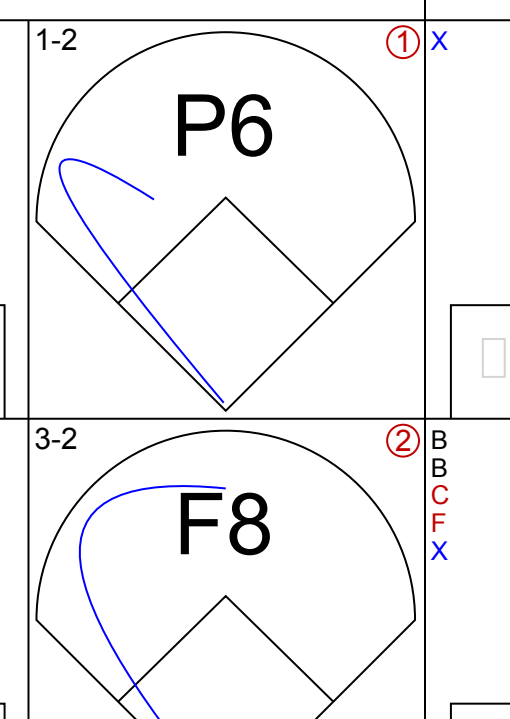
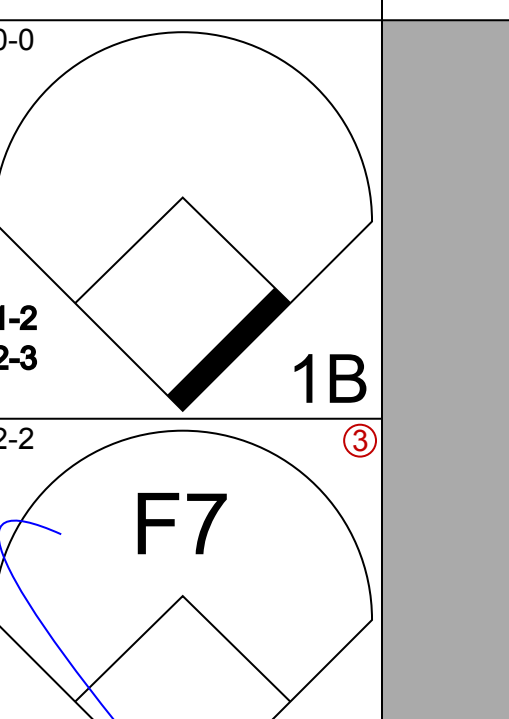
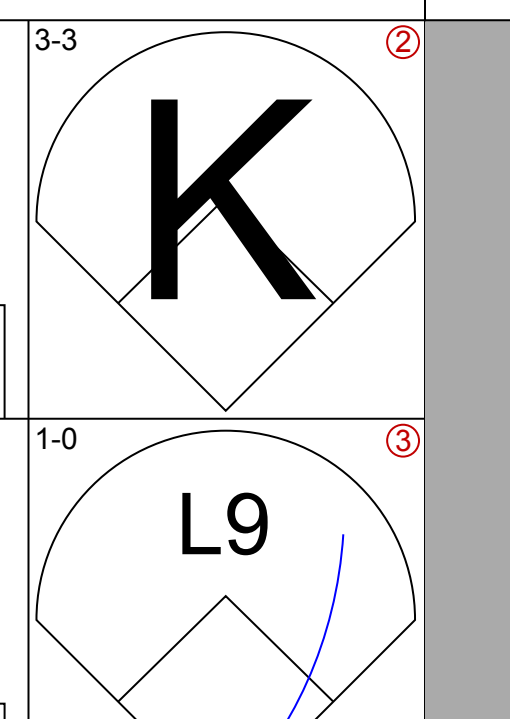
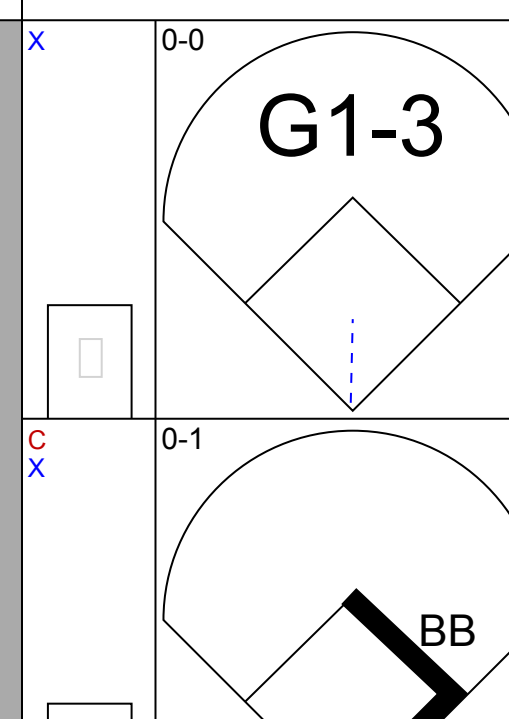
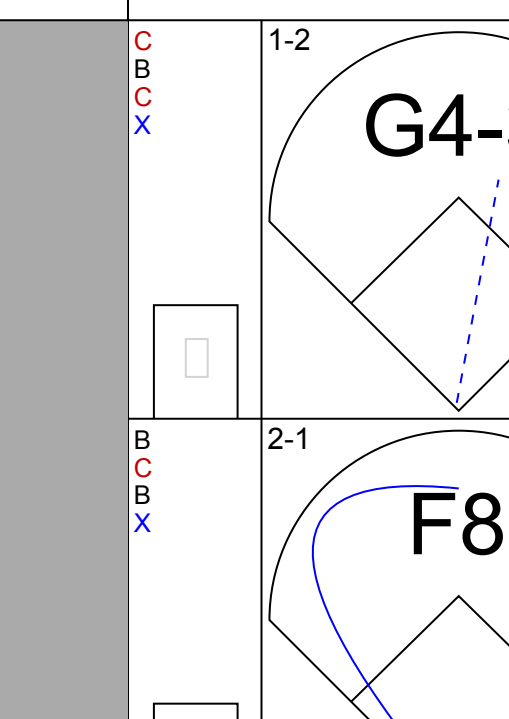
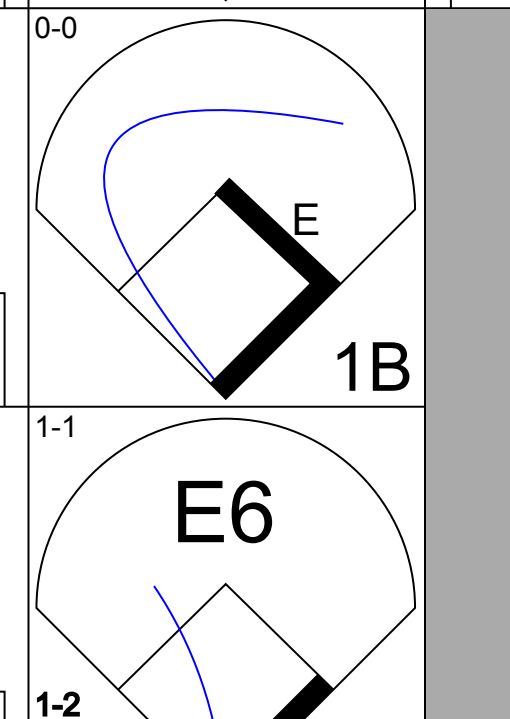
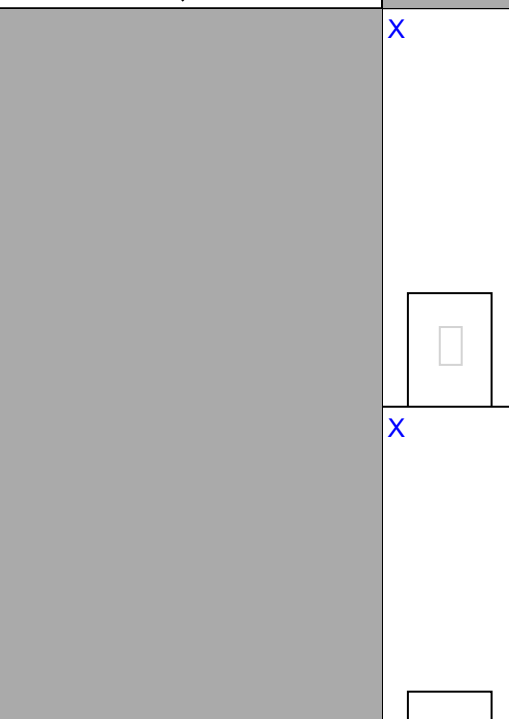
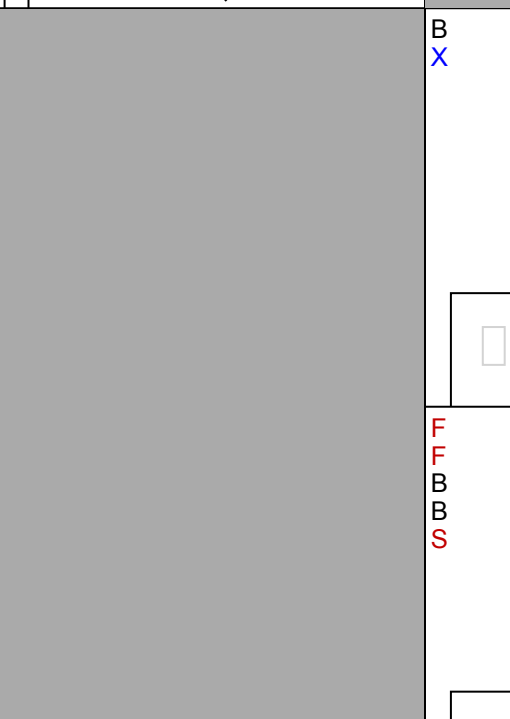
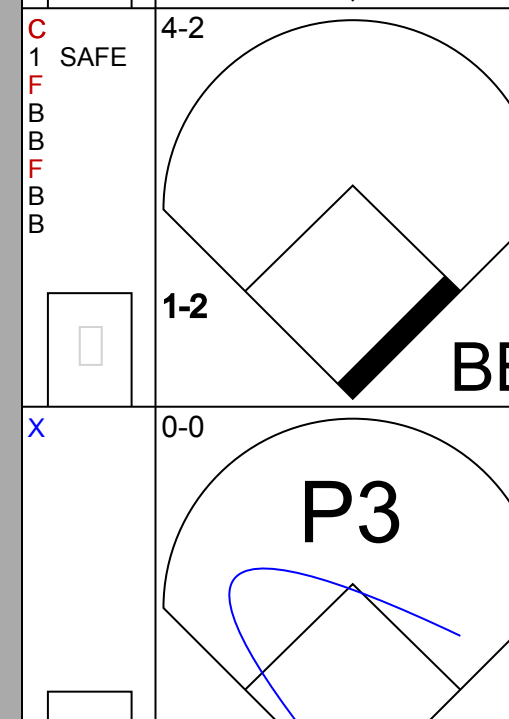

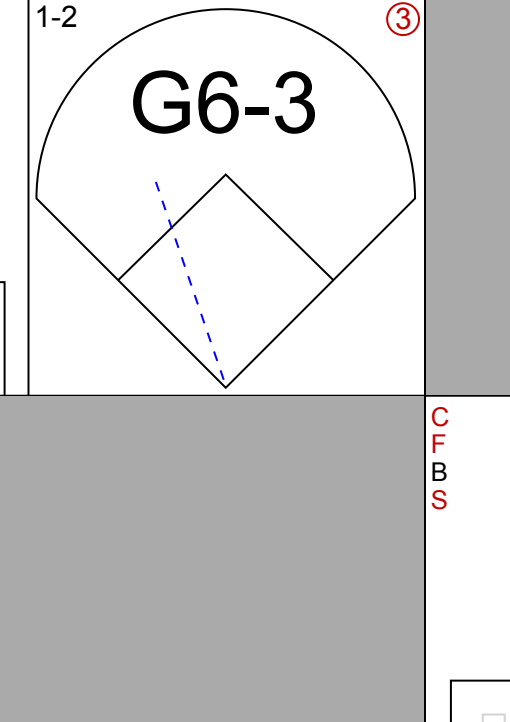
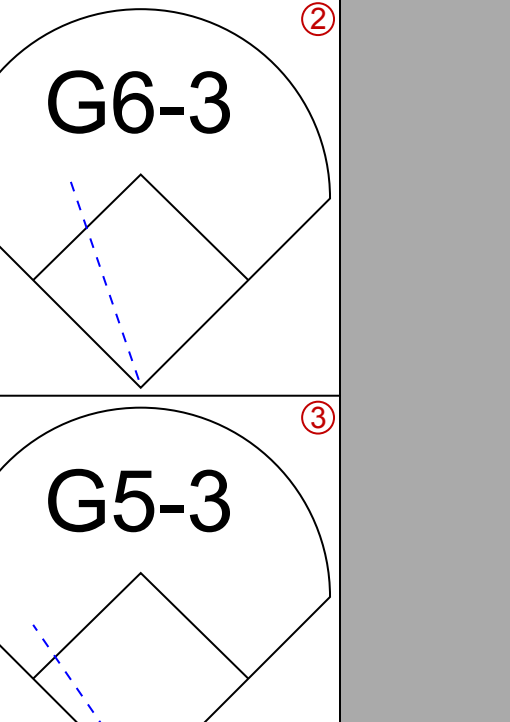
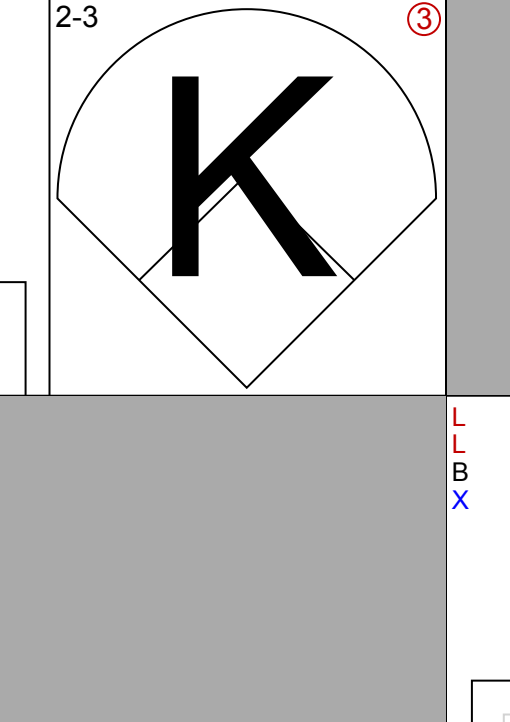
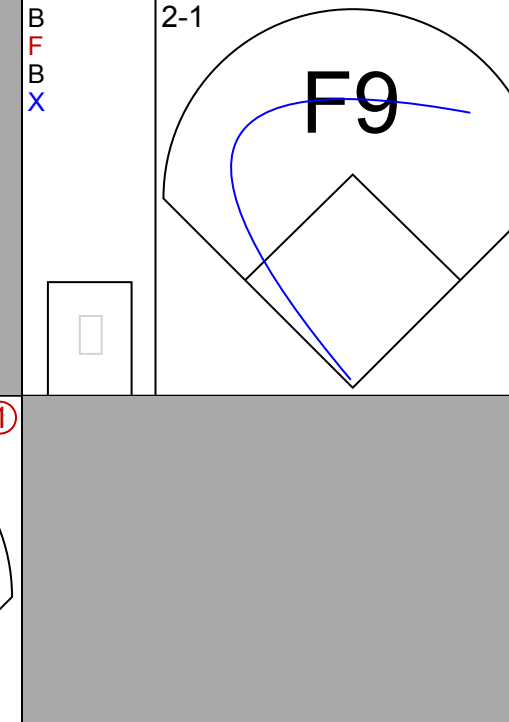
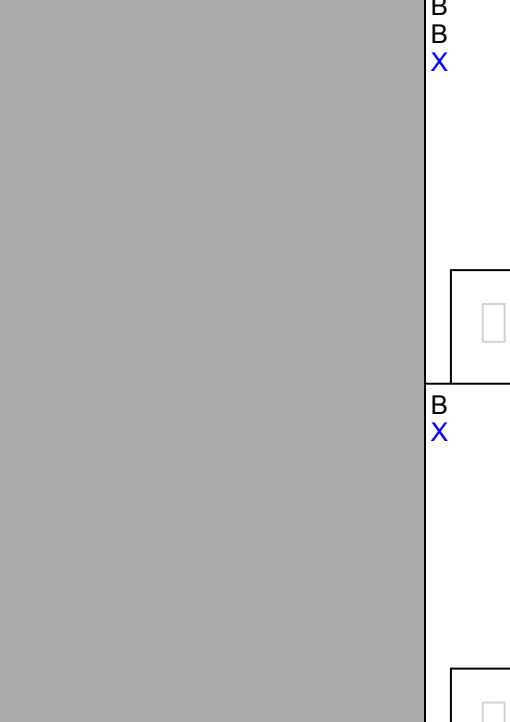
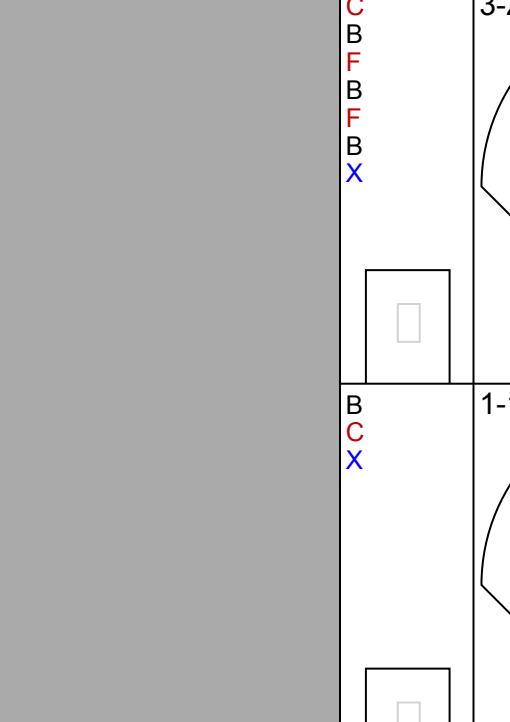
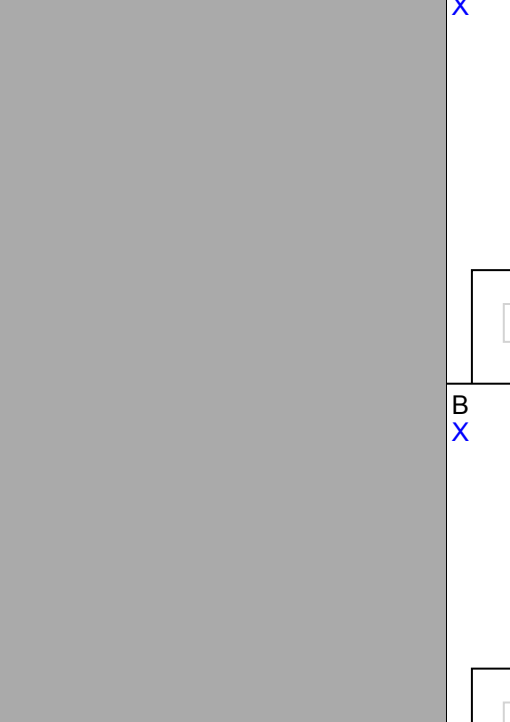

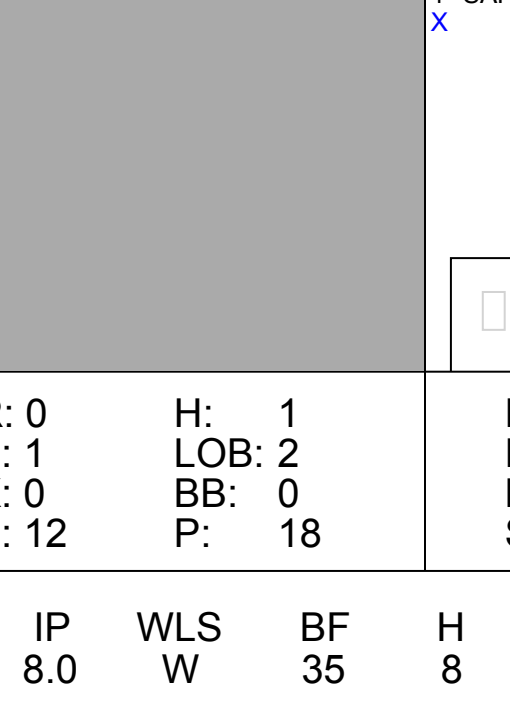
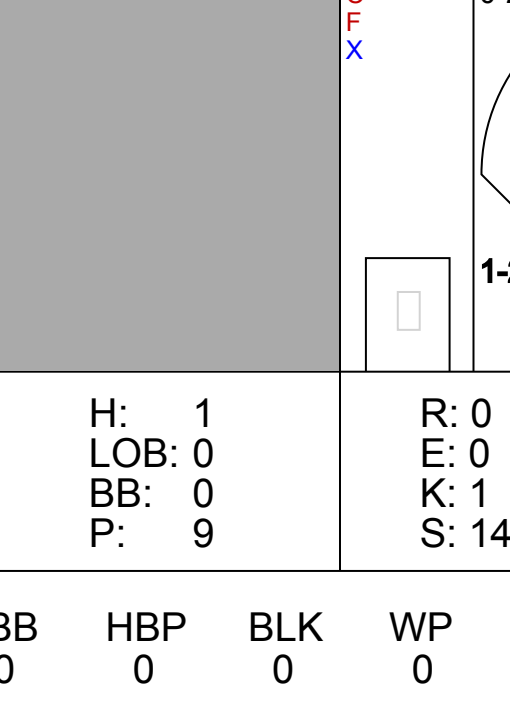
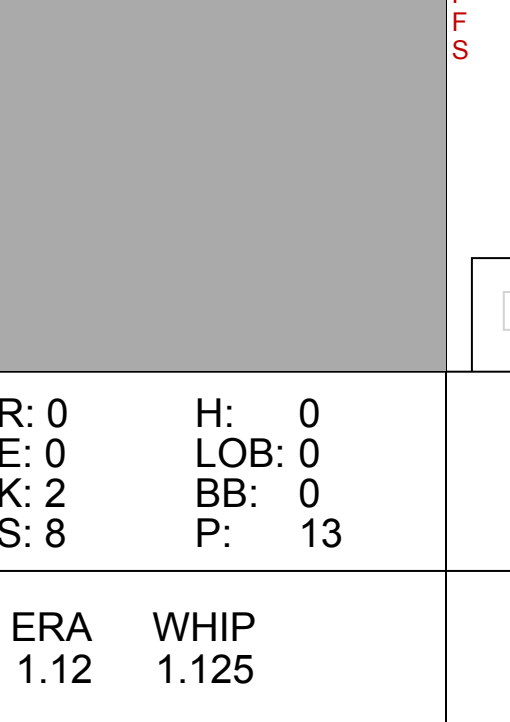
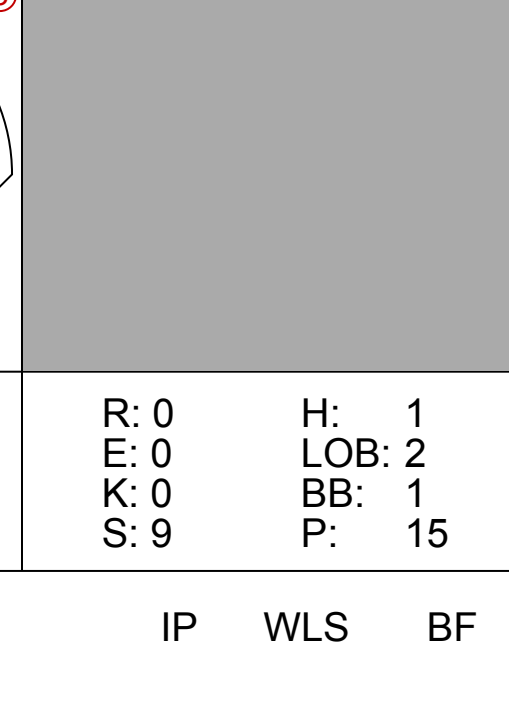




AB	35
R	3
H	9
RBI	3
BB	2
SO	7
LOB	14


AB	30
R	5
H	8
RBI	5
BB	8
SO	8
LOB	28


WP	0
PB	0
CS	0

Batter	1	2	3	4	5	6	7	8	9	AB	R	H	RBI	BB	SO	LOB	TOP					
Bernie Williams, S OBP: 0.347, SLG: 0.385 (1, 8)	F7		1B			G3			G1-3	4	0	1	0	0	0	0	New York Yankees @ Milwaukee Brewers Milwaukee County Stadium, Milwaukee, WI Mon Aug 31 1992, 8:05 PM EDT Att: 13,713 - Sunny - 70 F livebaseballscorecards.com					
Roberto Kelly, R OBP: 0.330, SLG: 0.407 (1, 7)	BB		L9			G4-6-3 1B			G6-3	3	0	1	0	1	0	1						
Don Mattingly, L OBP: 0.324, SLG: 0.416 (1, 3)	K		G6-3			G4-6-3 1-2			P2	4	0	0	0	0	1	3						
Danny Tartabull, R OBP: 0.408, SLG: 0.473 (1, 10)	K				K		FC3-6 BB			2	0	0	0	1	2	1						
Mel Hall, L OBP: 0.310, SLG: 0.436 (1, 9)	F9				P2		FC3-6 G5-4-3 1-2			3	0	0	0	0	0	1						
Randy Velarde, R OBP: 0.333, SLG: 0.392 (1, 6)	G5-3				G4-3		G5-4-3 1-2			3	0	0	0	0	0	1						
Matt Nokes, L OBP: 0.278, SLG: 0.403 (1, 2)	P3				F9			P2		3	0	0	0	0	0	0						
Charlie Hayes, R OBP: 0.289, SLG: 0.392 (1, 5)			F9		K			G4-6-3 1B		3	0	1	0	0	1	0						
Pat Kelly, R OBP: 0.300, SLG: 0.383 (1, 4)					B1-3			G4-6-3 1-2		2	1	1	1	0	0	0						
Dion James, L OBP: 0.356, SLG: 0.372 (8, PH)										1	0	0	0	0	0	1						
Andy Stankiewicz, R OBP: 0.339, SLG: 0.349 (8, 4)										0	0	0	0	0	0	0						
Inning Stats	R: 0 E: 0 K: 2 S: 12	H: 0 LOB: 1 BB: 1 P: 23	R: 0 E: 0 K: 0 S: 6	H: 0 LOB: 0 BB: 0 P: 10	R: 1 E: 0 K: 0 S: 6	H: 2 LOB: 1 BB: 0 P: 10	R: 0 E: 0 K: 1 S: 9	H: 0 LOB: 0 BB: 0 P: 17	R: 0 E: 0 K: 1 S: 6	H: 0 LOB: 0 BB: 0 P: 11	R: 0 E: 0 K: 0 S: 5	H: 1 LOB: 0 BB: 0 P: 5	R: 0 E: 0 K: 0 S: 5	H: 0 LOB: 0 BB: 1 P: 9	R: 0 E: 0 K: 0 S: 5	H: 1 LOB: 0 BB: 0 P: 7	R: 0 E: 0 K: 0 S: 13	H: 0 LOB: 0 BB: 0 P: 17	1B: 3 2B: 0 3B: 0 HR: 1	SF: 0 SAC: 0 DP: 3 HBP: 0	WP: 0 PB: 0 SB: 1 CS: 0	PA: 30
PITCHER	IP	WLS	BF	H	R	ER	SO	BB	IBB	HBP	BLK	WP	HR	S	P	ERA	WHIP					
Ricky Bones, R ERA: 4.61 (1, 1)	7.0	W	24	3	1	1	4	2	0	0	0	0	1	49	85	1.29	0.714					
Jesse Orosco, L ERA: 3.59 (8, 1)	0.1		2	1	0	0	0	0	0	0	0	0	0	3	5	0.00	3.000					
Mike Fetters, R ERA: 1.12 (8, 1)	0.2		1	0	0	0	0	0	0	0	0	0	0	2	2	0.00	0.000					
Doug Henry, R ERA: 4.5 (9, 1)	1.0	S	3	0	0	0	0	0	0	0	0	0	0	13	17	0.00	0.000					

Batter	1	2	3	4	5	6	7	8	9	AB	R	H	RBI	BB	SO	LOB	BOTTOM					
Pat Listach, S OBP: 0.358, SLG: 0.356 (1, 6)	F9 G4-3 1B		G6-3			L6		2B 1B		4	2	2	0	0	0	0	New York Yankees @ Milwaukee Brewers Milwaukee County Stadium, Milwaukee, WI Mon Aug 31 1992, 8:05 PM EDT Att: 13,713 - Sunny - 70 F livebaseballscorecards.com					
Darryl Hamilton, L OBP: 0.348, SLG: 0.397 (1, 9)	G4-3 1B BB		G3-1			P5		1B 2B		3	2	1	0	1	0	0						
Paul Molitor, R OBP: 0.387, SLG: 0.465 (1, 3)	F9		G6-3			1B		CS 1B		4	0	2	2	0	0	2						
Franklin Stubbs, L OBP: 0.293, SLG: 0.366 (1, 10)	G4-3				K			CS 1B		4	0	0	1	0	3	3						
Robin Yount, R OBP: 0.316, SLG: 0.368 (1, 8)	1B				F8			L9		3	0	1	1	1	0	0						
B.J. Surhoff, L OBP: 0.306, SLG: 0.315 (1, 7)	K				L9					3	0	0	0	0	1	2						
Greg Vaughn, R OBP: 0.289, SLG: 0.378 (8, 7)	K					FC4-6 1-2				0	0	0	0	0	0	0						
Kevin Seitzer, R OBP: 0.337, SLG: 0.366 (1, 5)			G4-3			L6		FC5-4 BB		2	0	0	0	1	0	0						
Dave Nilsson, L OBP: 0.250, SLG: 0.297 (1, 2)			G5-4-3 1B			L8		P6		3	0	1	0	0	0	2						
Scott Fletcher, R OBP: 0.348, SLG: 0.377 (1, 4)			G5-4-3 1-2			G5-3		FC5-4 1-2		3	0	0	0	0	0	3						
Inning Stats	R: 2 E: 0 K: 1 S: 15	H: 2 LOB: 1 BB: 1 P: 26	R: 0 E: 0 K: 0 S: 6	H: 1 LOB: 0 BB: 0 P: 7	R: 0 E: 0 K: 0 S: 8	H: 0 LOB: 0 BB: 0 P: 10	R: 0 E: 0 K: 1 S: 8	H: 0 LOB: 0 BB: 0 P: 10	R: 0 E: 0 K: 0 S: 8	H: 0 LOB: 0 BB: 0 P: 12	R: 0 E: 0 K: 1 S: 12	H: 1 LOB: 1 BB: 0 P: 18	R: 0 E: 0 K: 0 S: 9	H: 0 LOB: 2 BB: 2 P: 19	R: 2 E: 0 K: 1 S: 15	H: 3 LOB: 0 BB: 0 P: 21	R: 0 E: 0 K: 0 S: 15	H: 0 LOB: 0 BB: 0 P: 17	1B: 6 2B: 1 3B: 0 HR: 0	SF: 0 SAC: 0 DP: 1 HBP: 0	WP: 0 PB: 0 SB: 3 CS: 1	PA: 32
PITCHER	IP	WLS	BF	H	R	ER	SO	BB	IBB	HBP	BLK	WP	HR	S	P	ERA	WHIP					
Scott Kamieniecki, R ERA: 4.48 (1, 1)	7.0	L	30	7	4	4	3	3	0	0	0	0	0	77	118	5.14	1.429					
Rich Monteleone, R ERA: 3.22 (8, 1)	1.0		2	0	0	0	1	0	0	0	0	0	0	4	5	0.00	0.000					

Batter	1	2	3	4	5	6	7	8	9	AB	R	H	RBI	BB	SO	LOB	TOP										
Bernie Williams, S OBP: 0.333, SLG: 0.368 (1, 8)										6	0	0	0	0	2	5	New York Yankees @ Milwaukee Brewers Milwaukee County Stadium, Milwaukee, WI Tue Sep 01 1992, 8:05 PM EDT Att: 13,650 - Sunny - 69 F										
Roberto Kelly, R OBP: 0.333, SLG: 0.407 (1, 7)										3	1	1	1	3	0	0											
Don Mattingly, L OBP: 0.324, SLG: 0.415 (1, 3)										5	2	2	0	0	1	7											
Danny Tartabull, R OBP: 0.413, SLG: 0.483 (1, 10)										4	2	3	0	1	1	2											
Mel Hall, L OBP: 0.310, SLG: 0.436 (1, 9)										2	0	1	2	0	1	1											
Dion James, L OBP: 0.358, SLG: 0.374 (4, 9)										2	0	1	1	0	0	1											
Randy Velarde, R OBP: 0.340, SLG: 0.395 (1, 6)										3	1	2	1	2	0	1											
Mike Stanley, R OBP: 0.383, SLG: 0.407 (1, 2)										4	1	1	1	1	1	5											
Charlie Hayes, R OBP: 0.290, SLG: 0.392 (1, 5)										5	0	2	1	0	0	4											
Pat Kelly, R OBP: 0.305, SLG: 0.391 (1, 4)										5	0	3	0	0	1	0											
Inning Stats	R: 2 E: 0 K: 2 S: 23	H: 3 LOB: 3 BB: 2 P: 41	R: 0 E: 0 K: 1 S: 13	H: 0 LOB: 0 BB: 0 P: 19	R: 4 E: 0 K: 0 S: 16	H: 6 LOB: 3 BB: 1 P: 33	R: 0 E: 0 K: 2 S: 9	H: 1 LOB: 1 BB: 0 P: 13	R: 0 E: 0 K: 0 S: 6	H: 1 LOB: 2 BB: 1 P: 12	R: 0 E: 0 K: 0 S: 8	H: 1 LOB: 1 BB: 1 P: 15	R: 0 E: 0 K: 1 S: 8	H: 2 LOB: 2 BB: 1 P: 16	R: 1 E: 1 K: 0 S: 12	H: 2 LOB: 1 BB: 1 P: 19	R: 0 E: 0 K: 1 S: 9	H: 0 LOB: 0 BB: 0 P: 11	1B: 13 2B: 3 3B: 0 HR: 0	SF: 1 SAC: 0 DP: 1 HBP: 0	WP: 1 PB: 0 SB: 0 CS: 0	PA: 48					
PITCHER	IP	WLS	BF	H	R	ER	SO	BB	IBB	HBP	BLK	WP	HR	S	P	ERA	WHIP										
Jaime Navarro, R ERA: 3.39 (1, 1)	2.1	L	17	8	6	6	3	2	0	0	0	0	0	47	82	23.14	4.286										
Dan Plesac, L ERA: 3.21 (3, 1)	2.2		13	3	0	0	2	2	0	0	0	1	0	20	36	0.00	1.875										
Jim Austin, R ERA: 2.08 (6, 1)	1.2		8	3	0	0	0	2	0	0	0	0	0	12	25	0.00	3.000										
Jesse Orosco, L ERA: 3.82 (7, 1)	0.1		3	2	1	1	1	0	0	0	0	0	0	13	18	27.00	6.000										
Mike Fetters, R ERA: 1.07 (8, 1)	2.0		6	0	0	0	1	1	0	0	0	0	0	12	18	0.00	0.500										
Batter	1	2	3	4	5	6	7	8	9	AB	R	H	RBI	BB	SO	LOB	BOTTOM										
Pat Listach, S OBP: 0.356, SLG: 0.354 (1, 6)										5	0	1	0	0	1	2	New York Yankees @ Milwaukee Brewers Milwaukee County Stadium, Milwaukee, WI Tue Sep 01 1992, 8:05 PM EDT Att: 13,650 - Sunny - 69 F										
Darryl Hamilton, L OBP: 0.346, SLG: 0.394 (1, 7)										5	0	1	0	0	5												
Paul Molitor, R OBP: 0.390, SLG: 0.468 (1, 3)										3	1	2	0	1	0	0											
Franklin Stubbs, L OBP: 0.289, SLG: 0.360 (1, 10)										4	0	0	0	0	1	4											
Robin Yount, R OBP: 0.313, SLG: 0.365 (1, 8)										4	0	0	1	0	1	4											
Dante Bichette, R OBP: 0.331, SLG: 0.432 (1, 9)										4	0	0	0	0	1	0											
B.J. Surhoff, L OBP: 0.306, SLG: 0.317 (1, 2)										4	0	1	0	0	0	0											
Kevin Seitzer, R OBP: 0.338, SLG: 0.367 (1, 5)										4	0	2	0	0	0	1											
Jim Gantner, L OBP: 0.278, SLG: 0.311 (1, 4)										4	0	1	0	0	1	2											
Inning Stats	R: 0 E: 1 K: 0 S: 12	H: 1 LOB: 2 BB: 0 P: 18	R: 0 E: 1 K: 1 S: 10	H: 2 LOB: 3 BB: 0 P: 16	R: 1 E: 0 K: 0 S: 7	H: 1 LOB: 0 BB: 0 P: 9	R: 0 E: 0 K: 1 S: 14	H: 2 LOB: 2 BB: 0 P: 22	R: 0 E: 0 K: 2 S: 8	H: 0 LOB: 0 BB: 0 P: 13	R: 0 E: 0 K: 1 S: 8	H: 1 LOB: 1 BB: 0 P: 10	R: 0 E: 0 K: 0 S: 9	H: 1 LOB: 2 BB: 1 P: 15	R: 0 E: 0 K: 0 S: 6	H: 0 LOB: 0 BB: 0 P: 9		R: 0 E: 0 K: 0 S: 6	H: 0 LOB: 0 BB: 0 P: 9	1B: 6 2B: 2 3B: 0 HR: 0	SF: 0 SAC: 0 DP: 0 HBP: 0	WP: 0 PB: 0 SB: 0 CS: 0	PA: 38				
PITCHER	IP	WLS	BF	H	R	ER	SO	BB	IBB	HBP	BLK	WP	HR	S	P	ERA	WHIP										
Melido Perez, R ERA: 2.82 (1, 1)	8.0	W	35	8	1	1	5	1	0	0	0	0	0	6	9	0.00	0.000										
John Habyan, R ERA: 3.57 (9, 1)	1.0		3	0	0	0	0	0	0	0	0	0	0	6	9	0.00	0.000										

Batter	1	2	3	4	5	6	7	8	9	AB	R	H	RBI	BB	SO	LOB	TOP			
Bernie Williams, S (1, 8) OBP: 0.331, SLG: 0.364	F7		G4-3			1B		K		4	0	1	0	0	1	2	New York Yankees @ Milwaukee Brewers Milwaukee County Stadium, Milwaukee, WI Wed Sep 02 1992, 8:05 PM EDT Att: 11,925 - Cloudy - 67°F livebaseballscorecards.com			
Roberto Kelly, R (1, 7) OBP: 0.335, SLG: 0.409	WP		PO			L8		G1-3		3	0	1	0	1	0	3				
Don Mattingly, L (1, 3) OBP: 0.324, SLG: 0.414	P4		PO		G6-3			K		4	0	1	0	0	1	3				
Danny Tartabull, R (1, 10) OBP: 0.409, SLG: 0.477	G4-3				G6-3					4	0	0	0	0	0	3				
Mel Hall, L (1, 9) OBP: 0.311, SLG: 0.436										3	0	1	0	1	0	0				
Randy Velarde, R (1, 6) OBP: 0.336, SLG: 0.390										4	0	0	0	0	3	2				
Matt Nokes, L (1, 2) OBP: 0.276, SLG: 0.399										3	0	0	0	0	0	1				
Jim Leyritz, R (1, 5) OBP: 0.331, SLG: 0.396										3	0	1	0	0	0	1				
Andy Stankiewicz, R (1, 4) OBP: 0.339, SLG: 0.352										3	0	1	0	0	1	0				
Inning Stats	R: 0 E: 0 K: 0 S: 13	H: 1 LOB: 1 BB: 0 P: 20	R: 0 E: 0 K: 1 S: 10	H: 1 LOB: 1 BB: 0 P: 16	R: 0 E: 0 K: 1 S: 7	H: 0 LOB: 0 BB: 1 P: 14	R: 0 E: 0 K: 0 S: 5	H: 0 LOB: 1 BB: 1 P: 15	R: 0 E: 0 K: 0 S: 7	H: 0 LOB: 0 BB: 0 P: 13	R: 0 E: 0 K: 1 S: 9	H: 0 LOB: 0 BB: 0 P: 13	R: 0 E: 0 K: 2 S: 17	H: 2 LOB: 2 BB: 0 P: 23	R: 0 E: 0 K: 1 S: 9	H: 0 LOB: 0 BB: 0 P: 12		1B: 4 2B: 2 3B: 0 HR: 0	SF: 0 SAC: 0 DP: 1 HBP: 0	WP: 1 PB: 0 SB: 0 CS: 0
PITCHER	IP	WLS	BF	H	R	ER	SO	BB	IBB	HBP	BLK	WP	HR	S	P	ERA	WHIP			
21 Cal Eldred, R (1, 1) ERA: 1.46	8.0	W	30	6	0	0	5	2	0	0	0	1	0	74	123	0.00	1.000			
Doug Henry, R (9, 1) ERA: 4.42	1.0		3	0	0	0	1	0	0	0	0	0	0	9	12	0.00	0.000			

Batter	1	2	3	4	5	6	7	8	9	AB	R	H	RBI	BB	SO	LOB	BOTTOM			
Pat Listach, S (1, 6) OBP: 0.358, SLG: 0.354	G6-3		L1			CS				3	1	1	0	1	0	0	New York Yankees @ Milwaukee Brewers Milwaukee County Stadium, Milwaukee, WI Wed Sep 02 1992, 8:05 PM EDT Att: 11,925 - Cloudy - 67°F livebaseballscorecards.com			
Darryl Hamilton, L (1, 7) OBP: 0.347, SLG: 0.392	F7									2	1	0	0	1	0	0				
Alex Diaz, S (8, 7)										0	0	0	0	0	0	0				
Paul Molitor, R (1, 3) OBP: 0.387, SLG: 0.465	G6-3									4	1	0	1	0	0	3				
Robin Yount, R (1, 8) OBP: 0.315, SLG: 0.377										4	2	2	4	0	0	1				
Franklin Stubbs, L (1, 10) OBP: 0.292, SLG: 0.364										3	1	2	1	0	1	1				
Dante Bichette, R (1, 9) OBP: 0.333, SLG: 0.433										4	0	2	0	0	0	1				
B.J. Surhoff, L (1, 2) OBP: 0.305, SLG: 0.317										3	0	1	1	0	0	2				
Kevin Seitzer, R (1, 5) OBP: 0.335, SLG: 0.364										4	0	0	0	0	0	2				
Scott Fletcher, R (1, 4) OBP: 0.348, SLG: 0.377										3	1	1	0	0	0	0				
Inning Stats	R: 0 E: 0 K: 0 S: 6	H: 0 LOB: 0 BB: 0 P: 6	R: 0 E: 0 K: 0 S: 8	H: 1 LOB: 1 BB: 0 P: 10	R: 0 E: 0 K: 0 S: 5	H: 0 LOB: 0 BB: 0 P: 5	R: 2 E: 1 K: 0 S: 14	H: 2 LOB: 1 BB: 0 P: 17	R: 0 E: 0 K: 0 S: 5	H: 1 LOB: 0 BB: 0 P: 12	R: 3 E: 0 K: 1 S: 11	H: 3 LOB: 1 BB: 1 P: 23	R: 2 E: 0 K: 1 S: 14	H: 1 LOB: 1 BB: 1 P: 26	R: 0 E: 0 K: 0 S: 8	H: 1 LOB: 0 BB: 0 P: 14		1B: 7 2B: 0 3B: 1 HR: 1	SF: 2 SAC: 0 DP: 1 HBP: 1	WP: 0 PB: 0 SB: 1 CS: 1
PITCHER	IP	WLS	BF	H	R	ER	SO	BB	IBB	HBP	BLK	WP	HR	S	P	ERA	WHIP			
Scott Sanderson, R (1, 1) ERA: 4.52	6.0	L	26	7	5	3	0	1	0	0	0	0	0	14	26	18.00	2.000			
Russ Springer, R (7, 1) ERA: 10.36	1.0		6	1	2	2	1	1	0	1	0	0	0	8	14	0.00	1.000			
Jerry Nielsen, L (8, 1) ERA: 3.48	1.0		3	1	0	0	0	0	0	0	0	0	0	8	14	0.00	1.000			

Batter	1	2	3	4	5	6	7	8	9	AB	R	H	RBI	BB	SO	LOB	TOP				
Al Newman, S OBP: 0.324, SLG: 0.255 (1, 4)	G4-3		G3-6-1			G3-1			G4-3	4	0	1	0	0	0	4	Texas Rangers @ New York Yankees Yankee Stadium, Bronx, NY Fri Sep 04 1992, 7:05 PM EDT Att: 18,818 - Cloudy - 70 F				
Geno Petralli, L OBP: 0.280, SLG: 0.286 (9, PH)										1	0	0	0	0	0						
Rafael Palmeiro, L OBP: 0.346, SLG: 0.415 (1, 3)	1B		HR							4	1	3	1	0	1						
Jose Canseco, R OBP: 0.332, SLG: 0.451 (1, 10)	K		L5							4	0	0	1	0	2						
Juan Gonzalez, R OBP: 0.304, SLG: 0.542 (1, 8)	F8									3	1	0	0	0	3						
Kevin Reimer, L OBP: 0.347, SLG: 0.471 (1, 7)										4	0	0	0	0	1						
Dean Palmer, R OBP: 0.323, SLG: 0.444 (1, 5)										4	0	3	1	0	1						
Ivan Rodriguez, R OBP: 0.304, SLG: 0.373 (1, 2)										3	0	0	0	1	0						
Jeff Huson, L OBP: 0.342, SLG: 0.362 (6, PH)										2	0	0	0	0	2						
Jack Daugherty, S OBP: 0.279, SLG: 0.267 (6, 9)										2	0	1	0	0	1						
Monty Fariss, R OBP: 0.326, SLG: 0.379 (6, 4)										3	1	1	0	1	1						
Inning Stats	R: 0 E: 0 K: 1 S: 9	H: 1 LOB: 1 BB: 0 P: 13	R: 0 E: 0 K: 0 S: 15	H: 1 LOB: 1 BB: 0 P: 23	R: 1 E: 0 K: 0 S: 6	H: 1 LOB: 0 BB: 1 P: 13	R: 1 E: 0 K: 0 S: 15	H: 3 LOB: 1 BB: 0 P: 21	R: 1 E: 0 K: 1 S: 11	H: 2 LOB: 3 BB: 1 P: 14	R: 0 E: 0 K: 2 S: 16	H: 0 LOB: 0 BB: 0 P: 10	R: 0 E: 0 K: 1 S: 7	H: 0 LOB: 0 BB: 0 P: 11	R: 0 E: 0 K: 1 S: 9	H: 0 LOB: 0 BB: 0 P: 15	1B: 7 2B: 1 3B: 0 HR: 1	SF: 0 SAC: 0 DP: 2 HBP: 1	WP: 0 PB: 1 SB: 1 CS: 0	PA: 37	
PITCHER	IP	WLS	BF	H	R	ER	SO	BB	IBB	HBP	BLK	WP	HR	S	P	ERA	WHIP				
Bob Wickman, R ERA: 4.26	5.0	W	22	7	3	3	1	1	0	1	0	0	1	56	84	5.40	1.600				
Rich Monteleone, R ERA: 3.14	2.0		9	2	0	0	3	1	0	0	0	0	0	23	34	0.00	1.500				
John Habyan, R ERA: 3.52	1.0	S	3	0	0	0	1	0	0	0	0	0	0	7	11	0.00	0.000				
Steve Farr, R ERA: 1.65	1.0	S	3	0	0	0	1	0	0	0	0	0	0	9	15	0.00	0.000				

Batter	1	2	3	4	5	6	7	8	9	AB	R	H	RBI	BB	SO	LOB	BOTTOM				
Bernie Williams, S OBP: 0.333, SLG: 0.361 (1, 8)	G3									4	1	1	0	1	1	3	Texas Rangers @ New York Yankees Yankee Stadium, Bronx, NY Fri Sep 04 1992, 7:05 PM EDT Att: 18,818 - Cloudy - 70 F				
Roberto Kelly, R OBP: 0.336, SLG: 0.409 (1, 7)	1B									4	2	2	0	0	2						
Don Mattingly, L OBP: 0.326, SLG: 0.422 (1, 3)	1B									5	1	3	3	0	2						
Danny Tartabull, R OBP: 0.411, SLG: 0.482 (1, 10)	F8									5	0	3	1	0	1						
Mel Hall, L OBP: 0.312, SLG: 0.434 (1, 9)	1B									4	0	1	1	1	0						
Randy Velarde, R OBP: 0.335, SLG: 0.388 (1, 5)	K									4	1	1	0	0	2						
Matt Nokes, L OBP: 0.278, SLG: 0.398 (1, 2)										3	0	1	0	1	1						
Andy Stankiewicz, R OBP: 0.343, SLG: 0.359 (1, 6)										4	1	3	1	0	0						
Pat Kelly, R OBP: 0.301, SLG: 0.385 (1, 4)										4	0	0	0	0	1						
Inning Stats	R: 1 E: 0 K: 1 S: 13	H: 3 LOB: 2 BB: 0 P: 19	R: 0 E: 0 K: 2 S: 12	H: 1 LOB: 1 BB: 0 P: 18	R: 1 E: 0 K: 1 S: 10	H: 2 LOB: 1 BB: 0 P: 16	R: 3 E: 1 K: 0 S: 14	H: 3 LOB: 2 BB: 1 P: 27	R: 1 E: 0 K: 1 S: 13	H: 2 LOB: 1 BB: 1 P: 21	R: 0 E: 0 K: 0 S: 9	H: 1 LOB: 1 BB: 1 P: 16	R: 0 E: 0 K: 0 S: 4	H: 1 LOB: 0 BB: 0 P: 7	R: 0 E: 0 K: 1 S: 14	H: 2 LOB: 2 BB: 0 P: 19		1B: 12 2B: 2 3B: 0 HR: 1	SF: 0 SAC: 0 DP: 2 HBP: 0	WP: 0 PB: 1 SB: 1 CS: 0	PA: 41
PITCHER	IP	WLS	BF	H	R	ER	SO	BB	IBB	HBP	BLK	WP	HR	S	P	ERA	WHIP				
Jose Guzman, R ERA: 3.79	3.2	L	22	9	5	4	4	1	0	0	0	0	0	13	22	9.00	3.000				
Brian Bohanon, L ERA: 5.97	1.0		6	2	1	1	1	1	0	0	0	0	0	16	26	0.00	0.857				
Matt Whiteside, R ERA: 1.98	2.1		8	2	0	0	0	0	1	0	0	0	0	14	19	0.00	2.000				
Kenny Rogers, L ERA: 3.05	1.0		5	2	0	0	1	0	0	0	0	0	0	14	19	0.00	2.000				

Batter	1	2	3	4	5	6	7	8	9	AB	R	H	RBI	BB	SO	LOB	TOP										
Brian Downing, R OBP: 0.409, SLG: 0.425 (1, 10)										3	0	0	0	0	1	2	<p>Texas Rangers @ New York Yankees Yankee Stadium, Bronx, NY Sun Sep 06 1992, 3:33 AM EDT Att: 21,643 - Cloudy - 66 F</p> <p>livebaseballscores.com</p> <p>AB 30 R 0 H 3 RBI 0 BB 3 SO 6 LOB 13</p>										
Rafael Palmeiro, L OBP: 0.348, SLG: 0.421 (1, 3)										3	0	0	0	1	0	1											
Jose Canseco, R OBP: 0.336, SLG: 0.456 (1, 9)										4	0	2	0	0	0	3											
Kevin Reimer, L OBP: 0.344, SLG: 0.465 (1, 7)										3	0	0	0	1	1	1											
Dean Palmer, R OBP: 0.322, SLG: 0.440 (1, 5)										4	0	0	0	0	2	3											
Ivan Rodriguez, R OBP: 0.300, SLG: 0.368 (1, 2)										4	0	0	0	0	0	3											
Al Newman, S OBP: 0.324, SLG: 0.250 Monty Fariss, R OBP: 0.321, SLG: 0.373 (9, PH)										3	0	0	0	0	1	0											
Jeff Frye, R OBP: 0.296, SLG: 0.321 (1, 4)										2	0	0	0	1	0	0											
David Hulse, L OBP: 0.286, SLG: 0.231 (1, 8)										3	0	1	0	0	0	0											
Inning Stats	R: 0 E: 0 K: 0 S: 17	H: 1 LOB: 3 BB: 1 P: 32	R: 0 E: 0 K: 1 S: 10	H: 0 LOB: 0 BB: 0 P: 15	R: 0 E: 0 K: 0 S: 8	H: 0 LOB: 0 BB: 0 P: 11	R: 0 E: 0 K: 1 S: 9	H: 0 LOB: 0 BB: 0 P: 11	R: 0 E: 0 K: 0 S: 10	H: 1 LOB: 3 BB: 2 P: 23	R: 0 E: 0 K: 0 S: 7	H: 0 LOB: 0 BB: 0 P: 10	R: 0 E: 0 K: 0 S: 5	H: 0 LOB: 0 BB: 0 P: 9	R: 0 E: 0 K: 1 S: 12	H: 1 LOB: 1 BB: 0 P: 18		R: 0 E: 0 K: 1 S: 8	H: 0 LOB: 0 BB: 0 P: 13	1B: 2 2B: 1 3B: 0 HR: 0	SF: 0 SAC: 0 DP: 0 HBP: 1	WP: 0 PB: 0 SB: 0 CS: 0	PA: 34				
PITCHER	IP	WLS	BF	H	R	ER	SO	BB	IBB	HBP	BLK	WP	HR	S	P	ERA	WHIP										
Scott Kamieniecki, R ERA: 4.25 (1, 1)	8.0	W	31	3	0	0	5	3	0	1	0	0	0	78	129	0.00	0.750										
Curt Young, L ERA: 3.59 (9, 1)	1.0		3	0	0	0	1	0	0	0	0	0	0	8	13	0.00	0.000										

Batter	1	2	3	4	5	6	7	8	9	AB	R	H	RBI	BB	SO	LOB	BOTTOM										
Bernie Williams, S OBP: 0.335, SLG: 0.362 (1, 8)										3	0	1	0	0	0	2	<p>Texas Rangers @ New York Yankees Yankee Stadium, Bronx, NY Sun Sep 06 1992, 3:33 AM EDT Att: 21,643 - Cloudy - 66 F</p> <p>livebaseballscores.com</p> <p>AB 30 R 7 H 9 RBI 7 BB 4 SO 5 LOB 13</p>										
Roberto Kelly, R OBP: 0.334, SLG: 0.408 (1, 7)										4	1	1	1	0	1	3											
Don Mattingly, L OBP: 0.329, SLG: 0.421 (1, 3)										2	1	1	1	2	0	0											
Danny Tartabull, R OBP: 0.408, SLG: 0.478 (1, 10)										4	1	1	1	0	0	2											
Mel Hall, L OBP: 0.311, SLG: 0.431 (1, 9)										4	1	2	2	0	0	0											
Randy Velarde, R OBP: 0.336, SLG: 0.388 (1, 5)										4	0	1	0	0	1	1											
Matt Nokes, L OBP: 0.278, SLG: 0.408 (1, 2)										4	1	1	2	0	2	2											
Andy Stankiewicz, R OBP: 0.344, SLG: 0.356 (1, 6)										3	0	0	0	1	0	2											
Pat Kelly, R OBP: 0.310, SLG: 0.400 (1, 4)										2	2	1	0	1	1	1											
Inning Stats	R: 0 E: 0 K: 0 S: 6	H: 1 LOB: 1 BB: 1 P: 12	R: 0 E: 0 K: 1 S: 13	H: 2 LOB: 1 BB: 0 P: 15	R: 1 E: 0 K: 1 S: 8	H: 1 LOB: 1 BB: 1 P: 17	R: 0 E: 0 K: 0 S: 3	H: 0 LOB: 0 BB: 0 P: 4	R: 0 E: 0 K: 0 S: 9	H: 0 LOB: 0 BB: 0 P: 13	R: 0 E: 0 K: 1 S: 7	H: 0 LOB: 0 BB: 0 P: 9	R: 0 E: 0 K: 0 S: 16	H: 0 LOB: 0 BB: 0 P: 31	R: 6 E: 1 K: 2 S: 16	H: 4 LOB: 1 BB: 2 P: 31		1B: 5 2B: 3 3B: 0 HR: 1	SF: 0 SAC: 1 DP: 2 HBP: 0	WP: 0 PB: 0 SB: 1 CS: 0	PA: 36						
PITCHER	IP	WLS	BF	H	R	ER	SO	BB	IBB	HBP	BLK	WP	HR	S	P	ERA	WHIP										
Scott Chiamparino, R ERA: 1.29 (1, 1)	7.0	L	26	5	1	1	3	2	0	0	0	0	0	55	83	1.29	1.000										
Todd Burns, R ERA: 4.1 (8, 1)	0.1		5	2	4	4	0	0	1	0	0	0	0	7	16	108.00	6.000										
Brian Bohannon, L ERA: 6.34 (8, 1)	0.2		5	2	2	1	2	1	0	0	0	0	1	9	15	13.50	4.500										

Batter	1	2	3	4	5	6	7	8	9	10	11	12	13	AB	R	H	RBI	BB	SO	LOB	TOP	
Bernie Williams, S OBP: 0.333, SLG: 0.371 (1, 8)	F7	FC6-4						G4-3	L6			P6		7	0	2	3	0	0	6		
Roberto Kelly, R OBP: 0.332, SLG: 0.404 (1, 7)	F9		F8					L6				G6-3	F9	7	0	1	0	0	0	2		
Don Mattingly, L OBP: 0.325, SLG: 0.416 (1, 3)	G4-3		F8					FC5-4				G5-3		6	0	0	0	0	0	1		
Danny Tartabull, R OBP: 0.405, SLG: 0.471 (1, 10)		G4-3	K					K						5	1	0	0	1	3	1		
Mel Hall, L OBP: 0.313, SLG: 0.434 (1, 9)		1B						F7				SH1-4	1B	6	2	3	0	0	1	0		
Randy Velarde, R OBP: 0.337, SLG: 0.386 (1, 5)		1B						L6				SH1-4	1B	4	0	1	0	1	1	2		
Mike Stanley, R OBP: 0.363, SLG: 0.424 (1, 2)		1B						L6						3	1	1	1	1	1	2		
Matt Nickes, L OBP: 0.282, SLG: 0.406 (11, PH)								HR						0	1	0	0	2	0	0		
Andy Stankiewicz, R OBP: 0.341, SLG: 0.351 (1, 6)								G1-3						5	1	0	1	1	1	5		
Pat Kelly, R OBP: 0.310, SLG: 0.396 (1, 4)								L5						5	0	1	0	1	1	5		
Inning Stats	R: 0 E: 0 K: 0 S: 4	H: 0 LOB: 0 BB: 0 P: 7	R: 1 E: 1 K: 1 S: 16	H: 3 LOB: 3 BB: 0 P: 29	R: 0 E: 0 K: 1 S: 8	H: 0 LOB: 0 BB: 14	R: 0 E: 0 K: 1 S: 9	H: 0 LOB: 0 BB: 0 P: 14	R: 0 E: 0 K: 0 S: 8	H: 1 LOB: 1 BB: 0 P: 19	R: 0 E: 0 K: 1 S: 10	H: 1 LOB: 1 BB: 0 P: 13	R: 0 E: 0 K: 1 S: 11	H: 0 LOB: 3 BB: 3 P: 26	R: 0 E: 0 K: 1 S: 7	H: 0 LOB: 0 BB: 9	R: 0 E: 0 K: 2 S: 17	H: 2 LOB: 1 BB: 3 P: 33	1B: 6 2B: 1 3B: 1 HR: 1	SF: 0 SAC: 1 DP: 0 HBP: 0	W/P: 0 PB: 0 SB: 0 CS: 0	PA: 56
PITCHER	IP	WLS	BF	H	R	ER	SO	BB	IBB	HBP	BLK	WP	HR	S	P	ERA	WHIP					
Ben McDonald, R ERA: 4.3 (1, 1)	8.1		33	6	2	1	4	1	0	0	0	0	1	76	124	1.08	0.840					
Gregg Olson, R ERA: 2.19 (9, 1)	1.2	W	7	0	0	0	2	2	0	0	0	0	0	15	28	0.00	1.200					
Alan Mills, R ERA: 2.65 (11, 1)	3.0	L	16	3	4	4	2	2	2	0	0	0	0	32	57	12.00	1.667					

New York Yankees @ Baltimore Orioles
 Oriole Park at Camden Yards, Baltimore, MD
 Mon Sep 07 1992, 7:05 PM EDT
 Att. 45,903 - Cloudy - 81 F

AB 48
 R 6
 H 9
 RBI 5
 BB 7
 SO 8
 LOB 24



Batter	1	2	3	4	5	6	7	8	9	10	11	12	13	AB	R	H	RBI	BB	SO	LOB	BOTTOM			
Brady Anderson, L OBP: 0.386, SLG: 0.465 (1, 7)	K		K			K					P4			6	0	3	0	0	2	0				
Randy Milligan, R OBP: 0.394, SLG: 0.379 (1, 3)						G6-3		G6-3						6	0	1	0	0	1	2				
Mike Devereaux, R OBP: 0.333, SLG: 0.483 (1, 8)						G6-3		G4-3						5	0	0	0	0	2	2				
Glenn Davis, R OBP: 0.333, SLG: 0.412 (1, 10)						P4		P6						5	0	0	0	0	1	2				
Cal Ripken Jr., R OBP: 0.324, SLG: 0.347 (1, 6)						L4								4	0	2	0	1	0	0				
Joe Orsulak, L OBP: 0.357, SLG: 0.385 (1, 9)						K2-3		P5						5	0	0	0	0	1	3				
Leo Gomez, R OBP: 0.364, SLG: 0.439 (1, 5)						G6-3								5	1	1	1	0	1	1				
Chris Holles, R OBP: 0.399, SLG: 0.535 (1, 2)						HR		F7						5	1	1	1	0	0	0				
Mark McLemore, S OBP: 0.327, SLG: 0.308 (1, 4)						G4-3		K						5	0	0	0	0	2	0				
Inning Stats	R: 0 E: 0 K: 2 S: 11	H: 2 LOB: 1 BB: 0 P: 16	R: 0 E: 0 K: 0 S: 6	H: 0 LOB: 0 BB: 0 P: 7	R: 0 E: 0 K: 1 S: 7	H: 0 LOB: 0 BB: 0 P: 11	R: 0 E: 0 K: 1 S: 9	H: 1 LOB: 0 BB: 0 P: 17	R: 0 E: 0 K: 0 S: 8	H: 1 LOB: 1 BB: 0 P: 13	R: 0 E: 0 K: 1 S: 10	H: 0 LOB: 1 BB: 1 P: 16	R: 0 E: 0 K: 2 S: 12	H: 0 LOB: 0 BB: 0 P: 18	R: 0 E: 0 K: 1 S: 8	H: 1 LOB: 1 BB: 1 P: 15	R: 0 E: 0 K: 0 S: 6	H: 1 LOB: 1 BB: 0 P: 8	R: 0 E: 0 K: 0 S: 13	H: 1 LOB: 1 BB: 0 P: 22	1B: 4 2B: 2 3B: 0 HR: 2	SF: 0 SAC: 0 DP: 0 HBP: 0	W/P: 0 PB: 0 SB: 0 CS: 0	PA: 47
PITCHER	IP	WLS	BF	H	R	ER	SO	BB	IBB	HBP	BLK	WP	HR	S	P	ERA	WHIP							
Melido Perez, R ERA: 2.78 (1, 1)	9.0		33	6	2	2	7	1	0	0	0	0	2	77	115	2.00	0.778							
Rich Monteleone, R ERA: 3.02 (10, 1)	3.0	W	10	1	0	0	3	0	0	0	0	0	0	26	41	0.00	0.333							
Steve Farr, R ERA: 1.61 (13, 1)	1.0		4	1	0	0	0	0	0	0	0	0	0	13	22	0.00	1.000							

New York Yankees @ Baltimore Orioles
 Oriole Park at Camden Yards, Baltimore, MD
 Mon Sep 07 1992, 7:05 PM EDT
 Att. 45,903 - Cloudy - 81 F

AB 46
 R 2
 H 8
 RBI 2
 BB 1
 SO 10
 LOB 10



Batter	1	2	3	4	5	6	7	8	9	AB	R	H	RBI	BB	SO	LOB	TOP								
Bernie Williams, S OBP: 0.330, SLG: 0.365 (1, 8)										5	0	1	0	0	0	2	New York Yankees @ Baltimore Orioles Oriole Park at Camden Yards, Baltimore, MD Wed Sep 09 1992, 7:05 PM EDT Att: 45,149 - Cloudy - 87 F								
Roberto Kelly, R OBP: 0.331, SLG: 0.403 (1, 7)										4	1	1	0	0	1	2									
Don Mattingly, L OBP: 0.328, SLG: 0.426 (1, 3)										4	1	2	1	0	0	1									
Danny Tartabull, R OBP: 0.413, SLG: 0.506 (1, 9)										3	2	1	1	1	0	1									
Mel Hall, L OBP: 0.313, SLG: 0.432 (1, 10)										4	0	1	0	0	0	3									
Randy Velarde, R OBP: 0.344, SLG: 0.402 (1, 5)										4	1	2	3	0	0	2									
Matt Nokes, L OBP: 0.279, SLG: 0.403 (1, 2)										4	0	0	0	0	1	2									
Andy Stankiewicz, R OBP: 0.336, SLG: 0.345 (1, 6)										4	0	0	0	0	0	1									
Pat Kelly, R OBP: 0.314, SLG: 0.395 (1, 4)										2	0	0	0	0	1	0									
Inning Stats	R: 0 E: 0 K: 1 S: 8	H: 0 LOB: 0 BB: 0 P: 15	R: 0 E: 0 K: 0 S: 11	H: 1 LOB: 1 BB: 0 P: 15	R: 0 E: 0 K: 0 S: 7	H: 0 LOB: 0 BB: 0 P: 13	R: 3 E: 0 K: 0 S: 9	H: 2 LOB: 0 BB: 1 P: 21	R: 0 E: 0 K: 0 S: 6	H: 1 LOB: 1 BB: 0 P: 11	R: 0 E: 0 K: 0 S: 9	H: 1 LOB: 1 BB: 0 P: 15	R: 0 E: 0 K: 1 S: 6	H: 0 LOB: 0 BB: 0 P: 13	R: 2 E: 0 K: 0 S: 13	H: 2 LOB: 0 BB: 0 P: 23	R: 0 E: 0 K: 1 S: 14	H: 1 LOB: 2 BB: 0 P: 22	1B: 4 2B: 1 3B: 0 HR: 3	SF: 0 SAC: 0 DP: 1 HBP: 2	WP: 0 PB: 0 SB: 1 CS: 0	PA: 37			
PITCHER	IP	WLS	BF	H	R	ER	SO	BB	IBB	HBP	BLK	WP	HR	S	P	ERA	WHIP								
Rick Sutcliffe, R ERA: 4.14 (1, 1)	7.2	L	31	7	5	5	2	1	0	1	0	0	3	66	120	5.87	1.043								
Pat Clements, L ERA: 2.77 (8, 1)	0.1		1	0	0	0	0	0	0	0	0	0	0	3	6	0.00	0.000								
Todd Frohwrth, R ERA: 2.15 (9, 1)	1.0	S	5	1	0	0	1	0	0	1	0	0	0	14	22	0.00	1.000								

Batter	1	2	3	4	5	6	7	8	9	AB	R	H	RBI	BB	SO	LOB	BOTTOM								
Brady Anderson, L OBP: 0.386, SLG: 0.463 (1, 7)										3	1	0	0	2	1	1	New York Yankees @ Baltimore Orioles Oriole Park at Camden Yards, Baltimore, MD Wed Sep 09 1992, 7:05 PM EDT Att: 45,149 - Cloudy - 87 F								
Randy Milligan, R OBP: 0.395, SLG: 0.376 (1, 3)										4	0	1	0	1	1	4									
Mike Devereaux, R OBP: 0.330, SLG: 0.477 (1, 8)										5	0	1	1	0	0	6									
Cal Ripken Jr., R OBP: 0.321, SLG: 0.343 (1, 6)										4	0	0	0	0	1	2									
Sam Horn, L OBP: 0.321, SLG: 0.398 (1, 10)										4	0	0	0	0	3	0									
Chris Hoiles, R OBP: 0.400, SLG: 0.542 (1, 2)										3	1	1	1	1	1	0									
Joe Orsulak, L OBP: 0.364, SLG: 0.399 (1, 9)										4	0	4	0	0	0	0									
Leo Gomez, R OBP: 0.364, SLG: 0.439 Steve Scarsone, R OBP: 0.200, SLG: 0.143 (9, PR)										3	0	1	0	1	0	1									
Mark McLemore, S OBP: 0.325, SLG: 0.311 (1, 4)										4	0	1	0	0	0	7									
Inning Stats	R: 0 E: 0 K: 0 S: 9	H: 1 LOB: 1 BB: 0 P: 16	R: 0 E: 0 K: 1 S: 10	H: 2 LOB: 2 BB: 0 P: 15	R: 0 E: 0 K: 1 S: 8	H: 1 LOB: 1 BB: 0 P: 13	R: 0 E: 0 K: 1 S: 10	H: 1 LOB: 2 BB: 2 P: 23	R: 1 E: 0 K: 1 S: 9	H: 0 LOB: 0 BB: 1 P: 18	R: 1 E: 0 K: 1 S: 7	H: 2 LOB: 0 BB: 0 P: 11	R: 0 E: 0 K: 0 S: 6	H: 1 LOB: 1 BB: 1 P: 14	R: 0 E: 0 K: 1 S: 11	H: 0 LOB: 0 BB: 0 P: 14	R: 0 E: 1 K: 1 S: 15	H: 1 LOB: 3 BB: 1 P: 26	1B: 8 2B: 0 3B: 0 HR: 1	SF: 0 SAC: 0 DP: 2 HBP: 0	WP: 0 PB: 0 SB: 2 CS: 0	PA: 39			
PITCHER	IP	WLS	BF	H	R	ER	SO	BB	IBB	HBP	BLK	WP	HR	S	P	ERA	WHIP								
Bob Wickman, R ERA: 3.81 (1, 1)	7.0	W	30	8	2	2	5	4	0	0	0	0	0	0	0	2.57	1.714								
Russ Springer, R ERA: 8.71 (8, 1)	1.0		3	0	0	0	1	0	0	0	0	0	0	11	14	0.00	0.000								
Steve Farr, R ERA: 1.58 (9, 1)	1.0	S	6	1	0	0	1	1	0	0	0	0	0	15	26	0.00	2.000								

AB	34
R	5
H	8
RBI	5
BB	1
SO	3
LOB	14

AB	34
R	2
H	9
RBI	2
BB	5
SO	7
LOB	21

Batter	1	2	3	4	5	6	7	8	9	AB	R	H	RBI	BB	SO	LOB	TOP										
Gregg Jefferies, S OBP: 0.342, SLG: 0.412	2-1 G4-3		1-1 P4	1-1 P6			0-0 P2		1-1 G4-6-3	5	0	0	0	0	0	3											
Keith Miller, R OBP: 0.362, SLG: 0.408	2-2 FC5-4 1B		2-2 F7		0-0 F7		2-3 K			4	0	1	0	0	1	0											
George Brett, L OBP: 0.327, SLG: 0.388	1-2 FC5-4 1B		2-1 HBP		1-0 G3		3-2 L8			3	0	0	0	0	0	1											
Kevin McReynolds, R OBP: 0.357, SLG: 0.418 Kevin Kostofski, L OBP: 0.340, SLG: 0.384	2-1 1B		2-2 F8		1-2 E5 BB			1-1 F9		3	0	1	0	0	0	1											
Wally Joyner, L OBP: 0.332, SLG: 0.385	1-2 G4-3			0-1 S 1B 2B	4-2 BB			2-1 F8		3	1	1	0	1	0	2											
Juan Samuel, R OBP: 0.316, SLG: 0.340		1-2 G4-3		1-1 G1-3	3-3 K			1-0 2B		4	0	1	0	0	1	3											
Mike MacFarlane, R OBP: 0.304, SLG: 0.417		2-0 1B 1B		3-1 E 1B		1-1 G6-3		1-0 F7		4	0	2	1	0	0	1											
Brian McRae, S OBP: 0.289, SLG: 0.301 Jim Eisenreich, L OBP: 0.308, SLG: 0.337		1-0 1B		2-1 F9		0-3 K		2-2 G4-6-3 1B		3	0	1	0	0	1	1											
David Howard, S OBP: 0.288, SLG: 0.295 Curtis Wilkerson, S OBP: 0.307, SLG: 0.332		0-0 F9		1-0 E6		1-0 F7		2-3 K		3	0	0	0	0	0	2											
Inning Stats	R: 0 E: 0 K: 0 S: 17	H: 2 LOB: 2 BB: 0 P: 25	R: 0 E: 0 K: 0 S: 6	H: 2 LOB: 1 BB: 0 P: 10	R: 0 E: 0 K: 0 S: 14	H: 0 LOB: 1 BB: 0 P: 21	R: 1 E: 1 K: 0 S: 11	H: 2 LOB: 2 BB: 0 P: 19	R: 0 E: 0 K: 1 S: 11	H: 0 LOB: 0 BB: 1 P: 20	R: 0 E: 0 K: 1 S: 10	H: 0 LOB: 0 BB: 0 P: 15	R: 0 E: 0 K: 0 S: 6	H: 1 LOB: 1 BB: 0 P: 11	R: 0 E: 0 K: 1 S: 9	H: 1 LOB: 0 BB: 0 P: 14	1B: 6 2B: 2 3B: 0 HR: 0	SF: 0 SAC: 0 DP: 1 HBP: 1	WP: 0 PB: 0 SB: 1 CS: 0	PA: 37							
PITCHER	IP	WLS	BF	H	R	ER	SO	BB	IBB	HBP	BLK	WP	HR	S	P	ERA	WHIP										
Sterling Hitchcock, L ERA: 1.5	(1, 1)	6.0	27	6	1	1	2	1	0	1	0	0	0	65	103	1.50	1.167										
Rich Monteleone, R ERA: 2.95	(7, 1)	2.0	7	1	0	0	1	0	0	0	0	0	0	16	26	0.00	0.500										
Steve Farr, R ERA: 1.54	(9, 1)	1.0	3	1	0	0	1	0	0	0	0	0	0	9	14	0.00	1.000										

Kansas City Royals @ New York Yankees
Yankee Stadium, Bronx, NY

AB 35
R 1
H 8
RBI 1
BB 1
SO 4
LOB 15



WP: 0 PA: 37
PB: 0
SB: 1
CS: 0

Batter	1	2	3	4	5	6	7	8	9	AB	R	H	RBI	BB	SO	LOB	BOTTOM										
Bernie Williams, S OBP: 0.333, SLG: 0.370	4-2 G3 S BB		1-1 F9		1-0 2B			1-1 F7		3	0	1	0	1	0	0											
Randy Velarde, R OBP: 0.343, SLG: 0.401	1-0 F8		1-0 G5-3			1-0 G6-3		1-0 WP 1B		4	1	1	0	0	0	1											
Don Mattingly, L OBP: 0.325, SLG: 0.423	3-1 G3		2-2 G4-3			3-2 G5-3		1-0 F7		4	0	0	0	0	0	2											
Danny Tartabull, R OBP: 0.413, SLG: 0.504	4-0 IBB			1-3 K		0-0 G6-3		3-2 1B		3	0	1	1	1	1	0											
Roberto Kelly, R OBP: 0.329, SLG: 0.400	3-2 F9			0-1 G6-3			2-3 K	0-3 K		4	0	0	0	0	2	3											
Jim Leitz, R OBP: 0.340, SLG: 0.424		1-0 FC5-4 1B		0-3 K			1-0 HR			3	1	2	1	0	1	0											
Mike Stanley, R OBP: 0.371, SLG: 0.408		1-3 K			2-3 K		0-1 F7			3	0	0	0	0	2	1											
Andy Stankiewicz, R OBP: 0.336, SLG: 0.343		2-2 F8			1-1 G1-3		4-0 BB			2	0	0	0	1	0	1											
Pat Kelly, R OBP: 0.314, SLG: 0.395		2-2 FC5-4			1-2 2B 1B		1-0 F8			3	0	1	0	0	0	2											
Inning Stats	R: 0 E: 0 K: 0 S: 8	H: 0 LOB: 2 BB: 2 P: 23	R: 0 E: 0 K: 1 S: 11	H: 1 LOB: 1 BB: 0 P: 17	R: 0 E: 0 K: 2 S: 9	H: 0 LOB: 0 BB: 0 P: 10	R: 0 E: 0 K: 1 S: 9	H: 2 LOB: 2 BB: 0 P: 14	R: 0 E: 0 K: 0 S: 5	H: 0 LOB: 0 BB: 0 P: 9	R: 1 E: 0 K: 1 S: 8	H: 1 LOB: 1 BB: 1 P: 16	R: 1 E: 0 K: 1 S: 10	H: 2 LOB: 1 BB: 0 P: 16	1B: 4 2B: 1 3B: 0 HR: 1	SF: 0 SAC: 0 DP: 0 HBP: 0	WP: 1 PB: 0 SB: 1 CS: 0	PA: 32									
PITCHER	IP	WLS	BF	H	R	ER	SO	BB	IBB	HBP	BLK	WP	HR	S	P	ERA	WHIP										
Chris Haney, L ERA: 5.17	(1, 1)	7.0	27	4	1	1	5	2	1	0	0	0	0	56	99	1.29	0.857										
Mike Magnante, L ERA: 4.99	(8, 1)	0.2	3	1	1	1	0	0	0	0	0	0	0	4	7	13.50	1.500										
Rusty Meacham, R ERA: 2.64	(8, 1)	0.1	2	1	0	0	1	0	0	0	0	1	0	6	9	0.00	3.000										

Kansas City Royals @ New York Yankees
Yankee Stadium, Bronx, NY

AB 29
R 2
H 6
RBI 2
BB 3
SO 6
LOB 10




WP: 1 PA: 32
PB: 0
SB: 1
CS: 0


Batter	1	2	3	4	5	6	7	8	9	AB	R	H	RBI	BB	SO	LOB	TOP			
Gregg Jefferies, S OBP: 0.342, SLG: 0.410	F8		F8		G3-1		P6		F7	5	0	0	0	0	0	2	Kansas City Royals @ New York Yankees Yankee Stadium, Bronx, NY Sun Sep 13 1992, 3:33 AM EDT Att: 21,319 - Sunny - 70 F			
Keith Miller, R OBP: 0.354, SLG: 0.398	K		G1-3			WP 1B	K		FC5-4	5	1	1	0	0	2	2				
George Brett, L OBP: 0.329, SLG: 0.392	K			G1-3		K		K		4	0	0	0	0	3	1				
Jim Eisenreich, L OBP: 0.318, SLG: 0.351		F8 1B			BB 1B			G3 FC 1B		4	0	4	1	0	0	0				
Brent Mayne, L OBP: 0.275, SLG: 0.290	F8 1-2			F8		K		FC G3 1B		4	0	0	0	0	1	4				
Kevin Koslofski, L OBP: 0.347, SLG: 0.416					BB		K	G3		3	1	1	1	1	1	3				
Jeff Conine, R OBP: 0.311, SLG: 0.361			HR		BB			G3 1-2 2-3		4	0	1	0	0	0	4				
Curtis Wilkerson, S OBP: 0.306, SLG: 0.331			G4-3				F8	F9		4	1	1	0	0	1	1				
Gary Thurman, R OBP: 0.292, SLG: 0.324				G6-3		K		E 1B S 1B	L9	3	0	1	1	1	1	0				
Inning Stats	R: 0 E: 0 K: 2 S: 7	H: 0 LOB: 0 BB: 0 P: 10	R: 1 E: 0 K: 0 S: 12	H: 3 LOB: 1 BB: 0 P: 20	R: 0 E: 0 K: 0 S: 7	H: 0 LOB: 0 BB: 0 P: 10	R: 0 E: 0 K: 0 S: 8	H: 1 LOB: 2 BB: 1 P: 16	R: 0 E: 0 K: 3 S: 9	H: 2 LOB: 1 BB: 0 P: 17	R: 1 E: 0 K: 1 S: 9	H: 2 LOB: 1 BB: 0 P: 16	R: 0 E: 0 K: 1 S: 10	H: 1 LOB: 2 BB: 0 P: 14	R: 0 E: 0 K: 0 S: 9	H: 0 LOB: 1 BB: 1 P: 16	1B: 7 2B: 1 3B: 0 HR: 1	SF: 0 SAC: 0 DP: 0 HBP: 0	WP: 2 PB: 0 CS: 0	PA: 38
PITCHER	IP	WLS	BF	H	R	ER	SO	BB	IBB	HBP	BLK	WP	HR	S	P	ERA	WHIP			
Melido Perez, R ERA: 2.78	(1, 1)	7.0	L	29	8	3	2	8	1	0	0	0	1	65	101	2.57	1.286			
Jerry Nielsen, L ERA: 2.63	(8, 1)	2.0		9	1	0	0	1	1	0	0	0	0	19	30	0.00	1.000			

Batter	1	2	3	4	5	6	7	8	9	AB	R	H	RBI	BB	SO	LOB	BOTTOM			
Bernie Williams, S OBP: 0.343, SLG: 0.385	G5-3		FC6-4					K		4	0	1	0	0	1	1	Kansas City Royals @ New York Yankees Yankee Stadium, Bronx, NY Sun Sep 13 1992, 3:33 AM EDT Att: 21,319 - Sunny - 70 F			
Roberto Kelly, R OBP: 0.326, SLG: 0.397	F8			G1-3	F7		E5 BB		4	0	0	0	0	0	1					
Don Mattingly, L OBP: 0.331, SLG: 0.428	P5			1B BB		G3		G4-6-3 BB		3	0	1	0	1	0	0				
Danny Tartabull, R OBP: 0.412, SLG: 0.497		CS 1B		1B BB		F9		G4-6-3 1-2		3	0	1	0	1	0	2				
Mel Hall, L OBP: 0.312, SLG: 0.429	F8			1B		G4-3		K2-3		4	0	1	0	0	1	1				
Randy Velarde, R OBP: 0.349, SLG: 0.409	P4			P4			G5-3 1B	HBP BB		3	0	1	0	1	0	4				
Mike Stanley, R OBP: 0.342, SLG: 0.351	CS		P6	G5-3			F9		HBP	3	0	0	0	0	0	4				
Matt Nokes, L OBP: 0.281, SLG: 0.399										0	0	0	0	0	0	0				
Andy Stankiewicz, R OBP: 0.342, SLG: 0.351							G5-3		K	2	0	1	0	1	0	1				
Kevin Maas, L OBP: 0.307, SLG: 0.414			FC6-4 1B		SH1-3 BB					1	0	0	0	0	1	2				
Pat Kelly, R OBP: 0.309, SLG: 0.387					SH1-3					2	0	0	0	0	1	2				
Dion James, L OBP: 0.361, SLG: 0.382			F7				K2-3		K	1	0	0	0	0	1	2				
Inning Stats	R: 0 E: 0 K: 0 S: 6	H: 0 LOB: 0 BB: 0 P: 10	R: 0 E: 0 K: 0 S: 7	H: 1 LOB: 0 BB: 0 P: 12	R: 0 E: 0 K: 0 S: 6	H: 1 LOB: 0 BB: 0 P: 8	R: 0 E: 0 K: 0 S: 10	H: 2 LOB: 3 BB: 1 P: 17	R: 0 E: 0 K: 0 S: 8	H: 1 LOB: 1 BB: 1 P: 14	R: 0 E: 0 K: 0 S: 10	H: 0 LOB: 0 BB: 0 P: 15	R: 0 E: 1 K: 1 S: 7	H: 1 LOB: 1 BB: 1 P: 13	R: 0 E: 0 K: 3 S: 9	H: 0 LOB: 2 BB: 1 P: 16	1B: 6 2B: 0 3B: 0 HR: 0	SF: 0 SAC: 1 DP: 1 HBP: 1	WP: 0 PB: 0 CS: 1	PA: 37
PITCHER	IP	WLS	BF	H	R	ER	SO	BB	IBB	HBP	BLK	WP	HR	S	P	ERA	WHIP			
Dennis Rasmussen, L ERA: 4.8	(1, 1)	7.0	W	27	6	0	0	1	2	0	0	0	0	57	90	0.00	1.143			
Jeff Montgomery, R ERA: 2.01	(8, 1)	2.0	S	9	0	0	0	4	2	0	1	0	0	16	29	0.00	1.000			

AB 36
R 3
H 9
RBI 3
BB 2
SO 9
LOB 17




AB 30
R 0
H 6
RBI 0
BB 4
SO 5
LOB 20



Batter	1	2	3	4	5	6	7	8	9	AB	R	H	RBI	BB	SO	LOB	TOP								
Steve Sax, R OBP: 0.288, SLG: 0.317 (1, 4)	G6-3	P8		G4-3		E4	FC5-2 1B		G6-3	6	0	1	1	0	0	4	Chicago White Sox @ New York Yankees Yankee Stadium, Bronx, NY Mon Sep 14 1992, 7:05 PM EDT Att. 12,566 - Sunny - 67 F								
Tim Lincecum, S OBP: 0.371, SLG: 0.383 (1, 7)	SF8		2B	F8			FC5-2 1B		P4	5	2	2	0	1	0	4									
Frank Thomas, R OBP: 0.438, SLG: 0.526 (1, 3)	SF8		G6-3 1H		G6-3	K	K		G5-3	5	1	1	2	0	2	5									
George Bell, R OBP: 0.299, SLG: 0.420 (1, 10)	K		G6-3						K	4	1	1	0	1	2	1									
Robin Ventura, L OBP: 0.366, SLG: 0.421 (1, 5)		F8	G3							4	1	1	1	1	1	3									
Dan Pasqua, L OBP: 0.291, SLG: 0.314 Shawn Abner, R OBP: 0.317, SLG: 0.348 (6, PH) (6, 9)	FC SF8		FC6-4							1	1	0	0	2	0	2									
Lance Johnson, L OBP: 0.326, SLG: 0.376 (1, 8)	FC 1B		FC6-4							1	0	0	0	1	1	3									
Carlton Fisk, R OBP: 0.327, SLG: 0.335 (1, 2)	FC									5	1	3	2	0	0	3									
Dale Sveum, S OBP: 0.250, SLG: 0.286 (1, 6)	SF8		FC3-6 G4-3							5	0	1	0	0	1	6									
Inning Stats	R: 1 E: 0 K: 1 S: 11	H: 1 LOB: 0 BB: 0 P: 17	R: 1 E: 0 K: 0 S: 12	H: 1 LOB: 2 BB: 1 P: 22	R: 2 E: 0 K: 0 S: 11	H: 1 LOB: 1 BB: 2 P: 23	R: 0 E: 0 K: 0 S: 7	H: 1 LOB: 1 BB: 0 P: 9	R: 2 E: 0 K: 0 S: 12	H: 2 LOB: 1 BB: 1 P: 23	R: 1 E: 1 K: 3 S: 14	H: 2 LOB: 3 BB: 1 P: 27	R: 1 E: 0 K: 2 S: 16	H: 2 LOB: 2 BB: 1 P: 28	R: 0 E: 0 K: 1 S: 11	H: 1 LOB: 2 BB: 1 P: 17		R: 0 E: 0 K: 0 S: 9	H: 1 LOB: 1 BB: 0 P: 18	1B: 5 2B: 3 3B: 3 HR: 1	SF: 2 SAC: 0 DP: 0 HBP: 0	WP: 0 PB: 0 SB: 1 CS: 1	PA: 48		
PITCHER	IP	WLS	BF	H	R	ER	SO	BB	IBB	HBP	BLK	WP	HR	S	P	ERA	WHIP								
Bob Wickman, R ERA: 4.94 (1, 1)	5.0	L	26	6	6	6	1	4	0	0	0	0	0	53	94	10.80	2.000								
John Habyan, R ERA: 4.25 (6, 1)	0.1		5	2	1	1	1	0	1	0	0	0	1	8	19	27.00	6.000								
Greg Cadaret, L ERA: 4.42 (6, 1)	3.2		17	4	1	1	5	2	0	0	0	0	0	42	71	2.46	1.636								


Batter	1	2	3	4	5	6	7	8	9	AB	R	H	RBI	BB	SO	LOB	BOTTOM								
Bernie Williams, S OBP: 0.344, SLG: 0.378 (1, 8)	G5-3		S 1B					G5-3 1B	P5	3	2	0	0	2	0	1	Chicago White Sox @ New York Yankees Yankee Stadium, Bronx, NY Mon Sep 14 1992, 7:05 PM EDT Att. 12,566 - Sunny - 67 F								
Randy Velarde, R OBP: 0.345, SLG: 0.405 (1, 5)	F9		K					G5-3		4	0	0	0	0	2	2									
Don Mattingly, L OBP: 0.332, SLG: 0.428 (1, 3)	F9		1B					G3-1 1B		4	1	2	2	0	1	0									
Danny Tartabull, R OBP: 0.412, SLG: 0.497 Mel Hall, L OBP: 0.311, SLG: 0.428 (3, PR) (4, 9)	F9		1B					G3-1		2	0	1	0	0	0	0									
Roberto Kelly, R OBP: 0.326, SLG: 0.396 (1, 7)	F9		1B					F8		2	0	0	0	0	0	1									
Jim Leyritz, R OBP: 0.339, SLG: 0.444 Kevin Maas, L OBP: 0.306, SLG: 0.413 (9, PH)								F8		4	0	1	1	0	0	1									
Jim Leyritz, R OBP: 0.339, SLG: 0.444 Kevin Maas, L OBP: 0.306, SLG: 0.413 (1, 10)								F8		3	1	1	1	0	0	2									
Mike Stanley, R OBP: 0.370, SLG: 0.425 Matt Nokes, L OBP: 0.280, SLG: 0.398 (9, PH)										1	0	0	0	0	1	0									
Andy Stankiewicz, R OBP: 0.341, SLG: 0.348 (1, 6)	G4-3									3	1	0	0	1	0	1									
Pat Kelly, R OBP: 0.308, SLG: 0.388 (1, 4)			P4							4	0	1	1	0	1	0									
Inning Stats	R: 0 E: 0 K: 0 S: 7	H: 0 LOB: 0 BB: 0 P: 11	R: 2 E: 0 K: 0 S: 14	H: 2 LOB: 0 BB: 0 P: 23	R: 2 E: 0 K: 1 S: 17	H: 3 LOB: 1 BB: 1 P: 34	R: 0 E: 0 K: 2 S: 9	H: 0 LOB: 0 BB: 0 P: 13	R: 0 E: 0 K: 0 S: 11	H: 0 LOB: 0 BB: 0 P: 17	R: 0 E: 0 K: 0 S: 8	H: 0 LOB: 0 BB: 0 P: 14	R: 0 E: 0 K: 0 S: 5	H: 1 LOB: 0 BB: 0 P: 6	R: 1 E: 0 K: 0 S: 9	H: 1 LOB: 1 BB: 1 P: 15	R: 1 E: 0 K: 1 S: 15	H: 1 LOB: 1 BB: 1 P: 21	1B: 5 2B: 1 3B: 0 HR: 2	SF: 0 SAC: 0 DP: 1 HBP: 0	WP: 0 PB: 0 SB: 1 CS: 0	PA: 37			
PITCHER	IP	WLS	BF	H	R	ER	SO	BB	IBB	HBP	BLK	WP	HR	S	P	ERA	WHIP								
Wilson Alvarez, L ERA: 4.84 (1, 1)	6.0	W	24	5	4	4	5	1	0	0	0	0	0	10	15	6.75	2.250								
Terry Letcher, R ERA: 2.11 (7, 1)	1.1		6	2	1	1	0	1	0	0	0	0	0	2	4	0.00	0.000								
Scott Radinsky, L ERA: 2.09 (8, 1)	0.1		1	0	0	0	0	0	0	0	0	0	0	2	4	0.00	0.000								
Roberto Hernandez, R ERA: 1.83 (8, 1)	1.1	S	6	1	1	1	1	1	0	0	0	0	0	17	23	6.75	1.500								



Batter	1	2	3	4	5	6	7	8	9	AB	R	H	RBI	BB	SO	LOB	TOP										
Steve Sax, R OBP: 0.287, SLG: 0.318 (1,4)	G4-3		G4-3			F9		2B	G6-3	5	1	1	0	0	0	0											
Tim Lincecum, S OBP: 0.373, SLG: 0.385 (1,7)	1B		G4-3			1B		BB		3	1	2	0	1	0	0											
Frank Thomas, R OBP: 0.437, SLG: 0.526 (1,3)	F8			P3		K		BB		4	0	1	2	0	1	2											
George Bell, R OBP: 0.298, SLG: 0.417 (1,10)	F7			G3			G6-3	BB		3	0	0	0	1	0	1											
Joey Votto, S OBP: 0.326, SLG: 0.267 (8, PR)								IBB		0	0	0	0	0	0	0											
Robin Ventura, L OBP: 0.366, SLG: 0.418 (1,5)		F9		F8			G1-3			3	0	0	1	1	0	0											
Dan Pasqua, L OBP: 0.298, SLG: 0.330 (1,9)										1	1	1	1	2	0	0											
Carlton Fisk, R OBP: 0.325, SLG: 0.333 (8, PH)										1	0	0	0	0	1	3											
Shawn Abner, R OBP: 0.317, SLG: 0.348 (8,9)										0	0	0	0	0	0	0											
Lance Johnson, L OBP: 0.324, SLG: 0.373 (1,8)		F8			G3-6		F7	P6		4	0	0	0	0	0	5											
Ron Karkovice, R OBP: 0.296, SLG: 0.350 (1,2)			K							4	0	1	0	0	2	1											
Dale Sveum, S OBP: 0.250, SLG: 0.285 (1,6)			F8			G4-3				4	1	1	0	0	1	0											
Inning Stats	R: 0 E: 0 K: 0 S: 6	H: 1 LOB: 1 BB: 0 P: 10	R: 0 E: 0 K: 1 S: 7	H: 0 LOB: 1 BB: 1 P: 14	R: 0 E: 0 K: 0 S: 6	H: 0 LOB: 0 BB: 0 P: 11	R: 0 E: 0 K: 0 S: 7	H: 0 LOB: 0 BB: 0 P: 14	R: 0 E: 0 K: 1 S: 7	H: 1 LOB: 1 BB: 0 P: 13	R: 1 E: 0 K: 0 S: 12	H: 1 LOB: 0 BB: 0 P: 18	R: 3 E: 0 K: 1 S: 15	H: 4 LOB: 3 BB: 3 P: 33	R: 0 E: 0 K: 2 S: 8	H: 0 LOB: 0 BB: 0 P: 14	1B: 4 2B: 2 3B: 0 HR: 1	SF: 0 SAC: 0 DP: 1 HBP: 0	WP: 0 PB: 0 SB: 1 CS: 0	PA: 37							
PITCHER	IP	WLS	BF	H	R	ER	SO	BB	IBB	HBP	BLK	WP	HR	S	P	ERA	WHIP										
Sam Miltello, R ERA: 2.72 (1,1)	7.0		25	3	1	1	2	2	0	0	0	0	1	51	90	1.29	0.714										
Rich Monteleone, R ERA: 3.29 (8,1)	0.1	L	6	4	3	3	0	1	1	0	0	0	0	9	20	81.00	15.000										
Jerry Nielsen, L ERA: 2.51 (8,1)	0.2		3	0	0	0	1	1	0	0	0	0	0	6	13	0.00	1.500										
Russ Springer, R ERA: 7.71 (9,1)	1.0		3	0	0	0	2	0	0	0	0	0	0	8	14	0.00	0.000										

Chicago White Sox @ New York Yankees
Yankee Stadium, Bronx, NY
Tue Sep 15 1992, 7:05 PM EDT
Att. 13,266 - Sunny - 66 F


AB 32
R 4
H 7
RBI 4
BB 5
SO 5
LOB 12



Batter	1	2	3	4	5	6	7	8	9	AB	R	H	RBI	BB	SO	LOB	BOTTOM											
Bernie Williams, S OBP: 0.347, SLG: 0.397 (1,8)	1B		F7				F8			4	1	2	1	0	0	0												
Roberto Kelly, R OBP: 0.324, SLG: 0.393 (1,7)	F9		G6-3			K		F9		4	0	0	0	0	1	1												
Don Mattingly, L OBP: 0.333, SLG: 0.434 (1,3)	1B			HR		F9		F8		4	1	2	1	0	0	0												
Mel Hall, L OBP: 0.311, SLG: 0.426 (1,9)	P4				G3			P4		4	0	1	0	0	0	2												
Kevin Maas, L OBP: 0.302, SLG: 0.407 (1,10)	F7		F9			F7			G4-3	4	0	0	0	0	0	3												
Randy Velarde, R OBP: 0.344, SLG: 0.403 (1,5)		L1		G6-3		G1-3			1B	4	0	1	0	0	0	0												
Matt Nokes, L OBP: 0.281, SLG: 0.398 (1,2)					P1				1B	3	0	1	0	0	0	0												
Mike Stanley, R OBP: 0.374, SLG: 0.429 (9, PH)						P5				1	0	1	0	0	0	0												
Gerald Williams, R OBP: 0.374, SLG: 0.429 (9, PR)										0	0	0	0	0	0	0												
Andy Stankiewicz, R OBP: 0.340, SLG: 0.347 (1,6)	F7				FC6-4		F9		F7	4	0	1	0	0	0	3												
Pat Kelly, R OBP: 0.304, SLG: 0.383 (1,4)	F7			FC6-4		G6-3			P3	4	0	0	0	0	0	4												
Inning Stats	R: 0 E: 0 K: 0 S: 13	H: 2 LOB: 2 BB: 0 P: 16	R: 0 E: 0 K: 0 S: 7	H: 1 LOB: 1 BB: 0 P: 10	R: 1 E: 0 K: 0 S: 11	H: 2 LOB: 1 BB: 0 P: 17	R: 0 E: 0 K: 0 S: 7	H: 1 LOB: 1 BB: 0 P: 9	R: 1 E: 0 K: 1 S: 12	H: 1 LOB: 0 BB: 0 P: 18	R: 0 E: 0 K: 0 S: 5	H: 0 LOB: 0 BB: 0 P: 6	R: 0 E: 0 K: 0 S: 11	H: 0 LOB: 0 BB: 0 P: 17	R: 0 E: 0 K: 0 S: 6	H: 0 LOB: 0 BB: 0 P: 8	R: 0 E: 0 K: 0 S: 10	H: 2 LOB: 2 BB: 0 P: 14	1B: 7 2B: 0 3B: 0 HR: 2	SF: 0 SAC: 0 DP: 0 HBP: 0	WP: 0 PB: 0 SB: 0 CS: 0	PA: 36						
PITCHER	IP	WLS	BF	H	R	ER	SO	BB	IBB	HBP	BLK	WP	HR	S	P	ERA	WHIP											
Alex Fernandez, R ERA: 4.18 (1,1)	8.1	W	33	8	2	2	1	0	0	0	0	0	0	2	76	106	2.16	0.960										
Scott Radinsky, L ERA: 2.09 (9,1)	0.0		1	1	0	0	0	0	0	0	0	0	0	2	3	∞	∞											
Bobby Thigpen, R ERA: 4.47 (9,1)	0.2	S	2	0	0	0	0	0	0	0	0	0	0	4	6	0.00	0.000											

Chicago White Sox @ New York Yankees
Yankee Stadium, Bronx, NY
Tue Sep 15 1992, 7:05 PM EDT
Att. 13,266 - Sunny - 66 F

AB 36
R 2
H 9
RBI 2
BB 0
SO 1
LOB 13



Batter	1	2	3	4	5	6	7	8	9	AB	R	H	RBI	BB	SO	LOB	TOP					
Bernie Williams, S (1, 8) OBP: 0.347, SLG: 0.404	G4-3		SF8 1-3 2B		L4			K		4	0	1	0	0	1	2	New York Yankees @ Kansas City Royals Royals Stadium, Kansas City, MO Fri Sep 18 1992, 8:05 PM EDT Att: 20,310 - Cloudy - 64 F					
Randy Velarde, R (1, 5) OBP: 0.344, SLG: 0.406			SF8		G5-3			K		3	0	1	1	0	1	2						
Don Mattingly, L (1, 3) OBP: 0.333, SLG: 0.433	F8		P5				F9			4	0	0	0	0	0	3						
Danny Tartabull, R (1, 10) OBP: 0.407, SLG: 0.489	G6-3		K				G6-3			4	0	1	0	0	1	2						
Mel Hall, L (1, 7) OBP: 0.308, SLG: 0.423		K			F9					4	0	0	0	0	1	1						
Gerald Williams, R (1, 9) OBP: 0.426, SLG: 0.571		K			G6-3					4	1	1	0	0	1	0						
Matt Nokes, L (1, 2) Dion James, L (9, PR) OBP: 0.361, SLG: 0.382					G3-1					4	0	2	0	0	0	0						
Andy Stankiewicz, R (1, 6) Kevin Maas, L (9, PH) Mike Gallego, R (9, PR) OBP: 0.345, SLG: 0.374										3	0	1	0	0	0	1						
Pat Kelly, R (1, 4) Roberto Kelly, R (9, PH) OBP: 0.323, SLG: 0.391			E1 2B SF8							3	1	1	0	0	0	1						
Inning Stats	R: 0 E: 0 K: 0 S: 10	H: 1 LOB: 1 BB: 0 P: 13	R: 0 E: 0 K: 2 S: 10	H: 1 LOB: 1 BB: 0 P: 15	R: 1 E: 1 K: 1 S: 10	H: 1 LOB: 1 BB: 0 P: 15	R: 0 E: 0 K: 0 S: 6	H: 0 LOB: 0 BB: 0 P: 8	R: 0 E: 0 K: 0 S: 7	H: 1 LOB: 1 BB: 0 P: 12	R: 0 E: 0 K: 0 S: 7	H: 0 LOB: 0 BB: 0 P: 10	R: 0 E: 0 K: 0 S: 6	H: 0 LOB: 0 BB: 0 P: 8	R: 0 E: 0 K: 2 S: 10	H: 1 LOB: 1 BB: 0 P: 13		R: 1 E: 0 K: 0 S: 11	H: 4 LOB: 2 BB: 0 P: 15	1B: 7 2B: 2 3B: 0 HR: 0	SF: 1 SAC: 0 DP: 1 HBP: 0	WP: 0 PB: 0 SB: 0 CS: 0
PITCHER	IP	WLS	BF	H	R	ER	SO	BB	IBB	HBP	BLK	WP	HR	S	P	ERA	WHIP					
Hipolito Pichardo, R (1, 1) ERA: 3.65	7.0	W	26	4	1	0	3	0	0	0	0	0	0	56	81	0.00	0.571					
Jeff Montgomery, R (9, 1) ERA: 2.08	2.0	S	10	5	1	1	2	0	0	0	0	0	0	21	28	4.50	2.500					

Batter	1	2	3	4	5	6	7	8	9	AB	R	H	RBI	BB	SO	LOB	BOTTOM				
Jim Eisenreich, L (1, 7) OBP: 0.313, SLG: 0.345	F9 G4-3 2B		G6-3		G6-3			G3		4	1	1	0	0	0	0	New York Yankees @ Kansas City Royals Royals Stadium, Kansas City, MO Fri Sep 18 1992, 8:05 PM EDT Att: 20,310 - Cloudy - 64 F				
Keith Miller, R (1, 4) OBP: 0.350, SLG: 0.390	F9		PO BB							3	0	2	0	1	0	1					
George Brett, L (1, 10) OBP: 0.325, SLG: 0.387	G4-3		PO							4	1	1	1	0	0	1					
Gregg Jefferies, S (1, 5) OBP: 0.334, SLG: 0.399	G5-3									3	0	0	0	0	0	1					
Wally Joyner, L (1, 3) OBP: 0.337, SLG: 0.384										3	0	1	0	0	0	0					
Mike Macfarlane, R (1, 2) OBP: 0.312, SLG: 0.429										3	1	2	1	0	0	0					
Kevin Koslofski, L (1, 9) OBP: 0.318, SLG: 0.376										3	0	0	0	0	1	3					
Brian McRae, S (1, 8) OBP: 0.286, SLG: 0.297										3	0	1	1	0	1	2					
David Howard, S (1, 6) OBP: 0.294, SLG: 0.309										3	0	0	0	0	0	0					
Inning Stats	R: 1 E: 0 K: 0 S: 8	H: 1 LOB: 0 BB: 0 P: 11	R: 1 E: 0 K: 0 S: 7	H: 2 LOB: 1 BB: 0 P: 10	R: 0 E: 0 K: 0 S: 3	H: 0 LOB: 0 BB: 1 P: 9	R: 1 E: 0 K: 2 S: 13	H: 3 LOB: 2 BB: 0 P: 23	R: 0 E: 0 K: 0 S: 7	H: 1 LOB: 1 BB: 0 P: 13	R: 0 E: 0 K: 0 S: 5	H: 0 LOB: 0 BB: 0 P: 7	R: 0 E: 0 K: 0 S: 10	H: 0 LOB: 0 BB: 0 P: 17	R: 0 E: 0 K: 0 S: 7	H: 1 LOB: 1 BB: 0 P: 10		1B: 5 2B: 3 3B: 0 HR: 0	SF: 0 SAC: 0 DP: 0 HBP: 0	WP: 0 PB: 0 SB: 0 CS: 0	PA: 31
PITCHER	IP	WLS	BF	H	R	ER	SO	BB	IBB	HBP	BLK	WP	HR	S	P	ERA	WHIP				
Scott Kamieniecki, R (1, 1) ERA: 4.35	8.0	L	30	8	3	3	2	1	0	0	0	0	0	60	100	3.38	1.125				

Batter	1	2	3	4	5	6	7	8	9	AB	R	H	RBI	BB	SO	LOB	TOP								
Bernie Williams, S (1, 8) OBP: 0.350, SLG: 0.411	2-2 CS 1B		1-1 P3			0-0 F8		1-0 1B 2B		4	1	2	0	0	0	0	New York Yankees @ Kansas City Royals Royals Stadium, Kansas City, MO Sat Sep 19 1992, 8:05 PM EDT Att: 23,903 - Cloudy - 66 F								
Randy Velarde, R (1, 6) OBP: 0.346, SLG: 0.407	1-2 SAFE G4-3		0-0 F8			0-1 1B		3-1 1B 1B		4	1	2	1	0	0	1									
Don Mattingly, L (1, 3) OBP: 0.332, SLG: 0.431	3-1 F8		3-2 F9			2-1 F9		1-2 1B 1B		4	0	1	0	0	0	1									
Danny Tartabull, R (1, 10) OBP: 0.408, SLG: 0.489		2-2 WP BB 1B				3-2 G2-3		2-2 1B 1B		4	1	2	1	0	0	1									
Roberto Kelly, R (1, 7) OBP: 0.320, SLG: 0.388		2-3 K				0-3 K		0-1 L3		4	0	0	0	0	2	3									
Mike Stanley, R (1, 2) OBP: 0.376, SLG: 0.453		4-0 1B WP				2-0 L8				1	1	0	0	1	1	0									
Jim Levritz, R (7, PH) OBP: 0.337, SLG: 0.441		1-2 WP BB								1	0	0	0	0	0	0									
Matt Nokes, L (9, PH) OBP: 0.282, SLG: 0.398										1	0	0	0	0	0	0									
Gerald Williams, R (1, 9) OBP: 0.400, SLG: 0.500		1-1 WP 1B				2-0 G5-3		1-0 F8		3	0	1	1	0	0	0									
Mel Hall, L (9, PH) OBP: 0.307, SLG: 0.422		1-3 2-H 1B								1	0	0	0	0	0	0									
Charlie Hayes, R (1, 5) OBP: 0.290, SLG: 0.390		4-2 SAFE 1B SAFE G6-4-3 BB				0-0 F9		0-0 F9		3	0	0	0	1	1	0									
Mike Gallego, R (1, 4) OBP: 0.342, SLG: 0.366		0-1 G6-4-3				2-0 F7		1-2 G6-3		3	0	0	0	0	0	2									
Inning Stats	R: 0 E: 0 K: 0 S: 8	H: 1 LOB: 0 BB: 0 P: 14	R: 2 E: 0 K: 1 S: 12	H: 2 LOB: 1 BB: 2 P: 25	R: 0 E: 0 K: 0 S: 7	H: 0 LOB: 0 BB: 0 P: 11	R: 0 E: 0 K: 1 S: 8	H: 0 LOB: 0 BB: 0 P: 16	R: 0 E: 0 K: 0 S: 3	H: 0 LOB: 0 BB: 0 P: 7	R: 0 E: 0 K: 0 S: 9	H: 1 LOB: 1 BB: 0 P: 14	R: 0 E: 0 K: 1 S: 5	H: 0 LOB: 0 BB: 0 P: 8	R: 2 E: 0 K: 0 S: 16	H: 4 LOB: 2 BB: 0 P: 24	R: 0 E: 0 K: 1 S: 9	H: 0 LOB: 0 BB: 0 P: 14	1B: 7 2B: 1 3B: 0 HR: 0	SF: 0 SAC: 0 DP: 1 HBP: 0	WP: 2 PB: 0 SB: 0 CS: 1	PA: 35			
PITCHER	IP	WLS	BF	H	R	ER	SO	BB	IBB	HBP	BLK	WP	HR	S	P	ERA	WHIP								
Dennis Rasmussen, L (1, 1) ERA: 4.58	7.2	W	29	6	4	4	3	2	0	0	0	2	0	59	107	4.70	1.043								
Mike Magnante, L (8, 1) ERA: 5.04	0.0		1	1	0	0	0	0	0	0	0	0	0	3	4	∞	∞								
Rusty Meacham, R (8, 1) ERA: 2.55	0.1		2	1	0	0	0	0	0	0	0	0	0	6	8	0.00	3.000								
Jeff Montgomery, R (9, 1) ERA: 2.05	1.0	S	3	0	0	0	1	0	0	0	0	0	0	9	14	0.00	0.000								

Batter	1	2	3	4	5	6	7	8	9	AB	R	H	RBI	BB	SO	LOB	BOTTOM								
Jim Eisenreich, L (1, 7) OBP: 0.315, SLG: 0.344	4-1 3B BB		0-0 G6-4-3 1B			1-3 K2-3		2-1 FC3-2 1B		3	2	1	0	1	1	2	New York Yankees @ Kansas City Royals Royals Stadium, Kansas City, MO Sat Sep 19 1992, 8:05 PM EDT Att: 23,903 - Cloudy - 66 F								
Keith Miller, R (1, 4) OBP: 0.352, SLG: 0.391	1-2 SAFE P6		1-0 G6-4-3			3-0 2B 1B		1-1 WP 1B		4	0	2	2	0	0	2									
George Brett, L (1, 10) OBP: 0.327, SLG: 0.393	1-2 1-H SF8 3B					0-1 F8		1-0 K2-3		4	1	2	1	0	1	1									
Gregg Jefferies, S (1, 5) OBP: 0.335, SLG: 0.400	1-1 SF8					3-1 FC6-4 1B		0-2 G3-1		3	0	2	1	0	0	2									
Wally Joyner, L (1, 3) OBP: 0.334, SLG: 0.382	2-0 L3					1-0 F9		0-0 P4		4	0	0	0	0	0	2									
Mike Macfarlane, R (1, 2) OBP: 0.311, SLG: 0.427		1-3 K				1-0 FC6-4		1-3 K		4	1	1	0	0	2	1									
Kevin Koslofski, L (1, 9) OBP: 0.325, SLG: 0.381		1-1 P6				0-1 E 1B		1-3 K		4	2	2	0	0	1	0									
Brian McRae, S (1, 8) OBP: 0.290, SLG: 0.307		3-1 G4-3				0-1 E9 1B 2B		0-0 E1 SH2-3 FC3-2 1B		4	1	3	3	0	0	0									
David Howard, S (1, 6) OBP: 0.290, SLG: 0.305						1-3 K		0-1 SH2-3		3	0	0	0	0	2	2									
Inning Stats	R: 2 E: 0 K: 0 S: 12	H: 1 LOB: 1 BB: 1 P: 21	R: 0 E: 0 K: 1 S: 7	H: 0 LOB: 0 BB: 0 P: 12	R: 0 E: 0 K: 1 S: 5	H: 1 LOB: 0 BB: 0 P: 7	R: 0 E: 0 K: 0 S: 7	H: 1 LOB: 1 BB: 0 P: 11	R: 2 E: 1 K: 2 S: 15	H: 4 LOB: 2 BB: 0 P: 21	R: 0 E: 0 K: 2 S: 7	H: 0 LOB: 0 BB: 0 P: 9	R: 1 E: 1 K: 1 S: 10	H: 2 LOB: 1 BB: 0 P: 15	R: 2 E: 0 K: 0 S: 14	H: 4 LOB: 1 BB: 0 P: 23		1B: 9 2B: 2 3B: 2 HR: 0	SF: 1 SAC: 1 DP: 1 HBP: 0	WP: 2 PB: 0 SB: 0 CS: 1	PA: 36				
PITCHER	IP	WLS	BF	H	R	ER	SO	BB	IBB	HBP	BLK	WP	HR	S	P	ERA	WHIP								
Melido Perez, R (1, 1) ERA: 2.89	30	L	30	9	5	5	7	1	0	0	0	0	0	63	96	6.43	1.429								
Jerry Nielsen, L (8, 1) ERA: 3.6	0.2		4	3	2	2	0	0	0	0	0	0	0	8	15	27.00	4.500								
Russ Springer, R (8, 1) ERA: 7.5	0.1		2	1	0	0	0	0	0	0	0	0	0	6	8	0.00	3.000								

AB 33
R 4
H 8
RBI 3
BB 2
SO 4
LOB 8



AB 33
R 7
H 13
RBI 7
BB 1
SO 7
LOB 12



Batter	1	2	3	4	5	6	7	8	9	10	11	12	AB	R	H	RBI	BB	SO	LOB	TOP								
Tony Phillips, S (1.8) OBP: 0.382, SLG: 0.399 Mike Henneman, R (9.1)	1-1 2B		1-0 G3		4-0 HR		0-2 G4-3		1-0 HBP			2-2 F7	3 2 1 0 1 0 0															
Chad Kreuter, S (12. PH) OBP: 0.304, SLG: 0.324 Scott Aldred, L (12.1)												2-1 FC4-6	0 0 0 0 0 0 0															
John Kiely, R (12.1)												1-2 F9	1 0 0 0 0 0 1															
Lou Whitaker, L (1.4) OBP: 0.396, SLG: 0.480	2-2 F9 2B		2-2 1B		2-2 HR		2-2 F9		1-2 G3			2-1 FC4-6	0 0 0 0 0 0 0															
Travis Fryman, R (1.6) OBP: 0.318, SLG: 0.427	0-1 F9		2-1 F8		1-1 P2		0-1 G5-3					2-2 F9	6 1 3 3 0 0 2															
Cecil Fielder, R (1.10) OBP: 0.326, SLG: 0.457	2-3 K											1-2 F9	0 0 0 0 0 0 3															
Mickey Tettleton, S (1.2) OBP: 0.372, SLG: 0.455	0-3 K												4 0 0 0 1 2 1															
Rob Deer, R (1.9) OBP: 0.328, SLG: 0.533		0-1 F7		1-2 P4		0-0 L7		2-2 F8					4 0 0 0 1 2 2															
Dave Bergman, L (1.3) OBP: 0.295, SLG: 0.256 Dan Gladden, R (9. PH) OBP: 0.307, SLG: 0.362		0-3 K		4-1 BB		0-1 P5		2-2 F8 2B				2-2 F9	2 0 0 0 1 1 0															
Mark Carreon, R (1.7) OBP: 0.274, SLG: 0.354		1-0 P6		3-3 K		2-1 P6						1-0 F8	2 1 1 0 0 0 0															
Scott Livingstone, L (1.5) OBP: 0.315, SLG: 0.364			0-0 F8		1-2 F9		1-2 HR		3-2 SF9			1-0 FC4-6 1B	5 0 0 0 0 0 1															
Inning Stats	R: 1 E: 0 K: 2 S: 14	H: 2 LOB: 1 BB: 0 P: 19	R: 0 E: 0 K: 1 S: 6	H: 0 LOB: 0 BB: 7	R: 0 E: 0 K: 0 S: 8	H: 1 LOB: 1 BB: 0 P: 13	R: 0 E: 0 K: 1 S: 13	H: 0 LOB: 0 BB: 2 P: 25	R: 2 E: 0 K: 1 S: 12	H: 1 LOB: 1 BB: 2 P: 27	R: 0 E: 0 K: 0 S: 5	H: 0 LOB: 0 BB: 0 P: 7	R: 1 E: 0 K: 0 S: 12	H: 1 LOB: 0 BB: 0 P: 15	R: 0 E: 0 K: 1 S: 10	H: 0 LOB: 0 BB: 0 P: 16	R: 1 E: 0 K: 0 S: 15	H: 1 LOB: 1 BB: 0 P: 24	R: 0 E: 0 K: 0 S: 7	H: 0 LOB: 0 BB: 0 P: 12	R: 0 E: 0 K: 0 S: 7	H: 0 LOB: 0 BB: 0 P: 11	R: 0 E: 0 K: 0 S: 11	H: 1 LOB: 1 BB: 0 P: 18	1B: 2 2B: 3 3B: 0 HR: 2	SF: 1 SAC: 0 DP: 0 HBP: 1	WP: 0 PB: 0 SB: 1 CS: 0	PA: 48
PITCHER	IP WLS BF H R ER SO BB IBB HBP BLK WP HR S P ERA WHIP	IP WLS BF H R ER SO BB IBB HBP BLK WP HR S P ERA WHIP	Steve Farr, R (12.1) ERA: 1.69																									

Detroit Tigers @ New York Yankees
Yankee Stadium, Bronx, NY
Tue Sep 22 1992, 3:33 AM EDT
Cloudy - 71 F

AB 42
R 5
H 7
RBI 5
BB 4
SO 6
LOB 13



Batter	1	2	3	4	5	6	7	8	9	10	11	12	AB	R	H	RBI	BB	SO	LOB	BOTTOM								
Bernie Williams, S (1.8) OBP: 0.347, SLG: 0.415	1-3 K	1-1 SH5-4		1-0 G4-3			0-3 K		0-0 G1-3 2B		1-2 G3-1		5 0 1 1 0 2 0															
Randy Velarde, R (1.6) OBP: 0.347, SLG: 0.405	3-2 BB 1B	3-2 SF8			0-1 G5-3		3-1 G4-3		2-0 G1-3		4-2 BB		4 1 1 1 1 0 2															
Don Mattingly, L (1.3) OBP: 0.333, SLG: 0.430	0-1 1B BB	1-0 G4-3			1-0 P6		2-3 K		4-0 IBB		1-0 L9		5 1 1 0 1 1 2															
Danny Tartabull, R (1.9) OBP: 0.407, SLG: 0.495 Gerald Williams, R (12. PR) OBP: 0.400, SLG: 0.500	4-0 SF8 BB			3-1 G5-3		0-0 G5-3		0-1 WP G2-3 1B		0-0 F8		1-1 SH5-4 2B	5 0 2 0 1 0 2															
Mel Hall, L (1.7) OBP: 0.309, SLG: 0.426	0-0 1B			1-0 F8		0-0 P5		3-2 G2-3		3-2 F7		4-0 SH5-4 IBB	5 0 1 1 1 0 1															
Kevin Maas, L (1.10) OBP: 0.365, SLG: 0.409 Jim Leyritz, R (8. PH) OBP: 0.337, SLG: 0.441 J.T. Snow, L (8. PH) Andy Stankiewicz, R (12. PH) OBP: 0.339, SLG: 0.351	2-2 SF8			3-2 1B		3-0 G4-3		4-0 WP IBB		3-3 K		0-1 SH5-4	2 0 1 1 0 0 0															
Mike Stanley, R (1.2) OBP: 0.370, SLG: 0.442 Matt Nokes, L (10. PH) OBP: 0.250, SLG: 0.405	3-2 F9			1-0 F8		2-1 G5-3		3-3 K		2-2 1B		4-0 IBB	4 0 0 0 0 1 5															
Charlie Hayes, R (1.5) OBP: 0.298, SLG: 0.406 Pat Kelly, R (9. PR) OBP: 0.300, SLG: 0.377 (10.4) Roberto Kelly, R (12. PH) OBP: 0.321, SLG: 0.391		1-0 SH5-4 1B		1-3 K		2-0 HR		1-1 SH3 2B		2-2 P2		1-2 SF7	4 2 3 1 0 1 0															
Mike Gallego, R (1.4) OBP: 0.341, SLG: 0.364 (10.6)		0-2 SH5-4 1B		1-3 K		0-0 P5		0-0 SH3		1-2 G6-3		3-1 K	4 0 1 0 0 1 0															
Inning Stats	R: 2 E: 1 K: 0 S: 17	H: 3 LOB: 2 BB: 1 P: 30	R: 1 E: 0 K: 0 S: 10	H: 2 LOB: 1 BB: 0 P: 16	R: 0 E: 0 K: 0 S: 7	H: 1 LOB: 1 BB: 0 P: 16	R: 0 E: 0 K: 2 S: 7	H: 0 LOB: 0 BB: 0 P: 10	R: 0 E: 0 K: 0 S: 4	H: 0 LOB: 0 BB: 0 P: 5	R: 0 E: 0 K: 0 S: 9	H: 0 LOB: 0 BB: 0 P: 9	R: 1 E: 0 K: 1 S: 17	H: 1 LOB: 0 BB: 0 P: 12	R: 0 E: 0 K: 0 S: 13	H: 1 LOB: 2 BB: 1 P: 25	R: 1 E: 0 K: 0 S: 6	H: 2 LOB: 2 BB: 1 P: 13	R: 0 E: 0 K: 0 S: 13	H: 1 LOB: 1 BB: 0 P: 23	R: 0 E: 0 K: 0 S: 7	H: 0 LOB: 1 BB: 1 P: 19	R: 1 E: 0 K: 0 S: 7	H: 1 LOB: 2 BB: 2 P: 17	1B: 9 2B: 2 3B: 0 HR: 1	SF: 3 SAC: 3 DP: 0 HBP: 0	WP: 1 PB: 0 SB: 0 CS: 0	PA: 53
PITCHER	IP WLS BF H R ER SO BB IBB HBP BLK WP HR S P ERA WHIP	IP WLS BF H R ER SO BB IBB HBP BLK WP HR S P ERA WHIP	John Kiely, R (12.1) ERA: 2.24																									

Detroit Tigers @ New York Yankees
Yankee Stadium, Bronx, NY
Tue Sep 22 1992, 3:33 AM EDT
Cloudy - 71 F

AB 41
R 6
H 12
RBI 6
BB 6
SO 7
LOB 13



Batter	1	2	3	4	5	6	7	8	9	AB	R	H	RBI	BB	SO	LOB	TOP					
Tony Phillips, S (1, 4) OBP: 0.390, SLG: 0.397	G4-3		E6		G4-3				G4-6-3	5	1	1	0	0	0	3						
Lou Whitaker, L (1, 10) OBP: 0.395, SLG: 0.478	F9		E1		F9					4	1	1	1	0	0	3						
Travis Fryman, R (1, 6) OBP: 0.316, SLG: 0.426	F9		1B		K					4	0	1	0	0	1	1						
Cecil Fielder, R (1, 3) OBP: 0.327, SLG: 0.457		FC6-4	FC6-4					F9		4	1	2	1	0	0	1						
Rob Deer, R (1, 9) OBP: 0.328, SLG: 0.533	F8		G5-4-3							4	0	1	0	0	1	3						
Dan Gladden, R (1, 8) OBP: 0.304, SLG: 0.359	P4				E6			F8		4	0	0	0	0	0	3						
Mark Carreon, R (1, 7) OBP: 0.273, SLG: 0.362		HR			G6-4-3					4	1	1	2	0	0	1						
Scott Livingstone, L (1, 5) OBP: 0.314, SLG: 0.363					G4-3					3	0	1	0	0	0	0						
Dave Bergman, L (9, PH) OBP: 0.299, SLG: 0.260										1	0	1	0	0	0	0						
Chad Kreuter, S (1, 2) OBP: 0.313, SLG: 0.333	F8									4	0	3	0	0	0	1						
Inning Stats	R: 0 E: 0 K: 0 S: 8	H: 0 LOB: 0 BB: 0 P: 9	R: 2 E: 0 K: 0 S: 12	H: 3 LOB: 1 BB: 0 P: 19	R: 2 E: 2 K: 0 S: 14	H: 2 LOB: 0 BB: 0 P: 23	R: 0 E: 1 K: 0 S: 5	H: 0 LOB: 0 BB: 0 P: 8	R: 0 E: 0 K: 1 S: 7	H: 1 LOB: 1 BB: 0 P: 9	R: 0 E: 0 K: 1 S: 7	H: 1 LOB: 0 BB: 0 P: 7	R: 0 E: 0 K: 0 S: 11	H: 2 LOB: 2 BB: 0 P: 15	R: 0 E: 0 K: 0 S: 8	H: 1 LOB: 1 BB: 0 P: 10	R: 0 E: 0 K: 0 S: 10	H: 2 LOB: 1 BB: 0 P: 15	1B: 10 2B: 1 3B: 0 HR: 1	SF: 0 SAC: 0 DP: 4 HBP: 0	WP: 0 PB: 0 SB: 0 CS: 0	PA: 37
PITCHER	IP	WLS	BF	H	R	ER	SO	BB	IBB	HBP	BLK	WP	HR	S	P	ERA	WHIP					
Scott Sanderson, R (1, 1) ERA: 4.49	4.0		17	5	4	2	0	0	0	0	0	0	1	39	59	4.50	1.250					
John Habyan, R (5, 1) ERA: 3.55	3.0	W	12	4	0	0	2	0	0	0	0	0	0	25	31	0.00	1.333					
Tim Burke, R (8, 1) ERA: 4.15	1.0		4	1	0	0	0	0	0	0	0	0	0	8	10	0.00	1.000					
Steve Farr, R (9, 1) ERA: 1.65	1.0	S	4	2	0	0	0	0	0	0	0	0	0	10	15	0.00	2.000					

Detroit Tigers @ New York Yankees
 Yankee Stadium, Bronx, NY
 Tue Sep 22 1992, 7:05 PM EDT
 Att: 13,001 - Cloudy - 76 F

AB 37
 R 4
 H 12
 RBI 4
 BB 0
 SO 2
 LOB 16



Batter	1	2	3	4	5	6	7	8	9	AB	R	H	RBI	BB	SO	LOB	BOTTOM					
Bernie Williams, S (1, 8) OBP: 0.353, SLG: 0.424	1B	1B		G1-4-3		F7		CS		5	1	3	1	0	0	1						
Roberto Kelly, R (1, 7) OBP: 0.323, SLG: 0.392	2B	1B		G6-3		F9		1B		4	0	2	1	1	0	1						
Don Mattingly, L (1, 10) OBP: 0.332, SLG: 0.427	F9			P6			HR			4	1	0	0	1	1	5						
Matt Nokes, L (1, 2) OBP: 0.294, SLG: 0.427		F9				HR		G3		5	2	3	4	0	0	3						
J.T. Snow, L (1, 3) OBP: 0.286, SLG: 0.357	L5			BB		HR				2	0	0	0	2	1	2						
Gerald Williams, R (1, 9) OBP: 0.286, SLG: 0.357	G4-3		L9		F9		G6-3			4	0	0	0	0	0	4						
Hensley Meulens, R (1, 5) OBP: 0.500, SLG: 1.333		P4		BB		G6-4-3		HR		3	1	1	1	1	0	1						
Dave Silvestri, R (1, 6) OBP: 0.364, SLG: 0.727		1B				F9		1B		4	1	2	0	0	1	2						
Andy Stankiewicz, R (1, 4) OBP: 0.341, SLG: 0.351		1B			F9		F9			3	1	1	0	1	0	3						
Inning Stats	R: 1 E: 0 K: 0 S: 16	H: 3 LOB: 2 BB: 0 P: 24	R: 2 E: 0 K: 1 S: 20	H: 3 LOB: 2 BB: 1 P: 29	R: 0 E: 0 K: 1 S: 11	H: 0 LOB: 2 BB: 2 P: 21	R: 0 E: 0 K: 0 S: 6	H: 0 LOB: 0 BB: 0 P: 6	R: 1 E: 0 K: 0 S: 6	H: 1 LOB: 0 BB: 1 P: 10	R: 0 E: 0 K: 0 S: 8	H: 1 LOB: 1 BB: 0 P: 12	R: 3 E: 0 K: 1 S: 11	H: 3 LOB: 1 BB: 1 P: 19	R: 0 E: 0 K: 0 S: 5	H: 1 LOB: 1 BB: 1 P: 11	R: 0 E: 0 K: 0 S: 10	H: 1 LOB: 1 BB: 1 P: 11	1B: 6 2B: 2 3B: 1 HR: 3	SF: 0 SAC: 0 DP: 1 HBP: 0	WP: 0 PB: 0 SB: 1 CS: 1	PA: 40
PITCHER	IP	WLS	BF	H	R	ER	SO	BB	IBB	HBP	BLK	WP	HR	S	P	ERA	WHIP					
Eric King, R (1, 1) ERA: 5.81	6.0	L	31	9	6	6	2	5	0	0	0	0	2	68	108	9.00	2.333					
Les Lancaster, R (7, 1) ERA: 6.24	2.0		9	3	1	1	1	1	0	0	0	0	1	15	24	4.50	2.000					

Detroit Tigers @ New York Yankees
 Yankee Stadium, Bronx, NY
 Tue Sep 22 1992, 7:05 PM EDT
 Att: 13,001 - Cloudy - 76 F

AB 34
 R 7
 H 12
 RBI 7
 BB 6
 SO 3
 LOB 22



Batter	1	2	3	4	5	6	7	8	9	AB	R	H	RBI	BB	SO	LOB	TOP								
Tony Phillips, S OBP: 0.392, SLG: 0.397 (1, 8)										4	0	1	0	1	0	1	Detroit Tigers @ New York Yankees Yankee Stadium, Bronx, NY Thu Sep 24 1992, 7:05 PM EDT Att. 12,415 - Sunny - 57 F								
Lou Whitaker, L OBP: 0.391, SLG: 0.472 (1, 4)										5	0	0	0	0	2	2									
Travis Fryman, R OBP: 0.319, SLG: 0.427 (1, 6)										3	1	2	0	1	0	0									
Cecil Fielder, R OBP: 0.327, SLG: 0.454 (1, 3)										4	0	0	0	0	2	4									
Mickey Tettleton, S OBP: 0.375, SLG: 0.463 (1, 10)										4	0	2	0	0	1	3									
Rob Deer, R OBP: 0.333, SLG: 0.540 (1, 9)										3	0	1	1	1	1	1									
Mark Carreon, R OBP: 0.278, SLG: 0.360 (1, 7)										3	0	0	0	1	0	2									
Chad Kreuter, S OBP: 0.314, SLG: 0.332 (1, 2)										2	0	0	0	2	0	3									
Skeeter Barnes, R OBP: 0.311, SLG: 0.387 (1, 5)										4	0	0	0	0	0	2									
Inning Stats	R: 0 E: 1 K: 1 S: 15	H: 1 LOB: 2 BB: 1 P: 25	R: 0 E: 0 K: 1 S: 8	H: 0 LOB: 1 BB: 1 P: 17	R: 0 E: 0 K: 1 S: 7	H: 0 LOB: 0 BB: 0 P: 9	R: 0 E: 0 K: 0 S: 7	H: 1 LOB: 2 BB: 2 P: 19	R: 0 E: 0 K: 0 S: 5	H: 0 LOB: 0 BB: 0 P: 9	R: 0 E: 0 K: 2 S: 10	H: 1 LOB: 1 BB: 0 P: 16	R: 0 E: 0 K: 0 S: 5	H: 0 LOB: 1 BB: 1 P: 10	R: 1 E: 0 K: 0 S: 12	H: 3 LOB: 2 BB: 0 P: 24	R: 0 E: 0 K: 1 S: 10	H: 0 LOB: 1 BB: 1 P: 18	1B: 5 2B: 1 3B: 0 HR: 0	SF: 0 SAC: 0 DP: 1 HBP: 0	WP: 0 PB: 0 SB: 2 CS: 0	PA: 38			
PITCHER	IP	WLS	BF	H	R	ER	SO	BB	IBB	HBP	BLK	WP	HR	S	P	ERA	WHIP								
Scott Kamieniecki, R ERA: 4.2 (1, 1)	8.0	W	34	6	1	1	5	5	0	0	0	0	0	69	129	1.12	1.375								
Curt Young, L ERA: 4.22 (9, 1)	1.0		4	0	0	0	1	1	0	0	0	0	0	10	18	0.00	1.000								

Batter	1	2	3	4	5	6	7	8	9	AB	R	H	RBI	BB	SO	LOB	BOTTOM								
Bernie Williams, S OBP: 0.359, SLG: 0.431 (1, 8)										4	3	3	1	1	0	0	Detroit Tigers @ New York Yankees Yankee Stadium, Bronx, NY Thu Sep 24 1992, 7:05 PM EDT Att. 12,415 - Sunny - 57 F								
Randy Velarde, R OBP: 0.345, SLG: 0.409 (1, 6)										4	1	0	0	0	3	5									
Don Mattingly, L OBP: 0.333, SLG: 0.430 J.T. Snow, L (9, 3)										4	2	2	3	1	0	2									
Danny Tartabull, R OBP: 0.408, SLG: 0.491 (1, 10)										4	1	1	1	1	2	3									
Roberto Kelly, R OBP: 0.320, SLG: 0.387 (1, 7)										5	0	0	0	0	2	5									
Mike Stanley, R OBP: 0.372, SLG: 0.436 (1, 2)									2	0	0	1	2	1	0										
Charlie Hayes, R OBP: 0.300, SLG: 0.411 (1, 5)									3	0	1	2	1	0	1										
Gerald Williams, R OBP: 0.278, SLG: 0.500 (1, 9)									4	1	1	1	0	1	5										
Pat Kelly, R OBP: 0.301, SLG: 0.374 Andy Stankiewicz, R OBP: 0.342, SLG: 0.382 (8, 4)										2	1	0	0	1	1	3									
Inning Stats	R: 3 E: 0 K: 2 S: 12	H: 2 LOB: 0 BB: 0 P: 21	R: 0 E: 0 K: 1 S: 7	H: 0 LOB: 1 BB: 1 P: 14	R: 1 E: 1 K: 2 S: 11	H: 0 LOB: 0 BB: 0 P: 20	R: 0 E: 0 K: 1 S: 11	H: 0 LOB: 1 BB: 1 P: 21	R: 0 E: 0 K: 1 S: 7	H: 0 LOB: 0 BB: 0 P: 9	R: 5 E: 0 K: 2 S: 19	H: 3 LOB: 4 BB: 4 P: 40	R: 1 E: 0 K: 0 S: 10	H: 2 LOB: 2 BB: 1 P: 19	1B: 6 2B: 2 3B: 1 HR: 1	SF: 0 SAC: 0 DP: 2 HBP: 1	WP: 1 PB: 0 SB: 2 CS: 0	PA: 41							
PITCHER	IP	WLS	BF	H	R	ER	SO	BB	IBB	HBP	BLK	WP	HR	S	P	ERA	WHIP								
Frank Tanana, L ERA: 4.19 (1, 1)	6.0	L	28	6	7	5	8	3	0	1	0	0	0	61	107	7.50	1.500								
Les Lancaster, R ERA: 6.41 (7, 1)	2.0		13	3	3	3	2	3	1	0	0	0	0	24	48	13.50	3.000								

Batter	1	2	3	4	5	6	7	8	9	AB	R	H	RBI	BB	SO	LOB	TOP			
Devon White, S (1, 8) OBP: 0.297, SLG: 0.383	1-1 F7	0-1 FC4			2-0 F8		1-2 G4-3		3-3 K	5	0	0	0	0	1	5				
Derek Bell, R (1, 9) OBP: 0.314, SLG: 0.351	1-1 G6-3		3-3 K			1-1 1B		0-1 1B		4	0	2	0	0	1	0				
Roberto Alomar, S (1, 4) OBP: 0.405, SLG: 0.423	0-3 K		3-2 F8			1-2 F8		0-0 P2		4	0	0	0	0	1	2				
Dave Winfield, R (1, 10) OBP: 0.376, SLG: 0.498		0-3 K	3-2 F8			2-3 K		3-3 K		4	0	0	0	0	3	2				
John Olerud, L (1, 3) OBP: 0.377, SLG: 0.458		2-1 1B		1-3 K		4-0 IBB		4-0 IBB		2	1	1	0	2	1	0				
Candy Maldonado, R (1, 7) OBP: 0.350, SLG: 0.458	1-1 F9		3-3 K			2-0 G4-3		1-3 K		4	0	0	0	0	2	5				
Kelly Gruber, R (1, 5) OBP: 0.277, SLG: 0.362	0-0 1B		0-3 K2-3				0-0 G2-3		0-1 CS	4	1	2	0	0	1	0				
Pat Borders, R (1, 2) OBP: 0.294, SLG: 0.387	1-0 1B			3-3 K		2-1 1B		0-0 F8		4	1	2	2	0	1	1				
Alfredo Griffin, S (1, 6) OBP: 0.271, SLG: 0.281	0-0 1B			1-0 P4		1-2 G4-3		4-1 BB		3	0	2	1	1	0	0				
Inning Stats	R: 0 E: 0 K: 1 S: 7	H: 0 LOB: 0 BB: 0 P: 9	R: 2 E: 0 K: 1 S: 12	H: 4 LOB: 2 BB: 0 P: 16	R: 0 E: 0 K: 1 S: 11	H: 0 LOB: 0 BB: 0 P: 20	R: 0 E: 0 K: 3 S: 12	H: 0 LOB: 0 BB: 0 P: 16	R: 0 E: 0 K: 1 S: 5	H: 1 LOB: 2 BB: 1 P: 22	R: 1 E: 0 K: 0 S: 10	H: 2 LOB: 0 BB: 0 P: 14	R: 0 E: 1 K: 2 S: 9	H: 1 LOB: 2 BB: 1 P: 17	R: 0 E: 0 K: 1 S: 9	H: 1 LOB: 2 BB: 1 P: 16	1B: 8 2B: 2 3B: 0 HR: 0	SF: 0 SAC: 0 DP: 1 HBP: 0	WP: 0 PB: 0 CS: 1	PA: 37
PITCHER Melido Perez, R (1, 1) ERA: 2.89	IP: 9.0 WLS: L BF: 37 H: 9 R: 3 ER: 3 SO: 11 BB: 1 IBB: 2 HBP: 0 BLK: 0 WP: 0 HR: 0 S: 84 P: 141 ERA: 3.00 WHIP: 1.111															PITCHER				

Toronto Blue Jays @ New York Yankees
Yankee Stadium, Bronx, NY
Fri Sep 25 1992, 7:05 PM EDT
Att: 18,124 - Cloudy - 61 F

AB	34
R	3
H	9
RBI	3
BB	3
SO	11
LOB	15



Batter	1	2	3	4	5	6	7	8	9	AB	R	H	RBI	BB	SO	LOB	BOTTOM					
Bernie Williams, S (1, 8) OBP: 0.397, SLG: 0.428	0-3 K		1-1 G4-3			1-2 1B	2-3 K			4	1	1	0	0	2	2						
Roberto Kelly, R (1, 7) OBP: 0.321, SLG: 0.387	0-2 1B		4-1 FC6-4			2-2 L8		0-0 P3		3	0	1	0	1	0	1						
Don Mattingly, L (1, 3) OBP: 0.333, SLG: 0.428	2-2 L9-3		0-0 P6			2-0 1B		0-1 F9		4	0	1	1	0	0	2						
Danny Tartabull, R (1, 10) OBP: 0.404, SLG: 0.486		0-0 G4-3		1-2 FC6-4		3-3 K		0-0 E5		4	0	0	0	0	1	2						
Mel Hall, L (1, 9) OBP: 0.310, SLG: 0.423		4-1 BB		2-1 F9		4-0 1B		1-2 P5		2	0	0	0	2	0	2						
Randy Velarde, R (1, 6) OBP: 0.346, SLG: 0.405		2-3 K			2-3 K	1-3 K			3-2 F9	4	0	0	0	0	3	3						
Mike Stanley, R (1, 2) OBP: 0.372, SLG: 0.431					4-0 BB		0-0 F8		1-1 F8	2	0	0	0	1	0	1						
Matt Nokes, L (9, PH) OBP: 0.295, SLG: 0.430										1	0	0	0	0	0	0						
Charlie Hayes, R (1, 5) OBP: 0.297, SLG: 0.407			2-3 K		1-1 F7		1-0 E6		2-3 K	4	0	0	0	0	2	1						
Mike Gallego, R (1, 4) OBP: 0.335, SLG: 0.356			0-3 K		1-3 K		3-2 1B			3	0	1	0	0	2	1						
Inning Stats	R: 0 E: 0 K: 1 S: 11	H: 1 LOB: 0 BB: 0 P: 13	R: 0 E: 0 K: 1 S: 7	H: 0 LOB: 1 BB: 1 P: 13	R: 0 E: 0 K: 2 S: 9	H: 0 LOB: 0 BB: 0 P: 12	R: 0 E: 0 K: 0 S: 7	H: 0 LOB: 1 BB: 1 P: 15	R: 0 E: 0 K: 2 S: 9	H: 0 LOB: 1 BB: 1 P: 17	R: 1 E: 0 K: 1 S: 15	H: 2 LOB: 2 BB: 1 P: 28	R: 0 E: 1 K: 0 S: 8	H: 1 LOB: 2 BB: 0 P: 14	R: 0 E: 0 K: 0 S: 7	H: 0 LOB: 0 BB: 0 P: 8	R: 0 E: 0 K: 1 S: 8	H: 0 LOB: 0 BB: 0 P: 14	1B: 4 2B: 2 3B: 0 HR: 0	SF: 0 SAC: 0 DP: 2 HBP: 0	WP: 1 PB: 0 CS: 1	PA: 35
PITCHER David Cone, R (1, 1) ERA: 2.93	IP: 7.0 WLS: W BF: 28 H: 4 R: 1 ER: 1 SO: 9 BB: 4 IBB: 0 HBP: 0 BLK: 0 WP: 1 HR: 0 S: 66 P: 112 ERA: 1.29 WHIP: 1.143															PITCHER						
Duane Ward, R (8, 1) ERA: 2.05	1.0 S																					
Tom Henke, R (9, 1) ERA: 1.9	1.0 S																					

Toronto Blue Jays @ New York Yankees
Yankee Stadium, Bronx, NY
Fri Sep 25 1992, 7:05 PM EDT
Att: 18,124 - Cloudy - 61 F

AB	31
R	1
H	4
RBI	1
BB	4
SO	10
LOB	15



Batter	1	2	3	4	5	6	7	8	9	AB	R	H	RBI	BB	SO	LOB	TOP			
Devon White, S OBP: 0.297, SLG: 0.382 (1, 8)	G3-1 WP 1B		F8			G1-3		G1-3		4	0	1	0	0	0	0	Toronto Blue Jays @ New York Yankees Yankee Stadium, Bronx, NY Sat Sep 26 1992, 3:33 AM EDT Att: 23,438 - Cloudy - 61 F			
Derek Bell, R OBP: 0.318, SLG: 0.361 (1, 9)	K			BB G4-3 1B		2B		F9		4	1	2	0	0	1					
Roberto Alomar, S OBP: 0.404, SLG: 0.423 (1, 4)	G3-1			G4-3 1-2 1B		2B			K	4	0	1	1	0	1					
Dave Winfield, R OBP: 0.376, SLG: 0.496 (1, 10)	L7			BB 2-3		K			K	3	0	0	0	1	2					
John Olerud, L OBP: 0.377, SLG: 0.457 Domingo Martinez, R OBP: 1.000, SLG: 2.500 (7, 3)	G4-3			G3					F8	3	0	1	0	0	0	1				
Joe Carter, R OBP: 0.307, SLG: 0.494 (8, PH)										1	0	0	0	0	0					
Candy Maldonado, R OBP: 0.352, SLG: 0.458 (1, 7)	G4-6-3 HBP									2	0	1	0	0	1					
Kelly Gruber, R OBP: 0.275, SLG: 0.359 (1, 5)	G4-6-3 1-2					F7		FC5-4 1B		3	0	0	0	0	0	3				
Pat Borders, R OBP: 0.292, SLG: 0.385 (1, 2)				F7		P4		G6-3 1-2		3	0	0	0	0	0	2				
Alfredo Griffin, S OBP: 0.267, SLG: 0.277 Turner Ward, S OBP: 0.346, SLG: 0.542 Eddie Zosky, R OBP: 0.333, SLG: 0.800 (8, 6)	G5-3					K		G4-3		2	0	0	0	0	1					
Inning Stats	R: 0 E: 0 K: 1 S: 12	H: 1 LOB: 1 BB: 0 P: 21	R: 0 E: 0 K: 0 S: 4	H: 0 LOB: 0 BB: 0 P: 9	R: 0 E: 0 K: 0 S: 7	H: 0 LOB: 0 BB: 0 P: 9	R: 0 E: 0 K: 0 S: 11	H: 1 LOB: 1 BB: 1 P: 19	R: 0 E: 0 K: 1 S: 6	H: 2 LOB: 1 BB: 0 P: 11	R: 0 E: 0 K: 0 S: 14	H: 2 LOB: 1 BB: 0 P: 22	R: 0 E: 0 K: 0 S: 8	H: 0 LOB: 0 BB: 0 P: 13	R: 0 E: 0 K: 2 S: 10	H: 0 LOB: 0 BB: 0 P: 15	1B: 4 2B: 2 3B: 0 HR: 0	SF: 0 SAC: 0 DP: 2 HBP: 1	WP: 1 PB: 0 SB: 0 CS: 0	PA: 32
PITCHER	IP WLS BF H R ER SO BB IBB HBP BLK WP HR S P ERA WHIP																			
Bob Wickman, R ERA: 4.47 (1, 1)	7.0 W 26 6 1 1 4 1 0 1 0 0 0 0 0 0 1.29 1.000																			
Rich Monteleone, R ERA: 3.18 (8, 1)	1.0 S 3 0 0 0 0 0 0 0 0 0 0 0 0 0 0.00 0.000																			
Steve Farr, R ERA: 1.62 (9, 1)	1.0 S 3 0 0 0 2 0 0 0 0 0 0 0 0 0 0.00 0.000																			

Batter	1	2	3	4	5	6	7	8	9	AB	R	H	RBI	BB	SO	LOB	BOTTOM	
Bernie Williams, S OBP: 0.359, SLG: 0.429 (1, 8)	P5	K2-3			CS 1B					4	0	2	0	0	1	2	Toronto Blue Jays @ New York Yankees Yankee Stadium, Bronx, NY Sat Sep 26 1992, 3:33 AM EDT Att: 23,438 - Cloudy - 61 F	
Mel Hall, L OBP: 0.309, SLG: 0.422 (1, 7)	G3				G4-3 1B			P5		4	0	1	0	0	0	1		
Don Mattingly, L OBP: 0.334, SLG: 0.428 (1, 10)	BB			HR 1B	G4-3 1-2			G6-3		3	1	1	0	1	0	2		
Danny Tartabull, R OBP: 0.405, SLG: 0.492 Mike Stanley, R OBP: 0.372, SLG: 0.431 (9, 2)	BB			HR	P4			L7		3	1	1	2	1	0	1		
Matt Nokes, L OBP: 0.294, SLG: 0.428 Gerald Williams, R OBP: 0.278, SLG: 0.500 (8, 9)	L3			G4-3				FC 1B		4	0	1	0	0	0	2		
Randy Velarde, R OBP: 0.343, SLG: 0.401 (1, 6)	G6-3			G4-3				FC S 1B		4	0	0	0	0	0	1		
J.T. Snow, L (1, 3)	BB BB				F8			K		2	0	0	0	2	1	2		
Charlie Hayes, R OBP: 0.297, SLG: 0.406 (1, 5)	BB 1B			P5				K		4	0	1	0	0	2	3		
Mike Gallego, R OBP: 0.329, SLG: 0.349 (1, 4)	P4			L7				G5-3		3	0	0	0	0	0	2		
Inning Stats	R: 0 E: 0 K: 0 S: 10	H: 0 LOB: 2 BB: 2 P: 22	R: 0 E: 0 K: 1 S: 13	H: 1 LOB: 2 BB: 1 P: 24	R: 2 E: 0 K: 0 S: 12	H: 2 LOB: 0 BB: 0 P: 17	R: 0 E: 0 K: 0 S: 6	H: 0 LOB: 0 BB: 0 P: 12	R: 0 E: 0 K: 1 S: 9	H: 2 LOB: 1 BB: 1 P: 15	R: 0 E: 0 K: 0 S: 10	H: 1 LOB: 1 BB: 0 P: 14	R: 0 E: 1 K: 2 S: 11	H: 1 LOB: 2 BB: 0 P: 18	1B: 6 2B: 0 3B: 0 HR: 1	SF: 0 SAC: 0 DP: 0 HBP: 0		WP: 0 PB: 0 SB: 1 CS: 1
PITCHER	IP WLS BF H R ER SO BB IBB HBP BLK WP HR S P ERA WHIP																	
Juan Guzman, R ERA: 2.76 (1, 1)	6.0 L 26 2 0 2 2 4 0 0 0 0 0 0 0 0 3.00 1.500																	
Mark Eichhorn, R ERA: 3.05 (7, 1)	1.1 7 2 0 0 0 0 0 0 0 0 0 0 0 0.00 1.500																	
David Wells, L ERA: 5.4 (8, 1)	0.1 1 0 0 0 1 0 0 0 0 0 0 0 0 0.00 0.000																	
Mike Timlin, R ERA: 4.22 (8, 1)	0.1 1 0 0 0 1 0 0 0 0 0 0 0 0 0.00 0.000																	

Batter	1	2	3	4	5	6	7	8	9	AB	R	H	RBI	BB	SO	LOB	TOP					
Devon White, S (1,8) OBP: 0.299, SLG: 0.384 Derek Bell, R (8,8) OBP: 0.322, SLG: 0.365	2-2 1B 3B 1B	2-0 BB 1B	0-2 1B 1B		1-2 F7		0-0 F8		0-0 2B 1B	5	3	3	0	0	0	1						
Roberto Alomar, S (1,4) OBP: 0.405, SLG: 0.423	2-1 3B 1B	4-2 BB 1B SF7 BB	0-0 1B 1B		1-1 G4-3		0-1 G1-3		0-3 K	5	3	2	0	1	1	3						
Joe Carter, R (1,9) OBP: 0.310, SLG: 0.500 Turner Ward, S (8,9) OBP: 0.370, SLG: 0.560	0-0 1B 3B	1-0 BB 1B	0-0 1B 1B		3-2 G4-3 1B			0-2 F7	0-1 2B 1B	5	2	4	4	0	0	0						
Dave Winfield, R (1,10) OBP: 0.377, SLG: 0.496 Ed Sprague, R (9,PH) OBP: 0.326, SLG: 0.400	1-0 1B 3B	4-2 E 1B BLK BB	0-0 1B 1B		2-0 G4-3 1B			2-0 G4-3	2-2 2B 1B	4	1	2	2	1	0	1						
John Olerud, L (1,3) OBP: 0.376, SLG: 0.457 Domingo Martinez, R (8,PH) OBP: 0.750, SLG: 1.500	3-3 K	0-2 SF7	2-1 G3		2-2 1B 1B			2-2 1B	0-0 G4-3	3	0	1	1	0	1	3						
Candy Maldonado, R (1,7) OBP: 0.353, SLG: 0.458 Pat Tabler, R (8,PH) OBP: 0.296, SLG: 0.269	0-1 1B	0-1 E9 BLK		1-3 K	1-2 FC6-4 1B			2-2 P9		4	0	2	0	0	1	1						
Kelly Gruber, R (1,5) OBP: 0.273, SLG: 0.356 Tom Quinlan, R (8,5) OBP: 0.231, SLG: 0.182	0-3 K	2-3 K		1-2 G6-3	1-1 FC6-4 1B				4-2 BB 1B BB	4	0	0	0	0	2	5						
Pat Borders, R (1,2) OBP: 0.291, SLG: 0.382	0-0 F9		1-3 K	1-0 G5-3			3-2 G4-3		4-2 1B BB	4	1	0	0	1	1	2						
Alfredo Griffin, S (1,6) OBP: 0.267, SLG: 0.277 Eddie Zosky, R (8,6) OBP: 0.286, SLG: 0.667		0-1 G1-3	1-2 G4-3		1-3 K2-3		1-0 1B		1-3 K	4	0	1	0	0	1	0						
Inning Stats	R: 3 E: 0 K: 2 S: 17	H: 5 LOB: 2 BB: 0 P: 25	R: 4 E: 1 K: 1 S: 19	H: 2 LOB: 1 BB: 2 P: 32	R: 2 E: 0 K: 1 S: 16	H: 4 LOB: 2 BB: 0 P: 20	R: 0 E: 0 K: 1 S: 7	H: 0 LOB: 0 BB: 0 P: 10	R: 0 E: 0 K: 0 S: 13	H: 3 LOB: 2 BB: 0 P: 22	R: 0 E: 0 K: 0 S: 10	H: 1 LOB: 1 BB: 0 P: 14	R: 0 E: 0 K: 0 S: 11	H: 1 LOB: 1 BB: 0 P: 17	R: 3 E: 0 K: 2 S: 22	H: 3 LOB: 2 BB: 2 P: 33	1B: 17 2B: 1 3B: 1 HR: 0	SF: 1 SAC: 0 DP: 1 HBP: 0	WP: 0 PB: 0 SB: 1 CS: 0	PA: 50		
PITCHER	IP WLS BF H R ER SO BB IBB HBP BLK WP HR S P ERA WHIP	IP WLS BF H R ER SO BB IBB HBP BLK WP HR S P ERA WHIP	IP WLS BF H R ER SO BB IBB HBP BLK WP HR S P ERA WHIP	IP WLS BF H R ER SO BB IBB HBP BLK WP HR S P ERA WHIP	IP WLS BF H R ER SO BB IBB HBP BLK WP HR S P ERA WHIP	IP WLS BF H R ER SO BB IBB HBP BLK WP HR S P ERA WHIP	IP WLS BF H R ER SO BB IBB HBP BLK WP HR S P ERA WHIP	IP WLS BF H R ER SO BB IBB HBP BLK WP HR S P ERA WHIP	IP WLS BF H R ER SO BB IBB HBP BLK WP HR S P ERA WHIP	IP WLS BF H R ER SO BB IBB HBP BLK WP HR S P ERA WHIP	IP WLS BF H R ER SO BB IBB HBP BLK WP HR S P ERA WHIP	IP WLS BF H R ER SO BB IBB HBP BLK WP HR S P ERA WHIP	IP WLS BF H R ER SO BB IBB HBP BLK WP HR S P ERA WHIP	IP WLS BF H R ER SO BB IBB HBP BLK WP HR S P ERA WHIP	IP WLS BF H R ER SO BB IBB HBP BLK WP HR S P ERA WHIP	IP WLS BF H R ER SO BB IBB HBP BLK WP HR S P ERA WHIP	IP WLS BF H R ER SO BB IBB HBP BLK WP HR S P ERA WHIP	IP WLS BF H R ER SO BB IBB HBP BLK WP HR S P ERA WHIP	IP WLS BF H R ER SO BB IBB HBP BLK WP HR S P ERA WHIP	IP WLS BF H R ER SO BB IBB HBP BLK WP HR S P ERA WHIP	IP WLS BF H R ER SO BB IBB HBP BLK WP HR S P ERA WHIP	IP WLS BF H R ER SO BB IBB HBP BLK WP HR S P ERA WHIP

Toronto Blue Jays @ New York Yankees
 Yankee Stadium, Bronx, NY
 Sun Sep 27 1992, 3:33 AM EDT
 Att: 21,413 - Cloudy - 63 F

AB	45
R	12
H	19
RBI	10
BB	4
SO	8
LOB	21

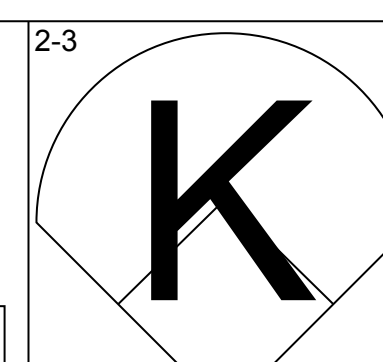
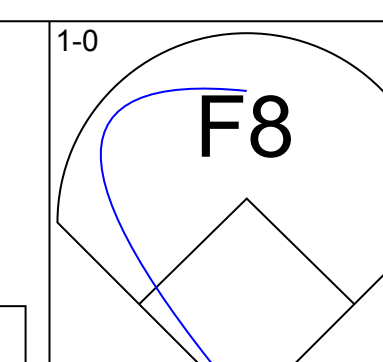
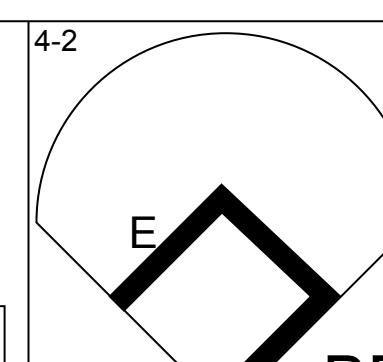
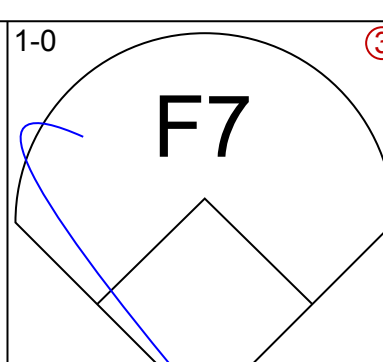
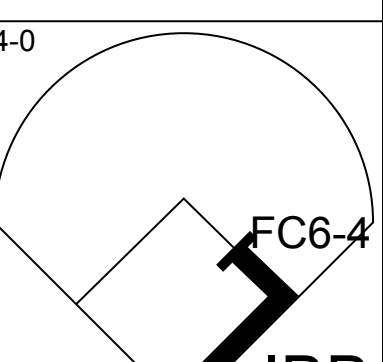
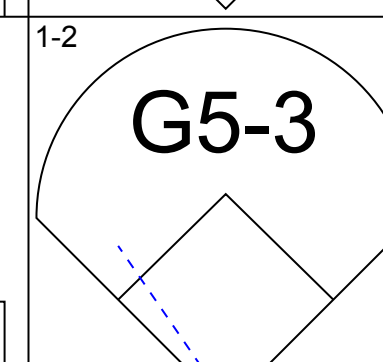
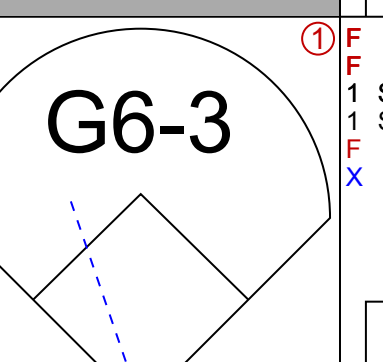
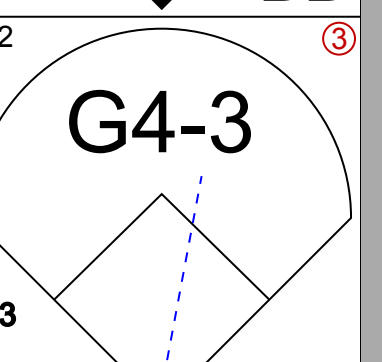
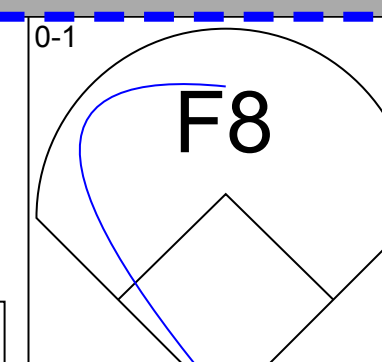
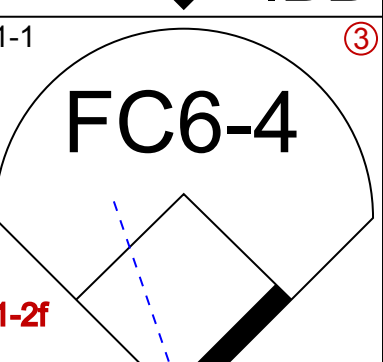
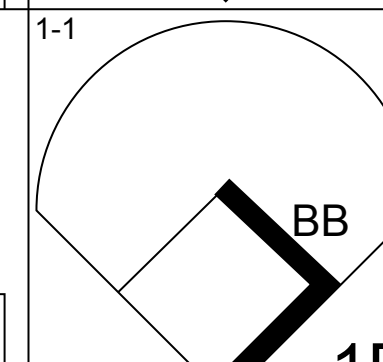
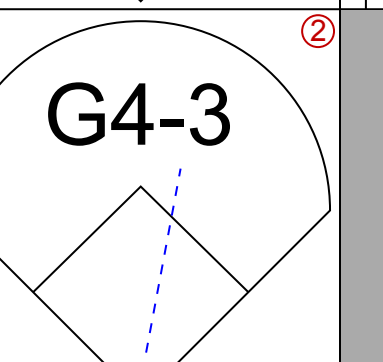
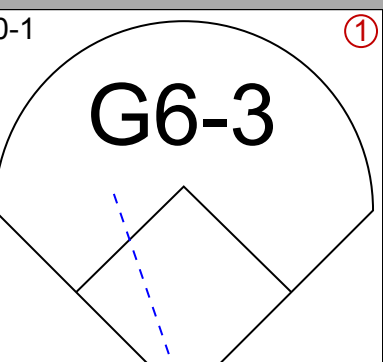
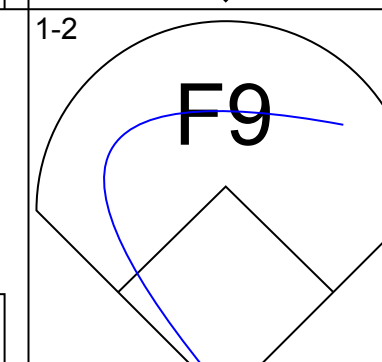
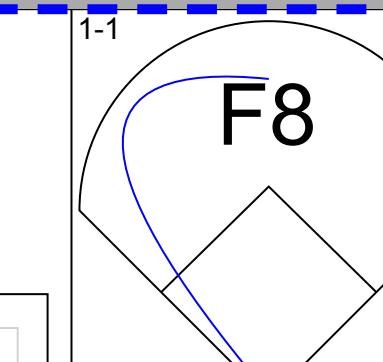
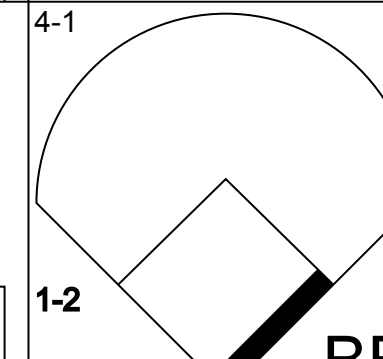
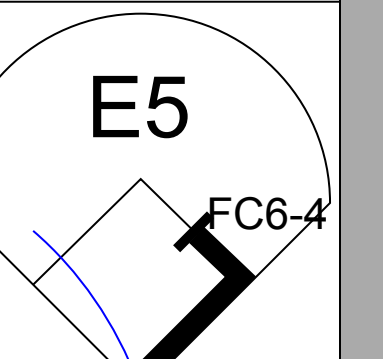
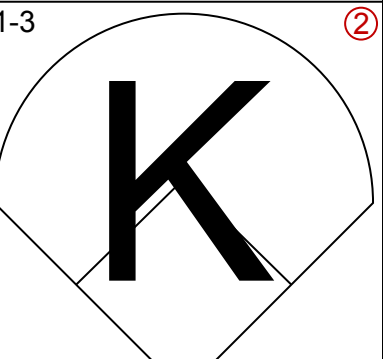
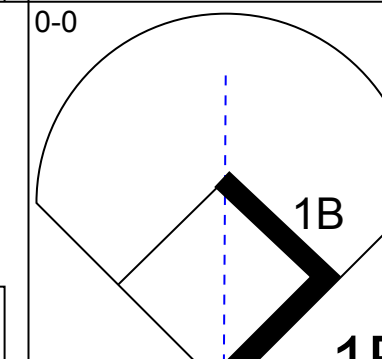
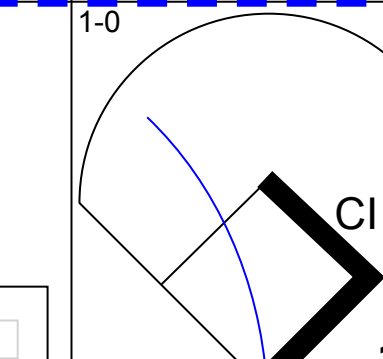
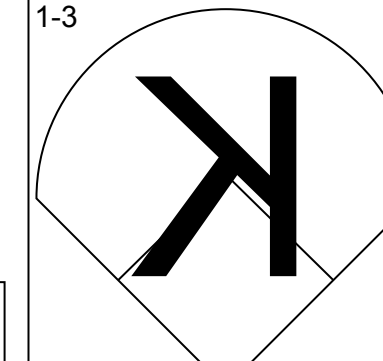
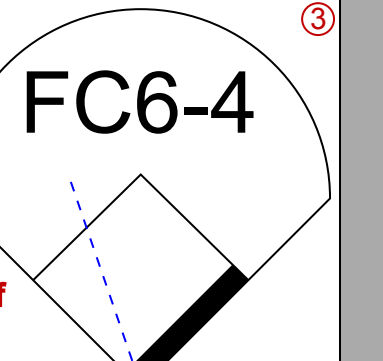
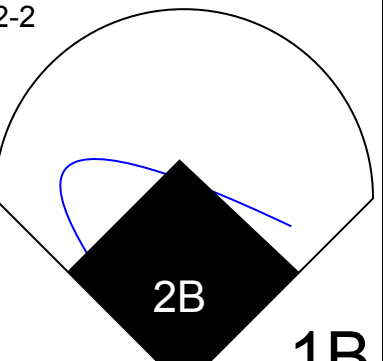
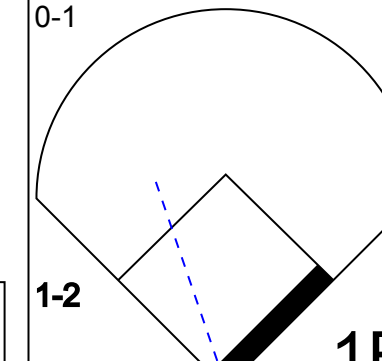
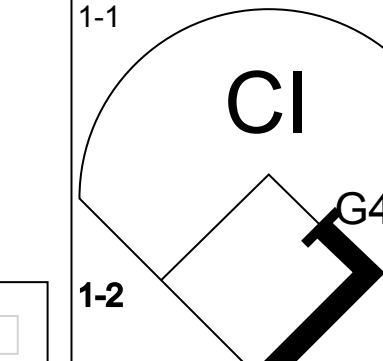
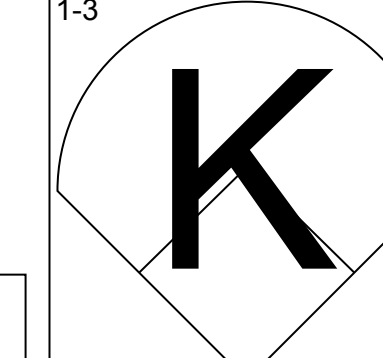
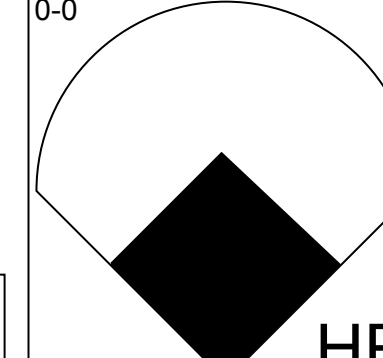


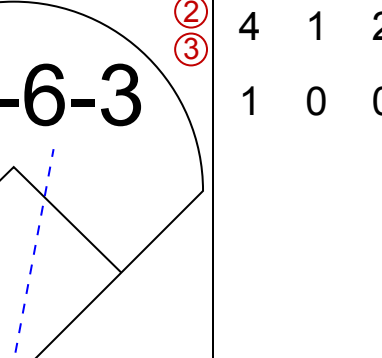
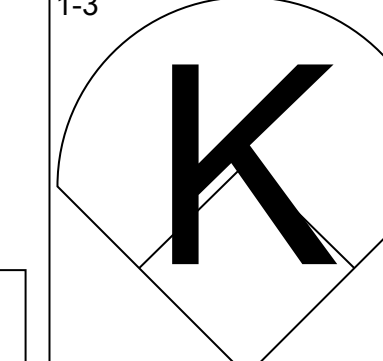
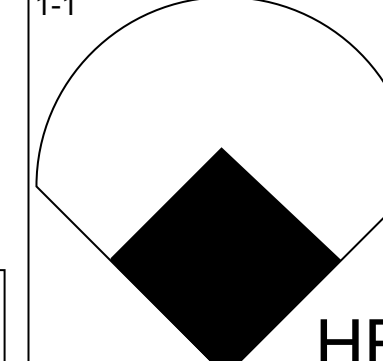

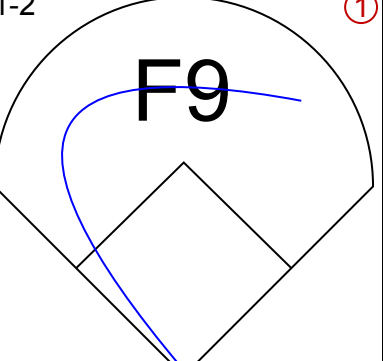
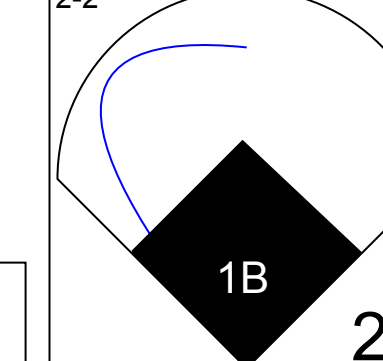
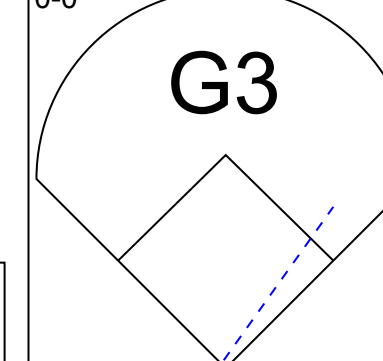
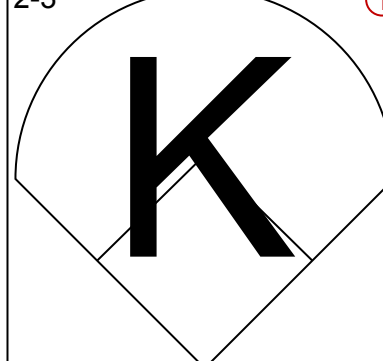
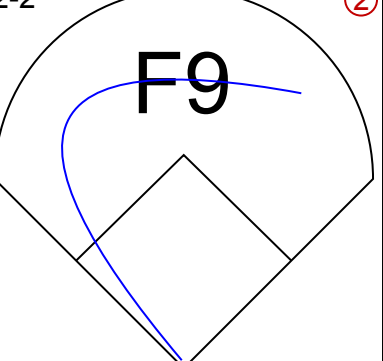
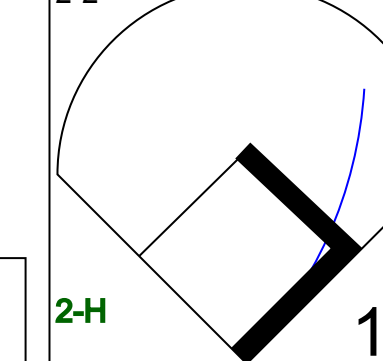
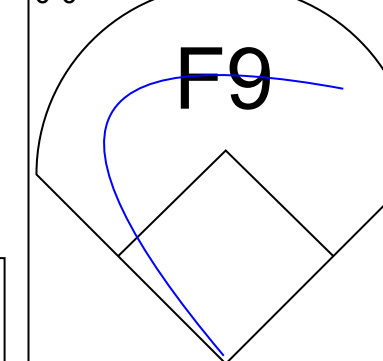
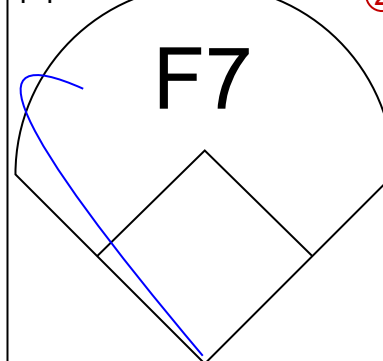
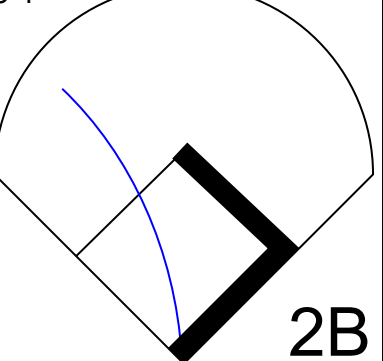


Batter	1	2	3	4	5	6	7	8	9	AB	R	H	RBI	BB	SO	LOB	BOTTOM					
Bernie Williams, S (1,8) OBP: 0.397, SLG: 0.424	0-0 F8		4-1 BB		2-2 FC6-4 1-2			0-3 K		3	0	0	0	1	1	2						
Mel Hall, L (1,7) OBP: 0.310, SLG: 0.421 Dion James, L (8,PH) OBP: 0.359, SLG: 0.379	0-0 FC5-4 1B		0-1 F8		0-2 F8			0-2 FC6		3	0	1	0	0	0	1						
Don Mattingly, L (1,3) OBP: 0.332, SLG: 0.426 J.T. Snow, L (7,3) OBP: 0.375, SLG: 0.182	1-3 K		0-1 L7		2-2 P5			2-2 HR 2B		3	0	0	0	0	1	1						
Danny Tartabull, R (1,9) OBP: 0.405, SLG: 0.491 Gerald Williams, R (7,9) OBP: 0.316, SLG: 0.684	1-2 FC5-4 1-2		0-0 FC4-6 1B		2-3 K			0-0 HR		3	0	1	0	0	1	1						
Kevin Maas, L (1,10) OBP: 0.301, SLG: 0.404		0-2 P6		0-0 F8			1-2 F8		2-3 K2-3	4	0	0	0	0	1	1						
Randy Velarde, R (1,6) OBP: 0.340, SLG: 0.398 Dave Silvestri, R (8,6) OBP: 0.333, SLG: 0.667		0-1 G5-3		1-0 FC4-6 1-2			0-0 L4		1-1 F8	3	0	0	0	0	0	1						
Matt Nokes, L (1,2) OBP: 0.292, SLG: 0.424 Jim Leyritz, R (9,2) OBP: 0.341, SLG: 0.444		1-0 F7		1-0 G4-3			0-0 G4-3		1-0 1B 1B	3	0	0	0	0	0	0						
Charlie Hayes, R (1,5) OBP: 0.298, SLG: 0.407 Hensley Meulens, R (7,5) OBP: 0.697, SLG: 1.200			0-1 F9		0-0 FC6-4 1B			3-1 FC6 1B	0-1 1B 1B	2	0	1	0	0	0	0						
Mike Gallego, R (1,4) OBP: 0.324, SLG: 0.342 Andy Stankiewicz, R (9,4) OBP: 0.341, SLG: 0.381			1-1 G6-3		0-1 F9			0-3 K	1-0 P9	3	0	0	0	0	1	2						
Inning Stats	R: 0 E: 0 K: 1 S: 8	H: 1 LOB: 1 BB: 0 P: 10	R: 0 E: 0 K: 0 S: 6	H: 0 LOB: 0 BB: 0 P: 7	R: 0 E: 0 K: 0 S: 5	H: 1 LOB: 1 BB: 0 P: 6	R: 0 E: 0 K: 0 S: 5	H: 0 LOB: 0 BB: 0 P: 6	R: 0 E: 0 K: 2 S: 12	H: 1 LOB: 1 BB: 0 P: 15	R: 2 E: 0 K: 1 S: 16	H: 4 LOB: 2 BB: 0 P: 23	1B: 6 2B: 1 3B: 0 HR: 1	SF: 0 SAC: 0 DP: 0 HBP: 0	WP: 0 PB: 0 SB: 0 CS: 0	PA: 36						
PITCHER	IP WLS BF H R ER SO BB IBB HBP BLK WP HR S P ERA WHIP	IP WLS BF H R ER SO BB IBB HBP BLK WP HR S P ERA WHIP	IP WLS BF H R ER SO BB IBB HBP BLK WP HR S P ERA WHIP	IP WLS BF H R ER SO BB IBB HBP BLK WP HR S P ERA WHIP	IP WLS BF H R ER SO BB IBB HBP BLK WP HR S P ERA WHIP	IP WLS BF H R ER SO BB IBB HBP BLK WP HR S P ERA WHIP	IP WLS BF H R ER SO BB IBB HBP BLK WP HR S P ERA WHIP	IP WLS BF H R ER SO BB IBB HBP BLK WP HR S P ERA WHIP	IP WLS BF H R ER SO BB IBB HBP BLK WP HR S P ERA WHIP	IP WLS BF H R ER SO BB IBB HBP BLK WP HR S P ERA WHIP	IP WLS BF H R ER SO BB IBB HBP BLK WP HR S P ERA WHIP	IP WLS BF H R ER SO BB IBB HBP BLK WP HR S P ERA WHIP	IP WLS BF H R ER SO BB IBB HBP BLK WP HR S P ERA WHIP	IP WLS BF H R ER SO BB IBB HBP BLK WP HR S P ERA WHIP	IP WLS BF H R ER SO BB IBB HBP BLK WP HR S P ERA WHIP	IP WLS BF H R ER SO BB IBB HBP BLK WP HR S P ERA WHIP	IP WLS BF H R ER SO BB IBB HBP BLK WP HR S P ERA WHIP	IP WLS BF H R ER SO BB IBB HBP BLK WP HR S P ERA WHIP	IP WLS BF H R ER SO BB IBB HBP BLK WP HR S P ERA WHIP	IP WLS BF H R ER SO BB IBB HBP BLK WP HR S P ERA WHIP	IP WLS BF H R ER SO BB IBB HBP BLK WP HR S P ERA WHIP	IP WLS BF H R ER SO BB IBB HBP BLK WP HR S P ERA WHIP

Toronto Blue Jays @ New York Yankees
 Yankee Stadium, Bronx, NY
 Sun Sep 27 1992, 3:33 AM EDT
 Att: 21,413 - Cloudy - 63 F

AB	35
R	2
H	8
RBI	2
BB	1
SO	5
LOB	12

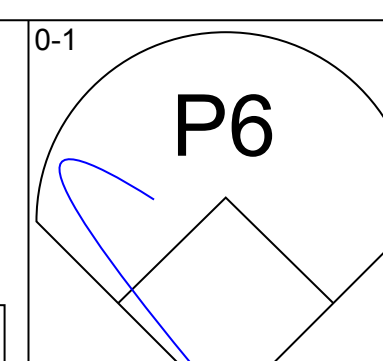
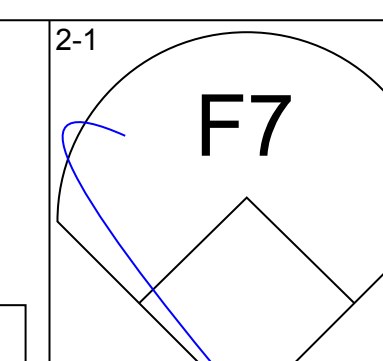
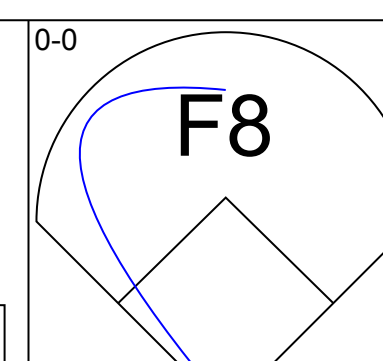
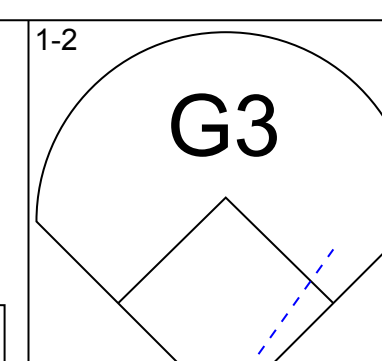
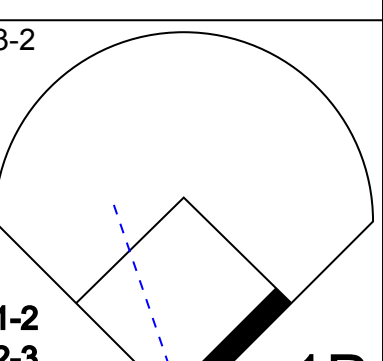
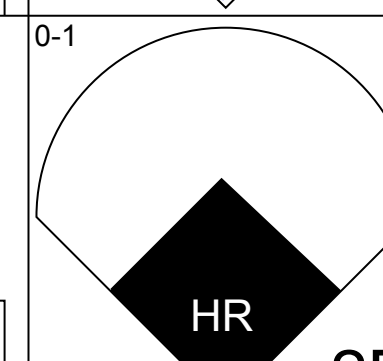
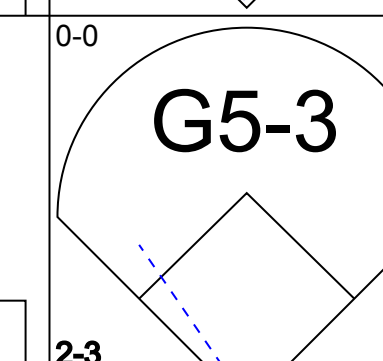
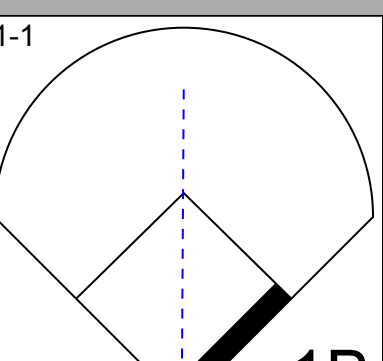
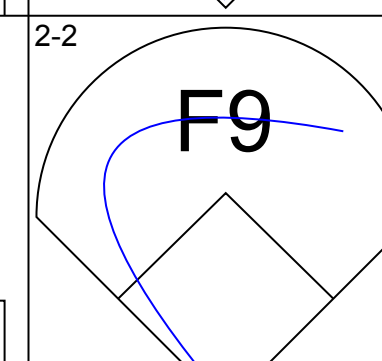
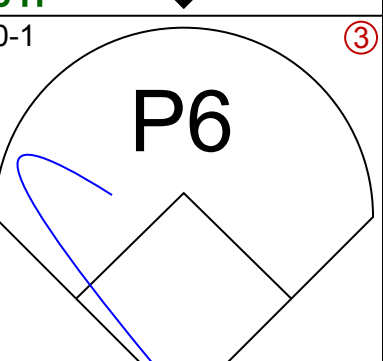
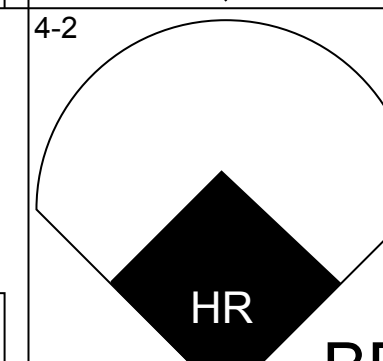
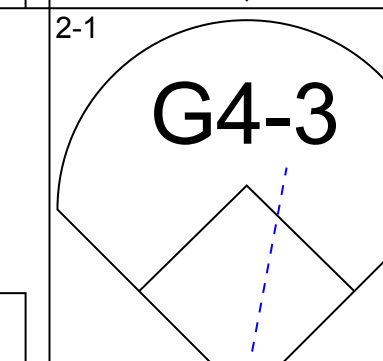
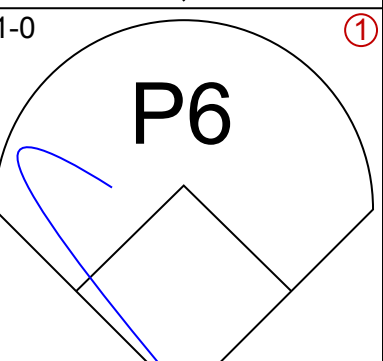
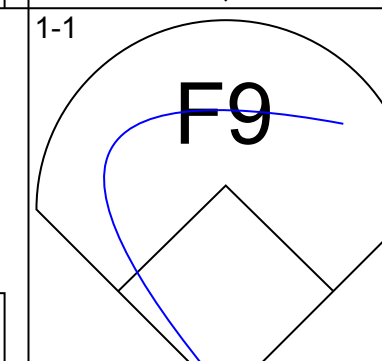
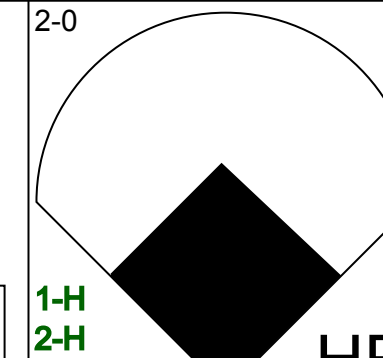
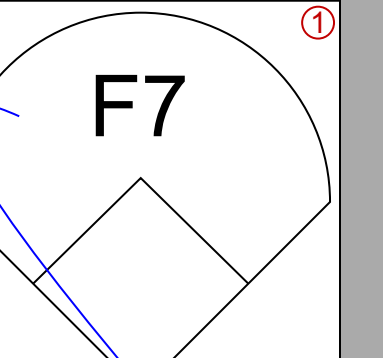
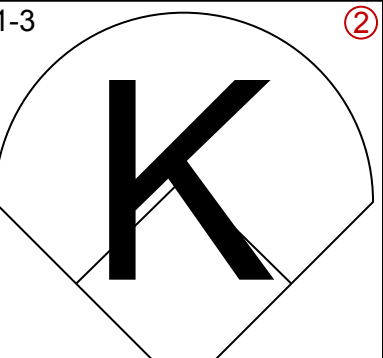
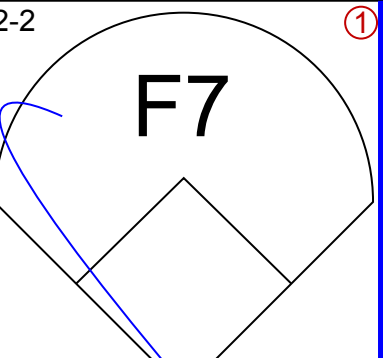
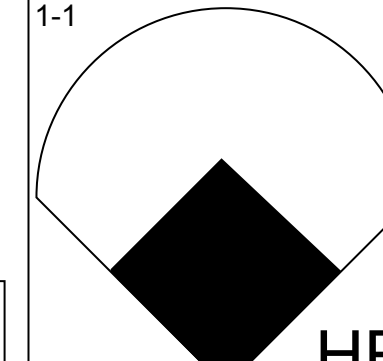
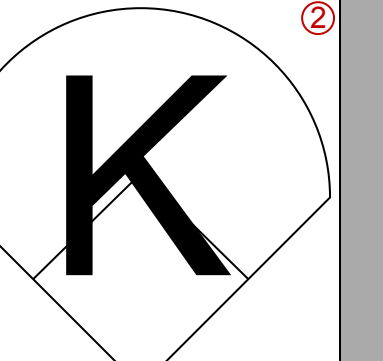
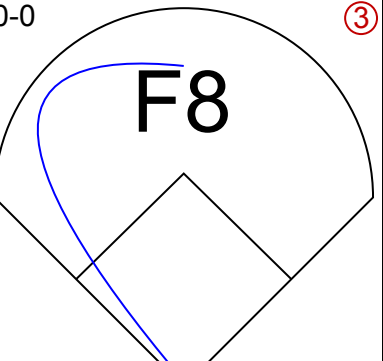
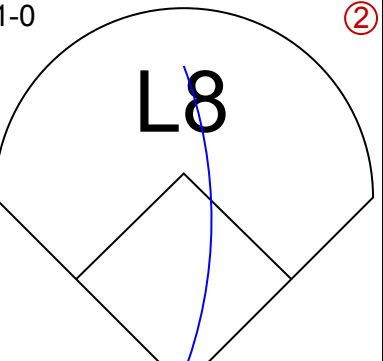
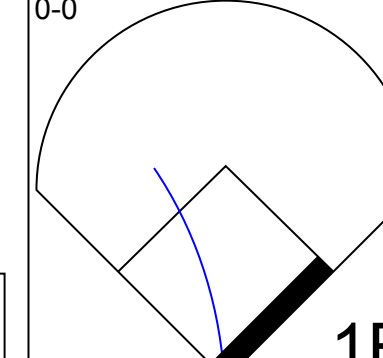
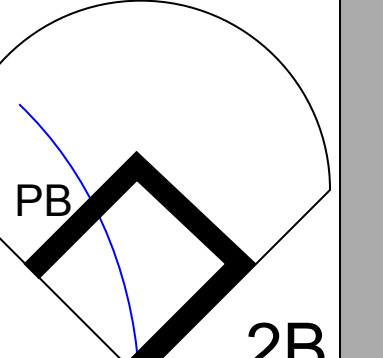
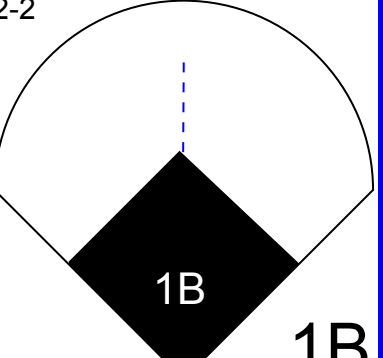
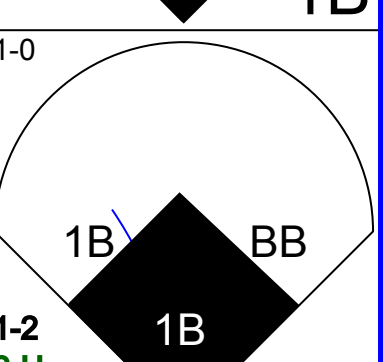
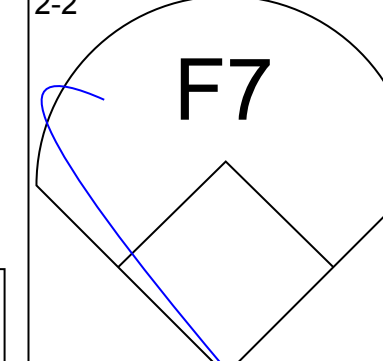
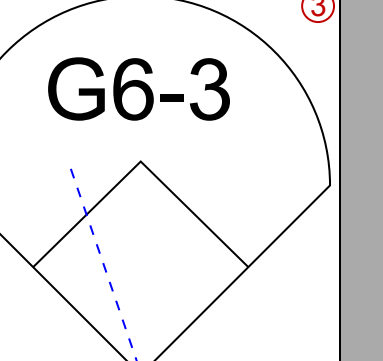
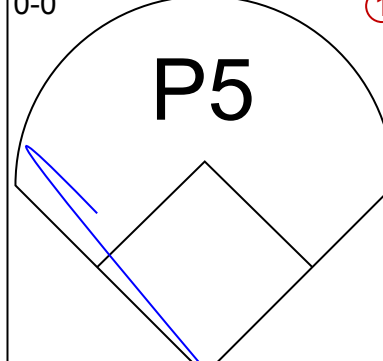
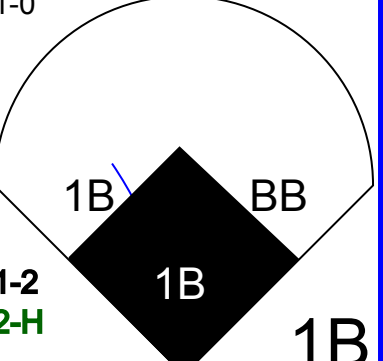
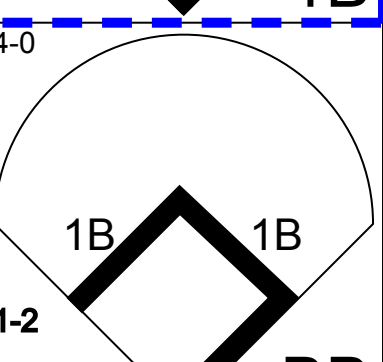
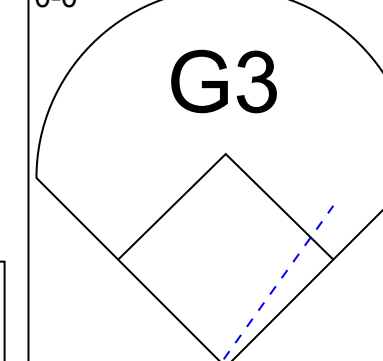
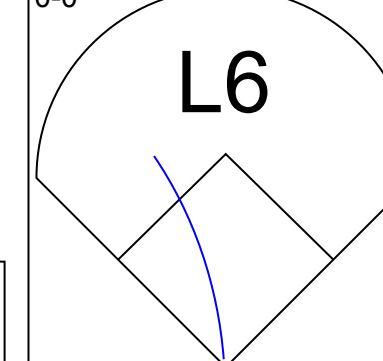
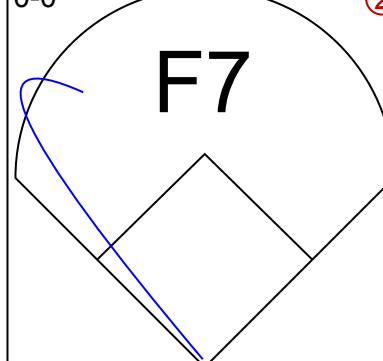
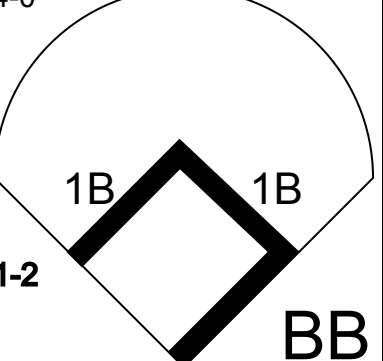
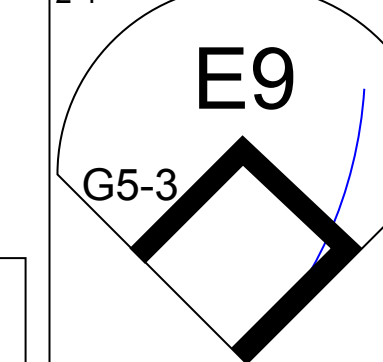
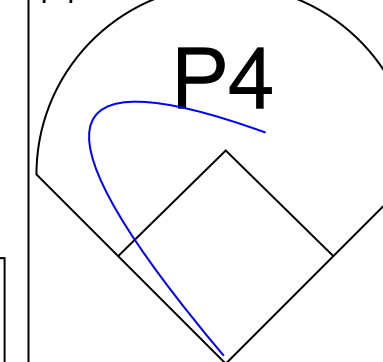
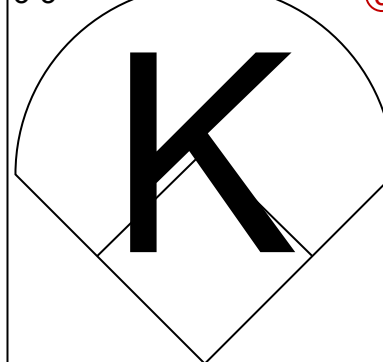
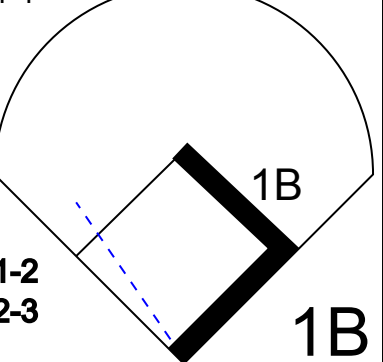


Batter	1	2	3	4	5	6	7	8	9	AB	R	H	RBI	BB	SO	LOB	TOP					
Bernie Williams , S (1, 8) OBP: 0.358, SLG: 0.418				 BB				 IBB		3	0	0	0	2	1	1						
Randy Velarde , R (1, 6) OBP: 0.336, SLG: 0.393										5	0	0	0	0	0	3						
Don Mattingly , L (1, 3) OBP: 0.331, SLG: 0.424	 1B									5	0	1	0	0	0	0						
Danny Tartabull , R (1, 10) OBP: 0.407, SLG: 0.491	 1B		 FC6-4				 1B		 1B	4	0	2	0	1	1	0						
Roberto Kelly , R (1, 7) OBP: 0.322, SLG: 0.387			 1-2		 1B		 1B		 G4-6-3	4	1	2	0	0	1	3						
Charlie Hayes , R (1, 5) OBP: 0.295, SLG: 0.415						 1-H				 1-2	4	1	2	2	0	1	2					
Mel Hall , L (9, PH) OBP: 0.309, SLG: 0.420										1	0	0	0	0	0	2						
Gerald Williams , R (1, 9) OBP: 0.304, SLG: 0.739										4	1	1	1	0	1	1						
Mike Stanley , R (1, 2) OBP: 0.369, SLG: 0.433		 2B								4	1	1	0	0	1	0						
Mike Gallego , R (1, 4) OBP: 0.328, SLG: 0.352		 1B								4	0	2	1	0	0	0						
Inning Stats	R: 0 E: 0 K: 2 S: 12	H: 1 LOB: 2 BB: 1 P: 21	R: 1 E: 0 K: 2 S: 17	H: 2 LOB: 1 BB: 0 P: 24	R: 0 E: 1 K: 0 S: 9	H: 0 LOB: 1 BB: 0 P: 16	R: 2 E: 1 K: 0 S: 13	H: 2 LOB: 1 BB: 1 P: 18	R: 1 E: 0 K: 1 S: 14	H: 2 LOB: 0 BB: 0 P: 18	R: 0 E: 0 K: 1 S: 7	H: 0 LOB: 0 BB: 0 P: 11	R: 0 E: 0 K: 0 S: 10	H: 2 LOB: 2 BB: 0 P: 13	R: 0 E: 0 K: 0 S: 12	H: 1 LOB: 2 BB: 1 P: 23	R: 0 E: 1 K: 0 S: 6	H: 1 LOB: 1 BB: 0 P: 10	1B: 6 2B: 3 3B: 0 HR: 2	SF: 0 SAC: 0 DP: 1 HBP: 0	WP: 0 PB: 0 SB: 0 CS: 0	PA: 42
PITCHER	IP	WLS	BF	H	R	ER	SO	BB	IBB	HBP	BLK	WP	HR	S	P	ERA	WHIP					
Alan Embree , L (1, 1) ERA: 6.43	6.0		28	7	4	4	6	2	0	0	0	0	2	72	108	6.00	1.500					
Ted Power , R (7, 1) ERA: 2.49	2.0	W	10	3	0	0	0	0	1	0	0	0	0	22	36	0.00	1.500					
Derek Lilliquist , L (9, 1) ERA: 1.61	0.1		1	0	0	0	0	0	0	0	0	0	0	2	3	0.00	0.000					
Steve Olin , R (9, 1) ERA: 2.45	0.2	S	3	1	0	0	0	0	0	0	0	0	0	4	7	0.00	1.500					

New York Yankees @ Cleveland Indians
Cleveland Municipal Stadium, Cleveland, OH
Mon Sep 28 1992, 7:05 PM EDT
Att: 5,979 - Sunny - 63 F

AB	38
R	4
H	11
RBI	4
BB	3
SO	6
LOB	12



Batter	1	2	3	4	5	6	7	8	9	AB	R	H	RBI	BB	SO	LOB	BOTTOM				
Thomas Howard , S (1, 8) OBP: 0.314, SLG: 0.348								 1-2 2-3 3-H		5	0	1	1	0	0	1					
Felix Fermin , R (1, 6) OBP: 0.326, SLG: 0.327	 2B									5	1	2	0	0	0	4					
Carlos Baerga , S (1, 4) OBP: 0.350, SLG: 0.452	 BB									3	1	0	0	1	0	2					
Albert Belle , R (1, 7) OBP: 0.324, SLG: 0.482	 1-H 2-H									4	1	1	3	0	1	1					
Kenny Lofton , L (9, 8) OBP: 0.363, SLG: 0.365										0	0	0	0	0	0	0					
Paul Sorrento , L (1, 3) OBP: 0.345, SLG: 0.446										4	1	1	1	0	1	1					
Reggie Jefferson , S (1, 10) OBP: 0.409, SLG: 0.538				 2B				 1B		4	0	4	0	0	0	0					
Wayne Kirby , L (8, PR) OBP: 0.333, SLG: 0.467								 1B		0	1	0	0	0	0	0					
Carlos Martinez , R (1, 5) OBP: 0.409, SLG: 0.538								 1B		4	1	1	1	0	0	3					
Brook Jacoby , R (9, 5) OBP: 0.327, SLG: 0.330								 1B		0	0	0	0	0	0	0					
Mark Whiten , S (1, 9) OBP: 0.349, SLG: 0.365								 1B		3	0	0	0	1	0	2					
Junior Ortiz , R (1, 2) OBP: 0.284, SLG: 0.268		 G5-3						 1B		4	0	1	0	0	1	1					
Inning Stats	R: 4 E: 0 K: 0 S: 14	H: 4 LOB: 1 BB: 1 P: 23	R: 0 E: 1 K: 0 S: 7	H: 0 LOB: 0 BB: 0 P: 13	R: 0 E: 0 K: 1 S: 9	H: 1 LOB: 0 BB: 0 P: 16	R: 0 E: 0 K: 0 S: 4	H: 0 LOB: 0 BB: 0 P: 5	R: 0 E: 0 K: 1 S: 7	H: 1 LOB: 1 BB: 0 P: 10	R: 0 E: 0 K: 1 S: 6	H: 1 LOB: 0 BB: 0 P: 9	R: 0 E: 0 K: 0 S: 9	H: 0 LOB: 0 BB: 0 P: 13	R: 2 E: 0 K: 0 S: 18	H: 4 LOB: 3 BB: 1 P: 32	R: 7 2B: 2 3B: 0 HR: 2	SF: 0 SAC: 0 DP: 0 HBP: 0	WP: 1 PB: 1 SB: 0 CS: 0	PA: 38	
PITCHER	IP	WLS	BF	H	R	ER	SO	BB	IBB	HBP	BLK	WP	HR	S	P	ERA	WHIP				
Sam Miltello , R (1, 1) ERA: 3.45	7.2	L	34	9	6	6	3	1	0	0	0	0	0	66	105	7.04	1.304				
Russ Springer , R (8, 1) ERA: 6.14	0.1		4	2	0	0	0	1	0	0	0	0	0	8	16	0.00	9.000				

New York Yankees @ Cleveland Indians
Cleveland Municipal Stadium, Cleveland, OH
Mon Sep 28 1992, 7:05 PM EDT
Att: 5,979 - Sunny - 63 F

AB	36
R	6
H	11
RBI	6
BB	2
SO	3
LOB	15



Batter	1	2	3	4	5	6	7	8	9	AB	R	H	RBI	BB	SO	LOB	TOP										
Bernie Williams, S (1, 8) OBP: 0.357, SLG: 0.416										4	0	1	0	0	1	2											
Randy Velarde, R (1, 6) OBP: 0.336, SLG: 0.394										4	0	1	0	0	1	1											
Don Mattingly, L (1, 10) OBP: 0.331, SLG: 0.423										4	1	1	0	0	0	1											
Danny Tartabull, R (1, 9) OBP: 0.407, SLG: 0.490										3	1	1	0	1	1	2											
Gerald Williams, R (9, PR) OBP: 0.304, SLG: 0.739										0	0	0	0	0	0	0											
Mel Hall, L (1, 7) OBP: 0.309, SLG: 0.421										4	1	1	1	0	0	1											
J.T. Snow, L (1, 3) OBP: 0.368, SLG: 0.214										3	0	1	2	0	1	0											
Roberto Kelly, R (9, PH) OBP: 0.322, SLG: 0.387										0	0	0	0	0	0	0											
Kevin Maas, L (9, PH) OBP: 0.303, SLG: 0.406										1	0	1	0	0	0	0											
Matt Nokes, L (1, 2) OBP: 0.289, SLG: 0.420										4	0	0	0	0	0	3											
Charlie Hayes, R (1, 5) OBP: 0.296, SLG: 0.413										3	0	0	0	0	1	0											
Mike Gallego, R (1, 4) OBP: 0.333, SLG: 0.354										2	0	1	0	1	0	0											
Inning Stats	R: 0 H: 1 E: 0 K: 2 S: 10	H: 1 R: 0 ER: 0 LOB: 1 BB: 0 P: 16	R: 0 H: 0 E: 0 K: 0 S: 7	H: 0 R: 0 ER: 0 LOB: 0 BB: 0 P: 8	R: 0 H: 0 E: 0 K: 1 S: 6	H: 0 R: 0 ER: 0 LOB: 0 BB: 1 P: 13	R: 3 H: 4 E: 0 K: 0 S: 11	H: 4 R: 0 ER: 0 LOB: 0 BB: 0 P: 18	R: 0 H: 1 E: 1 K: 1 S: 5	H: 0 R: 0 ER: 0 LOB: 0 BB: 0 P: 12	R: 0 H: 0 E: 0 K: 1 S: 7	H: 0 R: 0 ER: 0 LOB: 0 BB: 0 P: 10	R: 0 H: 1 E: 0 K: 0 S: 12	H: 1 R: 0 ER: 0 LOB: 1 BB: 0 P: 19	R: 0 H: 1 E: 0 K: 0 S: 12	H: 1 R: 0 ER: 0 LOB: 2 BB: 1 P: 18	1B: 6 2B: 3 3B: 0 HR: 0	SF: 0 SAC: 0 DP: 4 HBP: 0	WP: 1 PB: 0 SB: 0 CS: 0	PA: 34							
PITCHER	IP	WLS	BF	H	R	ER	SO	BB	IBB	HBP	BLK	WP	HR	S	P	ERA	WHIP										
Charles Nagy, R (1, 1) ERA: 2.99	8.1	W	31	7	3	3	5	2	0	0	0	1	0	69	110	3.24	1.080										
Derek Lilliquist, L (9, 1) ERA: 1.61	0.1		1	0	0	0	0	0	0	0	0	0	0	2	2	0.00	0.000										
Eric Plunk, R (9, 1) ERA: 3.34	0.1	S	2	1	0	0	0	0	0	0	0	0	0	7	8	0.00	3.000										

New York Yankees @ Cleveland Indians
Cleveland Municipal Stadium, Cleveland, OH
Tue Sep 29 1992, 7:05 PM EDT
Att: 7,672 - Cloudy - 50 F

AB	32
R	3
H	8
RBI	3
BB	2
SO	5
LOB	10



Batter	1	2	3	4	5	6	7	8	9	AB	R	H	RBI	BB	SO	LOB	BOTTOM										
Kenny Lofton, L (1, 8) OBP: 0.362, SLG: 0.363										3	0	0	0	1	1	2											
Thomas Howard, S (1, 9) OBP: 0.316, SLG: 0.350										4	0	2	0	0	2	2											
Carlos Baerga, S (1, 4) OBP: 0.348, SLG: 0.449										4	0	0	0	0	0	5											
Albert Belle, R (1, 7) OBP: 0.323, SLG: 0.486										4	1	1	1	0	1	0											
Paul Sorrento, L (1, 3) OBP: 0.345, SLG: 0.451										4	1	1	1	0	2	0											
Reggie Jefferson, S (1, 10) OBP: 0.400, SLG: 0.522										4	1	1	0	0	1	0											
Carlos Martinez, R (1, 5) ERA: 4.26										3	1	1	0	0	1	0											
Brook Jacoby, R (9, 5) OBP: 0.327, SLG: 0.330										0	0	0	0	0	0	0											
Felix Fermin, R (1, 6) OBP: 0.321, SLG: 0.322										3	0	0	0	0	0	2											
Junior Ortiz, R (1, 2) OBP: 0.289, SLG: 0.273										3	0	2	1	0	0	0											
Inning Stats	R: 0 H: 0 E: 1 K: 1 S: 9	H: 0 R: 0 ER: 0 LOB: 0 BB: 0 P: 13	R: 0 H: 0 E: 0 K: 2 S: 12	H: 0 R: 0 ER: 0 LOB: 0 BB: 0 P: 19	R: 0 H: 1 E: 0 K: 1 S: 12	H: 1 R: 0 ER: 0 LOB: 1 BB: 0 P: 16	R: 0 H: 1 E: 0 K: 0 S: 8	H: 1 R: 0 ER: 0 LOB: 0 BB: 0 P: 8	R: 3 H: 4 E: 0 K: 1 S: 19	H: 4 R: 0 ER: 0 LOB: 2 BB: 1 P: 35	R: 1 H: 1 E: 0 K: 1 S: 6	H: 1 R: 0 ER: 0 LOB: 2 BB: 0 P: 11	R: 0 H: 1 E: 0 K: 0 S: 9	H: 1 R: 0 ER: 0 LOB: 2 BB: 0 P: 11	R: 0 H: 0 E: 0 K: 2 S: 8	H: 0 R: 0 ER: 0 LOB: 0 BB: 0 P: 11	1B: 6 2B: 0 3B: 0 HR: 2	SF: 0 SAC: 0 DP: 1 HBP: 0	WP: 1 PB: 0 SB: 0 CS: 0	PA: 33							
PITCHER	IP	WLS	BF	H	R	ER	SO	BB	IBB	HBP	BLK	WP	HR	S	P	ERA	WHIP										
Scott Kamieniecki, R (1, 1) ERA: 3.88	6.0	L	25	7	4	4	6	1	0	0	0	0	0	66	102	6.00	1.333										
John Habyan, R (7, 1) ERA: 3.88	1.1		6	1	0	0	0	0	0	0	0	0	0	10	12	0.00	0.750										
Jerry Nielsen, L (8, 1) ERA: 4.56	0.2		2	0	0	0	2	0	0	0	0	0	0	7	10	0.00	0.000										

New York Yankees @ Cleveland Indians
Cleveland Municipal Stadium, Cleveland, OH
Tue Sep 29 1992, 7:05 PM EDT
Att: 7,672 - Cloudy - 50 F

AB	32
R	4
H	8
RBI	3
BB	1
SO	8
LOB	11




Batter	1	2	3	4	5	6	7	8	9	AB	R	H	RBI	BB	SO	LOB	TOP				
Bernie Williams, S OBP: 0.354, SLG: 0.411 (1, 8)	F7	F8		E7		F9			G3-1	5	0	1	0	0	0	3					
Roberto Kelly, R OBP: 0.323, SLG: 0.386 (1, 7)			F9	G6-3			K		1B	4	0	1	0	1	1	2					
Don Mattingly, L OBP: 0.331, SLG: 0.423 (1, 3)	P3		F9		E2		L6		1B	5	0	2	0	0	0	1					
Danny Tartabull, R OBP: 0.409, SLG: 0.498 (1, 10)		HR		1B	G5-3		2B		F8	4	2	2	1	1	0	3					
Mel Hall, L OBP: 0.310, SLG: 0.423 Gerald Williams, R OBP: 0.304, SLG: 0.739 (9, 9)	G1-3			1B	G3-1					4	0	2	1	0	0	1					
Randy Velarde, R OBP: 0.333, SLG: 0.390 (1, 6)	K		F9		G4-3					4	0	0	0	0	2	3					
Matt Nokes, L OBP: 0.294, SLG: 0.426 (1, 2)	1B			1B			SH1-3		K	2	2	1	0	2	1	0					
Charlie Hayes, R OBP: 0.300, SLG: 0.414 (1, 5)	1B			E	SH1-3				K	3	0	2	1	0	1	0					
Mike Gallego, R OBP: 0.332, SLG: 0.352 (1, 4)	1B		F7		F9				G1-3	4	0	1	0	0	0	3					
Inning Stats	R: 0 E: 0 K: 0 S: 7	H: 0 LOB: 0 BB: 1 P: 15	R: 2 E: 0 K: 1 S: 12	H: 4 LOB: 2 BB: 0 P: 16	R: 0 E: 0 K: 0 S: 11	H: 1 LOB: 2 BB: 1 P: 21	R: 1 E: 1 K: 0 S: 6	H: 2 LOB: 1 BB: 1 P: 15	R: 0 E: 0 K: 0 S: 8	H: 1 LOB: 1 BB: 0 P: 14	R: 1 E: 0 K: 1 S: 7	H: 2 LOB: 1 BB: 0 P: 11	R: 0 E: 0 K: 3 S: 11	H: 0 LOB: 0 BB: 0 P: 17	R: 0 E: 0 K: 0 S: 8	H: 2 LOB: 2 BB: 0 P: 10	1B: 9 2B: 1 3B: 1 HR: 1	SF: 0 SAC: 1 DP: 1 HBP: 0	WP: 0 PB: 0 SB: 0 CS: 1	PA: 40	
PITCHER	IP	WLS	BF	H	R	ER	SO	BB	IBB	HBP	BLK	WP	HR	S	P	ERA	WHIP				
Dave Milick, R ERA: 4.98 Jack Armstrong, R ERA: 4.64 (7, 1)	6.0	L	28	8	3	2	1	4	0	0	0	0	1	51	95	3.00	2.000				

New York Yankees @ Cleveland Indians
Cleveland Municipal Stadium, Cleveland, OH
Wed Sep 30 1992, 7:05 PM EDT
Att: 6,211 - Cloudy - 54 F

livebaseballscores.com

AB 35
R 4
H 12
RBI 3
BB 4
SO 5
LOB 16




Batter	1	2	3	4	5	6	7	8	9	AB	R	H	RBI	BB	SO	LOB	BOTTOM				
Thomas Howard, S OBP: 0.312, SLG: 0.346 (1, 8)	G6-3		K		G4-3			F7		4	0	0	0	0	1	1					
Felix Fermin, R OBP: 0.317, SLG: 0.317 Wayne Kirby, L OBP: 0.316, SLG: 0.438 José Hernández, R (8, PH) (9, 6)	F9		FC6-4		G4-3			P2		3	0	0	0	0	0	1					
Carlos Baerga, S OBP: 0.347, SLG: 0.449 (1, 4)	G4-3			1B			K		G6-3	4	1	1	0	0	1	0					
Albert Belle, R OBP: 0.323, SLG: 0.483 (1, 7)				L8			P3		F8	3	0	0	0	1	0	1					
Paul Sorrento, L OBP: 0.344, SLG: 0.448 (1, 3)		P2		1B			K		K	3	1	0	0	1	2	1					
Reggie Jefferson, S OBP: 0.378, SLG: 0.493 (1, 10)		P8		K			F8		G4-3	4	0	0	0	0	1	3					
Carlos Martinez, R OBP: 0.282, SLG: 0.384 (1, 5)		G6-3		1B			E6			3	0	1	1	0	0	1					
Mark Whiten, S OBP: 0.350, SLG: 0.366 (1, 9)				FC4-6			K			2	0	1	1	1	1	1					
Junior Ortiz, R OBP: 0.286, SLG: 0.270 Jesse Levis, L OBP: 0.289, SLG: 0.474 (7, PH) (8, 2)	FC4-6		FC6-4	CS			G4-3			2	0	0	0	0	0	1					
Inning Stats	R: 0 E: 0 K: 0 S: 6	H: 0 LOB: 0 BB: 0 P: 8	R: 0 E: 0 K: 0 S: 7	H: 0 LOB: 1 BB: 1 P: 14	R: 0 E: 0 K: 1 S: 8	H: 0 LOB: 1 BB: 1 P: 15	R: 2 E: 0 K: 1 S: 11	H: 3 LOB: 1 BB: 1 P: 22	R: 0 E: 0 K: 2 S: 10	H: 0 LOB: 0 BB: 0 P: 15	R: 0 E: 1 K: 2 S: 8	H: 0 LOB: 1 BB: 0 P: 13	R: 0 E: 0 K: 0 S: 9	H: 0 LOB: 0 BB: 0 P: 16	R: 0 E: 0 K: 1 S: 7	H: 0 LOB: 0 BB: 0 P: 9	1B: 2 2B: 1 3B: 0 HR: 0	SF: 0 SAC: 0 DP: 0 HBP: 0	WP: 1 PB: 0 SB: 0 CS: 1	PA: 34	
PITCHER	IP	WLS	BF	H	R	ER	SO	BB	IBB	HBP	BLK	WP	HR	S	P	ERA	WHIP				
Melido Perez, R ERA: 2.87 Steve Farr, R ERA: 1.59 (9, 1)	8.0	W	30	3	2	2	6	3	0	0	0	0	0	66	113	2.25	0.750				

New York Yankees @ Cleveland Indians
Cleveland Municipal Stadium, Cleveland, OH
Wed Sep 30 1992, 7:05 PM EDT
Att: 6,211 - Cloudy - 54 F

livebaseballscores.com

AB 30
R 2
H 3
RBI 2
BB 3
SO 7
LOB 11



Batter	1	2	3	4	5	6	7	8	9	AB	R	H	RBI	BB	SO	LOB	TOP										
Bernie Williams, S OBP: 0.355, SLG: 0.409 (1, 8) C X	G4-3 1-0		S BB		FC6-4 2B 1B 1-2	FC6-4 1B 1-3		FC3-6 1-2		4	1	1	0	1	0	2	New York Yankees @ Boston Red Sox Fenway Park, Boston, MA Fri Oct 02 1992, 7:05 PM EDT Att: 33,097 - Cloudy - 65 F										
Mel Hall, L OBP: 0.311, SLG: 0.430 Roberto Kelly, R OBP: 0.323, SLG: 0.386 (1, 7) X (9, 7)	HR		K		1B 2B	FC6-4 1-2		F8		5	2	2	2	0	1	3											
Don Mattingly, L OBP: 0.329, SLG: 0.419 (1, 3) B X	G4-3 2-0		K		G5-3	F8			G4-3 1-0	5	0	0	0	0	1	4											
Danny Tartabull, R OBP: 0.411, SLG: 0.495 Gerald Williams, R OBP: 0.304, SLG: 0.739 (1, 9) B X (9, PR) (9, 9)	K		IBB		1B IBB				S BB	2	0	0	0	3	2	0											
Kevin Maas, L OBP: 0.305, SLG: 0.406 (1, 10) X		G4-3 1-0	K		1B BB	L4 1B			K	5	0	2	2	0	2	3											
Randy Velarde, R OBP: 0.336, SLG: 0.390 (1, 6) C X	E6 2B WP			K	1B BB	1B			IBB	3	1	1	0	2	1	0											
Matt Nokes, L OBP: 0.293, SLG: 0.425 (1, 2) S X	WP 1B 2B			K	K	L4			F7	5	1	1	0	0	2	7											
Charlie Hayes, R OBP: 0.301, SLG: 0.415 (1, 5) B X	G6-4-3 1B			K		G1-3		FC3-6 1B		4	0	2	1	0	1	0											
Mike Gallego, R OBP: 0.335, SLG: 0.355 (1, 4) S X	G6-4-3 1-2				1B	FC6-4 1B		F8		4	1	2	0	0	0	2											
Inning Stats	R: 1 E: 0 K: 1 S: 8	H: 1 LOB: 0 BB: 0 P: 11	R: 2 E: 1 K: 0 S: 12	H: 2 LOB: 0 BB: 0 P: 15	R: 0 E: 0 K: 3 S: 11	H: 0 LOB: 2 BB: 2 P: 23	R: 0 E: 0 K: 3 S: 9	H: 0 LOB: 0 BB: 0 P: 13	R: 2 E: 0 K: 1 S: 13	H: 3 LOB: 3 BB: 2 P: 29	R: 1 E: 0 K: 0 S: 12	H: 2 LOB: 1 BB: 0 P: 19	R: 0 E: 0 K: 1 S: 9	H: 2 LOB: 1 BB: 0 P: 15	R: 0 E: 1 K: 0 S: 8	H: 1 LOB: 1 BB: 0 P: 12		R: 0 E: 0 K: 1 S: 8	H: 0 LOB: 2 BB: 2 P: 19	1B: 8 2B: 3 3B: 0 HR: 1	SF: 0 SAC: 0 DP: 2 HBP: 0	WP: 1 PB: 0 CS: 0	PA: 43				
PITCHER	IP	WLS	BF	H	R	ER	SO	BB	IBB	HBP	BLK	WP	HR	S	P	ERA	WHIP										
John Dopson, R ERA: 4.08 (1, 1)	2.0	L	10	3	3	2	1	1	0	0	0	1	1	20	30	9.00	2.000										
Matt Young, L ERA: 4.58 (3, 1)	3.0		15	3	2	2	7	1	2	0	0	0	0	33	61	6.00	1.333										
Paul Quantrill, R ERA: 2.38 (6, 1)	2.2		12	5	1	1	1	0	0	0	0	0	0	26	40	3.38	1.875										
Tony Fossas, L ERA: 2.43 (8, 1)	1.1		6	0	0	0	1	1	1	0	0	0	0	11	25	0.00	0.750										

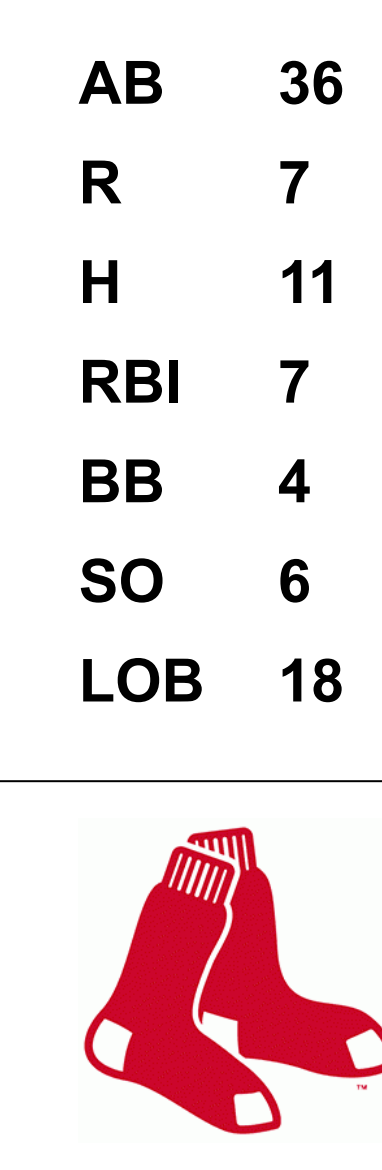
Batter	1	2	3	4	5	6	7	8	9	AB	R	H	RBI	BB	SO	LOB	BOTTOM										
Billy Hatcher, R OBP: 0.293, SLG: 0.331 Herm Winstanley, L OBP: 0.272, SLG: 0.297 (1, 7) C X (7, PH) (8, 7)	G6-3 1-0		FC5-4 1B 1-2		G4-3 1-2				K	3	0	0	0	0	0	3	New York Yankees @ Boston Red Sox Fenway Park, Boston, MA Fri Oct 02 1992, 7:05 PM EDT Att: 33,097 - Cloudy - 65 F										
Scott Cooper, L OBP: 0.344, SLG: 0.372 (1, 5) B X	2B		G6-4-3 1B			G4-3	F7			4	0	2	0	0	0	1											
Wade Boggs, L OBP: 0.351, SLG: 0.356 (1, 10) C X	G6-3 2-2		G6-4-3 1-2			2B G3 BB		F7		3	1	0	0	1	0	3											
Tom Brunansky, R OBP: 0.350, SLG: 0.440 (1, 9) C X	K			K		1B 2B		HR		4	1	2	1	0	2	1											
Mo Vaughn, L OBP: 0.323, SLG: 0.398 (1, 3) B X		G4-3 2B		G3-1		G3		F8		4	0	1	1	0	0	1											
Bob Zupcic, R OBP: 0.319, SLG: 0.344 (1, 8) X	G6-3 1-0		F7			P2		P4		4	0	0	0	0	0	2											
John Valentin, R OBP: 0.345, SLG: 0.425 (1, 6) B X	G4-3 2-3				P2		G6-3		F8	4	0	0	0	0	0	1											
Tony Peña, R OBP: 0.281, SLG: 0.300 Steve Lyons, L OBP: 0.246, SLG: 0.278 (1, 2) B X (9, PH)	G5-3 3-2				1B BB			1B 2B		2	1	1	0	1	0	1											
Tim Lincecum, R OBP: 0.295, SLG: 0.309 Phil Plantier, L OBP: 0.327, SLG: 0.350 (1, 4) B X (9, PH)			FC5-4 BB		G4-3 1B		G5-3		1B	2	0	1	0	1	0	1											
Inning Stats	R: 0 E: 0 K: 1 S: 10	H: 1 LOB: 1 BB: 0 P: 14	R: 0 E: 0 K: 0 S: 9	H: 1 LOB: 1 BB: 0 P: 16	R: 0 E: 0 K: 0 S: 7	H: 1 LOB: 1 BB: 1 P: 14	R: 0 E: 0 K: 1 S: 8	H: 0 LOB: 0 BB: 0 P: 13	R: 0 E: 0 K: 0 S: 7	H: 1 LOB: 1 BB: 1 P: 16	R: 1 E: 0 K: 0 S: 16	H: 1 LOB: 1 BB: 1 P: 25	R: 1 E: 0 K: 0 S: 11	H: 2 LOB: 1 BB: 0 P: 18	R: 1 E: 0 K: 0 S: 10	H: 1 LOB: 0 BB: 0 P: 16		R: 0 E: 0 K: 1 S: 9	H: 1 LOB: 1 BB: 0 P: 14	1B: 4 2B: 4 3B: 0 HR: 1	SF: 0 SAC: 0 DP: 2 HBP: 0	WP: 0 PB: 0 CS: 0	PA: 37				
PITCHER	IP	WLS	BF	H	R	ER	SO	BB	IBB	HBP	BLK	WP	HR	S	P	ERA	WHIP										
Bob Wickman, R ERA: 4.11 (1, 1)	6.0	W	24	5	1	1	2	3	0	0	0	0	0	57	98	1.50	1.333										
Rich Monteleone, R ERA: 3.3 (7, 1)	2.0		9	3	2	2	0	0	0	0	0	0	1	21	34	9.00	1.500										
Steve Farr, R ERA: 1.56 (9, 1)	1.0	S	4	1	0	0	1	0	0	0	0	0	0	9	14	0.00	1.000										



Batter	1	2	3	4	5	6	7	8	9	AB	R	H	RBI	BB	SO	LOB	TOP		
Bernie Williams, S (1, 8) OBP: 0.353, SLG: 0.406	1-2 G1-3		1-0 E9 1B	0-0 F8			1-3 K			4	1	1	1	0	1	1	New York Yankees @ Boston Red Sox Fenway Park, Boston, MA Sat Oct 03 1992, 3:33 AM EDT Att: 33,223 - Sunny - 76 F		
Roberto Kelly, R (1, 7) OBP: 0.322, SLG: 0.385	1-2 G6-3		1-2 BB E 1B	1-0 F9			2-0 G5-3			4	1	1	0	0	0	1			
Don Mattingly, L (1, 3) OBP: 0.328, SLG: 0.418	1-1 F9		0-0 E 1B		2-2 G4-3			0-0 G3		4	1	1	1	0	0	0			
Danny Tartabull, R (1, 10) OBP: 0.410, SLG: 0.492		2-3 K	4-2 E1 1B BB		1-1 G6-3			3-2 G5-3		3	0	0	0	1	1	0			
Mel Hall, L (1, 9) OBP: 0.310, SLG: 0.429		1-0 F7	1-0 E 1B		1-3 K			0-1 F8		4	0	1	1	0	1	0			
Randy Velarde, R (1, 6) OBP: 0.333, SLG: 0.386		0-1 G6-3	1-3 K			0-0 F7			0-1 G5-3	4	0	0	0	0	1	2			
Matt Nokes, L (1, 2) OBP: 0.293, SLG: 0.424						0-0 P4			0-0 F8	3	1	1	0	0	0	2			
Dave Silvestri, R (0, PH) OBP: 0.308, SLG: 0.615										1	0	0	0	0	0	0			
Charlie Hayes, R (1, 5) OBP: 0.299, SLG: 0.412			2-2 P2	1-2 G4-3		0-1 F9			2-2 F9	4	0	0	0	0	0	1			
Mike Gallego, R (1, 4) OBP: 0.340, SLG: 0.363			3-2 E 2B	4-2 BB			3-2 F7			2	1	1	1	1	0	0			
Inning Stats	R: 0 E: 0 K: 0 S: 9	H: 0 LOB: 0 BB: 0 P: 12	R: 0 E: 0 K: 1 S: 6	H: 0 LOB: 0 BB: 0 P: 9	R: 5 E: 2 K: 1 S: 19	H: 6 LOB: 2 BB: 1 P: 32	R: 0 E: 0 K: 0 S: 7	H: 0 LOB: 1 BB: 1 P: 13	R: 0 E: 0 K: 1 S: 9	H: 0 LOB: 0 BB: 0 P: 13	R: 0 E: 0 K: 1 S: 7	H: 0 LOB: 0 BB: 0 P: 13	R: 0 E: 0 K: 0 S: 8	H: 0 LOB: 0 BB: 0 P: 11	R: 0 E: 0 K: 0 S: 6	H: 0 LOB: 0 BB: 0 P: 8	1B: 5 2B: 1 3B: 0 HR: 0	SF: 0 SAC: 0 DP: 0 HBP: 0	WP: 0 PA: 35 SB: 0 CS: 0
PITCHER	IP	WLS	BF	H	R	ER	SO	BB	IBB	HBP	BLK	WP	HR	S	P	ERA	WHIP		
Mike Gardiner, R (1, 1) ERA: 4.75	2.1		13	5	5	4	1	1	0	0	0	0	0	29	46	15.43	2.571		
Scott Taylor, L (3, 1) ERA: 4.91	6.2	W	22	1	0	0	3	1	0	0	0	0	0	46	69	0.00	0.300		


Batter	1	2	3	4	5	6	7	8	9	AB	R	H	RBI	BB	SO	LOB	BOTTOM		
Herm Winningham, L (1, 7) OBP: 0.266, SLG: 0.291	1-0 F8		1-0 F8		0-3 K	1-2 G4-3		0-1 G1-3		5	0	0	0	0	1	0	New York Yankees @ Boston Red Sox Fenway Park, Boston, MA Sat Oct 03 1992, 3:33 AM EDT Att: 33,223 - Sunny - 76 F		
Scott Cooper, L (1, 5) OBP: 0.345, SLG: 0.381	3-1 F8		0-1 G4-3		0-2 E9 HR 1B	1-0 HR		2-2 F7		5	2	2	1	0	0	0			
Wade Boggs, L (1, 10) OBP: 0.352, SLG: 0.357	2-1 F7			2-1 1B	1-1 HR	1-3 K		4-1 BB		2	1	1	0	0	0	0			
Phil Plantier, L (5, PH) OBP: 0.327, SLG: 0.359										2	1	1	2	0	1	0			
Eric Wedge, R (8, PH) OBP: 0.390, SLG: 0.531										0	0	0	0	1	0	0			
Tom Brunansky, R (1, 9) OBP: 0.353, SLG: 0.444		1-0 G3 2B 1B		1-0 1B	2-1 HR		0-1 G4-3	0-0 F7		5	3	3	0	0	0	1			
Mo Vaughn, L (1, 3) OBP: 0.322, SLG: 0.395		3-2 G3		1-3 K	1-3 K		4-2 E S BB			3	0	0	0	1	2	4			
Bob Zupcic, R (1, 8) OBP: 0.321, SLG: 0.351		2-2 P5		2-2 2B 1B	2-0 3B		0-3 K			4	0	2	2	0	1	2			
John Valentin, R (1, 6) OBP: 0.348, SLG: 0.429		0-0 2B		1-2 P2	4-2 BB		0-2 E5			3	0	1	1	1	0	3			
Tim Lincecum, R (1, 4) OBP: 0.299, SLG: 0.315		2-1 F9		3-2 2B	1-2 F7		4-2 BB			3	0	1	1	1	0	3			
John Flaherty, R (1, 2) OBP: 0.229, SLG: 0.227			3-3 K	1-2 L4		0-2 G1-3		1-1 P5		3	0	0	0	0	1	2			
Steve Lyons, L (7, PH) OBP: 0.241, SLG: 0.273										1	0	0	0	0	0	3			
Tony Peña, R (8, 2) OBP: 0.281, SLG: 0.300										0	0	0	0	0	0	0			
Inning Stats	R: 0 E: 0 K: 0 S: 5	H: 2 LOB: 1 BB: 0 P: 11	R: 1 E: 0 K: 0 S: 13	H: 2 LOB: 1 BB: 0 P: 21	R: 0 E: 0 K: 1 S: 8	H: 0 LOB: 0 BB: 0 P: 12	R: 2 E: 0 K: 1 S: 21	H: 4 LOB: 2 BB: 0 P: 32	R: 3 E: 1 K: 2 S: 20	H: 4 LOB: 2 BB: 1 P: 31	R: 1 E: 0 K: 1 S: 13	H: 1 LOB: 0 BB: 0 P: 16	R: 0 E: 0 K: 1 S: 18	H: 0 LOB: 3 BB: 2 P: 27	R: 0 E: 0 K: 0 S: 7	H: 0 LOB: 1 BB: 1 P: 13	1B: 5 2B: 3 3B: 1 HR: 2	SF: 0 SAC: 0 DP: 0 HBP: 0	WP: 0 PA: 40 SB: 0 CS: 0
PITCHER	IP	WLS	BF	H	R	ER	SO	BB	IBB	HBP	BLK	WP	HR	S	P	ERA	WHIP		
Scott Sanderson, R (1, 1) ERA: 4.93	4.1	L	22	9	6	6	3	0	0	0	0	0	0	7	14	0.00	6.000		
Greg Cadaret, L (5, 1) ERA: 4.17	0.1		3	1	0	0	1	1	0	0	0	0	0	7	14	0.00	6.000		
John Habyan, R (5, 1) ERA: 3.84	0.2		2	0	0	0	0	0	0	0	0	0	0	8	9	0.00	0.000		
Jerry Nielsen, L (6, 1) ERA: 4.82	1.0		5	1	1	1	1	1	0	0	0	0	1	13	20	9.00	2.000		
Russ Springer, R (7, 1) ERA: 5.97	0.2		4	0	0	0	1	1	0	0	0	0	0	13	18	0.00	1.500		
PITCHER	IP	WLS	BF	H	R	ER	SO	BB	IBB	HBP	BLK	WP	HR	S	P	ERA	WHIP		
Jeff Johnson, L (8, 1) ERA: 6.66	1.0		4	1	0	0	0	1	0	0	0	0	0	7	13	0.00	1.000		

AB 33
R 5
H 6
RBI 4
BB 2
SO 4
LOB 7



Batter	1	2	3	4	5	6	7	8	9	AB	R	H	RBI	BB	SO	LOB	TOP																			
Bernie Williams, S OBP: 0.354, SLG: 0.406 (1, 8)	F9			BB			K		L9	5	0	2	1	0	1	0	New York Yankees @ Boston Red Sox Fenway Park, Boston, MA Sun Oct 04 1992, 3:33 AM EDT Att: 33,229 - Sunny - 57 F																			
Mike Gallego, R OBP: 0.343, SLG: 0.358 (1, 4)	BB	F8		BB			G6-3			2	0	0	0	2	0	1																				
Don Mattingly, L OBP: 0.327, SLG: 0.416 (1, 3)	P5		G4-3				F8			4	0	0	0	0	1	3																				
Danny Tartabull, R OBP: 0.409, SLG: 0.489 (1, 10)	BB			BB			K		K	4	0	1	0	0	2	0																				
Roberto Kelly, R OBP: 0.322, SLG: 0.384 (1, 7)	F9		F8				G6-3		FC6-4	4	0	1	0	0	0	3																				
Mike Stanley, R OBP: 0.372, SLG: 0.428 (1, 2)		PB		BB			G5-3		F9	2	1	0	0	2	0	1																				
Gerald Williams, R OBP: 0.296, SLG: 0.704 (1, 9)		BB	G4-3				E5		FC6-4	4	1	1	1	0	0	3																				
Charlie Hayes, R OBP: 0.297, SLG: 0.409 (1, 5)	L7						G6-4-3		F9	4	0	0	0	0	0	2																				
Andy Stankiewicz, R OBP: 0.338, SLG: 0.348 (1, 6)	K			F8			P4		G4-3	4	0	0	0	0	1	1																				
Inning Stats	R: 0 E: 0 K: 0 S: 13	H: 1 LOB: 2 BB: 1 P: 22	R: 2 E: 0 K: 1 S: 15	H: 2 LOB: 1 BB: 1 P: 29	R: 0 E: 1 K: 0 S: 8	H: 0 LOB: 2 BB: 1 P: 13	R: 0 E: 0 K: 1 S: 12	H: 1 LOB: 2 BB: 1 P: 24	R: 0 E: 0 K: 0 S: 5	H: 0 LOB: 0 BB: 0 P: 5	R: 0 E: 1 K: 1 S: 6	H: 0 LOB: 0 BB: 0 P: 8	R: 0 E: 0 K: 1 S: 10	H: 1 LOB: 1 BB: 0 P: 12	R: 0 E: 0 K: 0 S: 7	H: 0 LOB: 0 BB: 0 P: 10	1B: 4 2B: 1 3B: 0 HR: 0	SF: 0 SAC: 0 DP: 1 HBP: 0	WP: 0 PB: 1 SB: 2 CS: 0	PA: 37																
PITCHER	IP	WLS	BF	H	R	ER	SO	BB	IBB	HBP	BLK	WP	HR	S	P	ERA	WHIP	PITCHER		IP	WLS	BF	H	R	ER	SO	BB	IBB	HBP	BLK	WP	HR	S	P	ERA	WHIP
Joe Hesketh, L ERA: 4.36 (1, 1)	5.0	W	25	4	2	2	3	4	0	0	0	0	0	56	99	3.60	1.600			4.0	S	12	1	0	0	2	0	0	0	0	0	0	27	34	0.00	0.250
Paul Quantrill, R ERA: 2.19 (6, 1)	4.0	S	12	1	0	0	2	0	0	0	0	0	0	27	34	0.00	0.250																			

AB	33
R	2
H	5
RBI	2
BB	4
SO	5
LOB	14



Batter	1	2	3	4	5	6	7	8	9	AB	R	H	RBI	BB	SO	LOB	BOTTOM																			
Billy Hatcher, R OBP: 0.290, SLG: 0.328 (1, 7)	F7	FC6-4		SF8		P3		L9		4	0	0	1	0	0	2	New York Yankees @ Boston Red Sox Fenway Park, Boston, MA Sun Oct 04 1992, 3:33 AM EDT Att: 33,229 - Sunny - 57 F																			
Scott Cooper, L OBP: 0.346, SLG: 0.383 (1, 5)	G4-3	G6-4-3		G4-3			BB	BB		4	1	1	0	1	0	4																				
Wade Boggs, L OBP: 0.353, SLG: 0.358 (1, 10)				F9		K		FC1-6		1	1	1	0	0	0	0																				
Eric Wedge, R OBP: 0.370, SLG: 0.500 (3, PH)	PB						K	FC1-6		4	0	0	0	0	2	2																				
Mo Vaughn, L OBP: 0.326, SLG: 0.400 (1, 3)				G3-1			BB			3	2	2	1	1	0	0																				
Luis Rivera, R OBP: 0.297, SLG: 0.260 (6, PH)							BB			1	0	0	0	0	1	1																				
Steve Lyons, L OBP: 0.241, SLG: 0.273 (9, 3)	BB						BB			0	0	0	0	0	0	0																				
Bob Zupcic, R OBP: 0.322, SLG: 0.352 (1, 8)							BB			4	1	2	2	0	2	1																				
Phil Plantier, L OBP: 0.332, SLG: 0.361 (1, 9)				SH1-4			BB			1	1	1	0	2	0	0																				
Tom Brunansky, R OBP: 0.354, SLG: 0.445 (7, PH)				SH1-4			BB			1	1	1	1	0	0	0																				
John Valentin, R OBP: 0.351, SLG: 0.427 (1, 6)	P3			SH1-4			BB			3	0	1	0	1	1	4																				
Tony Peña, R OBP: 0.284, SLG: 0.305 (1, 2)		FC6-4		SH1-4		G6-3		BB		3	1	2	2	0	0	0																				
Tim Lincecum, R OBP: 0.308, SLG: 0.323 (1, 4)						F9		BB		2	0	1	1	2	0	0																				
Inning Stats	R: 2 E: 0 K: 0 S: 15	H: 3 LOB: 2 BB: 1 P: 27	R: 0 E: 0 K: 0 S: 3	H: 1 LOB: 1 BB: 1 P: 9	R: 0 E: 0 K: 1 S: 8	H: 0 LOB: 0 BB: 0 P: 14	R: 1 E: 0 K: 0 S: 12	H: 2 LOB: 2 BB: 1 P: 20	R: 0 E: 0 K: 3 S: 12	H: 1 LOB: 2 BB: 1 P: 20	R: 0 E: 0 K: 0 S: 6	H: 0 LOB: 0 BB: 0 P: 9	R: 5 E: 0 K: 1 S: 17	H: 5 LOB: 1 BB: 2 P: 32	R: 0 E: 0 K: 1 S: 11	H: 0 LOB: 1 BB: 1 P: 17	1B: 8 2B: 4 3B: 0 HR: 0	SF: 1 SAC: 1 DP: 1 HBP: 0	WP: 0 PB: 1 SB: 2 CS: 0	PA: 40																
PITCHER	IP	WLS	BF	H	R	ER	SO	BB	IBB	HBP	BLK	WP	HR	S	P	ERA	WHIP	PITCHER		IP	WLS	BF	H	R	ER	SO	BB	IBB	HBP	BLK	WP	HR	S	P	ERA	WHIP
Scott Kamieniecki, R ERA: 4.36 (1, 1)	6.1	L	32	9	6	5	5	2	3	0	0	0	0	3	6	-	-			4.0	S	12	1	0	0	2	0	0	0	0	0	27	34	0.00	0.250	
Greg Cadaret, L ERA: 4.25 (7, 1)	0.0		1	1	0	0	0	0	0	0	0	0	0	3	6	-	-																			
Russ Springer, R ERA: 6.15 (7, 1)	0.2		3	2	2	2	0	1	0	0	0	0	0	5	10	27.00	4.500																			
Jerry Nielsen, L ERA: 4.58 (8, 1)	1.0		4	0	0	0	1	1	0	0	0	0	0	11	17	0.00	1.000																			

