

New York Yankees - 1993

Batter	1	2	3	4	5	6	7	8	9	AB	R	H	RBI	BB	SO	LOB	TOP								
Bernie Williams, S (1, 8) OBP: 0.200, SLG: 0.200	2-0 G4-3		3-2 G4-3		2-0 F7	2-2 1B		2-1 G6-3		5	0	1	0	0	0	1									
Wade Boggs, L (1, 5) OBP: 0.400, SLG: 0.250	0-2 G6-3		2-2 K		0-1 F7	3-2 1B		4-1 1B		4	0	1	2	1	1	1									
Don Mattingly, L (1, 3) OBP: 0.400, SLG: 0.400	2-3 K			1-1 G3		1-0 1B		1-1 1B		5	1	2	0	0	1	2									
Danny Tartabull, R (1, 9) OBP: 0.600, SLG: 1.400		0-1 HR		3-2 G3		0-0 L9		3-2 P4		5	1	3	1	0	0	3									
Paul O'Neill, L (1, 7) OBP: 0.400, SLG: 0.400		2-1 G4-6-3		2-0 G3		1-2 HR		2-3 K		5	1	2	0	0	1	4									
Matt Nokes, L (1, 2) OBP: 0.200, SLG: 0.800		1-0 G4-6-3		1-2 G1-3		0-1 HR		0-1 G4-3		5	1	1	3	0	0	3									
Kevin Maas, L (1, 10)		4-2 BB			0-0 L8	3-0 G6-3		2-2 L9		4	0	0	0	1	1	1									
Spike Owen, S (1, 6) OBP: 0.600, SLG: 0.800		2-3 K			2-0 2B	0-0 1B		3-2 HR		5	3	3	0	0	1	1									
Pat Kelly, R (1, 4) OBP: 0.750, SLG: 1.750			0-0 L8		0-1 2B	0-1 1B		1-2 HR		4	2	3	3	0	0	0									
Inning Stats	R: 0 E: 0 K: 1 S: 7	H: 0 LOB: 0 BB: 0 P: 11	R: 1 E: 0 K: 1 S: 11	H: 2 LOB: 1 BB: 1 P: 20	R: 0 E: 0 K: 1 S: 7	H: 0 LOB: 0 BB: 0 P: 12	R: 0 E: 0 K: 0 S: 9	H: 1 LOB: 1 BB: 0 P: 16	R: 1 E: 0 K: 0 S: 7	H: 2 LOB: 1 BB: 0 P: 11	R: 5 E: 0 K: 0 S: 21	H: 7 LOB: 2 BB: 0 P: 31	R: 0 E: 0 K: 1 S: 11	H: 1 LOB: 1 BB: 0 P: 15	R: 2 E: 0 K: 0 S: 17	H: 3 LOB: 2 BB: 1 P: 31	R: 0 E: 0 K: 1 S: 9	H: 0 LOB: 0 BB: 0 P: 12	1B: 10 2B: 3 3B: 0 HR: 3	SF: 0 SAC: 0 DP: 1 HBP: 0	WP: 0 PB: 0 SB: 0 CS: 0	PA: 44			
PITCHER	IP	WLS	BF	H	R	ER	SO	BB	IBB	HBP	BLK	WP	HR	S	P	ERA	WHIP								
Charles Nagy, R (1, 1) ERA: 11.12	5.2	L	28	11	7	7	3	1	0	0	0	0	2	56	92	11.12	2.118								
Kevin Wickander, L (6, 1) ERA:	0.1		2	1	0	0	0	0	0	0	0	0	0	6	9	0.00	3.000								
Dennis Cook, L (7, 1) ERA: 13.5	1.1		9	4	2	2	1	1	0	0	0	0	1	23	38	13.50	3.750								
Eric Plunk, R (8, 1) ERA:	0.2		2	0	0	0	0	0	0	0	0	0	0	5	8	0.00	0.000								
Derek Lilliquist, L (9, 1) ERA:	1.0		3	0	0	0	1	0	0	0	0	0	0	9	12	0.00	0.000								

New York Yankees @ Cleveland Indians
Cleveland Municipal Stadium, Cleveland, OH

Mon Apr 05 1993, 3:33 AM EDT
Att. 73,290 - Cloudy - 36 F

AB	42
R	9
H	16
RBI	9
BB	2
SO	5
LOB	16



WP: 0	PA: 44
PB: 0	
SB: 0	
CS: 0	

ERA	WHIP														
-----	------	--	--	--	--	--	--	--	--	--	--	--	--	--	--

Batter	1	2	3	4	5	6	7	8	9	AB R H RBI BB SO LOB	TOP																
Bernie Williams, S (1, 8) OBP: 0.300, SLG: 0.556	1-0 F9		1-0 G6-3			4-0 BB 1B	0-0 HR		0-3 K	4 1 1 2 1 1 0																	
Wade Boggs, L (1, 5) OBP: 0.222, SLG: 0.125	0-3 K		1-1 G4-3			3-2 F7	2-1 E4			4 0 0 0 0 1 1																	
Don Mattingly, L (1, 3) OBP: 0.444, SLG: 0.444	3-2 1B			3-2 G4-3		1-2 BB 1B	2-2 G4-3			4 0 2 0 0 0 1																	
Danny Tartabull, R (1, 10) OBP: 0.444, SLG: 1.000	1-3 K			1-3 K		3-0 F7		2-2 2B		4 0 1 0 0 2 3																	
Randy Velarde, R (1, 7) OBP: 0.500, SLG: 0.333		0-0 F8		2-2 1B		4-1 1-2 2-3 BB		3-3 K		3 0 1 0 1 1 1																	
Mike Humphreys, R (1, 9)		2-3 K		0-3 K		3-1 G6-3		4-0 G6-4-3 IBB		2 0 0 0 0 2 1 1 0 0 0 1 0 3																	
Paul O'Neill, L (6, PH) OBP: 0.429, SLG: 0.333																											
Mike Stanley, R (1, 2)		4-0 BB			0-1 F9		1-2 F8	3-0 G6-4-3		3 0 0 0 1 0 2																	
Spike Owen, S (1, 6) OBP: 0.333, SLG: 0.444		0-1 G3			2-0 P5		2-1 L7		1-0 G5-3	4 0 0 0 0 0 1																	
Pat Kelly, R (1, 4) OBP: 0.500, SLG: 1.125			3-2 F8		2-2 F8		1-0 HR 2B		0-0 B3	4 1 1 0 0 0 0																	
Inning Stats	R: 0 E: 0 K: 2 S: 11	H: 1 LOB: 1 BB: 0 P: 16	R: 0 E: 0 K: 1 S: 6	H: 0 LOB: 1 BB: 1 P: 12	R: 0 E: 0 K: 0 S: 9	H: 0 LOB: 0 BB: 0 P: 14	R: 0 E: 0 K: 2 S: 17	H: 1 LOB: 1 BB: 0 P: 23	R: 0 E: 0 K: 0 S: 6	H: 0 LOB: 0 BB: 0 P: 10	R: 0 E: 0 K: 0 S: 11	H: 1 LOB: 3 BB: 2 P: 29	R: 2 E: 1 K: 0 S: 13	H: 2 LOB: 1 BB: 0 P: 21	R: 0 E: 0 K: 1 S: 11	H: 1 LOB: 1 BB: 1 P: 23	R: 0 E: 0 K: 1 S: 5	H: 0 LOB: 0 BB: 0 P: 6	1B: 3 2B: 2 3B: 0 HR: 1	SF: 0 SAC: 0 DP: 1 HBP: 0	WP: 0 PB: 0 SB: 0 CS: 0	PA: 37					
PITCHER	IP	WLS	BF	H	R	ER	SO	BB	IBB	HBP	BLK	WP	HR	S	P	ERA	WHIP										
Jeff Mutis, L (1, 1) ERA:	5.1		21	3	0	0	5	2	0	0	0	0	0	56	90	0.00	0.938										
Ted Power, R (6, 1) ERA:	0.1		2	0	0	0	0	1	0	0	0	0	0	2	9	0.00	3.000										
Dennis Cook, L (6, 1) ERA: 13.5	1.1		7	2	2	2	0	0	0	0	0	0	1	15	26	13.50	1.500										
Eric Plunk, R (8, 1) ERA:	1.0	W	4	1	0	0	1	0	1	0	0	0	0	11	23	0.00	1.000										
Derek Lilliquist, L (9, 1) ERA:	1.0	S	3	0	0	0	1	0	0	0	0	0	0	5	6	0.00	0.000										

New York Yankees @ Cleveland Indians
Cleveland Municipal Stadium, Cleveland, OH

Wed Apr 07 1993, 7:05 PM EDT
Att. 12,512 - Unknown - 43 F

AB	33
R	2
H	6
RBI	2
BB	4
SO	7
LOB	13



Batter	1	2	3	4	5	6	7	8	9	AB	R	H	RBI	BB	SO	LOB
Kenny Lofton, L OBP: 0.375, SLG: 0.500 (1, 8) B B C X	2-1 1B 2B		2-2 F8		0-1 G1-6-3 1B		0-0 1B			4	1	3	0	0	0	0
Thomas Howard, S OBP: 0.200, SLG: 0.800 (1, 7) M F F F S	1-3 K		1-2 HR		1-2 G1-6-3 1-2f		1-1 G6-3			4	1	1	1	0	1	3
Carlos Baerga, S OBP: 0.286, SLG: 0.429 (1, 4) B B F X	2-1 S 2-H 1B		2-2 L8		1-0 G4-3			1-1 HR 2B		4	1	2	1	0	0	0
Albert Belle, R OBP: 0.429, SLG: 0.833 (1, 10) 1 SAFE C B B B B B B	4-2 1-2 BB		3-1 1B 1B		0-0 P5			1-0 2-H HR		3	1	2	2	1	0	0
Carlos Martinez, R OBP: 0.571, SLG: 0.667 (1, 5) Alvaro Espinoza, R (9, 5) C F F F C	1-3 K		0-0 1B		1-1 1B			4-0 2B BB		3	0	2	0	1	1	2
Reggie Jefferson, S OBP: 0.143, SLG: 0.286 (1, 3) B X	1-0 G4-3		1-2 1B		1-1 L7			1-3 K		4	0	0	0	0	1	6
Glenallen Hill, R OBP: 0.286, SLG: 0.429 (1, 9) X		0-0 G6-3		0-1 G5-3		0-3 K		0-0 1-H 1B 2B		4	0	1	0	0	1	1
Sandy Alomar Jr., R (1, 2) C F F C X		1-2 G6-3		3-1 G5-3			0-1 F9	4-2 1B BB		3	0	0	0	1	0	0
Felix Fermin, R OBP: 0.143, SLG: 0.143 (1, 6) C B B X		2-1 G4-3		0-1 G5-3			0-0 G1-3	0-0 1-2 2-H 1B		4	0	1	0	0	0	0

Inning Stats	R: 1	H: 2	E: 0	LOB: 2	K: 2	S: 18	R: 0	H: 0	E: 0	LOB: 0	K: 0	S: 7	R: 0	H: 3	E: 0	LOB: 2	K: 0	S: 14	R: 0	H: 0	E: 0	LOB: 0	K: 0	S: 6	R: 0	H: 1	E: 0	LOB: 1	K: 1	S: 8	R: 0	H: 1	E: 0	LOB: 1	K: 0	S: 6	R: 2	H: 4	E: 0	LOB: 2	K: 1	S: 11	
	2	2	1	29			0	0	0	0	0	10	0	0	0	0	0	0	9	0	0	0	0	9	0	1	0	1	0	0	10	0	0	0	0	0	0	0	2	4	0	2	22

PITCHER	IP	WLS	BF	H	R	ER	SO	BB	IBB	HBP	BLK	WP	HR	S	P	ERA	WHIP
Jim Abbott, L ERA: 3.86 (1, 1)	7.0	L	30	9	3	3	3	1	0	0	0	0	1	68	100	3.86	1.429
John Habyan, R ERA: 4.5 (8, 1)	1.0		6	3	1	1	1	2	0	0	0	0	1	9	19	9.00	5.000

BOTTOM

New York Yankees @ Cleveland Indians
Cleveland Municipal Stadium, Cleveland, OH

Wed Apr 07 1993, 7:05 PM EDT
Att: 12,512 - Unknown - 43 F

AB	33
R	4
H	12
RBI	4
BB	3
SO	4
LOB	12

WP: 0 PA: 36
PB: 0
SB: 1
CS: 0



livebaseballscorecards.com

Batter	1	2	3	4	5	6	7	8	9	AB R H RBI BB SO LOB	TOP																
Bernie Williams, S (1, 8) OBP: 0.333, SLG: 0.571	0-1 1B 2B		0-0 P6		3-1 L7		1-0 1B 1B		0-2 G4-3	5 1 2 0 0 0 1																	
Wade Boggs, L (1, 5) OBP: 0.214, SLG: 0.231	0-2 G5-3		1-1 G1-3		2-3 K2-3		0-3 K		1-0 G6-3 2B	5 0 1 0 0 2 5																	
Don Mattingly, L (1, 3) OBP: 0.429, SLG: 0.500	1-2 2-3 1B		2-3 K			2-2 1B 2B	0-1 P5		0-1 G6-3	5 1 2 0 0 1 4																	
Danny Tartabull, R (1, 9) OBP: 0.385, SLG: 0.769 Mike Humphreys, R (8, 9)	0-2 F9			0-0 P3		2-2 L8	1-1 1B 1B		2-1 F9	4 0 1 1 0 0 3 1 0 0 0 0 0 1																	
Paul O'Neill, L (1, 7) OBP: 0.500, SLG: 0.778 Jim Leyritz, R (7, PH) (7, 2)	0-3 K			1-1 HR		1-1 F7 1B 2-H	2-2 1B 1B 1-3 2-H 3-H			3 1 2 2 0 1 2 1 0 1 2 0 0 0																	
Matt Nokes, L (1, 2) OBP: 0.125, SLG: 0.500 Mike Stanley, R (7, PH) Dion James, L (7, PH) (7, 7)		0-1 P4		1-1 P2		1-1 F7 1-2	0-0 G4-3			3 0 0 0 0 0 1 0 0 0 0 0 0 0 1 0 0 0 0 0 2																	
Kevin Maas, L (1, 10)		4-1 FC6-4 BB		2-3 K		2-2 G4-3		1-1 F8		3 0 0 0 1 1 1																	
Spike Owen, S (1, 6) OBP: 0.385, SLG: 0.462		0-1 FC6-4 1-2f			1-1 E2 1B		0-1 1B 1B 1B	1-3 K		4 1 2 0 0 1 1																	
Pat Kelly, R (1, 4) OBP: 0.455, SLG: 0.909 Mike Gallego, R (8, PH) (8, 4)		0-2 L4		1-3 K			0-1 1B 1B 1B	0-0 G4-3		3 1 1 0 0 1 2 1 0 0 0 0 0 0																	
Inning Stats	R: 0 E: 0 K: 1 S: 14	H: 2 LOB: 2 BB: 0 P: 15	R: 0 E: 0 K: 0 S: 8	H: 0 LOB: 1 BB: 1 P: 12	R: 0 E: 0 K: 1 S: 6	H: 0 LOB: 0 BB: 0 P: 9	R: 1 E: 0 K: 1 S: 8	H: 1 LOB: 0 BB: 0 P: 12	R: 0 E: 1 K: 2 S: 12	H: 1 LOB: 1 BB: 0 P: 19	R: 1 E: 0 K: 0 S: 13	H: 2 LOB: 1 BB: 0 P: 20	R: 3 E: 0 K: 1 S: 16	H: 5 LOB: 2 BB: 0 P: 20	R: 0 E: 0 K: 1 S: 6	H: 0 LOB: 0 BB: 0 P: 8	R: 0 E: 0 K: 0 S: 8	H: 1 LOB: 1 BB: 0 P: 11	1B: 8 2B: 3 3B: 0 HR: 1	SF: 0 SAC: 0 DP: 0 HBP: 0	WP: 0 PB: 0 SB: 0 CS: 0	PA: 40					
PITCHER	IP	WLS	BF	H	R	ER	SO	BB	IBB	HBP	BLK	WP	HR	S	P	ERA	WHIP										
Mike Bielecki, R (1, 1) ERA: 3.0	6.0	W	25	6	2	2	5	1	0	0	0	0	1	61	87	3.00	1.167										
Ted Power, R (7, 1) ERA: 81.0	0.0		3	3	3	3	0	0	0	0	0	0	0	5	6	∞	∞										
Kevin Wickander, L (7, 1) ERA:	0.2		4	2	0	0	1	0	0	0	0	0	0	10	13	0.00	3.000										
Eric Plunk, R (7, 1) ERA:	0.1		1	0	0	0	0	0	0	0	0	0	0	1	1	0.00	0.000										
Mike Christopher, R (8, 1) ERA:	2.0		7	1	0	0	1	0	0	0	0	0	0	14	19	0.00	0.500										

New York Yankees @ Cleveland Indians
Cleveland Municipal Stadium, Cleveland, OH

Thu Apr 08 1993, 7:05 PM EDT
Att. 13,834 - Unknown - 72 F

AB	39
R	5
H	12
RBI	5
BB	1
SO	7
LOB	23



WP: 0	PA: 40
-------	--------

ERA	WHIP
-----	------

Batter	1	2	3	4	5	6	7	8	9
Kenny Lofton, L OBP: 0.308, SLG: 0.385 (1, 8)	1-1 G4-3	0-0 F8		2-3 K		2-2 F8	1-1 HR 1B		
Jeff Treadway, L OBP: 0.667, SLG: 0.667 (7, PH) OBP: 1.000, SLG: 2.500 (8, 5)	0-0 2B G5-3 1B		0-0 G3-1	0-2 1B			3-H HR 1B		
Carlos Baerga, S OBP: 0.500, SLG: 1.167 (1, 4)	1-1 G5-3 2B 1-3 2B		1-0 1B E 1B	2-1 L9			HR		
Albert Belle, R OBP: 0.417, SLG: 0.600 (1, 7)	2-2 G5-3 2-3 3-H 2B		0-0 E 2B 1B		1-2 G4-3		HR HBP G5-3		
Paul Sorrento, L OBP: 0.250, SLG: 0.375 (1, 3)	0-0 2B 3-H		0-0 E4 2B		2-2 G6-3		0-0 1B 1B	0-0 G3	
Reggie Jefferson, S OBP: 0.333, SLG: 0.300 (1, 10)	0-1 G3		0-0 2B IBB		2-3 K		0-0 F7 1B 1B 3-H	4-2 G6-4-3 BB	
Glenallen Hill, R OBP: 0.417, SLG: 0.750 (1, 9)		0-2 G5-3	1-2 1B 2B			0-1 SH1-3 3B	2-0 HR 1B	0-1 G6-4-3	
Sandy Alomar Jr., R OBP: 0.273, SLG: 0.125 Junior Ortiz, R (9, 2)		4-1 BB	0-0 2B 1B			0-0 F7	2-1 F7		
Felix Fermin, R OBP: 0.100, SLG: 0.100 (1, 6)		1 SAFE 3-2 P4		3-2 G6-3		2-1 SH1-3	0-2 L9		

Inning Stats	R: 2	H: 3	E: 0	K: 0	S: 11	LOB: 1	BB: 0	P: 15	R: 0	H: 0	E: 0	K: 0	S: 9	LOB: 1	BB: 1	P: 16	R: 3	H: 4	E: 1	K: 0	S: 10	LOB: 2	BB: 1	P: 16	R: 0	H: 1	E: 0	K: 1	S: 15	LOB: 0	BB: 0	P: 14	R: 1	H: 1	E: 0	K: 0	S: 9	LOB: 0	BB: 0	P: 12	R: 9	H: 8	E: 0	K: 0	S: 26	LOB: 0	BB: 0	P: 45	R: 0	H: 0	E: 0	K: 0	S: 5	LOB: 0	BB: 1	P: 9
--------------	------	------	------	------	-------	--------	-------	-------	------	------	------	------	------	--------	-------	-------	------	------	------	------	-------	--------	-------	-------	------	------	------	------	-------	--------	-------	-------	------	------	------	------	------	--------	-------	-------	------	------	------	------	-------	--------	-------	-------	------	------	------	------	------	--------	-------	------


AB	R	H	RBI	BB	SO	LOB
5	1	1	1	0	1	1
3	1	2	0	0	0	0
2	2	2	3	0	0	0
5	4	4	3	0	0	1
4	2	1	1	0	0	1
5	2	2	2	0	0	1
3	1	1	1	2	1	1
5	2	3	3	0	0	1
3	0	1	0	1	0	3
0	0	0	0	0	0	0
3	0	0	1	0	0	3

BOTTOM

New York Yankees @ Cleveland Indians
Cleveland Municipal Stadium, Cleveland, OH

Thu Apr 08 1993, 7:05 PM EDT
Att: 13,834 - Unknown - 72 F

AB	38
R	15
H	17
RBI	15
BB	3
SO	2
LOB	12



WP: 0	PA: 43
PB: 0	SB: 0
CS: 0	

PITCHER	IP	WLS	BF	H	R	ER	SO	BB	IBB	HBP	BLK	WP	HR	S	P	ERA	WHIP
Sam Milltello, R ERA: 13.5 (1, 1)	2.2	L	16	6	5	4	0	0	1	0	0	0	0	29	46	13.50	2.625
Rich Monteleone, R ERA: 2.7 (3, 1)	3.1		12	3	1	1	2	0	0	0	0	0	0	34	49	2.70	0.900
Steve Howe, L ERA: (7, 1)	0.0		6	5	6	6	0	0	0	1	0	0	0	12	21	∞	∞
Steve Farr, R ERA: 40.5 (7, 1)	0.2		5	3	3	3	0	0	0	0	0	0	2	13	21	40.50	4.500
Neal Heaton, L ERA: (7, 1)	1.1		4	0	0	0	0	1	0	0	0	0	0	6	12	0.00	0.750

New York Yankees @ Chicago White Sox

Comiskey Park, Chicago, IL

Fri Apr 09 1993, 4:33 AM EDT
Att. 42,775 - Sunny - 54 F

AB	38
R	11
H	15
RBI	10
BB	9
SO	6
LOB	19



WP:	0	PA:	51
PB:	0		
SB:	0		
CS:	0		

AB R H RBI BB SO LOB

5	0	0	2	0	2	6
5	1	2	1	1	1	1
5	1	1	0	1	0	2
3	2	1	1	3	1	1
5	2	3	4	1	0	1
6	1	1	1	0	2	6
5	3	4	0	0	0	0
3	1	3	0	2	0	0
1	0	0	1	1	0	2

Batter	1	2	3	4	5	6	7	8	9
Bernie Williams, S OBP: 0.238, SLG: 0.421 (1, 8)	3-3 K	3-1 SF8		0-0 G3	1-3 K		1-1 F8	1-1 F8	
Wade Boggs, L OBP: 0.300, SLG: 0.278 (1, 5)	2-2 BB 1B	3-3 K		0-2 1B		1-0 G6-3		4-1 BB 1B HR	1-2 F7
Don Mattingly, L OBP: 0.400, SLG: 0.421 (1, 3)	2-2 F7		2-2 G3	1-1 P7		4-2 FC5-4 BB		1-1 BB 1B HR	1-2 G4-3
Danny Tartabull, R OBP: 0.474, SLG: 0.875 (1, 9)	4-1 BB 1B		1-3 K		1-0 HR	1-2 F8		4-1 BB 1B HR	4-2 1B BB
Jim Leyritz, R OBP: 0.714, SLG: 1.167 (1, 10)	4-2 BB		0-1 F8		1-1 1B 1B E	1-0 FC5-4		1-2 BB 1B HR	1-0 FC6-4 1B
Randy Velarde, R OBP: 0.300, SLG: 0.556 (1, 7)	3-3 K			0-2 HR	2-0 L9		0-2 G5-3	2-3 K	1-0 FC6-4
Mike Stanley, R OBP: 0.556, SLG: 0.500 (1, 2)		0-1 SH1-3 1B SF8 1B		0-1 SH3 BB G3 1B	0-0 E SF9 1B		0-2 BB 1B	1-1 P7	
Spike Owen, S OBP: 0.556, SLG: 0.563 (1, 6)		3-1 SH1-3 1B		4-1 G3 SH3 1B BB	2-2 E6 SF9 1B		4-0 BB	0-1 BB 1B	
Pat Kelly, R OBP: 0.429, SLG: 0.833 (1, 4)		0-0 SH1-3		1-1 SH3	0-0 SF9		1-1 P9	4-2 BB	

Inning Stats	R: 0	H: 1	E: 0	K: 2	S: 19	P: 37	R: 1	H: 2	E: 0	K: 1	S: 10	P: 19	R: 0	H: 0	E: 0	K: 1	S: 8	P: 11	R: 3	H: 3	E: 0	K: 0	S: 16	P: 21	R: 3	H: 4	E: 1	K: 1	S: 12	P: 19	R: 0	H: 0	E: 0	K: 0	S: 7	P: 14	R: 0	H: 1	E: 0	K: 0	S: 10	P: 16	R: 4	H: 3	E: 0	K: 1	S: 20	P: 38	R: 0	H: 1	E: 0	K: 0	S: 10	P: 18	1B: 12	2B: 0	3B: 0	HR: 3	SF: 2	SAC: 2	DP: 0	HBP: 0	WP: 0	PA: 51
--------------	------	------	------	------	-------	-------	------	------	------	------	-------	-------	------	------	------	------	------	-------	------	------	------	------	-------	-------	------	------	------	------	-------	-------	------	------	------	------	------	-------	------	------	------	------	-------	-------	------	------	------	------	-------	-------	------	------	------	------	-------	-------	--------	-------	-------	-------	-------	--------	-------	--------	-------	--------

PITCHER	IP	WLS	BF	H	R	ER	SO	BB	IBB	HBP	BLK	WP	HR	S	P	ERA	WHIP
Wilson Alvarez, L ERA: 12.0 (1, 1)	3.0		17	5	4	4	4	3	0	0	0	0	1	43	77	12.00	2.667
Donn Pall, R ERA: 9.0 (4, 1)	2.0	L	11	5	3	2	1	0	0	0	0	0	1	22	30	9.00	2.500
Chuck Cary, L ERA: (6, 1)	1.0		4	0	0	0	0	1	0	0	0	0	0	7	14	0.00	1.000
Bobby Thigpen, R ERA: 18.0 (7, 1)	2.0		14	4	4	4	1	4	0	0	0	0	1	30	54	18.00	4.000
Terry Leach, R ERA: 2.25 (9, 1)	1.0		5	1	0	0	0	1	0	0	0	0	0	10	18	0.00	2.000

Batter	1	2	3	4	5	6	7	8	9	AB	R	H	RBI	BB	SO	LOB
Tim Raines, S (1, 7) OBP: 0.400, SLG: 0.750 Dan Pasqua, L (3, 7) OBP: 0.333, SLG: 0.200 Bo Jackson, R (6, PH) OBP: 0.500, SLG: 2.000 (7, 7)	4-1 G4-3 S BB		0-3 1 SAFE K	0-0 FC6-4 1B		0-1 HR		3-3 1 SAFE K		0	0	0	0	1	0	0
Craig Grebeck, R (1, 4) 1 SAFE C B B B B B	4-2 G4-3 BB		3-2 G4-3 BB	0-1 FC6-4 1B		0-1 G6-3 BB		0-0 FC6-4 BB		4	0	0	0	1	0	5
Frank Thomas, R (1, 3) OBP: 0.263, SLG: 0.125 B F C B B X	3-2 G4-3 BB			1-0 F7 1B	2-1 L8 BB			0-0 G5-4-3 1B		5	0	1	0	0	1	2
George Bell, R (1, 10) OBP: 0.316, SLG: 0.412 B B B F F X	2-2 P5 BB			1-0 BB 1B	1-2 2B			0-2 G5-4-3 BB		5	1	2	0	0	0	2
Robin Ventura, L (1, 5) OBP: 0.278, SLG: 0.188 B B C X		2-1 G6-3 BB		4-1 E 1B	1-2 F8 BB			1-3 BB 1B		4	0	0	0	1	1	1
Ellis Burks, R (1, 9) OBP: 0.462, SLG: 0.417 B X			1-0 F8 BB	1-2 E7 1B	1-1 HBP			0-2 1B 1B		3	2	2	1	0	0	0
Lance Johnson, L (1, 8) OBP: 0.313, SLG: 0.500 B C X			1-1 F8 BB	0-1 FC1-2-5 1B	1-3 K			1-0 1B 1B		4	1	1	0	0	1	4
Ron Karkovice, R (1, 2) OBP: 0.385, SLG: 0.500 B B C X			3-1 L5 BB	4-1 1B BB				3-2 G6-3 BB		3	1	1	1	1	0	0
Ozzie Guillen, L (1, 6) OBP: 0.400, SLG: 0.273 F B B B B			4-1 S BB	1-0 1B 1B				0-0 F9 BB		3	0	1	2	1	1	2

Inning Stats	R: 0	H: 0	E: 0	K: 10	S: 10	R: 0	H: 0	E: 0	K: 5	S: 5	R: 0	H: 0	E: 0	K: 1	S: 9	R: 4	H: 4	E: 1	K: 0	S: 13	R: 0	H: 1	E: 0	K: 1	S: 13	R: 1	H: 1	E: 0	K: 0	S: 8	R: 0	H: 0	E: 0	K: 2	S: 9	R: 1	H: 3	E: 0	K: 2	S: 17	R: 0	H: 1	E: 0	K: 0	S: 7	1B: 8	SF: 0	2B: 1	SAC: 0	3B: 0	DP: 2	HR: 1	HBP: 1	WP: 0	PA: 41
--------------	------	------	------	-------	-------	------	------	------	------	------	------	------	------	------	------	------	------	------	------	-------	------	------	------	------	-------	------	------	------	------	------	------	------	------	------	------	------	------	------	------	-------	------	------	------	------	------	-------	-------	-------	--------	-------	-------	-------	--------	-------	--------

PITCHER	IP	WLS	BF	H	R	ER	SO	BB	IBB	HBP	BLK	WP	HR	S	P	ERA	WHIP
Bob Wickman, R (1, 1) ERA: 7.2	5.0	W	25	5	4	4	2	5	0	1	0	0	0	50	95	7.20	2.000
Neal Heaton, L (6, 1) ERA: 4.91	2.1		11	4	2	2	3	0	0	0	0	0	1	30	40	7.71	1.714
John Habyan, R (8, 1) ERA: 2.45	1.2		5	1	0	0	1	0	0	0	0	0	0	11	17	0.00	0.600


BOTTOM

New York Yankees @ Chicago White Sox
 Comiskey Park, Chicago, IL

Fri Apr 09 1993, 4:33 AM EDT
 Att: 42,775 - Sunny - 54 F

livebaseballscorecards.com

AB	35
R	6
H	10
RBI	6
BB	5
SO	6
LOB	19

Batter	1	2	3	4	5	6	7	8	9	AB R H RBI BB SO LOB	TOP											
Bernie Williams, S (1, 8) OBP: 0.296, SLG: 0.440	0-1 G4-3		2-0 BB 2B 1B	1-1 FC1-2 FC4-6		0-0 1B		3-2 G5-3	0-0 BB E 1B	6 2 3 3 0 0 3												
Wade Boggs, L (1, 5) OBP: 0.289, SLG: 0.227 Mike Humphreys, R (9, 7)	3-2 L8		1-3 K	2-2 FC4-6		1-1 SF8		2-0 P5	4-2 E BB 1B	4 0 0 1 1 1 4 0 0 0 0 0 0 0												
Don Mattingly, L (1, 3) OBP: 0.385, SLG: 0.400 Dion James, L (9, PR)	1-1 1B		1-0 F7		2-2 G3	2-1 G5-3		0-0 1B	2-0 E1	6 0 2 2 0 0 3 0 0 0 0 0 0 0												
Danny Tartabull, R (1, 9) OBP: 0.480, SLG: 0.750 Randy Velarde, R (9, 5)	2-0 1B		4-0 2B BB		1-1 G4-3		2-3 K	4-1 BB	2-3 K	4 1 1 0 2 2 2 0 0 0 0 0 0 0												
Paul O'Neill, L (1, 7) OBP: 0.375, SLG: 0.600	2-2 F7		0-0 2B		3-2 G6-3		1-1 G1-3	0-1 L7	0-3 K	6 0 1 2 0 1 6												
Matt Nokes, L (1, 2)		1-1 F8	3-1 F8			2-2 E BB 1B			1-2 G4-3	5 1 1 0 0 0 1												
Kevin Maas, L (1, 10)				0-0 SH1-4 FC1-2 1B		4-0 E 1B BB		1-0 2B 2B	2-0 PB BLK 1B 1B	4 3 3 0 1 0 0	AB 43 R 12 H 16 RBI 11 BB 5 SO 4 LOB 24											
Spike Owen, S (1, 6)				0-0 FC1-2 SH1-4 1B		1-0 F7		2-0 1B 2B	2-0 1B 1B	4 2 3 1 1 0 2												
Pat Kelly, R (1, 4)				0-0 SH1-4		1-0 E5 1B SF8		0-2 1B G5-3 1B	1-0 BB 1B E 1B	4 3 2 2 0 0 3												
Inning Stats	R: 0 E: 0 K: 0 S: 15	H: 2 LOB: 2 BB: 0 P: 23	R: 0 E: 0 K: 0 S: 10	H: 0 LOB: 1 BB: 1 P: 19	R: 2 E: 0 K: 1 S: 10	H: 2 LOB: 1 BB: 1 P: 20	R: 0 E: 0 K: 0 S: 10	H: 2 LOB: 2 BB: 0 P: 13	R: 0 E: 0 K: 0 S: 8	H: 0 LOB: 0 BB: 0 P: 14	R: 3 E: 1 K: 0 S: 11	H: 2 LOB: 1 BB: 1 P: 22	R: 0 E: 0 K: 1 S: 6	H: 0 LOB: 0 BB: 0 P: 11	R: 3 E: 0 K: 0 S: 14	H: 4 LOB: 2 BB: 1 P: 26	R: 4 E: 1 K: 2 S: 16	H: 4 LOB: 2 BB: 1 P: 30	1B: 13 2B: 3 3B: 0 HR: 0	SF: 1 SAC: 1 DP: 0 HBP: 0	WP: 0 PB: 1 SB: 0 CS: 0	PA: 50
PITCHER	IP WLS BF H R ER SO BB IBB HBP BLK WP HR S P ERA WHIP																					
Rodney Bolton, R (1, 1) ERA: 5.06 Chuck Cary, L (6, 1) ERA: 7.36 Scott Radinsky, L (9, 1) ERA: 21.6	5.1 L 28 8 5 3 1 3 0 0 0 0 0 0 60 104 5.06 2.062																					

New York Yankees @ Chicago White Sox
 Comiskey Park, Chicago, IL
 Sat Apr 10 1993, 8:05 PM EDT
 Att. 28,926 - Unknown

livebaseballscorecards.com

Batter	1	2	3	4	5	6	7	8	9	AB R H RBI BB SO LOB	TOP											
Bernie Williams, S (1, 8) OBP: 0.344, SLG: 0.533	3-2 G4-3 G3 2B	0-1 G3			2-1 1B 2B	2-2 CS 1-2	3-2 FC4-6 1B		1-0 G5-3	5 2 3 0 0 0 3	New York Yankees @ Chicago White Sox Comiskey Park, Chicago, IL Sun Apr 11 1993, 4:33 AM EDT Att. 21,047 - Overcast - 50 F livebaseballscorecards.com											
Wade Boggs, L (1, 5) OBP: 0.290, SLG: 0.231	2-1 G4-3		2-1 L7		1-1 1B SF8 1B		3-1 FC4-6 1B	4-0 BB	4 2 1 0 1 0 2													
Don Mattingly, L (1, 3) OBP: 0.387, SLG: 0.400	0-2 G3		1-1 F8		0-0 1B		1-1 1B 1B	1-1 F7	5 0 2 2 0 0 1													
Danny Tartabull, R (1, 9) OBP: 0.433, SLG: 0.750	0-3 K		2-1 3B		2-1 SF8		1-3 K	0-3 K	4 0 1 1 0 3 3													
Paul O'Neill, L (1, 7) OBP: 0.350, SLG: 0.526		1-1 G4-3	1-0 L9		0-1 F7		0-0 FC6-4 1B		4 0 1 1 0 0 2													
Matt Nokes, L (1, 2) OBP: 0.188, SLG: 0.375		1-2 BB 1B		0-0 F9	0-0 G3		3-1 FC6-4		3 0 1 0 0 0 1													
Jim Leyritz, R (7, PH) OBP: 0.625, SLG: 1.000							1-2f		1 0 0 0 0 0 2													
Kevin Maas, L (1, 10) OBP: 0.471, SLG: 0.429		1-2 BB 1B		2-1 1B		1-3 K		2-2 G4-3	3 0 2 0 0 1 0													
Mike Humphreys, R (8, PH)									1 0 0 0 0 0 0													
Spike Owen, S (1, 6) OBP: 0.593, SLG: 0.609		4-1 BB		0-1 L8		0-2 CS 1B		0-1 G5-3	3 0 1 0 1 0 1													
Pat Kelly, R (1, 4) OBP: 0.364, SLG: 0.600		1-3 K		0-0 F7		1-3 K		1-1 G1-3	4 0 0 0 0 2 5													
Inning Stats	R: 1 E: 0 K: 1 S: 11	H: 1 LOB: 0 BB: 0 P: 16	R: 0 E: 0 K: 1 S: 15	H: 2 LOB: 3 BB: 1 P: 23	R: 0 E: 0 K: 0 S: 7	H: 1 LOB: 1 BB: 0 P: 13	R: 0 E: 0 K: 0 S: 6	H: 1 LOB: 1 BB: 0 P: 8	R: 2 E: 0 K: 0 S: 10	H: 3 LOB: 1 BB: 0 P: 15	R: 0 E: 0 K: 2 S: 12	H: 1 LOB: 0 BB: 0 P: 16	R: 1 E: 0 K: 1 S: 16	H: 3 LOB: 2 BB: 0 P: 27	R: 0 E: 0 K: 0 S: 7	H: 0 LOB: 0 BB: 0 P: 10	R: 0 E: 0 K: 1 S: 6	H: 0 LOB: 1 BB: 1 P: 12	1B: 9 2B: 2 3B: 1 HR: 0	SF: 1 SAC: 0 DP: 0 HBP: 0	WP: 0 PB: 0 SB: 0 CS: 1	PA: 41
PITCHER	IP WLS BF H R ER SO BB IBB HBP BLK WP HR S P ERA WHIP																					
Jack McDowell, R (1, 1) ERA: 5.68	6.2 W 32 12 4 4 5 1 0 0 0 0 0 0 75 113 5.40 1.950																					
Scott Radinsky, L (7, 1) ERA: 9.82	2.0 7 0 0 0 0 1 0 0 0 0 0 0 12 24 0.00 0.500																					
Roberto Hernandez, R (9, 1) ERA: 13.5	0.1 S 1 0 0 0 0 1 0 0 0 0 0 0 3 3 0.00 0.000																					

New York Yankees @ Chicago White Sox
Comiskey Park, Chicago, IL
Sun Apr 11 1993, 4:33 AM EDT
Att. 21,047 - Overcast - 50 F

AB	37
R	4
H	12
RBI	4
BB	2
SO	6
LOB	20



BOTTOM

New York Yankees @ Chicago White Sox
Comiskey Park, Chicago, IL
Sun Apr 11 1993, 4:33 AM EDT
Att. 21,047 - Overcast - 50 F

livebaseballscorecards.com

AB 32
R 6
H 9
RBI 5
BB 6
SO 1
LOB 19



WP: 0 PA: 40
PB: 0
SB: 2
CS: 0

AB R H RBI BB SO LOB

4 2 1 2 1 0 1

4 0 1 0 1 0 0

5 0 2 0 0 1 3

4 0 2 1 0 0 2

1 1 0 0 0 0 1

2 0 0 0 1 0 2

3 1 2 1 1 0 2

2 0 0 1 0 0 3

1 0 0 0 0 0 2

2 1 0 0 2 0 0

4 1 1 0 0 0 3

1B: 5 SF: 1
2B: 2 SAC: 1
3B: 2 DP: 1
HR: 0 HBP: 0

Batter	1	2	3	4	5	6	7	8	9
Joey Cora, S OBP: 0.450, SLG: 0.529 (1, 4)	4-0 FC1-6 BB 1B BB	2-1 G3-1		0-2 L9		1-1 E 1-H 2-H 3B		1-2 G1-3	
Lance Johnson, L OBP: 0.308, SLG: 0.400 (1, 8)	4-1 FC1-6 BB 1-2		2-2 G6-4-3 1B 1B		3-1 B1-3	2-1 E1 3-H		3-2 G6-3	
Frank Thomas, R OBP: 0.357, SLG: 0.292 (1, 3)	3-2 FC1-6 1B 1-2f 2-3		2-1 G6-4-3 1B 1-2		1-0 G1-3	3-3 K 1-2		3-0 2B	
George Bell, R OBP: 0.296, SLG: 0.360 Steve Sax, R (7, PR)	3-1 FC4-6 1B 1-2 3-H		1-0 G6-4-3 1-2f 2-3		1-0 G5-3		1-2 SH1-3 2B 1B	1-2 G3-1	
Robin Ventura, L OBP: 0.280, SLG: 0.182 (1, 5)	3-1 L9		4-2 BB BB			1-1 G2-3	0-0 SH1-3 1-2		
Ellis Burks, R OBP: 0.429, SLG: 0.526 (1, 9)	1-1 FC4-6 1-2f		4-2 BB 1-2			2-1 SF7 3B	2-2 2B 2-H		
Dan Pasqua, L OBP: 0.222, SLG: 0.143 Mike Huff, R (7, PH) (8, 7)		3-1 G4-3	3-1 F8			1-0 SF7	0-1 F9		
Ron Karkovice, R OBP: 0.412, SLG: 0.417 (1, 2)		3-1 E6		2-2 L8		4-1 1B 3B BB	4-0 IBB		
Ozzie Guillen, L OBP: 0.364, SLG: 0.278 (1, 6)		0-0 L8		1-2 F9		3-1 3B 1B	0-2 G4-3		

Inning Stats	R: 1	H: 1	E: 0	K: 0	S: 13	LOB: 2	BB: 2	P: 31	R: 0	H: 0	E: 1	K: 0	S: 7	LOB: 1	BB: 0	P: 15	R: 0	H: 2	E: 0	K: 0	S: 12	LOB: 3	BB: 2	P: 28	R: 0	H: 0	E: 0	K: 0	S: 9	LOB: 0	BB: 0	P: 12	R: 0	H: 0	E: 0	K: 0	S: 4	LOB: 0	BB: 0	P: 9	R: 4	H: 3	E: 1	K: 1	S: 15	LOB: 1	BB: 1	P: 32	R: 1	H: 2	E: 0	K: 0	S: 13	LOB: 2	BB: 1	P: 20	R: 0	H: 1	E: 0	K: 0	S: 10	LOB: 1	BB: 0	P: 18
--------------	------	------	------	------	-------	--------	-------	-------	------	------	------	------	------	--------	-------	-------	------	------	------	------	-------	--------	-------	-------	------	------	------	------	------	--------	-------	-------	------	------	------	------	------	--------	-------	------	------	------	------	------	-------	--------	-------	-------	------	------	------	------	-------	--------	-------	-------	------	------	------	------	-------	--------	-------	-------

PITCHER	IP	WLS	BF	H	R	ER	SO	BB	IBB	HBP	BLK	WP	HR	S	P	ERA	WHIP
Scott Kamieniecki, R ERA: 1.8	(1, 1)		5.0	3	1	1	0	4	0	0	0	0	0	45	95	1.80	1.400
Rich Monteleone, R ERA: 10.38	(6, 1)	L	9	4	5	4	1	1	0	0	0	0	0	18	36	36.00	5.000
Steve Howe, L ERA: 54.0	(7, 1)		1.0	5	1	0	0	0	1	0	0	0	0	10	16	0.00	1.000
Steve Farr, R ERA: 16.2	(8, 1)		1.0	4	1	0	0	0	0	0	0	0	0	10	18	0.00	1.000

Batter	1	2	3	4	5	6	7	8	9	AB R H RBI BB SO LOB	TOP											
Brian McRae, S (1, 8) OBP: 0.345, SLG: 0.333	1-0 P4		3-2 E5			0-1 1B		1-1 F7		4 1 1 0 0 0 0	Kansas City Royals @ New York Yankees Yankee Stadium, Bronx, NY Mon Apr 12 1993, 3:33 AM EDT Att. 56,704 - Unknown - 53 F											
Hubie Brooks, R (1, 3) OBP: 0.667, SLG: 0.667	2-0 G5-3			1-1 F8		1-1 1B		1-1 1B		4 0 2 0 0 0 0												
George Brett, L (1, 10) OBP: 0.276, SLG: 0.296	1-2 FC6-4 1B			0-1 F8		0-0 1B		0-0 F8		4 0 2 1 0 0 1												
Mike Macfarlane, R (1, 2) OBP: 0.308, SLG: 0.273	1-0 FC6-4 1-2f			1-1 G5-3		0-1 F8			1-0 G5-4-3 1B	4 0 1 0 0 0 3												
Kevin McReynolds, R (1, 7) OBP: 0.280, SLG: 0.500		1-1 P4			0-0 F7	1-3 K			0-1 G5-4-3 1-2f	4 0 0 0 0 1 3												
Harvey Pulliam, R (1, 9) OBP: 0.667, SLG: 0.800		0-3 K			1-0 1B		0-0 G5-4-3 1B		0-1 L8	4 0 2 0 0 1 0												
Phil Hiatt, R (1, 5) OBP: 0.300, SLG: 0.500		0-0 F9			0-0 F7		0-1 G5-4-3 1-2f			3 0 0 0 0 0 2												
Greg Gagne, R (1, 6) OBP: 0.095, SLG: 0.095			0-1 G5-3		1 SAFE 2-1 F7		2-3 K			3 0 0 0 0 1 1												
Curtis Wilkerson, S (1, 4) OBP: 0.000, SLG: 0.000			1-3 K			1-1 G5-3		0-1 G4-3		3 0 0 0 0 1 0												
Inning Stats	R: 0 E: 0 K: 0 S: 6	H: 1 LOB: 1 BB: 0 P: 11	R: 0 E: 0 K: 1 S: 6	H: 0 LOB: 0 BB: 0 P: 7	R: 0 E: 1 K: 1 S: 9	H: 0 LOB: 1 BB: 0 P: 13	R: 0 E: 0 K: 0 S: 6	H: 0 LOB: 0 BB: 0 P: 8	R: 0 E: 0 K: 0 S: 5	H: 1 LOB: 1 BB: 0 P: 8		R: 1 E: 0 K: 1 S: 12	H: 3 LOB: 2 BB: 0 P: 15	R: 0 E: 0 K: 1 S: 6	H: 1 LOB: 0 BB: 0 P: 8	R: 0 E: 0 K: 0 S: 7	H: 1 LOB: 1 BB: 0 P: 9	R: 0 E: 0 K: 0 S: 5	H: 1 LOB: 0 BB: 0 P: 6	1B: 8 2B: 0 3B: 0 HR: 0	SF: 0 SAC: 0 DP: 2 HBP: 0	WP: 0 PB: 0 SB: 0 CS: 0
PITCHER Jim Abbott, L (1, 1) ERA: 2.25	IP: 9.0 WLS: W BF: 33 H: 8 R: 1 ER: 1 SO: 4 BB: 0 IBB: 0 HBP: 0 BLK: 0 WP: 0 HR: 0 S: 62 P: 85 ERA: 1.00 WHIP: 0.889											PITCHER IP: 0.0 WLS: 0 BF: 0 H: 0 R: 0 ER: 0 SO: 0 BB: 0 IBB: 0 HBP: 0 BLK: 0 WP: 0 HR: 0 S: 0 P: 0 ERA: 0.00 WHIP: 0.000										

AB	33
R	1
H	8
RBI	1
BB	0
SO	4
LOB	10



livebaseballscorecards.com

Batter	1	2	3	4	5	6	7	8	9	AB	R	H	RBI	BB	SO	LOB
Bernie Williams, S OBP: 0.306, SLG: 0.471 (1, 8) C S X	0-2 F7		0-0 FC3-2 1B		2-2 G4-3		1-0 FC1-6-5 1-3			4	0	0	0	0	0	3
Wade Boggs, L OBP: 0.286, SLG: 0.233 (1, 5) C B X	1-1 G4-3		3-1 SAFE 1-2 3-H 1B		3-2 L5		3-2 F9			4	0	1	1	0	0	1
Don Mattingly, L OBP: 0.343, SLG: 0.353 (1, 3) B C F X	1-2 L7		1-2 F9			0-0 G3-1		1-3 K		4	0	0	0	0	1	2
Danny Tartabull, R OBP: 0.412, SLG: 0.667 (1, 9) B B B X		2-3 K		2-0 F8		3-2 E6 3B		4-0 E BB		3	2	0	0	1	1	0
Paul O'Neill, L OBP: 0.456, SLG: 0.739 (1, 7) X		0-0 CS 1B		1-0 G2-3 1B		3-2 1-H 3B		2-1 1-H 2B		4	1	4	2	0	0	0
Matt Nokes, L OBP: 0.150, SLG: 0.300 (1, 2) C X		0-1 F9		2-1 G2-3 1-2		1-2 P2		3-0 P6		4	0	0	0	0	0	4
Kevin Maas, L OBP: 0.429, SLG: 0.389 (1, 10) B B B X		3-2 CS 1-2	3-1 F7	1-2 2-H 1B		3-0 F8		1-1 F9		4	0	1	1	0	0	2
Spike Owen, S OBP: 0.567, SLG: 0.577 (1, 6) B X			1-0 E FC3-2 1B	2-1 F7			1-3 K			3	0	1	0	0	1	1
Pat Kelly, R OBP: 0.360, SLG: 0.565 (1, 4) B C SAFE X			3-2 SAFE FC3-2 1-3 1B		1-1 G5-3		0-0 FC1-6-5 S 1B			3	1	1	0	0	0	1

Inning Stats	R: 0	H: 0	E: 0	K: 0	S: 8	R: 0	H: 1	E: 0	K: 1	S: 8	R: 1	H: 2	E: 1	K: 0	S: 14	R: 1	H: 2	E: 0	K: 0	S: 9	R: 0	H: 0	E: 0	K: 0	S: 12	R: 1	H: 1	E: 1	K: 0	S: 13	R: 0	H: 1	E: 0	K: 1	S: 8	R: 1	H: 1	E: 1	K: 1	S: 8	R: 1	H: 1	E: 1	K: 1	S: 8	1B: 6	2B: 1	3B: 1	HR: 0	SF: 0	SAC: 0	DP: 0	HBP: 0	WP: 0	PB: 0	SB: 1	CS: 1	PA: 35
	0	0	0	0	10	0	1	0	1	13	1	2	1	0	25	1	2	0	0	17	0	0	0	0	18	1	1	1	0	23	0	1	0	13	1	1	1	1	19	1	1	1	1	19	6	1	1	0	0	0	0	0	0	0	1	35		

PITCHER	IP	WLS	BF	H	R	ER	SO	BB	IBB	HBP	BLK	WP	HR	S	P	ERA	WHIP
David Cone, R ERA: 1.8 (1, 1)	7.0	L	29	7	3	1	2	0	0	0	0	0	0	72	119	1.29	1.000
Frank DiPino, L ERA: 2.25 (8, 1)	1.0		5	1	1	1	1	1	0	0	0	0	0	8	19	9.00	2.000

BOTTOM

Kansas City Royals @ New York Yankees
Yankee Stadium, Bronx, NY

Mon Apr 12 1993, 3:33 AM EDT
Att: 56,704 - Unknown - 53 F

livebaseballscores.com

AB	33
R	4
H	8
RBI	4
BB	1
SO	3
LOB	14



Batter	1	2	3	4	5	6	7	8	9	AB R H RBI BB SO LOB	TOP										
Brian McRae, S (1, 8) OBP: 0.333, SLG: 0.300	0-0 B3		1-1 G1-4-3			4-2 BB		0-1 G4-3		3 0 0 0 1 0 1											
Wally Joyner, L (1, 3) OBP: 0.357, SLG: 0.375	3-3 K			0-0 G4-3		2-2 G3			3-1 E3 FC3-6 1B	4 1 0 0 0 1 1											
George Brett, L (1, 10) OBP: 0.273, SLG: 0.323	2-3 K			0-0 F8			1-0 G4-3 G6-3 2B		0-0 L8	4 1 1 0 0 1 1											
Felix Jose, S (1, 9) OBP: 0.280, SLG: 0.182		0-0 G5-3		1-1 G3-1			0-0 G4-3		2-2 FC3-6 1B	4 0 1 0 0 0 1											
Brent Mayne, L (1, 2) OBP: 0.176, SLG: 0.176		0-2 G4-3			2-1 L6		0-0 G6-3		1-0 FC3-6 1B HR	4 1 0 1 0 0 2											
Kevin McReynolds, R (1, 7) OBP: 0.310, SLG: 0.500		2-3 K			2-1 F8		0-0 1B		0-2 HR 1B	4 1 2 1 0 1 0											
Phil Hiatt, R (1, 5) OBP: 0.292, SLG: 0.591			0-0 P6		0-0 F8		1-2 P9		0-1 HR	4 1 1 3 0 0 1											
Jose Lind, R (1, 4) OBP: 0.250, SLG: 0.421 Chris Gwynn, L (9, PH)			1-0 G6-3 1B			0-0 F7		0-0 G6-3	1-2 G1-3	3 0 1 0 0 0 0 1 0 0 0 0 0 0											
Greg Gagne, R (1, 6) OBP: 0.083, SLG: 0.083			1-0 G6-3			1-1 F7		1-3 K		3 0 0 0 0 1 1											
Inning Stats	R: 0 E: 0 K: 2 S: 7	H: 0 LOB: 0 BB: 0 P: 12	R: 0 E: 0 K: 1 S: 7	H: 0 LOB: 0 BB: 0 P: 9	R: 0 E: 0 K: 0 S: 5	H: 1 LOB: 1 BB: 0 P: 8	R: 0 E: 0 K: 0 S: 4	H: 0 LOB: 0 BB: 0 P: 5	R: 0 E: 0 K: 0 S: 5	H: 0 LOB: 0 BB: 0 P: 9	R: 1 E: 0 K: 0 S: 7	H: 2 LOB: 1 BB: 0 P: 9	R: 0 E: 0 K: 1 S: 6	H: 0 LOB: 0 BB: 0 P: 7	R: 4 E: 1 K: 0 S: 17	H: 3 LOB: 0 BB: 0 P: 24	1B: 4 2B: 1 3B: 0 HR: 1	SF: 0 SAC: 0 DP: 0 HBP: 0	WP: 0 PB: 0 SB: 0 CS: 0	PA: 35	
PITCHER Bob Wickman, R (1, 1) ERA: 3.29 Steve Farr, R (9, 1) ERA: 13.5	IP 8.2	WLS W	BF 34	H 6	R 5	ER 1	SO 4	BB 1	IBB 0	HBP 0	BLK 0	WP 0	HR 1	S 63	P 94	ERA 1.04	WHIP 0.808				
PITCHER	IP	WLS	BF	H	R	ER	SO	BB	IBB	HBP	BLK	WP	HR	S	P	ERA	WHIP				

Kansas City Royals @ New York Yankees
Yankee Stadium, Bronx, NY
 Wed Apr 14 1993, 3:33 AM EDT
 Att: 21,810 - Unknown

AB	34
R	5
H	6
RBI	5
BB	1
SO	4
LOB	8



Batter	1	2	3	4	5	6	7	8	9	AB R H RBI BB SO LOB	TOP																
Brian McRae, S (1, 8) OBP: 0.316, SLG: 0.286	2-1 G5-3		1-1 G6-3			1-3 K		0-0 G1-3	2-2 BB	5 0 1 1 0 1 3																	
Wally Joyner, L (1, 3) OBP: 0.364, SLG: 0.357	2-0 F8			2-1 F9		1-0 G4-3			1-2 1B	4 1 1 0 1 0 1																	
Hubie Brooks, R (1, 10) OBP: 0.545, SLG: 0.727	3-2 E6			0-0 G3			1-1 F9		2B	5 1 2 0 0 0 3																	
Felix Jose, S (1, 9) OBP: 0.250, SLG: 0.160 Kevin McReynolds, R (9, PH) OBP: 0.333, SLG: 0.556	2-2 G4-3			0-3 K			0-2 G1-3		1-1 HR	3 0 0 0 0 1 2 1 1 1 2 0 0 0																	
Mike Macfarlane, R (1, 2) OBP: 0.294, SLG: 0.467			2-3 K		1-3 K		1-0 F9		1-0 HR	4 1 1 2 0 2 1																	
Harvey Pulliam, R (1, 7) OBP: 0.444, SLG: 0.500 George Brett, L (9, PH) OBP: 0.265, SLG: 0.313 Curtis Wilkerson, S (9, 4)			1-2 P5		0-0 G4-3		2-0 P6		2-2 P2	3 0 0 0 0 0 1 1 0 0 0 0 0 0 0 0 0 0 0 0 0																	
Phil Hiatt, R (1, 5) OBP: 0.286, SLG: 0.538			2-2 F8		0-2 F7			0-0 P5	2-0 F8	4 1 1 0 0 0 0																	
Jose Lind, R (1, 4) OBP: 0.261, SLG: 0.409 Chris Gwynn, L (9, PH) OBP: 0.200, SLG: 0.200					1-0 G6-3		3-2 G3-1		1-2 F8	3 0 1 0 0 0 0 1 0 1 0 0 0 0																	
Greg Gagne, R (1, 6) OBP: 0.143, SLG: 0.111					0-0 F9		4-2 BB		1-1 1B	3 0 1 0 1 0 3																	
Inning Stats	R: 0 E: 1 K: 0 S: 10	H: 0 LOB: 1 BB: 0 P: 19	R: 0 E: 0 K: 1 S: 13	H: 0 LOB: 0 BB: 0 P: 18	R: 0 E: 0 K: 0 S: 4	H: 1 LOB: 0 BB: 0 P: 6	R: 0 E: 0 K: 1 S: 6	H: 0 LOB: 0 BB: 0 P: 8	R: 0 E: 0 K: 1 S: 9	H: 0 LOB: 0 BB: 0 P: 10	R: 0 E: 0 K: 1 S: 10	H: 0 LOB: 1 BB: 1 P: 19	R: 0 E: 0 K: 0 S: 7	H: 1 LOB: 1 BB: 0 P: 11	R: 0 E: 0 K: 0 S: 7	H: 1 LOB: 1 BB: 0 P: 9	R: 5 E: 0 K: 0 S: 29	H: 7 LOB: 3 BB: 1 P: 49	1B: 6 2B: 3 3B: 0 HR: 1	SF: 0 SAC: 0 DP: 1 HBP: 0	WP: 0 PB: 0 SB: 1 CS: 0	PA: 39					
PITCHER	IP	WLS	BF	H	R	ER	SO	BB	IBB	HBP	BLK	WP	HR	S	P	ERA	WHIP										
Jimmy Key, L (1, 1) ERA: 0.39	8.0		28	3	0	0	4	1	0	0	0	0	0	66	100	0.00	0.500										
Steve Howe, L (9, 1) ERA: 81.0	0.0		3	3	3	3	0	0	0	0	0	0	0	6	8	∞	∞										
Steve Farr, R (9, 1) ERA: 16.88	0.2	L	7	4	2	2	0	1	0	0	0	0	1	20	36	27.00	7.500										
John Habyan, R (9, 1) ERA: 1.5	0.0		0	0	0	0	0	0	0	0	0	0	0	0	0	∞	∞										

Kansas City Royals @ New York Yankees
Yankee Stadium, Bronx, NY
 Thu Apr 15 1993, 7:05 PM EDT
 Att. 14,091 - Unknown - 52 F

AB	37
R	5
H	10
RBI	5
BB	2
SO	4
LOB	14



Batter	1	2	3	4	5	6	7	8	9	AB R H RBI BB SO LOB
Bernie Williams, S OBP: 0.283, SLG: 0.395 (1, 8)	F7		FC6-4 E 1B 1-2f 3-H		G4-3		G5-3		F9	5 0 0 1 0 0 2
Wade Boggs, L OBP: 0.409, SLG: 0.351 (1, 5)	G1-6-3 BB		E7 1B 1-3			BB SF8 BB	L4		G4-3 PB 1B	3 1 2 0 2 0 0
Don Mattingly, L OBP: 0.341, SLG: 0.372 (1, 3)	G1-6-3 1-2f		F9			SF8 BB G4-3 1B		1B HBP 2B	G4-3	5 2 2 0 0 0 4
Danny Tartabull, R OBP: 0.395, SLG: 0.559 (1, 9)		K		K2-3		G4-3 BB		HBP BB FC5-2 1B	G6-3	4 0 1 0 1 2 1
Paul O'Neill, L OBP: 0.438, SLG: 0.655 (1, 7)		F9		G3-1		SF8		FC5-2 HBP BB		2 0 0 1 1 0 0
Matt Nokes, L OBP: 0.179, SLG: 0.259 (1, 2)		G4-3		K		G4-3		FC5-2 HBP		3 0 0 2 0 1 1
Kevin Maas, L OBP: 0.414, SLG: 0.458 (1, 10)			1B BB		K	IBB		P6		2 0 0 0 2 1 3
Spike Owen, S OBP: 0.526, SLG: 0.545 (1, 6)			1B FC6-4 1B 1-3		B5-3 BB	F8		FC5-2		3 1 1 0 1 0 5
Pat Kelly, R OBP: 0.333, SLG: 0.484 (1, 4)			FC6-4 1B 2-3		B5-3		G1-3	F8		4 0 1 0 0 0 4

Inning Stats	R: 0 E: 0 K: 0 S: 8	H: 0 LOB: 0 BB: 1 P: 14	R: 0 E: 0 K: 1 S: 8	H: 0 LOB: 0 BB: 0 P: 15	R: 1 E: 1 K: 0 S: 10	H: 3 LOB: 2 BB: 1 P: 20	R: 0 E: 0 K: 2 S: 8	H: 0 LOB: 0 BB: 0 P: 13	R: 0 E: 0 K: 1 S: 8	H: 0 LOB: 1 BB: 1 P: 17	R: 2 E: 0 K: 0 S: 16	H: 1 LOB: 2 BB: 3 P: 35	R: 0 E: 0 K: 0 S: 7	H: 0 LOB: 0 BB: 0 P: 10	R: 1 E: 0 K: 0 S: 18	H: 2 LOB: 3 BB: 1 P: 26	R: 0 E: 0 K: 0 S: 8	H: 1 LOB: 1 BB: 0 P: 14	1B: 6 2B: 1 3B: 0 HR: 0	SF: 1 SAC: 0 DP: 1 HBP: 1
--------------	------------------------------	----------------------------------	------------------------------	----------------------------------	-------------------------------	----------------------------------	------------------------------	----------------------------------	------------------------------	----------------------------------	-------------------------------	----------------------------------	------------------------------	----------------------------------	-------------------------------	----------------------------------	------------------------------	----------------------------------	----------------------------------	------------------------------------

BOTTOM

Kansas City Royals @ New York Yankees
Yankee Stadium, Bronx, NY

Thu Apr 15 1993, 7:05 PM EDT
Att. 14,091 - Unknown - 52 F

AB	31
R	4
H	7
RBI	4
BB	7
SO	4
LOB	20

WP: 0 PA: 40
PB: 1
SB: 0
CS: 0



PITCHER	IP	WLS	BF	H	R	ER	SO	BB	IBB	HBP	BLK	WP	HR	S	P	ERA	WHIP
Kevin Appier, R ERA: 4.19 (1, 1)	6.0		26	4	3	3	4	5	1	0	0	0	0	58	114	4.50	1.500
Frank DiPino, L ERA: 3.0 (7, 1)	2.0	W	10	2	1	1	0	1	0	1	0	0	0	25	36	4.50	1.500
Jeff Montgomery, R ERA: 1.8 (9, 1)	1.0	S	4	1	0	0	0	0	0	0	0	0	0	8	14	0.00	1.000

Batter	1	2	3	4	5	6	7	8	9	AB R H RBI BB SO LOB	TOP																
David Hulse, L (1, 8) OBP: 0.250, SLG: 0.273	0-2 G4-3		0-0 FC4-6 1B	0-0 P6			0-1 FC6-4 1B		1-1 G4-3	5 0 2 0 0 0 2																	
Rafael Palmeiro, L (1, 3) OBP: 0.205, SLG: 0.229	1-1 G4-3		0-0 FC4-6 BB FC5 1-2f 2-3		1-0 FC5-4 BB 1B		2-2 F7			4 0 1 0 0 0 3																	
Jose Canseco, R (1, 9) OBP: 0.216, SLG: 0.242	0-3 K		2-1 FC5 BB 1-2 3-H		4-1 FC5-4 BB		1-0 P5			3 0 0 1 1 1 2																	
Juan Gonzalez, R (1, 7) OBP: 0.361, SLG: 0.818		1-2 G6-3	4-0 G4-6-3 BB		0-2 FC5-4		0-0 FC6-4			3 0 0 0 1 0 3																	
Julio Franco, R (1, 10) OBP: 0.371, SLG: 0.355		4-2 2B G6-3 BB	0-1 G4-6-3		1-3 K			3-2 G6-3		3 1 0 0 1 1 4																	
Dean Palmer, R (1, 5) OBP: 0.400, SLG: 0.964		2-2 G6-3 2B		4-1 SH1-3 1B BB		3-1 HR		1-3 K		3 1 2 1 1 1 0																	
Ivan Rodriguez, R (1, 2) OBP: 0.533, SLG: 0.542		0-0 G6-3		0-0 SH1-3 1B		0-1 G4-3		3-3 K		4 0 1 1 0 1 1																	
Billy Ripken, R (1, 4) OBP: 0.227, SLG: 0.238 Doug Dascenzo, S (9, PH) OBP: 0.231, SLG: 0.385		1-0 G6-3		0-0 SH1-3		1-3 K			1-1 G4-6-3 1B	2 0 0 0 0 0 1 1 1 0 1 0 0 0 0																	
Manuel Lee, S (1, 6) OBP: 0.250, SLG: 0.250			2-1 FC4-6 1B FC5 1B		0-0 L6		1-3 K		0-0 G4-6-3	4 1 1 0 0 1 3																	
Inning Stats	R: 0 E: 0 K: 1 S: 10	H: 0 LOB: 0 BB: 0 P: 11	R: 1 E: 0 K: 0 S: 10	H: 1 LOB: 1 BB: 1 P: 18	R: 1 E: 0 K: 0 S: 8	H: 2 LOB: 2 BB: 1 P: 16	R: 0 E: 0 K: 0 S: 5	H: 1 LOB: 2 BB: 1 P: 9	R: 0 E: 0 K: 1 S: 11	H: 1 LOB: 1 BB: 1 P: 17	R: 1 E: 0 K: 2 S: 10	H: 1 LOB: 0 BB: 0 P: 15	R: 0 E: 0 K: 0 S: 9	H: 1 LOB: 1 BB: 0 P: 12	R: 0 E: 0 K: 2 S: 11	H: 0 LOB: 0 BB: 0 P: 18	R: 0 E: 0 K: 0 S: 5	H: 1 LOB: 0 BB: 0 P: 7	1B: 6 2B: 1 3B: 0 HR: 1	SF: 0 SAC: 1 DP: 3 HBP: 0	WP: 0 PB: 0 SB: 0 CS: 0	PA: 37					
PITCHER	IP WLS BF H R ER SO BB IBB HBP BLK WP HR S P ERA WHIP																										
Scott Kamieniecki, R (1, 1) ERA: 3.0	4.0		20	5	2	2	1	3	0	0	0	0	0	34	56	4.50	2.000										
Rich Monteleone, R (5, 1) ERA: 7.36	3.0	W	11	2	1	1	3	1	0	0	0	0	1	29	42	3.00	1.000										
John Habyan, R (8, 1) ERA: 1.13	2.0	S	6	1	0	0	2	0	0	0	0	0	0	16	25	0.00	0.500										

Texas Rangers @ New York Yankees
 Yankee Stadium, Bronx, NY
 Fri Apr 16 1993, 7:05 PM EDT
 Att. 16,052 - Unknown

livebaseballscorecards.com

AB	32
R	3
H	8
RBI	3
BB	4
SO	6
LOB	19



Batter	1	2	3	4	5	6	7	8	9
Bernie Williams, S (1, 8) <small>OBP: 0.300, SLG: 0.404</small>	2-2 G6-3		0-1 G1-3 1B		2-3 K		0-1 1B		
Wade Boggs, L (1, 5) <small>OBP: 0.396, SLG: 0.366</small>	3-2 F7		2-2 G1-3 1B		1-2 BLK 2B		1-2 P6		
Don Mattingly, L (1, 3) <small>OBP: 0.333, SLG: 0.348</small>	3-3 K		4-1 1B BB		3-2 L3		3-2 G6-3		
Danny Tartabull, R (1, 9) Mike Humphreys, R (5, 9)		1-1 P4	1-0 G6-4-3 1B		2-1 G6-3			4-0 2B BB	
Jim Leyritz, R (1, 10) <small>OBP: 0.667, SLG: 1.273</small>		1-1 HR	3-1 G6-4-3 1B		3-1 G4-6-3 1B		1-0 BB 2B		
Randy Velarde, R (1, 7) <small>OBP: 0.357, SLG: 0.750</small>		2-2 HR		0-0 G4-3		1-1 G4-6-3 1-2f	4-0 BB IBB		
Mike Stanley, R (1, 2) <small>OBP: 0.462, SLG: 0.364</small>		0-2 G2-3		0-1 F7		1-2 L7	4-0 G5-4-3 BB		
Spike Owen, S (1, 6) <small>OBP: 0.500, SLG: 0.514</small>		1-0 1B		1-0 F7		1-0 F8	1-3 K		
Pat Kelly, R (1, 4) <small>OBP: 0.351, SLG: 0.571</small>		0-1 F9			1-0 HR		1-1 1B 1B	0-0 G5-4-3 1-2f	

Inning Stats	R: 0	H: 0	E: 0	K: 10	S: 10	R: 2	H: 3	E: 0	K: 0	S: 13	R: 1	H: 2	E: 0	K: 0	S: 9	R: 0	H: 0	E: 0	K: 0	S: 4	R: 1	H: 2	E: 0	K: 1	S: 14	R: 0	H: 1	E: 0	K: 0	S: 8	R: 0	H: 2	E: 0	K: 0	S: 12	R: 1	H: 1	E: 0	K: 1	S: 5
	0	0	0	10	10	2	3	0	0	13	1	2	0	0	9	0	0	0	0	4	1	2	0	1	14	0	1	0	0	8	0	2	0	0	12	1	1	0	1	5
	0	0	0	10	10	2	3	0	0	13	1	2	0	0	9	0	0	0	0	4	1	2	0	1	14	0	1	0	0	8	0	2	0	0	12	1	1	0	1	5

PITCHER	IP	WLS	BF	H	R	ER	SO	BB	IBB	HBP	BLK	WP	HR	S	P	ERA	WHIP
Craig Lefferts, L (1, 1) <small>ERA: 8.16</small>	4.0	L	18	6	4	4	1	1	0	0	0	0	3	37	62	9.00	1.750
Matt Whiteside, R (5, 1) <small>ERA: 1.59</small>	2.1		10	4	0	0	1	0	0	0	1	0	0	26	41	0.00	1.714
Brian Bohanon, L (7, 1) <small>ERA: 3.86</small>	0.2		3	0	1	1	0	1	0	0	0	0	0	7	15	13.50	1.500
Todd Burns, R (8, 1) <small>ERA:</small>	1.0		5	1	0	0	1	1	1	0	0	0	0	5	15	0.00	2.000

AB R H RBI BB SO LOB

4 1 2 0 0 1 0

4 0 1 0 0 0 3

3 0 0 0 1 1 3

2 0 1 1 0 0 0

1 1 0 0 1 0 1

4 1 3 1 0 0 2

3 1 1 1 1 0 1

3 0 0 1 1 0 0

4 0 1 0 0 1 3

4 1 2 1 0 0 4

AB 32

R 5

H 11

RBI 5

BB 4

SO 3

LOB 17

WP: 0 PA: 36

PB: 0

SB: 0

CS: 0

1B: 6 SF: 0

2B: 2 SAC: 0

3B: 0 DP: 3

HR: 3 HBP: 0


livebaseballscorecards.com

Texas Rangers @ New York Yankees

Yankee Stadium, Bronx, NY

Fri Apr 16 1993, 7:05 PM EDT

Att. 16,052 - Unknown



Batter	1	2	3	4	5	6	7	8	9	AB R H RBI BB SO LOB	TOP									
Doug Dasenczo, S (1, 8) OBP: 0.263, SLG: 0.368	3-2 G5-3		1-1 G6-3		0-0 1B	0-1 1B		1-0 G6-3	1-1 G1-3	6 0 2 3 0 0 5										
Gary Redus, R (1, 3) OBP: 0.222, SLG: 0.556	1-0 P4		2-0 P3		1-2 L4	0-0 P2		4-1 1B BB		3 0 0 0 0 0 3										
Rafael Palmeiro, L (6, PH) OBP: 0.220, SLG: 0.222										1 0 0 0 1 0 2										
Jose Canseco, R (1, 10) OBP: 0.262, SLG: 0.289	3-3 K			3-2 G6-3		0-1 SH1-4 BB 1B	1-0 HBP	1-2 1B		5 1 3 2 0 1 0										
Juan Gonzalez, R (1, 7) OBP: 0.366, SLG: 0.750		1-1 G6-3		0-0 G5-3		4-1 SH1-4 BB 1B	2-1 L3 HBP	0-0 G1-3		3 1 0 0 1 0 2										
Butch Davis, R (1, 9) OBP: 0.500, SLG: 0.750		0-2 E S 1B		0-0 G4-3		1-1 SH1-4	0-1 P4		4-0 2B G4-3 BB	3 1 1 0 0 0 2										
David Hulse, L (7, 8) OBP: 0.280, SLG: 0.273						1-2 2-3				0 1 0 0 1 0 0										
Dean Palmer, R (1, 5) OBP: 0.457, SLG: 0.968		1-1 G1-6-3 1B			4-1 BB 1B	4-0 1B 1B 1B	2-2 L3		1-0 G4-3 2B	3 2 2 1 2 0 2										
Ivan Rodriguez, R (1, 2) OBP: 0.486, SLG: 0.483		0-2 G1-6-3			0-0 F8	1-0 1B 1B		2-2 F8	0-1 G4-3	5 1 1 3 0 0 3										
Billy Ripken, R (1, 4) OBP: 0.259, SLG: 0.208			1-2 G5-3		1-2 BB	0-1 F8		1-0 G6-3 BB 1B HBP	1-1 G4-3	3 1 0 0 1 0 3										
Benji Gil, R (1, 6) OBP: 0.290, SLG: 0.185			2-0 G6-3 1B		1-3 K	0-0 1B		4-0 G6-3 1B BB	4-1 BB	3 1 2 0 2 1 2										
Inning Stats	R: 0 E: 0 K: 1 S: 8	H: 0 LOB: 0 BB: 0 P: 15	R: 1 E: 0 K: 0 S: 10	H: 2 LOB: 0 BB: 0 P: 12	R: 0 E: 0 K: 0 S: 5	H: 0 LOB: 0 BB: 0 P: 8	R: 1 E: 0 K: 1 S: 10	H: 1 LOB: 2 BB: 2 P: 20	R: 4 E: 0 K: 0 S: 12	H: 4 LOB: 2 BB: 2 P: 22	R: 0 E: 0 K: 0 S: 7	H: 1 LOB: 1 BB: 0 P: 12	R: 2 E: 0 K: 0 S: 10	H: 1 LOB: 2 BB: 2 P: 23	R: 1 E: 0 K: 0 S: 8	H: 1 LOB: 2 BB: 2 P: 19	1B: 10 2B: 2 3B: 0 HR: 0	SF: 0 SAC: 1 DP: 2 HBP: 2	WP: 0 PB: 0 SB: 1 CS: 0	PA: 46
PITCHER	IP WLS BF H R ER SO BB IBB HBP BLK WP HR S P ERA WHIP																			
Jim Abbott, L (1, 1) ERA: 4.15	5.2 L 28 8 6 6 2 3 1 0 0 0 0 0 51 89 9.53 1.941																			
Sam Miltello, R (6, 1) ERA: 12.46	1.2 8 1 2 2 0 1 0 2 0 0 0 0 11 23 10.80 1.200																			
Neal Heaton, L (8, 1) ERA: 5.06	1.2 10 2 1 1 0 3 0 0 0 0 0 0 15 32 5.40 3.000																			

Texas Rangers @ New York Yankees
 Yankee Stadium, Bronx, NY
 Sat Apr 17 1993, 3:33 AM EDT
 Att: 26,419 - Cloudy

livebaseballscorecards.com

AB	35
R	9
H	11
RBI	9
BB	8
SO	2
LOB	24



BOTTOM

Texas Rangers @ New York Yankees
Yankee Stadium, Bronx, NY
Sun Apr 18 1993, 3:33 AM EDT
Att. 33,165 - Sunny - 51 F

livebaseballscorecards.com

AB 33
R 2
H 8
RBI 2
BB 1
SO 4
LOB 10



WP: 0 PA: 34
PB: 0
SB: 0
CS: 0

AB R H RBI BB SO LOB

4 0 0 0 0 1 0

4 1 2 0 0 0 0

4 0 2 1 0 0 1

4 0 0 0 0 0 3

3 1 1 1 1 0 1

4 0 1 0 0 2 2

4 0 0 0 0 0 1

3 0 2 0 0 1 0

3 0 0 0 0 0 2

1B: 5 SF: 0
2B: 3 SAC: 0
3B: 0 DP: 2
HR: 1 HBP: 0

Batter	1	2	3	4	5	6	7	8	9
Bernie Williams, S (1, 8) OBP: 0.276, SLG: 0.364	2-2 G6-3 		0-0 F9 		1-1 F8 			2-3 K 	
Wade Boggs, L (1, 5) OBP: 0.393, SLG: 0.375	1-2 2B 		2-2 F7 			0-0 G1-4-3 2B 		3-2 G4-3 	
Don Mattingly, L (1, 3) OBP: 0.357, SLG: 0.407	1-1 2B 			1-1 F7 		0-1 G1-4-3 		1-1 1B 	
Danny Tartabull, R (1, 9) OBP: 0.367, SLG: 0.500	1-2 F7 			1-1 F9 		1-1 L5 		0-2 G5-3 	
Jim Leyritz, R (1, 10) OBP: 0.625, SLG: 1.286	2-2 F8 			2-0 HR 		4-0 BB 			1-2 G5-3
Randy Velarde, R (1, 7) OBP: 0.333, SLG: 0.625		0-0 F7 		0-0 FC6-4 1B 		1-3 K 		0-3 K 	
Mike Stanley, R (1, 2) OBP: 0.353, SLG: 0.267		2-2 F7 		0-0 FC6-4 			1-1 G6-3 	2-0 G5-3 	
Spike Owen, S (1, 6) OBP: 0.490, SLG: 0.488			3-3 K 		0-1 G6-4-3 1B 		0-1 L1-3 1B 		
Pat Kelly, R (1, 4) OBP: 0.302, SLG: 0.488			0-0 L3 		0-0 G6-4-3 		0-1 L1-3 		

Inning Stats	R: 1	H: 2	E: 0	K: 0	S: 15	R: 0	H: 0	E: 0	K: 1	S: 8	R: 0	H: 0	E: 0	K: 0	S: 6	R: 1	H: 2	E: 0	K: 0	S: 7	R: 0	H: 1	E: 0	K: 0	S: 5	R: 0	H: 1	E: 0	K: 1	S: 10	R: 0	H: 1	E: 0	K: 0	S: 6	R: 0	H: 1	E: 0	K: 1	S: 13	R: 0	H: 0	E: 0	K: 1	S: 7	1B: 5	2B: 3	3B: 0	HR: 1	SF: 0	SAC: 0	DP: 2	HBP: 0	WP: 0	PB: 0	SB: 0	CS: 0
--------------	------	------	------	------	-------	------	------	------	------	------	------	------	------	------	------	------	------	------	------	------	------	------	------	------	------	------	------	------	------	-------	------	------	------	------	------	------	------	------	------	-------	------	------	------	------	------	-------	-------	-------	-------	-------	--------	-------	--------	-------	-------	-------	-------

PITCHER	IP	WLS	BF	H	R	ER	SO	BB	IBB	HBP	BLK	WP	HR	S	P	ERA	WHIP
Charlie Leibrandt, L (1, 1) ERA: 2.25	7.0	W	27	7	2	2	2	1	0	0	0	0	1	57	83	2.57	1.143
Bob Patterson, L (8, 1) ERA:	1.0		4	1	0	0	1	0	0	0	0	0	0	13	19	0.00	1.000
Tom Henke, R (9, 1) ERA:	1.0		3	0	0	0	1	0	0	0	0	0	0	7	10	0.00	0.000

PITCHER	IP	WLS	BF	H	R	ER	SO	BB	IBB	HBP	BLK	WP	HR	S	P	ERA	WHIP
---------	----	-----	----	---	---	----	----	----	-----	-----	-----	----	----	---	---	-----	------

Batter	1	2	3	4	5	6	7	8	9	10	AB R H RBI BB SO LOB	TOP														
Bernie Williams, S (1, 8) OBP: 0.302, SLG: 0.407	0-0 1B G3 2B		3-0 F7 2			2-0 G6-3 1		4-0 BB	0-0 1-H 3-H 2B 2		4 1 2 2 1 0 0	New York Yankees @ Oakland Athletics Oakland-Alameda County Coliseum, Oakland, CA Tue Apr 20 1993, 7:05 PM PDT Att. 20,456 - Unknown - 57 F														
Wade Boggs, L (1, 5) OBP: 0.410, SLG: 0.404	1-2 G3 WP 2-3 1B		4-2 BB			3-2 1B 2B		1-2 F7 2	0-3 2		4 1 2 0 1 1 2															
Don Mattingly, L (1, 3) OBP: 0.361, SLG: 0.397	3-1 G3 1-3 3-H 1		3-2 F7 3			1-1 2-H 1B		1-0 F7 3	4-0 IBB		4 0 1 2 1 0 3															
Danny Tartabull, R (1, 9) OBP: 0.352, SLG: 0.455	2-3 K 2			2-3 K 1		1-0 G5-3 2			HR BB K		4 1 0 0 1 3 4															
Paul O'Neill, L (1, 7) OBP: 0.359, SLG: 0.528 Randy Velarde, R (9, PH) OBP: 0.350, SLG: 0.778 (9, 7)	3-2 G4-3 3			1-3 K 2		3-2 L7 3			3-1 1-H HR 2B 1B 1	2-3 K 1	3 0 0 0 0 1 2 2 1 1 2 0 1 0															
Matt Nokes, L (1, 2) OBP: 0.200, SLG: 0.294 Mike Stanley, R (9, PH) OBP: 0.353, SLG: 0.267 Dion James, L (9, PH) OBP: 0.333, SLG: 0.333 Mike Gallego, R (9, 4)		1-2 L5 1		0-0 G3-1 3			1-0 P6 1		3-2 2B 1B 2	3-2 L8 2	3 0 0 0 0 0 0 0 0 0 0 0 0 0 1 1 1 0 0 0 0 1 0 0 0 0 0 0															
Kevin Maas, L (1, 10) OBP: 0.342, SLG: 0.394		1-0 F8 2			1-3 K 1		0-2 F9 2		1-2 SH1-4 1-H 2B 2B 1	0-1 G4-3 3	5 1 1 1 0 1 0															
Spike Owen, S (1, 6) OBP: 0.462, SLG: 0.457		0-0 L6 3			2-1 G4-3 2		1-0 F7 3		0-1 SH1-4 2-3 1		3 0 0 0 0 0 0															
Pat Kelly, R (1, 4) OBP: 0.283, SLG: 0.455 Jim Leyritz, R (9, PH) OBP: 0.647, SLG: 1.286 (9, 2)			0-1 G1-3 1		1-2 G1-3 3			0-0 L7 1	2-2 2B HBP		3 0 0 0 0 0 0 0 1 0 0 0 0 0															
Inning Stats	R: 1 E: 0 K: 1 S: 12	H: 2 LOB: 1 BB: 0 P: 21	R: 0 E: 0 K: 0 S: 5	H: 0 LOB: 0 BB: 0 P: 7	R: 0 E: 0 K: 0 S: 12	H: 0 LOB: 1 BB: 1 P: 22	R: 0 E: 0 K: 2 S: 7	H: 0 LOB: 0 BB: 0 P: 10	R: 0 E: 0 K: 1 S: 9	H: 0 LOB: 0 BB: 0 P: 13	R: 1 E: 0 K: 0 S: 12		H: 2 LOB: 1 BB: 0 P: 22	R: 0 E: 0 K: 0 S: 5	H: 0 LOB: 0 BB: 0 P: 7	R: 0 E: 0 K: 0 S: 6	H: 0 LOB: 1 BB: 1 P: 12	R: 5 E: 0 K: 2 S: 27	H: 4 LOB: 2 BB: 2 P: 45	R: 0 E: 0 K: 1 S: 10	H: 0 LOB: 0 BB: 0 P: 15	1B: 3 2B: 4 3B: 0 HR: 1	SF: 0 SAC: 1 DP: 0 HBP: 1	WP: 1 PB: 0 SB: 0 CS: 0	PA: 43	
PITCHER	IP WLS BF H R ER SO BB IBB HBP BLK WP HR S P ERA WHIP																									
Storm Davis, R (1, 1) ERA: 6.46	6.0	23	4	2	2	4	1	0	0	0	1	0	57	95	3.00	0.833										
Ed Nunez, R (7, 1) ERA: 3.86	2.0	8	0	1	1	0	2	0	0	0	0	0	15	27	4.50	1.000										
Rick Honeycutt, L (9, 1) ERA: 1.59	0.0	1	1	1	1	0	0	0	0	0	0	1	2	5	∞	∞										
Dennis Eckersley, R (9, 1) ERA: 7.94	1.0	8	3	3	3	2	0	1	1	0	0	0	21	32	27.00	3.000										
Rich Gossage, R (10, 1) ERA:	1.0	W 3	0	0	0	1	0	0	0	0	0	0	10	15	0.00	0.000										

AB	37
R	7
H	8
RBI	7
BB	4
SO	7
LOB	11



livebaseballscorecards.com

New York Yankees @ Oakland Athletics
 Oakland-Alameda County Coliseum, Oakland, CA

Tue Apr 20 1993, 7:05 PM PDT
 Att. 20,456 - Unknown - 57 F

livebaseballscorecards.com

AB	39
R	9
H	13
RBI	9
BB	6
SO	2
LOB	21



WP:	0	PA:	46
PB:	0		
SB:	4		
CS:	0		

Batter	1	2	3	4	5	6	7	8	9	10	AB	R	H	RBI	BB	SO	LOB	
Rickey Henderson, R OBP: 0.460, SLG: 0.538 (1, 7)	4-1 S S BB	4-2 G4-3 BB		2-1 G5-3		4-0 HR BB		0-2 G1-3		2-1 HR	3	2	1	2	3	0	0	
Dave Henderson, R OBP: 0.400, SLG: 0.579 Eric Fox, S OBP: 0.318, SLG: 0.429 (9, 8)	2-2 P4	1-2 G4-3		0-2 2B 1B		0-0 HR		0-3 K			5	1	2	3	0	1	3	
Ruben Sierra, S OBP: 0.319, SLG: 0.500 (1, 9)	3-1 P6	4-1 FC6-4 IBB		2-2 2B		0-2 L3-4-1			2-0 2B 1B		4	1	2	0	1	0	1	
Kevin Seitzer, R OBP: 0.267, SLG: 0.517 (1, 5)	2-2 G4-3	2-0 FC6-4		1-2 G6-3		2-2 G1-3			3-2 2B		5	0	1	1	0	0	6	
Troy Neel, L OBP: 0.250, SLG: 0.382 (1, 10)		0-2 1B HR 1B	1-0 G3-1		0-0 F8		1-1 G3-1		4-0 IBB		4	1	1	0	1	0	0	
Terry Steinbach, R OBP: 0.304, SLG: 0.386 (1, 2)		0-1 HR 1B	2-2 P8		1-1 G5-3		1-1 1B		0-1 F8		5	1	2	0	0	0	2	
Scott Brosius, R OBP: 0.227, SLG: 0.333 (1, 3)		1-1 P4 FC4 1B	1-1 FC4 1B		0-2 G5-3		2-0 P3		0-1 F9		5	0	1	0	0	0	5	
Mike Bordick, R OBP: 0.368, SLG: 0.375 (1, 6)		3-2 HR	1-1 FC4			0-1 SH3 HR 1B		1-0 F9		1-3 K		5	2	2	3	0	1	4
Lance Blankenship, R OBP: 0.500, SLG: 0.375 (1, 4)		4-2 G4-3 S BB		1-1 F8		0-0 SH3		1-2 G4-3		1-1 HR 1B		3	1	1	0	1	0	0

Inning Stats	R: 0	H: 0	E: 0	K: 0	S: 10	P: 20	R: 3	H: 3	E: 0	K: 0	S: 19	P: 38	R: 0	H: 1	E: 0	K: 0	S: 8	P: 13	R: 0	H: 2	E: 0	K: 0	S: 13	P: 19	R: 0	H: 0	E: 0	K: 0	S: 6	P: 7	R: 3	H: 2	E: 0	K: 0	S: 10	P: 16	R: 0	H: 1	E: 0	K: 0	S: 6	P: 11	R: 0	H: 0	E: 0	K: 1	S: 9	P: 10	R: 1	H: 2	E: 0	K: 1	S: 13	P: 23	R: 2	H: 2	E: 0	K: 0	S: 4	P: 7	1B: 8	SF: 0	2B: 2	SAC: 1	3B: 0	DP: 0	HR: 3	HBP: 0	WP: 0	PA: 46
--------------	------	------	------	------	-------	-------	------	------	------	------	-------	-------	------	------	------	------	------	-------	------	------	------	------	-------	-------	------	------	------	------	------	------	------	------	------	------	-------	-------	------	------	------	------	------	-------	------	------	------	------	------	-------	------	------	------	------	-------	-------	------	------	------	------	------	------	-------	-------	-------	--------	-------	-------	-------	--------	-------	--------

PITCHER	IP	WLS	BF	H	R	ER	SO	BB	IBB	HBP	BLK	WP	HR	S	P	ERA	WHIP
Bob Wickman, R ERA: 4.74 (1, 1)	5.1		28	7	5	5	0	4	1	0	0	0	1	59	104	8.44	2.062
Scott Kamieniecki, R ERA: 3.09 (6, 1)	2.2		10	2	1	1	1	0	0	0	0	0	1	22	30	3.38	0.750
Steve Farr, R ERA: 14.73 (9, 1)	1.0		6	2	1	1	1	0	1	0	0	0	0	13	23	9.00	2.000
John Habyan, R ERA: 3.38 (10, 1)	0.0	L	2	2	2	2	0	0	0	0	0	0	1	4	7	∞	∞

Batter	1	2	3	4	5	6	7	8	9	AB R H RBI BB SO LOB	TOP																	
Bernie Williams, S (1, 8) OBP: 0.294, SLG: 0.391	2-3 		1-2 F8		2-2 G4-3			1-2 G1-3	2-2 	5 0 1 1 0 1 1																		
Wade Boggs, L (1, 5) OBP: 0.400, SLG: 0.382	4-1 		1-1 G5-3			2-1 G5-3		3-1 L7		3 1 0 0 1 0 0																		
Don Mattingly, L (1, 3) OBP: 0.369, SLG: 0.410	1-2 		3-1 L7			4-1 		2-1 G4-3		3 0 1 0 1 0 0																		
Danny Tartabull, R (1, 9) OBP: 0.362, SLG: 0.521	1-2 G3			2-0 		0-1 F8			0-0 	4 2 2 2 0 0 2																		
Paul O'Neill, L (1, 7) OBP: 0.357, SLG: 0.513	2-3 			0-0 L5		0-2 		1-2 	1-2 	3 0 1 0 0 1 1																		
Randy Velarde, R (9, PH) OBP: 0.381, SLG: 0.842	2-3 					1-2 		1-3 	1-3 	1 1 1 0 0 0 0																		
Matt Nokes, L (1, 2) OBP: 0.211, SLG: 0.297		3-1 		0-0 L8		1-3 			4-2 	3 0 1 0 0 1 2																		
Mike Stanley, R (9, PH) OBP: 0.369, SLG: 0.267										0 1 0 0 1 0 0																		
Kevin Maas, L (1, 10) OBP: 0.317, SLG: 0.361			0-0 F7		1-0 G3-1			0-0 G4-3	0-3 	3 0 0 0 0 0 1																		
Jim Leyritz, R (9, PH) OBP: 0.611, SLG: 1.200										1 0 0 0 0 1 3																		
Spike Owen, S (1, 6) OBP: 0.436, SLG: 0.429		0-1 F7			2-1 G4-3			1-1 G6-3	2-1 	3 0 0 0 0 0 1																		
Dion James, L (9, PH) OBP: 0.429, SLG: 0.429									1-2 2-H 3-H 	1 0 1 2 0 0 0																		
Pat Kelly, R (1, 4) OBP: 0.260, SLG: 0.417		3-3 			0-0 E6			0-0 P3	3-2 	4 0 0 0 0 1 3																		
Inning Stats	R: 1 E: 0 K: 2 S: 17	H: 1 LOB: 1 BB: 1 P: 27	R: 0 E: 0 K: 1 S: 8	H: 1 LOB: 1 BB: 0 P: 14	R: 0 E: 0 K: 0 S: 7	H: 0 LOB: 0 BB: 0 P: 12	R: 1 E: 0 K: 0 S: 4	H: 1 LOB: 0 BB: 0 P: 7	R: 0 E: 1 K: 1 S: 12	H: 1 LOB: 2 BB: 1 P: 19	R: 0 E: 0 K: 0 S: 4	H: 0 LOB: 0 BB: 0 P: 5	R: 0 E: 0 K: 0 S: 7	H: 0 LOB: 0 BB: 0 P: 13	R: 3 E: 0 K: 1 S: 22	H: 4 LOB: 2 BB: 1 P: 34	1B: 5 2B: 2 3B: 0 HR: 1	SF: 0 SAC: 0 DP: 0 HBP: 0	WP: 0 PB: 0 SB: 0 CS: 1	PA: 37								
PITCHER	IP WLS BF H R ER SO BB IBB HBP BLK WP HR S P ERA WHIP																											
Bobby Witt, R (1, 1) ERA: 3.05	8.0		31	5	3	3	4	2	0	0	0	0	1	66	108	3.38	0.875											
Rick Honeycutt, L (9, 1) ERA: 4.76	0.0	L	2	1	0	0	0	1	0	0	0	0	0	6	11	∞	∞											
Dennis Eckersley, R (9, 1) ERA: 6.75	1.0		4	2	2	2	1	0	0	0	0	0	0	15	22	18.00	2.000											

New York Yankees @ Oakland Athletics
Oakland-Alameda County Coliseum, Oakland, CA

Wed Apr 21 1993, 7:05 PM PDT
Att. 19,018 - Unknown - 59 F

livebaseballscorecards.com

AB	34
R	5
H	8
RBI	5
BB	3
SO	5
LOB	14



Batter	1	2	3	4	5	6	7	8	9	AB R H RBI BB SO LOB	TOP											
Bernie Williams, S (1, 8) OBP: 0.315, SLG: 0.388	1-1 FC5-4 HBP		2-2 G1-3	0-2 G6-3 1B		1-3 K		4-1 BB		3 0 1 0 1 1 2												
Wade Boggs, L (1, 5) OBP: 0.386, SLG: 0.356	2-2 FC5-4 1-2f		4-0 BB BB BB	0-2 G6-3 1-2f		1-3 K		1-2 G1-3		4 1 0 0 1 1 6												
Don Mattingly, L (1, 3) OBP: 0.357, SLG: 0.385	0-2 L8		4-0 BB BB 1B BB	2-1 G3-1			3-1 F7		0-2 G1-3	4 1 0 0 1 0 1												
Danny Tartabull, R (1, 9) OBP: 0.349, SLG: 0.481	2-3 K		4-2 BB BB 1B BB		2-2 F9		1-3 K		3-3 K	4 1 0 1 1 3 1												
Paul O'Neill, L (1, 7) OBP: 0.362, SLG: 0.512		2-2 G1-3	4-2 1B E BB		1-0 G3 2B		1-2 P5		2-2 F7	4 1 1 1 1 0 0												
Matt Nokes, L (1, 2) OBP: 0.214, SLG: 0.293		2-0 G3	3-2 E BB 1B		0-0 G3			2-1 F9		4 0 1 2 0 0 1												
Kevin Maas, L (1, 10) OBP: 0.333, SLG: 0.359		2-0 F8	4-1 E BB		2-2 P7			3-2 1B		3 0 1 0 1 0 1												
Spike Owen, S (1, 6) OBP: 0.441, SLG: 0.423			4-3 E3			0-0 S 1B		4-0 BB 1B BB		3 0 1 0 1 0 2												
Pat Kelly, R (1, 4) OBP: 0.278, SLG: 0.442			0-1 G1-3 BB 2B			0-3 K		0-0 BB 1B		4 1 2 0 0 2 4												
Inning Stats	R: 0 E: 0 K: 1 S: 11	H: 0 LOB: 1 BB: 0 P: 16	R: 0 E: 0 K: 0 S: 5	H: 0 LOB: 0 BB: 0 P: 11	R: 5 E: 1 K: 1 S: 25	H: 2 LOB: 3 BB: 5 P: 58	R: 0 E: 0 K: 0 S: 8	H: 1 LOB: 0 BB: 0 P: 10	R: 0 E: 0 K: 0 S: 10	H: 1 LOB: 1 BB: 0 P: 15	R: 0 E: 0 K: 3 S: 11	H: 1 LOB: 1 BB: 0 P: 13	R: 0 E: 0 K: 1 S: 8	H: 0 LOB: 0 BB: 0 P: 13	R: 0 E: 0 K: 0 S: 12	H: 2 LOB: 3 BB: 2 P: 26	R: 0 E: 0 K: 1 S: 9	H: 0 LOB: 0 BB: 0 P: 14	1B: 5 2B: 2 3B: 0 HR: 0	SF: 0 SAC: 0 DP: 1 HBP: 1	WP: 0 PB: 0 SB: 1 CS: 0	PA: 41
PITCHER	IP WLS BF H R ER SO BB IBB HBP BLK WP HR S P ERA WHIP																					
Ron Darling, R (1, 1) ERA: 9.0	2.2 L 16 2 5 4 1 5 0 1 0 0 0 35 76 13.50 2.625																					
Joe Boever, R (3, 1) ERA: 3.97	3.0 12 3 0 0 3 0 0 0 0 0 0 32 43 0.00 1.000																					
Mike Mohler, L (6, 1) ERA: 15.19	2.0 7 1 0 0 2 1 0 0 0 0 0 18 33 0.00 1.000																					
Kelly Downs, R (8, 1) ERA: 14.4	1.1 6 1 0 0 1 1 0 0 0 0 0 14 24 0.00 1.500																					

New York Yankees @ Oakland Athletics
Oakland-Alameda County Coliseum, Oakland, CA

Thu Apr 22 1993, 3:33 AM PDT
Att. 21,765 - Sunny - 61 F

livebaseballscorecards.com

AB	33
R	5
H	7
RBI	4
BB	7
SO	7
LOB	18



Batter	1	2	3	4	5	6	7	8	9	AB	R	H	RBI	BB	SO	LOB
Rickey Henderson, R OBP: 0.458, SLG: 0.565 (1, 7)	2-3 K ①		4-2 BB ②		4-1 BB ①		3-1 F8 ①		0-1 G3-1 ③	3	0	0	0	2	1	0
Eric Fox, S OBP: 0.259, SLG: 0.346 (1, 8)	0-0 G3-1 ②		1-1 L7 ②		3-2 L7 ①		1-1 F9 ②			4	0	0	0	0	0	3
Ruben Sierra, S OBP: 0.309, SLG: 0.519 (1, 9)	0-1 1B ③		1-3 K ③		0-1 L8 ②		3-2 G1-3 ③			4	0	1	0	0	1	3
Troy Neel, L OBP: 0.300, SLG: 0.500 Scott Hemond, R OBP: 0.167, SLG: 0.333 (1, 10) (8, PR)	2-0 1B ③			1-0 HR ①	0-3 K ③			1-1 G4-6-3 1B ③		4	1	3	1	0	1	2
Terry Steinbach, R OBP: 0.296, SLG: 0.365 (1, 2)	2-0 F8 ③			1-2 G1-3 ①		0-1 G5-3 ①		1-0 G4-6-3 ①		4	0	0	0	0	0	3
Kevin Seitzer, R OBP: 0.316, SLG: 0.500 (1, 5)		2-3 K ①		4-0 BB ②		3-2 1B ②		1-0 S 1B ②		3	0	2	0	1	1	0
Dale Sveum, S (1, 3)		1-0 F7 ②		2-0 F7 ②		0-2 F8 ②		1-2 G6-3 ③		4	0	0	0	0	0	3
Mike Bordick, R OBP: 0.364, SLG: 0.368 (1, 6)		1-0 P6 ③		3-3 K ③		3-2 S 1B ③			1-2 F9 ①	4	0	1	0	0	1	1
Lance Blankenship, R OBP: 0.436, SLG: 0.300 (1, 4)			1-0 L7 ①		4-2 L8 BB BB ③		2-3 K ③		1-0 G5-3 ②	3	0	0	0	1	1	2

Inning Stats	R: 0	H: 2	E: 0	K: 1	S: 8	R: 0	H: 0	E: 0	K: 1	S: 5	R: 0	H: 0	E: 0	K: 1	S: 9	R: 1	H: 1	E: 0	K: 1	S: 8	R: 0	H: 0	E: 0	K: 1	S: 13	R: 0	H: 2	E: 0	K: 1	S: 15	R: 0	H: 0	E: 0	K: 0	S: 9	R: 0	H: 2	E: 0	K: 0	S: 6	R: 0	H: 0	E: 0	K: 0	S: 8	1B: 6	SF: 0	2B: 0	SAC: 0	3B: 0	DP: 1	HR: 1	HBP: 0	WP: 0	PA: 37
--------------	------	------	------	------	------	------	------	------	------	------	------	------	------	------	------	------	------	------	------	------	------	------	------	------	-------	------	------	------	------	-------	------	------	------	------	------	------	------	------	------	------	------	------	------	------	------	-------	-------	-------	--------	-------	-------	-------	--------	-------	--------

PITCHER	IP	WLS	BF	H	R	ER	SO	BB	IBB	HBP	BLK	WP	HR	S	P	ERA	WHIP
Sam Miltello, R ERA: 6.75 (1, 1)	5.0	W	22	3	1	1	5	4	0	0	0	0	1	43	82	1.80	1.400
Scott Kamieniecki, R ERA: 2.3 (6, 1)	4.0	S	15	4	0	0	1	0	0	0	0	0	0	37	58	0.00	1.000

BOTTOM

New York Yankees @ Oakland Athletics
Oakland-Alameda County Coliseum, Oakland, CA

AB	33
R	1
H	7
RBI	1
BB	4
SO	6
LOB	17



Thu Apr 22 1993, 3:33 AM PDT
Att: 21,765 - Sunny - 61 F

livebaseballscores.com

New York Yankees @ Seattle Mariners
 The Kingdom, Seattle, WA
 Fri Apr 23 1993, 10:05 PM EDT
 Att. 25,155 - Dome

livebaseballscorecards.com

AB	36
R	3
H	10
RBI	3
BB	5
SO	4
LOB	16



Batter	1	2	3	4	5	6	7	8	9	AB	R	H	RBI	BB	SO	LOB
Bernie Williams, S OBP: 0.346, SLG: 0.414 (1, 8)	4-2 BB		0-0 1B 2B		1-0 F7	4-2 1B BB		1-1 FC4 1B		3	1	2	0	2	0	0
Wade Boggs, L OBP: 0.413, SLG: 0.387 (1, 5)	1-0 L4-6 2B		4-1 1B BB		4-2 1B 1B BB	0-0 1B		1-2 FC4		3	1	2	0	2	0	2
Don Mattingly, L OBP: 0.333, SLG: 0.357 (1, 3)	2-2 L4-6 2-3		1-1 F7		0-1 F7	0-1 F9			0-0 F8	5	0	0	0	0	0	7
Danny Tartabull, R OBP: 0.368, SLG: 0.482 (1, 9)	4-0 BB		0-0 1-2 2-H 1B		1-1 1-2 1B 1B			0-0 P4	3-2 G5-3	4	1	2	1	1	0	0
Paul O'Neill, L OBP: 0.353, SLG: 0.489 Spike Owen, S OBP: 0.433, SLG: 0.415 (1, 7) (9, PH)	3-1 G4-3		2-0 G6-3		3-2 1-2 2-3 1B			1-3 K	2-2 F7	4	0	1	0	0	1	4
Randy Velarde, R OBP: 0.360, SLG: 0.739 (1, 6)		1-1 L9		1-2 G4-3	1-1 1-2 2-H 3-H 1B			3-1 F8		4	0	1	2	0	0	0
Kevin Maas, L OBP: 0.313, SLG: 0.333 Mike Stanley, R OBP: 0.368, SLG: 0.250 (1, 10) (8, PH)		0-2 P4		0-3 K	0-0 F8			2-3 K		3	0	0	0	0	1	2
Matt Nokes, L OBP: 0.217, SLG: 0.311 (1, 2)		0-1 F7		0-1 2B				0-1 G3	3-2 F7	4	0	1	0	0	0	0
Pat Kelly, R OBP: 0.276, SLG: 0.429 (1, 4)			0-0 F9		1-3 K			1-0 F9	1-1 S 1B 1B	4	0	1	0	0	1	1

Inning Stats	R: 0	H: 1	E: 0	K: 0	S: 11	P: 25	R: 0	H: 0	E: 0	K: 0	S: 7	P: 8	R: 1	H: 2	E: 0	K: 0	S: 7	P: 14	R: 0	H: 1	E: 0	K: 2	S: 12	P: 14	R: 2	H: 3	E: 0	K: 0	S: 14	P: 24	R: 0	H: 1	E: 0	K: 1	S: 11	P: 16	R: 0	H: 0	E: 0	K: 1	S: 6	P: 10	R: 0	H: 2	E: 0	K: 1	S: 14	P: 22	R: 0	H: 0	E: 0	K: 0	S: 7	P: 12	1B: 7	2B: 4	3B: 0	HR: 0	SF: 0	SAC: 0	DP: 1	HBP: 0	WP: 0	PA: 41
--------------	------	------	------	------	-------	-------	------	------	------	------	------	------	------	------	------	------	------	-------	------	------	------	------	-------	-------	------	------	------	------	-------	-------	------	------	------	------	-------	-------	------	------	------	------	------	-------	------	------	------	------	-------	-------	------	------	------	------	------	-------	-------	-------	-------	-------	-------	--------	-------	--------	-------	--------

PITCHER	IP	WLS	BF	H	R	ER	SO	BB	IBB	HBP	BLK	WP	HR	S	P	ERA	WHIP
Tim Leary, R ERA: 7.43 (1, 1)	4.2		24	7	3	3	2	4	0	0	0	0	0	50	84	5.79	2.357
Dwayne Henry, R ERA: 9.0 (5, 1)	0.1		1	0	0	0	0	0	0	0	0	0	0	1	1	0.00	0.000
Mike Hampton, L ERA: 6.75 (6, 1)	2.2	W	12	3	0	0	2	1	0	0	0	0	0	28	44	0.00	1.500
Russ Swan, L ERA: 18.9 (8, 1)	0.1		1	0	0	0	0	0	0	0	0	0	0	3	4	0.00	0.000
Norm Charlton, L ERA: 3.38 (9, 1)	1.0	S	3	0	0	0	0	0	0	0	0	0	0	7	12	0.00	0.000

Batter	1	2	3	4	5	6	7	8	9
Mike Felder, S OBP: 0.333, SLG: 0.352 (1, 7)	2-1 G6-3 1B 1B		1-2 G5-3		1-0 G6-3		1-1 G5-3		
Henry Cotto, R OBP: 0.143, SLG: 0.179 (1, 10)	0-1 G6-3 1B 1B		1-2 G5-3			1-1 G5-3	0-0 1B		
Ken Griffey Jr., L OBP: 0.361, SLG: 0.600 (1, 8)	1-2 G6-3		3-1 G3			3-1 F7	4-0 FC6-4 IBB		
Jay Buhner, R OBP: 0.437, SLG: 0.448 (1, 9)	2-1 CS 1B			0-1 F9		0-3 K	0-1 FC6-4		
Bret Boone, R OBP: 0.350, SLG: 0.474 (1, 4)	1-0 E5			0-0 1B			0-3 K	2-3 K	
Tino Martinez, L OBP: 0.314, SLG: 0.351 (1, 3)	3-2 G4-3			1-0 P6			0-1 E 1B 1B	1-0 1B HBP	
Mike Blowers, R OBP: 0.333, SLG: 0.333 (1, 5)				2-3 K			2-1 1B E G5-3 1B	2-3 K	
Dave Valle, R OBP: 0.404, SLG: 0.413 (1, 2)					0-0 G5-3		1-0 E4 G5-3 1B 1B	1-2 1B	
Omar Vizquel, S OBP: 0.391, SLG: 0.321 (1, 6)					1-2 G5-3		0-0 G5-3 1B 1B	2-2 F8	

Inning Stats	R: 2 E: 1 K: 0 S: 13	H: 3 LOB: 1 BB: 0 P: 22	R: 0 E: 0 K: 0 S: 11	H: 1 LOB: 0 BB: 0 P: 16	R: 0 E: 0 K: 0 S: 8	H: 0 LOB: 0 BB: 0 P: 13	R: 0 E: 0 K: 1 S: 8	H: 1 LOB: 1 BB: 0 P: 11	R: 0 E: 0 K: 0 S: 6	H: 0 LOB: 0 BB: 0 P: 8	R: 0 E: 0 K: 1 S: 7	H: 0 LOB: 0 BB: 0 P: 11	R: 4 E: 1 K: 1 S: 14	H: 4 LOB: 2 BB: 1 P: 22	R: 0 E: 0 K: 2 S: 15	H: 1 LOB: 2 BB: 0 P: 23
--------------	-------------------------------	----------------------------------	-------------------------------	----------------------------------	------------------------------	----------------------------------	------------------------------	----------------------------------	------------------------------	---------------------------------	------------------------------	----------------------------------	-------------------------------	----------------------------------	-------------------------------	----------------------------------

PITCHER	IP	WLS	BF	H	R	ER	SO	BB	IBB	HBP	BLK	WP	HR	S	P	ERA	WHIP
Jim Abbott, L ERA: 4.13 (1, 1)	6.2	L	29	9	6	3	3	0	0	0	0	0	0	65	97	4.05	1.350
John Habyan, R ERA: 3.12 (7, 1)	0.2		3	0	0	0	1	0	1	0	0	0	0	5	11	0.00	0.000
Steve Howe, L ERA: 48.6 (8, 1)	0.2		4	1	0	0	1	0	0	1	0	0	0	12	18	0.00	1.500

BOTTOM


New York Yankees @ Seattle Mariners
The Kingdome, Seattle, WA

Fri Apr 23 1993, 10:05 PM EDT
Att. 25,155 - Dome

AB	R	H	RBI	BB	SO	LOB
4	1	1	1	0	0	2
4	1	2	2	0	0	0
3	0	0	0	1	0	2
4	0	1	2	0	1	2
4	0	1	0	0	2	1
3	1	1	0	0	0	2
4	1	2	0	0	2	2
4	1	1	0	0	0	3
4	1	1	1	0	0	2

AB	34
R	6
H	10
RBI	6
BB	1
SO	5
LOB	16

WP: 0 PA: 36
PB: 0
SB: 0
CS: 1



New York Yankees @ Seattle Mariners

The Kingdom, Seattle, WA

Sun Apr 25 1993, 6:33 AM EDT
Att. 26,056 - Dome

livebaseballscorecards.com

AB	36
R	10
H	11
RBI	10
BB	5
SO	10
LOB	8



Batter	1	2	3	4	5	6	7	8	9	AB	R	H	RBI	BB	SO	LOB
Bernie Williams, S OBP: 0.341, SLG: 0.418 (1, 8)	G5-3		K	K		1B 3B		K		5	1	1	0	0	3	1
Spike Owen, S OBP: 0.400, SLG: 0.371 (1, 6)	K		L7		P6	1B		K		5	0	1	1	0	2	0
Don Mattingly, L OBP: 0.294, SLG: 0.313 (1, 10) (9, 3)	L4		G4-3		F7	F8		G4-3		5	0	0	0	0	0	1
Danny Tartabull, R OBP: 0.397, SLG: 0.484 (1, 9)		F8		L9 1B 1B BB	WP 2B BB	K		HBP 1B BB		2	2	0	0	3	1	1
Jim Leyritz, R OBP: 0.609, SLG: 1.100 (1, 3) Steve Howe, L (9, 1) Steve Farr, R (9, 1)		P2		1B 1B 1B	HR 2B		K	HBP 1B		5	2	3	1	0	1	0
Randy Velarde, R OBP: 0.367, SLG: 0.654 (1, 7) (8, 5)		E5 1B 1B		L9	HR BB		K	FC5-4 HBP		3	2	0	0	1	1	2
Mike Stanley, R OBP: 0.480, SLG: 0.524 (1, 2)		1B 2B 1B		1B SF9 1B	HR		PO WP BB	FC5-4		4	3	3	4	1	0	3
Mike Gallego, R OBP: 0.333, SLG: 0.333 (1, 5) (8, 4)		2B 1B		1B 1B	K		PO	K		4	0	2	2	0	2	0
Pat Kelly, R OBP: 0.269, SLG: 0.422 (1, 4) Paul O'Neill, L OBP: 0.345, SLG: 0.471 (8, 7)		2B		SF9		P3		G6-3		3	0	1	2	0	0	0
		1-H 3-H		3-H						0	0	0	0	0	0	0

Inning Stats	R: 0	H: 0	E: 0	K: 1	S: 7	P: 13	R: 2	H: 3	E: 1	K: 0	S: 10	P: 16	R: 0	H: 0	E: 0	K: 1	S: 10	P: 14	R: 3	H: 3	E: 0	K: 1	S: 12	P: 20	R: 4	H: 2	E: 0	K: 1	S: 17	P: 35	R: 1	H: 2	E: 0	K: 1	S: 9	P: 15	R: 0	H: 0	E: 0	K: 2	S: 10	P: 18	R: 0	H: 0	E: 0	K: 2	S: 8	P: 12	R: 0	H: 1	E: 0	K: 1	S: 11	P: 26	1B: 7	2B: 2	3B: 1	HR: 1	SF: 1	SAC: 0	DP: 0	HBP: 1	WP: 2	PB: 0	SB: 0	CS: 0	PA: 44
--------------	------	------	------	------	------	-------	------	------	------	------	-------	-------	------	------	------	------	-------	-------	------	------	------	------	-------	-------	------	------	------	------	-------	-------	------	------	------	------	------	-------	------	------	------	------	-------	-------	------	------	------	------	------	-------	------	------	------	------	-------	-------	-------	-------	-------	-------	-------	--------	-------	--------	-------	-------	-------	-------	--------

PITCHER	IP	WLS	BF	H	R	ER	SO	BB	IBB	HBP	BLK	WP	HR	S	P	ERA	WHIP
John Cummings, L ERA: 5.7 (1, 1)	3.1		17	6	5	3	2	1	0	0	0	0	0	35	57	8.10	2.100
Dwayne Henry, R ERA: 11.32 (4, 1)	2.1	L	13	4	5	5	2	2	0	0	0	1	1	27	52	19.29	2.571
Jeff Nelson, R ERA: 1.59 (6, 1)	3.1		13	1	0	0	6	2	0	1	0	1	0	32	60	0.00	0.900

BOTTOM

New York Yankees @ Seattle Mariners
The Kingdome, Seattle, WA
Sun Apr 25 1993, 6:33 AM EDT
Att. 26,056 - Dome

livebaseballscorecards.com

AB 38
R 9
H 13
RBI 9
BB 5
SO 9
LOB 19



WP: 2 PA: 45
PB: 0
SB: 0
CS: 0

AB R H RBI BB SO LOB

4 0 0 0 1 1 3

4 1 1 0 1 2 2

4 0 0 0 0 1 5

3 2 2 4 1 0 1
1 0 1 0 0 0 0

5 1 2 1 0 0 4

5 2 2 2 0 0 1

5 0 2 0 0 2 0

1 2 1 1 2 0 0
1 0 0 0 0 1 0


5 1 2 1 0 2 3

1B: 8 SF: 1
2B: 3 SAC: 0
3B: 0 DP: 1
HR: 2 HBP: 1

Batter	1	2	3	4	5	6	7	8	9
Omar Vizquel, S OBP: 0.359, SLG: 0.281 (1, 6)	G1-3		K	F8		1B BB		G4-3	
Mike Felder, S OBP: 0.333, SLG: 0.339 (1, 7)	K		HR BB	K		F9		1B 1B	
Ken Griffey Jr., L OBP: 0.346, SLG: 0.544 (1, 8)	HBP		K		G1-3	F8		P4	
Pete O'Brien, L OBP: 0.426, SLG: 0.600 Henry Cotto, R OBP: 0.172, SLG: 0.207 (1, 10) (8, PH)	F9		HR		2B BB	1B		1B	
Jay Buhner, R OBP: 0.438, SLG: 0.446 (1, 9)		G6-3	1B		WP 1B 2B	L6		F9	
Tino Martinez, L OBP: 0.304, SLG: 0.379 (1, 3)		P5	G6-3		1B SF7 1B		G3-1	HR	
Bret Boone, R OBP: 0.360, SLG: 0.500 (1, 4)		P9		K	1B		G5-3 2B	K	
Bill Haselman, R OBP: 0.364, SLG: 0.250 Mackey Sasser, L (9, PH)			BB 1B HR 1B	2B BB	SF7		BB	K	
Rich Amaral, R OBP: 0.333, SLG: 0.390 (1, 5)			HR BB 1B	WP 2B	K		G5-3	K	

Inning Stats	R: 0	H: 0	E: 0	K: 1	S: 9	H: 0	LOB: 1	BB: 0	P: 16	R: 0	H: 0	E: 0	K: 0	S: 10	R: 4	H: 4	E: 0	K: 2	S: 21	R: 1	H: 1	E: 0	K: 2	S: 12	R: 3	H: 3	E: 0	K: 1	S: 15	R: 0	H: 1	E: 0	K: 0	S: 17	R: 0	H: 2	E: 0	K: 3	S: 13	R: 1	H: 1	E: 0	K: 3	S: 11	1B: 8	2B: 3	3B: 0	HR: 2	SF: 1	SAC: 0	DP: 1	HBP: 1	WP: 2	PA: 45
--------------	------	------	------	------	------	------	--------	-------	-------	------	------	------	------	-------	------	------	------	------	-------	------	------	------	------	-------	------	------	------	------	-------	------	------	------	------	-------	------	------	------	------	-------	------	------	------	------	-------	-------	-------	-------	-------	-------	--------	-------	--------	-------	--------

PITCHER	IP	WLS	BF	H	R	ER	SO	BB	IBB	HBP	BLK	WP	HR	S	P	ERA	WHIP
Mike Witt, R ERA: 11.25 (1, 1)	4.0		20	5	5	5	5	2	0	1	0	1	1	52	96	11.25	1.750
Neal Heaton, L ERA: 11.74 (5, 1)	0.1		5	3	3	3	0	1	0	0	0	1	0	9	19	81.00	12.000
Rich Monteleone, R ERA: 5.68 (5, 1)	2.0	W	8	1	0	0	1	1	0	0	0	0	0	27	43	0.00	1.000
John Habyan, R ERA: 2.79 (7, 1)	1.0		5	2	0	0	0	1	0	0	0	0	0	11	20	0.00	3.000
Steve Howe, L ERA: 27.0 (8, 1)	0.2		4	2	1	1	0	0	0	0	0	0	1	9	9	13.50	3.000
PITCHER	IP	WLS	BF	H	R	ER	SO	BB	IBB	HBP	BLK	WP	HR	S	P	ERA	WHIP
Steve Howe, L ERA: 27.0 (9, 1)	0.2		4	2	1	1	0	0	0	0	0	0	0	9	9	13.50	3.000
Steve Farr, R ERA: 8.1 (9, 1)	1.0	S	3	0	0	0	3	0	0	0	0	0	0	9	11	0.00	0.000


Batter	1	2	3	4	5	6	7	8	9	AB R H RBI BB SO LOB	TOP											
Bernie Williams, S (1, 8) OBP: 0.355, SLG: 0.451	2-2 HR		4-0 CS BB		1-3 SAFE K		2-3 K		4-2 BB	3 1 1 1 2 2 1												
Spike Owen, S (1, 6) OBP: 0.387, SLG: 0.358	0-1 L9		1-1 SAFE P6		3-2 FC5-4 1B		0-1 P2		0-0 P4	5 0 1 0 0 0 2												
Don Mattingly, L (1, 3) OBP: 0.303, SLG: 0.313	4-0 BB		0-1 1B		1-1 P2			1-1 F8		3 0 1 0 1 0 2												
Danny Tartabull, R (1, 9) OBP: 0.390, SLG: 0.515	1-2 L8		2-3 K		1-0 FC5-4			0-0 HR		4 1 1 1 0 1 4												
Mike Stanley, R (1, 2) OBP: 0.414, SLG: 0.440	3-2 G5-3			2-2 L5		1-3 K2-3		1-1 G4-3		4 0 0 0 0 1 1												
Jim Leyritz, R (1, 10) OBP: 0.556, SLG: 0.958		1-1 1B G6-4-3 1B		2-0 P3		1-3 K		2-3 K		4 1 1 0 0 2 0												
Randy Velarde, R (1, 7) OBP: 0.382, SLG: 0.633		2-1 SAFE G6-4-3 1B		3-3 K		0-1 1B			0-0 L8	4 0 2 0 0 1 0	AB 34 R 5 H 9 RBI 4 BB 4 SO 7 LOB 12											
Mike Gallego, R (1, 5) OBP: 0.400, SLG: 1.000		2-0 G6-4-3			0-0 HR	1-2 SAFE F9			1-0 HR	4 2 2 2 0 0 2												
Pat Kelly, R (1, 4) OBP: 0.268, SLG: 0.403		1-0 L6			4-2 1B BB		0-0 F9		1-0 F9	3 0 0 0 1 0 0												
Inning Stats	R: 1 E: 0 K: 0 S: 11	H: 1 LOB: 1 BB: 1 P: 21	R: 1 E: 0 K: 0 S: 6	H: 2 LOB: 0 BB: 0 P: 12	R: 0 E: 0 K: 1 S: 7	H: 1 LOB: 1 BB: 1 P: 14	R: 0 E: 0 K: 1 S: 7	H: 0 LOB: 0 BB: 0 P: 14	R: 1 E: 0 K: 1 S: 15	H: 2 LOB: 2 BB: 1 P: 24	R: 0 E: 0 K: 2 S: 11	H: 1 LOB: 1 BB: 0 P: 14	R: 0 E: 0 K: 1 S: 6	H: 0 LOB: 0 BB: 0 P: 8	R: 1 E: 0 K: 1 S: 9	H: 1 LOB: 0 BB: 0 P: 13	R: 1 E: 0 K: 0 S: 6	H: 1 LOB: 1 BB: 1 P: 12	1B: 5 2B: 0 3B: 0 HR: 4	SF: 0 SAC: 0 DP: 1 HBP: 0	WP: 0 PB: 0 SB: 0 CS: 1	PA: 38
PITCHER Chuck Finley, L (1, 1) ERA: 3.47	IP 9.0 WLS L BF 38 H 9 R 5 ER 5 SO 7 BB 4 IBB 0 HBP 0 BLK 0 WP 0 HR 4 S 78 P 132 ERA 5.00 WHIP 1.444											PITCHER IP WLS BF H R ER SO BB IBB HBP BLK WP HR S P ERA WHIP										

New York Yankees @ California Angels
Anaheim Stadium, Anaheim, CA

Tue Apr 27 1993, 10:05 PM EDT
Att. 24,261 - Unknown - 68 F

livebaseballscorecards.com

Batter	1	2	3	4	5	6	7	8	9	AB R H RBI BB SO LOB
Luis Polonia, L OBP: 0.306, SLG: 0.368 (1, 7) C C X	0-2 G3			0-0 G6-3		1 SAFE 1-3 K			0-1 F8	4 0 0 0 0 1 1
Chad Curtis, R OBP: 0.394, SLG: 0.361 (1, 8) B X	1-0 G4-3			2-2 G1-3		2-2 FC6			1-0 G2-3	4 0 0 0 0 0 1
Tim Salmon, R OBP: 0.394, SLG: 0.547 (1, 9) B C B B X	3-1 G4-3			2-2 E1				4-0 WP BB	2-3 K	3 0 0 0 1 1 0
Gary Gaetti, R OBP: 0.300, SLG: 0.294 (1, 10) X		0-0 L8		0-1 G5-3				0-3 K		3 0 0 0 0 1 2
J.T. Snow, L OBP: 0.415, SLG: 0.750 (1, 3) C B B C		2-3 K			1-1 P4			1-1 F9		3 0 0 0 0 1 1
Rene Gonzales, R OBP: 0.365, SLG: 0.275 (1, 5) B B B C		2-3 K			2-2 F8			3-1 G1-3		3 0 0 0 0 1 1
Damion Easley, R OBP: 0.333, SLG: 0.490 (1, 4) C B B C			2-3 K		0-0 G6-3			1-2 G5-3		3 0 0 0 0 1 0
Gary Disarcina, R OBP: 0.258, SLG: 0.361 (1, 6) X			0-0 G4-3			3-1 FC6 1B		2-2 F9		3 0 1 0 0 0 0
John Orton, R OBP: 0.265, SLG: 0.441 (1, 2) B B C B C			2-2 G1-3			1 SAFE 2-3 K		2-3 K		3 0 0 0 0 2 1

BOTTOM	
<p>New York Yankees @ California Angels Anaheim Stadium, Anaheim, CA</p> <p>Tue Apr 27 1993, 10:05 PM EDT Att: 24,261 - Unknown - 68 F</p>	
AB 29 R 0 H 1 RBI 0 BB 1 SO 8 LOB 7	

Inning Stats	R: 0	H: 0	E: 0	LOB: 0	K: 0	BB: 0	S: 6	P: 10	R: 0	H: 0	E: 0	LOB: 0	K: 2	BB: 0	S: 7	P: 11	R: 0	H: 0	E: 0	LOB: 0	K: 1	BB: 0	S: 8	P: 12	R: 0	H: 0	E: 1	LOB: 1	K: 0	BB: 0	S: 10	R: 0	H: 0	E: 0	LOB: 0	K: 0	BB: 0	S: 6	P: 9	R: 0	H: 1	E: 0	LOB: 1	K: 2	BB: 0	S: 12	P: 20	R: 0	H: 0	E: 0	LOB: 1	K: 1	BB: 1	S: 7	P: 15	R: 0	H: 0	E: 0	LOB: 0	K: 1	BB: 0	S: 12	P: 17	R: 0	H: 0	E: 0	LOB: 0	K: 1	BB: 0	S: 6	P: 9	1B: 1	SF: 0	2B: 0	SAC: 0	3B: 0	DP: 0	HR: 0	HBP: 0	WP: 1	PA: 30
PITCHER Jimmy Key, L (1, 1) ERA: 0.93	IP	WLS	BF	H	R	ER	SO	BB	IBB	HBP	BLK	WP	HR	S	P	ERA	WHIP	IP	WLS	BF	H	R	ER	SO	BB	IBB	HBP	BLK	WP	HR	S	P	ERA	WHIP																																															

Batter	1	2	3	4	5	6	7	8	9	AB R H RBI BB SO LOB	TOP																													
Bernie Williams, S (1, 8) OBP: 0.361, SLG: 0.440	1-3 K			4-2 G1-6-3 BB		3-3 K			4-1 1B 2B BB	2 1 0 0 2 2 0																														
Wade Boggs, L (1, 5) OBP: 0.405, SLG: 0.371 Pat Kelly, R (9, PR) OBP: 0.268, SLG: 0.403 (9, 4)	0-3 K			0-0 G1-6-3 1-2f			0-0 L5		1-2 SAFE 2B SAFE 1B	4 0 1 0 0 1 1 0 1 0 0 0 0 0																														
Don Mattingly, L (1, 3) OBP: 0.290, SLG: 0.299	2-3 K			0-0 G3			2-3 K		1-3 K	4 0 0 0 0 3 2																														
Danny Tartabull, R (1, 9) OBP: 0.384, SLG: 0.514			1-3 K		2-3 K		1-0 G5-3		3-2 E 1-H 2-H 2B	4 0 1 2 0 2 0																														
Randy Velarde, R (1, 7) OBP: 0.395, SLG: 0.606			3-1 P6		4-2 BB			2-1 FC5-4 1B	1-1 E5	3 0 1 0 1 0 2																														
Spike Owen, S (1, 6) OBP: 0.367, SLG: 0.338			2-2 P3		2-1 P4			2-0 FC5-4 G5-6-3 1-2f	2-0 L8	4 0 0 0 0 0 4																														
Jim Leyritz, R (1, 10) OBP: 0.500, SLG: 0.852			0-3 K		2-3 K			1-0 G5-6-3		3 0 0 0 0 2 2																														
Mike Stanley, R (1, 2) OBP: 0.375, SLG: 0.393			0-0 P4			2-3 K		1-2 F8		3 0 0 0 0 1 1																														
Mike Gallego, R (1, 4) OBP: 0.308, SLG: 0.769 (9, 5)			3-3 K			3-3 K			0-1 G5-3	3 0 0 0 0 2 0																														
Inning Stats	R: 0 E: 0 K: 3 S: 9	H: 0 LOB: 0 BB: 0 P: 12	R: 0 E: 0 K: 1 S: 9	H: 0 LOB: 0 BB: 0 P: 15	R: 0 E: 0 K: 2 S: 7	H: 0 LOB: 0 BB: 0 P: 10	R: 0 E: 0 K: 0 S: 4	H: 0 LOB: 0 BB: 1 P: 8	R: 0 E: 0 K: 2 S: 11	H: 0 LOB: 1 BB: 1 P: 21	R: 0 E: 0 K: 3 S: 10	H: 0 LOB: 0 BB: 0 P: 18	R: 0 E: 0 K: 1 S: 5	H: 0 LOB: 0 BB: 0 P: 8	R: 0 E: 0 K: 0 S: 7	H: 1 LOB: 1 BB: 0 P: 13	R: 2 E: 1 K: 1 S: 19	H: 2 LOB: 2 BB: 1 P: 31	1B: 2 2B: 1 3B: 0 HR: 0	SF: 0 SAC: 0 DP: 1 HBP: 0	WP: 0 PB: 0 SB: 0 CS: 0	PA: 33																		
PITCHER Mark Langston, L (1, 1) ERA: 2.5	IP 9.0	WLS W	BF 33	H 3	R 2	ER 2	SO 13	BB 3	IBB 0	HBP 0	BLK 0	WP 0	HR 0	S 81	P 136	ERA 2.00	WHIP 0.667						PITCHER	IP 9.0	WLS W	BF 33	H 3	R 2	ER 2	SO 13	BB 3	IBB 0	HBP 0	BLK 0	WP 0	HR 0	S 81	P 136	ERA 2.00	WHIP 0.667

New York Yankees @ California Angels
Anaheim Stadium, Anaheim, CA
 Wed Apr 28 1993, 10:05 PM EDT
 Att. 33,070 - Unknown - 69 F

AB	30
R	2
H	3
RBI	2
BB	3
SO	13
LOB	12



Batter	1	2	3	4	5	6	7	8	9	AB	R	H	RBI	BB	SO	LOB
Luis Polonia, L OBP: 0.316, SLG: 0.375 (1, 7)	0-0 G5-3 G4-3 1B		0-2 E S 1B		1-2 L7			0-1 F7		4	0	2	0	0	0	0
Chad Curtis, R OBP: 0.373, SLG: 0.338 (1, 8)	3-1 G4-3 1-2		1-1 G5-3 1-3		2-2 G5-3			0-0 L9		4	0	0	0	0	0	2
Tim Salmon, R OBP: 0.400, SLG: 0.589 (1, 9)	1-1 G5-3 2-3			4-2 1B 2B BB					0-1 HR	3	2	1	1	1	0	1
Chili Davis, S OBP: 0.286, SLG: 0.377 (1, 10)	0-3 K			2-3 K				1-2 F9		3	0	0	0	0	2	2
J.T. Snow, L OBP: 0.412, SLG: 0.730 (1, 3)		2-0 L5		1-2 2B E 1B				2-1 P4		3	1	1	0	0	0	0
Rene Gonzales, R OBP: 0.364, SLG: 0.296 (1, 5)		1-1 G5-3		1-1 E9 2B				0-1 G6-3		3	0	1	1	0	0	0
Damion Easley, R OBP: 0.316, SLG: 0.463 (1, 4)		1-1 G1-3		1-1 L6				1-2 G6-3		3	0	0	0	0	0	1
Gary Disarcina, R OBP: 0.246, SLG: 0.344 (1, 6)			2-2 G4-3	0-0 G6-3				1-0 G6-3		3	0	0	0	0	0	1
John Orton, R OBP: 0.243, SLG: 0.405 (1, 2)			2-2 G4-3		0-0 F9			3-3 K		3	0	0	0	0	1	0

Inning Stats	R: 0	H: 1	E: 0	LOB: 1	K: 1	S: 9	P: 12	R: 0	H: 0	E: 0	LOB: 0	K: 0	S: 5	P: 9	R: 0	H: 1	E: 0	LOB: 1	K: 0	S: 13	P: 18	R: 2	H: 2	E: 1	LOB: 1	K: 1	S: 13	R: 0	H: 0	E: 0	LOB: 0	K: 0	S: 8	P: 11	R: 0	H: 0	E: 0	LOB: 0	K: 0	S: 7	P: 12	R: 0	H: 0	E: 0	LOB: 0	K: 0	S: 6	P: 8	R: 0	H: 0	E: 0	LOB: 0	K: 1	S: 6	P: 9	R: 1	H: 1	E: 0	LOB: 0	K: 0	S: 2	P: 2	1B: 3	SF: 0	2B: 1	SAC: 0	3B: 0	DP: 0	HR: 1	HBP: 0	WP: 0	PA: 30
PITCHER Jim Abbott, L ERA: 3.72 (1, 1)	IP	WLS	BF	H	R	ER	SO	BB	IBB	HBP	BLK	WP	HR	S	P	ERA	WHIP	IP	WLS	BF	H	R	ER	SO	BB	IBB	HBP	BLK	WP	HR	S	P	ERA	WHIP	IP	WLS	BF	H	R	ER	SO	BB	IBB	HBP	BLK	WP	HR	S	P	ERA	WHIP																					

BOTTOM

New York Yankees @ California Angels
Anaheim Stadium, Anaheim, CA

Wed Apr 28 1993, 10:05 PM EDT
Att: 33,070 - Unknown - 69 F

livebaseballscorecards.com

AB	29
R	3
H	5
RBI	2
BB	1
SO	3
LOB	7



Batter	1	2	3	4	5	6	7	8	9
Bernie Williams, S OBP: 0.356, SLG: 0.425 (1, 8) B B C C B X	3-2 E1 FC4-6		3-2 F8			3-3 K	4-2 BB 1-2 2-3		
Randy Velarde, R OBP: 0.381, SLG: 0.595 (1, 6) 1 SAFE B 1 SAFE B 1 SAFE F X	2-2 FC4-6 1-2f			0-1 F8 1B 2B		0-0 P4	3-2 G4-3		
Don Mattingly, L OBP: 0.289, SLG: 0.289 (1, 3) C F B B 1 SAFE SAFE X	2-2 L7			4-0 1B BB		2-0 G3		0-1 F9	
Danny Tartabull, R OBP: 0.378, SLG: 0.493 (1, 9) C 1 SAFE B X	1-1 F9			1-0 F8 2-3			4-1 HR BB	2-2 G6-3	
Jim Leyritz, R OBP: 0.529, SLG: 0.935 (1, 10) B C X		1-1 G5-3		1-2 G6-4-3 1B		1 SAFE 1 SAFE S B B X	1-1 HR	0-1 1B	
Mike Stanley, R OBP: 0.333, SLG: 0.344 (1, 2) C C B B B X		2-3 K		0-0 G6-4-3 1-2f		B B B X	2-0 L8	1-1 F7	
Paul O'Neill, L OBP: 0.328, SLG: 0.444 (1, 7) B B X		2-0 F8			0-1 F7		2-0 G4-3		
Mike Gallego, R OBP: 0.438, SLG: 0.813 (1, 5) B F S B X			2-2 CS 1B		1-2 G4-6-3 1B		2-1 BB WP 1B		
Pat Kelly, R OBP: 0.270, SLG: 0.391 (1, 4) L B 1 SAFE SAFE B X			2-1 F9 1-2		0-0 G4-6-3 1-2f		4-2 BB 1-2 BB		

Inning Stats	R: 0	H: 0	E: 1	LOB: 1	K: 0	BB: 0	S: 11	R: 0	H: 0	E: 0	LOB: 0	K: 1	BB: 0	S: 7	R: 0	H: 1	E: 0	LOB: 0	K: 0	BB: 0	S: 10	R: 1	H: 2	E: 0	LOB: 1	K: 0	BB: 1	S: 7	R: 0	H: 1	E: 0	LOB: 0	K: 0	BB: 0	S: 6	R: 0	H: 0	E: 0	LOB: 0	K: 1	BB: 0	S: 7	R: 2	H: 2	E: 0	LOB: 3	K: 0	BB: 3	S: 14	R: 0	H: 1	E: 0	LOB: 1	K: 0	BB: 0	S: 9
--------------	------	------	------	--------	------	-------	-------	------	------	------	--------	------	-------	------	------	------	------	--------	------	-------	-------	------	------	------	--------	------	-------	------	------	------	------	--------	------	-------	------	------	------	------	--------	------	-------	------	------	------	------	--------	------	-------	-------	------	------	------	--------	------	-------	------

PITCHER		IP	WLS	BF	H	R	ER	SO	BB	IBB	HBP	BLK	WP	HR	S	P	ERA	WHIP
John Cummings, L ERA: 5.46 (1, 1)		6.0	L	23	5	3	3	2	2	0	0	0	0	1	51	88	4.50	1.167
Mike Hampton, L ERA: 6.0 (7, 1)		0.2		5	1	0	0	0	2	0	0	0	1	8	22	0.00	4.500	
Jeff Nelson, R ERA: 1.5 (7, 1)		0.1		1	0	0	0	0	0	0	0	0	0	3	6	0.00	0.000	
Dwayne Henry, R ERA: 10.32 (8, 1)		1.0		4	1	0	0	0	0	0	0	0	0	9	12	0.00	1.000	

BOTTOM

AB	R	H	RBI	BB	SO	LOB
3	0	0	0	1	1	0
4	1	1	0	0	0	4
3	0	0	0	1	0	1
3	1	0	0	1	0	3
4	1	3	3	0	0	0
4	0	0	0	0	1	3
3	0	0	0	0	0	0
3	0	3	0	0	0	0
2	0	0	0	1	0	2

AB	29
R	3
H	7
RBI	3
BB	4
SO	2
LOB	13



WP	PA	3B	SF	SAC	DP	HBP
1	33	0	0	0	2	0

livebaseballscores.com

Seattle Mariners @ New York Yankees
Yankee Stadium, Bronx, NY
Fri Apr 30 1993, 7:05 PM EDT
Att: 17,697 - Unknown - 62 F

Batter	1	2	3	4	5	6	7	8	9	AB R H RBI BB SO LOB	TOP											
Omar Vizquel, S (1, 6) OBP: 0.347, SLG: 0.277	4-1 CS BB		0-0 S 1B		1-0 G6-3		1-0 FC6-4 1-2f			3 0 1 0 1 0 1												
Rich Amaral, R (1, 4) OBP: 0.370, SLG: 0.405	4-1 1B BB		0-0 B2		2-1 G5-3			2-1 G5-3		3 0 0 0 1 0 1												
Pete O'Brien, L (1, 10) OBP: 0.424, SLG: 0.540	2-1 F7		3-3 K		1-1 G3-1			1-0 G1-3		4 0 0 0 0 1 2												
Jay Buhner, R (1, 9) OBP: 0.416, SLG: 0.471	0-1 1B		3-1 G5-3		1-0 HR			2-2 G6-3		4 1 2 1 0 0 1												
Tino Martinez, L (1, 3) OBP: 0.305, SLG: 0.392	3-2 G1-3			1-0 F7		1-1 G6-3			1-0 HR	4 1 1 1 0 0 2												
Mike Felder, S (1, 7) OBP: 0.322, SLG: 0.321		0-1 P2		4-2 S BB		0-1 F9			1-0 G4-3	3 0 0 0 1 0 0												
Henry Cotto, R (1, 8) OBP: 0.167, SLG: 0.171 Mackey Sasser, L (9, PH) OBP: 0.182, SLG: 0.200		1-1 G5-3 HBP		3-3 K		3-2 G6-3			1-3 K	2 0 0 0 0 1 1 1 0 0 0 0 1 0												
Dave Valle, R (1, 2) OBP: 0.346, SLG: 0.369		0-0 G5-3		1-0 G6-3		4-0 FC6-4 HBP			0-2 G6-3	3 0 0 0 0 0 2												
Wally Backman, S (1, 5) OBP: 0.188, SLG: 0.133		2-1 G5-3			1-0 G4-3		2-3 K			3 0 0 0 0 1 2												
Inning Stats	R: 0 E: 0 K: 0 S: 10	H: 1 LOB: 2 BB: 2 P: 23	R: 0 E: 0 K: 0 S: 6	H: 0 LOB: 1 BB: 0 P: 9	R: 0 E: 0 K: 1 S: 7	H: 1 LOB: 1 BB: 1 P: 13	R: 0 E: 0 K: 1 S: 7	H: 0 LOB: 1 BB: 1 P: 16	R: 0 E: 0 K: 0 S: 4	H: 0 LOB: 0 BB: 0 P: 8	R: 1 E: 0 K: 0 S: 7	H: 1 LOB: 0 BB: 0 P: 10	R: 0 E: 0 K: 1 S: 10	H: 0 LOB: 1 BB: 0 P: 20	R: 0 E: 0 K: 0 S: 6	H: 0 LOB: 0 BB: 0 P: 11	R: 1 E: 0 K: 1 S: 11	H: 1 LOB: 0 BB: 0 P: 14	1B: 2 2B: 0 3B: 0 HR: 2	SF: 0 SAC: 0 DP: 0 HBP: 2	WP: 0 PB: 0 SB: 2 CS: 1	PA: 35
PITCHER	IP WLS BF H R ER SO BB IBB HBP BLK WP HR S P ERA WHIP																					
Mike Witt, R (1, 1) ERA: 4.91	7.0 W 28 3 1 1 3 3 0 2 0 0 1 51 99 1.29 0.857																					
John Habyan, R (8, 1) ERA: 3.09	2.0 7 1 1 1 1 0 0 0 0 0 1 17 25 4.50 0.500																					

Seattle Mariners @ New York Yankees
 Yankee Stadium, Bronx, NY
 Sat May 01 1993, 3:33 AM EDT
 Att. 27,199 - Sunny - 75 F

livebaseballscorecards.com

AB	30
R	2
H	4
RBI	2
BB	3
SO	4
LOB	12



Batter	1	2	3	4	5	6	7	8	9
Bernie Williams, S OBP: 0.368, SLG: 0.429 (1, 8) C B X	1-1 CS 1B		4-0 1B SF9 BB	3-1 1B 1-2 1B		3-3 1-2 K		2-3 K	
Randy Velarde, R OBP: 0.435, SLG: 0.625 (1, 7) F B 1 SAFE B X	3-1 CS 1-2 1B		1-1 WP 1B 1-2 2-3 3-H 1B	0-1 1-3 2-H 1B			4-1 2B SF7 BB		
Don Mattingly, L OBP: 0.307, SLG: 0.319 (1, 3) C B F B C	3-3 K 1-2		1-0 WP 1B 1-2 2-3 3-H		1-0 E SF8 1B		1-1 SF7 1-3 2B		
Danny Tartabull, R OBP: 0.383, SLG: 0.486 (1, 9)		4-2 G1-6-3 BB	1-2 SF9		1-0 F9		4-0 SF7 IBB		
Jim Leyritz, R OBP: 0.500, SLG: 0.853 (1, 2)		1-2 G1-6-3 1-2f	4-2 3-H 1-2 2-3 BB		1-2 E5 SF8 1-3		1-3 K		
Mike Stanley, R OBP: 0.300, SLG: 0.324 (1, 10)		3-2 P4	1-1 P4		3-0 SF8 2-3 3-H		0-0 SF7 1-2 2-3 3-H		
Mike Gallego, R OBP: 0.450, SLG: 0.737 (1, 5)			2-2 SH3 1B 1B	4-1 1B HBP		0-1 F8		3-3 K	
Spike Owen, S OBP: 0.373, SLG: 0.347 (1, 6)			0-0 1B SH3 1B 1-2	1-1 F8		1-0 P5		1-0 G3-6 1B	
Pat Kelly, R OBP: 0.273, SLG: 0.389 (1, 4)			1-1 SH3 1-2 2-3	2-3 K		3-2 CS 1B		0-0 G3-6 1-2f	

Inning Stats	R: 0 E: 0 K: 1 S: 7	H: 2 LOB: 1 BB: 0 P: 14	R: 0 E: 0 K: 0 S: 9	H: 0 LOB: 0 BB: 1 P: 17	R: 3 E: 0 K: 0 S: 16	H: 4 LOB: 3 BB: 2 P: 31	R: 1 E: 0 K: 1 S: 11	H: 2 LOB: 2 BB: 0 P: 21	R: 1 E: 1 K: 0 S: 8	H: 1 LOB: 1 BB: 0 P: 14	R: 0 E: 0 K: 1 S: 8	H: 1 LOB: 1 BB: 0 P: 15	R: 1 E: 0 K: 2 S: 12	H: 1 LOB: 2 BB: 2 P: 25	R: 0 E: 0 K: 1 S: 5	H: 1 LOB: 0 BB: 0 P: 8
--------------	------------------------------	----------------------------------	------------------------------	----------------------------------	-------------------------------	----------------------------------	-------------------------------	----------------------------------	------------------------------	----------------------------------	------------------------------	----------------------------------	-------------------------------	----------------------------------	------------------------------	---------------------------------

PITCHER	IP	WLS	BF	H	R	ER	SO	BB	IBB	HBP	BLK	WP	HR	S	P	ERA	WHIP
Randy Johnson, L ERA: 3.57 (1, 1)	6.0	L	30	11	6	5	3	4	0	1	0	1	0	62	120	7.50	2.500
Dwayne Henry, R ERA: 9.49 (7, 1)	1.0		4	0	0	0	2	0	1	0	0	0	0	9	17	0.00	0.000
Mike Hampton, L ERA: 5.14 (8, 1)	1.0		3	1	0	0	1	0	0	0	0	0	0	5	8	0.00	1.000

BOTTOM


Seattle Mariners @ New York Yankees
Yankee Stadium, Bronx, NY

Sat May 01 1993, 3:33 AM EDT
Att. 27,199 - Sunny - 75 F

AB	R	H	RBI	BB	SO	LOB
4	1	2	0	1	2	1
3	1	3	2	1	0	0
4	1	3	1	0	1	1
1	0	0	1	2	0	1
3	0	0	0	1	1	5
2	0	0	2	0	0	3
3	2	1	0	0	1	3
4	1	2	0	0	0	1
3	0	1	0	0	1	2

AB	27
R	6
H	12
RBI	6
BB	5
SO	6
LOB	17

livebaseballscores.com



WP: 1	PA: 37
PB: 0	
SB: 0	
CS: 3	

Batter	1	2	3	4	5	6	7	8	9	AB R H RBI BB SO LOB	TOP		
Rickey Henderson, R OBP: 0.440, SLG: 0.472 Eric Fox, S OBP: 0.195, SLG: 0.231	1-3 K		1-0 L7		1-0 G6-3		3-2 G6-3		2-2 CS	2 0 0 0 0 1 0 2 0 0 0 0 0 3			
Dave Henderson, R OBP: 0.278, SLG: 0.340	0-0 FC6 1B		3-1 P4			1-3 K		1-1 F9		4 0 1 0 0 1 0			
Ruben Sierra, S OBP: 0.307, SLG: 0.518	3-1 FC6 1-2f HR			1-1 G6-3		1-3 K		0-1 HR 1B		4 2 1 0 0 1 1			
Mark McGwire, R OBP: 0.435, SLG: 0.653	0-0 HR			0-0 FC6-4 1B		2-2 1B		0-0 HR		4 2 4 4 0 0 0			
Terry Steinbach, R OBP: 0.291, SLG: 0.390	0-1 G4-3			1-2 FC6-4 1-2f S		2-2 G5-3		1-0 G5-3		4 0 0 0 0 0 2			
Kevin Seitzer, R OBP: 0.273, SLG: 0.403		1-2 G6-3		2-2 G5-3 1-2		1-1 G5-3 1B		2-3 K		4 0 1 0 0 1 1			
Troy Neel, L OBP: 0.308, SLG: 0.379		0-0 F8			4-1 FC5-4 BB		0-0 G5-3 1-2		2-2 G4-3	3 0 0 0 1 0 1			
Scott Brosius, R OBP: 0.235, SLG: 0.333		2-1 G5-3			1-3 K		0-1 G6-3		2-0 P6	4 0 0 0 0 1 2			
Mike Bordick, R OBP: 0.329, SLG: 0.302			0-1 G3		0-0 FC5-4 1-2f PB		4-1 BB		2-2 CS 1B	3 0 1 0 1 0 1			
Inning Stats	R: 2 E: 0 K: 1 S: 9 H: 2 LOB: 0 BB: 0 P: 13	R: 0 E: 0 K: 0 S: 6 H: 0 LOB: 0 BB: 0 P: 9	R: 0 E: 0 K: 0 S: 5 H: 0 LOB: 0 BB: 0 P: 9	R: 0 E: 0 K: 0 S: 10 H: 1 LOB: 1 BB: 0 P: 14	R: 0 E: 0 K: 1 S: 6 H: 0 LOB: 1 BB: 1 P: 12	R: 0 E: 0 K: 2 S: 13 H: 1 LOB: 1 BB: 0 P: 19	R: 0 E: 0 K: 0 S: 11 H: 1 LOB: 2 BB: 1 P: 19	R: 2 E: 0 K: 1 S: 9 H: 2 LOB: 0 BB: 0 P: 13	R: 0 E: 0 K: 0 S: 9 H: 1 LOB: 0 BB: 0 P: 17	1B: 6 2B: 0 3B: 0 HR: 2 SF: 0 SAC: 0 DP: 0 HBP: 0	WP: 0 PB: 1 SB: 1 CS: 1 PA: 37		
PITCHER	IP WLS BF H R ER SO BB IBB HBP BLK WP HR S P ERA WHIP											PITCHER	IP WLS BF H R ER SO BB IBB HBP BLK WP HR S P ERA WHIP
Jim Abbott, L ERA: 3.53	(1, 1) 7.0 L 28 5 2 2 4 2 0 0 0 0 1 60 95 2.57 1.000												
Scott Kamieniecki, R ERA: 3.06	(8, 1) 2.0 8 3 2 2 1 0 0 0 0 0 1 18 30 9.00 1.500												

Oakland Athletics @ New York Yankees
Yankee Stadium, Bronx, NY
Mon May 03 1993, 7:05 PM EDT
Att. 16,129 - Unknown - 62 F

livebaseballscorecards.com

AB 34
R 4
H 8
RBI 4
BB 2
SO 5
LOB 11



Batter	1	2	3	4	5	6	7	8	9	AB	R	H	RBI	BB	SO	LOB
Bernie Williams, S OBP: 0.376, SLG: 0.450 (1, 8)	1-0 G6-3 3B	0-0 G3-1		3-2 G1-3			0-1 L4-6 BB 1B		2-3	5	1	2	0	0	1	4
Wade Boggs, L OBP: 0.383, SLG: 0.333 (1, 5)	2-0 G6-3 3-H		4-2 BB		2-2 G3		4-0 1-2 BB		0-3	3	0	0	1	2	1	0
Don Mattingly, L OBP: 0.309, SLG: 0.307 (1, 3)	0-1 P5		0-0 F7		1-2 F7		0-1 L4-6 2-3			4	0	0	0	0	0	3
Danny Tartabull, R OBP: 0.369, SLG: 0.463 (1, 9)	0-0 E6		0-2 P3		2-3 K			0-2 G3		4	0	0	0	0	1	1
Paul O'Neill, L OBP: 0.336, SLG: 0.424 (1, 7)	0-1 G1-3		3-2 L7		3-2 G3		4-2 G3 1B BB			3	1	0	0	1	0	2
Matt Nokes, L OBP: 0.222, SLG: 0.302 (1, 2)		0-1 F8		0-0 F9		0-0 G4-3		0-0 G3 1-2		4	0	0	0	0	0	1
Kevin Maas, L OBP: 0.316, SLG: 0.327 (1, 10)		0-1 F8		1-2 L9		4-2 BB		3-2 2-H 1B		3	0	1	1	1	0	0
Spike Owen, S OBP: 0.384, SLG: 0.342 (1, 6)		4-1 1B BB		4-0 BB BB		3-2 G4-3		2-3 K		1	0	0	0	2	0	1
Dion James, L OBP: 0.444, SLG: 0.444 (8, PH)										1	0	0	0	0	1	1
Mike Gallego, R OBP: 0.480, SLG: 0.667 (9, 6)										0	0	0	0	0	0	0
Pat Kelly, R OBP: 0.279, SLG: 0.375 (1, 4)		1-1 1-2 1B		4-2 1-2 BB			1-0 F8		0-0 F8	3	0	1	0	1	0	0

BOTTOM

Oakland Athletics @ New York Yankees
Yankee Stadium, Bronx, NY
 Mon May 03 1993, 7:05 PM EDT
 Att: 16,129 - Unknown - 62 F

livebaseballscorecards.com

AB	31
R	2
H	4
RBI	2
BB	7
SO	4
LOB	13



Inning	1	2	3	4	5	6	7	8	9	1B	SF	2B	SAC	3B	DP	HBP	WP	PA				
Inning Stats	R: 1 E: 1 K: 0 S: 7	H: 1 LOB: 1 BB: 0 P: 10	R: 0 E: 0 K: 0 S: 8	H: 1 LOB: 2 BB: 1 P: 13	R: 0 E: 0 K: 0 S: 12	H: 0 LOB: 1 BB: 1 P: 19	R: 0 E: 0 K: 0 S: 15	H: 0 LOB: 2 BB: 2 P: 27	R: 0 E: 0 K: 1 S: 10	H: 0 LOB: 0 BB: 0 P: 15	R: 0 E: 0 K: 0 S: 10	H: 0 LOB: 1 BB: 1 P: 20	R: 0 E: 0 K: 0 S: 5	H: 1 LOB: 1 BB: 1 P: 10	R: 1 E: 0 K: 1 S: 21	H: 1 LOB: 1 BB: 1 P: 30	R: 0 E: 0 K: 2 S: 8	H: 0 LOB: 0 BB: 0 P: 10	1B: 3 2B: 1 3B: 1 HR: 0	SF: 0 SAC: 0 DP: 1 HBP: 0	WP: 0 PB: 0 SB: 0 CS: 0	PA: 38

PITCHER	IP	WLS	BF	H	R	ER	SO	BB	IBB	HBP	BLK	WP	HR	S	P	ERA	WHIP
Bob Welch, R ERA: 4.32 (1, 1)	6.1	W	28	3	1	1	1	5	0	0	0	0	0	65	108	1.42	1.263
Rick Honeycutt, L ERA: 4.26 (7, 1)	0.2		2	0	0	0	0	1	0	0	0	0	0	2	6	0.00	1.500
Ed Nunez, R ERA: 3.72 (8, 1)	1.0		5	1	1	1	1	1	0	0	0	0	0	21	30	9.00	2.000
Dennis Eckersley, R ERA: 4.66 (9, 1)	1.0	S	3	0	0	0	2	0	0	0	0	0	0	8	10	0.00	0.000

Batter	1	2	3	4	5	6	7	8	9	AB R H RBI BB SO LOB	TOP											
Lance Blankenship, R OBP: 0.397, SLG: 0.370 (1, 7) X	0-0 G6-3		0-3 K			4-1 BB 1B 1-2 BB		4-1 BB		2 0 0 0 2 1 0												
Dave Henderson, R OBP: 0.259, SLG: 0.314 (1, 8) X	0-0 G4-3			0-0 F9		0-0 F7		0-0 F9		4 0 0 0 0 0 3												
Ruben Sierra, S OBP: 0.304, SLG: 0.506 (1, 9) S S S	0-3 K			0-0 G4-3		2-0 BB 1-2 2-H 1B		1-0 G1-3		4 0 1 1 0 1 1												
Mark McGwire, R OBP: 0.424, SLG: 0.615 (1, 3) S S S		0-3 K		0-0 G5-3		4-1 BB 1-2 2-3 BB			0-3 K	3 0 0 0 1 2 0												
Troy Neel, L OBP: 0.304, SLG: 0.419 (1, 10) X		0-0 F7			2-3 K	0-3 K			2-1 HR	4 1 1 1 0 2 3												
Terry Steinbach, R OBP: 0.300, SLG: 0.395 (1, 2) X		0-0 S 1B			0-0 CS 1B		1-0 G5-3		0-0 P5	4 0 2 0 0 0 0												
Kevin Seitzer, R OBP: 0.257, SLG: 0.379 (1, 4) X		0-0 F8			3-1 G1-3		0-0 G4-3		3-2 G6-3	4 0 0 0 0 0 2												
Dale Sveum, S OBP: 0.167, SLG: 0.130 (1, 5) X			0-0 F8			0-0 L7		0-1 G3-1		3 0 0 0 0 0 0												
Mike Bordick, R OBP: 0.329, SLG: 0.292 (1, 6) X			0-0 F9			4-1 BB 1B BB		0-1 G1-3		2 1 0 0 1 0 0												
Inning Stats	R: 0 E: 0 K: 1 S: 5	H: 0 LOB: 0 BB: 0 P: 5	R: 0 E: 0 K: 1 S: 6	H: 1 LOB: 1 BB: 0 P: 6	R: 0 E: 0 K: 1 S: 5	H: 0 LOB: 0 BB: 0 P: 5	R: 0 E: 0 K: 0 S: 3	H: 0 LOB: 0 BB: 0 P: 3	R: 0 E: 0 K: 1 S: 6	H: 1 LOB: 0 BB: 0 P: 11	R: 1 E: 0 K: 1 S: 9	H: 1 LOB: 3 BB: 3 P: 23	R: 0 E: 0 K: 0 S: 4	H: 0 LOB: 0 BB: 0 P: 5	R: 0 E: 0 K: 0 S: 5	H: 0 LOB: 1 BB: 1 P: 10	R: 1 E: 0 K: 1 S: 10	H: 1 LOB: 0 BB: 0 P: 15	1B: 3 2B: 0 3B: 0 HR: 1	SF: 0 SAC: 0 DP: 0 HBP: 0	WP: 0 PB: 0 SB: 1 CS: 1	PA: 34
PITCHER	IP WLS BF H R ER SO BB IBB HBP BLK WP HR S P ERA WHIP																					
Bob Wickman, R ERA: 3.67 (1, 1)	8.0 W 30 3 1 1 5 4 0 0 0 0 0 0 43 68 1.12 0.875																					
Steve Farr, R ERA: 6.75 (9, 1)	1.0 S 4 1 1 1 1 0 0 0 0 0 0 1 10 15 9.00 1.000																					

Oakland Athletics @ New York Yankees
Yankee Stadium, Bronx, NY
Tue May 04 1993, 7:05 PM EDT
Att. 14,467 - Unknown - 66 F

livebaseballscorecards.com

AB	30
R	2
H	4
RBI	2
BB	4
SO	6
LOB	9



Batter	1	2	3	4	5	6	7	8	9
Bernie Williams, S OBP: 0.372, SLG: 0.437 (1, 8) X	0-0 G4-3 ①		0-0 F7 ②		4-2 1B BB		1-1 L8 ②		
Wade Boggs, L OBP: 0.378, SLG: 0.321 (1, 5) X	0-0 G6-3 ②		0-0 G6-3 ③		1-1 L7 ②		4-2 BB		
Don Mattingly, L OBP: 0.325, SLG: 0.352 (1, 3) B X	1-0 HR			0-0 BB HR 1B	2-2 1B		1-1 L7 ③		
Danny Tartabull, R OBP: 0.364, SLG: 0.447 (1, 9) X	0-0 G4-3 ③			4-0 1-2 HR BB	2-0 F8 ③			0-0 G5-3 ①	
Paul O'Neill, L OBP: 0.333, SLG: 0.429 (1, 7)		0-0 F7 ①		0-0 F8 ①		1-0 G4-3 ①		1-2 2B	
Matt Nokes, L OBP: 0.241, SLG: 0.304 (1, 2)		0-0 1B		0-0 F8 ②		2-2 F8 ②		4-0 IBB	
Kevin Maas, L OBP: 0.311, SLG: 0.377 (1, 10)		0-0 F8 ②		0-0 1-H 2-H HR		0-1 P3 ③		3-3 K ②	
Spike Owen, S OBP: 0.367, SLG: 0.325 (1, 6)		0-0 F9 ③		0-0 P6 ③		1-0 P5 ①		2-1 L3 ③	
Pat Kelly, R OBP: 0.281, SLG: 0.386 (1, 4)			0-0 G6-3 ①		0-0 P4 ①		1-0 2B		

AB	R	H	RBI	BB	SO	LOB
3	0	0	0	1	0	1
3	0	0	0	1	0	1
4	2	3	1	0	0	2
3	1	0	0	1	0	2
4	0	1	0	0	0	2
3	0	1	0	1	0	2
4	1	1	3	0	1	3
4	0	0	0	0	0	3
3	0	1	0	0	0	0

BOTTOM	
AB	31
R	4
H	7
RBI	4
BB	4
SO	1
LOB	16
WP: 0	PA: 35
PB: 0	
SB: 0	
CS: 0	

Oakland Athletics @ New York Yankees
Yankee Stadium, Bronx, NY
 Tue May 04 1993, 7:05 PM EDT
 Att. 14,467 - Unknown - 66 F

livebaseballscorecards.com



Inning Stats		R: 1	H: 1	E: 0	LOB: 0	K: 0	BB: 0	S: 4	P: 5								
Shawn Hillegas, R ERA: 5.89 (1, 1)	IP: 6.1	WLS: 1	BF: 27	H: 6	R: 4	ER: 4	SO: 0	BB: 2	IBB: 0	HBP: 0	BLK: 0	WP: 0	HR: 2	S: 35	P: 54	ERA: 5.89	WHIP: 1.263
Mike Mohler, L ERA: 7.36 (7, 1)	IP: 0.2	WLS: 0	BF: 3	H: 0	R: 0	ER: 0	SO: 0	BB: 1	IBB: 0	HBP: 0	BLK: 0	WP: 0	HR: 0	S: 6	P: 12	ERA: 7.36	WHIP: 1.500
Joe Boever, R ERA: 2.76 (8, 1)	IP: 1.0	WLS: 0	BF: 5	H: 1	R: 0	ER: 0	SO: 1	BB: 0	IBB: 1	HBP: 0	BLK: 0	WP: 0	HR: 0	S: 10	P: 20	ERA: 2.76	WHIP: 1.000

Batter	1	2	3	4	5	6	7	8	9	AB R H RBI BB SO LOB	TOP	
Luis Polonia, L (1, 7) OBP: 0.327, SLG: 0.389	1-2 G3-6 1B	4-1 FC6-4 BB			1-0 SH G4-3 1B	2-0 CS	0-2 F8		0-0 FC6 FC5-4	3 0 1 0 1 0 2		
Chad Curtis, R (1, 8) OBP: 0.347, SLG: 0.296	0-1 G3-6 1-2f	0-0 FC6-4 1-2f			1-0 G4-3 1B		3-2 G3-1		0-1 SF8	4 0 1 1 0 0 2		
J.T. Snow, L (1, 3) OBP: 0.323, SLG: 0.558	4-1 BB		1-0 F7		1-0 SF7		2-1 L8		1-0 FC5-4	3 0 0 1 1 0 1		
Chili Davis, S (1, 10) OBP: 0.286, SLG: 0.329	0-3 K		0-3 K		1-2 G4-3			0-0 G4-3		4 0 0 0 0 2 3		
Tim Salmon, R (1, 9) OBP: 0.383, SLG: 0.493		2-3 K	3-3 K		4-0 BB			0-3 K		3 0 0 0 1 3 0		
Greg Myers, L (1, 2) OBP: 0.225, SLG: 0.395		1-3 K		0-1 F8	1-1 F8			1-0 HR		4 1 1 1 0 1 3		
Rene Gonzales, R (1, 5) OBP: 0.372, SLG: 0.296		4-1 1B HR BB		0-3 K		1-2 G6-3		0-0 G5-3		3 1 0 0 1 1 0		
Damion Easley, R (1, 4) OBP: 0.320, SLG: 0.451		1-1 HR 1B		1-2 P4		0-0 G6-3			2-1 FC6 SF8 1B	4 2 2 0 0 0 0		
Gary Disarcina, R (1, 6) OBP: 0.265, SLG: 0.370		3-1 HR		4-0 1B SH SF7 BB	2-0 CS 1B			1-0 FC6 1B	3 2 3 3 1 0 0			
Inning Stats	R: 0 E: 0 K: 1 S: 9 H: 1 LOB: 1 BB: 1 P: 14	R: 3 E: 0 K: 2 S: 14 H: 2 LOB: 1 BB: 2 P: 29	R: 0 E: 0 K: 2 S: 7 H: 0 LOB: 0 BB: 0 P: 11	R: 0 E: 0 K: 1 S: 8 H: 0 LOB: 0 BB: 0 P: 9	R: 1 E: 0 K: 0 S: 8 H: 1 LOB: 3 BB: 2 P: 21	R: 0 E: 0 K: 0 S: 6 H: 1 LOB: 0 BB: 0 P: 11	R: 0 E: 0 K: 0 S: 9 H: 0 LOB: 0 BB: 0 P: 14	R: 1 E: 0 K: 1 S: 6 H: 1 LOB: 0 BB: 0 P: 7	R: 1 E: 0 K: 0 S: 8 H: 2 LOB: 1 BB: 0 P: 11	1B: 6 2B: 0 3B: 0 HR: 2 SF: 2 SAC: 1 DP: 1 HBP: 0	WP: 0 PB: 0 SB: 0 CS: 1 PA: 40	
PITCHER	IP WLS BF H R ER SO BB IBB HBP BLK WP HR S P ERA WHIP											
Melido Perez, R (1, 1) ERA: 3.0	8.0 L 34 6 5 5 7 5 0 0 0 0 0 2 67 116 5.62 1.375											
Rich Monteleone, R (9, 1) ERA: 6.08	0.2 4 2 1 1 0 0 0 0 0 0 0 0 7 9 13.50 3.000											
Neal Heaton, L (9, 1) ERA: 11.25	0.1 1 0 0 0 0 0 0 0 0 0 0 0 1 2 0.00 0.000											

California Angels @ New York Yankees
 Yankee Stadium, Bronx, NY
 Wed May 05 1993, 7:05 PM EDT
 Att. 13,047 - Unknown - 61 F

livebaseballscorecards.com

AB	31
R	6
H	8
RBI	6
BB	5
SO	7
LOB	11



Batter	1	2	3	4	5	6	7	8	9	AB	R	H	RBI	BB	SO	LOB
Bernie Williams, S OBP: 0.376, SLG: 0.429 (1, 8) C H	1-1 FC4-6 HBP		4-0 BB			2-3 K		1-1 G4-3		2	0	0	0	1	1	1
Wade Boggs, L OBP: 0.373, SLG: 0.318 (1, 5) B B X	2-0 FC4-6 1-2f		1 SAFE 2-3 K			2-2 G5-3		1-0 FC6-4 1B		4	0	1	1	0	1	2
Don Mattingly, L OBP: 0.322, SLG: 0.349 (1, 3) C F X	0-2 F9				1-1 G4-3		0-1 1B	3-H 2-2 F8		4	0	1	0	0	0	2
Danny Tartabull, R OBP: 0.351, SLG: 0.427 (1, 9) B C B B S	3-3 K				0-0 F8		0-0 P4	1-0 FC6-4 1-2f		4	0	0	0	0	1	3
Paul O'Neill, L OBP: 0.329, SLG: 0.418 (1, 7) B S B X		1-1 F8			0-0 F7		3-1 G3-1		0-0 G1-6-3 1B	4	0	1	0	0	0	0
Matt Nokes, L OBP: 0.242, SLG: 0.317 (1, 2) B X		1-0 F7			0-0 2B		1-2 F9		1-2 G1-6-3 1-2f	4	0	1	0	0	0	1
Kevin Maas, L OBP: 0.323, SLG: 0.439 (1, 10) B C B X		2-2 CS 1B			2-0 F7		3-1 HR		1-2 F9	4	1	2	1	0	0	1
Spike Owen, S OBP: 0.355, SLG: 0.313 (1, 6) B F B B	3-1 CS 1-2		1-0 G3		1-2 F8		0-1 G3-1			3	0	0	0	0	0	1
Mike Gallego, R OBP: 0.464, SLG: 0.667 (1, 4) X			0-0 G6-3		0-0 L9			1-1 G4-3 1B 2B		3	1	1	0	0	0	1

Inning Stats	R: 0	H: 0	E: 0	K: 1	S: 8	R: 0	H: 1	E: 0	K: 0	S: 7	R: 0	H: 0	E: 0	K: 1	S: 6	R: 0	H: 0	E: 0	K: 0	S: 4	R: 0	H: 1	E: 0	K: 0	S: 6	R: 1	H: 1	E: 0	K: 0	S: 9	R: 1	H: 2	E: 0	K: 0	S: 9	R: 0	H: 1	E: 0	K: 0	S: 8	1B: 4	SF: 0	2B: 2	SAC: 0	3B: 0	DP: 1	HR: 1	HBP: 1	WP: 0	PA: 35
--------------	------	------	------	------	------	------	------	------	------	------	------	------	------	------	------	------	------	------	------	------	------	------	------	------	------	------	------	------	------	------	------	------	------	------	------	------	------	------	------	------	-------	-------	-------	--------	-------	-------	-------	--------	-------	--------

PITCHER	IP	WLS	BF	H	R	ER	SO	BB	IBB	HBP	BLK	WP	HR	S	P	ERA	WHIP
John Farrell, R ERA: 5.67 (1, 1)	7.1	W	29	6	2	2	3	1	0	1	0	0	1	54	92	2.46	0.955
Steve Frey, L ERA: 5.06 (8, 1)	0.1		1	0	0	0	0	0	0	0	0	0	0	3	5	0.00	0.000
Julio Valera, R ERA: 5.74 (8, 1)	1.1	S	4	1	0	0	0	0	0	0	0	0	0	9	12	0.00	0.750

BOTTOM

California Angels @ New York Yankees
Yankee Stadium, Bronx, NY
Wed May 05 1993, 7:05 PM EDT
Att: 13,047 - Unknown - 61 F

livebaseballscorecards.com

AB	32
R	2
H	7
RBI	2
BB	1
SO	3
LOB	12



Batter	1	2	3	4	5	6	7	8	9	AB R H RBI BB SO LOB	TOP												
Luis Polonia, L (1, 7) OBP: 0.333, SLG: 0.388	1-0 G5-3 1B		4-1 BB		0-0 SH2-3		1-0 F7		1-2 F9	3 0 1 0 1 0 2													
Chad Curtis, R (1, 8) OBP: 0.333, SLG: 0.282	0-3 K		0-0 F8		2-2 F8			0-0 G1-3		4 0 0 0 0 1 3													
J.T. Snow, L (1, 3) OBP: 0.320, SLG: 0.539	1-0 G5-3		2-1 F7		2-3 K			4-1 HR BB		3 1 0 0 1 1 3													
Chili Davis, S (1, 10) OBP: 0.284, SLG: 0.365	3-2 F8		1-0 G3			0-0 F8		0-2 HR		4 1 1 2 0 0 2													
Tim Salmon, R (1, 9) OBP: 0.367, SLG: 0.468		1-3 K		1-3 K		2-1 G3		1-0 G1-3		4 0 0 0 0 2 0													
Rene Gonzales, R (1, 5) OBP: 0.378, SLG: 0.307		1-2 FC4-6 1B		3-2 1B		1-2 G6-3		2-2 G6-3		4 0 2 0 0 0 0													
Torey Lovullo, S (1, 4) OBP: 0.276, SLG: 0.346		2-2 FC4-6 2B		1-0 F9		2-0 F9		2-1 S 1B		4 1 1 0 0 0 2													
Gary Disarcina, R (1, 6) OBP: 0.264, SLG: 0.376		0-0 1-H 2B		3-2 F9		0-1 G5-3		3-1 G1-3		4 0 1 1 0 0 2													
John Orton, R (1, 2) OBP: 0.239, SLG: 0.391		3-2 L9			0-0 SH2-3 1B		3-2 1B		1-0 G6-3	2 0 1 0 0 0 1													
Greg Myers, L (7, PH) OBP: 0.244, SLG: 0.410										1 0 1 0 0 0 0													
Gary Gaetti, R (9, PH) OBP: 0.259, SLG: 0.250										1 0 0 0 0 0 1													
Ron Tingley, R (9, 2)										0 0 0 0 0 0 0													
Inning Stats	R: 0 E: 0 K: 1 S: 10	H: 1 LOB: 1 BB: 0 P: 15	R: 1 E: 0 K: 1 S: 15	H: 2 LOB: 1 BB: 0 P: 22	R: 0 E: 0 K: 0 S: 5	H: 0 LOB: 1 BB: 1 P: 12	R: 0 E: 0 K: 1 S: 12	H: 1 LOB: 1 BB: 0 P: 19	R: 0 E: 0 K: 1 S: 8	H: 1 LOB: 1 BB: 0 P: 12	R: 0 E: 0 K: 0 S: 6	H: 0 LOB: 0 BB: 0 P: 9	R: 0 E: 0 K: 0 S: 7	H: 1 LOB: 1 BB: 0 P: 13	R: 2 E: 0 K: 0 S: 11	H: 1 LOB: 0 BB: 1 P: 18	R: 0 E: 0 K: 0 S: 9	H: 1 LOB: 1 BB: 0 P: 16	1B: 6 2B: 1 3B: 0 HR: 1	SF: 0 SAC: 1 DP: 0 HBP: 0	WP: 0 PB: 0 SB: 1 CS: 0	PA: 37	
PITCHER	IP WLS BF H R ER SO BB IBB HBP BLK WP HR S P ERA WHIP																						
Mike Witt, R (1, 1) ERA: 3.5	7.0	28	6	1	1	4	1	0	0	0	0	0	0	63	102	1.29	1.000					ERA	WHIP
Steve Howe, L (8, 1) ERA: 19.06	2.0	L	9	2	2	0	1	0	0	0	0	1	20	34	9.00	1.500							

California Angels @ New York Yankees
 Yankee Stadium, Bronx, NY
 Thu May 06 1993, 3:33 AM EDT
 Att. 20,024 - Sunny - 73 F

livebaseballscorecards.com

AB	34
R	3
H	8
RBI	3
BB	2
SO	4
LOB	16



Batter	1	2	3	4	5	6	7	8	9	AB R H RBI BB SO LOB
Bernie Williams, S OBP: 0.364, SLG: 0.413 (1, 8)	2-2 G6-3		0-2 G1-3			0-1 G4-3		1-3 K		4 0 0 0 0 1 3
Wade Boggs, L OBP: 0.368, SLG: 0.330 (1, 5)	1-1 2B		2-1 F8			0-1 SF7			1-1 G4-3	3 0 1 1 0 0 1
Don Mattingly, L OBP: 0.311, SLG: 0.336 (1, 10)	1-3			0-2 G3		3-2 F9			1-3 K	4 0 0 0 0 2 1
Danny Tartabull, R OBP: 0.339, SLG: 0.409 (1, 9)	1-3 K			3-3 K			0-0 F9		1-3 K	4 0 0 0 0 3 1
Paul O'Neill, L OBP: 0.329, SLG: 0.414 (1, 7)		1-2 G5-6-3 1B		1-1 G4-3			0-1 F7			3 0 1 0 0 0 0
Matt Nokes, L OBP: 0.231, SLG: 0.302 (1, 2)		0-0 F7			1-0 P5		1-0 P4			3 0 0 0 0 0 1
Kevin Maas, L OBP: 0.309, SLG: 0.417 (1, 3)		2-1 G5-6-3 1-2f			2-2 F7			3-2 F8		3 0 0 0 0 0 1
Spike Owen, S OBP: 0.354, SLG: 0.314 (1, 6)			0-2 F7		0-1 G3-1			1-2 1B		3 0 1 0 0 0 0
Pat Kelly, R OBP: 0.293, SLG: 0.407 (1, 4)			0-1 G1-3 1B			1-2 G4-3 SF7 2B		0-0 F9		3 1 2 0 0 0 1

Inning Stats	R: 0	H: 1	E: 0	LOB: 1	K: 2	S: 13	P: 18	R: 0	H: 1	E: 0	LOB: 0	K: 0	S: 6	P: 9	R: 0	H: 1	E: 0	LOB: 1	K: 0	S: 11	P: 13	R: 0	H: 0	E: 0	LOB: 0	K: 1	S: 9	P: 13	R: 0	H: 0	E: 0	LOB: 0	K: 0	S: 6	P: 9	R: 1	H: 1	E: 0	LOB: 0	K: 0	S: 10	P: 14	R: 0	H: 0	E: 0	LOB: 0	K: 0	S: 4	P: 5	R: 0	H: 1	E: 0	LOB: 1	K: 1	S: 12	P: 17	R: 0	H: 0	E: 0	LOB: 0	K: 2	S: 8	P: 11	1B: 3	SF: 1	2B: 2	SAC: 0	3B: 0	DP: 1	HR: 0	HBP: 0	WP: 0	PA: 31
--------------	------	------	------	--------	------	-------	-------	------	------	------	--------	------	------	------	------	------	------	--------	------	-------	-------	------	------	------	--------	------	------	-------	------	------	------	--------	------	------	------	------	------	------	--------	------	-------	-------	------	------	------	--------	------	------	------	------	------	------	--------	------	-------	-------	------	------	------	--------	------	------	-------	-------	-------	-------	--------	-------	-------	-------	--------	-------	--------

PITCHER	IP	WLS	BF	H	R	ER	SO	BB	IBB	HBP	BLK	WP	HR	S	P	ERA	WHIP
Scott Sanderson, R ERA: 2.79 (1, 1)	8.0	W	28	5	1	1	4	0	0	0	0	0	0	71	98	1.12	0.625
Steve Frey, L ERA: 4.26 (9, 1)	1.0	S	3	0	0	0	2	0	0	0	0	0	0	8	11	0.00	0.000

BOTTOM

California Angels @ New York Yankees
Yankee Stadium, Bronx, NY
Thu May 06 1993, 3:33 AM EDT
Att. 20,024 - Sunny - 73 F

livebaseballscorecards.com

AB	30
R	1
H	5
RBI	1
BB	0
SO	6
LOB	9



Batter	1	2	3	4	5	6	7	8	9	10	11	12	AB	R	H	RBI	BB	SO	LOB	TOP					
Bernie Williams, S OBP: 0.356, SLG: 0.400	1-0 G6-3		1-2 G4-3		1-0 SAFE 1B	2-3 K			0-2 G5-3		1-1 G5-3		6	0	1	1	0	1	3	New York Yankees @ Detroit Tigers Tiger Stadium, Detroit, MI Fri May 07 1993, 7:05 PM EDT Att. 20,992 - Unknown - 68 F					
Wade Boggs, L OBP: 0.366, SLG: 0.330	3-2 F7		2-2 BB 1B		1-2 F8	3-2 G6-3			2-2 1B		0-1 G1-3		6	0	2	1	0	0	4						
Don Mattingly, L OBP: 0.313, SLG: 0.331	3-2 G3-1		4-0 1B BB		0-0 G1-3			0-0 G6-3 1B		1-1 F8		2-3 K	5	0	1	0	1	1	3						
Danny Tartabull, R OBP: 0.331, SLG: 0.388		3-2 F8	2-3 K			3-1 L8		2-3 K		3-1 F9		4-1 BB	5	0	0	0	1	2	3						
Paul O'Neill, L OBP: 0.329, SLG: 0.408	1-0 P4			1-1 G3		0-2 WP 2B 1B		2-2 G6-3		3-1 1B		0-3 K	6	1	2	0	0	1	2						
Matt Nokes, L OBP: 0.225, SLG: 0.290	2-0 F9			1-1 L4-3 1B		0-0 WP 2B		1-0 G4-1		1-0 F7		0-3 K	6	1	1	0	0	1	3						
Kevin Maas, L OBP: 0.329, SLG: 0.413			4-2 FC4-6 BB	1-1 L4-3		4-1 2B 1B IBB		2-0 G5-4-3 1B		2-3 K			3	1	1	0	2	1	2						
Spike Owen, S OBP: 0.356, SLG: 0.341			2-2 FC4-6 1B G4-3		0-0 G3-1	2-0 1B 2B		3-2 G5-4-3			3-2 SH3-4 2B		5	2	2	2	0	0	2						
Pat Kelly, R OBP: 0.313, SLG: 0.422			3-2 SAFE G4-3 1B		1-1 1B	1-2 1B S			1-0 B3		1-1 SH3-4		4	1	3	2	0	0	0						
Inning Stats	R: 0 E: 0 K: 10 S: 10	H: 0 LOB: 0 BB: 0 P: 17	R: 0 E: 0 K: 5 S: 5	H: 0 LOB: 0 BB: 0 P: 11	R: 2 E: 0 K: 1 S: 18	H: 2 LOB: 2 BB: 36 P: 36	R: 0 E: 0 K: 0 S: 6	H: 1 LOB: 0 BB: 0 P: 9	R: 0 E: 0 K: 10 S: 10	H: 2 LOB: 2 BB: 0 P: 13	R: 0 E: 0 K: 1 S: 7	H: 1 LOB: 0 BB: 0 P: 11	R: 0 E: 0 K: 5 S: 5	H: 1 LOB: 1 BB: 0 P: 13	R: 0 E: 0 K: 1 S: 8	H: 1 LOB: 1 BB: 0 P: 17	R: 0 E: 0 K: 3 S: 9	H: 1 LOB: 1 BB: 0 P: 14	R: 0 E: 0 K: 3 S: 12		H: 0 LOB: 1 BB: 1 P: 18	1B: 11 2B: 3 3B: 0 HR: 0	SF: 0 SAC: 1 DP: 3 HBP: 0	WP: 1 PB: 0 SB: 1 CS: 0	PA: 51
PITCHER	IP WLS BF H R ER SO BB IBB HBP BLK	IP WLS BF H R ER SO BB IBB HBP BLK	IP WLS BF H R ER SO BB IBB HBP BLK	IP WLS BF H R ER SO BB IBB HBP BLK	IP WLS BF H R ER SO BB IBB HBP BLK	IP WLS BF H R ER SO BB IBB HBP BLK	IP WLS BF H R ER SO BB IBB HBP BLK	IP WLS BF H R ER SO BB IBB HBP BLK	IP WLS BF H R ER SO BB IBB HBP BLK	IP WLS BF H R ER SO BB IBB HBP BLK	IP WLS BF H R ER SO BB IBB HBP BLK	IP WLS BF H R ER SO BB IBB HBP BLK	IP WLS BF H R ER SO BB IBB HBP BLK	IP WLS BF H R ER SO BB IBB HBP BLK	IP WLS BF H R ER SO BB IBB HBP BLK	IP WLS BF H R ER SO BB IBB HBP BLK	IP WLS BF H R ER SO BB IBB HBP BLK	IP WLS BF H R ER SO BB IBB HBP BLK	IP WLS BF H R ER SO BB IBB HBP BLK		ERA WHIP	ERA WHIP	ERA WHIP		
Mike Moore, R ERA: 6.14	(1, 1)	5.1																							
Dave Haas, R ERA: 3.86	(6, 1)	0.1																							
Bill Krueger, L ERA: 2.96	(6, 1)	3.1																							
Bob MacDonald, L ERA: 2.63	(10, 1)	3.0	W	12	2	0	0	4	1	0	0	0	0	0	0	0	0	0	0	0	0	0	0	0	0
Bob MacDonald, L ERA: 2.63	(12, 1)	3.0	W	12	2	0	0	4	1	0	0	0	0	0	0	0	0	0	0	0	0	0	0	0	0

AB	46
R	6
H	13
RBI	6
BB	4
SO	7
LOB	22



Batter	1	2	3	4	5	6	7	8	9	10	11	12	AB	R	H	RBI	BB	SO	LOB
Tony Phillips, S OBP: 0.467, SLG: 0.430 (1, 4) (10, 8)	2-3 K		0-0 G6-4-3 1-2f			1-3 K		4-2 FC6-4 BB	2-2 2B		4-0 BB		4	0	1	0	2	2	1
Alan Trammell, R OBP: 0.319, SLG: 0.308 (1, 5) (10, 8)	0-2 G6-3			0-0 FC6-4 1B		4-2 BB		1-2 FC6-4 BB 1-2f 1B	2-1 L7		0-0 P4		5	1	1	0	1	0	4
Travis Fryman, R OBP: 0.416, SLG: 0.523 (1, 6) (12, 3)	1-1 1B			1-1 FC6-4 WP 1-2f		2-0 F9		4-2 1B 1-2 HR BB		3-2 F9		4-2 BB WP 1B BB	4	2	1	0	2	0	2
Cecil Fielder, R OBP: 0.364, SLG: 0.369 (1, 10) (12, 3)	3-3 K			1-0 P4		1-2 P3		3-3 K		0-0 P3		4-1 1B BB 1-2 IBB	5	0	0	0	1	2	5
Rob Deer, R OBP: 0.298, SLG: 0.468 (1, 9) (12, 2)		1-1 G5-3		3-2 G5-3 1-2		3-1 HR 1B		1-0 HR 1-3 2-H 1B		1-0 1B		4-0 1B BB 1-2 2-3	5	2	3	1	1	0	1
Mickey Tettleton, S OBP: 0.345, SLG: 0.483 (1, 3) (12, 2)		1-1 F9		0-3 K		2-0 HR 1-H		1-0 HR 1-H 3-H		3-3 K		3-1 1B	6	2	3	6	0	2	1
Chad Kreuter, S OBP: 0.513, SLG: 0.754 Gary Thurman, R OBP: 0.286, SLG: 0.250 Bob MacDonald, L (12, 1)		2-3 K		2-1 G1-3 1B		3-3 K		0-0 G3			4-1 BB BB		4	0	1	0	1	2	0
Milt Cuyler, S OBP: 0.311, SLG: 0.323 Kirk Gibson, L OBP: 0.495, SLG: 0.616 (9, PH) (10, 7)			2-3 K		1-0 G1-3		1-1 G6-3		2-3 K		1-3 K		3	0	0	0	0	1	1
Skeeter Barnes, R OBP: 0.333, SLG: 0.389 Lou Whitaker, L OBP: 0.439, SLG: 0.500 (9, PH) (10, 4)			3-2 G6-4-3 1B		0-1 F8		0-0 F8		0-1 G4-3		1-2 F9		2	0	0	0	0	0	1

Inning Stats	R: 0	H: 1	E: 0	LOB: 1	K: 2	BB: 0	S: 11	R: 0	H: 0	E: 0	LOB: 0	K: 1	BB: 0	S: 7	R: 0	H: 1	E: 0	LOB: 1	K: 1	BB: 0	S: 7	R: 0	H: 1	E: 0	LOB: 1	K: 1	BB: 0	S: 8	R: 0	H: 0	E: 0	LOB: 1	K: 1	BB: 1	S: 12	R: 2	H: 2	E: 0	LOB: 0	K: 1	BB: 0	S: 10	R: 4	H: 2	E: 0	LOB: 0	K: 1	BB: 2	S: 14	R: 0	H: 1	E: 0	LOB: 1	K: 1	BB: 0	S: 10	R: 0	H: 1	E: 0	LOB: 1	K: 1	BB: 0	S: 9	R: 0	H: 0	E: 0	LOB: 2	K: 1	BB: 2	S: 10	R: 1	H: 1	E: 0	LOB: 3	K: 0	BB: 3	S: 7	1B: 8	2B: 1	3B: 0	HR: 2	SF: 0	SAC: 0	DP: 1	HBP: 0	WP: 2	PA: 51
--------------	------	------	------	--------	------	-------	-------	------	------	------	--------	------	-------	------	------	------	------	--------	------	-------	------	------	------	------	--------	------	-------	------	------	------	------	--------	------	-------	-------	------	------	------	--------	------	-------	-------	------	------	------	--------	------	-------	-------	------	------	------	--------	------	-------	-------	------	------	------	--------	------	-------	------	------	------	------	--------	------	-------	-------	------	------	------	--------	------	-------	------	-------	-------	-------	-------	-------	--------	-------	--------	-------	--------


PITCHER	IP	WLS	BF	H	R	ER	SO	BB	IBB	HBP	BLK	WP	HR	S	P	ERA	WHIP
Jimmy Key, L ERA: 1.34	(1, 1)	7.0	27	6	2	2	7	1	0	0	0	1	1	62	102	2.57	1.000
John Habyan, R ERA: 5.27	(8, 1)	1.0	7	2	4	4	1	2	0	0	0	0	1	14	28	36.00	4.000
Rich Monteleone, R ERA: 4.96	(9, 1)	3.0	13	2	0	0	3	2	0	0	0	0	0	29	51	0.00	1.333
Scott Kamieniecki, R ERA: 3.57	(12, 1)	0.0	L 4	1	1	1	0	2	1	0	0	1	0	7	22	∞	∞

BOTTOM

New York Yankees @ Detroit Tigers
Tiger Stadium, Detroit, MI

Fri May 07 1993, 7:05 PM EDT
Att: 20,992 - Unknown - 68 F

AB	43
R	7
H	11
RBI	7
BB	8
SO	11
LOB	18



PITCHER	IP	WLS	BF	H	R	ER	SO	BB	IBB	HBP	BLK	WP	HR	S	P	ERA	WHIP
---------	----	-----	----	---	---	----	----	----	-----	-----	-----	----	----	---	---	-----	------

Batter	1	2	3	4	5	6	7	8	9	10	11	AB R H RBI BB SO LOB	TOP																			
Bernie Williams, S OBP: 0.368, SLG: 0.405 (1, 8)												6 1 3 0 1 1 3																				
Wade Boggs, L OBP: 0.368, SLG: 0.333 Pat Kelly, R OBP: 0.309, SLG: 0.418 (8, PR) (8, 4)												5 1 2 0 0 2 1 1 0 0 0 0 1 2																				
Don Mattingly, L OBP: 0.321, SLG: 0.347 (1, 3)												6 2 3 1 0 0 5																				
Danny Tartabull, R OBP: 0.339, SLG: 0.423 (1, 9)												6 2 3 3 0 3 2																				
Jim Leyritz, R OBP: 0.511, SLG: 0.821 Kevin Maas, L OBP: 0.312, SLG: 0.388 (4, PH)												1 1 1 1 0 0 0 4 0 0 0 0 2 1																				
Randy Velarde, R OBP: 0.420, SLG: 0.581 Paul O'Neill, L OBP: 0.326, SLG: 0.400 (5, 7)												1 1 0 0 1 0 2 4 1 1 0 0 0 0																				
Mike Stanley, R OBP: 0.320, SLG: 0.333 Matt Nokes, L OBP: 0.236, SLG: 0.343 (11, 2)												5 0 0 0 0 1 3 1 1 1 2 0 0 0																				
Spike Owen, S OBP: 0.374, SLG: 0.340 (1, 6)												3 0 1 1 3 0 0																				
Mike Gallego, R OBP: 0.412, SLG: 0.552 (8, 5)												5 0 0 2 0 0 3																				
Inning Stats	R: 6 E: 0 K: 1 S: 22	H: 6 LOB: 1 BB: 1 P: 37	R: 0 E: 0 K: 1 S: 13	H: 1 LOB: 2 BB: 0 P: 21	R: 0 E: 0 K: 0 S: 8	H: 0 LOB: 0 BB: 0 P: 10	R: 1 E: 0 K: 3 S: 15	H: 2 LOB: 1 BB: 0 P: 25	R: 0 E: 0 K: 0 S: 7	H: 0 LOB: 1 BB: 1 P: 12	R: 0 E: 0 K: 2 S: 10	H: 0 LOB: 1 BB: 1 P: 16	R: 0 E: 0 K: 1 S: 7	H: 0 LOB: 0 BB: 0 P: 11	R: 0 E: 0 K: 0 S: 12	H: 2 LOB: 2 BB: 0 P: 19	R: 1 E: 0 K: 0 S: 7	H: 1 LOB: 0 BB: 0 P: 10	R: 0 E: 0 K: 1 S: 10	H: 1 LOB: 2 BB: 1 P: 16	R: 2 E: 1 K: 1 S: 12	H: 2 LOB: 2 BB: 1 P: 24	1B: 11 2B: 2 3B: 0 HR: 2	SF: 0 SAC: 0 DP: 0 HBP: 2	WP: 0 PB: 0 SB: 0 CS: 0	PA: 55						
PITCHER	IP WLS BF H R ER SO BB IBB HBP BLK WP HR S P ERA WHIP															PITCHER	IP WLS BF H R ER SO BB IBB HBP BLK WP HR S P ERA WHIP															
Tom Bolton, L ERA: 6.08 (1, 1)	0.0	5	5	5	5	0	0	0	0	0	0	0	0	0	11	18	∞	∞														
Mark Grater, R ERA: 9.0 (1, 1)	1.0	5	1	1	1	1	0	1	0	0	0	0	0	0	11	19	9.00	1.000														
Greg Gohr, R ERA: 7.71 (2, 1)	3.0	13	3	1	1	4	0	0	1	0	0	0	0	0	36	56	3.00	1.000														
Mark Leiter, R ERA: 3.6 (5, 1)	3.2	15	2	0	0	3	2	0	0	0	0	0	0	0	34	56	0.00	1.091														
Mike Henneman, R ERA: 1.8 (8, 1)	2.1	10	2	1	1	1	1	0	0	0	0	0	1	19	28	3.86	1.286															
													AB 48																			
													R 10																			
													H 15																			
													RBI 10																			
													BB 5																			
													SO 10																			
													LOB 22																			

New York Yankees @ Detroit Tigers
 Tiger Stadium, Detroit, MI
 Sat. May 08 1993, 7:05 PM EDT
 Att: 27,350 - Unknown - 75 F

livebaseballscorecards.com

BOTTOM

New York Yankees @ Detroit Tigers
Tiger Stadium, Detroit, MI
Sat May 08 1993, 7:05 PM EDT
Att. 27,350 - Unknown - 75 F

livebaseballscores.com

AB	41
R	8
H	12
RBI	8
BB	11
SO	9
LOB	26



WP:	1	PA:	55
PB:	0		
SB:	1		
CS:	3		

Batter	1	2	3	4	5	6	7	8	9	10	11	AB	R	H	RBI	BB	SO	LOB
Tony Phillips, S OBP: 0.475, SLG: 0.432 (1, 4)	4-1 WP 1B BB	3-2 HR 1B		4-1 1B SF8 BB	0-0 CS 1B		0-2 F7		0-1 FC5			4	3	2	0	2	0	5
Alan Trammell, R OBP: 0.350, SLG: 0.422 (1, 5)	0-1 1B WP 1B	2-2 HR 1B		3-2 SF8 1B BB	3-2 CS	1-3 K		2-2 L8		3-2 CS 1B		6	2	4	3	0	1	0
Travis Fryman, R OBP: 0.412, SLG: 0.504 (1, 6)	3-2 L8	2-2 G5-3		4-0 CS 1B BB		4-2 BB		1-2 P4		1-1 B1		4	0	0	0	2	0	3
Cecil Fielder, R OBP: 0.354, SLG: 0.361 (1, 10)	2-0 1B		0-0 P6	0-1 SF8		1-3 K		1-0 G5-3		3-3 K		5	0	1	2	0	2	2
Rob Deer, R OBP: 0.299, SLG: 0.456 (1, 9)	2-3 K		4-2 BB BB FC6-4 BB	2-0 1B		3-3 K		2-2 G5-3		1-3 K		5	1	1	1	1	3	3
Mickey Tettleton, S OBP: 0.348, SLG: 0.473 (9, PR)	1-3 K		4-2 FC6-4 BB	1-2 P3		0-2 F8		2-0 BB BB 1B		4-2 BB		4	0	1	0	1	1	4
Gary Thuman, R OBP: 0.296, SLG: 0.250 (10, 7)			1-2 FC6-4 BB									0	0	0	0	0	0	0
Kirk Gibson, L OBP: 0.500, SLG: 0.616 (11, PH)			1-2 FC6-4 BB									0	0	0	0	1	0	0
Chad Kreuter, S OBP: 0.500, SLG: 0.712 (1, 2)		1-2 G6-3	4-2 FC6-4 BB	1-2 CS	0-1 F8		3-3 K		4-2 FC5 BB BB		2-2 P5	4	0	0	0	2	1	1
Milt Cuyler, S OBP: 0.316, SLG: 0.329 (1, 8)		2-2 FC5-4 1B	1-2 FC6-4		0-0 B1-3		0-0 1B		0-3 K		2-1 F9	5	0	2	1	0	1	4
Lou Whitaker, L OBP: 0.434, SLG: 0.493 (11, PH)			1-2 FC6-4									1	0	0	0	0	0	1
Skeeter Barnes, R OBP: 0.385, SLG: 0.524 (1, 7)		0-0 FC5-4 1B HR	1-2 P3		3-2 HR		4-0 BB		4-1 BB			3	2	1	1	2	0	3

Inning Stats	R: 1	H: 2	E: 0	K: 2	S: 13	H: 2	LOB: 2	BB: 1	P: 25	R: 3	H: 3	E: 0	K: 0	S: 20	H: 3	LOB: 0	BB: 0	P: 30	R: 1	H: 0	E: 0	K: 0	S: 17	H: 0	LOB: 2	BB: 3	P: 31	R: 2	H: 2	E: 0	K: 0	S: 12	H: 2	LOB: 1	BB: 2	P: 27	R: 1	H: 2	E: 0	K: 0	S: 9	H: 2	LOB: 0	BB: 0	P: 15	R: 0	H: 0	E: 0	K: 3	S: 11	H: 0	LOB: 1	BB: 1	P: 20	R: 0	H: 1	E: 0	K: 1	S: 10	H: 1	LOB: 2	BB: 1	P: 17	R: 0	H: 0	E: 0	K: 0	S: 9	H: 0	LOB: 0	BB: 0	P: 13	R: 0	H: 1	E: 0	K: 1	S: 14	H: 1	LOB: 3	BB: 2	P: 26	R: 0	H: 1	E: 0	K: 1	S: 9	H: 1	LOB: 1	BB: 0	P: 16	R: 0	H: 0	E: 0	K: 1	S: 10	H: 0	LOB: 1	BB: 1	P: 19	1B: 10	SF: 1	2B: 1	SAC: 0	3B: 0	DP: 1	HR: 2	HBP: 0	WP: 1	PA: 55
--------------	------	------	------	------	-------	------	--------	-------	-------	------	------	------	------	-------	------	--------	-------	-------	------	------	------	------	-------	------	--------	-------	-------	------	------	------	------	-------	------	--------	-------	-------	------	------	------	------	------	------	--------	-------	-------	------	------	------	------	-------	------	--------	-------	-------	------	------	------	------	-------	------	--------	-------	-------	------	------	------	------	------	------	--------	-------	-------	------	------	------	------	-------	------	--------	-------	-------	------	------	------	------	------	------	--------	-------	-------	------	------	------	------	-------	------	--------	-------	-------	--------	-------	-------	--------	-------	-------	-------	--------	-------	--------

PITCHER	IP	WLS	BF	H	R	ER	SO	BB	IBB	HBP	BLK	WP	HR	S	P	ERA	WHIP
Jim Abbott, L ERA: 4.66 (1, 1)	3.0		21	6	7	7	2	6	0	0	0	1	1	54	101	21.00	4.000
Scott Kamieniecki, R ERA: 3.48 (4, 1)	3.0		11	3	1	1	3	1	0	0	0	0	1	28	47	3.00	1.333
John Habyan, R ERA: 4.5 (7, 1)	2.1		10	2	0	0	1	1	0	0	0	0	0	25	40	0.00	1.286
Neal Heaton, L ERA: 10.38 (9, 1)	0.2		4	0	0	0	1	2	0	0	0	0	0	8	16	0.00	3.000
Steve Fair, R ERA: 5.56 (10, 1)	2.0	W	7	1	0	0	2	1	0	0	0	0	0	19	35	0.00	1.000

Batter	1	2	3	4	5	6	7	8	9	AB R H RBI BB SO LOB	TOP											
Bernie Williams, S (1, 8) OBP: 0.358, SLG: 0.394	1-0 G3		3-3 K		0-1 L8	2-0 1B		0-0 E8 1B	2-3 K	6 1 1 1 0 2 4												
Wade Boggs, L (1, 5) OBP: 0.389, SLG: 0.337	1-1 E 1B		2-1 G4-3		3-1 F8	2-2 G4-3		2-1 HR 1B		5 1 2 2 0 0 3												
Don Mattingly, L (1, 10) OBP: 0.317, SLG: 0.364	1-2 L6			0-2 F7		1-0 G4-3	3-2 G3	0-1 HR		5 1 1 2 0 0 1												
Danny Tartabull, R (1, 9) OBP: 0.333, SLG: 0.407	1-3 K			1-0 G4-3		0-0 F9	4-1 WP BB	1-3 K		4 0 0 0 1 2 1												
Paul O'Neill, L (1, 7) OBP: 0.330, SLG: 0.400		0-0 G5-3 1B		0-0 G4-3		2-0 2B 1B	1-1 L8	0-1 P6		5 1 2 0 0 0 1												
Matt Nokes, L (1, 2) OBP: 0.243, SLG: 0.347		1-2 F8			0-0 2B HR 1B	1-0 1B 2B	4-0 BB		0-2 HBP 1B	2 1 1 0 0 0 1 2 1 2 0 1 0 0												
Mike Stanley, R (6, PH) OBP: 0.358, SLG: 0.386																						
Kevin Maas, L (1, 3) OBP: 0.316, SLG: 0.406		1-0 G5-3		1-0 HR 2B		4-0 1B IBB	1-2 F7		2-1 HBP	2 1 1 0 0 0 1 1 1 0 0 1 0 2												
Jim Leyritz, R (6, PH) OBP: 0.521, SLG: 0.800		1-2							1-2													
Spike Owen, S (1, 6) OBP: 0.384, SLG: 0.378		0-0 G4-3			2-2 HR	1-0 1B 1B		4-1 E 1B BB	3-1 F7	4 3 2 4 1 0 3												
Pat Kelly, R (1, 4) OBP: 0.314, SLG: 0.417			1-1 G4-3 1B		0-1 L7	0-1 1B 1B		0-0 F8	1-2 F8	5 0 2 2 0 0 3												
Inning Stats	R: 0 E: 1 K: 1 S: 9	H: 1 LOB: 1 BB: 0 P: 13	R: 0 E: 0 K: 0 S: 6	H: 1 LOB: 1 BB: 0 P: 8	R: 0 E: 0 K: 1 S: 9	H: 1 LOB: 0 BB: 0 P: 14	R: 0 E: 0 K: 0 S: 5	H: 0 LOB: 0 BB: 0 P: 6	R: 3 E: 0 K: 0 S: 11	H: 3 LOB: 0 BB: 0 P: 17	R: 4 E: 0 K: 0 S: 11	H: 5 LOB: 2 BB: 1 P: 24	R: 0 E: 0 K: 0 S: 9	H: 0 LOB: 2 BB: 2 P: 22	R: 4 E: 1 K: 1 S: 12	H: 2 LOB: 0 BB: 1 P: 19	R: 0 E: 0 K: 1 S: 13	H: 1 LOB: 2 BB: 0 P: 21	1B: 10 2B: 2 3B: 0 HR: 2	SF: 0 SAC: 0 DP: 1 HBP: 1	WP: 1 PB: 0 SB: 0 CS: 0	PA: 46
PITCHER	IP WLS BF H R ER SO BB IBB HBP BLK WP HR S P ERA WHIP												PITCHER	IP WLS BF H R ER SO BB IBB HBP BLK WP HR S P ERA WHIP								
John Doherty, R (1, 1) ERA: 2.82	5.2 L 23 7 4 4 2 0 0 0 0 0 0 1 43 64 6.35 1.235																					
Tom Bolton, L (6, 1) ERA: 8.1	0.0 3 2 0 0 0 0 0 1 0 0 0 0 2 8 ∞ ∞																					
Mark Grater, R (6, 1) ERA: 3.86	1.1 8 2 3 3 0 2 0 0 0 0 1 0 15 32 20.25 3.000																					
Dave Johnson, R (8, 1) ERA: 10.38	2.0 12 3 4 3 2 1 0 1 0 0 0 1 25 40 13.50 2.000																					

New York Yankees @ Detroit Tigers
Tiger Stadium, Detroit, MI
 Sun May 09 1993, 3:33 AM EDT
 Att. 23,964 - Sunny - 73 F

livebaseballscorecards.com

AB	41
R	11
H	14
RBI	11
BB	4
SO	4
LOB	20



Batter	1	2	3	4	5	6	7	8	9	AB	R	H	RBI	BB	SO	LOB
Tony Phillips, S OBP: 0.479, SLG: 0.425 (1, 9)	0-0 G4-3	4-2 BB		4-1 BB		2-2 G5-3			4-2 BB	2	0	0	0	3	0	0
Lou Whitaker, L OBP: 0.409, SLG: 0.458 (1, 4)	0-1 F8	2-1 G3		1-0 F8			0-1 G3		0-1 F8	5	0	0	0	0	0	6
Travis Fryman, R OBP: 0.404, SLG: 0.508 (1, 6)	3-2 1B 3B		1-3 K		0-0 F8		1-2 G5-3		0-3 K	5	1	1	0	0	2	1
Cecil Fielder, R OBP: 0.364, SLG: 0.372 (1, 3)	1-0 1B		0-0 G6-3		1-0 1B		2-2 1B		3-3 K	5	0	3	1	0	1	1
Kirk Gibson, L OBP: 0.500, SLG: 0.610 (1, 10)	2-2 G6-3		2-1 1B S		1-3 1B		0-0 P6			4	1	2	0	0	0	2
Mickey Tettleton, S OBP: 0.353, SLG: 0.468 (1, 2)		1-3 K	1 SAFE 2-1		4-1 G6-4-3 BB		1-0 G3			3	0	1	1	1	1	0
Chad Kreuter, S OBP: 0.500, SLG: 0.712 (9, 2)		1-H 1B			1-2 BB		0-0 G3			0	0	0	0	0	0	0
Alan Trammell, R OBP: 0.368, SLG: 0.429 (1, 7)		2-2 1B 1B	1-1 CS		1-0 G5-3		0-0 G6-4-3		1-1 FC3-6 1B	4	0	2	0	0	0	3
Scott Livingstone, L OBP: 0.375, SLG: 0.424 (1, 5)		0-3 K	1 SAFE 2-1		0-1 2B		2-2 G6-3 1B		2-1 FC3-6 FC6	4	0	2	0	0	1	2
Milt Cuyler, S OBP: 0.313, SLG: 0.324 (1, 8)		1 SAFE 2-2 1 SAFE 1-3	1 SAFE 2-2 1 SAFE		2-3 K		0-1 G6-3		1-2 FC6	4	0	1	0	0	1	3

Inning Stats	R: 1	H: 2	E: 0	K: 0	S: 11	LOB: 1	BB: 0	P: 17	R: 0	H: 2	E: 0	K: 2	S: 19	LOB: 3	BB: 1	P: 30	R: 1	H: 2	E: 0	K: 1	S: 9	LOB: 0	BB: 0	P: 15	R: 0	H: 1	E: 0	K: 1	S: 8	LOB: 2	BB: 1	P: 16	R: 0	H: 2	E: 0	K: 0	S: 5	LOB: 2	BB: 1	P: 10	R: 0	H: 1	E: 0	K: 0	S: 8	LOB: 0	BB: 0	P: 12	R: 0	H: 1	E: 0	K: 0	S: 10	LOB: 1	BB: 0	P: 15	R: 0	H: 1	E: 0	K: 0	S: 8	LOB: 1	BB: 0	P: 13	R: 0	H: 0	E: 0	K: 2	S: 14	LOB: 1	BB: 1	P: 21	1B: 10	SF: 0	2B: 1	SAC: 0	3B: 1	DP: 2	HR: 0	HBP: 0	WP: 0	PA: 41
--------------	------	------	------	------	-------	--------	-------	-------	------	------	------	------	-------	--------	-------	-------	------	------	------	------	------	--------	-------	-------	------	------	------	------	------	--------	-------	-------	------	------	------	------	------	--------	-------	-------	------	------	------	------	------	--------	-------	-------	------	------	------	------	-------	--------	-------	-------	------	------	------	------	------	--------	-------	-------	------	------	------	------	-------	--------	-------	-------	--------	-------	-------	--------	-------	-------	-------	--------	-------	--------

PITCHER	IP	WLS	BF	H	R	ER	SO	BB	IBB	HBP	BLK	WP	HR	S	P	ERA	WHIP
Bob Wickman, R ERA: 3.34 (1, 1)	8.0	W	37	12	2	2	4	4	0	0	0	0	0	81	135	2.25	2.000
Andy Cook, R ERA: (9, 1)	1.0		3	0	0	0	2	0	0	0	0	0	0	11	14	0.00	0.000


BOTTOM

New York Yankees @ Detroit Tigers

Tiger Stadium, Detroit, MI

Sun May 09 1993, 3:33 AM EDT
Att. 23,964 - Sunny - 73 F

AB	36
R	2
H	12
RBI	2
BB	4
SO	6
LOB	18



WP	PA	ERA	WHIP
0	41		

livebaseballscorecards.com

Batter	1	2	3	4	5	6	7	8	9	10	AB R H RBI BB SO LOB	TOP
Bernie Williams, S OBP: 0.355, SLG: 0.389 (1, 8) 											4 0 1 0 0 1 1	New York Yankees @ Detroit Tigers Tiger Stadium, Detroit, MI Mon May 10 1993, 7:05 PM EDT Att: 16,034 - Unknown - 80 F
Mike Gallego, R OBP: 0.368, SLG: 0.485 (1, 5) 											4 0 0 0 0 0 2	
Don Mattingly, L OBP: 0.315, SLG: 0.361 (1, 3) SAFE SAFE SAFE SAFE SAFE 											4 1 1 0 0 1 1	
Danny Tartabull, R OBP: 0.331, SLG: 0.411 (1, 9) SAFE 											4 0 1 0 0 1 2	
Jim Leyritz, R OBP: 0.481, SLG: 0.727 (1, 10) 											4 0 0 0 0 1 1	
Randy Velarde, R OBP: 0.426, SLG: 0.556 (1, 7) 											2 0 0 0 2 1 1	
Mike Stanley, R OBP: 0.351, SLG: 0.375 (1, 2) Dion James, L OBP: 0.444, SLG: 0.444 (10, PR) Matt Nokes, L OBP: 0.243, SLG: 0.347 (10, 2) 											4 0 1 0 0 1 2 0 0 0 0 0 0 0 0 0 0 0 0 0 0	
Spike Owen, S OBP: 0.379, SLG: 0.382 (1, 6) 											4 0 1 0 0 0 1	
Pat Kelly, R OBP: 0.302, SLG: 0.400 (1, 4) 											4 0 0 0 0 0 2	
Inning Stats	R: 0 H: 1 E: 0 LOB: 1 K: 1 BB: 0 S: 10 P: 12	R: 0 H: 0 E: 0 LOB: 0 K: 0 BB: 0 S: 8 P: 9	R: 0 H: 0 E: 0 LOB: 0 K: 1 BB: 0 S: 11 P: 17	R: 1 H: 1 E: 1 LOB: 1 K: 1 BB: 0 S: 13 P: 18	R: 0 H: 0 E: 0 LOB: 0 K: 1 BB: 0 S: 6 P: 8	R: 0 H: 0 E: 0 LOB: 0 K: 0 BB: 0 S: 7 P: 12	R: 0 H: 1 E: 0 LOB: 1 K: 1 BB: 1 S: 9 P: 16	R: 0 H: 1 E: 0 LOB: 1 K: 0 BB: 0 S: 7 P: 13	R: 0 H: 0 E: 0 LOB: 0 K: 1 BB: 0 S: 9 P: 12	R: 0 H: 1 E: 0 LOB: 1 K: 0 BB: 1 S: 8 P: 13	1B: 3 SF: 0 2B: 2 SAC: 0 3B: 0 DP: 1 HR: 0 HBP: 0	
PITCHER David Wells, L ERA: 1.54 (1, 1) Bob MacDonald, L ERA: 2.3 (9, 1)	IP WLS BF H R ER SO BB IBB HBP BLK WP HR S P ERA WHIP											
	8.0 29 4 1 0 5 1 0 0 0 1 0 71 105 0.00 0.625											
	2.0 7 1 0 0 1 1 0 0 0 0 0 17 25 0.00 1.000											

livebaseballscorecards.com

AB	34
R	1
H	5
RBI	0
BB	2
SO	6
LOB	13



Batter	1	2	3	4	5	6	7	8	9	AB R H RBI BB SO LOB	TOP											
Pat Listach, S OBP: 0.288, SLG: 0.245 (1, 6)	1-2 G4-3		3-2 E3 FC3-6			2-2 F8		2-3 K		4 0 0 0 0 1 1	Milwaukee Brewers @ New York Yankees Yankee Stadium, Bronx, NY Tue May 11 1993, 7:05 PM EDT Att. 15,267 - Unknown - 82 F											
Bill Spiers, L OBP: 0.294, SLG: 0.256 (1, 4)	2-1 G1-3		2-2 FC3-6			2-1 G4-3		3-1 G6-3		4 0 0 0 0 0 2												
B.J. Surhoff, L OBP: 0.242, SLG: 0.185 (1, 5)	4-1 BB		2-1 F8			2-1 G4-3		0-1 F8		3 0 0 0 1 0 2												
Greg Vaughn, R OBP: 0.407, SLG: 0.535 (1, 7)	1-2 K			2-2 G5-3			0-0 2B PB 1B	2-3 K		4 1 1 0 0 2 1												
Kevin Reimer, L OBP: 0.305, SLG: 0.494 (1, 10)		1-3 K		2-3 K			2-2 PB 1-3 2B	0-1 L9		4 0 1 0 0 2 0												
Tom Brunansky, R OBP: 0.220, SLG: 0.213 (1, 9)		2-3 K		2-3 K			2-3 K			3 0 0 0 0 3 2												
John Jaha, R OBP: 0.299, SLG: 0.253 (1, 3)		2-1 G6-3			3-3 K		3-3 K			3 0 0 0 0 2 1												
Dave Nilsson, L OBP: 0.200, SLG: 0.250 (1, 2)			2-1 L9		1-2 G3		0-0 G4-3			3 0 0 0 0 0 1												
Matt Mieske, R OBP: 0.176, SLG: 0.353 (1, 8)			1-2 FC3-6 E 1B		0-0 G6-3			1-3 K		3 0 1 0 0 1 0												
Inning Stats	R: 0 E: 0 K: 1 S: 9	H: 0 LOB: 1 BB: 1 P: 17	R: 0 E: 0 K: 2 S: 8	H: 0 LOB: 0 BB: 0 P: 13	R: 0 E: 1 K: 0 S: 16	H: 1 LOB: 2 BB: 0 P: 26	R: 0 E: 0 K: 2 S: 9	H: 0 LOB: 0 BB: 0 P: 15	R: 0 E: 0 K: 1 S: 8	H: 0 LOB: 0 BB: 0 P: 12	R: 0 E: 0 K: 0 S: 7	H: 0 LOB: 0 BB: 0 P: 13	R: 1 E: 0 K: 2 S: 15	H: 2 LOB: 1 BB: 0 P: 22	R: 0 E: 0 K: 2 S: 8	H: 0 LOB: 0 BB: 0 P: 14	R: 0 E: 0 K: 1 S: 7	H: 0 LOB: 0 BB: 0 P: 9	1B: 2 2B: 1 3B: 0 HR: 0	SF: 0 SAC: 0 DP: 0 HBP: 0	WP: 0 PB: 1 SB: 0 CS: 0	PA: 32
PITCHER	IP WLS BF H R ER SO BB IBB HBP BLK WP HR S P ERA WHIP																					
Mike Witt, R ERA: 2.52 (1, 1)	7.0 W 26 3 1 0 8 1 0 0 0 0 0 0 72 118 0.00 0.571																					
John Habyan, R ERA: 4.0 (8, 1)	2.0 6 0 0 0 3 0 0 0 0 0 0 0 15 23 0.00 0.000																					

livebaseballscorecards.com

AB	31
R	1
H	3
RBI	0
BB	1
SO	11
LOB	10



Batter	1	2	3	4	5	6	7	8	9	AB	R	H	RBI	BB	SO	LOB
Bernie Williams, S OBP: 0.344, SLG: 0.375 (1, 8)	1-0 F9	2-2 G4-3	2-3 K			2-1 G1-3		0-0 G4-3		5	0	0	0	0	1	3
Wade Boggs, L OBP: 0.386, SLG: 0.352 (1, 5)	2-0 1B	3-2 1B		4-2 HBP BB		1-1 WP 1B		1-1 F8		4	1	3	0	1	0	0
Don Mattingly, L OBP: 0.318, SLG: 0.358 (1, 3)	2-0 2B	1-0 P4		2-2 HBP		1-0 P6		0-0 F8		4	1	1	0	0	0	2
Danny Tartabull, R OBP: 0.336, SLG: 0.409 (1, 10)	4-2 2B		2-2 G6-3	3-0 L8		0-0 WP 1B		1-2 1B		3	1	1	0	1	0	2
Paul O'Neill, L OBP: 0.337, SLG: 0.416 (1, 9)	0-2 2B		2-2 1B	0-0 L4		1-3 K		1-3 K		4	1	2	2	0	1	4
Dion James, L OBP: 0.385, SLG: 0.417 (1, 7)	2-2 SF7		1-0 2B	2-2 F8		3-3 K		3-3 K		3	1	1	1	0	1	4
Mike Stanley, R OBP: 0.377, SLG: 0.431 (1, 2)	4-1 BB		0-0 G3		3-1 G3		3-2 L9			3	0	2	2	1	0	0
Spike Owen, S OBP: 0.367, SLG: 0.368 (1, 6)	2-0 P4		0-2 G3		2-1 G3		3-2 G4-3			4	0	0	0	0	0	4
Mike Gallego, R OBP: 0.357, SLG: 0.444 (1, 4)		0-0 L6	4-0 BB		2-3 K		0-0 G6-3			3	0	0	0	1	1	1

Inning Stats	R: 3	H: 3	LOB: 2	K: 0	S: 13	R: 0	H: 1	LOB: 1	K: 0	S: 9	R: 2	H: 3	LOB: 2	K: 1	S: 14	R: 0	H: 0	LOB: 2	K: 0	S: 10	R: 0	H: 1	LOB: 1	K: 1	S: 10	R: 0	H: 2	LOB: 2	K: 2	S: 7	R: 0	H: 0	LOB: 0	K: 0	S: 4	

PITCHER	IP	WLS	BF	H	R	ER	SO	BB	IBB	HBP	BLK	WP	HR	S	P	ERA	WHIP
Jaime Navarro, R ERA: 5.97 (1, 1)	2.2	L	18	7	5	5	0	3	0	0	0	0	0	33	65	16.88	3.750
Graeme Lloyd, L ERA: 2.55 (3, 1)	1.1		6	0	0	0	1	1	0	1	0	0	0	13	26	0.00	0.750
Josias Manzanillo, R ERA: 10.13 (5, 1)	2.0		9	3	0	0	3	0	0	0	0	1	0	20	35	0.00	1.500
Ricky Bones, R ERA: 5.4 (7, 1)	2.0		6	0	0	0	0	0	0	0	0	0	0	11	18	0.00	0.000

BOTTOM

Milwaukee Brewers @ New York Yankees
Yankee Stadium, Bronx, NY
Tue May 11 1993, 7:05 PM EDT
Att: 15,267 - Unknown - 82 F

AB	33
R	5
H	10
RBI	5
BB	4
SO	4
LOB	20



1B: 7	SF: 1	WP: 1	PA: 39
2B: 3	SAC: 0	PB: 0	
3B: 0	DP: 0	SB: 0	
HR: 0	HBP: 1	CS: 0	

livebaseballscorecards.com

Batter	1	2	3	4	5	6	7	8	9	AB R H RBI BB SO LOB	TOP
Pat Listach, S OBP: 0.287, SLG: 0.265 (1, 6)	1-1 SF8 3B	2-3 K			0-2 G6-3		2-3 K			4 1 1 0 0 2 3	Milwaukee Brewers @ New York Yankees Yankee Stadium, Bronx, NY Wed May 12 1993, 7:05 PM EDT Att. 14,087 - Unknown - 80 F
Bill Doran, S OBP: 0.344, SLG: 0.308 (1, 4)	1-1 SF8		3-2 P3		1-0 G6-3		1-2 2B			3 0 1 2 0 0 0	
Greg Vaughn, R OBP: 0.393, SLG: 0.515 (1, 7)	1-0 F7		3-2 E6 F9 1B		2-1 F7		2-3 K			4 0 0 0 0 1 1	
Kevin Reimer, L OBP: 0.323, SLG: 0.505 (1, 10)	2-2 1B		2-0 1B		2-0 1B		1-1 P5			4 0 3 0 0 0 0	
Tom Brunansky, R OBP: 0.209, SLG: 0.203 (1, 9)	1 SAFE K		3-0 F9		1 SAFE K		0-0 F9			4 0 0 0 0 2 4	
John Jaha, R OBP: 0.287, SLG: 0.242 (1, 3)		2-2 G5-3	2-3 K		0-0 G5-3		2-2 G4-3			4 0 0 0 0 1 2	
B.J. Surhoff, L OBP: 0.263, SLG: 0.202 (1, 5)		4-2 CS BB		0-0 P6		1-1 S G1-3 1B		1-0 G3-6-3 1B		3 1 2 0 1 0 0	
Matt Mieske, R OBP: 0.190, SLG: 0.476 (1, 8)		1-2 HR		3-1 G5-3		0-2 G1-3		0-1 G3-6-3		4 1 1 1 0 0 2	
Joe Kmak, R OBP: 0.265, SLG: 0.244 (1, 2)		0-1 1B		3-3 K		4-2 S 2B BB		1-2 G4-3		3 1 1 0 1 1 0	
Inning Stats	R: 1 H: 2 E: 0 LOB: 1 K: 1 BB: 0 S: 11 P: 17	R: 1 H: 2 E: 0 LOB: 1 K: 1 BB: 1 S: 15 P: 24	R: 0 H: 1 E: 1 LOB: 2 K: 1 BB: 0 S: 13 P: 26	R: 0 H: 0 E: 0 LOB: 0 K: 1 BB: 0 S: 6 P: 12	R: 0 H: 0 E: 0 LOB: 0 K: 0 BB: 0 S: 6 P: 9	R: 0 H: 1 E: 0 LOB: 0 K: 1 BB: 0 S: 5 P: 8	R: 2 H: 2 E: 0 LOB: 1 K: 2 BB: 1 S: 18 P: 28	R: 0 H: 0 E: 0 LOB: 0 K: 0 BB: 0 S: 6 P: 9	R: 0 H: 1 E: 0 LOB: 0 K: 0 BB: 0 S: 6 P: 8	1B: 6 SF: 1 2B: 1 SAC: 0 3B: 1 DP: 1 HR: 1 HBP: 0	WP: 0 PA: 36 PB: 0 SB: 5 CS: 2
PITCHER	IP WLS BF H R ER SO BB IBB HBP BLK WP HR S P ERA WHIP										
Jimmy Key, L ERA: 1.79 (1, 1)	6.2 L 29 8 4 4 6 2 0 0 0 0 1 71 119 5.40 1.500										
Scott Kamieniecki, R ERA: 3.13 (7, 1)	2.1 7 1 0 0 1 0 0 0 0 0 0 15 22 0.00 0.429										

AB	33
R	4
H	9
RBI	3
BB	2
SO	7
LOB	12



Batter	1	2	3	4	5	6	7	8	9	AB	R	H	RBI	BB	SO	LOB
Bernie Williams, S (1, 8) OBP: 0.342, SLG: 0.372 Dion James, L (2, 8) OBP: 0.375, SLG: 0.467	3-3 		2-2 SAFE G4-3			0-1 G4-3 2B		0-0 G4-3		1	0	0	0	0	1	0
Wade Boggs, L (1, 5) OBP: 0.382, SLG: 0.342	4-2 G1-6-3 BB			1-2 G6-3		2-2 F8		2-2 G6-3		3	0	0	0	0	1	0
Don Mattingly, L (1, 3) OBP: 0.322, SLG: 0.357	1-0 G1-6-3 1-2f			1-1 FC6-4 1B		1-1 G4-3			4-0 2B BB	3	0	1	0	0	1	0
Danny Tartabull, R (1, 9) OBP: 0.333, SLG: 0.412		2-0 L7		1-0 FC6-4 1-2f		1-3 K			1-2 1-3 2B	4	0	1	0	0	1	2
Paul O'Neill, L (1, 7) OBP: 0.337, SLG: 0.407 Jim Leyritz, R (9, PH) OBP: 0.472, SLG: 0.711		4-2 G4-6-3 BB		1-2 L7		1-1 F8			0-3 K	2	0	0	0	1	0	1
Matt Nokes, L (1, 2) OBP: 0.247, SLG: 0.347 Mike Stanley, R (9, PH) OBP: 0.371, SLG: 0.423		2-0 G4-6-3 1-2f		0-1 1B		0-0 F9			2-1 F8	3	0	1	0	0	0	1
Kevin Maas, L (1, 10) OBP: 0.317, SLG: 0.444 Randy Velarde, R (9, PH) OBP: 0.418, SLG: 0.543			2-1 F9		2-3 K		1-0 HR		1-2 F9	3	1	1	1	0	1	1
Spike Owen, S (1, 6) OBP: 0.366, SLG: 0.361			4-2 BB		2-2 L7		1-0 G3			2	0	0	0	1	0	1
Mike Gallego, R (1, 4) OBP: 0.333, SLG: 0.410			3-1 F9		0-1 F9			3-2 G5-3		3	0	0	0	0	0	2

Inning Stats	R: 0	H: 0	E: 0	K: 1	S: 7	R: 0	H: 0	E: 0	K: 0	S: 4	R: 0	H: 0	E: 0	K: 0	S: 11	R: 0	H: 1	E: 0	K: 0	S: 9	R: 0	H: 1	E: 0	K: 1	S: 10	R: 1	H: 1	E: 0	K: 0	S: 5	R: 0	H: 0	E: 0	K: 0	S: 8	R: 0	H: 1	E: 0	K: 1	S: 14	1B: 2	2B: 2	3B: 0	HR: 1	SF: 0	SAC: 0	DP: 2	HBP: 0	WP: 0	PA: 34		
	0	0	0	1	7	0	0	0	0	4	0	0	0	0	11	0	1	0	0	9	0	1	0	0	10	1	1	0	0	8	0	0	0	0	13	0	1	0	1	22	0	2	0	0	0	0	0	0	0	0	0	0

PITCHER	IP	WLS	BF	H	R	ER	SO	BB	IBB	HBP	BLK	WP	HR	S	P	ERA	WHIP
Bill Wegman, R (1, 1) ERA: 3.39	8.0	W	31	5	1	1	3	4	0	0	0	0	1	68	120	1.12	1.125
Jesse Orosco, L (9, 1) ERA: 5.87	0.2		2	0	0	0	1	0	0	0	0	0	0	7	9	0.00	0.000
Doug Henry, R (9, 1) ERA: 7.62	0.1	S	1	0	0	0	0	0	0	0	0	0	0	3	4	0.00	0.000

Milwaukee Brewers @ New York Yankees
 Yankee Stadium, Bronx, NY
 Wed May 12 1993, 7:05 PM EDT
 Att: 14,087 - Unknown - 80 F

AB	30
R	1
H	5
RBI	1
BB	4
SO	4
LOB	18

Batter	1	2	3	4	5	6	7	8	9	AB R H RBI BB SO LOB	TOP											
Pat Listach, S OBP: 0.295, SLG: 0.304 (1, 6)	0-0 G6-3			0-0 HR		0-3 K		0-0 1B		4 1 2 2 0 1 0	Milwaukee Brewers @ New York Yankees Yankee Stadium, Bronx, NY Thu May 13 1993, 7:05 PM EDT Att. 14,124 - Unknown - 61 F											
Bill Doran, S OBP: 0.333, SLG: 0.333 (1, 3) John Jaha, R OBP: 0.287, SLG: 0.242 (8, 3)	0-3 K			0-0 P4			0-0 2B	0-0 G1-3		4 0 1 0 0 1 2 0 0 0 0 0 0 0												
Dickie Thon, R OBP: 0.359, SLG: 0.400 (1, 4)	0-0 G1-3			4-0 FC5-4 BB			0-0 G6-3		0-0 F8	3 0 0 0 1 0 1												
Greg Vaughn, R OBP: 0.389, SLG: 0.505 (1, 7)		0-0 G6-3 1B		0-0 FC5-4 CS			0-0 F7		0-3 K	4 0 1 0 0 1 2												
Kevin Reimer, L OBP: 0.311, SLG: 0.485 (1, 10)		0-0 G6-3		0-0 CS	0-0 G5-3		0-0 G4-3		0-0 G1-3	4 0 0 0 0 0 2												
Tom Brunansky, R OBP: 0.202, SLG: 0.195 (1, 9)		0-3 K			0-0 G6-3				0-0 B5-3	3 0 0 0 0 1 0												
B.J. Surhoff, L OBP: 0.255, SLG: 0.195 (1, 5)			0-0 G6-3		0-0 G4-3			0-0 F9		3 0 0 0 0 0 0												
Matt Mieske, R OBP: 0.167, SLG: 0.417 (1, 8)			0-0 G5-3			0-0 G5-3		0-0 E5 2B 1B		3 1 0 0 0 0 0												
Joe Kmak, R OBP: 0.269, SLG: 0.271 (1, 2)			0-3 K			0-0 P4		0-0 1B 1-3 2B		3 0 1 0 0 1 0												
Inning Stats	R: 0 E: 0 K: 1 S: 5	H: 0 LOB: 0 BB: 0 P: 5	R: 0 E: 0 K: 1 S: 5	H: 1 LOB: 0 BB: 0 P: 5	R: 0 E: 0 K: 1 S: 5	H: 0 LOB: 0 BB: 0 P: 5	R: 1 E: 0 K: 0 S: 3	H: 1 LOB: 0 BB: 1 P: 7	R: 0 E: 0 K: 0 S: 3	H: 0 LOB: 0 BB: 0 P: 3	R: 0 E: 0 K: 1 S: 5	H: 0 LOB: 0 BB: 0 P: 5	R: 0 E: 0 K: 0 S: 4	H: 1 LOB: 1 BB: 0 P: 4	R: 1 E: 1 K: 0 S: 6	H: 2 LOB: 2 BB: 0 P: 6	R: 0 E: 0 K: 1 S: 5	H: 0 LOB: 0 BB: 0 P: 5	1B: 2 2B: 2 3B: 0 HR: 1	SF: 0 SAC: 0 DP: 1 HBP: 0	WP: 0 PB: 0 SB: 0 CS: 1	PA: 33
PITCHER	IP WLS BF H R ER SO BB IBB HBP BLK WP HR S P ERA WHIP																					
Jim Abbott, L ERA: 4.14 (1, 1)	8.0 W 29 5 2 1 4 1 0 0 0 0 0 1 36 40 1.12 0.750																					
Steve Farr, R ERA: 5.11 (9, 1)	1.0 S 3 0 0 0 1 0 0 0 0 0 0 0 5 5 0.00 0.000																					

livebaseballscorecards.com

AB	31
R	2
H	5
RBI	2
BB	1
SO	5
LOB	7



Batter	1	2	3	4	5	6	7	8	9
Dion James, L (1, 8) OBP: 0.381, SLG: 0.421	0-0 G5-4-3 1B		4-0 BB		0-0 F9	0-0 F8		0-0 P4	
Randy Velarde, R (1, 5) OBP: 0.407, SLG: 0.510	0-0 G5-4-3 1-2f		0-0 G6-3		4-0 1B SF9 BB		0-0 L4		
Don Mattingly, L (1, 3) OBP: 0.320, SLG: 0.355 Jim Leyritz, R (4, PH) OBP: 0.482, SLG: 0.702 (5, 3)	0-0 G1-3			0-0 G4-3	0-0 1B		4-0 1B BB BB		
Danny Tartabull, R (1, 9) OBP: 0.331, SLG: 0.405		0-3 K		0-3 K	0-0 SF9		4-0 1B BB		
Paul O'Neill, L (1, 7) OBP: 0.353, SLG: 0.426		0-0 G3 2B		4-0 BB	0-0 G4-3		0-0 1B		
Kevin Maas, L (1, 10) OBP: 0.302, SLG: 0.421		0-0 G3 2-3		0-0 F9		0-0 F7	0-3 K		
Mike Stanley, R (1, 2) OBP: 0.364, SLG: 0.411		0-0 G4-3			0-0 1B S 1B	0-0 F9	0-3 K		
Spike Owen, S (1, 6) OBP: 0.370, SLG: 0.366			0-0 F9		0-0 F9 1B 1B	0-0 E 1B	0-3 K		
Pat Kelly, R (1, 4) OBP: 0.300, SLG: 0.394			0-3 K		0-0 1B F9 1B	0-0 E5	0-0 G5-3		

Inning Stats	R: 0 E: 0 K: 0 S: 3	H: 1 LOB: 0 BB: 0 P: 3	R: 0 E: 0 K: 1 S: 6	H: 1 LOB: 1 BB: 0 P: 6	R: 0 E: 0 K: 1 S: 5	H: 0 LOB: 1 BB: 1 P: 9	R: 0 E: 0 K: 1 S: 5	H: 0 LOB: 1 BB: 1 P: 9	R: 4 E: 0 K: 0 S: 7	H: 4 LOB: 1 BB: 1 P: 11	R: 0 E: 1 K: 0 S: 5	H: 1 LOB: 2 BB: 0 P: 5	R: 0 E: 0 K: 2 S: 8	H: 1 LOB: 3 BB: 2 P: 16	R: 0 E: 0 K: 1 S: 5	H: 0 LOB: 0 BB: 0 P: 5
1B: 7 2B: 1 3B: 0 HR: 0	SF: 1 SAC: 0 DP: 1 HBP: 0	WP: 0 PB: 0 SB: 1 CS: 0														

PITCHER	IP	WLS	BF	H	R	ER	SO	BB	IBB	HBP	BLK	WP	HR	S	P	ERA	WHIP
21 Cal Eldred, R (1, 1) ERA: 4.31	6.1	L	30	7	4	4	3	4	0	0	0	0	0	32	48	5.68	1.737
Jim Austin, R (7, 1) ERA: 8.53	0.0		1	0	0	0	0	1	0	0	0	0	0	4		∞	∞
Graeme Lloyd, L (7, 1) ERA: 2.33	1.2		6	1	0	0	3	0	0	0	0	0	0	12	12	0.00	0.600


BOTTOM

Milwaukee Brewers @ New York Yankees
 Yankee Stadium, Bronx, NY

Thu May 13 1993, 7:05 PM EDT
 Att: 14,124 - Unknown - 61 F

livebaseballscorecards.com

AB	31
R	4
H	8
RBI	4
BB	5
SO	6
LOB	17



WP	PA	ERA	WHIP
0	37		

Batter	1	2	3	4	5	6	7	8	9	AB R H RBI BB SO LOB	TOP											
Devon White, S (1, 8) OBP: 0.368, SLG: 0.468	0-2 G1-3		3-2 K		1-2 1B		1-0 G3			4 0 1 0 0 1 0												
Roberto Alomar, S (1, 4) OBP: 0.377, SLG: 0.376	1-1 G3			2-2 HR	0-2 G1-3			0-2 F7		4 1 1 1 0 0 2												
Paul Molitor, R (1, 10) OBP: 0.385, SLG: 0.438	1-0 L5			3-2 G6-3		2-0 G6-3		1-2 P3		4 0 0 0 0 0 0												
Joe Carter, R (1, 7) OBP: 0.345, SLG: 0.662		0-1 P3		0-0 G6-3		1-3 K		1-2 G6-3		4 0 0 0 0 1 0												
John Olerud, L (1, 3) OBP: 0.486, SLG: 0.615		1-1 G3		1-2 2B		1-1 1B 1B			0-2 G1-3	4 1 2 0 0 0 0												
Ed Sprague, R (1, 5) OBP: 0.261, SLG: 0.391		2-2 G4-3		2-2 F8		1-0 1B 1B		2-2 WP 1B 1B		4 0 2 0 0 0 1												
Darnell Coles, R (1, 9) OBP: 0.396, SLG: 0.419			3-2 F8		2-2 G5-3	0-1 1B		2-0 F9		4 0 1 1 0 0 1												
Pat Borders, R (1, 2) OBP: 0.212, SLG: 0.316			2-0 HR		0-3 K		0-0 F9		1-2 WP 1B	3 1 1 1 0 1 0												
Randy Knorr, R (8, 2) OBP: 0.105, SLG: 0.222									1-2 1B	0 0 0 0 0 0 0												
Turner Ward, S (9, PH) OBP: 0.205, SLG: 0.317										1 0 1 0 0 0 0												
Alfredo Griffin, S (1, 6) OBP: 0.417, SLG: 0.400			0-0 G1-3		1-2 1B 2B		1-3 K2-3		3-2 F9	4 0 1 0 0 1 2												
Inning Stats	R: 0 E: 0 K: 0 S: 6	H: 0 LOB: 0 BB: 0 P: 8	R: 0 E: 0 K: 0 S: 8	H: 0 LOB: 0 BB: 0 P: 11	R: 1 E: 0 K: 1 S: 10	H: 1 LOB: 0 BB: 0 P: 18	R: 1 E: 0 K: 0 S: 13	H: 2 LOB: 1 BB: 0 P: 21	R: 0 E: 0 K: 1 S: 15	H: 2 LOB: 2 BB: 0 P: 19	R: 1 E: 0 K: 1 S: 9	H: 3 LOB: 2 BB: 0 P: 14	R: 0 E: 0 K: 1 S: 5	H: 0 LOB: 0 BB: 0 P: 7	R: 0 E: 0 K: 0 S: 9	H: 0 LOB: 0 BB: 0 P: 11	R: 0 E: 0 K: 0 S: 14	H: 2 LOB: 2 BB: 0 P: 22	1B: 6 2B: 2 3B: 0 HR: 2	SF: 0 SAC: 0 DP: 0 HBP: 0	WP: 1 PB: 0 SB: 0 CS: 0	PA: 36
PITCHER	IP WLS BF H R ER SO BB IBB HBP BLK WP HR S P ERA WHIP																					
Melido Perez, R (1, 1) ERA: 2.74	8.0 W 31 8 3 3 4 0 0 0 0 0 0 2 75 109 3.38 1.000																					
Steve Farr, R (9, 1) ERA: 4.73	1.0 S 5 2 0 0 0 0 0 0 0 0 1 0 14 22 0.00 2.000																					

Toronto Blue Jays @ New York Yankees
Yankee Stadium, Bronx, NY
 Sat May 15 1993, 3:33 AM EDT
 Att. 31,372 - Sunny - 72 F

livebaseballscorecards.com

AB	36
R	3
H	10
RBI	3
BB	0
SO	4
LOB	6



Batter	1	2	3	4	5	6	7	8	9
Mike Humphreys, R (1, 9) OBP: 0.250, SLG: 0.111 <i>C C B B F F S</i>	3-3 K <i>C</i>		0-1 SF8 <i>C</i>		4-0 E S 1B <i>B B B B</i>	3-1 L8 <i>C B B B F F X</i>			
Wade Boggs, L (1, 5) OBP: 0.364, SLG: 0.319 <i>B S B F X</i>	2-2 G4-3 <i>B B B C C S</i>		3-3 K <i>B B B C C S</i>		1-2 F8 <i>C B C C X</i>		1-2 G1-3 <i>B C B X</i>		
Jim Leyritz, R (1, 3) OBP: 0.477, SLG: 0.642 <i>B F X</i>	1-1 F7 <i>B F X</i>			1-0 B B 1B <i>B X</i>	4-1 1B HBP <i>B B T B H</i>		0-3 K <i>C B F X</i>		
Danny Tartabull, R (1, 10) OBP: 0.325, SLG: 0.383 <i>B F X</i>		1-1 G5-3 <i>B F X</i>		4-2 FC6-5 1B 1-2 B B <i>B B C C S B</i>	0-3 K <i>C B C X</i>		2-1 P2 <i>C B B B X</i>		
Mike Stanley, R (1, 2) OBP: 0.400, SLG: 0.508 <i>B F X</i>		1-0 F8 <i>B F X</i>		1-0 FC6-5 1B 1-2 2-H <i>B X</i>	0-0 1B <i>X</i>		0-0 1B 1B <i>X</i>		
Randy Velarde, R (1, 7) OBP: 0.393, SLG: 0.490 Paul O'Neill, L (5, PH) OBP: 0.358, SLG: 0.420 (6, 9) <i>C X</i>		0-1 F8 <i>C X</i>		0-3 K <i>B C X</i>	1-0 F9 <i>B X</i>		1-1 F9 <i>B F X</i>		
Gerald Williams, R (1, 8) <i>B B F B B</i>			4-1 HBP SF8 B B <i>B B F B B</i>	0-2 FC6-5 1B 1-2 2-3f <i>B F X</i>		0-0 F8 <i>X</i>	0-3 K <i>C F F S</i>		
Mike Gallego, R (1, 6) OBP: 0.388, SLG: 0.452 (9, 4) <i>B B B C B</i>			1 SAFE 4-1 SF8 HBP 1-2 B B <i>B B B C B</i>	0-1 1B 1-3 2-H <i>B X</i>		1-0 1B <i>B X</i>	0-0 1B 1-2 1B <i>X</i>		
Pat Kelly, R (1, 4) OBP: 0.302, SLG: 0.385 Kevin Maas, L (8, PH) OBP: 0.293, SLG: 0.395 Spike Owen, S (9, 6) OBP: 0.356, SLG: 0.350 <i>L L H</i>			1-2 CS HBP 1-2 2-3 <i>L L H</i>	1-0 G1-3 <i>B X</i>		1 SAFE 0-0 P6 <i>B X</i>	1-2 F8 <i>C F B X</i>		

Inning Stats	R: 0	H: 0	R: 0	H: 0	R: 1	H: 0	R: 2	H: 3	R: 1	H: 1	R: 0	H: 0	R: 0	H: 2
	E: 0	LOB: 0	E: 0	LOB: 0	E: 0	LOB: 2	E: 0	LOB: 2	E: 0	LOB: 1	E: 0	LOB: 0	E: 0	LOB: 2
	K: 1	BB: 0	K: 0	BB: 0	K: 1	BB: 2	K: 1	BB: 1	K: 1	BB: 1	K: 1	BB: 0	K: 1	BB: 0
	S: 10	P: 16	S: 5	P: 7	S: 9	P: 21	S: 14	P: 21	S: 9	P: 19	S: 5	P: 11	S: 11	P: 13

PITCHER	IP	WLS	BF	H	R	ER	SO	BB	IBB	HBP	BLK	WP	HR	S	P	ERA	WHIP
Al Leiter, L ERA: 6.75 (1, 1)	4.1	L	21	3	4	4	3	4	0	2	0	0	0	42	78	8.31	1.615
Woody Williams, R ERA: 4.15 (5, 1)	3.2		15	4	0	0	3	0	0	0	0	0	0	29	39	0.00	1.091


BOTTOM

AB R H RBI BB SO LOB

2	1	0	1	1	1	1
4	0	0	0	0	1	3
3	1	1	0	0	1	0
3	0	0	0	1	1	2
4	1	3	2	0	0	0
2	0	0	0	0	1	2
2	0	0	0	0	0	3
3	1	0	0	1	1	3
3	0	3	1	1	0	0
2	0	0	0	0	0	3
1	0	0	0	0	0	2
0	0	0	0	0	0	0

livebaseballscorecards.com

AB	29
R	4
H	7
RBI	4
BB	4
SO	6
LOB	19



WP: 0 PA: 36
PB: 0
SB: 1
CS: 1

Toronto Blue Jays @ New York Yankees
 Yankee Stadium, Bronx, NY
 Sat May 15 1993, 3:33 AM EDT
 Att. 31,372 - Sunny - 72 F


Batter	1	2	3	4	5	6	7	8	9	AB R H RBI BB SO LOB	TOP											
Devon White, S OBP: 0.358, SLG: 0.478 (1, 8) X	0-0 F8	2-0 HR	1-3 K			1-2 G1-3		0-0 G4-3	2-1 F8	6 1 1 3 0 1 3												
Roberto Alomar, S OBP: 0.375, SLG: 0.365 (1, 4) C B B X	2-1 G1-3	4-1 G4-3 S BB			0-0 F8	3-2 F9		4-2 WP 1B BB	1-2 F9	4 1 0 0 2 0 1												
Paul Molitor, R OBP: 0.401, SLG: 0.486 (1, 10) B S B B F F X	3-2 HR	0-1 SAFE G4-3			4-1 HR BB	0-1 HR		1 SAFE 1 SAFE 1 SAFE 1 SAFE 1 SAFE 1 SAFE 1 B	3-2 WP 1B BB	4 4 3 3 2 0 1												
Joe Carter, R OBP: 0.340, SLG: 0.667 Willie Canate, R (8, 7) B B X	2-0 HR	0-1 F7			1-3 K	3-3 K		3-2 P5	2-3 K	5 1 1 1 0 2 2 1 0 0 0 0 1 2												
John Olerud, L OBP: 0.490, SLG: 0.635 (1, 3) C X	0-1 F7			1-0 BB 1B	1-0 HR			2-1 G4-3	4-1 BB E BB	4 2 2 2 1 0 0												
Ed Sprague, R OBP: 0.265, SLG: 0.392 Darnell Coles, R OBP: 0.393, SLG: 0.413 (4, PH) (4, 5) B X		1-0 FC1-5 BB 1B	1-3 K		2-1 F9			0-0 1B 1B	0-0 E5 BB	2 0 1 0 0 1 1 3 0 1 0 0 0 1												
Turner Ward, S OBP: 0.265, SLG: 0.326 (1, 9) B 1 B B B		4-0 SAFE E BB	4-0 F8 1B BB			2-1 G3-1		2-2 1B	4-1 FC3-8 BB	2 1 1 0 3 0 0												
Randy Knorr, R OBP: 0.125, SLG: 0.217 (1, 2) X		0-0 FC1-5 1B HR	0-1 1-2 2-H 1B			1-0 F9		0-3 K	0-1 FC3-6	5 1 1 1 0 1 6												
Alfredo Griffin, S OBP: 0.412, SLG: 0.400 (1, 6) X T T B C F		1-2 HR 1B	3-1 F8			2-2 G5-3		0-0 P3	0-0 BB 1B	5 1 2 0 0 0 4												
Inning Stats	R: 2 E: 0 K: 0 S: 11	H: 2 LOB: 0 BB: 0 P: 18	R: 4 E: 1 K: 0 S: 13	H: 3 LOB: 1 BB: 2 P: 25	R: 1 E: 0 K: 2 S: 12	H: 2 LOB: 2 BB: 1 P: 22	R: 2 E: 0 K: 1 S: 8	H: 1 LOB: 0 BB: 1 P: 16	R: 0 E: 0 K: 0 S: 6	H: 0 LOB: 0 BB: 0 P: 11	R: 1 E: 0 K: 1 S: 11	H: 1 LOB: 0 BB: 0 P: 18	R: 0 E: 0 K: 1 S: 11	H: 2 LOB: 2 BB: 0 P: 15	R: 2 E: 1 K: 0 S: 19	H: 1 LOB: 3 BB: 3 P: 37	R: 0 E: 0 K: 1 S: 10	H: 1 LOB: 2 BB: 1 P: 19	1B: 8 2B: 0 3B: 0 HR: 5	SF: 0 SAC: 0 DP: 0 HBP: 0	WP: 3 PB: 0 SB: 1 CS: 0	PA: 49
PITCHER	IP WLS BF H R ER SO BB IBB HBP BLK WP HR S P ERA WHIP																					
Mike Witt, R ERA: 4.1 (1, 1)	1.1 L 11 5 6 5 0 2 0 0 0 0 0 3 20 39 33.75 5.250																					
Scott Kamieniecki, R ERA: 3.71 (2, 1)	3.2 16 3 3 3 3 2 0 0 0 0 0 1 30 53 7.36 1.364																					
Neal Heaton, L ERA: 9.28 (6, 1)	2.0 9 3 1 1 2 0 0 0 0 0 0 1 22 33 4.50 1.500																					
Andy Cook, R ERA: 6.0 (8, 1)	2.0 13 2 2 2 1 4 0 0 0 0 2 0 29 56 9.00 3.000																					

Toronto Blue Jays @ New York Yankees
 Yankee Stadium, Bronx, NY
 Sun May 16 1993, 3:33 AM EDT
 Att. 31,583 - Sunny - 76 F

livebaseballscorecards.com

AB	41
R	12
H	13
RBI	10
BB	8
SO	6
LOB	21



Batter	1	2	3	4	5	6	7	8	9	AB R H RBI BB SO LOB	TOP														
Dion James, L (1, 8) OBP: 0.429, SLG: 0.531 Gerald Williams, R (7, PH) OBP: 0.308, SLG: 0.500 (7, 8)	2-0 E 1B		0-2 P7		1-1 F7		0-1 BLK 1B		0-2 2B	3 0 1 0 0 0 0 2 0 2 1 0 0 0	<p>New York Yankees @ Minnesota Twins Hubert H. Humphrey Metrodome, Minneapolis, MN</p> <p>Tue May 18 1993, 8:05 PM EDT Att. 28,813 - Dome</p> <p>livebaseballscorecards.com</p> <table border="1"> <tr><td>AB</td><td>35</td></tr> <tr><td>R</td><td>5</td></tr> <tr><td>H</td><td>8</td></tr> <tr><td>RBI</td><td>5</td></tr> <tr><td>BB</td><td>3</td></tr> <tr><td>SO</td><td>7</td></tr> <tr><td>LOB</td><td>15</td></tr> </table> 	AB	35	R	5	H	8	RBI	5	BB	3	SO	7	LOB	15
AB	35																								
R	5																								
H	8																								
RBI	5																								
BB	3																								
SO	7																								
LOB	15																								
Jim Leyritz, R (1, 3) OBP: 0.447, SLG: 0.625	1-3 K		0-3 K			0-0 G5-3	SAFE 2-3 K		3-2 F8	5 0 0 0 0 3 3															
Wade Boggs, L (1, 5) OBP: 0.370, SLG: 0.336	0-1 E6 G6-4-3		2-1 G1-3			4-1 2B 1B BB	2-0 F7			3 1 0 0 1 0 2															
Danny Tartabull, R (1, 9) OBP: 0.335, SLG: 0.390	1-2 G6-4-3 1-2f			1-1 G4-3		0-1 1B FC3 2B		4-0 BB		3 1 1 0 1 0 2															
Paul O'Neill, L (1, 7) OBP: 0.358, SLG: 0.456		3-1 HR		1-1 L9		0-1 L6 FC3 1B		1-2 P3		4 1 2 2 0 0 1															
Kevin Maas, L (1, 10) OBP: 0.305, SLG: 0.400		2-1 L4		4-1 BB		2-2 FC3		SAFE 1-3 K		3 0 0 1 1 1 2															
Mike Stanley, R (1, 2) OBP: 0.373, SLG: 0.507		1-1 HR		2-3 K		3-H 1-0 L6		2-3 K		4 1 1 1 0 2 4															
Spike Owen, S (1, 6) OBP: 0.349, SLG: 0.346		0-1 P5			3-1 P6		3-1 F9 1B 2B		0-0 F9	4 1 1 0 0 0 0															
Mike Gallego, R (1, 4) OBP: 0.403, SLG: 0.472		3-3 K			2-1 F8		3-1 F9		2-0 G6-3	4 0 0 0 0 1 1															
Inning Stats	R: 0 E: 1 K: 1 S: 9	H: 1 LOB: 1 BB: 0 P: 13	R: 2 E: 0 K: 1 S: 11	H: 2 LOB: 0 BB: 0 P: 20	R: 0 E: 0 K: 1 S: 9	H: 0 LOB: 0 BB: 0 P: 11	R: 0 E: 0 K: 1 S: 8	H: 0 LOB: 1 BB: 1 P: 16	R: 0 E: 0 K: 0 S: 6	H: 0 LOB: 0 BB: 0 P: 12	R: 2 E: 0 K: 0 S: 11	H: 2 LOB: 1 BB: 1 P: 18	R: 1 E: 0 K: 1 S: 10	H: 2 LOB: 1 BB: 0 P: 20	R: 0 E: 0 K: 2 S: 12	H: 0 LOB: 1 BB: 1 P: 20	R: 0 E: 0 K: 0 S: 8	H: 1 LOB: 1 BB: 0 P: 13	1B: 3 2B: 4 3B: 0 HR: 2	SF: 0 SAC: 0 DP: 2 HBP: 0	WP: 0 PB: 0 SB: 0 CS: 0	PA: 38			
PITCHER	IP WLS BF H R ER SO BB IBB HBP BLK WP HR S P ERA WHIP																								
Mike Trombley, R (1, 1) ERA: 5.4	5.1 L 24 5 4 4 4 2 0 0 0 0 0 2 53 88 6.75 1.312																								
Mike Hartley, R (6, 1) ERA: 4.03	1.0 3 1 1 1 0 0 0 0 0 0 0 0 5 12 9.00 1.000																								
Mark Guthrie, L (7, 1) ERA: 4.91	0.2 3 1 0 0 1 0 0 0 0 1 0 0 6 10 0.00 1.500																								
Pat Mahomes, R (8, 1) ERA: 8.19	2.0 8 1 0 0 2 1 0 0 0 0 0 0 20 33 0.00 1.000																								

Batter	1	2	3	4	5	6	7	8	9	AB R H RBI BB SO LOB
Chuck Knoblauch, R (1, 4) <small>OBP: 0.353, SLG: 0.302</small>	2-2 		0-0 	1-2 FC6 <small>1-2f</small>			1-0 G4-3		4-2 	4 1 2 0 1 0 3
Dave McCarty, R (1, 9) <small>OBP: 0.333, SLG: 0.333</small>	0-1 		1-0 G5-3		1-2 E3 <small>G4-6-3</small>		0-1 		2-3 K	5 1 2 0 0 1 3
Kirby Puckett, R (1, 8) <small>OBP: 0.362, SLG: 0.470</small>	2-0 G4-3		1-0 G4-3		0-0 		0-0 		4-2 	4 0 2 1 1 0 2
Dave Winfield, R (1, 10) <small>OBP: 0.317, SLG: 0.485</small>	0-0 G6-3			0-1 G5-3	0-2 G4-6-3		0-1 L5-4		2-3 K	5 0 0 1 0 1 7
Brian Harper, R (1, 2) <small>OBP: 0.362, SLG: 0.460</small>	1-1 G5-3			0-0 	0-0 G6-3			0-0 G6-3		4 1 1 0 0 0 1
Pedro Munoz, R (1, 7) <small>OBP: 0.320, SLG: 0.438</small>		0-0 G6-3		0-0 		2-3 K		1-1 F8		4 0 1 1 0 1 0
Kent Hrbek, L (1, 3) <small>OBP: 0.374, SLG: 0.500</small>		2-2 G1-3		3-3 K		4-1 		1-0 G4-3		3 0 0 0 1 1 1
Terry Jorgensen, R (1, 5) <small>OBP: 0.250, SLG: 0.278</small> Gene Larkin, S (9, PH) <small>OBP: 0.352, SLG: 0.342</small>		1-3 K		3-2 		0-0 F9		1-0 F8		3 0 1 0 0 1 1 1 0 0 0 0 0 0
Pat Meares, R (1, 6) <small>OBP: 0.333, SLG: 0.333</small> Randy Bush, L (9, PH) <small>OBP: 0.310, SLG: 0.174</small> Jeff Reboulet, R (9, PR) <small>OBP: 0.277, SLG: 0.194</small>		2-2 G6-3		4-0 		1-1 G4-3		4-2 		2 0 0 0 1 0 1 0 0 0 0 1 0 0 0 0 0 0 0 0 0

BOTTOM

New York Yankees @ Minnesota Twins
 Hubert H. Humphrey Metrodome, Minneapolis, MN
 Tue May 18 1993, 8:05 PM EDT
 Att. 28,813 - Dome

livebaseballscorecards.com

AB	35
R	3
H	9
RBI	3
BB	5
SO	5
LOB	19



Inning Stats	R: 2	H: 2	E: 0	K: 10	S: 10	LOB: 0	BB: 0	P: 15	R: 0	H: 0	E: 0	K: 1	S: 7	LOB: 0	BB: 0	P: 10	R: 0	H: 1	E: 0	K: 0	S: 6	LOB: 1	BB: 0	P: 10	R: 1	H: 3	E: 0	K: 1	S: 13	LOB: 3	BB: 1	P: 24	R: 0	H: 1	E: 1	K: 0	S: 8	LOB: 1	BB: 0	P: 9	R: 0	H: 2	E: 0	K: 0	S: 6	LOB: 1	BB: 0	P: 7	R: 0	H: 0	E: 0	K: 1	S: 7	LOB: 1	BB: 1	P: 14	R: 0	H: 2	E: 0	K: 0	S: 6	LOB: 1	BB: 0	P: 7	R: 0	H: 0	E: 0	K: 0	S: 4	LOB: 0	BB: 0	P: 6	R: 0	H: 0	E: 0	K: 2	S: 15	LOB: 3	BB: 3	P: 32	1B: 7	2B: 3	3B: 0	HR: 0	SF: 0	SAC: 0	DP: 2	HBP: 0	WP: 2	PB: 0	SB: 0	CS: 0	PA: 40
--------------	------	------	------	-------	-------	--------	-------	-------	------	------	------	------	------	--------	-------	-------	------	------	------	------	------	--------	-------	-------	------	------	------	------	-------	--------	-------	-------	------	------	------	------	------	--------	-------	------	------	------	------	------	------	--------	-------	------	------	------	------	------	------	--------	-------	-------	------	------	------	------	------	--------	-------	------	------	------	------	------	------	--------	-------	------	------	------	------	------	-------	--------	-------	-------	-------	-------	-------	-------	-------	--------	-------	--------	-------	-------	-------	-------	--------

PITCHER	IP	WLS	BF	H	R	ER	SO	BB	IBB	HBP	BLK	WP	HR	S	P	ERA	WHIP
Jim Abbott, L (1, 1) <small>ERA: 4.04</small>	8.0	W	34	9	3	3	3	2	0	0	0	2	0	61	95	3.38	1.375
Steve Farr, R (9, 1) <small>ERA: 4.4</small>	1.0	S	6	0	0	0	2	3	0	0	0	0	0	15	32	0.00	3.000

Batter	1	2	3	4	5	6	7	8	9	AB R H RBI BB SO LOB	TOP
Dion James, L (1, 8) <small>OBP: 0.425, SLG: 0.486</small> Gerald Williams, R (7, PR) <small>OBP: 0.286, SLG: 0.462</small> (7, 8)	3-2 1B HBP	2-0 L6		0-1 F8		0-3 K	4-0 1B BB		2-3 K	3 1 0 1 1 1 3 1 0 0 0 0 1 0	
Wade Boggs, L (1, 5) <small>OBP: 0.375, SLG: 0.343</small>	0-0 1-3 HR 1B	2-2 F7			1-2 1B SF7 1B	3-2 F7	2-2 1-3 2-H 3-H 1B		1-2 G4-3	6 2 3 2 0 0 2	
Paul O'Neill, L (1, 7) <small>OBP: 0.359, SLG: 0.454</small>	0-0 F7	0-0 G3			1-1 1-3 1B 1B		 2B			5 1 2 0 0 0 5	
Danny Tartabull, R (1, 9) <small>OBP: 0.315, SLG: 0.418</small>	3-2 1-H 3-H HR		0-1 F9		3-3 K		0-1 1-H 2B G3 2B		1-3 K	5 2 2 4 0 2 2	
Matt Nokes, L (1, 10) <small>OBP: 0.269, SLG: 0.478</small>	3-2 F8		0-0 G3		2-0 SF7		1-1 2-3 G3		 HR	4 1 1 2 0 0 1	
Kevin Maas, L (1, 3) Jim Leyritz, R (7, PH) <small>OBP: 0.462, SLG: 0.652</small> (7, 3)	4-1 FC6-4 BB		3-1 F7		0-1 1-3 1B		0-0 3-H G4-3 BB 2B		 1B	2 0 1 0 1 0 0 2 1 2 1 0 0 0	
Randy Velarde, R (1, 6) <small>OBP: 0.358, SLG: 0.439</small>	2-2 FC6-4 1-2r			0-0 G6-3		1-3 K		1-0 2-3 G4-3	0-3 K	5 0 0 0 0 2 5	
Mike Stanley, R (1, 2) <small>OBP: 0.398, SLG: 0.571</small>		2-1 HR		0-1 1B		1-1 SH1 2B		4-1 BB 1B BB	2-2 F8	4 2 3 1 1 0 1	
Pat Kelly, R (1, 4) <small>OBP: 0.308, SLG: 0.384</small>		0-1 S 1B		0-1 F8		0-0 SH1 2-3		4-2 BB 1B BB	0-0 F8	3 1 1 0 1 0 1	
Inning Stats	R: 3 H: 2 E: 0 LOB: 1 K: 0 BB: 1 S: 17 P: 32	R: 1 H: 2 E: 0 LOB: 1 K: 0 BB: 0 S: 9 P: 15	R: 0 H: 0 E: 0 LOB: 0 K: 0 BB: 0 S: 5 P: 8	R: 0 H: 1 E: 0 LOB: 1 K: 0 BB: 0 S: 7 P: 7	R: 1 H: 3 E: 0 LOB: 2 K: 2 BB: 0 S: 15 P: 23	R: 0 H: 1 E: 0 LOB: 1 K: 1 BB: 0 S: 9 P: 13	R: 5 H: 4 E: 0 LOB: 2 K: 0 BB: 3 S: 15 P: 33	R: 1 H: 2 E: 0 LOB: 1 K: 2 BB: 0 S: 14 P: 21	R: 0 H: 0 E: 0 LOB: 0 K: 1 BB: 0 S: 7 P: 10	1B: 9 SF: 1 2B: 3 SAC: 1 3B: 0 DP: 0 HR: 3 HBP: 1	WP: 0 PA: 47 PB: 0 SB: 1 CS: 0
PITCHER Scott Erickson, R (1, 1) <small>ERA: 6.59</small> George Tsamis, L (7, 1) <small>ERA: 5.11</small> Carl Willis, R (7, 1) <small>ERA: 54.0</small> Rick Aguilera, R (8, 1) <small>ERA: 2.66</small>	IP WLS BF H R ER SO BB IBB HBP BLK WP HR S P ERA WHIP 6.0 L 31 11 7 7 3 1 0 1 0 0 0 2 65 102 10.50 2.000 0.1 1 0 0 0 0 0 0 0 0 0 0 0 2 3 0.00 0.000 0.2 7 2 3 3 0 3 0 0 0 0 0 0 10 26 40.50 7.500 2.0 8 2 1 1 3 0 0 0 0 0 0 1 21 31 4.50 1.000	PITCHER IP WLS BF H R ER SO BB IBB HBP BLK WP HR S P ERA WHIP									

New York Yankees @ Minnesota Twins
 Hubert H. Humphrey Metrodome, Minneapolis, MN
 Wed May 19 1993, 4:33 AM EDT
 Att. 30,024 - Dome

AB	40
R	11
H	15
RBI	11
BB	4
SO	6
LOB	20



livebaseballscorecards.com

Batter	1	2	3	4	5	6	7	8	9	AB	R	H	RBI	BB	SO	LOB
Gene Larkin, S OBP: 0.355, SLG: 0.358 (1, 9)	1-0 G5-4-3 BB 1B	0-1 G6-3 2-3 3-H		0-2 G1-3		2-1 G4-3		2-2 2B		5	0	2	1	0	0	1
Chuck Knoblauch, R OBP: 0.354, SLG: 0.295 (1, 4)	4-2 G5-4-3 BB 1-2	4-0 BB E BB		0-0 G6-3		2-2 F9		0-2 G4-3		3	0	0	0	2	0	1
Kirby Puckett, R OBP: 0.357, SLG: 0.456 (1, 8)	1-0 G5-4-3 1-2f 2-3	0-0 E6 BB 1-2 3-H		4-2 E 2B BB		1-0 G6-3		1-0 P6		4	1	0	0	1	0	3
Kent Hrbek, L OBP: 0.383, SLG: 0.490 (1, 3)	4-0 BB BB	4-0 BB 1-2 2-3		4-1 2B BB 1-2		0-1 G3		0-0 G3-1		2	1	0	0	3	0	0
Dave Winfield, R OBP: 0.313, SLG: 0.481 (1, 10)	1-3 K	0-0 F8		1-2 1-H 2-H 2B		1-0 P2		2-3 K		5	0	1	2	0	2	5
Dave McCarty, R OBP: 0.385, SLG: 0.385 (1, 7)		2-2 1B 2B 1B		0-0 P2		0-1 1B		4-1 2 3		4	1	2	0	0	0	1
Mike Pagliarulo, L OBP: 0.308, SLG: 0.465 (1, 5)		0-0 F7		2-3 K		0-0 F9		4-0 0 0 0 0 1 2		4	0	0	0	0	1	2
Lenny Webster, R OBP: 0.258, SLG: 0.367 (1, 2)		0-1 2B G6-3 1B 1-3		1-2 G5-4-3 1B		1-1 F8		4-2 3 1 0 0 0		4	2	3	1	0	0	0
Pat Meares, R OBP: 0.333, SLG: 0.367 (1, 6)		0-2 G6-3 E 2B 1-3 3-H		1-1 P4		1-1 G3		3-1 1 1 1 0 0 1		3	1	1	1	0	0	1
Randy Bush, L OBP: 0.300, SLG: 0.167 (8, PH)								1-0 0 0 0 0 0		1	0	0	0	0	0	0
Jeff Reboulet, R OBP: 0.277, SLG: 0.194 (9, 6)								0-0 0 0 0 0 0		0	0	0	0	0	0	0

Inning Stats	R: 0	H: 1	E: 0	K: 1	S: 9	R: 3	H: 3	E: 1	K: 0	S: 13	R: 1	H: 1	E: 0	K: 0	S: 6	R: 2	H: 1	E: 1	K: 0	S: 12	R: 0	H: 0	E: 0	K: 1	S: 8	R: 0	H: 1	E: 0	K: 0	S: 6	R: 0	H: 1	E: 0	K: 0	S: 13	R: 0	H: 1	E: 0	K: 1	S: 5	R: 0	H: 0	E: 0	K: 1	S: 8	R: 0	H: 1	E: 0	K: 0	S: 7					
	LOB: 2	BB: 2	LOB: 3	BB: 2		LOB: 0	BB: 0	LOB: 1	BB: 2		LOB: 0	BB: 0	LOB: 0	BB: 0		LOB: 1	BB: 0	LOB: 0	BB: 0		LOB: 1	BB: 0	LOB: 1	BB: 0		LOB: 0	BB: 0	LOB: 1	BB: 0		LOB: 1	BB: 0	LOB: 0	BB: 0		LOB: 1	BB: 0	LOB: 0	BB: 0		LOB: 0	BB: 0	LOB: 0	BB: 0		LOB: 0	BB: 0	LOB: 0	BB: 0		LOB: 0	BB: 0	LOB: 0	BB: 0	

PITCHER	IP	WLS	BF	H	R	ER	SO	BB	IBB	HBP	BLK	WP	HR	S	P	ERA	WHIP
Bob Wickman, R ERA: 4.63 (1, 1)	3.2		23	6	6	5	1	6	0	0	0	0	1	39	74	12.27	3.273
Rich Monteleone, R ERA: 4.1 (4, 1)	5.1	W	18	3	0	0	2	0	0	0	0	0	0	39	57	0.00	0.562


BOTTOM

New York Yankees @ Minnesota Twins
 Hubert H. Humphrey Metrodome, Minneapolis, MN

Wed May 19 1993, 4:33 AM EDT
 Att. 30,024 - Dome

livebaseballscores.com

AB	35
R	6
H	9
RBI	5
BB	6
SO	3
LOB	14



WP	PA	ERA	WHIP
0	41		

Batter	1	2	3	4	5	6	7	8	9	AB R H RBI BB SO LOB	TOP											
Dion James, L (1, 8) OBP: 0.400, SLG: 0.475	1-2 P6	2-1 G4-3			2-2 G4-3		1-0 G4-3		0-1 2B	5 0 1 1 0 0 0												
Jim Leyritz, R (1, 3) OBP: 0.446, SLG: 0.620	2-1 1B FC6-4		2-2 K		2-2 G6-3		0-3 K		0-2 F9	5 1 1 0 0 2 1												
Wade Boggs, L (1, 5) OBP: 0.394, SLG: 0.362	1-1 1B FC6-4		2-1 2B 1B		3-1 2B 1B		3-2 1B		4-2 BB	4 0 4 0 1 0 0												
Danny Tartabull, R (1, 9) OBP: 0.333, SLG: 0.418	0-0 1B FC6-4		2-1 F8		0-0 2B		1-1 P3		1-3 K	5 0 1 1 0 1 5												
Paul O'Neill, L (1, 7) OBP: 0.371, SLG: 0.467	0-0 1B BB		0-1 2B		4-1 BB			1-2 F7		3 0 2 0 1 0 0												
Matt Nokes, L (1, 10) OBP: 0.271, SLG: 0.467	4-1 BB		1-3 2B		1-3 BB			0-1 K		2 0 0 0 1 2 5												
Mike Humphreys, R (8, PH) OBP: 0.308, SLG: 0.300	1-2 BB		1-3 K		1-3 K			1-3 K		1 0 1 0 0 0 0												
Mike Stanley, R (1, 2) OBP: 0.380, SLG: 0.543	2-3 K			2-3 K		1-3 K		1-3 K		4 0 0 0 0 4 4												
Spike Owen, S (1, 6) OBP: 0.347, SLG: 0.343		2-3 K		2-2 G5-3		1-1 G4-3			1-1 2B G3-1	4 1 1 0 0 1 0												
Pat Kelly, R (1, 4) OBP: 0.298, SLG: 0.371		0-0 G5-3		0-0 F9		0-1 F7			3-1 G3-1	4 0 0 0 0 0 1												
Inning Stats	R: 1 E: 0 K: 1 S: 13	H: 3 LOB: 3 BB: 1 P: 23	R: 0 E: 0 K: 1 S: 6	H: 0 LOB: 0 BB: 0 P: 10	R: 0 E: 0 K: 2 S: 13	H: 2 LOB: 2 BB: 0 P: 20	R: 0 E: 0 K: 1 S: 8	H: 0 LOB: 0 BB: 0 P: 12	R: 0 E: 0 K: 1 S: 14	H: 2 LOB: 3 BB: 1 P: 26	R: 0 E: 0 K: 1 S: 7	H: 0 LOB: 0 BB: 0 P: 9	R: 0 E: 0 K: 1 S: 10	H: 1 LOB: 1 BB: 0 P: 15	R: 0 E: 0 K: 1 S: 9	H: 1 LOB: 0 BB: 0 P: 11	R: 1 E: 0 K: 1 S: 16	H: 2 LOB: 2 BB: 1 P: 25	1B: 7 2B: 4 3B: 0 HR: 0	SF: 0 SAC: 0 DP: 0 HBP: 0	WP: 0 PB: 0 SB: 0 CS: 0	PA: 40
PITCHER	IP WLS BF H R ER SO BB IBB HBP BLK WP HR S P ERA WHIP																					
John Dopsos, R (1, 1) ERA: 3.1	7.0 W 31 8 1 1 8 2 0 0 0 0 0 0 71 115 1.29 1.429																					
Tony Fossas, L (8, 1) ERA: 2.7	1.0 3 1 0 0 1 0 0 0 0 0 0 0 9 11 0.00 1.000																					
Ken Ryan, R (9, 1) ERA: 3.79	1.0 6 2 1 1 1 1 0 0 0 0 0 0 16 25 9.00 3.000																					

New York Yankees @ Boston Red Sox
 Fenway Park, Boston, MA
 Fri May 21 1993, 7:05 PM EDT
 Att. 34,170 - Unknown - 68 F

AB	37
R	2
H	11
RBI	2
BB	3
SO	10
LOB	16



Batter	1	2	3	4	5	6	7	8	9	AB R H RBI BB SO LOB
Scott Fletcher, R OBP: 0.368, SLG: 0.426 (1, 4)	4-2 BB BB		3-1 S 1B		0-1 G1-3 1B G4-3 1B		1-1 E6 L5-3		1-1 G6-3	4 1 2 0 1 0 0
Ernest Riles, L OBP: 0.308, SLG: 0.391 (1, 10)	4-0 L3 BB		1-3 K 1B		1-0 G4-3 1B G1-3 1B		3-2 L5-3		3-2 G3-1	4 0 1 0 1 1 2
Carlos Quintana, R OBP: 0.381, SLG: 0.321 (1, 9)	1-2 L3		3-1 P4		3-2 G1-3		4-2 BB		0-1 G4-3	4 0 0 0 1 0 5
Mo Vaughn, L OBP: 0.391, SLG: 0.524 (1, 3)	4-2 CS BB			4-0 1B BB	0-2 G4-3		2-2 F7			2 1 0 1 2 0 2
Ivan Calderon, R OBP: 0.282, SLG: 0.336 (1, 7)	2-0 CS	2-3 K		2-2 P3	0-2 F8			1-0 1B 2B		4 1 1 0 0 1 2
Billy Hatcher, R OBP: 0.336, SLG: 0.333 (1, 8)		3-2 L6		1-0 1B 1B		1-2 1B		3-2 F7		4 0 2 0 0 0 1
Scott Cooper, L OBP: 0.365, SLG: 0.392 (1, 5)		4-1 BB		0-0 1B		0-1 F8		2-1 P5		3 0 1 1 1 0 2
Bob Melvin, R OBP: 0.320, SLG: 0.333 (1, 2)		1-3 K2-3		2-3 K 1B		1-1 P3		2-1 FC6-4 1B		4 0 1 1 0 2 4
John Valentin, R OBP: 0.265, SLG: 0.352 (1, 6)			2-1 L6	3-1 P3		0-0 F9		0-1 FC6-4		4 0 0 0 0 0 4

Inning Stats	R: 0	H: 0	E: 0	K: 0	S: 7	LOB: 1	BB: 3	P: 22	R: 0	H: 0	E: 0	K: 2	S: 12	LOB: 1	BB: 1	P: 22	R: 0	H: 1	E: 0	K: 1	S: 9	LOB: 1	BB: 0	P: 18	R: 1	H: 2	E: 0	K: 1	S: 11	LOB: 2	BB: 1	P: 23	R: 1	H: 2	E: 0	K: 0	S: 13	LOB: 1	BB: 0	P: 20	R: 0	H: 1	E: 0	K: 0	S: 8	LOB: 1	BB: 0	P: 10	R: 0	H: 0	E: 1	K: 0	S: 11	LOB: 1	BB: 1	P: 21	R: 1	H: 2	E: 0	K: 0	S: 11	LOB: 1	BB: 0	P: 19	R: 0	H: 0	E: 0	K: 0	S: 8	LOB: 0	BB: 0	P: 12	1B: 7	SF: 0	2B: 3	SAC: 0	3B: 0	DP: 2	HR: 0	HBP: 0	WP: 0	PA: 40
--------------	------	------	------	------	------	--------	-------	-------	------	------	------	------	-------	--------	-------	-------	------	------	------	------	------	--------	-------	-------	------	------	------	------	-------	--------	-------	-------	------	------	------	------	-------	--------	-------	-------	------	------	------	------	------	--------	-------	-------	------	------	------	------	-------	--------	-------	-------	------	------	------	------	-------	--------	-------	-------	------	------	------	------	------	--------	-------	-------	-------	-------	-------	--------	-------	-------	-------	--------	-------	--------


PITCHER	IP	WLS	BF	H	R	ER	SO	BB	IBB	HBP	BLK	WP	HR	S	P	ERA	WHIP
Mike Witt, R ERA: 4.02 (1, 1)	5.0	W	23	5	2	2	4	5	0	0	0	0	0	52	105	3.60	2.000
Scott Kamieniecki, R ERA: 3.64 (6, 1)	3.0		13	3	1	1	0	1	0	0	0	0	0	30	50	3.00	1.333
John Habyan, R ERA: 4.71 (9, 1)	1.0		3	0	0	0	0	0	0	0	0	0	0	8	12	0.00	0.000

BOTTOM

New York Yankees @ Boston Red Sox
 Fenway Park, Boston, MA
 Sat May 22 1993, 3:33 AM EDT
 Att. 34,383 - Cloudy - 64 F

livebaseballscorecards.com

AB	33
R	3
H	8
RBI	3
BB	6
SO	4
LOB	22



Batter	1	2	3	4	5	6	7	8	9	AB R H RBI BB SO LOB	TOP															
Dion James, L OBP: 0.396, SLG: 0.479 (1, 7) (8, 9)	0-2 G1-3		0-0 P6		0-1 G4-3		1-0 G4-3			4 0 0 1 0 0 1																
Jim Leyritz, R OBP: 0.438, SLG: 0.610 (1, 3)	3-2 F9 2B		2-2 1B		0-1 P3			0-1 G6-3		4 0 2 0 0 0 0																
Wade Boggs, L OBP: 0.385, SLG: 0.345 (1, 5)	4-1 BB		3-2 G6-3		2-1 L8			1-1 F7		3 0 0 0 1 0 1																
Danny Tartabull, R OBP: 0.344, SLG: 0.441 (1, 10)	0-1 F9			1-3 K		2-3 K		4-1 FC5-4 BB		3 0 0 0 1 2 2																
Paul O'Neill, L OBP: 0.371, SLG: 0.500 Randy Velarde, R OBP: 0.370, SLG: 0.468 (1, 9) (8, PH) (8, 7)	0-1 G6-3			0-1 2B		1-0 HR		1-1 FC5-4		3 1 2 1 0 0 2 1 0 0 0 0 0 1																
Mike Stanley, R OBP: 0.381, SLG: 0.529 Matt Nokes, L OBP: 0.270, SLG: 0.458 (1, 2) (9, PH)		0-1 G5-3		1-3 K		3-3 K		1-1 F9		3 0 0 0 0 2 1 1 0 0 0 0 0 0																
Gerald Williams, R OBP: 0.263, SLG: 0.444 (1, 8)		1-2 G6-3		2-2 G4-3			0-0 E 2B		0-3 K	4 0 1 0 0 1 1	AB 33 R 2 H 6 RBI 2 BB 2 SO 8 LOB 12															
Spike Owen, S OBP: 0.340, SLG: 0.338 (1, 6)		1-3 K			1-1 G1-3 G4-3 2B		3-3 SAFE K		2-1 P5	4 1 1 0 0 2 1																
Pat Kelly, R OBP: 0.291, SLG: 0.361 (1, 4)			3-1 G4-3		0-1 G1-3		2-3 K			3 0 0 0 0 1 2																
Inning Stats	R: 0 E: 0 K: 0 S: 11	H: 1 LOB: 2 BB: 1 P: 18	R: 0 E: 0 K: 1 S: 10	H: 0 LOB: 0 BB: 0 P: 12	R: 0 E: 0 K: 0 S: 11	H: 1 LOB: 1 BB: 0 P: 19	R: 0 E: 0 K: 2 S: 13	H: 1 LOB: 1 BB: 0 P: 17	R: 1 E: 0 K: 0 S: 8	H: 1 LOB: 0 BB: 0 P: 9	R: 1 E: 0 K: 2 S: 11	H: 1 LOB: 0 BB: 0 P: 19	R: 0 E: 1 K: 2 S: 9	H: 1 LOB: 1 BB: 0 P: 14	R: 0 E: 0 K: 0 S: 7	H: 0 LOB: 1 BB: 1 P: 13	R: 0 E: 0 K: 1 S: 7	H: 0 LOB: 0 BB: 0 P: 10	1B: 1 2B: 4 3B: 0 HR: 1	SF: 0 SAC: 0 DP: 0 HBP: 0	WP: 0 PB: 0 SB: 0 CS: 0	PA: 35				
PITCHER	IP WLS BF H R ER SO BB IBB HBP BLK WP HR S P ERA WHIP																									
Paul Quantrill, R ERA: 2.17 (1, 1)	6.0	25	6	2	2	5	1	0	0	0	0	1	65	95	3.00	1.167										
Greg Harris, R ERA: 2.01 (7, 1)	1.2	W	6	0	0	0	2	1	0	0	0	0	13	23	0.00	0.600										
Tony Fossas, L ERA: 2.57 (8, 1)	0.1		1	0	0	0	0	0	0	0	0	0	2	3	0.00	0.000										
Jeff Russell, R ERA: 1.93 (9, 1)	1.0	S	3	0	0	0	1	0	0	0	0	0	7	10	0.00	0.000										

New York Yankees @ Boston Red Sox
 Fenway Park, Boston, MA
 Sun May 23 1993, 7:05 PM EDT
 Att. 33,307 - Unknown - 71 F

livebaseballscorecards.com



Batter	1	2	3	4	5	6	7	8	9	AB R H RBI BB SO LOB	TOP																									
Brady Anderson, L (1, 7) OBP: 0.322, SLG: 0.394	1-0 G5-3		1-1 G1-3 1B		1-1 1B 2B	1-3 K2-3		0-0 1B 3B		5 2 3 1 0 1 1	<p>Baltimore Orioles @ New York Yankees Yankee Stadium, Bronx, NY Mon May 24 1993, 7:05 PM EDT Att. 15,473 - Unknown - 76 F</p>																									
Harold Reynolds, S (1, 4) OBP: 0.322, SLG: 0.290	1-1 G6-3		0-0 G1-3		2-2 P4	4-2 BB		2-0 G4-3 1B		4 0 1 1 1 0 3																										
Mark McLemore, S (1, 9) OBP: 0.356, SLG: 0.400	0-1 G5-3		0-0 F8		1-2 1B HR 1B	2-1 F8		2-3 K		5 1 1 2 0 1 4																										
Cal Ripken Jr., R (1, 6) OBP: 0.323, SLG: 0.357		0-0 G4-3		0-1 2B 1B	0-1 P5		2-2 HR	2-2 G4-3		5 1 2 1 0 0 2																										
Leo Gomez, R (1, 5) OBP: 0.359, SLG: 0.496		1-0 F8		1-3 K	1-0 HR 1B		4-1 BLK BB	0-1 F7		4 1 1 0 1 1 1																										
Chris Hoiles, R (1, 2) OBP: 0.388, SLG: 0.500		1-0 1B 1B		2-1 1B 2B	2-2 HR		1-3 K	3-2 P4		5 1 3 3 0 1 1																										
Sherman Obando, R (1, 10) OBP: 0.357, SLG: 0.379		3-2 FC6-4 1B		0-0 1B	2-1 G1-3		1-2 G5-3	2-0 G6-3		4 0 2 0 0 0 1																										
Tim Hulett, R (9, PH) OBP: 0.362, SLG: 0.422										1 0 0 0 0 0 0																										
David Segui, S (1, 3) OBP: 0.398, SLG: 0.425		1-1 FC6-4			0-0 1B 2B	4-2 SH5-3 BB		4-0 IBB		2 1 1 0 2 0 2																										
Damon Buford, R (1, 8) OBP: 0.313, SLG: 0.357			2-1 G6-3		0-0 2B 1B	0-0 SH5-3		2-3 K		3 1 1 0 0 1 2																										
Inning Stats	R: 0 E: 0 K: 0 S: 5	H: 0 LOB: 0 BB: 0 P: 7	R: 0 E: 0 K: 0 S: 10	H: 2 LOB: 2 BB: 0 P: 16	R: 0 E: 0 K: 0 S: 6	H: 1 LOB: 1 BB: 0 P: 9	R: 0 E: 0 K: 1 S: 8	H: 3 LOB: 2 BB: 0 P: 11	R: 6 E: 0 K: 0 S: 18	H: 6 LOB: 0 BB: 0 P: 27	R: 0 E: 0 K: 1 S: 11	H: 0 LOB: 2 BB: 2 P: 22	R: 1 E: 0 K: 2 S: 14	H: 1 LOB: 2 BB: 2 P: 28	R: 1 E: 0 K: 1 S: 14	H: 2 LOB: 0 BB: 0 P: 19	R: 0 E: 0 K: 0 S: 6	H: 0 LOB: 0 BB: 0 P: 11	1B: 9 2B: 3 3B: 1 HR: 2	SF: 0 SAC: 1 DP: 0 HBP: 0	WP: 0 PB: 0 SB: 0 CS: 0	PA: 43														
PITCHER	IP WLS BF H R ER SO BB IBB HBP BLK WP HR S P ERA WHIP																																			
Jim Abbott, L (1, 1) ERA: 4.57	4.2		24	12	6	6	1	0	0	0	0	0	1	45	66	11.57	2.571																			
Andy Cook, R (5, 1) ERA: 5.06	1.1	L	8	1	1	1	1	3	0	0	0	0	1	17	36	6.75	3.000																			
John Habyan, R (7, 1) ERA: 4.5	3.0		11	2	1	1	3	0	1	0	1	0	0	30	48	3.00	0.667																			

livebaseballscores.com

AB	38
R	8
H	15
RBI	8
BB	4
SO	5
LOB	17



Batter	1	2	3	4	5	6	7	8	9	AB R H RBI BB SO LOB
Dion James, L (1, 8) OBP: 0.393, SLG: 0.490 Gerald Williams, R (7, PH) OBP: 0.238, SLG: 0.400 (8, 8)	1-1 PB G4-3 2B		1-1 P2		2-0 L9		1-3 K		0-3 K	3 1 1 0 0 0 0 2 0 0 0 0 2 1
Spike Owen, S (1, 6) OBP: 0.337, SLG: 0.342	2-1 F9		1-1 G4-3 2B		2-2 F8		2-1 F7			4 0 1 0 0 0 1
Wade Boggs, L (1, 5) OBP: 0.376, SLG: 0.336	2-2 G4-3 2-H		2-1 G4-3		2-2 G4-3		2-2 G4-3			4 0 0 1 0 0 1
Danny Tartabull, R (1, 9) OBP: 0.339, SLG: 0.432 Mike Humphreys, R (8, 7) OBP: 0.286, SLG: 0.273 (9, 9)	2-2 G4-3		3-2 K		2-3 K			1-3 K		3 0 0 0 0 2 1 1 0 0 0 0 1 0
Paul O'Neill, L (1, 7) OBP: 0.371, SLG: 0.496 (8, 9) Randy Velarde, R (8, PH) OBP: 0.365, SLG: 0.460 (9, 7)		0-1 P6		3-1 G3		2-2 2B 1B		1-2 G6-3		3 1 1 0 0 0 0 1 0 0 0 0 0 0
Matt Nokes, L (1, 10) OBP: 0.269, SLG: 0.460		1-2 P2		1-1 F8		0-0 1-H HR 2B		1-3 K		4 1 1 1 0 1 0
Mike Stanley, R (1, 2) OBP: 0.396, SLG: 0.540		1-1 2B		2-2 G5-3		4-1 HR BB			4-1 BB	2 1 1 0 2 0 0
Kevin Maas, L (1, 3) OBP: 0.330, SLG: 0.464		4-0 BB			1-2 HR	0-0 1-H 2-H HR			1-2 F7	3 2 2 4 1 0 1
Pat Kelly, R (1, 4) OBP: 0.285, SLG: 0.352 Jim Leyritz, R (9, PH) OBP: 0.433, SLG: 0.603		1-2 F9			0-1 B1-3	1-2 P4			0-1 L8	3 0 0 0 0 0 2 1 0 0 0 0 0 1

Inning Stats	R: 1 E: 0 K: 0 S: 10	H: 1 LOB: 0 BB: 0 P: 17	R: 0 E: 0 K: 0 S: 10	H: 1 LOB: 2 BB: 1 P: 17	R: 0 E: 0 K: 1 S: 10	H: 1 LOB: 1 BB: 0 P: 17	R: 0 E: 0 K: 0 S: 7	H: 0 LOB: 0 BB: 0 P: 13	R: 1 E: 0 K: 0 S: 10	H: 1 LOB: 0 BB: 0 P: 15	R: 4 E: 0 K: 1 S: 16	H: 3 LOB: 0 BB: 1 P: 27	R: 0 E: 0 K: 1 S: 8	H: 0 LOB: 0 BB: 0 P: 13	R: 0 E: 0 K: 2 S: 10	H: 0 LOB: 0 BB: 0 P: 13	R: 0 E: 0 K: 1 S: 10	H: 0 LOB: 1 BB: 1 P: 15	1B: 1 2B: 4 3B: 0 HR: 2	SF: 0 SAC: 0 DP: 0 HBP: 0
--------------	-------------------------------	----------------------------------	-------------------------------	----------------------------------	-------------------------------	----------------------------------	------------------------------	----------------------------------	-------------------------------	----------------------------------	-------------------------------	----------------------------------	------------------------------	----------------------------------	-------------------------------	----------------------------------	-------------------------------	----------------------------------	----------------------------------	------------------------------------


BOTTOM

Baltimore Orioles @ New York Yankees
Yankee Stadium, Bronx, NY

Mon May 24 1993, 7:05 PM EDT
Att. 15,473 - Unknown - 76 F

livebaseballscores.com

AB	34
R	6
H	7
RBI	6
BB	3
SO	6
LOB	8



WP: 0	PA: 37
PB: 1	
SB: 0	
CS: 0	

PITCHER	IP	WLS	BF	H	R	ER	SO	BB	IBB	HBP	BLK	WP	HR	S	P	ERA	WHIP
Rick Sutcliffe, R (1, 1) ERA: 4.81	6.0	W	27	7	6	5	2	2	0	0	0	0	2	63	106	7.50	1.500
Jim Poole, L (7, 1) ERA: 1.76	2.0		6	0	0	0	3	0	0	0	0	0	0	18	26	0.00	0.000
Gregg Olson, R (9, 1) ERA: 1.77	1.0	S	4	0	0	0	1	1	0	0	0	0	0	10	15	0.00	1.000

Batter	1	2	3	4	5	6	7	8	9	AB R H RBI BB SO LOB	TOP
Brady Anderson, L (1, 7) <small>OBP: 0.320, SLG: 0.391</small> (8, 8)	2-2 G4-3		0-0 E1			2-1 F9		2-2 FC4 1B		4 0 1 0 0 0 1	
Harold Reynolds, S (1, 4) <small>OBP: 0.320, SLG: 0.284</small>	4-1 FC4-6 BB		0-0 F7			1-0 G4-3		1-2 FC4 1-2f		3 0 0 0 1 0 3	
Mark McLemore, S (1, 9) <small>OBP: 0.347, SLG: 0.388</small>	0-0 FC4-6 1-2f		3-1 F7			3-3 K		0-0 G4-3		4 0 0 0 0 1 4	
Cal Ripken Jr., R (1, 6) <small>OBP: 0.317, SLG: 0.349</small>	1-0 P6			1-3 K			0-1 F7		3-2 F7	4 0 0 0 0 1 1	
Leo Gomez, R (1, 5) <small>OBP: 0.356, SLG: 0.488</small>		2-2 F7		0-0 G6-3			0-1 CS 1B		3-3 K	4 0 1 0 0 1 0	
Chris Hoiles, R (1, 2) <small>OBP: 0.392, SLG: 0.492</small>		4-2 G4-6-3 BB		0-1 F9			3-1 1B HBP		2-3 K	2 0 0 0 1 1 0	
Paul Carey, L (1, 10) <small>OBP: 0.333, SLG: 0.333</small>		1-0 G4-6-3 1-2f			3-2 G3		1-0 1B			3 0 1 0 0 0 1	
David Segui, S (1, 3) <small>OBP: 0.385, SLG: 0.408</small>			1-1 F7			2-2 L3		3-2 G4-3		3 0 0 0 0 0 2	
Damon Buford, R (1, 8) <small>OBP: 0.318, SLG: 0.351</small> Mark Leonard, L (8, PH) <small>OBP: 0.190, SLG: 0.133</small> (8, 7)			4-2 E BB		1-0 F8			2-3 K		1 0 0 0 1 0 0	
										1 0 0 0 0 1 0	
Inning Stats	R: 0 H: 0 E: 0 LOB: 1 K: 0 BB: 1 S: 6 P: 13	R: 0 H: 0 E: 0 LOB: 0 K: 0 BB: 1 S: 7 P: 14	R: 0 H: 0 E: 1 LOB: 2 K: 0 BB: 1 S: 8 P: 16	R: 0 H: 0 E: 0 LOB: 0 K: 1 BB: 0 S: 6 P: 7	R: 0 H: 0 E: 0 LOB: 0 K: 0 BB: 0 S: 8 P: 14	R: 0 H: 0 E: 0 LOB: 0 K: 1 BB: 0 S: 6 P: 12	R: 0 H: 2 E: 0 LOB: 2 K: 0 BB: 0 S: 10 P: 16	R: 0 H: 1 E: 1 LOB: 1 K: 1 BB: 0 S: 11 P: 16	R: 0 H: 0 E: 0 LOB: 0 K: 2 BB: 0 S: 12 P: 20	1B: 3 SF: 0 2B: 0 SAC: 0 3B: 0 DP: 1 HR: 0 HBP: 1	WP: 0 PA: 33 PB: 0 SB: 0 CS: 1
PITCHER Bob Wickman, R (1, 1) <small>ERA: 3.93</small> Steve Farr, R (9, 1) <small>ERA: 4.11</small>	IP WLS BF H R ER SO BB IBB HBP BLK WP HR S P ERA WHIP 8.0 W 30 3 0 0 3 3 0 0 0 0 0 0 62 108 0.00 0.750 1.0 S 3 0 0 0 2 0 0 0 0 0 0 0 12 20 0.00 0.000	PITCHER IP WLS BF H R ER SO BB IBB HBP BLK WP HR S P ERA WHIP									

Baltimore Orioles @ New York Yankees
 Yankee Stadium, Bronx, NY
 Tue May 25 1993, 7:05 PM EDT
 Att. 15,062 - Unknown - 82 F

AB	29
R	0
H	3
RBI	0
BB	3
SO	5
LOB	12



Batter	1	2	3	4	5	6	7	8	9	AB R H RBI BB SO LOB	TOP											
Brady Anderson, L (1, 8) OBP: 0.322, SLG: 0.388	0-0 P4		2-2 K			1-3 K		1-2 2B 1B	2-2 G5-4-3 BB HBP	4 1 1 0 0 2 1	<p>Baltimore Orioles @ New York Yankees Yankee Stadium, Bronx, NY Wed May 26 1993, 7:05 PM EDT Att. 16,203 - Unknown - 74 F</p>											
Mark McLemore, S (1, 9) OBP: 0.348, SLG: 0.385	2-2 L8		2-0 F7			0-0 FC6-4 1B		2-3 K	4-0 G5-4-3 BB	4 0 1 0 1 1 3												
Cal Ripken Jr., R (1, 6) OBP: 0.314, SLG: 0.350	0-0 F8					2-1 FC6-4 BB 1-2f		1-0 1B 1B	0-2 G5-4-3 1-2f 2-3	5 1 1 1 0 0 3												
Leo Gomez, R (1, 5) Harold Reynolds, S (8, PR) OBP: 0.360, SLG: 0.485 OBP: 0.318, SLG: 0.281		0-3 K				4-0 BB		1-2 1B FC5-4 1B 2-3 3-H	3-2 G4-3	3 0 1 1 1 1 0 1 1 0 0 0 0 1												
Chris Hoiles, R (1, 2) OBP: 0.388, SLG: 0.484		0-1 F8				1-3 K		2-1 FC5-4 BB 1B 1B		4 1 1 1 0 2 2												
Paul Carey, L (1, 10) OBP: 0.286, SLG: 0.167		1-1 P6				1-3 K		4-1 FC5-4 BB		3 0 0 0 1 2 0												
Tim Hulett, R (1, 4) OBP: 0.353, SLG: 0.408			3-2 P4			0-1 1B		0-2 FC5-4 1B 1-2f 2-3 3-H		4 0 1 1 0 0 2												
David Segui, S (1, 3) OBP: 0.400, SLG: 0.430			3-2 1B 2B			4-2 BB		0-0 L9	1-0 1B 1-2 3-H	3 1 2 1 1 0 0												
Jack Voigt, R (1, 7) OBP: 0.250, SLG: 0.143			1-0 1B			1-1 P6		1-0 1B 2B BB L7		3 1 1 1 1 0 4												
Inning Stats	R: 0 E: 0 K: 0 S: 5	H: 0 LOB: 0 BB: 0 P: 7	R: 0 E: 0 K: 1 S: 7	H: 0 LOB: 0 BB: 0 P: 8	R: 1 E: 0 K: 1 S: 14	H: 2 LOB: 1 BB: 0 P: 25	R: 0 E: 0 K: 1 S: 8	H: 0 LOB: 0 BB: 0 P: 12	R: 0 E: 0 K: 1 S: 10	H: 1 LOB: 1 BB: 1 P: 16	R: 0 E: 0 K: 2 S: 10	H: 1 LOB: 2 BB: 1 P: 18	R: 0 E: 0 K: 1 S: 5	H: 0 LOB: 0 BB: 0 P: 6	R: 5 E: 0 K: 1 S: 21	H: 5 LOB: 3 BB: 2 P: 38	R: 0 E: 0 K: 0 S: 10	H: 0 LOB: 1 BB: 1 P: 19	1B: 7 2B: 2 3B: 0 HR: 0	SF: 0 SAC: 0 DP: 1 HBP: 1	WP: 0 PB: 0 SB: 0 CS: 0	PA: 40
PITCHER	IP WLS BF H R ER SO BB IBB HBP BLK WP HR S P ERA WHIP											PITCHER	IP WLS BF H R ER SO BB IBB HBP BLK WP HR S P ERA WHIP									
Melido Perez, R (1, 1) ERA: 3.6	7.1 L 31 7 5 5 8 3 0 0 0 0 0 71 113 6.14 1.364																					
Scott Kamieniecki, R (8, 1) ERA: 3.9	0.1 4 2 1 1 0 1 1 0 0 0 0 0 7 14 27.00 9.000																					
Rich Monteleone, R (8, 1) ERA: 4.23	0.1 1 0 0 0 0 0 0 0 0 0 0 0 2 3 0.00 0.000																					
Neal Heaton, L (9, 1) ERA: 8.25	1.0 4 0 0 0 0 0 1 0 1 0 0 0 10 19 0.00 1.000																					

livebaseballscorecards.com

AB	34
R	6
H	9
RBI	6
BB	5
SO	8
LOB	16



BOTTOM

Baltimore Orioles @ New York Yankees
Yankee Stadium, Bronx, NY
Thu May 27 1993, 7:05 PM EDT
Att. 15,299 - Unknown - 72 F

livebaseballscorecards.com

AB 34
R 3
H 9
RBI 3
BB 3
SO 5
LOB 14



WP: 1 PA: 38
PB: 0
SB: 0
CS: 0

AB R H RBI BB SO LOB

4 0 1 0 0 1 1

0 0 0 0 1 0 0

4 1 2 0 0 0 1

1 1 0 0 0 0 2

4 1 2 1 0 0 0

3 0 1 1 1 0 1

4 0 1 1 0 0 3

3 0 0 0 0 1 0

1 0 0 0 0 1 3

4 0 2 0 0 1 0

0 0 0 0 0 0 0

3 0 0 0 0 0 1

3 0 0 0 1 1 2

1B: 8 SF: 0
2B: 2 SAC: 1
3B: 0 DP: 3
HR: 0 HBP: 0

Batter	1	2	3	4	5	6	7	8	9	10
Dion James, L (1, 8) OBP: 0.375, SLG: 0.458 Hensley Meulens, R (10, PH)	0-1 L3 1B			0-3 K		1-1 F7			1-0 F9 1B	4-0 BB
Randy Velarde, R (1, 7) OBP: 0.372, SLG: 0.467 Gerald Williams, R (9, PR) OBP: 0.240, SLG: 0.375	1-0 SAFE L3 1-1			0-1 G6-3			0-0 WP G6-3 1B		1-2 1B 2B	2-2 F8
Wade Boggs, L (1, 5) OBP: 0.379, SLG: 0.341	3-2 L7			1-0 G6-3			2-0 G6-3 WP 1B		2-0 L9 1B 2-H	
Jim Leyritz, R (1, 3) OBP: 0.431, SLG: 0.568		4-0 G4-3 BB			3-2 G3-1		2-2 G6-3		1-0 1B	
Paul O'Neill, L (1, 9) OBP: 0.364, SLG: 0.482		1-0 G4-3 1-2f			2-0 G4-3		0-0 1B		0-0 L9 2-3	
Matt Nokes, L (1, 10) OBP: 0.255, SLG: 0.434 Mike Humphreys, R (9, PH) OBP: 0.211, SLG: 0.188		2-2 G3			3-3 K		1-1 G3		2-3 K	
Mike Stanley, R (1, 2) OBP: 0.384, SLG: 0.520 Mike Gallego, R (10, PR) OBP: 0.429, SLG: 0.475			0-3 K			3-0 G6-3			2-1 G4-6-3 1B	0-1 SH1-4 1B
Spike Owen, S (1, 6) OBP: 0.329, SLG: 0.333			1-1 G4-1			1-1 F8			0-0 G4-6-3 1-2f	1-0 SAFE SH1-4 1-2
Pat Kelly, R (1, 4) OBP: 0.293, SLG: 0.397			0-1 G5-3			4-2 BB			2-1 F8	1-3 K

Inning Stats	R: 0	H: 1	E: 0	K: 0	S: 8	R: 0	H: 0	E: 0	K: 0	S: 4	R: 0	H: 0	E: 0	K: 1	S: 7	R: 0	H: 0	E: 0	K: 1	S: 6	R: 0	H: 0	E: 0	K: 0	S: 7	R: 0	H: 3	E: 0	K: 0	S: 8	R: 0	H: 1	E: 0	K: 0	S: 5	R: 1	H: 3	E: 0	K: 1	S: 10	R: 0	H: 1	E: 0	K: 1	S: 11
	0	1	0	0	12	0	0	0	0	11	0	0	0	0	8	0	0	0	0	7	0	0	0	0	15	0	0	0	0	13	0	1	0	0	9	1	3	0	1	17	0	1	0	19	

PITCHER	IP	WLS	BF	H	R	ER	SO	BB	IBB	HBP	BLK	WP	HR	S	P	ERA	WHIP
Ben McDonald, R (1, 1) ERA: 4.58	6.1		22	3	2	2	3	2	0	0	0	1	0	44	78	2.84	0.789
Jim Poole, L (7, 1) ERA: 1.69	0.2		2	1	0	0	0	0	0	0	0	0	0	3	4	0.00	1.500
Todd Frohwrth, R (8, 1) ERA: 2.33	1.0		3	1	0	0	0	0	0	0	0	0	0	5	9	0.00	1.000
Gregg Olson, R (9, 1) ERA: 2.14	0.1		4	3	1	1	0	0	0	0	0	0	0	6	11	27.00	9.000
Brad Pennington, L (9, 1) ERA: 1.69	1.2	W	7	1	0	0	2	1	0	0	0	0	0	15	25	0.00	1.200

Batter	1	2	3	4	5	6	7	8	9	AB	R	H	RBI	BB	SO	LOB
Dion James, L OBP: 0.368, SLG: 0.492 (1, 8)	2-2 HR	1-2 G4-3		0-0 F8		1-1 L9				4	1	1	1	0	0	2
Randy Velarde, R OBP: 0.356, SLG: 0.443 (1, 7)	0-2 G2-3	0-1 G4-3		0-0 G6-3		2-2 G4-3				4	0	0	0	0	0	2
Wade Boggs, L OBP: 0.387, SLG: 0.347 (1, 5)	4-2 HR BB	0-0 F7			2-2 FC9-6 1B		1-2 G4-6-3 1B			3	1	2	0	1	0	0
Jim Leyritz, R OBP: 0.425, SLG: 0.587 (1, 3)	1-1 HR		1-2 G6-3		0-1 FC9-6 1-2f		3-2 G4-6-3 1-2f			4	1	1	2	0	0	2
Paul O'Neill, L OBP: 0.361, SLG: 0.483 (1, 9)	3-1 F7		3-0 FC3-6 2B		0-0 F8		1-0 F8			4	0	1	0	0	0	1
Kevin Maas, L OBP: 0.328, SLG: 0.441 (1, 10)	4-1 BB 1B BB		4-2 FC3-6 BB		3-3 K			2-2 G5-3		2	1	0	0	2	1	1
Matt Nokes, L OBP: 0.272, SLG: 0.440 (1, 2)	4-2 1B BB		0-1 FC3-6 1-2f 2-3		2-1 FC1-5 1B		1-1 1B			3	0	2	0	1	0	2
Spike Owen, S OBP: 0.333, SLG: 0.338 (1, 6)	2-2 1-2 2-H 1B		1-1 G4-3		0-1 FC1-5 1B		2-3 K			4	0	2	1	0	1	3
Pat Kelly, R OBP: 0.285, SLG: 0.385 (1, 4)	0-0 L8		0-3 K		0-0 FC1-5 1-2 2-3f		0-1 G4-3			4	0	0	0	0	1	5

Inning Stats	R: 4	H: 3	E: 0	K: 0	S: 21	LOB: 2	BB: 3	P: 41	R: 0	H: 0	E: 0	K: 0	S: 8	LOB: 0	BB: 0	P: 9	R: 0	H: 1	E: 0	K: 0	S: 12	LOB: 2	BB: 1	P: 21	R: 0	H: 0	E: 0	K: 1	S: 5	LOB: 0	BB: 0	P: 5	R: 0	H: 1	E: 0	K: 1	S: 10	LOB: 1	BB: 0	P: 15	R: 0	H: 2	E: 0	K: 0	S: 10	LOB: 2	BB: 0	P: 15	R: 0	H: 1	E: 0	K: 0	S: 7	LOB: 0	BB: 0	P: 12	R: 0	H: 1	E: 0	K: 1	S: 10	LOB: 1	BB: 0	P: 15
--------------	------	------	------	------	-------	--------	-------	-------	------	------	------	------	------	--------	-------	------	------	------	------	------	-------	--------	-------	-------	------	------	------	------	------	--------	-------	------	------	------	------	------	-------	--------	-------	-------	------	------	------	------	-------	--------	-------	-------	------	------	------	------	------	--------	-------	-------	------	------	------	------	-------	--------	-------	-------

PITCHER	IP	WLS	BF	H	R	ER	SO	BB	IBB	HBP	BLK	WP	HR	S	P	ERA	WHIP
Kirk McCaskill, R ERA: 5.36 (1, 1)	0.2	L	8	3	4	4	0	3	0	0	0	0	2	20	40	54.00	9.000
Donn Pall, R ERA: 2.63 (1, 1)	5.1		21	4	0	0	2	1	0	0	0	0	0	46	66	0.00	0.938
Jeff Schwarz, R ERA: 2.45 (7, 1)	1.0		3	1	0	0	0	0	0	0	0	0	0	7	12	0.00	1.000
Terry Leach, R ERA: 2.08 (8, 1)	1.0		4	1	0	0	1	0	0	0	0	0	0	10	15	0.00	1.000

BOTTOM

Chicago White Sox @ New York Yankees
 Yankee Stadium, Bronx, NY
 Fri May 28 1993, 7:05 PM EDT
 Att. 23,658 - Unknown

AB	32
R	4
H	9
RBI	4
BB	4
SO	3
LOB	18



1B: 6	SF: 0	WP: 0	PA: 36
2B: 1	SAC: 0	PB: 0	
3B: 0	DP: 1	SB: 2	
HR: 2	HBP: 0	CS: 0	

Batter	1	2	3	4	5	6	7	8	9	AB R H RBI BB SO LOB	TOP
Tim Raines, S (1, 7) OBP: 0.432, SLG: 0.583 C B F B B	4-2 G5-4-3 BB		2-2 P3			1-0 P3		0-0 L3		3 0 0 0 1 0 0	
Joey Cora, S (1, 4) OBP: 0.368, SLG: 0.361 C X	0-1 G5-4-3 1-2f			4-1 G1-3 S BB		2-2 G6-3			0-3 K	3 0 0 0 1 1 1	
Frank Thomas, R (1, 3) OBP: 0.376, SLG: 0.506 B B F B	4-2 BB			3-3 K 1-2 1 SAFE 1 SAFE 1 SAFE 1 SAFE			4-2 FC5-4 BB		2-3 K	2 0 0 0 2 2 1	
George Bell, R (1, 10) OBP: 0.258, SLG: 0.335 X	0-0 F8			2-0 G1-3 2-3			0-2 FC5-4 G6-4-3 1-2f		1-2 P4	4 0 0 0 0 0 3	
Robin Ventura, L (1, 5) OBP: 0.426, SLG: 0.503 B B C B		2-3 K		3-2 G5-3			2-2 G6-4-3 1-2f			3 0 0 0 0 1 2	
Ellis Burks, R (1, 8) OBP: 0.360, SLG: 0.503 B X			1-0 G5-3		2-3 K			1-1 G6-3		3 0 0 0 0 1 0	
Bo Jackson, R (1, 9) OBP: 0.382, SLG: 0.481 C T B B B			3-3 K		0-1 G5-3			0-1 HR 1B		3 1 1 0 0 1 0	
Ron Karkovics, R (1, 2) OBP: 0.284, SLG: 0.398 B F B X			2-1 G5-3		2-3 K			3-1 HR 1-H		3 1 1 2 0 1 0	
Craig Grebeck, R (1, 6) OBP: 0.313, SLG: 0.268 X			0-0 P4			0-1 G6-3		1-3 K		3 0 0 0 0 1 0	
Inning Stats	R: 0 H: 0 E: 0 LOB: 1 K: 0 BB: 2 S: 7 P: 15	R: 0 H: 0 E: 0 LOB: 0 K: 2 BB: 0 S: 7 P: 13	R: 0 H: 0 E: 0 LOB: 0 K: 0 BB: 0 S: 6 P: 10	R: 0 H: 0 E: 0 LOB: 1 K: 1 BB: 1 S: 9 P: 21	R: 0 H: 0 E: 0 LOB: 0 K: 2 BB: 0 S: 11 P: 15	R: 0 H: 0 E: 0 LOB: 0 K: 0 BB: 0 S: 6 P: 9	R: 0 H: 0 E: 0 LOB: 0 K: 0 BB: 1 S: 9 P: 15	R: 2 H: 2 E: 0 LOB: 0 K: 1 BB: 0 S: 10 P: 15	R: 0 H: 0 E: 0 LOB: 0 K: 2 BB: 0 S: 9 P: 12	1B: 1 SF: 0 2B: 0 SAC: 0 3B: 0 DP: 2 HR: 1 HBP: 0	WP: 0 PA: 31 PB: 0 SB: 1 CS: 0
PITCHER Jim Abbott, L (1, 1) ERA: 4.32 Bobby Munoz, R (9, 1) ERA:	IP WLS BF H R ER SO BB IBB HBP BLK WP HR S P ERA WHIP 8.0 W 28 2 2 2 6 4 0 0 0 0 1 65 113 2.25 0.750 1.0 3 0 0 0 2 0 0 0 0 0 0 9 12 0.00 0.000										

Chicago White Sox @ New York Yankees
 Yankee Stadium, Bronx, NY
 Sat May 29 1993, 3:33 AM EDT
 Att. 25,106 - Sunny - 70 F

livebaseballscorecards.com

AB	27
R	2
H	2
RBI	2
BB	4
SO	8
LOB	7



Batter	1	2	3	4	5	6	7	8	9
Randy Velarde, R OBP: 0.368, SLG: 0.439 (1, 5)	2-3 K BB	4-2 G6-3 BB		1 SAFE 4-1 1-H BB		2-2 G6-3		1-0 1B 1B	
Mike Gallego, R OBP: 0.427, SLG: 0.460 (1, 4)	4-2 1B HR BB	0-2 G6-3 1-2f		3-3 K 1-2			1-3 K	1-0 1B 1B	
Wade Boggs, L OBP: 0.367, SLG: 0.349 (1, 10)	2-2 1-2 HR 1B		1-2 G6-3		2-2 F8		1-2 G4-3	3-2 1B 1B	
Jim Leyritz, R OBP: 0.432, SLG: 0.615 (1, 3)	2-1 1-2 HR		1-1 G4-3		2-2 G6-3		1-2 1B HBP	2-2 1B 1B	
Mike Stanley, R OBP: 0.402, SLG: 0.525 (1, 2)	1-2 F9		4-2 FC6-4 BB		4-2 1B BB		1-1 1-2 1B FC6-4	1-1 1-2 1B	
Paul O'Neill, L OBP: 0.363, SLG: 0.477 (1, 9)	4-2 BB		1-1 FC6-4 1-2f		0-1 FC5-4 1B		1-1 FC6-4 1-2f	3-3 K	
Hensley Meulens, R (1, 7)	3-3 K			0-3 K		0-1 FC5-4 1-2f		3-2 P3	
Dion James, L OBP: 0.368, SLG: 0.492 (8, PH)									
Mike Humphreys, R OBP: 0.200, SLG: 0.176 (8, PH)									
Spike Owen, S OBP: 0.331, SLG: 0.335 (1, 6)		2-1 S 1B		1-2 G6-3		0-0 P8		1-0 F7	
Gerald Williams, R OBP: 0.241, SLG: 0.357 (1, 8)		1-2 P3		3-1 E S 1B		2-2 P8		1-0 E5 1B	

Inning Stats	R: 3	H: 2	E: 0	K: 2	S: 20	LOB: 1	BB: 2	P: 38	R: 0	H: 1	E: 0	K: 0	S: 12	LOB: 1	BB: 1	P: 18	R: 0	H: 0	E: 0	K: 0	S: 9	LOB: 1	BB: 1	P: 16	R: 1	H: 1	E: 0	K: 2	S: 13	LOB: 1	BB: 1	P: 24	R: 0	H: 1	E: 0	K: 0	S: 13	LOB: 2	BB: 1	P: 21	R: 0	H: 0	E: 0	K: 0	S: 9	LOB: 0	BB: 0	P: 13	R: 0	H: 1	E: 0	K: 1	S: 14	LOB: 2	BB: 0	P: 19	R: 4	H: 5	E: 1	K: 1	S: 19	LOB: 2	BB: 0	P: 35
--------------	------	------	------	------	-------	--------	-------	-------	------	------	------	------	-------	--------	-------	-------	------	------	------	------	------	--------	-------	-------	------	------	------	------	-------	--------	-------	-------	------	------	------	------	-------	--------	-------	-------	------	------	------	------	------	--------	-------	-------	------	------	------	------	-------	--------	-------	-------	------	------	------	------	-------	--------	-------	-------

PITCHER	IP	WLS	BF	H	R	ER	SO	BB	IBB	HBP	BLK	WP	HR	S	P	ERA	WHIP
Wilson Alvarez, L ERA: 3.25 (1, 1)	6.0	L	28	5	4	3	4	6	0	0	0	0	1	76	130	4.50	1.833
Bobby Thigpen, R ERA: 5.11 (7, 1)	1.0		5	1	0	0	1	0	0	1	0	0	0	14	19	0.00	1.000
Scott Radinsky, L ERA: 6.05 (8, 1)	1.0		9	5	4	0	1	0	0	0	0	0	0	19	35	0.00	5.000

AB R H RBI BB SO LOB

AB	R	H	RBI	BB	SO	LOB
3	1	1	0	2	1	0
4	2	1	1	1	2	3
5	2	2	1	0	0	0
4	1	2	4	0	0	0
3	0	2	1	2	0	0
4	0	1	0	1	1	5
3	0	0	0	0	2	3
0	0	0	0	0	0	0
1	0	0	0	0	0	0
4	0	1	0	0	0	0
4	2	1	0	0	0	1

AB	35
R	8
H	11
RBI	7
BB	6
SO	6
LOB	12



WP	PA	ERA	WHIP
0	42		
0			
0			

Chicago White Sox @ New York Yankees
 Yankee Stadium, Bronx, NY
 Sat May 29 1993, 3:33 AM EDT
 Att. 25,106 - Sunny - 70 F

livebaseballscorecards.com

Chicago White Sox @ New York Yankees
 Yankee Stadium, Bronx, NY
 Sun May 30 1993, 3:33 AM EDT
 Att. 28,306 - Sunny - 72 F

AB	32
R	3
H	7
RBI	3
BB	3
SO	6
LOB	14



WP:	0	PA:	36
PB:	0		
SB:	1		
CS:	2		

AB R H RBI BB SO LOB

4	1	1	0	0	0	2
3	1	1	0	1	0	1
3	0	1	0	1	0	2
4	0	2	2	0	0	0
4	0	0	0	0	1	3
2	0	0	0	0	1	2
1	0	0	0	1	1	0
4	0	0	0	0	0	1
4	1	1	0	0	3	2
3	0	1	1	0	0	1

Batter	1	2	3	4	5	6	7	8	9
Tim Raines, S OBP: 0.417, SLG: 0.550 (1, 7)	3-2 G6-3 1B			1-2 E6 BB 1B	3-1 P4		2-2 G1-3		
Joey Cora, S OBP: 0.371, SLG: 0.360 (1, 4)	0-1 G6-3 1-2f			4-1 1B BB	0-0 1B			1-2 G4-3	
Frank Thomas, R OBP: 0.379, SLG: 0.503 (1, 3)	1-0 CS 1B			4-1 G4-6-3 1B BB	0-0 F9			0-2 G6-3	
George Bell, R OBP: 0.262, SLG: 0.339 (1, 10)	2-2 CS 1-2	1-1 FC3-6 1B		2-2 G4-6-3 1B 1-2 2-H 3-H		1-0 P5		0-2 L7	
Robin Ventura, L OBP: 0.418, SLG: 0.491 (1, 5)			1-0 FC3-6 CS 1-2f	1-0 G4-6-3 1-2f 2-3		3-2 G6-3		1-3 K	
Dan Pasqua, L OBP: 0.313, SLG: 0.345 (1, 9)			3-3 K	2-1 G5-3		2-3 K		4-2 FC4-6 BB	
Ellis Burks, R OBP: 0.361, SLG: 0.500 (6, PH) (6, 9)									
Lance Johnson, L OBP: 0.356, SLG: 0.392 (1, 8)			0-1 G4-3		0-0 G6-3		0-0 E6		0-1 FC4-6 1-2f
Ron Karkovice, R OBP: 0.283, SLG: 0.394 (1, 2)			2-3 K		1-1 E8 1B		1-3 K		3-3 K
Ozzie Guillen, L OBP: 0.258, SLG: 0.306 (1, 6)			1-1 G1-3		0-0 1B 2-H		2-0 F9		

Inning Stats	R: 0	H: 2	E: 0	LOB: 0	K: 0	S: 8	P: 14	R: 0	H: 1	E: 0	LOB: 1	K: 1	BB: 0	S: 6	P: 11	R: 0	H: 0	E: 0	LOB: 0	K: 1	BB: 0	S: 8	P: 11	R: 2	H: 1	E: 1	LOB: 1	K: 0	BB: 2	S: 12	P: 26	R: 1	H: 3	E: 1	LOB: 2	K: 0	BB: 0	S: 8	P: 12	R: 0	H: 0	E: 0	LOB: 0	K: 1	BB: 0	S: 7	P: 13	R: 0	H: 0	E: 1	LOB: 1	K: 1	BB: 0	S: 8	P: 13	R: 0	H: 0	E: 0	LOB: 0	K: 2	BB: 0	S: 10	P: 11	R: 0	H: 0	E: 0	LOB: 1	K: 2	BB: 1	S: 11	P: 19	R: 0	H: 0	E: 0	LOB: 1	K: 2	BB: 1	S: 11	P: 19	1B: 7	SF: 0	2B: 1	SAC: 0	3B: 0	DP: 3	HR: 0	HBP: 0	WP: 0	PA: 36
--------------	------	------	------	--------	------	------	-------	------	------	------	--------	------	-------	------	-------	------	------	------	--------	------	-------	------	-------	------	------	------	--------	------	-------	-------	-------	------	------	------	--------	------	-------	------	-------	------	------	------	--------	------	-------	------	-------	------	------	------	--------	------	-------	------	-------	------	------	------	--------	------	-------	-------	-------	------	------	------	--------	------	-------	-------	-------	------	------	------	--------	------	-------	-------	-------	-------	-------	-------	--------	-------	-------	-------	--------	-------	--------

PITCHER	IP	WLS	BF	H	R	ER	SO	BB	IBB	HBP	BLK	WP	HR	S	P	ERA	WHIP
Bob Wickman, R ERA: 3.88 (1, 1)	5.1	W	22	7	3	2	2	2	0	0	0	0	0	43	76	3.38	1.688
Neal Heaton, L ERA: 7.82 (6, 1)	0.2		3	0	0	0	1	0	0	0	0	0	0	7	12	0.00	0.000
John Habyan, R ERA: 3.86 (7, 1)	2.0		6	0	0	0	1	0	0	0	0	0	0	17	23	0.00	0.000
Steve Farr, R ERA: 4.15 (9, 1)	1.0	S	4	0	0	0	2	1	0	0	0	0	0	11	19	0.00	1.000

PITCHER	IP	WLS	BF	H	R	ER	SO	BB	IBB	HBP	BLK	WP	HR	S	P	ERA	WHIP
---------	----	-----	----	---	---	----	----	----	-----	-----	-----	----	----	---	---	-----	------

Batter	1	2	3	4	5	6	7	8	9	AB R H RBI BB SO LOB	TOP											
Kenny Lofton, L (1, 8) OBP: 0.423, SLG: 0.412 Thomas Howard, S (7, PH) OBP: 0.271, SLG: 0.321 (7, 8)	0-0 G3		2-2 1B		2-0 CS 1B		2-1 F7			3 0 2 1 0 0 0 1 0 0 0 0 0 1	Cleveland Indians @ New York Yankees Yankee Stadium, Bronx, NY Mon May 31 1993, 3:33 AM EDT Att. 20,062 - Overcast - 66 F											
Wayne Kirby, L (1, 9) OBP: 0.345, SLG: 0.395	1-2 G1-3 1B		1-0 F8		1-1 CS 1-2	0-1 1B		3-0 L8		4 0 2 0 0 0 2												
Jeff Treadway, L (1, 4) OBP: 0.358, SLG: 0.368	0-2 G1-3 1-2		0-0 F8			2-0 F7		2-2 G4-3		4 0 0 0 0 0 4												
Albert Belle, R (1, 7) OBP: 0.369, SLG: 0.581	1-3 K			0-0 G6-3		1-3 K		0-0 G6-3		4 0 0 0 0 2 2												
Paul Sorrento, L (1, 3) OBP: 0.366, SLG: 0.580		1-0 G3-1		1-3 K		2-2 P5		3-2 G3 1B		4 0 1 0 0 1 1												
Reggie Jefferson, S (1, 10) OBP: 0.293, SLG: 0.355		0-0 G3		1-1 F8			4-2 1B FC4-6 BB		2-0 G3 1-2	3 1 0 0 1 0 1												
Alvaro Espinoza, R (1, 5) OBP: 0.326, SLG: 0.511		1-1 G5-3			1-2 G3 WP 1B 1B		1-1 FC4-6 1B		0-0 FC6-5-4 2-3	4 1 2 0 0 0 1												
Felix Fermin, R (1, 6) OBP: 0.316, SLG: 0.304			3-2 F8 1B 1B		1-3 K		0-0 FC4-6 1-2 3-H		2-2 F9	4 0 1 1 0 1 3												
Jesse Levis, L (1, 2) (1, 2)			3-2 F7		1-2 G3 2-3		1-1 L6			3 0 0 0 0 0 3												
Inning Stats	R: 0 E: 0 K: 1 S: 13	H: 1 LOB: 1 BB: 0 P: 15	R: 0 E: 0 K: 0 S: 4	H: 0 LOB: 0 BB: 0 P: 6	R: 0 E: 0 K: 0 S: 13	H: 2 LOB: 2 BB: 0 P: 22	R: 0 E: 0 K: 1 S: 6	H: 0 LOB: 0 BB: 0 P: 8	R: 1 E: 0 K: 1 S: 12	H: 2 LOB: 0 BB: 0 P: 18	R: 0 E: 0 K: 1 S: 9	H: 1 LOB: 1 BB: 0 P: 14	R: 1 E: 0 K: 0 S: 11	H: 1 LOB: 1 BB: 1 P: 19	R: 0 E: 0 K: 0 S: 6	H: 0 LOB: 0 BB: 0 P: 11	R: 0 E: 0 K: 0 S: 8	H: 1 LOB: 1 BB: 0 P: 15	1B: 8 2B: 0 3B: 0 HR: 0	SF: 0 SAC: 0 DP: 0 HBP: 0	WP: 1 PB: 0 SB: 0 CS: 1	PA: 36
PITCHER	IP WLS BF H R ER SO BB IBB HBP BLK WP HR S P ERA WHIP																					
Melido Perez, R (1, 1) ERA: 3.44 Bobby Munoz, R (9, 1) ERA:	8.0 W 31 7 2 2 4 1 0 0 0 1 0 74 113 2.25 1.000																					
	1.0 4 1 0 0 0 0 0 0 0 0 0 0 8 15 0.00 1.000																					

livebaseballscorecards.com

AB	34
R	2
H	8
RBI	2
BB	1
SO	4
LOB	18



Batter	1	2	3	4	5	6	7	8	9
Mike Gallego, R OBP: 0.452, SLG: 0.522 (1, 5)	0-0 SH3-4 SF8 2B		3-2 1B		4-0 SF8 1B 1-2 1B	4-2 FC3-6 BB		0-0 G5-3	
Spike Owen, S OBP: 0.330, SLG: 0.333 (1, 6)	0-0 SH3-4 2-3		2-3 K		0-0 SF8 1-2 2-3 1B	1-0 FC3-6 WP		3-1 F7	
Wade Boggs, L OBP: 0.360, SLG: 0.343 (1, 10)	1-0 SF8 3-H			1-0 F8	1-2 SF8 1-2 2-3 3-H	4-2 BB		1-2 BB 1B	
Jim Leyritz, R OBP: 0.450, SLG: 0.625 (1, 3)	3-3 K			0-0 1B 2B	1-2 1B	1-1 G1-3		4-1 BB 1-2 BB	
Mike Stanley, R OBP: 0.421, SLG: 0.528 (1, 2)		3-2 G6-4-3 1B		1-2 1B 2-H	0-3 K		0-0 L7	4-2 BB 1-2 2-3	
Paul O'Neill, L OBP: 0.367, SLG: 0.490 (1, 9)		2-1 P4		0-3 K 1-2 1B	3-0 1B		0-0 HR	1-3 K	
Hensley Meulens, R OBP: 0.250, SLG: 0.571 (1, 7)		0-2 G6-4-3 1-2f		1-1 F9	0-0 G3		2-2 HR		
Gerald Williams, R OBP: 0.242, SLG: 0.406 (1, 8)			2-1 P4		0-0 1B 3B	1-3 K		1-0 G5-3	
Pat Kelly, R OBP: 0.287, SLG: 0.383 (1, 4)			0-0 L9		0-0 1B BB SF8 1B 3-H	0-0 FC3-6 S 1B		3-2 F9	

Inning Stats	R: 1	H: 1	E: 0	K: 1	S: 7	R: 0	H: 1	E: 0	K: 0	S: 9	R: 0	H: 1	E: 0	K: 1	S: 10	R: 1	H: 2	E: 0	K: 1	S: 10	R: 4	H: 5	E: 0	K: 1	S: 18	R: 0	H: 1	E: 0	K: 1	S: 14	R: 2	H: 2	E: 0	K: 0	S: 9	R: 0	H: 1	E: 0	K: 1	S: 14
	LOB: 0	BB: 0	LOB: 0	BB: 0	P: 11	LOB: 0	BB: 0	LOB: 0	BB: 0	P: 14	LOB: 1	BB: 0	LOB: 1	BB: 0	P: 17	LOB: 1	BB: 1	LOB: 2	BB: 1	P: 27	LOB: 3	BB: 2	LOB: 0	BB: 0	P: 15	LOB: 3	BB: 2	LOB: 0	BB: 2	P: 27	LOB: 0	BB: 0	LOB: 3	BB: 2	P: 27	LOB: 0	BB: 0	LOB: 0	BB: 0	P: 27

PITCHER	IP	WLS	BF	H	R	ER	SO	BB	IBB	HBP	BLK	WP	HR	S	P	ERA	WHIP
Dennis Cook, L ERA: 5.35 (1, 1)	4.1	L	21	8	6	6	3	1	0	0	0	0	0	46	70	12.46	2.077
Mark Clark, R ERA: 6.42 (5, 1)	2.2		15	5	2	2	2	2	0	0	0	1	2	31	52	6.75	2.625
Bill Wertz, R ERA: 6.75 (8, 1)	1.0		6	1	0	0	1	2	0	0	0	0	0	14	27	0.00	3.000

AB R H RBI BB SO LOB

3	2	2	0	2	0	0
4	1	1	0	0	1	3
2	0	1	2	1	0	0
4	1	2	2	1	1	3
4	0	2	1	1	1	1
5	1	2	1	0	2	5
4	1	1	1	0	0	4
4	1	1	0	0	1	0
4	1	2	1	0	0	0

1B: 9	SF: 2	WP: 1	PA: 42
2B: 2	SAC: 1	PB: 0	
3B: 1	DP: 1	SB: 1	
HR: 2	HBP: 0	CS: 0	

AB 34
R 8
H 14
RBI 8
BB 5
SO 6
LOB 16

Cleveland Indians @ New York Yankees
Yankee Stadium, Bronx, NY
Mon May 31 1993, 3:33 AM EDT
Att. 20,062 - Overcast - 66 F

livebaseballscores.com

Batter	1	2	3	4	5	6	7	8	9	AB	R	H	RBI	BB	SO	LOB	TOP										
Kenny Lofton, L OBP: 0.425, SLG: 0.412 (1, 8) BB BB C C B	4-2 F9 BB HR	0-0 G1-3		0-0 FC4-6 1B	2-2 L8		2-0 1B 3B 1B	2-0 G3		5	2	2	0	1	0	1											
Wayne Kirby, L OBP: 0.344, SLG: 0.384 (1, 9) SAFE SAFE SAFE SAFE SAFE F BB BB	4-2 HR BB	1-3 K		1-0 FC4-6 2B 1B 1-2f	1-2 F9		0-2 3B 1B		0-0 P5	5	3	1	0	1	1	2											
Carlos Baerga, S OBP: 0.313, SLG: 0.488 (1, 4) B X	1-0 F9 2-3	1-0 HR		0-0 1B 2B			1-1 HR 3B		1-2 G4-3	6	3	3	3	0	0	2											
Albert Belle, R OBP: 0.372, SLG: 0.607 (1, 7) B X	1-0 HR 1-H 3-H	3-2 F7		4-0 1B E IBB			2-0 HR		0-0 G6-3	5	3	2	4	1	0	1											
Paul Sorrento, L OBP: 0.373, SLG: 0.578 (1, 3) B B X	2-0 1B 1B		3-2 F7	1-0 E 1B 1-3 2-H 3-H			4-0 FC5-4 BB		3-3 K	4	1	2	2	1	1	1											
Reggie Jefferson, S OBP: 0.297, SLG: 0.378 (1, 10) F X	0-1 E 1B 1B		1-2 G6-3	0-1 E5 L3 1-3 3-H			2-2 FC5-4 HBP 1B 1-2f		2-1 HR 3-H	5	3	2	3	0	0	2											
Jeff Treadway, L OBP: 0.376, SLG: 0.380 (1, 5) Alvaro Espinoza, R OBP: 0.319, SLG: 0.500 (6, 5) B B C F X	3-2 E8 1B 1-H 2-H		2-2 1B 1B	1-0 L3 1-1			1-0 1B HBP		0-0 F9	3	0	2	1	0	0	2											
Felix Fermin, R OBP: 0.318, SLG: 0.307 (1, 6) B F F B X	3-2 L7		0-1 FC6-4 1B				1-1 FC6-4 1B 1-2 2-H		2-1 L8	5	0	2	1	0	0	1											
Junior Ortiz, R OBP: 0.200, SLG: 0.244 (1, 2) C B B X	3-1 G6-3		0-1 FC6-4				1-0 F8		1-2 G6-3	5	0	0	0	0	0	6											
Inning Stats	R: 5 E: 1 K: 0 S: 17	H: 4 LOB: 1 BB: 2 P: 38	R: 1 E: 0 K: 1 S: 9	H: 1 LOB: 0 BB: 0 P: 14	R: 0 E: 0 K: 0 S: 13	H: 2 LOB: 2 BB: 0 P: 19	R: 3 E: 1 K: 0 S: 7	H: 3 LOB: 1 BB: 1 P: 14	R: 0 E: 1 K: 0 S: 9	H: 0 LOB: 1 BB: 0 P: 14	R: 2 E: 0 K: 0 S: 10	H: 2 LOB: 2 BB: 1 P: 22	R: 4 E: 0 K: 1 S: 15	H: 4 LOB: 0 BB: 0 P: 23	R: 0 E: 0 K: 0 S: 6	H: 0 LOB: 0 BB: 0 P: 11	R: 0 E: 0 K: 0 S: 9	H: 0 LOB: 0 BB: 0 P: 13	1B: 10 2B: 2 3B: 1 HR: 4	SF: 0 SAC: 0 DP: 1 HBP: 1	WP: 0 PB: 0 SB: 0 CS: 0	PA: 49					
PITCHER	IP	WLS	BF	H	R	ER	SO	BB	IBB	HBP	BLK	WP	HR	S	P	ERA	WHIP										
Mike Witt, R ERA: 5.3 (1, 1)	0.1	L	5	2	4	4	0	2	0	0	0	0	1	7	19	108.00	12.000										
Scott Kamieniecki, R ERA: 4.91 (1, 1)	3.0		17	7	5	5	1	0	1	0	0	0	1	35	60	15.00	2.333										
Neal Heaton, L ERA: 7.8 (4, 1)	2.1		13	3	2	2	0	1	0	1	0	0	1	20	37	7.71	1.714										
Rich Monteleone, R ERA: 4.5 (6, 1)	3.1		14	4	4	4	1	0	0	0	0	0	1	33	52	10.80	1.200										

Cleveland Indians @ New York Yankees
Yankee Stadium, Bronx, NY
 Tue Jun 01 1993, 7:05 PM EDT
 Att. 14,661 - Unknown - 67 F

AB	44
R	15
H	16
RBI	14
BB	4
SO	2
LOB	18



WP	0	PA	49
----	---	----	----

Batter	1	2	3	4	5	6	7	8	9	AB	R	H	RBI	BB	SO	LOB
Dion James, L (1, 7) OBP: 0.385, SLG: 0.507	0-1 G4-3	0-1 2B		0-2 1B		1-2 G3-1		1-2 F8	2-0 P5	6	0	2	2	0	0	1
Spike Owen, S (1, 6) OBP: 0.332, SLG: 0.331	1-1 P5		4-1 HR	1-3 1B		1-0 G5-3		0-0 1B		4	1	1	0	1	1	1
Wade Boggs, L (1, 5) OBP: 0.385, SLG: 0.352 Mike Humphreys, R (8, PR) OBP: 0.200, SLG: 0.176	4-0 BB		1-2 L7	1-0 F8		2-0 2B		1-2 1B		4	0	2	0	1	0	2
Jim Leyritz, R (1, 3) OBP: 0.452, SLG: 0.645 Hensley Meulens, R (8, PH) OBP: 0.222, SLG: 0.500	1-3 1B		3-2 HR	4-2 BB		0-1 F9		1-2 E5		3	1	1	2	1	1	2
Paul O'Neill, L (1, 9) OBP: 0.368, SLG: 0.488		0-0 FC5-4 2B	0-0 WP 1B	3-2 F9			0-0 G4-3	1-2 F8		5	2	2	0	0	0	5
Kevin Maas, L (1, 10) OBP: 0.328, SLG: 0.455		1-2 FC5-4 HBP	2-2 F9		1-0 F7		2-0 FC5-4 1B		2-3 1B	4	0	1	0	0	1	1
Mike Stanley, R (1, 2) OBP: 0.415, SLG: 0.518 Matt Nokes, L (8, 2) OBP: 0.278, SLG: 0.445		2-2 FC5-4 2B	1-1 1B		1-3 1B		0-0 P6		2-1 WP 2B 1B	4	1	1	1	0	1	3
Randy Velarde, R (1, 8) OBP: 0.365, SLG: 0.416		4-2 2B BB	0-1 1B		1-2 FC5-4 HBP		1-2 FC5-4 1-2f		2-3 1B	3	0	1	0	1	1	2
Pat Kelly, R (1, 4) OBP: 0.284, SLG: 0.384		3-2 P6	2-0 F8		1-0 FC5-4 1-2f			0-3 1B	3-1 2B	5	0	1	1	0	1	6

Inning Stats	R: 0	H: 0	E: 0	K: 1	S: 8	H: 0	LOB: 1	BB: 1	P: 14	R: 2	H: 2	E: 0	K: 0	S: 16	H: 2	LOB: 2	BB: 1	P: 26	R: 3	H: 4	E: 0	K: 0	S: 19	R: 0	H: 1	E: 0	K: 1	S: 14	R: 0	H: 1	E: 0	K: 0	S: 7	R: 0	H: 1	E: 0	K: 0	S: 9	R: 0	H: 1	E: 0	K: 0	S: 6	R: 0	H: 2	E: 1	K: 1	S: 18	R: 1	H: 2	E: 0	K: 2	S: 11	1B: 9	2B: 3	3B: 0	HR: 1	SF: 0	SAC: 0	DP: 0	HBP: 2	WP: 2	PA: 46
--------------	------	------	------	------	------	------	--------	-------	-------	------	------	------	------	-------	------	--------	-------	-------	------	------	------	------	-------	------	------	------	------	-------	------	------	------	------	------	------	------	------	------	------	------	------	------	------	------	------	------	------	------	-------	------	------	------	------	-------	-------	-------	-------	-------	-------	--------	-------	--------	-------	--------

PITCHER	IP	WLS	BF	H	R	ER	SO	BB	IBB	HBP	BLK	WP	HR	S	P	ERA	WHIP
Jose Mesa, R (1, 1) ERA: 3.76	3.0		19	7	5	5	1	3	0	1	0	1	1	47	76	15.00	3.333
Cliff Young, L (4, 1) ERA: 5.12	4.0	W	16	2	0	0	2	1	0	1	0	0	0	32	52	0.00	0.750
Ted Power, R (8, 1) ERA: 7.0	1.0		6	2	0	0	1	0	0	0	0	0	0	18	22	0.00	2.000
Eric Plunk, R (9, 1) ERA: 3.04	1.0		5	2	1	1	2	0	0	0	0	1	0	11	22	9.00	2.000


BOTTOM

Cleveland Indians @ New York Yankees
 Yankee Stadium, Bronx, NY

Tue Jun 01 1993, 7:05 PM EDT
 Att: 14,661 - Unknown - 67 F

livebaseballscores.com

AB	40
R	6
H	13
RBI	6
BB	4
SO	6
LOB	25



Batter	1	2	3	4	5	6	7	8	9	AB R H RBI BB SO LOB	TOP											
Kenny Lofton, L (1, 8) OBP: 0.417, SLG: 0.403	3-3 		1-2 		1-0 			3-2 		4 0 0 1 0 1 2	Cleveland Indians @ New York Yankees Yankee Stadium, Bronx, NY Wed Jun 02 1993, 7:05 PM EDT Att. 14,374 - Unknown - 65 F											
Thomas Howard, S (1, 9) OBP: 0.262, SLG: 0.310	1-3 			0-3 		2-3 		1-0 		4 0 0 0 0 3 1												
Carlos Baerga, S (1, 4) OBP: 0.317, SLG: 0.488	3-3 			2-1 		0-0 		3-1 		4 1 2 0 0 1 0												
Albert Belle, R (1, 7) OBP: 0.370, SLG: 0.615		0-0 		0-0 		2-2 		1-2 		4 1 1 3 0 0 1												
Carlos Martinez, R (1, 10) OBP: 0.305, SLG: 0.381		0-1 		2-0 			1-1 	0-1 		3 0 1 0 0 0 1												
Wayne Kirby, L (8, PH) OBP: 0.341, SLG: 0.379										1 0 0 0 0 0 0												
Reggie Jefferson, S (1, 3) OBP: 0.296, SLG: 0.374		2-0 			1-2 		0-0 		0-1 			4 0 1 0 0 0 1										
Alvaro Espinoza, R (1, 5) OBP: 0.320, SLG: 0.510		1-3 			0-0 		1-1 		4-1 			3 1 1 0 0 1 1										
Jeff Treadway, L (9, PH) OBP: 0.384, SLG: 0.380										0 0 0 0 1 0 0												
Felix Fermin, R (1, 6) OBP: 0.322, SLG: 0.318			0-1 		1-1 			0-0 		4 1 2 0 0 0 1												
Junior Ortiz, R (1, 2) OBP: 0.193, SLG: 0.235			1-1 		0-2 			0-0 		3 1 0 1 0 0 2												
Inning Stats	R: 0 E: 0 K: 3 S: 13	H: 0 LOB: 0 BB: 0 P: 20	R: 0 E: 0 K: 1 S: 7	H: 1 LOB: 1 BB: 0 P: 10	R: 0 E: 0 K: 0 S: 7	H: 0 LOB: 0 BB: 0 P: 9	R: 0 E: 0 K: 1 S: 7	H: 1 LOB: 1 BB: 0 P: 11	R: 1 E: 0 K: 0 S: 10	H: 2 LOB: 1 BB: 0 P: 13	R: 0 E: 0 K: 1 S: 7	H: 0 LOB: 0 BB: 0 P: 11	R: 0 E: 0 K: 0 S: 5	H: 1 LOB: 0 BB: 0 P: 7	R: 4 E: 1 K: 0 S: 13	H: 3 LOB: 0 BB: 0 P: 21	R: 0 E: 0 K: 0 S: 6	H: 0 LOB: 0 BB: 1 P: 11	1B: 5 2B: 2 3B: 0 HR: 1	SF: 0 SAC: 0 DP: 2 HBP: 0	WP: 0 PB: 0 SB: 0 CS: 0	PA: 35
PITCHER	IP WLS BF H R ER SO BB IBB HBP BLK WP HR S P ERA WHIP																					
Jimmy Key, L (1, 1) ERA: 1.98	7.2 W 31 8 5 2 6 0 0 0 0 0 0 1 67 100 2.35 1.043																					
John Habyan, R (8, 1) ERA: 3.81	0.1 1 0 0 0 0 0 0 0 0 0 0 0 2 2 0.00 0.000																					
Steve Farr, R (9, 1) ERA: 3.93	1.0 S 3 0 0 0 0 1 0 0 0 0 0 0 6 11 0.00 1.000																					

AB	34
R	5
H	8
RBI	5
BB	1
SO	6
LOB	10



Batter	1	2	3	4	5	6	7	8	9
Mike Gallego, R OBP: 0.449, SLG: 0.521 (1, 5)	2-1 G5-3		4-1 2B BB		1-0 2B	0-0 F9		3-2 P3	
Spike Owen, S OBP: 0.330, SLG: 0.335 (1, 6)	1-3 K		3-3 SAFE SAFE 1-2 K		0-0 1B 2B	3-2 G6-3			
Randy Velarde, R OBP: 0.370, SLG: 0.424 (1, 7)	2-2 G4-3		0-1 2-H 2B		4-2 1B BB	3-1 G1-4-3			
Jim Leyritz, R OBP: 0.461, SLG: 0.645 (1, 10)		2-0 FC3-6 1B	4-1 BB		2-2 1B 3B 1-2 2-3 1B		0-2 G3-1		
Mike Stanley, R OBP: 0.410, SLG: 0.509 (1, 2)		2-0 E5 FC3-6 1-2	2-3 K		2-3 K		0-0 FC3-6 1B		
Hensley Meulens, R OBP: 0.182, SLG: 0.400 (1, 3)		1-2 FC3-6 G2-3 1-2f 2-3		2-0 L9	1-0 3B 1B 1-3 2-H 3-H		1-2 FC3-6		
Kevin Maas, L OBP: 0.331, SLG: 0.455 (5, PH) (6, 3)									
Gerald Williams, R OBP: 0.243, SLG: 0.444 (1, 8)		1-1 G2-3 1-2		2-2 G4-3	3-1 1-H 3-H HR 3B		2-2 L7		
Mike Humphreys, R OBP: 0.208, SLG: 0.333 (1, 9)		1-3 K		0-3 K CS	1-2 HR		1-3 K		
Pat Kelly, R OBP: 0.277, SLG: 0.373 (1, 4)			1-0 SAFE SAFE B1-3	1-0 SAFE SAFE CS		G6-3 G1-3		1-2 G5-3	

Inning Stats	R: 0	H: 0	E: 0	K: 1	S: 8	R: 0	H: 1	E: 1	K: 1	S: 10	R: 1	H: 1	E: 0	K: 2	S: 13	R: 0	H: 0	E: 0	K: 1	S: 8	R: 7	H: 6	E: 0	K: 1	S: 19	R: 0	H: 0	E: 0	K: 0	S: 6	R: 0	H: 1	E: 0	K: 0	S: 13	R: 0	H: 0	E: 0	K: 1	S: 12	R: 0	H: 0	E: 0	K: 1	S: 17	R: 0	H: 0	E: 0	K: 1	S: 17	R: 4	H: 0	E: 0	K: 1	S: 13	R: 0	H: 0	E: 0	K: 1	S: 17	R: 0	H: 0	E: 0	K: 1	S: 17
	0	0	0	1	8	0	1	1	1	10	1	1	0	2	13	0	0	0	0	0	8	6	0	0	19	0	0	0	0	0	0	1	0	0	13	0	0	0	0	12	0	0	0	0	17	0	0	0	1	17	4	0	0	1	13	0	0	0	1	17	0	0	0	1	17

PITCHER	IP	WLS	BF	H	R	ER	SO	BB	IBB	HBP	BLK	WP	HR	S	P	ERA	WHIP
Matt Young, L ERA: 6.87 (1, 1)	4.1	L	21	4	4	4	5	3	0	0	0	1	0	44	80	8.31	1.615
Tom Kramer, R ERA: 4.07 (5, 1)	0.1		5	4	4	4	1	0	0	0	0	0	1	12	21	108.00	12.000
Jeremy Hernandez, R ERA: 4.54 (5, 1)	1.1		4	0	0	0	0	0	0	0	0	0	0	8	14	0.00	0.000
Heathcliff Stocumb, R ERA: 2.84 (7, 1)	2.0		7	1	0	0	1	0	0	0	0	0	0	25	33	0.00	0.500


BOTTOM

Cleveland Indians @ New York Yankees
 Yankee Stadium, Bronx, NY
 Wed Jun 02 1993, 7:05 PM EDT
 Att: 14,374 - Unknown - 65 F

AB	R	H	RBI	BB	SO	LOB
4	2	1	0	1	0	0
4	1	1	1	0	2	1
3	1	1	1	1	0	0
3	1	2	0	1	0	0
4	0	1	0	0	2	6
2	0	0	0	0	0	2
2	1	1	2	0	0	1
4	1	1	2	0	0	3
4	1	1	2	0	3	2
4	0	0	0	0	0	0

AB	34
R	8
H	9
RBI	8
BB	3
SO	7
LOB	15

WP: 1 PA: 38
 PB: 0
 SB: 2
 CS: 1



PITCHER	IP	WLS	BF	H	R	ER	SO	BB	IBB	HBP	BLK	WP	HR	S	P	ERA	WHIP
Matt Young, L ERA: 6.87 (1, 1)	4.1	L	21	4	4	4	5	3	0	0	0	1	0	44	80	8.31	1.615
Tom Kramer, R ERA: 4.07 (5, 1)	0.1		5	4	4	4	1	0	0	0	0	0	1	12	21	108.00	12.000
Jeremy Hernandez, R ERA: 4.54 (5, 1)	1.1		4	0	0	0	0	0	0	0	0	0	0	8	14	0.00	0.000
Heathcliff Stocumb, R ERA: 2.84 (7, 1)	2.0		7	1	0	0	1	0	0	0	0	0	0	25	33	0.00	0.500

New York Yankees @ Texas Rangers
 Arlington Stadium, Arlington, TX

Sat Jun 05 1993, 8:05 PM EDT
 Att. 39,413 - Unknown - 92 F

livebaseballscorecards.com

AB	42
R	9
H	15
RBI	8
BB	7
SO	6
LOB	25



AB R H RBI BB SO LOB

6	1	1	1	0	0	3	
6	1	2	0	0	0	3	
4	1	3	0	2	0	0	
5	0	0	0	1	3	8	
4	1	1	1	1	1	3	
5	2	2	2	0	2	4	
0	0	0	0	0	0	0	
2	1	1	0	1	0	0	
1	1	0	1	1	0	1	
5	1	3	3	0	0	2	
0	0	0	0	0	0	0	
4	0	2	0	1	0	1	
1B: 12	SF: 0	2B: 1	SAC: 0	3B: 1	DP: 1	HR: 1	HBP: 0
WP: 0	PA: 49	PB: 1	SB: 0	CS: 0			

Batter	1	2	3	4	5	6	7	8	9
Mike Gallego, R (1, 5) OBP: 0.430, SLG: 0.488	0-1 G1-3		1-0 FC5-4 BB 1-2f	1-1 F8		1-0 L7	0-0 G4-3 1B		3-2 G6-3
Spike Owen, S (1, 6) OBP: 0.330, SLG: 0.335	0-0 G4-3		1-1 P2		3-2 G5-3		1-2 1B 3-H		2-2 PB 1B
Wade Boggs, L (1, 10) OBP: 0.395, SLG: 0.358	1-2 F8		4-1 BB BB		1-2 1B		1-2 1B 1B		1-0 PB 1B
Jim Leyritz, R (1, 3) OBP: 0.457, SLG: 0.615		1-1 F8	4-0 BB BB		1-3 K		L4 K		1-3 K
Mike Stanley, R (1, 2) OBP: 0.406, SLG: 0.516		1-0 F8	4-0 BB		3-3 K		1-1 E9 BB 3B		1-1 1B
Paul O'Neill, L (1, 9) OBP: 0.366, SLG: 0.497		2-1 HR	0-0 F7			3-3 K	0-0 BB 3B		2-3 K
Randy Velarde, R (1, 8) OBP: 0.370, SLG: 0.424		4-1 BB		2-0 1B G4-6-3 2B		1-0 L7	4-2 BB 3B		0-2 F7
Mike Humphreys, R (1, 8) OBP: 0.259, SLG: 0.391							1-2 2-3 3-H		
Dion James, L (7, PH) OBP: 0.376, SLG: 0.474							1-2 2-3 3-H		
Hensley Meulens, R (1, 7) OBP: 0.313, SLG: 0.600		2-2 P3		0-1 G4-6-3 1B		0-0 E 1B	1-0 BB 1B		1-2 P3
Gerald Williams, R (8, 8) OBP: 0.225, SLG: 0.410							1-H 2-H 3-H		
Pat Kelly, R (1, 4) OBP: 0.286, SLG: 0.373			1-0 FC5-4 1B	2-2 G4-6-3		0-0 E2 1B	4-1 G4-3 1B		0-0 G6-3

Inning Stats	R: 0	H: 0	E: 0	K: 0	S: 6	P: 7	R: 1	H: 1	E: 0	K: 0	S: 9	P: 19	R: 1	H: 1	E: 1	K: 0	S: 6	P: 21	R: 1	H: 2	E: 0	K: 0	S: 8	P: 13	R: 0	H: 1	E: 0	K: 2	S: 13	P: 21	R: 0	H: 2	E: 1	K: 1	S: 7	P: 12	R: 6	H: 5	E: 1	K: 1	S: 18	P: 39	R: 0	H: 1	E: 0	K: 1	S: 14	P: 18	R: 0	H: 2	E: 0	K: 1	S: 13	P: 20	1B: 12	SF: 0	2B: 1	SAC: 0	3B: 1	DP: 1	HR: 1	HBP: 0	WP: 0	PA: 49
--------------	------	------	------	------	------	------	------	------	------	------	------	-------	------	------	------	------	------	-------	------	------	------	------	------	-------	------	------	------	------	-------	-------	------	------	------	------	------	-------	------	------	------	------	-------	-------	------	------	------	------	-------	-------	------	------	------	------	-------	-------	--------	-------	-------	--------	-------	-------	-------	--------	-------	--------

PITCHER	IP	WLS	BF	H	R	ER	SO	BB	IBB	HBP	BLK	WP	HR	S	P	ERA	WHIP
Charlie Leibrandt, L (1, 1) ERA: 2.89	6.0		30	9	5	5	3	4	0	0	0	0	1	52	97	7.50	2.167
Todd Burns, R (7, 1) ERA: 3.76	0.1		2	0	0	0	0	0	0	0	0	0	0	5	9	0.00	0.000
Craig Lefferts, L (7, 1) ERA: 8.27	0.0	L	1	1	0	0	0	0	0	0	0	0	0	1	1	∞	∞
Matt Whiteside, R (7, 1) ERA: 3.58	0.2		7	2	4	3	1	2	1	0	0	0	0	9	25	40.50	6.000
Bob Patterson, L (8, 1) ERA: 5.03	2.0		9	3	0	0	2	0	0	0	0	0	0	27	38	0.00	1.500

PITCHER	IP	WLS	BF	H	R	ER	SO	BB	IBB	HBP	BLK	WP	HR	S	P	ERA	WHIP
---------	----	-----	----	---	---	----	----	----	-----	-----	-----	----	----	---	---	-----	------

BOTTOM

New York Yankees @ Texas Rangers
Arlington Stadium, Arlington, TX
Sat Jun 05 1993, 8:05 PM EDT
Att: 39,413 - Unknown - 92 F

livebaseballscorecards.com

AB 35
R 6
H 9
RBI 5
BB 0
SO 6
LOB 11



WP: 0 PA: 37
PB: 0
SB: 3
CS: 0

AB R H RBI BB SO LOB

5 0 1 0 0 1 1

4 0 0 0 0 0 1

4 1 2 0 0 0 0

4 0 1 0 0 2 2

4 2 1 0 0 0 2

3 1 1 1 0 1 1

4 1 2 2 0 1 2

4 1 1 1 0 1 1

2 0 0 1 0 0 0

1 0 0 0 0 0 1

1B: 7 SF: 1
2B: 0 SAC: 1
3B: 1 DP: 0
HR: 1 HBP: 0

Batter	1	2	3	4	5	6	7	8	9
David Hulse, L (1, 8) OBP: 0.306, SLG: 0.375	1-2 G5-3	1-1 1B		1-0 G3			2-3 K		2-2 L8
Doug Strange, S (1, 4) OBP: 0.299, SLG: 0.412	1-0 L7	0-0 F7		2-2 G6-3			3-1 G5-3		
Rafael Palmeiro, L (1, 3) OBP: 0.309, SLG: 0.427	3-2 E 1B		2-1 E SF8 1B		0-2 F8			1-0 L6	
Juan Gonzalez, R (1, 10) OBP: 0.404, SLG: 0.678	0-3 K 1-2		0-1 G2-3 1-2		1-3 K			1-2 FC6-4 1B	
Ivan Rodriguez, R (1, 2) OBP: 0.354, SLG: 0.438		1-0 S E 1B	0-0 E SF8 HR		0-0 G5-3			3-1 L8	
Dean Palmer, R (1, 5) OBP: 0.321, SLG: 0.532		1-0 S 3B 1-2	2-2 SF8 1-2				2-3 K	0-0 FC6-4 1-2f	
Dan Peltier, L (1, 9) OBP: 0.500, SLG: 1.250		3-3 K 2-H	3-0 HR				0-0 G3-1		1-1 1B
Butch Davis, R (1, 7) OBP: 0.228, SLG: 0.418		2-2 SH1-3 1-H 2-H 3B	0-1 L6				3-2 G6-3		0-3 K
Billy Ripken, R (1, 6) OBP: 0.265, SLG: 0.213		2-1 SH1-3 3-H							0-0 F7
Geno Petrali, L (9, PH) OBP: 0.300, SLG: 0.263				0-0 G6-3			1-1 G5-3		

Inning Stats	R: 0	H: 1	E: 1	K: 1	S: 13	H: 1	LOB: 1	BB: 0	P: 18	R: 3	H: 4	E: 0	K: 1	S: 14	H: 2	LOB: 0	BB: 0	P: 23	R: 0	H: 0	E: 0	K: 0	S: 7	H: 0	LOB: 0	BB: 0	P: 10	R: 0	H: 0	E: 0	K: 1	S: 7	H: 0	LOB: 0	BB: 0	P: 12	R: 0	H: 0	E: 0	K: 1	S: 7	H: 1	LOB: 1	BB: 0	P: 12	R: 0	H: 1	E: 0	K: 1	S: 9	H: 1	LOB: 1	BB: 0	P: 12	1B: 7	SF: 1	2B: 0	SAC: 1	3B: 1	DP: 0	HR: 1	HBP: 0	WP: 0	PA: 37
--------------	------	------	------	------	-------	------	--------	-------	-------	------	------	------	------	-------	------	--------	-------	-------	------	------	------	------	------	------	--------	-------	-------	------	------	------	------	------	------	--------	-------	-------	------	------	------	------	------	------	--------	-------	-------	------	------	------	------	------	------	--------	-------	-------	-------	-------	-------	--------	-------	-------	-------	--------	-------	--------

PITCHER	IP	WLS	BF	H	R	ER	SO	BB	IBB	HBP	BLK	WP	HR	S	P	ERA	WHIP
Bob Wickman, R (1, 1) ERA: 4.15	2.2		16	7	6	3	2	0	0	0	0	0	1	39	60	10.12	2.625
Rich Monteleone, R (3, 1) ERA: 4.1	3.1	W	10	0	0	0	2	0	0	0	0	0	0	23	32	0.00	0.000
Steve Howe, L (7, 1) ERA: 15.43	1.1		4	0	0	0	1	0	0	0	0	0	0	8	15	0.00	0.000
John Habyan, R (8, 1) ERA: 3.6	0.2		3	1	0	0	0	0	0	0	0	0	0	6	10	0.00	1.500
Steve Farr, R (9, 1) ERA: 3.72	1.0	S	4	1	0	0	1	0	0	0	0	0	0	9	12	0.00	1.000

New York Yankees @ Texas Rangers
 Arlington Stadium, Arlington, TX

Sun Jun 06 1993, 8:05 PM EDT
 Att. 26,107 - Unknown - 92 F

AB	33
R	3
H	8
RBI	3
BB	1
SO	7
LOB	7



AB R H RBI BB SO LOB

TOP

Batter	1	2	3	4	5	6	7	8	9
Mike Humphreys, R (1, 8) OBP: 0.258, SLG: 0.444	0-1 G5-3		3-3 K		1-2 SF8		1-2 F7		
Mike Gallego, R (1, 5) OBP: 0.423, SLG: 0.483	3-3 K		1-0 2B		2-1 SF8		2-3 K		
Wade Boggs, L (1, 10) OBP: 0.396, SLG: 0.376	1-0 3B		2-2 2B		1-2 G6-3		2-1 G4-3		
Jim Leyritz, R (1, 3) OBP: 0.451, SLG: 0.600	4-0 BB		2-1 P3		1-1 G4-3		0-1 G4-3		
Mike Stanley, R (1, 2) OBP: 0.395, SLG: 0.500	1-0 P4		2-1 F8		2-0 P4		0-2 P3		
Hensley Meulens, R (1, 7) Dion James, L (9, PH) OBP: 0.316, SLG: 0.556 OBP: 0.372, SLG: 0.468		0-3 K	0-1 F8		3-1 1B		3-3 K		
Paul O'Neill, L (1, 9) OBP: 0.364, SLG: 0.491		1-2 G4-3	3-2 F8		2-2 1B		1-1 G3-1		
Spike Owen, S (1, 6) Kevin Maas, L (9, PH) OBP: 0.330, SLG: 0.335 OBP: 0.326, SLG: 0.447		0-0 G6-3		2-1 3B	1-1 G4-3		3-3 K		
Pat Kelly, R (1, 4) OBP: 0.287, SLG: 0.373			0-0 CS		1-3 K		3-2 G4-3		

4	1	1	1	0	1	1
3	1	1	1	0	2	0
4	0	2	1	0	0	0
3	0	0	0	1	0	1
4	0	0	0	0	0	2
3	0	1	0	0	1	0
1	0	0	0	0	1	0
4	0	1	0	0	0	0
3	1	1	0	0	0	2
1	0	0	0	0	1	0
3	0	1	0	0	1	1

Inning Stats	R: 0	H: 1	E: 0	K: 1	S: 10	R: 0	H: 0	E: 0	K: 1	S: 8	R: 1	H: 3	E: 0	K: 1	S: 13	R: 0	H: 0	E: 0	K: 0	S: 8	R: 2	H: 2	E: 0	K: 1	S: 13	R: 0	H: 2	E: 0	K: 0	S: 11	R: 0	H: 0	E: 0	K: 1	S: 9	R: 0	H: 0	E: 0	K: 2	S: 14	1B: 5	SF: 1	2B: 1	SAC: 0	3B: 2	DP: 0	HR: 0	HBP: 0	WP: 0	PA: 35
--------------	------	------	------	------	-------	------	------	------	------	------	------	------	------	------	-------	------	------	------	------	------	------	------	------	------	-------	------	------	------	------	-------	------	------	------	------	------	------	------	------	------	-------	-------	-------	-------	--------	-------	-------	-------	--------	-------	--------

PITCHER	IP	WLS	BF	H	R	ER	SO	BB	IBB	HBP	BLK	WP	HR	S	P	ERA	WHIP
Kenny Rogers, L (1, 1) ERA: 5.7	5.2	W	25	8	3	3	4	1	0	0	0	0	0	61	99	4.76	1.588
Matt Whiteside, R (6, 1) ERA: 3.3	2.1		7	0	0	0	1	0	0	0	0	0	0	18	27	0.00	0.000
Tom Henke, R (9, 1) ERA: 1.35	1.0	S	3	0	0	0	2	0	0	0	0	0	0	14	21	0.00	0.000

Batter	1	2	3	4	5	6	7	8	9	AB	R	H	RBI	BB	SO	LOB
David Hulse, L (1, 8) OBP: 0.310, SLG: 0.391 Doug Dascenzo, S (2, 8) OBP: 0.200, SLG: 0.263	0-0 FC3 3B	0-3 K		4-2 BB		0-0 FC6-4 1-2f		2-2 FC1-8 1B		1	1	1	0	0	0	0
Doug Strange, S (1, 5) OBP: 0.288, SLG: 0.395 Dean Palmer, R (9, 5) OBP: 0.321, SLG: 0.532	1-0 FC3 HR	0-2 G1		0-3 K			0-0 G6-3	0-0 FC1-6 1-2f 2-3		5	1	0	1	0	1	5
Rafael Palmeiro, L (1, 3) OBP: 0.307, SLG: 0.422	3-3 K 1-2		2-0 F8		1-0 F7		2-0 2B 1B	3-3 K 1-2		5	0	1	0	0	2	3
Juan Gonzalez, R (1, 10) OBP: 0.411, SLG: 0.705	0-1 HR		1-0 G5-3		0-0 1B		0-0 1-3 2B			4	1	3	2	0	0	0
Geno Petralli, L (1, 2) OBP: 0.333, SLG: 0.409	1-0 HR		2-3 K		1-3 K		4-0 1B			3	1	1	1	1	2	1
Butch Davis, R (1, 7) OBP: 0.230, SLG: 0.407	1-3 K			0-0 WP BB 1B	1-0 L7		2-2 P6			4	0	1	0	0	1	4
Dan Peltier, L (1, 9) OBP: 0.625, SLG: 1.000	4-0 WP BB			4-2 WP BB 1-2		1-2 FC6-4 1B	2-2 F8			2	0	1	0	2	0	3
Mario Diaz, R (1, 6) SAFE	2-2 G4-3 1-2		2-1 L9 1-2 2-3		1-2 F7		2-1 G3			4	0	0	0	0	0	4
Billy Ripken, R (1, 4) OBP: 0.264, SLG: 0.205		1-2 G5-3		2-3 K		1-2 F8		4-1 FC1-6 1B BB		3	0	0	0	1	1	3

Inning Stats	R: 4	H: 3	E: 0	LOB: 1	K: 2	S: 18	P: 30	R: 0	H: 0	E: 0	LOB: 0	K: 1	S: 9	R: 0	H: 0	E: 0	LOB: 0	K: 1	S: 5	R: 0	H: 1	E: 0	LOB: 3	K: 2	S: 16	R: 0	H: 1	E: 0	LOB: 1	K: 1	S: 6	R: 0	H: 1	E: 0	LOB: 1	K: 0	S: 11	R: 0	H: 2	E: 0	LOB: 3	K: 0	S: 13	R: 0	H: 1	E: 0	LOB: 2	K: 1	S: 14	1B: 5	2B: 1	3B: 1	HR: 2	SF: 0	SAC: 0	DP: 0	HBP: 0
--------------	------	------	------	--------	------	-------	-------	------	------	------	--------	------	------	------	------	------	--------	------	------	------	------	------	--------	------	-------	------	------	------	--------	------	------	------	------	------	--------	------	-------	------	------	------	--------	------	-------	------	------	------	--------	------	-------	-------	-------	-------	-------	-------	--------	-------	--------

PITCHER	IP	WLS	BF	H	R	ER	SO	BB	IBB	HBP	BLK	WP	HR	S	P	ERA	WHIP
Melido Perez, R (1, 1) ERA: 3.6	7.0	L	34	8	4	4	7	3	1	0	0	2	2	78	124	5.14	1.571
Bobby Munoz, R (8, 1) ERA:	1.0		5	1	0	0	1	1	0	0	0	0	0	14	24	0.00	2.000

BOTTOM

New York Yankees @ Texas Rangers
Arlington Stadium, Arlington, TX
Sun Jun 06 1993, 8:05 PM EDT
Att: 26,107 - Unknown - 92 F

livebaseballscorecards.com

AB	34
R	4
H	9
RBI	4
BB	5
SO	8
LOB	24



WP: 2	PA: 39
PB: 0	
SB: 2	
CS: 0	

PITCHER	IP	WLS	BF	H	R	ER	SO	BB	IBB	HBP	BLK	WP	HR	S	P	ERA	WHIP
---------	----	-----	----	---	---	----	----	----	-----	-----	-----	----	----	---	---	-----	------

Batter	1	2	3	4	5	6	7	8	9	AB R H RBI BB SO LOB	TOP
Bernie Williams, S (1, 8) OBP: 0.344, SLG: 0.394	1-0 G3-1		0-0 HR		0-3 K		1-2 1B		0-2 F8	5 1 2 1 0 1 1	
Dion James, L (1, 7) OBP: 0.374, SLG: 0.458	1-1 G5-3		4-2 FC6-4 BB			1-1 1B 1B	1-0 P6		1-3 K	4 0 1 0 1 1 3	
Wade Boggs, L (1, 5) OBP: 0.394, SLG: 0.374	2-1 F7		1-2 FC6-4 1-2f			2-2 1B G3-6-1 1B		0-0 F7		4 0 1 0 0 0 1	
Jim Leyritz, R (1, 10) OBP: 0.452, SLG: 0.590		4-0 L8-6 1B BB		4-2 FC6-4 BB		2-3 K		2-3 K		2 0 0 0 2 2 2	
Paul O'Neill, L (1, 9) OBP: 0.366, SLG: 0.508		2-2 1B		1-2 FC6-4 1-2f		0-0 G3-6-1 1-2f		3-2 HR		4 1 2 1 0 0 3	
Matt Nokes, L (1, 2) OBP: 0.276, SLG: 0.432		0-3 K		1-3 K		1-2 F8		0-1 1B		4 0 1 0 0 2 3	
Mike Gallego, R (1, 4) OBP: 0.417, SLG: 0.505		1-2 L8-6 2-3		1-3 K		0-0 HR		1-3 K		4 1 1 1 0 2 4	
Kevin Maas, L (1, 3) OBP: 0.324, SLG: 0.436			3-2 G5-3		2-3 K		4-2 FC3-6 BB		2-0 P6	3 0 0 0 1 1 0	
Spike Owen, S (1, 6) OBP: 0.328, SLG: 0.333			1-2 F9		0-0 L9		0-1 FC3-6 1B 1-2f		1-0 1B	4 0 1 0 0 0 1	
Inning Stats	R: 0 E: 0 K: 0 S: 5 H: 0 LOB: 0 BB: 0 P: 9	R: 0 E: 0 K: 1 S: 11 H: 1 LOB: 1 BB: 1 P: 18	R: 1 E: 0 K: 0 S: 13 H: 1 LOB: 1 BB: 1 P: 22	R: 0 E: 0 K: 2 S: 12 H: 0 LOB: 1 BB: 1 P: 19	R: 0 E: 0 K: 1 S: 9 H: 0 LOB: 0 BB: 0 P: 14	R: 1 E: 0 K: 0 S: 14 H: 2 LOB: 2 BB: 1 P: 21	R: 1 E: 0 K: 2 S: 13 H: 2 LOB: 1 BB: 0 P: 19	R: 0 E: 0 K: 1 S: 9 H: 1 LOB: 1 BB: 0 P: 13	1B: 6 2B: 1 3B: 0 HR: 3 SF: 0 SAC: 0 DP: 2 HBP: 0	WP: 0 PB: 0 SB: 0 CS: 0 PA: 38	
PITCHER	IP WLS BF H R ER SO BB IBB HBP BLK WP HR S P ERA WHIP										
Kevin Appier, R (1, 1) ERA: 3.39	8.0 W 34 8 3 3 8 4 0 0 0 0 0 3 84 131 3.38 1.500										
Tom Gordon, R (9, 1) ERA: 4.58	1.0 4 1 0 0 1 0 0 0 0 0 0 0 9 13 0.00 1.000										

New York Yankees @ Kansas City Royals
Kauffman Stadium, Kansas City, MO
 Mon Jun 07 1993, 7:05 PM CDT
 Att. 29,442 - Unknown - 81 F

AB	34
R	3
H	9
RBI	3
BB	4
SO	9
LOB	18



New York Yankees @ Kansas City Royals
Kauffman Stadium, Kansas City, MO

Tue Jun 08 1993, 7:05 PM CDT
 Att. 21,155 - Unknown - 78 F

AB	39
R	9
H	13
RBI	9
BB	3
SO	3
LOB	17



WP:	0	PA:	43
PB:	0		
SB:	0		
CS:	1		

AB R H RBI BB SO LOB

Batter	1	2	3	4	5	6	7	8	9
Bernie Williams, S (1, 8) OBP: 0.345, SLG: 0.390	1-1 G4-3		2-0 G4-3		4-2 CS BB		1-0 G4-3		1-0 2B 1B
Mike Gallego, R (1, 6) OBP: 0.407, SLG: 0.500	0-0 F9			2-2 F8	2-0 CS	0-0 G6-3	1-0 G4-3		3-1 1B 2B
Wade Boggs, L (1, 5) OBP: 0.394, SLG: 0.374	2-0 F7			3-1 1B		1-1 G6-3		1-0 G4-6-3 1B	2-0 F7
Jim Leyritz, R (1, 3) OBP: 0.444, SLG: 0.575		1-3 K		2-0 F9		0-0 G6-3		1-1 G4-6-3 1B	1-0 E 1B
Paul O'Neill, L (1, 9) OBP: 0.362, SLG: 0.516		1-1 F8		3-2 G3			2-1 HR	3-3 K	1-2 E5 1B
Dion James, L (1, 7) Spike Owen, S (9, PH) Mike Humphreys, R (9, PR)		0-1 G3-1			2-3 K		0-0 FC1-6 1B		FC1-6 BB G1-3
Mike Stanley, R (1, 2) OBP: 0.384, SLG: 0.485			0-1 F9		0-0 G4-3		1 SAFE 2-0 FC1-6 BB 2B		0-0 FC1-6 1B
Matt Nokes, L (1, 10) Andy Stankiewicz, R (9, PR)			3-2 L9		0-0 HR		4-0 2B BB		1-0 1B 1B
Pat Kelly, R (1, 4) OBP: 0.303, SLG: 0.418			2-2 2B		0-0 HR		3-1 1-3 2-H 2B		1-0 1-2 2-H 2B 1B

Inning Stats	R: 0	H: 0	E: 0	K: 0	S: 4	P: 7	R: 0	H: 0	E: 0	K: 1	S: 7	P: 9	R: 0	H: 1	E: 0	K: 0	S: 9	P: 16	R: 0	H: 1	E: 0	K: 0	S: 10	P: 20	R: 2	H: 2	E: 0	K: 1	S: 9	P: 17	R: 0	H: 0	E: 0	K: 0	S: 4	P: 5	R: 2	H: 3	E: 0	K: 0	S: 8	P: 21	R: 0	H: 1	E: 0	K: 1	S: 6	P: 11	R: 5	H: 5	E: 1	K: 0	S: 13	P: 28	1B: 7	SF: 0	2B: 3	SAC: 0	3B: 0	DP: 1	HR: 3	HBP: 0	WP: 0	PA: 43
--------------	------	------	------	------	------	------	------	------	------	------	------	------	------	------	------	------	------	-------	------	------	------	------	-------	-------	------	------	------	------	------	-------	------	------	------	------	------	------	------	------	------	------	------	-------	------	------	------	------	------	-------	------	------	------	------	-------	-------	-------	-------	-------	--------	-------	-------	-------	--------	-------	--------

PITCHER	IP	WLS	BF	H	R	ER	SO	BB	IBB	HBP	BLK	WP	HR	S	P	ERA	WHIP
Mark Gardner, R (1, 1) ERA: 5.84	6.1		25	6	4	4	2	1	0	0	0	0	3	47	82	5.68	1.105
Mark Gubicza, R (7, 1) ERA: 5.54	1.1		6	2	0	0	0	1	0	0	0	0	0	7	18	0.00	2.250
Billy Brewer, L (8, 1) ERA: 1.04	0.1	L	2	0	1	1	1	1	0	0	0	0	0	4	11	27.00	3.000
Rusty Meacham, R (9, 1) ERA: 6.35	1.0		9	5	4	4	0	0	0	0	0	0	0	12	23	36.00	5.000

Batter	1	2	3	4	5	6	7	8	9	AB	R	H	RBI	BB	SO	LOB
Brian McRae, S OBP: 0.358, SLG: 0.454 (1, 8)	F9		K		G1-3	K		F9		5	0	1	0	0	1	4
Kevin McReynolds, R OBP: 0.342, SLG: 0.507 (1, 7)	G6-3		K		F9		E5		F9	5	1	0	0	0	1	2
Wally Joyner, L OBP: 0.413, SLG: 0.485 (1, 3)	F7		F7						K	5	0	1	0	0	2	1
Mike Macfarlane, R OBP: 0.358, SLG: 0.556 (1, 2)		SF9	G6-3						K	4	2	2	0	0	0	2
Hubie Brooks, R OBP: 0.358, SLG: 0.375 (1, 10)				G3-1					FC6-4	5	0	3	0	0	0	1
Greg Gagne, R OBP: 0.299, SLG: 0.350 (1, 6)			K		F8				FC6-4	4	1	2	0	0	1	2
Harvey Pulliam, R OBP: 0.246, SLG: 0.309 (1, 9)					F9					3	0	2	1	0	0	0
Chris Gwynn, L (7, PH)										0	0	0	0	0	0	0
Craig Wilson, R (7, PH)										1	0	0	0	0	0	2
Felix Jose, S (8, 9)										0	0	0	0	0	0	0
Phil Hiatt, R OBP: 0.307, SLG: 0.382 (1, 5)		SF9								3	0	2	2	0	1	0
Rico Rossy, R OBP: 0.300, SLG: 0.500 (1, 4)			G1-3							3	0	0	0	1	1	3

Inning Stats	R: 0	H: 0	E: 0	K: 0	S: 6	P: 11	R: 1	H: 3	E: 0	K: 1	S: 14	R: 0	H: 1	E: 0	K: 1	S: 9	R: 0	H: 0	E: 0	K: 0	S: 8	R: 0	H: 1	E: 0	K: 1	S: 10	R: 2	H: 5	E: 0	K: 2	S: 18	R: 1	H: 3	E: 1	K: 0	S: 10	R: 0	H: 0	E: 0	K: 1	S: 7	R: 0	H: 0	E: 0	K: 1	S: 8	R: 0	H: 0	E: 0	K: 1	S: 8	1B: 12	SF: 1	2B: 1	SAC: 0	3B: 0	DP: 1	HR: 0	HBP: 1	WP: 0	PA: 41
--------------	------	------	------	------	------	-------	------	------	------	------	-------	------	------	------	------	------	------	------	------	------	------	------	------	------	------	-------	------	------	------	------	-------	------	------	------	------	-------	------	------	------	------	------	------	------	------	------	------	------	------	------	------	------	--------	-------	-------	--------	-------	-------	-------	--------	-------	--------

PITCHER	IP	WLS	BF	H	R	ER	SO	BB	IBB	HBP	BLK	WP	HR	S	P	ERA	WHIP
Jimmy Key, L ERA: 2.14 (1, 1)	5.2		25	9	3	3	4	0	0	0	0	0	0	59	104	4.76	1.588
John Habyan, R ERA: 3.48 (6, 1)	1.0		8	4	1	0	1	1	0	0	0	0	0	14	22	0.00	5.000
Steve Howe, L ERA: 12.96 (7, 1)	1.1	W	4	0	0	0	1	0	0	0	0	0	0	9	14	0.00	0.000
Steve Farr, R ERA: 3.54 (9, 1)	1.0		4	0	0	0	1	0	0	1	0	0	0	8	13	0.00	0.000

BOTTOM

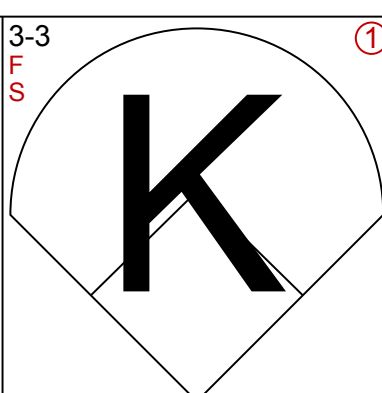
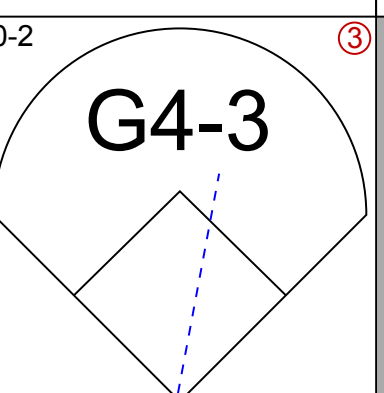
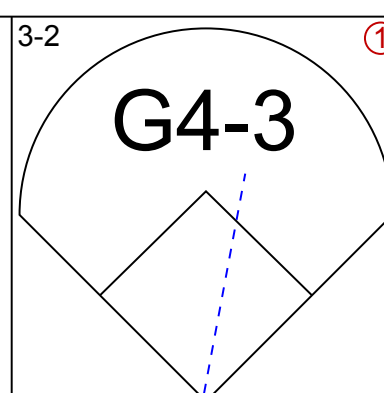
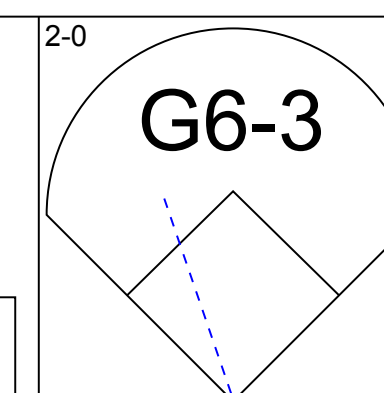
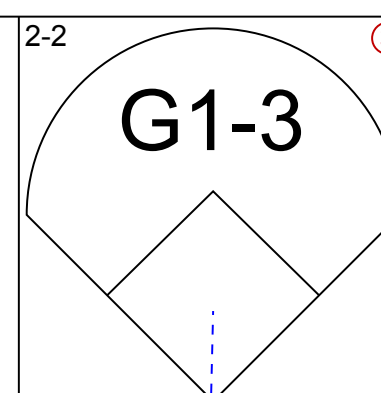
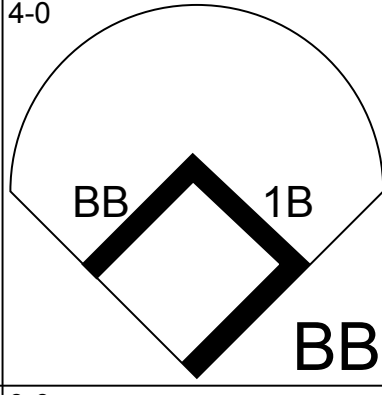
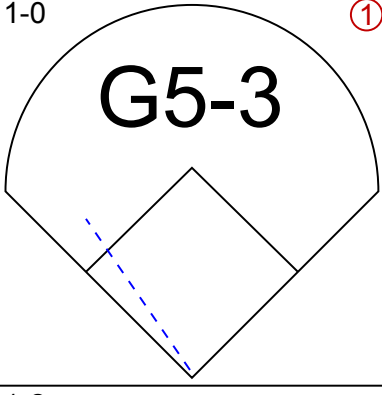
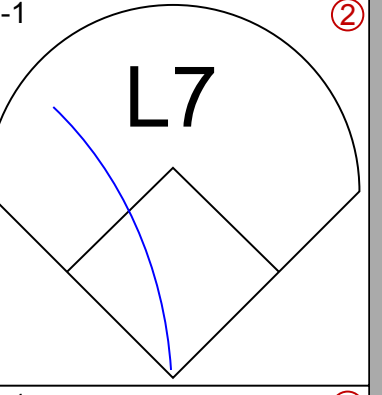
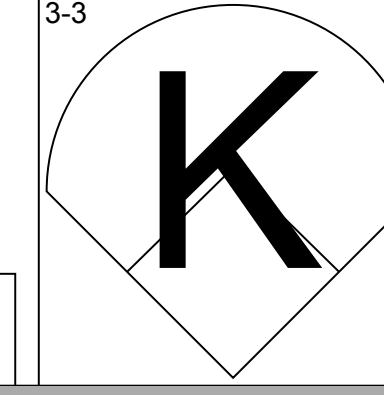
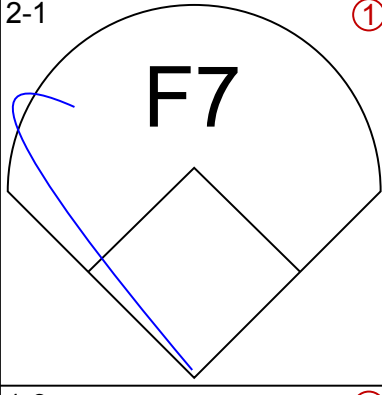
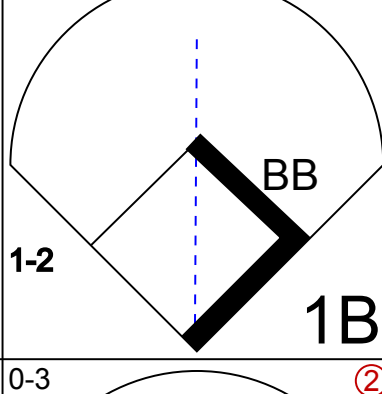
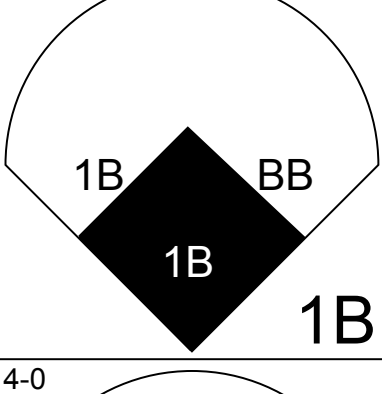
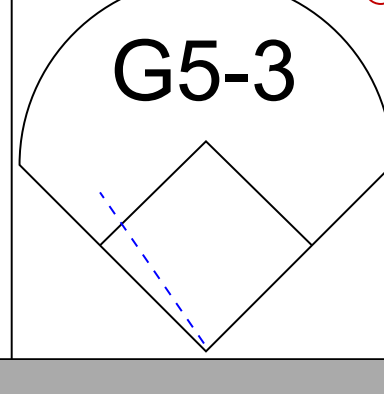
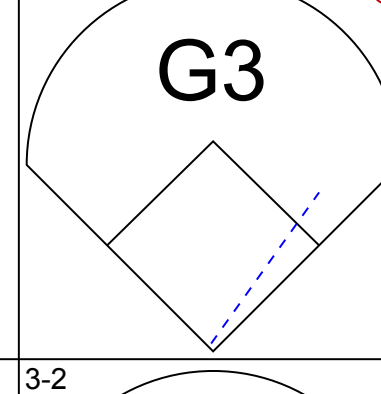
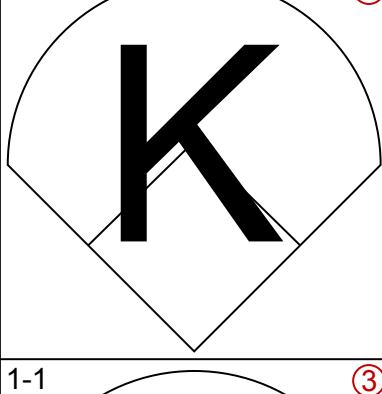
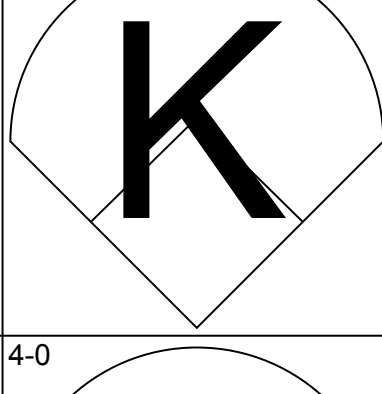
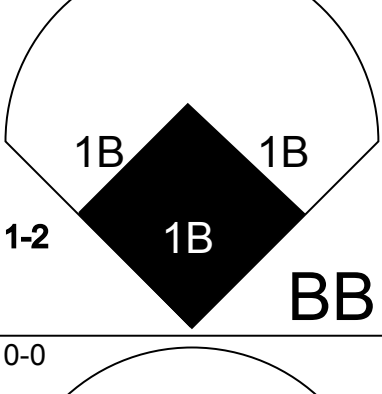
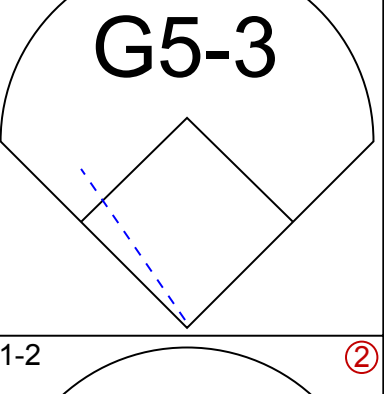
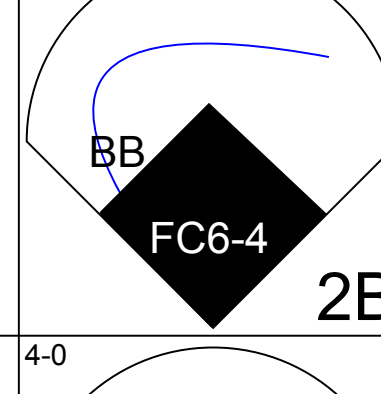
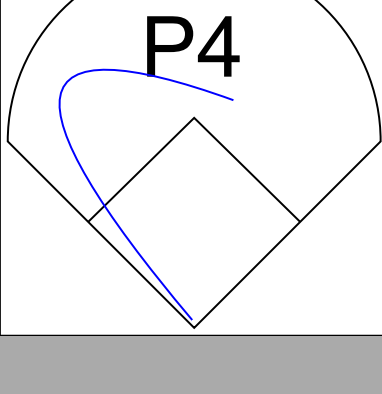
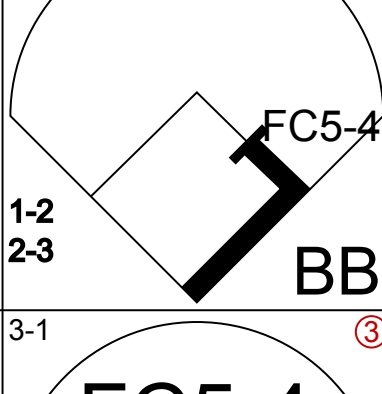
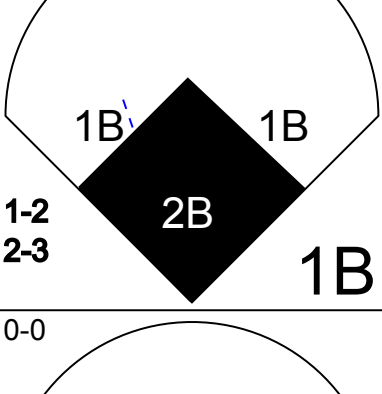
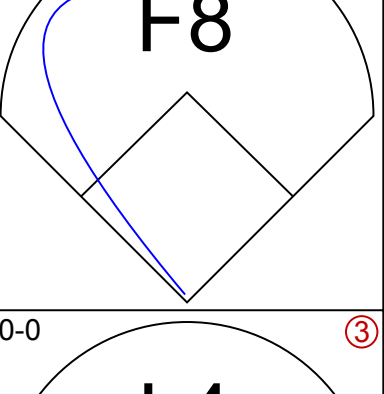
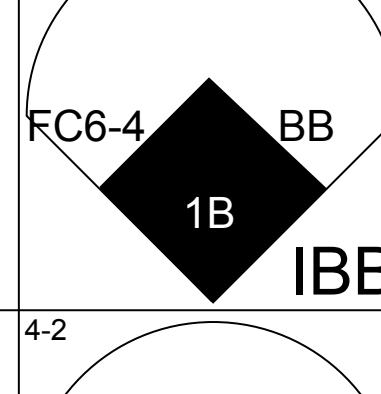
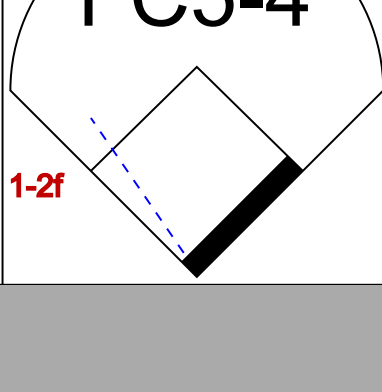
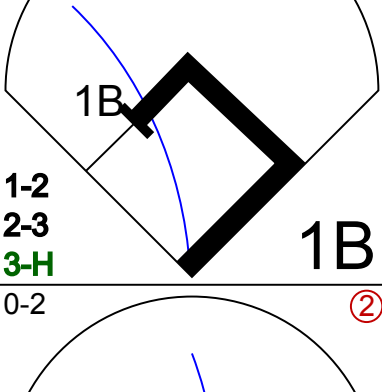
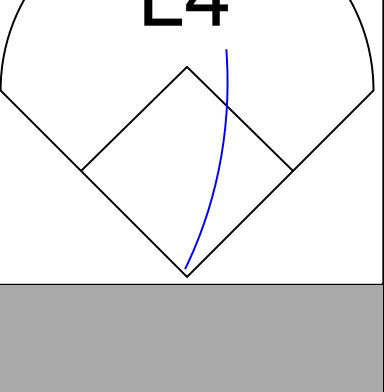
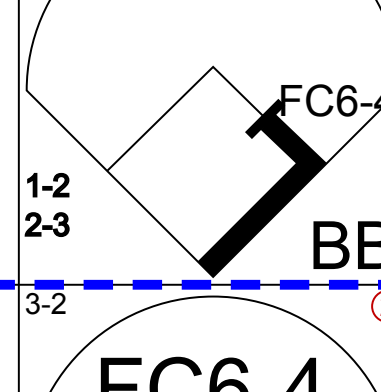

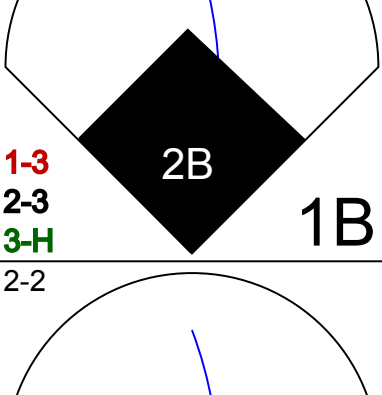

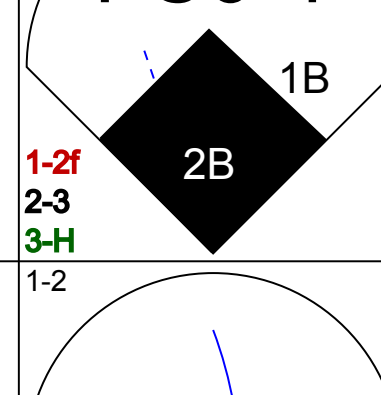
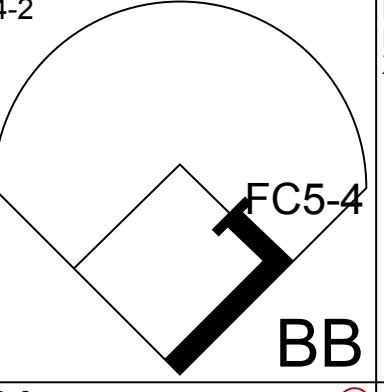
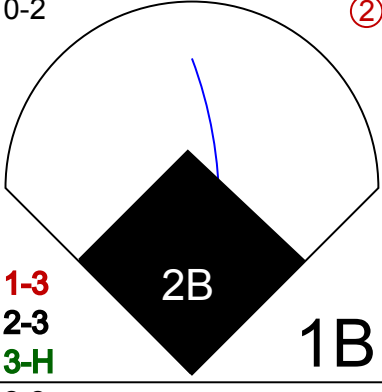
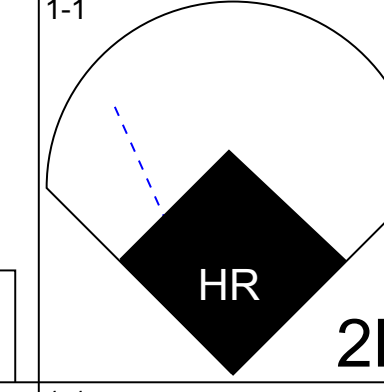
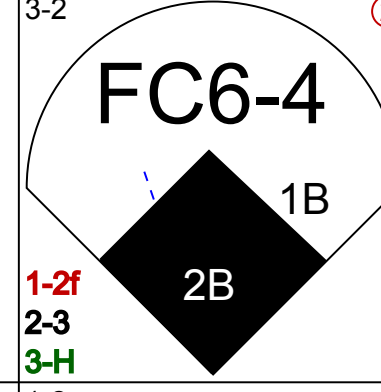
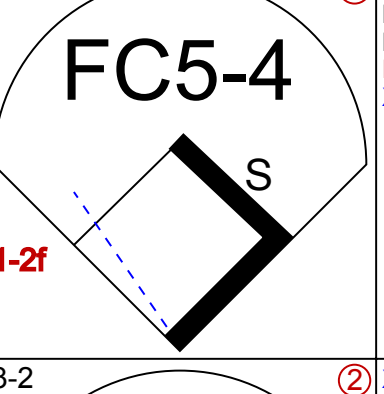
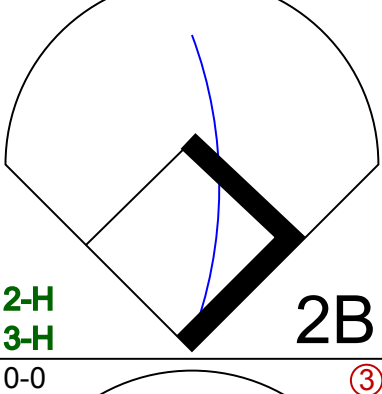
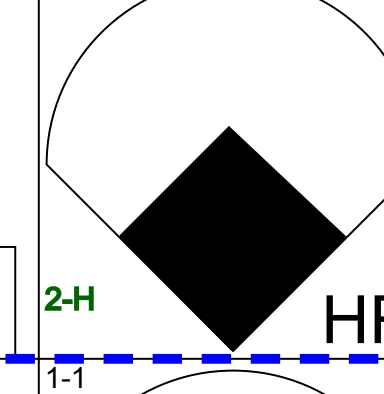
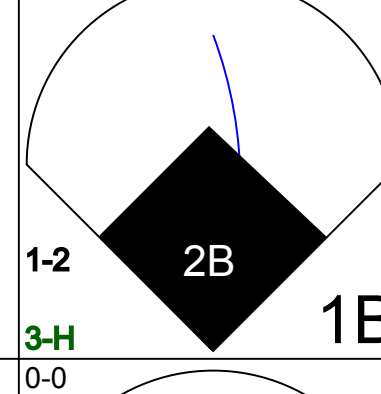
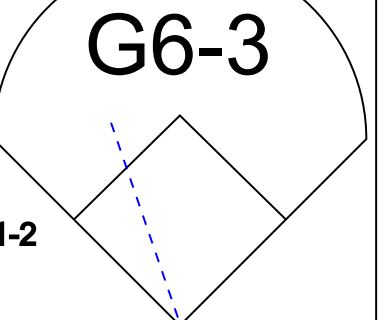
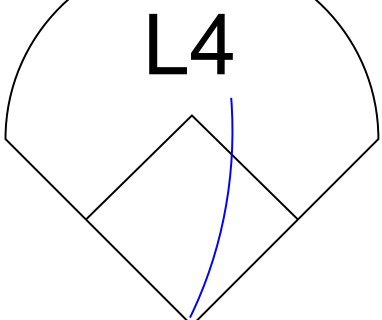
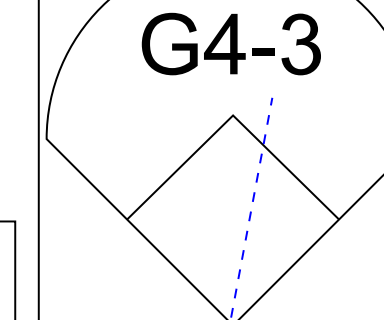
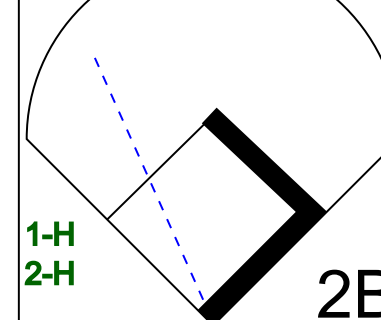
New York Yankees @ Kansas City Royals
Kauffman Stadium, Kansas City, MO

Tue Jun 08 1993, 7:05 PM CDT
Att: 21,155 - Unknown - 78 F

livebaseballscores.com

AB	38
R	4
H	13
RBI	3
BB	1
SO	7
LOB	17



Batter	1	2	3	4	5	6	7	8	9	AB	R	H	RBI	BB	SO	LOB
Brian McRae, S OBP: 0.351, SLG: 0.444 (1, 8)										5	0	0	0	0	1	2
Kevin McReynolds, R OBP: 0.333, SLG: 0.480 (1, 7)										4	0	0	0	1	1	0
George Brett, L OBP: 0.275, SLG: 0.386 (1, 10)										5	1	2	0	0	1	0
Mike Macfarlane, R OBP: 0.360, SLG: 0.554 (1, 2)										4	2	1	0	1	1	2
Hubie Brooks, R OBP: 0.371, SLG: 0.379 (1, 3)									2	1	1	0	1	0	0	0
Wally Joyner, L OBP: 0.415, SLG: 0.485 (7, 3)									0	1	0	0	1	0	0	0
Greg Gagne, R OBP: 0.304, SLG: 0.350 (1, 6)									3	0	1	1	1	0	3	0
Harvey Pulliam, R OBP: 0.283, SLG: 0.351 (1, 9)									2	2	2	1	1	0	0	0
Chris Gwynn, L OBP: 0.336, SLG: 0.373 (7, PH)									1	1	0	1	0	0	2	0
Phil Hiatt, R OBP: 0.317, SLG: 0.419 (1, 5)									4	2	3	5	0	0	1	0
Rico Rossy, R OBP: 0.286, SLG: 0.500 (1, 4)									4	0	1	2	0	0	2	0

Inning Stats	R: 0	H: 1	E: 0	K: 2	S: 15	LOB: 3	BB: 2	P: 29	R: 0	H: 0	E: 0	K: 0	S: 9	LOB: 1	BB: 1	P: 16	R: 4	H: 5	E: 0	K: 0	S: 13	LOB: 0	BB: 0	P: 11	R: 0	H: 0	E: 0	K: 0	S: 7	LOB: 0	BB: 0	P: 10	R: 2	H: 2	E: 0	K: 1	S: 10	LOB: 0	BB: 0	P: 18	R: 4	H: 3	E: 0	K: 0	S: 19	LOB: 1	BB: 2	P: 37	R: 0	H: 0	E: 0	K: 1	S: 7	LOB: 0	BB: 0	P: 11
1B: 6	SF: 0	WP: 0	PA: 40																																																					
2B: 4	SAC: 0	PB: 0																																																						
3B: 0	DP: 0	SB: 1																																																						
HR: 1	HBP: 0	CS: 0																																																						

PITCHER	IP	WLS	BF	H	R	ER	SO	BB	IBB	HBP	BLK	WP	HR	S	P	ERA	WHIP
Jim Abbott, L ERA: 4.66 (1, 1)	5.0	L	26	8	6	6	2	4	0	0	0	0	1	55	93	10.80	2.400
Bobby Munoz, R ERA: 4.76 (6, 1)	1.1		7	1	3	3	1	1	1	0	0	0	0	12	30	20.25	1.500
Neal Heaton, L ERA: 6.75 (7, 1)	1.2		7	2	1	1	1	0	0	0	0	0	0	20	30	5.40	1.200

BOTTOM

New York Yankees @ Kansas City Royals
Kauffman Stadium, Kansas City, MO
 Wed Jun 09 1993, 7:05 PM CDT
 Att: 21,582 - Unknown - 81 F

AB	34
R	10
H	11
RBI	10
BB	6
SO	4
LOB	12



PITCHER	IP	WLS	BF	H	R	ER	SO	BB	IBB	HBP	BLK	WP	HR	S	P	ERA	WHIP
Jim Abbott, L ERA: 4.66 (1, 1)	5.0	L	26	8	6	6	2	4	0	0	0	0	1	55	93	10.80	2.400
Bobby Munoz, R ERA: 4.76 (6, 1)	1.1		7	1	3	3	1	1	1	0	0	0	0	12	30	20.25	1.500
Neal Heaton, L ERA: 6.75 (7, 1)	1.2		7	2	1	1	1	0	0	0	0	0	0	20	30	5.40	1.200

Batter	1	2	3	4	5	6	7	8	9	AB R H RBI BB SO LOB	TOP	
Bernie Williams, S (1, 8) OBP: 0.333, SLG: 0.374	2-1 F8	0-0 G6-3		0-2 L4-6			3-1 G4-3			4 0 0 1 0 0 2	New York Yankees @ Milwaukee Brewers Milwaukee County Stadium, Milwaukee, WI Thu Jun 10 1993, 8:05 PM EDT Att. 23,277 - Unknown - 75 F	
Wade Boggs, L (1, 5) OBP: 0.398, SLG: 0.376	1-0 HBP 1B	1-1 3-H 1B			1-1 G6-3		2-1 G4-3			4 0 2 1 0 0 0		
Don Mattingly, L (1, 3) OBP: 0.312, SLG: 0.345	1-1 F8	2-1 G3			1-2 L4			0-0 F7		4 0 0 0 0 0 3		
Jim Leyritz, R (1, 10) OBP: 0.444, SLG: 0.570 Kevin Maas, L (5, PH) OBP: 0.338, SLG: 0.438	2-1 1-2 HBP		3-2 F9		4-1 BB		2-1 G4-3			1 0 0 0 0 0 0 1 0 0 0 1 0 0		
Paul O'Neill, L (1, 9) OBP: 0.358, SLG: 0.510	1-1 F9		0-0 2B		0-1 F8		3-2 F7			4 0 1 0 0 0 3		
Dion James, L (1, 7) OBP: 0.350, SLG: 0.432		1-1 G4-3	0-0 F8		0-1 F9			0-0 F7		4 0 0 0 0 0 1		
Mike Stanley, R (1, 2) OBP: 0.384, SLG: 0.486		3-1 1B 2B 1B	1-2 F8		0-0 F7			0-3 K		4 1 1 0 0 1 1		
Mike Gallego, R (1, 6) OBP: 0.412, SLG: 0.505 Spike Owen, S (2, PR) OBP: 0.330, SLG: 0.332 (2, 6)		1-2 2B G6-3 1B		2-1 L4-6 SH1-3 1B		1-1 L8		2-1 1B		1 0 1 0 0 0 0 3 1 2 0 0 0 0		
Pat Kelly, R (1, 4) OBP: 0.302, SLG: 0.419		3-2 G6-3 1B 2B		0-0 SH1-3		2-2 F7		0-0 L9		3 1 1 1 0 0 1		
Inning Stats	R: 0 H: 1 E: 0 LOB: 2 K: 0 BB: 0 S: 8 P: 15	R: 3 H: 4 E: 0 LOB: 2 K: 0 BB: 0 S: 15 P: 26	R: 0 H: 1 E: 0 LOB: 1 K: 0 BB: 0 S: 10 P: 14	R: 0 H: 1 E: 0 LOB: 0 K: 0 BB: 0 S: 6 P: 8	R: 0 H: 0 E: 0 LOB: 1 K: 0 BB: 1 S: 8 P: 14	R: 0 H: 0 E: 0 LOB: 0 K: 0 BB: 0 S: 5 P: 6	R: 0 H: 0 E: 0 LOB: 0 K: 0 BB: 0 S: 7 P: 14	R: 0 H: 0 E: 0 LOB: 0 K: 1 BB: 0 S: 7 P: 9	R: 0 H: 1 E: 0 LOB: 1 K: 1 BB: 0 S: 7 P: 9	1B: 6 SF: 0 2B: 3 SAC: 1 3B: 0 DP: 1 HR: 0 HBP: 1	WP: 0 PA: 36 PB: 0 SB: 0 CS: 0	
PITCHER Ricky Bones, R (1, 1) ERA: 4.91 Jim Austin, R (9, 1) ERA: 4.76	IP WLS BF H R ER SO BB IBB HBP BLK WP HR S P ERA WHIP											PITCHER IP WLS BF H R ER SO BB IBB HBP BLK WP HR S P ERA WHIP

livebaseballscorecards.com

AB	33
R	3
H	8
RBI	3
BB	1
SO	1
LOB	11



Batter	1	2	3	4	5	6	7	8	9	AB R H RBI BB SO LOB
Darryl Hamilton, L (1, 8) OBP: 0.359, SLG: 0.358	1-1 G1-4-3		4-1 BB		0-2 L7		2-2 K		3-2 2B	4 0 1 1 1 1 3
Bill Spiers, L (1, 4) OBP: 0.304, SLG: 0.292 Dickie Thon, R (7, PH) OBP: 0.324, SLG: 0.365 (8, 4)	3-2 L7		3-1 G4-3		4-1 BB		0-1 F9		0-0 P3	2 0 0 0 1 0 1 2 0 0 0 0 0 3
Tom Lampkin, L (1, 2) OBP: 0.263, SLG: 0.231 William Suero, R (8, PH) OBP: 0.333, SLG: 0.250 Joe Kmak, R (9, 2) OBP: 0.323, SLG: 0.287	2-2 G4-3			3-2 1B	1-3 K			1-0 1B		3 0 1 0 0 1 2 1 0 1 0 0 0 0 0 0 0 0 0 0 0
Greg Vaughn, R (1, 7) OBP: 0.379, SLG: 0.505		3-1 F8		1-0 L7		1-1 P4		0-0 F8		4 0 0 0 0 0 2
Kevin Reimer, L (1, 10) OBP: 0.307, SLG: 0.452		2-1 G4-3		3-0 P5		0-0 G6-4-3 1B		0-0 F8		4 0 1 0 0 0 2
B.J. Surhoff, L (1, 5) OBP: 0.276, SLG: 0.275		3-1 1B		0-0 1B		1-0 G6-4-3 1-2f		2-1 F8		4 0 2 0 0 0 2
Tom Brunansky, R (1, 9) OBP: 0.262, SLG: 0.254		2-2 G5-3		2-3 K			0-1 L6		3-3 K	4 0 0 0 0 2 3
John Jaha, R (1, 3) OBP: 0.322, SLG: 0.351			1-1 L9		0-1 G4-3		3-1 2B 1B		1-0 G5-3	4 0 1 0 0 0 0
Juan Bell, R (1, 6) OBP: 0.321, SLG: 0.400			2-2 CS 1B		4-1 BB BB		3-1 SAFE SAFE 2B 1-3		0-2 2B 3B	3 1 3 0 1 0 0


Inning Stats	R: 0 E: 0 K: 0 S: 9	H: 0 LOB: 0 BB: 0 P: 15	R: 0 E: 0 K: 0 S: 9	H: 1 LOB: 1 BB: 0 P: 19	R: 0 E: 0 K: 0 S: 10	H: 1 LOB: 1 BB: 1 P: 20	R: 0 E: 0 K: 1 S: 9	H: 2 LOB: 2 BB: 0 P: 18	R: 0 E: 0 K: 1 S: 10	H: 0 LOB: 2 BB: 2 P: 19	R: 0 E: 0 K: 0 S: 4	H: 1 LOB: 0 BB: 0 P: 6	R: 0 E: 0 K: 1 S: 14	H: 2 LOB: 2 BB: 0 P: 22	R: 0 E: 0 K: 0 S: 5	H: 1 LOB: 1 BB: 0 P: 8	R: 1 E: 0 K: 1 S: 14	H: 2 LOB: 1 BB: 0 P: 21	1B: 7 2B: 2 3B: 1 HR: 0	SF: 0 SAC: 0 DP: 1 HBP: 0
--------------	------------------------------	----------------------------------	------------------------------	----------------------------------	-------------------------------	----------------------------------	------------------------------	----------------------------------	-------------------------------	----------------------------------	------------------------------	---------------------------------	-------------------------------	----------------------------------	------------------------------	---------------------------------	-------------------------------	----------------------------------	----------------------------------	------------------------------------

PITCHER	IP	WLS	BF	H	R	ER	SO	BB	IBB	HBP	BLK	WP	HR	S	P	ERA	WHIP
Bob Wickman, R (1, 1) ERA: 3.76	6.1	W	27	7	0	0	2	3	0	0	0	0	0	57	109	0.00	1.579
Steve Howe, L (7, 1) ERA: 10.8	1.2		6	1	0	0	1	0	0	0	0	0	0	13	18	0.00	0.600
Steve Farr, R (9, 1) ERA: 3.8	1.0	S	5	2	1	1	1	0	0	0	0	0	0	14	21	9.00	2.000

BOTTOM

New York Yankees @ Milwaukee Brewers
Milwaukee County Stadium, Milwaukee, WI
 Thu Jun 10 1993, 8:05 PM EDT
 Att: 23,277 - Unknown - 75 F

AB	35
R	1
H	10
RBI	1
BB	3
SO	4
LOB	18



WP: 0	PA: 38
PB: 0	
SB: 0	
CS: 1	

Batter	1	2	3	4	5	6	7	8	9	AB R H RBI BB SO LOB	TOP																									
Bernie Williams, S (1, 8) OBP: 0.330, SLG: 0.381	0-2 SF7 3B		0-3 SAFE K		2-3 K		1-3 K		1-3 K	5 1 1 0 0 4 2																										
Wade Boggs, L (1, 5) OBP: 0.402, SLG: 0.380	1-1 SF7		2-0 HBP 1B 1-2 1B		4-1 FC6-4 BB		2-2 G5-3		3-2 1B 1B	3 0 2 1 1 0 0																										
Don Mattingly, L (1, 3) OBP: 0.315, SLG: 0.347	0-2 G1-3		0-1 HBP 1B 1-2 2-3		0-1 FC6-4			1-2 G4-3	0-0 1B	5 0 2 0 0 0 1																										
Matt Nokes, L (1, 10) (9, 2) OBP: 0.292, SLG: 0.442	1-3 K		1-0 HBP		1-2 G3			0-1 P5	3-3 K	4 0 0 1 0 2 3																										
Paul O'Neill, L (1, 9) OBP: 0.356, SLG: 0.503		1-3 K	2-2 F8			0-0 F8		4-2 BB		3 0 0 0 1 1 3																										
Dion James, L (1, 7) OBP: 0.346, SLG: 0.455		1-0 F8		1-1 HR		2-2 E3		1-0 F7		4 1 1 1 0 0 1																										
Mike Stanley, R (1, 2) Andy Stankiewicz, R (9, PR) (9, 6)		2-0 G4-3		1-3 K		1-0 G6-3			0-2 HR 1B	4 0 1 0 0 1 1 0 1 0 0 0 0 0	AB 35 R 5 H 9 RBI 5 BB 3 SO 8 LOB 15																									
Spike Owen, S (1, 6) OBP: 0.335, SLG: 0.333 Kevin Maas, L (9, PH) OBP: 0.342, SLG: 0.467 Steve Farr, R (9, 1)			4-1 1B HBP BB 1B		1-0 F8-4 1B		0-0 F7		3-2 1-H HR	2 1 1 0 1 0 1 1 1 1 2 0 0 0 0 0 0 0 0 0 0																										
Pat Kelly, R (1, 4) OBP: 0.296, SLG: 0.409			1-2 F8		1-0 F8-4			1-0 G6-3	0-1 L5	4 0 0 0 0 0 3																										
Inning Stats	R: 1 E: 0 K: 1 S: 12	H: 1 LOB: 0 BB: 0 P: 14	R: 0 E: 0 K: 1 S: 5	H: 0 LOB: 0 BB: 0 P: 9	R: 1 E: 0 K: 1 S: 17	H: 2 LOB: 3 BB: 1 P: 27	R: 1 E: 0 K: 1 S: 7	H: 2 LOB: 0 BB: 0 P: 11	R: 0 E: 0 K: 1 S: 10	H: 0 LOB: 1 BB: 1 P: 17	R: 0 E: 1 K: 0 S: 6	H: 0 LOB: 1 BB: 0 P: 9	R: 0 E: 0 K: 1 S: 8	H: 0 LOB: 0 BB: 0 P: 12	R: 0 E: 0 K: 0 S: 8	H: 0 LOB: 1 BB: 1 P: 14	R: 2 E: 0 K: 2 S: 23	H: 4 LOB: 2 BB: 0 P: 33	1B: 6 2B: 1 3B: 1 HR: 2	SF: 1 SAC: 0 DP: 1 HBP: 1	WP: 0 PB: 0 SB: 0 CS: 0	PA: 40														
PITCHER	IP WLS BF H R ER SO BB IBB HBP BLK WP HR S P ERA WHIP																																			
Jaime Navarro, R (1, 1) ERA: 4.39	8.0		34	6	4	4	6	3	0	1	0	0	1	78	118	4.50	1.125																			
Doug Henry, R (9, 1) ERA: 4.74	0.2	L	4	2	1	1	1	0	0	0	0	0	1	11	18	13.50	3.000																			
Jesse Orosco, L (9, 1) ERA: 4.41	0.1		2	1	0	0	1	0	0	0	0	0	0	7	10	0.00	3.000																			

New York Yankees @ Milwaukee Brewers
Milwaukee County Stadium, Milwaukee, WI

Fri Jun 11 1993, 8:05 PM EDT
Att: 20,563 - Unknown

livebaseballscorecards.com



Batter	1	2	3	4	5	6	7	8	9	AB R H RBI BB SO LOB	TOP
Bernie Williams, S (1, 8) OBP: 0.328, SLG: 0.378 B F C B B F F F X	3-2 P5 		1-1 L8 1B 		2-2 G3-6-3 1-2f 			1-0 F8 		4 0 1 0 0 0 1	New York Yankees @ Milwaukee Brewers Milwaukee County Stadium, Milwaukee, WI Sat Jun 12 1993, 8:05 PM EDT Att. 33,241 - Unknown - 74 F livebaseballscorecards.com
Wade Boggs, L (1, 5) OBP: 0.399, SLG: 0.378 Andy Stankiewicz, R (8, 5) B C F X	1-2 G6-3 		1-1 L7 1-2 		1-1 L7 		0-2 G4-3 		4 0 1 0 0 0 0 0 0 0 0 0 0 0		
Don Mattingly, L (1, 3) OBP: 0.319, SLG: 0.351 Hensley Meulens, R (8, 3) X	0-0 BB 1B 		0-0 L8 2-3 		1-2 1B 		0-0 L9 		4 0 2 0 0 0 2 0 0 0 0 0 0 0		
Kevin Maas, L (1, 10) OBP: 0.340, SLG: 0.456 C B B B B F B	4-2 1-2 BB 		2-0 F8 		1-2 F9 		3-2 G4-3 		3 0 0 0 1 0 3		
Paul O'Neill, L (1, 9) OBP: 0.354, SLG: 0.513 C B F F X	1-3 K 		1-0 F8 		0-2 L5 		1-2 HR 		4 1 1 1 0 1 3		
Dion James, L (1, 7) OBP: 0.333, SLG: 0.437 B X		1-0 G3 		3-3 K 		2-3 K 		2-0 G4-3 		4 0 0 0 0 2 1	
Mike Stanley, R (1, 2) OBP: 0.377, SLG: 0.473 C B B B B X		3-2 G6-3 		1-0 1B 		1-1 L7 		1-2 F9 		4 0 1 0 0 0 0	
Spike Owen, S (1, 6) OBP: 0.330, SLG: 0.328 C C C X		0-2 P6 		2-1 G3-1 		1-0 P6 				3 0 0 0 0 0 1	
Pat Kelly, R (1, 4) OBP: 0.296, SLG: 0.404 B F F F X			1-2 P4 		4-1 G3-6-3 BB 		2-3 K 			2 0 0 0 1 1 0	
Inning Stats	R: 0 H: 1 E: 0 LOB: 2 K: 1 BB: 1 S: 16 P: 25	R: 0 H: 0 E: 0 LOB: 0 K: 0 BB: 0 S: 7 P: 11	R: 0 H: 2 E: 0 LOB: 2 K: 0 BB: 0 S: 9 P: 14	R: 0 H: 1 E: 0 LOB: 1 K: 1 BB: 0 S: 7 P: 14	R: 0 H: 0 E: 0 LOB: 0 K: 0 BB: 1 S: 8 P: 15	R: 0 H: 1 E: 0 LOB: 1 K: 1 BB: 0 S: 14 P: 18	R: 0 H: 0 E: 0 LOB: 0 K: 1 BB: 0 S: 6 P: 10	R: 0 H: 0 E: 0 LOB: 0 K: 0 BB: 0 S: 5 P: 6	R: 1 H: 1 E: 0 LOB: 0 K: 0 BB: 0 S: 14 P: 21	1B: 5 SF: 0 2B: 0 SAC: 0 3B: 0 DP: 1 HR: 1 HBP: 0	WP: 0 PA: 34 PB: 0 SB: 0 CS: 0
PITCHER 21 Cal Eldred, R (1, 1) ERA: 3.59	IP WLS BF H R ER SO BB IBB HBP BLK WP HR S P ERA WHIP 9.0 W 34 6 1 1 4 2 0 0 0 0 0 1 86 134 1.00 0.889										

New York Yankees @ Milwaukee Brewers
 Milwaukee County Stadium, Milwaukee, WI

AB	32
R	1
H	6
RBI	1
BB	2
SO	4
LOB	11



Batter	1	2	3	4	5	6	7	8	9	AB R H RBI BB SO LOB
Juan Bell, R OBP: 0.333, SLG: 0.398 (1, 6)	1-0 G6-3	1-0 FC4-6 1B		1-3 K	4-2 1B BB		2-3 K			4 0 1 0 1 2 1
Darryl Hamilton, L OBP: 0.358, SLG: 0.356 (1, 8)	2-1 F7	0-1 FC4-6 1B		0-2 L6	1-2 FC5-4 1B		2-2 2-H 1B			5 0 2 2 0 0 2
Greg Vaughn, R OBP: 0.386, SLG: 0.526 (1, 7)	4-0 1B BB	2-0 S 1B		3-2 2B	1-0 FC5-4		0-2 G3-1			3 1 2 1 1 0 2
Troy O'Leary, L (7, 7)	1B BB	1-2 1B		1-2 2B	1-2 1B					1 0 0 0 0 0 1
Kevin Reimer, L OBP: 0.308, SLG: 0.440 (1, 10)	4-2 1B 1B E BB	3-3 K		0-0 F8		0-1 F9		4-2 WP BB		3 1 0 0 2 1 3
John Jaha, R OBP: 0.324, SLG: 0.349 (1, 3)	2-1 E 2B 1B	3-2 G6-3			4-1 HR BB	0-0 G6-3		1-3 K		3 2 1 0 1 0 2
William Suero, R OBP: 0.300, SLG: 0.222 (8, 4)	1-2 2B 1B									1 0 0 0 0 1 1
Dickie Thon, R OBP: 0.326, SLG: 0.366 (1, 4)	2-2 E1 2B 1B		0-1 P6		1-3 K	1-0 1B		0-0 F7		5 1 2 1 0 1 2
Tom Brunansky, R OBP: 0.266, SLG: 0.283 (1, 9)	3-2 1-H 3-H 2B		4-2 BB		1-1 HR	3-3 K		1-1 P4		4 1 2 4 1 1 2
B.J. Surhoff, L OBP: 0.275, SLG: 0.276 (1, 5)	2-1 G3-1		1-2 P5		0-1 G1-3 1B 2B		3-2 G5-3 1B HBP			3 2 1 0 0 0 2
Joe Kmak, R OBP: 0.311, SLG: 0.275 (1, 2)		1-1 E4 FC4-6 1B	2-3 K		0-1 G1-3		0-1 G5-3			4 1 0 0 0 1 3


Inning Stats	R: 4	H: 3	E: 1	LOB: 1	K: 0	P: 35	R: 1	H: 2	E: 1	LOB: 2	K: 1	P: 24	R: 0	H: 0	E: 0	LOB: 1	K: 1	P: 19	R: 0	H: 1	E: 0	LOB: 1	K: 1	P: 15	R: 3	H: 3	E: 0	LOB: 2	K: 1	P: 28	R: 0	H: 1	E: 0	LOB: 1	K: 1	P: 13	R: 1	H: 1	E: 0	LOB: 1	K: 1	P: 22	R: 0	H: 0	E: 0	LOB: 1	K: 1	P: 14
--------------	------	------	------	--------	------	-------	------	------	------	--------	------	-------	------	------	------	--------	------	-------	------	------	------	--------	------	-------	------	------	------	--------	------	-------	------	------	------	--------	------	-------	------	------	------	--------	------	-------	------	------	------	--------	------	-------

PITCHER	IP	WLS	BF	H	R	ER	SO	BB	IBB	HBP	BLK	WP	HR	S	P	ERA	WHIP
Jeff Johnson, L ERA: 30.38 (1, 1)	1.1	L	12	5	5	4	0	2	0	0	0	0	0	21	45	27.00	5.250
Rich Monteleone, R ERA: 4.09 (2, 1)	3.1		16	3	3	3	4	3	0	0	0	0	1	43	70	8.10	1.800
Neal Heaton, L ERA: 6.43 (5, 1)	2.1		11	3	1	1	2	0	0	1	0	0	0	28	41	3.86	1.286
Bobby Munoz, R ERA: 4.05 (8, 1)	1.0		4	0	0	0	1	1	0	0	0	1	0	8	14	0.00	1.000

BOTTOM

New York Yankees @ Milwaukee Brewers
Milwaukee County Stadium, Milwaukee, WI
 Sat Jun 12 1993, 8:05 PM EDT
 Att: 33,241 - Unknown - 74 F

AB	36
R	9
H	11
RBI	8
BB	6
SO	7
LOB	21



1B: 7	SF: 0	WP: 1	PA: 43
2B: 3	SAC: 0	PB: 0	
3B: 0	DP: 0	SB: 2	
HR: 1	HBP: 1	CS: 0	

New York Yankees @ Milwaukee Brewers
Milwaukee County Stadium, Milwaukee, WI

Sun Jun 13 1993, 8:05 PM EDT
 Att. 21,932 - Unknown - 70 F

AB	35
R	9
H	11
RBI	9
BB	5
SO	3
LOB	12



WP:	0	PA:	42
PB:	0		
SB:	0		
CS:	0		

Batter	1	2	3	4	5	6	7	8	9	AB	R	H	RBI	BB	SO	LOB					
Bernie Williams, S (1, 8) OBP: 0.330, SLG: 0.377	G6-3	1-0 2-H 3-H 1B	SF8			FC6-4 BB		L8		3	0	1	3	1	0	0					
Wade Boggs, L (1, 5) Andy Stankiewicz, R (6, 5)	L1	F7	FC6-4			FC6-4 G3-6		F8		4	0	0	0	0	0	5					
Don Mattingly, L (1, 3)	G4-3		HR		F8	G3-6			G3	5	1	1	1	0	0	1					
Matt Nokes, L (1, 2) Mike Stanley, R (7, PH) OBP: 0.286, SLG: 0.432 OBP: 0.385, SLG: 0.500		P4	G4-3		K	G1-3 1B			HR	3	0	0	0	0	1	0					
Paul O'Neill, L (1, 9)		BB 1B	2B		G4-3	G1-3		G6-3		5	2	2	0	0	0	1					
Dion James, L (1, 7)		HBP 1B BB	BB 2B		G4-3	1B		G1-3		4	2	2	2	1	0	0					
Kevin Maas, L (1, 10)		P4	BB SF8 BB		F8	G6-4-3 1B				3	1	1	0	1	0	2					
Dave Silvestri, R (1, 6)		HBP 1B	BB		1B	G6-4-3				3	1	2	1	1	0	2					
Pat Kelly, R (1, 4)		HBP	FC6-4 BB		K			K		2	0	0	1	1	2	1					
Inning Stats	R: 0 E: 0 K: 0 S: 6	H: 0 LOB: 0 BB: 0 P: 10	R: 3 E: 0 K: 0 S: 16	H: 3 LOB: 2 BB: 1 P: 29	R: 4 E: 0 K: 0 S: 14	H: 3 LOB: 3 BB: 3 P: 35	R: 0 E: 0 K: 1 S: 5	H: 0 LOB: 0 BB: 0 P: 6	R: 0 E: 0 K: 1 S: 8	H: 1 LOB: 1 BB: 0 P: 14	R: 0 E: 0 K: 0 S: 5	H: 0 LOB: 0 BB: 1 P: 9	R: 1 E: 0 K: 0 S: 8	H: 3 LOB: 1 BB: 0 P: 11	R: 0 E: 0 K: 1 S: 7	H: 0 LOB: 0 BB: 0 P: 10	R: 1 E: 0 K: 0 S: 9	H: 1 LOB: 0 BB: 0 P: 13	1B: 7 2B: 2 3B: 0 HR: 2	SF: 1 SAC: 0 DP: 2 HBP: 1	WP: 0 PA: 42

Batter	1	2	3	4	5	6	7	8	9
Bernie Williams, S (1, 8) OBP: 0.330, SLG: 0.377	G6-3	1-0 2-H 3-H 1B	SF8			FC6-4 BB		L8	
Wade Boggs, L (1, 5) Andy Stankiewicz, R (6, 5)	L1	F7	FC6-4			FC6-4 G3-6		F8	
Don Mattingly, L (1, 3)	G4-3		HR		F8	G3-6			G3
Matt Nokes, L (1, 2) Mike Stanley, R (7, PH) OBP: 0.286, SLG: 0.432 OBP: 0.385, SLG: 0.500		P4	G4-3		K	G1-3 1B			HR
Paul O'Neill, L (1, 9)		BB 1B	2B		G4-3	G1-3		G6-3	
Dion James, L (1, 7)		HBP 1B BB	BB 2B		G4-3	1B		G1-3	
Kevin Maas, L (1, 10)		P4	BB SF8 BB		F8	G6-4-3 1B			
Dave Silvestri, R (1, 6)		HBP 1B	BB		1B	G6-4-3			
Pat Kelly, R (1, 4)		HBP	FC6-4 BB		K			K	

PITCHER	IP	WLS	BF	H	R	ER	SO	BB	IBB	HBP	BLK	WP	HR	S	P	ERA	WHIP
Mike Boddicker, R (1, 1) ERA: 5.67	2.1	L	14	5	5	5	0	1	0	1	0	0	1	25	45	19.29	2.571
Angel Miranda, L (3, 1) ERA: 5.4	2.2		14	2	2	2	2	4	0	0	0	0	0	26	55	6.75	2.250
Graeme Lloyd, L (6, 1) ERA: 1.83	2.0		7	3	1	1	0	0	0	0	0	0	0	11	14	4.50	1.500
Jim Austin, R (8, 1) ERA: 4.74	2.0		7	1	1	1	1	0	0	0	0	0	1	16	23	4.50	0.500

Batter	1	2	3	4	5	6	7	8	9	AB R H RBI BB SO LOB
Juan Bell, R OBP: 0.347, SLG: 0.402 (1, 6)	3-2 E 1B	3-1 P4			1-0 F9 2B 1B	4-2 BB BB		0-0 G6-3		4 2 2 0 1 0 0
Robin Yount, R OBP: 0.359, SLG: 0.385 (1, 8)	3-2 E6 1B 2B	0-1 P9			2-0 F9 1-2	4-0 BB 1-2 2-3		2-2 F8		4 1 0 0 1 0 2
Greg Vaughn, R OBP: 0.387, SLG: 0.541 (1, 7)	3-1 F7				2-0 G3-1 2B	3-1 F8		3-2 HR		5 1 2 2 0 0 5
Kevin Reimer, L OBP: 0.310, SLG: 0.439 (1, 10)	1-0 2B 1B				3-2 G3-1 2-3		2-1 G1		1-2 1B	5 1 2 1 0 0 1
Tom Brunansky, R OBP: 0.270, SLG: 0.289 (1, 9)	3-2 S 2B				4-2 BB		0-0 G5-3		3-3 K	4 0 1 2 1 1 1
John Jaha, R OBP: 0.321, SLG: 0.345 (1, 3)	0-3 K				2-1 F8		1-1 FC5-4 1B		3-1 G1-6-3	5 0 1 0 0 1 4
Dickie Thon, R OBP: 0.338, SLG: 0.368 (1, 4) (9, 5)	4-0 BB 2-3 BB				0-0 1B S 1B		4-1 FC3-6 BB		0-2 FC5-4 1-2f	2 0 1 0 2 0 1
B.J. Surhoff, L OBP: 0.275, SLG: 0.275 (1, 5) (9, 2)	0-2 G5-3				3-2 G6-4-3 1B		2-1 FC3-6 BB BLK 1-2f		1-2 G3	4 0 1 0 0 0 3
Joe Kmak, R OBP: 0.305, SLG: 0.269 Tom Lampkin, L OBP: 0.275, SLG: 0.209 William Suero, R OBP: 0.273, SLG: 0.200 (1, 2) (6, PH) (7, 2) (8, PH) (9, 4)		3-2 G6-3			0-2 G6-4-3 1-2f		3-2 P3 1-2		0-0 F9	2 0 0 0 0 0 2 1 0 0 0 0 0 1 1 0 0 0 0 0 0

Inning Stats	R: 3 E: 1 K: 19 S: 19	H: 3 LOB: 2 BB: 1 P: 36	R: 0 E: 0 K: 7 S: 7	H: 0 LOB: 0 BB: 0 P: 13	R: 0 E: 0 K: 6 S: 6	H: 0 LOB: 0 BB: 0 P: 11	R: 0 E: 0 K: 0 S: 14	H: 2 LOB: 1 BB: 0 P: 19	R: 1 E: 0 K: 10 S: 10	H: 2 LOB: 2 BB: 1 P: 24	R: 0 E: 0 K: 11 S: 11	H: 0 LOB: 3 BB: 3 P: 31	R: 0 E: 0 K: 8 S: 8	H: 1 LOB: 1 BB: 0 P: 11	R: 0 E: 0 K: 5 S: 5	H: 0 LOB: 0 BB: 0 P: 6	R: 1 E: 0 K: 15 S: 15	H: 2 LOB: 1 BB: 0 P: 27	1B: 7 2B: 2 3B: 0 HR: 1	SF: 0 SAC: 0 DP: 1 HBP: 0	WP: 0 PB: 0 SB: 2 CS: 0	PA: 42
PITCHER	IP	WLS	BF	H	R	ER	SO	BB	IBB	HBP	BLK	WP	HR	S	P	ERA	WHIP					
Jimmy Key, L ERA: 2.3 (1, 1)	5.0	W	24	7	4	3	1	2	0	0	0	0	0	56	103	5.40	1.800					
John Habyan, R ERA: 3.38 (6, 1)	1.0		6	0	0	0	0	3	0	0	1	0	0	11	31	0.00	3.000					
Steve Howe, L ERA: 9.0 (7, 1)	3.0	S	12	3	1	1	1	0	0	0	0	0	1	28	44	3.00	1.000					

BOTTOM


New York Yankees @ Milwaukee Brewers
Milwaukee County Stadium, Milwaukee, WI

Sun Jun 13 1993, 8:05 PM EDT
Att: 21,932 - Unknown - 70 F

livebaseballscores.com

AB	37
R	5
H	10
RBI	5
BB	5
SO	2
LOB	20



Batter	1	2	3	4	5	6	7	8	9	AB R H RBI BB SO LOB	TOP	
Billy Hatcher, R OBP: 0.345, SLG: 0.366 (1, 8) B X	1-1 G4-3 ①		2-1 L7 ①		4-1 CS BB ①			3-2 E5 FC4-6 ①		3 0 0 0 1 0 0		
Bob Zuppcic, R OBP: 0.330, SLG: 0.348 (1, 9) Steve Lyons, L (8, PH) (8, 9) C B X	1-1 F8 ②		3-2 FC3-6 1B ②		3-3 SAFE 1-2 ② ③			2-1 F8 ①		3 0 1 0 0 1 2 1 0 0 0 0 0 1		
Mike Greenwell, L OBP: 0.347, SLG: 0.422 (1, 7) C B X	2-2 G4-3 ③		0-0 FC3-6 1-2f ②			2-2 G6-4-3 1B ①		0-1 FC4-6 1-2f ②		4 0 1 0 0 0 2		
Andre Dawson, R OBP: 0.253, SLG: 0.292 (1, 10) B F X		1-1 G6-3 ①	0-0 F9 ③			2-2 G6-4-3 1-2f ① ② ③		1-1 G6-3 ③		4 0 0 0 0 0 3		
Mo Vaughn, L OBP: 0.412, SLG: 0.519 (1, 3) C S X		0-2 G6-3 ②		0-0 G1-3 ①		4-1 BB ③		3-2 G6-3 ①		3 0 0 0 1 0 0		
Scott Cooper, L OBP: 0.369, SLG: 0.378 (1, 5) B B B B X		4-0 BB BB BB BB BB		3-2 G1-3 ②		1-0 P6 ③		2-1 G3 ②		3 0 0 0 1 0 1		
Bob Melvin, R OBP: 0.312, SLG: 0.348 (1, 2) Ernest Riles, L (9, PH) C B B B X		4-1 BB BB 1-2 BB BB		1-2 G5-3 ③			0-1 G6-3 ①		3-1 G3 ③	2 0 0 0 1 0 0 1 0 0 0 0 0 0	AB 29 R 0 H 3 RBI 0 BB 5 SO 1 LOB 12	
John Valentin, R OBP: 0.275, SLG: 0.368 (1, 6) B B B B B X		4-2 FC5-4 BB 1-2 2-3 BB			3-1 P3 ①		3-2 F8 ②			2 0 0 0 1 0 0		
Luis Rivera, R OBP: 0.281, SLG: 0.309 (1, 4) B C X		1-1 FC5-4 1-2f ③			0-1 3B ③		0-1 G4-3 ③			3 0 1 0 0 0 3		
Inning Stats	R: 0 E: 0 K: 0 S: 7 H: 0 LOB: 0 BB: 0 P: 11	R: 0 E: 0 K: 0 S: 10 H: 0 LOB: 3 BB: 3 P: 24	R: 0 E: 0 K: 0 S: 8 H: 1 LOB: 1 BB: 0 P: 13	R: 0 E: 0 K: 0 S: 8 H: 0 LOB: 0 BB: 0 P: 12	R: 0 E: 0 K: 1 S: 8 H: 1 LOB: 1 BB: 1 P: 18	R: 0 E: 0 K: 0 S: 8 H: 1 LOB: 1 BB: 1 P: 17	R: 0 E: 0 K: 0 S: 7 H: 0 LOB: 0 BB: 0 P: 10	R: 0 E: 1 K: 0 S: 9 H: 0 LOB: 1 BB: 0 P: 15	R: 0 E: 0 K: 0 S: 8 H: 0 LOB: 0 BB: 0 P: 16	1B: 2 SF: 0 2B: 0 SAC: 0 3B: 1 DP: 1 HR: 0 HBP: 0	WP: 0 PA: 34 PB: 0 SB: 0 CS: 1	
PITCHER Scott Kamieniecki, R ERA: 3.95 (1, 1) Bobby Munoz, R ERA: 3.52 (9, 1)	IP WLS BF H R ER SO BB IBB HBP BLK WP HR S P ERA WHIP	8.0 W 31 3 0 0 1 5 0 0 0 0 0 0 65 120 0.00 1.000	1.0 3 0 0 0 0 0 0 0 0 0 0 0 8 16 0.00 0.000	PITCHER IP WLS BF H R ER SO BB IBB HBP BLK WP HR S P ERA WHIP								

Boston Red Sox @ New York Yankees
 Yankee Stadium, Bronx, NY
 Mon Jun 14 1993, 7:05 PM EDT
 Att. 25,227 - Unknown - 75 F

livebaseballscorecards.com

Batter	1	2	3	4	5	6	7	8	9	AB	R	H	RBI	BB	SO	LOB
Bernie Williams, S (1, 8) OBP: 0.333, SLG: 0.398	3-2 P5			0-1 F9	1-2 HR		3-1 CS			4	1	2	4	0	0	0
Spike Owen, S (1, 6) OBP: 0.324, SLG: 0.322	0-0 L8			2-2 F8	0-0 G3		1 SAFE CS	0-0 F8		4	0	0	0	0	0	0
Don Mattingly, L (1, 3) OBP: 0.314, SLG: 0.362	1-2 F9			1-1 1B		0-0 G6-3		2-3 K		4	0	1	0	0	1	0
Kevin Maas, L (1, 10) OBP: 0.335, SLG: 0.439		0-0 F9		1-0 P4		1-3 K		2-1 P3		4	0	0	0	0	1	1
Paul O'Neill, L (1, 9) OBP: 0.359, SLG: 0.515		3-1 F8			3-2 G4-3 HR	4-2 2B				2	1	1	0	1	0	0
Dion James, L (1, 7) OBP: 0.345, SLG: 0.455		2-2 F9			1 SAFE G4-3	0-1 2B				3	0	1	0	0	0	1
Mike Stanley, R (1, 2) OBP: 0.384, SLG: 0.493			1-3 K		4-0 HR	0-0 F8				2	1	0	0	1	1	2
Dave Silvestri, R (1, 5) OBP: 0.571, SLG: 0.400			1-1 L6		4-2 HR		2-2 G6-3			2	1	0	0	1	0	0
Andy Stankiewicz, R (1, 4) OBP: 0.571, SLG: 0.400			2-0 F9		1-3 K		1-0 F9			3	0	0	0	0	1	3

Inning Stats	R: 0	H: 0	E: 0	K: 0	S: 7	R: 0	H: 0	E: 0	K: 0	S: 6	R: 0	H: 0	E: 0	K: 1	S: 7	R: 4	H: 2	E: 0	K: 1	S: 17	R: 0	H: 1	E: 0	K: 1	S: 10	R: 0	H: 1	E: 0	K: 0	S: 8	R: 0	H: 0	E: 0	K: 1	S: 7	1B: 3	SF: 0	2B: 1	SAC: 0	3B: 0	DP: 0	HR: 1	HBP: 0	WP: 0	PA: 32
	0	0	0	0	7	0	0	0	0	6	0	0	0	1	7	4	2	0	1	17	0	1	0	0	10	0	1	0	0	8	0	0	0	7	0	0	3	0	0	1	0	0	0	32	

PITCHER	IP	WLS	BF	H	R	ER	SO	BB	IBB	HBP	BLK	WP	HR	S	P	ERA	WHIP
Danny Darwin, R (1, 1) ERA: 2.93	6.0	L	25	4	4	0	3	3	0	0	0	0	1	55	91	0.00	1.167
Scott Bankhead, R (7, 1) ERA: 3.7	1.0		3	1	0	0	0	0	0	0	0	0	0	8	16	0.00	1.000
Joe Hesketh, L (8, 1) ERA: 7.02	1.0		3	0	0	0	1	0	0	0	0	0	0	7	11	0.00	0.000


BOTTOM

Boston Red Sox @ New York Yankees
 Yankee Stadium, Bronx, NY

Mon Jun 14 1993, 7:05 PM EDT
 Att: 25,227 - Unknown - 75 F

livebaseballscorecards.com

AB	28
R	4
H	5
RBI	4
BB	3
SO	4
LOB	7



Batter	1	2	3	4	5	6	7	8	9	AB	R	H	RBI	BB	SO	LOB	TOP								
Ernest Riles, L (1, 4) OBP: 0.304, SLG: 0.370 John Valentin, R (6, PH) OBP: 0.272, SLG: 0.363 (6, 6)	2-2 FC1-6 1B	2-2 F8		2-1 P4		2-0 F8		1-2 FC5-4 2B		3	0	1	0	0	0	2									
Billy Hatcher, R (1, 8) OBP: 0.346, SLG: 0.369	0-0 FC1-6 2B	4-2 BB		1-0 F9		0-0 G3		1-0 2B		4	1	1	1	1	0	4									
Mike Greenwell, L (1, 7) OBP: 0.343, SLG: 0.413	4-1 2B HR BB	2-1 G1-3		1-1 F7			1-0 G6-3	2-3 K		4	1	0	0	1	1	5									
Mo Vaughn, L (1, 10) OBP: 0.412, SLG: 0.519	1-1 HR 2B		4-2 1B BB		2-3 K		2-2 F8		0-1 F7	4	2	1	1	1	1	0									
Carlos Quintana, R (1, 3) OBP: 0.340, SLG: 0.287	3-2 G5-3		1-0 1B		2-2 G4-3		1-1 G4-3		1-3 K	5	0	1	0	0	1	2									
Scott Cooper, L (1, 5) OBP: 0.378, SLG: 0.400	3-2 HR		1-0 1B		1-3 K			1-0 BB 1B FC5-4 1B	4-1 BB	4	2	3	4	1	1	0									
Ivan Calderon, R (1, 9) OBP: 0.290, SLG: 0.306	0-0 F8		0-0 G6-3			1-0 G5-3		2-0 FC5-4 2B 1B	0-2 L6	5	1	1	0	0	0	3									
Tony Peña, R (1, 2) OBP: 0.234, SLG: 0.231 Steve Lyons, L (8, PH) (8, 4)		2-1 BB 1B	0-1 B2		0-0 1B 1B		0-0 1B 1B	4-2 FC5-4 BB		3	0	2	0	0	0	1									
Luis Rivera, R (1, 6) OBP: 0.293, SLG: 0.321 Andre Dawson, R (8, PH) OBP: 0.251, SLG: 0.290 Bob Melvin, R (8, 2) OBP: 0.312, SLG: 0.348		1-3 K		2-1 1B		2-2 1B		3-2 K		3	0	2	0	0	1	1									
Inning Stats	R: 4 E: 0 K: 0 S: 15	H: 3 LOB: 0 BB: 1 P: 28	R: 0 E: 0 K: 1 S: 14	H: 1 LOB: 2 BB: 1 P: 25	R: 1 E: 0 K: 0 S: 10	H: 2 LOB: 1 BB: 1 P: 16	R: 0 E: 0 K: 0 S: 7	H: 1 LOB: 1 BB: 0 P: 13	R: 0 E: 0 K: 2 S: 10	H: 0 LOB: 0 BB: 0 P: 15	R: 0 E: 0 K: 0 S: 7	H: 2 LOB: 2 BB: 0 P: 12	R: 0 E: 0 K: 0 S: 7	H: 0 LOB: 0 BB: 0 P: 11	R: 2 E: 0 K: 2 S: 22	H: 3 LOB: 2 BB: 1 P: 36	R: 0 E: 0 K: 1 S: 11	H: 0 LOB: 1 BB: 1 P: 16	1B: 9 2B: 3 3B: 0 HR: 1	SF: 0 SAC: 0 DP: 1 HBP: 0	WP: 0 PB: 0 SB: 0 CS: 0	PA: 43			
PITCHER	IP WLS BF H R ER SO BB IBB HBP BLK WP HR S P ERA WHIP	IP WLS BF H R ER SO BB IBB HBP BLK WP HR S P ERA WHIP	IP WLS BF H R ER SO BB IBB HBP BLK WP HR S P ERA WHIP	IP WLS BF H R ER SO BB IBB HBP BLK WP HR S P ERA WHIP	IP WLS BF H R ER SO BB IBB HBP BLK WP HR S P ERA WHIP	IP WLS BF H R ER SO BB IBB HBP BLK WP HR S P ERA WHIP	IP WLS BF H R ER SO BB IBB HBP BLK WP HR S P ERA WHIP	IP WLS BF H R ER SO BB IBB HBP BLK WP HR S P ERA WHIP	IP WLS BF H R ER SO BB IBB HBP BLK WP HR S P ERA WHIP	IP WLS BF H R ER SO BB IBB HBP BLK WP HR S P ERA WHIP	IP WLS BF H R ER SO BB IBB HBP BLK WP HR S P ERA WHIP	IP WLS BF H R ER SO BB IBB HBP BLK WP HR S P ERA WHIP	IP WLS BF H R ER SO BB IBB HBP BLK WP HR S P ERA WHIP	IP WLS BF H R ER SO BB IBB HBP BLK WP HR S P ERA WHIP	IP WLS BF H R ER SO BB IBB HBP BLK WP HR S P ERA WHIP	IP WLS BF H R ER SO BB IBB HBP BLK WP HR S P ERA WHIP	IP WLS BF H R ER SO BB IBB HBP BLK WP HR S P ERA WHIP	IP WLS BF H R ER SO BB IBB HBP BLK WP HR S P ERA WHIP	IP WLS BF H R ER SO BB IBB HBP BLK WP HR S P ERA WHIP	IP WLS BF H R ER SO BB IBB HBP BLK WP HR S P ERA WHIP	IP WLS BF H R ER SO BB IBB HBP BLK WP HR S P ERA WHIP	IP WLS BF H R ER SO BB IBB HBP BLK WP HR S P ERA WHIP	IP WLS BF H R ER SO BB IBB HBP BLK WP HR S P ERA WHIP	IP WLS BF H R ER SO BB IBB HBP BLK WP HR S P ERA WHIP	IP WLS BF H R ER SO BB IBB HBP BLK WP HR S P ERA WHIP

Boston Red Sox @ New York Yankees
 Yankee Stadium, Bronx, NY
 Tue Jun 15 1993, 7:05 PM EDT
 Att. 30,647 - Unknown - 74 F

AB	38
R	7
H	12
RBI	7
BB	5
SO	6
LOB	25



Batter	1	2	3	4	5	6	7	8	9	AB R H RBI BB SO LOB	TOP											
Billy Hatcher, R (1, 8) OBP: 0.348, SLG: 0.374 Bob Zuppic, R (8, 8) OBP: 0.330, SLG: 0.348	1-2 1B HR	3-1 G5-3 1B	1-0 G6-3 2B		0-2 2B 1-H 2-H 3-H		1-1 G5-3 1B		5 1 2 2 0 0 2 0 0 0 0 0 0 0	Boston Red Sox @ New York Yankees Yankee Stadium, Bronx, NY Wed Jun 16 1993, 7:05 PM EDT Att. 28,326 - Unknown - 79 F												
Ivan Calderon, R (1, 9) OBP: 0.304, SLG: 0.323	1-2 1B HR	0-0 E8 2B BLK		1-1 E2 L3		4-2 BB	2-1 1B 1B	4 3 3 0 1 0 0														
Mike Greenwell, L (1, 7) OBP: 0.349, SLG: 0.431	1-1 HR 1-H 3-H	4-0 IBB BLK HBP		1-2 L3 L3 1-1		0-0 F8 F8	2-2 1B 1B G6-3 1-3	4 1 2 3 1 0 2														
Andre Dawson, R (1, 10) OBP: 0.256, SLG: 0.289 Ernest Riles, L (8, PR) OBP: 0.304, SLG: 0.370	0-0 G6-3 G6-3	2-0 HBP BLK		0-0 G6-3 G6-3		0-3 K K	1-0 1B 1B G6-3 1-2 3-H	4 0 1 1 0 1 1 0 0 0 0 0 0 0														
Mo Vaughn, L (1, 3) OBP: 0.412, SLG: 0.518	4-2 BB 2B	1-3 K K			2-1 2B 1B FC5-2	3-1 F8 F8	1-1 G6-3 1B 1-2 2-3	4 0 1 0 1 1 6														
Scott Cooper, L (1, 5) OBP: 0.383, SLG: 0.404	1-2 2B 1-3	4-0 IBB 1-2 2-3 3-H			4-2 BB 1B FC5-2 2B		0-1 F7	3 1 1 0 2 0 2														
John Valentin, R (1, 6) OBP: 0.276, SLG: 0.360	1-0 P4	2-2 F7			0-0 1B 1B FC5-2 2B 1-2 2-3		4-0 BB BB G3 BB	4 1 1 0 1 0 5														
Tony Peña, R (1, 2) OBP: 0.240, SLG: 0.226	4-2 BB		3-3 K		0-2 2B 1B FC5-2 1-2 2-3 3-H		4-2 BB BB G3 BB 1-2	3 0 0 0 2 1 3														
Luis Rivera, R (1, 4) OBP: 0.278, SLG: 0.303	1-0 P2		1-3 K		2-2 F9		0-2 G3 1-2 2-3	0-3 K	5 0 0 0 0 2 8													
Inning Stats	R: 3 E: 0 K: 0 S: 22	H: 4 LOB: 3 BB: 2 P: 36	R: 1 E: 1 K: 1 S: 13	H: 1 LOB: 3 BB: 2 P: 29	R: 0 E: 0 K: 2 S: 8	H: 0 LOB: 0 BB: 0 P: 13	R: 0 E: 1 K: 0 S: 7	H: 0 LOB: 0 BB: 0 P: 9	R: 2 E: 0 K: 0 S: 19	H: 3 LOB: 2 BB: 1 P: 27	R: 0 E: 0 K: 1 S: 10	H: 0 LOB: 1 BB: 1 P: 17	R: 0 E: 0 K: 0 S: 10	H: 0 LOB: 2 BB: 2 P: 20	R: 1 E: 0 K: 0 S: 11	H: 3 LOB: 2 BB: 0 P: 17	R: 0 E: 0 K: 1 S: 8	H: 0 LOB: 0 BB: 0 P: 12	1B: 6 2B: 5 3B: 0 HR: 1	SF: 0 SAC: 0 DP: 2 HBP: 1	WP: 0 PB: 0 SB: 0 CS: 0	PA: 45
PITCHER Melido Perez, R (1, 1) ERA: 4.04 Rich Monteleone, R (7, 1) ERA: 4.02	IP WLS BF H R ER SO BB IBB HBP BLK WP HR S P ERA WHIP											PITCHER IP WLS BF H R ER SO BB IBB HBP BLK WP HR S P ERA WHIP										

livebaseballscorecards.com

AB	36
R	7
H	11
RBI	6
BB	8
SO	5
LOB	29



Batter	1	2	3	4	5	6	7	8	9	AB R H RBI BB SO LOB
Bernie Williams, S OBP: 0.343, SLG: 0.430 (1, 8) S B C B B B	4-2 G3 1B G4-1 BB		2-3 K			1-1 L8		3-3 K		3 1 0 0 1 2 0
Spike Owen, S OBP: 0.312, SLG: 0.308 (1, 6) X	0-0 G4-1 1-2		0-1 F7			1-1 L9		1-1 G4-3		4 0 0 0 0 0 1
Don Mattingly, L OBP: 0.309, SLG: 0.351 (1, 3) X	0-0 G3 2-3		0-1 G6-3			2-0 G3		2-1 G4-3		4 0 0 0 0 0 1
Kevin Maas, L OBP: 0.333, SLG: 0.434 (1, 10) B B X	2-0 1B		1-0 F9			3-2 G3-1		3-1 G3-1		4 0 1 1 0 0 0
Paul O'Neill, L OBP: 0.361, SLG: 0.512 (1, 9) B S 1 S SAFE	1-3 K		1-0 F8			1-0 1B				3 0 1 0 0 1 1
Dion James, L OBP: 0.347, SLG: 0.442 (1, 7) C B B B B		4-1 G5-3 BB	1-3 K			3-2 P6				2 0 0 0 1 1 1
Mike Stanley, R OBP: 0.380, SLG: 0.500 (1, 2) B B B B B		2-3 K			1-1 G6-3		3-3 K			3 0 0 0 0 2 2
Dave Silvestri, R OBP: 0.500, SLG: 0.455 (1, 5) B B C B X		2-1 G5-3 1-2			0-3 K			0-0 G4-3		3 0 0 0 0 1 1
Pat Kelly, R OBP: 0.300, SLG: 0.396 (1, 4) C B B B X		2-2 G4-1			0-1 1B			1-3 K		3 0 1 0 0 1 1

Inning Stats	R: 1	H: 1	E: 0	K: 1	S: 8	H: 1	LOB: 1	BB: 1	P: 15	R: 0	H: 0	E: 0	K: 1	S: 10	H: 0	LOB: 1	BB: 1	P: 20	R: 0	H: 0	E: 0	K: 1	S: 8	H: 0	LOB: 0	BB: 0	P: 10	R: 0	H: 0	E: 0	K: 1	S: 5	H: 1	LOB: 1	BB: 0	P: 8	R: 0	H: 0	E: 0	K: 0	S: 9	H: 1	LOB: 1	BB: 0	P: 21	R: 0	H: 0	E: 0	K: 2	S: 8	H: 0	LOB: 0	BB: 0	P: 12	R: 0	H: 0	E: 0	K: 0	S: 6	H: 0	LOB: 0	BB: 0	P: 12	1B: 3	2B: 0	3B: 0	HR: 0	SF: 0	SAC: 0	DP: 0	HBP: 0	WP: 0	PB: 0	SB: 0	CS: 0	PA: 31
--------------	------	------	------	------	------	------	--------	-------	-------	------	------	------	------	-------	------	--------	-------	-------	------	------	------	------	------	------	--------	-------	-------	------	------	------	------	------	------	--------	-------	------	------	------	------	------	------	------	--------	-------	-------	------	------	------	------	------	------	--------	-------	-------	------	------	------	------	------	------	--------	-------	-------	-------	-------	-------	-------	-------	--------	-------	--------	-------	-------	-------	-------	--------

PITCHER	IP	WLS	BF	H	R	ER	SO	BB	IBB	HBP	BLK	WP	HR	S	P	ERA	WHIP
John Dopsen, R ERA: 3.94 (1, 1)	7.0	W	25	3	1	1	6	2	0	0	0	0	0	54	91	1.29	0.714
Greg Harris, R ERA: 3.29 (8, 1)	2.0		6	0	0	0	2	0	0	0	0	0	0	14	24	0.00	0.000


BOTTOM

Boston Red Sox @ New York Yankees
Yankee Stadium, Bronx, NY

Wed Jun 16 1993, 7:05 PM EDT
Att: 28,326 - Unknown - 79 F

livebaseballscorecards.com

AB	29
R	1
H	3
RBI	1
BB	2
SO	8
LOB	8



Batter	1	2	3	4	5	6	7	8	9
Bernie Williams, S OBP: 0.349, SLG: 0.448 (1, 8)	1-2 G1-3		1-0 HR	1-2 F8		4-1 BB		2-2 SAFE 1B	
Wade Boggs, L OBP: 0.397, SLG: 0.375 (1, 5)	1-2 BB 1B		3-2 P6		3-2 HR 1B	4-0 BB		3-1 SF7 1-2 2-H	
Don Mattingly, L OBP: 0.317, SLG: 0.355 (1, 3)	4-1 G5-4-3 BB		1-2 1B		1-1 F7	1-2 G3		1-1 2-H 1B	
Danny Tartabull, R OBP: 0.327, SLG: 0.409 (1, 10)	3-2 G5-4-3 1-2f		0-1 F8		3-3 K		0-1 P3	0-3 K	
Mike Stanley, R OBP: 0.383, SLG: 0.519 (1, 2)		3-2 P8	1-1 L8		3-1 1-H HR		0-2 FC3-6 1B		
Paul O'Neill, L OBP: 0.364, SLG: 0.512 (1, 9)		0-1 1B BLK 1B		0-0 F7	1-1 BLK 1B		0-0 FC3-6 1-2f		
Dave Silvestri, R OBP: 0.500, SLG: 0.429 (1, 6)		3-1 BLK 1B		4-2 1B BB	3-3 SAFE K		3-1 F9		
Hensley Meulens, R OBP: 0.280, SLG: 0.435 Dion James, L OBP: 0.352, SLG: 0.447 (8, PH) (9, 7)		4-2 G6-3 BB		2-3 K		1-3 K		0-0 PB SF7 1B	
Pat Kelly, R OBP: 0.299, SLG: 0.393 (1, 4)		1-1 G6-3		0-0 1B		2-3 K		1-3 K	

Inning Stats	R: 0	H: 1	E: 0	K: 10	S: 10	R: 1	H: 2	E: 0	K: 12	S: 12	R: 1	H: 2	E: 0	K: 16	R: 0	H: 1	E: 0	K: 11	S: 11	R: 2	H: 3	E: 0	K: 15	R: 0	H: 1	E: 0	K: 8	S: 8	R: 2	H: 3	E: 0	K: 15	S: 15	
		LOB: 1	BB: 1	P: 19		LOB: 1	BB: 1	P: 23			LOB: 2	BB: 1	P: 18		LOB: 2	BB: 2	P: 24			LOB: 1	BB: 0	P: 11		LOB: 1	BB: 0	P: 11		LOB: 1	BB: 0	P: 22				

AB	R	H	RBI	BB	SO	LOB
4	2	2	1	1	0	2
3	1	2	1	1	0	0
4	0	2	1	1	0	3
5	0	0	0	0	2	5
4	1	2	2	0	0	1
4	1	2	0	0	0	1
3	0	1	0	1	1	2
2	0	0	0	1	2	1
1	1	1	0	0	0	0
4	0	1	0	0	2	3

WP	PA	ERA	WHIP
0	40		
0			
0			
0			

PITCHER	IP	WLS	BF	H	R	ER	SO	BB	IBB	HBP	BLK	WP	HR	S	P	ERA	WHIP
Jim Deshaies, L ERA: 4.17 (1, 1)	5.0		25	9	4	4	3	3	0	0	2	0	2	64	111	7.20	2.400
Mike Trombley, R ERA: 5.67 (6, 1)	2.1		11	2	1	1	3	2	0	0	0	0	0	24	40	3.86	1.714
Larry Casian, L ERA: 0.84 (8, 1)	0.1	L	3	2	1	0	0	0	0	0	0	0	0	8	14	0.00	6.000
Carl Willis, R ERA: 9.31 (8, 1)	0.1		1	0	0	0	1	0	0	0	0	0	0	3	3	0.00	0.000

Minnesota Twins @ New York Yankees
Yankee Stadium, Bronx, NY
 Thu Jun 17 1993, 7:05 PM EDT
 Att: 19,122 - Unknown - 78 F

livebaseballscores.com

AB	34
R	6
H	13
RBI	5
BB	5
SO	7
LOB	18



Batter	1	2	3	4	5	6	7	8	9	AB R H RBI BB SO LOB	TOP	
Chuck Knoblauch, R (1, 4) OBP: 0.370, SLG: 0.343	2-0 		0-1 		2-2 		2-2 			4 0 1 0 0 0 2	Minnesota Twins @ New York Yankees Yankee Stadium, Bronx, NY Fri Jun 18 1993, 7:05 PM EDT Att. 24,150 - Unknown	
Chip Hale, L (1, 5) OBP: 0.382, SLG: 0.452	1-3 		2-2 		1-1 			2-2 		4 0 1 0 0 1 1		
Kirby Puckett, R (1, 8) OBP: 0.347, SLG: 0.445	1-2 		2-2 			1-2 		1-3 		4 0 2 0 0 1 0		
Dave Winfield, R (1, 10) OBP: 0.303, SLG: 0.407	3-2 		2-2 			2-3 		3-1 		4 0 2 0 0 1 2		
Brian Harper, R (1, 2) OBP: 0.345, SLG: 0.454	0-2 			1-1 		2-2 		0-1 		4 0 0 0 0 0 3		
Shane Mack, R (1, 7) OBP: 0.283, SLG: 0.379		2-2 		2-2 			4-0 		1-2 	3 0 1 0 1 0 0		
Pedro Munoz, R (1, 9) OBP: 0.317, SLG: 0.464		1-2 		3-1 		SAFE 	2-2 		0-2 	4 0 1 0 0 0 1		
Dave McCarty, R (1, 3) OBP: 0.330, SLG: 0.406		3-3 			0-1 		3-3 		0-0 	4 0 1 0 0 2 2		
Pat Meares, R (1, 6) OBP: 0.333, SLG: 0.386			0-0 		0-2 		3-2 		0-2 	4 0 0 0 0 0 3		
Inning Stats	R: 0 H: 2 E: 0 LOB: 2 K: 1 BB: 0 S: 13 P: 20	R: 0 H: 0 E: 0 LOB: 0 K: 1 BB: 0 S: 12 P: 18	R: 0 H: 2 E: 0 LOB: 2 K: 0 BB: 0 S: 13 P: 19	R: 0 H: 1 E: 0 LOB: 0 K: 0 BB: 0 S: 7 P: 13	R: 0 H: 1 E: 0 LOB: 1 K: 0 BB: 0 S: 11 P: 14	R: 0 H: 0 E: 0 LOB: 0 K: 1 BB: 0 S: 12 P: 17	R: 0 H: 1 E: 0 LOB: 2 K: 1 BB: 1 S: 14 P: 28	R: 0 H: 1 E: 0 LOB: 1 K: 1 BB: 0 S: 12 P: 18	R: 0 H: 1 E: 0 LOB: 1 K: 0 BB: 0 S: 10 P: 11	1B: 9 SF: 0 2B: 0 SAC: 0 3B: 0 DP: 1 HR: 0 HBP: 0		WP: 0 PA: 36 PB: 0 SB: 0 CS: 0
PITCHER	IP WLS BF H R ER SO BB IBB HBP BLK WP HR S P ERA WHIP											IP WLS BF H R ER SO BB IBB HBP BLK WP HR S P ERA WHIP
Jimmy Key, L (1, 1) ERA: 2.17	6.0 W 23 6 0 0 3 0 0 0 0 0 0 0 68 101 0.00 1.000											
Bobby Munoz, R (7, 1) ERA: 3.38	2.0 9 2 0 0 2 1 0 0 0 0 0 0 26 46 0.00 1.500											
Steve Howe, L (9, 1) ERA: 8.4	1.0 4 1 0 0 0 0 0 0 0 0 0 0 10 11 0.00 1.000											

livebaseballscorecards.com

AB	35
R	0
H	9
RBI	0
BB	1
SO	5
LOB	14




Batter	1	2	3	4	5	6	7	8	9
Bernie Williams, S OBP: 0.341, SLG: 0.432 (1, 8)	3-1 G4-3	3-3 SAFE K		1-3 K		2-2 F8			
Wade Boggs, L OBP: 0.393, SLG: 0.375 (1, 5)	2-0 F8		2-3 K	1-0 F8		2-2 G4-3			
Don Mattingly, L OBP: 0.314, SLG: 0.343 (1, 3)	0-2 P6		4-0 BB 1B BB	0-1 P3		2-0 F7			
Danny Tartabull, R OBP: 0.333, SLG: 0.433 (1, 10)		0-0 G3-1 1B 2B	4-0 1B FC3-2 BB		3-2 F9		2-3 K		
Paul O'Neill, L OBP: 0.360, SLG: 0.507 (1, 9)		1-1 G3-1	1-0 FC3-2 1B BB 1B		1-1 G3-1		1-1 G3-1		
Matt Nokes, L OBP: 0.306, SLG: 0.489 (1, 2)		4-2 E 1B BB 1B	0-2 BB FC3-2 1B		1-1 HR		3-2 HR		
Dion James, L OBP: 0.349, SLG: 0.441 (1, 7)		0-2 E1 1B 1B	0-0 FC3-2 BB		2-2 F8		2-1 F7		
Spike Owen, S OBP: 0.315, SLG: 0.323 (1, 6)		2-1 1B 1B	4-0 BB		1-0 HR		1-2 G5-3		
Pat Kelly, R OBP: 0.299, SLG: 0.386 (1, 4)		2-0 1B	1-0 F9		1-2 G4-3		0-1 G5-3		

AB	R	H	RBI	BB	SO	LOB
4	0	0	0	0	2	1
4	0	0	0	0	1	0
3	1	0	0	1	0	0
3	1	1	0	1	1	0
4	1	1	1	0	0	1
3	3	3	2	1	0	0
4	0	1	1	0	0	3
3	2	2	3	1	0	0
4	0	1	1	0	0	3

MINNESOTA TWINS @ NEW YORK YANKEES
Yankee Stadium, Bronx, NY
 Sat Jun 19 1993, 3:33 AM EDT
 Att: 40,016 - Sunny - 90 F

AB	32
R	8
H	9
RBI	8
BB	4
SO	4
LOB	8



Inning	R	H	E	K	S	IP	WLS	BF	H	R	ER	SO	BB	IBB	HBP	BLK	WP	HR	S	P	ERA	WHIP
1	0	0	0	0	6	2.1	L	15	6	5	5	2	3	0	0	0	0	0	29	57	19.29	3.857
2	3	4	1	1	14	5.2		21	3	3	3	2	1	0	0	0	0	3	47	78	4.76	0.706

PITCHER	IP	WLS	BF	H	R	ER	SO	BB	IBB	HBP	BLK	WP	HR	S	P	ERA	WHIP
Willie Banks, R ERA: 4.55 (1, 1)	2.1	L	15	6	5	5	2	3	0	0	0	0	0	29	57	19.29	3.857
George Tsamis, L ERA: 4.56 (3, 1)	5.2		21	3	3	3	2	1	0	0	0	0	3	47	78	4.76	0.706

WP	PA	ERA	WHIP
0	36		
0			
0			

Batter	1	2	3	4	5	6	7	8	9	AB R H RBI BB SO LOB	TOP	
Chuck Knoblauch, R (1, 4) OBP: 0.370, SLG: 0.342 Jeff Reboulet, R (8, 4) OBP: 0.291, SLG: 0.216	4-1 		1-1 L6		3-0 F8			0-0 G6-3 1-2f		3 0 0 0 1 0 1 0 0 0 0 0 0 0		
Chip Hale, L (1, 5) OBP: 0.357, SLG: 0.487 Mike Pagliarulo, L (8, 5) OBP: 0.346, SLG: 0.488	2-2 FC5-4 1-2f		0-0 G4-3			1-1 F8		0-1 		4 0 1 0 0 0 1 0 0 0 0 0 0 0		
Shane Mack, R (1, 8) OBP: 0.277, SLG: 0.365	2-3 K 1-2		0-3 K			4-2 		3-3 K		3 0 0 0 1 3 2		
Dave Winfield, R (1, 10) OBP: 0.296, SLG: 0.396	2-3 K			2-2 G5-3		0-3 K			1-0 G5-3	4 0 0 0 0 2 2		
Dave McCarty, R (1, 9) OBP: 0.318, SLG: 0.390			1-0 L6		0-0 E4 1B		0-0 P4		2-3 	4 0 0 0 0 1 1		
Pedro Munoz, R (1, 7) Brian Harper, R (9, PH) OBP: 0.347, SLG: 0.450			1-1 G1-3 BB 1B		1-0 		0-0 		3-2 FC6 1B	3 0 3 0 0 0 0 1 0 1 0 0 0 0		
Mike Maksudian, L (1, 3) OBP: 0.375, SLG: 0.273			4-2 		1-0 G4-3 1-2f		0-1 G6-4-3 1-2f		0-0 FC6 1-2f	3 0 0 0 1 0 4		
Lenny Webster, R (1, 2) OBP: 0.259, SLG: 0.314			1-1 G1-3 1-2 2-3			0-0 G5-3		2-1 F9		3 0 0 0 0 0 2		
Pat Meares, R (1, 6) OBP: 0.330, SLG: 0.398			3-2 G1-3			0-1 G4-3		2-2 		3 0 1 0 0 0 2		
Inning Stats	R: 0 H: 0 E: 0 LOB: 1 K: 2 BB: 1 S: 11 P: 21	R: 0 H: 1 E: 0 LOB: 2 K: 0 BB: 1 S: 10 P: 20	R: 0 H: 0 E: 0 LOB: 0 K: 1 BB: 0 S: 6 P: 7	R: 0 H: 1 E: 1 LOB: 1 K: 0 BB: 0 S: 6 P: 10	R: 0 H: 0 E: 0 LOB: 0 K: 0 BB: 0 S: 4 P: 7	R: 0 H: 0 E: 0 LOB: 1 K: 1 BB: 1 S: 9 P: 14	R: 0 H: 1 E: 0 LOB: 0 K: 0 BB: 0 S: 5 P: 7	R: 0 H: 2 E: 0 LOB: 1 K: 1 BB: 0 S: 11 P: 16	R: 0 H: 1 E: 0 LOB: 1 K: 1 BB: 0 S: 10 P: 16	1B: 6 SF: 0 2B: 0 SAC: 0 3B: 0 DP: 3 HR: 0 HBP: 0	WP: 0 PA: 34 PB: 0 SB: 1 CS: 0	
PITCHER Bob Wickman, R (1, 1) ERA: 3.76	IP WLS BF H R ER SO BB IBB HBP BLK WP HR S P ERA WHIP 9.0 W 34 6 0 0 6 3 0 0 0 0 0 0 72 118 0.00 1.000											PITCHER IP WLS BF H R ER SO BB IBB HBP BLK WP HR S P ERA WHIP

Minnesota Twins @ New York Yankees
 Yankee Stadium, Bronx, NY
 Sun Jun 20 1993, 3:33 AM EDT
 Att. 35,231 - Overcast - 82 F

livebaseballscorecards.com



Batter	1	2	3	4	5	6	7	8	9	AB R H RBI BB SO LOB	TOP																
Bernie Williams, S (1, 8) OBP: 0.330, SLG: 0.415	2-2 G4-3	1-3 K		0-0 G6-3			0-2 1B		2-3 K	5 0 1 0 0 2 1																	
Wade Boggs, L (1, 5) OBP: 0.396, SLG: 0.378	1-2 1B 2B 1B	0-1 L8		2-1 L8			1-2 SAFE 1-2 SAFE 1B		0-1 L8	5 1 2 0 0 0 1																	
Don Mattingly, L (1, 3) OBP: 0.319, SLG: 0.351	1-2 2B G4-3 1B			0-2 G4-3		1-3 K2-3	1-1 F7		1-0 G6-3	5 1 1 0 0 1 2																	
Danny Tartabull, R (1, 10) OBP: 0.336, SLG: 0.457	0-1 G4-3 1-3 2-H 2B			3-2 HR		3-2 G6-3	0-1 L7			4 1 2 2 0 0 2																	
Paul O'Neill, L (1, 9) OBP: 0.360, SLG: 0.517	0-1 G4-3 2-3 3-H 2B			1-0 P5		3-0 G4-3		4-1 FC1-6 BB		3 0 0 1 1 0 1																	
Dion James, L (1, 7) OBP: 0.353, SLG: 0.460	0-1 G4-3			4-0 FC5 BB BB			2-1 G3-1	1-0 FC1-6 BB 1-2f		3 0 0 0 1 0 2																	
Mike Stanley, R (1, 2) OBP: 0.374, SLG: 0.494				0-0 F9	1 SAFE 4-2 BB	1-2 G6-3		2-3 K		3 0 0 0 1 1 1																	
Spike Owen, S (1, 6) OBP: 0.318, SLG: 0.332				1-1 2B 3B	0-0 FC5 2-3f	1-1 G4-3		4-2 SAFE BB		3 1 1 0 1 0 2																	
Pat Kelly, R (1, 4) OBP: 0.301, SLG: 0.392				1-1 BLK 3-H 2B		3-2 G6-3	1-1 B5-3	1-3 K		4 0 1 1 0 1 2																	
Inning Stats	R: 2 E: 0 K: 0 S: 17	H: 3 LOB: 1 BB: 0 P: 21	R: 1 E: 0 K: 1 S: 10	H: 2 LOB: 1 BB: 0 P: 13	R: 1 E: 0 K: 0 S: 10	H: 1 LOB: 2 BB: 2 P: 22	R: 0 E: 0 K: 0 S: 6	H: 0 LOB: 0 BB: 0 P: 11	R: 0 E: 0 K: 1 S: 7	H: 0 LOB: 0 BB: 0 P: 14	R: 0 E: 0 K: 0 S: 7	H: 0 LOB: 0 BB: 0 P: 11	R: 0 E: 0 K: 0 S: 13	H: 2 LOB: 2 BB: 0 P: 16	R: 0 E: 0 K: 2 S: 11	H: 0 LOB: 2 BB: 2 P: 23	R: 0 E: 0 K: 1 S: 6	H: 0 LOB: 0 BB: 0 P: 9	1B: 4 2B: 2 3B: 1 HR: 1	SF: 0 SAC: 0 DP: 0 HBP: 0	WP: 0 PB: 0 SB: 0 CS: 0	PA: 39					
PITCHER	IP WLS BF H R ER SO BB IBB HBP BLK WP HR S P ERA WHIP																										
Jack Morris, R (1, 1) ERA: 8.13	7.0		31	8	4	4	2	2	0	0	1	0	1	70	108	5.14	1.429										
Al Leiter, L (8, 1) ERA: 5.21	0.2		4	0	0	0	1	2	0	0	0	0	0	8	19	0.00	3.000										
Woody Williams, R (8, 1) ERA: 2.45	0.1	W	1	0	0	0	1	0	0	0	0	0	0	3	4	0.00	0.000										
Duane Ward, R (9, 1) ERA: 2.32	1.0	S	3	0	0	0	1	0	0	0	0	0	0	6	9	0.00	0.000										

New York Yankees @ Toronto Blue Jays
SkyDome, Toronto, ON
 Tue Jun 22 1993, 7:05 PM EDT
 Att. 50,513 - Unknown - 68 F

AB	35
R	4
H	8
RBI	4
BB	4
SO	5
LOB	14



Batter	1	2	3	4	5	6	7	8	9	AB R H RBI BB SO LOB	TOP													
Bernie Williams, S (1, 8) OBP: 0.323, SLG: 0.405	1-3 K		3-3 K	0-0 G1-2-3			1-3 K	0-1 G5-2-3		5 0 0 0 0 3 7														
Wade Boggs, L (1, 5) OBP: 0.393, SLG: 0.371	1-0 L7		4-1 2B BB			2-3 K	0-0 G6-3		2-2 E5	4 1 0 0 1 1 0														
Don Mattingly, L (1, 3) OBP: 0.325, SLG: 0.363	0-1 G6-3		2-2 2B			0-1 2B G3 1B	0-1 1B		0-0 FC3-6	5 1 3 2 0 0 1														
Danny Tartabull, R (1, 10) OBP: 0.343, SLG: 0.467		1-3 K	3-3 K			3-2 G3 2B	1-0 1B		0-0 G4-6-3	5 0 3 0 0 2 1														
Paul O'Neill, L (1, 9) OBP: 0.361, SLG: 0.519		1-0 1B		0-1 1B 2B		1-1 G3	1-2 G3		1-1 G4-6-3	5 1 2 1 0 0 5														
Dion James, L (1, 7) OBP: 0.357, SLG: 0.457		4-1 BB		0-0 1B 1B 1B		0-1 G3			0-3 K	3 0 1 0 1 1 1														
Mike Stanley, R (1, 2) OBP: 0.377, SLG: 0.500		1-2 G5-3		0-2 1B 1B		1-1 G1-3			0-0 1B G5-2-3 2B	4 0 2 1 0 0 1														
Spike Owen, S (1, 6) OBP: 0.325, SLG: 0.341			1-0 2B	0-0 F8		1-1 CS 1B			4-0 1B IBB	3 1 2 0 1 0 2														
Pat Kelly, R (1, 4) OBP: 0.305, SLG: 0.394			1-3 K	1-2 1B		1-1 K			1-0 1B	4 0 2 0 0 2 2														
Inning Stats	R: 0 E: 0 K: 1 S: 6	H: 0 LOB: 0 BB: 0 P: 8	R: 0 E: 0 K: 1 S: 8	H: 1 LOB: 1 BB: 1 P: 15	R: 2 E: 0 K: 3 S: 18	H: 2 LOB: 1 BB: 1 P: 32	R: 1 E: 0 K: 0 S: 12	H: 4 LOB: 2 BB: 0 P: 13	R: 1 E: 0 K: 1 S: 12	H: 2 LOB: 1 BB: 0 P: 18	R: 0 E: 0 K: 1 S: 9	H: 1 LOB: 0 BB: 0 P: 13	R: 0 E: 0 K: 1 S: 11	H: 2 LOB: 2 BB: 0 P: 14	R: 0 E: 0 K: 1 S: 7	H: 2 LOB: 2 BB: 1 P: 12	R: 0 E: 1 K: 0 S: 7	H: 1 LOB: 1 BB: 0 P: 10	1B: 10 2B: 5 3B: 0 HR: 0	SF: 0 SAC: 0 DP: 3 HBP: 0	WP: 0 PB: 0 SB: 0 CS: 1	PA: 41		
PITCHER	IP	WLS	BF	H	R	ER	SO	BB	IBB	HBP	BLK	WP	HR	S	P	ERA	WHIP							
Todd Stottlmyre, R (1, 1) ERA: 4.55	5.0	L	24	9	4	4	6	2	0	0	0	0	0	56	86	7.20	2.200							
Mark Eichhorn, R (6, 1) ERA: 3.19	1.2		7	3	0	0	2	0	0	0	0	0	0	16	22	0.00	1.800							
Al Leiter, L (7, 1) ERA: 5.15	0.2		3	1	0	0	1	0	0	0	0	0	0	8	9	0.00	1.500							
Woody Williams, R (8, 1) ERA: 2.37	0.2		3	1	0	0	0	0	1	0	0	0	0	3	8	0.00	1.500							
Tony Castillo, L (9, 1) ERA: 2.7	1.0		4	1	0	0	0	0	0	0	0	0	0	7	10	0.00	1.000							

New York Yankees @ Toronto Blue Jays
SkyDome, Toronto, ON
 Wed Jun 23 1993, 7:05 PM EDT
 Att. 50,520 - Unknown - 68 F

AB	38
R	4
H	15
RBI	4
BB	3
SO	9
LOB	20



1B: 10	SF: 0	WP: 0	PA: 41
2B: 5	SAC: 0	PB: 0	
3B: 0	DP: 3	SB: 0	
HR: 0	HBP: 0	CS: 1	

PITCHER	IP	WLS	BF	H	R	ER	SO	BB	IBB	HBP	BLK	WP	HR	S	P	ERA	WHIP
Todd Stottlmyre, R	5.0	L	24	9	4	4	6	2	0	0	0	0	0	56	86	7.20	2.200
Mark Eichhorn, R	1.2		7	3	0	0	2	0	0	0	0	0	0	16	22	0.00	1.800
Al Leiter, L	0.2		3	1	0	0	1	0	0	0	0	0	0	8	9	0.00	1.500
Woody Williams, R	0.2		3	1	0	0	0	0	1	0	0	0	0	3	8	0.00	1.500
Tony Castillo, L	1.0		4	1	0	0	0	0	0	0	0	0	0	7	10	0.00	1.000

Batter	1	2	3	4	5	6	7	8	9	AB	R	H	RBI	BB	SO	LOB
Devon White, S OBP: 0.366, SLG: 0.498 (1, 8)	1-3 K	2-2 1B		2-2 G6-3			0-0 L5-3			4	0	1	1	0	1	1
Roberto Alomar, S OBP: 0.390, SLG: 0.460 (1, 4)	2-2 G4-3	0-3 K			0-1 F8			0-1 1B		4	0	1	0	0	1	2
Paul Molitor, R OBP: 0.417, SLG: 0.486 (1, 10)	4-2 BB				3-2 F8			3-2 P3		3	0	0	0	1	0	1
Joe Carter, R OBP: 0.332, SLG: 0.551 (1, 9)	1-1 G5-3				3-3 K			4-1 BB		3	1	1	1	1	1	1
John Olerud, L OBP: 0.502, SLG: 0.694 (1, 3)					2-2 G4-3			0-1 G6-3		4	0	0	0	0	1	2
Tony Fernandez, S OBP: 0.340, SLG: 0.372 (1, 6)					1-0 1B			1-0 CS		3	1	2	0	1	0	0
Ed Sprague, R OBP: 0.304, SLG: 0.431 (1, 5)					4-0 BB			2-3 2B		4	0	0	0	0	2	3
Darnell Coles, R OBP: 0.354, SLG: 0.395 (1, 7)					1-0 1B			1-0 L8		3	1	1	1	0	1	0
Randy Knorr, R OBP: 0.171, SLG: 0.263 (8, 2)					3-2 F7			1-3 K		1	0	0	0	0	0	0
Pat Borders, R OBP: 0.274, SLG: 0.384 (1, 2)					2-2 G4-3			2-0 L5-3		2	0	1	0	1	0	0
Turner Ward, S OBP: 0.272, SLG: 0.347 (7, PR)										0	0	0	0	0	0	0
Steve Farr, R ERA: 3.08 (8, 7)																

Inning Stats	R: 0	H: 0	E: 0	K: 10	S: 10	R: 2	H: 3	E: 0	K: 3	S: 18	R: 1	H: 1	E: 0	K: 0	S: 10	R: 0	H: 0	E: 0	K: 1	S: 6	R: 0	H: 1	E: 0	K: 1	S: 5	R: 0	H: 1	E: 0	K: 0	S: 8	R: 0	H: 0	E: 0	K: 0	S: 6	R: 0	H: 0	E: 0	K: 0	S: 6	1B: 4	2B: 3	3B: 1	HR: 1	SF: 0	SAC: 0	DP: 3	HBP: 0	WP: 0	PB: 1	SB: 1	CS: 1	PA: 35
--------------	------	------	------	-------	-------	------	------	------	------	-------	------	------	------	------	-------	------	------	------	------	------	------	------	------	------	------	------	------	------	------	------	------	------	------	------	------	------	------	------	------	------	-------	-------	-------	-------	-------	--------	-------	--------	-------	-------	-------	-------	--------

PITCHER	IP	WLS	BF	H	R	ER	SO	BB	IBB	HBP	BLK	WP	HR	S	P	ERA	WHIP
Jimmy Key, L ERA: 2.3 (1, 1)	6.0	W	25	5	3	3	6	3	0	0	0	0	1	64	113	4.50	1.333
Bobby Munoz, R ERA: 3.0 (7, 1)	1.1		6	2	0	0	1	1	0	0	0	0	0	11	21	0.00	2.250
Steve Howe, L ERA: 9.19 (8, 1)	0.2		1	0	0	0	0	0	0	0	0	0	0	2	2	0.00	0.000
Steve Farr, R ERA: 3.08 (9, 1)	1.0	S	3	0	0	0	0	0	0	0	0	0	0	6	13	0.00	0.000

BOTTOM

New York Yankees @ Toronto Blue Jays
 SkyDome, Toronto, ON
 Wed Jun 23 1993, 7:05 PM EDT
 Att: 50,520 - Unknown - 68 F

livebaseballscorecards.com

AB	31
R	3
H	7
RBI	3
BB	4
SO	7
LOB	10



Batter	1	2	3	4	5	6	7	8	9	AB R H RBI BB SO LOB	TOP	
Bernie Williams, S (1, 8) OBP: 0.316, SLG: 0.395	0-0 P6		2-2 F7		2-0 P6	2-1 P6			2-3 K	5 0 0 0 0 1 3		
Wade Boggs, L (1, 5) OBP: 0.390, SLG: 0.368	1-0 F8		0-1 F7		2-1 G6-3			3-2 G4-6-3 1B	1-2 FC4-6	5 0 1 0 0 0 2		
Don Mattingly, L (1, 3) OBP: 0.324, SLG: 0.357	3-1 F7		0-0 P3		4-0 BB BB			1-1 G4-6-3 1-2f		3 0 0 0 1 0 2		
Danny Tartabull, R (1, 10) OBP: 0.345, SLG: 0.464		2-3 K		2-2 1B 1B	4-2 BB 1-2			0-0 P4		3 1 1 0 1 1 0		
Paul O'Neill, L (1, 9) OBP: 0.359, SLG: 0.515		2-2 1B 1B		0-1 P2	3-2 F7			0-1 F7		4 0 1 0 0 0 3		
Dion James, L (1, 7) OBP: 0.364, SLG: 0.462		1-1 SAFE FC4-6 1B		1-0 1B 1-2 1B		2-0 P4		2-3 K		3 0 2 0 0 0 0 1 0 0 0 0 1 0		
Hensley Meulens, R (8, PH) OBP: 0.290, SLG: 0.429		3-3 SAFE K		2-1 F8		2-2 2B SF8 1B		2-3 K		4 1 1 0 0 2 4 0 0 0 0 0 0 0		
Mike Stanley, R (1, 2) OBP: 0.374, SLG: 0.494		0-2 FC4-6 1-2f		1-0 1-3 2-H 1B		0-1 SF8 1-3 2B		4-1 FC4-6 BB		3 0 2 1 1 0 2		
Jim Leyritz, R (8, 2) OBP: 0.442, SLG: 0.562				3-3 SAFE K		1-1 SF8		3-2 K		1 0 0 1 1 1 2 1 0 0 0 0 1 1		
Pat Kelly, R (1, 4) OBP: 0.305, SLG: 0.392				4-1 BB		2-3 3-H						
Kevin Maas, L (9, PH) OBP: 0.331, SLG: 0.431												
Inning Stats	R: 0 E: 0 K: 0 S: 4 H: 0 LOB: 0 BB: 0 P: 8	R: 0 E: 0 K: 2 S: 17 H: 2 LOB: 2 BB: 0 P: 25	R: 0 E: 0 K: 0 S: 7 H: 0 LOB: 1 BB: 1 P: 13	R: 1 E: 0 K: 1 S: 12 H: 3 LOB: 2 BB: 0 P: 21	R: 0 E: 0 K: 0 S: 8 H: 0 LOB: 2 BB: 2 P: 23	R: 1 E: 0 K: 0 S: 10 H: 2 LOB: 1 BB: 0 P: 17	R: 0 E: 0 K: 0 S: 7 H: 1 LOB: 0 BB: 0 P: 11	R: 0 E: 0 K: 2 S: 8 H: 0 LOB: 0 BB: 0 P: 12	R: 0 E: 0 K: 2 S: 15 H: 0 LOB: 1 BB: 1 P: 25	1B: 7 2B: 1 3B: 0 HR: 0 SF: 1 SAC: 0 DP: 1 HBP: 0	WP: 0 PB: 0 SB: 0 CS: 0 PA: 38	
PITCHER	IP WLS BF H R ER SO BB IBB HBP BLK WP HR S P ERA WHIP											
Pat Hentgen, R (1, 1) ERA: 3.18	7.0 W 31 8 2 2 3 3 0 0 0 0 0 0 65 118 2.57 1.571											
Tony Castillo, L (8, 1) ERA: 2.59	1.0 3 0 0 0 2 0 0 0 0 0 0 0 8 12 0.00 0.000											
Mike Timlin, R (9, 1) ERA: 4.96	1.0 4 0 0 0 2 1 0 0 0 0 0 0 15 25 0.00 1.000											

New York Yankees @ Toronto Blue Jays
SkyDome, Toronto, ON
 Thu Jun 24 1993, 7:05 PM EDT
 Att. 50,516 - Unknown - 73 F

livebaseballscorecards.com

AB	33
R	2
H	8
RBI	2
BB	4
SO	7
LOB	19



Batter	1	2	3	4	5	6	7	8	9	AB	R	H	RBI	BB	SO	LOB
Devon White, S OBP: 0.368, SLG: 0.517 (1, 8)	0-1 HR		0-0 SF7 3B	0-2 G1-3		0-0 P5				4	2	2	2	0	0	0
Roberto Alomar, S OBP: 0.389, SLG: 0.455 (1, 4)	1-2 F7		2-2 G4-3		4-1 3B BB		0-1 P6			3	1	0	0	1	0	1
Paul Molitor, R OBP: 0.412, SLG: 0.481 (1, 10)	0-1 G6-3		1-0 SF7		0-2 F9		0-0 G4-3			3	0	0	1	0	0	1
Joe Carter, R OBP: 0.334, SLG: 0.561 (1, 9)	3-2 F7		2-2 1B 2B		1-0 1B 3B		2-3 K			4	2	2	1	0	1	0
John Olerud, L OBP: 0.505, SLG: 0.696 (1, 3)		2-2 L9	4-0 1B IBB		4-0 1B IBB		1-0 G5-4-3 2B			2	0	1	0	2	0	0
Tony Fernandez, S OBP: 0.350, SLG: 0.389 (1, 6)		0-0 1B 3B	2-2 1-2 2-H 1B		0-1 G5-4-3 1B		4-2 G5-4-3 BB			3	1	3	2	1	0	0
Ed Sprague, R OBP: 0.303, SLG: 0.429 (1, 5)		2-2 G4-6-3 1B	2-0 P5		0-2 G5-4-3		1-0 G5-4-3			4	0	1	1	0	0	6
Pat Borders, R OBP: 0.273, SLG: 0.382 (1, 2)		2-0 G4-6-3		1-1 G4-3		0-0 G4-6-3 1B		1-1 L1-3		4	0	1	0	0	0	2
Turner Ward, S OBP: 0.274, SLG: 0.338 (1, 7)			4-2 3B BB		3-2 G3-1		0-1 G4-6-3			2	1	0	0	1	0	1

Inning Stats	R: 1	H: 1	E: 0	K: 0	S: 13	LOB: 0	BB: 0	P: 17	R: 1	H: 2	E: 0	K: 0	S: 9	LOB: 0	BB: 0	P: 15	R: 3	H: 3	E: 0	K: 0	S: 14	LOB: 2	BB: 2	P: 31	R: 0	H: 0	E: 0	K: 0	S: 11	LOB: 0	BB: 0	P: 15	R: 2	H: 2	E: 0	K: 10	S: 10	LOB: 1	BB: 2	P: 19	R: 0	H: 1	E: 0	K: 0	S: 4	LOB: 0	BB: 0	P: 4	R: 0	H: 0	E: 0	K: 1	S: 7	LOB: 0	BB: 0	P: 9	R: 0	H: 1	E: 0	K: 0	S: 9	LOB: 1	BB: 1	P: 16
1B: 4	SF: 1	2B: 2	SAC: 0	3B: 3	DP: 4	HR: 1	HBP: 0	WP: 0	PA: 35	PB: 0	SB: 0	CS: 0																																																				

PITCHER	IP	WLS	BF	H	R	ER	SO	BB	IBB	HBP	BLK	WP	HR	S	P	ERA	WHIP
Scott Kamieniecki, R ERA: 4.61 (1, 1)	2.2	L	15	6	5	5	0	1	1	0	0	0	1	35	60	16.88	2.625
Rich Monteleone, R ERA: 4.03 (3, 1)	4.1		16	3	2	2	1	1	1	0	0	0	0	33	50	4.15	0.923
Neal Heaton, L ERA: 5.55 (8, 1)	1.0		4	1	0	0	0	1	0	0	0	0	0	9	16	0.00	2.000

BOTTOM

New York Yankees @ Toronto Blue Jays
 SkyDome, Toronto, ON
 Thu Jun 24 1993, 7:05 PM EDT
 Att: 50,516 - Unknown - 73 F

livebaseballscorecards.com

AB	29
R	7
H	10
RBI	7
BB	5
SO	1
LOB	11



BOTTOM

New York Yankees @ Baltimore Orioles
Oriole Park at Camden Yards, Baltimore, MD

Fri Jun 25 1993, 7:05 PM EDT
Att: 46,312 - Unknown

livebaseballscorecards.com

AB 39
R 7
H 13
RBI 6
BB 9
SO 2
LOB 29



WP: 1 PA: 50
PB: 0
SB: 0
CS: 0

AB R H RBI BB SO LOB

5 1 1 0 1 0 4

5 1 1 1 0 0 4

3 1 0 0 3 0 2

5 2 1 0 1 1 5

5 1 3 2 1 0 1

2 0 0 0 0 0 1
2 0 2 1 1 0 0

4 0 2 2 0 0 4

4 0 1 0 1 0 5

2 0 1 0 1 1 0
1 0 0 0 0 0 3
1 1 1 0 0 0 0

1B: 9 SF: 1
2B: 3 SAC: 1
3B: 1 DP: 1
HR: 0 HBP: 0

Batter	1	2	3	4	5	6	7	8	9	10
Harold Reynolds, S (1, 4) OBP: 0.344, SLG: 0.300	G5-3		F7		FC5-2		L6		3B	SH1-3
Mark McLemore, S (1, 9) OBP: 0.356, SLG: 0.386	G1-3		FC5		F8		G5-3		WP	SH1-3
Cal Ripken Jr., R (1, 6) OBP: 0.315, SLG: 0.373	G6-3			L4	FC5-4			1B	1B	BB
Mike Devereaux, R (1, 8) OBP: 0.302, SLG: 0.383		F8		2B		1B		F9	F8	K
Chris Hoiles, R (1, 2) OBP: 0.392, SLG: 0.539		G5-3		1B		1B		F8	IBB	
Sherman Obando, R (1, 10) Jeffrey Hammonds, R (6, PH) OBP: 1.000, SLG: 1.000		G5-3		G5-3		G5-4-3		BB	1B	FC3-6
David Segui, S (1, 3) OBP: 0.400, SLG: 0.465			FC4	F8		SF7		BB	L7	
Tim Hulett, R (1, 5) OBP: 0.361, SLG: 0.397			FC4		FC5-2	G5-4-3			FC3-6	
Jack Voigt, R (1, 7) Harold Baines, L (8, PH) Damon Buford, R (9, 7) OBP: 0.338, SLG: 0.390					FC5-2		K	L6		SH1-3

Inning Stats	R: 0	H: 0	E: 0	K: 0	S: 5	R: 0	H: 0	E: 0	K: 0	S: 6	R: 0	H: 1	E: 0	K: 0	S: 8	R: 1	H: 2	E: 0	K: 0	S: 8	R: 0	H: 2	E: 0	K: 0	S: 9	R: 2	H: 2	E: 0	K: 0	S: 7	R: 0	H: 0	E: 0	K: 1	S: 8	R: 1	H: 2	E: 0	K: 0	S: 11	R: 2	H: 3	E: 0	K: 0	S: 17	R: 0	H: 1	E: 0	K: 1	S: 7
	0	0	0	0	9	0	0	0	0	9	0	0	0	0	13	1	2	0	0	11	0	2	0	0	10	2	2	0	0	14	0	0	0	1	13	1	2	0	0	28	2	3	0	0	34	0	1	0	0	24

PITCHER	IP	WLS	BF	H	R	ER	SO	BB	IBB	HBP	BLK	WP	HR	S	P	ERA	WHIP
Jim Abbott, L (1, 1) ERA: 4.65	6.0		26	7	3	3	0	2	0	0	0	0	0	43	66	4.50	1.500
Bobby Munoz, R (7, 1) ERA: 3.29	1.2		8	2	1	1	1	1	0	0	0	0	0	17	35	5.40	1.800
Steve Farr, R (8, 1) ERA: 3.67	0.2		8	3	2	2	0	2	1	0	0	1	0	16	36	27.00	7.500
Steve Howe, L (9, 1) ERA: 9.18	1.0	L	6	1	1	1	0	0	2	0	0	0	0	7	20	9.00	1.000
John Habyan, R (10, 1) ERA: 3.57	0.1		2	0	0	0	1	1	0	0	0	0	0	3	8	0.00	3.000

Batter	1	2	3	4	5	6	7	8	9	AB R H RBI BB SO LOB	TOP																
Bernie Williams, S (1, 8) OBP: 0.324, SLG: 0.409	2-2 G5-3		3-2 BB 1B	0-1 2B 2B		2-1 G3		1-1 2B G4-3 1B		5 2 3 1 0 0 0	<p>New York Yankees @ Baltimore Orioles Oriole Park at Camden Yards, Baltimore, MD</p> <p>Sat Jun 26 1993, 7:05 PM EDT Att: 46,202 - Unknown</p> <p>livebaseballscorecards.com</p>																
Wade Boggs, L (1, 10) OBP: 0.383, SLG: 0.371	1-1 F9		1-1 F8	0-1 1B 2B		0-1 F7		1-1 G4-3 1B 2B		5 2 2 2 0 0 1																	
Jim Leyritz, R (1, 3) OBP: 0.442, SLG: 0.548 Don Mattingly, L (4, PH) OBP: 0.330, SLG: 0.377	4-2 BB BB		4-2 BB 1B	0-0 1B		0-2 FC5-4 1B		1-0 G4-3		0 0 0 0 2 0 0 3 0 2 2 0 0 1																	
Danny Tartabull, R (1, 9) OBP: 0.339, SLG: 0.448	4-2 BB		0-0 F9	3-2 G5-3		2-2 FC5-4		0-0 1B 1B		4 0 1 1 1 0 4																	
Mike Stanley, R (1, 2) OBP: 0.362, SLG: 0.492	2-3 K			0-0 G1-4-3 1B 1B	3-2 E6 1B G4-3		3-3 K	0-0 G1-6-3 1B		5 2 2 0 0 2 2																	
Mike Gallego, R (1, 5) OBP: 0.420, SLG: 0.510		0-0 F8		0-0 G1-4-3 1B	1-0 G4-3 G4-3 1B		1-0 HR 1B	0-0 G1-6-3 1B		5 1 3 0 0 0 2																	
Hensley Meulens, R (1, 7) OBP: 0.324, SLG: 0.387 Paul O'Neill, L (5, PH) OBP: 0.359, SLG: 0.525		2-1 F9		1-1 G1-4-3	3-1 G4-3		0-0 HR	1-1 G3		2 0 0 0 0 0 2 3 1 1 3 0 0 1																	
Spike Owen, S (1, 6) OBP: 0.329, SLG: 0.343		1-0 G4-3		4-1 1B 2B BB	1-0 G4-3		0-2 G4-3	3-2 F9		4 1 0 0 1 0 1																	
Pat Kelly, R (1, 4) OBP: 0.308, SLG: 0.394 Dion James, L (9, PH) OBP: 0.361, SLG: 0.458			2-3 K	3-2 2B 1B	0-1 G5-3		3-2 L3	2-1 L9		4 1 1 1 0 1 1 1 0 0 0 0 0 0																	
Inning Stats	R: 0 E: 0 K: 1 S: 14	H: 0 LOB: 2 BB: 2 P: 27	R: 0 E: 0 K: 0 S: 4	H: 0 LOB: 0 BB: 0 P: 7	R: 0 E: 0 K: 1 S: 14	H: 1 LOB: 2 BB: 1 P: 24	R: 5 E: 0 K: 0 S: 16	H: 6 LOB: 1 BB: 1 P: 27	R: 1 E: 1 K: 0 S: 10	H: 1 LOB: 1 BB: 0 P: 17	R: 0 E: 0 K: 0 S: 10	H: 1 LOB: 1 BB: 0 P: 14	R: 2 E: 0 K: 1 S: 18	H: 2 LOB: 0 BB: 0 P: 25	R: 2 E: 0 K: 0 S: 8	H: 4 LOB: 1 BB: 0 P: 11	R: 0 E: 0 K: 0 S: 8	H: 0 LOB: 0 BB: 0 P: 14	1B: 11 2B: 3 3B: 0 HR: 1	SF: 0 SAC: 0 DP: 2 HBP: 0	WP: 0 PB: 0 SB: 0 CS: 0	PA: 45					
PITCHER	IP WLS BF H R ER SO BB IBB HBP BLK WP HR S P ERA WHIP																										
Jamie Moyer, L (1, 1) ERA: 4.36	3.2		20	6	5	5	2	4	0	0	0	0	0	44	78	12.27	2.727										
Mark Williamson, R (4, 1) ERA: 3.19	3.1	W	16	5	3	2	1	0	0	0	0	0	1	42	63	5.40	1.500										
Jim Poole, L (8, 1) ERA: 2.35	0.1		3	2	2	2	0	0	0	0	0	0	0	5	8	54.00	6.000										
Todd Frohwrth, R (8, 1) ERA: 2.64	0.2		3	2	0	0	0	0	0	0	0	0	0	3	3	0.00	3.000										
Gregg Olson, R (9, 1) ERA: 1.44	1.0	S	3	0	0	0	0	0	0	0	0	0	0	8	14	0.00	0.000										

New York Yankees @ Baltimore Orioles
Oriole Park at Camden Yards, Baltimore, MD

Sat Jun 26 1993, 7:05 PM EDT
Att: 46,202 - Unknown

livebaseballscorecards.com

AB 41
R 10
H 15
RBI 10
BB 4
SO 3
LOB 15



Batter	1	2	3	4	5	6	7	8	9	AB	R	H	RBI	BB	SO	LOB
Harold Reynolds, S (1, 4) OBP: 0.345, SLG: 0.311	1-1 F7		1-0 G1-3			1-1 G6-3 2B	1-0 1B 2B	1-3 K		5	2	2	1	0	1	0
Mark McLemore, S (1, 9) OBP: 0.356, SLG: 0.384	4-1 FC6-4 BB		2-0 G5-3 2B 1B			2-2 G6-3 2-H	3-2 G3-1-3 2-3	0-1 G4-3		4	1	1	1	1	0	1
Cal Ripken Jr., R (1, 6) OBP: 0.313, SLG: 0.370	0-0 F9		0-1 G5-3 1-2			3-2 G5-3	0-1 1B	1-0 P3		5	0	1	1	0	0	2
Harold Baines, L (1, 10) OBP: 0.371, SLG: 0.428	1-0 FC6-4 1-2f		0-2 2B			3-2 1B 2B 1B	2-2 F7 2-2	3-1 F9		5	1	2	1	0	0	2
Mike Devereaux, R (1, 8) OBP: 0.304, SLG: 0.389		2-2 G6-3 2B	1-1 G5-3			3-2 1B 2B 1B	0-2 F7	1-0 F8		5	2	2	0	0	0	2
Chris Hoiles, R (1, 2) OBP: 0.398, SLG: 0.572		1-0 G6-3 2-3		0-0 HR		2-2 2B 1B		1-0 HR		4	3	3	2	0	0	1
David Segui, S (1, 3) OBP: 0.407, SLG: 0.484		3-2 2B		0-0 F8		1-0 2B		1-2 WP HR 1B		4	1	3	4	0	0	0
Leo Gomez, R (1, 5) OBP: 0.312, SLG: 0.382		0-0 G6-3		0-0 G6-3		3-2 F8		1-0 F7		4	0	0	0	0	0	3
Jeffrey Hammonds, R (1, 7) OBP: 0.714, SLG: 1.333		1-3 K		1-2 F8			0-2 2B 2B	1-0 HR		4	2	2	2	0	1	1

Inning Stats	R: 0	H: 0	E: 0	K: 0	S: 5	LOB: 1	BB: 1	P: 11	R: 1	H: 2	E: 0	K: 1	S: 13	LOB: 1	BB: 0	P: 20	R: 1	H: 2	E: 0	K: 0	S: 9	LOB: 0	BB: 0	P: 13	R: 1	H: 1	E: 0	K: 0	S: 6	R: 4	H: 5	E: 0	K: 0	S: 23	LOB: 1	BB: 0	P: 41	R: 2	H: 3	E: 0	K: 0	S: 17	LOB: 1	BB: 0	P: 23	R: 3	H: 3	E: 0	K: 1	S: 11	LOB: 0	BB: 0	P: 16	R: 0	H: 0	E: 0	K: 0	S: 4	LOB: 0	BB: 0	P: 9
--------------	------	------	------	------	------	--------	-------	-------	------	------	------	------	-------	--------	-------	-------	------	------	------	------	------	--------	-------	-------	------	------	------	------	------	------	------	------	------	-------	--------	-------	-------	------	------	------	------	-------	--------	-------	-------	------	------	------	------	-------	--------	-------	-------	------	------	------	------	------	--------	-------	------

PITCHER	IP	WLS	BF	H	R	ER	SO	BB	IBB	HBP	BLK	WP	HR	S	P	ERA	WHIP
Bob Wickman, R (1, 1) ERA: 4.3	4.2	L	25	10	7	7	1	1	0	0	0	0	1	53	86	13.50	2.357
John Habyan, R (5, 1) ERA: 4.0	0.2		5	3	2	2	0	0	0	0	0	0	0	14	21	27.00	4.500
Neal Heaton, L (6, 1) ERA: 6.0	2.2		11	3	3	3	1	0	0	0	0	1	2	21	33	10.12	1.125


BOTTOM

New York Yankees @ Baltimore Orioles
Oriole Park at Camden Yards, Baltimore, MD

Sat Jun 26 1993, 7:05 PM EDT
Att. 46,202 - Unknown

livebaseballscorecards.com

AB	40
R	12
H	16
RBI	12
BB	1
SO	2
LOB	12



1B: 6	SF: 0	WP: 1	PA: 41
2B: 7	SAC: 0	PB: 2	
3B: 0	DP: 0	SB: 0	
HR: 3	HBP: 0	CS: 0	

New York Yankees @ Baltimore Orioles
Oriole Park at Camden Yards, Baltimore, MD

Sun Jun 27 1993, 3:33 AM EDT
 Att. 45,146 - Unknown - 93 F

AB	38
R	9
H	14
RBI	9
BB	6
SO	7
LOB	19



WP	1	PA	44
PB	0		
SB	0		
CS	0		

AB R H RBI BB SO LOB

TOP

Batter	1	2	3	4	5	6	7	8	9
Bernie Williams, S (1, 8) OBP: 0.329, SLG: 0.431	0-0 2B		0-0 F7		0-0 FC3-6 1B		0-0 2-H HR		0-3 K
Wade Boggs, L (1, 5) OBP: 0.380, SLG: 0.367	0-0 F9		0-0 G4-3		0-0 FC3-6 G3-6-3 1-2f		0-0 G4-3		0-0 2B 1B
Don Mattingly, L (1, 3) OBP: 0.336, SLG: 0.382	0-0 G1-3		4-0 BB		0-0 G3-6-3 1-2f		4-0 BB		0-0 1-H HR 2B
Danny Tartabull, R (1, 10) OBP: 0.336, SLG: 0.457	0-0 F7		0-3 K				0-0 G5-3		0-0 G3 3-H HR
Jim Leyritz, R (1, 7) OBP: 0.455, SLG: 0.587 Hensley Meulens, R (8, PR) OBP: 0.316, SLG: 0.375		4-0 HR BB		0-0 2B 2B		0-0 HR		0-0 WP G4-3 1B	0-3 K
Mike Stanley, R (1, 2) OBP: 0.387, SLG: 0.505		0-0 1-H HR		4-0 2B BB		0-0 G5-3		0-0 G4-3 1-2	4-0 1B BB
Paul O'Neill, L (1, 9) OBP: 0.364, SLG: 0.524		0-0 G6-4-3 1B		0-3 K		0-3 K		4-0 WP IBB	0-0 1-3 1B
Mike Gallego, R (1, 4) OBP: 0.419, SLG: 0.523		0-0 G6-4-3 1-2f		0-0 1-H 2-H 2B		0-0 HR 2B		0-0 F8	0-3 K
Spike Owen, S (1, 6) OBP: 0.326, SLG: 0.339 Kevin Maas, L (8, PH) OBP: 0.331, SLG: 0.431 Pat Kelly, R (8, PH) OBP: 0.306, SLG: 0.392		0-0 L5		0-0 F7		0-0 G6-3		0-3 K 1-2 2-3	

Inning Stats	R: 0	H: 1	E: 0	K: 0	S: 4	P: 4	R: 2	H: 2	E: 0	K: 0	S: 4	P: 8	R: 0	H: 0	E: 0	K: 1	S: 5	R: 1	H: 2	E: 0	K: 1	S: 6	P: 10	R: 0	H: 1	E: 0	K: 0	S: 3	P: 3	R: 1	H: 1	E: 0	K: 1	S: 6	P: 6	R: 2	H: 2	E: 0	K: 0	S: 5	P: 9	R: 0	H: 1	E: 0	K: 1	S: 6	P: 10	R: 3	H: 4	E: 0	K: 3	S: 13	P: 17	1B: 5	SF: 0	2B: 5	SAC: 0	3B: 0	DP: 2	HR: 4	HBP: 0	WP: 1	PA: 44
--------------	------	------	------	------	------	------	------	------	------	------	------	------	------	------	------	------	------	------	------	------	------	------	-------	------	------	------	------	------	------	------	------	------	------	------	------	------	------	------	------	------	------	------	------	------	------	------	-------	------	------	------	------	-------	-------	-------	-------	-------	--------	-------	-------	-------	--------	-------	--------

PITCHER	IP	WLS	BF	H	R	ER	SO	BB	IBB	HBP	BLK	WP	HR	S	P	ERA	WHIP
John O'Donoghue, L (1, 1) ERA: 8.1	6.2	L	30	9	6	6	3	4	0	0	0	0	3	32	48	8.10	1.950
Todd Frohwrth, R (7, 1) ERA: 2.58	1.0		5	1	0	0	0	0	1	0	0	0	0	4	8	0.00	1.000
Brad Pennington, L (8, 1) ERA: 2.86	1.1		9	4	3	3	4	1	0	0	0	1	1	16	20	20.25	3.750

PITCHER	IP	WLS	BF	H	R	ER	SO	BB	IBB	HBP	BLK	WP	HR	S	P	ERA	WHIP
---------	----	-----	----	---	---	----	----	----	-----	-----	-----	----	----	---	---	-----	------

Batter	1	2	3	4	5	6	7	8	9	AB	R	H	RBI	BB	SO	LOB
Harold Reynolds, S (1, 4) OBP: 0.342, SLG: 0.309	0-0 G4-3	0-3 K		0-0 2-H 1B		0-0 G4-3		0-3 K		5	0	1	1	0	2	3
Mark McLemore, S (1, 9) OBP: 0.357, SLG: 0.384	0-0 1B	0-3 K		0-0 L8			0-3 K	0-0 1B		5	1	2	0	0	2	3
Cal Ripken Jr., R (1, 6) OBP: 0.315, SLG: 0.380	0-0 P5		0-0 F7	0-3 K			0-0 HR	0-0 1-3 1B		5	1	2	1	0	1	2
Harold Baines, L (1, 10) OBP: 0.372, SLG: 0.433	0-0 1-2 1B		0-3 K		0-0 F7		0-0 1B	0-0 G4-3		5	1	2	0	0	1	2
Mike Devereaux, R (1, 8) OBP: 0.306, SLG: 0.403	0-0 1-2 2-H 1B		0-0 HR		0-0 G4-3		0-0 F8		0-0 G1-3	5	1	2	2	0	0	1
Jeffrey Hammonds, R (1, 7) OBP: 0.583, SLG: 0.909	0-0 1-2f FC6-4		0-0 1B		0-0 F8		0-0 1B	0-0 G4-3		5	0	2	0	0	0	2
David Segui, S (1, 3) OBP: 0.407, SLG: 0.479		4-0 BB	0-0 F8			0-0 F8		0-0 1-3 2-H 1B	0-0 G6-3	4	0	1	1	1	0	1
Tim Hulett, R (1, 5) OBP: 0.355, SLG: 0.380		4-0 BB		0-0 L7		0-3 K	0-3 K			3	0	0	0	1	2	2
Jeff Tackett, R (1, 2) OBP: 0.323, SLG: 0.269		0-3 BB		0-0 BB												
Chris Hoiles, R (8, PH) OBP: 0.396, SLG: 0.569		0-3 K		0-0 1B		4-0 BB		0-3 K		2	1	1	0	1	1	2
				0-0 2B						1	0	0	0	0	1	0

Inning Stats	R: 1	H: 3	E: 0	K: 0	S: 6	H: 0	LOB: 2	BB: 0	P: 6	R: 0	H: 0	E: 0	K: 3	S: 9	H: 0	LOB: 2	BB: 2	P: 17	R: 1	H: 2	E: 0	K: 1	S: 7	R: 1	H: 2	E: 0	K: 1	S: 7	R: 0	H: 0	E: 0	K: 0	S: 3	R: 0	H: 0	E: 0	K: 2	S: 11	R: 0	H: 2	E: 0	K: 2	S: 9	R: 0	H: 0	E: 0	K: 0	S: 3	R: 0	H: 0	E: 0	K: 0	S: 3	1B: 9	SF: 0	2B: 2	3B: 0	HR: 2	SAC: 0	DP: 0	HBP: 0	WP: 0	PA: 43
--------------	------	------	------	------	------	------	--------	-------	------	------	------	------	------	------	------	--------	-------	-------	------	------	------	------	------	------	------	------	------	------	------	------	------	------	------	------	------	------	------	-------	------	------	------	------	------	------	------	------	------	------	------	------	------	------	------	-------	-------	-------	-------	-------	--------	-------	--------	-------	--------

PITCHER	IP	WLS	BF	H	R	ER	SO	BB	IBB	HBP	BLK	WP	HR	S	P	ERA	WHIP
Melido Perez, R (1, 1) ERA: 4.19	6.2	W	34	11	5	5	7	3	0	0	0	0	2	45	57	6.75	2.100
Bobby Munoz, R (7, 1) ERA: 3.07	1.0		5	2	0	0	3	0	0	0	0	0	0	11	11	0.00	2.000
Steve Howe, L (8, 1) ERA: 8.5	1.1	S	4	0	0	0	0	0	0	0	0	0	0	4	4	0.00	0.000

BOTTOM

New York Yankees @ Baltimore Orioles
 Oriole Park at Camden Yards, Baltimore, MD

Sun Jun 27 1993, 3:33 AM EDT
 Att: 45,146 - Unknown - 93 F

livebaseballscores.com

AB	40
R	5
H	13
RBI	5
BB	3
SO	10
LOB	18



Batter	1	2	3	4	5	6	7	8	9	AB R H RBI BB SO LOB	TOP											
Tony Phillips, S (1, 4) OBP: 0.433, SLG: 0.399 Skeeter Barnes, R (7, PH) OBP: 0.303, SLG: 0.373 (7, 4)	0-0 G3		4-1 SF7 BB		4-1 G5-4-3 BB		2-3 K			1 0 0 0 2 0 0 1 0 0 0 0 1 1												
Dan Gladden, R (1, 7) OBP: 0.306, SLG: 0.451	0-0 G3		2-3 K		1-1 G5-4-3			3-2 L8		4 0 0 0 0 1 3												
Travis Fryman, R (1, 6) OBP: 0.341, SLG: 0.445	0-0 G3		3-2 SF7			2-2 G3		1-0 G6-3		3 0 0 1 0 0 0												
Cecil Fielder, R (1, 3) OBP: 0.393, SLG: 0.523 Buddy Groom, L (8, 1)		1-1 G5-3	0-1 G6-3			1-3 K		3-1 1B		4 0 1 0 0 1 1 0 0 0 0 0 0 0												
Alan Trammell, R (1, 5) OBP: 0.385, SLG: 0.454		1-1 1B		0-1 G6-3		1-2 F8		1-0 P5		4 0 1 0 0 0 1												
Mickey Tettleton, S (1, 10) OBP: 0.360, SLG: 0.553 (8, 3)		0-3 K		1-2 FC6 1B			1-0 HR		2-1 1B	4 1 3 1 0 1 1												
Rob Deer, R (1, 9) OBP: 0.308, SLG: 0.429		1-1 E6		0-3 K			2-3 K		2-3 K	4 0 0 0 0 3 3												
Chad Kreuter, S (1, 2) OBP: 0.385, SLG: 0.518		2-3 K		2-2 FC6			4-0 BB		1-3 K	3 0 0 0 1 2 4												
Milt Cuyler, S (1, 8) OBP: 0.267, SLG: 0.325			4-2 S BB SF7 BB		0-1 G5-3		2-3 K		2-3 K	3 1 0 0 1 2 2												
Inning Stats	R: 0 E: 0 K: 0 S: 3	H: 0 LOB: 0 BB: 0 P: 3	R: 0 E: 1 K: 2 S: 16	H: 1 LOB: 2 BB: 0 P: 21	R: 1 E: 0 K: 1 S: 11	H: 0 LOB: 1 BB: 2 P: 24	R: 0 E: 0 K: 1 S: 12	H: 1 LOB: 1 BB: 0 P: 15	R: 0 E: 0 K: 0 S: 5	H: 0 LOB: 0 BB: 1 P: 10	R: 0 E: 0 K: 1 S: 9	H: 0 LOB: 0 BB: 0 P: 13	R: 1 E: 0 K: 3 S: 13	H: 1 LOB: 1 BB: 1 P: 24	R: 0 E: 0 K: 0 S: 8	H: 1 LOB: 1 BB: 0 P: 16	R: 0 E: 0 K: 3 S: 13	H: 1 LOB: 1 BB: 0 P: 20	1B: 4 2B: 0 3B: 0 HR: 1	SF: 1 SAC: 0 DP: 1 HBP: 0	WP: 0 PB: 0 SB: 1 CS: 0	PA: 36
PITCHER	IP WLS BF H R ER SO BB IBB HBP BLK WP HR S P ERA WHIP																					
Jimmy Key, L (1, 1) ERA: 2.3	7.2 W 31 4 2 2 8 4 0 0 0 0 1 76 124 2.35 1.043																					
Rich Monteleone, R (8, 1) ERA: 3.93	1.1 5 1 0 0 3 0 0 0 0 0 0 14 22 0.00 0.750																					

Detroit Tigers @ New York Yankees
 Yankee Stadium, Bronx, NY
 Mon Jun 28 1993, 7:05 PM EDT
 Att. 34,582 - Unknown - 85 F

livebaseballscorecards.com

AB	31
R	2
H	5
RBI	2
BB	4
SO	11
LOB	16



Batter	1	2	3	4	5	6	7	8	9
Bernie Williams, S (1, 8) OBP: 0.331, SLG: 0.432	0-0 G3		1-0 WP 2B	4-2 1B BB	0-0 L8		0-0 L8		
Wade Boggs, L (1, 5) OBP: 0.377, SLG: 0.364	0-0 G3		2-0 P7	3-2 FC1-4 1B 1-2 3-H		1-0 G4-3		1-1 G1-3	
Don Mattingly, L (1, 3) OBP: 0.342, SLG: 0.398	0-0 F9		4-0 WP IBB	0-1 FC1-4 1B 1-2 2-H		3-2 HR		2-1 F7	
Danny Tartabull, R (1, 10) OBP: 0.333, SLG: 0.450		0-0 1B SF8 1B	0-0 L7	2-1 FC1-4 1B 1-2f 2-3		3-3 K		1-1 P9	
Paul O'Neill, L (1, 9) OBP: 0.366, SLG: 0.524		3-2 1B G6-4-3 1B	3-2 L7	1-3 K		1-0 BB 1B			
Jim Leyritz, R (1, 2) OBP: 0.462, SLG: 0.593		0-1 SF8		1-2 3B 1B	2-0 WP 1B	4-2 1-2 BB			
Dion James, L (1, 7) OBP: 0.358, SLG: 0.467		0-1 G6-4-3 1-2f		0-0 2B 3B	0-1 P6	0-1 G1-3			
Mike Gallego, R (1, 6) OBP: 0.422, SLG: 0.527			4-1 1B 2B BB	0-0 SH3-4 1B 2B 3-H	3-1 F8		1-0 P9		
Pat Kelly, R (1, 4) OBP: 0.311, SLG: 0.393			0-0 2B 1B	1-0 SH3-4 2-3	4-2 BB		0-0 L7		

Inning Stats	R: 0 E: 0 K: 0 S: 3	H: 0 LOB: 0 BB: 0 P: 3	R: 1 E: 0 K: 0 S: 8	H: 2 LOB: 0 BB: 0 P: 11	R: 2 E: 0 K: 0 S: 9	H: 2 LOB: 2 BB: 2 P: 23	R: 4 E: 0 K: 1 S: 23	H: 5 LOB: 2 BB: 1 P: 35	R: 0 E: 0 K: 0 S: 8	H: 1 LOB: 2 BB: 1 P: 17	R: 1 E: 0 K: 1 S: 15	H: 2 LOB: 2 BB: 1 P: 27	R: 0 E: 0 K: 0 S: 3	H: 0 LOB: 0 BB: 0 P: 4	R: 0 E: 0 K: 0 S: 6	H: 0 LOB: 0 BB: 0 P: 10
--------------	------------------------------	---------------------------------	------------------------------	----------------------------------	------------------------------	----------------------------------	-------------------------------	----------------------------------	------------------------------	----------------------------------	-------------------------------	----------------------------------	------------------------------	---------------------------------	------------------------------	----------------------------------

PITCHER	IP	WLS	BF	H	R	ER	SO	BB	IBB	HBP	BLK	WP	HR	S	P	ERA	WHIP
Mike Moore, R (1, 1) ERA: 6.22	3.1	L	19	7	7	7	0	2	1	0	0	1	0	31	54	18.90	2.700
Tom Bolton, L (4, 1) ERA: 5.31	0.2		4	2	0	0	1	0	0	0	0	0	0	12	18	0.00	3.000
Buddy Groom, L (5, 1) ERA: 4.08	4.0		17	3	1	1	1	2	0	0	0	1	1	32	58	2.25	1.250
Buddy Groom, L (8, 1) ERA: 4.08	4.0		17	3	1	1	1	2	0	0	0	1	1	32	58	2.25	1.250

BOTTOM

AB	R	H	RBI	BB	SO	LOB
4	1	1	2	1	0	2
5	0	1	1	0	0	1
4	1	2	2	1	0	0
5	1	1	0	0	1	4
4	0	2	0	0	1	4
2	1	2	1	1	0	0
4	1	1	1	0	0	4
3	2	1	1	1	0	1
2	1	1	0	1	0	0

AB	33
R	8
H	12
RBI	8
BB	5
SO	2
LOB	16



WP	HR	S	P	ERA	WHIP
2	0	1	0		

Detroit Tigers @ New York Yankees
Yankee Stadium, Bronx, NY
 Mon Jun 28 1993, 7:05 PM EDT
 Att: 34,582 - Unknown - 85 F

livebaseballscorecards.com

Batter	1	2	3	4	5	6	7	8	9	10	AB R H RBI BB SO LOB	TOP												
Tony Phillips, S OBP: 0.433, SLG: 0.396 (1, 7)	1-2 2B 1B		1-3 K		1-1 G1		4-2 BB 1-2 BB			0-2 G6-3	4 1 1 0 1 1 0	Detroit Tigers @ New York Yankees Yankee Stadium, Bronx, NY Tue Jun 29 1993, 7:05 PM EDT Att. 37,692 - Unknown - 76 F												
Lou Whitaker, L OBP: 0.431, SLG: 0.527 (1, 4)	3-1 1B 2B		3-2 G3-1			3-2 1B	4-1 BB 1-2 2-3 3-H BB			4-2 BB	3 1 2 2 2 0 0													
Travis Fryman, R OBP: 0.335, SLG: 0.438 (1, 6)	1-0 L6		0-3 K			0-0 P4	1-3 K			0-1 F8	5 0 0 0 0 2 6													
Cecil Fielder, R OBP: 0.390, SLG: 0.517 (1, 3)	2-1 1B				0-1 G6-3					2-1 F8	5 0 1 1 0 0 2													
Kirk Gibson, L OBP: 0.342, SLG: 0.427 (1, 10)	0-3 K				2-2 1B					1-0 L9	4 0 1 0 0 1 2													
Mickey Tettleton, S OBP: 0.355, SLG: 0.544 (1, 2)	2-1 G3				3-2 L7					2-3 K	4 0 0 0 0 1 2													
Alan Trammell, R OBP: 0.376, SLG: 0.442 (7, 5)					0-1 F9					0-0 F8	4 0 0 0 0 0 1													
Rob Deer, R OBP: 0.311, SLG: 0.430 (1, 9)					1-1 G4-6-3 1B					2-0 G6-3	4 1 2 0 0 1 0													
Scott Livingstone, L OBP: 0.321, SLG: 0.331 Milt Cuyler, S OBP: 0.266, SLG: 0.324 (7, PR) (7, 8)					1-1 G4-6-3 1-2f					1-3 K	3 0 1 0 0 0 1 1 0 0 0 0 1 0													
Inning Stats	R: 2 E: 0 K: 1 S: 13	H: 3 LOB: 1 BB: 0 P: 22	R: 0 E: 0 K: 1 S: 8	H: 0 LOB: 0 BB: 0 P: 12	R: 0 E: 0 K: 2 S: 12	H: 0 LOB: 0 BB: 0 P: 16	R: 0 E: 0 K: 0 S: 12	H: 1 LOB: 1 BB: 0 P: 17	R: 0 E: 0 K: 0 S: 6	H: 1 LOB: 0 BB: 0 P: 9	R: 0 E: 0 K: 0 S: 10		H: 1 LOB: 1 BB: 0 P: 16	R: 1 E: 0 K: 1 S: 14	H: 2 LOB: 3 BB: 2 P: 30	R: 0 E: 0 K: 1 S: 6	H: 0 LOB: 0 BB: 0 P: 12	R: 0 E: 0 K: 1 S: 5	H: 0 LOB: 0 BB: 0 P: 8	R: 0 E: 0 K: 0 S: 10	H: 0 LOB: 1 BB: 1 P: 16	1B: 7 2B: 1 3B: 0 HR: 0	SF: 0 SAC: 0 DP: 1 HBP: 0	WP: 0 PB: 0 SB: 0 CS: 0
PITCHER	IP WLS BF H R ER SO BB IBB HBP BLK WP HR S P ERA WHIP																							
Scott Kamieniecki, R ERA: 4.55 (1, 1)	6.2	28	8	3	3	4	1	0	0	0	0	0	0	0	71	113	4.05	1.350						
Steve Howe, L ERA: 3.5 (7, 1)	0.0	1	0	0	0	0	1	0	0	0	0	0	0	1	5	∞	∞							
Bobby Munoz, R ERA: 2.5 (7, 1)	3.1	W	11	0	0	0	3	1	0	0	0	0	0	24	40	0.00	0.300							

AB	37
R	3
H	8
RBI	3
BB	3
SO	7
LOB	14



livebaseballscorecards.com

Batter	1	2	3	4	5	6	7	8	9	AB R H RBI BB SO LOB	TOP		
Tony Phillips, S (1, 4) OBP: 0.434, SLG: 0.396	4-1 FC5-4 BB BB		3-1 G5-3		2-2 1B			2-2 G5-3		3 0 1 0 1 0 0			
Dan Gladden, R (1, 7) OBP: 0.304, SLG: 0.436	4-0 FC5-4 BB BB		0-0 G3		0-0 G5-3			1-1 E4 WP BB		3 0 0 0 1 0 1			
Travis Fryman, R (1, 6) OBP: 0.337, SLG: 0.436	1-1 FC5-4 1-2f 2-3		1-1 S 1B				3-3 K	4-0 WP BB 1-2		3 0 1 0 1 1 2			
Cecil Fielder, R (1, 10) OBP: 0.385, SLG: 0.509	2-0 P3		2-3 K 1-2				2-3 K	1-1 P3		4 0 0 0 0 2 5			
Alan Trammell, R (1, 5) OBP: 0.367, SLG: 0.431	1-3 K			1-1 L8			1-2 F8	3-2 F8 1-2 2-3		4 0 0 0 0 1 4			
Mickey Tettleton, S (1, 3) OBP: 0.350, SLG: 0.535		0-3 K		1-0 G5-3			2-3 K	0-0 F9		4 0 0 0 0 2 0			
Rob Deer, R (1, 9) OBP: 0.310, SLG: 0.424		4-2 BB		1-1 F8			2-3 K	2-0 P4		3 0 0 0 1 1 0			
Chad Kreuter, S (1, 2) OBP: 0.397, SLG: 0.515		0-0 P3 1 SAFE			0-1 F8		0-1 FC6-4 1B	4-1 BB		3 0 1 0 1 0 1			
Milt Cuyler, S (1, 8) OBP: 0.261, SLG: 0.318		0-0 G1-3			2-2 L4		1-1 FC6-4 1-2f	1-1 F7		4 0 0 0 0 0 3			
Inning Stats	R: 0 H: 0 E: 0 LOB: 2 K: 1 BB: 2 S: 9 P: 21	R: 0 H: 0 E: 0 LOB: 1 K: 1 BB: 1 S: 7 P: 11	R: 0 H: 1 E: 0 LOB: 1 K: 1 BB: 0 S: 8 P: 14	R: 0 H: 0 E: 0 LOB: 0 K: 0 BB: 0 S: 5 P: 8	R: 0 H: 1 E: 0 LOB: 1 K: 0 BB: 0 S: 9 P: 13	R: 0 H: 0 E: 0 LOB: 0 K: 2 BB: 0 S: 9 P: 15	R: 0 H: 1 E: 0 LOB: 1 K: 2 BB: 0 S: 11 P: 16	R: 0 H: 0 E: 1 LOB: 2 K: 0 BB: 1 S: 11 P: 22	R: 0 H: 0 E: 0 LOB: 1 K: 0 BB: 1 S: 5 P: 12	1B: 3 SF: 0 2B: 0 SAC: 0 3B: 0 DP: 0 HR: 0 HBP: 0	WP: 1 PA: 36 PB: 0 SB: 1 CS: 0		
PITCHER	IP WLS BF H R ER SO BB IBB HBP BLK WP HR S P ERA WHIP											PITCHER	IP WLS BF H R ER SO BB IBB HBP BLK WP HR S P ERA WHIP
Jim Abbott, L (1, 1) ERA: 4.28	8.0 W 32 3 0 0 7 4 0 0 0 1 0 69 120 0.00 0.875												
Paul Gibson, L (9, 1) ERA: 4.66	1.0 4 0 0 0 0 1 0 0 0 0 0 5 12 0.00 1.000												

Detroit Tigers @ New York Yankees
 Yankee Stadium, Bronx, NY
 Wed Jun 30 1993, 3:33 AM EDT
 Att. 47,091 - Cloudy - 82 F

livebaseballscorecards.com

AB 31
R 0
H 3
RBI 0
BB 5
SO 7
LOB 16



Batter	1	2	3	4	5	6	7	8	9	AB	R	H	RBI	BB	SO	LOB
Bernie Williams, S OBP: 0.322, SLG: 0.418 (1, 8)	F8		F8	G5-3		K		F8		5	0	0	0	0	1	5
Wade Boggs, L OBP: 0.376, SLG: 0.375 (1, 10)	G4-3		K			F7		F8		4	0	0	0	0	1	3
Don Mattingly, L OBP: 0.347, SLG: 0.402 (1, 3)	F8		HR			HR		G5-4-3		4	2	3	0	0	0	0
Danny Tartabull, R OBP: 0.339, SLG: 0.463 (1, 9)		K	HR			HR		G5-4-3		3	2	1	2	1	1	1
Mike Stanley, R OBP: 0.389, SLG: 0.518 (1, 2)		1B	HR			G5-3		K		3	1	1	4	1	1	0
Paul O'Neill, L OBP: 0.370, SLG: 0.537 (1, 7)	F8		G5-3			G4-3		F9		4	0	0	0	0	0	1
Mike Gallego, R OBP: 0.412, SLG: 0.508 (1, 5)	1B			P2		K		SF7		4	1	2	0	0	1	0
Spike Owen, S OBP: 0.335, SLG: 0.343 (1, 6)	K			WP		BB		1B		3	0	2	0	1	1	2
Pat Kelly, R OBP: 0.314, SLG: 0.394 (1, 4)			HR	G5-3		BB		SF7		2	1	1	1	1	0	1


Inning Stats	R: 0	H: 0	E: 0	K: 0	S: 8	P: 13	R: 0	H: 1	E: 0	K: 2	S: 13	R: 4	H: 3	E: 0	K: 1	S: 16	R: 0	H: 1	E: 0	K: 0	S: 9	R: 2	H: 2	E: 0	K: 1	S: 12	R: 0	H: 0	E: 0	K: 2	S: 11	R: 0	H: 1	E: 0	K: 1	S: 6	R: 1	H: 2	E: 0	K: 0	S: 13	1B: 8	2B: 0	3B: 0	HR: 2	SF: 1	SAC: 0	DP: 1	HBP: 0	WP: 1	PB: 0	SB: 1	CS: 0	PA: 37
--------------	------	------	------	------	------	-------	------	------	------	------	-------	------	------	------	------	-------	------	------	------	------	------	------	------	------	------	-------	------	------	------	------	-------	------	------	------	------	------	------	------	------	------	-------	-------	-------	-------	-------	-------	--------	-------	--------	-------	-------	-------	-------	--------

PITCHER	IP	WLS	BF	H	R	ER	SO	BB	IBB	HBP	BLK	WP	HR	S	P	ERA	WHIP
David Wells, L ERA: 3.28 (1, 1)	5.0	L	24	7	6	6	3	2	0	0	0	1	2	58	96	10.80	1.800
Kurt Knudsen, R ERA: 3.18 (6, 1)	3.0		13	3	1	1	3	2	0	0	0	0	0	30	49	3.00	1.667

DETROIT TIGERS @ NEW YORK YANKEES
Yankee Stadium, Bronx, NY
 Wed Jun 30 1993, 3:33 AM EDT
 Att: 47,091 - Cloudy - 82 F

livebaseballscorecards.com

AB	32
R	7
H	10
RBI	7
BB	4
SO	6
LOB	13



Batter	1	2	3	4	5	6	7	8	9	AB R H RBI BB SO LOB	TOP
Bernie Williams, S (1, 8) OBP: 0.321, SLG: 0.428	2-0 P5		0-1 F7		1-1 SAFE 1-H HR		3-3 K			4 1 1 2 0 1 1	New York Yankees @ Oakland Athletics Oakland-Alameda County Coliseum, Oakland, CA Fri Jul 02 1993, 7:05 PM PDT Att. 25,233 - Unknown - 63 F
Wade Boggs, L (1, 5) OBP: 0.375, SLG: 0.371	4-1 FC5-4 BB		1-2 F8		1-2 L6		1-2 F7			3 0 0 0 1 0 0	
Don Mattingly, L (1, 3) OBP: 0.342, SLG: 0.395	1-0 FC5-4 1-2f		1-3 K		1-3 K		0-1 G4-3			4 0 0 0 0 2 1	
Danny Tartabull, R (1, 10) OBP: 0.333, SLG: 0.455	3-3 K			1-2 F8		0-0 F7		0-2 P4		4 0 0 0 0 1 1	
Paul O'Neill, L (1, 9) OBP: 0.368, SLG: 0.532		3-2 G4-3		1-2 E7 1B		2-3 K		1-3 K		4 0 1 0 0 2 0	
Dion James, L (1, 7) OBP: 0.355, SLG: 0.454		0-1 G4-3		0-0 G6-4-3 1B		1-2 P7		0-1 F7		4 0 1 0 0 0 0	
Mike Gallego, R (1, 6) OBP: 0.414, SLG: 0.504		4-2 3B BB		2-2 G6-4-3 1-2f		2-1 1B		1-3 K		3 1 1 0 1 1 2	
Mike Stanley, R (1, 2) OBP: 0.388, SLG: 0.526		3-2 1-H 3B		2-0 P4		0-3 K				3 0 1 1 0 1 1	
Pat Kelly, R (1, 4) OBP: 0.314, SLG: 0.393		1-3 K		1-1 HR 1B		1 SAFE 2-3 K				3 1 1 0 0 2 2	
Inning Stats	R: 0 E: 0 K: 1 S: 6 H: 0 LOB: 1 BB: 1 P: 16	R: 1 E: 0 K: 1 S: 15 H: 1 LOB: 1 BB: 1 P: 26	R: 0 E: 0 K: 1 S: 9 H: 0 LOB: 0 BB: 0 P: 11	R: 0 E: 1 K: 0 S: 10 H: 2 LOB: 1 BB: 0 P: 14	R: 2 E: 0 K: 1 S: 11 H: 2 LOB: 0 BB: 0 P: 17	R: 0 E: 0 K: 1 S: 7 H: 0 LOB: 0 BB: 0 P: 10	R: 0 E: 0 K: 3 S: 11 H: 1 LOB: 1 BB: 0 P: 18	R: 0 E: 0 K: 0 S: 8 H: 0 LOB: 0 BB: 0 P: 9	R: 0 E: 0 K: 2 S: 8 H: 0 LOB: 0 BB: 0 P: 10	1B: 4 2B: 0 3B: 1 HR: 1 SF: 0 SAC: 0 DP: 1 HBP: 0	WP: 0 PB: 0 SB: 0 CS: 0 PA: 34
PITCHER	IP WLS BF H R ER SO BB IBB HBP BLK WP HR S P ERA WHIP										
Bobby Witt, R (1, 1) ERA: 3.83	9.0 W 34 6 3 3 10 2 0 0 0 0 1 85 131 3.00 0.889										
Bobby Witt, R (9, 1) ERA: 3.83	9.0 W 34 6 3 3 10 2 0 0 0 0 0 1 85 131 3.00 0.889										

AB	32
R	3
H	6
RBI	3
BB	2
SO	10
LOB	8



Batter	1	2	3	4	5	6	7	8	9
Rickey Henderson, R (1, 7) OBP: 0.469, SLG: 0.479	1-2 G5-3		1-0 G5-4-3		2-1 1B		2-2 G5-3		
Brent Gates, S (1, 4) OBP: 0.358, SLG: 0.386	1-0 G4-3		1-1 G4-3		1-2 G3		3-2 2B		
Ruben Sierra, S (1, 9) OBP: 0.293, SLG: 0.411	1-0 F8			2-1 G3		0-1 2B	4-0 IBB		
Troy Neel, L (1, 10) OBP: 0.304, SLG: 0.429		1-1 HR		4-0 FC5-4 BB		3-2 F7	2-1 FC1-6-4		
Kevin Seitzer, R (7, PH) OBP: 0.314, SLG: 0.354 (9, 3)									
Terry Steinbach, R (1, 2) OBP: 0.346, SLG: 0.449		1-0 G6-3		0-1 FC5-4		0-0 HR		3-3 K	
Mike Aldrete, L (1, 3) OBP: 0.357, SLG: 0.403		2-0 1B		3-3 K		4-2 FC5-4 BB		1-2 F7	
Scott Brosius, R (8, PH) OBP: 0.224, SLG: 0.282									
Bobby Witt, R (9, 1)									
Dave Henderson, R (1, 8) OBP: 0.261, SLG: 0.386		0-0 L8			0-0 WP 1B	1-3 K		4-1 BB	
Craig Paquette, R (1, 5) OBP: 0.283, SLG: 0.500		0-0 G1-3			0-0 F9	0-1 FC5-4		0-0 G5-3	
Mike Bordick, R (1, 6) OBP: 0.344, SLG: 0.327			3-2 G5-4-3 1B		1-0 G6-3		0-1 G4-3		

AB	R	H	RBI	BB	SO	LOB
4	0	1	1	0	0	1
4	0	1	0	0	0	1
3	1	1	0	1	0	0
2	1	1	1	1	0	0
1	0	0	0	0	0	2
4	1	1	1	0	1	1
2	0	1	0	1	1	1
1	0	0	0	0	0	0
0	0	0	0	0	0	0
3	1	1	0	1	1	2
4	0	0	0	0	0	4
3	0	1	0	0	0	1

AB	R	H	RBI	BB	SO	LOB
31	4	8	3	4	3	13

Inning Stats	R: 0	H: 0	E: 0	K: 0	S: 5	P: 8	R: 1	H: 2	E: 0	K: 0	S: 6	R: 0	H: 1	E: 0	K: 0	S: 6	R: 0	H: 0	E: 0	K: 1	S: 8	R: 1	H: 2	E: 0	K: 0	S: 8	R: 2	H: 2	E: 1	K: 1	S: 13	R: 0	H: 1	E: 0	K: 0	S: 11	R: 0	H: 0	E: 0	K: 1	S: 10	1B: 4	2B: 2	3B: 0	HR: 2	SF: 0	SAC: 0	DP: 1	HBP: 0	
WP: 1	HR: 2	S: 55	P: 97	ERA: 5.40	WHIP: 1.500	WP: 0	HR: 0	S: 12	ERA: 0.00	WHIP: 0.750	WP: 0	HR: 0	S: 0	ERA: 0.00	WHIP: 0.00	WP: 0	HR: 0	S: 0	ERA: 0.00	WHIP: 0.00	WP: 0	HR: 0	S: 0	ERA: 0.00	WHIP: 0.00	WP: 0	HR: 0	S: 0	ERA: 0.00	WHIP: 0.00	WP: 0	HR: 0	S: 0	ERA: 0.00	WHIP: 0.00	WP: 0	HR: 0	S: 0	ERA: 0.00	WHIP: 0.00	WP: 0	HR: 0	S: 0	ERA: 0.00	WHIP: 0.00	WP: 0	HR: 0	S: 0	ERA: 0.00	WHIP: 0.00

BOTTOM

New York Yankees @ Oakland Athletics
 Oakland-Alameda County Coliseum, Oakland, CA
 Fri Jul 02 1993, 7:05 PM PDT
 Att: 25,233 - Unknown - 63 F

livebaseballscores.com



Batter	1	2	3	4	5	6	7	8	9	AB R H RBI BB SO LOB	TOP
Bernie Williams, S OBP: 0.319, SLG: 0.421 (1, 8) B C B S S	2-3 K		4-0 G5-4-3 BB		0-0 FC6-4 1B		2-1 G3		0-0 F8	4 0 0 0 1 1 3	
Mike Gallego, R OBP: 0.417, SLG: 0.504 (1, 5) (8, 6) B X	1-0 F9		0-0 G5-4-3		0-1 G6-3 1B		3-2 WP 1B			4 0 2 2 0 0 1	
Don Mattingly, L OBP: 0.344, SLG: 0.405 (1, 3) C B F X	1-2 1B 2B			1-1 2B 2B	1-1 G6-3		1-1 F9			4 1 2 0 0 0 3	
Danny Tartabull, R OBP: 0.340, SLG: 0.465 (1, 10) B C B X	2-1 1B			1-0 2B 2B		0-0 F7		2-2 1B		4 1 3 1 0 0 0	
Mike Stanley, R OBP: 0.386, SLG: 0.525 (1, 2) B B S C	2-3 K			0-0 CS 2B		0-2 L6		2-3 K		4 0 1 1 0 2 3	
Hensley Meulens, R OBP: 0.308, SLG: 0.364 (1, 7) Paul O'Neill, L OBP: 0.367, SLG: 0.528 (4, PH) (4, 9) C F B B B		2-3 K		4-1 CS BB		0-3 K		1-2 F7		1 0 0 0 0 1 0 2 0 0 0 1 1 1	
Spike Owen, S OBP: 0.331, SLG: 0.339 (1, 6) Wade Boggs, L OBP: 0.373, SLG: 0.370 (8, PH) (8, 5) S B S		1-1 G5-3		2-3 K		1-1 F8		3-3 K		3 0 0 0 0 1 2 1 0 0 0 0 1 1	
Gerald Williams, R OBP: 0.233, SLG: 0.405 (1, 9) (4, 7) Dion James, L OBP: 0.353, SLG: 0.451 (9, PH) C F B C		1-3 K2-3		1-2 P4		2-2 G3 1B 1B		1-3 K		3 1 1 0 0 1 1 1 0 0 0 0 1 0	
Pat Kelly, R OBP: 0.319, SLG: 0.396 (1, 4) Kevin Maas, L OBP: 0.321, SLG: 0.415 (9, PH) F X			0-1 F8		3-1 FC6-4 1B		0-1 G3 1B		0-0 P4	3 1 2 0 0 0 0 1 0 0 0 0 0 0	
Inning Stats	R: 0 E: 0 K: 2 S: 12 H: 2 LOB: 2 BB: 0 P: 20	R: 0 E: 0 K: 2 S: 8 H: 0 LOB: 0 BB: 0 P: 12	R: 0 E: 0 K: 0 S: 3 H: 0 LOB: 0 BB: 1 P: 7	R: 2 E: 0 K: 1 S: 12 H: 3 LOB: 1 BB: 1 P: 20	R: 0 E: 0 K: 0 S: 7 H: 2 LOB: 1 BB: 0 P: 11	R: 0 E: 0 K: 1 S: 8 H: 0 LOB: 0 BB: 0 P: 8	R: 2 E: 0 K: 0 S: 15 H: 3 LOB: 1 BB: 0 P: 24	R: 0 E: 0 K: 2 S: 12 H: 1 LOB: 1 BB: 0 P: 20	R: 0 E: 0 K: 1 S: 5 H: 0 LOB: 0 BB: 0 P: 6	1B: 7 2B: 4 3B: 0 HR: 0 SF: 0 SAC: 0 DP: 2 HBP: 0	WP: 1 PB: 0 SB: 0 CS: 2 PA: 37
PITCHER	IP WLS BF H R ER SO BB IBB HBP BLK WP HR S P ERA WHIP	IP WLS BF H R ER SO BB IBB HBP BLK WP HR S P ERA WHIP	IP WLS BF H R ER SO BB IBB HBP BLK WP HR S P ERA WHIP	IP WLS BF H R ER SO BB IBB HBP BLK WP HR S P ERA WHIP	IP WLS BF H R ER SO BB IBB HBP BLK WP HR S P ERA WHIP	IP WLS BF H R ER SO BB IBB HBP BLK WP HR S P ERA WHIP	IP WLS BF H R ER SO BB IBB HBP BLK WP HR S P ERA WHIP	IP WLS BF H R ER SO BB IBB HBP BLK WP HR S P ERA WHIP	IP WLS BF H R ER SO BB IBB HBP BLK WP HR S P ERA WHIP		
Mike Mohler, L ERA: 5.32 (1, 1)	3.0										
Joe Boever, R ERA: 3.02 (4, 1)	3.1	W									
Rich Gossage, R ERA: 3.21 (7, 1)	0.1										
Vince Horsman, L ERA: 4.91 (7, 1)	0.1										
Ed Nunez, R ERA: 2.57 (8, 1)	1.0										
Dennis Eckersley, R ERA: 4.18 (9, 1)	1.0										

New York Yankees @ Oakland Athletics
Oakland-Alameda County Coliseum, Oakland, CA

livebaseballscorecards.com

AB	35
R	4
H	11
RBI	4
BB	2
SO	9
LOB	15



Sat Jul 03 1993, 3:33 AM PDT
Att. 30,207 - Sunny - 72 F

Batter	1	2	3	4	5	6	7	8	9	AB R H RBI BB SO LOB	TOP																
Bernie Williams, S (1, 8) OBP: 0.320, SLG: 0.421	0-1 G5-3	3-1 FC4-6 1B		2-2 G3-1		3-1 HR 1B	3-2 G4-6-3			5 1 2 0 0 0 2																	
Wade Boggs, L (1, 5) OBP: 0.374, SLG: 0.379	3-2 G4-3	1-2 FC4-6			4-2 BB 1B BB	2-1 HR		2-2 F7		4 1 1 3 1 0 2																	
Don Mattingly, L (1, 3) OBP: 0.345, SLG: 0.403	4-1 HR BB		0-0 F7		2-1 F7	2-2 1B		0-0 F9		4 1 1 0 1 0 1																	
Danny Tartabull, R (1, 10) OBP: 0.345, SLG: 0.482	1-0 HR		2-2 G3 BB 1B		3-1 BB 1B	2-3 K		0-3 K		5 1 3 2 0 2 1																	
Paul O'Neill, L (1, 9) OBP: 0.372, SLG: 0.524	4-2 BB		4-1 G3 BB		4-2 BB	0-0 G4-3		0-1 F7		2 0 0 0 3 0 1																	
Dion James, L (1, 7) Gerald Williams, R (9, PR) OBP: 0.233, SLG: 0.405	3-2 F7		0-1 G3		3-2 F8		0-0 1B 2B	4-2 1B BB		4 1 1 0 1 0 6 0 0 0 0 0 0 0																	
Mike Gallego, R (1, 6) OBP: 0.409, SLG: 0.492		0-0 G6-3	1-3 K		1-0 F9		2-2 1B 1B	0-2 F8		5 0 1 1 0 1 6																	
Mike Stanley, R (1, 2) OBP: 0.386, SLG: 0.520		4-2 1B BB		3-1 F8		1-2 F8	3-2 P6	0-2 1B		4 0 1 0 1 0 1																	
Pat Kelly, R (1, 4) Kevin Maas, L (9, PH) OBP: 0.320, SLG: 0.413		0-1 F9		1-2 F8		4-2 1B HR BB	0-0 G4-6-3 1B	0-0 F7		3 1 1 0 1 0 1 1 0 0 0 0 0 2																	
Inning Stats	R: 2 E: 0 K: 0 S: 12	H: 1 LOB: 1 BB: 2 P: 27	R: 0 E: 0 K: 0 S: 10	H: 1 LOB: 2 BB: 1 P: 18	R: 0 E: 0 K: 1 S: 10	H: 1 LOB: 2 BB: 1 P: 17	R: 0 E: 0 K: 0 S: 9	H: 0 LOB: 0 BB: 0 P: 15	R: 0 E: 0 K: 0 S: 14	H: 1 LOB: 3 BB: 2 P: 31	R: 3 E: 0 K: 1 S: 18	H: 3 LOB: 1 BB: 1 P: 32	R: 1 E: 0 K: 0 S: 13	H: 3 LOB: 1 BB: 0 P: 21	R: 0 E: 0 K: 1 S: 9	H: 0 LOB: 0 BB: 0 P: 11	R: 0 E: 0 K: 0 S: 11	H: 1 LOB: 2 BB: 1 P: 15	1B: 8 2B: 1 3B: 0 HR: 2	SF: 0 SAC: 0 DP: 1 HBP: 0	WP: 0 PB: 0 SB: 0 CS: 0	PA: 45					
PITCHER	IP WLS BF H R ER SO BB IBB HBP BLK WP HR S P ERA WHIP																										
Ron Darling, R (1, 1) ERA: 6.27	5.1		29	6	5	5	1	7	0	0	0	0	2	65	128	8.44	2.438										
Shawn Hillegas, R (6, 1) ERA: 7.39	2.2	W	11	4	1	1	2	0	0	0	0	0	0	30	44	3.38	1.500										
Dennis Eckersley, R (9, 1) ERA: 4.05	1.0	S	5	1	0	0	0	1	0	0	0	0	0	11	15	0.00	2.000										

New York Yankees @ Oakland Athletics
Oakland-Alameda County Coliseum, Oakland, CA
 Sun Jul 04 1993, 7:05 PM PDT
 Att. 43,627 - Sunny - 68 F

AB	37
R	6
H	11
RBI	6
BB	8
SO	3
LOB	23



WP: 0	PA: 45
PB: 0	
SB: 0	
CS: 0	

livebaseballscorecards.com

Batter	1	2	3	4	5	6	7	8	9
Rickey Henderson, R OBP: 0.468, SLG: 0.489 (1, 7)	4-1 G5-4-3 BB		2-2 G5-3			0-1 HR	3-2 G5-3	0-0 SF8	
Brent Gates, S OBP: 0.361, SLG: 0.382 (1, 4)	0-1 G5-4-3 1-2f			2-2 FC6-4 1B		1-2 G5-3		1-2 2-3 3-H 1B	
Ruben Sierra, S OBP: 0.298, SLG: 0.421 (1, 10) (9, 9)	0-0 F8			1-1 FC6-4 1-2f		1-1 P5		1-1 1B 1-2 1B	
Dave Henderson, R OBP: 0.272, SLG: 0.438 (1, 8)		3-2 F9		0-3 K		3-2 HR		0-0 1B 1-2 2-3 1B	
Terry Steinbach, R OBP: 0.347, SLG: 0.444 (1, 2)		2-2 G6-3		0-0 G4-3		3-2 BB 1B		0-1 BB SF8 1B	
Kevin Seitzer, R OBP: 0.317, SLG: 0.353 (1, 3) (9, 5)		1-0 P3			1-2 G4-3	4-1 BB		1-0 1B 1-2 2-3 SF8 1B	
Craig Paquette, R OBP: 0.283, SLG: 0.486 Troy Neel, L OBP: 0.313, SLG: 0.437 Dennis Eckersley, R (8, PH) (9, 1)			3-2 FC4-6 1B		2-1 L9	2-3 K		4-2 SF8 1B 1-2 2-3 3-H BB	
Mike Bordick, R OBP: 0.341, SLG: 0.325 (1, 6)		1 SAFE 1 SAFE FC4-6 G5-3 1-2f		2-1 FC4-6 G5-3 1B		3-1 1B		2-2 G5-3	2-0 SF8
Lance Blankenship, R OBP: 0.396, SLG: 0.320 Mike Aldrete, L OBP: 0.366, SLG: 0.413 (8, PH) (9, 3)			3-2 G5-3		1-3 K		2-2 L7	1-2 SF8 1-2 2-3 1B	

Inning Stats	R: 0	H: 0	E: 0	K: 0	S: 4	R: 0	H: 0	E: 0	K: 0	S: 7	R: 0	H: 1	E: 0	K: 0	S: 13	R: 0	H: 1	E: 0	K: 1	S: 10	R: 0	H: 1	E: 0	K: 1	S: 10	R: 2	H: 3	E: 0	K: 1	S: 19	R: 0	H: 0	E: 0	K: 0	S: 9	R: 5	H: 6	E: 0	K: 0	S: 18
	0	0	0	0	4	0	0	0	0	7	0	1	0	0	13	0	1	0	1	10	0	3	0	1	10	0	3	0	1	19	0	0	0	0	9	5	6	0	0	18
	0	0	0	0	4	0	0	0	0	7	0	1	0	0	13	0	1	0	1	10	0	3	0	1	10	0	3	0	1	19	0	0	0	0	9	5	6	0	0	18

PITCHER	IP	WLS	BF	H	R	ER	SO	BB	IBB	HBP	BLK	WP	HR	S	P	ERA	WHIP
Jimmy Key, L ERA: 2.33 (1, 1)	6.0		25	6	2	2	3	2	0	0	0	0	2	63	107	3.00	1.333
Bobby Munoz, R ERA: 4.74 (7, 1)	1.0	L	8	5	5	5	0	0	0	0	0	0	0	18	29	45.00	5.000
Steve Farr, R ERA: 3.58 (8, 1)	0.2		4	1	0	0	0	1	0	0	0	0	0	8	15	0.00	3.000
Steve Howe, L ERA: 7.78 (8, 1)	0.1		1	0	0	0	0	0	0	0	0	0	0	1	2	0.00	0.000

AB	R	H	RBI	BB	SO	LOB
3	1	1	2	1	0	1
5	1	2	0	0	0	3
4	1	1	0	0	0	1
4	2	2	1	0	1	1
4	1	2	2	0	0	1
3	1	1	0	1	0	0
3	0	1	0	0	1	2
0	0	0	1	1	0	0
0	0	0	0	0	0	0
3	0	1	1	0	0	1
3	0	0	0	0	1	2
1	0	1	0	0	0	0

WP	PA	ERA	WHIP
0	38		
0			
0			
0			
0			

New York Yankees @ Oakland Athletics
Oakland-Alameda County Coliseum, Oakland, CA
 Sun Jul 04 1993, 7:05 PM PDT
 Att. 43,627 - Sunny - 68 F

livebaseballscorecards.com

AB	33
R	7
H	12
RBI	7
BB	3
SO	3
LOB	12



Batter	1	2	3	4	5	6	7	8	9	AB R H RBI BB SO LOB	TOP												
Bernie Williams, S OBP: 0.318, SLG: 0.414 (1, 8) BB C C C B B B	4-2 1B 2B BB	0-0 G1-6-3 1-2f			1-3 K		1-0 G6-3		3-2 F9 1-2	4 1 0 0 1 1 2													
Mike Gallego, R OBP: 0.405, SLG: 0.485 (1, 5) F C 1 SAFE X	0-2 2B 1B		2-1 G1-3		1-0 F9		0-1 P4			4 1 1 0 0 0 0													
Don Mattingly, L OBP: 0.344, SLG: 0.404 (1, 3) B X	1-0 WP 2B		2-1 G1-3		2-2 G4-3		1-0 F9			4 1 1 2 0 0 0													
Danny Tartabull, R OBP: 0.344, SLG: 0.475 (1, 10) X	0-0 P4		4-1 BB		2-3 K		1-3 K			3 0 0 0 1 2 1													
Mike Stanley, R OBP: 0.388, SLG: 0.534 (1, 2) B C X	1-1 G6-3		0-0 F9		1-0 BB 1B		1-1 HR			4 2 2 1 0 0 2													
Hensley Meulens, R OBP: 0.326, SLG: 0.444 (1, 7) C S B B B X	3-2 HR			0-3 K		4-2 1B BB		3-3 K		3 1 1 1 1 2 0													
Spike Owen, S OBP: 0.330, SLG: 0.337 (1, 6) B B X C	2-1 G6-3		2-2 F9		0-0 1B			2-2 L7		4 0 1 1 0 0 0													
Gerald Williams, R OBP: 0.234, SLG: 0.378 (1, 9) H T T T T C P H		1-2 G1-6-3 HBP		0-2 F7		0-0 F9		0-3 K		3 0 0 0 0 1 2													
Pat Kelly, R OBP: 0.320, SLG: 0.391 (1, 4) 1 SAFE C 1 SAFE B B B B B		3-2 F9		2-3 K		0-0 L9		4-1 BB		3 0 0 0 1 1 1													
Inning Stats	R: 4 E: 0 K: 0 S: 14	H: 3 LOB: 0 BB: 1 P: 25	R: 0 E: 0 K: 0 S: 11	H: 0 LOB: 0 BB: 0 P: 15	R: 0 E: 0 K: 1 S: 6	H: 0 LOB: 1 BB: 1 P: 14	R: 0 E: 0 K: 1 S: 12	H: 0 LOB: 0 BB: 0 P: 14	R: 0 E: 0 K: 2 S: 7	H: 0 LOB: 0 BB: 0 P: 11	R: 1 E: 0 K: 1 S: 11	H: 2 LOB: 2 BB: 1 P: 20	R: 0 E: 0 K: 0 S: 4	H: 0 LOB: 0 BB: 0 P: 5	R: 1 E: 0 K: 2 S: 11	H: 1 LOB: 0 BB: 0 P: 17	R: 0 E: 0 K: 1 S: 15	H: 0 LOB: 1 BB: 1 P: 24	1B: 3 2B: 1 3B: 0 HR: 2	SF: 0 SAC: 0 DP: 1 HBP: 1	WP: 1 PB: 0 SB: 1 CS: 0	PA: 37	
PITCHER Randy Johnson, L ERA: 3.05 (1, 1)	IP 9.0	WLS L	BF 37	H 6	R 6	ER 6	SO 7	BB 4	IBB 0	HBP 1	BLK 0	WP 1	HR 2	S 91	P 145	ERA 6.00	WHIP 1.111						PITCHER IP WLS BF H R ER SO BB IBB HBP BLK WP HR S P ERA WHIP

New York Yankees @ Seattle Mariners
The Kingdome, Seattle, WA
Mon Jul 05 1993, 10:05 PM EDT
Att. 28,990 - Dome

livebaseballscorecards.com

AB	32
R	6
H	6
RBI	5
BB	4
SO	7
LOB	8



Batter	1	2	3	4	5	6	7	8	9	AB R H RBI BB SO LOB	TOP									
Bernie Williams, S (1, 8) OBP: 0.314, SLG: 0.408	2-2 G6-3		0-0 L6		2-2 G6-3		1-0 G6-3			4 0 0 0 0 0 0										
Wade Boggs, L (1, 5) OBP: 0.372, SLG: 0.381	2-1 1B 2B		3-1 F7			1-2 G6-3	1-2 G4-1			4 1 1 0 0 0 0										
Don Mattingly, L (1, 3) OBP: 0.346, SLG: 0.410	2-2 G3 1B 2-H 1B		0-0 G1-3			1-2 1B 2B		1-2 F7		4 1 2 1 0 0 0										
Danny Tartabull, R (1, 10) OBP: 0.346, SLG: 0.476	1-1 G3 1B			0-2 E5		0-0 E 1B 1B		3-3 K		4 1 2 0 0 1 0										
Paul O'Neill, L (1, 9) OBP: 0.366, SLG: 0.517	1-2 G3 1-2 2-3			2-3 K SAFE		2-3 K		0-0 G3-1		4 0 0 0 0 2 5										
Dion James, L (1, 7) OBP: 0.352, SLG: 0.447	1-2 F7			0-0 F8		2-0 E6 1B 1B		2-2 F8		4 1 1 1 0 0 3										
Mike Stanley, R (1, 2) OBP: 0.386, SLG: 0.528		0-0 F9		2-1 P3		2-0 G4-3 1B		2-1 F8		4 0 1 2 0 0 1										
Spike Owen, S (1, 6) OBP: 0.325, SLG: 0.332		1-2 G1-3			0-1 F7	3-1 G4-3		1-2 F9		4 0 0 0 0 0 1										
Pat Kelly, R (1, 4) OBP: 0.317, SLG: 0.386		1-1 G5-3			3-2 G6-3		1-3 K			3 0 0 0 0 1 0										
Inning Stats	R: 1 E: 0 K: 0 S: 18	H: 3 LOB: 2 BB: 0 P: 27	R: 0 E: 0 K: 0 S: 6	H: 0 LOB: 0 BB: 0 P: 8	R: 0 E: 0 K: 0 S: 4	H: 0 LOB: 1 BB: 0 P: 7	R: 0 E: 0 K: 1 S: 9	H: 0 LOB: 1 BB: 0 P: 13	R: 3 E: 1 K: 1 S: 15	H: 4 LOB: 1 BB: 0 P: 26	R: 0 E: 0 K: 1 S: 7	H: 0 LOB: 0 BB: 0 P: 10	R: 0 E: 0 K: 1 S: 8	H: 0 LOB: 0 BB: 0 P: 12	R: 0 E: 0 K: 0 S: 12	H: 0 LOB: 0 BB: 0 P: 17	1B: 5 2B: 2 3B: 0 HR: 0	SF: 0 SAC: 0 DP: 0 HBP: 0	WP: 0 PB: 0 SB: 0 CS: 0	PA: 35
PITCHER	IP WLS BF H R ER SO BB IBB HBP BLK WP HR S P ERA WHIP																			
Erik Hanson, R (1, 1) ERA: 3.01	8.0 W 32 7 4 3 4 0 0 0 0 0 0 0 75 116 3.38 0.875																			
Bob Ayrault, R (9, 1) ERA: 6.2	1.0 3 0 0 0 0 0 0 0 0 0 0 0 12 17 0.00 0.000																			

New York Yankees @ Seattle Mariners
The Kingdom, Seattle, WA
Tue Jul 06 1993, 10:05 PM EDT
Att. 18,462 - Dome

livebaseballscorecards.com

AB	35
R	4
H	7
RBI	4
BB	0
SO	4
LOB	10



Batter	1	2	3	4	5	6	7	8	9	AB R H RBI BB SO LOB	TOP											
Bernie Williams, S (1, 8) OBP: 0.312, SLG: 0.415	1-1 G4-3	0-1 F7			1-0 HR		3-3 K		2-3 K	5 1 1 1 0 2 1												
Wade Boggs, L (1, 5) OBP: 0.388, SLG: 0.375	3-2 G6-3	2-3 K			1-0 F7		1-0 G4-3			4 0 0 0 0 1 1												
Don Mattingly, L (1, 10) OBP: 0.348, SLG: 0.424	0-2 2B 1B			0-2 P6	1-2 HR			1-3 K2-3		4 1 2 1 0 1 0												
Danny Tartabull, R (1, 9) OBP: 0.344, SLG: 0.476	2-2 1-3 2B			0-0 L5	0-1 F9			0-3 K		4 0 1 0 0 1 0												
Paul O'Neill, L (1, 7) OBP: 0.372, SLG: 0.522	4-0 IBB			0-0 1B	1-1 F8			0-2 HR 2B		3 1 2 0 1 0 0												
Matt Nokes, L (1, 2) OBP: 0.301, SLG: 0.493	1-2 F8			1-3 K		2-3 K		1-0 HR		4 1 1 2 0 2 4												
Mike Gallego, R (1, 6) OBP: 0.408, SLG: 0.482		0-0 1B WP FC5-4 1B		1-1 P5		3-1 G3-6-3 HBP		1-2 G6-3		3 1 1 0 0 0 0												
Kevin Maas, L (1, 3) OBP: 0.320, SLG: 0.411 Mike Stanley, R (9, PH) OBP: 0.384, SLG: 0.526		1-1 FC5-4 1B		1-2 P6		0-1 G3-6-3		3-3 K		3 0 1 0 0 0 1 1 0 0 0 0 1 0												
Pat Kelly, R (1, 4) OBP: 0.312, SLG: 0.379		2-2 FC5-4		1-0 G5-3			2-3 K		0-3 K	4 0 0 1 0 2 1												
Inning Stats	R: 0 E: 0 K: 0 S: 16	H: 2 LOB: 3 BB: 1 P: 27	R: 1 E: 0 K: 1 S: 12	H: 2 LOB: 1 BB: 0 P: 16	R: 0 E: 0 K: 1 S: 9	H: 1 LOB: 1 BB: 0 P: 10	R: 0 E: 0 K: 0 S: 7	H: 0 LOB: 0 BB: 0 P: 10	R: 2 E: 0 K: 0 S: 9	H: 2 LOB: 0 BB: 0 P: 13	R: 0 E: 0 K: 1 S: 6	H: 0 LOB: 0 BB: 0 P: 11	R: 0 E: 0 K: 2 S: 7	H: 0 LOB: 0 BB: 0 P: 13	R: 2 E: 0 K: 2 S: 14	H: 2 LOB: 0 BB: 0 P: 17	R: 0 E: 0 K: 3 S: 9	H: 0 LOB: 0 BB: 0 P: 14	1B: 4 2B: 2 3B: 0 HR: 3	SF: 0 SAC: 0 DP: 1 HBP: 1	WP: 1 PB: 0 SB: 0 CS: 0	PA: 37
PITCHER	IP WLS BF H R ER SO BB IBB HBP BLK WP HR S P ERA WHIP																					
Tim Leary, R (1, 1) ERA: 4.47	6.0 W 26 7 3 3 3 0 1 1 0 1 2 59 87 4.50 1.167																					
Chris Bosio, R (7, 1) ERA: 3.7	2.0 8 2 2 2 4 0 0 0 0 0 1 21 30 9.00 1.000																					
Norm Charlton, L (9, 1) ERA: 2.61	1.0 S 3 0 0 0 3 0 0 0 0 0 0 9 14 0.00 0.000																					

New York Yankees @ Seattle Mariners
The Kingdom, Seattle, WA
Wed Jul 07 1993, 6:33 AM EDT
Att. 23,963 - Dome

AB	35
R	5
H	9
RBI	5
BB	1
SO	10
LOB	8



livebaseballscorecards.com

BOTTOM

New York Yankees @ Seattle Mariners
The Kingdome, Seattle, WA
Wed Jul 07 1993, 6:33 AM EDT
Att. 23,963 - Dome

livebaseballscorecards.com

AB 32
R 6
H 9
RBI 6
BB 5
SO 3
LOB 20



WP: 0 PA: 38
PB: 0
SB: 2
CS: 0

AB R H RBI BB SO LOB

5 0 1 0 0 1 2
4 0 1 2 0 0 1
0 0 0 0 0 0 0

2 2 1 1 2 0 3

4 1 2 2 0 0 2

3 0 1 0 1 0 3

4 0 0 0 0 1 5

3 1 1 1 1 0 1

4 1 2 0 0 0 1

3 1 0 0 1 1 2

1B: 5 SF: 0
2B: 3 SAC: 0
3B: 0 DP: 2
HR: 1 HBP: 1

Batter	1	2	3	4	5	6	7	8	9
Omar Vizquel, S OBP: 0.361, SLG: 0.326 (1, 6)	L7 2-1		L3 2-1		K 2-3 1-2 2-3	1B 1B 1-2 2-3		G3 1-1	
Mackey Sasser, L OBP: 0.287, SLG: 0.351 Mike Felder, S OBP: 0.276, SLG: 0.287 (1, 7) (9, 7)	BB HBP 1-1		L7 1-2		G3-1 1-0 2-3 3-H	1B G4-6-3 1-2 2-3 3-H		G4-3 0-1	
Ken Griffey Jr., L OBP: 0.404, SLG: 0.604 (1, 8)	BB 1-2			HR 1-2	2B IBB 4-0	G4-6-3 1-2f			
Jay Buhner, R OBP: 0.396, SLG: 0.520 (1, 9)	F8 0-1			G6-3 2-1	2B 1-H 3-H		E 1B 1B G6-4-3		
Tino Martinez, L OBP: 0.344, SLG: 0.454 (1, 3)	F7 2-1			G4-3 1-1 2B	IBB 4-0		E3 1-2 G6-4-3		
Marc Newfield, R OBP: 0.111, SLG: 0.111 (1, 10)		G6-3 0-0		G4-3 0-0 2-3	K 2-3		G6-4-3 1-2f 2-3		
Dave Magadan, L OBP: 0.392, SLG: 0.375 (1, 5)		G4-3 3-2		G3 3-2		1B 1B 1B BB	1B 3-H		
Dave Valle, R OBP: 0.369, SLG: 0.393 (1, 2)		G3-1 2-1			G3-1 3-2 2B	1B 1B 1B	F9 3-1		
Rich Amaral, R OBP: 0.349, SLG: 0.357 (1, 4)			F8 2-0		G3-1 4-2 2B BB	P2 2-0	K 3-3		

Inning Stats	R: 0	H: 0	E: 0	K: 0	S: 9	LOB: 2	BB: 1	P: 18	R: 0	H: 0	E: 0	K: 0	S: 6	LOB: 0	BB: 0	P: 11	R: 0	H: 0	E: 0	K: 0	S: 6	LOB: 0	BB: 0	P: 11	R: 1	H: 2	E: 0	K: 0	S: 14	LOB: 1	BB: 0	P: 21	R: 3	H: 2	E: 0	K: 2	S: 15	LOB: 2	BB: 3	P: 35	R: 1	H: 3	E: 0	K: 0	S: 10	LOB: 2	BB: 1	P: 21	R: 1	H: 2	E: 1	K: 0	S: 11	LOB: 1	BB: 0	P: 16	R: 0	H: 0	E: 0	K: 1	S: 7	LOB: 0	BB: 0	P: 11
--------------	------	------	------	------	------	--------	-------	-------	------	------	------	------	------	--------	-------	-------	------	------	------	------	------	--------	-------	-------	------	------	------	------	-------	--------	-------	-------	------	------	------	------	-------	--------	-------	-------	------	------	------	------	-------	--------	-------	-------	------	------	------	------	-------	--------	-------	-------	------	------	------	------	------	--------	-------	-------

PITCHER	IP	WLS	BF	H	R	ER	SO	BB	IBB	HBP	BLK	WP	HR	S	P	ERA	WHIP
Bob Wickman, R ERA: 4.63 (1, 1)	5.0	L	25	4	5	5	2	3	2	1	0	0	1	53	103	9.00	1.400
John Habyan, R ERA: 3.82 (6, 1)	0.1		4	3	0	0	0	0	0	0	0	0	0	4	8	0.00	9.000
Steve Howe, L ERA: 6.56 (6, 1)	1.2		6	2	1	0	0	0	0	0	0	0	0	14	22	0.00	1.200
Steve Farr, R ERA: 3.45 (8, 1)	1.0		3	0	0	0	1	0	0	0	0	0	0	7	11	0.00	0.000

PITCHER	IP	WLS	BF	H	R	ER	SO	BB	IBB	HBP	BLK	WP	HR	S	P	ERA	WHIP
---------	----	-----	----	---	---	----	----	----	-----	-----	-----	----	----	---	---	-----	------

Batter	1	2	3	4	5	6	7	8	9	AB R H RBI BB SO LOB	TOP																
Bernie Williams, S OBP: 0.311, SLG: 0.413 (1, 8)	2-2 1B 1B		1 SAFE 0-2 F8-4 1-2		2-1 G5-3 1-2			2-1 F7		4 1 1 0 0 0 2																	
Wade Boggs, L OBP: 0.387, SLG: 0.372 (1, 5)	1-2 G1-3 1-2		2-2 F7			1-0 P6		4-1 BB		3 0 0 0 1 0 1																	
Don Mattingly, L OBP: 0.347, SLG: 0.421 (1, 3)	2-1 G4-6-3 2-H 1B			0-1 G4-3		2-0 G1-3		1-1 F7		4 0 1 1 0 0 1																	
Danny Tartabull, R OBP: 0.347, SLG: 0.487 (1, 9)	3-1 G4-6-3 1-2f			3-0 HR		4-0 BB		1-0 F8		3 1 1 1 1 0 2																	
Mike Stanley, R OBP: 0.386, SLG: 0.525 (1, 2)		1-0 1B		1-2 P4		2-2 G5-3			1-0 2B 1B	4 1 2 0 0 0 1																	
Jim Leyritz, R OBP: 0.441, SLG: 0.561 (1, 10)		2-1 L9		3-3 K			1-0 L7		2-1 P3	4 0 0 0 0 1 2																	
Paul O'Neill, L OBP: 0.373, SLG: 0.529 (1, 7)		0-1 F9			0-3 K		0-1 F9 2B		3-1 G6-3 1-H 2B	4 0 2 1 0 1 1																	
Mike Gallego, R OBP: 0.388, SLG: 0.468 (1, 4)		1 SAFE 3-2 F9			1-0 G5-3		2-2 F9 2-3		0-0 G6-3 2-3	4 0 0 0 0 0 3																	
Spike Owen, S OBP: 0.327, SLG: 0.335 (1, 6)			1-0 F8-4 1B		3-2 BLK 1B		0-0 L9		2-1 F8	4 0 2 0 0 0 2																	
Inning Stats	R: 1 E: 0 K: 0 S: 10	H: 2 LOB: 0 BB: 0 P: 18	R: 0 E: 0 K: 0 S: 10	H: 1 LOB: 1 BB: 0 P: 16	R: 0 E: 0 K: 0 S: 7	H: 1 LOB: 0 BB: 0 P: 10	R: 1 E: 0 K: 1 S: 11	H: 1 LOB: 0 BB: 0 P: 18	R: 0 E: 0 K: 1 S: 12	H: 1 LOB: 1 BB: 0 P: 18	R: 0 E: 0 K: 0 S: 5	H: 0 LOB: 1 BB: 1 P: 14	R: 0 E: 0 K: 0 S: 7	H: 1 LOB: 1 BB: 0 P: 10	R: 0 E: 0 K: 0 S: 6	H: 0 LOB: 1 BB: 1 P: 14	R: 1 E: 0 K: 0 S: 8	H: 2 LOB: 1 BB: 0 P: 16	1B: 6 2B: 3 3B: 0 HR: 1	SF: 0 SAC: 0 DP: 2 HBP: 0	WP: 0 PB: 0 SB: 1 CS: 0	PA: 36					
PITCHER	IP WLS BF H R ER SO BB IBB HBP BLK WP HR S P ERA WHIP																										
Hilly Hathaway, L ERA: 6.43 (1, 1)	2.2		10	4	1	1	0	0	0	0	0	0	24	39	3.38	1.500											
Jerry Nielsen, L ERA: 8.03 (3, 1)	3.0		12	2	1	1	2	1	0	0	1	0	1	28	50	3.00	1.000										
Mike Butcher, R ERA: 4.35 (6, 1)	2.2		11	2	1	1	0	1	0	0	0	0	19	35	3.38	1.125											
Steve Frey, L ERA: 2.03 (9, 1)	0.2	W	3	1	0	0	0	0	0	0	0	0	5	10	0.00	1.500											

New York Yankees @ California Angels
Anaheim Stadium, Anaheim, CA
 Thu Jul 08 1993, 10:05 PM EDT
 Att. 23,276 - Unknown - 76 F

livebaseballscorecards.com

AB	34
R	3
H	9
RBI	3
BB	2
SO	2
LOB	15



BOTTOM

New York Yankees @ California Angels
Anaheim Stadium, Anaheim, CA
Thu Jul 08 1993, 10:05 PM EDT
Att: 23,276 - Unknown - 76 F

livebaseballscorecards.com

AB 28
R 4
H 5
RBI 4
BB 5
SO 4
LOB 7



WP: 0 PA: 35
PB: 0
SB: 0
CS: 0

AB R H RBI BB SO LOB

4 0 0 0 0 0 2

4 1 1 0 0 0 0

4 2 2 1 0 1 0

1 1 0 0 3 0 0

3 0 0 1 0 1 2

3 0 0 0 0 0 1

0 0 0 0 1 0 0

3 0 0 1 0 1 0

3 0 0 0 0 0 2

1B: 3 SF: 1
2B: 1 SAC: 1
3B: 0 DP: 0
HR: 1 HBP: 0

WP: 0 PA: 35
PB: 0
SB: 0
CS: 0

Batter	1	2	3	4	5	6	7	8	9
Luis Polonia, L OBP: 0.302, SLG: 0.311 (1, 7)	1-2 G1-3		0-1 F9			0-0 G4-3		0-2 P6	
Chad Curtis, R OBP: 0.400, SLG: 0.388 (1, 8)	2-2 G2-3		0-0 G6-3			1-0 F8			1-2 2B SF9 1B
Tim Salmon, R OBP: 0.390, SLG: 0.509 (1, 9)	2-0 HR			1-3 K		0-0 F8			1-0 1 SAFE SF9 2B
Chili Davis, S OBP: 0.323, SLG: 0.428 (1, 10)	4-1 BB			4-1 BB			2-2 G4-3		4-0 BB 1B BB
Torey Lovullo, S OBP: 0.333, SLG: 0.390 (1, 4)	0-0 P6			2-0 F9			2-3 K		0-0 SF9
Greg Myers, L OBP: 0.308, SLG: 0.375 Stan Javier, S OBP: 0.295, SLG: 0.310 (9, PH)		1-2 G2-3		3-0 G4-3			2-2 G4-3		4-0 1B BB IBB
J.T. Snow, L OBP: 0.331, SLG: 0.412 Rod Correia, R OBP: 0.500, SLG: 0.500 Rene Gonzales, R OBP: 0.355, SLG: 0.304 (8, PR)		1-0 F8			2-3 K			1-0 SH1-4 1B	4-1 1B BB
Damion Easley, R OBP: 0.373, SLG: 0.416 (1, 5)		1-3 K			1-2 G4-3			0-1 1 SAFE SH1-4	1-1 1B
Gary Disarcina, R OBP: 0.284, SLG: 0.350 (1, 6)			1-1 F9		0-0 F8			1-0 L3	

Inning Stats	R: 1	H: 1	E: 0	K: 0	S: 9	LOB: 1	BB: 1	P: 18	R: 0	H: 0	E: 0	K: 1	S: 7	LOB: 0	BB: 0	P: 10	R: 0	H: 0	E: 0	K: 0	S: 5	LOB: 0	BB: 0	P: 6	R: 0	H: 0	E: 0	K: 1	S: 6	LOB: 1	BB: 1	P: 16	R: 0	H: 0	E: 0	K: 1	S: 10	LOB: 0	BB: 0	P: 13	R: 0	H: 0	E: 0	K: 0	S: 3	LOB: 0	BB: 0	P: 4	R: 0	H: 0	E: 0	K: 1	S: 10	LOB: 0	BB: 0	P: 16	R: 0	H: 1	E: 0	K: 0	S: 7	LOB: 2	BB: 0	P: 9	R: 3	H: 3	E: 1	K: 0	S: 8	LOB: 3	BB: 3	P: 23	1B: 3	SF: 1	2B: 1	SAC: 1	3B: 0	DP: 0	HR: 1	HBP: 0
--------------	------	------	------	------	------	--------	-------	-------	------	------	------	------	------	--------	-------	-------	------	------	------	------	------	--------	-------	------	------	------	------	------	------	--------	-------	-------	------	------	------	------	-------	--------	-------	-------	------	------	------	------	------	--------	-------	------	------	------	------	------	-------	--------	-------	-------	------	------	------	------	------	--------	-------	------	------	------	------	------	------	--------	-------	-------	-------	-------	-------	--------	-------	-------	-------	--------

PITCHER	IP	WLS	BF	H	R	ER	SO	BB	IBB	HBP	BLK	WP	HR	S	P	ERA	WHIP
Melido Perez, R ERA: 4.38 (1, 1)	8.0	L	31	4	4	4	4	3	0	0	0	0	1	61	102	4.50	0.875
Steve Howe, L ERA: 6.46 (9, 1)	0.1		2	0	0	0	0	0	1	0	0	0	0	1	5	0.00	0.000
Steve Farr, R ERA: 3.45 (9, 1)	0.0		2	1	0	0	0	1	0	0	0	0	0	3	8	∞	∞

PITCHER	IP	WLS	BF	H	R	ER	SO	BB	IBB	HBP	BLK	WP	HR	S	P	ERA	WHIP
---------	----	-----	----	---	---	----	----	----	-----	-----	-----	----	----	---	---	-----	------

Batter	1	2	3	4	5	6	7	8	9	AB R H RBI BB SO LOB	TOP	
Bernie Williams, S OBP: 0.313, SLG: 0.412 (1, 8)	1-1 G5-3		0-1 1B		1-2 1B		0-0 F9		2-3 K	5 0 2 0 0 1 2		
Spike Owen, S OBP: 0.329, SLG: 0.333 (1, 6)	4-2 1B 2B BB		1-1 P9		2-3 K		0-1 F8		2-2 1B	4 1 1 0 1 1 4		
Don Mattingly, L OBP: 0.346, SLG: 0.418 (1, 3)	1-0 P8		1-3 K		0-0 1B		1-0 F8			4 0 1 1 0 1 3		
Danny Tartabull, R OBP: 0.349, SLG: 0.500 (1, 9)	0-0 2B 1-2 1B		0-0 F9		2-3 K			1-0 HR		4 1 2 1 0 1 3		
Mike Stanley, R OBP: 0.388, SLG: 0.529 (1, 2)	3-2 1-3 2-H 2B			3-1 F8		2-0 F9		1-2 G5-3 1B		4 0 2 1 0 0 0		
Jim Leyritz, R OBP: 0.437, SLG: 0.553 (1, 10)	0-1 F9		1-3 K		2-2 F9		2-1 G5-3 1B			4 0 1 0 0 1 2		
Mike Gallego, R OBP: 0.394, SLG: 0.458 (1, 5)		1-3 K2-3		2-0 G5-3		4-1 BB		1-2 G5-3		3 0 0 0 1 1 2		
Hensley Meulens, R OBP: 0.298, SLG: 0.400 (1, 7)		1-2 F8		2-3 K		0-0 F9		1-0 F7		4 0 0 0 0 1 2		
Pat Kelly, R OBP: 0.318, SLG: 0.385 (1, 4)		2-1 F8		1-2 1B 1B		0-0 1B		2-2 CS 1B		4 1 3 0 0 0 0		
Inning Stats	R: 1 H: 2 E: 0 LOB: 2 K: 0 BB: 1 S: 15 P: 24	R: 0 H: 0 E: 0 LOB: 0 K: 1 BB: 0 S: 10 P: 14	R: 0 H: 1 E: 0 LOB: 1 K: 1 BB: 0 S: 8 P: 10	R: 0 H: 0 E: 0 LOB: 0 K: 1 BB: 0 S: 6 P: 12	R: 1 H: 3 E: 0 LOB: 2 K: 3 BB: 0 S: 19 P: 27	R: 0 H: 0 E: 0 LOB: 1 K: 0 BB: 1 S: 6 P: 14	R: 0 H: 1 E: 0 LOB: 1 K: 0 BB: 0 S: 5 P: 6	R: 1 H: 3 E: 0 LOB: 1 K: 0 BB: 0 S: 12 P: 18	R: 0 H: 2 E: 0 LOB: 1 K: 1 BB: 0 S: 10 P: 16	1B: 10 SF: 0 2B: 2 SAC: 0 3B: 0 DP: 2 HR: 1 HBP: 0	WP: 0 PA: 38 PB: 0 SB: 0 CS: 1	
PITCHER Mark Langston, L ERA: 2.82 (1, 1)	IP WLS BF H R ER SO BB IBB HBP BLK WP HR S P ERA WHIP	9.0 L 38 12 3 3 7 2 0 0 0 0 0 1 91 141 3.00 1.556										

New York Yankees @ California Angels
Anaheim Stadium, Anaheim, CA

Fri Jul 09 1993, 10:05 PM EDT
Att. 33,225 - Unknown - 75 F

AB	36
R	3
H	12
RBI	3
BB	2
SO	7
LOB	18



Batter	1	2	3	4	5	6	7	8	9	AB	R	H	RBI	BB	SO	LOB
Luis Polonia, L (1, 7) OBP: 0.299, SLG: 0.308	0-1 G4-3		2-2 G4-3			0-0 SH5-3		0-2 G3-1		3	0	0	0	0	0	1
Chad Curtis, R (1, 8) OBP: 0.398, SLG: 0.390	0-3 K			1-1 SF9 2B		0-0 G6-3		1-1 G5-3		4	1	1	0	0	1	1
Tim Salmon, R (1, 9) OBP: 0.388, SLG: 0.507	0-1 P3			1-1 SF9 2-H		3-1 FC6-4 1B		1-3 K		3	0	1	2	0	1	0
Chili Davis, S (1, 10) OBP: 0.322, SLG: 0.423		2-3 K		0-0 F7		1-0 FC6-4		4-2 BB		3	0	0	0	1	1	1
Rod Correia, R (9, PR) OBP: 0.500, SLG: 0.500										0	0	0	0	0	0	0
Torey Lovullo, S (1, 4) OBP: 0.327, SLG: 0.382		2-1 P3		1-3 K2-3		2-1 G6-3		1-1 G4-3		4	0	0	0	0	1	1
Damion Easley, R (1, 5) OBP: 0.372, SLG: 0.415		1-2 F7			1-0 G5-4-3 1B		0-0 G6-3			3	0	1	0	0	0	0
J.T. Snow, L (1, 3) OBP: 0.328, SLG: 0.407			1-3 K		1-3 K		0-0 G1-3			3	0	0	0	0	2	1
Gary Disarcina, R (1, 6) OBP: 0.281, SLG: 0.346			2-1 G6-3		1-0 G5-4-3			2-2 G1-3		3	0	0	0	0	0	1
Ron Tingley, R (1, 2) OBP: 0.310, SLG: 0.278			2-0 1B			1-1 G6-3 SH5-3 1B		0-0 G4-3		3	1	2	0	0	0	0

Inning Stats	R: 0	H: 0	E: 0	K: 1	S: 7	R: 0	H: 0	E: 0	K: 1	S: 8	R: 0	H: 1	E: 0	K: 1	S: 9	R: 1	H: 1	E: 1	K: 1	S: 9	R: 0	H: 1	E: 0	K: 1	S: 5	R: 1	H: 2	E: 0	K: 0	S: 7	R: 0	H: 0	E: 0	K: 0	S: 4	R: 0	H: 0	E: 0	K: 0	S: 7	R: 0	H: 0	E: 0	K: 1	S: 9	R: 0	H: 0	E: 0	K: 1	S: 16	R: 0	H: 0	E: 0	K: 1	S: 13	R: 0	H: 0	E: 0	K: 1	S: 7	R: 0	H: 0	E: 0	K: 1	S: 7	R: 0	H: 0	E: 0	K: 0	S: 9	R: 0	H: 0	E: 0	K: 1	S: 16	R: 0	H: 0	E: 0	K: 1	S: 13
IP	9.0	WLS	W	BF	32	H	5	R	2	ER	2	SO	6	BB	1	IBB	0	HBP	0	BLK	0	WP	0	HR	0	S	65	P	99	ERA	2.00	WHIP	0.667	IP	9.0	WLS	W	BF	32	H	5	R	2	ER	2	SO	6	BB	1	IBB	0	HBP	0	BLK	0	WP	0	HR	0	S	65	P	99	ERA	2.00	WHIP	0.667													


BOTTOM

New York Yankees @ California Angels
Anaheim Stadium, Anaheim, CA

Fri Jul 09 1993, 10:05 PM EDT
 Att: 33,225 - Unknown - 75 F

livebaseballscorecards.com

AB	29
R	2
H	5
RBI	2
BB	1
SO	6
LOB	6



WP: 0	PA: 32
PB: 0	
SB: 0	
CS: 0	
1B: 4	SF: 1
2B: 1	SAC: 1
3B: 0	DP: 1
HR: 0	HBP: 0

Batter	1	2	3	4	5	6	7	8	9	AB R H RBI BB SO LOB	TOP											
Bernie Williams, S (1, 8) OBP: 0.307, SLG: 0.405	2-2 L9		1-0 F7			2-1 G4-3	1-0 SAFE SAFE G6-3		3-2 F9	5 0 0 0 0 0 2												
Wade Boggs, L (1, 5) OBP: 0.388, SLG: 0.371	2-2 K			2-3 K		1-2 1B 1B		4-1 BB BB		3 1 1 0 1 2 0												
Don Mattingly, L (1, 3) OBP: 0.344, SLG: 0.416	0-1 G6-3			2-1 F9		1-0 1B 1B		1-0 F7		4 0 1 0 0 0 1												
Danny Tartabull, R (1, 10) OBP: 0.351, SLG: 0.504		1-0 2B		2-3 K		3-2 1B 1B		0-0 F9		4 0 2 1 0 1 1												
Paul O'Neill, L (1, 9) OBP: 0.378, SLG: 0.530		2-3 K			0-0 1B SF9	1-0 1B		4-2 1-2 BB		3 1 2 0 1 1 1												
Matt Nokes, L (1, 2) OBP: 0.297, SLG: 0.486		2-3 K			0-2 F7	0-0 F8		3-3 K		2 0 0 0 0 1 2												
Mike Stanley, R (6, PH) OBP: 0.385, SLG: 0.525										2 0 0 0 0 1 4												
Dion James, L (1, 7) OBP: 0.351, SLG: 0.444		3-1 G3			1-1 SF9 1-3 1B		0-1 G4-3		1-1 G6-3	3 0 1 0 0 0 1												
Spike Owen, S (9, PH) OBP: 0.328, SLG: 0.332										1 0 0 0 0 0 0												
Mike Gallego, R (1, 6) OBP: 0.381, SLG: 0.452			4-2 BB G5-4-3		1-0 SF9		0-0 F9		1-2 F9	2 0 0 1 1 0 0												
Pat Kelly, R (1, 4) OBP: 0.321, SLG: 0.387			1-2 G5-4-3		0-0 G5-3		2-1 1B		1-2 E6 1B	4 0 2 0 0 0 2												
Inning Stats	R: 0 E: 0 K: 1 S: 10	H: 0 LOB: 0 BB: 0 P: 14	R: 0 E: 0 K: 2 S: 16	H: 1 LOB: 1 BB: 0 P: 24	R: 0 E: 0 K: 0 S: 7	H: 0 LOB: 0 BB: 1 P: 13	R: 0 E: 0 K: 2 S: 15	H: 0 LOB: 0 BB: 0 P: 21	R: 1 E: 0 K: 0 S: 8	H: 2 LOB: 1 BB: 0 P: 10	R: 1 E: 0 K: 0 S: 13	H: 4 LOB: 2 BB: 0 P: 21	R: 0 E: 0 K: 0 S: 6	H: 1 LOB: 1 BB: 0 P: 9	R: 0 E: 0 K: 1 S: 8	H: 0 LOB: 2 BB: 2 P: 20	R: 0 E: 1 K: 0 S: 13	H: 1 LOB: 1 BB: 0 P: 19	1B: 8 2B: 1 3B: 0 HR: 0	SF: 1 SAC: 0 DP: 1 HBP: 0	WP: 0 PB: 0 SB: 0 CS: 0	PA: 37
PITCHER	IP WLS BF H R ER SO BB IBB HBP BLK WP HR S P ERA WHIP																					
Russ Springer, R (1, 1) ERA: 6.69	5.1 W 22 6 2 2 5 1 0 0 0 0 0 0 67 100 3.38 1.312																					
Ken Patterson, L (6, 1) ERA: 6.12	0.1 1 1 0 0 0 0 0 0 0 0 0 0 1 2 0.00 3.000																					
Mike Butcher, R (6, 1) ERA: 3.86	1.1 5 1 0 0 0 0 0 0 0 0 0 0 7 10 0.00 0.750																					
Steve Frey, L (8, 1) ERA: 1.88	2.0 S 9 1 0 0 1 2 0 0 0 0 0 0 21 39 0.00 1.500																					


New York Yankees @ California Angels
Anaheim Stadium, Anaheim, CA
 Sat Jul 10 1993, 10:05 PM EDT
 Att. 31,579 - Unknown - 75 F

AB	33
R	2
H	9
RBI	2
BB	3
SO	6
LOB	14



Batter	1	2	3	4	5	6	7	8	9
Luis Polonia, L OBP: 0.304, SLG: 0.311 (1, 7)	1-0 G6-3	2-1 G4-3			4-2 G1-3 2B BB		1-2 G5-3 1B	0-0 FC6-4 1B	
Chad Curtis, R OBP: 0.393, SLG: 0.383 (1, 8)	3-2 G6-3		0-1 G6-3		1-1 G1-3 1-2		2-1 G5-3 1-2	1-1 FC6-4 1-2f	
Tim Salmon, R OBP: 0.393, SLG: 0.524 (1, 9)	1-1 HR		0-1 BB 1B		3-2 G3 2-H 2B		0-3 K		
Chili Davis, S OBP: 0.327, SLG: 0.422 (1, 10)	3-3 K		4-2 G4-6-3 1-2 BB		4-0 G3 IBB		4-0 IBB		
Torey Lovullo, S OBP: 0.326, SLG: 0.379 (1, 4)		2-0 CS 1B	1-2 G4-6-3 1-2f		1-1 G3 1-2 2-3		2-1 F8		
Greg Myers, L OBP: 0.302, SLG: 0.367 (1, 2)		2-2 F7 1-2		0-0 G6-3	1-3 K		1-1 SH1-4 SH3-4 1B		
Damion Easley, R OBP: 0.375, SLG: 0.418 (8, PH)									
Ron Tingley, R OBP: 0.310, SLG: 0.278 (9, 2)									
J.T. Snow, L OBP: 0.328, SLG: 0.410 (1, 3)		2-0 1B 2B		2-3 K		1-1 P4	0-0 SH1-4		
Rene Gonzales, R OBP: 0.362, SLG: 0.319 (1, 5)		2-1 1B 2-H 1B		0-2 2B		0-0 L8	1-1 SH3-4 1B 2-3 1B		
Gary Disarcina, R OBP: 0.282, SLG: 0.346 (1, 6)		1-2 1B		2-1 G6-3		1-1 F7	3-1 SH3-4 1-2 3-H		

AB	R	H	RBI	BB	SO	LOB
4	1	2	0	1	0	2
5	0	0	0	0	0	4
4	1	3	2	0	1	1
1	0	0	0	3	1	0
4	0	1	0	0	0	6
3	0	0	0	0	1	3
1	1	1	0	0	0	0
0	0	0	0	0	0	0
3	1	1	0	0	1	0
4	0	3	1	0	0	0
3	0	1	1	0	0	1

BOTTOM	
New York Yankees @ California Angels	Anaheim Stadium, Anaheim, CA
Sat Jul 10 1993, 10:05 PM EDT	Att: 31,579 - Unknown - 75 F
AB	32
R	4
H	12
RBI	4
BB	4
SO	4
LOB	17
	
WP: 0	PA: 38
PB: 0	
SB: 0	
CS: 1	

Inning Stats		R: 1	H: 1	E: 0	K: 1	S: 10	LOB: 0	BB: 0	P: 18									
Rene Gonzales, R (1, 5)		R: 1	H: 4	E: 0	K: 0	S: 13	LOB: 2	BB: 0	P: 24									
Gary Disarcina, R (1, 6)		R: 0	H: 1	E: 0	K: 0	S: 11	LOB: 1	BB: 1	P: 16									
J.T. Snow, L (1, 3)		R: 0	H: 1	E: 0	K: 1	S: 9	LOB: 1	BB: 0	P: 13									
Greg Myers, L (1, 2)		R: 1	H: 1	E: 0	K: 1	S: 13	LOB: 2	BB: 2	P: 27									
Damion Easley, R (8, PH)		R: 0	H: 0	E: 0	K: 1	S: 5	LOB: 0	BB: 0	P: 7									
Chili Davis, S (1, 10)		R: 0	H: 1	E: 0	K: 1	S: 10	LOB: 2	BB: 1	P: 19									
Tim Salmon, R (1, 9)		R: 0	H: 0	E: 0	K: 1	S: 5	LOB: 0	BB: 0	P: 7									
Luis Polonia, L (1, 7)		R: 0	H: 1	E: 0	K: 1	S: 10	LOB: 2	BB: 1	P: 19									
Chad Curtis, R (1, 8)		R: 1	H: 3	E: 0	K: 0	S: 10	LOB: 2	BB: 0	P: 16									
Torey Lovullo, S (1, 4)		R: 0	H: 0	E: 0	K: 1	S: 5	LOB: 0	BB: 0	P: 7									
Scott Kamieniecki, R (1, 1)		IP	WLS	BF	H	R	ER	SO	BB	IBB	HBP	BLK	WP	HR	S	P	ERA	WHIP
Steve Howe, L (8, 1)		7.0	L	32	9	3	3	4	2	2	0	0	0	1	71	124	3.86	1.571
Bobby Munoz, R (8, 1)		0.1		1	0	0	0	0	0	0	0	0	0	2	3	0.00	0.000	

WP	HR	S	P	ERA	WHIP
0	0	1	0	0.00	0.000
0	0	1	0	0.00	0.000
0	0	1	0	0.00	0.000

Batter	1	2	3	4	5	6	7	8	9	10	11	12	13	14	AB	R	H	RBI	BB	SO	LOB	TOP								
Bernie Williams, S OBP: 0.307, SLG: 0.400 (1, 8)	0-3 K	0-0 FC6-4			2-2 F7		0-0 1B			4-0 B1-3 BB		2-0 G3-1		2-1 F8	6	0	1	1	1	1	2									
Mike Gallego, R OBP: 0.381, SLG: 0.438 (1, 5) (12, 4)	1-1 F8	3-1 P6			1-1 P6		1-2 G5-3			0-0 B1-3		2-2 FC5 1B		2-3 K	7	0	1	0	0	1	5									
Don Mattingly, L OBP: 0.350, SLG: 0.415 (1, 3)	0-1 1B			4-2 1B BB	2-0 F9			0-2 G3-1		4-0 FC6-4 IBB		2-1 1B		1-1 G4-3	5	0	2	0	2	0	0									
Danny Tartabull, R OBP: 0.344, SLG: 0.492 (1, 9)	0-3 K			3-2 F8			2-3 K		1-0 G5-3		1-0 FC6-4		1-2 FC5		6	0	0	0	0	2	6									
Mike Stanley, R OBP: 0.388, SLG: 0.522 (1, 2)		1-0 BB 1B WP		1-0 G4-3 1B			2-3 K		3-2 F8		2-2 F9		4-1 FC5 BB BB		5	1	2	0	1	1	0									
Kevin Maas, L OBP: 0.320, SLG: 0.411 (13, PR)				1-2 1B											0	0	0	0	0	0	0									
Matt Nokes, L OBP: 0.297, SLG: 0.486 (13, 2)				1-2 1B											0	0	0	0	0	0	0									
Jim Leyritz, R OBP: 0.428, SLG: 0.538 (1, 10)		2-3 K		3-2 G4-3			3-2 F7		1-3 K		3-3 K		3-2 F7		4	0	0	0	0	2	3									
Paul O'Neill, L OBP: 0.376, SLG: 0.527 (11, PH)				1-2f									1 SAFE		2	0	0	0	0	1	1									
Hensley Meulens, R OBP: 0.294, SLG: 0.386 (1, 7)		2-0 WP BB FC6-4 1B		1-3 K			0-0 L5		2-3 K		2-2 1B		4-1 SAFE SAFE BB SAFE BB		4	1	1	0	0	2	0									
Dion James, L OBP: 0.359, SLG: 0.448 (11, PH) (11, 7)		1-2 FC6-4 1B					1-1 L5						1-2 BB		1	0	1	0	1	0	0									
Spike Owen, S OBP: 0.328, SLG: 0.330 (1, 6)		4-0 FC6-4 WP BB		0-1 F8			1-1 1B		1-0 G6-3		2-1 G4-3		0-0 P4		5	0	1	0	1	0	3									
Pat Kelly, R OBP: 0.320, SLG: 0.382 (1, 4)		3-2 FC6-4 HBP		2-3 K			3-2 F7						2-1 FC5		3	0	0	0	0	2	1									
Wade Boggs, L OBP: 0.366, SLG: 0.369 (12, PH) (12, 5)		1-2 2-3 3-H											2-3f		2	0	0	0	0	0	2									
Inning Stats	R: 0 E: 0 K: 2 S: 12	H: 1 LOB: 1 BB: 0 P: 13	R: 2 E: 1 K: 1 S: 10	H: 2 LOB: 2 BB: 1 P: 25	R: 0 E: 0 K: 0 S: 10	H: 1 LOB: 1 BB: 1 P: 21	R: 0 E: 0 K: 2 S: 11	H: 0 LOB: 0 BB: 0 P: 14	R: 0 E: 0 K: 0 S: 6	H: 0 LOB: 0 BB: 0 P: 11	R: 0 E: 0 K: 2 S: 11	H: 0 LOB: 0 BB: 0 P: 18	R: 0 E: 0 K: 2 S: 8	H: 0 LOB: 0 BB: 0 P: 12	R: 0 E: 0 K: 2 S: 9	H: 0 LOB: 0 BB: 0 P: 13	R: 0 E: 0 K: 1 S: 5	H: 0 LOB: 2 BB: 2 P: 17	R: 0 E: 0 K: 1 S: 13	H: 1 LOB: 1 BB: 0 P: 22	R: 0 E: 0 K: 0 S: 11	H: 2 LOB: 2 BB: 0 P: 18	R: 0 E: 0 K: 1 S: 10	H: 0 LOB: 2 BB: 2 P: 23	R: 0 E: 0 K: 1 S: 7	H: 0 LOB: 0 BB: 0 P: 12	1B: 9 2B: 0 3B: 0 HR: 0	SF: 0 SAC: 0 DP: 1 HBP: 1	WP: 1 PB: 0 SB: 0 CS: 0	PA: 57
CHUCK FINLEY, L ERA: 2.87 (1, 1)	PITCHER																													
Gene Nelson, R ERA: 1.3 (10, 1)	IP: 9.0	WLS: 3	BF: 14	H: 3	R: 0	ER: 0	SO: 2	BB: 1	IBB: 1	HBP: 0	BLK: 0	WP: 0	HR: 0	S: 29	P: 57	ERA: 0.00	WHIP: 1.333													
Steve Frey, L ERA: 1.62 (13, 1)	IP: 1.0	WLS: 0	BF: 5	H: 0	R: 0	ER: 0	SO: 0	BB: 2	IBB: 0	HBP: 0	BLK: 0	WP: 0	HR: 0	S: 10	P: 23	ERA: 0.00	WHIP: 2.000													
Doug Linton, R ERA: 5.89 (14, 1)	IP: 1.0	WLS: 0	BF: 3	H: 0	R: 0	ER: 0	SO: 1	BB: 0	IBB: 0	HBP: 0	BLK: 0	WP: 0	HR: 0	S: 7	P: 12	ERA: 0.00	WHIP: 0.000													

New York Yankees @ California Angels
Anaheim Stadium, Anaheim, CA
 Sun Jul 11 1993, 6:33 AM EDT
 Att. 38,561 - Sunny - 79 F

livebaseballscorecards.com

AB	50
R	2
H	9
RBI	1
BB	6
SO	12
LOB	23



Batter	1	2	3	4	5	6	7	8	9	10	11	12	13	14	AB	R	H	RBI	BB	SO	LOB
Luis Polonia, L OBP: 0.309, SLG: 0.318 (1, 7)	G6-3		FC6-4 BB			G1-3		SH3-4 1B		G4-3	2B			G4-3 WP 1B	6	1	3	0	1	0	0
Chad Curtis, R OBP: 0.392, SLG: 0.385 (1, 8)	L7		FC6-4			1B 1B		SH3-4		S 2B	K			G4-3	6	1	2	0	0	1	5
Tim Salmon, R OBP: 0.393, SLG: 0.519 (1, 9)	G6-3					1B 1B		K		IBB				1B IBB	5	0	1	0	2	1	1
Chili Davis, S OBP: 0.332, SLG: 0.419 (1, 10)		P4				1B 1B		IBB		IBB				1B IBB	4	0	1	1	3	1	0
Torey Lovullo, S OBP: 0.320, SLG: 0.371 (1, 4)		G5-3				F8		F9		P3				F8	7	0	1	1	0	0	8
Damion Easley, R OBP: 0.374, SLG: 0.417 (1, 5)		G4-3				F7-3 BB		SH3 1B 2B		G6-3				P3	5	1	1	0	1	1	3
Rene Gonzales, R OBP: 0.359, SLG: 0.316 J.T. Snow, L OBP: 0.328, SLG: 0.413 (7, 3)			G5-3			K		SH3		K				L4	2	0	0	0	0	1	1
Gary Disarcina, R OBP: 0.286, SLG: 0.349 (1, 6)			FC3-6 1B			F7-3		CS 1B		1B				F8	6	0	3	1	0	0	2
Ron Tingley, R OBP: 0.289, SLG: 0.256 Greg Myers, L OBP: 0.302, SLG: 0.367 (10, 2)			FC3-6 BB			P5		K		G4-3				2B 1B	3	0	0	0	0	1	2
														G4-3	3	0	1	0	0	0	2

Inning Stats	R: 0	H: 0	E: 0	K: 0	S: 4	R: 0	H: 0	E: 0	K: 0	S: 7	R: 0	H: 1	E: 0	K: 0	S: 9	R: 0	H: 0	E: 1	K: 0	S: 3	R: 0	H: 0	E: 0	K: 1	S: 8	R: 0	H: 0	E: 0	K: 0	S: 5	R: 1	H: 3	E: 0	K: 0	S: 13	R: 1	H: 2	E: 0	K: 1	S: 9	R: 0	H: 1	E: 0	K: 1	S: 7	R: 0	H: 1	E: 0	K: 1	S: 16	R: 0	H: 2	E: 0	K: 1	S: 18	R: 0	H: 1	E: 0	K: 1	S: 9	R: 0	H: 1	E: 0	K: 1	S: 31	R: 0	H: 0	E: 0	K: 1	S: 15	R: 0	H: 0	E: 0	K: 0	S: 6	R: 0	H: 1	E: 0	K: 0	S: 8	R: 1	H: 2	E: 0	K: 0	S: 20	1B: 10	2B: 6	3B: 0	HR: 0	SF: 0	SAC: 2	DP: 2	HBP: 0	WP: 1	PA: 59
PITCHER	IP	WLS	BF	H	R	ER	SO	BB	IBB	HBP	BLK	WP	HR	S	P	ERA	WHIP																																																																														
Jim Abbott, L ERA: 4.29	(1, 1)	7.1	29	7	2	2	2	0	0	0	0	0	0	0	0	2.46	1.227																																																																														
Bobby Munoz, R ERA: 4.22	(8, 1)	2.0	11	2	0	0	2	0	3	0	0	0	0	0	0	0.00	1.000																																																																														
Steve Howe, L ERA: 6.57	(10, 1)	0.1	1	0	0	0	0	0	0	0	0	0	0	0	0	0.00	0.000																																																																														
Steve Farr, R ERA: 3.19	(10, 1)	2.1	9	2	0	0	3	0	0	0	0	0	0	0	0	0.00	0.857																																																																														
Rich Monteleone, R ERA: 4.8	(13, 1)	1.1	L 8	2	1	1	0	0	2	0	0	1	0	0	0	6.75	1.500																																																																														


BOTTOM


New York Yankees @ California Angels
Anaheim Stadium, Anaheim, CA

Sun Jul 11 1993, 6:33 AM EDT
 Att: 38,561 - Sunny - 79 F

livebaseballscorecards.com

AB	50
R	3
H	14
RBI	3
BB	7
SO	7
LOB	24



Batter	1	2	3	4	5	6	7	8	9	AB R H RBI BB SO LOB	TOP											
Rickey Henderson, R OBP: 0.468, SLG: 0.508 (1, 7) C X	0-1 1B SF8 1B		2-2 1B F9 1B	0-1 F9			1-2 HR 1B		2-2 1B F9 1B	5 2 4 0 1 0 1												
Brent Gates, S OBP: 0.373, SLG: 0.379 (1, 4) B X	1-0 1B 1-3		1-1 F9 2-3			3-2 1B G3			1-0 G1-3	6 1 3 1 0 0 7												
Ruben Sierra, S OBP: 0.301, SLG: 0.425 (1, 9) C F X	0-2 SF8 3-H		1-2 F7 1B 1-3 3-H			3-2 F8 1-3 3-H		1-0 HR 1B		4 1 3 5 0 0 1												
Troy Neel, L OBP: 0.324, SLG: 0.487 (1, 10) B SAFE X	1-0 L8		2-1 F7 1-2			0-0 L8		0-1 E1 1B 2B	1-3 K	5 1 0 0 0 1 5												
Terry Steinbach, R OBP: 0.346, SLG: 0.433 (1, 2) B SAFE L B F S	3-3 K		4-1 BB			0-0 F9		0-0 2B SF8 1B	0-1 F9	4 1 1 0 1 1 3												
Dave Henderson, R OBP: 0.249, SLG: 0.401 (1, 8)		2-3 K	3-3 K			1-0 P6		0-0 BB 2B	2-3 K	5 0 1 1 0 3 4												
Mike Aldrete, L OBP: 0.340, SLG: 0.429 Kevin Seitzer, R OBP: 0.325, SLG: 0.359 (7, PH) (7, 3)		2-3 K		2-2 FC5-4 1B		1-3 K		4-1 BB BB	1-1 F9	3 0 1 0 0 2 0 1 0 0 0 1 0 0	AB 41 R 8 H 15 RBI 8 BB 4 SO 9 LOB 26											
Craig Paquette, R OBP: 0.270, SLG: 0.455 (1, 5)		0-1 G6-3		1-1 FC5-4 1-2f		1-1 L9		0-3 K	0-3 K	5 0 0 0 0 2 4												
Mike Bordick, R OBP: 0.342, SLG: 0.319 (1, 6)			0-0 F9 1B 1B	2-1 F8			1-2 1B BB SF8		0-1 1B	3 2 2 1 1 0 1												
Inning Stats	R: 1 E: 0 K: 1 S: 11	H: 2 LOB: 1 BB: 0 P: 16	R: 0 E: 0 K: 2 S: 8	H: 0 LOB: 0 BB: 0 P: 12	R: 1 E: 0 K: 1 S: 16	H: 3 LOB: 3 BB: 1 P: 29	R: 0 E: 0 K: 0 S: 11	H: 1 LOB: 1 BB: 0 P: 16	R: 0 E: 0 K: 1 S: 12	H: 1 LOB: 1 BB: 0 P: 18	R: 0 E: 0 K: 1 S: 6	H: 0 LOB: 0 BB: 0 P: 9	R: 6 E: 1 K: 1 S: 22	H: 5 LOB: 3 BB: 3 P: 41	R: 0 E: 0 K: 2 S: 10	H: 1 LOB: 1 BB: 0 P: 13	R: 0 E: 0 K: 1 S: 11	H: 2 LOB: 2 BB: 0 P: 15	1B: 13 2B: 1 3B: 0 HR: 1	SF: 2 SAC: 0 DP: 0 HBP: 0	WP: 0 PB: 0 SB: 0 CS: 0	PA: 47
PITCHER	IP WLS BF H R ER SO BB IBB HBP BLK WP HR S P ERA WHIP																					
Melido Perez, R ERA: 4.54 (1, 1)	6.0 L 29 9 5 5 5 2 0 0 0 0 0 0 74 118 7.50 1.833																					
Steve Howe, L ERA: 6.93 (7, 1)	0.0 4 3 2 1 0 0 0 0 0 0 0 1 5 6 ∞ ∞																					
Bobby Munoz, R ERA: 4.03 (7, 1)	1.0 5 0 1 0 1 2 0 0 0 0 0 0 7 17 0.00 2.000																					
Paul Gibson, L ERA: 3.86 (8, 1)	1.0 4 1 0 0 2 0 0 0 0 0 0 0 10 13 0.00 1.000																					
John Habyan, R ERA: 3.72 (9, 1)	1.0 5 2 0 0 1 0 0 0 0 0 0 0 11 15 0.00 2.000																					

Oakland Athletics @ New York Yankees
 Yankee Stadium, Bronx, NY
 Thu Jul 15 1993, 7:05 PM EDT
 Att. 31,469 - Unknown - 83 F

livebaseballscorecards.com

Batter	1	2	3	4	5	6	7	8	9	AB R H RBI BB SO LOB	TOP	
Rickey Henderson, R OBP: 0.470, SLG: 0.519 Mike Aldrete, L OBP: 0.347, SLG: 0.457	4-2 F9 G5-3 BB		2-1 HR			2-2 F8		1-1 SF9 3B		2 1 1 1 1 0 0 1 1 1 0 0 0 0		
Dave Henderson, R OBP: 0.250, SLG: 0.417 Troy Neel, L OBP: 0.322, SLG: 0.485	3-2 G5-3		0-0 L8			2-2 HR		1-3 K		3 1 1 1 0 0 1 1 0 0 0 0 1 1		
Ruben Sierra, S OBP: 0.298, SLG: 0.422 Lance Blankenship, R OBP: 0.388, SLG: 0.296	1-1 F9			0-0 G5-3		2-2 F9		2-2 SF9		3 0 0 1 0 0 1 0 0 0 0 0 0 0		
Terry Steinbach, R OBP: 0.348, SLG: 0.432	1-0 F8			2-1 G6-3		3-2 S 1B		4-2 1B BB		3 0 1 0 1 0 1		
Kevin Seitzer, R OBP: 0.324, SLG: 0.357		0-0 G1-3		2-0 F8		1-3 K		0-1 1B		4 0 1 0 0 1 1		
Brent Gates, S OBP: 0.367, SLG: 0.373		1-1 F7			1-1 G5-3		0-0 G6-3		0-0 L3	4 0 0 0 0 0 2		
Craig Paquette, R OBP: 0.270, SLG: 0.457		2-3 K			0-0 2B		2-3 K		0-0 G6-3	4 0 1 0 0 2 0	AB 33 R 3 H 7 RBI 3 BB 2 SO 4 LOB 10	
Mike Bordick, R OBP: 0.340, SLG: 0.322			2-1 F8		0-0 G6-3		0-1 2B		3-1 G6-3	4 0 1 0 0 0 1		
Scott Hemond, R OBP: 0.278, SLG: 0.243			1-1 P3		1-1 G5-3		1-2 G6-3		1-0 F9	4 0 0 0 0 0 2		
Inning Stats	R: 0 H: 0 E: 0 LOB: 1 K: 0 BB: 1 S: 9 P: 18	R: 0 H: 0 E: 0 LOB: 0 K: 1 BB: 0 S: 6 P: 9	R: 1 H: 1 E: 0 LOB: 0 K: 0 BB: 0 S: 7 P: 12	R: 0 H: 0 E: 0 LOB: 0 K: 0 BB: 0 S: 4 P: 8	R: 0 H: 1 E: 0 LOB: 1 K: 0 BB: 0 S: 6 P: 8	R: 1 H: 2 E: 0 LOB: 1 K: 1 BB: 0 S: 16 P: 26	R: 0 H: 1 E: 0 LOB: 1 K: 1 BB: 0 S: 9 P: 12	R: 1 H: 2 E: 0 LOB: 2 K: 1 BB: 1 S: 15 P: 23	R: 0 H: 0 E: 0 LOB: 0 K: 0 BB: 0 S: 4 P: 8	1B: 2 SF: 1 2B: 2 SAC: 0 3B: 1 DP: 0 HR: 2 HBP: 0	WP: 0 PA: 36 PB: 0 SB: 1 CS: 0	
PITCHER Jimmy Key, L ERA: 2.32 John Habyan, R ERA: 3.76	IP WLS BF H R ER SO BB IBB HBP BLK WP HR S P ERA WHIP	7.0 W 27 5 2 2 3 1 0 0 0 0 2 57 93 2.57 0.857	2.0 9 2 1 1 1 1 0 0 0 0 0 0 19 31 4.50 1.500	PITCHER IP WLS BF H R ER SO BB IBB HBP BLK WP HR S P ERA WHIP								

Oakland Athletics @ New York Yankees
 Yankee Stadium, Bronx, NY
 Fri Jul 16 1993, 7:05 PM EDT
 Att. 32,125 - Unknown

livebaseballscorecards.com



Batter	1	2	3	4	5	6	7	8	9	AB R H RBI BB SO LOB	TOP									
Rickey Henderson, R OBP: 0.474, SLG: 0.531 (1, 7)	1-2 HR		0-1 G6-3 1B		4-0 HR HBP BB		4-0 FC6-4 BB		1-1 G6-3	3 2 2 1 2 0 0										
Brent Gates, S OBP: 0.365, SLG: 0.367 (1, 4)	1-0 G4-3		1-0 G6-3		1-1 HR HBP		0-2 FC6-4 1B		0-0 F7	4 1 0 0 0 0 3										
Ruben Sierra, S OBP: 0.296, SLG: 0.427 (1, 9)	1-3 K		0-1 G5-3		1-1 HR		1-3 K		0-1 G3-1	5 1 1 3 0 2 3										
Dave Henderson, R OBP: 0.255, SLG: 0.415 (1, 8)	2-2 F7				2-3 K		0-1 1B			3 0 1 1 1 1 0										
Terry Steinbach, R OBP: 0.344, SLG: 0.427 (1, 2)			1-2 G5-3		0-3 K		2-2 G6-3		0-1 L9	4 0 0 0 0 1 3										
Troy Neel, L OBP: 0.326, SLG: 0.485 (1, 10)			2-1 1B		3-1 G1-3		3-2 G1-6-3 1B		0-0 G3	4 0 2 0 0 0 1										
Craig Paquette, R OBP: 0.262, SLG: 0.444 (1, 5)			0-2 P3		0-0 G1-4-3		1-1 G1-6-3		1-0 L9	4 0 0 0 0 0 3										
Mike Bordick, R OBP: 0.336, SLG: 0.317 (1, 6)			2-2 G4-3		2-1 F7		2-3 K		1-2 E5	4 0 0 0 0 1 2										
Lance Blankenship, R OBP: 0.386, SLG: 0.292 (1, 3)			0-2 G5-3		0-2 L4		4-0 FC6-4 BB 1B BB		1-1 G6-3	3 1 0 0 1 0 1										
Inning Stats	R: 1 E: 0 K: 1 S: 11	H: 1 LOB: 0 BB: 0 P: 16	R: 0 E: 0 K: 0 S: 11	H: 1 LOB: 1 BB: 0 P: 16	R: 0 E: 0 K: 1 S: 10	H: 0 LOB: 1 BB: 1 P: 17	R: 3 E: 0 K: 1 S: 12	H: 1 LOB: 0 BB: 1 P: 22	R: 0 E: 0 K: 1 S: 14	H: 1 LOB: 1 BB: 0 P: 22	R: 1 E: 0 K: 1 S: 10	H: 1 LOB: 2 BB: 2 P: 19	R: 0 E: 1 K: 0 S: 7	H: 0 LOB: 1 BB: 0 P: 10	R: 0 E: 0 K: 0 S: 5	H: 0 LOB: 0 BB: 0 P: 6	1B: 4 2B: 0 3B: 0 HR: 2	SF: 0 SAC: 0 DP: 0 HBP: 1	WP: 0 PB: 0 SB: 2 CS: 0	PA: 39
PITCHER	IP WLS BF H R ER SO BB IBB HBP BLK WP HR S P ERA WHIP																			
Jim Abbott, L ERA: 4.45 (1, 1)	6.0 W 27 5 5 5 4 3 0 1 0 0 2 66 106 7.50 1.333																			
Bobby Munoz, R ERA: 3.7 (7, 1)	2.0 9 1 0 0 1 1 0 0 0 0 0 17 25 0.00 1.000																			
Steve Farr, R ERA: 3.09 (9, 1)	1.0 3 0 0 0 0 0 0 0 0 0 0 5 6 0.00 0.000																			

Oakland Athletics @ New York Yankees
 Yankee Stadium, Bronx, NY
 Sat Jul 17 1993, 3:33 AM EDT
 Att. 43,573 - Sunny - 79 F

livebaseballscorecards.com

AB	34
R	5
H	6
RBI	5
BB	4
SO	5
LOB	16



Batter	1	2	3	4	5	6	7	8	9
Wade Boggs, L OBP: 0.367, SLG: 0.373 (1, 5)	1-2 1B 1B	0-1 G4-3		1-1 1B 3B 1B	1-3 K		0-3 K		
Dion James, L OBP: 0.369, SLG: 0.454 Hensley Meulens, R OBP: 0.283, SLG: 0.370 (6, PH) (7, 7)	0-1 1B 2B 1B	2-2 2B SF9 1B		2-2 1B 3B 1B		2-2 G1-3	0-2 FC6		
Don Mattingly, L OBP: 0.359, SLG: 0.431 (1, 3)	1-3 K	2-0 SF9 1-3 2B		1-0 1-H 2-H 3B		1-2 F7	1-1 G4-6-3 1B		
Danny Tartabull, R OBP: 0.358, SLG: 0.512 (1, 10)	2-1 2B 1B 1-3 2-H	1-1 SF9		4-0 IBB		4-1 BB	1-1 G4-6-3 1-2f		
Paul O'Neill, L OBP: 0.380, SLG: 0.541 (1, 9)	0-0 1B WP 2B 1-3 3-H	3-2 G6-3		1-3 K		3-2 G4-3	1-1 G3		
Bernie Williams, S OBP: 0.309, SLG: 0.403 (1, 8)	2-2 WP BB 1B 2-3 3-H		0-0 F8	3-2 G5-3			0-1 1B SF9 2B		
Mike Stanley, R OBP: 0.398, SLG: 0.538 (1, 2)	4-2 WP BB 1-2		2-1 L7		3-2 HR		1-1 BB 1B 2-3		
Mike Gallego, R OBP: 0.372, SLG: 0.421 (1, 4)	1-3 K 1-2 2-3 3-H		0-0 L9		1-3 K		4-0 FC6 BB 1-2		
Spike Owen, S OBP: 0.317, SLG: 0.319 (1, 6)	1-0 F7			1-1 F9	0-1 F9		0-0 SF9 3-H		

Inning Stats	R: 4 E: 0 K: 2 S: 23	H: 5 LOB: 2 BB: 1 P: 35	R: 1 E: 0 K: 0 S: 11	H: 2 LOB: 1 BB: 0 P: 19	R: 0 E: 0 K: 0 S: 4	H: 0 LOB: 0 BB: 0 P: 6	R: 2 E: 0 K: 1 S: 16	H: 3 LOB: 2 BB: 1 P: 29	R: 1 E: 0 K: 2 S: 11	H: 1 LOB: 0 BB: 0 P: 16	R: 0 E: 0 K: 0 S: 14	H: 0 LOB: 1 BB: 1 P: 24	R: 1 E: 0 K: 1 S: 12	H: 2 LOB: 2 BB: 1 P: 17	R: 0 E: 0 K: 0 S: 6	H: 1 LOB: 0 BB: 0 P: 9
--------------	-------------------------------	----------------------------------	-------------------------------	----------------------------------	------------------------------	---------------------------------	-------------------------------	----------------------------------	-------------------------------	----------------------------------	-------------------------------	----------------------------------	-------------------------------	----------------------------------	------------------------------	---------------------------------

PITCHER	IP	WLS	BF	H	R	ER	SO	BB	IBB	HBP	BLK	WP	HR	S	P	ERA	WHIP
Bobby Witt, R ERA: 4.18 (1, 1)	3.1	L	21	10	7	7	2	1	0	0	0	1	0	47	74	18.90	3.300
Vince Horsman, L ERA: 5.14 (4, 1)	0.2		3	0	0	0	1	0	1	0	0	0	0	7	15	0.00	0.000
Rich Gossage, R ERA: 3.52 (5, 1)	1.0		4	1	1	1	2	0	0	0	0	0	1	11	16	9.00	1.000
Mike Mohler, L ERA: 4.45 (6, 1)	1.0		4	0	0	0	0	1	0	0	0	0	0	14	24	0.00	1.000
Joe Boever, R ERA: 3.43 (7, 1)	1.0		6	2	1	1	1	1	0	0	0	0	0	12	17	9.00	3.000

BOTTOM

AB	R	H	RBI	BB	SO	LOB
5	2	2	0	0	2	2
3	3	3	0	0	0	0
2	0	0	0	0	0	2
5	0	3	2	0	1	2
2	1	1	2	2	0	1
5	1	1	1	0	1	4
4	1	2	1	0	0	2
3	1	2	1	1	0	0
3	0	0	0	1	2	2
3	0	0	1	0	0	2

AB 35
R 9
H 14
RBI 8
BB 4
SO 6
LOB 17

WP: 1 PA: 41
PB: 0
SB: 0
CS: 0



Oakland Athletics @ New York Yankees
Yankee Stadium, Bronx, NY
Sat Jul 17 1993, 3:33 AM EDT
Att. 43,573 - Sunny - 79 F

livebaseballscorecards.com

TOP

Oakland Athletics @ New York Yankees
Yankee Stadium, Bronx, NY

Sun Jul 18 1993, 7:05 PM EDT
Att. 29,645 - Unknown - 80 F

livebaseballscorecards.com

AB	36
R	6
H	14
RBI	6
BB	4
SO	5
LOB	23



WP:	0	PA:	44
PB:	0		
SB:	0		
CS:	0		

Batter	1	2	3	4	5	6	7	8	9	AB	R	H	RBI	BB	SO	LOB
Rickey Henderson, R OBP: 0.476, SLG: 0.535 (1, 7) BB	4-0 L3 BB		0-3 K		1-2 P4		0-1 SH1-3 SF7 2B	0-0 1B		4	1	2	0	1	1	3
Brent Gates, S OBP: 0.366, SLG: 0.369 (1, 4) X	0-0 L5		0-0 FC1-6 1B		2-2 1B		1-1 SH1-3	0-3 K		4	0	2	1	0	1	3
Ruben Sierra, S OBP: 0.298, SLG: 0.425 (1, 9) X	0-0 L3		0-0 FC1-6 BB		1-2 P5		4-0 FC6-4 IBB		0-0 1B SF8 1B	4	1	1	0	1	0	5
Troy Neel, L OBP: 0.326, SLG: 0.480 Dave Henderson, R OBP: 0.257, SLG: 0.418 (1, 10) (7, PH)		0-0 G6-3	4-1 BB		3-2 G4-3		1-0 SF7		0-0 G5-3 1B 1B	2	0	0	0	1	0	2
Terry Steinbach, R OBP: 0.339, SLG: 0.421 Scott Hemond, R OBP: 0.275, SLG: 0.243 (1, 2) (8, 2)		0-0 G3	1-3 K		0-0 G6-3		0-0 FC6-4		0-0 SF8	4	0	0	0	0	1	4
Mike Aldrete, L OBP: 0.356, SLG: 0.495 Craig Paquette, R OBP: 0.265, SLG: 0.444 (1, 3) (8, PH) (8, 5)		0-3 K		3-2 G4-3 1B		1-1 HR		1-2 G6-3	0-0 G5-3 1B	3	1	2	1	0	1	0
Jerry Browne, S OBP: 0.366, SLG: 0.324 (1, 5) (8, 3)			0-0 1B 2B		1-2 G4-3		1-1 L3		2-2 F7	5	1	1	0	0	0	3
Mike Bordick, R OBP: 0.340, SLG: 0.321 (1, 6)			1-0 1B 1B HBP		1-3 K		4-2 BB		3-1 1B 2B	3	2	1	0	1	1	2
Lance Blankenship, R OBP: 0.391, SLG: 0.301 (1, 8)			0-0 FC1-6 1B		2-1 1B		1-2 F7		1-0 1B	4	0	3	2	0	0	1

Inning Stats	R: 0	H: 0	E: 0	K: 0	S: 2	P: 6	R: 0	H: 0	E: 0	K: 1	S: 5	P: 5	R: 2	H: 3	E: 0	K: 2	S: 11	P: 17	R: 0	H: 1	E: 0	K: 1	S: 12	P: 17	R: 0	H: 2	E: 0	K: 0	S: 15	P: 24	R: 1	H: 1	E: 0	K: 0	S: 11	P: 18	R: 1	H: 1	E: 0	K: 0	S: 6	P: 12	R: 1	H: 3	E: 0	K: 1	S: 13	P: 20	R: 1	H: 3	E: 0	K: 0	S: 6	P: 6	1B: 10	SF: 2	2B: 4	SAC: 1	3B: 0	DP: 2	HR: 1	HBP: 1	WP: 0	PA: 44
--------------	------	------	------	------	------	------	------	------	------	------	------	------	------	------	------	------	-------	-------	------	------	------	------	-------	-------	------	------	------	------	-------	-------	------	------	------	------	-------	-------	------	------	------	------	------	-------	------	------	------	------	-------	-------	------	------	------	------	------	------	--------	-------	-------	--------	-------	-------	-------	--------	-------	--------

PITCHER	IP	WLS	BF	H	R	ER	SO	BB	IBB	HBP	BLK	WP	HR	S	P	ERA	WHIP
Bob Wickman, R ERA: 4.63 (1, 1)	5.2		26	7	3	3	4	3	0	1	0	0	1	52	82	4.76	1.765
Rich Monteleone, R ERA: 4.91 (6, 1)	0.2		4	1	1	1	0	0	1	0	0	0	0	8	14	13.50	1.500
Steve Howe, L ERA: 6.84 (7, 1)	1.2	W	8	3	1	1	1	0	0	0	0	0	0	15	23	5.40	1.800
Paul Gibson, L ERA: 4.2 (9, 1)	1.0		6	3	1	1	0	0	0	0	0	0	0	6	6	9.00	3.000

Batter	1	2	3	4	5	6	7	8	9	AB	R	H	RBI	BB	SO	LOB
Wade Boggs, L (1, 5) OBP: 0.373, SLG: 0.381	0-0 G3-6-3 1B		3-1 F7		0-0 HR 2B		BB			4	3	3	1	1	0	0
Dion James, L (1, 7) OBP: 0.370, SLG: 0.452	0-0 F7		0-1 G5-3		1-1 P5		BB			5	1	2	1	0	0	2
Don Mattingly, L (1, 3) OBP: 0.366, SLG: 0.448	0-0 G3-6-3 1-2f		1-2 FC6-4 1B		3-1 HR 2-H		BB			5	2	4	4	0	0	1
Danny Tartabull, R (1, 10) OBP: 0.358, SLG: 0.521		0-0 HR	3-1 FC6-4 1-2f		1-0 G5-3		BB			5	2	2	2	0	1	3
Paul O'Neill, L (1, 9) OBP: 0.377, SLG: 0.535		0-0 F8		1-2 P6		1-3 K	1-0 E9 HR 1B	1-0 G3		5	1	1	1	0	1	0
Bernie Williams, S (1, 8) OBP: 0.310, SLG: 0.401		0-3 K		2-2 G1-3 1B		1-1 F7	4-0 HR IBB	2-1 P3		4	1	1	0	1	1	0
Mike Stanley, R (1, 2) OBP: 0.399, SLG: 0.548		0-0 1B 1B		0-2 G1-3 1-2		1-1 F9	2-0 HR 1-H 2-H 3-H	2-3 K		5	1	2	4	0	1	1
Mike Gallego, R (1, 4) OBP: 0.375, SLG: 0.423		0-0 1-2 1B		3-3 K			BB 1B	G5-3		4	1	2	0	0	1	1
Spike Owen, S (1, 6) OBP: 0.316, SLG: 0.321		0-3 K			2-1 F9		F9	1B 2B		4	1	1	0	0	1	3

Inning Stats	R: 0	H: 1	E: 0	K: 0	S: 3	R: 1	H: 3	E: 0	K: 2	S: 10	R: 0	H: 1	E: 0	K: 0	S: 10	R: 2	H: 2	E: 0	K: 0	S: 8	R: 0	H: 0	E: 0	K: 1	S: 7	R: 10	H: 10	E: 1	K: 1	S: 34	R: 0	H: 0	E: 0	K: 1	S: 6	1B: 13	2B: 2	3B: 0	HR: 3	SF: 0	SAC: 0	DP: 1	HBP: 0	WP: 0	PB: 0	SB: 0	CS: 0	PA: 43
--------------	------	------	------	------	------	------	------	------	------	-------	------	------	------	------	-------	------	------	------	------	------	------	------	------	------	------	-------	-------	------	------	-------	------	------	------	------	------	--------	-------	-------	-------	-------	--------	-------	--------	-------	-------	-------	-------	--------

PITCHER	IP	WLS	BF	H	R	ER	SO	BB	IBB	HBP	BLK	WP	HR	S	P	ERA	WHIP
Bob Welch, R (1, 1) ERA: 4.86	5.0		22	8	3	3	3	0	0	0	0	0	2	45	65	5.40	1.600
Ed Nunez, R (6, 1) ERA: 3.09	1.1	L	7	2	3	3	1	1	0	0	0	0	0	22	31	20.25	2.250
Vince Horsman, L (7, 1) ERA: 6.43	0.0		1	1	0	0	0	0	0	0	0	0	0	1	2	∞	∞
Rich Gossage, R (7, 1) ERA: 5.17	0.2		10	7	7	7	1	0	1	0	0	0	1	18	34	94.50	10.500
Dennis Eckersley, R (8, 1) ERA: 3.62	1.0		3	0	0	0	1	0	0	0	0	0	0	6	11	0.00	0.000


BOTTOM

Oakland Athletics @ New York Yankees
 Yankee Stadium, Bronx, NY

Sun Jul 18 1993, 7:05 PM EDT
 Att: 29,645 - Unknown - 80 F

AB	41
R	13
H	18
RBI	13
BB	2
SO	6
LOB	11

livebaseballscorecards.com



Batter	1	2	3	4	5	6	7	8	9	AB R H RBI BB SO LOB	TOP												
Omar Vizquel, S (1, 6) OBP: 0.357, SLG: 0.334	2-1 G4-3		0-0 1B		1-3 SAFE K			0-3 K		4 0 1 0 0 2 1													
Mike Felder, S (1, 7) OBP: 0.273, SLG: 0.280	2-1 G4-3		2-1 G4-3		0-3 K			2-2 G6-3		4 0 0 0 0 1 3													
Ken Griffey Jr., L (1, 8) OBP: 0.400, SLG: 0.588	2-3 K			1-1 1B G6-3 2B	0-0 F9			2-3 K		4 1 1 0 0 2 1													
Jay Buhner, R (1, 9) OBP: 0.385, SLG: 0.494		2-3 K		2-1 F9		1-3 K			4-1 1B SF7 1B BB	3 1 0 0 1 2 1													
Tino Martinez, L (1, 3) OBP: 0.352, SLG: 0.462		0-1 F7		0-1 G6-3 1B		1-3 K			0-0 L9 1B 1B	4 0 2 0 0 1 0													
Marc Newfield, R (1, 10) OBP: 0.286, SLG: 0.316		2-1 F9		2-2 G6-3		0-1 E6 CS			2-1 1B 1B	4 0 1 1 0 0 1													
Dave Magadan, L (1, 5) OBP: 0.398, SLG: 0.378			0-0 G5-4-3 1B	4-0 BB		3-2 CS 1-2	0-0 L8		0-0 SF7 3-H	2 0 1 1 1 0 0													
Dave Valle, R (1, 2) OBP: 0.367, SLG: 0.397			2-2 G5-4-3 1-2f	1-2 L5			0-0 P4		1-0 L9 2-3	4 0 0 0 0 0 5													
Rich Amaral, R (1, 4) OBP: 0.362, SLG: 0.370			2-2 1B 1B		1-0 1B		0-1 G6-3		0-0 L4	4 0 2 0 0 0 2													
Inning Stats	R: 0 E: 0 K: 1 S: 8	H: 0 LOB: 0 BB: 0 P: 14	R: 0 E: 0 K: 1 S: 10	H: 0 LOB: 0 BB: 0 P: 14	R: 0 E: 0 K: 0 S: 11	H: 3 LOB: 2 BB: 0 P: 17	R: 1 E: 0 K: 0 S: 13	H: 2 LOB: 2 BB: 1 P: 23	R: 0 E: 0 K: 2 S: 8	H: 1 LOB: 1 BB: 0 P: 10	R: 0 E: 1 K: 2 S: 10	H: 0 LOB: 0 BB: 0 P: 15	R: 0 E: 0 K: 0 S: 4	H: 0 LOB: 0 BB: 0 P: 4	R: 0 E: 0 K: 2 S: 11	H: 0 LOB: 0 BB: 0 P: 15	R: 1 E: 0 K: 0 S: 7	H: 2 LOB: 2 BB: 1 P: 14	1B: 7 2B: 1 3B: 0 HR: 0	SF: 1 SAC: 0 DP: 1 HBP: 0	WP: 0 PB: 0 SB: 0 CS: 1	PA: 37	
PITCHER Scott Kamieniecki, R (1, 1) ERA: 3.94	IP 9.0	WLS W	BF 36	H 8	R 2	ER 2	SO 8	BB 2	IBB 0	HBP 0	BLK 0	WP 0	HR 0	S 82	P 126	ERA 2.00	WHIP 1.111						PITCHER IP WLS BF H R ER SO BB IBB HBP BLK WP HR S P ERA WHIP

Seattle Mariners @ New York Yankees
 Yankee Stadium, Bronx, NY
 Mon Jul 19 1993, 7:05 PM EDT
 Att. 23,012 - Unknown - 66 F

livebaseballscorecards.com

AB	33
R	2
H	8
RBI	2
BB	2
SO	8
LOB	14



Batter	1	2	3	4	5	6	7	8	9	AB R H RBI BB SO LOB
Mike Gallego, R OBP: 0.368, SLG: 0.409 (1, 5)	0-0 G6-3		0-0 G3-1 1B HR 1B	1-0 L1-3		1-2 G5-3			4-0 G6-4-3 BB	4 1 1 0 1 0 1
Jim Leyritz, R OBP: 0.426, SLG: 0.533 (1, 9)	2-1 G3		0-0 G3-1 HR 1B		3-0 2B		3-1 G5-3		3-2 G6-4-3 1-2f	5 2 2 0 0 0 1
Don Mattingly, L OBP: 0.365, SLG: 0.451 (1, 3)	3-3 K		1-1 G3-1		1-0 2B		0-1 G1-3			4 0 1 1 0 1 2
Danny Tartabull, R OBP: 0.364, SLG: 0.513 (1, 10)		3-3 K	4-1 HR BB		0-0 G6-3		1-0 F9			3 1 0 0 1 1 1
Mike Stanley, R OBP: 0.401, SLG: 0.555 (1, 2)		4-0 FC5 1B BB	3-1 HR		3-2 L9		0-0 G5-4-3 1B			3 1 2 4 1 0 1
Bernie Williams, S OBP: 0.317, SLG: 0.416 (1, 8)		0-0 1B	0-0 1B		4-0 FC6-4 BB		0-1 G5-4-3 1-2f			3 0 2 0 1 0 1
Hensley Meulens, R OBP: 0.281, SLG: 0.360 (1, 7)		2-3 K	0-3 K		0-0 FC6-4 1-2f		0-0 1B			4 0 1 0 0 2 5
Spike Owen, S OBP: 0.314, SLG: 0.319 (1, 6)		1-1 FC5 2-3f		0-0 F8		1-0 L4		0-3 K		4 0 0 0 0 1 3
Pat Kelly, R OBP: 0.323, SLG: 0.399 (1, 4)			1-1 G6-3	3-2 L1-3 1B		2-1 G6-3			0-3 K	4 0 1 0 0 1 0

Inning Stats	R: 0 E: 0 K: 1 S: 6	H: 0 LOB: 0 BB: 0 P: 11	R: 0 E: 0 K: 2 S: 9	H: 1 LOB: 2 BB: 1 P: 19	R: 4 E: 0 K: 1 S: 13	H: 4 LOB: 1 BB: 1 P: 22	R: 0 E: 0 K: 0 S: 5	H: 1 LOB: 0 BB: 0 P: 9	R: 1 E: 0 K: 0 S: 7	H: 2 LOB: 2 BB: 1 P: 18	R: 0 E: 0 K: 0 S: 6	H: 0 LOB: 0 BB: 0 P: 10	R: 0 E: 0 K: 0 S: 5	H: 0 LOB: 0 BB: 0 P: 9	R: 0 E: 0 K: 1 S: 7	H: 2 LOB: 1 BB: 0 P: 7	R: 0 E: 0 K: 1 S: 7	H: 0 LOB: 0 BB: 1 P: 14	1B: 7 2B: 3 3B: 0 HR: 1	SF: 0 SAC: 0 DP: 3 HBP: 0
--------------	------------------------------	----------------------------------	------------------------------	----------------------------------	-------------------------------	----------------------------------	------------------------------	---------------------------------	------------------------------	----------------------------------	------------------------------	----------------------------------	------------------------------	---------------------------------	------------------------------	---------------------------------	------------------------------	----------------------------------	----------------------------------	------------------------------------

PITCHER	IP	WLS	BF	H	R	ER	SO	BB	IBB	HBP	BLK	WP	HR	S	P	ERA	WHIP
Dave Fleming, L ERA: 3.97 (1, 1)	8.0	W	35	10	5	5	5	3	0	0	0	0	1	58	105	5.62	1.625
Norm Charlton, L ERA: 2.45 (9, 1)	1.0		3	0	0	0	1	1	0	0	0	0	0	7	14	0.00	1.000


BOTTOM

Seattle Mariners @ New York Yankees
 Yankee Stadium, Bronx, NY

Tue Jul 20 1993, 7:05 PM EDT
 Att: 25,546 - Unknown - 89 F

AB	34
R	5
H	10
RBI	5
BB	4
SO	6
LOB	15

WP: 0 PA: 38
 PB: 0
 SB: 0
 CS: 0



livebaseballscorecards.com

Batter	1	2	3	4	5	6	7	8	9	AB R H RBI BB SO LOB	TOP											
Rich Amaral, R (1, 6) OBP: 0.356, SLG: 0.365	0-2 F7	0-0 L7			1-1 G4-3		1-0 SF8	0-1 P4		4 0 0 1 0 0 2												
Greg Litton, R (1, 4) OBP: 0.372, SLG: 0.457	2-0 2B 1B		0-3 K		0-0 G5-3		1-1 G5-4-3		2-2 G4-3	5 1 1 0 0 1 2												
Ken Griffey Jr., L (1, 8) OBP: 0.400, SLG: 0.600	3-2 F8		0-0 P9			1-2 HR		0-3 K	1-1 HR 1B	5 2 2 1 0 1 1												
Jay Buhner, R (1, 9) OBP: 0.391, SLG: 0.512	0-0 1-H 2B		3-2 1B			1-1 G6-4-3 1B		1-2 1B HR	3-2 HR	5 2 5 3 0 0 0												
Edgar Martinez, R (1, 10) OBP: 0.321, SLG: 0.292 Omar Vizquel, S (9, PR) OBP: 0.358, SLG: 0.333	3-3 K		0-0 G4-3			0-2 G6-4-3		2-1 F8	4-1 BB	4 0 0 0 1 1 4 0 0 0 0 0 0 0												
Mike Blowers, R (1, 5) OBP: 0.356, SLG: 0.483		1-1 G6-3 1B			3-1 F8		0-0 G6-3	2-2 HR 1B	0-3 K	5 1 2 0 0 1 1												
Tino Martinez, L (1, 3) OBP: 0.359, SLG: 0.477		2-1 G6-3 1B			1-3 K		1-2 E SF8 1B	3-0 HR	1-0 G4-3	5 2 3 3 0 1 1												
Bill Haselman, R (1, 2) OBP: 0.340, SLG: 0.473		3-1 SAFE SAFE G6-3			1-2 G4-3		0-0 E 1B	0-1 S HR 1B		4 1 2 0 0 0 2												
Lee Tinsley, S (1, 7) OBP: 0.286, SLG: 0.417		2-3 K			0-0 B1-3		0-2 E1 G5-4-3	3-2 HR		4 1 1 2 0 1 4												
Inning Stats	R: 1 E: 0 K: 1 S: 11	H: 2 LOB: 1 BB: 0 P: 19	R: 0 E: 0 K: 1 S: 11	H: 2 LOB: 2 BB: 0 P: 19	R: 0 E: 0 K: 1 S: 8	H: 1 LOB: 1 BB: 0 P: 11	R: 0 E: 0 K: 1 S: 9	H: 0 LOB: 0 BB: 0 P: 14	R: 0 E: 0 K: 0 S: 4	H: 0 LOB: 0 BB: 0 P: 5	R: 1 E: 0 K: 0 S: 9	H: 2 LOB: 0 BB: 0 P: 11	R: 1 E: 1 K: 0 S: 12	H: 2 LOB: 1 BB: 0 P: 15	R: 5 E: 0 K: 1 S: 19	H: 5 LOB: 0 BB: 0 P: 30	R: 2 E: 0 K: 1 S: 13	H: 2 LOB: 1 BB: 1 P: 24	1B: 11 2B: 1 3B: 0 HR: 4	SF: 1 SAC: 0 DP: 2 HBP: 0	WP: 0 PB: 0 SB: 2 CS: 0	PA: 43
PITCHER	IP WLS BF H R ER SO BB IBB HBP BLK WP HR S P ERA WHIP																					
Jimmy Key, L (1, 1) ERA: 2.56	7.2 L 34 12 6 6 5 0 0 0 0 0 0 2 76 114 7.04 1.565																					
Steve Farr, R (8, 1) ERA: 4.13	0.2 7 4 4 4 0 1 0 0 0 0 0 2 16 29 54.00 7.500																					
John Habyan, R (9, 1) ERA: 3.7	0.2 2 0 0 0 0 1 0 0 0 0 0 0 4 5 0.00 0.000																					

Seattle Mariners @ New York Yankees
 Yankee Stadium, Bronx, NY
 Wed Jul 21 1993, 3:33 AM EDT
 Att. 31,870 - Sunny - 79 F

livebaseballscorecards.com

AB	41
R	10
H	16
RBI	10
BB	1
SO	6
LOB	17



Batter	1	2	3	4	5	6	7	8	9	AB	R	H	RBI	BB	SO	LOB
Wade Boggs, L OBP: 0.373, SLG: 0.387 (1, 5) BB X	2-0 E E 2B		2-2 G6-3					1-2 F7		4	1	1	0	0	0	2
Dion James, L OBP: 0.363, SLG: 0.441 (1, 7) X	0-0 F9 2-H			1-1 G4-3				1-0 G6-3 1B		4	0	1	0	0	0	0
Don Mattingly, L OBP: 0.361, SLG: 0.445 (1, 3) C X	0-1 L6			0-1 G4-3				1-1 G6-3 1-2f		4	0	0	0	0	0	2
Danny Tartabull, R OBP: 0.363, SLG: 0.507 (1, 10) C B B S S	2-3 K			4-1 BB				0-0 G5-3		3	0	0	0	1	1	1
Paul O'Neill, L OBP: 0.382, SLG: 0.532 (1, 9) B C X		1-1 G4-6-3 1B		2-1 F7				2-2 E7 HR		4	1	1	0	0	1	1
Bernie Williams, S OBP: 0.313, SLG: 0.411 (1, 8) B B B X		2-2 G4-6-3 1-2f			1-2 G6-3			1-3 K		4	0	0	0	0	1	2
Matt Nokes, L OBP: 0.302, SLG: 0.480 (1, 2) B X		1-0 G3				1-0 1B 1B		0-0 F8		3	0	1	0	0	0	1
Mike Gallego, R OBP: 0.377, SLG: 0.433 (1, 6) B B F B B			4-1 G1-6-3 BB			1-2 1B 1B		2-1 HR		2	1	2	2	1	0	0
Pat Kelly, R OBP: 0.319, SLG: 0.395 (1, 4) L B 1 SAFE F X			2-2 G1-6-3 1-2f			0-0 F7		1-2 G3		3	0	0	0	0	0	3

Inning Stats	R: 1	H: 1	R: 0	H: 1	R: 0	H: 0	R: 0	H: 2	R: 0	H: 1	R: 2	H: 1	R: 0	H: 0	R: 0	H: 0
	E: 1	LOB: 1	E: 0	LOB: 0	E: 0	LOB: 1	E: 0	LOB: 2	E: 0	LOB: 0	E: 1	LOB: 0	E: 0	LOB: 0	E: 0	LOB: 0
	K: 1	BB: 0	K: 0	BB: 0	K: 0	BB: 1	K: 0	BB: 0	K: 0	BB: 0	K: 1	BB: 0	K: 0	BB: 0	K: 1	BB: 0
	S: 7	P: 11	S: 6	P: 10	S: 7	P: 15	S: 11	P: 15	S: 4	P: 6	S: 12	P: 18	S: 5	P: 9	S: 7	P: 12


PITCHER	IP	WLS	BF	H	R	ER	SO	BB	IBB	HBP	BLK	WP	HR	S	P	ERA	WHIP
Erik Hanson, R ERA: 2.97 (1, 1)	9.0	W	33	6	3	0	3	2	0	0	0	0	1	66	110	0.00	0.889

BOTTOM

Seattle Mariners @ New York Yankees
 Yankee Stadium, Bronx, NY
 Wed Jul 21 1993, 3:33 AM EDT
 Att. 31,870 - Sunny - 79 F

AB	31
R	3
H	6
RBI	2
BB	2
SO	3
LOB	12

WP: 0 PA: 33
 PB: 0 SB: 0
 CS: 0



Batter	1	2	3	4	5	6	7	8	9	AB R H RBI BB SO LOB	TOP		
Luis Polonia, L (1, 7) OBP: 0.314, SLG: 0.320	0-1 BB SH G5-4-3 1B		0-1 G6-3		0-0 P6			0-1 F9		4 1 1 0 0 0 1			
Chad Curtis, R (1, 8) OBP: 0.379, SLG: 0.378	2-1 SH G5-4-3 BB 1-2		1-1 1B		2-3 K			2-1 G6-3		3 0 1 0 0 1 1			
Damion Easley, R (1, 4) OBP: 0.390, SLG: 0.419	4-1 G5-4-3 1-2 2-3 BB		0-0 1B		0-1 G4-3			1-1 F8		3 0 1 0 1 0 0			
Tim Salmon, R (1, 9) OBP: 0.383, SLG: 0.520 Stan Javier, S (8, 9) OBP: 0.293, SLG: 0.309	3-2 G5-4-3 1-2f 2-3 3-H		0-1 G1-3		1-0 G4-3			1-2 G4-3		3 0 0 0 0 0 4 1 0 0 0 0 0 0			
Chili Davis, S (1, 10) OBP: 0.324, SLG: 0.401	0-0 F9		1-2 G4-6-3 1B		2-2 P8			2-3 K		4 0 1 0 0 1 1			
Rene Gonzales, R (1, 5) OBP: 0.357, SLG: 0.310		1-2 G6-3		0-1 G4-6-3 1-2f		2-3 K				3 0 0 0 0 1 1			
J.T. Snow, L (1, 3) OBP: 0.318, SLG: 0.394		2-0 F9		1-1 G4-3		0-3 K				3 0 0 0 0 1 0			
Gary Disarcina, R (1, 6) OBP: 0.276, SLG: 0.332 Rod Correia, R (8, 6) OBP: 0.400, SLG: 0.500		1-3 K			2-2 2B		2-3 K			3 0 1 0 0 2 0 0 0 0 0 0 0 0			
Ron Tingley, R (1, 2) OBP: 0.268, SLG: 0.260			1-3 K		1-2 G5-3			0-0 G6-3		3 0 0 0 0 1 1			
Inning Stats	R: 1 H: 1 E: 1 LOB: 1 K: 0 BB: 1 S: 9 P: 18	R: 0 H: 0 E: 0 LOB: 0 K: 1 BB: 0 S: 8 P: 12	R: 0 H: 2 E: 0 LOB: 2 K: 1 BB: 0 S: 12 P: 14	R: 0 H: 1 E: 0 LOB: 0 K: 0 BB: 0 S: 7 P: 9	R: 0 H: 1 E: 0 LOB: 1 K: 1 BB: 0 S: 13 P: 18	R: 0 H: 0 E: 0 LOB: 0 K: 0 BB: 0 S: 6 P: 9	R: 0 H: 0 E: 0 LOB: 0 K: 3 BB: 0 S: 11 P: 15	R: 0 H: 0 E: 0 LOB: 0 K: 0 BB: 0 S: 5 P: 7	R: 0 H: 0 E: 0 LOB: 0 K: 1 BB: 0 S: 8 P: 12	1B: 4 SF: 0 2B: 1 SAC: 1 3B: 0 DP: 2 HR: 0 HBP: 0	WP: 0 PA: 32 PB: 0 SB: 0 CS: 0		
PITCHER	IP WLS BF H R ER SO BB IBB HBP BLK WP HR S P ERA WHIP											PITCHER	IP WLS BF H R ER SO BB IBB HBP BLK WP HR S P ERA WHIP
Jim Abbott, L (1, 1) ERA: 4.17	8.0 W 29 5 1 0 6 1 0 0 0 0 0 0 71 102 0.00 0.750												
Bob Wickman, R (9, 1) ERA: 4.59	1.0 3 0 0 0 1 0 0 0 0 0 0 0 8 12 0.00 0.000												

California Angels @ New York Yankees
 Yankee Stadium, Bronx, NY
 Thu Jul 22 1993, 7:05 PM EDT
 Att. 25,148 - Unknown - 81 F

livebaseballscorecards.com

AB 30
 R 1
 H 5
 RBI 0
 BB 1
 SO 7
 LOB 9



Batter	1	2	3	4	5	6	7	8	9
Wade Boggs, L (1, 5) OBP: 0.377, SLG: 0.391 Hensley Meulens, R (8, PH) OBP: 0.276, SLG: 0.353 (9, 5)	2-2 F9 WP 2B		4-0 BB HR BB		1-1 F7		4-1 1B HR BB	1-0 L6	
Dion James, L (1, 7) OBP: 0.364, SLG: 0.440	1-0 F9 2-3		1-3 K SAFE		0-0 F7		1-0 1-3 HR 1B	1-2 1B	
Don Mattingly, L (1, 3) OBP: 0.363, SLG: 0.454 Kevin Maas, L (8, PH) OBP: 0.318, SLG: 0.408 (9, 3)	2-2 F9 3-H		4-2 1-2 HR BB		1-0 F8		2-1 1-H 3-H HR	1-1 F8	
Danny Tartabull, R (1, 10) OBP: 0.367, SLG: 0.531	2-3 K		1-1 1-H 2-H HR		4-0 1B HR BB		3-2 HR		
Paul O'Neill, L (1, 9) OBP: 0.381, SLG: 0.538		0-1 F7	2-1 HR		0-1 P7		2-1 G4-3		
Bernie Williams, S (1, 8) OBP: 0.313, SLG: 0.409		2-1 L9	3-1 P6		2-1 1-2 HR 1B		2-3 K		
Mike Stanley, R (1, 2) OBP: 0.406, SLG: 0.569 Jim Leyritz, R (9, 2) OBP: 0.426, SLG: 0.533		1-1 HBP		0-1 F9		1-0 1-H 2-H HR		1-1 1B	
Mike Gallego, R (1, 6) OBP: 0.370, SLG: 0.423		0-0 F9		3-3 K		2-2 P6		2-0 G6-3	
Pat Kelly, R (1, 4) OBP: 0.315, SLG: 0.389			3-2 F8	1-0 F9		2-1 G6-3		0-1 L6	

AB	R	H	RBI	BB	SO	LOB
2	3	1	0	2	0	0
1	0	0	0	0	0	0
5	1	2	0	0	1	2
3	2	1	3	1	0	0
1	0	0	0	0	0	1
3	3	2	4	1	1	0
4	1	1	1	0	0	1
4	1	1	0	0	1	0
3	1	2	3	0	0	0
0	0	0	0	0	0	0
4	0	0	0	0	1	2
4	0	0	0	0	0	0

BOTTOM

California Angels @ New York Yankees
 Yankee Stadium, Bronx, NY

Thu Jul 22 1993, 7:05 PM EDT
 Att: 25,148 - Unknown - 81 F

livebaseballscorecards.com

AB	34
R	12
H	10
RBI	11
BB	4
SO	4
LOB	6

Inning Stats	R: 1	H: 1	E: 0	K: 1	S: 10	LOB: 0	BB: 0	P: 17	R: 0	H: 0	E: 0	K: 0	S: 6	LOB: 1	BB: 0	P: 9	R: 4	H: 2	E: 0	K: 1	S: 16	LOB: 0	BB: 2	P: 34	R: 0	H: 0	E: 0	K: 1	S: 7	LOB: 0	BB: 0	P: 11	R: 0	H: 0	E: 0	K: 0	S: 4	LOB: 0	BB: 0	P: 6	R: 3	H: 2	E: 0	K: 0	S: 11	LOB: 0	BB: 1	P: 22	R: 4	H: 4	E: 0	K: 1	S: 15	LOB: 1	BB: 1	P: 32	R: 0	H: 1	E: 0	K: 0	S: 8	LOB: 1	BB: 0	P: 11
1B:	4	SF:	0	WP:	1	PA:	39	2B:	1	SAC:	0	SB:	0	CS:	0	3B:	0	DP:	0	HR:	5	HBP:	1																																									

PITCHER	IP	WLS	BF	H	R	ER	SO	BB	IBB	HBP	BLK	WP	HR	S	P	ERA	WHIP
Russ Springer, R (1, 1) ERA: 6.71	5.1	L	24	4	7	7	3	3	0	1	0	1	2	47	87	11.81	1.312
Doug Linton, R (6, 1) ERA: 8.05	0.2		7	4	5	5	0	1	0	0	0	0	3	14	29	67.50	7.500
Ken Patterson, L (7, 1) ERA: 5.66	2.0		8	2	0	0	1	0	0	0	0	0	0	16	26	0.00	1.000

Batter	1	2	3	4	5	6	7	8	9	AB R H RBI BB SO LOB	TOP									
Luis Polonia, L OBP: 0.315, SLG: 0.319 (1, 7)	0-2 L3 1B		1-3 K			1-0 L4		1-0 L5		4 0 1 0 0 1 1										
Chad Curtis, R OBP: 0.376, SLG: 0.371 (1, 8)	0-0 L3 1-1		1-2 G6-3			3-3 K		4-0 BB		3 0 0 0 1 1 1										
Damion Easley, R OBP: 0.387, SLG: 0.417 Gary Disarcina, R OBP: 0.276, SLG: 0.329 (7, 6)	2-2 1B 1B				0-1 G5-3		2-1 1B HR 1B	2-1 L4-6		3 0 2 0 0 0 0 1 1 0 0 0 0 2										
Tim Salmon, R OBP: 0.383, SLG: 0.517 (1, 9)	1-2 FC6 1B		1-2 F7			3-2 HR 1B			0-1 G5-3	4 1 2 0 0 0 0										
Chili Davis, S OBP: 0.320, SLG: 0.404 (1, 10)	2-1 FC6 1-2f		1-3 K			2-1 HR			3-3 K	4 1 1 3 0 2 2										
Greg Myers, L OBP: 0.302, SLG: 0.382 (1, 2)			1-3 K			3-1 P5		3-1 G6-4-3 1B	0-0 G3	4 0 1 0 0 1 0										
Torey Lovullo, S OBP: 0.327, SLG: 0.362 (1, 4)			1-2 F8			1-0 G3-1		2-1 G6-4-3 1-2f		3 0 0 0 0 0 1										
J.T. Snow, L OBP: 0.312, SLG: 0.385 (1, 3)			0-3 K			0-2 G6-3		1-2 G5-3		3 0 0 0 0 1 1										
Rod Correia, R OBP: 0.333, SLG: 0.417 (7, 5)			2-1 G6-3			1-0 G6-3		0-2 L4-6 BB 1B		2 0 0 0 0 0 0 1 0 1 0 0 0 0										
Rene Gonzales, R OBP: 0.360, SLG: 0.314 (8, PH) (8, 5)																				
Inning Stats	R: 0 E: 0 K: 0 S: 13	H: 3 LOB: 2 BB: 0 P: 18	R: 0 E: 0 K: 2 S: 10	H: 0 LOB: 0 BB: 0 P: 12	R: 0 E: 0 K: 1 S: 8	H: 0 LOB: 0 BB: 0 P: 12	R: 0 E: 0 K: 1 S: 9	H: 0 LOB: 0 BB: 0 P: 11	R: 0 E: 0 K: 0 S: 6	H: 0 LOB: 0 BB: 0 P: 10	R: 3 E: 0 K: 0 S: 15	H: 4 LOB: 1 BB: 0 P: 28	R: 0 E: 0 K: 0 S: 6	H: 1 LOB: 1 BB: 1 P: 13	R: 0 E: 0 K: 1 S: 7	H: 0 LOB: 0 BB: 0 P: 10	1B: 7 2B: 2 3B: 0 HR: 1	SF: 0 SAC: 0 DP: 3 HBP: 0	WP: 0 PB: 0 SB: 0 CS: 0	PA: 33
PITCHER	IP WLS BF H R ER SO BB IBB HBP BLK WP HR S P ERA WHIP																			
Scott Kamieniecki, R ERA: 3.97 (1, 1)	6.0 W 23 6 3 3 5 0 0 0 0 0 1 59 88 4.50 1.000																			
Steve Howe, L ERA: 6.83 (7, 1)	1.1 5 2 0 0 0 0 0 0 0 0 0 0 11 18 0.00 1.500																			
Bobby Munoz, R ERA: 4.21 (8, 1)	0.2 2 0 0 0 0 1 0 0 0 0 0 0 2 8 0.00 1.500																			
Steve Farr, R ERA: 3.89 (9, 1)	1.0 S 3 0 0 0 1 0 0 0 0 0 0 0 7 10 0.00 0.000																			

California Angels @ New York Yankees
 Yankee Stadium, Bronx, NY
 Sat Jul 24 1993, 3:33 AM EDT
 Att. 44,786 - Unknown

livebaseballscorecards.com

AB	32
R	3
H	8
RBI	3
BB	1
SO	6
LOB	8



BOTTOM

California Angels @ New York Yankees
Yankee Stadium, Bronx, NY

livebaseballscores.com

AB	37
R	9
H	14
RBI	9
BB	4
SO	1
LOB	20



WP:	2	PA:	45
PB:	1		
SB:	0		
CS:	0		

Sun Jul 25 1993, 3:33 AM EDT
Att: 50,429 - Sunny - 88 F

AB R H RBI BB SO LOB

5 0 1 1 0 0 2
3 2 2 0 1 0 0
0 0 0 0 0 0 0

4 1 1 0 0 0 4

4 1 1 2 1 0 1

5 2 2 1 0 1 3
0 1 0 0 0 0 0

3 1 1 1 2 0 0

3 0 2 3 0 0 2

5 1 2 0 0 0 4

4 0 1 0 0 0 4
1 0 1 1 0 0 0

1B: 10 SF: 1
2B: 4 SAC: 1
3B: 0 DP: 2
HR: 1 HBP: 2

Batter	1	2	3	4	5	6	7	8	9
Wade Boggs, L OBP: 0.370, SLG: 0.382 (1, 5)	3-1 F8 ①		0-2 F7 ①	2-1 G6-3 ②		2-1 G4-6-3 ③		0-1 SH5-4 1B	
Jim Leyritz, R OBP: 0.429, SLG: 0.532 Dion James, L OBP: 0.373, SLG: 0.454 (8, PH) (9, 7)	2-1 F8 ②		0-1 1B 1B	4-1 BB			1-0 G6-3 2B	0-1 SH5-4 ①	
Don Mattingly, L OBP: 0.369, SLG: 0.456 (1, 3)	3-1 FC5-4 HBP		1-0 1B 1B	1-1 P6 ③			1-1 G6-3 ①	1-2 L3-5 ②	
Danny Tartabull, R OBP: 0.368, SLG: 0.532 (1, 10)	3-1 FC5-4 1-2f		2-1 1B 1B		0-0 F9 ①		1-1 G6-3 ②		4-2 PB SF7 BB
Mike Stanley, R OBP: 0.411, SLG: 0.590 Hensley Meulens, R OBP: 0.288, SLG: 0.353 (9, PR)		1-0 HR	1-0 L9 ②		2-3 K		2-2 BB 2B 1B	0-0 E6 F8 PB 1B	
Bernie Williams, S OBP: 0.315, SLG: 0.407 (1, 8)		0-0 G6-3 ①	0-1 1B		2-1 G6-3 ③		4-0 BB 2B BB	4-0 1B 1B IBB	
Paul O'Neill, L OBP: 0.381, SLG: 0.539 (9, 9)		1-1 G4-3 2B	3-2 G3-1 ③			2-0 F9 1B HBP	1-2 1B 2B	0-0 SF7 ①	
Mike Gallego, R OBP: 0.370, SLG: 0.421 (9, 6)		0-1 G4-3 ②		2-2 WP G6-3 1B		1-0 G4-6-3 1B	0-0 F8 ③	2-1 F8 ②	
Spike Owen, S OBP: 0.311, SLG: 0.315 Pat Kelly, R OBP: 0.318, SLG: 0.397 (8, PR) (9, 4)		0-0 G5-3 ③		1-1 F8 ①		0-0 F9 ①		1-1 SH5-4 L3-5 1B	0-0 1B 1B

Inning Stats	R: 0	H: 0	E: 0	K: 0	S: 7	R: 1	H: 2	E: 0	K: 0	S: 7	R: 2	H: 4	E: 0	K: 0	S: 16	R: 1	H: 1	E: 0	K: 0	S: 10	R: 0	H: 0	E: 0	K: 1	S: 7	R: 0	H: 1	E: 0	K: 0	S: 4	R: 3	H: 3	E: 0	K: 0	S: 14	R: 0	H: 2	E: 0	K: 0	S: 10	R: 2	H: 1	E: 1	K: 0	S: 9	1B: 10	SF: 1	2B: 4	SAC: 1	3B: 0	DP: 2	HR: 1	HBP: 2	WP: 2	PA: 45
--------------	------	------	------	------	------	------	------	------	------	------	------	------	------	------	-------	------	------	------	------	-------	------	------	------	------	------	------	------	------	------	------	------	------	------	------	-------	------	------	------	------	-------	------	------	------	------	------	--------	-------	-------	--------	-------	-------	-------	--------	-------	--------

PITCHER	IP	WLS	BF	H	R	ER	SO	BB	IBB	HBP	BLK	WP	HR	S	P	ERA	WHIP
Hilly Hathaway, L ERA: 5.63 (1, 1)	5.0		25	7	4	4	1	1	0	0	0	2	1	47	83	7.20	1.600
Gene Nelson, R ERA: 2.09 (6, 1)	1.2		9	4	3	3	0	1	0	0	0	0	0	17	30	16.20	3.000
Mike Butcher, R ERA: 2.81 (7, 1)	0.1		3	2	0	0	0	0	0	0	0	0	0	5	6	0.00	6.000
Steve Frey, L ERA: 1.67 (8, 1)	1.2	L	8	1	2	0	0	1	1	0	0	0	0	15	26	0.00	1.200

Batter	1	2	3	4	5	6	7	8	9	AB R H RBI BB SO LOB	TOP		
Spike Owen, S (1, 6) OBP: 0.307, SLG: 0.311 Matt Nokes, L (9, PH) OBP: 0.299, SLG: 0.468	1-0 P2		3-2 G5-3			3-1 G6-3		0-1 F7	0-3 K	4 0 0 0 0 0 2 1 0 0 0 0 1 2			
Jim Leyritz, R (1, 9) OBP: 0.426, SLG: 0.526 Hensley Meulens, R (8, PR) OBP: 0.288, SLG: 0.353 (8, 7)	2-2 G6-3			1-1 P4		0-0 G6-3		3-2 1B 2-3 1B		4 0 1 0 0 0 0 0 0 0 0 0 0 0			
Don Mattingly, L (1, 3) OBP: 0.371, SLG: 0.466	1-0 F7			2-0 HR		1-3 K		2-0 1-2 3-H 1B		4 1 2 2 0 1 0			
Danny Tartabull, R (1, 10) OBP: 0.364, SLG: 0.524		1-0 G5-3		2-2 G1-3			0-2 G6-3	0-1 P5		4 0 0 0 0 0 2			
Mike Stanley, R (1, 2) OBP: 0.412, SLG: 0.588		1-2 FC5-4 1B		1-2 1B			1-2 F8	0-2 G5-3		4 0 2 0 0 0 2			
Bernie Williams, S (1, 8) OBP: 0.314, SLG: 0.405		1-1 FC5-4 CS 1-2f		2-3 K			3-2 1B 1B		0-0 L8	4 0 1 0 0 1 2			
Paul O'Neill, L (1, 7) OBP: 0.379, SLG: 0.535 (8, 9)		1-1 CS 1-2	3-2 F7		0-3 K		1-1 1-2 1B		0-0 F9	4 0 1 0 0 1 0			
Mike Gallego, R (1, 5) OBP: 0.373, SLG: 0.420			1-1 FC6-4 1B		2-2 F8		3-1 F8		4-1 1B BB	3 0 1 0 1 0 2			
Pat Kelly, R (1, 4) OBP: 0.320, SLG: 0.402			1-1 FC6-4 1-2f		0-0 B1-3			0-0 1B 2B	1-2 1B	4 1 2 0 0 0 1			
Inning Stats	R: 0 E: 0 K: 0 S: 5 H: 0 LOB: 0 BB: 0 P: 9	R: 0 E: 0 K: 0 S: 7 H: 1 LOB: 0 BB: 0 P: 11	R: 0 E: 0 K: 0 S: 12 H: 1 LOB: 1 BB: 0 P: 20	R: 1 E: 0 K: 1 S: 12 H: 2 LOB: 1 BB: 0 P: 20	R: 0 E: 0 K: 1 S: 7 H: 0 LOB: 0 BB: 0 P: 9	R: 0 E: 0 K: 1 S: 6 H: 0 LOB: 0 BB: 0 P: 10	R: 0 E: 0 K: 0 S: 13 H: 2 LOB: 2 BB: 0 P: 21	R: 1 E: 0 K: 0 S: 12 H: 3 LOB: 2 BB: 0 P: 17	R: 0 E: 0 K: 1 S: 10 H: 1 LOB: 2 BB: 1 P: 15	1B: 8 2B: 1 3B: 0 HR: 1 SF: 0 SAC: 0 DP: 0 HBP: 0	WP: 0 PB: 0 SB: 0 CS: 1 PA: 38		
PITCHER David Wells, L (1, 1) ERA: 4.32 Mike Henneman, R (8, 1) ERA: 1.85	IP WLS BF H R ER SO BB IBB HBP BLK WP HR S P ERA WHIP	7.0 W 26 6 1 1 3 0 0 0 0 0 0 1 62 100 1.29 0.857	2.0 S 11 4 1 1 1 1 0 0 0 0 0 0 22 32 4.50 2.500									PITCHER IP WLS BF H R ER SO BB IBB HBP BLK WP HR S P ERA WHIP	

New York Yankees @ Detroit Tigers
Tiger Stadium, Detroit, MI
Mon Jul 26 1993, 7:05 PM EDT
Att. 32,338 - Unknown - 86 F

livebaseballscorecards.com

AB	36
R	2
H	10
RBI	2
BB	1
SO	4
LOB	13



BOTTOM

New York Yankees @ Detroit Tigers

Tiger Stadium, Detroit, MI

Mon Jul 26 1993, 7:05 PM EDT

Att. 32,338 - Unknown - 86 F

livebaseballscorecards.com

AB	34
R	5
H	11
RBI	5
BB	0
SO	5
LOB	19



WP:	1	PA:	35
PB:	0	SB:	0
CS:	0		

AB	R	H	RBI	BB	SO	LOB
4	1	1	0	0	1	2
4	0	1	0	0	0	2
4	2	3	1	0	0	2
4	1	3	1	0	0	2
0	1	0	0	0	0	0
4	0	1	1	0	0	3
3	0	1	1	0	0	2
3	0	0	0	0	3	2
1	0	0	1	0	0	1
4	0	1	0	0	0	2
3	0	0	0	0	1	1
0	0	0	0	0	0	0
1B:	7	SF:	1			
2B:	3	SAC:	0			
3B:	0	DP:	1			
HR:	1	HBP:	0			

Batter	1	2	3	4	5	6	7	8	9
Tony Phillips, S OBP: 0.445, SLG: 0.408 (1, 4) C B X (9, 9)	1-1 E 1B 1B		1-3 K ②		1-0 FC1-2 FC5-4 1-2 3-H		3-2 G6-3		
Dan Gladden, R OBP: 0.298, SLG: 0.437 (1, 7) B S F B X	2-2 E6 G5-4-3 1B 1-3		2-2 P4 ③		0-1 P3 ②		0-1 F8 ③		
Travis Fryman, R OBP: 0.351, SLG: 0.443 (1, 5) B S X	2-1 G5-4-3 1B 1-2 3-H		2-2 FC1-6 1B SF8 1B		0-0 FC5-4 1-2f		0-2 1B 1B 2B		
Cecil Fielder, R OBP: 0.384, SLG: 0.521 Milt Cuyler, S OBP: 0.269, SLG: 0.309 (1, 3) C B F B X (8, PR) (9, 8)	3-2 G5-4-3 1-2f 2-3		0-0 FC1-6 1B 1-2		2-0 HR		0-1 FC3-6 1B FC1-6 1B 2-3		
Alan Trammell, R OBP: 0.369, SLG: 0.435 (1, 6) B C X	1-1 P6 ③		3-2 FC1-6 SF8 1-2f 2-3		3-2 L7 ①		0-1 FC3-6 1B 1-2 3-H		
Mickey Tettleton, S OBP: 0.355, SLG: 0.536 (1, 2) C B X (9, 3)		1-1 G1-3 ①	1-0 SF8 ②		2-0 2B		2-1 FC3-6 FC1-6 1-2f 2-3		
Rob Deer, R OBP: 0.304, SLG: 0.394 Lou Whitaker, L OBP: 0.424, SLG: 0.510 (1, 9) B S C B X (8, PH) (9, 4)		2-3 K ②	2-3 K ③		2-3 K		1-1 FC1-6 1-2f 3-H		
Skeeter Barnes, R OBP: 0.312, SLG: 0.376 (1, 10) C B X		0-2 F9 ③			1-0 WP FC1-2 2B		1-1 SAFE P3 ③		
Gary Thurman, R OBP: 0.292, SLG: 0.250 Chad Kreuter, S OBP: 0.359, SLG: 0.461 (1, 8) B F X (9, 2)			1-1 L6 ①		1-3 K FC1-2 2-3		2-1 L8 ①		

Inning	1	2	3	4	5	6	7	8	9
R:	1	0	0	1	0	1	0	2	0
H:	3	0	0	2	1	2	0	3	0
E:	1	0	0	0	0	0	0	0	0
K:	0	1	1	1	1	1	1	1	1
S:	12	8	8	13	8	10	8	13	17
LOB:	1	0	0	1	2	1	0	1	0
BB:	0	0	0	0	0	0	0	0	0
P:	21	11	12	21	11	21	13	17	

PITCHER	IP	WLS	BF	H	R	ER	SO	BB	IBB	HBP	BLK	WP	HR	S	P	ERA	WHIP
Jimmy Key, L ERA: 2.62 (1, 1)	7.0	L	29	8	3	3	5	0	0	0	0	1	1	67	110	3.86	1.143
John Habyan, R ERA: 4.04 (8, 1)	0.1		4	3	2	2	0	0	0	0	0	0	0	9	11	54.00	9.000
Steve Howe, L ERA: 6.67 (8, 1)	0.2		2	0	0	0	0	0	0	0	0	0	0	4	6	0.00	0.000

Batter	1	2	3	4	5	6	7	8	9	AB	R	H	RBI	BB	SO	LOB	TOP	
Wade Boggs, L (1, 5) OBP: 0.370, SLG: 0.380	0-1 F7	4-1 BB BB 1-2 2-3 BB		1-2 G4-3		2-2 F7		0-0 1B 1B		4	1	1	0	1	0	0		
Dion James, L (1, 7) OBP: 0.376, SLG: 0.449 Hensley Meulens, R (8, PH) OBP: 0.283, SLG: 0.346 (8, 7)	0-1 L9	4-1 BB 1-2 2-3 3-H BB		4-1 BB		0-1 G3-1		1-3 K		2	0	0	1	2	0	0		
Don Mattingly, L (1, 3) OBP: 0.371, SLG: 0.463	2-1 F9	4-0 BB 1-2 2-3 3-H BB		0-1 P4		3-2 1B		1-0 E1 1B		4	0	1	1	1	0	2		
Danny Tartabull, R (1, 10) OBP: 0.367, SLG: 0.536		HR K				2-2 E 1B 1B		2-1 F9 1B		5	1	3	2	0	1	4		
Paul O'Neill, L (1, 9) OBP: 0.377, SLG: 0.533		1-1 G4-3 2B		0-0		3-3 K		2-2 G6-4-3 1-2f		5	0	1	0	0	2	3		
Bernie Williams, S (1, 8) OBP: 0.321, SLG: 0.411		0-0 E 1B 1B		0-1 G5-3		0-0 E7 1B		2-1 BB 1B		5	1	4	0	0	0	1		
Mike Stanley, R (1, 2) OBP: 0.409, SLG: 0.580		1-0 L9		3-3 K		4-0 FC4-6 IBB		2-2 F7		4	0	0	0	1	1	4		
Mike Gallego, R (1, 6) OBP: 0.373, SLG: 0.416		0-1 E5 BB 1B 1B		2-3 K		1-1 L4		4-2 BB		4	1	1	0	1	1	5		
Pat Kelly, R (1, 4) OBP: 0.318, SLG: 0.399		0-1 BB BB 1B		1-2 G5-3		2-2 FC4-6 1-2f		3-3 K		5	1	1	1	0	1	6		
Inning Stats	R: 0 E: 0 K: 0 S: 6 H: 0 LOB: 0 BB: 0 P: 8	R: 4 E: 1 K: 1 S: 15 H: 4 LOB: 3 BB: 3 P: 32	R: 0 E: 0 K: 2 S: 11 H: 1 LOB: 1 BB: 0 P: 16	R: 0 E: 0 K: 0 S: 9 H: 0 LOB: 1 BB: 1 P: 15	R: 0 E: 1 K: 1 S: 13 H: 2 LOB: 3 BB: 1 P: 25	R: 0 E: 0 K: 0 S: 11 H: 1 LOB: 1 BB: 0 P: 19	R: 0 E: 0 K: 2 S: 18 H: 1 LOB: 2 BB: 1 P: 31	R: 1 E: 1 K: 1 S: 10 H: 2 LOB: 1 BB: 0 P: 16	R: 0 E: 0 K: 0 S: 7 H: 1 LOB: 1 BB: 0 P: 10	1B: 10 2B: 1 3B: 0 HR: 1 SF: 0 SAC: 0 DP: 1 HBP: 0	WP: 0 PB: 0 SB: 0 CS: 0	PA: 45						
PITCHER	IP	WLS	BF	H	R	ER	SO	BB	IBB	HBP	BLK	WP	HR	S	P	ERA	WHIP	
Bill Gullickson, R (1, 1) ERA: 5.81	1.2	L	12	4	4	4	0	3	0	0	0	0	1	18	34	21.60	4.200	
Tom Bolton, L (2, 1) ERA: 4.66	2.2		13	3	0	0	4	1	1	0	0	0	0	30	53	0.00	1.500	
Storm Davis, R (5, 1) ERA: 5.86	2.2		11	2	0	0	2	1	0	0	0	0	0	35	59	0.00	1.125	
Bob MacDonald, L (8, 1) ERA: 4.91	2.0		9	3	1	0	1	0	0	0	0	0	0	17	26	0.00	1.500	

New York Yankees @ Detroit Tigers
Tiger Stadium, Detroit, MI
Tue Jul 27 1993, 7:05 PM EDT
Att. 32,131 - Unknown - 89 F

AB	39
R	5
H	12
RBI	5
BB	6
SO	7
LOB	26



Batter	1	2	3	4	5	6	7	8	9	AB	R	H	RBI	BB	SO	LOB
Tony Phillips, S OBP: 0.443, SLG: 0.406 (1, 4)	1-1 G4-3		2-2 F8				0-2 G4-6-3			4	0	1	1	0	0	1
Dan Gladden, R OBP: 0.297, SLG: 0.429 (1, 7)	1-0 F8			2-2 G6-3	0-0 FC5			4-1 BB		3	0	0	0	1	0	2
Travis Fryman, R OBP: 0.348, SLG: 0.439 (1, 5)	0-1 G6-3			2-3 K		0-0 G5-3		2-1 P5		4	0	0	0	0	1	1
Cecil Fielder, R OBP: 0.387, SLG: 0.532 (1, 3)		2-1 2B		0-0 2B		0-1 2B		0-0 F9		4	0	3	0	0	0	1
Alan Trammell, R OBP: 0.363, SLG: 0.427 (1, 6)		1-1 G5-3		1-0 G5-3		1-1 G1-3		2-1 P4		4	0	0	0	0	0	4
Mickey Tettleton, S OBP: 0.351, SLG: 0.529 (1, 2)		2-3 K			1-1 P6	0-1 F7			1-3 K	4	0	0	0	0	2	2
Rob Deer, R OBP: 0.303, SLG: 0.392 (1, 9)		2-2 P4			3-2 1B 1B				1-3 K	4	1	1	0	0	2	1
Skeeter Barnes, R OBP: 0.313, SLG: 0.409 (1, 10)			1-0 G5-3		0-1 L7		0-0 HR		2-2 F8	3	1	1	1	0	0	1
Scott Livingstone, L OBP: 0.305, SLG: 0.316 (9, PH)										1	0	0	0	0	0	0
Gary Thurman, R OBP: 0.307, SLG: 0.258 (1, 8)			3-2 P3		0-1 FC5 1B		4-1 G4-6-3 BB			2	0	1	0	1	0	0

Inning Stats	R: 0	H: 0	E: 0	K: 0	S: 5	R: 0	H: 1	E: 0	K: 1	S: 10	R: 0	H: 0	E: 0	K: 0	S: 8	R: 0	H: 1	E: 0	K: 1	S: 11	R: 1	H: 3	E: 0	K: 0	S: 14	R: 0	H: 1	E: 0	K: 0	S: 7	R: 1	H: 1	E: 0	K: 1	S: 8	R: 0	H: 0	E: 0	K: 0	S: 6	R: 0	H: 0	E: 0	K: 2	S: 9	1B: 3	SF: 0	2B: 3	SAC: 0	3B: 0	DP: 1	HR: 1	HBP: 0	WP: 0	PA: 35
PITCHER	IP	WLS	BF	H	R	ER	SO	BB	IBB	HBP	BLK	WP	HR	S	P	ERA	WHIP																																						
Jim Abbott, L ERA: 4.06 (1, 1)	8.0	W	32	7	2	2	3	2	0	0	0	0	1	69	108	2.25	1.125																																						
Steve Farr, R ERA: 3.79 (9, 1)	1.0	S	3	0	0	0	2	0	0	0	0	0	0	9	13	0.00	0.000																																						

BOTTOM

New York Yankees @ Detroit Tigers

Tiger Stadium, Detroit, MI

Tue Jul 27 1993, 7:05 PM EDT

Att: 32,131 - Unknown - 89 F

AB	33
R	2
H	7
RBI	2
BB	2
SO	5
LOB	13



Batter	1	2	3	4	5	6	7	8	9	AB R H RBI BB SO LOB	TOP											
Wade Boggs, L (1, 5) OBP: 0.372, SLG: 0.382	0-2 2B 1B	1-2 1B	3-2 1B SAFE		3-1 G4-3			3-2 G4-3	3-2 F7	6 1 3 1 0 0 2												
Dion James, L (1, 7) OBP: 0.378, SLG: 0.455 Hensley Meulens, R (8, PH) OBP: 0.279, SLG: 0.340	2-0 HR 2B		1-1 K			0-3 K		1-1 F8		4 2 2 1 0 2 2 1 0 0 0 0 0 0												
Don Mattingly, L (1, 3) OBP: 0.378, SLG: 0.476	2-2 HR		0-0 1B 1B	3-2 1B		1-0 L9		4-2 BB		4 2 3 2 1 0 0												
Danny Tartabull, R (1, 10) OBP: 0.368, SLG: 0.537	0-1 G4-3 2B		1-2 1B 1B	2-3 K		1-2 G6-3		3-2 L5		5 1 2 1 0 1 2												
Paul O'Neill, L (1, 9) OBP: 0.374, SLG: 0.537	2-1 G4-3		0-0 G3-1	0-1 G3-6-3				0-0 F8		5 1 1 1 0 0 4												
Bernie Williams, S (1, 8) OBP: 0.325, SLG: 0.418	3-1 G4-3		4-0 1B 1B IBB		0-1 L9		0-1 PB 2B	3-2 1B 2B		4 2 2 0 1 0 1												
Mike Stanley, R (1, 2) OBP: 0.408, SLG: 0.575	1-3 K		0-0 1B 1B		3-2 F9		3-3 K	4-0 PB 1B IBB		4 1 1 1 1 2 2												
Mike Gallego, R (1, 6) OBP: 0.374, SLG: 0.416			1-3 K		1-0 HR 1B		1-0 G1-3	0-1 PB 1B		5 1 2 1 0 2 4												
Pat Kelly, R (1, 4) OBP: 0.319, SLG: 0.409			3-2 G6-3		1-1 1B		0-0 HR	3-1 F8		5 1 2 4 0 0 3												
Inning Stats	R: 3 E: 0 K: 1 S: 16	H: 4 LOB: 1 BB: 0 P: 26	R: 0 E: 0 K: 1 S: 10	H: 1 LOB: 1 BB: 0 P: 15	R: 5 E: 0 K: 2 S: 22	H: 6 LOB: 2 BB: 1 P: 38	R: 0 E: 0 K: 1 S: 11	H: 1 LOB: 0 BB: 0 P: 16	R: 2 E: 0 K: 0 S: 9	H: 2 LOB: 0 BB: 0 P: 16	R: 0 E: 0 K: 1 S: 9	H: 0 LOB: 0 BB: 0 P: 11	R: 1 E: 0 K: 1 S: 12	H: 2 LOB: 1 BB: 0 P: 21	R: 0 E: 0 K: 0 S: 10	H: 0 LOB: 1 BB: 1 P: 21	R: 1 E: 0 K: 0 S: 11	H: 2 LOB: 2 BB: 1 P: 24	1B: 11 2B: 4 3B: 0 HR: 3	SF: 0 SAC: 0 DP: 1 HBP: 0	WP: 0 PB: 2 SB: 0 CS: 0	PA: 46
PITCHER	IP WLS BF H R ER SO BB IBB HBP BLK WP HR S P ERA WHIP																					
John Doherty, R (1, 1) ERA: 4.16	2.1 L 16 9 8 8 2 0 1 0 0 0 0 1 35 58 30.86 3.857																					
Mark Leiter, R (3, 1) ERA: 4.71	4.2 20 7 3 3 5 0 0 0 0 0 2 54 85 5.79 1.500																					
Bob MacDonald, L (8, 1) ERA: 4.89	2.0 10 2 1 1 0 1 1 0 0 0 0 21 45 4.50 1.500																					

New York Yankees @ Detroit Tigers
Tiger Stadium, Detroit, MI
 Wed Jul 28 1993, 3:33 AM EDT
 Att. 37,508 - Overcast - 90 F

AB	43
R	12
H	18
RBI	12
BB	3
SO	7
LOB	20



Batter	1	2	3	4	5	6	7	8	9	AB R H RBI BB SO LOB	TOP	
Darryl Hamilton, L (1, 8) OBP: 0.377, SLG: 0.402	4-2 B 1B 2B BB		1-2 HR		1-0 HBP 1B		0-1 1-2 2-3 1B		2-2 G6-4-3 1-2f	4 2 3 1 1 0 2		
Bill Spiers, L (1, 4) OBP: 0.299, SLG: 0.297 Pat Listach, S (6, 6) OBP: 0.275, SLG: 0.258	1-2 2B 1-2 SF8 1B		0-0 G1-3		2-2 1-2 HBP		1-1 G1-2-3			2 1 1 0 0 0 0 1 0 0 0 0 0 3		
B.J. Surhoff, L (1, 5) OBP: 0.299, SLG: 0.343	0-1 SF8 1-3 2-H 2B		0-0 G3-1		0-0 G4-3		0-0 L4			4 0 1 1 0 0 4		
Greg Vaughn, R (1, 7) OBP: 0.366, SLG: 0.521	0-0 SF8		0-3 K			0-3 K		2-3 K		3 0 0 1 0 3 0		
Dave Nilsson, L (1, 10) OBP: 0.298, SLG: 0.301	1-2 L1			4-2 CS BB		1-2 K		2-3 K		3 0 0 0 1 2 1		
Tom Brunansky, R (1, 9) OBP: 0.258, SLG: 0.313	0-2 G1-4-3			2-2 P5 1-2		0-0 G3		0-1 F9		4 0 0 0 0 0 2		
Tom Lampkin, L (1, 2) OBP: 0.299, SLG: 0.366 Kevin Seitzer, R (9, PH) OBP: 0.323, SLG: 0.355		0-0 G3		1-1 G4-3			1-0 1B 1B		0-2 F8	3 1 1 0 0 0 0 1 0 0 0 0 0 0	AB 33 R 4 H 10 RBI 4 BB 2 SO 5 LOB 12	
John Jaha, R (1, 3) OBP: 0.316, SLG: 0.341		0-0 G6-3			1-2 G6-3		1-2 1B 1B G1-2-3 1B		0-1 1B 2B	4 0 2 0 0 0 0		
Juan Bell, R (1, 6) OBP: 0.324, SLG: 0.352 (6, 4)		0-0 F8			1-2 G3-1		0-0 1-2 2-H 1B 1B		0-0 G6-4-3 1B	4 0 2 1 0 0 0		
Inning Stats	R: 2 H: 2 E: 0 LOB: 1 K: 0 BB: 1 S: 18 P: 24	R: 0 H: 0 E: 0 LOB: 0 K: 0 BB: 0 S: 3 P: 3	R: 1 H: 1 E: 0 LOB: 0 K: 1 BB: 1 S: 8 P: 9	R: 0 H: 0 E: 0 LOB: 0 K: 0 BB: 1 S: 9 P: 15	R: 0 H: 1 E: 0 LOB: 2 K: 0 BB: 0 S: 11 P: 16	R: 0 H: 0 E: 0 LOB: 0 K: 2 BB: 0 S: 7 P: 8	R: 1 H: 4 E: 0 LOB: 2 K: 0 BB: 0 S: 10 P: 13	R: 0 H: 0 E: 0 LOB: 0 K: 2 BB: 0 S: 8 P: 12	R: 0 H: 2 E: 0 LOB: 1 K: 0 BB: 0 S: 11 P: 13	1B: 7 SF: 1 2B: 2 SAC: 0 3B: 0 DP: 2 HR: 1 HBP: 1	WP: 0 PA: 37 PB: 0 SB: 0 CS: 1	
PITCHER Scott Kamieniecki, R (1, 1) ERA: 4.07 Steve Howe, L (7, 1) ERA: 5.79	IP WLS BF H R ER SO BB IBB HBP BLK WP HR S P ERA WHIP	6.2 W 29 8 4 4 3 2 0 1 0 0 1 65 87 5.40 1.500	2.1 S 8 2 0 0 2 0 0 0 0 0 0 0 20 26 0.00 0.857									

Milwaukee Brewers @ New York Yankees
 Yankee Stadium, Bronx, NY
 Fri Jul 30 1993, 7:05 PM EDT
 Att. 23,385 - Unknown - 82 F

livebaseballscorecards.com



Batter	1	2	3	4	5	6	7	8	9
Wade Boggs, L OBP: 0.377, SLG: 0.385 (1, 5)	4-1 G4-6-3 1B BB		2-1 1B	2-2 1-3 2-H 1B		2-1 F7		4-1 BB	
Dion James, L OBP: 0.380, SLG: 0.472 (1, 7) Randy Velarde, R OBP: 0.367, SLG: 0.419 (8, PH) (9, 7)	0-0 G4-6-3 1-2 1B		3-1 L9	0-0 L4		2-2 HR		0-0 G5-3	
Don Mattingly, L OBP: 0.373, SLG: 0.472 (1, 3)	1-0 G4-6-3 1-2f 2-3		0-3 K	1-2 SF8 3-H		1-1 F7			
Danny Tartabull, R OBP: 0.366, SLG: 0.543 (1, 10)	0-0 G5-3			HR			1-3 K		
Paul O'Neill, L OBP: 0.376, SLG: 0.537 (1, 9)		0-0 G3		2-2 PB HR 1B	0-1 1B G6-4-3 1B		0-1 G6-3		
Bernie Williams, S OBP: 0.332, SLG: 0.422 (1, 8)		4-0 G6-3 BB		4-2 1-2 HR BB	1-1 G6-4-3 1-3 1B		1-1 S 1B		
Mike Stanley, R OBP: 0.406, SLG: 0.581 (1, 2)		3-2 G6-3 1-2		3-1 1-H 2-H HR	1-0 1-2f 3-H G6-4-3		1-3 K		
Mike Gallego, R OBP: 0.372, SLG: 0.413 (1, 6)		2-2 G6-3		1-1 1B 1B	3-2 G6-3			1-0 L7	
Pat Kelly, R OBP: 0.318, SLG: 0.407 (1, 4)			0-1 B1-3	1-1 1B SF8 1B		2-1 G5-3		2-3 K	

Inning Stats	R: 0 E: 0 K: 0 S: 4	H: 1 LOB: 1 BB: 1 P: 9	R: 0 E: 0 K: 0 S: 7	H: 0 LOB: 1 BB: 1 P: 16	R: 0 E: 0 K: 1 S: 9	H: 1 LOB: 1 BB: 0 P: 14	R: 6 E: 0 K: 1 S: 24	H: 6 LOB: 1 BB: 1 P: 43	R: 1 E: 0 K: 0 S: 9	H: 2 LOB: 0 BB: 0 P: 14	R: 1 E: 0 K: 0 S: 9	H: 1 LOB: 0 BB: 0 P: 16	R: 0 E: 0 K: 2 S: 11	H: 1 LOB: 1 BB: 0 P: 14	R: 0 E: 0 K: 1 S: 6	H: 0 LOB: 1 BB: 1 P: 13
--------------	------------------------------	---------------------------------	------------------------------	----------------------------------	------------------------------	----------------------------------	-------------------------------	----------------------------------	------------------------------	----------------------------------	------------------------------	----------------------------------	-------------------------------	----------------------------------	------------------------------	----------------------------------

PITCHER	IP	WLS	BF	H	R	ER	SO	BB	IBB	HBP	BLK	WP	HR	S	P	ERA	WHIP
21 Cal Eldred, R ERA: 4.12 (1, 1)	4.0	L	22	8	6	6	2	3	0	0	0	0	2	44	82	13.50	2.750
Mike Fetters, R ERA: 4.1 (5, 1)	3.0		12	4	2	2	2	0	0	0	0	0	1	29	44	6.00	1.333
Jesse Orosco, L ERA: 4.45 (8, 1)	1.0		4	0	0	0	1	1	0	0	0	0	0	6	13	0.00	1.000


BOTTOM

AB	R	H	RBI	BB	SO	LOB
3	0	2	1	2	0	0
4	1	2	1	0	0	3
1	0	0	0	0	0	1
3	0	0	1	0	1	3
4	1	1	1	0	2	2
4	2	2	0	0	0	0
2	1	2	0	2	0	0
4	1	1	3	0	1	3
4	1	1	0	0	0	1
4	1	1	0	0	1	0

AB 33
R 8
H 12
RBI 7
BB 4
SO 5
LOB 13

WP: 0 **PA: 38**
PB: 1
SB: 1
CS: 0

Milwaukee Brewers @ New York Yankees
Yankee Stadium, Bronx, NY
 Fri Jul 30 1993, 7:05 PM EDT
 Att: 23,385 - Unknown - 82 F



livebaseballscorecards.com

Batter	1	2	3	4	5	6	7	8	9	AB R H RBI BB SO LOB	TOP																
Pat Listach, S OBP: 0.282, SLG: 0.259 (1, 6)	4-1 BB G6-4-3		1-1 CS 1B 1-2		1-0 G6-3			4-2 SH2-3 1B BB	1-0 G4-3	3 1 1 0 2 0 1																	
Robin Yount, R OBP: 0.337, SLG: 0.399 (1, 8)	1-2 G6-4-3 1-2f		1-0 1B 1-2 2-H		2-1 G4-3			0-0 SH2-3 1-2 2-3		3 0 1 1 0 0 1																	
B.J. Surhoff, L OBP: 0.301, SLG: 0.348 (1, 5)	0-1 G6-3		1-1 CS 2-3	2-2 FC5 2B		0-2 L9		1-2 F8 1B 2-H 3-H		4 0 2 2 0 0 0																	
Greg Vaughn, R OBP: 0.365, SLG: 0.518 (1, 7)		0-0 F7		0-0 P3		3-0 F8		0-0 1B 1-2		4 0 1 0 0 0 1																	
Tom Brunansky, R OBP: 0.254, SLG: 0.308 Darryl Hamilton, L OBP: 0.376, SLG: 0.401 (1, 9) (8, PH) (8, 9)		3-1 F7		1-3 K2-3		0-0 F9		1-2 F8 2-3		3 0 0 0 0 1 1 1 0 0 0 0 0 2																	
Dickie Thon, R OBP: 0.333, SLG: 0.363 (1, 10)		2-2 L4		4-0 BB			1-2 G6-3	0-0 G4-3		3 0 0 0 1 0 2																	
Dave Nilsson, L OBP: 0.297, SLG: 0.300 Tom Lampkin, L OBP: 0.299, SLG: 0.366 (1, 2) (9, PR) (9, 2)			1-3 K	2-2 FC5 2-3f		2-1 G4-3		1-2 G5-3 1B		4 0 1 0 0 1 2 0 0 0 0 0 0 0	AB 32 R 4 H 8 RBI 4 BB 4 SO 4 LOB 12																
John Jaha, R OBP: 0.313, SLG: 0.338 Kevin Seitzer, R OBP: 0.322, SLG: 0.354 (1, 3) (9, PH) (9, 3)			2-3 K		2-0 G6-3		3-2 G5-3	0-0 G5-3 1-2		3 0 0 0 0 1 0 1 0 0 0 0 0 1																	
Juan Bell, R OBP: 0.332, SLG: 0.373 (1, 4)			1-2 1B 1B		1-0 HR		4-2 SH2-3 1B BB	1-3 K		3 3 2 1 1 1 1																	
Inning Stats	R: 0 E: 0 K: 0 S: 6	H: 0 LOB: 0 BB: 1 P: 11	R: 0 E: 0 K: 0 S: 6	H: 0 LOB: 0 BB: 0 P: 11	R: 1 E: 0 K: 2 S: 13	H: 3 LOB: 1 BB: 0 P: 20	R: 0 E: 0 K: 1 S: 10	H: 1 LOB: 2 BB: 1 P: 19	R: 1 E: 0 K: 0 S: 5	H: 1 LOB: 0 BB: 0 P: 11	R: 0 E: 0 K: 0 S: 5	H: 0 LOB: 0 BB: 0 P: 8	R: 0 E: 0 K: 0 S: 9	H: 0 LOB: 0 BB: 0 P: 14	R: 2 E: 0 K: 0 S: 15	H: 2 LOB: 2 BB: 2 P: 25	R: 0 E: 0 K: 1 S: 8	H: 1 LOB: 1 BB: 0 P: 11	1B: 6 2B: 1 3B: 0 HR: 1	SF: 0 SAC: 1 DP: 1 HBP: 0	WP: 0 PB: 0 SB: 0 CS: 1	PA: 38					
PITCHER	IP	WLS	BF	H	R	ER	SO	BB	IBB	HBP	BLK	WP	HR	S	P	ERA	WHIP										
Jimmy Key, L ERA: 2.62 (1, 1)	7.0		26	5	2	2	3	2	0	0	0	0	1	54	94	2.57	1.000										
Bobby Munoz, R ERA: 4.67 (8, 1)	0.1		3	0	2	2	0	2	0	0	0	0	0	7	15	54.00	6.000										
Paul Assenmacher, L ERA: 3.49 (8, 1)	0.0		1	1	0	0	0	0	0	0	0	0	0	3	4	∞	∞										
Bob Wickman, R ERA: 4.58 (8, 1)	1.2	W	7	2	0	0	1	0	0	0	0	0	0	13	17	0.00	1.200										

Milwaukee Brewers @ New York Yankees
 Yankee Stadium, Bronx, NY
 Sat Jul 31 1993, 3:33 AM EDT
 Att. 30,140 - Cloudy - 87 F

livebaseballscorecards.com



Batter	1	2	3	4	5	6	7	8	9	AB R H RBI BB SO LOB
Mike Gallego, R OBP: 0.370, SLG: 0.410 (1, 5)	1-1 F9	2-1 L7		0-0 P2			1-1 SH3-4		2-1 1B	4 0 1 1 0 0 2
Jim Leyritz, R OBP: 0.425, SLG: 0.528 (1, 9)	1-1 G3 HR	2-3 K			1-1 G6-3		0-0 F8			3 1 1 0 0 1 1
Paul O'Neill, L OBP: 0.375, SLG: 0.535 (7, PH)							2-3			1 0 0 0 0 0 1
Don Mattingly, L OBP: 0.369, SLG: 0.466 (1, 3)	1-1 G3		1-0 G4-3		0-1 P7		3-2 G4-3			4 0 0 0 0 0 2
Danny Tartabull, R OBP: 0.368, SLG: 0.540 (1, 10)	4-0 HR		1-1 P4		2-0 G5-3			4-2 G6-4-3 BB		2 1 0 0 2 0 0
Mike Stanley, R OBP: 0.408, SLG: 0.589 (1, 2)	3-1 HR		2-2 FC6-4 HBP		2-0 G6-3		1-0 G6-4-3	1-2f		3 1 1 3 0 0 1
Bernie Williams, S OBP: 0.333, SLG: 0.419 (1, 8)	2-3 K		2-1 FC6-4		4-2 S BB		4-0 BB			2 0 0 0 2 1 1
Randy Velarde, R OBP: 0.372, SLG: 0.454 (1, 7)		0-1 HR		0-0 1B		2-1 L7	1-1 G1-3			4 1 2 1 0 0 2
Spike Owen, S OBP: 0.306, SLG: 0.317 (1, 6)		3-1 G5-3		2-1 F7		3-2 G6-3		2-1 1B		4 1 1 0 0 0 2
Pat Kelly, R OBP: 0.324, SLG: 0.408 (1, 4)		2-0 1B		1-1 F7			4-1 F8 SH3-4 BB	4-2 1B		2 0 1 0 2 0 1

Inning Stats	R: 3	H: 2	E: 0	K: 1	S: 11	LOB: 0	BB: 1	P: 23	R: 1	H: 2	E: 0	K: 1	S: 10	LOB: 1	BB: 0	P: 19	R: 0	H: 0	E: 0	K: 0	S: 8	LOB: 1	BB: 0	P: 14	R: 0	H: 1	E: 0	K: 0	S: 6	LOB: 1	BB: 0	P: 9	R: 0	H: 0	E: 0	K: 0	S: 5	LOB: 0	BB: 0	P: 8	R: 0	H: 0	E: 0	K: 0	S: 12	LOB: 1	BB: 1	P: 23	R: 0	H: 0	E: 0	K: 0	S: 7	LOB: 1	BB: 1	P: 15	R: 0	H: 0	E: 0	K: 0	S: 7	LOB: 1	BB: 2	P: 17	R: 1	H: 2	E: 0	K: 0	S: 7	LOB: 2	BB: 1	P: 15	1B: 3	SF: 0	2B: 1	SAC: 1	3B: 1	DP: 1	HR: 2	HBP: 1	WP: 0	PA: 37
--------------	------	------	------	------	-------	--------	-------	-------	------	------	------	------	-------	--------	-------	-------	------	------	------	------	------	--------	-------	-------	------	------	------	------	------	--------	-------	------	------	------	------	------	------	--------	-------	------	------	------	------	------	-------	--------	-------	-------	------	------	------	------	------	--------	-------	-------	------	------	------	------	------	--------	-------	-------	------	------	------	------	------	--------	-------	-------	-------	-------	-------	--------	-------	-------	-------	--------	-------	--------

PITCHER	IP	WLS	BF	H	R	ER	SO	BB	IBB	HBP	BLK	WP	HR	S	P	ERA	WHIP
Rafael Nova, L ERA: 3.77 (1, 1)	6.0		26	5	4	4	2	2	0	1	0	0	2	52	96	6.00	1.167
Matt Maysey, R ERA: 2.08 (7, 1)	0.1		2	0	0	0	0	1	0	0	0	0	3	8	0.00	3.000	
Graeme Lloyd, L ERA: 2.52 (7, 1)	1.2	L	7	1	1	1	0	2	0	0	0	0	13	28	5.40	1.800	
Doug Henry, R ERA: 4.7 (9, 1)	0.0		2	1	0	0	0	1	0	0	0	0	5	11	∞	∞	

Milwaukee Brewers @ New York Yankees
Yankee Stadium, Bronx, NY
 Sat Jul 31 1993, 3:33 AM EDT
 Att: 30,140 - Cloudy - 87 F

AB	29
R	5
H	7
RBI	5
BB	6
SO	2
LOB	13



Batter	1	2	3	4	5	6	7	8	9
Wade Boggs, L (1, 5) OBP: 0.374, SLG: 0.381 Randy Velarde, R (9, 5) OBP: 0.372, SLG: 0.454	3-2 G4-3		1-2 F7		0-2 G6-4-3		0-2 F7		
Dion James, L (1, 7) OBP: 0.387, SLG: 0.497	3-2 HR		1-1 1B			0-0 F8 1B 2B		0-2 G6-3	
Don Mattingly, L (1, 3) OBP: 0.366, SLG: 0.462 Jim Leyritz, R (8, 3) OBP: 0.427, SLG: 0.528	1-2 F9		0-0 F9			2-2 F8		4-2 1B BB	
Danny Tartabull, R (1, 10) OBP: 0.372, SLG: 0.541	1-3 K			4-0 G6-3 BB		0-0 1B 1B		0-0 1-2 1B	
Paul O'Neill, L (1, 9) OBP: 0.373, SLG: 0.532		0-0 G6-4-3 1B		0-0 F7		0-0 F7		0-2 F9	
Bernie Williams, S (1, 8) OBP: 0.335, SLG: 0.420		1-2 SAFE G6-4-3 1B		0-0 G6-3		2-0 1-2 1B		0-0 F8	
Mike Stanley, R (1, 2) OBP: 0.404, SLG: 0.583 Matt Nokes, L (8, 2) OBP: 0.298, SLG: 0.465		3-1 G6-4-3			1-0 L6	1-1 G5-3			0-2 P7
Mike Gallego, R (1, 6) OBP: 0.368, SLG: 0.411		0-1 P3			0-1 2B		0-2 G4-3		2-3 K
Pat Kelly, R (1, 4) OBP: 0.323, SLG: 0.403			1-0 G6-3		1-2 G6-4-3 HBP		2-3 K		3-2 L7

AB R H RBI BB SO LOB

4	0	0	0	0	0	2
0	0	0	0	0	0	0
4	2	3	1	0	0	0
3	0	0	0	0	0	2
0	0	0	0	1	0	0
3	0	2	1	1	1	0
4	0	1	0	0	0	4
4	0	2	0	0	0	3
3	0	0	0	0	0	4
1	0	0	0	0	0	0
4	0	1	0	0	1	1
3	0	0	0	0	1	0

BOTTOM

Milwaukee Brewers @ New York Yankees
Yankee Stadium, Bronx, NY
Sun Aug 01 1993, 3:33 AM EDT
Att. 35,938 - Sunny - 82 F

livebaseballscorecards.com

AB	33
R	2
H	9
RBI	2
BB	2
SO	3
LOB	16



Inning Stats	R: 1	H: 1	E: 0	K: 1	S: 14	R: 0	H: 2	E: 0	K: 0	S: 9	R: 0	H: 1	E: 0	K: 0	S: 7	R: 0	H: 0	E: 0	K: 0	S: 2	R: 0	H: 1	E: 0	K: 0	S: 8	R: 1	H: 3	E: 0	K: 1	S: 9	R: 0	H: 0	E: 0	K: 1	S: 9	R: 0	H: 1	E: 0	K: 0	S: 10	R: 0	H: 0	E: 0	K: 1	S: 10	R: 0	H: 0	E: 0	K: 1	S: 10	1B: 6	SF: 0	2B: 2	SAC: 0	3B: 0	DP: 3	HR: 1	HBP: 1	WP: 0	PA: 36
--------------	------	------	------	------	-------	------	------	------	------	------	------	------	------	------	------	------	------	------	------	------	------	------	------	------	------	------	------	------	------	------	------	------	------	------	------	------	------	------	------	-------	------	------	------	------	-------	------	------	------	------	-------	-------	-------	-------	--------	-------	-------	-------	--------	-------	--------

PITCHER	IP	WLS	BF	H	R	ER	SO	BB	IBB	HBP	BLK	WP	HR	S	P	ERA	WHIP
Jaime Navarro, R (1, 1) ERA: 4.98	9.0	W	36	9	2	2	3	2	0	1	0	0	1	78	116	2.00	1.222

Batter	1	2	3	4	5	6	7	8	9	AB R H RBI BB SO LOB	TOP
Devon White, S (1, 8) OBP: 0.336, SLG: 0.449	0-0 F8 S 1B		2-2 G6-3			0-0 HR		2-1 F9		4 1 2 2 0 0 0	
Roberto Alomar, S (1, 4) OBP: 0.386, SLG: 0.464 Alfredo Griffin, S (1, 4) OBP: 0.260, SLG: 0.282	1 SAFE 1 SAFE 1 SAFE 1 SAFE 1 SAFE	1-3 K		0-0 G5-3		2-3 K		0-0 SH5-3 HR		1 0 0 0 0 1 1 3 1 0 0 0 1 0	
Paul Molitor, R (1, 10) OBP: 0.406, SLG: 0.484	2-1 F8 1-3		2-2 G4-3		0-0 G5-3			0-0 SH5-3 1-2		3 0 0 0 0 0 1	
Joe Carter, R (1, 9) OBP: 0.313, SLG: 0.497	1-3 K		2-2 F7			0-0 F8		3-2 HR 2-H		4 1 1 2 0 1 1	
John Olerud, L (1, 3) OBP: 0.500, SLG: 0.685		2-1 L7		2-0 G1-6-3 1B		1-0 L8		1-3 K		4 0 1 0 0 1 0	
Tony Fernandez, S (1, 6) OBP: 0.340, SLG: 0.372		2-1 G1-3		0-0 G1-6-3 1-2f		0-1 2B		3-1 G6-3		4 0 1 0 0 0 1	
Ed Sprague, R (1, 5) OBP: 0.299, SLG: 0.393		1-3 K		1-2 F7		0-0 G6-3				3 0 0 0 0 1 1	
Pat Borders, R (1, 2) OBP: 0.266, SLG: 0.360			0-1 P2		0-0 SH3-4 HR 1B		1-0 SH3-4	1-0 CS 1B		3 1 2 0 0 0 0	
Willie Canate, R (1, 7) OBP: 0.258, SLG: 0.310			1-3 K		1-0 SH3-4		2-3 K2-3			2 0 0 0 0 2 1	
Inning Stats	R: 0 H: 1 E: 0 LOB: 1 K: 2 BB: 0 S: 11 P: 15	R: 0 H: 0 E: 0 LOB: 0 K: 1 BB: 0 S: 7 P: 12	R: 0 H: 0 E: 0 LOB: 0 K: 1 BB: 0 S: 11 P: 14	R: 0 H: 0 E: 0 LOB: 0 K: 0 BB: 0 S: 7 P: 11	R: 0 H: 1 E: 0 LOB: 0 K: 0 BB: 0 S: 5 P: 8	R: 2 H: 2 E: 0 LOB: 0 K: 1 BB: 0 S: 8 P: 11	R: 0 H: 1 E: 0 LOB: 1 K: 0 BB: 0 S: 5 P: 6	R: 0 H: 1 E: 0 LOB: 0 K: 1 BB: 0 S: 6 P: 11	R: 2 H: 1 E: 1 LOB: 0 K: 1 BB: 0 S: 11 P: 18	1B: 4 SF: 0 2B: 1 SAC: 2 3B: 0 DP: 1 HR: 2 HBP: 0	WP: 0 PA: 33 PB: 0 SB: 1 CS: 1
PITCHER	IP WLS BF H R ER SO BB IBB HBP BLK WP HR S P ERA WHIP										
Jim Abbott, L (1, 1) ERA: 4.01	8.1 L 31 7 4 3 6 0 0 0 0 0 2 65 96 3.24 0.840										
Paul Assenmacher, L (9, 1) ERA: 3.43	0.2 2 0 0 0 1 0 0 0 0 0 0 6 10 0.00 0.000										

Toronto Blue Jays @ New York Yankees
 Yankee Stadium, Bronx, NY
 Mon Aug 02 1993, 7:05 PM EDT
 Att. 43,304 - Unknown - 84 F

livebaseballscorecards.com

AB	31
R	4
H	7
RBI	4
BB	0
SO	7
LOB	6



Batter	1	2	3	4	5	6	7	8	9	AB	R	H	RBI	BB	SO	LOB	TOP								
Rickey Henderson, R OBP: 0.470, SLG: 0.550 (1, 7)	4-0 BB G6-4-3		0-2 G6-3	2-2 G6-3		4-2 1B 1B BB		2-1 1B 1B	3-1 F7	4	2	1	0	2	0	3									
Devon White, S OBP: 0.339, SLG: 0.450 (1, 8)	2-1 G6-4-3 1-2f		2-2 G6-3		0-0 BB 1B	1-1 1B 1B		1-0 BB 1B	0-3 K	6	1	3	1	0	1	1									
Roberto Alomar, S OBP: 0.390, SLG: 0.467 (1, 4)	0-1 HBP 1B			0-1 F9 SF9 1B	1 SAFE 1 SAFE 1 SAFE 1B	2-1 BB 1B		0-0 S 1B	0-2 G4-3	6	1	4	2	0	1	3									
Joe Carter, R OBP: 0.314, SLG: 0.494 (1, 9)	1 SAFE H 1-0 1-2 HBP			4-0 1B 1B BB	0-3 K	1 SAFE K		0-2 F8		3	1	0	0	1	2	7									
John Olerud, L OBP: 0.499, SLG: 0.679 (1, 3)	1-3 K			3-2 F9 2-3	4-0 BB BB	1-1 G6-3 BB		4-1 1B 2B BB		3	1	0	0	2	1	4									
Paul Molitor, R OBP: 0.406, SLG: 0.483 (1, 10)		4-1 BB G4-6-3		0-1 SF9	0-0 G4-3		0-0 G6-3	2-1 2B 1B		3	0	1	3	1	0	3									
Tony Fernandez, S OBP: 0.344, SLG: 0.382 (1, 6)		1-0 L8		1 SAFE 0-0 BB 1B		2-1 G4-3	0-0 2B	0-0 2B		5	0	3	1	0	0	1									
Ed Sprague, R OBP: 0.303, SLG: 0.392 (1, 5)		0-1 G4-6-3 1-2f		2-1 BB 1B		4-2 1B 1B BB	2-1 G6-3	4-2 BB		3	1	1	1	2	0	2									
Pat Borders, R OBP: 0.269, SLG: 0.363 Willie Canate, R OBP: 0.258, SLG: 0.310 Randy Knorr, R OBP: 0.224, SLG: 0.329 (1, 2) (8, PR) (8, PH) (8, 2)			1-1 F8	4-1 BB BB		0-0 F8		0-0 K		3	0	1	0	1	0	1									
				1-2 2-3 BB						0	1	0	0	0	0	0									
										1	0	0	0	0	1	3									
Inning Stats	R: 0 E: 0 K: 1 S: 7	H: 1 LOB: 2 BB: 1 P: 15	R: 0 E: 0 K: 0 S: 4	H: 0 LOB: 0 BB: 1 P: 9	R: 0 E: 0 K: 0 S: 8	H: 0 LOB: 0 BB: 0 P: 11	R: 2 E: 0 K: 0 S: 14	H: 3 LOB: 3 BB: 2 P: 29	R: 0 E: 0 K: 1 S: 7	H: 2 LOB: 2 BB: 1 P: 13	R: 2 E: 0 K: 1 S: 14	H: 2 LOB: 2 BB: 2 P: 27	R: 0 E: 0 K: 0 S: 6	H: 1 LOB: 1 BB: 0 P: 9	R: 4 E: 0 K: 2 S: 20	H: 5 LOB: 3 BB: 2 P: 36	R: 0 E: 0 K: 1 S: 8	H: 0 LOB: 0 BB: 0 P: 11	1B: 11 2B: 3 3B: 0 HR: 0	SF: 1 SAC: 0 DP: 3 HBP: 1	WP: 0 PB: 0 SB: 1 CS: 0	PA: 48			
PITCHER	IP	WLS	BF	H	R	ER	SO	BB	IBB	HBP	BLK	WP	HR	S	P	ERA	WHIP								
Mark Hutton, R ERA: 4.6 Bob Wickman, R ERA: 4.68 Steve Howe, L ERA: 5.79 Bobby Munoz, R ERA: 5.28 Paul Assenmacher, L ERA: 3.66	(1, 1)	4.0	20	5	2	2	1	4	0	1	0	0	0	34	65	4.50	2.250								
	(5, 1)	1.2	8	1	2	2	1	3	0	0	0	0	0	13	29	10.80	2.400								
	(6, 1)	0.0	2	2	0	0	0	0	0	0	0	0	0	3	4	∞	∞								
	(6, 1)	2.0	L	10	4	4	2	0	0	0	0	0	0	21	31	18.00	2.000								
	(8, 1)	0.0	1	0	0	0	0	1	0	0	0	0	0	1	5	∞	∞								
	(8, 1)	0.1		4	2	0	1	1	0	0	0	0	0	8	15	0.00	9.000								
	(9, 1)	1.0		3	0	0	1	0	0	0	0	0	0	8	11	0.00	0.000								

Toronto Blue Jays @ New York Yankees
Yankee Stadium, Bronx, NY
Tue Aug 03 1993, 7:05 PM EDT
Att. 48,031 - Unknown - 90 F

AB	37
R	8
H	14
RBI	8
BB	9
SO	6
LOB	28



Batter	1	2	3	4	5	6	7	8	9	AB R H RBI BB SO LOB	TOP		
Rickey Henderson, R OBP: 0.472, SLG: 0.551 (1, 7) X	0-0 FC4-6 1B		0-0 F8			0-0 CS 1B		4-0 BB 1B BB		3 1 2 0 1 0 1			
Devon White, S OBP: 0.338, SLG: 0.447 (1, 8) X	0-0 FC4-6 1-2f		0-3 K			0-0 G5-3 1-2		4-0 F8 1B BB		3 0 0 0 1 1 3			
Roberto Alomar, S OBP: 0.391, SLG: 0.467 (1, 4) X	0-0 F7		0-0 G3			0-0 1B		0-0 F8 1B		4 0 2 2 0 0 2			
Joe Carter, R OBP: 0.311, SLG: 0.489 (1, 9) X	0-0 F8				0-0 P3	0-0 P5		0-0 F8 1-2 2-3		4 0 0 0 0 0 4			
John Olerud, L OBP: 0.497, SLG: 0.675 (1, 3) X		0-0 FC3-6 1B			0-0 G3-1			0-0 F7 G6-3		4 0 1 0 0 0 2			
Paul Molitor, R OBP: 0.405, SLG: 0.481 (1, 10) X		0-3 K			0-0 F9			0-0 F8		4 0 1 0 0 1 1			
Tony Fernandez, S OBP: 0.340, SLG: 0.377 (1, 6) X		0-0 FC3-6 1-2f			0-0 G4-3			0-0 G4-6-3 1B		4 0 0 0 0 0 2			
Ed Sprague, R OBP: 0.300, SLG: 0.388 (1, 5) X		0-0 F7			0-0 F9			0-0 P4 F9		4 0 0 0 0 0 1			
Pat Borders, R OBP: 0.272, SLG: 0.366 (1, 2) X			0-0 1B		0-0 G6-3			0-0 BB 1B BB		3 1 2 0 0 0 0			
Inning Stats	R: 0 H: 1 E: 0 LOB: 1 K: 0 BB: 0 S: 4 P: 4	R: 0 H: 1 E: 0 LOB: 1 K: 1 BB: 0 S: 6 P: 6	R: 0 H: 1 E: 0 LOB: 1 K: 1 BB: 0 S: 6 P: 6	R: 0 H: 0 E: 0 LOB: 0 K: 0 BB: 0 S: 3 P: 3	R: 0 H: 0 E: 0 LOB: 0 K: 0 BB: 0 S: 3 P: 3	R: 0 H: 2 E: 0 LOB: 1 K: 0 BB: 0 S: 4 P: 4	R: 0 H: 1 E: 0 LOB: 0 K: 0 BB: 0 S: 3 P: 3	R: 2 H: 2 E: 0 LOB: 2 K: 0 BB: 2 S: 5 P: 13	R: 0 H: 0 E: 0 LOB: 0 K: 0 BB: 0 S: 3 P: 3	1B: 8 SF: 0 2B: 0 SAC: 0 3B: 0 DP: 1 HR: 0 HBP: 0	WP: 0 PA: 35 PB: 0 SB: 0 CS: 1		
PITCHER	IP WLS BF H R ER SO BB IBB HBP BLK WP HR S P ERA WHIP											PITCHER	IP WLS BF H R ER SO BB IBB HBP BLK WP HR S P ERA WHIP
Scott Kamieniecki, R ERA: 3.96 (1, 1)	7.1 W 28 7 2 2 2 1 0 0 0 0 0 0 31 35 2.46 1.091												
Rich Monteleone, R ERA: 4.6 (8, 1)	0.1 3 1 0 0 0 1 0 0 0 0 0 0 2 6 0.00 6.000												
Paul Assenmacher, L ERA: 3.63 (8, 1)	0.1 1 0 0 0 0 0 0 0 0 0 0 0 1 1 0.00 0.000												
Steve Farr, R ERA: 3.65 (9, 1)	1.0 3 0 0 0 0 0 0 0 0 0 0 0 0 3 3 0.00 0.000												

Toronto Blue Jays @ New York Yankees
 Yankee Stadium, Bronx, NY
 Wed Aug 04 1993, 7:05 PM EDT
 Att. 48,250 - Unknown - 85 F

livebaseballscorecards.com

AB	33
R	2
H	8
RBI	2
BB	2
SO	2
LOB	16



Batter	1	2	3	4	5	6	7	8	9
Wade Boggs, L (1, 5) OBP: 0.380, SLG: 0.386	0-0 G4-3		0-0 F7			4-0 G3-1 1B BB	0-0 SF8 1B BB	0-0 G3-1	
Dion James, L (1, 7) Randy Velarde, R (7, PR) OBP: 0.368, SLG: 0.449	0-0 G3		0-3 K			0-0 G3-1	4-0 SF8 1B BB	0-3 K	
Don Mattingly, L (1, 3) OBP: 0.372, SLG: 0.467	4-0 BB				0-0 P6	0-0 F7	0-0 SF8		
Danny Tartabull, R (1, 10) OBP: 0.372, SLG: 0.537	0-3 K				0-0 G5-3	4-0 1B BB	4-0 1B IBB		
Paul O'Neill, L (1, 9) OBP: 0.374, SLG: 0.525		0-3 K			0-0 G3-1	0-0 1B BB	0-0 FC6-4 1B		
Bernie Williams, S (1, 8) OBP: 0.335, SLG: 0.417		0-3 K			0-0 G3	0-0 1B	0-0 FC6-4		
Mike Stanley, R (1, 2) OBP: 0.398, SLG: 0.569		0-0 G5-3			0-0 F9	0-0 F8		0-0 G3-1 1B	
Mike Gallego, R (1, 6) OBP: 0.366, SLG: 0.420			0-0 FC5-4 1B		0-0 HR		0-0 F7	0-0 G3-1 1B	
Pat Kelly, R (1, 4) OBP: 0.318, SLG: 0.395			0-0 FC5-4		0-0 F8		0-0 BB SF8 1B	0-0 F3	

AB	R	H	RBI	BB	SO	LOB
4	2	1	0	1	0	3
3	0	0	0	1	1	2
1	1	0	0	0	1	2
2	0	0	1	1	0	1
2	1	0	0	2	1	1
4	0	2	3	0	1	0
4	0	1	1	0	1	2
4	0	1	0	0	0	2
4	1	3	1	0	0	0
4	1	1	0	0	0	3

BOTTOM

Toronto Blue Jays @ New York Yankees
 Yankee Stadium, Bronx, NY
 Wed Aug 04 1993, 7:05 PM EDT
 Att: 48,250 - Unknown - 85 F

livebaseballscores.com

AB	32
R	6
H	9
RBI	6
BB	5
SO	5
LOB	16



1B: 8	SF: 1
2B: 0	SAC: 0
3B: 0	DP: 0
HR: 1	HBP: 0

WP: 0	PA: 38
PB: 0	
SB: 1	
CS: 0	

Inning Stats	R: 0	H: 0	E: 0	K: 1	S: 5	R: 0	H: 0	E: 0	K: 2	S: 7	R: 0	H: 1	E: 0	K: 1	S: 6	R: 0	H: 0	E: 0	K: 0	S: 3	R: 1	H: 1	E: 0	K: 0	S: 4	R: 2	H: 2	E: 0	K: 0	S: 5	R: 3	H: 3	E: 0	K: 0	S: 6	R: 0	H: 2	E: 0	K: 1	S: 7
	LOB: 1	BB: 1		LOB: 0	BB: 0	LOB: 0	BB: 0	LOB: 0	BB: 0	LOB: 0	LOB: 0	BB: 0	LOB: 0	BB: 0	LOB: 0	LOB: 2	BB: 2	LOB: 2	BB: 2	LOB: 2	BB: 2	LOB: 2	BB: 0	LOB: 2	BB: 0	LOB: 2	BB: 2	LOB: 2	BB: 2	LOB: 2	BB: 2	LOB: 2	BB: 2	LOB: 2	BB: 2	LOB: 2	BB: 0	LOB: 2	BB: 0	LOB: 2
PITCHER	IP	WLS	BF	H	R	ER	SO	BB	IBB	HBP	BLK	WP	HR	S	P	ERA	WHIP																							
Dave Stewart, R (1, 1) ERA: 5.29	6.1	L	29	6	6	6	4	4	0	0	0	0	1	33	49	8.53	1.579																							
Tony Castillo, L (7, 1) ERA: 2.36	0.2		4	1	0	0	0	0	1	0	0	0	0	3	7	0.00	1.500																							
Mike Timlin, R (8, 1) ERA: 5.27	1.0		5	2	0	0	1	0	0	0	0	0	0	7	7	0.00	2.000																							

Batter	1	2	3	4	5	6	7	8	9	AB R H RBI BB SO LOB	TOP
Rickey Henderson, R OBP: 0.473, SLG: 0.550 (1, 7) B S B X	2-1 1B		3-2 1B		3-1 G6-3		3-2 F8			4 0 2 0 0 0 0	
Devon White, S OBP: 0.337, SLG: 0.443 (1, 8) C F 1 SAFE F 1 SAFE B S	1-3 K		0-1 F9			1-1 1B S 3B HBP	0-1 G6-3			3 1 0 0 0 1 2	
Paul Molitor, R OBP: 0.403, SLG: 0.479 (1, 10) B L B F S	2-3 K		1-1 F8			1-3 3B 1B	0-0 F7			4 1 1 0 0 1 2	
Joe Carter, R OBP: 0.308, SLG: 0.484 (1, 9) B B S C F 1 SAFE F X	3-2 L9		0-0 P2			0-0 P6	0-0 P3			4 0 0 0 0 0 4	
John Olerud, L OBP: 0.495, SLG: 0.670 (1, 3) B C B X		2-1 SH5-3 1B G6-3 1B		1-3 K		3-3 K	3-3 K			4 1 1 0 0 3 2	
Roberto Alomar, S OBP: 0.392, SLG: 0.466 (1, 4) S X		0-1 S SH5-3 1-2 1B		1-3 K		4-0 3B BB	2-0 G3			3 1 1 0 1 1 0	
Tony Fernandez, S OBP: 0.340, SLG: 0.382 (1, 6) X		0-0 SH5-3 1-2 2-3		1-2 F8		1-1 3B	0-0 G4-3			3 0 1 3 0 0 0	
Ed Sprague, R OBP: 0.297, SLG: 0.384 (1, 5) C B B X		2-1 G6-3 3-H		1-0 G3		1-1 G5-3	1-0 G6-3			4 0 0 1 0 0 2	
Pat Borders, R OBP: 0.270, SLG: 0.362 (1, 2) B C X		1-1 G4-3 2-3		2-2 P6		1-3 K				3 0 0 0 0 1 1	
Inning Stats	R: 0 H: 1 E: 0 LOB: 1 K: 2 BB: 0 S: 14 P: 22	R: 1 H: 2 E: 0 LOB: 1 K: 0 BB: 0 S: 9 P: 14	R: 0 H: 1 E: 0 LOB: 1 K: 0 BB: 0 S: 8 P: 12	R: 0 H: 0 E: 0 LOB: 0 K: 2 BB: 0 S: 11 P: 14	R: 0 H: 0 E: 0 LOB: 0 K: 0 BB: 0 S: 6 P: 12	R: 3 H: 2 E: 0 LOB: 1 K: 1 BB: 1 S: 11 P: 24	R: 0 H: 0 E: 0 LOB: 0 K: 1 BB: 0 S: 9 P: 13	R: 0 H: 0 E: 0 LOB: 0 K: 1 BB: 0 S: 5 P: 8	R: 0 H: 0 E: 0 LOB: 0 K: 0 BB: 0 S: 3 P: 6	1B: 5 SF: 0 2B: 0 SAC: 1 3B: 1 DP: 0 HR: 0 HBP: 1	WP: 0 PA: 35 PB: 0 SB: 2 CS: 0
PITCHER Jimmy Key, L ERA: 2.69 (1, 1)	IP WLS BF H R ER SO BB IBB HBP BLK WP HR S P ERA WHIP										
	9.0 W 35 6 4 4 7 1 0 1 0 0 0 76 125 4.00 0.778										

Toronto Blue Jays @ New York Yankees
 Yankee Stadium, Bronx, NY
 Thu Aug 05 1993, 3:33 AM EDT
 Att. 52,493 - Sunny - 83 F

livebaseballscorecards.com

AB	32
R	4
H	6
RBI	4
BB	1
SO	7
LOB	13



Batter	1	2	3	4	5	6	7	8	9	AB R H RBI BB SO LOB	TOP	
Wade Boggs, L (1, 5) OBP: 0.375, SLG: 0.378	2-3 K		3-2 F8		1-0 L8			1-0 G6-3		4 0 0 0 0 1 1		
Dion James, L (1, 7) OBP: 0.392, SLG: 0.509 Gerald Williams, R (9, 7) OBP: 0.234, SLG: 0.378	0-2 G1-3			2-0 HR		3-1 L7		2-2 G4-3		4 1 1 1 0 0 1 0 0 0 0 0 0 0		
Don Mattingly, L (1, 3) OBP: 0.369, SLG: 0.474	2-2 P5			0-1 G1-3		2-0 F9			2-2 F9	4 0 0 0 0 0 0		
Danny Tartabull, R (1, 10) OBP: 0.372, SLG: 0.530		2-3 K		0-0 HR		2-2 G6-3			4-2 BB	3 1 1 0 1 1 0		
Paul O'Neill, L (1, 9) OBP: 0.371, SLG: 0.536		1-3 K		2-0 HR			2-2 G1-3		0-1 L8	4 1 1 2 0 1 1		
Bernie Williams, S (1, 8) OBP: 0.333, SLG: 0.416		0-0 2B		0-0 L4			0-1 P6		1-1 G3	4 0 1 0 0 0 1		
Matt Nokes, L (1, 2) OBP: 0.293, SLG: 0.451		2-0 P6		0-0 P6			1-1 P4			3 0 0 0 0 0 1		
Randy Velarde, R (1, 6) OBP: 0.359, SLG: 0.436			1-3 K		2-3 K			2-3 K		3 0 0 0 0 3 0		
Pat Kelly, R (1, 4) OBP: 0.321, SLG: 0.390			2-1 P3		0-1 G1-3			4-1 G6-3 BB		2 0 0 0 1 0 0		
Inning Stats	R: 0 H: 0 E: 0 LOB: 0 K: 1 BB: 0 S: 9 P: 13	R: 0 H: 1 E: 0 LOB: 1 K: 2 BB: 0 S: 9 P: 14	R: 0 H: 0 E: 0 LOB: 0 K: 1 BB: 0 S: 9 P: 15	R: 3 H: 3 E: 0 LOB: 0 K: 0 BB: 0 S: 7 P: 11	R: 0 H: 0 E: 0 LOB: 0 K: 1 BB: 0 S: 6 P: 9	R: 0 H: 0 E: 0 LOB: 0 K: 0 BB: 0 S: 6 P: 13	R: 0 H: 0 E: 0 LOB: 0 K: 0 BB: 0 S: 8 P: 11	R: 0 H: 0 E: 0 LOB: 1 K: 1 BB: 1 S: 10 P: 19	R: 0 H: 0 E: 0 LOB: 1 K: 0 BB: 1 S: 11 P: 18	1B: 1 SF: 0 2B: 1 SAC: 0 3B: 0 DP: 0 HR: 2 HBP: 0	WP: 0 PA: 33 PB: 0 SB: 0 CS: 0	
PITCHER Kevin Tapani, R (1, 1) ERA: 5.46	IP WLS BF H R ER SO BB IBB HBP BLK WP HR S P ERA WHIP	9.0 W 33 4 3 3 6 2 0 0 0 0 0 2 75 123 3.00 0.667										

New York Yankees @ Minnesota Twins
 Hubert H. Humphrey Metrodome, Minneapolis, MN
 Fri Aug 06 1993, 8:05 PM EDT
 Att. 33,867 - Dome

AB	31
R	3
H	4
RBI	3
BB	2
SO	6
LOB	5



Batter	1	2	3	4	5	6	7	8	9	AB	R	H	RBI	BB	SO	LOB
Shane Mack, R OBP: 0.354, SLG: 0.439 (1, 8)	0-0 G6-3		0-1 FC6-4 1B	3-1 G5-3			2-2 G6-3			4	0	0	0	0	0	2
Chuck Knoblauch, R OBP: 0.359, SLG: 0.346 (1, 4)	2-1 S BB 1B		1-0 P4		0-0 G6-3			0-2 1B FC4-6 1B		4	1	2	0	0	0	1
Kirby Puckett, R OBP: 0.351, SLG: 0.459 (1, 9)	4-0 1B S 1-2 BB		0-0 1-3 1B		1-0 CS 1B			1-0 FC4-6 1B		3	0	3	0	1	0	0
Kent Hrbek, L OBP: 0.340, SLG: 0.433 (1, 3)	3-3 K 1-2 2-3		1-1 G4-3		2-3 K 1-2			1-0 FC4-6 CS		4	0	0	1	0	2	6
Dave Winfield, R OBP: 0.334, SLG: 0.489 (1, 10)	1-1 1B 2-3			1-1 G1-3		0-0 L9		1-3 K		4	0	1	0	0	1	1
Brian Harper, R OBP: 0.360, SLG: 0.453 (1, 2)		1-2 G6-3		2-1 2B 1B		2-0 G5-3		1-1 CS	2-1 G3 SH5-4 1B	4	1	2	0	0	0	0
Jeff Reboulet, R OBP: 0.299, SLG: 0.238 (9, PR)										0	1	0	0	0	0	0
Mike Pagliarulo, L OBP: 0.347, SLG: 0.432 (1, 5)		0-1 G4-3		1-2 1B 2B		0-2 G3			0-0 SH5-4	3	1	1	0	0	0	0
Pedro Munoz, R OBP: 0.292, SLG: 0.401 (1, 7)									0-1 G3	3	0	0	0	0	1	2
Chip Hale, L OBP: 0.365, SLG: 0.373 (9, PH)		3-2 G5-3		1-3 K					2-3 G3	1	0	0	0	0	0	2
Pat Meares, R OBP: 0.308, SLG: 0.367 (1, 6)									1-0 G3	3	0	2	2	0	0	0
Gene Larkin, S OBP: 0.364, SLG: 0.326 (9, PH)									1-0 G6-3	1	0	1	1	0	0	0

BOTTOM

New York Yankees @ Minnesota Twins
 Hubert H. Humphrey Metrodome, Minneapolis, MN
 Fri Aug 06 1993, 8:05 PM EDT
 Att. 33,867 - Dome

livebaseballscores.com

AB	34
R	4
H	12
RBI	4
BB	1
SO	4
LOB	14



Inning	1	2	3	4	5	6	7	8	9	1B	SF	2B	SAC	3B	DP	HR	HBP
R: 0	H: 2	R: 0	H: 0	R: 0	H: 2	R: 0	H: 1	R: 0	H: 0	R: 1	H: 2	R: 1	H: 2	R: 0	H: 0	R: 0	H: 0
E: 0	LOB: 3	E: 0	LOB: 0	E: 0	LOB: 2	E: 0	LOB: 0	E: 0	LOB: 0	E: 0	LOB: 0	E: 0	LOB: 1	E: 0	LOB: 0	E: 0	LOB: 0
K: 1	BB: 1	K: 0	BB: 0	K: 0	BB: 0	K: 1	BB: 0	K: 0	BB: 0	K: 1	BB: 0	K: 0	BB: 0	K: 0	BB: 0	K: 0	BB: 0
S: 8	P: 18	S: 10	P: 14	S: 7	P: 9	S: 8	P: 11	S: 5	P: 7	S: 9	P: 13	S: 6	P: 9	S: 5	P: 9	S: 5	P: 11

PITCHER	IP	WLS	BF	H	R	ER	SO	BB	IBB	HBP	BLK	WP	HR	S	P	ERA	WHIP
Bob Wickman, R ERA: 4.67 (1, 1)	8.0	L	33	11	4	4	4	1	0	0	0	0	0	67	107	4.50	1.500
Steve Howe, L ERA: 5.73 (9, 1)	0.1		1	0	0	0	0	0	0	0	0	0	0	1	1	0.00	0.000
Rich Monteleone, R ERA: 4.57 (9, 1)	0.1		2	1	0	0	0	0	0	0	0	0	0	3	4	0.00	3.000

WP	PA	ERA	WHIP
0	37		
0			
3			
2			

Batter	1	2	3	4	5	6	7	8	9	AB R H RBI BB SO LOB	TOP
Mike Gallego, R (1, 5) OBP: 0.361, SLG: 0.423 (9, 6)	3-2 			0-1 		2-0 	0-1 		0-1 	5 1 1 1 0 0 2	
Randy Velarde, R (1, 7) OBP: 0.367, SLG: 0.452 Dion James, L (8, PH) OBP: 0.395, SLG: 0.511 (8, 7)	1-1 			2-1 		0-2 		3-2 		3 0 2 0 0 0 0 1 1 1 0 0 0 0	
Jim Leyritz, R (1, 3) OBP: 0.419, SLG: 0.516 Don Mattingly, L (8, PH) OBP: 0.366, SLG: 0.472 (8, 3)	2-3 			2-0 		1-2 		2-1 		3 0 0 0 0 1 2 1 0 0 0 0 0 1	
Danny Tartabull, R (1, 10) OBP: 0.374, SLG: 0.532		0-0 			3-1 	2-0 		2-2 		4 1 2 1 0 0 1	
Mike Stanley, R (1, 2) OBP: 0.395, SLG: 0.563		3-2 			2-0 	3-3 		1-3 		4 1 1 0 0 2 2	
Bernie Williams, S (1, 8) OBP: 0.335, SLG: 0.420		3-3 			0-0 		0-0 	2-3 		4 1 2 1 0 2 1	
Gerald Williams, R (1, 9) OBP: 0.224, SLG: 0.370 Paul O'Neill, L (7, PH) OBP: 0.369, SLG: 0.533 (7, 9)			1-1 		1-0 		1-0 		0-0 	1 0 0 1 0 0 0 2 0 0 0 0 0 1	
Spike Owen, S (1, 6) OBP: 0.303, SLG: 0.314 Wade Boggs, L (9, PH) OBP: 0.374, SLG: 0.377 (9, 5)			1-2 		3-3 		0-1 		1-2 	3 0 0 0 0 1 2 1 0 0 0 0 0 0	
Pat Kelly, R (1, 4) OBP: 0.323, SLG: 0.398			1-2 		3-1 		0-0 	0-1 		4 0 2 1 0 0 1	
Inning Stats	R: 0 H: 0 E: 0 LOB: 0 K: 1 BB: 0 S: 10 P: 16	R: 0 H: 0 E: 0 LOB: 0 K: 1 BB: 0 S: 7 P: 13	R: 0 H: 0 E: 0 LOB: 0 K: 0 BB: 0 S: 10 P: 13	R: 0 H: 1 E: 0 LOB: 0 K: 0 BB: 0 S: 5 P: 9	R: 2 H: 3 E: 0 LOB: 1 K: 1 BB: 0 S: 10 P: 22	R: 1 H: 2 E: 0 LOB: 1 K: 1 BB: 0 S: 11 P: 19	R: 1 H: 2 E: 0 LOB: 1 K: 0 BB: 0 S: 7 P: 8	R: 1 H: 2 E: 0 LOB: 1 K: 2 BB: 0 S: 15 P: 25	R: 0 H: 1 E: 0 LOB: 1 K: 0 BB: 0 S: 8 P: 9	1B: 5 SF: 1 2B: 6 SAC: 0 3B: 0 DP: 1 HR: 1 HBP: 0	WP: 1 PA: 37 PB: 0 SB: 1 CS: 0
PITCHER Eddie Guardado, L (1, 1) ERA: 5.96 Mike Trombley, R (6, 1) ERA: 4.83 Larry Casian, L (7, 1) ERA: 0.93 Carl Willis, R (8, 1) ERA: 5.06	IP WLS BF H R ER SO BB IBB HBP BLK WP HR S P ERA WHIP 5.1 0 21 6 3 3 3 0 0 0 0 0 1 49 83 5.06 1.125 0.2 0 3 1 1 1 1 0 0 0 0 1 0 5 10 13.50 1.500 1.0 0 4 1 0 0 0 0 0 0 0 0 0 6 7 0.00 1.000 2.0 W 9 3 1 1 2 0 0 0 0 0 0 0 23 34 4.50 1.500	PITCHER IP WLS BF H R ER SO BB IBB HBP BLK WP HR S P ERA WHIP									

New York Yankees @ Minnesota Twins
 Hubert H. Humphrey Metrodome, Minneapolis, MN
 Sat Aug 07 1993, 8:05 PM EDT
 Att. 31,689 - Dome

livebaseballscorecards.com



Batter	1	2	3	4	5	6	7	8	9	AB	R	H	RBI	BB	SO	LOB
Chuck Knoblauch, R OBP: 0.360, SLG: 0.345 (1, 4)	0-1 P3		1-2 G4-6-3 1B		0-1 L7		2-1 F8		4-1 1B G1-3 BB	4	0	1	0	1	0	1
Jeff Reboulet, R OBP: 0.300, SLG: 0.240 Mike Pagliarulo, L OBP: 0.345, SLG: 0.430 (7, PH) (8, 5) Lenny Webster, R OBP: 0.205, SLG: 0.230 (9, PH)	2-3 K		2-2 G4-6-3 1-2f		1-2 1B 1B		1-3 K		2-0 G1-3 1-2 2-3	3	1	1	0	0	1	1
Kirby Puckett, R OBP: 0.352, SLG: 0.458 (1, 9) (9, 8)	1-0 F9		0-1 G5-3		1-0 1B 1B		1-0 G6-3		1-2 1B 2-3 3-H	5	1	2	2	0	0	0
Dave Winfield, R OBP: 0.338, SLG: 0.492 (1, 3) (9, 9)		1-1 2B 1B		1-2 G4-6-3 1B	1-1 1B 1B		1-0 G5-3			4	1	3	1	0	0	0
Brian Harper, R OBP: 0.364, SLG: 0.459 (1, 2)		0-1 G1-3 2B 1-H		2-2 G4-6-3 1-2f	2-2 1B 1-2 2-H		1-0 FC4-6 1B			4	1	3	2	0	0	1
Shane Mack, R OBP: 0.353, SLG: 0.436 (1, 8) (9, 7)		1-0 G1-3 2-3		0-0 S 1B	0-0 F7		3-1 F7			4	0	1	0	0	0	4
Pedro Munoz, R OBP: 0.288, SLG: 0.395 Gene Larkin, S OBP: 0.362, SLG: 0.324 (8, PH) (9, 3)		3-2 G5-3		2-2 G4-3 1-2		2-3 K		2-1 FC4-6 1-2f		3	0	0	0	0	1	2
Bernardo Brito, R OBP: 0.250, SLG: 0.500 Kent Hrbek, L OBP: 0.339, SLG: 0.431 (1, 10) (9, PH)		1-1 2B 3-H		1-2 F7	2-3 K		0-2 G5-3			3	0	1	1	0	1	0
Pat Meares, R OBP: 0.311, SLG: 0.371 (1, 6)		1-1 L3		4-2 1B 1B BB	0-0 F8		1-0 G1-3 1B 2B			3	2	1	0	1	0	1

Inning Stats	R: 0	H: 0	E: 0	K: 1	S: 7	H: 0	LOB: 0	BB: 0	P: 10	R: 2	H: 3	E: 0	K: 0	S: 13	H: 1	LOB: 0	BB: 0	P: 20	R: 0	H: 1	E: 0	K: 0	S: 8	R: 0	H: 2	E: 0	K: 0	S: 13	R: 3	H: 4	E: 0	K: 0	S: 19	R: 0	H: 0	E: 0	K: 2	S: 8	R: 0	H: 0	E: 0	K: 1	S: 6	R: 0	H: 1	E: 0	K: 0	S: 6	R: 1	H: 2	E: 0	K: 0	S: 11	R: 0	H: 0	E: 0	K: 0	S: 11	1B: 10	2B: 3	3B: 0	HR: 0	SF: 0	SAC: 0	DP: 2	HBP: 0	WP: 0	PB: 0	SB: 1	CS: 0	PA: 39
--------------	------	------	------	------	------	------	--------	-------	-------	------	------	------	------	-------	------	--------	-------	-------	------	------	------	------	------	------	------	------	------	-------	------	------	------	------	-------	------	------	------	------	------	------	------	------	------	------	------	------	------	------	------	------	------	------	------	-------	------	------	------	------	-------	--------	-------	-------	-------	-------	--------	-------	--------	-------	-------	-------	-------	--------

PITCHER	IP	WLS	BF	H	R	ER	SO	BB	IBB	HBP	BLK	WP	HR	S	P	ERA	WHIP
Jim Abbott, L ERA: 4.19	(1, 1)	4.2	23	10	5	5	1	1	0	0	0	0	0	59	87	9.64	2.357
Rich Monteleone, R ERA: 4.45	(5, 1)	1.2	5	0	0	0	2	0	0	0	0	0	0	11	17	0.00	0.000
Paul Assenmacher, L ERA: 3.6	(7, 1)	0.1	1	0	0	0	1	0	0	0	0	0	0	3	4	0.00	0.000
Bobby Munoz, R ERA: 5.28	(7, 1)	1.2	L 8	2	1	1	0	1	0	0	0	0	0	12	25	5.40	1.800
Steve Howe, L ERA: 5.67	(9, 1)	0.1	1	0	0	0	0	0	0	0	0	0	0	1	3	0.00	0.000


BOTTOM

New York Yankees @ Minnesota Twins
 Hubert H. Humphrey Metrodome, Minneapolis, MN

Sat Aug 07 1993, 8:05 PM EDT
 Att. 31,689 - Dome

livebaseballscorecards.com

AB	37
R	6
H	13
RBI	6
BB	2
SO	4
LOB	13



Batter	1	2	3	4	5	6	7	8	9	AB R H RBI BB SO LOB	TOP
Wade Boggs, L (1, 5) OBP: 0.375, SLG: 0.375	1-1 L8		2-1 1B		4-2 BB		1-2 G5-3			3 0 1 0 1 0 1	
Jim Leyritz, R (1, 7) OBP: 0.414, SLG: 0.505	2-2 L9		3-3 K		2-2 G4-3			1-1 G3		4 0 0 0 0 1 4	
Don Mattingly, L (1, 3) OBP: 0.370, SLG: 0.482	2-1 G3-1			2-2 K		1-2 F7		2-1 G6-3		4 0 0 0 0 1 0	
Danny Tartabull, R (1, 10) OBP: 0.370, SLG: 0.532		1-0 G6-3		2-1 F9		1-1 F9		1-1 G3		4 0 0 0 0 0 0	
Mike Stanley, R (1, 2) OBP: 0.395, SLG: 0.555		1-2 1B		3-2 F9		4-0 FC5-4 BB			1-2 K	3 0 1 0 1 1 0	
Bernie Williams, S (1, 8) OBP: 0.333, SLG: 0.416		2-3 K		2-1 P4 BB 1B		1 SAFE 0-0 FC5-4			1-2 E6	4 0 1 0 0 1 2	
Paul O'Neill, L (1, 9) OBP: 0.364, SLG: 0.523		3-2 G4-3		4-1 BB BB			1-1 G4-3		3-3 K	3 0 0 0 1 1 2	
Mike Gallego, R (1, 6) OBP: 0.354, SLG: 0.417			1-1 F9		2-2 L8		2-1 2B		3-2 G5-3	4 0 1 0 0 0 3	
Pat Kelly, R (1, 4) OBP: 0.320, SLG: 0.394			0-1 G6-3		2-1 P4		0-0 G1-3			3 0 0 0 0 0 3	
Inning Stats	R: 0 E: 0 K: 0 S: 7 H: 0 LOB: 0 BB: 0 P: 12	R: 0 E: 0 K: 1 S: 12 H: 1 LOB: 1 BB: 0 P: 19	R: 0 E: 0 K: 1 S: 9 H: 1 LOB: 1 BB: 0 P: 15	R: 0 E: 0 K: 1 S: 12 H: 0 LOB: 0 BB: 0 P: 19	R: 0 E: 0 K: 0 S: 14 H: 1 LOB: 3 BB: 2 P: 30	R: 0 E: 0 K: 0 S: 6 H: 0 LOB: 1 BB: 1 P: 12	R: 0 E: 0 K: 0 S: 8 H: 1 LOB: 1 BB: 0 P: 12	R: 0 E: 0 K: 0 S: 6 H: 0 LOB: 0 BB: 0 P: 10	R: 0 E: 1 K: 2 S: 12 H: 0 LOB: 1 BB: 0 P: 20	1B: 3 2B: 1 3B: 0 HR: 0 SF: 0 SAC: 0 DP: 0 HBP: 0	WP: 0 PB: 0 SB: 0 CS: 0 PA: 35
PITCHER	IP WLS BF H R ER SO BB IBB HBP BLK WP HR S P ERA WHIP										
Frank Viola, L (1, 1) ERA: 3.41	6.0 W 24 3 0 0 3 3 0 0 0 0 0 0 60 107 0.00 1.000										
Joe Hesketh, L (7, 1) ERA: 5.19	3.0 S 11 1 0 0 2 0 0 0 0 0 0 0 26 42 0.00 0.333										

New York Yankees @ Boston Red Sox
Fenway Park, Boston, MA
 Tue Aug 10 1993, 7:05 PM EDT
 Att. 34,413 - Unknown - 74 F

livebaseballscorecards.com

AB	32
R	0
H	4
RBI	0
BB	3
SO	5
LOB	15



Batter	1	2	3	4	5	6	7	8	9	AB	R	H	RBI	BB	SO	LOB
Scott Fletcher, R OBP: 0.348, SLG: 0.410 (1, 4)	1-1 G5-3		0-1 L8		2-1 G5-3		1-1 1B		0-0 DI 1B	5	1	2	1	0	0	2
Billy Hatcher, R OBP: 0.355, SLG: 0.426 (1, 8)	3-1 G5-3		0-0 L9		1-2 F9		0-1 FC5 1B 2-H		0-1 L9 1-2	5	0	1	1	0	0	3
Mike Greenwell, L OBP: 0.377, SLG: 0.475 (1, 7)	0-0 2B		1-1 L7				1-1 L9 1-2 1B			4	0	2	0	0	0	2
Andre Dawson, R OBP: 0.302, SLG: 0.409 (1, 10)	3-1 G6-3			2-1 HR		0-2 FC5-4 1B 2-3f	1-2 FC5 2-3f			4	1	2	1	0	0	3
Mo Vaughn, L OBP: 0.404, SLG: 0.545 (1, 3)		1-2 G4-3		3-2 F8		0-1 L8		0-2 K		4	0	0	0	0	1	1
Bob Zupcic, R OBP: 0.338, SLG: 0.398 (1, 9)		2-2 P3		1-3 K		0-1 FC5-4 1-2f		3-3 K		4	0	0	0	0	2	1
Tim Lincecum, R OBP: 0.250, SLG: 0.250 (1, 5)		0-1 F8		2-1 1B			0-3 K	1-0 G5-3		4	0	1	0	0	1	0
John Valentin, R OBP: 0.314, SLG: 0.394 (1, 6)			4-2 1B BB	2-1 L3			1-1 G4-3 1B		0-0 G6-3	3	1	1	0	1	0	1
Tony Peña, R OBP: 0.235, SLG: 0.235 (1, 2)			2-1 1B		0-1 L9		0-2 G4-3		2-3 K	3	0	1	0	0	0	1
Scott Cooper, L OBP: 0.361, SLG: 0.405 (9, PH)										1	0	0	0	0	1	0

Inning Stats	R: 0	H: 1	E: 0	LOB: 1	K: 0	S: 7	R: 0	H: 0	E: 0	LOB: 0	K: 0	S: 8	R: 0	H: 1	E: 0	LOB: 2	K: 0	S: 10	R: 1	H: 2	E: 0	LOB: 1	K: 1	S: 12	R: 0	H: 0	E: 0	LOB: 0	K: 0	S: 7	R: 0	H: 1	E: 0	LOB: 1	K: 0	S: 10	R: 2	H: 4	E: 0	LOB: 2	K: 1	S: 17	R: 0	H: 0	E: 0	LOB: 0	K: 2	S: 7	R: 0	H: 1	E: 0	LOB: 1	K: 1	S: 8	1B: 8	SF: 0	2B: 1	SAC: 0	3B: 0	DP: 0	HR: 1	HBP: 0	WP: 0	PA: 38
--------------	------	------	------	--------	------	------	------	------	------	--------	------	------	------	------	------	--------	------	-------	------	------	------	--------	------	-------	------	------	------	--------	------	------	------	------	------	--------	------	-------	------	------	------	--------	------	-------	------	------	------	--------	------	------	------	------	------	--------	------	------	-------	-------	-------	--------	-------	-------	-------	--------	-------	--------

PITCHER	IP	WLS	BF	H	R	ER	SO	BB	IBB	HBP	BLK	WP	HR	S	P	ERA	WHIP
Jimmy Key, L ERA: 2.74 (1, 1)	6.2	W	30	9	3	3	2	1	0	0	0	0	1	67	100	4.05	1.500
Bob Wickman, R ERA: 4.58 (7, 1)	2.1	S	8	1	0	0	3	0	0	0	0	0	0	19	26	0.00	0.429

BOTTOM

New York Yankees @ Boston Red Sox
Fenway Park, Boston, MA
 Wed Aug 11 1993, 7:05 PM EDT
 Att: 34,470 - Unknown - 67 F

livebaseballscorecards.com

AB	37
R	3
H	10
RBI	3
BB	1
SO	5
LOB	14



Batter	1	2	3	4	5	6	7	8	9	AB R H RBI BB SO LOB	TOP											
Wade Boggs, L (1, 5) OBP: 0.385, SLG: 0.381	1-1 BB 1B		4-2 1B BB		4-1 BB		4-2 1B BB		4-2 F8 SH3-4 1B BB	1 2 1 0 4 0 0												
Dion James, L (1, 7) OBP: 0.408, SLG: 0.513 Randy Velarde, R (9, PH) OBP: 0.368, SLG: 0.450	2-0 L6		0-0 BB 1B		0-0 G1-6-3		2-1 1B FC5-2 1B		1-1 SH3-4	4 0 2 1 0 0 2 0 0 0 0 0 0 0												
Don Mattingly, L (1, 3) OBP: 0.373, SLG: 0.478	1-3 K		3-2 L6		1-2 L4		0-0 F8 FC5-2 1B		4-0 1B IBB	4 0 1 1 1 1 3												
Danny Tartabull, R (1, 10) OBP: 0.369, SLG: 0.523	4-0 BB		2-3 K		0-1 F9		0-0 FC5-2		3-1 F8	4 0 0 0 1 1 6												
Paul O'Neill, L (1, 9) OBP: 0.367, SLG: 0.517	0-0 F8		4-2 BB		3-3 K		1-2 F8		0-0 1B	4 0 1 1 1 1 4												
Bernie Williams, S (1, 8)		3-2 G4-3	1-3 K		2-1 1B 1B		0-1 G4-3		3-1 G4-3	5 1 1 0 0 1 7												
Mike Stanley, R (1, 2) OBP: 0.391, SLG: 0.547		2-1 F7		2-2 P3		0-1 1B 1B		3-1 P5		4 0 1 0 0 0 0												
Mike Gallego, R (1, 6) OBP: 0.351, SLG: 0.412		2-3 K		1-1 G6-3		0-2 1B		0-1 G5-3		4 0 1 1 0 1 0												
Pat Kelly, R (1, 4) OBP: 0.319, SLG: 0.393			2-1 BB 1B		2-3 K2-3		0-0 F9		2-2 L6	4 1 1 0 0 1 2												
Inning Stats	R: 0 E: 0 K: 1 S: 9	H: 1 LOB: 2 BB: 1 P: 17	R: 0 E: 0 K: 1 S: 9	H: 0 LOB: 0 BB: 0 P: 16	R: 1 E: 0 K: 2 S: 21	H: 2 LOB: 3 BB: 2 P: 37	R: 0 E: 0 K: 1 S: 9	H: 0 LOB: 0 BB: 0 P: 14	R: 0 E: 0 K: 0 S: 6	H: 0 LOB: 0 BB: 1 P: 11	R: 1 E: 0 K: 1 S: 15	H: 3 LOB: 2 BB: 0 P: 20	R: 1 E: 0 K: 0 S: 11	H: 2 LOB: 2 BB: 1 P: 18	R: 0 E: 0 K: 0 S: 9	H: 0 LOB: 0 BB: 0 P: 14	R: 1 E: 0 K: 0 S: 11	H: 1 LOB: 2 BB: 2 P: 26	1B: 9 2B: 0 3B: 0 HR: 0	SF: 0 SAC: 1 DP: 1 HBP: 0	WP: 0 PB: 0 SB: 0 CS: 0	PA: 42
PITCHER	IP WLS BF H R ER SO BB IBB HBP BLK WP HR S P ERA WHIP																					
Aaron Sele, R (1, 1) ERA: 2.91	6.0 L 29 7 3 3 6 5 0 0 0 0 0 0 73 125 4.50 2.000																					
Joe Hesketh, L (7, 1) ERA: 5.13	0.2 3 1 0 0 0 0 0 0 0 0 0 0 5 6 0.00 1.500																					
Scott Bankhead, R (7, 1) ERA: 3.74	1.1 4 0 0 0 0 0 0 0 0 0 0 0 11 16 0.00 0.000																					
Tony Fossas, L (9, 1) ERA: 5.06	0.0 1 0 1 1 0 1 0 0 0 0 0 0 4 8 ∞ ∞																					
Greg Harris, R (9, 1) ERA: 2.54	1.0 5 1 0 0 0 0 0 1 0 0 0 0 7 18 0.00 1.000																					

New York Yankees @ Boston Red Sox
 Fenway Park, Boston, MA
 Thu Aug 12 1993, 7:05 PM EDT
 Att. 34,403 - Unknown - 67 F

AB	34
R	4
H	9
RBI	4
BB	7
SO	6
LOB	24



WP: 0	PA: 42
-------	--------

ERA	WHIP
-----	------


livebaseballscorecards.com

Batter	1	2	3	4	5	6	7	8	9	AB	R	H	RBI	BB	SO	LOB
Scott Fletcher, R (1, 4) OBP: 0.344, SLG: 0.405	1-2 G3		1 SAFE 2-1 F9			3-3 K		1-3 K		4	0	0	0	0	2	2
Billy Hatcher, R (1, 8) OBP: 0.354, SLG: 0.426	3-2 F8			0-2 G3		0-0 2B		2-2 E4		4	0	1	0	0	0	0
Mike Greenwell, L (1, 7) Tony Peña, R (9, 2) OBP: 0.373, SLG: 0.470 OBP: 0.235, SLG: 0.235	1-3 K			0-0 F8		0-0 G6-3		1-1 F8		4	0	0	0	0	1	2
Andre Dawson, R (1, 10) Luis Rivera, R (9, PR) OBP: 0.304, SLG: 0.407 OBP: 0.287, SLG: 0.333		3-2 G1-3		4-2 BB		2-1 G6-3			4-0 G4-6-3 BB	2	0	0	0	2	0	0
Mo Vaughn, L (1, 3) OBP: 0.400, SLG: 0.539		1-3 K		1-1 G3		0-2 G4-3			0-0 F8	4	0	0	0	0	1	2
Ivan Calderon, R (1, 9) OBP: 0.292, SLG: 0.292		1-0 G6-3			3-3 K		4-2 BB		2-2 G4-6-3 1-2f	3	0	0	0	1	1	1
Scott Cooper, L (1, 5) OBP: 0.359, SLG: 0.402			0-0 G4-3		2-0 G6-3		3-2 G4-3			3	0	0	0	0	0	1
John Valentin, R (1, 6) OBP: 0.317, SLG: 0.398			4-2 BB		0-3 K			1-1 E 2B		2	1	1	0	1	1	0
Bob Melvin, R (1, 2) Bob Zuppic, R (8, PH) OBP: 0.262, SLG: 0.288 OBP: 0.336, SLG: 0.396			0-3 K		1-0 F8			1-2 G5-3		2	0	0	0	0	1	1
										1	0	0	0	0	0	1

Inning Stats		R: 0	H: 0	R: 0	H: 0	R: 0	H: 0	R: 0	H: 0	R: 0	H: 1	R: 0	H: 0	R: 1	H: 1	R: 0	H: 0	1B: 0	SF: 0	WP: 0	PA: 33	
		E: 0	LOB: 0	E: 0	LOB: 0	E: 0	LOB: 1	E: 0	LOB: 0	E: 0	LOB: 1	E: 0	LOB: 1	E: 1	LOB: 1	E: 0	LOB: 1	2B: 2	SAC: 0	PB: 0		
		K: 1	BB: 0	K: 1	BB: 0	K: 0	BB: 1	K: 2	BB: 0	K: 1	BB: 0	K: 0	BB: 1	K: 1	BB: 0	K: 0	BB: 1	3B: 0	DP: 1	SB: 0		
		S: 10	P: 15	S: 9	P: 14	S: 8	P: 13	S: 8	P: 13	S: 6	P: 10	S: 10	P: 19	S: 14	P: 20	S: 4	P: 10	HR: 0	HBP: 0	CS: 0		
PITCHER	IP	WLS	BF	H	R	ER	SO	BB	IBB	HBP	BLK	WP	HR	S	P	ERA	WHIP					
Melido Perez, R (1, 1) ERA: 4.81	7.2	W	29	2	1	0	7	3	0	0	0	0	0	71	115	0.00	0.652					
Paul Assenmacher, L (8, 1) ERA: 3.54	0.1		1	0	0	0	0	0	0	0	0	0	0	2	3	0.00	0.000					
Steve Farr, R (9, 1) ERA: 3.38	1.0	S	3	0	0	0	0	1	0	0	0	0	0	4	10	0.00	1.000					

NEW YORK YANKEES @ BOSTON RED SOX
 Fenway Park, Boston, MA
 Thu Aug 12 1993, 7:05 PM EDT
 Att: 34,403 - Unknown - 67 F

AB	29
R	1
H	2
RBI	0
BB	4
SO	7
LOB	10



Batter	1	2	3	4	5	6	7	8	9	AB	R	H	RBI	BB	SO	LOB
Mike Gallego, R OBP: 0.350, SLG: 0.406 (1, 5)	3-1 L9	1-1 P6				4-1 SH2-4 1B				3	1	1	1	1	0	3
Randy Velarde, R OBP: 0.366, SLG: 0.443 (1, 7)	1-2 FC6-4 1B		0-1 G4-3			1-0 SH2-4 1B				3	0	1	0	0	0	1
Don Mattingly, L OBP: 0.376, SLG: 0.475 (1, 3)	1-1 P6		2-0 L9			0-0 2-H 3-H 1B			2-2 G3	4	0	1	2	0	0	1
Danny Tartabull, R OBP: 0.364, SLG: 0.517 (1, 10)	1-0 FC6-4 1-2f		0-0 F8			0-2 L9			1-3 K	4	0	0	0	0	1	2
Mike Stanley, R OBP: 0.390, SLG: 0.545 (1, 2)		4-1 BB 1B BB			2-0 L8	0-2 F8			0-2 L7	3	0	0	0	1	0	1
Bernie Williams, S OBP: 0.336, SLG: 0.416 (1, 8)		2-0 F9			2-1 L8				1-0 F8 2B	4	0	1	0	0	0	1
Jim Leyritz, R OBP: 0.420, SLG: 0.511 (1, 9)		3-2 BB 1B			2-1 L8				1-0 F8	2	0	2	0	0	0	0
Paul O'Neill, L OBP: 0.364, SLG: 0.510 (6, PH) (7, 9)		1-2 BB 1B			L9				F8	2	0	0	0	0	0	1
Spike Owen, S OBP: 0.302, SLG: 0.318 (1, 6)		2-1 F9			1-2 F9				2-2 G3	4	1	1	0	0	0	4
Pat Kelly, R OBP: 0.321, SLG: 0.390 (1, 4)		4-2 BB			4-2 SH2-4 1B BB	1-0 WP 1B			3-3 K	2	2	1	1	2	1	1

Inning Stats	R: 0	H: 1	E: 0	LOB: 1	K: 0	BB: 0	S: 8	P: 14	R: 0	H: 1	E: 0	LOB: 3	K: 0	BB: 2	S: 13	P: 29	R: 0	H: 0	E: 0	LOB: 0	K: 0	BB: 0	S: 4	P: 6	R: 0	H: 1	E: 0	LOB: 1	K: 0	BB: 0	S: 8	P: 15	R: 2	H: 1	E: 0	LOB: 1	K: 0	BB: 2	S: 13	P: 22	R: 2	H: 3	E: 0	LOB: 1	K: 0	BB: 0	S: 7	P: 10	R: 0	H: 0	E: 0	LOB: 0	K: 1	BB: 0	S: 12	P: 15	R: 0	H: 1	E: 0	LOB: 1	K: 1	BB: 0	S: 8	P: 15
--------------	------	------	------	--------	------	-------	------	-------	------	------	------	--------	------	-------	-------	-------	------	------	------	--------	------	-------	------	------	------	------	------	--------	------	-------	------	-------	------	------	------	--------	------	-------	-------	-------	------	------	------	--------	------	-------	------	-------	------	------	------	--------	------	-------	-------	-------	------	------	------	--------	------	-------	------	-------

PITCHER	IP	WLS	BF	H	R	ER	SO	BB	IBB	HBP	BLK	WP	HR	S	P	ERA	WHIP
Arthur Rhodes, L ERA: 6.38 (1, 1)	4.1		21	4	2	2	0	4	0	0	0	0	0	40	80	4.15	1.846
Mark Williamson, R ERA: 4.67 (5, 1)	1.2	L	8	3	2	2	0	0	0	0	0	1	0	13	16	10.80	1.800
John O'Donoghue, L ERA: 6.48 (7, 1)	1.1		5	1	0	0	1	0	0	0	0	0	0	14	19	0.00	0.750
Mike Oquist, R ERA: (8, 1)	0.2		2	0	0	0	1	0	0	0	0	0	0	6	11	0.00	0.000


BOTTOM

Baltimore Orioles @ New York Yankees
 Yankee Stadium, Bronx, NY

Sat Aug 14 1993, 3:33 AM EDT
 Att: 52,598 - Sunny - 84 F

livebaseballscorecards.com

AB	31
R	4
H	8
RBI	4
BB	4
SO	2
LOB	15



WP: 1	PA: 36
PB: 0	
SB: 0	
CS: 0	

Batter	1	2	3	4	5	6	7	8	9	AB	R	H	RBI	BB	SO	LOB
Wade Boggs, L OBP: 0.384, SLG: 0.381 (1, 5)	3-1 G5-4-3 1B	3-2 G4-3			2-2 G4-3		1-2 1B			4	0	2	0	0	0	3
Dion James, L OBP: 0.406, SLG: 0.509 Randy Velarde, R OBP: 0.366, SLG: 0.443 (1, 7) (9, 7)	2-2 G5-4-3 1-2f		2-2 1B 1B		2-1 G4-3		0-0 F8			4	0	1	0	0	0	2
Don Mattingly, L OBP: 0.380, SLG: 0.485 (1, 3)	4-0 FC6-4 BB		1-2 1B		2-1 F8			0-2 HR		3	1	2	1	1	0	0
Danny Tartabull, R OBP: 0.360, SLG: 0.511 (1, 10)	1-1 FC6-4 1-2f		2-3 K		1-1 G4-3			3-2 G1-3		4	0	0	0	0	1	3
Paul O'Neill, L OBP: 0.366, SLG: 0.513 (1, 9)		4-1 BB 1B BB	2-0 F8		0-0 2B			4-2 CS BB		2	0	1	0	2	0	2
Bernie Williams, S OBP: 0.335, SLG: 0.414 (1, 8)	1 SAFE 1-0 BB 1-2 1B		1-0 F8		3-3 K			1-3 K 1-2		4	0	1	0	0	2	4
Matt Nokes, L OBP: 0.283, SLG: 0.437 (1, 2)		2-3 K			0-0 G4-3			1-1 G4-3		3	0	0	0	0	1	3
Mike Gallego, R OBP: 0.349, SLG: 0.403 (1, 6)		4-2 BB 1-2 2-3			0-1 F8			1-3 K		2	0	0	0	1	1	0
Pat Kelly, R OBP: 0.319, SLG: 0.386 (1, 4)		0-0 P3			1-0 G5-3			2-0 G6-3		3	0	0	0	0	0	3


Inning Stats	R: 0	H: 1	E: 0	LOB: 1	K: 0	BB: 1	S: 8	P: 18	R: 0	H: 1	E: 0	LOB: 3	K: 1	BB: 2	S: 11	P: 25	R: 0	H: 2	E: 0	LOB: 2	K: 1	BB: 0	S: 14	P: 22	R: 0	H: 0	E: 0	LOB: 0	K: 0	BB: 0	S: 4	P: 5	R: 0	H: 1	E: 0	LOB: 1	K: 1	BB: 0	S: 8	P: 13	R: 0	H: 1	E: 0	LOB: 1	K: 1	BB: 0	S: 7	P: 13	R: 1	H: 1	E: 0	LOB: 0	K: 1	BB: 1	S: 11	P: 19
PITCHER Ben McDonald, R ERA: 3.38 (1, 1)	IP	WLS	BF	H	R	ER	SO	BB	IBB	HBP	BLK	WP	HR	S	P	ERA	WHIP	IP	WLS	BF	H	R	ER	SO	BB	IBB	HBP	BLK	WP	HR	S	P	ERA	WHIP	IP	WLS	BF	H	R	ER	SO	BB	IBB	HBP	BLK	WP	HR	S	P	ERA	WHIP					
	8.0	L	33	7	1	1	5	4	0	0	0	0	1	71	127	1.12	1.375																																							

BOTTOM

Baltimore Orioles @ New York Yankees
 Yankee Stadium, Bronx, NY
 Sun Aug 15 1993, 3:33 AM EDT
 Att. 47,428 - Sunny - 89 F

livebaseballscorecards.com

AB	29
R	1
H	7
RBI	1
BB	4
SO	5
LOB	20



WP: 0	PA: 33
PB: 0	
SB: 0	
CS: 1	

Batter	1	2	3	4	5	6	7	8	9	AB R H RBI BB SO LOB	TOP												
Gary Redus, R (1, 9) OBP: 0.323, SLG: 0.436	1-0 F8		2-1 G4-3 1-3 2B		2-1 SAFE G4-3 1-3 2B		1-1 K 2B		1-3 K	5 0 3 0 0 1 2	Texas Rangers @ New York Yankees Yankee Stadium, Bronx, NY Tue Aug 17 1993, 3:33 AM EDT Cloudy - 73 F												
Doug Strange, S (1, 4) OBP: 0.313, SLG: 0.350	0-3 K		0-0 G4-3 2-3 3-H		1-1 P3		0-3 K	0-0 G4-6-3 1-2f	5 0 0 1 0 2 6														
Rafael Palmeiro, L (1, 3) OBP: 0.367, SLG: 0.580	0-0 F8		1-3 K		3-3 K		0-0 L7		4 0 0 0 0 2 4														
Juan Gonzalez, R (1, 7) OBP: 0.383, SLG: 0.648		3-2 F9		0-0 F9	1-1 F8		2-2 G6-3		4 0 0 0 0 0 3														
Julio Franco, R (1, 10) OBP: 0.356, SLG: 0.432		2-2 F8		2-0 HR 1B		3-2 G5-3		1-0 F8	4 1 1 0 0 0 0														
Ivan Rodriguez, R (1, 2) OBP: 0.325, SLG: 0.423		2-2 1B		0-0 1-H HR		0-2 G4-3		0-0 G4-3	4 1 2 2 0 0 0														
Dean Palmer, R (1, 5) OBP: 0.313, SLG: 0.469		1-3 K		0-0 F7		0-1 1B 2B		1-1 G6-3	4 1 1 0 0 1 1														
Mario Diaz, R (1, 6) OBP: 0.278, SLG: 0.340			3-2 F8	0-2 G5-3		1-0 FC4 1B		1-1 E1 WP	4 0 1 1 0 0 0														
Donald Harris, R (1, 8) OBP: 0.304, SLG: 0.366			0-2 2B G4-3 1B		0-0 2B 1B	2-1 FC4 1-2f		4-2 G4-6-3 2-3 BB	3 1 2 0 0 0 1 0 0 0 0 1 0 0														
Dan Peltier, L (9, PH) OBP: 0.370, SLG: 0.370																							
Inning Stats	R: 0 E: 0 K: 1 S: 5	H: 0 LOB: 0 BB: 0 P: 6	R: 0 E: 0 K: 1 S: 13	H: 1 LOB: 1 BB: 0 P: 21	R: 1 E: 0 K: 1 S: 13	H: 2 LOB: 1 BB: 0 P: 19	R: 2 E: 0 K: 0 S: 7	H: 2 LOB: 0 BB: 0 P: 9	R: 0 E: 0 K: 1 S: 11	H: 2 LOB: 2 BB: 0 P: 18	R: 1 E: 0 K: 0 S: 11	H: 2 LOB: 1 BB: 0 P: 17	R: 0 E: 0 K: 1 S: 9	H: 1 LOB: 1 BB: 0 P: 12	R: 0 E: 0 K: 0 S: 4	H: 0 LOB: 0 BB: 0 P: 6	R: 0 E: 1 K: 1 S: 9	H: 0 LOB: 1 BB: 1 P: 15	1B: 5 2B: 4 3B: 0 HR: 1	SF: 0 SAC: 0 DP: 1 HBP: 0	WP: 1 PB: 0 SB: 0 CS: 0	PA: 38	
PITCHER	IP WLS BF H R ER SO BB IBB HBP BLK WP HR S P ERA WHIP												IP WLS BF H R ER SO BB IBB HBP BLK WP HR S P ERA WHIP										
Jimmy Key, L (1, 1) ERA: 2.83	7.0 W 31 10 4 4 5 0 0 0 0 0 1 69 102 5.14 1.429																						
Bob Wickman, R (8, 1) ERA: 4.45	2.0 7 0 0 0 1 1 0 0 0 0 1 0 13 21 0.00 0.500																						

livebaseballscorecards.com

AB	37
R	4
H	10
RBI	4
BB	1
SO	6
LOB	17



Batter	1	2	3	4	5	6	7	8	9
Wade Boggs, L OBP: 0.387, SLG: 0.384 (1, 5)									
Dion James, L OBP: 0.403, SLG: 0.502 Randy Velarde, R OBP: 0.364, SLG: 0.440 (8, PH) (9, 7)									
Don Mattingly, L OBP: 0.380, SLG: 0.491 (1, 3)									
Danny Tartabull, R OBP: 0.363, SLG: 0.514 (1, 10)									
Paul O'Neill, L OBP: 0.366, SLG: 0.511 (1, 9)									
Bernie Williams, S OBP: 0.340, SLG: 0.429 (1, 8)									
Matt Nokes, L OBP: 0.281, SLG: 0.430 (1, 2)									
Mike Gallego, R OBP: 0.352, SLG: 0.405 (1, 6)									
Pat Kelly, R OBP: 0.321, SLG: 0.390 (1, 4)									

AB	R	H	RBI	BB	SO	LOB
4	1	2	1	1	1	1
3	1	0	0	1	0	5
1	0	0	0	0	1	0
4	2	1	3	1	0	2
4	2	2	0	1	0	0
5	1	2	0	0	1	4
5	2	4	4	0	0	1
5	1	1	1	0	1	3
4	1	2	1	0	0	0
4	0	2	1	0	0	2

AB	R	H	RBI	BB	SO	LOB
39	11	16	11	4	4	18

Inning Stats	R	H	E	K	S	LOB	BB	P
1	6	6	0	21	36	2	0	18
2	1	2	0	13	0	0	0	0
3	0	2	0	6	9	0	0	0
4	0	1	0	6	11	0	0	0
5	1	2	0	15	20	0	0	0
6	0	2	0	8	10	0	0	0
7	0	0	0	6	9	0	0	0
8	3	1	0	13	23	0	0	0
9	0	0	0	0	0	0	0	0

PITCHER	IP	WLS	BF	H	R	ER	SO	BB	IBB	HBP	BLK	WP	HR	S	P	ERA	WHIP
Kevin Brown, R ERA: 3.92 (1, 1)	0.1	L	8	5	6	6	0	2	0	0	0	0	1	14	26	162.00	21.000
Brian Bohanon, L ERA: 3.82 (1, 1)	7.0		31	10	3	3	3	1	0	0	0	0	0	64	94	3.86	1.571
Jeff Bronkey, R ERA: 4.94 (8, 1)	0.0		1	0	0	0	0	1	0	0	0	0	0	4	∞	∞	∞
Bob Patterson, L ERA: 4.83 (8, 1)	0.2		3	1	2	2	1	0	0	0	0	0	1	10	12	27.00	1.500

PITCHER	IP	WLS	BF	H	R	ER	SO	BB	IBB	HBP	BLK	WP	HR	S	P	ERA	WHIP
1B	10																
2B	4																
3B	0																
HR	2																
SF	0																
SAC	0																
DP	1																
HBP	0																
WP	0																
PB	0																
SB	1																
CS	0																
WP	0																
PA	43																

Texas Rangers @ New York Yankees
 Yankee Stadium, Bronx, NY
 Tue Aug 17 1993, 3:33 AM EDT
 Cloudy - 73 F

livebaseballscorecards.com



Batter	1	2	3	4	5	6	7	8	9	AB R H RBI BB SO LOB	TOP											
David Hulse, L (1, 8) OBP: 0.332, SLG: 0.376	4-2 BB		1-0 E4			1-2 SH1-3 HR	2-1 F8			3 1 1 0 1 0 0												
Doug Strange, S (1, 4) OBP: 0.311, SLG: 0.347	2-3 SAFE		2-3 SAFE			0-0 SH1-3		1-0 F8		3 0 0 0 0 2 2												
Rafael Palmeiro, L (1, 3) OBP: 0.366, SLG: 0.576	0-3 SAFE		1-3 SAFE			4-2 HR		0-0 G4-3		3 1 0 0 1 2 2												
Juan Gonzalez, R (1, 7) OBP: 0.384, SLG: 0.654	0-1 G6-3				0-0 F7	0-0 HR		1-0 1B		4 1 2 3 0 0 1												
Julio Franco, R (1, 10) OBP: 0.355, SLG: 0.432		1-0 G4-3 2B		1-2 L5		1-3 SAFE		3-2 F8		4 0 1 0 0 1 1												
Geno Petrali, L (1, 2) OBP: 0.387, SLG: 0.323		3-2 G4-3		3-2 P8		0-2 1B		0-0 G6-3		4 0 1 0 0 0 1												
Dean Palmer, R (1, 5) OBP: 0.310, SLG: 0.464		1-3 K			2-1 G3	2-0 G4-3		2-1 F8		4 0 0 0 0 1 2												
Dan Peltier, L (1, 9) OBP: 0.365, SLG: 0.364		2-3 K			3-3 K		1-0 G6-3		0-1 G6-3	2 0 0 0 0 2 1												
Butch Davis, R (6, 9) OBP: 0.263, SLG: 0.390										2 0 0 0 0 0 0												
Manuel Lee, S (1, 6) OBP: 0.231, SLG: 0.156			1-3 K		3-3 K		1-0 G6-3			3 0 0 0 0 2 0												
Inning Stats	R: 0 E: 0 K: 2 S: 14	H: 0 LOB: 1 BB: 1 P: 20	R: 0 E: 0 K: 2 S: 13	H: 1 LOB: 1 BB: 0 P: 19	R: 0 E: 1 K: 3 S: 13	H: 0 LOB: 1 BB: 0 P: 18	R: 0 E: 0 K: 0 S: 8	H: 0 LOB: 0 BB: 0 P: 12	R: 0 E: 0 K: 2 S: 12	H: 0 LOB: 0 BB: 0 P: 20	R: 3 E: 0 K: 1 S: 15	H: 3 LOB: 1 BB: 1 P: 23	R: 0 E: 0 K: 0 S: 4	H: 0 LOB: 0 BB: 0 P: 8	R: 0 E: 0 K: 0 S: 7	H: 1 LOB: 1 BB: 0 P: 12	R: 0 E: 0 K: 0 S: 5	H: 0 LOB: 0 BB: 0 P: 7	1B: 3 2B: 1 3B: 0 HR: 1	SF: 0 SAC: 1 DP: 0 HBP: 0	WP: 0 PB: 0 SB: 1 CS: 0	PA: 35
PITCHER	IP WLS BF H R ER SO BB IBB HBP BLK WP HR S P ERA WHIP																					
Melido Perez, R (1, 1) ERA: 4.76	7.0 L 28 4 3 3 10 2 0 0 0 0 0 1 79 120 3.86 0.857																					
Steve Howe, L (8, 1) ERA: 5.55	2.0 7 1 0 0 0 0 0 0 0 0 0 0 12 19 0.00 0.500																					

Texas Rangers @ New York Yankees
 Yankee Stadium, Bronx, NY
 Tue Aug 17 1993, 7:05 PM EDT
 Att. 40,148 - Unknown - 74 F

livebaseballscorecards.com

AB	32
R	3
H	5
RBI	3
BB	2
SO	10
LOB	10



BOTTOM

Texas Rangers @ New York Yankees
Yankee Stadium, Bronx, NY
Tue Aug 17 1993, 7:05 PM EDT
Att: 40,148 - Unknown - 74 F

livebaseballscorecards.com

AB 31
R 2
H 6
RBI 2
BB 4
SO 6
LOB 17



WP: 0 PA: 36
PB: 0
SB: 0
CS: 1

Batter	1	2	3	4	5	6	7	8	9	AB	R	H	RBI	BB	SO	LOB
Mike Gallego, R OBP: 0.350, SLG: 0.406 (1, 5) (8, 4)	3-1 2B		3-1 P4		1-2 P4		1-1 L7			4	0	1	0	0	0	3
Randy Velarde, R OBP: 0.353, SLG: 0.425 (1, 7) (8, 6)	1-3 K		3-0 F9		2-1 G5-3			1-0 F8		4	0	0	0	0	1	2
Don Mattingly, L OBP: 0.379, SLG: 0.488 (1, 3)	0-3 K		3-2 CS	0-2 1B 1B		0-0 G3		2-1 F8		4	1	1	0	0	1	1
Danny Tartabull, R OBP: 0.364, SLG: 0.521 (1, 10)	3-2 P4			2-3 K		4-2 G6-4-3 BB		1-1 HR		3	1	1	1	1	1	2
Mike Stanley, R OBP: 0.389, SLG: 0.539 (1, 2)		1-2 P4		4-2 1B BB		2-2 G6-4-3		0-0 F7		3	0	0	0	1	0	1
Bernie Williams, S OBP: 0.339, SLG: 0.430 (1, 8)		1-0 2B		2-2 P9			2-2 F7		3-3 K	4	0	1	0	0	1	2
Jim Leyritz, R OBP: 0.423, SLG: 0.511 Dion James, L OBP: 0.402, SLG: 0.500 (9, PH)		3-3 K		1-0 1B			4-0 FC4-6 1B BB		1-1 F7	2	0	1	1	1	1	1
Spike Owen, S OBP: 0.300, SLG: 0.316 Wade Boggs, L OBP: 0.387, SLG: 0.385 (7, PH) (8, 5)		2-0 P3		1-2 2-H 1B			3-1 FC4-6 1B		0-3 K	2	0	0	0	0	0	3
Pat Kelly, R OBP: 0.322, SLG: 0.389 Paul O'Neill, L OBP: 0.367, SLG: 0.510 (7, PH) (8, 7)			4-2 CS BB		0-0 F7		3-1 FC4-6			1	0	0	0	1	0	0
										1	0	0	0	0	0	2

Batter	1	2	3	4	5	6	7	8	9
Mike Gallego, R OBP: 0.350, SLG: 0.406 (1, 5) (8, 4)	3-1 2B		3-1 P4		1-2 P4		1-1 L7		
Randy Velarde, R OBP: 0.353, SLG: 0.425 (1, 7) (8, 6)	1-3 K		3-0 F9		2-1 G5-3			1-0 F8	
Don Mattingly, L OBP: 0.379, SLG: 0.488 (1, 3)	0-3 K		3-2 CS	0-2 1B 1B		0-0 G3		2-1 F8	
Danny Tartabull, R OBP: 0.364, SLG: 0.521 (1, 10)	3-2 P4			2-3 K		4-2 G6-4-3 BB		1-1 HR	
Mike Stanley, R OBP: 0.389, SLG: 0.539 (1, 2)		1-2 P4		4-2 1B BB		2-2 G6-4-3		0-0 F7	
Bernie Williams, S OBP: 0.339, SLG: 0.430 (1, 8)		1-0 2B		2-2 P9			2-2 F7		3-3 K
Jim Leyritz, R OBP: 0.423, SLG: 0.511 Dion James, L OBP: 0.402, SLG: 0.500 (9, PH)		3-3 K		1-0 1B			4-0 FC4-6 1B BB		1-1 F7
Spike Owen, S OBP: 0.300, SLG: 0.316 Wade Boggs, L OBP: 0.387, SLG: 0.385 (7, PH) (8, 5)		2-0 P3		1-2 2-H 1B			3-1 FC4-6 1B		0-3 K
Pat Kelly, R OBP: 0.322, SLG: 0.389 Paul O'Neill, L OBP: 0.367, SLG: 0.510 (7, PH) (8, 7)			4-2 CS BB		0-0 F7		3-1 FC4-6		

Inning Stats	R: 0	H: 1	E: 0	LOB: 1	K: 2	BB: 0	S: 11	R: 0	H: 1	E: 0	LOB: 1	K: 1	BB: 0	S: 10	R: 0	H: 0	E: 0	LOB: 0	K: 0	BB: 1	S: 10	R: 1	H: 2	E: 0	LOB: 2	K: 1	BB: 1	S: 15	R: 0	H: 0	E: 0	LOB: 0	K: 0	BB: 0	S: 7	R: 0	H: 0	E: 0	LOB: 0	K: 0	BB: 1	S: 8	R: 0	H: 1	E: 0	LOB: 2	K: 0	BB: 1	S: 9	R: 1	H: 1	E: 0	LOB: 0	K: 0	BB: 0	S: 6	R: 0	H: 0	E: 0	LOB: 0	K: 2	BB: 0	S: 10	R: 0	H: 0	E: 0	LOB: 0	K: 2	BB: 0	S: 10	1B: 3	SF: 0	2B: 2	SAC: 0	3B: 0	DP: 1	HR: 1	HBP: 0
--------------	------	------	------	--------	------	-------	-------	------	------	------	--------	------	-------	-------	------	------	------	--------	------	-------	-------	------	------	------	--------	------	-------	-------	------	------	------	--------	------	-------	------	------	------	------	--------	------	-------	------	------	------	------	--------	------	-------	------	------	------	------	--------	------	-------	------	------	------	------	--------	------	-------	-------	------	------	------	--------	------	-------	-------	-------	-------	-------	--------	-------	-------	-------	--------

PITCHER	IP	WLS	BF	H	R	ER	SO	BB	IBB	HBP	BLK	WP	HR	S	P	ERA	WHIP
Kenny Rogers, L ERA: 4.8 (1, 1)	6.1	W	25	4	1	1	4	4	0	0	0	0	0	64	116	1.42	1.263
Cris Carpenter, R ERA: 3.04 (7, 1)	1.2		7	2	1	1	0	0	0	0	0	0	1	12	23	5.40	1.200
Tom Henke, R ERA: 2.68 (9, 1)	1.0	S	3	0	0	0	2	0	0	0	0	0	0	10	14	0.00	0.000

Batter	1	2	3	4	5	6	7	8	9	AB R H RBI BB SO LOB	TOP											
David Hulse, L (1, 8) OBP: 0.331, SLG: 0.373	0-1 G6-3		1-3 K		1-1 G4-3			1-1 HBP		3 0 0 0 0 1 0	Texas Rangers @ New York Yankees Yankee Stadium, Bronx, NY Wed Aug 18 1993, 3:33 AM EDT Att. 35,608 - Cloudy - 71 F											
Gary Redus, R (1, 9) OBP: 0.315, SLG: 0.425	0-0 G4-3		1-2 P9		1-2 F8			2-0 F7		4 0 0 0 0 0 1												
Rafael Palmeiro, L (1, 3) OBP: 0.365, SLG: 0.576	0-1 G6-3			3-2 2B		2-1 G3-1		3-2 G6-3		4 1 1 0 0 0 1												
Juan Gonzalez, R (1, 10) OBP: 0.383, SLG: 0.653		1-1 G5-3		0-2 SH1-3 2B		2-1 P3		2-3 K		4 1 1 1 0 1 0												
Ivan Rodriguez, R (1, 2) OBP: 0.327, SLG: 0.425		1-0 HR 1B		0-0 SH1-3 2B		0-3 K		2-2 F8 1B		3 1 2 0 0 1 0												
Dean Palmer, R (1, 5) OBP: 0.314, SLG: 0.475		0-1 HR		2-1 CS 1B		0-0 G5-3		0-0 1B		4 1 3 3 0 0 0												
Doug Strange, S (1, 4) OBP: 0.310, SLG: 0.346		1-1 P4		0-1 FC6-4 1B		0-1 B1-3		0-0 F8		4 0 1 0 0 0 2												
Butch Davis, R (1, 7) OBP: 0.263, SLG: 0.387		2-0 G3		0-0 FC6-4 1B		0-1 1B		1-0 F8		4 0 1 0 0 0 3												
Mario Diaz, R (1, 6) OBP: 0.273, SLG: 0.333			0-0 G1-3		0-0 P2			2-2 G5-3		3 0 0 0 0 0 0												
Manuel Lee, S (8, 6) OBP: 0.231, SLG: 0.156										0 0 0 0 0 0 0												
Inning Stats	R: 0 E: 0 K: 0 S: 5	H: 0 LOB: 0 BB: 0 P: 5	R: 2 E: 0 K: 0 S: 8	H: 2 LOB: 0 BB: 0 P: 13	R: 0 E: 0 K: 1 S: 8	H: 0 LOB: 0 BB: 0 P: 10	R: 2 E: 0 K: 0 S: 13	H: 4 LOB: 1 BB: 0 P: 18	R: 0 E: 0 K: 0 S: 7	H: 0 LOB: 0 BB: 0 P: 9	R: 0 E: 0 K: 1 S: 8	H: 0 LOB: 0 BB: 0 P: 12	R: 0 E: 0 K: 0 S: 5	H: 1 LOB: 1 BB: 0 P: 5	R: 0 E: 0 K: 0 S: 13	H: 0 LOB: 1 BB: 0 P: 21	R: 0 E: 0 K: 1 S: 11	H: 2 LOB: 2 BB: 0 P: 16	1B: 6 2B: 2 3B: 0 HR: 1	SF: 0 SAC: 1 DP: 0 HBP: 1	WP: 0 PB: 0 SB: 0 CS: 1	PA: 35
PITCHER	IP WLS BF H R ER SO BB IBB HBP BLK WP HR S P ERA WHIP																					
Jim Abbott, L (1, 1) ERA: 4.03	8.0 L 30 7 4 4 2 0 0 0 1 0 0 1 67 93 4.50 0.875																					
Bobby Munoz, R (9, 1) ERA: 5.34	1.0 5 2 0 0 1 0 0 0 0 0 0 0 11 16 0.00 2.000																					

livebaseballscores.com

AB	33
R	4
H	9
RBI	4
BB	0
SO	3
LOB	7



BOTTOM

Texas Rangers @ New York Yankees
Yankee Stadium, Bronx, NY
Wed Aug 18 1993, 3:33 AM EDT
Att. 35,608 - Cloudy - 71 F

livebaseballscorecards.com

AB 33
R 2
H 10
RBI 2
BB 6
SO 4
LOB 20



WP: 0 PA: 39
PB: 0
SB: 0
CS: 0

AB R H RBI BB SO LOB

5 0 0 0 0 0 1

4 1 2 0 1 1 0

4 1 2 1 1 0 1

4 0 1 1 0 1 2

3 0 1 0 1 0 2

4 0 1 0 0 0 3

2 0 1 0 2 0 0

3 0 2 0 1 1 3

3 0 0 0 0 0 6

1 0 0 0 0 1 2

0 0 0 0 0 0 0

1B: 8 SF: 0

2B: 1 SAC: 0

3B: 0 DP: 4

HR: 1 HBP: 0

Batter	1	2	3	4	5	6	7	8	9
Wade Boggs, L OBP: 0.383, SLG: 0.380 (1, 5)	2-2 G4-3		2-1 L7	0-1 F7			0-0 G4-3		1-2 G3-1
Dion James, L OBP: 0.405, SLG: 0.500 (1, 7)	1-1 G6-4-3 1B		0-0 BB 2B 1B		4-1 1B BB		0-3 K		0-0 G3
Don Mattingly, L OBP: 0.381, SLG: 0.496 (1, 3)	1-2 G6-4-3 1-2f		4-0 2B 1-2 BB		0-1 G4-6-3 1B		0-1 HR		1-2 G6-3
Danny Tartabull, R OBP: 0.363, SLG: 0.521 (1, 10)		1-0 L6	1-2 1-3 2-H 2B		1-3 K		2-1 F7		
Paul O'Neill, L OBP: 0.366, SLG: 0.509 (1, 9)		1-2 1B 1B	4-0 G6-4-3 IBB		0-1 G4-6-3 1-2f			0-2 F7	
Bernie Williams, S OBP: 0.338, SLG: 0.428 (1, 8)		1-1 1-3 1B BB	0-2 G6-4-3			0-0 P7		0-0 G5-3	
Mike Stanley, R OBP: 0.393, SLG: 0.539 (1, 2)		1 SAFE 4-1 SAFE 1B SAFE 1B SAFE 1B		1-0 G5-3 1B 1B		1-1 G6-3		4-1 1B BB	
Mike Gallego, R OBP: 0.355, SLG: 0.409 (1, 6) (9, 4)		0-3 K		0-0 1-2 G5-3 1B		4-2 BB		1-1 1-2 1B	
Pat Kelly, R OBP: 0.319, SLG: 0.386 (1, 4)		1-1 FC5-4		1-0 G5-3		0-0 P5		1-3 K	
Matt Nokes, L OBP: 0.280, SLG: 0.428 (8, PH)				1-2 2-3f					
Spike Owen, S OBP: 0.300, SLG: 0.316 (9, 6)									


Inning Stats	R: 0	H: 1	E: 0	LOB: 0	K: 0	S: 9	P: 13
	R: 0	H: 2	E: 0	LOB: 3	K: 1	S: 12	P: 20
	R: 1	H: 2	E: 0	LOB: 2	K: 0	S: 10	P: 21
	R: 0	H: 2	E: 0	LOB: 1	K: 0	S: 5	P: 7
	R: 0	H: 1	E: 0	LOB: 1	K: 1	S: 9	P: 14
	R: 0	H: 0	E: 0	LOB: 1	K: 0	S: 6	P: 11
	R: 1	H: 1	E: 0	LOB: 0	K: 1	S: 10	P: 12
	R: 0	H: 1	E: 0	LOB: 2	K: 1	S: 11	P: 17
	R: 0	H: 0	E: 0	LOB: 0	K: 0	S: 9	P: 11

PITCHER	IP	WLS	BF	H	R	ER	SO	BB	IBB	HBP	BLK	WP	HR	S	P	ERA	WHIP
Roger Pavlik, R ERA: 4.15 (1, 1)	7.0	W	31	9	2	2	3	4	1	0	0	0	1	61	98	2.57	1.857
Craig Lefferts, L ERA: 5.95 (8, 1)	0.2		4	1	0	0	0	1	0	0	0	0	0	7	12	0.00	3.000
Cris Carpenter, R ERA: 3.02 (8, 1)	0.1		1	0	0	0	1	0	0	0	0	0	0	4	5	0.00	0.000
Tom Henke, R ERA: 2.63 (9, 1)	1.0	S	3	0	0	0	0	0	0	0	0	0	0	9	11	0.00	0.000

Batter	1	2	3	4	5	6	7	8	9	AB R H RBI BB SO LOB	TOP		
Felix Jose, S (1, 9) OBP: 0.304, SLG: 0.349 Hubie Brooks, R (8, PH) OBP: 0.327, SLG: 0.366 (8, 9)	0-3 K		0-1 G4-3			0-0 HR		0-1 F9		3 1 1 1 0 1 0 1 0 0 0 0 0 1	Kansas City Royals @ New York Yankees Yankee Stadium, Bronx, NY Fri Aug 20 1993, 7:05 PM EDT Att. 29,758 - Unknown - 79 F AB 31 R 2 H 5 RBI 2 BB 1 SO 5 LOB 5		
Brian McRae, S (1, 8) OBP: 0.351, SLG: 0.447	2-0 G3		3-1 G4-3			1-1 F8		0-2 G5-4-3		4 0 0 0 0 0 1			
George Brett, L (1, 10) OBP: 0.297, SLG: 0.426	1-2 FC6-4 1B				3-2 L9		0-3 K		2-3 K	4 0 1 0 0 2 0			
Mike Macfarlane, R (1, 2) OBP: 0.364, SLG: 0.517	0-0 FC6-4 1-2f				2-2 G5-3		0-3 K		1-3 K	4 0 0 0 0 2 1			
Wally Joyner, L (1, 3) OBP: 0.383, SLG: 0.471					1-0 G4-3		3-1 G3		0-1 G4-3	4 0 0 0 0 0 0			
Gary Gaetti, R (1, 5) OBP: 0.321, SLG: 0.451					0-0 G5-3		3-2 1B 1B			3 1 2 1 0 0 0			
Chris Gwynn, L (1, 7) OBP: 0.355, SLG: 0.400					0-1 G4-3		1-2 G3 1-3 1B			3 0 1 0 0 0 0			
Greg Gagne, R (1, 6) OBP: 0.319, SLG: 0.395					0-2 G5-3		1-1 G5-3			3 0 0 0 0 0 2			
Jose Lind, R (1, 4) OBP: 0.271, SLG: 0.296					0-1 G6-3		3-1 G1-3		4-1 G5-4-3 BB	2 0 0 0 1 0 0			
Inning Stats	R: 0 H: 1 E: 0 LOB: 1 K: 1 BB: 0 S: 9 P: 12	R: 1 H: 1 E: 0 LOB: 0 K: 0 BB: 0 S: 8 P: 8	R: 0 H: 0 E: 0 LOB: 0 K: 0 BB: 0 S: 6 P: 9	R: 0 H: 0 E: 0 LOB: 0 K: 0 BB: 0 S: 7 P: 13	R: 0 H: 0 E: 0 LOB: 0 K: 0 BB: 0 S: 5 P: 6	R: 1 H: 1 E: 0 LOB: 0 K: 1 BB: 0 S: 8 P: 12	R: 0 H: 2 E: 0 LOB: 2 K: 1 BB: 0 S: 12 P: 19	R: 0 H: 0 E: 0 LOB: 0 K: 2 BB: 1 S: 8 P: 10	R: 0 H: 0 E: 0 LOB: 0 K: 2 BB: 0 S: 8 P: 11	1B: 3 SF: 0 2B: 0 SAC: 0 3B: 0 DP: 1 HR: 2 HBP: 0	WP: 0 PA: 32 PB: 0 SB: 0 CS: 0		
PITCHER	IP WLS BF H R ER SO BB IBB HBP BLK WP HR S P ERA WHIP											PITCHER	IP WLS BF H R ER SO BB IBB HBP BLK WP HR S P ERA WHIP
Domingo Jean, R (1, 1) ERA: 3.86 Paul Assenmacher, L (8, 1) ERA: 3.25	7.0 W 27 5 2 2 3 1 0 0 0 0 2 56 84 2.57 0.857												

Kansas City Royals @ New York Yankees
 Yankee Stadium, Bronx, NY
 Fri Aug 20 1993, 7:05 PM EDT
 Att. 29,758 - Unknown - 79 F

AB	31
R	2
H	5
RBI	2
BB	1
SO	5
LOB	5



Batter	1	2	3	4	5	6	7	8	9	AB R H RBI BB SO LOB	TOP											
Felix Jose, S (1, 9) OBP: 0.301, SLG: 0.345	2-3 		2-1 G4-3 		1-1 G3 			1-3 K 		4 0 0 0 0 2 1	Kansas City Royals @ New York Yankees Yankee Stadium, Bronx, NY Sat Aug 21 1993, 3:33 AM EDT Att. 41,543 - Sunny - 79 F											
Brian McRae, S (1, 8) OBP: 0.351, SLG: 0.444	0-0 B1-3 		1-0 G4-3 			4-0 1B SF9 BB 		0-1 G4-3 		3 1 0 0 1 0 1												
George Brett, L (1, 10) OBP: 0.297, SLG: 0.424	3-3 K 			0-1 F7 		1 SAFE 1 SAFE 1 SAFE 1-2 1-3 1B 		1-1 G6-3 		4 0 1 0 0 1 0												
Wally Joyner, L (1, 3) OBP: 0.380, SLG: 0.468		2-2 P6 		1-2 F7 		1 SAFE 3 B C X 1-2 SF9 		1-0 L9 		3 0 0 1 0 0 0												
Mike Macfarlane, R (1, 2) OBP: 0.366, SLG: 0.521		3-2 	1B	1-0 	2B	1 SAFE X 0-0 P3 		1-0 G6-3 		4 0 2 0 0 0 1												
Chris Gwynn, L (1, 7) OBP: 0.349, SLG: 0.393		0-3 K 	1-2	1-2 G6-3 		B X 1-0 F7 		2-2 G1-3 		4 0 0 0 0 1 3												
Greg Gagne, R (1, 6) OBP: 0.319, SLG: 0.402		3-1 F9 			0-0 HR 		2-2 G5-3 			3 1 1 1 0 0 1												
Jose Lind, R (1, 4) OBP: 0.272, SLG: 0.296			2-2 G4-3 G6-4-3 1B 		0-1 L8 		2-2 G6-3 			3 0 1 0 0 0 0												
Rico Rossy, R (1, 5) OBP: 0.329, SLG: 0.406			2-2 G6-4-3 		2-1 F9 		2-3 K 			3 0 0 0 0 1 1												
Inning Stats	R: 0 E: 0 K: 2 S: 9	H: 0 LOB: 0 BB: 0 P: 14	R: 0 E: 0 K: 1 S: 13	H: 1 LOB: 1 BB: 0 P: 21	R: 0 E: 0 K: 0 S: 11	H: 1 LOB: 1 BB: 0 P: 18	R: 0 E: 0 K: 0 S: 9	H: 1 LOB: 1 BB: 0 P: 12	R: 1 E: 0 K: 0 S: 7	H: 1 LOB: 0 BB: 0 P: 10	R: 1 E: 0 K: 0 S: 8	H: 1 LOB: 1 BB: 1 P: 15	R: 0 E: 0 K: 1 S: 10	H: 0 LOB: 0 BB: 0 P: 16	R: 0 E: 0 K: 1 S: 8	H: 0 LOB: 0 BB: 0 P: 10	R: 0 E: 0 K: 0 S: 7	H: 0 LOB: 0 BB: 0 P: 11	1B: 3 2B: 1 3B: 0 HR: 1	SF: 1 SAC: 0 DP: 0 HBP: 0	WP: 0 PB: 0 SB: 1 CS: 0	PA: 33
PITCHER	IP WLS BF H R ER SO BB IBB HBP BLK WP HR S P ERA WHIP																					
Scott Kamieniecki, R (1, 1) ERA: 3.75	8.0 W 30 5 2 2 5 1 0 0 0 0 1 75 116 2.25 0.750																					
Paul Assenmacher, L (9, 1) ERA: 3.22	0.1 1 0 0 0 0 0 0 0 0 0 0 1 2 0.00 0.000																					
Steve Farr, R (9, 1) ERA: 3.24	0.2 S 2 0 0 0 0 0 0 0 0 0 0 6 9 0.00 0.000																					

AB	31
R	2
H	5
RBI	2
BB	1
SO	5
LOB	8



Batter	1	2	3	4	5	6	7	8	9	AB R H RBI BB SO LOB	TOP		
Felix Jose, S (1, 9) OBP: 0.300, SLG: 0.344	1-1 B1-3		3-3 K		2-2 1B 1B	1-3 K		1-1 G3-1		5 1 1 0 0 2 3			
Brian McRae, S (1, 8) OBP: 0.349, SLG: 0.442	1-2 L8		1-2 G3		2-1 1B E 1B	0-0 L9			0-0 L8	5 1 1 1 0 0 1			
George Brett, L (1, 10) OBP: 0.300, SLG: 0.426	2-0 G6-3			0-1 E4 1B	2-2 E7 1B			1-2 G4-3	1-1 1B	5 0 3 1 0 0 0			
Mike Macfarlane, R (1, 2) OBP: 0.363, SLG: 0.525		0-0 HR		0-0 L6	1-2 P3			1-3 K	2-0 F8	5 1 1 1 0 1 3			
Wally Joyner, L (1, 3) OBP: 0.378, SLG: 0.465	1-0 L7		3-3 K			0-0 3B 1B		3-3 K	1-0 L7	5 1 1 0 0 2 2			
Gary Gaetti, R (1, 5) OBP: 0.316, SLG: 0.443			2-3 K		1-3 K				0-0 G5-3	4 0 0 0 0 3 2			
Chris Gwynn, L (1, 7) OBP: 0.352, SLG: 0.390		4-0 BB			1-0 G6-3	4-2 3B BB		1-0 L9		2 1 0 0 2 0 0			
Greg Gagne, R (1, 6) OBP: 0.320, SLG: 0.408		1-0 P4			1-1 P6	0-0 1B 3B		1-0 1B 1B		4 1 2 2 0 0 1			
Jose Lind, R (1, 4) OBP: 0.277, SLG: 0.301			0-0 G5-3		3-2 1B 1B	0-1 1B		1-1 1B		4 1 3 1 0 0 0			
Inning Stats	R: 0 E: 0 K: 0 S: 6 H: 0 LOB: 0 BB: 0 P: 10	R: 1 E: 0 K: 1 S: 8 H: 1 LOB: 1 BB: 1 P: 16	R: 0 E: 0 K: 1 S: 7 H: 0 LOB: 0 BB: 0 P: 11	R: 0 E: 1 K: 2 S: 9 H: 1 LOB: 1 BB: 0 P: 13	R: 3 E: 1 K: 0 S: 19 H: 4 LOB: 1 BB: 0 P: 31	R: 3 E: 0 K: 2 S: 13 H: 3 LOB: 1 BB: 1 P: 18	R: 0 E: 0 K: 2 S: 9 H: 0 LOB: 0 BB: 0 P: 14	R: 0 E: 0 K: 0 S: 7 H: 2 LOB: 2 BB: 0 P: 11	R: 0 E: 0 K: 0 S: 5 H: 1 LOB: 1 BB: 0 P: 9	1B: 10 2B: 0 3B: 1 HR: 1 SF: 0 SAC: 0 DP: 0 HBP: 0	WP: 0 PB: 0 SB: 0 CS: 0 PA: 41		
PITCHER	IP WLS BF H R ER SO BB IBB HBP BLK WP HR S P ERA WHIP											PITCHER	IP WLS BF H R ER SO BB IBB HBP BLK WP HR S P ERA WHIP
Melido Perez, R (1, 1) ERA: 4.95	5.1 L 27 9 7 6 5 2 0 0 0 0 0 1 58 94 10.12 2.062												
Paul Gibson, L (6, 1) ERA: 3.49	1.2 5 0 0 0 3 0 0 0 0 0 0 0 13 19 0.00 0.000												
Rich Monteleone, R (8, 1) ERA: 4.32	1.0 5 2 0 0 0 0 0 0 0 0 0 0 7 11 0.00 2.000												
Steve Howe, L (9, 1) ERA: 5.4	1.0 4 1 0 0 0 0 0 0 0 0 0 0 5 9 0.00 1.000												

Kansas City Royals @ New York Yankees
Yankee Stadium, Bronx, NY
 Sun Aug 22 1993, 3:33 AM EDT
 Att. 43,606 - Sunny - 77 F

livebaseballscorecards.com

AB	39
R	7
H	12
RBI	6
BB	2
SO	8
LOB	12



Batter	1	2	3	4	5	6	7	8	9	AB	R	H	RBI	BB	SO	LOB
Wade Boggs, L OBP: 0.389, SLG: 0.383 (1, 5)	4-2 BB G5-4-3		2-2 1B G1-3		2-1 1B G1-3			0-1 G5-3		3	0	2	0	1	0	0
Randy Velarde, R OBP: 0.342, SLG: 0.408 (1, 7)	0-1 G5-4-3 1-2f		2-1 G1-3 1-2		1-2 F7			0-0 F8		4	0	0	0	0	0	3
Don Mattingly, L OBP: 0.377, SLG: 0.485 (1, 3)	1-2 L8		1-0 P6					0-2 G3		4	0	0	0	0	0	1
Danny Tartabull, R OBP: 0.363, SLG: 0.523 (1, 10)		0-1 F7		1-2 K		4-0 BB G6-4-3		3-2 K		3	0	0	0	1	2	0
Mike Stanley, R OBP: 0.392, SLG: 0.542 (1, 2)		2-1 L7		4-2 BB		0-1 G6-4-3 1-2f		1-0 F7		3	0	0	0	1	0	1
Bernie Williams, S OBP: 0.345, SLG: 0.434 (1, 8)		4-1 BB BB		1-0 F8			1-1 WP 2B	1-2 1B		3	0	2	0	1	0	1
Jim Leyritz, R OBP: 0.423, SLG: 0.500 (1, 9)		4-0 SAFE BB 1-2 BB		2-2 G1-3			3-2 P3	3-2 G6-3		3	0	0	0	1	0	3
Mike Gallego, R OBP: 0.359, SLG: 0.418 (1, 6)		1-0 L8			1-3 K		1-3 K		3 0 0 0 0 2 3							
Pat Kelly, R OBP: 0.318, SLG: 0.383 (1, 4)			1-0 F8		2-2 P3		0-3 K		3 0 0 0 0 1 1							

Inning Stats	R: 0	H: 0	E: 0	K: 0	S: 8	R: 0	H: 0	E: 0	K: 0	S: 6	R: 0	H: 1	E: 0	K: 0	S: 7	R: 0	H: 0	E: 0	K: 1	S: 10	R: 0	H: 1	E: 0	K: 1	S: 13	R: 0	H: 0	E: 0	K: 0	S: 6	R: 0	H: 1	E: 0	K: 2	S: 12	R: 0	H: 0	E: 0	K: 0	S: 5	R: 0	H: 1	E: 0	K: 1	S: 13	1B: 3	2B: 1	3B: 0	HR: 0	SF: 0	SAC: 0	DP: 2	HBP: 0	WP: 1	PB: 0	SB: 0	CS: 0	PA: 34
PITCHER Chris Haney, L ERA: 5.01 (1, 1)	IP	WLS	BF	H	R	ER	SO	BB	IBB	HBP	BLK	WP	HR	S	P	ERA	WHIP	IP	WLS	BF	H	R	ER	SO	BB	IBB	HBP	BLK	WP	HR	S	P	ERA	WHIP	IP	WLS	BF	H	R	ER	SO	BB	IBB	HBP	BLK	WP	HR	S	P	ERA	WHIP							


BOTTOM

Kansas City Royals @ New York Yankees
 Yankee Stadium, Bronx, NY
 Sun Aug 22 1993, 3:33 AM EDT
 Att: 43,606 - Sunny - 77 F

livebaseballscorecards.com

AB	29
R	0
H	4
RBI	0
BB	5
SO	5
LOB	13



Batter	1	2	3	4	5	6	7	8	9	10	AB R H RBI BB SO LOB	TOP												
Wade Boggs, L (1, 5) OBP: 0.389, SLG: 0.382	3-2 FC6-4 G4-3 1B	1-0 FC6-4 1-2f			3-2 F7		1-0 E6 BB 1B 1-2		1-1 G3-1	2-1 1B	6 1 2 1 0 0 2													
Dion James, L (1, 7) OBP: 0.396, SLG: 0.488 Randy Velarde, R (7, PH) OBP: 0.342, SLG: 0.406	2-2 E5 G4-3 FC3-2 1-3		1-0 P2		2-2 P4		3-2 L8 2-3		3-2 1B 1B	2-2 F9 3-H	3 0 0 0 0 0 1 3 0 1 0 0 0 3													
Don Mattingly, L (1, 3) OBP: 0.376, SLG: 0.482	1-1 G4-3 2-3 3-H		2-3 K		2-2 G1-3		1-1 BB 1-2 1B		1-0 1B 1-3 1B	1-0 F8	6 0 2 1 0 1 2													
Danny Tartabull, R (1, 10) OBP: 0.365, SLG: 0.529	4-1 FC3-2 BB		1-1 HR			3-3 K	4-2 BB 1-2 2-3		1-3 K		3 1 1 1 2 2 2													
Paul O'Neill, L (1, 9) OBP: 0.368, SLG: 0.504 Jim Leyritz, R (9, PH) OBP: 0.421, SLG: 0.497	3-2 FC3-2 1-2 3-H		1-0 1B		4-2 FC5-4 BB	0-0 P6		3-3 K			3 0 1 0 1 0 5 1 0 0 0 0 1 2													
Bernie Williams, S (1, 8) OBP: 0.343, SLG: 0.431	0-0 G4-3		0-0 G3		2-2 FC5-4 1-2f 2B		0-0 L7		2-2 1B BB E 1B		5 2 1 0 0 0 4													
Matt Nokes, L (1, 2) OBP: 0.278, SLG: 0.422 Mike Stanley, R (10, PH) OBP: 0.391, SLG: 0.540		4-1 FC6-4 BB		1-2 P4	1-2 P4	2-2 2B 1-H	2-2 K		1-3 K		3 0 1 1 1 1 0 1 0 0 0 0 1 1	AB 42 R 6 H 11 RBI 4 BB 6 SO 7 LOB 26												
Mike Gallego, R (1, 6) OBP: 0.360, SLG: 0.413		2-3 K		2-0 L8	2-0 L8	0-0 F9	4-1 BB		4-2 E E BB		3 1 0 0 2 1 2													
Pat Kelly, R (1, 4) OBP: 0.319, SLG: 0.384 Spike Owen, S (10, 6) OBP: 0.300, SLG: 0.316		2-2 L8		1-0 G6-3	1-0 G6-3	0-2 CS E 1B	0-1 F8		2-1 E1 1B 1B	1-H 2-H	5 1 2 0 0 0 2 0 0 0 0 0 0 0													
Inning Stats	R: 1 E: 1 K: 0 S: 22	H: 1 LOB: 2 BB: 1 P: 35	R: 0 E: 0 K: 1 S: 10	H: 0 LOB: 1 BB: 1 P: 19	R: 1 E: 0 K: 1 S: 9	H: 2 LOB: 1 BB: 0 P: 14	R: 0 E: 0 K: 0 S: 5	H: 0 LOB: 0 BB: 0 P: 9	R: 0 E: 0 K: 1 S: 14	H: 1 LOB: 1 BB: 1 P: 25	R: 0 E: 1 K: 0 S: 12	H: 2 LOB: 3 BB: 1 P: 21	R: 0 E: 0 K: 1 S: 7	H: 0 LOB: 1 BB: 1 P: 13	R: 0 E: 0 K: 2 S: 13	H: 2 LOB: 2 BB: 0 P: 22	R: 3 E: 1 K: 1 S: 17	H: 3 LOB: 1 BB: 1 P: 31	1B: 9 2B: 1 3B: 0 HR: 1	SF: 0 SAC: 0 DP: 0 HBP: 0	WP: 0 PB: 0 SB: 0 CS: 1	PA: 48		
PITCHER	IP WLS BF H R ER SO BB IBB HBP BLK WP HR S P ERA WHIP																							
Jason Bere, R (1, 1) ERA: 4.4	2.0	10	1	1	0	1	2	0	0	0	0	0	0	0	0	0	0	0	0	0	0	0	0.00	1.500
Kirk McCaskill, R (3, 1) ERA: 6.25	4.0	17	4	2	2	2	1	0	0	0	0	1	41	68	4.50	1.250								
Chuck Cary, L (7, 1) ERA: 4.66	1.2	8	1	0	0	1	2	0	0	0	0	0	14	29	0.00	1.800								
Donn Pall, R (8, 1) ERA: 2.81	1.0	5	2	0	0	1	0	0	0	0	0	0	11	17	0.00	2.000								
Scott Radinsky, L (9, 1) ERA: 3.83	1.1	L 8	3	3	2	2	1	0	0	0	0	0	21	38	13.50	3.000								

New York Yankees @ Chicago White Sox
Comiskey Park, Chicago, IL
Mon Aug 23 1993, 8:05 PM EDT
Att. 38,828 - Unknown - 88 F

livebaseballscorecards.com

Batter	1	2	3	4	5	6	7	8	9	10	AB	R	H	RBI	BB	SO	LOB
Tim Raines, S OBP: 0.391, SLG: 0.488 (1, 7)	G6-3		G6-3		G6-3		FC5-4		K		5	0	0	0	0	1	3
Joey Cora, S OBP: 0.360, SLG: 0.353 (1, 4)	K		G3		G5-3		L7			G4-3	5	0	0	0	0	1	2
Frank Thomas, R OBP: 0.427, SLG: 0.621 (1, 3)	1B		G6-3		IBB			HR		HR	4	3	3	2	1	0	0
Ellis Burks, R OBP: 0.350, SLG: 0.466 (1, 8)	1B				F7			G6-3		HR	4	2	2	1	1	0	2
Bo Jackson, R OBP: 0.290, SLG: 0.399 (1, 10)	1B						K		K		5	0	1	1	0	3	1
Steve Sax, R OBP: 0.301, SLG: 0.340 (1, 9)	G4-3				E1		L9		G6-3		3	0	0	0	0	0	3
Lance Johnson, L OBP: 0.354, SLG: 0.394 (8, PH)					CS					G4-3	2	0	0	0	0	0	0
Craig Grebeck, R OBP: 0.312, SLG: 0.265 (1, 5)			G6-3		SAFE		L8				4	0	2	1	0	0	0
Ron Karkovice, R OBP: 0.284, SLG: 0.425 (1, 2)					SAFE						4	0	0	0	0	2	3
Ozzie Guillen, L OBP: 0.286, SLG: 0.376 (1, 6)											4	0	2	0	0	0	1

Inning Stats	R: 1	H: 2	E: 0	K: 1	S: 12	R: 0	H: 0	E: 0	K: 1	S: 9	R: 0	H: 0	E: 0	K: 0	S: 7	R: 1	H: 2	E: 1	K: 0	S: 15	R: 0	H: 1	E: 0	K: 0	S: 10	R: 0	H: 0	E: 0	K: 1	S: 8	R: 0	H: 1	E: 0	K: 1	S: 8	R: 1	H: 1	E: 0	K: 1	S: 9	R: 0	H: 1	E: 0	K: 1	S: 9	R: 2	H: 2	E: 0	K: 1	S: 18	1B: 6	SF: 0	2B: 1	3B: 0	HR: 3	WP: 0	PA: 42
--------------	------	------	------	------	-------	------	------	------	------	------	------	------	------	------	------	------	------	------	------	-------	------	------	------	------	-------	------	------	------	------	------	------	------	------	------	------	------	------	------	------	------	------	------	------	------	------	------	------	------	------	-------	-------	-------	-------	-------	-------	-------	--------

PITCHER	IP	WLS	BF	H	R	ER	SO	BB	IBB	HBP	BLK	WP	HR	S	P	ERA	WHIP
Jimmy Key, L ERA: 2.79 (1, 1)	6.0		25	5	2	1	3	1	1	0	0	0	0	61	99	1.50	1.000
Bob Wickman, R ERA: 4.44 (7, 1)	2.1		10	3	1	1	2	0	0	0	0	0	1	21	30	3.86	1.286
Paul Assenmacher, L ERA: 3.18 (9, 1)	0.2	W	2	0	0	0	1	0	0	0	0	0	0	5	8	0.00	0.000
Steve Farr, R ERA: 3.59 (10, 1)	1.0	S	5	2	2	2	1	0	0	0	0	0	2	18	26	18.00	2.000


BOTTOM

New York Yankees @ Chicago White Sox
Comiskey Park, Chicago, IL

Mon Aug 23 1993, 8:05 PM EDT
Att. 38,828 - Unknown - 88 F

livebaseballscorecards.com

AB	40
R	5
H	10
RBI	5
BB	2
SO	7
LOB	15



Batter	1	2	3	4	5	6	7	8	9	AB R H RBI BB SO LOB	TOP											
Mike Gallego, R OBP: 0.358, SLG: 0.411 (1, 5)	2-2 G6-3		1-2 L9		0-0 P4			1-0 BB 1B		4 0 1 0 0 0 1												
Randy Velarde, R OBP: 0.353, SLG: 0.434 (1, 7)	1-1 HR		2-2 1B			3-3 K		4-1 BB		3 1 2 1 1 1 0												
Don Mattingly, L OBP: 0.377, SLG: 0.481 (1, 3)	4-1 BB		2-2 1B			2-1 F7		0-1 F7		3 0 1 1 1 0 2												
Danny Tartabull, R OBP: 0.364, SLG: 0.525 (1, 10)	1-2 G4-6-3 1-2f		2-2 G4-3			4-2 BB		2-2 F7		3 0 0 0 1 0 5												
Mike Stanley, R OBP: 0.387, SLG: 0.533 (1, 2)		2-3 K		2-2 F7		0-2 P4		0-2 G5-3		4 0 0 0 0 1 1												
Bernie Williams, S OBP: 0.340, SLG: 0.427 (1, 8)		2-3 K		0-0 G5-3			0-3 K	1-3 K		4 0 0 0 0 3 0												
Jim Leyritz, R OBP: 0.416, SLG: 0.490 (1, 9)		3-3 K		2-3 K			1-2 L8	2-2 F8		3 0 0 0 0 2 0												
Dion James, L OBP: 0.395, SLG: 0.486 (9, PH)										1 0 0 0 0 0 0												
Spike Owen, S OBP: 0.301, SLG: 0.316 (1, 6)			1-1 1B		1-3 K		2-2 P4			3 1 1 0 0 1 0												
Pat Kelly, R OBP: 0.317, SLG: 0.380 (1, 4)			1-3 K		0-1 B1-3			1-2 F8		3 0 0 0 0 1 1												
Inning Stats	R: 1 E: 0 K: 0 S: 9	H: 1 LOB: 0 BB: 1 P: 17	R: 0 E: 0 K: 3 S: 9	H: 0 LOB: 0 BB: 0 P: 16	R: 1 E: 0 K: 1 S: 19	H: 3 LOB: 2 BB: 0 P: 28	R: 0 E: 0 K: 1 S: 8	H: 0 LOB: 0 BB: 0 P: 12	R: 0 E: 0 K: 1 S: 7	H: 0 LOB: 0 BB: 0 P: 8	R: 0 E: 0 K: 1 S: 14	H: 0 LOB: 1 BB: 1 P: 23	R: 0 E: 0 K: 1 S: 12	H: 0 LOB: 0 BB: 0 P: 15	R: 0 E: 0 K: 0 S: 10	H: 1 LOB: 2 BB: 1 P: 18	R: 0 E: 0 K: 1 S: 11	H: 0 LOB: 0 BB: 0 P: 14	1B: 4 2B: 0 3B: 0 HR: 1	SF: 0 SAC: 0 DP: 1 HBP: 0	WP: 0 PB: 0 SB: 0 CS: 0	PA: 34
PITCHER	IP WLS BF H R ER SO BB IBB HBP BLK WP HR S P ERA WHIP																					
Wilson Alvarez, L ERA: 3.45 (1, 1)	7.1 W 28 5 2 2 8 2 0 0 0 0 1 82 125 2.46 0.955																					
Chuck Cary, L ERA: 4.5 (8, 1)	0.1 2 0 0 0 0 1 0 0 0 0 0 3 7 0.00 3.000																					
Roberto Hernandez, R ERA: 2.01 (8, 1)	1.1 S 4 0 0 0 1 0 0 0 0 0 0 0 14 19 0.00 0.000																					

New York Yankees @ Chicago White Sox
 Comiskey Park, Chicago, IL
 Tue Aug 24 1993, 8:05 PM EDT
 Att. 38,404 - Unknown - 84 F

AB	31
R	2
H	5
RBI	2
BB	3
SO	9
LOB	10



Batter	1	2	3	4	5	6	7	8	9	AB R H RBI BB SO LOB	TOP																									
Wade Boggs, L (1, 5) OBP: 0.394, SLG: 0.384	4-2 G1-6-3 BB		1-0 F7		0-0 SH5-3	2-2 F7			0-2 1B 1B	3 1 1 0 1 0 2																										
Randy Velarde, R (1, 7) OBP: 0.348, SLG: 0.421 Dion James, L (7, PH) OBP: 0.399, SLG: 0.486	3-2 G1-6-3 1-2f		1-0 F9		4-2 BB BB		4-2 FC4-6 BB		1-1 1B 1B 1B	2 0 0 0 1 0 1 1 1 1 0 1 0 0																										
Don Mattingly, L (1, 3) OBP: 0.373, SLG: 0.473	0-3 K			4-0 BB FC1-2 BB	0-0 F9		1-1 FC4-6 HR		2-1 1B 1B 1B	4 1 1 0 1 1 3																										
Danny Tartabull, R (1, 10) OBP: 0.363, SLG: 0.526		3-1 F9		1-3 K	4-1 BB		2-3 K		1-0 G4-3 1B	4 0 1 2 1 2 2																										
Mike Stanley, R (1, 2) OBP: 0.386, SLG: 0.538		1-2 F8		0-0 FC1-2 BB 1B	1-1 F7		1-1 HR		0-3 K	5 1 2 2 0 1 5																										
Bernie Williams, S (1, 8) OBP: 0.345, SLG: 0.431		4-0 BB BB		4-2 FC1-2 BB		0-0 F8 BB 1B		0-3 K	1-0 G4-3	3 0 1 0 2 1 2																										
Jim Leyritz, R (1, 9) OBP: 0.419, SLG: 0.487 Paul O'Neill, L (7, 9) OBP: 0.369, SLG: 0.504		4-2 SAFE SAFE BB		0-0 FC1-2		4-2 SAFE SAFE SAFE BB			2-3 K	1 0 0 0 2 0 3 1 0 0 0 0 1 0	AB 32 R 4 H 8 RBI 4 BB 9 SO 7 LOB 27																									
Mike Gallego, R (1, 6) OBP: 0.356, SLG: 0.414		1-1 F9		2-2 G5-3		0-1 B1		0-3 K		4 0 0 0 0 1 7																										
Pat Kelly, R (1, 4) OBP: 0.313, SLG: 0.377			0-0 G1-3		0-1 SH5-3 2B	0-0 F8		0-2 G5-3		4 0 1 0 0 0 2																										
Inning Stats	R: 0 E: 0 K: 1 S: 9	H: 0 LOB: 0 BB: 1 P: 16	R: 0 E: 0 K: 0 S: 10	H: 0 LOB: 2 BB: 2 P: 23	R: 0 E: 0 K: 0 S: 3	H: 0 LOB: 0 BB: 0 P: 5	R: 0 E: 0 K: 1 S: 10	H: 1 LOB: 3 BB: 2 P: 21	R: 0 E: 0 K: 0 S: 9	H: 1 LOB: 3 BB: 2 P: 18	R: 2 E: 0 K: 2 S: 13	H: 1 LOB: 0 BB: 1 P: 21	R: 0 E: 0 K: 2 S: 10	H: 0 LOB: 0 BB: 0 P: 12	R: 2 E: 0 K: 1 S: 13	H: 4 LOB: 1 BB: 0 P: 18	1B: 6 2B: 1 3B: 0 HR: 1	SF: 0 SAC: 1 DP: 2 HBP: 0	WP: 0 PB: 0 SB: 0 CS: 0	PA: 42																
PITCHER	IP WLS BF H R ER SO BB IBB HBP BLK WP HR S P ERA WHIP																																			
Bob Ojeda, L (1, 1) ERA: 3.86	6.0		28	3	0	0	2	8	0	0	0	0	0	50	98	0.00	1.833																			
Bill Wertz, R (7, 1) ERA: 4.21	2.0	L	11	4	4	4	4	1	0	0	0	0	1	31	44	18.00	2.500																			
Jeremy Hernandez, R (9, 1) ERA: 3.55	1.0		3	1	0	0	1	0	0	0	0	0	0	5	7	0.00	1.000																			

New York Yankees @ Cleveland Indians
Cleveland Municipal Stadium, Cleveland, OH

Thu Aug 26 1993, 7:05 PM EDT
Att. 28,425 - Unknown - 83 F

livebaseballscorecards.com



Batter	1	2	3	4	5	6	7	8	9	AB	R	H	RBI	BB	SO	LOB
Kenny Lofton, L OBP: 0.400, SLG: 0.415 (1, 8) C B X	1-1 B2		2-1 G4-6-3 1B		4-1 BLK BB		2-2 G4-6-3 1-2f			3	0	1	0	1	0	1
Felix Fermin, R OBP: 0.300, SLG: 0.299 (1, 6) B F X Jeff Treadway, L OBP: 0.352, SLG: 0.401 (8, PH) B F X Alvaro Espinoza, R OBP: 0.310, SLG: 0.398 (9, 6) B F X	2-1 G1-3		2-2 G4-6-3 1-2f		3-2 L4 1-2			1-0 G4-3		3	0	0	0	0	0	2
Carlos Baerga, S OBP: 0.345, SLG: 0.490 (1, 4) B F B X	3-2 G5-3			1-0 G5-3	1-3 K			1-2 G4-3		4	0	0	0	0	1	1
Albert Belle, R OBP: 0.381, SLG: 0.578 (1, 7) F B X		1-3 K		1-1 CS 2B		1-0 G6-3		4-2 BB		3	0	1	0	1	1	0
Randy Milligan, R OBP: 0.402, SLG: 0.419 (1, 3) B B X C X		1-1 1B		2-2 1B 2B 2-3		4-0 BB		1-3 K		3	0	2	0	1	1	1
Candy Maldonado, R OBP: 0.266, SLG: 0.281 (1, 9) B X		1-0 1B		4-1 1B IBB		0-0 F8		1-0 G5-3		3	0	1	0	1	0	1
Jim Thome, L OBP: 0.339, SLG: 0.392 (1, 5) S X		0-1 F8		1-2 1B		0-1 F9		0-0 G4-3 2B		4	0	2	0	0	0	3
Reggie Jefferson, S OBP: 0.297, SLG: 0.370 (1, 10) C B B X		3-2 G4-3		3-2 F7			0-0 G4-3		2-1 G4-3 2-3	4	0	0	0	0	0	6
Sandy Alomar Jr., R OBP: 0.350, SLG: 0.455 (1, 2) B X			1-0 G6-3		2-3 K		1-1 G4-6-3 1B		0-3 K	4	0	1	0	0	2	1

Inning Stats	R: 0	H: 0	E: 0	K: 0	S: 7	R: 0	H: 2	E: 0	K: 1	S: 11	R: 0	H: 1	E: 0	K: 0	S: 6	R: 0	H: 3	E: 0	K: 0	S: 15	R: 0	H: 0	E: 0	K: 2	S: 12	R: 0	H: 0	E: 0	K: 0	S: 4	R: 0	H: 1	E: 0	K: 0	S: 8	R: 0	H: 0	E: 0	K: 1	S: 11	R: 0	H: 1	E: 0	K: 1	S: 7	1B: 5	2B: 3	3B: 0	HR: 0	SF: 0	SAC: 0	DP: 2	HBP: 0	WP: 0	PB: 0	SB: 0	CS: 1	PA: 36
PITCHER	IP	WLS	BF	H	R	ER	SO	BB	IBB	HBP	BLK	WP	HR	S	P	ERA	WHIP																																									
Sterling Hitchcock, L ERA: (1, 1)	7.0	W	28	7	0	0	3	2	1	0	1	0	0	63	110	0.00	1.286																																									
Bob Wickman, R ERA: (8, 1)	2.0	S	8	1	0	0	2	1	0	0	0	0	0	18	28	0.00	1.000																																									

BOTTOM

New York Yankees @ Cleveland Indians
Cleveland Municipal Stadium, Cleveland, OH

Thu Aug 26 1993, 7:05 PM EDT
Att: 28,425 - Unknown - 83 F

livebaseballscorecards.com

AB	32
R	0
H	8
RBI	0
BB	4
SO	5
LOB	16



Batter	1	2	3	4	5	6	7	8	9	AB R H RBI BB SO LOB	TOP																
Wade Boggs, L (1, 5) OBP: 0.391, SLG: 0.381	1-1 G2-3		3-2 SF8		2-1 F7		0-1 FC6-4			3 0 0 1 0 0 2																	
Randy Velarde, R (1, 7) OBP: 0.342, SLG: 0.413 Dion James, L (8, PH) OBP: 0.397, SLG: 0.484 (8, 7)	2-1 G4-3		2-2 G4-6-3			2-2 F8		0-3 K		3 0 0 0 0 0 2 1 0 0 0 0 1 0																	
Don Mattingly, L (1, 3) OBP: 0.370, SLG: 0.469	2-1 L3			0-0 F8		1-3 K		3-1 G3-1		4 0 0 0 0 1 0																	
Danny Tartabull, R (1, 10) OBP: 0.364, SLG: 0.536		2-1 P4		3-2 2B		0-0 HR		3-3 K		4 1 2 1 0 1 0																	
Mike Stanley, R (1, 2) OBP: 0.386, SLG: 0.535 Matt Nokes, L (8, 2) OBP: 0.282, SLG: 0.425		2-2 F7		4-2 BB		2-1 F8		2-0 BB 1B		2 0 0 0 1 0 0 1 0 1 0 0 0 0																	
Bernie Williams, S (1, 8) OBP: 0.342, SLG: 0.427		2-1 G6-3		1-1 F7			0-3 K	2-2 K		4 0 0 0 0 2 3																	
Jim Leyritz, R (1, 9) OBP: 0.420, SLG: 0.488 Paul O'Neill, L (6, 9) OBP: 0.370, SLG: 0.502			0-1 1B SF8 1B	3-3 K		0-0 F8		4-2 BB G6-4-3		2 1 1 0 0 1 2 1 0 0 0 1 0 0																	
Mike Gallego, R (1, 6) OBP: 0.357, SLG: 0.415		1-2 1B 1B			0-0 F8		0-0 1B 1B	2-1 G6-4-3		4 0 2 0 0 0 2																	
Pat Kelly, R (1, 4) OBP: 0.316, SLG: 0.380			3-2 G4-6-3 1B		0-0 F7		1-1 FC6-4 1B			3 0 2 0 0 0 0																	
Inning Stats	R: 0 E: 0 K: 0 S: 6	H: 0 LOB: 0 BB: 0 P: 11	R: 0 E: 0 K: 0 S: 8	H: 0 LOB: 0 BB: 0 P: 14	R: 1 E: 0 K: 0 S: 23	H: 3 LOB: 1 BB: 0 P: 32	R: 0 E: 0 K: 1 S: 12	H: 1 LOB: 2 BB: 1 P: 23	R: 0 E: 0 K: 0 S: 4	H: 0 LOB: 0 BB: 0 P: 6	R: 1 E: 0 K: 1 S: 12	H: 1 LOB: 0 BB: 0 P: 17	R: 0 E: 0 K: 1 S: 9	H: 2 LOB: 2 BB: 0 P: 10	R: 0 E: 0 K: 2 S: 8	H: 0 LOB: 0 BB: 0 P: 14	R: 0 E: 0 K: 1 S: 9	H: 1 LOB: 1 BB: 1 P: 19	1B: 6 2B: 1 3B: 0 HR: 1	SF: 1 SAC: 0 DP: 2 HBP: 0	WP: 0 PB: 0 SB: 0 CS: 0	PA: 35					
PITCHER	IP WLS BF H R ER SO BB IBB HBP BLK WP HR S P ERA WHIP																										
Derek Lilliquist, L (1, 1) ERA: 2.0	5.2		22	5	2	2	2	1	0	0	0	0	1	63	99	3.18	1.059										
Jason Grimsley, R (6, 1) ERA: 4.5	1.1	W	6	2	0	0	1	0	0	0	0	0	0	11	14	0.00	1.500										
Eric Plunk, R (8, 1) ERA: 3.31	1.0		3	0	0	0	2	0	0	0	0	0	0	8	14	0.00	0.000										
Jerry Dipoto, R (9, 1) ERA: 2.84	1.0		4	1	0	0	1	1	0	0	0	0	0	9	19	0.00	2.000										

New York Yankees @ Cleveland Indians
Cleveland Municipal Stadium, Cleveland, OH

Fri Aug 27 1993, 7:05 PM EDT
Att. 57,152 - Unknown - 90 F

livebaseballscorecards.com

AB	32
R	2
H	8
RBI	2
BB	2
SO	6
LOB	11



Batter	1	2	3	4	5	6	7	8	9	AB	R	H	RBI	BB	SO	LOB
Kenny Lofton, L OBP: 0.400, SLG: 0.416 (1, 8)	1-2 F7		2-2 L4-3 1B		2-3 K	0-0 1B 2B 1B	1-1 SF7			4	1	2	3	0	1	0
Wayne Kirby, L OBP: 0.332, SLG: 0.398 (1, 9)	4-1 1B 2B BB		3-1 L4-3 1-2		4-0 1B BB	3-2 2B 1B	0-1 P4			3	2	1	0	2	0	2
Carlos Baerga, S OBP: 0.346, SLG: 0.489 (1, 4)	2-0 2B 1-3 1B		1-3 K		1-0 1-3 1B	0-1 F9		1-0 F8		5	0	2	0	0	1	2
Albert Belle, R OBP: 0.380, SLG: 0.576 (1, 7)	0-3 K			0-1 F7	0-1 P2	0-2 1-H 3-H 2B		2-1 F8		5	0	1	2	0	1	4
Paul Sorrento, L OBP: 0.328, SLG: 0.437 (1, 3)	2-1 1-3 3-H 2B			0-2 P5		0-3 K		2-2 G4-3		5	0	1	1	0	1	1
Jeff Treadway, L OBP: 0.355, SLG: 0.404 (1, 10)	0-2 F8			1-1 2B 1B		0-0 2B 1B	0-0 P6			4	1	2	0	0	0	2
Jim Thome, L OBP: 0.365, SLG: 0.509 (1, 5)		1-3 K		2-1 2B		2-0 2B	3-2 HR			4	2	3	1	0	1	0
Alvaro Espinoza, R OBP: 0.310, SLG: 0.398 (8, 5)				1-3 2B		1-3 2B				0	0	0	0	0	0	0
Felix Fermin, R OBP: 0.302, SLG: 0.298 (1, 6)		0-2 P3		3-2 F8		4-1 2B 1B BB	4-0 1B SF7 BB			2	2	0	0	2	0	2
Sandy Alomar Jr., R OBP: 0.355, SLG: 0.465 (1, 2)		0-0 F8			0-0 G6-3	0-1 1B 2B	1-2 1-3 1B			4	1	2	2	0	0	0

Inning Stats	R: 1	H: 2	E: 0	K: 1	S: 15	LOB: 2	BB: 1	P: 24	R: 0	H: 0	E: 0	K: 1	S: 7	LOB: 0	BB: 0	P: 8	R: 0	H: 1	E: 0	K: 1	S: 9	LOB: 0	BB: 0	P: 15	R: 0	H: 2	E: 0	K: 0	S: 12	LOB: 2	BB: 0	P: 18	R: 0	H: 1	E: 0	K: 1	S: 10	LOB: 2	BB: 1	P: 17	R: 6	H: 6	E: 0	K: 1	S: 21	LOB: 1	BB: 1	P: 34	R: 2	H: 2	E: 0	K: 0	S: 12	LOB: 1	BB: 1	P: 21	R: 0	H: 0	E: 0	K: 0	S: 6	LOB: 0	BB: 0	P: 11
1B: 8	SF: 1	2B: 6	SAC: 0	3B: 0	DP: 1	HR: 1	HBP: 0	WP: 0	PA: 41																																																							

PITCHER	IP	WLS	BF	H	R	ER	SO	BB	IBB	HBP	BLK	WP	HR	S	P	ERA	WHIP
Melido Perez, R ERA: 5.07 (1, 1)	5.1	L	27	9	5	5	5	3	0	0	0	0	0	63	100	8.44	2.250
Paul Gibson, L ERA: 4.15 (6, 1)	0.1		3	2	0	0	0	0	0	0	0	0	0	7	10	0.00	6.000
Rich Monteleone, R ERA: 4.35 (6, 1)	2.1		11	3	4	4	0	1	0	0	0	0	1	22	38	15.43	1.714

BOTTOM

New York Yankees @ Cleveland Indians
Cleveland Municipal Stadium, Cleveland, OH

Fri Aug 27 1993, 7:05 PM EDT
Att: 57,152 - Unknown - 90 F

AB	36
R	9
H	14
RBI	9
BB	4
SO	5
LOB	13



WP	HR	S	P	ERA	WHIP
0	0	0	0	0	0

livebaseballscorecards.com

Batter	1	2	3	4	5	6	7	8	9	AB R H RBI BB SO LOB	TOP	
Mike Gallego, R (1, 5) OBP: 0.364, SLG: 0.426	3-2 F8		4-2 G4-6-3 BB		3-2 1-3 1B		3-2 3B		2-1 1B	4 0 3 0 1 0 0	<p>New York Yankees @ Cleveland Indians Cleveland Municipal Stadium, Cleveland, OH</p> <p>Sat Aug 28 1993, 3:33 AM EDT Att. 36,436 - Overcast - 75 F</p> <p>livebaseballscorecards.com</p>	
Randy Velarde, R (1, 7) OBP: 0.335, SLG: 0.404 Dion James, L (7, PH) OBP: 0.394, SLG: 0.480 (7, 7)	0-1 G1-3		1-2 G4-6-3 1-2f		1-0 F9		1-0 G1-3		2-1 F8	3 0 0 0 0 0 3 2 0 0 0 0 0 2		
Don Mattingly, L (1, 3) OBP: 0.367, SLG: 0.464	0-1 G5-3		3-2 F9			3-2 F8	2-0 P6			4 0 0 0 0 0 1		
Danny Tartabull, R (1, 10) OBP: 0.363, SLG: 0.535		2-1 F9 1B 2B		0-0 G6-3		2-0 F8		1-0 P6		4 1 1 0 0 0 0		
Mike Stanley, R (1, 2) OBP: 0.384, SLG: 0.531		1-2 F9 2-3		2-3 K		4-2 1B 2B BB		1-0 F7		3 1 0 0 1 1 1		
Bernie Williams, S (1, 8) OBP: 0.343, SLG: 0.427		0-1 1B 1B 3-H		0-0 L9		0-0 2B 1B		1-1 F7		4 1 2 1 0 0 0		
Jim Leyritz, R (1, 9) OBP: 0.423, SLG: 0.495 Paul O'Neill, L (6, 9) OBP: 0.369, SLG: 0.501		1-2 L7			3-1 1B 1B	2-1 1H 2-H 2B		2-1 G6-3	3 0 2 2 0 0 1 1 0 0 0 0 0 0			
Spike Owen, S (1, 6) OBP: 0.301, SLG: 0.317 Wade Boggs, L (9, PH) OBP: 0.390, SLG: 0.380		0-0 1B			3-1 P4	1-0 G5-3		3-3 K	3 0 1 0 0 0 2 1 0 0 0 0 1 0			
Pat Kelly, R (1, 4) OBP: 0.313, SLG: 0.377 Matt Nokes, L (9, PH) OBP: 0.286, SLG: 0.445		1-3 K			0-0 F7		3-1 G4-3		0-0 HR	3 0 0 0 0 1 3 1 1 1 1 0 0 0		
Inning Stats	R: 0 E: 0 K: 0 S: 7 H: 0 LOB: 0 BB: 0 P: 10	R: 1 E: 0 K: 1 S: 17 H: 3 LOB: 2 BB: 0 P: 22	R: 0 E: 0 K: 0 S: 8 H: 0 LOB: 0 BB: 1 P: 16	R: 0 E: 0 K: 1 S: 7 H: 0 LOB: 0 BB: 0 P: 9	R: 0 E: 0 K: 0 S: 9 H: 2 LOB: 2 BB: 0 P: 19	R: 2 E: 0 K: 0 S: 14 H: 2 LOB: 1 BB: 1 P: 26	R: 0 E: 0 K: 0 S: 8 H: 1 LOB: 1 BB: 0 P: 17	R: 0 E: 0 K: 0 S: 4 H: 0 LOB: 0 BB: 0 P: 7	R: 1 E: 0 K: 1 S: 11 H: 2 LOB: 1 BB: 0 P: 20	1B: 6 2B: 2 3B: 1 HR: 1 SF: 0 SAC: 0 DP: 1 HBP: 0		WP: 0 PB: 0 SB: 0 CS: 0 PA: 38
PITCHER	IP WLS BF H R ER SO BB IBB HBP BLK WP HR S P ERA WHIP											
Jeff Mutis, L (1, 1) ERA: 5.06	6.0 W 26 7 3 3 2 2 0 0 0 0 0 0 62 102 4.50 1.500											
Jeremy Hernandez, R (7, 1) ERA: 3.53	3.0 S 12 3 1 1 1 0 0 0 0 0 0 1 23 44 3.00 1.000											

New York Yankees @ Cleveland Indians
Cleveland Municipal Stadium, Cleveland, OH

Sat Aug 28 1993, 3:33 AM EDT
Att. 36,436 - Overcast - 75 F

livebaseballscorecards.com

AB	36
R	4
H	10
RBI	4
BB	2
SO	3
LOB	13



Batter	1	2	3	4	5	6	7	8	9	AB	R	H	RBI	BB	SO	LOB
Wade Boggs, L (1, 5) OBP: 0.387, SLG: 0.377 Paul O'Neill, L (6, 9) OBP: 0.372, SLG: 0.504	1-2 K ①		1-3 K ①		3-3 K ③			0-0 2B 1B		3	0	0	0	0	3	0
Mike Gallego, R (1, 6) OBP: 0.369, SLG: 0.430	1-3 K ②		2-2 F8 ②			1-2 G1-6-3 1B		1-1 F9-5 2B		4	0	2	2	0	1	0
Jim Leyritz, R (1, 3) OBP: 0.420, SLG: 0.495	1-1 2B		2-1 L9 ③			1-2 G1-6-3 1-2f		3-1 F9-5 ① ②		4	0	1	0	0	0	2
Danny Tartabull, R (1, 10) OBP: 0.360, SLG: 0.533	2-0 P2 ③			3-3 K ①		0-1 L6 ③		3-2 F8 ③		4	0	0	0	0	1	1
Mike Stanley, R (1, 2) OBP: 0.383, SLG: 0.536		2-2 L5 ①		3-3 K ②			3-2 HR		1-2 G5-3 ①	4	1	1	1	0	1	0
Bernie Williams, S (1, 8) OBP: 0.345, SLG: 0.429		4-1 G5-3 BB BB		2-1 1B			0-0 G5-3 ①		1-1 G6-3 ②	3	0	1	0	1	0	0
Randy Velarde, R (1, 7) OBP: 0.339, SLG: 0.403 (6, 5)		4-2 G5-3 BB ① SAFE SAFE SAFE		1-3 K ③			1-3 K ②		2-2 E 1B	3	0	1	0	1	2	1
Gerald Williams, R (1, 9) OBP: 0.208, SLG: 0.340 (6, 7)		0-1 G5-3 ② 1-2 2-3			1-2 K ①		0-1 G5-3 ③		0-2 E9	4	0	0	0	0	1	3
Pat Kelly, R (1, 4) OBP: 0.311, SLG: 0.377		0-3 K ③			3-2 G6-3 ②			2-1 1B 2B 1B	2-3 K ③	4	1	1	0	0	2	4

Inning Stats	R: 0	H: 1	E: 0	K: 2	S: 13	H: 1	LOB: 1	BB: 0	P: 18	R: 0	H: 0	E: 0	K: 1	S: 15	H: 0	LOB: 2	BB: 2	P: 25	R: 0	H: 0	E: 0	K: 1	S: 8	H: 0	LOB: 0	BB: 0	P: 13	R: 0	H: 1	E: 0	K: 3	S: 11	H: 1	LOB: 1	BB: 0	P: 20	R: 0	H: 0	E: 0	K: 2	S: 12	H: 0	LOB: 0	BB: 0	P: 19	R: 0	H: 1	E: 0	K: 0	S: 8	H: 1	LOB: 0	BB: 0	P: 10	R: 1	H: 1	E: 0	K: 1	S: 9	H: 1	LOB: 0	BB: 0	P: 13	R: 2	H: 3	E: 0	K: 0	S: 13	H: 3	LOB: 0	BB: 0	P: 22	R: 0	H: 1	E: 1	K: 1	S: 16	H: 1	LOB: 2	BB: 0	P: 22	1B: 5	2B: 3	3B: 0	HR: 1	SF: 0	SAC: 0	DP: 2	HBP: 0	WP: 0	PB: 0	SB: 0	CS: 0	PA: 36
--------------	------	------	------	------	-------	------	--------	-------	-------	------	------	------	------	-------	------	--------	-------	-------	------	------	------	------	------	------	--------	-------	-------	------	------	------	------	-------	------	--------	-------	-------	------	------	------	------	-------	------	--------	-------	-------	------	------	------	------	------	------	--------	-------	-------	------	------	------	------	------	------	--------	-------	-------	------	------	------	------	-------	------	--------	-------	-------	------	------	------	------	-------	------	--------	-------	-------	-------	-------	-------	-------	-------	--------	-------	--------	-------	-------	-------	-------	--------

PITCHER	IP	WLS	BF	H	R	ER	SO	BB	IBB	HBP	BLK	WP	HR	S	P	ERA	WHIP
Wilson Alvarez, L (1, 1) ERA: 3.46	7.2	W	30	7	3	3	10	2	0	0	0	0	1	83	131	3.52	1.174
Jose DeLeon, R (8, 1) ERA: 2.98	0.1		1	0	0	0	0	0	0	0	0	0	0	6	9	0.00	0.000
Scott Radinsky, L (9, 1) ERA: 4.37	1.0		5	1	0	0	1	0	0	0	0	0	0	16	22	0.00	1.000


BOTTOM

Chicago White Sox @ New York Yankees
Yankee Stadium, Bronx, NY

Tue Aug 31 1993, 7:05 PM EDT
Att: 37,511 - Unknown - 77 F

livebaseballscores.com

AB	34
R	3
H	8
RBI	3
BB	2
SO	11
LOB	11



Chicago White Sox @ New York Yankees
 Yankee Stadium, Bronx, NY

Wed Sep 01 1993, 7:05 PM EDT
 Att. 25,144 - Unknown - 82 F

livebaseballscorecards.com

AB	37
R	5
H	11
RBI	5
BB	5
SO	6
LOB	20



WP:	0	PA:	44
PB:	0		
SB:	0		
CS:	0		

Batter	1	2	3	4	5	6	7	8	9	AB	R	H	RBI	BB	SO	LOB
Tim Raines, S OBP: 0.397, SLG: 0.498 (1, 7)	G3-1		F7	L6		F8		HBP 1B IBB		4	1	0	0	1	0	3
Joey Cora, S OBP: 0.354, SLG: 0.351 (1, 4)	BB BB		G6-3		G6-3		G3	HBP 1B BB		3	1	0	0	2	0	0
Frank Thomas, R OBP: 0.430, SLG: 0.631 (1, 3)	G4-3 BB		HR		G6-3 1B		G6-3	1B HBP		3	1	2	2	1	0	0
Robin Ventura, L OBP: 0.373, SLG: 0.429 (1, 5)	G4-3 1-2f		BB		G6-3 1-2		E 1B	1-2 2-H 3-H 1B		4	0	2	2	1	0	3
Ellis Burks, R OBP: 0.356, SLG: 0.481 (1, 8)		FC4-6 1B	K		G6-3		E8 1-3 1B	F8		5	0	2	0	0	1	4
Warren Newson, L OBP: 0.423, SLG: 0.429 (1, 10)		FC4-6 G4-3 1-2f 1B		K		E4 F7 2B		F8		3	1	0	0	0	1	1
Ivan Calderon, R OBP: 0.287, SLG: 0.286 (7, PH)										2	0	0	0	0	1	2
Dan Pasqua, L OBP: 0.305, SLG: 0.333 (1, 9)										3	0	1	0	0	0	1
Bo Jackson, R OBP: 0.291, SLG: 0.413 (8, PH)										2	1	1	0	0	0	0
(8, 9)																
Michael LaValiere, L OBP: 0.321, SLG: 0.312 (1, 2)		G4-3 1-2 2-3 1B			2B 1B		K	SH3-4 1B		4	0	1	0	0	2	3
Ozzie Guillen, L OBP: 0.285, SLG: 0.377 (1, 6)		G6-3			1-3 2B		1-1 2B			4	0	2	1	0	1	3

Batter	1	2	3	4	5	6	7	8	9	AB	R	H	RBI	BB	SO	LOB
Tim Raines, S OBP: 0.397, SLG: 0.498 (1, 7)	G3-1		F7	L6		F8		HBP 1B IBB		4	1	0	0	1	0	3
Joey Cora, S OBP: 0.354, SLG: 0.351 (1, 4)	BB BB		G6-3		G6-3		G3	HBP 1B BB		3	1	0	0	2	0	0
Frank Thomas, R OBP: 0.430, SLG: 0.631 (1, 3)	G4-3 BB		HR		G6-3 1B		G6-3	1B HBP		3	1	2	2	1	0	0
Robin Ventura, L OBP: 0.373, SLG: 0.429 (1, 5)	G4-3 1-2f		BB		G6-3 1-2		E 1B	1-2 2-H 3-H 1B		4	0	2	2	1	0	3
Ellis Burks, R OBP: 0.356, SLG: 0.481 (1, 8)		FC4-6 1B	K		G6-3		E8 1-3 1B	F8		5	0	2	0	0	1	4
Warren Newson, L OBP: 0.423, SLG: 0.429 (1, 10)		FC4-6 G4-3 1-2f 1B		K		E4 F7 2B		F8		3	1	0	0	0	1	1
Ivan Calderon, R OBP: 0.287, SLG: 0.286 (7, PH)										2	0	0	0	0	1	2
Dan Pasqua, L OBP: 0.305, SLG: 0.333 (1, 9)										3	0	1	0	0	0	1
Bo Jackson, R OBP: 0.291, SLG: 0.413 (8, PH)										2	1	1	0	0	0	0
(8, 9)																
Michael LaValiere, L OBP: 0.321, SLG: 0.312 (1, 2)		G4-3 1-2 2-3 1B			2B 1B		K	SH3-4 1B		4	0	1	0	0	2	3
Ozzie Guillen, L OBP: 0.285, SLG: 0.377 (1, 6)		G6-3			1-3 2B		1-1 2B			4	0	2	1	0	1	3

PITCHER	IP	WLS	BF	H	R	ER	SO	BB	IBB	HBP	BLK	WP	HR	S	P	ERA	WHIP
Scott Kamieniecki, R ERA: 3.63 (1, 1)	6.2		32	9	2	1	3	3	0	0	0	0	1	73	123	1.35	1.800
Paul Assenmacher, L ERA: 3.59 (7, 1)	1.0	L	6	1	3	3	1	1	1	0	0	0	0	10	21	27.00	2.000
Bob Wickman, R ERA: 4.3 (8, 1)	1.1		6	1	0	0	2	0	0	1	0	0	0	14	22	0.00	0.750

PITCHER	IP	WLS	BF	H	R	ER	SO	BB	IBB	HBP	BLK	WP	HR	S	P	ERA	WHIP

Inning Stats	R: 0	H: 0	E: 0	K: 0	S: 7	P: 18	R: 0	H: 2	E: 0	K: 0	S: 12	P: 18	R: 1	H: 1	E: 0	K: 1	S: 11	P: 20	R: 0	H: 2	E: 0	K: 1	S: 12	P: 19	R: 0	H: 1	E: 0	K: 0	S: 12	P: 20	R: 1	H: 1	E: 1	K: 1	S: 12	P: 17	R: 0	H: 2	E: 1	K: 0	S: 11	P: 17	R: 3	H: 2	E: 0	K: 1	S: 12	P: 24	R: 0	H: 0	E: 0	K: 2	S: 8	P: 13	1B: 8	2B: 2	3B: 0	HR: 1	SF: 0	SAC: 1	DP: 1	HBP: 1	WP: 0	PA: 44
--------------	------	------	------	------	------	-------	------	------	------	------	-------	-------	------	------	------	------	-------	-------	------	------	------	------	-------	-------	------	------	------	------	-------	-------	------	------	------	------	-------	-------	------	------	------	------	-------	-------	------	------	------	------	-------	-------	------	------	------	------	------	-------	-------	-------	-------	-------	-------	--------	-------	--------	-------	--------

Batter	1	2	3	4	5	6	7	8	9	AB	R	H	RBI	BB	SO	LOB
Wade Boggs, L (1, 5) OBP: 0.387, SLG: 0.376	1-1 1B		1-2 FC1-6		4-1 SAFE FC4-6 BB		3-2 F8		1-3 K	4	0	1	0	1	1	3
Dion James, L (1, 7) OBP: 0.397, SLG: 0.485 Gerald Williams, R (9, PR) OBP: 0.208, SLG: 0.340	0-3 K		1-2 SAFE G4-3		0-0 1-2 2-3 FC4-6		3-1 G4-3		0-2 1-2 1B	5	0	1	0	0	1	5
Don Mattingly, L (1, 3) OBP: 0.367, SLG: 0.466	2-2 F7			0-2 F9	0-1 G6-3			2-1 F9 2B	0-1 G4-3	5	0	1	0	0	0	5
Danny Tartabull, R (1, 10) OBP: 0.357, SLG: 0.528	0-3 K			0-0 E5		1-2 F8		1-1 F9 2-3		4	0	0	0	0	1	2
Paul O'Neill, L (1, 9)		0-0 F9		1-0 L8		0-3 K		0-0 G5-3		4	0	0	0	0	1	2
Bernie Williams, S (1, 8) OBP: 0.343, SLG: 0.425		1-3 K		1-2 F7		0-2 F7		1-2 G6-3		4	0	0	0	0	1	2
Mike Stanley, R (1, 2) OBP: 0.384, SLG: 0.544		1-3 K			0-0 HR		2-2 G5-3 2B 1B		0-3 K	4	2	2	1	0	2	0
Mike Gallego, R (1, 6) OBP: 0.370, SLG: 0.429			4-0 FC1-6 SH3 BB		2-0 G6-3		0-0 G5-3		2-2 E4 1B 1B	3	1	1	0	1	0	1
Pat Kelly, R (1, 4) OBP: 0.316, SLG: 0.387			1 SAFE SH3		1-0 FC4-6 2B		1-2 2-H 2B		1-2 2-H 1B	3	0	3	2	0	0	0

Inning Stats	R: 0	H: 1	E: 0	K: 2	S: 12	R: 0	H: 0	E: 0	K: 2	S: 7	R: 0	H: 0	E: 0	K: 0	S: 7	R: 0	H: 0	E: 1	K: 0	S: 10	R: 1	H: 2	E: 0	K: 0	S: 7	R: 0	H: 0	E: 0	K: 1	S: 9	R: 1	H: 2	E: 0	K: 0	S: 14	R: 0	H: 1	E: 0	K: 0	S: 8	R: 1	H: 3	E: 1	K: 2	S: 20	1B: 5	2B: 3	3B: 0	HR: 1	SF: 0	SAC: 1	DP: 0	HBP: 0	WP: 0	PB: 0	SB: 0	CS: 0	PA: 39
PITCHER	IP	WLS	BF	H	R	ER	SO	BB	IBB	HBP	BLK	WP	HR	S	P	ERA	WHIP																																									
Jack McDowell, R (1, 1) ERA: 3.31	7.1	W	31	6	2	2	5	2	0	0	0	0	1	70	103	2.46	1.091																																									
Scott Radinsky, L (8, 1) ERA: 4.34	0.1		1	0	0	0	0	0	0	0	0	0	0	1	1	0.00	0.000																																									
Roberto Hernandez, R (8, 1) ERA: 2.15	1.1	S	7	3	1	1	2	0	0	0	0	0	0	23	28	6.75	2.250																																									

BOTTOM

Chicago White Sox @ New York Yankees
 Yankee Stadium, Bronx, NY
 Wed Sep 01 1993, 7:05 PM EDT
 Att: 25,144 - Unknown - 82 F

livebaseballscores.com

AB	36
R	3
H	9
RBI	3
BB	2
SO	7
LOB	20



Batter	1	2	3	4	5	6	7	8	9	AB R H RBI BB SO LOB	TOP	
Tim Raines, S (1, 7) OBP: 0.396, SLG: 0.495 Warren Newson, L (8, 7) OBP: 0.423, SLG: 0.429	2-3 		0-1 		1-0 			0-0 		4 0 1 0 0 1 1 0 0 0 0 0 0 0		
Craig Grebeck, R (1, 4) OBP: 0.314, SLG: 0.287	3-3 		1-2 			0-0 			2-1 	4 0 1 0 0 1 2		
Frank Thomas, R (1, 3) OBP: 0.427, SLG: 0.626	0-0 			1-1 		3-1 			1-1 	4 0 0 0 0 0 1		
Ellis Burks, R (1, 8) OBP: 0.356, SLG: 0.479 Mike Huff, R (8, 8) OBP: 0.333, SLG: 0.435		2-0 		4-2 		2-3 			2-3 	2 0 0 0 1 1 0 1 0 0 0 0 1 0		
Bo Jackson, R (1, 9) OBP: 0.287, SLG: 0.408		1-1 		0-3 			3-1 			3 0 0 0 0 1 1		
Robin Ventura, L (1, 5) OBP: 0.373, SLG: 0.427		4-2 		2-3 			2-1 			2 0 0 0 1 1 1		
Ivan Calderon, R (1, 10) OBP: 0.283, SLG: 0.283		1-3 			1-1 		2-2 			3 0 0 0 0 1 1		
Ron Karkovics, R (1, 2) OBP: 0.287, SLG: 0.443			4-2 		3-2 			1-2 		2 1 1 1 1 0 0		
Ozzie Guillen, L (1, 6) OBP: 0.285, SLG: 0.377			0-1 		0-0 			1-2 		3 0 1 0 0 0 1		
Inning Stats	R: 0 H: 0 E: 0 LOB: 0 K: 2 BB: 0 S: 10 P: 15	R: 0 H: 0 E: 0 LOB: 1 K: 1 BB: 1 S: 8 P: 16	R: 0 H: 1 E: 0 LOB: 1 K: 0 BB: 1 S: 12 P: 17	R: 0 H: 0 E: 0 LOB: 1 K: 2 BB: 1 S: 11 P: 18	R: 1 H: 2 E: 0 LOB: 0 K: 0 BB: 0 S: 7 P: 12	R: 0 H: 0 E: 0 LOB: 0 K: 1 BB: 0 S: 6 P: 11	R: 0 H: 0 E: 0 LOB: 0 K: 0 BB: 0 S: 7 P: 14	R: 0 H: 0 E: 0 LOB: 0 K: 0 BB: 0 S: 7 P: 9	R: 0 H: 1 E: 0 LOB: 0 K: 1 BB: 0 S: 7 P: 12	1B: 3 SF: 0 2B: 1 SAC: 0 3B: 0 DP: 3 HR: 1 HBP: 0	WP: 0 PA: 31 PB: 0 SB: 0 CS: 0	
PITCHER Jimmy Key, L (1, 1) ERA: 2.94 Mark Hutton, R (9, 1) ERA: 4.32	IP WLS BF H R ER SO BB IBB HBP BLK WP HR S P ERA WHIP 8.0 W 28 3 1 1 6 3 0 0 0 0 0 1 68 112 1.12 0.750 1.0 3 1 0 0 1 0 0 0 0 0 0 0 7 12 0.00 1.000											PITCHER IP WLS BF H R ER SO BB IBB HBP BLK WP HR S P ERA WHIP

Chicago White Sox @ New York Yankees
 Yankee Stadium, Bronx, NY
 Thu Sep 02 1993, 7:05 PM EDT
 Att. 23,701 - Unknown - 72 F

AB	28
R	1
H	4
RBI	1
BB	3
SO	7
LOB	8



Batter	1	2	3	4	5	6	7	8	9	AB	R	H	RBI	BB	SO	LOB
Wade Boggs, L OBP: 0.389, SLG: 0.377 (1, 5)	4-1 CS BB		1-2 FC3-6 1B	1-0 F7		1-1 G3		1-1 G6-3 1B		4	0	2	0	1	0	2
Dion James, L OBP: 0.390, SLG: 0.476 (1, 7)	4-1 G3-1 1-2		0-1 FC3-6 1-2f	0-1 G3 2-3 3-H			3-2 L3	1-1 G6-3 1-2f		5	0	0	1	0	0	5
Don Mattingly, L OBP: 0.364, SLG: 0.462 (1, 3)	2-2 G4-3		0-1 G4-3	1-2 G3 3-H			0-2 L9			4	0	0	0	0	0	1
Kevin Maas, L OBP: 0.318, SLG: 0.408 (8, 3)										0	0	0	0	0	0	0
Danny Tartabull, R OBP: 0.360, SLG: 0.530 (1, 10)		4-2 G6-3 BB		4-2 1B BB	2-3 K		0-1 1B 2B			2	1	1	0	2	1	0
Paul O'Neill, L OBP: 0.372, SLG: 0.502 (1, 9)		0-0 G6-3 1-2f		3-2 BB 1B 1-3	0-1 1B 2B SF7-1-3-4		4-0 1B BB			3	2	2	0	1	0	1
Bernie Williams, S OBP: 0.348, SLG: 0.429 (1, 8)		4-2 BB BB		1-0 BB 2B 1-2 3-H	2-0 1B 1B SF7-1-3-4		2-2 1B 1-2 2-3			3	1	3	1	1	0	0
Mike Stanley, R OBP: 0.385, SLG: 0.543 (1, 2)		4-2 SAFE BB 1-2		4-2 BB 2B BB 1-2 2-3	0-1 BB BB SF7-1-3-4 1-2 3-H		1-2 G1-3			1	1	0	1	2	0	3
Mike Gallego, R OBP: 0.372, SLG: 0.429 (1, 4)		3-1 F9		4-0 2B G3 BB 1-2 2-3 3-H		1-0 F8		0-1 1B 1B		3	1	1	1	1	0	2
Spike Owen, S OBP: 0.300, SLG: 0.319 (1, 6)			0-1 G6-3	2-0 G3 WP 2B 1-3 2-H 3-H		1-1 G6-3		0-0 L8		4	1	1	2	0	0	1

Inning Stats	R: 0	H: 0	E: 0	K: 0	S: 7	R: 0	H: 0	E: 0	K: 0	S: 10	R: 0	H: 1	E: 0	K: 0	S: 9	R: 6	H: 3	E: 0	K: 0	S: 18	R: 1	H: 2	E: 0	K: 1	S: 8	R: 0	H: 0	E: 0	K: 0	S: 5	R: 0	H: 2	E: 0	K: 0	S: 15	R: 0	H: 2	E: 0	K: 0	S: 7	R: 0	H: 2	E: 0	K: 0	S: 9	1B: 7	2B: 4	3B: 0	HR: 0	SF: 1	SAC: 0	DP: 3	HBP: 0	WP: 1	PB: 0	SB: 0	CS: 1	PA: 38
--------------	------	------	------	------	------	------	------	------	------	-------	------	------	------	------	------	------	------	------	------	-------	------	------	------	------	------	------	------	------	------	------	------	------	------	------	-------	------	------	------	------	------	------	------	------	------	------	-------	-------	-------	-------	-------	--------	-------	--------	-------	-------	-------	-------	--------

PITCHER	IP	WLS	BF	H	R	ER	SO	BB	IBB	HBP	BLK	WP	HR	S	P	ERA	WHIP
Tim Belcher, R ERA: 4.61 (1, 1)	3.0	L	17	3	5	5	0	7	0	0	0	0	0	37	78	15.00	3.333
Chuck Cary, L ERA: 5.63 (4, 1)	3.0		11	3	2	2	1	0	0	0	0	1	0	20	31	6.00	1.000
Brian Drahman, R ERA: (7, 1)	2.0		10	4	0	0	0	1	0	0	0	0	0	22	34	0.00	2.500


BOTTOM

Chicago White Sox @ New York Yankees
 Yankee Stadium, Bronx, NY

Thu Sep 02 1993, 7:05 PM EDT
 Att: 23,701 - Unknown - 72 F

livebaseballscorecards.com

AB	29
R	7
H	10
RBI	6
BB	8
SO	1
LOB	15



Batter	1	2	3	4	5	6	7	8	9	AB R H RBI BB SO LOB
Mike Gallego, R OBP: 0.372, SLG: 0.426 (1, 4)	2-2 G6-3 1B		4-0 1-2 BB		0-0 F9		1-0 G6-4-3 1-2f		2-3 K	4 0 1 0 1 1 3
Jim Leyritz, R OBP: 0.419, SLG: 0.493 (1, 9) Dion James, L OBP: 0.391, SLG: 0.474 (7, PH) (8, 7)	1 SAFE 2-3 K		0-3 K		2-1 1-2 2-H 1B		2-3 K		4-0 BB 1B BB	3 0 1 0 0 2 3 1 0 0 0 1 1 0
Don Mattingly, L OBP: 0.364, SLG: 0.460 (1, 3)	1-1 G6-3 1-2f		2-0 L7			0-1 G4-3		4-1 BB 1B BB	1-1 BB 1B	4 1 1 0 1 0 3
Danny Tartabull, R OBP: 0.360, SLG: 0.528 (1, 10)		3-3 K		3-1 G5-3		1-1 HR 1B		4-2 1B BB BB	1-2 L9	4 1 1 0 1 1 2
Mike Stanley, R OBP: 0.388, SLG: 0.549 (1, 2)		2-2 E6 G5-3		3-2 F9		3-1 HR		4-2 1B BB BB	4-0 FC6-4 BB	3 1 1 2 2 0 0
Bernie Williams, S OBP: 0.344, SLG: 0.424 (1, 8)		3-1 G5-3 1-2		1-1 L7		1-0 L7		1-2 L4	0-0 FC6-4	5 0 0 0 0 0 7
Paul O'Neill, L OBP: 0.373, SLG: 0.501 (1, 7) (8, 9)		0-3 K			0-0 G4-3		4-2 BB	2-1 1B		3 0 1 1 1 1 1
Randy Velarde, R OBP: 0.347, SLG: 0.417 (1, 5) Wade Boggs, L OBP: 0.388, SLG: 0.376 (6, PH) (7, 5)			1-1 BB 1B		3-1 1B 2B		0-1 F7	0-1 L4		2 0 2 0 0 0 0 2 0 0 0 0 0 4
Spike Owen, S OBP: 0.300, SLG: 0.318 (1, 6)		2-2 L7		2-2 E5 1B			1-2 G6-4-3 1B	1-0 P6		4 0 1 0 0 0 5

BOTTOM

Cleveland Indians @ New York Yankees
 Yankee Stadium, Bronx, NY
 Fri Sep 03 1993, 7:05 PM EDT
 Att. 29,041 - Unknown


livebaseballscorecards.com

AB	35
R	3
H	9
RBI	3
BB	7
SO	6
LOB	28



Inning Stats	R: 0	H: 1	E: 0	K: 1	S: 8	LOB: 0	BB: 0	P: 13	R: 0	H: 0	E: 1	K: 2	S: 14	LOB: 1	BB: 0	P: 22	R: 0	H: 1	E: 0	K: 1	S: 10	LOB: 2	BB: 1	P: 19	R: 0	H: 0	E: 0	K: 0	S: 7	LOB: 0	BB: 0	P: 14	R: 0	H: 2	E: 1	K: 0	S: 10	LOB: 2	BB: 0	P: 17	R: 2	H: 2	E: 0	K: 0	S: 11	LOB: 1	BB: 1	P: 20	R: 0	H: 1	E: 0	K: 1	S: 8	LOB: 0	BB: 0	P: 12	R: 1	H: 1	E: 0	K: 0	S: 16	LOB: 3	BB: 3	P: 32	R: 0	H: 1	E: 0	K: 1	S: 9	LOB: 3	BB: 2	P: 21	1B: 7	2B: 1	3B: 0	HR: 1	SF: 0	SAC: 0	DP: 2	HBP: 0	WP: 0	PB: 0	SB: 0	CS: 0	PA: 42
--------------	------	------	------	------	------	--------	-------	-------	------	------	------	------	-------	--------	-------	-------	------	------	------	------	-------	--------	-------	-------	------	------	------	------	------	--------	-------	-------	------	------	------	------	-------	--------	-------	-------	------	------	------	------	-------	--------	-------	-------	------	------	------	------	------	--------	-------	-------	------	------	------	------	-------	--------	-------	-------	------	------	------	------	------	--------	-------	-------	-------	-------	-------	-------	-------	--------	-------	--------	-------	-------	-------	-------	--------

PITCHER	IP	WLS	BF	H	R	ER	SO	BB	IBB	HBP	BLK	WP	HR	S	P	ERA	WHIP
Bob Ojeda, L ERA: 3.71 (1, 1)	5.2	W	25	6	2	2	4	2	0	0	0	0	1	58	103	3.18	1.412
Jeremy Hernandez, R ERA: 3.43 (6, 1)	1.1		7	1	1	1	1	3	0	0	0	0	0	18	34	6.75	3.000
Derek Lilliquist, L ERA: 1.05 (8, 1)	1.1		7	2	0	0	1	1	0	0	0	0	0	13	24	0.00	2.250
Jerry Dipoto, R ERA: 3.02 (9, 1)	0.2	S	3	0	0	0	0	1	0	0	0	0	0	4	9	0.00	1.500

Batter	1	2	3	4	5	6	7	8	9	AB R H RBI BB SO LOB	TOP	
Kenny Lofton, L (1, 8) OBP: 0.394, SLG: 0.408	4-1 BB G5-4-3		0-0 G4-3			2-2 F7			1-2 G4-3	3 0 0 0 1 0 1	Cleveland Indians @ New York Yankees Yankee Stadium, Bronx, NY Sat Sep 04 1993, 3:33 AM EDT Att. 27,125 - Overcast - 77 F livebaseballscorecards.com AB 25 R 0 H 0 RBI 0 BB 5 SO 3 LOB 7 	
Felix Fermin, R (1, 6) OBP: 0.300, SLG: 0.310	1-1 SAFE G5-4-3 1-2f		0-0 G4-3			0-0 G5-3			2-2 F8	4 0 0 0 0 0 2		
Carlos Baerga, S (1, 4) OBP: 0.351, SLG: 0.492	1-1 F7			2-1 G4-3			0-0 G3		0-1 G6-3	4 0 0 0 0 0 0		
Albert Belle, R (1, 7) OBP: 0.383, SLG: 0.575		3-3 K		2-2 G5-3			1-2 G5-3			3 0 0 0 0 1 0		
Randy Milligan, R (1, 3) OBP: 0.415, SLG: 0.425		4-1 BB			4-0 G6-4-3 BB		0-0 G5-3			1 0 0 0 2 0 0		
Manny Ramirez, R (1, 10) OBP: 0.273, SLG: 0.909		3-2 F8			1-2 G6-4-3 1-2f			2-3 K		3 0 0 0 0 1 2		
Candy Maldonado, R (1, 9) OBP: 0.271, SLG: 0.296		2-3 K			3-2 F7			0-1 G6-3		3 0 0 0 0 1 1		
Jim Thome, L (1, 5) OBP: 0.376, SLG: 0.486			3-2 F8			2-1 L6		4-2 BB		2 0 0 0 1 0 0		
Junior Ortiz, R (1, 2) OBP: 0.282, SLG: 0.296 Sandy Alomar Jr., R (8, PH) OBP: 0.333, SLG: 0.429 (8, 2)			0-1 G4-3			4-0 BB		2-1 G5-3		1 0 0 0 1 0 0 1 0 0 0 0 0 1		
Inning Stats	R: 0 H: 0 E: 0 LOB: 0 K: 0 BB: 1 S: 5 P: 11	R: 0 H: 0 E: 0 LOB: 1 K: 2 BB: 1 S: 11 P: 23	R: 0 H: 0 E: 0 LOB: 0 K: 0 BB: 0 S: 6 P: 9	R: 0 H: 0 E: 0 LOB: 0 K: 0 BB: 0 S: 6 P: 10	R: 0 H: 0 E: 0 LOB: 0 K: 0 BB: 1 S: 8 P: 16	R: 0 H: 0 E: 0 LOB: 1 K: 0 BB: 1 S: 7 P: 15	R: 0 H: 0 E: 0 LOB: 0 K: 0 BB: 0 S: 5 P: 6	R: 0 H: 0 E: 0 LOB: 1 K: 1 BB: 1 S: 9 P: 17	R: 0 H: 0 E: 0 LOB: 0 K: 0 BB: 0 S: 9 P: 12	1B: 0 SF: 0 2B: 0 SAC: 0 3B: 0 DP: 2 HR: 0 HBP: 0	WP: 0 PA: 30 PB: 0 SB: 0 CS: 0	
PITCHER Jim Abbott, L (1, 1) ERA: 4.1	IP WLS BF H R ER SO BB IBB HBP BLK WP HR S P ERA WHIP	9.0 W 30 0 0 0 3 5 0 0 0 0 0 0 66 119 0.00 0.556										

Batter	1	2	3	4	5	6	7	8	9	AB R H RBI BB SO LOB
Wade Boggs, L (1, 5) OBP: 0.386, SLG: 0.374	3-1 F7		0-1 E		3-2 F9		2-1 G4-3			4 1 1 0 0 0 0
Dion James, L (1, 7) Gerald Williams, R (8, 7) OBP: 0.392, SLG: 0.478 OBP: 0.208, SLG: 0.340	0-1 F8		3-1 E8		2-0		2-0 G4-3			4 1 2 1 0 0 0 0 0 0 0 0 0 0
Don Mattingly, L (1, 3) OBP: 0.365, SLG: 0.459	1-2 G4-3		1-3 K		4-1 FC5-4		0-2			3 0 1 0 1 1 0
Danny Tartabull, R (1, 10) OBP: 0.359, SLG: 0.525		2-0 G6-3	1-0 P4		3-1 FC5-4		2-0			4 0 1 0 0 0 2
Paul O'Neill, L (1, 9) OBP: 0.370, SLG: 0.497		3-2 G6-3		0-0 G4-3	0-2 L8		3-2 F7			4 0 0 0 0 0 4
Bernie Williams, S (1, 8) OBP: 0.345, SLG: 0.423		4-2		1-0 S		1-0 L8		0-2 F8		3 0 1 0 1 0 0
Matt Nokes, L (1, 2) OBP: 0.293, SLG: 0.447		0-0 F9		3-3 K		2-0		3-2 F7		4 0 1 0 0 1 2
Mike Gallego, R (1, 4) OBP: 0.371, SLG: 0.422			4-1	1-1 G5-3		1-3 K		1-1 F9		3 1 0 0 1 1 2
Randy Velarde, R (1, 6) OBP: 0.347, SLG: 0.435			1-1 B2		2-1	2-3				3 1 1 1 0 1 2

Inning Stats	R: 0	H: 0	R: 0	H: 0	R: 3	H: 2	R: 0	H: 1	R: 0	H: 2	R: 0	H: 0	R: 0	H: 0
	E: 0	LOB: 0	E: 0	LOB: 1	E: 1	LOB: 0	E: 0	LOB: 1	E: 0	LOB: 2	E: 0	LOB: 1	E: 0	LOB: 0
	K: 0	BB: 0	K: 0	BB: 1	K: 1	BB: 1	K: 1	BB: 0	K: 2	BB: 0	K: 0	BB: 0	K: 0	BB: 0
	S: 7	P: 11	S: 9	P: 18	S: 12	P: 22	S: 7	P: 12	S: 9	P: 31	S: 12	P: 21	S: 8	P: 12

PITCHER	IP	WLS	BF	H	R	ER	SO	BB	IBB	HBP	BLK	WP	HR	S	P	ERA	WHIP
Bob Milacki, R (1, 1) ERA: 3.38	5.1	L	25	6	4	2	2	3	0	0	0	0	1	54	99	3.38	1.688
Bill Wertz, R (6, 1) ERA: 4.4	2.2		10	2	0	0	2	0	0	0	0	0	0	27	43	0.00	0.750

BOTTOM

Cleveland Indians @ New York Yankees
Yankee Stadium, Bronx, NY

Sat Sep 04 1993, 3:33 AM EDT
Att. 27,125 - Overcast - 77 F

AB	32
R	4
H	8
RBI	2
BB	3
SO	4
LOB	12

livebaseballscores.com

Inning Stats	1B: 6	SF: 0	WP: 0	PA: 35
	2B: 1	SAC: 0 <td>PB: 0 <td></td> </td>	PB: 0 <td></td>	
	3B: 0	DP: 0 <td>SB: 1 <td></td> </td>	SB: 1 <td></td>	
	HR: 1	HBP: 0 <td>CS: 0 <td></td> </td>	CS: 0 <td></td>	

Batter	1	2	3	4	5	6	7	8	9
Wade Boggs, L OBP: 0.385, SLG: 0.373 (1, 5)	1-0 F8	1-2 G6-3		0-1 G3-1 FC3-2-5-1 1B		2-3 K	1-0 G4-3		
Jim Leyritz, R OBP: 0.421, SLG: 0.495 (1, 9)	3-2 E 1B	1-0 G4-6-3 1B		2-2 FC3-2-5-1 G3-1 1B		0-0 G4-3		3-1 2B	
Dion James, L OBP: 0.393, SLG: 0.482 (2, PH)				1-2 3-H		1-2 2-3			
Gerald Williams, R OBP: 0.208, SLG: 0.340 (8, PR)	0-2 E4 2B	3-1 G4-6-3		0-0 G3-1		4-0 IBB		0-3 K	
Don Mattingly, L OBP: 0.366, SLG: 0.457 (1, 3)	1-3 2B	1-2f		1-2 2-3					
Danny Tartabull, R OBP: 0.358, SLG: 0.523 (1, 10)	1-2 HR 2B		0-1 G6-3	3-3 K		3-3 K		2-3 K	
Mike Stanley, R OBP: 0.390, SLG: 0.558 (1, 2)	0-0 2-H 3-H HR		2-2 1B		3-2 G4-6-3 1B		0-3 K	3-2 L9	
Bernie Williams, S OBP: 0.345, SLG: 0.424 (1, 8)	0-1 G4-3		0-0 P9		1-0 G4-6-3		1-2 1B SF9 2B		
Paul O'Neill, L OBP: 0.371, SLG: 0.497 (1, 7)	1-1 F7		1-1 1B		0-1 G6-3		0-0 BB 1B		
Mike Gallego, R OBP: 0.375, SLG: 0.423 (1, 4)		4-1 HR BB	3-2 F8			0-0 G4-3 1B	4-1 1B	1-2 BB	
Randy Velarde, R OBP: 0.356, SLG: 0.471 (1, 6)		2-1 1-H HR		0-1 1B FC3-2-5-1 2B		0-2 1B	0-0 SF9		

AB	R	H	RBI	BB	SO	LOB
5	0	1	0	0	1	4
1	1	1	0	0	0	0
4	0	2	0	0	0	4
0	0	0	0	0	0	0
4	1	1	0	1	1	4
5	1	1	2	0	3	6
5	1	3	2	0	1	1
4	1	1	0	0	0	2
4	0	2	0	0	0	0
2	1	1	0	2	0	2
3	1	3	3	0	0	0

BOTTOM

Cleveland Indians @ New York Yankees
Yankee Stadium, Bronx, NY
 Sun Sep 05 1993, 3:33 AM EDT
 Att: 29,995 - Sunny - 79 F

livebaseballscorecards.com

AB	37
R	7
H	16
RBI	7
BB	3
SO	6
LOB	23



1B: 10	SF: 1
2B: 4	SAC: 0
3B: 0	DP: 2
HR: 2	HBP: 0

WP: 0	PA: 41
PB: 0	
SB: 0	
CS: 0	

Inning	R	H	E	K	S	P	BB	IBB	HBP	BLK	WP	HR	S	P	ERA	WHIP
1	4	4	1	0	16	22	0	0	0	0	0	0	2	22	40.50	4.500
2	0	2	0	0	18	20	0	1	0	0	0	0	40	65	0.00	1.846
3	0	2	0	0	18	22	0	0	0	0	0	0	13	22	6.75	2.250
4	0	1	0	0	10	19	0	0	0	0	0	0	11	19	0.00	1.000

PITCHER	IP	WLS	BF	H	R	ER	SO	BB	IBB	HBP	BLK	WP	HR	S	P	ERA	WHIP
Jeff Mutis, L ERA: 5.61 (1, 1)	1.1	L	10	5	6	6	0	1	0	0	0	0	2	22	35	40.50	4.500
Tom Kramer, R ERA: 3.81 (2, 1)	4.1		20	8	0	0	2	0	1	0	0	0	0	40	65	0.00	1.846
Jeremy Hernandez, R ERA: 3.48 (6, 1)	1.1		7	2	1	1	2	1	0	0	0	0	0	13	22	6.75	2.250
Eric Plunk, R ERA: 3.03 (8, 1)	1.0		4	1	0	0	2	0	0	0	0	0	0	11	19	0.00	1.000

Batter	1	2	3	4	5	6	7	8	9	AB R H RBI BB SO LOB	TOP	
Wade Boggs, L (1, 5) OBP: 0.382, SLG: 0.369	2-0 P7		2-1 F7		2-2 F7			1-0 F7		4 0 0 0 0 0 2		
Dion James, L (1, 7) OBP: 0.390, SLG: 0.477 Jim Leyritz, R (8, PH) OBP: 0.420, SLG: 0.493 (8, 7)	1-1 P2			0-1 P4		0-0 F7		1-2 F8		3 0 0 0 0 0 0 1 0 0 0 0 0 0		
Don Mattingly, L (1, 3) OBP: 0.367, SLG: 0.455	4-1 BB			2-2 G6-3		4-2 FC5-4 BB		0-1 P7		2 0 0 0 2 0 0		
Danny Tartabull, R (1, 10) OBP: 0.355, SLG: 0.519	1-3 K			1-2 G5-3		1-2 FC5-4 1-2f			1-3 K	4 0 0 0 0 2 2		
Paul O'Neill, L (1, 9) OBP: 0.370, SLG: 0.494		1-0 G1-3			1-2 1B SF7 1B	0-1 G5-3			2-2 G3-1	4 1 1 0 0 0 1		
Bernie Williams, S (1, 8) OBP: 0.348, SLG: 0.434		1-1 P6			4-0 G1-3 1B 1-2 BB		0-0 HR	1-0 HR 2B		3 2 2 1 1 0 0		
Mike Stanley, R (1, 2) OBP: 0.391, SLG: 0.556		2-0 G5-3			1-1 G1-3 1B	1-0 F7		4-2 HR BB		3 1 1 0 1 0 0		
Mike Gallego, R (1, 4) OBP: 0.374, SLG: 0.431			1-2 F9		2-0 SF7 3-H	2-3 K		3-2 HR 1-H 2-H		3 1 1 4 0 1 0		
Randy Velarde, R (1, 6) OBP: 0.348, SLG: 0.460			1-0 F9		0-0 G1-3 1-2 2-3	2-2 G6-3		2-2 F8		4 0 0 0 0 0 2		
Inning Stats	R: 0 H: 0 E: 0 LOB: 1 K: 1 BB: 1 S: 7 P: 15	R: 0 H: 0 E: 0 LOB: 0 K: 0 BB: 0 S: 4 P: 8	R: 0 H: 0 E: 0 LOB: 0 K: 0 BB: 0 S: 6 P: 10	R: 0 H: 0 E: 0 LOB: 0 K: 0 BB: 0 S: 11 P: 14	R: 1 H: 2 E: 0 LOB: 2 K: 0 BB: 1 S: 10 P: 20	R: 0 H: 0 E: 0 LOB: 1 K: 0 BB: 1 S: 8 P: 13	R: 1 H: 1 E: 0 LOB: 0 K: 1 BB: 0 S: 8 P: 13	R: 0 H: 0 E: 0 LOB: 0 K: 0 BB: 0 S: 6 P: 8	R: 3 H: 2 E: 0 LOB: 0 K: 1 BB: 1 S: 16 P: 29	1B: 2 SF: 1 2B: 1 SAC: 0 3B: 0 DP: 0 HR: 2 HBP: 0	WP: 0 PA: 36 PB: 0 SB: 0 CS: 0	
PITCHER Roger Pavlik, R (1, 1) ERA: 3.91 Craig Leferts, L (8, 1) ERA: 6.09	IP WLS BF H R ER SO BB IBB HBP BLK WP HR S P ERA WHIP	7.0 W 27 3 2 2 2 3 0 0 0 0 1 54 93 2.57 0.857	2.0 9 2 3 3 1 1 0 0 0 0 1 22 37 13.50 1.500	PITCHER IP WLS BF H R ER SO BB IBB HBP BLK WP HR S P ERA WHIP								

New York Yankees @ Texas Rangers
Arlington Stadium, Arlington, TX

Mon Sep 06 1993, 8:05 PM EDT
Att. 41,148 - Unknown - 93 F

AB	31
R	5
H	5
RBI	5
BB	4
SO	3
LOB	7



Batter	1	2	3	4	5	6	7	8	9
Rob Ducey, L OBP: 0.394, SLG: 0.593 (1, 8)	1-0 FC5 2B 1B	2-2 2B 2B		1-2 G3-1		1-3 K		3-1 G4-3	
Gary Redus, R OBP: 0.342, SLG: 0.474 (1, 9)	2-1 P8	4-2 2B BB		1-1 G5-3			0-0 F9		
Rafael Palmeiro, L OBP: 0.379, SLG: 0.587 (1, 3)	0-1 2B	1-0 2B		0-2 HR			0-0 HR		
Juan Gonzalez, R OBP: 0.364, SLG: 0.620 (1, 7)	1-2 FC5 G5-4-3	0-0 F9		2-1 G6-3			1-2 F7		
Julio Franco, R OBP: 0.366, SLG: 0.443 (1, 10)	1-1 G5-4-3 1-2f		1-0 1B 1B		1-0 F9		0-1 BB 1B		
Ivan Rodriguez, R OBP: 0.326, SLG: 0.436 (1, 2)		2-1 G6-3	2-2 G5-3		0-0 F8		4-2 BB		
Dean Palmer, R OBP: 0.317, SLG: 0.498 (1, 5)		1-2 L7	2-2 P8		1-3 K		1-3 K		
Doug Strange, S OBP: 0.307, SLG: 0.344 (1, 4)		1-1 3B 1B	1-1 FC6-4 1B		2-2 G3-1		2-1 F7		
Manuel Lee, S OBP: 0.259, SLG: 0.217 (1, 6)		1-2 2B 3B	0-0 FC6-4		0-3 K		2-2 G1-4-3		

Inning Stats	R: 1	H: 2	E: 0	K: 10	S: 10	R: 4	H: 4	E: 0	K: 18	S: 18	R: 1	H: 2	E: 0	K: 11	S: 11	R: 1	H: 1	E: 0	K: 10	S: 10	R: 0	H: 0	E: 0	K: 5	S: 7	R: 0	H: 0	E: 0	K: 2	S: 10	R: 1	H: 2	E: 0	K: 13	S: 13	R: 0	H: 0	E: 0	K: 8	S: 15	R: 0	H: 0	E: 0	K: 15	S: 15
	LOB: 1	BB: 0	P: 15			LOB: 1	BB: 1	P: 30			LOB: 1	BB: 0	P: 17			LOB: 0	BB: 0	P: 14			LOB: 0	BB: 0	P: 7			LOB: 2	BB: 1	P: 19			LOB: 0	BB: 0	P: 15			LOB: 0	BB: 0	P: 15			LOB: 0	BB: 0	P: 15		


PITCHER	IP	WLS	BF	H	R	ER	SO	BB	IBB	HBP	BLK	WP	HR	S	P	ERA	WHIP
Scott Kamieniecki, R ERA: 3.95 (1, 1)	3.0	L	18	8	6	6	0	1	0	0	0	0	0	39	62	18.00	3.000
Rich Monteleone, R ERA: 4.68 (4, 1)	3.2		13	2	2	2	3	0	0	0	0	0	2	30	40	4.91	0.545
Bobby Munoz, R ERA: 5.4 (7, 1)	1.1		6	1	0	0	1	1	0	0	0	0	0	16	28	0.00	1.500

BOTTOM

New York Yankees @ Texas Rangers
Arlington Stadium, Arlington, TX

Mon Sep 06 1993, 8:05 PM EDT
Att: 41,148 - Unknown - 93 F

AB	35
R	8
H	11
RBI	8
BB	2
SO	4
LOB	10



1B	2B	3B	HR	SF	SAC	DP	HBP	WP	HR	S	P	ERA	WHIP
5	3	1	2	0	0	1	0	0	0	39	62	18.00	3.000
3	0	0	0	0	0	0	0	0	2	30	40	4.91	0.545
4	1	1	1	0	0	1	0	0	0	16	28	0.00	1.500

Batter	1	2	3	4	5	6	7	8	9	AB R H RBI BB SO LOB	TOP																
Wade Boggs, L (1, 5) OBP: 0.380, SLG: 0.368	2-0 F8		1-1 2B 1B		2-0 F8		0-1 F7		1-0 F7	5 1 1 0 0 0 2																	
Jim Leyritz, R (1, 10) OBP: 0.417, SLG: 0.493 Dion James, L (9, PH) OBP: 0.392, SLG: 0.479 Gerald Williams, R (9, PR) OBP: 0.208, SLG: 0.340	3-3 K		2-1 2B 1-H 3-H		3-3 K		2-3 K		0-2 1B	4 0 1 2 0 3 2 1 0 1 0 0 0 0 0 0 0 0 0 0 0																	
Don Mattingly, L (1, 3) OBP: 0.367, SLG: 0.453	2-1 G5-3		4-1 BB		2-2 P7		0-1 1B 1B		0-0 L8	4 0 1 0 1 0 3																	
Danny Tartabull, R (1, 9) OBP: 0.355, SLG: 0.524		1-3 K	2-0 P8			0-0 HR	3-2 FC4-6 1B		0-3 K	5 1 2 1 0 2 3																	
Mike Stanley, R (1, 2) OBP: 0.392, SLG: 0.556		0-0 G1-6-3 1B		2-1 G5-4-3 1B		1-2 G6-3	0-1 FC4-6 1-2f			4 0 2 0 0 0 2																	
Bernie Williams, S (1, 8) OBP: 0.347, SLG: 0.431		2-2 G1-6-3 1-2f		1-2 G5-4-3 1-2f		1-2 1B HBP		3-1 G4-3		3 0 0 0 0 0 2																	
Paul O'Neill, L (1, 7) OBP: 0.371, SLG: 0.501			3-3 K	2-1 G4-3		1 SAFE 0-0 1B		3-1 HR		4 1 2 1 0 1 0																	
Mike Gallego, R (1, 4) OBP: 0.372, SLG: 0.427			2-1 L4		4-1 1B BB	1-3 K		2-3 K		3 0 0 0 1 2 2																	
Randy Velarde, R (1, 6) OBP: 0.351, SLG: 0.461			2-2 1B 2B 1B		0-2 1B	3-3 K		0-1 G4-3		4 1 2 0 0 1 2																	
Inning Stats	R: 0 E: 0 K: 1 S: 10	H: 0 LOB: 0 BB: 0 P: 17	R: 0 E: 0 K: 1 S: 8	H: 1 LOB: 0 BB: 0 P: 11	R: 2 E: 0 K: 1 S: 14	H: 3 LOB: 2 BB: 1 P: 30	R: 0 E: 0 K: 0 S: 7	H: 1 LOB: 0 BB: 0 P: 12	R: 0 E: 0 K: 1 S: 13	H: 1 LOB: 2 BB: 1 P: 24	R: 1 E: 0 K: 2 S: 13	H: 2 LOB: 2 BB: 0 P: 19	R: 0 E: 0 K: 1 S: 13	H: 2 LOB: 2 BB: 0 P: 18	R: 1 E: 0 K: 1 S: 9	H: 1 LOB: 0 BB: 0 P: 17	R: 0 E: 0 K: 1 S: 8	H: 1 LOB: 1 BB: 0 P: 9	1B: 9 2B: 1 3B: 0 HR: 2	SF: 0 SAC: 0 DP: 2 HBP: 1	WP: 0 PB: 0 SB: 0 CS: 0	PA: 40					
PITCHER	IP WLS BF H R ER SO BB IBB HBP BLK WP HR S P ERA WHIP																										
Brian Bohanon, L (1, 1) ERA: 3.8	4.1		19	6	2	2	3	2	0	0	0	0	0	44	81	4.15	1.846										
Matt Whiteside, R (5, 1) ERA: 3.98	1.2		8	2	1	1	3	0	0	1	0	0	1	21	32	5.40	1.200										
Bob Patterson, L (7, 1) ERA: 4.47	0.2		4	2	0	0	1	0	0	0	0	0	0	11	16	0.00	3.000										
Cris Carpenter, R (7, 1) ERA: 3.29	1.1	W	5	1	1	1	1	0	0	0	0	0	1	11	19	6.75	0.750										
Tom Henke, R (9, 1) ERA: 2.71	1.0	S	4	1	0	0	1	0	0	0	0	0	0	8	9	0.00	1.000										

New York Yankees @ Texas Rangers
Arlington Stadium, Arlington, TX

Tue Sep 07 1993, 8:05 PM EDT
Att. 19,868 - Unknown - 93 F

livebaseballscorecards.com

AB	37
R	4
H	12
RBI	4
BB	2
SO	9
LOB	18



Batter	1	2	3	4	5	6	7	8	9	AB	R	H	RBI	BB	SO	LOB
Gary Redus, R OBP: 0.339, SLG: 0.468 (1, 9)	1-0 G6-3		1-0 L4		2-1 G4-3		0-0 G5-3	0-0 G6-4-3 1B		5	0	1	1	0	0	2
Mario Diaz, R OBP: 0.278, SLG: 0.350 (1, 5)	0-2 G5-3		1-0 F9		0-0 G4-3		2-1 2B 3B 1B	1-3 3-H 0-0 G6-4-3 1-2f		5	1	1	0	0	0	4
Rafael Palmeiro, L OBP: 0.380, SLG: 0.588 (1, 3)	3-3 K			2-0 SH2-3 1B		1-2 1B 2B	2-2 P8			4	1	2	0	0	1	1
Juan Gonzalez, R OBP: 0.368, SLG: 0.625 (1, 7)		0-0 1B 1B		4-0 SH2-3 1-2 BB		1-1 1B 1B 2-H	0-0 1-3 3B 2B			3	2	3	1	1	0	0
Julio Franco, R OBP: 0.366, SLG: 0.446 (1, 10)		2-3 K		2-1 SH2-3 1-2 2-3		1-0 F7	2-0 2-H 3-H 3B			3	0	1	2	0	1	2
Ivan Rodriguez, R OBP: 0.327, SLG: 0.437 (1, 2)		2-1 1-3 G4-6-3 1B		3-3 K		1-0 FC6-4 1B 1-2 1B	3-2 G6-3			4	0	2	0	0	1	3
Billy Ripken, R OBP: 0.280, SLG: 0.222 (1, 4)		2-0 G4-6-3		1-1 G4-3		0-0 FC6-4 1B 1-2 2-H 1B	1-0 SH 1B 2B			2	0	0	0	0	0	4
John Russell, R OBP: 0.400, SLG: 0.538 (6, PH)										1	0	1	1	0	0	0
Jeff Huson, L OBP: 0.143, SLG: 0.229 (6, PR)										0	0	0	0	0	0	0
Doug Strange, S OBP: 0.309, SLG: 0.348 (7, 4)		1-2f								1	1	1	0	0	0	0
Donald Harris, R OBP: 0.281, SLG: 0.298 (8, 4)										3	0	0	0	0	0	2
Doug Dasenczo, S OBP: 0.226, SLG: 0.284 (8, PH)										0	0	0	0	0	0	0
Manuel Lee, S OBP: 0.264, SLG: 0.231 (9, 8)										0	0	0	0	0	0	0
Manuel Lee, S OBP: 0.264, SLG: 0.231 (1, 6)			3-2 1B		3-2 G4-3 2B		2-3 K	2-3 K		4	0	2	0	0	2	4


Inning Stats	R: 0	H: 0	E: 0	K: 1	S: 9	R: 0	H: 2	E: 0	K: 1	S: 7	R: 0	H: 1	E: 0	K: 0	S: 10	R: 0	H: 1	E: 0	K: 1	S: 9	R: 0	H: 1	E: 0	K: 0	S: 9	R: 2	H: 4	E: 0	K: 1	S: 14	R: 2	H: 3	E: 0	K: 0	S: 12	R: 1	H: 2	E: 1	K: 1	S: 9
	0	0	0	1	9	0	2	0	0	7	0	1	0	0	10	0	1	0	0	9	0	2	0	0	0	0	2	4	0	1	14	0	3	0	0	12	1	2	1	9
	0	0	0	1	9	0	1	0	0	7	0	0	0	0	10	0	0	0	0	9	0	0	0	0	0	0	0	0	0	0	14	0	0	0	12	0	0	1	9	
	0	0	0	1	9	0	0	0	0	7	0	0	0	0	10	0	0	0	0	9	0	0	0	0	0	0	0	0	0	14	0	0	0	12	0	0	1	9		

BOTTOM

New York Yankees @ Texas Rangers
Arlington Stadium, Arlington, TX

Tue Sep 07 1993, 8:05 PM EDT
Att: 19,868 - Unknown - 93 F

AB	35
R	5
H	14
RBI	5
BB	1
SO	5
LOB	22



1B: 9	SF: 0	WP: 0	PA: 38
2B: 4	SAC: 2	PB: 0	
3B: 1	DP: 2	SB: 0	
HR: 0	HBP: 0	CS: 0	

PITCHER	IP	WLS	BF	H	R	ER	SO	BB	IBB	HBP	BLK	WP	HR	S	P	ERA	WHIP
Jimmy Key, L ERA: 2.98 (1, 1)	6.2		30	10	3	3	4	1	0	0	0	0	0	65	111	4.05	1.650
Bob Wickman, R ERA: 4.25 (7, 1)	0.1		3	2	1	1	0	0	0	0	0	0	0	5	10	27.00	6.000
Paul Assenmacher, L ERA: 3.67 (8, 1)	1.0	L	5	2	1	1	1	0	0	0	0	0	0	9	13	9.00	2.000

New York Yankees @ Texas Rangers
 Arlington Stadium, Arlington, TX

Wed Sep 08 1993, 8:05 PM EDT
 Att. 21,928 - Unknown - 83 F

AB	34
R	1
H	7
RBI	1
BB	3
SO	6
LOB	18



Batter	1	2	3	4	5	6	7	8	9	AB R H RBI BB SO LOB	TOP											
Wade Boggs, L (1, 5) OBP: 0.382, SLG: 0.370	1-2 G6-3		0-0 G6-4-3 BB 1B		1-1 G6-3 1B		2-1 SF9		4-2 BB	3 0 2 1 1 0 0												
Dion James, L (1, 7) OBP: 0.389, SLG: 0.472	1-1 G6-3		4-1 SAFE G6-4-3 1-2 BB		2-1 G6-3		0-2 3-H G4-3		1-1 G3	4 0 0 0 1 0 4												
Don Mattingly, L (1, 3) OBP: 0.366, SLG: 0.451	1-2 1B		0-1 G6-4-3 1-2f 2-3		1-2 G4-3		0-1 G4-3			4 0 1 0 0 0 2												
Danny Tartabull, R (1, 10) OBP: 0.353, SLG: 0.519	2-3 K		3-3 K		1-1 F7		2-0 E6 2B			4 0 0 0 0 2 2												
Paul O'Neill, L (1, 9) OBP: 0.372, SLG: 0.503		2-1 1B 1B		1-2 G3		2-1 G1-4-3		2-0 1-3 2B		4 0 2 0 0 0 0												
Bernie Williams, S (1, 8) OBP: 0.345, SLG: 0.428		2-3 SAFE SAFE K		2-0 G4-3		2-0 E4 FC4-6 1B SF9		0-3 K		4 1 0 0 0 2 3												
Mike Stanley, R (1, 2) OBP: 0.391, SLG: 0.553		2-3 SAFE SAFE K		1-3 K		1-1 FC4-6 1-2 1B		1-2 P6		4 0 1 0 0 2 3												
Mike Gallego, R (1, 4) OBP: 0.371, SLG: 0.425		0-0 1-2 1B		0-0 G1-4-3		2-2 FC4-6 1-2f 2-3 BB		1-2 G6-3		4 0 1 0 0 0 2												
Randy Velarde, R (1, 6) OBP: 0.348, SLG: 0.455		2-1 G5-3		2-1 G6-3		4-2 SAFE SAFE 1-2 BB		0-1 G4-3		2 0 0 0 0 0 2												
Matt Nokes, L (7, PH) OBP: 0.296, SLG: 0.447										0 0 0 0 1 0 0												
Spike Owen, S (7, PR) OBP: 0.299, SLG: 0.317										1 0 0 0 0 0 0												
Inning Stats	R: 0 E: 0 K: 1 S: 11	H: 1 LOB: 1 BB: 0 P: 16	R: 0 E: 0 K: 2 S: 12	H: 2 LOB: 2 BB: 0 P: 20	R: 0 E: 0 K: 1 S: 8	H: 1 LOB: 1 BB: 1 P: 15	R: 0 E: 0 K: 1 S: 10	H: 0 LOB: 0 BB: 0 P: 14	R: 0 E: 0 K: 0 S: 7	H: 1 LOB: 1 BB: 0 P: 12	R: 0 E: 0 K: 0 S: 7	H: 0 LOB: 0 BB: 0 P: 11	R: 1 E: 1 K: 0 S: 14	H: 1 LOB: 2 BB: 1 P: 25	R: 0 E: 1 K: 1 S: 11	H: 1 LOB: 2 BB: 0 P: 16	R: 0 E: 0 K: 0 S: 9	H: 0 LOB: 1 BB: 1 P: 15	1B: 6 2B: 1 3B: 0 HR: 0	SF: 1 SAC: 0 DP: 1 HBP: 0	WP: 0 PB: 0 SB: 0 CS: 0	PA: 38
PITCHER	IP WLS BF H R ER SO BB IBB HBP BLK WP HR S P ERA WHIP																					
Kevin Brown, R (1, 1) ERA: 3.89	7.1 W 32 7 1 0 5 2 0 0 0 0 0 0 73 121 0.00 1.227																					
Tom Henke, R (8, 1) ERA: 2.64	1.2 S 6 0 0 0 1 1 0 0 0 0 0 0 16 23 0.00 0.600																					

livebaseballscorecards.com

Batter	1	2	3	4	5	6	7	8	9	AB	R	H	RBI	BB	SO	LOB
Rob Ducey, L OBP: 0.361, SLG: 0.533 Butch Davis, R OBP: 0.267, SLG: 0.413 Doug Dascenzo, S OBP: 0.226, SLG: 0.284 (8, 8)	2-2 G4-3		0-1 L7		1-1 G3		SAFE SAFE 2-2 1-2 2B			3	0	0	0	0	0	0
Gary Redus, R OBP: 0.338, SLG: 0.463 (1, 9)	2-1 G6-3		1-2 L4-3 1B		1-1 G4-3		1-3 K			4	0	1	0	0	1	1
Rafael Palmeiro, L OBP: 0.381, SLG: 0.590 (1, 3)	1-1 HR 2B		1-1 L4-3 1-2		0-0 G1-3			1-1 SF9 1B		4	2	2	0	0	0	1
Juan Gonzalez, R OBP: 0.371, SLG: 0.631 (1, 7)	1-1 HR			4-1 G1-3 S 1B BB		0-2 1B		2-2 K 1-2		3	2	2	2	1	1	1
Julio Franco, R OBP: 0.367, SLG: 0.446 (1, 10)	1-1 1B			3-2 F8 1-2		2-2 L7		4-0 SF9 S IBB		3	0	1	0	1	0	2
Ivan Rodriguez, R OBP: 0.324, SLG: 0.433 (1, 2)	0-1 F7			1-1 G1-3		2-1 L8		1-2 SF9		3	0	0	1	0	0	3
Dean Palmer, R OBP: 0.316, SLG: 0.494 (1, 5)		0-0 F8		4-1 1B BB		0-0 P5		2-3 K		3	0	0	0	1	1	2
Doug Strange, S OBP: 0.311, SLG: 0.349 (1, 4)		2-2 L8		0-0 1-3 3-H 1B			4-0 CS BB			2	0	1	1	1	0	0
Manuel Lee, S OBP: 0.260, SLG: 0.226 (1, 6)		1-3 K		1-3 K			2-3 K			3	0	0	0	0	3	3

Inning Stats	R: 2	H: 3	E: 0	LOB: 1	K: 0	S: 15	R: 0	H: 0	E: 0	LOB: 0	K: 1	S: 7	R: 0	H: 1	E: 0	LOB: 0	K: 0	S: 8	R: 1	H: 1	E: 0	LOB: 2	K: 1	S: 11	R: 0	H: 0	E: 0	LOB: 0	K: 0	S: 5	R: 0	H: 1	E: 0	LOB: 1	K: 2	S: 9	R: 0	H: 1	E: 0	LOB: 1	K: 2	S: 15	R: 1	H: 1	E: 0	LOB: 1	K: 2	S: 12	1B: 5	SF: 1	2B: 3	SAC: 0	3B: 0	DP: 1	HR: 1	HBP: 0
--------------	------	------	------	--------	------	-------	------	------	------	--------	------	------	------	------	------	--------	------	------	------	------	------	--------	------	-------	------	------	------	--------	------	------	------	------	------	--------	------	------	------	------	------	--------	------	-------	------	------	------	--------	------	-------	-------	-------	-------	--------	-------	-------	-------	--------

PITCHER	IP	WLS	BF	H	R	ER	SO	BB	IBB	HBP	BLK	WP	HR	S	P	ERA	WHIP
Domingo Jean, R ERA: 4.55 (1, 1)	6.0	L	25	6	3	3	2	2	0	0	0	0	1	55	86	4.50	1.333
Steve Howe, L ERA: 5.04 (7, 1)	1.0		5	2	1	1	2	1	0	0	0	0	0	17	26	9.00	3.000
Lee Smith, R ERA: 4.35 (8, 1)	1.0		4	0	0	0	2	0	1	0	0	0	0	10	19	0.00	0.000

BOTTOM

New York Yankees @ Texas Rangers
Arlington Stadium, Arlington, TX
Wed Sep 08 1993, 8:05 PM EDT
Att: 21,928 - Unknown - 83 F

AB	29
R	4
H	8
RBI	4
BB	4
SO	6
LOB	13



WP: 0	PA: 34
PB: 0	SB: 4
CS: 1	

livebaseballscores.com

Batter	1	2	3	4	5	6	7	8	9
Greg Gagne, R OBP: 0.325, SLG: 0.414 (1, 6)	2-2 SH1-4 1B 2B		0-1 FC1-5 1B	1-2 FC5-4			0-1 G6-3 1B	2-3 K	
Brian McRae, S OBP: 0.336, SLG: 0.429 (1, 8)	1-1 SH1-4 2-3		0-0 FC1-5 1B		1-0 G3-1		1-1 G6-3		
George Brett, L OBP: 0.309, SLG: 0.426 (1, 10)	3-2 CS 1B		3-3 K		3-1 F8		4-2 BB		
Kevin McReynolds, R OBP: 0.313, SLG: 0.419 (1, 7)	2-0 G4-3		2-2 1B		0-2 F9		0-1 F9		
Mike Macfarlane, R OBP: 0.348, SLG: 0.491 (1, 2)		0-2 G5-3	1 SAFE P4		0-0 G6-3		1-0 HR		
Hubie Brooks, R OBP: 0.339, SLG: 0.389 (1, 9)		1-1 G6-3		1-1 G3	0-1 2B		1-3 K		
Wally Joyner, L OBP: 0.373, SLG: 0.466 (8, 3)									
Gary Gaetti, R OBP: 0.290, SLG: 0.427 (1, 3) (8, 5)		0-0 HR		0-2 F9	3-1 F7		1-2 2B SF8 HBP		
Craig Wilson, R OBP: 0.370, SLG: 0.320 (1, 5)		1-0 G1-3		0-1 1B	0-2 F8		0-0 SF8 2B		
Kevin Koslofski, L OBP: 0.224, SLG: 0.194 (8, 9)									
Keith Miller, R OBP: 0.224, SLG: 0.194 (8, PH)									
Felix Jose, S OBP: 0.302, SLG: 0.343 (9, 9)									
Jose Lind, R OBP: 0.268, SLG: 0.284 (1, 4)			0-1 FC1-5 1B	1-1 FC5-4 1B			1-1 G4-3	2-1 SF8	

Inning Stats	R: 1 E: 0 K: 0 S: 10	H: 2 LOB: 0 BB: 0 P: 18	R: 1 E: 0 K: 0 S: 8	H: 1 LOB: 0 BB: 0 P: 10	R: 2 E: 0 K: 1 S: 14	H: 3 LOB: 1 BB: 0 P: 21	R: 0 E: 0 K: 0 S: 12	H: 2 LOB: 2 BB: 0 P: 15	R: 0 E: 0 K: 0 S: 6	H: 0 LOB: 0 BB: 0 P: 10	R: 0 E: 0 K: 0 S: 8	H: 1 LOB: 1 BB: 0 P: 11	R: 0 E: 0 K: 0 S: 10	H: 1 LOB: 2 BB: 1 P: 16	R: 2 E: 0 K: 2 S: 14	H: 2 LOB: 1 BB: 0 P: 21
--------------	-------------------------------	----------------------------------	------------------------------	----------------------------------	-------------------------------	----------------------------------	-------------------------------	----------------------------------	------------------------------	----------------------------------	------------------------------	----------------------------------	-------------------------------	----------------------------------	-------------------------------	----------------------------------

PITCHER	IP	WLS	BF	H	R	ER	SO	BB	IBB	HBP	BLK	WP	HR	S	P	ERA	WHIP
Jim Abbott, L ERA: 4.14 (1, 1)	7.0		31	10	4	4	1	1	0	0	0	0	1	68	101	5.14	1.571
Steve Howe, L ERA: 5.4 (8, 1)	0.1	L	3	1	2	2	1	0	0	1	0	0	1	8	11	54.00	3.000
Steve Farr, R ERA: 3.53 (8, 1)	0.2		3	1	0	0	1	0	0	0	0	0	0	6	10	0.00	1.500

BOTTOM


New York Yankees @ Kansas City Royals
Kauffman Stadium, Kansas City, MO

Fri Sep 10 1993, 7:05 PM CDT
Att: 21,371 - Unknown - 79 F

AB	R	H	RBI	BB	SO	LOB
5	2	3	0	0	1	3
3	1	0	0	0	0	3
3	0	1	1	1	1	2
4	0	1	2	0	0	3
4	1	1	1	0	0	1
3	0	1	0	0	0	0
1	0	0	0	0	1	0
3	2	1	1	0	0	1
3	0	1	0	0	0	1
0	0	0	0	0	0	0
0	0	0	0	0	0	0
1	0	1	0	0	0	0
3	0	2	1	0	0	0

AB	33
R	6
H	12
RBI	6
BB	1
SO	3
LOB	14

livebaseballscores.com



WP	PA	3B	SF	SAC	DP	HBP	CS
0	37	0	1	1	0	1	1

New York Yankees @ Kansas City Royals
Kauffman Stadium, Kansas City, MO

Sat Sep 11 1993, 7:05 PM CDT
 Att. 35,191 - Unknown - 83 F

livebaseballscorecards.com



WP: 0 PA: 47
 PB: 0
 SB: 0
 CS: 1

AB 41
 R 12
 H 17
 RBI 11
 BB 6
 SO 3
 LOB 18

AB R H RBI BB SO LOB

5	1	1	1	1	0	3
0	0	0	0	0	0	0
3	1	1	1	0	1	3
2	1	1	0	0	0	0
1	0	0	0	0	1	0
4	3	3	3	1	0	0
3	0	1	2	2	1	0
5	1	2	2	0	0	5
5	0	2	1	0	0	2
4	0	0	0	1	0	3
4	3	2	0	1	0	2
5	2	4	1	0	0	0

1B: 10 SF: 0
 2B: 3 SAC: 0
 3B: 1 DP: 2
 HR: 3 HBP: 0

Batter	1	2	3	4	5	6	7	8	9
Wade Boggs, L (1, 5) OBP: 0.384, SLG: 0.370 Andy Stankiewicz, R (9, 4)	0-1 G6-3	4-1 1B 1-2 2-3 BB		1-2 G5-3		2-2 BB 1B 1B	3-1 G6-4-3		1-1 G4-6-3
Jim Leyritz, R (1, 7) OBP: 0.416, SLG: 0.505 Dion James, L (6, PH) OBP: 0.393, SLG: 0.474 Gerald Williams, R (8, 7) OBP: 0.204, SLG: 0.333	1-1 HR	2-3 K		1-1 P4		0-0 BB 1B		1-2 G6-3	0-3 K
Don Mattingly, L (1, 3) OBP: 0.369, SLG: 0.460	2-0 HR	1-1 BB 1B			1-0 L6	4-0 1B 1B BB		2-1 FC6-4 1B 2B	
Danny Tartabull, R (1, 10) OBP: 0.357, SLG: 0.516	3-3 K	4-2 1B BB			2-0 L6	1-1 1B 1B		4-0 FC6-4 IBB	
Mike Stanley, R (1, 2) OBP: 0.391, SLG: 0.559	1-2 HR	1-0 L5			1-2 F8	1-0 1B		1-0 FC6-4 1B	
Bernie Williams, S (1, 8) OBP: 0.346, SLG: 0.426	2-1 G6-3					1-2 F9		0-0 1B	
Paul O'Neill, L (1, 9) OBP: 0.373, SLG: 0.500		1-1 G6-3		2-0 F8		3-2 F7	4-0 1B BB	0-0 L7	
Mike Gallego, R (1, 4) OBP: 0.374, SLG: 0.430		4-1 BB 1B BB		3-2 P5		0-0 3B 2B	1 SAFE 0-1 F9	2-1 1B G4-6-3 2B	
Randy Velarde, R (1, 6) OBP: 0.359, SLG: 0.477		1-2 SAFE SAFE 1B BB		0-1 G6-3		1-0 1B 3B	2-2 G6-4-3 1B	0-1 G4-6-3 1B	

Inning Stats	R: 3	H: 3	E: 0	LOB: 0	K: 1	BB: 0	S: 14	P: 23
	R: 2	H: 2	E: 0	LOB: 3	K: 1	BB: 3	S: 18	P: 36
	R: 0	H: 1	E: 0	LOB: 0	K: 0	BB: 0	S: 5	P: 11
	R: 0	H: 0	E: 0	LOB: 0	K: 0	BB: 0	S: 7	P: 9
	R: 5	H: 6	E: 0	LOB: 2	K: 0	BB: 1	S: 19	P: 34
	R: 0	H: 1	E: 0	LOB: 1	K: 0	BB: 1	S: 7	P: 16
	R: 1	H: 2	E: 0	LOB: 2	K: 0	BB: 1	S: 8	P: 16
	R: 1	H: 2	E: 0	LOB: 0	K: 1	BB: 0	S: 11	P: 14

PITCHER	IP	WLS	BF	H	R	ER	SO	BB	IBB	HBP	BLK	WP	HR	S	P	ERA	WHIP
Chris Haney, L (1, 1) ERA: 5.52	1.2	L	12	5	5	5	2	2	0	0	0	0	3	29	51	27.00	4.200
Dennis Rasmussen, L (2, 1) ERA: 6.84	4.0		16	4	3	3	0	1	0	0	0	0	0	31	56	6.75	1.250
Stan Belinda, R (6, 1) ERA: 3.75	0.0		4	3	2	2	0	1	0	0	0	0	0	4	10	∞	∞
Billy Brewer, L (6, 1) ERA: 2.86	0.1		2	0	0	0	0	1	0	0	0	0	0	4	9	0.00	3.000
Mark Gubicza, R (7, 1) ERA: 4.44	1.2		8	3	1	1	0	0	1	0	0	0	0	14	27	5.40	1.800
PITCHER	IP	WLS	BF	H	R	ER	SO	BB	IBB	HBP	BLK	WP	HR	S	P	ERA	WHIP
Greg Cadaret, L (8, 1) ERA: 4.47	0.1		1	0	0	0	0	0	0	0	0	0	0	1	1	0.00	0.000
John Habyan, R (9, 1) ERA: 3.74	1.0		4	2	1	1	1	0	0	0	0	0	0	11	14	9.00	2.000

Batter	1	2	3	4	5	6	7	8	9	AB	R	H	RBI	BB	SO	LOB
Greg Gagne, R OBP: 0.326, SLG: 0.420 (1, 6)	2-2 F7		0-0 HR		0-0 2B 1B		3-2 L4-3		1-2 F8	5	2	2	2	0	0	1
Brian McRae, S OBP: 0.337, SLG: 0.431 (1, 8)	1-1 F9		2-1 L1		1-0 2B		1-0 1B			4	0	2	1	0	0	0
George Brett, L OBP: 0.311, SLG: 0.425 (1, 10)	1-1 G6-3			0-0 1B 1B	4-0 IBB		0-0 F8			3	0	1	0	1	0	1
Kevin McReynolds, R OBP: 0.315, SLG: 0.423 (1, 7)		1-3 K		0-1 1B	0-0 F9			1-2 2B		4	0	2	0	0	1	2
Mike Macfarlane, R OBP: 0.347, SLG: 0.491 (1, 2)		1-1 F7		1-2 1B		1-0 2B		0-0 P4		4	1	1	0	0	0	3
Hubie Brooks, R OBP: 0.335, SLG: 0.384 Felix Jose, S OBP: 0.301, SLG: 0.342 (6, PH) (7, 9)		1-3 K		2-1 G6-3		2-2 G3-1		2-0 F9		2	0	0	0	0	1	1
Keith Miller, R OBP: 0.222, SLG: 0.192 Kevin Koslofski, L (8, PH) (9, 9)						2-3				1	0	0	0	0	0	1
Gary Gaetti, R OBP: 0.289, SLG: 0.428 (1, 3)			1-2 F7		1-1 2B	2-0 G5-3		0-1 P5		4	1	1	1	0	0	1
Craig Wilson, R OBP: 0.323, SLG: 0.276 (1, 5)			1-0 F7		0-0 2B	0-0 G4-3			1-1 G3	4	0	0	0	0	0	1
Jose Lind, R OBP: 0.270, SLG: 0.287 (1, 4)			2-2 HR 1B		0-0 3H SF8		1-1 L4-3 1B		0-1 G6-3	3	1	2	1	0	0	0

Inning Stats	R: 0	H: 0	E: 0	K: 0	S: 8	R: 0	H: 0	E: 0	K: 2	S: 8	R: 2	H: 2	E: 0	K: 0	S: 10	R: 0	H: 2	E: 0	K: 0	S: 8	R: 2	H: 3	E: 0	K: 0	S: 7	R: 1	H: 1	E: 0	K: 0	S: 6	R: 0	H: 2	E: 0	K: 0	S: 11	R: 0	H: 1	E: 0	K: 0	S: 8	R: 0	H: 0	E: 0	K: 0	S: 7	R: 0	H: 0	E: 0	K: 0	S: 7	1B: 6	SF: 1	2B: 5	SAC: 0	3B: 0	DP: 2	HR: 1	HBP: 0	WP: 0	PA: 37
--------------	------	------	------	------	------	------	------	------	------	------	------	------	------	------	-------	------	------	------	------	------	------	------	------	------	------	------	------	------	------	------	------	------	------	------	-------	------	------	------	------	------	------	------	------	------	------	------	------	------	------	------	-------	-------	-------	--------	-------	-------	-------	--------	-------	--------

PITCHER	IP	WLS	BF	H	R	ER	SO	BB	IBB	HBP	BLK	WP	HR	S	P	ERA	WHIP
Sterling Hitchcock, L ERA: 4.3 (1, 1)	4.2		19	6	4	4	2	0	0	0	0	0	1	39	56	7.71	1.286
Bob Wickman, R ERA: 4.26 (5, 1)	2.0	W	10	4	1	1	0	0	1	0	0	0	0	18	33	4.50	2.000
Paul Assenmacher, L ERA: 3.51 (7, 1)	2.1		8	1	0	0	0	0	0	0	0	0	0	16	21	0.00	0.429

BOTTOM

New York Yankees @ Kansas City Royals
Kauffman Stadium, Kansas City, MO

livebaseballscorecards.com

AB	35
R	5
H	11
RBI	5
BB	1
SO	2
LOB	12



WP	HR	S	P	ERA	WHIP
0	1	39	56	7.71	1.286
0	0	18	33	4.50	2.000
0	0	16	21	0.00	0.429

Sat Sep 11 1993, 7:05 PM CDT
Att: 35,191 - Unknown - 83 F

Batter	1	2	3	4	5	6	7	8	9	AB R H RBI BB SO LOB	TOP
Wade Boggs, L (1, 5) OBP: 0.384, SLG: 0.371 Randy Velarde, R (8, PR) OBP: 0.359, SLG: 0.477 (8, 5)	1-1 G4-3		1-2 G4-3			0-2 F8 G4-3 1B		1-0 1B		4 0 2 0 0 0 1 0 0 0 0 0 0 0	
Dion James, L (1, 7) OBP: 0.391, SLG: 0.471	1-1 G3-1			3-2 F7		2-2 G4-3		2-0 BB 1-3 1B		4 0 1 0 0 0 1	
Don Mattingly, L (1, 3) OBP: 0.368, SLG: 0.457 Andy Stankiewicz, R (8, PR) (8, 4)	1-3 K			0-1 F7		0-0 F8		4-1 1-2 BB		3 0 0 0 1 1 1 0 0 0 0 0 0 0	
Danny Tartabull, R (1, 10) OBP: 0.357, SLG: 0.513		2-3 K		0-1 1B 1B		0-1 G6-3		2-1 F9		4 0 1 0 0 1 4	
Paul O'Neill, L (1, 9) OBP: 0.374, SLG: 0.507		1-0 G2-3		1-1 FC6-4 1-2 1B		2-1 F7		2-1 HR		4 1 2 1 0 0 0	
Bernie Williams, S (1, 8) OBP: 0.343, SLG: 0.423		2-0 G4-3		0-0 FC6-4 1-2f		0-3 K		0-3 K		4 0 0 0 0 2 2	
Matt Nokes, L (1, 2) OBP: 0.290, SLG: 0.431 Kevin Maas, L (8, 3) OBP: 0.314, SLG: 0.403			1-0 F9		1-1 G3		0-3 K		1-1 P5	3 0 0 0 0 1 0 1 0 0 0 0 0 0	AB 34 R 2 H 8 RBI 2 BB 2 SO 5 LOB 11
Mike Gallego, R (1, 4) OBP: 0.377, SLG: 0.430 Jim Leyritz, R (8, 2) OBP: 0.418, SLG: 0.520			0-1 1B		4-1 G4-6-3 BB		2-2 L9		1-0 HR	2 0 1 0 1 0 0 1 1 1 1 0 0 0	
Spike Owen, S (1, 6) OBP: 0.295, SLG: 0.312			0-0 L8		0-0 G4-6-3 1-2f		3-1 F8		1-1 G4-3	4 0 0 0 0 0 2	
Inning Stats	R: 0 E: 0 K: 1 S: 7 H: 0 LOB: 0 BB: 0 P: 10	R: 0 E: 0 K: 1 S: 5 H: 0 LOB: 0 BB: 0 P: 10	R: 0 E: 0 K: 0 S: 7 H: 1 LOB: 1 BB: 0 P: 9	R: 0 E: 0 K: 0 S: 10 H: 2 LOB: 2 BB: 0 P: 14	R: 0 E: 0 K: 0 S: 4 H: 0 LOB: 0 BB: 1 P: 9	R: 0 E: 0 K: 0 S: 11 H: 1 LOB: 1 BB: 0 P: 13	R: 0 E: 0 K: 2 S: 8 H: 0 LOB: 0 BB: 0 P: 10	R: 0 E: 0 K: 0 S: 10 H: 2 LOB: 3 BB: 1 P: 24	R: 2 E: 0 K: 1 S: 10 H: 2 LOB: 0 BB: 0 P: 15	1B: 6 2B: 0 3B: 0 HR: 2 SF: 0 SAC: 0 DP: 1 HBP: 0	WP: 0 PB: 0 SB: 0 CS: 0 PA: 36
PITCHER Tom Gordon, R (1, 1) ERA: 3.64	IP 9.0 WLS W BF 36 H 8 R 2 ER 2 SO 5 BB 2 IBB 0 HBP 0 BLK 0 WP 0 HR 2 S 72 P 114 ERA 2.00 WHIP 1.111						PITCHER IP 9.0 WLS W BF 36 H 8 R 2 ER 2 SO 5 BB 2 IBB 0 HBP 0 BLK 0 WP 0 HR 2 S 72 P 114 ERA 2.00 WHIP 1.111				

New York Yankees @ Kansas City Royals
 Kauffman Stadium, Kansas City, MO
 Sun Sep 12 1993, 3:33 AM CDT
 Att. 21,899 - Sunny - 91 F

livebaseballscorecards.com



Batter	1	2	3	4	5	6	7	8	9
Felix Jose, S OBP: 0.302, SLG: 0.345 (1, 9)	3-2 G4-3		1-1 G3		0-0 2B 1B		1-1 3B 2B	1-1 G4-3	
Brian McRae, S OBP: 0.338, SLG: 0.437 (1, 8)	0-1 G4-3		0-3 K		3-2 G4-3 1-H 2B		2-1 SF7 3B		
George Brett, L OBP: 0.308, SLG: 0.423 (1, 10)	0-1 E4 2B			1-2 G4-3	2-0 G4-3		0-2 SF7		
Wally Joyner, L OBP: 0.374, SLG: 0.470 (1, 3)	0-0 1-H 2B			2-1 G1-3	2-3 K		2-0 HR 2B		
Kevin McReynolds, R OBP: 0.315, SLG: 0.431 (1, 7)	3-2 G6-3			2-3 K		1-3 K	1-2 HR		
Brent Mayne, L OBP: 0.311, SLG: 0.335 (1, 2)		2-1 G3-1			2-1 SH G6-3 1B	1-0 G1-3	0-3 K		
Gary Gaetti, R OBP: 0.289, SLG: 0.425 (1, 5)		2-2 F8			1-2 G6-3 SH 1B	3-3 K		0-0 P3	
Jose Lind, R OBP: 0.269, SLG: 0.286 (1, 4)		1-2 F8			0-0 SH 1B G6-3 2B		1-3 K	3-3 K	
Bob Hamelin, L (8, PH)					1-2 2-3				
Terry Shumpert, R (9, 4)					0-0 G6-3		1-0 E8 2B	4-2 BB	
Rico Rossy, R OBP: 0.299, SLG: 0.354 (1, 6)			1-2 G4-3						
David Howard, S OBP: 0.385, SLG: 0.435 (8, PH)									
David Howard, S (9, 6)									

Inning Stats	R: 1	H: 1	E: 1	K: 0	S: 13	L: 19	R: 0	H: 0	E: 0	K: 0	S: 8	R: 0	H: 0	E: 0	K: 1	S: 10	R: 4	H: 4	E: 1	K: 1	S: 17	R: 0	H: 0	E: 0	K: 2	S: 7	R: 5	H: 4	E: 1	K: 2	S: 19	R: 0	H: 0	E: 0	K: 1	S: 11
	LOB: 1	BB: 0	BB: 19	LOB: 0	BB: 0	P: 13	LOB: 0	BB: 0	LOB: 0	BB: 0	P: 13	LOB: 1	BB: 0	LOB: 0	BB: 0	P: 12	LOB: 1	BB: 0	LOB: 0	BB: 0	P: 27	LOB: 0	BB: 0	LOB: 0	BB: 0	P: 12	LOB: 0	BB: 0	LOB: 1	BB: 0	LOB: 1	BB: 1	P: 19	LOB: 1	BB: 1	P: 19

PITCHER	IP	WLS	BF	H	R	ER	SO	BB	IBB	HBP	BLK	WP	HR	S	P	ERA	WHIP
Mark Hutton, R ERA: 4.71 (1, 1)	4.1	L	20	5	5	3	2	0	0	0	0	0	0	52	76	6.23	1.154
Paul Gibson, L ERA: 4.04 (5, 1)	2.1		11	3	4	2	4	0	0	0	0	0	0	23	39	7.71	1.286
Rich Monteleone, R ERA: 4.77 (7, 1)	0.1		2	1	1	0	1	0	0	0	0	0	1	7	8	0.00	3.000
Lee Smith, R ERA: 4.27 (8, 1)	1.0		4	0	0	0	1	1	0	0	0	0	0	11	19	0.00	1.000

BOTTOM

AB R H RBI BB SO LOB

5	2	2	2	0	0	1
4	1	2	3	0	1	0
3	1	0	1	0	0	1
4	1	2	1	0	1	1
4	1	1	2	0	2	1
4	1	1	0	0	1	0
4	1	1	0	0	1	0
2	1	0	0	0	1	0
1	0	0	0	0	1	0
0	0	0	0	0	0	0
3	1	0	1	0	0	2
0	0	0	0	1	0	0

AB 34
R 10
H 9
RBI 10
BB 1
SO 8
LOB 6

WP: 0 **PA: 37**
PB: 0
SB: 1
CS: 0

New York Yankees @ Kansas City Royals
Kauffman Stadium, Kansas City, MO

Sun Sep 12 1993, 3:33 AM CDT
Att: 21,899 - Sunny - 91 F

PITCHER	IP	WLS	BF	H	R	ER	SO	BB	IBB	HBP	BLK	WP	HR	S	P	ERA	WHIP
Mark Hutton, R ERA: 4.71 (1, 1)	4.1	L	20	5	5	3	2	0	0	0	0	0	0	52	76	6.23	1.154
Paul Gibson, L ERA: 4.04 (5, 1)	2.1		11	3	4	2	4	0	0	0	0	0	0	23	39	7.71	1.286
Rich Monteleone, R ERA: 4.77 (7, 1)	0.1		2	1	1	0	1	0	0	0	0	0	1	7	8	0.00	3.000
Lee Smith, R ERA: 4.27 (8, 1)	1.0		4	0	0	0	1	1	0	0	0	0	0	11	19	0.00	1.000

Batter	1	2	3	4	5	6	7	8	9	AB R H RBI BB SO LOB	TOP											
Wade Boggs, L (1, 5) OBP: 0.386, SLG: 0.372	3-1 G6-3		3-2 FC3-2 WP 1B 1-2 2-H	4-0 BB		2-0 E6			1-0 1B	4 1 2 2 1 0 0												
Dion James, L (1, 7) OBP: 0.386, SLG: 0.465 Pat Kelly, R (9, PH) OBP: 0.316, SLG: 0.385 Gerald Williams, R (9, 7) OBP: 0.204, SLG: 0.333	3-2 G3		2-2 FC3-2 1B 1-3 2-H	0-0 P4		1-3 K			0-1 B2 1 SAFE	4 0 0 0 0 1 6 1 0 0 0 0 0 1 0 0 0 0 0 0 0												
Don Mattingly, L (1, 3) OBP: 0.364, SLG: 0.452	1-3 K		1-3 K	0-0 L9					2-0 F7	5 0 0 0 0 2 6												
Danny Tartabull, R (1, 10) OBP: 0.355, SLG: 0.510			0-0 1B						0-1 F8	5 0 1 1 0 1 1												
Paul O'Neill, L (1, 9) OBP: 0.373, SLG: 0.504			0-2 L9						2-1 F7	4 0 1 0 0 0 2												
Bernie Williams, S (1, 8) OBP: 0.342, SLG: 0.420									0-3 K	3 0 0 0 1 2 1												
Mike Stanley, R (1, 2) OBP: 0.392, SLG: 0.561			1-2 L9						2-2 1B 2B	4 1 2 0 0 0 2												
Mike Gallego, R (1, 4) OBP: 0.378, SLG: 0.431			0-0 1B						3-1 F8	4 1 2 0 0 0 1												
Randy Velarde, R (1, 6) OBP: 0.372, SLG: 0.486			4-2 WP FC3-2 1B BB						1-0 1B 2-H	3 0 3 0 1 0 0												
Inning Stats	R: 0 E: 0 K: 1 S: 8	H: 0 LOB: 0 BB: 0 P: 15	R: 0 E: 0 K: 0 S: 9	H: 0 LOB: 1 BB: 1 P: 16	R: 2 E: 0 K: 1 S: 21	H: 3 LOB: 2 BB: 1 P: 31	R: 1 E: 0 K: 1 S: 10	H: 3 LOB: 3 BB: 1 P: 17	R: 0 E: 1 K: 1 S: 8	H: 1 LOB: 1 BB: 0 P: 13	R: 0 E: 1 K: 1 S: 8	H: 1 LOB: 1 BB: 0 P: 13	R: 0 E: 0 K: 0 S: 6	H: 0 LOB: 0 BB: 0 P: 10	R: 0 E: 0 K: 1 S: 9	H: 2 LOB: 2 BB: 0 P: 15	R: 0 E: 0 K: 0 S: 6	H: 1 LOB: 1 BB: 0 P: 9	1B: 10 2B: 1 3B: 0 HR: 0	SF: 0 SAC: 0 DP: 0 HBP: 0	WP: 2 PB: 0 SB: 0 CS: 0	PA: 40
PITCHER	IP WLS BF H R ER SO BB IBB HBP BLK WP HR S P ERA WHIP																					
Jaime Navarro, R (1, 1) ERA: 5.11	6.0 L 29 8 3 3 5 3 0 0 0 2 0 64 105 4.50 1.833																					
Carlos Maldonado, R (7, 1) ERA: 4.73	2.0 8 3 0 0 1 0 0 0 0 0 0 16 27 0.00 1.500																					
Graeme Lloyd, L (9, 1) ERA: 2.71	1.0 3 0 0 0 0 0 0 0 0 0 0 5 7 0.00 0.000																					

New York Yankees @ Milwaukee Brewers
Milwaukee County Stadium, Milwaukee, WI

Mon Sep 13 1993, 8:05 PM EDT
Att. 11,125 - Unknown - 74 F

AB	37
R	3
H	11
RBI	3
BB	3
SO	6
LOB	20



WP	2	PA	40
PB	0		
SB	0		
CS	0		

ERA	4.50	0.00	0.00
WHIP	1.833	1.500	0.000

Batter	1	2	3	4	5	6	7	8	9	AB	R	H	RBI	BB	SO	LOB
Darryl Hamilton, L (1, 7) OBP: 0.372, SLG: 0.419	3-2 F8 1B			1-3 K		2-1 2-H 1B		3-2 G1-3		4	0	2	1	0	1	0
Kevin Seitzer, R (1, 5) OBP: 0.337, SLG: 0.386	2-2 F8 1-2			2-0 F7		3-1 F8		1-2 2B		4	0	1	0	0	0	2
Pat Listach, S (1, 6) OBP: 0.318, SLG: 0.316	2-0 G5-3			1-0 1B		0-0 B2		4-0 BB		3	0	1	0	0	0	1
Kevin Reimer, L (8, PH) OBP: 0.303, SLG: 0.398										0	0	0	0	1	0	0
Jose Valentin, S (8, PR) OBP: 0.333, SLG: 0.500										0	0	0	0	0	0	0
Greg Vaughn, R (1, 10) OBP: 0.373, SLG: 0.490			2-0 F8	2-3 K		1-3 K		0-0 P3		4	0	0	0	0	2	3
Robin Yount, R (1, 8) OBP: 0.315, SLG: 0.362			2-0 L6		2-2 G6-3		4-2 G4-3 BB		1-1 FC4-6 1B	3	0	1	0	1	0	0
B.J. Surhoff, L (1, 9) OBP: 0.311, SLG: 0.364			3-2 F7		3-2 G3		0-0 G4-3		2-2 FC4-6 F9 1B 1-2f	4	0	0	0	0	0	2
John Jaha, R (1, 3) OBP: 0.330, SLG: 0.403			1-0 G6-3		1-2 F8		4-2 BB		1-1 S 1B	3	0	1	0	1	0	0
Alex Diaz, S (9, PR) OBP: 0.244, SLG: 0.268									1-2	0	0	0	0	0	0	0
Dave Nilsson, L (1, 2) OBP: 0.316, SLG: 0.341			4-2 G5-4-3 BB		0-0 B5-3		0-0 F9		2-0 F9	3	0	0	0	1	0	4
Juan Bell, R (1, 4) OBP: 0.313, SLG: 0.339			1-1 G5-4-3 1-2f		2-2 1B 2B			0-0 F9	1-2 K	4	1	1	0	0	1	3

Inning Stats	R: 0	H: 1	E: 0	LOB: 0	K: 0	BB: 0	S: 8	P: 15	R: 0	H: 0	E: 0	LOB: 0	K: 0	BB: 0	S: 5	P: 12	R: 0	H: 0	E: 0	LOB: 0	K: 0	BB: 1	S: 6	P: 12	R: 0	H: 1	E: 0	LOB: 1	K: 2	BB: 0	S: 11	P: 17	R: 0	H: 0	E: 0	LOB: 0	K: 0	BB: 0	S: 9	P: 15	R: 1	H: 2	E: 0	LOB: 1	K: 0	BB: 0	S: 9	P: 16	R: 0	H: 0	E: 0	LOB: 2	K: 1	BB: 2	S: 11	P: 20	R: 0	H: 1	E: 0	LOB: 2	K: 0	BB: 1	S: 8	P: 16	R: 0	H: 2	E: 0	LOB: 3	K: 1	BB: 0	S: 15	P: 22	1B: 5	SF: 0	2B: 2	SAC: 0	3B: 0	DP: 1	HR: 0	HBP: 0	WP: 0	PA: 36
--------------	------	------	------	--------	------	-------	------	-------	------	------	------	--------	------	-------	------	-------	------	------	------	--------	------	-------	------	-------	------	------	------	--------	------	-------	-------	-------	------	------	------	--------	------	-------	------	-------	------	------	------	--------	------	-------	------	-------	------	------	------	--------	------	-------	-------	-------	------	------	------	--------	------	-------	------	-------	------	------	------	--------	------	-------	-------	-------	-------	-------	-------	--------	-------	-------	-------	--------	-------	--------

PITCHER	IP	WLS	BF	H	R	ER	SO	BB	IBB	HBP	BLK	WP	HR	S	P	ERA	WHIP
Jimmy Key, L (1, 1) ERA: 2.94	6.0	W	21	4	1	1	2	1	0	0	0	0	0	48	87	1.50	0.833
Steve Farr, R (7, 1) ERA: 3.4	1.2		8	1	0	0	1	2	0	0	0	0	0	18	31	0.00	1.800
Paul Assenmacher, L (8, 1) ERA: 3.51	0.0	S	1	0	0	0	0	1	0	0	0	0	0	4		∞	∞
Lee Smith, R (8, 1) ERA: 4.17	1.1	S	6	2	0	0	1	0	0	0	0	0	0	16	23	0.00	1.500


BOTTOM

New York Yankees @ Milwaukee Brewers
Milwaukee County Stadium, Milwaukee, WI

Mon Sep 13 1993, 8:05 PM EDT
 Att. 11,125 - Unknown - 74 F

livebaseballscorecards.com

AB	32
R	1
H	7
RBI	1
BB	4
SO	4
LOB	15



New York Yankees @ Milwaukee Brewers
Milwaukee County Stadium, Milwaukee, WI

Tue Sep 14 1993, 8:05 PM EDT
 Att. 10,013 - Unknown - 53 F

AB	40
R	12
H	14
RBI	11
BB	5
SO	0
LOB	22



WP	1	PA	47
PB	0		
SB	0		
CS	0		

Batter	1	2	3	4	5	6	7	8	9	AB	R	H	RBI	BB	SO	LOB					
Wade Boggs, L (1, 5) OBP: 0.386, SLG: 0.374	1-1 F7	1-1 G1-3	2-1 FC6-4		1-0 FC4-6		3-1 G3		1-0 FC4-6	6	0	2	1	0	0	3					
Dion James, L (1, 7) OBP: 0.389, SLG: 0.466 Gerald Williams, R (8, 7) OBP: 0.200, SLG: 0.327	1-0 HR		3-2 1B		0-1 G6-3		1-1 G6-4-3		1-2 G6-3	4	2	2	1	0	0	1					
Don Mattingly, L (1, 3) OBP: 0.363, SLG: 0.449	0-1 E6		0-1 1B		0-1 L9		1-0 G6-4-3			5	2	1	0	0	0	3					
Danny Tartabull, R (1, 10) OBP: 0.359, SLG: 0.518	0-0 HR		3-2 1B		4-1 FC6		4-0 G5-4-3		3-2 G5-3	3	2	2	4	2	0	0					
Paul O'Neill, L (1, 9) OBP: 0.373, SLG: 0.503	2-2 G3-1		2-0 FC5		0-1 FC6		1-2 G5-4-3		0-2 SF8	5	2	2	1	0	0	2					
Bernie Williams, S (1, 8) OBP: 0.341, SLG: 0.418	0-0 G4-3		1-2 G4-3		2-0 P7		0-0 G5-4-3		2-0 SF8	5	1	1	0	0	0	4					
Mike Stanley, R (1, 2) OBP: 0.395, SLG: 0.559			3-2 1B		4-0 1B		1-0 F8		0-0 F8	3	1	1	0	2	0	3					
Mike Gallego, R (1, 4) OBP: 0.381, SLG: 0.432			3-2 FC5-4		4-1 1B		0-0 G6-3		0-1 2B	4	1	2	2	1	0	1					
Randy Velarde, R (1, 6) OBP: 0.368, SLG: 0.480			1-2 G3-1		0-1 L8		1-0 F7		1-0 SF8	4	1	1	2	0	0	3					
Inning Stats	R: 3 E: 1 K: 0 S: 10	H: 1 LOB: 0 BB: 0 P: 14	R: 0 E: 0 K: 0 S: 12	H: 1 LOB: 1 BB: 0 P: 20	R: 4 E: 1 K: 0 S: 20	H: 4 LOB: 2 BB: 1 P: 35	R: 0 E: 0 K: 0 S: 7	H: 0 LOB: 1 BB: 1 P: 11	R: 3 E: 1 K: 0 S: 7	H: 2 LOB: 1 BB: 2 P: 20	R: 0 E: 0 K: 0 S: 4	H: 1 LOB: 1 BB: 1 P: 9	R: 0 E: 0 K: 0 S: 5	H: 0 LOB: 0 BB: 0 P: 8	R: 0 E: 0 K: 0 S: 6	H: 1 LOB: 0 BB: 0 P: 11	R: 2 E: 0 K: 0 S: 12	H: 4 LOB: 2 BB: 0 P: 17	1B: 12 2B: 1 3B: 0 HR: 1	SF: 1 SAC: 0 DP: 2 HBP: 1	WP: 1 PA: 47
PITCHER	IP WLS BF H R ER SO BB IBB HBP BLK WP HR S P ERA WHIP	IP WLS BF H R ER SO BB IBB HBP BLK WP HR S P ERA WHIP															IP WLS BF H R ER SO BB IBB HBP BLK WP HR S P ERA WHIP				
Ricky Bones, R (1, 1) ERA: 4.62	4.1 L 26 6 9 7 0 3 1 1 0 1 1 51 92 14.54 2.077	1.2 8 3 1 0 0 0 1 0 0 0 0 0 9 17 0.00 2.400															0.2 3 1 0 0 0 0 0 0 0 0 0 0 7 9 54.00 9.000				
Rafael Nova, L (5, 1) ERA: 4.71	1.0 3 0 0 0 0 0 0 0 0 0 0 0 5 8 0.00 0.000	1.0 3 1 0 0 0 0 0 0 0 0 0 0 6 11 0.00 1.000															0.0 3 1 0 0 0 0 0 0 0 0 0 0 5 8 0.00 1.500				
Carlos Maldonado, R (7, 1) ERA: 4.59	0.1 4 3 2 2 0 0 0 0 0 0 0 0 7 9 54.00 9.000																				
Mike Ignasiak, R (8, 1) ERA: 4.56																					
Doug Henry, R (9, 1) ERA: 5.81																					

livebaseballscorecards.com

BOTTOM

New York Yankees @ Milwaukee Brewers
Milwaukee County Stadium, Milwaukee, WI

livebaseballscorecards.com

AB	37
R	5
H	12
RBI	5
BB	3
SO	4
LOB	16



WP : 0	PA : 40
PB : 0	
SB : 0	
CS : 0	

Tue Sep 14 1993, 8:05 PM EDT
 Att: 10,013 - Unknown - 53 F

AB	R	H	RBI	BB	SO	LOB
5	0	0	0	0	1	1
5	1	2	1	0	0	0
5	0	2	0	0	0	0
3	2	0	0	2	0	3
3	1	2	0	0	0	1
1	0	1	0	0	0	0
4	1	2	2	0	0	4
4	0	2	2	0	2	1
3	0	0	0	1	1	2
2	0	1	0	0	0	1
1	0	0	0	0	0	0
1	0	0	0	0	0	3

Batter	IP	WLS	BF	H	R	ER	SO	BB	IBB	HBP	BLK	WP	HR	S	P	ERA	WHIP
Bob Wickman, R	(1, 1)		2.0	5	3	3	2	0	0	0	0	0	2	24	41	13.50	2.500
Paul Gibson, L	(3, 1)	W	18	4	1	1	1	1	0	0	0	0	0	36	60	1.80	1.000
Paul Assenmacher, L	(8, 1)		6	2	1	1	0	2	0	0	0	0	0	16	27	13.50	6.000
Bobby Munoz, R	(8, 1)		1	0	0	0	0	0	0	0	0	0	0	3	3	0.00	0.000
Steve Howe, L	(9, 1)		4	1	0	0	1	0	0	0	0	0	0	12	17	0.00	1.000

Pitcher	IP	WLS	BF	H	R	ER	SO	BB	IBB	HBP	BLK	WP	HR	S	P	ERA	WHIP
Bob Wickman, R	(1, 1)		2.0	5	3	3	2	0	0	0	0	0	2	24	41	13.50	2.500
Paul Gibson, L	(3, 1)	W	18	4	1	1	1	1	0	0	0	0	0	36	60	1.80	1.000
Paul Assenmacher, L	(8, 1)		6	2	1	1	0	2	0	0	0	0	0	16	27	13.50	6.000
Bobby Munoz, R	(8, 1)		1	0	0	0	0	0	0	0	0	0	0	3	3	0.00	0.000
Steve Howe, L	(9, 1)		4	1	0	0	1	0	0	0	0	0	0	12	17	0.00	1.000

Pitcher	IP	WLS	BF	H	R	ER	SO	BB	IBB	HBP	BLK	WP	HR	S	P	ERA	WHIP
Bob Wickman, R	(1, 1)		2.0	5	3	3	2	0	0	0	0	0	2	24	41	13.50	2.500
Paul Gibson, L	(3, 1)	W	18	4	1	1	1	1	0	0	0	0	0	36	60	1.80	1.000
Paul Assenmacher, L	(8, 1)		6	2	1	1	0	2	0	0	0	0	0	16	27	13.50	6.000
Bobby Munoz, R	(8, 1)		1	0	0	0	0	0	0	0	0	0	0	3	3	0.00	0.000
Steve Howe, L	(9, 1)		4	1	0	0	1	0	0	0	0	0	0	12	17	0.00	1.000

Pitcher	IP	WLS	BF	H	R	ER	SO	BB	IBB	HBP	BLK	WP	HR	S	P	ERA	WHIP
Bob Wickman, R	(1, 1)		2.0	5	3	3	2	0	0	0	0	0	2	24	41	13.50	2.500
Paul Gibson, L	(3, 1)	W	18	4	1	1	1	1	0	0	0	0	0	36	60	1.80	1.000
Paul Assenmacher, L	(8, 1)		6	2	1	1	0	2	0	0	0	0	0	16	27	13.50	6.000
Bobby Munoz, R	(8, 1)		1	0	0	0	0	0	0	0	0	0	0	3	3	0.00	0.000
Steve Howe, L	(9, 1)		4	1	0	0	1	0	0	0	0	0	0	12	17	0.00	1.000

Pitcher	IP	WLS	BF	H	R	ER	SO	BB	IBB	HBP	BLK	WP	HR	S	P	ERA	WHIP
Bob Wickman, R	(1, 1)		2.0	5	3	3	2	0	0	0	0	0	2	24	41	13.50	2.500
Paul Gibson, L	(3, 1)	W	18	4	1	1	1	1	0	0	0	0	0	36	60	1.80	1.000
Paul Assenmacher, L	(8, 1)		6	2	1	1	0	2	0	0	0	0	0	16	27	13.50	6.000
Bobby Munoz, R	(8, 1)		1	0	0	0	0	0	0	0	0	0	0	3	3	0.00	0.000
Steve Howe, L	(9, 1)		4	1	0	0	1	0	0	0	0	0	0	12	17	0.00	1.000

Pitcher	IP	WLS	BF	H	R	ER	SO	BB	IBB	HBP	BLK	WP	HR	S	P	ERA	WHIP
Bob Wickman, R	(1, 1)		2.0	5	3	3	2	0	0	0	0	0	2	24	41	13.50	2.500
Paul Gibson, L	(3, 1)	W	18	4	1	1	1	1	0	0	0	0	0	36	60	1.80	1.000
Paul Assenmacher, L	(8, 1)		6	2	1	1	0	2	0	0	0	0	0	16	27	13.50	6.000
Bobby Munoz, R	(8, 1)		1	0	0	0	0	0	0	0	0	0	0	3	3	0.00	0.000
Steve Howe, L	(9, 1)		4	1	0	0	1	0	0	0	0	0	0	12	17	0.00	1.000

Pitcher	IP	WLS	BF	H	R	ER	SO	BB	IBB	HBP	BLK	WP	HR	S	P	ERA	WHIP
Bob Wickman, R	(1, 1)		2.0	5	3	3	2	0	0	0	0	0	2	24	41	13.50	2.500
Paul Gibson, L	(3, 1)	W	18	4	1	1	1	1	0	0	0	0	0	36	60	1.80	1.000
Paul Assenmacher, L	(8, 1)		6	2	1	1	0	2	0	0	0	0	0	16	27	13.50	6.000
Bobby Munoz, R	(8, 1)		1	0	0	0	0	0	0	0	0	0	0	3	3	0.00	0.000
Steve Howe, L	(9, 1)		4	1	0	0	1	0	0	0	0	0	0	12	17	0.00	1.000

Pitcher	IP	WLS	BF	H	R	ER	SO	BB	IBB	HBP	BLK	WP	HR	S	P	ERA	WHIP
Bob Wickman, R	(1, 1)		2.0	5	3	3	2	0	0	0	0	0	2	24	41	13.50	2.500
Paul Gibson, L	(3, 1)	W	18	4	1	1	1	1	0	0	0	0	0	36	60	1.80	1.000
Paul Assenmacher, L	(8, 1)		6	2	1	1	0	2	0	0	0	0	0	16	27	13.50	6.000
Bobby Munoz, R	(8, 1)		1	0	0	0	0	0	0	0	0	0	0	3	3	0.00	0.000
Steve Howe, L	(9, 1)		4	1	0	0	1	0	0	0	0	0	0	12	17	0.00	1.000

Pitcher	IP	WLS	BF	H	R	ER	SO	BB	IBB	HBP	BLK	WP	HR	S	P	ERA	WHIP
Bob Wickman, R	(1, 1)		2.0	5	3	3	2	0	0	0	0	0	2	24	41	13.50	2.500
Paul Gibson, L	(3, 1)	W	18	4	1	1	1	1	0	0	0	0	0	36	60	1.80	1.000
Paul Assenmacher, L	(8, 1)		6	2	1	1	0	2	0	0	0	0	0	16	27	13.50	6.000
Bobby Munoz, R	(8, 1)		1	0	0	0	0	0	0	0	0	0	0	3	3	0.00	0.000
Steve Howe, L	(9, 1)		4	1	0	0	1	0	0	0	0	0	0	12	17	0.00	1.000

Pitcher	IP	WLS	BF	H	R	ER	SO	BB	IBB	HBP	BLK	WP	HR	S	P	ERA	WHIP
Bob Wickman, R	(1, 1)		2.0	5	3	3	2	0	0	0	0	0	2	24	41	13.50	2.500
Paul Gibson, L	(3, 1)	W	18	4	1	1	1	1	0	0	0	0	0	36	60	1.80	1.000
Paul Assenmacher, L	(8, 1)		6	2	1	1	0	2	0	0	0	0	0	16	27	13.50	6.000
Bobby Munoz, R	(8, 1)		1	0	0	0	0	0	0	0	0	0	0	3	3	0.00	0.000
Steve Howe, L	(9, 1)		4	1	0	0	1	0	0	0	0	0	0	12	17	0.00	1.000

Batter	IP	WLS	BF	H	R	ER	SO	BB	IBB	HBP	BLK	WP	HR	S	P	ERA	WHIP
Darryl Hamilton, L	(1, 7)		8.0	11	8	8	8	1	0	0	0	0	0	41	41	13.50	2.500
Kevin Seitzer, R	(1, 5)		5.0	18	4	1	1	1	0	0	0	0	0	36	60	1.80	1.000
B.J. Surhoff, L	(1, 9)		6.0	2	1	1	0	2	0	0	0	0	0	16	27	13.50	6.000
Kevin Reimer, L	(1, 10)		1.0	4	1	0	1	0	0	0	0	0	0	12	17	0.00	1.000
Robin Yount, R	(1, 8)		2.0	5	3	3	2	0	0	0	0	0	2	24	41	13.50	2.500
Alex Diaz, S	(8, 7)		7.0	11	8	8	8	1	0	0	0	0	0	41	41	13.50	2.500
Dave Nilsson, L	(1, 2)		2.0	5	3	3	2	0	0	0	0	0	2	24	41	13.50	2.500
John Jaha, R	(1, 3)		3.0	4	0	0	2	0	0	0	0	0	0	16	27	13.50	6.000
Bill Spiers, L	(1, 4)		4.0	6	2	1	1	0	2	0	0	0	0	16	27	13.50	6.000
Pat Listach, S	(1, 6)		6.0	11	8	8	8	1	0	0	0	0	0	41	41	13.50	2.500
Jose Valentin, S	(7, 6)		6.0	11	8	8	8	1	0	0	0	0	0	41	41	13.50	2.500
Dickie Thon, R	(8, PH)		8.0	11	8	8	8	1	0	0	0	0	0	41	41	13.50	2.500
Dickie Thon, R	(9, 4)		4.0	6	2	1	1	0	2	0	0	0	0	16	27	13.50	6.000

Inning Stats	R	H	E	K	S
1	1	1	0	0	13
2	2	3	0	2	14
3	0	2	0	1	15
4	0	1	0	1	14
5	0	0	0	6	8
6	1	2	0	9	17
7	0	0	0	7	11
8	1	2	0	19	30
9	0	1	0	12	17

Inning Stats	R	H	E	K	S
1	1	1	0	0	13
2	2	3	0	2	14
3	0	2	0	1	15
4	0	1	0	1	14
5	0	0	0	6	8
6	1	2	0	9	17
7	0	0	0	7	11
8	1	2	0	19	30
9	0	1	0		

New York Yankees @ Milwaukee Brewers
Milwaukee County Stadium, Milwaukee, WI

Wed Sep 15 1993, 4:33 AM EDT
 Att. 10,111 - Overcast - 51 F

AB	38
R	5
H	10
RBI	5
BB	4
SO	11
LOB	17



Batter	1	2	3	4	5	6	7	8	9	AB	R	H	RBI	BB	SO	LOB
Wade Boggs, L (1, 5) OBP: 0.384, SLG: 0.374 Spike Owen, S (8, 6) OBP: 0.295, SLG: 0.312	3-2 L8	1-3 K			1-0 F7	2-1 HR 2B		3-2 K		5	1	1	1	0	2	1
Jim Leyritz, R (1, 7) OBP: 0.422, SLG: 0.540	2-2 BB 1B		2-2 P3		0-1 2B	0-1 HR		1-3 K		5	1	3	3	0	1	0
Don Mattingly, L (1, 3) OBP: 0.364, SLG: 0.449 Kevin Maas, L (8, 3) OBP: 0.313, SLG: 0.400	3-2 BB 1B		3-3 K		4-0 FC6-4 BB	1-1 E1			0-0 F7	3	0	1	0	1	1	0
Danny Tartabull, R (1, 10) OBP: 0.356, SLG: 0.512	3-3 K		2-3 K		1-2 FC6-4	2-3 K			3-2 G6-3	5	0	0	0	0	3	5
Mike Stanley, R (1, 2) OBP: 0.396, SLG: 0.557 Matt Nokes, L (8, 2) OBP: 0.293, SLG: 0.434	4-2 BB			1-1 F8		0-2 FC5 1B	3-3 K		2-2 1B	3	1	1	0	1	1	0
Bernie Williams, S (1, 8) OBP: 0.342, SLG: 0.417 Gerald Williams, R (8, 8) OBP: 0.196, SLG: 0.321	0-0 G3-1			4-2 FC6-4 BB		1-2 FC5 1B	3-1 F8		1-0 L7	3	0	1	0	1	0	3
Paul O'Neill, L (1, 9) OBP: 0.374, SLG: 0.502 Dion James, L (8, 7) OBP: 0.389, SLG: 0.466		2-3 K		0-3 K		2-0 FC5 2B 1B	4-0 BB			3	1	1	0	1	2	1
Mike Gallego, R (1, 4) OBP: 0.377, SLG: 0.427 Andy Stankiewicz, R (8, 4)		0-0 G6-3		1-0 FC6-4		1-2 FC5 2B HR	1-2 F8			4	1	0	1	0	0	4
Randy Velarde, R (1, 6) OBP: 0.366, SLG: 0.481		2-0 2B			3-3 K	3-2 L7		2-1 F9		4	0	1	0	0	1	2

Inning Stats	R: 0	H: 2	E: 0	K: 1	S: 15	P: 30	R: 0	H: 1	E: 0	K: 2	S: 10	P: 15	R: 0	H: 0	E: 0	K: 2	S: 11	P: 18	R: 0	H: 0	E: 0	K: 1	S: 11	P: 17	R: 0	H: 1	E: 0	K: 1	S: 10	P: 19	R: 5	H: 5	E: 0	K: 1	S: 20	P: 32	R: 0	H: 0	E: 0	K: 1	S: 9	P: 20	R: 0	H: 0	E: 0	K: 2	S: 8	P: 14	R: 0	H: 1	E: 0	K: 0	S: 8	P: 14	1B: 6	2B: 3	3B: 0	HR: 1	SF: 0	SAC: 0	DP: 0	HBP: 0	WP: 0	PA: 42
--------------	------	------	------	------	-------	-------	------	------	------	------	-------	-------	------	------	------	------	-------	-------	------	------	------	------	-------	-------	------	------	------	------	-------	-------	------	------	------	------	-------	-------	------	------	------	------	------	-------	------	------	------	------	------	-------	------	------	------	------	------	-------	-------	-------	-------	-------	-------	--------	-------	--------	-------	--------

PITCHER	IP	WLS	BF	H	R	ER	SO	BB	IBB	HBP	BLK	WP	HR	S	P	ERA	WHIP
Teddy Higuera, L (1, 1) ERA: 7.54	5.0	W	22	4	0	0	7	3	0	0	0	0	0	57	99	0.00	1.400
Matt Maysey, R (6, 1) ERA: 5.3	0.2		8	5	5	5	0	0	0	0	0	0	1	17	27	67.50	7.500
Mike Ignasiak, R (6, 1) ERA: 4.32	1.1		5	0	0	0	2	1	0	0	0	0	0	12	25	0.00	0.750
Mike Fetters, R (8, 1) ERA: 3.34	1.0		3	0	0	0	2	0	0	0	0	0	0	8	14	0.00	0.000
Jesse Orosco, L (9, 1) ERA: 2.88	1.0		4	1	0	0	0	0	0	0	0	0	0	8	14	0.00	1.000

PITCHER	IP	WLS	BF	H	R	ER	SO	BB	IBB	HBP	BLK	WP	HR	S	P	ERA	WHIP
---------	----	-----	----	---	---	----	----	----	-----	-----	-----	----	----	---	---	-----	------

Batter	1	2	3	4	5	6	7	8	9	AB R H RBI BB SO LOB	TOP											
Scott Fletcher, R (1, 4) OBP: 0.344, SLG: 0.406	3-2 1B 2B	4-1 WP 1B BB	1-1 G4-6-3 1-2f		0-0 1-3 3-H 1B		2-1 L9		1-1 G5-4-3 1-2f	5 1 2 1 1 0 6												
Mike Greenwell, L (1, 7) OBP: 0.372, SLG: 0.467 Bob Zupcic, R (8, PH) OBP: 0.317, SLG: 0.360 (8, 7)	0-1 1B 2-3 1B	2-1 WP 1-2 2-3 1B		2-1 P6	2-1 G5-3			0-0 F7		4 1 2 0 0 0 2 1 0 0 0 0 0 0												
Tim Naehring, R (1, 10) OBP: 0.349, SLG: 0.450	2-2 1B 1-3 3-H 1B	3-2 P3 1-2 2-3 3-H		2-1 2B		1-0 G4-3		0-1 G5-3		5 1 2 1 0 0 2												
Mo Vaughn, L (1, 3) OBP: 0.403, SLG: 0.537	3-3 K 1-2	4-0 IBB		4-0 G4-3 IBB		2-2 2B		2-1 HBP		2 1 1 0 2 1 2												
Rob Deer, R (1, 9) OBP: 0.309, SLG: 0.377	2-3 K	1-3 K		2-0 G4-3 1-2f		3-2 G3 2B		2-3 K		5 0 1 1 0 3 8												
Scott Cooper, L (1, 5) OBP: 0.353, SLG: 0.394	2-1 1B 2-H 3-H		1-2 1B SH5-4 1B		2-2 F8	2-0 G3		1-0 SH1-4 1B		5 0 3 2 0 0 1												
Billy Hatcher, R (1, 8) OBP: 0.336, SLG: 0.400	2-2 F9		0-0 SH5-4 1-2		0-0 1B 1B	2-3 K		4-2 SH1-4 BB		3 1 1 0 1 1 2												
John Valentin, R (1, 6) OBP: 0.333, SLG: 0.415		4-0 1B SH1-3 WP BB	1-1 HBP 1B		1 SAFE E5 1B 1B		2-0 F8	0-0 SH1-4		3 1 2 0 1 0 0												
Tony Peña, R (1, 2) OBP: 0.236, SLG: 0.241 Ernest Riles, L (9, PH) OBP: 0.297, SLG: 0.370 Jeff McNeely, R (9, PR) OBP: 0.222, SLG: 0.222 Bob Melvin, R (9, 2) OBP: 0.250, SLG: 0.315		1-0 SH1-3	1-1 G4-6-3 HBP		1 SAFE P4		1-1 L8	4-0 G5-4-3 IBB		2 0 0 0 0 0 2 0 0 0 0 1 0 0 0 0 0 0 0 0 0 0 0 0 0 0 0 0												
Inning Stats	R: 3 E: 0 K: 2 S: 21	H: 4 LOB: 1 BB: 0 P: 35	R: 1 E: 0 K: 1 S: 10	H: 1 LOB: 3 BB: 3 P: 29	R: 0 E: 0 K: 0 S: 10	H: 2 LOB: 2 BB: 0 P: 14	R: 0 E: 0 K: 0 S: 5	H: 1 LOB: 1 BB: 1 P: 15	R: 1 E: 1 K: 0 S: 9	H: 3 LOB: 2 BB: 0 P: 13	R: 1 E: 0 K: 1 S: 11	H: 2 LOB: 1 BB: 0 P: 21	R: 0 E: 0 K: 0 S: 5	H: 0 LOB: 0 BB: 0 P: 10	R: 0 E: 0 K: 1 S: 8	H: 0 LOB: 1 BB: 0 P: 12	R: 0 E: 0 K: 0 S: 8	H: 1 LOB: 3 BB: 2 P: 17	1B: 10 2B: 4 3B: 0 HR: 0	SF: 0 SAC: 3 DP: 3 HBP: 2	WP: 1 PB: 0 SB: 1 CS: 0	PA: 46
PITCHER	IP WLS BF H R ER SO BB IBB HBP BLK WP HR S P ERA WHIP											PITCHER	IP WLS BF H R ER SO BB IBB HBP BLK WP HR S P ERA WHIP									
Scott Kamieniecki, R (1, 1) ERA: 4.14	4.2 L 28 11 5 5 3 2 2 1 0 1 0 53 102 9.64 2.786																					
Steve Howe, L (5, 1) ERA: 5.21	2.1 9 2 1 1 1 0 0 0 0 0 0 0 18 35 3.86 0.857																					
Paul Assenmacher, L (8, 1) ERA: 3.57	1.0 5 1 0 0 1 0 0 0 1 0 0 0 9 14 0.00 1.000																					
Steve Farr, R (9, 1) ERA: 3.33	1.0 4 0 0 0 0 0 1 1 0 0 0 0 7 15 0.00 1.000																					

Boston Red Sox @ New York Yankees
 Yankee Stadium, Bronx, NY
 Thu Sep 16 1993, 7:05 PM EDT
 Att. 38,704 - Unknown - 61 F

livebaseballscorecards.com

AB	35
R	6
H	14
RBI	5
BB	6
SO	5
LOB	25



Batter	1	2	3	4	5	6	7	8	9	AB	R	H	RBI	BB	SO	LOB
Wade Boggs, L OBP: 0.381, SLG: 0.370 (1, 5)	L9		K			L8	K		F7	5	0	0	0	0	2	2
Jim Leyritz, R OBP: 0.422, SLG: 0.539 Dion James, L OBP: 0.392, SLG: 0.468 (1, 9) (6, PH) (7, 7)	P4		1B			P2		SF9 1B	2B 1B	2	0	1	0	0	0	0
Don Mattingly, L OBP: 0.368, SLG: 0.453 Andy Stankiewicz, R (1, 3) (9, PR)	F7		G6-3			2B		SF9 1B BB	2B	4	1	2	0	1	0	1
Danny Tartabull, R OBP: 0.356, SLG: 0.509 (1, 10)		G5-3		L9		K		1B BB	BB	3	0	0	0	2	1	1
Mike Stanley, R OBP: 0.393, SLG: 0.553 (1, 2)		L7		L9			FC1-6 BB	SF9	K	3	0	0	1	1	1	3
Bernie Williams, S OBP: 0.342, SLG: 0.415 (1, 8)		BB		K			F7	P6		3	0	0	0	1	1	3
Paul O'Neill, L OBP: 0.372, SLG: 0.499 (1, 7) (7, 9)		G6-3		G4-3			FC1-6 1B	FC6-4 1B		3	1	0	0	0	0	2
Matt Nokes, L OBP: 0.296, SLG: 0.437 Gerald Williams, R OBP: 0.196, SLG: 0.321 (8, PH) (8, PR) (9, 9)							1B	1B		1	0	1	1	0	0	0
Mike Gallego, R OBP: 0.378, SLG: 0.436 (1, 4)			HR			G6-3		FC6-4		4	1	2	1	0	0	2
Randy Velarde, R OBP: 0.364, SLG: 0.476 (1, 6)			F7			G1-3			K	4	0	1	1	0	1	0

BOTTOM

Boston Red Sox @ New York Yankees
 Yankee Stadium, Bronx, NY
 Thu Sep 16 1993, 7:05 PM EDT
 Att: 38,704 - Unknown - 61 F

livebaseballscorecards.com

AB	35
R	4
H	9
RBI	4
BB	5
SO	6
LOB	14



Inning Stats	R: 0	H: 0	E: 0	K: 0	S: 7	H: 0	LOB: 0	BB: 0	P: 9	R: 0	H: 0	E: 0	K: 0	S: 11	H: 0	LOB: 1	BB: 1	P: 22	R: 1	H: 2	E: 0	K: 1	S: 14	H: 0	LOB: 0	BB: 0	P: 16	R: 0	H: 0	E: 0	K: 0	S: 4	H: 1	LOB: 1	BB: 0	P: 16	R: 1	H: 2	E: 0	K: 1	S: 17	H: 2	LOB: 2	BB: 1	P: 29	R: 2	H: 2	E: 0	K: 0	S: 23	H: 2	LOB: 2	BB: 2	P: 42	R: 0	H: 2	E: 0	K: 2	S: 20	H: 2	LOB: 3	BB: 1	P: 35	1B: 6	SF: 1	2B: 2	SAC: 0	3B: 0	DP: 0	HR: 1	HBP: 0	WP: 0	PA: 41	PB: 0	SB: 0	CS: 0
--------------	------	------	------	------	------	------	--------	-------	------	------	------	------	------	-------	------	--------	-------	-------	------	------	------	------	-------	------	--------	-------	-------	------	------	------	------	------	------	--------	-------	-------	------	------	------	------	-------	------	--------	-------	-------	------	------	------	------	-------	------	--------	-------	-------	------	------	------	------	-------	------	--------	-------	-------	-------	-------	-------	--------	-------	-------	-------	--------	-------	--------	-------	-------	-------

PITCHER	IP	WLS	BF	H	R	ER	SO	BB	IBB	HBP	BLK	WP	HR	S	P	ERA	WHIP
Frank Viola, L ERA: 3.14 (1, 1)	5.0		18	2	1	1	2	1	0	0	0	0	1	44	76	1.80	0.600
Scott Bankhead, R ERA: 3.53 (6, 1)	1.2		9	3	1	1	1	1	0	0	0	0	0	24	40	5.40	2.400
Tony Fossas, L ERA: 5.64 (7, 1)	0.1		3	1	2	2	1	1	0	0	0	0	0	8	17	54.00	6.000
Ken Ryan, R ERA: 3.83 (8, 1)	0.1		2	0	0	0	0	1	0	0	0	0	0	6	13	0.00	3.000
Greg Harris, R ERA: 2.52 (8, 1)	1.2	S	9	3	0	0	2	1	0	0	0	0	0	32	52	0.00	2.400

Batter	1	2	3	4	5	6	7	8	9	AB R H RBI BB SO LOB	TOP	
Scott Fletcher, R (1, 4) <small>OBP: 0.343, SLG: 0.402</small>	3-3 		0-0 		4-1 	3-1 			1-0 	4 0 0 0 1 1 1		
Mike Greenwell, L (1, 7) <small>OBP: 0.371, SLG: 0.464</small>	4-2 		1-1 		0-2 			1-0 	1-3 	4 0 0 0 1 1 1		
Tim Lincecum, R (1, 10) <small>OBP: 0.345, SLG: 0.440</small>	2-0 		2-3 		2-2 			2-2 		4 0 1 0 0 1 2		
Mo Vaughn, L (1, 3) <small>OBP: 0.402, SLG: 0.534</small>	2-3 			0-0 	2-2 			0-2 		4 1 1 0 0 1 3		
Carlos Quintana, R (1, 9) <small>OBP: 0.319, SLG: 0.275</small>		4-2 		2-2 		4-2 		3-2 		2 2 0 0 2 0 2		
Bob Zupcic, R (1, 8) <small>OBP: 0.321, SLG: 0.364</small>		3-2 		2-2 		0-0 		1-3 		3 0 2 1 0 1 0		
Scott Cooper, L (1, 5) <small>OBP: 0.352, SLG: 0.394</small>		3-1 		3-1 		1-2 		2-2 		3 1 1 1 0 0 1		
John Valentin, R (1, 6) <small>OBP: 0.335, SLG: 0.418</small>		0-3 		0-0 		0-0 		2-1 		4 0 2 2 0 1 1		
Bob Melvin, R (1, 2) <small>OBP: 0.246, SLG: 0.309</small> Ernest Riles, L (9, PH) <small>OBP: 0.296, SLG: 0.368</small>		0-3 		0-0 		1-3 		0-0 		3 0 0 0 0 2 4 1 0 0 0 0 0 0		
Inning Stats	R: 0 H: 0 E: 0 LOB: 1 K: 2 BB: 1 S: 10 P: 21	R: 1 H: 1 E: 1 LOB: 1 K: 2 BB: 1 S: 15 P: 25	R: 0 H: 0 E: 0 LOB: 0 K: 1 BB: 0 S: 8 P: 11	R: 1 H: 3 E: 0 LOB: 2 K: 0 BB: 0 S: 12 P: 19	R: 0 H: 0 E: 0 LOB: 1 K: 0 BB: 1 S: 10 P: 18	R: 2 H: 2 E: 0 LOB: 1 K: 1 BB: 1 S: 14 P: 23	R: 0 H: 1 E: 0 LOB: 1 K: 0 BB: 0 S: 11 P: 17	R: 0 H: 0 E: 0 LOB: 0 K: 1 BB: 0 S: 10 P: 15	R: 0 H: 0 E: 0 LOB: 0 K: 1 BB: 0 S: 5 P: 7	1B: 6 SF: 1 2B: 1 SAC: 1 3B: 0 DP: 0 HR: 0 HBP: 0	WP: 1 PA: 38 PB: 0 SB: 1 CS: 0	
PITCHER	IP WLS BF H R ER SO BB IBB HBP BLK WP HR S P ERA WHIP Sterling Hitchcock, L (1, 1) <small>ERA: 3.86</small> Bob Wickman, R (6, 1) <small>ERA: 4.49</small> Paul Gibson, L (7, 1) <small>ERA: 3.59</small> Lee Smith, R (9, 1) <small>ERA: 4.09</small>											IP WLS BF H R ER SO BB IBB HBP BLK WP HR S P ERA WHIP (Pitcher stats for bottom half of innings)

Boston Red Sox @ New York Yankees
 Yankee Stadium, Bronx, NY
 Fri Sep 17 1993, 7:05 PM EDT
 Att. 48,051 - Unknown - 64 F

livebaseballscorecards.com

AB	32
R	4
H	7
RBI	4
BB	4
SO	8
LOB	15



Batter	1	2	3	4	5	6	7	8	9	AB R H RBI BB SO LOB	TOP																
Scott Fletcher, R (1, 4) <small>OBP: 0.343, SLG: 0.402</small>	2-3 		1-1 	0-0 G4-6-3 		3-2 E6 			2-1 	5 1 2 0 0 1 2																	
Mike Greenwell, L (1, 7) <small>OBP: 0.369, SLG: 0.461</small>	1-0 F8 		0-0 		1-2 G4-3 	2-3 K 		0-1 E7 	5 0 1 0 0 1 3																		
Tim Naehring, R (1, 5) <small>OBP: 0.356, SLG: 0.448</small> Scott Cooper, L (9, PH) <small>OBP: 0.352, SLG: 0.394</small>	3-2 		0-0 SH1 		1-1 		3-2 F7 	0-0 SH5-4 	3 1 2 0 0 0 0 0 0 0 0 0 0 0																		
Mo Vaughn, L (1, 3) <small>OBP: 0.405, SLG: 0.541</small>	3-2 		4-2 		2-0 		2-2 G3 	4-0 	3 1 2 2 2 0 0																		
Rob Deer, R (1, 10) <small>OBP: 0.308, SLG: 0.375</small>	3-3 K 		1-3 		2-3 K 		0-1 	1-0 P5 	5 0 1 0 0 3 8																		
Carlos Quintana, R (1, 9) <small>OBP: 0.318, SLG: 0.272</small> Ernest Riles, L (9, PH) <small>OBP: 0.294, SLG: 0.365</small> Steve Lyons, L (9, 8) <small>OBP: 0.238, SLG: 0.211</small>		0-0 L3 	4-1 		3-3 K 		0-1 G3 	2-3 K 	3 0 0 1 1 1 3 1 0 0 0 0 1 3 0 0 0 0 0 0 0																		
John Valentin, R (1, 6) <small>OBP: 0.332, SLG: 0.414</small>		3-3 K 	1-3 K 			1-1 G5-3 		1-0 F8 	4 0 0 0 0 2 3																		
Bob Zupcic, R (1, 8) <small>OBP: 0.320, SLG: 0.370</small>		3-2 		1-2 F8 		2-3 K 		1-1 G1-3 	4 0 1 0 0 1 0																		
Tony Peña, R (1, 2) <small>OBP: 0.240, SLG: 0.245</small>		3-3 		3-1 		0-0 		3-1 F8 	4 0 2 0 0 1 1																		
Inning Stats	R: 2 H: 2 E: 0 LOB: 0 K: 2 BB: 0 S: 14 P: 26	R: 0 H: 1 E: 0 LOB: 1 K: 2 BB: 0 S: 11 P: 20	R: 1 H: 2 E: 0 LOB: 3 K: 2 BB: 2 S: 15 P: 26	R: 0 H: 1 E: 0 LOB: 0 K: 0 BB: 0 S: 6 P: 10	R: 0 H: 2 E: 0 LOB: 2 K: 2 BB: 0 S: 12 P: 21	R: 0 H: 1 E: 1 LOB: 2 K: 2 BB: 0 S: 14 P: 22	R: 0 H: 1 E: 0 LOB: 1 K: 0 BB: 0 S: 10 P: 15	R: 0 H: 0 E: 0 LOB: 0 K: 0 BB: 0 S: 5 P: 10	R: 0 H: 1 E: 1 LOB: 3 K: 1 BB: 1 S: 10 P: 19	1B: 9 SF: 0 2B: 0 SAC: 2 3B: 1 DP: 1 HR: 1 HBP: 0	WP: 0 PA: 42 PB: 0 SB: 0 CS: 0																
PITCHER	IP WLS BF H R ER SO BB IBB HBP BLK WP HR S P ERA WHIP											PITCHER	IP WLS BF H R ER SO BB IBB HBP BLK WP HR S P ERA WHIP														
Jimmy Key, L (1, 1) <small>ERA: 2.98</small>	6.0		29	9	3	3	10	2	0	0	0	0	1	72	125	4.50	1.833										
Bobby Munoz, R (7, 1) <small>ERA: 5.54</small>	2.0		8	2	0	0	0	0	0	0	0	0	0	17	29	0.00	1.000										
Paul Assenmacher, L (9, 1) <small>ERA: 3.54</small>	0.1		3	0	0	0	0	0	1	0	0	0	0	3	7	0.00	0.000										
Bob Wickman, R (9, 1) <small>ERA: 4.47</small>	0.2	W	2	0	0	0	1	0	0	0	0	0	0	5	8	0.00	0.000										

Boston Red Sox @ New York Yankees
 Yankee Stadium, Bronx, NY
 Sat Sep 18 1993, 3:33 AM EDT
 Att: 55,672 - Overcast

AB	37
R	3
H	11
RBI	3
BB	3
SO	11
LOB	23



livebaseballscorecards.com

Batter	1	2	3	4	5	6	7	8	9	AB R H RBI BB SO LOB
Wade Boggs, L (1, 5) OBP: 0.380, SLG: 0.367 Andy Stankiewicz, R (9, PR)	3-2 G6-3		1-1 F8			4-0 BB		4-2 FC3-8 BB	2-2 BB 1B	3 0 1 1 2 0 1 0 1 0 0 0 0 0
Dion James, L (1, 7) OBP: 0.389, SLG: 0.464	0-1 4-3			1-0 F9		1-2 F9		0-2 FC3-6 1B	4-2 BB 1B	4 0 0 0 1 0 3
Don Mattingly, L (1, 3) OBP: 0.367, SLG: 0.453	1-1 L7			1-0 G6-3		3-1 L6		3-2 P3	1-1 BB 1B	5 0 1 2 0 0 3
Danny Tartabull, R (1, 10) OBP: 0.358, SLG: 0.511		2-3 K		0-0 2B		2-3 K		2-2 1B		4 0 2 0 0 2 2
Paul O'Neill, L (1, 9) OBP: 0.372, SLG: 0.505		3-2 G1-4-3		1-1 L7			2-2 HR	2-3 K		4 1 1 1 0 1 3
Matt Nokes, L (1, 2) OBP: 0.295, SLG: 0.433		0-1 P4			1-1 G6-3		0-1 1B		0-1 G6-3	4 0 1 0 0 0 0
Bernie Williams, S (1, 8) OBP: 0.339, SLG: 0.410			2-2 G4-6-3 1B		1-0 F8		2-3 K		1-1 G6-3	4 0 1 0 0 1 1
Mike Gallego, R (1, 4) OBP: 0.376, SLG: 0.430			3-2 G4-6-3 1-2f		0-3 K		1-0 L7		3-1 1B HBP	3 1 0 0 0 1 2
Randy Velarde, R (1, 6) OBP: 0.372, SLG: 0.497 Mike Stanley, R (9, PH) OBP: 0.396, SLG: 0.555 Gerald Williams, R (9, PR) OBP: 0.196, SLG: 0.321			1-2 2B		0-0 F9 2B		1-3 K		0-1 BB 1B 1B	3 0 2 0 0 1 1 1 0 1 0 0 0 0 0 1 0 0 0 0 0

Inning Stats	R: 0 E: 0 K: 0 S: 7	H: 0 LOB: 0 BB: 0 P: 11	R: 0 E: 0 K: 1 S: 8	H: 0 LOB: 0 BB: 0 P: 13	R: 0 E: 0 K: 0 S: 11	H: 2 LOB: 1 BB: 0 P: 18	R: 0 E: 0 K: 0 S: 5	H: 1 LOB: 1 BB: 0 P: 8	R: 0 E: 0 K: 1 S: 6	H: 0 LOB: 0 BB: 0 P: 8	R: 0 E: 0 K: 1 S: 12	H: 1 LOB: 2 BB: 1 P: 22	R: 1 E: 0 K: 2 S: 13	H: 2 LOB: 1 BB: 0 P: 19	R: 0 E: 0 K: 1 S: 17	H: 1 LOB: 2 BB: 1 P: 27	R: 3 E: 0 K: 0 S: 18	H: 3 LOB: 2 BB: 1 P: 29	1B: 6 2B: 3 3B: 0 HR: 1	SF: 0 SAC: 0 DP: 1 HBP: 1	WP: 0 PB: 0 SB: 0 CS: 0	PA: 39
--------------	------------------------------	----------------------------------	------------------------------	----------------------------------	-------------------------------	----------------------------------	------------------------------	---------------------------------	------------------------------	---------------------------------	-------------------------------	----------------------------------	-------------------------------	----------------------------------	-------------------------------	----------------------------------	-------------------------------	----------------------------------	----------------------------------	------------------------------------	----------------------------------	--------

PITCHER	IP	WLS	BF	H	R	ER	SO	BB	IBB	HBP	BLK	WP	HR	S	P	ERA	WHIP
Nate Minchey, R (1, 1) ERA: 1.2	6.0		24	6	1	1	3	1	0	0	0	0	1	55	88	1.50	1.167
Ken Ryan, R (7, 1) ERA: 3.72	1.1		5	0	0	0	2	1	0	0	0	0	0	13	21	0.00	0.750
Tony Fossas, L (8, 1) ERA: 5.52	0.1		1	0	0	0	0	0	0	0	0	0	0	4	6	0.00	0.000
Greg Harris, R (8, 1) ERA: 2.75	1.0	L	9	4	3	3	1	1	0	1	0	0	0	25	40	27.00	5.000


BOTTOM

Boston Red Sox @ New York Yankees
Yankee Stadium, Bronx, NY

Sat Sep 18 1993, 3:33 AM EDT
Att. 55,672 - Overcast

livebaseballscorecards.com

AB	35
R	4
H	10
RBI	4
BB	3
SO	6
LOB	16



Batter	1	2	3	4	5	6	7	8	9	AB R H RBI BB SO LOB	TOP
Scott Fletcher, R (1, 4) <small>OBP: 0.343, SLG: 0.401</small>	1-2 		0-0 	3-1 		1-2 		2-1 	2-1 	6 1 2 1 0 0 0	Boston Red Sox @ New York Yankees Yankee Stadium, Bronx, NY Sun Sep 19 1993, 3:33 AM EDT Att. 53,510 - Sunny - 69 F
Bob Zuppcic, R (1, 7) <small>OBP: 0.318, SLG: 0.371</small> (8, 8)	1-1 		0-1 	2-1 		2-1 		2-1 		5 2 1 1 0 0 1	
Tim Naehring, R (1, 10) <small>OBP: 0.368, SLG: 0.444</small>	2-3 		1-0 		4-0 		2-1 	4-0 		3 1 1 0 2 1 0	
Mo Vaughn, L (1, 3) <small>OBP: 0.405, SLG: 0.540</small>		3-3 	3-1 		1-0 		1-3 	2-1 		5 0 2 1 0 2 1	
Rob Deer, R (1, 9) <small>OBP: 0.309, SLG: 0.380</small>		1-1 	2-0 		1-0 		2-1 	0-2 		5 2 2 0 0 0 6	
John Valentin, R (1, 6) <small>OBP: 0.337, SLG: 0.427</small>		0-0 	3-1 		0-0 		4-0 	3-2 		4 1 3 4 1 0 2	
Scott Cooper, L (1, 5) <small>OBP: 0.350, SLG: 0.394</small>		0-1 	1-2 		0-1 		0-0 	0-2 		5 0 1 0 0 0 8	
Bob Melvin, R (1, 2) <small>OBP: 0.250, SLG: 0.314</small>		4-2 		0-0 	0-1 			0-1 	1-0 	4 1 1 0 1 0 1	
Jeff McNeely, R (1, 8) <small>OBP: 0.167, SLG: 0.167</small> Greg Blosser, L (8, PH) <small>OBP: 0.091, SLG: 0.091</small> (8, 7)		0-1 		2-2 		3-1 		3-2 	0-3 	3 0 0 0 0 0 2 2 0 0 0 0 1 1	
Inning Stats	R: 0 H: 0 E: 0 LOB: 0 K: 1 BB: 0 S: 8 P: 12	R: 1 H: 2 E: 1 LOB: 2 K: 1 BB: 1 S: 12 P: 20	R: 1 H: 2 E: 2 LOB: 3 K: 0 BB: 0 S: 13 P: 23	R: 0 H: 1 E: 0 LOB: 1 K: 0 BB: 1 S: 8 P: 15	R: 2 H: 2 E: 0 LOB: 1 K: 0 BB: 1 S: 8 P: 13	R: 0 H: 0 E: 0 LOB: 0 K: 0 BB: 0 S: 7 P: 13	R: 0 H: 1 E: 0 LOB: 2 K: 1 BB: 1 S: 9 P: 18	R: 4 H: 5 E: 0 LOB: 2 K: 0 BB: 1 S: 24 P: 40	R: 0 H: 0 E: 0 LOB: 0 K: 1 BB: 0 S: 6 P: 9	1B: 7 SF: 0 2B: 4 SAC: 0 3B: 1 DP: 0 HR: 1 HBP: 0	WP: 0 PA: 46 PB: 0 SB: 1 CS: 0
PITCHER Frank Tanana, L (1, 1) <small>ERA: 4.45</small> Steve Farr, R (8, 1) <small>ERA: 4.08</small> Paul Assenmacher, L (8, 1) <small>ERA: 3.54</small> Rich Monteleone, R (8, 1) <small>ERA: 5.02</small> Steve Howe, L (8, 1) <small>ERA: 5.18</small>	IP WLS BF H R ER SO BB IBB HBP BLK WP HR S P ERA WHIP 7.0 L 34 8 4 3 3 2 1 0 0 0 0 1 65 114 3.86 1.429 0.1 5 3 4 4 0 1 0 0 0 0 0 0 13 24 108.00 12.000 0.0 1 1 0 0 0 0 0 0 0 0 0 0 2 4 ∞ ∞ 0.1 2 1 0 0 0 0 0 0 0 0 0 0 6 9 0.00 3.000 0.1 1 0 0 0 0 0 0 0 0 0 0 0 3 3 0.00 0.000	PITCHER Domingo Jean, R (9, 1) <small>ERA: 4.86</small>	IP WLS BF H R ER SO BB IBB HBP BLK WP HR S P ERA WHIP 1.0 3 0 0 0 1 0 0 0 0 0 0 0 0 6 9 0.00 0.000								

livebaseballscorecards.com



Batter	1	2	3	4	5	6	7	8	9	AB	R	H	RBI	BB	SO	LOB
Wade Boggs, L OBP: 0.380, SLG: 0.366 (1, 5)	0-1 F7		4-2 BB			1-2 G4-3		0-1 BB 1B		3	0	1	0	1	0	0
Dion James, L OBP: 0.390, SLG: 0.472 (1, 7)	1-1 L9		1-0 F7			2-2 HR		4-2 BB 1B		3	1	1	1	1	0	1
Don Mattingly, L OBP: 0.368, SLG: 0.452 (1, 3)	1-2 G4-3				3-2 L3 1B	4-1 BB		2-3 K		3	0	1	0	1	1	3
Danny Tartabull, R OBP: 0.356, SLG: 0.506 (1, 10)		1-3 K		1-2 L3		1-3 K		3-3 K		4	0	0	0	0	3	5
Paul O'Neill, L OBP: 0.371, SLG: 0.509 (1, 9)		0-1 G1-3		0-2 F7			3-1 F9		1-1 HR	4	1	1	1	0	0	0
Mike Stanley, R OBP: 0.392, SLG: 0.549 (1, 2)		0-1 F9			1-3 K		2-3 K		0-2 F9	4	0	0	0	0	2	0
Bernie Williams, S OBP: 0.338, SLG: 0.411 (1, 8)			1-1 F9 G6-3 2B		3-1 F8		2-1 F8		1-0 F8	4	1	1	0	0	0	0
Mike Gallego, R OBP: 0.375, SLG: 0.427 (1, 4)			1-2 F9		0-0 G6-3			4-1 BB 1B BB	2-2 L9	3	0	0	0	1	0	1
Randy Velarde, R OBP: 0.367, SLG: 0.490 (1, 6)			3-1 G6-3			2-1 F8		1-3 K		3	0	0	1	0	1	1

Inning Stats	R: 0	H: 0	E: 0	K: 0	S: 7	R: 0	H: 0	E: 0	K: 1	S: 8	R: 1	H: 1	E: 0	K: 0	S: 10	R: 0	H: 1	E: 0	K: 1	S: 10	R: 0	H: 0	E: 0	K: 1	S: 6	R: 1	H: 1	E: 0	K: 1	S: 13	R: 0	H: 0	E: 0	K: 1	S: 8	R: 0	H: 1	E: 0	K: 3	S: 16	R: 1	H: 1	E: 0	K: 0	S: 9	1B: 2	2B: 2	3B: 0	HR: 2	SF: 0	SAC: 0	DP: 1	HBP: 0	WP: 0	PB: 0	SB: 0	CS: 0	PA: 35
--------------	------	------	------	------	------	------	------	------	------	------	------	------	------	------	-------	------	------	------	------	-------	------	------	------	------	------	------	------	------	------	-------	------	------	------	------	------	------	------	------	------	-------	------	------	------	------	------	-------	-------	-------	-------	-------	--------	-------	--------	-------	-------	-------	-------	--------

PITCHER	IP	WLS	BF	H	R	ER	SO	BB	IBB	HBP	BLK	WP	HR	S	P	ERA	WHIP
Danny Darwin, R ERA: 3.27 (1, 1)	6.0	W	22	3	2	2	3	2	0	0	0	0	1	54	85	3.00	0.833
Scott Bankhead, R ERA: 3.45 (7, 1)	1.1		7	1	0	0	2	2	0	0	0	0	0	18	34	0.00	2.250
Scott Taylor, L ERA: 6.75 (8, 1)	1.2		6	1	1	1	2	0	0	0	0	0	1	15	24	5.40	0.600

BOTTOM

Boston Red Sox @ New York Yankees
 Yankee Stadium, Bronx, NY
 Sun Sep 19 1993, 3:33 AM EDT
 Att: 53,510 - Sunny - 69 F

AB	31
R	3
H	5
RBI	3
BB	4
SO	7
LOB	11



Batter	1	2	3	4	5	6	7	8	9	AB R H RBI BB SO LOB	TOP
Chuck Knoblauch, R (1, 4) OBP: 0.353, SLG: 0.350	1-3 		0-0 G4-3 		0-0 G6-3 		1-3 K 		2-1 G4-3 	5 0 1 0 0 2 1	
Jeff Reboulet, R (1, 5) OBP: 0.346, SLG: 0.290	1-1 F7 		1-2 		0-1 G6-3 		2-2 		1-3 	4 0 2 0 0 0 1	
Kirby Puckett, R (1, 8) OBP: 0.346, SLG: 0.473	2-2 F9 			1-0 P2 		0-2 G4-3 		2-0 F9 		4 0 0 0 0 0 2	
Dave Winfield, R (1, 10) OBP: 0.314, SLG: 0.432		2-2 G6-3 		2-2 		1-2 		1-3 		4 2 2 0 0 1 0	
Brian Harper, R (1, 2) OBP: 0.352, SLG: 0.426		0-1 		0-1 		0-0 P3 		3-1 		4 1 3 0 0 0 1	
Pedro Munoz, R (1, 7) OBP: 0.299, SLG: 0.404		3-2 		1-0 		3-1 		1-2 L6 		4 2 3 5 0 0 1	
Dave McCarty, R (1, 9) OBP: 0.263, SLG: 0.286		1-2 F7 		1-1 G5-3 		1-1 F8 		3-3 K 		4 0 0 0 0 1 3	
Terry Jorgensen, R (1, 3) OBP: 0.267, SLG: 0.290		3-1 G1-3 		3-2 P6 		0-2 F7 		0-0 G6-3 		4 0 0 0 0 0 2	
Pat Meares, R (1, 6) OBP: 0.271, SLG: 0.315			1-2 G6-3 		0-0 G6-3 		4-0 		1-2 G5-3 	3 0 0 0 1 0 0	
Inning Stats	R: 0 H: 0 E: 0 LOB: 0 K: 1 BB: 0 S: 8 P: 12	R: 0 H: 2 E: 0 LOB: 2 K: 0 BB: 0 S: 22 P: 31	R: 0 H: 1 E: 0 LOB: 1 K: 0 BB: 0 S: 7 P: 9	R: 3 H: 3 E: 0 LOB: 0 K: 0 BB: 0 S: 13 P: 21	R: 0 H: 1 E: 0 LOB: 0 K: 0 BB: 0 S: 4 P: 4	R: 2 H: 2 E: 0 LOB: 0 K: 0 BB: 0 S: 12 P: 17	R: 0 H: 1 E: 0 LOB: 2 K: 1 BB: 1 S: 10 P: 19	R: 0 H: 1 E: 0 LOB: 1 K: 2 BB: 0 S: 12 P: 20	R: 0 H: 0 E: 0 LOB: 0 K: 0 BB: 0 S: 7 P: 10	1B: 8 SF: 0 2B: 1 SAC: 0 3B: 0 DP: 1 HR: 2 HBP: 0	WP: 0 PA: 37 PB: 0 SB: 0 CS: 0
PITCHER Jim Abbott, L (1, 1) ERA: 4.42 Bobby Munoz, R (7, 1) ERA: 5.22	IP WLS BF H R ER SO BB IBB HBP BLK WP HR S P ERA WHIP 6.2 L 29 10 5 5 2 1 0 0 0 0 0 2 75 110 6.75 1.650	IP WLS BF H R ER SO BB IBB HBP BLK WP HR S P ERA WHIP 2.1 8 1 0 0 2 0 0 0 0 0 0 20 33 0.00 0.429	PITCHER IP WLS BF H R ER SO BB IBB HBP BLK WP HR S P ERA WHIP								

Minnesota Twins @ New York Yankees
 Yankee Stadium, Bronx, NY
 Tue Sep 21 1993, 7:05 PM EDT
 Att. 18,780 - Unknown - 62 F

livebaseballscorecards.com

AB	36
R	5
H	11
RBI	5
BB	1
SO	4
LOB	11



Batter	1	2	3	4	5	6	7	8	9	AB	R	H	RBI	BB	SO	LOB
Wade Boggs, L OBP: 0.379, SLG: 0.364 (1, 5)	0-1 G6-3		4-0 FC4-6 BB	3-2 E5 1-3 2-H		2-2 FC3-6 1B 1-2f 2-3		0-0 F7		4	0	0	0	1	0	3
Dion James, L OBP: 0.390, SLG: 0.474 (1, 7)	1-0 G4-3 WP 2B		1-1 F7	2-1 F8		2-2 1B 1-2 3-H			1-3 K	3	1	1	0	0	0	3
Jim Leyritz, R OBP: 0.426, SLG: 0.541 (6, PH)										1	0	1	1	0	0	0
Pat Kelly, R OBP: 0.316, SLG: 0.385 (6, PR)										0	0	0	0	0	0	0
Spike Owen, S OBP: 0.294, SLG: 0.311 (9, PH)										1	0	0	0	0	1	0
Don Mattingly, L OBP: 0.365, SLG: 0.448 (1, 3)	1-2 G4-3		0-1 FC4-6 HBP 1-2f		3-2 E6	0-0 F9			2-1 G6-3	5	0	0	0	0	0	4
Danny Tartabull, R OBP: 0.360, SLG: 0.507 (1, 10)	4-1 WP BB		3-0 HBP	1-2 HBP	0-0 F9		3-2 1B		1-1 1B 1B	3	1	2	0	1	0	1
Paul O'Neill, L OBP: 0.369, SLG: 0.506 (1, 9)	1-3 K		1-3 K		2-1 F9		1-3 K		2-1 1B 1B	3	0	0	0	0	2	4
Gerald Williams, R OBP: 0.193, SLG: 0.315 (7, PH)										1	0	0	0	0	1	1
Matt Nokes, L OBP: 0.299, SLG: 0.436 (8, 9)										1	0	1	0	0	0	0
Andy Stankiewicz, R (9, PR)	1-2 3-H								1-3 1B	0	0	0	0	0	0	0
Mike Stanley, R OBP: 0.392, SLG: 0.546 (1, 2)		1-2 F8		4-0 1B E BB	1-1 F8		0-1 F9		1-2 1B 1B 3-H	4	1	1	1	1	0	2
Bernie Williams, S OBP: 0.338, SLG: 0.410 (1, 8)		4-0 E BB		0-1 E 1B		1-3 K	1-1 G3		2-1 G3-1	4	0	1	0	1	1	3
Mike Gallego, R OBP: 0.374, SLG: 0.427 (1, 4) (7, 6)		0-3 K		0-3 K		0-0 FC3-6 1B 2B		3-3 K		4	1	1	0	0	3	3
Randy Velarde, R OBP: 0.365, SLG: 0.482 (1, 6) (7, 7)		1-0 G6-3		1-3 K		4-1 FC3-6 BB		2-2 G5-3		3	0	0	0	1	1	3

Inning Stats	R: 1	H: 1	E: 0	K: 1	S: 10	H: 1	LOB: 1	BB: 1	P: 17	R: 0	H: 0	E: 1	K: 1	S: 7	H: 0	LOB: 1	BB: 1	P: 13	R: 0	H: 0	E: 0	K: 1	S: 7	H: 1	LOB: 2	BB: 1	P: 16	R: 1	H: 1	E: 1	K: 2	S: 13	H: 1	LOB: 2	BB: 1	P: 23	R: 0	H: 0	E: 1	K: 0	S: 8	H: 2	LOB: 2	BB: 1	P: 22	R: 0	H: 1	E: 0	K: 1	S: 10	H: 0	LOB: 1	BB: 0	P: 15	R: 0	H: 0	E: 0	K: 1	S: 8	H: 3	LOB: 2	BB: 0	P: 23	R: 1	H: 3	E: 0	K: 1	S: 14	1B: 6	2B: 2	3B: 0	HR: 0	SF: 0	SAC: 0	DP: 0	HBP: 1	WP: 1	PB: 0	SB: 0	CS: 0	PA: 43
--------------	------	------	------	------	-------	------	--------	-------	-------	------	------	------	------	------	------	--------	-------	-------	------	------	------	------	------	------	--------	-------	-------	------	------	------	------	-------	------	--------	-------	-------	------	------	------	------	------	------	--------	-------	-------	------	------	------	------	-------	------	--------	-------	-------	------	------	------	------	------	------	--------	-------	-------	------	------	------	------	-------	-------	-------	-------	-------	-------	--------	-------	--------	-------	-------	-------	-------	--------

PITCHER	IP	WLS	BF	H	R	ER	SO	BB	IBB	HBP	BLK	WP	HR	S	P	ERA	WHIP
Willie Banks, R ERA: 4.19 (1, 1)	5.2	W	28	3	3	2	6	5	0	1	0	1	0	54	99	3.18	1.412
Larry Casian, L ERA: 2.63 (6, 1)	0.1		3	2	0	0	0	0	0	0	0	0	0	7	12	0.00	6.000
Carl Willis, R ERA: 3.15 (7, 1)	2.0		6	0	0	0	2	0	0	0	0	0	0	15	22	0.00	0.000
Rick Aguilera, R ERA: 2.8 (9, 1)	1.0	S	6	3	1	1	1	0	0	0	0	0	0	14	23	9.00	3.000

BOTTOM

Minnesota Twins @ New York Yankees
Yankee Stadium, Bronx, NY
Tue Sep 21 1993, 7:05 PM EDT
Att: 18,780 - Unknown - 62 F

livebaseballscorecards.com

AB	37
R	4
H	8
RBI	2
BB	5
SO	9
LOB	27



Batter	1	2	3	4	5	6	7	8	9	AB R H RBI BB SO LOB	TOP
Chuck Knoblauch, R (1, 4) <small>OBP: 0.354, SLG: 0.350</small>	2-1 	2-1 			1-2 			4-0 		3 1 1 0 1 0 0	
Dave McCarty, R (1, 9) <small>OBP: 0.263, SLG: 0.285</small>	0-0 	1-3 			3-1 			0-0 		4 0 1 0 0 1 2	
Kirby Puckett, R (1, 8) <small>OBP: 0.346, SLG: 0.472</small>	0-0 		2-3 		3-1 			0-0 		4 0 1 1 0 1 1	
Kent Hrbek, L (1, 3) <small>OBP: 0.342, SLG: 0.446</small>		0-0 	2-1 			2-3 		1-3 		4 1 1 1 0 2 1	
Dave Winfield, R (1, 10) <small>OBP: 0.317, SLG: 0.438</small>		0-0 	2-2 			3-2 		2-2 	0-0 	4 1 3 0 0 0 0	
Brian Harper, R (1, 2) <small>OBP: 0.351, SLG: 0.424</small>		2-0 		0-1 		0-2 		1-1 		4 1 1 0 0 0 2	
Pedro Munoz, R (1, 7) <small>OBP: 0.298, SLG: 0.413</small>		3-1 		0-3 		1-0 	1-3 	0-3 		4 1 1 3 0 3 1	
Scott Stahoviak, L (1, 5) <small>OBP: 0.214, SLG: 0.225</small>		4-2 		1-3 		3-3 		3-3 		3 0 0 0 1 3 1	
Pat Meares, R (1, 6) <small>OBP: 0.269, SLG: 0.313</small>		3-2 		0-3 		1-0 				3 0 0 0 0 1 1	
Inning Stats	R: 0 E: 0 K: 0 S: 4 H: 0 LOB: 0 BB: 0 P: 6	R: 4 E: 0 K: 1 S: 16 H: 5 LOB: 1 BB: 1 P: 31	R: 0 E: 0 K: 1 S: 9 H: 0 LOB: 0 BB: 0 P: 15	R: 0 E: 0 K: 2 S: 8 H: 0 LOB: 0 BB: 0 P: 9	R: 0 E: 0 K: 1 S: 10 H: 1 LOB: 1 BB: 0 P: 17	R: 0 E: 0 K: 1 S: 11 H: 1 LOB: 0 BB: 0 P: 17	R: 0 E: 0 K: 2 S: 8 H: 0 LOB: 0 BB: 0 P: 13	R: 1 E: 0 K: 1 S: 8 H: 1 LOB: 0 BB: 1 P: 14	R: 0 E: 0 K: 2 S: 9 H: 1 LOB: 1 BB: 0 P: 13	1B: 5 2B: 2 3B: 0 HR: 2 SF: 0 SAC: 0 DP: 1 HBP: 0	WP: 0 PB: 0 SB: 0 CS: 1 PA: 37
PITCHER Scott Kamieniecki, R (1, 1) <small>ERA: 4.24</small> Paul Assenmacher, L (8, 1) <small>ERA: 3.52</small> Bob Wickman, R (8, 1) <small>ERA: 4.46</small> Lee Smith, R (9, 1) <small>ERA: 4.02</small>	IP: 7.1 WLS: L BF: 30 H: 8 R: 5 ER: 5 SO: 8 BB: 2 IBB: 0 HBP: 0 BLK: 0 WP: 0 HR: 2 S: 68 P: 114 ERA: 6.14 WHIP: 1.364										

Minnesota Twins @ New York Yankees
 Yankee Stadium, Bronx, NY
 Wed Sep 22 1993, 7:05 PM EDT
 Att. 25,128 - Unknown - 63 F

livebaseballscorecards.com

AB	33
R	5
H	9
RBI	5
BB	2
SO	11
LOB	9



Batter	1	2	3	4	5	6	7	8	9	AB	R	H	RBI	BB	SO	LOB
Wade Boggs, L OBP: 0.378, SLG: 0.363 (1, 5)	2-1 FC4-6 1B		1-2 F8		1-2 SAFE F7			1-0 F9		4	0	1	0	0	0	2
Dion James, L OBP: 0.388, SLG: 0.474 (1, 7)	1-1 FC4-6 1-2f			0-0 2B		0-3 K		2-1 G3 1-2		4	0	1	0	0	1	2
Don Mattingly, L OBP: 0.362, SLG: 0.444 (1, 3)	0-0 SAFE F7			2-1 L7		1-0 G5-3		2-1 F8		4	0	0	0	0	0	3
Danny Tartabull, R OBP: 0.357, SLG: 0.503 (1, 9)	1-3 K			2-3 K		2-0 G4-3			2-2 G4-3	4	0	0	0	0	2	2
Matt Nokes, L OBP: 0.293, SLG: 0.428 (1, 2)		2-2 F8		0-0 G3-1			3-1 F8		2-1 P2	4	0	0	0	0	0	1
Jim Leyritz, R OBP: 0.420, SLG: 0.532 (1, 10)		0-1 G4-3			2-2 G5-3		1-1 L7		2-2 E4	4	0	0	0	0	0	0
Bernie Williams, S OBP: 0.338, SLG: 0.411 (1, 8)		3-3 K			1-0 1B 2B		1-0 G3		2-2 G3	4	1	1	0	0	1	1
Mike Gallego, R OBP: 0.374, SLG: 0.435 (1, 4)			2-2 K		3-2 G5-3			1-0 HR		3	1	1	1	0	1	1
Randy Velarde, R OBP: 0.369, SLG: 0.485 (1, 6)			1-0 G5-3		3-2 2-H 1B			1-2 G3 1B		3	0	2	1	0	0	0

Inning Stats	R: 0	H: 1	E: 0	LOB: 1	K: 1	S: 8	R: 0	H: 0	E: 0	LOB: 0	K: 1	S: 10	R: 0	H: 0	E: 0	LOB: 0	K: 1	S: 9	R: 0	H: 1	E: 0	LOB: 1	K: 1	S: 7	R: 1	H: 2	E: 0	LOB: 1	K: 0	S: 22	R: 0	H: 0	E: 0	LOB: 0	K: 1	S: 5	R: 0	H: 0	E: 0	LOB: 0	K: 0	S: 5	R: 1	H: 2	E: 0	LOB: 1	K: 0	S: 9	R: 0	H: 0	E: 1	LOB: 1	K: 0	S: 13	1B: 3	SF: 0	2B: 2	SAC: 0	3B: 0	DP: 0	HR: 1	HBP: 0	WP: 0	PA: 34
--------------	------	------	------	--------	------	------	------	------	------	--------	------	-------	------	------	------	--------	------	------	------	------	------	--------	------	------	------	------	------	--------	------	-------	------	------	------	--------	------	------	------	------	------	--------	------	------	------	------	------	--------	------	------	------	------	------	--------	------	-------	-------	-------	-------	--------	-------	-------	-------	--------	-------	--------

PITCHER	IP	WLS	BF	H	R	ER	SO	BB	IBB	HBP	BLK	WP	HR	S	P	ERA	WHIP
Kevin Tapani, R ERA: 4.64 (1, 1)	7.0	W	26	5	2	2	5	0	0	0	0	0	1	67	103	2.57	0.714
Carl Willis, R ERA: 3.09 (8, 1)	1.0		4	1	0	0	0	0	0	0	0	0	0	8	14	0.00	1.000
Rick Aguilera, R ERA: 2.76 (9, 1)	1.0	S	4	0	0	0	0	0	0	0	0	0	0	13	21	0.00	0.000

BOTTOM

Minnesota Twins @ New York Yankees
 Yankee Stadium, Bronx, NY
 Wed Sep 22 1993, 7:05 PM EDT
 Att: 25,128 - Unknown - 63 F

livebaseballscores.com

AB	34
R	2
H	6
RBI	2
BB	0
SO	5
LOB	12



Batter	1	2	3	4	5	6	7	8	9	AB R H RBI BB SO LOB	TOP											
Wade Boggs, L (1, 5) OBP: 0.377, SLG: 0.361	0-1 G5-3	1-1 1B			1-2 F8		1-2 G4-3		2-2 FC4-6 WP	5 0 1 1 0 0 1												
Dion James, L (1, 7) OBP: 0.391, SLG: 0.474 Mike Humphreys, R (8, PH) OBP: 0.242, SLG: 0.414 Matt Nokes, L (9, PH) OBP: 0.292, SLG: 0.426	4-0 1B	0-0 1B			1-0 G3			3-2 F8	2-3 K	2 0 1 0 1 0 0 1 0 0 0 0 0 0 1 0 0 0 0 1 1												
Don Mattingly, L (1, 3) OBP: 0.362, SLG: 0.442	2-2 1B				1-1 G6-3			0-1 L8		4 0 1 0 0 0 0												
Danny Tartabull, R (1, 9) OBP: 0.360, SLG: 0.508	2-3 K				4-2 G3-6 BB			1-2 1B		3 2 2 0 1 1 2												
Paul O'Neill, L (1, 10) OBP: 0.369, SLG: 0.507 Jim Leyritz, R (8, PH) OBP: 0.422, SLG: 0.534	1-3 K				1-1 G3-6			0-1 1B		3 0 1 0 0 1 3 1 0 1 1 0 0 0												
Mike Stanley, R (1, 2) OBP: 0.391, SLG: 0.545		2-3 K			1-3 K			1-0 SF7		3 0 1 1 0 2 0												
Bernie Williams, S (1, 8) OBP: 0.336, SLG: 0.407		1-3 K			2-3 K			0-1 P3		4 0 0 0 0 2 3												
Mike Gallego, R (1, 4) OBP: 0.373, SLG: 0.431		4-2 1B BB			0-3 K			3-1 P6		3 1 0 0 1 1 0												
Randy Velarde, R (1, 6) OBP: 0.371, SLG: 0.485		2-1 1B			0-1 F8			3-2 P3		4 0 2 0 0 0 0												
Inning Stats	R: 0 E: 0 K: 2 S: 12	H: 1 LOB: 2 BB: 1 P: 21	R: 1 E: 0 K: 2 S: 13	H: 3 LOB: 2 BB: 1 P: 23	R: 0 E: 0 K: 0 S: 7	H: 0 LOB: 0 BB: 1 P: 13	R: 0 E: 0 K: 3 S: 12	H: 0 LOB: 0 BB: 0 P: 15	R: 0 E: 0 K: 0 S: 6	H: 0 LOB: 0 BB: 0 P: 8	R: 1 E: 0 K: 0 S: 9	H: 2 LOB: 1 BB: 0 P: 15	R: 0 E: 0 K: 0 S: 8	H: 0 LOB: 0 BB: 0 P: 15	R: 1 E: 0 K: 0 S: 18	H: 3 LOB: 2 BB: 0 P: 23	R: 0 E: 0 K: 1 S: 11	H: 1 LOB: 1 BB: 0 P: 18	1B: 8 2B: 1 3B: 1 HR: 0	SF: 1 SAC: 0 DP: 1 HBP: 0	WP: 1 PB: 0 SB: 0 CS: 0	PA: 38
PITCHER	IP WLS BF H R ER SO BB IBB HBP BLK WP HR S P ERA WHIP																					
Juan Guzman, R (1, 1) ERA: 3.87	7.0 W 28 6 2 2 7 3 0 0 0 0 0 67 110 2.57 1.286																					
Tony Castillo, L (8, 1) ERA: 3.61	0.2 5 3 1 1 0 0 0 0 0 0 0 15 19 13.50 4.500																					
Mike Timlin, R (8, 1) ERA: 5.02	0.1 1 0 0 0 0 0 0 0 0 0 0 3 4 0.00 0.000																					
Duane Ward, R (9, 1) ERA: 2.3	1.0 4 1 0 0 1 0 0 0 0 0 1 0 11 18 0.00 1.000																					

New York Yankees @ Toronto Blue Jays
 SkyDome, Toronto, ON
 Fri Sep 24 1993, 7:05 PM EDT
 Att. 50,517 - Dome

livebaseballscorecards.com

AB	34
R	3
H	10
RBI	3
BB	3
SO	8
LOB	10




Batter	1	2	3	4	5	6	7	8	9
Rickey Henderson, R OBP: 0.433, SLG: 0.479 Willie Canate, R OBP: 0.273, SLG: 0.256	1-1 1B SF9 2B		1-1 HR	3-2 L7 1-2			4-1 2B BB	3-2 G5-3	
Devon White, S OBP: 0.342, SLG: 0.443	2-2 P9 SF9 1B		0-3 K			2-2 G6-3 1B	2-1 1-H 2B 2B	2-2 1B 1B	
Paul Molitor, R OBP: 0.407, SLG: 0.510	1-0 SF9		4-0 G6-4-3 BB			1-0 G6-3 1-2f	0-0 1B 2B	0-0 1B	
Joe Carter, R OBP: 0.309, SLG: 0.482 Turner Ward, S OBP: 0.287, SLG: 0.308	1-2 P9		0-2 G6-4-3 1-2f			1-1 G5-3	4-0 FC6-4 1B IBB	1-1 P2	
John Olerud, L OBP: 0.477, SLG: 0.610	0-0 P5			1-0 SH3-4 1B 1B			3-2 L8	0-0 FC6-4 1B	1-2 G4-3
Roberto Alomar, S OBP: 0.406, SLG: 0.490		2-1 F9		4-1 SH3-4 1B BB			3-0 BB 1B 1B	1-0 FC6-4 S	
Tony Fernandez, S OBP: 0.350, SLG: 0.397		1-0 G1-3		0-1 SH3-4			2-2 BB 1B	4-1 1-2 IBB	
Ed Sprague, R OBP: 0.308, SLG: 0.390		4-0 BB		2-3 K			4-1 G4-6-3 BB	1-1 F8	
Pat Borders, R OBP: 0.285, SLG: 0.367		0-3 K		2-2 S 1B			1-0 G4-6-3	1-3 K	

AB	R	H	RBI	BB	SO	LOB
4	3	2	1	1	0	1
0	0	0	0	0	0	0
5	1	4	1	0	1	0
3	1	2	2	1	0	1
3	0	0	0	1	0	2
1	0	0	0	0	0	2
5	1	2	1	0	0	3
3	1	1	0	1	0	2
2	0	1	0	1	0	0
2	0	0	0	2	1	5
4	0	1	2	0	2	7

BOTTOM

New York Yankees @ Toronto Blue Jays
SkyDome, Toronto, ON
 Fri Sep 24 1993, 7:05 PM EDT
 Att. 50,517 - Dome

AB	32
R	7
H	13
RBI	7
BB	7
SO	4
LOB	23



Inning Stats		R	H	E	K	S	R	H	E	K	S	R	H	E	K	S	R	H	E	K	S	R	H	E	K	S	R	H	E	K	S	
R: 1 H: 2 E: 0 K: 0 S: 14		1	2	0	0	19	0	0	0	0	6	1	0	0	1	13	0	0	0	0	0	9	1	0	0	0	0	0	0	0	0	0
R: 2 H: 2 E: 0 K: 1 S: 14		2	2	0	1	26	0	1	0	1	14	0	1	0	1	26	0	0	0	0	0	2	1	0	0	0	0	0	0	0	0	0
R: 0 H: 1 E: 0 K: 0 S: 6		0	1	0	0	10	0	2	0	0	10	0	2	0	0	10	3	3	0	0	0	0	2	2	0	0	0	0	0	0	0	0
R: 0 H: 2 E: 0 K: 0 S: 11		0	2	0	0	24	0	2	0	0	24	0	2	0	0	24	3	3	0	0	0	0	2	2	0	0	0	0	0	0	0	0
R: 0 H: 3 E: 0 K: 1 S: 12		0	3	0	1	29	0	3	0	0	29	0	3	0	0	29	0	2	0	0	0	0	2	2	0	0	0	0	0	0	0	0

PITCHER		IP	WLS	BF	H	R	ER	SO	BB	IBB	HBP	BLK	WP	HR	S	P	ERA	WHIP
Jimmy Key, L ERA: 3.06	(1, 1)	6.0	L	27	8	4	4	3	4	0	0	0	0	1	60	106	6.00	2.000
Bob Wickman, R ERA: 4.65	(7, 1)	0.0		4	2	3	3	0	1	1	0	0	0	0	4	14	∞	∞
Paul Assenmacher, L ERA: 3.5	(7, 1)	0.1		3	1	0	0	0	0	1	0	0	0	0	3	8	0.00	3.000
Bobby Munoz, R ERA: 5.05	(7, 1)	1.1		6	2	0	0	1	0	0	0	0	0	0	14	22	0.00	1.500
Paul Gibson, L ERA: 3.56	(8, 1)	0.1		1	0	0	0	0	0	0	0	0	0	0	3	4	0.00	0.000

WP	PA	ERA	WHIP
0	41		
0			
2			
0			

Batter	1	2	3	4	5	6	7	8	9	AB R H RBI BB SO LOB	TOP									
Wade Boggs, L (1, 5) OBP: 0.377, SLG: 0.363	4-2 FC5-4 BB		3-2 G6-3 1-2 2-3		3-2 F7			2-2 1B 2B		3 1 1 0 1 0 2										
Jim Leyritz, R (1, 9) OBP: 0.420, SLG: 0.527	2-2 FC5-4 1-2f		4-1 G6-4-3 BB			2-3 K		2-3 K		3 0 0 0 1 2 2										
Don Mattingly, L (1, 3) OBP: 0.361, SLG: 0.441	3-2 F8		0-1 G6-4-3 1-2f			1-2 P7		0-2 BB 1B		4 0 1 1 0 0 4										
Danny Tartabull, R (1, 10) OBP: 0.359, SLG: 0.505	3-3 K			2-2 G5-3		1-0 P2		4-2 G4-6-3 BB		3 0 0 0 1 1 1										
Mike Stanley, R (1, 2) OBP: 0.390, SLG: 0.541		1-2 F9		4-1 FC5-4 BB			3-3 K	3-2 G4-6-3 1-2f		3 0 0 0 1 1 2										
Bernie Williams, S (1, 8) OBP: 0.335, SLG: 0.406		2-0 G4-3		2-2 FC5-4 1-2f S			3-1 S 1B		2-2 G3	4 0 1 0 0 0 1										
Randy Velarde, R (1, 7) OBP: 0.368, SLG: 0.481		2-1 5-3		1 SAFE G6-3 1-2			1 SAFE 4-2 BB		0-2 L5	2 0 0 0 0 0 1 1 0 0 0 1 0 0										
Dion James, L (7, PH) OBP: 0.391, SLG: 0.473																				
Mike Gallego, R (1, 6) OBP: 0.372, SLG: 0.428			4-0 G6-3 1B BB		0-2 G4-3		2-2 F8		1-2 G1-3	3 0 0 0 1 0 2										
Pat Kelly, R (1, 4) OBP: 0.316, SLG: 0.385			1 SAFE 0-0 G6-3 1-2 1B		1-0 F8		3-3 K			3 0 1 0 0 1 2										
Inning Stats	R: 0 E: 0 K: 1 S: 15	H: 0 LOB: 1 BB: 1 P: 27	R: 0 E: 0 K: 0 S: 6	H: 0 LOB: 0 BB: 0 P: 11	R: 0 E: 0 K: 0 S: 7	H: 1 LOB: 2 BB: 2 P: 18	R: 0 E: 0 K: 0 S: 11	H: 0 LOB: 1 BB: 1 P: 20	R: 0 E: 0 K: 1 S: 8	H: 0 LOB: 0 BB: 0 P: 12	R: 0 E: 0 K: 2 S: 14	H: 1 LOB: 2 BB: 1 P: 29	R: 1 E: 0 K: 1 S: 16	H: 2 LOB: 1 BB: 1 P: 27	R: 0 E: 0 K: 0 S: 9	H: 0 LOB: 0 BB: 0 P: 12	1B: 3 2B: 1 3B: 0 HR: 0	SF: 0 SAC: 0 DP: 2 HBP: 0	WP: 0 PB: 0 SB: 2 CS: 0	PA: 35
PITCHER	IP WLS BF H R ER SO BB IBB HBP BLK WP HR S P ERA WHIP																			
Al Leiter, L (1, 1) ERA: 4.18	6.0 W 22 1 0 0 2 4 0 0 0 0 0 0 54 99 0.00 0.833																			
Danny Cox, R (7, 1) ERA: 3.16	1.1 8 3 1 1 3 1 0 0 0 0 0 0 23 42 6.75 3.000																			
Mike Timlin, R (8, 1) ERA: 4.96	0.2 2 0 0 0 0 1 0 0 0 0 0 0 7 14 0.00 1.500																			
Duane Ward, R (9, 1) ERA: 2.26	1.0 S 3 0 0 0 0 0 0 0 0 0 0 0 9 12 0.00 0.000																			

New York Yankees @ Toronto Blue Jays
 SkyDome, Toronto, ON
 Sat Sep 25 1993, 3:33 AM EDT
 Att. 50,527 - Overcast - 66 F

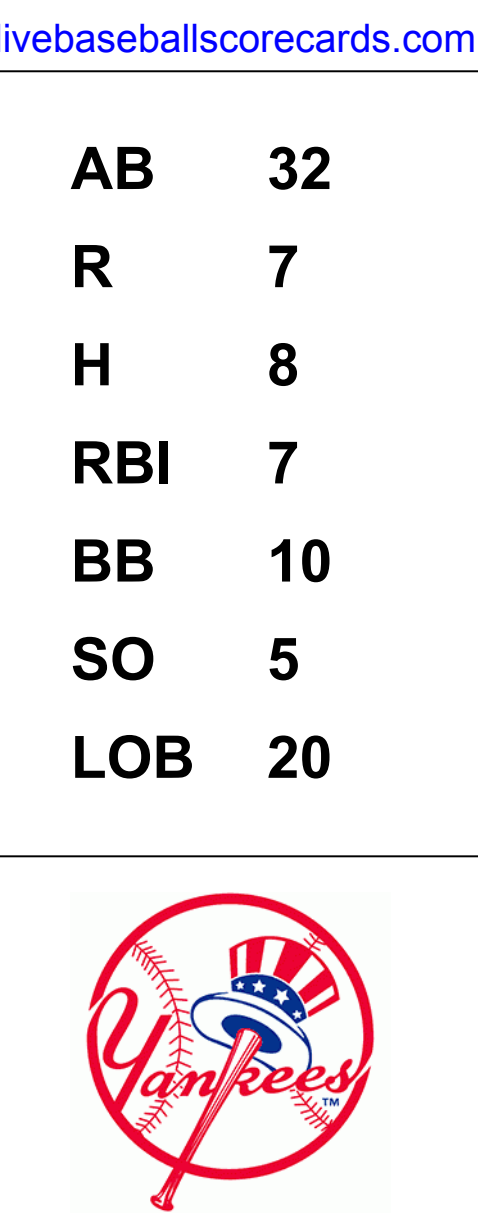
livebaseballscorecards.com

AB	29
R	1
H	4
RBI	1
BB	6
SO	5
LOB	17



Batter	1	2	3	4	5	6	7	8	9	AB R H RBI BB SO LOB	TOP											
Wade Boggs, L (1, 5) OBP: 0.378, SLG: 0.361	0-3 K	4-0 BB		0-0 L7			0-0 G4-3	4-0 IBB		3 0 0 0 2 1 0												
Dion James, L (1, 7) OBP: 0.391, SLG: 0.470 Randy Velarde, R (7, PH) OBP: 0.369, SLG: 0.490	4-0 BB 1B 1B BB	0-0 F3		0-0 G3			0-0 3B	0-0 F8		2 1 0 0 1 0 1 2 0 1 0 0 0 2												
Don Mattingly, L (1, 3) OBP: 0.359, SLG: 0.439	0-0 BB 1-2 1B	0-0 G4-6-3		0-0 F7			0-0 G1-3		0-0 P6	5 1 1 0 0 0 2												
Danny Tartabull, R (1, 10) OBP: 0.363, SLG: 0.505	4-0 1B 1-2 2-3 HR BB		0-0 BB 1B SF9 1B		0-0 L5		4-0 IBB		4-0 HBP BB BB	2 2 1 0 3 0 0												
Matt Nokes, L (1, 2) OBP: 0.303, SLG: 0.429	0-0 HR 1-3 2-H 3-H 1B		0-0 BB 1-2 1B		4-0 G4-6-3 BB		0-0 F8		4-0 HBP 1-2 BB	3 1 2 2 2 0 2												
Jim Leyritz, R (1, 9) OBP: 0.418, SLG: 0.535 Gerald Williams, R (8, 9) OBP: 0.207, SLG: 0.315	0-0 HR		0-0 P6		0-0 G4-6-3			0-0 F3	1-0 HBP 1-2 2-3	4 1 1 3 0 0 3 0 0 0 0 0 0 0												
Bernie Williams, S (1, 8) OBP: 0.336, SLG: 0.405	0-3 K		4-0 BB 1-2 2-3		0-3 K		0-0 G6-3 2B 1B		0-3 K	4 1 1 0 1 3 3	AB 32 R 7 H 8 RBI 7 BB 10 SO 5 LOB 20											
Mike Gallego, R (1, 6) OBP: 0.370, SLG: 0.424	4-0 S BB		0-0 SF9		0-0 F3		0-0 G6-3		0-0 G4-3	3 0 0 1 1 0 4												
Pat Kelly, R (1, 4) OBP: 0.315, SLG: 0.386	0-0 P4 1-2		0-3 K		0-0 P4		0-0 2B			4 0 1 1 0 1 3												
Inning Stats	R: 5 E: 0 K: 2 S: 10	H: 3 LOB: 1 BB: 3 P: 22	R: 0 E: 0 K: 0 S: 2	H: 0 LOB: 0 BB: 1 P: 6	R: 1 E: 0 K: 1 S: 7	H: 2 LOB: 2 BB: 1 P: 11	R: 0 E: 0 K: 0 S: 3	H: 0 LOB: 0 BB: 0 P: 3	R: 0 E: 0 K: 0 S: 2	H: 0 LOB: 0 BB: 1 P: 6	R: 0 E: 0 K: 1 S: 5	H: 0 LOB: 0 BB: 0 P: 5	R: 0 E: 0 K: 0 S: 4	H: 1 LOB: 2 BB: 1 P: 8	R: 1 E: 0 K: 0 S: 5	H: 2 LOB: 2 BB: 1 P: 9	R: 0 E: 0 K: 1 S: 5	H: 0 LOB: 3 BB: 2 P: 14	1B: 5 2B: 1 3B: 1 HR: 1	SF: 1 SAC: 0 DP: 2 HBP: 1	WP: 0 PB: 0 SB: 1 CS: 0	PA: 44
PITCHER	IP WLS BF H R ER SO BB IBB HBP BLK WP HR S P ERA WHIP																					
Todd Stottlemyre, R (1, 1) ERA: 4.72	6.0 L 27 5 6 6 4 6 0 0 0 0 0 1 29 53 9.00 1.833																					
Huck Flener, L (7, 1) ERA:	1.0 5 1 0 0 0 0 0 1 0 0 0 0 4 8 0.00 1.000																					
Scott Brow, R (8, 1) ERA: 6.0	1.0 6 2 1 1 0 0 0 1 0 0 0 0 5 9 9.00 2.000																					
Woody Williams, R (9, 1) ERA: 4.63	1.0 6 0 0 0 0 1 2 0 1 0 0 0 5 14 0.00 2.000																					

New York Yankees @ Toronto Blue Jays
 SkyDome, Toronto, ON
 Sun Sep 26 1993, 3:33 AM EDT
 Att. 50,518 - Unknown - 64 F



Batter	1	2	3	4	5	6	7	8	9	AB	R	H	RBI	BB	SO	LOB
Rickey Henderson, R (1, 7) OBP: 0.434, SLG: 0.480	0-0 G5-3		0-0 G6-3		0-0 G5-3			4-0 BB G3		3	0	0	0	1	0	1
Devon White, S (1, 8) OBP: 0.342, SLG: 0.441	0-0 G6-3		0-0 E2 WP 1B			0-3 K		0-0 G3 1-2		4	0	1	0	0	1	1
Paul Molitor, R (1, 10) OBP: 0.404, SLG: 0.504	0-0 G5-3		0-0 G6-3			0-0 L5		0-0 F7		4	0	0	0	0	0	2
Joe Carter, R (1, 9) OBP: 0.310, SLG: 0.485		0-0 HR		0-0 G3-6-3 1B		0-3 K		0-0 F3		4	1	2	1	0	1	1
John Olerud, L (1, 3) OBP: 0.471, SLG: 0.600		0-0 G6-3		0-0 G3-6-3 1-2f			0-0 F7		0-0 F7	4	0	0	0	0	0	1
Roberto Alomar, S (1, 4) OBP: 0.402, SLG: 0.484		1-0 S 1B G5-3 HBP		0-3 K			0-0 F8		0-0 G5-3	3	0	0	0	0	1	0
Tony Fernandez, S (1, 6) OBP: 0.347, SLG: 0.393		0-0 WP S 1-2 1B			0-0 F7		0-0 G6-3		0-0 G3	4	0	1	0	0	0	0
Ed Sprague, R (1, 5) OBP: 0.310, SLG: 0.390		0-0 G5-3 1-3 2-H			0-0 1B			4-0 BB HR		2	1	1	0	1	0	2
Pat Borders, R (1, 2) OBP: 0.283, SLG: 0.371			0-0 F9		0-0 F9			0-0 1-H HR		3	1	1	2	0	0	1

Inning Stats	R: 0	H: 0	E: 0	K: 0	S: 3	R: 1	H: 2	E: 0	K: 0	S: 4	R: 0	H: 1	E: 1	K: 0	S: 4	R: 0	H: 1	E: 0	K: 1	S: 5	R: 0	H: 0	E: 0	K: 2	S: 7	R: 0	H: 0	E: 0	K: 0	S: 3	R: 2	H: 1	E: 0	K: 0	S: 4	R: 0	H: 0	E: 0	K: 0	S: 3	R: 0	H: 0	E: 0	K: 0	S: 3	R: 0	H: 0	E: 0	K: 0	S: 3	1B: 4	2B: 0	3B: 0	HR: 2	SF: 0	SAC: 0	DP: 1	HBP: 1	WP: 2	PB: 0	SB: 2	CS: 0	PA: 34
--------------	------	------	------	------	------	------	------	------	------	------	------	------	------	------	------	------	------	------	------	------	------	------	------	------	------	------	------	------	------	------	------	------	------	------	------	------	------	------	------	------	------	------	------	------	------	------	------	------	------	------	-------	-------	-------	-------	-------	--------	-------	--------	-------	-------	-------	-------	--------

PITCHER	IP	WLS	BF	H	R	ER	SO	BB	IBB	HBP	BLK	WP	HR	S	P	ERA	WHIP
Jim Abbott, L (1, 1) ERA: 4.39	7.1	W	29	6	3	3	3	2	0	0	0	2	2	32	41	3.68	1.091
Bobby Munoz, R (8, 1) ERA: 4.97	0.2		2	0	0	0	0	0	0	0	0	0	0	2	2	0.00	0.000
Paul Assenmacher, L (9, 1) ERA: 3.44	1.0		3	0	0	0	0	0	0	0	0	0	0	3	3	0.00	0.000

BOTTOM

New York Yankees @ Toronto Blue Jays
SkyDome, Toronto, ON
 Sun Sep 26 1993, 3:33 AM EDT
 Att: 50,518 - Unknown - 64 F

livebaseballscorecards.com

AB	31
R	3
H	6
RBI	3
BB	2
SO	3
LOB	9



Batter	1	2	3	4	5	6	7	8	9	AB R H RBI BB SO LOB	TOP		
Wade Boggs, L (1, 5) OBP: 0.376, SLG: 0.361 Mike Humphreys, R (9, 7) OBP: 0.242, SLG: 0.414	2-3 	1-1 F7		2-1 G4-3			0-1 L8	1-0 		5 0 1 2 0 1 1 0 0 0 0 0 0 0			
Dion James, L (1, 7) OBP: 0.390, SLG: 0.469 Randy Velarde, R (7, PH) OBP: 0.366, SLG: 0.486	2-1 		2-1 F7		2-2 L3		2-0 F8	1-0 F8		3 1 1 0 0 0 0 2 0 0 0 0 0 3			
Don Mattingly, L (1, 3) OBP: 0.361, SLG: 0.440 Kevin Maas, L (9, 3) OBP: 0.313, SLG: 0.400	3-1 SAFE 		3-2 L8		2-1 FC5-4 1B		0-0 		1-2 G4-3	5 1 3 0 0 0 0 0 0 0 0 0 0 0			
Danny Tartabull, R (1, 10) OBP: 0.365, SLG: 0.506	1-0 F8 1-H 2-H		2-0 2B HR HBP		2-3 SAFE K		3-3 K		4-0 BB 2B BB	3 2 1 2 1 2 2			
Mike Stanley, R (1, 2) OBP: 0.392, SLG: 0.541	2-2 F8		0-0 HR 2B		2-2 FC5-4 1-2f		4-1 1B 2B BB		4-2 2B BB	3 3 1 0 2 0 2			
Jim Leyritz, R (1, 9) OBP: 0.415, SLG: 0.543 Gerald Williams, R (8, PR) OBP: 0.203, SLG: 0.309	3-3 K		0-0 HR		0-0 G5-3		0-1 E6 1B 2B		1-1 F9	4 1 1 3 0 1 2 1 1 0 0 0 0 2			
Bernie Williams, S (1, 8) OBP: 0.336, SLG: 0.407		3-2 FC6-4 1B		3-1 G3-1		3-3 K		2-1 F8	0-0 1-H 2-H 2B	5 0 2 2 0 1 2			
Mike Gallego, R (1, 6) OBP: 0.370, SLG: 0.424		0-2 SAFE FC6-4 1-2f		1-3 K		1-2 FC6-4 1B		1-0 2B 1-2 2-3 1B	1-3 K	5 0 2 0 0 2 2			
Pat Kelly, R (1, 4) OBP: 0.312, SLG: 0.382		0-3 K		0-3 K		0-1 FC6-4 1-2f		0-3 K		4 0 0 0 0 3 5			
Inning Stats	R: 2 H: 3 E: 0 LOB: 1 K: 2 BB: 0 S: 19 P: 32	R: 0 H: 1 E: 0 LOB: 1 K: 1 BB: 0 S: 12 P: 16	R: 3 H: 2 E: 0 LOB: 0 K: 0 BB: 0 S: 9 P: 19	R: 0 H: 0 E: 0 LOB: 0 K: 2 BB: 0 S: 8 P: 11	R: 0 H: 1 E: 0 LOB: 1 K: 1 BB: 0 S: 12 P: 20	R: 0 H: 1 E: 0 LOB: 1 K: 1 BB: 0 S: 9 P: 13	R: 0 H: 1 E: 0 LOB: 1 K: 1 BB: 0 S: 8 P: 13	R: 2 H: 2 E: 1 LOB: 3 K: 1 BB: 1 S: 12 P: 21	R: 2 H: 1 E: 0 LOB: 1 K: 1 BB: 2 S: 13 P: 24	1B: 7 SF: 0 2B: 4 SAC: 0 3B: 0 DP: 0 HR: 1 HBP: 1	WP: 0 PA: 44 PB: 0 SB: 0 CS: 0		
PITCHER	IP WLS BF H R ER SO BB IBB HBP BLK WP HR S P ERA WHIP											PITCHER	IP WLS BF H R ER SO BB IBB HBP BLK WP HR S P ERA WHIP
Rick Sutcliffe, R (1, 1) ERA: 5.82	5.0 L 23 7 5 5 6 0 0 1 0 0 0 1 60 98 9.00 1.400												
John O'Donoghue, L (6, 1) ERA: 4.58	3.0 15 4 2 0 3 1 0 0 0 0 0 0 29 47 0.00 1.667												
Brad Pennington, L (9, 1) ERA: 6.55	1.0 6 1 2 2 1 2 0 0 0 0 0 0 13 24 18.00 3.000												

New York Yankees @ Baltimore Orioles
Oriole Park at Camden Yards, Baltimore, MD

Mon Sep 27 1993, 7:05 PM EDT
 Att. 45,995 - Unknown - 67 F

AB	40
R	9
H	12
RBI	9
BB	3
SO	10
LOB	21



Batter	1	2	3	4	5	6	7	8	9
Brady Anderson, L OBP: 0.367, SLG: 0.434 (1, 8)	1-1 E4 F9 BB 2B	2-3 K		1-3 K		1-0 SAFE SAFE F8		0-2 SF7	
Jack Voigt, R OBP: 0.401, SLG: 0.507 (1, 9)	4-1 SAFE SAFE SAFE 1-2 2B BB		4-0 G6-4-3 BB	2-1 G5-3			2-3 K	1-3 K	
Cal Ripken Jr., R OBP: 0.328, SLG: 0.421 (1, 6)	2-2 F9		2-2 SAFE 1-2f G6-4-3		2-1 F8		3-1 P4	2-2 F9	
Chris Hoiles, R OBP: 0.416, SLG: 0.576 (1, 2)	1-0 WP 1-H 3-H 2B		3-2 F7		1-1 L7		1-0 HR		
Lonnie Smith, R OBP: 0.412, SLG: 0.431 (1, 10)	3-3 K			3-0 HR	2-3 K		0-0 G4-3		
Tim Hulett, R OBP: 0.367, SLG: 0.387 (1, 5)	1-2 G5-3			0-1 2B 1B		4-1 1B BB		4-2 2B BB	
David Segui, S OBP: 0.351, SLG: 0.406 (1, 3)		0-3 K		2-0 2B 1B		2-0 L4-3 1B		4-2 2B BB	
Harold Reynolds, S OBP: 0.344, SLG: 0.336 (1, 4)		4-2 S BB		0-2 2B		3-2 L4-3		2-2 2B	
Damon Buford, R OBP: 0.333, SLG: 0.392 (1, 7)		1 SAFE 3-3 K		2-2 G5-3		2-2 3-H 1B		4-2 BB	

Inning Stats	R: 2	H: 1	E: 1	LOB: 1	K: 1	S: 14	P: 26	R: 0	H: 0	E: 0	LOB: 1	K: 3	S: 14	P: 23	R: 0	H: 0	E: 0	LOB: 0	K: 0	S: 7	P: 16	R: 3	H: 4	E: 0	LOB: 1	K: 1	S: 16	R: 0	H: 0	E: 0	LOB: 0	K: 1	S: 7	P: 12	R: 1	H: 1	E: 0	LOB: 0	K: 1	S: 7	P: 13	R: 2	H: 1	E: 0	LOB: 2	K: 1	S: 22	P: 39
--------------	------	------	------	--------	------	-------	-------	------	------	------	--------	------	-------	-------	------	------	------	--------	------	------	-------	------	------	------	--------	------	-------	------	------	------	--------	------	------	-------	------	------	------	--------	------	------	-------	------	------	------	--------	------	-------	-------

PITCHER	IP	WLS	BF	H	R	ER	SO	BB	IBB	HBP	BLK	WP	HR	S	P	ERA	WHIP
Sterling Hitchcock, L ERA: 4.65	(1, 1)	3.0	L	17	5	5	4	4	3	0	0	0	1	43	78	12.00	2.667
Rich Monteleone, R ERA: 4.95	(4, 1)	3.0		11	2	1	2	1	0	0	0	0	0	24	46	3.00	1.000
Domingo Jean, R ERA: 4.98	(7, 1)	1.0		4	1	1	1	0	0	0	0	0	1	7	13	9.00	1.000
Mark Hutton, R ERA: 5.73	(8, 1)	0.0		4	1	2	0	3	0	0	0	0	0	11	25	∞	∞
Paul Gibson, L ERA: 3.48	(8, 1)	1.0		3	0	0	1	0	0	0	0	0	0	11	14	0.00	0.000

BOTTOM


New York Yankees @ Baltimore Orioles
Oriole Park at Camden Yards, Baltimore, MD

Tue Sep 28 1993, 7:05 PM EDT
Att: 46,003 - Unknown - 71 F

AB	R	H	RBI	BB	SO	LOB
4	1	0	1	0	2	3
3	1	0	0	2	2	3
5	0	0	0	0	0	5
4	1	2	3	0	0	0
4	1	1	1	0	2	1
2	3	1	0	2	0	1
3	2	2	0	1	1	0
3	0	2	3	1	0	2
3	0	1	1	1	1	2

AB	31
R	9
H	9
RBI	9
BB	7
SO	8
LOB	17

WP: 1 PA: 39
PB: 0
SB: 1
CS: 0



PITCHER	IP	WLS	BF	H	R	ER	SO	BB	IBB	HBP	BLK	WP	HR	S	P	ERA	WHIP
---------	----	-----	----	---	---	----	----	----	-----	-----	-----	----	----	---	---	-----	------

Batter	1	2	3	4	5	6	7	8	9	AB R H RBI BB SO LOB	TOP																
Randy Velarde, R (1, 5) OBP: 0.361, SLG: 0.473	2-2 1B	0-0 G6-3		3-2 F9		2-2 G4-3		4-1 1B HBP	1-1 G6-4-3	5 1 1 0 0 0 3																	
Jim Leyritz, R (1, 7) OBP: 0.414, SLG: 0.536 Mike Humphreys, R (8, PR) OBP: 0.265, SLG: 0.433 (8, 7)	2-1 1B		1-2 G4-3		2-2 E5 1B	0-0 G4-3		0-0 1B E 1B	2-0 1B	5 1 2 1 0 0 0 1 1 1 0 0 0 0																	
Don Mattingly, L (1, 3) OBP: 0.364, SLG: 0.445	4-2 1B		1-1 HR		1-1 G3	1-1 G6-3		0-0 WP E FC6-4 1B	1-2 G4-3	5 2 2 3 1 0 2																	
Danny Tartabull, R (1, 10) OBP: 0.363, SLG: 0.502	3-3 2B		0-1 2B		4-2 BB 1B BB		2-1 G6-3	0-0 E6 FC6-4 WP		4 1 1 1 1 1 4																	
Mike Stanley, R (1, 2) OBP: 0.392, SLG: 0.542	2-1 F7		1-2 2B		0-0 F8		1-2 1B 1B	1-3 2B		5 0 2 1 0 1 7																	
Bernie Williams, S (1, 8) OBP: 0.335, SLG: 0.404	0-1 P4		2-3 K		0-1 BB 1B		1-0 P6	4-0 FC6-4 IBB		4 0 1 1 1 1 5																	
Mike Gallego, R (1, 6) OBP: 0.368, SLG: 0.419		2-2 G5-3	1-0 G5-3		4-2 BB		0-0 1B	3-2 FC6-4		4 0 1 1 1 0 3																	
Gerald Williams, R (1, 9) OBP: 0.203, SLG: 0.300		1-2 FC5-4 1B		0-0 G6-3	2-1 P6		0-0 P3	0-0 F8		5 0 1 0 0 0 7																	
Pat Kelly, R (1, 4) OBP: 0.316, SLG: 0.385		1-0 FC5-4		2-1 B1-3		1-0 G4-3 S G4-3 1B		2-0 1B S 1B	0-1 G6-4-3 1B	5 2 3 0 0 0 1																	
Inning Stats	R: 0 E: 0 K: 1 S: 16	H: 2 LOB: 3 BB: 1 P: 29	R: 0 E: 0 K: 0 S: 10	H: 1 LOB: 1 BB: 0 P: 14	R: 2 E: 0 K: 1 S: 14	H: 3 LOB: 1 BB: 0 P: 20	R: 0 E: 0 K: 0 S: 8	H: 0 LOB: 0 BB: 0 P: 13	R: 1 E: 1 K: 0 S: 14	H: 1 LOB: 3 BB: 2 P: 27	R: 1 E: 0 K: 0 S: 9	H: 1 LOB: 0 BB: 0 P: 13	R: 0 E: 0 K: 0 S: 10	H: 2 LOB: 2 BB: 0 P: 14	R: 4 E: 1 K: 1 S: 13	H: 3 LOB: 2 BB: 1 P: 27	R: 0 E: 0 K: 0 S: 8	H: 2 LOB: 1 BB: 0 P: 12	1B: 12 2B: 2 3B: 0 HR: 1	SF: 0 SAC: 0 DP: 1 HBP: 1	WP: 1 PB: 0 SB: 2 CS: 0	PA: 48					
PITCHER	IP	WLS	BF	H	R	ER	SO	BB	IBB	HBP	BLK	WP	HR	S	P	ERA	WHIP										
Jamie Moyer, L (1, 1) ERA: 3.43	4.2	L	24	7	3	2	2	2	0	0	0	0	1	58	93	3.86	1.929										
Todd Frohwrth, R (5, 1) ERA: 3.93	2.1		14	5	4	4	0	1	0	1	0	0	0	26	46	15.43	2.571										
Brad Pennington, L (8, 1) ERA: 6.55	0.0		1	1	0	0	0	0	0	0	0	0	0	1	1	∞	∞										
Mike Cook, R (8, 1) ERA:	1.0		5	0	1	0	1	0	1	0	0	1	0	9	17	0.00	0.000										
Mark Williamson, R (9, 1) ERA: 4.91	1.0		4	2	0	0	0	0	0	0	0	0	0	8	12	0.00	2.000										

New York Yankees @ Baltimore Orioles
 Oriole Park at Camden Yards, Baltimore, MD

Wed Sep 29 1993, 7:05 PM EDT
 Att. 45,886 - Unknown - 65 F

livebaseballscorecards.com

AB	43
R	8
H	15
RBI	8
BB	4
SO	3
LOB	32



Batter	1	2	3	4	5	6	7	8	9	AB	R	H	RBI	BB	SO	LOB
Brady Anderson, L (1, 8) OBP: 0.365, SLG: 0.431	0-0 L4		4-2 F9 1B BB		0-2 G4-3		0-0 G3		2-0 P6	4	0	0	0	1	0	1
Jack Voigt, R (1, 9) OBP: 0.398, SLG: 0.500	1-3 K		1-3 K		3-2 G5-3			0-0 HR 1B		4	1	1	0	0	2	1
Cal Ripken Jr., R (1, 6) OBP: 0.329, SLG: 0.423	3-2 1B 2B		1-2 BB 1B		0-1 L1			1-0 F8		4	1	2	0	0	0	1
Chris Hoiles, R (1, 2) OBP: 0.417, SLG: 0.581	4-2 1B BB		1-1 F9		3-1 F8			2-1 HR		3	1	1	2	1	0	2
Lonnie Smith, R (1, 10) OBP: 0.415, SLG: 0.432 Harold Baines, L (8, PH) OBP: 0.391, SLG: 0.504	2-2 1B		4-1 BB		0-3 K2-3			2-2 G3		2	0	1	1	1	1	0
Tim Hulett, R (1, 5) OBP: 0.366, SLG: 0.387 Mike Pagliarulo, L (8, PH) OBP: 0.354, SLG: 0.464	0-0 G5-3		1-2 BB		1-2 K			2-2 G5-3		1	0	0	0	0	0	0
David Segui, S (1, 3) OBP: 0.350, SLG: 0.403		2-2 P3		1-0 G4-3			2-3 K		4-2 FC4-6 BB	3	0	0	0	1	1	1
Harold Reynolds, S (1, 4) OBP: 0.342, SLG: 0.333		2-3 K		2-3 K			1-0 G4-3		1-1 FC4-6	4	0	0	0	0	2	1
Damon Buford, R (1, 7) OBP: 0.322, SLG: 0.377 Paul Carey, L (9, PH) OBP: 0.295, SLG: 0.250		2-3 K		1-0 G6-3			2-3 K		3-3 K	3	0	0	0	0	2	0

Inning Stats	R: 1	H: 2	E: 0	K: 1	S: 15	H: 2	LOB: 2	BB: 1	P: 25	R: 0	H: 0	E: 0	K: 2	S: 10	H: 0	LOB: 0	BB: 0	P: 16	R: 0	H: 1	E: 0	K: 2	S: 15	H: 0	LOB: 3	BB: 2	P: 27	R: 0	H: 0	E: 0	K: 1	S: 6	H: 0	LOB: 0	BB: 0	P: 10	R: 0	H: 0	E: 0	K: 0	S: 9	H: 0	LOB: 0	BB: 0	P: 12	R: 0	H: 1	E: 0	K: 2	S: 13	H: 0	LOB: 1	BB: 0	P: 19	R: 0	H: 0	E: 0	K: 1	S: 5	H: 0	LOB: 0	BB: 0	P: 8	R: 2	H: 2	E: 0	K: 0	S: 11	H: 2	LOB: 0	BB: 0	P: 18	R: 0	H: 0	E: 0	K: 1	S: 10	H: 0	LOB: 1	BB: 1	P: 20	1B: 4	SF: 0	2B: 1	SAC: 0	3B: 0	DP: 0	HR: 1	HBP: 0	WP: 0	PA: 37
--------------	------	------	------	------	-------	------	--------	-------	-------	------	------	------	------	-------	------	--------	-------	-------	------	------	------	------	-------	------	--------	-------	-------	------	------	------	------	------	------	--------	-------	-------	------	------	------	------	------	------	--------	-------	-------	------	------	------	------	-------	------	--------	-------	-------	------	------	------	------	------	------	--------	-------	------	------	------	------	------	-------	------	--------	-------	-------	------	------	------	------	-------	------	--------	-------	-------	-------	-------	-------	--------	-------	-------	-------	--------	-------	--------

PITCHER	IP	WLS	BF	H	R	ER	SO	BB	IBB	HBP	BLK	WP	HR	S	P	ERA	WHIP
Jimmy Key, L (1, 1) ERA: 3.0	7.0		28	4	1	1	9	3	0	0	0	0	0	73	117	1.29	1.000
Bobby Munoz, R (8, 1) ERA: 5.27	1.0		5	2	2	2	0	0	0	0	0	0	1	11	18	18.00	2.000
Lee Smith, R (9, 1) ERA: 3.95	1.0		4	0	0	0	1	1	0	0	0	0	0	10	20	0.00	1.000

BOTTOM

New York Yankees @ Baltimore Orioles
 Oriole Park at Camden Yards, Baltimore, MD

Wed Sep 29 1993, 7:05 PM EDT
 Att: 45,886 - Unknown - 65 F

livebaseballscores.com

AB	33
R	3
H	6
RBI	3
BB	4
SO	10
LOB	13



Batter	1	2	3	4	5	6	7	8	9	AB R H RBI BB SO LOB	TOP				
Tony Phillips, S (1, 9) OBP: 0.442, SLG: 0.395	2-2 F7		2-2 G6-3		0-1 G5-3		2-3 SAFE 1-2		4-0 1B BB	4 0 0 0 1 1 1					
Dan Gladden, R (1, 7) OBP: 0.306, SLG: 0.429	1-2 1B 1B		0-0 F9		2-2 F7			2-1 1B FC1-5-2 1B	1-3 SAFE	5 1 2 0 0 1 1					
Travis Fryman, R (1, 5) OBP: 0.382, SLG: 0.492	1-1 SAFE 1-2 1B		1-1 F8		1-1 P3			1-1 BB FC1-5-2 1B	2-1 1-2 1B	5 1 3 0 0 0 0					
Cecil Fielder, R (1, 3) OBP: 0.367, SLG: 0.466	0-2 1-3 2-H 1B			0-1 F7		2-3 K		1-2 SAFE FC1-5-2 BB 1B	1-3 SAFE	4 0 1 1 0 1 2					
Gary Thurman, R (8, PR) OBP: 0.297, SLG: 0.281										0 1 0 0 0 0 0					
Chad Kreuter, S (8, 2) OBP: 0.372, SLG: 0.486										1 0 0 0 0 1 2					
Eric Davis, R (1, 10) OBP: 0.322, SLG: 0.421	3-3 K			0-1 E 1B 1B		0-1 F8		4-2 FC3-6 1B BB		3 1 1 0 1 1 2					
Alan Trammell, R (1, 6) OBP: 0.386, SLG: 0.490	2-1 F8			3-1 E1 1B E 1B		2-1 L5		1-0 FC3-6 1B		4 1 2 2 0 0 2					
Danny Bautista, R (1, 8) OBP: 0.339, SLG: 0.439				1-1 SAFE FC1-6 1B			1-0 HR	0-1 FC3-6 FC4		4 1 2 2 0 0 2					
Rich Rowland, R (1, 2) OBP: 0.313, SLG: 0.302				1-2 3-H				1-2 2-3							
Mickey Tettleton, S (8, PH) OBP: 0.371, SLG: 0.492				2-1 FC1-6			2-3 K	1-1 FC4		3 0 0 0 0 2 1					
Chris Gomez, R (1, 4) OBP: 0.299, SLG: 0.315				1-2 2-H 3-H				1-2 1-2f		1 0 0 0 0 0 2					
Lou Whitaker, L (9, PH) OBP: 0.415, SLG: 0.454				2-1 K			3-1 1B		2-3 K	3 0 1 0 0 1 1					
				1-3 K						1 0 0 0 0 1 0					
Inning Stats	R: 1 H: 3 E: 0 LOB: 2 K: 1 BB: 0 S: 17 P: 26	R: 0 H: 0 E: 0 LOB: 0 K: 1 BB: 0 S: 11 P: 16	R: 0 H: 0 E: 0 LOB: 0 K: 0 BB: 0 S: 6 P: 9	R: 2 H: 3 E: 2 LOB: 1 K: 1 BB: 0 S: 13 P: 20	R: 0 H: 0 E: 0 LOB: 0 K: 0 BB: 0 S: 8 P: 11	R: 0 H: 0 E: 0 LOB: 0 K: 1 BB: 0 S: 7 P: 11	R: 1 H: 2 E: 0 LOB: 0 K: 2 BB: 0 S: 9 P: 17	R: 2 H: 3 E: 0 LOB: 2 K: 0 BB: 1 S: 15 P: 25	R: 0 H: 1 E: 0 LOB: 2 K: 3 BB: 1 S: 15 P: 25	1B: 11 SF: 0 2B: 0 SAC: 0 3B: 0 DP: 0 HR: 1 HBP: 0	WP: 0 PA: 40 PB: 0 SB: 0 CS: 0				
PITCHER	IP WLS BF H R ER SO BB IBB HBP BLK WP HR S P ERA WHIP											PITCHER	IP WLS BF H R ER SO BB IBB HBP BLK WP HR S P ERA WHIP		
Frank Tanana, L (1, 1) ERA: 4.35	6.1		8 4 3 5 0 0 0 0 0 0 0 0 1 68 105 4.26 1.263												
Bobby Munoz, R (7, 1) ERA: 5.56	1.0		6 3 2 2 1 1 0 0 0 0 0 0 0 14 25 18.00 4.000												
Bob Wickman, R (8, 1) ERA: 4.63	0.2	W	2 0 0 0 0 0 0 0 0 0 0 0 0 4 5 0.00 0.000												
Lee Smith, R (9, 1) ERA: 3.88	1.0	S	5 1 0 0 3 1 0 0 0 0 0 0 0 15 25 0.00 2.000												

Detroit Tigers @ New York Yankees
 Yankee Stadium, Bronx, NY
 Fri Oct 01 1993, 7:05 PM EDT
 Att: 22,552 - Unknown

AB	38
R	6
H	12
RBI	5
BB	2
SO	9
LOB	16



livebaseballscorecards.com


Batter	1	2	3	4	5	6	7	8	9	AB	R	H	RBI	BB	SO	LOB
Wade Boggs, L OBP: 0.376, SLG: 0.360 (1, 5)	F7	CS	BB 1B E 1B	L7		1-1 1-2 3-H 2-3 1B		K		5	1	2	1	0	1	2
Dion James, L OBP: 0.391, SLG: 0.468 Randy Velarde, R OBP: 0.362, SLG: 0.473 (6, PH) (7, 7)	HR		E BB FC4-6 1B		G6-3	K		2B		3	2	2	0	0	0	0
Don Mattingly, L OBP: 0.364, SLG: 0.445 (1, 3)	L8		FC4-6 E 1-2 2-3 BB		G3		G3	2B		4	0	1	2	1	0	1
Danny Tartabull, R OBP: 0.365, SLG: 0.508 (1, 10)	HR		E6 FC4-6 1-2 2-3 3-H		FC6-4 1B		G6-3	IBB		4	1	2	3	1	0	2
Paul O'Neill, L OBP: 0.368, SLG: 0.505 Gerald Williams, R OBP: 0.200, SLG: 0.295 (1, 9) (8, 9)	1B		P6		FC6-4 1-2f		G4-3	FC6-4		4	0	1	0	0	0	4
Matt Nokes, L OBP: 0.303, SLG: 0.424 Mike Stanley, R OBP: 0.391, SLG: 0.541 Andy Stankiewicz, R OBP: 0.414, SLG: 0.536 (1, 2) (8, PH) (8, PR) (9, 2)	P6		FC4-6 1-2f 2-3 3-H		E9 1B 1B		K	SH 1B SF8		3	1	1	1	0	0	3
Bernie Williams, S OBP: 0.334, SLG: 0.403 (1, 8)		L7	K		K			SF8 SH 1B 1B		4	1	1	0	0	2	3
Mike Gallego, R OBP: 0.368, SLG: 0.417 (1, 6)		G1-3		G2-3		1B BB		SH 1B 2B		2	1	0	0	1	0	0
Pat Kelly, R OBP: 0.315, SLG: 0.385 (1, 4)		CS 1B		K		F9		SF8		3	0	1	1	0	1	2

Inning Stats	R: 2	H: 3	E: 0	K: 0	S: 15	LOB: 1	BB: 0	P: 25	R: 0	H: 1	E: 0	K: 0	S: 7	LOB: 0	BB: 0	P: 11	R: 2	H: 2	E: 1	K: 1	S: 11	LOB: 2	BB: 1	P: 20	R: 0	H: 0	E: 0	K: 1	S: 7	LOB: 0	BB: 0	P: 9	R: 0	H: 1	E: 0	K: 0	S: 7	LOB: 1	BB: 0	P: 15	R: 1	H: 2	E: 1	K: 2	S: 14	LOB: 2	BB: 1	P: 25	R: 0	H: 0	E: 0	K: 0	S: 10	LOB: 0	BB: 0	P: 15	R: 4	H: 3	E: 1	K: 2	S: 25	LOB: 2	BB: 1	P: 40	R: 0	H: 0	E: 0	K: 0	S: 10	LOB: 0	BB: 0	P: 15	R: 4	H: 3	E: 1	K: 2	S: 25	LOB: 2	BB: 1	P: 40
--------------	------	------	------	------	-------	--------	-------	-------	------	------	------	------	------	--------	-------	-------	------	------	------	------	-------	--------	-------	-------	------	------	------	------	------	--------	-------	------	------	------	------	------	------	--------	-------	-------	------	------	------	------	-------	--------	-------	-------	------	------	------	------	-------	--------	-------	-------	------	------	------	------	-------	--------	-------	-------	------	------	------	------	-------	--------	-------	-------	------	------	------	------	-------	--------	-------	-------

PITCHER	IP	WLS	BF	H	R	ER	SO	BB	IBB	HBP	BLK	WP	HR	S	P	ERA	WHIP
Mike Moore, R ERA: 5.22 (1, 1)	5.2		28	9	5	4	3	2	0	0	0	0	0	58	100	6.35	1.941
Tom Bolton, L ERA: 4.44 (6, 1)	1.1		4	0	0	0	1	0	0	0	0	0	0	13	20	0.00	0.000
Joe Boever, R ERA: 3.61 (8, 1)	0.1	L	4	1	3	1	1	0	0	0	0	0	0	9	11	27.00	3.000
Bob MacDonald, L ERA: 5.35 (8, 1)	0.1		3	2	1	0	1	0	0	0	0	0	0	14	22	0.00	6.000
Mike Gardiner, R ERA: 4.93 (8, 1)	0.1		2	0	0	0	0	0	1	0	0	0	0	2	7	0.00	0.000

DETROIT TIGERS @ NEW YORK YANKEES
Yankee Stadium, Bronx, NY
 Fri Oct 01 1993, 7:05 PM EDT
 Att. 22,552 - Unknown

AB	36
R	9
H	12
RBI	9
BB	3
SO	6
LOB	21



WP	HR	S	P	ERA	WHIP
0	1	1	42		

Batter	1	2	3	4	5	6	7	8	9	AB R H RBI BB SO LOB	TOP
Tony Phillips, S (1, 9) OBP: 0.443, SLG: 0.396	0-1 G5-3		0-0 G4-3		3-1 1B		1-0 1B		4-0 1B BB	4 0 2 0 1 0 0	
Dan Gladden, R (1, 7) OBP: 0.312, SLG: 0.435	2-1 G6-4-3 1B		0-1 1B		1-2 P4		1-0 1B		1-2 FC6-4 1B	5 0 4 1 0 0 1	
Travis Fryman, R (1, 5) OBP: 0.380, SLG: 0.488	1-2 G6-4-3 1-2f		0-1 G5-3		1-0 F7		3-3 K		2-0 FC6-4 1-2f	5 0 0 0 0 1 6	
Cecil Fielder, R (1, 3) OBP: 0.367, SLG: 0.465 Skeeter Barnes, R (8, 3) OBP: 0.318, SLG: 0.386		2-0 BB 1B 1B		1-3 K		2-2 L1-3		0-2 G6-3		4 0 1 0 0 1 0 0 0 0 0 0 0 0	
Eric Davis, R (1, 10) OBP: 0.321, SLG: 0.418		1-1 F7		4-1 HR BB		1-2 G6-3		1-1 G6-3		3 1 0 0 1 0 1	
Alan Trammell, R (1, 6) OBP: 0.390, SLG: 0.500		2-2 BB 1-2 1B		0-0 1-H HR		2-1 F7		2-2 1B		4 1 3 2 0 0 0	
Mickey Tettleton, S (1, 2) OBP: 0.372, SLG: 0.492 Rich Rowland, R (2, 2) OBP: 0.294, SLG: 0.283		4-0 G5-4-3 BB		0-1 G3		2-1 G6-3		0-3 SAFE K		0 0 0 0 1 0 0 3 0 0 0 0 1 1	
Danny Bautista, R (1, 8) OBP: 0.317, SLG: 0.410		2-2 G5-4-3 1-2f		0-0 G5-3		1-3 K			0-0 L7	4 0 0 0 0 1 3	
Chris Gomez, R (1, 4) OBP: 0.304, SLG: 0.320			2-1 G3		0-0 G5-3		1-1 1B 1B		3-2 BB 1B	4 2 2 0 0 0 0	
Inning Stats	R: 0 H: 1 E: 0 LOB: 0 K: 0 BB: 0 S: 8 P: 11	R: 0 H: 2 E: 0 LOB: 2 K: 0 BB: 1 S: 13 P: 24	R: 0 H: 1 E: 0 LOB: 1 K: 0 BB: 0 S: 7 P: 9	R: 2 H: 1 E: 0 LOB: 0 K: 1 BB: 1 S: 8 P: 13	R: 0 H: 1 E: 0 LOB: 1 K: 0 BB: 0 S: 8 P: 13	R: 0 H: 0 E: 0 LOB: 0 K: 0 BB: 0 S: 9 P: 14	R: 1 H: 3 E: 0 LOB: 2 K: 2 BB: 0 S: 14 P: 23	R: 0 H: 1 E: 0 LOB: 1 K: 1 BB: 0 S: 12 P: 15	R: 1 H: 2 E: 0 LOB: 1 K: 0 BB: 1 S: 9 P: 19	1B: 11 SF: 0 2B: 0 SAC: 0 3B: 0 DP: 2 HR: 1 HBP: 0	WP: 0 PA: 39 PB: 0 SB: 0 CS: 0
PITCHER	IP WLS BF H R ER SO BB IBB HBP BLK WP HR S P ERA WHIP										
Jim Abbott, L (1, 1) ERA: 4.37	7.0 L 30 9 3 3 3 2 0 0 0 0 0 1 67 107 3.86 1.571										
Rich Monteleone, R (8, 1) ERA: 4.94	2.0 9 3 1 1 1 1 0 0 0 0 0 0 21 34 4.50 2.000										

Detroit Tigers @ New York Yankees
 Yankee Stadium, Bronx, NY
 Sat Oct 02 1993, 3:33 AM EDT
 Att. 33,249 - Sunny

livebaseballscorecards.com

AB	36
R	4
H	12
RBI	3
BB	3
SO	4
LOB	12



Batter	1	2	3	4	5	6	7	8	9	AB	R	H	RBI	BB	SO	LOB
Wade Boggs, L (1, 5) Mike Gallego, R (9, 6) OBP: 0.378, SLG: 0.363 OBP: 0.367, SLG: 0.416	1-1 1B		3-1 G6-3		1-0 1B			1-2 1B	1-0 G1-3	4	0	3	0	0	0	0
Randy Velarde, R (1, 6) OBP: 0.360, SLG: 0.469	1-3 K		3-2 1B		1-1 FC6-4			1-2 FC3-6 WP 1B		4	1	1	0	0	1	4
Jim Leyritz, R (1, 3) OBP: 0.412, SLG: 0.531	1-3 K		3-1 L6				2-2 F9	2-2 1B 1-H		4	0	1	1	0	1	2
Danny Tartabull, R (1, 10) OBP: 0.364, SLG: 0.506	1-2 G4-3			3-3 K			1-3 K	1-1 1B HBP	1-3 1B	4	0	1	0	0	2	1
Mike Stanley, R (1, 2) Pat Kelly, R (8, PR) Matt Nokes, L (9, 2) OBP: 0.390, SLG: 0.537 OBP: 0.315, SLG: 0.385 OBP: 0.303, SLG: 0.424		2-3 K		0-3 K			1-0 F9	1-0 1B HBP	1-2 HBP	3	0	0	0	0	2	0
Bernie Williams, S (1, 8) OBP: 0.334, SLG: 0.401		2-1 1B		1-1 F9			1-2 F8	2-1 G3		4	0	1	0	0	0	3
Mike Humphreys, R (1, 7) Dion James, L (9, PH) OBP: 0.243, SLG: 0.394 OBP: 0.390, SLG: 0.466		1-3 K		2-2 L9			1-2 F9		2-1 P4	3	0	0	0	0	1	1
Gerald Williams, R (1, 9) Paul O'Neill, L (9, PH) OBP: 0.191, SLG: 0.281 OBP: 0.367, SLG: 0.504		0-0 F9		1-2 F7			0-3 K		1-3 K	3	0	0	0	0	1	1
Andy Stankiewicz, R (1, 4) Kevin Maas, L (9, PH) OBP: 0.316, SLG: 0.411			1-0 F8		4-0 1B BB			0-1 B2-3	0-0 2B	2	0	0	0	1	0	0

Inning Stats	R: 0	H: 1	R: 0	H: 1	R: 0	H: 1	R: 0	H: 1	R: 0	H: 0	R: 0	H: 0	R: 1	H: 3	R: 0	H: 1	1B: 7	SF: 0
	E: 0	LOB: 1	E: 0	LOB: 1	E: 0	LOB: 0	E: 0	LOB: 2	E: 0	LOB: 0	E: 0	LOB: 0	E: 0	LOB: 3	E: 0	LOB: 1	2B: 1	SAC: 0
	K: 2	BB: 0	K: 2	BB: 0	K: 2	BB: 0	K: 0	BB: 1	K: 1	BB: 0	K: 1	BB: 0	K: 0	BB: 0	K: 1	BB: 0	3B: 0	DP: 0
	S: 11	P: 15	S: 9	P: 14	S: 10	P: 14	S: 10	P: 19	S: 11	P: 15	S: 9	P: 11	S: 16	P: 24	S: 7	P: 11	HR: 0	HBP: 1

PITCHER	IP	WLS	BF	H	R	ER	SO	BB	IBB	HBP	BLK	WP	HR	S	P	ERA	WHIP
Bill Krueger, L (1, 1) ERA: 3.4	7.2	W	30	6	1	1	8	1	0	0	0	1	0	81	123	1.17	0.913
Mike Henneman, R (8, 1) ERA: 2.64	1.1	S	7	2	0	0	1	0	0	1	0	0	0	11	19	0.00	1.500

BOTTOM

Detroit Tigers @ New York Yankees
Yankee Stadium, Bronx, NY
 Sat Oct 02 1993, 3:33 AM EDT
 Att. 33,249 - Sunny

livebaseballscorecards.com

AB	35
R	1
H	8
RBI	1
BB	1
SO	9
LOB	13



WP	PA
1	37
0	
0	

Batter	1	2	3	4	5	6	7	8	9	AB R H RBI BB SO LOB	TOP		
Tony Phillips, S (1, 9) OBP: 0.443, SLG: 0.398 Danny Bautista, R (8, 9) OBP: 0.317, SLG: 0.410	3-1 G4-3		1-1 2B		4-2 BB		0-0 G1-2-3			3 0 1 0 1 0 3 0 0 0 0 0 0 0			
Lou Whitaker, L (1, 4) OBP: 0.412, SLG: 0.449	1-3 K		0-0 G4-3		2-2 G4-3		3-1 G3			4 0 0 0 0 1 4			
Travis Fryman, R (1, 5) OBP: 0.379, SLG: 0.486	2-0 G5-3			3-2 FC5-4 BB 1B		0-0 P3		3-3 K		4 0 1 0 0 1 0			
Cecil Fielder, R (1, 10) OBP: 0.368, SLG: 0.464		1-1 1B		4-1 FC5-4 BB		2-2 G5-3		1-0 F8		3 0 1 0 1 0 0			
Eric Davis, R (1, 8) OBP: 0.319, SLG: 0.415		2-2 F9		1-0 FC5-4		0-0 P3		3-3 K		4 0 0 0 0 1 3			
Alan Trammell, R (1, 6) OBP: 0.388, SLG: 0.496		1-0 F8		2-3 K			4-2 1B BB BB		1-0 G6-3	3 1 0 0 1 1 3			
Chad Kreuter, S (1, 2) OBP: 0.371, SLG: 0.484		0-0 L7		1-0 P6			1-1 BB BB 1B		1-1 G4-3	4 0 1 0 0 0 3			
Dan Gladden, R (1, 7) OBP: 0.312, SLG: 0.433			1-0 G4-3		1-1 G6-3		0-0 G1-2-3 BB 1B		2-2 F8	4 0 1 0 0 0 0			
Skeeter Barnes, R (1, 3) OBP: 0.318, SLG: 0.381			0-1 P4		2-2 G6-3		4-2 G1-2-3 BB			2 0 0 1 1 0 0			
Inning Stats	R: 0 H: 0 E: 0 LOB: 0 K: 1 BB: 0 S: 6 P: 12	R: 0 H: 1 E: 0 LOB: 1 K: 0 BB: 0 S: 7 P: 11	R: 0 H: 1 E: 0 LOB: 1 K: 0 BB: 0 S: 6 P: 8	R: 0 H: 1 E: 0 LOB: 2 K: 1 BB: 1 S: 11 P: 22	R: 0 H: 0 E: 0 LOB: 1 K: 0 BB: 1 S: 11 P: 20	R: 0 H: 0 E: 0 LOB: 0 K: 0 BB: 0 S: 5 P: 7	R: 1 H: 2 E: 0 LOB: 2 K: 0 BB: 2 S: 11 P: 23	R: 0 H: 0 E: 0 LOB: 0 K: 2 BB: 0 S: 8 P: 15	R: 0 H: 0 E: 0 LOB: 0 K: 0 BB: 0 S: 6 P: 10	1B: 4 SF: 0 2B: 1 SAC: 0 3B: 0 DP: 1 HR: 0 HBP: 0	WP: 0 PA: 35 PB: 0 SB: 0 CS: 0		
PITCHER	IP WLS BF H R ER SO BB IBB HBP BLK WP HR S P ERA WHIP												
Domingo Jean, R (1, 1) ERA: 4.46	6.0		4 1 1 2 3 0 0 0 0 0 0 0 0 51 90 1.50 1.167										
Bob Wickman, R (7, 1) ERA: 4.63	0.0		2 1 0 0 1 0 0 0 0 0 0 0 0 3 7 ∞ ∞										
Paul Assenmacher, L (7, 1) ERA: 3.38	1.0		2 0 0 0 0 0 0 0 0 0 0 0 0 3 6 0.00 0.000										
Bobby Munoz, R (8, 1) ERA: 5.32	2.0	W	6 0 0 0 2 0 0 0 0 0 0 0 0 14 25 0.00 0.000										

Detroit Tigers @ New York Yankees
 Yankee Stadium, Bronx, NY
 Sun Oct.03 1993, 3:33 AM EDT
 Att. 28,942 - Sunny - 63 F

livebaseballscorecards.com

AB	31
R	1
H	5
RBI	1
BB	4
SO	4
LOB	16



Batter	1	2	3	4	5	6	7	8	9	AB	R	H	RBI	BB	SO	LOB
Bernie Williams, S OBP: 0.333, SLG: 0.400 (1, 8) C X	0-1 G6-3 ①		1-2 E9 1B ①			1-2 F8 ①		1-1 F8 ③		4	0	1	1	0	0	1
Mike Gallego, R OBP: 0.364, SLG: 0.412 (1, 6) S S F X	0-2 G4-3 ②		0-0 P3 ③			2-3 K ②			1-0 G5-3 ①	4	0	0	0	0	1	2
Jim Leyritz, R OBP: 0.410, SLG: 0.525 Spike Owen, S OBP: 0.294, SLG: 0.311 (1, 3) (9, PR) X	0-0 P4 ③				0-3 K ①			1-0 P3 ③		3	0	0	0	0	1	1
Danny Tartabull, R OBP: 0.363, SLG: 0.503 (1, 10) B X		1-0 F7 ①			1-3 K ②			0-2 L3 ①		3	0	0	0	0	1	1
Mike Stanley, R OBP: 0.389, SLG: 0.534 (1, 2) X		0-0 F9 ②			0-0 G5-3 ③			3-2 F7 ②		4	0	1	1	0	0	0
Mike Humphreys, R OBP: 0.250, SLG: 0.371 (1, 7) C B B T C S B X			3-2 P3 ③			0-0 F9 ①		4-0 BB ③		2	0	0	0	1	0	0
Gerald Williams, R OBP: 0.183, SLG: 0.269 (1, 9) X			0-0 P3 ①			0-1 F9 ②		2-0 F9 ③		3	0	0	0	0	0	1
Andy Stankiewicz, R (1, 5) X			0-0 P2 ②			1-1 G5-3 ③			1-1 P4 ①	3	0	0	0	0	0	0
Pat Kelly, R OBP: 0.317, SLG: 0.389 (1, 4) B F F F F X			1-2 E 1B ①			1-2 F8 2B ①			0-0 F9 ②	3	1	2	0	0	0	0

Inning Stats	R: 0	H: 0	E: 0	LOB: 0	K: 0	S: 7	R: 0	H: 0	E: 0	LOB: 0	K: 0	S: 6	R: 1	H: 2	E: 1	LOB: 1	K: 0	S: 11	R: 0	H: 0	E: 0	LOB: 0	K: 2	S: 7	R: 0	H: 0	E: 0	LOB: 0	K: 0	S: 5	R: 0	H: 1	E: 0	LOB: 1	K: 1	S: 10	R: 0	H: 0	E: 0	LOB: 1	K: 0	S: 10	R: 0	H: 0	E: 0	LOB: 0	K: 0	S: 5	R: 1	H: 1	E: 0	LOB: 2	K: 0	S: 4	1B: 3	SF: 0	2B: 1	SAC: 0	3B: 0	DP: 0	HR: 0	HBP: 1	WP: 1	PA: 32
--------------	------	------	------	--------	------	------	------	------	------	--------	------	------	------	------	------	--------	------	-------	------	------	------	--------	------	------	------	------	------	--------	------	------	------	------	------	--------	------	-------	------	------	------	--------	------	-------	------	------	------	--------	------	------	------	------	------	--------	------	------	-------	-------	-------	--------	-------	-------	-------	--------	-------	--------

PITCHER	IP	WLS	BF	H	R	ER	SO	BB	IBB	HBP	BLK	WP	HR	S	P	ERA	WHIP
David Wells, L ERA: 4.19 (1, 1)	7.0		25	3	1	1	3	1	0	0	0	0	0	56	78	1.29	0.571
Tom Bolton, L ERA: 4.47 (8, 1)	1.1	L	7	1	1	1	0	0	1	1	0	1	0	9	20	6.75	0.750

DETROIT TIGERS @ NEW YORK YANKEES
Yankee Stadium, Bronx, NY
 Sun Oct 03 1993, 3:33 AM EDT
 Att. 28,942 - Sunny - 63 F

AB	29
R	2
H	4
RBI	2
BB	2
SO	3
LOB	5

