


New York Yankees - 1993


Batter	1	2	3	4	5	6	7	8	9	AB	R	H	RBI	BB	SO	LOB	TOP								
Bernie Williams, S (1, 8) OBP: 0.200, SLG: 0.200	G4-3		G4-3		F7	1B		G6-3		5	0	1	0	0	0	1	New York Yankees @ Cleveland Indians Cleveland Municipal Stadium, Cleveland, OH Mon Apr 05 1993, 3:33 AM EDT Att: 73,290 - Cloudy - 36 F								
Wade Boggs, L (1, 5) OBP: 0.400, SLG: 0.250	G6-3		K		F7	1B		1B		4	0	1	2	1	1										
Don Mattingly, L (1, 3) OBP: 0.400, SLG: 0.400	K			G3		1B		1B		5	1	2	0	0	1										
Danny Tartabull, R (1, 9) OBP: 0.600, SLG: 1.400		HR		G3	1B	L9	G4-3	P4		5	1	3	1	0	0										
Paul O'Neill, L (1, 7) OBP: 0.400, SLG: 0.400	G4-6-3	1B		G3	1-2	HR	K	P4		5	1	2	0	0	1										
Matt Nokes, L (1, 2) OBP: 0.200, SLG: 0.800	G4-6-3	1-2		G1-3	1-2	HR	G4-3		F7	5	1	1	3	0	0										
Kevin Maas, L (1, 10)		BB		L8	0-0	G6-3	L9		K	4	0	0	0	1	1										
Spike Owen, S (1, 6) OBP: 0.600, SLG: 0.800	K			2B	1B	1B		HR	L9	5	3	3	0	0	1										
Pat Kelly, R (1, 4) OBP: 0.750, SLG: 1.750			L8		1-H	1B	1B	HR		4	2	3	3	0	0										
Inning Stats	R: 0 E: 0 K: 1 S: 7	H: 0 LOB: 0 BB: 0 P: 11	R: 1 E: 0 K: 1 S: 11	H: 2 LOB: 1 BB: 1 P: 20	R: 0 E: 0 K: 1 S: 7	H: 0 LOB: 0 BB: 0 P: 12	R: 0 E: 0 K: 0 S: 9	H: 1 LOB: 1 BB: 0 P: 16	R: 1 E: 0 K: 0 S: 7	H: 2 LOB: 1 BB: 0 P: 11	R: 5 E: 0 K: 0 S: 21	H: 7 LOB: 2 BB: 0 P: 31	R: 0 E: 0 K: 1 S: 11	H: 1 LOB: 1 BB: 0 P: 15	R: 2 E: 0 K: 0 S: 17	H: 3 LOB: 2 BB: 1 P: 31	R: 0 E: 0 K: 1 S: 9	H: 0 LOB: 0 BB: 0 P: 12	1B: 10 2B: 3 3B: 0 HR: 3	SF: 0 SAC: 0 DP: 1 HBP: 0	WP: 0 PB: 0 SB: 0 CS: 0	PA: 44			
PITCHER	IP	WLS	BF	H	R	ER	SO	BB	IBB	HBP	BLK	WP	HR	S	P	ERA	WHIP								
Charles Nagy, R (1, 1) ERA: 11.32	5.2	L	28	11	7	7	3	1	0	0	0	0	2	56	92	11.12	2.118								
Kevin Wickander, L (6, 1) ERA: 13.5	0.1		2	1	0	0	0	0	0	0	0	0	0	6	9	0.00	3.000								
Dennis Cook, L (7, 1) ERA: 13.5	1.1		9	4	2	2	1	1	0	0	0	0	1	23	38	13.50	3.750								
Eric Plunk, R (8, 1) ERA: 13.5	0.2		2	0	0	0	0	0	0	0	0	0	0	5	8	0.00	0.000								
Derek Lilliquist, L (9, 1) ERA: 13.5	1.0		3	0	0	0	1	0	0	0	0	0	0	9	12	0.00	0.000								


Batter	1	2	3	4	5	6	7	8	9	AB	R	H	RBI	BB	SO	LOB	BOTTOM								
Kenny Lofton, L (1, 8) OBP: 0.200, SLG: 0.200	K		G4-6-3		G1-3			G1-3		4	0	0	0	0	1	1	New York Yankees @ Cleveland Indians Cleveland Municipal Stadium, Cleveland, OH Mon Apr 05 1993, 3:33 AM EDT Att: 73,290 - Cloudy - 36 F								
Felix Fermin, R (1, 6) OBP: 0.200, SLG: 0.200	G5-3			G6-3		L1		G6-3		3	0	0	0	0	0										
Thomas Howard, S (9, PH)										1	0	0	0	0	0										
Carlos Baerga, S (1, 4) OBP: 0.200, SLG: 0.200	F9			F9		F7				3	0	0	0	0	0										
Albert Belle, R (1, 7) OBP: 0.200, SLG: 0.200		G3		F8		P3				3	0	0	0	0	0										
Paul Sorrento, L (1, 3) OBP: 0.200, SLG: 0.200	G6-3			G1-3		K				3	0	0	0	0	1										
Reggie Jefferson, S (1, 10) OBP: 0.333, SLG: 0.667	G3-1			2B		G6-3				3	0	1	0	0	0										
Carlos Martinez, R (1, 5) OBP: 0.333, SLG: 0.667			1B	SF7	2B	L9		P4		3	1	1	0	0	0										
Glenallen Hill, R (1, 9) OBP: 0.333, SLG: 0.333			G4-6-3	1B		P3		K		3	0	1	0	0	1										
Sandy Alomar Jr., R (1, 2) OBP: 0.200, SLG: 0.200			SF7			F8		G6-3		2	0	0	1	0	0										
Inning Stats	R: 0 E: 0 K: 1 S: 5	H: 0 LOB: 0 BB: 0 P: 6	R: 0 E: 0 K: 0 S: 8	H: 0 LOB: 0 BB: 0 P: 14	R: 0 E: 0 K: 0 S: 6	H: 2 LOB: 0 BB: 0 P: 9	R: 0 E: 0 K: 0 S: 5	H: 0 LOB: 0 BB: 0 P: 6	R: 0 E: 0 K: 0 S: 4	H: 0 LOB: 0 BB: 0 P: 6	R: 0 E: 0 K: 1 S: 5	H: 0 LOB: 0 BB: 0 P: 7	R: 0 E: 0 K: 1 S: 8	H: 0 LOB: 0 BB: 0 P: 14	R: 0 E: 0 K: 0 S: 6	H: 0 LOB: 0 BB: 0 P: 9	1B: 1 2B: 2 3B: 0 HR: 0	SF: 1 SAC: 0 DP: 1 HBP: 0	WP: 0 PB: 0 SB: 0 CS: 0	PA: 29					
PITCHER	IP	WLS	BF	H	R	ER	SO	BB	IBB	HBP	BLK	WP	HR	S	P	ERA	WHIP								
Jimmy Key, L (1, 1) ERA: 1.13	8.0	W	26	3	1	1	3	0	0	0	0	0	0	48	71	1.12	0.375								
John Habyan, R (9, 1) ERA: 1.13	1.0		3	0	0	0	0	0	0	0	0	0	0	6	9	0.00	0.000								

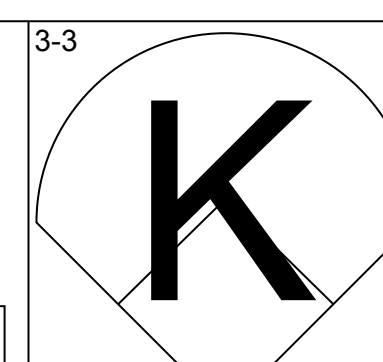
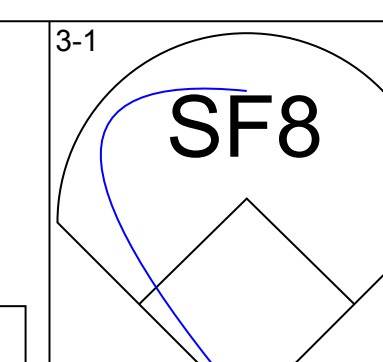
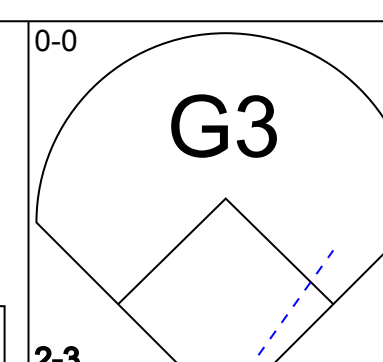
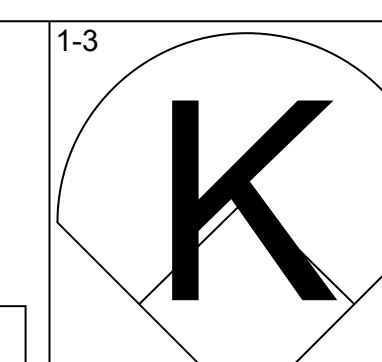
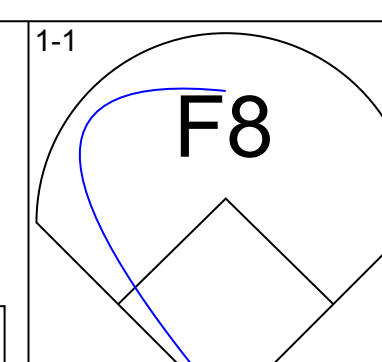
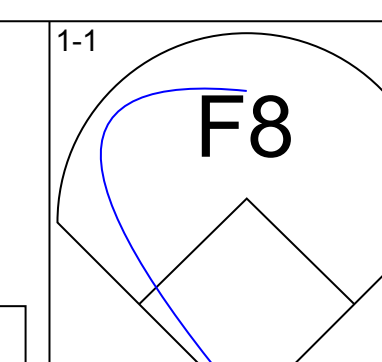
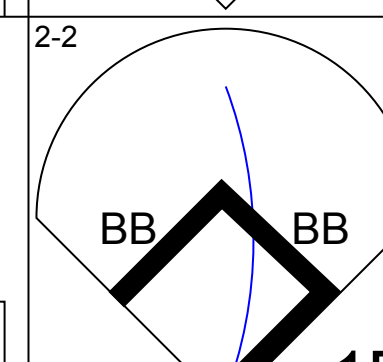
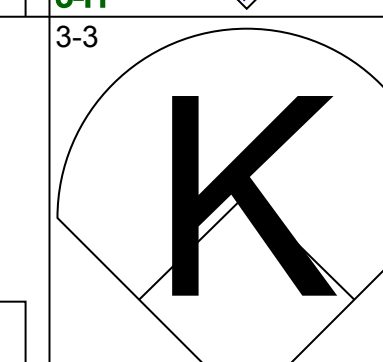
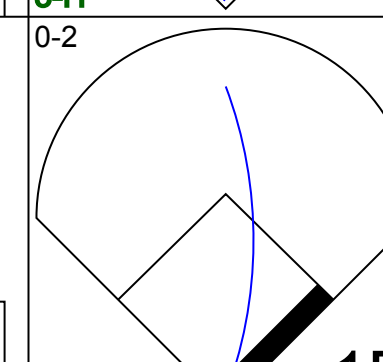
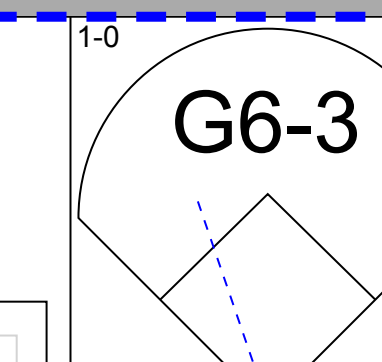
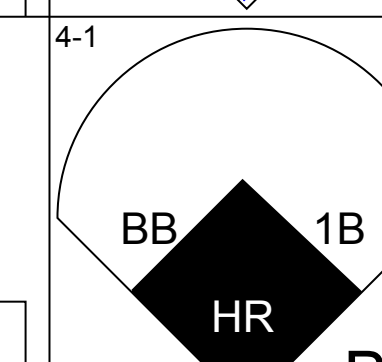
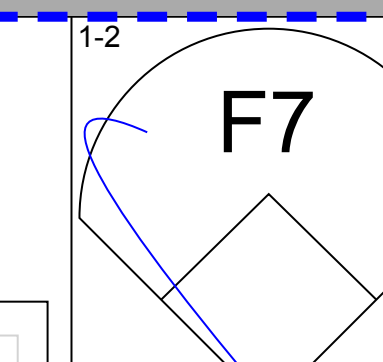
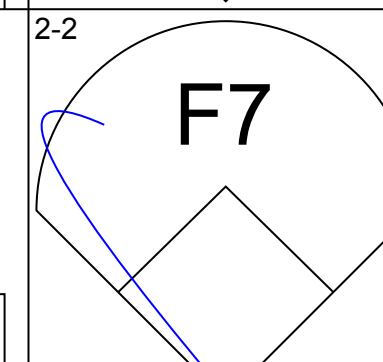
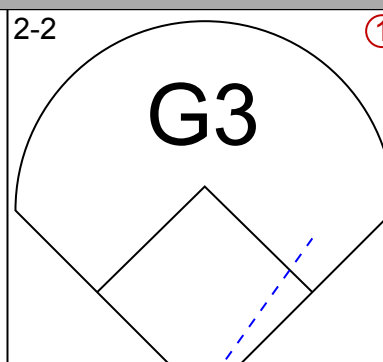
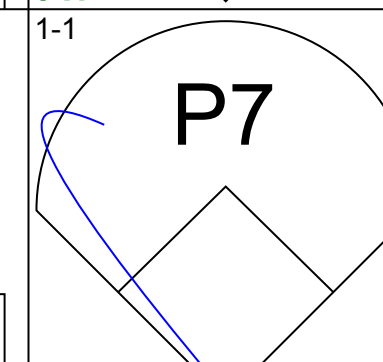
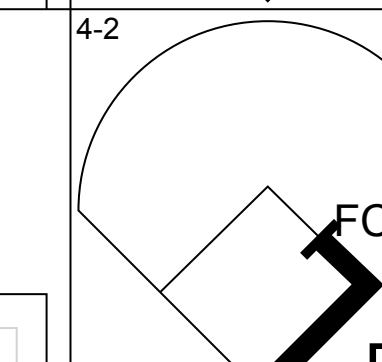
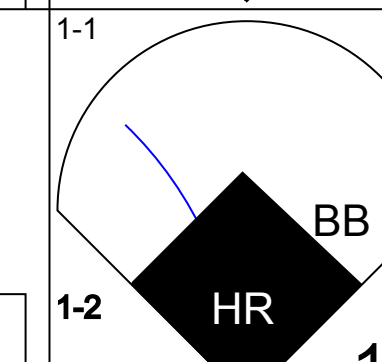
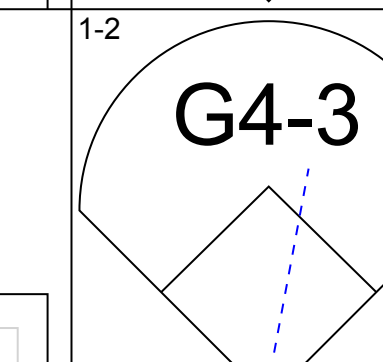
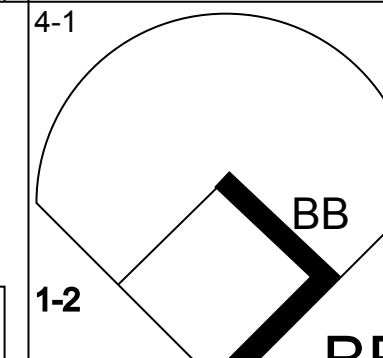
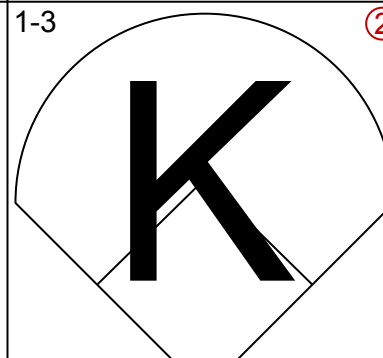
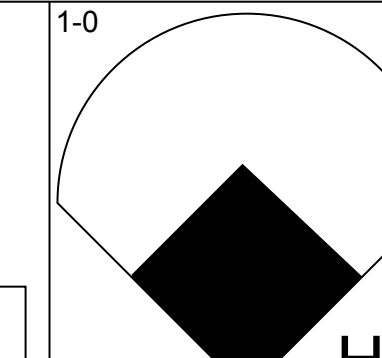
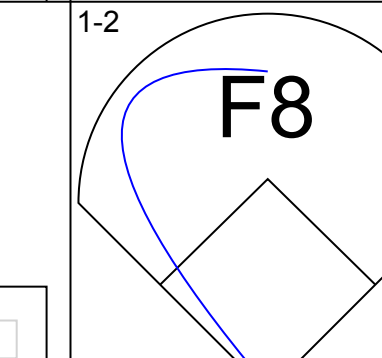
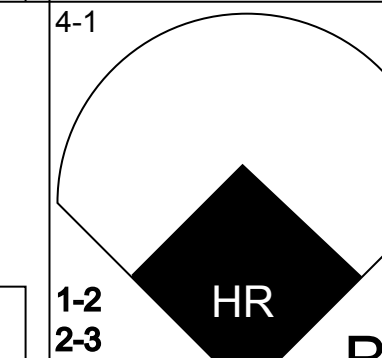
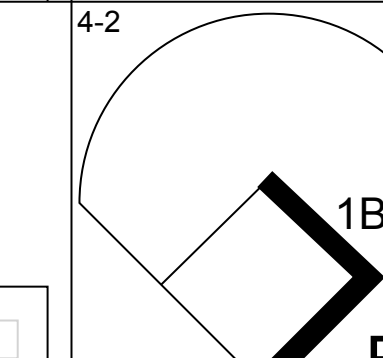
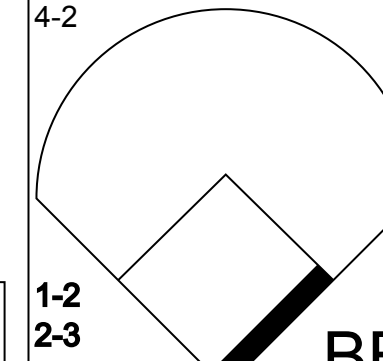
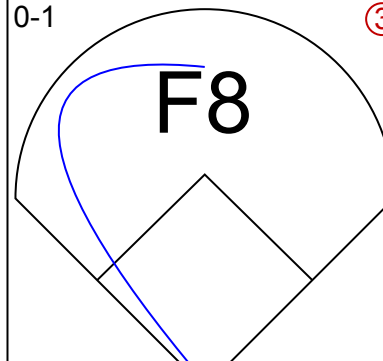
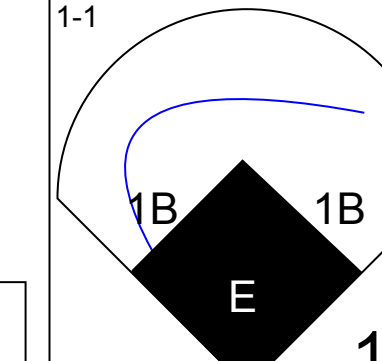
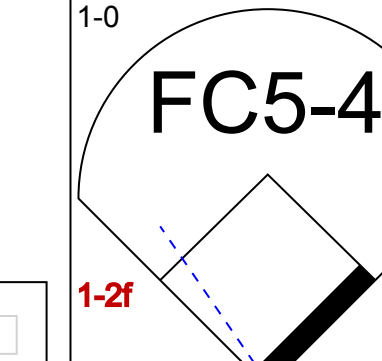
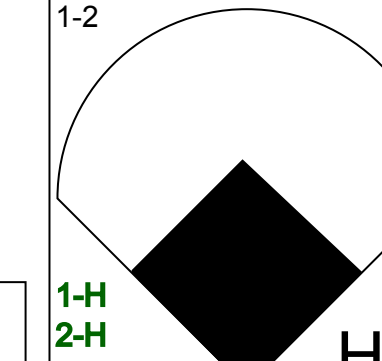
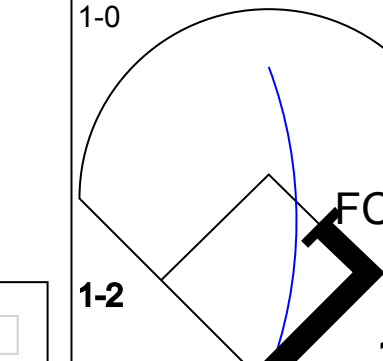
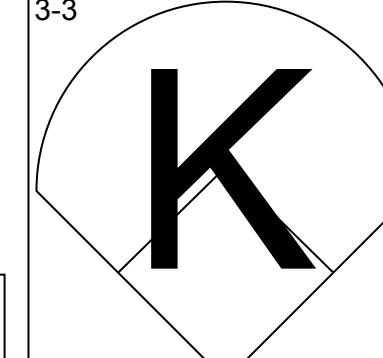
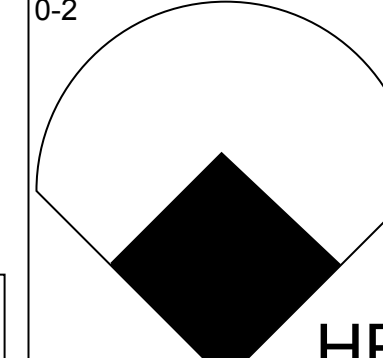
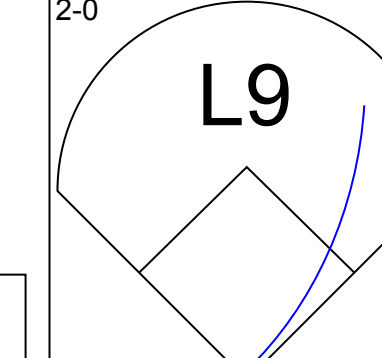
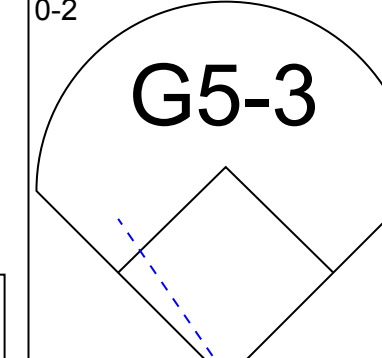
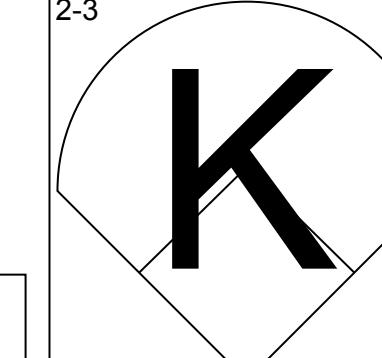
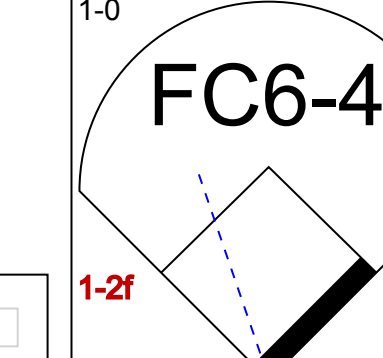
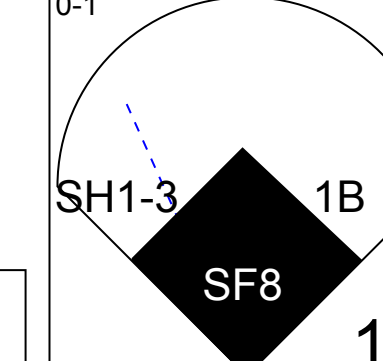
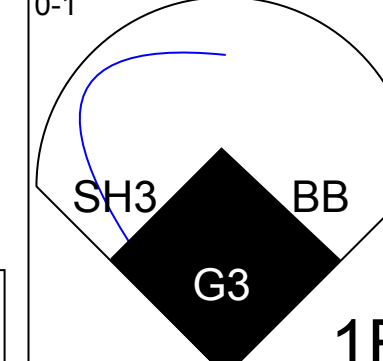
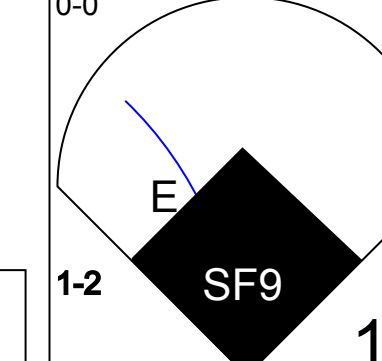
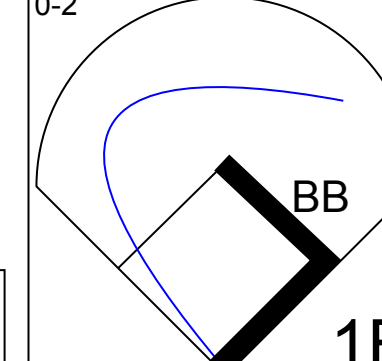
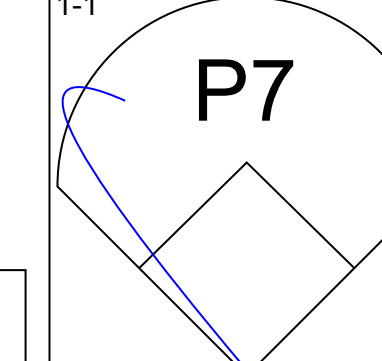
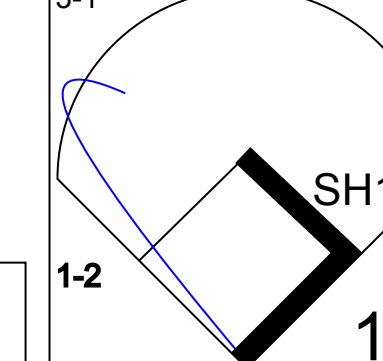
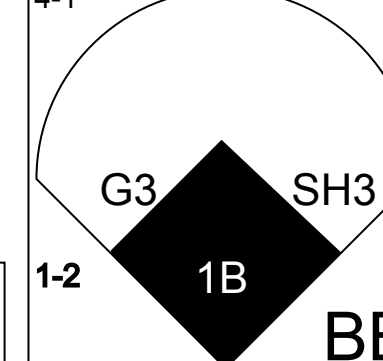
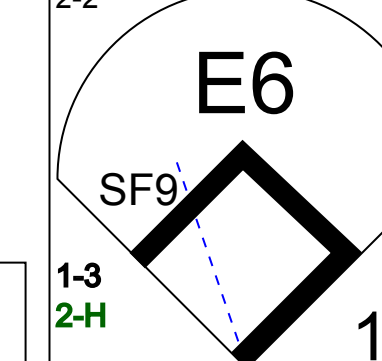
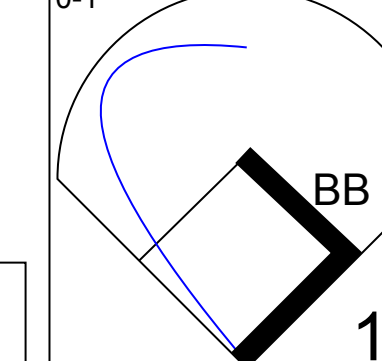
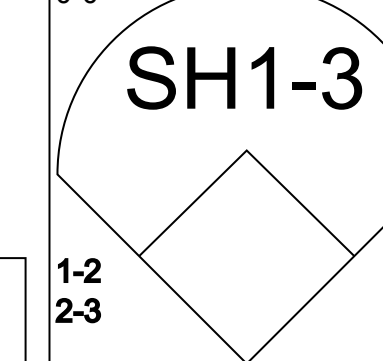
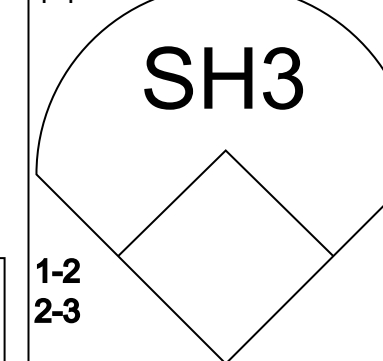
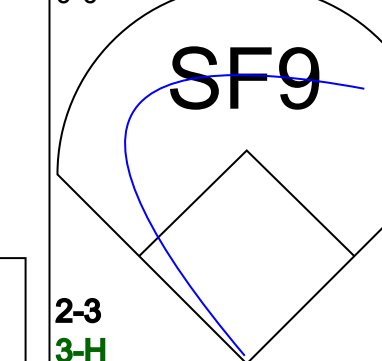
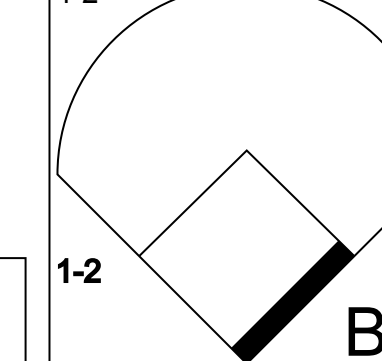
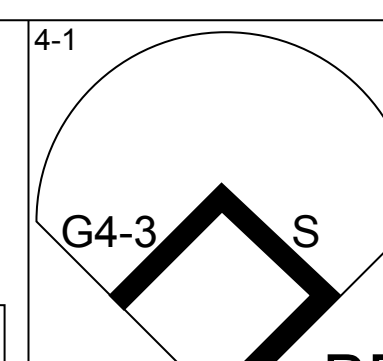
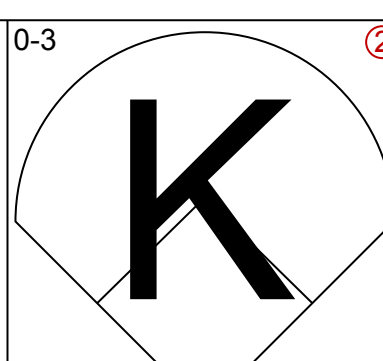
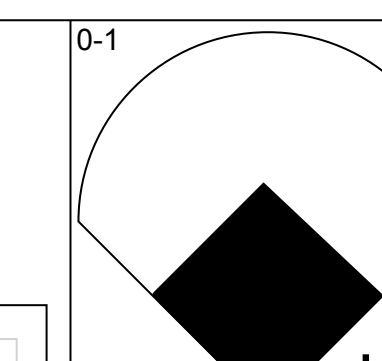
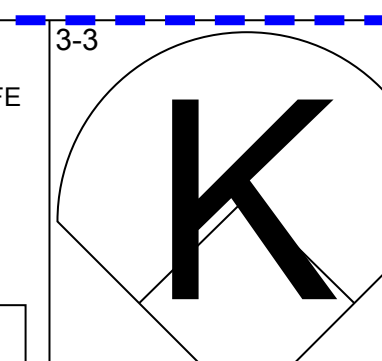
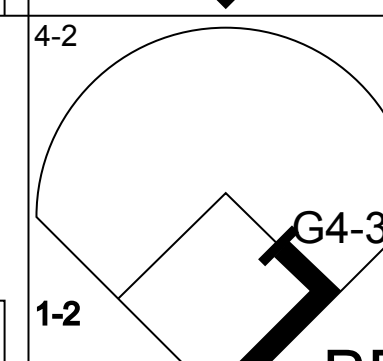
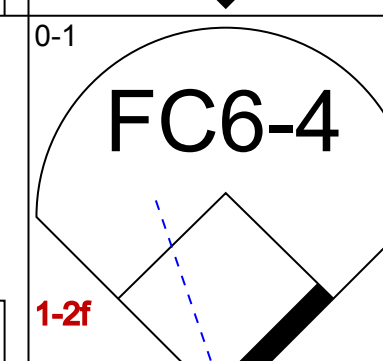
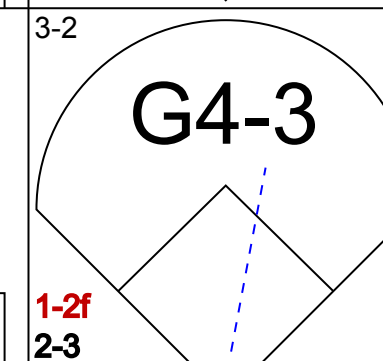
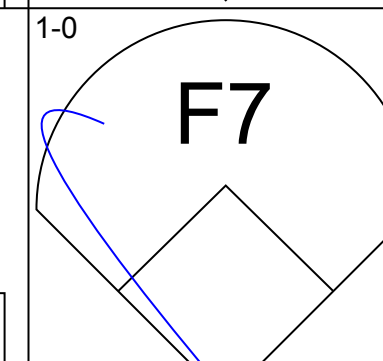
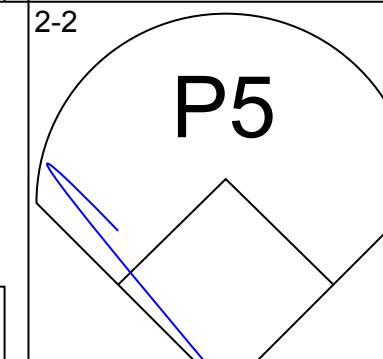

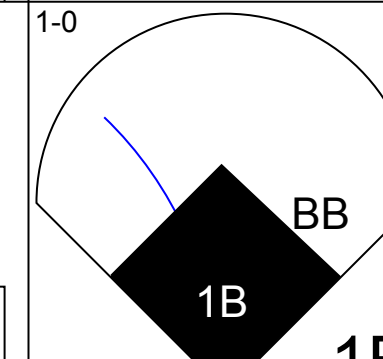



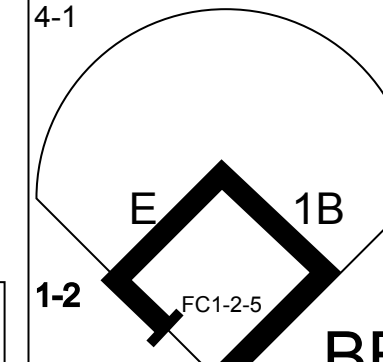
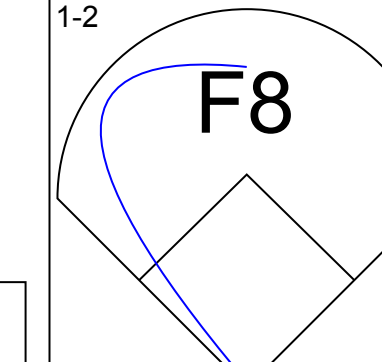
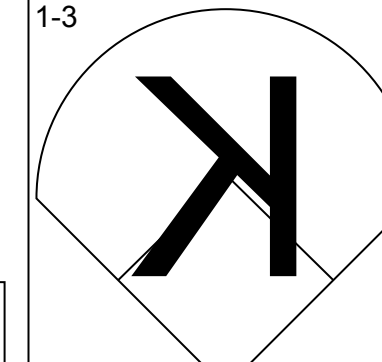
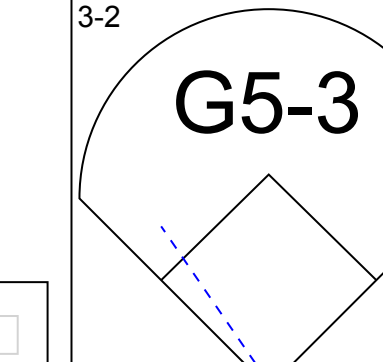

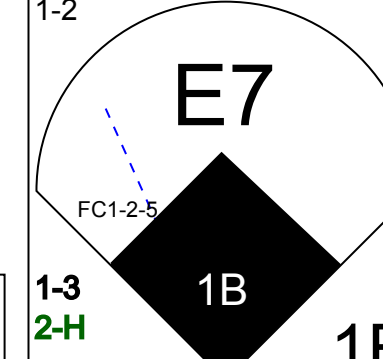
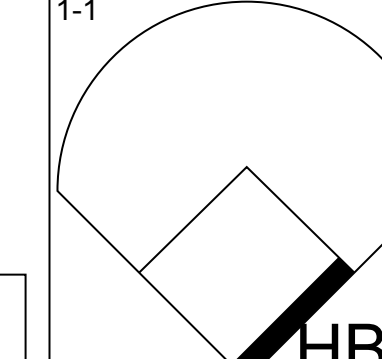


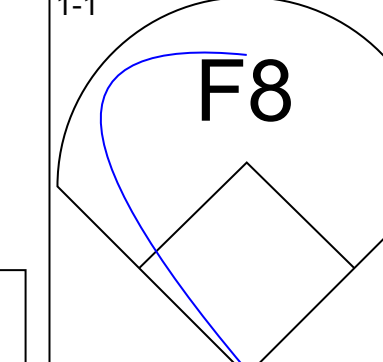
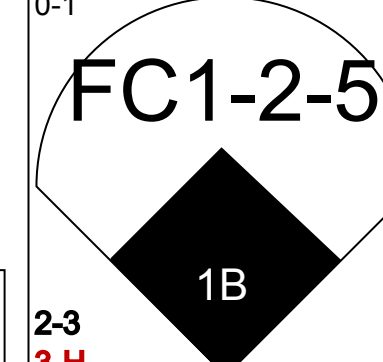
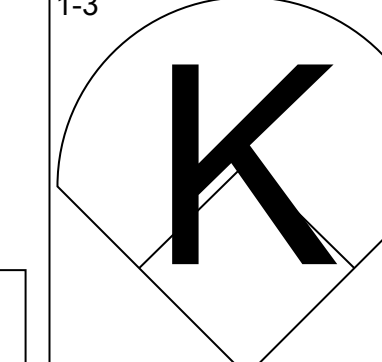



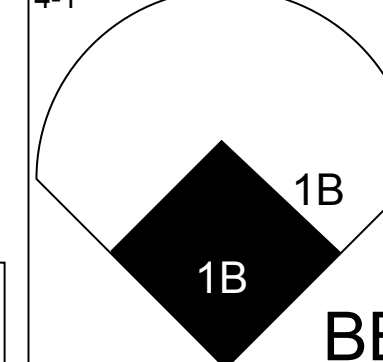

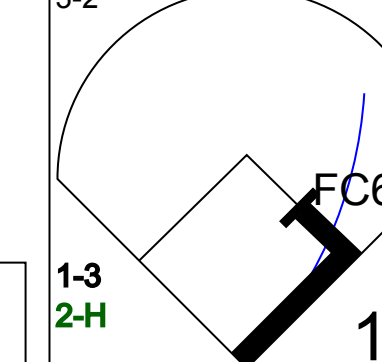

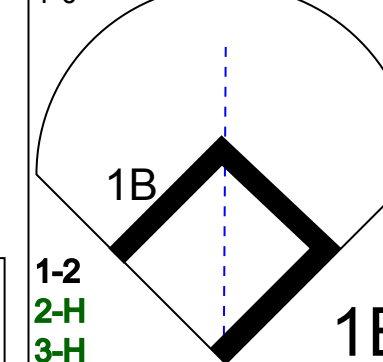

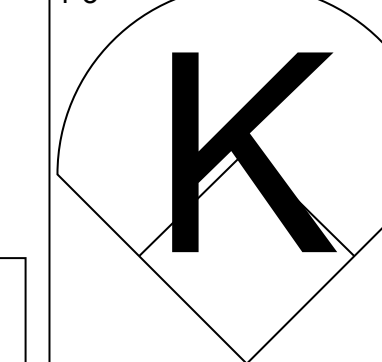

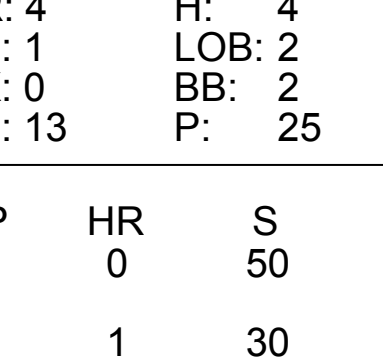
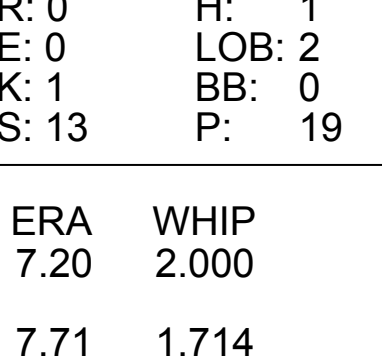
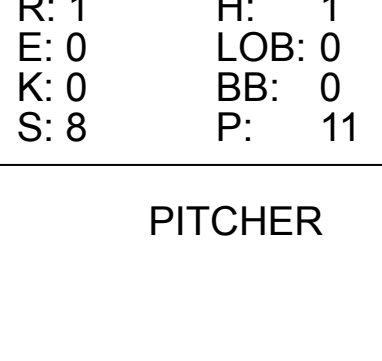
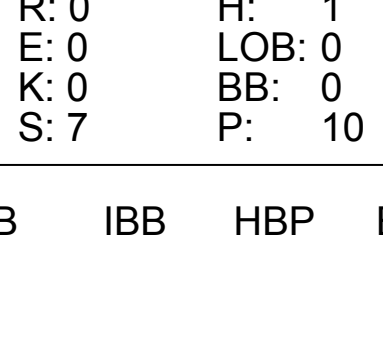







Batter	1	2	3	4	5	6	7	8	9	AB	R	H	RBI	BB	SO	LOB	TOP										
Bernie Williams, S (1, 8) OBP: 0.300, SLG: 0.556	F9		G6-3			BB 1B	HR		K	4	1	2	1	1	0		New York Yankees @ Cleveland Indians Cleveland Municipal Stadium, Cleveland, OH Wed Apr 07 1993, 7:05 PM EDT Att: 12,512 - Unknown - 43 F										
Wade Boggs, L (1, 5) OBP: 0.222, SLG: 0.125	K		G4-3			F7	E4			4	0	0	0	0	1												
Don Mattingly, L (1, 3) OBP: 0.444, SLG: 0.444	1B			G4-3		BB	G4-3			4	0	2	0	0	0	1											
Danny Tartabull, R (1, 10) OBP: 0.444, SLG: 1.000	K			K		F7				4	0	1	0	0	2	3											
Randy Velarde, R (1, 7) OBP: 0.500, SLG: 0.333		F8		1B		BB			2B	3	0	1	0	1	1	1											
Mike Humphreys, R (1, 9)						BB				2	0	0	0	0	2	1											
Paul O'Neill, L (6, PH) OBP: 0.429, SLG: 0.333	K			K		G6-3			G6-4-3	1	0	0	0	1	0	3											
Mike Stanley, R (1, 2)						F9			G6-4-3	3	0	0	0	1	0	2											
Spike Owen, S (1, 6) OBP: 0.333, SLG: 0.444	G3					P5			G5-3	4	0	0	0	0	0	1											
Pat Kelly, R (1, 4) OBP: 0.500, SLG: 1.125						F8			B3	4	1	1	0	0	0	0											
Inning Stats	R: 0 E: 0 K: 2 S: 11	H: 1 LOB: 1 BB: 0 P: 16	R: 0 E: 0 K: 1 S: 6	H: 0 LOB: 1 BB: 1 P: 12	R: 0 E: 0 K: 0 S: 9	H: 0 LOB: 0 BB: 0 P: 14	R: 0 E: 0 K: 2 S: 17	H: 1 LOB: 1 BB: 0 P: 23	R: 0 E: 0 K: 0 S: 6	H: 0 LOB: 0 BB: 0 P: 10	R: 0 E: 0 K: 0 S: 11	H: 1 LOB: 3 BB: 2 P: 29	R: 2 E: 1 K: 0 S: 13	H: 2 LOB: 1 BB: 0 P: 21	R: 0 E: 0 K: 1 S: 11	H: 1 LOB: 1 BB: 0 P: 23	R: 0 E: 0 K: 1 S: 5	H: 0 LOB: 0 BB: 0 P: 6	1B: 3 2B: 2 3B: 0 HR: 1	SF: 0 SAC: 0 DP: 1 HBP: 0	WP: 0 PB: 0 SB: 0 CS: 0	PA: 37					
PITCHER	IP	WLS	BF	H	R	ER	SO	BB	IBB	HBP	BLK	WP	HR	S	P	ERA	WHIP										
Jeff Muts, L (1, 1) ERA: 0.00	5.1		21	3	0	0	5	2	0	0	0	0	0	56	90	0.00	0.938										
Ted Power, R (6, 1) ERA: 0.00	0.1		2	0	0	0	0	1	0	0	0	0	0	2	9	0.00	3.000										
Dennis Cook, L (6, 1) ERA: 13.5	1.1		7	2	2	2	0	0	0	0	0	0	1	15	26	13.50	1.500										
Eric Plunk, R (8, 1) ERA: 0.00	1.0	W	4	1	0	0	1	0	1	0	0	0	0	11	23	0.00	1.000										
Derek Lilliquist, L (9, 1) ERA: 0.00	1.0	S	3	0	0	0	1	0	0	0	0	0	0	5	6	0.00	0.000										

Batter	1	2	3	4	5	6	7	8	9	AB	R	H	RBI	BB	SO	LOB	BOTTOM										
Kenny Lofton, L (1, 8) OBP: 0.375, SLG: 0.500	1B 2B		F8		G1-6-3					4	1	3	0	0	0	0	New York Yankees @ Cleveland Indians Cleveland Municipal Stadium, Cleveland, OH Wed Apr 07 1993, 7:05 PM EDT Att: 12,512 - Unknown - 43 F										
Thomas Howard, S (1, 7) OBP: 0.200, SLG: 0.800	K				G1-6-3		G6-3			4	1	1	1	0	1	3											
Carlos Baerga, S (1, 4) OBP: 0.286, SLG: 0.429	S		L8		G4-3					4	1	2	1	0	0	0											
Albert Belle, R (1, 10) OBP: 0.429, SLG: 0.833	1B					P5				3	1	2	2	1	0	0											
Carlos Martinez, R (1, 5) OBP: 0.571, SLG: 0.667	BB									3	0	2	0	1	1	2											
Alvaro Espinoza, R (9, 5)	K									0	0	0	0	0	0	0											
Reggie Jefferson, S (1, 3) OBP: 0.143, SLG: 0.286	G4-3		F8							4	0	0	0	0	1	6											
Glenallen Hill, R (1, 9) OBP: 0.286, SLG: 0.429			G6-3		G5-3		K			4	0	1	0	0	1	1											
Sandy Alomar Jr., R (1, 2)		G6-3			G5-3					3	0	0	0	1	0	0											
Felix Fermin, R (1, 6) OBP: 0.143, SLG: 0.143		G4-3			G5-3		G1-3			4	0	1	0	0	0	0											
Inning Stats	R: 1 E: 0 K: 2 S: 18	H: 2 LOB: 2 BB: 1 P: 29	R: 0 E: 0 K: 0 S: 7	H: 0 LOB: 0 BB: 0 P: 10	R: 1 E: 0 K: 0 S: 14	H: 3 LOB: 2 BB: 0 P: 23	R: 0 E: 0 K: 0 S: 6	H: 0 LOB: 0 BB: 0 P: 9	R: 0 E: 0 K: 1 S: 8	H: 1 LOB: 1 BB: 0 P: 10	R: 0 E: 0 K: 0 S: 6	H: 1 LOB: 1 BB: 0 P: 7	R: 2 E: 0 K: 1 S: 11	H: 4 LOB: 2 BB: 2 P: 22	R: 0 E: 0 K: 1 S: 5	H: 0 LOB: 0 BB: 0 P: 6	1B: 7 2B: 3 3B: 0 HR: 2	SF: 0 SAC: 0 DP: 1 HBP: 0	WP: 0 PB: 0 SB: 1 CS: 0	PA: 36							
PITCHER	IP	WLS	BF	H	R	ER	SO	BB	IBB	HBP	BLK	WP	HR	S	P	ERA	WHIP										
Jim Abbott, L (1, 1) ERA: 3.86	7.0	L	30	3	3	3	3	1	0	0	0	0	1	68	100	3.86	1.429										
John Habyan, R (8, 1) ERA: 4.5	1.0		6	3	1	1	1	2	0	0	0	0	1	9	19	9.00	5.000										

Batter	1	2	3	4	5	6	7	8	9	AB	R	H	RBI	BB	SO	LOB	TOP										
Bernie Williams, S (1, 8) OBP: 0.333, SLG: 0.571	0-1 1B 2B		0-0 P6		3-1 L7		1-0 1B		0-2 G4-3	5	1	2	0	0	0	1	New York Yankees @ Cleveland Indians Cleveland Municipal Stadium, Cleveland, OH Thu Apr 08 1993, 7:05 PM EDT Att: 13,834 - Unknown - 72 F AB 39 R 5 H 12 RBI 5 BB 1 SO 7 LOB 23 										
Wade Boggs, L (1, 5) OBP: 0.214, SLG: 0.231	0-2 G5-3		1-1 G1-3		2-3 K2-3		1-2 2-3 1B 1B		1-0 G6-3 2B	5	0	1	0	0	2	5											
Don Mattingly, L (1, 3) OBP: 0.429, SLG: 0.500	1-2 2-3 1B		2-3 K			2-2 1B 2B	0-1 P5		0-1 G6-3	5	1	2	0	0	1	4											
Danny Tartabull, R (1, 9) Mike Humphreys, R (8, 9)	0-2 F9			0-0 P3		2-2 L8	1-1 1B 1B		2-1 F9	4	0	1	1	0	0	3											
Paul O'Neill, L (1, 7) Jim Leyritz, R (7, PH) Jim Leyritz, R (7, 2)	0-3 K			1-1 HR		1-1 F7 1B	2-2 1B 1B			3	1	2	2	0	1	2											
Matt Nokes, L (1, 2) Mike Stanley, R (7, PH) Dion James, L (7, 7)		0-1 P4		1-1 P2		1-2 F7	0-0 G4-3			3	0	0	0	0	0	1											
Kevin Maas, L (1, 10)		4-1 FC6-4 BB		2-3 K		2-2 G4-3	1-1 F8			3	0	0	0	1	1	1											
Spike Owen, S (1, 6) OBP: 0.385, SLG: 0.462	0-1 FC6-4			1-1 E2 1B		0-1 1B 1B	1-3 K			4	1	2	0	0	1	1											
Pat Kelly, R (1, 4) Mike Gallego, R (8, PH)	0-2 L4			1-3 K		0-1 1B 1B	0-0 G4-3			3	1	1	0	0	1	2											
Inning Stats	R: 0 E: 0 K: 1 S: 14	H: 2 LOB: 2 BB: 0 P: 15	R: 0 E: 0 K: 0 S: 8	H: 0 LOB: 1 BB: 1 P: 12	R: 0 E: 0 K: 1 S: 6	H: 0 LOB: 0 BB: 0 P: 9	R: 1 E: 0 K: 1 S: 8	H: 1 LOB: 0 BB: 0 P: 12	R: 0 E: 1 K: 2 S: 12	H: 1 LOB: 1 BB: 0 P: 19	R: 1 E: 0 K: 0 S: 13	H: 2 LOB: 1 BB: 0 P: 20	R: 3 E: 0 K: 1 S: 16	H: 5 LOB: 2 BB: 0 P: 20	R: 0 E: 0 K: 1 S: 6	H: 0 LOB: 0 BB: 0 P: 8		R: 0 E: 0 K: 0 S: 8	H: 1 LOB: 1 BB: 0 P: 11	1B: 8 2B: 3 3B: 0 HR: 1	SF: 0 SAC: 0 DP: 0 HBP: 0	WP: 0 PB: 0 SB: 0 CS: 0	PA: 40				
PITCHER	IP	WLS	BF	H	R	ER	SO	BB	IBB	HBP	BLK	WP	HR	S	P	ERA	WHIP										
Mike Bielecki, R (1, 1) ERA: 3.0	6.0	W	25	6	2	2	5	1	0	0	0	0	1	61	87	3.00	1.167										
Ted Power, R (7, 1) ERA: 81.0	0.0		3	3	3	3	0	0	0	0	0	0	0	5	6	∞	∞										
Kevin Wickander, L (7, 1) ERA:	0.2		4	2	0	0	1	0	0	0	0	0	0	10	13	0.00	3.000										
Eric Plunk, R (7, 1) ERA:	0.1		1	0	0	0	0	0	0	0	0	0	0	1	1	0.00	0.000										
Mike Christopher, R (8, 1) ERA:	2.0		7	1	0	0	1	0	0	0	0	0	0	14	19	0.00	0.500										

Batter	1	2	3	4	5	6	7	8	9	AB	R	H	RBI	BB	SO	LOB	BOTTOM										
Kenny Lofton, L (1, 8) OBP: 0.308, SLG: 0.385	1-1 G4-3		0-0 F8		2-3 K		2-2 F8		1-1 HR 1B	5	1	1	1	0	1	1	New York Yankees @ Cleveland Indians Cleveland Municipal Stadium, Cleveland, OH Thu Apr 08 1993, 7:05 PM EDT Att: 13,834 - Unknown - 72 F AB 38 R 15 H 17 RBI 15 BB 3 SO 2 LOB 12 										
Jeff Treadway, L (1, 5) Alvaro Espinoza, R (7, PH) Alvaro Espinoza, R (8, 5)	0-0 2B G5-3 1B		0-0 G3-1	0-2 1B		1-2 HR 1B	1-1 HR 1B			3	1	2	0	0	0	0											
Carlos Baerga, S (1, 4) OBP: 0.500, SLG: 1.167	1-1 G5-3 2B		1-0 1B E	2-1 L9		1-2 HR 1B	0-0 HR			5	4	4	3	0	0	1											
Albert Belle, R (1, 7) OBP: 0.417, SLG: 0.600	2-2 G5-3		0-0 E 1B		1-2 G4-3		1-2 HR 1B			4	2	1	1	0	0	1											
Paul Sorrento, L (1, 3) OBP: 0.250, SLG: 0.375	2-3 3-H 2B		0-0 E4 2B		2-2 G6-3		0-0 1B 1B		0-0 G3	5	2	2	2	0	0	1											
Reggie Jefferson, S (1, 10) OBP: 0.333, SLG: 0.300	0-1 G3		1-3 2B	4-0 2B IBB		2-3 K	0-0 F7 1B		4-2 G6-4-3 BB	3	1	1	1	2	1	1											
Glenallen Hill, R (1, 9) OBP: 0.417, SLG: 0.750		0-2 G5-3	1-2 1B 2B		0-1 SH1-3 3B		1-2 HR 1B		0-1 G6-4-3	5	2	3	3	0	0	1											
Sandy Alomar Jr., R (1, 2) Junior Ortiz, R (8, 2)	4-1 BB		0-0 BB	2-3 1B		0-0 F7	2-1 F7			3	0	1	0	1	0	3											
Felix Fermin, R (1, 6) OBP: 0.100, SLG: 0.100	1 SAFE P4			3-2 G6-3		2-1 SH1-3	0-2 L9			3	0	0	1	0	0	3											
Inning Stats	R: 2 E: 0 K: 0 S: 11	H: 3 LOB: 1 BB: 0 P: 15	R: 0 E: 0 K: 0 S: 9	H: 0 LOB: 1 BB: 1 P: 16	R: 3 E: 1 K: 0 S: 10	H: 4 LOB: 2 BB: 1 P: 16	R: 0 E: 0 K: 1 S: 15	H: 1 LOB: 0 BB: 0 P: 22	R: 0 E: 0 K: 0 S: 9	H: 0 LOB: 0 BB: 0 P: 14	R: 1 E: 0 K: 0 S: 9	H: 1 LOB: 0 BB: 0 P: 12	R: 9 E: 0 K: 0 S: 26	H: 8 LOB: 0 BB: 0 P: 45	R: 0 E: 0 K: 0 S: 5	H: 0 LOB: 0 BB: 0 P: 9		R: 0 E: 0 K: 0 S: 5	H: 0 LOB: 0 BB: 0 P: 9	1B: 10 2B: 3 3B: 1 HR: 3	SF: 0 SAC: 1 DP: 1 HBP: 1	WP: 0 PB: 0 SB: 0 CS: 0	PA: 43				
PITCHER	IP	WLS	BF	H	R	ER	SO	BB	IBB	HBP	BLK	WP	HR	S	P	ERA	WHIP										
Sam Miltello, R (1, 1) ERA: 13.5	2.2	L	16	6	5	4	0	1	0	0	0	0	0	29	46	13.50	2.625										
Rich Monteleone, R (3, 1) ERA: 2.7	3.1		12	3	1	1	2	0	0	0	0	0	0	34	49	2.70	0.900										
Steve Howe, L (7, 1) ERA:	0.0		6	5	6	6	0	0	0	1	0	0	1	12	21	∞	∞										
Steve Farr, R (7, 1) ERA: 40.5	0.2		5	3	3	3	0	0	0	0	0	0	2	13	21	40.50	4.500										
Neal Heaton, L (7, 1) ERA:	1.1		4	0	0	0	0	1	0	0	0	0	0	6	12	0.00	0.750										

Batter	1	2	3	4	5	6	7	8	9	AB	R	H	RBI	BB	SO	LOB	TOP					
Bernie Williams, S OBP: 0.238, SLG: 0.421										5	0	0	2	0	2	6						
Wade Boggs, L OBP: 0.300, SLG: 0.278										5	1	2	1	1	1	1						
Don Mattingly, L OBP: 0.400, SLG: 0.421										5	1	1	0	1	0	2						
Danny Tartabull, R OBP: 0.474, SLG: 0.875										3	2	1	1	3	1	1						
Jim Leyritz, R OBP: 0.714, SLG: 1.167										5	2	3	4	1	0	1						
Randy Velarde, R OBP: 0.300, SLG: 0.556										6	1	1	1	0	2	6						
Mike Stanley, R OBP: 0.556, SLG: 0.500										5	3	4	0	0	0	0						
Spike Owen, S OBP: 0.556, SLG: 0.563										3	1	3	0	2	0	0						
Pat Kelly, R OBP: 0.429, SLG: 0.833										1	0	0	1	1	0	2						
Inning Stats	R: 0 E: 0 K: 2 S: 19	H: 1 LOB: 3 BB: 2 P: 37	R: 1 E: 0 K: 1 S: 10	H: 2 LOB: 1 BB: 0 P: 19	R: 0 E: 0 K: 1 S: 8	H: 0 LOB: 0 BB: 0 P: 11	R: 3 E: 0 K: 0 S: 16	H: 3 LOB: 1 BB: 1 P: 21	R: 3 E: 1 K: 1 S: 12	H: 4 LOB: 1 BB: 0 P: 19	R: 0 E: 0 K: 0 S: 7	H: 0 LOB: 1 BB: 1 P: 14	R: 0 E: 0 K: 0 S: 10	H: 1 LOB: 2 BB: 1 P: 16	R: 4 E: 0 K: 1 S: 20	H: 3 LOB: 2 BB: 3 P: 38	R: 0 E: 0 K: 0 S: 10	H: 1 LOB: 2 BB: 1 P: 18	1B: 12 2B: 0 3B: 0 HR: 3	SF: 2 SAC: 2 DP: 0 HBP: 0	WP: 0 PB: 0 CS: 0	PA: 51
PITCHER	IP	WLS	BF	H	R	ER	SO	BB	IBB	HBP	BLK	WP	HR	S	P	ERA	WHIP					
Wilson Alvarez, L ERA: 12.0	(1, 1)	3.0	17	5	4	4	4	3	0	0	0	0	1	43	77	12.00	2.667					
Donn Patti, R ERA: 9.0	(4, 1)	2.0	L	11	5	3	2	1	0	0	0	0	1	22	30	9.00	2.500					
Chuck Cary, L ERA:	(6, 1)	1.0		4	0	0	0	1	0	0	0	0	0	7	14	0.00	1.000					
Bobby Thigpen, R ERA: 18.0	(7, 1)	2.0		14	4	4	4	1	4	0	0	0	1	30	54	18.00	4.000					
Terry Leach, R ERA: 2.25	(9, 1)	1.0		5	1	0	0	0	1	0	0	0	0	10	18	0.00	2.000					
Batter	1	2	3	4	5	6	7	8	9	AB	R	H	RBI	BB	SO	LOB	BOTTOM					
Tim Raines, S OBP: 0.400, SLG: 0.750										0	0	0	0	1	0	0						
Dan Pasqua, L OBP: 0.333, SLG: 0.200										2	0	1	1	0	1	1						
Bo Jackson, R OBP: 0.500, SLG: 2.000										2	1	1	1	0	1	2						
Craig Grebeck, R										4	0	0	0	1	0	5						
Frank Thomas, R OBP: 0.283, SLG: 0.125										5	0	1	0	0	1	2						
George Bell, R OBP: 0.316, SLG: 0.412										5	1	2	0	0	0	2						
Robin Ventura, L OBP: 0.278, SLG: 0.188										4	0	0	0	1	1	1						
Ellis Burks, R OBP: 0.482, SLG: 0.417										3	2	2	1	0	0	0						
Lance Johnson, L OBP: 0.313, SLG: 0.500										4	1	1	0	0	1	4						
Ron Karkovice, R OBP: 0.385, SLG: 0.500										3	1	1	1	1	0	0						
Ozzie Guillen, L OBP: 0.400, SLG: 0.273										3	0	1	2	1	1	2						
Inning Stats	R: 0 E: 0 K: 0 S: 10	H: 0 LOB: 1 BB: 2 P: 23	R: 0 E: 0 K: 0 S: 5	H: 0 LOB: 0 BB: 0 P: 9	R: 0 E: 0 K: 1 S: 9	H: 0 LOB: 1 BB: 1 P: 19	R: 4 E: 1 K: 0 S: 13	H: 4 LOB: 2 BB: 2 P: 25	R: 0 E: 0 K: 0 S: 8	H: 1 LOB: 0 BB: 0 P: 11	R: 0 E: 0 K: 2 S: 9	H: 0 LOB: 0 BB: 0 P: 11	R: 1 E: 0 K: 2 S: 17	H: 3 LOB: 2 BB: 0 P: 25	R: 0 E: 0 K: 0 S: 7	H: 1 LOB: 0 BB: 0 P: 10	1B: 8 2B: 1 3B: 0 HR: 1	SF: 0 SAC: 0 DP: 2 HBP: 1	WP: 0 PB: 0 CS: 0	PA: 41		
PITCHER	IP	WLS	BF	H	R	ER	SO	BB	IBB	HBP	BLK	WP	HR	S	P	ERA	WHIP					
Bob Wickman, R ERA: 7.2	(1, 1)	5.0	W	25	5	4	4	2	5	0	0	0	0	1	0	95	7.20	2.000				
Neal Heaton, L ERA: 4.91	(6, 1)	2.1		11	4	2	2	3	0	0	0	0	1	30	40	7.71	1.714					
John Habyan, R ERA: 2.45	(8, 1)	1.2		5	1	0	0	1	0	0	0	0	0	11	17	0.00	0.600					

New York Yankees @ Chicago White Sox
Comiskey Park, Chicago, IL

AB 38
R 11
H 15
RBI 10
BB 9
SO 6
LOB 19



New York Yankees @ Chicago White Sox
Comiskey Park, Chicago, IL

AB 35
R 6
H 10
RBI 6
BB 5
SO 6
LOB 19



WP: 0
PB: 0
CS: 0
PA: 41

Fri Apr 09 1993, 4:33 AM EDT
Att: 42,775 - Sunny - 54 F

livebaseballscorecards.com

livebaseballscorecards.com

Batter	1	2	3	4	5	6	7	8	9	AB	R	H	RBI	BB	SO	LOB	TOP									
Bernie Williams, S OBP: 0.344, SLG: 0.533 (1, 8)	G4-3 G3 2B	G3				1B 2B	CS	FC4-6 1B	G5-3	5	2	3	0	0	0	3										
Wade Boggs, L OBP: 0.471, SLG: 0.231 (1, 5)	G4-3 2-3		L7			1B SF8 1B	FC4-6 1B			4	2	1	0	1	0	2										
Don Mattingly, L OBP: 0.387, SLG: 0.490 (1, 3)	G3		F8			1B	1B	1B	F7	5	0	2	2	0	0	1										
Danny Tartabull, R OBP: 0.433, SLG: 0.750 (1, 9)	K					SF8	K		K	4	0	1	1	0	3	3										
Paul O'Neill, L OBP: 0.350, SLG: 0.526 (1, 7)		G4-3	L9			F7	FC6-4 1B			4	0	1	1	0	0	2										
Matt Nokes, L OBP: 0.188, SLG: 0.375 Jim Leyritz, R OBP: 0.625, SLG: 1.000 (7, PH) (7, 2)		BB 1B				F9	G3	FC6-4 1B		3	0	1	0	0	0	1										
Kevin Maas, L OBP: 0.429 Mike Humphreys, R (8, PH)		BB 1B				1B	K		G4-3	3	0	2	0	0	1	0										
Spike Owen, S OBP: 0.593, SLG: 0.609 (1, 6)			L8			CS 1B			G5-3	3	0	1	0	1	0	1										
Pat Kelly, R OBP: 0.364, SLG: 0.600 (1, 4)			BB			F7	K		G1-3	4	0	0	0	0	2	5										
Inning Stats	R: 1 E: 0 K: 1 S: 11	H: 1 LOB: 0 BB: 0 P: 16	R: 0 E: 0 K: 1 S: 15	H: 2 LOB: 3 BB: 1 P: 23	R: 0 E: 0 K: 0 S: 7	H: 1 LOB: 1 BB: 0 P: 13	R: 0 E: 0 K: 0 S: 6	H: 1 LOB: 1 BB: 0 P: 8	R: 2 E: 0 K: 2 S: 10	H: 3 LOB: 0 BB: 0 P: 15	R: 0 E: 0 K: 2 S: 12	H: 1 LOB: 0 BB: 0 P: 16	R: 1 E: 0 K: 1 S: 16	H: 3 LOB: 2 BB: 0 P: 27	R: 0 E: 0 K: 0 S: 7	H: 0 LOB: 1 BB: 1 P: 10	R: 0 E: 0 K: 1 S: 6	H: 0 LOB: 1 BB: 1 P: 12	1B: 9 2B: 2 3B: 1 HR: 0	SF: 1 SAC: 0 DP: 0 HBP: 0	WP: 0 PB: 0 CS: 1	PA: 41				
PITCHER	IP	WLS	BF	H	R	ER	SO	BB	IBB	HBP	BLK	WP	HR	S	P	ERA	WHIP									
Jack McDowell, R ERA: 5.68 Scott Radinsky, L ERA: 9.82 Roberto Hernandez, R ERA: 13.5	(1, 1)	6.2	W	32	12	4	4	5	1	0	0	0	0	0	75	113	5.40	1.950								
	(7, 1)	2.0		7	0	0	0	0	1	0	0	0	0	0	12	24	0.00	0.500								
	(9, 1)	0.1	S	1	0	0	0	1	0	0	0	0	0	0	3	3	0.00	0.000								

New York Yankees @ Chicago White Sox
Comiskey Park, Chicago, IL
Sun Apr 11 1993, 4:33 AM EDT
Att: 21,047 - Overcast - 50 F

AB 37
R 4
H 12
RBI 4
BB 2
SO 6
LOB 20



Batter	1	2	3	4	5	6	7	8	9	AB	R	H	RBI	BB	SO	LOB	BOTTOM									
Joey Cora, S OBP: 0.450, SLG: 0.529 (1, 4)	FC1-6 BB 1B	G3-1		L9				G1-3		4	2	1	2	1	0	1										
Lance Johnson, L OBP: 0.308, SLG: 0.400 (1, 8)	FC1-6 BB		G6-4-3 1B			B1-3	E1 S	G6-3		4	0	1	0	1	0	0										
Frank Thomas, R OBP: 0.357, SLG: 0.292 (1, 3)	FC1-6 1B		G6-4-3 1B			G1-3	K			5	0	2	0	0	1	3										
George Bell, R OBP: 0.296, SLG: 0.360 Steve Sax, R (7, PR)	FC4-6 1B		G6-4-3			G5-3		G3-1		4	0	2	1	0	0	2										
Robin Ventura, L OBP: 0.280, SLG: 0.182 (1, 5)	L9		BB			G2-3	SH1-3			2	0	0	0	1	0	2										
Ellis Burks, R OBP: 0.429, SLG: 0.526 (1, 9)	FC4-6		BB			SF7 3B	2B			3	1	2	1	1	0	2										
Dan Pasqua, L OBP: 0.222, SLG: 0.143 Mike Huff, R (7, PH) (8, 7)		G4-3	F8			SF7	F9			2	0	0	1	0	0	3										
Ron Karkovice, R OBP: 0.412, SLG: 0.417 (1, 2)		E6 S		L8		1B 3B				2	1	0	0	2	0	0										
Ozzie Guillen, L OBP: 0.364, SLG: 0.278 (1, 6)		L8		F9		3B 1B	G4-3			4	1	1	0	0	0	3										
Inning Stats	R: 1 E: 0 K: 0 S: 13	H: 1 LOB: 2 BB: 2 P: 31	R: 0 E: 0 K: 0 S: 7	H: 0 LOB: 0 BB: 0 P: 15	R: 0 E: 0 K: 0 S: 12	H: 2 LOB: 3 BB: 2 P: 28	R: 0 E: 0 K: 0 S: 9	H: 0 LOB: 0 BB: 0 P: 12	R: 0 E: 0 K: 1 S: 15	H: 3 LOB: 1 BB: 1 P: 32	R: 1 E: 0 K: 0 S: 13	H: 2 LOB: 2 BB: 1 P: 20	R: 0 E: 0 K: 0 S: 10	H: 1 LOB: 1 BB: 0 P: 18	1B: 5 2B: 2 3B: 2 HR: 0	SF: 1 SAC: 1 DP: 1 HBP: 0	WP: 0 PB: 0 CS: 0	PA: 40								
PITCHER	IP	WLS	BF	H	R	ER	SO	BB	IBB	HBP	BLK	WP	HR	S	P	ERA	WHIP									
Scott Kamieniecki, R ERA: 1.8 Rich Monteleone, R ERA: 10.38 Steve Howe, L ERA: 5.43 Steve Farr, R ERA: 16.2	(1, 1)	5.0		22	3	1	1	0	4	0	0	0	0	0	45	95	1.80	1.400								
	(6, 1)	1.0	L	9	4	5	4	1	1	0	0	0	0	0	18	36	36.00	5.000								
	(7, 1)	1.0		5	1	0	0	0	0	1	0	0	0	0	10	16	0.00	1.000								
	(8, 1)	1.0		4	1	0	0	0	0	0	0	0	0	0	10	18	0.00	1.000								

New York Yankees @ Chicago White Sox
Comiskey Park, Chicago, IL
Sun Apr 11 1993, 4:33 AM EDT
Att: 21,047 - Overcast - 50 F

AB 32
R 6
H 9
RBI 5
BB 6
SO 1
LOB 19



Batter	1	2	3	4	5	6	7	8	9	AB	R	H	RBI	BB	SO	LOB	TOP						
Brian McRae, S (1, 8) OBP: 0.345, SLG: 0.333	P4		E5			1B		F7		4	1	1	0	0	0	0							
Hubie Brooks, R (1, 3) OBP: 0.667, SLG: 0.667	G5-3				F8	1B		F7		4	0	2	0	0	0	0							
George Brett, L (1, 10) OBP: 0.276, SLG: 0.296	FC6-4				F8	1B		F8		4	0	2	1	0	0	1							
Mike Macfarlane, R (1, 2) OBP: 0.308, SLG: 0.273	FC6-4				G5-3			F8		4	0	1	0	0	0	3							
Kevin McReynolds, R (1, 7)		P4			F7	K		G5-4-3		4	0	0	0	0	1	3							
Harvey Pulliam, R (1, 9) OBP: 0.667, SLG: 0.800	K				1B			L8		4	0	2	0	0	1	0							
Phil Hiatt, R (1, 5) OBP: 0.300, SLG: 0.500					F7			G5-4-3		3	0	0	0	0	0	2							
Greg Gagne, R (1, 6) OBP: 0.095, SLG: 0.095			G5-3		F7			K		3	0	0	0	0	1	1							
Curtis Wilkerson, S (1, 4)			K			G5-3		G4-3		3	0	0	0	0	1	0							
Inning Stats	R: 0 E: 0 K: 0 S: 6	H: 1 LOB: 1 BB: 0 P: 11	R: 0 E: 0 K: 1 S: 6	H: 0 LOB: 0 BB: 0 P: 7	R: 0 E: 1 K: 1 S: 9	H: 0 LOB: 1 BB: 0 P: 13	R: 0 E: 0 K: 0 S: 6	H: 0 LOB: 0 BB: 0 P: 8	R: 0 E: 0 K: 1 S: 5	H: 1 LOB: 1 BB: 0 P: 8	R: 1 E: 0 K: 1 S: 12	H: 3 LOB: 2 BB: 0 P: 15	R: 0 E: 0 K: 1 S: 6	H: 1 LOB: 0 BB: 0 P: 8	R: 0 E: 0 K: 0 S: 7	H: 1 LOB: 1 BB: 0 P: 9	R: 0 E: 0 K: 0 S: 5	H: 1 LOB: 0 BB: 0 P: 6	1B: 8 2B: 0 3B: 0 HR: 0	SF: 0 SAC: 0 DP: 2 HBP: 0	WP: 0 PB: 0 SB: 0 CS: 0	PA: 33	
PITCHER Jim Abbott, L (1, 1) ERA: 2.25	IP: 9.0 WLS: W BF: 33 H: 8 R: 1 ER: 1 SO: 4 BB: 0 IBB: 0 HBP: 0 BLK: 0 WP: 0 HR: 0 S: 62 P: 85 ERA: 1.00 WHIP: 0.889											PITCHER	IP: 9.0 WLS: W BF: 33 H: 8 R: 1 ER: 1 SO: 4 BB: 0 IBB: 0 HBP: 0 BLK: 0 WP: 0 HR: 0 S: 62 P: 85 ERA: 1.00 WHIP: 0.889										

Kansas City Royals @ New York Yankees
Yankee Stadium, Bronx, NY
Mon Apr 12 1993, 3:33 AM EDT
Att: 56,704 - Unknown - 53 F

AB	33
R	1
H	8
RBI	1
BB	0
SO	4
LOB	10



Batter	1	2	3	4	5	6	7	8	9	AB	R	H	RBI	BB	SO	LOB	BOTTOM						
Bernie Williams, S (1, 8) OBP: 0.306, SLG: 0.471	F7		FC3-2		G4-3		FC1-6-5			4	0	0	0	0	0	3							
Wade Boggs, L (1, 5) OBP: 0.286, SLG: 0.233	G4-3		2-3 3-H		L5		F9			4	0	1	1	0	0	1							
Don Mattingly, L (1, 3) OBP: 0.343, SLG: 0.353	L7		F9			G3-1		K		4	0	0	0	0	1	2							
Danny Tartabull, R (1, 9) OBP: 0.412, SLG: 0.667		K			F8	E6		E		3	2	0	0	1	1	0							
Paul O'Neill, L (1, 7) OBP: 0.458, SLG: 0.739		CS			G2-3	1B		E9		4	1	4	2	0	0	0							
Matt Nokes, L (1, 2) OBP: 0.150, SLG: 0.300	F9				G2-3	P2		P6		4	0	0	0	0	0	4							
Kevin Maas, L (1, 10) OBP: 0.429, SLG: 0.389	CS		F7		1B	F8		F9		4	0	1	1	0	0	2							
Spike Owen, S (1, 6) OBP: 0.567, SLG: 0.577			E		F7		K			3	0	1	0	0	1	1							
Pat Kelly, R (1, 4) OBP: 0.360, SLG: 0.565			E5		G5-3		FC1-4			3	1	1	0	0	0	1							
Inning Stats	R: 0 E: 0 K: 0 S: 8	H: 0 LOB: 0 BB: 0 P: 10	R: 0 E: 0 K: 1 S: 8	H: 1 LOB: 0 BB: 0 P: 13	R: 1 E: 1 K: 0 S: 14	H: 2 LOB: 2 BB: 0 P: 25	R: 1 E: 0 K: 0 S: 9	H: 2 LOB: 1 BB: 0 P: 17	R: 0 E: 0 K: 0 S: 12	H: 0 LOB: 0 BB: 0 P: 18	R: 1 E: 1 K: 0 S: 13	H: 1 LOB: 1 BB: 0 P: 23	R: 0 E: 0 K: 1 S: 8	H: 1 LOB: 1 BB: 0 P: 13	R: 1 E: 1 K: 1 S: 8	H: 1 LOB: 1 BB: 1 P: 19	R: 0 E: 0 K: 0 S: 5	H: 0 LOB: 0 BB: 0 P: 10	1B: 6 2B: 1 3B: 1 HR: 0	SF: 0 SAC: 0 DP: 0 HBP: 0	WP: 0 PB: 0 SB: 1 CS: 1	PA: 35	
PITCHER David Cone, R (1, 1) ERA: 1.8 Frank DiPino, L (8, 1) ERA: 2.25	IP: 7.0 WLS: L BF: 29 H: 7 R: 3 ER: 1 SO: 2 BB: 0 IBB: 0 HBP: 0 BLK: 0 WP: 0 HR: 0 S: 72 P: 119 ERA: 1.29 WHIP: 1.000											PITCHER	IP: 7.0 WLS: L BF: 29 H: 7 R: 3 ER: 1 SO: 2 BB: 0 IBB: 0 HBP: 0 BLK: 0 WP: 0 HR: 0 S: 72 P: 119 ERA: 1.29 WHIP: 1.000										

Kansas City Royals @ New York Yankees
Yankee Stadium, Bronx, NY
Mon Apr 12 1993, 3:33 AM EDT
Att: 56,704 - Unknown - 53 F

AB	33
R	4
H	8
RBI	4
BB	1
SO	3
LOB	14




Batter	1	2	3	4	5	6	7	8	9	AB	R	H	RBI	BB	SO	LOB	TOP			
Brian McRae, S OBP: 0.333, SLG: 0.300 (1, 8)	B3		G1-4-3			BB		G4-3		3	0	0	0	1	0	1	Kansas City Royals @ New York Yankees Yankee Stadium, Bronx, NY Wed Apr 14 1993, 3:33 AM EDT Att: 21,810 - Unknown livebaseballscorecards.com			
Wally Joyner, L OBP: 0.357, SLG: 0.375 (1, 3)	K			G4-3		G3			E3 FC3-6 1B	4	1	0	0	0	1	1				
George Brett, L OBP: 0.273, SLG: 0.323 (1, 10)	K			F8			G4-3 G6-3 2B		L8	4	1	1	0	0	1	1				
Felix Jose, S OBP: 0.280, SLG: 0.182 (1, 9)		G5-3		G3-1			G4-3		FC3-6 1B	4	0	1	0	0	0	1				
Brent Mayne, L OBP: 0.176, SLG: 0.176 (1, 2)	G4-3				L6		G6-3		FC3-6 1B HR	4	1	0	1	0	0	2				
Kevin McReynolds, R OBP: 0.310, SLG: 0.500 (1, 7)	K			F8			3-H 1B		1-2 2-3 HR	4	1	2	1	0	1	0				
Phil Hiett, R OBP: 0.292, SLG: 0.591 (1, 5)			P6		F8		P9		1-H 3-H HR	4	1	1	3	0	0	1				
Jose Lind, R OBP: 0.250, SLG: 0.421 Chris Gwynn, L (9, PH)			G6-3 1B		F7			G6-3	G1-3	3	0	1	0	0	0	0				
Greg Gagne, R OBP: 0.083, SLG: 0.083 (1, 6)	G6-3				F7			K		3	0	0	0	0	1	1				
Inning Stats	R: 0 E: 0 K: 2 S: 7	H: 0 LOB: 0 BB: 0 P: 12	R: 0 E: 0 K: 1 S: 7	H: 0 LOB: 0 BB: 0 P: 9	R: 0 E: 0 K: 0 S: 5	H: 1 LOB: 1 BB: 0 P: 8	R: 0 E: 0 K: 0 S: 4	H: 0 LOB: 0 BB: 0 P: 5	R: 0 E: 0 K: 0 S: 5	H: 0 LOB: 1 BB: 1 P: 9	R: 1 E: 0 K: 0 S: 7	H: 2 LOB: 1 BB: 0 P: 9	R: 0 E: 0 K: 1 S: 6	H: 0 LOB: 0 BB: 0 P: 7	R: 4 E: 1 K: 0 S: 17	H: 3 LOB: 0 BB: 0 P: 24		1B: 4 2B: 1 3B: 0 HR: 1	SF: 0 SAC: 0 DP: 0 HBP: 0	WP: 0 PB: 0 SB: 0 CS: 0
PITCHER	IP WLS BF H R ER SO BB IBB HBP BLK WP HR S P ERA WHIP	8.2 W 34 6 5 1 4 1 0 0 0 0 1 63 94 1.04 0.808	(9, 1) S 1 0 0 0 0 0 0 0 0 0 0 3 4 0.00 0.000	PITCHER										IP WLS BF H R ER SO BB IBB HBP BLK WP HR S P ERA WHIP						

Batter	1	2	3	4	5	6	7	8	9	AB	R	H	RBI	BB	SO	LOB	BOTTOM			
Bernie Williams, S OBP: 0.317, SLG: 0.447 (1, 8)	FC1-4 1B		G4-3		G3-1		E 1B BB	K		4	1	1	0	1	1	2	Kansas City Royals @ New York Yankees Yankee Stadium, Bronx, NY Wed Apr 14 1993, 3:33 AM EDT Att: 21,810 - Unknown livebaseballscorecards.com			
Wade Boggs, L OBP: 0.355, SLG: 0.324 (1, 5)	FC1-4 1B		FC6-4 1B		1B E 1B		1-H 1B			4	1	4	2	0	0	0				
Don Mattingly, L OBP: 0.333, SLG: 0.342 (1, 3)	K		FC6-4 1B		1B E 1B		L3			4	1	1	0	0	1	4				
Danny Tartabull, R OBP: 0.395, SLG: 0.600 (1, 9)	FC1-4 1B		F8		E6 1B		BB			3	0	0	1	1	0	4				
Paul O'Neill, L OBP: 0.464, SLG: 0.704 (1, 7)	K			F8 1B G4-3 1B	G4-6-3 1B		G4-3			4	1	2	1	0	1	3				
Matt Nokes, L OBP: 0.167, SLG: 0.292 (1, 2)		P6		G4-3 1B	G4-6-3		L8			4	0	1	0	0	0	2				
Kevin Maas, L OBP: 0.400, SLG: 0.500 (1, 10)	G4-3			F8		G3-1		HR		4	1	1	1	0	0	2				
Spike Owen, S OBP: 0.529, SLG: 0.567 (1, 6)	G4-3			G4-3		P6		2B		4	0	1	1	0	0	1				
Pat Kelly, R OBP: 0.345, SLG: 0.519 (1, 4)			G4-3 1B	L1		G4-3		P4		4	1	1	0	0	0	2				
Inning Stats	R: 0 E: 0 K: 2 S: 13	H: 2 LOB: 2 BB: 0 P: 22	R: 0 E: 0 K: 0 S: 6	H: 0 LOB: 0 BB: 0 P: 10	R: 1 E: 0 K: 0 S: 6	H: 2 LOB: 1 BB: 0 P: 9	R: 1 E: 0 K: 0 S: 8	H: 2 LOB: 1 BB: 0 P: 14	R: 2 E: 1 K: 0 S: 12	H: 3 LOB: 1 BB: 0 P: 22	R: 0 E: 0 K: 0 S: 4	H: 0 LOB: 0 BB: 0 P: 8	R: 1 E: 1 K: 0 S: 11	H: 1 LOB: 1 BB: 2 P: 23	R: 1 E: 0 K: 1 S: 10	H: 2 LOB: 1 BB: 0 P: 14		1B: 10 2B: 2 3B: 0 HR: 1	SF: 0 SAC: 0 DP: 2 HBP: 0	WP: 0 PB: 0 SB: 0 CS: 0
PITCHER	IP WLS BF H R ER SO BB IBB HBP BLK WP HR S P ERA WHIP	4.1 L 23 9 4 4 2 1 0 0 0 0 0 12 27 0.00 0.857	(5, 1) 7 1 1 0 0 1 0 0 0 0 0 0 4 8 0.00 3.000	(7, 1) 2 0 0 0 0 1 0 0 0 0 0 0 1 10 9.00 2.000	(8, 1) 5 2 1 1 1 0 0 0 0 0 0 1 10 14 9.00 2.000	PITCHER										IP WLS BF H R ER SO BB IBB HBP BLK WP HR S P ERA WHIP				

Batter	1	2	3	4	5	6	7	8	9	AB	R	H	RBI	BB	SO	LOB	TOP								
Brian McRae, S OBP: 0.316, SLG: 0.286 (1, 8)	G5-3		G6-3			K		G1-3	BB	5	0	1	1	0	1	3									
Wally Joyner, L OBP: 0.394, SLG: 0.357 (1, 3)	F8			F9		G4-3			BB	4	1	1	0	1	0	1									
Hubie Brooks, R OBP: 0.545, SLG: 0.727 (1, 10)	E6			G3			F9		BB	5	1	2	0	0	0	3									
Felix Jose, S OBP: 0.250, SLG: 0.160 Kevin McReynolds, R OBP: 0.333, SLG: 0.556 (9, PH) (9, 7)	G4-3			K			G1-3		HR	3	0	0	0	0	1	2									
Mike MacFarlane, R OBP: 0.294, SLG: 0.467 (1, 2)		K				K		F9		4	1	1	2	0	2	1									
Harvey Pulliam, R OBP: 0.444, SLG: 0.500 George Brett, L OBP: 0.283, SLG: 0.313 Curtis Wilkerson, S (9, 4)	P5			G4-3			P6			3	0	0	0	0	0	1									
Phil Hiatt, R OBP: 0.286, SLG: 0.538 (1, 5)	F8			F7				P5		4	1	1	0	0	0	0									
Jose Lind, R OBP: 0.261, SLG: 0.409 Chris Gwynn, L OBP: 0.200, SLG: 0.200 (9, PH) (9, 9)			S6-3			G3-1		F8	BB	3	0	1	0	0	0	0									
Greg Gagne, R OBP: 0.143, SLG: 0.111 (1, 6)			F9				S		F8	3	0	1	0	1	0	3									
Inning Stats	R: 0 E: 1 K: 0 S: 10	H: 0 LOB: 1 BB: 0 P: 19	R: 0 E: 0 K: 1 S: 13	H: 0 LOB: 0 BB: 0 P: 18	R: 0 E: 0 K: 0 S: 4	H: 1 LOB: 0 BB: 0 P: 6	R: 0 E: 0 K: 1 S: 6	H: 0 LOB: 0 BB: 0 P: 8	R: 0 E: 0 K: 1 S: 9	H: 0 LOB: 0 BB: 0 P: 10	R: 0 E: 0 K: 0 S: 10	H: 0 LOB: 1 BB: 1 P: 19	R: 0 E: 0 K: 0 S: 7	H: 1 LOB: 1 BB: 0 P: 11	R: 0 E: 0 K: 0 S: 7	H: 1 LOB: 1 BB: 0 P: 9	R: 5 E: 0 K: 0 S: 29	H: 7 LOB: 3 BB: 1 P: 49	1B: 6 2B: 3 3B: 0 HR: 1	SF: 0 SAC: 0 DP: 1 HBP: 0	WP: 0 PB: 0 SB: 1 CS: 0	PA: 39			
PITCHER	IP	WLS	BF	H	R	ER	SO	BB	IBB	HBP	BLK	WP	HR	S	P	ERA	WHIP								
Jimmy Key, L ERA: 0.39 Steve Howe, L ERA: 81.0 Steve Farr, R ERA: 16.88 John Habyan, R ERA: 1.5	(1, 1)	8.0		28	3	0	0	4	1	0	0	0	0	66	100	0.00	0.500								
	(9, 1)	0.0	3	3	3	3	0	0	0	0	0	0	0	6	8	∞	∞								
	(9, 1)	0.2	L	7	4	2	2	0	1	0	0	0	1	20	36	27.00	7.500								
	(9, 1)	0.0		0	0	0	0	0	0	0	0	0	0	0	0	∞	∞								

Kansas City Royals @ New York Yankees
Yankee Stadium, Bronx, NY
Thu Apr 15 1993, 7:05 PM EDT
Att: 14,091 - Unknown - 52 F

AB 37
R 5
H 10
RBI 5
BB 2
SO 4
LOB 14



Batter	1	2	3	4	5	6	7	8	9	AB	R	H	RBI	BB	SO	LOB	BOTTOM								
Bernie Williams, S OBP: 0.283, SLG: 0.395 (1, 8)	F7		FC6-4		G4-3		G5-3		F9	5	0	0	1	0	0	2									
Wade Boggs, L OBP: 0.409, SLG: 0.351 (1, 5)	G1-6-3		E7			BB	L4		G4-3	3	1	2	0	2	0	0									
Don Mattingly, L OBP: 0.341, SLG: 0.372 (1, 3)	G1-6-3		F9			SF8		BB	G4-3	5	2	2	0	0	0	4									
Danny Tartabull, R OBP: 0.395, SLG: 0.559 (1, 9)		K		K2-3		G4-3		BB	G6-3	4	0	1	0	1	2	1									
Paul O'Neill, L OBP: 0.438, SLG: 0.655 (1, 7)	F9			G3-1		SF8		FC5-2		2	0	0	1	1	0	0									
Matt Nokes, L OBP: 0.179, SLG: 0.259 (1, 2)	G4-3			K		G4-3		FC5-2		3	0	0	2	0	1	1									
Kevin Maas, L OBP: 0.414, SLG: 0.458 (1, 10)			BB		K		IBB		P6	2	0	0	0	2	1	3									
Spike Owen, S OBP: 0.526, SLG: 0.545 (1, 6)			BB		B5-3		F8		FC5-2	3	1	1	0	1	0	5									
Pat Kelly, R OBP: 0.333, SLG: 0.484 (1, 4)			BB		B5-3				F8	4	0	1	0	0	0	4									
Inning Stats	R: 0 E: 0 K: 0 S: 8	H: 0 LOB: 1 BB: 1 P: 14	R: 0 E: 0 K: 1 S: 8	H: 0 LOB: 0 BB: 0 P: 15	R: 1 E: 1 K: 0 S: 10	H: 3 LOB: 2 BB: 1 P: 20	R: 0 E: 0 K: 2 S: 8	H: 0 LOB: 0 BB: 0 P: 13	R: 0 E: 0 K: 1 S: 8	H: 0 LOB: 1 BB: 1 P: 17	R: 2 E: 0 K: 0 S: 16	H: 1 LOB: 2 BB: 3 P: 35	R: 0 E: 0 K: 0 S: 7	H: 0 LOB: 0 BB: 0 P: 10	R: 1 E: 0 K: 0 S: 18	H: 2 LOB: 3 BB: 1 P: 26	R: 0 E: 0 K: 0 S: 8	H: 1 LOB: 1 BB: 0 P: 14	1B: 6 2B: 1 3B: 0 HR: 0	SF: 1 SAC: 0 DP: 1 HBP: 1	WP: 0 PB: 1 SB: 0 CS: 0	PA: 40			
PITCHER	IP	WLS	BF	H	R	ER	SO	BB	IBB	HBP	BLK	WP	HR	S	P	ERA	WHIP								
Kevin Appier, R ERA: 4.19 Frank DiPino, L ERA: 3.0 Jeff Montgomery, R ERA: 1.8	(1, 1)	6.0		26	4	3	3	4	5	0	0	0	0	58	114	4.50	1.500								
	(7, 1)	2.0	W	10	2	1	1	0	1	0	1	0	0	25	36	4.50	1.500								
	(9, 1)	1.0	S	4	1	0	0	0	0	0	0	0	0	8	14	0.00	1.000								

Kansas City Royals @ New York Yankees
Yankee Stadium, Bronx, NY
Thu Apr 15 1993, 7:05 PM EDT
Att: 14,091 - Unknown - 52 F

AB 31
R 4
H 7
RBI 4
BB 7
SO 4
LOB 20



Batter	1	2	3	4	5	6	7	8	9	AB	R	H	RBI	BB	SO	LOB	TOP				
David Hulse, L (1, 8) OBP: 0.250, SLG: 0.273	G4-3		FC4-6 1B	P6			FC6-4 1B		G4-3	5	0	2	0	0	0	2					
Rafael Palmeiro, L (1, 3) OBP: 0.205, SLG: 0.229	G4-3		FC4-6 BB FC5 1-2 2-3		FC5-4 BB 1B		F7			4	0	1	0	0	0	3					
Jose Canseco, R (1, 9) OBP: 0.216, SLG: 0.242	K		FC5 BB 1-2 3-H		FC5-4 BB 1-2		P5			3	0	0	1	1	1	2					
Juan Gonzalez, R (1, 7) OBP: 0.361, SLG: 0.818		G6-3	G4-6-3 BB 1-2 2-3		FC5-4 BB 1-2 2-3		FC6-4			3	0	0	0	1	0	3					
Julio Franco, R (1, 10) OBP: 0.371, SLG: 0.355		2B G6-3 BB	G4-6-3 1-2		K				G6-3	3	1	0	0	1	1	4					
Dean Palmer, R (1, 5) OBP: 0.400, SLG: 0.964		G6-3 2B		SH1-3 BB			HR		K	3	1	2	1	1	1	0					
Ivan Rodriguez, R (1, 2) OBP: 0.533, SLG: 0.542		G6-3		SH1-3 1B			G4-3		K	4	0	1	1	0	1	1					
Billy Ripken, R (1, 4) OBP: 0.227, SLG: 0.238		G6-3		SH1-3 1B			K			2	0	0	0	0	1	1					
Doug Dascenzo, S (9, PH) OBP: 0.231, SLG: 0.385		G6-3		SH1-3 1-2 2-3			K		G4-6-3 1B	1	0	1	0	0	0	0					
Manuel Lee, S (1, 6) OBP: 0.250, SLG: 0.250			FC4-6 1B FC5 1B	L6			K		G4-6-3	4	1	1	0	0	1	3					
Inning Stats	R: 0 E: 0 K: 1 S: 10	H: 0 LOB: 0 BB: 0 P: 11	R: 1 E: 0 K: 0 S: 10	H: 1 LOB: 1 BB: 1 P: 18	R: 1 E: 0 K: 0 S: 8	H: 2 LOB: 2 BB: 1 P: 16	R: 0 E: 0 K: 0 S: 5	H: 1 LOB: 2 BB: 1 P: 9	R: 0 E: 0 K: 1 S: 11	H: 1 LOB: 0 BB: 0 P: 15	R: 1 E: 0 K: 2 S: 10	H: 1 LOB: 1 BB: 0 P: 12	R: 0 E: 0 K: 2 S: 11	H: 0 LOB: 0 BB: 0 P: 18	R: 0 E: 0 K: 0 S: 5	H: 1 LOB: 0 BB: 0 P: 7	1B: 6 2B: 1 3B: 0 HR: 1	SF: 0 SAC: 1 DP: 3 HBP: 0	WP: 0 PB: 0 SB: 0 CS: 0	PA: 37	
PITCHER	IP	WLS	BF	H	R	ER	SO	BB	IBB	HBP	BLK	WP	HR	S	P	ERA	WHIP				
Scott Kamieniecki, R (1, 1) ERA: 3.0	4.0		20	5	2	2	1	3	0	0	0	0	0	34	56	4.50	2.000				
Rich Monteleone, R (5, 1) ERA: 7.36	3.0	W	11	2	1	1	3	1	0	0	0	0	1	29	42	3.00	1.000				
John Habyan, R (8, 1) ERA: 1.13	2.0	S	6	1	0	0	2	0	0	0	0	0	0	16	25	0.00	0.500				

Texas Rangers @ New York Yankees
Yankee Stadium, Bronx, NY
Fri Apr 16 1993, 7:05 PM EDT
Att: 16,052 - Unknown


AB 32
R 3
H 8
RBI 3
BB 4
SO 6
LOB 19



Batter	1	2	3	4	5	6	7	8	9	AB	R	H	RBI	BB	SO	LOB	BOTTOM				
Bernie Williams, S (1, 8) OBP: 0.300, SLG: 0.404	G6-3		G1-3 1B		K					4	1	2	0	0	1	0					
Wade Boggs, L (1, 5) OBP: 0.396, SLG: 0.366	F7		G1-3 1-2		BLK 2B		P6			4	0	1	0	0	0	3					
Don Mattingly, L (1, 3) OBP: 0.333, SLG: 0.348	K		1B BB		L3		G6-3			3	0	0	0	1	1	3					
Danny Tartabull, R (1, 9) OBP: 0.400, SLG: 0.556		P4	G6-4-3 1B		G6-3				2B BB BB	2	0	1	1	0	0	0					
Mike Humphreys, R (5, 9)										1	1	0	0	1	0	1					
Jim Leyritz, R (1, 10) OBP: 0.667, SLG: 1.273		HR	G6-4-3 1-2				G4-6-3 1B		BB 2B	4	1	3	1	0	0	2					
Randy Velarde, R (1, 7) OBP: 0.397, SLG: 0.750		HR			G4-3		G4-6-3 1-2		BB IBB	3	1	1	1	1	0	1					
Mike Stanley, R (1, 2) OBP: 0.462, SLG: 0.364		G2-3			F7		L7		G5-4-3 BB	3	0	0	1	1	0	0					
Spike Owen, S (1, 6) OBP: 0.500, SLG: 0.514		1B			F7				F8 K	4	0	1	0	0	1	3					
Pat Kelly, R (1, 4) OBP: 0.351, SLG: 0.571		F9					1B HR		G5-4-3	4	1	2	1	0	0	4					
Inning Stats	R: 0 E: 0 K: 1 S: 10	H: 0 LOB: 0 BB: 0 P: 18	R: 2 E: 0 K: 0 S: 13	H: 3 LOB: 1 BB: 0 P: 18	R: 1 E: 0 K: 0 S: 9	H: 2 LOB: 1 BB: 1 P: 19	R: 0 E: 0 K: 0 S: 4	H: 0 LOB: 0 BB: 0 P: 5	R: 1 E: 0 K: 1 S: 14	H: 2 LOB: 1 BB: 0 P: 23	R: 0 E: 0 K: 0 S: 8	H: 1 LOB: 0 BB: 0 P: 13	R: 0 E: 0 K: 0 S: 12	H: 2 LOB: 2 BB: 0 P: 18	R: 1 E: 0 K: 1 S: 5	H: 1 LOB: 2 BB: 3 P: 19	1B: 6 2B: 2 3B: 0 HR: 3	SF: 0 SAC: 0 DP: 3 HBP: 0	WP: 0 PB: 0 SB: 0 CS: 0	PA: 36	
PITCHER	IP	WLS	BF	H	R	ER	SO	BB	IBB	HBP	BLK	WP	HR	S	P	ERA	WHIP				
Craig Lefferts, L (1, 1) ERA: 8.16	4.0	L	18	6	4	4	1	1	0	0	0	0	0	26	41	0.00	1.714				
Matt Whiteside, R (5, 1) ERA: 1.59	2.1		10	4	0	0	1	0	0	0	1	0	0	7	15	13.50	1.500				
Brian Bohanon, L (7, 1) ERA: 3.86	0.2		3	0	1	1	0	1	0	0	0	0	0	5	15	0.00	2.000				
Todd Burns, R (8, 1) ERA:	1.0		5	1	0	0	1	1	1	0	0	0	0	5	15	0.00	2.000				

Texas Rangers @ New York Yankees
Yankee Stadium, Bronx, NY
Fri Apr 16 1993, 7:05 PM EDT
Att: 16,052 - Unknown

AB 32
R 5
H 11
RBI 5
BB 4
SO 3
LOB 17



Batter	1	2	3	4	5	6	7	8	9	AB	R	H	RBI	BB	SO	LOB	TOP
Doug Dasenczo, S OBP: 0.292, SLG: 0.500 (1, 8)	K		G5-3				HR		G6-3	5	2	2	1	0	1	1	Texas Rangers @ New York Yankees Yankee Stadium, Bronx, NY Sun Apr 18 1993, 3:33 AM EDT Att: 33,165 - Sunny - 51 F
Rafael Palmeiro, L OBP: 0.239, SLG: 0.268 (1, 3)	P6		1B		L4		F9		HR	5	2	2	1	0	0	0	
Jose Canseco, R OBP: 0.298, SLG: 0.419 (1, 9)	K		1B		K			1B	HR	5	2	3	4	0	2	0	
Juan Gonzalez, R OBP: 0.341, SLG: 0.692 David Hulse, L OBP: 0.236, SLG: 0.292 (7, 8)		G6-3	K		K			1B	K	3	0	0	0	0	2	1	
Julio Franco, R OBP: 0.410, SLG: 0.429 Butch Davis, R OBP: 0.400, SLG: 0.600 (8, PR)	L9					FC1-4		E	G6-3	4	1	3	1	0	0	0	
Dean Palmer, R OBP: 0.436, SLG: 0.914 (1, 5)	K				P4	FC1-4		E7		4	1	1	2	0	1	2	
Ivan Rodriguez, R OBP: 0.462, SLG: 0.500 John Russell, R OBP: 0.500, SLG: 1.250 (9, 2)			G6-3		1B	G6-3		SF9		3	1	1	2	0	0	1	
Billy Ripken, R OBP: 0.226, SLG: 0.179 (1, 4)			K		L8			F7	F8	4	0	0	0	0	1	2	
Manuel Lee, S OBP: 0.375, SLG: 0.375 (1, 6)			1B		1B			G4-3	L3	4	1	2	1	0	0	1	
Inning Stats	R: 0 H: 0 E: 0 K: 2 S: 9	H: 0 R: 0 ER: 0 LOB: 0 BB: 0 P: 12	R: 3 H: 4 E: 0 K: 2 S: 20	H: 4 R: 1 ER: 0 LOB: 1 BB: 0 P: 28	R: 2 H: 3 E: 0 K: 0 S: 11	H: 3 R: 0 ER: 0 LOB: 0 BB: 0 P: 19	R: 0 H: 1 E: 0 K: 0 S: 12	H: 1 R: 1 ER: 0 LOB: 0 BB: 0 P: 19	R: 4 H: 4 E: 1 K: 0 S: 20	H: 4 R: 2 ER: 0 LOB: 0 BB: 0 P: 25	1B: 8 2B: 5 3B: 0 HR: 2	SF: 1 SAC: 0 DP: 0 HBP: 0	WP: 0 PB: 0 SB: 0 CS: 1	PA: 41			
PITCHER	IP WLS BF H R ER SO BB IBB HBP BLK WP HR S P ERA WHIP																
Melido Perez, R ERA: 9.0 (1, 1)	5.0 L 22 7 5 5 7 0 0 0 0 0 0 0 55 85 9.00 1.400																
Rich Monteleone, R ERA: 7.71 (6, 1)	2.0 8 3 2 2 0 0 0 0 0 0 1 26 38 9.00 1.500																
Neal Heaton, L ERA: 8.59 (8, 1)	2.0 11 5 5 4 1 0 0 0 0 0 1 34 51 18.00 2.500																
Batter	1	2	3	4	5	6	7	8	9	AB	R	H	RBI	BB	SO	LOB	BOTTOM
Bernie Williams, S OBP: 0.276, SLG: 0.364 (1, 8)	G6-3		F9		F8			K		4	0	0	0	0	1	0	Texas Rangers @ New York Yankees Yankee Stadium, Bronx, NY Sun Apr 18 1993, 3:33 AM EDT Att: 33,165 - Sunny - 51 F
Wade Boggs, L OBP: 0.393, SLG: 0.375 (1, 5)	2B		F7			G1-4-3		G4-3		4	1	2	0	0	0	0	
Don Mattingly, L OBP: 0.397, SLG: 0.407 (1, 3)	1B				F7	G1-4-3				4	0	2	1	0	0	1	
Danny Tartabull, R OBP: 0.367, SLG: 0.500 (1, 9)	2B				F9	L5		1B		4	0	0	0	0	0	3	
Jim Leyritz, R OBP: 0.625, SLG: 1.286 (1, 10)	F7							G5-3		3	1	1	1	1	0	1	
Randy Velarde, R OBP: 0.333, SLG: 0.625 (1, 7)					HR					4	0	1	0	0	2	2	
Mike Stanley, R OBP: 0.353, SLG: 0.267 (1, 2)	F7				FC6-4			K		4	0	0	0	0	0	1	
Spike Owen, S OBP: 0.490, SLG: 0.488 (1, 6)								G6-3		4	0	0	0	0	0	1	
Pat Kelly, R OBP: 0.302, SLG: 0.488 (1, 4)									G5-3	3	0	2	0	0	1	0	
Inning Stats	R: 1 H: 2 E: 0 K: 0 S: 15	H: 2 R: 0 ER: 0 LOB: 0 BB: 0 P: 13	R: 0 H: 0 E: 0 K: 1 S: 6	H: 0 R: 0 ER: 0 LOB: 0 BB: 0 P: 8	R: 1 H: 2 E: 0 K: 0 S: 7	H: 2 R: 0 ER: 0 LOB: 1 BB: 0 P: 11	R: 0 H: 1 E: 0 K: 1 S: 10	H: 1 R: 0 ER: 0 LOB: 2 BB: 1 P: 16	R: 0 H: 1 E: 0 K: 1 S: 13	H: 1 R: 0 ER: 0 LOB: 1 BB: 0 P: 19	1B: 5 2B: 3 3B: 0 HR: 1	SF: 0 SAC: 0 DP: 2 HBP: 0	WP: 0 PB: 0 SB: 0 CS: 0	PA: 34			
PITCHER	IP WLS BF H R ER SO BB IBB HBP BLK WP HR S P ERA WHIP																
Charlie Leibrandt, L ERA: 2.25 (1, 1)	7.0 W 27 7 2 2 2 1 0 0 0 0 0 0 57 83 2.57 1.143																
Bob Patterson, L ERA: (8, 1)	1.0 4 1 0 0 1 0 0 0 0 0 0 0 13 19 0.00 1.000																
Tom Henke, R ERA: (9, 1)	1.0 3 0 0 0 1 0 0 0 0 0 0 0 7 10 0.00 0.000																

Batter	1	2	3	4	5	6	7	8	9	10	AB	R	H	RBI	BB	SO	LOB	TOP				
Bernie Williams, S OBP: 0.302, SLG: 0.407 (1, 8)											4	1	2	2	1	0	0	New York Yankees @ Oakland Athletics Oakland-Alameda County Coliseum, Oakland, CA Tue Apr 20 1993, 7:05 PM PDT Att: 20,456 - Unknown - 57 F livebaseballscorecards.com				
Wade Boggs, L OBP: 0.410, SLG: 0.404 (1, 5)											4	1	2	0	1	1	2					
Don Mattingly, L OBP: 0.361, SLG: 0.397 (1, 3)											4	0	1	2	1	0	3					
Danny Tartabull, R OBP: 0.352, SLG: 0.455 (1, 9)											4	1	0	0	1	3	4					
Paul O'Neill, L OBP: 0.359, SLG: 0.528 Randy Velarde, R OBP: 0.350, SLG: 0.778 (9, PH) (9, 7)											3	0	0	0	0	1	2					
Matt Nokes, L OBP: 0.200, SLG: 0.294 Mike Stanley, R OBP: 0.353, SLG: 0.267 Dion James, L OBP: 0.333, SLG: 0.333 Mike Gallego, R (9, 4)											3	0	0	0	0	0	0					
Kevin Maas, L OBP: 0.342, SLG: 0.394 (1, 10)											5	1	1	1	0	1	0					
Spike Owen, S OBP: 0.462, SLG: 0.457 (1, 6)											3	0	0	0	0	0	0					
Pat Kelly, R OBP: 0.283, SLG: 0.455 Jim Leyritz, R OBP: 0.647, SLG: 1.286 (9, PH) (9, 2)											3	0	0	0	0	0	0					
Inning Stats	R: 1 E: 0 K: 1 S: 12	H: 2 LOB: 1 BB: 0 P: 21	R: 0 E: 0 K: 0 S: 5	H: 0 LOB: 0 BB: 0 P: 7	R: 0 E: 0 K: 2 S: 7	H: 0 LOB: 0 BB: 0 P: 10	R: 0 E: 0 K: 1 S: 9	H: 0 LOB: 0 BB: 0 P: 13	R: 1 E: 0 K: 0 S: 5	H: 2 LOB: 1 BB: 0 P: 22	R: 0 E: 0 K: 0 S: 5	H: 0 LOB: 0 BB: 0 P: 7	R: 0 E: 0 K: 0 S: 6	H: 0 LOB: 1 BB: 1 P: 12	R: 5 E: 0 K: 2 S: 27	H: 4 LOB: 2 BB: 2 P: 45	R: 0 E: 0 K: 1 S: 10		H: 0 LOB: 0 BB: 0 P: 15	1B: 3 2B: 4 3B: 0 HR: 1	SF: 0 SAC: 1 DP: 0 HBP: 1	WP: 1 PB: 0 SB: 0 CS: 0
PITCHER	IP WLS BF H R ER SO BB IBB HBP BLK WP HR S P ERA WHIP	IP WLS BF H R ER SO BB IBB HBP BLK WP HR S P ERA WHIP																				
Storm Davis, R ERA: 6.46 (7, 1)	6.0	0	23	4	2	2	4	1	0	0	0	0	0	0	0	15	27	4.50	1.000			
Ed Nunez, R ERA: 3.86 (9, 1)	2.0	0	8	0	1	1	0	2	0	0	0	0	0	0	1	2	5	∞	∞			
Rick Honeycutt, L ERA: 1.99 (9, 1)	0.0	1	1	1	1	0	0	0	0	0	0	0	0	1	2	5	∞	∞				
Dennis Eckersley, R ERA: 7.94 (10, 1)	1.0	0	8	3	3	3	2	0	1	1	0	0	0	0	21	32	27.00	3.000				
Rich Gossage, R ERA: (10, 1)	1.0	W	3	0	0	0	1	0	0	0	0	0	0	0	10	15	0.00	0.000				

Batter	1	2	3	4	5	6	7	8	9	10	AB	R	H	RBI	BB	SO	LOB	BOTTOM						
Rickey Henderson, R OBP: 0.460, SLG: 0.538 (1, 7)											3	2	1	2	3	0	0	New York Yankees @ Oakland Athletics Oakland-Alameda County Coliseum, Oakland, CA Tue Apr 20 1993, 7:05 PM PDT Att: 20,456 - Unknown - 57 F livebaseballscorecards.com						
Dave Henderson, R OBP: 0.400, SLG: 0.579 Eric Fox, S OBP: 0.318, SLG: 0.429 (9, 8)											5	1	2	3	0	1	3							
Ruben Sierra, S OBP: 0.319, SLG: 0.500 (1, 9)											4	1	2	0	1	0	1							
Kevin Seltzer, R OBP: 0.267, SLG: 0.517 (1, 5)											5	0	1	1	0	0	6							
Troy Neel, L OBP: 0.250, SLG: 0.382 (1, 10)											4	1	1	0	1	0	0							
Terry Steinbach, R OBP: 0.304, SLG: 0.386 (1, 2)											5	1	2	0	0	0	2							
Scott Brosius, R OBP: 0.227, SLG: 0.333 (1, 3)											5	0	1	0	0	0	5							
Mike Bordick, R OBP: 0.368, SLG: 0.375 (1, 6)											5	2	2	3	0	1	4							
Lance Blankenship, R OBP: 0.500, SLG: 0.375 (1, 4)											3	1	1	0	1	0	0							
Inning Stats	R: 0 E: 0 K: 0 S: 10	H: 0 LOB: 1 BB: 1 P: 20	R: 3 E: 0 K: 0 S: 19	H: 3 LOB: 3 BB: 3 P: 38	R: 0 E: 0 K: 0 S: 8	H: 1 LOB: 1 BB: 0 P: 13	R: 0 E: 0 K: 0 S: 13	H: 2 LOB: 2 BB: 0 P: 19	R: 0 E: 0 K: 0 S: 6	H: 0 LOB: 0 BB: 0 P: 7	R: 3 E: 0 K: 0 S: 10	H: 2 LOB: 0 BB: 1 P: 16	R: 0 E: 0 K: 0 S: 6	H: 1 LOB: 1 BB: 0 P: 11	R: 0 E: 0 K: 1 S: 9	H: 0 LOB: 0 BB: 0 P: 10	R: 1 E: 0 K: 1 S: 13		H: 2 LOB: 2 BB: 1 P: 23	R: 2 E: 0 K: 0 S: 4	H: 2 LOB: 0 BB: 0 P: 7	1B: 8 2B: 2 3B: 0 HR: 3	SF: 0 SAC: 1 DP: 0 HBP: 0	WP: 0 PB: 0 SB: 4 CS: 0
PITCHER	IP WLS BF H R ER SO BB IBB HBP BLK WP HR S P ERA WHIP	IP WLS BF H R ER SO BB IBB HBP BLK WP HR S P ERA WHIP																						
Bob Wickman, R ERA: 4.74 (8, 1)	5.1	0	28	7	5	5	0	4	1	0	0	0	0	1	59	104	8.44	2.062						
Scott Kameniecki, R ERA: 3.99 (9, 1)	2.2	10	2	1	1	1	0	0	0	0	0	0	0	1	22	30	3.38	0.750						
Steve Farr, R ERA: 14.73 (10, 1)	1.0	6	2	1	1	1	0	0	1	0	0	0	0	13	23	9.00	2.000							
John Habyan, R ERA: 3.38 (10, 1)	0.0	L	2	2	2	2	0	0	0	0	0	0	1	4	7	∞	∞							



Batter	1	2	3	4	5	6	7	8	9	AB	R	H	RBI	BB	SO	LOB	TOP								
Bernie Williams, S (1, 8) OBP: 0.294, SLG: 0.391										5	0	1	1	0	1	1	New York Yankees @ Oakland Athletics Oakland-Alameda County Coliseum, Oakland, CA Wed Apr 21 1993, 7:05 PM PDT Att: 19,018 - Unknown - 59 F livebaseballscorecards.com								
Wade Boggs, L (1, 5) OBP: 0.400, SLG: 0.382										3	1	0	0	1	0	0									
Don Mattingly, L (1, 3) OBP: 0.369, SLG: 0.410										3	0	1	0	1	0	0									
Danny Tartabull, R (1, 9) OBP: 0.362, SLG: 0.521										4	2	2	2	0	0	2									
Paul O'Neill, L (1, 7) OBP: 0.357, SLG: 0.513										3	0	1	0	0	1	1									
Randy Velarde, R (9, PH) OBP: 0.381, SLG: 0.842										1	1	1	0	0	0	0									
Matt Nokes, L (1, 2) OBP: 0.211, SLG: 0.297										3	0	1	0	0	1	2									
Mike Stanley, R (9, PH) OBP: 0.389, SLG: 0.267										0	1	0	0	1	0	0									
Kevin Maas, L (1, 10) OBP: 0.211, SLG: 0.361										3	0	0	0	0	0	1									
Jim Leyritz, R (9, PH) OBP: 0.611, SLG: 1.200										1	0	0	0	0	1	3									
Spike Owen, S (1, 6) OBP: 0.436, SLG: 0.429										3	0	0	0	0	0	1									
Dion James, L (9, PH) OBP: 0.429, SLG: 0.429										1	0	1	2	0	0	0									
Pat Kelly, R (1, 4) OBP: 0.260, SLG: 0.417										4	0	0	0	0	1	3									
Inning Stats	R: 1 E: 0 K: 2 S: 17	H: 1 LOB: 1 BB: 1 P: 27	R: 0 E: 0 K: 1 S: 8	H: 1 LOB: 1 BB: 0 P: 14	R: 0 E: 0 K: 0 S: 7	H: 0 LOB: 0 BB: 0 P: 12	R: 1 E: 0 K: 0 S: 4	H: 1 LOB: 0 BB: 0 P: 7	R: 0 E: 1 K: 0 S: 6	H: 0 LOB: 0 BB: 0 P: 10	R: 0 E: 0 K: 1 S: 12	H: 1 LOB: 2 BB: 1 P: 19	R: 0 E: 0 K: 0 S: 4	H: 0 LOB: 0 BB: 0 P: 5	R: 0 E: 0 K: 0 S: 7	H: 0 LOB: 0 BB: 0 P: 13	R: 3 E: 0 K: 1 S: 22	H: 4 LOB: 2 BB: 1 P: 34	1B: 5 2B: 2 3B: 0 HR: 1	SF: 0 SAC: 0 DP: 0 HBP: 0	WP: 0 PB: 0 SB: 0 CS: 1	PA: 37			
PITCHER	IP	WLS	BF	H	R	ER	SO	BB	IBB	HBP	BLK	WP	HR	S	P	ERA	WHIP								
Bobby Witt, R (1, 1) ERA: 3.05	8.0		31	5	3	3	4	2	0	0	0	0	1	66	108	3.38	0.875								
Rick Honeycutt, L (9, 1) ERA: 4.76	0.0	L	2	1	0	0	0	1	0	0	0	0	0	6	11	=	=								
Dennis Eckersley, R (9, 1) ERA: 6.75	1.0		4	2	2	2	1	0	0	0	0	0	0	15	22	18.00	2.000								

Batter	1	2	3	4	5	6	7	8	9	AB	R	H	RBI	BB	SO	LOB	BOTTOM								
Rickey Henderson, R (1, 7) OBP: 0.463, SLG: 0.605										4	2	2	1	0	0	1	New York Yankees @ Oakland Athletics Oakland-Alameda County Coliseum, Oakland, CA Wed Apr 21 1993, 7:05 PM PDT Att: 19,018 - Unknown - 59 F livebaseballscorecards.com								
Dave Henderson, R (1, 8) OBP: 0.414, SLG: 0.545										3	0	1	0	1	1	1									
Ruben Sierra, S (1, 9) OBP: 0.314, SLG: 0.542										4	1	1	2	0	1	2									
Kevin Seitzer, R (1, 5) OBP: 0.265, SLG: 0.485										4	0	1	0	0	0	0									
Terry Steinbach, R (1, 2) OBP: 0.320, SLG: 0.396										4	0	2	0	0	0	2									
Dale Sveum, S (1, 3) OBP: 0.320, SLG: 0.396										4	0	0	0	0	1	3									
Scott Brosius, R (1, 10) OBP: 0.240, SLG: 0.333										3	0	1	0	0	1	0									
Eric Fox, S (9, PH) OBP: 0.304, SLG: 0.409										1	0	0	0	0	0	0									
Mike Bordick, R (1, 6) OBP: 0.375, SLG: 0.382										2	0	1	0	0	0	0									
Lance Blankenship, R (1, 4) OBP: 0.457, SLG: 0.333										3	0	0	0	0	2	2									
Inning Stats	R: 0 E: 0 K: 0 S: 5	H: 0 LOB: 0 BB: 1 P: 12	R: 0 E: 0 K: 0 S: 5	H: 1 LOB: 0 BB: 0 P: 9	R: 0 E: 0 K: 2 S: 9	H: 0 LOB: 0 BB: 0 P: 13	R: 1 E: 0 K: 0 S: 9	H: 3 LOB: 2 BB: 0 P: 18	R: 0 E: 0 K: 0 S: 3	H: 1 LOB: 0 BB: 0 P: 8	R: 2 E: 0 K: 0 S: 14	H: 3 LOB: 1 BB: 0 P: 22	R: 0 E: 0 K: 1 S: 10	H: 1 LOB: 1 BB: 0 P: 16	R: 0 E: 0 K: 2 S: 9	H: 0 LOB: 0 BB: 0 P: 14	R: 0 E: 0 K: 1 S: 8	H: 0 LOB: 0 BB: 0 P: 12	1B: 7 2B: 0 3B: 0 HR: 2	SF: 0 SAC: 1 DP: 2 HBP: 0	WP: 0 PB: 0 SB: 0 CS: 0	PA: 34			
PITCHER	IP	WLS	BF	H	R	ER	SO	BB	IBB	HBP	BLK	WP	HR	S	P	ERA	WHIP								
Jimmy Key, L (1, 1) ERA: 1.21	6.2		27	9	3	3	3	1	0	0	0	0	0	11	18	4.05	1.500								
Rich Monteleone, R (7, 1) ERA: 6.75	1.1	W	4	0	0	0	2	0	0	0	0	0	0	11	18	0.00	0.000								
Steve Farr, R (9, 1) ERA: 11.57	1.0	S	3	0	0	0	1	0	0	0	0	0	0	8	12	0.00	0.000								

AB 34
R 5
H 8
RBI 5
BB 3
SO 5
LOB 14



AB 32
R 3
H 9
RBI 3
BB 1
SO 6
LOB 11



Batter	1	2	3	4	5	6	7	8	9	AB	R	H	RBI	BB	SO	LOB	TOP								
Bernie Williams, S OBP: 0.315, SLG: 0.388 (1, 8)	1-1 FC5-4 HBP		2-2 G1-3	0-2 G6-3 1B		1-3 K		4-1 BB		3	0	1	0	1	1	2	New York Yankees @ Oakland Athletics Oakland-Alameda County Coliseum, Oakland, CA Thu Apr 22 1993, 3:33 AM PDT Att: 21,765 - Sunny - 61 F								
Wade Boggs, L OBP: 0.385, SLG: 0.356 (1, 5)	1 SAFE FC5-4		4-0 BB BB	0-2 G6-3		1-3 K		1-2 2-3 BB		4	1	0	0	1	1	6									
Don Mattingly, L OBP: 0.357, SLG: 0.385 (1, 3)	0-2 L8		4-0 BB 1B BB	2-1 G3-1			3-1 F7		0-2 G1-3	4	1	0	0	1	0	1									
Danny Tartabull, R OBP: 0.349, SLG: 0.481 (1, 9)	2-3 K		4-2 BB 1B BB		2-2 F9		1-3 K		3-3 K	4	1	0	1	1	3	1									
Paul O'Neill, L OBP: 0.362, SLG: 0.512 (1, 7)		2-2 G1-3	4-2 1B E BB		1-0 G3 2B		1-2 P5		2-2 F7	4	1	1	1	1	0	0									
Matt Nokes, L OBP: 0.214, SLG: 0.293 (1, 2)		2-0 G3	3-2 E BB 1B		0-0 G3				2-1 F9	4	0	1	2	0	0	1									
Kevin Maas, L OBP: 0.333, SLG: 0.359 (1, 10)		2-0 F8	4-1 E BB		2-2 P7			3-2 1B		3	0	1	0	1	0	1									
Spike Owen, S OBP: 0.441, SLG: 0.423 (1, 6)			G4-3 E3		0-0 1B			4-0 BB 1B BB		3	0	1	0	1	0	2									
Pat Kelly, R OBP: 0.278, SLG: 0.442 (1, 4)			G1-3 BB K		0-3 K			0-0 BB 1B		4	1	2	0	0	2	4									
Inning Stats	R: 0 E: 0 K: 1 S: 11	H: 0 LOB: 1 BB: 0 P: 16	R: 0 E: 0 K: 0 S: 5	H: 0 LOB: 0 BB: 0 P: 11	R: 5 E: 1 K: 1 S: 25	H: 2 LOB: 5 BB: 5 P: 58	R: 0 E: 0 K: 0 S: 8	H: 1 LOB: 0 BB: 0 P: 10	R: 0 E: 0 K: 0 S: 10	H: 1 LOB: 1 BB: 0 P: 15	R: 0 E: 0 K: 3 S: 11	H: 1 LOB: 1 BB: 0 P: 13	R: 0 E: 0 K: 1 S: 8	H: 0 LOB: 0 BB: 0 P: 13	R: 0 E: 0 K: 0 S: 12	H: 2 LOB: 2 BB: 2 P: 26	R: 0 E: 0 K: 1 S: 9	H: 0 LOB: 0 BB: 0 P: 14	1B: 5 2B: 2 3B: 0 HR: 0	SF: 0 SAC: 0 DP: 1 HBP: 1	WP: 0 PB: 0 SB: 1 CS: 0	PA: 41			
PITCHER	IP	WLS	BF	H	R	ER	SO	BB	IBB	HBP	BLK	WP	HR	S	P	ERA	WHIP								
Ron Darling, R ERA: 9.0 (1, 1)	2.2	L	16	2	5	4	1	5	0	1	0	0	0	35	76	13.50	2.625								
Joe Boeвер, R ERA: 3.97 (3, 1)	3.0	12	3	0	0	3	0	0	0	0	0	0	0	32	43	0.00	1.000								
Mike Mohler, L ERA: 15.19 (6, 1)	2.0	7	1	0	0	2	1	0	0	0	0	0	0	18	33	0.00	1.000								
Kelly Downs, R ERA: 14.4 (8, 1)	1.1	6	1	0	0	1	1	0	0	0	0	0	0	14	24	0.00	1.500								

AB	33
R	5
H	7
RBI	4
BB	7
SO	7
LOB	18



Batter	1	2	3	4	5	6	7	8	9	AB	R	H	RBI	BB	SO	LOB	BOTTOM								
Rickey Henderson, R OBP: 0.458, SLG: 0.565 (1, 7)	2-3 K		4-2 BB		4-1 S BB		3-1 F8		0-1 G3-1	3	0	0	0	2	1	0	New York Yankees @ Oakland Athletics Oakland-Alameda County Coliseum, Oakland, CA Thu Apr 22 1993, 3:33 AM PDT Att: 21,765 - Sunny - 61 F								
Eric Fox, S OBP: 0.259, SLG: 0.346 (1, 8)	0-0 G3-1		1-1 L7		3-2 L7		1-1 F9			4	0	0	0	0	0	3									
Ruben Sierra, S OBP: 0.309, SLG: 0.519 (1, 9)	0-1 1B		1-3 K		0-1 L8		3-2 G1-3			4	0	1	0	0	1	3									
Troy Neel, L OBP: 0.300, SLG: 0.500 Scott Hemond, R OBP: 0.197, SLG: 0.333 (8, PR)	2-0 1B				1-0 HR		0-3 K		1-1 G4-6-3 1B	4	1	3	1	0	1	2									
Terry Steinbach, R OBP: 0.296, SLG: 0.365 (1, 2)	1-2 1B				1-2 HR		1-2 K		0-1 G4-6-3 1B	0	0	0	0	0	0	0									
Terry Steinbach, R OBP: 0.296, SLG: 0.365 (1, 2)	2-0 F8				1-2 G1-3		0-1 G5-3		1-0 G4-6-3	4	0	0	0	0	0	3									
Kevin Seitzer, R OBP: 0.316, SLG: 0.500 (1, 5)		2-3 K			4-0 BB		3-2 1B 1B		1-0 S 1B	3	0	2	0	1	1	0									
Dale Sveum, S (1, 3)	1-0 F7				2-0 F7		0-2 F8		1-2 G6-3	4	0	0	0	0	0	3									
Mike Bordick, R OBP: 0.364, SLG: 0.368 (1, 6)		1-0 P6			3-3 K		3-2 S 1B		1-2 F9	4	0	1	0	0	1	1									
Lance Blankenship, R OBP: 0.436, SLG: 0.300 (1, 4)			1-0 L7		4-2 L8 BB BB		2-3 K		1-0 G5-3	3	0	0	0	1	1	2									
Inning Stats	R: 0 E: 0 K: 1 S: 8	H: 2 LOB: 2 BB: 0 P: 14	R: 0 E: 0 K: 1 S: 5	H: 0 LOB: 0 BB: 0 P: 9	R: 0 E: 0 K: 1 S: 9	H: 0 LOB: 1 BB: 1 P: 16	R: 1 E: 0 K: 1 S: 8	H: 1 LOB: 1 BB: 1 P: 19	R: 0 E: 0 K: 1 S: 13	H: 0 LOB: 2 BB: 2 P: 24	R: 0 E: 0 K: 1 S: 15	H: 2 LOB: 2 BB: 0 P: 23	R: 0 E: 0 K: 0 S: 7	H: 0 LOB: 0 BB: 0 P: 14	R: 0 E: 0 K: 0 S: 9	H: 2 LOB: 2 BB: 0 P: 13	R: 0 E: 0 K: 0 S: 6	H: 0 LOB: 0 BB: 0 P: 8	1B: 6 2B: 0 3B: 0 HR: 1	SF: 0 SAC: 0 DP: 1 HBP: 0	WP: 0 PB: 0 SB: 3 CS: 0	PA: 37			
PITCHER	IP	WLS	BF	H	R	ER	SO	BB	IBB	HBP	BLK	WP	HR	S	P	ERA	WHIP								
Sam Miletto, R ERA: 6.75 (1, 1)	5.0	W	22	3	1	1	5	4	0	0	0	0	0	43	82	1.80	1.400								
Scott Kamieniecki, R ERA: 2.3 (6, 1)	4.0	S	15	4	0	0	1	0	0	0	0	0	0	37	58	0.00	1.000								

AB	33
R	1
H	7
RBI	1
BB	4
SO	6
LOB	17



Batter	1	2	3	4	5	6	7	8	9	AB	R	H	RBI	BB	SO	LOB	TOP										
Bernie Williams, S OBP: 0.346, SLG: 0.414	4-2 BB		0-0 2B		1-0 F7	4-2 BB		1-1 FC4 1B		3	1	2	0	2	0	0	New York Yankees @ Seattle Mariners The Kingdome, Seattle, WA Fri Apr 23 1993, 10:05 PM EDT Att: 25,155 - Dome										
Wade Boggs, L OBP: 0.413, SLG: 0.387	1-0 L4-6 2B		4-1 1B BB		4-2 1B 1B BB	0-0 1B		1-2 FC4 1B 2-3		3	1	2	0	2	0	2											
Don Mattingly, L OBP: 0.333, SLG: 0.357	2-2 L4-6 2-3		1-1 F7		0-1 F7	0-1 F9		0-0 F8		5	0	0	0	0	0	7											
Danny Tartabull, R OBP: 0.368, SLG: 0.482	4-0 BB		0-0 1B 2H		1-1 1B 1B		0-0 P4	3-2 G5-3		4	1	2	1	1	0	0											
Paul O'Neill, L OBP: 0.353, SLG: 0.489	3-1 G4-3		2-0 G6-3		3-2 1B		1-3 K	2-2 F7		4	0	1	0	0	1	4											
Spike Owen, S OBP: 0.433, SLG: 0.415					1-2 2-3 1B					1	0	0	0	0	0	0											
Randy Velarde, R OBP: 0.368, SLG: 0.739		1-1 L9		1-2 G4-3	1-1 1B		3-1 F8			4	0	1	2	0	0	0											
Kevin Maas, L OBP: 0.353, SLG: 0.333		0-2 P4		0-3 K	0-0 F8		2-3 K			3	0	0	0	0	1	2											
Mike Stanley, R OBP: 0.368, SLG: 0.250										1	0	0	0	0	1	0											
Matt Nokes, L OBP: 0.217, SLG: 0.311		0-1 F7		0-1 2B			0-1 G3	3-2 F7		4	0	1	0	0	0	0											
Pat Kelly, R OBP: 0.276, SLG: 0.429			0-0 F9	1-3 K		1-0 F9		1-1 1B		4	0	1	0	0	1	1											
Inning Stats	R: 0 E: 0 K: 0 S: 11	H: 1 LOB: 2 BB: 2 P: 25	R: 0 E: 0 K: 0 S: 7	H: 0 LOB: 0 BB: 0 P: 8	R: 1 E: 0 K: 0 S: 7	H: 2 LOB: 2 BB: 1 P: 14	R: 0 E: 0 K: 2 S: 12	H: 1 LOB: 1 BB: 0 P: 14	R: 2 E: 0 K: 0 S: 14	H: 3 LOB: 2 BB: 1 P: 24	R: 0 E: 0 K: 1 S: 11	H: 1 LOB: 2 BB: 1 P: 16	R: 0 E: 0 K: 1 S: 6	H: 0 LOB: 0 BB: 0 P: 10	R: 0 E: 0 K: 1 S: 14	H: 2 LOB: 2 BB: 0 P: 22	R: 0 E: 0 K: 0 S: 7	H: 0 LOB: 0 BB: 0 P: 12	1B: 7 2B: 4 3B: 0 HR: 0	SF: 0 SAC: 0 DP: 1 HBP: 0	WP: 0 SB: 0 CS: 1	PA: 41					
PITCHER	IP	WLS	BF	H	R	ER	SO	BB	IBB	HBP	BLK	WP	HR	S	P	ERA	WHIP										
Tim Leary, R ERA: 7.43	4.2		24	7	3	3	2	4	0	0	0	0	0	50	84	5.79	2.357										
Dwayne Henry, R ERA: 9.0	0.1	1	0	0	0	0	0	0	0	0	0	0	0	1	1	0.00	0.000										
Mike Hampton, L ERA: 6.75	2.2	W	12	3	0	0	2	1	0	0	0	0	0	28	44	0.00	1.500										
Russ Swan, L ERA: 18.9	0.1		1	0	0	0	0	0	0	0	0	0	0	3	4	0.00	0.000										
Norm Charlton, L ERA: 3.39	1.0	S	3	0	0	0	0	0	0	0	0	0	0	7	12	0.00	0.000										
Batter	1	2	3	4	5	6	7	8	9	AB	R	H	RBI	BB	SO	LOB	BOTTOM										
Mike Felder, S OBP: 0.333, SLG: 0.352	2-1 G6-3 1B		1-2 G5-3		1-0 G6-3		1-1 G5-3			4	1	1	1	0	0	2	New York Yankees @ Seattle Mariners The Kingdome, Seattle, WA Fri Apr 23 1993, 10:05 PM EDT Att: 25,155 - Dome										
Henry Cotto, R OBP: 0.143, SLG: 0.179	0-1 G6-3 1B		1-2 G5-3			1-1 G5-3	0-0 1B			4	1	2	2	0	0	0											
Ken Griffey Jr., L OBP: 0.361, SLG: 0.600	1-2 G6-3		3-1 G3			3-1 F7	2H 3H 4H	FC6-4 IBB		3	0	0	0	1	0	2											
Jay Buhner, R OBP: 0.437, SLG: 0.448	2-1 CS 1B			0-1 F9		0-3 K	0-1 FC6-4			4	0	1	2	0	1	2											
Bret Boone, R OBP: 0.350, SLG: 0.474	1-0 E5			0-0 1B			0-3 K	2-3 K		4	0	1	0	0	2	1											
Tino Martinez, L OBP: 0.314, SLG: 0.351	3-2 G4-3			1-0 P6			0-1 1B	1-0 1B HBP		3	1	1	0	0	0	2											
Mike Blowers, R OBP: 0.333, SLG: 0.333		3-2 G5-4-3 1B		2-3 K			2-1 1B E G5-3	2-3 K		4	1	2	0	0	2	2											
Dave Valle, R OBP: 0.404, SLG: 0.413		0-2 G5-4-3			0-0 G5-3		1-0 E4 G5-3 1B	1-2 1B		4	1	1	0	0	0	3											
Omar Vizquel, S OBP: 0.391, SLG: 0.321		2-2 G5-3			1-2 G5-3		0-0 G5-3 1B	2-2 F8		4	1	1	1	0	0	2											
Inning Stats	R: 2 E: 1 K: 0 S: 13	H: 3 LOB: 1 BB: 0 P: 22	R: 0 E: 0 K: 0 S: 11	H: 1 LOB: 0 BB: 0 P: 16	R: 0 E: 0 K: 0 S: 8	H: 0 LOB: 0 BB: 0 P: 13	R: 0 E: 0 K: 1 S: 8	H: 1 LOB: 1 BB: 0 P: 11	R: 0 E: 0 K: 0 S: 6	H: 0 LOB: 0 BB: 0 P: 8	R: 0 E: 0 K: 1 S: 7	H: 0 LOB: 0 BB: 0 P: 11	R: 4 E: 1 K: 1 S: 14	H: 4 LOB: 2 BB: 1 P: 22	R: 0 E: 0 K: 2 S: 15	H: 1 LOB: 2 BB: 0 P: 23		R: 0 E: 0 K: 0 S: 7	H: 0 LOB: 0 BB: 0 P: 12	1B: 10 2B: 0 3B: 0 HR: 0	SF: 0 SAC: 0 DP: 1 HBP: 1	WP: 0 SB: 0 CS: 1	PA: 36				
PITCHER	IP	WLS	BF	H	R	ER	SO	BB	IBB	HBP	BLK	WP	HR	S	P	ERA	WHIP										
Jim Abbott, L ERA: 4.13	6.2	L	29	9	6	3	3	0	0	0	0	0	0	65	97	4.05	1.350										
John Habyan, R ERA: 3.12	0.2		3	0	0	0	1	0	1	0	0	0	0	5	11	0.00	0.000										
Steve Howe, L ERA: 48.6	0.2		4	1	0	0	1	0	0	1	0	0	0	12	18	0.00	1.500										

Batter	1	2	3	4	5	6	7	8	9	AB	R	H	RBI	BB	SO	LOB	TOP					
Bernie Williams, S OBP: 0.341, SLG: 0.418 (1, 8)	G5-3		K	K		1B		K		5	1	1	0	0	3	1	New York Yankees @ Seattle Mariners The Kingdome, Seattle, WA Sun Apr 25 1993, 6:33 AM EDT Att: 26,056 - Dome					
Spike Owen, S OBP: 0.400, SLG: 0.371 (1, 6)	K		L7		P6	1B		K		5	0	1	1	0	2	0						
Don Mattingly, L OBP: 0.294, SLG: 0.313 (1, 10) (9, 3)	L4		G4-3		F7	F8		G4-3		5	0	0	0	0	0	1						
Danny Tartabull, R OBP: 0.397, SLG: 0.484 (1, 9)		F8		L9	1B	1B	WP	1B	HBP	2	2	0	0	3	1	1						
Jim Leyritz, R OBP: 0.609, SLG: 1.100 (9, 1) Steve Howe, L (9, 1) Steve Farr, R (9, 1)	P2			1B	1B	HR	2B		HBP	5	2	3	1	0	1	0						
Randy Velarde, R OBP: 0.387, SLG: 0.654 (1, 7) (8, 5)	E5		L9		HR	BB			1B	3	2	0	0	1	1	2						
Mike Stanley, R OBP: 0.490, SLG: 0.524 (1, 2)	1B			1B	SF9	1B	HR		FC5-4	4	3	3	4	1	0	3						
Mike Gallego, R OBP: 0.333, SLG: 0.333 (1, 5) (8, 4)										4	0	2	2	0	2	0						
Pat Kelly, R OBP: 0.269, SLG: 0.422 (1, 4) Paul O'Neill, L OBP: 0.345, SLG: 0.471 (8, 7)				SF9					G6-3	3	0	1	2	0	0	0						
Inning Stats	R: 0 E: 0 K: 1 S: 7	H: 0 LOB: 0 BB: 0 P: 13	R: 2 E: 1 K: 0 S: 10	H: 3 LOB: 2 BB: 0 P: 16	R: 0 E: 0 K: 1 S: 10	H: 0 LOB: 0 BB: 0 P: 14	R: 3 E: 0 K: 1 S: 12	H: 3 LOB: 1 BB: 1 P: 20	R: 4 E: 0 K: 1 S: 17	H: 2 LOB: 0 BB: 2 P: 35	R: 1 E: 0 K: 1 S: 9	H: 2 LOB: 1 BB: 0 P: 15	R: 0 E: 0 K: 2 S: 10	H: 0 LOB: 0 BB: 1 P: 18	R: 0 E: 0 K: 2 S: 8	H: 0 LOB: 0 BB: 1 P: 12	R: 0 E: 0 K: 1 S: 11	H: 1 LOB: 3 BB: 1 P: 26	1B: 7 2B: 2 3B: 1 HR: 1	SF: 1 SAC: 0 DP: 0 HBP: 1	WP: 2 PB: 0 SB: 0 CS: 0	PA: 44
PITCHER	IP	WLS	BF	H	R	ER	SO	BB	IBB	HBP	BLK	WP	HR	S	P	ERA	WHIP					
John Cummings, L ERA: 5.7 (1, 1)	3.1		17	6	5	3	2	1	0	0	0	0	0	35	57	8.10	2.100					
Dwayne Henry, R ERA: 11.32 (4, 1)	2.1	L	13	4	5	5	2	2	0	0	0	1	1	27	52	19.29	2.571					
Jeff Nelson, R ERA: 1.59 (6, 1)	3.1		13	1	0	0	6	2	0	1	0	1	0	32	60	0.00	0.900					

Batter	1	2	3	4	5	6	7	8	9	AB	R	H	RBI	BB	SO	LOB	BOTTOM					
Omar Vizquel, S OBP: 0.359, SLG: 0.281 (1, 6)	G1-3		K	F8		1B		G4-3		4	0	0	0	1	1	3	New York Yankees @ Seattle Mariners The Kingdome, Seattle, WA Sun Apr 25 1993, 6:33 AM EDT Att: 26,056 - Dome					
Mike Felder, S OBP: 0.333, SLG: 0.339 (1, 7)	K		HR	K		F9		1B		4	1	1	0	1	2	2						
Ken Griffey Jr., L OBP: 0.346, SLG: 0.544 (1, 8)			K		G1-3	F8		P4		4	0	0	0	0	1	5						
Pete O'Brien, L OBP: 0.426, SLG: 0.600 (1, 10) Henry Cotto, R OBP: 0.172, SLG: 0.207 (8, PH)	F9			HR		2B		1B		3	2	2	4	1	0	1						
Jay Buhner, R OBP: 0.438, SLG: 0.446 (1, 9)		G6-3			WP	1B	2B	F9		5	1	2	1	0	0	4						
Tino Martinez, L OBP: 0.304, SLG: 0.379 (1, 3)	P5		G6-3		1B	SF7	1B		HR	5	2	2	2	0	0	1						
Bret Boone, R OBP: 0.360, SLG: 0.500 (1, 4)	P9			K				G5-3		5	0	2	0	0	2	0						
Bill Haselman, R OBP: 0.364, SLG: 0.250 (9, PH) Mackey Sasser, L (9, PH)			HR	1B	2B				K	1	2	1	1	2	0	0						
Rich Amaral, R OBP: 0.333, SLG: 0.390 (1, 5)			HR	1B	WP	1B		G5-3		5	1	2	1	0	2	3						
Inning Stats	R: 0 E: 0 K: 1 S: 9	H: 0 LOB: 1 BB: 0 P: 16	R: 0 E: 0 K: 0 S: 10	H: 0 LOB: 0 BB: 0 P: 17	R: 4 E: 0 K: 2 S: 21	H: 4 LOB: 1 BB: 1 P: 39	R: 1 E: 0 K: 2 S: 12	H: 1 LOB: 1 BB: 1 P: 24	R: 3 E: 0 K: 0 S: 17	H: 3 LOB: 1 BB: 1 P: 27	R: 0 E: 0 K: 0 S: 9	H: 1 LOB: 2 BB: 1 P: 30	R: 0 E: 0 K: 0 S: 13	H: 1 LOB: 1 BB: 0 P: 15	R: 0 E: 0 K: 0 S: 13	H: 2 LOB: 2 BB: 0 P: 17	R: 1 E: 0 K: 3 S: 11	H: 1 LOB: 0 BB: 0 P: 13	1B: 8 2B: 3 3B: 0 HR: 2	SF: 1 SAC: 0 DP: 1 HBP: 1	WP: 2 PB: 0 SB: 0 CS: 0	PA: 45
PITCHER	IP	WLS	BF	H	R	ER	SO	BB	IBB	HBP	BLK	WP	HR	S	P	ERA	WHIP					
Mike Witt, R ERA: 11.25 (1, 1)	4.0		20	5	5	5	5	2	0	1	0	0	0	9	19	81.00	12.000					
Neal Heaton, L ERA: 11.74 (5, 1)	0.1		5	3	3	3	0	1	0	0	0	0	0	9	43	0.00	1.000					
Rich Monteleone, R ERA: 5.68 (5, 1)	2.0	W	8	1	0	0	1	1	0	0	0	0	0	27	43	0.00	1.000					
John Habyan, R ERA: 2.79 (7, 1)	1.0		5	2	0	0	0	1	0	0	0	0	0	11	20	0.00	3.000					
Steve Howe, L ERA: 27.0 (8, 1)	0.2		4	2	1	1	0	0	0	0	0	0	1	9	9	13.50	3.000					
Steve Howe, L ERA: 27.0 (9, 1)	0.2		3	0	0	0	3	0	0	0	0	0	0	9	11	0.00	0.000					

AB 36
R 10
H 11
RBI 10
BB 5
SO 10
LOB 8



AB 38
R 9
H 13
RBI 9
BB 5
SO 9
LOB 19



Batter	1	2	3	4	5	6	7	8	9	AB R H RBI BB SO LOB	TOP										
Bernie Williams, S (1, 8) OBP: 0.395, SLG: 0.451	2-2 HR		4-0 CS BB		1 SAFE 1-3 K		2-3 K		4-2 BB	3 1 1 1 2 2 1	New York Yankees @ California Angels Anaheim Stadium, Anaheim, CA Tue Apr 27 1993, 10:05 PM EDT Att: 24,261 - Unknown - 68 F livebaseballscorecards.com										
Spike Owen, S (1, 6) OBP: 0.397, SLG: 0.358	0-1 L9		1 SAFE 1-1 P6		3-2 FC5-4 1B		0-1 P2		0-0 P4	5 0 1 0 0 0 2											
Don Mattingly, L (1, 3) OBP: 0.303, SLG: 0.313	4-0 BB		0-1 1B		1-1 P2			1-1 F8		3 0 1 0 1 0 2											
Danny Tartabull, R (1, 9) OBP: 0.390, SLG: 0.515	1-2 L8		2-3 K		1-0 FC5-4			0-0 HR		4 1 1 1 0 1 4											
Mike Stanley, R (1, 2) OBP: 0.414, SLG: 0.440	3-2 G5-3			2-2 L5		1-3 K2-3		1-1 G4-3		4 0 0 0 0 1 1											
Jim Leyritz, R (1, 10) OBP: 0.596, SLG: 0.958				2-0 P3		1-3 K		2-3 K		4 1 1 0 0 2 0											
Randy Velarde, R (1, 7) OBP: 0.382, SLG: 0.633				3-3 K		0-1 1B		0-0 L8		4 0 2 0 0 1 0											
Mike Gallego, R (1, 5) OBP: 0.400, SLG: 1.000								1-0 HR		4 2 2 2 0 0 2											
Pat Kelly, R (1, 4) OBP: 0.268, SLG: 0.403								1-0 HR		3 0 0 0 1 0 0											
Inning Stats	R: 1 E: 0 K: 0 S: 11	H: 1 LOB: 1 BB: 1 P: 21	R: 1 E: 0 K: 0 S: 6	H: 2 LOB: 0 BB: 0 P: 12	R: 0 E: 0 K: 1 S: 7	H: 1 LOB: 1 BB: 1 P: 14	R: 0 E: 0 K: 1 S: 7	H: 0 LOB: 0 BB: 0 P: 14	R: 1 E: 0 K: 2 S: 15	H: 2 LOB: 2 BB: 1 P: 24	R: 0 E: 0 K: 2 S: 11	H: 1 LOB: 1 BB: 0 P: 14	R: 0 E: 0 K: 1 S: 6	H: 0 LOB: 0 BB: 0 P: 8	R: 1 E: 0 K: 1 S: 9	H: 1 LOB: 0 BB: 0 P: 13	R: 1 E: 0 K: 0 S: 6	H: 1 LOB: 1 BB: 1 P: 12	1B: 5 2B: 0 3B: 0 HR: 4	SF: 0 SAC: 0 DP: 1 HBP: 0	WP: 0 PA: 38 CS: 1
PITCHER Chuck Finley, L (1, 1) ERA: 3.47	IP: 9.0 WLS: L BF: 38 H: 9 R: 5 ER: 5 SO: 7 BB: 4 IBB: 0 HBP: 0 BLK: 0 WP: 0 HR: 4 S: 78 P: 132 ERA: 5.00 WHIP: 1.444											PITCHER									

Batter	1	2	3	4	5	6	7	8	9	AB R H RBI BB SO LOB	BOTTOM								
Luis Polonia, L (1, 7) OBP: 0.306, SLG: 0.368	0-2 G3			0-0 G6-3		1 SAFE 1-3 K			0-1 F8	4 0 0 0 0 1 1	New York Yankees @ California Angels Anaheim Stadium, Anaheim, CA Tue Apr 27 1993, 10:05 PM EDT Att: 24,261 - Unknown - 68 F livebaseballscorecards.com								
Chad Curtis, R (1, 8) OBP: 0.394, SLG: 0.361	1-0 G4-3			2-2 G1-3		2-2 FC6		1-0 G2-3		4 0 0 0 0 0 1									
Tim Salmon, R (1, 9) OBP: 0.394, SLG: 0.547	3-1 G4-3			2-2 E1		4-0 WP BB		2-3 K		3 0 0 0 1 1 0									
Gary Gaetti, R (1, 10) OBP: 0.300, SLG: 0.294				0-1 G5-3		0-3 K				3 0 0 0 0 1 2									
J.T. Snow, L (1, 3) OBP: 0.415, SLG: 0.750					1-1 P4		1-1 F9			3 0 0 0 0 1 1									
Rene Gonzales, R (1, 5) OBP: 0.365, SLG: 0.275					2-2 F8		3-1 G1-3			3 0 0 0 0 1 1									
Damion Easley, R (1, 4) OBP: 0.333, SLG: 0.490								1-2 G5-3		3 0 0 0 0 1 0									
Gary Disarcina, R (1, 6) OBP: 0.258, SLG: 0.361								2-2 F9		3 0 1 0 0 0 0									
John Orton, R (1, 2) OBP: 0.265, SLG: 0.441								2-3 K		3 0 0 0 0 2 1									
Inning Stats	R: 0 E: 0 K: 0 S: 6	H: 0 LOB: 0 BB: 0 P: 10	R: 0 E: 0 K: 2 S: 7	H: 0 LOB: 0 BB: 0 P: 11	R: 0 E: 1 K: 0 S: 10	H: 0 LOB: 1 BB: 0 P: 14	R: 0 E: 0 K: 0 S: 6	H: 0 LOB: 0 BB: 0 P: 9	R: 0 E: 0 K: 2 S: 12	H: 1 LOB: 1 BB: 0 P: 20	R: 0 E: 0 K: 1 S: 7	H: 0 LOB: 1 BB: 1 P: 15	R: 0 E: 0 K: 1 S: 12	H: 0 LOB: 0 BB: 0 P: 17	R: 0 E: 0 K: 1 S: 6	H: 0 LOB: 0 BB: 0 P: 9	1B: 1 2B: 0 3B: 0 HR: 0	SF: 0 SAC: 0 DP: 0 HBP: 0	WP: 1 PA: 30 CS: 0
PITCHER Jimmy Key, L (1, 1) ERA: 0.93	IP: 9.0 WLS: W BF: 30 H: 1 R: 0 ER: 0 SO: 8 BB: 1 IBB: 0 HBP: 0 BLK: 0 WP: 1 HR: 0 S: 74 P: 117 ERA: 0.00 WHIP: 0.222											PITCHER							

Batter	1	2	3	4	5	6	7	8	9	AB	R	H	RBI	BB	SO	LOB	TOP					
Bernie Williams, S (1, 8) OBP: 0.361, SLG: 0.440										2	1	0	0	2	2	0	New York Yankees @ California Angels Anaheim Stadium, Anaheim, CA Wed Apr 28, 1993, 10:05 PM EDT Att: 33,070 - Unknown - 69 F					
Wade Boggs, L (1, 5) OBP: 0.405, SLG: 0.371										4	0	1	0	0	1	1						
Pat Kelly, R (9, FR) OBP: 0.268, SLG: 0.403										0	1	0	0	0	0	0						
Don Mattingly, L (1, 3) OBP: 0.290, SLG: 0.299										4	0	0	0	0	3	2						
Danny Tartabull, R (1, 9) OBP: 0.384, SLG: 0.514										4	0	1	2	0	2	0						
Randy Velarde, R (1, 7) OBP: 0.395, SLG: 0.606										3	0	1	0	1	0	2						
Spike Owen, S (1, 6) OBP: 0.397, SLG: 0.338										4	0	0	0	0	0	4						
Jim Leyritz, R (1, 10) OBP: 0.500, SLG: 0.852										3	0	0	0	0	2	2						
Mike Stanley, R (1, 2) OBP: 0.375, SLG: 0.393										3	0	0	0	0	1	1						
Mike Gallego, R (1, 4) OBP: 0.308, SLG: 0.769										3	0	0	0	0	2	0						
Inning Stats	R: 0 E: 0 K: 3 S: 9	H: 0 LOB: 0 BB: 0 P: 12	R: 0 E: 0 K: 1 S: 9	H: 0 LOB: 0 BB: 0 P: 15	R: 0 E: 0 K: 2 S: 7	H: 0 LOB: 0 BB: 0 P: 10	R: 0 E: 0 K: 0 S: 4	H: 0 LOB: 0 BB: 1 P: 8	R: 0 E: 0 K: 2 S: 11	H: 0 LOB: 1 BB: 1 P: 21	R: 0 E: 0 K: 1 S: 10	H: 0 LOB: 0 BB: 0 P: 18	R: 0 E: 0 K: 1 S: 5	H: 0 LOB: 0 BB: 0 P: 8	R: 0 E: 0 K: 0 S: 7	H: 1 LOB: 1 BB: 0 P: 13	R: 2 E: 1 K: 1 S: 19	H: 2 LOB: 2 BB: 1 P: 31	1B: 2 2B: 1 3B: 0 HR: 0	SF: 0 SAC: 0 DP: 1 HBP: 0	WP: 0 PB: 0 CS: 0	PA: 33
PITCHER Mark Langston, L (1, 1) ERA: 2.5	IP: 9.0 WLS: W BF: 33 H: 3 R: 2 ER: 2 SO: 13 BB: 3 IBB: 0 HBP: 0 BLK: 0 WP: 0 HR: 0 S: 81 P: 136 ERA: 2.00 WHIP: 0.667															PITCHER						

Batter	1	2	3	4	5	6	7	8	9	AB	R	H	RBI	BB	SO	LOB	BOTTOM					
Luis Polonia, L (1, 7) OBP: 0.316, SLG: 0.375										4	0	2	0	0	0	0	New York Yankees @ California Angels Anaheim Stadium, Anaheim, CA Wed Apr 28, 1993, 10:05 PM EDT Att: 33,070 - Unknown - 69 F					
Chad Curtis, R (1, 8) OBP: 0.373, SLG: 0.338										4	0	0	0	0	0	2						
Tim Salmon, R (1, 9) OBP: 0.400, SLG: 0.589										3	2	1	1	1	0	1						
Chili Davis, S (1, 10) OBP: 0.286, SLG: 0.377										3	0	0	0	0	2	2						
J.T. Snow, L (1, 3) OBP: 0.412, SLG: 0.730										3	1	1	0	0	0	0						
Rene Gonzales, R (1, 5) OBP: 0.364, SLG: 0.296										3	0	1	1	0	0	0						
Damion Easley, R (1, 4) OBP: 0.316, SLG: 0.463										3	0	0	0	0	0	1						
Gary Disarcina, R (1, 6) OBP: 0.246, SLG: 0.344										3	0	0	0	0	0	1						
John Orton, R (1, 2) OBP: 0.243, SLG: 0.405										3	0	0	0	0	1	0						
Inning Stats	R: 0 E: 0 K: 1 S: 9	H: 1 LOB: 1 BB: 0 P: 12	R: 0 E: 0 K: 0 S: 5	H: 0 LOB: 0 BB: 0 P: 9	R: 0 E: 0 K: 0 S: 13	H: 1 LOB: 1 BB: 0 P: 18	R: 2 E: 1 K: 1 S: 13	H: 2 LOB: 1 BB: 1 P: 22	R: 0 E: 0 K: 0 S: 8	H: 0 LOB: 0 BB: 0 P: 11	R: 0 E: 0 K: 0 S: 7	H: 0 LOB: 0 BB: 0 P: 12	R: 0 E: 0 K: 0 S: 6	H: 0 LOB: 0 BB: 0 P: 8	R: 0 E: 0 K: 1 S: 6	H: 0 LOB: 0 BB: 0 P: 9		R: 1 E: 0 K: 0 S: 2	H: 1 LOB: 0 BB: 0 P: 2	1B: 3 2B: 1 3B: 0 HR: 1	SF: 0 SAC: 0 DP: 0 HBP: 0	WP: 0 PB: 0 CS: 0
PITCHER Jim Abbott, L (1, 1) ERA: 3.72	IP: 8.0 WLS: L BF: 30 H: 5 R: 3 ER: 2 SO: 3 BB: 1 IBB: 0 HBP: 0 BLK: 0 WP: 0 HR: 1 S: 69 P: 103 ERA: 2.25 WHIP: 0.750															PITCHER						

Batter	1	2	3	4	5	6	7	8	9	AB	R	H	RBI	BB	SO	LOB	TOP								
Omar Vizquel, S OBP: 0.340, SLG: 0.275	2-2 FC6-4 BB 1B		2-1 SAFE 2-1 SAFE G3-1		0-0 E8 1B		0-3 K		2-3 K	5	0	2	0	0	2	3	Seattle Mariners @ New York Yankees Yankee Stadium, Bronx, NY Fri Apr 30 1993, 7:05 PM EDT Att: 17,697 - Unknown - 62 F								
Mike Felder, S OBP: 0.325, SLG: 0.333	4-0 FC6-4 BB		1-2 P2		1-0 F7		1-0 G4-3			3	0	0	0	1	0	3									
Ken Griffey Jr., L OBP: 0.388, SLG: 0.598	0-0 FC6-4 S		4-0 IBB		4-0 IBB			1-0 F7		2	0	0	0	2	0	2									
Pete O'Brien, L OBP: 0.455, SLG: 0.587	2-3 K		0-0 P4		2-2 G3			4-1 G6-4-3 BB		3	0	0	0	1	1	7									
Jay Buhner, R OBP: 0.412, SLG: 0.432	1-0 P4			1-3 K		3-2 2B		0-0 G6-4-3		4	0	1	0	0	1	3									
Tino Martinez, L OBP: 0.308, SLG: 0.360		1-3 K		3-0 F8		0-3 K2-3		4-2 BB		3	0	0	0	1	2	1									
Wally Backman, S OBP: 0.231, SLG: 0.167		1-3 K		3-3 K		1-3 K		4-2 BB		3	0	0	0	1	3	1									
Dave Valle, R OBP: 0.351, SLG: 0.387		0-0 G6-3			4-0 SH1-3 BB		0-3 K		0-2 F8	2	0	0	0	1	1	1									
Mackey Sasser, L OBP: 0.200, SLG: 0.222										0	0	0	0	0	0	0									
Henry Cotto, R OBP: 0.154, SLG: 0.179										1	0	0	0	0	0	2									
Rich Amaral, R OBP: 0.377, SLG: 0.423			2-1 G3-1 1B		1-1 SH1-3		1-0 G1-3		2-3 K	3	0	1	0	0	1	2									
Inning Stats	R: 0 E: 0 K: 1 S: 9	H: 1 LOB: 2 BB: 1 P: 18	R: 0 E: 0 K: 2 S: 7	H: 0 LOB: 0 BB: 0 P: 9	R: 0 E: 0 K: 0 S: 8	H: 1 LOB: 2 BB: 1 P: 17	R: 0 E: 0 K: 2 S: 9	H: 0 LOB: 0 BB: 0 P: 16	R: 0 E: 1 K: 0 S: 8	H: 1 LOB: 3 BB: 2 P: 20	R: 0 E: 0 K: 3 S: 13	H: 0 LOB: 1 BB: 0 P: 17	R: 0 E: 0 K: 1 S: 5	H: 0 LOB: 0 BB: 0 P: 7	R: 0 E: 0 K: 0 S: 3	H: 0 LOB: 0 BB: 1 P: 8	R: 0 E: 0 K: 2 S: 13	H: 0 LOB: 2 BB: 2 P: 25	1B: 3 2B: 1 3B: 0 HR: 0	SF: 0 SAC: 1 DP: 1 HBP: 0	WP: 0 PB: 0 CS: 1	PA: 37			
PITCHER	IP WLS BF H R ER SO BB IBB HBP BLK WP HR S P ERA WHIP	8.0 W 34 4 0 0 9 5 2 0 0 0 0 0 66 124 0.00 1.125	0.1 S 2 0 0 0 2 0 0 0 0 0 0 0 3 3 0.00 0.000	0.2 S 2 0 0 0 2 0 0 0 0 0 0 0 6 10 0.00 0.000																					

AB	29
R	0
H	4
RBI	0
BB	7
SO	11
LOB	25



Batter	1	2	3	4	5	6	7	8	9	AB	R	H	RBI	BB	SO	LOB	BOTTOM							
Bernie Williams, S OBP: 0.356, SLG: 0.425	3-2 E1 FC4-6		3-2 F8			3-3 K	4-2 BB			3	0	0	0	1	1	0	Seattle Mariners @ New York Yankees Yankee Stadium, Bronx, NY Fri Apr 30 1993, 7:05 PM EDT Att: 17,697 - Unknown - 62 F							
Randy Velarde, R OBP: 0.381, SLG: 0.595	2-2 FC4-6 1-2F			0-1 F8 1B		0-0 P4	3-2 G4-3			4	1	1	0	0	0	4								
Don Mattingly, L OBP: 0.289, SLG: 0.289	2-2 L7			4-0 1B BB		2-0 G3		0-1 F9		3	0	0	0	1	0	1								
Danny Tartabull, R OBP: 0.378, SLG: 0.493	1-1 F9			1-0 F8			4-1 HR BB	2-2 G6-3		3	1	0	0	1	0	3								
Jim Leyritz, R OBP: 0.529, SLG: 0.935		1-1 G5-3		1-2 G6-4-3 1B		1-1 G6-4-3 1B	1-1 HR	0-1 1B		4	1	3	3	0	0	0								
Mike Stanley, R OBP: 0.333, SLG: 0.344		2-3 K		0-0 G6-4-3 1-2F		2-0 G4-3	2-0 L8	1-1 F7		4	0	0	0	0	1	3								
Paul O'Neill, L OBP: 0.328, SLG: 0.444		2-0 F8			0-1 F7		2-0 G4-3			3	0	0	0	0	0	0								
Mike Gallego, R OBP: 0.438, SLG: 0.813			2-2 CS 1B		1-2 G4-6-3 1B		2-1 BB WP 1B			3	0	3	0	0	0	0								
Pat Kelly, R OBP: 0.270, SLG: 0.391		2-1 F9		2-1 G4-6-3 1-2F		0-0 G4-6-3	4-2 BB	1-2 BB		2	0	0	0	1	0	2								
Inning Stats	R: 0 E: 1 K: 0 S: 11	H: 0 LOB: 1 BB: 0 P: 19	R: 0 E: 0 K: 1 S: 7	H: 0 LOB: 0 BB: 0 P: 12	R: 0 E: 0 K: 0 S: 10	H: 1 LOB: 0 BB: 0 P: 17	R: 1 E: 0 K: 0 S: 7	H: 2 LOB: 1 BB: 1 P: 13	R: 0 E: 0 K: 0 S: 6	H: 1 LOB: 0 BB: 0 P: 7	R: 0 E: 0 K: 1 S: 7	H: 0 LOB: 0 BB: 0 P: 12	R: 2 E: 0 K: 0 S: 14	H: 2 LOB: 3 BB: 3 P: 36	R: 0 E: 0 K: 0 S: 9	H: 1 LOB: 1 BB: 0 P: 12		1B: 5 2B: 1 3B: 0 HR: 1	SF: 0 SAC: 0 DP: 2 HBP: 0	WP: 1 PB: 0 CS: 1	PA: 33			
PITCHER	IP WLS BF H R ER SO BB IBB HBP BLK WP HR S P ERA WHIP	6.0 L 23 5 3 3 2 2 0 0 0 1 0 8 22 0.00 4.500	0.2 S 5 1 0 0 0 2 0 0 0 0 0 0 3 6 0.00 0.000	0.1 S 1 0 0 0 0 0 0 0 0 0 0 0 3 6 0.00 0.000	1.0 S 4 1 0 0 0 0 0 0 0 0 0 0 9 12 0.00 1.000																			

AB	29
R	3
H	7
RBI	3
BB	4
SO	2
LOB	13




Batter	1	2	3	4	5	6	7	8	9	10	AB	R	H	RBI	BB	SO	LOB																				
Rich Amaral, R OBP: 0.376, SLG: 0.410 (1.4) X	1-0 P4			2-3 K		2-2 FC4-6 1B		1-0 1B			4	0	2	1	0	1	0																				
Mike Felder, S OBP: 0.319, SLG: 0.317 (1.7) X	0-1 CS 1B			0-3 K		2-1 FC4-6 1-2f		0-1 F7			4	0	1	0	0	1	2																				
Tino Martinez, L OBP: 0.303, SLG: 0.422 (1.3) B 1 SAFE S 1 SAFE X	3-2 P6 1-2			1-0 F8			2-2 P2		1-1 HR		4	1	1	1	0	0	1																				
Jay Buhner, R OBP: 0.400, SLG: 0.449 (1.9)		1-3 K		2-1 L9		1-1 G5-3		3-3 K			4	0	0	0	0	2	0																				
Mike Blowers, R OBP: 0.351, SLG: 0.412 (1.5) B K: 0 BB: 0 P: 10		3-3 K		1-2 2B		0-0 2B		0-1 P5			3	0	2	0	0	1	0																				
Fernando Vina, L OBP: 0.318, SLG: 0.263 (9.4) X		1-1 P5		3-0 F9		1-1 G4-3		2-2 G4-3			4	0	0	0	0	2																					
Pete O'Brien, L OBP: 0.397, SLG: 0.500 (1.10)				1-0 F8							4	0	0	0	0	2	1																				
Henny Cotto, R OBP: 0.152, SLG: 0.156 (1.8)				2-2 F7							4	0	0	0	0	2	1																				
Bill Haselman, R OBP: 0.333, SLG: 0.333 (1.2)				2-1 F9		2-2 G6-3		0-0 G3-1 1B 2B			4	1	1	0	0	1	0																				
Omar Vizquel, S OBP: 0.333, SLG: 0.264 (1.6)				0-0 B5-3		2-1 G6-3		2-1 G3-1 2B 2-3			4	0	0	0	0	0	1																				
Inning Stats	R: 0 E: 0 K: 0 S: 6	H: 1 LOB: 0 BB: 0 P: 10	R: 0 E: 0 K: 2 S: 10	H: 0 LOB: 0 BB: 0 P: 15	R: 0 E: 0 K: 0 S: 6	H: 0 LOB: 0 BB: 0 P: 10	R: 0 E: 0 K: 2 S: 8	H: 0 LOB: 0 BB: 0 P: 11	R: 0 E: 0 K: 0 S: 8	H: 1 LOB: 1 BB: 0 P: 15	R: 0 E: 0 K: 0 S: 12	H: 1 LOB: 1 BB: 0 P: 20	R: 0 E: 0 K: 1 S: 10	H: 1 LOB: 1 BB: 0 P: 14	R: 1 E: 0 K: 1 S: 9	H: 2 LOB: 1 BB: 0 P: 12	R: 1 E: 0 K: 1 S: 11	H: 1 LOB: 0 BB: 0 P: 17	R: 0 E: 0 K: 2 S: 10	H: 0 LOB: 0 BB: 0 P: 15	1B: 3 2B: 3 3B: 0 HR: 1	SF: 0 SAC: 0 DP: 0 HBP: 0	WP: 0 PB: 0 SB: 0 CS: 1	PA: 36													
PITCHER	IP WLS BF H R ER SO BB IBB HBP BLK WP HR S P ERA WHIP																				ERA WHIP																
Jimmy Key, L ERA: 1.16	8.0	30	7	2	2	5	0	0	0	0	0	0	0	0	9	14	0.00	0.875																			
Steve Farr, R ERA: 6.48	9.1	3	0	0	0	1	0	0	0	0	0	0	0	0	9	14	0.00	0.000																			
John Habyan, R ERA: 2.64	10.1	3	0	0	0	2	0	0	0	0	0	0	0	10	15	0.00	0.000																				

TOP

Seattle Mariners @ New York Yankees
Yankee Stadium, Bronx, NY
Sun May 02 1993, 3:33 AM EDT
Att. 26,484 - Sunny - 75 F

AB 36
R 2
H 7
RBI 2
BB 0
SO 8
LOB 7




Batter	1	2	3	4	5	6	7	8	9	10	AB	R	H	RBI	BB	SO	LOB																				
Bernie Williams, S OBP: 0.375, SLG: 0.432 (1.8) C B B X	3-2 E 2B				4-2 FC1-6 BB	0-0 F7		2-2 F7		4-2 BB	4	1	1	1	2	0	3																				
Wade Boggs, L OBP: 0.382, SLG: 0.347 (1.5) C X	0-2 E5 1B 2H		3-3 K		2-2 FC1-6 FC5 BB 1-2f		1-0 G4-3		1-2 G4-3		5	0	0	0	0	1	1																				
Don Mattingly, L OBP: 0.321, SLG: 0.320 (1.3) B X	1-1 2B 2-3		2-1 L8		4-1 BB 1-2		4-0 BB 1B BB		3-2 G4-3		3	1	1	0	2	0	0																				
Danny Tartabull, R OBP: 0.394, SLG: 0.487 (1.9) B B X	3-1 2B		0-0 G6-3		0-3 K 1-2		4-2 BB 1B BB		1-2 F7		4	0	1	0	1	1	2																				
Jim Leyritz, R OBP: 0.488, SLG: 0.789 (1.10) I	4-0 G6-4-3 IBB			2-0 G6-4-3 1B	1-2 FC5 2-3f		3-3 K 2				4	0	1	0	1	2	4																				
Randy Velarde, R OBP: 0.417, SLG: 0.595 (1.7) B X	2-1 G6-4-3 1-2f			0-0 G6-4-3 1-2f	0-0 G6-4-3 2-3f		2-3 K 1		1-1 1B		2	0	0	0	0	0	4																				
Paul O'Neill, L OBP: 0.344, SLG: 0.446 (6.7) (7.7)				1-2f G6-4-3			1-2 2H 1B		4-2 BB BB		2	1	1	1	1	1	0																				
Mike Stanley, R OBP: 0.356, SLG: 0.378 (1.2)			4-2 G3-6 BB		4-2 BB BB		0-0 FC1-4 2B		0-0 F8		3	0	2	0	2	0	2																				
Mike Gallego, R OBP: 0.480, SLG: 0.667 (1.6)		0-0 G3-6 1-2f		4-1 BB 1-2		4-1 FC1-4 BB		1-2 F8		4-2 BB BB	2	0	0	0	3	0	1																				
Pat Kelly, R OBP: 0.268, SLG: 0.377 (1.4)			0-0 F8 1B		0-0 F8		1-2 FC1-4-6 1-2f 2-3		0-1 B1-3		5	0	1	0	0	1	7																				
Inning Stats	R: 1 E: 1 K: 0 S: 12	H: 3 LOB: 2 BB: 1 P: 25	R: 0 E: 0 K: 0 S: 8	H: 1 LOB: 1 BB: 1 P: 13	R: 0 E: 0 K: 1 S: 7	H: 0 LOB: 0 BB: 0 P: 12	R: 0 E: 0 K: 0 S: 7	H: 1 LOB: 2 BB: 2 P: 17	R: 0 E: 0 K: 1 S: 13	H: 0 LOB: 2 BB: 2 P: 24	R: 0 E: 0 K: 1 S: 10	H: 1 LOB: 1 BB: 1 P: 17	R: 1 E: 0 K: 1 S: 11	H: 1 LOB: 2 BB: 2 P: 24	R: 0 E: 0 K: 0 S: 11	H: 0 LOB: 0 BB: 0 P: 14	R: 0 E: 0 K: 0 S: 13	H: 0 LOB: 0 BB: 0 P: 18	R: 1 E: 0 K: 2 S: 22	H: 1 LOB: 3 BB: 3 P: 38	1B: 5 2B: 3 3B: 0 HR: 0	SF: 0 SAC: 0 DP: 3 HBP: 0	WP: 0 PB: 0 SB: 0 CS: 0	PA: 46													
PITCHER	IP WLS BF H R ER SO BB IBB HBP BLK WP HR S P ERA WHIP																				ERA WHIP																
Dennis Powell, L ERA: 2.08	4.1	21	5	1	1	1	1	0	0	0	0	0	0	0	15	23	0.00	1.500																			
Jeff Nelson, R ERA: 1.23	5.1	6	1	0	0	2	1	0	0	0	0	0	0	0	15	23	0.00	1.500																			
Russ Swan, L ERA: 12.15	6.1	3	0	1	1	0	1	0	0	0	0	0	0	2	7	13.50	1.500																				
Rich DeLucia, R ERA: 2.2	7.1	13	2	1	1	2	2	0	0	0	0	0	0	49	73	3.00	1.333																				
Norm Charlton, L ERA: 2.57	10.1	3	0	0	0	1	2	0	0	0	0	0	0	7	15	0.00	6.000																				

BOTTOM

Seattle Mariners @ New York Yankees
Yankee Stadium, Bronx, NY
Sun May 02 1993, 3:33 AM EDT
Att. 26,484 - Sunny - 75 F

AB 34
R 3
H 8
RBI 2
BB 12
SO 6
LOB 24



Batter	1	2	3	4	5	6	7	8	9	AB	R	H	RBI	BB	SO	LOB	TOP		
Rickey Henderson, R OBP: 0.440, SLG: 0.472 Eric Fox, S OBP: 0.195, SLG: 0.231	1-3 K		1-0 L7		1-0 G6-3		3-2 G6-3		2-2 CS	2	0	0	0	0	1	0			
Dave Henderson, R OBP: 0.276, SLG: 0.340	0-0 FC6 1B		3-1 P4			1-3 K		1-1 F9		4	0	1	0	0	1	0			
Ruben Sierra, S OBP: 0.307, SLG: 0.518	3-1 FC6 1-2 HR			1-1 G6-3		1-3 K		0-1 HR 1B		4	2	1	0	0	1	1			
Mark McGwire, R OBP: 0.435, SLG: 0.653	0-0 HR			0-0 FC6-4 1B		2-2 1B		0-0 HR 1B		4	2	4	4	0	0	0			
Terry Steinbach, R OBP: 0.291, SLG: 0.390	0-1 G4-3			1-2 FC6-4 1-2 S 1B		2-2 G5-3		1-0 G5-3		4	0	0	0	0	0	2			
Kevin Seitzer, R OBP: 0.273, SLG: 0.403		1-2 G6-3		2-2 G5-3			1-1 G5-3 1B	2-3 K		4	0	1	0	0	1	1			
Troy Neel, L OBP: 0.308, SLG: 0.379		0-0 F8			4-1 FC5-4 BB		0-0 G5-3	2-2 G4-3		3	0	0	0	1	0	1			
Scott Brosius, R OBP: 0.235, SLG: 0.333		2-1 G5-3			1-3 K		0-1 G6-3	2-0 P6		4	0	0	0	0	1	2			
Mike Bordick, R OBP: 0.329, SLG: 0.302			0-1 G3		0-0 FC5-4 PB 1-2		4-1 BB	2-2 CS 1B		3	0	1	0	1	0	1			
Inning Stats	R: 2 E: 0 K: 1 S: 9	H: 2 LOB: 0 BB: 0 P: 13	R: 0 E: 0 K: 0 S: 6	H: 0 LOB: 0 BB: 0 P: 9	R: 0 E: 0 K: 0 S: 5	H: 1 LOB: 1 BB: 0 P: 14	R: 0 E: 0 K: 2 S: 13	H: 0 LOB: 1 BB: 1 P: 12	R: 0 E: 0 K: 0 S: 11	H: 1 LOB: 2 BB: 1 P: 19	R: 2 E: 0 K: 1 S: 9	H: 2 LOB: 0 BB: 0 P: 13	R: 0 E: 0 K: 0 S: 9	H: 1 LOB: 1 BB: 0 P: 17	1B: 6 2B: 0 3B: 0 HR: 2	SF: 0 SAC: 0 DP: 0 HBP: 0	WP: 0 PB: 1 SB: 1 CS: 1	PA: 37	
PITCHER	IP	WLS	BF	H	R	ER	SO	BB	IBB	HBP	BLK	WP	HR	S	P	ERA	WHIP		
Jim Abbott, L ERA: 3.53	7.0	L	28	5	2	2	4	2	0	0	0	0	1	60	95	2.57	1.000		
Scott Kamieniecki, R ERA: 3.06	2.0		8	3	2	2	1	0	0	0	0	0	1	18	30	9.00	1.500		

Oakland Athletics @ New York Yankees
Yankee Stadium, Bronx, NY
Mon May 03 1993, 7:05 PM EDT
Att: 16,129 - Unknown - 62 F


AB 34
R 4
H 8
RBI 4
BB 2
SO 5
LOB 11





Batter	1	2	3	4	5	6	7	8	9	AB	R	H	RBI	BB	SO	LOB	BOTTOM					
Bernie Williams, S OBP: 0.376, SLG: 0.450	1-0 G6-3 3B	0-0 G3-1		3-2 G1-3			0-1 L4-6 BB 1B		2-3 K	5	1	2	0	0	1	4						
Wade Boggs, L OBP: 0.383, SLG: 0.333	2-0 G6-3		4-2 BB		2-2 G3		4-0 BB		0-3 K	3	0	0	1	2	1	0						
Don Mattingly, L OBP: 0.309, SLG: 0.307	0-1 P5		0-0 F7		1-2 F7		0-1 L4-6			4	0	0	0	0	0	3						
Danny Tartabull, R OBP: 0.369, SLG: 0.463	0-0 E6		0-2 P3		2-3 K			0-2 G3		4	0	0	0	0	1	1						
Paul O'Neill, L OBP: 0.338, SLG: 0.424	0-1 G1-3		3-2 L7			3-2 G3		4-2 G3 1B BB		3	1	0	0	1	0	2						
Matt Nokes, L OBP: 0.222, SLG: 0.302		0-1 F8		0-0 F9		0-0 G4-3		0-0 G3		4	0	0	0	0	0	1						
Kevin Maas, L OBP: 0.316, SLG: 0.327		0-1 F8		1-2 L9		4-2 BB		3-2 BB 1B		3	0	1	1	1	0	0						
Spike Owen, S OBP: 0.384, SLG: 0.342		4-1 1B BB		4-0 BB BB		3-2 G4-3		2-3 K		1	0	0	0	2	0	1						
Dion James, L OBP: 0.444, SLG: 0.444										1	0	0	0	0	1	1						
Mike Gallego, R OBP: 0.480, SLG: 0.667										0	0	0	0	0	0	0						
Pat Kelly, R OBP: 0.279, SLG: 0.375		1-1 1B		1-1 BB			1-0 F8		0-0 F8	3	0	1	0	1	0	0						
Inning Stats	R: 1 E: 1 K: 0 S: 7	H: 1 LOB: 1 BB: 0 P: 10	R: 0 E: 0 K: 0 S: 8	H: 1 LOB: 2 BB: 1 P: 13	R: 0 E: 0 K: 0 S: 12	H: 0 LOB: 2 BB: 1 P: 19	R: 0 E: 0 K: 0 S: 15	H: 0 LOB: 0 BB: 2 P: 27	R: 0 E: 0 K: 1 S: 10	H: 0 LOB: 1 BB: 1 P: 15	R: 0 E: 0 K: 0 S: 10	H: 0 LOB: 1 BB: 1 P: 20	R: 0 E: 0 K: 0 S: 5	H: 1 LOB: 1 BB: 1 P: 10	R: 1 E: 0 K: 1 S: 21	H: 1 LOB: 1 BB: 1 P: 30	R: 0 E: 0 K: 2 S: 8	H: 0 LOB: 0 BB: 0 P: 10	1B: 3 2B: 1 3B: 1 HR: 0	SF: 0 SAC: 0 DP: 1 HBP: 0	WP: 0 PB: 0 SB: 0 CS: 0	PA: 38
PITCHER	IP	WLS	BF	H	R	ER	SO	BB	IBB	HBP	BLK	WP	HR	S	P	ERA	WHIP					
Bob Welch, R ERA: 4.32	6.1	W	28	3	1	1	1	5	0	0	0	0	0	65	108	1.42	1.263					
Rick Honeycutt, L ERA: 4.26	0.2		2	0	0	0	0	1	0	0	0	0	0	2	6	0.00	1.500					
Ed Nunez, R ERA: 3.72	1.0	S	5	1	1	1	1	1	0	0	0	0	0	21	30	9.00	2.000					
Dennis Eckersley, R ERA: 4.66	1.0		3	0	0	0	2	0	0	0	0	0	0	8	10	0.00	0.000					

Oakland Athletics @ New York Yankees
Yankee Stadium, Bronx, NY
Mon May 03 1993, 7:05 PM EDT
Att: 16,129 - Unknown - 62 F

AB 31
R 2
H 4
RBI 2
BB 7
SO 4
LOB 13



Batter	1	2	3	4	5	6	7	8	9	AB	R	H	RBI	BB	SO	LOB	TOP								
Lance Blankenship, R OBP: 0.397, SLG: 0.370 (1, 7)	G6-3		K					BB 1B BB		2	0	0	0	2	1	0	<p>Oakland Athletics @ New York Yankees Yankee Stadium, Bronx, NY Tue May 04 1993, 7:05 PM EDT Att: 14,467 - Unknown - 66 F</p> <p>livebaseballscores.com</p> <p>AB 30 R 2 H 4 RBI 2 BB 4 SO 6 LOB 9</p> 								
Dave Henderson, R OBP: 0.259, SLG: 0.314 (1, 8)	G4-3			F9		F7		F9		4	0	0	0	0	3										
Ruben Sierra, S OBP: 0.304, SLG: 0.506 (1, 9)	K			G4-3		G4-3	BB 1B	G1-3		4	0	1	1	0	1										
Mark McGwire, R OBP: 0.424, SLG: 0.615 (1, 3)		K		G5-3		BB			K	3	0	0	0	1	2										
Troy Neel, L OBP: 0.304, SLG: 0.419 (1, 10)		F7			K	K			HR	4	1	1	1	0	2										
Terry Steinbach, R OBP: 0.300, SLG: 0.395 (1, 2)		S 1B			CS 1B		G5-3		P5	4	0	2	0	0	0										
Kevin Seltzer, R OBP: 0.257, SLG: 0.379 (1, 4)		F8			G1-3		G4-3		G6-3	4	0	0	0	0	2										
Dale Sveum, S OBP: 0.167, SLG: 0.130 (1, 5)			F8			L7	G3-1			3	0	0	0	0	0										
Mike Bordick, R OBP: 0.329, SLG: 0.292 (1, 6)			F9			BB 1B BB		G1-3		2	1	0	0	1	0										
Inning Stats	R: 0 E: 0 K: 1 S: 5	H: 0 LOB: 0 BB: 0 P: 5	R: 0 E: 0 K: 1 S: 6	H: 1 LOB: 1 BB: 0 P: 6	R: 0 E: 0 K: 1 S: 5	H: 0 LOB: 0 BB: 0 P: 5	R: 0 E: 0 K: 0 S: 3	H: 0 LOB: 0 BB: 0 P: 3	R: 0 E: 0 K: 1 S: 6	H: 1 LOB: 0 BB: 0 P: 11	R: 0 E: 0 K: 0 S: 4	H: 0 LOB: 0 BB: 0 P: 5	R: 0 E: 0 K: 0 S: 5	H: 0 LOB: 1 BB: 1 P: 10	R: 1 E: 0 K: 1 S: 10	H: 1 LOB: 0 BB: 0 P: 15	1B: 3 2B: 0 3B: 0 HR: 1	SF: 0 SAC: 0 DP: 0 HBP: 0	WP: 0 PB: 0 SB: 1 CS: 1	PA: 34					
PITCHER	IP	WLS	BF	H	R	ER	SO	BB	IBB	HBP	BLK	WP	HR	S	P	ERA	WHIP								
Bob Wickman, R ERA: 3.67 (1, 1)	8.0	W	30	3	1	1	5	4	0	0	0	0	0	43	68	1.12	0.875								
Steve Farr, R ERA: 6.75 (9, 1)	1.0	S	4	1	1	1	1	0	0	0	0	0	1	10	15	9.00	1.000								

Batter	1	2	3	4	5	6	7	8	9	AB	R	H	RBI	BB	SO	LOB	BOTTOM								
Bernie Williams, S OBP: 0.372, SLG: 0.437 (1, 8)	G4-3		F7		1B BB		L8			3	0	0	0	1	0	1	<p>Oakland Athletics @ New York Yankees Yankee Stadium, Bronx, NY Tue May 04 1993, 7:05 PM EDT Att: 14,467 - Unknown - 66 F</p> <p>livebaseballscores.com</p> <p>AB 31 R 4 H 7 RBI 4 BB 4 SO 1 LOB 16</p> 								
Wade Boggs, L OBP: 0.376, SLG: 0.321 (1, 5)	G6-3		G6-3		L7			BB		3	0	0	0	1	0	1									
Don Mattingly, L OBP: 0.325, SLG: 0.352 (1, 3)		HR		HR 1B	1B		L7			4	2	3	1	0	0	2									
Danny Tartabull, R OBP: 0.364, SLG: 0.447 (1, 9)	G4-3			HR BB	F8			G5-3		3	1	0	0	1	0	2									
Paul O'Neill, L OBP: 0.333, SLG: 0.429 (1, 7)		F7		F8		G4-3		2B		4	0	1	0	0	0	2									
Matt Nokes, L OBP: 0.241, SLG: 0.304 (1, 2)		1B		F8		F8		IBB		3	0	1	0	1	0	2									
Kevin Maas, L OBP: 0.311, SLG: 0.377 (1, 10)		F8		HR		P3		K		4	1	1	3	0	1	3									
Spike Owen, S OBP: 0.367, SLG: 0.325 (1, 6)		F9			P6		P5	L3		4	0	0	0	0	0	3									
Pat Kelly, R OBP: 0.281, SLG: 0.386 (1, 4)			G6-3		P4			2B		3	0	1	0	0	0	0									
Inning Stats	R: 1 E: 0 K: 0 S: 4	H: 1 LOB: 0 BB: 0 P: 5	R: 0 E: 0 K: 0 S: 4	H: 1 LOB: 1 BB: 0 P: 4	R: 0 E: 0 K: 0 S: 3	H: 0 LOB: 0 BB: 0 P: 3	R: 3 E: 0 K: 0 S: 5	H: 2 LOB: 0 BB: 1 P: 9	R: 0 E: 0 K: 0 S: 11	H: 1 LOB: 2 BB: 1 P: 20	R: 0 E: 0 K: 0 S: 6	H: 0 LOB: 0 BB: 0 P: 9	R: 0 E: 0 K: 0 S: 8	H: 1 LOB: 2 BB: 1 P: 16	R: 0 E: 0 K: 1 S: 10	H: 1 LOB: 2 BB: 1 P: 20	1B: 3 2B: 2 3B: 0 HR: 2	SF: 0 SAC: 0 DP: 0 HBP: 0	WP: 0 PB: 0 SB: 0 CS: 0	PA: 35					
PITCHER	IP	WLS	BF	H	R	ER	SO	BB	IBB	HBP	BLK	WP	HR	S	P	ERA	WHIP								
Shawn Hillegas, R ERA: 5.89 (1, 1)	6.1	L	27	6	4	4	0	2	0	0	0	0	0	35	54	5.68	1.263								
Mike Mohler, L ERA: 7.39 (7, 1)	0.2		3	0	0	0	0	1	0	0	0	0	0	6	12	0.00	1.500								
Joe Boever, R ERA: 2.76 (8, 1)	1.0		5	1	0	0	1	0	1	0	0	0	0	10	20	0.00	1.000								

Batter	1	2	3	4	5	6	7	8	9	AB	R	H	RBI	BB	SO	LOB	TOP								
Luis Polonia, L OBP: 0.327, SLG: 0.389 (1, 7)	1-2 G3-6 1B	4-1 FC6-4 BB			1-0 SH G4-3 1B	1-2 CS	0-2 F8		0-0 FC6 FC5-4	3	0	1	0	1	0	2									
Chad Curtis, R OBP: 0.347, SLG: 0.296 (1, 8)	0-1 G3-6	0-0 FC6-4			1-0 G4-3 1B		3-2 G3-1		0-1 SF8	4	0	1	1	0	0	2									
J.T. Snow, L OBP: 0.323, SLG: 0.558 (1, 3)	4-1 BB			1-0 F7		1-0 SF7		2-1 L8		3	0	0	1	1	0	1									
Chili Davis, S OBP: 0.286, SLG: 0.329 (1, 10)	0-3 K			0-3 K		0-3 G4-3		0-0 G4-3		4	0	0	0	0	2	3									
Tim Salmon, R OBP: 0.393, SLG: 0.493 (1, 9)		2-3 K		3-3 K		4-0 BB		0-3 K		3	0	0	0	1	3	0									
Greg Myers, L OBP: 0.225, SLG: 0.395 (1, 2)		1-3 K			0-1 F8	1-1 F8		1-0 HR		4	1	1	1	0	1	3									
Rene Gonzales, R OBP: 0.372, SLG: 0.296 (1, 5)		4-1 1B HR BB			0-3 K		1-2 G6-3		0-0 G5-3	3	1	0	0	1	1	0									
Damon Easley, R OBP: 0.320, SLG: 0.451 (1, 4)		1-1 HR			1-2 P4		0-0 G6-3		2-1 FC6 1B SF8 1B	4	2	2	0	0	0	0									
Gary Disarcina, R OBP: 0.265, SLG: 0.370 (1, 6)		3-1 HR			4-0 1B SH SF7 BB		2-0 CS 1B		1-0 FC6 1B	3	2	3	3	1	0	0									
Inning Stats	R: 0 E: 0 K: 1 S: 9	H: 1 LOB: 1 BB: 1 P: 14	R: 3 E: 0 K: 2 S: 14	H: 2 LOB: 1 BB: 2 P: 29	R: 0 E: 0 K: 2 S: 7	H: 0 LOB: 0 BB: 0 P: 11	R: 0 E: 0 K: 1 S: 8	H: 0 LOB: 0 BB: 0 P: 9	R: 1 E: 0 K: 0 S: 8	H: 1 LOB: 3 BB: 2 P: 21	R: 0 E: 0 K: 0 S: 6	H: 1 LOB: 0 BB: 0 P: 11	R: 0 E: 0 K: 0 S: 9	H: 0 LOB: 0 BB: 0 P: 14	R: 1 E: 0 K: 1 S: 6	H: 1 LOB: 0 BB: 0 P: 7	R: 1 E: 0 K: 0 S: 8	H: 2 LOB: 1 BB: 0 P: 11	1B: 6 2B: 0 3B: 0 HR: 2	SF: 2 SAC: 1 DP: 1 HBP: 0	WP: 0 PB: 0 SB: 0 CS: 1	PA: 40			
PITCHER	IP	WLS	BF	H	R	ER	SO	BB	IBB	HBP	BLK	WP	HR	S	P	ERA	WHIP								
Melido Perez, R ERA: 3.0 (1, 1)	8.0	L	34	6	5	5	7	5	0	0	0	0	2	67	116	5.62	1.375								
Rich Monteleone, R ERA: 8.08 (9, 1)	0.2		4	2	1	1	0	0	0	0	0	0	0	7	9	13.50	3.000								
Neal Heaton, L ERA: 11.25 (9, 1)	0.1		1	0	0	0	0	0	0	0	0	0	0	1	2	0.00	0.000								

California Angels @ New York Yankees
Yankee Stadium, Bronx, NY
Wed May 05 1993, 7:05 PM EDT
Att: 13,047 - Unknown - 61 F

AB	31
R	6
H	8
RBI	6
BB	5
SO	7
LOB	11



Batter	1	2	3	4	5	6	7	8	9	AB	R	H	RBI	BB	SO	LOB	BOTTOM								
Bernie Williams, S OBP: 0.376, SLG: 0.429 (1, 8)	1-1 FC4-6 HBP		4-0 BB			2-3 K		1-1 G4-3		2	0	0	0	1	1	1									
Wade Boggs, L OBP: 0.373, SLG: 0.318 (1, 5)	2-0 FC4-6		1-0 K			2-2 G5-3		1-0 FC6-4 1B		4	0	1	1	0	1	2									
Don Mattingly, L OBP: 0.322, SLG: 0.349 (1, 3)	0-2 F9			1-1 G4-3		0-1 1B		2-2 F8		4	0	1	0	0	0	2									
Danny Tartabull, R OBP: 0.351, SLG: 0.427 (1, 9)	3-3 K			0-0 F8		0-0 P4		1-0 FC6-4		4	0	0	0	0	1	3									
Paul O'Neill, L OBP: 0.329, SLG: 0.418 (1, 7)		1-1 F8		0-0 F7		3-1 G3-1		0-0 G1-6-3 1B		4	0	1	0	0	0	0									
Matt Nokes, L OBP: 0.242, SLG: 0.317 (1, 2)	1-0 F7				0-0 2B	1-2 F9		1-2 G1-6-3		4	0	1	0	0	0	1									
Kevin Maas, L OBP: 0.323, SLG: 0.439 (1, 10)	2-2 CS 1B				2-0 F7	3-1 HR		1-2 F9		4	1	2	1	0	0	1									
Spike Owen, S OBP: 0.355, SLG: 0.313 (1, 6)	3-1 CS		1-0 G3		1-2 F8	0-1 G3-1				3	0	0	0	0	0	1									
Mike Gallego, R OBP: 0.464, SLG: 0.667 (1, 4)			0-0 G6-3		0-0 L9			1-1 G4-3 1B 2B		3	1	1	0	0	0	1									
Inning Stats	R: 0 E: 0 K: 1 S: 8	H: 0 LOB: 1 BB: 0 P: 14	R: 0 E: 0 K: 0 S: 7	H: 1 LOB: 0 BB: 0 P: 14	R: 0 E: 0 K: 1 S: 6	H: 0 LOB: 1 BB: 1 P: 13	R: 0 E: 0 K: 0 S: 4	H: 0 LOB: 0 BB: 0 P: 5	R: 0 E: 0 K: 0 S: 6	H: 1 LOB: 1 BB: 0 P: 9	R: 0 E: 0 K: 1 S: 9	H: 1 LOB: 0 BB: 0 P: 13	R: 1 E: 0 K: 0 S: 9	H: 1 LOB: 0 BB: 0 P: 16	R: 1 E: 0 K: 0 S: 9	H: 2 LOB: 1 BB: 0 P: 15	R: 0 E: 0 K: 0 S: 8	H: 1 LOB: 0 BB: 0 P: 10	1B: 4 2B: 2 3B: 0 HR: 1	SF: 0 SAC: 0 DP: 1 HBP: 1	WP: 0 PB: 0 SB: 0 CS: 1	PA: 35			
PITCHER	IP	WLS	BF	H	R	ER	SO	BB	IBB	HBP	BLK	WP	HR	S	P	ERA	WHIP								
John Farrell, R ERA: 5.67 (1, 1)	7.1	W	29	6	2	2	3	1	0	0	0	0	0	3	5	0.00	0.955								
Steve Frey, L ERA: 5.09 (8, 1)	0.1		1	0	0	0	0	0	0	0	0	0	0	3	5	0.00	0.000								
Julio Valera, R ERA: 5.74 (8, 1)	1.1	S	4	1	0	0	0	0	0	0	0	0	0	9	12	0.00	0.750								

California Angels @ New York Yankees
Yankee Stadium, Bronx, NY
Wed May 05 1993, 7:05 PM EDT
Att: 13,047 - Unknown - 61 F

AB	32
R	2
H	7
RBI	2
BB	1
SO	3
LOB	12



Batter	1	2	3	4	5	6	7	8	9	AB	R	H	RBI	BB	SO	LOB	TOP			
Luis Polonia, L (1, 7) OBP: 0.333, SLG: 0.388	1-0 G5-3 1B		4-1 BB		0-0 SH2-3 1-2		1-0 F7		1-2 F9	3	0	1	0	1	0	2				
Chad Curtis, R (1, 8) OBP: 0.333, SLG: 0.282	0-3 K		0-0 F8		2-2 F8			0-0 G1-3		4	0	0	0	0	1	3				
J.T. Snow, L (1, 3) OBP: 0.320, SLG: 0.539	1-0 G5-3		2-1 F7		2-3 K			4-1 HR BB		3	1	0	0	1	1	3				
Chili Davis, S (1, 10) OBP: 0.284, SLG: 0.365	3-2 F8		1-0 G3		0-0 F8			0-2 HR BB		4	1	1	2	0	0	2				
Tim Salmon, R (1, 9) OBP: 0.367, SLG: 0.468		1-3 K		1-3 K		2-1 G3		1-0 G1-3		4	0	0	0	0	2	0				
Rene Gonzales, R (1, 5) OBP: 0.378, SLG: 0.307	1-2 FC4-6 1B		3-2 1B		1-2 G6-3			2-2 G6-3		4	0	2	0	0	0	0				
Torey Lovullo, S (1, 4) OBP: 0.276, SLG: 0.346	2-2 FC4-6 2B		1-0 F9		2-0 F9			2-1 S 1B		4	1	1	0	0	0	2				
Gary Disarcina, R (1, 6) OBP: 0.264, SLG: 0.376	0-0 1-H 2B		3-2 F9		0-1 G5-3			3-1 G1-3		4	0	1	1	0	0	2				
John Orton, R (1, 2) OBP: 0.239, SLG: 0.391	3-2 L9				0-0 SH2-3 1B			3-2 1B		2	0	1	0	0	0	1				
Greg Myers, L (7, PH) OBP: 0.244, SLG: 0.410								1-0 G6-3		1	0	1	0	0	0	0				
Gary Gaetti, R (9, PH) OBP: 0.259, SLG: 0.250										1	0	0	0	0	0	1				
Ron Tingley, R (9, 2)										0	0	0	0	0	0	0				
Inning Stats	R: 0 E: 0 K: 1 S: 10	H: 1 LOB: 1 BB: 0 P: 15	R: 1 E: 0 K: 1 S: 15	H: 2 LOB: 1 BB: 0 P: 22	R: 0 E: 0 K: 0 S: 5	H: 0 LOB: 1 BB: 1 P: 12	R: 0 E: 0 K: 1 S: 12	H: 1 LOB: 1 BB: 0 P: 19	R: 0 E: 0 K: 0 S: 8	H: 0 LOB: 0 BB: 0 P: 9	R: 0 E: 0 K: 0 S: 7	H: 1 LOB: 1 BB: 0 P: 13	R: 2 E: 0 K: 0 S: 11	H: 1 LOB: 0 BB: 1 P: 18	R: 0 E: 0 K: 0 S: 9	H: 1 LOB: 1 BB: 0 P: 16	1B: 6 2B: 1 3B: 0 HR: 1	SF: 0 SAC: 1 DP: 0 HBP: 0	WP: 0 PB: 0 SB: 1 CS: 0	PA: 37
PITCHER	IP WLS BF H R ER SO BB IBB HBP BLK WP HR S P ERA WHIP																			
Mike Witt, R (1, 1) ERA: 3.5	7.0 28 6 1 1 4 1 0 0 0 0 0 63 102 1.29 1.000																			
Steve Howe, L (8, 1) ERA: 19.06	2.0 9 2 2 2 0 1 0 0 0 0 1 20 34 9.00 1.500																			

California Angels @ New York Yankees
Yankee Stadium, Bronx, NY
Thu May 06 1993, 3:33 AM EDT
Att: 20,024 - Sunny - 73 F

AB 34
R 3
H 8
RBI 3
BB 2
SO 4
LOB 16



Batter	1	2	3	4	5	6	7	8	9	AB	R	H	RBI	BB	SO	LOB	BOTTOM					
Bernie Williams, S (1, 8) OBP: 0.364, SLG: 0.413	2-2 G6-3		0-2 G1-3 1-2			0-1 G4-3 2-3		1-3 K		4	0	0	0	0	1	3						
Wade Boggs, L (1, 5) OBP: 0.368, SLG: 0.330	1-1 2B		2-1 F8			0-1 SF7 3-H 3-2		1-1 G4-3		3	0	1	1	0	0	1						
Don Mattingly, L (1, 10) OBP: 0.311, SLG: 0.336	1-3 K			0-2 G3				1-3 K		4	0	0	0	0	2	1						
Danny Tartabull, R (1, 9) OBP: 0.339, SLG: 0.409	1-3 K			3-3 K				1-3 K		4	0	0	0	0	3	1						
Paul O'Neill, L (1, 7) OBP: 0.329, SLG: 0.414		1-2 G5-6-3 1B		1-1 G4-3				0-1 F7		3	0	1	0	0	0	0						
Matt Nokes, L (1, 2) OBP: 0.231, SLG: 0.302		0-0 F7			1-0 P5			1-0 P4		3	0	0	0	0	0	1						
Kevin Maas, L (1, 3) OBP: 0.309, SLG: 0.417		2-1 G5-6-3 1-2			2-2 F7			3-2 F8		3	0	0	0	0	0	1						
Spike Owen, S (1, 6) OBP: 0.354, SLG: 0.314			0-2 F7			0-1 G3-1		1-2 1B		3	0	1	0	0	0	0						
Pat Kelly, R (1, 4) OBP: 0.293, SLG: 0.407				0-1 G1-3 1B		1-2 G4-3 SF7 2B		0-0 F9		3	1	2	0	0	0	1						
Inning Stats	R: 0 E: 0 K: 2 S: 13	H: 1 LOB: 0 BB: 0 P: 18	R: 0 E: 0 K: 0 S: 6	H: 1 LOB: 0 BB: 0 P: 9	R: 0 E: 0 K: 0 S: 11	H: 1 LOB: 1 BB: 0 P: 13	R: 0 E: 0 K: 1 S: 9	H: 0 LOB: 0 BB: 0 P: 13	R: 0 E: 0 K: 0 S: 6	H: 0 LOB: 0 BB: 0 P: 9	R: 1 E: 0 K: 0 S: 10	H: 1 LOB: 0 BB: 0 P: 14	R: 0 E: 0 K: 0 S: 4	H: 0 LOB: 0 BB: 0 P: 5	R: 0 E: 0 K: 1 S: 12	H: 1 LOB: 1 BB: 0 P: 17	R: 0 E: 0 K: 2 S: 8	H: 0 LOB: 0 BB: 0 P: 11	1B: 3 2B: 2 3B: 0 HR: 0	SF: 1 SAC: 0 DP: 1 HBP: 0	WP: 0 PB: 0 SB: 0 CS: 0	PA: 31
PITCHER	IP WLS BF H R ER SO BB IBB HBP BLK WP HR S P ERA WHIP																					
Scott Sanderson, R (1, 1) ERA: 2.79	8.0 28 5 1 1 4 0 0 0 0 0 0 71 98 1.12 0.625																					
Steve Frey, L (9, 1) ERA: 4.26	1.0 3 0 0 0 2 0 0 0 0 0 0 8 11 0.00 0.000																					

California Angels @ New York Yankees
Yankee Stadium, Bronx, NY
Thu May 06 1993, 3:33 AM EDT
Att: 20,024 - Sunny - 73 F

AB 30
R 1
H 5
RBI 1
BB 0
SO 6
LOB 9



Batter	1	2	3	4	5	6	7	8	9	10	11	12	AB	R	H	RBI	BB	SO	LOB	TOP										
Bernie Williams, S (1.8) OBP: 0.356, SLG: 0.400	G6-3		G4-3		SAFE 1-0 1B	K			G5-3		G5-3		6	0	1	1	0	1	3											
Wade Boggs, L (1.5) OBP: 0.366, SLG: 0.330	F7		3H 1B		1-2 1B	F8		G6-3			G1-3		6	0	2	1	0	0	4											
Don Mattingly, L (1.3) OBP: 0.313, SLG: 0.331	G3-1		1-2 BB		G1-3						F8		5	0	1	0	1	1	3											
Danny Tartabull, R (1.9) OBP: 0.331, SLG: 0.388		F8	K			L8		K			F9		5	0	0	0	1	2	3											
Paul O'Neill, L (1.7) OBP: 0.329, SLG: 0.408	P4		G3			WP 2B		G6-3			1B		6	1	2	0	0	1	2											
Matt Nokes, L (1.2) OBP: 0.225, SLG: 0.290	F9		1-1 1B			E4 2B				G4-1		F7		6	1	1	0	0	1	3										
Kevin Maas, L (1.10) OBP: 0.329, SLG: 0.413			4-2 BB		L4-3	2B 1B					K		3	1	1	0	2	1	2											
Spike Owen, S (1.8) OBP: 0.356, SLG: 0.341		FC4-6 1B	G3-1			G3-1		1B 2B		G5-4-3		SH3-4 2B		5	2	2	2	0	2											
Pat Kelly, R (1.4) OBP: 0.313, SLG: 0.422		1-3 1B	1-1 1B			1-3 2H 3H		1B		B3		SH3-4		4	1	3	2	0	0											
Inning Stats	R: 0 E: 0 K: 10 S: 10	H: 0 LOB: 0 BB: 0 P: 17	R: 0 E: 0 K: 5 S: 5	H: 0 LOB: 0 BB: 11	R: 2 E: 0 K: 1 S: 16	H: 2 LOB: 2 BB: 2 P: 36	R: 0 E: 0 K: 0 S: 6	H: 1 LOB: 0 BB: 0 P: 9	R: 0 E: 0 K: 10 S: 10	H: 2 LOB: 2 BB: 13	R: 0 E: 0 K: 1 S: 7	H: 1 LOB: 0 BB: 0 P: 11	R: 0 E: 0 K: 1 S: 9	H: 1 LOB: 1 BB: 0 P: 13	R: 0 E: 0 K: 3 S: 8	H: 1 LOB: 1 BB: 0 P: 17	R: 0 E: 0 K: 0 S: 9	H: 1 LOB: 1 BB: 0 P: 14	R: 0 E: 0 K: 3 S: 12	H: 0 LOB: 1 BB: 18	1B: 11 2B: 3 3B: 0 HR: 0	SF: 0 SAC: 1 DP: 3 HBP: 0	WP: 1 PB: 0 SB: 1 CS: 0	PA: 51						
PITCHER	IP WLS BF H R ER SO BB IBB HBP BLK WP HR S P ERA WHIP													IP WLS BF H R ER SO BB IBB HBP BLK WP HR S P ERA WHIP																
Mike Moore, R (1.1) ERA: 0.14	5.1	26	7	6	5	1	0	0	0	0	0	0	0	0	9	12	0.00	3.000												
Dave Haas, R (6.1) ERA: 3.86	0.1	2	1	0	0	1	0	0	0	0	0	0	0	0	0	0	0.00	0.000												
Bill Krueger, L (6.1) ERA: 2.96	3.1	11	3	0	0	1	0	0	0	0	0	0	0	0	27	44	0.00	0.900												
Bob MacDonald, L (10.1) ERA: 2.63	3.0	W	12	2	0	0	4	1	0	0	0	0	0	0	29	49	0.00	1.000												
Bob MacDonald, L (12.1) ERA: 2.63	3.0	W	12	2	0	0	4	1	0	0	0	0	0	0	29	49	0.00	1.000												

New York Yankees @ Detroit Tigers
Tiger Stadium, Detroit, MI
Fri May 07 1993, 7:05 PM EDT
Att. 20,992 - Unknown - 68 F

AB	46
R	6
H	13
RBI	6
BB	4
SO	7
LOB	22



Batter	1	2	3	4	5	6	7	8	9	10	11	12	AB	R	H	RBI	BB	SO	LOB	BOTTOM									
Tony Phillips, S (1.4) OBP: 0.487, SLG: 0.430	K		G6-4-3			K		FC6-4 BB					4	0	1	0	2	2	1										
Alan Trammell, R (1.5) OBP: 0.319, SLG: 0.308	G6-3				FC6-4 1B			FC6-4 1B		L7		P4		5	1	1	0	1	0	4									
Travis Fryman, R (1.6) OBP: 0.416, SLG: 0.523	1B		FC6-4 WP		F9			1B HR BB			F9		BB WP 1B BB		4	2	1	0	2	0									
Cecil Fielder, R (1.10) OBP: 0.364, SLG: 0.389	K		P4		P4			P3			P3		1B BB IBB		5	0	0	0	1	2									
Rob Deer, R (1.9) OBP: 0.288, SLG: 0.468		G5-3		G5-3			HR 1B	HR 1B					1B BB		5	2	3	1	1	0									
Mickey Tettleton, S (1.3) OBP: 0.345, SLG: 0.483	F9					K		HR 1B			K		BB WP 1B BB		6	2	3	6	0	2									
Chad Kreuter, S (1.2) OBP: 0.513, SLG: 0.754							HR 1B	HR 1B					1B BB		4	0	1	0	1	2									
Gary Thurman, R (11. PR) OBP: 0.286, SLG: 0.250								G3							0	0	0	0	0	0									
Bob MacDonald, L (12.1) ERA: 2.63															0	0	0	0	0	0									
Mitt Cuyler, S (1.8) OBP: 0.311, SLG: 0.323															3	0	0	0	0	1									
Kirk Gibson, L (9. PH) OBP: 0.495, SLG: 0.616															2	0	0	0	0	2									
Skeeter Barnes, R (1.7) OBP: 0.333, SLG: 0.389															3	0	1	0	0	0									
Lou Whitaker, L (9. PH) OBP: 0.439, SLG: 0.500															2	0	0	0	0	1									
Inning Stats	R: 0 E: 0 K: 2 S: 11	H: 1 LOB: 1 BB: 0 P: 17	R: 0 E: 0 K: 1 S: 7	H: 0 LOB: 0 BB: 0	R: 0 E: 0 K: 1 S: 7	H: 1 LOB: 1 BB: 0 P: 12	R: 0 E: 0 K: 0 S: 6	H: 1 LOB: 0 BB: 0 P: 12	R: 0 E: 0 K: 1 S: 12	H: 0 LOB: 1 BB: 1 P: 20	R: 2 E: 0 K: 1 S: 10	H: 2 LOB: 0 BB: 0 P: 19	R: 4 E: 0 K: 1 S: 14	H: 2 LOB: 2 BB: 2 P: 28	R: 0 E: 0 K: 1 S: 10	H: 1 LOB: 1 BB: 0 P: 16	R: 0 E: 0 K: 1 S: 9	H: 1 LOB: 1 BB: 0 P: 16	R: 0 E: 0 K: 0 S: 10	H: 0 LOB: 2 BB: 3 P: 19	R: 1 E: 0 K: 0 S: 7	H: 1 LOB: 3 BB: 22	1B: 8 2B: 1 3B: 0 HR: 2	SF: 0 SAC: 0 DP: 1 HBP: 0	WP: 2 PB: 0 SB: 0 CS: 0	PA: 51			
PITCHER	IP WLS BF H R ER SO BB IBB HBP BLK WP HR S P ERA WHIP													IP WLS BF H R ER SO BB IBB HBP BLK WP HR S P ERA WHIP															
Jimmy Key, L (1.1) ERA: 1.34	7.0	27	6	2	2	7	1	0	0	0	1	1	62	102	2.57	1.000													
John Habyan, R (8.1) ERA: 5.27	1.0	7	2	4	4	1	2	0	0	0	0	1	14	28	36.00	4.000													
Rich Monteleone, R (9.1) ERA: 4.96	3.0	L	13	2	0	0	3	2	0	0	0	0	29	51	0.00	1.333													
Scott Kamieniecki, R (12.1) ERA: 3.27	0.0	L	4	1	1	1	0	2	1	0	0	1	0	7	22	∞	∞												

New York Yankees @ Detroit Tigers
Tiger Stadium, Detroit, MI
Fri May 07 1993, 7:05 PM EDT
Att. 20,992 - Unknown - 68 F

AB	43
R	7
H	11
RBI	7
BB	8
SO	11
LOB	18



Batter	1	2	3	4	5	6	7	8	9	10	11	AB	R	H	RBI	BB	SO	LOB	TOP																		
Bernie Williams, S OBP: 0.366, SLG: 0.405												G3-1	6	1	3	0	1	1	3																		
Wade Boggs, L OBP: 0.333, SLG: 0.333 Pat Kelly, R OBP: 0.309, SLG: 0.418																				5	1	2	0	0	2	1	1	0	0	0	0	1	2				
Don Mattingly, L OBP: 0.321, SLG: 0.347																					6	2	3	1	0	0	5										
Danny Tartabull, R OBP: 0.339, SLG: 0.423																					6	2	3	3	0	3	2										
Jim Leyritz, R OBP: 0.511, SLG: 0.821 Kevin Maas, L OBP: 0.312, SLG: 0.388																					1	1	1	1	0	0	0	0	0	0	0	0	0	0	0	0	0
Randy Velarde, R OBP: 0.420, SLG: 0.581 Paul O'Neill, L OBP: 0.326, SLG: 0.400																					1	1	0	0	1	0	2	4	1	1	0	0	0	0	0	0	0
Mike Stanley, R OBP: 0.320, SLG: 0.333 Matt Nokes, L OBP: 0.236, SLG: 0.343																					5	0	0	0	0	1	3	1	1	1	2	0	0	0	0	0	0
Spike Owen, S OBP: 0.374, SLG: 0.340																					3	0	1	1	3	0	0										
Mike Gallego, R OBP: 0.412, SLG: 0.552																					5	0	0	2	0	0	3										
Inning Stats	R: 6 E: 0 K: 1 S: 22	H: 6 LOB: 1 BB: 1 P: 37	R: 0 E: 0 K: 1 S: 13	H: 1 LOB: 2 BB: 0 P: 21	R: 0 E: 0 K: 0 S: 8	H: 0 LOB: 0 BB: 0 P: 10	R: 1 E: 0 K: 3 S: 15	H: 2 LOB: 1 BB: 0 P: 25	R: 0 E: 0 K: 0 S: 7	H: 0 LOB: 1 BB: 1 P: 12	R: 0 E: 0 K: 2 S: 10	H: 0 LOB: 0 BB: 0 P: 11	R: 0 E: 0 K: 0 S: 12	H: 2 LOB: 2 BB: 0 P: 19	R: 1 E: 0 K: 0 S: 7	H: 1 LOB: 0 BB: 0 P: 10	R: 0 E: 0 K: 1 S: 10	H: 1 LOB: 1 BB: 1 P: 16	R: 2 E: 1 K: 1 S: 12	H: 2 LOB: 2 BB: 1 P: 24	1B: 11 2B: 2 3B: 0 HR: 2	SF: 0 SAC: 0 DP: 0 HBP: 2	WP: 0 PB: 0 SB: 0 CS: 0	PA: 55													
PITCHER	IP: 6.0 WLS: 0 BF: 5 H: 5 R: 5 ER: 5 SO: 0 BB: 0 IBB: 0 HBP: 0 BLK: 0 WP: 0 HR: 0 S: 11 P: 18 ERA: 6.08 WHIP: 1.000	PITCHER	IP: 1.0 WLS: 1 BF: 7 H: 2 R: 2 ER: 2 SO: 1 BB: 1 IBB: 0 HBP: 0 BLK: 0 WP: 0 HR: 1 S: 12 P: 24 ERA: 7.71 WHIP: 3.000																																		

New York Yankees @ Detroit Tigers
Tiger Stadium, Detroit, MI
Sat May 08 1993, 7:05 PM EDT
Att: 27,350 - Unknown - 75 F

AB 48
R 10
H 15
RBI 10
BB 5
SO 10
LOB 22



Batter	1	2	3	4	5	6	7	8	9	10	11	AB	R	H	RBI	BB	SO	LOB	BOTTOM					
Tony Phillips, S OBP: 0.475, SLG: 0.432												4	3	2	0	2	0	5						
Alan Trammell, R OBP: 0.369, SLG: 0.422												6	2	4	3	0	1	0						
Travis Fryman, R OBP: 0.412, SLG: 0.504												4	0	0	0	2	0	3						
Cecil Fielder, R OBP: 0.354, SLG: 0.361												5	0	1	2	0	2	2						
Rob Deer, R OBP: 0.299, SLG: 0.456												5	1	1	1	1	3	3						
Mickey Tettleton, S OBP: 0.348, SLG: 0.473 Gary Thurman, R OBP: 0.296, SLG: 0.250												4	0	1	0	1	1	4						
Kirk Gibson, L OBP: 0.500, SLG: 0.616												0	0	0	0	1	0	0						
Chad Kreuter, S OBP: 0.500, SLG: 0.712												4	0	0	0	2	1	1						
Mitt Cuyler, S OBP: 0.316, SLG: 0.329 Lou Whitaker, L OBP: 0.434, SLG: 0.493												5	0	2	1	0	1	4						
Skeeter Barnes, R OBP: 0.365, SLG: 0.524												3	2	1	1	2	0	3						
Inning Stats	R: 1 E: 0 K: 3 S: 13	H: 2 LOB: 2 BB: 1 P: 25	R: 3 E: 0 K: 0 S: 20	H: 3 LOB: 0 BB: 0 P: 30	R: 1 E: 0 K: 0 S: 17	H: 0 LOB: 2 BB: 3 P: 31	R: 2 E: 0 K: 0 S: 12	H: 2 LOB: 1 BB: 2 P: 27	R: 1 E: 0 K: 0 S: 9	H: 2 LOB: 0 BB: 0 P: 15	R: 0 E: 0 K: 3 S: 11	H: 1 LOB: 2 BB: 1 P: 20	R: 0 E: 0 K: 0 S: 9	H: 0 LOB: 0 BB: 0 P: 13	R: 0 E: 0 K: 1 S: 14	H: 1 LOB: 3 BB: 2 P: 26	R: 0 E: 0 K: 1 S: 9	H: 1 LOB: 1 BB: 1 P: 16	R: 0 E: 0 K: 1 S: 10	H: 0 LOB: 1 BB: 1 P: 19	1B: 10 2B: 1 3B: 0 HR: 2	SF: 1 SAC: 0 DP: 1 HBP: 0	WP: 1 PB: 0 SB: 1 CS: 3	PA: 55
PITCHER	IP: 3.0 WLS: 0 BF: 21 H: 6 R: 7 ER: 7 SO: 2 BB: 6 IBB: 0 HBP: 0 BLK: 0 WP: 1 HR: 1 S: 54 P: 101 ERA: 21.00 WHIP: 4.000	PITCHER	IP: 4.1 WLS: 1 BF: 17 H: 2 R: 2 ER: 2 SO: 1 BB: 1 IBB: 0 HBP: 0 BLK: 0 WP: 0 HR: 0 S: 28 P: 47 ERA: 3.00 WHIP: 1.333																					

New York Yankees @ Detroit Tigers
Tiger Stadium, Detroit, MI
Sat May 08 1993, 7:05 PM EDT
Att: 27,350 - Unknown - 75 F

AB 41
R 8
H 12
RBI 8
BB 11
SO 9
LOB 26



Batter	1	2	3	4	5	6	7	8	9	AB	R	H	RBI	BB	SO	LOB	TOP				
Bernie Williams, S (1, 8) OBP: 0.358, SLG: 0.394	G3		K		L8			E8	K	6	1	1	1	0	2	4					
Wade Boggs, L (1, 5) OBP: 0.369, SLG: 0.337	E		G4-3		F8	G4-3		HR		5	1	2	2	0	0	3					
Don Mattingly, L (1, 10) OBP: 0.317, SLG: 0.364	L6			F7		G4-3	G3	HR		5	1	1	2	0	0	1					
Danny Tartabull, R (1, 9) OBP: 0.333, SLG: 0.407	K			G4-3		F9	WP	K		4	0	0	0	1	2	1					
Paul O'Neill, L (1, 7) OBP: 0.330, SLG: 0.400		G5-3		G4-3		2B	L8	P6		5	1	2	0	0	0	1					
Matt Nokes, L (1, 2) OBP: 0.243, SLG: 0.347		F8			2B	HR	1B			2	1	1	0	0	0	1					
Mike Stanley, R (6, PH) OBP: 0.356, SLG: 0.386						1B	2B		HBP	2	1	2	0	1	0	0					
Kevin Maas, L (1, 3) OBP: 0.243, SLG: 0.406		G5-3			HR	2B	1B			2	1	1	0	0	0	1					
Jim Leyritz, R (6, PH) OBP: 0.521, SLG: 0.800					HR	2B	1B	F7		1	1	0	0	1	0	2					
Spike Owen, S (1, 6) OBP: 0.384, SLG: 0.378		G4-3				HR	1B			4	3	2	4	1	0	3					
Pat Kelly, R (1, 4) OBP: 0.314, SLG: 0.417			G4-3		L7		1B	F8	F8	5	0	2	2	0	0	3					
Inning Stats	R: 0 E: 1 K: 1 S: 9	H: 1 LOB: 1 BB: 0 P: 13	R: 0 E: 0 K: 0 S: 6	H: 1 LOB: 1 BB: 0 P: 8	R: 0 E: 0 K: 1 S: 9	H: 1 LOB: 0 BB: 0 P: 14	R: 0 E: 0 K: 0 S: 5	H: 0 LOB: 0 BB: 0 P: 6	R: 3 E: 0 K: 0 S: 11	H: 3 LOB: 0 BB: 0 P: 17	R: 4 E: 0 K: 0 S: 11	H: 5 LOB: 2 BB: 1 P: 24	R: 0 E: 0 K: 0 S: 9	H: 0 LOB: 2 BB: 2 P: 22	R: 4 E: 1 K: 1 S: 12	H: 2 LOB: 0 BB: 1 P: 19	R: 0 E: 0 K: 1 S: 13	H: 1 LOB: 2 BB: 0 P: 21	1B: 10 2B: 2 3B: 0 HR: 2	SF: 0 SAC: 0 DP: 1 HBP: 1	WP: 1 PA: 46
PITCHER	IP	WLS	BF	H	R	ER	SO	BB	IBB	HBP	BLK	WP	HR	S	P	ERA	WHIP				
John Doherty, R (1, 1) ERA: 2.82	5.2	L	23	7	4	4	2	0	0	0	0	0	1	43	64	6.35	1.235				
Tom Bolton, L (6, 1) ERA: 8.1	0.0		3	2	0	0	0	0	1	0	0	0	0	2	8	∞	∞				
Mark Grater, R (6, 1) ERA: 3.86	1.1		8	2	3	3	0	2	0	0	0	1	0	15	32	20.25	3.000				
Dave Johnson, R (8, 1) ERA: 10.38	2.0		12	3	4	3	2	1	0	1	0	0	1	25	40	13.50	2.000				

New York Yankees @ Detroit Tigers
Tiger Stadium, Detroit, MI
Sun May 09, 1993, 3:33 AM EDT
Att: 23,964 - Sunny - 73 F

AB 41
R 11
H 14
RBI 11
BB 4
SO 4
LOB 20



Batter	1	2	3	4	5	6	7	8	9	AB	R	H	RBI	BB	SO	LOB	BOTTOM				
Tony Phillips, S (1, 9) OBP: 0.479, SLG: 0.425	G4-3					G5-3				2	0	0	0	3	0	0					
Lou Whitaker, L (1, 4) OBP: 0.405, SLG: 0.458	F8			F8			G3		F8	5	0	0	0	0	0	6					
Travis Fryman, R (1, 6) OBP: 0.404, SLG: 0.508	3B		K		F8		G5-3		K	5	1	1	0	0	2	1					
Cecil Fielder, R (1, 3) OBP: 0.364, SLG: 0.372	1B		G6-3		1B				K	5	0	3	1	0	1	1					
Kirk Gibson, L (1, 10) OBP: 0.500, SLG: 0.610	G6-3		S		1B		P6			4	1	2	0	0	0	2					
Mickey Tettleton, S (1, 2) OBP: 0.353, SLG: 0.468		K						G3		3	0	1	1	1	1	0					
Chad Kreuter, S (9, 2) OBP: 0.500, SLG: 0.712			CS		G6-4-3					0	0	0	0	0	0	0					
Alan Trammell, R (1, 7) OBP: 0.368, SLG: 0.429	1B		CS		G5-3		G6-4-3		FC3-6	4	0	2	0	0	0	3					
Scott Livingstone, L (1, 5) OBP: 0.375, SLG: 0.424	K							FC3-6		4	0	2	0	0	1	2					
Mitt Cuyler, S (1, 8) OBP: 0.313, SLG: 0.324	S							FC6		4	0	1	0	0	1	3					
Inning Stats	R: 1 E: 0 K: 0 S: 11	H: 2 LOB: 1 BB: 0 P: 17	R: 0 E: 0 K: 2 S: 19	H: 2 LOB: 3 BB: 1 P: 30	R: 1 E: 0 K: 1 S: 9	H: 2 LOB: 0 BB: 0 P: 15	R: 0 E: 0 K: 1 S: 8	H: 1 LOB: 2 BB: 1 P: 16	R: 0 E: 0 K: 0 S: 5	H: 2 LOB: 2 BB: 1 P: 10	R: 0 E: 0 K: 0 S: 8	H: 1 LOB: 0 BB: 0 P: 12	R: 0 E: 0 K: 0 S: 10	H: 1 LOB: 1 BB: 0 P: 15	R: 0 E: 0 K: 0 S: 8	H: 1 LOB: 1 BB: 0 P: 13	R: 0 E: 0 K: 2 S: 14	H: 0 LOB: 1 BB: 1 P: 21	1B: 10 2B: 1 3B: 1 HR: 0	SF: 0 SAC: 0 DP: 2 HBP: 0	WP: 0 PA: 41
PITCHER	IP	WLS	BF	H	R	ER	SO	BB	IBB	HBP	BLK	WP	HR	S	P	ERA	WHIP				
Bob Wickman, R (1, 1) ERA: 3.34	8.0	W	37	12	2	2	4	4	0	0	0	0	0	81	135	2.25	2.000				
Andy Cook, R (9, 1) ERA:	1.0		3	0	0	0	2	0	0	0	0	0	0	11	14	0.00	0.000				

New York Yankees @ Detroit Tigers
Tiger Stadium, Detroit, MI
Sun May 09, 1993, 3:33 AM EDT
Att: 23,964 - Sunny - 73 F

AB 36
R 2
H 12
RBI 2
BB 4
SO 6
LOB 18



Batter	1	2	3	4	5	6	7	8	9	AB	R	H	RBI	BB	SO	LOB	TOP					
Pat Listach, S OBP: 0.288, SLG: 0.245	G4-3		E3			F8		K		4	0	0	0	0	1	1	Milwaukee Brewers @ New York Yankees Yankee Stadium, Bronx, NY Tue May 11, 1993, 7:05 PM EDT Att: 15,267 - Unknown - 82 F					
Bill Spillers, L OBP: 0.294, SLG: 0.256	G1-3		FC3-6			G4-3		G6-3		4	0	0	0	0	2							
B.J. Surhoff, L OBP: 0.242, SLG: 0.185			F8			G4-3			F8	3	0	0	0	1	0							
Greg Vaughn, R OBP: 0.407, SLG: 0.535	K				G5-3				K	4	1	1	0	0	2							
Kevin Reimer, L OBP: 0.305, SLG: 0.494		K			K				L9	4	0	1	0	0	2							
Tom Brunansky, R OBP: 0.220, SLG: 0.213		K			K					3	0	0	0	0	3							
John Jaha, R OBP: 0.299, SLG: 0.253		G6-3			K					3	0	0	0	0	2							
Dave Nilsson, L OBP: 0.200, SLG: 0.250			L9		G3					3	0	0	0	0	1							
Matt Mieske, R OBP: 0.176, SLG: 0.353			FC3-6		G6-3			K		3	0	1	0	0	1							
Inning Stats	R: 0 E: 0 K: 1 S: 9	H: 0 LOB: 1 BB: 1 P: 17	R: 0 E: 0 K: 2 S: 8	H: 0 LOB: 0 BB: 0 P: 13	R: 0 E: 1 K: 0 S: 16	H: 1 LOB: 2 BB: 0 P: 26	R: 0 E: 0 K: 2 S: 9	H: 0 LOB: 0 BB: 0 P: 15	R: 0 E: 0 K: 1 S: 8	H: 0 LOB: 0 BB: 0 P: 12	R: 0 E: 0 K: 0 S: 7	H: 0 LOB: 0 BB: 0 P: 13	R: 1 E: 0 K: 2 S: 15	H: 2 LOB: 1 BB: 0 P: 22	R: 0 E: 0 K: 1 S: 8	H: 0 LOB: 0 BB: 0 P: 14	R: 0 E: 0 K: 1 S: 7	H: 0 LOB: 0 BB: 0 P: 9	1B: 2 2B: 1 3B: 0 HR: 0	SF: 0 SAC: 0 DP: 0 HBP: 0	WP: 0 PB: 1 CS: 0	PA: 32
PITCHER	IP	WLS	BF	H	R	ER	SO	BB	IBB	HBP	BLK	WP	HR	S	P	ERA	WHIP					
Mike Witt, R ERA: 2.52	(1, 1)	7.0	W	26	3	1	0	8	1	0	0	0	0	72	118	0.00	0.571					
John Habyan, R ERA: 4.0	(8, 1)	2.0		6	0	0	0	3	0	0	0	0	0	15	23	0.00	0.000					

Batter	1	2	3	4	5	6	7	8	9	AB	R	H	RBI	BB	SO	LOB	BOTTOM					
Bernie Williams, S OBP: 0.344, SLG: 0.375	F9	G4-3	K		G1-3			G4-3		5	0	0	0	0	1	3	Milwaukee Brewers @ New York Yankees Yankee Stadium, Bronx, NY Tue May 11, 1993, 7:05 PM EDT Att: 15,267 - Unknown - 82 F					
Wade Boggs, L OBP: 0.386, SLG: 0.352	1B					HBP		F8		4	1	3	0	1	0							
Don Mattingly, L OBP: 0.318, SLG: 0.358	2B	P4						F8		4	1	1	0	0	2							
Danny Tartabull, R OBP: 0.336, SLG: 0.409	2B	SF7			G6-3	L8				3	1	1	0	1	0							
Paul O'Neill, L OBP: 0.337, SLG: 0.416						L4		K		4	1	2	2	0	1							
Dion James, L OBP: 0.385, SLG: 0.417	SF7							F8		3	1	1	1	0	1							
Mike Stanley, R OBP: 0.377, SLG: 0.431									L9	3	0	2	2	1	0							
Spike Owen, S OBP: 0.367, SLG: 0.368	P4				G3			G4-3		4	0	0	0	0	4							
Mike Gallego, R OBP: 0.357, SLG: 0.444			L6					G6-3		3	0	0	0	1	1							
Inning Stats	R: 3 E: 0 K: 0 S: 13	H: 3 LOB: 2 BB: 2 P: 30	R: 0 E: 0 K: 0 S: 9	H: 1 LOB: 1 BB: 0 P: 15	R: 2 E: 0 K: 1 S: 14	H: 3 LOB: 2 BB: 1 P: 25	R: 0 E: 0 K: 0 S: 10	H: 0 LOB: 2 BB: 1 P: 21	R: 0 E: 0 K: 1 S: 10	H: 1 LOB: 1 BB: 0 P: 19	R: 0 E: 0 K: 2 S: 10	H: 2 LOB: 2 BB: 0 P: 16	R: 0 E: 0 K: 0 S: 7	H: 0 LOB: 0 BB: 0 P: 13	R: 0 E: 0 K: 0 S: 4	H: 0 LOB: 0 BB: 0 P: 5	1B: 7 2B: 3 3B: 0 HR: 0	SF: 1 SAC: 0 DP: 0 HBP: 1	WP: 1 PB: 0 CS: 0	PA: 39		
PITCHER	IP	WLS	BF	H	R	ER	SO	BB	IBB	HBP	BLK	WP	HR	S	P	ERA	WHIP					
Jaime Navarro, R ERA: 5.97	(1, 1)	2.2	L	18	7	5	5	0	3	0	0	0	0	33	65	16.88	3.750					
Graeme Lloyd, L ERA: 2.55	(3, 1)	1.1		6	0	0	0	1	1	0	1	0	0	13	26	0.00	0.750					
Josias Manzanillo, R ERA: 10.13	(5, 1)	2.0		9	3	0	0	3	0	0	0	0	1	0	20	35	0.00	1.500				
Ricky Bones, R ERA: 5.4	(7, 1)	2.0		6	0	0	0	0	0	0	0	0	0	11	18	0.00	0.000					

AB	31
R	1
H	3
RBI	0
BB	1
SO	11
LOB	10



AB	33
R	5
H	10
RBI	5
BB	4
SO	4
LOB	20



Batter	1	2	3	4	5	6	7	8	9	AB	R	H	RBI	BB	SO	LOB	TOP				
Pat Listach, S OBP: 0.287, SLG: 0.265	1-1 SF8 3B	2-3 K			0-2 G6-3		2-3 K			4	1	1	0	0	2	3					
Bill Doran, S OBP: 0.344, SLG: 0.308	1-1 SF8		3-2 P3		1-0 G6-3		1-2 2B			3	0	1	2	0	0	0					
Greg Vaughn, R OBP: 0.393, SLG: 0.515	1-0 F7		3-2 E6 F9 1B		2-1 F7		2-3 K			4	0	0	0	0	1	1					
Kevin Reimer, L OBP: 0.323, SLG: 0.505	2-2 1B		2-0 S 1B		2-0 CS 1B			1-1 P5		4	0	3	0	0	0	0					
Tom Brunansky, R OBP: 0.209, SLG: 0.203	1-3 K		3-0 F9		1-3 K			0-0 F9		4	0	0	0	0	2	4					
John Jaha, R OBP: 0.287, SLG: 0.242		2-2 G5-3	2-3 K		0-0 G5-3			2-2 G4-3		4	0	0	0	0	1	2					
B.J. Surhoff, L OBP: 0.263, SLG: 0.202		4-2 CS BB		0-0 P6			1-1 S G1-3 1B		1-0 G3-6-3 1B	3	1	2	0	1	0	0					
Matt Mieske, R OBP: 0.190, SLG: 0.476	1-2 HR		3-1 G5-3		0-2 G1-3			0-1 G3-6-3		4	1	1	1	0	0	2					
Joe Krnak, R OBP: 0.265, SLG: 0.244	0-1 S 1B		3-3 K		4-2 S 2B BB			1-2 G4-3		3	1	1	0	1	1	0					
Inning Stats	R: 1 H: 2 E: 0 K: 1 S: 11	H: 2 LOB: 1 BB: 0 P: 17	R: 1 H: 2 E: 0 K: 1 S: 15	H: 2 LOB: 1 BB: 1 P: 24	R: 0 H: 1 E: 1 K: 1 S: 13	H: 1 LOB: 2 BB: 0 P: 26	R: 0 H: 0 E: 0 K: 1 S: 6	H: 0 LOB: 0 BB: 0 P: 12	R: 0 H: 0 E: 0 K: 0 S: 6	H: 1 LOB: 1 BB: 0 P: 8	R: 2 H: 2 E: 0 K: 2 S: 18	H: 2 LOB: 1 BB: 1 P: 28	R: 0 H: 0 E: 0 K: 0 S: 6	H: 0 LOB: 0 BB: 0 P: 9	R: 0 H: 1 E: 0 K: 0 S: 6	H: 1 LOB: 0 BB: 0 P: 8	1B: 6 2B: 1 3B: 1 HR: 1	SF: 1 SAC: 0 DP: 1 HBP: 0	WP: 0 PB: 0 CS: 2	PA: 36	
PITCHER	IP WLS BF H R ER SO BB IBB HBP BLK WP HR S P ERA WHIP	IP WLS BF H R ER SO BB IBB HBP BLK WP HR S P ERA WHIP	IP WLS BF H R ER SO BB IBB HBP BLK WP HR S P ERA WHIP	IP WLS BF H R ER SO BB IBB HBP BLK WP HR S P ERA WHIP	IP WLS BF H R ER SO BB IBB HBP BLK WP HR S P ERA WHIP	IP WLS BF H R ER SO BB IBB HBP BLK WP HR S P ERA WHIP	IP WLS BF H R ER SO BB IBB HBP BLK WP HR S P ERA WHIP	IP WLS BF H R ER SO BB IBB HBP BLK WP HR S P ERA WHIP	IP WLS BF H R ER SO BB IBB HBP BLK WP HR S P ERA WHIP	IP WLS BF H R ER SO BB IBB HBP BLK WP HR S P ERA WHIP	IP WLS BF H R ER SO BB IBB HBP BLK WP HR S P ERA WHIP	IP WLS BF H R ER SO BB IBB HBP BLK WP HR S P ERA WHIP	IP WLS BF H R ER SO BB IBB HBP BLK WP HR S P ERA WHIP	IP WLS BF H R ER SO BB IBB HBP BLK WP HR S P ERA WHIP	IP WLS BF H R ER SO BB IBB HBP BLK WP HR S P ERA WHIP	IP WLS BF H R ER SO BB IBB HBP BLK WP HR S P ERA WHIP	IP WLS BF H R ER SO BB IBB HBP BLK WP HR S P ERA WHIP	IP WLS BF H R ER SO BB IBB HBP BLK WP HR S P ERA WHIP	IP WLS BF H R ER SO BB IBB HBP BLK WP HR S P ERA WHIP	IP WLS BF H R ER SO BB IBB HBP BLK WP HR S P ERA WHIP	IP WLS BF H R ER SO BB IBB HBP BLK WP HR S P ERA WHIP

Milwaukee Brewers @ New York Yankees
Yankee Stadium, Bronx, NY
Wed May 12 1993, 7:05 PM EDT
Att: 14,087 - Unknown - 80 F

AB 33
R 4
H 9
RBI 3
BB 2
SO 7
LOB 12



Batter	1	2	3	4	5	6	7	8	9	AB	R	H	RBI	BB	SO	LOB	BOTTOM				
Bernie Williams, S OBP: 0.342, SLG: 0.372	3-3 K		2-2 G4-3			0-1 G4-3 2B		0-0 G4-3		1	0	0	0	0	1	0					
Dion James, L OBP: 0.375, SLG: 0.467										3	0	1	0	0	0	1					
Wade Boggs, L OBP: 0.382, SLG: 0.342	4-2 G1-6-3 BB			1-2 G6-3		2-2 F8		2-2 G6-3		3	0	0	0	1	0	1					
Don Mattingly, L OBP: 0.322, SLG: 0.357	1-0 G1-6-3			1-1 FC6-4 1B		1-1 G4-3			4-0 2B BB	3	0	1	0	1	0	2					
Danny Tartabull, R OBP: 0.333, SLG: 0.412		2-0 L7		1-0 FC6-4		1-3 K			1-2 2B	4	0	1	0	0	1	2					
Paul O'Neill, L OBP: 0.337, SLG: 0.407		4-2 G4-6-3 BB		1-2 L7			1-1 F8		0-3 K	2	0	0	0	1	0	1					
Jim Levitz, R OBP: 0.472, SLG: 0.711									1-3 2B	1	0	0	0	0	1	2					
Matt Nokes, L OBP: 0.247, SLG: 0.347		2-0 G4-6-3			0-1 1B		0-0 F9		2-1 F8	3	0	1	0	0	0	1					
Mike Stanley, R OBP: 0.371, SLG: 0.423										1	0	0	0	0	0	2					
Kevin Maas, L OBP: 0.317, SLG: 0.444										3	1	1	1	0	1	1					
Randy Velarde, R OBP: 0.418, SLG: 0.543										1	0	0	0	0	0	2					
Spike Owen, S OBP: 0.366, SLG: 0.361				4-2 BB		2-2 L7		1-0 G3		2	0	0	0	1	0	1					
Mike Gallego, R OBP: 0.333, SLG: 0.410				3-1 F9		0-1 F9			3-2 G5-3	3	0	0	0	0	0	2					
Inning Stats	R: 0 H: 0 E: 0 K: 1 S: 7	H: 0 LOB: 0 BB: 1 P: 15	R: 0 H: 0 E: 0 K: 0 S: 4	H: 0 LOB: 0 BB: 1 P: 12	R: 0 H: 0 E: 0 K: 0 S: 11	H: 0 LOB: 1 BB: 1 P: 22	R: 0 H: 1 E: 0 K: 0 S: 9	H: 1 LOB: 0 BB: 0 P: 13	R: 0 H: 1 E: 0 K: 1 S: 10	H: 1 LOB: 1 BB: 0 P: 14	R: 1 H: 1 E: 0 K: 0 S: 5	H: 1 LOB: 0 BB: 0 P: 8	R: 0 H: 0 E: 0 K: 0 S: 8	H: 0 LOB: 0 BB: 0 P: 13	R: 0 H: 1 E: 0 K: 1 S: 14	H: 1 LOB: 2 BB: 1 P: 22	1B: 2 2B: 2 3B: 0 HR: 1	SF: 0 SAC: 0 DP: 2 HBP: 0	WP: 0 PB: 0 CS: 0	PA: 34	
PITCHER	IP WLS BF H R ER SO BB IBB HBP BLK WP HR S P ERA WHIP	IP WLS BF H R ER SO BB IBB HBP BLK WP HR S P ERA WHIP	IP WLS BF H R ER SO BB IBB HBP BLK WP HR S P ERA WHIP	IP WLS BF H R ER SO BB IBB HBP BLK WP HR S P ERA WHIP	IP WLS BF H R ER SO BB IBB HBP BLK WP HR S P ERA WHIP	IP WLS BF H R ER SO BB IBB HBP BLK WP HR S P ERA WHIP	IP WLS BF H R ER SO BB IBB HBP BLK WP HR S P ERA WHIP	IP WLS BF H R ER SO BB IBB HBP BLK WP HR S P ERA WHIP	IP WLS BF H R ER SO BB IBB HBP BLK WP HR S P ERA WHIP	IP WLS BF H R ER SO BB IBB HBP BLK WP HR S P ERA WHIP	IP WLS BF H R ER SO BB IBB HBP BLK WP HR S P ERA WHIP	IP WLS BF H R ER SO BB IBB HBP BLK WP HR S P ERA WHIP	IP WLS BF H R ER SO BB IBB HBP BLK WP HR S P ERA WHIP	IP WLS BF H R ER SO BB IBB HBP BLK WP HR S P ERA WHIP	IP WLS BF H R ER SO BB IBB HBP BLK WP HR S P ERA WHIP	IP WLS BF H R ER SO BB IBB HBP BLK WP HR S P ERA WHIP	IP WLS BF H R ER SO BB IBB HBP BLK WP HR S P ERA WHIP	IP WLS BF H R ER SO BB IBB HBP BLK WP HR S P ERA WHIP	IP WLS BF H R ER SO BB IBB HBP BLK WP HR S P ERA WHIP	IP WLS BF H R ER SO BB IBB HBP BLK WP HR S P ERA WHIP	IP WLS BF H R ER SO BB IBB HBP BLK WP HR S P ERA WHIP

Milwaukee Brewers @ New York Yankees
Yankee Stadium, Bronx, NY
Wed May 12 1993, 7:05 PM EDT
Att: 14,087 - Unknown - 80 F

AB 30
R 1
H 5
RBI 1
BB 4
SO 4
LOB 18



Batter	1	2	3	4	5	6	7	8	9	AB	R	H	RBI	BB	SO	LOB	TOP											
Pat Listach, S OBP: 0.295, SLG: 0.304	G6-3			HR		K		1B		4	1	2	2	0	1	0	Milwaukee Brewers @ New York Yankees Yankee Stadium, Bronx, NY Thu May 13 1993, 7:05 PM EDT Att: 14,124 - Unknown - 61 F											
Bill Doran, S OBP: 0.333, SLG: 0.333 John Jaha, R OBP: 0.287, SLG: 0.242	K			P4				G1-3		4	0	1	0	0	1	2												
Dickie Thon, R OBP: 0.359, SLG: 0.400	G1-3			FC5-4 BB				G6-3	F8	3	0	0	0	1	0	1												
Greg Vaughn, R OBP: 0.389, SLG: 0.505				FC5-4 CS				F7	K	4	0	1	0	0	1	2												
Kevin Reimer, L OBP: 0.311, SLG: 0.485	G6-3			CS	G5-3			G4-3	G1-3	4	0	0	0	0	2													
Tom Brunansky, R OBP: 0.202, SLG: 0.195	K				G6-3			B5-3		3	0	0	0	0	1	0												
B.J. Surhoff, L OBP: 0.255, SLG: 0.195				G6-3	G4-3			F9		3	0	0	0	0	0	0												
Matt Mieske, R OBP: 0.167, SLG: 0.417				G5-3		G5-3		E5 2B 1B		3	1	0	0	0	0	0												
Joe Krnak, R OBP: 0.269, SLG: 0.271				K		P4		1B 1-3 2B		3	0	1	0	0	1	0												
Inning Stats	R: 0 E: 0 K: 1 S: 5	H: 0 LOB: 0 BB: 0 P: 5	R: 0 E: 0 K: 1 S: 5	H: 1 LOB: 0 BB: 0 P: 5	R: 0 E: 0 K: 1 S: 5	H: 0 LOB: 0 BB: 1 P: 5	R: 1 E: 0 K: 0 S: 3	H: 1 LOB: 0 BB: 1 P: 7	R: 0 E: 0 K: 0 S: 3	H: 0 LOB: 0 BB: 0 P: 3	R: 0 E: 0 K: 1 S: 5	H: 0 LOB: 0 BB: 0 P: 5	R: 0 E: 0 K: 0 S: 4	H: 1 LOB: 1 BB: 0 P: 4	R: 1 E: 1 K: 0 S: 6	H: 2 LOB: 2 BB: 0 P: 6		R: 0 E: 0 K: 1 S: 5	H: 0 LOB: 0 BB: 0 P: 5	1B: 2 2B: 2 3B: 0 HR: 1	SF: 0 SAC: 0 DP: 1 HBP: 0	WP: 0 PB: 0 CS: 1	PA: 33					
PITCHER	IP	WLS	BF	H	R	ER	SO	BB	IBB	HBP	BLK	WP	HR	S	P	ERA	WHIP											
Jim Abbott, L ERA: 4.14	(1, 1)	8.0	W	29	5	2	1	4	1	0	0	0	0	1	36	40	1.12	0.750										
Steve Farr, R ERA: 5.11	(9, 1)	1.0	S	3	0	0	0	1	0	0	0	0	0	0	5	5	0.00	0.000										

Batter	1	2	3	4	5	6	7	8	9	AB	R	H	RBI	BB	SO	LOB	BOTTOM											
Dion James, L OBP: 0.391, SLG: 0.421	G5-4-3 1B			BB		F9		P4		4	0	1	0	1	0	4	Milwaukee Brewers @ New York Yankees Yankee Stadium, Bronx, NY Thu May 13 1993, 7:05 PM EDT Att: 14,124 - Unknown - 61 F											
Randy Velarde, R OBP: 0.407, SLG: 0.510	G5-4-3			G6-3		1B SF9 BB		L4		3	1	0	0	1	0	2												
Don Mattingly, L OBP: 0.320, SLG: 0.355 Jim Leyritz, R OBP: 0.482, SLG: 0.702	G1-3			G4-3		1B		1B BB		1	0	0	0	0	0	0												
Danny Tartabull, R OBP: 0.331, SLG: 0.405				K		SF9		1B BB		2	0	0	1	1	2	0												
Paul O'Neill, L OBP: 0.353, SLG: 0.426				G3 2B		G4-3		1B		3	0	2	0	1	0	1												
Kevin Maas, L OBP: 0.302, SLG: 0.421				G3		F9		F7		4	0	0	0	0	1	5												
Mike Stanley, R OBP: 0.364, SLG: 0.411				G4-3		1B S 1B		F9		4	1	1	0	0	1	4												
Spike Owen, S OBP: 0.370, SLG: 0.366				F9		F9 1B 1B		K		4	1	2	0	0	1	0												
Pat Kelly, R OBP: 0.300, SLG: 0.394				K		1B F9 1B		E5		4	1	1	1	0	1	1												
Inning Stats	R: 0 E: 0 K: 0 S: 3	H: 1 LOB: 0 BB: 0 P: 3	R: 0 E: 0 K: 1 S: 6	H: 1 LOB: 0 BB: 0 P: 6	R: 0 E: 0 K: 1 S: 5	H: 0 LOB: 1 BB: 1 P: 9	R: 0 E: 0 K: 1 S: 5	H: 0 LOB: 1 BB: 1 P: 9	R: 4 E: 0 K: 0 S: 7	H: 4 LOB: 1 BB: 1 P: 11	R: 0 E: 1 K: 0 S: 5	H: 1 LOB: 2 BB: 0 P: 5	R: 0 E: 0 K: 2 S: 8	H: 1 LOB: 3 BB: 2 P: 16	R: 0 E: 0 K: 1 S: 5	H: 0 LOB: 0 BB: 0 P: 5		1B: 7 2B: 1 3B: 0 HR: 0	SF: 1 SAC: 0 DP: 1 HBP: 0	WP: 0 PB: 0 CS: 0	PA: 37							
PITCHER	IP	WLS	BF	H	R	ER	SO	BB	IBB	HBP	BLK	WP	HR	S	P	ERA	WHIP											
21 Cal Eldred, R ERA: 4.31	(1, 1)	6.1	L	30	7	4	4	3	4	0	0	0	0	0	32	48	5.68	1.737										
Jim Austin, R ERA: 8.53	(7, 1)	0.0		1	0	0	0	0	1	0	0	0	0	0	4													
Graeme Lloyd, L ERA: 2.33	(7, 1)	1.2		6	1	0	0	3	0	0	0	0	0	12	12	0.00	0.600											



Batter	1	2	3	4	5	6	7	8	9	AB	R	H	RBI	BB	SO	LOB	TOP					
Devon White, S (1, 8) OBP: 0.372, SLG: 0.476										5	2	2	0	0	1	0	Toronto Blue Jays @ New York Yankees Yankee Stadium, Bronx, NY Fri May 14 1993, 7:05 PM EDT Att: 27,733 - Unknown					
Roberto Alomar, S (1, 4) OBP: 0.380, SLG: 0.357										4	2	2	1	1	0	0						
Paul Molitor, R (1, 3) OBP: 0.395, SLG: 0.450										5	1	3	2	0	0	1						
Joe Carter, R (1, 7) OBP: 0.354, SLG: 0.682										5	1	1	0	0	0	5						
John Olerud, L (1, 10) OBP: 0.486, SLG: 0.610										3	1	3	2	2	0	0						
Darin Jackson, R (1, 9) OBP: 0.270, SLG: 0.339										4	0	0	1	0	1	5						
Ed Sprague, R (1, 5) OBP: 0.254, SLG: 0.387										4	1	0	1	0	0	6						
Pat Borders, R (1, 2) OBP: 0.209, SLG: 0.288										4	0	0	0	0	0	1						
Alfredo Griffin, S (1, 6) OBP: 0.500, SLG: 0.333										4	0	0	0	0	0	1						
Inning Stats	R: 1 E: 0 K: 1 S: 12	H: 1 LOB: 0 BB: 1 P: 18	R: 0 E: 0 K: 0 S: 10	H: 1 LOB: 1 BB: 0 P: 16	R: 0 E: 0 K: 0 S: 7	H: 0 LOB: 0 BB: 0 P: 9	R: 0 E: 1 K: 1 S: 9	H: 0 LOB: 2 BB: 1 P: 17	R: 1 E: 0 K: 0 S: 9	H: 2 LOB: 1 BB: 0 P: 14	R: 2 E: 1 K: 0 S: 8	H: 2 LOB: 1 BB: 0 P: 11	R: 2 E: 0 K: 0 S: 11	H: 3 LOB: 2 BB: 1 P: 23	R: 0 E: 0 K: 0 S: 9	H: 0 LOB: 0 BB: 0 P: 13	R: 2 E: 0 K: 0 S: 9	H: 2 LOB: 0 BB: 0 P: 16	1B: 8 2B: 2 3B: 0 HR: 1	SF: 0 SAC: 1 DP: 1 HBP: 0	WP: 0 PB: 0 CS: 0	PA: 42
PITCHER	IP	WLS	BF	H	R	ER	SO	BB	IBB	HBP	BLK	WP	HR	S	P	ERA	WHIP					
Bob Wickman, R (1, 1) ERA: 3.95	6.0		30	9	6	5	2	1	1	0	0	0	0	61	97	7.50	1.667					
Rich Monteleone, R (7, 1) ERA: 5.14	3.0	L	12	2	2	2	0	0	1	0	0	0	1	23	40	6.00	0.667					

Batter	1	2	3	4	5	6	7	8	9	AB	R	H	RBI	BB	SO	LOB	BOTTOM					
Dion James, L (1, 8) OBP: 0.417, SLG: 0.429										2	0	1	2	1	0	0	Toronto Blue Jays @ New York Yankees Yankee Stadium, Bronx, NY Fri May 14 1993, 7:05 PM EDT Att: 27,733 - Unknown					
Mike Humphreys, R (7, PH) OBP: 0.250, SLG: 0.143										5	0	0	0	0	1	5						
Spike Owen, S (1, 6) OBP: 0.356, SLG: 0.350										4	0	0	0	1	0	2						
Wade Boggs, L (1, 5) OBP: 0.375, SLG: 0.330										4	0	0	0	1	0	2						
Danny Tartabull, R (1, 9) OBP: 0.327, SLG: 0.392										4	0	0	0	1	3	4						
Paul O'Neill, L (1, 7) OBP: 0.364, SLG: 0.429										4	0	2	0	1	1	0						
Jim Leyritz, R (1, 3) OBP: 0.475, SLG: 0.660										3	1	0	0	2	2	4						
Kevin Maas, L (1, 10) OBP: 0.297, SLG: 0.400										4	1	0	0	1	1	3						
Mike Stanley, R (1, 2) OBP: 0.380, SLG: 0.492										5	3	3	2	0	2	2						
Pat Kelly, R (1, 4) OBP: 0.301, SLG: 0.393										3	0	1	0	0	1	3						
Matt Nokes, L (8, PH) OBP: 0.256, SLG: 0.368										1	0	1	0	0	0	0						
Gerald Williams, R (8, PR) OBP: 0.256, SLG: 0.368										0	1	0	0	0	0	0						
Mike Gallego, R (9, 4) OBP: 0.333, SLG: 0.410										0	0	0	0	0	0	0						
Inning Stats	R: 0 E: 1 K: 1 S: 11	H: 0 LOB: 1 BB: 0 P: 21	R: 2 E: 0 K: 1 S: 14	H: 2 LOB: 2 BB: 2 P: 25	R: 0 E: 0 K: 2 S: 11	H: 0 LOB: 0 BB: 0 P: 17	R: 2 E: 0 K: 1 S: 12	H: 2 LOB: 1 BB: 1 P: 23	R: 0 E: 0 K: 0 S: 7	H: 1 LOB: 0 BB: 0 P: 15	R: 0 E: 0 K: 1 S: 11	H: 0 LOB: 1 BB: 1 P: 21	R: 0 E: 1 K: 0 S: 21	H: 1 LOB: 3 BB: 1 P: 36	R: 0 E: 0 K: 2 S: 17	H: 3 LOB: 3 BB: 1 P: 28	R: 0 E: 0 K: 3 S: 13	H: 0 LOB: 1 BB: 1 P: 20	1B: 6 2B: 2 3B: 0 HR: 1	SF: 0 SAC: 0 DP: 0 HBP: 0	WP: 2 PB: 1 CS: 1	PA: 45
PITCHER	IP	WLS	BF	H	R	ER	SO	BB	IBB	HBP	BLK	WP	HR	S	P	ERA	WHIP					
Juan Guzman, R (1, 1) ERA: 4.32	6.0		27	5	4	4	6	4	0	0	0	0	0	66	122	6.00	1.500					
Tony Castillo, L (7, 1) ERA: 1.69	0.2		3	0	0	0	0	0	0	0	0	0	0	15	23	0.00	0.000					
Woody Williams, R (7, 1) ERA: 27.0	0.2		6	3	2	2	0	1	0	0	0	0	0	14	25	27.00	6.000					
Duane Ward, R (8, 1) ERA: 3.07	1.2	W	8	1	0	0	5	1	1	0	0	0	0	22	36	0.00	1.200					

AB	38
R	8
H	11
RBI	7
BB	3
SO	2
LOB	19



AB	37
R	6
H	9
RBI	6
BB	7
SO	11
LOB	23



Batter	1	2	3	4	5	6	7	8	9	AB	R	H	RBI	BB	SO	LOB	TOP										
Devon White, S (1, 8) OBP: 0.368, SLG: 0.468	G1-3		K					G3		4	0	1	0	0	1	0	Toronto Blue Jays @ New York Yankees Yankee Stadium, Bronx, NY Sat May 15, 1993, 3:33 AM EDT Att: 31,372 - Sunny - 72 F										
Roberto Alomar, S (1, 4) OBP: 0.377, SLG: 0.376	G3			HR				F7		4	1	1	1	0	0	2											
Paul Molitor, R (1, 10) OBP: 0.385, SLG: 0.438	L5			G6-3				P3		4	0	0	0	0	0	0											
Joe Carter, R (1, 7) OBP: 0.345, SLG: 0.662		P3		G6-3				K		4	0	0	0	0	1	0											
John Olerud, L (1, 3) OBP: 0.486, SLG: 0.615	G3							1B		4	1	2	0	0	0	0											
Ed Sprague, R (1, 5) OBP: 0.261, SLG: 0.391	G4-3			F8				1B		4	0	2	0	0	0	1											
Darnell Coles, R (1, 9) OBP: 0.396, SLG: 0.419			F8					F9		4	0	1	1	0	0	1											
Pat Borders, R (1, 2) OBP: 0.212, SLG: 0.316								F9		3	1	1	1	0	1	0											
Randy Knorr, R (8, 2) OBP: 0.105, SLG: 0.222										0	0	0	0	0	0	0											
Turner Ward, S (9, PH) OBP: 0.205, SLG: 0.317				HR						1	0	1	0	0	0	0											
Alfredo Griffin, S (1, 6) OBP: 0.417, SLG: 0.400	G1-3							F9		4	0	1	0	0	1	2											
Inning Stats	R: 0 E: 0 K: 0 S: 6	H: 0 LOB: 0 BB: 0 P: 8	R: 0 E: 0 K: 0 S: 8	H: 0 LOB: 0 BB: 0 P: 11	R: 1 E: 0 K: 1 S: 10	H: 1 LOB: 0 BB: 0 P: 18	R: 1 E: 0 K: 0 S: 13	H: 2 LOB: 1 BB: 0 P: 21	R: 0 E: 0 K: 1 S: 15	H: 2 LOB: 2 BB: 0 P: 19	R: 1 E: 0 K: 1 S: 9	H: 3 LOB: 2 BB: 0 P: 14	R: 0 E: 0 K: 1 S: 5	H: 0 LOB: 0 BB: 0 P: 7	R: 0 E: 0 K: 0 S: 9	H: 2 LOB: 2 BB: 0 P: 22	1B: 6 2B: 2 3B: 0 HR: 2	SF: 0 SAC: 0 DP: 0 HBP: 0	WP: 1 PB: 0 SB: 0 CS: 0	PA: 36							
PITCHER	IP	WLS	BF	H	R	ER	SO	BB	IBB	HBP	BLK	WP	HR	S	P	ERA	WHIP										
Melido Perez, R (1, 1) ERA: 2.74	8.0	W	31	8	3	3	4	0	0	0	0	0	2	75	109	3.38	1.000										
Steve Farr, R (9, 1) ERA: 4.73	1.0	S	5	2	0	0	0	0	0	0	0	1	0	14	22	0.00	2.000										

Batter	1	2	3	4	5	6	7	8	9	AB	R	H	RBI	BB	SO	LOB	BOTTOM										
Mike Humphreys, R (1, 9) OBP: 0.250, SLG: 0.111	K		SF8					L8		2	1	0	1	1	1	1	Toronto Blue Jays @ New York Yankees Yankee Stadium, Bronx, NY Sat May 15, 1993, 3:33 AM EDT Att: 31,372 - Sunny - 72 F										
Wade Boggs, L (1, 5) OBP: 0.394, SLG: 0.319	G4-3		K					F8		4	0	0	0	0	1	3											
Jim Leyritz, R (1, 3) OBP: 0.477, SLG: 0.642	F7							K		3	1	1	0	0	1	0											
Danny Tartabull, R (1, 10) OBP: 0.325, SLG: 0.383		G5-3						P2		3	0	0	0	1	1	2											
Mike Stanley, R (1, 2) OBP: 0.400, SLG: 0.508		F8						1B		4	1	3	2	0	0	0											
Randy Velarde, R (1, 7) OBP: 0.383, SLG: 0.490								1B		2	0	0	0	0	1	2											
Paul O'Neill, L (5, PH) OBP: 0.358, SLG: 0.420								F9		2	0	0	0	0	0	3											
Gerald Williams, R (1, 8) OBP: 0.358, SLG: 0.420								K		3	1	0	0	1	1	3											
Mike Gallego, R (1, 6) OBP: 0.388, SLG: 0.452								1B		3	0	3	1	1	0	0											
Pat Kelly, R (1, 4) OBP: 0.302, SLG: 0.385								1B		2	0	0	0	0	0	3											
Kevin Maas, L (8, PH) OBP: 0.293, SLG: 0.395								F8		1	0	0	0	0	0	2											
Spike Owen, S (9, 6) OBP: 0.356, SLG: 0.350										0	0	0	0	0	0	0											
Inning Stats	R: 0 E: 0 K: 1 S: 10	H: 0 LOB: 0 BB: 0 P: 16	R: 0 E: 0 K: 0 S: 5	H: 0 LOB: 0 BB: 0 P: 7	R: 1 E: 0 K: 1 S: 9	H: 0 LOB: 2 BB: 2 P: 21	R: 2 E: 0 K: 1 S: 14	H: 3 LOB: 2 BB: 1 P: 21	R: 1 E: 0 K: 1 S: 9	H: 1 LOB: 1 BB: 0 P: 9	R: 0 E: 0 K: 1 S: 8	H: 0 LOB: 0 BB: 0 P: 11	R: 0 E: 0 K: 1 S: 11	H: 2 LOB: 2 BB: 0 P: 13	1B: 7 2B: 1 3B: 0 HR: 0	SF: 1 SAC: 0 DP: 1 HBP: 2	WP: 0 PB: 0 SB: 1 CS: 1	PA: 36									
PITCHER	IP	WLS	BF	H	R	ER	SO	BB	IBB	HBP	BLK	WP	HR	S	P	ERA	WHIP										
Al Leiter, L (1, 1) ERA: 6.75	4.1	L	21	3	4	4	3	4	0	2	0	0	0	42	78	8.31	1.615										
Woody Williams, R (5, 1) ERA: 4.15	3.2		15	4	0	0	3	0	0	0	0	0	0	29	39	0.00	1.091										

Batter	1	2	3	4	5	6	7	8	9	AB	R	H	RBI	BB	SO	LOB	TOP								
Devon White, S OBP: 0.358, SLG: 0.478 (1, 8)	F8	HR	K			G1-3		G4-3	F8	6	1	1	3	0	1	3	Toronto Blue Jays @ New York Yankees Yankee Stadium, Bronx, NY Sun May 16 1993, 3:33 AM EDT Att: 31,583 - Sunny - 76 F								
Roberto Alomar, S OBP: 0.375, SLG: 0.365 (1, 4)	G1-3	G4-3 S BB			F8	F9		WP BB	F9	4	1	0	0	2	0	1									
Paul Molitor, R OBP: 0.401, SLG: 0.486 (1, 10)	HR	G4-3			HR BB			WP 1B		4	4	3	3	2	0	1									
Joe Carter, R OBP: 0.340, SLG: 0.667 Willie Canate, R (8, 7)	HR	F7			K			P5	K	5	1	1	1	0	2	2									
John Olerud, L OBP: 0.490, SLG: 0.635 (1, 3)	F7		1B BB		HR			G4-3	BB E BB	4	2	2	2	1	0	0									
Ed Sprague, R OBP: 0.285, SLG: 0.392 Darnell Coles, R OBP: 0.393, SLG: 0.413 (4, PH) (4, 5)		FC1-5 BB 1B	K		F9			1B	E5 BB	2	0	1	0	0	1	1									
Turner Ward, S OBP: 0.265, SLG: 0.326 (1, 9)		E BB	F8 1B BB		G3-1			1B	FC3-6 BB	2	1	1	0	3	0	0									
Randy Knorr, R OBP: 0.125, SLG: 0.217 (1, 2)		FC1-5 1B HR	1B HR		F9			K	FC3-6	5	1	1	1	0	1	6									
Alfredo Griffin, S OBP: 0.412, SLG: 0.400 (1, 6)	HR 1B		F8		G5-3			P3	BB 1B	5	1	2	0	0	0	4									
Inning Stats	R: 2 E: 0 K: 0 S: 11	H: 2 LOB: 0 BB: 0 P: 18	R: 4 E: 1 K: 0 S: 13	H: 3 LOB: 1 BB: 2 P: 25	R: 1 E: 0 K: 2 S: 12	H: 2 LOB: 2 BB: 1 P: 22	R: 2 E: 0 K: 1 S: 8	H: 1 LOB: 0 BB: 1 P: 16	R: 0 E: 0 K: 0 S: 6	H: 0 LOB: 0 BB: 0 P: 11	R: 1 E: 0 K: 1 S: 11	H: 1 LOB: 0 BB: 0 P: 18	R: 0 E: 0 K: 1 S: 11	H: 2 LOB: 2 BB: 0 P: 15	R: 2 E: 1 K: 0 S: 19	H: 1 LOB: 3 BB: 3 P: 37		R: 0 E: 0 K: 1 S: 10	H: 1 LOB: 2 BB: 1 P: 19	1B: 8 2B: 0 3B: 0 HR: 5	SF: 0 SAC: 0 DP: 0 HBP: 0	WP: 3 PB: 0 SB: 1 CS: 0	PA: 49		
PITCHER	IP	WLS	BF	H	R	ER	SO	BB	IBB	HBP	BLK	WP	HR	S	P	ERA	WHIP								
Mike Witt, R ERA: 4.1 (1, 1)	1.1	L	11	5	6	5	0	2	0	0	0	0	3	20	39	33.75	5.250								
Scott Kamieniecki, R ERA: 3.71 (2, 1)	3.2		16	3	3	3	3	2	0	0	0	0	1	30	53	7.36	1.364								
Neal Heaton, L ERA: 9.28 (6, 1)	2.0		9	3	1	1	2	0	0	0	0	0	1	22	33	4.50	1.500								
Andy Cook, R ERA: 6.0 (8, 1)	2.0		13	2	2	2	1	4	0	0	0	2	0	29	56	9.00	3.000								
Batter	1	2	3	4	5	6	7	8	9	AB	R	H	RBI	BB	SO	LOB	BOTTOM								
Dion James, L OBP: 0.414, SLG: 0.423 (1, 7)	G1-3 2B 1B		K			L1-3		G1		5	2	2	0	0	1	2	Toronto Blue Jays @ New York Yankees Yankee Stadium, Bronx, NY Sun May 16 1993, 3:33 AM EDT Att: 31,583 - Sunny - 76 F								
Spike Owen, S OBP: 0.358, SLG: 0.347 (1, 6)	G1-3		FC4-6 1B		P8				FC4 BB	4	0	1	0	1	1	2									
Wade Boggs, L OBP: 0.366, SLG: 0.325 (1, 5)	F7		FC4-6 1B 1-2		G3 HR BB			HR 2B	FC4 G4-3 1-2	4	2	1	0	1	0	3									
Paul O'Neill, L OBP: 0.360, SLG: 0.429 (1, 9)					G3			L1-3	G4-3	5	0	2	1	0	0	4									
Matt Nokes, L OBP: 0.265, SLG: 0.444 (1, 10)	F8		F8		HR			HR	G5-3	5	2	2	5	0	0	4									
Mike Stanley, R OBP: 0.380, SLG: 0.478 (1, 2)			K		G5-3			P4	G6-3	4	0	0	0	0	1	0									
Kevin Maas, L OBP: 0.302, SLG: 0.386 (1, 3)		P2			FC6 BB			G4-3		2	0	0	0	2	0	0									
Mike Gallego, R OBP: 0.396, SLG: 0.478 (1, 4)					F9			FC6-4 FC1-6	G3 1B	4	0	2	0	0	0	2									
Gerald Williams, R (1, 8)		G5-3			FC6			FC1-6	G3	4	0	0	0	0	0	4									
Inning Stats	R: 1 E: 0 K: 0 S: 11	H: 2 LOB: 1 BB: 0 P: 19	R: 0 E: 0 K: 1 S: 10	H: 1 LOB: 0 BB: 0 P: 18	R: 0 E: 0 K: 1 S: 11	H: 2 LOB: 1 BB: 0 P: 16	R: 0 E: 0 K: 0 S: 7	H: 0 LOB: 1 BB: 1 P: 12	R: 3 E: 0 K: 0 S: 11	H: 2 LOB: 0 BB: 1 P: 20	R: 0 E: 0 K: 0 S: 9	H: 0 LOB: 1 BB: 1 P: 20	R: 2 E: 0 K: 1 S: 12	H: 2 LOB: 0 BB: 0 P: 19	R: 0 E: 0 K: 0 S: 7	H: 1 LOB: 1 BB: 0 P: 9		R: 0 E: 1 K: 0 S: 9	H: 0 LOB: 1 BB: 1 P: 16	1B: 5 2B: 3 3B: 0 HR: 2	SF: 0 SAC: 0 DP: 0 HBP: 0	WP: 0 PB: 0 SB: 0 CS: 0	PA: 41		
PITCHER	IP	WLS	BF	H	R	ER	SO	BB	IBB	HBP	BLK	WP	HR	S	P	ERA	WHIP								
Todd Stottlemyre, R ERA: 4.8 (1, 1)	7.0	W	33	9	6	6	3	3	0	0	0	0	2	71	124	7.71	1.714								
Mike Timlin, R ERA: 4.42 (8, 1)	2.0		8	1	0	0	0	1	0	0	0	0	0	16	25	0.00	1.000								

Batter	1	2	3	4	5	6	7	8	9	AB	R	H	RBI	BB	SO	LOB	TOP										
Dion James, L (1, 8) OBP: 0.438, SLG: 0.552 Gerald Williams, R (5, FH) OBP: 0.182, SLG: 0.300	1-3 K	0-1 2B		1-0 1B	1-0 G5-3		0-1 FC6		1-0 F8	3	1	2	1	0	1	0											
Jim Leyritz, R (1, 3) OBP: 0.479, SLG: 0.678	1-0 1B	1-1 G6-3		0-1 G5-3		3-2 1B	2B FC6		1-2 HR	6	2	3	2	0	0	3											
Wade Boggs, L (1, 5) OBP: 0.373, SLG: 0.344 Randy Velarde, R (8, 5) OBP: 0.387, SLG: 0.481	2-2 1B	1-2 F7		1-1 F9	1-1 1B	1-2 G6-3	3-H 2B		0-3 K	5	1	3	1	0	0	3											
Danny Tartabull, R (1, 9) OBP: 0.331, SLG: 0.383 Mike Humphreys, R (9, 7) OBP: 0.250, SLG: 0.111	1-3 K		2-1 1B	1-2 1B		4-2 BB	1-3 K		1-3 K	5	0	2	0	1	3	4											
Paul O'Neill, L (1, 7) OBP: 0.353, SLG: 0.427	0-1 G1-3		1-3 K	0-1 F9		2-2 G6-3	1-2 2B			5	0	1	2	0	1	7											
Matt Nokes, L (1, 2) OBP: 0.273, SLG: 0.453		0-1 HR	1-0 1B	2-3 K			E6 2B			5	2	2	0	0	1	3											
Kevin Maas, L (1, 10) OBP: 0.307, SLG: 0.414		0-1 HR	1-3 K		4-2 BB	2-2 F8	2-1 F7			4	1	1	2	1	1	3											
Spike Owen, S (1, 6) OBP: 0.352, SLG: 0.341	0-1 F7	3-1 G4-3		0-0 F9		1-2 2B	0-0 G5-3			5	1	1	0	0	0	3											
Mike Gallego, R (1, 4) OBP: 0.431, SLG: 0.510	4-0 2B		1-2 3B	1-2 1B		4-2 BB	1-3 2B			3	2	2	1	2	0	0											
Inning Stats	R: 0 E: 0 K: 2 S: 14	H: 2 LOB: 2 BB: 0 P: 19	R: 2 E: 0 K: 0 S: 14	H: 3 LOB: 2 BB: 1 P: 20	R: 0 E: 0 K: 2 S: 11	H: 2 LOB: 2 BB: 0 P: 19	R: 2 E: 0 K: 1 S: 16	H: 4 LOB: 2 BB: 0 P: 24	R: 0 E: 0 K: 0 S: 8	H: 0 LOB: 1 BB: 2 P: 17	R: 0 E: 0 K: 0 S: 13	H: 1 LOB: 1 BB: 1 P: 23	R: 6 E: 1 K: 1 S: 24	H: 5 LOB: 1 BB: 0 P: 36	R: 0 E: 0 K: 0 S: 7	H: 0 LOB: 0 BB: 0 P: 12	R: 1 E: 0 K: 2 S: 12	H: 1 LOB: 0 BB: 0 P: 15	1B: 9 2B: 5 3B: 2 HR: 2	SF: 0 SAC: 0 DP: 2 HBP: 0	WP: 1 PB: 0 CS: 0	PA: 49					
PITCHER	IP	WLS	BF	H	R	ER	SO	BB	IBB	HBP	BLK	WP	HR	S	P	ERA	WHIP										
Kevin Tapani, R (1, 1) ERA: 6.11	4.1	L	27	11	4	4	5	3	0	0	0	0	1	62	97	8.31	3.231										
George Tsamis, L (5, 1) ERA: 5.25	2.0		8	2	2	2	0	1	0	0	0	0	0	21	36	9.00	1.500										
Carl Willis, R (7, 1) ERA: 67.5	0.1		6	4	4	3	1	0	0	0	0	1	0	16	24	81.00	12.000										
Mark Guthrie, L (7, 1) ERA: 5.09	1.1		4	0	0	0	0	0	0	0	0	0	0	8	13	0.00	0.000										
Mike Hartley, R (9, 1) ERA: 3.69	1.0		4	1	1	1	2	0	0	0	0	0	1	12	15	9.00	1.000										

New York Yankees @ Minnesota Twins
Hubert H. Humphrey Metrodome, Minneapolis, MN
Mon May 17 1993, 8:05 PM EDT
Att: 18,651 - Dome

AB 45
R 11
H 18
RBI 11
BB 4
SO 8
LOB 28





Batter	1	2	3	4	5	6	7	8	9	AB	R	H	RBI	BB	SO	LOB	BOTTOM										
Chuck Knoblauch, R (1, 4) OBP: 0.344, SLG: 0.288 Mike Pagliarulo, L (9, FH) OBP: 0.322, SLG: 0.488	2-3 K		2-1 G6-3		1-3 1B				0-1 HR	4	0	1	0	0	2	0											
Pedro Munoz, R (1, 7) OBP: 0.323, SLG: 0.446	2-3 K		2-3 K2-3		1-2 K				2-0 G6-3	5	0	0	0	0	3	2											
Kirby Puckett, R (1, 8) OBP: 0.354, SLG: 0.469	0-0 G5-3		2-2 L8		2-3 K					4	0	0	0	0	1	2											
Dave Winfield, R (1, 10) OBP: 0.328, SLG: 0.504		0-1 G4-3	1B FC5-4-4		1-0 2B				1-0 2B	4	2	3	0	0	0	0											
Brian Harper, R (1, 2) OBP: 0.365, SLG: 0.458 Jeff Reboulet, R (9, 6) OBP: 0.277, SLG: 0.194		0-2 G4-3	1B FC5-4		1-0 1B				0-2 2B	4	0	3	1	0	0	0											
Dave McCarty, R (1, 9) OBP: 0.250, SLG: 0.250		3-2 G4-3	1B FC5-4		2-0 1B				2-1 F8	4	0	1	0	0	0	5											
Gene Larkin, S (1, 3) OBP: 0.356, SLG: 0.347		0-0 FC6-5-4-5	1B		0-0 G4-3				0-1 G3	4	2	1	1	0	0	4											
Terry Jorgensen, R (1, 5) OBP: 0.245, SLG: 0.275 Randy Bush, L (9, FH) OBP: 0.286, SLG: 0.174		1-0 1B			2-3 K				2-1 G3	3	0	1	1	0	1	0											
Pat Meares, R (1, 6) OBP: 0.333, SLG: 0.360 Lenny Webster, R (9, 2) OBP: 0.185, SLG: 0.192		1-3 K			0-1 1B				2-0 F9	3	0	1	0	0	1	1											
Inning Stats	R: 0 E: 0 K: 2 S: 7	H: 0 LOB: 0 BB: 0 P: 11	R: 2 E: 0 K: 1 S: 14	H: 3 LOB: 1 BB: 0 P: 19	R: 0 E: 0 K: 1 S: 8	H: 0 LOB: 0 BB: 0 P: 14	R: 0 E: 0 K: 0 S: 5	H: 2 LOB: 1 BB: 0 P: 8	R: 0 E: 0 K: 3 S: 17	H: 2 LOB: 2 BB: 0 P: 27	R: 0 E: 0 K: 0 S: 8	H: 1 LOB: 1 BB: 0 P: 11	R: 0 E: 0 K: 1 S: 10	H: 0 LOB: 0 BB: 0 P: 19	R: 1 E: 0 K: 0 S: 10	H: 2 LOB: 1 BB: 0 P: 15	R: 2 E: 0 K: 0 S: 8	H: 2 LOB: 0 BB: 0 P: 14	1B: 9 2B: 2 3B: 0 HR: 1	SF: 0 SAC: 0 DP: 1 HBP: 0	WP: 0 PB: 0 CS: 0	PA: 38					
PITCHER	IP	WLS	BF	H	R	ER	SO	BB	IBB	HBP	BLK	WP	HR	S	P	ERA	WHIP										
Jimmy Key, L (1, 1) ERA: 1.87	7.0	W	28	8	2	2	8	0	0	0	0	0	0	69	109	2.57	1.143										
John Habyan, R (8, 1) ERA: 4.95	2.0		10	4	3	3	0	0	0	0	0	0	1	18	29	13.50	2.000										

New York Yankees @ Minnesota Twins
Hubert H. Humphrey Metrodome, Minneapolis, MN
Mon May 17 1993, 8:05 PM EDT
Att: 18,651 - Dome

AB 38
R 5
H 12
RBI 5
BB 0
SO 8
LOB 16



Batter	1	2	3	4	5	6	7	8	9	AB R H RBI BB SO LOB	TOP											
Dion James, L (1, 8) OBP: 0.425, SLG: 0.486 Gerald Williams, R (7, FR) OBP: 0.288, SLG: 0.462	3-2 1B HR HBP	2-0 L6		0-1 F8		0-3 K	4-0 1B BB		2-3 K	3 1 0 1 1 1 3 1 0 0 0 0 1 0	<p>New York Yankees @ Minnesota Twins Hubert H. Humphrey Metrodome, Minneapolis, MN</p> <p>Wed May 19 1993, 4:33 AM EDT Att: 30,024 - Dome</p> <p>livebaseballscorecards.com</p> <p>AB 40 R 11 H 15 RBI 11 BB 4 SO 6 LOB 20</p> 											
Wade Boggs, L (1, 5) OBP: 0.375, SLG: 0.343	0-0 HR	2-2 F7			1-2 1B SF7	3-2 F7	2-2 1B		1-2 G4-3	6 2 3 2 0 0 2												
Paul O'Neill, L (1, 7) OBP: 0.359, SLG: 0.454	0-0 F7	0-0 G3			1-1 1B		1-3 1B			5 1 2 0 0 0 5												
Danny Tartabull, R (1, 9) OBP: 0.337, SLG: 0.418	3-2 HR		0-1 F9		3-3 K		0-1 G3 2B	1-3 K		5 2 2 4 0 2 2												
Matt Nokes, L (1, 10) OBP: 0.269, SLG: 0.478	3-2 F8		0-0 G3		2-0 SF7		1-1 G3	3-2 HR		4 1 1 2 0 0 1												
Kevin Mages, L (1, 3) OBP: 0.315, SLG: 0.402 Jim Leyritz, R (7, PH) OBP: 0.462, SLG: 0.652	4-1 FC6-4 BB		3-1 F7		3-1 1B		0-0 G4-3 BB	1-1 1B		2 0 1 0 1 0 0 2 1 2 1 0 0 0												
Randy Velarde, R (1, 6) OBP: 0.358, SLG: 0.439	2-2 FC6-4			0-0 G6-3	1-3 K		1-0 G4-3	0-3 K		5 0 0 0 0 2 5												
Mike Stanley, R (1, 2) OBP: 0.395, SLG: 0.571		2-1 HR		0-1 1B		1-1 SH1 2B	4-1 BB 1B BB	2-2 F8		4 2 3 1 1 0 1												
Pat Kelly, R (1, 4) OBP: 0.308, SLG: 0.384		0-1 1B		0-1 F8		0-0 SH1	4-2 BB 1B BB		0-0 F8	3 1 1 0 1 0 1												
Inning Stats	R: 3 E: 0 K: 0 S: 17	H: 2 LOB: 1 BB: 1 P: 32	R: 1 E: 0 K: 0 S: 9	H: 2 LOB: 1 BB: 0 P: 15	R: 0 E: 0 K: 0 S: 5	H: 0 LOB: 0 BB: 0 P: 8	R: 0 E: 0 K: 0 S: 7	H: 1 LOB: 1 BB: 0 P: 7	R: 1 E: 0 K: 2 S: 15	H: 3 LOB: 2 BB: 0 P: 23		R: 0 E: 0 K: 1 S: 9	H: 1 LOB: 1 BB: 0 P: 13	R: 5 E: 0 K: 0 S: 15	H: 4 LOB: 2 BB: 3 P: 33	R: 1 E: 0 K: 2 S: 14	H: 2 LOB: 1 BB: 0 P: 21	R: 0 E: 0 K: 1 S: 7	H: 0 LOB: 0 BB: 0 P: 10	1B: 9 2B: 3 3B: 0 HR: 3	SF: 1 SAC: 1 DP: 0 HBP: 1	WP: 0 PB: 0 SB: 1 CS: 0
PITCHER	IP WLS BF H R ER SO BB IBB HBP BLK WP HR S P ERA WHIP											IP WLS BF H R ER SO BB IBB HBP BLK WP HR S P ERA WHIP										
Scott Erickson, R (1, 1) ERA: 6.59	6.0 L 31 11 7 7 3 1 0 1 0 0 0 2 65 102 10.50 2.000																					
George Tsamis, L (7, 1) ERA: 5.11	0.1 1 0 0 0 0 0 0 0 0 0 0 2 3 0.00 0.000																					
Carl Willis, R (7, 1) ERA: 54.0	0.2 7 2 3 3 0 3 0 0 0 0 0 10 26 40.50 7.500																					
Rick Aguilera, R (8, 1) ERA: 2.66	2.0 8 2 1 1 3 0 0 0 0 0 0 1 21 31 4.50 1.000																					

Batter	1	2	3	4	5	6	7	8	9	AB R H RBI BB SO LOB	BOTTOM											
Gene Larkin, S (1, 9) OBP: 0.355, SLG: 0.358	1-0 G5-4-3 BB 1B	0-1 G6-3		0-2 G1-3		2-1 G4-3		2-2 2B		5 0 2 1 0 0 1	<p>New York Yankees @ Minnesota Twins Hubert H. Humphrey Metrodome, Minneapolis, MN</p> <p>Wed May 19 1993, 4:33 AM EDT Att: 30,024 - Dome</p> <p>livebaseballscorecards.com</p> <p>AB 35 R 6 H 9 RBI 5 BB 6 SO 3 LOB 14</p> 											
Chuck Knoblauch, R (1, 4) OBP: 0.354, SLG: 0.295	4-2 G5-4-3 BB	4-0 BB E BB		0-0 G6-3		2-2 F9		0-2 G4-3		3 0 0 0 2 0 1												
Kirby Puckett, R (1, 8) OBP: 0.397, SLG: 0.456	1-0 G5-4-3	0-0 E6 BB		4-2 E BB		1-0 G6-3		1-0 P6		4 1 0 0 1 0 3												
Kent Hrbek, L (1, 3) OBP: 0.383, SLG: 0.490	4-0 BB	4-0 BB		4-1 E BB		0-1 G3		0-0 G3-1		2 1 0 0 3 0 0												
Dave Winfield, R (1, 10) OBP: 0.313, SLG: 0.481	1-3 K	0-0 F8		1-2 E BB		1-0 P2		2-3 K		5 0 1 2 0 2 5												
Dave McCarty, R (1, 7) OBP: 0.385, SLG: 0.385		2-2 1B 2B 1B		1-1 G4-3		0-1 P2				4 1 2 0 0 0 1												
Mike Pagliarulo, L (1, 5) OBP: 0.308, SLG: 0.465		0-0 F7		2-0 F7		2-3 K		0-0 F9		4 0 0 0 0 1 2												
Lenny Webster, R (1, 2) OBP: 0.258, SLG: 0.367		0-1 2B G6-3 1B		2-0 HR		1-2 G5-4-3 1B		1-1 F8		4 2 3 1 0 0 0												
Pat Meares, R (1, 6) OBP: 0.333, SLG: 0.367 Randy Bush, L (8, PH) OBP: 0.300, SLG: 0.167 Jeff Reboulet, R (9, 6) OBP: 0.277, SLG: 0.194		0-2 G6-3 E 2B		0-1 P4		1-1 G5-4-3		2-2 G3		3 1 1 1 0 0 1 1 0 0 0 0 0 0 0 0 0 0 0 0 0												
Inning Stats	R: 0 E: 0 K: 1 S: 9	H: 1 LOB: 2 BB: 2 P: 20	R: 3 E: 1 K: 0 S: 13	H: 3 LOB: 3 BB: 2 P: 23	R: 1 E: 0 K: 0 S: 6	H: 1 LOB: 0 BB: 0 P: 11	R: 2 E: 1 K: 0 S: 12	H: 1 LOB: 1 BB: 2 P: 21	R: 0 E: 0 K: 1 S: 8	H: 1 LOB: 0 BB: 0 P: 12		R: 0 E: 0 K: 0 S: 6	H: 0 LOB: 0 BB: 0 P: 11	R: 0 E: 0 K: 0 S: 6	H: 1 LOB: 1 BB: 0 P: 7	R: 0 E: 0 K: 0 S: 13	H: 1 LOB: 1 BB: 0 P: 18	R: 0 E: 0 K: 1 S: 5	H: 0 LOB: 0 BB: 0 P: 8	1B: 5 2B: 3 3B: 0 HR: 1	SF: 0 SAC: 0 DP: 2 HBP: 0	WP: 0 PB: 0 SB: 0 CS: 0
PITCHER	IP WLS BF H R ER SO BB IBB HBP BLK WP HR S P ERA WHIP											IP WLS BF H R ER SO BB IBB HBP BLK WP HR S P ERA WHIP										
Bob Wickman, R (1, 1) ERA: 4.63	3.2 6 6 0 0 2 0 0 0 0 0 0 1 39 74 12.27 3.273																					
Rich Monteleone, R (4, 1) ERA: 4.1	5.1 W 18 3 0 0 2 0 0 0 0 0 0 0 39 57 0.00 0.562																					

Batter	1	2	3	4	5	6	7	8	9	AB	R	H	RBI	BB	SO	LOB	TOP					
Dion James, L (1, 8) OBP: 0.429, SLG: 0.523 Gerald Williams, R (6, 8) OBP: 0.267, SLG: 0.429	1-2 G6-3 HR 1B	1-2 2B	0-0 G4-3			0-1 SAFE 2B 1B	0-2 SAFE G6-3			4	2	3	0	0	0	3						
Randy Velarde, R (1, 5) OBP: 0.375, SLG: 0.475	3-2 SAFE G6-3	1-2 HBP			0-3 K	1-1 G6-3 2B		0-0 WP 2B		4	1	2	2	0	1	1						
Wade Boggs, L (1, 10) OBP: 0.388, SLG: 0.352	4-2 SAFE HR BB	3-2 G4-3			1-2 G4-3	0-1 G6-3		1-3 K		4	1	0	1	1	1	3						
Danny Tartabull, R (1, 9) OBP: 0.346, SLG: 0.450	2-1 HR		3-3 K		4-1 BB	3-1 G6-3 2B		4-0 G4-6-3 IBB		3	1	2	3	2	1	0						
Paul O'Neill, L (1, 7) OBP: 0.365, SLG: 0.465	0-1 2B		1-1 G4-3		1-1 L5	2-2 G6-3		3-2 G4-6-3		5	0	1	0	0	0	4						
Matt Nokes, L (1, 2) OBP: 0.273, SLG: 0.463 Mike Stanley, R (6, PH) OBP: 0.394, SLG: 0.549	3-1 F8		1-1 BB BB 1B		2-2 G3-1	4-0 BB		0-0 G4-6-3 1B		3	1	1	0	0	0	1						
Kevin Maas, L (1, 3) OBP: 0.315, SLG: 0.394 Jim Leyritz, R (6, PH) OBP: 0.435, SLG: 0.603	2-3 K		4-1 BB BB BB		2-2 F7	0-3 K		0-1 G4-6-3		2	0	0	0	1	1	1						
Spike Owen, S (1, 6) OBP: 0.342, SLG: 0.333		0-0 G3	4-2 BB BB		0-0 L8			2-2 F7		4	0	0	0	1	1	0						
Mike Gallego, R (1, 4) OBP: 0.424, SLG: 0.473		3-2 G5-3	4-1 BB			4-2 1B 2B BB		1-0 G6-3 1B		2	1	1	1	2	0	0						
Inning Stats	R: 3 E: 0 K: 1 S: 22	H: 3 LOB: 1 BB: 1 P: 37	R: 0 E: 0 K: 0 S: 15	H: 1 LOB: 2 BB: 0 P: 23	R: 1 E: 0 K: 1 S: 15	H: 1 LOB: 3 BB: 3 P: 32	R: 0 E: 0 K: 1 S: 9	H: 0 LOB: 1 BB: 1 P: 15	R: 0 E: 0 K: 0 S: 7	H: 0 LOB: 0 BB: 0 P: 11	R: 3 E: 0 K: 1 S: 16	H: 3 LOB: 2 BB: 2 P: 28	R: 0 E: 0 K: 1 S: 7	H: 1 LOB: 0 BB: 0 P: 9	R: 0 E: 0 K: 1 S: 7	H: 1 LOB: 1 BB: 1 P: 15	R: 0 E: 0 K: 0 S: 7	H: 1 LOB: 0 BB: 0 P: 9	1B: 5 2B: 5 3B: 0 HR: 1	SF: 0 SAC: 0 DP: 3 HBP: 1	WP: 1 PB: 0 SB: 0 CS: 0	PA: 44
PITCHER	IP WLS BF H R ER SO BB IBB HBP BLK WP HR S P ERA WHIP	5.0 L 29 7 7 7 3 6 0 1 0 0 1 0 74 129 12.60 2.600	4.0 15 4 0 0 3 1 1 0 0 1 0 31 50 0.00 1.250	PITCHER										IP WLS BF H R ER SO BB IBB HBP BLK WP HR S P ERA WHIP								
Roger Clemens, R (1, 1) ERA: 3.08 Joe Hesketh, L (6, 1) ERA: 6.75																						

New York Yankees @ Boston Red Sox
Fenway Park, Boston, MA
Sat May 22 1993, 3:33 AM EDT
Att: 34,383 - Cloudy - 64 F

AB 35
R 7
H 11
RBI 7
BB 8
SO 6
LOB 17



Batter	1	2	3	4	5	6	7	8	9	AB	R	H	RBI	BB	SO	LOB	BOTTOM					
Scott Fletcher, R (1, 4) OBP: 0.368, SLG: 0.426	4-2 BB BB		3-1 S 1B		0-1 G1-3 G4-3 1B		1-1 E6 L5-3		1-1 G6-3	4	1	2	0	1	0	0						
Ernest Riles, L (1, 10) OBP: 0.308, SLG: 0.391	4-0 L3 BB		1-3 K		1-0 G4-3 G1-3 1B		3-2 L5-3		3-2 G3-1	4	0	1	0	1	1	2						
Carlos Quintana, R (1, 9) OBP: 0.381, SLG: 0.321	1-2 L3		3-1 P4		3-2 G1-3		4-2 BB		0-1 G4-3	4	0	0	0	1	0	5						
Mo Vaughn, L (1, 3) OBP: 0.391, SLG: 0.524	4-2 CS BB				4-0 1B BB		0-2 G4-3		2-2 F7	2	1	0	1	2	0	2						
Ivan Calderon, R (1, 7) OBP: 0.282, SLG: 0.336	2-0 CS		2-3 K		2-2 P3 F8		3-2 F8		1-0 1B 2B	4	1	1	0	0	1	2						
Billy Hatcher, R (1, 8) OBP: 0.336, SLG: 0.333		3-2 L6			1-0 1B 1B		1-2 1B		3-2 F7	4	0	2	0	0	0	1						
Scott Cooper, L (1, 5) OBP: 0.365, SLG: 0.392		4-1 BB			0-0 1B		0-1 F8		2-1 P5	3	0	1	1	1	0	2						
Bob Melvin, R (1, 2) OBP: 0.320, SLG: 0.333		1-3 K2-3			2-3 K		1-1 P3		2-1 FC6-4 1B	4	0	1	1	0	2	4						
John Valentin, R (1, 6) OBP: 0.265, SLG: 0.352			2-1 L6		3-1 P3		0-0 F9		0-1 FC6-4	4	0	0	0	0	0	4						
Inning Stats	R: 0 E: 0 K: 0 S: 7	H: 0 LOB: 1 BB: 3 P: 22	R: 0 E: 0 K: 2 S: 12	H: 0 LOB: 1 BB: 1 P: 22	R: 0 E: 0 K: 1 S: 9	H: 1 LOB: 0 BB: 0 P: 18	R: 1 E: 0 K: 1 S: 11	H: 2 LOB: 2 BB: 1 P: 23	R: 1 E: 0 K: 0 S: 13	H: 2 LOB: 1 BB: 0 P: 20	R: 0 E: 0 K: 0 S: 8	H: 1 LOB: 1 BB: 0 P: 10	R: 0 E: 1 K: 0 S: 11	H: 0 LOB: 1 BB: 1 P: 21	R: 1 E: 0 K: 0 S: 11	H: 2 LOB: 1 BB: 0 P: 19	R: 0 E: 0 K: 0 S: 8	H: 0 LOB: 0 BB: 0 P: 12	1B: 7 2B: 3 3B: 0 HR: 0	SF: 0 SAC: 0 DP: 2 HBP: 0	WP: 0 PB: 0 SB: 1 CS: 1	PA: 40
PITCHER	IP WLS BF H R ER SO BB IBB HBP BLK WP HR S P ERA WHIP	5.0 W 23 5 2 2 4 5 0 0 0 0 0 30 105 3.60 2.000	3.0 13 3 1 1 0 1 0 0 0 0 0 8 12 0.00 0.000	PITCHER										IP WLS BF H R ER SO BB IBB HBP BLK WP HR S P ERA WHIP								
Mike Witt, R (1, 1) ERA: 4.02 Scott Karmieniecki, R (6, 1) ERA: 3.64 John Habyan, R (9, 1) ERA: 4.71																						

New York Yankees @ Boston Red Sox
Fenway Park, Boston, MA
Sat May 22 1993, 3:33 AM EDT
Att: 34,383 - Cloudy - 64 F

AB 33
R 3
H 8
RBI 3
BB 6
SO 4
LOB 22



Batter	1	2	3	4	5	6	7	8	9	AB	R	H	RBI	BB	SO	LOB	TOP								
Dion James, L OBP: 0.396, SLG: 0.479 (1, 7)	G1-3		P6		G4-3		G4-3			4	0	0	1	0	0	1	New York Yankees @ Boston Red Sox Fenway Park, Boston, MA Sun May 23 1993, 7:05 PM EDT Att: 33,307 - Unknown - 71 F								
Jim Leyritz, R OBP: 0.438, SLG: 0.610 (1, 3)	F9				P3			G6-3		4	0	2	0	0	0	0									
Wade Boggs, L OBP: 0.385, SLG: 0.345 (1, 5)					G6-3		L8		F7	3	0	0	0	1	0	1									
Danny Tartabull, R OBP: 0.344, SLG: 0.441 (1, 10)	F9				K		K		FC5-4	3	0	0	0	1	2	2									
Paul O'Neill, L OBP: 0.371, SLG: 0.500 Randy Velarde, R OBP: 0.370, SLG: 0.468 (8, PH) (8, 7)	G6-3				2B		HR		FC5-4	3	1	2	1	0	0	2									
Mike Stanley, R OBP: 0.381, SLG: 0.529 Matt Nokes, L OBP: 0.270, SLG: 0.458 (9, PH) (1, 2)					K		K		F9	3	0	0	0	0	2	1									
Gerald Williams, R OBP: 0.263, SLG: 0.444 (1, 8)	G6-3				G4-3				K	4	0	1	0	0	1	1									
Spike Owen, S OBP: 0.340, SLG: 0.338 (1, 6)							G1-3		P5	4	1	1	0	0	2	1									
Pat Kelly, R OBP: 0.291, SLG: 0.361 (1, 4)					G4-3		G1-3			3	0	0	0	0	1	2									
Inning Stats	R: 0 E: 0 K: 0 S: 11	H: 1 LOB: 2 BB: 1 P: 18	R: 0 E: 0 K: 1 S: 10	H: 0 LOB: 0 BB: 0 P: 12	R: 0 E: 0 K: 0 S: 11	H: 1 LOB: 1 BB: 0 P: 19	R: 0 E: 0 K: 2 S: 13	H: 1 LOB: 1 BB: 0 P: 17	R: 1 E: 0 K: 0 S: 8	H: 1 LOB: 0 BB: 0 P: 9	R: 1 E: 0 K: 2 S: 11	H: 1 LOB: 1 BB: 0 P: 19	R: 0 E: 0 K: 2 S: 9	H: 1 LOB: 1 BB: 0 P: 14	R: 0 E: 0 K: 0 S: 7	H: 0 LOB: 1 BB: 1 P: 13		R: 0 E: 0 K: 1 S: 7	H: 0 LOB: 0 BB: 0 P: 10	1B: 1 2B: 4 3B: 0 HR: 1	SF: 0 SAC: 0 DP: 0 HBP: 0	WP: 0 PB: 0 SB: 0 CS: 0	PA: 35		
PITCHER	IP	WLS	BF	H	R	ER	SO	BB	IBB	HBP	BLK	WP	HR	S	P	ERA	WHIP								
Paul Quantrill, R ERA: 2.17 (1, 1)	6.0		25	6	2	2	5	1	0	0	0	0	1	65	95	3.00	1.167								
Greg Harris, R ERA: 2.01 (7, 1)	1.2	W	6	0	0	0	2	1	0	0	0	0	0	13	23	0.00	0.600								
Tony Fossas, L ERA: 2.57 (8, 1)	0.1		1	0	0	0	0	0	0	0	0	0	0	2	3	0.00	0.000								
Jeff Russell, R ERA: 1.93 (9, 1)	1.0	S	3	0	0	0	1	0	0	0	0	0	0	7	10	0.00	0.000								

Batter	1	2	3	4	5	6	7	8	9	AB	R	H	RBI	BB	SO	LOB	BOTTOM								
Scott Fletcher, R OBP: 0.355, SLG: 0.413 (1, 4)	K		SF8			G5-3		G3-1		3	0	0	1	0	1	0	New York Yankees @ Boston Red Sox Fenway Park, Boston, MA Sun May 23 1993, 7:05 PM EDT Att: 33,307 - Unknown - 71 F								
Billy Hatcher, R OBP: 0.340, SLG: 0.346 (1, 8)	G6-4-3		K			K		G6-3		4	1	2	0	0	2	1									
Carlos Quintana, R OBP: 0.371, SLG: 0.311 (1, 3)	G6-4-3				L8		K		G6-3	4	0	0	0	0	1	2									
Ivan Calderon, R OBP: 0.281, SLG: 0.342 (1, 9)			P9		F7		F8			4	0	1	1	0	0	0									
Mo Vaughn, L OBP: 0.400, SLG: 0.568 (1, 10)			K		HR		HR		2B	3	2	2	2	1	1	0									
John Valentin, R OBP: 0.285, SLG: 0.358 (1, 6)	G5-3				L9		E		F8	4	1	1	0	0	0	2									
Scott Cooper, L OBP: 0.365, SLG: 0.391 (1, 5)			G4-3		G1-3		E8			3	0	1	1	0	0	0									
Bob Zupcic, R OBP: 0.262, SLG: 0.255 (1, 7)			1B		P3		FC6-4		FC6-4	3	1	1	0	0	0	1									
Tony Peña, R OBP: 0.238, SLG: 0.242 (1, 2)					G6-3		FC6-4			3	0	1	0	0	0	1									
Inning Stats	R: 0 E: 0 K: 1 S: 5	H: 1 LOB: 0 BB: 0 P: 9	R: 0 E: 0 K: 1 S: 9	H: 0 LOB: 0 BB: 0 P: 17	R: 1 E: 0 K: 1 S: 9	H: 2 LOB: 1 BB: 0 P: 13	R: 1 E: 0 K: 0 S: 6	H: 1 LOB: 0 BB: 0 P: 12	R: 0 E: 0 K: 2 S: 7	H: 0 LOB: 0 BB: 0 P: 10	R: 2 E: 1 K: 0 S: 12	H: 3 LOB: 1 BB: 0 P: 22	R: 1 E: 0 K: 0 S: 10	H: 2 LOB: 2 BB: 1 P: 17	1B: 3 2B: 4 3B: 0 HR: 2	SF: 1 SAC: 0 DP: 1 HBP: 0		WP: 0 PB: 0 SB: 0 CS: 0	PA: 33						
PITCHER	IP	WLS	BF	H	R	ER	SO	BB	IBB	HBP	BLK	WP	HR	S	P	ERA	WHIP								
Jimmy Key, L ERA: 2.18 (1, 1)	7.0	L	27	7	4	4	5	0	0	0	0	0	2	54	92	5.14	1.000								
Rich Monteleone, R ERA: 4.28 (8, 1)	1.0		6	2	1	1	0	0	1	0	0	0	0	10	17	9.00	2.000								



Batter	1	2	3	4	5	6	7	8	9	AB	R	H	RBI	BB	SO	LOB	TOP					
Brady Anderson, L (1, 7) OBP: 0.322, SLG: 0.394	G5-3		G1-3 1B		1-1 1B 2B	K2-3		0-0 1B 3B		5	2	3	1	0	1	1	Baltimore Orioles @ New York Yankees Yankee Stadium, Bronx, NY Mon May 24 1993, 7:05 PM EDT Att: 15,473 - Unknown - 76 F					
Harold Reynolds, S (1, 4) OBP: 0.322, SLG: 0.290	G6-3		G1-3		2-2 P4			2-0 G4-3 1B		4	0	1	1	1	0	3						
Mark McLemore, S (1, 9) OBP: 0.356, SLG: 0.400	G5-3		F8		1-2 1B HR			2-3 K		5	1	1	2	0	1	4						
Cal Ripken Jr., R (1, 6) OBP: 0.323, SLG: 0.357		G4-3		0-1 2B 1B	P5			2-2 G4-3		5	1	2	1	0	0	2						
Leo Gomez, R (1, 5) OBP: 0.359, SLG: 0.496		F8		1-3 K	1-0 HR 1B			4-1 BLK BB		4	1	1	0	1	1	1						
Chris Hoiles, R (1, 2) OBP: 0.388, SLG: 0.500		1B		2-1 1B 2B	2-2 HR			1-3 K		5	1	3	3	0	1	1						
Sherman Obando, R (1, 10) Tim Hulett, R (9, PH) OBP: 0.362, SLG: 0.422		FC6-4 1B		0-0 1B	2-1 G1-3			2-0 G6-3		4	0	2	0	0	0	1						
David Segui, S (1, 3) OBP: 0.398, SLG: 0.425		FC6-4		1-1 1-2 1B 2B	0-0 1B 2B			4-2 SH5-3 BB		2	1	1	0	2	0	2						
Damon Buford, R (1, 8) OBP: 0.313, SLG: 0.357			G6-3		0-0 2B 1B			2-3 SH5-3 K		3	1	1	0	0	1	2						
Inning Stats	R: 0 E: 0 K: 0 S: 5	H: 0 LOB: 0 BB: 0 P: 7	R: 0 E: 0 K: 0 S: 10	H: 2 LOB: 2 BB: 0 P: 16	R: 0 E: 0 K: 0 S: 6	H: 1 LOB: 1 BB: 0 P: 9	R: 0 E: 0 K: 1 S: 8	H: 3 LOB: 2 BB: 0 P: 11	R: 6 E: 0 K: 0 S: 18	H: 6 LOB: 0 BB: 0 P: 27	R: 0 E: 0 K: 1 S: 11	H: 0 LOB: 2 BB: 2 P: 22	R: 1 E: 0 K: 2 S: 14	H: 1 LOB: 2 BB: 2 P: 28	R: 1 E: 0 K: 1 S: 14	H: 2 LOB: 0 BB: 0 P: 19	R: 0 E: 0 K: 0 S: 6	H: 0 LOB: 0 BB: 0 P: 11	1B: 9 2B: 3 3B: 1 HR: 2	SF: 0 SAC: 1 DP: 0 HBP: 0	WP: 0 PB: 0 SB: 0 CS: 0	PA: 43
PITCHER	IP	WLS	BF	H	R	ER	SO	BB	IBB	HBP	BLK	WP	HR	S	P	ERA	WHIP					
Jim Abbott, L (1, 1) ERA: 4.57	4.2		24	12	6	6	1	0	0	0	0	0	1	45	66	11.57	2.571					
Andy Cook, R (5, 1) ERA: 5.05	1.1	L	8	1	1	1	1	3	0	0	0	0	1	17	36	6.75	3.000					
John Habyan, R (7, 1) ERA: 4.5	3.0		11	2	1	1	3	0	1	0	1	0	0	30	48	3.00	0.667					

Batter	1	2	3	4	5	6	7	8	9	AB	R	H	RBI	BB	SO	LOB	BOTTOM					
Dion James, L (1, 8) OBP: 0.393, SLG: 0.490	PB G4-3 2B		P2		2-0 L9				0-3 K	3	1	1	0	0	0	0	Baltimore Orioles @ New York Yankees Yankee Stadium, Bronx, NY Mon May 24 1993, 7:05 PM EDT Att: 15,473 - Unknown - 76 F					
Gerald Williams, R (7, PH) OBP: 0.238, SLG: 0.400					2-2 F8					2	0	0	0	0	2	1						
Spike Owen, S (1, 6) OBP: 0.337, SLG: 0.342	F9		G4-3 2B		2-1 F8					4	0	1	0	0	0	1						
Wade Boggs, L (1, 5) OBP: 0.376, SLG: 0.336	G4-3		G4-3		2-2 G4-3					4	0	0	1	0	0	1						
Danny Tartabull, R (1, 9) OBP: 0.339, SLG: 0.432	G4-3		K		2-3 K					3	0	0	0	0	2	1						
Mike Humphreys, R (8, 7) OBP: 0.296, SLG: 0.273	G4-3				2-2 K					1	0	0	0	0	1	0						
Paul O'Neill, L (1, 7) OBP: 0.371, SLG: 0.496		P6		3-1 G3						3	1	1	0	0	0	0						
Randy Velarde, R (8, PH) OBP: 0.365, SLG: 0.460					2-2 2B 1B					1	0	0	0	0	0	0						
Matt Nokes, L (1, 10) OBP: 0.269, SLG: 0.460		P2		1-1 F8						4	1	1	1	0	1	0						
Mike Stanley, R (1, 2) OBP: 0.396, SLG: 0.540				2-2 G5-3						2	1	1	0	2	0	0						
Kevin Maas, L (1, 3) OBP: 0.330, SLG: 0.464					1-2 HR					3	2	2	4	1	0	1						
Pat Kelly, R (1, 4) OBP: 0.285, SLG: 0.352					0-1 B1-3					3	0	0	0	0	0	2						
Jim Leivritz, R (9, PH) OBP: 0.433, SLG: 0.603					1-2 P4					1	0	0	0	0	0	1						
Inning Stats	R: 1 E: 0 K: 0 S: 10	H: 1 LOB: 0 BB: 0 P: 17	R: 0 E: 0 K: 0 S: 10	H: 1 LOB: 2 BB: 1 P: 17	R: 0 E: 0 K: 1 S: 10	H: 1 LOB: 0 BB: 0 P: 17	R: 0 E: 0 K: 0 S: 7	H: 0 LOB: 0 BB: 0 P: 13	R: 1 E: 0 K: 1 S: 10	H: 1 LOB: 0 BB: 0 P: 15	R: 4 E: 0 K: 1 S: 16	H: 3 LOB: 0 BB: 1 P: 27	R: 0 E: 0 K: 1 S: 8	H: 0 LOB: 0 BB: 0 P: 13	R: 0 E: 0 K: 2 S: 10	H: 0 LOB: 0 BB: 0 P: 13	R: 0 E: 0 K: 1 S: 10	H: 0 LOB: 1 BB: 1 P: 15	1B: 1 2B: 4 3B: 0 HR: 2	SF: 0 SAC: 0 DP: 0 HBP: 0	WP: 0 PB: 1 SB: 0 CS: 0	PA: 37
PITCHER	IP	WLS	BF	H	R	ER	SO	BB	IBB	HBP	BLK	WP	HR	S	P	ERA	WHIP					
Rick Sutcliffe, R (1, 1) ERA: 4.81	6.0	W	27	7	6	5	2	2	0	0	0	0	0	18	63	7.50	1.500					
Jim Poole, L (7, 1) ERA: 1.75	2.0		6	0	0	0	3	0	0	0	0	0	0	18	26	0.00	0.000					
Gregg Olson, R (9, 1) ERA: 1.77	1.0	S	4	0	0	0	1	1	0	0	0	0	0	10	15	0.00	1.000					

AB	38
R	8
H	15
RBI	8
BB	4
SO	5
LOB	17

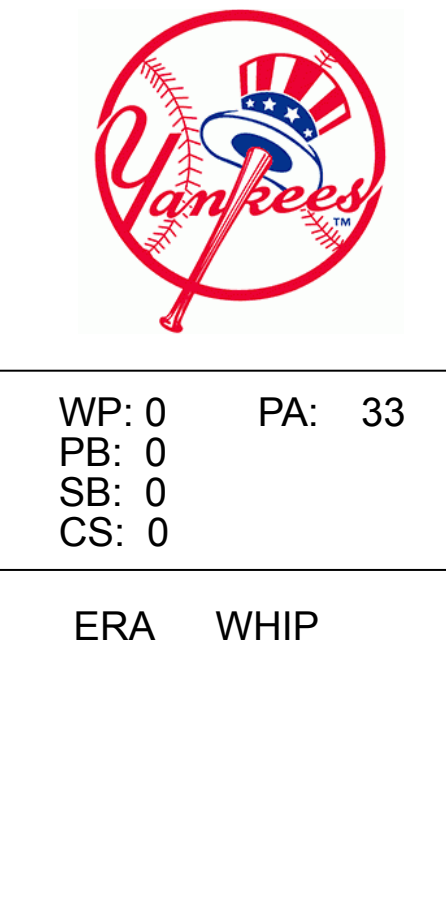


Batter	1	2	3	4	5	6	7	8	9	AB	R	H	RBI	BB	SO	LOB	TOP										
Brady Anderson, L (1, 7) OBP: 0.320, SLG: 0.391	2-2 G4-3		0-0 E1			2-1 F9		2-2 FC4		4	0	1	0	0	0	1	Baltimore Orioles @ New York Yankees Yankee Stadium, Bronx, NY Tue May 25 1993, 7:05 PM EDT Att: 15,062 - Unknown - 82 F										
Harold Reynolds, S (1, 4) OBP: 0.320, SLG: 0.284	4-1 FC4-6 BB		0-0 F7			1-0 G4-3		1-2 FC4		3	0	0	0	1	0	3											
Mark McLemore, S (1, 9) OBP: 0.347, SLG: 0.388	0-0 FC4-6		3-1 F7			3-3 K		0-0 G4-3		4	0	0	0	0	1	4											
Cal Ripken Jr., R (1, 6) OBP: 0.317, SLG: 0.349	1-0 P6			1-3 K			0-1 F7		3-2 F7	4	0	0	0	0	1	1											
Leo Gomez, R (1, 5) OBP: 0.356, SLG: 0.488		2-2 F7		0-0 G6-3			0-1 CS		3-3 K	4	0	1	0	0	1	0											
Chris Hoiles, R (1, 2) OBP: 0.392, SLG: 0.492		4-2 G4-6-3 BB		0-1 F9			3-1 1B		2-3 K	2	0	0	0	1	1	0											
Paul Carey, L (1, 10) OBP: 0.333, SLG: 0.333		1-0 G4-6-3			3-2 G3		1-0 1B			3	0	1	0	0	0	1											
David Segui, S (1, 3) OBP: 0.385, SLG: 0.408			1-1 F7		2-2 L3		3-2 G4-3			3	0	0	0	0	0	2											
Damon Buford, R (1, 8) OBP: 0.318, SLG: 0.351			4-2 BB		1-0 F8			2-3 K		1	0	0	0	1	0	0											
Mark Leonard, L (8, PH) OBP: 0.190, SLG: 0.133										1	0	0	0	0	1	0											
Inning Stats	R: 0 E: 0 K: 0 S: 6	H: 0 LOB: 1 BB: 1 P: 13	R: 0 E: 0 K: 0 S: 7	H: 0 LOB: 0 BB: 1 P: 14	R: 0 E: 1 K: 0 S: 8	H: 0 LOB: 2 BB: 1 P: 16	R: 0 E: 0 K: 1 S: 6	H: 0 LOB: 0 BB: 0 P: 7	R: 0 E: 0 K: 0 S: 8	H: 0 LOB: 0 BB: 0 P: 14	R: 0 E: 0 K: 1 S: 6	H: 0 LOB: 0 BB: 0 P: 12	R: 0 E: 0 K: 0 S: 10	H: 2 LOB: 2 BB: 0 P: 16	R: 0 E: 1 K: 1 S: 11	H: 1 LOB: 1 BB: 0 P: 16	R: 0 E: 0 K: 2 S: 12	H: 0 LOB: 0 BB: 0 P: 20	1B: 3 2B: 0 3B: 0 HR: 0	SF: 0 SAC: 0 DP: 1 HBP: 1	WP: 0 PB: 0 SB: 0 CS: 1	PA: 33					
PITCHER	IP	WLS	BF	H	R	ER	SO	BB	IBB	HBP	BLK	WP	HR	S	P	ERA	WHIP										
Bob Wickman, R (1, 1) ERA: 3.93	8.0	W	30	3	0	0	3	3	0	1	0	0	0	62	108	0.00	0.750										
Steve Farr, R (9, 1) ERA: 4.11	1.0	S	3	0	0	0	2	0	0	0	0	0	0	12	20	0.00	0.000										

Batter	1	2	3	4	5	6	7	8	9	AB	R	H	RBI	BB	SO	LOB	BOTTOM										
Mike Humphreys, R (1, 9) OBP: 0.235, SLG: 0.214	3-2 G6-3		0-1 G6-3			1-2 F9		1-2 1B		3	0	0	0	0	0	0	Baltimore Orioles @ New York Yankees Yankee Stadium, Bronx, NY Tue May 25 1993, 7:05 PM EDT Att: 15,062 - Unknown - 82 F										
Paul O'Neill, L (7, PH) OBP: 0.375, SLG: 0.500								1-2 1B		1	0	1	0	0	0	0											
Mike Gallego, R (1, 5) OBP: 0.428, SLG: 0.475	2-2 1B		2-2 G4-6-3 1B		3-2 F9		0-1 FC5			4	0	2	0	0	0	2											
Wade Boggs, L (1, 10) OBP: 0.379, SLG: 0.340	2-2 G6-4-3 1B		1-2 G4-6-3		3-1 G4-3		1-2 E		1-2 HBP	4	0	2	0	0	0	1											
Jim Leyritz, R (1, 3) OBP: 0.436, SLG: 0.593	1-1 G6-4-3			2-3 K		2-2 FC6-4 1B		1-2 HBP		3	0	1	0	0	1	2											
Mike Stanley, R (1, 2) OBP: 0.390, SLG: 0.538		1-1 G6-3		2-2 G3		1-2 F9		1-0 B2		4	0	1	0	0	0	3											
Randy Velarde, R (1, 7) OBP: 0.359, SLG: 0.448		1-2 1B		3-2 G3		0-2 FC6-4		2-3 K		4	0	1	0	0	1	4											
Gerald Williams, R (1, 8) OBP: 0.250, SLG: 0.391		1-1 F9		2-3 K			0-1 1B			3	0	1	0	0	1	2											
Spike Owen, S (1, 6) OBP: 0.337, SLG: 0.342		2-0 1B			1-1 F9		3-2 G5-3			3	0	1	0	0	0	0											
Pat Kelly, R (1, 4) OBP: 0.293, SLG: 0.384		0-0 F9			2-0 HR		2-2 FC5			3	1	2	1	0	0	2											
Inning Stats	R: 0 E: 0 K: 0 S: 12	H: 2 LOB: 1 BB: 0 P: 20	R: 0 E: 0 K: 0 S: 9	H: 2 LOB: 2 BB: 0 P: 14	R: 0 E: 0 K: 2 S: 13	H: 1 LOB: 1 BB: 0 P: 22	R: 1 E: 0 K: 0 S: 10	H: 1 LOB: 0 BB: 0 P: 17	R: 0 E: 0 K: 0 S: 11	H: 1 LOB: 1 BB: 0 P: 18	R: 0 E: 0 K: 0 S: 13	H: 3 LOB: 2 BB: 0 P: 19	R: 0 E: 1 K: 1 S: 9	H: 1 LOB: 2 BB: 0 P: 14	R: 0 E: 0 K: 1 S: 10	H: 0 LOB: 0 BB: 0 P: 14	1B: 10 2B: 1 3B: 0 HR: 1	SF: 0 SAC: 0 DP: 2 HBP: 1	WP: 0 PB: 0 SB: 0 CS: 0	PA: 33							
PITCHER	IP	WLS	BF	H	R	ER	SO	BB	IBB	HBP	BLK	WP	HR	S	P	ERA	WHIP										
Jamie Moyer, L (1, 1) ERA: 1.93	6.2	L	27	10	1	1	2	0	0	0	0	0	0	71	115	1.35	1.500										
Alan Mills, R (7, 1) ERA: 4.15	1.1		6	2	0	0	1	0	0	1	0	0	0	14	20	0.00	1.500										

AB	29
R	0
H	3
RBI	0
BB	3
SO	5
LOB	12

AB	32
R	1
H	12
RBI	1
BB	0
SO	3
LOB	16



Batter	1	2	3	4	5	6	7	8	9	AB	R	H	RBI	BB	SO	LOB	TOP		
Brady Anderson, L (1, 8) OBP: 0.322, SLG: 0.388	P4		K			K		2B 1B	G5-4-3 BB HBP	4	1	1	0	0	2	1	Baltimore Orioles @ New York Yankees Yankee Stadium, Bronx, NY Wed May 26 1993, 7:05 PM EDT Att: 16,203 - Unknown - 74 F		
Mark McLemore, S (1, 9) OBP: 0.348, SLG: 0.385	L8		F7			FC6-4 1B		K	G5-4-3 BB	4	0	1	0	1	1	3			
Cal Ripken Jr., R (1, 6) OBP: 0.314, SLG: 0.350	F8				F8	FC6-4 BB 1-2		1B 2B	G5-4-3	5	1	1	1	1	0	3			
Leo Gomez, R (1, 5) OBP: 0.360, SLG: 0.485			K		G6-3			1B FC5-4	G4-3	3	0	1	1	1	1	0			
Harold Reynolds, S (8, PR) OBP: 0.316, SLG: 0.291								1B FC5-4		1	1	0	0	0	0	1			
Chris Hoiles, R (1, 2) OBP: 0.388, SLG: 0.484	F8				K			FC5-4 BB 1B		4	1	1	1	0	2	2			
Paul Carey, L (1, 10) OBP: 0.286, SLG: 0.167	P6				K			FC5-4 BB		3	0	0	0	1	2	0			
Tim Lulett, R (1, 4) OBP: 0.353, SLG: 0.408			P4			G6-3		FC5-4 BB 1B		4	0	1	1	0	0	2			
David Segui, S (1, 3) OBP: 0.300, SLG: 0.430			1B 2B			L9		1B		3	1	2	1	1	0	0			
Jack Voigt, R (1, 7) OBP: 0.250, SLG: 0.143			1B			P6		1B L7		3	1	1	1	1	0	4			
Inning Stats	R: 0 H: 0 E: 0 K: 0 S: 5	H: 0 LOB: 0 BB: 0 P: 7	R: 0 H: 0 E: 0 K: 1 S: 7	H: 0 LOB: 0 BB: 0 P: 8	R: 1 H: 2 E: 0 K: 1 S: 14	H: 2 LOB: 1 BB: 0 P: 25	R: 0 H: 0 E: 0 K: 1 S: 8	H: 0 LOB: 0 BB: 0 P: 12	R: 0 H: 1 E: 0 K: 2 S: 10	H: 1 LOB: 2 BB: 1 P: 18	R: 0 H: 0 E: 0 K: 1 S: 5	H: 0 LOB: 0 BB: 0 P: 6	R: 5 H: 5 E: 0 K: 1 S: 21	H: 5 LOB: 2 BB: 2 P: 38	R: 0 H: 0 E: 0 K: 0 S: 10	H: 0 LOB: 1 BB: 1 P: 19	1B: 7 2B: 2 3B: 0 HR: 0	SF: 0 SAC: 0 DP: 1 HBP: 1	WP: 0 PA: 40 PB: 0 SB: 0 CS: 0
PITCHER	IP	WLS	BF	H	R	ER	SO	BB	IBB	HBP	BLK	WP	HR	S	P	ERA	WHIP		
Melido Perez, R (1, 1) ERA: 3.6	7.1	L	31	7	5	5	8	3	0	0	0	0	0	71	113	6.14	1.364		
Scott Kamieniecki, R (8, 1) ERA: 3.9	0.1		4	2	1	1	0	1	0	0	0	0	0	7	14	27.00	9.000		
Rich Monteleone, R (8, 1) ERA: 4.23	0.1		1	0	0	0	0	0	0	0	0	0	0	2	3	0.00	0.000		
Neal Heaton, L (9, 1) ERA: 8.25	1.0		4	0	0	0	0	1	0	1	0	0	0	10	19	0.00	1.000		

Batter	1	2	3	4	5	6	7	8	9	AB	R	H	RBI	BB	SO	LOB	BOTTOM		
Dion James, L (1, 8) OBP: 0.393, SLG: 0.473	L8		K			K			1B 1B	4	1	1	0	0	2	0	Baltimore Orioles @ New York Yankees Yankee Stadium, Bronx, NY Wed May 26 1993, 7:05 PM EDT Att: 16,203 - Unknown - 74 F		
Randy Velarde, R (1, 6) OBP: 0.386, SLG: 0.451	G4-3					G5-3		1B 1B		4	0	2	0	0	0	0			
Wade Boggs, L (1, 5) OBP: 0.376, SLG: 0.338	1B				FC5-4 1-2	F7		F9		4	0	1	0	0	0	3			
Jim Leyritz, R (1, 9) OBP: 0.429, SLG: 0.576	F8				F9	L4		1B 2H		4	0	1	1	0	0	2			
Paul O'Neill, L (1, 7) OBP: 0.367, SLG: 0.489			G3			F8		K		3	0	0	0	0	0	1			
Mike Humphreys, R (9, PH) OBP: 0.222, SLG: 0.200					F7			K		1	0	0	0	0	1	2			
Matt Nokes, L (1, 10) OBP: 0.282, SLG: 0.447					P6			K		3	0	0	0	0	0	0			
Mike Gallego, R (9, PH) OBP: 0.429, SLG: 0.475								K		0	0	0	0	0	0	0			
Spike Owen, S (9, PH) OBP: 0.335, SLG: 0.340								K		1	0	0	0	0	1	2			
Mike Stanley, R (1, 2) OBP: 0.380, SLG: 0.521			K2-3			K		G6-3		3	0	0	0	0	2	0			
Kevin Maas, L (1, 3) OBP: 0.322, SLG: 0.450					L4			K		3	0	0	0	0	1	0			
Pat Kelly, R (1, 4) OBP: 0.294, SLG: 0.406					G6-3			G6-3		3	1	1	1	0	0	0			
Inning Stats	R: 0 H: 1 E: 0 K: 0 S: 8	H: 0 LOB: 0 BB: 0 P: 9	R: 0 H: 0 E: 0 K: 1 S: 9	H: 0 LOB: 0 BB: 0 P: 16	R: 0 H: 0 E: 0 K: 1 S: 11	H: 0 LOB: 0 BB: 0 P: 17	R: 0 H: 1 E: 0 K: 0 S: 8	H: 1 LOB: 1 BB: 0 P: 12	R: 1 H: 1 E: 0 K: 1 S: 6	H: 1 LOB: 0 BB: 0 P: 7	R: 0 H: 0 E: 0 K: 0 S: 8	H: 0 LOB: 0 BB: 0 P: 12	R: 0 H: 0 E: 0 K: 1 S: 9	H: 0 LOB: 0 BB: 0 P: 13	R: 1 H: 3 E: 0 K: 2 S: 19	H: 3 LOB: 2 BB: 0 P: 29	1B: 5 2B: 0 3B: 0 HR: 1	SF: 0 SAC: 0 DP: 0 HBP: 0	WP: 0 PA: 33 PB: 0 SB: 0 CS: 0
PITCHER	IP	WLS	BF	H	R	ER	SO	BB	IBB	HBP	BLK	WP	HR	S	P	ERA	WHIP		
35 Mike Mussina, R (1, 1) ERA: 3.12	8.1	W	31	6	2	2	5	6	2	2	0	0	0	80	117	2.16	0.720		
Brad Pennington, L (9, 1) ERA: 2.0	0.1		1	0	0	0	1	0	0	0	0	0	0	3	6	0.00	0.000		
Gregg Olson, R (9, 1) ERA: 1.74	0.1	S	1	0	0	0	1	0	0	0	0	0	0	3	5	0.00	0.000		

Batter	1	2	3	4	5	6	7	8	9	10	AB	R	H	RBI	BB	SO	LOB	TOP				
Brady Anderson, L OBP: 0.329, SLG: 0.387 (1, 7)	F7						K			SH1-3 1B	3	1	1	0	2	1	0	Baltimore Orioles @ New York Yankees Yankee Stadium, Bronx, NY Thu May 27 1993, 7:05 PM EDT Att: 15,299 - Unknown - 72 F				
Mark McLemore, S OBP: 0.340, SLG: 0.374 (1, 9)	G3	G4-3		L6-4			K			SH1-3	4	0	0	0	0	1	4					
Cal Ripken Jr., R OBP: 0.311, SLG: 0.343 (1, 6)	E6			G6-3			G5-3			F7	4	0	0	0	1	0	1					
Harold Baines, L OBP: 0.425, SLG: 0.426 (10, PR)				G4-3			FC4-6			1B	4	0	1	0	1	0	1					
Damon Buford, R OBP: 0.318, SLG: 0.351 (10, PR)				G4-3			FC4-6			1B	0	0	0	0	0	0	0					
Mike Devereaux, R OBP: 0.259, SLG: 0.371 (1, 8)	K			G6-3			F8			1B	5	0	1	1	0	1	3					
Leo Gomez, R OBP: 0.355, SLG: 0.470 (1, 5)							FC6-4			F7	4	1	0	0	1	1	3					
Chris Hoiles, R OBP: 0.391, SLG: 0.516 (1, 2)										F8	4	2	2	2	0	0	0					
David Segui, S OBP: 0.394, SLG: 0.422 (1, 3)										K	4	0	1	0	0	1	0					
Harold Reynolds, S OBP: 0.316, SLG: 0.275 (1, 4)										L9	3	0	0	1	1	0	1					
Inning Stats	R: 0 E: 1 K: 1 S: 10	H: 1 LOB: 2 BB: 0 P: 20	R: 1 E: 0 K: 1 S: 10	H: 1 LOB: 2 BB: 2 P: 25	R: 0 E: 0 K: 0 S: 4	H: 0 LOB: 0 BB: 0 P: 8	R: 2 E: 0 K: 0 S: 15	H: 2 LOB: 1 BB: 2 P: 31	R: 0 E: 0 K: 0 S: 7	H: 0 LOB: 0 BB: 0 P: 8	R: 0 E: 0 K: 2 S: 9	H: 0 LOB: 0 BB: 0 P: 13	R: 0 E: 0 K: 0 S: 7	H: 0 LOB: 0 BB: 0 P: 12	R: 0 E: 0 K: 1 S: 7	H: 0 LOB: 0 BB: 0 P: 10	R: 1 E: 0 K: 0 S: 17	H: 2 LOB: 2 BB: 1 P: 28	1B: 4 2B: 2 3B: 0 HR: 1	SF: 0 SAC: 1 DP: 1 HBP: 0	WP: 0 PB: 0 SB: 0 CS: 0	PA: 42
PITCHER	IP	WLS	BF	H	R	ER	SO	BB	IBB	HBP	BLK	WP	HR	S	P	ERA	WHIP					
Mike Witt, R ERA: 4.33 (1, 1)	4.0		21	4	3	3	2	5	0	0	0	0	0	1	42	91	6.75	2.250				
Rich Monteleone, R ERA: 3.82 (5, 1)	3.0		9	0	0	0	2	0	0	0	0	0	0	0	18	31	0.00	0.000				
John Habyan, R ERA: 4.15 (8, 1)	2.0		6	0	0	0	1	0	0	0	0	0	0	14	22	0.00	0.000					
Steve Farr, R ERA: 4.41 (10, 1)	1.0	L	6	2	1	1	0	0	1	0	0	0	0	0	17	28	9.00	2.000				

Batter	1	2	3	4	5	6	7	8	9	10	AB	R	H	RBI	BB	SO	LOB	BOTTOM				
Dion James, L OBP: 0.375, SLG: 0.458 (1, 8)										F9	4	0	1	0	0	1	1	Baltimore Orioles @ New York Yankees Yankee Stadium, Bronx, NY Thu May 27 1993, 7:05 PM EDT Att: 15,299 - Unknown - 72 F				
Hensley Meulens, R (10, PH)	L3			K						BB	0	0	0	0	1	0	0					
Randy Velarde, R OBP: 0.372, SLG: 0.467 (1, 7)	L3			G6-3						F8	4	1	2	0	0	0	1					
Gerald Williams, R OBP: 0.240, SLG: 0.375 (9, PR)											1	1	0	0	0	0	2					
Wade Boggs, L OBP: 0.379, SLG: 0.341 (1, 5)	L7			G6-3							4	1	2	1	0	0	0					
Jim Leyritz, R OBP: 0.431, SLG: 0.568 (1, 3)											3	0	1	1	1	0	1					
Paul O'Neill, L OBP: 0.394, SLG: 0.482 (1, 9)				G4-3						L9	4	0	1	1	0	0	3					
Matt Nokes, L OBP: 0.255, SLG: 0.434 (1, 10)				G3							3	0	0	0	0	1	0					
Mike Humphreys, R OBP: 0.211, SLG: 0.188 (9, PH)										K	1	0	0	0	0	1	3					
Mike Stanley, R OBP: 0.384, SLG: 0.520 (1, 2)											4	0	2	0	0	1	0					
Mike Gallego, R OBP: 0.429, SLG: 0.475 (10, PR)				K						SH1-4 1B	0	0	0	0	0	0	0					
Spike Owen, S OBP: 0.329, SLG: 0.333 (1, 6)				G4-1						SH1-4	3	0	0	0	0	0	1					
Pat Kelly, R OBP: 0.293, SLG: 0.397 (1, 4)				G5-3						K	3	0	0	0	1	1	2					
Inning Stats	R: 0 E: 0 K: 0 S: 8	H: 1 LOB: 0 BB: 0 P: 12	R: 0 E: 0 K: 0 S: 4	H: 0 LOB: 0 BB: 1 P: 11	R: 0 E: 0 K: 1 S: 7	H: 0 LOB: 0 BB: 0 P: 8	R: 0 E: 0 K: 1 S: 6	H: 0 LOB: 0 BB: 1 P: 7	R: 0 E: 0 K: 0 S: 7	H: 0 LOB: 1 BB: 0 P: 16	R: 2 E: 0 K: 0 S: 8	H: 3 LOB: 0 BB: 0 P: 13	R: 0 E: 0 K: 0 S: 5	H: 1 LOB: 0 BB: 0 P: 9	R: 1 E: 0 K: 1 S: 10	H: 3 LOB: 3 BB: 0 P: 17	R: 0 E: 0 K: 1 S: 11	H: 1 LOB: 2 BB: 1 P: 19	1B: 8 2B: 2 3B: 0 HR: 0	SF: 0 SAC: 1 DP: 3 HBP: 0	WP: 1 PB: 0 SB: 0 CS: 0	PA: 38
PITCHER	IP	WLS	BF	H	R	ER	SO	BB	IBB	HBP	BLK	WP	HR	S	P	ERA	WHIP					
Ben McDonald, R ERA: 4.58 (1, 1)	6.1		22	3	2	2	3	2	0	0	0	0	0	44	78	2.84	0.789					
Jim Poole, L ERA: 1.69 (7, 1)	0.2		2	1	0	0	0	0	0	0	0	0	0	3	4	0.00	1.500					
Todd Frohwrth, R ERA: 2.33 (8, 1)	1.0		3	1	0	0	0	0	0	0	0	0	0	5	9	0.00	1.000					
Gregg Olson, R ERA: 2.14 (9, 1)	0.1		4	3	1	1	0	0	0	0	0	0	0	6	11	27.00	9.000					
Brad Pennington, L ERA: 1.69 (9, 1)	1.2	W	7	1	0	0	2	1	0	0	0	0	0	15	25	0.00	1.200					

Batter	1	2	3	4	5	6	7	8	9	AB	R	H	RBI	BB	SO	LOB	TOP					
Ellis Burks, R OBP: 0.366, SLG: 0.514 (1, 9)	F7		G6-3			G3-6-3 1B			K	4	0	1	0	0	1	0	Chicago White Sox @ New York Yankees Yankee Stadium, Bronx, NY Fri May 28 1993, 7:05 PM EDT Att: 23,658 - Unknown livebaseballscorecards.com					
Craig Grebeck, R OBP: 0.328, SLG: 0.283 (1, 4)	G5-3			G1-3		G3-6-3 1-2f			G1-3	4	0	0	0	0	0	1						
Frank Thomas, R OBP: 0.374, SLG: 0.512 (1, 3)	G5-3			F7		L9			G3	4	0	0	0	0	0	0						
George Bell, R OBP: 0.263, SLG: 0.343 (1, 10)		G6-3		G1-6-3					K	3	0	0	0	0	1	0						
Robin Ventura, L OBP: 0.433, SLG: 0.513 (1, 5)		FC6-4 BB				K			K	2	0	0	0	1	2	0						
Bo Jackson, R OBP: 0.384, SLG: 0.486 (1, 7)						K			K	3	0	0	0	0	3	1						
Lance Johnson, L OBP: 0.364, SLG: 0.401 (1, 8)						1B			K	3	0	1	0	0	1	1						
Carlton Fisk, R OBP: 0.216, SLG: 0.257 (1, 2)						1B			F9	3	0	1	0	0	0	0						
Ozzie Guillen, L OBP: 0.256, SLG: 0.306 (1, 6)			P6			K			G4-3	3	0	0	0	0	1	2						
Inning Stats	R: 0 E: 0 K: 0 S: 5	H: 0 LOB: 0 BB: 0 P: 8	R: 0 E: 0 K: 1 S: 13	H: 0 LOB: 1 BB: 1 P: 23	R: 0 E: 0 K: 0 S: 6	H: 0 LOB: 0 BB: 0 P: 10	R: 0 E: 0 K: 0 S: 8	H: 0 LOB: 0 BB: 0 P: 11	R: 0 E: 0 K: 3 S: 17	H: 2 LOB: 2 BB: 0 P: 23	R: 0 E: 0 K: 0 S: 6	H: 1 LOB: 0 BB: 0 P: 9	R: 0 E: 0 K: 3 S: 14	H: 0 LOB: 0 BB: 0 P: 18	R: 0 E: 0 K: 1 S: 7	H: 0 LOB: 0 BB: 0 P: 12	R: 0 E: 0 K: 1 S: 9	H: 0 LOB: 0 BB: 0 P: 12	1B: 3 2B: 0 3B: 0 HR: 0	SF: 0 SAC: 0 DP: 1 HBP: 0	WP: 0 PB: 0 SB: 0 CS: 0	PA: 30
PITCHER Jimmy Key, L ERA: 1.94 (1, 1)	IP: 9.0 WLS: W BF: 30 H: 3 R: 0 ER: 0 SO: 9 BB: 1 IBB: 0 HBP: 0 BLK: 0 WP: 0 HR: 0 S: 85 P: 126 ERA: 0.00 WHIP: 0.444															PITCHER						

Batter	1	2	3	4	5	6	7	8	9	AB	R	H	RBI	BB	SO	LOB	BOTTOM					
Dion James, L OBP: 0.368, SLG: 0.492 (1, 8)	HR	G4-3		F8		L9				4	1	1	1	0	0	2	Chicago White Sox @ New York Yankees Yankee Stadium, Bronx, NY Fri May 28 1993, 7:05 PM EDT Att: 23,658 - Unknown livebaseballscorecards.com					
Randy Velarde, R OBP: 0.326, SLG: 0.443 (1, 7)	G2-3	G4-3		G6-3		G4-3				4	0	0	0	0	0	2						
Wade Boggs, L OBP: 0.387, SLG: 0.347 (1, 5)	HR	F7				FC9-6 1B			G4-6-3 1B	3	1	2	0	1	0	0						
Jim Leyritz, R OBP: 0.425, SLG: 0.587 (1, 3)	HR		G6-3		FC9-6 1-2f	G4-6-3 1-2f				4	1	1	2	0	0	2						
Paul O'Neill, L OBP: 0.361, SLG: 0.483 (1, 9)	F7		FC3-6 2B		F8	F8			F8	4	0	1	0	0	0	1						
Kevin Maas, L OBP: 0.328, SLG: 0.441 (1, 10)	BB	BB				K			G5-3	2	1	0	0	2	1	1						
Matt Nokes, L OBP: 0.272, SLG: 0.440 (1, 2)	1B	BB		FC3-6 1-2f 2-3		FC1-5 1B			1B	3	0	2	0	1	0	2						
Spike Owen, S OBP: 0.333, SLG: 0.338 (1, 6)	1B			G4-3		FC1-5 1B			K	4	0	2	1	0	1	3						
Pat Kelly, R OBP: 0.285, SLG: 0.385 (1, 4)	L8					FC1-5 1-2f 2-3f			G4-3	4	0	0	0	0	1	5						
Inning Stats	R: 4 E: 0 K: 0 S: 21	H: 3 LOB: 2 BB: 3 P: 41	R: 0 E: 0 K: 0 S: 8	H: 0 LOB: 0 BB: 0 P: 9	R: 0 E: 0 K: 0 S: 12	H: 1 LOB: 2 BB: 1 P: 21	R: 0 E: 0 K: 1 S: 5	H: 0 LOB: 0 BB: 0 P: 5	R: 0 E: 0 K: 1 S: 10	H: 1 LOB: 1 BB: 0 P: 15	R: 0 E: 0 K: 0 S: 10	H: 2 LOB: 2 BB: 0 P: 15	R: 0 E: 0 K: 0 S: 7	H: 1 LOB: 0 BB: 0 P: 12	R: 0 E: 0 K: 1 S: 10	H: 1 LOB: 1 BB: 0 P: 15	R: 0 E: 0 K: 1 S: 10	H: 1 LOB: 1 BB: 0 P: 15	1B: 6 2B: 1 3B: 0 HR: 2	SF: 0 SAC: 0 DP: 1 HBP: 0	WP: 0 PB: 0 SB: 2 CS: 0	PA: 36
PITCHER Kirk McCaskill, R ERA: 5.36 Donn Pail, R ERA: 2.63 Jeff Schwarz, R ERA: 2.45 Terry Leach, R ERA: 2.08	IP: 0.2 WLS: L BF: 8 H: 3 R: 4 ER: 4 SO: 4 BB: 3 IBB: 4 HBP: 4 BLK: 0 WP: 0 HR: 2 S: 20 P: 40 ERA: 54.00 WHIP: 9.000															PITCHER						

Batter	1	2	3	4	5	6	7	8	9	AB	R	H	RBI	BB	SO	LOB	TOP			
Tim Raines, S OBP: 0.432, SLG: 0.583 (1, 7)										3	0	0	0	1	0	0				
Joey Cora, S OBP: 0.368, SLG: 0.361 (1, 4)										3	0	0	0	1	1	1				
Frank Thomas, R OBP: 0.376, SLG: 0.506 (1, 3)										2	0	0	0	2	2	1				
George Bell, R OBP: 0.258, SLG: 0.335 (1, 10)										4	0	0	0	0	0	3				
Robin Ventura, L OBP: 0.426, SLG: 0.503 (1, 5)										3	0	0	0	0	1	2				
Ellis Burks, R OBP: 0.360, SLG: 0.503 (1, 8)										3	0	0	0	0	1	0				
Bo Jackson, R OBP: 0.382, SLG: 0.481 (1, 9)										3	1	1	0	0	1	0				
Ron Karkovics, R OBP: 0.284, SLG: 0.398 (1, 2)										3	1	1	2	0	1	0				
Craig Grebeck, R OBP: 0.313, SLG: 0.268 (1, 6)										3	0	0	0	0	1	0				
Inning Stats	R: 0 H: 0 E: 0 K: 0 S: 7	H: 0 LOB: 1 BB: 2 P: 15	R: 0 H: 0 E: 0 K: 2 S: 7	H: 0 LOB: 0 BB: 0 P: 13	R: 0 H: 0 E: 0 K: 0 S: 6	H: 0 LOB: 0 BB: 0 P: 10	R: 0 H: 0 E: 0 K: 1 S: 9	H: 0 LOB: 1 BB: 1 P: 21	R: 0 H: 0 E: 0 K: 2 S: 11	H: 0 LOB: 0 BB: 0 P: 15	R: 0 H: 0 E: 0 K: 0 S: 9	H: 0 LOB: 0 BB: 0 P: 15	R: 0 H: 0 E: 0 K: 1 S: 10	H: 2 LOB: 2 BB: 0 P: 15	R: 0 H: 0 E: 0 K: 2 S: 9	H: 0 LOB: 0 BB: 0 P: 12	1B: 1 2B: 0 3B: 0 HR: 1	SF: 0 SAC: 0 DP: 2 HBP: 0	WP: 0 PB: 0 SB: 1 CS: 0	PA: 31
PITCHER	IP	WLS	BF	H	R	ER	SO	BB	IBB	HBP	BLK	WP	HR	S	P	ERA	WHIP			
Jim Abbott, L ERA: 4.32	(1, 1)	8.0	W	28	2	2	6	4	0	0	0	0	1	65	113	2.25	0.750			
Bobby Munoz, R ERA:	(9, 1)	1.0		3	0	0	2	0	0	0	0	0	0	9	12	0.00	0.000			

Chicago White Sox @ New York Yankees
Yankee Stadium, Bronx, NY
Sat May 29 1993, 3:33 AM EDT
Att: 25,106 - Sunny - 70 F

livebaseballscorecards.com

AB 27
R 2
H 2
RBI 2
BB 4
SO 8
LOB 7

Batter	1	2	3	4	5	6	7	8	9	AB	R	H	RBI	BB	SO	LOB	BOTTOM			
Randy Velarde, R OBP: 0.368, SLG: 0.439 (1, 5)										3	1	1	0	2	1	0				
Mike Gallego, R OBP: 0.427, SLG: 0.460 (1, 4)										4	2	1	1	1	2	3				
Wade Boggs, L OBP: 0.387, SLG: 0.349 (1, 10)										5	2	2	1	0	0	0				
Jim Leyritz, R OBP: 0.432, SLG: 0.615 (1, 3)										4	1	2	4	0	0	0				
Mike Stanley, R OBP: 0.402, SLG: 0.525 (1, 2)										3	0	2	1	2	0	0				
Paul O'Neill, L OBP: 0.363, SLG: 0.477 (1, 9)										4	0	1	0	1	1	5				
Hensley Meulens, R (1, 7)										3	0	0	0	0	2	3				
Dion James, L OBP: 0.368, SLG: 0.492 (8, PH)										0	0	0	0	0	0	0				
Mike Humphreys, R OBP: 0.200, SLG: 0.176 (9, 7)										1	0	0	0	0	0	0				
Spike Owen, S OBP: 0.331, SLG: 0.335 (1, 6)										4	0	1	0	0	0	0				
Gerald Williams, R OBP: 0.241, SLG: 0.357 (1, 8)										4	2	1	0	0	0	1				
Inning Stats	R: 3 H: 2 E: 0 K: 2 S: 20	H: 1 LOB: 1 BB: 1 P: 38	R: 0 H: 1 E: 0 K: 0 S: 12	H: 0 LOB: 1 BB: 1 P: 18	R: 0 H: 0 E: 0 K: 0 S: 9	H: 0 LOB: 1 BB: 1 P: 16	R: 1 H: 1 E: 0 K: 2 S: 13	H: 1 LOB: 1 BB: 1 P: 24	R: 0 H: 1 E: 0 K: 0 S: 13	H: 1 LOB: 2 BB: 1 P: 21	R: 0 H: 0 E: 0 K: 0 S: 9	H: 0 LOB: 0 BB: 0 P: 13	R: 0 H: 1 E: 0 K: 1 S: 14	H: 1 LOB: 2 BB: 0 P: 19	R: 4 H: 5 E: 1 K: 1 S: 19	H: 5 LOB: 2 BB: 0 P: 35	1B: 10 2B: 0 3B: 0 HR: 1	SF: 0 SAC: 0 DP: 1 HBP: 1	WP: 0 PB: 0 SB: 4 CS: 0	PA: 42
PITCHER	IP	WLS	BF	H	R	ER	SO	BB	IBB	HBP	BLK	WP	HR	S	P	ERA	WHIP			
Wilson Alvarez, L ERA: 3.25	(1, 1)	6.0	L	28	5	4	3	4	6	0	0	0	0	14	19	0.00	1.833			
Bobby Thigpen, R ERA: 5.11	(7, 1)	1.0		5	1	0	1	0	0	0	1	0	0	14	19	0.00	1.000			
Scott Radinsky, L ERA: 6.05	(8, 1)	1.0		9	5	4	0	1	0	0	0	0	0	19	35	0.00	5.000			

Chicago White Sox @ New York Yankees
Yankee Stadium, Bronx, NY
Sat May 29 1993, 3:33 AM EDT
Att: 25,106 - Sunny - 70 F

livebaseballscorecards.com

AB 35
R 8
H 11
RBI 7
BB 6
SO 6
LOB 12

Batter	1	2	3	4	5	6	7	8	9	AB	R	H	RBI	BB	SO	LOB	TOP										
Tim Raines, S OBP: 0.417, SLG: 0.550 (1, 7)										4	1	1	0	0	0	2											
Joey Cora, S OBP: 0.371, SLG: 0.360 (1, 4)										3	1	1	0	1	0	1											
Frank Thomas, R OBP: 0.379, SLG: 0.503 (1, 3)										3	0	1	0	1	0	2											
George Bell, R OBP: 0.262, SLG: 0.339 (1, 10)										4	0	2	2	0	0	0											
Robin Ventura, L OBP: 0.418, SLG: 0.491 (1, 5)										4	0	0	0	0	1	3											
Dan Pasqua, L OBP: 0.313, SLG: 0.345 Ellis Burks, R OBP: 0.361, SLG: 0.500 (6, PH) (6, 9)										2	0	0	0	0	1	2											
Lance Johnson, L OBP: 0.356, SLG: 0.392 (1, 8)										4	0	0	0	0	0	1											
Ron Karkovics, R OBP: 0.283, SLG: 0.394 (1, 2)										4	1	1	0	0	3	2											
Ozzie Guillen, L OBP: 0.258, SLG: 0.306 (1, 6)										3	0	1	1	0	0	1											
Inning Stats	R: 0 E: 0 K: 0 S: 8	H: 2 LOB: 0 BB: 0 P: 14	R: 0 E: 0 K: 1 S: 6	H: 1 LOB: 1 BB: 0 P: 11	R: 0 E: 0 K: 1 S: 8	H: 0 LOB: 0 BB: 0 P: 11	R: 2 E: 1 K: 0 S: 12	H: 1 LOB: 1 BB: 2 P: 26	R: 1 E: 0 K: 0 S: 8	H: 3 LOB: 2 BB: 0 P: 12	R: 0 E: 0 K: 1 S: 7	H: 0 LOB: 0 BB: 0 P: 13	R: 0 E: 1 K: 1 S: 8	H: 0 LOB: 1 BB: 0 P: 13	R: 0 E: 0 K: 0 S: 10	H: 0 LOB: 0 BB: 0 P: 11	R: 0 E: 0 K: 2 S: 11	H: 0 LOB: 1 BB: 1 P: 19	1B: 7 2B: 1 3B: 0 HR: 0	SF: 0 SAC: 0 DP: 3 HBP: 0	WP: 0 PB: 0 SB: 1 CS: 2	PA: 36					
PITCHER	IP	WLS	BF	H	R	ER	SO	BB	IBB	HBP	BLK	WP	HR	S	P	ERA	WHIP										
Bob Wickman, R ERA: 3.88 (1, 1)	5.1	W	22	7	3	2	2	2	0	0	0	0	0	43	76	3.38	1.688										
Neal Heaton, L ERA: 7.52 (6, 1)	0.2		3	0	0	0	1	0	0	0	0	0	0	7	12	0.00	0.000										
John Habyan, R ERA: 3.86 (7, 1)	2.0		6	0	0	0	1	0	0	0	0	0	0	17	23	0.00	0.000										
Steve Farr, R ERA: 4.15 (9, 1)	1.0	S	4	0	0	0	2	1	0	0	0	0	0	11	19	0.00	1.000										

Chicago White Sox @ New York Yankees
Yankee Stadium, Bronx, NY
Sun May 30 1993, 3:33 AM EDT
Att: 28,306 - Sunny - 72 F

livebaseballscorecards.com

AB 32
R 3
H 7
RBI 3
BB 3
SO 6
LOB 14

Batter	1	2	3	4	5	6	7	8	9	AB	R	H	RBI	BB	SO	LOB	BOTTOM										
Dion James, L OBP: 0.389, SLG: 0.507 Gerald Williams, R OBP: 0.241, SLG: 0.357 (8, 8)										4	0	3	1	0	0	0											
Randy Velarde, R OBP: 0.354, SLG: 0.419 (1, 7)										4	0	0	0	0	0	4											
Wade Boggs, L OBP: 0.379, SLG: 0.341 (1, 5)										4	0	0	0	0	0	1											
Jim Leyritz, R OBP: 0.443, SLG: 0.620 (1, 3)										4	1	3	0	0	0	0											
Paul O'Neill, L OBP: 0.366, SLG: 0.474 (1, 9)										3	2	1	0	1	1	3											
Kevin Maas, L OBP: 0.325, SLG: 0.462 (1, 10)										4	1	1	3	0	3	1											
Mike Gallego, R OBP: 0.430, SLG: 0.500 (1, 6)										3	2	1	2	1	0	0											
Mike Stanley, R OBP: 0.413, SLG: 0.529 (1, 2)										3	0	2	0	1	1	0											
Pat Kelly, R OBP: 0.281, SLG: 0.380 (1, 4)										2	0	0	0	0	1	2											
Inning Stats	R: 0 E: 0 K: 0 S: 5	H: 1 LOB: 0 BB: 0 P: 7	R: 0 E: 0 K: 1 S: 9	H: 1 LOB: 0 BB: 0 P: 14	R: 1 E: 0 K: 0 S: 7	H: 2 LOB: 1 BB: 1 P: 15	R: 3 E: 0 K: 0 S: 10	H: 3 LOB: 1 BB: 1 P: 18	R: 0 E: 0 K: 2 S: 10	H: 1 LOB: 1 BB: 0 P: 18	R: 0 E: 0 K: 0 S: 6	H: 0 LOB: 0 BB: 0 P: 9	R: 0 E: 0 K: 2 S: 13	H: 0 LOB: 0 BB: 1 P: 20	R: 2 E: 0 K: 2 S: 13	H: 1 LOB: 0 BB: 1 P: 20	1B: 9 2B: 1 3B: 0 HR: 2	SF: 0 SAC: 1 DP: 3 HBP: 0	WP: 1 PB: 0 SB: 0 CS: 0	PA: 35							
PITCHER	IP	WLS	BF	H	R	ER	SO	BB	IBB	HBP	BLK	WP	HR	S	P	ERA	WHIP										
Jack McDowell, R ERA: 4.23 (1, 1)	8.0	L	35	11	6	6	6	3	0	0	0	1	2	77	123	6.75	1.750										

Chicago White Sox @ New York Yankees
Yankee Stadium, Bronx, NY
Sun May 30 1993, 3:33 AM EDT
Att: 28,306 - Sunny - 72 F

livebaseballscorecards.com

AB 31
R 6
H 11
RBI 6
BB 3
SO 6
LOB 11

Batter	1	2	3	4	5	6	7	8	9	AB	R	H	RBI	BB	SO	LOB	TOP										
Kenny Lofton, L OBP: 0.425, SLG: 0.412 (1, 8)										5	2	2	0	1	0	1	Cleveland Indians @ New York Yankees Yankee Stadium, Bronx, NY Tue Jun 01 1993, 7:05 PM EDT Att: 14,661 - Unknown - 67 F livebaseballscorecards.com										
Wayne Kirby, L OBP: 0.344, SLG: 0.384 (1, 9)										5	3	1	0	1	1	2											
Carlos Baerga, S OBP: 0.313, SLG: 0.488 (1, 4)										6	3	3	3	0	0	2											
Albert Belle, R OBP: 0.372, SLG: 0.607 (1, 7)										5	3	2	4	1	0	1											
Paul Sorrento, L OBP: 0.373, SLG: 0.578 (1, 3)										4	1	2	2	1	1	1											
Reggie Jefferson, S OBP: 0.297, SLG: 0.378 (1, 10)										5	3	2	3	0	0	2											
Jeff Treadway, L OBP: 0.376, SLG: 0.380 Alvaro Espinoza, R OBP: 0.319, SLG: 0.500 (5, 5)										3	0	2	1	0	0	2											
Felix Fermin, R OBP: 0.318, SLG: 0.307 (1, 6)										5	0	2	1	0	0	1											
Junior Ortiz, R OBP: 0.200, SLG: 0.244 (1, 2)										5	0	0	0	0	0	6											
Inning Stats	R: 5 E: 1 K: 0 S: 17	H: 4 LOB: 1 BB: 2 P: 38	R: 1 E: 0 K: 1 S: 9	H: 1 LOB: 0 BB: 0 P: 14	R: 0 E: 0 K: 0 S: 13	H: 2 LOB: 2 BB: 0 P: 19	R: 3 E: 1 K: 0 S: 7	H: 3 LOB: 1 BB: 1 P: 14	R: 0 E: 1 K: 0 S: 9	H: 0 LOB: 1 BB: 0 P: 14	R: 2 E: 0 K: 0 S: 10	H: 2 LOB: 2 BB: 1 P: 22	R: 4 E: 0 K: 1 S: 15	H: 4 LOB: 0 BB: 0 P: 23	R: 0 E: 0 K: 0 S: 6	H: 0 LOB: 0 BB: 0 P: 11		R: 0 E: 0 K: 0 S: 9	H: 0 LOB: 0 BB: 0 P: 13	1B: 10 2B: 2 3B: 1 HR: 4	SF: 0 SAC: 0 DP: 1 HBP: 1	WP: 0 PB: 0 SB: 0 CS: 0	PA: 49				
PITCHER	IP	WLS	BF	H	R	ER	SO	BB	IBB	HBP	BLK	WP	HR	S	P	ERA	WHIP										
Mike Witt, R ERA: 5.3 Scott Kamieniecki, R ERA: 4.91 Neal Heaton, L ERA: 7.8 Rich Monteleone, R ERA: 4.5	(1, 1)	0.1	L	5	2	4	0	2	0	0	0	0	1	7	19	108.00	12.000										

Batter	1	2	3	4	5	6	7	8	9	AB	R	H	RBI	BB	SO	LOB	BOTTOM										
Dion James, L OBP: 0.395, SLG: 0.507 (1, 7)										6	0	2	2	0	0	1	Cleveland Indians @ New York Yankees Yankee Stadium, Bronx, NY Tue Jun 01 1993, 7:05 PM EDT Att: 14,661 - Unknown - 67 F livebaseballscorecards.com										
Spike Owen, S OBP: 0.332, SLG: 0.331 (1, 6)										4	1	1	0	1	1	1											
Wade Boggs, L OBP: 0.365, SLG: 0.352 Mike Humphreys, R OBP: 0.200, SLG: 0.176 (6, PR) (9, 8)										4	0	2	0	1	0	2											
Jim Leyritz, R OBP: 0.452, SLG: 0.645 Hensley Meulens, R OBP: 0.222, SLG: 0.590 (6, PH) (9, 3)										3	1	1	2	1	1	2											
Paul O'Neill, L OBP: 0.368, SLG: 0.488 (1, 9)										5	2	2	0	0	0	5											
Kevin Maas, L OBP: 0.328, SLG: 0.455 (1, 10)										4	0	1	0	0	1	1											
Mike Stanley, R OBP: 0.415, SLG: 0.518 Matt Nokes, L OBP: 0.278, SLG: 0.445 (1, 2) (8, 2)										4	1	1	1	0	1	3											
Randy Velarde, R OBP: 0.365, SLG: 0.416 (1, 8) (9, 5)										3	0	1	0	1	1	2											
Pat Kelly, R OBP: 0.284, SLG: 0.384 (1, 4)										5	0	1	1	0	1	6											
Inning Stats	R: 0 E: 0 K: 1 S: 8	H: 0 LOB: 1 BB: 1 P: 14	R: 2 E: 0 K: 0 S: 16	H: 2 LOB: 2 BB: 1 P: 26	R: 3 E: 0 K: 0 S: 19	H: 4 LOB: 2 BB: 1 P: 32	R: 0 E: 0 K: 1 S: 14	H: 1 LOB: 1 BB: 1 P: 23	R: 0 E: 0 K: 0 S: 7	H: 0 LOB: 1 BB: 0 P: 11	R: 0 E: 0 K: 0 S: 9	H: 1 LOB: 1 BB: 0 P: 13	R: 0 E: 0 K: 0 S: 6	H: 1 LOB: 1 BB: 0 P: 9	R: 0 E: 1 K: 1 S: 18	H: 2 LOB: 3 BB: 0 P: 22		R: 1 E: 0 K: 2 S: 11	H: 2 LOB: 1 BB: 0 P: 22	1B: 9 2B: 3 3B: 0 HR: 1	SF: 0 SAC: 0 DP: 0 HBP: 2	WP: 2 PB: 0 SB: 0 CS: 0	PA: 46				
PITCHER	IP	WLS	BF	H	R	ER	SO	BB	IBB	HBP	BLK	WP	HR	S	P	ERA	WHIP										
Jose Mesa, R ERA: 3.76 Cliff Young, L ERA: 5.12 Ted Power, R ERA: 7.0 Eric Plunk, R ERA: 3.04	(1, 1)	3.0	W	16	2	0	0	2	1	0	1	0	0	32	52	0.00	0.750										

AB 44
R 15
H 16
RBI 14
BB 4
SO 2
LOB 18



AB 40
R 6
H 13
RBI 6
BB 4
SO 6
LOB 25



Batter	1	2	3	4	5	6	7	8	9	AB	R	H	RBI	BB	SO	LOB	TOP										
Kenny Lofton, L OBP: 0.417, SLG: 0.403 (1, 8)										4	0	0	1	0	1	2	Cleveland Indians @ New York Yankees Yankee Stadium, Bronx, NY Wed Jun 02 1993, 7:05 PM EDT Att: 14,374 - Unknown - 65 F										
Thomas Howard, S OBP: 0.262, SLG: 0.310 (1, 9)										4	0	0	0	0	3	1											
Carlos Baerga, S OBP: 0.317, SLG: 0.488 (1, 4)										4	1	2	0	0	1	0											
Albert Belle, R OBP: 0.370, SLG: 0.615 (1, 7)										4	1	1	3	0	0	1											
Carlos Martinez, R OBP: 0.305, SLG: 0.381 Wayne Kirby, L (8, PH) OBP: 0.341, SLG: 0.379										3	0	1	0	0	0	1											
Reggie Jefferson, S OBP: 0.296, SLG: 0.374 (1, 3)										4	0	1	0	0	0	1											
Alvaro Espinoza, R OBP: 0.320, SLG: 0.510 Jeff Treadway, L (9, PH) OBP: 0.384, SLG: 0.380										3	1	1	0	0	1	1											
Felix Fermin, R OBP: 0.322, SLG: 0.318 (1, 6)										4	1	2	0	0	0	1											
Junior Ortiz, R OBP: 0.193, SLG: 0.235 (1, 2)										3	1	0	1	0	0	2											
Inning Stats	R: 0 E: 0 K: 3 S: 13	H: 0 LOB: 0 BB: 0 P: 20	R: 0 E: 0 K: 1 S: 7	H: 1 LOB: 1 BB: 0 P: 10	R: 0 E: 0 K: 0 S: 7	H: 0 LOB: 0 BB: 0 P: 9	R: 0 E: 0 K: 1 S: 7	H: 1 LOB: 1 BB: 0 P: 11	R: 0 E: 0 K: 0 S: 10	H: 2 LOB: 1 BB: 0 P: 13	R: 0 E: 0 K: 1 S: 7	H: 0 LOB: 0 BB: 0 P: 11	R: 0 E: 0 K: 0 S: 5	H: 1 LOB: 0 BB: 0 P: 7	R: 4 E: 1 K: 0 S: 13	H: 3 LOB: 0 BB: 0 P: 21		R: 0 E: 0 K: 0 S: 6	H: 0 LOB: 0 BB: 1 P: 11	1B: 5 2B: 2 3B: 0 HR: 1	SF: 0 SAC: 0 DP: 2 HBP: 0	WP: 0 PB: 0 SB: 0 CS: 0	PA: 35				
PITCHER	IP	WLS	BF	H	R	ER	SO	BB	IBB	HBP	BLK	WP	HR	S	P	ERA	WHIP										
Jimmy Key, L ERA: 1.98	(1, 1)	7.2	W	31	8	5	2	6	0	0	0	0	1	67	100	2.35	1.043										
John Habyan, R ERA: 3.51	(8, 1)	0.1		1	0	0	0	0	0	0	0	0	0	2	2	0.00	0.000										
Steve Farr, R ERA: 3.93	(9, 1)	1.0	S	3	0	0	0	0	1	0	0	0	0	6	11	0.00	1.000										


AB 34
R 5
H 8
RBI 5
BB 1
SO 6
LOB 10




Batter	1	2	3	4	5	6	7	8	9	AB	R	H	RBI	BB	SO	LOB	BOTTOM										
Mike Gallego, R OBP: 0.446, SLG: 0.521 (1, 5)										4	2	1	0	1	0	0	Cleveland Indians @ New York Yankees Yankee Stadium, Bronx, NY Wed Jun 02 1993, 7:05 PM EDT Att: 14,374 - Unknown - 65 F										
Spike Owen, S OBP: 0.330, SLG: 0.335 (1, 6)										4	1	1	1	0	2	1											
Randy Velarde, R OBP: 0.370, SLG: 0.424 (1, 7)										3	1	1	1	1	0	0											
Jim Leyritz, R OBP: 0.461, SLG: 0.645 (1, 10)										3	1	2	0	1	0	0											
Mike Stanley, R OBP: 0.410, SLG: 0.509 (1, 2)										4	0	1	0	0	2	6											
Hensley Meulens, R OBP: 0.182, SLG: 0.400 Kevin Maas, L (5, PH) OBP: 0.331, SLG: 0.455 (6, 3)										2	0	0	0	0	0	2											
Gerald Williams, R OBP: 0.243, SLG: 0.444 (1, 8)										4	1	1	2	0	0	3											
Mike Humphreys, R OBP: 0.208, SLG: 0.333 (1, 9)										4	1	1	2	0	3	2											
Pat Kelly, R OBP: 0.277, SLG: 0.373 (1, 4)										4	0	0	0	0	0	0											
Inning Stats	R: 0 E: 0 K: 1 S: 8	H: 0 LOB: 0 BB: 0 P: 13	R: 0 E: 1 K: 1 S: 10	H: 1 LOB: 2 BB: 0 P: 17	R: 1 E: 0 K: 2 S: 13	H: 1 LOB: 2 BB: 2 P: 27	R: 0 E: 0 K: 1 S: 8	H: 0 LOB: 0 BB: 0 P: 13	R: 7 E: 0 K: 1 S: 19	H: 6 LOB: 0 BB: 1 P: 33	R: 0 E: 0 K: 0 S: 6	H: 0 LOB: 0 BB: 0 P: 12	R: 0 E: 0 K: 0 S: 13	H: 1 LOB: 1 BB: 0 P: 16	R: 0 E: 0 K: 1 S: 12	H: 0 LOB: 0 BB: 0 P: 17		1B: 4 2B: 3 3B: 1 HR: 1	SF: 0 SAC: 0 DP: 0 HBP: 0	WP: 1 PB: 0 SB: 2 CS: 1	PA: 38						
PITCHER	IP	WLS	BF	H	R	ER	SO	BB	IBB	HBP	BLK	WP	HR	S	P	ERA	WHIP										
Matt Young, L ERA: 6.87	(1, 1)	4.1	L	21	4	4	4	5	3	0	0	0	0	44	80	8.31	1.615										
Tom Kramer, R ERA: 4.07	(5, 1)	0.1		5	4	4	4	1	0	0	0	0	1	12	21	108.00	12.000										
Jeremy Hernandez, R ERA: 4.54	(5, 1)	1.1		4	0	0	0	0	0	0	0	0	0	8	14	0.00	0.000										
Heathcliff Slocumb, R ERA: 2.84	(7, 1)	2.0		7	1	0	0	1	0	0	0	0	0	25	33	0.00	0.500										

AB 34
R 8
H 9
RBI 8
BB 3
SO 7
LOB 15



Batter	1	2	3	4	5	6	7	8	9	AB	R	H	RBI	BB	SO	LOB	TOP										
Mike Gallego, R OBP: 0.430, SLG: 0.488 (1, 5)	G1-3		FC5-4 BB	F8		L7	G4-3 1B		G6-3	6	1	1	1	0	0	3	<p>New York Yankees @ Texas Rangers Arlington Stadium, Arlington, TX Sat Jun 05 1993, 8:05 PM EDT Att: 39,413 - Unknown - 92 F</p> <p>livebaseballscorecards.com</p> <p>AB 42 R 9 H 15 RBI 8 BB 7 SO 6 LOB 25</p> 										
Spike Owen, S OBP: 0.330, SLG: 0.335 (1, 6)	G4-3		P2		G5-3		G4-3 1B		PB 1B	6	1	2	0	0	0	3											
Wade Boggs, L OBP: 0.395, SLG: 0.358 (1, 10)	F8		BB BB		1B		1B		PB 1B	4	1	3	0	2	0	0											
Jim Leyritz, R OBP: 0.457, SLG: 0.615 (1, 3)		F8	BB BB		K		K		K	5	0	0	0	1	3	8											
Mike Stanley, R OBP: 0.406, SLG: 0.516 (1, 2)		F8			K		E9 BB 1B		1B	4	1	1	1	1	1	3											
Paul O'Neill, L OBP: 0.366, SLG: 0.497 (1, 9)			F7			K	BB 1B		K	5	2	2	2	0	2	4											
Randy Velarde, R OBP: 0.370, SLG: 0.424 Mike Humphreys, R OBP: 0.259, SLG: 0.391 Dion James, L OBP: 0.376, SLG: 0.474 (7, PH) (7, 8) (8, 7)					1B G4-6-3 2B		L7		F7	0	0	0	0	0	0	0											
Hensley Meulens, R OBP: 0.313, SLG: 0.600 Gerald Williams, R OBP: 0.225, SLG: 0.410 (1, 7) (8, 8)							BB 1B		P3	5	1	3	3	0	0	2											
Pat Kelly, R OBP: 0.286, SLG: 0.373 (1, 4)							E2 1B		G6-3	4	0	2	0	1	0	1											
Inning Stats	R: 0 E: 0 K: 0 S: 6	H: 0 LOB: 0 BB: 0 P: 7	R: 1 E: 0 K: 0 S: 9	H: 1 LOB: 1 BB: 1 P: 19	R: 1 E: 1 K: 0 S: 6	H: 1 LOB: 3 BB: 3 P: 21	R: 0 E: 0 K: 0 S: 8	H: 2 LOB: 0 BB: 0 P: 13	R: 0 E: 0 K: 2 S: 13	H: 1 LOB: 1 BB: 0 P: 21	R: 0 E: 1 K: 1 S: 7	H: 2 LOB: 2 BB: 0 P: 12	R: 6 E: 1 K: 1 S: 18	H: 5 LOB: 3 BB: 3 P: 39	R: 0 E: 0 K: 1 S: 14	H: 1 LOB: 1 BB: 0 P: 18		R: 0 E: 0 K: 1 S: 13	H: 2 LOB: 2 BB: 0 P: 20	1B: 12 2B: 1 3B: 1 HR: 1	SF: 0 SAC: 0 DP: 1 HBP: 0	WP: 0 PB: 1 CS: 0	PA: 49				
PITCHER	IP	WLS	BF	H	R	ER	SO	BB	IBB	HBP	BLK	WP	HR	S	P	ERA	WHIP										
Charlie Leibrandt, L ERA: 2.89 Todd Burns, R ERA: 3.76 Craig Lefferts, L ERA: 9.27 Matt Whiteside, R ERA: 3.58 Bob Patterson, L ERA: 5.93	6.0	30	9	5	5	3	4	0	0	0	0	0	1	52	97	7.50	2.167										

Batter	1	2	3	4	5	6	7	8	9	AB	R	H	RBI	BB	SO	LOB	BOTTOM										
David Hulse, L OBP: 0.306, SLG: 0.375 (1, 8)	G5-3			G3			K		L8	5	0	1	0	0	1	1	<p>New York Yankees @ Texas Rangers Arlington Stadium, Arlington, TX Sat Jun 05 1993, 8:05 PM EDT Att: 39,413 - Unknown - 92 F</p> <p>livebaseballscorecards.com</p> <p>AB 35 R 6 H 9 RBI 5 BB 0 SO 6 LOB 11</p> 										
Doug Strange, S OBP: 0.295, SLG: 0.412 (1, 4)	L7		F7	G6-3		G5-3				4	0	0	0	0	0	1											
Rafael Palmeiro, L OBP: 0.309, SLG: 0.427 (1, 3)			E SF8 1B			F8			L6	4	1	2	0	0	0	0											
Juan Gonzalez, R OBP: 0.404, SLG: 0.678 (1, 10)			K	G2-3		K			FC6-4 1B	4	0	1	0	0	2	2											
Ivan Rodriguez, R OBP: 0.354, SLG: 0.438 (1, 2)			S E 1B	E6 SF8 HR		G5-3			L8	4	2	1	0	0	0	2											
Dean Palmer, R OBP: 0.321, SLG: 0.532 (1, 5)			S 3B 1B	SF8		K			FC6-4 1B	3	1	1	1	0	1	1											
Dan Peltier, L OBP: 0.500, SLG: 1.250 (1, 9)			K			G3-1				4	1	2	2	0	1	2											
Butch Davis, R OBP: 0.228, SLG: 0.418 (1, 7)			SH1-3 3B	L6		G6-3			K	4	1	1	1	0	1	1											
Billy Ripken, R OBP: 0.265, SLG: 0.213 Geno Petralli, L OBP: 0.300, SLG: 0.263 (8, PH)			SH1-3			G6-3			F7	2	0	0	1	0	0	0											
Inning Stats	R: 0 E: 1 K: 1 S: 13	H: 1 LOB: 1 BB: 0 P: 18	R: 3 E: 0 K: 1 S: 14	H: 4 LOB: 1 BB: 0 P: 23	R: 3 E: 1 K: 0 S: 14	H: 2 LOB: 0 BB: 0 P: 21	R: 0 E: 0 K: 0 S: 7	H: 0 LOB: 0 BB: 0 P: 10	R: 0 E: 0 K: 1 S: 7	H: 0 LOB: 0 BB: 0 P: 12	R: 0 E: 0 K: 1 S: 7	H: 0 LOB: 0 BB: 0 P: 13	R: 0 E: 0 K: 0 S: 7	H: 1 LOB: 1 BB: 0 P: 12	R: 0 E: 0 K: 1 S: 9	H: 1 LOB: 1 BB: 0 P: 12		1B: 7 2B: 0 3B: 1 HR: 1	SF: 1 SAC: 1 DP: 0 HBP: 0	WP: 0 PB: 0 CS: 0	PA: 37						
PITCHER	IP	WLS	BF	H	R	ER	SO	BB	IBB	HBP	BLK	WP	HR	S	P	ERA	WHIP										
Bob Wickman, R ERA: 4.15 Rich Monteleone, R ERA: 4.1 Steve Howe, L ERA: 15.43 John Habyan, R ERA: 3.6 Steve Farr, R ERA: 3.72	2.2	16	7	6	3	2	0	0	0	0	0	0	0	23	32	0.00	0.000										

Batter	1	2	3	4	5	6	7	8	9	AB	R	H	RBI	BB	SO	LOB	TOP										
Mike Humphreys, R OBP: 0.258, SLG: 0.444	G5-3		K				F7			4	1	1	1	0	1	1	New York Yankees @ Texas Rangers Arlington Stadium, Arlington, TX Sun Jun 06 1993, 8:05 PM EDT Att: 26,107 - Unknown - 92 F										
Mike Gallego, R OBP: 0.423, SLG: 0.483	K		2B	1B		SF8	K			3	1	1	1	0	2	0											
Wade Boggs, L OBP: 0.396, SLG: 0.376	3B		1H	2B		G6-3		G4-3		4	0	2	1	0	0	0											
Jim Leyritz, R OBP: 0.451, SLG: 0.600	3B		2B	P3			G4-3	G4-3		3	0	0	0	1	0	1											
Mike Stanley, R OBP: 0.395, SLG: 0.500	P4			F8		P4		P3		4	0	0	0	0	0	2											
Hensley Meulens, R OBP: 0.316, SLG: 0.556		K		F8		1B		K		3	0	1	0	0	1	0											
Dion James, L OBP: 0.372, SLG: 0.468						1B				1	0	0	0	0	1	0											
Paul O'Neill, L OBP: 0.364, SLG: 0.491	G4-3		F8			1B		G3-1		4	0	1	0	0	0	0											
Spike Owen, S OBP: 0.330, SLG: 0.335	G6-3					G4-3		K		3	1	1	0	0	0	2											
Kevin Maas, L OBP: 0.326, SLG: 0.447					3B					1	0	0	0	0	1	0											
Pat Kelly, R OBP: 0.287, SLG: 0.373				CS	K			G4-3		3	0	1	0	0	1	1											
Inning Stats	R: 0 E: 0 K: 1 S: 10	H: 1 LOB: 2 BB: 1 P: 19	R: 0 E: 0 K: 1 S: 8	H: 0 LOB: 0 BB: 0 P: 9	R: 1 E: 0 K: 1 S: 13	H: 3 LOB: 1 BB: 0 P: 21	R: 0 E: 0 K: 0 S: 8	H: 0 LOB: 0 BB: 0 P: 13	R: 2 E: 0 K: 1 S: 13	H: 2 LOB: 2 BB: 0 P: 20	R: 0 E: 0 K: 0 S: 11	H: 2 LOB: 2 BB: 0 P: 20	R: 0 E: 0 K: 1 S: 9	H: 0 LOB: 0 BB: 0 P: 15	R: 0 E: 0 K: 0 S: 7	H: 0 LOB: 0 BB: 0 P: 9	R: 0 E: 0 K: 2 S: 14	H: 0 LOB: 0 BB: 0 P: 21	1B: 5 2B: 1 3B: 2 HR: 0	SF: 1 SAC: 0 DP: 0 HBP: 0	WP: 0 PB: 0 CS: 1	PA: 35					
PITCHER	IP	WLS	BF	H	R	ER	SO	BB	IBB	HBP	BLK	WP	HR	S	P	ERA	WHIP										
Kenny Rogers, L ERA: 5.7	(1, 1)	5.2	W	25	8	3	3	4	1	0	0	0	0	61	99	4.76	1.588										
Matt Whiteside, R ERA: 3.3	(6, 1)	2.1		7	0	0	0	1	0	0	0	0	0	18	27	0.00	0.000										
Tom Henke, R ERA: 1.35	(9, 1)	1.0	S	3	0	0	0	2	0	0	0	0	0	14	21	0.00	0.000										

AB	33
R	3
H	8
RBI	3
BB	1
SO	7
LOB	7



Batter	1	2	3	4	5	6	7	8	9	AB	R	H	RBI	BB	SO	LOB	BOTTOM										
David Hulse, L OBP: 0.310, SLG: 0.391	FC3					FC6-4				1	1	1	0	0	0	0	New York Yankees @ Texas Rangers Arlington Stadium, Arlington, TX Sun Jun 06 1993, 8:05 PM EDT Att: 26,107 - Unknown - 92 F										
Doug Dascenzo, S OBP: 0.200, SLG: 0.263	3B	K						FC1-6		3	0	1	0	1	1	1											
Doug Strange, S OBP: 0.285, SLG: 0.395	FC3							1B		5	1	0	1	0	1	5											
Dean Palmer, R OBP: 0.321, SLG: 0.532	HR	G1						FC1-6		0	0	0	0	0	0	0											
Rafael Palmeiro, L OBP: 0.307, SLG: 0.422	K		F8					K		5	0	1	0	0	2	3											
Juan Gonzalez, R OBP: 0.411, SLG: 0.705	HR		G5-3					1B		4	1	3	2	0	0	0											
Geno Petralli, L OBP: 0.333, SLG: 0.409	HR							2B		3	1	1	1	1	2	1											
Butch Davis, R OBP: 0.230, SLG: 0.407	K			WP	1B			P6		4	0	1	0	0	1	4											
Dan Peltier, L OBP: 0.625, SLG: 1.000	WP			WP	1B			F8		2	0	1	0	2	0	3											
Mario Diaz, R	G4-3			L9				G3		4	0	0	0	0	0	4											
Billy Ripken, R OBP: 0.264, SLG: 0.205		G5-3						FC1-6	1B	3	0	0	0	1	1	3											
Inning Stats	R: 4 E: 0 K: 2 S: 18	H: 3 LOB: 1 BB: 1 P: 30	R: 0 E: 0 K: 1 S: 9	H: 0 LOB: 0 BB: 0 P: 10	R: 0 E: 0 K: 1 S: 5	H: 0 LOB: 0 BB: 0 P: 10	R: 0 E: 0 K: 2 S: 16	H: 1 LOB: 3 BB: 2 P: 28	R: 0 E: 0 K: 1 S: 6	H: 1 LOB: 1 BB: 0 P: 9	R: 0 E: 0 K: 0 S: 11	H: 1 LOB: 1 BB: 0 P: 14	R: 0 E: 0 K: 0 S: 13	H: 2 LOB: 3 BB: 1 P: 23	R: 0 E: 0 K: 1 S: 14	H: 1 LOB: 2 BB: 1 P: 24	1B: 5 2B: 1 3B: 1 HR: 2	SF: 0 SAC: 0 DP: 0 HBP: 0	WP: 2 PB: 0 CS: 0	PA: 39							
PITCHER	IP	WLS	BF	H	R	ER	SO	BB	IBB	HBP	BLK	WP	HR	S	P	ERA	WHIP										
Melido Perez, R ERA: 3.6	(1, 1)	7.0	L	34	8	4	4	7	3	0	0	0	0	78	124	5.14	1.571										
Bobby Munoz, R ERA:	(8, 1)	1.0		5	1	0	0	1	1	0	0	0	0	14	24	0.00	2.000										



Batter	1	2	3	4	5	6	7	8	9	AB	R	H	RBI	BB	SO	LOB	TOP			
Bernie Williams, S OBP: 0.344, SLG: 0.394 (1, 8)	G3-1		HR		K		1B		F8	5	1	2	1	0	1	1				
Dion James, L OBP: 0.374, SLG: 0.458 (1, 7)	G5-3		FC6-4 BB			1B	P6		K	4	0	1	0	1	1	3				
Wade Boggs, L OBP: 0.394, SLG: 0.374 (1, 5)	F7		FC6-4			1B			F7	4	0	1	0	0	0	1				
Jim Leyritz, R OBP: 0.452, SLG: 0.590 (1, 10)		L8-6 BB		FC6-4 BB		K			K	2	0	0	0	2	2	2				
Paul O'Neill, L OBP: 0.366, SLG: 0.508 (1, 9)		1B	FC6-4		G3-6-1				HR	4	1	2	1	0	0	3				
Matt Nokes, L OBP: 0.276, SLG: 0.432 (1, 2)										4	0	1	0	0	2	3				
Mike Gallego, R OBP: 0.417, SLG: 0.505 (1, 4)										4	1	1	1	0	2	4				
Kevin Maas, L OBP: 0.324, SLG: 0.436 (1, 3)			G5-3						P6	3	0	0	0	1	1	0				
Spike Owen, S OBP: 0.328, SLG: 0.333 (1, 6)			F9		L9				1B	4	0	1	0	0	0	1				
Inning Stats	R: 0 E: 0 K: 0 S: 5	H: 0 LOB: 0 BB: 0 P: 9	R: 0 E: 0 K: 1 S: 11	H: 1 LOB: 1 BB: 1 P: 18	R: 1 E: 0 K: 0 S: 13	H: 1 LOB: 1 BB: 1 P: 22	R: 0 E: 0 K: 2 S: 12	H: 0 LOB: 1 BB: 1 P: 19	R: 0 E: 0 K: 1 S: 7	H: 2 LOB: 1 BB: 0 P: 14	R: 1 E: 0 K: 0 S: 14	H: 2 LOB: 2 BB: 1 P: 21	R: 1 E: 0 K: 2 S: 13	H: 2 LOB: 1 BB: 0 P: 19	R: 0 E: 0 K: 1 S: 9	H: 1 LOB: 1 BB: 0 P: 13	1B: 6 2B: 1 3B: 0 HR: 3	SF: 0 SAC: 0 DP: 2 HBP: 0	WP: 0 PB: 0 SB: 0 CS: 0	PA: 38
PITCHER	IP	WLS	BF	H	R	ER	SO	BB	IBB	HBP	BLK	WP	HR	S	P	ERA	WHIP			
Kevin Appier, R ERA: 3.39 (1, 1)	8.0	W	34	8	3	3	8	4	0	0	0	0	3	84	131	3.38	1.500			
Tom Gordon, R ERA: 4.98 (9, 1)	1.0		4	1	0	0	1	0	0	0	0	0	0	9	13	0.00	1.000			

New York Yankees @ Kansas City Royals
Kauffman Stadium, Kansas City, MO
Mon Jun 07 1993, 7:05 PM CDT
Att: 29,442 - Unknown - 81 F

AB	34
R	3
H	9
RBI	3
BB	4
SO	9
LOB	18



Batter	1	2	3	4	5	6	7	8	9	AB	R	H	RBI	BB	SO	LOB	BOTTOM			
Brian McRae, S OBP: 0.361, SLG: 0.455 (1, 8)	2B 1B	1B		G6-3	L8			1B		5	1	3	0	0	0	2				
Harvey Pulliam, R OBP: 0.222, SLG: 0.288 (1, 9)	L4			E5 HR		G5-3		FC6-4 1B		5	1	1	0	0	1	2				
Wally Joyner, L OBP: 0.417, SLG: 0.492 (1, 3)	1B 2B	1B		HR		F8		P4		5	2	3	0	0	0	2				
Mike Macfarlane, R OBP: 0.349, SLG: 0.558 (1, 2)	2B 1B	L7		HR		K		FC6-4		5	2	2	4	0	1	4				
Hubie Brooks, R OBP: 0.339, SLG: 0.356 (1, 10)	1B 2B		G6-3	F9				F9		4	1	1	2	0	0	0				
Kevin McReynolds, R OBP: 0.365, SLG: 0.545 (1, 7)	CS 1B		G3		F7		G4-3			4	0	3	1	0	0	0				
Greg Gagne, R OBP: 0.295, SLG: 0.347 (1, 6)	F8		G3		F7			1B		4	0	1	0	0	0	3				
Phil Hiatt, R OBP: 0.302, SLG: 0.376 (1, 5)		F8	G6-3		G5-3			K		4	0	0	0	0	1	3				
Rico Rossy, R OBP: 0.333, SLG: 0.800 (1, 4)		HR		G4-3				F7		3	1	1	1	1	0	0				
Inning Stats	R: 4 E: 0 K: 0 S: 16	H: 5 LOB: 0 BB: 0 P: 26	R: 1 E: 0 K: 1 S: 14	H: 3 LOB: 2 BB: 0 P: 20	R: 0 E: 0 K: 0 S: 8	H: 1 LOB: 1 BB: 0 P: 12	R: 3 E: 1 K: 0 S: 11	H: 2 LOB: 0 BB: 0 P: 16	R: 0 E: 0 K: 0 S: 11	H: 1 LOB: 2 BB: 1 P: 20	R: 0 E: 0 K: 1 S: 8	H: 0 LOB: 0 BB: 0 P: 11	R: 0 E: 0 K: 1 S: 7	H: 1 LOB: 1 BB: 0 P: 11	R: 0 E: 0 K: 0 S: 14	H: 2 LOB: 2 BB: 0 P: 21	1B: 9 2B: 4 3B: 0 HR: 2	SF: 0 SAC: 0 DP: 0 HBP: 0	WP: 0 PB: 0 SB: 1 CS: 1	PA: 40
PITCHER	IP	WLS	BF	H	R	ER	SO	BB	IBB	HBP	BLK	WP	HR	S	P	ERA	WHIP			
Jeff Johnson, L ERA: 33.75 (1, 1)	1.1	L	10	7	5	5	0	0	0	0	0	0	1	22	37	33.75	5.250			
Rich Monteleone, R ERA: 3.79 (2, 1)	3.1		17	5	3	0	1	1	0	0	0	0	1	37	56	0.00	1.800			
Bobby Munoz, R ERA: (5, 1)	1.1		4	0	0	0	1	0	0	0	0	0	0	9	12	0.00	0.000			
Neal Heaton, L ERA: 6.88 (7, 1)	2.0		9	3	0	0	1	0	0	0	0	0	0	21	32	0.00	1.500			

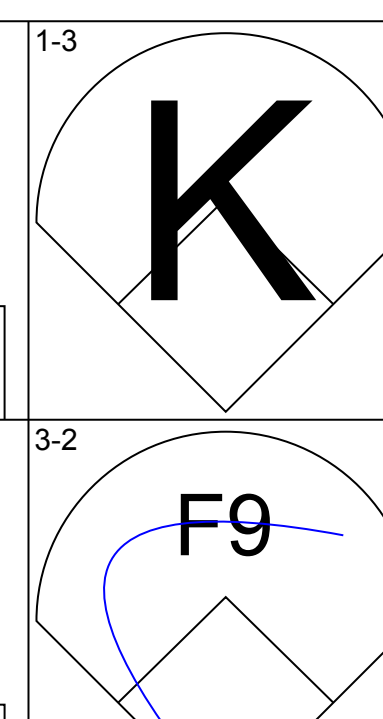
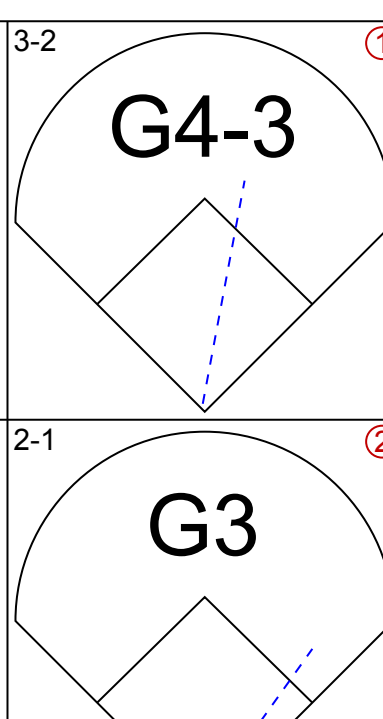
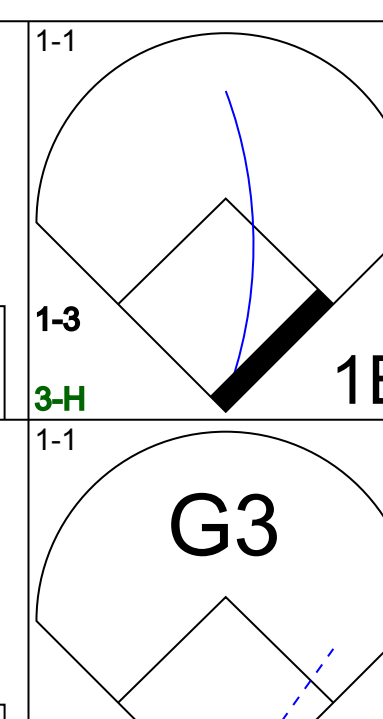
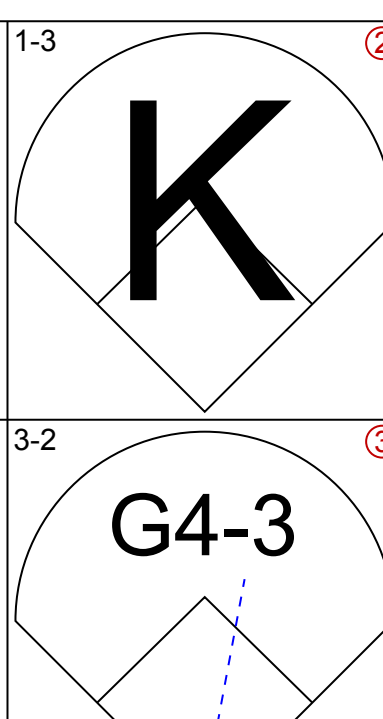
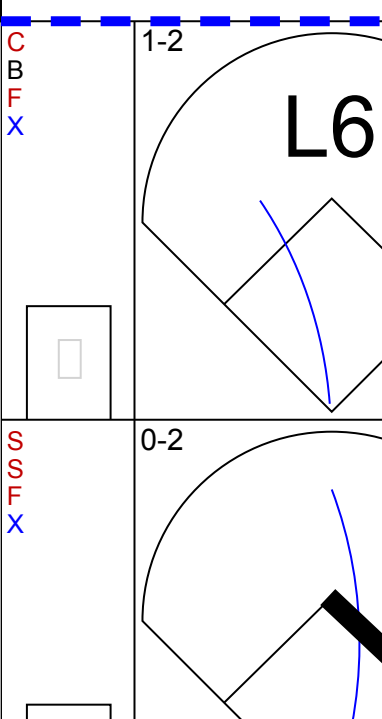
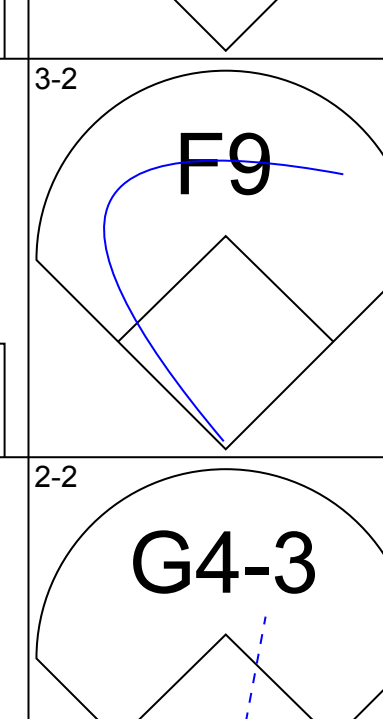
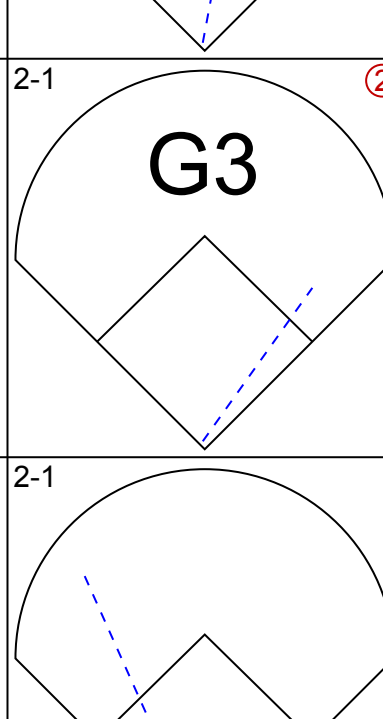
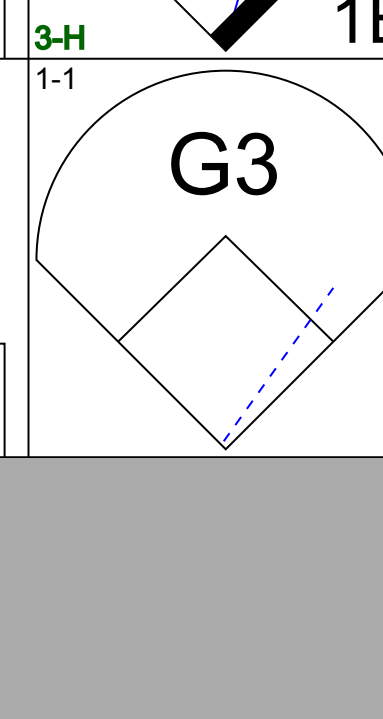
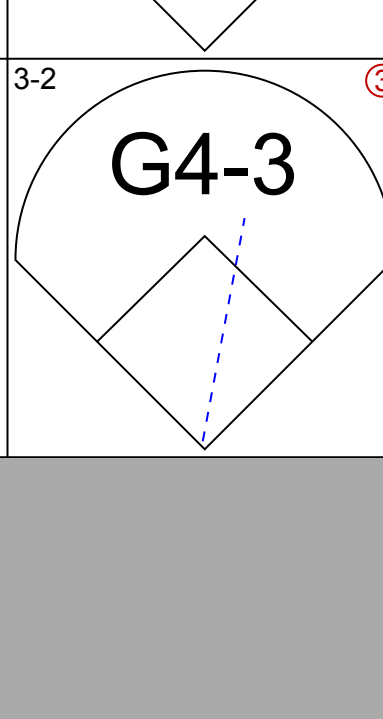
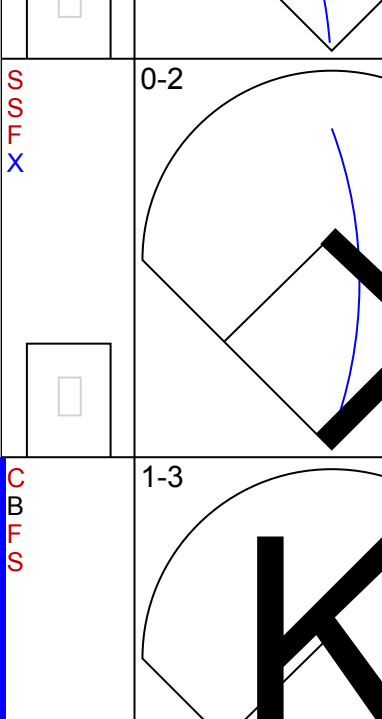
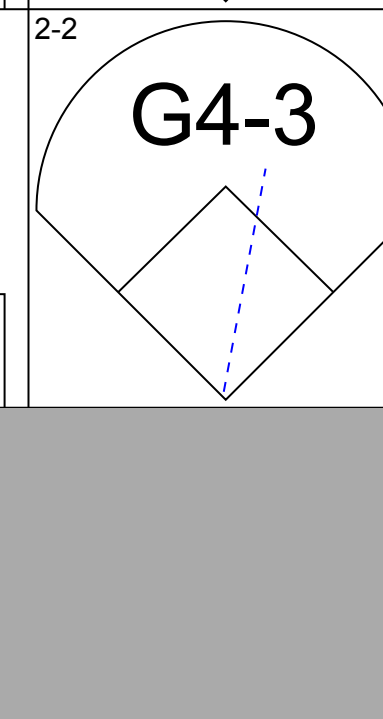
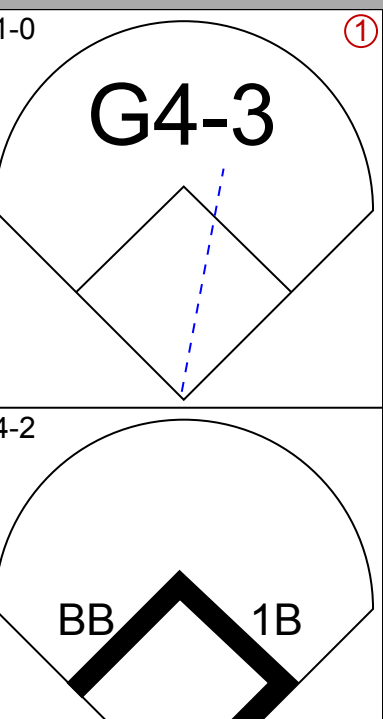
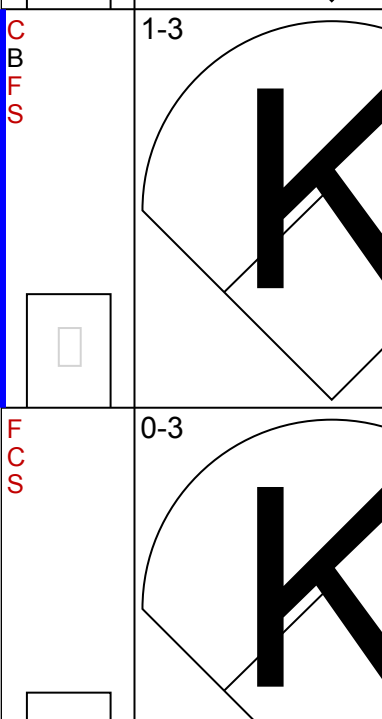
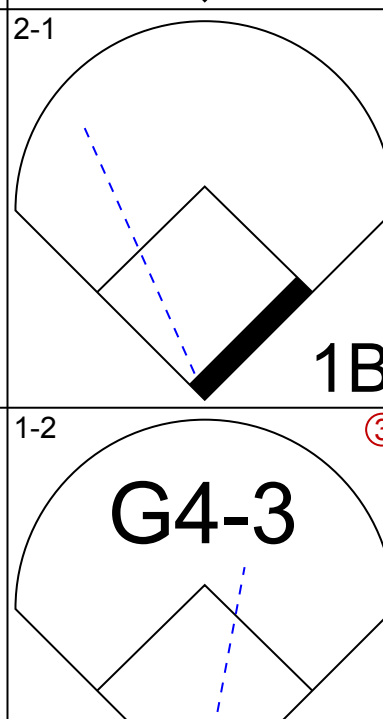
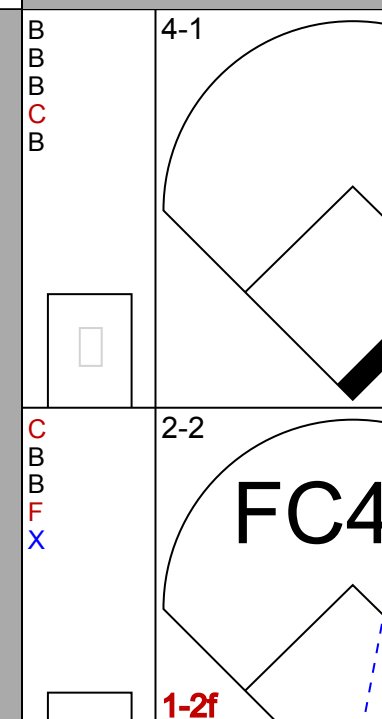
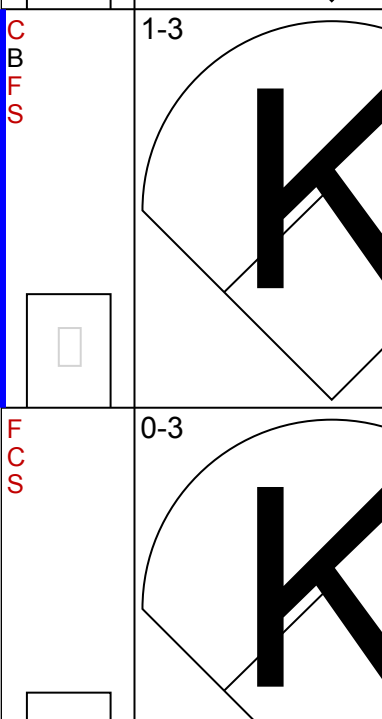
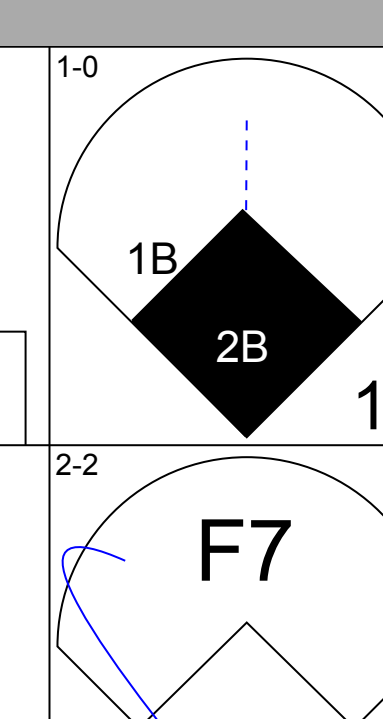
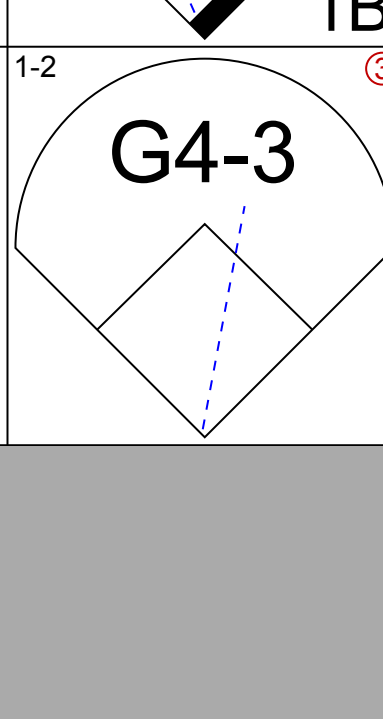
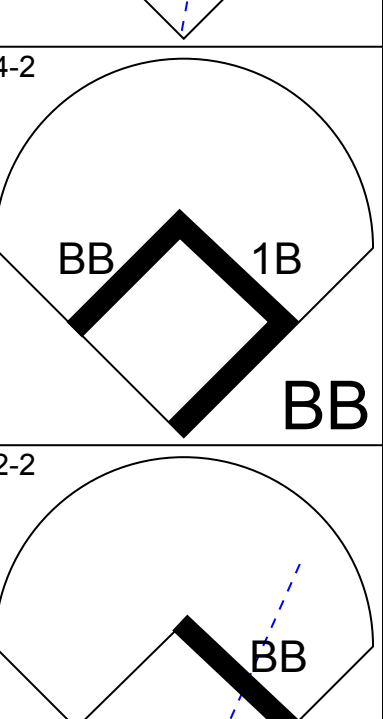
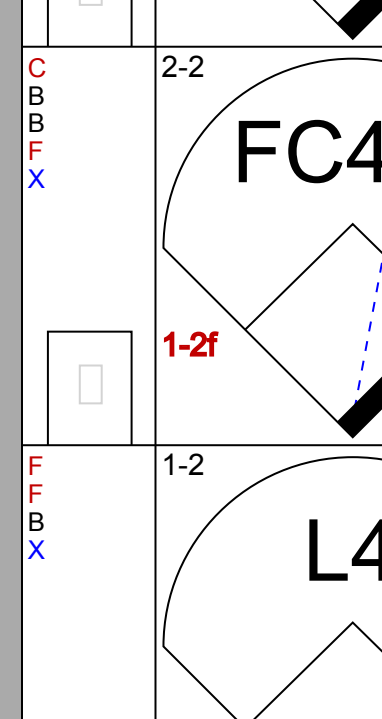
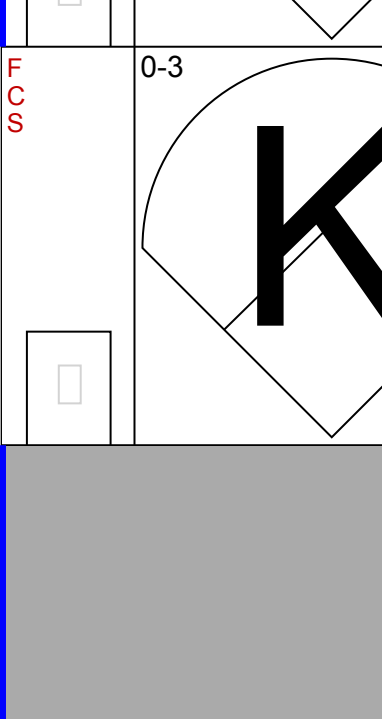
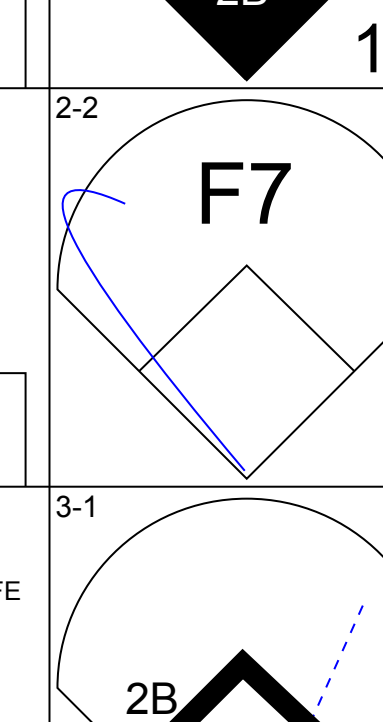
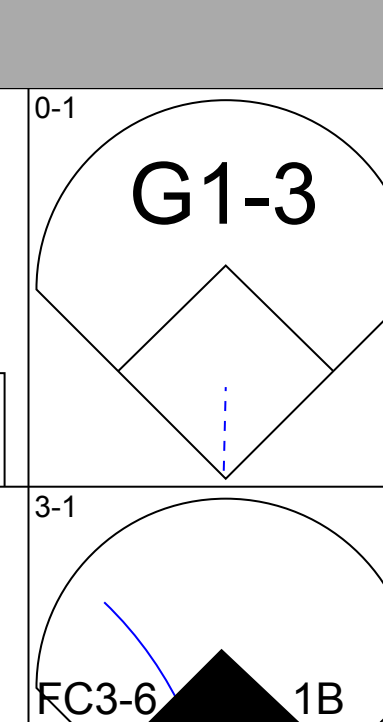
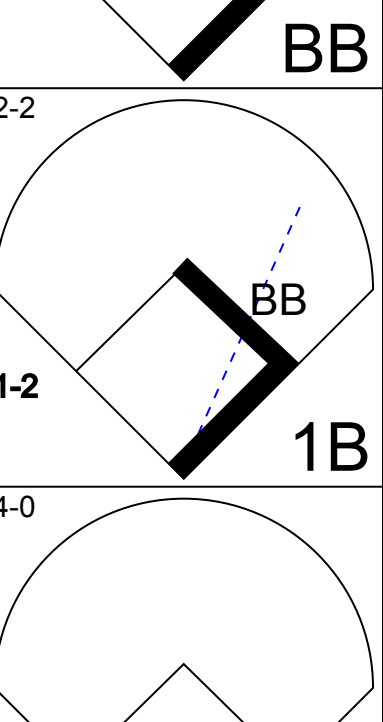
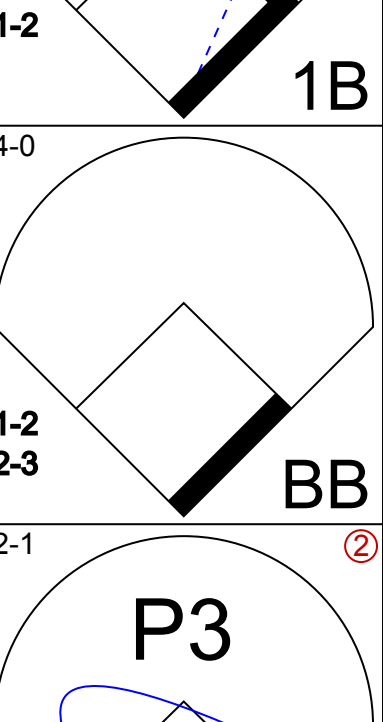
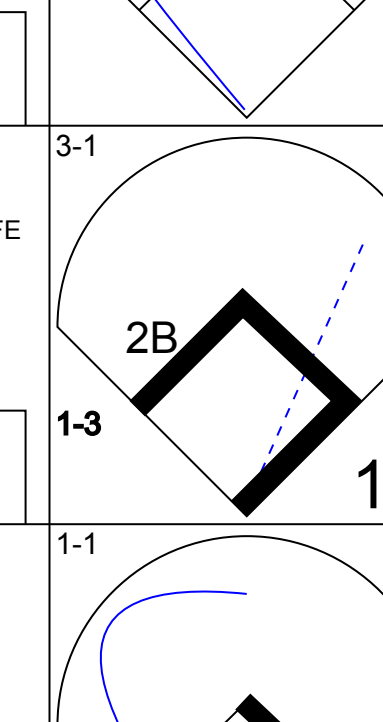
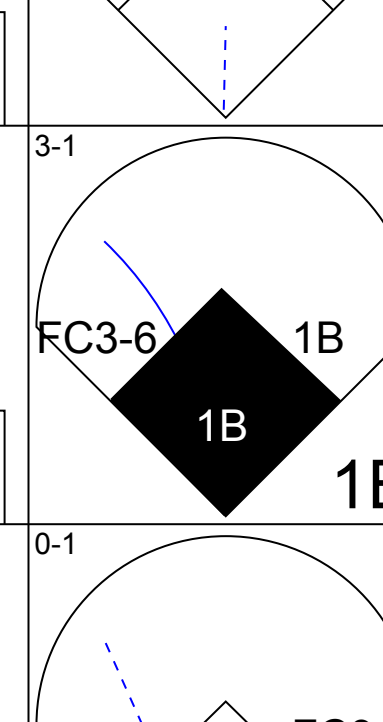
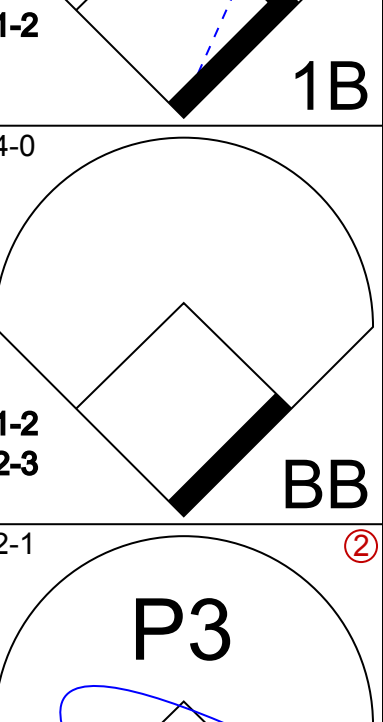
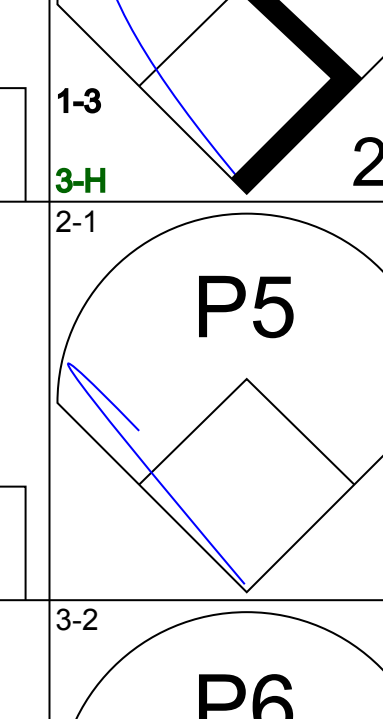
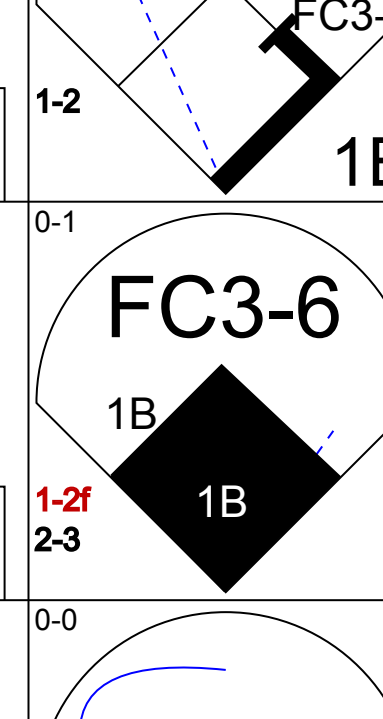
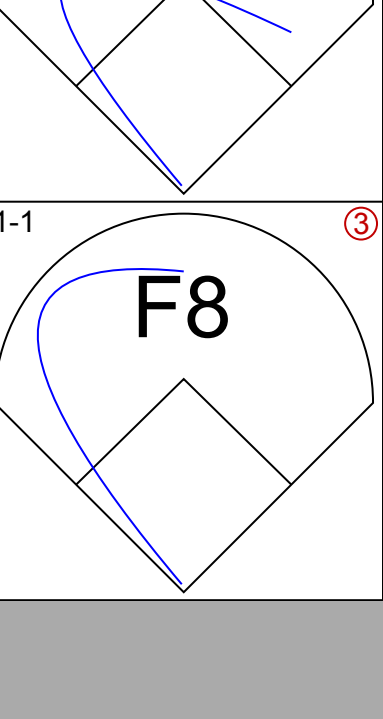
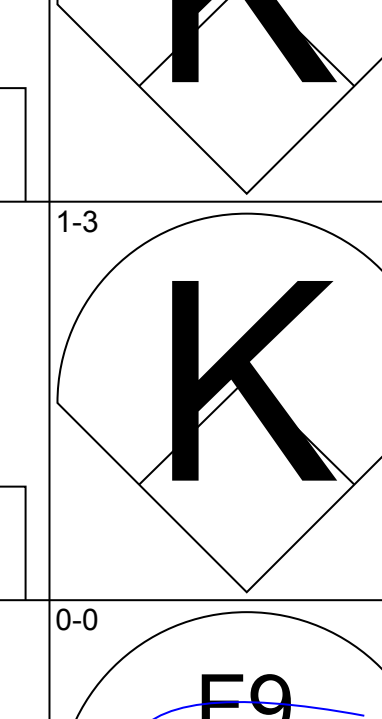
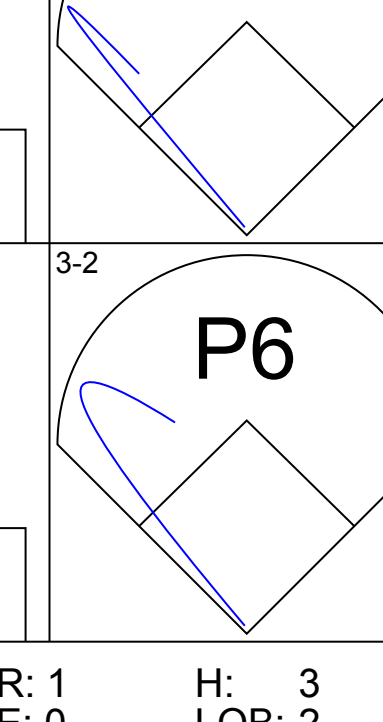
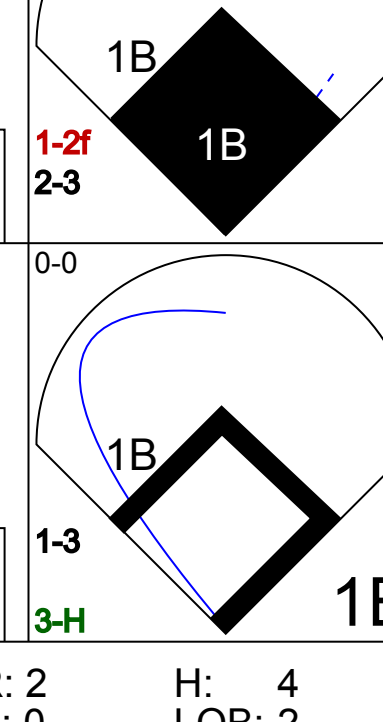
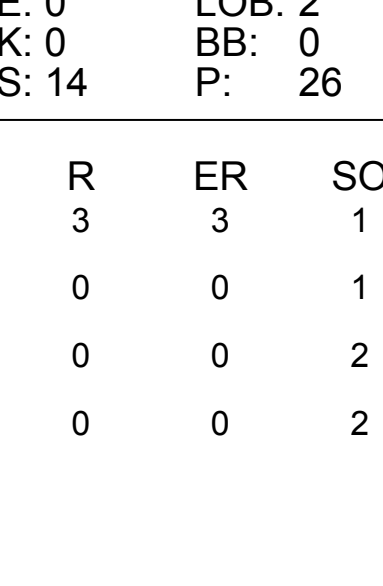
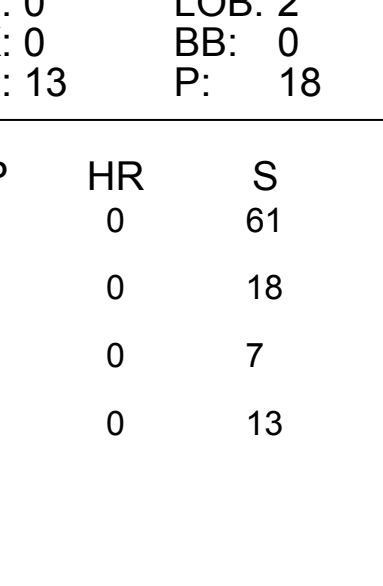
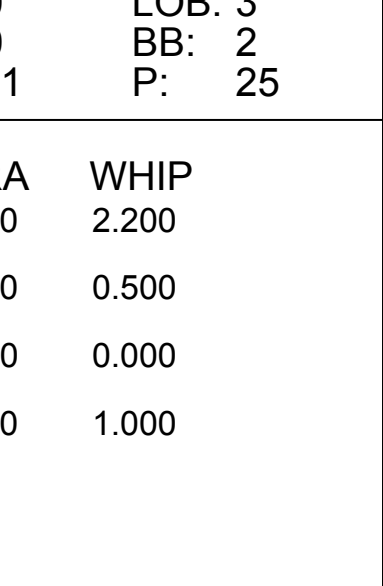
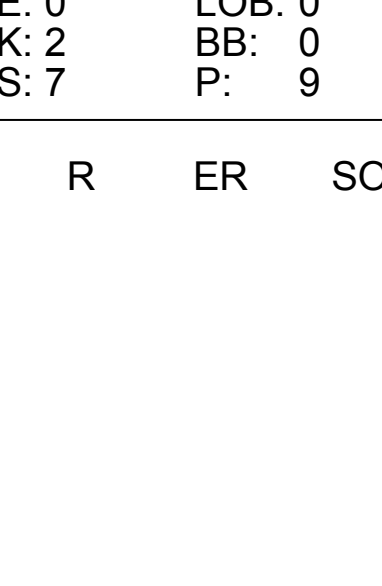
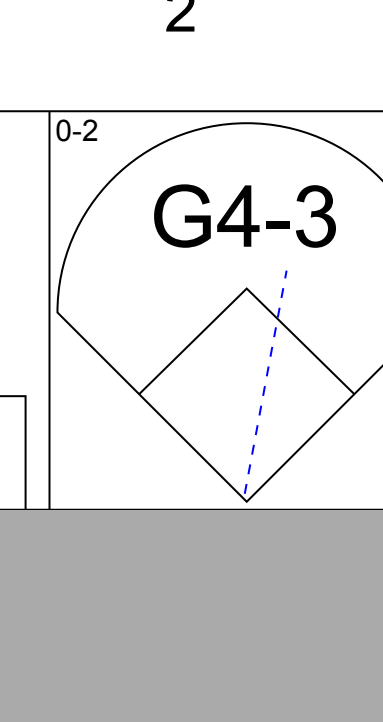
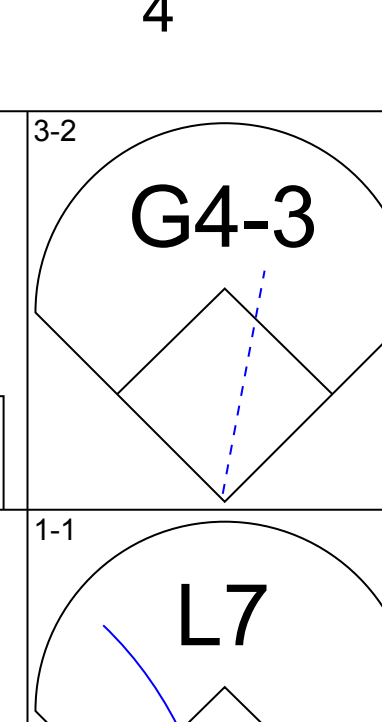
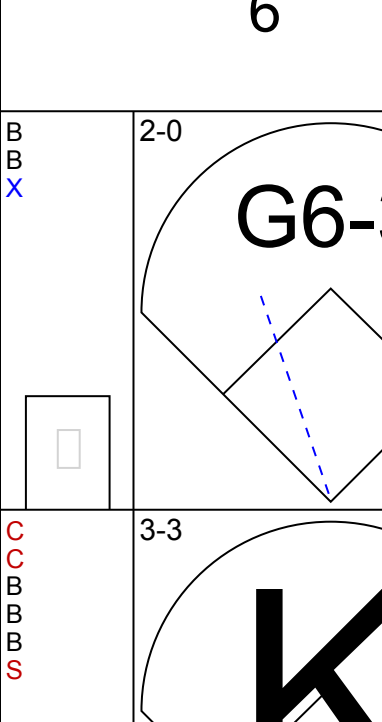
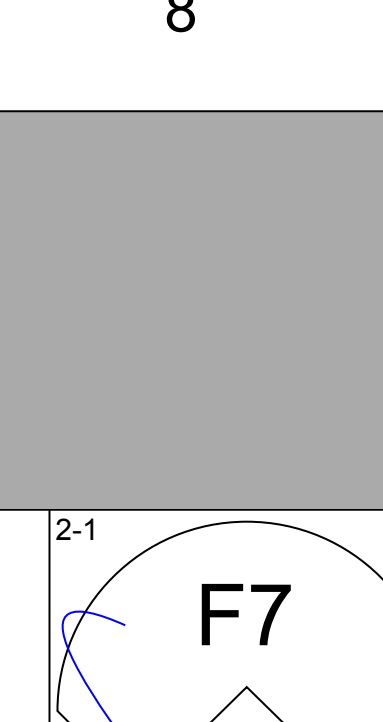
New York Yankees @ Kansas City Royals
Kauffman Stadium, Kansas City, MO
Mon Jun 07 1993, 7:05 PM CDT
Att: 29,442 - Unknown - 81 F

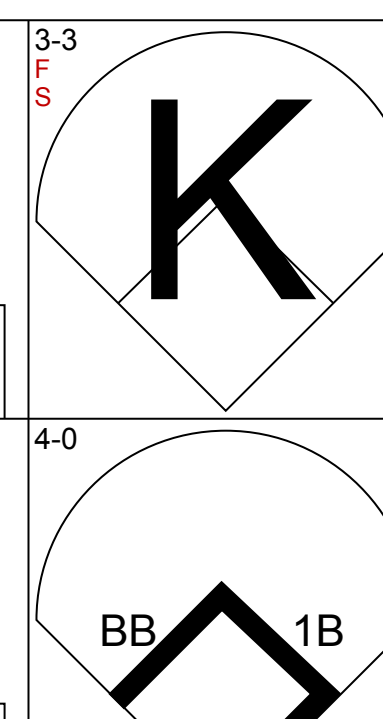
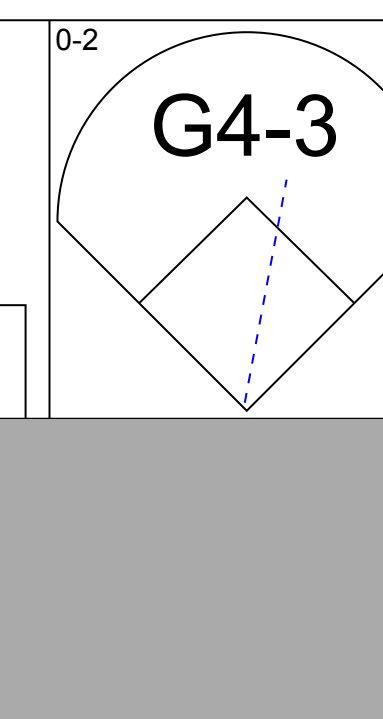
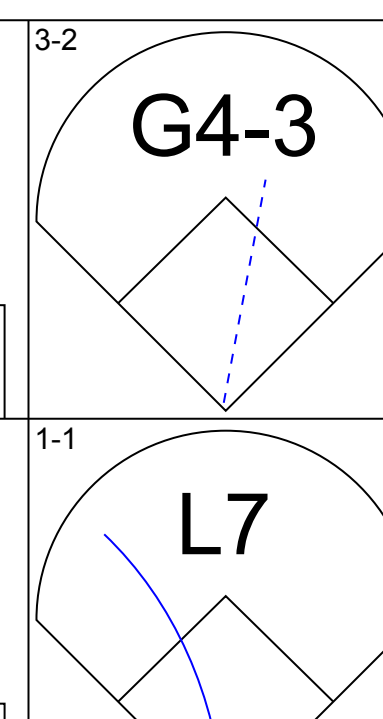
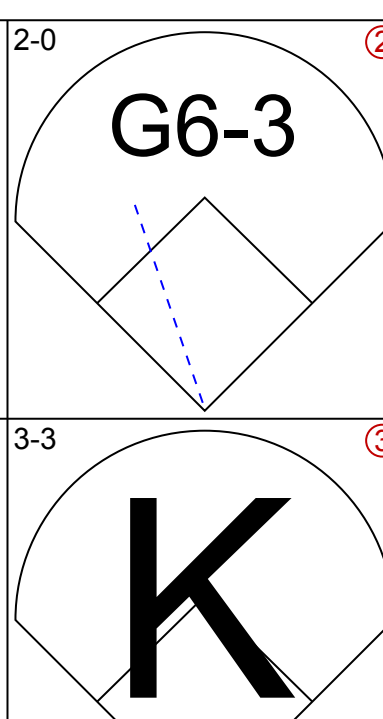
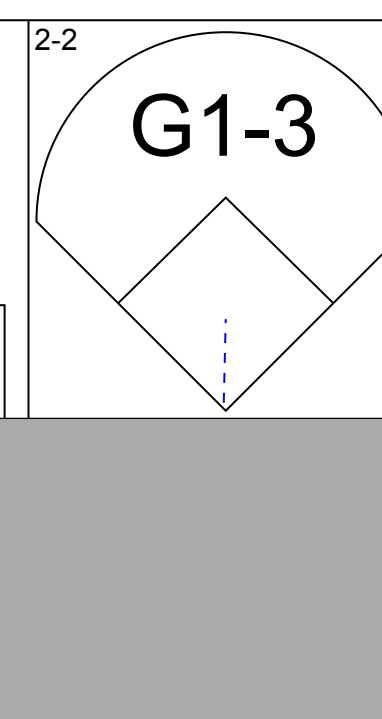
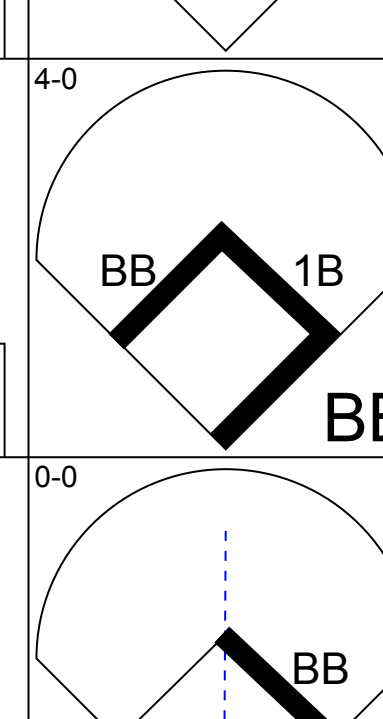
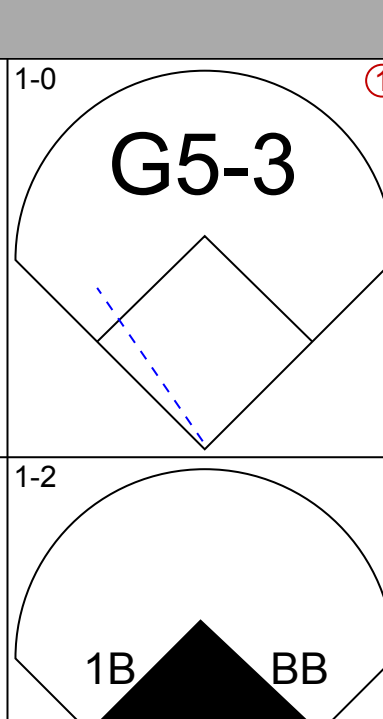
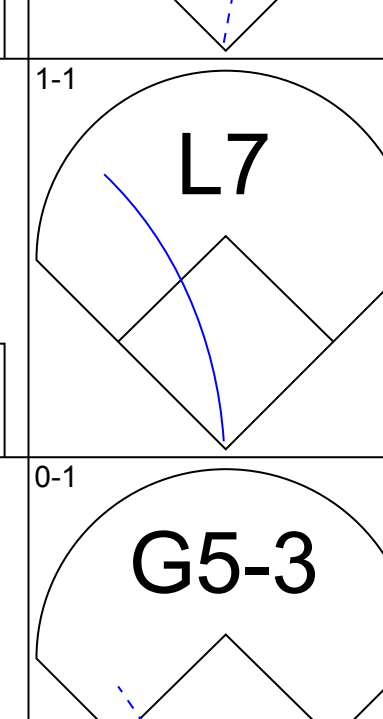

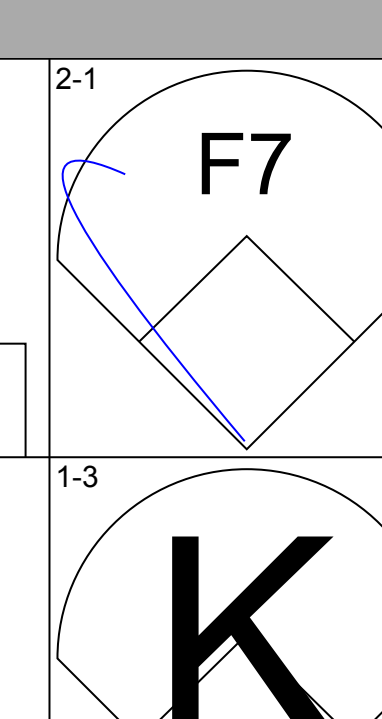
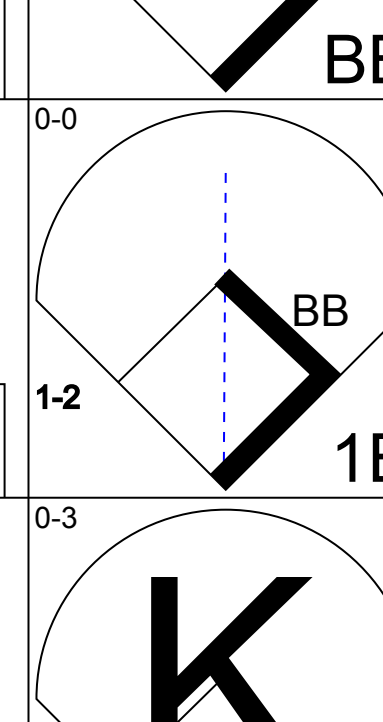
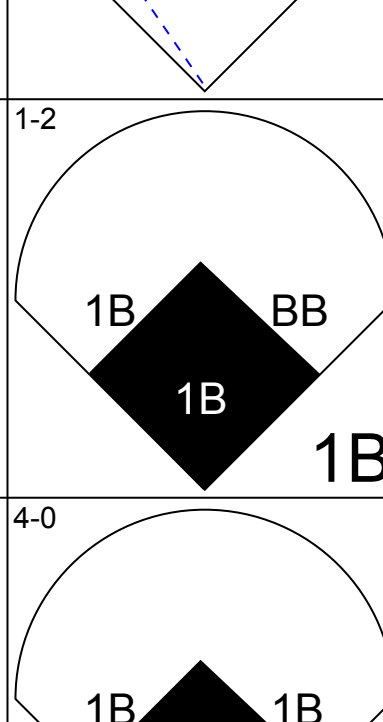
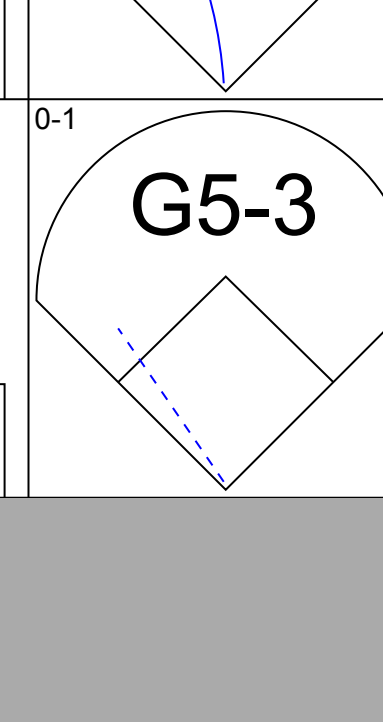
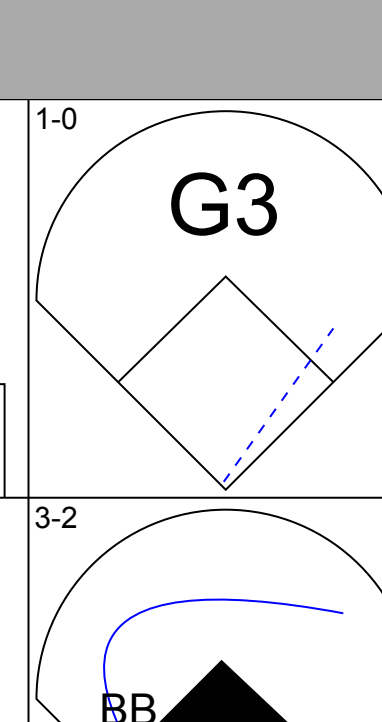
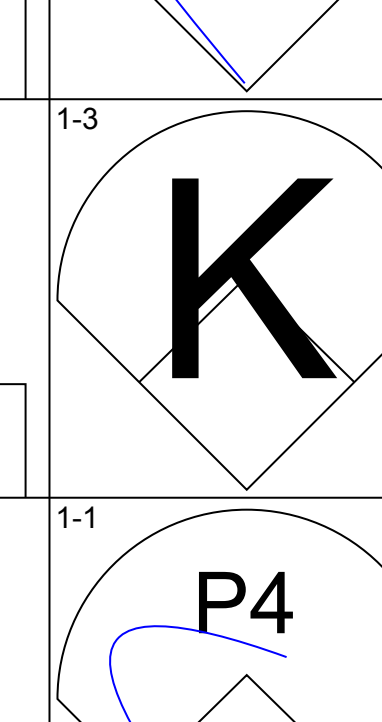
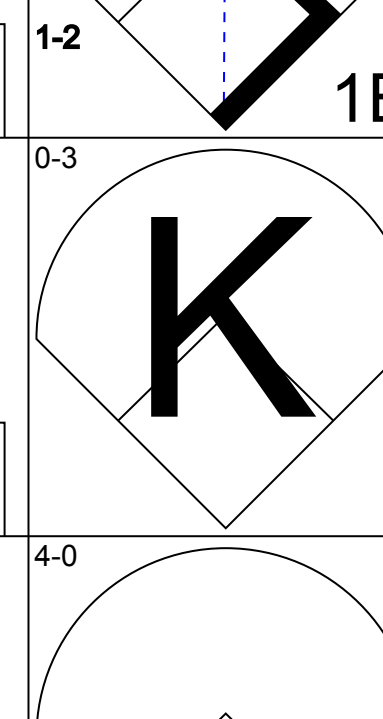
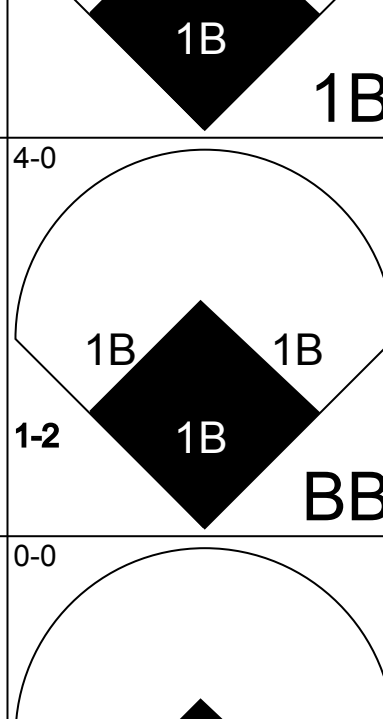
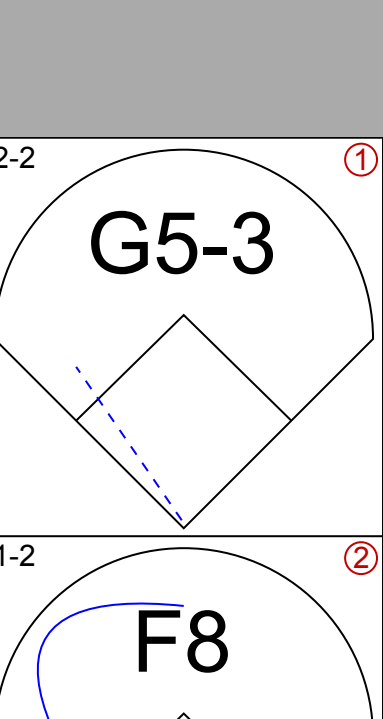
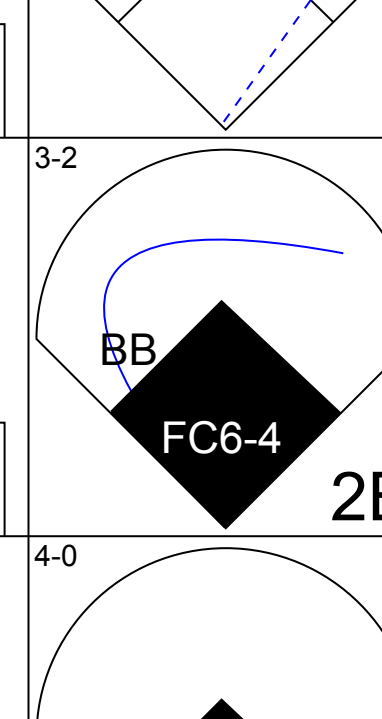
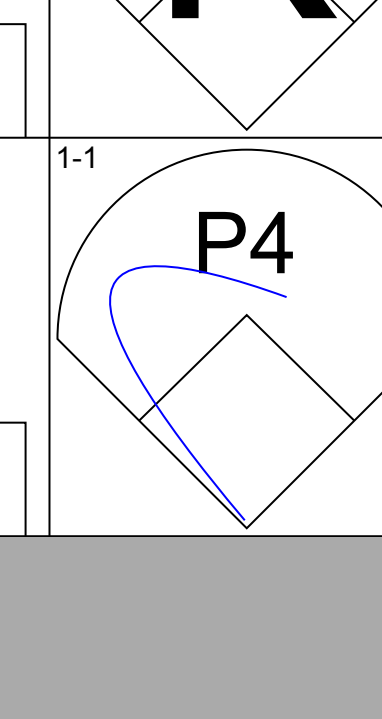
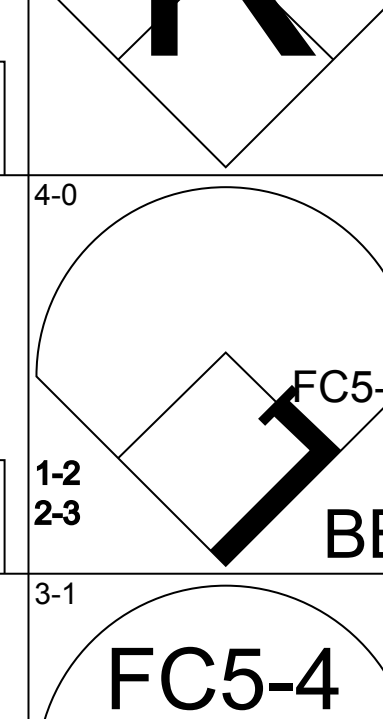
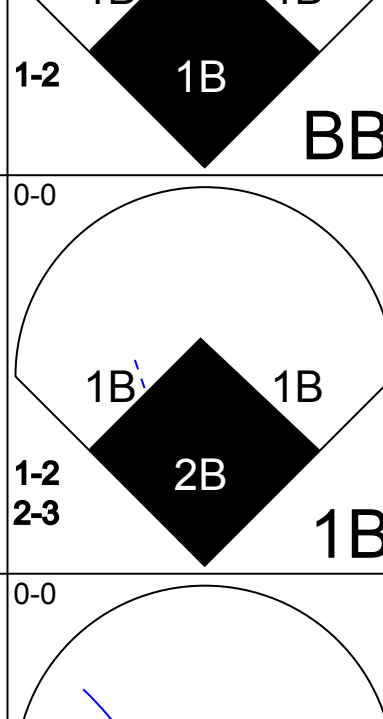
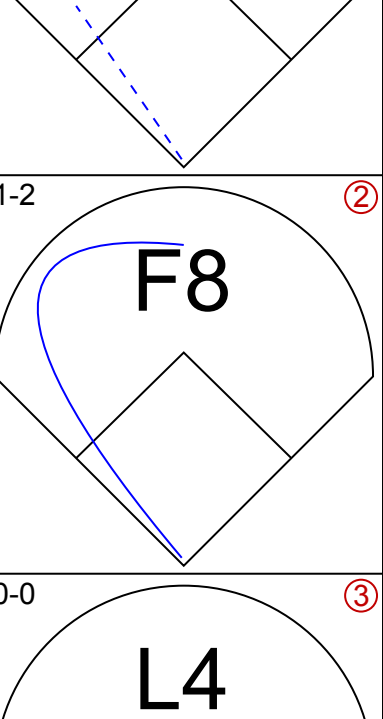
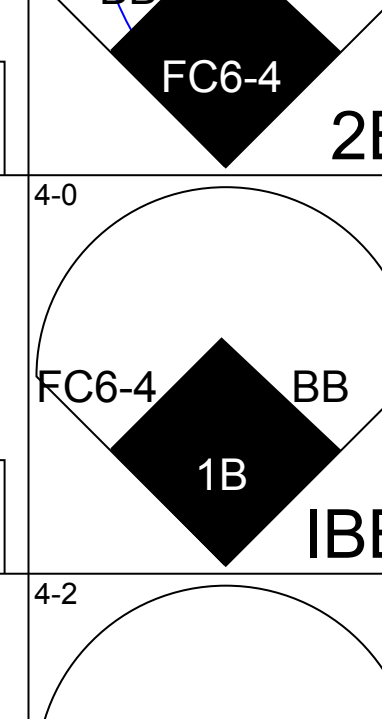
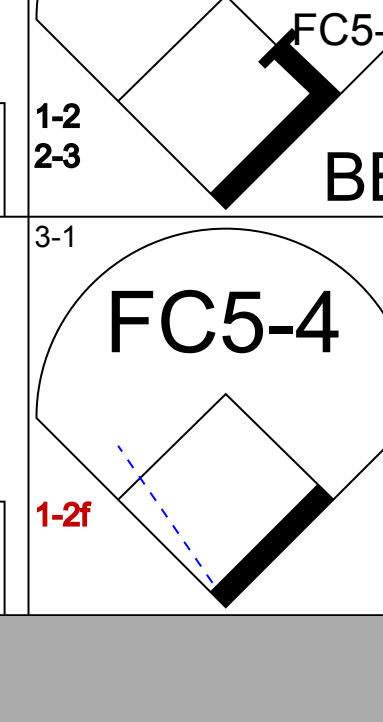
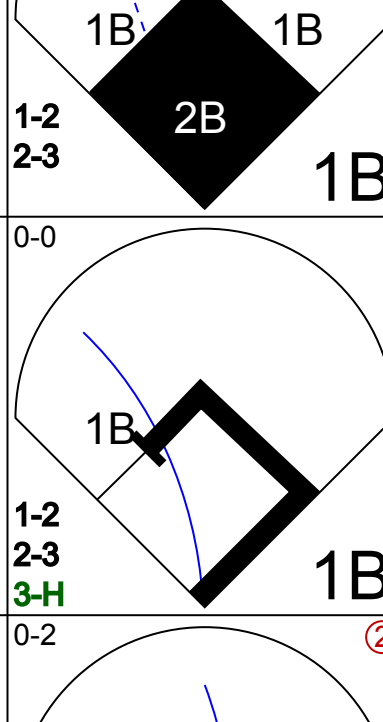
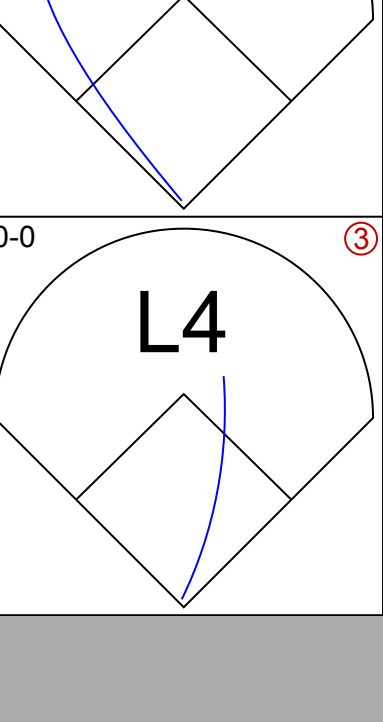
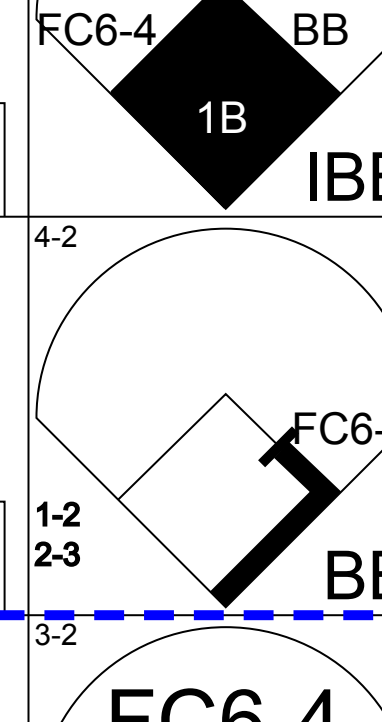
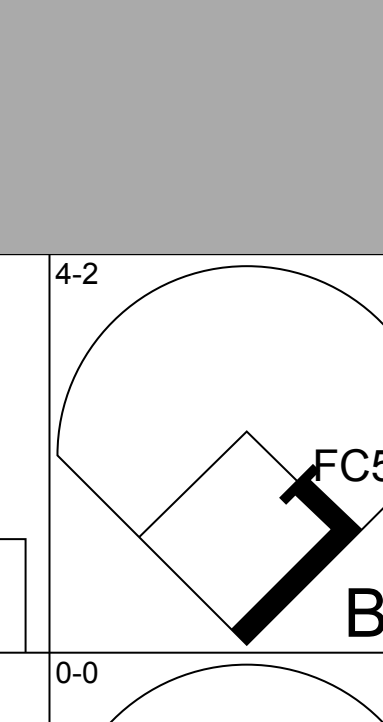
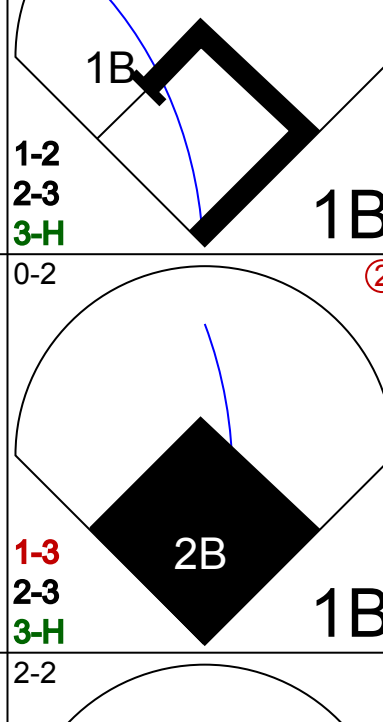
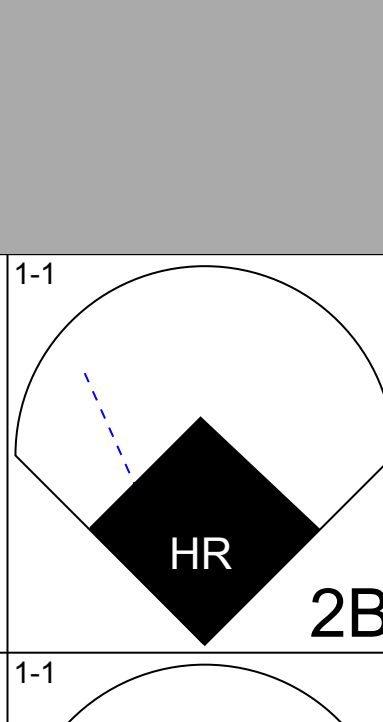
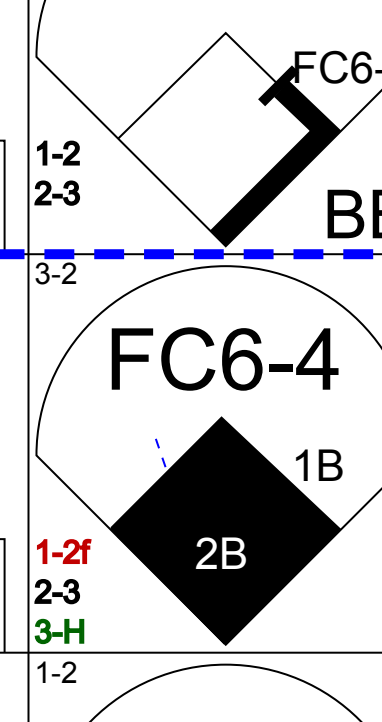
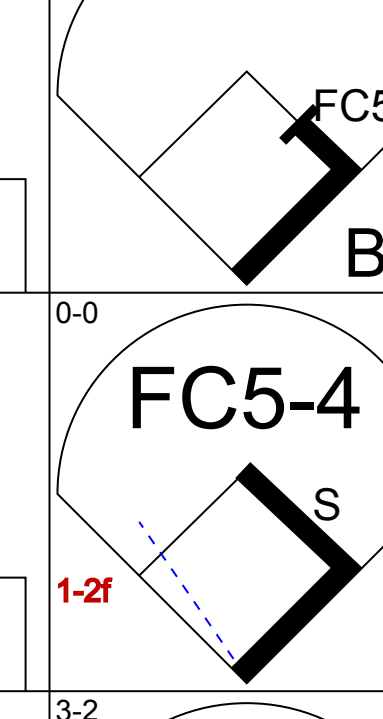
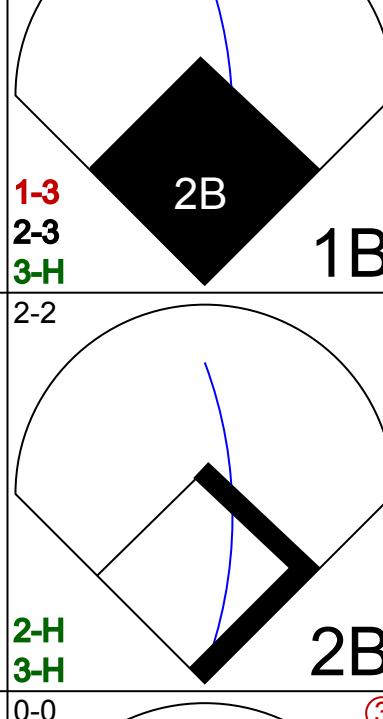
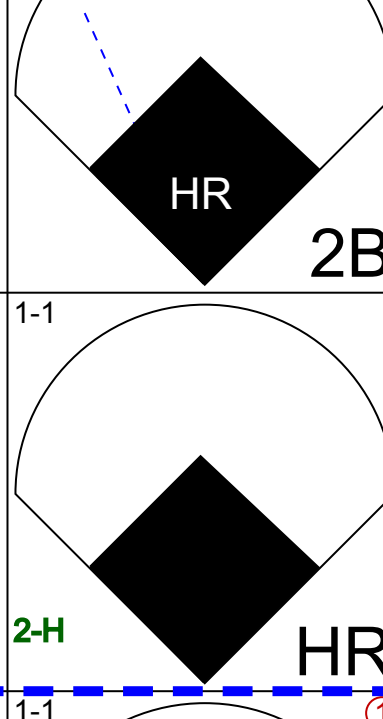
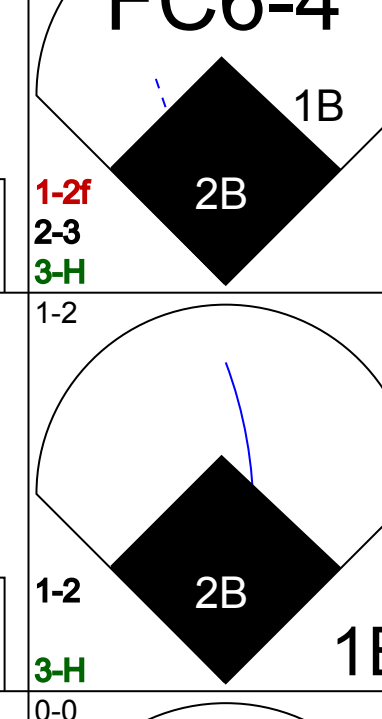
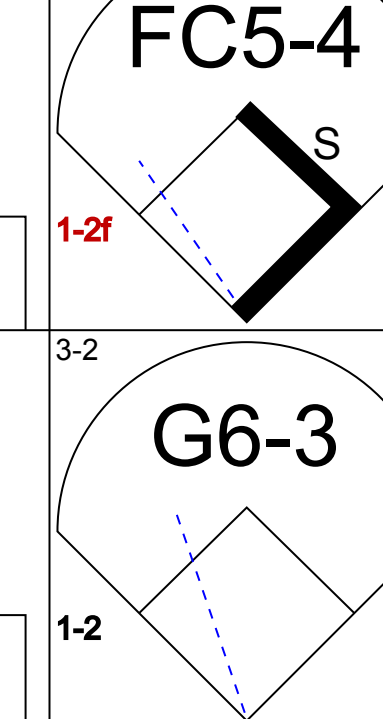
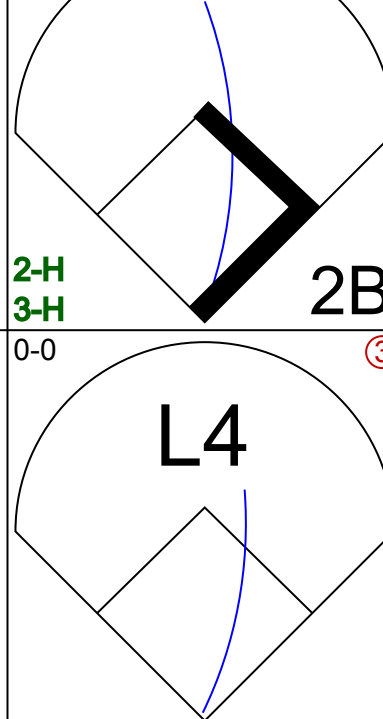
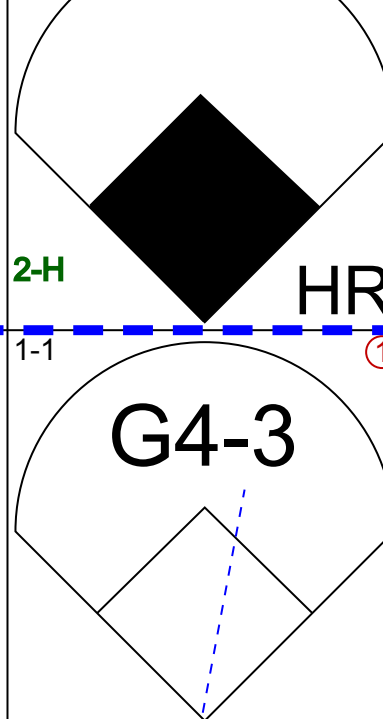
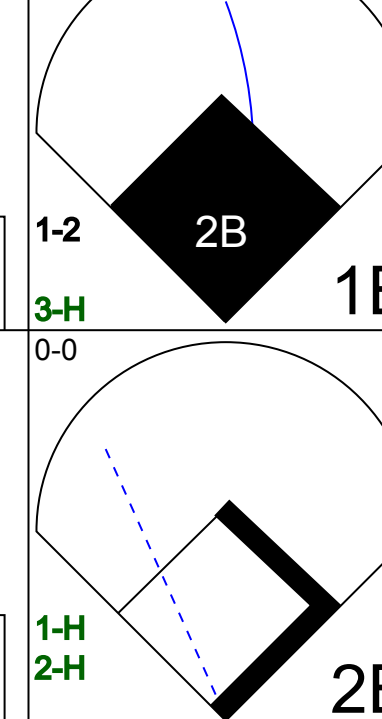
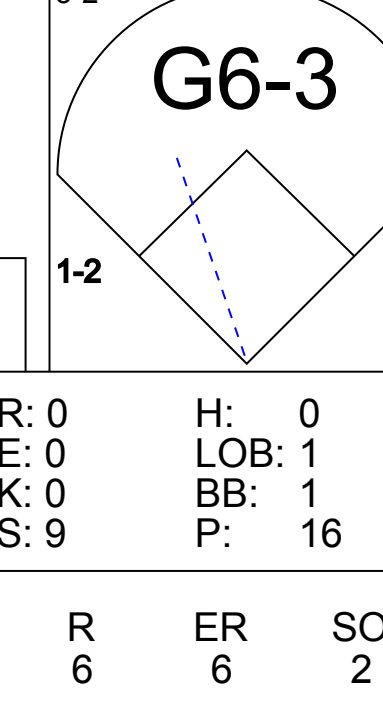
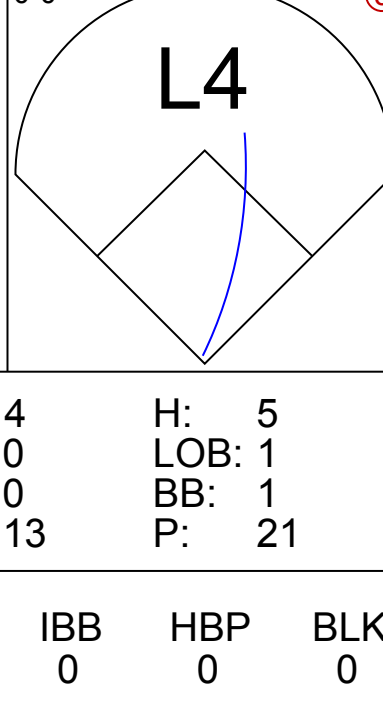
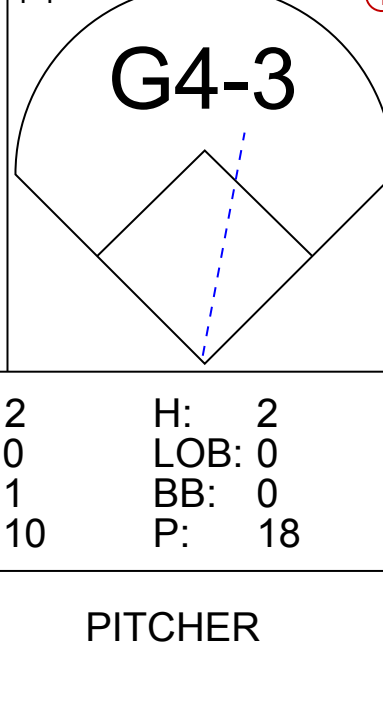
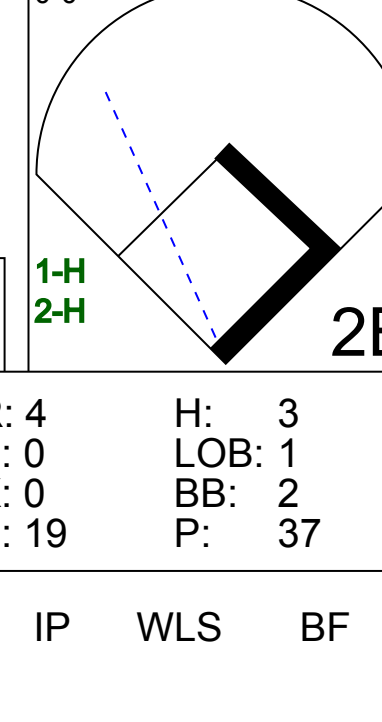
AB	39
R	8
H	15
RBI	8
BB	1
SO	3
LOB	16



Batter	1	2	3	4	5	6	7	8	9	AB	R	H	RBI	BB	SO	LOB	TOP								
Bernie Williams, S (1, 8) OBP: 0.345, SLG: 0.390	G4-3		G4-3				G4-3			4	1	1	1	1	0	3	New York Yankees @ Kansas City Royals Kauffman Stadium, Kansas City, MO Tue Jun 08 1993, 7:05 PM CDT Att: 21,155 - Unknown - 78 F AB 39 R 9 H 13 RBI 9 BB 3 SO 3 LOB 17								
Mike Gallego, R (1, 6) OBP: 0.407, SLG: 0.500	F9			F8	CS	G6-3	G4-3			5	1	1	2	0	2										
Wade Boggs, L (1, 5) OBP: 0.394, SLG: 0.374	F7					G6-3				5	0	2	0	0	2										
Jim Leyritz, R (1, 3) OBP: 0.444, SLG: 0.575		K		F9		G6-3				5	0	1	1	0	1										
Paul O'Neill, L (1, 9) OBP: 0.362, SLG: 0.516	F8			G3						5	1	1	1	0	1										
Dion James, L (1, 7) OBP: 0.372, SLG: 0.453										3	0	1	0	0	1										
Spike Owen, S (9, PH) OBP: 0.332, SLG: 0.333										0	0	0	0	1	0										
Mike Humphreys, R (9, PR) OBP: 0.250, SLG: 0.429										1	0	0	0	0	3										
Mike Stanley, R (1, 2) OBP: 0.384, SLG: 0.485				F9		G4-3				4	2	0	0	0	2										
Matt Nokes, L (1, 10) OBP: 0.291, SLG: 0.463				L9						3	1	2	1	1	0										
Andy Stankiewicz, R (9, PR)										0	1	0	0	0	0										
Pat Kelly, R (1, 4) OBP: 0.303, SLG: 0.418										4	2	4	3	0	0										
Inning Stats	R: 0 E: 0 K: 0 S: 4	H: 0 LOB: 0 BB: 0 P: 7	R: 0 E: 0 K: 1 S: 7	H: 0 LOB: 0 BB: 0 P: 9	R: 0 E: 0 K: 1 S: 9	H: 1 LOB: 1 BB: 0 P: 16	R: 0 E: 0 K: 0 S: 10	H: 1 LOB: 1 BB: 0 P: 20	R: 2 E: 0 K: 1 S: 9	H: 2 LOB: 0 BB: 1 P: 17	R: 0 E: 0 K: 0 S: 4	H: 0 LOB: 0 BB: 0 P: 5	R: 2 E: 0 K: 0 S: 8	H: 3 LOB: 2 BB: 1 P: 21	R: 0 E: 0 K: 1 S: 6	H: 1 LOB: 0 BB: 0 P: 11	R: 5 E: 1 K: 0 S: 13	H: 5 LOB: 3 BB: 1 P: 28	1B: 7 2B: 3 3B: 0 HR: 3	SF: 0 SAC: 0 DP: 1 HBP: 0	WP: 0 PB: 0 SB: 0 CS: 1	PA: 43			
PITCHER	IP	WLS	BF	H	R	ER	SO	BB	IBB	HBP	BLK	WP	HR	S	P	ERA	WHIP								
Mark Gardner, R (1, 1) ERA: 5.84	6.1		25	6	4	4	2	1	0	0	0	0	3	47	82	5.68	1.105								
Mark Gubicza, R (7, 1) ERA: 5.54	1.1		6	2	0	0	0	1	0	0	0	0	0	7	18	0.00	2.250								
Billy Brewer, L (8, 1) ERA: 1.04	0.1	L	2	0	1	1	1	1	0	0	0	0	0	4	11	27.00	3.000								
Rusty Meacham, R (9, 1) ERA: 6.35	1.0		9	5	4	4	0	0	0	0	0	0	0	12	23	36.00	5.000								

Batter	1	2	3	4	5	6	7	8	9	AB	R	H	RBI	BB	SO	LOB	BOTTOM								
Brian McRae, S (1, 8) OBP: 0.358, SLG: 0.454	F9									5	0	1	0	0	1	4	New York Yankees @ Kansas City Royals Kauffman Stadium, Kansas City, MO Tue Jun 08 1993, 7:05 PM CDT Att: 21,155 - Unknown - 78 F AB 38 R 4 H 13 RBI 3 BB 1 SO 7 LOB 17								
Kevin McReynolds, R (1, 7) OBP: 0.342, SLG: 0.507	G6-3									5	1	0	0	0	1	2									
Wally Joyner, L (1, 3) OBP: 0.413, SLG: 0.485	F7									5	0	1	0	0	2	1									
Mike Macfarlane, R (1, 2) OBP: 0.358, SLG: 0.556										4	2	2	0	0	0	2									
Hubie Brooks, R (1, 10) OBP: 0.358, SLG: 0.375										5	0	3	0	0	0	1									
Greg Gagne, R (1, 6) OBP: 0.299, SLG: 0.350										4	1	2	0	0	1	2									
Harvey Pulliam, R (1, 9) OBP: 0.246, SLG: 0.309										3	0	2	1	0	0	0									
Chris Gwynn, L (7, PH) OBP: 0.339, SLG: 0.376										0	0	0	0	0	0	0									
Craig Wilson, R (7, PH) OBP: 0.600, SLG: 0.600										1	0	0	0	0	0	2									
Felix Jose, S (8, 9) OBP: 0.309, SLG: 0.330										0	0	0	0	0	0	0									
Phil Hiatt, R (1, 5) OBP: 0.307, SLG: 0.382										3	0	2	2	0	1	0									
Rico Rossy, R (1, 4) OBP: 0.300, SLG: 0.500										3	0	0	0	1	1	3									
Inning Stats	R: 0 E: 0 K: 0 S: 6	H: 0 LOB: 0 BB: 0 P: 11	R: 1 E: 0 K: 1 S: 14	H: 3 LOB: 2 BB: 0 P: 26	R: 0 E: 0 K: 1 S: 9	H: 1 LOB: 1 BB: 0 P: 16	R: 0 E: 0 K: 0 S: 8	H: 0 LOB: 0 BB: 0 P: 14	R: 0 E: 0 K: 2 S: 18	H: 1 LOB: 3 BB: 1 P: 30	R: 1 E: 0 K: 0 S: 10	H: 3 LOB: 2 BB: 0 P: 15	R: 0 E: 0 K: 1 S: 7	H: 0 LOB: 0 BB: 0 P: 10	R: 0 E: 0 K: 1 S: 8	H: 0 LOB: 1 BB: 0 P: 13	1B: 12 2B: 1 3B: 0 HR: 0	SF: 1 SAC: 0 DP: 1 HBP: 1	WP: 0 PB: 0 SB: 1 CS: 0	PA: 41					
PITCHER	IP	WLS	BF	H	R	ER	SO	BB	IBB	HBP	BLK	WP	HR	S	P	ERA	WHIP								
Jimmy Key, L (1, 1) ERA: 2.14	5.2		25	9	3	3	4	0	0	0	0	0	0	14	22	0.00	1.588								
John Habyan, R (6, 1) ERA: 3.49	1.0		8	4	1	0	1	1	0	0	0	0	0	9	14	0.00	0.000								
Steve Howe, L (7, 1) ERA: 12.96	1.1	W	4	0	0	0	1	0	0	0	0	0	0	9	14	0.00	0.000								
Steve Farr, R (9, 1) ERA: 3.54	1.0		4	0	0	0	1	0	0	1	0	0	0	8	13	0.00	0.000								

Batter	1	2	3	4	5	6	7	8	9	AB	R	H	RBI	BB	SO	LOB	TOP			
Bernie Williams, S OBP: 0.341, SLG: 0.384 (1.8)										5	0	1	1	0	2	0	New York Yankees @ Kansas City Royals Kauffman Stadium, Kansas City, MO Wed Jun 09 1993, 7:05 PM CDT Att: 21,582 - Unknown - 81 F livebaseballscorecards.com			
Dion James, L OBP: 0.394, SLG: 0.451 (1.7)										5	0	1	0	0	0	2				
Wade Boggs, L OBP: 0.396, SLG: 0.374 (1.5)										3	0	1	0	1	0	0				
Hensley Meulens, R OBP: 0.300, SLG: 0.526 (8.9)										1	0	0	0	0	1	1				
Matt Nokes, L OBP: 0.295, SLG: 0.456 (1.10)										4	1	1	0	1	1	3				
Paul O'Neill, L OBP: 0.360, SLG: 0.511 (1.9)										4	0	1	0	0	0	2				
Andy Stankiewicz, R (8.5)										0	0	0	0	0	0	0				
Kevin Maas, L OBP: 0.336, SLG: 0.442 (1.3)										3	1	2	0	1	0	1				
Mike Stanley, R OBP: 0.360, SLG: 0.493 (1.2)										4	0	2	1	0	1	3				
Jim Leyritz, R OBP: 0.444, SLG: 0.575 (8.2)										0	0	0	0	0	0	0				
Spike Owen, S OBP: 0.325, SLG: 0.326 (1.6)										4	1	0	0	0	1	7				
Pat Kelly, R OBP: 0.302, SLG: 0.414 (1.4)										4	0	1	1	0	0	2				
Inning Stats	R: 0 E: 0 K: 1 S: 13	H: 0 LOB: 0 BB: 0 P: 19	R: 1 E: 0 K: 0 S: 14	H: 3 LOB: 2 BB: 0 P: 26	R: 0 E: 0 K: 0 S: 10	H: 1 LOB: 1 BB: 0 P: 18	R: 2 E: 0 K: 0 S: 13	H: 4 LOB: 2 BB: 0 P: 18	R: 0 E: 0 K: 0 S: 11	H: 1 LOB: 3 BB: 2 P: 25	R: 0 E: 0 K: 0 S: 9	H: 0 LOB: 1 BB: 1 P: 16	R: 0 E: 0 K: 0 S: 9	H: 0 LOB: 0 BB: 0 P: 9	R: 0 E: 0 K: 2 S: 13	H: 1 LOB: 1 BB: 0 P: 15	1B: 8 2B: 2 3B: 0 HR: 0	SF: 0 SAC: 0 DP: 0 HBP: 0	WP: 0 PB: 0 SB: 0 CS: 0	PA: 40
PITCHER	IP	WLS	BF	H	R	ER	SO	BB	IBB	HBP	BLK	WP	HR	S	P	ERA	WHIP			
Hipolito Pichardo, R ERA: 4.24 (1.1)	5.0	W	26	9	3	3	1	2	0	0	0	0	0	61	106	5.40	2.200			
Tom Gordon, R ERA: 4.35 (6.1)	2.0		7	0	0	0	1	1	0	0	0	0	0	18	34	0.00	0.500			
Jeff Montgomery, R ERA: 2.29 (8.1)	1.0		3	0	0	0	2	0	0	0	0	0	0	7	9	0.00	0.000			
Rusty Meacham, R ERA: 6.0 (9.1)	1.0		4	1	0	0	2	0	0	0	0	0	0	13	15	0.00	1.000			

Batter	1	2	3	4	5	6	7	8	9	AB	R	H	RBI	BB	SO	LOB	BOTTOM		
Brian McRae, S OBP: 0.351, SLG: 0.444 (1.8)										5	0	0	0	0	1	2	New York Yankees @ Kansas City Royals Kauffman Stadium, Kansas City, MO Wed Jun 09 1993, 7:05 PM CDT Att: 21,582 - Unknown - 81 F livebaseballscorecards.com		
Kevin McReynolds, R OBP: 0.333, SLG: 0.480 (1.7)										4	0	0	0	1	1	0			
George Brett, L OBP: 0.275, SLG: 0.386 (1.10)										5	1	2	0	0	1	0			
Mike Macfarlane, R OBP: 0.360, SLG: 0.554 (1.2)										4	2	1	0	1	1	2			
Hubie Brooks, R OBP: 0.371, SLG: 0.379 (1.3)										2	1	1	0	1	0	0			
Wally Joyner, L OBP: 0.415, SLG: 0.485 (7.3)										0	1	0	0	1	0	0			
Greg Gagne, R OBP: 0.304, SLG: 0.350 (1.6)										3	0	1	1	1	0	3			
Harvey Pulliam, R OBP: 0.283, SLG: 0.351 (1.9)										2	2	2	1	1	0	0			
Chris Gwynn, L OBP: 0.336, SLG: 0.373 (7. PH) (8.9)										1	1	0	1	0	0	2			
Phil Hiatt, R OBP: 0.317, SLG: 0.419 (1.5)										4	2	3	5	0	0	1			
Rico Rossy, R OBP: 0.286, SLG: 0.500 (1.4)										4	0	1	2	0	0	2			
Inning Stats	R: 0 E: 0 K: 2 S: 15	H: 1 LOB: 3 BB: 2 P: 29	R: 0 E: 0 K: 0 S: 9	H: 0 LOB: 1 BB: 1 P: 16	R: 4 E: 0 K: 0 S: 13	H: 5 LOB: 1 BB: 1 P: 21	R: 0 E: 0 K: 0 S: 7	H: 0 LOB: 0 BB: 0 P: 11	R: 0 E: 0 K: 1 S: 10	H: 2 LOB: 0 BB: 0 P: 18	R: 4 E: 0 K: 0 S: 19	H: 3 LOB: 1 BB: 2 P: 37	R: 0 E: 0 K: 1 S: 7	H: 0 LOB: 0 BB: 0 P: 11	1B: 6 2B: 4 3B: 0 HR: 1	SF: 0 SAC: 0 DP: 0 HBP: 0	WP: 0 PB: 0 SB: 1 CS: 0	PA: 40	
PITCHER	IP	WLS	BF	H	R	ER	SO	BB	IBB	HBP	BLK	WP	HR	S	P	ERA	WHIP		
Jim Abbott, L ERA: 4.66 (1.1)	5.0	L	26	8	6	6	2	4	0	0	0	0	0	12	30	10.80	2.400		
Bobby Munoz, R ERA: 4.79 (6.1)	1.1		7	1	3	3	1	1	1	0	0	0	0	20	30	5.40	1.200		
Neal Heaton, L ERA: 6.75 (7.1)	1.2		7	2	1	1	1	0	0	0	0	0	0	20	30	5.40	1.200		



Batter	1	2	3	4	5	6	7	8	9	AB	R	H	RBI	BB	SO	LOB	TOP				
Bernie Williams, S (1, 8) OBP: 0.333, SLG: 0.374	F8	G6-3		L4-6			G4-3			4	0	0	1	0	0	2	New York Yankees @ Milwaukee Brewers Milwaukee County Stadium, Milwaukee, WI Thu Jun 10 1993, 8:05 PM EDT Att: 23,277 - Unknown - 75 F				
Wade Boggs, L (1, 5) OBP: 0.395, SLG: 0.376	HBP	1B			G6-3		G4-3			4	0	2	1	0	0	0					
Don Mattingly, L (1, 3) OBP: 0.312, SLG: 0.345	F8	G3			L4			F7		4	0	0	0	0	0	3					
Jim Leyritz, R (1, 10) OBP: 0.444, SLG: 0.570 Kevin Maas, L (5, PH) OBP: 0.336, SLG: 0.438	HBP			F9		BB		G4-3		1	0	0	0	0	0	0					
Paul O'Neill, L (1, 9) OBP: 0.358, SLG: 0.510	F9			2B		F8		F7		4	0	1	0	0	0	3					
Dion James, L (1, 7) OBP: 0.350, SLG: 0.432		G4-3		F8			F9		F7	4	0	0	0	0	0	1					
Mike Stanley, R (1, 2) OBP: 0.384, SLG: 0.486		1B		F8			F7		K	4	1	1	0	0	1	1					
Mike Gallego, R (1, 6) OBP: 0.412, SLG: 0.505 Spike Owen, S (2, PR) OBP: 0.330, SLG: 0.332		2B		L4-6		SH1-3		L8		1	0	1	0	0	0	0					
Pat Kelly, R (1, 4) OBP: 0.302, SLG: 0.419		1B		1B					1B	3	1	2	0	0	0	0					
Inning Stats	R: 0 E: 0 K: 0 S: 8	H: 1 LOB: 2 BB: 0 P: 15	R: 3 E: 0 K: 0 S: 15	H: 4 LOB: 2 BB: 0 P: 26	R: 0 E: 0 K: 0 S: 10	H: 1 LOB: 1 BB: 0 P: 14	R: 0 E: 0 K: 0 S: 6	H: 1 LOB: 0 BB: 0 P: 8	R: 0 E: 0 K: 0 S: 5	H: 0 LOB: 1 BB: 1 P: 14	R: 0 E: 0 K: 0 S: 7	H: 0 LOB: 0 BB: 0 P: 14	R: 0 E: 0 K: 0 S: 10	H: 0 LOB: 0 BB: 0 P: 15	R: 0 E: 0 K: 1 S: 7	H: 1 LOB: 1 BB: 0 P: 9	1B: 6 2B: 3 3B: 0 HR: 0	SF: 0 SAC: 1 DP: 1 HBP: 1	WP: 0 PB: 0 SB: 0 CS: 0	PA: 36	
PITCHER	IP	WLS	BF	H	R	ER	SO	BB	IBB	HBP	BLK	WP	HR	S	P	ERA	WHIP				
Ricky Bones, R (1, 1) ERA: 4.91	8.2	L	35	8	3	3	1	1	0	1	0	0	0	75	120	3.12	1.038				
Jim Austin, R (9, 1) ERA: 4.75	0.1		1	0	0	0	0	0	0	0	0	0	0	1	1	0.00	0.000				

Batter	1	2	3	4	5	6	7	8	9	AB	R	H	RBI	BB	SO	LOB	BOTTOM					
Darryl Hamilton, L (1, 8) OBP: 0.359, SLG: 0.358	G1-4-3				L7		K			4	0	1	1	1	1	3	New York Yankees @ Milwaukee Brewers Milwaukee County Stadium, Milwaukee, WI Thu Jun 10 1993, 8:05 PM EDT Att: 23,277 - Unknown - 75 F					
Bill Spillers, L (1, 4) OBP: 0.304, SLG: 0.292 Dickie Thon, R (7, PH) OBP: 0.324, SLG: 0.365	L7		BB				F9		P3	2	0	0	0	1	0	1						
Tom Lampkin, L (1, 2) OBP: 0.283, SLG: 0.231 William Suero, R (6, PH) OBP: 0.333, SLG: 0.250 Joe Kmak, R (9, 2) OBP: 0.323, SLG: 0.287	G4-3			1B		K			1B	3	0	1	0	0	1	2						
Greg Vaughn, R (1, 7) OBP: 0.379, SLG: 0.505		F8		L7			P4		F8	4	0	0	0	0	0	2						
Kevin Reimer, L (1, 10) OBP: 0.307, SLG: 0.452		G4-3		P5			G6-4-3		F8	4	0	1	0	0	0	2						
B.J. Surhoff, L (1, 5) OBP: 0.276, SLG: 0.275		1B				G6-4-3		F8		4	0	2	0	0	0	2						
Tom Brunansky, R (1, 9) OBP: 0.262, SLG: 0.254		G5-3		K			L6		K	4	0	0	0	0	2	3						
John Jaha, R (1, 3) OBP: 0.322, SLG: 0.351				L9		G4-3			G5-3	4	0	1	0	0	0	0						
Juan Bell, R (1, 6) OBP: 0.321, SLG: 0.400				CS		BB		BB	2B	3	1	3	0	1	0	0						
Inning Stats	R: 0 E: 0 K: 0 S: 9	H: 0 LOB: 0 BB: 0 P: 15	R: 0 E: 0 K: 0 S: 9	H: 1 LOB: 1 BB: 0 P: 19	R: 0 E: 0 K: 0 S: 10	H: 1 LOB: 1 BB: 1 P: 20	R: 0 E: 0 K: 1 S: 9	H: 2 LOB: 2 BB: 0 P: 18	R: 0 E: 0 K: 1 S: 10	H: 0 LOB: 2 BB: 2 P: 19	R: 0 E: 0 K: 1 S: 4	H: 1 LOB: 0 BB: 0 P: 6	R: 0 E: 0 K: 1 S: 14	H: 2 LOB: 2 BB: 0 P: 22	R: 0 E: 0 K: 0 S: 5	H: 1 LOB: 1 BB: 0 P: 8	R: 1 E: 0 K: 1 S: 14	H: 2 LOB: 1 BB: 0 P: 21	1B: 7 2B: 2 3B: 1 HR: 0	SF: 0 SAC: 0 DP: 1 HBP: 0	WP: 0 PB: 0 SB: 0 CS: 1	PA: 38
PITCHER	IP	WLS	BF	H	R	ER	SO	BB	IBB	HBP	BLK	WP	HR	S	P	ERA	WHIP					
Bob Wickman, R (1, 1) ERA: 3.76	6.1	W	27	7	0	0	2	3	0	0	0	0	0	57	109	0.00	1.579					
Steve Howe, L (7, 1) ERA: 10.8	1.2		6	1	0	0	1	0	0	0	0	0	0	13	18	0.00	0.600					
Steve Farr, R (9, 1) ERA: 3.8	1.0	S	5	2	1	1	1	0	0	0	0	0	0	14	21	9.00	2.000					

Batter	1	2	3	4	5	6	7	8	9	AB	R	H	RBI	BB	SO	LOB	TOP				
Bernie Williams, S OBP: 0.330, SLG: 0.381 (1, 8)	0-2 SF7 3B		0-3 SAFE K		2-3 K		1-3 K		1-3 K	5	1	1	0	0	4	2					
Wade Boggs, L OBP: 0.392, SLG: 0.380 (1, 5)	1-1 SF7		2-0 HBP 1B		4-1 FC6-4 BB		2-2 G5-3		3-2 1B	3	0	2	1	1	0	0					
Don Mattingly, L OBP: 0.315, SLG: 0.347 (1, 3)	0-2 G1-3		0-1 HBP 1B		0-1 FC6-4		1-2 G4-3		0-0 1B	5	0	2	0	0	0	1					
Matt Nokes, L OBP: 0.292, SLG: 0.442 (1, 10) (9, 2)	1-3 K		1-0 HBP		1-2 G3		0-1 P5		3-3 K	4	0	0	1	0	2	3					
Paul O'Neill, L OBP: 0.356, SLG: 0.503 (1, 9)		1-3 K	2-2 F8				0-0 F8		4-2 BB	3	0	0	0	1	1	3					
Dion James, L OBP: 0.346, SLG: 0.455 (1, 7)		1-0 F8		1-1 HR			2-2 E3		1-0 F7	4	1	1	1	0	0	1					
Mike Stanley, R OBP: 0.362, SLG: 0.479 Andy Stankiewicz, R (9, PR) (9, 6)	2-0 G4-3		1-3 K				1-0 G6-3		0-2 HR 1B	4	0	1	0	0	1	1					
Spike Owen, S OBP: 0.335, SLG: 0.333 (9, PH) Kevin Mass, L OBP: 0.342, SLG: 0.467 Steve Farr, R (9, 1)			4-1 1B HBP BB		1-0 F8-4 1B		0-0 F7		3-2 HR 1B	2	1	1	0	1	0	1					
Pat Kelly, R OBP: 0.296, SLG: 0.409 (1, 4)			1-2 F8		1-0 F8-4		1-0 G6-3		0-1 L5	4	0	0	0	0	0	3					
Inning Stats	R: 1 E: 0 K: 1 S: 12	H: 1 LOB: 0 BB: 0 P: 14	R: 0 E: 0 K: 1 S: 5	H: 0 LOB: 0 BB: 0 P: 9	R: 1 E: 0 K: 1 S: 17	H: 2 LOB: 3 BB: 1 P: 27	R: 1 E: 0 K: 1 S: 7	H: 2 LOB: 0 BB: 0 P: 11	R: 0 E: 0 K: 1 S: 10	H: 0 LOB: 1 BB: 0 P: 17	R: 0 E: 0 K: 1 S: 8	H: 0 LOB: 0 BB: 0 P: 12	R: 0 E: 0 K: 0 S: 8	H: 0 LOB: 1 BB: 1 P: 14	R: 2 E: 0 K: 2 S: 23	H: 4 LOB: 2 BB: 0 P: 33	1B: 6 2B: 1 3B: 1 HR: 2	SF: 1 SAC: 0 DP: 1 HBP: 1	WP: 0 PB: 0 SB: 0 CS: 0	PA: 40	
PITCHER	IP	WLS	BF	H	R	ER	SO	BB	IBB	HBP	BLK	WP	HR	S	P	ERA	WHIP				
Jaime Navarro, R ERA: 4.39 Doug Henry, R ERA: 4.74 Jesse Orosco, L ERA: 4.41	(1, 1) (9, 1) (9, 1)	8.0 0.2 0.1	34 L 4 2	6 2 1	4 1 0	4 1 0	6 1 1	3 0 0	0 0 0	1 0 0	0 0 0	0 0 0	1 11 7	118 18 10	4.50 13.50 0.00	1.125 3.000 3.000					

New York Yankees @ Milwaukee Brewers
Milwaukee County Stadium, Milwaukee, WI
Fri Jun 11 1993, 8:05 PM EDT
Att: 20,563 - Unknown

AB 35
R 5
H 9
RBI 5
BB 3
SO 8
LOB 15



Batter	1	2	3	4	5	6	7	8	9	AB	R	H	RBI	BB	SO	LOB	BOTTOM					
Darryl Hamilton, L OBP: 0.357, SLG: 0.355 (1, 8)	1-1 L8	2-2 S 1B			0-0 G4-3		2-3 K			4	0	1	1	0	1	1						
Tom Lampkin, L OBP: 0.280, SLG: 0.214 (1, 2)	4-1 HR BB	3-3 K			2-3 K		0-0 FC4-6 S		1-2 K	3	1	0	0	1	2	3						
Bill Spiers, L OBP: 0.308, SLG: 0.297 (1, 4)	0-0 HR 1B	3-2 G4-3			1-1 1B		1-3 K		1-2 K	4	1	2	0	0	1	3						
Greg Vaughn, R OBP: 0.381, SLG: 0.519 (1, 7)	3-2 HR		3-3 K		2-1 1B		1-2 1B		1-2 G1-3	4	1	2	3	0	1	0						
Kevin Reimer, L OBP: 0.305, SLG: 0.447 (1, 10)	0-3 K		3-2 1B		1-2 P6		1-2 K2-3		2-3 K	4	0	1	0	0	2	2						
B.J. Surhoff, L OBP: 0.270, SLG: 0.269 (1, 5)	2-3 K		0-0 G5-3				1-2 F9		2-2 F9	4	0	0	0	0	1	0						
Tom Brunansky, R OBP: 0.255, SLG: 0.246 (1, 9)		1-3 K		1-3 K		2-3 K		1-1 G4-3	4	0	0	0	0	3	0							
John Jaha, R OBP: 0.321, SLG: 0.349 (1, 3)		0-1 1B S 1B		1-2 F7		2-3 K		1-3 K	4	1	1	0	0	2	0							
Juan Bell, R OBP: 0.330, SLG: 0.405 (1, 6)		1-0 1B		2-0 P4			0-0 FC4-6 1B		2-2 G4-3	4	0	2	0	0	0	0						
Inning Stats	R: 3 E: 0 K: 2 S: 13	H: 2 LOB: 0 BB: 1 P: 23	R: 1 E: 0 K: 2 S: 18	H: 3 LOB: 2 BB: 0 P: 28	R: 0 E: 0 K: 1 S: 7	H: 1 LOB: 0 BB: 0 P: 13	R: 0 E: 0 K: 1 S: 7	H: 0 LOB: 0 BB: 0 P: 11	R: 0 E: 0 K: 1 S: 11	H: 0 LOB: 2 BB: 0 P: 17	R: 0 E: 0 K: 2 S: 10	H: 0 LOB: 0 BB: 0 P: 15	R: 0 E: 0 K: 2 S: 11	H: 1 LOB: 1 BB: 0 P: 13	R: 0 E: 0 K: 1 S: 9	H: 0 LOB: 0 BB: 0 P: 14	R: 0 E: 0 K: 1 S: 9	H: 0 LOB: 0 BB: 0 P: 13	1B: 8 2B: 0 3B: 0 HR: 1	SF: 0 SAC: 0 DP: 0 HBP: 0	WP: 0 PB: 0 SB: 3 CS: 0	PA: 36
PITCHER	IP	WLS	BF	H	R	ER	SO	BB	IBB	HBP	BLK	WP	HR	S	P	ERA	WHIP					
Melido Perez, R ERA: 3.69 Steve Farr, R ERA: 3.63	(1, 1) (9, 1)	8.0 1.0	33 S 3	9 0	4 0	4 0	12 1	0 0	0 0	0 0	0 0	0 0	9 9	86 13	4.50 0.00	1.250 0.000						

New York Yankees @ Milwaukee Brewers
Milwaukee County Stadium, Milwaukee, WI
Fri Jun 11 1993, 8:05 PM EDT
Att: 20,563 - Unknown

AB 35
R 4
H 9
RBI 4
BB 1
SO 13
LOB 9



Batter	1	2	3	4	5	6	7	8	9	AB	R	H	RBI	BB	SO	LOB	TOP					
Bernie Williams, S OBP: 0.328, SLG: 0.378 (1, 8)										4	0	1	0	0	0	1	New York Yankees @ Milwaukee Brewers Milwaukee County Stadium, Milwaukee, WI Sat Jun 12 1993, 8:05 PM EDT Att: 33,241 - Unknown - 74 F					
Wade Boggs, L OBP: 0.359, SLG: 0.378 Andy Stankiewicz, R (8, 5)										4	0	1	0	0	0	0						
Don Mattingly, L OBP: 0.319, SLG: 0.351 Hensley Meulens, R OBP: 0.300, SLG: 0.526 (1, 3)										4	0	2	0	0	0	2						
Kevin Maas, L OBP: 0.340, SLG: 0.456 (1, 10)										3	0	0	0	1	0	3						
Paul O'Neill, L OBP: 0.354, SLG: 0.513 (1, 9)										4	1	1	1	0	1	3						
Dion James, L OBP: 0.333, SLG: 0.437 (1, 7)										4	0	0	0	0	2	1						
Mike Stanley, R OBP: 0.377, SLG: 0.473 (1, 2)										4	0	1	0	0	0	0						
Spike Owen, S OBP: 0.330, SLG: 0.328 (1, 6)										3	0	0	0	0	0	1						
Pat Kelly, R OBP: 0.296, SLG: 0.404 (1, 4)										2	0	0	0	1	1	0						
Inning Stats	R: 0 E: 0 K: 1 S: 16	H: 1 LOB: 2 BB: 1 P: 25	R: 0 E: 0 K: 0 S: 7	H: 0 LOB: 0 BB: 0 P: 11	R: 0 E: 0 K: 0 S: 9	H: 2 LOB: 2 BB: 0 P: 14	R: 0 E: 0 K: 1 S: 7	H: 1 LOB: 1 BB: 0 P: 14	R: 0 E: 0 K: 0 S: 8	H: 0 LOB: 0 BB: 1 P: 15	R: 0 E: 0 K: 1 S: 14	H: 1 LOB: 1 BB: 0 P: 18	R: 0 E: 0 K: 1 S: 6	H: 0 LOB: 0 BB: 0 P: 10	R: 0 E: 0 K: 0 S: 5	H: 0 LOB: 0 BB: 0 P: 6	R: 1 E: 0 K: 0 S: 14	H: 1 LOB: 0 BB: 0 P: 21	1B: 5 2B: 0 3B: 0 HR: 1	SF: 0 SAC: 0 DP: 1 HBP: 0	WP: 0 PB: 0 CS: 0	PA: 34
PITCHER 21 Cal Eldred, R ERA: 3.59 (1, 1)	IP: 9.0 WLS: W BF: 34 H: 6 R: 1 ER: 1 SO: 4 BB: 2 IBB: 0 HBP: 0 BLK: 0 WP: 0 HR: 1 S: 86 P: 134 ERA: 1.00 WHIP: 0.889															PITCHER						

Batter	1	2	3	4	5	6	7	8	9	AB	R	H	RBI	BB	SO	LOB	BOTTOM			
Juan Bell, R OBP: 0.333, SLG: 0.398 (1, 6)										4	0	1	0	1	2	1	New York Yankees @ Milwaukee Brewers Milwaukee County Stadium, Milwaukee, WI Sat Jun 12 1993, 8:05 PM EDT Att: 33,241 - Unknown - 74 F			
Darryl Hamilton, L OBP: 0.358, SLG: 0.356 (1, 8)										5	0	2	2	0	0	2				
Greg Vaughn, R OBP: 0.366, SLG: 0.526 Troy O'Leary, L (7, 7)										3	1	2	1	1	0	2				
Kevin Reimer, L OBP: 0.308, SLG: 0.440 (1, 10)										3	1	0	0	2	1	3				
John Jaha, R OBP: 0.324, SLG: 0.349 William Suero, R OBP: 0.300, SLG: 0.222 (1, 3)										3	2	1	0	1	0	2				
Dickie Thon, R OBP: 0.326, SLG: 0.366 (1, 4)										5	1	2	1	0	1	2				
Tom Brunansky, R OBP: 0.266, SLG: 0.283 (1, 9)										4	1	2	4	1	1	2				
B.J. Surhoff, L OBP: 0.275, SLG: 0.276 (1, 5)										3	2	1	0	0	0	2				
Joe Krnak, R OBP: 0.311, SLG: 0.275 (1, 2)										4	1	0	0	0	1	3				
Inning Stats	R: 4 E: 1 K: 0 S: 15	H: 3 LOB: 1 BB: 2 P: 35	R: 1 E: 1 K: 1 S: 14	H: 2 LOB: 2 BB: 0 P: 24	R: 0 E: 0 K: 1 S: 12	H: 0 LOB: 1 BB: 1 P: 19	R: 0 E: 0 K: 1 S: 11	H: 1 LOB: 1 BB: 0 P: 15	R: 3 E: 0 K: 1 S: 16	H: 3 LOB: 2 BB: 2 P: 28	R: 0 E: 0 K: 1 S: 9	H: 1 LOB: 1 BB: 0 P: 13	R: 1 E: 0 K: 1 S: 15	H: 1 LOB: 1 BB: 0 P: 22	R: 0 E: 0 K: 1 S: 8	H: 0 LOB: 1 BB: 1 P: 14	1B: 7 2B: 3 3B: 0 HR: 1	SF: 0 SAC: 0 DP: 0 HBP: 1	WP: 1 PB: 0 SB: 2 CS: 0	PA: 43
PITCHER Jeff Johnson, L ERA: 30.38 Rich Monteleone, R ERA: 4.09 Neal Heaton, L ERA: 6.43 Bobby Munoz, R ERA: 4.05	IP: 1.1 WLS: L BF: 12 H: 5 R: 5 ER: 4 SO: 4 BB: 2 IBB: 0 HBP: 0 BLK: 0 WP: 0 HR: 0 S: 21 P: 45 ERA: 27.00 WHIP: 5.250	IP: 3.1 WLS: L BF: 16 H: 3 R: 3 ER: 3 SO: 4 BB: 3 IBB: 0 HBP: 0 BLK: 0 WP: 0 HR: 1 S: 43 P: 70 ERA: 8.10 WHIP: 1.800	IP: 2.1 WLS: L BF: 11 H: 3 R: 1 ER: 1 SO: 2 BB: 0 IBB: 0 HBP: 1 BLK: 0 WP: 0 HR: 0 S: 28 P: 41 ERA: 3.86 WHIP: 1.286	IP: 1.0 WLS: L BF: 4 H: 0 R: 0 ER: 0 SO: 1 BB: 1 IBB: 0 HBP: 0 BLK: 0 WP: 0 HR: 0 S: 8 P: 14 ERA: 0.00 WHIP: 1.000															PITCHER	

Batter	1	2	3	4	5	6	7	8	9	AB	R	H	RBI	BB	SO	LOB	TOP										
Bernie Williams, S OBP: 0.330, SLG: 0.377 (1, 8)	G6-3	1-2 2-H 3-H 1B	SF8			FC6-4 BB		L8		3	0	1	3	1	0	0	New York Yankees @ Milwaukee Brewers Milwaukee County Stadium, Milwaukee, WI Sun Jun 13 1993, 8:05 PM EDT Att: 21,932 - Unknown - 70 F										
Wade Boggs, L OBP: 0.353, SLG: 0.371 Andy Stankiewicz, R (6, 5)	L1	F7	FC6-4			FC6-4 G3-6		F8		4	0	0	0	0	5												
Don Mattingly, L OBP: 0.316, SLG: 0.365 (1, 3)	G4-3		HR			G3-6		G3		5	1	1	1	0	0												
Matt Nokes, L OBP: 0.286, SLG: 0.432 Mike Stanley, R (7, PH) Andy Stankiewicz, R (7, 2)		P4	G4-3		K			G1-3 1B		3	0	0	0	0	1												
Paul O'Neill, L OBP: 0.355, SLG: 0.515 (1, 9)		BB 1B	2B		G4-3			G6-3		5	2	2	0	0	0												
Dion James, L OBP: 0.345, SLG: 0.449 (1, 7)		HBP 1B BB	BB 2B		G4-3			G1-3		4	2	2	2	1	0												
Kevin Maas, L OBP: 0.344, SLG: 0.453 (1, 10)		P4	BB SF8 BB		F8			G6-4-3 1B		3	1	1	0	1	0												
Dave Silvestri, R OBP: 0.750, SLG: 0.667 (1, 6)		HBP 1B 1B	BB BB		1B			G6-4-3		3	1	2	1	1	0												
Pat Kelly, R OBP: 0.301, SLG: 0.400 (1, 4)		1B HBP	FC6-4 BB		K			K		2	0	0	1	1	2												
Inning Stats	R: 0 E: 0 K: 0 S: 6	H: 0 LOB: 0 BB: 0 P: 10	R: 3 E: 0 K: 0 S: 16	H: 3 LOB: 2 BB: 1 P: 29	R: 4 E: 0 K: 0 S: 14	H: 3 LOB: 2 BB: 3 P: 35	R: 0 E: 0 K: 1 S: 5	H: 0 LOB: 0 BB: 0 P: 6	R: 0 E: 0 K: 1 S: 8	H: 1 LOB: 1 BB: 0 P: 14	R: 0 E: 0 K: 0 S: 5	H: 0 LOB: 0 BB: 1 P: 9	R: 1 E: 0 K: 0 S: 8	H: 3 LOB: 1 BB: 0 P: 11	R: 0 E: 0 K: 1 S: 7	H: 0 LOB: 0 BB: 0 P: 10	R: 1 E: 0 K: 0 S: 9	H: 1 LOB: 0 BB: 0 P: 13	1B: 7 2B: 2 3B: 0 HR: 2	SF: 1 SAC: 0 DP: 2 HBP: 1	WP: 0 PB: 0 CS: 0	PA: 42					
PITCHER	IP	WLS	BF	H	R	ER	SO	BB	IBB	HBP	BLK	WP	HR	S	P	ERA	WHIP										
Mike Boddicker, R ERA: 5.67 (1, 1)	2.1	L	14	5	5	5	0	1	0	1	0	0	1	25	45	19.29	2.571										
Angel Miranda, L ERA: 5.4 (3, 1)	2.2		14	2	2	2	2	4	0	0	0	0	0	26	55	6.75	2.250										
Graeme Lloyd, L ERA: 1.83 (6, 1)	2.0		7	3	1	1	0	0	0	0	0	0	0	11	14	4.50	1.500										
Jim Austin, R ERA: 4.74 (8, 1)	2.0		7	1	1	1	1	0	0	0	0	0	1	16	23	4.50	0.500										

Batter	1	2	3	4	5	6	7	8	9	AB	R	H	RBI	BB	SO	LOB	BOTTOM										
Juan Bell, R OBP: 0.347, SLG: 0.402 (1, 6)	E 1B	P4			F9 2B	BB BB		G6-3		4	2	2	0	1	0	0	New York Yankees @ Milwaukee Brewers Milwaukee County Stadium, Milwaukee, WI Sun Jun 13 1993, 8:05 PM EDT Att: 21,932 - Unknown - 70 F										
Robin Yount, R OBP: 0.355, SLG: 0.385 (1, 8)	E6 1B 2B	P9			F9	BB BB		F8		4	1	0	0	1	0												
Greg Vaughn, R OBP: 0.387, SLG: 0.541 (1, 7)	F7				F9	G3-1 2B		F8		5	1	2	2	0	5												
Kevin Reimer, L OBP: 0.310, SLG: 0.439 (1, 10)	2B 1B				B1-3	G3-1		G1		5	1	2	1	0	0												
Tom Brunansky, R OBP: 0.270, SLG: 0.289 (1, 9)	S 2B				G6-3	BB		G5-3		4	0	1	2	1	1												
John Jaha, R OBP: 0.321, SLG: 0.345 (1, 3)	K				G6-3	F8		G1-6-3		5	0	1	0	0	1												
Dickie Thon, R OBP: 0.338, SLG: 0.368 (1, 4) (8, 5)					1B S	1B		FC5-4 1B		2	0	1	0	2	0												
B.J. Surhoff, L OBP: 0.275, SLG: 0.275 (1, 5) (9, 2)	G5-3				G6-4-3 1B	FC3-6 BB BLK		G3		4	0	1	0	0	3												
Joe Krnak, R OBP: 0.305, SLG: 0.269 Tom Lampkin, L OBP: 0.275, SLG: 0.209 (6, PH) (7, 2)		G6-3			G6-4-3	P3		F9		2	0	0	0	0	2												
William Suero, R OBP: 0.273, SLG: 0.200 (8, PH) (9, 4)					1-2					1	0	0	0	0	0												
Inning Stats	R: 3 E: 1 K: 1 S: 19	H: 3 LOB: 2 BB: 1 P: 36	R: 0 E: 0 K: 0 S: 7	H: 0 LOB: 0 BB: 0 P: 13	R: 0 E: 0 K: 0 S: 6	H: 0 LOB: 0 BB: 0 P: 11	R: 0 E: 0 K: 0 S: 14	H: 2 LOB: 1 BB: 0 P: 19	R: 1 E: 0 K: 0 S: 10	H: 2 LOB: 2 BB: 1 P: 24	R: 0 E: 0 K: 0 S: 11	H: 0 LOB: 3 BB: 3 P: 31	R: 0 E: 0 K: 0 S: 8	H: 1 LOB: 1 BB: 0 P: 11	R: 0 E: 0 K: 0 S: 5	H: 0 LOB: 0 BB: 0 P: 6	R: 1 E: 0 K: 1 S: 15	H: 2 LOB: 1 BB: 0 P: 27	1B: 7 2B: 2 3B: 0 HR: 1	SF: 0 SAC: 0 DP: 1 HBP: 0	WP: 0 PB: 0 CS: 0	PA: 42					
PITCHER	IP	WLS	BF	H	R	ER	SO	BB	IBB	HBP	BLK	WP	HR	S	P	ERA	WHIP										
Jimmy Key, L ERA: 2.3 (1, 1)	5.0	W	24	7	4	3	1	2	0	0	0	0	0	56	103	5.40	1.800										
John Habyan, R ERA: 3.39 (6, 1)	1.0		6	0	0	0	0	3	0	0	1	0	0	11	31	0.00	3.000										
Steve Howe, L ERA: 9.0 (7, 1)	3.0	S	12	3	1	1	1	0	0	0	0	0	1	28	44	3.00	1.000										

AB	35
R	9
H	11
RBI	9
BB	5
SO	3
LOB	12



AB	37
R	5
H	10
RBI	5
BB	5
SO	2
LOB	20



Batter	1	2	3	4	5	6	7	8	9	AB	R	H	RBI	BB	SO	LOB	TOP		
Billy Hatcher, R (1, 8) OBP: 0.345, SLG: 0.366	1-1 G4-3		2-1 L7		4-1 CS BB			3-2 E5 FC4-6		3	0	0	0	1	0	0	Boston Red Sox @ New York Yankees Yankee Stadium, Bronx, NY Mon Jun 14 1993, 7:05 PM EDT Att: 25,227 - Unknown - 75 F		
Bob Zupic, R (1, 9) OBP: 0.330, SLG: 0.348 Steve Lyons, L (8, PH) (8, 9)	1-1 F8		3-2 FC3-6 1B		3-3 1-2			2-1 F8		3	0	1	0	0	1	2			
Mike Greenwell, L (1, 7) OBP: 0.347, SLG: 0.422	2-2 G4-3		0-0 FC3-6 1-2			2-2 G6-4-3 1B		0-1 FC4-6 1-2		4	0	1	0	0	0	2			
Andre Dawson, R (1, 10) OBP: 0.253, SLG: 0.292		1-1 G6-3	0-0 F9			2-2 G6-4-3 1-2		1-1 G6-3		4	0	0	0	0	0	3			
Mo Vaughn, L (1, 3) OBP: 0.412, SLG: 0.519		0-2 G6-3		0-0 G1-3		4-1 BB		3-2 G6-3		3	0	0	0	1	0	0			
Scott Cooper, L (1, 5) OBP: 0.369, SLG: 0.378		4-0 BB BB BB		3-2 G1-3		1-0 P6		2-1 G3		3	0	0	0	1	0	1			
Bob Melvin, R (1, 2) OBP: 0.312, SLG: 0.348 Ernest Riles, L (9, PH) OBP: 0.303, SLG: 0.372		4-1 BB BB		1-2 G5-3				0-1 G6-3		2	0	0	0	1	0	0			
John Valentin, R (1, 6) OBP: 0.275, SLG: 0.368		4-2 FC5-4 BB			3-1 P3			3-2 F8		2	0	0	0	1	0	0			
Luis Rivera, R (1, 4) OBP: 0.281, SLG: 0.309		1-1 FC5-4 1-2			0-1 3B			0-1 G4-3		3	0	1	0	0	0	3			
Inning Stats	R: 0 H: 0 E: 0 K: 0 S: 7	H: 0 LOB: 0 BB: 0 P: 11	R: 0 H: 0 E: 0 K: 0 S: 10	H: 0 LOB: 3 BB: 3 P: 24	R: 0 H: 1 E: 0 K: 0 S: 8	H: 0 LOB: 0 BB: 0 P: 12	R: 0 H: 1 E: 0 K: 1 S: 8	H: 1 LOB: 1 BB: 1 P: 17	R: 0 H: 0 E: 0 K: 0 S: 7	H: 0 LOB: 0 BB: 0 P: 10	R: 0 H: 0 E: 1 K: 0 S: 9	H: 0 LOB: 1 BB: 0 P: 15	R: 0 H: 0 E: 0 K: 0 S: 8	H: 0 LOB: 0 BB: 0 P: 16	1B: 2 2B: 0 3B: 1 HR: 0	SF: 0 SAC: 0 DP: 1 HBP: 0	WP: 0 PA: 34 CS: 1		
PITCHER	IP	WLS	BF	H	R	ER	SO	BB	IBB	HBP	BLK	WP	HR	S	P	ERA	WHIP		
Scott Kamieniecki, R (1, 1) ERA: 3.95	8.0	W	31	3	0	0	1	5	0	0	0	0	0	65	120	0.00	1.000		
Bobby Munoz, R (9, 1) ERA: 3.52	1.0		3	0	0	0	0	0	0	0	0	0	0	8	16	0.00	0.000		

Batter	1	2	3	4	5	6	7	8	9	AB	R	H	RBI	BB	SO	LOB	BOTTOM		
Bernie Williams, S (1, 8) OBP: 0.333, SLG: 0.398	3-2 P5			0-1 F9	1-2 HR			3-1 CS 1B		4	1	2	4	0	0	0	Boston Red Sox @ New York Yankees Yankee Stadium, Bronx, NY Mon Jun 14 1993, 7:05 PM EDT Att: 25,227 - Unknown - 75 F		
Spike Owen, S (1, 6) OBP: 0.324, SLG: 0.322	0-0 L8			2-2 F8	0-0 G3		1 SAFE 2-2 CS	0-0 F8		4	0	0	0	0	0	0			
Don Mattingly, L (1, 3) OBP: 0.314, SLG: 0.362	1-2 F9			1-1 1B		0-0 G6-3		2-3 K		4	0	1	0	0	1	0			
Kevin Maas, L (1, 10) OBP: 0.335, SLG: 0.439		0-0 F9		1-0 P4		1-3 K		2-1 P3		4	0	0	0	0	1	1			
Paul O'Neill, L (1, 9) OBP: 0.359, SLG: 0.515		3-1 F8			3-2 G4-3 HR 1B	4-2 2B BB				2	1	1	0	1	0	0			
Dion James, L (1, 7) OBP: 0.345, SLG: 0.455		2-2 F9			1 SAFE 1-1 G4-3	0-1 2B				3	0	1	0	0	0	1			
Mike Stanley, R (1, 2) OBP: 0.384, SLG: 0.493			1-3 K		4-0 HR BB	0-0 F8				2	1	0	0	1	1	2			
Dave Silvestri, R (1, 5) OBP: 0.571, SLG: 0.400			1-1 L6		4-2 HR BB		2-2 G6-3			2	1	0	0	1	0	0			
Andy Stankiewicz, R (1, 4) OBP: 0.347, SLG: 0.422			2-0 F9		1-3 K		1-0 F9			3	0	0	0	0	1	3			
Inning Stats	R: 0 H: 0 E: 0 K: 0 S: 7	H: 0 LOB: 0 BB: 0 P: 11	R: 0 H: 0 E: 0 K: 0 S: 6	H: 0 LOB: 0 BB: 0 P: 11	R: 0 H: 0 E: 0 K: 1 S: 7	H: 1 LOB: 0 BB: 0 P: 12	R: 4 H: 2 E: 0 K: 1 S: 17	H: 2 LOB: 2 BB: 1 P: 31	R: 0 H: 1 E: 0 K: 0 S: 10	H: 1 LOB: 0 BB: 1 P: 15	R: 0 H: 1 E: 0 K: 1 S: 8	H: 0 LOB: 0 BB: 0 P: 16	R: 0 H: 0 E: 0 K: 1 S: 7	H: 0 LOB: 0 BB: 0 P: 11	1B: 3 2B: 1 3B: 0 HR: 1	SF: 0 SAC: 0 DP: 0 HBP: 0	WP: 0 PA: 32 CS: 1		
PITCHER	IP	WLS	BF	H	R	ER	SO	BB	IBB	HBP	BLK	WP	HR	S	P	ERA	WHIP		
Danny Darwin, R (1, 1) ERA: 2.93	6.0	L	25	4	4	0	3	3	0	0	0	0	0	55	91	0.00	1.167		
Scott Bankhead, R (7, 1) ERA: 3.7	1.0		3	1	0	0	0	0	0	0	0	0	0	8	16	0.00	1.000		
Joe Hesketh, L (8, 1) ERA: 7.02	1.0		3	0	0	0	1	0	0	0	0	0	0	7	11	0.00	0.000		

Batter	1	2	3	4	5	6	7	8	9	AB	R	H	RBI	BB	SO	LOB	TOP			
Ernest Riles, L OBP: 0.304, SLG: 0.370 John Valentin, R OBP: 0.272, SLG: 0.363										3	0	1	0	0	0	2	Boston Red Sox @ New York Yankees Yankee Stadium, Bronx, NY Tue Jun 15 1993, 7:05 PM EDT Att: 30,647 - Unknown - 74 F			
Billy Hatcher, R OBP: 0.346, SLG: 0.369										4	1	1	1	1	0	4				
Mike Greenwell, L OBP: 0.343, SLG: 0.413										4	1	0	0	1	1	5				
Mo Vaughn, L OBP: 0.412, SLG: 0.519										4	2	1	1	1	1	0				
Carlos Quintana, R OBP: 0.340, SLG: 0.287										5	0	1	0	0	1	2				
Scott Cooper, L OBP: 0.378, SLG: 0.400										4	2	3	4	1	1	0				
Ivan Calderon, R OBP: 0.290, SLG: 0.306										5	1	1	0	0	0	3				
Tony Peña, R OBP: 0.234, SLG: 0.231 Steve Lyons, L										3	0	2	0	0	0	1				
Luis Rivera, R OBP: 0.293, SLG: 0.321 Andre Dawson, R OBP: 0.251, SLG: 0.290 Bob Melvin, R OBP: 0.312, SLG: 0.348										3	0	2	0	0	1	1				
Inning Stats	R: 4 E: 0 K: 0 S: 15	H: 3 LOB: 0 BB: 1 P: 28	R: 0 E: 0 K: 1 S: 14	H: 1 LOB: 2 BB: 1 P: 25	R: 1 E: 0 K: 0 S: 10	H: 2 LOB: 1 BB: 1 P: 16	R: 0 E: 0 K: 2 S: 10	H: 1 LOB: 0 BB: 0 P: 15	R: 0 E: 0 K: 0 S: 7	H: 2 LOB: 2 BB: 0 P: 12	R: 0 E: 0 K: 0 S: 7	H: 0 LOB: 0 BB: 0 P: 11	R: 2 E: 0 K: 2 S: 22	H: 3 LOB: 2 BB: 1 P: 36	R: 0 E: 0 K: 1 S: 11	H: 0 LOB: 1 BB: 1 P: 16		1B: 9 2B: 3 3B: 0 HR: 1	SF: 0 SAC: 0 DP: 1 HBP: 0	WP: 0 PB: 0 SB: 0 CS: 0
PITCHER	IP WLS BF H R ER SO BB IBB HBP BLK WP HR S P ERA WHIP	IP WLS BF H R ER SO BB IBB HBP BLK WP HR S P ERA WHIP																		
Bob Wickman, R ERA: 4.24	(1, 1) 3.0 0 18 7 5 5 1 3 0 0 0 0 0 0 1 41 73 15.00 3.333																			
Neal Heaton, L ERA: 5.79	(4, 1) 2.1 W 9 2 0 0 2 0 0 0 0 0 0 0 0 0 20 32 0.00 0.857																			
John Habyan, R ERA: 3.31	(6, 1) 0.2 2 0 0 0 0 0 0 0 0 0 0 0 0 2 4 0.00 0.000																			
Steve Howe, L ERA: 9.0	(7, 1) 1.0 4 1 1 1 0 0 0 0 0 0 0 0 0 8 13 9.00 1.000																			
Bobby Munoz, R ERA: 4.7	(8, 1) 0.0 2 1 0 0 0 1 0 0 0 0 0 0 0 4 10 ∞ ∞																			
Steve Farr, R ERA: 3.33	(8, 1) 2.0 S 8 1 1 1 3 1 0 0 0 0 0 0 0 28 40 4.50 1.000																			

Batter	1	2	3	4	5	6	7	8	9	AB	R	H	RBI	BB	SO	LOB	BOTTOM			
Bernie Williams, S OBP: 0.345, SLG: 0.438										5	2	4	2	0	0	1	Boston Red Sox @ New York Yankees Yankee Stadium, Bronx, NY Tue Jun 15 1993, 7:05 PM EDT Att: 30,647 - Unknown - 74 F			
Spike Owen, S OBP: 0.317, SLG: 0.314									5	1	0	0	0	1	3					
Jim Leyritz, R OBP: 0.442, SLG: 0.562 Don Mattingly, L OBP: 0.316, SLG: 0.360									2	1	0	0	1	0	0					
Danny Tartabull, R OBP: 0.335, SLG: 0.421									4	1	0	1	1	2	2					
Mike Stanley, R OBP: 0.386, SLG: 0.510									3	2	1	2	1	1	0					
Paul O'Neill, L OBP: 0.362, SLG: 0.514									4	1	2	2	0	0	0					
Dave Silvestri, R OBP: 0.636, SLG: 0.625									3	0	2	1	1	0	1					
Hensley Meulens, R OBP: 0.273, SLG: 0.476 Dion James, L OBP: 0.347, SLG: 0.450									2	0	0	0	0	1	2					
Pat Kelly, R OBP: 0.299, SLG: 0.397									4	1	1	0	0	1	3					
Inning Stats	R: 0 E: 0 K: 0 S: 7	H: 1 LOB: 0 BB: 0 P: 11	R: 0 E: 0 K: 1 S: 8	H: 0 LOB: 0 BB: 0 P: 11	R: 0 E: 0 K: 1 S: 6	H: 0 LOB: 1 BB: 1 P: 13	R: 0 E: 0 K: 2 S: 9	H: 0 LOB: 0 BB: 0 P: 12	R: 3 E: 1 K: 0 S: 20	H: 6 LOB: 3 BB: 3 P: 39	R: 0 E: 0 K: 2 S: 11	H: 1 LOB: 2 BB: 1 P: 22	R: 0 E: 0 K: 0 S: 7	H: 1 LOB: 2 BB: 1 P: 13	R: 1 E: 0 K: 0 S: 7	H: 1 LOB: 0 BB: 0 P: 13		1B: 6 2B: 1 3B: 1 HR: 2	SF: 0 SAC: 0 DP: 1 HBP: 0	WP: 0 PB: 0 SB: 0 CS: 0
PITCHER	IP WLS BF H R ER SO BB IBB HBP BLK WP HR S P ERA WHIP	IP WLS BF H R ER SO BB IBB HBP BLK WP HR S P ERA WHIP																		
Frank Viola, L ERA: 3.14	(1, 1) 4.2 L 21 5 6 4 4 2 0 0 0 0 0 0 1 41 67 7.71 1.500																			
Greg Harris, R ERA: 3.46	(5, 1) 0.0 2 0 0 0 0 2 0 0 0 0 0 0 3 11 ∞ ∞																			
Joe Hesketh, L ERA: 7.02	(5, 1) 0.0 2 2 2 0 0 0 0 0 0 0 0 0 4 5 ∞ ∞																			
Jose Melendez, R ERA: 1.74	(5, 1) 2.1 11 2 0 0 2 0 2 0 0 0 0 0 20 38 0.00 0.857																			
Tony Fossas, L ERA: 2.03	(8, 1) 1.0 4 1 1 1 0 0 0 0 0 0 0 1 7 13 9.00 1.000																			

AB	38
R	7
H	12
RBI	7
BB	5
SO	6
LOB	25





AB	34
R	9
H	10
RBI	8
BB	6
SO	6
LOB	14



Batter	1	2	3	4	5	6	7	8	9	AB	R	H	RBI	BB	SO	LOB	TOP								
Billy Hatcher, R (1, 8) OBP: 0.348, SLG: 0.374 Bob Zupcic, R (8, 8) OBP: 0.330, SLG: 0.348	1-2 1B HR	3-1 G5-3	1-0 G6-3		0-2 2B		1-1 G5-3			5	1	2	2	0	0	2	Boston Red Sox @ New York Yankees Yankee Stadium, Bronx, NY Wed Jun 16 1993, 7:05 PM EDT Att: 28,326 - Unknown - 79 F livebaseballscorecards.com								
Ivan Calderon, R (1, 9) OBP: 0.348, SLG: 0.323	1-2 HR	0-0 E8 BLK		1-1 E2 L3		4-2 BB		2-1 1B		4	3	3	0	1	0	0									
Mike Greenwell, L (1, 7) OBP: 0.349, SLG: 0.431	1-1 HR	4-0 BLK HBP IBB		1-2 L3		0-0 F8		2-2 G6-3 1B		4	1	2	3	1	0	2									
Andre Dawson, R (1, 10) OBP: 0.256, SLG: 0.289 Ernest Riles, L (8, PR) OBP: 0.304, SLG: 0.370	0-0 G6-3	2-0 BLK HBP		0-0 G6-3		0-3 K		1-0 G6-3 1B		4	0	1	1	0	1	1									
Mo Vaughn, L (1, 3) OBP: 0.412, SLG: 0.518	4-2 2B	1-3 K			2-1 1B FC5-2 2B		3-1 F8		1-1 G6-3		4	0	1	0	1	1									
Scott Cooper, L (1, 5) OBP: 0.383, SLG: 0.404	1-2 2B	4-0 IBB			4-2 FC5-2 1B 2B		1-1 G6-3		0-1 F7		3	1	1	0	2	2									
John Valentin, R (1, 6) OBP: 0.276, SLG: 0.360	1-0 P4	2-2 F7			0-0 FC5-2 2B 1B		4-0 G3 BB		1-0 F7		4	1	1	0	1	0									
Tony Peña, R (1, 2) OBP: 0.240, SLG: 0.226	4-2 BB		3-3 K		0-2 FC5-2 2B		4-2 G3		3-2 L9		3	0	0	0	2	1									
Luis Rivera, R (1, 4) OBP: 0.278, SLG: 0.303	1-0 P2		1-3 K		1-2 2-3 3-H F9		0-2 G3		0-3 K		5	0	0	0	0	2									
Inning Stats	R: 3 E: 0 K: 0 S: 22	H: 4 LOB: 3 BB: 2 P: 36	R: 1 E: 1 K: 1 S: 13	H: 1 LOB: 3 BB: 2 P: 29	R: 0 E: 0 K: 2 S: 8	H: 0 LOB: 0 BB: 0 P: 13	R: 0 E: 1 K: 0 S: 7	H: 0 LOB: 0 BB: 0 P: 9	R: 2 E: 0 K: 0 S: 19	H: 3 LOB: 2 BB: 1 P: 27	R: 0 E: 0 K: 1 S: 10	H: 0 LOB: 1 BB: 1 P: 17	R: 0 E: 0 K: 0 S: 10	H: 0 LOB: 2 BB: 2 P: 20	R: 1 E: 0 K: 0 S: 11	H: 3 LOB: 2 BB: 0 P: 17	R: 0 E: 0 K: 1 S: 8	H: 0 LOB: 0 BB: 0 P: 12	1B: 6 2B: 5 3B: 0 HR: 1	SF: 0 SAC: 0 DP: 2 HBP: 1	WP: 0 PB: 0 SB: 0 CS: 0	PA: 45			
PITCHER	IP	WLS	BF	H	R	ER	SO	BB	IBB	HBP	BLK	WP	HR	S	P	ERA	WHIP								
Melido Perez, R (1, 1) ERA: 4.04	6.0	L	32	8	6	6	4	4	2	1	1	0	1	79	131	9.00	2.000								
Rich Monteleone, R (7, 1) ERA: 4.02	3.0		13	3	1	1	1	2	0	0	0	0	0	29	49	3.00	1.667								

Batter	1	2	3	4	5	6	7	8	9	AB	R	H	RBI	BB	SO	LOB	BOTTOM								
Bernie Williams, S (1, 8) OBP: 0.343, SLG: 0.430	4-2 G3 G4-1 1B BB		2-3 K			1-1 L8		3-3 K		3	1	0	0	1	2	0	Boston Red Sox @ New York Yankees Yankee Stadium, Bronx, NY Wed Jun 16 1993, 7:05 PM EDT Att: 28,326 - Unknown - 79 F livebaseballscorecards.com								
Spike Owen, S (1, 6) OBP: 0.312, SLG: 0.308	0-0 G4-1		0-1 F7			1-1 L9			1-1 G4-3		4	0	0	0	0	1									
Don Mattingly, L (1, 3) OBP: 0.309, SLG: 0.351	0-0 G3		0-1 G6-3			2-0 G3			2-1 G4-3		4	0	0	0	0	1									
Kevin Maas, L (1, 10) OBP: 0.333, SLG: 0.434	2-0 3-H 1B			1-0 F9			3-2 G3-1		3-1 G3-1		4	0	1	1	0	0									
Paul O'Neill, L (1, 9) OBP: 0.361, SLG: 0.512	1-3 K			1-0 F8			1-0 1B				3	0	1	0	0	1									
Dion James, L (1, 7) OBP: 0.347, SLG: 0.442		4-1 G5-3 BB			1-3 K		3-2 P6				2	0	0	0	1	1									
Mike Stanley, R (1, 2) OBP: 0.380, SLG: 0.500		2-3 K			1-1 G6-3		3-3 K				3	0	0	0	2	2									
Dave Silvestri, R (1, 5) OBP: 0.500, SLG: 0.455		2-1 G5-3			0-3 K			0-0 G4-3			3	0	0	0	0	1									
Pat Kelly, R (1, 4) OBP: 0.300, SLG: 0.396		2-2 G4-1			0-1 1B			1-3 K			3	0	1	0	0	1									
Inning Stats	R: 1 E: 0 K: 1 S: 8	H: 1 LOB: 1 BB: 1 P: 15	R: 0 E: 0 K: 1 S: 10	H: 0 LOB: 1 BB: 1 P: 20	R: 0 E: 0 K: 1 S: 8	H: 0 LOB: 0 BB: 0 P: 10	R: 0 E: 0 K: 1 S: 5	H: 0 LOB: 0 BB: 0 P: 8	R: 0 E: 0 K: 0 S: 7	H: 1 LOB: 1 BB: 0 P: 8	R: 0 E: 0 K: 0 S: 5	H: 0 LOB: 0 BB: 0 P: 9	R: 0 E: 0 K: 1 S: 11	H: 1 LOB: 1 BB: 0 P: 21	R: 0 E: 0 K: 2 S: 8	H: 0 LOB: 0 BB: 0 P: 12	R: 0 E: 0 K: 0 S: 6	H: 0 LOB: 0 BB: 0 P: 12	1B: 3 2B: 0 3B: 0 HR: 0	SF: 0 SAC: 0 DP: 0 HBP: 0	WP: 0 PB: 0 SB: 0 CS: 0	PA: 31			
PITCHER	IP	WLS	BF	H	R	ER	SO	BB	IBB	HBP	BLK	WP	HR	S	P	ERA	WHIP								
John Dopson, R (1, 1) ERA: 3.94	7.0	W	25	3	1	1	6	2	0	0	0	0	0	54	91	1.29	0.714								
Greg Harris, R (8, 1) ERA: 3.29	2.0		6	0	0	0	2	0	0	0	0	0	0	14	24	0.00	0.000								

Batter	1	2	3	4	5	6	7	8	9	AB	R	H	RBI	BB	SO	LOB	TOP					
Chuck Knoblauch R (1,4) OBP: 0.370, SLG: 0.343	G1-3		L9				L9			4	0	1	0	0	0	2	Minnesota Twins @ New York Yankees Yankee Stadium, Bronx, NY Fri Jun 18 1993, 7:05 PM EDT Att: 24,150 - Unknown livebaseballscores.com					
Chip Hale L (1,5) OBP: 0.382, SLG: 0.452	K		L9				L7		G4-3	4	0	1	0	0	1	1						
Kirby Puckett R (1,8) OBP: 0.347, SLG: 0.445	1B		L9				L7		K2-3	4	0	2	0	0	1	0						
Dave Winfield R (1,10) OBP: 0.303, SLG: 0.407	1B		F9				K		FC6-4	4	0	2	0	0	1	2						
Brian Harper R (1,2) OBP: 0.345, SLG: 0.454	F8						L7		FC6-4	4	0	0	0	0	0	3						
Shane Mack R (1,7) OBP: 0.283, SLG: 0.379		G6-3					1B		G3-1	3	0	1	0	1	0	0						
Pedro Munoz R (1,9) OBP: 0.317, SLG: 0.464	G5-3		G5-4-3				1B		G6-3	4	0	1	0	0	0	1						
Dave McCarty R (1,3) OBP: 0.330, SLG: 0.406	K						K			4	0	1	0	0	2	2						
Pat Meares R (1,6) OBP: 0.333, SLG: 0.386			G6-3				G6-3		F8	4	0	0	0	0	0	3						
Inning Stats	R: 0 E: 0 K: 1 S: 13	H: 2 LOB: 2 BB: 0 P: 20	R: 0 E: 0 K: 1 S: 12	H: 0 LOB: 0 BB: 0 P: 18	R: 0 E: 0 K: 0 S: 13	H: 2 LOB: 2 BB: 0 P: 19	R: 0 E: 0 K: 0 S: 7	H: 1 LOB: 0 BB: 0 P: 13	R: 0 E: 0 K: 0 S: 11	H: 1 LOB: 1 BB: 0 P: 14	R: 0 E: 0 K: 1 S: 12	H: 0 LOB: 0 BB: 0 P: 17	R: 0 E: 0 K: 1 S: 14	H: 1 LOB: 2 BB: 1 P: 28	R: 0 E: 0 K: 1 S: 12	H: 1 LOB: 1 BB: 0 P: 18	R: 0 E: 0 K: 0 S: 10	H: 1 LOB: 1 BB: 0 P: 11	1B: 9 2B: 0 3B: 0 HR: 0	SF: 0 SAC: 0 DP: 1 HBP: 0	WP: 0 PB: 0 CS: 0	PA: 36
PITCHER	IP	WLS	BF	H	R	ER	SO	BB	IBB	HBP	BLK	WP	HR	S	P	ERA	WHIP					
Jimmy Key L (1,1) ERA: 2.17	6.0	W	23	6	0	0	3	0	0	0	0	0	0	68	101	0.00	1.000					
Bobby Munoz R (7,1) ERA: 3.39	2.0		9	2	0	0	2	1	0	0	0	0	0	26	46	0.00	1.500					
Steve Howe L (9,1) ERA: 8.4	1.0		4	1	0	0	0	0	0	0	0	0	0	10	11	0.00	1.000					

Batter	1	2	3	4	5	6	7	8	9	AB	R	H	RBI	BB	SO	LOB	BOTTOM				
Bernie Williams S (1,8) OBP: 0.347, SLG: 0.441	L7						G3			3	0	0	0	1	0	1	Minnesota Twins @ New York Yankees Yankee Stadium, Bronx, NY Fri Jun 18 1993, 7:05 PM EDT Att: 24,150 - Unknown livebaseballscores.com				
Wade Boggs L (1,5) OBP: 0.388, SLG: 0.382	HR						G3			4	1	2	1	0	0	1					
Don Mattingly L (1,3) OBP: 0.316, SLG: 0.349	HR						G3		F9	3	1	0	0	1	0	2					
Danny Tartabull R (1,10) OBP: 0.330, SLG: 0.429	HR		K				G6-3		2B	4	2	2	3	0	1	0					
Mike Stanley R (1,2) OBP: 0.380, SLG: 0.509	P4		G5-3				BB		K	3	0	0	0	1	1	1					
Paul O'Neill L (1,9) OBP: 0.382, SLG: 0.511	G3-1		G3				F9		2B	4	0	1	1	0	0	1					
Hensley Meulens R (1,7) OBP: 0.276, SLG: 0.385							F8		G5-3	3	1	0	0	1	0	2					
Spike Owen S (1,6) OBP: 0.308, SLG: 0.304	L7						P5			3	0	0	0	0	0	1					
Pat Kelly R (1,4) OBP: 0.300, SLG: 0.389	L8						G3		HBP	2	0	0	0	0	0	1					
Inning Stats	R: 3 E: 0 K: 0 S: 11	H: 2 LOB: 0 BB: 1 P: 22	R: 1 E: 0 K: 0 S: 11	H: 1 LOB: 2 BB: 2 P: 23	R: 0 E: 0 K: 1 S: 8	H: 0 LOB: 0 BB: 0 P: 12	R: 0 E: 0 K: 0 S: 4	H: 0 LOB: 0 BB: 0 P: 8	R: 0 E: 0 K: 0 S: 8	H: 0 LOB: 0 BB: 0 P: 12	R: 0 E: 0 K: 0 S: 6	H: 0 LOB: 1 BB: 1 P: 15	R: 0 E: 0 K: 0 S: 9	H: 0 LOB: 0 BB: 0 P: 12	R: 1 E: 0 K: 1 S: 9	H: 2 LOB: 1 BB: 0 P: 17	1B: 2 2B: 2 3B: 0 HR: 1	SF: 0 SAC: 0 DP: 0 HBP: 1	WP: 0 PB: 0 CS: 0	PA: 34	
PITCHER	IP	WLS	BF	H	R	ER	SO	BB	IBB	HBP	BLK	WP	HR	S	P	ERA	WHIP				
Eddie Guardado L (1,1) ERA: 6.75	6.0	L	25	3	4	4	1	4	0	0	0	0	0	18	29	4.50	1.167				
Mike Hartley R (7,1) ERA: 4.75	2.0		9	2	1	1	1	0	0	1	0	0	0	18	29	4.50	1.000				

Batter	1	2	3	4	5	6	7	8	9	AB	R	H	RBI	BB	SO	LOB	TOP					
Chuck Knoblauch R OBP: 0.371, SLG: 0.346										4	2	2	0	0	0	1	Minnesota Twins @ New York Yankees Yankee Stadium, Bronx, NY Sat Jun 19 1993, 3:33 AM EDT Att: 40,016 - Sunny - 90 F					
Chip Hale L OBP: 0.368, SLG: 0.514										4	1	1	2	0	0	1						
Kirby Puckett R OBP: 0.346, SLG: 0.442										4	0	1	0	0	0	0						
Dave Winfield R OBP: 0.302, SLG: 0.404										4	0	1	1	0	0	1						
Brian Harper R OBP: 0.344, SLG: 0.447										3	0	0	0	0	0	2						
Shane Mack R OBP: 0.278, SLG: 0.371										4	0	0	0	0	1	1						
Pedro Munoz R OBP: 0.310, SLG: 0.452										4	0	0	0	0	1	0						
Mike Meksudian L OBP: 0.417, SLG: 0.375										3	1	1	0	1	1	0						
Pat Meares R OBP: 0.330, SLG: 0.400										4	0	1	1	0	1	1						
Inning Stats	R: 2 E: 0 K: 0 S: 16	H: 2 LOB: 0 BB: 0 P: 21	R: 1 E: 0 K: 0 S: 9	H: 1 LOB: 1 BB: 1 P: 19	R: 0 E: 0 K: 0 S: 7	H: 1 LOB: 1 BB: 0 P: 10	R: 0 E: 0 K: 1 S: 10	H: 1 LOB: 1 BB: 0 P: 12	R: 1 E: 0 K: 0 S: 11	H: 2 LOB: 1 BB: 0 P: 13	R: 0 E: 0 K: 2 S: 8	H: 0 LOB: 0 BB: 0 P: 10	R: 0 E: 0 K: 0 S: 7	H: 0 LOB: 0 BB: 0 P: 11	R: 0 E: 0 K: 1 S: 10	H: 0 LOB: 1 BB: 0 P: 16		R: 0 E: 0 K: 0 S: 8	H: 0 LOB: 0 BB: 0 P: 13	1B: 5 2B: 0 3B: 1 HR: 1	SF: 0 SAC: 0 DP: 0 HBP: 1	WP: 0 PB: 0 SB: 1 CS: 0
PITCHER Scott Kamieniecki R ERA: 3.96	IP: 9.0 WLS: W BF: 36 H: 7 R: 4 ER: 4 SO: 4 BB: 1 IBB: 0 HBP: 1 BLK: 0 WP: 0 HR: 1 S: 86 P: 125 ERA: 4.00 WHIP: 0.889															PITCHER						

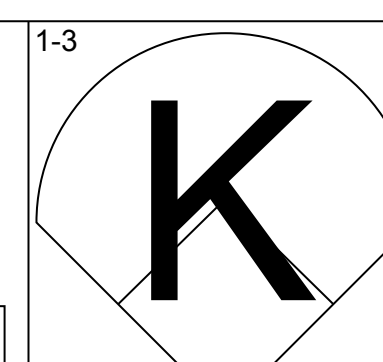
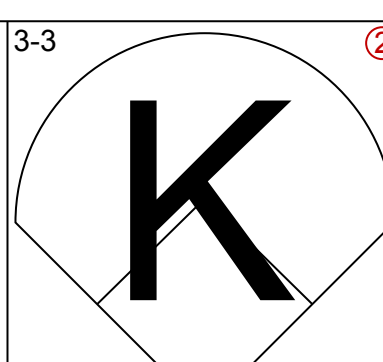
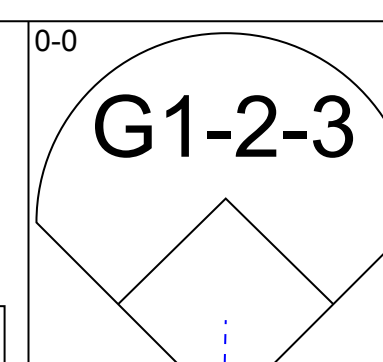
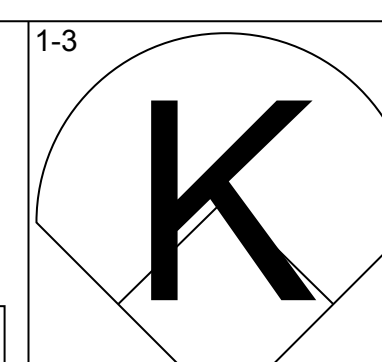
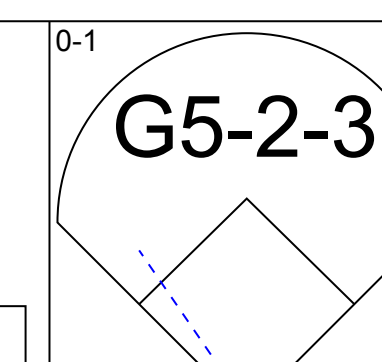
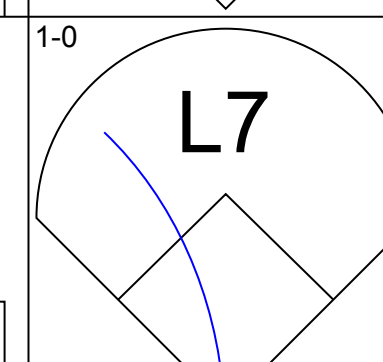
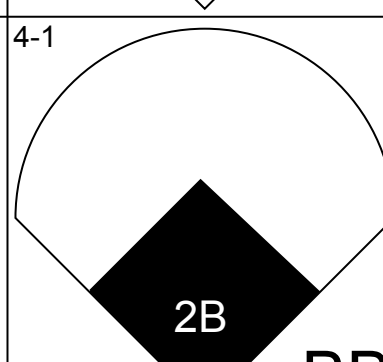
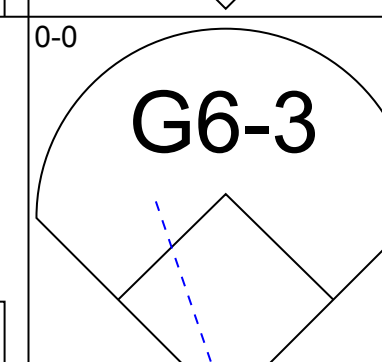
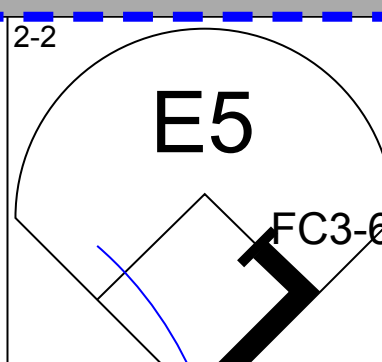
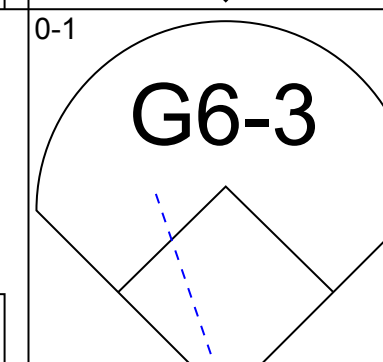
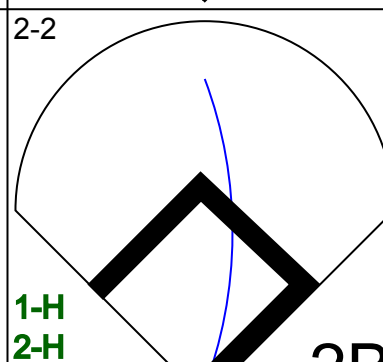
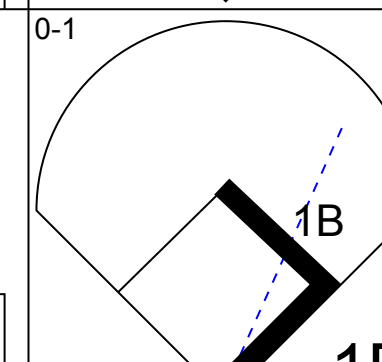
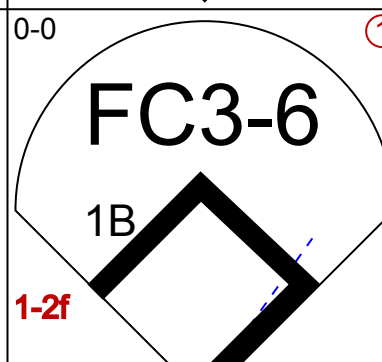
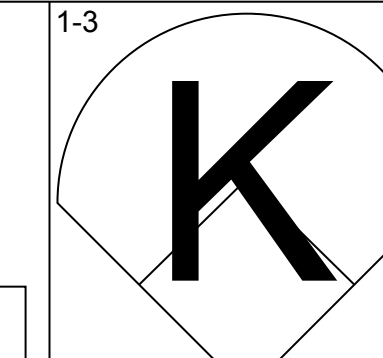
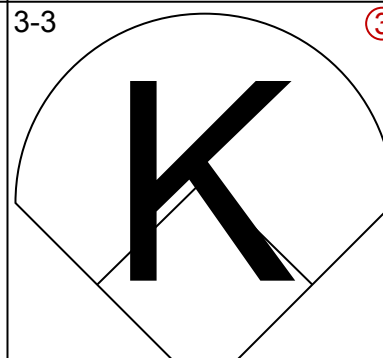
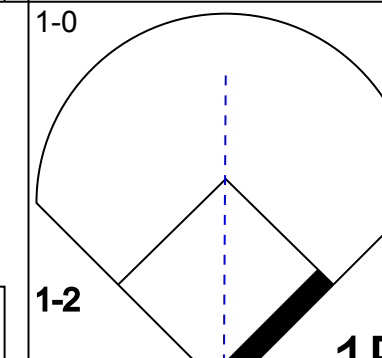
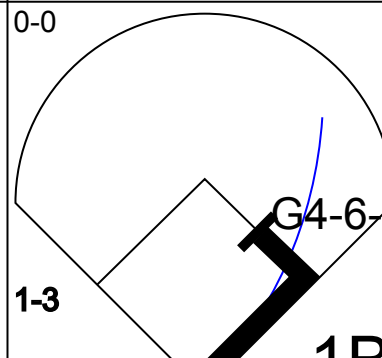
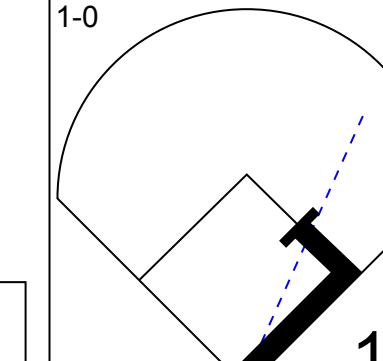
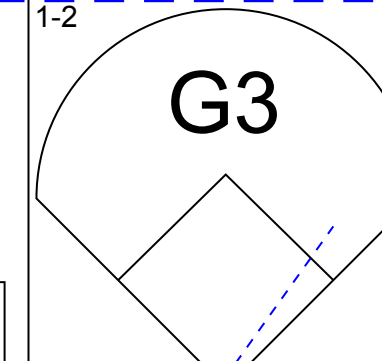
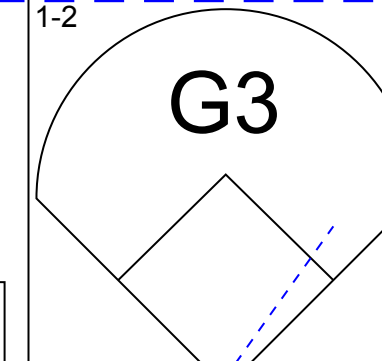
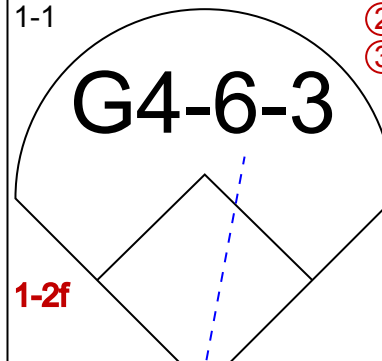

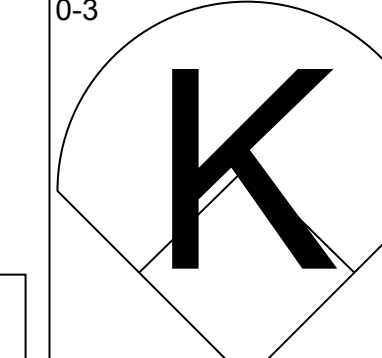


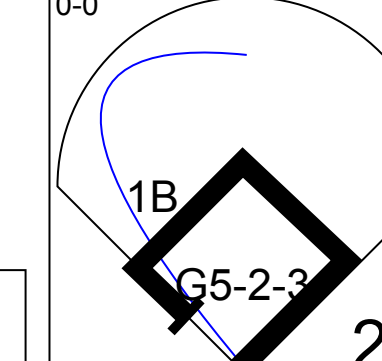
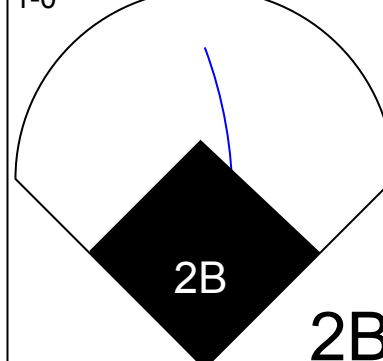

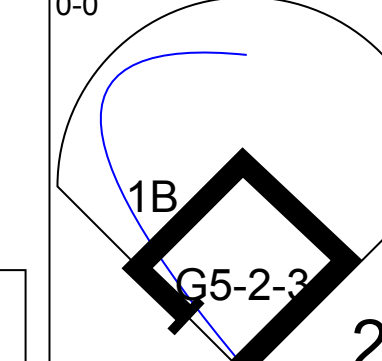



Batter	1	2	3	4	5	6	7	8	9	AB	R	H	RBI	BB	SO	LOB	BOTTOM			
Bernie Williams S OBP: 0.341, SLG: 0.432										4	0	0	0	0	2	1	Minnesota Twins @ New York Yankees Yankee Stadium, Bronx, NY Sat Jun 19 1993, 3:33 AM EDT Att: 40,016 - Sunny - 90 F			
Wade Boggs L OBP: 0.393, SLG: 0.375										4	0	0	0	0	1	0				
Don Mattingly L OBP: 0.314, SLG: 0.343										3	1	0	0	1	0	0				
Danny Tartabull R OBP: 0.333, SLG: 0.433										3	1	1	0	1	1	0				
Paul O'Neill L OBP: 0.360, SLG: 0.507										4	1	1	1	0	0	1				
Matt Nokes L OBP: 0.306, SLG: 0.489										3	3	3	2	1	0	0				
Dion James L OBP: 0.349, SLG: 0.441										4	0	1	1	0	0	3				
Spike Owen S OBP: 0.315, SLG: 0.323										3	2	2	3	1	0	0				
Pat Kelly R OBP: 0.299, SLG: 0.386										4	0	1	1	0	0	3				
Inning Stats	R: 0 E: 0 K: 0 S: 6	H: 0 LOB: 0 BB: 0 P: 11	R: 3 E: 1 K: 1 S: 14	H: 4 LOB: 1 BB: 1 P: 26	R: 2 E: 0 K: 1 S: 11	H: 2 LOB: 3 BB: 3 P: 27	R: 0 E: 0 K: 1 S: 6	H: 0 LOB: 0 BB: 0 P: 8	R: 1 E: 0 K: 0 S: 12	H: 1 LOB: 0 BB: 0 P: 19	R: 1 E: 0 K: 0 S: 11	H: 1 LOB: 0 BB: 0 P: 17	R: 0 E: 0 K: 1 S: 6	H: 0 LOB: 0 BB: 0 P: 11	R: 1 E: 0 K: 0 S: 10	H: 1 LOB: 0 BB: 0 P: 16		1B: 5 2B: 1 3B: 0 HR: 3	SF: 0 SAC: 0 DP: 0 HBP: 0	WP: 0 PB: 0 SB: 0 CS: 0
PITCHER Willie Banks R ERA: 4.55 George Tsamis L ERA: 4.56	IP: 2.1 WLS: L BF: 15 H: 5 R: 5 ER: 5 SO: 2 BB: 3 IBB: 0 HBP: 0 BLK: 0 WP: 0 HR: 0 S: 29 P: 57 ERA: 19.29 WHIP: 3.857															PITCHER				

Batter	1	2	3	4	5	6	7	8	9	AB	R	H	RBI	BB	SO	LOB	TOP
Chuck Knoblauch, R (1, 4) OBP: 0.370, SLG: 0.342 Jeff Reboulet, R (8, 4) OBP: 0.291, SLG: 0.216										3	0	0	0	1	0	1	Minnesota Twins @ New York Yankees Yankee Stadium, Bronx, NY Sun Jun 20 1993, 3:33 AM EDT Att: 35,231 - Overcast - 82 F
Chip Hale, L (1, 5) OBP: 0.357, SLG: 0.487 Mike Pagliarulo, L (8, 5) OBP: 0.346, SLG: 0.488										4	0	1	0	0	0	1	
Shane Mack, R (1, 8) OBP: 0.277, SLG: 0.365										3	0	0	0	1	3	2	
Dave Winfield, R (1, 10) OBP: 0.296, SLG: 0.396										4	0	0	0	0	2	2	
Dave McCarty, R (1, 9) OBP: 0.318, SLG: 0.390										4	0	0	0	0	1	1	
Pedro Munoz, R (1, 7) OBP: 0.322, SLG: 0.463 Brian Harper, R (9, PH) OBP: 0.347, SLG: 0.450										3	0	3	0	0	0	0	
Mike Meksidian, L (1, 3) OBP: 0.375, SLG: 0.273										3	0	0	0	1	0	4	
Lenny Webster, R (1, 2) OBP: 0.259, SLG: 0.314										3	0	0	0	0	0	2	
Pat Meares, R (1, 6) OBP: 0.330, SLG: 0.398										3	0	1	0	0	0	2	
Inning Stats	R: 0 H: 0 E: 0 LOB: 1 K: 2 BB: 1 S: 11 P: 21	R: 0 H: 1 E: 0 LOB: 2 K: 0 BB: 1 S: 10 P: 20	R: 0 H: 0 E: 0 LOB: 0 K: 1 BB: 0 S: 6 P: 7	R: 0 H: 1 E: 0 LOB: 1 K: 0 BB: 0 S: 6 P: 10	R: 0 H: 0 E: 0 LOB: 0 K: 0 BB: 0 S: 4 P: 7	R: 0 H: 0 E: 0 LOB: 1 K: 1 BB: 1 S: 9 P: 14	R: 0 H: 1 E: 0 LOB: 0 K: 0 BB: 0 S: 5 P: 7	R: 0 H: 2 E: 0 LOB: 1 K: 1 BB: 0 S: 11 P: 16	R: 0 H: 1 E: 0 LOB: 1 K: 1 BB: 0 S: 10 P: 16	1B: 6 SF: 0 2B: 0 SAC: 0 3B: 0 DP: 3 HR: 0 HBP: 0	WP: 0 PA: 34 SB: 0 CS: 1						
PITCHER Bob Wickman, R (1, 1) ERA: 3.76	IP: 9.0 WLS: W BF: 34 H: 6 R: 0 ER: 0 SO: 6 BB: 3 IBB: 0 HBP: 0 BLK: 0 WP: 0 HR: 0 S: 72 P: 118 ERA: 0.00 WHIP: 1.000									PITCHER IP: WLS: BF: H: R: ER: SO: BB: IBB: HBP: BLK: WP: HR: S: P: ERA: WHIP							

Batter	1	2	3	4	5	6	7	8	9	AB	R	H	RBI	BB	SO	LOB	BOTTOM
Bernie Williams, S (1, 8) OBP: 0.333, SLG: 0.421										5	0	0	0	0	1	2	Minnesota Twins @ New York Yankees Yankee Stadium, Bronx, NY Sun Jun 20 1993, 3:33 AM EDT Att: 35,231 - Overcast - 82 F
Wade Boggs, L (1, 5) OBP: 0.396, SLG: 0.377										4	1	2	0	1	1	0	
Don Mattingly, L (1, 3) OBP: 0.322, SLG: 0.355										5	1	3	0	0	0	0	
Matt Nokes, L (1, 10) OBP: 0.302, SLG: 0.479										5	1	1	1	0	1	4	
Paul O'Neill, L (1, 9) OBP: 0.362, SLG: 0.524										4	2	2	2	0	2	0	
Dion James, L (1, 7) OBP: 0.356, SLG: 0.471 Hensley Meulens, R (7, PH) OBP: 0.300, SLG: 0.444										3	1	2	1	0	0	2	
Mike Stanley, R (1, 2) OBP: 0.377, SLG: 0.503										4	0	1	2	0	0	2	
Dave Silvestri, R (1, 6) OBP: 0.455, SLG: 0.353										3	1	0	0	1	1	2	
Pat Kelly, R (1, 4) OBP: 0.302, SLG: 0.390										3	0	1	2	1	0	2	
Inning Stats	R: 4 H: 4 E: 0 LOB: 2 K: 0 BB: 2 S: 21 P: 37	R: 0 H: 0 E: 0 LOB: 0 K: 1 BB: 0 S: 11 P: 17	R: 1 H: 2 E: 0 LOB: 1 K: 1 BB: 0 S: 11 P: 18	R: 0 H: 2 E: 0 LOB: 2 K: 0 BB: 0 S: 9 P: 13	R: 1 H: 1 E: 0 LOB: 0 K: 2 BB: 0 S: 10 P: 18	R: 0 H: 2 E: 0 LOB: 1 K: 0 BB: 1 S: 9 P: 15	R: 2 H: 2 E: 1 LOB: 1 K: 2 BB: 0 S: 14 P: 25	R: 0 H: 0 E: 0 LOB: 0 K: 0 BB: 0 S: 9 P: 13	1B: 7 SF: 0 2B: 4 SAC: 0 3B: 0 DP: 1 HR: 2 HBP: 0	WP: 0 PA: 40 SB: 0 CS: 0							
PITCHER Kevin Tapani, R (1, 1) ERA: 5.99 Carl Willis, R (6, 1) ERA: 8.44 Larry Casian, L (7, 1) ERA: 0.77 Rick Aguilera, R (8, 1) ERA: 2.32	IP: 5.0 WLS: L BF: 26 H: 9 R: 6 ER: 6 SO: 4 BB: 2 IBB: 0 HBP: 0 BLK: 0 WP: 0 HR: 0 S: 62 P: 103 ERA: 10.80 WHIP: 2.200									PITCHER IP: WLS: BF: H: R: ER: SO: BB: IBB: HBP: BLK: WP: HR: S: P: ERA: WHIP							

Batter	1	2	3	4	5	6	7	8	9	AB	R	H	RBI	BB	SO	LOB	TOP										
Bernie Williams, S OBP: 0.330, SLG: 0.415	G4-3	K		G6-3			1B		K	5	0	1	0	0	2	1	New York Yankees @ Toronto Blue Jays SkyDome, Toronto, ON Tue Jun 22 1993, 7:05 PM EDT Att: 50,513 - Unknown - 68 F										
Wade Boggs, L OBP: 0.395, SLG: 0.378	1B	L8		L8			1B		L8	5	1	2	0	0	0	1											
Don Mattingly, L OBP: 0.319, SLG: 0.351	2B	G4-3		G4-3			F7		G6-3	5	1	1	0	0	1	2											
Danny Tartabull, R OBP: 0.336, SLG: 0.457	G4-3			HR			L7			4	1	2	2	0	0	2											
Paul O'Neill, L OBP: 0.360, SLG: 0.517	G4-3			P5			G4-3		FC1-6	3	0	0	1	1	0	1											
Dion James, L OBP: 0.353, SLG: 0.460	G4-3			FC5			G3-1		FC1-6	3	0	0	0	1	0	2											
Mike Stanley, R OBP: 0.374, SLG: 0.494				F9			G6-3		K	3	0	0	0	1	1	1											
Spike Owen, S OBP: 0.318, SLG: 0.332				FC5			G4-3			3	1	1	0	1	0	2											
Pat Kelly, R OBP: 0.301, SLG: 0.392				BLK			B5-3		K	4	0	1	1	0	1	2											
Inning Stats	R: 2 E: 0 K: 0 S: 17	H: 3 LOB: 1 BB: 0 P: 21	R: 1 E: 0 K: 1 S: 10	H: 2 LOB: 1 BB: 0 P: 13	R: 1 E: 0 K: 0 S: 10	H: 1 LOB: 2 BB: 0 P: 22	R: 0 E: 0 K: 0 S: 6	H: 0 LOB: 0 BB: 0 P: 11	R: 0 E: 0 K: 0 S: 7	H: 0 LOB: 0 BB: 0 P: 14	R: 0 E: 0 K: 0 S: 13	H: 2 LOB: 2 BB: 0 P: 16	R: 0 E: 0 K: 2 S: 11	H: 0 LOB: 2 BB: 2 P: 23	R: 0 E: 0 K: 1 S: 6	H: 0 LOB: 0 BB: 0 P: 9	1B: 4 2B: 2 3B: 1 HR: 1	SF: 0 SAC: 0 DP: 0 HBP: 0	WP: 0 PB: 0 SB: 0 CS: 0	PA: 39							
PITCHER	IP	WLS	BF	H	R	ER	SO	BB	IBB	HBP	BLK	WP	HR	S	P	ERA	WHIP										
Jack Morris, R ERA: 8.13	7.0		31	8	4	4	2	2	0	0	1	0	1	70	108	5.14	1.429										
Al Leiter, L ERA: 5.21	0.2	W	4	0	0	0	1	2	0	0	0	0	0	8	19	0.00	3.000										
Woody Williams, R ERA: 2.45	0.1	S	3	0	0	0	1	0	0	0	0	0	0	3	4	0.00	0.000										
Duane Ward, R ERA: 2.32	1.0		3	0	0	0	1	0	0	0	0	0	0	6	9	0.00	0.000										

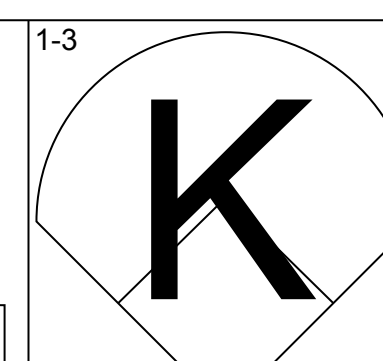
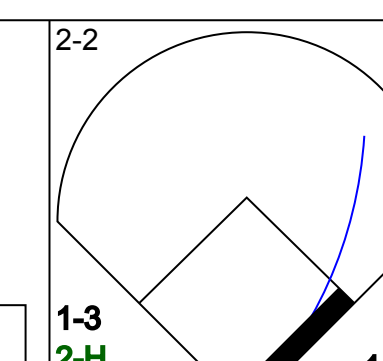
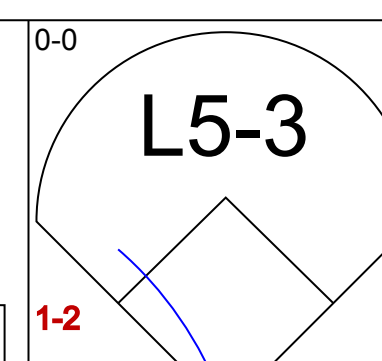
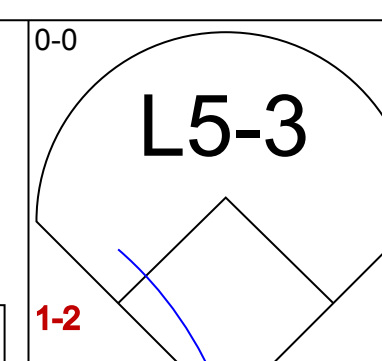
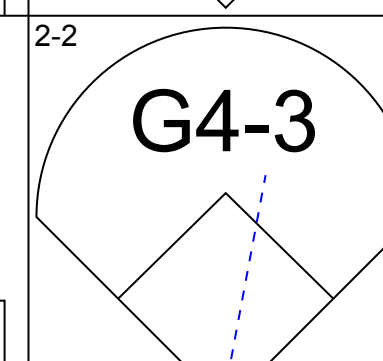

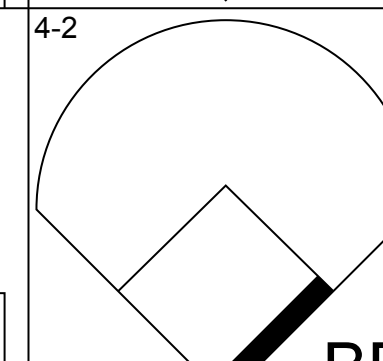
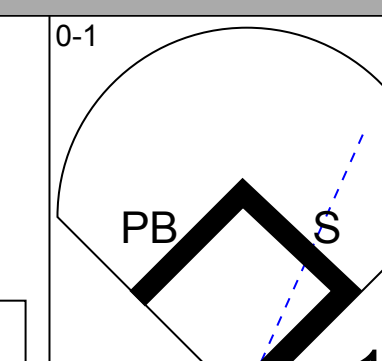

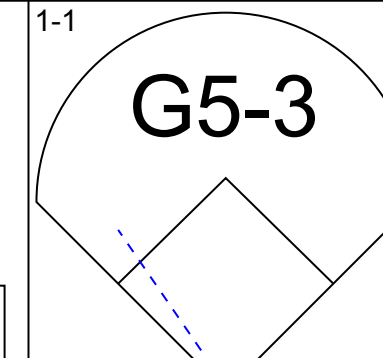
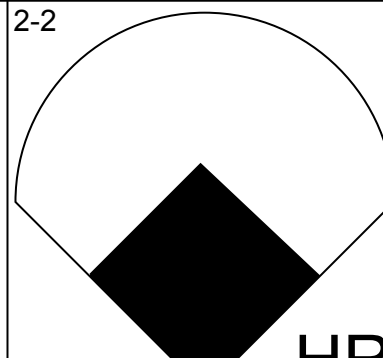

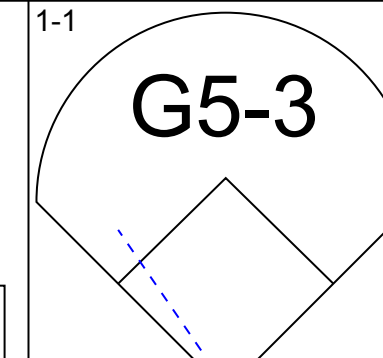
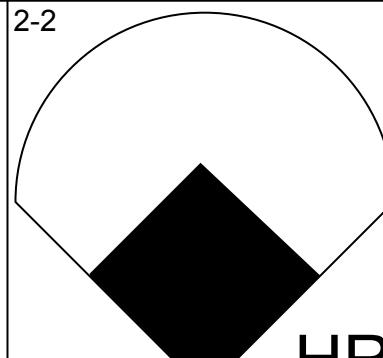

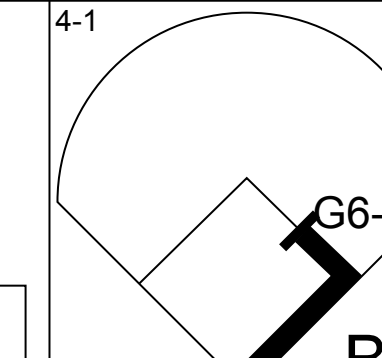
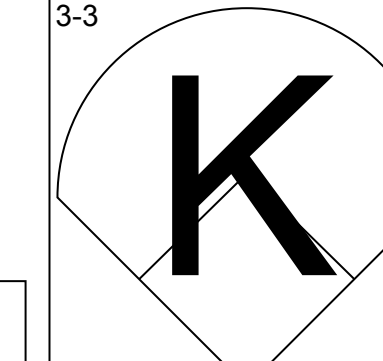
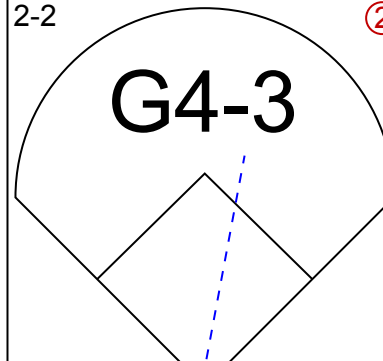
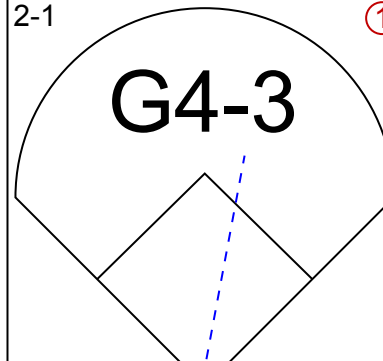
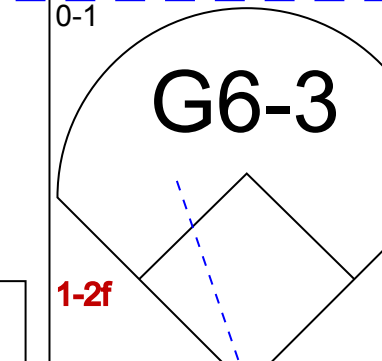
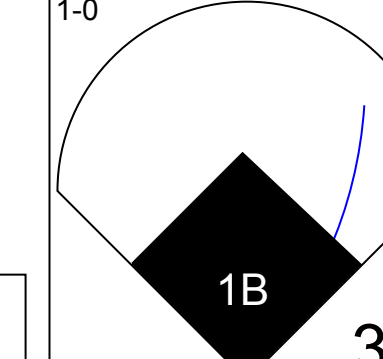
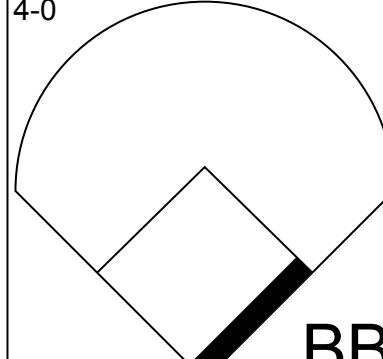
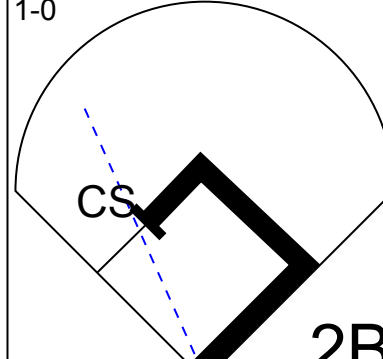

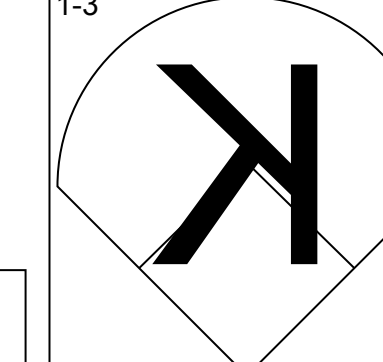
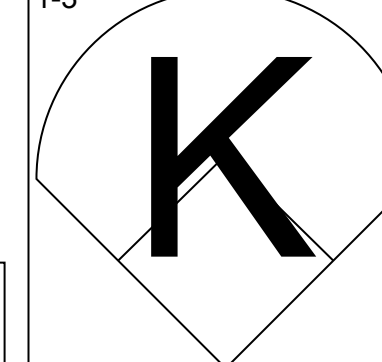
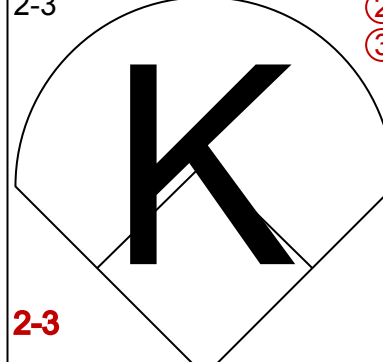

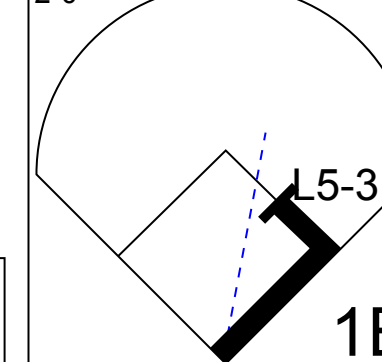

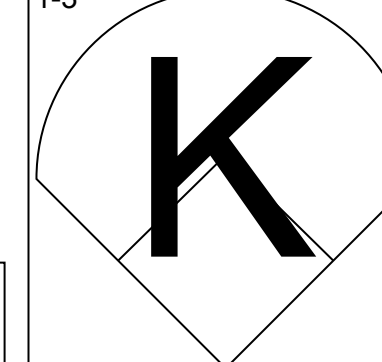
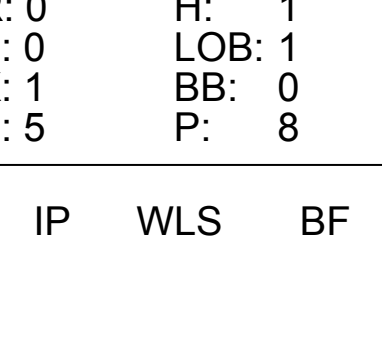
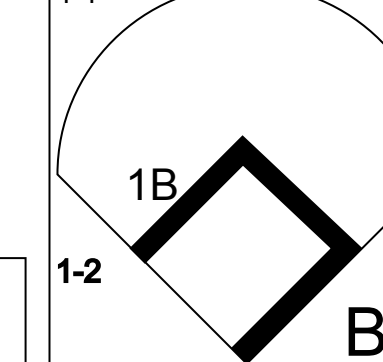

Batter	1	2	3	4	5	6	7	8	9	AB	R	H	RBI	BB	SO	LOB	BOTTOM										
Devon White, S OBP: 0.367, SLG: 0.502	F9		K		1B		G4-3			4	1	1	0	0	1	1	New York Yankees @ Toronto Blue Jays SkyDome, Toronto, ON Tue Jun 22 1993, 7:05 PM EDT Att: 50,513 - Unknown - 68 F										
Roberto Alomar, S OBP: 0.392, SLG: 0.463	K		CS		L8		1B			3	0	1	1	1	1	0											
Paul Molitor, R OBP: 0.419, SLG: 0.491	L8				G6-3		K			4	1	1	0	0	1	2											
Joe Carter, R OBP: 0.330, SLG: 0.542		P5		K			L8		L7	4	0	0	0	0	1	1											
John Olerud, L OBP: 0.508, SLG: 0.705		G4-3			1B		1B		1B	4	1	4	1	0	0	0											
Tony Fernandez, S OBP: 0.333, SLG: 0.353	G4-3				G3		P4		2B	4	1	1	0	0	0	3											
Ed Sprague, R OBP: 0.308, SLG: 0.439	G5-3				HR		FC4-6		K	4	1	2	1	0	1	3											
Pat Borders, R OBP: 0.269, SLG: 0.383			G6-3		G6-3		FC4-6			4	0	1	2	0	0	2											
Rob Butler, L OBP: 0.324, SLG: 0.323					K		F8		G3	1	0	1	0	0	0	0											
Turner Ward, S OBP: 0.272, SLG: 0.347										3	0	0	0	0	1	1											
Inning Stats	R: 0 E: 0 K: 1 S: 9	H: 0 LOB: 0 BB: 0 P: 14	R: 0 E: 0 K: 0 S: 6	H: 1 LOB: 1 BB: 0 P: 11	R: 0 E: 0 K: 1 S: 8	H: 1 LOB: 0 BB: 0 P: 12	R: 1 E: 0 K: 1 S: 13	H: 2 LOB: 1 BB: 0 P: 16	R: 2 E: 0 K: 0 S: 14	H: 3 LOB: 1 BB: 0 P: 22	R: 0 E: 0 K: 0 S: 16	H: 2 LOB: 2 BB: 0 P: 22	R: 0 E: 0 K: 1 S: 10	H: 0 LOB: 1 BB: 1 P: 18	R: 2 E: 0 K: 1 S: 11	H: 3 LOB: 1 BB: 0 P: 18	1B: 7 2B: 4 3B: 0 HR: 1	SF: 0 SAC: 0 DP: 0 HBP: 0	WP: 0 PB: 0 SB: 0 CS: 1	PA: 37							
PITCHER	IP	WLS	BF	H	R	ER	SO	BB	IBB	HBP	BLK	WP	HR	S	P	ERA	WHIP										
Melido Perez, R ERA: 4.02	7.1		31	9	3	3	5	1	0	0	0	0	0	3	5	3.68	1.364										
Steve Howe, L ERA: 9.5	0.0	L	2	2	0	0	0	0	0	0	0	0	0	3	5	∞	∞										
John Habyan, R ERA: 3.6	0.2		3	1	2	2	1	0	0	0	0	0	0	7	12	27.00	1.500										

Batter	1	2	3	4	5	6	7	8	9	AB	R	H	RBI	BB	SO	LOB	TOP					
Bernie Williams, S OBP: 0.323, SLG: 0.405 (1, 8)										5	0	0	0	0	0	3	7					
Wade Boggs, L OBP: 0.393, SLG: 0.371 (1, 5)										4	1	0	0	1	1	0	10					
Don Mattingly, L OBP: 0.325, SLG: 0.363 (1, 3)										5	1	3	2	0	0	1	10					
Danny Tartabull, R OBP: 0.343, SLG: 0.467 (1, 10)										5	0	3	0	0	2	1	10					
Paul O'Neill, L OBP: 0.361, SLG: 0.519 (1, 9)										5	1	2	1	0	0	5	10					
Dion James, L OBP: 0.357, SLG: 0.457 (1, 7)										3	0	1	0	1	1	1	10					
Mike Stanley, R OBP: 0.377, SLG: 0.500 (1, 2)										4	0	2	1	0	0	1	10					
Spike Owen, S OBP: 0.325, SLG: 0.341 (1, 6)										3	1	2	0	1	0	2	10					
Pat Kelly, R OBP: 0.305, SLG: 0.394 (1, 4)										4	0	2	0	0	2	2	10					
Inning Stats	R: 0 E: 0 K: 1 S: 6	H: 0 LOB: 0 BB: 0 P: 8	R: 0 E: 0 K: 1 S: 8	H: 1 LOB: 1 BB: 1 P: 15	R: 2 E: 0 K: 3 S: 18	H: 2 LOB: 1 BB: 1 P: 32	R: 1 E: 0 K: 0 S: 12	H: 4 LOB: 2 BB: 0 P: 13	R: 1 E: 0 K: 1 S: 12	H: 2 LOB: 1 BB: 0 P: 18	R: 0 E: 0 K: 1 S: 9	H: 1 LOB: 0 BB: 0 P: 13	R: 0 E: 0 K: 1 S: 11	H: 2 LOB: 2 BB: 0 P: 14	R: 0 E: 0 K: 1 S: 7	H: 2 LOB: 2 BB: 1 P: 12	R: 0 E: 1 K: 0 S: 7	H: 1 LOB: 1 BB: 0 P: 10	1B: 10 2B: 5 3B: 0 HR: 0	SF: 0 SAC: 0 DP: 3 HBP: 0	WP: 0 PB: 0 SB: 0 CS: 1	PA: 41
PITCHER	IP	WLS	BF	H	R	ER	SO	BB	IBB	HBP	BLK	WP	HR	S	P	ERA	WHIP					
Todd Stottlemyre, R ERA: 4.55	(1, 1)	5.0	L	24	9	4	4	6	2	0	0	0	0	0	56	86	7.20	2.200				
Mark Eichhorn, R ERA: 3.19	(6, 1)	1.2		7	3	0	0	2	0	0	0	0	0	0	16	22	0.00	1.800				
Al Leiter, L ERA: 5.15	(7, 1)	0.2		3	1	0	0	1	0	0	0	0	0	8	9	0.00	1.500					
Woody Williams, R ERA: 2.37	(8, 1)	0.2		3	1	0	0	0	0	1	0	0	0	3	8	0.00	1.500					
Tony Castillo, L ERA: 2.7	(9, 1)	1.0		4	1	0	0	0	0	0	0	0	0	7	10	0.00	1.000					

New York Yankees @ Toronto Blue Jays
SkyDome, Toronto, ON
Wed Jun 23 1993, 7:05 PM EDT
Att: 50,520 - Unknown - 68 F

AB	38
R	4
H	15
RBI	4
BB	3
SO	9
LOB	20



Batter	1	2	3	4	5	6	7	8	9	AB	R	H	RBI	BB	SO	LOB	BOTTOM					
Devon White, S OBP: 0.366, SLG: 0.498 (1, 8)										4	0	1	1	0	1	1	10					
Roberto Alomar, S OBP: 0.390, SLG: 0.460 (1, 4)										4	0	1	0	0	1	2	10					
Paul Molitor, R OBP: 0.417, SLG: 0.486 (1, 10)										3	0	0	0	1	0	1	10					
Joe Carter, R OBP: 0.332, SLG: 0.551 (1, 9)										3	1	1	1	1	1	1	10					
John Olerud, L OBP: 0.502, SLG: 0.694 (1, 3)										4	0	0	0	0	1	2	10					
Tony Fernandez, S OBP: 0.340, SLG: 0.372 (1, 6)										3	1	2	0	1	0	0	10					
Ed Sprague, R OBP: 0.304, SLG: 0.431 (1, 5)										4	0	0	0	0	2	3	10					
Darnell Coles, R OBP: 0.354, SLG: 0.395 (1, 7)										3	1	1	1	0	1	0	10					
Randy Knorr, R OBP: 0.171, SLG: 0.263 (8, 2)										1	0	0	0	0	0	0	10					
Pat Borders, R OBP: 0.274, SLG: 0.384 (1, 2)										2	0	1	0	1	0	0	10					
Turner Ward, S OBP: 0.272, SLG: 0.347 (7, PR) (8, 7)										0	0	0	0	0	0	0	10					
Inning Stats	R: 0 E: 0 K: 1 S: 10	H: 0 LOB: 1 BB: 1 P: 18	R: 2 E: 0 K: 3 S: 18	H: 3 LOB: 2 BB: 1 P: 30	R: 1 E: 0 K: 0 S: 10	H: 1 LOB: 1 BB: 1 P: 21	R: 0 E: 0 K: 0 S: 10	H: 0 LOB: 0 BB: 0 P: 17	R: 0 E: 0 K: 1 S: 10	H: 0 LOB: 0 BB: 0 P: 16	R: 0 E: 0 K: 1 S: 6	H: 1 LOB: 1 BB: 0 P: 11	R: 0 E: 0 K: 1 S: 5	H: 1 LOB: 1 BB: 0 P: 8	R: 0 E: 0 K: 0 S: 8	H: 1 LOB: 1 BB: 1 P: 15	R: 0 E: 0 K: 0 S: 6	H: 0 LOB: 0 BB: 0 P: 13	1B: 4 2B: 3 3B: 1 HR: 1	SF: 0 SAC: 0 DP: 3 HBP: 0	WP: 0 PB: 1 SB: 1 CS: 1	PA: 35
PITCHER	IP	WLS	BF	H	R	ER	SO	BB	IBB	HBP	BLK	WP	HR	S	P	ERA	WHIP					
Jimmy Key, L ERA: 2.3	(1, 1)	6.0	W	25	5	3	3	6	3	0	0	0	0	64	113	4.50	1.333					
Bobby Munoz, R ERA: 3.0	(7, 1)	1.1		6	2	0	0	1	1	0	0	0	0	11	21	0.00	2.250					
Steve Howe, L ERA: 9.19	(8, 1)	0.2		1	0	0	0	0	0	0	0	0	0	2	2	0.00	0.000					
Steve Farr, R ERA: 3.08	(9, 1)	1.0	S	3	0	0	0	0	0	0	0	0	0	6	13	0.00	0.000					

New York Yankees @ Toronto Blue Jays
SkyDome, Toronto, ON
Wed Jun 23 1993, 7:05 PM EDT
Att: 50,520 - Unknown - 68 F

AB	31
R	3
H	7
RBI	3
BB	4
SO	7
LOB	10



Batter	1	2	3	4	5	6	7	8	9	AB	R	H	RBI	BB	SO	LOB	TOP			
Bernie Williams, S (1, 8) OBP: 0.316, SLG: 0.395	0-0 P6		2-2 F7		2-0 P6	2-1 P6			2-3 K	5	0	0	0	0	1	3				
Wade Boggs, L (1, 5) OBP: 0.390, SLG: 0.368	1-0 F8		0-1 F7		2-1 G6-3		3-2 G4-6-3		1-2 FC4-6	5	0	1	0	0	0	2				
Don Mattingly, L (1, 3) OBP: 0.324, SLG: 0.357	3-1 F7		0-0 P3		4-0 BB		1-1 G4-6-3			3	0	0	0	1	0	2				
Danny Tartabull, R (1, 10) OBP: 0.345, SLG: 0.464		2-3 K		2-2 1B	4-2 1B		0-0 P4			3	1	1	0	1	1	0				
Paul O'Neill, L (1, 9) OBP: 0.399, SLG: 0.515		2-2 1B		0-1 P2	3-2 F7			0-1 F7		4	0	1	0	0	0	3				
Dion James, L (1, 7) OBP: 0.394, SLG: 0.462		1-1 1B		1-0 1B	1-2 1B		2-0 P4		2-3 K	3	0	2	0	0	0	0				
Hensley Meulens, R (8, PH) OBP: 0.290, SLG: 0.429		1-3 FC4-6		1-2 1B						1	0	0	0	0	1	0				
Mike Stanley, R (1, 2) OBP: 0.442, SLG: 0.562		3-3 K		2-1 F8		2-2 SF8		2-3 K		4	1	1	0	0	2	4	AB 33			
Jim Leyritz, R (8, 2) OBP: 0.442, SLG: 0.562										0	0	0	0	0	0	0	R 2			
Spike Owen, S (1, 6) OBP: 0.332, SLG: 0.350		0-2 FC4-6		1-0 1B		0-1 SF8			4-1 FC4-6	3	0	2	1	1	0	2	H 8			
Pat Kelly, R (1, 4) OBP: 0.305, SLG: 0.392				4-1 BB		1-1 SF8				1	0	0	1	1	1	2	RBI 2			
Kevin Maas, L (9, PH) OBP: 0.331, SLG: 0.431						2-3 3H				1	0	0	0	0	1	1	BB 4			
Inning Stats	R: 0 E: 0 K: 0 S: 4	H: 0 LOB: 0 BB: 0 P: 8	R: 0 E: 0 K: 2 S: 17	H: 2 LOB: 2 BB: 0 P: 25	R: 0 E: 0 K: 0 S: 7	H: 0 LOB: 1 BB: 1 P: 13	R: 1 E: 0 K: 1 S: 12	H: 3 LOB: 2 BB: 0 P: 21	R: 0 E: 0 K: 0 S: 8	H: 0 LOB: 2 BB: 2 P: 23	R: 0 E: 0 K: 0 S: 10	H: 1 LOB: 1 BB: 0 P: 17	R: 0 E: 0 K: 2 S: 8	H: 0 LOB: 0 BB: 0 P: 12	R: 0 E: 0 K: 2 S: 15	H: 0 LOB: 1 BB: 1 P: 25	1B: 7 2B: 1 3B: 0 HR: 0	SF: 1 SAC: 0 DP: 1 HBP: 0	WP: 0 PB: 0 SB: 0 CS: 0	PA: 38
PITCHER	IP	WLS	BF	H	R	ER	SO	BB	IBB	HBP	BLK	WP	HR	S	P	ERA	WHIP			
Pat Hentgen, R (1, 1) ERA: 3.18	7.0	W	31	8	2	2	3	3	0	0	0	0	0	65	118	2.57	1.571			
Tony Castillo, L (8, 1) ERA: 2.59	1.0		3	0	0	0	2	0	0	0	0	0	0	8	12	0.00	0.000			
Mike Timlin, R (9, 1) ERA: 4.96	1.0		4	0	0	0	2	1	0	0	0	0	0	15	25	0.00	1.000			

New York Yankees @ Toronto Blue Jays
SkyDome, Toronto, ON
 Thu Jun 24 1993, 7:05 PM EDT
 Att: 50,516 - Unknown - 73 F



Batter	1	2	3	4	5	6	7	8	9	AB	R	H	RBI	BB	SO	LOB	BOTTOM			
Devon White, S (1, 8) OBP: 0.368, SLG: 0.517	0-1 HR		0-0 SF7	0-2 G1-3		0-0 P5				4	2	2	2	0	0	0				
Roberto Alomar, S (1, 4) OBP: 0.389, SLG: 0.455	1-2 F7		2-2 G4-3		4-1 3B		0-1 P6			3	1	0	0	1	0	1				
Paul Molitor, R (1, 10) OBP: 0.412, SLG: 0.481	0-1 G6-3		1-0 SF7		0-2 F9		0-0 G4-3			3	0	0	1	0	0	1				
Joe Carter, R (1, 9) OBP: 0.334, SLG: 0.561	3-2 F7		3-H 2-2		1-0 1B		2-3 K			4	2	2	1	0	1	0				
John Olerud, L (1, 3) OBP: 0.505, SLG: 0.696		2-2 L9	4-0 1B		4-0 1B			1-0 C5-4-3		2	0	1	0	2	0	0				
Tony Fernandez, S (1, 6) OBP: 0.350, SLG: 0.389		0-0 1B	2-2 3B		0-1 1B		4-2 G5-4-3		1-2 2-H	3	1	3	2	1	0	0				
Ed Sprague, R (1, 5) OBP: 0.303, SLG: 0.429		2-2 G4-6-3	2-0 P5		3-H 2-0		0-2 G5-4-3		1-0 G5-4-3	4	0	1	1	0	0	6	AB 29			
Pat Borders, R (1, 2) OBP: 0.273, SLG: 0.382		3-H G4-6-3		1-1 G4-3		0-0 G4-6-3		1-1 L1-3		4	0	1	0	0	0	2	R 7			
Turner Ward, S (1, 7) OBP: 0.274, SLG: 0.338			4-2 3B		3-2 G3-1		0-1 G4-6-3			2	1	0	0	1	0	1	H 10			
Inning Stats	R: 1 E: 0 K: 0 S: 13	H: 1 LOB: 0 BB: 0 P: 17	R: 1 E: 0 K: 0 S: 9	H: 2 LOB: 0 BB: 0 P: 15	R: 3 E: 0 K: 0 S: 14	H: 3 LOB: 2 BB: 2 P: 31	R: 0 E: 0 K: 0 S: 11	H: 0 LOB: 0 BB: 0 P: 15	R: 2 E: 0 K: 0 S: 10	H: 2 LOB: 1 BB: 2 P: 19	R: 0 E: 0 K: 0 S: 4	H: 1 LOB: 0 BB: 0 P: 4	R: 0 E: 0 K: 1 S: 7	H: 0 LOB: 0 BB: 0 P: 9	R: 0 E: 0 K: 0 S: 9	H: 1 LOB: 1 BB: 1 P: 16	1B: 4 2B: 2 3B: 3 HR: 1	SF: 1 SAC: 0 DP: 4 HBP: 0	WP: 0 PB: 0 SB: 0 CS: 0	PA: 35
PITCHER	IP	WLS	BF	H	R	ER	SO	BB	IBB	HBP	BLK	WP	HR	S	P	ERA	WHIP			
Scott Kamieniecki, R (1, 1) ERA: 4.61	2.2	L	15	6	5	5	0	1	1	0	0	0	0	35	60	16.88	2.625			
Rich Monteleone, R (3, 1) ERA: 4.03	4.1		16	3	2	2	1	1	1	0	0	0	0	33	50	4.15	0.923			
Neal Heaton, L (8, 1) ERA: 5.56	1.0		4	1	0	0	0	1	0	0	0	0	0	9	16	0.00	2.000			

New York Yankees @ Toronto Blue Jays
SkyDome, Toronto, ON
 Thu Jun 24 1993, 7:05 PM EDT
 Att: 50,516 - Unknown - 73 F



Batter	1	2	3	4	5	6	7	8	9	10	AB	R	H	RBI	BB	SO	LOB	TOP				
Bernie Williams, S OBP: 0.318, SLG: 0.400	0-1 SAFE 2B	0-1 SAFE 1B		0-0 P6		1-1 G4-3			0-2 F7		5	0	2	1	0	0	4	New York Yankees @ Baltimore Orioles Oriole Park at Camden Yards, Baltimore, MD Fri Jun 25 1993, 7:05 PM EDT Att: 46,312 - Unknown				
Wade Boggs, L OBP: 0.383, SLG: 0.362	2-2 G4-3	2-2 SF8		2-1 G6-3			0-0 G4-3		3-2 F8		4	0	0	1	0	0	2					
Don Mattingly, L OBP: 0.326, SLG: 0.373	0-1 HR	0-1 SAFE CS	2-0 P6		0-0 G6-4-3 1B		0-0 G6-3		1-0 G4-3		5	1	2	1	0	0	0					
Danny Tartabull, R OBP: 0.338, SLG: 0.452	3-3 K		1-1 G6-3		2-3 K		2-3 K		0-0 G6-3		5	0	0	0	0	3	1					
Jim Leyritz, R OBP: 0.435, SLG: 0.548		0-0 HR 1B	3-2 P7		1-0 G6-4-3			2-2 K		0-3 K	5	1	1	0	0	2	1					
Mike Stanley, R OBP: 0.382, SLG: 0.495		2-2 F7		4-2 BB 2B		2-1 BB 1B					2	1	1	0	2	0	1					
Dave Silvestri, R OBP: 0.423, SLG: 0.476		0-0 HR		2-2 F9		2-1 F9		3-1 P3			4	1	1	2	0	0	3					
Hensley Meulens, R OBP: 0.343, SLG: 0.414		4-2 BB 1B		4-2 2B BB		4-1 BB		1-3 K			1	1	0	0	3	1	1					
Pat Kelly, R OBP: 0.309, SLG: 0.396	4-0 SAFE 1B SF8 BB		0-0 BB	1-3 2H 2B		1-3 BB		0-0 B3			3	1	1	1	1	1	2					
Inning Stats	R: 1 E: 0 K: 1 S: 10	H: 2 LOB: 0 BB: 0 P: 15	R: 4 E: 0 K: 0 S: 14	H: 3 LOB: 2 BB: 2 P: 26	R: 0 E: 0 K: 0 S: 6	H: 0 LOB: 0 BB: 0 P: 12	R: 1 E: 0 K: 0 S: 13	H: 1 LOB: 2 BB: 2 P: 25	R: 0 E: 0 K: 1 S: 5	H: 1 LOB: 0 BB: 1 P: 8	R: 0 E: 0 K: 1 S: 10	H: 0 LOB: 0 BB: 0 P: 7	R: 0 E: 0 K: 2 S: 9	H: 0 LOB: 1 BB: 1 P: 19	R: 0 E: 0 K: 0 S: 7	H: 0 LOB: 0 BB: 0 P: 10	R: 0 E: 0 K: 1 S: 5		H: 0 LOB: 0 BB: 0 P: 6	1B: 4 2B: 2 3B: 0 HR: 2	SF: 1 SAC: 0 DP: 1 HBP: 0	WP: 0 PB: 0 SB: 0 CS: 1
PITCHER	IP	WLS	BF	H	R	ER	SO	BB	IBB	HBP	BLK	WP	HR	S	P	ERA	WHIP					
Fernando Valenzuela, L ERA: 4.79	(1.1)	3.1	18	6	6	6	1	4	0	0	0	0	0	2	40	73	16.20	3.000				
Alan Mills, R ERA: 3.25	(4.1)	5.2	20	2	0	0	5	2	0	0	0	0	0	39	69	0.00	0.706					
Todd Frohwrth, R ERA: 2.88	(10.1)	1.0	3	0	0	0	1	0	0	0	0	0	0	5	6	0.00	0.000					

New York Yankees @ Baltimore Orioles
 Oriole Park at Camden Yards, Baltimore, MD
 Fri Jun 25 1993, 7:05 PM EDT
 Att: 46,312 - Unknown

AB	34
R	6
H	8
RBI	6
BB	6
SO	7
LOB	15



Batter	1	2	3	4	5	6	7	8	9	10	AB	R	H	RBI	BB	SO	LOB	BOTTOM				
Harold Reynolds, S OBP: 0.344, SLG: 0.300	0-0 G5-3		0-1 F7		0-0 FC5-2		1-2 L6		2-2 3B 1B	4-0 BB SH1-3 IBB	5	1	1	0	1	0	4	New York Yankees @ Baltimore Orioles Oriole Park at Camden Yards, Baltimore, MD Fri Jun 25 1993, 7:05 PM EDT Att: 46,312 - Unknown				
Mark McLemore, S OBP: 0.356, SLG: 0.386	3-1 G1-3		1-1 FC5		0-2 F8		2-1 G5-3		1-1 WP 3B	1-0 SH1-3	5	1	1	1	0	0	4					
Cal Ripken Jr., R OBP: 0.315, SLG: 0.373	1-1 G6-3			0-0 L4	0-1 FC5-4			4-1 1B BB	4-2 1B BB	4-0 BB IBB	3	1	0	0	3	0	2					
Mike Devereaux, R OBP: 0.302, SLG: 0.383		0-1 F8		1-1 2B 1B		4-0 1B BB		2-0 F9	2-1 SAFE F8	1-3 K	5	2	1	0	1	1	5					
Chris Hoiles, R OBP: 0.302, SLG: 0.539		2-2 G5-3		1-0 2B		1-0 1B SF7 1B		3-1 F8	3-2 IBB	4-0 BB	5	1	3	2	1	0	1					
Sherman Obando, R OBP: 0.347, SLG: 0.365		1-0 G5-3		0-0 G5-3		1-1 G5-4-3 1B		2-2 BB 1B	4-0 FC3-6		2	0	0	0	0	0	1					
Jeffrey Hammonds, R OBP: 1.000, SLG: 1.000								1-2 1B	1-2 IBB	1-2 2-3 3H	2	0	2	1	1	0	0					
David Segui, S OBP: 0.400, SLG: 0.465			0-0 FC4 1B	1-2 F8		0-0 SF7		2-1 BB	0-0 L7		4	0	2	2	0	0	4					
Tim Hulett, R OBP: 0.361, SLG: 0.397			0-1 FC4 FC5 BB		1-0 G5-4-3		1-2 G5-4-3		4-0 BB	1-1 FC3-6	4	0	1	0	1	0	5					
Jack Voigt, R OBP: 0.354, SLG: 0.333			4-1 FC5-2 2B		0-1 FC5-2 1B		2-3 K		0-1 L6		2	0	1	0	1	1	0					
Harold Baines, L OBP: 0.371, SLG: 0.422			1-2 BB						3-2 SH1-3 BB		1	0	0	0	0	0	3					
Damon Buford, R OBP: 0.338, SLG: 0.390											1	1	1	0	0	0	0					
Inning Stats	R: 0 E: 0 K: 0 S: 5	H: 0 LOB: 0 BB: 0 P: 9	R: 0 E: 0 K: 0 S: 6	H: 0 LOB: 0 BB: 0 P: 9	R: 0 E: 0 K: 0 S: 8	H: 1 LOB: 1 BB: 1 P: 13	R: 1 E: 0 K: 0 S: 8	H: 2 LOB: 1 BB: 0 P: 11	R: 0 E: 0 K: 0 S: 9	H: 2 LOB: 2 BB: 1 P: 10	R: 2 E: 0 K: 0 S: 7	H: 0 LOB: 0 BB: 0 P: 13	R: 1 E: 0 K: 0 S: 11	H: 2 LOB: 3 BB: 2 P: 28	R: 2 E: 0 K: 0 S: 17	H: 3 LOB: 3 BB: 3 P: 34	R: 1 E: 0 K: 1 S: 7	H: 1 LOB: 3 BB: 3 P: 24	1B: 9 2B: 3 3B: 1 HR: 0	SF: 1 SAC: 1 DP: 1 HBP: 0	WP: 1 PB: 0 SB: 0 CS: 0	PA: 50
PITCHER	IP	WLS	BF	H	R	ER	SO	BB	IBB	HBP	BLK	WP	HR	S	P	ERA	WHIP					
Jim Abbott, L ERA: 4.65	(1.1)	6.0	26	7	3	3	0	2	0	0	0	0	0	43	66	4.50	1.500					
Bobby Munoz, R ERA: 3.29	(7.1)	1.2	8	2	1	1	1	1	0	0	0	0	0	17	35	5.40	1.800					
Steve Farr, R ERA: 3.67	(8.1)	0.2	8	3	2	2	0	2	1	0	0	1	0	16	36	27.00	7.500					
Steve Howe, L ERA: 9.18	(9.1)	1.0	L	6	1	1	1	0	2	0	0	0	0	7	20	9.00	1.000					
John Habyan, R ERA: 3.57	(10.1)	0.1	2	0	0	0	1	1	0	0	0	0	0	3	8	0.00	3.000					

New York Yankees @ Baltimore Orioles
 Oriole Park at Camden Yards, Baltimore, MD
 Fri Jun 25 1993, 7:05 PM EDT
 Att: 46,312 - Unknown

AB	39
R	7
H	13
RBI	6
BB	9
SO	2
LOB	29



Batter	1	2	3	4	5	6	7	8	9	AB	R	H	RBI	BB	SO	LOB	TOP										
Bernie Williams, S (1, 8) OBP: 0.324, SLG: 0.409	G5-3		BB	2B		G3		2B		5	2	3	1	0	0	0	New York Yankees @ Baltimore Orioles Oriole Park at Camden Yards, Baltimore, MD Sat Jun 26 1993, 7:05 PM EDT Att: 46,202 - Unknown										
Wade Boggs, L (1, 10) OBP: 0.383, SLG: 0.371	F9		1B	2B		F7		G4-3		5	2	2	2	0	0	1											
Jim Leyritz, R (1, 3) OBP: 0.324, SLG: 0.548				2B						0	0	0	0	2	0	0											
Don Mattingly, L (4, PH) OBP: 0.330, SLG: 0.377	BB		BB	1B				G4-3		3	0	2	2	0	0	1											
Danny Tartabull, R (1, 9) OBP: 0.339, SLG: 0.448	BB		F9	G5-3		FC5-4		1B		4	0	1	1	1	0	4											
Mike Stanley, R (1, 2) OBP: 0.382, SLG: 0.492	K			1B		E6		K		5	2	2	0	0	2	2											
Mike Gallego, R (1, 5) OBP: 0.420, SLG: 0.510		F8		1B				1B		5	1	3	0	0	0	2											
Hensley Meulens, R (1, 7) OBP: 0.324, SLG: 0.387		F9		1B		G4-3		HR		2	0	0	0	0	0	2											
Paul O'Neill, L (5, PH) OBP: 0.359, SLG: 0.525			G1-4-3	G4-3						3	1	1	3	0	0	1											
Spike Owen, S (1, 6) OBP: 0.329, SLG: 0.343		G4-3		2B		G4-3		G4-3		4	1	0	0	1	0	1											
Pat Kelly, R (1, 4) OBP: 0.308, SLG: 0.394				2B		G5-3				4	1	1	1	0	1	1											
Dion James, L (9, PH) OBP: 0.361, SLG: 0.458			K	2B				L3		1	0	0	0	0	0	0											
Inning Stats	R: 0 E: 0 K: 1 S: 14	H: 0 LOB: 2 BB: 2 P: 27	R: 0 E: 0 K: 0 S: 4	H: 0 LOB: 0 BB: 0 P: 7	R: 0 E: 0 K: 1 S: 14	H: 1 LOB: 2 BB: 1 P: 24	R: 5 E: 0 K: 0 S: 16	H: 6 LOB: 1 BB: 1 P: 27	R: 1 E: 1 K: 0 S: 10	H: 1 LOB: 1 BB: 0 P: 17	R: 0 E: 0 K: 0 S: 10	H: 1 LOB: 1 BB: 0 P: 14	R: 2 E: 0 K: 1 S: 18	H: 2 LOB: 0 BB: 0 P: 25	R: 2 E: 0 K: 0 S: 8	H: 4 LOB: 1 BB: 0 P: 11	R: 0 E: 0 K: 0 S: 8	H: 0 LOB: 0 BB: 0 P: 14	1B: 11 2B: 3 3B: 0 HR: 1	SF: 0 SAC: 0 DP: 2 HBP: 0	WP: 0 PB: 0 SB: 0 CS: 0	PA: 45					
PITCHER	IP	WLS	BF	H	R	ER	SO	BB	IBB	HBP	BLK	WP	HR	S	P	ERA	WHIP										
Jamie Moyer, L (1, 1) ERA: 4.36	3.2		20	6	5	5	2	4	0	0	0	0	0	44	78	12.27	2.727										
Mark Williamson, R (4, 1) ERA: 3.19	3.1	W	16	5	3	2	1	0	0	0	0	0	1	42	63	5.40	1.500										
Jim Poole, L (8, 1) ERA: 2.35	0.1		3	2	2	2	0	0	0	0	0	0	0	5	8	54.00	6.000										
Todd Frohwrth, R (8, 1) ERA: 2.64	0.2		3	2	0	0	0	0	0	0	0	0	0	3	3	0.00	3.000										
Gregg Olson, R (9, 1) ERA: 1.44	1.0	S	3	0	0	0	0	0	0	0	0	0	0	8	14	0.00	0.000										

Batter	1	2	3	4	5	6	7	8	9	AB	R	H	RBI	BB	SO	LOB	BOTTOM										
Harold Reynolds, S (1, 4) OBP: 0.345, SLG: 0.311	F7		G1-3			PB		K		5	2	2	1	0	1	0	New York Yankees @ Baltimore Orioles Oriole Park at Camden Yards, Baltimore, MD Sat Jun 26 1993, 7:05 PM EDT Att: 46,202 - Unknown										
Mark McLemore, S (1, 9) OBP: 0.356, SLG: 0.384	FC6-4		G5-3		G6-3	G3-1-3		G4-3		4	1	1	1	1	0	1											
Cal Ripken Jr., R (1, 6) OBP: 0.313, SLG: 0.370	F9		G5-3		G5-3			P3		5	0	1	1	0	0	2											
Harold Baines, L (1, 10) OBP: 0.371, SLG: 0.428	FC6-4		2B		1B	2B		F9		5	1	2	1	0	0	2											
Mike Devereaux, R (1, 8) OBP: 0.304, SLG: 0.389		G6-3	G5-3		1B	F7		F8		5	2	2	0	0	0	2											
Chris Hoiles, R (1, 2) OBP: 0.398, SLG: 0.572		G6-3		HR		2B		HR		4	3	3	2	0	0	1											
David Segui, S (1, 3) OBP: 0.407, SLG: 0.484			F8		2B	2B		HR		4	1	3	4	0	0	0											
Leo Gomez, R (1, 5) OBP: 0.312, SLG: 0.382		G6-3		G6-3		F8		F7		4	0	0	0	0	0	3											
Jeffrey Hammonds, R (1, 7) OBP: 0.714, SLG: 1.333		K		F8				2B		4	2	2	2	0	1	1											
Inning Stats	R: 0 E: 0 K: 0 S: 5	H: 0 LOB: 1 BB: 1 P: 11	R: 1 E: 0 K: 1 S: 13	H: 2 LOB: 0 BB: 0 P: 20	R: 1 E: 0 K: 0 S: 9	H: 2 LOB: 1 BB: 0 P: 13	R: 1 E: 0 K: 0 S: 6	H: 1 LOB: 0 BB: 0 P: 7	R: 4 E: 0 K: 0 S: 23	H: 5 LOB: 1 BB: 0 P: 41	R: 2 E: 0 K: 0 S: 17	H: 3 LOB: 1 BB: 0 P: 23	R: 3 E: 0 K: 1 S: 11	H: 3 LOB: 0 BB: 0 P: 16	R: 0 E: 0 K: 0 S: 4	H: 0 LOB: 0 BB: 0 P: 9		1B: 6 2B: 7 3B: 0 HR: 3	SF: 0 SAC: 0 DP: 0 HBP: 0	WP: 1 PB: 2 SB: 0 CS: 0	PA: 41						
PITCHER	IP	WLS	BF	H	R	ER	SO	BB	IBB	HBP	BLK	WP	HR	S	P	ERA	WHIP										
Bob Wickman, R (1, 1) ERA: 4.3	4.2	L	25	10	7	7	1	1	0	0	0	0	0	14	21	13.50	2.357										
John Habayan, R (5, 1) ERA: 4.0	0.2		5	3	2	2	0	0	0	0	0	0	0	14	21	27.00	4.500										
Neal Heaton, L (6, 1) ERA: 6.0	2.2		11	3	3	3	1	0	0	0	0	1	2	21	33	10.12	1.125										



Batter	1	2	3	4	5	6	7	8	9	AB	R	H	RBI	BB	SO	LOB	TOP								
Bernie Williams, S (1, 8) OBP: 0.328, SLG: 0.431	0-0 2B		0-0 F7		0-0 FC3-6 1B		0-0 2H HR		0-3 K	5	1	3	2	0	1	0	New York Yankees @ Baltimore Orioles Oriole Park at Camden Yards, Baltimore, MD Sun Jun 27 1993, 3:33 AM EDT Att: 45,146 - Unknown - 93 F								
Wade Boggs, L (1, 5) OBP: 0.380, SLG: 0.367	0-0 F9		0-0 G4-3		0-0 FC3-6 G3-6-3 1-2		0-0 G4-3		0-0 2B 1B	5	1	1	0	0	0	2									
Don Mattingly, L (1, 3) OBP: 0.336, SLG: 0.382	0-0 G1-3		4-0 BB		0-0 G3-6-3 1-2		4-0 BB		0-0 1H HR 2B	3	1	1	1	2	0	2									
Danny Tartabull, R (1, 10) OBP: 0.336, SLG: 0.457	0-0 F7		0-3 K		0-0 G5-3		0-0 G3		0-0 HR	5	1	1	2	0	1	3									
Jim Leyritz, R (1, 7) OBP: 0.455, SLG: 0.587 Hensley Meulens, R (8, PR) OBP: 0.316, SLG: 0.375		4-0 HR BB		0-0 2B		0-0 HR		0-0 WP G4-3 1B	0-3 K	3	3	3	1	1	0	0									
Mike Stanley, R (1, 2) OBP: 0.387, SLG: 0.505		0-0 1H HR		4-0 2B BB		0-0 G5-3		0-0 G4-3 1-2	4-0 1B BB	3	1	1	2	2	0	1									
Paul O'Neill, L (1, 9) OBP: 0.364, SLG: 0.524		0-0 G6-4-3 1B		0-3 K		0-3 K		4-0 WP IBB	0-0 1-3 1B	4	0	2	0	1	2	2									
Mike Gallego, R (1, 4) OBP: 0.419, SLG: 0.523		0-0 G6-4-3 1-2		0-0 1H 2H 2B		0-0 HR 2B		0-0 F8	0-3 K	5	1	2	1	0	1	5									
Spike Owen, S (1, 6) OBP: 0.326, SLG: 0.339 Kevin Maas, L (8, PH) OBP: 0.331, SLG: 0.431 Pat Kelly, R (8, PH) OBP: 0.306, SLG: 0.392		0-0 L5		0-0 F7		0-0 G6-3		0-3 K 1-2 2-3		3	0	0	0	0	0	2									
Inning Stats	R: 0 E: 0 K: 0 S: 4	H: 1 LOB: 1 BB: 0 P: 4	R: 2 E: 0 K: 0 S: 4	H: 2 LOB: 0 BB: 1 P: 8	R: 0 E: 0 K: 1 S: 5	H: 0 LOB: 1 BB: 1 P: 9	R: 1 E: 0 K: 1 S: 6	H: 2 LOB: 1 BB: 1 P: 10	R: 0 E: 0 K: 0 S: 3	H: 1 LOB: 0 BB: 0 P: 3	R: 1 E: 0 K: 1 S: 6	H: 1 LOB: 0 BB: 0 P: 6	R: 2 E: 0 K: 0 S: 5	H: 2 LOB: 1 BB: 1 P: 9	R: 0 E: 0 K: 1 S: 6	H: 1 LOB: 3 BB: 1 P: 10		R: 3 E: 0 K: 3 S: 13	H: 4 LOB: 2 BB: 1 P: 17	1B: 5 2B: 5 3B: 0 HR: 4	SF: 0 SAC: 0 DP: 2 HBP: 0	WP: 1 PB: 0 SB: 0 CS: 0	PA: 44		
PITCHER	IP	WLS	BF	H	R	ER	SO	BB	IBB	HBP	BLK	WP	HR	S	P	ERA	WHIP	PITCHER							
John O'Donoghue, L (1, 1) ERA: 8.1	6.2	L	30	9	6	6	3	4	0	0	0	0	3	32	48	8.10	1.950								
Todd Frohwrth, R (7, 1) ERA: 2.58	1.0		5	1	0	0	0	0	1	0	0	0	0	4	8	0.00	1.000								
Brad Pennington, L (8, 1) ERA: 2.86	1.1	S	4	3	3	3	4	1	0	0	0	1	1	16	20	20.25	3.750								

AB	38
R	9
H	14
RBI	9
BB	6
SO	7
LOB	19



Batter	1	2	3	4	5	6	7	8	9	AB	R	H	RBI	BB	SO	LOB	BOTTOM								
Harold Reynolds, S (1, 4) OBP: 0.342, SLG: 0.309	0-0 G4-3		0-3 K		0-0 2H 1B		0-0 G4-3		0-3 K	5	0	1	1	0	2	3	New York Yankees @ Baltimore Orioles Oriole Park at Camden Yards, Baltimore, MD Sun Jun 27 1993, 3:33 AM EDT Att: 45,146 - Unknown - 93 F								
Mark McLemore, S (1, 9) OBP: 0.357, SLG: 0.384	0-0 1B 1B		0-3 K		0-0 L8		0-3 K		0-0 1B 1B	5	1	2	0	0	2	3									
Cal Ripken Jr., R (1, 6) OBP: 0.315, SLG: 0.380	0-0 P5		0-0 F7		0-3 K		0-0 HR		0-0 1-3 1B	5	1	2	1	0	1	2									
Harold Baines, L (1, 10) OBP: 0.372, SLG: 0.433	0-0 1B 1-2 1B		0-3 K		0-0 F7		0-0 1B 2B		0-0 G4-3	5	1	2	0	0	1	2									
Mike Devereaux, R (1, 8) OBP: 0.306, SLG: 0.403	0-0 FC6-4 1-2 2H 1B		0-0 HR		0-0 G4-3		0-0 F8		0-0 G1-3	5	1	2	2	0	0	1									
Jeffrey Hammonds, R (1, 7) OBP: 0.383, SLG: 0.509	0-0 FC6-4 1-2		0-0 1B		0-0 F8		0-0 1B 1B		0-0 G4-3	5	0	2	0	0	0	2									
David Segui, S (1, 3) OBP: 0.307, SLG: 0.479		4-0 BB BB		0-0 F8		0-0 F8		0-0 1-3 2H 1B	0-0 G6-3	4	0	1	1	1	0	1									
Tim Lincecum, R (1, 5) OBP: 0.355, SLG: 0.380		4-0 1-2 BB		0-0 L7		0-3 K		0-3 K		3	0	0	0	1	2	2									
Jeff Tackett, R (1, 2) OBP: 0.323, SLG: 0.269 Chris Hoiles, R (8, PH) OBP: 0.396, SLG: 0.569		0-3 K		0-0 1B 2B		4-0 BB		0-3 K		2	1	1	0	1	1	2									
Inning Stats	R: 1 E: 0 K: 0 S: 6	H: 3 LOB: 2 BB: 0 P: 6	R: 0 E: 0 K: 3 S: 9	H: 0 LOB: 2 BB: 2 P: 17	R: 1 E: 0 K: 1 S: 7	H: 2 LOB: 1 BB: 0 P: 7	R: 1 E: 0 K: 1 S: 7	H: 2 LOB: 1 BB: 0 P: 7	R: 0 E: 0 K: 0 S: 3	H: 0 LOB: 0 BB: 0 P: 3	R: 0 E: 0 K: 1 S: 5	H: 0 LOB: 1 BB: 1 P: 9	R: 2 E: 0 K: 2 S: 11	H: 4 LOB: 2 BB: 0 P: 11	R: 0 E: 0 K: 2 S: 9	H: 2 LOB: 2 BB: 0 P: 9		R: 0 E: 0 K: 0 S: 3	H: 0 LOB: 0 BB: 0 P: 3	1B: 9 2B: 2 3B: 0 HR: 2	SF: 0 SAC: 0 DP: 0 HBP: 0	WP: 0 PB: 0 SB: 0 CS: 0	PA: 43		
PITCHER	IP	WLS	BF	H	R	ER	SO	BB	IBB	HBP	BLK	WP	HR	S	P	ERA	WHIP	PITCHER							
Melido Perez, R (1, 1) ERA: 4.19	6.2	W	34	11	5	5	7	3	0	0	0	0	2	45	57	6.75	2.100								
Bobby Munoz, R (7, 1) ERA: 3.07	1.0		5	2	0	0	3	0	0	0	0	0	0	11	11	0.00	2.000								
Steve Howe, L (8, 1) ERA: 8.5	1.1	S	4	0	0	0	0	0	0	0	0	0	0	4	4	0.00	0.000								



Batter	1	2	3	4	5	6	7	8	9	AB	R	H	RBI	BB	SO	LOB	TOP										
Tony Phillips, S OBP: 0.433, SLG: 0.399 Skeeter Barnes, R OBP: 0.303, SLG: 0.373	G3		SF7 BB		G5-4-3 BB		K			1	0	0	0	2	0	0	1 0 0 0 2 0 0 1 0 0 0 0 1 1										
Dan Gladden, R OBP: 0.306, SLG: 0.451	G3		K		G5-4-3			L8		4	0	0	0	0	1	3	4 0 0 0 0 1 3										
Travis Fryman, R OBP: 0.341, SLG: 0.445	G3		SF7			G3		G6-3		3	0	0	1	0	0	0	3 0 0 1 0 0 0										
Cecil Fielder, R Buddy Groom, L		G5-3	G6-3			K		1B		4	0	1	0	0	1	1	4 0 1 0 0 1 1 0 0 0 0 0 0 0										
Alan Trammell, R OBP: 0.385, SLG: 0.454				G6-3		F8		P5		4	0	1	0	0	0	1	4 0 1 0 0 0 1										
Mickey Tettleton, S OBP: 0.360, SLG: 0.553					FC6 1B					4	1	3	1	0	1	1	4 1 3 1 0 1 1										
Rob Deer, R OBP: 0.308, SLG: 0.429							HR			4	0	0	0	0	3	3	4 0 0 0 0 3 3										
Chad Kreuter, S OBP: 0.395, SLG: 0.518					FC6					3	0	0	0	1	2	4	3 0 0 0 1 2 4										
Mitt Cuyler, S OBP: 0.267, SLG: 0.325										3	1	0	0	1	2	2	3 1 0 0 1 2 2										
Inning Stats	R: 0 E: 0 K: 0 S: 3	H: 0 LOB: 0 BB: 0 P: 3	R: 0 E: 1 K: 2 S: 16	H: 1 LOB: 2 BB: 0 P: 21	R: 1 E: 0 K: 1 S: 11	H: 0 LOB: 1 BB: 2 P: 24	R: 0 E: 0 K: 1 S: 12	H: 1 LOB: 0 BB: 0 P: 15	R: 0 E: 0 K: 0 S: 5	H: 0 LOB: 0 BB: 1 P: 10	R: 1 E: 0 K: 3 S: 13	H: 1 LOB: 1 BB: 1 P: 24	R: 0 E: 0 K: 0 S: 8	H: 1 LOB: 1 BB: 0 P: 16	R: 0 E: 0 K: 3 S: 13	H: 1 LOB: 1 BB: 0 P: 20	1B: 4 2B: 0 3B: 0 HR: 1	SF: 1 SAC: 0 DP: 1 HBP: 0	WP: 0 PB: 0 SB: 1 CS: 0	PA: 36							
PITCHER	IP	WLS	BF	H	R	ER	SO	BB	IBB	HBP	BLK	WP	HR	S	P	ERA	WHIP										
Jimmy Key, L ERA: 2.3	7.2	W	31	4	2	2	8	4	0	0	0	0	1	76	124	2.35	1.043										
Rich Monteleone, R ERA: 3.93	1.1		5	1	0	0	3	0	0	0	0	0	0	14	22	0.00	0.750										

Detroit Tigers @ New York Yankees
Yankee Stadium, Bronx, NY
Mon Jun 28 1993, 7:05 PM EDT
Att: 34,582 - Unknown - 85 F

AB 31
R 2
H 5
RBI 2
BB 4
SO 11
LOB 16



Batter	1	2	3	4	5	6	7	8	9	AB	R	H	RBI	BB	SO	LOB	BOTTOM												
Bernie Williams, S OBP: 0.331, SLG: 0.432	G3		WP 1B	1B BB	L8		L8			4	1	1	2	1	0	2	4 1 1 2 1 0 2												
Wade Boggs, L OBP: 0.377, SLG: 0.364	G3		P7	FC1-4 1B		G4-3		G1-3		5	0	1	1	0	0	1	5 0 1 1 0 0 1												
Don Mattingly, L OBP: 0.342, SLG: 0.398	F9		WP IBB	FC1-4 1B		HR		F7		4	1	2	2	1	0	0	4 1 2 2 1 0 0												
Danny Tartabull, R OBP: 0.333, SLG: 0.450		1B SF8 1B	L7	FC1-4		K		P9		5	1	1	0	0	1	4	5 1 1 0 0 1 4												
Paul O'Neill, L OBP: 0.366, SLG: 0.524		G6-4-3 1B	L7	K		BB 1B				4	0	2	0	0	1	4	4 0 2 0 0 1 4												
Jim Leyritz, R OBP: 0.492, SLG: 0.593		SF8		3B 1B		BB 1B				2	1	2	1	1	0	0	2 1 2 1 1 0 0												
Dion James, L OBP: 0.358, SLG: 0.467		G6-4-3		1B 2B		P6		G1-3		4	1	1	1	0	0	4	4 1 1 1 0 0 4												
Mike Gallego, R OBP: 0.422, SLG: 0.527				1B 2B	SH3-4 1B 2B	F8		P9		3	2	1	1	1	0	1	3 2 1 1 1 0 1												
Pat Kelly, R OBP: 0.311, SLG: 0.393				2B 1B	SH3-4			L7		2	1	1	0	1	0	0	2 1 1 0 1 0 0												
Inning Stats	R: 0 E: 0 K: 0 S: 3	H: 0 LOB: 0 BB: 0 P: 3	R: 1 E: 0 K: 0 S: 8	H: 2 LOB: 0 BB: 0 P: 11	R: 2 E: 0 K: 0 S: 9	H: 2 LOB: 2 BB: 2 P: 23	R: 4 E: 0 K: 1 S: 23	H: 5 LOB: 2 BB: 1 P: 35	R: 0 E: 0 K: 0 S: 8	H: 1 LOB: 2 BB: 1 P: 17	R: 1 E: 0 K: 0 S: 15	H: 2 LOB: 0 BB: 1 P: 27	R: 0 E: 0 K: 0 S: 3	H: 0 LOB: 0 BB: 0 P: 4	R: 0 E: 0 K: 0 S: 6	H: 0 LOB: 0 BB: 0 P: 10	1B: 8 2B: 2 3B: 1 HR: 1	SF: 1 SAC: 1 DP: 1 HBP: 0	WP: 2 PB: 0 SB: 0 CS: 0	PA: 40									
PITCHER	IP	WLS	BF	H	R	ER	SO	BB	IBB	HBP	BLK	WP	HR	S	P	ERA	WHIP												
Mike Moore, R ERA: 6.22	3.1	L	19	7	7	7	0	2	1	0	0	0	0	12	18	0.00	3.000												
Tom Bolton, L ERA: 5.31	0.2		4	2	0	0	1	0	0	0	0	0	0	1	1	32	58	2.25	1.250										
Buddy Groom, L ERA: 4.08	4.0		17	3	1	1	1	2	0	0	0	1	1	32	58	2.25	1.250												
Buddy Groom, L ERA: 4.08	4.0		17	3	1	1	1	2	0	0	0	1	1	32	58	2.25	1.250												

Detroit Tigers @ New York Yankees
Yankee Stadium, Bronx, NY
Mon Jun 28 1993, 7:05 PM EDT
Att: 34,582 - Unknown - 85 F


AB 33
R 8
H 12
RBI 8
BB 5
SO 2
LOB 16



Batter	1	2	3	4	5	6	7	8	9	10	AB	R	H	RBI	BB	SO	LOB	TOP			
Tony Phillips, S OBP: 0.433, SLG: 0.396 (1, 7)											4	1	1	0	1	1	0				
Lou Whitaker, L OBP: 0.431, SLG: 0.527 (1, 4)											3	1	2	2	2	0	0				
Travis Fryman, R OBP: 0.335, SLG: 0.438 (1, 6)											5	0	0	0	0	2	6				
Cecil Fielder, R OBP: 0.390, SLG: 0.517 (1, 3)											5	0	1	1	0	0	2				
Kirk Gibson, L OBP: 0.342, SLG: 0.427 (1, 10)											4	0	1	0	0	1	2				
Mickey Tettleton, S OBP: 0.365, SLG: 0.544 (1, 2)											4	0	0	0	0	1	2				
Alan Trammell, R OBP: 0.376, SLG: 0.442 (7, 5)											4	0	0	0	0	0	1				
Rob Deer, R OBP: 0.311, SLG: 0.430 (1, 9)											4	1	2	0	0	1	0				
Scott Livingstone, L OBP: 0.321, SLG: 0.331 Milt Cuyler, S OBP: 0.266, SLG: 0.324 (7, PR) (7, 8)											3	0	1	0	0	0	1				
Inning Stats	R: 2 E: 0 K: 1 S: 13	H: 3 LOB: 1 BB: 0 P: 22	R: 0 E: 0 K: 1 S: 8	H: 0 LOB: 0 BB: 0 P: 12	R: 0 E: 0 K: 2 S: 12	H: 1 LOB: 1 BB: 0 P: 17	R: 0 E: 0 K: 0 S: 6	H: 1 LOB: 0 BB: 0 P: 9	R: 0 E: 0 K: 1 S: 10	H: 1 LOB: 1 BB: 0 P: 16	R: 1 E: 0 K: 1 S: 14	H: 2 LOB: 3 BB: 2 P: 30	R: 0 E: 0 K: 1 S: 6	H: 0 LOB: 0 BB: 0 P: 12	R: 0 E: 0 K: 1 S: 5	H: 0 LOB: 0 BB: 1 P: 8	R: 0 E: 0 K: 0 S: 10	H: 0 LOB: 1 BB: 1 P: 16	1B: 7 2B: 1 3B: 0 HR: 0	SF: 0 SAC: 0 DP: 1 HBP: 0	WP: 0 PA: 40 PB: 0 SB: 0 CS: 0
PITCHER	IP WLS BF H R ER SO BB IBB HBP BLK WP HR S P ERA WHIP	IP WLS BF H R ER SO BB IBB HBP BLK WP HR S P ERA WHIP	IP WLS BF H R ER SO BB IBB HBP BLK WP HR S P ERA WHIP	IP WLS BF H R ER SO BB IBB HBP BLK WP HR S P ERA WHIP	IP WLS BF H R ER SO BB IBB HBP BLK WP HR S P ERA WHIP	IP WLS BF H R ER SO BB IBB HBP BLK WP HR S P ERA WHIP	IP WLS BF H R ER SO BB IBB HBP BLK WP HR S P ERA WHIP	IP WLS BF H R ER SO BB IBB HBP BLK WP HR S P ERA WHIP	IP WLS BF H R ER SO BB IBB HBP BLK WP HR S P ERA WHIP	IP WLS BF H R ER SO BB IBB HBP BLK WP HR S P ERA WHIP	IP WLS BF H R ER SO BB IBB HBP BLK WP HR S P ERA WHIP	IP WLS BF H R ER SO BB IBB HBP BLK WP HR S P ERA WHIP	IP WLS BF H R ER SO BB IBB HBP BLK WP HR S P ERA WHIP	IP WLS BF H R ER SO BB IBB HBP BLK WP HR S P ERA WHIP	IP WLS BF H R ER SO BB IBB HBP BLK WP HR S P ERA WHIP	IP WLS BF H R ER SO BB IBB HBP BLK WP HR S P ERA WHIP	IP WLS BF H R ER SO BB IBB HBP BLK WP HR S P ERA WHIP	IP WLS BF H R ER SO BB IBB HBP BLK WP HR S P ERA WHIP	IP WLS BF H R ER SO BB IBB HBP BLK WP HR S P ERA WHIP	IP WLS BF H R ER SO BB IBB HBP BLK WP HR S P ERA WHIP	IP WLS BF H R ER SO BB IBB HBP BLK WP HR S P ERA WHIP

Detroit Tigers @ New York Yankees
Yankee Stadium, Bronx, NY
Tue Jun 29 1993, 7:05 PM EDT
Att: 37,692 - Unknown - 76 F


AB	37
R	3
H	8
RBI	3
BB	3
SO	7
LOB	14



Batter	1	2	3	4	5	6	7	8	9	10	AB	R	H	RBI	BB	SO	LOB	BOTTOM			
Bernie Williams, S OBP: 0.328, SLG: 0.427 (1, 8)											5	0	1	0	0	0	1				
Wade Boggs, L OBP: 0.381, SLG: 0.381 (1, 5)											4	2	2	1	1	0	2				
Don Mattingly, L OBP: 0.340, SLG: 0.395 (1, 3)											4	1	1	1	0	1	1				
Jim Leyritz, R OBP: 0.451, SLG: 0.576 Mike Stanley, R OBP: 0.387, SLG: 0.505 (1, 2) (9, 2)											4	0	0	0	0	2	2				
Paul O'Neill, L OBP: 0.375, SLG: 0.545 (1, 9) (9, 7)											3	1	3	2	1	0	0				
Dion James, L OBP: 0.358, SLG: 0.460 Danny Tartabull, R OBP: 0.336, SLG: 0.450 (8, PH) (9, 9)											2	0	0	0	1	0	1				
Mike Gallego, R OBP: 0.409, SLG: 0.509 (1, 4)											4	0	0	0	0	3	6				
Kevin Maas, L OBP: 0.323, SLG: 0.418 (1, 10)											4	0	0	0	0	1	0				
Spike Owen, S OBP: 0.328, SLG: 0.339 (1, 6)											3	0	1	0	1	0	0				
Inning Stats	R: 3 E: 0 K: 1 S: 16	H: 3 LOB: 3 BB: 0 P: 24	R: 0 E: 0 K: 1 S: 9	H: 0 LOB: 0 BB: 0 P: 13	R: 0 E: 0 K: 1 S: 11	H: 1 LOB: 1 BB: 0 P: 17	R: 0 E: 0 K: 0 S: 7	H: 0 LOB: 3 BB: 3 P: 27	R: 0 E: 0 K: 1 S: 9	H: 1 LOB: 1 BB: 1 P: 20	R: 0 E: 0 K: 2 S: 12	H: 1 LOB: 2 BB: 1 P: 20	R: 0 E: 0 K: 0 S: 5	H: 1 LOB: 0 BB: 0 P: 8	R: 1 E: 0 K: 0 S: 1	H: 1 LOB: 0 BB: 0 P: 2	1B: 4 2B: 3 3B: 0 HR: 2	SF: 0 SAC: 0 DP: 2 HBP: 0	WP: 1 PA: 38 PB: 0 SB: 1 CS: 0		
PITCHER	IP WLS BF H R ER SO BB IBB HBP BLK WP HR S P ERA WHIP	IP WLS BF H R ER SO BB IBB HBP BLK WP HR S P ERA WHIP	IP WLS BF H R ER SO BB IBB HBP BLK WP HR S P ERA WHIP	IP WLS BF H R ER SO BB IBB HBP BLK WP HR S P ERA WHIP	IP WLS BF H R ER SO BB IBB HBP BLK WP HR S P ERA WHIP	IP WLS BF H R ER SO BB IBB HBP BLK WP HR S P ERA WHIP	IP WLS BF H R ER SO BB IBB HBP BLK WP HR S P ERA WHIP	IP WLS BF H R ER SO BB IBB HBP BLK WP HR S P ERA WHIP	IP WLS BF H R ER SO BB IBB HBP BLK WP HR S P ERA WHIP	IP WLS BF H R ER SO BB IBB HBP BLK WP HR S P ERA WHIP	IP WLS BF H R ER SO BB IBB HBP BLK WP HR S P ERA WHIP	IP WLS BF H R ER SO BB IBB HBP BLK WP HR S P ERA WHIP	IP WLS BF H R ER SO BB IBB HBP BLK WP HR S P ERA WHIP	IP WLS BF H R ER SO BB IBB HBP BLK WP HR S P ERA WHIP	IP WLS BF H R ER SO BB IBB HBP BLK WP HR S P ERA WHIP	IP WLS BF H R ER SO BB IBB HBP BLK WP HR S P ERA WHIP	IP WLS BF H R ER SO BB IBB HBP BLK WP HR S P ERA WHIP	IP WLS BF H R ER SO BB IBB HBP BLK WP HR S P ERA WHIP	IP WLS BF H R ER SO BB IBB HBP BLK WP HR S P ERA WHIP	IP WLS BF H R ER SO BB IBB HBP BLK WP HR S P ERA WHIP	IP WLS BF H R ER SO BB IBB HBP BLK WP HR S P ERA WHIP

Detroit Tigers @ New York Yankees
Yankee Stadium, Bronx, NY
Tue Jun 29 1993, 7:05 PM EDT
Att: 37,692 - Unknown - 76 F

AB	33
R	4
H	8
RBI	4
BB	5
SO	7
LOB	13



Batter	1	2	3	4	5	6	7	8	9	AB	R	H	RBI	BB	SO	LOB	TOP					
Bernie Williams, S (1, 8) OBP: 0.321, SLG: 0.428										4	1	1	2	0	1	1	New York Yankees @ Oakland Athletics Oakland-Alameda County Coliseum, Oakland, CA Fri Jul 02 1993, 7:05 PM PDT Att: 25,233 - Unknown - 63 F livebaseballscorecards.com					
Wade Boggs, L (1, 5) OBP: 0.375, SLG: 0.371										3	0	0	0	1	0	0						
Don Mattingly, L (1, 3) OBP: 0.342, SLG: 0.395										4	0	0	0	0	2	1						
Danny Tartabull, R (1, 10) OBP: 0.333, SLG: 0.455										4	0	0	0	0	1	1						
Paul O'Neill, L (1, 9) OBP: 0.368, SLG: 0.532										4	0	1	0	0	2	0						
Dion James, L (1, 7) OBP: 0.355, SLG: 0.454										4	0	1	0	0	0	0						
Mike Gallego, R (1, 6) OBP: 0.414, SLG: 0.504										3	1	1	0	1	1	2						
Mike Stanley, R (1, 2) OBP: 0.388, SLG: 0.526										3	0	1	1	0	1	1						
Pat Kelly, R (1, 4) OBP: 0.314, SLG: 0.393										3	1	1	0	0	2	2						
Inning Stats	R: 0 E: 0 K: 1 S: 6	H: 0 LOB: 1 BB: 1 P: 16	R: 1 E: 0 K: 1 S: 15	H: 1 LOB: 1 BB: 1 P: 26	R: 0 E: 0 K: 1 S: 9	H: 0 LOB: 0 BB: 0 P: 11	R: 0 E: 1 K: 0 S: 10	H: 2 LOB: 1 BB: 0 P: 14	R: 2 E: 0 K: 1 S: 11	H: 2 LOB: 0 BB: 0 P: 17	R: 0 E: 0 K: 1 S: 7	H: 0 LOB: 0 BB: 0 P: 10	R: 0 E: 0 K: 3 S: 11	H: 1 LOB: 1 BB: 0 P: 18	R: 0 E: 0 K: 0 S: 8	H: 0 LOB: 0 BB: 0 P: 9	R: 0 E: 0 K: 2 S: 8	H: 0 LOB: 0 BB: 0 P: 10	1B: 4 2B: 0 3B: 1 HR: 1	SF: 0 SAC: 0 DP: 1 HBP: 0	WP: 0 PB: 0 SB: 0 CS: 0	PA: 34
PITCHER	IP	WLS	BF	H	R	ER	SO	BB	IBB	HBP	BLK	WP	HR	S	P	ERA	WHIP					
Bobby Witt, R (1, 1) ERA: 3.83	9.0	W	34	6	3	3	10	2	0	0	0	0	1	85	131	3.00	0.889					
Bobby Witt, R (9, 1) ERA: 3.83	9.0	W	34	6	3	3	10	2	0	0	0	0	1	85	131	3.00	0.889					

Batter	1	2	3	4	5	6	7	8	9	AB	R	H	RBI	BB	SO	LOB	BOTTOM				
Rickey Henderson, R (1, 7) OBP: 0.469, SLG: 0.479										4	0	1	1	0	0	1	New York Yankees @ Oakland Athletics Oakland-Alameda County Coliseum, Oakland, CA Fri Jul 02 1993, 7:05 PM PDT Att: 25,233 - Unknown - 63 F livebaseballscorecards.com				
Brent Gates, S (1, 4) OBP: 0.358, SLG: 0.386										4	0	1	0	0	0	1					
Ruben Sierra, S (1, 9) OBP: 0.293, SLG: 0.411										3	1	1	0	1	0	0					
Troy Neel, L (1, 10) OBP: 0.304, SLG: 0.429										2	1	1	1	1	0	0					
Kevin Seitzer, R (7, PH) OBP: 0.314, SLG: 0.354										1	0	0	0	0	0	2					
Terry Steinbach, R (1, 2) OBP: 0.346, SLG: 0.449										4	1	1	1	0	1	1					
Mike Aldrete, L (1, 3) OBP: 0.357, SLG: 0.403										2	0	1	0	1	1	1					
Scott Brosius, R (8, PH) OBP: 0.224, SLG: 0.282										1	0	0	0	0	0	0					
Bobby Witt, R (9, 1)										0	0	0	0	0	0	0					
Dave Henderson, R (1, 8) OBP: 0.261, SLG: 0.386										3	1	1	0	1	1	2					
Craig Paquette, R (1, 5) OBP: 0.283, SLG: 0.500										4	0	0	0	0	0	4					
Mike Bordick, R (1, 6) OBP: 0.344, SLG: 0.327										3	0	1	0	0	0	1					
Inning Stats	R: 0 E: 0 K: 0 S: 5	H: 0 LOB: 0 BB: 0 P: 8	R: 1 E: 0 K: 0 S: 6	H: 2 LOB: 1 BB: 0 P: 10	R: 0 E: 0 K: 0 S: 6	H: 1 LOB: 0 BB: 0 P: 11	R: 0 E: 0 K: 1 S: 8	H: 0 LOB: 1 BB: 1 P: 17	R: 1 E: 0 K: 0 S: 8	H: 2 LOB: 1 BB: 0 P: 12	R: 2 E: 1 K: 1 S: 13	H: 2 LOB: 1 BB: 1 P: 21	R: 0 E: 0 K: 0 S: 11	H: 1 LOB: 2 BB: 1 P: 22	R: 0 E: 0 K: 1 S: 10	H: 0 LOB: 1 BB: 1 P: 18	1B: 4 2B: 2 3B: 0 HR: 2	SF: 0 SAC: 0 DP: 1 HBP: 0	WP: 1 PB: 0 SB: 0 CS: 0	PA: 35	
PITCHER	IP	WLS	BF	H	R	ER	SO	BB	IBB	HBP	BLK	WP	HR	S	P	ERA	WHIP				
Bob Wickman, R (1, 1) ERA: 4.38	6.2	L	30	4	4	4	2	2	0	0	0	0	0	55	97	5.40	1.500				
Steve Howe, L (7, 1) ERA: 7.91	1.1		5	0	0	0	1	1	0	0	0	0	0	12	22	0.00	0.750				

Batter	1	2	3	4	5	6	7	8	9	AB	R	H	RBI	BB	SO	LOB	TOP					
Bernie Williams, S OBP: 0.319, SLG: 0.421 (1, 8)										4	0	0	0	1	1	3	New York Yankees @ Oakland Athletics Oakland-Alameda County Coliseum, Oakland, CA Sat Jul 03 1993, 3:33 AM PDT Att: 30,207 - Sunny - 72 F livebaseballscorecards.com					
Mike Gallego, R OBP: 0.417, SLG: 0.504 (1, 5) (8, 6)										4	0	2	2	0	0	1						
Don Mattingly, L OBP: 0.344, SLG: 0.405 (1, 3)										4	1	2	0	0	0	3						
Danny Tartabull, R OBP: 0.340, SLG: 0.465 (1, 10)										4	1	3	1	0	0	0						
Mike Stanley, R OBP: 0.386, SLG: 0.525 (1, 2)										4	0	1	1	0	2	3						
Hensley Meulens, R OBP: 0.308, SLG: 0.364 (4, PH) (4, 9)										1	0	0	0	0	1	0						
Paul O'Neill, L OBP: 0.367, SLG: 0.528 (8, PH) (8, 5)										2	0	0	0	1	1	1						
Spike Owen, S OBP: 0.339, SLG: 0.339 (8, PH) (8, 5)										3	0	0	0	0	1	2						
Wade Boggs, L OBP: 0.373, SLG: 0.370 (8, PH) (8, 5)										1	0	0	0	0	1	1						
Gerald Williams, R OBP: 0.233, SLG: 0.405 (4, 7) (9, PH)										3	1	1	0	0	1	1						
Dion James, L OBP: 0.353, SLG: 0.451 (9, PH)										1	0	0	0	0	1	0						
Pat Kelly, R OBP: 0.319, SLG: 0.396 (9, PH) (9, PH)										3	1	2	0	0	0	0						
Kevin Maas, L OBP: 0.321, SLG: 0.415 (9, PH)										1	0	0	0	0	0	0						
Inning Stats	R: 0 E: 0 K: 2 S: 12	H: 2 LOB: 2 BB: 0 P: 20	R: 0 E: 0 K: 2 S: 8	H: 0 LOB: 0 BB: 0 P: 12	R: 0 E: 0 K: 0 S: 3	H: 0 LOB: 0 BB: 1 P: 7	R: 2 E: 0 K: 1 S: 12	H: 3 LOB: 1 BB: 1 P: 20	R: 0 E: 0 K: 0 S: 7	H: 2 LOB: 1 BB: 0 P: 11	R: 0 E: 0 K: 1 S: 8	H: 0 LOB: 0 BB: 0 P: 8	R: 2 E: 0 K: 0 S: 15	H: 3 LOB: 1 BB: 0 P: 24	R: 0 E: 0 K: 2 S: 12	H: 1 LOB: 1 BB: 0 P: 20	R: 0 E: 0 K: 1 S: 5	H: 0 LOB: 0 BB: 0 P: 6	1B: 7 2B: 4 3B: 0 HR: 0	SF: 0 SAC: 0 DP: 2 HBP: 0	WP: 1 PB: 0 SB: 0 CS: 2	PA: 37
PITCHER	IP	WLS	BF	H	R	ER	SO	BB	IBB	HBP	BLK	WP	HR	S	P	ERA	WHIP					
Mike Mohler, L ERA: 5.32	(1, 1)	3.0	13	4	2	2	4	1	0	0	0	0	0	26	44	6.00	1.667					
Joe Boever, R ERA: 3.02	(4, 1)	3.1	W	13	4	1	1	2	1	0	0	0	0	29	42	2.70	1.500					
Rich Gossage, R ERA: 3.21	(7, 1)	0.1	3	2	1	1	0	0	0	0	0	0	0	8	13	27.00	6.000					
Vince Horsman, L ERA: 4.91	(7, 1)	0.1	1	0	0	0	0	0	0	0	0	1	0	2	3	0.00	0.000					
Ed Nunez, R ERA: 2.57	(8, 1)	1.0	4	1	0	0	2	0	0	0	0	0	0	12	20	0.00	1.000					

Batter	1	2	3	4	5	6	7	8	9	AB	R	H	RBI	BB	SO	LOB	BOTTOM				
Scott Brosius, R OBP: 0.213, SLG: 0.267 (1, 7)										4	0	0	0	0	0	0	New York Yankees @ Oakland Athletics Oakland-Alameda County Coliseum, Oakland, CA Sat Jul 03 1993, 3:33 AM PDT Att: 30,207 - Sunny - 72 F livebaseballscorecards.com				
Brent Gates, S OBP: 0.361, SLG: 0.382 (1, 4)										2	1	0	0	2	2	0					
Ruben Sierra, S OBP: 0.299, SLG: 0.423 (1, 9)										3	1	2	2	1	0	0					
Troy Neel, L OBP: 0.309, SLG: 0.437 (1, 10)										4	2	2	0	0	1	3					
Terry Steinbach, R OBP: 0.345, SLG: 0.444 (1, 3)										3	0	0	0	1	2	4					
Dave Henderson, R OBP: 0.287, SLG: 0.416 (1, 8)										4	1	2	2	0	1	2					
Craig Paquette, R OBP: 0.282, SLG: 0.491 (1, 5)										4	0	1	0	0	2	1					
Mike Bordick, R OBP: 0.343, SLG: 0.325 (1, 6)										4	0	1	1	0	0	2					
Scott Hemond, R OBP: 0.277, SLG: 0.271 (1, 2)										3	0	0	0	0	0	4					
Inning Stats	R: 0 E: 0 K: 1 S: 7	H: 0 LOB: 0 BB: 0 P: 8	R: 1 E: 1 K: 0 S: 16	H: 2 LOB: 2 BB: 1 P: 27	R: 0 E: 0 K: 1 S: 8	H: 1 LOB: 1 BB: 1 P: 17	R: 0 E: 0 K: 1 S: 12	H: 2 LOB: 1 BB: 0 P: 15	R: 4 E: 0 K: 1 S: 16	H: 3 LOB: 0 BB: 1 P: 26	R: 0 E: 0 K: 0 S: 8	H: 0 LOB: 0 BB: 0 P: 14	R: 0 E: 0 K: 2 S: 9	H: 0 LOB: 1 BB: 1 P: 16	R: 0 E: 0 K: 2 S: 9	H: 0 LOB: 0 BB: 0 P: 11		1B: 4 2B: 2 3B: 0 HR: 2	SF: 0 SAC: 0 DP: 1 HBP: 0	WP: 0 PB: 0 SB: 0 CS: 1	PA: 35
PITCHER	IP	WLS	BF	H	R	ER	SO	BB	IBB	HBP	BLK	WP	HR	S	P	ERA	WHIP				
Melido Perez, R ERA: 4.38	(1, 1)	6.0	L	28	8	5	4	3	0	0	0	0	2	67	107	7.50	1.833				
Paul Gibson, L ERA: 4.35	(7, 1)	0.2	3	0	0	0	1	1	0	0	0	0	0	6	12	0.00	1.500				
John Habyan, R ERA: 3.86	(7, 1)	1.1	4	0	0	0	3	0	0	0	0	0	0	12	15	0.00	0.000				



Batter	1	2	3	4	5	6	7	8	9	AB	R	H	RBI	BB	SO	LOB	TOP								
Bernie Williams, S OBP: 0.320, SLG: 0.421	G5-3	FC4-6 1B		G3-1		HR 1B	G4-6-3			5	1	2	0	0	0	2	New York Yankees @ Oakland Athletics Oakland-Alameda County Coliseum, Oakland, CA Sun Jul 04 1993, 7:05 PM PDT Att: 43,627 - Sunny - 68 F								
Wade Boggs, L OBP: 0.374, SLG: 0.379	G4-3	FC4-6 1-2			BB 1B	HR	F7			4	1	1	3	1	0	2									
Don Mattingly, L OBP: 0.345, SLG: 0.403	HR BB			F7		1B	F9			4	1	1	0	1	0	1									
Danny Tartabull, R OBP: 0.345, SLG: 0.482	HR			G3 BB 1B		BB 1B	K			5	1	3	2	0	2	1									
Paul O'Neill, L OBP: 0.372, SLG: 0.524	BB			G3 BB		G4-3				2	0	0	0	3	0	1									
Dion James, L OBP: 0.354, SLG: 0.452 Gerald Williams, R OBP: 0.233, SLG: 0.405	F7			G3		F8				4	1	1	0	1	0	6									
Mike Gallego, R OBP: 0.409, SLG: 0.492				K		F9				5	0	1	1	0	1	6									
Mike Stanley, R OBP: 0.386, SLG: 0.520				F8		F8				4	0	1	0	1	0	1									
Pat Kelly, R OBP: 0.321, SLG: 0.396 Kevin Maas, L OBP: 0.320, SLG: 0.413	F9			F8		HR BB	G4-6-3 1B			3	1	1	0	1	0	1									
Inning Stats	R: 2 E: 0 K: 0 S: 12	H: 1 LOB: 1 BB: 2 P: 27	R: 0 E: 0 K: 0 S: 10	H: 1 LOB: 2 BB: 1 P: 18	R: 0 E: 0 K: 1 S: 10	H: 1 LOB: 2 BB: 1 P: 17	R: 0 E: 0 K: 0 S: 9	H: 0 LOB: 0 BB: 0 P: 15	R: 0 E: 0 K: 0 S: 14	H: 1 LOB: 3 BB: 2 P: 31	R: 3 E: 0 K: 1 S: 18	H: 3 LOB: 1 BB: 1 P: 32	R: 1 E: 0 K: 0 S: 13	H: 3 LOB: 1 BB: 0 P: 21	R: 0 E: 0 K: 0 S: 9	H: 0 LOB: 0 BB: 0 P: 11		R: 0 E: 0 K: 0 S: 11	H: 1 LOB: 2 BB: 1 P: 15	1B: 8 2B: 1 3B: 0 HR: 2	SF: 0 SAC: 0 DP: 1 HBP: 0	WP: 0 PB: 0 SB: 0 CS: 0	PA: 45		
PITCHER	IP	WLS	BF	H	R	ER	SO	BB	IBB	HBP	BLK	WP	HR	S	P	ERA	WHIP								
Ron Darling, R ERA: 6.27	(1, 1)	5.1	29	6	5	5	1	7	0	0	0	0	2	65	128	8.44	2.438								
Shawn Hillegas, R ERA: 7.39	(6, 1)	2.2	W	11	4	1	1	2	0	0	0	0	0	30	44	3.38	1.500								
Dennis Eckersley, R ERA: 4.09	(9, 1)	1.0	S	5	1	0	0	0	1	0	0	0	0	11	15	0.00	2.000								


Batter	1	2	3	4	5	6	7	8	9	AB	R	H	RBI	BB	SO	LOB	BOTTOM								
Rickey Henderson, R OBP: 0.468, SLG: 0.489	G5-4-3 BB		G5-3			HR	G5-3	SF8		3	1	1	2	1	0	1	New York Yankees @ Oakland Athletics Oakland-Alameda County Coliseum, Oakland, CA Sun Jul 04 1993, 7:05 PM PDT Att: 43,627 - Sunny - 68 F								
Brent Gates, S OBP: 0.391, SLG: 0.382	G5-4-3 1-2			FC6-4 1B		G5-3		F8		5	1	2	0	0	3										
Ruben Sierra, S OBP: 0.298, SLG: 0.421	F8			FC6-4 1-2		P5		1B 1B		4	1	1	0	0	1										
Dave Henderson, R OBP: 0.272, SLG: 0.438		F9		K		HR		1B BB 1B		4	2	2	1	0	1										
Terry Steinbach, R OBP: 0.347, SLG: 0.444		G6-3		G4-3		BB 1B		BB 1B SF8 1B		4	1	2	2	0	1										
Kevin Seitzer, R OBP: 0.317, SLG: 0.353	P3			G4-3		BB		1B BB SF8 1B		3	1	1	0	1	0										
Craig Paquette, R OBP: 0.293, SLG: 0.486 Troy Neel, L OBP: 0.313, SLG: 0.437 Dennis Eckersley, R ERA: 4.09				FC4-6 1B		L9		SF8 1B BB		3	0	1	0	0	2										
Mike Bordick, R OBP: 0.341, SLG: 0.325		FC4-6 G5-3 1-2		FC4-6 G5-3		1B		SF8		3	0	1	1	0	1										
Lance Blankenship, R OBP: 0.396, SLG: 0.320 Mike Adrele, L OBP: 0.366, SLG: 0.413		G5-3		G5-3		K		SF8		3	0	0	0	0	2										
Inning Stats	R: 0 E: 0 K: 0 S: 4	H: 0 LOB: 0 BB: 1 P: 8	R: 0 E: 0 K: 0 S: 7	H: 0 LOB: 0 BB: 0 P: 13	R: 0 E: 0 K: 1 S: 13	H: 1 LOB: 1 BB: 0 P: 23	R: 0 E: 0 K: 1 S: 10	H: 1 LOB: 1 BB: 0 P: 13	R: 0 E: 0 K: 1 S: 19	H: 1 LOB: 1 BB: 1 P: 17	R: 2 E: 0 K: 0 S: 9	H: 3 LOB: 2 BB: 1 P: 33	R: 0 E: 0 K: 0 S: 9	H: 0 LOB: 0 BB: 0 P: 16	R: 5 E: 0 K: 0 S: 18	H: 6 LOB: 2 BB: 1 P: 30		1B: 10 2B: 0 3B: 0 HR: 2	SF: 2 SAC: 0 DP: 1 HBP: 0	WP: 0 PB: 0 SB: 0 CS: 0	PA: 38				
PITCHER	IP	WLS	BF	H	R	ER	SO	BB	IBB	HBP	BLK	WP	HR	S	P	ERA	WHIP								
Jimmy Key, L ERA: 2.33	(1, 1)	6.0	L	25	6	2	3	2	0	0	0	0	0	18	29	45.00	5.000								
Bobby Munoz, R ERA: 4.74	(7, 1)	1.0	L	8	5	5	0	0	0	0	0	0	0	8	15	0.00	3.000								
Steve Farr, R ERA: 3.58	(8, 1)	0.2		4	1	0	0	0	1	0	0	0	0	1	2	0.00	0.000								
Steve Howe, L ERA: 7.78	(8, 1)	0.1		1	0	0	0	0	0	0	0	0	0	1	2	0.00	0.000								



Batter	1	2	3	4	5	6	7	8	9	AB	R	H	RBI	BB	SO	LOB	TOP			
Bernie Williams, S OBP: 0.318, SLG: 0.414										4	1	0	0	1	1	2				
Mike Gallego, R OBP: 0.465, SLG: 0.485										4	1	1	0	0	0	0				
Don Mattingly, L OBP: 0.344, SLG: 0.404										4	1	1	2	0	0	0				
Danny Tartabull, R OBP: 0.344, SLG: 0.475										3	0	0	0	1	2	1				
Mike Stanley, R OBP: 0.388, SLG: 0.534										4	2	2	1	0	0	2				
Hensley Meulens, R OBP: 0.326, SLG: 0.444										3	1	1	1	1	2	0				
Spike Owen, S OBP: 0.330, SLG: 0.337										4	0	1	1	0	0	0				
Gerald Williams, R OBP: 0.234, SLG: 0.378										3	0	0	0	0	1	2				
Pat Kelly, R OBP: 0.320, SLG: 0.391										3	0	0	0	1	1	1				
Inning Stats	R: 4 H: 3 E: 0 K: 0 S: 14	H: 3 LOB: 0 BB: 1 P: 25	R: 0 H: 0 E: 0 K: 0 S: 11	H: 0 LOB: 0 BB: 0 P: 15	R: 0 H: 0 E: 0 K: 1 S: 6	H: 0 LOB: 1 BB: 1 P: 14	R: 0 H: 0 E: 0 K: 1 S: 12	H: 0 LOB: 0 BB: 0 P: 14	R: 0 H: 0 E: 0 K: 2 S: 7	H: 2 LOB: 2 BB: 0 P: 11	R: 0 H: 0 E: 0 K: 0 S: 4	H: 0 LOB: 0 BB: 0 P: 5	R: 1 H: 1 E: 0 K: 2 S: 11	H: 1 LOB: 1 BB: 1 P: 17	R: 0 H: 0 E: 0 K: 1 S: 15	H: 0 LOB: 1 BB: 1 P: 24	1B: 3 2B: 1 3B: 0 HR: 2	SF: 0 SAC: 0 DP: 1 HBP: 1	WP: 1 PB: 0 CS: 1	PA: 37
PITCHER Randy Johnson, L ERA: 3.05	IP: 9.0 WLS: L BF: 37 H: 6 R: 6 ER: 6 SO: 7 BB: 4 IBB: 0 HBP: 1 BLK: 0 WP: 1 HR: 2 S: 91 P: 145 ERA: 6.00 WHIP: 1.111															PITCHER				

New York Yankees @ Seattle Mariners
The Kingdome, Seattle, WA
Mon Jul 05 1993, 10:05 PM EDT
Att: 28,990 - Dome


AB 32
R 6
H 6
RBI 5
BB 4
SO 7
LOB 8



Batter	1	2	3	4	5	6	7	8	9	AB	R	H	RBI	BB	SO	LOB	BOTTOM					
Omar Vizquel, S OBP: 0.363, SLG: 0.330										4	0	3	0	0	1	0						
Dave Magadan, L OBP: 0.389, SLG: 0.371										4	0	0	1	0	0	4						
Ken Griffey Jr., L OBP: 0.395, SLG: 0.588										4	0	1	1	0	0	0						
Jay Buhner, R OBP: 0.395, SLG: 0.521										4	0	0	0	0	0	2						
Mackey Sasser, L OBP: 0.282, SLG: 0.355										3	0	0	0	0	1	0						
Greg Litton, R OBP: 0.333, SLG: 0.373										1	0	1	0	0	0	0						
Tino Martinez, L OBP: 0.342, SLG: 0.452										4	0	0	0	0	0	1						
Pete O'Brien, L OBP: 0.339, SLG: 0.406										3	0	0	0	0	0	0						
Mike Blowers, R OBP: 0.337, SLG: 0.447										1	0	0	0	0	0	1						
Dave Valle, R OBP: 0.367, SLG: 0.386										3	1	2	0	0	0	0						
Rich Amaral, R OBP: 0.349, SLG: 0.363										2	2	0	0	1	0	2						
Inning Stats	R: 0 H: 0 E: 0 K: 1 S: 9	H: 0 LOB: 0 BB: 0 P: 15	R: 0 H: 0 E: 0 K: 0 S: 8	H: 0 LOB: 0 BB: 0 P: 12	R: 2 H: 3 E: 1 K: 0 S: 13	H: 3 LOB: 2 BB: 0 P: 22	R: 0 H: 0 E: 0 K: 0 S: 6	H: 0 LOB: 0 BB: 0 P: 9	R: 0 H: 2 E: 0 K: 0 S: 13	H: 2 LOB: 1 BB: 0 P: 22	R: 0 H: 0 E: 0 K: 1 S: 7	H: 0 LOB: 0 BB: 0 P: 10	R: 0 H: 0 E: 0 K: 0 S: 3	H: 0 LOB: 0 BB: 0 P: 7	R: 1 H: 1 E: 0 K: 0 S: 9	H: 1 LOB: 0 BB: 1 P: 15	R: 0 H: 1 E: 0 K: 0 S: 7	H: 1 LOB: 1 BB: 0 P: 11	1B: 6 2B: 1 3B: 0 HR: 0	SF: 0 SAC: 0 DP: 1 HBP: 0	WP: 0 PB: 0 CS: 1	PA: 34
PITCHER Scott Kamieniecki, R ERA: 4.21	IP: 7.0 WLS: W BF: 28 H: 6 R: 3 ER: 3 SO: 2 BB: 1 IBB: 0 HBP: 0 BLK: 0 WP: 0 HR: 0 S: 64 P: 106 ERA: 1.29 WHIP: 1.000															PITCHER						
Steve Howe, L ERA: 7.06	IP: 2.0 WLS: S BF: 6 H: 1 R: 0 ER: 0 SO: 0 BB: 0 IBB: 0 HBP: 0 BLK: 0 WP: 0 HR: 0 S: 11 P: 17 ERA: 0.00 WHIP: 0.500															PITCHER						

New York Yankees @ Seattle Mariners
The Kingdome, Seattle, WA
Mon Jul 05 1993, 10:05 PM EDT
Att: 28,990 - Dome

AB 33
R 3
H 7
RBI 2
BB 1
SO 2
LOB 10



Batter	1	2	3	4	5	6	7	8	9	AB	R	H	RBI	BB	SO	LOB	TOP																					
Bernie Williams, S OBP: 0.314, SLG: 0.408 (1, 8)	G6-3		L6		G6-3		G6-3			4	0	0	0	0	0	0	New York Yankees @ Seattle Mariners The Kingdome, Seattle, WA Tue Jul 06 1993, 10:05 PM EDT Att: 18,462 - Dome																					
Wade Boggs, L OBP: 0.372, SLG: 0.381 (1, 5)	1B 2B		F7			G6-3	G4-1			4	1	1	0	0	0																							
Don Mattingly, L OBP: 0.346, SLG: 0.410 (1, 3)	G3 2H 1B		G1-3			1B 2B		F7		4	1	2	1	0	0																							
Danny Tartabull, R OBP: 0.346, SLG: 0.476 (1, 10)	G3 1B			E5		1B 1B		K		4	1	2	0	0	1	0																						
Paul O'Neill, L OBP: 0.366, SLG: 0.517 (1, 9)	G3			K		K		G3-1		4	0	0	0	0	2	5																						
Dion James, L OBP: 0.352, SLG: 0.447 (1, 7)	F7			F8		E6 1B			F8	4	1	1	1	0	0	3																						
Mike Stanley, R OBP: 0.386, SLG: 0.528 (1, 2)			F9		P3				F8	4	0	1	2	0	0	1																						
Spike Owen, S OBP: 0.325, SLG: 0.332 (1, 6)			G1-3			F7	G4-3		F9	4	0	0	0	0	0	1																						
Pat Kelly, R OBP: 0.317, SLG: 0.386 (1, 4)			G5-3			G6-3			K	3	0	0	0	0	1	0																						
Inning Stats	R: 1 E: 0 K: 0 S: 18	H: 3 LOB: 2 BB: 0 P: 27	R: 0 E: 0 K: 0 S: 6	H: 0 LOB: 0 BB: 0 P: 8	R: 0 E: 0 K: 0 S: 4	H: 0 LOB: 1 BB: 0 P: 7	R: 0 E: 1 K: 1 S: 9	H: 0 LOB: 1 BB: 0 P: 13	R: 0 E: 0 K: 0 S: 8	H: 0 LOB: 0 BB: 0 P: 13	R: 3 E: 1 K: 1 S: 15	H: 4 LOB: 1 BB: 0 P: 26	R: 0 E: 0 K: 1 S: 7	H: 0 LOB: 0 BB: 0 P: 10	R: 0 E: 0 K: 0 S: 8	H: 0 LOB: 0 BB: 0 P: 12	R: 0 E: 0 K: 0 S: 12	H: 0 LOB: 0 BB: 0 P: 17	1B: 5 2B: 2 3B: 0 HR: 0	SF: 0 SAC: 0 DP: 0 HBP: 0	WP: 0 PB: 0 CS: 0	PA: 35																
PITCHER	IP	WLS	BF	H	R	ER	SO	BB	IBB	HBP	BLK	WP	HR	S	P	ERA	WHIP	PITCHER		IP	WLS	BF	H	R	ER	SO	BB	IBB	HBP	BLK	WP	HR	S	P	ERA	WHIP		
Erik Hanson, R ERA: 3.01 (1, 1)	8.0	W	32	7	4	3	4	0	0	0	0	0	0	75	116	3.38	0.875			8.0	W	32	7	4	3	4	0	0	0	0	0	0	0	0	0	0	3.38	0.875
Bob Ayrault, R ERA: 6.2 (9, 1)	1.0		3	0	0	0	0	0	0	0	0	0	0	12	17	0.00	0.000			1.0		3	0	0	0	0	0	0	0	0	0	0	0	0	0	0	0.00	0.000

AB	35
R	4
H	7
RBI	4
BB	0
SO	4
LOB	10



Batter	1	2	3	4	5	6	7	8	9	AB	R	H	RBI	BB	SO	LOB	BOTTOM																				
Rich Amaral, R OBP: 0.350, SLG: 0.361 (1, 4)	G5-3		SH FC4-6 BB	G5-3		3B 1B	L4			4	2	1	0	1	0	2	New York Yankees @ Seattle Mariners The Kingdome, Seattle, WA Tue Jul 06 1993, 10:05 PM EDT Att: 18,462 - Dome																				
Greg Litton, R OBP: 0.321, SLG: 0.358 (1, 7)	G3-1		SH FC4-6	P2		F8	F9			2	0	0	0	0	0	2																					
Mike Felder, S (6, FH) (7, 7)			1-3 2H							2	0	0	0	0	0	1																					
Ken Griffey Jr., L OBP: 0.401, SLG: 0.595 (1, 8)	FC5-4 BB		FC4-6		PB FC4 1B	1B 3B				3	2	2	2	2	0	1																					
Jay Buhner, R OBP: 0.395, SLG: 0.517 (1, 9)	FC5-4		F8		FC4 SF7 1B	BB 2B IBB	K			4	2	1	0	1	1	3																					
Marc Newfield, R OBP: 0.200, SLG: 0.200 (1, 10)			G1-3	G1-3	FC4 2B	BB 2B 1B		F9		5	2	1	2	0	0	2																					
Mike Blowers, R OBP: 0.355, SLG: 0.482 (1, 5)		E 1B		HR	2B IBB	2B BB		2B		3	2	3	1	2	0	0																					
Dave Magadan, L OBP: 0.390, SLG: 0.375 (1, 3)		E4 G4-6-3		SH1-3 BB	SF7	2B 2B		F8		2	1	1	4	1	0	1																					
Pete O'Brien, L OBP: 0.338, SLG: 0.404 (7, 3)										1	0	0	0	0	0	1																					
Bill Haselman, R OBP: 0.341, SLG: 0.494 (1, 2)		G4-6-3		SH1-3 1B	SH1-3 1B	2B 2B		F9		5	0	3	2	0	0	3																					
Omar Vizquel, S OBP: 0.363, SLG: 0.328 (1, 6)			SH BB	SH1-3	K	G5-3				2	1	0	0	1	1	1																					
Inning Stats	R: 0 E: 0 K: 0 S: 10	H: 0 LOB: 1 BB: 1 P: 19	R: 0 E: 1 K: 0 S: 9	H: 1 LOB: 0 BB: 0 P: 17	R: 2 E: 1 K: 0 S: 9	H: 0 LOB: 1 BB: 2 P: 17	R: 1 E: 0 K: 0 S: 12	H: 2 LOB: 2 BB: 1 P: 21	R: 3 E: 0 K: 1 S: 11	H: 3 LOB: 1 BB: 1 P: 19	R: 6 E: 0 K: 0 S: 18	H: 5 LOB: 0 BB: 2 P: 34	R: 0 E: 0 K: 1 S: 10	H: 0 LOB: 1 BB: 1 P: 20	R: 0 E: 0 K: 0 S: 11	H: 1 LOB: 1 BB: 0 P: 14	1B: 6 2B: 4 3B: 1 HR: 1	SF: 1 SAC: 2 DP: 1 HBP: 0	WP: 0 PB: 0 CS: 0	PA: 44																	
PITCHER	IP	WLS	BF	H	R	ER	SO	BB	IBB	HBP	BLK	WP	HR	S	P	ERA	WHIP	PITCHER		IP	WLS	BF	H	R	ER	SO	BB	IBB	HBP	BLK	WP	HR	S	P	ERA	WHIP	
Jim Abbott, L ERA: 4.42 (1, 1)	5.0	L	27	6	6	4	1	4	1	0	0	0	0	51	93	7.20	2.000			5.0	L	27	6	6	4	1	4	1	0	0	0	0	0	0	7.20	2.000	
Rich Monteleone, R ERA: 4.75 (6, 1)	0.1		6	3	5	5	0	1	1	0	0	0	0	10	22	135.00	12.000			0.1		6	3	5	5	0	1	1	0	0	0	0	0	0	0	135.00	12.000
Paul Gibson, L ERA: 4.15 (6, 1)	2.2		11	3	1	1	1	1	0	0	0	0	0	29	46	3.38	1.500			2.2		11	3	1	1	1	1	0	0	0	0	0	0	0	0	3.38	1.500





Batter	1	2	3	4	5	6	7	8	9	AB	R	H	RBI	BB	SO	LOB	TOP	
Bernie Williams, S (1, 8) OBP: 0.312, SLG: 0.415	1-1 G4-3	0-1 F7			1-0 HR		3-3 K		2-3 K	5	1	1	1	0	2	1	New York Yankees @ Seattle Mariners The Kingdome, Seattle, WA Wed Jul 07 1993, 6:33 AM EDT Att: 23,963 - Dome AB 35 R 5 H 9 RBI 5 BB 1 SO 10 LOB 8	
Wade Boggs, L (1, 5) OBP: 0.365, SLG: 0.375	3-2 G6-3	2-3 K			1-0 F7		1-0 G4-3			4	0	0	0	0	1			
Don Mattingly, L (1, 10) OBP: 0.348, SLG: 0.424	0-2 2B		0-2 P6		1-2 HR			1-3 K2-3		4	1	2	1	0	1	0		
Danny Tartabull, R (1, 9) OBP: 0.344, SLG: 0.476	2-2 1B		0-0 L5		0-1 F9			0-3 K		4	0	1	0	0	1	0		
Paul O'Neill, L (1, 7) OBP: 0.372, SLG: 0.522	4-0 IBB		0-0 1B		1-1 F8			0-2 HR		3	1	2	0	1	0	0		
Matt Nokes, L (1, 2) OBP: 0.301, SLG: 0.493	1-2 F8		1-3 K			2-3 K		1-0 HR		4	1	1	2	0	2	4		
Mike Gallego, R (1, 6) OBP: 0.408, SLG: 0.482		0-0 1B WP FC5-4		1-1 P5		3-1 G3-6-3 HBP		1-2 G6-3		3	1	1	0	0	0	0		
Kevin Maas, L (1, 3) OBP: 0.320, SLG: 0.411		1-1 FC5-4		1-2 P6		0-1 G3-6-3		3-3 K		3	0	1	0	0	0	1		
Mike Stanley, R (9, PH) OBP: 0.394, SLG: 0.526		1-3 1B		1-2 P6		1-2 G3-6-3				1	0	0	0	0	1	0		
Pat Kelly, R (1, 4) OBP: 0.312, SLG: 0.379		2-2 FC5-4		1-0 G5-3			2-3 K		0-3 K	4	0	0	1	0	2	1		
Inning Stats	R: 0 H: 2 E: 0 K: 0 S: 16	H: 2 R: 3 ER: 3 SO: 3 BB: 1 P: 27	R: 1 H: 2 E: 0 K: 1 S: 12	H: 1 R: 3 ER: 0 SO: 3 BB: 0 P: 10	R: 0 H: 0 E: 0 K: 0 S: 7	H: 1 R: 2 ER: 4.50 SO: 87 BB: 1 P: 13	R: 2 H: 2 E: 0 K: 1 S: 6	H: 0 R: 0 ER: 9.00 SO: 30 BB: 0 P: 11	R: 0 H: 0 E: 0 K: 2 S: 7	H: 0 R: 0 ER: 0.00 SO: 14 BB: 0 P: 13	R: 2 H: 2 E: 0 K: 1 S: 14	H: 2 R: 3 ER: 2.61 SO: 17 BB: 0 P: 14	R: 0 H: 0 E: 0 K: 3 S: 9	H: 0 R: 0 ER: 0.00 SO: 14 BB: 0 P: 14	1B: 4 2B: 2 3B: 0 HR: 3	SF: 0 SAC: 0 DP: 1 HBP: 1	WP: 1 PA: 37 CS: 0	
PITCHER	IP	WLS	BF	H	R	ER	SO	BB	IBB	HBP	BLK	WP	HR	S	P	ERA	WHIP	
Tim Leary, R (1, 1) ERA: 4.47	6.0	W	26	7	3	3	3	0	1	1	0	1	2	59	87	4.50	1.167	
Chris Bostio, R (7, 1) ERA: 3.7	2.0		8	2	2	2	4	0	0	0	0	0	1	21	30	9.00	1.000	
Norm Charlton, L (9, 1) ERA: 2.61	1.0	S	3	0	0	0	3	0	0	0	0	0	0	9	14	0.00	0.000	

Batter	1	2	3	4	5	6	7	8	9	AB	R	H	RBI	BB	SO	LOB	BOTTOM	
Omar Vizquel, S (1, 6) OBP: 0.361, SLG: 0.326	2-1 L7		2-1 L3		2-3 K	0-0 1B		1-1 G3		5	0	1	0	0	1	2	New York Yankees @ Seattle Mariners The Kingdome, Seattle, WA Wed Jul 07 1993, 6:33 AM EDT Att: 23,963 - Dome AB 32 R 6 H 9 RBI 6 BB 5 SO 3 LOB 20	
Mackey Sasser, L (1, 7) OBP: 0.287, SLG: 0.351	1-1 BB		1-2 L7		1-0 G3-1	0-0 1B		0-1 G4-3		4	0	1	2	0	0	1		
Mike Felder, S (9, 7) OBP: 0.276, SLG: 0.287					2-3 3H	1-2 3H		1-2 G4-6-3		0	0	0	0	0	0	0		
Ken Griffey Jr., L (1, 8) OBP: 0.404, SLG: 0.604	4-2 1B			1-2 HR	2B	1-2 IBB		4-6-3		2	2	1	1	2	0	3		
Jay Buhner, R (1, 9) OBP: 0.396, SLG: 0.520	0-1 F8			2-1 G6-3	0-1 2B		0-0 G6-4-3	1B		4	1	2	2	0	0	2		
Tino Martinez, L (1, 3) OBP: 0.344, SLG: 0.454	2-1 F7			1-1 G4-3	4-0 IBB		0-1 E3	G6-4-3		3	0	1	0	1	0	3		
Marc Newfield, R (1, 10) OBP: 0.111, SLG: 0.111		0-0 G6-3		0-0 G4-3	2-3 K		2-2 G6-4-3			4	0	0	0	0	1	5		
Dave Magadan, L (1, 5) OBP: 0.392, SLG: 0.375		3-2 G4-3		3-2 G3		4-2 1B		0-2 1B		3	1	1	1	1	0	1		
Dave Valle, R (1, 2) OBP: 0.369, SLG: 0.393		2-1 G3-1			3-2 G3-1	2-0 1B		3-1 F9		4	1	2	0	0	0	1		
Rich Amaral, R (1, 4) OBP: 0.349, SLG: 0.357			2-0 F8		4-2 G3-1	2-0 1B		3-3 K		3	1	0	0	1	1	2		
Inning Stats	R: 0 H: 0 E: 0 K: 0 S: 9	H: 0 R: 5 ER: 5 SO: 2 BB: 0 P: 11	R: 0 H: 0 E: 0 K: 0 S: 6	H: 0 R: 5 ER: 0 SO: 11 BB: 0 P: 11	R: 1 H: 2 E: 0 K: 0 S: 14	H: 2 R: 3 ER: 9.00 SO: 103 BB: 1 P: 35	R: 3 H: 3 E: 0 K: 0 S: 10	H: 0 R: 1 ER: 0.00 SO: 22 BB: 0 P: 21	R: 1 H: 2 E: 1 K: 0 S: 11	H: 0 R: 0 ER: 0.00 SO: 16 BB: 0 P: 16	R: 0 H: 0 E: 0 K: 1 S: 7	H: 0 R: 0 ER: 0.00 SO: 11 BB: 0 P: 11	1B: 5 2B: 3 3B: 0 HR: 1	SF: 0 SAC: 0 DP: 2 HBP: 1	WP: 0 PA: 38 CS: 0			
PITCHER	IP	WLS	BF	H	R	ER	SO	BB	IBB	HBP	BLK	WP	HR	S	P	ERA	WHIP	
Bob Wickman, R (1, 1) ERA: 4.63	5.0	L	25	4	5	5	2	3	2	1	0	0	0	4	8	0.00	9.000	
John Habyan, R (6, 1) ERA: 3.52	0.1		4	3	0	0	0	0	0	0	0	0	0	4	8	0.00	9.000	
Steve Howe, L (6, 1) ERA: 6.56	1.2		6	2	1	0	0	0	0	0	0	0	0	14	22	0.00	1.200	
Steve Farr, R (8, 1) ERA: 3.45	1.0		3	0	0	0	1	0	0	0	0	0	0	7	11	0.00	0.000	

Batter	1	2	3	4	5	6	7	8	9	AB	R	H	RBI	BB	SO	LOB	TOP				
Bernie Williams, S OBP: 0.311, SLG: 0.413 (1, 8)										4	1	1	0	0	0	2	New York Yankees @ California Angels Anaheim Stadium, Anaheim, CA Thu Jul 08 1993, 10:05 PM EDT Att: 23,276 - Unknown - 76 F AB 34 R 3 H 9 RBI 3 BB 2 SO 2 LOB 15 				
Wade Boggs, L OBP: 0.367, SLG: 0.372 (1, 5)										3	0	0	0	1	0	1					
Don Mattingly, L OBP: 0.347, SLG: 0.421 (1, 3)										4	0	1	1	0	0	1					
Danny Tartabull, R OBP: 0.347, SLG: 0.487 (1, 9)										3	1	1	1	1	0	2					
Mike Stanley, R OBP: 0.386, SLG: 0.525 (1, 2)										4	1	2	0	0	0	1					
Jim Leyritz, R OBP: 0.441, SLG: 0.561 (1, 10)										4	0	0	0	0	1	2					
Paul O'Neill, L OBP: 0.373, SLG: 0.529 (1, 7)										4	0	2	1	0	1	1					
Mike Gallego, R OBP: 0.398, SLG: 0.468 (1, 4)										4	0	0	0	0	0	3					
Spike Owen, S OBP: 0.327, SLG: 0.335 (1, 6)										4	0	2	0	0	0	2					
Inning Stats	R: 1 E: 0 K: 0 S: 10	H: 2 LOB: 0 BB: 0 P: 18	R: 0 E: 0 K: 0 S: 10	H: 1 LOB: 1 BB: 0 P: 16	R: 0 E: 0 K: 0 S: 7	H: 1 LOB: 0 BB: 0 P: 10	R: 1 E: 0 K: 1 S: 11	H: 1 LOB: 0 BB: 0 P: 18	R: 0 E: 0 K: 0 S: 12	H: 0 LOB: 1 BB: 1 P: 14	R: 0 E: 0 K: 0 S: 7	H: 1 LOB: 1 BB: 0 P: 10	R: 0 E: 0 K: 0 S: 6	H: 0 LOB: 1 BB: 1 P: 14	R: 1 E: 0 K: 0 S: 8	H: 2 LOB: 0 BB: 0 P: 16	1B: 6 2B: 3 3B: 0 HR: 1	SF: 0 SAC: 0 DP: 2 HBP: 0	WP: 0 PB: 0 SB: 1 CS: 0	PA: 36	
PITCHER	IP	WLS	BF	H	R	ER	SO	BB	IBB	HBP	BLK	WP	HR	S	P	ERA	WHIP				
Hilly Hathaway, L ERA: 6.43 (1, 1)	2.2		10	4	1	1	0	0	0	0	0	0	0	24	39	3.38	1.500				
Jerry Nielsen, L ERA: 8.03 (3, 1)	3.0		12	2	1	1	2	1	0	0	1	0	1	28	50	3.00	1.000				
Mike Butcher, R ERA: 4.35 (6, 1)	2.2		11	2	1	1	0	1	0	0	0	0	0	19	35	3.38	1.125				
Steve Frey, L ERA: 2.03 (9, 1)	0.2	W	3	1	0	0	0	0	0	0	0	0	0	5	10	0.00	1.500				

Batter	1	2	3	4	5	6	7	8	9	AB	R	H	RBI	BB	SO	LOB	BOTTOM				
Luis Polonia, L OBP: 0.302, SLG: 0.311 (1, 7)										4	0	0	0	0	0	2	New York Yankees @ California Angels Anaheim Stadium, Anaheim, CA Thu Jul 08 1993, 10:05 PM EDT Att: 23,276 - Unknown - 76 F AB 28 R 4 H 5 RBI 4 BB 5 SO 4 LOB 7 				
Chad Curtis, R OBP: 0.400, SLG: 0.388 (1, 8)										4	1	1	0	0	0	0					
Tim Salmon, R OBP: 0.390, SLG: 0.509 (1, 9)										4	2	2	1	0	1	0					
Chili Davis, S OBP: 0.323, SLG: 0.428 (1, 10)										1	1	0	0	3	0	0					
Torey Lovullo, S OBP: 0.333, SLG: 0.390 (1, 4)										3	0	0	1	0	1	2					
Greg Myers, L OBP: 0.308, SLG: 0.375 (1, 2)										3	0	0	0	0	0	1					
Stan Javier, S OBP: 0.295, SLG: 0.310 (9, FH)										0	0	0	0	1	0	0					
J.T. Snow, L OBP: 0.331, SLG: 0.412 (1, 3)										3	0	1	0	0	1	0					
Rod Correia, R OBP: 0.500, SLG: 0.500 (6, PR)										0	0	0	0	0	0	0					
Rene Gonzales, R OBP: 0.355, SLG: 0.304 (9, 3)										0	0	0	1	1	0	0					
Damon Easley, R OBP: 0.373, SLG: 0.416 (1, 5)										3	0	1	1	0	1	0					
Gary Disarcina, R OBP: 0.284, SLG: 0.350 (1, 6)										3	0	0	0	0	0	2					
Inning Stats	R: 1 E: 0 K: 0 S: 9	H: 1 LOB: 1 BB: 1 P: 18	R: 0 E: 0 K: 1 S: 7	H: 0 LOB: 0 BB: 0 P: 10	R: 0 E: 0 K: 0 S: 5	H: 0 LOB: 0 BB: 0 P: 6	R: 0 E: 0 K: 1 S: 6	H: 0 LOB: 1 BB: 1 P: 16	R: 0 E: 0 K: 1 S: 10	H: 0 LOB: 0 BB: 0 P: 13	R: 0 E: 0 K: 0 S: 3	H: 0 LOB: 0 BB: 0 P: 4	R: 0 E: 0 K: 0 S: 7	H: 1 LOB: 2 BB: 0 P: 9	R: 3 E: 1 K: 0 S: 8	H: 3 LOB: 3 BB: 3 P: 23	1B: 3 2B: 1 3B: 0 HR: 1	SF: 1 SAC: 1 DP: 0 HBP: 0	WP: 0 PB: 0 SB: 0 CS: 0	PA: 35	
PITCHER	IP	WLS	BF	H	R	ER	SO	BB	IBB	HBP	BLK	WP	HR	S	P	ERA	WHIP				
Melido Perez, R ERA: 4.38 (1, 1)	8.0	L	31	4	4	4	4	3	0	0	0	0	1	61	102	4.50	0.875				
Steve Howe, L ERA: 6.46 (9, 1)	0.1		2	0	0	0	0	0	1	0	0	0	0	1	5	0.00	0.000				
Steve Farr, R ERA: 3.45 (9, 1)	0.0		2	1	0	0	0	1	0	0	0	0	0	3	8	∞	∞				

Batter	1	2	3	4	5	6	7	8	9	AB	R	H	RBI	BB	SO	LOB	TOP					
Bernie Williams, S OBP: 0.313, SLG: 0.412 (1, 8)	G5-3		1B		1-2 1B		F9		K	5	0	2	0	0	1	2	New York Yankees @ California Angels Anaheim Stadium, Anaheim, CA Fri Jul 09 1993, 10:05 PM EDT Att: 33,225 - Unknown - 75 F livebaseballscorecards.com					
Spike Owen, S OBP: 0.329, SLG: 0.333 (1, 6)	1B 2B BB		P9		2-3 K		F8		1B	4	1	1	0	1	1	4						
Don Mattingly, L OBP: 0.346, SLG: 0.418 (1, 3)	P8		K		0-0		F8			4	0	1	1	0	1	3						
Danny Tartabull, R OBP: 0.349, SLG: 0.500 (1, 9)	2B 1B		F9		1-3 2-H 1B		K		HR	4	1	2	1	0	1	3						
Mike Stanley, R OBP: 0.388, SLG: 0.529 (1, 2)	1-3 2-H 2B		F8		3-1 F8		F9		G5-3 1B	4	0	2	1	0	0	0						
Jim Leyritz, R OBP: 0.437, SLG: 0.553 (1, 10)	F9		K		1-3 K		F9		1B	4	0	1	0	0	1	2						
Mike Gallego, R OBP: 0.394, SLG: 0.458 (1, 5)		K2-3		G5-3					G5-3	3	0	0	0	1	1	2						
Hensley Meulens, R OBP: 0.298, SLG: 0.400 (1, 7)		F8			2-3 K		F9		F7	4	0	0	0	0	1	2						
Pat Kelly, R OBP: 0.318, SLG: 0.385 (1, 4)		F8			1-2 1B 1B				CS 1B	4	1	3	0	0	0	0						
Inning Stats	R: 1 E: 0 K: 0 S: 15	H: 2 LOB: 2 BB: 1 P: 24	R: 0 E: 0 K: 1 S: 10	H: 0 LOB: 0 BB: 0 P: 14	R: 0 E: 0 K: 1 S: 8	H: 1 LOB: 1 BB: 0 P: 10	R: 0 E: 0 K: 1 S: 6	H: 0 LOB: 0 BB: 0 P: 12	R: 1 E: 0 K: 3 S: 19	H: 3 LOB: 2 BB: 0 P: 27	R: 0 E: 0 K: 0 S: 6	H: 0 LOB: 1 BB: 1 P: 14	R: 0 E: 0 K: 0 S: 5	H: 1 LOB: 1 BB: 0 P: 6	R: 1 E: 0 K: 0 S: 12	H: 3 LOB: 1 BB: 0 P: 18		R: 0 E: 0 K: 1 S: 10	H: 2 LOB: 1 BB: 0 P: 16	1B: 10 2B: 2 3B: 0 HR: 1	SF: 0 SAC: 0 DP: 2 HBP: 0	WP: 0 PB: 0 CS: 1
PITCHER Mark Langston, L ERA: 2.82 (1, 1)	IP: 9.0 WLS: L BF: 38	H: 12 R: 3 ER: 3 SO: 7	BB: 2 IBB: 0 HBP: 0 BLK: 0	WP: 0 HR: 1 S: 91 P: 141	ERA: 3.00 WHIP: 1.556											PITCHER	IP: 9.0 WLS: W BF: 32	H: 5 R: 2 ER: 2 SO: 6	BB: 1 IBB: 0 HBP: 0 BLK: 0	WP: 0 HR: 0 S: 65 P: 99	ERA: 2.00 WHIP: 0.667	

Batter	1	2	3	4	5	6	7	8	9	AB	R	H	RBI	BB	SO	LOB	BOTTOM					
Luis Polonia, L OBP: 0.299, SLG: 0.308 (1, 7)	G4-3		G4-3			SH5-3		G3-1		3	0	0	0	0	0	1	New York Yankees @ California Angels Anaheim Stadium, Anaheim, CA Fri Jul 09 1993, 10:05 PM EDT Att: 33,225 - Unknown - 75 F livebaseballscorecards.com					
Chad Curtis, R OBP: 0.398, SLG: 0.390 (1, 8)	K			SF9 2B		G6-3		G5-3		4	1	1	0	0	1	1						
Tim Salmon, R OBP: 0.388, SLG: 0.507 (1, 9)	P3			SF9		FC6-4 1B		K		3	0	1	2	0	1	0						
Chili Davis, S OBP: 0.322, SLG: 0.423 (1, 10)			K		F7		FC6-4			3	0	0	0	1	1	1						
Rod Correia, R OBP: 0.500, SLG: 0.500 (9, PR)						1-2		BB		0	0	0	0	0	0	0						
Torey Lovullo, S OBP: 0.327, SLG: 0.382 (1, 4)		P3		K2-3			G6-3		G4-3	4	0	0	0	0	1	1						
Damion Easley, R OBP: 0.372, SLG: 0.415 (1, 5)		F7				G5-4-3 1B		G6-3		3	0	1	0	0	0	0						
J.T. Snow, L OBP: 0.328, SLG: 0.407 (1, 3)			K			K		G1-3		3	0	0	0	0	2	1						
Gary Disarcina, R OBP: 0.281, SLG: 0.346 (1, 6)			G6-3		G5-4-3			G1-3		3	0	0	0	0	0	1						
Ron Tingley, R OBP: 0.310, SLG: 0.278 (1, 2)						G6-3 SH5-3 1B		G4-3		3	1	2	0	0	0	0						
Inning Stats	R: 0 E: 0 K: 1 S: 7	H: 0 LOB: 0 BB: 0 P: 7	R: 0 E: 0 K: 1 S: 8	H: 0 LOB: 0 BB: 0 P: 13	R: 0 E: 0 K: 1 S: 9	H: 1 LOB: 1 BB: 0 P: 16	R: 1 E: 1 K: 1 S: 9	H: 1 LOB: 0 BB: 0 P: 12	R: 0 E: 0 K: 1 S: 5	H: 1 LOB: 0 BB: 0 P: 8	R: 1 E: 0 K: 0 S: 7	H: 2 LOB: 1 BB: 0 P: 12	R: 0 E: 0 K: 0 S: 4	H: 0 LOB: 0 BB: 0 P: 6	R: 0 E: 0 K: 0 S: 7	H: 0 LOB: 0 BB: 0 P: 9		R: 0 E: 0 K: 1 S: 9	H: 0 LOB: 1 BB: 1 P: 16	1B: 4 2B: 1 3B: 0 HR: 0	SF: 1 SAC: 1 DP: 1 HBP: 0	WP: 0 PB: 0 CS: 0
PITCHER Jimmy Key, L ERA: 2.31 (1, 1)	IP: 9.0 WLS: W BF: 32	H: 5 R: 2 ER: 2 SO: 6	BB: 1 IBB: 0 HBP: 0 BLK: 0	WP: 0 HR: 0 S: 65 P: 99	ERA: 2.00 WHIP: 0.667											PITCHER	IP: 9.0 WLS: W BF: 32	H: 5 R: 2 ER: 2 SO: 6	BB: 1 IBB: 0 HBP: 0 BLK: 0	WP: 0 HR: 0 S: 65 P: 99	ERA: 2.00 WHIP: 0.667	

Batter	1	2	3	4	5	6	7	8	9	AB	R	H	RBI	BB	SO	LOB	TOP									
Bernie Williams, S OBP: 0.307, SLG: 0.405	L9		F7			G4-3	G6-3		F9	5	0	0	0	0	0	2	New York Yankees @ California Angels Anaheim Stadium, Anaheim, CA Sat Jul 10 1993, 10:05 PM EDT Att: 31,579 - Unknown - 75 F livebaseballscorecards.com									
Wade Boggs, L OBP: 0.385, SLG: 0.371	K			K		1B		BB		3	1	1	0	1	2	0										
Don Mattingly, L OBP: 0.344, SLG: 0.416	G6-3			F9		1B		F7		4	0	1	0	0	0	1										
Danny Tartabull, R OBP: 0.351, SLG: 0.504				K		1B		F9		4	0	2	1	0	1	1										
Paul O'Neill, L OBP: 0.378, SLG: 0.530		K				SF9				3	1	2	0	1	1	1										
Matt Nokes, L OBP: 0.297, SLG: 0.486						1B				2	0	0	0	0	1	2										
Mike Stanley, R OBP: 0.385, SLG: 0.525						F7				2	0	0	0	0	1	4										
Dion James, L OBP: 0.351, SLG: 0.444										3	0	1	0	0	0	1										
Spike Owen, S OBP: 0.328, SLG: 0.332	G3					SF9		G4-3		1	0	0	0	0	0	0										
Mike Gallego, R OBP: 0.391, SLG: 0.452						SF9		F9		2	0	0	1	1	0	0										
Pat Kelly, R OBP: 0.321, SLG: 0.387						G5-4-3				4	0	2	0	0	0	2										
Inning Stats	R: 0 E: 0 K: 1 S: 10	H: 0 LOB: 0 BB: 0 P: 14	R: 0 E: 0 K: 2 S: 16	H: 1 LOB: 1 BB: 0 P: 24	R: 0 E: 0 K: 0 S: 7	H: 0 LOB: 0 BB: 1 P: 13	R: 0 E: 0 K: 2 S: 15	H: 0 LOB: 0 BB: 0 P: 21	R: 1 E: 0 K: 0 S: 8	H: 2 LOB: 1 BB: 0 P: 10	R: 1 E: 0 K: 0 S: 13	H: 4 LOB: 2 BB: 0 P: 21	R: 0 E: 0 K: 1 S: 6	H: 1 LOB: 1 BB: 0 P: 9	R: 0 E: 0 K: 1 S: 8	H: 0 LOB: 2 BB: 2 P: 20	R: 0 E: 1 K: 0 S: 13	H: 1 LOB: 1 BB: 0 P: 19	1B: 8 2B: 1 3B: 0 HR: 0	SF: 1 SAC: 0 DP: 1 HBP: 0	WP: 0 PB: 0 SB: 0 CS: 0	PA: 37				
PITCHER	IP	WLS	BF	H	R	ER	SO	BB	IBB	HBP	BLK	WP	HR	S	P	ERA	WHIP									
Russ Springer, R ERA: 6.69	(1, 1)	5.1	W	22	6	2	2	5	1	0	0	0	0	0	67	100	3.38	1.312								
Ken Patterson, L ERA: 6.12	(6, 1)	0.1		1	1	0	0	0	0	0	0	0	0	1	2	0.00	3.000									
Mike Butcher, R ERA: 3.86	(6, 1)	1.1		5	1	0	0	0	0	0	0	0	0	7	10	0.00	0.750									
Steve Frey, L ERA: 1.88	(8, 1)	2.0	S	9	1	0	0	1	2	0	0	0	0	21	39	0.00	1.500									

Batter	1	2	3	4	5	6	7	8	9	AB	R	H	RBI	BB	SO	LOB	BOTTOM								
Luis Polonia, L OBP: 0.304, SLG: 0.311	G6-3	G4-3				G1-3				4	1	2	0	1	0	2	New York Yankees @ California Angels Anaheim Stadium, Anaheim, CA Sat Jul 10 1993, 10:05 PM EDT Att: 31,579 - Unknown - 75 F livebaseballscorecards.com								
Chad Curtis, R OBP: 0.393, SLG: 0.383	G6-3		G6-3		G1-3		G5-3	FC6-4		5	0	0	0	0	0	4									
Tim Salmon, R OBP: 0.393, SLG: 0.524										4	1	3	2	0	1	1									
Chili Davis, S OBP: 0.327, SLG: 0.422										1	0	0	0	3	1	0									
Torey Lovullo, S OBP: 0.326, SLG: 0.379										4	0	1	0	0	0	6									
Greg Myers, L OBP: 0.302, SLG: 0.367										3	0	0	0	0	1	3									
Damon Easley, R OBP: 0.375, SLG: 0.418										1	1	1	0	0	0	0									
Ron Tingley, R OBP: 0.310, SLG: 0.278										0	0	0	0	0	0	0									
J.T. Snow, L OBP: 0.328, SLG: 0.410										3	1	1	0	0	1	0									
Rene Gonzales, R OBP: 0.362, SLG: 0.319										4	0	3	1	0	0	0									
Gary Disarcina, R OBP: 0.282, SLG: 0.346										3	0	1	1	0	0	1									
Inning Stats	R: 1 E: 0 K: 1 S: 10	H: 1 LOB: 0 BB: 0 P: 18	R: 1 E: 0 K: 0 S: 13	H: 4 LOB: 2 BB: 0 P: 24	R: 0 E: 0 K: 0 S: 11	H: 1 LOB: 1 BB: 1 P: 16	R: 0 E: 0 K: 1 S: 9	H: 1 LOB: 1 BB: 0 P: 13	R: 1 E: 0 K: 1 S: 13	H: 1 LOB: 2 BB: 2 P: 27	R: 0 E: 0 K: 0 S: 5	H: 0 LOB: 0 BB: 0 P: 7	R: 0 E: 0 K: 1 S: 10	H: 1 LOB: 2 BB: 1 P: 19	R: 1 E: 0 K: 0 S: 10	H: 3 LOB: 2 BB: 0 P: 16	R: 0 E: 0 K: 0 S: 10	H: 0 LOB: 2 BB: 0 P: 16	1B: 8 2B: 3 3B: 0 HR: 1	SF: 0 SAC: 2 DP: 1 HBP: 0	WP: 0 PB: 0 SB: 0 CS: 1	PA: 38			
PITCHER	IP	WLS	BF	H	R	ER	SO	BB	IBB	HBP	BLK	WP	HR	S	P	ERA	WHIP								
Scott Kamieniecki, R ERA: 4.17	(1, 1)	7.0	L	32	9	3	3	4	2	2	0	0	0	0	124	3.86	1.571								
Steve Howe, L ERA: 6.66	(8, 1)	0.2		5	3	1	1	0	0	0	0	0	0	8	13	13.50	4.500								
Bobby Muñoz, R ERA: 4.66	(8, 1)	0.1		1	0	0	0	0	0	0	0	0	0	2	3	0.00	0.000								

Batter	1	2	3	4	5	6	7	8	9	10	11	12	13	14	AB	R	H	RBI	BB	SO	LOB	TOP														
Bernie Williams, S OBP: 0.307, SLG: 0.400 (1, 8)															6	0	1	1	1	1	2															
Mike Gallego, R OBP: 0.381, SLG: 0.438 (1, 5) (12, 4)																7	0	1	0	0	1	5														
Don Mattingly, L OBP: 0.350, SLG: 0.415 (1, 3)																5	0	2	0	2	0	0														
Danny Tartabull, R OBP: 0.344, SLG: 0.492 (1, 9)															6	0	0	0	0	0	2	6														
Mike Stanley, R OBP: 0.385, SLG: 0.522 Kevin Mass, L OBP: 0.294, SLG: 0.386 Matt Nokes, L OBP: 0.291, SLG: 0.486 (1, 2) (13, PR) (13, 2)															5	1	2	0	1	1	0															
Jim Leyritz, R OBP: 0.425, SLG: 0.538 Paul O'Neill, L OBP: 0.375, SLG: 0.527 (1, 10) (11, PH)															4	0	0	0	0	2	3															
Hensley Meulens, R OBP: 0.294, SLG: 0.386 Dion James, L OBP: 0.359, SLG: 0.448 (1, 7) (11, PH) (11, 7)															4	1	1	0	0	2	0															
Spike Owen, S OBP: 0.328, SLG: 0.330 (1, 6)															5	0	1	0	1	0	3															
Pat Kelly, R OBP: 0.320, SLG: 0.382 Wade Boggs, L OBP: 0.366, SLG: 0.369 (1, 4) (12, PH) (12, 5)															3	0	0	0	0	2	1															
Inning Stats	R: 0 E: 0 S: 12	H: 1 LOB: 1 BB: 0 P: 13	R: 2 E: 0 K: 1 S: 10	H: 2 LOB: 2 BB: 1 P: 25	R: 0 E: 0 K: 0 S: 10	H: 1 LOB: 1 BB: 1 P: 21	R: 0 E: 0 K: 2 S: 11	H: 0 LOB: 0 BB: 0 P: 14	R: 0 E: 0 K: 0 S: 6	H: 0 LOB: 0 BB: 0 P: 11	R: 0 E: 0 K: 0 S: 11	H: 0 LOB: 0 BB: 0 P: 18	R: 0 E: 0 K: 1 S: 9	H: 1 LOB: 1 BB: 0 P: 13	R: 0 E: 0 K: 0 S: 11	H: 2 LOB: 2 BB: 0 P: 18	R: 0 E: 0 K: 0 S: 10	H: 0 LOB: 0 BB: 0 P: 15	R: 0 E: 0 K: 0 S: 8	H: 0 LOB: 0 BB: 0 P: 12	R: 0 E: 0 K: 2 S: 9	H: 0 LOB: 0 BB: 0 P: 13	R: 0 E: 0 K: 0 S: 5	H: 0 LOB: 2 BB: 2 P: 17	R: 0 E: 0 K: 0 S: 13	H: 2 LOB: 1 BB: 0 P: 22	R: 0 E: 0 K: 0 S: 10	H: 0 LOB: 0 BB: 2 P: 23	R: 0 E: 0 K: 1 S: 7	H: 0 LOB: 0 BB: 0 P: 12	R: 0 E: 0 K: 1 S: 7	H: 0 LOB: 0 BB: 0 P: 12	1B: 9 2B: 0 3B: 0 HR: 0	SF: 0 SAC: 0 DP: 1 HBP: 1	WP: 1 PB: 0 CS: 0	PA: 57
PITCHER	IP	WLS	BF	H	R	ER	SO	BB	IBB	HBP	BLK	WP	HR	S	P	ERA	WHIP																			
Chuck Finley, L ERA: 2.87 (10, 1)	9.0	3.0	35	6	2	2	9	2	0	0	0	0	0	87	142	2.00	0.889																			
Gene Nelson, R ERA: 1.3 (13, 1)	1.0	5	0	0	0	0	0	0	0	0	0	0	0	10	23	0.00	2.000																			
Steve Frey, L ERA: 1.82 (14, 1)	1.0	W	3	0	0	0	1	0	0	0	0	0	0	7	12	0.00	0.000																			
Doug Linton, R ERA: 5.89																																				

New York Yankees @ California Angels
 Anaheim Stadium, Anaheim, CA
 Sun Jul 11 1993, 6:33 AM EDT
 Att: 38,561 - Sunny - 79 F

livebaseballscorecards.com

AB 50
 R 2
 H 9
 RBI 1
 BB 6
 SO 12
 LOB 23

Batter	1	2	3	4	5	6	7	8	9	10	11	12	13	14	AB	R	H	RBI	BB	SO	LOB	BOTTOM						
Luis Polonia, L OBP: 0.309, SLG: 0.318 (1, 7)															6	1	3	0	1	0	0							
Chad Curtis, R OBP: 0.302, SLG: 0.385 (1, 8)															6	1	2	0	0	1	5							
Tim Salmon, R OBP: 0.393, SLG: 0.519 (1, 9)															5	0	1	0	2	1	1							
Chili Davis, S OBP: 0.332, SLG: 0.419 (1, 10)																4	0	1	1	3	1	0						
Torey Lovullo, S OBP: 0.320, SLG: 0.371 (1, 4)																7	0	1	1	0	0	8						
Damon Easley, R OBP: 0.374, SLG: 0.417 (1, 5)															5	1	1	0	1	1	3							
Rene Gonzales, R OBP: 0.359, SLG: 0.316 J.T. Snow, L OBP: 0.325, SLG: 0.413 (1, 3) (7, 3)															2	0	0	0	0	1	1							
Gary Disarcina, R OBP: 0.286, SLG: 0.349 (1, 6)														6	0	3	1	0	0	2								
Ron Tingley, R OBP: 0.295, SLG: 0.256 Greg Myers, L OBP: 0.302, SLG: 0.367 (1, 2) (9, PH) (10, 2)														3	0	0	0	0	1	2								
Inning Stats	R: 0 E: 0 S: 4	H: 0 LOB: 0 BB: 0 P: 8	R: 0 E: 0 K: 0 S: 7	H: 0 LOB: 0 BB: 0 P: 12	R: 0 E: 0 K: 0 S: 9	H: 1 LOB: 2 BB: 1 P: 17	R: 0 E: 0 K: 1 S: 8	H: 0 LOB: 0 BB: 0 P: 5	R: 0 E: 0 K: 0 S: 13	H: 0 LOB: 2 BB: 0 P: 19	R: 1 E: 0 K: 1 S: 9	H: 3 LOB: 2 BB: 0 P: 11	R: 0 E: 0 K: 1 S: 7	H: 1 LOB: 1 BB: 0 P: 18	R: 0 E: 0 K: 1 S: 9	H: 1 LOB: 1 BB: 0 P: 16	R: 0 E: 0 K: 1 S: 12	H: 2 LOB: 2 BB: 0 P: 18	R: 0 E: 0 K: 0 S: 9	H: 0 LOB: 0 BB: 0 P: 15	R: 0 E: 0 K: 0 S: 6	H: 1 LOB: 3 BB: 0 P: 8	R: 1 E: 0 K: 0 S: 9	H: 2 LOB: 3 BB: 2 P: 20	1B: 10 2B: 6 3B: 0 HR: 0	SF: 0 SAC: 2 DP: 2 HBP: 0	WP: 1 PB: 0 CS: 1	PA: 59
PITCHER	IP	WLS	BF	H	R	ER	SO	BB	IBB	HBP	BLK	WP	HR	S	P	ERA	WHIP											
Jim Abbott, L ERA: 4.29 (8, 1)	7.1	2.0	29	7	2	2	2	2	0	0	0	0	0	56	91	2.46	1.227											
Bobby Munoz, R ERA: 4.22 (8, 1)	0.1	1	0	0	0	0	0	0	0	0	0	0	0	3	5	0.00	1.000											
Steve Howe, L ERA: 6.57 (10, 1)	2.1	9	2	0	0	3	0	0	0	0	0	0	0	25	39	0.00	0.857											
Rich Monteleone, R ERA: 4.8 (13, 1)	1.1	L	8	2	1	1	0	0	2	0	0	1	0	12	25	6.75	1.500											

New York Yankees @ California Angels
 Anaheim Stadium, Anaheim, CA
 Sun Jul 11 1993, 6:33 AM EDT
 Att: 38,561 - Sunny - 79 F

livebaseballscorecards.com

AB 50
 R 3
 H 14
 RBI 3
 BB 7
 SO 7
 LOB 24

Batter	1	2	3	4	5	6	7	8	9	AB	R	H	RBI	BB	SO	LOB	TOP												
Rickey Henderson, R OBP: 0.468, SLG: 0.508										5	2	4	0	1	0	1	Oakland Athletics @ New York Yankees Yankee Stadium, Bronx, NY Thu Jul 15 1993, 7:05 PM EDT Att: 31,469 - Unknown - 83 F 												
Brent Gates, S OBP: 0.373, SLG: 0.379										6	1	3	1	0	0	7													
Ruben Sierra, S OBP: 0.301, SLG: 0.425										4	1	3	5	0	0	1													
Troy Neel, L OBP: 0.324, SLG: 0.487										5	1	0	0	0	1	5													
Terry Steinbach, R OBP: 0.346, SLG: 0.433										4	1	1	0	1	1	3													
Dave Henderson, R OBP: 0.345, SLG: 0.401										5	0	1	1	0	3	4													
Mike Aldrete, L OBP: 0.340, SLG: 0.429										3	0	1	0	0	2	0													
Kevin Seitzer, R OBP: 0.325, SLG: 0.359										1	0	0	0	1	0	0													
Craig Paquette, R OBP: 0.270, SLG: 0.455										5	0	0	0	0	2	4													
Mike Bordick, R OBP: 0.342, SLG: 0.319										3	2	2	1	1	0	1													
Inning Stats	R: 1 E: 0 K: 1 S: 11	H: 2 LOB: 1 BB: 0 P: 16	R: 0 E: 0 K: 2 S: 8	H: 0 LOB: 0 BB: 0 P: 12	R: 1 E: 0 K: 1 S: 16	H: 3 LOB: 3 BB: 1 P: 29	R: 0 E: 0 K: 0 S: 11	H: 1 LOB: 1 BB: 0 P: 16	R: 0 E: 0 K: 1 S: 12	H: 0 LOB: 1 BB: 0 P: 18	R: 0 E: 1 K: 1 S: 22	H: 5 LOB: 3 BB: 3 P: 41	R: 0 E: 0 K: 2 S: 10	H: 1 LOB: 1 BB: 0 P: 13	R: 0 E: 0 K: 1 S: 11	H: 2 LOB: 2 BB: 0 P: 15	1B: 13 2B: 1 3B: 0 HR: 1	SF: 2 SAC: 0 DP: 0 HBP: 0	WP: 0 PB: 0 CS: 0	PA: 47									
PITCHER	IP	WLS	BF	H	R	ER	SO	BB	IBB	HBP	BLK	WP	HR	S	P	ERA	WHIP												
Melido Perez, R ERA: 4.54	(1, 1)	6.0	L	29	9	5	5	5	2	0	0	0	0	0	1	5	6	∞	∞										
Steve Howe, L ERA: 6.93	(7, 1)	0.0		4	3	2	1	0	0	0	0	0	0	1	5	6	∞	∞											
Bobby Munoz, R ERA: 4.03	(7, 1)	1.0		5	0	1	0	1	2	0	0	0	0	0	7	17	0.00	2.000											
Paul Gibson, L ERA: 3.86	(8, 1)	1.0		4	1	0	0	2	0	0	0	0	0	0	10	13	0.00	1.000											
John Habyan, R ERA: 3.72	(9, 1)	1.0		5	2	0	0	1	0	0	0	0	0	0	11	15	0.00	2.000											
Batter	1	2	3	4	5	6	7	8	9	AB	R	H	RBI	BB	SO	LOB	BOTTOM												
Wade Boggs, L OBP: 0.364, SLG: 0.366										5	1	1	1	0	1	1	Oakland Athletics @ New York Yankees Yankee Stadium, Bronx, NY Thu Jul 15 1993, 7:05 PM EDT Att: 31,469 - Unknown - 83 F 												
Jim Leyritz, R OBP: 0.427, SLG: 0.531										4	0	1	0	1	1	0													
Don Mattingly, L OBP: 0.351, SLG: 0.415										5	0	2	1	0	0	1													
Danny Tartabull, R OBP: 0.349, SLG: 0.498										3	0	2	0	1	0	2													
Dion James, L OBP: 0.357, SLG: 0.445										1	0	0	0	0	0	0													
Paul O'Neill, L OBP: 0.376, SLG: 0.523										4	1	1	0	1	0	3													
Bernie Williams, S OBP: 0.305, SLG: 0.394										4	0	0	0	1	0	6													
Mike Stanley, R OBP: 0.395, SLG: 0.524										3	0	2	0	1	0	0													
Mike Gallego, R OBP: 0.378, SLG: 0.433										4	0	1	0	0	1	3													
Pat Kelly, R OBP: 0.321, SLG: 0.387										2	1	1	0	0	0	1													
Spike Owen, S OBP: 0.325, SLG: 0.327										2	0	0	0	0	0	3													
Inning Stats	R: 0 E: 1 K: 0 S: 12	H: 2 LOB: 3 BB: 0 P: 19	R: 2 E: 0 K: 0 S: 16	H: 3 LOB: 2 BB: 1 P: 28	R: 1 E: 0 K: 0 S: 14	H: 1 LOB: 1 BB: 2 P: 25	R: 0 E: 0 K: 0 S: 11	H: 2 LOB: 3 BB: 1 P: 20	R: 0 E: 0 K: 1 S: 10	H: 0 LOB: 1 BB: 1 P: 15	R: 0 E: 0 K: 0 S: 8	H: 0 LOB: 1 BB: 1 P: 18	R: 0 E: 0 K: 1 S: 11	H: 1 LOB: 0 BB: 0 P: 18	R: 0 E: 0 K: 1 S: 9	H: 0 LOB: 0 BB: 0 P: 15	R: 0 E: 0 K: 0 S: 6	H: 0 LOB: 0 BB: 0 P: 9	1B: 9 2B: 2 3B: 0 HR: 0	SF: 0 SAC: 0 DP: 2 HBP: 0	WP: 0 PB: 0 CS: 0	PA: 42							
PITCHER	IP	WLS	BF	H	R	ER	SO	BB	IBB	HBP	BLK	WP	HR	S	P	ERA	WHIP												
Ron Darling, R ERA: 6.07	(1, 1)	4.0		26	10	3	3	0	3	1	0	0	0	0	13	25	0.00	0.500											
Mike Mohler, L ERA: 4.5	(5, 1)	2.0	W	6	0	0	0	1	1	0	0	0	0	0	11	18	0.00	1.000											
Joe Boever, R ERA: 3.09	(7, 1)	1.0		4	1	0	0	1	0	0	0	0	0	0	9	15	0.00	0.000											
Vince Horsman, L ERA: 5.68	(8, 1)	1.0		3	0	0	0	1	0	0	0	0	0	0	6	9	0.00	0.000											
Rich Gossage, R ERA: 3.34	(9, 1)	1.0		3	0	0	0	0	0	0	0	0	0	6	9	0.00	0.000												

Batter	1	2	3	4	5	6	7	8	9	AB	R	H	RBI	BB	SO	LOB	TOP										
Rickey Henderson, R OBP: 0.470, SLG: 0.519 Mike Aldrete, L OBP: 0.347, SLG: 0.457	4-2 F9 G5-3 BB		2-1 HR			2-2 F8		1-1 SF9 3B		2	1	1	1	1	0	0											
Dave Henderson, R OBP: 0.250, SLG: 0.417 Troy Neel, L OBP: 0.322, SLG: 0.485	3-2 G5-3		0-0 L8			2-2 HR		1-3 K		3	1	1	1	0	0	1											
Ruben Sierra, S OBP: 0.289, SLG: 0.422 Lance Blankenship, R OBP: 0.388, SLG: 0.296	1-1 F9			0-0 G5-3		2-2 F9		2-2 SF9		3	0	0	1	0	0	1											
Terry Steinbach, R OBP: 0.348, SLG: 0.432	1-0 F8			2-1 G6-3		3-2 1B		3-H 4-2 1B BB		3	0	1	0	1	0	1											
Kevin Seitzer, R OBP: 0.324, SLG: 0.357		0-0 G1-3		2-0 F8		1-3 K		0-1 1B		4	0	1	0	0	1	1											
Brent Gates, S OBP: 0.367, SLG: 0.373	1-1 F7				1-1 G5-3			0-0 L3		4	0	0	0	0	0	2											
Craig Paquette, R OBP: 0.270, SLG: 0.457	2-3 K				0-0 2B		2-3 K		0-0 G6-3	4	0	1	0	0	2	0											
Mike Bordick, R OBP: 0.340, SLG: 0.322			2-1 F8		0-0 G6-3		0-1 2B		3-1 G6-3	4	0	1	0	0	0	1											
Scott Hemond, R OBP: 0.278, SLG: 0.243			1-1 P3		1-1 G5-3		1-2 G6-3		1-0 F9	4	0	0	0	0	0	2											
Inning Stats	R: 0 E: 0 K: 0 S: 9	H: 0 LOB: 1 BB: 1 P: 18	R: 0 E: 0 K: 1 S: 6	H: 0 LOB: 0 BB: 0 P: 9	R: 1 E: 0 K: 0 S: 7	H: 1 LOB: 0 BB: 0 P: 12	R: 0 E: 0 K: 0 S: 4	H: 0 LOB: 0 BB: 0 P: 8	R: 0 E: 0 K: 1 S: 16	H: 1 LOB: 1 BB: 0 P: 26	R: 0 E: 0 K: 1 S: 9	H: 1 LOB: 1 BB: 0 P: 12	R: 1 E: 0 K: 0 S: 15	H: 2 LOB: 2 BB: 1 P: 23	R: 0 E: 0 K: 0 S: 4	H: 0 LOB: 0 BB: 0 P: 8	1B: 2 2B: 2 3B: 1 HR: 2	SF: 1 SAC: 0 DP: 0 HBP: 0	WP: 0 PB: 0 SB: 1 CS: 0	PA: 36							
PITCHER	IP	WLS	BF	H	R	ER	SO	BB	IBB	HBP	BLK	WP	HR	S	P	ERA	WHIP										
Jimmy Key, L ERA: 2.32	7.0	W	27	5	2	2	3	1	0	0	0	0	2	57	93	2.57	0.857										
John Habyan, R ERA: 3.75	2.0		9	2	1	1	1	1	0	0	0	0	0	19	31	4.50	1.500										

Oakland Athletics @ New York Yankees
Yankee Stadium, Bronx, NY
Fri Jul 16 1993, 7:05 PM EDT
Att: 32,125 - Unknown

AB 33
R 3
H 7
RBI 3
BB 2
SO 4
LOB 10





Batter	1	2	3	4	5	6	7	8	9	AB	R	H	RBI	BB	SO	LOB	BOTTOM										
Wade Boggs, L OBP: 0.367, SLG: 0.373	1-0 F7		2-3 K2-3			1-1 1B 1B		3-2 PB 1B 2B		5	3	3	0	0	1	0											
Dion James, L OBP: 0.358, SLG: 0.444	0-1 G4-3		2-1 G6-3 1B		2-0 1B 2B		3-2 P6 1B		2-1 F7	5	1	2	0	0	0	2											
Don Mattingly, L OBP: 0.355, SLG: 0.416	0-1 F7		0-0 G6-3		0-0 2B 1B		2-3 2B 1B		4-1 1B BB	4	1	2	2	1	0	1											
Danny Tartabull, R OBP: 0.354, SLG: 0.512		0-0 2B FC3 1B		2-2 HR		1-3 K 1B		3-1 F8 1B		5	2	3	2	0	1	3											
Paul O'Neill, L OBP: 0.383, SLG: 0.543		1-1 FC3 1B 2B		0-1 HR		2-0 2B 2B		0-2 G4-3		4	3	3	2	1	0	0											
Bernie Williams, S OBP: 0.307, SLG: 0.398		0-1 FC3 1B S		2-0 G3		0-2 S 2B		0-2 1B		5	0	2	3	0	0	4											
Matt Nokes, L OBP: 0.302, SLG: 0.483		2-3 3-H G3-1		0-0 F7		2-3 BB		1-2 G4-3 1B		3	0	1	0	1	0	2											
Mike Gallego, R OBP: 0.375, SLG: 0.429		1-0 G6-4-3 1B		2-0 G6-3		2-2 K		2-2 G4-3		4	0	1	1	0	1	4											
Spike Owen, S OBP: 0.321, SLG: 0.322		0-0 G6-4-3		0-0 F8		1-2 G1-3		0-0 G4-3		4	0	0	0	0	0	2											
Inning Stats	R: 0 E: 0 K: 0 S: 5	H: 3 LOB: 1 BB: 0 P: 13	R: 2 E: 0 K: 1 S: 9	H: 1 LOB: 0 BB: 0 P: 13	R: 2 E: 0 K: 0 S: 8	H: 2 LOB: 0 BB: 0 P: 14	R: 4 E: 0 K: 2 S: 16	H: 5 LOB: 2 BB: 1 P: 28	R: 1 E: 0 K: 0 S: 17	H: 2 LOB: 1 BB: 0 P: 30	R: 0 E: 0 K: 0 S: 16	H: 2 LOB: 1 BB: 0 P: 21	R: 1 E: 0 K: 0 S: 16	H: 2 LOB: 3 BB: 2 P: 31	1B: 11 2B: 4 3B: 0 HR: 2	SF: 0 SAC: 0 DP: 3 HBP: 0	WP: 0 PB: 1 SB: 2 CS: 0	PA: 42									
PITCHER	IP	WLS	BF	H	R	ER	SO	BB	IBB	HBP	BLK	WP	HR	S	P	ERA	WHIP										
Kelly Downs, R ERA: 6.46	4.1	L	20	8	6	6	1	0	0	0	0	0	0	12	21	27.00	6.000										
Joe Boever, R ERA: 3.34	0.2		6	3	2	2	2	1	0	0	0	0	0	12	21	27.00	6.000										
John Briscoe, R ERA: 4.5	2.0		9	4	1	1	0	0	0	0	0	0	0	33	51	4.50	2.000										
Shawn Hillegas, R ERA: 7.09	1.0		7	2	1	1	0	2	0	0	0	0	0	16	31	9.00	4.000										

Oakland Athletics @ New York Yankees
Yankee Stadium, Bronx, NY
Fri Jul 16 1993, 7:05 PM EDT
Att: 32,125 - Unknown

AB 39
R 10
H 17
RBI 10
BB 3
SO 3
LOB 18



Batter	1	2	3	4	5	6	7	8	9	AB	R	H	RBI	BB	SO	LOB	TOP					
Rickey Henderson, R OBP: 0.474, SLG: 0.531	1-2 HR		0-1 G6-3 1B		4-0 HBP HR BB		4-0 FC6-4 BB		1-1 G6-3	3	2	2	1	2	0	0	<p>Oakland Athletics @ New York Yankees Yankee Stadium, Bronx, NY</p> <p>Sat Jul 17 1993, 3:33 AM EDT Att: 43,573 - Sunny - 79 F</p> <p>livebaseballscores.com</p> <p>AB 34 R 5 H 6 RBI 5 BB 4 SO 5 LOB 16</p> 					
Brent Gates, S OBP: 0.365, SLG: 0.367	1-0 G4-3		1-0 G6-3		1-1 HR HBP		0-2 FC6-4 1B		0-0 F7	4	1	0	0	0	0	3						
Ruben Sierra, S OBP: 0.296, SLG: 0.427	1-3 K		0-1 G5-3		1-1 HR		1-3 K		0-1 G3-1	5	1	1	3	0	2	3						
Dave Henderson, R OBP: 0.255, SLG: 0.415	2-2 F7			4-2 G1-3 BB	2-3 HR		0-1 1B			3	0	1	1	1	1	0						
Terry Steinbach, R OBP: 0.344, SLG: 0.427		1-2 G5-3		0-3 K		2-2 G6-3		0-1 L9		4	0	0	0	0	1	3						
Troy Neel, L OBP: 0.326, SLG: 0.485		2-1 1B		3-1 G1-3		3-2 G1-6-3 S 1B		0-0 G3		4	0	2	0	0	0	1						
Craig Paquette, R OBP: 0.262, SLG: 0.444		0-2 P3		0-0 G1-4-3		1-1 G1-6-3		1-0 L9		4	0	0	0	0	0	3						
Mike Bordick, R OBP: 0.336, SLG: 0.317		2-2 G4-3			2-1 F7	2-3 K		1-2 E5 S		4	0	0	0	0	1	2						
Lance Blankenship, R OBP: 0.386, SLG: 0.292			0-2 G5-3		0-2 L4		4-0 FC6-4 BB 1B BB	1-1 G6-3		3	1	0	0	1	0	1						
Inning Stats	R: 1 E: 0 K: 1 S: 11	H: 1 LOB: 0 BB: 0 P: 16	R: 0 E: 0 K: 0 S: 11	H: 1 LOB: 1 BB: 0 P: 16	R: 0 E: 0 K: 0 S: 8	H: 1 LOB: 1 BB: 0 P: 9	R: 0 E: 0 K: 1 S: 10	H: 0 LOB: 1 BB: 1 P: 17	R: 3 E: 0 K: 1 S: 12	H: 1 LOB: 0 BB: 1 P: 22	R: 0 E: 0 K: 1 S: 14	H: 1 LOB: 1 BB: 2 P: 20	R: 1 E: 0 K: 1 S: 10	H: 1 LOB: 2 BB: 2 P: 19	R: 0 E: 1 K: 0 S: 7	H: 0 LOB: 1 BB: 0 P: 10	R: 0 E: 0 K: 0 S: 5	H: 0 LOB: 0 BB: 0 P: 6	1B: 4 2B: 0 3B: 0 HR: 2	SF: 0 SAC: 0 DP: 0 HBP: 1	WP: 0 PB: 0 SB: 2 CS: 0	PA: 39
PITCHER	IP WLS BF H R ER SO BB IBB HBP BLK WP HR S P ERA WHIP	6.0 W 27 5 5 5 4 3 0 1 0 0 2 66 106 7.50 1.333	2.0 9 1 0 0 1 1 0 0 0 0 0 17 25 0.00 1.000	1.0 3 0 0 0 0 0 0 0 0 0 0 5 6 0.00 0.000											IP WLS BF H R ER SO BB IBB HBP BLK WP HR S P ERA WHIP	8.1 1.0 3 1 0 0 0 0 0 0 0 0 7 15 9.00 3.000						
Jim Abbott, L ERA: 4.45											Shawn Hillegas, R ERA: 6.97											
Bobby Munoz, R ERA: 3.7																						
Steve Farr, R ERA: 3.09																						

Batter	1	2	3	4	5	6	7	8	9	AB	R	H	RBI	BB	SO	LOB	BOTTOM				
Wade Boggs, L OBP: 0.367, SLG: 0.373	1-2 1B 1B	G4-3		1-1 1B 3B 1B	K		K			5	2	2	0	0	2	2	<p>Oakland Athletics @ New York Yankees Yankee Stadium, Bronx, NY</p> <p>Sat Jul 17 1993, 3:33 AM EDT Att: 43,573 - Sunny - 79 F</p> <p>livebaseballscores.com</p> <p>AB 35 R 9 H 14 RBI 8 BB 4 SO 6 LOB 17</p> 				
Dion James, L OBP: 0.369, SLG: 0.454	0-1 1B	2-2 2B SF9 1B		2-2 3B 1B		2-2 G1-3	0-2 FC6			3	3	3	0	0	0	0					
Hensley Meulens, R OBP: 0.283, SLG: 0.370	1-2 2B 1B			1-2 3B 1B		1-2 F7	1-2 FC6			2	0	0	0	0	0	2					
Don Mattingly, L OBP: 0.359, SLG: 0.431	1-3 K	2-0 SF9 2B		1-0 1H 2H 3B		1-2 F7		1-1 G4-6-3 1B		5	0	3	2	0	1	2					
Danny Tartabull, R OBP: 0.358, SLG: 0.512	2-1 2B 1B	1-1 SF9		4-0 IBB		4-1 BB		1-1 G4-6-3		2	1	1	2	2	0	1					
Paul O'Neill, L OBP: 0.380, SLG: 0.541	0-0 1B WP 2B	3-2 G6-3		1-3 K		3-2 G4-3		1-1 G3		5	1	1	1	0	1	4					
Bernie Williams, S OBP: 0.309, SLG: 0.403	2-2 WP BB 1B		0-0 F8	3-2 G5-3			0-1 1B SF9 2B			4	1	2	1	0	0	2					
Mike Stanley, R OBP: 0.396, SLG: 0.538	4-2 WP BB		2-1 L7		3-2 HR		1-1 BB 1B			3	1	2	1	1	0	0					
Mike Gallego, R OBP: 0.372, SLG: 0.421	1-3 K		0-0 L9		1-3 K		4-0 FC6 BB			3	0	0	0	1	2	2					
Spike Owen, S OBP: 0.317, SLG: 0.319	1-0 F7			1-1 F9	0-1 F9		0-0 SF9			3	0	0	1	0	0	2					
Inning Stats	R: 4 E: 0 K: 2 S: 23	H: 5 LOB: 2 BB: 1 P: 35	R: 1 E: 0 K: 0 S: 11	H: 2 LOB: 1 BB: 0 P: 19	R: 0 E: 0 K: 0 S: 4	H: 0 LOB: 0 BB: 0 P: 6	R: 2 E: 0 K: 1 S: 16	H: 3 LOB: 2 BB: 1 P: 29	R: 1 E: 0 K: 2 S: 11	H: 1 LOB: 0 BB: 0 P: 16	R: 0 E: 0 K: 0 S: 14	H: 0 LOB: 1 BB: 1 P: 24	R: 1 E: 0 K: 1 S: 12	H: 2 LOB: 2 BB: 1 P: 17	R: 0 E: 0 K: 0 S: 6	H: 1 LOB: 0 BB: 0 P: 9	1B: 9 2B: 3 3B: 1 HR: 1	SF: 2 SAC: 0 DP: 1 HBP: 0	WP: 1 PB: 0 SB: 0 CS: 0	PA: 41	
PITCHER	IP WLS BF H R ER SO BB IBB HBP BLK WP HR S P ERA WHIP	3.1 L 21 10 7 7 2 1 0 0 0 0 0 7 15 0.00 0.000	4.1 3 0 0 0 1 0 1 0 0 0 0 0 7 16 9.00 1.000	5.1 4 0 0 0 0 1 0 0 0 0 0 14 24 0.00 1.000	6.1 4 0 0 0 0 1 0 0 0 0 0 12 17 9.00 3.000											IP WLS BF H R ER SO BB IBB HBP BLK WP HR S P ERA WHIP	8.1 1.0 3 1 0 0 0 0 0 0 0 0 7 15 9.00 3.000				
Bobby Witt, R ERA: 4.18											Shawn Hillegas, R ERA: 6.97										
Vince Horsman, L ERA: 5.14																					
Rich Gossage, R ERA: 3.52																					
Mike Mohler, L ERA: 4.45																					
Joe Boever, R ERA: 3.43																					

Batter	1	2	3	4	5	6	7	8	9	AB	R	H	RBI	BB	SO	LOB	TOP			
Omar Vizquel, S OBP: 0.397, SLG: 0.334 (1, 6)	G4-3		1-2 1B		1-3 SAFE K			0-3 K		4	0	1	0	0	2	1	Seattle Mariners @ New York Yankees Yankee Stadium, Bronx, NY Mon Jul 19 1993, 7:05 PM EDT Att: 23,012 - Unknown - 66 F			
Mike Felder, S OBP: 0.273, SLG: 0.280 (1, 7)	G4-3		G4-3		0-3 K			2-2 G6-3		4	0	0	0	0	1	3				
Ken Griffey Jr., L OBP: 0.400, SLG: 0.588 (1, 8)	K			1-1 1B G6-3 2B	0-0 F9			2-3 K		4	1	1	0	0	2	1				
Jay Buhner, R OBP: 0.385, SLG: 0.494 (1, 9)		2-3 K		2-1 F9			1-3 K		4-1 1B 1B SF7 BB	3	1	0	0	1	2	1				
Tino Martinez, L OBP: 0.352, SLG: 0.462 (1, 3)	F7			0-1 G6-3 1B			1-3 K		0-0 L9 1B	4	0	2	0	0	1	0				
Marc Newfield, R OBP: 0.286, SLG: 0.316 (1, 10)	F9			2-2 G6-3			0-1 E6 CS		2-1 1B	4	0	1	1	0	0	1				
Dave Magadan, L OBP: 0.398, SLG: 0.378 (1, 5)			0-0 G5-4-3 1B		0-0 L8		3-2 CS		0-0 SF7	2	0	1	1	1	0	0				
Dave Valle, R OBP: 0.367, SLG: 0.397 (1, 2)			2-2 G5-4-3 1B	1-2 L5			0-0 P4		3-H 1-0 L9	4	0	0	0	0	0	5				
Rich Amaral, R OBP: 0.362, SLG: 0.370 (1, 4)			2-2 1B		1-0 1B		0-1 G6-3		0-0 L4	4	0	2	0	0	0	2				
Inning Stats	R: 0 E: 0 K: 1 S: 8	H: 0 LOB: 0 BB: 0 P: 14	R: 0 E: 0 K: 1 S: 10	H: 0 LOB: 0 BB: 0 P: 14	R: 0 E: 0 K: 0 S: 11	H: 3 LOB: 2 BB: 0 P: 17	R: 1 E: 0 K: 0 S: 13	H: 2 LOB: 2 BB: 1 P: 23	R: 0 E: 0 K: 2 S: 10	H: 0 LOB: 0 BB: 0 P: 15	R: 0 E: 0 K: 0 S: 4	H: 0 LOB: 0 BB: 0 P: 4	R: 0 E: 0 K: 2 S: 11	H: 0 LOB: 0 BB: 0 P: 15	R: 1 E: 0 K: 0 S: 7	H: 2 LOB: 2 BB: 1 P: 14	1B: 7 2B: 3 3B: 0 HR: 0	SF: 1 SAC: 0 DP: 1 HBP: 0	WP: 0 PB: 0 SB: 0 CS: 1	PA: 37
PITCHER Scott Kamieniecki, R ERA: 3.94 (1, 1)	IP: 9.0 WLS: W BF: 36 H: 8 R: 2 ER: 2 SO: 8 BB: 2 IBB: 0 HBP: 0 BLK: 0 WP: 0 HR: 0 S: 82 P: 126 ERA: 2.00 WHIP: 1.11															PITCHER				

Batter	1	2	3	4	5	6	7	8	9	AB	R	H	RBI	BB	SO	LOB	BOTTOM			
Wade Boggs, L OBP: 0.375, SLG: 0.386 (1, 5)	E BB 1B		3-2 G4-6-3		3-2 G1-3			3-2 HR		4	1	2	0	0	0	2	Seattle Mariners @ New York Yankees Yankee Stadium, Bronx, NY Mon Jul 19 1993, 7:05 PM EDT Att: 23,012 - Unknown - 66 F			
Pat Kelly, R OBP: 0.324, SLG: 0.402 (6, 4)		FC1-5 2B								1	1	1	1	0	0	0				
Dion James, L OBP: 0.365, SLG: 0.445 (1, 7)	E4 BB 2B 1B	FC1-5 1B		1-3 K		2-2 G3		1-2 F7		5	2	1	0	0	1	1				
Don Mattingly, L OBP: 0.367, SLG: 0.451 (1, 3)	F9	SAFE 1B SAFE	2-1 1B BB FC4-6 1B	1-0 G3-1		1-0 G3-1		2-2 E 2B		5	2	2	0	0	0	2				
Danny Tartabull, R OBP: 0.365, SLG: 0.519 (1, 10)	BB 2B BB	FC4-6 1B BB		4-1 BB		4-2 BB		3-3 K		1	1	0	0	4	1	1				
Paul O'Neill, L OBP: 0.384, SLG: 0.536 (1, 9)	2B	FC4-6 1B		3-3 K		4-0 BB		0-0 E7 1B		3	0	2	2	2	1	1				
Bernie Williams, S OBP: 0.312, SLG: 0.414 (1, 8)	1-1 BB	FC4-6 1B		3-2 HR		0-1 L9		0-0 F7		5	1	2	4	0	0	5				
Mike Stanley, R OBP: 0.396, SLG: 0.541 (1, 2)	1-3 2-H 3-H 4-1 HBP	1-2 2-3 3-H 3-2 F8		1-1 G6-3		2-3 K				3	0	0	0	0	1	2				
Mike Gallego, R OBP: 0.367, SLG: 0.413 (1, 4)	0-0 P4		3-1 G5-3		0-0 G5-3		1-1 F8			4	0	0	0	0	0	3				
Spike Owen, S OBP: 0.318, SLG: 0.324 (1, 6)	0-0 G3		1-1 G4-6-3 1B		1-0 1B		2-2 G1-3			4	0	2	0	0	0	3				
Inning Stats	R: 3 E: 1 K: 0 S: 11	H: 3 LOB: 3 BB: 2 P: 27	R: 2 E: 0 K: 0 S: 17	H: 3 LOB: 2 BB: 1 P: 30	R: 0 E: 0 K: 0 S: 7	H: 1 LOB: 0 BB: 0 P: 14	R: 0 E: 0 K: 2 S: 8	H: 0 LOB: 1 BB: 1 P: 17	R: 1 E: 0 K: 0 S: 12	H: 2 LOB: 1 BB: 0 P: 20	R: 0 E: 0 K: 0 S: 8	H: 0 LOB: 2 BB: 2 P: 19	R: 0 E: 0 K: 1 S: 9	H: 0 LOB: 0 BB: 0 P: 14	R: 2 E: 1 K: 1 S: 18	H: 3 LOB: 1 BB: 0 P: 27	1B: 7 2B: 3 3B: 0 HR: 2	SF: 0 SAC: 0 DP: 1 HBP: 1	WP: 0 PB: 0 SB: 0 CS: 0	PA: 42
PITCHER Tim Leary, R ERA: 4.89 (1, 1)	IP: 1.1 WLS: L BF: 14 H: 6 R: 5 ER: 5 SO: 0 BB: 3 IBB: 0 HBP: 1 BLK: 0 WP: 0 HR: 0 S: 23 P: 48 ERA: 33.75 WHIP: 6.750															PITCHER				
Dennis Powell, L ERA: 3.49 (2, 1)	4.1 BF: 18 H: 3 R: 1 ER: 1 SO: 2 BB: 3 IBB: 0 HBP: 0 BLK: 0 WP: 0 HR: 1 S: 38 P: 77 ERA: 2.08 WHIP: 1.385																			
Bob Ayrault, R ERA: 6.29 (6, 1)	2.1 BF: 10 H: 3 R: 2 ER: 2 SO: 2 BB: 0 IBB: 0 HBP: 0 BLK: 0 WP: 0 HR: 1 S: 29 P: 43 ERA: 3.86 WHIP: 1.286																			

Batter	1	2	3	4	5	6	7	8	9	AB	R	H	RBI	BB	SO	LOB	TOP					
Omar Vizquel, S OBP: 0.358, SLG: 0.333 (1, 6)										4	0	1	0	1	0	2	Seattle Mariners @ New York Yankees Yankee Stadium, Bronx, NY Tue Jul 20 1993, 7:05 PM EDT Att: 25,546 - Unknown - 89 F					
Dave Magadan, L OBP: 0.395, SLG: 0.375 (1, 5)										5	1	1	0	0	2	3						
Ken Griffey Jr., L OBP: 0.400, SLG: 0.594 (1, 8)										5	2	2	3	0	0	1						
Pete O'Brien, L OBP: 0.335, SLG: 0.390 Jay Buhner, R OBP: 0.395, SLG: 0.492 (7, PH)										3	1	1	0	0	0	1						
Tino Martinez, L OBP: 0.356, SLG: 0.466 (1, 3)										4	1	2	1	1	0	1						
Mackey Sasser, L OBP: 0.285, SLG: 0.362 (1, 9)										4	2	1	2	1	1	2						
Greg Litton, R OBP: 0.383, SLG: 0.474 (1, 4)										5	0	1	1	0	2	1						
Dave Valle, R OBP: 0.369, SLG: 0.397 (1, 2)										3	1	1	1	1	1	1						
Mike Felder, S OBP: 0.276, SLG: 0.283 (1, 7)										4	1	2	0	0	0	2						
Inning Stats	R: 0 E: 0 K: 0 S: 14	H: 0 LOB: 1 BB: 1 P: 22	R: 0 E: 0 K: 2 S: 11	H: 1 LOB: 1 BB: 0 P: 14	R: 0 E: 0 K: 1 S: 11	H: 0 LOB: 0 BB: 0 P: 15	R: 0 E: 0 K: 1 S: 7	H: 0 LOB: 1 BB: 1 P: 14	R: 0 E: 0 K: 2 S: 12	H: 2 LOB: 2 BB: 0 P: 17	R: 2 E: 0 K: 0 S: 6	H: 2 LOB: 0 BB: 0 P: 10	R: 6 E: 0 K: 0 S: 22	H: 6 LOB: 2 BB: 2 P: 36	R: 1 E: 0 K: 0 S: 8	H: 1 LOB: 0 BB: 0 P: 13	R: 0 E: 0 K: 0 S: 4	H: 0 LOB: 0 BB: 0 P: 7	1B: 9 2B: 1 3B: 0 HR: 2	SF: 1 SAC: 0 DP: 0 HBP: 0	WP: 0 PB: 0 SB: 0 CS: 0	PA: 43
PITCHER	IP	WLS	BF	H	R	ER	SO	BB	IBB	HBP	BLK	WP	HR	S	P	ERA	WHIP					
Melido Perez, R ERA: 4.66 (1, 1)	6.1		29	7	5	5	6	3	0	0	0	0	0	1	107	7.11	1.579					
Steve Howe, L ERA: 7.18 (7, 1)	0.0	L	1	1	0	0	0	0	0	0	0	0	0	1	1	∞	∞					
Bobby Munoz, R ERA: 4.32 (7, 1)	0.2		6	3	3	0	0	0	1	0	0	0	0	11	20	40.50	4.500					
Paul Gibson, L ERA: 4.24 (8, 1)	2.0		7	1	1	1	0	0	0	0	0	0	1	12	20	4.50	0.500					

Batter	1	2	3	4	5	6	7	8	9	AB	R	H	RBI	BB	SO	LOB	BOTTOM					
Mike Gallego, R OBP: 0.368, SLG: 0.409 (1, 5)										4	1	1	0	1	0	1	Seattle Mariners @ New York Yankees Yankee Stadium, Bronx, NY Tue Jul 20 1993, 7:05 PM EDT Att: 25,546 - Unknown - 89 F					
Jim Leyritz, R OBP: 0.426, SLG: 0.533 (1, 9)									5	2	2	0	0	0	1							
Don Mattingly, L OBP: 0.365, SLG: 0.451 (1, 3)									4	0	1	1	0	1	2							
Danny Tartabull, R OBP: 0.364, SLG: 0.513 (1, 10)									3	1	0	0	1	1	1							
Mike Stanley, R OBP: 0.401, SLG: 0.555 (1, 2)									3	1	2	4	1	0	1							
Bernie Williams, S OBP: 0.317, SLG: 0.416 (1, 8)									3	0	2	0	1	0	1							
Hensley Meulens, R OBP: 0.281, SLG: 0.360 (1, 7)									4	0	1	0	0	2	5							
Spike Owen, S OBP: 0.314, SLG: 0.319 (1, 6)										4	0	0	0	0	1	3						
Pat Kelly, R OBP: 0.323, SLG: 0.399 (1, 4)										4	0	1	0	0	1	0						
Inning Stats	R: 0 E: 0 K: 1 S: 6	H: 0 LOB: 0 BB: 0 P: 11	R: 0 E: 0 K: 2 S: 9	H: 1 LOB: 2 BB: 1 P: 19	R: 4 E: 0 K: 1 S: 13	H: 4 LOB: 1 BB: 1 P: 22	R: 0 E: 0 K: 0 S: 5	H: 1 LOB: 0 BB: 0 P: 9	R: 1 E: 0 K: 0 S: 7	H: 2 LOB: 2 BB: 1 P: 18	R: 0 E: 0 K: 0 S: 6	H: 0 LOB: 0 BB: 0 P: 10	R: 0 E: 0 K: 0 S: 5	H: 0 LOB: 0 BB: 0 P: 9	R: 0 E: 0 K: 1 S: 7	H: 2 LOB: 1 BB: 0 P: 7	R: 0 E: 0 K: 1 S: 7	H: 0 LOB: 0 BB: 1 P: 14	1B: 7 2B: 3 3B: 0 HR: 1	SF: 0 SAC: 0 DP: 3 HBP: 0	WP: 0 PB: 0 SB: 0 CS: 0	PA: 38
PITCHER	IP	WLS	BF	H	R	ER	SO	BB	IBB	HBP	BLK	WP	HR	S	P	ERA	WHIP					
Dave Fleming, L ERA: 3.97 (1, 1)	8.0	W	35	10	5	5	5	3	0	0	0	0	0	1	105	5.62	1.625					
Norm Charlton, L ERA: 2.45 (9, 1)	1.0		3	0	0	0	1	1	0	0	0	0	0	7	14	0.00	1.000					

AB	38
R	9
H	12
RBI	9
BB	4
SO	6
LOB	14



Batter	1	2	3	4	5	6	7	8	9	AB	R	H	RBI	BB	SO	LOB	TOP								
Rich Amaral, R OBP: 0.356, SLG: 0.365 (1, 6)	F7	L7			G4-3		SF8	P4		4	0	0	1	0	0	2	Seattle Mariners @ New York Yankees Yankee Stadium, Bronx, NY Wed Jul 21 1993, 3:33 AM EDT Att: 31,870 - Sunny - 79 F								
Greg Litton, R OBP: 0.372, SLG: 0.457 (1, 4)	2B	1B	K		G5-3		G5-4-3	G4-3		5	1	1	0	0	1	2									
Ken Griffey Jr., L OBP: 0.400, SLG: 0.600 (1, 8)	F8		P9			HR		K	HR	5	2	2	1	0	1	1									
Jay Buhner, R OBP: 0.391, SLG: 0.512 (1, 9)	1-H	2B				G6-4-3	1B	1B	HR	5	2	5	3	0	0	0									
Edgar Martinez, R OBP: 0.321, SLG: 0.292 (9, PR)	K		G4-3			G6-4-3	F8	F8		4	0	0	0	1	1	4									
Omar Vizquel, S OBP: 0.358, SLG: 0.333 (9, PR)									BB	0	0	0	0	0	0	0									
Mike Blowers, R OBP: 0.356, SLG: 0.483 (1, 5)		G6-3	1B		F8		G6-3	HR	K	5	1	2	0	0	1	1									
Tino Martinez, L OBP: 0.359, SLG: 0.477 (1, 3)		G6-3	1B		K		SF8	HR	G4-3	5	2	3	3	0	1	1									
Bill Haselman, R OBP: 0.340, SLG: 0.473 (1, 2)		G6-3			G4-3			HR		4	1	2	0	0	0	2									
Lee Tinsley, S OBP: 0.286, SLG: 0.417 (1, 7)		K			B1-3		E1	HR		4	1	1	2	0	1	4									
Inning Stats	R: 1 E: 0 K: 1 S: 11	H: 2 LOB: 1 BB: 0 P: 19	R: 0 E: 0 K: 1 S: 11	H: 2 LOB: 2 BB: 0 P: 19	R: 0 E: 0 K: 1 S: 8	H: 1 LOB: 1 BB: 0 P: 11	R: 0 E: 0 K: 1 S: 9	H: 0 LOB: 0 BB: 0 P: 14	R: 0 E: 0 K: 0 S: 4	H: 0 LOB: 0 BB: 0 P: 5	R: 1 E: 0 K: 0 S: 9	H: 2 LOB: 1 BB: 0 P: 11	R: 1 E: 1 K: 0 S: 12	H: 2 LOB: 1 BB: 0 P: 15	R: 5 E: 0 K: 1 S: 19	H: 5 LOB: 1 BB: 1 P: 30	R: 2 E: 0 K: 1 S: 13	H: 2 LOB: 1 BB: 1 P: 24	1B: 11 2B: 1 3B: 0 HR: 4	SF: 1 SAC: 0 DP: 2 HBP: 0	WP: 0 PB: 0 SB: 2 CS: 0	PA: 43			
PITCHER	IP	WLS	BF	H	R	ER	SO	BB	IBB	HBP	BLK	WP	HR	S	P	ERA	WHIP								
Jimmy Key, L ERA: 2.56 (1, 1)	7.2	L	34	12	6	6	5	0	0	0	0	0	2	76	114	7.04	1.565								
Steve Farr, R ERA: 4.13 (8, 1)	0.2		7	4	4	4	0	1	0	0	0	0	2	16	29	54.00	7.500								
John Habyan, R ERA: 3.7 (9, 1)	0.2		2	0	0	0	1	0	0	0	0	0	0	4	5	0.00	0.000								

Batter	1	2	3	4	5	6	7	8	9	AB	R	H	RBI	BB	SO	LOB	BOTTOM								
Wade Boggs, L OBP: 0.373, SLG: 0.387 (1, 5)	E		G6-3		F7			F7		4	1	1	0	0	0	2	Seattle Mariners @ New York Yankees Yankee Stadium, Bronx, NY Wed Jul 21 1993, 3:33 AM EDT Att: 31,870 - Sunny - 79 F								
Dion James, L OBP: 0.363, SLG: 0.441 (1, 7)	F9			G4-3		G6-3	1B	G1-3		4	0	1	0	0	0	0									
Don Mattingly, L OBP: 0.361, SLG: 0.445 (1, 3)	L6			G4-3		G6-3		L7		4	0	0	0	0	0	2									
Danny Tartabull, R OBP: 0.363, SLG: 0.507 (1, 10)	K					G5-3			G6-3	3	0	0	0	1	1	1									
Paul O'Neill, L OBP: 0.382, SLG: 0.532 (1, 9)			G4-6-3	F7			E7	K		4	1	1	0	0	1	1									
Bernie Williams, S OBP: 0.313, SLG: 0.411 (1, 8)		G4-6-3			G6-3		K	F8		4	0	0	0	0	1	2									
Matt Nokes, L OBP: 0.302, SLG: 0.480 (1, 2)		G3					F8			3	0	1	0	0	0	1									
Mike Gallego, R OBP: 0.377, SLG: 0.433 (1, 6)									G6-3	2	1	2	2	1	0	0									
Pat Kelly, R OBP: 0.319, SLG: 0.395 (1, 4)			G1-6-3		F7			G3		3	0	0	0	0	0	3									
Inning Stats	R: 1 E: 1 K: 1 S: 7	H: 1 LOB: 1 BB: 0 P: 11	R: 0 E: 0 K: 0 S: 6	H: 1 LOB: 0 BB: 0 P: 10	R: 0 E: 0 K: 0 S: 7	H: 0 LOB: 0 BB: 1 P: 15	R: 0 E: 0 K: 0 S: 7	H: 0 LOB: 1 BB: 1 P: 14	R: 0 E: 0 K: 0 S: 11	H: 2 LOB: 2 BB: 0 P: 15	R: 0 E: 0 K: 0 S: 4	H: 1 LOB: 0 BB: 0 P: 6	R: 2 E: 1 K: 1 S: 12	H: 1 LOB: 0 BB: 0 P: 18	R: 0 E: 0 K: 0 S: 5	H: 0 LOB: 0 BB: 0 P: 9		R: 0 E: 0 K: 1 S: 7	H: 0 LOB: 0 BB: 0 P: 12	1B: 4 2B: 1 3B: 0 HR: 1	SF: 0 SAC: 0 DP: 3 HBP: 0	WP: 0 PB: 0 SB: 0 CS: 0	PA: 33		
PITCHER	IP	WLS	BF	H	R	ER	SO	BB	IBB	HBP	BLK	WP	HR	S	P	ERA	WHIP								
Erik Hanson, R ERA: 2.97 (1, 1)	9.0	W	33	6	3	0	3	2	0	0	0	0	1	66	110	0.00	0.889								

Batter	1	2	3	4	5	6	7	8	9	AB	R	H	RBI	BB	SO	LOB	TOP			
Luis Polonia, L (1,7) OBP: 0.314, SLG: 0.320										4	1	1	0	0	0	1	California Angels @ New York Yankees Yankee Stadium, Bronx, NY Thu Jul 22 1993, 7:05 PM EDT Att: 25,148 - Unknown - 81 F			
Chad Curtis, R (1,8) OBP: 0.379, SLG: 0.378										3	0	1	0	0	1	1				
Damon Easley, R (1,4) OBP: 0.390, SLG: 0.419										3	0	1	0	1	0	0				
Tim Salmon, R (1,9) OBP: 0.383, SLG: 0.520										3	0	0	0	0	0	4				
Stan Javier, S (8,9) OBP: 0.293, SLG: 0.309										1	0	0	0	0	0	0				
Chili Davis, S (1,10) OBP: 0.324, SLG: 0.401										4	0	1	0	0	1	1				
Rene Gonzales, R (1,5) OBP: 0.357, SLG: 0.310										3	0	0	0	0	1	1				
J.T. Snow, L (1,3) OBP: 0.318, SLG: 0.394										3	0	0	0	0	1	0				
Gary Disarcina, R (1,6) OBP: 0.276, SLG: 0.332										3	0	1	0	0	2	0				
Rod Correia, R (8,6) OBP: 0.400, SLG: 0.500										0	0	0	0	0	0	0				
Ron Tingley, R (1,2) OBP: 0.268, SLG: 0.260										3	0	0	0	0	1	1				
Inning Stats	R: 1 H: 1 E: 1 K: 0 S: 9	H: 1 LOB: 1 BB: 1 P: 18	R: 0 H: 0 E: 0 K: 1 S: 8	H: 0 LOB: 0 BB: 0 P: 12	R: 0 H: 2 E: 0 K: 1 S: 12	H: 2 LOB: 2 BB: 0 P: 14	R: 0 H: 1 E: 0 K: 0 S: 7	H: 1 LOB: 0 BB: 0 P: 9	R: 0 H: 1 E: 0 K: 1 S: 13	H: 1 LOB: 1 BB: 0 P: 18	R: 0 H: 0 E: 0 K: 3 S: 11	H: 0 LOB: 0 BB: 0 P: 15	R: 0 H: 0 E: 0 K: 3 S: 5	H: 0 LOB: 0 BB: 0 P: 7	R: 0 H: 0 E: 0 K: 1 S: 8	H: 0 LOB: 0 BB: 0 P: 12	1B: 4 2B: 1 3B: 0 HR: 0	SF: 0 SAC: 1 DP: 2 HBP: 0	WP: 0 PB: 0 SB: 0 CS: 0	PA: 32
PITCHER	IP WLS BF H R ER SO BB IBB HBP BLK WP HR S P ERA WHIP																			
Jim Abbott, L (1,1) ERA: 4.17	8.0 W 29 5 1 0 6 1 0 0 0 0 0 0 71 102 0.00 0.750																			
Bob Wickman, R (9,1) ERA: 4.59	1.0 3 0 0 0 1 0 0 0 0 0 0 0 8 12 0.00 0.000																			

Batter	1	2	3	4	5	6	7	8	9	AB	R	H	RBI	BB	SO	LOB	BOTTOM			
Wade Boggs, L (1,5) OBP: 0.377, SLG: 0.391										2	3	1	0	2	0	0	California Angels @ New York Yankees Yankee Stadium, Bronx, NY Thu Jul 22 1993, 7:05 PM EDT Att: 25,148 - Unknown - 81 F			
Hensley Meulens, R (8,PH) OBP: 0.276, SLG: 0.353										5	1	2	0	0	1	2				
Dion James, L (1,7) OBP: 0.364, SLG: 0.440										3	2	1	3	1	0	0				
Don Mattingly, L (1,3) OBP: 0.406, SLG: 0.454										1	0	0	0	0	0	1				
Kevin Maas, L (8,PH) OBP: 0.318, SLG: 0.408										3	3	2	4	1	1	0				
Danny Tartabull, R (1,10) OBP: 0.367, SLG: 0.531										4	1	1	1	0	0	1				
Paul O'Neill, L (1,9) OBP: 0.381, SLG: 0.538										4	1	1	1	0	0	1				
Bernie Williams, S (1,8) OBP: 0.313, SLG: 0.409										4	1	1	0	0	1	0				
Mike Stanley, R (1,2) OBP: 0.406, SLG: 0.569										3	1	2	3	0	0	0				
Jim Leyritz, R (9,2) OBP: 0.426, SLG: 0.533										0	0	0	0	0	0	0				
Mike Gallego, R (1,6) OBP: 0.370, SLG: 0.423										4	0	0	0	0	1	2				
Pat Kelly, R (1,4) OBP: 0.315, SLG: 0.389										4	0	0	0	0	0	0				
Inning Stats	R: 1 H: 1 E: 0 K: 1 S: 10	H: 1 LOB: 0 BB: 0 P: 17	R: 0 H: 0 E: 0 K: 0 S: 6	H: 0 LOB: 1 BB: 0 P: 9	R: 4 H: 2 E: 0 K: 1 S: 16	H: 2 LOB: 2 BB: 0 P: 34	R: 0 H: 0 E: 0 K: 1 S: 7	H: 0 LOB: 0 BB: 0 P: 11	R: 0 H: 0 E: 0 K: 0 S: 4	H: 0 LOB: 0 BB: 0 P: 6	R: 3 H: 2 E: 0 K: 0 S: 11	H: 2 LOB: 1 BB: 1 P: 22	R: 4 H: 4 E: 0 K: 1 S: 15	H: 4 LOB: 1 BB: 1 P: 32	R: 0 H: 1 E: 0 K: 0 S: 8	H: 1 LOB: 1 BB: 0 P: 11	1B: 4 2B: 1 3B: 0 HR: 5	SF: 0 SAC: 0 DP: 0 HBP: 1	WP: 1 PB: 0 SB: 0 CS: 0	PA: 39
PITCHER	IP WLS BF H R ER SO BB IBB HBP BLK WP HR S P ERA WHIP																			
Russ Springer, R (1,1) ERA: 6.71	5.1 L 24 4 7 7 3 3 0 0 0 0 0 3 14 29 67.50 7.500																			
Doug Linton, R (6,1) ERA: 8.05	0.2 7 4 5 5 0 1 0 0 0 0 0 3 14 29 67.50 7.500																			
Ken Patterson, L (7,1) ERA: 5.66	2.0 8 2 0 0 1 0 0 0 0 0 0 0 16 26 0.00 1.000																			

Batter	1	2	3	4	5	6	7	8	9	AB	R	H	RBI	BB	SO	LOB	TOP			
Luis Polonia, L (1, 7) OBP: 0.316, SLG: 0.320										3	1	1	0	1	0	2	California Angels @ New York Yankees Yankee Stadium, Bronx, NY Fri Jul 23 1993, 7:05 PM EDT Att: 25,989 - Unknown			
Chad Curtis, R (1, 8) OBP: 0.377, SLG: 0.375										3	0	0	0	1	1	3				
Damon Easley, R (1, 5) OBP: 0.384, SLG: 0.414										3	0	0	1	0	1	2				
Tim Salmon, R (1, 9) OBP: 0.382, SLG: 0.517										4	0	1	0	0	2	0				
Chili Davis, S (1, 10) OBP: 0.321, SLG: 0.396										4	0	0	0	0	1	1				
Torey Lovullo, S (1, 4) OBP: 0.331, SLG: 0.367										3	0	0	0	0	0	1				
J.T. Snow, L (1, 3) OBP: 0.315, SLG: 0.389										3	0	0	0	0	1	1				
Gary Disarcina, R (1, 6) OBP: 0.277, SLG: 0.330										2	1	0	0	1	0	0				
Ron Tingley, R (1, 2) OBP: 0.281, SLG: 0.275										1	0	1	0	0	0	0				
Stan Javier, S (8, PH) OBP: 0.298, SLG: 0.309										0	0	0	0	1	0	0				
Greg Myers, L (8, 2) OBP: 0.303, SLG: 0.386										0	0	0	0	0	0	0				
Inning Stats	R: 1 E: 0 K: 0 S: 10	H: 0 LOB: 0 BB: 1 P: 18	R: 0 E: 0 K: 1 S: 10	H: 0 LOB: 0 BB: 0 P: 14	R: 0 E: 0 K: 0 S: 10	H: 1 LOB: 0 BB: 0 P: 15	R: 0 E: 0 K: 1 S: 7	H: 0 LOB: 0 BB: 1 P: 15	R: 0 E: 0 K: 0 S: 5	H: 0 LOB: 0 BB: 0 P: 9	R: 1 E: 1 K: 2 S: 10	H: 1 LOB: 1 BB: 1 P: 18	R: 0 E: 0 K: 1 S: 9	H: 1 LOB: 1 BB: 0 P: 14	R: 0 E: 0 K: 0 S: 7	H: 0 LOB: 1 BB: 1 P: 10	1B: 3 2B: 0 3B: 0 HR: 0	SF: 1 SAC: 1 DP: 1 HBP: 0	WP: 0 PB: 0 SB: 3 CS: 1	PA: 32
PITCHER	IP WLS BF H R ER SO BB IBB HBP BLK WP HR S P ERA WHIP																			
Mark Hutton, R (1, 1) ERA: 1.13	8.0 W 29 3 2 1 5 4 0 0 0 0 0 0 68 117 1.12 0.875																			
Steve Farr, R (9, 1) ERA: 4.01	1.0 S 3 0 0 0 1 0 0 0 0 0 0 0 7 10 0.00 0.000																			

Batter	1	2	3	4	5	6	7	8	9	AB	R	H	RBI	BB	SO	LOB	BOTTOM			
Wade Boggs, L (1, 5) OBP: 0.376, SLG: 0.389										4	1	1	0	0	0	0	California Angels @ New York Yankees Yankee Stadium, Bronx, NY Fri Jul 23 1993, 7:05 PM EDT Att: 25,989 - Unknown			
Jim Lovritz, R (1, 9) OBP: 0.423, SLG: 0.524										3	0	0	0	1	1	1				
Hensley Meulens, R (9, 7) OBP: 0.276, SLG: 0.353										0	0	0	0	0	0	0				
Don Mattingly, L (1, 3) OBP: 0.364, SLG: 0.456										3	2	1	0	1	0	1				
Danny Tartabull, R (1, 10) OBP: 0.366, SLG: 0.526										3	0	0	1	1	0	2				
Mike Stanley, R (1, 2) OBP: 0.411, SLG: 0.582										3	2	2	1	1	0	2				
Bernie Williams, S (1, 8) OBP: 0.315, SLG: 0.413										4	0	2	2	0	0	2				
Paul O'Neill, L (1, 7) OBP: 0.379, SLG: 0.535										4	0	1	1	0	0	1				
Spike Owen, S (1, 6) OBP: 0.311, SLG: 0.316										3	0	0	0	0	0	2				
Pat Kelly, R (1, 4) OBP: 0.312, SLG: 0.384										3	0	0	0	0	1	0				
Inning Stats	R: 0 E: 0 K: 1 S: 7	H: 0 LOB: 0 BB: 0 P: 10	R: 1 E: 0 K: 0 S: 7	H: 1 LOB: 0 BB: 0 P: 11	R: 0 E: 0 K: 1 S: 7	H: 0 LOB: 0 BB: 0 P: 9	R: 0 E: 0 K: 0 S: 10	H: 1 LOB: 2 BB: 1 P: 16	R: 0 E: 0 K: 0 S: 7	H: 0 LOB: 0 BB: 0 P: 10	R: 3 E: 0 K: 0 S: 12	H: 4 LOB: 2 BB: 1 P: 21	R: 0 E: 0 K: 0 S: 5	H: 0 LOB: 0 BB: 0 P: 8	R: 1 E: 0 K: 0 S: 9	H: 1 LOB: 1 BB: 2 P: 20	1B: 4 2B: 2 3B: 0 HR: 1	SF: 0 SAC: 0 DP: 1 HBP: 0	WP: 0 PB: 0 SB: 0 CS: 0	PA: 34
PITCHER	IP WLS BF H R ER SO BB IBB HBP BLK WP HR S P ERA WHIP																			
Mark Langston, L (1, 1) ERA: 2.89	7.0 L 30 6 5 5 2 2 1 0 0 0 0 0 55 89 6.43 1.143																			
Joe Grahe, R (8, 1) ERA: 3.99	0.2 3 1 0 0 0 1 0 0 0 0 0 0 8 14 0.00 3.000																			
Steve Frey, L (8, 1) ERA: 1.76	0.1 1 0 0 0 0 0 0 0 0 0 0 0 1 2 0.00 0.000																			

AB	26
R	2
H	3
RBI	1
BB	4
SO	6
LOB	10



AB	30
R	5
H	7
RBI	5
BB	4
SO	2
LOB	11



livebaseballscores.com

livebaseballscores.com

Batter	1	2	3	4	5	6	7	8	9	AB	R	H	RBI	BB	SO	LOB	TOP				
Luis Polonia, L (1, 7) OBP: 0.315, SLG: 0.319	0-2 L3 1B		1-3 K			1-0 L4		1-0 L5		4	0	1	0	0	1	1	California Angels @ New York Yankees Yankee Stadium, Bronx, NY Sat Jul 24 1993, 3:33 AM EDT Att: 44,786 - Unknown				
Chad Curtis, R (1, 8) OBP: 0.376, SLG: 0.371	0-0 L3		1-2 G6-3			3-3 K		4-0 BB		3	0	0	0	1	1						
Damon Easley, R (1, 5) OBP: 0.387, SLG: 0.417	2-2 1B							2-1 L4-6		3	0	2	0	0	0						
Gary Disarcina, R (7, PR) OBP: 0.276, SLG: 0.329	1B				0-1 G5-3		2-1 1B HR	2-1 L4-6		1	1	0	0	0	2						
Tim Salmon, R (1, 9) OBP: 0.383, SLG: 0.517	1-2 FC6 1B				1-2 F7		3-2 1B HR		0-1 G5-3	4	1	2	0	0	0						
Chili Davis, S (1, 10) OBP: 0.320, SLG: 0.404	2-1 FC6				1-3 K		2-1 1B HR		3-3 K	4	1	1	3	0	2						
Greg Myers, L (1, 2) OBP: 0.302, SLG: 0.382			1-3 K			3-1 P5		3-1 G6-4-3 1B		0-0 G3	4	0	1	0	1	0					
Torey Lovullo, S (1, 4) OBP: 0.327, SLG: 0.362			1-2 F8			1-0 G3-1		2-1 G6-4-3			3	0	0	0	0	1					
J.T. Snow, L (1, 3) OBP: 0.312, SLG: 0.385			0-3 K			0-2 G6-3		1-2 G5-3			3	0	0	0	1	1					
Rod Correia, R (1, 6) OBP: 0.333, SLG: 0.417			2-1 G6-3			1-0 G6-3		0-2 L4-6 BB 1B		2	0	0	0	0	0	0					
Rene Gonzales, R (8, PH) OBP: 0.360, SLG: 0.314										1	0	1	0	0	0	0					
Inning Stats	R: 0 E: 0 K: 0 S: 13	H: 3 LOB: 2 BB: 0 P: 18	R: 0 E: 0 K: 2 S: 10	H: 0 LOB: 0 BB: 0 P: 12	R: 0 E: 0 K: 1 S: 8	H: 0 LOB: 0 BB: 0 P: 12	R: 0 E: 0 K: 1 S: 9	H: 0 LOB: 0 BB: 0 P: 11	R: 0 E: 0 K: 0 S: 6	H: 0 LOB: 0 BB: 0 P: 10	R: 3 E: 0 K: 0 S: 15	H: 4 LOB: 1 BB: 0 P: 28	R: 0 E: 0 K: 0 S: 6	H: 1 LOB: 1 BB: 1 P: 13	R: 0 E: 0 K: 1 S: 7	H: 0 LOB: 0 BB: 0 P: 10	1B: 7 2B: 2 3B: 0 HR: 1	SF: 0 SAC: 0 DP: 3 HBP: 0	WP: 0 PB: 0 SB: 0 CS: 0	PA: 33	
PITCHER	IP WLS BF H R ER SO BB IBB HBP BLK WP HR S P ERA WHIP	6.0 W 23 6 3 3 5 0 0 0 0 0 1 59 88 4.50 1.000	1.1 5 2 0 0 0 0 0 0 0 0 0 0 11 18 0.00 1.500	0.2 2 0 0 0 0 1 0 0 0 0 0 0 2 8 0.00 1.500	1.0 S 3 0 0 0 0 1 0 0 0 0 0 7 10 0.00 0.000	PITCHER										IP WLS BF H R ER SO BB IBB HBP BLK WP HR S P ERA WHIP	6.0 W 23 6 3 3 5 0 0 0 0 0 1 59 88 4.50 1.000				
Scott Kamieniecki, R (1, 1) ERA: 3.97											6.0 W 23 6 3 3 5 0 0 0 0 0 1 59 88 4.50 1.000										
Steve Howe, L (7, 1) ERA: 6.83											1.1 5 2 0 0 0 0 0 0 0 0 0 0 11 18 0.00 1.500										
Bobby Muñoz, R (8, 1) ERA: 4.21											0.2 2 0 0 0 0 1 0 0 0 0 0 0 2 8 0.00 1.500										
Steve Farr, R (9, 1) ERA: 3.89											1.0 S 3 0 0 0 0 1 0 0 0 0 0 7 10 0.00 0.000										

Batter	1	2	3	4	5	6	7	8	9	AB	R	H	RBI	BB	SO	LOB	BOTTOM				
Wade Boggs, L (1, 5) OBP: 0.372, SLG: 0.385	0-1 F9		0-1 G4-3			2-0 F8		3-2 G4-3		4	0	0	0	0	2	California Angels @ New York Yankees Yankee Stadium, Bronx, NY Sat Jul 24 1993, 3:33 AM EDT Att: 44,786 - Unknown					
Dion James, L (1, 7) OBP: 0.373, SLG: 0.454	1-0 1B				2-0 1B		0-1 HR		4-0 CS BB	3	2	3	0	0	0						
Hensley Meulens, R (7, PH) OBP: 0.288, SLG: 0.353	1B				1B		4-0 2B		3-2 G4-3 BB	0	0	0	0	1	0						
Don Mattingly, L (1, 3) OBP: 0.369, SLG: 0.458	2-2 G4-6-3 1B				0-1 1B		4-0 HR		3-2 G4-3	3	1	2	0	1	1						
Danny Tartabull, R (1, 10) OBP: 0.367, SLG: 0.536	1-1 G4-6-3				0-2 1B		1-2 IBB		1-2 K	4	1	2	4	0	1						
Paul O'Neill, L (1, 9) OBP: 0.378, SLG: 0.531			3-3 K			2-1 1B		1-3 K		1-1 F9	4	0	1	0	2						
Bernie Williams, S (1, 8) OBP: 0.311, SLG: 0.408			0-3 K			1-2 1B		1-3 K		0-1 F9	4	0	0	0	1						
Matt Nokes, L (1, 2) OBP: 0.301, SLG: 0.471			0-0 L9			4-0 IBB		1-2 G4-3		1-1 F8	3	0	0	0	1						
Mike Gallego, R (1, 6) OBP: 0.370, SLG: 0.422			2-1 F9			2-2 F8		2-1 3B 1B		0-1 F8	3	1	1	0	3						
Pat Kelly, R (1, 4) OBP: 0.315, SLG: 0.395			1-1 CS 1B			2-2 F7		2-2 3B		1-1 F8	3	0	2	1	0						
Inning Stats	R: 0 E: 0 K: 0 S: 8	H: 2 LOB: 1 BB: 0 P: 12	R: 0 E: 0 K: 2 S: 8	H: 0 LOB: 0 BB: 0 P: 11	R: 0 E: 0 K: 0 S: 6	H: 1 LOB: 0 BB: 0 P: 9	R: 1 E: 0 K: 0 S: 13	H: 4 LOB: 3 BB: 1 P: 23	R: 3 E: 0 K: 1 S: 15	H: 2 LOB: 0 BB: 1 P: 25	R: 1 E: 0 K: 0 S: 13	H: 2 LOB: 1 BB: 0 P: 21	R: 0 E: 0 K: 1 S: 6	H: 0 LOB: 0 BB: 1 P: 14	R: 0 E: 0 K: 0 S: 5	H: 0 LOB: 0 BB: 0 P: 7	1B: 8 2B: 2 3B: 1 HR: 1	SF: 0 SAC: 0 DP: 2 HBP: 0	WP: 0 PB: 0 SB: 0 CS: 2	PA: 34	
PITCHER	IP WLS BF H R ER SO BB IBB HBP BLK WP HR S P ERA WHIP	5.2 L 27 11 5 5 3 11 5 5 3 0 0 6 16 7.94 1.941	1.0 3 0 0 0 0 1 0 0 0 0 0 0 6 16 0.00 1.000	1.1 4 0 0 0 0 1 0 0 0 0 0 0 8 11 0.00 0.000	PITCHER										IP WLS BF H R ER SO BB IBB HBP BLK WP HR S P ERA WHIP	5.2 L 27 11 5 5 3 11 5 5 3 0 0 6 16 7.94 1.941					
Scott Sanderson, R (1, 1) ERA: 4.46											5.2 L 27 11 5 5 3 11 5 5 3 0 0 6 16 7.94 1.941										
Ken Patterson, L (6, 1) ERA: 5.5											1.0 3 0 0 0 0 1 0 0 0 0 0 0 6 16 0.00 1.000										
Mike Butcher, R (7, 1) ERA: 2.87											1.1 4 0 0 0 0 1 0 0 0 0 0 0 8 11 0.00 0.000										

Batter	1	2	3	4	5	6	7	8	9	AB	R	H	RBI	BB	SO	LOB	TOP					
Luis Polonia, L OBP: 0.311, SLG: 0.315 (1, 7)	L9	G4-3	F9		K			G4-3		5	0	0	0	0	1	2	California Angels @ New York Yankees Yankee Stadium, Bronx, NY Sun Jul 25 1993, 3:33 AM EDT Att: 50,429 - Sunny - 88 F					
Stan Javier, S OBP: 0.295, SLG: 0.304 (1, 8)	1B	E4 HR	K			F8		K		5	1	1	0	0	2	1						
Tim Salmon, R OBP: 0.386, SLG: 0.530 (1, 9)	P4	HR		G3		K			1B	5	1	3	3	0	1	1						
Chili Davis, S OBP: 0.321, SLG: 0.411 (1, 10)	K	HR		G3		K			F9	4	1	1	1	1	2	2						
Greg Myers, L OBP: 0.306, SLG: 0.391 (1, 2)				K					P3	4	2	2	0	0	1	2						
Damon Easley, R OBP: 0.386, SLG: 0.415 (9, PH)										1	0	0	0	0	0	1						
Ron Tingley, R OBP: 0.291, SLG: 0.275 (9, 2)										0	0	0	0	0	0	0						
Torey Lovullo, S OBP: 0.324, SLG: 0.358 (1, 4)									G4-3	5	0	1	0	0	0	4						
Rene Gonzales, R OBP: 0.366, SLG: 0.319 (1, 5)										3	1	2	2	1	0	2						
J.T. Snow, L OBP: 0.315, SLG: 0.385 (1, 3)										3	1	1	0	1	1	3						
Gary Disarcina, R OBP: 0.276, SLG: 0.331 (1, 6)										4	1	1	1	0	2	1						
Inning Stats	R: 0 E: 0 K: 1 S: 10	H: 1 LOB: 1 BB: 0 P: 13	R: 3 E: 1 K: 0 S: 27	H: 9 LOB: 2 BB: 0 P: 40	R: 0 E: 0 K: 2 S: 7	H: 0 LOB: 0 BB: 0 P: 9	R: 0 E: 0 K: 1 S: 10	H: 1 LOB: 2 BB: 1 P: 16	R: 0 E: 0 K: 2 S: 11	H: 0 LOB: 0 BB: 0 P: 17	R: 0 E: 0 K: 1 S: 7	H: 0 LOB: 1 BB: 1 P: 15	R: 0 E: 0 K: 2 S: 9	H: 0 LOB: 0 BB: 0 P: 14	R: 0 E: 0 K: 0 S: 10	H: 1 LOB: 1 BB: 0 P: 17		1B: 7 2B: 3 3B: 0 HR: 2	SF: 0 SAC: 0 DP: 1 HBP: 0	WP: 0 PB: 0 SB: 0 CS: 0	PA: 42	
PITCHER	IP	WLS	BF	H	R	ER	SO	BB	IBB	HBP	BLK	WP	HR	S	P	ERA		WHIP				
Melido Perez, R ERA: 4.74 (1, 1)	1.2		12	6	6	2	1	0	0	0	0	0	1	27	40	10.80		3.600				
Rich Monteleone, R ERA: 4.95 (2, 1)	4.1		19	5	2	2	6	2	0	0	0	0	1	45	68	4.15		1.615				
Paul Gibson, L ERA: 3.72 (7, 1)	2.1		9	1	0	0	3	1	0	0	0	0	0	21	38	0.00	0.857					
John Habyan, R ERA: 3.64 (9, 1)	0.2	W	2	0	0	0	0	0	0	0	0	0	0	5	8	0.00	0.000					


Batter	1	2	3	4	5	6	7	8	9	AB	R	H	RBI	BB	SO	LOB	BOTTOM						
Wade Boggs, L OBP: 0.370, SLG: 0.382 (1, 5)	F8		F7	G6-3		G4-6-3		SH5-4 1B		5	0	1	1	0	0	2	California Angels @ New York Yankees Yankee Stadium, Bronx, NY Sun Jul 25 1993, 3:33 AM EDT Att: 50,429 - Sunny - 88 F						
Jim Leyritz, R OBP: 0.429, SLG: 0.532 (1, 9)	F8		1B	1B			G6-3	SH5-4		3	2	2	0	1	0	0							
Dion James, L OBP: 0.373, SLG: 0.454 (8, PH)			1B	BB						0	0	0	0	0	0	0							
Don Mattingly, L OBP: 0.369, SLG: 0.456 (1, 3)	FC5-4 HBP		1B	P6			G6-3	L3-5		4	1	1	0	0	0	4							
Danny Tartabull, R OBP: 0.368, SLG: 0.532 (1, 10)	FC5-4		1B			F9	G6-3		PB SF7 BB	4	1	1	2	1	0	1							
Mike Stanley, R OBP: 0.411, SLG: 0.590 (1, 2)			1B						E6 F8 PB 1B	5	2	2	1	0	1	3							
Hensley Meulens, R OBP: 0.288, SLG: 0.353 (9, PR)		HR					2B	1B		0	1	0	0	0	0	0							
Bernie Williams, S OBP: 0.315, SLG: 0.407 (1, 8)		G6-3				G6-3			1B	3	1	1	1	2	0	0							
Paul O'Neill, L OBP: 0.381, SLG: 0.539 (9, 9)			G3-1				F9	HBP	SF7	3	0	2	3	0	0	2							
Mike Gallego, R OBP: 0.370, SLG: 0.421 (1, 4)	G4-3			WP G6-3 1B			F9	HBP	F8	5	1	2	0	0	0	4							
Spike Owen, S OBP: 0.311, SLG: 0.315 (1, 6)										4	0	1	0	0	0	4							
Pat Kelly, R OBP: 0.318, SLG: 0.397 (8, PR)								SH5-4 L3-5 1B		1	0	1	1	0	0	0							
Inning Stats	R: 0 E: 0 K: 0 S: 7	H: 0 LOB: 1 BB: 0 P: 18	R: 1 E: 0 K: 0 S: 7	H: 2 LOB: 1 BB: 0 P: 9	R: 2 E: 0 K: 0 S: 16	H: 4 LOB: 2 BB: 0 P: 23	R: 1 E: 0 K: 0 S: 10	H: 1 LOB: 1 BB: 1 P: 20	R: 0 E: 0 K: 1 S: 7	H: 0 LOB: 0 BB: 0 P: 11	R: 0 E: 0 K: 0 S: 4	H: 1 LOB: 1 BB: 0 P: 9	R: 3 E: 0 K: 0 S: 14	H: 3 LOB: 1 BB: 1 P: 24	R: 0 E: 0 K: 0 S: 10	H: 2 LOB: 1 BB: 0 P: 12		R: 2 E: 1 K: 0 S: 9	H: 1 LOB: 2 BB: 2 P: 19	1B: 10 2B: 4 3B: 0 HR: 1	SF: 1 SAC: 1 DP: 2 HBP: 2	WP: 2 PB: 1 SB: 0 CS: 0	PA: 45
PITCHER	IP	WLS	BF	H	R	ER	SO	BB	IBB	HBP	BLK	WP	HR	S	P	ERA		WHIP					
Hilly Hathaway, L ERA: 5.63 (1, 1)	5.0		25	7	4	4	1	1	0	0	0	0	0	17	30	16.20		3.000					
Gene Nelson, R ERA: 2.09 (6, 1)	1.2		9	4	3	3	0	1	0	0	0	0	0	5	6	0.00	6.000						
Mike Butcher, R ERA: 2.81 (7, 1)	0.1		3	2	0	0	0	0	0	0	0	0	0	15	26	0.00	1.200						
Steve Frey, L ERA: 1.67 (8, 1)	1.2	L	8	1	2	0	0	1	1	0	0	0	0	15	26	0.00	1.200						



Batter	1	2	3	4	5	6	7	8	9	AB	R	H	RBI	BB	SO	LOB	TOP				
Spike Owen, S (1, 6) OBP: 0.307, SLG: 0.311 Matt Nokes, L (9, PH) OBP: 0.299, SLG: 0.468	P2		G5-3			G6-3		F7	K	4	0	0	0	0	0	2					
Jim Leyritz, R (1, 9) OBP: 0.426, SLG: 0.526 Hensley Meulens, R (8, PR) OBP: 0.288, SLG: 0.353	G6-3			P4		G6-3		1B		4	0	1	0	0	0	0					
Don Mattingly, L (1, 3) OBP: 0.371, SLG: 0.466	F7			HR		K		1B		4	1	2	2	0	1	0					
Danny Tartabull, R (1, 10) OBP: 0.364, SLG: 0.524		G5-3		G1-3			G6-3	P5		4	0	0	0	0	0	2					
Mike Stanley, R (1, 2) OBP: 0.412, SLG: 0.588		FC5-4 1B		1B			F8	G5-3		4	0	2	0	0	0	2					
Bernie Williams, S (1, 8) OBP: 0.314, SLG: 0.405		FC5-4 CS		K			1B		L8	4	0	1	0	0	1	2					
Paul O'Neill, L (1, 7) OBP: 0.379, SLG: 0.535		CS	F7			K	1B		F9	4	0	1	0	0	1	0					
Mike Gallego, R (1, 5) OBP: 0.373, SLG: 0.420			FC6-4 1B			F8			1B	3	0	1	0	1	0	2					
Pat Kelly, R (1, 4) OBP: 0.320, SLG: 0.402			FC6-4 1-2			B1-3			1B 2B	4	1	2	0	0	0	1					
Inning Stats	R: 0 E: 0 K: 0 S: 5	H: 0 LOB: 0 BB: 0 P: 9	R: 0 E: 0 K: 0 S: 7	H: 1 LOB: 0 BB: 0 P: 11	R: 0 E: 0 K: 0 S: 12	H: 1 LOB: 1 BB: 0 P: 20	R: 1 E: 0 K: 1 S: 12	H: 2 LOB: 1 BB: 0 P: 20	R: 0 E: 0 K: 1 S: 7	H: 0 LOB: 0 BB: 0 P: 9	R: 0 E: 0 K: 0 S: 6	H: 0 LOB: 0 BB: 0 P: 10	R: 0 E: 0 K: 0 S: 13	H: 2 LOB: 2 BB: 0 P: 21	R: 1 E: 0 K: 0 S: 12	H: 3 LOB: 2 BB: 0 P: 17	R: 0 E: 0 K: 1 S: 10	H: 1 LOB: 2 BB: 1 P: 15	1B: 8 2B: 1 3B: 0 HR: 1	SF: 0 SAC: 0 DP: 0 HBP: 0	WP: 0 PA: 38
PITCHER	IP	WLS	BF	H	R	ER	SO	BB	IBB	HBP	BLK	WP	HR	S	P	ERA	WHIP				
David Wells, L (1, 1) ERA: 4.32	7.0	W	26	6	1	1	3	0	0	0	0	0	1	62	100	1.29	0.857				
Mike Henneman, R (8, 1) ERA: 1.85	2.0	S	11	4	1	1	1	1	0	0	0	0	0	22	32	4.50	2.500				

New York Yankees @ Detroit Tigers
Tiger Stadium, Detroit, MI
Mon Jul 26 1993, 7:05 PM EDT
Att: 32,338 - Unknown - 86 F

AB 36
R 2
H 10
RBI 2
BB 1
SO 4
LOB 13



Batter	1	2	3	4	5	6	7	8	9	AB	R	H	RBI	BB	SO	LOB	BOTTOM				
Tony Phillips, S (1, 4) OBP: 0.445, SLG: 0.408	E 1B 1B		K		FC1-2 FC5-4		G6-3			4	1	1	0	0	1	2					
Dan Gladden, R (1, 7) OBP: 0.298, SLG: 0.437	E6 G5-4-3 1B 1B		P4		P3		F8			4	0	1	0	0	0	2					
Travis Fryman, R (1, 5) OBP: 0.351, SLG: 0.443	G5-4-3 1-2 3-H 1B			FC1-6 SF8 1B	FC5-4 1-2			1B 2B		4	2	3	1	0	0	2					
Cecil Fielder, R (1, 3) OBP: 0.384, SLG: 0.521 Milt Cuyler, S (8, PR) OBP: 0.269, SLG: 0.309	G5-4-3 1-2 2-3 1B			FC1-6 1B			HR	FC3-6 FC1-6 1B		4	1	3	1	0	0	2					
Alan Trammell, R (1, 6) OBP: 0.369, SLG: 0.435	P6			FC1-6 SF8		L7		FC3-6 1B		4	0	1	1	0	0	3					
Mickey Tettleton, S (1, 2) OBP: 0.355, SLG: 0.536		G1-3		SF8				FC3-6 FC1-6		3	0	1	1	0	0	2					
Rob Deer, R (1, 9) OBP: 0.304, SLG: 0.394 Lou Whitaker, L (8, PH) OBP: 0.424, SLG: 0.510		K		K		K		FC1-6 1-2 2-3		3	0	0	0	0	3	2					
Skeeter Barnes, R (1, 10) OBP: 0.312, SLG: 0.376		F9			WP FC1-2 2B	G6-3		P3		4	0	1	0	0	0	2					
Gary Thurman, R (1, 8) OBP: 0.292, SLG: 0.250 Chad Kreuter, S (9, 2) OBP: 0.359, SLG: 0.461		L6			K FC1-2		L8			3	0	0	0	0	1	1					
Inning Stats	R: 1 E: 1 K: 0 S: 12	H: 3 LOB: 1 BB: 0 P: 21	R: 0 E: 0 K: 1 S: 8	H: 0 LOB: 0 BB: 0 P: 11	R: 0 E: 0 K: 1 S: 8	H: 0 LOB: 0 BB: 0 P: 12	R: 1 E: 0 K: 1 S: 13	H: 2 LOB: 1 BB: 0 P: 21	R: 0 E: 0 K: 0 S: 8	H: 1 LOB: 2 BB: 0 P: 11	R: 1 E: 0 K: 1 S: 10	H: 2 LOB: 1 BB: 0 P: 21	R: 0 E: 0 K: 0 S: 8	H: 0 LOB: 0 BB: 0 P: 13	R: 2 E: 0 K: 0 S: 13	H: 3 LOB: 1 BB: 0 P: 17	R: 0 E: 0 K: 0 S: 10	H: 1 LOB: 1 BB: 0 P: 15	1B: 7 2B: 3 3B: 0 HR: 1	SF: 1 SAC: 0 DP: 1 HBP: 0	WP: 1 PA: 35
PITCHER	IP	WLS	BF	H	R	ER	SO	BB	IBB	HBP	BLK	WP	HR	S	P	ERA	WHIP				
Jimmy Key, L (1, 1) ERA: 2.62	7.0	L	29	8	3	3	5	0	0	0	0	0	1	67	110	3.86	1.143				
John Habyan, R (8, 1) ERA: 4.04	0.1		4	3	2	2	0	0	0	0	0	0	0	9	11	54.00	9.000				
Steve Howe, L (8, 1) ERA: 6.67	0.2		2	0	0	0	0	0	0	0	0	0	0	4	6	0.00	0.000				

New York Yankees @ Detroit Tigers
Tiger Stadium, Detroit, MI
Mon Jul 26 1993, 7:05 PM EDT
Att: 32,338 - Unknown - 86 F

AB 34
R 5
H 11
RBI 5
BB 0
SO 5
LOB 19



Batter	1	2	3	4	5	6	7	8	9	AB	R	H	RBI	BB	SO	LOB	TOP					
Wade Boggs, L (1, 5) OBP: 0.370, SLG: 0.380	F7	BB BB BB		G4-3		F7		E 1B		4	1	1	0	1	0	0	New York Yankees @ Detroit Tigers Tiger Stadium, Detroit, MI Tue Jul 27 1993, 7:05 PM EDT Att: 32,131 - Unknown - 89 F					
Dion James, L (1, 7) OBP: 0.376, SLG: 0.449 Hensley Meulens, R (8, PH) OBP: 0.283, SLG: 0.346	L9	BB BB				G3-1		K		2	0	0	1	2	0	0						
Don Mattingly, L (1, 3) OBP: 0.371, SLG: 0.463	F9			P4				E1 1B		4	0	1	1	1	0	2						
Danny Tartabull, R (1, 10) OBP: 0.367, SLG: 0.536		HR				F9		G6-4-3 1B		5	1	3	2	0	1	4						
Paul O'Neill, L (1, 9) OBP: 0.377, SLG: 0.533				G4-3		K		G6-4-3 1B		5	0	1	0	0	2	3						
Bernie Williams, S (1, 8) OBP: 0.321, SLG: 0.411		E 1B 1B		G5-3		E7 1B		G2-3 1B		5	1	4	0	0	0	1						
Mike Stanley, R (1, 2) OBP: 0.409, SLG: 0.580	L9	1B		K		FC4-6 IBB		L7		4	0	0	0	1	1	4						
Mike Gallego, R (1, 6) OBP: 0.373, SLG: 0.416	E5 1B 1B			K		L4		G2-3		4	1	1	0	1	1	5						
Pat Kelly, R (1, 4) OBP: 0.318, SLG: 0.399	BB BB 1B			G5-3		FC4-6 1-2		G5-3		5	1	1	1	0	1	6						
Inning Stats	R: 0 E: 0 K: 0 S: 6	H: 0 LOB: 0 BB: 0 P: 8	R: 4 E: 1 K: 1 S: 15	H: 4 LOB: 3 BB: 3 P: 32	R: 0 E: 0 K: 2 S: 11	H: 1 LOB: 1 BB: 0 P: 16	R: 0 E: 0 K: 0 S: 9	H: 0 LOB: 1 BB: 1 P: 15	R: 0 E: 1 K: 1 S: 13	H: 2 LOB: 3 BB: 1 P: 25	R: 0 E: 0 K: 0 S: 11	H: 1 LOB: 1 BB: 0 P: 19	R: 0 E: 0 K: 2 S: 18	H: 1 LOB: 2 BB: 1 P: 31	R: 1 E: 1 K: 1 S: 10	H: 2 LOB: 1 BB: 0 P: 16	R: 0 E: 0 K: 0 S: 7	H: 1 LOB: 1 BB: 0 P: 10	1B: 10 2B: 1 3B: 0 HR: 1	SF: 0 SAC: 0 DP: 1 HBP: 0	WP: 0 PB: 0 SB: 0 CS: 0	PA: 45
PITCHER	IP WLS BF H R ER SO BB IBB HBP BLK WP HR S P ERA WHIP																					
Bill Gulickson, R (1, 1) ERA: 5.81	1.2 L 12 4 4 4 0 3 0 0 0 0 0 1 18 34 21.60 4.200																					
Tom Bolton, L (2, 1) ERA: 4.69	2.2 13 3 0 0 4 1 1 0 0 0 0 0 30 53 0.00 1.500																					
Storm Davis, R (5, 1) ERA: 5.86	2.2 11 2 0 0 2 1 0 0 0 0 0 0 35 59 0.00 1.125																					
Bob MacDonald, L (8, 1) ERA: 4.91	2.0 9 3 1 0 1 0 0 0 0 0 0 0 17 26 0.00 1.500																					

Batter	1	2	3	4	5	6	7	8	9	AB	R	H	RBI	BB	SO	LOB	BOTTOM					
Tony Phillips, S (1, 4) OBP: 0.443, SLG: 0.406	G4-3		F8				G4-6-3			4	0	1	1	0	0	1	New York Yankees @ Detroit Tigers Tiger Stadium, Detroit, MI Tue Jul 27 1993, 7:05 PM EDT Att: 32,131 - Unknown - 89 F					
Dan Gladden, R (1, 7) OBP: 0.297, SLG: 0.429	F8			G6-3	FC5			BB		3	0	0	0	1	0	2						
Travis Fryman, R (1, 5) OBP: 0.348, SLG: 0.439	G6-3			K			G5-3	P5		4	0	0	0	0	1	1						
Cecil Fielder, R (1, 3) OBP: 0.387, SLG: 0.532		2B		2B			2B	F9		4	0	3	0	0	0	1						
Alan Trammell, R (1, 6) OBP: 0.363, SLG: 0.427	G5-3			G5-3			G1-3	P4		4	0	0	0	0	0	4						
Mickey Tettleton, S (1, 2) OBP: 0.351, SLG: 0.529			K		P6		F7			4	0	0	0	0	2	2						
Rob Deer, R (1, 9) OBP: 0.303, SLG: 0.392		P4					K			4	1	1	0	0	2	1						
Skeeter Barnes, R (1, 10) OBP: 0.313, SLG: 0.409 Scott Livingstone, L (8, PH) OBP: 0.385, SLG: 0.318			G5-3		L7			HR		3	1	1	1	0	0	1						
Gary Thurman, R (1, 8) OBP: 0.307, SLG: 0.258			P3		FC5 1B			G4-6-3 1B		2	0	1	0	1	0	0						
Inning Stats	R: 0 E: 0 K: 0 S: 5	H: 0 LOB: 0 BB: 0 P: 7	R: 0 E: 0 K: 1 S: 10	H: 1 LOB: 1 BB: 0 P: 17	R: 0 E: 0 K: 0 S: 8	H: 0 LOB: 0 BB: 0 P: 14	R: 0 E: 0 K: 1 S: 11	H: 1 LOB: 1 BB: 0 P: 16	R: 1 E: 0 K: 0 S: 14	H: 3 LOB: 2 BB: 0 P: 18	R: 0 E: 0 K: 0 S: 7	H: 1 LOB: 1 BB: 0 P: 8	R: 1 E: 0 K: 1 S: 8	H: 1 LOB: 0 BB: 1 P: 14	R: 0 E: 0 K: 0 S: 6	H: 0 LOB: 1 BB: 1 P: 14	R: 0 E: 0 K: 2 S: 9	H: 0 LOB: 0 BB: 0 P: 13	1B: 3 2B: 3 3B: 0 HR: 1	SF: 0 SAC: 0 DP: 1 HBP: 0	WP: 0 PB: 0 SB: 0 CS: 0	PA: 35
PITCHER	IP WLS BF H R ER SO BB IBB HBP BLK WP HR S P ERA WHIP																					
Jim Abbott, L (1, 1) ERA: 4.06	8.0 W 32 7 2 2 3 2 0 0 0 0 0 0 1 69 108 2.25 1.125																					
Steve Farr, R (9, 1) ERA: 3.79	1.0 S 3 0 0 0 2 0 0 0 0 0 0 0 9 13 0.00 0.000																					

Batter	1	2	3	4	5	6	7	8	9	AB R H RBI BB SO LOB	TOP											
Wade Boggs, L (1, 5) OBP: 0.372, SLG: 0.382	0-2 2B 1B	1-2 1B	3-2 1B 3-H		3-1 G4-3			3-2 G4-3	3-2 F7	6 1 3 1 0 0 2	New York Yankees @ Detroit Tigers Tiger Stadium, Detroit, MI Wed Jul 28 1993, 3:33 AM EDT Att: 37,508 - Overcast - 90 F											
Dion James, L (1, 7) OBP: 0.378, SLG: 0.455	2-0 HR 2B					0-3 K		1-1 F8		4 2 2 1 0 2 2												
Hensley Meulens, R (8, PH) OBP: 0.279, SLG: 0.340										1 0 0 0 0 0 0												
Don Mattingly, L (1, 3) OBP: 0.378, SLG: 0.476	2-2 HR		0-0 1B 1B	3-2 1B		1-0 L9		4-2 BB		4 2 3 2 1 0 0												
Danny Tartabull, R (1, 10) OBP: 0.368, SLG: 0.537	0-1 G4-3 2B		1-2 1B 1B	2-3 K		1-2 G6-3		3-2 L5		5 1 2 1 0 1 2												
Paul O'Neill, L (1, 9) OBP: 0.374, SLG: 0.537	2-1 G4-3		0-0 G3-1 1B	0-1 G3-6-3				0-0 F8		5 1 1 1 0 0 4												
Bernie Williams, S (1, 8) OBP: 0.325, SLG: 0.418	3-1 G4-3		4-0 1B 1B		0-1 L9		0-1 PB 2B	3-2 1B 2B		4 2 2 0 1 0 1												
Mike Stanley, R (1, 2) OBP: 0.408, SLG: 0.575	1-3 K		0-0 1B 1B		3-2 F9		3-3 K	4-0 PB 1B IBB		4 1 1 1 1 2 2												
Mike Gallego, R (1, 6) OBP: 0.374, SLG: 0.416			1-3 K	2-3 K		1-0 HR 1B		0-1 PB 1B		5 1 2 1 0 2 4												
Pat Kelly, R (1, 4) OBP: 0.319, SLG: 0.409			3-2 G6-3	1-1 1B		0-0 HR		2-2 G6-3	3-1 F8	5 1 2 4 0 0 3												
Inning Stats	R: 3 E: 0 K: 1 S: 16	H: 4 LOB: 1 BB: 0 P: 26	R: 0 E: 0 K: 1 S: 10	H: 1 LOB: 1 BB: 0 P: 15	R: 5 E: 0 K: 2 S: 22	H: 6 LOB: 2 BB: 1 P: 38	R: 0 E: 0 K: 1 S: 11	H: 1 LOB: 0 BB: 0 P: 16	R: 2 E: 0 K: 0 S: 9	H: 2 LOB: 0 BB: 0 P: 16	R: 0 E: 0 K: 1 S: 9	H: 0 LOB: 0 BB: 0 P: 11	R: 1 E: 0 K: 1 S: 12	H: 2 LOB: 1 BB: 0 P: 21	R: 0 E: 0 K: 0 S: 10	H: 0 LOB: 1 BB: 1 P: 21	R: 1 E: 0 K: 0 S: 11	H: 2 LOB: 2 BB: 1 P: 24	1B: 11 2B: 4 3B: 0 HR: 3	SF: 0 SAC: 0 DP: 1 HBP: 0	WP: 0 PB: 2 SB: 0 CS: 0	PA: 46
PITCHER	IP WLS BF H R ER SO BB IBB HBP BLK WP HR S P ERA WHIP											PITCHER	IP WLS BF H R ER SO BB IBB HBP BLK WP HR S P ERA WHIP									
John Doherty, R (1, 1) ERA: 4.16	2.1 L 16 9 8 8 2 0 0 0 0 0 1 35 58 30.86 3.857																					
Mark Leiter, R (3, 1) ERA: 4.71	4.2 20 7 3 3 5 0 0 0 0 0 2 54 85 5.79 1.500																					
Bob MacDonald, L (8, 1) ERA: 4.89	2.0 10 2 1 1 0 1 1 0 0 0 0 21 45 4.50 1.500																					

Batter	1	2	3	4	5	6	7	8	9	AB R H RBI BB SO LOB	BOTTOM											
Tony Phillips, S (1, 7) OBP: 0.445, SLG: 0.405	0-2 G6-3	4-2 BB		2-2 1B 1B		4-2 G3 3B BB		0-1 F8		3 2 1 0 2 0 0	New York Yankees @ Detroit Tigers Tiger Stadium, Detroit, MI Wed Jul 28 1993, 3:33 AM EDT Att: 37,508 - Overcast - 90 F											
Lou Whitaker, L (1, 4) OBP: 0.423, SLG: 0.506	4-1 2B BB	0-1 G4-3		1-2 1B 1B		2-1 G3		0-2 P5		4 1 1 0 1 0 3												
Travis Fryman, R (1, 5) OBP: 0.356, SLG: 0.464	3-1 1-H 2B		0-0 HR	2-1 1B		2-0 2B 3B		1-1 2B		5 2 5 4 0 0 0												
Cecil Fielder, R (1, 3) OBP: 0.385, SLG: 0.530	2-3 K		2-3 K	3-H K		0-0 2B		2-3 K		5 0 1 1 0 4 4												
Mickey Tettleton, S (1, 9) OBP: 0.347, SLG: 0.522	3-2 G4-3		0-0 P3		3-3 K	1-1 P2		1-3 K		5 0 0 0 0 2 3												
Kirk Gibson, L (1, 8) OBP: 0.339, SLG: 0.435		2-3 K	3-1 G4-3		1-1 G4-3 1B		2-1 F7	1-1 F7		5 0 1 0 0 1 1												
Scott Livingstone, L (1, 10) OBP: 0.301, SLG: 0.314		1-2 L5		0-0 F7	0-1 G4-3		2-1 P5			3 0 0 0 0 0 1												
Skeeter Barnes, R (7, PH) OBP: 0.309, SLG: 0.404										1 0 0 0 0 0 0												
Chad Kreuter, S (1, 2) OBP: 0.361, SLG: 0.471		4-0 2B BB		3-2 HR		2-1 G3		0-0 G5-3		3 2 1 1 1 0 1												
Chris Gomez, R (1, 6) OBP: 0.250, SLG: 0.455		0-0 1-H 2B		1-1 G4-3		1-1 G4-3		2-1 G6-3		4 0 1 1 0 0 0												
Inning Stats	R: 1 E: 0 K: 1 S: 12	H: 1 LOB: 1 BB: 1 P: 24	R: 1 E: 0 K: 1 S: 13	H: 1 LOB: 2 BB: 2 P: 24	R: 1 E: 0 K: 1 S: 7	H: 1 LOB: 0 BB: 0 P: 12	R: 2 E: 0 K: 1 S: 24	H: 4 LOB: 2 BB: 0 P: 35	R: 0 E: 0 K: 1 S: 9	H: 1 LOB: 1 BB: 0 P: 15	R: 2 E: 0 K: 0 S: 10	H: 2 LOB: 1 BB: 1 P: 20	R: 0 E: 0 K: 0 S: 5	H: 0 LOB: 0 BB: 0 P: 9	R: 0 E: 0 K: 0 S: 11	H: 0 LOB: 0 BB: 0 P: 13	R: 0 E: 0 K: 2 S: 12	H: 1 LOB: 1 BB: 0 P: 17	1B: 4 2B: 4 3B: 1 HR: 2	SF: 0 SAC: 0 DP: 0 HBP: 0	WP: 0 PB: 0 SB: 0 CS: 0	PA: 42
PITCHER	IP WLS BF H R ER SO BB IBB HBP BLK WP HR S P ERA WHIP											PITCHER	IP WLS BF H R ER SO BB IBB HBP BLK WP HR S P ERA WHIP									
Mark Hutton, R (1, 1) ERA: 4.63	3.2 W 11 3 2 2 2 1 0 0 0 0 0 23 41 7.71 1.714																					
Bob Wickman, R (4, 1) ERA: 4.69	2.1 6 0 0 0 0 0 0 0 0 0 0 16 22 0.00 0.000																					
Steve Howe, L (7, 1) ERA: 6.23	1.0 4 1 0 0 2 0 0 0 0 0 0 12 17 0.00 1.000																					
Bobby Munoz, R (9, 1) ERA: 4.05																						

Batter	1	2	3	4	5	6	7	8	9	AB	R	H	RBI	BB	SO	LOB	TOP			
Darryl Hamilton, L (1, 8) OBP: 0.377, SLG: 0.402										4	2	3	1	1	0	2	Milwaukee Brewers @ New York Yankees Yankee Stadium, Bronx, NY Fri Jul 30 1993, 7:05 PM EDT Att: 23,385 - Unknown - 82 F			
Bill Spiers, L (1, 4) OBP: 0.299, SLG: 0.297 Pat Listach, S (6, 6) OBP: 0.275, SLG: 0.258										2	1	1	0	0	0	0				
B.J. Surhoff, L (1, 5) OBP: 0.299, SLG: 0.343										4	0	1	1	0	0	4				
Greg Vaughn, R (1, 7) OBP: 0.366, SLG: 0.521										3	0	0	1	0	3	0				
Dave Nilsson, L (1, 10) OBP: 0.298, SLG: 0.301										3	0	0	0	1	2	1				
Tom Brunansky, R (1, 9) OBP: 0.298, SLG: 0.313										4	0	0	0	0	0	2				
Tom Lampkin, L (1, 2) OBP: 0.299, SLG: 0.366 Kevin Seitzer, R (9, PH) OBP: 0.323, SLG: 0.355										3	1	1	0	0	0	0				
John Jaha, R (1, 3) OBP: 0.316, SLG: 0.341										4	0	2	0	0	0	0				
Juan Bell, R (1, 6) OBP: 0.324, SLG: 0.352										4	0	2	1	0	0	0				
Inning Stats	R: 2 H: 2 E: 0 K: 0 S: 18	H: 2 LOB: 1 BB: 1 P: 24	R: 0 H: 0 E: 0 K: 0 S: 3	H: 0 LOB: 0 BB: 0 P: 3	R: 1 H: 1 E: 0 K: 1 S: 8	H: 1 LOB: 0 BB: 1 P: 9	R: 0 H: 0 E: 0 K: 0 S: 9	H: 0 LOB: 2 BB: 0 P: 15	R: 0 H: 1 E: 0 K: 2 S: 11	H: 0 LOB: 0 BB: 0 P: 8	R: 1 H: 4 E: 0 K: 0 S: 10	H: 4 LOB: 2 BB: 0 P: 13	R: 0 H: 0 E: 0 K: 2 S: 8	H: 0 LOB: 0 BB: 0 P: 12	R: 0 H: 2 E: 0 K: 0 S: 11	H: 2 LOB: 1 BB: 0 P: 13		1B: 7 2B: 2 3B: 0 HR: 1	SF: 1 SAC: 0 DP: 2 HBP: 1	WP: 0 PB: 0 CS: 1
PITCHER	IP WLS BF H R ER SO BB IBB HBP BLK WP HR S P ERA WHIP																			
Scott Kamieniecki, R (1, 1) ERA: 4.07	6.2 W 29 8 4 4 3 2 0 1 0 0 1 65 87 5.40 1.500																			
Steve Howe, L (7, 1) ERA: 5.79	2.1 S 8 2 0 0 2 0 0 0 0 0 0 0 20 26 0.00 0.857																			

Batter	1	2	3	4	5	6	7	8	9	AB	R	H	RBI	BB	SO	LOB	BOTTOM			
Wade Boggs, L (1, 5) OBP: 0.377, SLG: 0.385										3	0	2	1	2	0	0	Milwaukee Brewers @ New York Yankees Yankee Stadium, Bronx, NY Fri Jul 30 1993, 7:05 PM EDT Att: 23,385 - Unknown - 82 F			
Dion James, L (1, 7) OBP: 0.380, SLG: 0.472 Randy Velarde, R (8, PH) OBP: 0.367, SLG: 0.419										4	1	2	1	0	0	3				
Don Mattingly, L (1, 3) OBP: 0.373, SLG: 0.472										3	0	0	1	0	1	3				
Danny Tartabull, R (1, 10) OBP: 0.366, SLG: 0.543										4	1	1	1	0	2	2				
Paul O'Neill, L (1, 9) OBP: 0.376, SLG: 0.537										4	2	2	0	0	0	0				
Bernie Williams, S (1, 8) OBP: 0.332, SLG: 0.422										2	1	2	0	2	0	0				
Mike Stanley, R (1, 2) OBP: 0.406, SLG: 0.581										4	1	1	3	0	1	3				
Mike Gallego, R (1, 6) OBP: 0.372, SLG: 0.413										4	1	1	0	0	0	1				
Pat Kelly, R (1, 4) OBP: 0.318, SLG: 0.407										4	1	1	0	0	1	0				
Inning Stats	R: 0 H: 1 E: 0 K: 0 S: 4	H: 1 LOB: 1 BB: 1 P: 9	R: 0 H: 0 E: 0 K: 0 S: 7	H: 0 LOB: 1 BB: 1 P: 16	R: 0 H: 1 E: 0 K: 1 S: 9	H: 1 LOB: 0 BB: 0 P: 14	R: 6 H: 6 E: 0 K: 1 S: 24	H: 6 LOB: 1 BB: 1 P: 43	R: 1 H: 2 E: 0 K: 0 S: 9	H: 2 LOB: 0 BB: 0 P: 14	R: 1 H: 1 E: 0 K: 0 S: 9	H: 1 LOB: 0 BB: 0 P: 16	R: 0 H: 1 E: 0 K: 2 S: 11	H: 1 LOB: 1 BB: 0 P: 14	R: 0 H: 0 E: 0 K: 1 S: 6	H: 0 LOB: 1 BB: 1 P: 13		1B: 9 2B: 0 3B: 0 HR: 3	SF: 1 SAC: 0 DP: 2 HBP: 0	WP: 0 PB: 1 CS: 0
PITCHER	IP WLS BF H R ER SO BB IBB HBP BLK WP HR S P ERA WHIP																			
21 Cal Eldred, R (1, 1) ERA: 4.12	4.0 L 22 4 2 2 2 0 0 0 0 0 0 1 29 44 6.00 1.333																			
Mike Fetters, R (5, 1) ERA: 4.1	3.0 12 4 2 2 2 0 0 0 0 0 0 1 29 44 6.00 1.333																			
Jesse Orosco, L (8, 1) ERA: 4.45	1.0 4 0 0 0 1 1 0 0 0 0 0 0 6 13 0.00 1.000																			


Batter	1	2	3	4	5	6	7	8	9	AB	R	H	RBI	BB	SO	LOB	TOP								
Pat Listach, S OBP: 0.282, SLG: 0.259 (1, 6)										3	1	1	0	2	0	1	Milwaukee Brewers @ New York Yankees Yankee Stadium, Bronx, NY Sat Jul 31 1993, 3:33 AM EDT Att: 30,140 - Cloudy - 87 F								
Robin Yount, R OBP: 0.337, SLG: 0.399 (1, 8)										3	0	1	1	0	0	1									
B.J. Surhoff, L OBP: 0.301, SLG: 0.348 (1, 5)										4	0	2	2	0	0	0									
Greg Vaughn, R OBP: 0.365, SLG: 0.518 (1, 7)										4	0	1	0	0	0	1									
Tom Brunansky, R OBP: 0.254, SLG: 0.308 (8, PH)										3	0	0	0	0	1	1									
Darryl Hamilton, L OBP: 0.376, SLG: 0.401 (8, 9)										1	0	0	0	0	0	2									
Dickie Thon, R OBP: 0.333, SLG: 0.363 (1, 10)										3	0	0	0	1	0	2									
Dave Nilsson, L OBP: 0.297, SLG: 0.300 (9, PR)										4	0	1	0	0	1	2									
Tom Lampkin, L OBP: 0.299, SLG: 0.366 (9, 2)										0	0	0	0	0	0	0									
John Jaha, R OBP: 0.313, SLG: 0.338 (9, PH)										3	0	0	0	0	1	0									
Kevin Seitzer, R OBP: 0.322, SLG: 0.354 (9, 3)										1	0	0	0	0	0	1									
Juan Bell, R OBP: 0.332, SLG: 0.373 (1, 4)										3	3	2	1	1	1	1									
Inning Stats	R: 0 E: 0 K: 0 S: 6	H: 0 LOB: 0 BB: 1 P: 11	R: 0 E: 0 K: 0 S: 6	H: 0 LOB: 0 BB: 0 P: 11	R: 1 E: 0 K: 2 S: 13	H: 3 LOB: 1 BB: 0 P: 20	R: 0 E: 0 K: 1 S: 10	H: 1 LOB: 2 BB: 1 P: 19	R: 1 E: 0 K: 0 S: 5	H: 1 LOB: 0 BB: 0 P: 11	R: 0 E: 0 K: 0 S: 5	H: 0 LOB: 0 BB: 0 P: 8	R: 0 E: 0 K: 0 S: 9	H: 0 LOB: 0 BB: 0 P: 14	R: 2 E: 0 K: 0 S: 15	H: 2 LOB: 2 BB: 2 P: 25	R: 0 E: 0 K: 1 S: 8	H: 1 LOB: 1 BB: 0 P: 11	1B: 6 2B: 1 3B: 0 HR: 1	SF: 0 SAC: 1 DP: 1 HBP: 0	WP: 0 PB: 0 SB: 0 CS: 1	PA: 38			
PITCHER	IP	WLS	BF	H	R	ER	SO	BB	IBB	HBP	BLK	WP	HR	S	P	ERA	WHIP								
Jimmy Key, L ERA: 2.62 (1, 1)	7.0		26	5	2	2	3	2	0	0	0	0	1	54	94	2.57	1.000								
Bobby Munoz, R ERA: 4.67 (8, 1)	0.1		3	0	2	2	0	2	0	0	0	0	0	7	15	54.000	6.000								
Paul Assenmacher, L ERA: 3.49 (8, 1)	0.0		1	1	0	0	0	0	0	0	0	0	0	3	4	∞	∞								
Bob Wickman, R ERA: 4.58 (8, 1)	1.2	W	7	2	0	0	1	0	0	0	0	0	0	13	17	0.00	1.200								

Batter	1	2	3	4	5	6	7	8	9	AB	R	H	RBI	BB	SO	LOB	BOTTOM								
Mike Gallego, R OBP: 0.370, SLG: 0.410 (1, 5)										4	0	1	1	0	0	2	Milwaukee Brewers @ New York Yankees Yankee Stadium, Bronx, NY Sat Jul 31 1993, 3:33 AM EDT Att: 30,140 - Cloudy - 87 F								
Jim Leyritz, R OBP: 0.425, SLG: 0.528 (8, 1)										3	1	1	0	0	1	1									
Paul O'Neill, L OBP: 0.375, SLG: 0.535 (7, PH)										1	0	0	0	0	0	1									
Don Mattingly, L OBP: 0.369, SLG: 0.466 (1, 3)										4	0	0	0	0	0	2									
Danny Tartabull, R OBP: 0.368, SLG: 0.540 (1, 10)										2	1	0	0	2	0	0									
Mike Stanley, R OBP: 0.408, SLG: 0.589 (1, 2)										3	1	1	3	0	0	1									
Bernie Williams, S OBP: 0.333, SLG: 0.419 (1, 8)										2	0	0	0	2	1	1									
Randy Velarde, R OBP: 0.372, SLG: 0.454 (1, 7)										4	1	2	1	0	0	2									
Spike Owen, S OBP: 0.306, SLG: 0.317 (1, 6)										4	1	1	0	0	0	2									
Pat Kelly, R OBP: 0.324, SLG: 0.408 (1, 4)										2	0	1	0	2	0	1									
Inning Stats	R: 3 E: 0 K: 1 S: 11	H: 2 LOB: 0 BB: 1 P: 23	R: 1 E: 0 K: 1 S: 10	H: 2 LOB: 1 BB: 0 P: 19	R: 0 E: 0 K: 0 S: 8	H: 0 LOB: 1 BB: 0 P: 14	R: 0 E: 0 K: 0 S: 6	H: 1 LOB: 0 BB: 0 P: 9	R: 0 E: 0 K: 0 S: 5	H: 0 LOB: 0 BB: 0 P: 8	R: 0 E: 0 K: 0 S: 12	H: 0 LOB: 1 BB: 1 P: 23	R: 0 E: 0 K: 0 S: 7	H: 0 LOB: 1 BB: 1 P: 15	R: 0 E: 0 K: 0 S: 7	H: 0 LOB: 2 BB: 2 P: 17	R: 1 E: 0 K: 0 S: 7	H: 2 LOB: 2 BB: 1 P: 15	1B: 3 2B: 1 3B: 1 HR: 2	SF: 0 SAC: 1 DP: 1 HBP: 1	WP: 0 PB: 0 SB: 1 CS: 0	PA: 37			
PITCHER	IP	WLS	BF	H	R	ER	SO	BB	IBB	HBP	BLK	WP	HR	S	P	ERA	WHIP								
Rafael Novoa, L ERA: 3.77 (7, 1)	6.0		26	5	4	4	2	2	0	1	0	0	0	3	8	6.00	1.167								
Matt Maysey, R ERA: 2.09 (7, 1)	0.1		2	0	0	0	0	1	0	0	0	0	0	3	8	0.00	3.000								
Graeme Lloyd, L ERA: 2.52 (9, 1)	1.2	L	7	1	1	1	0	2	0	0	0	0	0	13	28	5.40	1.800								
Doug Henry, R ERA: 4.7 (9, 1)	0.0		2	1	0	0	0	1	0	0	0	0	0	5	11	∞	∞								

AB	32
R	4
H	8
RBI	4
BB	4
SO	4
LOB	12



AB	29
R	5
H	7
RBI	5
BB	6
SO	2
LOB	13



Batter	1	2	3	4	5	6	7	8	9	AB	R	H	RBI	BB	SO	LOB	TOP			
Darryl Hamilton, L (1, 9) OBP: 0.377, SLG: 0.410 Tom Brunansky, R (2, 9) OBP: 0.334, SLG: 0.324	1-0 HR	1-3 K	4-2 BB		0-0 HR		0-1 P3			2	1	1	1	0	1	1	Milwaukee Brewers @ New York Yankees Yankee Stadium, Bronx, NY Sun Aug 01 1993, 3:33 AM EDT Att: 35,938 - Sunny - 82 F			
Robin Yount, R (1, 8) OBP: 0.334, SLG: 0.399	1-1 F7	0-2 1B	3-3 K		1-2 P9			2-2 G5-3		5	1	1	1	0	1	2				
B.J. Surhoff, L (1, 5) OBP: 0.300, SLG: 0.346 Kevin Seitzer, R (9, 5) OBP: 0.322, SLG: 0.354	1-0 F9	3-2 1B	0-3 K		1-0 G4-3			1-2 G4-3		5	0	1	1	0	1	2				
Greg Vaughn, R (1, 7) OBP: 0.367, SLG: 0.515	4-2 1B	1-0 P8		4-2 BB		0-0 G4-3		4-1 BB		2	1	0	0	3	0	1				
Dave Nilsson, L (1, 10) OBP: 0.300, SLG: 0.303	3-2 HR	1-0 1B		3-2 P2		3-2 G3		2-2 F7		5	1	2	0	0	0	2				
Tom Lampkin, L (1, 2) OBP: 0.295, SLG: 0.387	1-0 HR	2-0 F9		0-3 K		2-1 G3-1			1-2 G3	5	1	1	3	0	1	3				
John Jaha, R (1, 3) OBP: 0.317, SLG: 0.349	4-2 BB		3-2 HR	1-0 F9			2-3 K		1-1 1B	4	1	2	1	1	1	1				
Pat Listach, S (1, 6) OBP: 0.280, SLG: 0.258	0-1 F7		0-0 G4-3		0-1 HR		0-1 G4-3		1-1 F7	5	1	1	0	0	0	2				
Bill Spiers, L (1, 4) OBP: 0.302, SLG: 0.301 Juan Bell, R (7, PH) OBP: 0.333, SLG: 0.374		2-2 2B	1-0 BB		2-3 K		1-2 1B		1-3 K	3	1	2	0	0	1	1				
Inning Stats	R: 4 E: 0 K: 0 S: 14	H: 3 LOB: 1 BB: 2 P: 29	R: 2 E: 0 K: 1 S: 16	H: 4 LOB: 2 BB: 0 P: 26	R: 1 E: 0 K: 2 S: 13	H: 2 LOB: 2 BB: 1 P: 24	R: 0 E: 0 K: 1 S: 17	H: 0 LOB: 1 BB: 1 P: 25	R: 2 E: 0 K: 1 S: 10	H: 2 LOB: 0 BB: 0 P: 14	R: 0 E: 0 K: 1 S: 10	H: 1 LOB: 1 BB: 0 P: 13	R: 0 E: 0 K: 0 S: 17	H: 0 LOB: 1 BB: 1 P: 26	R: 0 E: 0 K: 1 S: 10	H: 1 LOB: 1 BB: 0 P: 14		1B: 8 2B: 1 3B: 0 HR: 4	SF: 0 SAC: 0 DP: 0 HBP: 0	WP: 0 PB: 0 CS: 0
PITCHER	IP WLS BF H R ER SO BB IBB HBP BLK WP HR S P ERA WHIP	IP WLS BF H R ER SO BB IBB HBP BLK WP HR S P ERA WHIP																		
Melido Perez, R (1, 1) ERA: 5.09	1.2 L	14	7	6	6	1	2	0	0	0	0	0	2	29	52	32.40	5.400			
Paul Gibson, L (2, 1) ERA: 4.18	4.1	19	4	3	3	4	2	0	0	0	0	0	2	47	77	6.23	1.385			
Rich Monteleone, R (7, 1) ERA: 4.62	3.0	12	2	0	0	2	1	0	0	0	0	0	0	37	53	0.00	1.000			

Batter	1	2	3	4	5	6	7	8	9	AB	R	H	RBI	BB	SO	LOB	BOTTOM			
Wade Boggs, L (1, 5) OBP: 0.374, SLG: 0.381 Randy Velarde, R (9, 5) OBP: 0.372, SLG: 0.454	3-2 G4-3		1-2 F7		0-2 G6-4-3		0-2 F7			4	0	0	0	0	0	2	Milwaukee Brewers @ New York Yankees Yankee Stadium, Bronx, NY Sun Aug 01 1993, 3:33 AM EDT Att: 35,938 - Sunny - 82 F			
Dion James, L (1, 7) OBP: 0.387, SLG: 0.497	3-2 HR		1-1 1B		0-0 F8			0-2 G6-3		4	2	3	1	0	0	0				
Don Mattingly, L (1, 3) OBP: 0.366, SLG: 0.462 Jim Leyritz, R (8, 3) OBP: 0.427, SLG: 0.528	1-2 F9		0-0 F9		2-2 F8		4-2 1B		2-3 BB	3	0	0	0	0	0	2				
Danny Tartabull, R (1, 10) OBP: 0.372, SLG: 0.541	1-3 K			4-0 BB		0-0 1B		1-2 1B		3	0	2	1	1	1	0				
Paul O'Neill, L (1, 9) OBP: 0.373, SLG: 0.532		0-0 G6-4-3		0-0 F7		0-0 F7		0-2 F9		4	0	1	0	0	0	4				
Bernie Williams, S (1, 8) OBP: 0.335, SLG: 0.420		1-2 1B		0-0 G6-3		1-2 1B		0-0 F8		4	0	2	0	0	0	3				
Mike Stanley, R (1, 2) OBP: 0.404, SLG: 0.583 Matt Nokes, L (8, 2) OBP: 0.298, SLG: 0.465		3-1 G6-4-3		1-0 L6		1-1 G5-3			0-2 P7	3	0	0	0	0	0	4				
Mike Gallego, R (1, 6) OBP: 0.368, SLG: 0.411		0-1 P3		0-1 2B			0-2 G4-3		2-3 K	4	0	1	0	0	1	1				
Pat Kelly, R (1, 4) OBP: 0.323, SLG: 0.403			1-0 G6-3		1-2 HBP		2-3 K		3-2 L7	3	0	0	0	0	1	0				
Inning Stats	R: 1 E: 0 K: 1 S: 14	H: 1 LOB: 0 BB: 0 P: 22	R: 0 E: 0 K: 0 S: 9	H: 2 LOB: 1 BB: 0 P: 14	R: 0 E: 0 K: 0 S: 7	H: 1 LOB: 1 BB: 0 P: 10	R: 0 E: 0 K: 0 S: 2	H: 0 LOB: 0 BB: 1 P: 6	R: 0 E: 0 K: 0 S: 8	H: 3 LOB: 2 BB: 0 P: 14	R: 0 E: 0 K: 1 S: 9	H: 0 LOB: 0 BB: 0 P: 11	R: 0 E: 0 K: 0 S: 10	H: 1 LOB: 2 BB: 1 P: 14	R: 0 E: 0 K: 1 S: 10	H: 0 LOB: 0 BB: 0 P: 15		1B: 6 2B: 2 3B: 0 HR: 1	SF: 0 SAC: 0 DP: 3 HBP: 1	WP: 0 PB: 0 CS: 0
PITCHER	IP WLS BF H R ER SO BB IBB HBP BLK WP HR S P ERA WHIP	IP WLS BF H R ER SO BB IBB HBP BLK WP HR S P ERA WHIP																		
Jaime Navarro, R (1, 1) ERA: 4.98	9.0 W	36	9	2	2	3	2	0	0	0	0	0	0	1	78	116	2.00	1.222		

AB	40
R	9
H	13
RBI	9
BB	5
SO	7
LOB	17



AB	33
R	2
H	9
RBI	2
BB	2
SO	3
LOB	16



Batter	1	2	3	4	5	6	7	8	9	AB	R	H	RBI	BB	SO	LOB	TOP								
Devon White, S (1, 8) OBP: 0.336, SLG: 0.449										4	1	2	2	0	0	0									
Roberto Alomar, S (1, 4) OBP: 0.386, SLG: 0.464										1	0	0	0	0	1	1									
Alfredo Griffin, S (1, 4) OBP: 0.260, SLG: 0.282										3	1	0	0	0	1	0									
Paul Molitor, R (1, 10) OBP: 0.406, SLG: 0.484										3	0	0	0	0	0	1									
Joe Carter, R (1, 9) OBP: 0.313, SLG: 0.497										4	1	1	2	0	1	1									
John Olerud, L (1, 3) OBP: 0.500, SLG: 0.685										4	0	1	0	0	1	0									
Tony Fernandez, S (1, 6) OBP: 0.340, SLG: 0.372										4	0	1	0	0	0	1									
Ed Sprague, R (1, 5) OBP: 0.299, SLG: 0.393										3	0	0	0	0	1	1									
Pat Borders, R (1, 2) OBP: 0.266, SLG: 0.360										3	1	2	0	0	0	0									
Willie Canate, R (1, 7) OBP: 0.258, SLG: 0.310										2	0	0	0	0	2	1									
Inning Stats	R: 0 E: 0 K: 2 S: 11	H: 1 LOB: 1 BB: 0 P: 15	R: 0 E: 0 K: 1 S: 7	H: 0 LOB: 0 BB: 0 P: 12	R: 0 E: 0 K: 1 S: 11	H: 0 LOB: 0 BB: 0 P: 14	R: 0 E: 0 K: 0 S: 7	H: 0 LOB: 0 BB: 0 P: 11	R: 0 E: 0 K: 0 S: 5	H: 1 LOB: 0 BB: 0 P: 8	R: 2 E: 0 K: 1 S: 8	H: 2 LOB: 0 BB: 0 P: 11	R: 0 E: 0 K: 0 S: 5	H: 1 LOB: 0 BB: 0 P: 6	R: 0 E: 0 K: 1 S: 6	H: 1 LOB: 0 BB: 0 P: 11	R: 2 E: 1 K: 1 S: 11	H: 1 LOB: 0 BB: 0 P: 18	1B: 4 2B: 1 3B: 0 HR: 2	SF: 0 SAC: 2 DP: 1 HBP: 0	WP: 0 PB: 0 SB: 1 CS: 1	PA: 33			
PITCHER	IP	WLS	BF	H	R	ER	SO	BB	IBB	HBP	BLK	WP	HR	S	P	ERA	WHIP								
Jim Abbott, L (1, 1) ERA: 4.01	8.1	L	31	7	4	3	6	0	0	0	0	0	2	65	96	3.24	0.840								
Paul Assenmacher, L (9, 1) ERA: 3.43	0.2		2	0	0	0	1	0	0	0	0	0	0	6	10	0.00	0.000								

Toronto Blue Jays @ New York Yankees
 Yankee Stadium, Bronx, NY
 Mon Aug 02 1993, 7:05 PM EDT
 Att: 43,304 - Unknown - 84 F

AB	31
R	4
H	7
RBI	4
BB	0
SO	7
LOB	6



Batter	1	2	3	4	5	6	7	8	9	AB	R	H	RBI	BB	SO	LOB	BOTTOM								
Wade Boggs, L (1, 5) OBP: 0.375, SLG: 0.382										4	0	2	0	0	0	1									
Dion James, L (1, 7) OBP: 0.389, SLG: 0.498										4	0	2	0	0	0	1									
Don Mattingly, L (1, 3) OBP: 0.365, SLG: 0.458										3	0	0	0	1	0	4									
Danny Tartabull, R (1, 10) OBP: 0.371, SLG: 0.536										3	0	0	0	1	1	1									
Paul O'Neill, L (1, 9) OBP: 0.372, SLG: 0.529										4	0	1	0	0	1	2									
Bernie Williams, S (1, 8) OBP: 0.337, SLG: 0.421										4	0	2	0	0	1	1									
Mike Stanley, R (1, 2) OBP: 0.402, SLG: 0.578										4	0	1	0	0	0	5									
Mike Gallego, R (1, 6) OBP: 0.366, SLG: 0.408										4	0	1	0	0	0	1									
Pat Kelly, R (1, 4) OBP: 0.320, SLG: 0.399										3	0	0	0	0	0	1									
Inning Stats	R: 0 E: 0 K: 0 S: 5	H: 2 LOB: 1 BB: 0 P: 7	R: 0 E: 0 K: 0 S: 6	H: 1 LOB: 0 BB: 0 P: 13	R: 0 E: 0 K: 0 S: 6	H: 0 LOB: 0 BB: 0 P: 8	R: 0 E: 0 K: 0 S: 12	H: 1 LOB: 3 BB: 2 P: 26	R: 0 E: 0 K: 0 S: 8	H: 2 LOB: 2 BB: 0 P: 11	R: 0 E: 0 K: 0 S: 9	H: 1 LOB: 1 BB: 0 P: 18	R: 0 E: 0 K: 2 S: 5	H: 1 LOB: 1 BB: 0 P: 11	R: 0 E: 0 K: 0 S: 8	H: 0 LOB: 0 BB: 0 P: 12	R: 0 E: 0 K: 1 S: 9	H: 1 LOB: 0 BB: 0 P: 16	1B: 9 2B: 1 3B: 0 HR: 0	SF: 0 SAC: 0 DP: 2 HBP: 0	WP: 0 PB: 0 SB: 0 CS: 1	PA: 36			
PITCHER	IP	WLS	BF	H	R	ER	SO	BB	IBB	HBP	BLK	WP	HR	S	P	ERA	WHIP								
Todd Stottlemyre, R (1, 1) ERA: 4.35	7.0	W	29	8	0	0	0	2	0	0	0	0	0	51	94	0.00	1.429								
Danny Cox, R (8, 1) ERA: 2.83	2.0	S	6	1	0	0	3	0	0	0	0	0	0	17	28	0.00	0.500								

Toronto Blue Jays @ New York Yankees
 Yankee Stadium, Bronx, NY
 Mon Aug 02 1993, 7:05 PM EDT
 Att: 43,304 - Unknown - 84 F

AB	33
R	0
H	9
RBI	0
BB	2
SO	3
LOB	17



Batter	1	2	3	4	5	6	7	8	9	AB	R	H	RBI	BB	SO	LOB	TOP
Rickey Henderson, R OBP: 0.472, SLG: 0.551 (1, 7)										3	1	2	0	1	0	1	Toronto Blue Jays @ New York Yankees Yankee Stadium, Bronx, NY Wed Aug 04 1993, 7:05 PM EDT Att: 48,250 - Unknown - 85 F
Devon White, S OBP: 0.338, SLG: 0.447 (1, 8)										3	0	0	0	1	1	3	
Roberto Alomar, S OBP: 0.391, SLG: 0.467 (1, 4)										4	0	2	2	0	0	2	
Joe Carter, R OBP: 0.311, SLG: 0.489 (1, 9)										4	0	0	0	0	0	4	
John Olerud, L OBP: 0.497, SLG: 0.675 (1, 3)										4	0	1	0	0	0	2	
Paul Molitor, R OBP: 0.495, SLG: 0.481 (1, 10)										4	0	1	0	0	1	1	
Tony Fernandez, S OBP: 0.340, SLG: 0.377 (1, 6)										4	0	0	0	0	0	2	
Ed Sprague, R OBP: 0.300, SLG: 0.388 (1, 5)										4	0	0	0	0	0	1	
Pat Borders, R OBP: 0.272, SLG: 0.366 (1, 2)										3	1	2	0	0	0	0	
Inning Stats	R: 0 E: 0 K: 0 S: 4	H: 1 LOB: 1 BB: 0 P: 4	R: 0 E: 0 K: 1 S: 6	H: 1 LOB: 1 BB: 0 P: 6	R: 0 E: 0 K: 1 S: 6	H: 0 LOB: 0 BB: 0 P: 3	R: 0 E: 0 K: 0 S: 3	H: 2 LOB: 1 BB: 0 P: 4	R: 0 E: 0 K: 0 S: 3	H: 1 LOB: 0 BB: 0 P: 3	R: 2 E: 0 K: 0 S: 5	H: 2 LOB: 2 BB: 2 P: 13	R: 0 E: 0 K: 0 S: 3	H: 0 LOB: 0 BB: 0 P: 3	1B: 8 2B: 0 3B: 0 HR: 0	SF: 0 SAC: 0 DP: 1 HBP: 0	
PITCHER	IP WLS BF H R ER SO BB IBB HBP BLK WP HR S P ERA WHIP																
Scott Kamieniecki, R ERA: 3.98 (1, 1)	7.1 W 28 7 2 2 2 1 0 0 0 0 0 0 31 35 2.46 1.091																
Rich Monteleone, R ERA: 4.6 (8, 1)	0.1 3 1 0 0 0 0 1 0 0 0 0 0 0 2 6 0.00 6.000																
Paul Assenmacher, L ERA: 3.63 (8, 1)	0.1 1 0 0 0 0 0 0 0 0 0 0 0 0 1 1 0.00 0.000																
Steve Farr, R ERA: 3.65 (9, 1)	1.0 3 0 0 0 0 0 0 0 0 0 0 0 0 3 3 0.00 0.000																

Batter	1	2	3	4	5	6	7	8	9	AB	R	H	RBI	BB	SO	LOB	BOTTOM		
Wade Boggs, L OBP: 0.380, SLG: 0.386 (1, 5)										4	2	1	0	1	0	3	Toronto Blue Jays @ New York Yankees Yankee Stadium, Bronx, NY Wed Aug 04 1993, 7:05 PM EDT Att: 48,250 - Unknown - 85 F		
Dion James, L OBP: 0.389, SLG: 0.495 (1, 7)										3	0	0	0	1	1	2			
Randy Velarde, R OBP: 0.368, SLG: 0.449 (7, PR) (8, 7)										1	1	0	0	0	1	2			
Don Mattingly, L OBP: 0.372, SLG: 0.467 (1, 3)										2	0	0	1	1	0	1			
Danny Tartabull, R OBP: 0.372, SLG: 0.537 (1, 10)										2	1	0	0	2	1	1			
Paul O'Neill, L OBP: 0.374, SLG: 0.525 (1, 9)										4	0	2	3	0	1	0			
Bernie Williams, S OBP: 0.335, SLG: 0.417 (1, 8)										4	0	1	1	0	1	2			
Mike Stanley, R OBP: 0.398, SLG: 0.569 (1, 2)										4	0	1	0	0	0	2			
Mike Gallego, R OBP: 0.366, SLG: 0.420 (1, 6)										4	1	3	1	0	0	0			
Pat Kelly, R OBP: 0.318, SLG: 0.395 (1, 4)										4	1	1	0	0	0	3			
Inning Stats	R: 0 E: 0 K: 1 S: 5	H: 0 LOB: 0 BB: 1 P: 9	R: 0 E: 0 K: 2 S: 7	H: 0 LOB: 0 BB: 0 P: 7	R: 0 E: 0 K: 1 S: 6	H: 1 LOB: 1 BB: 0 P: 6	R: 0 E: 0 K: 0 S: 3	H: 0 LOB: 0 BB: 0 P: 3	R: 1 E: 0 K: 0 S: 4	H: 1 LOB: 0 BB: 0 P: 4	R: 2 E: 0 K: 0 S: 5	H: 2 LOB: 2 BB: 2 P: 13	R: 3 E: 0 K: 0 S: 6	H: 3 LOB: 2 BB: 2 P: 14	R: 0 E: 0 K: 1 S: 7	H: 2 LOB: 2 BB: 0 P: 7	1B: 8 2B: 0 3B: 0 HR: 1	SF: 1 SAC: 0 DP: 0 HBP: 0	WP: 0 PA: 38 SB: 1 CS: 0
PITCHER	IP WLS BF H R ER SO BB IBB HBP BLK WP HR S P ERA WHIP																		
Dave Stewart, R ERA: 5.29 (1, 1)	6.1 L 29 6 6 6 4 4 0 0 0 0 0 0 33 49 8.53 1.579																		
Tony Castillo, L ERA: 2.35 (7, 1)	0.2 4 1 0 0 0 0 1 0 0 0 0 0 3 7 0.00 1.500																		
Mike Timlin, R ERA: 5.27 (8, 1)	1.0 5 2 0 0 1 0 0 0 0 0 0 0 7 7 0.00 2.000																		

Batter	1	2	3	4	5	6	7	8	9	AB	R	H	RBI	BB	SO	LOB	TOP			
Rickey Henderson, R OBP: 0.473, SLG: 0.550 (1, 7)	2-1 1B		3-2 1B		3-1 G6-3		3-2 F8			4	0	2	0	0	0	0	Toronto Blue Jays @ New York Yankees Yankee Stadium, Bronx, NY Thu Aug 05 1993, 3:33 AM EDT Att: 52,493 - Sunny - 83 F			
Devon White, S OBP: 0.337, SLG: 0.443 (1, 8)	1-3 K		0-1 F9			1-1 1B 3B HBP	0-1 G6-3			3	1	0	0	0	1	2				
Paul Molitor, R OBP: 0.403, SLG: 0.479 (1, 10)	2-3 K		1-1 F8			1-3 3B 1B		0-0 F7		4	1	1	0	0	1	2				
Joe Carter, R OBP: 0.308, SLG: 0.484 (1, 9)	3-2 L9		0-0 P2			0-0 P6		0-0 P3		4	0	0	0	0	0	4				
John Olerud, L OBP: 0.495, SLG: 0.670 (1, 3)		2-1 SH5-3 1B G6-3 1B		1-3 K		3-3 K		3-3 K		4	1	1	0	0	3	2				
Roberto Alomar, S OBP: 0.392, SLG: 0.466 (1, 4)		0-1 S SH5-3 1B		1-3 K		4-0 3B BB		2-0 G3		3	1	1	0	1	1	0				
Tony Fernandez, S OBP: 0.340, SLG: 0.382 (1, 6)		0-0 SH5-3		1-2 F8		1-1 3B		0-0 G4-3		3	0	1	3	0	0	0				
Ed Sprague, R OBP: 0.297, SLG: 0.384 (1, 5)		2-1 G6-3			1-0 G3		1-1 G5-3		1-0 G6-3	4	0	0	1	0	0	2				
Pat Borders, R OBP: 0.270, SLG: 0.362 (1, 2)		1-1 G4-3			2-2 P6		1-3 K			3	0	0	0	0	1	1				
Inning Stats	R: 0 E: 0 K: 2 S: 14	H: 1 LOB: 1 BB: 0 P: 22	R: 1 E: 0 K: 0 S: 9	H: 2 LOB: 1 BB: 0 P: 14	R: 0 E: 0 K: 2 S: 8	H: 0 LOB: 0 BB: 0 P: 14	R: 0 E: 0 K: 0 S: 6	H: 0 LOB: 0 BB: 0 P: 12	R: 3 E: 0 K: 1 S: 11	H: 2 LOB: 1 BB: 1 P: 24	R: 0 E: 0 K: 1 S: 9	H: 0 LOB: 0 BB: 0 P: 13	R: 0 E: 0 K: 0 S: 5	H: 0 LOB: 0 BB: 0 P: 8	R: 0 E: 0 K: 0 S: 3	H: 0 LOB: 0 BB: 0 P: 6	1B: 5 2B: 0 3B: 1 HR: 0	SF: 0 SAC: 1 DP: 0 HBP: 1	WP: 0 PB: 0 SB: 2 CS: 0	PA: 35
PITCHER Jimmy Key, L ERA: 2.69 (1, 1)	IP: 9.0 WLS: W BF: 35 H: 6 R: 4 ER: 4 SO: 7 BB: 1 IBB: 0 HBP: 1 BLK: 0 WP: 0 HR: 0 S: 76 P: 125 ERA: 4.00 WHIP: 0.778															PITCHER				

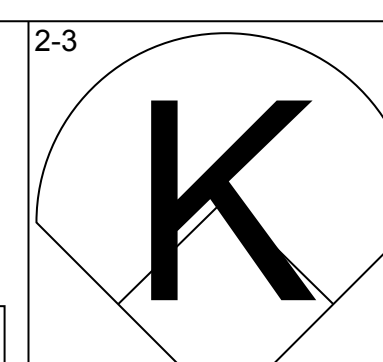
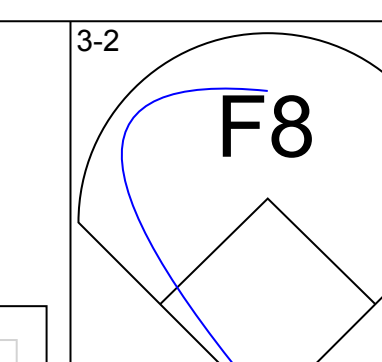
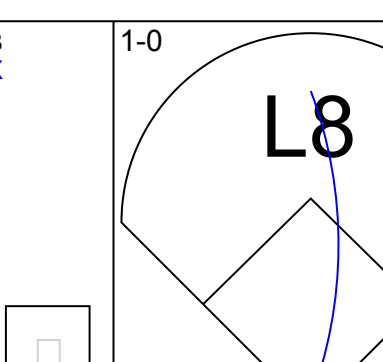
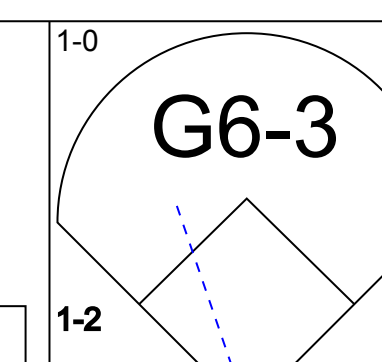
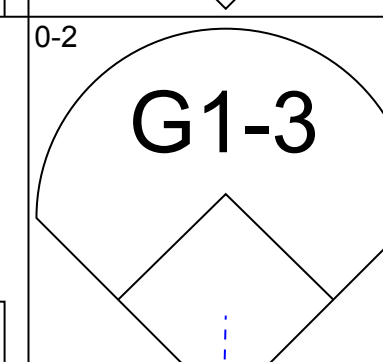
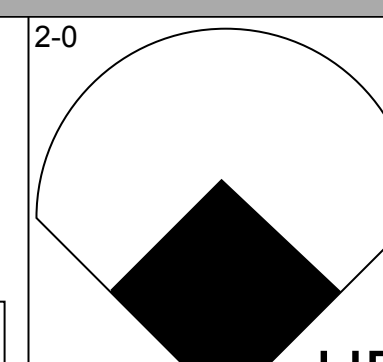
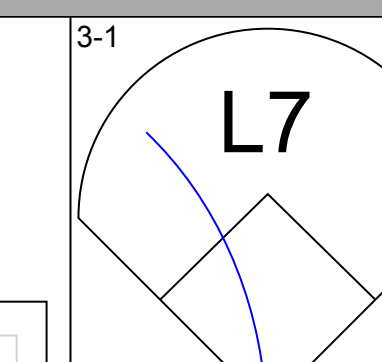
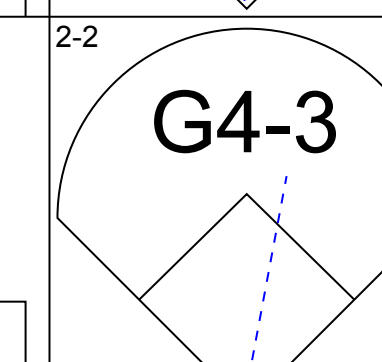
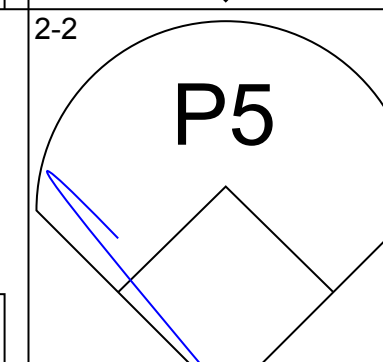
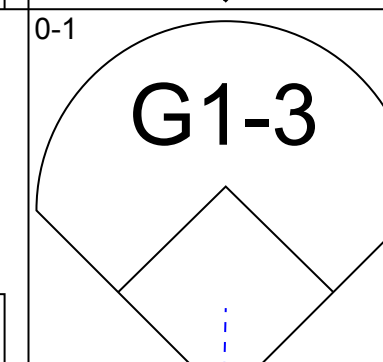
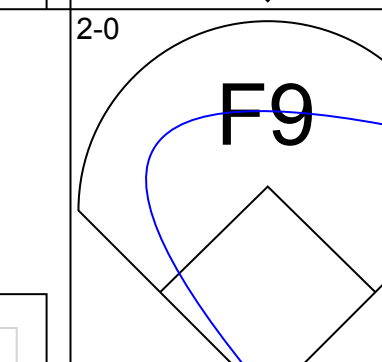
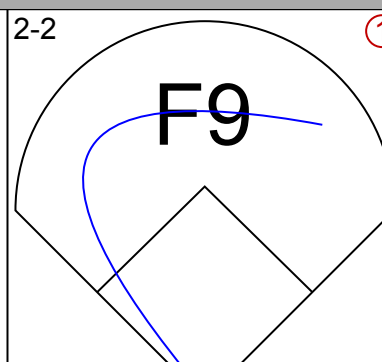
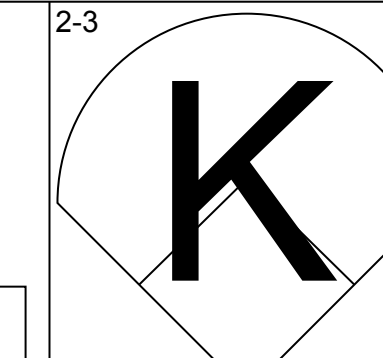
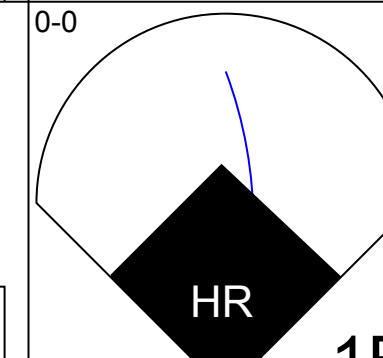
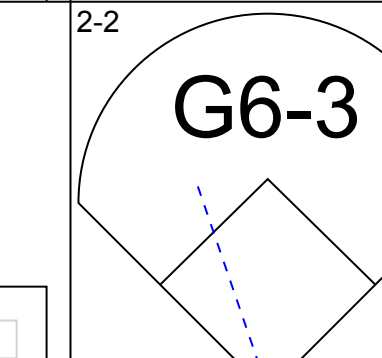
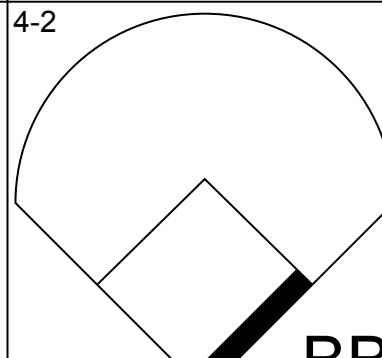
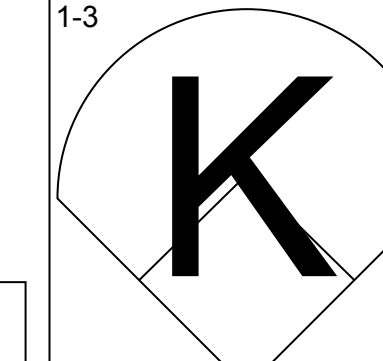
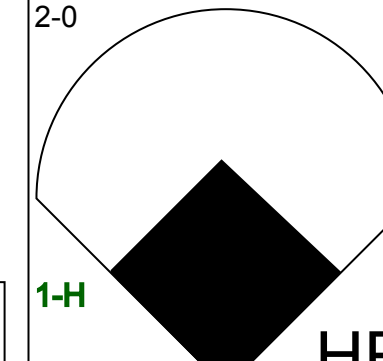
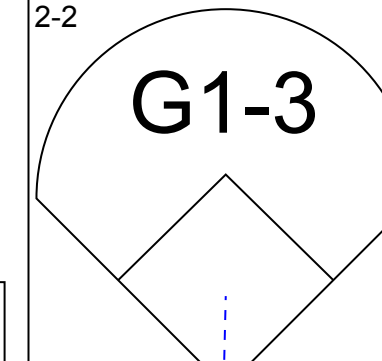
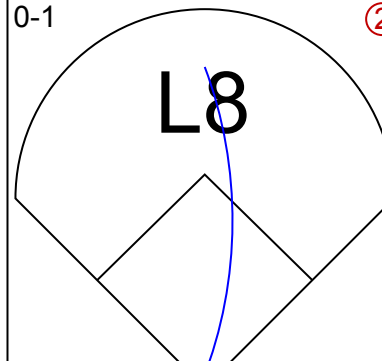
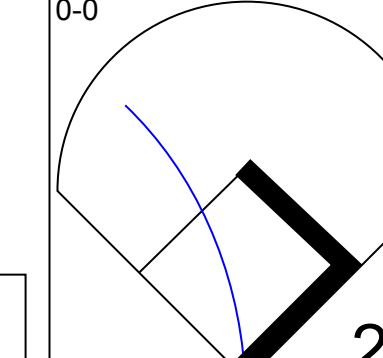
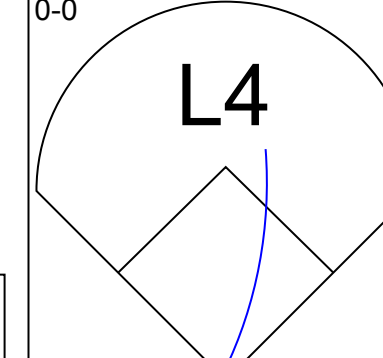
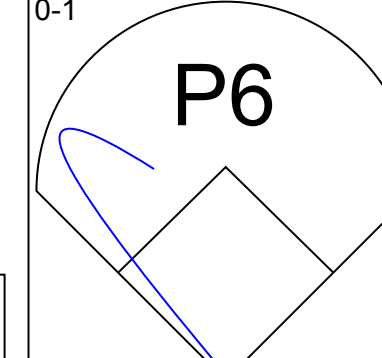
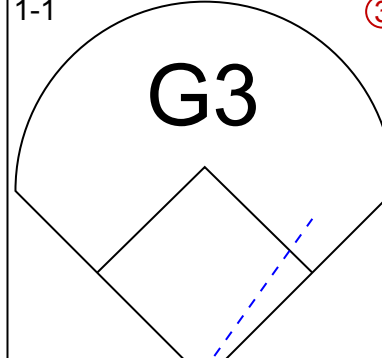
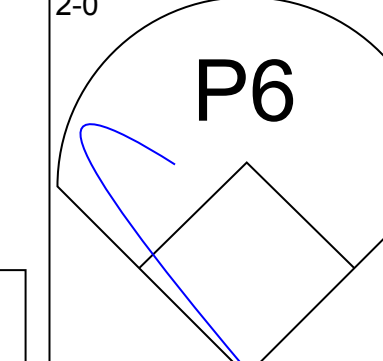
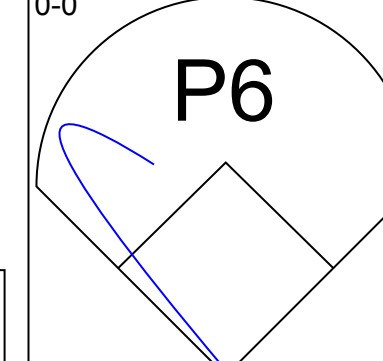
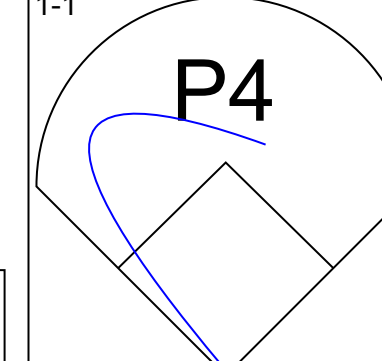
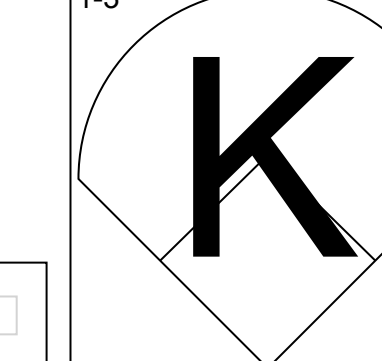
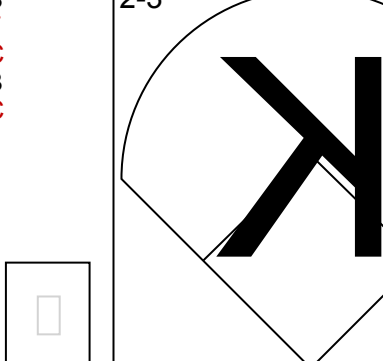
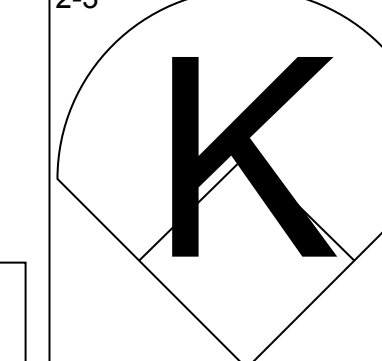
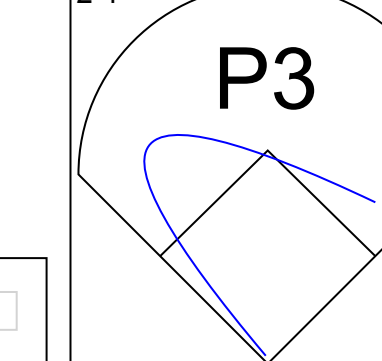
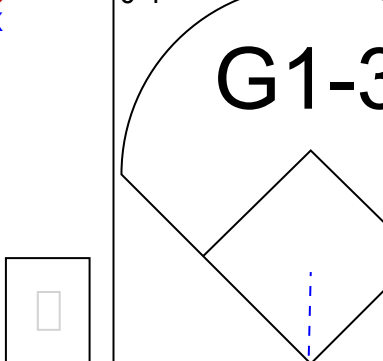
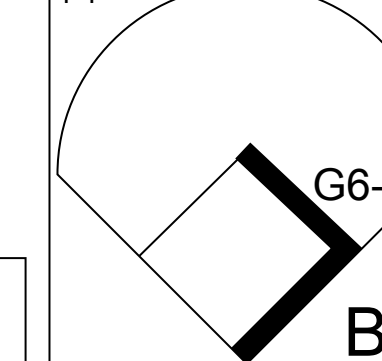
Batter	1	2	3	4	5	6	7	8	9	AB	R	H	RBI	BB	SO	LOB	BOTTOM	
Wade Boggs, L OBP: 0.376, SLG: 0.382 (1, 5)	3-3 K		1-0 F8		1-1 FC6-4		4-0 BB 1B FC3-6 BB	1-0 F7		4	1	0	0	1	1	2	Toronto Blue Jays @ New York Yankees Yankee Stadium, Bronx, NY Thu Aug 05 1993, 3:33 AM EDT Att: 52,493 - Sunny - 83 F	
Dion James, L OBP: 0.395, SLG: 0.500 Randy Velarde, R OBP: 0.368, SLG: 0.449 (1, 7) (9, 7)	0-2 2B 1B		2-1 HR 1B		0-0 FC3-6		1-1 FC3-6 BB 1B			4	2	3	0	0	0	1		
Don Mattingly, L OBP: 0.373, SLG: 0.479 (1, 3)	3-2 1H 2B		0-0 HR		0-1 L6		1-0 F7			4	1	2	3	0	0	3		
Danny Tartabull, R OBP: 0.371, SLG: 0.531 (1, 10)	1-3 K		1-1 F9			2-1 G6-3	4-2 FC3-6 BB			3	0	0	0	1	1	1		
Paul O'Neill, L OBP: 0.372, SLG: 0.530 (1, 9)	3-0 G3		0-0 G3			1-1 HR	1-1 FC3-6	1-2 2-3 3-H		4	1	1	2	0	0	3		
Bernie Williams, S OBP: 0.334, SLG: 0.415 (1, 8)		1-2 G5-3		0-3 K		0-2 BB 1B	2-3 K			4	0	1	0	0	2	2		
Matt Nokes, L OBP: 0.298, SLG: 0.459 Mike Stanley, R OBP: 0.397, SLG: 0.567 (6, PH) (9, 2)		4-2 BB		2-3 K		1-1 K		2-0 P3		2	0	0	0	1	2	1		
Mike Gallego, R OBP: 0.364, SLG: 0.415 (1, 6)		2-3 K		1-1 P2		4-1 BB	1-2 BB	1-1 F9		3	0	0	0	1	1	1		
Pat Kelly, R OBP: 0.320, SLG: 0.393 (1, 4)		1-3 K		4-2 FC6-4 BB		2-3 K		4-0 BB		2	0	0	0	2	2	3		
Inning Stats	R: 1 E: 0 K: 2 S: 17	H: 2 LOB: 1 BB: 0 P: 27	R: 0 E: 0 K: 2 S: 13	H: 0 LOB: 1 BB: 1 P: 21	R: 2 E: 0 K: 0 S: 7	H: 2 LOB: 0 BB: 0 P: 11	R: 0 E: 0 K: 0 S: 7	H: 0 LOB: 1 BB: 1 P: 12	R: 1 E: 0 K: 2 S: 15	H: 2 LOB: 2 BB: 1 P: 26	R: 1 E: 0 K: 1 S: 11	H: 1 LOB: 2 BB: 2 P: 24	R: 0 E: 0 K: 0 S: 4	H: 0 LOB: 1 BB: 1 P: 12	1B: 4 2B: 1 3B: 0 HR: 2	SF: 0 SAC: 0 DP: 0 HBP: 0	WP: 0 PB: 0 SB: 0 CS: 0	PA: 37
PITCHER Juan Guzman, R ERA: 4.42 Al Leiter, L ERA: 4.66 Woody Williams, R ERA: 4.39 (1, 1) (7, 1) (8, 1)	IP: 6.0 WLS: L BF: 6 H: 1 R: 1 ER: 1 SO: 1 BB: 2 IBB: 0 HBP: 0 BLK: 0 WP: 0 HR: 0 S: 11 P: 24 ERA: 9.00 WHIP: 3.000															PITCHER		

AB	32
R	4
H	6
RBI	4
BB	1
SO	7
LOB	13



AB	31
R	5
H	7
RBI	5
BB	6
SO	9
LOB	17



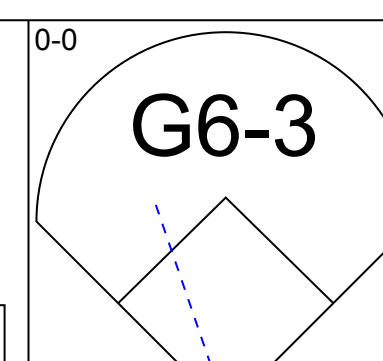
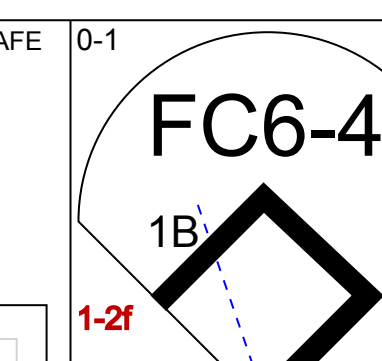
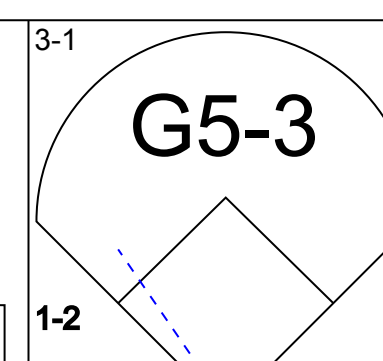
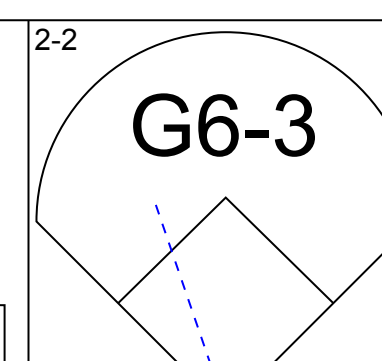
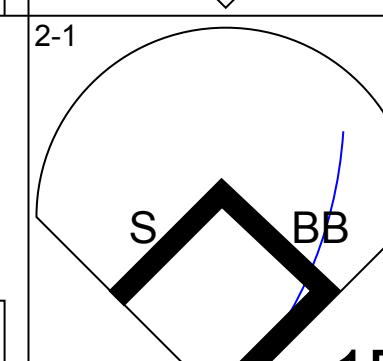
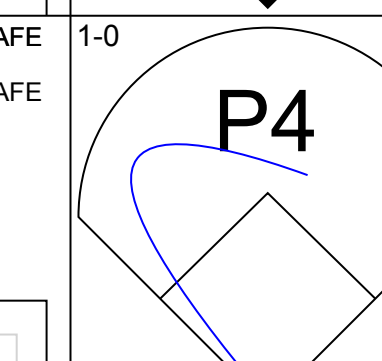
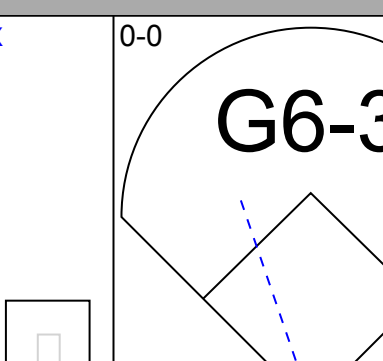
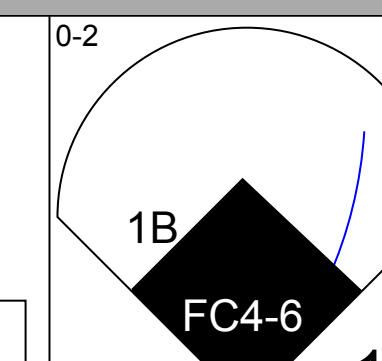
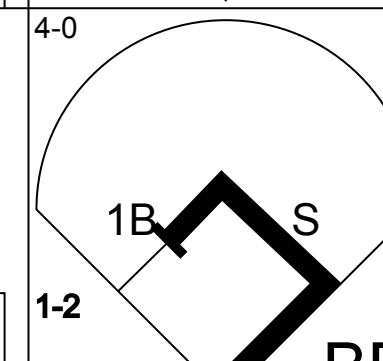
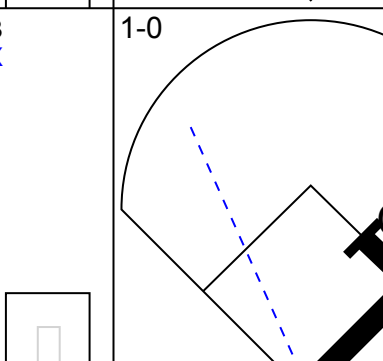
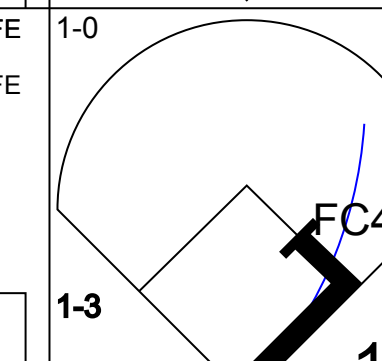
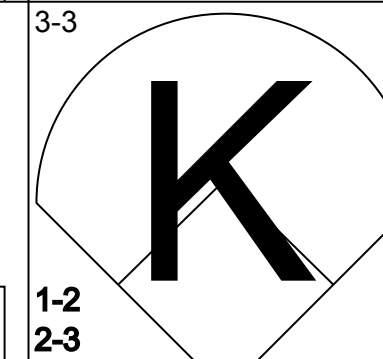
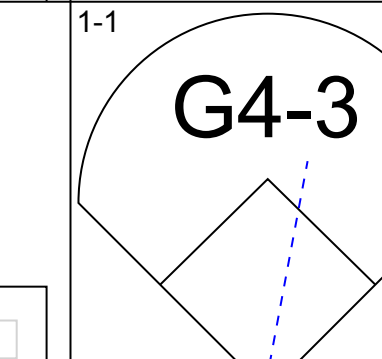
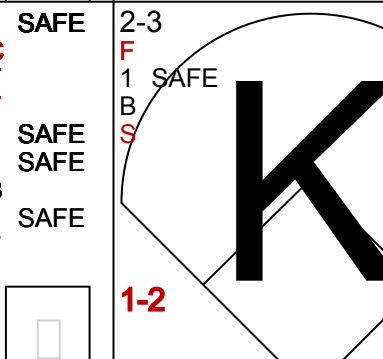
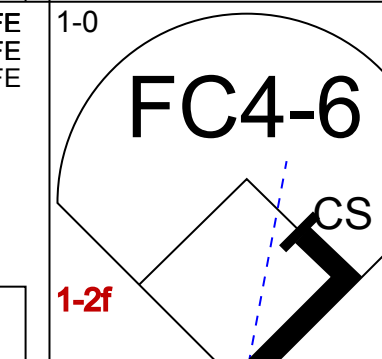
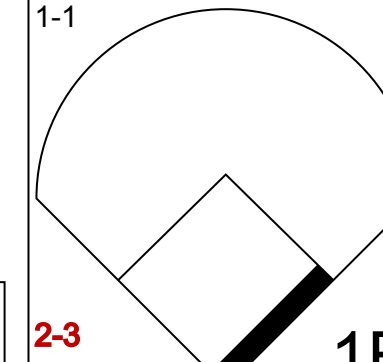
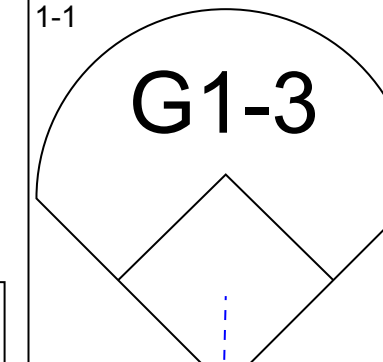
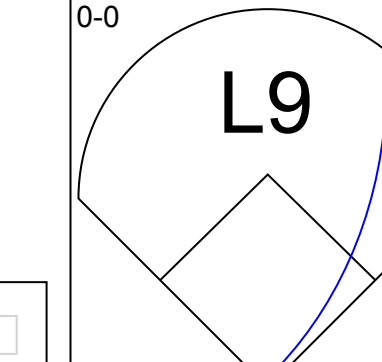
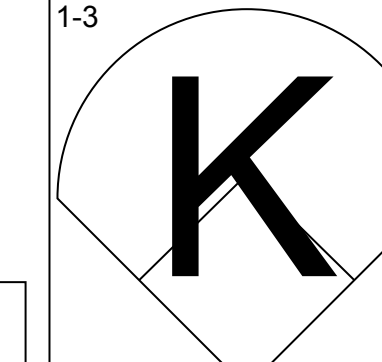
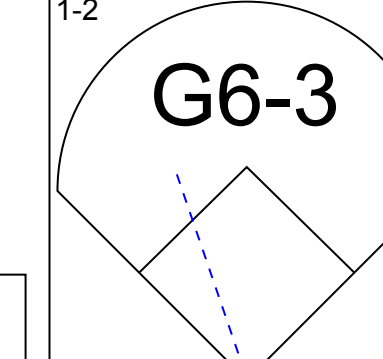
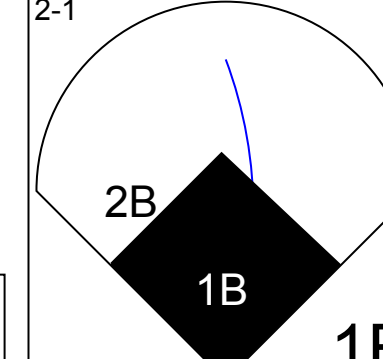

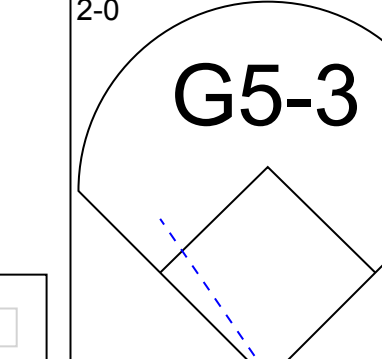
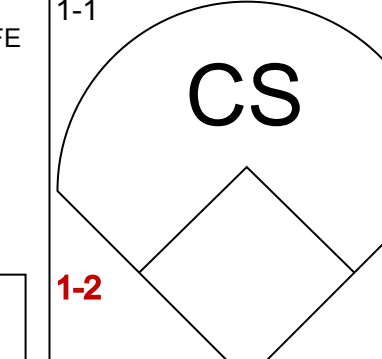
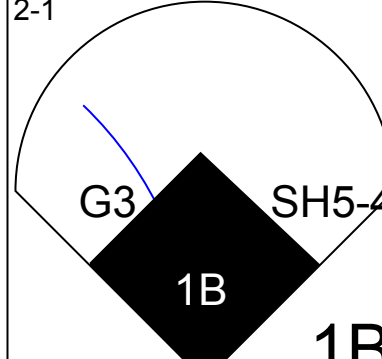
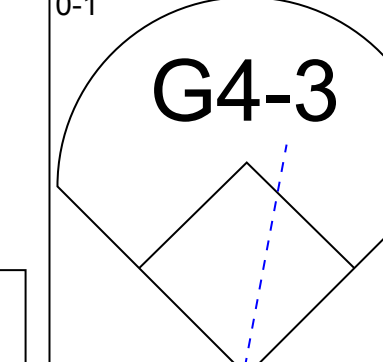
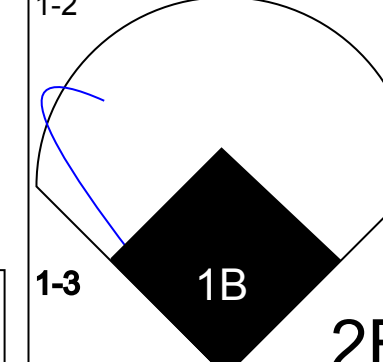

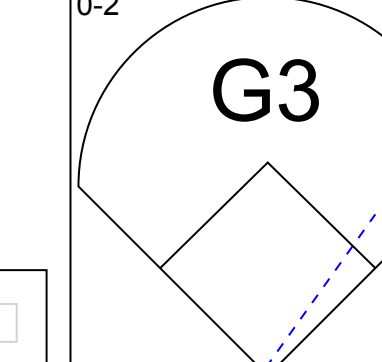
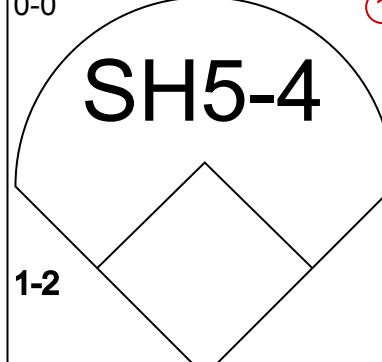
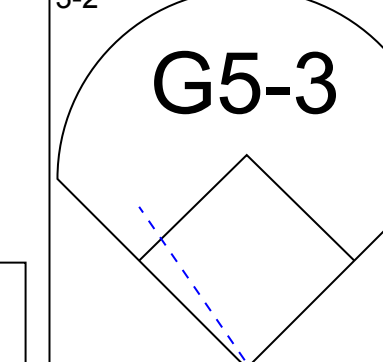
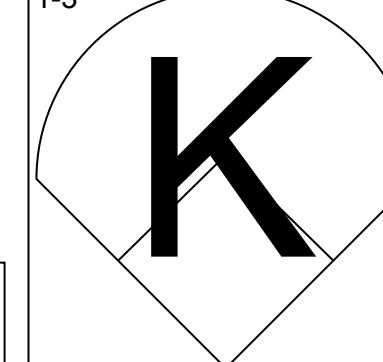
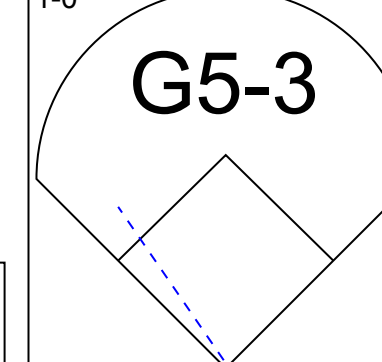
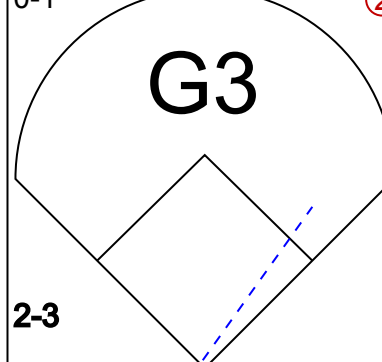
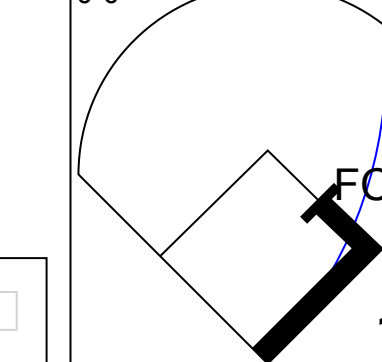
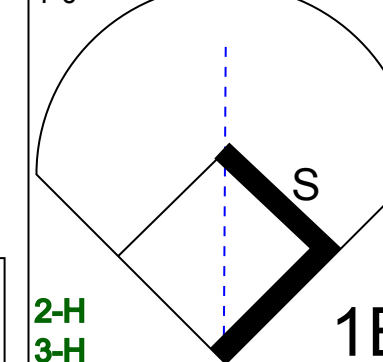
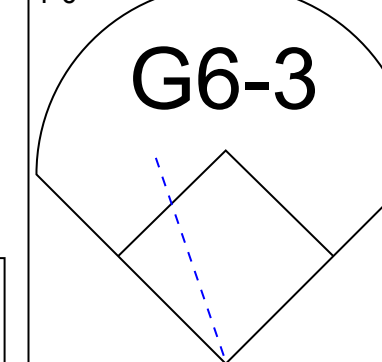
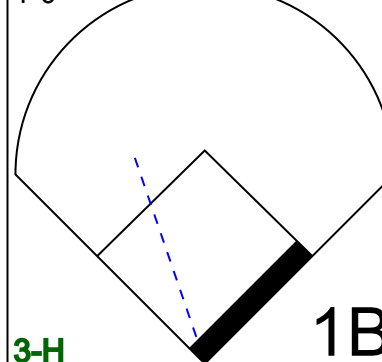
Batter	1	2	3	4	5	6	7	8	9	AB	R	H	RBI	BB	SO	LOB	TOP					
Wade Boggs, L (1,5) OBP: 0.375, SLG: 0.378										4	0	0	0	0	0	1						
Dion James, L (1,7) OBP: 0.392, SLG: 0.509 Gerald Williams, R (9,7) OBP: 0.234, SLG: 0.378										4	1	1	1	0	0	1						
Don Mattingly, L (1,3) OBP: 0.369, SLG: 0.474										4	0	0	0	0	0	0						
Danny Tartabull, R (1,10) OBP: 0.372, SLG: 0.530										3	1	1	0	1	1	0						
Paul O'Neill, L (1,9) OBP: 0.371, SLG: 0.536										4	1	1	2	0	1	1						
Bernie Williams, S (1,8) OBP: 0.333, SLG: 0.416										4	0	1	0	0	0	1						
Matt Nokes, L (1,2) OBP: 0.293, SLG: 0.451										3	0	0	0	0	0	1						
Randy Velarde, R (1,6) OBP: 0.359, SLG: 0.436										3	0	0	0	0	3	0						
Pat Kelly, R (1,4) OBP: 0.321, SLG: 0.390										2	0	0	0	1	0	0						
Inning Stats	R: 0 E: 0 K: 1 S: 9	H: 0 LOB: 0 BB: 0 P: 13	R: 0 E: 0 K: 2 S: 9	H: 1 LOB: 1 BB: 0 P: 14	R: 0 E: 0 K: 1 S: 9	H: 0 LOB: 0 BB: 0 P: 15	R: 3 E: 0 K: 0 S: 7	H: 3 LOB: 0 BB: 0 P: 11	R: 0 E: 0 K: 1 S: 6	H: 0 LOB: 0 BB: 0 P: 9	R: 0 E: 0 K: 0 S: 6	H: 0 LOB: 0 BB: 0 P: 13	R: 0 E: 0 K: 0 S: 8	H: 0 LOB: 0 BB: 0 P: 11	R: 0 E: 0 K: 1 S: 10	H: 0 LOB: 1 BB: 1 P: 19	R: 0 E: 0 K: 0 S: 11	H: 0 LOB: 1 BB: 1 P: 18	1B: 1 2B: 1 3B: 0 HR: 2	SF: 0 SAC: 0 DP: 0 HBP: 0	WP: 0 PB: 0 CS: 0	PA: 33
PITCHER Kevin Tapani, R (1,1) ERA: 5.46	IP: 9.0 WLS: W BF: 33 H: 4 R: 3 ER: 3 SO: 6 BB: 2 IBB: 0 HBP: 0 BLK: 0 WP: 0 HR: 2 S: 75 P: 123 ERA: 3.00 WHIP: 0.667															PITCHER	IP: 9.0 WLS: W BF: 33 H: 4 R: 3 ER: 3 SO: 6 BB: 2 IBB: 0 HBP: 0 BLK: 0 WP: 0 HR: 2 S: 75 P: 123 ERA: 3.00 WHIP: 0.667					

New York Yankees @ Minnesota Twins
Hubert H. Humphrey Metrodome, Minneapolis, MN

AB 31
R 3
H 4
RBI 3
BB 2
SO 6
LOB 5



WP: 0 PA: 33
PB: 0
CS: 0

Batter	1	2	3	4	5	6	7	8	9	AB	R	H	RBI	BB	SO	LOB	BOTTOM			
Shane Mack, R (1,8) OBP: 0.354, SLG: 0.439										4	0	0	0	0	0	2				
Chuck Knoblauch, R (1,4) OBP: 0.359, SLG: 0.346										4	1	2	0	0	0	1				
Kirby Puckett, R (1,9) OBP: 0.351, SLG: 0.459										3	0	3	0	1	0	0				
Kent Hrbek, L (1,3) OBP: 0.340, SLG: 0.433										4	0	0	1	0	2	6				
Dave Winfield, R (1,10) OBP: 0.334, SLG: 0.489										4	0	1	0	0	1	1				
Brian Harper, R (1,2) OBP: 0.360, SLG: 0.453 Jeff Reboulet, R (9, FR) OBP: 0.299, SLG: 0.238										4	1	2	0	0	0	0				
Mike Pagliarulo, L (1,5) OBP: 0.347, SLG: 0.432										3	1	1	0	0	0	0				
Pedro Munoz, R (1,7) OBP: 0.292, SLG: 0.401 Chip Hale, L (9, PH) OBP: 0.365, SLG: 0.373										3	0	0	0	0	1	2				
Pat Meares, R (1,6) OBP: 0.308, SLG: 0.367 Gene Larkin, S (9, PH) OBP: 0.364, SLG: 0.326										3	0	2	2	0	0	0				
Inning Stats	R: 0 E: 0 K: 1 S: 8	H: 2 LOB: 3 BB: 1 P: 18	R: 0 E: 0 K: 0 S: 10	H: 0 LOB: 0 BB: 0 P: 14	R: 0 E: 0 K: 0 S: 7	H: 2 LOB: 2 BB: 0 P: 9	R: 2 E: 0 K: 1 S: 13	H: 3 LOB: 1 BB: 0 P: 22	R: 0 E: 0 K: 0 S: 5	H: 0 LOB: 0 BB: 0 P: 7	R: 0 E: 0 K: 0 S: 5	H: 0 LOB: 0 BB: 0 P: 9	R: 1 E: 0 K: 1 S: 9	H: 2 LOB: 0 BB: 0 P: 13	R: 0 E: 0 K: 0 S: 6	H: 2 LOB: 1 BB: 0 P: 9	1B: 11 2B: 1 3B: 0 HR: 0	SF: 0 SAC: 1 DP: 0 HBP: 0	WP: 0 PB: 0 CS: 2	PA: 37
PITCHER Bob Wickman, R (1,1) ERA: 4.67 Steve Howe, L (9,1) ERA: 5.73 Rich Monteleone, R (9,1) ERA: 4.57	IP: 8.0 WLS: L BF: 33 H: 11 R: 4 ER: 4 SO: 4 BB: 1 IBB: 0 HBP: 0 BLK: 0 WP: 0 HR: 0 S: 67 P: 107 ERA: 4.50 WHIP: 1.500															PITCHER	IP: 8.0 WLS: L BF: 33 H: 11 R: 4 ER: 4 SO: 4 BB: 1 IBB: 0 HBP: 0 BLK: 0 WP: 0 HR: 0 S: 67 P: 107 ERA: 4.50 WHIP: 1.500			

New York Yankees @ Minnesota Twins
Hubert H. Humphrey Metrodome, Minneapolis, MN

AB 34
R 4
H 12
RBI 4
BB 1
SO 4
LOB 14

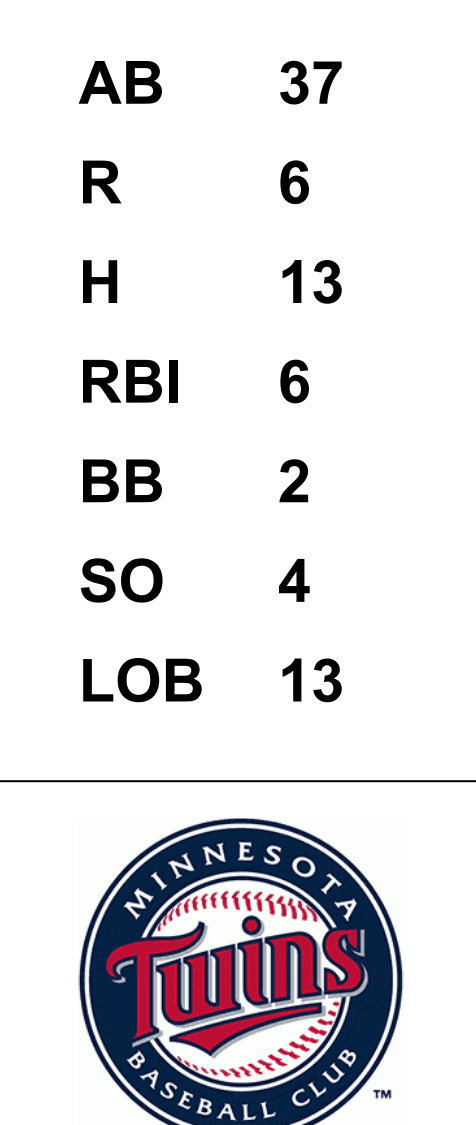



WP: 0 PA: 37
PB: 0
CS: 2

Batter	1	2	3	4	5	6	7	8	9	AB	R	H	RBI	BB	SO	LOB	TOP								
Mike Gallego, R OBP: 0.361, SLG: 0.423 (1, 5) (9, 6)	G3			G6-3		HR	G1-4-3		L4	5	1	1	1	0	0	2	New York Yankees @ Minnesota Twins Hubert H. Humphrey Metrodome, Minneapolis, MN Sat Aug 07 1993, 8:05 PM EDT Att: 31,689 - Dome								
Randy Velardo, R OBP: 0.387, SLG: 0.452 (1, 7) (8, PH)	P2			F8-5		WP			2B	3	0	2	0	0	0	0									
Dion James, L OBP: 0.395, SLG: 0.511 (8, PH) (8, 7)				1B					1B	1	1	1	0	0	0	0									
Jim Levritz, R OBP: 0.419, SLG: 0.516 (1, 3) (8, PH)	K			F8-5			F9		L9	3	0	0	0	0	1	2									
Don Mattingly, L OBP: 0.368, SLG: 0.472 (8, 3) (8, 3)				1-3						1	0	0	0	0	0	1									
Danny Tartabull, R OBP: 0.374, SLG: 0.532 (1, 10)				G6-3			G5-3		2B	4	1	2	1	0	0	1									
Mike Stanley, R OBP: 0.395, SLG: 0.563 (1, 2)	P3			1B			K		K	4	1	1	0	0	2	2									
Bernie Williams, S OBP: 0.335, SLG: 0.420 (1, 8)	K			2B					K	4	1	2	1	0	2	1									
Gerald Williams, R OBP: 0.224, SLG: 0.370 (1, 9) (7, PH)	P4			SF8			P4		L8	1	0	0	1	0	0	0									
Paul O'Neill, L OBP: 0.369, SLG: 0.533 (7, 9) (7, 9)				2-3			F9		G4-3	3	0	0	0	0	1	2									
Spike Owen, S OBP: 0.303, SLG: 0.314 (1, 6) (9, PH)	F7			K						1	0	0	0	0	0	0									
Wade Boggs, L OBP: 0.374, SLG: 0.377 (9, 5) (9, 5)				L7			2B		2B	4	0	2	1	0	0	1									
Pat Kelly, R OBP: 0.323, SLG: 0.398 (1, 4)	F7																								
Inning Stats	R: 0 E: 0 K: 1 S: 10	H: 0 LOB: 0 BB: 0 P: 16	R: 0 E: 0 K: 1 S: 7	H: 0 LOB: 0 BB: 0 P: 13	R: 0 E: 0 K: 0 S: 10	H: 0 LOB: 0 BB: 0 P: 13	R: 0 E: 0 K: 0 S: 5	H: 1 LOB: 0 BB: 0 P: 9	R: 2 E: 0 K: 1 S: 10	H: 3 LOB: 1 BB: 0 P: 22	R: 1 E: 0 K: 1 S: 11	H: 2 LOB: 1 BB: 0 P: 19	R: 1 E: 0 K: 0 S: 7	H: 2 LOB: 1 BB: 0 P: 8	R: 1 E: 0 K: 2 S: 15	H: 2 LOB: 1 BB: 0 P: 25	R: 0 E: 0 K: 0 S: 8	H: 1 LOB: 1 BB: 0 P: 9	1B: 5 2B: 6 3B: 0 HR: 1	SF: 1 SAC: 0 DP: 1 HBP: 0	WP: 1 PB: 0 SB: 1 CS: 0	PA: 37			
PITCHER	IP	WLS	BF	H	R	ER	SO	BB	IBB	HBP	BLK	WP	HR	S	P	ERA	WHIP								
Eddie Guardado, L ERA: 5.96 (1, 1)	5.1		21	6	3	3	3	0	0	0	0	0	1	49	83	5.06	1.125								
Mike Trombley, R ERA: 4.53 (6, 1)	0.2		3	1	1	1	1	0	0	0	0	0	0	5	10	13.50	1.500								
Larry Casian, L ERA: 0.93 (7, 1)	1.0		4	1	0	0	0	0	0	0	0	0	0	6	7	0.00	1.000								
Carl Willis, R ERA: 5.06 (8, 1)	2.0	W	9	3	1	1	2	0	0	0	0	0	0	23	34	4.50	1.500								

Batter	1	2	3	4	5	6	7	8	9	AB	R	H	RBI	BB	SO	LOB	BOTTOM								
Chuck Knoblauch, R OBP: 0.360, SLG: 0.345 (1, 4)	P3			G4-6-3			F8		1B	4	0	1	0	1	0	1	New York Yankees @ Minnesota Twins Hubert H. Humphrey Metrodome, Minneapolis, MN Sat Aug 07 1993, 8:05 PM EDT Att: 31,689 - Dome								
Jeff Reboulet, R OBP: 0.300, SLG: 0.240 (1, 5) (8, 5)	K			1B			K		G1-3	3	1	1	0	0	1	1									
Mike Pagliarulo, L OBP: 0.345, SLG: 0.430 (7, PH) (8, 5)				G4-6-3					BB	1	0	0	0	0	1	0									
Lenny Webster, R OBP: 0.205, SLG: 0.230 (9, PH) (9, 8)				1-2			1B		G1-3	1	0	0	0	0	0	2									
Kirby Puckett, R OBP: 0.352, SLG: 0.458 (1, 9) (9, 8)	F9			G5-3			G6-3			5	1	2	2	0	0	0									
Dave Winfield, R OBP: 0.338, SLG: 0.492 (1, 3) (9, 9)				1B			1B		G5-3	4	1	3	1	0	0	0									
Brian Harper, R OBP: 0.364, SLG: 0.459 (1, 2)	G1-3			G4-6-3			1B		FC4-6	4	1	3	2	0	0	1									
Shane Mack, R OBP: 0.353, SLG: 0.436 (1, 8) (9, 7)	G1-3			1B			F7		F7	4	0	1	0	0	0	4									
Pedro Munoz, R ERA: 4.19 (1, 7) (8, PH)	G5-3			G4-3			K		FC4-6	3	0	0	0	0	1	2									
Gene Larkin, S OBP: 0.362, SLG: 0.324 (9, 3) (9, 3)				1-2					1-2	1	0	0	0	0	0	1									
Bernardo Brito, R OBP: 0.250, SLG: 0.500 (1, 10) (9, PH)	2B			F7			K		G5-3	3	0	1	1	0	1	0									
Kent Hrbek, L OBP: 0.339, SLG: 0.431 (9, PH) (9, PH)				1B			K			1	0	0	0	0	0	0									
Pat Meares, R OBP: 0.311, SLG: 0.371 (1, 6)	L3			1B			F8		G1-3	3	2	1	0	1	0	1									
Inning Stats	R: 0 E: 0 K: 1 S: 7	H: 0 LOB: 0 BB: 0 P: 10	R: 2 E: 0 K: 0 S: 13	H: 3 LOB: 1 BB: 0 P: 20	R: 0 E: 0 K: 0 S: 8	H: 1 LOB: 0 BB: 0 P: 11	R: 0 E: 0 K: 0 S: 13	H: 2 LOB: 1 BB: 0 P: 18	R: 3 E: 0 K: 0 S: 19	H: 4 LOB: 2 BB: 1 P: 29	R: 0 E: 0 K: 2 S: 8	H: 0 LOB: 0 BB: 0 P: 12	R: 0 E: 0 K: 1 S: 6	H: 0 LOB: 0 BB: 0 P: 10	R: 0 E: 0 K: 0 S: 6	H: 1 LOB: 1 BB: 0 P: 13	R: 1 E: 0 K: 0 S: 11	H: 2 LOB: 2 BB: 1 P: 19	1B: 10 2B: 3 3B: 0 HR: 0	SF: 0 SAC: 0 DP: 2 HBP: 0	WP: 0 PB: 0 SB: 1 CS: 0	PA: 39			
PITCHER	IP	WLS	BF	H	R	ER	SO	BB	IBB	HBP	BLK	WP	HR	S	P	ERA	WHIP								
Jim Abbott, L ERA: 4.19 (1, 1)	4.2		23	10	0	5	1	1	0	0	0	0	0	59	87	9.64	2.357								
Rich Monteleone, R ERA: 4.45 (5, 1)	1.2		5	0	0	0	2	0	0	0	0	0	0	11	17	0.00	0.000								
Paul Assenmacher, L ERA: 5.6 (7, 1)	0.1		1	0	0	0	1	0	0	0	0	0	0	3	4	0.00	0.000								
Bobby Munoz, R ERA: 6.28 (7, 1)	1.2	L	8	2	1	1	0	1	0	0	0	0	0	12	25	5.40	1.800								
Steve Howe, L ERA: 5.67 (9, 1)	0.1		1	0	0	0	0	0	0	0	0	0	0	1	3	0.00	0.000								

AB	36
R	5
H	11
RBI	5
BB	0
SO	6
LOB	13



Batter	1	2	3	4	5	6	7	8	9	AB	R	H	RBI	BB	SO	LOB	TOP								
Wade Boggs, L (1, 5) OBP: 0.375, SLG: 0.375	1-1 L8		2-1 1B		4-2 BB		1-2 G5-3			3	0	1	0	1	0	1									
Jim Leyritz, R (1, 7) OBP: 0.414, SLG: 0.505	2-2 L9		3-3 K		2-2 G4-3			1-1 G3		4	0	0	0	0	1	4									
Don Mattingly, L (1, 3) OBP: 0.370, SLG: 0.482	2-1 G3-1			2-2 K		1-2 F7		2-1 G6-3		4	0	0	0	0	1	0									
Danny Tartabull, R (1, 10) OBP: 0.370, SLG: 0.532		1-0 G6-3		2-1 F9		1-1 F9		1-1 G3		4	0	0	0	0	0	0									
Mike Stanley, R (1, 2) OBP: 0.395, SLG: 0.555	1-2 1B		3-2 F9		4-0 FC5-4 BB			1-2 K		3	0	1	0	1	1	0									
Bernie Williams, S (1, 8) OBP: 0.333, SLG: 0.416	2-3 K			2-1 P4 BB		1-2 FC5-4		1-2 E6		4	0	1	0	0	1	2									
Paul O'Neill, L (1, 9) OBP: 0.364, SLG: 0.523	3-2 G4-3			4-1 BB BB		1-1 G4-3		3-3 K		3	0	0	0	1	1	2									
Mike Gallego, R (1, 6) OBP: 0.354, SLG: 0.417			1-1 F9		2-2 L8		2-1 2B	3-2 G5-3		4	0	1	0	0	0	3									
Pat Kelly, R (1, 4) OBP: 0.320, SLG: 0.394	0-1 G6-3			2-1 P4		0-0 G1-3				3	0	0	0	0	0	3									
Inning Stats	R: 0 E: 0 K: 0 S: 7	H: 0 LOB: 0 BB: 0 P: 12	R: 0 E: 0 K: 1 S: 12	H: 1 LOB: 1 BB: 0 P: 19	R: 0 E: 0 K: 1 S: 9	H: 1 LOB: 1 BB: 0 P: 15	R: 0 E: 0 K: 1 S: 12	H: 0 LOB: 0 BB: 0 P: 19	R: 0 E: 0 K: 0 S: 14	H: 1 LOB: 3 BB: 2 P: 30	R: 0 E: 0 K: 0 S: 6	H: 0 LOB: 1 BB: 1 P: 12	R: 0 E: 0 K: 0 S: 8	H: 1 LOB: 1 BB: 0 P: 12	R: 0 E: 0 K: 0 S: 6	H: 0 LOB: 0 BB: 0 P: 10	R: 0 E: 1 K: 2 S: 12	H: 0 LOB: 1 BB: 0 P: 20	1B: 3 2B: 1 3B: 0 HR: 0	SF: 0 SAC: 0 DP: 0 HBP: 0	WP: 0 PB: 0 SB: 0 CS: 0	PA: 35			
PITCHER	IP	WLS	BF	H	R	ER	SO	BB	IBB	HBP	BLK	WP	HR	S	P	ERA	WHIP								
Frank Viola, L (1, 1) ERA: 3.41	6.0	W	24	3	0	0	3	3	0	0	0	0	0	60	107	0.00	1.000								
Joe Hesketh, L (7, 1) ERA: 5.19	3.0	S	11	1	0	0	2	0	0	0	0	0	0	26	42	0.00	0.333								

New York Yankees @ Boston Red Sox
Fenway Park, Boston, MA
Tue Aug 10 1993, 7:05 PM EDT
Att: 34,413 - Unknown - 74 F

AB 32
R 0
H 4
RBI 0
BB 3
SO 5
LOB 15



Batter	1	2	3	4	5	6	7	8	9	AB	R	H	RBI	BB	SO	LOB	BOTTOM								
Scott Fletcher, R (1, 4) OBP: 0.347, SLG: 0.410	0-1 F9	2-2 G6-3			2-1 1B		2-0 F7			4	0	1	0	0	0	1									
Billy Hatcher, R (1, 8) OBP: 0.357, SLG: 0.429	1-0 G1-3		3-1 F8		1 SAFE 0-2 L7		1-2 S			4	0	1	0	0	0	1									
Mike Greenwell, L (1, 7) OBP: 0.375, SLG: 0.472	1-0 1B 2B		0-1 L9		0-0 G3		1-0 F7			4	1	1	0	0	0	2									
Andre Dawson, R (1, 10) OBP: 0.300, SLG: 0.399	2-2 2B 1B		1-0 G5-3			2-0 G6-3		2-0 L7		4	0	1	1	0	0	1									
Mo Vaughn, L (1, 3) OBP: 0.408, SLG: 0.551	1-0 1-H 2B			2-1 G3-1		1-1 HR		2-1 G5-3		4	1	2	1	0	0	0									
Bob Zupcic, R (1, 9) OBP: 0.344, SLG: 0.406		3-1 G5-3		2-0 E5		1-1 2B		2-2 F9		4	0	1	0	0	0	0									
Scott Cooper, L (1, 5) OBP: 0.362, SLG: 0.406		4-1 2B G4-3 BB		1 SAFE 1 SAFE FC3-6		4-0 HR BB		1-1 G3-1		2	2	0	0	2	0	1									
John Valentin, R (1, 6) OBP: 0.312, SLG: 0.395		1 SAFE 0-1 G4-3		0-1 F8		0-1 HR				3	1	2	2	0	0	1									
Tony Peña, R (1, 2) OBP: 0.234, SLG: 0.233		1-1 G4-3			1-1 G1-3		0-0 G4-3			3	0	0	1	0	0	1									
Inning Stats	R: 1 E: 0 K: 0 S: 10	H: 3 LOB: 2 BB: 0 P: 15	R: 0 E: 0 K: 0 S: 11	H: 1 LOB: 1 BB: 1 P: 21	R: 0 E: 0 K: 0 S: 5	H: 0 LOB: 0 BB: 0 P: 9	R: 0 E: 1 K: 0 S: 6	H: 0 LOB: 1 BB: 0 P: 11	R: 0 E: 0 K: 0 S: 8	H: 1 LOB: 1 BB: 0 P: 11	R: 3 E: 0 K: 0 S: 8	H: 3 LOB: 0 BB: 1 P: 16	R: 0 E: 0 K: 0 S: 8	H: 1 LOB: 1 BB: 0 P: 14	R: 0 E: 0 K: 0 S: 7	H: 0 LOB: 0 BB: 0 P: 12	1B: 3 2B: 4 3B: 0 HR: 2	SF: 0 SAC: 0 DP: 0 HBP: 0	WP: 0 PB: 0 SB: 1 CS: 0	PA: 34					
PITCHER	IP	WLS	BF	H	R	ER	SO	BB	IBB	HBP	BLK	WP	HR	S	P	ERA	WHIP								
Scott Kamieniecki, R (1, 1) ERA: 4.15	6.0	L	27	8	5	5	0	2	0	0	0	0	2	48	83	7.50	1.667								
Paul Gibson, L (7, 1) ERA: 3.71	2.0		7	1	0	0	0	0	0	0	0	0	0	15	26	0.00	0.500								

New York Yankees @ Boston Red Sox
Fenway Park, Boston, MA
Tue Aug 10 1993, 7:05 PM EDT
Att: 34,413 - Unknown - 74 F

AB 32
R 5
H 9
RBI 5
BB 2
SO 0
LOB 8



Batter	1	2	3	4	5	6	7	8	9	AB	R	H	RBI	BB	SO	LOB	TOP			
Wade Boggs, L (1,5) OBP: 0.376, SLG: 0.379										4	3	2	0	1	0	0	New York Yankees @ Boston Red Sox Fenway Park, Boston, MA Wed Aug 11 1993, 7:05 PM EDT Att: 34,470 - Unknown - 67 F			
Dion James, L (1,7) OBP: 0.407, SLG: 0.513										3	2	2	0	2	0	0				
Don Mattingly, L (1,3) OBP: 0.373, SLG: 0.480										3	1	1	2	2	0	1				
Danny Tartabull, R (1,10) OBP: 0.371, SLG: 0.530										5	0	2	2	0	2	4				
Paul O'Neill, L (1,9) OBP: 0.367, SLG: 0.520										2	1	0	1	3	2	3				
Bernie Williams, S (1,8) OBP: 0.336, SLG: 0.417										4	0	2	1	0	0	3				
Matt Nokes, L (1,2) OBP: 0.288, SLG: 0.445 Mike Stanley, R (8,PH) OBP: 0.392, SLG: 0.551										2	0	0	1	0	0	2		AB 33 R 8 H 11 RBI 7 BB 8 SO 8 LOB 19		
Randy Velarde, R (1,6) OBP: 0.368, SLG: 0.450										4	0	1	0	0	2	1				
Mike Gallego, R (1,4) OBP: 0.353, SLG: 0.415										4	1	1	0	0	1	2				
Inning Stats	R: 4 E: 1 K: 2 S: 18	H: 2 LOB: 1 BB: 3 P: 32	R: 0 E: 0 K: 0 S: 6	H: 0 LOB: 0 BB: 0 P: 7	R: 0 E: 0 K: 0 S: 8	H: 0 LOB: 1 BB: 1 P: 16	R: 2 E: 0 K: 2 S: 12	H: 3 LOB: 1 BB: 1 P: 22	R: 0 E: 0 K: 0 S: 7	H: 0 LOB: 0 BB: 1 P: 13	R: 0 E: 0 K: 1 S: 10	H: 2 LOB: 1 BB: 0 P: 15	R: 0 E: 0 K: 1 S: 9	H: 2 LOB: 1 BB: 0 P: 11	R: 2 E: 0 K: 1 S: 17	H: 2 LOB: 2 BB: 2 P: 31			1B: 10 2B: 2 3B: 0 HR: 0	SF: 1 SAC: 0 DP: 3 HBP: 1
PITCHER	IP WLS BF H R ER SO BB IBB HBP BLK WP HR S P ERA WHIP	IP WLS BF H R ER SO BB IBB HBP BLK WP HR S P ERA WHIP																		
Roger Clemens, R (1,1) ERA: 3.71	6.0 L 28 5 6 5 5 6 0 1 0 0 0 63 108 7.50 1.833																			
Tony Fossas, L (7,1) ERA: 4.54	1.0 5 3 0 0 1 0 0 0 0 0 0 0 12 17 0.00 3.000																			
Paul Quantrill, R (8,1) ERA: 3.26	2.0 10 3 2 2 2 1 1 0 1 0 0 24 40 9.00 2.000																			

Batter	1	2	3	4	5	6	7	8	9	AB	R	H	RBI	BB	SO	LOB	BOTTOM					
Scott Fletcher, R (1,4) OBP: 0.348, SLG: 0.410										5	1	2	1	0	0	2	New York Yankees @ Boston Red Sox Fenway Park, Boston, MA Wed Aug 11 1993, 7:05 PM EDT Att: 34,470 - Unknown - 67 F					
Billy Hatcher, R (1,8) OBP: 0.355, SLG: 0.426										5	0	1	1	0	0	3						
Mike Greenwell, L (1,7) OBP: 0.377, SLG: 0.475										4	0	2	0	0	0	2						
Andre Dawson, R (1,10) OBP: 0.302, SLG: 0.409										4	1	2	1	0	0	3						
Mo Vaughn, L (1,3) OBP: 0.404, SLG: 0.545										4	0	0	0	0	1	1						
Bob Zupic, R (1,9) OBP: 0.338, SLG: 0.398										4	0	0	0	0	2	1						
Tim Lincecum, R (1,5) OBP: 0.250, SLG: 0.250										4	0	1	0	0	1	0		AB 37 R 3 H 10 RBI 3 BB 1 SO 5 LOB 14				
John Valentin, R (1,6) OBP: 0.314, SLG: 0.394										3	1	1	0	1	0	1						
Tony Peña, R (1,2) OBP: 0.235, SLG: 0.235 Scott Cooper, L (8,PH) OBP: 0.361, SLG: 0.405										3	0	1	0	0	0	1						
Inning Stats	R: 0 E: 0 K: 0 S: 7	H: 1 LOB: 1 BB: 0 P: 14	R: 0 E: 0 K: 0 S: 8	H: 0 LOB: 0 BB: 0 P: 11	R: 0 E: 0 K: 0 S: 10	H: 1 LOB: 2 BB: 1 P: 17	R: 1 E: 0 K: 1 S: 12	H: 2 LOB: 1 BB: 0 P: 22	R: 0 E: 0 K: 0 S: 7	H: 0 LOB: 0 BB: 0 P: 10	R: 0 E: 0 K: 1 S: 10	H: 1 LOB: 1 BB: 0 P: 11	R: 2 E: 0 K: 1 S: 17	H: 4 LOB: 2 BB: 0 P: 20	R: 0 E: 0 K: 2 S: 7	H: 0 LOB: 0 BB: 0 P: 11			R: 0 E: 0 K: 1 S: 8	H: 1 LOB: 1 BB: 0 P: 10	1B: 8 2B: 1 3B: 0 HR: 1	SF: 0 SAC: 0 DP: 0 HBP: 0
PITCHER	IP WLS BF H R ER SO BB IBB HBP BLK WP HR S P ERA WHIP	IP WLS BF H R ER SO BB IBB HBP BLK WP HR S P ERA WHIP																				
Jimmy Key, L (1,1) ERA: 2.74	6.2 W 30 3 3 3 2 0 0 0 0 0 0 67 100 4.05 1.500																					
Bob Wickman, R (7,1) ERA: 4.59	2.1 S 8 1 0 0 3 0 0 0 0 0 0 19 26 0.00 0.429																					

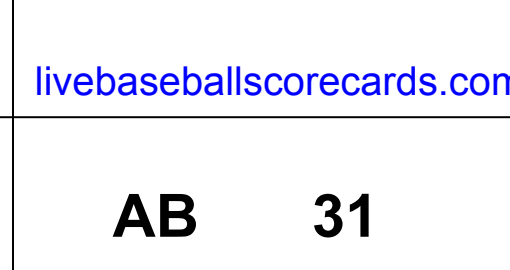
Batter	1	2	3	4	5	6	7	8	9	AB	R	H	RBI	BB	SO	LOB	TOP					
Brady Anderson, L OBP: 0.347, SLG: 0.413										3	0	1	0	1	1	1	Baltimore Orioles @ New York Yankees Yankee Stadium, Bronx, NY Fri Aug 13 1993, 7:05 PM EDT Att: 36,168 - Unknown - 77 F					
Mark McLemore, S OBP: 0.366, SLG: 0.416										4	0	0	0	0	2							
Mike Devereaux, R OBP: 0.327, SLG: 0.437										2	1	2	0	2	0							
Harold Baines, L OBP: 0.376, SLG: 0.463										4	0	0	0	0	5							
Cal Ripken Jr., R OBP: 0.322, SLG: 0.418										4	0	2	0	0	4							
David Segui, S OBP: 0.391, SLG: 0.452										4	0	2	0	0	1							
Tim Lincecum, R OBP: 0.383, SLG: 0.419										3	0	1	1	0	1							
Jack Voigt, R OBP: 0.420, SLG: 0.520										4	0	0	0	0	4							
Mark Parent, R OBP: 0.214, SLG: 0.462										3	0	0	0	0	1							
Inning Stats	R: 0 E: 0 K: 0 S: 7	H: 1 LOB: 2 BB: 1 P: 13	R: 0 E: 0 K: 0 S: 4	H: 1 LOB: 0 BB: 0 P: 4	R: 0 E: 0 K: 0 S: 4	H: 0 LOB: 0 BB: 1 P: 8	R: 0 E: 0 K: 0 S: 10	H: 2 LOB: 1 BB: 0 P: 14	R: 0 E: 0 K: 1 S: 11	H: 1 LOB: 1 BB: 0 P: 15	R: 0 E: 0 K: 0 S: 3	H: 0 LOB: 0 BB: 0 P: 7	R: 0 E: 0 K: 0 S: 6	H: 0 LOB: 0 BB: 0 P: 9	R: 0 E: 0 K: 0 S: 6	H: 0 LOB: 0 BB: 0 P: 7	R: 1 E: 0 K: 0 S: 14	H: 3 LOB: 2 BB: 0 P: 19	1B: 8 2B: 0 3B: 0 HR: 0	SF: 1 SAC: 0 DP: 4 HBP: 0	WP: 0 PB: 0 SB: 0 CS: 0	PA: 35
PITCHER Jim Abbott, L ERA: 4.0	IP: 9.0 WLS: W BF: 35	H: 8 R: 1 ER: 1 SO: 1	BB: 3 IBB: 0 HBP: 0 BLK: 0	WP: 0 HR: 0 S: 65 P: 96	ERA: 1.00 WHIP: 1.222																	

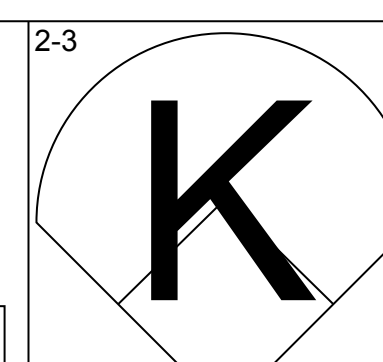
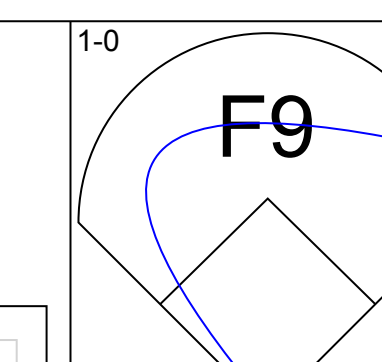
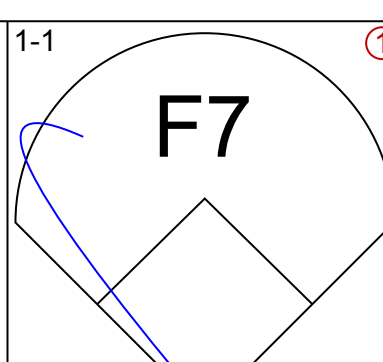
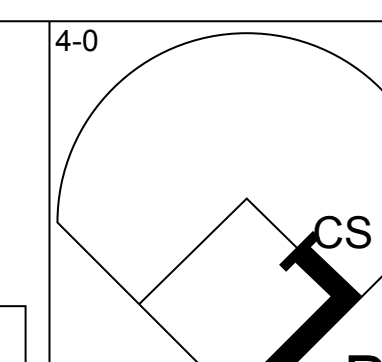
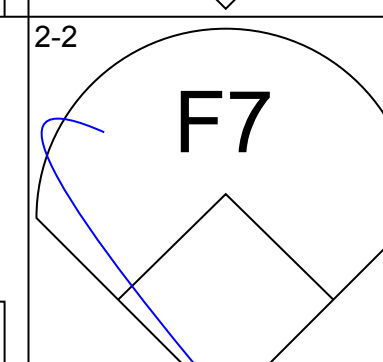
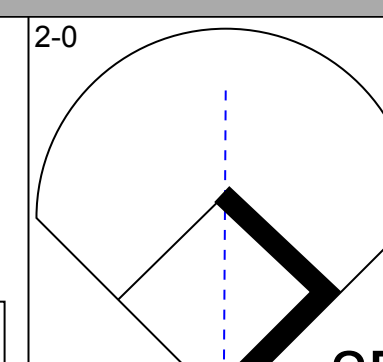
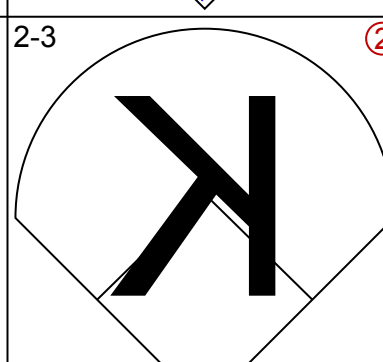
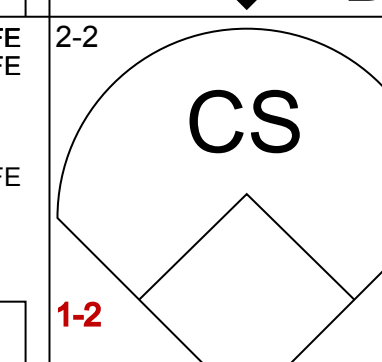
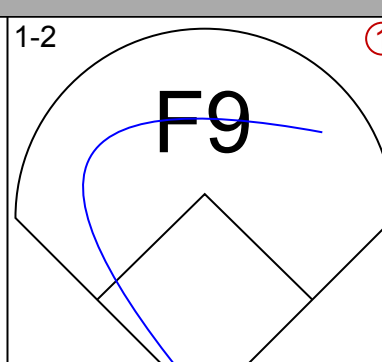
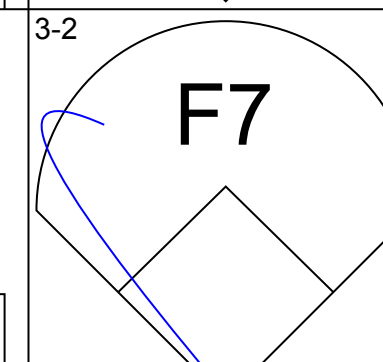
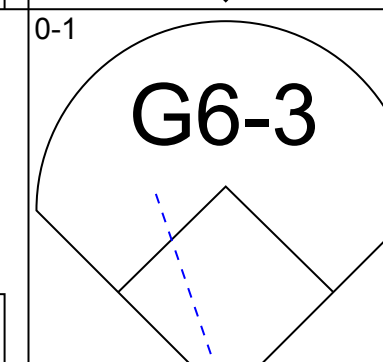
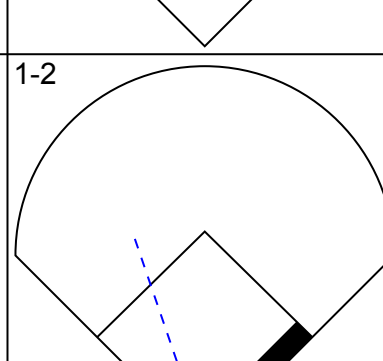
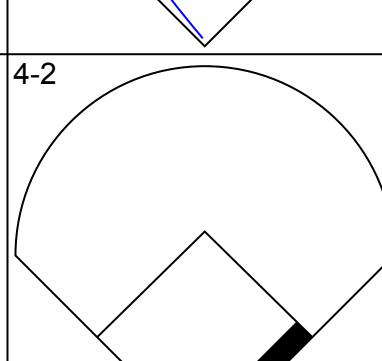
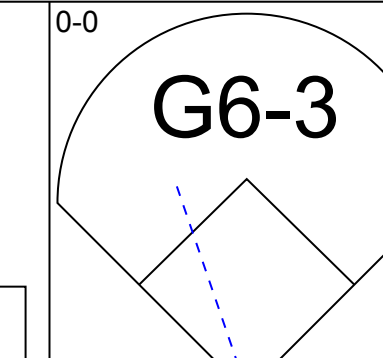
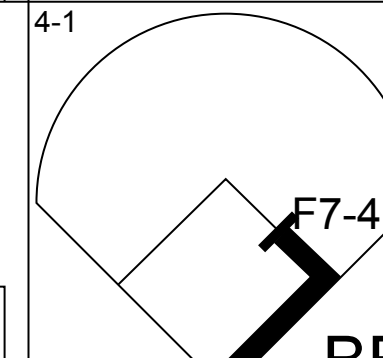
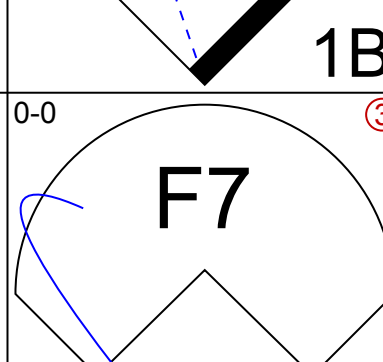
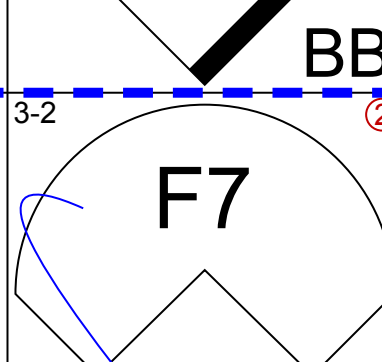

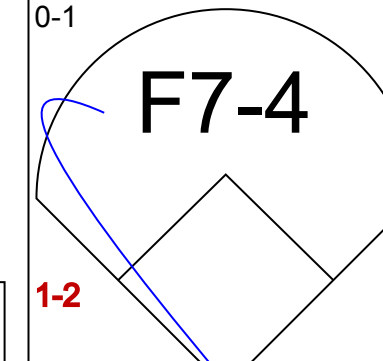
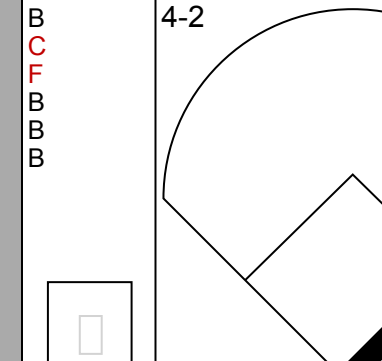
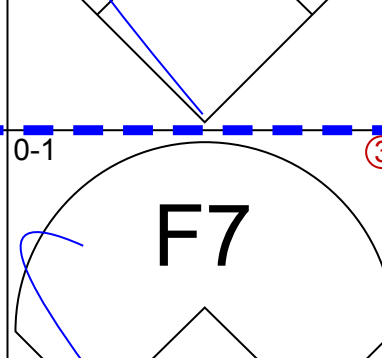

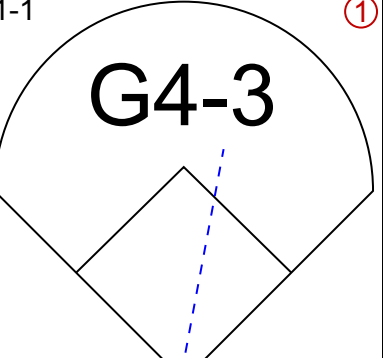
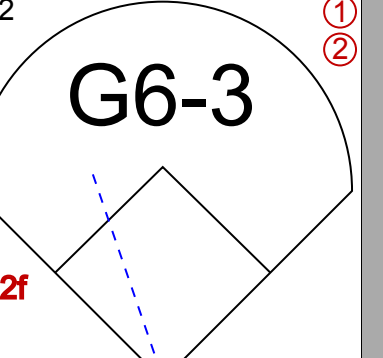
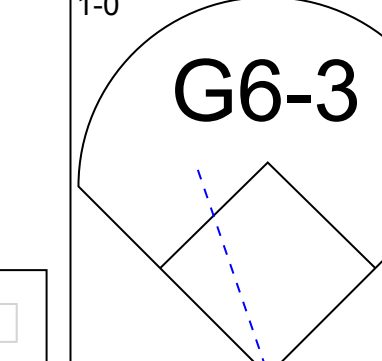

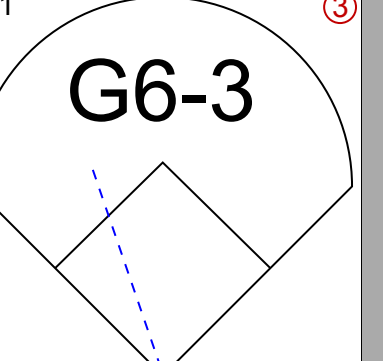
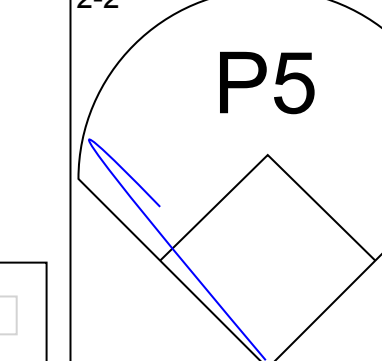
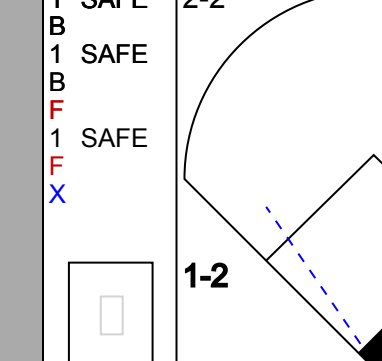
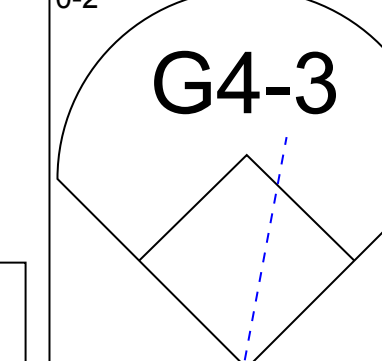
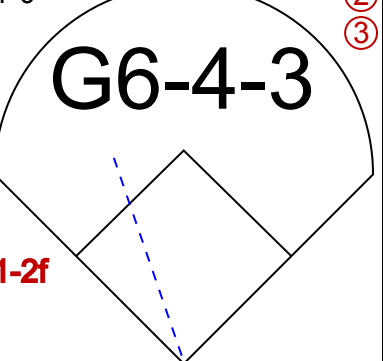
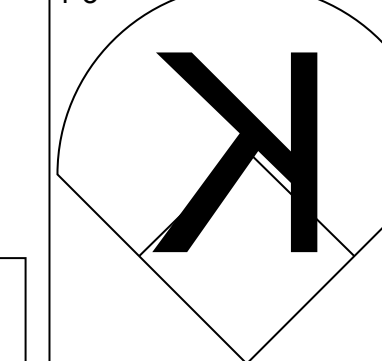
Batter	1	2	3	4	5	6	7	8	9	AB	R	H	RBI	BB	SO	LOB	BOTTOM			
Wade Boggs, L OBP: 0.383, SLG: 0.379										4	1	1	0	0	0	0	Baltimore Orioles @ New York Yankees Yankee Stadium, Bronx, NY Fri Aug 13 1993, 7:05 PM EDT Att: 36,168 - Unknown - 77 F			
Randy Velarde, R OBP: 0.387, SLG: 0.446										3	0	1	0	0	0					
Don Mattingly, L OBP: 0.377, SLG: 0.478										2	2	1	0	2	1					
Danny Tartabull, R OBP: 0.367, SLG: 0.523										4	1	1	0	0	1	3				
Mike Stanley, R OBP: 0.392, SLG: 0.550										4	0	2	3	0	0	1				
Bernie Williams, S OBP: 0.336, SLG: 0.415										4	0	2	1	0	1	1				
Paul O'Neill, L OBP: 0.366, SLG: 0.513										3	0	0	0	1	1	3				
Mike Gallego, R OBP: 0.348, SLG: 0.407										3	0	0	0	0	2					
Pat Kelly, R OBP: 0.316, SLG: 0.389										3	0	0	0	0	1	2				
Inning Stats	R: 0 E: 0 K: 0 S: 7	H: 1 LOB: 0 BB: 0 P: 9	R: 0 E: 0 K: 2 S: 10	H: 1 LOB: 0 BB: 0 P: 19	R: 0 E: 0 K: 0 S: 6	H: 0 LOB: 0 BB: 0 P: 7	R: 0 E: 0 K: 0 S: 7	H: 0 LOB: 1 BB: 1 P: 13	R: 0 E: 0 K: 1 S: 9	H: 0 LOB: 0 BB: 0 P: 15	R: 0 E: 0 K: 0 S: 9	H: 0 LOB: 0 BB: 0 P: 13	R: 2 E: 0 K: 1 S: 11	H: 3 LOB: 2 BB: 1 P: 20	R: 2 E: 0 K: 0 S: 9	H: 3 LOB: 2 BB: 1 P: 19	1B: 6 2B: 3 3B: 0 HR: 0	SF: 0 SAC: 1 DP: 1 HBP: 0	WP: 0 PB: 0 SB: 0 CS: 0	PA: 34
PITCHER Jamie Moyer, L ERA: 4.34	IP: 6.0 WLS: L BF: 23	H: 5 R: 2 ER: 2 SO: 2	BB: 1 IBB: 0 HBP: 0 BLK: 0	WP: 0 HR: 0 S: 54 P: 85	ERA: 3.00 WHIP: 1.000															
John O'Donoghue, L ERA: 7.71	IP: 0.1 WLS: L BF: 2	H: 0 R: 0 ER: 0 SO: 0	BB: 1 IBB: 0 HBP: 0 BLK: 0	WP: 0 HR: 0 S: 1 P: 5	ERA: 0.00 WHIP: 3.000															
Todd Frohwrth, R ERA: 3.82	IP: 1.1 WLS: L BF: 8	H: 3 R: 2 ER: 2 SO: 1	BB: 0 IBB: 1 HBP: 0 BLK: 0	WP: 0 HR: 0 S: 11 P: 20	ERA: 13.50 WHIP: 2.250															
John O'Donoghue, L ERA: 7.71	IP: 0.1 WLS: L BF: 1	H: 0 R: 0 ER: 0 SO: 0	BB: 0 IBB: 0 HBP: 0 BLK: 0	WP: 0 HR: 0 S: 2 P: 5	ERA: 0.00 WHIP: 0.000															

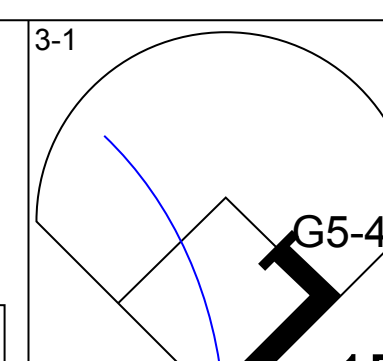
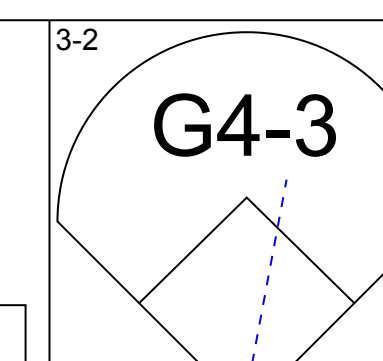
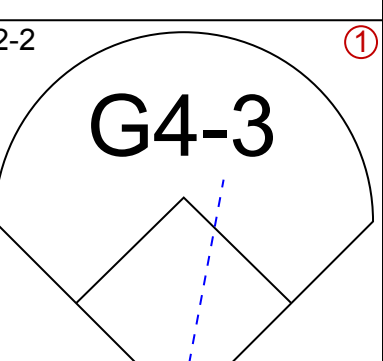
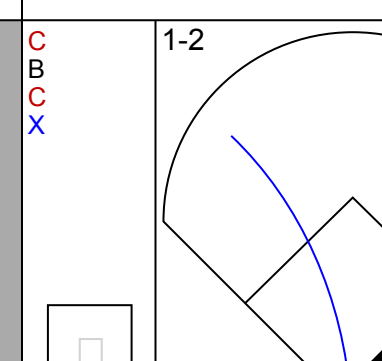
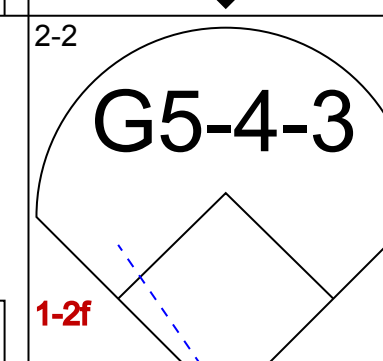
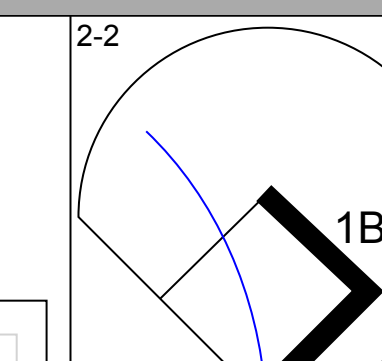
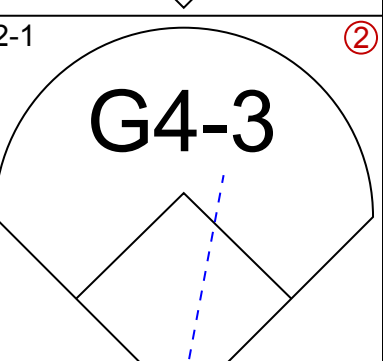
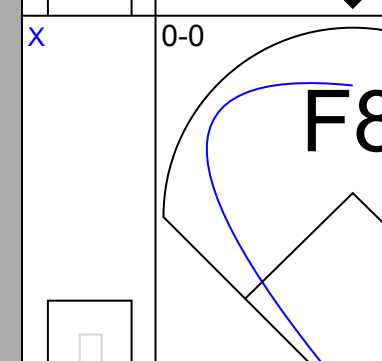
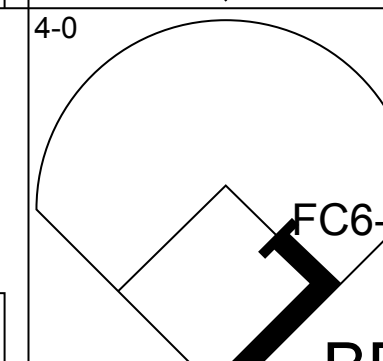
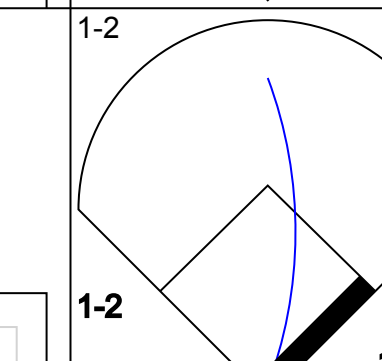
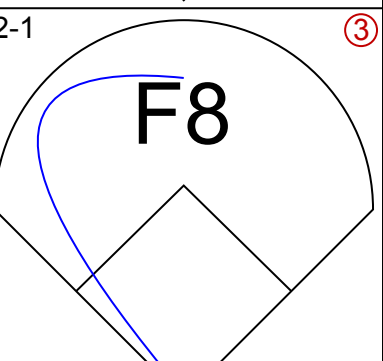
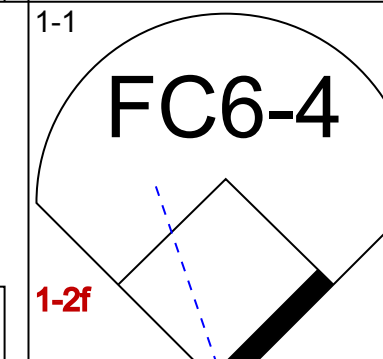
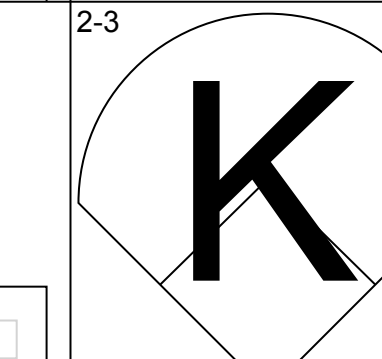

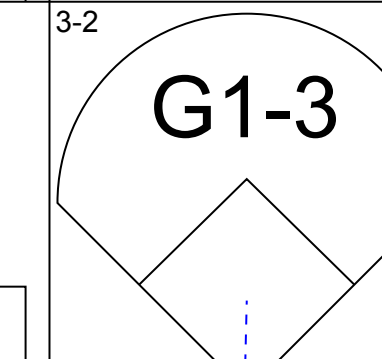

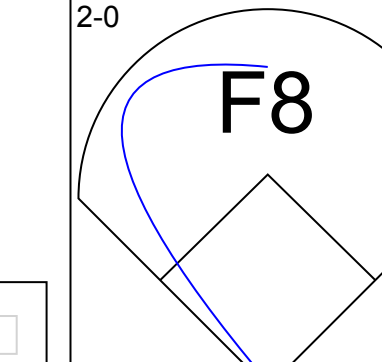
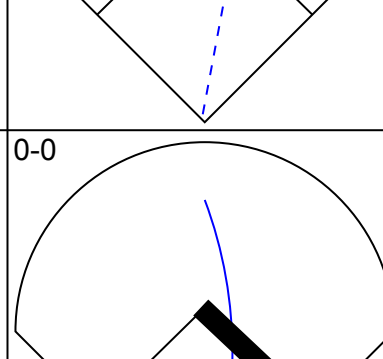
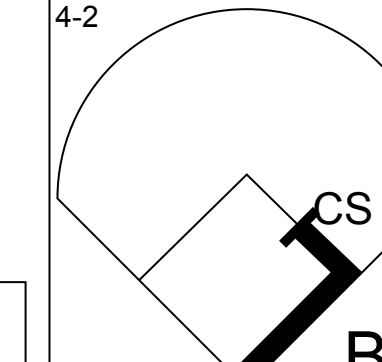
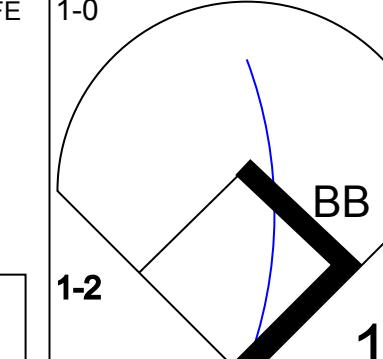
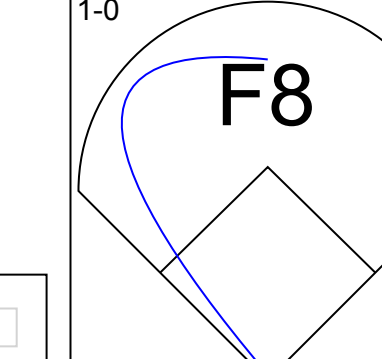
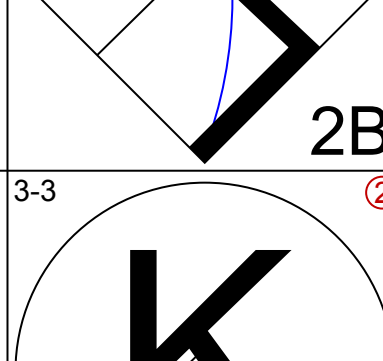
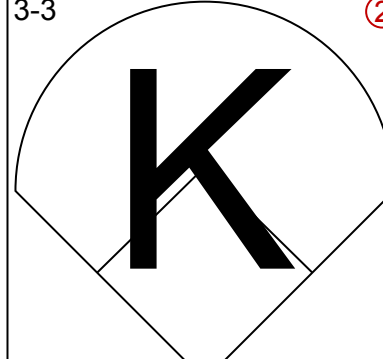
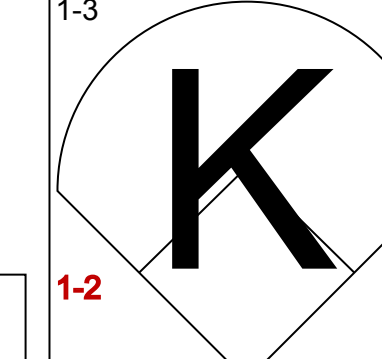

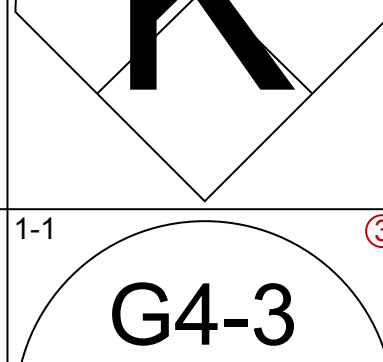

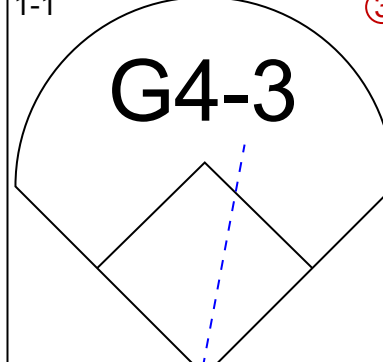

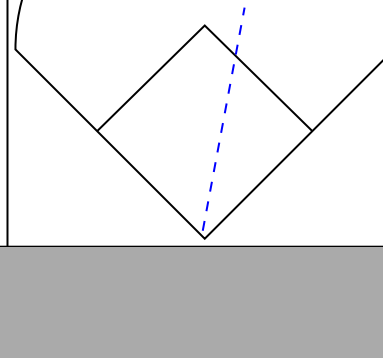
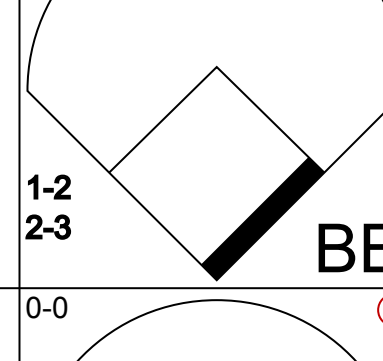

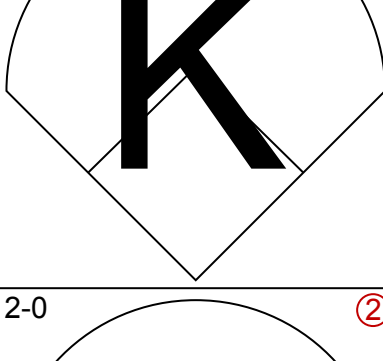
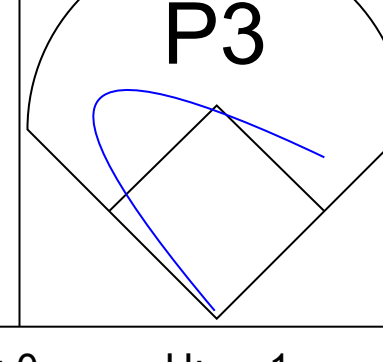
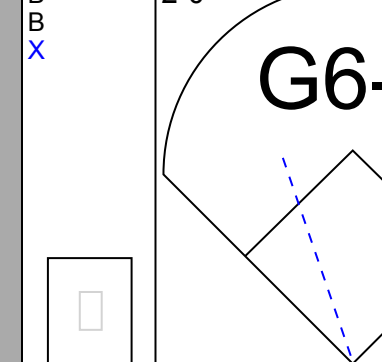
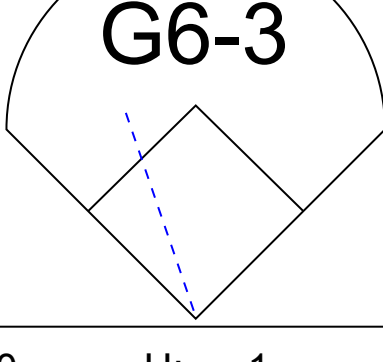
Batter	1	2	3	4	5	6	7	8	9	AB	R	H	RBI	BB	SO	LOB	TOP										
Brady Anderson, L (1, 7) OBP: 0.344, SLG: 0.409	G5-3		G4-3		F8	F8			SH1-3	4	0	0	0	0	0	2	Baltimore Orioles @ New York Yankees Yankee Stadium, Bronx, NY Sat Aug 14 1993, 3:33 AM EDT Att: 52,598 - Sunny - 84 F										
Mark McLemore, S (1, 9) OBP: 0.394, SLG: 0.413	G4-3		G3		HR				L3	5	1	1	0	0	1	2											
Mike Devereaux, R (1, 8) OBP: 0.325, SLG: 0.442	G2-3			G6-3	HR				L7	5	1	1	2	0	0	2											
Harold Baines, L (1, 10) OBP: 0.375, SLG: 0.460		G4-3		G1-3					G3	4	0	1	0	0	0	0											
Cal Ripken Jr., R (1, 6) OBP: 0.323, SLG: 0.417		WP BB		BB BB					L9	3	0	1	0	1	0	1											
David Segui, S (1, 3) OBP: 0.392, SLG: 0.449	G4-3			BB BB					K	2	0	0	0	2	1	1											
Tim Lincecum, R (1, 5) OBP: 0.385, SLG: 0.415									G1-3	2	0	0	0	2	0	1											
Harold Reynolds, S (1, 4) OBP: 0.344, SLG: 0.320			F7		L4				G6-3	2	0	0	0	2	0	1											
Jeff Tackett, R (1, 2) OBP: 0.289, SLG: 0.221									SH1-3 BB	3	0	1	0	1	0	5											
Jack Voigt, R (9, PH) OBP: 0.427, SLG: 0.520			F9		G5-3				SH1-3 BB	0	0	0	0	1	0	0											
Inning Stats	R: 0 E: 0 K: 0 S: 6	H: 0 LOB: 0 BB: 0 P: 11	R: 0 E: 0 K: 0 S: 10	H: 0 LOB: 2 BB: 2 P: 24	R: 0 E: 0 K: 0 S: 6	H: 0 LOB: 0 BB: 0 P: 14	R: 0 E: 0 K: 0 S: 8	H: 1 LOB: 3 BB: 2 P: 19	R: 2 E: 0 K: 0 S: 11	H: 3 LOB: 1 BB: 0 P: 17	R: 0 E: 0 K: 1 S: 8	H: 0 LOB: 0 BB: 2 P: 20	R: 0 E: 0 K: 1 S: 7	H: 0 LOB: 0 BB: 0 P: 8	R: 0 E: 0 K: 1 S: 7	H: 0 LOB: 0 BB: 0 P: 10	R: 0 E: 0 K: 0 S: 13	H: 1 LOB: 2 BB: 1 P: 22	1B: 4 2B: 0 3B: 0 HR: 1	SF: 0 SAC: 1 DP: 0 HBP: 0	WP: 1 PB: 0 SB: 1 CS: 0	PA: 39					
PITCHER	IP	WLS	BF	H	R	ER	SO	BB	IBB	HBP	BLK	WP	HR	S	P	ERA	WHIP										
Domingo Jean, R (1, 1) ERA: 4.63	5.0		23	4	2	2	0	4	0	0	0	1	1	41	85	3.60	1.600										
Rich Monteleone, R (6, 1) ERA: 4.39	0.2		4	0	0	0	1	2	0	0	0	0	0	6	15	0.00	3.000										
Paul Assenmacher, L (6, 1) ERA: 3.43	1.1	W	4	0	0	0	1	0	0	0	0	0	0	9	13	0.00	0.000										
Bob Wickman, R (8, 1) ERA: 4.54	1.0		3	0	0	0	1	0	0	0	0	0	0	7	10	0.00	0.000										
Steve Farr, R (9, 1) ERA: 3.25	1.0	S	5	1	0	0	0	1	0	0	0	0	0	13	22	0.00	2.000										

Batter	1	2	3	4	5	6	7	8	9	AB	R	H	RBI	BB	SO	LOB	BOTTOM										
Mike Gallego, R (1, 5) OBP: 0.350, SLG: 0.406	L9	P6			SH2-4 1B BB					3	1	1	1	1	0	3	Baltimore Orioles @ New York Yankees Yankee Stadium, Bronx, NY Sat Aug 14 1993, 3:33 AM EDT Att: 52,598 - Sunny - 84 F										
Randy Velarde, R (1, 7) OBP: 0.386, SLG: 0.443	FC6-4 1B		G4-3		SH2-4	L8				3	0	1	0	0	0	1											
Don Mattingly, L (1, 3) OBP: 0.376, SLG: 0.475	P6		L9						G3	4	0	1	2	0	0	1											
Danny Tartabull, R (1, 10) OBP: 0.364, SLG: 0.517	FC6-4 1-2		F8		L9				K	4	0	0	0	0	1	2											
Mike Stanley, R (1, 2) OBP: 0.390, SLG: 0.545		BB 1B BB		L8	F8				L7	3	0	0	0	1	0	1											
Bernie Williams, S (1, 8) OBP: 0.336, SLG: 0.416		F9		L8					L8	4	0	1	0	0	0	1											
Jim Leyritz, R (1, 9) OBP: 0.420, SLG: 0.511									L8	2	0	2	0	0	0	0											
Paul O'Neill, L (6, PH) OBP: 0.364, SLG: 0.510									L9	2	0	0	0	0	0	1											
Spike Owen, S (1, 6) OBP: 0.302, SLG: 0.318		F9		F9					G3	4	1	1	0	0	0	4											
Pat Kelly, R (1, 4) OBP: 0.321, SLG: 0.390						SH2-4 BB 1B			K	2	2	1	1	2	1	1											
Inning Stats	R: 0 E: 0 K: 0 S: 8	H: 1 LOB: 1 BB: 0 P: 14	R: 0 E: 0 K: 0 S: 13	H: 1 LOB: 3 BB: 2 P: 29	R: 0 E: 0 K: 0 S: 4	H: 0 LOB: 0 BB: 0 P: 6	R: 0 E: 0 K: 0 S: 8	H: 1 LOB: 1 BB: 0 P: 15	R: 2 E: 0 K: 0 S: 13	H: 1 LOB: 1 BB: 2 P: 22	R: 2 E: 0 K: 0 S: 7	H: 3 LOB: 1 BB: 0 P: 10	R: 0 E: 0 K: 1 S: 12	H: 0 LOB: 0 BB: 0 P: 15	R: 0 E: 0 K: 1 S: 8	H: 1 LOB: 1 BB: 0 P: 15	1B: 6 2B: 2 3B: 0 HR: 0	SF: 0 SAC: 1 DP: 0 HBP: 0	WP: 1 PB: 0 SB: 0 CS: 0	PA: 36							
PITCHER	IP	WLS	BF	H	R	ER	SO	BB	IBB	HBP	BLK	WP	HR	S	P	ERA	WHIP										
Arthur Rhodes, L (1, 1) ERA: 6.38	4.1		21	4	2	2	0	4	0	0	0	1	0	40	80	10.80	1.846										
Mark Williamson, R (5, 1) ERA: 4.07	1.2	L	8	3	2	2	0	0	0	0	0	0	0	13	16	0.00	0.750										
John O'Donoghue, L (7, 1) ERA: 6.48	1.1		5	1	0	0	1	0	0	0	0	0	0	14	19	0.00	0.000										
Mike Oquist, R (8, 1) ERA:	0.2		2	0	0	0	1	0	0	0	0	0	0	6	11	0.00	0.000										

livebaseballscores.com



Batter	1	2	3	4	5	6	7	8	9	AB	R	H	RBI	BB	SO	LOB	TOP			
Brady Anderson, L (1, 7) OBP: 0.343, SLG: 0.406										3	0	0	0	1	1	1	Baltimore Orioles @ New York Yankees Yankee Stadium, Bronx, NY Sun Aug 15 1993, 3:33 AM EDT Att: 47,428 - Sunny - 89 F			
Mark McLemore, S (1, 9) OBP: 0.363, SLG: 0.414										4	0	1	0	0	1	0				
Mike Devereaux, R (1, 8) OBP: 0.327, SLG: 0.441										3	0	1	0	1	0	1				
Harold Baines, L (1, 10) OBP: 0.373, SLG: 0.455										3	0	0	0	1	0	2				
Cal Ripken Jr., R (1, 6) OBP: 0.323, SLG: 0.415										3	0	0	0	1	0	3				
David Segui, S (1, 3) OBP: 0.389, SLG: 0.444										3	0	0	0	0	0	1				
Tim Lincecum, R (1, 5) OBP: 0.384, SLG: 0.410										2	0	0	0	1	0	0				
Harold Reynolds, S (1, 4) OBP: 0.344, SLG: 0.321										3	0	1	0	0	0	0				
Mark Parent, R (1, 2) OBP: 0.233, SLG: 0.444 (8, PH)										1	0	0	0	1	0	2				
Jack Voigt, R (8, PH) OBP: 0.422, SLG: 0.513										1	0	0	0	0	1	0				
Jeff Tackett, R (8, 2) OBP: 0.289, SLG: 0.221										0	0	0	0	0	0	0				
Inning Stats	R: 0 E: 0 K: 1 S: 11	H: 0 LOB: 0 BB: 0 P: 18	R: 0 E: 0 K: 0 S: 5	H: 0 LOB: 0 BB: 0 P: 7	R: 0 E: 0 K: 0 S: 9	H: 0 LOB: 1 BB: 1 P: 17	R: 0 E: 0 K: 0 S: 6	H: 1 LOB: 1 BB: 1 P: 12	R: 0 E: 0 K: 1 S: 9	H: 1 LOB: 1 BB: 0 P: 13	R: 0 E: 0 K: 0 S: 7	H: 0 LOB: 0 BB: 1 P: 16	R: 0 E: 0 K: 1 S: 10	H: 0 LOB: 0 BB: 1 P: 16	R: 0 E: 0 K: 0 S: 13	H: 0 LOB: 1 BB: 1 P: 21	1B: 2 2B: 2 3B: 0 HR: 0	SF: 0 SAC: 0 DP: 3 HBP: 0	WP: 0 PB: 0 SB: 0 CS: 1	PA: 33
PITCHER	IP	WLS	BF	H	R	ER	SO	BB	IBB	HBP	BLK	WP	HR	S	P	ERA	WHIP			
Scott Kamieniecki, R (1, 1) ERA: 3.88	8.1	W	30	3	0	0	3	6	0	0	0	0	0	73	128	0.00	1.080			
Paul Assenmacher, L (9, 1) ERA: 3.4	0.1		1	0	0	0	0	0	0	0	0	0	0	4	7	0.00	0.000			
Bob Wickman, R (9, 1) ERA: 4.53	0.1	S	1	0	0	0	0	0	0	0	0	0	0	2	2	0.00	0.000			

Batter	1	2	3	4	5	6	7	8	9	AB	R	H	RBI	BB	SO	LOB	BOTTOM			
Wade Boggs, L (1, 5) OBP: 0.384, SLG: 0.381										4	0	2	0	0	0	3	Baltimore Orioles @ New York Yankees Yankee Stadium, Bronx, NY Sun Aug 15 1993, 3:33 AM EDT Att: 47,428 - Sunny - 89 F			
Dion James, L (1, 7) OBP: 0.406, SLG: 0.509										4	0	1	0	0	0	2				
Randy Velarde, R (9, 7) OBP: 0.366, SLG: 0.443										0	0	0	0	0	0	0				
Don Mattingly, L (1, 3) OBP: 0.380, SLG: 0.485										3	1	2	1	1	0	0				
Danny Tartabull, R (1, 10) OBP: 0.360, SLG: 0.511										4	0	0	0	0	1	3				
Paul O'Neill, L (1, 9) OBP: 0.368, SLG: 0.513										2	0	1	0	2	0	2				
Bernie Williams, S (1, 8) OBP: 0.335, SLG: 0.414										4	0	1	0	0	2	4				
Matt Nokes, L (1, 2) OBP: 0.283, SLG: 0.437										3	0	0	0	0	1	3				
Mike Gallego, R (1, 6) OBP: 0.349, SLG: 0.403										2	0	0	0	1	1	0				
Pat Kelly, R (1, 4) OBP: 0.319, SLG: 0.386										3	0	0	0	0	0	3				
Inning Stats	R: 0 E: 0 K: 0 S: 8	H: 1 LOB: 1 BB: 1 P: 18	R: 0 E: 0 K: 1 S: 11	H: 1 LOB: 3 BB: 2 P: 25	R: 0 E: 0 K: 1 S: 14	H: 2 LOB: 0 BB: 0 P: 22	R: 0 E: 0 K: 0 S: 4	H: 0 LOB: 0 BB: 0 P: 5	R: 0 E: 0 K: 1 S: 7	H: 0 LOB: 0 BB: 0 P: 13	R: 0 E: 0 K: 1 S: 8	H: 1 LOB: 1 BB: 0 P: 13	R: 0 E: 0 K: 1 S: 8	H: 1 LOB: 0 BB: 0 P: 12	R: 1 E: 0 K: 1 S: 11	H: 1 LOB: 0 BB: 1 P: 19	1B: 5 2B: 1 3B: 0 HR: 1	SF: 0 SAC: 0 DP: 1 HBP: 0	WP: 0 PB: 0 SB: 0 CS: 1	PA: 33
PITCHER	IP	WLS	BF	H	R	ER	SO	BB	IBB	HBP	BLK	WP	HR	S	P	ERA	WHIP			
Ben McDonald, R (1, 1) ERA: 3.38	8.0	L	33	7	1	1	5	4	0	0	0	0	1	71	127	1.12	1.375			

AB 26
R 0
H 3
RBI 0
BB 6
SO 3
LOB 10



AB 29
R 1
H 7
RBI 1
BB 4
SO 5
LOB 20



Batter	1	2	3	4	5	6	7	8	9	AB	R	H	RBI	BB	SO	LOB	TOP					
Gary Redus, R OBP: 0.323, SLG: 0.436 (1, 9)	F8		G4-3 2B						K	5	0	3	0	0	1	2						
Doug Strange, S OBP: 0.315, SLG: 0.350 (1, 4)	K		G4-3						G4-6-3	5	0	0	1	0	2	6						
Rafael Palmeiro, L OBP: 0.367, SLG: 0.580 (1, 3)	F8		K							4	0	0	0	0	2	4						
Juan Gonzalez, R OBP: 0.383, SLG: 0.648 (1, 7)		F9			F9				G6-3	4	0	0	0	0	0	3						
Julio Franco, R OBP: 0.356, SLG: 0.432 (1, 10)	F8			HR					F8	4	1	1	0	0	0	0						
Ivan Rodriguez, R OBP: 0.325, SLG: 0.423 (1, 2)									G4-3	4	1	2	2	0	0	0						
Dean Palmer, R OBP: 0.313, SLG: 0.469 (1, 5)									G6-3	4	1	1	0	0	1	1						
Mario Diaz, R OBP: 0.276, SLG: 0.340 (1, 6)									E1 WP	4	0	1	1	0	0	0						
Donald Harris, R OBP: 0.304, SLG: 0.366 (1, 8)										3	1	2	0	0	0	1						
Dan Peltier, L OBP: 0.370, SLG: 0.370 (9, PH)									G4-6-3 BB	0	0	0	0	1	0	0						
Inning Stats	R: 0 E: 0 K: 1 S: 5	H: 0 LOB: 0 BB: 0 P: 6	R: 0 E: 0 K: 1 S: 13	H: 1 LOB: 1 BB: 0 P: 21	R: 1 E: 0 K: 1 S: 13	H: 2 LOB: 1 BB: 0 P: 19	R: 2 E: 0 K: 0 S: 7	H: 2 LOB: 0 BB: 0 P: 9	R: 0 E: 0 K: 1 S: 11	H: 2 LOB: 2 BB: 0 P: 18	R: 1 E: 0 K: 0 S: 11	H: 2 LOB: 1 BB: 0 P: 17	R: 0 E: 0 K: 1 S: 9	H: 1 LOB: 1 BB: 0 P: 12	R: 0 E: 0 K: 0 S: 4	H: 0 LOB: 0 BB: 0 P: 6	R: 0 E: 1 K: 1 S: 9	H: 0 LOB: 1 BB: 1 P: 15	1B: 5 2B: 4 3B: 0 HR: 1	SF: 0 SAC: 0 DP: 1 HBP: 0	WP: 1 PB: 0 SB: 0 CS: 0	PA: 38
PITCHER	IP	WLS	BF	H	R	ER	SO	BB	IBB	HBP	BLK	WP	HR	S	P	ERA	WHIP					
Jimmy Key, L ERA: 2.83	(1, 1)	7.0	W	31	10	4	4	5	0	0	0	0	1	69	102	5.14	1.429					
Bob Wickman, R ERA: 4.45	(8, 1)	2.0		7	0	0	0	1	1	0	0	1	0	13	21	0.00	0.500					

Texas Rangers @ New York Yankees
Yankee Stadium, Bronx, NY
Tue Aug 17 1993, 3:33 AM EDT
Cloudy - 73 F

AB	37
R	4
H	10
RBI	4
BB	1
SO	6
LOB	17



Batter	1	2	3	4	5	6	7	8	9	AB	R	H	RBI	BB	SO	LOB	BOTTOM				
Wade Boggs, L OBP: 0.387, SLG: 0.384 (1, 5)									G3	4	1	2	1	1	1	1					
Dion James, L OBP: 0.403, SLG: 0.502 (1, 7)										3	1	0	0	1	0	5					
Randy Velarde, R OBP: 0.364, SLG: 0.440 (8, PH)										1	0	0	0	0	1	0					
Don Mattingly, L OBP: 0.380, SLG: 0.491 (1, 3)										4	2	1	3	1	0	2					
Danny Tartabull, R OBP: 0.363, SLG: 0.514 (1, 10)										4	2	2	0	1	0	0					
Paul O'Neill, L OBP: 0.368, SLG: 0.511 (1, 9)										5	1	2	0	0	1	4					
Bernie Williams, S OBP: 0.340, SLG: 0.429 (1, 8)										5	2	4	4	0	0	1					
Matt Nokes, L OBP: 0.281, SLG: 0.430 (1, 2)										5	1	1	1	0	1	3					
Mike Gallego, R OBP: 0.352, SLG: 0.405 (1, 6)										4	1	2	1	0	0	0					
Pat Kelly, R OBP: 0.321, SLG: 0.390 (1, 4)										4	0	2	1	0	0	2					
Inning Stats	R: 6 E: 0 K: 0 S: 21	H: 6 LOB: 2 BB: 2 P: 36	R: 1 E: 0 K: 0 S: 13	H: 2 LOB: 1 BB: 0 P: 18	R: 0 E: 0 K: 0 S: 6	H: 2 LOB: 2 BB: 0 P: 9	R: 0 E: 0 K: 0 S: 6	H: 1 LOB: 0 BB: 0 P: 11	R: 1 E: 0 K: 1 S: 15	H: 2 LOB: 1 BB: 0 P: 20	R: 0 E: 0 K: 1 S: 8	H: 2 LOB: 2 BB: 0 P: 10	R: 0 E: 0 K: 0 S: 6	H: 0 LOB: 0 BB: 0 P: 9	R: 3 E: 0 K: 2 S: 13	H: 1 LOB: 0 BB: 2 P: 23	1B: 10 2B: 4 3B: 0 HR: 2	SF: 0 SAC: 0 DP: 1 HBP: 0	WP: 0 PB: 0 SB: 1 CS: 0	PA: 43	
PITCHER	IP	WLS	BF	H	R	ER	SO	BB	IBB	HBP	BLK	WP	HR	S	P	ERA	WHIP				
Kevin Brown, R ERA: 3.92	(1, 1)	0.1	L	8	5	6	6	0	0	0	0	0	0	14	26	162.00	21.000				
Brian Bohanon, L ERA: 3.82	(1, 1)	7.0		31	10	3	3	3	1	0	0	0	0	64	94	3.86	1.571				
Jeff Bronkey, R ERA: 4.94	(8, 1)	0.0		1	0	0	0	0	1	0	0	0	0	4	∞	∞	∞				
Bob Patterson, L ERA: 4.83	(8, 1)	0.2		3	1	2	2	1	0	0	0	0	1	10	12	27.00	1.500				

Texas Rangers @ New York Yankees
Yankee Stadium, Bronx, NY
Tue Aug 17 1993, 3:33 AM EDT
Cloudy - 73 F

AB	39
R	11
H	16
RBI	11
BB	4
SO	4
LOB	18



Batter	1	2	3	4	5	6	7	8	9	AB	R	H	RBI	BB	SO	LOB	TOP								
David Hulse, L (1, 8) OBP: 0.331, SLG: 0.373	G6-3		K		G4-3			HBP		3	0	0	0	0	1	0									
Gary Redus, R (1, 9) OBP: 0.315, SLG: 0.425	G4-3		P9		F8			F7		4	0	0	0	0	0	1									
Rafael Palmeiro, L (1, 3) OBP: 0.365, SLG: 0.576	G6-3			2B		G3-1		G6-3		4	1	1	0	0	0	1									
Juan Gonzalez, R (1, 10) OBP: 0.383, SLG: 0.653		G5-3		SH1-3 2B		P3			K	4	1	1	1	0	1	0									
Ivan Rodriguez, R (1, 2) OBP: 0.327, SLG: 0.425		HR 1B		SH1-3 1B		K		F8 1B		3	1	2	0	0	1	0									
Dean Palmer, R (1, 5) OBP: 0.314, SLG: 0.475		HR 1B		CS 1B			G5-3		1B	4	1	3	3	0	0	0									
Doug Strange, S (1, 4) OBP: 0.310, SLG: 0.346		P4		FC6-4 1B			B1-3		F8 1B	4	0	1	0	0	0	2									
Butch Davis, R (1, 7) OBP: 0.263, SLG: 0.387		G3		FC6-4 1B					F8	4	0	1	0	0	0	3									
Mario Diaz, R (1, 6) OBP: 0.273, SLG: 0.333				G1-3					G5-3	3	0	0	0	0	0	0									
Manuel Lee, S (8, 6) OBP: 0.231, SLG: 0.156										0	0	0	0	0	0	0									
Inning Stats	R: 0 E: 0 K: 0 S: 5	H: 0 LOB: 0 BB: 0 P: 5	R: 2 E: 0 K: 0 S: 8	H: 2 LOB: 0 BB: 0 P: 13	R: 0 E: 0 K: 1 S: 8	H: 0 LOB: 0 BB: 0 P: 10	R: 2 E: 0 K: 0 S: 13	H: 4 LOB: 1 BB: 0 P: 18	R: 0 E: 0 K: 0 S: 7	H: 0 LOB: 0 BB: 0 P: 9	R: 0 E: 0 K: 1 S: 8	H: 1 LOB: 1 BB: 0 P: 12	R: 0 E: 0 K: 0 S: 5	H: 0 LOB: 1 BB: 0 P: 5	R: 0 E: 0 K: 0 S: 13	H: 0 LOB: 1 BB: 0 P: 21	R: 0 E: 0 K: 1 S: 11	H: 2 LOB: 2 BB: 0 P: 16	1B: 6 2B: 2 3B: 0 HR: 1	SF: 0 SAC: 1 DP: 0 HBP: 1	WP: 0 PB: 0 SB: 0 CS: 1	PA: 35			
PITCHER	IP	WLS	BF	H	R	ER	SO	BB	IBB	HBP	BLK	WP	HR	S	P	ERA	WHIP								
Jim Abbott, L (1, 1) ERA: 4.03	8.0	L	30	7	4	4	2	0	0	1	0	0	1	67	93	4.50	0.875								
Bobby Munoz, R (9, 1) ERA: 5.34	1.0		5	2	0	0	1	0	0	0	0	0	0	11	16	0.00	2.000								

Texas Rangers @ New York Yankees
Yankee Stadium, Bronx, NY
Wed Aug 18 1993, 3:33 AM EDT
Att: 35,608 - Cloudy - 71 F


AB 33
R 4
H 9
RBI 4
BB 0
SO 3
LOB 7



Batter	1	2	3	4	5	6	7	8	9	AB	R	H	RBI	BB	SO	LOB	BOTTOM								
Wade Boggs, L (1, 5) OBP: 0.383, SLG: 0.380	G4-3		L7		F7			G4-3		5	0	0	0	0	0	1									
Dion James, L (1, 7) OBP: 0.405, SLG: 0.500		G6-4-3 1B		BB 2B		1B BB		K		4	1	2	0	1	1	0									
Don Mattingly, L (1, 3) OBP: 0.381, SLG: 0.496		G6-4-3 1-2		2B BB		G4-6-3 1B		HR		4	1	2	1	1	0	1									
Danny Tartabull, R (1, 10) OBP: 0.363, SLG: 0.521		L6		2B		K		F7		4	0	1	1	0	1	2									
Paul O'Neill, L (1, 9) OBP: 0.368, SLG: 0.509		1B		G6-4-3 1B		G4-6-3 1-2		F7		3	0	1	0	1	0	2									
Bernie Williams, S (1, 8) OBP: 0.338, SLG: 0.428		BB 1B		G6-4-3		P7		G5-3		4	0	1	0	0	0	3									
Mike Stanley, R (1, 2) OBP: 0.393, SLG: 0.539		FC5-4 BB		G5-3 1B		G6-3		1B BB		2	0	1	0	2	0	0									
Mike Gallego, R (1, 6) OBP: 0.355, SLG: 0.409		K		G5-3 1B				BB		3	0	2	0	1	1	3									
Pat Kelly, R (1, 4) OBP: 0.319, SLG: 0.386				G5-3				1B		3	0	0	0	0	0	6									
Matt Nokes, L (8, PH) OBP: 0.280, SLG: 0.428		FC5-4		G5-3				K		1	0	0	0	0	1	2									
Spike Owen, S (9, 6) OBP: 0.300, SLG: 0.316										0	0	0	0	0	0	0									
Inning Stats	R: 0 E: 0 K: 0 S: 9	H: 1 LOB: 0 BB: 0 P: 13	R: 0 E: 0 K: 1 S: 12	H: 2 LOB: 3 BB: 1 P: 20	R: 1 E: 0 K: 0 S: 10	H: 2 LOB: 2 BB: 2 P: 21	R: 0 E: 0 K: 0 S: 5	H: 2 LOB: 1 BB: 0 P: 7	R: 0 E: 0 K: 1 S: 9	H: 1 LOB: 1 BB: 1 P: 14	R: 0 E: 0 K: 0 S: 6	H: 0 LOB: 1 BB: 1 P: 11	R: 1 E: 0 K: 1 S: 10	H: 1 LOB: 0 BB: 0 P: 12	R: 0 E: 0 K: 1 S: 11	H: 1 LOB: 2 BB: 1 P: 17	R: 0 E: 0 K: 0 S: 9	H: 0 LOB: 0 BB: 0 P: 11	1B: 8 2B: 1 3B: 0 HR: 1	SF: 0 SAC: 0 DP: 4 HBP: 0	WP: 0 PB: 0 SB: 0 CS: 0	PA: 39			
PITCHER	IP	WLS	BF	H	R	ER	SO	BB	IBB	HBP	BLK	WP	HR	S	P	ERA	WHIP								
Roger Pavlik, R (1, 1) ERA: 4.15	7.0	W	31	9	2	2	3	4	1	0	0	0	0	61	98	2.57	1.857								
Craig Lefferts, L (8, 1) ERA: 5.95	0.2		4	1	0	0	0	1	0	0	0	0	0	7	12	0.00	3.000								
Cris Carpenter, R (8, 1) ERA: 3.02	0.1		1	0	0	0	1	0	0	0	0	0	0	4	5	0.00	0.000								
Tom Henke, R (9, 1) ERA: 2.83	1.0	S	3	0	0	0	0	0	0	0	0	0	0	9	11	0.00	0.000								

Texas Rangers @ New York Yankees
Yankee Stadium, Bronx, NY
Wed Aug 18 1993, 3:33 AM EDT
Att: 35,608 - Cloudy - 71 F

AB 33
R 2
H 10
RBI 2
BB 6
SO 4
LOB 20



Batter	1	2	3	4	5	6	7	8	9	AB	R	H	RBI	BB	SO	LOB	TOP						
Felix Jose, S OBP: 0.301, SLG: 0.345 (1, 9)										4	0	0	0	0	2	1							
Brian McRae, S OBP: 0.351, SLG: 0.444 (1, 8)										3	1	0	0	1	0	1							
George Brett, L OBP: 0.297, SLG: 0.424 (1, 10)										4	0	1	0	0	1	0							
Wally Joyner, L OBP: 0.380, SLG: 0.468 (1, 3)										3	0	0	1	0	0	0							
Mike Macfarlane, R OBP: 0.366, SLG: 0.521 (1, 2)										4	0	2	0	0	0	1							
Chris Cwynn, L OBP: 0.348, SLG: 0.393 (1, 7)										4	0	0	0	0	1	3							
Greg Gagne, R OBP: 0.319, SLG: 0.402 (1, 6)										3	1	1	1	0	0	1							
Jose Lind, R OBP: 0.272, SLG: 0.296 (1, 4)										3	0	1	0	0	0	0							
Rico Rossy, R OBP: 0.329, SLG: 0.406 (1, 5)										3	0	0	0	0	1	1							
Inning Stats	R: 0 E: 0 K: 2 S: 9	H: 0 LOB: 0 BB: 0 P: 14	R: 0 E: 0 K: 1 S: 13	H: 1 LOB: 1 BB: 0 P: 21	R: 0 E: 0 K: 0 S: 11	H: 1 LOB: 1 BB: 0 P: 18	R: 0 E: 0 K: 0 S: 9	H: 1 LOB: 1 BB: 0 P: 12	R: 1 E: 0 K: 0 S: 7	H: 1 LOB: 0 BB: 0 P: 10	R: 1 E: 0 K: 0 S: 8	H: 1 LOB: 1 BB: 1 P: 15	R: 0 E: 0 K: 1 S: 10	H: 0 LOB: 0 BB: 0 P: 16	R: 0 E: 0 K: 1 S: 8	H: 0 LOB: 0 BB: 0 P: 10	R: 0 E: 0 K: 0 S: 7	H: 0 LOB: 0 BB: 0 P: 11	1B: 3 2B: 1 3B: 0 HR: 1	SF: 1 SAC: 0 DP: 0 HBP: 0	WP: 0 PB: 0 SB: 1 CS: 0	PA: 33	
PITCHER	IP	WLS	BF	H	R	ER	SO	BB	IBB	HBP	BLK	WP	HR	S	P	ERA	WHIP						
Scott Kamieniecki, R ERA: 3.75	(1, 1)	8.0	W	30	5	2	2	5	1	0	0	0	0	1	75	116	2.25	0.750					
Paul Assenmacher, L ERA: 3.22	(9, 1)	0.1	S	1	0	0	0	0	0	0	0	0	0	0	1	2	0.00	0.000					
Steve Farr, R ERA: 3.24	(9, 1)	0.2	S	2	0	0	0	0	0	0	0	0	0	0	6	9	0.00	0.000					

Kansas City Royals @ New York Yankees
 Yankee Stadium, Bronx, NY
 Sat Aug 21 1993, 3:33 AM EDT
 Att: 41,543 - Sunny - 79 F

AB 31
 R 2
 H 5
 RBI 2
 BB 1
 SO 5
 LOB 8

Batter	1	2	3	4	5	6	7	8	9	AB	R	H	RBI	BB	SO	LOB	BOTTOM						
Wade Boggs, L OBP: 0.386, SLG: 0.381 (1, 5)										4	0	1	0	0	0	2							
Randy Velarde, R OBP: 0.352, SLG: 0.421 (1, 7)										4	0	1	0	0	1	1							
Don Mattingly, L OBP: 0.380, SLG: 0.490 (1, 3)										3	0	0	0	1	1	1							
Danny Tartabull, R OBP: 0.364, SLG: 0.527 (1, 10)										4	0	0	0	0	3	2							
Mike Stanley, R OBP: 0.394, SLG: 0.547 (1, 2)										3	1	1	1	0	0	0							
Bernie Williams, S OBP: 0.341, SLG: 0.430 (1, 8)										3	1	1	0	1	0	1							
Jim Leyritz, R OBP: 0.426, SLG: 0.508	(1, 9)									1	1	0	0	2	0	1							
Paul O'Neill, L OBP: 0.367, SLG: 0.505 (8, 9)										1	0	0	0	0	1	1							
Mike Gallego, R OBP: 0.362, SLG: 0.422 (1, 6)										4	0	3	1	0	1	1							
Pat Kelly, R OBP: 0.321, SLG: 0.387 (1, 4)										3	0	2	1	0	1	2							
Inning Stats	R: 0 E: 0 K: 0 S: 5	H: 0 LOB: 0 BB: 0 P: 7	R: 2 E: 0 K: 0 S: 16	H: 3 LOB: 2 BB: 1 P: 30	R: 0 E: 0 K: 2 S: 9	H: 0 LOB: 0 BB: 0 P: 14	R: 0 E: 0 K: 1 S: 10	H: 1 LOB: 2 BB: 1 P: 20	R: 0 E: 0 K: 1 S: 7	H: 1 LOB: 1 BB: 1 P: 15	R: 1 E: 0 K: 0 S: 13	H: 3 LOB: 2 BB: 0 P: 22	R: 0 E: 0 K: 2 S: 10	H: 1 LOB: 1 BB: 0 P: 17	R: 0 E: 0 K: 2 S: 11	H: 0 LOB: 1 BB: 1 P: 18	R: 0 E: 0 K: 0 S: 7	H: 0 LOB: 1 BB: 1 P: 11	1B: 7 2B: 1 3B: 0 HR: 1	SF: 0 SAC: 0 DP: 1 HBP: 1	WP: 0 PB: 0 SB: 1 CS: 0	PA: 35	
PITCHER	IP	WLS	BF	H	R	ER	SO	BB	IBB	HBP	BLK	WP	HR	S	P	ERA	WHIP						
Mike Magnante, L ERA: 4.5	(1, 1)	6.0	L	27	8	3	3	4	3	0	0	0	0	1	60	108	4.50	1.833					
Mark Gubicza, R ERA: 4.27	(7, 1)	1.1	S	6	1	0	0	2	1	0	0	0	0	15	26	0.00	1.500						
Billy Brewer, L ERA: 2.89	(8, 1)	0.1	S	1	0	0	0	1	0	0	0	0	0	3	5	0.00	0.000						
Stan Belinda, R ERA: 3.91	(8, 1)	0.1	S	1	0	0	0	1	0	0	0	0	0	3	4	0.00	0.000						

Kansas City Royals @ New York Yankees
 Yankee Stadium, Bronx, NY
 Sat Aug 21 1993, 3:33 AM EDT
 Att: 41,543 - Sunny - 79 F

AB 30
 R 3
 H 9
 RBI 3
 BB 4
 SO 8
 LOB 12

Batter	1	2	3	4	5	6	7	8	9	AB R H RBI BB SO LOB	TOP									
Felix Jose, S OBP: 0.300, SLG: 0.344 (1, 9)	B1-3		K		SAFE 1 SAFE 1 SAFE	2-2 1B 1B	K	G3-1		5 1 1 0 0 2 3	Kansas City Royals @ New York Yankees Yankee Stadium, Bronx, NY Sun Aug 22 1993, 3:33 AM EDT Att: 43,606 - Sunny - 77 F									
Brian McRae, S OBP: 0.348, SLG: 0.442 (1, 8)	L8		G3		1-2 1B 1B	L9		L8	5 1 1 1 0 0 1											
George Brett, L OBP: 0.300, SLG: 0.426 (1, 10)	G6-3			E4 1B	E7 1H 2H 1B		G4-3	1-1 1B	5 0 3 1 0 0 0											
Mike Macfarlane, R OBP: 0.363, SLG: 0.525 (1, 2)		HR		L6	P3		K	2-0 1B	5 1 1 1 0 1 3											
Wally Joyner, L OBP: 0.378, SLG: 0.465 (1, 3)	L7		K			BB 3B 1B	K	L7	5 1 1 0 0 2 2											
Gary Gaetti, R OBP: 0.316, SLG: 0.443 (1, 5)	K		K		SAFE 0-3 SAFE	K		G5-3	4 0 0 0 0 3 2											
Chris Gwynn, L OBP: 0.352, SLG: 0.390 (1, 7)					G6-3 SAFE SAFE	3B BB		L9	2 1 0 0 2 0 0											
Greg Gagne, R OBP: 0.320, SLG: 0.408 (1, 6)		BB			P6	1B 3B		1B 1B	4 1 2 2 0 0 1											
Jose Lind, R OBP: 0.277, SLG: 0.301 (1, 4)			G5-3		3-2 1B 1B	0-1 1B 3B		1-2 1B	4 1 3 1 0 0 0											
Inning Stats	R: 0 E: 0 K: 0 S: 6	H: 0 LOB: 0 BB: 0 P: 10	R: 1 E: 0 K: 1 S: 8	H: 1 LOB: 1 BB: 1 P: 16	R: 0 E: 0 K: 1 S: 7	H: 0 LOB: 0 BB: 0 P: 11	R: 0 E: 1 K: 2 S: 9	H: 1 LOB: 1 BB: 0 P: 13	R: 3 E: 1 K: 0 S: 19	H: 4 LOB: 1 BB: 0 P: 31	R: 3 E: 0 K: 2 S: 13	H: 3 LOB: 1 BB: 1 P: 18	R: 0 E: 0 K: 0 S: 7	H: 2 LOB: 2 BB: 0 P: 11	R: 0 E: 0 K: 0 S: 5	H: 1 LOB: 1 BB: 0 P: 9	1B: 10 2B: 0 3B: 1 HR: 1	SF: 0 SAC: 0 DP: 0 HBP: 0	WP: 0 PB: 0 CS: 0	PA: 41
PITCHER	IP WLS BF H R ER SO BB IBB HBP BLK WP HR S P ERA WHIP											PITCHER	IP WLS BF H R ER SO BB IBB HBP BLK WP HR S P ERA WHIP							
Melido Perez, R ERA: 4.95 (1, 1)	5.1 L 27 9 7 6 5 2 0 0 0 0 0 1 58 94 10.12 2.062																			
Paul Gibson, L ERA: 3.49 (6, 1)	1.2 5 0 0 0 3 0 0 0 0 0 0 0 13 19 0.00 0.000																			
Rich Monteleone, R ERA: 4.32 (8, 1)	1.0 5 2 0 0 0 0 0 0 0 0 0 0 7 11 0.00 2.000																			
Steve Howe, L ERA: 5.4 (9, 1)	1.0 4 1 0 0 0 0 0 0 0 0 0 0 5 9 0.00 1.000																			

Batter	1	2	3	4	5	6	7	8	9	AB R H RBI BB SO LOB	BOTTOM											
Wade Boggs, L OBP: 0.389, SLG: 0.383 (1, 5)	G5-4-3 BB		G1-3 1B		2-1 1B			G5-3		3 0 2 0 1 0 0	Kansas City Royals @ New York Yankees Yankee Stadium, Bronx, NY Sun Aug 22 1993, 3:33 AM EDT Att: 43,606 - Sunny - 77 F											
Randy Velarde, R OBP: 0.342, SLG: 0.408 (1, 7)	G5-4-3 1-2		G1-3 1-2		F7			F8	4 0 0 0 0 0 3													
Don Mattingly, L OBP: 0.377, SLG: 0.485 (1, 3)	L8		P6			G3		F9	4 0 0 0 0 0 1													
Danny Tartabull, R OBP: 0.363, SLG: 0.523 (1, 10)		F7		K		G6-4-3 BB		K	3 0 0 0 1 2 0													
Mike Stanley, R OBP: 0.392, SLG: 0.542 (1, 2)		L7				G6-4-3 1-2		F7	3 0 0 0 1 0 1													
Bernie Williams, S OBP: 0.345, SLG: 0.434 (1, 8)		BB BB		F8			WP 2B	1B	3 0 2 0 1 0 1													
Jim Leyritz, R OBP: 0.423, SLG: 0.500 (1, 9)		BB BB		G1-3			P3	G6-3	3 0 0 0 1 0 3													
Mike Gallego, R OBP: 0.359, SLG: 0.418 (1, 6)		L8			K		K		3 0 0 0 0 2 3													
Pat Kelly, R OBP: 0.318, SLG: 0.383 (1, 4)			F8		P3		K		3 0 0 0 0 1 1													
Inning Stats	R: 0 E: 0 K: 0 S: 8	H: 0 LOB: 1 BB: 1 P: 13	R: 0 E: 0 K: 0 S: 6	H: 0 LOB: 2 BB: 2 P: 17	R: 0 E: 0 K: 0 S: 7	H: 1 LOB: 1 BB: 0 P: 13	R: 0 E: 0 K: 1 S: 10	H: 0 LOB: 1 BB: 1 P: 18	R: 0 E: 0 K: 1 S: 13	H: 1 LOB: 1 BB: 0 P: 19	R: 0 E: 0 K: 0 S: 6	H: 0 LOB: 0 BB: 1 P: 10	R: 0 E: 0 K: 2 S: 12	H: 1 LOB: 1 BB: 0 P: 17	R: 0 E: 0 K: 0 S: 5	H: 0 LOB: 0 BB: 0 P: 7	R: 0 E: 0 K: 1 S: 13	H: 1 LOB: 1 BB: 0 P: 21	1B: 3 2B: 1 3B: 0 HR: 0	SF: 0 SAC: 0 DP: 2 HBP: 0	WP: 1 PB: 0 CS: 0	PA: 34
PITCHER	IP WLS BF H R ER SO BB IBB HBP BLK WP HR S P ERA WHIP											PITCHER	IP WLS BF H R ER SO BB IBB HBP BLK WP HR S P ERA WHIP									
Chris Haney, L ERA: 5.01 (1, 1)	9.0 W 34 4 0 0 5 5 0 0 0 0 1 0 80 135 0.00 1.000																					

Batter	1	2	3	4	5	6	7	8	9	AB	R	H	RBI	BB	SO	LOB	TOP					
Wade Boggs, L (1.5) OBP: 0.393, SLG: 0.384	F7		1B		FC4 1B 2H		FC6-4 BB	G6-3 IBB		3	0	2	1	2	0	0						
Dion James, L (1.7) OBP: 0.394, SLG: 0.484	K		L5		FC4 1B		B1	G6-3 1-2		3	0	1	0	0	1	1						
Randy Velarde, R (7.7) OBP: 0.348, SLG: 0.428	K		F7		FC4 FC5-4 1-2 2-3		F7		P1	5	0	0	0	0	1	4						
Don Mattingly, L (1.3) OBP: 0.373, SLG: 0.475	K				FC5-4 1-2		FC6-4 1-2		L9	5	1	1	1	0	0	3						
Danny Tartabull, R (1.10) OBP: 0.362, SLG: 0.528		G6-3		HR					L9	5	3	3	0	0	0	0						
Paul O'Neill, L (1.9) OBP: 0.370, SLG: 0.505		1B SF8 1B		F8		2B 1B		SH 1B 1B	G4-3	3	2	2	0	0	0	0						
Bernie Williams, S (1.8) OBP: 0.342, SLG: 0.431		SF8 1B		P6		2B 2B		SH 1B FC1		3	0	1	2	0	2	2						
Mike Stanley, R (1.2) OBP: 0.396, SLG: 0.532		SF8		K		K		E FC1 1B		4	1	2	2	0	1	3						
Mike Gallego, R (1.6) OBP: 0.360, SLG: 0.419		G4-3				1B 2B 2H 3H		K		4	1	2	2	0	1	3						
Pat Kelly, R (1.4) OBP: 0.314, SLG: 0.376			G5-3		K	K		FC1		4	0	0	1	0	2	3						
Inning Stats	R: 0 E: 0 K: 2 S: 8	H: 0 LOB: 0 BB: 0 P: 14	R: 1 E: 0 K: 0 S: 11	H: 2 LOB: 1 BB: 0 P: 18	R: 0 E: 0 K: 0 S: 8	H: 1 LOB: 1 BB: 0 P: 12	R: 1 E: 0 K: 1 S: 10	H: 1 LOB: 0 BB: 0 P: 16	R: 1 E: 0 K: 1 S: 13	H: 3 LOB: 2 BB: 0 P: 20	R: 2 E: 0 K: 2 S: 14	H: 3 LOB: 0 BB: 0 P: 22	R: 0 E: 0 K: 0 S: 6	H: 0 LOB: 1 BB: 1 P: 10	R: 2 E: 2 K: 1 S: 20	H: 2 LOB: 2 BB: 1 P: 31	R: 0 E: 0 K: 0 S: 5	H: 0 LOB: 0 BB: 0 P: 10	1B: 8 2B: 3 3B: 0 HR: 1	SF: 1 SAC: 1 DP: 1 HBP: 0	WP: 0 PB: 0 CS: 1	PA: 41
PITCHER	IP	WLS	BF	H	R	ER	SO	BB	IBB	HBP	BLK	WP	HR	S	P	ERA	WHIP					
Alex Fernandez, R (1.1) ERA: 3.18	6.0		27	10	5	5	6	0	0	0	0	0	1	64	102	7.50	1.667					
Scott Radinsky, L (7.1) ERA: 3.95	1.0	L	5	1	1	1	0	1	0	0	0	0	0	11	17	9.00	2.000					
Donn Pall, R (8.1) ERA: 2.76	1.0		6	1	1	0	1	0	1	0	0	0	0	15	24	0.00	1.000					
Chuck Cary, L (9.1) ERA: 4.09	1.0		3	0	0	0	0	0	0	0	0	0	0	5	10	0.00	0.000					

New York Yankees @ Chicago White Sox
Comiskey Park, Chicago, IL
Wed Aug 25 1993, 8:05 PM EDT
Att: 31,521 - Unknown - 77 F

AB	37
R	7
H	12
RBI	7
BB	2
SO	7
LOB	20



Batter	1	2	3	4	5	6	7	8	9	AB	R	H	RBI	BB	SO	LOB	BOTTOM					
Tim Raines, S (1.7) OBP: 0.394, SLG: 0.486	F9		G4-3	K		1-2 3H 1B			P6-3 1B	5	0	2	1	0	1	1						
Joey Cora, S (1.4) OBP: 0.353, SLG: 0.346	K		K		K	G3			P6-3 1-2	5	0	0	0	0	3	3						
Frank Thomas, R (1.3) OBP: 0.430, SLG: 0.620	K		1B		G6-3		G6-3		P9	5	0	1	0	0	1	0						
Robin Ventura, L (1.5) OBP: 0.369, SLG: 0.420		G6-3	F8		FC4-6 BB		G3			3	0	0	0	1	0	1						
Warren Newson, L (1.10) OBP: 0.538, SLG: 0.333		1B 3B BB		G1-3	FC4-6 1-2					1	1	0	0	1	0	0						
Steve Sax, R (5.7) OBP: 0.305, SLG: 0.343		1B 3B BB		G1-3	FC4-6 1-2					2	0	1	0	0	0	1						
Dan Pasqua, L (1.9) OBP: 0.316, SLG: 0.349		1B 3B 1B		1B BB		FC3-6 1B		P7		1	2	1	0	1	0	0						
Ellis Burks, R (6.7) OBP: 0.350, SLG: 0.467		1B 3B 1B		1B BB		FC3-6 1B				2	0	1	0	0	0	1						
Lance Johnson, L (1.8) OBP: 0.357, SLG: 0.399		1H 3H 3B		1B SF7 1B		FC3-6 1B S		G4-3		4	2	2	2	0	0	1						
Ron Karkovics, R (1.2) OBP: 0.286, SLG: 0.433		K		1B 1B		P4		P3		4	0	1	1	0	1	2						
Ozzie Guillen, L (1.6) OBP: 0.285, SLG: 0.374	F8			1B 3H		1B		K		3	0	1	1	0	1	1						
Inning Stats	R: 0 E: 0 K: 2 S: 8	H: 0 LOB: 0 BB: 0 P: 12	R: 2 E: 0 K: 1 S: 13	H: 2 LOB: 1 BB: 1 P: 22	R: 0 E: 0 K: 1 S: 10	H: 1 LOB: 0 BB: 0 P: 17	R: 2 E: 0 K: 1 S: 15	H: 2 LOB: 1 BB: 1 P: 22	R: 0 E: 0 K: 0 S: 6	H: 0 LOB: 2 BB: 0 P: 14	R: 1 E: 0 K: 0 S: 14	H: 3 LOB: 1 BB: 0 P: 19	R: 0 E: 0 K: 0 S: 7	H: 1 LOB: 1 BB: 0 P: 16	R: 0 E: 0 K: 1 S: 8	H: 0 LOB: 0 BB: 0 P: 12	R: 0 E: 0 K: 0 S: 6	H: 1 LOB: 0 BB: 0 P: 8	1B: 9 2B: 1 3B: 1 HR: 0	SF: 1 SAC: 0 DP: 1 HBP: 0	WP: 0 PB: 0 CS: 0	PA: 39
PITCHER	IP	WLS	BF	H	R	ER	SO	BB	IBB	HBP	BLK	WP	HR	S	P	ERA	WHIP					
Domingo Jean, R (1.1) ERA: 4.76	4.0		19	5	4	4	5	2	0	0	0	0	0	46	73	9.00	1.750					
Paul Gibson, L (5.1) ERA: 3.6	1.2		9	3	1	1	1	1	0	0	0	0	0	17	29	5.40	2.400					
Rich Monteleone, R (6.1) ERA: 4.24	1.1	W	5	1	0	0	0	0	0	0	0	0	0	10	20	0.00	0.750					
Steve Howe, L (8.1) ERA: 4.95	1.2		5	1	0	0	1	0	0	0	0	0	0	11	15	0.00	0.600					
Bob Wickman, R (9.1) ERA: 4.43	0.1	S	1	0	0	0	0	0	0	0	0	0	0	3	5	0.00	0.000					

New York Yankees @ Chicago White Sox
Comiskey Park, Chicago, IL
Wed Aug 25 1993, 8:05 PM EDT
Att: 31,521 - Unknown - 77 F

AB	35
R	5
H	10
RBI	5
BB	3
SO	7
LOB	11



Batter	1	2	3	4	5	6	7	8	9	AB	R	H	RBI	BB	SO	LOB	TOP										
Wade Boggs, L (1, 5) OBP: 0.389, SLG: 0.380	F7	F8		G1-3		1B BB 1B	K		2B SF9 1B	6	2	2	0	0	1	5	New York Yankees @ Cleveland Indians Cleveland Municipal Stadium, Cleveland, OH Sun Aug 29 1993, 3:33 AM EDT Att: 56,825 - Cloudy - 80 F										
Dion James, L (1, 7) OBP: 0.400, SLG: 0.490	L4				G3-1	BB BB 2B 1B	2B		SF9 2B	5	2	3	4	1	0	0											
Randy Velarde, R (9, 7) OBP: 0.335, SLG: 0.404				L4-3 BB		1-3 2-H 3-H	2B		1-3 2B	0	0	0	0	0	0	0											
Don Mattingly, L (1, 3) OBP: 0.369, SLG: 0.467	1B			P4	F8	BB 2B BB			SF9	4	1	2	2	1	0	1											
Danny Tartabull, R (1, 10) OBP: 0.363, SLG: 0.538	P3		L4-3			HR			2-3 3-H	5	2	1	2	1	2	4											
Paul O'Neill, L (1, 9) OBP: 0.371, SLG: 0.502		1B BB			F8	1-1 2-H 2-H 3-H	2B		F8	5	1	2	3	1	0	1											
Bernie Williams, S (1, 8) OBP: 0.344, SLG: 0.429	1B SF8 1B				F8				F8	5	2	2	0	0	1	2											
Matt Nokes, L (1, 2) OBP: 0.294, SLG: 0.452		1B							FC6-4 1B	4	1	2	1	1	0	1											
Mike Gallego, R (1, 6) OBP: 0.367, SLG: 0.426	SF8			E9		1B BB			1-2 1B	2	2	1	1	2	0	2											
Pat Kelly, R (1, 4) OBP: 0.312, SLG: 0.378	F8			SF9		BB BB			F8	4	1	1	1	0	1	5											
Inning Stats	R: 0 E: 0 K: 0 S: 10	H: 1 LOB: 1 BB: 0 P: 16	R: 2 E: 0 K: 0 S: 10	H: 2 LOB: 1 BB: 1 P: 22	R: 0 E: 0 K: 0 S: 5	H: 0 LOB: 0 BB: 1 P: 10	R: 1 E: 1 K: 0 S: 15	H: 1 LOB: 2 BB: 1 P: 25	R: 1 E: 0 K: 0 S: 11	H: 1 LOB: 0 BB: 0 P: 14	R: 6 E: 0 K: 2 S: 22	H: 4 LOB: 1 BB: 3 P: 48	R: 3 E: 0 K: 2 S: 14	H: 3 LOB: 1 BB: 1 P: 22	R: 0 E: 0 K: 0 S: 8	H: 2 LOB: 2 BB: 0 P: 12	R: 1 E: 0 K: 1 S: 13	H: 2 LOB: 1 BB: 0 P: 18	1B: 8 2B: 8 3B: 0 HR: 1	SF: 3 SAC: 0 DP: 1 HBP: 0	WP: 0 PB: 0 SB: 0 CS: 0	PA: 50					
PITCHER	IP	WLS	BF	H	R	ER	SO	BB	IBB	HBP	BLK	WP	HR	S	P	ERA	WHIP										
Tom Kramer, R (1, 1) ERA: 3.99	5.0		23	5	4	3	0	3	0	0	0	0	1	51	87	5.40	1.600										
Jason Grimsley, R (6, 1) ERA: 11.57	0.2	L	6	3	4	4	1	1	0	0	0	0	0	14	30	54.00	6.000										
Bill Wertz, R (6, 1) ERA: 5.3	1.0		10	4	5	5	2	3	0	0	0	0	0	19	37	45.00	7.000										
Julian Tavarez, R (7, 1) ERA: 7.78	1.2		9	4	1	1	1	0	0	0	0	0	0	19	27	5.40	2.400										
Eric Plunk, R (9, 1) ERA: 3.27	0.2		2	0	0	0	1	0	0	0	0	0	0	5	6	0.00	0.000										

Batter	1	2	3	4	5	6	7	8	9	AB	R	H	RBI	BB	SO	LOB	BOTTOM										
Kenny Lofton, L (1, 8) OBP: 0.398, SLG: 0.412	G5-3 SF9 1B	G6-3	G5-3		G4-3			S BB		4	2	1	0	1	0	2	New York Yankees @ Cleveland Indians Cleveland Municipal Stadium, Cleveland, OH Sun Aug 29 1993, 3:33 AM EDT Att: 56,825 - Cloudy - 80 F										
Felix Fermin, R (1, 6) OBP: 0.302, SLG: 0.300	G5-3	1B 2B	G3			G5-3		F9		5	1	1	0	0	0	3											
Carlos Baerga, S (1, 4) OBP: 0.349, SLG: 0.495	K	1B			G6-5-3	FC5-4 1B		G5-3		5	0	2	1	0	1	2											
Albert Belle, R (1, 7) OBP: 0.384, SLG: 0.582	SF9	K			G4-3	FC5-4 1B		1B		4	0	2	2	0	1	1											
Randy Milligan, R (1, 10) OBP: 0.412, SLG: 0.429	BB		1B BB		1B BB	FC5-4		BB		1	1	0	0	4	0	2											
Paul Sorrento, L (1, 3) OBP: 0.329, SLG: 0.436	K		1B BB		1B	L5		K		5	0	2	0	0	2	6											
Candy Maldonado, R (1, 9) ERA: 4.31		2B BB	1B BB		G5-3			G3-1		2	2	1	1	1	0	2											
Wayne Kirby, L (7, PH) OBP: 0.332, SLG: 0.394			WP 2B 1B					G3		2	0	0	0	0	0	0											
Alvaro Espinoza, R (1, 5) OBP: 0.313, SLG: 0.402		2B BB	1B BB					G4-3		3	2	2	0	0	0	0											
Jim Thome, L (7, PH) OBP: 0.354, SLG: 0.491		1B 2B	WP 2B 1B					G4-3		2	0	0	0	0	0	0											
Sandy Alomar Jr., R (1, 2) OBP: 0.356, SLG: 0.470		1B	1B		G3			G4-3		5	0	2	4	0	1	0											
Inning Stats	R: 1 E: 0 K: 2 S: 16	H: 1 LOB: 2 BB: 1 P: 25	R: 3 E: 0 K: 1 S: 12	H: 4 LOB: 1 BB: 1 P: 22	R: 3 E: 0 K: 0 S: 16	H: 4 LOB: 1 BB: 1 P: 25	R: 0 E: 0 K: 0 S: 16	H: 1 LOB: 2 BB: 1 P: 23	R: 0 E: 0 K: 0 S: 7	H: 0 LOB: 0 BB: 0 P: 8	R: 0 E: 0 K: 0 S: 12	H: 2 LOB: 2 BB: 0 P: 18	R: 0 E: 0 K: 1 S: 8	H: 0 LOB: 0 BB: 0 P: 12	R: 1 E: 0 K: 1 S: 16	H: 1 LOB: 2 BB: 2 P: 29	R: 0 E: 0 K: 0 S: 3	H: 0 LOB: 0 BB: 0 P: 5	1B: 10 2B: 3 3B: 0 HR: 0	SF: 1 SAC: 0 DP: 1 HBP: 0	WP: 2 PB: 0 SB: 3 CS: 0	PA: 45					
PITCHER	IP	WLS	BF	H	R	ER	SO	BB	IBB	HBP	BLK	WP	HR	S	P	ERA	WHIP										
Jim Abbott, L (1, 1) ERA: 4.25	3.2		24	10	7	7	3	4	0	0	0	0	0	56	89	17.18	3.818										
Rich Monteleone, R (4, 1) ERA: 4.25	1.2	W	6	1	0	0	0	0	0	0	0	0	0	16	22	0.00	0.600										
Bob Wickman, R (6, 1) ERA: 4.35	2.1		11	2	1	1	1	2	0	0	0	0	0	28	47	3.86	1.714										
Paul Assenmacher, L (8, 1) ERA: 3.09	1.1		4	0	0	0	1	0	0	0	0	0	0	6	9	0.00	0.000										

AB	40
R	14
H	16
RBI	14
BB	7
SO	5
LOB	21



Batter	1	2	3	4	5	6	7	8	9	AB	R	H	RBI	BB	SO	LOB	TOP							
Tim Raines, S OBP: 0.397, SLG: 0.498 (1, 7)	G3-1		F7	L6		F8		HBP 1B IBB		4	1	0	0	1	0	3								
Joey Cora, S OBP: 0.354, SLG: 0.351 (1, 4)	BB BB		G6-3		G6-3		G3	HBP 1B BB		3	1	0	0	2	0	0								
Frank Thomas, R OBP: 0.430, SLG: 0.631 (1, 3)	G4-3 BB		HR		G6-3 1B		G6-3	1B HBP		3	1	2	2	1	0	0								
Robin Ventura, L OBP: 0.373, SLG: 0.429 (1, 5)	G4-3		BB		G6-3		E8 1B	1B		4	0	2	2	1	0	3								
Ellis Burks, R OBP: 0.356, SLG: 0.481 (1, 8)		FC4-6 1B	K		G6-3		E8 1B	F8		5	0	2	0	0	1	4								
Warren Newson, L OBP: 0.423, SLG: 0.429 (1, 10)		FC4-6 1B		K		E4 2B	F8			3	1	0	0	0	1	1								
Ivan Calderon, R OBP: 0.287, SLG: 0.286 (7, PH)									K	2	0	0	0	0	1	2								
Dan Pasqua, L OBP: 0.333, SLG: 0.333 (8, PH)				P1		F7		BB HBP SH3-4 1B	L9	3	0	1	0	0	0	1	AB 37							
Bo Jackson, R OBP: 0.291, SLG: 0.413 (8, 9)	G4-3 1B					2-3				2	1	1	0	0	0	0	R 5							
Michael LaValliere, L OBP: 0.321, SLG: 0.312 (1, 2)	G4-3		2B 1B			K		SH3-4	K	4	0	1	0	0	2	3	H 11							
Ozzie Guillen, L OBP: 0.285, SLG: 0.377 (1, 6)	G6-3								K	4	0	2	1	0	1	3	RBI 5							
																	BB 5							
																	SO 6							
																	LOB 20							
Inning Stats	R: 0 H: 0 E: 0 K: 0 S: 7	H: 0 LOB: 1 BB: 2 P: 18	R: 0 H: 2 E: 0 K: 0 S: 12	H: 2 LOB: 2 BB: 0 P: 18	R: 1 H: 1 E: 0 K: 1 S: 11	H: 1 LOB: 1 BB: 1 P: 20	R: 0 H: 2 E: 0 K: 1 S: 12	H: 2 LOB: 2 BB: 0 P: 19	R: 0 H: 1 E: 0 K: 0 S: 12	H: 1 LOB: 1 BB: 0 P: 20	R: 1 H: 1 E: 1 K: 1 S: 12	H: 1 LOB: 1 BB: 0 P: 17	R: 0 H: 2 E: 1 K: 0 S: 11	H: 2 LOB: 2 BB: 0 P: 17	R: 3 H: 2 E: 0 K: 1 S: 12	H: 2 LOB: 2 BB: 2 P: 24	R: 0 H: 0 E: 0 K: 2 S: 8	H: 0 LOB: 0 BB: 0 P: 13	1B: 8 2B: 2 3B: 0 HR: 1	SF: 0 SAC: 1 DP: 1 HBP: 1	WP: 0 PB: 0 SB: 0 CS: 0	PA: 44		
PITCHER	IP WLS BF H R ER SO BB IBB HBP BLK WP HR S P ERA WHIP	IP WLS BF H R ER SO BB IBB HBP BLK WP HR S P ERA WHIP	IP WLS BF H R ER SO BB IBB HBP BLK WP HR S P ERA WHIP	IP WLS BF H R ER SO BB IBB HBP BLK WP HR S P ERA WHIP	IP WLS BF H R ER SO BB IBB HBP BLK WP HR S P ERA WHIP	IP WLS BF H R ER SO BB IBB HBP BLK WP HR S P ERA WHIP	IP WLS BF H R ER SO BB IBB HBP BLK WP HR S P ERA WHIP	IP WLS BF H R ER SO BB IBB HBP BLK WP HR S P ERA WHIP	IP WLS BF H R ER SO BB IBB HBP BLK WP HR S P ERA WHIP	IP WLS BF H R ER SO BB IBB HBP BLK WP HR S P ERA WHIP	IP WLS BF H R ER SO BB IBB HBP BLK WP HR S P ERA WHIP	IP WLS BF H R ER SO BB IBB HBP BLK WP HR S P ERA WHIP	IP WLS BF H R ER SO BB IBB HBP BLK WP HR S P ERA WHIP	IP WLS BF H R ER SO BB IBB HBP BLK WP HR S P ERA WHIP	IP WLS BF H R ER SO BB IBB HBP BLK WP HR S P ERA WHIP	IP WLS BF H R ER SO BB IBB HBP BLK WP HR S P ERA WHIP	IP WLS BF H R ER SO BB IBB HBP BLK WP HR S P ERA WHIP	IP WLS BF H R ER SO BB IBB HBP BLK WP HR S P ERA WHIP	IP WLS BF H R ER SO BB IBB HBP BLK WP HR S P ERA WHIP	IP WLS BF H R ER SO BB IBB HBP BLK WP HR S P ERA WHIP	IP WLS BF H R ER SO BB IBB HBP BLK WP HR S P ERA WHIP	IP WLS BF H R ER SO BB IBB HBP BLK WP HR S P ERA WHIP	IP WLS BF H R ER SO BB IBB HBP BLK WP HR S P ERA WHIP	IP WLS BF H R ER SO BB IBB HBP BLK WP HR S P ERA WHIP

Chicago White Sox @ New York Yankees
Yankee Stadium, Bronx, NY
Wed Sep 01 1993, 7:05 PM EDT
Att: 25,144 - Unknown - 82 F

livebaseballscorecards.com

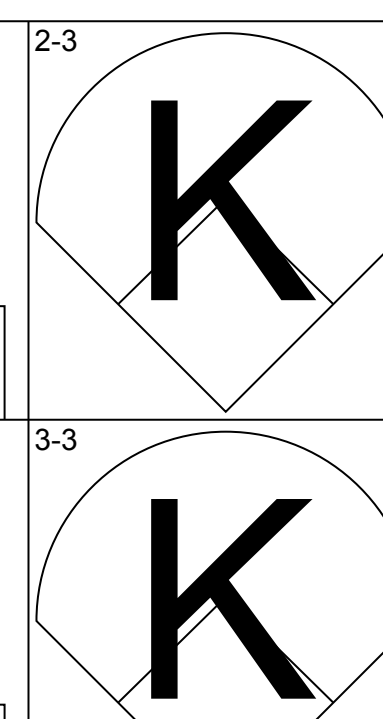
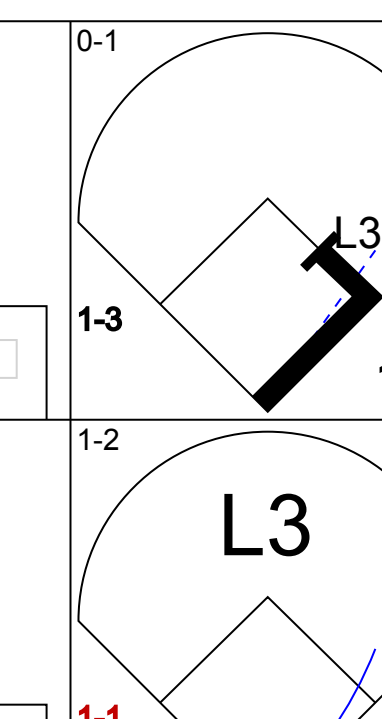
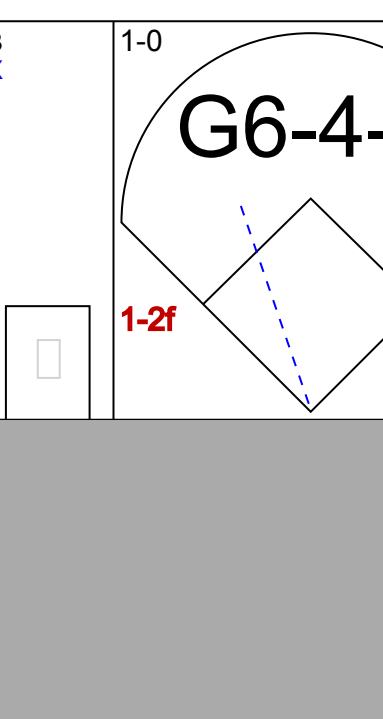
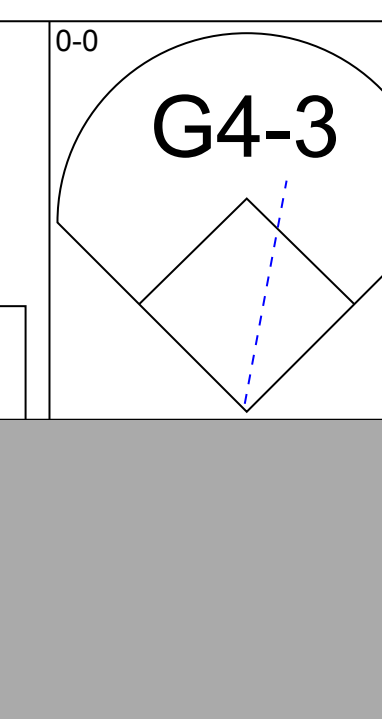
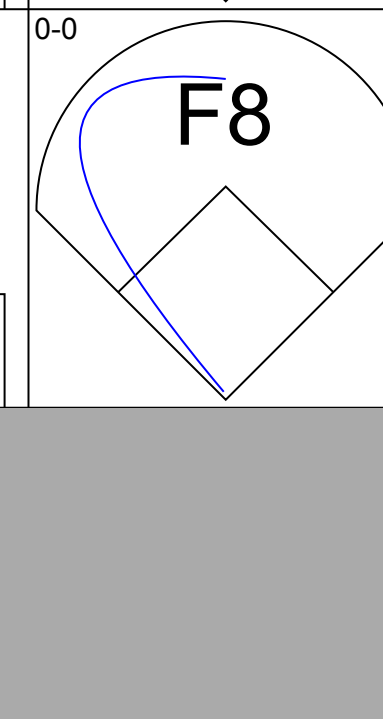

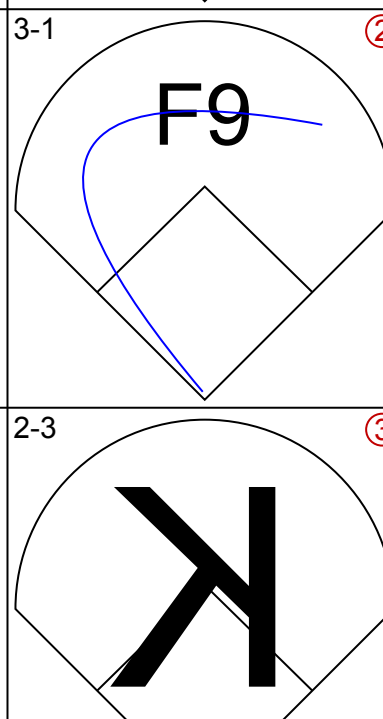
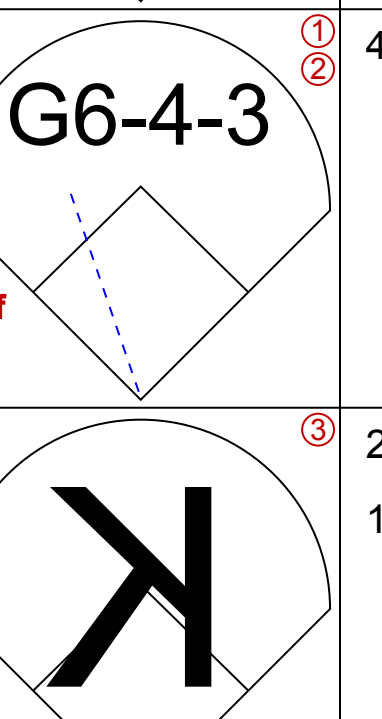

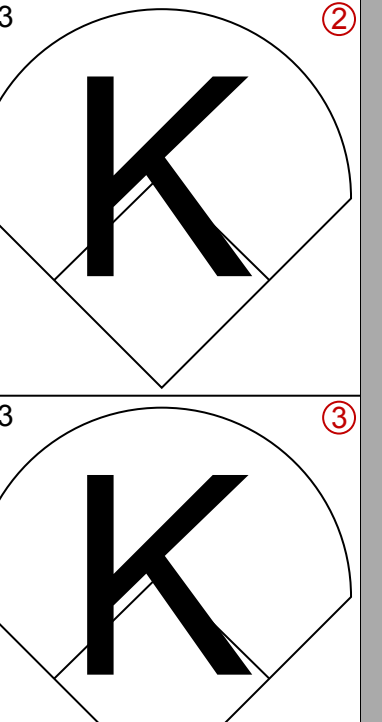


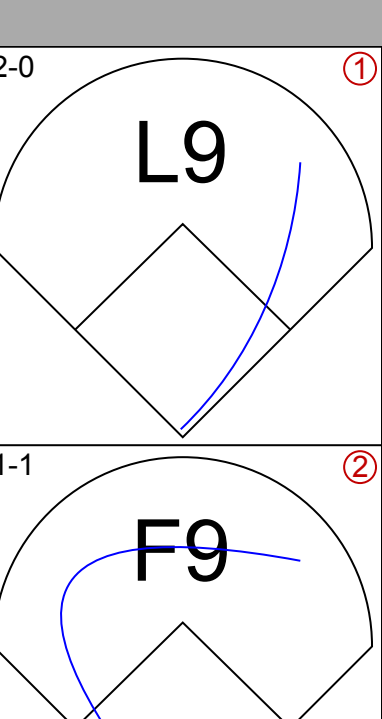
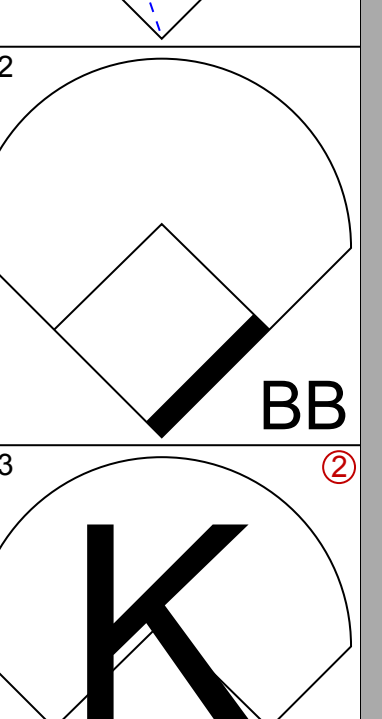

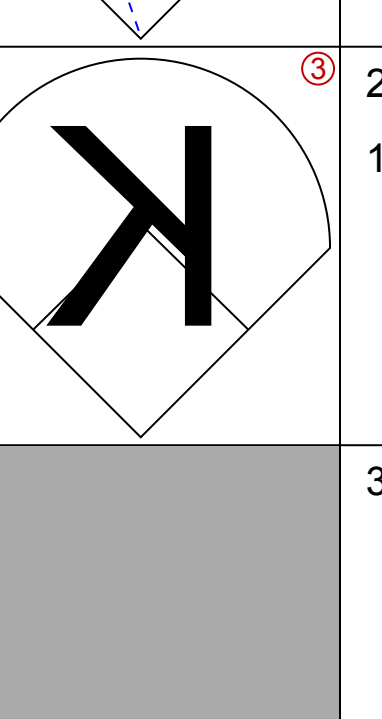
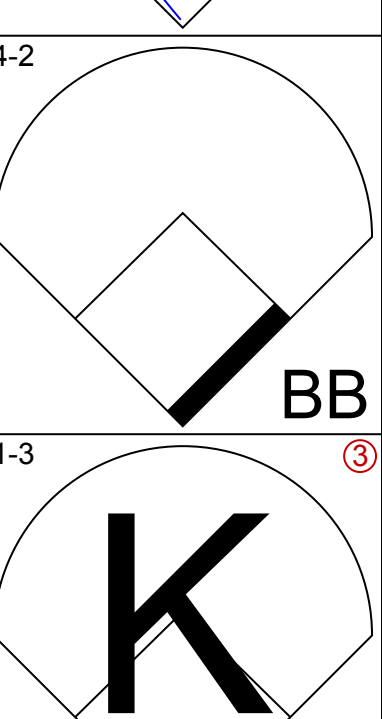

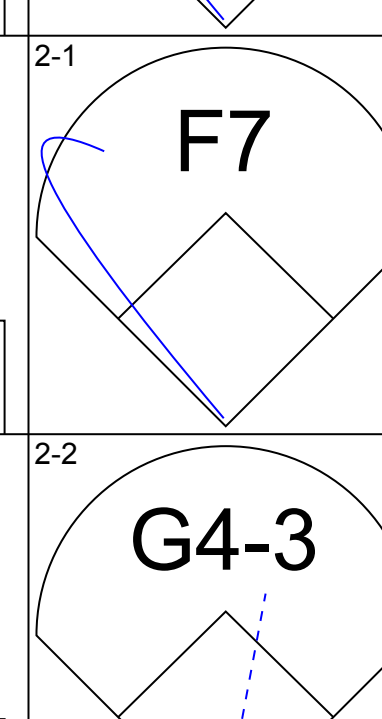



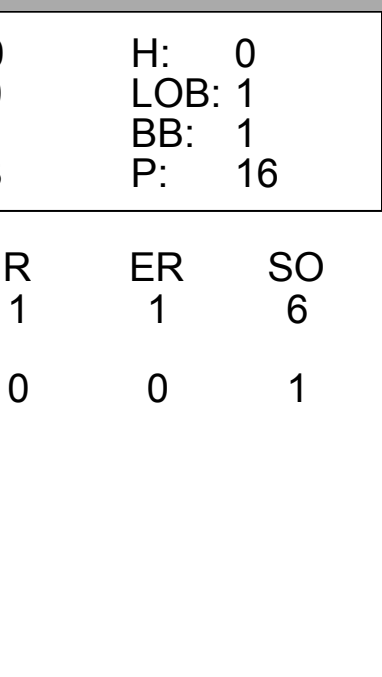
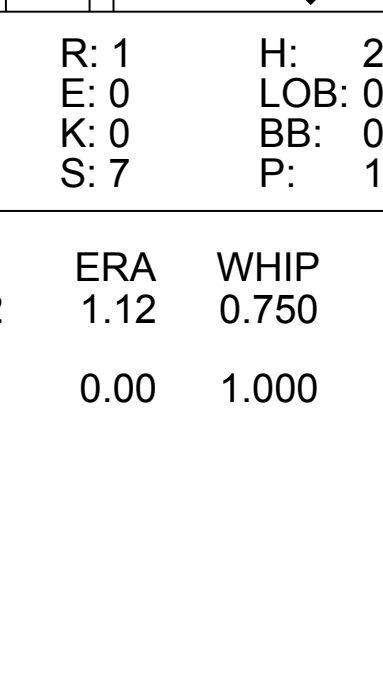
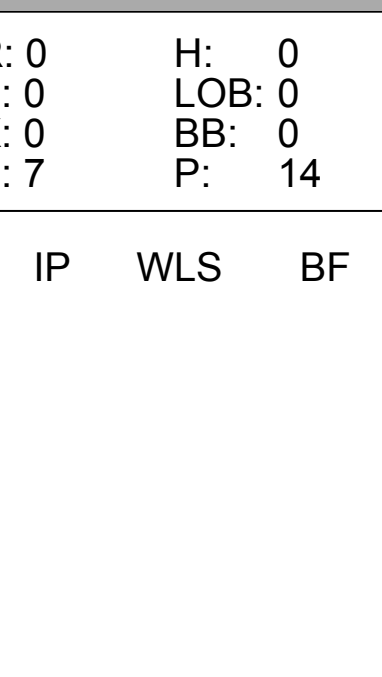
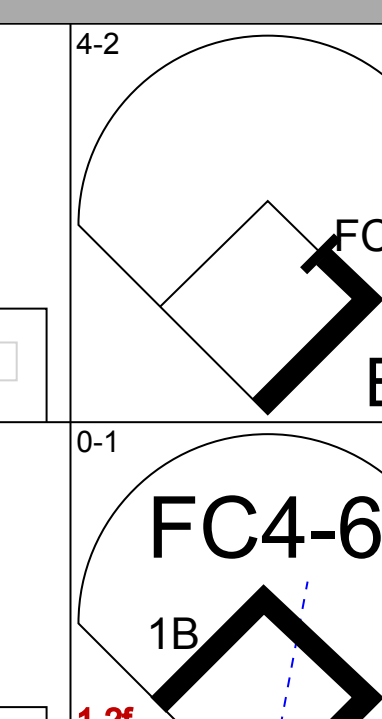
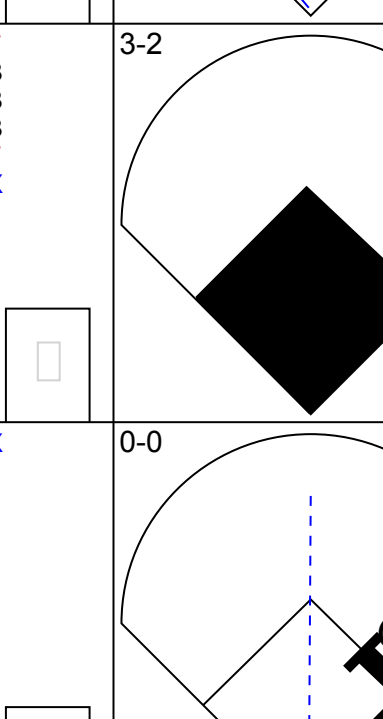
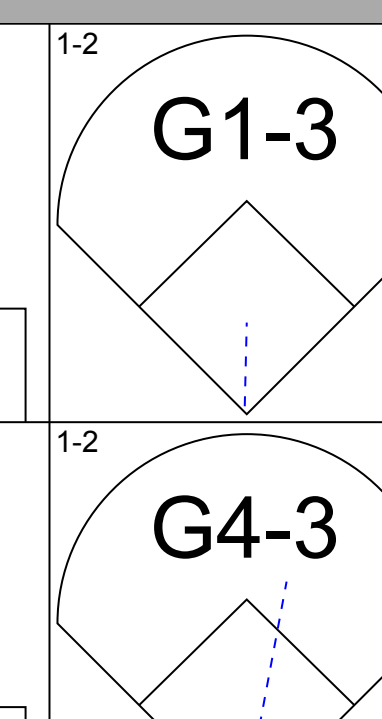
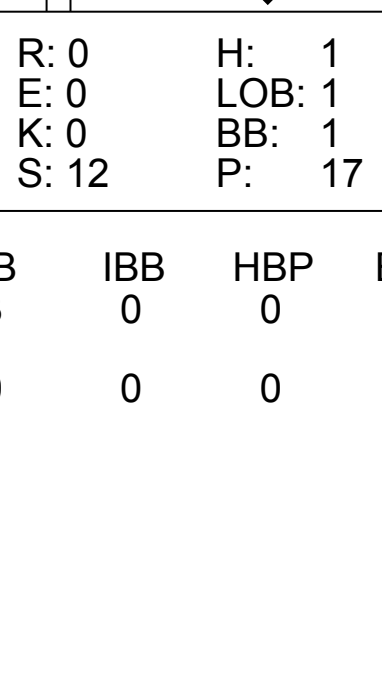
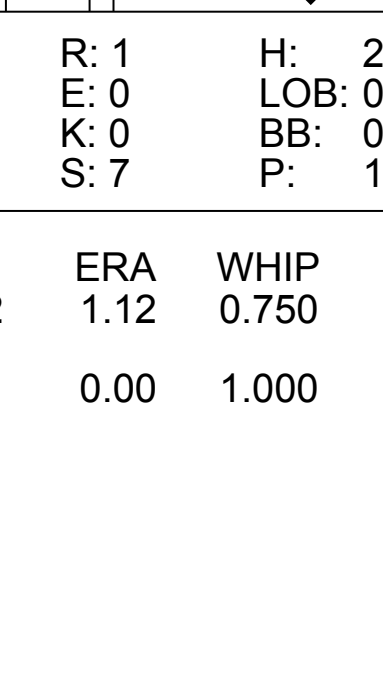
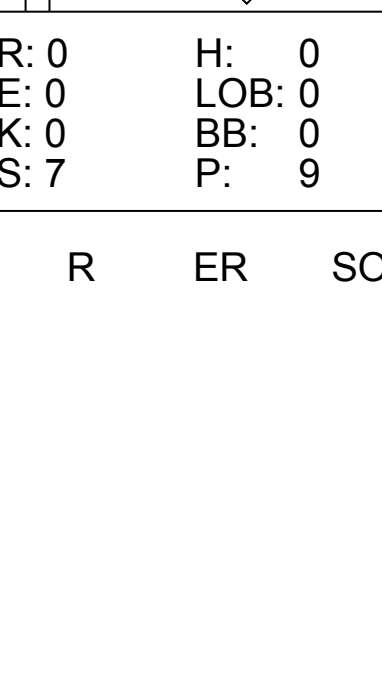
AB 37
R 5
H 11
RBI 5
BB 5
SO 6
LOB 20

Batter	1	2	3	4	5	6	7	8	9	AB	R	H	RBI	BB	SO	LOB	BOTTOM							
Wade Boggs, L OBP: 0.397, SLG: 0.376 (1, 5)	1B		FC1-6		FC4-6 BB		F8		K	4	0	1	0	1	1	3								
Dion James, L OBP: 0.397, SLG: 0.485 Gerald Williams, R OBP: 0.208, SLG: 0.340 (1, 7)	K		G4-3		FC4-6		G4-3		1B	5	0	1	0	0	1	5								
Don Mattingly, L OBP: 0.367, SLG: 0.466 (1, 3)	F7				G6-3				G4-3	5	0	1	0	0	0	5								
Danny Tartabull, R OBP: 0.357, SLG: 0.528 (1, 10)	K									4	0	0	0	0	1	2								
Paul O'Neill, L OBP: 0.369, SLG: 0.499 (1, 9)		F9		L8		K		G5-3		4	0	0	0	0	1	2								
Bernie Williams, S OBP: 0.343, SLG: 0.425 (1, 8)		K		F7		F7		G6-3		4	0	0	0	0	1	2								
Mike Stanley, R OBP: 0.384, SLG: 0.544 (1, 2)										4	2	2	1	0	2	0								
Mike Gallego, R OBP: 0.370, SLG: 0.429 (1, 6)					HR		G5-3 2B 1B		K	3	1	1	0	1	0	1								
Pat Kelly, R OBP: 0.316, SLG: 0.387 (1, 4)										3	0	3	2	0	0	0								
																	AB 36							
																	R 3							
																	H 9							
																	RBI 3							
																	BB 2							
																	SO 7							
																	LOB 20							
Inning Stats	R: 0 H: 1 E: 0 K: 2 S: 12	H: 0 LOB: 0 BB: 0 P: 9	R: 0 H: 0 E: 0 K: 2 S: 7	H: 0 LOB: 0 BB: 1 P: 13	R: 0 H: 0 E: 1 K: 0 S: 10	H: 0 LOB: 1 BB: 0 P: 12	R: 1 H: 2 E: 0 K: 0 S: 7	H: 2 LOB: 2 BB: 1 P: 14	R: 0 H: 0 E: 0 K: 1 S: 9	H: 0 LOB: 0 BB: 0 P: 10	R: 1 H: 2 E: 0 K: 0 S: 14	H: 2 LOB: 1 BB: 0 P: 23	R: 0 H: 1 E: 0 K: 0 S: 8	H: 1 LOB: 1 BB: 0 P: 12	R: 1 H: 3 E: 1 K: 2 S: 20	H: 3 LOB: 2 BB: 0 P: 24	1B: 5 2B: 3 3B: 0 HR: 1	SF: 0 SAC: 1 DP: 0 HBP: 0	WP: 0 PB: 0 SB: 0 CS: 0	PA: 39				
PITCHER	IP WLS BF H R ER SO BB IBB HBP BLK WP HR S P ERA WHIP	IP WLS BF H R ER SO BB IBB HBP BLK WP HR S P ERA WHIP	IP WLS BF H R ER SO BB IBB HBP BLK WP HR S P ERA WHIP	IP WLS BF H R ER SO BB IBB HBP BLK WP HR S P ERA WHIP	IP WLS BF H R ER SO BB IBB HBP BLK WP HR S P ERA WHIP	IP WLS BF H R ER SO BB IBB HBP BLK WP HR S P ERA WHIP	IP WLS BF H R ER SO BB IBB HBP BLK WP HR S P ERA WHIP	IP WLS BF H R ER SO BB IBB HBP BLK WP HR S P ERA WHIP	IP WLS BF H R ER SO BB IBB HBP BLK WP HR S P ERA WHIP	IP WLS BF H R ER SO BB IBB HBP BLK WP HR S P ERA WHIP	IP WLS BF H R ER SO BB IBB HBP BLK WP HR S P ERA WHIP	IP WLS BF H R ER SO BB IBB HBP BLK WP HR S P ERA WHIP	IP WLS BF H R ER SO BB IBB HBP BLK WP HR S P ERA WHIP	IP WLS BF H R ER SO BB IBB HBP BLK WP HR S P ERA WHIP	IP WLS BF H R ER SO BB IBB HBP BLK WP HR S P ERA WHIP	IP WLS BF H R ER SO BB IBB HBP BLK WP HR S P ERA WHIP	IP WLS BF H R ER SO BB IBB HBP BLK WP HR S P ERA WHIP	IP WLS BF H R ER SO BB IBB HBP BLK WP HR S P ERA WHIP	IP WLS BF H R ER SO BB IBB HBP BLK WP HR S P ERA WHIP	IP WLS BF H R ER SO BB IBB HBP BLK WP HR S P ERA WHIP	IP WLS BF H R ER SO BB IBB HBP BLK WP HR S P ERA WHIP	IP WLS BF H R ER SO BB IBB HBP BLK WP HR S P ERA WHIP	IP WLS BF H R ER SO BB IBB HBP BLK WP HR S P ERA WHIP	IP WLS BF H R ER SO BB IBB HBP BLK WP HR S P ERA WHIP

Chicago White Sox @ New York Yankees
Yankee Stadium, Bronx, NY
Wed Sep 01 1993, 7:05 PM EDT
Att: 25,144 - Unknown - 82 F

livebaseballscorecards.com

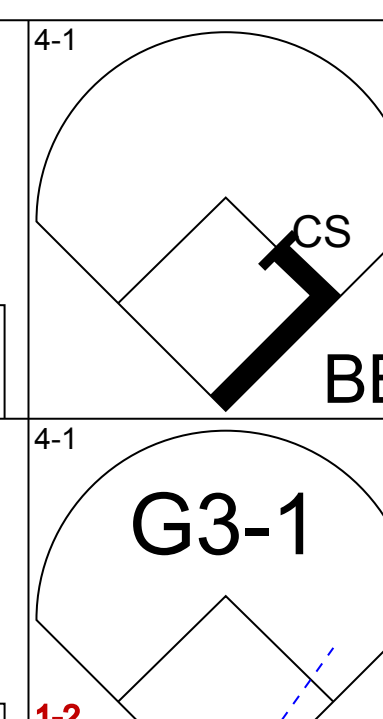
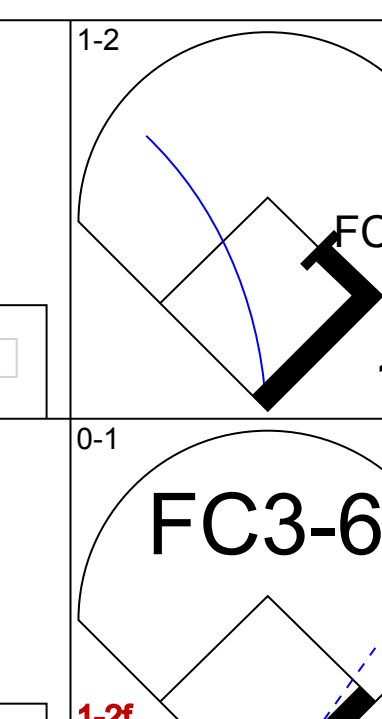
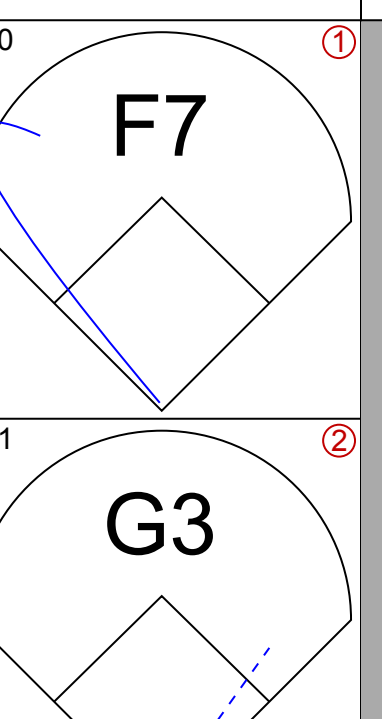
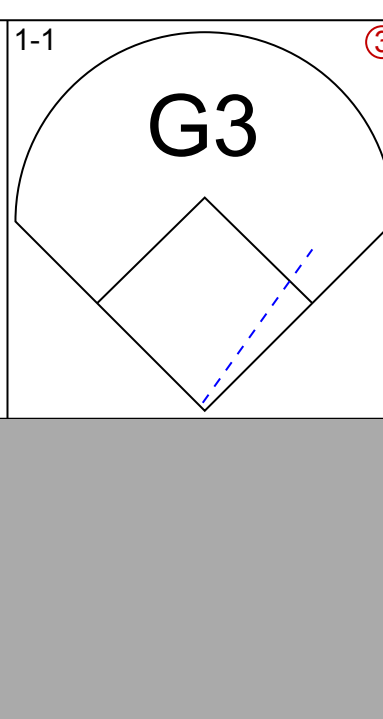
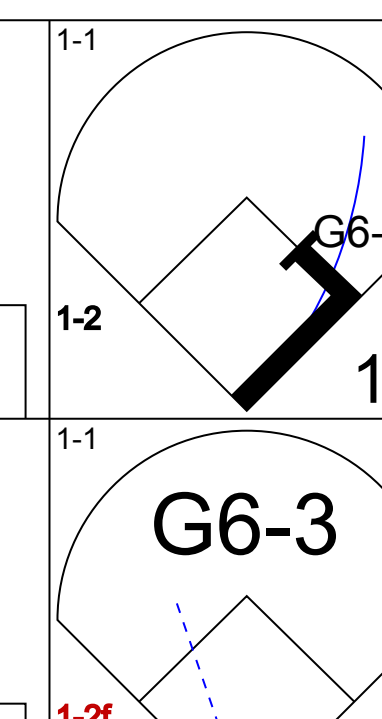
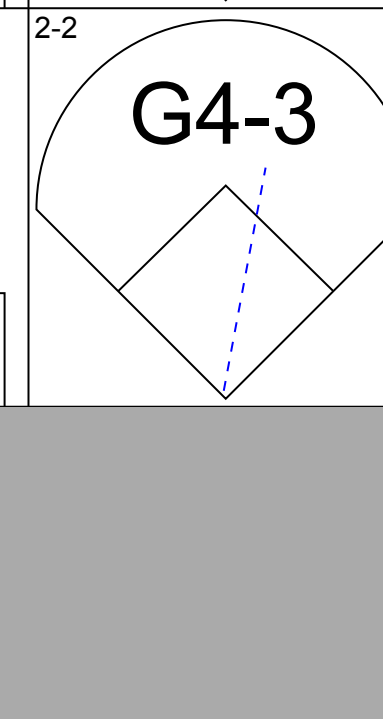
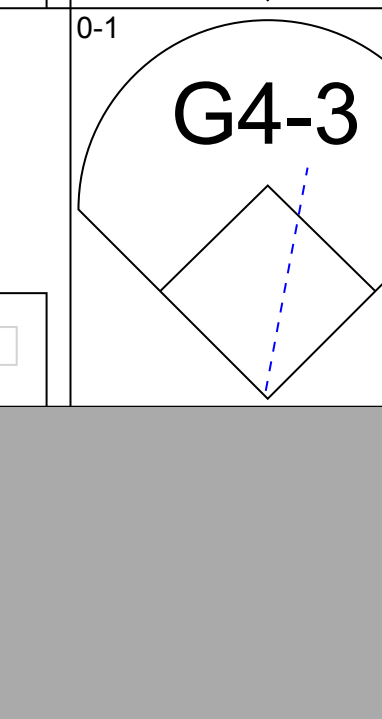
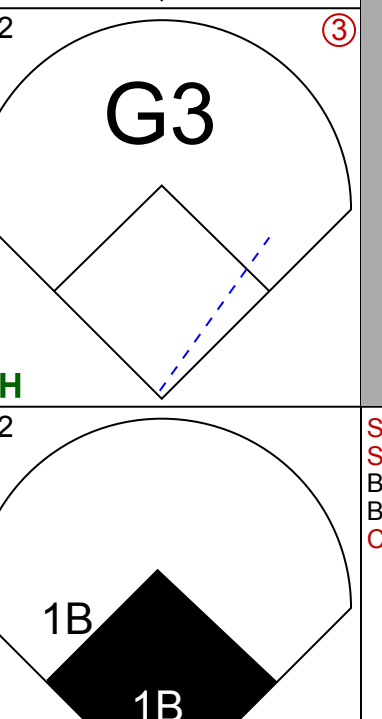
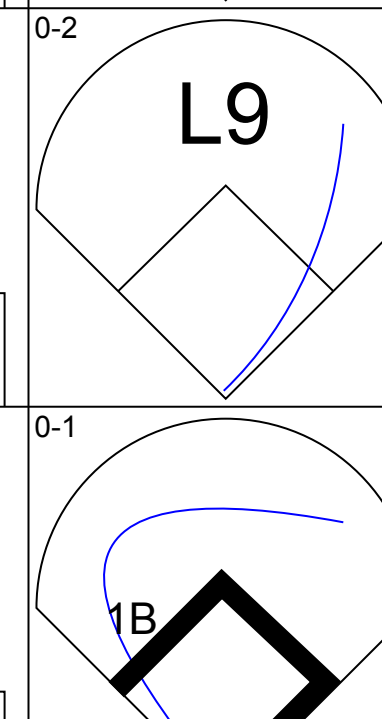



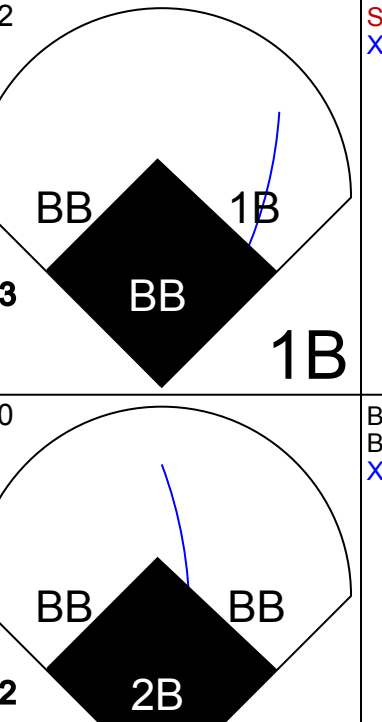
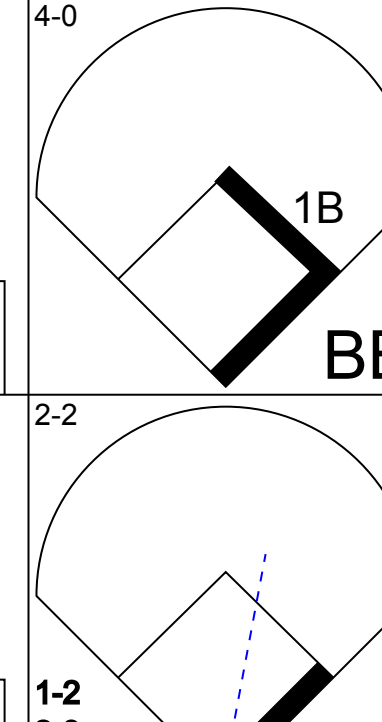
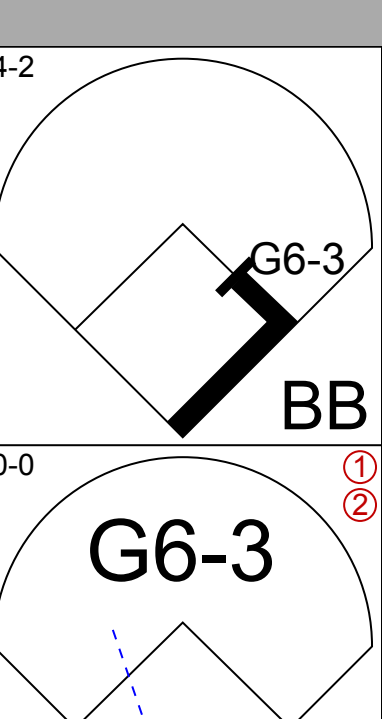
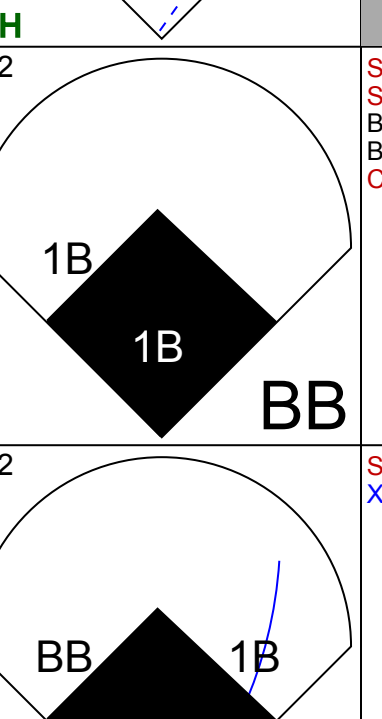
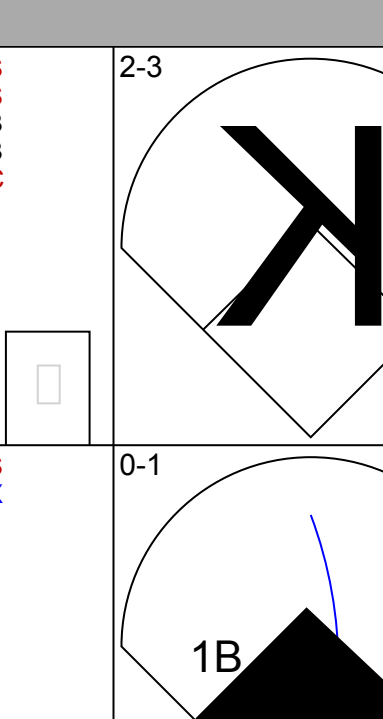
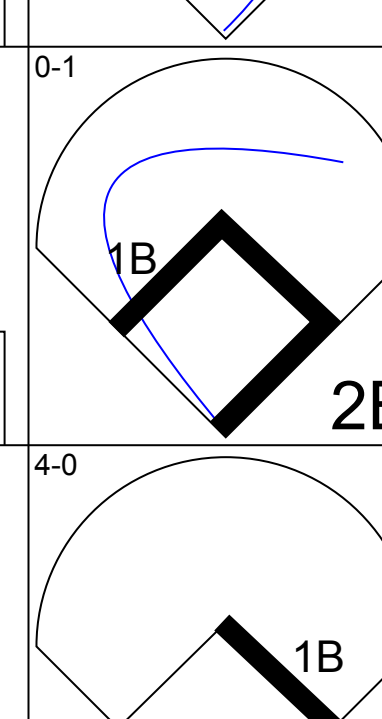
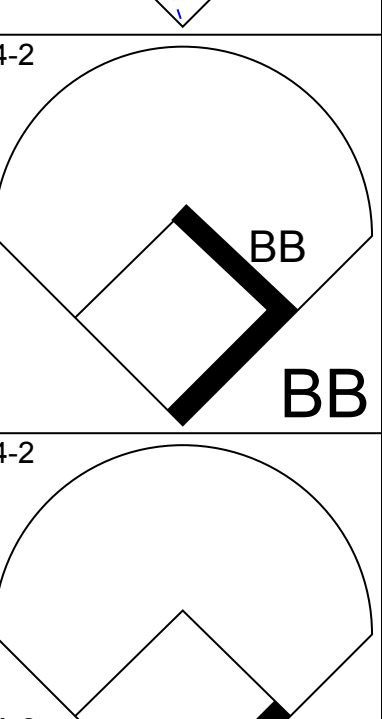
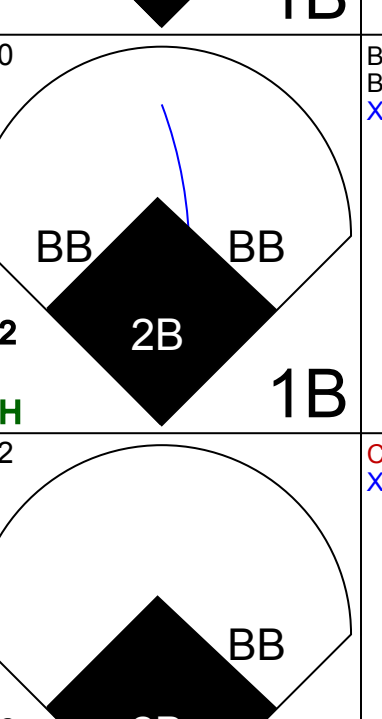
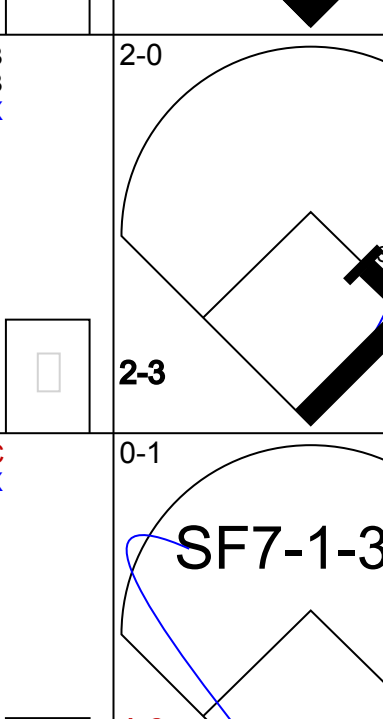
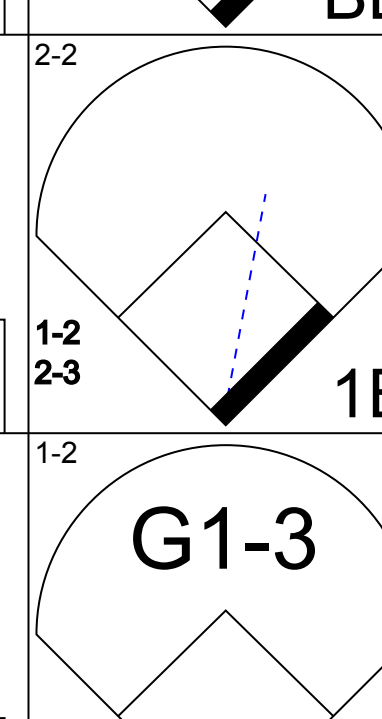
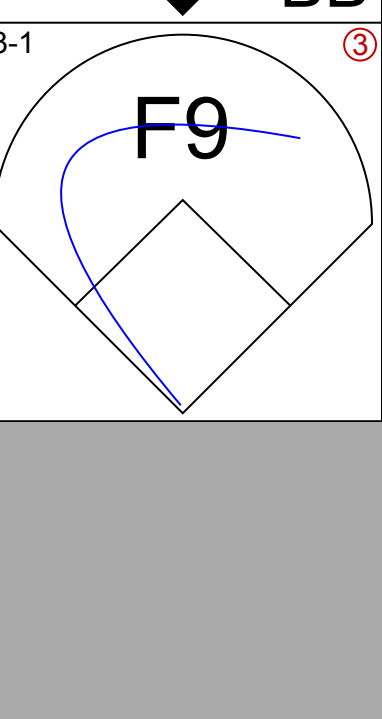
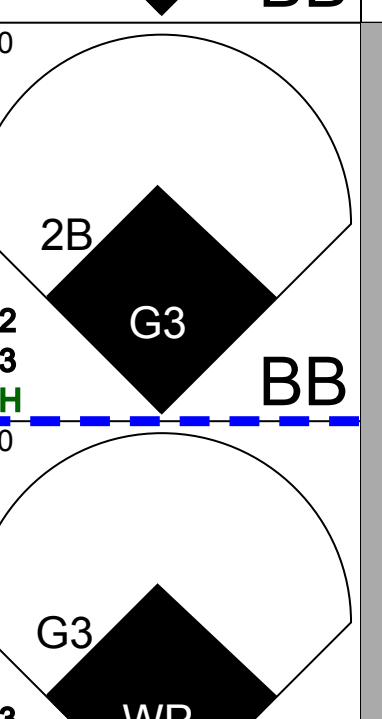


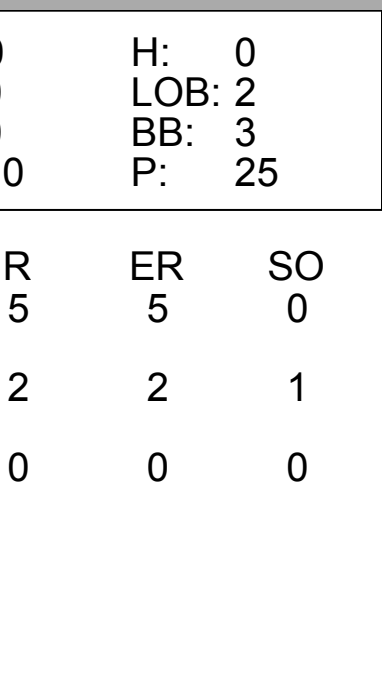
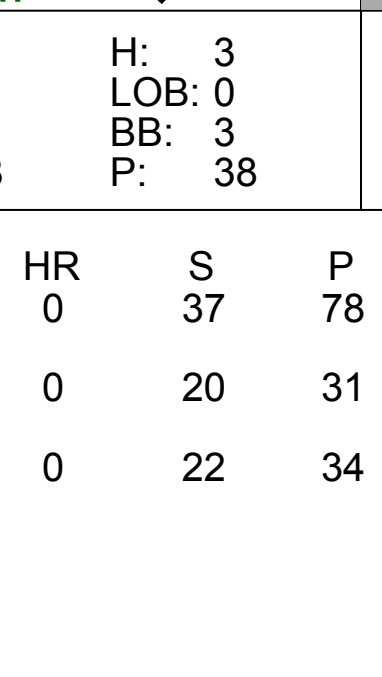
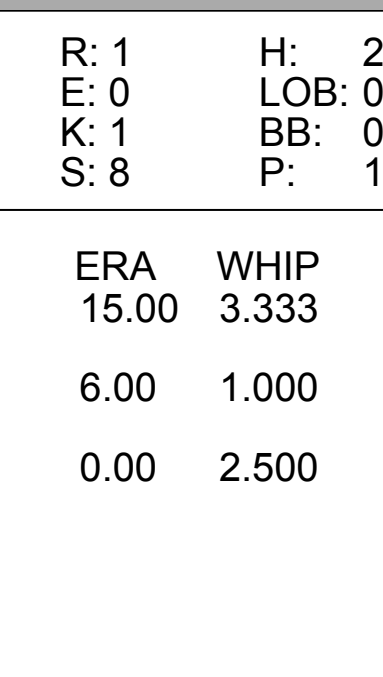
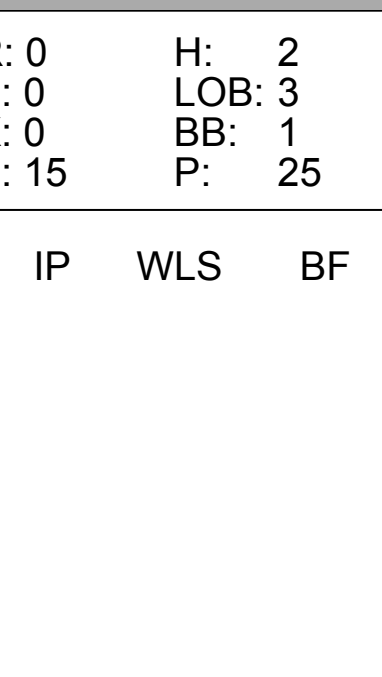
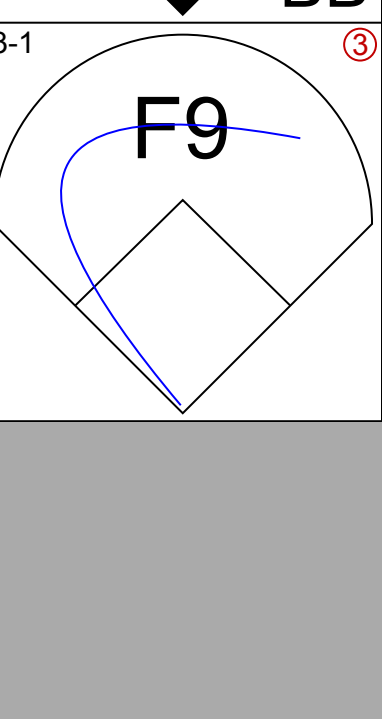
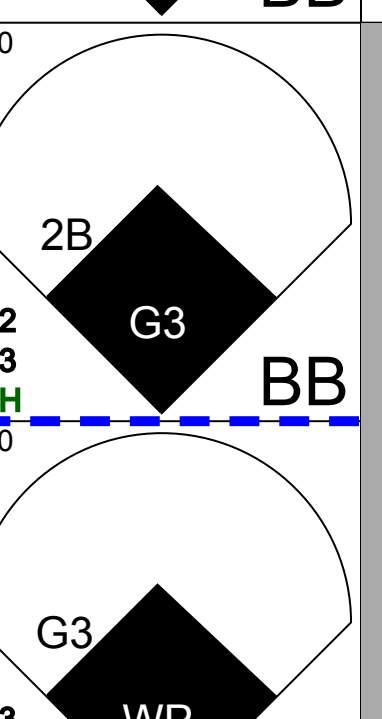

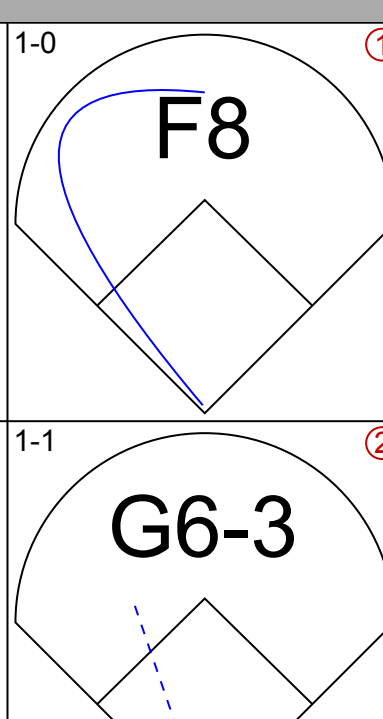

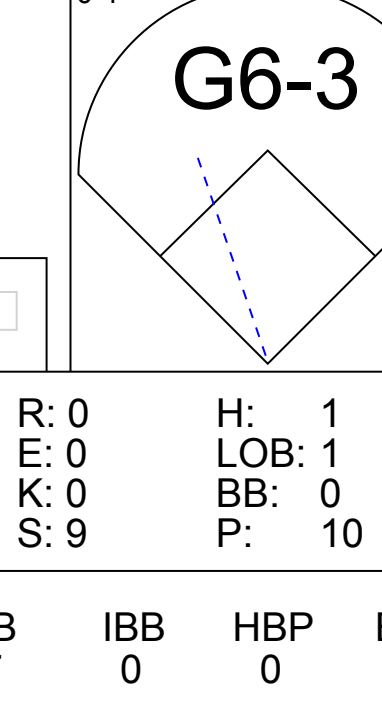
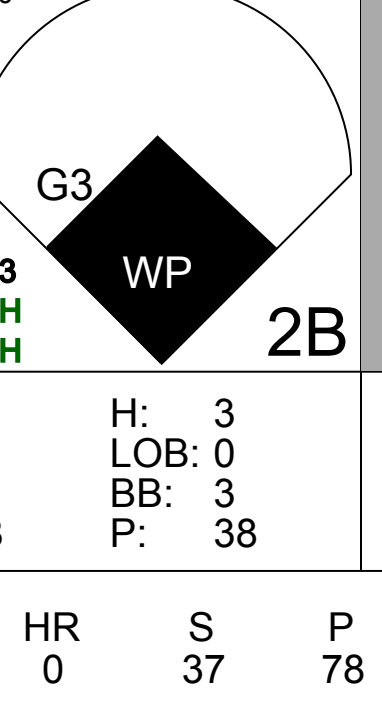
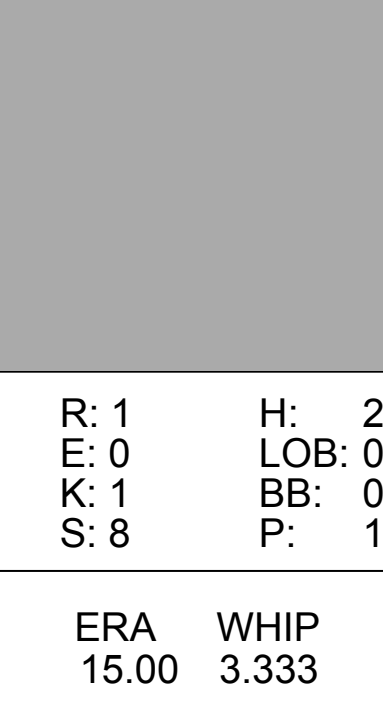
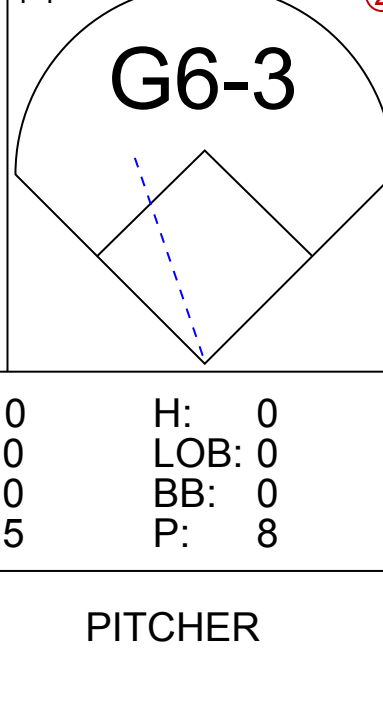

AB 36
R 3
H 9
RBI 3
BB 2
SO 7
LOB 20

Batter	1	2	3	4	5	6	7	8	9	AB	R	H	RBI	BB	SO	LOB	TOP					
Tim Raines, S OBP: 0.396, SLG: 0.495 Warren Newson, L OBP: 0.423, SLG: 0.429			 1B		 1-2f					4	0	1	0	0	1	1						
Craig Grebeck, R OBP: 0.314, SLG: 0.287			 1-1					 1B		4	0	1	0	0	1	2						
Frank Thomas, R OBP: 0.427, SLG: 0.626								 1-2f		4	0	0	0	0	0	1						
Ellis Burks, R OBP: 0.356, SLG: 0.479 Mike Huff, R OBP: 0.333, SLG: 0.435										2	0	0	0	1	1	0						
Bo Jackson, R OBP: 0.287, SLG: 0.408										3	0	0	0	0	1	1						
Robin Ventura, L OBP: 0.373, SLG: 0.427										2	0	0	0	1	1	1						
Ivan Calderon, R OBP: 0.283, SLG: 0.283										3	0	0	0	0	1	1						
Ron Karkovics, R OBP: 0.287, SLG: 0.443			 BB							2	1	1	1	1	0	0						
Ozzie Guillen, L OBP: 0.285, SLG: 0.377			 1B		 1B					3	0	1	0	0	0	1						
Inning Stats	R: 0 E: 0 K: 2 S: 10	H: 0 LOB: 0 BB: 0 P: 15	R: 0 E: 0 K: 1 S: 8	H: 0 LOB: 1 BB: 1 P: 16	R: 0 E: 0 K: 0 S: 12	H: 1 LOB: 1 BB: 1 P: 17	R: 0 E: 0 K: 2 S: 11	H: 0 LOB: 1 BB: 1 P: 18	R: 1 E: 0 K: 0 S: 7	H: 2 LOB: 0 BB: 0 P: 12	R: 0 E: 0 K: 1 S: 6	H: 0 LOB: 0 BB: 0 P: 11	R: 0 E: 0 K: 0 S: 7	H: 0 LOB: 0 BB: 0 P: 14	R: 0 E: 0 K: 0 S: 7	H: 0 LOB: 0 BB: 0 P: 9	R: 0 E: 0 K: 1 S: 7	H: 1 LOB: 0 BB: 0 P: 12	1B: 3 2B: 1 3B: 0 HR: 1	SF: 0 SAC: 0 DP: 3 HBP: 0	WP: 0 PB: 0 SB: 0 CS: 0	PA: 31
PITCHER	IP	WLS	BF	H	R	ER	SO	BB	IBB	HBP	BLK	WP	HR	S	P	ERA	WHIP					
Jimmy Key, L ERA: 2.94	(1, 1)	8.0	W	28	3	1	1	6	3	0	0	0	1	68	112	1.12	0.750					
Mark Hutton, R ERA: 4.32	(9, 1)	1.0		3	1	0	0	1	0	0	0	0	0	7	12	0.00	1.000					

Chicago White Sox @ New York Yankees
Yankee Stadium, Bronx, NY
Thu Sep 02 1993, 7:05 PM EDT
Att: 23,701 - Unknown - 72 F

AB 28
R 1
H 4
RBI 1
BB 3
SO 7
LOB 8



Batter	1	2	3	4	5	6	7	8	9	AB	R	H	RBI	BB	SO	LOB	BOTTOM					
Wade Boggs, L OBP: 0.389, SLG: 0.377	 BB		 1B					 1B		4	0	2	0	1	0	2						
Dion James, L OBP: 0.390, SLG: 0.476	 1-2		 1-2f					 1-2f		5	0	0	1	0	0	5						
Don Mattingly, L OBP: 0.364, SLG: 0.462 Kevin Maas, L OBP: 0.318, SLG: 0.408										4	0	0	0	0	0	1						
Danny Tartabull, R OBP: 0.360, SLG: 0.530		 BB		 BB			 2B			2	1	1	0	2	1	0						
Paul O'Neill, L OBP: 0.372, SLG: 0.502		 1-2f		 1B	 SF7-1-3-4		 BB			3	2	2	0	1	0	1						
Bernie Williams, S OBP: 0.348, SLG: 0.429		 BB		 1B	 1B		 1B			3	1	3	1	1	0	0						
Mike Stanley, R OBP: 0.385, SLG: 0.543		 1-2		 2B	 1-2 2-3					1	1	0	1	2	0	3						
Mike Gallego, R OBP: 0.372, SLG: 0.429				 2B	 1-2 2-3 3-H				 1B	3	1	1	1	1	0	2						
Spike Owen, S OBP: 0.300, SLG: 0.319				 WP	 1-3 2-4 3-H					4	1	1	2	0	0	1						
Inning Stats	R: 0 E: 0 K: 0 S: 7	H: 0 LOB: 1 BB: 1 P: 16	R: 0 E: 0 K: 0 S: 10	H: 0 LOB: 2 BB: 3 P: 25	R: 0 E: 0 K: 0 S: 9	H: 1 LOB: 1 BB: 0 P: 10	R: 6 E: 0 K: 0 S: 18	H: 3 LOB: 0 BB: 3 P: 38	R: 1 E: 0 K: 1 S: 8	H: 2 LOB: 0 BB: 0 P: 12	R: 0 E: 0 K: 0 S: 5	H: 0 LOB: 0 BB: 0 P: 8	R: 0 E: 0 K: 0 S: 15	H: 2 LOB: 3 BB: 1 P: 25	R: 0 E: 0 K: 0 S: 7	H: 2 LOB: 1 BB: 0 P: 9	R: 0 E: 0 K: 0 S: 7	H: 1 LOB: 1 BB: 0 P: 12	1B: 7 2B: 4 3B: 0 HR: 0	SF: 1 SAC: 0 DP: 3 HBP: 0	WP: 1 PB: 0 SB: 0 CS: 1	PA: 38
PITCHER	IP	WLS	BF	H	R	ER	SO	BB	IBB	HBP	BLK	WP	HR	S	P	ERA	WHIP					
Tim Belcher, R ERA: 4.61	(1, 1)	3.0	L	17	3	5	5	0	0	0	0	1	0	20	31	6.00	1.000					
Chuck Cary, L ERA: 5.63	(4, 1)	3.0		11	3	2	2	1	0	0	0	0	0	22	34	0.00	2.500					
Brian Drahman, R ERA:	(7, 1)	2.0		10	4	0	0	0	1	0	0	0	0	22	34	0.00	2.500					

Chicago White Sox @ New York Yankees
Yankee Stadium, Bronx, NY
Thu Sep 02 1993, 7:05 PM EDT
Att: 23,701 - Unknown - 72 F

AB 29
R 7
H 10
RBI 6
BB 8
SO 1
LOB 15




Batter	1	2	3	4	5	6	7	8	9	AB	R	H	RBI	BB	SO	LOB	TOP								
Kenny Lofton, L OBP: 0.395, SLG: 0.411 (1, 8)										5	2	2	0	0	1	2	Cleveland Indians @ New York Yankees Yankee Stadium, Bronx, NY Fri Sep 03 1993, 7:05 PM EDT Att: 29,041 - Unknown								
Wayne Kirby, L OBP: 0.332, SLG: 0.398 (1, 9)										5	0	0	1	0	2	2									
Carlos Baerga, S OBP: 0.353, SLG: 0.495 (1, 4)										4	0	3	2	0	0	0									
Albert Belle, R OBP: 0.385, SLG: 0.578 (1, 7)										3	0	0	0	1	1	2									
Paul Sorrento, L OBP: 0.322, SLG: 0.427 (1, 3)										4	1	1	0	0	2	2									
Manny Ramirez, R OBP: 0.375, SLG: 1.250 (1, 10)										4	3	3	3	0	0	0									
Jim Thome, L OBP: 0.378, SLG: 0.590 Alvaro Espinoza, R OBP: 0.308, SLG: 0.395 (8, 5)										4	0	0	0	0	0	1									
Felix Fermin, R OBP: 0.303, SLG: 0.313 (1, 6)										4	0	2	1	0	0	0									
Sandy Alomar Jr., R OBP: 0.335, SLG: 0.432 (1, 2)										3	1	1	0	1	0	1									
Inning Stats	R: 1 E: 0 K: 2 S: 14	H: 1 LOB: 0 BB: 0 P: 22	R: 1 E: 0 K: 0 S: 12	H: 2 LOB: 1 BB: 0 P: 18	R: 0 E: 0 K: 2 S: 10	H: 1 LOB: 2 BB: 1 P: 20	R: 0 E: 0 K: 0 S: 9	H: 0 LOB: 0 BB: 0 P: 14	R: 2 E: 0 K: 0 S: 10	H: 3 LOB: 0 BB: 0 P: 15	R: 2 E: 0 K: 0 S: 9	H: 3 LOB: 1 BB: 1 P: 17	R: 0 E: 0 K: 1 S: 8	H: 1 LOB: 0 BB: 0 P: 11	R: 1 E: 0 K: 1 S: 10	H: 1 LOB: 0 BB: 0 P: 17	R: 0 E: 0 K: 0 S: 6	H: 0 LOB: 0 BB: 0 P: 12	1B: 8 2B: 2 3B: 0 HR: 2	SF: 0 SAC: 0 DP: 3 HBP: 0	WP: 0 PB: 1 SB: 1 CS: 0	PA: 38			
PITCHER	IP	WLS	BF	H	R	ER	SO	BB	IBB	HBP	BLK	WP	HR	S	P	ERA	WHIP								
Melido Perez, R ERA: 5.19 (1, 1)	5.0	L	24	9	6	5	4	1	0	0	0	0	1	59	94	9.00	2.000								
Paul Gibson, L ERA: 4.05 (6, 1)	3.0		11	3	1	1	2	1	0	0	0	0	1	23	40	3.00	1.333								
Steve Howe, L ERA: 4.95 (9, 1)	1.0		3	0	0	0	0	0	0	0	0	0	0	6	12	0.00	0.000								

Batter	1	2	3	4	5	6	7	8	9	AB	R	H	RBI	BB	SO	LOB	BOTTOM								
Mike Gallego, R OBP: 0.372, SLG: 0.426 (1, 4)										4	0	1	0	1	1	3	Cleveland Indians @ New York Yankees Yankee Stadium, Bronx, NY Fri Sep 03 1993, 7:05 PM EDT Att: 29,041 - Unknown								
Jim Leyritz, R OBP: 0.419, SLG: 0.493 Dion James, L OBP: 0.391, SLG: 0.474 (7, PH) (8, 7)										3	0	1	0	0	2	3									
Don Mattingly, L OBP: 0.364, SLG: 0.460 (1, 3)										4	1	1	0	1	0	3									
Danny Tartabull, R OBP: 0.360, SLG: 0.528 (1, 10)										4	1	1	0	1	1	2									
Mike Stanley, R OBP: 0.388, SLG: 0.549 (1, 2)										3	1	1	2	2	0	0									
Bernie Williams, S OBP: 0.344, SLG: 0.424 (1, 8)										5	0	0	0	0	0	7									
Paul O'Neill, L OBP: 0.373, SLG: 0.501 (8, 9)										3	0	1	1	1	1	1									
Randy Velarde, R OBP: 0.347, SLG: 0.417 Wade Boggs, L OBP: 0.388, SLG: 0.376 (6, PH) (7, 5)										2	0	2	0	0	0	0									
Spike Owen, S OBP: 0.300, SLG: 0.318 (1, 6)										4	0	1	0	0	0	5									
Inning Stats	R: 0 E: 0 K: 1 S: 8	H: 1 LOB: 0 BB: 0 P: 13	R: 0 E: 1 K: 2 S: 14	H: 0 LOB: 1 BB: 0 P: 22	R: 0 E: 0 K: 1 S: 10	H: 1 LOB: 2 BB: 1 P: 19	R: 0 E: 0 K: 0 S: 7	H: 0 LOB: 0 BB: 0 P: 14	R: 0 E: 1 K: 0 S: 10	H: 2 LOB: 2 BB: 0 P: 17	R: 2 E: 0 K: 0 S: 11	H: 2 LOB: 1 BB: 1 P: 20	R: 0 E: 0 K: 1 S: 8	H: 1 LOB: 0 BB: 0 P: 12	R: 1 E: 0 K: 0 S: 16	H: 1 LOB: 3 BB: 3 P: 32	R: 0 E: 0 K: 1 S: 9	H: 1 LOB: 2 BB: 2 P: 21	1B: 7 2B: 1 3B: 0 HR: 1	SF: 0 SAC: 0 DP: 2 HBP: 0	WP: 0 PB: 0 SB: 0 CS: 0	PA: 42			
PITCHER	IP	WLS	BF	H	R	ER	SO	BB	IBB	HBP	BLK	WP	HR	S	P	ERA	WHIP								
Bob Ojeda, L ERA: 3.71 (1, 1)	5.2	W	25	6	2	2	4	2	0	0	0	0	1	58	103	3.18	1.412								
Jeremy Hernandez, R ERA: 3.43 (6, 1)	1.1		7	1	1	1	1	3	0	0	0	0	0	18	34	6.75	3.000								
Derek Lilliquist, L ERA: 1.85 (8, 1)	1.1		7	2	0	0	1	1	0	0	0	0	0	13	24	0.00	2.250								
Jerry Dipoto, R ERA: 3.02 (9, 1)	0.2	S	3	0	0	0	0	1	0	0	0	0	0	4	9	0.00	1.500								

AB	36
R	7
H	12
RBI	7
BB	2
SO	6
LOB	10




AB	35
R	3
H	9
RBI	3
BB	7
SO	6
LOB	28



Batter	1	2	3	4	5	6	7	8	9	AB	R	H	RBI	BB	SO	LOB	TOP					
Kenny Lofton, L (1.8) OBP: 0.394, SLG: 0.408	4-1 BB G5-4-3		0-0 G4-3			2-2 F7			1-2 G4-3	3	0	0	0	1	0	1	Cleveland Indians @ New York Yankees Yankee Stadium, Bronx, NY Sat Sep 04 1993, 3:33 AM EDT Att: 27,125 - Overcast - 77 F					
Felix Fermin, R (1.6) OBP: 0.300, SLG: 0.310	1-1 SAFE G5-4-3		0-0 G4-3			0-0 G5-3			2-2 F8	4	0	0	0	0	0	2						
Carlos Baerga, S (1.4) OBP: 0.351, SLG: 0.492	1-1 F7			2-1 G4-3					0-1 G6-3	4	0	0	0	0	0	0						
Albert Belle, R (1.7) OBP: 0.383, SLG: 0.575		3-3 K		2-2 G5-3					1-2 G5-3	3	0	0	0	0	1	0						
Randy Milligan, R (1.3) OBP: 0.415, SLG: 0.425		4-1 BB			4-0 BB G6-4-3				0-0 G5-3	1	0	0	0	2	0	0						
Manny Ramirez, R (1.10) OBP: 0.273, SLG: 0.909		3-2 F8			1-2 G6-4-3				2-3 K	3	0	0	0	0	1	2						
Candy Maldonado, R (1.9) OBP: 0.271, SLG: 0.296		2-3 K			3-2 F7				0-1 G6-3	3	0	0	0	0	1	1						
Jim Thome, L (1.5) OBP: 0.376, SLG: 0.486			3-2 F8			2-1 L6			4-2 BB	2	0	0	0	1	0	0						
Junior Ortiz, R (1.2) OBP: 0.282, SLG: 0.296			0-1 G4-3			4-0 BB			2-1 G5-3	1	0	0	0	1	0	0						
Sandy Alomar Jr., R (8. Ph) OBP: 0.333, SLG: 0.429										1	0	0	0	0	0	1						
Inning Stats	R: 0 E: 0 K: 0 S: 5	H: 0 LOB: 0 BB: 1 P: 11	R: 0 E: 0 K: 2 S: 11	H: 0 LOB: 1 BB: 1 P: 23	R: 0 E: 0 K: 0 S: 6	H: 0 LOB: 0 BB: 0 P: 9	R: 0 E: 0 K: 0 S: 6	H: 0 LOB: 0 BB: 0 P: 10	R: 0 E: 0 K: 0 S: 8	H: 0 LOB: 1 BB: 1 P: 16	R: 0 E: 0 K: 0 S: 7	H: 0 LOB: 1 BB: 1 P: 15	R: 0 E: 0 K: 0 S: 5	H: 0 LOB: 0 BB: 0 P: 6	R: 0 E: 0 K: 1 S: 9	H: 0 LOB: 1 BB: 1 P: 17	R: 0 E: 0 K: 0 S: 9	H: 0 LOB: 0 BB: 0 P: 12	1B: 0 2B: 0 3B: 0 HR: 0	SF: 0 SAC: 0 DP: 2 HBP: 0	WP: 0 PB: 0 CS: 0	PA: 30
PITCHER Jim Abbott, L (1.1) ERA: 4.1	IP: 9.0 WLS: W BF: 30 H: 0 R: 0 ER: 0 SO: 3 BB: 5 IBB: 0 HBP: 0 BLK: 0 WP: 0 HR: 0 S: 66 P: 119 ERA: 0.00 WHIP: 0.556															PITCHER						

Batter	1	2	3	4	5	6	7	8	9	AB	R	H	RBI	BB	SO	LOB	BOTTOM			
Wade Boggs, L (1.5) OBP: 0.386, SLG: 0.374	3-1 F7		0-1 1B E 1B			3-2 F9			2-1 G4-3	4	1	1	0	0	0	0	Cleveland Indians @ New York Yankees Yankee Stadium, Bronx, NY Sat Sep 04 1993, 3:33 AM EDT Att: 27,125 - Overcast - 77 F			
Dion James, L (1.7) OBP: 0.392, SLG: 0.478	0-1 F8		3-1 E8 1B			2-0 2B			2-0 G4-3	4	1	2	1	0	0	0				
Gerald Williams, R (8.7) OBP: 0.208, SLG: 0.340			1-1 2-H 2-H 1B			4-1 FC5-4 BB			0-2 1B	3	0	1	0	1	1	0				
Don Mattingly, L (1.3) OBP: 0.365, SLG: 0.459	1-2 G4-3		1-3 K			3-1 FC5-4			2-0 1B	4	0	1	0	0	0	2				
Danny Tartabull, R (1.10) OBP: 0.359, SLG: 0.525		2-0 G6-3	1-0 P4			1-2 FC5-4			1-2 1B	4	0	1	0	0	0	2				
Paul O'Neill, L (1.9) OBP: 0.370, SLG: 0.497		3-2 G6-3		0-0 G4-3		0-2 L8			3-2 F7	4	0	0	0	0	0	4				
Bernie Williams, S (1.8) OBP: 0.345, SLG: 0.423		4-2 BB		1-0 S 1B		1-0 L8			0-2 F8	3	0	1	0	1	0	0				
Matt Nokes, L (1.2) OBP: 0.293, SLG: 0.447		0-0 F9		3-3 K		2-0 1B			3-2 F7	4	0	1	0	0	1	2				
Mike Gallego, R (1.4) OBP: 0.371, SLG: 0.422			4-1 1B 1B BB			1-3 K			1-1 F9	3	1	0	0	1	1	2				
Randy Velarde, R (1.6) OBP: 0.347, SLG: 0.435			1-1 B2			2-1 HR			2-3 K	3	1	1	1	0	1	2				
Inning Stats	R: 0 E: 0 K: 0 S: 7	H: 0 LOB: 0 BB: 0 P: 11	R: 0 E: 0 K: 0 S: 9	H: 0 LOB: 1 BB: 1 P: 18	R: 3 E: 1 K: 1 S: 12	H: 2 LOB: 0 BB: 1 P: 22	R: 0 E: 0 K: 1 S: 7	H: 1 LOB: 1 BB: 0 P: 12	R: 1 E: 0 K: 0 S: 17	H: 2 LOB: 2 BB: 1 P: 31	R: 0 E: 0 K: 2 S: 9	H: 1 LOB: 1 BB: 0 P: 15	R: 0 E: 0 K: 0 S: 12	H: 2 LOB: 0 BB: 0 P: 21	R: 0 E: 0 K: 0 S: 8	H: 0 LOB: 0 BB: 0 P: 12	1B: 6 2B: 1 3B: 0 HR: 1	SF: 0 SAC: 0 DP: 0 HBP: 0	WP: 0 PB: 0 CS: 0	PA: 35
PITCHER Bob Milacki, R (1.1) ERA: 3.38	IP: 5.1 WLS: L BF: 25 H: 6 R: 4 ER: 2 SO: 2 BB: 3 IBB: 0 HBP: 0 BLK: 0 WP: 0 HR: 1 S: 54 P: 99 ERA: 3.38 WHIP: 1.688															PITCHER				
Bill Wertz, R (6.1) ERA: 4.4	IP: 2.2 WLS: L BF: 10 H: 2 R: 0 ER: 0 SO: 2 BB: 0 IBB: 0 HBP: 0 BLK: 0 WP: 0 HR: 0 S: 27 P: 43 ERA: 0.00 WHIP: 0.750															PITCHER				

AB	25
R	0
H	0
RBI	0
BB	5
SO	3
LOB	7



Batter	1	2	3	4	5	6	7	8	9	AB	R	H	RBI	BB	SO	LOB	TOP								
Wade Boggs, L (1, 5) OBP: 0.382, SLG: 0.369	P7		F7		F7			F7		4	0	0	0	0	0	2	<p>New York Yankees @ Texas Rangers Arlington Stadium, Arlington, TX Mon Sep 06 1993, 8:05 PM EDT Att: 41,148 - Unknown - 93 F</p> <p>livebaseballscores.com</p>								
Dion James, L (1, 7) OBP: 0.390, SLG: 0.477 Jim Leyritz, R (8, FH) OBP: 0.420, SLG: 0.493	P2			P4		F7		F8		3	0	0	0	0	0	0									
Don Mattingly, L (1, 3) OBP: 0.367, SLG: 0.455				G6-3				P7		2	0	0	0	2	0	0									
Danny Tartabull, R (1, 10) OBP: 0.355, SLG: 0.519				G5-3						4	0	0	0	0	2	2									
Paul O'Neill, L (1, 9) OBP: 0.370, SLG: 0.494				G1-3						4	1	1	0	0	0	1									
Bernie Williams, S (1, 8) OBP: 0.348, SLG: 0.434				P6						3	2	2	1	1	0	0									
Mike Stanley, R (1, 2) OBP: 0.391, SLG: 0.556				G5-3						3	1	1	0	1	0	0									
Mike Gallego, R (1, 4) OBP: 0.374, SLG: 0.431										3	1	1	4	0	1	0									
Randy Velarde, R (1, 6) OBP: 0.348, SLG: 0.460				F9						4	0	0	0	0	0	2									
Inning Stats	R: 0 E: 0 K: 1 S: 7	H: 0 LOB: 1 BB: 1 P: 15	R: 0 E: 0 K: 0 S: 4	H: 0 LOB: 0 BB: 0 P: 8	R: 0 E: 0 K: 0 S: 6	H: 0 LOB: 0 BB: 0 P: 10	R: 0 E: 0 K: 0 S: 11	H: 0 LOB: 0 BB: 0 P: 14	R: 1 E: 0 K: 1 S: 10	H: 2 LOB: 2 BB: 1 P: 20	R: 0 E: 0 K: 0 S: 8	H: 0 LOB: 1 BB: 1 P: 13	R: 1 E: 0 K: 1 S: 8	H: 1 LOB: 0 BB: 0 P: 13	R: 0 E: 0 K: 0 S: 6	H: 0 LOB: 0 BB: 0 P: 8	R: 3 E: 0 K: 1 S: 16	H: 2 LOB: 0 BB: 1 P: 29	1B: 2 2B: 1 3B: 0 HR: 2	SF: 1 SAC: 0 DP: 0 HBP: 0	WP: 0 PB: 0 SB: 0 CS: 0	PA: 36			
PITCHER	IP	WLS	BF	H	R	ER	SO	BB	IBB	HBP	BLK	WP	HR	S	P	ERA	WHIP								
Roger Pavlik, R (1, 1) ERA: 3.91	7.0	W	27	3	2	2	2	3	0	0	0	0	1	54	93	2.57	0.857								
Craig Lefferts, L (8, 1) ERA: 6.09	2.0		9	2	3	3	1	1	0	0	0	0	1	22	37	13.50	1.500								


Batter	1	2	3	4	5	6	7	8	9	AB	R	H	RBI	BB	SO	LOB	BOTTOM								
Rob Ducey, L (1, 8) OBP: 0.384, SLG: 0.593				G3-1						5	2	2	1	0	1	0	<p>New York Yankees @ Texas Rangers Arlington Stadium, Arlington, TX Mon Sep 06 1993, 8:05 PM EDT Att: 41,148 - Unknown - 93 F</p> <p>livebaseballscores.com</p>								
Gary Redus, R (1, 9) OBP: 0.342, SLG: 0.474				G5-3						3	1	0	0	1	0	1									
Rafael Palmeiro, L (1, 3) OBP: 0.379, SLG: 0.587										4	2	4	4	0	0	0									
Juan Gonzalez, R (1, 7) OBP: 0.364, SLG: 0.620				G6-3						4	0	0	1	0	0	2									
Julio Franco, R (1, 10) OBP: 0.366, SLG: 0.443										4	1	2	0	0	0	2									
Ivan Rodriguez, R (1, 2) OBP: 0.326, SLG: 0.436										3	0	0	0	1	0	1									
Dean Palmer, R (1, 5) OBP: 0.317, SLG: 0.498										4	0	0	0	0	2	3									
Doug Strange, S (1, 4) OBP: 0.307, SLG: 0.344										4	1	2	1	0	0	0									
Manuel Lee, S (1, 6) OBP: 0.259, SLG: 0.217										4	1	1	1	0	1	1									
Inning Stats	R: 1 E: 0 K: 0 S: 10	H: 2 LOB: 1 BB: 0 P: 15	R: 4 E: 0 K: 0 S: 18	H: 4 LOB: 1 BB: 1 P: 30	R: 1 E: 0 K: 0 S: 11	H: 2 LOB: 1 BB: 0 P: 17	R: 1 E: 0 K: 0 S: 10	H: 1 LOB: 0 BB: 0 P: 14	R: 0 E: 0 K: 1 S: 5	H: 0 LOB: 0 BB: 0 P: 7	R: 0 E: 0 K: 2 S: 10	H: 0 LOB: 0 BB: 0 P: 13	R: 1 E: 0 K: 1 S: 13	H: 2 LOB: 2 BB: 1 P: 19	R: 0 E: 0 K: 0 S: 8	H: 0 LOB: 0 BB: 0 P: 15	R: 0 E: 0 K: 0 S: 8	H: 0 LOB: 0 BB: 0 P: 15	1B: 5 2B: 3 3B: 1 HR: 2	SF: 0 SAC: 0 DP: 1 HBP: 0	WP: 0 PB: 0 SB: 0 CS: 0	PA: 37			
PITCHER	IP	WLS	BF	H	R	ER	SO	BB	IBB	HBP	BLK	WP	HR	S	P	ERA	WHIP								
Scott Kamieniecki, R (1, 1) ERA: 3.95	3.0	L	18	8	6	6	0	1	0	0	0	0	0	39	62	18.00	3.000								
Rich Monteleone, R (4, 1) ERA: 4.68	3.2		13	2	2	2	3	0	0	0	0	0	2	30	40	4.91	0.545								
Bobby Munoz, R (7, 1) ERA: 6.4	1.1		6	1	0	0	1	1	0	0	0	0	0	16	28	0.00	1.500								


AB 31
R 5
H 5
RBI 5
BB 4
SO 3
LOB 7



AB 35
R 8
H 11
RBI 8
BB 2
SO 4
LOB 10




Batter	1	2	3	4	5	6	7	8	9	AB	R	H	RBI	BB	SO	LOB	TOP								
Wade Boggs, L (1, 5) OBP: 0.380, SLG: 0.368	F8		2B		F8		F7		F7	5	1	1	0	0	0	2	<p>New York Yankees @ Texas Rangers Arlington Stadium, Arlington, TX Tue Sep 07 1993, 8:05 PM EDT Att: 19,868 - Unknown - 93 F</p> <p>AB 37 R 4 H 12 RBI 4 BB 2 SO 9 LOB 18</p> 								
Jim Leyritz, R (1, 10) OBP: 0.417, SLG: 0.493	K		1B		K		K		1B	4	0	1	2	0	3	2									
Dion James, L (9, PH) OBP: 0.392, SLG: 0.479			2B							1	0	1	0	0	0	0									
Gerald Williams, R (9, PR) OBP: 0.208, SLG: 0.340			2B							0	0	0	0	0	0	0									
Don Mattingly, L (1, 3) OBP: 0.367, SLG: 0.453	G5-3		BB		P7		1B		L8	4	0	1	0	1	0	3									
Danny Tartabull, R (1, 9) OBP: 0.355, SLG: 0.524			P8			HR	1B		K	5	1	2	1	0	2	3									
Mike Stanley, R (1, 2) OBP: 0.392, SLG: 0.556	G1-6-3		1B		G5-4-3		G6-3		FC4-6	4	0	2	0	0	0	2									
Bernie Williams, S (1, 8) OBP: 0.347, SLG: 0.431	G1-6-3		1B		G5-4-3		HBP		G4-3	3	0	0	0	0	0	2									
Paul O'Neill, L (1, 7) OBP: 0.371, SLG: 0.501			K		G4-3		1B		HR	4	1	2	1	0	1	0									
Mike Gallego, R (1, 4) OBP: 0.372, SLG: 0.427			L4				K		K	3	0	0	0	1	2	2									
Randy Velarde, R (1, 6) OBP: 0.351, SLG: 0.461			1B				K		G4-3	4	1	2	0	0	1	2									
Inning Stats	R: 0 E: 0 K: 1 S: 10	H: 0 LOB: 0 BB: 0 P: 17	R: 0 E: 0 K: 1 S: 8	H: 1 LOB: 0 BB: 0 P: 11	R: 2 E: 0 K: 1 S: 14	H: 3 LOB: 1 BB: 1 P: 30	R: 0 E: 0 K: 0 S: 7	H: 1 LOB: 0 BB: 0 P: 12	R: 0 E: 0 K: 1 S: 13	H: 2 LOB: 2 BB: 0 P: 24	R: 1 E: 0 K: 2 S: 13	H: 2 LOB: 2 BB: 0 P: 19	R: 0 E: 0 K: 1 S: 13	H: 2 LOB: 1 BB: 0 P: 18	R: 1 E: 0 K: 1 S: 9	H: 1 LOB: 1 BB: 0 P: 17	R: 0 E: 0 K: 1 S: 8	H: 1 LOB: 1 BB: 0 P: 9	1B: 9 2B: 1 3B: 0 HR: 2	SF: 0 SAC: 0 DP: 2 HBP: 1	WP: 0 PB: 0 SB: 0 CS: 0	PA: 40			
PITCHER	IP	WLS	BF	H	R	ER	SO	BB	IBB	HBP	BLK	WP	HR	S	P	ERA	WHIP								
Brian Bohanon, L (1, 1) ERA: 3.8	4.1		19	6	2	2	3	2	0	0	0	0	0	44	81	4.15	1.846								
Matt Whiteside, R (5, 1) ERA: 3.99	1.2		8	2	1	1	3	0	0	1	0	0	1	21	32	5.40	1.200								
Bob Patterson, L (7, 1) ERA: 4.47	0.2		4	2	0	0	1	0	0	0	0	0	0	11	16	0.00	3.000								
Cris Carpenter, R (7, 1) ERA: 3.29	1.1	W	5	1	1	1	1	0	0	0	0	0	1	11	19	6.75	0.750								
Tom Henke, R (9, 1) ERA: 2.71	1.0	S	4	1	0	0	1	0	0	0	0	0	0	8	9	0.00	1.000								

Batter	1	2	3	4	5	6	7	8	9	AB	R	H	RBI	BB	SO	LOB	BOTTOM								
Gary Redus, R (1, 9) OBP: 0.339, SLG: 0.468	G6-3		L4		G4-3		G5-3		G6-4-3	5	0	1	1	0	0	2	<p>New York Yankees @ Texas Rangers Arlington Stadium, Arlington, TX Tue Sep 07 1993, 8:05 PM EDT Att: 19,868 - Unknown - 93 F</p> <p>AB 35 R 5 H 14 RBI 5 BB 1 SO 5 LOB 22</p> 								
Mario Diaz, R (1, 5) OBP: 0.278, SLG: 0.350	G5-3		F9		G4-3		2B		G6-4-3	5	1	1	0	0	0	4									
Rafael Palmeiro, L (1, 3) OBP: 0.380, SLG: 0.588	K				SH2-3		P8			4	1	2	0	0	1	1									
Juan Gonzalez, R (1, 7) OBP: 0.368, SLG: 0.625			1B		SH2-3		1B			3	2	3	1	1	0	0									
Julio Franco, R (1, 10) OBP: 0.366, SLG: 0.446			K		SH2-3		F7			3	0	1	2	0	1	2									
Ivan Rodriguez, R (1, 2) OBP: 0.327, SLG: 0.437			G4-6-3		K		FC6-4		G6-3	4	0	2	0	0	1	3									
Billy Ripken, R (1, 4) ERA: 2.58			1B				FC6-4			2	0	0	0	0	0	4									
John Russell, R (6, PH) OBP: 0.400, SLG: 0.538			G4-6-3		G4-3		FC6-4		SH	1	0	1	1	0	0	0									
Jeff Huson, L (6, PR) OBP: 0.143, SLG: 0.229			1B				1B			0	0	0	0	0	0	0									
Doug Strange, S (8, 4) OBP: 0.309, SLG: 0.348			1B				1B			1	1	1	0	0	0	0									
Donald Harris, R (1, 8) OBP: 0.281, SLG: 0.298			G5-3				G6-3		SH	3	0	0	0	0	0	2									
Doug Dascenzo, S (8, PH) OBP: 0.226, SLG: 0.284							FC6-4			0	0	0	0	0	0	0									
Manuel Lee, S (1, 6) OBP: 0.264, SLG: 0.231					G4-3		K		K	4	0	2	0	0	2	4									
Inning Stats	R: 0 E: 0 K: 1 S: 9	H: 0 LOB: 0 BB: 0 P: 13	R: 0 E: 0 K: 1 S: 7	H: 2 LOB: 1 BB: 0 P: 13	R: 0 E: 0 K: 0 S: 10	H: 1 LOB: 1 BB: 0 P: 16	R: 0 E: 0 K: 1 S: 9	H: 1 LOB: 2 BB: 1 P: 21	R: 0 E: 0 K: 1 S: 9	H: 1 LOB: 1 BB: 0 P: 16	R: 2 E: 0 K: 1 S: 14	H: 4 LOB: 2 BB: 0 P: 21	R: 2 E: 0 K: 0 S: 12	H: 3 LOB: 1 BB: 0 P: 21	R: 1 E: 1 K: 1 S: 9	H: 2 LOB: 1 BB: 0 P: 13	R: 1 E: 1 K: 1 S: 9	H: 2 LOB: 1 BB: 0 P: 13	1B: 9 2B: 4 3B: 1 HR: 0	SF: 0 SAC: 2 DP: 2 HBP: 0	WP: 0 PB: 0 SB: 0 CS: 0	PA: 38			
PITCHER	IP	WLS	BF	H	R	ER	SO	BB	IBB	HBP	BLK	WP	HR	S	P	ERA	WHIP								
Jimmy Key, L (1, 1) ERA: 2.58	6.2		30	10	3	3	4	1	0	0	0	0	0	65	111	4.05	1.650								
Bob Wickman, R (7, 1) ERA: 4.25	0.1		3	2	1	1	0	0	0	0	0	0	0	5	10	27.00	6.000								
Paul Assenmacher, L (8, 1) ERA: 3.67	1.0	L	5	2	1	1	1	0	0	0	0	0	0	9	13	9.00	2.000								

Batter	1	2	3	4	5	6	7	8	9	AB	R	H	RBI	BB	SO	LOB	TOP								
Wade Boggs, L (1.5) OBP: 0.382, SLG: 0.370	G6-3		G6-4-3 BB 1B		1-1 1B		SF9		4-2 BB	3	0	2	1	1	0	0	New York Yankees @ Texas Rangers Arlington Stadium, Arlington, TX Wed Sep 08 1993, 8:05 PM EDT Att: 21,928 - Unknown - 83 F								
Dion James, L (1.7) OBP: 0.369, SLG: 0.472	G6-3		G6-4-3 BB 1-2		2-1 G6-3		G4-3		G3	4	0	0	0	1	0	4									
Don Mattingly, L (1.3) OBP: 0.366, SLG: 0.451	1-2 1B		G6-4-3 1-2 2-3		G4-3		G4-3		G4-3	4	0	1	0	0	0	2									
Danny Tartabull, R (1.10) OBP: 0.353, SLG: 0.519	K		K		F7		E6 2B		E6 2B	4	0	0	0	0	2	2									
Paul O'Neill, L (1.9) OBP: 0.372, SLG: 0.503		2-1 1B 1B		G3		G1-4-3		2-0 2B	2-0 2B	4	0	2	0	0	0	0									
Bernie Williams, S (1.8) OBP: 0.345, SLG: 0.428	K	2-3 SAFE SAFE		G4-3		E4 FC4-6 SF9 1B		K	K	4	1	0	0	0	2	3									
Mike Stanley, R (1.2) OBP: 0.391, SLG: 0.553	K	2-3 SAFE SAFE		K		1-1 FC4-6 1-2 1B		P6	P6	4	0	1	0	0	2	3									
Mike Gallego, R (1.4) OBP: 0.371, SLG: 0.425	1-2 1B				G1-4-3		FC4-6 BB 1-2 2-3		G6-3	4	0	1	0	0	0	2									
Randy Velarde, R (1.6) OBP: 0.348, SLG: 0.455	G5-3				G6-3		4-2 SAFE SAFE		G4-3	2	0	0	0	0	0	2									
Matt Nokes, L (7, PH) OBP: 0.296, SLG: 0.447							1-2 SAFE SAFE			0	0	0	0	1	0	0									
Spike Owen, S (7, PR) OBP: 0.299, SLG: 0.317										1	0	0	0	0	0	0									
Inning Stats	R: 0 E: 0 K: 1 S: 11	H: 1 LOB: 1 BB: 0 P: 16	R: 0 E: 0 K: 2 S: 12	H: 2 LOB: 2 BB: 0 P: 20	R: 0 E: 0 K: 1 S: 8	H: 1 LOB: 1 BB: 1 P: 15	R: 0 E: 0 K: 1 S: 10	H: 0 LOB: 0 BB: 0 P: 14	R: 0 E: 0 K: 0 S: 7	H: 1 LOB: 1 BB: 0 P: 12	R: 0 E: 0 K: 0 S: 7	H: 0 LOB: 0 BB: 0 P: 11	R: 1 E: 1 K: 0 S: 14	H: 1 LOB: 2 BB: 1 P: 25	R: 0 E: 1 K: 1 S: 11	H: 1 LOB: 2 BB: 0 P: 16	R: 0 E: 0 K: 0 S: 9	H: 0 LOB: 1 BB: 1 P: 15	1B: 6 2B: 1 3B: 0 HR: 0	SF: 1 SAC: 0 DP: 1 HBP: 0	WP: 0 PB: 0 SB: 0 CS: 0	PA: 38			
PITCHER	IP WLS BF H R ER SO BB IBB HBP BLK WP HR S P ERA WHIP	7.1 W 32 7 1 0 5 2 0 0 0 0 0 0 73 121 0.00 1.227	1.2 S 6 0 0 0 1 1 0 0 0 0 0 0 16 23 0.00 0.600																						

AB	34
R	1
H	7
RBI	1
BB	3
SO	6
LOB	18



Batter	1	2	3	4	5	6	7	8	9	AB	R	H	RBI	BB	SO	LOB	BOTTOM							
Rob Ducey, L (1.8) OBP: 0.361, SLG: 0.533	G4-3		L7		G3		2-2 2B			3	0	0	0	0	0	0	New York Yankees @ Texas Rangers Arlington Stadium, Arlington, TX Wed Sep 08 1993, 8:05 PM EDT Att: 21,928 - Unknown - 83 F							
Butch Davis, R (7, PH) OBP: 0.267, SLG: 0.413							1-2 2B			1	0	1	0	0	0	0								
Doug Dascenzo, S (7, PR) OBP: 0.226, SLG: 0.284										0	0	0	0	0	0	0								
Gary Redus, R (1.9) OBP: 0.338, SLG: 0.463	G6-3		L4-3 1B		G4-3		K		K	4	0	1	0	0	1	1								
Rafael Palmeiro, L (1.3) OBP: 0.381, SLG: 0.590	HR 2B		L4-3 1-2		G1-3		S SF9 1B		S SF9 1B	4	2	2	0	0	0	1								
Juan Gonzalez, R (1.7) OBP: 0.371, SLG: 0.631	HR			G1-3 1B BB		0-2 1B		K	K	3	2	2	2	1	1	1								
Julio Franco, R (1.10) OBP: 0.367, SLG: 0.446	1B			F8 1-2		L7		SF9 S IBB	SF9 S IBB	3	0	1	0	1	0	2								
Ivan Rodriguez, R (1.2) OBP: 0.324, SLG: 0.433	F7			G1-3		L8		SF9	SF9	3	0	0	1	0	0	3								
Dean Palmer, R (1.5) OBP: 0.316, SLG: 0.494			F8		1B BB		P5		K	3	0	0	0	1	1	2								
Doug Strange, S (1.4) OBP: 0.311, SLG: 0.349	L8									2	0	1	1	1	0	0								
Manuel Lee, S (1.6) OBP: 0.260, SLG: 0.226	K									3	0	0	0	0	3	3								
Inning Stats	R: 2 E: 0 K: 0 S: 15	H: 3 LOB: 1 BB: 0 P: 22	R: 0 E: 0 K: 1 S: 7	H: 0 LOB: 0 BB: 0 P: 10	R: 0 E: 0 K: 0 S: 8	H: 1 LOB: 0 BB: 0 P: 10	R: 1 E: 0 K: 1 S: 11	H: 1 LOB: 2 BB: 2 P: 24	R: 0 E: 0 K: 0 S: 5	H: 0 LOB: 0 BB: 0 P: 7	R: 0 E: 0 K: 0 S: 9	H: 1 LOB: 1 BB: 0 P: 13	R: 0 E: 0 K: 2 S: 15	H: 1 LOB: 1 BB: 1 P: 23	R: 1 E: 0 K: 2 S: 12	H: 1 LOB: 1 BB: 1 P: 22	R: 1 E: 0 K: 2 S: 12	H: 1 LOB: 1 BB: 1 P: 22	1B: 5 2B: 3 3B: 0 HR: 1	SF: 1 SAC: 0 DP: 1 HBP: 0	WP: 0 PB: 0 SB: 4 CS: 1	PA: 34		
PITCHER	IP WLS BF H R ER SO BB IBB HBP BLK WP HR S P ERA WHIP	6.0 L 25 6 3 3 2 2 0 0 0 0 0 0 17 26 9.00 3.000	1.0 5 2 1 1 2 1 0 0 0 0 0 0 17 26 9.00 3.000	1.0 4 0 0 0 2 0 1 0 0 0 0 0 10 19 0.00 0.000																				



Batter	1	2	3	4	5	6	7	8	9	AB	R	H	RBI	BB	SO	LOB	TOP										
Wade Boggs, L (1,5) OBP: 0.384, SLG: 0.372	F7	FC6-4				1B		1B		5	1	3	1	0	0	3	New York Yankees @ Kansas City Royals Kauffman Stadium, Kansas City, MO Fri Sep 10 1993, 7:05 PM CDT Att: 21,371 - Unknown - 79 F livebaseballscorecards.com										
Dion James, L (1,7) OBP: 0.392, SLG: 0.474 Gerald Williams, R (8,7) OBP: 0.208, SLG: 0.340	G3-6		G4-3		1B		F8	1B		5	1	3	0	0	0	2											
Don Mattingly, L (1,3) OBP: 0.365, SLG: 0.449	G3-6		G4-3		P5		G6-3	1B		5	1	1	1	0	0	3											
Danny Tartabull, R (1,10) OBP: 0.355, SLG: 0.517		L7	G6-3		BB		G4-3	2B		2	0	0	0	3	0	0											
Paul O'Neill, L (1,9) OBP: 0.375, SLG: 0.504		1B			BB		F7			3	1	1	2	2	0	4											
Bernie Williams, S (1,8) OBP: 0.345, SLG: 0.426		BB			BB		F7			4	0	1	0	1	0	6											
Matt Nokes, L (1,2) OBP: 0.294, SLG: 0.438		FC5-2			K		F7			4	0	0	0	1	1	2											
Mike Gallego, R (1,6) OBP: 0.371, SLG: 0.423		FC5-2			K		K			4	1	1	1	1	2	2											
Pat Kelly, R (1,4) OBP: 0.317, SLG: 0.386 Spike Owen, S (7,6) OBP: 0.298, SLG: 0.316 Kevin Maas, L (9,PH) OBP: 0.316, SLG: 0.405	FC5-2				K			L3		3	0	1	0	0	1	5											
Inning Stats	R: 0 E: 0 K: 0 S: 8	H: 1 LOB: 0 BB: 0 P: 13	R: 1 E: 0 K: 0 S: 10	H: 1 LOB: 3 BB: 3 P: 25	R: 0 E: 0 K: 0 S: 4	H: 0 LOB: 0 BB: 0 P: 9	R: 0 E: 0 K: 3 S: 11	H: 0 LOB: 2 BB: 2 P: 22	R: 0 E: 0 K: 0 S: 10	H: 2 LOB: 3 BB: 1 P: 20	R: 0 E: 0 K: 1 S: 12	H: 2 LOB: 2 BB: 0 P: 13	R: 0 E: 0 K: 0 S: 10	H: 0 LOB: 1 BB: 1 P: 17	R: 4 E: 0 K: 0 S: 18	H: 5 LOB: 2 BB: 1 P: 36		R: 0 E: 0 K: 0 S: 7	H: 0 LOB: 0 BB: 0 P: 12	1B: 10 2B: 1 3B: 0 HR: 0	SF: 0 SAC: 0 DP: 1 HBP: 0	WP: 0 PB: 0 SB: 0 CS: 0	PA: 45				
PITCHER	IP	WLS	BF	H	R	ER	SO	BB	IBB	HBP	BLK	WP	HR	S	P	ERA	WHIP										
David Cone, R (1,1) ERA: 3.31	7.2		36	7	2	2	4	7	0	0	1	0	0	71	130	2.35	1.826										
Jeff Montgomery, R (8,1) ERA: 2.29	1.1	W	9	4	3	3	0	1	0	0	0	0	0	19	37	20.25	3.750										

Batter	1	2	3	4	5	6	7	8	9	AB	R	H	RBI	BB	SO	LOB	BOTTOM										
Greg Gagne, R (1,6) OBP: 0.325, SLG: 0.414	SH1-4		S	FC1-5	FC5-4		G6-3	K		5	2	3	0	0	1	3	New York Yankees @ Kansas City Royals Kauffman Stadium, Kansas City, MO Fri Sep 10 1993, 7:05 PM CDT Att: 21,371 - Unknown - 79 F livebaseballscorecards.com										
Brian McRae, S (1,8) OBP: 0.336, SLG: 0.429	SH1-4		FC1-5			G3-1	G6-3			3	1	0	0	0	0	3											
George Brett, L (1,10) OBP: 0.309, SLG: 0.426	CS		K			F8				3	0	1	1	1	1	2											
Kevin McReynolds, R (1,7) OBP: 0.313, SLG: 0.419	G4-3					F9	F9			4	0	1	2	0	0	3											
Mike MacFarlane, R (1,2) OBP: 0.348, SLG: 0.491		G5-3	P4			G6-3		HR		4	1	1	1	0	0	1											
Hubie Brooks, R (1,9) OBP: 0.339, SLG: 0.389 Wally Joyner, L (8,3) OBP: 0.373, SLG: 0.466		G6-3				G3		K		3	0	1	0	0	0	0											
Gary Gaetti, R (1,3) OBP: 0.290, SLG: 0.427						F9	F7	2B		3	2	1	1	0	0	1											
Craig Wilson, R (1,5) OBP: 0.370, SLG: 0.320 Kevin Kosiowski, L (8,9) OBP: 0.224, SLG: 0.194 Keith Miller, R (8,PH) OBP: 0.302, SLG: 0.343 Felix Jose, S (9,PH) OBP: 0.302, SLG: 0.343		HR					F8			3	0	1	0	0	0	1											
Jose Lind, R (1,4) OBP: 0.268, SLG: 0.284			FC1-5			G4-3		SF8		3	0	2	1	0	0	0											
Inning Stats	R: 1 E: 0 K: 0 S: 10	H: 2 LOB: 0 BB: 0 P: 18	R: 1 E: 0 K: 0 S: 8	H: 1 LOB: 0 BB: 0 P: 10	R: 2 E: 0 K: 1 S: 14	H: 3 LOB: 1 BB: 0 P: 21	R: 0 E: 0 K: 0 S: 12	H: 2 LOB: 2 BB: 0 P: 15	R: 0 E: 0 K: 0 S: 6	H: 1 LOB: 1 BB: 0 P: 10	R: 0 E: 0 K: 0 S: 8	H: 1 LOB: 2 BB: 1 P: 11	R: 0 E: 0 K: 0 S: 10	H: 1 LOB: 2 BB: 1 P: 16	R: 2 E: 0 K: 2 S: 14	H: 2 LOB: 1 BB: 0 P: 21		1B: 7 2B: 3 3B: 0 HR: 2	SF: 1 SAC: 1 DP: 0 HBP: 1	WP: 0 PB: 0 SB: 0 CS: 1	PA: 37						
PITCHER	IP	WLS	BF	H	R	ER	SO	BB	IBB	HBP	BLK	WP	HR	S	P	ERA	WHIP										
Jim Abbott, L (1,1) ERA: 4.14	7.0		31	10	4	4	1	1	0	0	0	0	1	68	101	5.14	1.571										
Steve Howe, L (8,1) ERA: 5.4	0.1	L	3	1	2	2	1	0	0	1	0	0	0	8	11	54.00	3.000										
Steve Farr, R (8,1) ERA: 3.53	0.2		3	1	0	0	1	0	0	0	0	0	0	6	10	0.00	1.500										

Batter	1	2	3	4	5	6	7	8	9	AB	R	H	RBI	BB	SO	LOB	TOP				
Wade Boggs, L OBP: 0.384, SLG: 0.370 Andy Stankiewicz, R (1, 5)	G6-3	1B		G5-3		BB	G6-4-3		G4-6-3	5	1	1	1	1	0	3	New York Yankees @ Kansas City Royals Kauffman Stadium, Kansas City, MO Sat Sep 11 1993, 7:05 PM CDT Att: 35,191 - Unknown - 83 F livebaseballscorecards.com				
Jim Leyritz, R OBP: 0.416, SLG: 0.505 Dion James, L OBP: 0.393, SLG: 0.474 (6, 7)		K		P4		BB		G6-3	K	3	1	1	1	0	1	3					
Gerald Williams, R OBP: 0.204, SLG: 0.333 (8, 7)	HR					BB				2	1	1	0	0	0	0					
Don Mattingly, L OBP: 0.369, SLG: 0.460 (1, 3)	HR				L6	BB		FC6-4		4	3	3	3	1	0	0					
Danny Tartabull, R OBP: 0.357, SLG: 0.516 (1, 10)	K				L6	BB				3	0	1	2	2	1	0					
Mike Stanley, R OBP: 0.391, SLG: 0.559 (1, 2)					F8	BB		FC6-4		5	1	2	2	0	0	5					
Bernie Williams, S OBP: 0.346, SLG: 0.426 (1, 8)	G6-3									5	0	2	1	0	0	2					
Paul O'Neill, L OBP: 0.373, SLG: 0.500 (1, 9)		G6-3		F8				L7		4	0	0	0	1	0	3					
Mike Gallego, R OBP: 0.374, SLG: 0.430 (9, 6)		BB		P5		BB			G4-6-3	4	3	2	0	1	0	2					
Randy Velarde, R OBP: 0.359, SLG: 0.477 (9, 5)		BB		G6-3		BB			G4-6-3	5	2	4	1	0	0	0					
Inning Stats	R: 3 E: 0 K: 1 S: 14	H: 3 LOB: 0 BB: 0 P: 23	R: 2 E: 0 K: 1 S: 18	H: 2 LOB: 3 BB: 3 P: 36	R: 0 E: 0 K: 0 S: 5	H: 1 LOB: 0 BB: 0 P: 11	R: 0 E: 0 K: 0 S: 7	H: 0 LOB: 0 BB: 0 P: 9	R: 0 E: 0 K: 0 S: 5	H: 1 LOB: 1 BB: 1 P: 16	R: 1 E: 0 K: 0 S: 8	H: 2 LOB: 2 BB: 1 P: 16	R: 1 E: 0 K: 1 S: 11	H: 2 LOB: 0 BB: 0 P: 14	1B: 10 2B: 3 3B: 1 HR: 3	SF: 0 SAC: 0 DP: 2 HBP: 0	WP: 0 PB: 0 CS: 1 PA: 47				
PITCHER	IP WLS BF H R ER SO BB IBB HBP BLK WP HR S P ERA WHIP	IP WLS BF H R ER SO BB IBB HBP BLK WP HR S P ERA WHIP	IP WLS BF H R ER SO BB IBB HBP BLK WP HR S P ERA WHIP	IP WLS BF H R ER SO BB IBB HBP BLK WP HR S P ERA WHIP	IP WLS BF H R ER SO BB IBB HBP BLK WP HR S P ERA WHIP	IP WLS BF H R ER SO BB IBB HBP BLK WP HR S P ERA WHIP	IP WLS BF H R ER SO BB IBB HBP BLK WP HR S P ERA WHIP	IP WLS BF H R ER SO BB IBB HBP BLK WP HR S P ERA WHIP	IP WLS BF H R ER SO BB IBB HBP BLK WP HR S P ERA WHIP	Chris Haney, L ERA: 5.52	Dennis Rasmussen, L ERA: 6.84	Stan Belinda, R ERA: 3.75	Billy Brewer, L ERA: 2.86	Mark Gubicza, R ERA: 4.44	Greg Cadaret, L ERA: 4.47	John Habyan, R ERA: 3.74					
Batter	1	2	3	4	5	6	7	8	9	AB	R	H	RBI	BB	SO	LOB	BOTTOM				
Greg Gagne, R OBP: 0.326, SLG: 0.420 (1, 6)	F7						L4-3		F8	5	2	2	2	0	0	1	New York Yankees @ Kansas City Royals Kauffman Stadium, Kansas City, MO Sat Sep 11 1993, 7:05 PM CDT Att: 35,191 - Unknown - 83 F livebaseballscorecards.com				
Brian McRae, S OBP: 0.337, SLG: 0.431 (1, 8)	F9			L1						4	0	2	1	0	0	0					
George Brett, L OBP: 0.311, SLG: 0.425 (1, 10)	G6-3						F8			3	0	1	0	1	0	1					
Kevin McReynolds, R OBP: 0.315, SLG: 0.423 (1, 7)		K								4	0	2	0	0	1	2					
Mike Macfarlane, R OBP: 0.347, SLG: 0.491 (1, 2)	F7			G5-4-3				P4		4	1	1	0	0	0	3					
Hubie Brooks, R OBP: 0.335, SLG: 0.384 Felix Jose, S OBP: 0.301, SLG: 0.342 (6, 7)		K								2	0	0	0	0	1	1					
Keith Miller, R OBP: 0.222, SLG: 0.192 Kevin Koslowski, L (8, 9)				G6-3						1	0	0	0	0	0	1					
Gary Gaetti, R OBP: 0.289, SLG: 0.428 (1, 3)										4	1	1	1	0	0	1					
Craig Wilson, R OBP: 0.323, SLG: 0.276 (1, 5)	F7									4	0	0	0	0	0	1					
Jose Lind, R OBP: 0.270, SLG: 0.287 (1, 4)										3	1	2	1	0	0	0					
Inning Stats	R: 0 E: 0 K: 0 S: 8	H: 0 LOB: 0 BB: 0 P: 12	R: 0 E: 0 K: 2 S: 8	H: 0 LOB: 0 BB: 0 P: 11	R: 2 E: 0 K: 0 S: 10	H: 2 LOB: 1 BB: 0 P: 16	R: 0 E: 0 K: 0 S: 8	H: 2 LOB: 1 BB: 0 P: 11	R: 2 E: 0 K: 0 S: 7	H: 3 LOB: 2 BB: 1 P: 13	R: 1 E: 0 K: 0 S: 6	H: 1 LOB: 1 BB: 0 P: 11	R: 0 E: 0 K: 0 S: 11	H: 2 LOB: 1 BB: 0 P: 16	R: 0 E: 0 K: 0 S: 8	H: 1 LOB: 1 BB: 0 P: 11	R: 0 E: 0 K: 0 S: 7	H: 0 LOB: 0 BB: 0 P: 9	1B: 6 2B: 5 3B: 0 HR: 1	SF: 1 SAC: 0 DP: 2 HBP: 0	WP: 0 PB: 0 CS: 0 PA: 37
PITCHER	IP WLS BF H R ER SO BB IBB HBP BLK WP HR S P ERA WHIP	IP WLS BF H R ER SO BB IBB HBP BLK WP HR S P ERA WHIP	IP WLS BF H R ER SO BB IBB HBP BLK WP HR S P ERA WHIP	IP WLS BF H R ER SO BB IBB HBP BLK WP HR S P ERA WHIP	IP WLS BF H R ER SO BB IBB HBP BLK WP HR S P ERA WHIP	IP WLS BF H R ER SO BB IBB HBP BLK WP HR S P ERA WHIP	IP WLS BF H R ER SO BB IBB HBP BLK WP HR S P ERA WHIP	IP WLS BF H R ER SO BB IBB HBP BLK WP HR S P ERA WHIP	IP WLS BF H R ER SO BB IBB HBP BLK WP HR S P ERA WHIP	Sterling Hitchcock, L ERA: 4.3	Bob Wickman, R ERA: 4.26	Paul Assenmacher, L ERA: 3.51									

Batter	1	2	3	4	5	6	7	8	9	AB	R	H	RBI	BB	SO	LOB	TOP				
Wade Boggs, L (1, 5) OBP: 0.386, SLG: 0.372	G6-3		FC3-2 1B 1B 1-2 2-H	1B 1-2 2-3 3-H		E6			1B	4	1	2	2	1	0	0	New York Yankees @ Milwaukee Brewers Milwaukee County Stadium, Milwaukee, WI Mon Sep 13 1993, 8:05 PM EDT Att: 11,125 - Unknown - 74 F				
Dion James, L (1, 7) OBP: 0.386, SLG: 0.465	G3		FC3-2 1B	P4		K			B2	4	0	0	0	0	1	6					
Pat Kelly, R (9, PH) OBP: 0.316, SLG: 0.385			1-3 2-H							1	0	0	0	0	0	1					
Gerald Williams, R (9, 7) OBP: 0.204, SLG: 0.333										0	0	0	0	0	0	0					
Don Mattingly, L (1, 3) OBP: 0.364, SLG: 0.452	K		K	L9					F7	5	0	0	0	0	2	6					
Danny Tartabull, R (1, 10) OBP: 0.355, SLG: 0.510		L8			K				F8	5	0	1	1	0	1	1					
Paul O'Neill, L (1, 9) OBP: 0.373, SLG: 0.504		F9	L9		E WP 1B					4	0	1	0	0	0	2					
Bernie Williams, S (1, 8) OBP: 0.342, SLG: 0.420				K	G6-3				K	3	0	0	0	1	2	1					
Mike Stanley, R (1, 2) OBP: 0.392, SLG: 0.561		L9		1B BB 1B	G5-3				1B 2B	4	1	2	0	0	0	2					
Mike Gallego, R (1, 4) OBP: 0.378, SLG: 0.431			BB 1B	BB 1B		P3			F8	4	1	2	0	0	0	1					
Randy Velarde, R (1, 6) OBP: 0.372, SLG: 0.486			WP FC3-2 BB	1-2 2-S	1B				2-H 1B	3	0	3	0	1	0	0					
Inning Stats	R: 0 E: 0 K: 1 S: 8	H: 0 LOB: 0 BB: 0 P: 15	R: 0 E: 0 K: 0 S: 9	H: 0 LOB: 1 BB: 1 P: 16	R: 2 E: 0 K: 1 S: 21	H: 3 LOB: 2 BB: 1 P: 31	R: 1 E: 0 K: 1 S: 10	H: 3 LOB: 3 BB: 1 P: 17	R: 0 E: 1 K: 1 S: 8	H: 1 LOB: 1 BB: 0 P: 13	R: 0 E: 0 K: 0 S: 6	H: 0 LOB: 0 BB: 0 P: 10	R: 0 E: 0 K: 1 S: 9	H: 2 LOB: 2 BB: 0 P: 15	R: 0 E: 0 K: 0 S: 6	H: 1 LOB: 1 BB: 0 P: 9	1B: 10 2B: 1 3B: 0 HR: 0	SF: 0 SAC: 0 DP: 0 HBP: 0	WP: 2 PB: 0 SB: 0 CS: 0	PA: 40	
PITCHER	IP	WLS	BF	H	R	ER	SO	BB	IBB	HBP	BLK	WP	HR	S	P	ERA	WHIP				
Jaime Navarro, R (1, 1) ERA: 5.11	6.0	L	29	8	3	3	5	3	0	0	0	2	0	64	105	4.50	1.833				
Carlos Maldonado, R (7, 1) ERA: 4.73	2.0		8	3	0	0	1	0	0	0	0	0	0	16	27	0.00	1.500				
Graeme Lloyd, L (9, 1) ERA: 2.71	1.0	S	3	0	0	0	0	0	0	0	0	0	0	5	7	0.00	0.000				

Batter	1	2	3	4	5	6	7	8	9	AB	R	H	RBI	BB	SO	LOB	BOTTOM					
Darryl Hamilton, L (1, 7) OBP: 0.372, SLG: 0.419	F8 1B			K		2-H 1B			G1-3	4	0	2	1	0	1	0	New York Yankees @ Milwaukee Brewers Milwaukee County Stadium, Milwaukee, WI Mon Sep 13 1993, 8:05 PM EDT Att: 11,125 - Unknown - 74 F					
Kevin Seitzer, R (1, 5) OBP: 0.337, SLG: 0.386	F8 1-2			F7		F8			2B	4	0	1	0	0	0	2						
Pat Listach, S (1, 6) OBP: 0.318, SLG: 0.316										3	0	1	0	0	0	1						
Kevin Reimer, L (9, PH) OBP: 0.303, SLG: 0.398										0	0	0	0	1	0	0						
Jose Valentin, S (8, PR) OBP: 0.333, SLG: 0.500				1B		B2			BB	0	0	0	0	0	0	0						
Greg Vaughn, R (1, 10) OBP: 0.373, SLG: 0.490		F8		K			K		P3	4	0	0	0	0	2	3						
Robin Yount, R (1, 8) OBP: 0.315, SLG: 0.362		L6			G6-3				FC4-6 1B	3	0	1	0	1	0	0						
B.J. Surhoff, L (1, 9) OBP: 0.311, SLG: 0.364		F7			G3		G4-3		FC4-6 F9 1B	4	0	0	0	0	0	2						
John Jaha, R (1, 3) OBP: 0.330, SLG: 0.403			G6-3							3	0	1	0	1	0	0						
Alex Diaz, S (9, PR) OBP: 0.244, SLG: 0.268					F8				S 1B	0	0	0	0	0	0	0						
Dave Nilsson, L (1, 2) OBP: 0.316, SLG: 0.341				G5-4-3 BB		B5-3		F9	F9	3	0	0	0	1	0	4						
Juan Bell, R (1, 4) OBP: 0.313, SLG: 0.339			G5-4-3			1B 2B			F9 K	4	1	1	0	0	1	3						
Inning Stats	R: 0 E: 0 K: 0 S: 8	H: 1 LOB: 0 BB: 0 P: 15	R: 0 E: 0 K: 0 S: 5	H: 0 LOB: 0 BB: 0 P: 12	R: 0 E: 0 K: 0 S: 6	H: 0 LOB: 0 BB: 1 P: 12	R: 0 E: 0 K: 2 S: 11	H: 1 LOB: 1 BB: 0 P: 17	R: 0 E: 0 K: 0 S: 9	H: 0 LOB: 0 BB: 0 P: 15	R: 1 E: 0 K: 0 S: 11	H: 2 LOB: 1 BB: 0 P: 16	R: 0 E: 0 K: 1 S: 11	H: 0 LOB: 2 BB: 2 P: 20	R: 0 E: 0 K: 0 S: 8	H: 1 LOB: 2 BB: 1 P: 16	R: 0 E: 0 K: 1 S: 15	H: 2 LOB: 3 BB: 0 P: 22	1B: 5 2B: 2 3B: 0 HR: 0	SF: 0 SAC: 0 DP: 1 HBP: 0	WP: 0 PB: 0 SB: 1 CS: 0	PA: 36
PITCHER	IP	WLS	BF	H	R	ER	SO	BB	IBB	HBP	BLK	WP	HR	S	P	ERA	WHIP					
Jimmy Key, L (1, 1) ERA: 2.94	6.0	W	21	4	1	1	2	1	0	0	0	0	0	48	87	1.50	0.833					
Steve Farr, R (7, 1) ERA: 3.4	1.2		8	1	0	0	1	2	0	0	0	0	0	18	31	0.00	1.800					
Paul Assenmacher, L (8, 1) ERA: 0.51	0.0	S	1	0	0	0	0	1	0	0	0	0	0	4	4	∞	∞					
Lee Smith, R (8, 1) ERA: 4.17	1.1	S	6	2	0	0	1	0	0	0	0	0	0	16	23	0.00	1.500					

AB	37
R	3
H	11
RBI	3
BB	3
SO	6
LOB	20



Batter	1	2	3	4	5	6	7	8	9	AB	R	H	RBI	BB	SO	LOB	TOP								
Wade Boggs, L (1.5) OBP: 0.386, SLG: 0.374	F7	G1-3	FC6-4				G3			6	0	2	1	0	0	3	New York Yankees @ Milwaukee Brewers Milwaukee County Stadium, Milwaukee, WI Tue Sep 14 1993, 8:05 PM EDT Att: 10,013 - Unknown - 53 F								
Dion James, L (1.7) OBP: 0.389, SLG: 0.466 Gerald Williams, R (8.7) OBP: 0.200, SLG: 0.327	HR		1B	G6-3	FC4-6			G6-3	G6-3	4	2	2	1	0	0	1									
Don Mattingly, L (1.3) OBP: 0.363, SLG: 0.449	E6		1B	L9	P4			G6-4-3		5	2	1	0	0	0	3									
Danny Tartabull, R (1.10) OBP: 0.359, SLG: 0.518	HR		1B	FC6				G5-3		3	2	2	4	2	0	0									
Paul O'Neill, L (1.9) OBP: 0.373, SLG: 0.503	G3-1		FC5	FC6					1B	5	2	1	0	0	2										
Bernie Williams, S (1.8) OBP: 0.341, SLG: 0.418	G4-3		G4-3		P7				1B	5	1	1	0	0	0	4									
Mike Stanley, R (1.2) OBP: 0.395, SLG: 0.559			1B	IBB					1B	3	1	1	0	2	0	3									
Mike Gallego, R (1.4) OBP: 0.381, SLG: 0.432			1B	IBB					1B	4	1	2	2	1	0	1									
Randy Velarde, R (1.6) OBP: 0.368, SLG: 0.480	G3-1		L8						SF8	4	1	1	2	0	0	3									
Inning Stats	R: 3 E: 1 K: 0 S: 10	H: 1 LOB: 0 BB: 0 P: 14	R: 0 E: 0 K: 0 S: 12	H: 1 LOB: 1 BB: 0 P: 20	R: 4 E: 1 K: 0 S: 20	H: 4 LOB: 2 BB: 1 P: 35	R: 0 E: 0 K: 0 S: 7	H: 0 LOB: 1 BB: 1 P: 11	R: 3 E: 1 K: 0 S: 7	H: 2 LOB: 1 BB: 2 P: 20	R: 0 E: 0 K: 0 S: 4	H: 1 LOB: 1 BB: 1 P: 9	R: 0 E: 0 K: 0 S: 5	H: 0 LOB: 0 BB: 0 P: 8	R: 0 E: 0 K: 0 S: 6	H: 1 LOB: 0 BB: 0 P: 11		R: 2 E: 0 K: 0 S: 12	H: 4 LOB: 2 BB: 0 P: 17	1B: 12 2B: 1 3B: 0 HR: 1	SF: 1 SAC: 0 DP: 2 HBP: 1	WP: 1 PB: 0 SB: 0 CS: 0	PA: 47		
PITCHER	IP	WLS	BF	H	R	ER	SO	BB	IBB	HBP	BLK	WP	HR	S	P	ERA	WHIP								
Ricky Bones, R (1.1) ERA: 4.62	4.1	L	26	6	9	7	0	3	1	1	0	1	1	51	92	14.54	2.077								
Rafael Nova, L (5.1) ERA: 4.71	1.2		8	3	1	0	0	1	0	0	0	0	0	9	17	0.00	2.400								
Carlos Maldonado, R (7.1) ERA: 4.59	1.0		3	0	0	0	0	0	0	0	0	0	0	5	8	0.00	0.000								
Mike Ignasiak, R (8.1) ERA: 4.56	1.0		3	1	0	0	0	0	0	0	0	0	0	6	11	0.00	1.000								
Doug Henry, R (9.1) ERA: 5.81	0.1		4	3	2	2	0	0	0	0	0	0	0	7	9	54.00	9.000								
PITCHER	IP	WLS	BF	H	R	ER	SO	BB	IBB	HBP	BLK	WP	HR	S	P	ERA	WHIP								
Matt Maysey, R (9.1) ERA: 3.0	0.2		3	1	0	0	0	0	0	0	0	0	0	5	8	0.00	1.500								



Batter	1	2	3	4	5	6	7	8	9	AB	R	H	RBI	BB	SO	LOB	BOTTOM								
Darryl Hamilton, L (1.7) OBP: 0.368, SLG: 0.415	F8	FC4-6					G6-3		K2-3	5	0	0	0	0	1	1	New York Yankees @ Milwaukee Brewers Milwaukee County Stadium, Milwaukee, WI Tue Sep 14 1993, 8:05 PM EDT Att: 10,013 - Unknown - 53 F								
Kevin Seitzer, R (1.5) OBP: 0.338, SLG: 0.395	HR		1B				G4-3		G4-3	5	1	2	1	0	0	0									
B.J. Surhoff, L (1.9) OBP: 0.312, SLG: 0.364	G3		1B				G4-3			5	0	2	0	0	0	0									
Kevin Reimer, L (1.10) OBP: 0.304, SLG: 0.395	G6-3		G4-6-3						G5-3	3	2	0	0	2	0	3									
Robin Yount, R (1.8) OBP: 0.317, SLG: 0.367 Alex Diaz, S (8.7) OBP: 0.262, SLG: 0.286		HR	F8							3	1	2	0	0	0	1									
Dave Nilsson, L (1.2) OBP: 0.319, SLG: 0.360		HR								1	0	1	0	0	0	0									
John Jaha, R (1.3) OBP: 0.331, SLG: 0.404		K								4	1	2	2	0	0	4									
Bill Spiers, L (1.4) OBP: 0.301, SLG: 0.311		K								4	0	2	2	0	2	1									
Pat Listach, S (1.6) OBP: 0.319, SLG: 0.317 Jose Valentin, S (7.6) OBP: 0.286, SLG: 0.429 Dickie Thon, R (6. PH) OBP: 0.325, SLG: 0.332		K								3	0	0	0	1	1	2									
		FC4-6								2	0	1	0	0	0	1									
										1	0	0	0	0	0	0									
										1	0	0	0	0	0	3									
Inning Stats	R: 1 E: 0 K: 0 S: 7	H: 1 LOB: 0 BB: 0 P: 13	R: 2 E: 0 K: 2 S: 14	H: 3 LOB: 1 BB: 0 P: 23	R: 0 E: 0 K: 0 S: 8	H: 2 LOB: 1 BB: 0 P: 15	R: 0 E: 0 K: 1 S: 9	H: 1 LOB: 0 BB: 0 P: 14	R: 0 E: 0 K: 0 S: 6	H: 0 LOB: 0 BB: 0 P: 8	R: 1 E: 0 K: 0 S: 9	H: 2 LOB: 1 BB: 1 P: 17	R: 0 E: 0 K: 0 S: 7	H: 0 LOB: 0 BB: 0 P: 11	R: 1 E: 0 K: 0 S: 19	H: 2 LOB: 3 BB: 2 P: 30	R: 0 E: 0 K: 1 S: 12	H: 1 LOB: 1 BB: 0 P: 17	1B: 8 2B: 2 3B: 0 HR: 2	SF: 0 SAC: 0 DP: 2 HBP: 0	WP: 0 PB: 0 SB: 0 CS: 0	PA: 40			
PITCHER	IP	WLS	BF	H	R	ER	SO	BB	IBB	HBP	BLK	WP	HR	S	P	ERA	WHIP								
Bob Wickman, R (1.1) ERA: 4.39	2.0		11	5	3	3	2	0	0	0	0	0	0	24	41	13.50	2.500								
Paul Gibson, L (3.1) ERA: 3.76	5.0	W	18	4	1	1	1	1	0	0	0	0	0	36	60	1.80	1.000								
Paul Assenmacher, L (8.1) ERA: 3.63	0.2		6	2	1	1	0	2	0	0	0	0	0	16	27	13.50	6.000								
Bobby Munoz, R (8.1) ERA: 5.35	0.1		1	0	0	0	0	0	0	0	0	0	0	3	3	0.00	0.000								
Steve Howe, L (9.1) ERA: 5.29	1.0		4	1	0	0	1	0	0	0	0	0	0	12	17	0.00	1.000								

Batter	1	2	3	4	5	6	7	8	9	AB	R	H	RBI	BB	SO	LOB	TOP			
Wade Boggs, L OBP: 0.384, SLG: 0.374 Spike Owen, S OBP: 0.295, SLG: 0.312	L8	K			F7	HR		K		5	1	1	1	0	2	1	New York Yankees @ Milwaukee Brewers Milwaukee County Stadium, Milwaukee, WI Wed Sep 15 1993, 4:33 AM EDT Att: 10,111 - Overcast - 51 F			
Jim Leyritz, R OBP: 0.422, SLG: 0.540	BB		P3					K		5	1	3	3	0	1	0				
Don Mattingly, L OBP: 0.374, SLG: 0.449 Kevin Maas, L OBP: 0.313, SLG: 0.400	BB		K		FC6-4			F7		3	0	1	0	1	1	0				
Danny Tartabull, R OBP: 0.356, SLG: 0.512	K		K		FC6-4			G6-3		5	0	0	0	0	3	5				
Mike Stanley, R OBP: 0.396, SLG: 0.557 Matt Nokes, L OBP: 0.293, SLG: 0.434					F8					3	1	1	0	1	1	0				
Bernie Williams, S OBP: 0.342, SLG: 0.417 Gerald Williams, R OBP: 0.196, SLG: 0.321	G3-1					1B				1	0	1	0	0	0	0				
Paul O'Neill, L OBP: 0.377, SLG: 0.502 Dion James, L OBP: 0.389, SLG: 0.466			K							3	1	1	0	1	2	1				
Mike Gallego, R OBP: 0.377, SLG: 0.427 Andy Stankiewicz, R	G6-3				FC6-4					4	1	0	1	0	0	4				
Randy Velarde, R OBP: 0.366, SLG: 0.481										0	0	0	0	0	0	0				
										4	0	1	0	0	1	2				
Inning Stats	R: 0 E: 0 K: 1 S: 15	H: 2 LOB: 3 BB: 1 P: 30	R: 0 E: 0 K: 2 S: 10	H: 1 LOB: 0 BB: 0 P: 15	R: 0 E: 0 K: 2 S: 11	H: 0 LOB: 0 BB: 0 P: 18	R: 0 E: 0 K: 1 S: 11	H: 0 LOB: 1 BB: 1 P: 17	R: 0 E: 0 K: 1 S: 10	H: 1 LOB: 2 BB: 1 P: 19	R: 5 E: 1 K: 1 S: 20	H: 5 LOB: 0 BB: 0 P: 32	R: 0 E: 0 K: 1 S: 9	H: 0 LOB: 1 BB: 1 P: 20	R: 0 E: 0 K: 0 S: 8	H: 1 LOB: 1 BB: 0 P: 14	1B: 6 2B: 3 3B: 0 HR: 1	SF: 0 SAC: 0 DP: 0 HBP: 0	WP: 0 PB: 0 SB: 0 CS: 0	PA: 42
PITCHER	IP WLS BF H R ER SO BB IBB HBP BLK WP HR S P ERA WHIP																			
Teddy Higuera, L ERA: 7.54	(1, 1) 5.0 W 22 4 0 0 7 3 0 0 0 0 0 0 57 99 0.00 1.400																			
Matt Maysey, R ERA: 5.3	(6, 1) 0.2 8 5 5 5 0 0 0 0 0 0 1 17 27 67.50 7.500																			
Mike Ignasiak, R ERA: 4.32	(6, 1) 1.1 5 0 0 0 2 1 0 0 0 0 0 0 8 14 0.00 0.750																			
Mike Fetters, R ERA: 3.34	(8, 1) 1.0 3 0 0 0 2 0 0 0 0 0 0 8 14 0.00 1.000																			
Jesse Orosco, L ERA: 2.89	(9, 1) 1.0 4 1 0 0 0 0 0 0 0 0 0 8 14 0.00 1.000																			

Batter	1	2	3	4	5	6	7	8	9	AB	R	H	RBI	BB	SO	LOB	BOTTOM			
Darryl Hamilton, L OBP: 0.369, SLG: 0.413 Troy O'Leary, L OBP: 0.389, SLG: 0.313	F8		G4-3		F7		G3			4	1	1	1	1	0	0	New York Yankees @ Milwaukee Brewers Milwaukee County Stadium, Milwaukee, WI Wed Sep 15 1993, 4:33 AM EDT Att: 10,111 - Overcast - 51 F			
Kevin Seitzer, R OBP: 0.340, SLG: 0.395	K				L4					5	1	2	0	1	1	1				
B.J. Surhoff, L OBP: 0.316, SLG: 0.375	BB									5	3	4	2	0	0	1				
Greg Vaughn, R OBP: 0.376, SLG: 0.488	BB				P4					2	2	0	0	4	0	3				
Robin Yount, R OBP: 0.322, SLG: 0.371 Tom Lampkin, L OBP: 0.289, SLG: 0.340	BB				FC5-4					3	1	2	3	2	0	1				
Dave Nilsson, L OBP: 0.331, SLG: 0.369 Alex Diaz, S OBP: 0.279, SLG: 0.302	BB									0	0	0	0	1	0	0				
Matt Mieske, R OBP: 0.332, SLG: 0.382 John Jaha, R OBP: 0.332, SLG: 0.403	FC5-4									1	0	0	0	0	0	3				
Juan Bell, R OBP: 0.316, SLG: 0.338										4	1	1	3	1	1	6				
Jose Valentin, S OBP: 0.364, SLG: 0.909										4	2	2	3	0	1	2				
										1	0	0	0	0	0	3				
Inning Stats	R: 1 E: 0 K: 1 S: 13	H: 1 LOB: 3 BB: 3 P: 28	R: 4 E: 0 K: 0 S: 21	H: 4 LOB: 2 BB: 2 P: 35	R: 0 E: 0 K: 2 S: 11	H: 0 LOB: 0 BB: 0 P: 14	R: 0 E: 0 K: 0 S: 8	H: 1 LOB: 1 BB: 0 P: 15	R: 5 E: 0 K: 1 S: 22	H: 4 LOB: 3 BB: 4 P: 45	R: 1 E: 0 K: 0 S: 10	H: 1 LOB: 2 BB: 2 P: 23	R: 3 E: 0 K: 0 S: 9	H: 3 LOB: 0 BB: 1 P: 18	R: 1 E: 0 K: 0 S: 9	H: 2 LOB: 3 BB: 3 P: 27	1B: 9 2B: 5 3B: 1 HR: 1	SF: 1 SAC: 1 DP: 2 HBP: 0	WP: 1 PB: 0 SB: 1 CS: 0	PA: 53
PITCHER	IP WLS BF H R ER SO BB IBB HBP BLK WP HR S P ERA WHIP																			
Jim Abbott, L ERA: 4.34	(1, 1) 1.2 L 15 5 5 5 1 0 0 0 0 0 1 33 62 12.00 6.000																			
Rich Monteleone, R ERA: 5.04	(2, 1) 3.0 14 4 4 4 2 1 0 0 0 0 0 1 33 50 12.00 1.667																			
Domingo Jean, R ERA: 5.01	(5, 1) 0.2 8 2 2 2 1 3 1 0 0 0 0 0 13 37 27.00 7.500																			
Bobby Munoz, R ERA: 5.86	(6, 1) 1.2 9 3 3 3 0 2 0 0 0 0 1 0 15 29 16.20 3.000																			
Mark Hutton, R ERA: 4.91	(8, 1) 1.0 7 2 1 1 0 3 0 0 0 0 0 0 9 27 9.00 5.000																			

Batter	1	2	3	4	5	6	7	8	9	AB	R	H	RBI	BB	SO	LOB	TOP						
Scott Fletcher, R (1.4) OBP: 0.344, SLG: 0.406										5	1	2	1	1	0	6	Boston Red Sox @ New York Yankees Yankee Stadium, Bronx, NY Thu Sep 16 1993, 7:05 PM EDT Att: 38,704 - Unknown - 61 F						
Mike Greenwell, L (1.7) OBP: 0.372, SLG: 0.467										4	1	2	0	0	0	2							
Bob Zupcic, R (8, PH) OBP: 0.317, SLG: 0.360										1	0	0	0	0	0	0							
Tim Naehring, R (1.10) OBP: 0.349, SLG: 0.450										5	1	2	1	0	0	2							
Mo Vaughn, L (1.3) OBP: 0.403, SLG: 0.537										2	1	1	0	2	1	2							
Rob Deer, R (1.9) OBP: 0.309, SLG: 0.377										5	0	1	1	0	3	8							
Scott Cooper, L (1.5) OBP: 0.353, SLG: 0.394										5	0	3	2	0	0	1							
Billy Hatcher, R (1.8) OBP: 0.336, SLG: 0.400										3	1	1	0	1	1	2							
John Valentin, R (1.6) OBP: 0.333, SLG: 0.415										3	1	2	0	1	0	0							
Tony Peña, R (1.2) OBP: 0.236, SLG: 0.241										2	0	0	0	0	0	2							
Ernest Riles, L (9, PH) OBP: 0.297, SLG: 0.370										0	0	0	0	1	0	0							
Jeff McNeely, R (9, PR) OBP: 0.222, SLG: 0.222										0	0	0	0	0	0	0							
Bob Melvin, R (9.2) OBP: 0.250, SLG: 0.315										0	0	0	0	0	0	0							
Inning Stats	R: 3 E: 0 K: 2 S: 21	H: 4 LOB: 1 BB: 0 P: 35	R: 1 E: 0 K: 1 S: 10	H: 1 LOB: 3 BB: 3 P: 29	R: 0 E: 0 K: 0 S: 10	H: 2 LOB: 2 BB: 0 P: 14	R: 0 E: 0 K: 0 S: 5	H: 1 LOB: 1 BB: 1 P: 15	R: 1 E: 1 K: 0 S: 9	H: 3 LOB: 2 BB: 0 P: 13	R: 1 E: 0 K: 1 S: 11	H: 2 LOB: 0 BB: 0 P: 21	R: 0 E: 0 K: 0 S: 5	H: 0 LOB: 0 BB: 0 P: 10	R: 0 E: 0 K: 1 S: 8	H: 0 LOB: 1 BB: 2 P: 12	R: 0 E: 0 K: 0 S: 8	H: 1 LOB: 3 BB: 2 P: 17	1B: 10 2B: 4 3B: 0 HR: 0	SF: 0 SAC: 3 DP: 3 HBP: 2	WP: 1 PB: 0 SB: 1 CS: 0	PA: 46	
PITCHER	IP WLS BF H R ER SO BB IBB HBP BLK WP HR S P ERA WHIP	IP WLS BF H R ER SO BB IBB HBP BLK WP HR S P ERA WHIP	IP WLS BF H R ER SO BB IBB HBP BLK WP HR S P ERA WHIP	IP WLS BF H R ER SO BB IBB HBP BLK WP HR S P ERA WHIP	IP WLS BF H R ER SO BB IBB HBP BLK WP HR S P ERA WHIP	IP WLS BF H R ER SO BB IBB HBP BLK WP HR S P ERA WHIP	IP WLS BF H R ER SO BB IBB HBP BLK WP HR S P ERA WHIP	IP WLS BF H R ER SO BB IBB HBP BLK WP HR S P ERA WHIP	IP WLS BF H R ER SO BB IBB HBP BLK WP HR S P ERA WHIP	IP WLS BF H R ER SO BB IBB HBP BLK WP HR S P ERA WHIP	IP WLS BF H R ER SO BB IBB HBP BLK WP HR S P ERA WHIP	IP WLS BF H R ER SO BB IBB HBP BLK WP HR S P ERA WHIP	IP WLS BF H R ER SO BB IBB HBP BLK WP HR S P ERA WHIP	IP WLS BF H R ER SO BB IBB HBP BLK WP HR S P ERA WHIP	IP WLS BF H R ER SO BB IBB HBP BLK WP HR S P ERA WHIP	IP WLS BF H R ER SO BB IBB HBP BLK WP HR S P ERA WHIP	IP WLS BF H R ER SO BB IBB HBP BLK WP HR S P ERA WHIP	IP WLS BF H R ER SO BB IBB HBP BLK WP HR S P ERA WHIP	IP WLS BF H R ER SO BB IBB HBP BLK WP HR S P ERA WHIP	IP WLS BF H R ER SO BB IBB HBP BLK WP HR S P ERA WHIP	IP WLS BF H R ER SO BB IBB HBP BLK WP HR S P ERA WHIP	IP WLS BF H R ER SO BB IBB HBP BLK WP HR S P ERA WHIP	IP WLS BF H R ER SO BB IBB HBP BLK WP HR S P ERA WHIP

AB	35
R	6
H	14
RBI	5
BB	6
SO	5
LOB	25



Batter	1	2	3	4	5	6	7	8	9	AB	R	H	RBI	BB	SO	LOB	BOTTOM						
Wade Boggs, L (1.5) OBP: 0.381, SLG: 0.370										5	0	0	0	0	2	2	Boston Red Sox @ New York Yankees Yankee Stadium, Bronx, NY Thu Sep 16 1993, 7:05 PM EDT Att: 38,704 - Unknown - 61 F						
Jim Leyritz, R (1.9) OBP: 0.422, SLG: 0.539										2	0	1	0	0	0	0							
Dion James, L (6, PH) OBP: 0.392, SLG: 0.468										3	1	2	0	0	0	0							
Don Mattingly, L (1.3) OBP: 0.362, SLG: 0.453										4	1	2	0	1	0	1							
Andy Stankiewicz, R (9, PR)										0	0	0	0	0	0	0							
Danny Tartabull, R (1.10) OBP: 0.356, SLG: 0.509										3	0	0	0	2	1	1							
Mike Stanley, R (1.2) OBP: 0.393, SLG: 0.553										3	0	0	1	1	1	3							
Bernie Williams, S (1.8) OBP: 0.342, SLG: 0.415										3	0	0	0	1	1	3							
Paul O'Neill, L (1.7) OBP: 0.372, SLG: 0.499										3	1	0	0	0	0	2							
Matt Nokes, L (8, PH) OBP: 0.296, SLG: 0.437										1	0	1	1	0	0	0							
Gerald Williams, R (8, PR) OBP: 0.196, SLG: 0.321										0	0	0	0	0	0	0							
Mike Gallego, R (1.4) OBP: 0.378, SLG: 0.436										4	1	2	1	0	0	2							
Randy Velarde, R (1.6) OBP: 0.364, SLG: 0.476										4	0	1	1	0	1	0							
Inning Stats	R: 0 E: 0 K: 0 S: 7	H: 0 LOB: 0 BB: 0 P: 9	R: 0 E: 0 K: 0 S: 11	H: 0 LOB: 1 BB: 1 P: 22	R: 1 E: 0 K: 1 S: 14	H: 2 LOB: 1 BB: 0 P: 22	R: 0 E: 0 K: 1 S: 8	H: 0 LOB: 0 BB: 0 P: 16	R: 0 E: 0 K: 1 S: 10	H: 1 LOB: 1 BB: 0 P: 16	R: 1 E: 0 K: 1 S: 17	H: 2 LOB: 2 BB: 1 P: 29	R: 2 E: 0 K: 0 S: 23	H: 2 LOB: 2 BB: 2 P: 42	R: 0 E: 0 K: 2 S: 20	H: 2 LOB: 3 BB: 1 P: 35	1B: 6 2B: 2 3B: 0 HR: 1	SF: 1 SAC: 0 DP: 0 HBP: 0	WP: 0 PB: 0 SB: 0 CS: 0	PA: 41			
PITCHER	IP WLS BF H R ER SO BB IBB HBP BLK WP HR S P ERA WHIP	IP WLS BF H R ER SO BB IBB HBP BLK WP HR S P ERA WHIP	IP WLS BF H R ER SO BB IBB HBP BLK WP HR S P ERA WHIP	IP WLS BF H R ER SO BB IBB HBP BLK WP HR S P ERA WHIP	IP WLS BF H R ER SO BB IBB HBP BLK WP HR S P ERA WHIP	IP WLS BF H R ER SO BB IBB HBP BLK WP HR S P ERA WHIP	IP WLS BF H R ER SO BB IBB HBP BLK WP HR S P ERA WHIP	IP WLS BF H R ER SO BB IBB HBP BLK WP HR S P ERA WHIP	IP WLS BF H R ER SO BB IBB HBP BLK WP HR S P ERA WHIP	IP WLS BF H R ER SO BB IBB HBP BLK WP HR S P ERA WHIP	IP WLS BF H R ER SO BB IBB HBP BLK WP HR S P ERA WHIP	IP WLS BF H R ER SO BB IBB HBP BLK WP HR S P ERA WHIP	IP WLS BF H R ER SO BB IBB HBP BLK WP HR S P ERA WHIP	IP WLS BF H R ER SO BB IBB HBP BLK WP HR S P ERA WHIP	IP WLS BF H R ER SO BB IBB HBP BLK WP HR S P ERA WHIP	IP WLS BF H R ER SO BB IBB HBP BLK WP HR S P ERA WHIP	IP WLS BF H R ER SO BB IBB HBP BLK WP HR S P ERA WHIP	IP WLS BF H R ER SO BB IBB HBP BLK WP HR S P ERA WHIP	IP WLS BF H R ER SO BB IBB HBP BLK WP HR S P ERA WHIP	IP WLS BF H R ER SO BB IBB HBP BLK WP HR S P ERA WHIP	IP WLS BF H R ER SO BB IBB HBP BLK WP HR S P ERA WHIP	IP WLS BF H R ER SO BB IBB HBP BLK WP HR S P ERA WHIP	IP WLS BF H R ER SO BB IBB HBP BLK WP HR S P ERA WHIP

AB	35
R	4
H	9
RBI	4
BB	5
SO	6
LOB	14




Batter	1	2	3	4	5	6	7	8	9	AB	R	H	RBI	BB	SO	LOB	TOP										
Scott Fletcher, R (1, 4) OBP: 0.343, SLG: 0.402										4	0	0	0	1	1	1	Boston Red Sox @ New York Yankees Yankee Stadium, Bronx, NY Fri Sep 17 1993, 7:05 PM EDT Att: 48,051 - Unknown - 64 F										
Mike Greenwell, L (1, 7) OBP: 0.371, SLG: 0.464										4	0	0	0	1	1	1											
Tim Lincecum, R (1, 10) OBP: 0.345, SLG: 0.440										4	0	1	0	0	1	2											
Mo Vaughn, L (1, 3) OBP: 0.402, SLG: 0.534										4	1	1	0	0	1	3											
Carlos Quintana, R (1, 9) OBP: 0.319, SLG: 0.275										2	2	0	0	2	0	2											
Bob Zupic, R (1, 8) OBP: 0.321, SLG: 0.364										3	0	2	1	0	1	0											
Scott Cooper, L (1, 5) OBP: 0.352, SLG: 0.394										3	1	1	1	0	0	1											
John Valentin, R (1, 6) OBP: 0.335, SLG: 0.418										4	0	2	2	0	1	1											
Bob Melvin, R (1, 2) OBP: 0.246, SLG: 0.309										3	0	0	0	0	2	4											
Ernest Riles, L (9, PH) OBP: 0.296, SLG: 0.368										1	0	0	0	0	0	0											
Inning Stats	R: 0 E: 0 K: 2 S: 10	H: 0 LOB: 1 BB: 1 P: 21	R: 1 E: 1 K: 2 S: 15	H: 1 LOB: 1 BB: 1 P: 25	R: 0 E: 0 K: 1 S: 8	H: 0 LOB: 0 BB: 0 P: 11	R: 1 E: 0 K: 0 S: 12	H: 3 LOB: 2 BB: 1 P: 19	R: 0 E: 0 K: 1 S: 10	H: 0 LOB: 1 BB: 1 P: 18	R: 2 E: 0 K: 1 S: 14	H: 2 LOB: 1 BB: 1 P: 23	R: 0 E: 0 K: 0 S: 11	H: 1 LOB: 0 BB: 0 P: 17	R: 0 E: 0 K: 1 S: 10	H: 0 LOB: 0 BB: 0 P: 15	R: 0 E: 0 K: 5 S: 5	H: 0 LOB: 0 BB: 0 P: 7	1B: 6 2B: 1 3B: 0 HR: 0	SF: 1 SAC: 1 DP: 0 HBP: 0	WP: 1 PB: 1 SB: 0 CS: 1	PA: 38					
PITCHER	IP	WLS	BF	H	R	ER	SO	BB	IBB	HBP	BLK	WP	HR	S	P	ERA	WHIP										
Sterling Hitchcock, L (1, 1) ERA: 3.86	5.0		22	4	2	1	5	3	0	0	1	1	0	55	94	1.80	1.400										
Bob Wickman, R (6, 1) ERA: 4.49	1.0		6	2	2	2	1	1	0	0	0	0	0	14	23	18.00	3.000										
Paul Gibson, L (7, 1) ERA: 3.59	2.0	W	7	1	0	0	1	0	0	0	0	0	0	21	32	0.00	0.500										
Lee Smith, R (9, 1) ERA: 4.09	1.0	S	3	0	0	0	1	0	0	0	0	0	0	5	7	0.00	0.000										

AB	32
R	4
H	7
RBI	4
BB	4
SO	8
LOB	15



Batter	1	2	3	4	5	6	7	8	9	AB	R	H	RBI	BB	SO	LOB	BOTTOM										
Wade Boggs, L (1, 5) OBP: 0.376, SLG: 0.367										5	0	0	2	0	0	4	Boston Red Sox @ New York Yankees Yankee Stadium, Bronx, NY Fri Sep 17 1993, 7:05 PM EDT Att: 48,051 - Unknown - 64 F										
Dion James, L (1, 7) OBP: 0.392, SLG: 0.470										5	2	2	0	0	0	4											
Gerald Williams, R (9, 7) OBP: 0.196, SLG: 0.321										0	0	0	0	0	0	0											
Don Mattingly, L (1, 3) OBP: 0.369, SLG: 0.455										2	1	1	0	2	1	0											
Danny Tartabull, R (1, 10) OBP: 0.357, SLG: 0.509										4	0	2	2	0	0	1											
Paul O'Neill, L (1, 9) OBP: 0.373, SLG: 0.501										4	0	2	1	0	1	3											
Bernie Williams, S (1, 8) OBP: 0.339, SLG: 0.412										4	0	0	0	0	1	4											
Mike Stanley, R (1, 2) OBP: 0.362, SLG: 0.554										3	1	1	0	1	0	0											
Andy Stankiewicz, R (8, PR) ERA: 3.69										0	1	0	0	0	0	0											
Mike Gallego, R (1, 4) OBP: 0.378, SLG: 0.434										2	0	0	0	1	0	0											
Randy Velarde, R (1, 6) OBP: 0.368, SLG: 0.484										3	0	2	0	0	0	0											
Matt Nokes, L (8, PH) OBP: 0.296, SLG: 0.437										0	0	0	0	0	0	0											
Jim Leyritz, R (8, PH) OBP: 0.424, SLG: 0.539										0	0	0	0	1	0	0											
Inning Stats	R: 1 E: 0 K: 2 S: 18	H: 2 LOB: 2 BB: 1 P: 34	R: 0 E: 0 K: 0 S: 7	H: 0 LOB: 0 BB: 0 P: 15	R: 1 E: 0 K: 0 S: 11	H: 2 LOB: 2 BB: 1 P: 23	R: 1 E: 0 K: 0 S: 9	H: 1 LOB: 2 BB: 2 P: 23	R: 0 E: 0 K: 0 S: 15	H: 1 LOB: 1 BB: 0 P: 21	R: 0 E: 0 K: 0 S: 10	H: 1 LOB: 1 BB: 0 P: 15	R: 1 E: 0 K: 0 S: 13	H: 2 LOB: 1 BB: 0 P: 25	R: 1 E: 0 K: 0 S: 10	H: 1 LOB: 2 BB: 1 P: 20	1B: 5 2B: 5 3B: 0 HR: 0	SF: 0 SAC: 1 DP: 0 HBP: 0	WP: 0 PB: 1 SB: 0 CS: 0	PA: 38							
PITCHER	IP	WLS	BF	H	R	ER	SO	BB	IBB	HBP	BLK	WP	HR	S	P	ERA	WHIP										
Aaron Sele, R (1, 1) ERA: 2.64	5.1		25	6	3	3	3	4	0	0	0	0	0	13	22	9.00	3.000										
Paul Quantrill, R (6, 1) ERA: 3.69	1.0		6	3	1	1	0	0	0	0	0	0	0	4	7	0.00	0.000										
Tony Fossas, L (7, 1) ERA: 5.58	0.1	L	3	1	1	1	0	0	0	0	0	0	0	7	12	13.50	1.500										
John Dopson, R (7, 1) ERA: 5.0	0.2		3	0	0	0	0	0	1	0	0	0	0	4	11	0.00	0.000										
Scott Taylor, L (8, 1) ERA: 7.36	0.2		3	0	0	0	0	0	1	0	0	0	0	4	11	0.00	0.000										

AB	32
R	5
H	10
RBI	5
BB	5
SO	3
LOB	16



Batter	1	2	3	4	5	6	7	8	9	AB	R	H	RBI	BB	SO	LOB	TOP										
Scott Fletcher, R (1,4) OBP: 0.343, SLG: 0.402										5	1	2	0	0	1	2	Boston Red Sox @ New York Yankees Yankee Stadium, Bronx, NY Sat Sep 18 1993, 3:33 AM EDT Att: 55,672 - Overcast										
Mike Greenwell, L (1,7) OBP: 0.369, SLG: 0.461										5	0	1	0	0	1	3											
Tim Lincecum, R (1,5) OBP: 0.356, SLG: 0.448 Scott Cooper, L (9, PH) OBP: 0.352, SLG: 0.394 (9,5)										3	1	2	0	0	0	0											
Mo Vaughn, L (1,3) OBP: 0.405, SLG: 0.541										3	1	2	2	2	0	0											
Rob Deer, R (1,10) OBP: 0.308, SLG: 0.375										5	0	1	0	0	3	8											
Carlos Quintana, R (1,9) OBP: 0.318, SLG: 0.272 Ernest Riles, L (9, PH) OBP: 0.294, SLG: 0.365 Steve Lyons, L (9,8) OBP: 0.238, SLG: 0.211										3	0	0	1	1	1	3											
John Valentin, R (1,6) OBP: 0.332, SLG: 0.414										4	0	0	0	0	2	3											
Bob Zupcic, R (1,8) OBP: 0.320, SLG: 0.370										4	0	1	0	0	1	0											
Tony Peña, R (1,2) OBP: 0.240, SLG: 0.245										4	0	2	0	0	1	1											
Inning Stats	R: 2 H: 2 E: 0 K: 2 S: 14	H: 2 R: 0 ER: 0 LOB: 0 P: 26	R: 0 H: 1 E: 0 K: 2 S: 11	H: 1 R: 0 ER: 0 LOB: 3 P: 20	R: 1 H: 2 E: 0 K: 2 S: 15	H: 2 R: 0 ER: 0 LOB: 2 P: 10	R: 0 H: 1 E: 0 K: 2 S: 12	H: 2 R: 0 ER: 0 LOB: 1 P: 21	R: 0 H: 0 E: 0 K: 0 S: 5	H: 0 R: 0 ER: 0 LOB: 3 P: 19	R: 0 H: 1 E: 1 K: 1 S: 10	R: 0 H: 1 E: 1 K: 1 S: 10	R: 0 H: 1 E: 1 K: 1 S: 10	R: 0 H: 1 E: 1 K: 1 S: 10	R: 0 H: 1 E: 1 K: 1 S: 10	R: 0 H: 1 E: 1 K: 1 S: 10		1B: 9 2B: 3 3B: 1 HR: 1	SF: 0 SAC: 2 DP: 1 HBP: 0	WP: 0 PB: 0 SB: 0 CS: 0	PA: 42						
PITCHER	IP	WLS	BF	H	R	ER	SO	BB	IBB	HBP	BLK	WP	HR	S	P	ERA	WHIP										
Jimmy Key, L (1,1) ERA: 2.58	6.0	29	9	3	3	10	2	0	0	0	0	0	1	72	125	4.50	1.833										
Bobby Muñoz, R (7,1) ERA: 5.54	2.0	8	2	0	0	0	0	0	0	0	0	0	0	17	29	0.00	1.000										
Paul Assenmacher, L (9,1) ERA: 3.54	0.1	3	0	0	0	0	0	1	0	0	0	0	0	3	7	0.00	0.000										
Bob Wickman, R (9,1) ERA: 4.47	0.2	W	2	0	0	0	1	0	0	0	0	0	0	5	8	0.00	0.000										

Batter	1	2	3	4	5	6	7	8	9	AB	R	H	RBI	BB	SO	LOB	BOTTOM										
Wade Boggs, L (1,5) OBP: 0.380, SLG: 0.367 Andy Stankiewicz, R (9, PR)										3	0	1	1	2	0	1	Boston Red Sox @ New York Yankees Yankee Stadium, Bronx, NY Sat Sep 18 1993, 3:33 AM EDT Att: 55,672 - Overcast										
Dion James, L (1,7) OBP: 0.389, SLG: 0.464										4	0	0	0	1	0	3											
Don Mattingly, L (1,3) OBP: 0.367, SLG: 0.453										5	0	1	2	0	0	3											
Danny Tartabull, R (1,10) OBP: 0.358, SLG: 0.511										4	0	2	0	0	2	2											
Paul O'Neill, L (1,9) OBP: 0.372, SLG: 0.505										4	1	1	1	0	1	3											
Matt Nokes, L (1,2) OBP: 0.285, SLG: 0.433										4	0	1	0	0	0	0											
Bernie Williams, S (1,8) OBP: 0.339, SLG: 0.410										4	0	1	0	0	1	1											
Mike Gallego, R (1,4) OBP: 0.376, SLG: 0.430										3	1	0	0	0	1	2											
Randy Velarde, R (1,6) OBP: 0.372, SLG: 0.497 Mike Stanley, R (9, PH) OBP: 0.396, SLG: 0.555 Gerald Williams, R (9, PR) OBP: 0.196, SLG: 0.321										3	0	2	0	0	1	1											
Inning Stats	R: 0 H: 0 E: 0 K: 0 S: 7	H: 0 R: 0 ER: 0 LOB: 0 P: 11	R: 0 H: 0 E: 0 K: 1 S: 8	H: 0 R: 0 ER: 0 LOB: 0 P: 13	R: 0 H: 2 E: 0 K: 0 S: 11	H: 1 R: 0 ER: 0 LOB: 1 P: 8	R: 0 H: 0 E: 0 K: 1 S: 6	H: 0 R: 0 ER: 0 LOB: 1 P: 8	R: 0 H: 1 E: 0 K: 2 S: 13	H: 2 R: 0 ER: 0 LOB: 2 P: 19	R: 0 H: 1 E: 0 K: 1 S: 17	R: 0 H: 1 E: 0 K: 1 S: 17	R: 0 H: 1 E: 0 K: 1 S: 17	R: 0 H: 1 E: 0 K: 1 S: 17	R: 3 H: 3 E: 0 K: 0 S: 18	R: 3 H: 3 E: 0 K: 0 S: 18		1B: 6 2B: 3 3B: 0 HR: 1	SF: 0 SAC: 0 DP: 1 HBP: 1	WP: 0 PB: 0 SB: 0 CS: 0	PA: 39						
PITCHER	IP	WLS	BF	H	R	ER	SO	BB	IBB	HBP	BLK	WP	HR	S	P	ERA	WHIP										
Nate Minchey, R (1,1) ERA: 1.2	6.0	24	6	1	1	3	1	0	0	0	0	0	0	13	21	0.00	0.750										
Ken Ryan, R (7,1) ERA: 3.72	1.1	5	0	0	0	2	1	0	0	0	0	0	0	4	6	0.00	0.000										
Tony Fossas, L (8,1) ERA: 5.52	0.1	1	0	0	0	0	0	0	0	0	0	0	0	4	6	0.00	0.000										
Greg Harris, R (8,1) ERA: 2.75	1.0	L	9	4	3	3	1	1	0	1	0	0	0	25	40	27.00	5.000										

Batter	1	2	3	4	5	6	7	8	9	AB	R	H	RBI	BB	SO	LOB	TOP			
Scott Fletcher, R (1.4) OBP: 0.343, SLG: 0.401										6	1	2	1	0	0	0				
Bob Zupcic, R (1.7) (8.8)										5	2	1	1	0	0	1				
Tim Naehring, R (1.10) OBP: 0.368, SLG: 0.444										3	1	1	0	2	1	0				
Mo Vaughn, L (1.3) OBP: 0.405, SLG: 0.540										5	0	2	1	0	2	1				
Rob Deer, R (1.9) OBP: 0.309, SLG: 0.380										5	2	2	0	0	0	6				
John Valentin, R (1.6) OBP: 0.337, SLG: 0.427										4	1	3	4	1	0	2				
Scott Cooper, L (1.5) OBP: 0.350, SLG: 0.394										5	0	1	0	0	0	8				
Bob Melvin, R (1.2) OBP: 0.250, SLG: 0.314										4	1	1	0	1	0	1				
Jeff McNeely, R (1.8) OBP: 0.167, SLG: 0.167										3	0	0	0	0	0	2				
Greg Blosser, L (8.7) OBP: 0.091, SLG: 0.091										2	0	0	0	0	1	1				
Inning Stats	R: 0 E: 0 K: 1 S: 8	H: 0 LOB: 0 BB: 0 P: 12	R: 1 E: 1 K: 1 S: 12	H: 2 LOB: 2 BB: 1 P: 20	R: 1 E: 2 K: 0 S: 13	H: 2 LOB: 3 BB: 0 P: 23	R: 0 E: 0 K: 0 S: 8	H: 1 LOB: 1 BB: 0 P: 15	R: 2 E: 0 K: 0 S: 8	H: 2 LOB: 1 BB: 1 P: 13	R: 0 E: 0 K: 1 S: 9	H: 1 LOB: 2 BB: 1 P: 18	R: 4 E: 0 K: 0 S: 24	H: 5 LOB: 2 BB: 1 P: 40	R: 0 E: 0 K: 1 S: 6	H: 0 LOB: 0 BB: 0 P: 9	1B: 7 2B: 4 3B: 1 HR: 1	SF: 0 SAC: 0 DP: 0 HBP: 0	WP: 0 PB: 0 SB: 1 CS: 0	PA: 46
PITCHER	IP WLS BF H R ER SO BB IBB HBP BLK WP HR S P ERA WHIP																			
Frank Tanana, L (1.1) ERA: 4.45	7.0 L 34 8 4 3 3 2 1 0 0 0 0 1 65 114 3.86 1.429																			
Steve Farr, R (8.1) ERA: 4.08	0.1 5 3 4 4 0 0 1 0 0 0 0 0 2 24 108.00 12.000																			
Paul Assenmacher, L (8.1) ERA: 3.54	0.0 1 1 0 0 0 0 0 0 0 0 0 0 3 4 ∞ ∞																			
Rich Monteleone, R (8.1) ERA: 5.02	0.1 2 1 0 0 0 0 0 0 0 0 0 0 6 9 0.00 3.000																			
Steve Howe, L (8.1) ERA: 5.16	0.1 1 0 0 0 0 0 0 0 0 0 0 0 3 3 0.00 0.000																			
Domingo Jean, R (9.1) ERA: 4.86	1.0 3 0 0 0 1 0 0 0 0 0 0 0 13 24 108.00 12.000																			

Boston Red Sox @ New York Yankees
 Yankee Stadium, Bronx, NY
 Sun Sep 19 1993, 3:33 AM EDT
 Att: 53,510 - Sunny - 69 F

AB 42
 R 8
 H 13
 RBI 7
 BB 4
 SO 4
 LOB 22





Batter	1	2	3	4	5	6	7	8	9	AB	R	H	RBI	BB	SO	LOB	BOTTOM					
Wade Boggs, L (1.5) OBP: 0.380, SLG: 0.366										3	0	1	0	1	0	0						
Dion James, L (1.7) OBP: 0.390, SLG: 0.472										3	1	1	1	1	0	1						
Don Mattingly, L (1.3) OBP: 0.368, SLG: 0.452										3	0	1	0	1	1	3						
Danny Tartabull, R (1.10) OBP: 0.356, SLG: 0.506										4	0	0	0	0	3	5						
Paul O'Neill, L (1.9) OBP: 0.371, SLG: 0.509										4	1	1	1	0	0	0						
Mike Stanley, R (1.2) OBP: 0.392, SLG: 0.549										4	0	0	0	0	2	0						
Bernie Williams, S (1.8) OBP: 0.338, SLG: 0.411										4	1	1	0	0	0	0						
Mike Gallego, R (1.4) OBP: 0.375, SLG: 0.427										3	0	0	0	1	0	1						
Randy Velarde, R (1.6) OBP: 0.367, SLG: 0.490										3	0	0	1	0	1	1						
Inning Stats	R: 0 E: 0 K: 0 S: 7	H: 0 LOB: 0 BB: 0 P: 9	R: 0 E: 0 K: 1 S: 8	H: 0 LOB: 0 BB: 0 P: 9	R: 1 E: 0 K: 0 S: 10	H: 1 LOB: 1 BB: 1 P: 20	R: 0 E: 0 K: 0 S: 10	H: 1 LOB: 0 BB: 0 P: 14	R: 0 E: 0 K: 1 S: 6	H: 0 LOB: 0 BB: 0 P: 10	R: 1 E: 0 K: 1 S: 13	H: 1 LOB: 1 BB: 1 P: 23	R: 0 E: 0 K: 1 S: 8	H: 0 LOB: 0 BB: 0 P: 15	R: 0 E: 0 K: 3 S: 16	H: 1 LOB: 3 BB: 2 P: 30	R: 1 E: 0 K: 0 S: 9	H: 1 LOB: 0 BB: 0 P: 13	1B: 2 2B: 2 3B: 0 HR: 2	SF: 0 SAC: 0 DP: 1 HBP: 0	WP: 0 PB: 0 SB: 0 CS: 0	PA: 35
PITCHER	IP WLS BF H R ER SO BB IBB HBP BLK WP HR S P ERA WHIP																					
Danny Darwin, R (1.1) ERA: 3.27	6.0 W 22 3 2 2 3 2 0 0 0 0 0 0 1 54 85 3.00 0.833																					
Scott Bankhead, R (7.1) ERA: 3.45	1.1 7 1 0 0 2 2 0 0 0 0 0 0 18 34 0.00 2.250																					
Scott Taylor, L (8.1) ERA: 6.75	1.2 6 1 1 1 2 0 0 0 0 0 0 1 15 24 5.40 0.600																					

Boston Red Sox @ New York Yankees
 Yankee Stadium, Bronx, NY
 Sun Sep 19 1993, 3:33 AM EDT
 Att: 53,510 - Sunny - 69 F

AB 31
 R 3
 H 5
 RBI 3
 BB 4
 SO 7
 LOB 11




Batter	1	2	3	4	5	6	7	8	9	AB	R	H	RBI	BB	SO	LOB	TOP										
Chuck Knoblauch, R OBP: 0.354, SLG: 0.350 (1, 4)	G5-3	1B			P5			G6-3 1B BB		3	1	1	0	1	0	0	Minnesota Twins @ New York Yankees Yankee Stadium, Bronx, NY Wed Sep 22 1993, 7:05 PM EDT Att: 25,128 - Unknown - 63 F AB 33 R 5 H 9 RBI 5 BB 2 SO 11 LOB 9 										
Dave McCarty, R OBP: 0.283, SLG: 0.285 (1, 9)	G6-3	SAFE 1-3 SAFE 1-1 SAFE SAFE	K		1B			G6-3		4	0	1	0	0	1	2											
Kirby Puckett, R OBP: 0.346, SLG: 0.472 (1, 8)	L9		K		F8			CS 1B		4	0	1	1	0	1	1											
Kent Hrbek, L OBP: 0.342, SLG: 0.446 (1, 3)		HR	G4-3		K			K		4	1	1	1	0	2	1											
Dave Winfield, R OBP: 0.317, SLG: 0.438 (1, 10)		1B HR	F8		PO 1B			CS 1-2	G1-3 2B	4	1	3	0	0	0	0											
Brian Harper, R OBP: 0.351, SLG: 0.424 (1, 2)		HR			F7			P3	G1-3	4	1	1	0	0	0	2											
Pedro Munoz, R OBP: 0.298, SLG: 0.413 (1, 7)		1B HR	K		PO			K	K	4	1	1	3	0	3	1											
Scott Stahoviak, L OBP: 0.214, SLG: 0.225 (1, 5)		HR	K		K			K	K	3	0	0	0	1	3	1											
Pat Meares, R OBP: 0.269, SLG: 0.313 (1, 6)	G4-6-3				K			G6-3		3	0	0	0	0	1	1											
Inning Stats	R: 0 E: 0 K: 0 S: 4	H: 0 LOB: 0 BB: 0 P: 6	R: 4 E: 0 K: 1 S: 16	H: 5 LOB: 1 BB: 1 P: 31	R: 0 E: 0 K: 1 S: 9	H: 0 LOB: 0 BB: 0 P: 15	R: 0 E: 0 K: 2 S: 8	H: 0 LOB: 0 BB: 0 P: 9	R: 0 E: 0 K: 1 S: 10	H: 1 LOB: 1 BB: 0 P: 17	R: 0 E: 0 K: 1 S: 11	H: 0 LOB: 0 BB: 0 P: 13	R: 0 E: 0 K: 2 S: 8	H: 1 LOB: 1 BB: 0 P: 14	R: 0 E: 0 K: 2 S: 9	H: 1 LOB: 1 BB: 0 P: 13		1B: 5 2B: 2 3B: 0 HR: 2	SF: 0 SAC: 0 DP: 1 HBP: 0	WP: 0 PB: 0 CS: 1	PA: 37						
PITCHER	IP	WLS	BF	H	R	ER	SO	BB	IBB	HBP	BLK	WP	HR	S	P	ERA	WHIP										
Scott Kamieniecki, R ERA: 4.24 (1, 1)	7.1	L	30	8	5	5	8	2	0	0	0	0	2	68	114	6.14	1.364										
Paul Assenmacher, L ERA: 3.52 (8, 1)	0.1		1	0	0	0	1	0	0	0	0	0	0	3	4	0.00	0.000										
Bob Wickman, R ERA: 4.46 (8, 1)	0.1		0	0	0	0	0	0	0	0	0	0	0	3	4	0.00	0.000										
Lee Smith, R ERA: 4.02 (9, 1)	1.0		4	1	0	0	2	0	0	0	0	0	0	9	13	0.00	1.000										

Batter	1	2	3	4	5	6	7	8	9	AB	R	H	RBI	BB	SO	LOB	BOTTOM										
Wade Boggs, L OBP: 0.376, SLG: 0.363 (1, 5)	FC4-6 1B		F8		F7			F9		4	0	1	0	0	0	2	Minnesota Twins @ New York Yankees Yankee Stadium, Bronx, NY Wed Sep 22 1993, 7:05 PM EDT Att: 25,128 - Unknown - 63 F AB 34 R 2 H 6 RBI 2 BB 0 SO 5 LOB 12 										
Dion James, L OBP: 0.388, SLG: 0.474 (1, 7)	FC4-6 1-2				2B			G3		4	0	1	0	0	1	2											
Don Mattingly, L OBP: 0.362, SLG: 0.444 (1, 3)	F7				L7			F8		4	0	0	0	0	0	3											
Danny Tartabull, R OBP: 0.357, SLG: 0.503 (1, 9)	K				K			G4-3		4	0	0	0	0	2	2											
Matt Nokes, L OBP: 0.293, SLG: 0.428 (1, 2)		F8			G3-1			F8		4	0	0	0	0	0	1											
Jim Leyritz, R OBP: 0.420, SLG: 0.532 (1, 10)		G4-3			G5-3			L7		4	0	0	0	0	0	0											
Bernie Williams, S OBP: 0.338, SLG: 0.411 (1, 8)		K			1B 2B			G3		4	1	1	0	0	1	1											
Mike Gallego, R OBP: 0.374, SLG: 0.435 (1, 4)					K			G5-3		3	1	1	1	0	1	1											
Randy Velarde, R OBP: 0.369, SLG: 0.485 (1, 6)					G5-3			HR G3 1B		3	0	2	1	0	0	0											
Inning Stats	R: 0 E: 0 K: 1 S: 8	H: 1 LOB: 1 BB: 0 P: 12	R: 0 E: 0 K: 1 S: 10	H: 0 LOB: 0 BB: 0 P: 15	R: 0 E: 0 K: 1 S: 9	H: 0 LOB: 0 BB: 0 P: 13	R: 0 E: 0 K: 1 S: 7	H: 1 LOB: 1 BB: 0 P: 11	R: 1 E: 0 K: 0 S: 22	H: 2 LOB: 1 BB: 0 P: 32	R: 0 E: 0 K: 1 S: 5	H: 0 LOB: 0 BB: 0 P: 8	R: 0 E: 0 K: 0 S: 5	H: 0 LOB: 0 BB: 0 P: 10	R: 1 E: 0 K: 0 S: 9	H: 2 LOB: 1 BB: 0 P: 16		R: 0 E: 1 K: 0 S: 13	H: 0 LOB: 1 BB: 0 P: 21	1B: 3 2B: 2 3B: 0 HR: 1	SF: 0 SAC: 0 DP: 0 HBP: 0	WP: 0 PB: 0 CS: 0	PA: 34				
PITCHER	IP	WLS	BF	H	R	ER	SO	BB	IBB	HBP	BLK	WP	HR	S	P	ERA	WHIP										
Kevin Tapani, R ERA: 4.64 (1, 1)	7.0	W	26	5	2	2	5	0	0	0	0	0	0	8	103	2.57	0.714										
Carl Willis, R ERA: 3.09 (8, 1)	1.0		4	1	0	0	0	0	0	0	0	0	0	8	14	0.00	1.000										
Rick Aguilera, R ERA: 2.76 (9, 1)	1.0	S	4	0	0	0	0	0	0	0	0	0	0	13	21	0.00	0.000										

Batter	1	2	3	4	5	6	7	8	9	AB	R	H	RBI	BB	SO	LOB	TOP										
Wade Boggs, L (1,5) OBP: 0.377, SLG: 0.361	G5-3	1-1 1B			F8		G4-3		FC4-6 WP	5	0	1	1	0	0	1											
Dion James, L (1,7) OBP: 0.391, SLG: 0.474		1-2 3-H 1B			G3			F8	2-3 K	2	0	1	0	1	0	0											
Mike Humphreys, R (8,PH) OBP: 0.242, SLG: 0.414	1B									1	0	0	0	0	0	0											
Matt Nokes, L (9,PH) OBP: 0.292, SLG: 0.426	BB	1-2 2-H 1B								1	0	0	0	0	1	1											
Don Mattingly, L (1,3) OBP: 0.362, SLG: 0.442	SAFE 1B	2-2 1-3 1B		G6-3		P8		L8		4	0	1	0	0	0	0											
Danny Tartabull, R (1,9) OBP: 0.360, SLG: 0.508	SAFE K	2-3 K		G3-6 BB		2B SF7 1B		1B 3B		3	2	2	0	1	1	2											
Paul O'Neill, L (1,10) OBP: 0.369, SLG: 0.507	SAFE K	1-3 K		G3-6		1-2 2B		1B 1B		3	0	1	0	0	1	3											
Jim Levritz, R (8,PH) OBP: 0.422, SLG: 0.534						1-3 2B				1	0	1	1	0	0	0											
Mike Stanley, R (1,2) OBP: 0.391, SLG: 0.545		2-3 K			1-3 K		1-0 SF7	0-2 1B		3	0	1	1	0	2	0											
Bernie Williams, S (1,8) OBP: 0.336, SLG: 0.407		1-3 K			2-3 K		3-H 0-1 P3	1-2 P6		4	0	0	0	0	2	3											
Mike Gallego, R (1,4) OBP: 0.373, SLG: 0.431		4-2 1B BB			0-3 K			3-1 P6	2-1 G6-3	3	1	0	0	1	1	0											
Randy Velarde, R (1,6) OBP: 0.371, SLG: 0.485	SAFE 1B	2-1 1-3 1B 1B				0-1 F8		3-2 P3	1-2 FC4-6 1B	4	0	2	0	0	0	0											
Inning Stats	R: 0 E: 0 K: 2 S: 12	H: 1 LOB: 2 BB: 1 P: 21	R: 1 E: 0 K: 2 S: 13	H: 3 LOB: 2 BB: 1 P: 23	R: 0 E: 0 K: 0 S: 7	H: 0 LOB: 0 BB: 1 P: 13	R: 0 E: 0 K: 3 S: 12	H: 0 LOB: 0 BB: 0 P: 15	R: 0 E: 0 K: 0 S: 6	H: 0 LOB: 1 BB: 0 P: 15	R: 0 E: 0 K: 0 S: 8	H: 0 LOB: 0 BB: 0 P: 15	R: 1 E: 0 K: 0 S: 18	H: 3 LOB: 2 BB: 0 P: 23	R: 0 E: 0 K: 1 S: 11	H: 1 LOB: 1 BB: 0 P: 18	1B: 8 2B: 1 3B: 1 HR: 0	SF: 1 SAC: 0 DP: 1 HBP: 0	WP: 1 PB: 0 SB: 0 CS: 0	PA: 38							
PITCHER	IP	WLS	BF	H	R	ER	SO	BB	IBB	HBP	BLK	WP	HR	S	P	ERA	WHIP										
Juan Guzman, R (1,1) ERA: 3.87	7.0	W	28	6	2	2	7	3	0	0	0	0	0	67	110	2.57	1.286										
Tony Castillo, L (8,1) ERA: 3.51	0.2		5	3	1	1	0	0	0	0	0	0	0	15	19	13.50	4.500										
Mike Timlin, R (8,1) ERA: 5.02	0.1		1	0	0	0	0	0	0	0	0	0	0	3	4	0.00	0.000										
Duane Ward, R (9,1) ERA: 2.3	1.0		4	1	0	0	1	0	0	0	0	1	0	11	18	0.00	1.000										

New York Yankees @ Toronto Blue Jays
SkyDome, Toronto, ON
Fri Sep 24 1993, 7:05 PM EDT
Att: 50,517 - Dome


AB 34
R 3
H 10
RBI 3
BB 3
SO 8
LOB 10



Batter	1	2	3	4	5	6	7	8	9	AB	R	H	RBI	BB	SO	LOB	BOTTOM										
Rickey Henderson, R (1,7) OBP: 0.433, SLG: 0.479	1-1 1B SF9 2B		1-1 HR	3-2 L7			4-1 2B BB	3-2 G5-3		4	3	2	1	1	0	1											
Willie Canate, R (9,7) OBP: 0.273, SLG: 0.256				1-2						0	0	0	0	0	0	0											
Devon White, S (1,8) OBP: 0.342, SLG: 0.443	2-2 P9 SF9 1B		0-3 K		2-2 G6-3 1B		2-1 1-H 2B 2B	2-2 1B 1B		5	1	4	1	0	1	0											
Paul Molitor, R (1,10) OBP: 0.407, SLG: 0.510	1-0 SF9		4-0 G6-4-3 BB		1-0 G6-3		0-0 2-H 1B 2B	0-0 1B 1B		3	1	2	2	1	0	1											
Joe Carter, R (1,9) OBP: 0.309, SLG: 0.482	1-2 3-H P9		0-2 G6-4-3		1-1 G5-3		4-0 FC6-4 1B IBB	1-1 P2		3	0	0	0	1	0	2											
Turner Ward, S (8,9) OBP: 0.297, SLG: 0.308			1-2 G6-4-3							1	0	0	0	0	0	2											
John Olerud, L (1,3) OBP: 0.477, SLG: 0.610	0-0 P5			1-0 SH3-4 1B 1B		3-2 L8	0-0 FC6-4 1B	1-2 2-H G4-3		5	1	2	1	0	0	3											
Roberto Alomar, S (1,4) OBP: 0.406, SLG: 0.490		2-1 F9		4-1 SH3-4 1B BB		3-0 BB 1B	1-0 FC6-4 S	1-2 2-3 IBB		3	1	1	0	1	0	2											
Tony Fernandez, S (1,6) OBP: 0.350, SLG: 0.397	1-0 G1-3			0-1 SH3-4		2-2 BB 1B	4-1 1B IBB			2	0	1	0	1	0	0											
Ed Sprague, R (1,5) OBP: 0.308, SLG: 0.390		4-0 BB		2-3 K		4-1 G4-6-3 BB	1-1 F8			2	0	0	0	2	1	5											
Pat Borders, R (1,2) OBP: 0.285, SLG: 0.367		0-3 K		2-2 S 1B		1-0 G4-6-3	1-3 K			4	0	1	2	0	2	7											
Inning Stats	R: 1 E: 0 K: 0 S: 14	H: 2 LOB: 1 BB: 0 P: 19	R: 0 E: 0 K: 1 S: 6	H: 0 LOB: 1 BB: 1 P: 13	R: 1 E: 0 K: 1 S: 9	H: 1 LOB: 1 BB: 1 P: 14	R: 2 E: 0 K: 1 S: 14	H: 2 LOB: 1 BB: 1 P: 26	R: 0 E: 0 K: 0 S: 6	H: 1 LOB: 0 BB: 0 P: 10	R: 0 E: 0 K: 0 S: 11	H: 2 LOB: 2 BB: 1 P: 24	R: 3 E: 0 K: 1 S: 12	H: 3 LOB: 3 BB: 3 P: 29	R: 0 E: 0 K: 0 S: 12	H: 2 LOB: 2 BB: 0 P: 19	1B: 9 2B: 3 3B: 0 HR: 1	SF: 1 SAC: 1 DP: 3 HBP: 0	WP: 0 PB: 0 SB: 2 CS: 0	PA: 41							
PITCHER	IP	WLS	BF	H	R	ER	SO	BB	IBB	HBP	BLK	WP	HR	S	P	ERA	WHIP										
Jimmy Key, L (1,1) ERA: 3.58	6.0	L	27	8	4	4	3	4	0	0	0	0	0	4	14	"	"										
Bob Wickman, R (7,1) ERA: 4.65	0.0		4	2	3	3	0	1	1	0	0	0	0	3	8	0.00	3.000										
Paul Assenmacher, L (7,1) ERA: 3.5	0.1		3	1	0	0	0	0	1	0	0	0	0	3	2	0.00	3.000										
Bobby Munoz, R (7,1) ERA: 5.05	1.1		6	2	0	0	1	0	0	0	0	0	0	14	22	0.00	1.500										
Paul Gibson, L (8,1) ERA: 3.56	0.1		1	0	0	0	0	0	0	0	0	0	0	3	4	0.00	0.000										

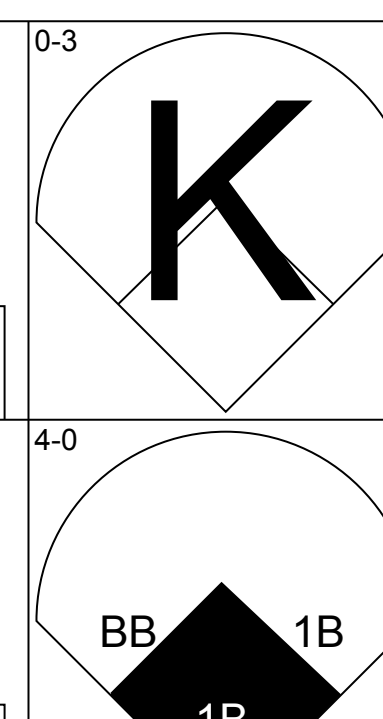
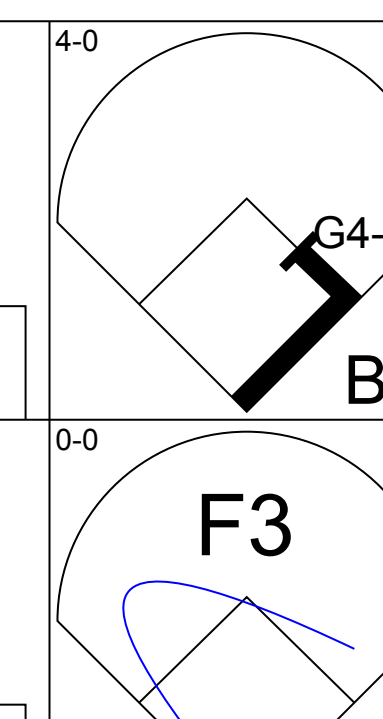
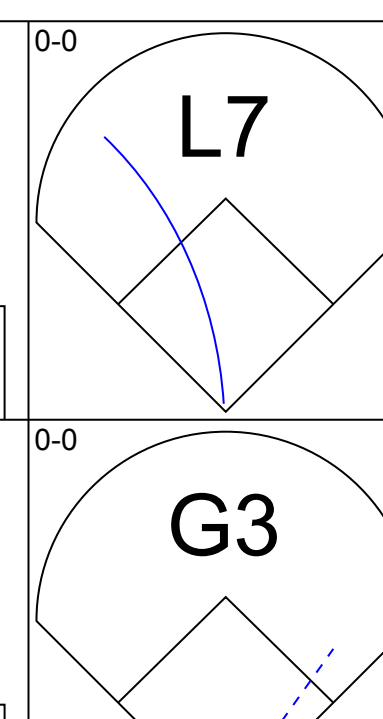
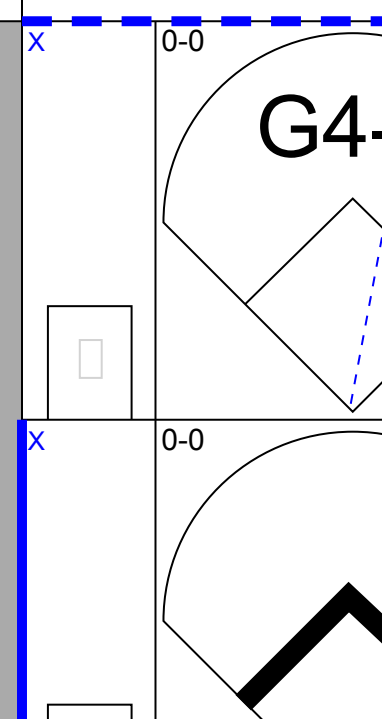
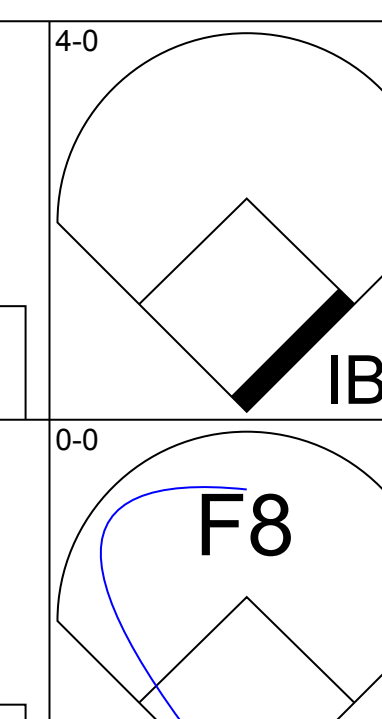
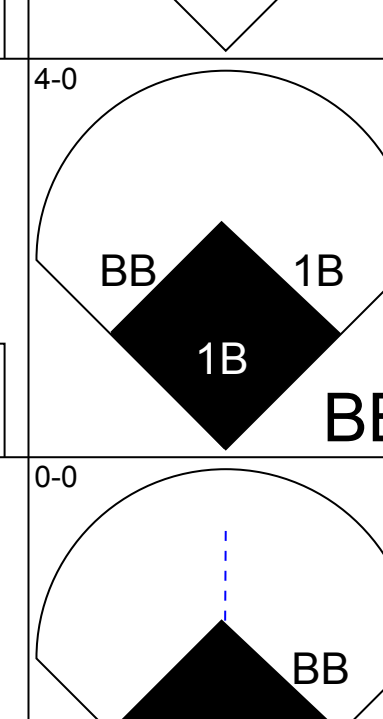
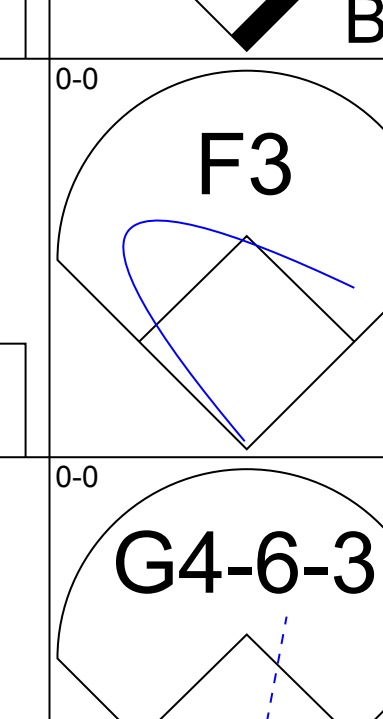
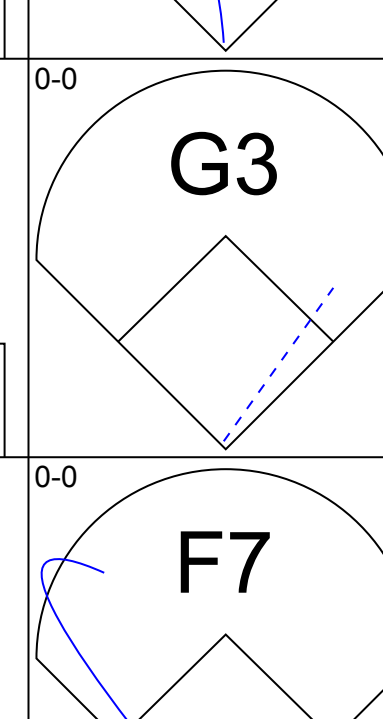
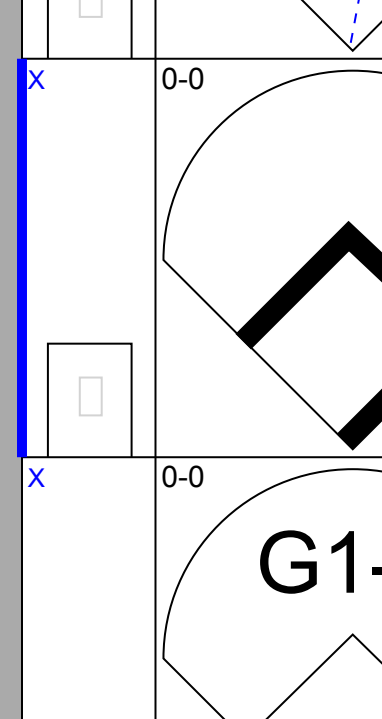
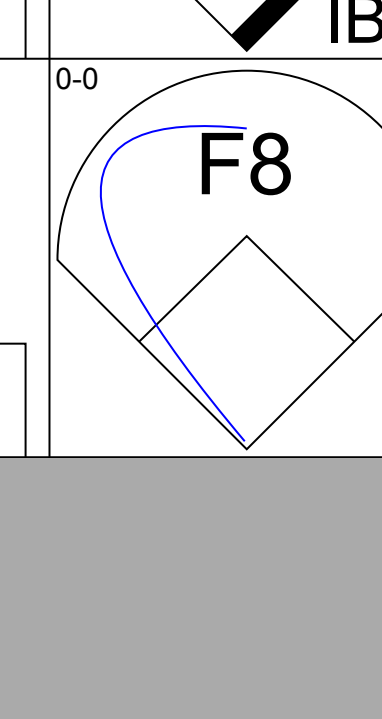
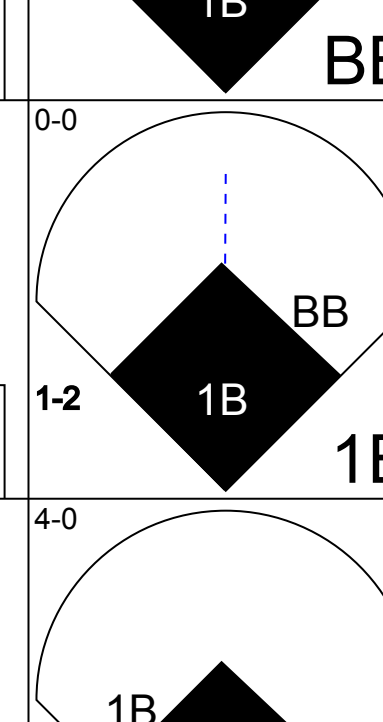
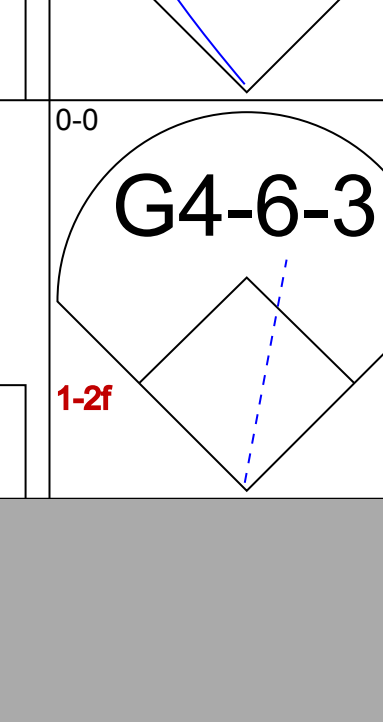
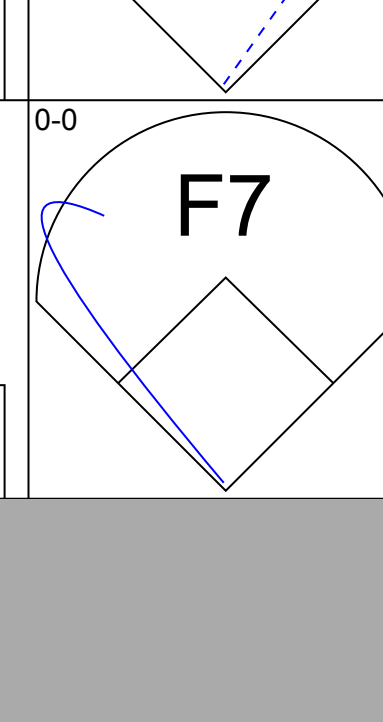
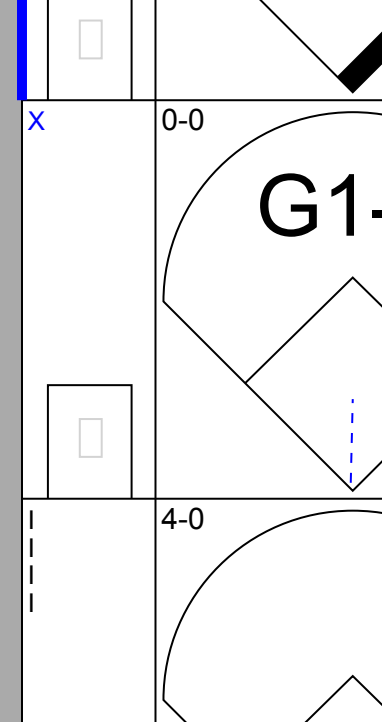

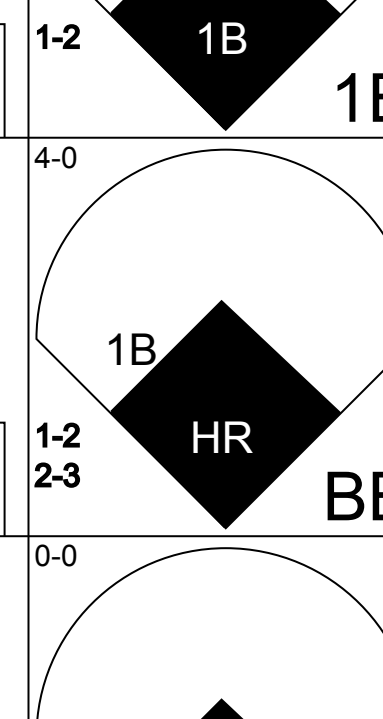
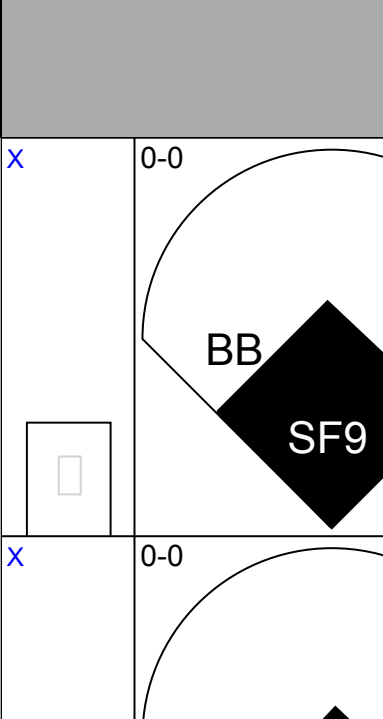
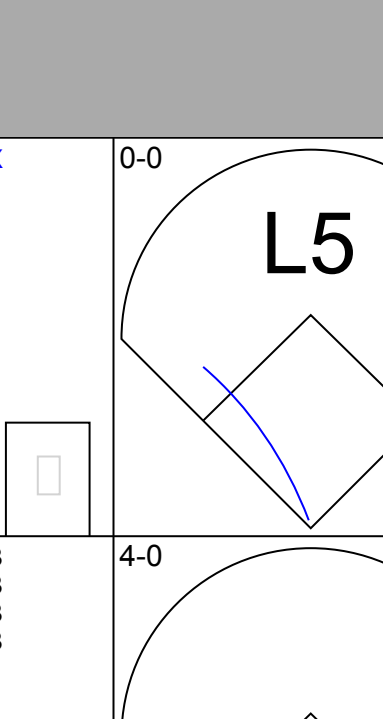
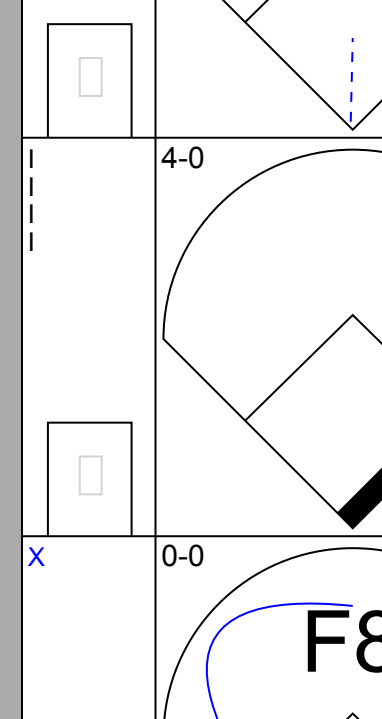

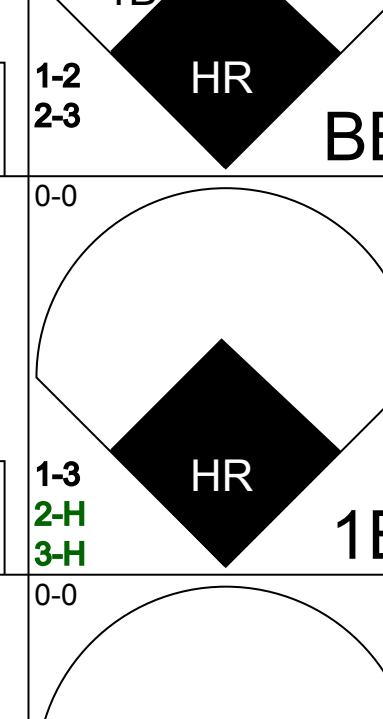
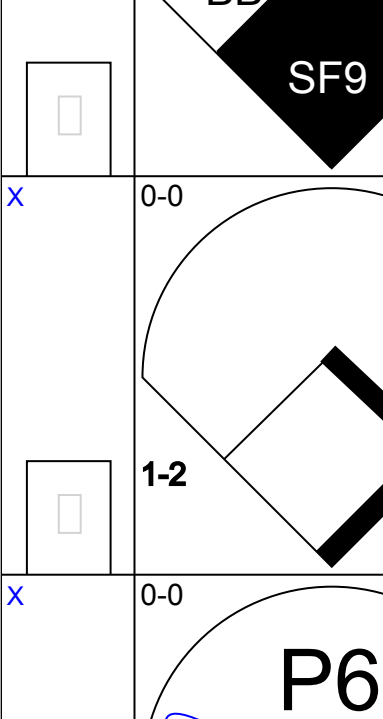
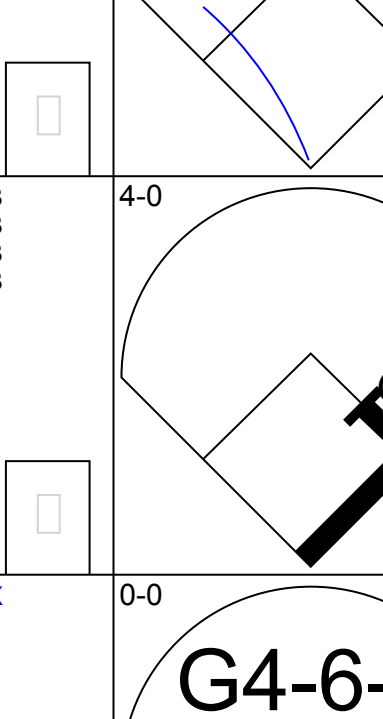
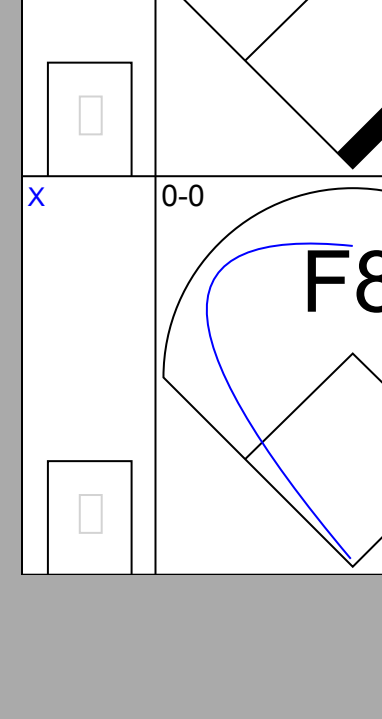

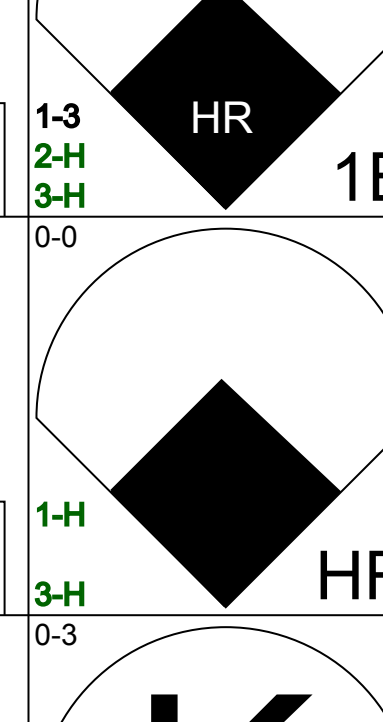
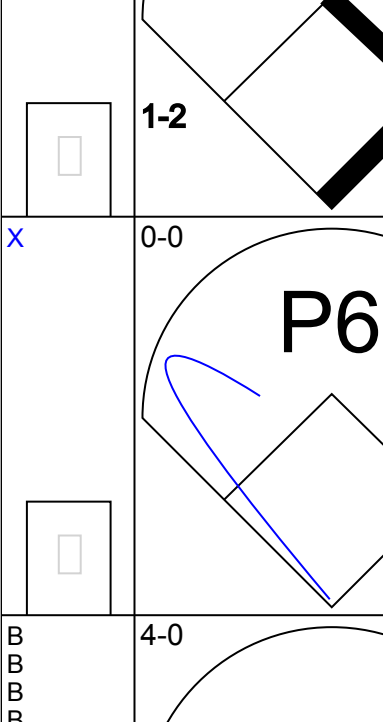
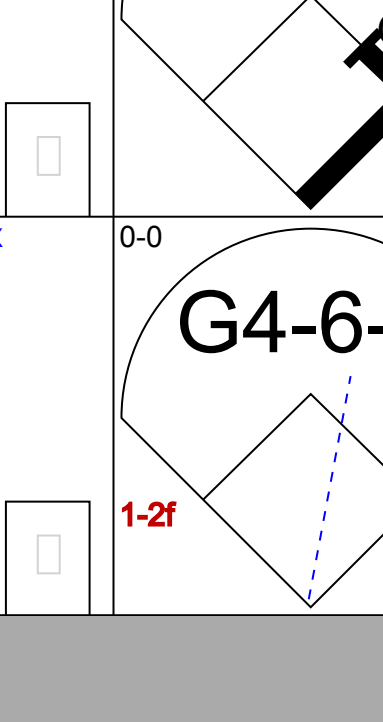
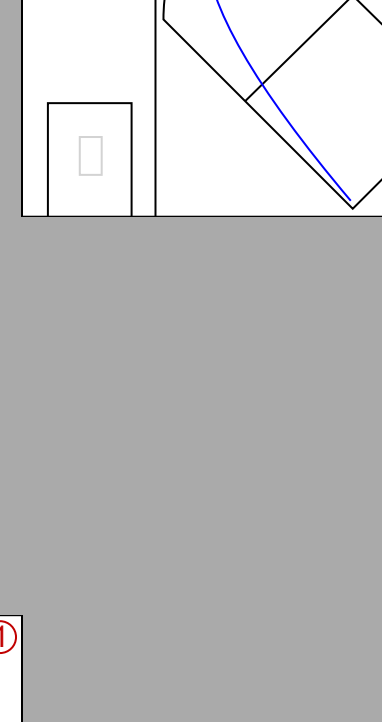
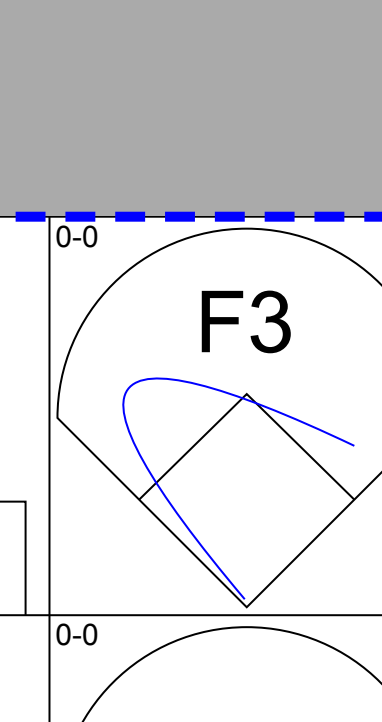
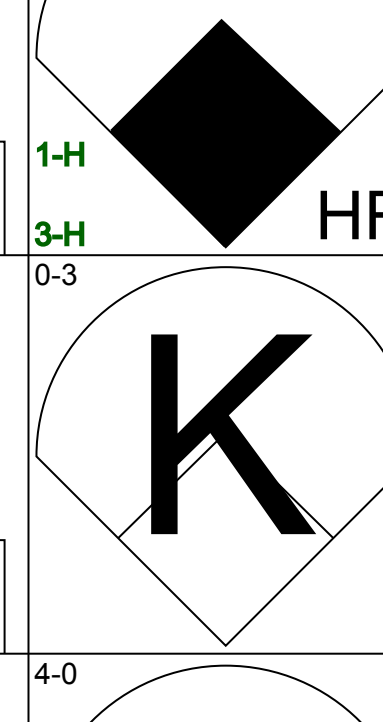
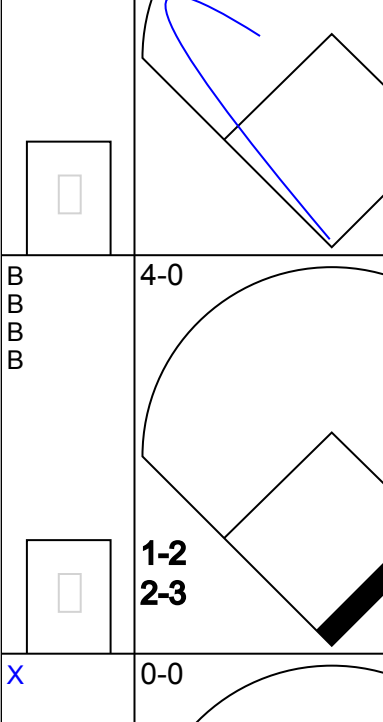
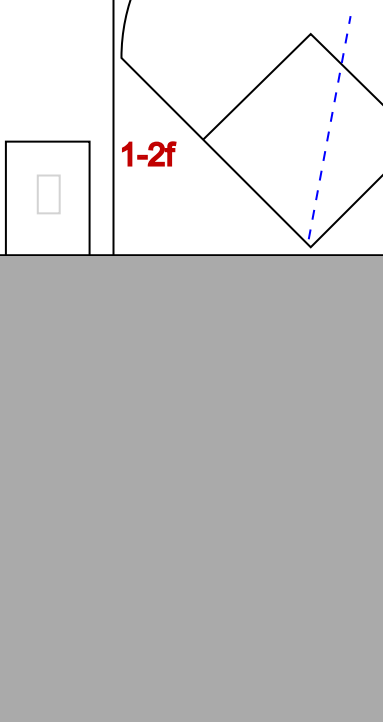

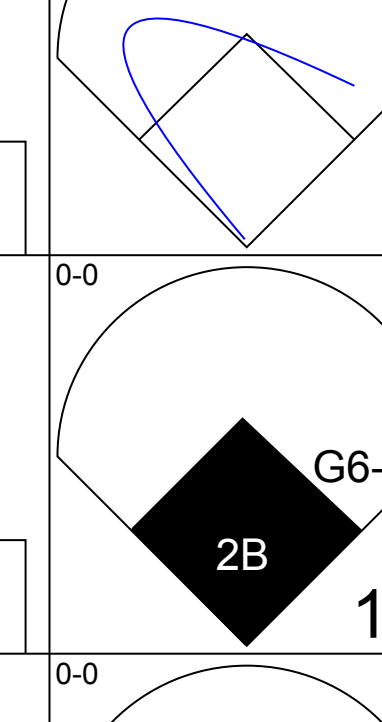
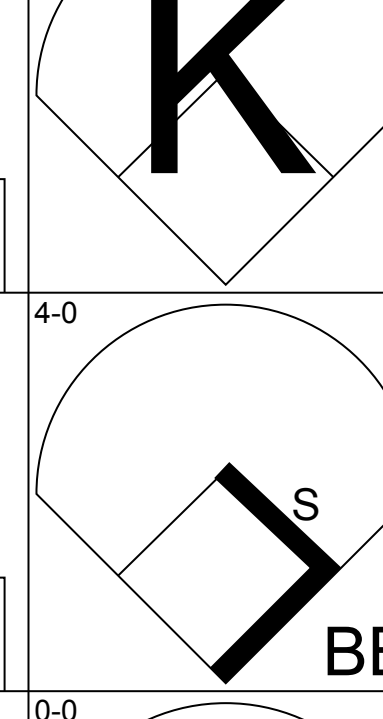
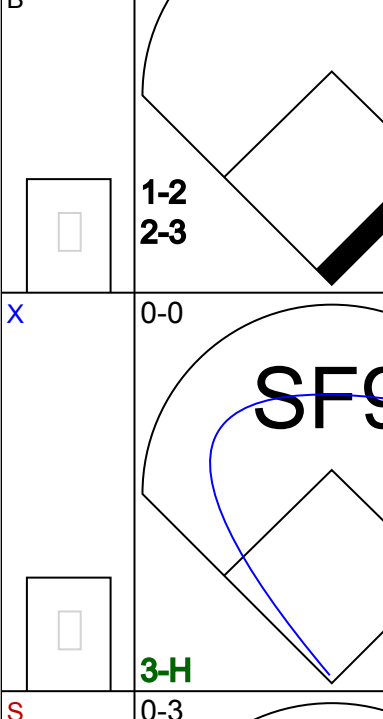


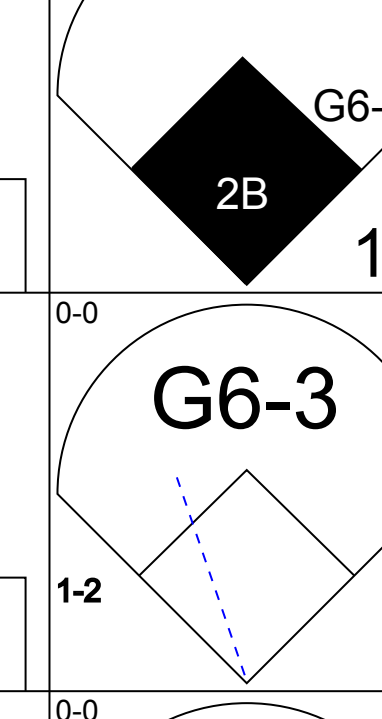
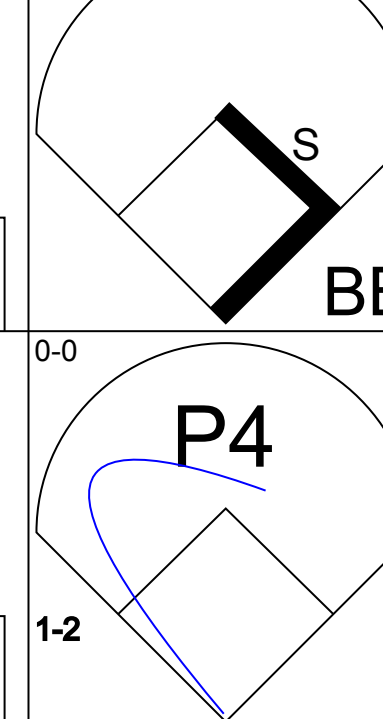
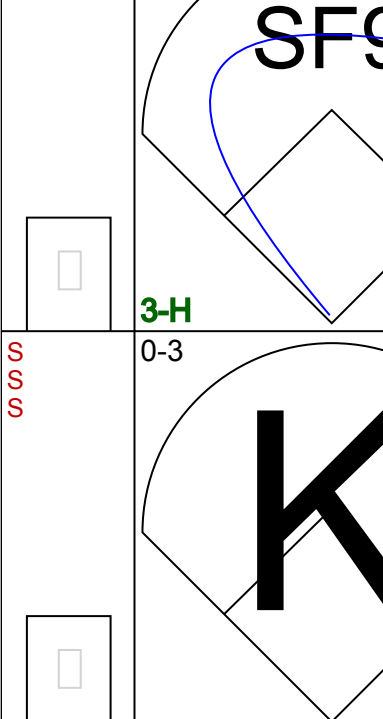


New York Yankees @ Toronto Blue Jays
SkyDome, Toronto, ON
Fri Sep 24 1993, 7:05 PM EDT
Att: 50,517 - Dome

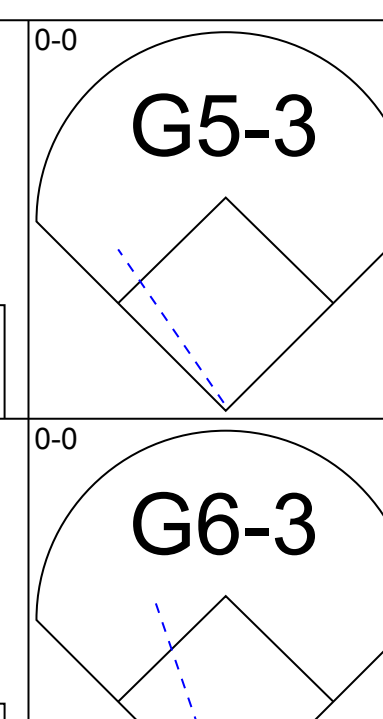
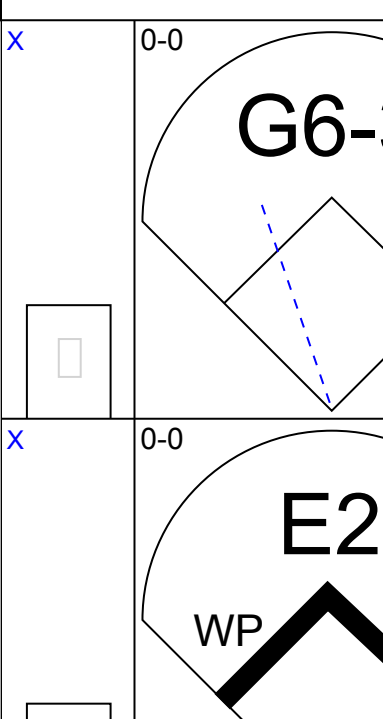
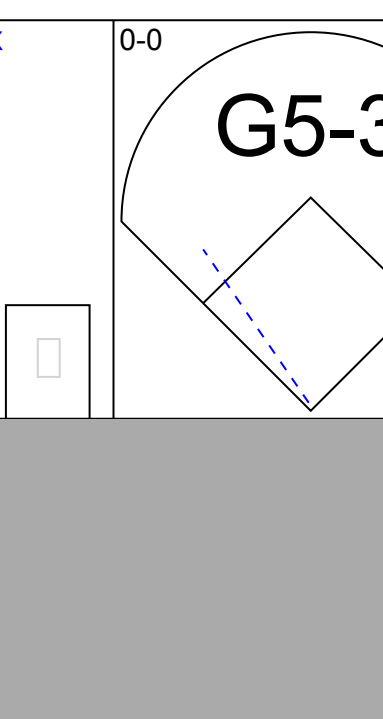
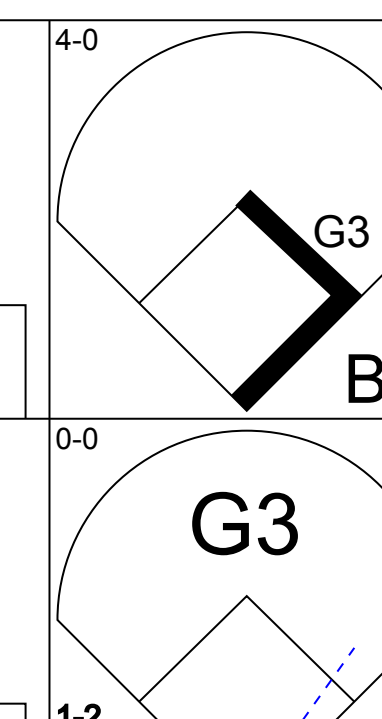
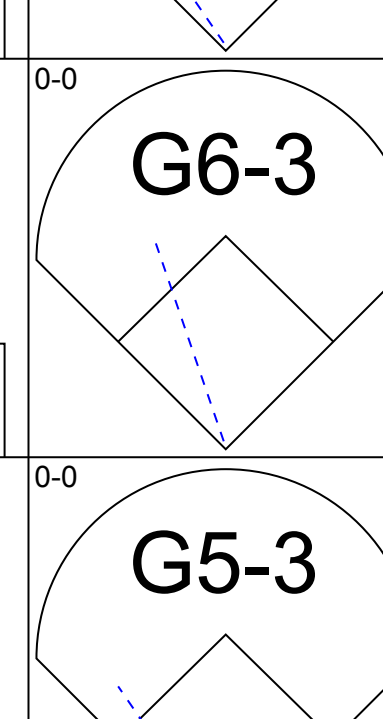
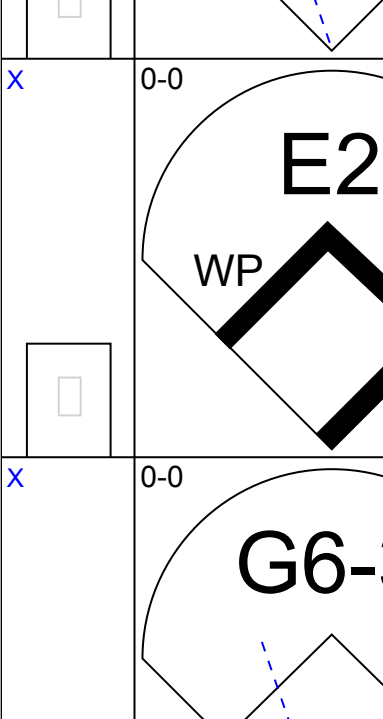

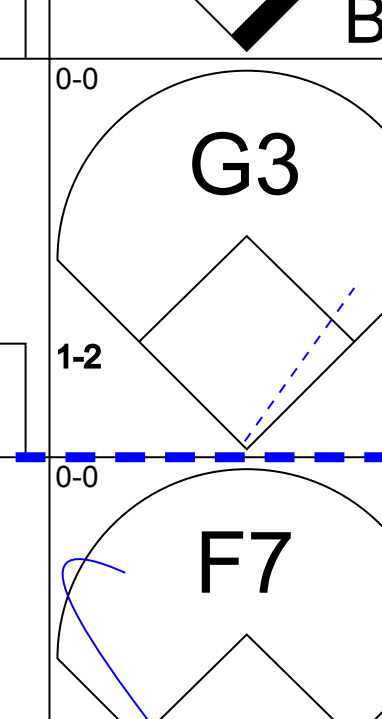
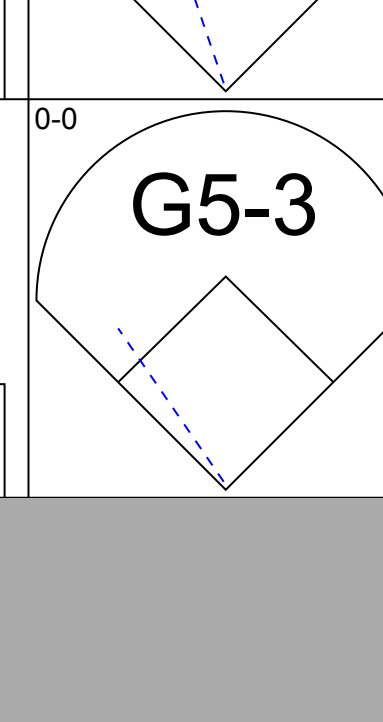
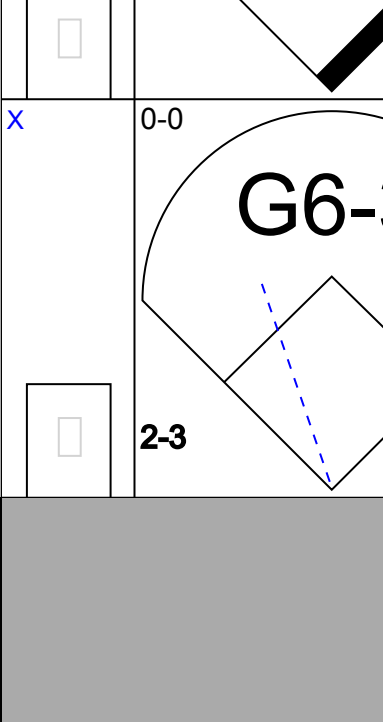

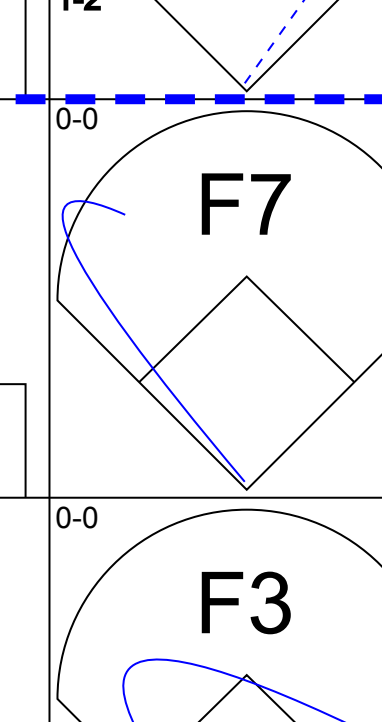
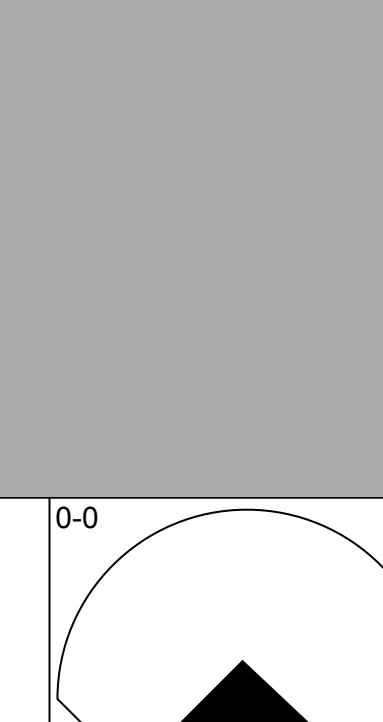
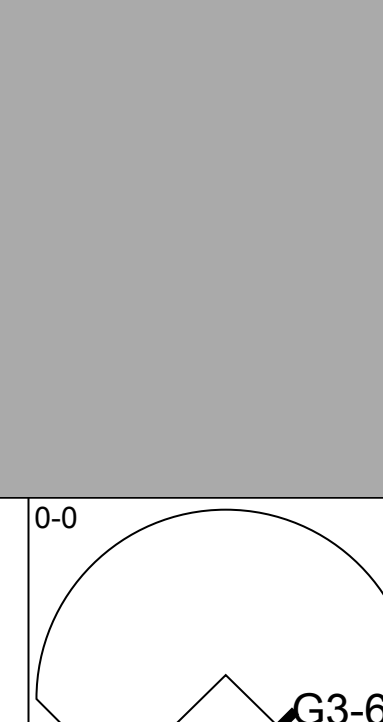

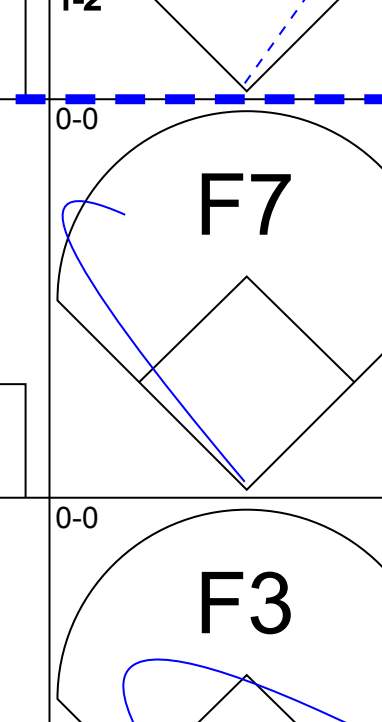
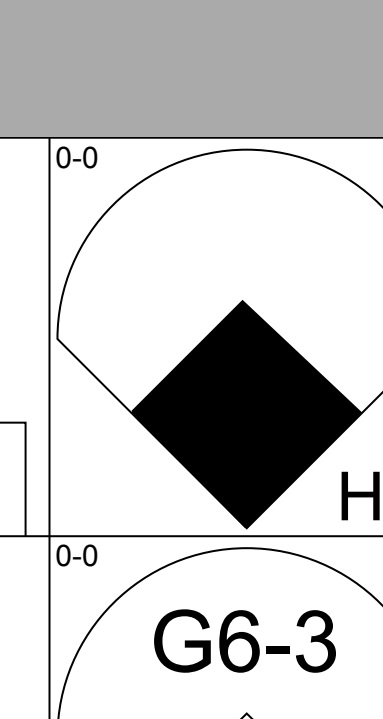
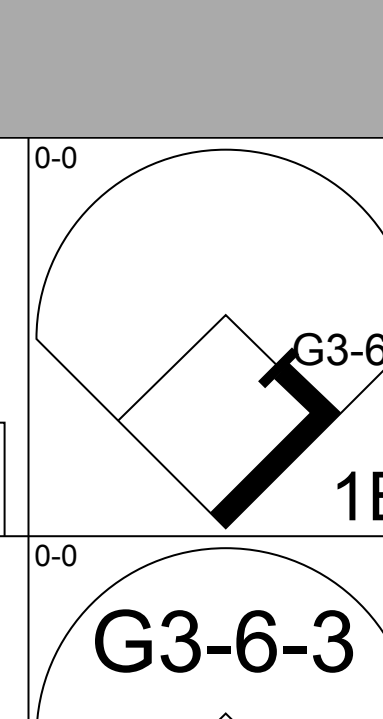

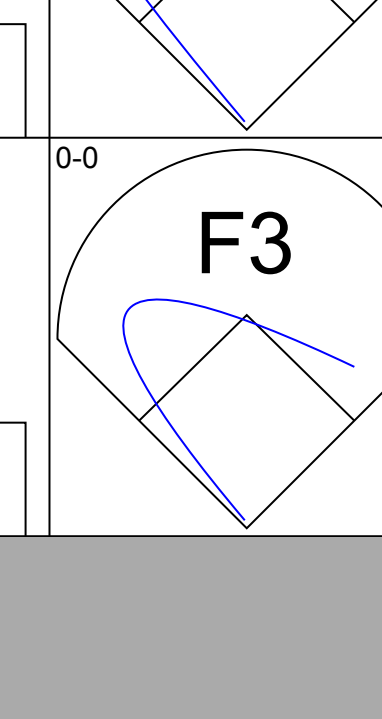
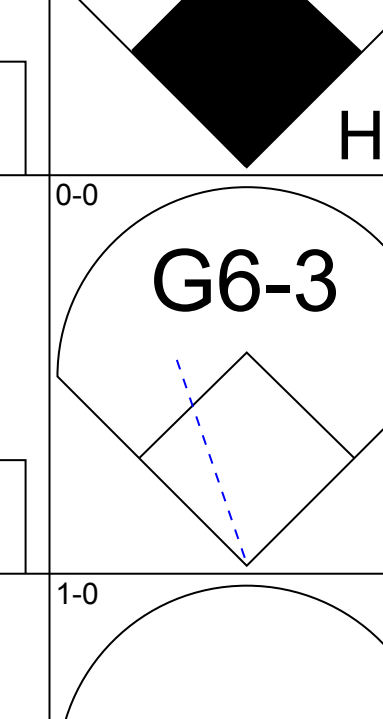
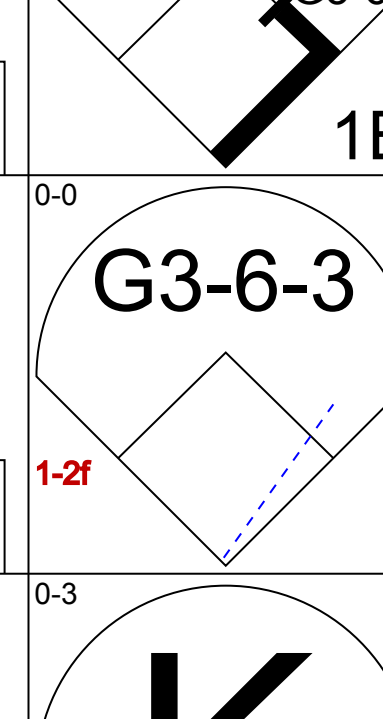
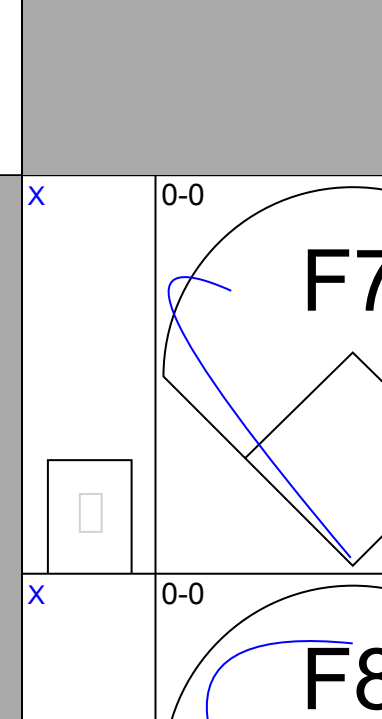

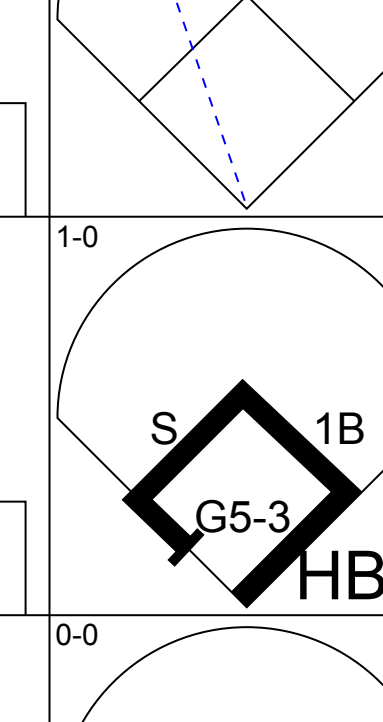

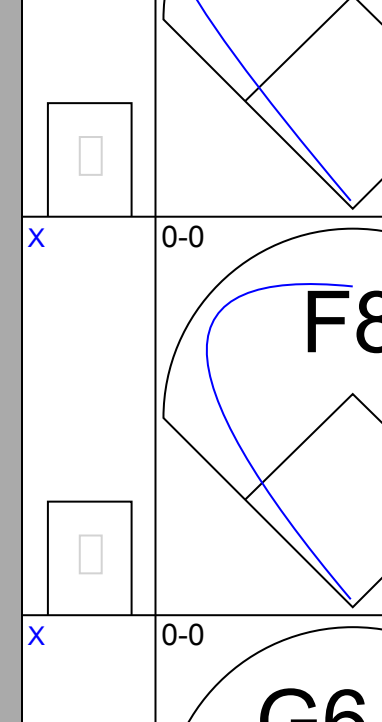

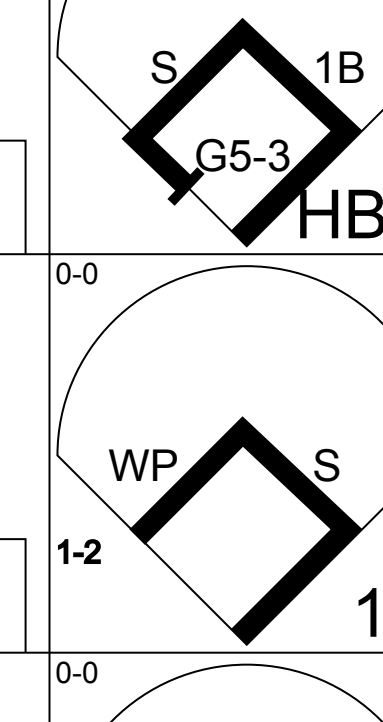
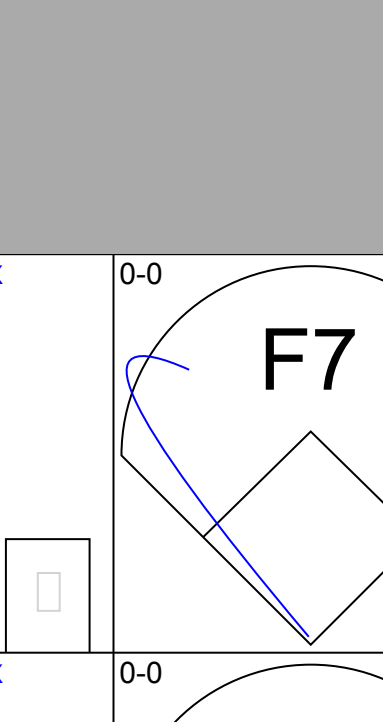


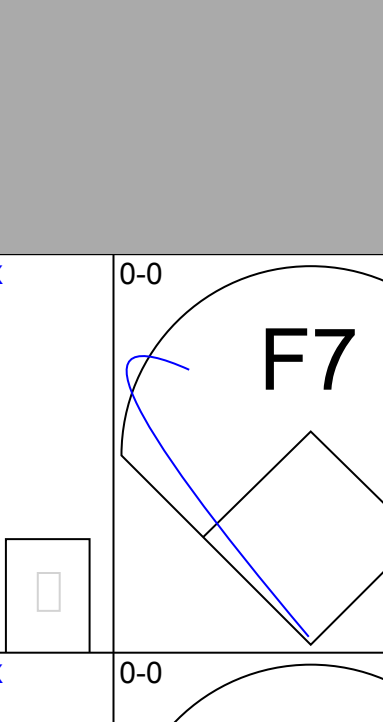

AB 32
R 7
H 13
RBI 7
BB 7
SO 4
LOB 23



Batter	1	2	3	4	5	6	7	8	9	AB	R	H	RBI	BB	SO	LOB	TOP				
Wade Boggs, L (1, 5) OBP: 0.377, SLG: 0.363										3	1	1	0	1	0	2	New York Yankees @ Toronto Blue Jays SkyDome, Toronto, ON Sat Sep 25 1993, 3:33 AM EDT Att: 50,527 - Overcast - 66 F				
Jim Leyritz, R (1, 9) OBP: 0.420, SLG: 0.527										3	0	0	0	1	2	2					
Don Mattingly, L (1, 3) OBP: 0.361, SLG: 0.441										4	0	1	1	0	0	4					
Danny Tartabull, R (1, 10) OBP: 0.359, SLG: 0.505										3	0	0	0	1	1	1					
Mike Stanley, R (1, 2) OBP: 0.390, SLG: 0.541										3	0	0	0	1	1	2					
Bernie Williams, S (1, 8) OBP: 0.335, SLG: 0.406										4	0	1	0	0	0	1					
Randy Velarde, R (1, 7) Dion James, L (7, PH) OBP: 0.391, SLG: 0.473										2	0	0	0	0	0	1					
Mike Gallego, R (1, 6) OBP: 0.372, SLG: 0.428										3	0	0	0	1	0	2					
Pat Kelly, R (1, 4) OBP: 0.316, SLG: 0.385										3	0	1	0	0	1	2					
Inning Stats	R: 0 E: 0 K: 1 S: 15	H: 0 LOB: 1 BB: 1 P: 27	R: 0 E: 0 K: 0 S: 6	H: 0 LOB: 0 BB: 0 P: 11	R: 0 E: 0 K: 0 S: 7	H: 1 LOB: 2 BB: 2 P: 18	R: 0 E: 0 K: 0 S: 11	H: 0 LOB: 1 BB: 1 P: 20	R: 0 E: 0 K: 1 S: 8	H: 0 LOB: 0 BB: 0 P: 12	R: 0 E: 0 K: 2 S: 14	H: 1 LOB: 2 BB: 1 P: 29	R: 1 E: 0 K: 1 S: 16	H: 2 LOB: 1 BB: 1 P: 27	R: 0 E: 0 K: 0 S: 9	H: 0 LOB: 0 BB: 0 P: 12	1B: 3 2B: 1 3B: 0 HR: 0	SF: 0 SAC: 0 DP: 2 HBP: 0	WP: 0 PB: 0 SB: 2 CS: 0	PA: 35	
PITCHER	IP WLS BF H R ER SO BB IBB HBP BLK WP HR S P ERA WHIP																				
Al Leiter, L (1, 1) ERA: 4.18	6.0 W 22	H: 1 R: 0 ER: 0 SO: 2	BB: 4 IBB: 0 HBP: 0 BLK: 0	WP: 0 HR: 0 S: 54 P: 99	ERA: 0.00 WHIP: 0.833																
Danny Cox, R (7, 1) ERA: 3.16	1.1 8 3 1 1 3	H: 3 R: 1 ER: 1 SO: 3	BB: 1 IBB: 0 HBP: 0 BLK: 0	WP: 0 HR: 0 S: 23 P: 42	ERA: 6.75 WHIP: 3.000																
Mike Timlin, R (8, 1) ERA: 4.96	0.2 2 0 0 0 0	H: 0 R: 0 ER: 0 SO: 0	BB: 1 IBB: 0 HBP: 0 BLK: 0	WP: 0 HR: 0 S: 7 P: 14	ERA: 0.00 WHIP: 1.500																
Duane Ward, R (9, 1) ERA: 2.26	1.0 S 3 0 0 0 0	H: 0 R: 0 ER: 0 SO: 0	BB: 0 IBB: 0 HBP: 0 BLK: 0	WP: 0 HR: 0 S: 9 P: 12	ERA: 0.00 WHIP: 0.000																

Batter	1	2	3	4	5	6	7	8	9	AB	R	H	RBI	BB	SO	LOB	BOTTOM				
Rickey Henderson, R (1, 7) OBP: 0.435, SLG: 0.483										3	2	2	0	1	0	0	New York Yankees @ Toronto Blue Jays SkyDome, Toronto, ON Sat Sep 25 1993, 3:33 AM EDT Att: 50,527 - Overcast - 66 F				
Devon White, S (1, 8) OBP: 0.343, SLG: 0.442										3	0	1	2	1	1	1					
Paul Molitor, R (1, 10) OBP: 0.406, SLG: 0.507										3	0	0	0	1	1	4					
Joe Carter, R (1, 9) OBP: 0.309, SLG: 0.479										3	0	0	1	1	1	4					
John Olerud, L (1, 3) OBP: 0.474, SLG: 0.605										4	0	0	0	0	1	3					
Roberto Alomar, S (1, 4) OBP: 0.403, SLG: 0.487										4	0	0	0	0	1	0					
Tony Fernandez, S (1, 6) OBP: 0.348, SLG: 0.394										4	0	0	0	0	0	0					
Ed Sprague, R (1, 5) OBP: 0.308, SLG: 0.390										3	0	1	0	0	0	0					
Alfredo Griffin, S (7, PR) OBP: 0.233, SLG: 0.241										0	1	0	0	0	0	0					
Pat Borders, R (1, 2) OBP: 0.283, SLG: 0.365										3	0	0	0	0	1	2					
Inning Stats	R: 0 E: 0 K: 1 S: 8	H: 0 LOB: 1 BB: 1 P: 16	R: 0 E: 0 K: 1 S: 6	H: 0 LOB: 0 BB: 0 P: 9	R: 1 E: 1 K: 0 S: 13	H: 1 LOB: 3 BB: 2 P: 28	R: 0 E: 0 K: 0 S: 8	H: 0 LOB: 1 BB: 0 P: 13	R: 0 E: 0 K: 1 S: 10	H: 0 LOB: 1 BB: 1 P: 23	R: 0 E: 0 K: 0 S: 5	H: 0 LOB: 0 BB: 0 P: 7	R: 2 E: 0 K: 2 S: 18	H: 3 LOB: 2 BB: 0 P: 23	R: 0 E: 0 K: 1 S: 9	H: 0 LOB: 0 BB: 0 P: 12	1B: 3 2B: 1 3B: 0 HR: 0	SF: 0 SAC: 0 DP: 0 HBP: 0	WP: 0 PB: 0 SB: 2 CS: 0	PA: 34	
PITCHER	IP WLS BF H R ER SO BB IBB HBP BLK WP HR S P ERA WHIP																				
Frank Tanana, L (1, 1) ERA: 4.35	6.1 L 27	H: 2 R: 2 ER: 1 SO: 4	BB: 4 IBB: 0 HBP: 0 BLK: 0	WP: 0 HR: 0 S: 55 P: 101	ERA: 1.42 WHIP: 0.947																
Steve Fari, R (7, 1) ERA: 4.21	0.2 4 2 1 1 1	H: 2 R: 1 ER: 1 SO: 1	BB: 0 IBB: 0 HBP: 0 BLK: 0	WP: 0 HR: 0 S: 13 P: 18	ERA: 13.50 WHIP: 3.000																
Steve Howe, L (8, 1) ERA: 5.07	1.0 3 0 0 0 1	H: 0 R: 0 ER: 0 SO: 1	BB: 0 IBB: 0 HBP: 0 BLK: 0	WP: 0 HR: 0 S: 9 P: 12	ERA: 0.00 WHIP: 0.000																

Batter	1	2	3	4	5	6	7	8	9	AB	R	H	RBI	BB	SO	LOB	TOP					
Wade Boggs, L (1, 5) OBP: 0.376, SLG: 0.361										3	0	0	0	2	1	0	New York Yankees @ Toronto Blue Jays SkyDome, Toronto, ON Sun Sep 26 1993, 3:33 AM EDT Att: 50,518 - Unknown - 64 F					
Dion James, L (1, 7) OBP: 0.391, SLG: 0.470 Randy Velarde, R (7, PH) OBP: 0.369, SLG: 0.490										2	1	0	0	1	0	1						
Don Mattingly, L (1, 3) OBP: 0.359, SLG: 0.439										5	1	1	0	0	0	2						
Danny Tartabull, R (1, 10) OBP: 0.363, SLG: 0.505										2	2	1	0	3	0	0						
Matt Nokes, L (1, 2) OBP: 0.303, SLG: 0.429										3	1	2	2	2	0	2						
Jim Leyritz, R (1, 9) OBP: 0.418, SLG: 0.535 Gerald Williams, R (8, 9) OBP: 0.207, SLG: 0.315										4	1	1	3	0	0	3						
Bernie Williams, S (1, 8) OBP: 0.336, SLG: 0.405										4	1	1	0	1	3	3						
Mike Gallego, R (1, 6) OBP: 0.370, SLG: 0.424										3	0	0	1	1	0	4						
Pat Kelly, R (1, 4) OBP: 0.315, SLG: 0.386										4	0	1	1	0	1	3						
Inning Stats	R: 5 E: 0 K: 2 S: 10	H: 3 LOB: 1 BB: 3 P: 22	R: 0 E: 0 K: 0 S: 2	H: 0 LOB: 0 BB: 1 P: 6	R: 1 E: 0 K: 1 S: 7	H: 2 LOB: 2 BB: 1 P: 11	R: 0 E: 0 K: 0 S: 3	H: 0 LOB: 0 BB: 0 P: 3	R: 0 E: 0 K: 0 S: 2	H: 0 LOB: 0 BB: 1 P: 6	R: 0 E: 0 K: 1 S: 5	H: 0 LOB: 0 BB: 0 P: 5	R: 0 E: 0 K: 0 S: 4	H: 1 LOB: 2 BB: 1 P: 8	R: 1 E: 0 K: 0 S: 5	H: 2 LOB: 2 BB: 1 P: 9	R: 0 E: 0 K: 1 S: 5	H: 0 LOB: 3 BB: 2 P: 14	1B: 5 2B: 1 3B: 1 HR: 1	SF: 1 SAC: 0 DP: 2 HBP: 1	WP: 0 PB: 0 SB: 1 CS: 0	PA: 44
PITCHER	IP WLS BF H R ER SO BB IBB HBP BLK WP HR S P ERA WHIP																					
Todd Stottlemeyer, R (1, 1) ERA: 4.72	6.0 L 27 5 1 0 0 4 6 0 0 0 0 0 1 29 53 9.00 1.833																					
Huck Finzer, L (7, 1) ERA: 5.0	1.0 0 5 1 0 0 0 0 1 0 0 0 0 0 4 8 0.00 1.000																					
Scott Brow, R (8, 1) ERA: 5.0	1.0 6 2 1 1 0 0 0 1 0 0 0 0 0 5 9 9.00 2.000																					
Woody Williams, R (9, 1) ERA: 4.63	1.0 6 0 0 0 0 1 2 0 1 0 0 0 0 5 14 0.00 2.000																					

Batter	1	2	3	4	5	6	7	8	9	AB	R	H	RBI	BB	SO	LOB	BOTTOM			
Rickey Henderson, R (1, 7) OBP: 0.434, SLG: 0.480										3	0	0	0	1	0	1	New York Yankees @ Toronto Blue Jays SkyDome, Toronto, ON Sun Sep 26 1993, 3:33 AM EDT Att: 50,518 - Unknown - 64 F			
Devon White, S (1, 8) OBP: 0.342, SLG: 0.441										4	0	1	0	0	1	1				
Paul Molitor, R (1, 10) OBP: 0.404, SLG: 0.504										4	0	0	0	0	0	2				
Joe Carter, R (1, 9) OBP: 0.310, SLG: 0.485										4	1	2	1	0	1	1				
John Olerud, L (1, 3) OBP: 0.471, SLG: 0.600										4	0	0	0	0	0	1				
Roberto Alomar, S (1, 4) OBP: 0.402, SLG: 0.484										3	0	0	0	0	1	0				
Tony Fernandez, S (1, 6) OBP: 0.347, SLG: 0.393										4	0	1	0	0	0	0				
Ed Sprague, R (1, 5) OBP: 0.310, SLG: 0.390										2	1	1	0	1	0	2				
Pat Borders, R (1, 2) OBP: 0.283, SLG: 0.371										3	1	1	2	0	0	1				
Inning Stats	R: 0 E: 0 K: 0 S: 3	H: 0 LOB: 0 BB: 0 P: 3	R: 1 E: 0 K: 0 S: 4	H: 2 LOB: 2 BB: 0 P: 5	R: 0 E: 1 K: 0 S: 4	H: 1 LOB: 1 BB: 0 P: 4	R: 0 E: 0 K: 1 S: 5	H: 1 LOB: 0 BB: 0 P: 5	R: 0 E: 0 K: 2 S: 7	H: 0 LOB: 0 BB: 0 P: 7	R: 0 E: 0 K: 0 S: 3	H: 0 LOB: 0 BB: 0 P: 3	R: 0 E: 0 K: 0 S: 4	H: 1 LOB: 1 BB: 2 P: 12	R: 0 E: 0 K: 0 S: 3	H: 0 LOB: 0 BB: 0 P: 3	1B: 4 2B: 0 3B: 0 HR: 2	SF: 0 SAC: 0 DP: 1 HBP: 1	WP: 2 PB: 0 SB: 0 CS: 0	PA: 34
PITCHER	IP WLS BF H R ER SO BB IBB HBP BLK WP HR S P ERA WHIP																			
Jim Abbott, L (1, 1) ERA: 4.39	7.1 W 29 6 3 3 3 2 0 1 0 0 0 0 0 2 41 3.68 1.091																			
Bobby Munoz, R (8, 1) ERA: 4.97	0.2 2 0 0 0 0 0 0 0 0 0 0 0 0 2 2 0.00 0.000																			
Paul Assenmacher, L (9, 1) ERA: 0.44	1.0 3 0 0 0 0 0 0 0 0 0 0 0 0 3 3 0.00 0.000																			

Batter	1	2	3	4	5	6	7	8	9	AB	R	H	RBI	BB	SO	LOB	TOP			
Wade Boggs, L (1, 5) OBP: 0.376, SLG: 0.361 Mike Humphreys, R (9, 7) OBP: 0.242, SLG: 0.414										5	0	1	2	0	1	1				
Dion James, L (1, 7) OBP: 0.390, SLG: 0.469 Randy Velarde, R (7, PH) OBP: 0.366, SLG: 0.486										3	1	1	0	0	0	0				
Don Mattingly, L (1, 3) OBP: 0.361, SLG: 0.440 Kevin Maas, L (9, 3) OBP: 0.313, SLG: 0.400										5	1	3	0	0	0	0				
Danny Tartabull, R (1, 10) OBP: 0.365, SLG: 0.506										3	2	1	2	1	2	2				
Mike Stanley, R (1, 2) OBP: 0.392, SLG: 0.541										3	3	1	0	2	0	2				
Jim Leyritz, R (1, 9) OBP: 0.415, SLG: 0.543 Gerald Williams, R (8, PR) OBP: 0.203, SLG: 0.309										4	1	1	3	0	1	2				
Bernie Williams, S (1, 8) OBP: 0.336, SLG: 0.407										5	0	2	2	0	1	2				
Mike Gallego, R (1, 6) OBP: 0.370, SLG: 0.424										5	0	2	0	0	2	2				
Pat Kelly, R (1, 4) OBP: 0.312, SLG: 0.382										4	0	0	0	0	3	5				
Inning Stats	R: 2 E: 0 K: 2 S: 19	H: 3 LOB: 1 BB: 0 P: 32	R: 0 E: 0 K: 1 S: 12	H: 1 LOB: 1 BB: 0 P: 16	R: 3 E: 0 K: 0 S: 9	H: 2 LOB: 0 BB: 0 P: 19	R: 0 E: 0 K: 2 S: 8	H: 0 LOB: 0 BB: 0 P: 11	R: 0 E: 0 K: 1 S: 12	H: 1 LOB: 1 BB: 0 P: 20	R: 0 E: 0 K: 1 S: 8	H: 1 LOB: 1 BB: 0 P: 13	R: 0 E: 0 K: 1 S: 12	H: 2 LOB: 3 BB: 1 P: 21	R: 2 E: 1 K: 1 S: 13	H: 1 LOB: 1 BB: 2 P: 24	1B: 7 2B: 4 3B: 0 HR: 1	SF: 0 SAC: 0 DP: 0 HBP: 1	WP: 0 PB: 0 SB: 0 CS: 0	PA: 44
PITCHER	IP WLS BF H R ER SO BB IBB HBP BLK WP HR S P ERA WHIP																			
Rick Sutcliffe, R (1, 1) ERA: 5.82	5.0 L 23 7 5 5 6 0 0 1 0 0 0 1 60 98 9.00 1.400																			
John O'Donoghue, L (6, 1) ERA: 4.58	3.0 15 4 2 0 3 1 0 0 0 0 0 0 29 47 0.00 1.667																			
Brad Pennington, L (9, 1) ERA: 6.55	1.0 6 1 2 2 1 2 0 0 0 0 0 0 13 24 18.00 3.000																			

New York Yankees @ Baltimore Orioles
Oriole Park at Camden Yards, Baltimore, MD
Mon Sep 27 1993, 7:05 PM EDT
Att: 45,995 - Unknown - 67 F

AB 40
R 9
H 12
RBI 9
BB 3
SO 10
LOB 21



Batter	1	2	3	4	5	6	7	8	9	AB	R	H	RBI	BB	SO	LOB	BOTTOM					
Brady Anderson, L (1, 8) OBP: 0.369, SLG: 0.437										4	0	1	0	0	2	0						
Mark McLemore, S (1, 9) OBP: 0.352, SLG: 0.370										3	0	1	0	1	1	1						
Cal Ripken Jr., R (1, 6) OBP: 0.330, SLG: 0.424										4	0	1	0	0	1	2						
Harold Baines, L (1, 10) OBP: 0.391, SLG: 0.505										4	1	1	1	0	1	1						
Chris Hoiles, R (1, 2) OBP: 0.415, SLG: 0.567										2	0	0	0	2	0	0						
Mike Pagliarulo, L (1, 5) OBP: 0.355, SLG: 0.465 Sherman Obando, R (9, PH) OBP: 0.316, SLG: 0.400										3	0	2	0	0	0	1						
Jack Voigt, R (1, 7) OBP: 0.401, SLG: 0.519										2	0	0	0	1	0	2						
David Segui, S (1, 3) OBP: 0.348, SLG: 0.402										3	0	0	0	0	1	5						
Harold Reynolds, S (1, 4) OBP: 0.341, SLG: 0.330										3	0	0	0	0	0	1						
Inning Stats	R: 0 E: 0 K: 1 S: 6	H: 1 LOB: 0 BB: 0 P: 11	R: 1 E: 0 K: 0 S: 7	H: 1 LOB: 1 BB: 1 P: 13	R: 0 E: 0 K: 2 S: 10	H: 0 LOB: 0 BB: 0 P: 15	R: 0 E: 0 K: 2 S: 16	H: 1 LOB: 3 BB: 2 P: 30	R: 0 E: 0 K: 0 S: 4	H: 1 LOB: 0 BB: 0 P: 6	R: 0 E: 0 K: 0 S: 6	H: 1 LOB: 0 BB: 0 P: 9	R: 0 E: 0 K: 0 S: 12	H: 1 LOB: 1 BB: 0 P: 21	R: 0 E: 0 K: 0 S: 11	H: 0 LOB: 0 BB: 1 P: 19	R: 0 E: 0 K: 1 S: 7	H: 0 LOB: 0 BB: 0 P: 13	1B: 5 2B: 0 3B: 0 HR: 1	SF: 0 SAC: 0 DP: 4 HBP: 0	WP: 0 PB: 0 SB: 0 CS: 0	PA: 33
PITCHER	IP WLS BF H R ER SO BB IBB HBP BLK WP HR S P ERA WHIP																					
Scott Kamieniecki, R (1, 1) ERA: 4.08	8.0 W 30 6 1 1 5 4 0 0 0 0 0 1 72 124 1.12 1.250																					
Steve Howe, L (9, 1) ERA: 4.97	1.0 3 0 0 0 1 0 0 0 0 0 0 0 7 13 0.00 0.000																					

New York Yankees @ Baltimore Orioles
Oriole Park at Camden Yards, Baltimore, MD
Mon Sep 27 1993, 7:05 PM EDT
Att: 45,995 - Unknown - 67 F

AB 29
R 1
H 6
RBI 1
BB 4
SO 6
LOB 13



Batter	1	2	3	4	5	6	7	8	9	AB	R	H	RBI	BB	SO	LOB	TOP			
Wade Boggs, L (1, 5) OBP: 0.375, SLG: 0.359	1-2 G3			4-2 BB SF9 BB		1-2 P5		0-3 K2-3		3	1	0	0	1	1	0	<p>New York Yankees @ Baltimore Orioles Oriole Park at Camden Yards, Baltimore, MD Tue Sep 28 1993, 7:05 PM EDT Att: 46,003 - Unknown - 71 F</p> <p>livebaseballscorecards.com</p>			
Dion James, L (1, 7) OBP: 0.399, SLG: 0.466	1-3 K			1-0 BB 1-2 1B		0-1 G4-3		1-1 P5		4	0	1	0	0	1	0				
Don Mattingly, L (1, 3) OBP: 0.362, SLG: 0.440	1-0 F8			4-2 FC6-4 BB 1-2 2-3		1-1 FC5-4 1B			1-3 K	3	0	1	0	1	1	0				
Danny Tartabull, R (1, 10) OBP: 0.363, SLG: 0.502		0-3 K		1-3 K		2-0 FC5-4 1-2			2-0 F8	4	0	0	0	0	2	4				
Matt Nokes, L (1, 2) OBP: 0.302, SLG: 0.425	4-1 G5-4-3 BB			2-0 SF9			3-2 F7		0-0 L9	2	0	0	1	1	0	0				
Jim Leyritz, R (1, 9) OBP: 0.414, SLG: 0.538	2-2 G5-4-3 1-2			3-H 0-0 FC6-4 1-2		4-1 FC5-4 BB				2	0	0	0	1	0	3				
Bernie Williams, S (1, 8) OBP: 0.334, SLG: 0.405			2-2 G4-3		2-1 L7		1-3 K			3	0	0	0	0	1	1				
Randy Velarde, R (1, 6) OBP: 0.361, SLG: 0.479			0-2 G1-3		1-3 K		0-1 FC5-4 1-2			3	0	0	0	0	1	1				
Mike Gallego, R (1, 4) OBP: 0.367, SLG: 0.421			1-3 K		1-3 K			0-0 F9		3	0	0	0	0	2	0				
Inning Stats	R: 0 E: 0 K: 1 S: 7	H: 0 LOB: 0 BB: 0 P: 10	R: 0 E: 0 K: 1 S: 7	H: 0 LOB: 0 BB: 1 P: 13	R: 0 E: 0 K: 1 S: 10	H: 0 LOB: 0 BB: 0 P: 13	R: 1 E: 0 K: 1 S: 10	H: 1 LOB: 2 BB: 0 P: 22	R: 0 E: 0 K: 0 S: 8	H: 0 LOB: 0 BB: 0 P: 12	R: 0 E: 0 K: 1 S: 10	H: 0 LOB: 1 BB: 1 P: 18	R: 0 E: 0 K: 1 S: 7	H: 0 LOB: 0 BB: 0 P: 8	R: 0 E: 0 K: 1 S: 6	H: 0 LOB: 0 BB: 0 P: 9	1B: 2 2B: 0 3B: 0 HR: 0	SF: 1 SAC: 0 DP: 1 HBP: 0	WP: 0 PB: 0 SB: 0 CS: 0	PA: 32
PITCHER Ben McDonald, R (1, 1) ERA: 3.09	IP: 9.0 WLS: W BF: 32 H: 2 R: 1 ER: 1 SO: 9 BB: 4 IBB: 0 HBP: 0 BLK: 0 WP: 0 HR: 0 S: 73 P: 117 ERA: 1.00 WHIP: 0.667															PITCHER				

Batter	1	2	3	4	5	6	7	8	9	AB	R	H	RBI	BB	SO	LOB	BOTTOM			
Brady Anderson, L (1, 8) OBP: 0.367, SLG: 0.434	1-1 E4 F9 BB 2B	2-3 K		1-3 K		1-0 F8		0-2 SF7		4	1	0	1	0	2	3	<p>New York Yankees @ Baltimore Orioles Oriole Park at Camden Yards, Baltimore, MD Tue Sep 28 1993, 7:05 PM EDT Att: 46,003 - Unknown - 71 F</p> <p>livebaseballscorecards.com</p>			
Jack Voigt, R (1, 9) OBP: 0.401, SLG: 0.507	4-1 2B BB		4-0 G6-4-3 BB	2-1 G5-3			2-3 K	3-H 1-3 K		3	1	0	0	2	2	3				
Cal Ripken Jr., R (1, 6) OBP: 0.328, SLG: 0.421	2-2 F9		2-2 G6-4-3 1-2		2-1 F8		3-1 P4	2-2 F9		5	0	0	0	0	0	5				
Chris Hoiles, R (1, 2) OBP: 0.416, SLG: 0.576	1-0 WP 1-H 3-H 2B		3-2 F7		1-1 L7		1-0 HR			4	1	2	3	0	0	0				
Lonnie Smith, R (1, 10) OBP: 0.412, SLG: 0.431	3-3 K			3-0 HR	2-3 K		0-0 G4-3			4	1	1	1	0	2	1				
Tim Lincecum, R (1, 5) OBP: 0.367, SLG: 0.387	1-2 G5-3			0-1 2B 2B 1B		4-1 1B BB		4-2 BB 2B		2	3	1	0	2	0	1				
David Segui, S (1, 3) OBP: 0.351, SLG: 0.406		0-3 K		2-0 2B 2B		2-0 1B 1B		4-2 2B BB		3	2	2	0	1	1	0				
Harold Reynolds, S (1, 4) OBP: 0.344, SLG: 0.336	4-2 S BB		0-2 2B	0-2 2B		3-2 L4-3		2-2 2B		3	0	2	3	1	0	2				
Damon Buford, R (1, 7) OBP: 0.333, SLG: 0.392	1-2 K		1-2 K	2-H 3-H 2-2 G5-3		2-2 1B		4-2 BB		3	0	1	1	1	1	2				
Inning Stats	R: 2 E: 1 K: 1 S: 14	H: 1 LOB: 1 BB: 1 P: 26	R: 0 E: 0 K: 3 S: 14	H: 0 LOB: 1 BB: 1 P: 23	R: 0 E: 0 K: 0 S: 7	H: 0 LOB: 0 BB: 1 P: 16	R: 3 E: 0 K: 1 S: 16	H: 4 LOB: 1 BB: 0 P: 26	R: 0 E: 0 K: 1 S: 7	H: 0 LOB: 0 BB: 0 P: 12	R: 1 E: 0 K: 1 S: 7	H: 1 LOB: 0 BB: 0 P: 13	R: 2 E: 0 K: 1 S: 22	H: 1 LOB: 2 BB: 3 P: 39	R: 2 E: 0 K: 1 S: 22	H: 1 LOB: 2 BB: 3 P: 39	1B: 3 2B: 5 3B: 0 HR: 2	SF: 1 SAC: 0 DP: 2 HBP: 0	WP: 1 PB: 0 SB: 1 CS: 0	PA: 39
PITCHER Sterling Hitchcock, L (1, 1) ERA: 4.65	IP: 3.0 WLS: L BF: 17 H: 5 R: 5 ER: 4 SO: 4 BB: 3 IBB: 0 HBP: 0 BLK: 0 WP: 1 HR: 1 S: 43 P: 78 ERA: 12.00 WHIP: 2.667															PITCHER				
Rich Monteleone, R (4, 1) ERA: 4.95	IP: 3.0 WLS: L BF: 11 H: 2 R: 1 ER: 1 SO: 2 BB: 1 IBB: 0 HBP: 0 BLK: 0 WP: 0 HR: 0 S: 24 P: 46 ERA: 3.00 WHIP: 1.000															PITCHER				
Domingo Jean, R (7, 1) ERA: 4.95	IP: 1.0 WLS: L BF: 4 H: 1 R: 1 ER: 1 SO: 1 BB: 0 IBB: 0 HBP: 0 BLK: 0 WP: 0 HR: 1 S: 7 P: 13 ERA: 9.00 WHIP: 1.000															PITCHER				
Mark Hutton, R (8, 1) ERA: 6.73	IP: 0.0 WLS: L BF: 4 H: 1 R: 2 ER: 2 SO: 0 BB: 3 IBB: 0 HBP: 0 BLK: 0 WP: 0 HR: 0 S: 11 P: 25 ERA: = WHIP: =															PITCHER				
Paul Gibson, L (8, 1) ERA: 3.46	IP: 1.0 WLS: L BF: 3 H: 0 R: 0 ER: 0 SO: 1 BB: 0 IBB: 0 HBP: 0 BLK: 0 WP: 0 HR: 0 S: 11 P: 14 ERA: 0.00 WHIP: 0.000															PITCHER				

AB 27
R 1
H 2
RBI 1
BB 4
SO 9
LOB 9



AB 31
R 9
H 9
RBI 9
BB 7
SO 8
LOB 17



Batter	1	2	3	4	5	6	7	8	9	AB	R	H	RBI	BB	SO	LOB	TOP										
Randy Velarde, R OBP: 0.361, SLG: 0.473 (1, 5)										5	1	1	0	0	0	3	New York Yankees @ Baltimore Orioles Oriole Park at Camden Yards, Baltimore, MD Wed Sep 29 1993, 7:05 PM EDT Att: 45,886 - Unknown - 65 F										
Jim Leyritz, R OBP: 0.414, SLG: 0.536 (1, 7)										5	1	2	1	0	0	0											
Mike Humphreys, R OBP: 0.265, SLG: 0.433 (8, FR)										1	1	1	0	0	0	0											
Don Mattingly, L OBP: 0.364, SLG: 0.445 (1, 3)										5	2	2	3	1	0	2											
Danny Tartabull, R OBP: 0.363, SLG: 0.502 (1, 10)										4	1	1	1	1	1	4											
Mike Stanley, R OBP: 0.392, SLG: 0.542 (1, 2)										5	0	2	1	0	1	7											
Bernie Williams, S OBP: 0.335, SLG: 0.404 (1, 8)										4	0	1	1	1	1	5											
Mike Gallego, R OBP: 0.368, SLG: 0.419 (1, 6)										4	0	1	1	1	0	3											
Gerald Williams, R OBP: 0.203, SLG: 0.300 (1, 9)										5	0	1	0	0	0	7											
Pat Kelly, R OBP: 0.316, SLG: 0.385 (1, 4)										5	2	3	0	0	0	1											
Inning Stats	R: 0 E: 0 K: 1 S: 16	H: 2 LOB: 3 BB: 1 P: 29	R: 0 E: 0 K: 10 S: 10	H: 1 LOB: 1 BB: 0 P: 14	R: 2 E: 0 K: 1 S: 14	H: 3 LOB: 1 BB: 0 P: 20	R: 0 E: 0 K: 0 S: 8	H: 0 LOB: 0 BB: 0 P: 13	R: 1 E: 0 K: 0 S: 14	H: 1 LOB: 3 BB: 2 P: 27	R: 0 E: 0 K: 0 S: 10	H: 2 LOB: 2 BB: 0 P: 14	R: 4 E: 1 K: 1 S: 13	H: 3 LOB: 2 BB: 1 P: 27	R: 0 E: 0 K: 0 S: 8	H: 2 LOB: 1 BB: 0 P: 12	1B: 12 2B: 2 3B: 0 HR: 1	SF: 0 SAC: 0 DP: 1 HBP: 1	WP: 1 PA: 48								
PITCHER	IP	WLS	BF	H	R	ER	SO	BB	IBB	HBP	BLK	WP	HR	S	P	ERA	WHIP										
Jamie Moyer, L ERA: 3.43	4.2	L	24	7	3	2	2	2	0	0	0	0	1	58	93	3.86	1.929										
Todd Frothingham, R ERA: 3.53	2.1		14	5	4	4	0	1	0	1	0	0	0	26	46	15.43	2.571										
Brad Pennington, L ERA: 6.55	0.0		1	1	0	0	0	0	0	0	0	0	0	1	1	∞	∞										
Mike Cook, R ERA:	1.0		5	0	1	0	1	0	1	0	0	1	0	9	17	0.00	0.000										
Mark Williamson, R ERA: 4.91	1.0		4	2	0	0	0	0	0	0	0	0	0	8	12	0.00	2.000										

Batter	1	2	3	4	5	6	7	8	9	AB	R	H	RBI	BB	SO	LOB	BOTTOM										
Brady Anderson, L OBP: 0.365, SLG: 0.431 (1, 8)										4	0	0	0	1	0	1	New York Yankees @ Baltimore Orioles Oriole Park at Camden Yards, Baltimore, MD Wed Sep 29 1993, 7:05 PM EDT Att: 45,886 - Unknown - 65 F										
Jack Voigt, R OBP: 0.396, SLG: 0.500 (1, 9)										4	1	1	0	0	2	1											
Cal Ripken Jr., R OBP: 0.329, SLG: 0.423 (1, 6)										4	1	2	0	0	0	1											
Chris Hoiles, R OBP: 0.417, SLG: 0.581 (1, 2)										3	1	1	2	1	0	2											
Lonnie Smith, R OBP: 0.415, SLG: 0.432 (1, 10)										2	0	1	1	1	1	0											
Harold Baines, L OBP: 0.391, SLG: 0.504 (8, PH)										1	0	0	0	0	0	0											
Tim Lincecum, R OBP: 0.386, SLG: 0.387 (1, 5)										3	0	1	0	0	1	5											
Mike Pagliarulo, L OBP: 0.354, SLG: 0.464 (9, 5)										1	0	0	0	0	0	0											
David Segui, S OBP: 0.350, SLG: 0.493 (1, 3)										3	0	0	0	1	1	1											
Harold Reynolds, S OBP: 0.342, SLG: 0.333 (1, 4)										4	0	0	0	0	2	1											
Damon Buford, R OBP: 0.322, SLG: 0.377 (1, 7)										3	0	0	0	0	2	0											
Paul Carey, L OBP: 0.295, SLG: 0.250 (9, PH)										1	0	0	0	0	1	1											
Inning Stats	R: 1 E: 0 K: 1 S: 15	H: 2 LOB: 2 BB: 1 P: 25	R: 0 E: 0 K: 2 S: 10	H: 0 LOB: 0 BB: 0 P: 16	R: 0 E: 0 K: 1 S: 6	H: 0 LOB: 0 BB: 0 P: 10	R: 0 E: 0 K: 0 S: 9	H: 0 LOB: 0 BB: 0 P: 12	R: 0 E: 0 K: 2 S: 13	H: 1 LOB: 1 BB: 0 P: 19	R: 0 E: 0 K: 1 S: 5	H: 0 LOB: 0 BB: 0 P: 8	R: 2 E: 0 K: 0 S: 11	H: 2 LOB: 0 BB: 0 P: 18	R: 0 E: 0 K: 1 S: 10	H: 0 LOB: 1 BB: 1 P: 20	1B: 4 2B: 1 3B: 0 HR: 1	SF: 0 SAC: 0 DP: 0 HBP: 0	WP: 0 PA: 37								
PITCHER	IP	WLS	BF	H	R	ER	SO	BB	IBB	HBP	BLK	WP	HR	S	P	ERA	WHIP										
Jimmy Key, L ERA: 3.0	7.0	W	28	4	1	1	9	3	0	0	0	0	0	73	117	1.29	1.000										
Bobby Munoz, R ERA: 5.27	1.0		5	2	2	2	0	0	0	0	0	0	1	11	18	18.00	2.000										
Lee Smith, R ERA: 3.95	1.0		4	0	0	0	1	1	0	0	0	0	0	10	20	0.00	1.000										

AB 43
R 8
H 15
RBI 8
BB 4
SO 3
LOB 32



AB 33
R 3
H 6
RBI 3
BB 4
SO 10
LOB 13



Batter	1	2	3	4	5	6	7	8	9	AB	R	H	RBI	BB	SO	LOB	TOP										
Tony Phillips, S OBP: 0.442, SLG: 0.395 (1, 9)	F7		G6-3		G5-3		K			4	0	0	0	1	1	1											
Dan Gladden, R OBP: 0.306, SLG: 0.429 (1, 7)	1B		F9		F7			1B		5	1	2	0	0	1	1											
Travis Fryman, R OBP: 0.382, SLG: 0.492 (1, 5)	1B		F8		P3			1B		5	1	3	0	0	0	0											
Cecil Fielder, R OBP: 0.367, SLG: 0.466 (8, PR)					F7					4	0	1	1	0	1	2											
Gary Thurman, R OBP: 0.297, SLG: 0.281 (8, 2)								FC1-5-2		0	1	0	0	0	0	0											
Chad Kreuter, S OBP: 0.372, SLG: 0.486 (8, 2)								1B		1	0	0	0	0	1	2											
Eric Davis, R OBP: 0.322, SLG: 0.421 (1, 10)	K									3	1	1	0	1	1	2											
Alan Trammell, R OBP: 0.386, SLG: 0.490 (1, 6)	F8				L5					4	1	2	2	0	0	2											
Danny Bautista, R OBP: 0.339, SLG: 0.439 (1, 8)			G3							4	1	2	2	0	0	2											
Rich Rowland, R OBP: 0.313, SLG: 0.302 (8, PH)										3	0	0	0	0	2	1											
Mickey Tettleton, S OBP: 0.371, SLG: 0.492 (8, 3)										1	0	0	0	0	0	2											
Chris Gomez, R OBP: 0.299, SLG: 0.315 (9, PH)										3	0	1	0	0	1	1											
Lou Whitaker, L OBP: 0.415, SLG: 0.454 (9, PH)										1	0	0	0	0	1	0											
Inning Stats	R: 1 H: 3 E: 0 K: 1 S: 17	WLS: 3 BF: 27 LOB: 2 BB: 0 P: 26	R: 0 H: 0 E: 0 K: 1 S: 11	WLS: 0 BF: 16 LOB: 0 BB: 0 P: 16	R: 0 H: 0 E: 0 K: 0 S: 6	WLS: 0 BF: 9 LOB: 0 BB: 0 P: 9	R: 2 H: 3 E: 2 K: 1 S: 13	WLS: 1 BF: 20 LOB: 1 BB: 0 P: 20	R: 0 H: 0 E: 0 K: 0 S: 8	WLS: 0 BF: 11 LOB: 0 BB: 0 P: 11	R: 1 H: 2 E: 0 K: 2 S: 9	WLS: 2 BF: 17 LOB: 0 BB: 0 P: 17	R: 2 H: 3 E: 0 K: 3 S: 15	WLS: 3 BF: 25 LOB: 2 BB: 1 P: 25	R: 0 H: 1 E: 0 K: 3 S: 15	WLS: 1 BF: 25 LOB: 2 BB: 1 P: 25	1B: 11 2B: 0 3B: 0 HR: 1	SF: 0 DP: 0 HBP: 0	WP: 0 PB: 0 SB: 0 CS: 0	PA: 40							
PITCHER	IP	WLS	BF	H	R	ER	SO	BB	IBB	HBP	BLK	WP	HR	S	P	ERA	WHIP										
Frank Tanana, L ERA: 4.35 (1, 1)	6.1		27	8	4	3	5	0	0	0	0	0	1	68	105	4.26	1.263										
Bobby Munoz, R ERA: 5.59 (7, 1)	1.0		6	3	2	2	1	1	0	0	0	0	0	14	25	18.00	4.000										
Bob Wickman, R ERA: 4.63 (8, 1)	0.2	W	2	0	0	0	1	0	0	0	0	0	0	4	5	0.00	0.000										
Lee Smith, R ERA: 3.88 (9, 1)	1.0	S	5	1	0	0	3	1	0	0	0	0	0	15	25	0.00	2.000										

Detroit Tigers @ New York Yankees
Yankee Stadium, Bronx, NY
Fri Oct 01 1993, 7:05 PM EDT
Att: 22,552 - Unknown

AB 38
R 6
H 12
RBI 5
BB 2
SO 9
LOB 16



Batter	1	2	3	4	5	6	7	8	9	AB	R	H	RBI	BB	SO	LOB	BOTTOM										
Wade Boggs, L OBP: 0.376, SLG: 0.360 (1, 5)	F7	CS	1B	L7				K		5	1	2	1	0	1	2											
Dion James, L OBP: 0.391, SLG: 0.468 (1, 7)										3	2	2	0	0	0	0											
Randy Velarde, R OBP: 0.362, SLG: 0.473 (6, PH) (7, 7)	HR		1B					2B		2	1	1	1	0	1	2											
Don Mattingly, L OBP: 0.364, SLG: 0.445 (1, 3)	L8									4	0	1	2	1	0	1											
Danny Tartabull, R OBP: 0.365, SLG: 0.508 (1, 10)	HR									4	1	2	3	1	0	2											
Paul O'Neill, L OBP: 0.368, SLG: 0.505 (1, 9)										4	0	1	0	0	0	4											
Gerald Williams, R OBP: 0.200, SLG: 0.295 (8, 9)										1	0	0	0	0	0	2											
Matt Nokes, L OBP: 0.303, SLG: 0.424 (1, 2)										3	1	1	1	0	0	3											
Mike Stanley, R OBP: 0.391, SLG: 0.541 (8, PH)										0	1	0	0	0	0	0											
Andy Stankiewicz, R OBP: 0.391, SLG: 0.541 (8, PR)										0	1	0	0	0	0	0											
Jim Leyritz, R OBP: 0.414, SLG: 0.536 (9, 2)										0	0	0	0	0	0	0											
Bernie Williams, S OBP: 0.334, SLG: 0.403 (1, 8)										4	1	1	0	0	2	3											
Mike Gallego, R OBP: 0.368, SLG: 0.417 (1, 6)										2	1	0	0	1	0	0											
Pat Kelly, R OBP: 0.315, SLG: 0.385 (1, 4)										3	0	1	1	0	1	2											
Inning Stats	R: 2 H: 3 E: 0 K: 0 S: 15	WLS: 3 BF: 25 LOB: 1 BB: 0 P: 25	R: 0 H: 1 E: 0 K: 0 S: 7	WLS: 1 BF: 11 LOB: 0 BB: 0 P: 11	R: 2 H: 2 E: 1 K: 1 S: 11	WLS: 2 BF: 20 LOB: 1 BB: 1 P: 20	R: 0 H: 0 E: 0 K: 1 S: 7	WLS: 0 BF: 9 LOB: 0 BB: 0 P: 9	R: 0 H: 1 E: 0 K: 0 S: 7	WLS: 1 BF: 15 LOB: 1 BB: 0 P: 15	R: 1 H: 2 E: 1 K: 2 S: 14	WLS: 2 BF: 25 LOB: 2 BB: 1 P: 25	R: 0 H: 0 E: 0 K: 0 S: 10	WLS: 0 BF: 15 LOB: 0 BB: 0 P: 15	R: 4 H: 3 E: 1 K: 2 S: 25	WLS: 3 BF: 40 LOB: 2 BB: 1 P: 40	1B: 10 2B: 1 3B: 0 HR: 1	SF: 1 DP: 0 HBP: 0	WP: 0 PB: 1 SB: 0 CS: 1	PA: 42							
PITCHER	IP	WLS	BF	H	R	ER	SO	BB	IBB	HBP	BLK	WP	HR	S	P	ERA	WHIP										
Mike Moore, R ERA: 5.22 (1, 1)	5.2		28	9	5	4	3	2	0	0	0	0	0	13	20	0.00	0.000										
Tom Bolton, L ERA: 4.44 (6, 1)	1.1		4	0	0	0	1	0	0	0	0	0	0	9	11	27.00	3.000										
Joe Boever, R ERA: 3.61 (8, 1)	0.1	L	4	1	3	1	1	0	0	0	0	0	0	14	22	0.00	6.000										
Bob MacDonald, L ERA: 5.35 (8, 1)	0.1		3	2	1	0	1	0	0	0	0	0	0	14	22	0.00	6.000										
Mike Gardiner, R ERA: 4.93 (8, 1)	0.1		2	0	0	0	0	0	1	0	0	0	0	2	7	0.00	0.000										

Detroit Tigers @ New York Yankees
Yankee Stadium, Bronx, NY
Fri Oct 01 1993, 7:05 PM EDT
Att: 22,552 - Unknown

AB 36
R 9
H 12
RBI 9
BB 3
SO 6
LOB 21



Batter	1	2	3	4	5	6	7	8	9	AB	R	H	RBI	BB	SO	LOB	TOP			
Tony Phillips, S (1, 9) OBP: 0.443, SLG: 0.396	G5-3		G4-3				1B		1B	4	0	2	0	1	0	0	Detroit Tigers @ New York Yankees Yankee Stadium, Bronx, NY Sat Oct 02 1993, 3:33 AM EDT Att: 33,249 - Sunny			
Dan Gladden, R (1, 7) OBP: 0.312, SLG: 0.435	G6-4-3 1B		1B			P4	1B		BB	5	0	4	1	0	0	1				
Travis Fryman, R (1, 5) OBP: 0.380, SLG: 0.488	G6-4-3 1-2		G5-3			F7			FC6-4	5	0	0	0	0	1	6				
Cecil Fielder, R (1, 3) OBP: 0.367, SLG: 0.465		BB	1B			K			G6-3	4	0	1	0	0	1	0				
Skeeter Barnes, R (8, 3) OBP: 0.316, SLG: 0.386		1B				L1-3				0	0	0	0	0	0	0				
Eric Davis, R (1, 10) OBP: 0.321, SLG: 0.418	F7					G6-3			G6-3	3	1	0	0	1	0	1				
Alan Trammell, R (1, 6) OBP: 0.390, SLG: 0.500	BB		1B			F7			1B	4	1	3	2	0	0	0				
Mickey Tettleton, S (1, 2) OBP: 0.294, SLG: 0.283	G5-4-3 BB					G3			K	0	0	0	0	1	0	0				
Rich Rowland, R (2, 2) OBP: 0.294, SLG: 0.283	1-2 2-3					G6-3			K	3	0	0	0	0	1	1				
Danny Bautista, R (1, 8) OBP: 0.317, SLG: 0.410	G5-4-3 1-2					G5-3			L7	4	0	0	0	0	1	3				
Chris Gomez, R (1, 4) OBP: 0.304, SLG: 0.320			G3			G5-3			BB	4	2	2	0	0	0	0				
Inning Stats	R: 0 E: 0 K: 0 S: 8	H: 1 LOB: 0 BB: 0 P: 11	R: 0 E: 0 K: 0 S: 13	H: 2 LOB: 2 BB: 1 P: 24	R: 0 E: 0 K: 0 S: 7	H: 1 LOB: 1 BB: 0 P: 9	R: 2 E: 0 K: 1 S: 8	H: 1 LOB: 0 BB: 1 P: 13	R: 0 E: 0 K: 0 S: 9	H: 0 LOB: 0 BB: 0 P: 14	R: 1 E: 0 K: 2 S: 14	H: 3 LOB: 2 BB: 0 P: 23	R: 0 E: 0 K: 1 S: 12	H: 1 LOB: 1 BB: 0 P: 15	R: 1 E: 0 K: 0 S: 9	H: 2 LOB: 1 BB: 1 P: 19	1B: 11 2B: 0 3B: 0 HR: 1	SF: 0 SAC: 0 DP: 2 HBP: 0	WP: 0 PB: 0 SB: 0 CS: 0	PA: 39
PITCHER	IP	WLS	BF	H	R	ER	SO	BB	IBB	HBP	BLK	WP	HR	S	P	ERA	WHIP			
Jim Abbott, L (1, 1) ERA: 4.37	7.0	L	30	9	3	3	3	2	0	0	0	0	1	67	107	3.86	1.571			
Rich Monteleone, R (8, 1) ERA: 4.94	2.0		9	3	1	1	1	1	0	0	0	0	0	21	34	4.50	2.000			

Batter	1	2	3	4	5	6	7	8	9	AB	R	H	RBI	BB	SO	LOB	BOTTOM			
Wade Boggs, L (1, 5) OBP: 0.376, SLG: 0.363	1B		G6-3						G1-3	4	0	3	0	0	0	0	Detroit Tigers @ New York Yankees Yankee Stadium, Bronx, NY Sat Oct 02 1993, 3:33 AM EDT Att: 33,249 - Sunny			
Mike Gallego, R (9, 6) OBP: 0.367, SLG: 0.416	1B									1	0	0	0	0	0	1				
Randy Velarde, R (1, 6) OBP: 0.380, SLG: 0.469	K								FC3-6 WP	4	1	1	0	0	1	4				
Jim Leyritz, R (1, 3) OBP: 0.412, SLG: 0.531	K		L6						1B	4	0	1	1	0	1	2				
Danny Tartabull, R (1, 10) OBP: 0.364, SLG: 0.506	G4-3								1B	4	0	1	0	0	2	1				
Mike Stanley, R (1, 2) OBP: 0.390, SLG: 0.537										3	0	0	0	0	2	0				
Pat Kelly, R (8, PR) OBP: 0.315, SLG: 0.385										0	0	0	0	0	0	0				
Matt Nokes, L (9, 2) OBP: 0.303, SLG: 0.424										0	0	0	0	0	0	0				
Bernie Williams, S (1, 8) OBP: 0.334, SLG: 0.401	1B									4	0	1	0	0	0	3				
Mike Humphreys, R (1, 7) OBP: 0.243, SLG: 0.394	K									3	0	0	0	0	1	1				
Dion James, L (9, PH) OBP: 0.390, SLG: 0.466	K								P4	1	0	0	0	0	0	0				
Gerald Williams, R (1, 9) OBP: 0.191, SLG: 0.281										3	0	0	0	0	1	1				
Paul O'Neill, L (9, PH) OBP: 0.367, SLG: 0.504	F9								K	1	0	0	0	0	1	0				
Andy Stankiewicz, R (1, 4) OBP: 0.316, SLG: 0.411										2	0	0	0	1	0	0				
Kevin Maas, L (9, PH) OBP: 0.316, SLG: 0.411			F8						B2-3	1	0	1	0	0	0	0				
Inning Stats	R: 0 E: 0 K: 2 S: 11	H: 1 LOB: 1 BB: 0 P: 15	R: 0 E: 0 K: 2 S: 9	H: 1 LOB: 0 BB: 0 P: 14	R: 0 E: 0 K: 2 S: 10	H: 0 LOB: 0 BB: 0 P: 14	R: 0 E: 0 K: 1 S: 11	H: 0 LOB: 0 BB: 0 P: 15	R: 0 E: 0 K: 1 S: 9	H: 0 LOB: 0 BB: 0 P: 11	R: 1 E: 0 K: 0 S: 16	H: 3 LOB: 3 BB: 0 P: 24	R: 0 E: 0 K: 1 S: 7	H: 1 LOB: 1 BB: 0 P: 11	1B: 7 2B: 1 3B: 0 HR: 0	SF: 0 SAC: 0 DP: 0 HBP: 1	WP: 1 PB: 0 SB: 0 CS: 0	PA: 37		
PITCHER	IP	WLS	BF	H	R	ER	SO	BB	IBB	HBP	BLK	WP	HR	S	P	ERA	WHIP			
Bill Krueger, L (1, 1) ERA: 3.4	7.2	W	30	6	1	1	8	1	0	0	0	0	0	81	123	1.17	0.913			
Mike Henneman, R (8, 1) ERA: 2.64	1.1	S	7	2	0	0	1	0	0	1	0	0	0	11	19	0.00	1.500			

Batter	1	2	3	4	5	6	7	8	9	AB	R	H	RBI	BB	SO	LOB	TOP			
Tony Phillips, S OBP: 0.443, SLG: 0.398 Danny Bautista, R OBP: 0.317, SLG: 0.410	G4-3		2B		BB		G1-2-3			3	0	1	0	1	0	3	<p>Detroit Tigers @ New York Yankees Yankee Stadium, Bronx, NY Sun Oct 03 1993, 3:33 AM EDT Att: 28,942 - Sunny - 63 F</p>			
Lou Whitaker, L OBP: 0.412, SLG: 0.449	K		G4-3		G4-3		G3			4	0	0	0	0	1	4				
Travis Fryman, R OBP: 0.379, SLG: 0.486	G5-3			FC5-4 BB 1B		P3		K		4	0	1	0	0	1	0				
Cecil Fielder, R OBP: 0.368, SLG: 0.464		1B		FC5-4 BB 1B		G5-3		F8		3	0	1	0	1	0	0				
Eric Davis, R OBP: 0.319, SLG: 0.415	F9		FC5-4		FC5-4 BB 1B		P3		K	4	0	0	0	0	1	3				
Alan Trammell, R OBP: 0.388, SLG: 0.496	F8		K		K		1B BB BB		G6-3	3	1	0	0	1	1	3				
Chad Kreuter, S OBP: 0.371, SLG: 0.484	L7		P6		P6		BB BB BB		G4-3	4	0	1	0	0	0	3				
Dan Gladden, R OBP: 0.312, SLG: 0.433			G4-3		G6-3		G1-2-3 BB 1B		F8	4	0	1	0	0	0	0				
Skeeter Barnes, R OBP: 0.318, SLG: 0.381			P4		G6-3		G1-2-3 BB BB			2	0	0	1	1	0	0				
Inning Stats	R: 0 E: 0 K: 1 S: 6	H: 0 LOB: 0 BB: 0 P: 12	R: 0 E: 0 K: 0 S: 7	H: 1 LOB: 1 BB: 0 P: 11	R: 0 E: 0 K: 0 S: 6	H: 1 LOB: 1 BB: 0 P: 8	R: 0 E: 0 K: 1 S: 11	H: 0 LOB: 2 BB: 1 P: 22	R: 0 E: 0 K: 0 S: 5	H: 0 LOB: 0 BB: 0 P: 7	R: 1 E: 0 K: 0 S: 11	H: 2 LOB: 2 BB: 2 P: 23	R: 0 E: 0 K: 2 S: 8	H: 0 LOB: 0 BB: 0 P: 15	R: 0 E: 0 K: 0 S: 6	H: 0 LOB: 0 BB: 0 P: 10		1B: 4 2B: 1 3B: 0 HR: 0	SF: 0 SAC: 0 DP: 1 HBP: 0	WP: 0 PB: 0 SB: 0 CS: 0
PITCHER	IP WLS BF H R ER SO BB IBB HBP BLK WP HR S P ERA WHIP																			
Domingo Jean, R ERA: 4.48	(1, 1) 6.0 25 4 1 1 2 3 0 0 0 0 0 0 51 90 1.50 1.167																			
Bob Wickman, R ERA: 4.63	(7, 1) 0.0 2 1 0 0 0 0 1 0 0 0 0 0 0 3 7 ∞ ∞																			
Paul Assenmacher, L ERA: 3.38	(7, 1) 1.0 2 0 0 0 0 0 0 0 0 0 0 0 3 6 0.00 0.000																			
Bobby Munoz, R ERA: 5.32	(8, 1) 2.0 W 6 0 0 0 2 0 0 0 0 0 0 0 14 25 0.00 0.000																			

Batter	1	2	3	4	5	6	7	8	9	AB	R	H	RBI	BB	SO	LOB	BOTTOM			
Bernie Williams, S OBP: 0.333, SLG: 0.400	G6-3		E9 1B			F8		F8		4	0	1	1	0	0	1	<p>Detroit Tigers @ New York Yankees Yankee Stadium, Bronx, NY Sun Oct 03 1993, 3:33 AM EDT Att: 28,942 - Sunny - 63 F</p>			
Mike Gallego, R OBP: 0.354, SLG: 0.412	G4-3		P3			K		G5-3		4	0	0	0	0	1	2				
Jim Leyritz, R OBP: 0.410, SLG: 0.525 Spike Owen, S OBP: 0.294, SLG: 0.311	P4		K		P3		P3		WP 1B HBP	3	0	0	0	0	1	1				
Danny Tartabull, R OBP: 0.363, SLG: 0.503	F7		K		K		L3		1B IBB	3	0	0	0	1	1	0				
Mike Stanley, R OBP: 0.389, SLG: 0.534	F9		G5-3		G5-3		F7		1B IBB	4	0	1	1	0	0	0				
Mike Humphreys, R OBP: 0.250, SLG: 0.371	P3				F9		BB		1B	2	0	0	0	1	0	0				
Gerald Williams, R OBP: 0.183, SLG: 0.269			P3		F9		F9			3	0	0	0	0	0	1				
Andy Stankiewicz, R OBP: 0.317, SLG: 0.389			P2		G5-3				P4	3	0	0	0	0	0	0				
Pat Kelly, R OBP: 0.317, SLG: 0.389			F8 E 1B			F8 2B		F9		3	1	2	0	0	0	0				
Inning Stats	R: 0 E: 0 K: 0 S: 7	H: 0 LOB: 0 BB: 0 P: 7	R: 0 E: 0 K: 0 S: 6	H: 0 LOB: 0 BB: 0 P: 10	R: 1 E: 1 K: 0 S: 11	H: 2 LOB: 1 BB: 0 P: 13	R: 0 E: 0 K: 2 S: 7	H: 0 LOB: 0 BB: 0 P: 8	R: 0 E: 0 K: 1 S: 10	H: 1 LOB: 1 BB: 0 P: 15	R: 0 E: 0 K: 0 S: 10	H: 0 LOB: 1 BB: 1 P: 19	R: 0 E: 0 K: 0 S: 5	H: 0 LOB: 0 BB: 0 P: 7	R: 1 E: 0 K: 0 S: 4	H: 1 LOB: 2 BB: 1 P: 13		1B: 3 2B: 1 3B: 0 HR: 0	SF: 0 SAC: 0 DP: 0 HBP: 1	WP: 1 PB: 0 SB: 1 CS: 0
PITCHER	IP WLS BF H R ER SO BB IBB HBP BLK WP HR S P ERA WHIP																			
David Wells, L ERA: 4.19	(1, 1) 7.0 25 3 1 1 3 1 0 0 0 0 0 0 56 78 1.29 0.571																			
Tom Bolton, L ERA: 4.47	(8, 1) 1.1 L 7 1 1 1 0 0 1 1 0 0 1 0 9 20 6.75 0.750																			

AB	31
R	1
H	5
RBI	1
BB	4
SO	4
LOB	16



AB	29
R	2
H	4
RBI	2
BB	2
SO	3
LOB	5

