

New York Yankees - 1994

Batter	1	2	3	4	5	6	7	8	9	AB	R	H	RBI	BB	SO	LOB	TOP										
David Hulse, L (1.8) OBP: 0.375, SLG: 0.625										4	2	2	0	0	1	0											
Chris James, R (1.9) OBP: 0.375, SLG: 0.625										4	1	2	1	0	0	1											
Will Clark, L (1.3) OBP: 0.375, SLG: 0.714										3	1	1	3	0	0	1											
Juan Gonzalez, R (1.7) OBP: 0.250, SLG: 0.625										4	1	1	2	0	0	0											
Jose Canseco, R (1.10)										4	0	0	0	0	1	0											
Dean Palmer, R (1.5) OBP: 0.375, SLG: 0.500										4	0	2	0	0	1	0											
Ivan Rodriguez, R (1.2) OBP: 0.250, SLG: 0.143										3	0	0	0	1	0	1											
Doug Strange, S (1.4)										4	0	0	0	0	0	2											
Manuel Lee, S (1.6)										2	1	0	0	1	2	0											
Inning Stats	R: 1 E: 0 K: 0 S: 11	H: 1 LOB: 0 BB: 0 P: 17	R: 0 E: 0 K: 0 S: 5	H: 1 LOB: 0 BB: 0 P: 11	R: 0 E: 0 K: 2 S: 8	H: 0 LOB: 0 BB: 0 P: 10	R: 0 E: 0 K: 0 S: 8	H: 1 LOB: 0 BB: 0 P: 11	R: 0 E: 0 K: 1 S: 5	H: 0 LOB: 0 BB: 0 P: 9	R: 5 E: 0 K: 0 S: 11	H: 4 LOB: 0 BB: 1 P: 22	R: 0 E: 0 K: 1 S: 5	H: 0 LOB: 0 BB: 0 P: 8	R: 0 E: 0 K: 1 S: 22	H: 1 LOB: 2 BB: 1 P: 33	1B: 5 2B: 2 3B: 0 HR: 1	SF: 1 SAC: 0 DP: 2 HBP: 0	WP: 0 PB: 0 SB: 0 CS: 0	PA: 35							
PITCHER	IP	WLS	BF	H	R	ER	SO	BB	IBB	HBP	BLK	WP	HR	S	P	ERA	WHIP										
Terry Mulholland, L (1.1) ERA: 10.13	5.1	W	22	7	6	6	3	1	0	0	0	0	1	44	72	10.12	1.500										
Donn Pall, R (6.1) ERA:	1.2		5	0	0	0	1	0	0	0	0	0	0	9	16	0.00	0.000										
Steve Howe, L (8.1) ERA:	1.0		3	0	0	0	0	0	0	0	0	0	0	5	8	0.00	0.000										
Jeff Reardon, R (9.1) ERA:	1.0		5	1	0	0	1	1	0	0	0	0	0	22	33	0.00	2.000										

Texas Rangers @ New York Yankees
Yankee Stadium, Bronx, NY
Thu Apr 07 1994, 3:33 AM EDT
Att: 5,851 - Sunny - 55 F

AB 32
R 6
H 8
RBI 6
BB 2
SO 5
LOB 5



Batter	1	2	3	4	5	6	7	8	9	AB	R	H	RBI	BB	SO	LOB	BOTTOM										
Randy Velarde, R (1.7) OBP: 1.000, SLG: 1.333										3	4	3	0	1	0	0											
Daryl Boston, L (7.7)										1	0	0	0	0	1	1											
Wade Boggs, L (1.5) OBP: 0.818, SLG: 0.900										5	4	4	2	1	0	1											
Don Mattingly, L (1.3) OBP: 0.300, SLG: 0.333										5	2	1	2	1	1	5											
Danny Tartabull, R (1.9) OBP: 0.800, SLG: 1.667										5	1	4	4	1	0	2											
Mike Stanley, R (1.2) OBP: 0.444, SLG: 0.714										4	0	1	3	1	0	3											
Matt Nokes, L (8.7)										1	0	0	0	0	0	0											
Jim Leyritz, R (1.10) OBP: 0.500, SLG: 0.250										4	1	1	0	2	1	3											
Bernie Williams, S (1.8) OBP: 0.444, SLG: 0.857										4	1	1	3	1	0	7											
Gerald Williams, R (7.7) OBP: 1.000, SLG: 1.000										1	1	1	0	0	0	0											
Mike Gallego, R (1.6) OBP: 0.300, SLG: 0.889										6	2	2	3	0	0	1											
Pat Kelly, R (1.4) OBP: 0.222, SLG: 0.250										4	2	1	0	1	0	1											
Inning Stats	R: 2 E: 0 K: 0 S: 11	H: 3 LOB: 2 BB: 1 P: 23	R: 1 E: 0 K: 0 S: 7	H: 2 LOB: 1 BB: 0 P: 12	R: 3 E: 0 K: 0 S: 15	H: 2 LOB: 0 BB: 1 P: 28	R: 3 E: 1 K: 0 S: 18	H: 4 LOB: 1 BB: 0 P: 31	R: 3 E: 0 K: 1 S: 13	H: 1 LOB: 3 BB: 4 P: 34	R: 4 E: 0 K: 1 S: 14	H: 4 LOB: 1 BB: 1 P: 26	R: 2 E: 0 K: 1 S: 17	H: 2 LOB: 2 BB: 2 P: 35	R: 0 E: 0 K: 0 S: 12	H: 1 LOB: 1 BB: 0 P: 18	1B: 10 2B: 6 3B: 0 HR: 3	SF: 0 SAC: 0 DP: 1 HBP: 1	WP: 1 PB: 0 SB: 0 CS: 0	PA: 53							
PITCHER	IP	WLS	BF	H	R	ER	SO	BB	IBB	HBP	BLK	WP	HR	S	P	ERA	WHIP										
Kenny Rogers, L (1.1) ERA: 24.0	3.0	L	20	9	8	8	0	1	0	1	0	0	0	20	36	24.00	3.333										
Steve Dreyer, R (4.1) ERA: 20.25	1.1		8	2	3	3	0	1	0	1	0	0	0	20	36	20.25	2.250										
Darren Oliver, L (5.1) ERA: 13.5	0.2		6	1	1	1	1	3	0	0	0	1	0	8	22	13.50	6.000										
Matt Whiteside, R (6.1) ERA: 36.0	1.0		8	4	4	4	1	1	0	0	0	0	0	14	26	36.00	5.000										
Jay Howell, R (7.1) ERA: 18.0	1.0		7	2	2	2	1	2	0	0	0	0	1	17	35	18.00	4.000										
PITCHER	IP	WLS	BF	H	R	ER	SO	BB	IBB	HBP	BLK	WP	HR	S	P	ERA	WHIP										
Tom Henke, R (8.1) ERA:	1.0		4	1	0	0	0	0	0	0	0	0	0	12	18	0.00	1.000										

Texas Rangers @ New York Yankees
Yankee Stadium, Bronx, NY
Thu Apr 07 1994, 3:33 AM EDT
Att: 5,851 - Sunny - 55 F

AB 43
R 18
H 19
RBI 17
BB 9
SO 3
LOB 24



Batter	1	2	3	4	5	6	7	8	9	AB	R	H	RBI	BB	SO	LOB	TOP										
Tony Phillips, S OBP: 0.388, SLG: 0.353 (1, 7)										3	0	1	0	1	0	0	Detroit Tigers @ New York Yankees Yankee Stadium, Bronx, NY Fri Apr 08 1994, 7:05 PM EDT Att: 20,222 - Unknown										
Juan Samuel, R OBP: 0.425, SLG: 0.333 (1, 4)										3	0	0	0	0	3	2											
Lou Whitaker, L OBP: 0.417, SLG: 0.600 (8, FH) (8, 4)										1	0	0	0	0	0	2											
Travis Fryman, R OBP: 0.235, SLG: 0.267 (1, 5)										3	0	0	0	1	1	3											
Cecil Fielder, R OBP: 0.167, SLG: 0.412 (1, 3)										4	0	0	0	0	2	3											
Alan Trammell, R OBP: 0.529, SLG: 0.600 (1, 6)											4	0	2	0	0	2											
Mickey Tettleton, S OBP: 0.353, SLG: 0.308 (1, 10)											4	0	1	0	0	2											
Danny Bautista, R OBP: 0.375, SLG: 0.750 (1, 9)											4	0	0	0	0	4											
Chad Kreuter, S (1, 2)											3	0	0	0	1	1											
Mitt Cuyler, S OBP: 0.286, SLG: 0.167 (1, 8)										2	0	0	0	1	1	0											
Inning Stats	R: 0 E: 1 K: 1 S: 9	H: 0 LOB: 0 BB: 0 P: 12	R: 0 E: 0 K: 0 S: 10	H: 1 LOB: 1 BB: 0 P: 16	R: 0 E: 0 K: 2 S: 8	H: 0 LOB: 1 BB: 1 P: 13	R: 0 E: 0 K: 2 S: 13	H: 1 LOB: 2 BB: 1 P: 20	R: 0 E: 0 K: 0 S: 11	H: 0 LOB: 0 BB: 0 P: 15	R: 0 E: 0 K: 1 S: 7	H: 3 LOB: 1 BB: 0 P: 9	R: 0 E: 0 K: 1 S: 10	H: 1 LOB: 1 BB: 0 P: 14	R: 0 E: 0 K: 1 S: 13	H: 1 LOB: 2 BB: 1 P: 27	R: 0 E: 0 K: 2 S: 9	H: 0 LOB: 0 BB: 0 P: 14	1B: 2 2B: 2 HR: 0	SF: 0 SAC: 0 HBP: 0	WP: 0 PB: 0 SB: 0 CS: 0	PA: 34					
PITCHER	IP	WLS	BF	H	R	ER	SO	BB	IBB	HBP	BLK	WP	HR	S	P	ERA	WHIP										
Jim Abbott, L ERA: 0.00 (1, 1)	7.0	W	26	3	0	0	8	2	0	0	0	0	0	68	99	0.00	0.714										
Bob Wickman, R ERA: 0.00 (8, 1)	0.0		2	1	0	0	0	1	0	0	0	0	0	3	10	∞	∞										
Steve Howe, L ERA: 0.00 (8, 1)	2.0	S	6	0	0	0	3	0	0	0	0	0	0	19	31	0.00	0.000										

Batter	1	2	3	4	5	6	7	8	9	AB	R	H	RBI	BB	SO	LOB	BOTTOM										
Luis Polonia, L OBP: 0.444, SLG: 0.167 (1, 7)										1	0	0	0	3	0	1	Detroit Tigers @ New York Yankees Yankee Stadium, Bronx, NY Fri Apr 08 1994, 7:05 PM EDT Att: 20,222 - Unknown										
Wade Boggs, L OBP: 0.733, SLG: 0.769 (1, 5)										3	2	1	1	1	0	2											
Don Mattingly, L OBP: 0.397, SLG: 0.333 (1, 3)										3	0	1	0	1	0	1											
Danny Tartabull, R OBP: 0.643, SLG: 1.100 (1, 10)										4	0	1	0	0	1	4											
Paul O'Neill, L OBP: 0.625, SLG: 0.714 (1, 9)										3	0	2	2	1	0	0											
Mike Stanley, R OBP: 0.308, SLG: 0.455 (1, 2)										4	0	0	0	0	0	5											
Bernie Williams, S OBP: 0.385, SLG: 0.636 (1, 8)											4	0	1	0	0	0											
Mike Gallego, R OBP: 0.308, SLG: 0.750 (1, 6)											3	1	1	0	0	1											
Pat Kelly, R OBP: 0.250, SLG: 0.364 (1, 4)											3	1	1	1	0	1											
Inning Stats	R: 1 E: 0 K: 0 S: 9	H: 2 LOB: 2 BB: 2 P: 20	R: 0 E: 0 K: 0 S: 7	H: 0 LOB: 0 BB: 0 P: 13	R: 0 E: 0 K: 0 S: 5	H: 0 LOB: 0 BB: 0 P: 8	R: 0 E: 0 K: 0 S: 6	H: 1 LOB: 1 BB: 0 P: 8	R: 1 E: 0 K: 0 S: 13	H: 3 LOB: 1 BB: 0 P: 23	R: 2 E: 0 K: 1 S: 11	H: 2 LOB: 2 BB: 2 P: 26	R: 0 E: 0 K: 0 S: 4	H: 0 LOB: 0 BB: 1 P: 9	1B: 7 2B: 2 3B: 0 HR: 0	SF: 0 SAC: 0 DP: 3 HBP: 0	WP: 0 PB: 0 SB: 0 CS: 1	PA: 34									
PITCHER	IP	WLS	BF	H	R	ER	SO	BB	IBB	HBP	BLK	WP	HR	S	P	ERA	WHIP										
John Doherty, R ERA: 5.68 (7, 1)	6.1	L	28	8	4	4	0	4	0	0	0	0	0	55	103	5.68	1.895										
Joe Boever, R ERA: 0.00 (7, 1)	1.2		6	0	0	0	1	1	1	0	0	0	0	11	24	0.00	0.600										

Batter	1	2	3	4	5	6	7	8	9	AB	R	H	RBI	BB	SO	LOB	TOP					
Tony Phillips, S OBP: 0.375, SLG: 0.364 (1, 4)	G4-3		L9			F8 1B	G6-4-3		FC3-6 2B	5	2	2	0	0	0	1						
Alan Trammell, R OBP: 0.455, SLG: 0.550 (1, 10)	F8		G6-3			F8	G6-4-3		2B	5	0	1	1	0	0	3						
Eric Davis, R OBP: 0.200, SLG: 0.077 (1, 8)	G4-3			F9		1B HR		F9	K	4	1	0	0	1	1	1						
Cecil Fielder, R OBP: 0.136, SLG: 0.333 (1, 3)		G6-3		F8		L8		G1-3		4	0	0	0	0	0	2						
Travis Fryman, R OBP: 0.286, SLG: 0.368 (1, 5)		F9		F9		HR 1B		2B		4	1	2	1	0	0	0						
Mickey Tettleton, S OBP: 0.429, SLG: 0.533 (1, 2)		BB BB				HR 1B				2	1	1	3	2	1	0						
Junior Felix, S OBP: 0.333, SLG: 0.250 (1, 7)		BB		B1-3		F7		IBB		3	0	0	0	1	1	2						
Danny Bautista, R OBP: 0.417, SLG: 0.636 (1, 9)		P5				FC6 BB		1B SH3-4 1B	K	3	0	1	0	1	1	2						
Chris Gomez, R OBP: 0.333, SLG: 0.333 (1, 6)			F9			FC6		SH3-4	FC3-6 1B	3	0	1	0	0	0	1						
Inning Stats	R: 0 H: 0 E: 0 K: 0 S: 7	H: 0 LOB: 0 BB: 0 P: 13	R: 0 H: 0 E: 0 K: 0 S: 8	H: 0 LOB: 2 BB: 2 P: 19	R: 0 H: 0 E: 0 K: 0 S: 9	H: 0 LOB: 0 BB: 0 P: 14	R: 0 H: 0 E: 0 K: 1 S: 6	H: 0 LOB: 0 BB: 0 P: 11	R: 0 H: 0 E: 0 K: 1 S: 10	H: 0 LOB: 1 BB: 1 P: 16	R: 4 H: 3 E: 0 K: 0 S: 19	H: 3 LOB: 0 BB: 1 P: 30	R: 0 H: 2 E: 0 K: 0 S: 8	H: 1 LOB: 1 BB: 0 P: 12	R: 0 H: 1 E: 0 K: 1 S: 13	H: 1 LOB: 2 BB: 1 P: 21	R: 1 H: 2 E: 0 K: 2 S: 14	H: 2 LOB: 1 BB: 0 P: 21	1B: 5 2B: 2 3B: 0 HR: 1	SF: 0 SAC: 1 DP: 1 HBP: 0	WP: 0 PB: 0 SB: 0 CS: 0	PA: 39
PITCHER	IP	WLS	BF	H	R	ER	SO	BB	IBB	HBP	BLK	WP	HR	S	P	ERA	WHIP					
Jimmy Key, L ERA: 4.75	(1, 1)	6.0	L	25	3	4	4	1	4	0	0	0	0	1	59	103	6.00	1.167				
Scott Kamieniecki, R ERA: 3.0	(7, 1)	3.0		14	5	1	1	3	0	1	0	0	0	0	35	54	3.00	1.667				

Detroit Tigers @ New York Yankees
Yankee Stadium, Bronx, NY
Sat Apr 09 1994, 3:33 AM EDT
Att: 25,596 - Overcast

AB	33
R	5
H	8
RBI	5
BB	5
SO	4
LOB	12



Batter	1	2	3	4	5	6	7	8	9	AB	R	H	RBI	BB	SO	LOB	BOTTOM					
Luis Polonia, L OBP: 0.538, SLG: 0.250 (1, 7)	F8 S BB		CS S BB			2H 1B		G6-4-3		2	0	1	1	2	0	1						
Wade Boggs, L OBP: 0.576, SLG: 0.588 (1, 5)	F7		F7			G4-3		G4-3		4	0	0	0	0	0	2						
Don Mattingly, L OBP: 0.389, SLG: 0.286 (1, 3)				G5-4-3 BB		F8		G4-3		2	0	0	0	2	0	0						
Danny Tartabull, R OBP: 0.500, SLG: 0.796 (1, 10)	F8			G5-4-3		P2		G3-1		4	0	0	0	0	0	3						
Paul O'Neill, L OBP: 0.545, SLG: 0.900 (1, 9)	G3			G4-3		HR				3	1	1	1	0	0	2						
Matt Nokes, L (1, 2)		G3-1				F7				3	0	0	0	0	0	0						
Bernie Williams, S OBP: 0.313, SLG: 0.500 (1, 8)		F7				F8				3	0	0	0	0	0	0						
Mike Gallego, R OBP: 0.313, SLG: 0.643 (1, 6)		G1-3				L8		G6-4-3 BB		2	0	0	0	1	0	0						
Pat Kelly, R OBP: 0.267, SLG: 0.429 (1, 4)			F8			1B 2B		K		3	1	1	0	0	1	1						
Inning Stats	R: 0 H: 0 E: 0 K: 0 S: 6	H: 0 LOB: 2 BB: 2 P: 15	R: 0 H: 0 E: 0 K: 0 S: 9	H: 0 LOB: 0 BB: 0 P: 12	R: 0 H: 0 E: 0 K: 0 S: 7	H: 0 LOB: 0 BB: 1 P: 16	R: 0 H: 0 E: 0 K: 0 S: 4	H: 0 LOB: 0 BB: 1 P: 10	R: 0 H: 0 E: 0 K: 0 S: 4	H: 0 LOB: 0 BB: 0 P: 8	R: 1 H: 2 E: 0 K: 0 S: 14	H: 2 LOB: 0 BB: 0 P: 20	R: 1 H: 1 E: 0 K: 0 S: 6	H: 1 LOB: 0 BB: 0 P: 6	R: 0 H: 0 E: 0 K: 1 S: 7	H: 0 LOB: 1 BB: 1 P: 16	R: 0 H: 0 E: 0 K: 0 S: 11	H: 0 LOB: 0 BB: 0 P: 18	1B: 1 2B: 1 3B: 0 HR: 1	SF: 0 SAC: 0 DP: 2 HBP: 0	WP: 0 PB: 0 SB: 2 CS: 1	PA: 31
PITCHER	IP	WLS	BF	H	R	ER	SO	BB	IBB	HBP	BLK	WP	HR	S	P	ERA	WHIP					
Mike Moore, R ERA: 7.71	(1, 1)	7.0	W	25	3	2	2	0	4	0	0	0	0	1	50	87	2.57	1.000				
Storm Davis, R ERA: 6.0	(8, 1)	1.0		3	0	0	0	1	1	0	0	0	0	7	16	0.00	1.000					
Mike Henneman, R ERA:	(9, 1)	1.0	S	3	0	0	0	0	0	0	0	0	0	11	18	0.00	0.000					

Detroit Tigers @ New York Yankees
Yankee Stadium, Bronx, NY
Sat Apr 09 1994, 3:33 AM EDT
Att: 25,596 - Overcast

AB	26
R	2
H	3
RBI	2
BB	5
SO	1
LOB	9



Batter	1	2	3	4	5	6	7	8	9	AB	R	H	RBI	BB	SO	LOB	TOP																			
Tony Phillips, S OBP: 0.414, SLG: 0.360 Danny Bautista, R OBP: 0.417, SLG: 0.636										3	1	1	1	2	1	2																				
Lou Whitaker, L OBP: 0.412, SLG: 0.615										3	1	1	1	1	0	2																				
Eric Davis, R OBP: 0.200, SLG: 0.111										5	0	1	1	0	2	3																				
Cecil Fielder, R OBP: 0.185, SLG: 0.577										5	2	2	3	0	2	3																				
Travis Fryman, R OBP: 0.308, SLG: 0.435										4	1	1	0	0	1	0																				
Mickey Tettleton, S OBP: 0.423, SLG: 0.474										4	0	1	1	1	0	0																				
Kirk Gibson, L Milt Cuyler, S OBP: 0.250, SLG: 0.143										2	2	0	0	2	0	1																				
Alan Trammell, R OBP: 0.440, SLG: 0.500										2	0	0	0	1	0	1																				
Scott Livingstone, L Juan Samuel, R OBP: 0.356, SLG: 0.429										2	0	1	1	0	1	0																				
Inning Stats	R: 0 E: 0 K: 1 S: 7	H: 0 LOB: 1 BB: 1 P: 14	R: 1 E: 0 K: 1 S: 10	H: 1 LOB: 2 BB: 2 P: 22	R: 0 E: 0 K: 2 S: 16	H: 0 LOB: 1 BB: 1 P: 23	R: 0 E: 0 K: 0 S: 4	H: 0 LOB: 0 BB: 0 P: 9	R: 0 E: 0 K: 1 S: 10	H: 0 LOB: 0 BB: 1 P: 16	R: 1 E: 0 K: 0 S: 13	H: 1 LOB: 0 BB: 0 P: 20	R: 3 E: 1 K: 1 S: 16	H: 2 LOB: 1 BB: 2 P: 27	R: 1 E: 0 K: 0 S: 15	H: 3 LOB: 2 BB: 0 P: 23	R: 2 E: 0 K: 1 S: 9	H: 2 LOB: 1 BB: 1 P: 16	1B: 4 2B: 2 3B: 1 HR: 2	SF: 1 SAC: 1 DP: 1 HBP: 1	WP: 0 PB: 0 SB: 1 CS: 0	PA: 43														
PITCHER	IP WLS BF H R ER SO BB IBB HBP BLK WP HR S P ERA WHIP																																			
Melido Perez, R ERA: 3.0	6.0	24	2	2	2	5	5	0	0	0	0	0	1	60	104	3.00	1.167																			
Sterling Hitchcock, L ERA: 40.5	0.2	L 5	1	3	3	0	2	0	0	0	0	0	0	9	19	40.50	4.500																			
Jeff Reardon, R ERA: 9.86	1.1	8	4	1	1	1	0	0	0	0	0	0	1	22	31	6.75	3.000																			
Xavier Hernandez, R ERA: 13.5	0.1	4	2	2	2	1	0	0	1	0	0	0	1	6	9	54.00	6.000																			
Bob Wickman, R ERA:	0.2	2	0	0	0	0	1	0	0	0	0	0	0	3	7	0.00	1.500																			

Detroit Tigers @ New York Yankees
Yankee Stadium, Bronx, NY
Sun Apr 10 1994, 3:33 AM EDT
Att: 26,327 - Overcast - 59 F

AB 32
R 8
H 9
RBI 8
BB 8
SO 7
LOB 14



Batter	1	2	3	4	5	6	7	8	9	AB	R	H	RBI	BB	SO	LOB	BOTTOM																			
Luis Polonia, L OBP: 0.412, SLG: 0.167										4	0	0	0	0	2	3																				
Randy Velarde, R Wade Boggs, L OBP: 0.550, SLG: 0.556										3	0	0	0	0	0	2																				
Don Mattingly, L OBP: 0.364, SLG: 0.278										4	1	1	0	0	1	0																				
Danny Tartabull, R OBP: 0.500, SLG: 0.944										4	1	2	2	0	1	0																				
Mike Stanley, R OBP: 0.294, SLG: 0.357										3	0	0	0	1	1	1																				
Jim Leyritz, R OBP: 0.500, SLG: 0.375										4	0	2	0	0	1	1																				
Bernie Williams, S OBP: 0.250, SLG: 0.389										4	1	0	0	0	0	4																				
Mike Gallego, R OBP: 0.350, SLG: 0.667										4	0	2	0	0	1	3																				
Pat Kelly, R Daryl Boston, L OBP: 0.313, SLG: 0.533										1	0	1	1	0	0	0																				
Inning Stats	R: 0 E: 0 K: 2 S: 9	H: 0 LOB: 0 BB: 0 P: 14	R: 1 E: 0 K: 2 S: 12	H: 1 LOB: 0 BB: 0 P: 21	R: 0 E: 0 K: 0 S: 12	H: 1 LOB: 1 BB: 0 P: 15	R: 1 E: 0 K: 0 S: 12	H: 2 LOB: 1 BB: 0 P: 15	R: 0 E: 0 K: 1 S: 9	H: 1 LOB: 1 BB: 0 P: 15	R: 0 E: 0 K: 1 S: 8	H: 0 LOB: 0 BB: 0 P: 15	R: 1 E: 0 K: 0 S: 11	H: 2 LOB: 1 BB: 0 P: 12	R: 0 E: 0 K: 0 S: 7	H: 0 LOB: 0 BB: 0 P: 11	R: 0 E: 0 K: 1 S: 15	H: 1 LOB: 2 BB: 1 P: 28	1B: 4 2B: 3 3B: 0 HR: 1	SF: 0 SAC: 2 DP: 0 HBP: 0	WP: 0 PB: 0 SB: 0 CS: 0	PA: 36														
PITCHER	IP WLS BF H R ER SO BB IBB HBP BLK WP HR S P ERA WHIP																																			
David Wells, L ERA: 5.54	7.0	W 28	7	3	3	0	0	0	0	0	0	0	0	22	39	0.00	1.000																			
Mike Gardiner, R ERA:	2.0	S 8	1	0	0	1	1	0	0	0	0	0	0	22	39	0.00	1.000																			

Detroit Tigers @ New York Yankees
Yankee Stadium, Bronx, NY
Sun Apr 10 1994, 3:33 AM EDT
Att: 26,327 - Overcast - 59 F

AB 33
R 3
H 8
RBI 3
BB 1
SO 7
LOB 16




Batter	1	2	3	4	5	6	7	8	9	AB	R	H	RBI	BB	SO	LOB	TOP					
Randy Velarde, R OBP: 0.462, SLG: 0.545 (1, 7)	G6-3		L8		G1-3		1B SF8 2B	F7		5	1	1	0	0	0	0						
Wade Boggs, L OBP: 0.560, SLG: 0.609 (1, 5)	2B		E7 1B		F9		2-3 1B		F8	5	1	3	0	0	0	0						
Don Mattingly, L OBP: 0.333, SLG: 0.273 (1, 3)	F7		1B			F8	SF8		G3	4	0	1	2	0	0	1						
Danny Tartabull, R OBP: 0.444, SLG: 0.773 (1, 9)	G5-3		3-H 1B			HR	K		G5-3	4	1	0	0	1	2	3						
Mike Stanley, R OBP: 0.292, SLG: 0.529 (1, 2)		F9			P9		1-H HR			3	1	1	2	1	0	0						
Jim Leyritz, R OBP: 0.500, SLG: 0.364 (1, 10)		BB			1B		K		K	3	0	1	0	1	2	2						
Bernie Williams, S OBP: 0.292, SLG: 0.545 (1, 8)		K			F9		1B		HR	4	1	2	1	0	1	2						
Mike Gallego, R OBP: 0.333, SLG: 0.591 (1, 6)		K			F7		1B		G5-3	4	0	1	0	0	1	2						
Pat Kelly, R OBP: 0.250, SLG: 0.421 (1, 4)			B1-3		F9		K		K	4	0	0	0	0	2	2						
Inning Stats	R: 0 E: 0 K: 0 S: 10	H: 1 LOB: 1 BB: 0 P: 12	R: 0 E: 0 K: 2 S: 11	H: 0 LOB: 1 BB: 1 P: 19	R: 1 E: 1 K: 1 S: 9	H: 2 LOB: 1 BB: 0 P: 14	R: 0 E: 0 K: 0 S: 6	H: 1 LOB: 1 BB: 0 P: 8	R: 0 E: 0 K: 0 S: 10	H: 0 LOB: 0 BB: 0 P: 17	R: 2 E: 0 K: 2 S: 20	H: 3 LOB: 2 BB: 1 P: 34	R: 1 E: 0 K: 2 S: 13	H: 2 LOB: 2 BB: 1 P: 23	R: 1 E: 0 K: 1 S: 8	H: 1 LOB: 0 BB: 0 P: 9	R: 0 E: 0 K: 0 S: 6	H: 0 LOB: 0 BB: 0 P: 11	1B: 6 2B: 2 3B: 0 HR: 2	SF: 1 SAC: 0 DP: 0 HBP: 0	WP: 0 PB: 0 CS: 0	PA: 40
PITCHER	IP	WLS	BF	H	R	ER	SO	BB	IBB	HBP	BLK	WP	HR	S	P	ERA	WHIP					
Wilson Alvarez, L ERA: 2.7 (1, 1)	6.1	W	30	9	4	3	5	2	0	0	0	0	1	72	113	4.26	1.737					
Jose DeLeon, R ERA: 7.36 (7, 1)	1.2		7	1	1	1	3	1	0	0	0	0	1	15	23	5.40	1.200					
Paul Assenmacher, L ERA: 9.0 (9, 1)	1.0		3	0	0	0	0	0	0	0	0	0	0	6	11	0.00	0.000					

New York Yankees @ Chicago White Sox
Comiskey Park, Chicago, IL
Tue Apr 12 1994, 8:05 PM EDT
Att: 22,692 - Unknown - 59 F

livebaseballscorecards.com

AB 36
R 5
H 10
RBI 5
BB 3
SO 8
LOB 12




Batter	1	2	3	4	5	6	7	8	9	AB	R	H	RBI	BB	SO	LOB	BOTTOM				
Lance Johnson, L OBP: 0.258, SLG: 0.222 (1, 8)	G3-1 1B 2B		F8	SF7	P5		G6-4-3			4	1	1	1	0	0	1					
Craig Grebeck, R OBP: 0.500, SLG: 0.583 (1, 4)	G3-1		F8	BB 1B		1B BB		F7		4	1	1	0	1	0	1					
Frank Thomas, R OBP: 0.500, SLG: 0.692 (1, 3)	K		F9	1B		1B		HR		4	1	2	3	1	1	1					
Julio Franco, R OBP: 0.344, SLG: 0.462 (1, 10)	1B BB		F9	1B		K		F8		3	0	0	0	2	1	2					
Robin Ventura, L OBP: 0.452, SLG: 0.786 (1, 5)	FC5-4 1B			K		1B		K		4	1	2	1	1	2	3					
Darin Jackson, R OBP: 0.458, SLG: 0.650 (1, 9)	FC5-4			BB 1B	HR 1B		E6			4	2	2	0	0	0	4					
Joe Hall, R OBP: 0.556, SLG: 0.889 (1, 7)		G6-4-3 1B		1B BB	HR 1B		G5-4-3			4	2	3	2	0	0	3					
Ron Karkovics, R OBP: 0.400, SLG: 0.765 (1, 2)		K		1B 1B	P4		L6			3	1	0	1	1	1	1					
Ozzie Guillen, L OBP: 0.310, SLG: 0.379 (1, 6)		G6-4-3		1B 1B	K					4	1	2	1	0	1	1					
Inning Stats	R: 1 E: 0 K: 1 S: 14	H: 2 LOB: 2 BB: 1 P: 23	R: 0 E: 0 K: 1 S: 9	H: 1 LOB: 0 BB: 0 P: 11	R: 0 E: 0 K: 0 S: 5	H: 0 LOB: 0 BB: 0 P: 8	R: 5 E: 0 K: 1 S: 17	H: 5 LOB: 3 BB: 3 P: 34	R: 2 E: 0 K: 1 S: 13	H: 2 LOB: 0 BB: 0 P: 22	R: 1 E: 1 K: 1 S: 8	H: 1 LOB: 2 BB: 2 P: 19	R: 0 E: 0 K: 0 S: 5	H: 1 LOB: 0 BB: 0 P: 6	R: 1 E: 0 K: 1 S: 8	H: 1 LOB: 0 BB: 0 P: 12	1B: 10 2B: 1 3B: 0 HR: 2	SF: 1 SAC: 0 DP: 3 HBP: 0	WP: 0 PB: 0 CS: 0	PA: 41	
PITCHER	IP	WLS	BF	H	R	ER	SO	BB	IBB	HBP	BLK	WP	HR	S	P	ERA	WHIP				
Terry Mulholland, L ERA: 12.0 (1, 1)	3.2	L	21	8	6	6	2	3	0	0	0	0	0	41	66	14.73	3.000				
Scott Karmieniecki, R ERA: 5.79 (4, 1)	1.2		10	2	3	2	3	3	0	0	0	0	1	22	46	10.80	3.000				
Donn Pall, R ERA: (6, 1)	1.0		4	1	0	0	0	0	0	0	0	0	0	5	8	0.00	1.000				
Sterling Hitchcock, L ERA: 20.25 (7, 1)	0.2		2	1	0	0	0	0	0	0	0	0	0	3	3	0.00	1.500				
Jeff Reardon, R ERA: 5.4 (8, 1)	1.0		4	1	1	1	1	0	0	0	0	0	1	8	12	9.00	1.000				

New York Yankees @ Chicago White Sox
Comiskey Park, Chicago, IL
Tue Apr 12 1994, 8:05 PM EDT
Att: 22,692 - Unknown - 59 F

livebaseballscorecards.com

AB 34
R 10
H 13
RBI 9
BB 6
SO 6
LOB 17



Batter	1	2	3	4	5	6	7	8	9	AB	R	H	RBI	BB	SO	LOB	TOP																			
Randy Velarde, R (1, 5) OBP: 0.435, SLG: 0.524	P2	P6		P4		SH1-4		HR		5	1	2	1	0	0	4	New York Yankees @ Detroit Tigers Tiger Stadium, Detroit, MI Fri Apr 15 1994, 7:05 PM EDT Att: 14,315 - Unknown - 70 F																			
Jim Levritz, R (1, 10) OBP: 0.471, SLG: 0.571 Paul O'Neill, L (6, PH) OBP: 0.652, SLG: 1.333	P3		HR	K		K		HR		3	1	1	1	0	1	1																				
Don Mattingly, L (1, 3) OBP: 0.310, SLG: 0.257	K		G4-3		E5			K		5	1	0	0	1	2	3																				
Danny Tartabull, R (1, 9) OBP: 0.439, SLG: 0.743		F8	1B	BB	HR			BB		4	2	3	2	1	1	2																				
Mike Stanley, R (1, 2) OBP: 0.355, SLG: 0.500	F8		BB		HR			1B		4	0	2	0	1	0	1																				
Bernie Williams, S (1, 8) OBP: 0.270, SLG: 0.394	BB	F9		K		G6-3		G5-3		4	0	0	0	1	1	5																				
Mike Gallego, R (1, 6) OBP: 0.342, SLG: 0.486	BB	F7		G5-3		1B		1B		5	0	3	1	0	0	3																				
Gerald Williams, R (1, 7) OBP: 0.500, SLG: 0.500 Daryl Boston, L (7, PH) OBP: 0.777	K		SH5-3		F7			FC1-6		3	0	1	0	0	1	3																				
Pat Kelly, R (1, 4) OBP: 0.333, SLG: 0.391			SH5-3		SH1-4			L6		2	0	1	0	2	0	0																				
Inning Stats	R: 0 E: 0 K: 1 S: 7	H: 0 LOB: 0 BB: 0 P: 8	R: 1 E: 0 K: 1 S: 22	H: 2 LOB: 3 BB: 2 P: 38	R: 1 E: 0 K: 0 S: 13	H: 2 LOB: 2 BB: 1 P: 26	R: 0 E: 0 K: 1 S: 10	H: 1 LOB: 1 BB: 0 P: 15	R: 2 E: 1 K: 1 S: 16	H: 2 LOB: 1 BB: 2 P: 26	R: 0 E: 0 K: 2 S: 9	H: 0 LOB: 2 BB: 2 P: 23	R: 0 E: 0 K: 1 S: 11	H: 1 LOB: 1 BB: 0 P: 17	R: 2 E: 0 K: 1 S: 22	H: 3 LOB: 2 BB: 1 P: 28		R: 1 E: 0 K: 0 S: 9	H: 3 LOB: 2 BB: 1 P: 18	1B: 9 2B: 2 3B: 0 HR: 3	SF: 0 SAC: 2 DP: 1 HBP: 0	WP: 1 PB: 0 SB: 0 CS: 0	PA: 48													
PITCHER	IP	WLS	BF	H	R	ER	SO	BB	IBB	HBP	BLK	WP	HR	S	P	ERA	WHIP	PITCHER		IP	WLS	BF	H	R	ER	SO	BB	IBB	HBP	BLK	WP	HR	S	P	ERA	WHIP
David Wells, L (1, 1) ERA: 5.5	5.0	L	26	7	4	3	4	3	0	0	0	1	2	68	113	5.40	2.000																			
Joe Boever, R (6, 1) ERA: 2.53	4.0		22	7	3	3	4	2	2	0	0	0	1	51	86	6.75	2.250																			

Batter	1	2	3	4	5	6	7	8	9	AB	R	H	RBI	BB	SO	LOB	BOTTOM																			
Tony Phillips, S (1, 7) OBP: 0.348, SLG: 0.350	G4-3				G4-6-3					4	0	1	2	1	2	2	New York Yankees @ Detroit Tigers Tiger Stadium, Detroit, MI Fri Apr 15 1994, 7:05 PM EDT Att: 14,315 - Unknown - 70 F																			
Lou Whitaker, L (1, 4) OBP: 0.367, SLG: 0.542	K		F8		G4-6-3			G6-3	P6	5	0	0	0	0	1	3																				
Kirk Gibson, L (1, 9) OBP: 0.200, SLG: 0.095 Eric Davis, R (9, PH) OBP: 0.242, SLG: 0.333	F7		F7		G3-1			G4-3	F7	4	0	0	0	0	0	0																				
Cecil Fielder, R (1, 3) OBP: 0.372, SLG: 0.737		2B	1B		BB			2B		3	1	3	0	1	0	0																				
Travis Fryman, R (1, 5) OBP: 0.263, SLG: 0.457		1B	2B		F9			K	G6-3	4	1	1	0	0	1	3																				
Mickey Tettleton, S (1, 10) OBP: 0.378, SLG: 0.379		1B			K			K		3	1	1	2	1	2	1																				
Alan Trammell, R (1, 6) OBP: 0.405, SLG: 0.545		1B			HR			G4-3		4	2	3	1	0	0	1																				
Chad Kreuter, S (1, 2) OBP: 0.214, SLG: 0.154 Scott Livingstone, L (9, PH) OBP: 0.550, SLG: 0.556		L8			1B			G5-3		3	0	1	0	0	0	2																				
Mitt Cuyler, S (1, 8) OBP: 0.200, SLG: 0.111 Danny Bautista, R (7, PH) OBP: 0.353, SLG: 0.500		F8			K			G4-3		1	0	0	0	0	0	0																				
Junior Felix, S (9, PH) OBP: 0.188, SLG: 0.133					K				K	1	0	0	0	0	1	3																				
Inning Stats	R: 0 E: 0 K: 1 S: 7	H: 0 LOB: 0 BB: 0 P: 8	R: 2 E: 0 K: 1 S: 16	H: 4 LOB: 2 BB: 0 P: 27	R: 0 E: 0 K: 0 S: 8	H: 0 LOB: 1 BB: 1 P: 16	R: 1 E: 0 K: 2 S: 10	H: 2 LOB: 0 BB: 0 P: 17	R: 0 E: 0 K: 0 S: 8	H: 1 LOB: 1 BB: 0 P: 15	R: 0 E: 0 K: 1 S: 9	H: 0 LOB: 0 BB: 0 P: 13	R: 0 E: 0 K: 0 S: 9	H: 1 LOB: 1 BB: 0 P: 11	R: 2 E: 0 K: 1 S: 14	H: 2 LOB: 2 BB: 2 P: 30	1B: 5 2B: 4 3B: 0 HR: 1	SF: 0 SAC: 0 DP: 1 HBP: 0	WP: 0 PB: 0 SB: 0 CS: 0	PA: 39																
PITCHER	IP	WLS	BF	H	R	ER	SO	BB	IBB	HBP	BLK	WP	HR	S	P	ERA	WHIP	PITCHER		IP	WLS	BF	H	R	ER	SO	BB	IBB	HBP	BLK	WP	HR	S	P	ERA	WHIP
Melido Perez, R (1, 1) ERA: 3.75	2.0	W	7	1	0	0	1	0	0	0	0	0	0	18	24	0.00	0.500																			
Steve Howe, L (7, 1) ERA: 12.0	0.1		5	2	2	2	1	2	0	0	0	0	0	11	25	54.00	12.000																			
Xavier Hernandez, R (9, 1) ERA: 16.2	0.1	S	1	0	0	0	0	0	0	0	0	0	0	1	2	0.00	0.000																			
Sterling Hitchcock, L (9, 1) ERA: 4.15	0.1	S	1	0	0	0	0	0	0	0	0	0	0	2	3	0.00	0.000																			

AB	39
R	7
H	14
RBI	7
BB	7
SO	8
LOB	25

AB	35
R	5
H	10
RBI	5
BB	4
SO	8
LOB	19



Batter	1	2	3	4	5	6	7	8	9	AB	R	H	RBI	BB	SO	LOB	TOP					
Luis Polonia, L OBP: 0.391, SLG: 0.200 (1, 7)	G6-3		1B	F8			G4-3	1B		5	0	2	2	0	0	2	<p>New York Yankees @ Detroit Tigers Tiger Stadium, Detroit, MI Sun Apr 17 1994, 3:33 AM EDT Att: 16,059 - Sunny - 54 F</p>					
Wade Boggs, L OBP: 0.405, SLG: 0.415 (1, 5)	L7		2B		G6-3		K	K		5	1	1	1	0	2	2						
Don Mattingly, L OBP: 0.327, SLG: 0.302 (1, 3)	G1-3		1B		F8			SF9	F7	5	2	2	1	0	0	0						
Danny Tartabull, R OBP: 0.412, SLG: 0.636 (1, 10)		F9	1B		G6-3			SF9	F8	5	1	2	1	0	0	0						
Paul O'Neill, L OBP: 0.606, SLG: 1.038 (1, 9)			G4-3			E	G1-3	G1-3	FC5-4	3	1	1	0	2	0	3						
Mike Stanley, R OBP: 0.351, SLG: 0.452 (1, 2)	K			1B		E7	BB	BB	FC5-4	4	1	1	0	1	1	3						
Daryl Boston, L OBP: 0.125, SLG: 0.125 Bernie Williams, S OBP: 0.233, SLG: 0.342 (6, PH) (6, B)	L4			1B		FC5-4	CS	SF9		2	0	1	0	0	0	1						
Mike Gallego, R OBP: 0.340, SLG: 0.455 (1, 6)			1B	L4		F8		BB	1B	4	2	2	1	0	0	3						
Pat Kelly, R OBP: 0.294, SLG: 0.310 (1, 4)			K	P3		CS	G4-3	1B	BB	3	0	0	0	1	1	3						
Inning Stats	R: 0 E: 0 K: 0 S: 9	H: 0 LOB: 0 BB: 0 P: 13	R: 0 E: 0 K: 1 S: 11	H: 1 LOB: 1 BB: 0 P: 17	R: 3 E: 0 K: 1 S: 16	H: 5 LOB: 1 BB: 0 P: 21	R: 0 E: 0 K: 0 S: 17	H: 2 LOB: 0 BB: 0 P: 24	R: 0 E: 0 K: 0 S: 9	H: 0 LOB: 0 BB: 0 P: 13	R: 1 E: 1 K: 0 S: 7	H: 0 LOB: 0 BB: 1 P: 14	R: 0 E: 0 K: 1 S: 7	H: 0 LOB: 0 BB: 0 P: 12	R: 4 E: 0 K: 1 S: 18	H: 4 LOB: 2 BB: 2 P: 34	R: 0 E: 0 K: 0 S: 8	H: 0 LOB: 1 BB: 1 P: 16	1B: 10 2B: 2 3B: 0 HR: 0	SF: 1 SAC: 0 DP: 0 HBP: 0	WP: 0 PB: 0 SB: 1 CS: 1	PA: 43
PITCHER	IP	WLS	BF	H	R	ER	SO	BB	IBB	HBP	BLK	WP	HR	S	P	ERA	WHIP					
Bill Gullickson, R ERA: 8.22 (1, 1)	5.0		22	8	3	3	2	0	0	0	0	0	0	62	88	5.40	1.600					
Bill Krueger, L ERA: 7.2 (6, 1)	2.2	L	12	2	4	3	1	1	1	0	0	0	0	22	40	10.12	1.125					
Mike Gardiner, R ERA: 1.0 (8, 1)	0.1		4	2	1	1	1	1	0	0	0	0	0	10	20	27.00	9.000					
Joe Boever, R ERA: 2.31 (9, 1)	1.0		4	0	0	0	0	1	0	0	0	0	0	8	16	0.00	1.000					

Batter	1	2	3	4	5	6	7	8	9	AB	R	H	RBI	BB	SO	LOB	BOTTOM					
Tony Phillips, S OBP: 0.368, SLG: 0.396 (1, 4) (8, 7)	1B		FC6-4	G4-3		FC6-4		G1-3		3	1	0	1	2	0	1	<p>New York Yankees @ Detroit Tigers Tiger Stadium, Detroit, MI Sun Apr 17 1994, 3:33 AM EDT Att: 16,059 - Sunny - 54 F</p>					
Alan Trammell, R OBP: 0.396, SLG: 0.512 (1, 10)	BB		BB	G5-3		P3			HR	4	1	2	0	1	0	1						
Eric Davis, R OBP: 0.273, SLG: 0.385 (1, 8)	P3		BB		K		G5-3	HR		5	2	1	2	0	1	4						
Cecil Fielder, R OBP: 0.352, SLG: 0.625 (1, 3)	G6-4-3		BB	E5		F8		G6-3		4	1	0	0	1	0	2						
Travis Fryman, R OBP: 0.306, SLG: 0.533 (1, 5)		G4-3	E5			BB	1B		P3	5	0	3	1	0	0	2						
Mickey Tettleton, S OBP: 0.404, SLG: 0.378 (1, 2)	K		BB	G6-3			BB		L9	4	0	1	1	1	1	2						
Danny Bautista, R OBP: 0.292, SLG: 0.364 Kirk Gibson, L OBP: 0.214, SLG: 0.087 (7, PH) (8, 9)	G4-3		L9		L9		BB		P4	3	0	0	0	0	0	5						
Milt Cuyler, S OBP: 0.250, SLG: 0.214 Lou Whitaker, L OBP: 0.394, SLG: 0.519 (7, PH) (8, 4)	K			SH1-3		G1-3	G3			3	1	1	0	0	1	1						
Chris Gomez, R OBP: 0.294, SLG: 0.200 (1, 6)		G4-3		SH1-3		FC6-4		P4		3	0	1	0	0	0	0						
Inning Stats	R: 0 E: 0 K: 0 S: 5	H: 1 LOB: 1 BB: 1 P: 14	R: 0 E: 0 K: 2 S: 13	H: 1 LOB: 0 BB: 0 P: 20	R: 2 E: 1 K: 0 S: 28	H: 1 LOB: 3 BB: 3 P: 50	R: 1 E: 0 K: 0 S: 7	H: 1 LOB: 0 BB: 0 P: 14	R: 1 E: 1 K: 1 S: 10	H: 1 LOB: 1 BB: 0 P: 16	R: 0 E: 0 K: 0 S: 10	H: 1 LOB: 1 BB: 0 P: 12	R: 0 E: 0 K: 0 S: 7	H: 2 LOB: 3 BB: 1 P: 15	R: 2 E: 0 K: 0 S: 9	H: 1 LOB: 0 BB: 1 P: 16	R: 0 E: 0 K: 0 S: 9	H: 0 LOB: 0 BB: 0 P: 14	1B: 5 2B: 3 3B: 0 HR: 1	SF: 0 SAC: 1 DP: 1 HBP: 0	WP: 0 PB: 0 SB: 0 CS: 0	PA: 43
PITCHER	IP	WLS	BF	H	R	ER	SO	BB	IBB	HBP	BLK	WP	HR	S	P	ERA	WHIP					
Terry Mulholland, L ERA: 7.8 (1, 1)	6.0		29	6	4	1	3	4	0	0	0	0	0	73	126	1.50	1.667					
Xavier Hernandez, R ERA: 10.8 (7, 1)	2.0	W	11	3	2	2	0	2	0	0	0	0	1	16	31	9.00	2.500					
Jeff Reardon, R ERA: 9.38 (9, 1)	1.0	S	3	0	0	0	0	0	0	0	0	0	0	9	14	0.00	0.000					

AB	37
R	8
H	12
RBI	8
BB	4
SO	4
LOB	18



Batter	1	2	3	4	5	6	7	8	9	AB	R	H	RBI	BB	SO	LOB	TOP					
Brian Turang, R OBP: 0.400, SLG: 0.400 (1, 10)	0-1 SH5-3 1B	1-0 G5-3		1-3 K		0-0 P4			1-2 1B	5	0	2	0	0	1	2						
Rich Amaral, R OBP: 0.358, SLG: 0.468 (1, 4)	1-1 SH5-3	2-2 HR			0-0 F9		2-1 G6-3		1-1 G5-3	4	1	1	2	0	0	1						
Ken Griffey Jr., L OBP: 0.436, SLG: 0.780 (1, 8)	3-2 FC1-6-5 1B	0-0 L7			2-1 HR		2-3 K			4	2	1	0	0	1	1						
Jay Buhner, R OBP: 0.442, SLG: 0.778 (1, 9)	0-1 1B			2-1 HR		2-2 HR		1-1 F8		4	2	3	4	0	0	0						
Mike Blowers, R OBP: 0.240, SLG: 0.196 (1, 5)	3-2 1B		0-3 K		1-1 L6			2-2 K		4	0	1	0	0	2	0						
Greg Pirtl, R OBP: 0.286, SLG: 0.769 (1, 3)	2-3 K		0-0 G5-3		2-1 P2			2-1 F8		4	0	0	0	0	1	2						
Eric Anthony, L OBP: 0.320, SLG: 0.568 (1, 7)		1-3 K	2-2 F7			1-1 G4-3		3-2 G3		4	0	0	0	0	1	0						
Dan Wilson, R OBP: 0.263, SLG: 0.343 (1, 2)		1-0 E5 2B		2-2 L9		1-2 P3			0-1 G5-3	4	1	0	0	0	0	0						
Felix Fermin, R OBP: 0.326, SLG: 0.325 (1, 6)		1-1 HR 2B		0-0 L8		2-1 1B			1-1 G4-3	4	1	2	1	0	0	0						
Inning Stats	R: 1 H: 3 E: 0 K: 1 S: 15	H: 3 LOB: 2 BB: 0 P: 24	R: 3 H: 2 E: 1 K: 1 S: 13	H: 2 LOB: 0 BB: 0 P: 19	R: 1 H: 1 E: 0 K: 1 S: 9	H: 1 LOB: 0 BB: 0 P: 13	R: 0 H: 0 E: 0 K: 1 S: 8	H: 0 LOB: 0 BB: 0 P: 11	R: 2 H: 2 E: 0 K: 0 S: 10	H: 2 LOB: 0 BB: 0 P: 17	R: 0 H: 1 E: 0 K: 0 S: 8	H: 1 LOB: 1 BB: 0 P: 12	R: 0 H: 0 E: 0 K: 1 S: 7	H: 0 LOB: 0 BB: 0 P: 12	R: 0 H: 0 E: 0 K: 1 S: 9	H: 0 LOB: 0 BB: 0 P: 16	R: 0 H: 1 E: 0 K: 0 S: 9	H: 1 LOB: 1 BB: 0 P: 12	1B: 6 2B: 1 3B: 0 HR: 3	SF: 0 SAC: 1 DP: 0 HBP: 0	WP: 0 PB: 0 CS: 0	PA: 38
PITCHER	IP	WLS	BF	H	R	ER	SO	BB	IBB	HBP	BLK	WP	HR	S	P	ERA	WHIP					
Jim Abbott, L ERA: 3.38	(1, 1)	5.0	L	24	8	7	4	4	0	0	0	0	3	55	84	7.20	1.600					
Donn Pail, R ERA: 1.0	(6, 1)	4.0		14	2	0	0	2	0	0	0	0	0	33	52	0.00	0.500					

Seattle Mariners @ New York Yankees
Yankee Stadium, Bronx, NY
Tue Apr 19 1994, 7:05 PM EDT
Att: 21,148 - Unknown - 74 F


AB 37
R 7
H 10
RBI 7
BB 0
SO 6
LOB 6



Batter	1	2	3	4	5	6	7	8	9	AB	R	H	RBI	BB	SO	LOB	BOTTOM					
Mike Gallego, R OBP: 0.314, SLG: 0.417 (1, 4)	3-2 G6-3			2-2 K		1-0 G5-3		0-0 FC6-4		4	0	0	0	0	1	3						
Wade Boggs, L OBP: 0.396, SLG: 0.400 (1, 5)	1-2 F8			1-0 G4-3 1B		0-1 F7		2-1 F9		4	0	1	0	0	0	3						
Don Mattingly, L OBP: 0.321, SLG: 0.298 (1, 3)	0-1 F9			3-2 G4-3			0-0 G4-3		0-2 2B G6-3 1B	4	1	1	0	0	0	1						
Danny Tartabull, R OBP: 0.400, SLG: 0.625 (1, 9)		0-0 G6-3		1-2 G3			3-2 F8		2-1 2B	4	0	1	0	0	0	1						
Mike Stanley, R OBP: 0.341, SLG: 0.429 (1, 2)		1-1 F8			2-1 L7		1-1 1B		2-1 G6-3	4	0	1	1	0	0	1						
Jim Leyritz, R OBP: 0.381, SLG: 0.444 (1, 10)		1-0 G5-3			3-2 P4		2-0 G1-5-3		3-3 K	4	0	0	0	0	1	2						
Paul O'Neill, L OBP: 0.541, SLG: 0.990 (1, 7)			2-2 G4-3		2-3 K			0-2 G5-3	3-3 K	4	0	0	0	0	2	1						
Bernie Williams, S OBP: 0.239, SLG: 0.341 (1, 8)			2-3 K			0-1 L5		0-0 FC6-4 1B		3	0	1	0	0	1	0						
Randy Velarde, R OBP: 0.407, SLG: 0.480 (1, 6)			1-1 F9			0-0 WP 1B		1-2 FC5		3	0	1	0	0	0	1						
Inning Stats	R: 0 H: 0 E: 0 K: 0 S: 8	H: 0 LOB: 0 BB: 0 P: 12	R: 0 H: 0 E: 0 K: 0 S: 4	H: 0 LOB: 0 BB: 0 P: 6	R: 0 H: 0 E: 0 K: 1 S: 10	H: 0 LOB: 0 BB: 0 P: 15	R: 0 H: 1 E: 0 K: 1 S: 14	H: 1 LOB: 1 BB: 0 P: 21	R: 0 H: 1 E: 0 K: 0 S: 6	H: 1 LOB: 1 BB: 0 P: 7	R: 0 H: 1 E: 0 K: 0 S: 7	H: 1 LOB: 1 BB: 0 P: 13	R: 0 H: 1 E: 1 K: 0 S: 8	H: 1 LOB: 2 BB: 0 P: 10	R: 1 H: 2 E: 0 K: 2 S: 13	H: 2 LOB: 1 BB: 0 P: 21	1B: 5 2B: 1 3B: 0 HR: 0	SF: 0 SAC: 0 DP: 0 HBP: 0	WP: 1 PB: 0 CS: 0	PA: 34		
PITCHER	IP	WLS	BF	H	R	ER	SO	BB	IBB	HBP	BLK	WP	HR	S	P	ERA	WHIP					
Greg Hibbard, L ERA: 3.79	(1, 1)	8.0	W	30	5	1	1	3	0	0	0	0	0	71	105	1.12	0.625					
Jeff Nelson, R ERA: 1.99	(9, 1)	0.2		3	1	0	0	1	0	0	0	0	0	7	12	0.00	1.500					
Tim Davis, L ERA:	(9, 1)	0.1		1	0	0	0	1	0	0	0	0	0	3	6	0.00	0.000					

Seattle Mariners @ New York Yankees
Yankee Stadium, Bronx, NY
Tue Apr 19 1994, 7:05 PM EDT
Att: 21,148 - Unknown - 74 F

AB 34
R 1
H 6
RBI 1
BB 0
SO 5
LOB 13



Batter	1	2	3	4	5	6	7	8	9	AB	R	H	RBI	BB	SO	LOB	TOP										
Brian Turang, R OBP: 0.333, SLG: 0.667 Darren Bragg, L OBP: 0.188, SLG: 0.200	2-3 K		1-2 HR		2-2 G6-3			1-2 F9	0-0 FC5	4	1	1	2	0	1	2											
Rich Amaral, R OBP: 0.388, SLG: 0.490	3-3 K		0-0 2B			1-2 G5-3		0-2 FC6-4 1B		4	0	2	1	0	1	0											
Ken Griffey Jr., L OBP: 0.407, SLG: 0.722	1-1 G1-3		2-2 P9			1-2 F7		2-3 3-H FC6-4		4	0	0	1	0	0	2											
Jay Buhner, R OBP: 0.429, SLG: 0.735		0-0 G5-3		0-1 G5-3 1B		3-2 G5-3		3-H 2-3 K		4	0	1	0	0	1	1											
Mike Blowers, R OBP: 0.241, SLG: 0.184		4-2 G1-6-3 BB		1-2 G5-3					0-2 G5-3	3	0	0	0	1	0	1											
Greg Pirtl, R OBP: 0.250, SLG: 0.667 Eric Anthony, L OBP: 0.327, SLG: 0.556		1-2 G1-6-3		0-3 K				4-0 G3-6-3 BB		2	0	0	0	0	1	2											
Tino Martinez, L OBP: 0.239, SLG: 0.175			1-0 L1-3		1-2 F9			3-2 G3-6-3		4	0	1	0	0	0	2											
Felix Fermin, R OBP: 0.362, SLG: 0.349			1-2 G6-3 HR 1B			1-0 G4-3		4-1 2B 1B BB	3-2 FC5 BB 1B	3	2	2	0	1	0	0											
Dan Wilson, R OBP: 0.250, SLG: 0.324 Reggie Jefferson, S OBP: 0.500, SLG: 0.667 Bill Haselman, R OBP: 0.550, SLG: 0.867			1-1 G6-3		1-1 F9			1-2 1B FC6-4 2B	4-2 BB	2	0	0	0	0	0	1											
Inning Stats	R: 0 E: 0 K: 2 S: 9	H: 0 LOB: 0 BB: 0 P: 15	R: 0 E: 0 K: 0 S: 7	H: 0 LOB: 0 BB: 1 P: 12	R: 2 E: 0 K: 0 S: 13	H: 3 LOB: 1 BB: 0 P: 19	R: 0 E: 0 K: 1 S: 12	H: 1 LOB: 1 BB: 0 P: 14	R: 0 E: 0 K: 0 S: 6	H: 0 LOB: 0 BB: 0 P: 10	R: 0 E: 0 K: 0 S: 9	H: 0 LOB: 0 BB: 1 P: 14	R: 0 E: 0 K: 0 S: 4	H: 0 LOB: 0 BB: 1 P: 12	R: 2 E: 0 K: 1 S: 15	H: 2 LOB: 1 BB: 1 P: 23	R: 0 E: 0 K: 0 S: 17	H: 2 LOB: 3 BB: 1 P: 25	1B: 5 2B: 2 3B: 0 HR: 1	SF: 0 SAC: 0 DP: 2 HBP: 0	WP: 0 PB: 0 SB: 0 CS: 0	PA: 37					
PITCHER	IP	WLS	BF	H	R	ER	SO	BB	IBB	HBP	BLK	WP	HR	S	P	ERA	WHIP										
Jimmy Key, L ERA: 4.52	(1, 1)	5.0	19	4	2	2	3	1	0	0	0	0	1	47	70	3.60	1.000										
Bob Wickman, R ERA: 2.57	(6, 1)	2.0	7	0	1	1	0	2	0	0	0	0	0	14	31	4.50	1.000										
Steve Howe, L ERA: 1.95	(8, 1)	0.2	4	2	1	1	0	0	0	0	0	0	0	11	13	13.50	3.000										
Jeff Reardon, R ERA: 2.84	(8, 1)	1.0	W	6	2	0	0	1	0	0	0	0	0	19	29	0.00	3.000										
Xavier Hernandez, R ERA: 10.13	(9, 1)	0.1	S	1	0	0	0	0	0	0	0	0	0	1	1	0.00	0.000										

Seattle Mariners @ New York Yankees
Yankee Stadium, Bronx, NY
Wed Apr 20 1994, 7:05 PM EDT
Att: 16,849 - Unknown - 57 F

AB	33
R	4
H	8
RBI	4
BB	4
SO	4
LOB	14



Batter	1	2	3	4	5	6	7	8	9	AB	R	H	RBI	BB	SO	LOB	BOTTOM										
Randy Velarde, R OBP: 0.438, SLG: 0.500	1-1 G4-6-3 1B		4-1 FC3-6 1B 2-1 BB		3-1 FC3-6 1B BB	3-3 K		1-0 SF9		3	1	2	1	1	1	1											
Jim LeVritz, R OBP: 0.385, SLG: 0.591	1-3 K		0-1 FC3-6 1B		2-3 K		1-0 HR	0-0 SF9		4	1	2	2	0	2	2											
Don Mattingly, L OBP: 0.328, SLG: 0.294	3-2 G4-6-3		1-0 FC3-6		0-0 FC3-6 1B		1-0 F9	3-H 4-0 BB 1B BB		4	0	1	0	1	0	3											
Danny Tartabull, R OBP: 0.400, SLG: 0.596		4-2 SH5-4 1B BB BB	3-2 L4		0-1 FC3-6 BB BB		3-3 K	3-1 BB 1B		4	1	1	1	1	1	4											
Mike Stanley, R OBP: 0.370, SLG: 0.405		4-1 1B SH5-4 BB	1-0 2-1	2-1 F9	4-2 BB		1-0 G6-3	4-2 BB		2	0	0	0	3	0	0											
Mike Gallego, R OBP: 0.327, SLG: 0.400		1-0 SH5-4		4-0 HBP BB	4-1 BB			E6 SH BB		2	1	0	1	2	0	3											
Gerald Williams, R OBP: 0.500, SLG: 0.500		1-0 G5-3 BB 1B		0-3 K	1-1 G4-3			0-1 BB SH SF9 1B		4	1	2	1	0	1	4											
Luis Polonia, L OBP: 0.375, SLG: 0.194		4-1 1B BB		1-0 HBP		2-3 K		1-1 SH SF9 BB		1	1	0	0	1	1	0											
Pat Kelly, R OBP: 0.297, SLG: 0.313 Wade Boggs, L OBP: 0.408, SLG: 0.400		1-0 G5-3		0-3 HBP K		3-1 K		4-1 BB 1B BB		3	0	1	0	0	1	5											
Inning Stats	R: 0 E: 0 K: 1 S: 9	H: 1 LOB: 0 BB: 0 P: 14	R: 1 E: 0 K: 0 S: 7	H: 1 LOB: 3 BB: 3 P: 22	R: 0 E: 0 K: 0 S: 7	H: 1 LOB: 2 BB: 1 P: 16	R: 0 E: 0 K: 2 S: 8	H: 0 LOB: 2 BB: 1 P: 15	R: 1 E: 0 K: 1 S: 13	H: 2 LOB: 3 BB: 2 P: 27	R: 0 E: 0 K: 2 S: 9	H: 1 LOB: 0 BB: 0 P: 17	R: 1 E: 0 K: 1 S: 6	H: 1 LOB: 0 BB: 0 P: 12	R: 4 E: 2 K: 0 S: 16	H: 2 LOB: 3 BB: 3 P: 36	1B: 8 2B: 0 3B: 0 HR: 1	SF: 2 SAC: 2 DP: 2 HBP: 1	WP: 0 PB: 0 SB: 0 CS: 1	PA: 42							
PITCHER	IP	WLS	BF	H	R	ER	SO	BB	IBB	HBP	BLK	WP	HR	S	P	ERA	WHIP										
Randy Johnson, L ERA: 5.47	(1, 1)	7.0	33	7	3	3	7	7	0	0	0	0	0	14	32	0.00	7.500										
Bobby Ayala, R ERA: 1.42	(8, 1)	0.2	L	9	2	4	0	3	0	0	0	0	0	2	4	0.00	0.000										
Bobby Thigpen, R ERA: 9.0	(8, 1)	0.1		0	0	0	0	0	0	0	0	0	0	2	4	0.00	0.000										

Seattle Mariners @ New York Yankees
Yankee Stadium, Bronx, NY
Wed Apr 20 1994, 7:05 PM EDT
Att: 16,849 - Unknown - 57 F


AB	27
R	7
H	9
RBI	7
BB	10
SO	7
LOB	22



Batter	1	2	3	4	5	6	7	8	9	AB	R	H	RBI	BB	SO	LOB	TOP					
Brian Turang, R OBP: 0.231, SLG: 0.462 (1, 7)	E1 G3-6-1		P4			B5-3		G6-3		4	0	0	0	0	0	1						
Rich Amaral, R OBP: 0.344, SLG: 0.455 (1, 4)	P3		F8			F8		F9		4	0	0	0	0	0	2						
Ken Griffey Jr., L OBP: 0.397, SLG: 0.690 (1, 8)	G3-6-1				F9			G3-1		4	0	1	1	0	0	1						
Eric Anthony, L OBP: 0.304, SLG: 0.510 (1, 9)		F8		F7		K		G6-3		4	0	0	0	0	1	1						
Tino Martinez, L OBP: 0.280, SLG: 0.279 (1, 10)		BB 1B BB		G1-3				HR		3	1	2	1	1	0	0						
Reggie Jefferson, S OBP: 0.417, SLG: 0.545 (1, 3)		K			G3-1		F7	G3		4	0	0	0	0	1	2						
Torey Lovullo, S OBP: 0.333, SLG: 0.313 (1, 5)		1B BB		L4			E4 1B	G3-1		3	0	1	0	1	0	0						
Dan Wilson, R OBP: 0.256, SLG: 0.325 (1, 2)			F8		F8		E4			3	0	1	0	0	0	2						
Felix Fermin, R OBP: 0.360, SLG: 0.348 (1, 6)			F9			B5-3 1B	F8			3	1	1	0	0	0	2						
Inning Stats	R: 0 E: 1 K: 0 S: 4	H: 0 LOB: 0 BB: 0 P: 5	R: 0 E: 0 K: 1 S: 8	H: 1 LOB: 2 BB: 2 P: 20	R: 0 E: 0 K: 0 S: 7	H: 0 LOB: 0 BB: 0 P: 13	R: 0 E: 0 K: 0 S: 8	H: 0 LOB: 0 BB: 0 P: 12	R: 0 E: 0 K: 0 S: 5	H: 0 LOB: 3 BB: 0 P: 8	R: 1 E: 0 K: 1 S: 10	H: 2 LOB: 1 BB: 0 P: 16	R: 0 E: 1 K: 0 S: 10	H: 2 LOB: 2 BB: 0 P: 17	R: 0 E: 0 K: 0 S: 6	H: 0 LOB: 0 BB: 0 P: 10	R: 1 E: 0 K: 0 S: 8	H: 1 LOB: 0 BB: 0 P: 13	1B: 5 2B: 0 3B: 0 HR: 1	SF: 0 SAC: 0 DP: 1 HBP: 0	WP: 0 PB: 0 SB: 0 CS: 0	PA: 34
PITCHER Melido Perez, R ERA: 3.0 (1, 1)	IP: 9.0 WLS: W BF: 34 H: 6 R: 2 ER: 2 SO: 2 BB: 2 IBB: 0 HBP: 0 BLK: 0 WP: 0 HR: 1 S: 66 P: 114 ERA: 2.00 WHIP: 0.889															PITCHER						

Seattle Mariners @ New York Yankees
Yankee Stadium, Bronx, NY
Thu Apr 21 1994, 3:33 AM EDT
Att: 15,949 - Cloudy - 59 F


AB 32
R 2
H 6
RBI 2
BB 2
SO 2
LOB 11



Batter	1	2	3	4	5	6	7	8	9	AB	R	H	RBI	BB	SO	LOB	BOTTOM			
Luis Polonia, L OBP: 0.386, SLG: 0.229 (1, 7)	1B		F7		G4-3		1B 1B			4	0	2	0	0	0	0				
Wade Boggs, L OBP: 0.386, SLG: 0.408 (1, 5)	K		G4-3		1B 2B		F7			4	0	1	0	0	1	3				
Don Mattingly, L OBP: 0.354, SLG: 0.315 (1, 3)	L9			HR BB	1B		2B 1B			3	2	2	1	1	0	1				
Danny Tartabull, R OBP: 0.422, SLG: 0.673 (1, 10)	K			HR BB	BB		2B			3	1	2	3	1	1	1				
Paul O'Neill, L OBP: 0.561, SLG: 0.939 (1, 9)		CS 1B		3B	F8		IBB			3	0	2	0	1	0	3				
Mike Stanley, R OBP: 0.360, SLG: 0.375 (1, 2)	FC5-4 BB			G5-3		G6-3	F8			3	0	0	0	1	0	3				
Daryl Boston, L OBP: 0.167, SLG: 0.167 (1, 8)		L6		G3		G3-1		G6-4-3 1B		4	0	1	0	0	0	2				
Gerald Williams, R OBP: 0.500, SLG: 0.500 (9, 8)										0	0	0	0	0	0	0				
Mike Gallego, R OBP: 0.305, SLG: 0.370 (1, 6)	FC5-4			K		P4		G6-4-3		4	0	0	0	0	1	3				
Pat Kelly, R OBP: 0.293, SLG: 0.286 (1, 4)			G5-3		F7		1B BB	F8		3	1	0	0	1	0	0				
Inning Stats	R: 0 E: 0 K: 2 S: 10	H: 1 LOB: 1 BB: 0 P: 15	R: 0 E: 0 K: 0 S: 9	H: 1 LOB: 1 BB: 1 P: 17	R: 0 E: 0 K: 0 S: 4	H: 0 LOB: 0 BB: 0 P: 7	R: 2 E: 0 K: 1 S: 12	H: 2 LOB: 1 BB: 1 P: 22	R: 0 E: 0 K: 0 S: 15	H: 2 LOB: 3 BB: 1 P: 24	R: 0 E: 0 K: 0 S: 7	H: 0 LOB: 0 BB: 0 P: 10	R: 2 E: 0 K: 0 S: 10	H: 3 LOB: 2 BB: 2 P: 21	R: 0 E: 0 K: 0 S: 8	H: 1 LOB: 0 BB: 0 P: 9	1B: 6 2B: 2 3B: 1 HR: 1	SF: 0 SAC: 0 DP: 1 HBP: 0	WP: 0 PB: 0 SB: 0 CS: 1	PA: 36
PITCHER Chris Bosio, R ERA: 3.07 (1, 1)	IP: 8.0 WLS: L BF: 36 H: 10 R: 4 ER: 4 SO: 3 BB: 4 IBB: 1 HBP: 0 BLK: 0 WP: 0 HR: 1 S: 75 P: 125 ERA: 4.50 WHIP: 1.750															PITCHER				

Seattle Mariners @ New York Yankees
Yankee Stadium, Bronx, NY
Thu Apr 21 1994, 3:33 AM EDT
Att: 15,949 - Cloudy - 59 F


AB 31
R 4
H 10
RBI 4
BB 5
SO 3
LOB 16



Batter	1	2	3	4	5	6	7	8	9	AB	R	H	RBI	BB	SO	LOB	TOP				
Rickey Henderson, R OBP: 0.500, SLG: 0.362	F7	SAFE 1B	SAFE SAFE SAFE 1B		1B		F8	FC5-4 1B		4	1	2	0	1	0	0					
Mike Bordick, R OBP: 0.358, SLG: 0.367	K	1B	1B		1B		L5-4 2B	F7		5	0	3	1	0	1	1					
Geronimo Berroa, R OBP: 0.489, SLG: 0.756	BB	1B	1B		1B		BB	FC5-4 BB		3	0	1	1	2	1	3					
Mark McGwire, R OBP: 0.540, SLG: 0.702 Scott Hemond, R (8, PR)	K		FC6-4 1B		K		P3	BB		4	1	1	0	1	2	5					
Ruben Sierra, S OBP: 0.247, SLG: 0.479		1B	F9		K		L5-4	L7		5	1	1	0	0	1	7					
Troy Neel, L OBP: 0.415, SLG: 0.596	F9	1B	FC6-4 1B		L9		K	G3		5	0	1	0	0	1	3					
Terry Steinbach, R OBP: 0.410, SLG: 0.745	1B	BB	FC6-4 1B		HR		1B	G6-3		4	2	3	1	1	0	0					
Scott Brosius, R OBP: 0.242, SLG: 0.241	1B	1B	FC6-4		F7		F7	G6-3		5	0	1	2	0	0	3					
Junior Noboa, R OBP: 0.333, SLG: 0.344	1B	BB	K		F9		G6-3			4	1	1	1	0	1	3					
Inning Stats	R: 0 E: 0 K: 2 S: 13	H: 0 LOB: 1 BB: 1 P: 23	R: 3 E: 0 K: 1 S: 15	H: 4 LOB: 2 BB: 2 P: 26	R: 1 E: 0 K: 1 S: 10	H: 3 LOB: 2 BB: 0 P: 14	R: 1 E: 0 K: 2 S: 15	H: 3 LOB: 2 BB: 0 P: 23	R: 1 E: 0 K: 0 S: 8	H: 1 LOB: 0 BB: 0 P: 16	R: 0 E: 0 K: 1 S: 10	H: 1 LOB: 1 BB: 1 P: 20	R: 0 E: 0 K: 1 S: 7	H: 1 LOB: 1 BB: 0 P: 9	R: 0 E: 0 K: 0 S: 9	H: 0 LOB: 0 BB: 0 P: 14	1B: 12 2B: 2 3B: 0 HR: 1	SF: 0 SAC: 0 DP: 1 HBP: 0	WP: 0 PB: 0 SB: 1 CS: 0	PA: 44	
PITCHER	IP	WLS	BF	H	R	ER	SO	BB	IBB	HBP	BLK	WP	HR	S	P	ERA	WHIP				
Bob Ojeda, L ERA: 2.43	(1, 1)	2.1	16	7	4	4	3	3	0	0	0	0	0	33	56	15.43	4.286				
Scott Kamieniecki, R ERA: 3.55	(3, 1)	3.2	W	16	5	2	2	3	1	0	0	0	1	38	66	4.91	1.636				
Donn Pall, R ERA: 0.82	(7, 1)	2.0		9	2	0	1	1	0	0	0	0	0	14	21	0.00	1.500				
Steve Howe, L ERA: 1.17	(9, 1)	1.0	S	3	0	0	0	0	0	0	0	0	0	9	14	0.00	0.000				

Oakland Athletics @ New York Yankees
Yankee Stadium, Bronx, NY
Fri Apr 22 1994, 7:05 PM EDT
Att: 18,754 - Unknown - 57 F


AB 39
R 6
H 14
RBI 6
BB 5
SO 7
LOB 25



Batter	1	2	3	4	5	6	7	8	9	AB	R	H	RBI	BB	SO	LOB	BOTTOM				
Luis Polonia, L OBP: 0.367, SLG: 0.250	K	B5-3		G4-6-3				G5-3		5	0	1	1	0	1	2					
Wade Boggs, L OBP: 0.388, SLG: 0.377	G4-3	F7			G4-3	F8				4	0	0	0	0	0	2					
Don Mattingly, L OBP: 0.348, SLG: 0.310	F7		L7		BB		K			4	0	1	0	0	1	0					
Danny Tartabull, R OBP: 0.412, SLG: 0.638		HR	G4-3		K		K			3	1	0	0	1	2	1					
Paul O'Neill, L OBP: 0.578, SLG: 1.028		HR	F8		FC6-4		BB	BB		3	2	2	2	1	0	0					
Mike Stanley, R OBP: 0.370, SLG: 0.386		E6	HR	WP	BB	FC6-4		BB		4	2	2	1	0	0	2					
Bernie Williams, S OBP: 0.280, SLG: 0.419		HR	WP	WP	BB	G4-3	SH3-4	K		2	3	1	2	2	1	1					
Mike Gallego, R OBP: 0.290, SLG: 0.351	G5-3		G5-3		G5-3	SH3-4		K		3	0	0	0	0	1	2					
Pat Kelly, R OBP: 0.311, SLG: 0.308	B5-3		G4-6-3		G4-3		F8			4	0	2	1	0	0	1					
Inning Stats	R: 0 E: 0 K: 1 S: 8	H: 0 LOB: 0 BB: 0 P: 11	R: 4 E: 1 K: 0 S: 18	H: 3 LOB: 1 BB: 1 P: 37	R: 0 E: 0 K: 0 S: 7	H: 0 LOB: 0 BB: 0 P: 9	R: 2 E: 0 K: 0 S: 7	H: 2 LOB: 0 BB: 1 P: 17	R: 0 E: 0 K: 1 S: 13	H: 1 LOB: 2 BB: 1 P: 23	R: 1 E: 0 K: 3 S: 9	H: 1 LOB: 1 BB: 0 P: 16	R: 1 E: 0 K: 3 S: 18	H: 2 LOB: 1 BB: 0 P: 24	R: 0 E: 0 K: 1 S: 9	H: 0 LOB: 0 BB: 0 P: 14	1B: 5 2B: 2 3B: 0 HR: 2	SF: 0 SAC: 1 DP: 1 HBP: 0	WP: 2 PB: 0 SB: 0 CS: 0	PA: 37	
PITCHER	IP	WLS	BF	H	R	ER	SO	BB	IBB	HBP	BLK	WP	HR	S	P	ERA	WHIP				
Ron Darling, R ERA: 6.2	(1, 1)	3.1	18	5	6	5	1	2	0	0	0	0	0	23	40	3.38	1.500				
Carlos Reyes, R ERA: 4.5	(4, 1)	2.2	L	11	2	1	1	2	0	0	0	0	0	23	40	3.38	1.500				
Ed Nunez, R ERA: 15.19	(7, 1)	1.0		5	2	1	1	3	0	0	0	0	0	18	24	9.00	2.000				
Billy Taylor, R ERA:	(8, 1)	1.0		3	0	0	0	1	0	0	0	0	0	9	14	0.00	0.000				

Oakland Athletics @ New York Yankees
Yankee Stadium, Bronx, NY
Fri Apr 22 1994, 7:05 PM EDT
Att: 18,754 - Unknown - 57 F

AB 32
R 8
H 9
RBI 7
BB 4
SO 6
LOB 11



Batter	1	2	3	4	5	6	7	8	9	AB	R	H	RBI	BB	SO	LOB	TOP					
Rickey Henderson, R OBP: 0.480, SLG: 0.346 (1, 7)	1-1 BB FC5 1B	2-2 G6-3			1-2 G6-3		0-0 F9		1-3 K	5	1	1	0	0	1	3						
Stan Javier, S OBP: 0.432, SLG: 0.536 (1, 8)	1-0 FC5 BB 1B		0-2 G1-4-3		0-1 G6-3		0-2 FC5-4 HR		0-0 G4-3	4	1	1	1	0	0	1						
Troy Neel, L OBP: 0.407, SLG: 0.583 (9, PH)	1-2 FC5 BB 1B						1-2 HR			1	0	0	0	0	0	0						
Geronimo Berroa, R OBP: 0.519, SLG: 0.814 (1, 3)	2 SAFE 4-2 B SAFE FC5 BB		3-1 G6-3			4-1 F7 E BB		0-1 HR		4-1 BB	2	1	1	2	3	0	0					
Mark McGwire, R OBP: 0.500, SLG: 0.635 (1, 10)	2-3 K		1-0 F8			3-1 E5		1-3 K		0-0 F8	5	0	0	0	2	5						
Ruben Sierra, S OBP: 0.259, SLG: 0.533 (1, 9)	0-1 FC5			1-2 2B		1-0 F9		1-1 HR			4	1	2	2	0	4						
Scott Brosius, R OBP: 0.242, SLG: 0.290 (1, 5)	1-0 L4			2-2 F9		0-0 F7		0-1 HR			4	1	1	1	0	5						
Mike Bordick, R OBP: 0.352, SLG: 0.359 (1, 6)		1-1 G5-4-3 BB 1B		0-0 F7		1-1 G4-3		0-0 G4-3			4	0	1	0	0	3						
Junior Noboa, R OBP: 0.361, SLG: 0.353 (8, PH)		4-1 SAFE G5-4-3 BB		1-0 G6-3			2-2 F9 BB		1-2 G5-3	2	1	1	0	1	0	1						
Mike Brumley, S OBP: 0.477, SLG: 0.417 (8, 4)		1-2 BB					FC5-4 1B			1	0	0	0	0	0	0						
Scott Hemond, R (1, 2)		2-1 G5-4-3			1-0 G5-3		4-0 FC5-4 BB		0-0 F7	2	0	0	0	1	0	2						
Mike Aldrete, L OBP: 0.259, SLG: 0.063 (8, PH)		1-2 2-3 3-H 2-3								1	0	0	0	0	0	0						
Terry Steinbach, R OBP: 0.410, SLG: 0.745 (8, 2)		1-2 2-3								0	0	0	0	0	0	0						
Inning Stats	R: 1 H: 2 E: 0 K: 1 S: 13	W: 2 BF: 1 P: 22	R: 0 H: 1 E: 0 K: 0 S: 8	LOB: 1 BB: 1 P: 17	R: 0 H: 0 E: 0 K: 0 S: 6	LOB: 0 BB: 0 P: 10	R: 0 H: 1 E: 0 K: 0 S: 9	LOB: 1 BB: 0 P: 13	R: 0 H: 0 E: 0 K: 0 S: 6	LOB: 0 BB: 1 P: 16	R: 3 H: 2 E: 0 K: 1 S: 12	LOB: 0 BB: 1 P: 19	R: 2 H: 2 E: 0 K: 0 S: 9	LOB: 0 BB: 0 P: 11	R: 0 H: 0 E: 0 K: 1 S: 6	LOB: 1 BB: 1 P: 11	1B: 4 2B: 1 3B: 0 HR: 3	SF: 0 SAC: 0 DP: 1 HBP: 0	WP: 0 PB: 0 SB: 0 CS: 0	PA: 40		
PITCHER	IP WLS BF H R ER SO BB IBB HBP BLK WP HR S P ERA WHIP	IP WLS BF H R ER SO BB IBB HBP BLK WP HR S P ERA WHIP	IP WLS BF H R ER SO BB IBB HBP BLK WP HR S P ERA WHIP	IP WLS BF H R ER SO BB IBB HBP BLK WP HR S P ERA WHIP	IP WLS BF H R ER SO BB IBB HBP BLK WP HR S P ERA WHIP	IP WLS BF H R ER SO BB IBB HBP BLK WP HR S P ERA WHIP	IP WLS BF H R ER SO BB IBB HBP BLK WP HR S P ERA WHIP	IP WLS BF H R ER SO BB IBB HBP BLK WP HR S P ERA WHIP	IP WLS BF H R ER SO BB IBB HBP BLK WP HR S P ERA WHIP	IP WLS BF H R ER SO BB IBB HBP BLK WP HR S P ERA WHIP	IP WLS BF H R ER SO BB IBB HBP BLK WP HR S P ERA WHIP	IP WLS BF H R ER SO BB IBB HBP BLK WP HR S P ERA WHIP	IP WLS BF H R ER SO BB IBB HBP BLK WP HR S P ERA WHIP	IP WLS BF H R ER SO BB IBB HBP BLK WP HR S P ERA WHIP	IP WLS BF H R ER SO BB IBB HBP BLK WP HR S P ERA WHIP	IP WLS BF H R ER SO BB IBB HBP BLK WP HR S P ERA WHIP	IP WLS BF H R ER SO BB IBB HBP BLK WP HR S P ERA WHIP	IP WLS BF H R ER SO BB IBB HBP BLK WP HR S P ERA WHIP	IP WLS BF H R ER SO BB IBB HBP BLK WP HR S P ERA WHIP	IP WLS BF H R ER SO BB IBB HBP BLK WP HR S P ERA WHIP	IP WLS BF H R ER SO BB IBB HBP BLK WP HR S P ERA WHIP	IP WLS BF H R ER SO BB IBB HBP BLK WP HR S P ERA WHIP

Oakland Athletics @ New York Yankees
 Yankee Stadium, Bronx, NY
 Sat Apr 23 1994, 3:33 AM EDT
 Att: 29,254 - Sunny


AB 35
 R 6
 H 8
 RBI 6
 BB 5
 SO 3
 LOB 24



Batter	1	2	3	4	5	6	7	8	9	AB	R	H	RBI	BB	SO	LOB	BOTTOM					
Luis Polonia, L OBP: 0.370, SLG: 0.250 (1, 7)				1-1 F8 BB 1B			2-3 K			4	2	1	0	1	2	3						
Wade Boggs, L OBP: 0.403, SLG: 0.382 (1, 5)	4-1 BB HR BB	2-2 FC6-4 1B		1 SAFE 4-0 1B BB		4-2 HR BB	2-2 F8			2	2	1	0	3	0	0						
Don Mattingly, L OBP: 0.351, SLG: 0.355 (1, 3)	4-1 HR BB	0-2 P6		0-0 F9		2-1 HR	1-1 G1-3			4	2	1	2	1	0	3						
Danny Tartabull, R OBP: 0.397, SLG: 0.597 (1, 10)	4-2 HR BB	0-1 FC6-4		0-2 F8		2-3 K		0-3 K		4	1	0	1	1	2	3						
Paul O'Neill, L OBP: 0.580, SLG: 1.050 (1, 9)	2-2 HR	0-1 G4-3		0-0 1B		4-2 1B BB		1-2 G6-3		4	1	2	5	1	0	1						
Matt Nokes, L OBP: 0.471, SLG: 0.667 (1, 2)	0-1 1-3 1B		4-2 G1-3 BB		2-0 F9		1-0 HBP FC5-6-3 1B		1-3 K	4	0	2	0	1	1	2						
Bernie Williams, S OBP: 0.259, SLG: 0.383 (1, 8)	2-2 L1-3		2-2 G1-3		0-1 G4-3		1-0 FC5-6-3 HBP		1-2 K	4	0	0	0	0	0	4						
Mike Gallego, R OBP: 0.303, SLG: 0.339 (1, 6)	4-2 BB BB		2-3 K		0-0 G6-3		3-H 4-2 HBP		1-2 2-3 HBP	2	0	0	0	1	1	1						
Pat Kelly, R OBP: 0.327, SLG: 0.293 (1, 4)	4-1 BB		1-1 G5-3		2-0 HBP		0-0 L5			2	0	0	0	1	0	4						
Inning Stats	R: 5 H: 2 E: 0 K: 0 S: 18	W: 2 BF: 6 P: 46	R: 0 H: 1 E: 0 K: 0 S: 10	LOB: 1 BB: 0 P: 12	R: 0 H: 0 E: 0 K: 1 S: 12	LOB: 0 BB: 1 P: 21	R: 1 H: 2 E: 0 K: 0 S: 8	LOB: 2 BB: 1 P: 15	R: 0 H: 0 E: 0 K: 1 S: 7	LOB: 0 BB: 0 P: 10	R: 2 H: 2 E: 0 K: 1 S: 19	LOB: 2 BB: 2 P: 37	R: 0 H: 0 E: 0 K: 2 S: 10	LOB: 0 BB: 0 P: 15	R: 0 H: 0 E: 0 K: 2 S: 9	LOB: 0 BB: 0 P: 11	1B: 5 2B: 1 3B: 0 HR: 2	SF: 0 SAC: 0 DP: 1 HBP: 2	WP: 0 PB: 0 SB: 0 CS: 0	PA: 42		
PITCHER	IP WLS BF H R ER SO BB IBB HBP BLK WP HR S P ERA WHIP	IP WLS BF H R ER SO BB IBB HBP BLK WP HR S P ERA WHIP	IP WLS BF H R ER SO BB IBB HBP BLK WP HR S P ERA WHIP	IP WLS BF H R ER SO BB IBB HBP BLK WP HR S P ERA WHIP	IP WLS BF H R ER SO BB IBB HBP BLK WP HR S P ERA WHIP	IP WLS BF H R ER SO BB IBB HBP BLK WP HR S P ERA WHIP	IP WLS BF H R ER SO BB IBB HBP BLK WP HR S P ERA WHIP	IP WLS BF H R ER SO BB IBB HBP BLK WP HR S P ERA WHIP	IP WLS BF H R ER SO BB IBB HBP BLK WP HR S P ERA WHIP	IP WLS BF H R ER SO BB IBB HBP BLK WP HR S P ERA WHIP	IP WLS BF H R ER SO BB IBB HBP BLK WP HR S P ERA WHIP	IP WLS BF H R ER SO BB IBB HBP BLK WP HR S P ERA WHIP	IP WLS BF H R ER SO BB IBB HBP BLK WP HR S P ERA WHIP	IP WLS BF H R ER SO BB IBB HBP BLK WP HR S P ERA WHIP	IP WLS BF H R ER SO BB IBB HBP BLK WP HR S P ERA WHIP	IP WLS BF H R ER SO BB IBB HBP BLK WP HR S P ERA WHIP	IP WLS BF H R ER SO BB IBB HBP BLK WP HR S P ERA WHIP	IP WLS BF H R ER SO BB IBB HBP BLK WP HR S P ERA WHIP	IP WLS BF H R ER SO BB IBB HBP BLK WP HR S P ERA WHIP	IP WLS BF H R ER SO BB IBB HBP BLK WP HR S P ERA WHIP	IP WLS BF H R ER SO BB IBB HBP BLK WP HR S P ERA WHIP	IP WLS BF H R ER SO BB IBB HBP BLK WP HR S P ERA WHIP


Oakland Athletics @ New York Yankees
 Yankee Stadium, Bronx, NY
 Sat Apr 23 1994, 3:33 AM EDT
 Att: 29,254 - Sunny

AB 30
 R 8
 H 7
 RBI 8
 BB 10
 SO 6
 LOB 21



Batter	1	2	3	4	5	6	7	8	9	AB	R	H	RBI	BB	SO	LOB	TOP					
Damon Easley, R OBP: 0.357, SLG: 0.413 (1, 5)	F8	FC6-4			G6-3		SH2-3		P2	4	0	1	0	0	0	3	California Angels @ New York Yankees Yankee Stadium, Bronx, NY Tue Apr 26 1994, 3:33 AM EDT Att: 14,767 - Overcast - 51 F					
Chad Curtis, R OBP: 0.294, SLG: 0.271 (1, 8)	F8		E5		G6-3		SF7		1B	5	3	2	1	0	0	1						
Dwight Smith, L OBP: 0.378, SLG: 0.475 (1, 7)	K		F9		HR		SF7		1B	4	1	2	3	0	1	1						
Chili Davis, S OBP: 0.484, SLG: 0.558 (1, 10)		K	K		G4-3				F8	4	0	0	0	1	2	2						
Jim Edmonds, L OBP: 0.545, SLG: 0.444 Tim Salmon, R (2, PR) OBP: 0.348, SLG: 0.443 (2, 9)		1B					E4		F9	1	0	1	0	0	0	0						
Eduardo Perez, R OBP: 0.274, SLG: 0.474 (1, 3)		1B					F9			3	1	1	1	0	0	1						
Jorge Fabregas, L OBP: 0.600, SLG: 0.600 (1, 2)		1B					K			4	0	1	0	0	3	2						
Harold Reynolds, S OBP: 0.375, SLG: 0.368 (1, 4)		1B					K		G4-3	4	0	2	1	0	1	1						
Gary Disarcina, R OBP: 0.359, SLG: 0.356 (1, 6)		1B					G4-3		G1-3	4	0	0	0	0	0	4						
Inning Stats	R: 0 E: 0 K: 1 S: 13	H: 0 LOB: 0 BB: 0 P: 18	R: 1 E: 0 K: 1 S: 11	H: 3 LOB: 3 BB: 1 P: 23	R: 1 E: 1 K: 2 S: 18	H: 1 LOB: 1 BB: 0 P: 25	R: 0 E: 0 K: 0 S: 4	H: 1 LOB: 0 BB: 0 P: 6	R: 1 E: 0 K: 0 S: 10	H: 2 LOB: 0 BB: 0 P: 18	R: 0 E: 1 K: 2 S: 11	H: 0 LOB: 1 BB: 0 P: 16	R: 2 E: 0 K: 0 S: 15	H: 2 LOB: 1 BB: 1 P: 25	R: 0 E: 0 K: 1 S: 11	H: 0 LOB: 0 BB: 0 P: 14		R: 1 E: 0 K: 0 S: 16	H: 2 LOB: 1 BB: 0 P: 21	1B: 7 2B: 2 3B: 1 HR: 1	SF: 1 SAC: 1 DP: 1 HBP: 0	WP: 0 PB: 0 SB: 1 CS: 1
PITCHER	IP	WLS	BF	H	R	ER	SO	BB	IBB	HBP	BLK	WP	HR	S	P	ERA	WHIP					
Melido Perez, R ERA: 3.62 (1, 1)	6.1	L	29	9	5	4	6	1	0	0	0	0	1	75	117	5.68	1.579					
Paul Gibson, L ERA: (7, 1)	1.2		6	0	0	0	1	1	0	0	0	0	0	18	28	0.00	0.600					
Jeff Reardon, R ERA: 4.32 (9, 1)	1.0		5	2	1	1	0	0	0	0	0	0	0	16	21	9.00	2.000					

AB	36
R	6
H	11
RBI	6
BB	2
SO	7
LOB	16



Batter	1	2	3	4	5	6	7	8	9	AB	R	H	RBI	BB	SO	LOB	BOTTOM				
Bernie Williams, S OBP: 0.284, SLG: 0.404 (1, 8)	BB		F9			P4		G1-3	FC6-4	4	0	0	0	1	0	3	California Angels @ New York Yankees Yankee Stadium, Bronx, NY Tue Apr 26 1994, 3:33 AM EDT Att: 14,767 - Overcast - 51 F				
Randy Velarde, R OBP: 0.415, SLG: 0.457 (1, 5)	G1-3		P4			K		FC6-4		3	0	0	0	1	1	2					
Jim Leyritz, R OBP: 0.323, SLG: 0.481 (1, 3)	G5-3				F9		F9		FC6-4	4	0	0	0	0	0	4					
Danny Tartabull, R OBP: 0.372, SLG: 0.521 (1, 10)	F7				K		1B		P4	4	0	1	0	0	1	1					
Mike Stanley, R OBP: 0.339, SLG: 0.346 (1, 2)		K			F8		F9		2B	4	1	1	0	0	1	1					
Paul O'Neill, L OBP: 0.571, SLG: 0.943 (1, 9)						K			2B	4	1	2	0	0	2	1					
Mike Gallego, R OBP: 0.288, SLG: 0.318 (1, 6)		L4					P4		F8	4	0	1	0	0	0	4					
Gerald Williams, R OBP: 0.500, SLG: 0.667 (1, 7)		G3				G6-4-3			F8	4	1	2	2	0	0	2					
Pat Kelly, R OBP: 0.367, SLG: 0.353 (1, 4)					G6-3				F8	4	0	2	1	0	0	1					
Inning Stats	R: 0 E: 0 K: 0 S: 7	H: 0 LOB: 1 BB: 1 P: 15	R: 0 E: 0 K: 1 S: 10	H: 1 LOB: 0 BB: 0 P: 20	R: 0 E: 0 K: 0 S: 5	H: 0 LOB: 0 BB: 0 P: 9	R: 0 E: 0 K: 1 S: 6	H: 0 LOB: 0 BB: 0 P: 12	R: 0 E: 0 K: 1 S: 9	H: 1 LOB: 1 BB: 0 P: 13	R: 0 E: 0 K: 1 S: 7	H: 1 LOB: 1 BB: 0 P: 13	R: 0 E: 0 K: 0 S: 7	H: 1 LOB: 2 BB: 1 P: 14	R: 3 E: 0 K: 0 S: 14	H: 4 LOB: 1 BB: 0 P: 25		1B: 6 2B: 3 3B: 0 HR: 0	SF: 0 SAC: 0 DP: 1 HBP: 0	WP: 0 PB: 0 SB: 1 CS: 0	PA: 37
PITCHER	IP	WLS	BF	H	R	ER	SO	BB	IBB	HBP	BLK	WP	HR	S	P	ERA	WHIP				
Brian Anderson, L ERA: 2.61 (1, 1)	8.2	W	35	8	3	3	5	2	0	0	0	0	0	71	134	3.12	1.154				
Bob Patterson, L ERA: 4.7 (9, 1)	0.1		2	1	0	0	0	0	0	0	0	0	0	3	4	0.00	3.000				

AB	35
R	3
H	9
RBI	3
BB	2
SO	5
LOB	19




Batter	1	2	3	4	5	6	7	8	9	AB	R	H	RBI	BB	SO	LOB	TOP					
Luis Polonia, L OBP: 0.403, SLG: 0.417 (1, 7)										4	2	3	3	1	0	0	New York Yankees @ Oakland Athletics Oakland-Alameda County Coliseum, Oakland, CA Fri Apr 23 1994, 7:05 PM PDT Att: 17,094 - Unknown - 53 F livebaseballscorecards.com					
Wade Boggs, L OBP: 0.473, SLG: 0.362 (1, 5)										5	1	2	1	0	0	3						
Don Mattingly, L OBP: 0.371, SLG: 0.388 (1, 3)										4	2	1	1	1	1	1						
Danny Tartabull, R OBP: 0.371, SLG: 0.481 (1, 10)										4	1	1	0	1	0	2						
Paul O'Neill, L OBP: 0.566, SLG: 0.857 (1, 9)										4	0	3	1	1	0	1						
Bernie Williams, S OBP: 0.296, SLG: 0.382 (1, 8)										4	0	0	1	1	2	4						
Mike Stanley, R OBP: 0.351, SLG: 0.344 (1, 2)										4	2	3	0	1	1	3						
Mike Gallego, R OBP: 0.306, SLG: 0.320 (1, 6)										3	1	1	1	1	0	2						
Pat Kelly, R OBP: 0.373, SLG: 0.357 (1, 4)										4	1	1	1	0	0	5						
Inning Stats	R: 2 E: 1 K: 1 S: 16	H: 3 LOB: 1 BB: 0 P: 28	R: 4 E: 1 K: 1 S: 21	H: 5 LOB: 2 BB: 1 P: 35	R: 0 E: 0 K: 0 S: 3	H: 0 LOB: 0 BB: 1 P: 7	R: 0 E: 0 K: 0 S: 10	H: 0 LOB: 0 BB: 0 P: 13	R: 0 E: 0 K: 0 S: 6	H: 1 LOB: 0 BB: 0 P: 8	R: 2 E: 0 K: 0 S: 13	H: 3 LOB: 0 BB: 0 P: 18	R: 0 E: 0 K: 1 S: 7	H: 1 LOB: 1 BB: 0 P: 11	R: 0 E: 0 K: 0 S: 9	H: 1 LOB: 2 BB: 1 P: 17		R: 2 E: 0 K: 1 S: 12	H: 1 LOB: 2 BB: 4 P: 34	1B: 10 2B: 6 3B: 0 HR: 0	SF: 0 SAC: 2 DP: 5 HBP: 0	WP: 1 PB: 0 SB: 0 CS: 0
PITCHER	IP	WLS	BF	H	R	ER	SO	BB	IBB	HBP	BLK	WP	HR	S	P	ERA	WHIP					
Bob Welch, R ERA: 8.18 (1, 1)	1.1	L	11	7	6	4	1	0	0	0	0	0	0	28	47	27.00	5.250					
Steve Ontiveros, R ERA: 9.51 (2, 1)	4.0		16	4	2	2	1	1	1	0	0	0	0	34	52	4.50	1.250					
Ed Nunez, R ERA: 11.57 (6, 1)	1.2		6	2	0	0	1	0	0	0	0	0	0	14	21	0.00	1.200					
Billy Taylor, R ERA: 0.93 (8, 1)	0.2		3	1	0	0	0	0	0	0	0	0	0	5	9	0.00	1.500					
Vince Horsman, L ERA: 6.75 (8, 1)	0.1		3	0	1	1	0	2	0	0	0	0	0	6	14	27.00	6.000					
John Briscoe, R ERA: 4.09 (9, 1)	0.1		5	1	1	1	1	3	0	0	0	0	0	9	26	27.00	12.000					
Carlos Reyes, R ERA: 3.94 (9, 1)	0.2		1	0	0	0	0	0	0	0	0	0	0	1	2	0.00	0.000					
Batter	1	2	3	4	5	6	7	8	9	AB	R	H	RBI	BB	SO	LOB	BOTTOM					
Stan Javier, S OBP: 0.408, SLG: 0.500 (1, 8)										3	0	0	1	2	1	6	New York Yankees @ Oakland Athletics Oakland-Alameda County Coliseum, Oakland, CA Fri Apr 23 1994, 7:05 PM PDT Att: 17,094 - Unknown - 53 F livebaseballscorecards.com					
Geronimo Berros, R OBP: 0.423, SLG: 0.582 (1, 7)										4	1	0	0	1	1	5						
Troy Neel, L OBP: 0.411, SLG: 0.569 (1, 3)										5	0	3	0	0	0	1						
Mark McGwire, R OBP: 0.470, SLG: 0.532 (1, 10)										4	0	0	0	1	1	4						
Ruben Sierra, S OBP: 0.252, SLG: 0.480 (1, 9)										5	1	1	1	0	1	3						
Terry Steinbach, R OBP: 0.370, SLG: 0.616 (1, 2)										5	2	2	0	0	2	1						
Scott Brosius, R OBP: 0.289, SLG: 0.355 (1, 5)										4	1	3	2	1	0	0						
Mike Bordick, R OBP: 0.366, SLG: 0.316 (1, 6)										1	1	0	0	4	1	1						
Scott Hemond, R OBP: 0.205, SLG: 0.118 (1, 4)										4	0	2	2	1	0	3						
Inning Stats	R: 0 E: 0 K: 0 S: 8	H: 0 LOB: 2 BB: 2 P: 17	R: 0 E: 0 K: 1 S: 9	H: 1 LOB: 2 BB: 1 P: 18	R: 3 E: 0 K: 0 S: 20	H: 4 LOB: 3 BB: 3 P: 38	R: 0 E: 0 K: 0 S: 7	H: 1 LOB: 0 BB: 0 P: 12	R: 1 E: 0 K: 0 S: 10	H: 2 LOB: 3 BB: 2 P: 23	R: 0 E: 0 K: 1 S: 7	H: 0 LOB: 0 BB: 0 P: 10	R: 2 E: 0 K: 2 S: 13	H: 2 LOB: 1 BB: 1 P: 20	R: 0 E: 0 K: 1 S: 8	H: 1 LOB: 1 BB: 0 P: 13		R: 0 E: 0 K: 2 S: 10	H: 0 LOB: 1 BB: 1 P: 18	1B: 8 2B: 2 3B: 0 HR: 1	SF: 1 SAC: 0 DP: 2 HBP: 0	WP: 1 PB: 0 SB: 0 CS: 0
PITCHER	IP	WLS	BF	H	R	ER	SO	BB	IBB	HBP	BLK	WP	HR	S	P	ERA	WHIP					
Jim Abbott, L ERA: 3.41 (1, 1)	5.0	W	29	8	4	4	1	8	0	0	0	0	0	54	108	7.20	3.200					
Donn Palli, R ERA: 1.93 (6, 1)	1.1		7	2	2	2	2	1	0	0	0	0	1	15	25	13.50	2.250					
Xavier Hernandez, R ERA: 6.4 (7, 1)	2.2	S	10	1	0	0	4	1	0	0	0	0	0	23	36	0.00	0.750					

Batter	1	2	3	4	5	6	7	8	9	AB	R	H	RBI	BB	SO	LOB	TOP									
Luis Polonia, L OBP: 0.390, SLG: 0.391	G3		K			P6		G4-3		4	0	0	0	1	1	1	New York Yankees @ Oakland Athletics Oakland-Alameda County Coliseum, Oakland, CA Sat Apr 30 1994, 3:33 AM PDT Att: 25,683 - Sunny - 62 F									
Wade Boggs, L OBP: 0.400, SLG: 0.342	G3		F7			G4-3		G3		4	0	0	0	1	0	1										
Don Mattingly, L OBP: 0.373, SLG: 0.393	G3							P5		4	1	1	0	1	0	3										
Danny Tartabull, R OBP: 0.373, SLG: 0.477		K						G4-3		5	1	2	0	0	2	1										
Paul O'Neill, L OBP: 0.543, SLG: 0.806										4	1	0	0	1	2	3										
Jim Leyritz, R OBP: 0.419, SLG: 0.743										4	3	3	3	1	1	1										
Bernie Williams, S OBP: 0.291, SLG: 0.370										5	0	1	0	0	0	4										
Mike Gallego, R OBP: 0.322, SLG: 0.312										2	1	0	1	3	0	2										
Pat Kelly, R OBP: 0.366, SLG: 0.367										4	0	1	2	0	3	3										
Inning Stats	R: 0 E: 0 K: 0 S: 3	H: 0 LOB: 0 BB: 0 P: 3	R: 0 E: 0 K: 2 S: 8	H: 0 LOB: 1 BB: 1 P: 16	R: 0 E: 0 K: 2 S: 10	H: 0 LOB: 1 BB: 1 P: 20	R: 4 E: 0 K: 1 S: 14	H: 2 LOB: 3 BB: 5 P: 41	R: 2 E: 0 K: 1 S: 15	H: 2 LOB: 1 BB: 1 P: 24	R: 0 E: 0 K: 1 S: 12	H: 1 LOB: 1 BB: 0 P: 16	R: 1 E: 1 K: 1 S: 11	H: 1 LOB: 1 BB: 0 P: 18	R: 0 E: 0 K: 0 S: 7	H: 0 LOB: 0 BB: 0 P: 9	R: 0 E: 0 K: 1 S: 10	H: 2 LOB: 2 BB: 0 P: 14	1B: 4 2B: 2 3B: 0 HR: 2	SF: 0 SAC: 0 DP: 0 HBP: 0	WP: 0 PB: 1 SB: 0 CS: 0	PA: 44				
PITCHER	IP	WLS	BF	H	R	ER	SO	BB	IBB	HBP	BLK	WP	HR	S	P	ERA	WHIP									
Miguel Jimenez, R ERA: 6.43	(1, 1)	3.2	L	20	2	4	4	5	7	0	0	1	0	0	34	79	9.82	2.455								
Carlos Reyes, R ERA: 4.66	(4, 1)	3.1		16	4	3	3	3	1	0	0	0	0	2	39	59	8.10	1.500								
John Briscoe, R ERA: 3.75	(8, 1)	1.0		3	0	0	0	0	0	0	0	0	0	7	9	0.00	0.000									
Dennis Eckersley, R ERA: 3.24	(9, 1)	1.0		5	2	0	0	1	0	0	0	0	0	10	14	0.00	2.000									

Batter	1	2	3	4	5	6	7	8	9	AB	R	H	RBI	BB	SO	LOB	BOTTOM								
Stan Javier, S OBP: 0.427, SLG: 0.538	SH2-3 G6-3 2B									5	2	4	0	0	1	0	New York Yankees @ Oakland Athletics Oakland-Alameda County Coliseum, Oakland, CA Sat Apr 30 1994, 3:33 AM PDT Att: 25,683 - Sunny - 62 F								
Mike Bordick, R OBP: 0.385, SLG: 0.317	SH2-3									3	0	1	1	0	1	0									
Mike Aldrete, L OBP: 0.355, SLG: 0.615	2-3									1	1	1	2	0	0	0									
Geronimo Berroa, R OBP: 0.410, SLG: 0.556	G6-3									5	0	1	1	0	1	3									
Ruben Sierra, S OBP: 0.252, SLG: 0.466	3B BB									3	1	0	0	1	0	4									
Terry Steinbach, R OBP: 0.376, SLG: 0.636	1-H 3B									4	0	2	1	0	1	0									
Troy Neel, L OBP: 0.403, SLG: 0.544	HBP									3	0	0	0	0	2	2									
Scott Brosius, R OBP: 0.276, SLG: 0.338	F7									4	0	0	0	0	0	2									
Steve Sax, R OBP: 0.500, SLG: 0.500										4	1	2	0	0	0	0									
Mike Brumley, S OBP: 0.269, SLG: 0.240										4	0	1	0	0	2	1									
Inning Stats	R: 2 E: 0 K: 0 S: 12	H: 2 LOB: 2 BB: 1 P: 22	R: 0 E: 0 K: 1 S: 7	H: 2 LOB: 2 BB: 0 P: 11	R: 0 E: 0 K: 1 S: 13	H: 0 LOB: 0 BB: 0 P: 21	R: 0 E: 0 K: 1 S: 8	H: 0 LOB: 0 BB: 0 P: 13	R: 0 E: 0 K: 2 S: 9	H: 0 LOB: 0 BB: 0 P: 12	R: 0 E: 0 K: 2 S: 8	H: 0 LOB: 0 BB: 0 P: 11	R: 1 E: 0 K: 1 S: 12	H: 4 LOB: 3 BB: 0 P: 16	R: 0 E: 0 K: 0 S: 9	H: 0 LOB: 0 BB: 0 P: 14	R: 2 E: 0 K: 0 S: 16	H: 2 LOB: 0 BB: 0 P: 20	1B: 8 2B: 2 3B: 1 HR: 1	SF: 0 SAC: 1 DP: 0 HBP: 1	WP: 0 PB: 0 SB: 0 CS: 0	PA: 39			
PITCHER	IP	WLS	BF	H	R	ER	SO	BB	IBB	HBP	BLK	WP	HR	S	P	ERA	WHIP								
Jimmy Key, L ERA: 3.38	(1, 1)	8.0	W	34	10	3	3	8	1	0	1	0	0	78	120	3.38	1.375								
Jeff Reardon, R ERA: 5.79	(9, 1)	1.0		5	2	2	2	0	0	0	0	0	1	16	20	18.00	2.000								

livebaseballscores.com




Batter	1	2	3	4	5	6	7	8	9	AB	R	H	RBI	BB	SO	LOB	TOP					
Luis Polonia, L OBP: 0.390, SLG: 0.391 (1, 7)										5	0	2	0	0	1	2						
Wade Boggs, L OBP: 0.422, SLG: 0.355 (1, 5)										3	0	2	0	2	0	2						
Don Mattingly, L OBP: 0.377, SLG: 0.398 (1, 3)										4	0	2	0	0	1	2						
Danny Tartabull, R OBP: 0.358, SLG: 0.456 (1, 10)										4	1	0	0	0	1	5						
Paul O'Neill, L OBP: 0.541, SLG: 0.800 (1, 9)										3	0	1	1	1	1	2						
Mike Stanley, R OBP: 0.333, SLG: 0.324 (1, 2)										4	0	0	0	0	3	4						
Bernie Williams, S OBP: 0.300, SLG: 0.382 (1, 8)										3	0	1	0	1	1	1						
Mike Gallego, R OBP: 0.309, SLG: 0.296 (1, 6)										4	0	0	0	0	0	3						
Pat Kelly, R OBP: 0.365, SLG: 0.365 (1, 4)										3	0	1	0	0	1	1						
Daryl Boston, L OBP: 0.167, SLG: 0.118 (9, PH)										1	0	0	0	0	0	1						
Inning Stats	R: 0 E: 0 K: 1 S: 12	H: 1 LOB: 1 BB: 1 P: 20	R: 0 E: 0 K: 1 S: 6	H: 0 LOB: 1 BB: 1 P: 15	R: 0 E: 0 K: 0 S: 11	H: 2 LOB: 1 BB: 0 P: 19	R: 0 E: 0 K: 1 S: 9	H: 0 LOB: 0 BB: 0 P: 13	R: 0 E: 0 K: 0 S: 7	H: 1 LOB: 1 BB: 0 P: 13	R: 0 E: 0 K: 3 S: 14	H: 2 LOB: 2 BB: 0 P: 19	R: 0 E: 0 K: 1 S: 8	H: 1 LOB: 1 BB: 0 P: 11	R: 1 E: 0 K: 2 S: 15	H: 1 LOB: 1 BB: 1 P: 25	R: 0 E: 0 K: 0 S: 9	H: 1 LOB: 2 BB: 1 P: 18	1B: 7 2B: 2 3B: 0 HR: 0	SF: 0 SAC: 0 DP: 1 HBP: 0	WP: 0 PB: 0 SB: 0 CS: 1	PA: 38
PITCHER	IP WLS BF H R ER SO BB IBB HBP BLK WP HR S P ERA WHIP																					
Bobby Witt, R ERA: 6.17 (1, 1)	7.2 W 32 8 1 1 8 3 0 0 0 0 0 0 79 129 1.17 1.435																					
Billy Taylor, R ERA: 0.62 (8, 1)	1.1 6 1 0 0 1 1 0 0 0 0 0 0 12 24 0.00 1.500																					

New York Yankees @ Oakland Athletics
Oakland-Alameda County Coliseum, Oakland, CA
Sun May 01 1994, 3:33 AM PDT
Att: 27,202 - Sunny - 60 F

AB 34
R 1
H 9
RBI 1
BB 4
SO 9
LOB 23





Batter	1	2	3	4	5	6	7	8	9	AB	R	H	RBI	BB	SO	LOB	BOTTOM					
Stan Javier, S OBP: 0.430, SLG: 0.527 (1, 8)										2	2	0	0	2	0	5						
Gerónimo Berroa, R OBP: 0.420, SLG: 0.579 (1, 10)										4	1	2	3	1	1	2						
Troy Neel, L OBP: 0.402, SLG: 0.534 (1, 3)										5	0	2	4	0	1	4						
Ruben Sierra, S OBP: 0.250, SLG: 0.454 (1, 9)										5	0	1	0	0	0	1						
Mike Aldrete, L OBP: 0.306, SLG: 0.516 (1, 7)										5	0	0	0	0	1	3						
Terry Steinbach, R OBP: 0.382, SLG: 0.642 (1, 2)										4	1	2	0	0	1	0						
Scott Brosius, R OBP: 0.286, SLG: 0.349 (1, 5)										3	1	1	0	1	0	1						
Steve Sax, R OBP: 0.375, SLG: 0.375 (1, 4)										4	1	1	0	0	1	3						
Mike Bordick, R OBP: 0.380, SLG: 0.329 (1, 6)										3	2	2	1	1	0	2						
Inning Stats	R: 1 E: 0 K: 1 S: 13	H: 1 LOB: 1 BB: 1 P: 25	R: 1 E: 1 K: 1 S: 13	H: 2 LOB: 3 BB: 1 P: 27	R: 0 E: 0 K: 0 S: 8	H: 1 LOB: 1 BB: 0 P: 12	R: 0 E: 0 K: 1 S: 6	H: 1 LOB: 1 BB: 0 P: 7	R: 0 E: 0 K: 0 S: 5	H: 0 LOB: 0 BB: 0 P: 9	R: 3 E: 0 K: 1 S: 12	H: 3 LOB: 1 BB: 1 P: 23	R: 0 E: 0 K: 1 S: 7	H: 0 LOB: 0 BB: 0 P: 10	R: 3 E: 0 K: 0 S: 18	H: 3 LOB: 2 BB: 2 P: 35	R: 0 E: 0 K: 0 S: 9	H: 1 LOB: 2 BB: 1 P: 18	1B: 8 2B: 2 3B: 1 HR: 0	SF: 0 SAC: 1 DP: 0 HBP: 0	WP: 1 PB: 0 SB: 0 CS: 0	PA: 41
PITCHER	IP WLS BF H R ER SO BB IBB HBP BLK WP HR S P ERA WHIP																					
Melido Perez, R ERA: 4.09 (1, 1)	5.2 L 29 5 4 3 3 0 0 0 0 0 0 0 7 11 0.00 0.000																					
Paul Gibson, L ERA: (6, 1)	1.0 3 0 0 0 1 0 0 0 0 0 0 0 3 4 0.00 0.000																					
Bob Wickman, R ERA: 3.86 (7, 1)	0.1 1 0 0 0 1 0 0 0 0 0 0 0 3 2 0.00 0.000																					
Steve Howe, L ERA: 3.86 (8, 1)	0.2 5 1 3 3 0 2 0 0 0 0 1 0 10 22 40.50 4.500																					
Scott Kamieniecki, R ERA: 3.44 (8, 1)	0.1 3 2 0 0 0 0 0 0 0 0 0 0 8 13 0.00 6.000																					


New York Yankees @ Oakland Athletics
Oakland-Alameda County Coliseum, Oakland, CA
Sun May 01 1994, 3:33 AM PDT
Att: 27,202 - Sunny - 60 F


AB 35
R 8
H 11
RBI 8
BB 5
SO 5
LOB 21





Batter	1	2	3	4	5	6	7	8	9	AB	R	H	RBI	BB	SO	LOB	TOP										
Randy Velarde, R OBP: 0.418, SLG: 0.447	F8		S	SH3		HR		G4-6-3		4	1	2	0	0	0	2	<p>New York Yankees @ California Angels Anaheim Stadium, Anaheim, CA</p> <p>Tue May 03 1994, 10:05 PM EDT Att: 22,592 - Unknown - 68 F</p> <p>livebaseballscorecards.com</p> <p>AB 36 R 6 H 13 RBI 6 BB 4 SO 8 LOB 19</p> 										
Jim LeVritz, R OBP: 0.438, SLG: 0.825	G3		K			HR		G5-3		5	1	3	4	0	1	2											
Don Mattingly, L OBP: 0.369, SLG: 0.380	G3								G4-3	4	0	0	0	1	0	2											
Danny Tartabull, R OBP: 0.360, SLG: 0.447	K									4	0	1	0	1	3	3											
Mike Stanley, R OBP: 0.314, SLG: 0.301		G5-3		K						5	0	0	0	0	1	5											
Paul O'Neill, L OBP: 0.551, SLG: 0.792										2	1	1	0	2	1	0											
Bernie Williams, S OBP: 0.309, SLG: 0.388										4	1	2	0	0	0	1											
Mike Gallego, R OBP: 0.316, SLG: 0.306										4	1	2	1	0	0	2											
Pat Kelly, R OBP: 0.372, SLG: 0.373										4	1	2	1	0	2	2											
Inning Stats	R: 0 E: 0 K: 1 S: 8	H: 1 LOB: 1 BB: 0 P: 12	R: 0 E: 0 K: 1 S: 9	H: 1 LOB: 2 BB: 1 P: 18	R: 0 E: 0 K: 3 S: 11	H: 1 LOB: 2 BB: 1 P: 21	R: 4 E: 0 K: 0 S: 14	H: 4 LOB: 2 BB: 2 P: 28	R: 0 E: 0 K: 1 S: 8	H: 0 LOB: 0 BB: 0 P: 15	R: 2 E: 0 K: 2 S: 11	H: 2 LOB: 0 BB: 0 P: 19	R: 0 E: 0 K: 0 S: 6	H: 2 LOB: 1 BB: 0 P: 8	R: 0 E: 0 K: 0 S: 6	H: 1 LOB: 0 BB: 0 P: 9	1B: 10 2B: 2 3B: 0 HR: 1	SF: 0 SAC: 1 DP: 2 HBP: 0	WP: 0 PB: 0 SB: 1 CS: 1	PA: 41							
PITCHER	IP	WLS	BF	H	R	ER	SO	BB	IBB	HBP	BLK	WP	HR	S	P	ERA	WHIP										
Chuck Finley, L ERA: 6.81	6.0	L	31	9	6	6	8	4	0	0	0	0	1	61	113	9.00	2.167										
Scott Lewis, R ERA: 5.4	2.0		7	3	0	0	0	0	0	0	0	0	0	14	20	0.00	1.500										
Bob Patterson, L ERA: 4.5	1.0		3	1	0	0	0	0	0	0	0	0	0	6	9	0.00	1.000										

Batter	1	2	3	4	5	6	7	8	9	AB	R	H	RBI	BB	SO	LOB	BOTTOM										
Damon Easley, R OBP: 0.327, SLG: 0.400	G6-3		G6-3			F8		SF8		3	0	0	1	0	0	0	<p>New York Yankees @ California Angels Anaheim Stadium, Anaheim, CA</p> <p>Tue May 03 1994, 10:05 PM EDT Att: 22,592 - Unknown - 68 F</p> <p>livebaseballscorecards.com</p> <p>AB 32 R 5 H 8 RBI 5 BB 3 SO 8 LOB 13</p> 										
Chad Curtis, R OBP: 0.270, SLG: 0.303	G6-3							FC1-6		4	1	2	0	0	0	2											
Tim Salmon, R OBP: 0.310, SLG: 0.373	K									3	1	0	0	1	1	2											
Chili Davis, S OBP: 0.474, SLG: 0.622										4	1	3	4	0	0	0											
Bo Jackson, R OBP: 0.290, SLG: 0.429										4	0	0	0	0	3	3											
Jim Edmonds, L OBP: 0.545, SLG: 0.444										0	0	0	0	0	0	0											
Eduardo Perez, R OBP: 0.274, SLG: 0.417										4	0	1	0	0	0	2											
Chris Turner, R OBP: 0.323, SLG: 0.483										3	1	1	0	0	1	2											
Harold Reynolds, S OBP: 0.360, SLG: 0.348										0	0	0	0	1	0	0											
Rex Hudler, R OBP: 0.323, SLG: 0.483										3	1	1	0	0	1	0											
Dwight Smith, L OBP: 0.328, SLG: 0.396										0	0	0	0	0	0	0											
Gary Disarcina, R OBP: 0.330, SLG: 0.326										1	0	0	0	0	0	1											
Spike Owen, S OBP: 0.364, SLG: 0.278										3	0	0	0	1	2	1											
Inning Stats	R: 0 E: 0 K: 1 S: 6	H: 0 LOB: 0 BB: 0 P: 8	R: 0 E: 0 K: 2 S: 9	H: 2 LOB: 1 BB: 0 P: 12	R: 0 E: 0 K: 2 S: 9	H: 0 LOB: 0 BB: 0 P: 11	R: 0 E: 0 K: 0 S: 7	H: 1 LOB: 0 BB: 0 P: 11	R: 0 E: 0 K: 0 S: 4	H: 0 LOB: 0 BB: 0 P: 5	R: 0 E: 0 K: 0 S: 6	H: 0 LOB: 0 BB: 0 P: 9	R: 0 E: 0 K: 1 S: 10	H: 2 LOB: 2 BB: 0 P: 13	R: 5 E: 0 K: 1 S: 16	H: 3 LOB: 0 BB: 2 P: 29	R: 0 E: 0 K: 1 S: 11	H: 0 LOB: 1 BB: 1 P: 19	1B: 6 2B: 1 3B: 0 HR: 1	SF: 1 SAC: 0 DP: 1 HBP: 0	WP: 0 PB: 0 SB: 0 CS: 2	PA: 36					
PITCHER	IP	WLS	BF	H	R	ER	SO	BB	IBB	HBP	BLK	WP	HR	S	P	ERA	WHIP										
Terry Mulholland, L ERA: 7.08	7.2		31	8	5	5	6	2	0	0	0	0	1	64	94	5.87	1.304										
Xavier Hernandez, R ERA: 5.06	0.2		3	0	0	0	1	1	0	0	0	0	0	8	15	0.00	1.500										
Sterling Hitchcock, L ERA: 11.57	0.2	S	2	0	0	0	1	0	0	0	0	0	0	6	8	0.00	0.000										

Batter	1	2	3	4	5	6	7	8	9	10	11	12	13	AB R H RBI BB SO LOB	TOP									
Randy Velarde, R OBP: 0.403, SLG: 0.415 (1, 6)	F8	CS	G6-3		F9		E 1B 1B HBP		F9 SH1-3 1B	K		F9		6 1 1 0 0 1 1	<p>New York Yankees @ California Angels Anaheim Stadium, Anaheim, CA Wed May 04 1994, 10:05 PM EDT Att. 24,312 - Unknown - 67 F</p> <p>livebaseballscorecards.com</p> <p>AB 48 R 6 H 14 RBI 5 BB 7 SO 6 LOB 22</p> 									
Wade Boggs, L OBP: 0.417, SLG: 0.346 (1, 5)	F8		G4-3		FC5-4 BB		E9 PB 1B 1B		SH1-3		F8		G6-3	5 1 1 1 1 0 0										
Don Mattingly, L OBP: 0.398, SLG: 0.412 (1, 3)	HR 1B		BB 1B		F7		1B PB 1B				FC5-4 1B		1B 2B	5 1 4 1 2 0 1										
Danny Tartabull, R OBP: 0.350, SLG: 0.470 (1, 9)			BB 1B		FC5-4		K		F9		FC5-4 BB 1B		F8	6 1 2 2 0 1 6 1 0 0 0 0 0 1										
Gerald Williams, R OBP: 0.429, SLG: 0.571 (11, 9)	HR		BB 1B		FC5-4		K		F9		FC5-4 BB 1B		F8	2 0 1 1 1 0 0 2 0 1 0 1 1 2										
Jim Leyritz, R OBP: 0.462, SLG: 0.811 (9, PH)																								
Paul O'Neill, L OBP: 0.554, SLG: 0.784 (9, PH)																								
Bernie Williams, S OBP: 0.310, SLG: 0.369 (1, 8)	K		K2-3											4 0 0 0 2 3 6										
Mike Stanley, R OBP: 0.304, SLG: 0.291 (1, 2)														6 1 1 0 0 0 4										
Luis Polonia, L OBP: 0.375, SLG: 0.373 (1, 7)														6 1 1 0 0 0 1										
Mike Gallego, R OBP: 0.317, SLG: 0.307 (1, 4)														3 0 1 0 0 0 0										
Daryl Boston, L OBP: 0.167 (10, PH)														1 0 1 0 0 0 0										
Pat Kelly, R OBP: 0.367, SLG: 0.368 (10, 4)														1 0 0 0 0 0 0										
Inning Stats	R: 2 E: 0 K: 1 S: 7	H: 2 LOB: 1 BB: 0 P: 8	R: 0 E: 0 K: 0 S: 7	H: 1 LOB: 0 BB: 15	R: 0 E: 0 K: 1 S: 12	H: 1 LOB: 3 BB: 25	R: 0 E: 0 K: 0 S: 5	H: 0 LOB: 0 BB: 0 P: 8	R: 0 E: 0 K: 0 S: 5	H: 0 LOB: 1 BB: 1 P: 13	R: 0 E: 0 K: 1 S: 8	H: 1 LOB: 2 BB: 1 P: 19	R: 1 E: 0 K: 2 S: 13	H: 2 LOB: 2 BB: 0 P: 19	R: 0 E: 0 K: 0 S: 10	H: 0 LOB: 3 BB: 2 P: 27	R: 0 E: 0 K: 0 S: 10	H: 0 LOB: 0 BB: 0 P: 13	R: 0 E: 0 K: 0 S: 10	H: 2 LOB: 2 BB: 0 P: 13	1B: 12 2B: 1 3B: 0 HR: 1	SF: 0 SAC: 2 DP: 0 HBP: 2	WP: 1 PB: 1 SB: 0 CS: 2	PA: 61
PITCHER	IP WLS BF H R ER SO BB IBB HBP BLK WP HR S P ERA WHIP														Joe Magrane, L (1, 1) 5.0 22 4 2 2 2 3 0 1 0 0 0 0 9 17 3.60 1.400 Scott Lewis, R (8, 1) 1.1 6 1 2 2 0 1 0 1 0 0 0 0 3 4 6.06 Craig Lefferts, L (7, 1) 0.0 2 0 0 0 0 0 0 0 0 0 0 0 3 17 ∞ ∞ Joe Grahe, R (7, 1) 2.2 11 2 1 0 2 0 1 0 0 0 0 0 21 40 0.00 0.750 John Dopson, R (10, 1) 1.0 5 2 1 1 2 0 0 0 0 0 1 0 13 19 9.00 2.000					PITCHER Bob Patterson, L (11, 1) 3.0 13 3 0 0 0 2 0 0 0 0 0 0 32 53 0.00 1.667				

Batter	1	2	3	4	5	6	7	8	9	10	11	12	13	AB R H RBI BB SO LOB	BOTTOM											
Damon Easley, R OBP: 0.325, SLG: 0.392 (1, 5)	G3		E5 WP 3B		F8		SH5-3 1B 1B		G5-3		F7			7 2 2 2 0 0 1	<p>New York Yankees @ California Angels Anaheim Stadium, Anaheim, CA Wed May 04 1994, 10:05 PM EDT Att. 24,312 - Unknown - 67 F</p> <p>livebaseballscorecards.com</p> <p>AB 48 R 7 H 14 RBI 7 BB 5 SO 8 LOB 14</p> 											
Chad Curtis, R OBP: 0.267, SLG: 0.316 (1, 8)	G3		SF7 3B		K2-3		SH5-3 1B 1B				G6-3			5 1 1 1 0 2 1												
Tim Salmon, R OBP: 0.326, SLG: 0.387 (1, 9)			SF7				G4-6-3 1B				2B 1B		F8	4 1 3 3 1 0 0												
Chili Davis, S OBP: 0.471, SLG: 0.816 (1, 10)											1B		F8	4 0 1 1 1 1 3 1 0 0 0 0 0 0												
Spike Owen, S OBP: 0.348, SLG: 0.263 (10, PH)	F8		FC4-6 BB				G4-6-3 1B				2B 1B		F8	3 0 0 0 1 1 1 0 0 0 0 0 0 0 2 0 0 0 0 0 1												
Bo Jackson, R OBP: 0.288, SLG: 0.407 (1, 7)																										
Jim Edmonds, L OBP: 0.545, SLG: 0.444 (9, 7)																										
Dwight Smith, L OBP: 0.317, SLG: 0.382 (11, 7)																										
Eduardo Perez, R OBP: 0.277, SLG: 0.400 (1, 3)														4 0 0 0 2 2 1												
Jorge Fabregas, L OBP: 0.381, SLG: 0.381 (1, 2)														6 1 1 0 0 1 4												
Rex Hudder, R OBP: 0.333, SLG: 0.516 (1, 4)														2 0 1 0 0 0 1 4 1 2 0 0 1 0												
Harold Reynolds, S OBP: 0.357, SLG: 0.357 (7, PH)	F9																									
Gary Disarcina, R OBP: 0.340, SLG: 0.337 (1, 6)														6 1 3 0 0 0 1												
Inning Stats	R: 0 E: 0 K: 0 S: 6	H: 0 LOB: 1 BB: 1 P: 13	R: 0 E: 0 K: 2 S: 12	H: 0 LOB: 1 BB: 1 P: 21	R: 2 E: 1 K: 0 S: 15	H: 1 LOB: 1 BB: 27	R: 0 E: 0 K: 0 S: 8	H: 1 LOB: 1 BB: 1 P: 14	R: 0 E: 0 K: 2 S: 11	H: 1 LOB: 1 BB: 0 P: 17	R: 0 E: 0 K: 0 S: 5	H: 0 LOB: 0 BB: 0 P: 7	R: 0 E: 0 K: 1 S: 9	H: 0 LOB: 0 BB: 1 P: 15	R: 1 E: 0 K: 1 S: 12	H: 2 LOB: 2 BB: 1 P: 24	R: 0 E: 0 K: 0 S: 9	H: 1 LOB: 1 BB: 0 P: 15	R: 0 E: 0 K: 0 S: 6	H: 0 LOB: 0 BB: 0 P: 7	R: 1 E: 0 K: 1 S: 14	H: 4 LOB: 3 BB: 0 P: 21	1B: 11 2B: 2 3B: 1 HR: 0	SF: 1 SAC: 1 DP: 2 HBP: 0	WP: 1 PB: 0 SB: 0 CS: 0	PA: 55
PITCHER	IP WLS BF H R ER SO BB IBB HBP BLK WP HR S P ERA WHIP														Jim Abbott, L (1, 1) 6.0 25 3 2 0 4 4 0 0 0 0 0 0 14 17 0.00 1.167 Jeff Reardon, R (7, 1) 0.1 5 4 3 3 0 0 0 0 0 0 0 0 3 17 81.00 12.000 Bob Wickman, R (7, 1) 3.0 10 2 1 1 3 0 0 0 0 0 0 0 28 44 3.00 0.667 Paul Gibson, L (10, 1) 0.2 3 0 0 0 0 0 1 0 0 0 0 0 4 12 0.00 0.000 Donn Pall, R (11, 1) 2.1 12 5 1 1 1 0 0 0 0 0 0 0 29 43 3.86 2.143											

Batter	1	2	3	4	5	6	7	8	9	AB	R	H	RBI	BB	SO	LOB	TOP					
Lee Tinsley, S OBP: 0.355, SLG: 0.208	1-1 G5-3			2-3 K			2-2 G4-3		1-1 G6-3	4	0	0	0	0	1	0	Boston Red Sox @ New York Yankees Yankee Stadium, Bronx, NY Fri May 06 1994, 7:05 PM EDT Att: 30,979 - Unknown - 58 F livebaseballscorecards.com AB 30 R 1 H 4 RBI 1 BB 0 SO 2 LOB 7 					
Billy Hatcher, R OBP: 0.336, SLG: 0.398	1-0 F9			1-1 L7-4 WP 1B			0-0 G3-1		2-1 L9	4	0	1	0	0	0	0						
Mike Greenwell, L OBP: 0.319, SLG: 0.495	0-0 G4-3			1-2 L7-4 1-3			1-0 1B		0-2 F8	4	0	1	0	0	0	1						
Andre Dawson, R OBP: 0.318, SLG: 0.550		2-2 P2			0-0 G5-3				0-0 F7	3	0	0	0	0	0	1						
Mo Vaughn, L OBP: 0.451, SLG: 0.612		1-1 G4-3			1-0 E4 G6-4-3			1-3 K		3	0	0	0	0	1	0						
Tim Lincecum, R OBP: 0.417, SLG: 0.543		2-1 G6-3			0-1 G6-4-3 1-2			0-0 1B 2B		3	1	1	0	0	0	1						
Scott Cooper, L OBP: 0.396, SLG: 0.667			2-2 E1 G6-4-3		1-0 G4-3			0-1 1B 2H		3	0	1	1	0	0	0						
Dave Valle, R OBP: 0.265, SLG: 0.283			1-2 P3		1-2 P2			0-1 G2		3	0	0	0	0	0	2						
Scott Fletcher, R OBP: 0.245, SLG: 0.277			0-1 G6-4-3 1-2		1-1 L8			0-2 F8		3	0	0	0	0	0	2						
Inning Stats	R: 0 E: 0 K: 0 S: 4	H: 0 LOB: 0 BB: 0 P: 6	R: 0 E: 0 K: 0 S: 11	H: 0 LOB: 0 BB: 0 P: 16	R: 0 E: 1 K: 0 S: 9	H: 0 LOB: 0 BB: 0 P: 12	R: 0 E: 0 K: 1 S: 8	H: 1 LOB: 0 BB: 0 P: 12	R: 0 E: 0 K: 0 S: 4	H: 0 LOB: 0 BB: 0 P: 5	R: 0 E: 0 K: 0 S: 7	H: 0 LOB: 0 BB: 0 P: 10	R: 0 E: 0 K: 0 S: 7	H: 1 LOB: 1 BB: 0 P: 10	R: 1 E: 0 K: 1 S: 12	H: 2 LOB: 1 BB: 0 P: 13	R: 0 E: 0 K: 0 S: 7	H: 0 LOB: 0 BB: 0 P: 10	1B: 3 2B: 2 3B: 0 HR: 0	SF: 0 SAC: 0 DP: 3 HBP: 0	WP: 1 PB: 0 SB: 0 CS: 0	PA: 30
PITCHER Jimmy Key, L ERA: 2.94	IP: 9.0 WLS: W BF: 30 H: 4 R: 1 ER: 1 SO: 2 BB: 0 IBB: 0 HBP: 0 BLK: 0 WP: 1 HR: 0 S: 69 P: 94 ERA: 1.00 WHIP: 0.444															PITCHER						

Batter	1	2	3	4	5	6	7	8	9	AB	R	H	RBI	BB	SO	LOB	BOTTOM			
Luis Polonia, L OBP: 0.359, SLG: 0.354	2-1 G1-3		2-0 FC5-4 1-2		3-1 F7		2-3 K			4	0	0	0	0	1	2	Boston Red Sox @ New York Yankees Yankee Stadium, Bronx, NY Fri May 06 1994, 7:05 PM EDT Att: 30,979 - Unknown - 58 F livebaseballscorecards.com AB 29 R 3 H 7 RBI 2 BB 2 SO 5 LOB 14 			
Wade Boggs, L OBP: 0.400, SLG: 0.329	1-3 K		0-0 G1-3		3-1 G4-3		1-1 F7			4	0	0	0	0	1	2				
Don Mattingly, L OBP: 0.410, SLG: 0.420	0-0 G6-3			3-2 E 1B 1B	1-1 1B			4-1 G4-6-3 BB		3	1	2	0	1	0	0				
Danny Tartabull, R OBP: 0.347, SLG: 0.452		0-0 P3		2-1 E5 1B 1B	0-0 F8			1-0 P4		4	1	0	0	0	0	3				
Paul O'Neill, L OBP: 0.563, SLG: 0.779		4-2 BB		1-2 1B WP 1B		1-1 1B		2-2 G4-6-3 1-2		3	1	2	1	1	0	1				
Jim Leyritz, R OBP: 0.436, SLG: 0.756		1-1 L8		0-3 K		0-0 G4-3				3	0	0	0	0	1	3				
Daryl Boston, L OBP: 0.227, SLG: 0.190 Bernie Williams, S OBP: 0.310, SLG: 0.369		2-3 K		3-2 WP FC5-2 1B		0-0 F8				3	0	1	1	0	1	1				
Mike Gallego, R OBP: 0.317, SLG: 0.308			0-0 G4-3		0-0 FC5-2 1H 1B			2-1 SH3-4 1B		3	0	1	0	0	0	1				
Pat Kelly, R OBP: 0.370, SLG: 0.371			1-1 FC5-4 1B		1-3 K			0-0 SH3-4		2	0	1	0	0	1	1				
Inning Stats	R: 0 E: 0 K: 1 S: 6	H: 0 LOB: 0 BB: 0 P: 9	R: 0 E: 0 K: 1 S: 10	H: 0 LOB: 1 BB: 1 P: 17	R: 0 E: 0 K: 0 S: 5	H: 1 LOB: 1 BB: 0 P: 8	R: 3 E: 1 K: 2 S: 22	H: 3 LOB: 1 BB: 0 P: 34	R: 0 E: 0 K: 0 S: 7	H: 1 LOB: 1 BB: 0 P: 14	R: 0 E: 0 K: 0 S: 4	H: 1 LOB: 1 BB: 0 P: 5	R: 0 E: 0 K: 1 S: 9	H: 1 LOB: 1 BB: 0 P: 14	R: 0 E: 0 K: 0 S: 5	H: 0 LOB: 0 BB: 1 P: 12	1B: 7 2B: 0 3B: 0 HR: 0	SF: 0 SAC: 1 DP: 1 HBP: 0	WP: 2 PB: 0 SB: 0 CS: 0	PA: 32
PITCHER Aaron Sele, R ERA: 2.68 Paul Quantrill, R ERA: 2.51 Tony Fossas, L ERA: 7.71 Greg Harris, R ERA: 3.86	IP: 5.1 WLS: L BF: 23 H: 6 R: 3 ER: 2 SO: 4 BB: 1 IBB: 0 HBP: 0 BLK: 0 WP: 1 HR: 0 S: 52 P: 85 ERA: 3.38 WHIP: 1.312															PITCHER				

Batter	1	2	3	4	5	6	7	8	9	AB	R	H	RBI	BB	SO	LOB	TOP										
Lee Tinsley, S OBP: 0.361, SLG: 0.185										3	1	0	0	2	1	1	Boston Red Sox @ New York Yankees Yankee Stadium, Bronx, NY Sat May 07 1994, 3:33 AM EDT Att: 44,712 - Sunny - 64 F										
Tim Lincecum, R OBP: 0.411, SLG: 0.541										4	1	1	1	0	2	1											
Mike Greenwell, L OBP: 0.325, SLG: 0.485 Otis Nixon, S OBP: 0.330, SLG: 0.297										2	1	0	0	1	0	1											
Mo Vaughn, L OBP: 0.452, SLG: 0.636										4	1	2	2	0	1	1											
Andre Dawson, R OBP: 0.304, SLG: 0.524										4	0	0	0	0	0	1											
Scott Cooper, L OBP: 0.390, SLG: 0.659										4	0	1	0	0	1	2											
Billy Hatcher, R OBP: 0.325, SLG: 0.382										4	0	0	0	0	0	1											
Damon Berryhill, S OBP: 0.286, SLG: 0.289										4	0	0	0	0	2	0											
Carlos Rodriguez, S OBP: 0.500, SLG: 1.250										4	1	2	1	0	1	0											
Inning Stats	R: 2 H: 1 E: 1 K: 2 S: 11	L: 1 BB: 1 P: 19	R: 0 H: 0 E: 0 K: 0 S: 10	L: 0 BB: 0 P: 15	R: 0 H: 0 E: 0 K: 2 S: 7	L: 0 BB: 0 P: 11	R: 0 H: 0 E: 0 K: 0 S: 4	L: 0 BB: 0 P: 5	R: 1 H: 1 E: 0 K: 0 S: 8	L: 1 BB: 1 P: 15	R: 0 H: 1 E: 0 K: 0 S: 6	L: 1 BB: 1 P: 16	R: 0 H: 1 E: 0 K: 1 S: 10	L: 1 BB: 0 P: 17	R: 2 H: 2 E: 0 K: 1 S: 12	L: 2 BB: 0 P: 15		R: 0 H: 0 E: 0 K: 2 S: 8	L: 0 BB: 0 P: 14	1B: 2 2B: 2 HR: 2	SF: 0 SAC: 0 DP: 0 HBP: 1	WP: 1 PB: 0 SB: 0 CS: 1	PA: 37				
PITCHER	IP	WLS	BF	H	R	ER	SO	BB	IBB	HBP	BLK	WP	HR	S	P	ERA	WHIP										
Melido Perez, R ERA: 3.83	(1, 1)	7.0	28	4	3	2	5	3	0	0	0	1	1	56	98	2.57	1.000										
Paul Gibson, L ERA: 4.5	(8, 1)	0.1	3	1	2	2	1	0	0	1	0	0	1	7	10	54.00	3.000										
Bob Wickman, R ERA: 2.93	(8, 1)	1.2	W	6	1	0	0	2	0	0	0	0	0	13	19	0.00	0.600										

Batter	1	2	3	4	5	6	7	8	9	AB	R	H	RBI	BB	SO	LOB	BOTTOM										
Luis Polonia, L OBP: 0.371, SLG: 0.378										3	3	1	0	2	0	0	Boston Red Sox @ New York Yankees Yankee Stadium, Bronx, NY Sat May 07 1994, 3:33 AM EDT Att: 44,712 - Sunny - 64 F										
Wade Boggs, L OBP: 0.418, SLG: 0.348 Gerald Williams, R OBP: 0.429, SLG: 0.571										4	0	3	1	1	0	0											
Don Mattingly, L OBP: 0.409, SLG: 0.413										4	0	1	1	1	0	3											
Danny Tartabull, R OBP: 0.341, SLG: 0.440										5	1	1	0	0	1	5											
Paul O'Neill, L OBP: 0.574, SLG: 0.788										3	1	2	0	2	0	1											
Randy Velarde, R OBP: 0.373, SLG: 0.386										4	0	0	1	0	2	6											
Bernie Williams, S OBP: 0.308, SLG: 0.356										3	0	0	0	1	1	3											
Mike Stanley, R OBP: 0.302, SLG: 0.289										4	0	1	2	0	3	3											
Mike Gallego, R OBP: 0.308, SLG: 0.298 Daryl Boston, L OBP: 0.217, SLG: 0.182 Pat Kelly, R OBP: 0.370, SLG: 0.371										3	0	0	0	0	1	1											
Inning Stats	R: 1 H: 1 E: 0 K: 0 S: 15	L: 1 BB: 2 P: 29	R: 0 H: 0 E: 0 K: 3 S: 14	L: 0 BB: 0 P: 21	R: 0 H: 0 E: 0 K: 0 S: 5	L: 0 BB: 1 P: 9	R: 2 H: 2 E: 1 K: 1 S: 16	L: 2 BB: 0 P: 25	R: 0 H: 1 E: 0 K: 2 S: 13	L: 1 BB: 0 P: 21	R: 1 H: 1 E: 0 K: 0 S: 12	L: 1 BB: 1 P: 19	R: 0 H: 1 E: 0 K: 2 S: 13	L: 2 BB: 1 P: 20	R: 2 H: 2 E: 0 K: 0 S: 9	L: 2 BB: 2 P: 20	1B: 7 2B: 1 3B: 1 HR: 0	SF: 1 SAC: 0 DP: 1 HBP: 0	WP: 1 PB: 0 SB: 3 CS: 0	PA: 42							
PITCHER	IP	WLS	BF	H	R	ER	SO	BB	IBB	HBP	BLK	WP	HR	S	P	ERA	WHIP										
Roger Clemens, R ERA: 2.96	(1, 1)	6.0	26	5	3	1	7	3	0	0	0	0	0	6	6	27.00	3.000										
Scott Bankhead, R ERA: 2.51	(7, 1)	0.1	2	1	1	1	0	0	0	0	0	0	0	6	6	27.00	3.000										
Tony Fossas, L ERA: 7.36	(7, 1)	0.1	2	0	0	0	0	1	0	0	0	1	0	5	12	0.00	3.000										
Todd Frohwrth, R ERA:	(7, 1)	0.1	1	0	0	0	0	0	0	0	0	0	0	1	1	0.00	0.000										
Ken Ryan, R ERA:	(8, 1)	1.0	5	1	0	0	2	1	0	0	0	0	0	13	20	0.00	2.000										
PITCHER	IP	WLS	BF	H	R	ER	SO	BB	IBB	HBP	BLK	WP	HR	S	P	ERA	WHIP										
Jeff Russell, R ERA: 6.48	(9, 1)	0.2	L	6	2	2	0	1	1	0	0	0	0	9	20	27.00	4.500										

Batter	1	2	3	4	5	6	7	8	9	AB	R	H	RBI	BB	SO	LOB	TOP								
Kenny Lofton, L OBP: 0.438, SLG: 0.518 (1, 8)	2-3		2-3				0-1		0-0	5	0	1	0	0	2	3	Cleveland Indians @ New York Yankees Yankee Stadium, Bronx, NY Mon May 09 1994, 7:05 PM EDT Att: 16,567 - Unknown - 74 F								
Mark Lewis, R OBP: 0.254, SLG: 0.354 (1, 5)	1-0		0-2		2-2			1-2		4	0	0	0	0	0	3									
Carlos Baerga, S OBP: 0.294, SLG: 0.430 (1, 4)	1-0		2-1			1-3		1-0		4	0	0	0	0	1	1									
Albert Belle, R OBP: 0.422, SLG: 0.640 (1, 7)		0-0		1-1		0-1		1-1		4	2	3	1	0	0	0									
Eddie Murray, S OBP: 0.301, SLG: 0.487 (1, 3)	1-3		2-2		3-2		1-2		1-2	4	0	1	0	0	1	2									
Candy Maldonado, R OBP: 0.417, SLG: 0.737 (1, 10)	4-2		1-3			1-3		0-0		2	0	0	0	1	2	1									
Wayne Kirby, L OBP: 0.318, SLG: 0.286 (8, PH)	2-3									1	0	0	0	0	0	1									
Manny Ramirez, R OBP: 0.379, SLG: 0.653 (1, 9)	1-2				0-0		0-1		1-3	3	1	2	2	0	1	0									
Alvaro Espinoza, R OBP: 0.240, SLG: 0.250 (1, 6)	0-0				4-1		0-0		0-0	2	0	0	0	1	0	2									
Jesse Levis, L OBP: 1.000, SLG: 1.000 (9, PH)					1-3		2-0		3-3	1	0	0	0	0	0	0									
Tony Peña, R OBP: 0.348, SLG: 0.419 (1, 2)					0-0		1-3		3-3	3	0	1	0	0	1	2									
Jim Thome, L OBP: 0.307, SLG: 0.436 (9, PH)							1-3		3-3	1	0	0	0	0	1	1									
Inning Stats	R: 0 E: 0 K: 1 S: 5	H: 0 LOB: 0 BB: 0 P: 9	R: 1 E: 0 K: 1 S: 10	H: 1 LOB: 1 BB: 1 P: 16	R: 0 E: 0 K: 1 S: 10	H: 1 LOB: 1 BB: 0 P: 14	R: 0 E: 0 K: 1 S: 11	H: 0 LOB: 0 BB: 0 P: 15	R: 1 E: 0 K: 1 S: 9	H: 2 LOB: 1 BB: 1 P: 16	R: 0 E: 0 K: 2 S: 14	H: 1 LOB: 1 BB: 0 P: 19	R: 0 E: 0 K: 0 S: 6	H: 1 LOB: 1 BB: 0 P: 8	R: 1 E: 0 K: 0 S: 12	H: 2 LOB: 1 BB: 0 P: 16	R: 0 E: 0 K: 2 S: 8	H: 1 LOB: 1 BB: 0 P: 12	1B: 3 2B: 4 3B: 0 HR: 2	SF: 1 SAC: 0 DP: 1 HBP: 0	WP: 1 PB: 0 SB: 1 CS: 0	PA: 37			
PITCHER	IP	WLS	BF	H	R	ER	SO	BB	IBB	HBP	BLK	WP	HR	S	P	ERA	WHIP								
Jim Abbott, L ERA: 2.96 (1, 1)	7.2	W	32	8	3	3	7	2	0	0	0	1	2	76	112	3.52	1.304								
Bob Wickman, R ERA: 2.87 (8, 1)	0.1		1	0	0	0	0	0	0	0	0	0	0	1	1	0.00	0.000								
Xavier Hernandez, R ERA: 4.63 (9, 1)	1.0	S	4	1	0	0	2	0	0	0	0	0	0	8	12	0.00	1.000								

Batter	1	2	3	4	5	6	7	8	9	AB	R	H	RBI	BB	SO	LOB	BOTTOM								
Luis Polonia, L OBP: 0.366, SLG: 0.384 (1, 7)	0-1	1-0		2-2			1-1			4	1	1	1	0	0	0	Cleveland Indians @ New York Yankees Yankee Stadium, Bronx, NY Mon May 09 1994, 7:05 PM EDT Att: 16,567 - Unknown - 74 F								
Wade Boggs, L OBP: 0.422, SLG: 0.359 (1, 5)	4-1		1-2	3-1			3-2		1-0	3	0	1	0	1	0	1									
Don Mattingly, L OBP: 0.407, SLG: 0.418 (1, 3)	4-2		1-2		0-0		1-0		2-3	3	0	0	0	1	0	1									
Danny Tartabull, R OBP: 0.328, SLG: 0.452 (1, 10)	1-1		0-0		2-3				2-3	3	0	0	1	0	2	0									
Paul O'Neill, L OBP: 0.571, SLG: 0.771 (1, 9)	3-1			2-2	4-1		3-1		3-1	3	0	1	0	1	0	2									
Mike Stanley, R OBP: 0.337, SLG: 0.393 (1, 2)	4-1			4-2	0-1		0-0		3-1	2	1	1	0	2	0	0									
Bernie Williams, S OBP: 0.286, SLG: 0.326 (1, 8)	1-0			0-3			0-0		2-3	4	0	0	0	0	2	6									
Mike Gallego, R OBP: 0.313, SLG: 0.317 (1, 6)		0-1		2-1			0-0		0-1	4	1	2	0	0	2										
Pat Kelly, R OBP: 0.375, SLG: 0.403 (1, 4)		0-0		1-2			1-0			3	1	1	2	0	0	0									
Inning Stats	R: 1 E: 1 K: 0 S: 11	H: 0 LOB: 3 BB: 3 P: 28	R: 0 E: 0 K: 0 S: 4	H: 0 LOB: 0 BB: 0 P: 5	R: 0 E: 0 K: 0 S: 8	H: 0 LOB: 0 BB: 0 P: 10	R: 3 E: 0 K: 1 S: 26	H: 3 LOB: 1 BB: 1 P: 40	R: 0 E: 0 K: 1 S: 7	H: 0 LOB: 0 BB: 1 P: 13	R: 0 E: 0 K: 0 S: 3	H: 1 LOB: 1 BB: 0 P: 3	R: 0 E: 1 K: 0 S: 11	H: 1 LOB: 1 BB: 0 P: 17	R: 0 E: 0 K: 2 S: 12	H: 2 LOB: 2 BB: 0 P: 22		1B: 3 2B: 4 3B: 0 HR: 0	SF: 1 SAC: 0 DP: 0 HBP: 0	WP: 0 PB: 0 SB: 0 CS: 1	PA: 36				
PITCHER	IP	WLS	BF	H	R	ER	SO	BB	IBB	HBP	BLK	WP	HR	S	P	ERA	WHIP								
Jack Morris, R ERA: 6.75 (1, 1)	7.1	L	32	6	4	3	3	5	0	0	0	0	0	75	126	3.68	1.500								
Jose Mesa, R ERA: 4.15 (8, 1)	0.2		3	1	0	0	1	0	0	0	0	0	0	7	12	0.00	1.500								

Batter	1	2	3	4	5	6	7	8	9	AB	R	H	RBI	BB	SO	LOB	TOP				
Kenny Lofton, L OBP: 0.433, SLG: 0.509 (1, 8)										4	1	1	0	0	1	0	Cleveland Indians @ New York Yankees Yankee Stadium, Bronx, NY Tue May 10 1994, 7:05 PM EDT Att: 17,378 - Unknown - 63 F livebaseballscorecards.com				
Wayne Kirby, L OBP: 0.313, SLG: 0.283 (1, 9)										4	1	1	0	0	0	1					
Carlos Baerga, S OBP: 0.285, SLG: 0.419 (1, 4)										3	0	0	1	0	0	1					
Albert Belle, R OBP: 0.432, SLG: 0.661 (1, 7)										4	1	3	1	0	1	0					
Eddie Murray, S OBP: 0.315, SLG: 0.492 (1, 3)										3	0	2	0	1	1	0					
Manny Ramirez, R OBP: 0.363, SLG: 0.620 (1, 10)										4	0	0	0	0	2	4					
Jim Thome, L OBP: 0.308, SLG: 0.432 (1, 5)										3	0	1	0	0	0	0					
Alvaro Espinoza, R OBP: 0.214, SLG: 0.222 (1, 6)										3	0	0	0	0	2	1					
Tony Peña, R OBP: 0.327, SLG: 0.391 (1, 2)										3	0	0	0	0	0	0					
Inning Stats	R: 0 E: 0 K: 1 S: 11	H: 0 LOB: 0 BB: 0 P: 17	R: 0 E: 0 K: 1 S: 6	H: 2 LOB: 1 BB: 0 P: 11	R: 0 E: 0 K: 1 S: 9	H: 0 LOB: 0 BB: 0 P: 12	R: 2 E: 1 K: 0 S: 9	H: 3 LOB: 1 BB: 0 P: 15	R: 0 E: 0 K: 1 S: 9	H: 1 LOB: 0 BB: 0 P: 13	R: 1 E: 0 K: 1 S: 12	H: 2 LOB: 2 BB: 1 P: 22	R: 0 E: 0 K: 1 S: 5	H: 0 LOB: 0 BB: 0 P: 6	R: 0 E: 0 K: 2 S: 10	H: 0 LOB: 0 BB: 0 P: 13	1B: 6 2B: 3 3B: 0 HR: 0	SF: 1 SAC: 0 DP: 2 HBP: 0	WP: 0 PB: 0 SB: 1 CS: 1	PA: 33	
PITCHER	IP	WLS	BF	H	R	ER	SO	BB	IBB	HBP	BLK	WP	HR	S	P	ERA	WHIP				
Scott Kamieniecki, R ERA: 3.33 (1, 1)	6.0		24	8	3	2	4	0	1	0	0	0	0	56	90	3.00	1.333				
Paul Gibson, L ERA: 3.0 (7, 1)	2.0	W	6	0	0	0	1	0	0	0	0	0	0	15	19	0.00	0.000				
Xavier Hernandez, R ERA: 4.26 (9, 1)	1.0	S	3	0	0	0	2	0	0	0	0	0	0	8	11	0.00	0.000				

Batter	1	2	3	4	5	6	7	8	9	AB	R	H	RBI	BB	SO	LOB	BOTTOM				
Luis Polonia, L OBP: 0.362, SLG: 0.371 (1, 7)										3	1	0	0	1	0	2	Cleveland Indians @ New York Yankees Yankee Stadium, Bronx, NY Tue May 10 1994, 7:05 PM EDT Att: 17,378 - Unknown - 63 F livebaseballscorecards.com				
Wade Boggs, L OBP: 0.416, SLG: 0.354 (1, 5)										4	0	1	1	0	0	2					
Don Mattingly, L OBP: 0.410, SLG: 0.421 (1, 3)										4	0	2	1	0	0	2					
Danny Tartabull, R OBP: 0.326, SLG: 0.445 (1, 10)										4	1	1	0	0	1	2					
Paul O'Neill, L OBP: 0.578, SLG: 0.851 (1, 9)										4	2	3	2	0	0	0					
Mike Stanley, R OBP: 0.343, SLG: 0.409 (1, 2)										4	0	2	1	0	0	0					
Daryl Boston, L OBP: 0.165, SLG: 0.154 (1, 8)										4	0	0	0	0	3	3					
Gerald Williams, R OBP: 0.389, SLG: 0.667 (9, 8)										0	0	0	0	0	0	0					
Randy Velarde, R OBP: 0.365, SLG: 0.365 (1, 6)										3	0	0	0	0	2	2					
Pat Kelly, R OBP: 0.385, SLG: 0.413 (1, 4)										3	1	2	0	0	0	0					
Inning Stats	R: 0 E: 0 K: 0 S: 9	H: 1 LOB: 1 BB: 0 P: 12	R: 1 E: 0 K: 0 S: 7	H: 2 LOB: 0 BB: 0 P: 12	R: 0 E: 0 K: 0 S: 8	H: 1 LOB: 0 BB: 0 P: 13	R: 1 E: 0 K: 2 S: 15	H: 3 LOB: 2 BB: 0 P: 24	R: 1 E: 0 K: 1 S: 14	H: 1 LOB: 1 BB: 1 P: 23	R: 0 E: 0 K: 1 S: 6	H: 0 LOB: 0 BB: 0 P: 9	R: 1 E: 1 K: 1 S: 13	H: 2 LOB: 1 BB: 0 P: 20	R: 1 E: 0 K: 1 S: 8	H: 1 LOB: 0 BB: 0 P: 10	1B: 7 2B: 4 3B: 0 HR: 2	SF: 0 SAC: 0 DP: 3 HBP: 0	WP: 0 PB: 0 SB: 1 CS: 0	PA: 34	
PITCHER	IP	WLS	BF	H	R	ER	SO	BB	IBB	HBP	BLK	WP	HR	S	P	ERA	WHIP				
Charles Nagy, R ERA: 4.37 (1, 1)	7.0	L	30	10	4	3	5	1	0	0	0	0	1	72	113	3.86	1.571				
Eric Plunk, R ERA: 5.59 (8, 1)	1.0		4	1	1	1	1	0	0	0	0	0	1	8	10	9.00	1.000				

Batter	1	2	3	4	5	6	7	8	9	AB	R	H	RBI	BB	SO	LOB	TOP										
Kenny Lofton, L OBP: 0.428, SLG: 0.500 (1, 8)	G4-3		K		L7					4	0	1	0	0	1	0	Cleveland Indians @ New York Yankees Yankee Stadium, Bronx, NY Wed May 11 1994, 7:05 PM EDT Att: 17,611 - Unknown - 64 F										
Mark Lewis, R OBP: 0.239, SLG: 0.333 (1, 5)	K		P3			G1-6-3	G5-3			4	0	0	0	0	1	1											
Carlos Baerga, S OBP: 0.291, SLG: 0.438 (1, 4)					G6-3	F8		K		4	1	2	0	0	1	0											
Albert Belle, R OBP: 0.434, SLG: 0.653 (1, 7)					G6-3	E4		K		3	0	1	0	1	1	1											
Eddie Murray, S OBP: 0.305, SLG: 0.476 (1, 3)	K				G6-3	P4		K		4	0	0	1	0	2	3											
Manny Ramirez, R OBP: 0.362, SLG: 0.610 (9, PH)										3	1	1	0	0	1	0											
Wayne Kirby, L OBP: 0.327, SLG: 0.283 (9, PH)										0	0	0	0	1	0	0											
Candy Maldonado, R OBP: 0.393, SLG: 0.696 (1, 10)										4	1	1	1	0	2	2											
Alvaro Espinoza, R OBP: 0.226, SLG: 0.233 (9, PH)										3	0	1	0	0	0	0											
Jim Thome, L OBP: 0.394, SLG: 0.427 (9, PH)										1	0	0	0	0	0	1											
Sandy Alomar Jr., R OBP: 0.291, SLG: 0.360 (1, 2)										3	0	0	0	0	0	1											
Inning Stats	R: 0 E: 0 K: 2 S: 17	H: 1 LOB: 2 BB: 1 P: 26	R: 0 E: 0 K: 0 S: 4	H: 0 LOB: 0 BB: 0 P: 8	R: 0 E: 0 K: 1 S: 9	H: 0 LOB: 0 BB: 0 P: 12	R: 1 E: 0 K: 1 S: 10	H: 2 LOB: 1 BB: 0 P: 20	R: 0 E: 0 K: 0 S: 7	H: 0 LOB: 0 BB: 0 P: 9	R: 0 E: 1 K: 0 S: 6	H: 1 LOB: 1 BB: 0 P: 12	R: 2 E: 0 K: 1 S: 11	H: 3 LOB: 1 BB: 0 P: 18	R: 0 E: 0 K: 3 S: 9	H: 0 LOB: 0 BB: 0 P: 12	R: 0 E: 0 K: 1 S: 6	H: 0 LOB: 0 BB: 1 P: 11	1B: 4 2B: 3 3B: 0 HR: 0	SF: 0 SAC: 0 DP: 2 HBP: 0	WP: 2 PB: 0 SB: 1 CS: 0	PA: 35					
PITCHER	IP	WLS	BF	H	R	ER	SO	BB	IBB	HBP	BLK	WP	HR	S	P	ERA	WHIP										
Jimmy Key, L ERA: 3.05	(1, 1)	7.0	W	29	7	3	3	5	1	0	0	0	0	64	105	3.86	1.143										
Bob Wickman, R ERA: 2.55	(8, 1)	2.0	S	6	0	0	0	4	1	0	0	0	0	15	23	0.00	0.500										

Batter	1	2	3	4	5	6	7	8	9	AB	R	H	RBI	BB	SO	LOB	BOTTOM										
Luis Polonia, L OBP: 0.364, SLG: 0.372 (1, 7)	G1-3		L8		E4					5	0	2	2	0	1	0	Cleveland Indians @ New York Yankees Yankee Stadium, Bronx, NY Wed May 11 1994, 7:05 PM EDT Att: 17,611 - Unknown - 64 F										
Wade Boggs, L OBP: 0.424, SLG: 0.354 (1, 5)										3	1	1	0	2	1	0											
Don Mattingly, L OBP: 0.410, SLG: 0.415 (1, 3)										4	0	1	1	1	0	5											
Danny Tartabull, R OBP: 0.331, SLG: 0.467 (1, 10)										3	1	1	1	1	1	0											
Paul O'Neill, L OBP: 0.575, SLG: 0.846 (1, 9)										4	1	2	0	0	0	2											
Jim Leyritz, R OBP: 0.429, SLG: 0.700 (1, 2)										3	1	0	0	1	0	1											
Randy Velarde, R OBP: 0.359, SLG: 0.358 (1, 6)										4	1	1	0	0	0	1											
Bernie Williams, S OBP: 0.302, SLG: 0.330 (1, 8)										2	1	1	1	2	0	0											
Pat Kelly, R OBP: 0.379, SLG: 0.405 (1, 4)										4	0	1	0	0	0	4											
Inning Stats	R: 1 E: 0 K: 0 S: 6	H: 2 LOB: 0 BB: 0 P: 11	R: 0 E: 0 K: 0 S: 6	H: 0 LOB: 0 BB: 0 P: 10	R: 0 E: 0 K: 2 S: 7	H: 0 LOB: 0 BB: 0 P: 11	R: 0 E: 0 K: 2 S: 15	H: 4 LOB: 2 BB: 2 P: 29	R: 1 E: 0 K: 0 S: 6	H: 2 LOB: 2 BB: 1 P: 14	R: 0 E: 0 K: 1 S: 10	H: 0 LOB: 2 BB: 2 P: 19	R: 0 E: 0 K: 0 S: 9	H: 2 LOB: 2 BB: 2 P: 20	R: 1 E: 0 K: 0 S: 9	H: 2 LOB: 3 BB: 2 P: 20		1B: 8 2B: 1 3B: 0 HR: 1	SF: 0 SAC: 0 DP: 1 HBP: 0	WP: 1 PB: 0 SB: 0 CS: 0	PA: 39						
PITCHER	IP	WLS	BF	H	R	ER	SO	BB	IBB	HBP	BLK	WP	HR	S	P	ERA	WHIP										
Dennis Martinez, R ERA: 4.21	(1, 1)	5.2	L	26	8	5	5	2	3	0	0	0	0	49	87	7.94	1.941										
Steve Farr, R ERA: 2.57	(6, 1)	0.1		1	0	0	0	0	0	0	0	0	0	1	2	0.00	0.000										
Brian Barnes, L ERA: 4.15	(7, 1)	2.0		12	2	1	1	1	4	0	0	0	0	19	39	4.50	3.000										

Batter	1	2	3	4	5	6	7	8	9	10	11	12	AB	R	H	RBI	BB	SO	LOB	
Randy Velarde, R OBP: 0.364, SLG: 0.347 (1.7) (7.5)	G1-3		K					G5-3						5	1	2	0	1	1	1
Wade Boggs, L OBP: 0.417, SLG: 0.340 (1.5) (7.3)	K		P9					G1-3						6	0	1	0	1	1	4
Don Mattingly, L OBP: 0.412, SLG: 0.408 (1.3) (7.7)			L8											3	0	1	0	1	0	0
Gerald Williams, R OBP: 0.304, SLG: 0.522 (12. PH)														1	0	0	0	0	0	0
Luis Polonia, L OBP: 0.372, SLG: 0.381 (12.7)														2	0	1	2	0	0	0
Jim Leyritz, R OBP: 0.411, SLG: 0.627 (1.2)	FC6-4													6	1	1	0	1	0	5
Mike Stanley, R OBP: 0.333, SLG: 0.424 (4. PH)														1	0	0	0	0	0	0
Danny Tartabull, R OBP: 0.336, SLG: 0.473 (1.9)														2	3	1	1	3	1	0
Paul O'Neill, L OBP: 0.362, SLG: 0.847 (1.8)														5	2	1	2	1	2	1
Bernie Williams, S OBP: 0.331, SLG: 0.387 (1.8)														5	2	2	3	1	0	0
Mike Gallego, R OBP: 0.341, SLG: 0.327 (1.8)														3	0	0	0	3	2	3
Pat Kelly, R OBP: 0.371, SLG: 0.387 (1.4)														5	1	1	2	1	1	3
Inning Stats	R: 0 E: 0 K: 1 S: 7	H: 1 LOB: 1 BB: 0 P: 10	R: 1 E: 0 K: 1 S: 13	H: 1 LOB: 1 BB: 1 P: 25	R: 0 E: 0 K: 1 S: 8	H: 0 LOB: 0 BB: 0 P: 13	R: 2 E: 0 K: 1 S: 8	H: 1 LOB: 1 BB: 2 P: 23	R: 0 E: 0 K: 0 S: 8	H: 1 LOB: 1 BB: 1 P: 21	R: 0 E: 0 K: 0 S: 11	H: 0 LOB: 0 BB: 0 P: 12	R: 0 E: 0 K: 1 S: 11	H: 1 LOB: 1 BB: 0 P: 16	R: 6 E: 0 K: 1 S: 17	H: 4 LOB: 2 BB: 3 P: 36	1B: 8 2B: 0 3B: 0 HR: 3	SF: 0 SAC: 0 DP: 1 HBP: 1	WP: 1 PB: 0 SB: 3 CS: 1	PA: 58
PITCHER	IP	WLS	BF	H	R	ER	SO	BB	IBB	HBP	BLK	WP	HR	S	P	ERA	WHIP			
Teddy Higuera, L ERA: 5.4 (1.1)	5.2		26	5	4	4	4	6	0	0	0	0	0	3	51	6.35	1.941			
Doug Henry, R ERA: 1.72 (6.1)	1.1		7	1	0	0	0	3	0	0	0	0	0	19	39	0.00	3.000			
Jeff Bronkay, R ERA: 6.39 (8.1)	1.0		4	0	0	0	0	1	0	0	0	0	0	7	15	0.00	1.000			
Jesse Orosco, L ERA: 3.52 (9.1)	1.0		3	0	0	0	0	0	0	0	0	0	0	7	12	0.00	0.000			
Mike Fetters, R ERA: 3.52 (10.1)	2.1	L	10	1	2	2	3	2	0	0	0	0	0	21	37	7.71	1.286			
PITCHER	IP	WLS	BF	H	R	ER	SO	BB	IBB	HBP	BLK	WP	HR	S	P	ERA	WHIP			
Graeme Lloyd, L ERA: 5.54 (12.1)	0.2		8	4	4	4	1	0	1	1	0	0	0	14	24	54.00	6.000			


TOP

New York Yankees @ Milwaukee Brewers
Milwaukee County Stadium, Milwaukee, WI

Fri May 13 1994, 8:05 PM EDT
Att. 20,242 - Unknown - 65 F

livebaseballscorecards.com

AB 44
R 10
H 11
RBI 10
BB 13
SO 8
LOB 17



Batter	1	2	3	4	5	6	7	8	9	10	11	12	AB	R	H	RBI	BB	SO	LOB					
Alex Diaz, S OBP: 0.280, SLG: 0.437 (1.8)	F8		G6-3					F9						5	0	1	0	0	0	1				
Bill Spiers, L OBP: 0.388, SLG: 0.353 (1.6)			G4-3					F7						4	0	0	0	0	1	2				
Turner Ward, S OBP: 0.388, SLG: 0.450 (1.7)														5	0	0	0	0	2	1				
Brian Harper, R OBP: 0.276, SLG: 0.309 (11. PH)														5	1	2	0	0	0	1				
John Jaha, R OBP: 0.333, SLG: 0.448 (1.10)														0	0	0	0	0	0	0				
Tom Brunansky, R OBP: 0.211, SLG: 0.278 (1.3)														5	0	1	0	0	1	2				
Jody Read, R OBP: 0.377, SLG: 0.302 (1.4)														5	1	1	0	0	1	2				
Matt Mieske, R OBP: 0.353, SLG: 0.435 (1.9)														5	2	2	3	0	1	0				
Mike Matheny, R OBP: 0.192, SLG: 0.125 (1.2)														3	0	0	0	0	0	0				
Dave Nilsson, L OBP: 0.291, SLG: 0.415 (10.2)														2	0	1	1	0	1	0				
Jeff Cirillo, R OBP: 0.125, SLG: 0.250 (1.5)														5	0	1	0	0	3	1				
Inning Stats	R: 0 E: 0 K: 1 S: 9	H: 0 LOB: 1 BB: 0 P: 11	R: 0 E: 0 K: 0 S: 6	H: 0 LOB: 0 BB: 0 P: 10	R: 0 E: 0 K: 0 S: 7	H: 1 LOB: 1 BB: 0 P: 8	R: 0 E: 0 K: 0 S: 7	H: 0 LOB: 0 BB: 0 P: 8	R: 0 E: 0 K: 1 S: 7	H: 0 LOB: 0 BB: 0 P: 11	R: 0 E: 0 K: 2 S: 9	H: 2 LOB: 1 BB: 0 P: 13	R: 3 E: 0 K: 0 S: 20	H: 4 LOB: 1 BB: 0 P: 31	R: 0 E: 0 K: 0 S: 5	H: 0 LOB: 0 BB: 0 P: 8	R: 0 E: 0 K: 0 S: 9	H: 1 LOB: 1 BB: 0 P: 13	R: 0 E: 0 K: 2 S: 7	H: 0 LOB: 0 BB: 0 P: 11	1B: 4 2B: 4 3B: 0 HR: 1	SF: 0 SAC: 0 DP: 0 HBP: 1	WP: 0 PB: 0 SB: 0 CS: 1	PA: 45
PITCHER	IP	WLS	BF	H	R	ER	SO	BB	IBB	HBP	BLK	WP	HR	S	P	ERA	WHIP							
Terry Mulholland, L ERA: 3.32 (1.1)	8.2		35	8	4	4	7	0	0	1	0	0	0	1	81	4.15	0.923							
Bob Wickman, R ERA: 2.14 (9.1)	3.1	W	10	1	0	0	3	0	0	0	0	0	0	24	37	0.00	0.300							


BOTTOM

New York Yankees @ Milwaukee Brewers
Milwaukee County Stadium, Milwaukee, WI

Fri May 13 1994, 8:05 PM EDT
Att. 20,242 - Unknown - 65 F

livebaseballscorecards.com

AB 44
R 4
H 9
RBI 4
BB 0
SO 10
LOB 10




Batter	1	2	3	4	5	6	7	8	9	AB	R	H	RBI	BB	SO	LOB	TOP					
Luis Polonia, L OBP: 0.381, SLG: 0.402	G4-3 2B		G4-3 1B		G4-3		L8		2B 1B	5	1	3	0	0	0	0	New York Yankees @ Milwaukee Brewers Milwaukee County Stadium, Milwaukee, WI Sat May 14 1994, 4:33 AM EDT Att: 29,144 - Unknown - 62 F					
Wade Boggs, L OBP: 0.405, SLG: 0.342	G4-3 2-3		G4-3 1-2		G1-3		G4-3		1B 2B	5	1	1	2	0	0	2						
Don Mattingly, L OBP: 0.424, SLG: 0.414	F9		BB		BB 1B		BB 1B		1B 1B	3	2	2	0	2	0	1						
Danny Tartabull, R OBP: 0.344, SLG: 0.474	BB		BB		F9		G4-6-3 1B		BB 1B	4	0	2	2	1	1	3						
Paul O'Neill, L OBP: 0.563, SLG: 0.833	F7				G5-4-3 1B		PB BB		K BB	4	0	2	1	1	1	4						
Jim Leyritz, R OBP: 0.410, SLG: 0.597		G6-3		G5-4-3 1-2		PB BB		G4-6-3 1-2		3	0	0	0	2	0	3						
Bernie Williams, S OBP: 0.326, SLG: 0.373		G3		F8		K			BB BB	4	1	0	0	1	1	5						
Mike Gallego, R OBP: 0.328, SLG: 0.313		F8				K			L8 BB	5	0	0	0	0	2	7						
Pat Kelly, R OBP: 0.361, SLG: 0.375				P4					BB BB	3	0	0	0	0	1	0						
Daryl Boston, L OBP: 0.214, SLG: 0.154						P3			BB BB	0	0	0	0	1	0	0						
Gerald Williams, R OBP: 0.304, SLG: 0.522									BB BB	0	1	0	0	0	0	0						
Randy Velarde, R OBP: 0.364, SLG: 0.347									BB BB	0	0	0	0	0	0	0						
Inning Stats	R: 0 E: 0 K: 0 S: 7	H: 1 LOB: 2 BB: 1 P: 14	R: 0 E: 0 K: 0 S: 7	H: 0 LOB: 0 BB: 0 P: 10	R: 0 E: 0 K: 1 S: 11	H: 1 LOB: 2 BB: 1 P: 21	R: 0 E: 0 K: 0 S: 6	H: 1 LOB: 0 BB: 0 P: 10	R: 0 E: 0 K: 1 S: 5	H: 0 LOB: 0 BB: 0 P: 6	R: 1 E: 0 K: 2 S: 10	H: 1 LOB: 3 BB: 2 P: 23	R: 0 E: 0 K: 1 S: 7	H: 0 LOB: 0 BB: 0 P: 13	R: 0 E: 0 K: 1 S: 9	H: 2 LOB: 1 BB: 0 P: 11	R: 5 E: 0 K: 0 S: 20	H: 4 LOB: 3 BB: 4 P: 44	1B: 8 2B: 2 3B: 0 HR: 0	SF: 0 SAC: 0 DP: 2 HBP: 0	WP: 0 PB: 1 CS: 0	PA: 44
PITCHER	IP WLS BF H R ER SO BB IBB HBP BLK WP HR S P ERA WHIP	IP WLS BF H R ER SO BB IBB HBP BLK WP HR S P ERA WHIP	IP WLS BF H R ER SO BB IBB HBP BLK WP HR S P ERA WHIP	IP WLS BF H R ER SO BB IBB HBP BLK WP HR S P ERA WHIP	IP WLS BF H R ER SO BB IBB HBP BLK WP HR S P ERA WHIP	IP WLS BF H R ER SO BB IBB HBP BLK WP HR S P ERA WHIP	IP WLS BF H R ER SO BB IBB HBP BLK WP HR S P ERA WHIP	IP WLS BF H R ER SO BB IBB HBP BLK WP HR S P ERA WHIP	IP WLS BF H R ER SO BB IBB HBP BLK WP HR S P ERA WHIP	IP WLS BF H R ER SO BB IBB HBP BLK WP HR S P ERA WHIP	IP WLS BF H R ER SO BB IBB HBP BLK WP HR S P ERA WHIP	IP WLS BF H R ER SO BB IBB HBP BLK WP HR S P ERA WHIP	IP WLS BF H R ER SO BB IBB HBP BLK WP HR S P ERA WHIP	IP WLS BF H R ER SO BB IBB HBP BLK WP HR S P ERA WHIP	IP WLS BF H R ER SO BB IBB HBP BLK WP HR S P ERA WHIP	IP WLS BF H R ER SO BB IBB HBP BLK WP HR S P ERA WHIP						
Mike Ignasiak, R ERA: 1.74	5.1	21	4	1	0	2	2	0	0	0	0	0	0	0	0	0	0.00	1.125				
Jeff Bronkey, R ERA: 1.62	1.0	6	0	0	0	3	2	0	0	0	0	0	0	0	0	0	0.00	2.000				
Jesse Orosco, L ERA: 6.08	0.2	3	1	0	0	0	0	0	0	0	0	0	0	0	0	0	0.00	1.500				
Bob Scanlan, R ERA: 5.4	1.1	L 11	5	5	5	1	2	1	0	0	0	0	0	0	0	0	33.75	5.250				
Mark Kiefer, R ERA: 5.87	0.2	3	0	0	0	0	1	0	0	0	0	0	0	0	0	0	0.00	1.500				

Batter	1	2	3	4	5	6	7	8	9	AB	R	H	RBI	BB	SO	LOB	BOTTOM					
Alex Diaz, S OBP: 0.288, SLG: 0.427	S 1B BB	FC6-4 1-2		G1-3		G3-6-3 1B		L3		4	1	1	0	1	0	6	New York Yankees @ Milwaukee Brewers Milwaukee County Stadium, Milwaukee, WI Sat May 14 1994, 4:33 AM EDT Att: 29,144 - Unknown - 62 F					
Bill Sciers, L OBP: 0.369, SLG: 0.333	F7		G4-3		G3		G3-6-3 1-2		K	5	0	0	0	0	1	4						
Turner Ward, S OBP: 0.389, SLG: 0.448	F8 1-2		1B		G3 BLK 1B		G3		L4	5	1	2	0	0	0	1						
Brian Harper, R OBP: 0.284, SLG: 0.317			F7		BLK G3 1B		G5-3		1B	4	0	2	1	0	0	1						
Mike Matheny, R OBP: 0.222, SLG: 0.160	2H 1B				1-2 1B				1B	1	0	1	0	0	0	0						
Dave Nilsson, L OBP: 0.280, SLG: 0.398	K		K		G3		G4-3		K	5	0	0	0	0	3	5						
Tom Brunansky, R OBP: 0.217, SLG: 0.273		E6 PB SH5-3		G5-3		K			CS 1B	4	0	1	0	0	1	1						
John Jaha, R OBP: 0.333, SLG: 0.448						2-3 3-H				0	0	0	0	0	0	0						
Jody Reed, R OBP: 0.383, SLG: 0.299		SH5-3		S BB		FC5-6 E BB		G5-3 1-2		1	0	0	0	2	0	1						
Matt Mieske, R OBP: 0.345, SLG: 0.420		G5-3 2-3		K		E6 1B FC5-6		1B 1B		4	0	1	0	0	1	3						
Jeff Cirillo, R OBP: 0.333, SLG: 0.300						FC5-6 1B		1-2 1B		2	0	1	0	2	0	2						
Inning Stats	R: 1 E: 0 K: 1 S: 12	H: 1 LOB: 1 BB: 1 P: 22	R: 0 E: 1 K: 0 S: 14	H: 0 LOB: 2 BB: 1 P: 20	R: 0 E: 0 K: 1 S: 10	H: 1 LOB: 1 BB: 0 P: 14	R: 0 E: 0 K: 1 S: 16	H: 0 LOB: 2 BB: 2 P: 30	R: 1 E: 0 K: 0 S: 13	H: 2 LOB: 1 BB: 0 P: 18	R: 0 E: 0 K: 0 S: 8	H: 1 LOB: 2 BB: 1 P: 14	R: 0 E: 0 K: 0 S: 5	H: 0 LOB: 0 BB: 0 P: 7	R: 0 E: 0 K: 0 S: 13	H: 3 LOB: 2 BB: 0 P: 19	R: 0 E: 0 K: 2 S: 10	H: 1 LOB: 1 BB: 0 P: 17	1B: 9 2B: 0 3B: 0 HR: 0	SF: 0 SAC: 1 DP: 1 HBP: 0	WP: 0 PB: 1 CS: 1	PA: 41
PITCHER	IP WLS BF H R ER SO BB IBB HBP BLK WP HR S P ERA WHIP	IP WLS BF H R ER SO BB IBB HBP BLK WP HR S P ERA WHIP	IP WLS BF H R ER SO BB IBB HBP BLK WP HR S P ERA WHIP	IP WLS BF H R ER SO BB IBB HBP BLK WP HR S P ERA WHIP	IP WLS BF H R ER SO BB IBB HBP BLK WP HR S P ERA WHIP	IP WLS BF H R ER SO BB IBB HBP BLK WP HR S P ERA WHIP	IP WLS BF H R ER SO BB IBB HBP BLK WP HR S P ERA WHIP	IP WLS BF H R ER SO BB IBB HBP BLK WP HR S P ERA WHIP	IP WLS BF H R ER SO BB IBB HBP BLK WP HR S P ERA WHIP	IP WLS BF H R ER SO BB IBB HBP BLK WP HR S P ERA WHIP	IP WLS BF H R ER SO BB IBB HBP BLK WP HR S P ERA WHIP	IP WLS BF H R ER SO BB IBB HBP BLK WP HR S P ERA WHIP	IP WLS BF H R ER SO BB IBB HBP BLK WP HR S P ERA WHIP	IP WLS BF H R ER SO BB IBB HBP BLK WP HR S P ERA WHIP	IP WLS BF H R ER SO BB IBB HBP BLK WP HR S P ERA WHIP	IP WLS BF H R ER SO BB IBB HBP BLK WP HR S P ERA WHIP						
Jim Abbott, L ERA: 2.98	6.0	29	5	2	2	4	5	0	0	1	0	0	0	0	0	0	3.00	1.667				
Donn Pail, R ERA: 1.93	2.0	W 8	3	0	0	0	0	0	0	0	0	0	0	0	0	0	0.00	1.500				
Paul Gibson, L ERA: 2.57	1.0	4	1	0	0	2	0	0	0	0	0	0	0	0	0	0	0.00	1.000				

Batter	1	2	3	4	5	6	7	8	9	AB	R	H	RBI	BB	SO	LOB	TOP				
Luis Polonia, L OBP: 0.379, SLG: 0.426	F7		2B	SF8		L7		F9	L7	6	2	2	2	0	0	2					
Wade Boggs, L OBP: 0.509, SLG: 0.383 Robert Eenhoorn, R OBP: 0.500, SLG: 1.000	K		1B	SF8		F7		HR		4	2	2	3	0	1	0					
Don Mattingly, L OBP: 0.436, SLG: 0.451 Bob Melvin, R	1B		1B	FC6-4				HR	1B	5	1	4	2	0	0	0					
Danny Tartabull, R OBP: 0.340, SLG: 0.471	K		FC6-4			L8		P6		5	0	1	0	0	2	3					
Paul O'Neill, L OBP: 0.569, SLG: 0.838 Gerald Williams, R OBP: 0.292, SLG: 0.500	K			PB				2B	L8	3	2	2	0	1	1	0					
Jim Leyritz, R OBP: 0.410, SLG: 0.591	L8			2B		L7		HR	K	4	2	1	1	1	1	2					
Bernie Williams, S OBP: 0.321, SLG: 0.391	G4-3			2B		L8		HR	G4-3	5	1	1	2	0	1	4					
Randy Velarde, R OBP: 0.366, SLG: 0.350			G6-3	2B		K		K	1B	5	1	2	1	0	2	2					
Mike Gallego, R OBP: 0.331, SLG: 0.325	K		K	2B		G5-3		L7	1B	5	1	2	1	0	1	0					
Inning Stats	R: 0 E: 0 K: 2 S: 10	H: 1 LOB: 1 BB: 0 P: 17	R: 0 E: 0 K: 1 S: 5	H: 0 LOB: 0 BB: 0 P: 10	R: 2 E: 0 K: 1 S: 15	H: 3 LOB: 1 BB: 0 P: 24	R: 5 E: 0 K: 1 S: 12	H: 4 LOB: 0 BB: 1 P: 25	R: 0 E: 0 K: 0 S: 5	H: 0 LOB: 0 BB: 0 P: 6	R: 4 E: 0 K: 2 S: 17	H: 4 LOB: 0 BB: 0 P: 24	R: 1 E: 0 K: 0 S: 10	H: 2 LOB: 1 BB: 0 P: 22	R: 0 E: 0 K: 1 S: 9	H: 2 LOB: 2 BB: 0 P: 18	1B: 7 2B: 6 3B: 1 HR: 3	SF: 1 SAC: 0 DP: 0 HBP: 0	WP: 0 PB: 1 CS: 0	PA: 46	
PITCHER	IP	WLS	BF	H	R	ER	SO	BB	IBB	HBP	BLK	WP	HR	S	P	ERA	WHIP				
Jaime Navarro, R ERA: 8.03	3.1	L	18	7	6	6	5	1	0	0	0	0	0	36	66	16.20	2.400				
Mark Kiefer, R ERA: 8.44	3.0		16	6	5	5	2	1	0	0	0	0	2	36	53	15.00	2.333				
Doug Henry, R ERA: 0.96	1.2		7	2	1	1	1	0	0	0	0	0	1	15	28	5.40	1.200				
Mike Fetters, R ERA: 3.31	1.0		5	2	0	0	1	0	0	0	0	0	0	9	18	0.00	2.000				

New York Yankees @ Milwaukee Brewers
Milwaukee County Stadium, Milwaukee, WI
 Sun May 15 1994, 4:33 AM EDT
 Att: 32,293 - Sunny - 69 F


AB 43
 R 12
 H 17
 RBI 12
 BB 2
 SO 9
 LOB 14



Batter	1	2	3	4	5	6	7	8	9	AB	R	H	RBI	BB	SO	LOB	BOTTOM					
Alex Diaz, S OBP: 0.274, SLG: 0.405	P5	G3			K		FC3-6			4	0	0	0	0	1	5						
Bill Spiers, L OBP: 0.364, SLG: 0.330 Jeff Cirillo, R OBP: 0.333, SLG: 0.300	1B		F9		G1-3		F7			4	0	1	0	0	0	2						
Turner Ward, S OBP: 0.381, SLG: 0.438 Tom Brunansky, R OBP: 0.208, SLG: 0.261	P6		E6		G6-4-3		L7		F9	3	0	0	0	0	0	1						
Greg Vaughn, R OBP: 0.315, SLG: 0.393	L7		G6-4-3				F7		F7	4	0	0	0	0	2							
Dave Nilsson, L OBP: 0.287, SLG: 0.402		G3-1		P3		2B			1B	4	1	2	0	0	0							
Brian Harper, R OBP: 0.292, SLG: 0.343 Mike Matheny, R OBP: 0.222, SLG: 0.160	BB	2B		G1-3		G1-3		F8		4	0	2	1	0	0	1						
Jody Reed, R OBP: 0.380, SLG: 0.291		BB		G5-3		G4-3			F8	3	0	0	0	1	0	1						
Jose Valentin, S OBP: 0.245, SLG: 0.304		P2			G4-3		F8		L4	4	0	0	0	0	2							
Matt Mieske, R OBP: 0.373, SLG: 0.412							FC3-6		F8	1	0	0	0	3	0	0						
Inning Stats	R: 0 E: 0 K: 0 S: 6	H: 1 LOB: 3 BB: 2 P: 7	R: 0 E: 0 K: 0 S: 15	H: 0 LOB: 0 BB: 2 P: 29	R: 0 E: 1 K: 0 S: 4	H: 0 LOB: 0 BB: 0 P: 10	R: 0 E: 0 K: 0 S: 5	H: 0 LOB: 1 BB: 1 P: 9	R: 0 E: 0 K: 0 S: 8	H: 0 LOB: 1 BB: 1 P: 18	R: 1 E: 0 K: 0 S: 13	H: 2 LOB: 1 BB: 0 P: 19	R: 0 E: 0 K: 0 S: 7	H: 0 LOB: 1 BB: 1 P: 15	R: 0 E: 0 K: 0 S: 5	H: 1 LOB: 1 BB: 0 P: 7	R: 0 E: 0 K: 0 S: 4	H: 0 LOB: 0 BB: 0 P: 8	1B: 3 2B: 2 3B: 0 HR: 0	SF: 0 SAC: 0 DP: 1 HBP: 0	WP: 0 PB: 0 CS: 0	PA: 36
PITCHER	IP	WLS	BF	H	R	ER	SO	BB	IBB	HBP	BLK	WP	HR	S	P	ERA	WHIP					
Scott Kamieniecki, R ERA: 2.78	8.0	W	33	5	1	1	1	4	0	0	0	0	0	63	114	1.12	1.125					
Mark Hutton, R ERA:	1.0		3	0	0	0	0	0	0	0	0	0	0	4	8	0.00	0.000					

New York Yankees @ Milwaukee Brewers
Milwaukee County Stadium, Milwaukee, WI
 Sun May 15 1994, 4:33 AM EDT
 Att: 32,293 - Sunny - 69 F

AB 32
 R 1
 H 5
 RBI 1
 BB 4
 SO 1
 LOB 14



Batter	1	2	3	4	5	6	7	8	9	AB	R	H	RBI	BB	SO	LOB	TOP								
Bernie Williams, S OBP: 0.319, SLG: 0.387 (1, 8)	2-1 CS 1B		1-2 CS	1-3 K	0-3 K			1-0 F7		4	0	1	0	0	2	2									
Randy Velarde, R OBP: 0.381, SLG: 0.345 (1, 5)	1-3 K			2-0 G4-3	3-3 K			1-0 1B		4	0	1	0	0	2	3									
Don Mattingly, L OBP: 0.425, SLG: 0.438 (1, 3)	3-2 G6-3			0-2 G5-3				3-1 F8		4	0	0	0	0	0	1									
Danny Tartabull, R OBP: 0.337, SLG: 0.461 (1, 10)		2-3 K2-3			4-1 1B BB			0-3 K		3	1	0	0	1	2	1									
Bob Melvin, R OBP: 0.333, SLG: 0.333 (1, 2)		2-1 G6-3			1-2 1B BB			0-2 L3		3	1	1	0	0	0	0									
Luis Polonia, L OBP: 0.376, SLG: 0.422 (9, PH)					1-2 1B 1B				0-2 F7	1	0	0	0	0	0	0									
Paul O'Neill, L OBP: 0.567, SLG: 0.835 (1, 9)		2-2 F7			0-2 1B 1B				3-1 2B	4	1	2	1	0	0	0									
Gerald Williams, R OBP: 0.296, SLG: 0.481 (1, 7)			1-2 F7		2-1 1B 1B				2-3 K	3	0	1	0	0	0	0									
Wade Boggs, L OBP: 0.406, SLG: 0.379 (9, PH)					1-2 2-3 1B					1	0	0	0	0	1	1									
Mike Gallego, R OBP: 0.338, SLG: 0.358 (1, 6)			0-1 L9		2-2 E8 1B				1-3 K	3	1	2	3	0	0	0									
Daryl Boston, L OBP: 0.207, SLG: 0.148 (9, PH)					1-3 2-H 3-H 1B					1	0	0	0	0	1	1									
Pat Kelly, R OBP: 0.360, SLG: 0.374 (1, 4)			2-2 CS 1B		1-1 G5-3				0-0 B1-3	3	0	1	0	0	0	2									
Inning Stats	R: 0 E: 0 K: 1 S: 11	H: 1 LOB: 0 BB: 0 P: 17	R: 0 E: 0 K: 1 S: 9	H: 0 LOB: 0 BB: 0 P: 15	R: 0 E: 0 K: 1 S: 10	H: 1 LOB: 0 BB: 0 P: 14	R: 0 E: 0 K: 1 S: 7	H: 0 LOB: 0 BB: 0 P: 10	R: 3 E: 1 K: 2 S: 20	H: 4 LOB: 2 BB: 1 P: 33	R: 0 E: 0 K: 0 S: 8	H: 0 LOB: 0 BB: 0 P: 10	R: 1 E: 0 K: 0 S: 5	H: 1 LOB: 0 BB: 0 P: 6	R: 0 E: 0 K: 1 S: 7	H: 1 LOB: 1 BB: 0 P: 12	R: 0 E: 0 K: 2 S: 12	H: 1 LOB: 1 BB: 0 P: 18	1B: 7 2B: 1 3B: 0 HR: 1	SF: 0 SAC: 0 DP: 0 HBP: 0	WP: 0 PB: 0 CS: 2	PA: 36			
PITCHER	IP	WLS	BF	H	R	ER	SO	BB	IBB	HBP	BLK	WP	HR	S	P	ERA	WHIP								
Jim Deshaies, L ERA: 7.17 (1, 1)	7.0		27	7	4	4	5	1	0	0	0	0	1	70	105	5.14	1.143								
Mark Guthrie, L ERA: 9.0 (8, 1)	1.0	W	4	1	0	0	1	0	0	0	0	0	0	7	12	0.00	1.000								
Rick Aguilera, R ERA: 6.39 (9, 1)	1.0	S	4	1	0	0	2	0	0	0	0	0	0	12	18	0.00	1.000								

New York Yankees @ Minnesota Twins
Hubert H. Humphrey Metrodome, Minneapolis, MN
Tue May 17 1994, 8:05 PM EDT
Att: 19,632 - Dome

AB 34
R 4
H 9
RBI 4
BB 1
SO 8
LOB 11



Batter	1	2	3	4	5	6	7	8	9	AB	R	H	RBI	BB	SO	LOB	BOTTOM								
Chuck Knoblauch, R OBP: 0.391, SLG: 0.472 (1, 4)	1-1 G6-4-3 1B		2-1 1B		2-3 K			3-2 F8 1B		4	1	3	1	0	1	2									
Alex Cole, L OBP: 0.411, SLG: 0.425 (1, 8)	0-2 F7				0-0 G3			1-0 F8		3	0	0	0	0	0	1									
Jeff Reboulet, R OBP: 0.353, SLG: 0.432 (8, PH)								1-2 F8		0	0	0	0	0	0	0									
Chip Hale, L OBP: 0.346, SLG: 0.295 (9, 5)								1-2 1B		1	0	0	0	0	0	1									
Kirby Puckett, R OBP: 0.355, SLG: 0.494 (1, 9)	2-0 G6-4-3 1B				3-3 K			1-1 2B 1B		4	1	1	1	0	1	1									
Shane Mack, R OBP: 0.460, SLG: 0.800 (1, 7)		2-2 G4-3 2B			0-1 IHR			2-2 WP 2B		4	2	3	2	0	0	0									
Dave Winfield, R OBP: 0.310, SLG: 0.426 (1, 10)		0-0 G4-3			0-1 F8			2-2 G6-3		4	0	0	0	0	0	2									
Dave McCarty, R OBP: 0.308, SLG: 0.373 (1, 3)		0-1 G4-3			4-2 1B BB			2-1 G6-3		2	0	0	1	1	0	0									
Scott Leius, R OBP: 0.314, SLG: 0.457 (1, 5)		3-2 G5-3			2-0 P4			0-0 G4-3		3	0	0	0	0	0	1									
Matt Walbeck, S OBP: 0.227, SLG: 0.276 (1, 2)			0-2 F9		2-2 F7			0-1 PB 1B 2B		3	1	1	0	0	0	1									
Pat Meares, R OBP: 0.343, SLG: 0.329 (1, 6)			2-3 K		3-2 WP 1B			3-2 F9		2	0	1	0	0	1	0									
Steve Dunn, L OBP: 0.167, SLG: 0.250 (8, PH)					1-3 1B					0	0	0	0	0	0	0									
Pedro Munoz, R OBP: 0.333, SLG: 0.405 (9, 7)										1	0	0	0	0	0	1									
Inning Stats	R: 0 E: 0 K: 0 S: 6	H: 1 LOB: 0 BB: 0 P: 9	R: 1 E: 0 K: 0 S: 10	H: 1 LOB: 0 BB: 0 P: 15	R: 0 E: 0 K: 1 S: 10	H: 1 LOB: 1 BB: 0 P: 14	R: 1 E: 0 K: 1 S: 10	H: 1 LOB: 0 BB: 0 P: 14	R: 0 E: 0 K: 1 S: 16	H: 1 LOB: 2 BB: 1 P: 29	R: 0 E: 0 K: 0 S: 5	H: 0 LOB: 0 BB: 0 P: 9	R: 0 E: 0 K: 0 S: 5	H: 0 LOB: 0 BB: 0 P: 9	R: 3 E: 0 K: 0 S: 21	H: 4 LOB: 1 BB: 0 P: 33	R: 0 E: 0 K: 0 S: 12	H: 1 LOB: 1 BB: 0 P: 18	1B: 5 2B: 3 3B: 0 HR: 1	SF: 0 SAC: 0 DP: 1 HBP: 0	WP: 2 PB: 1 CS: 0	PA: 32			
PITCHER	IP	WLS	BF	H	R	ER	SO	BB	IBB	HBP	BLK	WP	HR	S	P	ERA	WHIP								
Jimmy Key, L ERA: 3.0 (1, 1)	7.0		25	5	2	2	3	1	0	0	0	0	0	62	99	2.57	0.857								
Bob Wickman, R ERA: 2.57 (8, 1)	0.0		1	1	1	1	0	0	0	0	0	0	0	2	2	-	-								
Sterling Hitchcock, L ERA: 9.45 (8, 1)	0.1		2	1	0	0	0	0	0	0	0	0	0	10	16	0.00	3.000								
Xavier Hernandez, R ERA: 4.3 (8, 1)	0.2	L	4	2	2	2	0	0	0	0	0	1	0	9	15	27.00	3.000								

New York Yankees @ Minnesota Twins
Hubert H. Humphrey Metrodome, Minneapolis, MN
Tue May 17 1994, 8:05 PM EDT
Att: 19,632 - Dome

AB 31
R 5
H 9
RBI 5
BB 1
SO 3
LOB 10



Batter	1	2	3	4	5	6	7	8	9	AB	R	H	RBI	BB	SO	LOB	TOP					
Luis Polonia, L (1, 7) OBP: 0.377, SLG: 0.416	4-0 BB BB		1-1 G4-6-3			0-0 F7		0-0 E 1B	0-3 K2-3	4	1	1	0	1	1	2	New York Yankees @ Minnesota Twins Hubert H. Humphrey Metrodome, Minneapolis, MN Wed May 18, 1994, 4:33 AM EDT Att. 29,886 - Dome livebaseballscorecards.com					
Wade Boggs, L (1, 5) OBP: 0.401, SLG: 0.400	2-2 L9		0-2 F8			2-1 HR		2-1 E3 1B WP		4	2	1	2	0	0	2						
Don Mattingly, L (1, 3) OBP: 0.427, SLG: 0.436	4-0 BB			2-2 F7				0-1 BB WP		3	0	1	1	1	0	0						
Bob Melvin, R (8, 3) OBP: 0.333, SLG: 0.333	1-2 BB					3-2 G6-3		1-2 BB 1B		0	0	0	0	0	0	0						
Danny Tartabull, R (1, 10) OBP: 0.341, SLG: 0.455	1-0 P4			0-1 F8			4-1 G6-3 BB	4-1 BB		2	0	0	0	2	0	2						
Paul O'Neill, L (1, 9) OBP: 0.598, SLG: 0.813	1-3 K			1-1 F7			2-0 F7	4-1 BB		3	0	0	1	1	1	3						
Gerald Williams, R (8, 9) OBP: 0.296, SLG: 0.481								1-2 BB		0	0	0	0	0	0	0						
Jim Leyritz, R (1, 2) OBP: 0.402, SLG: 0.571		3-2 F8			2-1 G5-4-3 1B		0-1 G6-3	1-0 G6-4-3		4	0	1	0	0	0	4						
Bernie Williams, S (1, 8)		2-2 P6			1-1 P5			0-0 1B 1B E 1B	1-0 G6-3	4	1	1	0	0	0	1						
Mike Gallego, R (1, 6) OBP: 0.333, SLG: 0.352		3-2 L9			3-2 G5-4-3			1-1 F9	2-2 FC4-6 1B	2	0	0	0	0	0	1						
Robert Eenhoorn, R (8, PH) OBP: 0.500, SLG: 0.750										2	0	1	0	0	0	1						
Pat Kelly, R (1, 4) OBP: 0.368, SLG: 0.376			4-0 BB			1-1 G5-3		0-0 1B	1-2 FC4-6	2	1	1	0	1	0	0						
Daryl Boston, L (9, PH) OBP: 0.200, SLG: 0.143								1-2 E 1B		1	0	0	0	0	0	1						
Inning Stats	R: 0 E: 0 K: 1 S: 7	H: 0 LOB: 2 BB: 2 P: 19	R: 0 E: 0 K: 0 S: 10	H: 0 LOB: 0 BB: 0 P: 18	R: 0 E: 0 K: 0 S: 5	H: 0 LOB: 0 BB: 1 P: 10	R: 0 E: 0 K: 0 S: 8	H: 0 LOB: 0 BB: 0 P: 11	R: 0 E: 0 K: 0 S: 8	H: 0 LOB: 0 BB: 0 P: 14	R: 1 E: 0 K: 0 S: 9	H: 1 LOB: 0 BB: 0 P: 15	R: 0 E: 0 K: 0 S: 4	H: 0 LOB: 0 BB: 1 P: 10	R: 4 E: 1 K: 0 S: 12	H: 4 LOB: 2 BB: 2 P: 24	R: 0 E: 0 K: 1 S: 10	H: 1 LOB: 1 BB: 0 P: 14	1B: 6 2B: 0 3B: 0 HR: 1	SF: 0 SAC: 0 DP: 4 HBP: 0	WP: 1 PB: 0 CS: 0	PA: 37
PITCHER	IP WLS BF H R ER SO BB IBB HBP BLK WP HR S P ERA WHIP																					
Pat Mahomes, R (1, 1) ERA: 4.66	7.0 W 24 2 1 1 1 4 0 0 0 0 0 1 51 97 1.29 0.857																					
Mike Trombley, R (8, 1) ERA: 7.57	0.1 7 4 4 3 0 1 0 0 0 0 1 0 10 17 81.00 15.000																					
Larry Casian, L (8, 1) ERA: 7.84	0.2 2 0 0 0 0 1 0 0 0 0 0 0 2 7 0.00 1.500																					
Carl Willis, R (9, 1) ERA: 6.85	1.0 4 1 0 0 1 0 0 0 0 0 0 0 10 14 0.00 1.000																					

Batter	1	2	3	4	5	6	7	8	9	AB	R	H	RBI	BB	SO	LOB	BOTTOM			
Chuck Knoblauch, R (1, 4) OBP: 0.398, SLG: 0.486	0-2 1B 2B			0-0 G6-3		4-2 BB		4-0 BB		4	1	2	1	1	1	0	New York Yankees @ Minnesota Twins Hubert H. Humphrey Metrodome, Minneapolis, MN Wed May 18, 1994, 4:33 AM EDT Att. 29,886 - Dome livebaseballscorecards.com			
Jeff Reboulet, R (7, 4) OBP: 0.365, SLG: 0.432					3-H 2B	1-2 BB				6	2	1	1	0	1	6				
Scott Leius, R (1, 5) OBP: 0.306, SLG: 0.441	1-1 3B 1B	1-0 F7		1-1 E8 1B	1-2 P6	2-2 L6		0-3 K		4	3	3	1	0	0	1				
Kirby Puckett, R (1, 9) OBP: 0.364, SLG: 0.519	1-1 1B 3B		1-2 E 1B	0-1 L9		0-0 1B HR 2B		1-2 P4		1	0	0	0	0	0	0				
Steve Dunn, L (7, 3) OBP: 0.160, SLG: 0.240	1-H 1B 3B		1-0 F9 1B	1-1 L4-3		1-1 HR 2B		1-3 K		4	1	2	1	0	0	2				
Shane Mack, R (1, 8) OBP: 0.463, SLG: 0.776	1-0 L4-3		1-0 F9 1B	1-1 2B 1B		2-3 HR 1B				1	0	0	0	0	1	0				
Alex Cole, L (7, PH) OBP: 0.406, SLG: 0.421			2-2 F9	2-H 1B		1-2 HR 1B				4	2	3	4	0	0	1				
Dave Winfield, R (1, 10) OBP: 0.322, SLG: 0.459	1-1 FC5-4 1B		2-2 E 1B	0-1 P5		1-2 HR		2-2 G4-3		1	0	0	0	0	0	0				
Chip Hale, L (7, PH) OBP: 0.340, SLG: 0.289	3-H 1B		1-2 E 1B			1-H 3-H HR				4	3	3	0	1	0	0				
Pedro Munoz, R (1, 7) OBP: 0.360, SLG: 0.449	4-1 FC5-4 BB		3-2 E7 2B		2-2 3B 2B	0-1 BB BB 1B		1-0 2B 2B		4	3	3	0	1	0	0				
Dave McCarty, R (1, 3) OBP: 0.314, SLG: 0.422	1-2 FC5-4		1-0 2B		0-1 2B 3B	2-3 K		1-2 G5-3		5	1	2	2	0	1	4				
Matt Walbeck, S (1, 2) OBP: 0.227, SLG: 0.270	0-2 F8		1-0 P3		3-3 K	4-0 BB BB		0-0 2B		3	0	0	0	1	1	4				
Derek Parks, R (8, PH) OBP: 0.214, SLG: 0.259						1-2 BB BB		2-H 2B		1	0	1	1	0	0	0				
Pat Meares, R (1, 6) OBP: 0.327, SLG: 0.311		3-2 G5-3		0-2 F8		1-0 G5-3		1-2 K		5	0	0	0	0	1	5				
Inning Stats	R: 3 E: 0 K: 0 S: 19	H: 4 LOB: 2 BB: 1 P: 28	R: 0 E: 0 K: 1 S: 9	H: 0 LOB: 0 BB: 0 P: 13	R: 3 E: 1 K: 0 S: 18	H: 3 LOB: 1 BB: 0 P: 27	R: 1 E: 1 K: 0 S: 9	H: 1 LOB: 1 BB: 0 P: 11	R: 2 E: 0 K: 2 S: 15	H: 3 LOB: 1 BB: 0 P: 22	R: 3 E: 0 K: 2 S: 20	H: 4 LOB: 3 BB: 2 P: 35	R: 0 E: 0 K: 1 S: 10	H: 0 LOB: 0 BB: 0 P: 14	R: 1 E: 0 K: 1 S: 12	H: 2 LOB: 2 BB: 1 P: 19	1B: 7 2B: 7 3B: 2 HR: 1	SF: 0 SAC: 0 DP: 0 HBP: 0	WP: 0 PB: 0 CS: 0	PA: 47
PITCHER	IP WLS BF H R ER SO BB IBB HBP BLK WP HR S P ERA WHIP																			
Terry Mulholland, L (1, 1) ERA: 4.91	2.1 L 16 7 6 4 1 1 0 0 0 0 0 0 28 38 6.75 1.500																			
Mark Hutton, R (3, 1) ERA: 4.91	2.2 13 4 3 2 1 0 0 0 0 0 0 0 20 35 27.00 6.000																			
Donn Pall, R (6, 1) ERA: 3.2	1.0 9 4 3 3 2 2 0 0 0 0 0 0 10 14 0.00 0.000																			
Bob Wickman, R (7, 1) ERA: 2.45	1.0 3 0 0 0 1 0 0 0 0 0 0 0 20 34 9.00 3.000																			
Paul Gibson, L (8, 1) ERA: 3.36	1.0 6 2 1 1 1 1 0 0 0 0 0 0 12 19 9.00 3.000																			

Batter	1	2	3	4	5	6	7	8	9	AB	R	H	RBI	BB	SO	LOB	TOP				
Brady Anderson, L (1, 7) OBP: 0.330, SLG: 0.373	B1-3		G5-4-3			G2-3				3	0	1	0	1	0	1	Baltimore Orioles @ New York Yankees Yankee Stadium, Bronx, NY Fri May 20 1994, 7:05 PM EDT Att: 28,953 - Unknown				
Mike Deversaux, R (1, 8) OBP: 0.246, SLG: 0.391	G4-3		K			L6	F9			4	0	0	0	0	1	4					
Rafael Palmeiro, L (1, 3) OBP: 0.417, SLG: 0.629		1B		G3		G2-3		L3-6 WP		3	0	1	0	1	0	1					
Cal Ripken Jr., R (1, 6) OBP: 0.311, SLG: 0.380	G4-3			F9		P6		K		4	0	0	0	0	1	3					
Chris Hoiles, R (1, 2) OBP: 0.351, SLG: 0.393		G5-3		FC6-4		G6-3		BB		2	0	0	0	2	0	0					
Leo Gomez, R (1, 5) OBP: 0.382, SLG: 0.508	G6-3		FC6-4		FC6-4	1B		L3-6		4	1	1	0	0	0	3					
Tim Hulett, R (1, 4) OBP: 0.344, SLG: 0.300		1B		G6-4-3		FC4-6	1B		F8	2	0	1	0	2	0	0					
Lonnie Smith, R (1, 10) OBP: 0.268, SLG: 0.206		P8		G6-4-3		FC4-6	1B		K	3	0	1	0	0	0	2					
Harold Baines, L (9, PH) OBP: 0.391, SLG: 0.545										1	0	0	0	0	1	0					
Jack Voigt, R (1, 9) OBP: 0.276, SLG: 0.246			G5-4-3		G4-3	FC4-6			F7	3	0	1	1	0	0	2					
Mark McLemore, S (9, PH) OBP: 0.362, SLG: 0.250										1	0	0	0	0	0	0					
Inning Stats	R: 0 E: 0 K: 0 S: 7	H: 1 LOB: 1 BB: 0 P: 10	R: 0 E: 0 K: 0 S: 7	H: 1 LOB: 1 BB: 0 P: 12	R: 0 E: 0 K: 1 S: 7	H: 1 LOB: 0 BB: 0 P: 11	R: 0 E: 0 K: 0 S: 5	H: 0 LOB: 0 BB: 1 P: 13	R: 0 E: 0 K: 0 S: 7	H: 1 LOB: 1 BB: 0 P: 10	R: 1 E: 0 K: 0 S: 12	H: 2 LOB: 3 BB: 2 P: 26	R: 0 E: 0 K: 1 S: 11	H: 0 LOB: 1 BB: 2 P: 21	R: 0 E: 0 K: 1 S: 8	H: 0 LOB: 0 BB: 0 P: 15	1B: 5 2B: 2 3B: 0 HR: 0	SF: 0 SAC: 0 DP: 3 HBP: 0	WP: 1 PB: 0 SB: 0 CS: 0	PA: 36	
PITCHER	IP	WLS	BF	H	R	ER	SO	BB	IBB	HBP	BLK	WP	HR	S	P	ERA	WHIP				
Jim Abbott, L (1, 1) ERA: 2.78	7.0	W	30	6	1	1	1	5	0	0	0	0	0	54	102	1.29	1.571				
Bob Wickman, R (8, 1) ERA: 2.25	2.0		6	0	0	0	2	1	0	0	0	1	0	17	30	0.00	0.500				

Batter	1	2	3	4	5	6	7	8	9	AB	R	H	RBI	BB	SO	LOB	BOTTOM				
Luis Polonia, L (1, 7) OBP: 0.370, SLG: 0.407	2B		F9	FC4-2-5-1		F8		F8		5	1	1	0	0	0	3	Baltimore Orioles @ New York Yankees Yankee Stadium, Bronx, NY Fri May 20 1994, 7:05 PM EDT Att: 28,953 - Unknown				
Randy Velarde, R (1, 5) OBP: 0.353, SLG: 0.371	K		P4	HR		G4-6-3		L9		5	1	1	3	0	1	2					
Don Mattingly, L (1, 3) OBP: 0.434, SLG: 0.451	P5			HR			1B			4	0	3	0	0	0	1					
Danny Tartabull, R (1, 10) OBP: 0.339, SLG: 0.456			G5-3	F8			P4			4	0	1	0	0	0	3					
Jim Leyritz, R (1, 2) OBP: 0.385, SLG: 0.541	G6-3			G6-3	F9		P4			4	0	0	0	0	0	3					
Paul O'Neill, L (1, 9) OBP: 0.570, SLG: 0.816		FC6-4		2B			1B			2	1	2	0	2	0	0					
Bernie Williams, S (1, 8) OBP: 0.322, SLG: 0.389		FC6-4		1B			K			3	1	1	1	1	1	2					
Mike Gallego, R (1, 6) OBP: 0.331, SLG: 0.349	K			2B			F8			4	0	1	0	0	1	5					
Pat Kelly, R (1, 4) OBP: 0.373, SLG: 0.390	F9			HR				F9		4	1	2	1	0	0	1					
Inning Stats	R: 0 E: 0 K: 1 S: 13	H: 2 LOB: 2 BB: 0 P: 20	R: 0 E: 0 K: 1 S: 16	H: 0 LOB: 1 BB: 1 P: 23	R: 0 E: 0 K: 0 S: 8	H: 1 LOB: 1 BB: 0 P: 16	R: 5 E: 0 K: 0 S: 23	H: 6 LOB: 1 BB: 0 P: 36	R: 0 E: 0 K: 1 S: 14	H: 0 LOB: 1 BB: 1 P: 20	R: 0 E: 0 K: 0 S: 4	H: 1 LOB: 0 BB: 0 P: 7	R: 0 E: 0 K: 0 S: 9	H: 2 LOB: 3 BB: 1 P: 20	R: 0 E: 0 K: 0 S: 6	H: 0 LOB: 0 BB: 0 P: 9		1B: 7 2B: 4 3B: 0 HR: 1	SF: 0 SAC: 0 DP: 1 HBP: 0	WP: 0 PB: 0 SB: 0 CS: 0	PA: 38
PITCHER	IP	WLS	BF	H	R	ER	SO	BB	IBB	HBP	BLK	WP	HR	S	P	ERA	WHIP				
Jamie Moyer, L (1, 1) ERA: 6.39	3.2	L	21	9	5	5	2	1	0	0	0	0	0	29	50	0.00	1.667				
Mark Williamson, R (4, 1) ERA: 3.38	3.0		13	3	0	0	1	2	0	0	0	0	0	1	3	0.00	0.000				
Alan Mills, R (7, 1) ERA: 11.77	0.1		1	0	0	0	0	0	0	0	0	0	0	1	3	0.00	0.000				
Mark Eichhorn, R (8, 1) ERA: 4.85	1.0		3	0	0	0	0	0	0	0	0	0	0	6	9	0.00	0.000				

Batter	1	2	3	4	5	6	7	8	9	AB R H RBI BB SO LOB	TOP											
Brady Anderson, L (1, 7) OBP: 0.331, SLG: 0.370	4-1 S E BB		2-1 G4-3		0-1 G3		1-2 FC4-6 1B		0-0 G3	4 1 1 0 1 0 0	Baltimore Orioles @ New York Yankees Yankee Stadium, Bronx, NY Sat May 21 1994, 3:33 AM EDT Att: 42,105 - Sunny livebaseballscorecards.com											
Mark McLemore, S (1, 4) OBP: 0.364, SLG: 0.267	1 SAFE F8		4-1 BB BB		1-0 2B 3B		3-1 FC4-6 2B 1-2	1-2 G1-3	4 2 1 0 1 0 2													
Rafael Palmeiro, L (1, 3) OBP: 0.425, SLG: 0.637	2-2 G5-3 1-H 2B 1B		4-2 BB		0-0 1B 2B		1-3 K		3 1 2 2 1 1 1													
Harold Baines, L (1, 10) OBP: 0.386, SLG: 0.543	1-1 G5-3 2-3		1-3 K		2-2 P2		3-2 1-H 2B		4 0 1 1 0 1 4													
Cal Ripken Jr., R (1, 6) OBP: 0.315, SLG: 0.390	1-2 2B		0-0 F7		1-1 1B		2-2 G4-3		4 0 2 1 0 0 3													
Mike Devereaux, R (1, 8) OBP: 0.240, SLG: 0.379	2-0 F8			1-2 L9	0-0 F9			1-3 K	4 0 0 0 0 1 3													
Leo Gomez, R (1, 5) OBP: 0.361, SLG: 0.476		0-0 G5-3		2-2 F8		0-0 G6-3		3-3 K	4 0 0 0 0 1 0													
Jack Voigt, R (1, 9) OBP: 0.288, SLG: 0.250		0-0 F8		0-0 1B	4-2 G6-4-3 BB		2-2 F8		3 0 1 0 1 0 0													
Jeff Tackett, R (1, 2) OBP: 0.333, SLG: 0.500 Chris Hoiles, R (9, PH) OBP: 0.349, SLG: 0.390		1-3 K		2-3 K	2-2 G6-4-3 1-2			3-1 F8	3 0 0 0 0 2 2 1 0 0 0 0 0 0													
Inning Stats	R: 2 E: 1 K: 0 S: 15	H: 2 LOB: 1 BB: 1 P: 25	R: 0 E: 0 K: 1 S: 6	H: 0 LOB: 0 BB: 0 P: 7	R: 0 E: 0 K: 1 S: 10	H: 0 LOB: 2 BB: 2 P: 21	R: 0 E: 0 K: 1 S: 10	H: 1 LOB: 1 BB: 0 P: 15	R: 1 E: 0 K: 0 S: 10	H: 3 LOB: 2 BB: 0 P: 14	R: 0 E: 0 K: 0 S: 7	H: 0 LOB: 1 BB: 1 P: 13	R: 1 E: 0 K: 1 S: 15	H: 2 LOB: 1 BB: 0 P: 25	R: 0 E: 0 K: 2 S: 10	H: 0 LOB: 0 BB: 0 P: 16	R: 0 E: 0 K: 0 S: 6	H: 0 LOB: 0 BB: 0 P: 10	1B: 4 2B: 3 3B: 1 HR: 0	SF: 0 SAC: 0 DP: 1 HBP: 0	WP: 0 PB: 0 SB: 1 CS: 0	PA: 38
PITCHER	IP WLS BF H R ER SO BB IBB HBP BLK WP HR S P ERA WHIP											PITCHER	IP WLS BF H R ER SO BB IBB HBP BLK WP HR S P ERA WHIP									
Melido Perez, R (1, 1) ERA: 4.03	5.0 W 24 6 3 3 3 3 0 0 0 0 0 0 51 82 5.40 1.800																					
Scott Kamieniecki, R (6, 1) ERA: 2.78	3.1 12 2 1 1 3 1 0 0 0 0 0 0 34 59 2.70 0.900																					
Steve Howe, L (9, 1) ERA: 3.6	0.2 S 2 0 0 0 0 0 0 0 0 0 0 0 4 5 0.00 0.000																					

Batter	1	2	3	4	5	6	7	8	9	AB R H RBI BB SO LOB	BOTTOM									
Bernie Williams, S (1, 8) OBP: 0.320, SLG: 0.380	4-2 WP E 1B BB	3-1 G3		1-0 G4-3		1-3 K				3 1 0 0 1 1 2	Baltimore Orioles @ New York Yankees Yankee Stadium, Bronx, NY Sat May 21 1994, 3:33 AM EDT Att: 42,105 - Sunny livebaseballscorecards.com									
Randy Velarde, R (1, 5) OBP: 0.340, SLG: 0.355	2-3 K	2-0 G6-3		3-2 F8		0-0 G1-3				4 0 0 0 0 1 3										
Don Mattingly, L (1, 3) OBP: 0.436, SLG: 0.449	3-1 F8	4-0 IBB		0-0 FC5-4 1B			0-0 F8			3 0 1 0 1 0 1										
Danny Tartabull, R (1, 9) OBP: 0.343, SLG: 0.453	1-0 WP E 1B	1-2 F9		0-1 FC5-4 1-2			4-2 BB			3 1 1 0 1 0 3										
Jim Leyritz, R (1, 2) OBP: 0.400, SLG: 0.545	4-2 E HR BB		0-0 1B		1-1 FC6-4 1B		0-3 K			3 1 2 0 1 1 1										
Gerald Williams, R (1, 7) OBP: 0.323, SLG: 0.484	0-0 E2 HR 1B		0-2 1B		0-0 FC6-4 G6-4-3 1-2		0-3 K2-3			4 1 2 2 0 1 2										
Bob Melvin, R (1, 10) OBP: 0.333, SLG: 0.833 Luis Polonia, L (6, PH) OBP: 0.368, SLG: 0.403	1-3 2-H 3-H HR		0-3 K		0-0 G6-4-3 1-2			1-0 P6		3 1 1 3 0 1 3 1 0 0 0 0 0 0										
Mike Gallego, R (1, 6) OBP: 0.322, SLG: 0.338	2-H 3-H F7		3-3 K		0-0 G6-3			3-1 P6		4 0 0 0 0 1 2										
Pat Kelly, R (1, 4) OBP: 0.377, SLG: 0.404		1-1 G3 2B		3-1 F9		0-0 1B		0-3 K		4 0 2 0 0 1 2										
Inning Stats	R: 5 E: 1 K: 1 S: 18	H: 3 LOB: 0 BB: 2 P: 37	R: 0 E: 0 K: 0 S: 9	H: 1 LOB: 1 BB: 1 P: 20	R: 0 E: 0 K: 2 S: 12	H: 2 LOB: 2 BB: 0 P: 18	R: 0 E: 0 K: 0 S: 7	H: 1 LOB: 1 BB: 0 P: 11	R: 0 E: 0 K: 1 S: 4	H: 1 LOB: 0 BB: 0 P: 5	R: 0 E: 0 K: 1 S: 7	H: 1 LOB: 1 BB: 0 P: 8	R: 0 E: 0 K: 2 S: 11	H: 0 LOB: 1 BB: 1 P: 15	R: 0 E: 0 K: 1 S: 7	H: 0 LOB: 0 BB: 0 P: 11	1B: 7 2B: 1 3B: 0 HR: 1	SF: 0 SAC: 0 DP: 1 HBP: 0	WP: 1 PB: 0 SB: 0 CS: 0	PA: 36
PITCHER	IP WLS BF H R ER SO BB IBB HBP BLK WP HR S P ERA WHIP											PITCHER	IP WLS BF H R ER SO BB IBB HBP BLK WP HR S P ERA WHIP							
Arthur Rhodes, L (1, 1) ERA: 9.0	1.0 L 9 4 5 0 0 6 1 1 0 0 0 0 20 40 45.00 6.000																			
Mike Oquist, R (2, 1) ERA: 0.69	7.0 27 5 0 0 6 1 1 0 0 0 0 55 85 0.00 0.857																			

Batter	1	2	3	4	5	6	7	8	9	10	AB	R	H	RBI	BB	SO	LOB	TOP	
Brady Anderson, L OBP: 0.326, SLG: 0.369 (1, 7)	F7	F8		2B		G4-3			K	F7	6	0	1	1	0	1	2	Baltimore Orioles @ New York Yankees Yankee Stadium, Bronx, NY Sun May 22 1994, 3:33 AM EDT Att. 39,865 - Sunny - 76 F	
Mark McLemore, S OBP: 0.358, SLG: 0.258 (1, 4)	K		K	K					K		4	0	0	0	1	4	2		
Rafael Palmeiro, L OBP: 0.424, SLG: 0.629 (1, 3)	1B		F7						K		5	1	2	0	0	2	1		
Cal Ripken Jr., R OBP: 0.324, SLG: 0.392 (1, 6)	1B		1B						K		4	0	2	0	1	0	1		
Chris Hoiles, R OBP: 0.344, SLG: 0.391 (1, 2)	G4-3		K						K		5	0	1	1	0	2	3		
Mike Deversaux, R OBP: 0.245, SLG: 0.394 (1, 8)		G4-3																	
Chris Sabo, R OBP: 0.305, SLG: 0.417 (1, 10)																			
Harold Baines, L OBP: 0.391, SLG: 0.547 (10, PH)																			
Lonnie Smith, R OBP: 0.268, SLG: 0.206 (10, PR)																			
Leo Gomez, R OBP: 0.390, SLG: 0.529 (1, 5)																			
Jack Voigt, R OBP: 0.294, SLG: 0.260 (1, 9)																			
Inning Stats	R: 0 E: 0 K: 1 S: 10	H: 2 LOB: 2 BB: 0 P: 17	R: 1 E: 0 K: 0 S: 11	H: 2 LOB: 1 BB: 0 P: 14	R: 0 E: 0 K: 2 S: 9	H: 1 LOB: 1 BB: 0 P: 16	R: 1 E: 0 K: 1 S: 17	H: 4 LOB: 2 BB: 0 P: 29	R: 1 E: 0 K: 0 S: 10	H: 2 LOB: 1 BB: 1 P: 22	R: 0 E: 0 K: 2 S: 7	H: 0 LOB: 0 BB: 0 P: 15	R: 0 E: 0 K: 2 S: 11	H: 0 LOB: 1 BB: 0 P: 20	R: 0 E: 0 K: 2 S: 9	H: 3 LOB: 1 BB: 0 P: 18	1B: 10 2B: 4 3B: 2 HR: 0	SF: 0 SAC: 0 DP: 1 HBP: 0	WP: 0 PA: 46
PITCHER	IP WLS BF H R ER SO	IP WLS BF H R ER SO	IP WLS BF H R ER SO	IP WLS BF H R ER SO	IP WLS BF H R ER SO	IP WLS BF H R ER SO	IP WLS BF H R ER SO	IP WLS BF H R ER SO	IP WLS BF H R ER SO	IP WLS BF H R ER SO	IP WLS BF H R ER SO	IP WLS BF H R ER SO	IP WLS BF H R ER SO	IP WLS BF H R ER SO	IP WLS BF H R ER SO	IP WLS BF H R ER SO	ERA WHIP	ERA WHIP	
Jimmy Key, L ERA: 3.13	6.0	2	28	11	3	3	4	1	0	0	0	0	0	0	0	0	0	4.50	2.000
Paul Gibson, L ERA: 3.12	7.1	0.2	2	0	0	0	2	0	0	0	0	0	0	0	0	0	0	0.00	0.000
Donn Pall, R ERA: 3.54	7.1	0.2	3	1	1	1	0	0	0	0	0	0	0	0	0	0	0	13.50	1.500
Bob Wickman, R ERA: 2.19	8.1	0.2	3	1	0	0	1	0	0	0	0	0	0	0	0	0	0	0.00	1.500
Sterling Hitchcock, L ERA: 5.59	8.1	0.2	3	0	0	0	2	1	0	0	0	0	0	0	0	0	0	0.00	1.500

AB	44
R	6
H	16
RBI	6
BB	2
SO	10
LOB	15



Batter	1	2	3	4	5	6	7	8	9	10	AB	R	H	RBI	BB	SO	LOB	BOTTOM					
Luis Polonia, L OBP: 0.362, SLG: 0.395 (1, 7)	G6-4-3 1B		F8			F8			K	F8	5	0	1	0	0	1	2	Baltimore Orioles @ New York Yankees Yankee Stadium, Bronx, NY Sun May 22 1994, 3:33 AM EDT Att. 39,865 - Sunny - 76 F					
Randy Velarde, R OBP: 0.333, SLG: 0.378 (1, 5)	G6-4-3 1-2r		HR			P3			L3		5	1	1	1	0	1	3						
Don Mattingly, L OBP: 0.429, SLG: 0.441 (1, 3)	P6		F9						G4-3		5	1	1	0	0	0	0						
Danny Tartabull, R OBP: 0.339, SLG: 0.445 (1, 10)																							
Paul O'Neill, L OBP: 0.578, SLG: 0.847 (1, 9)																							
Jim Levritz, R OBP: 0.400, SLG: 0.573 (1, 2)																							
Daryl Boston, L OBP: 0.206, SLG: 0.129 (1, 8)																							
Mike Gallego, R OBP: 0.320, SLG: 0.331 (1, 6)																							
Pat Kelly, R OBP: 0.373, SLG: 0.393 (1, 4)																							
Inning Stats	R: 0 E: 0 K: 0 S: 8	H: 1 LOB: 0 BB: 0 P: 12	R: 0 E: 0 K: 2 S: 13	H: 1 LOB: 2 BB: 1 P: 26	R: 1 E: 0 K: 1 S: 12	H: 1 LOB: 0 BB: 0 P: 19	R: 0 E: 0 K: 0 S: 11	H: 0 LOB: 1 BB: 1 P: 20	R: 0 E: 0 K: 0 S: 17	H: 0 LOB: 1 BB: 1 P: 24	R: 2 E: 0 K: 0 S: 21	H: 4 LOB: 2 BB: 0 P: 27	R: 0 E: 0 K: 1 S: 7	H: 0 LOB: 0 BB: 0 P: 12	R: 1 E: 0 K: 2 S: 10	H: 1 LOB: 0 BB: 0 P: 14	R: 0 E: 0 K: 2 S: 8		H: 0 LOB: 1 BB: 1 P: 12	R: 1 E: 0 K: 1 S: 14	H: 1 LOB: 0 BB: 0 P: 21	1B: 5 2B: 1 3B: 0 HR: 3	SF: 0 SAC: 0 DP: 1 HBP: 0
PITCHER	IP WLS BF H R ER SO	IP WLS BF H R ER SO	IP WLS BF H R ER SO	IP WLS BF H R ER SO	IP WLS BF H R ER SO	IP WLS BF H R ER SO	IP WLS BF H R ER SO	IP WLS BF H R ER SO	IP WLS BF H R ER SO	IP WLS BF H R ER SO	IP WLS BF H R ER SO	IP WLS BF H R ER SO	IP WLS BF H R ER SO	IP WLS BF H R ER SO	IP WLS BF H R ER SO	IP WLS BF H R ER SO	ERA WHIP	ERA WHIP					
35 Mike Mussina, R ERA: 2.62	6.0	0	27	7	3	3	3	3	0	0	0	0	0	0	0	0	0	4.50	1.667				
Tom Bolton, L ERA: 11.48	7.1	1.0	3	0	0	0	1	0	0	0	0	0	0	0	0	0	0	0.00	0.000				
Alan Mills, R ERA: 11.48	8.1	0.1	1	0	0	0	1	0	0	0	0	0	0	0	0	0	0	0.00	0.000				
Jim Poole, L ERA: 5.23	8.1	0.1	1	0	0	0	1	0	0	0	0	0	0	0	0	0	0	0.00	0.000				
Mark Williamson, R ERA: 3.63	8.1	1.1	W	6	1	1	1	2	1	0	0	0	0	0	0	0	0	6.75	1.500				

AB	38
R	5
H	9
RBI	5
BB	4
SO	9
LOB	17



Batter	1	2	3	4	5	6	7	8	9	AB	R	H	RBI	BB	SO	LOB	TOP					
Devon White, S OBP: 0.335, SLG: 0.491	G6-3		K			G6-3		F8		4	0	0	0	0	1	2	<p>Toronto Blue Jays @ New York Yankees Yankee Stadium, Bronx, NY Tue May 24 1994, 7:05 PM EDT Att: 26,217 - Unknown - 76 F</p> <p>livebaseballscores.com</p>					
Roberto Alomar, S OBP: 0.406, SLG: 0.486	HR			G5-3		G5-3		FC6-4 1B		4	1	2	1	0	0	1						
Paul Molitor, R OBP: 0.388, SLG: 0.511	G6-4-3 BB			G6-3		P6		FC6-4 1-2		3	0	0	0	1	0	2						
Joe Carter, R OBP: 0.379, SLG: 0.679	G6-4-3 1-2			F9			F8	F8		4	0	0	0	0	0	2						
John Olerud, L OBP: 0.401, SLG: 0.481		F7			G4-3 1B			K		4	0	1	0	0	1	1						
Ed Sprague, R OBP: 0.348, SLG: 0.411		F7			K		L7			3	0	0	0	0	1	1						
Darnell Coles, R OBP: 0.220, SLG: 0.222				P2				P6		3	0	0	0	0	1	1						
Pat Borders, R OBP: 0.293, SLG: 0.326			F8		F9			F9 1B		3	0	1	0	0	0	1						
Dick Schofield, R OBP: 0.361, SLG: 0.384				G6-3				K		3	0	1	0	0	1	1						
Inning Stats	R: 1 E: 0 K: 0 S: 3	H: 1 LOB: 0 BB: 1 P: 7	R: 0 E: 0 K: 0 S: 12	H: 0 LOB: 0 BB: 0 P: 16	R: 0 E: 0 K: 1 S: 7	H: 0 LOB: 0 BB: 0 P: 12	R: 0 E: 0 K: 0 S: 7	H: 0 LOB: 0 BB: 0 P: 10	R: 0 E: 0 K: 2 S: 11	H: 1 LOB: 1 BB: 0 P: 15	R: 0 E: 0 K: 0 S: 8	H: 1 LOB: 1 BB: 0 P: 18	R: 0 E: 0 K: 0 S: 5	H: 0 LOB: 0 BB: 0 P: 5	R: 0 E: 0 K: 1 S: 13	H: 1 LOB: 1 BB: 0 P: 18	R: 0 E: 0 K: 1 S: 11	H: 1 LOB: 1 BB: 0 P: 14	1B: 3 2B: 1 3B: 0 HR: 1	SF: 0 SAC: 0 DP: 1 HBP: 0	WP: 0 PB: 0 SB: 0 CS: 0	PA: 32
PITCHER Terry Mulholland, L ERA: 5.91	IP: 9.0 WLS: W BF: 32 H: 5 R: 1 ER: 1 SO: 5 BB: 1 IBB: 0 HBP: 0 BLK: 0 WP: 0 HR: 1 S: 77 P: 115 ERA: 1.00 WHIP: 0.667																					

Batter	1	2	3	4	5	6	7	8	9	AB	R	H	RBI	BB	SO	LOB	BOTTOM					
Luis Polonia, L OBP: 0.352, SLG: 0.383	G6-3	G6-4-3 1-2		F7 1-2		F8				4	0	0	0	0	0	5	<p>Toronto Blue Jays @ New York Yankees Yankee Stadium, Bronx, NY Tue May 24 1994, 7:05 PM EDT Att: 26,217 - Unknown - 76 F</p> <p>livebaseballscores.com</p>					
Wade Boggs, L OBP: 0.397, SLG: 0.419	HR		K		K		G4-3			4	1	1	1	0	2	0						
Don Mattingly, L OBP: 0.426, SLG: 0.432	G3		K		FC4 BB		F7			3	0	0	0	1	1	0						
Danny Tartabull, R OBP: 0.332, SLG: 0.434	P4		K		K		F8			4	0	0	0	0	2	1						
Paul O'Neill, L OBP: 0.576, SLG: 0.835		HR BB		K	FC4 1-2			F9 1B		3	1	1	0	1	1	1						
Jim Leyritz, R OBP: 0.404, SLG: 0.600		HR			2B BB		G5-3	F9		3	2	1	2	1	0	1						
Bernie Williams, S OBP: 0.331, SLG: 0.389		FC1-5 1B BB		HR 1B 2B		FC6-4 BB		L6		2	1	1	1	2	0	1						
Mike Gallego, R OBP: 0.331, SLG: 0.338		FC1-5 1B		HR 1B		FC6-4 BB		K		3	1	2	1	1	1	1						
Pat Kelly, R OBP: 0.372, SLG: 0.391		FC1-5 G6-4-3		E8 CS 1B		FC6-4				3	0	1	0	0	0	4						
Inning Stats	R: 1 E: 0 K: 0 S: 7	H: 1 LOB: 0 BB: 0 P: 10	R: 2 E: 0 K: 0 S: 12	H: 2 LOB: 1 BB: 2 P: 23	R: 0 E: 0 K: 3 S: 9	H: 0 LOB: 0 BB: 0 P: 14	R: 3 E: 1 K: 1 S: 16	H: 3 LOB: 1 BB: 1 P: 28	R: 0 E: 0 K: 2 S: 9	H: 0 LOB: 1 BB: 1 P: 19	R: 0 E: 0 K: 0 S: 13	H: 0 LOB: 2 BB: 2 P: 25	R: 0 E: 0 K: 0 S: 3	H: 0 LOB: 0 BB: 0 P: 5	R: 0 E: 0 K: 1 S: 10	H: 1 LOB: 1 BB: 0 P: 15	R: 0 E: 0 K: 1 S: 10	H: 1 LOB: 1 BB: 0 P: 15	1B: 4 2B: 1 3B: 0 HR: 2	SF: 0 SAC: 0 DP: 1 HBP: 0	WP: 0 PB: 0 SB: 0 CS: 1	PA: 35
PITCHER Dave Stewart, R ERA: 5.79 Mike Timlin, R ERA: 7.55 Greg Cadaret, L ERA: 4.96 Scott Brow, R ERA: 2.91	IP: 5.0 WLS: L BF: 23 H: 6 R: 6 ER: 5 SO: 6 BB: 4 IBB: 0 HBP: 0 BLK: 0 WP: 0 HR: 2 S: 53 P: 94 ERA: 9.00 WHIP: 2.000	IP: 1.0 WLS: L BF: 5 H: 0 R: 0 ER: 0 SO: 0 BB: 2 IBB: 0 HBP: 0 BLK: 0 WP: 0 HR: 0 S: 13 P: 25 ERA: 0.00 WHIP: 2.000	IP: 1.0 WLS: L BF: 3 H: 0 R: 0 ER: 0 SO: 0 BB: 0 IBB: 0 HBP: 0 BLK: 0 WP: 0 HR: 0 S: 3 P: 5 ERA: 0.00 WHIP: 0.000	IP: 1.0 WLS: L BF: 4 H: 1 R: 0 ER: 0 SO: 1 BB: 0 IBB: 0 HBP: 0 BLK: 0 WP: 0 HR: 0 S: 10 P: 15 ERA: 0.00 WHIP: 1.000																		

Batter	1	2	3	4	5	6	7	8	9	AB	R	H	RBI	BB	SO	LOB	TOP					
Devon White, S OBP: 0.339, SLG: 0.497 (1, 8)	G6-3			G4-3 SF8 1B		G6-4-3		CS	G6-3 1B 2B	4	2	2	0	0	0	1	Toronto Blue Jays @ New York Yankees Yankee Stadium, Bronx, NY Wed May 25 1994, 7:05 PM EDT Att: 23,250 - Unknown - 72 F AB 29 R 2 H 6 RBI 2 BB 2 SO 4 LOB 12					
Roberto Alomar, S OBP: 0.396, SLG: 0.473 (1, 4)	G6-3			G4-3		F8			G6-3	4	0	0	0	0	0	2						
Paul Molitor, R OBP: 0.390, SLG: 0.505 (1, 10)	F7								G6-3	2	0	0	0	2	0	1						
Joe Carter, R OBP: 0.382, SLG: 0.679 (1, 9)		L4-3 1B		SF8				G5-3 BB	G6-3	3	0	2	2	0	0	1						
John Olerud, L OBP: 0.393, SLG: 0.470 (1, 3)	L4-3			F9				P5	G4-3	4	0	0	0	0	0	4						
Ed Sprague, R OBP: 0.342, SLG: 0.404 (1, 5)	G5-3							F8		3	0	0	0	0	0	1						
Mike Huff, R OBP: 0.431, SLG: 0.381 (1, 7)				G6-3		G6-3			CS 1B	3	0	1	0	0	1	0						
Randy Knorr, R OBP: 0.175, SLG: 0.135 (1, 2)				K		K			K	3	0	0	0	0	3	1						
Dick Schofield, R OBP: 0.360, SLG: 0.382 (1, 6)				G6-3				F8		3	0	1	0	0	0	1						
Inning Stats	R: 0 E: 0 K: 0 S: 7	H: 0 LOB: 0 BB: 0 P: 12	R: 0 E: 0 K: 0 S: 7	H: 1 LOB: 0 BB: 0 P: 12	R: 0 E: 0 K: 2 S: 8	H: 0 LOB: 0 BB: 0 P: 11	R: 1 E: 0 K: 0 S: 12	H: 1 LOB: 1 BB: 1 P: 21	R: 0 E: 0 K: 1 S: 7	H: 0 LOB: 0 BB: 0 P: 8	R: 0 E: 0 K: 0 S: 6	H: 1 LOB: 1 BB: 0 P: 8	R: 0 E: 0 K: 0 S: 7	H: 0 LOB: 1 BB: 1 P: 14	R: 0 E: 0 K: 1 S: 8	H: 1 LOB: 0 BB: 0 P: 12	R: 1 E: 0 K: 0 S: 11	H: 2 LOB: 1 BB: 0 P: 16	1B: 5 2B: 2 3B: 0 HR: 0	SF: 1 SAC: 0 DP: 2 HBP: 0	WP: 0 PB: 0 SB: 1 CS: 1	PA: 33
PITCHER Jim Abbott, L ERA: 2.67 (1, 1)	IP: 9.0 WLS: W BF: 32 H: 6 R: 2 ER: 2 SO: 4 BB: 2 IBB: 0 HBP: 0 BLK: 0 WP: 0 HR: 0 S: 73 P: 114 ERA: 2.00 WHIP: 0.889															PITCHER						

Batter	1	2	3	4	5	6	7	8	9	AB	R	H	RBI	BB	SO	LOB	BOTTOM			
Luis Polonia, L OBP: 0.367, SLG: 0.398 (1, 7)	HR 1B		L6	1B		1B		CS 1B		5	1	4	0	0	0	0	Toronto Blue Jays @ New York Yankees Yankee Stadium, Bronx, NY Wed May 25 1994, 7:05 PM EDT Att: 23,250 - Unknown - 72 F AB 38 R 5 H 16 RBI 5 BB 0 SO 5 LOB 14			
Wade Boggs, L OBP: 0.411, SLG: 0.481 (1, 5)	1 SAFE 1 SAFE 1 SAFE 1-H HR			K				1B		5	2	4	3	0	1	2				
Don Mattingly, L OBP: 0.427, SLG: 0.434 (1, 3)	L7		1B	1B		G5-3		CS		4	1	2	0	0	0	2				
Danny Tartabull, R OBP: 0.335, SLG: 0.454 (1, 10)	1B		F8	K				HR		4	1	2	1	0	1	4				
Paul O'Neill, L OBP: 0.574, SLG: 0.824 (1, 9)	F7		1B			G6-3		G4-6-3 1B		4	0	2	0	0	0	1				
Jim Leyritz, R OBP: 0.398, SLG: 0.584 (1, 2)	K		1B	1B		G5-3		G4-6-3 1-2		4	0	1	1	0	1	2				
Bernie Williams, S OBP: 0.323, SLG: 0.378 (1, 8)		P2	F7			G3		G6-3		4	0	0	0	0	0	2				
Mike Gallego, R OBP: 0.329, SLG: 0.336 (1, 6)	K			FC1-6 1B		F8		F8		4	0	1	0	0	1	0				
Pat Kelly, R OBP: 0.361, SLG: 0.378 (1, 4)	K			FC1-6 1B 1B		B1-3		L5		4	0	0	0	0	1	1				
Inning Stats	R: 2 E: 0 K: 1 S: 13	H: 3 LOB: 1 BB: 0 P: 23	R: 0 E: 0 K: 2 S: 8	H: 0 LOB: 0 BB: 0 P: 13	R: 2 E: 0 K: 0 S: 18	H: 4 LOB: 2 BB: 0 P: 26	R: 0 E: 0 K: 2 S: 15	H: 3 LOB: 3 BB: 0 P: 20	R: 0 E: 0 K: 0 S: 14	H: 2 LOB: 2 BB: 0 P: 18	R: 1 E: 0 K: 0 S: 10	H: 2 LOB: 0 BB: 0 P: 19	R: 0 E: 0 K: 0 S: 13	H: 2 LOB: 1 BB: 0 P: 19	R: 0 E: 0 K: 0 S: 13	H: 2 LOB: 1 BB: 0 P: 19	1B: 13 2B: 0 3B: 0 HR: 3	SF: 0 SAC: 0 DP: 1 HBP: 0	WP: 0 PB: 0 SB: 0 CS: 1	PA: 39
PITCHER Pat Hentgen, R ERA: 3.88 (1, 1)	IP: 6.0 WLS: L BF: 30 H: 12 R: 4 ER: 4 SO: 5 BB: 0 IBB: 0 HBP: 0 BLK: 0 WP: 0 HR: 2 S: 76 P: 111 ERA: 6.00 WHIP: 2.000															PITCHER				
Greg Cadaret, L ERA: 4.91 (7, 1)	IP: 2.0 WLS: 8 BF: 4 H: 4 R: 1 ER: 1 SO: 0 BB: 0 IBB: 0 HBP: 0 BLK: 0 WP: 1 HR: 23 S: 38 P: 4.50 WHIP: 2.000															PITCHER				

Batter	1	2	3	4	5	6	7	8	9	AB	R	H	RBI	BB	SO	LOB	TOP			
Luis Polonia, L OBP: 0.370, SLG: 0.401	1-2 BB E 1B	1-0 CS 1B			G4-3		G4-3			4	1	2	0	0	0	1	<p>New York Yankees @ Kansas City Royals Kauffman Stadium, Kansas City, MO</p> <p>Fri May 27 1994, 7:05 PM CDT Att: 30,840 - Unknown</p> <p>livebaseballscores.com</p>			
Wade Boggs, L OBP: 0.413, SLG: 0.477	4-1 SAFE F SF8 BB	1-1 P4			G3-6-3 1B		G4-3	1-2	G4-3	3	1	1	0	1	0	1				
Don Mattingly, L OBP: 0.418, SLG: 0.423	0-0 SF8 HR	1-0 CS	0-1 G4-3		G3-6-3 1-2		G1-3	0-0	G1-3	4	1	0	0	0	0	2				
Jim Leyritz, R OBP: 0.384, SLG: 0.565	1-2 SF8		1-1 P3			2-3 K		2-1 G5-3		3	0	0	1	0	1	0				
Paul O'Neill, L OBP: 0.572, SLG: 0.813	4-2 HR BB		3-1 P4			0-0 L4-3		1-1 FC1-2 1B		3	1	1	0	1	0	0				
Daryl Boston, L OBP: 0.211, SLG: 0.229	0-0 HR			0-1 P5		1-2 P6		1-2 L9		4	1	1	3	0	0	1				
Bernie Williams, S OBP: 0.327, SLG: 0.381	1-2 L6			2-0 1B			2-1 F9	1-0 FC1-2 1B		4	0	2	0	0	0	0				
Mike Gallego, R OBP: 0.321, SLG: 0.326	1-3 K			1-2 F8			0-1 G1-3	2-1 FC1-2		4	0	0	0	0	1	3				
Pat Kelly, R OBP: 0.358, SLG: 0.382			0-0 F9		0-0 G3-1		1-0 2B	0-1 P4		4	0	1	0	0	0	3				
Inning Stats	R: 5 E: 1 K: 1 S: 15	H: 2 LOB: 0 BB: 2 P: 28	R: 0 E: 0 K: 0 S: 4	H: 1 LOB: 0 BB: 0 P: 7	R: 0 E: 0 K: 0 S: 6	H: 0 LOB: 0 BB: 0 P: 10	R: 0 E: 0 K: 0 S: 7	H: 1 LOB: 1 BB: 0 P: 10	R: 0 E: 0 K: 1 S: 9	H: 0 LOB: 0 BB: 0 P: 12	R: 0 E: 0 K: 0 S: 6	H: 1 LOB: 0 BB: 0 P: 9	R: 0 E: 0 K: 0 S: 6	H: 0 LOB: 0 BB: 0 P: 9	R: 0 E: 0 K: 0 S: 10	H: 2 LOB: 2 BB: 0 P: 15	1B: 6 2B: 1 3B: 0 HR: 1	SF: 1 SAC: 0 DP: 1 HBP: 0	WP: 0 PB: 0 CS: 1	PA: 37
PITCHER David Cone, R ERA: 2.64	IP: 9.0 WLS: L BF: 36 H: 8 R: 5 ER: 4 SO: 2 BB: 2 IBB: 0 HBP: 0 BLK: 0 WP: 0 HR: 1 S: 71 P: 111 ERA: 4.00 WHIP: 1.111																			

Batter	1	2	3	4	5	6	7	8	9	AB	R	H	RBI	BB	SO	LOB	BOTTOM					
Vince Coleman, S OBP: 0.239, SLG: 0.294	2-1 G5-4-3 1B		1-0 G6-3		L9		G5-3		G3-1	5	0	1	0	0	0	1	<p>New York Yankees @ Kansas City Royals Kauffman Stadium, Kansas City, MO</p> <p>Fri May 27 1994, 7:05 PM CDT Att: 30,840 - Unknown</p> <p>livebaseballscores.com</p>					
Wally Joyner, L OBP: 0.393, SLG: 0.471	1-2 SAFE G5-4-3 1-2		0-0 1B		1-0 2B		G5-3		3-2 2B 1B	5	0	3	0	0	0	2						
Brian McRae, S OBP: 0.398, SLG: 0.425	2-3 K		3-2 SAFE FC6-4 1-3 1B		0-0 G1-3			2-1 G5-3	0-1 2B	5	0	2	0	0	1	1						
Dave Henderson, R OBP: 0.265, SLG: 0.385		0-0 G4-6-3 1B	0-1 FC6-4			1-1 F7		2-2 F8	1-3 K	4	0	1	0	0	0	2						
Bob Hamelin, L OBP: 0.361, SLG: 0.602			1-2 G4-6-3 1B				0-1 FC6-4 1B			1	0	0	0	0	1	2						
Gary Gaetti, R OBP: 0.354, SLG: 0.520		0-0 G4-6-3 1-2		1-2 G5-3		0-1 FC6-4 1B		0-2 BB 1B 1B		4	0	2	0	0	0	1						
Felix Jose, S OBP: 0.328, SLG: 0.418		2-2 HR 2B		1-3 K		3-2 FC6-4 1-2		1-0 FC5 BB 1B		4	1	2	0	0	1	1						
Mike Macfarlane, R OBP: 0.389, SLG: 0.460		1-1 HR		0-3 K		1-0 FC5-4 1-2		4-1 BB BB		3	1	1	2	1	1	1						
Greg Gagne, R OBP: 0.356, SLG: 0.380		1-0 G4-3		3-2 G3			0-3 K2-3	2-2 FC5		4	0	0	0	0	1	4						
Jose Lind, R OBP: 0.258, SLG: 0.305			1-2 G5-3		0-0 G4-3		3-2 2B	1-2 L8		4	0	1	0	0	0	0						
Inning Stats	R: 0 E: 0 K: 1 S: 8	H: 1 LOB: 0 BB: 0 P: 13	R: 2 E: 0 K: 0 S: 8	H: 3 LOB: 0 BB: 0 P: 12	R: 0 E: 0 K: 0 S: 13	H: 2 LOB: 2 BB: 0 P: 18	R: 0 E: 0 K: 2 S: 12	H: 0 LOB: 1 BB: 0 P: 17	R: 0 E: 0 K: 0 S: 5	H: 1 LOB: 1 BB: 0 P: 8	R: 0 E: 0 K: 0 S: 10	H: 1 LOB: 1 BB: 0 P: 15	R: 0 E: 0 K: 1 S: 9	H: 1 LOB: 0 BB: 0 P: 12	R: 0 E: 0 K: 0 S: 18	H: 2 LOB: 3 BB: 1 P: 29	R: 0 E: 0 K: 1 S: 19	H: 2 LOB: 2 BB: 0 P: 26	1B: 8 2B: 4 3B: 0 HR: 1	SF: 0 SAC: 0 DP: 2 HBP: 0	WP: 0 PB: 1 CS: 0	PA: 40
PITCHER Jimmy Key, L ERA: 3.04	IP: 8.0 WLS: W BF: 35 H: 11 R: 2 ER: 2 SO: 4 BB: 1 IBB: 0 HBP: 0 BLK: 0 WP: 0 HR: 1 S: 83 P: 124 ERA: 2.25 WHIP: 1.500																					
Steve Howe, L ERA: 3.39	0.2	4	2	0	0	0	0	0	0	0	0	16	22	0.00	3.000							
Bob Wickman, R ERA: 2.16	0.1	S	1	0	0	0	1	0	0	0	0	3	4	0.00	0.000							

Batter	1	2	3	4	5	6	7	8	9	10	AB	R	H	RBI	BB	SO	LOB	TOP
Luis Polonia, L OBP: 0.377, SLG: 0.400 Gerald Williams, R OBP: 0.213, SLG: 0.469	4-1 G4-3 2B BB		1-0 S 1B		4-2 L7-4 1B BB		0-0 L7		1-1 G4-3	1-2 G5-3	3	1	1	0	2	0	0	
Wade Boggs, L OBP: 0.419, SLG: 0.478	2-1 G4-3		1-2 F7		0-2 1B		4-2 BB		1-2 1B		4	0	2	0	1	0	2	
Don Mattingly, L OBP: 0.418, SLG: 0.419	1-1 F7		4-0 BB		1-0 L7-4		1-0 F7		1-1 1B	1-3 1B	4	0	1	0	1	0	4	
Danny Tartabull, R OBP: 0.332, SLG: 0.452	2-2 2B		1-1 F8		2-2 L4		2-2 G6-3		1-3 K		5	0	1	1	0	1	5	
Paul O'Neill, L OBP: 0.551, SLG: 0.788	4-0 IBB		2-2 G1-3				0-0 G4-3		2-2 G6-3	0-1 G4-3	4	0	0	0	1	0	2	
Jim Leyritz, R OBP: 0.385, SLG: 0.598	1-3 K				0-2 F7		1-1 2B		3-1 P3		5	1	2	1	0	1	2	
Bernie Williams, S OBP: 0.329, SLG: 0.378		2-2 F9			3-1 L8		1-1 F7		0-2 HR	4-2 E BB	4	2	1	0	1	0	1	
Randy Velarde, R OBP: 0.328, SLG: 0.379		0-3 K			2-1 2B		3-1 G5-3		0-3 K	0-1 E4	5	0	1	0	0	2	2	
Mike Gallego, R OBP: 0.315, SLG: 0.320 Daryl Boston, L OBP: 0.251, SLG: 0.333 Pat Kelly, R OBP: 0.355, SLG: 0.379		0-2 G6-3			1-1 G6-3		2-2 G5-3		1-1 HR	0-1 P3	3	0	0	0	0	0	1	
Inning Stats	R: 1 E: 0 K: 1 S: 11	H: 1 LOB: 2 BB: 2 P: 25	R: 0 E: 0 K: 1 S: 10	H: 0 LOB: 0 BB: 0 P: 12	R: 0 E: 0 K: 0 S: 12	H: 1 LOB: 2 BB: 1 P: 19	R: 0 E: 0 K: 0 S: 9	H: 1 LOB: 1 BB: 0 P: 17	R: 0 E: 0 K: 0 S: 7	H: 0 LOB: 1 BB: 1 P: 15	R: 0 E: 0 K: 2 S: 18	H: 4 LOB: 2 BB: 0 P: 23	R: 2 E: 1 K: 0 S: 14	H: 1 LOB: 1 BB: 1 P: 20	1B: 5 2B: 4 3B: 0 HR: 2	SF: 0 SAC: 1 DP: 1 HBP: 0	WP: 0 PB: 0 SB: 1 CS: 0	PA: 46
PITCHER	IP WLS BF H R ER SO BB IBB HBP BLK WP HR S P ERA WHIP	IP WLS BF H R ER SO BB IBB HBP BLK WP HR S P ERA WHIP	IP WLS BF H R ER SO BB IBB HBP BLK WP HR S P ERA WHIP	IP WLS BF H R ER SO BB IBB HBP BLK WP HR S P ERA WHIP	IP WLS BF H R ER SO BB IBB HBP BLK WP HR S P ERA WHIP	IP WLS BF H R ER SO BB IBB HBP BLK WP HR S P ERA WHIP	IP WLS BF H R ER SO BB IBB HBP BLK WP HR S P ERA WHIP	IP WLS BF H R ER SO BB IBB HBP BLK WP HR S P ERA WHIP	IP WLS BF H R ER SO BB IBB HBP BLK WP HR S P ERA WHIP	IP WLS BF H R ER SO BB IBB HBP BLK WP HR S P ERA WHIP	IP WLS BF H R ER SO BB IBB HBP BLK WP HR S P ERA WHIP	IP WLS BF H R ER SO BB IBB HBP BLK WP HR S P ERA WHIP	IP WLS BF H R ER SO BB IBB HBP BLK WP HR S P ERA WHIP	IP WLS BF H R ER SO BB IBB HBP BLK WP HR S P ERA WHIP	IP WLS BF H R ER SO BB IBB HBP BLK WP HR S P ERA WHIP	IP WLS BF H R ER SO BB IBB HBP BLK WP HR S P ERA WHIP	IP WLS BF H R ER SO BB IBB HBP BLK WP HR S P ERA WHIP	IP WLS BF H R ER SO BB IBB HBP BLK WP HR S P ERA WHIP

New York Yankees @ Kansas City Royals
Kauffman Stadium, Kansas City, MO
Sat May 28 1994, 7:05 PM CDT
Att: 37,242 - Unknown - 79 F

AB	40
R	5
H	10
RBI	4
BB	6
SO	4
LOB	21



Batter	1	2	3	4	5	6	7	8	9	10	AB	R	H	RBI	BB	SO	LOB	BOTTOM				
Vince Coleman, S OBP: 0.243, SLG: 0.290	0-0 F8			1-3 K			4-1 G4-3 S BB		1-2 G4-3		4-2 G4-6-3 BB	3	0	0	0	2	1	1				
Brian McRae, S OBP: 0.398, SLG: 0.425	2-3 K			1-2 K 1B			1-3 K		0-0 S 1B		1-2 P4	5	0	2	0	0	2	2				
Wally Joyner, L OBP: 0.388, SLG: 0.463	1-3 K			2-3 K 1-2			1-1 G4-3		2-1 S 1B		0-0 G4-6-3	5	0	1	0	0	2	3				
Bob Hamelin, L OBP: 0.378, SLG: 0.586		0-1 F7			2-3 K		4-2 S BB		1-1 B2			3	0	0	0	1	1	2				
Felix Jose, S OBP: 0.333, SLG: 0.411		1-1 G1-3			4-0 1B BB		4-0 1B IBB		0-3 K		2-3 K	2	1	0	0	2	1	2				
Brent Mayne, L OBP: 0.308, SLG: 0.319		1-1 P5			1-3 K		0-1 F8		1-0 CS		1-0 2B 1B	4	0	1	0	0	1	4				
Greg Gagne, R OBP: 0.360, SLG: 0.379			2-2 G6-3		1-1 1B 1B		4-0 SH1-3 BB		1-3 K		3	1	1	0	1	1	1					
Jose Lind, R OBP: 0.262, SLG: 0.308 Hubie Brooks, R OBP: 0.250, SLG: 0.240 Terry Shumpert, R OBP: 0.274, SLG: 0.548			3-2 F9		1-1 1B 1B		1-1 SH1-3		1-1 K		2-0 SH1-3	2	1	1	1	0	0	0				
David Howard, S OBP: 0.333, SLG: 0.217			3-2 F7		1-3 1B 1B		1-2 F7		0-3 K		1-1 2B	4	0	1	2	0	1	2				
Inning Stats	R: 0 E: 0 K: 2 S: 8	H: 0 LOB: 0 BB: 0 P: 11	R: 0 E: 0 K: 0 S: 6	H: 0 LOB: 0 BB: 0 P: 8	R: 0 E: 0 K: 0 S: 10	H: 1 LOB: 0 BB: 0 P: 16	R: 3 E: 0 K: 2 S: 16	H: 3 LOB: 1 BB: 1 P: 26	R: 0 E: 0 K: 1 S: 10	H: 0 LOB: 3 BB: 3 P: 24	R: 0 E: 0 K: 0 S: 6	H: 0 LOB: 1 BB: 1 P: 15	R: 0 E: 0 K: 1 S: 8	H: 2 LOB: 1 BB: 0 P: 12	R: 0 E: 0 K: 2 S: 9	H: 2 LOB: 1 BB: 0 P: 12	R: 0 E: 0 K: 0 S: 10	H: 0 LOB: 0 BB: 1 P: 15	1B: 7 2B: 1 3B: 0 HR: 0	SF: 0 SAC: 1 DP: 1 HBP: 0	WP: 0 PB: 0 SB: 4 CS: 1	PA: 40
PITCHER	IP WLS BF H R ER SO BB IBB HBP BLK WP HR S P ERA WHIP	IP WLS BF H R ER SO BB IBB HBP BLK WP HR S P ERA WHIP	IP WLS BF H R ER SO BB IBB HBP BLK WP HR S P ERA WHIP	IP WLS BF H R ER SO BB IBB HBP BLK WP HR S P ERA WHIP	IP WLS BF H R ER SO BB IBB HBP BLK WP HR S P ERA WHIP	IP WLS BF H R ER SO BB IBB HBP BLK WP HR S P ERA WHIP	IP WLS BF H R ER SO BB IBB HBP BLK WP HR S P ERA WHIP	IP WLS BF H R ER SO BB IBB HBP BLK WP HR S P ERA WHIP	IP WLS BF H R ER SO BB IBB HBP BLK WP HR S P ERA WHIP	IP WLS BF H R ER SO BB IBB HBP BLK WP HR S P ERA WHIP	IP WLS BF H R ER SO BB IBB HBP BLK WP HR S P ERA WHIP	IP WLS BF H R ER SO BB IBB HBP BLK WP HR S P ERA WHIP	IP WLS BF H R ER SO BB IBB HBP BLK WP HR S P ERA WHIP	IP WLS BF H R ER SO BB IBB HBP BLK WP HR S P ERA WHIP	IP WLS BF H R ER SO BB IBB HBP BLK WP HR S P ERA WHIP	IP WLS BF H R ER SO BB IBB HBP BLK WP HR S P ERA WHIP	IP WLS BF H R ER SO BB IBB HBP BLK WP HR S P ERA WHIP	IP WLS BF H R ER SO BB IBB HBP BLK WP HR S P ERA WHIP				

New York Yankees @ Kansas City Royals
Kauffman Stadium, Kansas City, MO
Sat May 28 1994, 7:05 PM CDT
Att: 37,242 - Unknown - 79 F

AB	32
R	3
H	8
RBI	3
BB	6
SO	10
LOB	17



Batter	1	2	3	4	5	6	7	8	9	AB	R	H	RBI	BB	SO	LOB	TOP	
Luis Polonia, L OBP: 0.378, SLG: 0.396	G6-3	1B		K				G3		4	0	1	0	1	1	0	New York Yankees @ Kansas City Royals Kauffman Stadium, Kansas City, MO Sun May 29, 1994, 3:33 AM CDT Att. 27,463 - Cloudy	
Wade Boggs, L OBP: 0.418, SLG: 0.475	G4-3	1B			L9			F8		5	0	2	1	0	0			
Jim Leyritz, R OBP: 0.385, SLG: 0.598	F8								1B	5	1	2	0	0	2	5		
Danny Tartabull, R OBP: 0.333, SLG: 0.451		1B	G5-3						2B	5	1	2	1	0	2	4		
Paul O'Neill, L OBP: 0.562, SLG: 0.779		1B	F8						1B	4	0	2	0	1	0	1		
Mike Stanley, R OBP: 0.328, SLG: 0.413	P3									5	0	1	0	0	1	6		
Bernie Williams, S OBP: 0.331, SLG: 0.385	FC4-6		G4-3						1B	5	2	2	1	0	0	3		
Randy Velarde, R OBP: 0.339, SLG: 0.417	HR								1B	5	1	3	2	0	0	1		
Pat Kelly, R OBP: 0.352, SLG: 0.378										3	1	1	1	0	1	0		
Daryl Boston, L OBP: 0.231, SLG: 0.333										0	0	0	0	0	0	0		
Gerald Williams, R OBP: 0.303, SLG: 0.455										1	0	0	0	0	0	3		
Inning Stats	R: 0 E: 0 K: 0 S: 5	H: 0 LOB: 0 BB: 0 P: 7	R: 4 E: 0 K: 1 S: 20	H: 6 LOB: 2 BB: 0 P: 31	R: 0 E: 0 K: 0 S: 10	H: 1 LOB: 1 BB: 0 P: 13	R: 0 E: 0 K: 2 S: 10	H: 0 LOB: 0 BB: 1 P: 13	R: 0 E: 0 K: 1 S: 15	H: 1 LOB: 2 BB: 1 P: 28	R: 0 E: 0 K: 0 S: 8	H: 0 LOB: 0 BB: 0 P: 10	R: 1 E: 0 K: 1 S: 15	H: 4 LOB: 3 BB: 0 P: 21	1B: 13 2B: 2 3B: 0 HR: 1	SF: 1 SAC: 0 DP: 0 HBP: 0	WP: 0 PB: 0 SB: 0 CS: 0	PA: 45
PITCHER	IP WLS BF H R ER SO BB IBB HBP BLK WP HR S P ERA WHIP																	
Mark Gubicza, R ERA: 4.85	(1, 1) 5.1 W 27 10 5 5 4 1 0 0 0 0 0 1 65 99 8.44 2.062																	
Mike Magnante, L ERA: 3.2	(6, 1) 0.0 2 1 0 0 0 1 0 0 0 0 0 0 7 12 ∞ ∞																	
Rusty Meacham, R ERA: 2.84	(6, 1) 2.2 9 1 0 0 2 0 0 0 0 0 0 0 26 36 0.00 0.375																	
Hipolito Pichardo, R ERA: 4.76	(9, 1) 0.2 6 4 1 1 1 0 0 0 0 0 0 0 12 18 13.50 6.000																	
Billy Brewer, L ERA: 2.57	(9, 1) 0.1 S 1 0 0 0 0 0 0 0 0 0 0 0 3 3 0.00 0.000																	

AB	42
R	6
H	16
RBI	6
BB	2
SO	7
LOB	23



Batter	1	2	3	4	5	6	7	8	9	AB	R	H	RBI	BB	SO	LOB	BOTTOM	
Vince Coleman, S OBP: 0.256, SLG: 0.322	1B	PO		1B						5	2	4	3	0	0	1	New York Yankees @ Kansas City Royals Kauffman Stadium, Kansas City, MO Sun May 29, 1994, 3:33 AM CDT Att. 27,463 - Cloudy	
Wally Joyner, L OBP: 0.383, SLG: 0.458	HR	K		G4-3						4	1	1	2	0	1	2		
Brian McRae, S OBP: 0.398, SLG: 0.426	L7	PO		P5						4	1	1	0	1	0	1		
Dave Henderson, R OBP: 0.271, SLG: 0.410	HR			FC5-4						4	1	1	2	1	0	3		
Gary Gaetti, R OBP: 0.351, SLG: 0.513	G5-3			FC5-4						4	0	1	1	0	1	2		
Felix Jose, S OBP: 0.324, SLG: 0.398	F9			L8						4	0	0	0	0	1	3		
Mike MacFarlane, R OBP: 0.392, SLG: 0.477		2B		G6-3						4	2	2	0	0	0	0		
Greg Gagne, R OBP: 0.351, SLG: 0.369		K		K						4	0	0	0	0	2	2		
Jose Lind, R OBP: 0.286, SLG: 0.333		1B		3B						3	3	3	1	1	0	0		
Inning Stats	R: 3 E: 0 K: 0 S: 15	H: 3 LOB: 0 BB: 0 P: 26	R: 2 E: 0 K: 2 S: 9	H: 3 LOB: 0 BB: 0 P: 16	R: 0 E: 0 K: 0 S: 11	H: 0 LOB: 1 BB: 1 P: 19	R: 1 E: 0 K: 1 S: 11	H: 1 LOB: 1 BB: 1 P: 19	R: 0 E: 0 K: 0 S: 6	H: 1 LOB: 0 BB: 0 P: 6	R: 1 E: 0 K: 0 S: 7	H: 2 LOB: 1 BB: 0 P: 9	R: 3 E: 1 K: 0 S: 14	H: 3 LOB: 1 BB: 0 P: 25	1B: 6 2B: 4 3B: 2 HR: 1	SF: 1 SAC: 0 DP: 0 HBP: 0	WP: 0 PB: 0 SB: 3 CS: 0	PA: 41
PITCHER	IP WLS BF H R ER SO BB IBB HBP BLK WP HR S P ERA WHIP																	
Terry Mulholland, L ERA: 6.21	(1, 1) 7.0 L 33 10 3 3 2 0 3 0 0 0 0 0 0 7 14 54.00 9.000																	
Donn Pall, R ERA: 4.35	(8, 1) 0.1 4 3 3 2 0 0 0 0 0 0 0 0 7 14 54.00 9.000																	
Paul Gibson, L ERA: 2.89	(8, 1) 0.2 3 0 0 0 0 0 0 0 0 0 0 0 7 11 0.00 0.000																	

AB	36
R	10
H	13
RBI	9
BB	3
SO	5
LOB	14



Batter	1	2	3	4	5	6	7	8	9	AB	R	H	RBI	BB	SO	LOB	TOP			
Norberto Martin, R OBP: 0.417, SLG: 0.500	G5-3		G6-3				FC6-4 1B		FC6-5	5	0	2	0	0	0	2				
Bob Zupcic, R OBP: 0.281, SLG: 0.367	G6-3			F9 HR BB	FC6-4		K		F9	4	1	0	0	1	1	3				
Frank Thomas, R OBP: 0.516, SLG: 0.817	G5-3			HR 1B	F9			G6-3		4	1	1	0	0	0	1				
Julio Franco, R OBP: 0.370, SLG: 0.511		G5-3		F9			K		F8	4	0	0	0	0	1	2				
Darrin Jackson, R OBP: 0.386, SLG: 0.548	F9			HR			F7		G5-3	4	1	1	3	0	0	0				
Olmedo Saenz, R OBP: 0.200, SLG: 0.400	G6-3			G6-3			G6-3			4	1	1	0	0	0	0				
Lance Johnson, L OBP: 0.311, SLG: 0.368			S 1B				SF7 3B			4	3	4	1	0	0	0				
Ron Karkovice, R OBP: 0.383, SLG: 0.451	G5-3		G1-3				SF7		G5-3	3	0	0	1	0	0	3				
Ozzie Guillen, L OBP: 0.296, SLG: 0.331					G6-3		G4-3			4	0	2	2	0	0	0				
Inning Stats	R: 0 E: 0 K: 0 S: 4	H: 0 LOB: 0 BB: 0 P: 5	R: 0 E: 0 K: 0 S: 8	H: 0 LOB: 0 BB: 0 P: 11	R: 1 E: 0 K: 0 S: 9	H: 2 LOB: 0 BB: 0 P: 14	R: 3 E: 0 K: 0 S: 9	H: 3 LOB: 1 BB: 0 P: 19	R: 0 E: 0 K: 1 S: 6	H: 0 LOB: 1 BB: 0 P: 8	R: 1 E: 0 K: 1 S: 7	H: 2 LOB: 1 BB: 0 P: 12	R: 0 E: 0 K: 0 S: 6	H: 0 LOB: 0 BB: 0 P: 11	R: 2 E: 0 K: 0 S: 10	H: 3 LOB: 1 BB: 0 P: 15	1B: 5 2B: 2 3B: 3 HR: 1	SF: 1 SAC: 0 DP: 0 HBP: 0	WP: 0 PB: 0 SB: 2 CS: 1	PA: 38
PITCHER	IP	WLS	BF	H	R	ER	SO	BB	IBB	HBP	BLK	WP	HR	S	P	ERA	WHIP			
Jim Abbott, L ERA: 2.99	8.0	L	32	8	5	5	2	1	0	0	0	0	1	59	93	5.62	1.125			
Xavier Hernandez, R ERA: 5.5	1.0		6	3	2	2	0	0	0	0	0	0	0	10	15	18.00	3.000			

Chicago White Sox @ New York Yankees
 Yankee Stadium, Bronx, NY
 Mon May 30 1994, 3:33 AM EDT
 Att: 36,642 - Sunny - 80 F

AB	36
R	7
H	11
RBI	7
BB	1
SO	2
LOB	11



Batter	1	2	3	4	5	6	7	8	9	AB	R	H	RBI	BB	SO	LOB	BOTTOM					
Luis Polonia, L OBP: 0.375, SLG: 0.392	F8		F7			L7				4	0	1	0	0	0	1						
Wade Boggs, L OBP: 0.426, SLG: 0.490				F9						4	0	3	0	0	0	0						
Don Mattingly, L OBP: 0.410, SLG: 0.409	P7			F7		4-3				4	0	0	0	0	0	5						
Danny Tartabull, R OBP: 0.332, SLG: 0.452	K			F8			F7			4	1	1	0	0	1	1						
Paul O'Neill, L OBP: 0.549, SLG: 0.757		G1-3			F7		F9		K	4	0	0	0	0	1	1						
Daryl Boston, L OBP: 0.238, SLG: 0.410						G3-1				3	1	1	1	0	0	0						
Bernie Williams, S OBP: 0.335, SLG: 0.389		F8					HR			1	0	1	1	0	0	0						
Mike Stanley, R OBP: 0.317, SLG: 0.398		F8			F8		G6-3			4	0	0	0	0	0	1						
Mike Gallego, R OBP: 0.316, SLG: 0.320			F8							3	0	1	0	0	0	0						
Pat Kelly, R OBP: 0.345, SLG: 0.369			B3			L7			F8	3	0	0	0	0	0	1						
Inning Stats	R: 0 E: 0 K: 1 S: 12	H: 1 LOB: 1 BB: 0 P: 19	R: 0 E: 0 K: 0 S: 9	H: 0 LOB: 0 BB: 0 P: 9	R: 0 E: 0 K: 0 S: 8	H: 0 LOB: 0 BB: 0 P: 10	R: 0 E: 0 K: 0 S: 4	H: 0 LOB: 0 BB: 0 P: 8	R: 0 E: 0 K: 0 S: 10	H: 0 LOB: 0 BB: 0 P: 15	R: 0 E: 0 K: 0 S: 12	H: 2 LOB: 2 BB: 0 P: 20	R: 1 E: 0 K: 0 S: 8	H: 1 LOB: 0 BB: 0 P: 10	R: 0 E: 0 K: 0 S: 15	H: 2 LOB: 2 BB: 0 P: 23	R: 1 E: 0 K: 1 S: 10	H: 2 LOB: 0 BB: 0 P: 20	1B: 5 2B: 2 3B: 0 HR: 1	SF: 0 SAC: 0 DP: 1 HBP: 0	WP: 0 PB: 1 SB: 0 CS: 0	PA: 34
PITCHER	IP	WLS	BF	H	R	ER	SO	BB	IBB	HBP	BLK	WP	HR	S	P	ERA	WHIP					
Scott Sanderson, R ERA: 3.43	7.0	W	25	4	1	1	1	0	0	0	0	0	0	11	17	0.00	1.500					
Dane Johnson, R ERA:	0.2		3	1	0	0	0	0	0	0	0	0	0	9	16	13.50	3.000					
Paul Assenmacher, L ERA: 0.43	0.2		4	2	1	1	1	0	0	0	0	0	0	5	10	0.00	1.500					
Roberto Hernandez, R ERA: 4.74	0.2		2	1	0	0	0	0	0	0	0	0	0	5	10	0.00	1.500					

Chicago White Sox @ New York Yankees
 Yankee Stadium, Bronx, NY
 Mon May 30 1994, 3:33 AM EDT
 Att: 36,642 - Sunny - 80 F

AB	34
R	2
H	8
RBI	2
BB	0
SO	2
LOB	10




Batter	1	2	3	4	5	6	7	8	9	AB	R	H	RBI	BB	SO	LOB	TOP																			
Tim Raines, S OBP: 0.379, SLG: 0.444 (1, 7)	G3-1			BB BB	G4-3		G4-3		FC5-4	4	0	0	0	1	0	4																				
Joey Cora, S OBP: 0.341, SLG: 0.353 (1, 4)	G3-6-3 BB			K		G4-3 G6-3		G6-3		3	0	1	0	1	1	1																				
Frank Thomas, R OBP: 0.515, SLG: 0.808 (1, 10)	G3-6-3 1-2f					G6-3		G6-3 BB		3	0	1	0	1	0	2																				
Julio Franco, R OBP: 0.372, SLG: 0.508 Bob Zupic, R OBP: 0.291, SLG: 0.367 (8, 3)				F9		G4-3		G6-4-3 BB		3	0	1	0	1	0	3																				
Robin Ventura, L OBP: 0.390, SLG: 0.524 Olmedo Saenz, R OBP: 0.182, SLG: 0.364 (7, 5)	G4-6-3 1-2f			G4-3				G6-4-3 BB		2	0	0	0	1	0	3																				
Darin Jackson, R OBP: 0.383, SLG: 0.541 (1, 9)						G5-3				4	0	1	0	0	1	2																				
Lance Johnson, L OBP: 0.310, SLG: 0.366 (1, 8)				G4-3				L5		4	0	1	0	0	0	1																				
Ron Karkovice, R OBP: 0.386, SLG: 0.472 (1, 2)				G3-6-1 BB		F9		K		3	1	1	1	1	1	3																				
Ozzie Guillen, L OBP: 0.290, SLG: 0.325 Norberto Martin, R OBP: 0.440, SLG: 0.522 (7, 6)	G3-6-1 1-2f					F7		G6-3 FC5-4 1B		3	0	0	0	0	0	3																				
Inning Stats	R: 0 H: 0 E: 0 K: 0 S: 6	H: 0 LOB: 0 BB: 1 P: 13	R: 0 H: 1 E: 0 K: 1 S: 9	LOB: 1 BB: 0 P: 12	R: 0 H: 0 E: 0 K: 0 S: 7	H: 0 LOB: 0 BB: 1 P: 13	R: 0 H: 0 E: 0 K: 1 S: 11	H: 0 LOB: 2 BB: 2 P: 24	R: 0 H: 2 E: 0 K: 0 S: 10	H: 1 LOB: 2 BB: 1 P: 17	R: 1 H: 1 E: 0 K: 0 S: 10	H: 1 LOB: 0 BB: 1 P: 16	R: 0 H: 1 E: 0 K: 0 S: 17	H: 1 LOB: 1 BB: 1 P: 25	R: 0 H: 1 E: 1 K: 1 S: 13	H: 1 LOB: 2 BB: 0 P: 19	1B: 6 2B: 0 3B: 0 HR: 1	SF: 0 SAC: 0 DP: 4 HBP: 0	WP: 0 PB: 0 CS: 0	PA: 37																
PITCHER	IP	WLS	BF	H	R	ER	SO	BB	IBB	HBP	BLK	WP	HR	S	P	ERA	WHIP	PITCHER		IP	WLS	BF	H	R	ER	SO	BB	IBB	HBP	BLK	WP	HR	S	P	ERA	WHIP
Scott Kamieniecki, R ERA: 2.93 (1, 1)	7.0	W	28	5	1	1	2	5	0	0	0	0	1	62	115	1.29	1.429																			
Sterling Hitchcock, L ERA: 6.1 (8, 1)	2.0		9	2	0	0	1	1	0	0	0	0	0	30	44	0.00	1.500																			

Chicago White Sox @ New York Yankees
Yankee Stadium, Bronx, NY
Tue May 31 1994, 7:05 PM EDT
Att: 18,246 - Unknown - 76 F

livebaseballscores.com

AB 31
R 1
H 7
RBI 1
BB 6
SO 3
LOB 24




Batter	1	2	3	4	5	6	7	8	9	AB	R	H	RBI	BB	SO	LOB	BOTTOM																			
Luis Polonia, L OBP: 0.372, SLG: 0.395 Gerald Williams, R OBP: 0.324, SLG: 0.559 (8, 9)	G6-3	1-H 2-H		L8	E3			HR		4	0	1	2	0	0	1																				
Wade Boggs, L OBP: 0.428, SLG: 0.510 Pat Kelly, R OBP: 0.342, SLG: 0.366 (9, 4)	HR	F7		2B 1B	K			F7		4	2	2	2	0	1	2																				
Don Mattingly, L OBP: 0.411, SLG: 0.411 Bob Melvin, R OBP: 0.286, SLG: 0.714 (9, 3)	1B		P6	2B 1B		G5-3		F7		4	1	2	0	0	0	0																				
Danny Tartabull, R OBP: 0.338, SLG: 0.459 (1, 10)	K		FC3-6 1B	2B		K		BB		4	0	2	2	1	2	1																				
Paul O'Neill, L OBP: 0.534, SLG: 0.731 Daryl Boston, L OBP: 0.238, SLG: 0.410 (9, 7)	G4-3		FC3-6 1-2f	F7		L9		L8		5	0	0	0	0	0	4																				
Jim Leyritz, R OBP: 0.381, SLG: 0.581 (1, 2)		G6-3	G5-3					L7		3	1	0	0	0	0	1																				
Bernie Williams, S OBP: 0.350, SLG: 0.397 (1, 8)		2B BB		2B SF8 1B		G5-4-3 1B E BB		FC6-4 1B		2	3	2	0	2	0	0																				
Randy Velarde, R OBP: 0.344, SLG: 0.429 (9, 5)		K		1B 2B		G5-4-3 1B		FC6-4 1-2f		4	1	2	0	0	1	2																				
Mike Gallego, R OBP: 0.314, SLG: 0.316 (9, 6)		2B BB		SF8 2B		G5-4-3		P5		2	1	0	1	1	0	3																				
Inning Stats	R: 1 H: 2 E: 0 K: 1 S: 11	H: 2 LOB: 1 BB: 0 P: 15	R: 2 H: 1 E: 0 K: 1 S: 23	H: 1 LOB: 2 BB: 2 P: 40	R: 0 H: 1 E: 0 K: 0 S: 6	H: 1 LOB: 1 BB: 0 P: 10	R: 4 H: 5 E: 0 K: 0 S: 19	H: 1 LOB: 1 BB: 1 P: 30	R: 2 H: 1 E: 1 K: 1 S: 8	H: 0 LOB: 0 BB: 0 P: 8	R: 0 H: 1 E: 0 K: 0 S: 17	H: 1 LOB: 1 BB: 0 P: 26	R: 1 H: 1 E: 0 K: 0 S: 5	H: 1 LOB: 1 BB: 1 P: 12	1B: 7 2B: 3 3B: 0 HR: 2	SF: 1 SAC: 0 DP: 1 HBP: 1	WP: 0 PB: 0 CS: 0	PA: 41																		
PITCHER	IP	WLS	BF	H	R	ER	SO	BB	IBB	HBP	BLK	WP	HR	S	P	ERA	WHIP	PITCHER		IP	WLS	BF	H	R	ER	SO	BB	IBB	HBP	BLK	WP	HR	S	P	ERA	WHIP
Alex Fernandez, R ERA: 3.35 (1, 1)	3.2	L	20	7	6	6	2	2	0	0	0	0	0	7	11	27.00	6.000																			
Dennis Cook, L ERA: 3.78 (4, 1)	0.1		3	2	1	1	0	0	0	0	0	0	0	7	11	27.00	6.000																			
Jose DeLeon, R ERA: 0.47 (5, 1)	3.0		13	2	2	1	2	1	0	1	0	0	0	31	54	3.00	1.000																			
Paul Assenmacher, L ERA: 6.6 (8, 1)	1.0		5	1	1	1	0	1	0	0	0	0	1	5	12	9.00	2.000																			


Chicago White Sox @ New York Yankees
Yankee Stadium, Bronx, NY
Tue May 31 1994, 7:05 PM EDT
Att: 18,246 - Unknown - 76 F

livebaseballscores.com

AB 35
R 10
H 12
RBI 8
BB 4
SO 4
LOB 14



Batter	1	2	3	4	5	6	7	8	9	AB	R	H	RBI	BB	SO	LOB	TOP																	
Tim Raines, S OBP: 0.375, SLG: 0.436	G6-3		K		G1-3		F7		SF9 1B BB	5	1	1	0	0	1	0	Chicago White Sox @ New York Yankees Yankee Stadium, Bronx, NY Wed Jun 01 1994, 7:05 PM EDT Att: 26,131 - Unknown - 81 F AB 34 R 5 H 9 RBI 5 BB 7 SO 5 LOB 17 																	
Norberto Martin, R OBP: 0.448, SLG: 0.519 Warren Newson, L OBP: 0.390, SLG: 0.441 Michael LaValliere, L OBP: 0.439, SLG: 0.364	F BB G3 1B		FC6-4 BB 1B		G1-3		G4-3		1B BB	4	1	2	0	0	0	0																		
Frank Thomas, R OBP: 0.522, SLG: 0.809	G3 E 1B BB		FC6-4 BB		1B BB		1B		SF9	1	1	1	1	3	0	0																		
Julio Franco, R OBP: 0.373, SLG: 0.505	G3		FC6-4		1B		K		1B	5	0	2	2	0	1	4																		
Robin Ventura, L OBP: 0.390, SLG: 0.520	1B		F9		F7		F7		1B	5	0	2	2	0	0	4																		
Darin Jackson, R OBP: 0.378, SLG: 0.530	G1-3				K		FC1-6 1B		L7	5	0	1	0	0	1	3																		
Lance Johnson, L OBP: 0.309, SLG: 0.360					F8		FC1-6 FC5-4		G5-3	3	0	0	0	1	0	1																		
Ron Karkovics, R OBP: 0.385, SLG: 0.465 Joey Cora, S OBP: 0.344, SLG: 0.353			K				FC5-4		BB 1B SF9 BB	2	0	0	0	1	1	2																		
Ozzie Guillen, L OBP: 0.283, SLG: 0.316			K		F8		F8		L4	4	0	0	0	0	1	3																		
Inning Stats	R: 2 E: 1 K: 0 S: 17	H: 2 LOB: 1 BB: 1 P: 31	R: 0 E: 0 K: 2 S: 8	H: 0 LOB: 0 BB: 1 P: 14	R: 0 E: 0 K: 1 S: 9	H: 1 LOB: 2 BB: 1 P: 16	R: 0 E: 0 K: 1 S: 5	H: 0 LOB: 1 BB: 1 P: 10	R: 0 E: 0 K: 0 S: 8	H: 1 LOB: 2 BB: 1 P: 15	R: 0 E: 0 K: 1 S: 10	H: 1 LOB: 1 BB: 0 P: 15	R: 0 E: 0 K: 0 S: 7	H: 0 LOB: 0 BB: 0 P: 9	R: 3 E: 0 K: 0 S: 21	H: 3 LOB: 2 BB: 2 P: 35		1B: 9 2B: 0 3B: 0 HR: 0	SF: 1 SAC: 0 DP: 0 HBP: 0	WP: 0 PB: 0 CS: 1	PA: 42													
PITCHER	IP WLS BF H R ER SO BB IBB HBP BLK WP HR S P ERA WHIP	IP WLS BF H R ER SO BB IBB HBP BLK WP HR S P ERA WHIP																																
Jimmy Key, L ERA: 3.04	6.0	27	5	2	2	4	5	0	0	0	0	0	0	0	52	97	3.00	1.667																
Bob Wickman, R ERA: 2.93	2.2	L 13	3	3	3	1	2	0	0	0	0	0	0	0	35	55	10.12	1.875																
Steve Howe, L ERA: 3.0	0.1	2	1	0	0	0	0	0	0	0	0	0	0	0	3	4	0.00	3.000																

Batter	1	2	3	4	5	6	7	8	9	AB	R	H	RBI	BB	SO	LOB	BOTTOM																	
Randy Velarde, R OBP: 0.346, SLG: 0.427	FC3-6 BB 1B	P3		F7		G5-3		1B 1B		5	1	2	1	0	0	2	Chicago White Sox @ New York Yankees Yankee Stadium, Bronx, NY Wed Jun 01 1994, 7:05 PM EDT Att: 26,131 - Unknown - 81 F AB 34 R 4 H 7 RBI 4 BB 8 SO 7 LOB 22 																	
Wade Boggs, L OBP: 0.433, SLG: 0.507	FC3-6 BB		F8		F7		BB		1B	3	0	1	0	2	0	1																		
Don Mattingly, L OBP: 0.411, SLG: 0.408	FC3-6 1B		BB BB		HR 1B		F8		F8	4	1	1	0	1	0	5																		
Danny Tartabull, R OBP: 0.341, SLG: 0.476 Gerald Williams, R OBP: 0.324, SLG: 0.559 Luis Polonia, L OBP: 0.370, SLG: 0.392	1B		P3		HR		K		K	4	1	2	3	0	1	1																		
Jim Leyritz, R OBP: 0.385, SLG: 0.570 Paul O'Neill, L OBP: 0.531, SLG: 0.726	F9		BB		BB		F8		K	2	0	0	0	2	0	2																		
Mike Stanley, R OBP: 0.315, SLG: 0.387 Daryl Boston, L OBP: 0.233, SLG: 0.400	K		BB		F8		G5-3		K	3	0	0	0	1	1	3																		
Bernie Williams, S OBP: 0.348, SLG: 0.390		BB			G5-3		G3			3	0	0	0	1	0	4																		
Mike Gallego, R OBP: 0.313, SLG: 0.314	K				L4		G5-3			4	0	1	0	0	1	2																		
Pat Kelly, R OBP: 0.340, SLG: 0.358	F8				K		G5-3		S 1B BB	3	1	0	0	1	1	2																		
Inning Stats	R: 1 E: 0 K: 1 S: 14	H: 2 LOB: 1 BB: 1 P: 24	R: 0 E: 0 K: 1 S: 11	H: 0 LOB: 1 BB: 1 P: 17	R: 0 E: 0 K: 0 S: 13	H: 0 LOB: 3 BB: 3 P: 28	R: 0 E: 0 K: 1 S: 11	H: 1 LOB: 1 BB: 0 P: 15	R: 2 E: 0 K: 0 S: 10	H: 2 LOB: 1 BB: 1 P: 17	R: 0 E: 0 K: 0 S: 8	H: 0 LOB: 1 BB: 1 P: 15	R: 0 E: 0 K: 1 S: 7	H: 0 LOB: 0 BB: 0 P: 11	R: 1 E: 0 K: 0 S: 14	H: 2 LOB: 2 BB: 1 P: 24		R: 0 E: 0 K: 3 S: 9	H: 0 LOB: 0 BB: 0 P: 15	1B: 6 2B: 0 3B: 0 HR: 1	SF: 0 SAC: 0 DP: 0 HBP: 0	WP: 0 PB: 0 CS: 0	PA: 42											
PITCHER	IP WLS BF H R ER SO BB IBB HBP BLK WP HR S P ERA WHIP	IP WLS BF H R ER SO BB IBB HBP BLK WP HR S P ERA WHIP																																
Wilson Alvarez, L ERA: 2.95	6.0	30	5	3	3	3	7	0	0	0	0	0	0	0	17	28	5.40	1.200																
Dane Johnson, R ERA: 3.86	1.2	7	1	1	1	1	1	0	0	0	0	0	0	0	4	7	0.00	3.000																
Dennis Cook, L ERA: 3.71	0.1	W 2	1	0	0	0	0	0	0	0	0	0	0	0	9	15	0.00	0.000																
Roberto Hernandez, R ERA: 4.5	1.0	S 3	0	0	0	0	0	0	0	0	0	0	0	0	0	0	0.00	0.000																

Batter	1	2	3	4	5	6	7	8	9	AB	R	H	RBI	BB	SO	LOB	TOP										
Vince Coleman, S (1, 7) OBP: 0.246, SLG: 0.303	G3		P7				G6-3		SH2-4	4	0	0	0	0	1	1											
Brian McRae, S (1, 8) OBP: 0.424, SLG: 0.475	HR		K				F9 BB	F8	E	4	1	2	1	1	1	0											
Wally Joyner, L (1, 3) OBP: 0.384, SLG: 0.462	F7		2B	1B			BB	G3-1	E3	4	0	1	1	1	0	1											
Bob Hamelin, L (1, 10) Dave Henderson, R (8, PH) OBP: 0.276, SLG: 0.399	K		1-H	2B			F9	HR	K	3	0	1	0	0	1	2											
Gary Gaetti, R (1, 5) OBP: 0.344, SLG: 0.503		G5-3			K		K	HR	G4-3	5	1	1	2	0	2	4											
Felix Jose, S (1, 9) OBP: 0.333, SLG: 0.383	G4-3		CS	1B			K			3	0	1	0	1	1	2											
Brent Mayne, L (1, 2) OBP: 0.317, SLG: 0.345	HR	1B	L4				F7	L7		4	1	1	0	0	0	2											
Greg Gagne, R (1, 6) OBP: 0.363, SLG: 0.425	HR		CS	1B			G4-3	SH2-4	SH	4	2	4	2	0	0	0											
Jose Lind, R (1, 4) OBP: 0.264, SLG: 0.307	K		F9				G4-3	SH	SH2-4	3	1	0	0	0	1	2											
Inning Stats	R: 1 E: 0 K: 1 S: 8	H: 1 LOB: 0 BB: 0 P: 10	R: 2 E: 0 K: 1 S: 14	H: 2 LOB: 0 BB: 0 P: 18	R: 0 E: 0 K: 1 S: 9	H: 2 LOB: 2 BB: 0 P: 10	R: 0 E: 0 K: 1 S: 9	H: 1 LOB: 0 BB: 0 P: 13	R: 0 E: 0 K: 2 S: 14	H: 1 LOB: 2 BB: 1 P: 25	R: 0 E: 0 K: 0 S: 7	H: 1 LOB: 1 BB: 0 P: 10	R: 2 E: 0 K: 0 S: 10	H: 2 LOB: 1 BB: 1 P: 25	R: 2 E: 1 K: 1 S: 11	H: 1 LOB: 2 BB: 1 P: 22	1B: 7 2B: 2 3B: 0 HR: 3	SF: 0 SAC: 2 DP: 0 HBP: 0	WP: 0 PB: 0 CS: 2	PA: 41							
PITCHER	IP	WLS	BF	H	R	ER	SO	BB	IBB	HBP	BLK	WP	HR	S	P	ERA	WHIP										
Melido Perez, R (1, 1) ERA: 3.95	7.0		28	9	3	3	7	1	0	0	0	0	2	68	97	3.86	1.429										
Paul Gibson, L (8, 1) ERA: 4.35	1.0	L	6	2	2	2	0	1	0	0	0	0	1	10	25	18.00	3.000										
Xavier Hernandez, R (9, 1) ERA: 5.89	0.1		4	1	2	1	0	0	1	0	0	0	0	5	10	27.00	3.000										
Sterling Hitchcock, L (9, 1) ERA: 6.1	0.0		1	0	0	0	0	0	0	0	0	0	0	1	3	=	=										
Donn Pall, R (9, 1) ERA: 4.22	0.2		2	0	0	0	1	0	0	0	0	0	0	5	9	0.00	0.000										

Kansas City Royals @ New York Yankees
Yankee Stadium, Bronx, NY
Fri Jun 03 1994, 7:05 PM EDT
Att: 26,617 - Unknown

AB 36
R 7
H 12
RBI 6
BB 3
SO 8
LOB 16



Batter	1	2	3	4	5	6	7	8	9	AB	R	H	RBI	BB	SO	LOB	BOTTOM										
Luis Polonia, L (1, 7) OBP: 0.371, SLG: 0.392	K				F7		P8		G4-6-3	5	0	2	1	0	1	2											
Wade Boggs, L (1, 5) OBP: 0.432, SLG: 0.500	HR	BB	G4-3		F7		F7		G4-6-3	4	1	1	0	1	0	5											
Don Mattingly, L (1, 3) OBP: 0.416, SLG: 0.426	HR		L5		L3		L3		1B	4	1	2	3	1	0	2											
Danny Tartabull, R (1, 10) OBP: 0.338, SLG: 0.466	F9		F9		FC6-4		FC6-4		K	4	0	0	0	1	1	3											
Paul O'Neill, L (1, 9) OBP: 0.525, SLG: 0.713	G3-1		G3		L7		L7		1B	4	0	1	0	0	0	0											
Daryl Boston, L (1, 8) Bernie Williams, S (8, PH) OBP: 0.346, SLG: 0.387	K		G4-3		F7		F7		F8	3	0	0	0	0	1	0											
Mike Stanley, R (1, 2) OBP: 0.305, SLG: 0.374	F9		G5-3		G5-3		F8		F9	4	0	0	0	0	0	2											
Randy Velarde, R (1, 6) OBP: 0.343, SLG: 0.430	1B	2B	G5-3		G5-3		G5-3		K	4	1	1	0	0	1	2											
Mike Gallego, R (1, 4) OBP: 0.328, SLG: 0.344	1B		F7	2B	F7		1B	2B	G4-6-3	4	1	4	0	0	0	0											
Inning Stats	R: 2 E: 0 K: 1 S: 9	H: 3 LOB: 2 BB: 0 P: 23	R: 1 E: 0 K: 1 S: 15	H: 3 LOB: 0 BB: 0 P: 23	R: 0 E: 0 K: 0 S: 6	H: 0 LOB: 0 BB: 0 P: 11	R: 0 E: 0 K: 0 S: 5	H: 0 LOB: 0 BB: 0 P: 6	R: 0 E: 0 K: 0 S: 8	H: 1 LOB: 2 BB: 1 P: 16	R: 0 E: 0 K: 0 S: 7	H: 0 LOB: 0 BB: 0 P: 10	R: 0 E: 0 K: 1 S: 11	H: 2 LOB: 2 BB: 0 P: 20	R: 0 E: 0 K: 1 S: 11	H: 1 LOB: 2 BB: 1 P: 18	R: 1 E: 0 K: 1 S: 14	H: 3 LOB: 1 BB: 0 P: 24	1B: 7 2B: 3 3B: 0 HR: 1	SF: 0 SAC: 0 DP: 1 HBP: 0	WP: 0 PB: 0 CS: 0	PA: 40					
PITCHER	IP	WLS	BF	H	R	ER	SO	BB	IBB	HBP	BLK	WP	HR	S	P	ERA	WHIP										
Bob Milacki, R (1, 1) ERA: 2.77	6.2		29	7	3	3	2	2	0	0	0	0	0	7	15	4.05	1.350										
Billy Brewer, L (7, 1) ERA: 2.7	0.2	W	4	1	0	0	0	1	0	0	0	0	0	7	15	0.00	3.000										
Stan Belinda, R (8, 1) ERA: 5.59	0.2		4	2	1	1	1	0	0	0	0	0	0	12	16	13.50	3.000										
Jeff Montgomery, R (9, 1) ERA: 5.59	1.0	S	3	1	0	0	1	0	0	0	0	0	0	8	14	0.00	1.000										

Kansas City Royals @ New York Yankees
Yankee Stadium, Bronx, NY
Fri Jun 03 1994, 7:05 PM EDT
Att: 26,617 - Unknown

AB 37
R 4
H 11
RBI 4
BB 3
SO 4
LOB 18



Batter	1	2	3	4	5	6	7	8	9	AB	R	H	RBI	BB	SO	LOB	TOP			
Vince Coleman, S OBP: 0.246, SLG: 0.307	2-1 B4-3 2B		1-3 K			3-3 K		0-0 B5-3		4	0	1	0	0	2	0				
Wally Joyner, L OBP: 0.382, SLG: 0.457	0-0 B4-3		1-1 F8			0-3 K		1-1 1B		4	0	1	0	0	1	1				
Brian McRae, S OBP: 0.421, SLG: 0.468	1-0 G5-4-3 HBP			0-1 G5-3		0-1 G6-3		3-3 K		3	0	0	0	0	1	1				
Dave Henderson, R OBP: 0.275, SLG: 0.420	1-2 G5-4-3			2-0 HR			1-3 K		0-0 G5-3	4	1	1	1	0	1	2				
Mike Macfarlane, R OBP: 0.395, SLG: 0.489		1-1 G5-4-3 1B		1-3 K		0-2 G6-3		2-3 K		4	0	1	0	0	2	0				
Gary Gaetti, R OBP: 0.337, SLG: 0.492		1-0 P6		3-2 G5-3		0-2 P2		3-0 F8		4	0	0	0	0	0	1				
Hubie Brooks, R OBP: 0.219, SLG: 0.207		1-2 G5-4-3			0-1 F8			0-1 F9		3	0	0	0	0	0	1				
Greg Gagne, R OBP: 0.357, SLG: 0.417			1-1 G6-3		2-3 K			0-0 E6 HR		3	1	0	0	0	1	0				
Terry Shumpert, R OBP: 0.292, SLG: 0.646			0-0 HR		1-3 K			1-0 HR		3	2	2	3	0	1	0				
Inning Stats	R: 0 E: 0 K: 0 S: 7	H: 1 LOB: 1 BB: 0 P: 11	R: 0 E: 0 K: 0 S: 6	H: 1 LOB: 0 BB: 0 P: 9	R: 1 E: 0 K: 1 S: 8	H: 1 LOB: 0 BB: 0 P: 11	R: 1 E: 0 K: 1 S: 10	H: 1 LOB: 0 BB: 0 P: 16	R: 0 E: 0 K: 2 S: 8	H: 0 LOB: 0 BB: 0 P: 13	R: 0 E: 0 K: 1 S: 9	H: 0 LOB: 0 BB: 0 P: 10	R: 2 E: 1 K: 1 S: 11	H: 2 LOB: 1 BB: 0 P: 16	R: 0 E: 0 K: 1 S: 6	H: 0 LOB: 0 BB: 0 P: 11	1B: 2 2B: 1 3B: 0 HR: 3	SF: 0 SAC: 0 DP: 2 HBP: 1	WP: 0 PB: 0 SB: 0 CS: 0	PA: 33
PITCHER Terry Mulholland, L ERA: 5.85	IP: 9.0 WLS: L BF: 33	H: 6 R: 4 ER: 3 SO: 9	BB: 0 IBB: 0 HBP: 1 BLK: 0	WP: 0 HR: 3 S: 75 P: 108	ERA: 3.00 WHIP: 0.667															

Kansas City Royals @ New York Yankees
Yankee Stadium, Bronx, NY
Sat Jun 04 1994, 3:33 AM EDT
Att: 30,693 - Sunny - 80 F

AB	32
R	4
H	6
RBI	4
BB	0
SO	9
LOB	6



Batter	1	2	3	4	5	6	7	8	9	AB	R	H	RBI	BB	SO	LOB	BOTTOM			
Luis Polonia, L OBP: 0.368, SLG: 0.389	2-2 F8 E 1B		0-0 G4-3		2-1 L8			2-2 F9		4	1	1	0	0	0	1				
Wade Boggs, L OBP: 0.422, SLG: 0.488	1-1 F8		3-2 G3-1		1-0 F9		0-3 K2-3			4	0	0	0	0	1	1				
Don Mattingly, L OBP: 0.413, SLG: 0.422	2-0 1B		2-0 F7		1-0 L3			2-2 L6		4	0	1	1	0	0	0				
Danny Tartabull, R OBP: 0.332, SLG: 0.456	1-1 F8			2-2 G5-3		2-3 K		1-3 K		4	0	0	0	0	2	1				
Paul O'Neill, L OBP: 0.529, SLG: 0.714	2-0 1B		1-3 K		2-0 BB 1B			0-0 HR 1B		4	1	3	0	0	1	0				
Jim Leyritz, R OBP: 0.388, SLG: 0.591	2-1 G5-3		0-0 G4-3		4-1 G4-6-3 BB		1-2 BB	3-2 HR		3	1	1	2	1	0	2				
Bernie Williams, S OBP: 0.339, SLG: 0.377		2-1 G3			1-1 G4-3		2-2 P3	2-3 K		4	0	0	0	0	1	2				
Randy Velarde, R OBP: 0.343, SLG: 0.427		1-1 G6-3			2-0 1B		0-0 G4-6-3			3	0	1	0	0	0	2				
Pat Kelly, R OBP: 0.333, SLG: 0.350		2-1 G5-3			1-2 P4		0-3 K			3	0	0	0	0	1	1				
Inning Stats	R: 1 E: 1 K: 0 S: 11	H: 3 LOB: 2 BB: 0 P: 21	R: 0 E: 0 K: 0 S: 6	H: 0 LOB: 0 BB: 0 P: 11	R: 0 E: 0 K: 0 S: 5	H: 0 LOB: 0 BB: 0 P: 10	R: 0 E: 0 K: 1 S: 7	H: 0 LOB: 0 BB: 0 P: 10	R: 0 E: 0 K: 1 S: 5	H: 1 LOB: 1 BB: 0 P: 14	R: 0 E: 0 K: 1 S: 6	H: 1 LOB: 1 BB: 1 P: 14	R: 0 E: 0 K: 2 S: 9	H: 0 LOB: 0 BB: 0 P: 11	R: 2 E: 0 K: 2 S: 13	H: 2 LOB: 0 BB: 0 P: 21	1B: 6 2B: 0 3B: 0 HR: 1	SF: 0 SAC: 0 DP: 1 HBP: 0	WP: 0 PB: 0 SB: 0 CS: 0	PA: 34
PITCHER Mark Gubicza, R ERA: 4.47	IP: 6.1 WLS: W BF: 25	H: 5 R: 1 ER: 1 SO: 2	BB: 1 IBB: 0 HBP: 0 BLK: 0	WP: 0 HR: 0 S: 47 P: 88	ERA: 1.42 WHIP: 0.947															
Hipolito Pichardo, R ERA: 4.85	IP: 1.0 WLS: W BF: 2	H: 0 R: 0 ER: 0 SO: 1	BB: 0 IBB: 0 HBP: 0 BLK: 0	WP: 0 HR: 0 S: 4 P: 4	ERA: 0.00 WHIP: 0.000															
Billy Brewer, L ERA: 2.59	IP: 1.0 WLS: W BF: 3	H: 0 R: 0 ER: 0 SO: 1	BB: 0 IBB: 0 HBP: 0 BLK: 0	WP: 0 HR: 0 S: 9 P: 13	ERA: 0.00 WHIP: 0.000															
Jeff Montgomery, R ERA: 6.3	IP: 0.2 WLS: W BF: 4	H: 2 R: 2 ER: 2 SO: 2	BB: 0 IBB: 0 HBP: 0 BLK: 0	WP: 0 HR: 1 S: 10 P: 16	ERA: 27.00 WHIP: 3.000															

Kansas City Royals @ New York Yankees
Yankee Stadium, Bronx, NY
Sat Jun 04 1994, 3:33 AM EDT
Att: 30,693 - Sunny - 80 F

AB	33
R	3
H	7
RBI	3
BB	1
SO	6
LOB	10



Batter	1	2	3	4	5	6	7	8	9	AB	R	H	RBI	BB	SO	LOB	TOP			
Vince Coleman, S (1, 7) OBP: 0.250, SLG: 0.310	2-2 PB G6-3 1B	1-2 L7			2-1 P8			1-2 SH1-3 1B		4	1	2	0	0	0	1				
Greg Gagne, R (1, 6) OBP: 0.357, SLG: 0.416	1-1 PB 1B	1-1 G4-6-3			0-0 G6-3			0-0 SH1-3		3	1	1	0	0	0	1				
Brian McRae, S (1, 8) OBP: 0.414, SLG: 0.459	2-1 G6-3				2-2 G5-3			0-1 F9		4	0	0	1	0	0	2				
Dave Henderson, R (1, 9) OBP: 0.274, SLG: 0.414	3-2 2B 1B				0-1 P4			0-1 G5-3		4	1	1	1	0	0	1				
Mike Macfarlane, R (1, 2) OBP: 0.398, SLG: 0.486	3-2 2B 1B				1-1 P3					3	0	1	0	0	0	0				
Gary Gaetti, R (1, 3) OBP: 0.335, SLG: 0.486	3-1 P6				2-3 K					4	0	1	0	0	1	3				
Hubie Brooks, R (1, 10) OBP: 0.222, SLG: 0.242	2-2 2B				1-1 G3-1					4	0	1	1	0	0	1				
Terry Shumpert, R (1, 5) OBP: 0.279, SLG: 0.618	0-2 P3				3-3 K					3	0	0	0	0	1	2				
David Howard, S (7, 5) OBP: 0.314, SLG: 0.185										1	0	0	0	0	1	1				
Jose Lind, R (1, 4) OBP: 0.266, SLG: 0.307		2-2 G4-6-3 1B								3	0	1	0	0	0	0				
Inning Stats	R: 3 E: 0 K: 0 S: 25	H: 5 LOB: 2 BB: 0 P: 41	R: 0 E: 0 K: 0 S: 8	H: 1 LOB: 0 BB: 0 P: 12	R: 0 E: 0 K: 0 S: 7	H: 0 LOB: 0 BB: 0 P: 10	R: 0 E: 0 K: 2 S: 8	H: 0 LOB: 0 BB: 0 P: 14	R: 0 E: 0 K: 0 S: 6	H: 0 LOB: 0 BB: 0 P: 8	R: 0 E: 0 K: 0 S: 5	H: 0 LOB: 0 BB: 0 P: 6	R: 0 E: 0 K: 0 S: 8	H: 1 LOB: 1 BB: 0 P: 9	R: 0 E: 0 K: 1 S: 7	H: 1 LOB: 1 BB: 0 P: 13	1B: 7 2B: 1 3B: 0 HR: 0	SF: 0 SAC: 1 DP: 1 HBP: 1	WP: 0 SB: 1 CS: 0	PA: 35
PITCHER	IP WLS BF H R ER SO BB IBB HBP BLK WP HR S P ERA WHIP	IP WLS BF H R ER SO BB IBB HBP BLK WP HR S P ERA WHIP																		
Jim Abbott, L (1, 1) ERA: 3.02	8.0 L 31 7 3 3 2 0 0 0 0 0 0 75 114 3.38 0.875	1.0 4 1 0 0 0 1 0 0 0 0 0 0 7 13 0.00 1.000																		
Bob Wickman, R (9, 1) ERA: 2.83																				

Kansas City Royals @ New York Yankees
Yankee Stadium, Bronx, NY
Sun Jun 05 1994, 3:33 AM EDT
Att: 32,432 - Sunny - 82 F

AB 33
R 3
H 8
RBI 3
BB 0
SO 3
LOB 12



Batter	1	2	3	4	5	6	7	8	9	AB	R	H	RBI	BB	SO	LOB	BOTTOM					
Luis Polonia, L (1, 7) OBP: 0.371, SLG: 0.392	3-2 P6					3-2 F9 BB 1B				4	1	2	0	0	0	1						
Wade Boggs, L (1, 5) OBP: 0.419, SLG: 0.482	2-3 K				1-2 G4-6-3					4	0	1	0	0	1	2						
Don Mattingly, L (1, 3) OBP: 0.414, SLG: 0.418	4-1 BB				1-3 K					2	0	0	0	2	1	1						
Danny Tartabull, R (1, 10) OBP: 0.326, SLG: 0.447	1-1 G5-3				2-3 K					4	0	0	0	0	1	4						
Paul O'Neill, L (1, 9) OBP: 0.529, SLG: 0.709		1-0 WP 1B			1-3 K					4	0	2	1	0	1	1						
Mike Stanley, R (1, 2) OBP: 0.311, SLG: 0.378		0-0 F8				3-2 WP G5-3 1B				4	0	2	0	0	1	3						
Gerald Williams, R (1, 8) OBP: 0.297, SLG: 0.514		1-3 K								3	0	0	0	0	1	2						
Daryl Boston, L (9, PH) OBP: 0.213, SLG: 0.364		1-2 K								1	0	0	0	0	0	1						
Mike Gallego, R (1, 6) OBP: 0.321, SLG: 0.335		2-3 K								4	0	0	0	0	1	3						
Pat Kelly, R (1, 4) OBP: 0.327, SLG: 0.343										3	0	0	0	0	0	2						
Jim Leyritz, R (9, PH) OBP: 0.385, SLG: 0.586										1	0	0	0	0	1	1						
Inning Stats	R: 0 E: 0 K: 1 S: 11	H: 0 LOB: 1 BB: 1 P: 21	R: 0 E: 0 K: 2 S: 8	H: 1 LOB: 0 BB: 0 P: 12	R: 0 E: 0 K: 0 S: 5	H: 1 LOB: 0 BB: 0 P: 7	R: 0 E: 0 K: 3 S: 11	H: 0 LOB: 0 BB: 0 P: 15	R: 0 E: 0 K: 0 S: 11	H: 1 LOB: 1 BB: 0 P: 17	R: 1 E: 0 K: 1 S: 13	H: 2 LOB: 2 BB: 1 P: 23	R: 0 E: 1 K: 0 S: 10	H: 0 LOB: 1 BB: 0 P: 14	R: 0 E: 0 K: 0 S: 8	H: 1 LOB: 1 BB: 0 P: 14	R: 0 E: 0 K: 1 S: 9	H: 1 LOB: 1 BB: 0 P: 14	1B: 7 2B: 0 3B: 0 HR: 0	SF: 0 SAC: 0 DP: 1 HBP: 0	WP: 2 SB: 0 CS: 0	PA: 36
PITCHER	IP WLS BF H R ER SO BB IBB HBP BLK WP HR S P ERA WHIP	IP WLS BF H R ER SO BB IBB HBP BLK WP HR S P ERA WHIP																				
Kevin Appier, R (1, 1) ERA: 5.13	7.2 W 31 6 1 1 7 2 0 0 0 0 0 76 122 1.17 1.043	0.1 1 0 0 0 0 0 0 0 0 0 0 0 1 1 0.00 0.000																				
Mike Magnante, L (8, 1) ERA: 3.51																						
Rusty Meacham, R (9, 1) ERA: 2.4	1.0 S 4 1 0 0 1 0 0 0 0 0 0 9 14 0.00 1.000																					

Kansas City Royals @ New York Yankees
Yankee Stadium, Bronx, NY
Sun Jun 05 1994, 3:33 AM EDT
Att: 32,432 - Sunny - 82 F

AB 34
R 1
H 7
RBI 1
BB 2
SO 8
LOB 21



Batter	1	2	3	4	5	6	7	8	9	AB	R	H	RBI	BB	SO	LOB	TOP								
Luis Polonia, L OBP: 0.381, SLG: 0.403 (1, 7)	L4	WP 1B			L8		E5 L8 BB SF8		FC6-4 2B	5	2	2	0	0	0	0	<p>New York Yankees @ Texas Rangers The Ballpark at Arlington, Arlington, TX Tue Jun 07 1994, 8:05 PM EDT Att: 42,461 - Unknown - 91 F</p> <p>livebaseballscorecards.com</p>								
Wade Boggs, L OBP: 0.416, SLG: 0.486 (1, 5)	HR BB	L8			P5		FC6 BB		E1 FC6-4	3	1	0	0	2	0	3									
Don Mattingly, L OBP: 0.412, SLG: 0.427 (1, 3)	HR				L8		L8		FC6-4 2B 1B	5	2	1	2	0	0	4									
Danny Tartabull, R OBP: 0.332, SLG: 0.446 (1, 10)	K				FC5-4 1B		SF8		F8 E 2B	4	1	2	2	0	2	0									
Paul O'Neill, L OBP: 0.530, SLG: 0.719 Gerald Williams, R OBP: 0.297, SLG: 0.514 (9, PR)	FC5-4 1B				K		FC6		E F8 1B	5	1	3	2	0	1	2									
Jim Leyritz, R OBP: 0.379, SLG: 0.569 (1, 2)	FC5-4 1-2				FC5-4 1-2		HR 1B		F8 1-2 2-3	5	1	1	0	0	0	4									
Bernie Williams, S OBP: 0.360, SLG: 0.440 (1, 8)					P4		HR 1B		E IBB	2	1	1	2	3	0	0									
Randy Velarde, R OBP: 0.331, SLG: 0.411 (1, 6)					G5-3		L9		E5	5	0	0	0	0	0	4									
Pat Kelly, R OBP: 0.329, SLG: 0.340 Daryl Boston, L OBP: 0.213, SLG: 0.364 Mike Stanley, R OBP: 0.310, SLG: 0.382 Mike Gallego, R OBP: 0.320, SLG: 0.351 (8, PH)	FC2-6 WP 1B 1-2				F8		B1-3		FC6-4 L7	3	0	0	0	0	0	1									
Inning Stats	R: 2 E: 0 K: 1 S: 14	H: 2 LOB: 1 BB: 1 P: 29	R: 0 E: 0 K: 0 S: 14	H: 1 LOB: 2 BB: 1 P: 26	R: 0 E: 0 K: 1 S: 9	H: 1 LOB: 0 BB: 0 P: 14	R: 0 E: 0 K: 0 S: 6	H: 0 LOB: 0 BB: 0 P: 9	R: 0 E: 0 K: 0 S: 5	H: 0 LOB: 0 BB: 0 P: 6	R: 3 E: 0 K: 1 S: 12	H: 3 LOB: 0 BB: 0 P: 19	R: 1 E: 1 K: 0 S: 13	H: 0 LOB: 1 BB: 1 P: 23	R: 0 E: 0 K: 0 S: 7	H: 0 LOB: 1 BB: 1 P: 15		R: 3 E: 2 K: 0 S: 14	H: 3 LOB: 3 BB: 1 P: 24	1B: 5 2B: 2 3B: 0 HR: 3	SF: 1 SAC: 0 DP: 0 HBP: 0	WP: 1 PB: 0 SB: 0 CS: 0	PA: 45		
PITCHER	IP	WLS	BF	H	R	ER	SO	BB	IBB	HBP	BLK	WP	HR	S	P	ERA	WHIP								
Hector Fajardo, R ERA: 5.12 (1, 1)	6.0	W	27	7	5	5	3	2	0	0	0	1	3	60	103	7.50	1.500								
Dan Smith, L ERA: (7, 1)	0.1		3	0	1	0	0	1	0	0	0	0	0	6	13	0.00	3.000								
Jay Howell, R ERA: 7.59 (7, 1)	1.1		5	0	0	0	0	1	0	0	0	0	0	12	23	0.00	0.750								
Rick Honeycutt, L ERA: 7.56 (8, 1)	0.2	S	4	1	2	1	0	0	0	0	0	0	0	8	11	13.50	1.500								
Cris Carpenter, R ERA: 3.41 (9, 1)	0.2		6	2	1	0	0	0	1	0	0	0	0	8	15	0.00	3.000								

Batter	1	2	3	4	5	6	7	8	9	AB	R	H	RBI	BB	SO	LOB	BOTTOM								
David Hulse, L OBP: 0.322, SLG: 0.355 (1, 8)	HR BB				K		L6		K2-3	4	1	1	1	1	2	1	<p>New York Yankees @ Texas Rangers The Ballpark at Arlington, Arlington, TX Tue Jun 07 1994, 8:05 PM EDT Att: 42,461 - Unknown - 91 F</p> <p>livebaseballscorecards.com</p>								
Jeff Fyfe, R OBP: 0.455, SLG: 0.510 (1, 4)	G6-3 F9				E 1B		1-2 1B		G1-3	5	0	2	0	0	0	2									
Jose Canseco, R OBP: 0.430, SLG: 0.600 (1, 10)	HR				E6 1-2		L5		HR BB	4	2	1	1	1	1	3									
Will Clark, L OBP: 0.480, SLG: 0.604 (1, 3)	1B 1B BB	PB 29 SF7 2B			K		L8		HR	4	3	2	2	1	1	2									
Juan Gonzalez, R OBP: 0.323, SLG: 0.441 (1, 7)	1B 1B	FC4-6 IBB			G6-3		K		HBP	3	1	1	0	1	1	0									
29 Rusty Greer, L OBP: 0.409, SLG: 0.544 (1, 9)	K	SF7			L8		L8		F7	4	0	1	1	0	1	3									
Ivan Rodriguez, R OBP: 0.370, SLG: 0.429 (1, 2)	2B 1B	FC4-6 1-2			G3		P6		K	5	1	1	2	0	1	3									
Doug Strange, S OBP: 0.277, SLG: 0.367 (1, 5)	2B 2B				P6		L9			4	2	2	1	0	0	0									
Esteban Beltre, R OBP: 0.289, SLG: 0.242 (1, 6)	2B				1B 2B		K			4	0	3	2	0	1	0									
Inning Stats	R: 6 E: 0 K: 1 S: 26	H: 6 LOB: 2 BB: 2 P: 47	R: 1 E: 0 K: 1 S: 10	H: 1 LOB: 1 BB: 1 P: 16	R: 1 E: 1 K: 2 S: 16	H: 3 LOB: 2 BB: 0 P: 25	R: 0 E: 0 K: 0 S: 7	H: 0 LOB: 0 BB: 0 P: 9	R: 0 E: 0 K: 1 S: 9	H: 1 LOB: 1 BB: 0 P: 14	R: 0 E: 0 K: 2 S: 9	H: 0 LOB: 0 BB: 0 P: 11	R: 2 E: 0 K: 1 S: 13	H: 1 LOB: 1 BB: 1 P: 22	R: 2 E: 0 K: 1 S: 13	H: 1 LOB: 1 BB: 1 P: 22		1B: 7 2B: 4 3B: 0 HR: 3	SF: 1 SAC: 0 DP: 0 HBP: 1	WP: 0 PB: 1 SB: 1 CS: 0	PA: 43				
PITCHER	IP	WLS	BF	H	R	ER	SO	BB	IBB	HBP	BLK	WP	HR	S	P	ERA	WHIP								
Scott Kamieniecki, R ERA: 3.74 (1, 1)	0.2	L	9	6	6	6	1	1	0	0	0	0	0	48	81	2.25	1.750								
Sterling Hitchcock, L ERA: 5.02 (1, 1)	4.0		20	6	2	1	3	1	1	0	0	0	0	48	81	2.25	1.750								
Xavier Hernandez, R ERA: 6.82 (5, 1)	3.1		14	2	2	2	4	1	0	1	0	0	1	32	49	5.40	0.900								

Batter	1	2	3	4	5	6	7	8	9	AB	R	H	RBI	BB	SO	LOB	TOP										
Bernie Williams, S (1, 8) OBP: 0.366, SLG: 0.474	2-0 HR	3-1 2B		3-2 2B		1-3 K		0-0 G4-3		5	1	3	2	0	1	2											
Randy Velarde, R (1, 5) OBP: 0.320, SLG: 0.396	0-3 K	2-1 P8		1-2 F8		2-2 F8		3-3 K		5	0	0	0	0	2	4											
Jim Leyritz, R (1, 10) Daryl Boston, L (9, PR) OBP: 0.213, SLG: 0.364	1-3 K		4-2 HR	3-3 K			4-1 G4-3	1-2 BB		2	1	0	0	2	2	1											
Danny Tartabull, R (1, 9) Luis Polonia, L (9, PR) OBP: 0.337, SLG: 0.447 OBP: 0.391, SLG: 0.403	2-2 1B		0-1 F7		1-0 G6-4-3		0-0 G4-3	4-1 G6-4-3	1-2 BB	4	0	2	0	1	0	2											
Mike Stanley, R (1, 2) OBP: 0.327, SLG: 0.413	1-0 1B		2-1 HR		0-0 L5		4-2 1B	4-2 BB	4-2 G6-4-3	3	1	2	2	2	0	1											
Gerald Williams, R (1, 7) OBP: 0.310, SLG: 0.524	2-1 F8		1-2 2B		1-1 G6-4-3		2-0 1B	0-0 G6-4-3	1-2 BB	5	0	2	0	0	0	5											
Bob Melvin, R (1, 3)		0-0 F9	2-3 K		2-2 FC5-4		1-0 1B	1-2 2-3	1-1 P3	5	0	2	0	0	1	3											
Mike Gallego, R (1, 6) OBP: 0.313, SLG: 0.343		0-3 K	2-2 G5-3		0-0 FC5-4		0-2 P3			4	0	0	0	0	1	5											
Pat Kelly, R (1, 4) OBP: 0.333, SLG: 0.340		0-2 2B		1-1 B1-3		4-0 BB		0-3 K		3	1	1	0	1	1	0											
Inning Stats	R: 1 E: 0 K: 2 S: 15	H: 3 LOB: 2 BB: 0 P: 23	R: 1 E: 0 K: 1 S: 11	H: 2 LOB: 1 BB: 0 P: 16	R: 2 E: 0 K: 1 S: 16	H: 2 LOB: 1 BB: 1 P: 27	R: 0 E: 0 K: 1 S: 12	H: 1 LOB: 1 BB: 0 P: 20	R: 0 E: 0 K: 0 S: 4	H: 1 LOB: 0 BB: 0 P: 6	R: 0 E: 0 K: 1 S: 10	H: 2 LOB: 3 BB: 2 P: 19	R: 0 E: 0 K: 0 S: 7	H: 0 LOB: 0 BB: 0 P: 10	R: 1 E: 0 K: 0 S: 8	H: 0 LOB: 2 BB: 2 P: 18	1B: 7 2B: 3 3B: 0 HR: 2	SF: 0 SAC: 0 DP: 3 HBP: 1	WP: 0 PB: 0 SB: 1 CS: 0	PA: 43							
PITCHER	IP	WLS	BF	H	R	ER	SO	BB	IBB	HBP	BLK	WP	HR	S	P	ERA	WHIP										
Bruce Hurst, L (1, 1) ERA: 6.44	5.1		27	10	4	4	5	2	0	0	0	0	2	62	102	6.75	2.250										
Dan Smith, L (6, 1) ERA:	1.2	W	8	2	0	0	1	2	0	0	0	0	0	18	32	0.00	2.400										
Rick Honeycutt, L (8, 1) ERA: 7.64	1.0		6	0	1	1	2	2	0	1	0	0	0	12	24	9.00	2.000										
Darren Oliver, L (9, 1) ERA: 5.16	1.0	S	2	0	0	0	0	0	0	0	0	0	0	3	4	0.00	0.000										

New York Yankees @ Texas Rangers
The Ballpark at Arlington, Arlington, TX
Wed Jun 08 1994, 8:05 PM EDT
Att: 32,574 - Unknown - 95 F

AB 36
R 5
H 12
RBI 4
BB 6
SO 8
LOB 23



Batter	1	2	3	4	5	6	7	8	9	AB	R	H	RBI	BB	SO	LOB	BOTTOM											
David Hulse, L (1, 8) OBP: 0.325, SLG: 0.355	4-1 FC1-6		0-0 2B		0-1 B3		1-2 G1-3	4-0 G4-6-3		3	1	1	1	1	0	0												
Juan Gonzalez, R (8, PH) OBP: 0.326, SLG: 0.441			3-1 BB					1-2 BB		0	0	0	1	1	0	0												
Jeff Frye, R (1, 4) OBP: 0.455, SLG: 0.505	0-2 FC1-6		4-1 2B		1-2 P7		0-1 G4-3	1-0 G4-6-3		1	0	0	0	1	0	1												
Doug Strange, S (3, PR) OBP: 0.280, SLG: 0.376			1-2 BB					1-2 2B		2	0	1	0	0	0	0												
Billy Ripken, R (8, PH) OBP: 0.315, SLG: 0.389	0-3 K		3-1 2B		1-2 P7		2-2 G4-3	1-2 2B		1	0	0	0	0	0	3												
Will Clark, L (1, 3) OBP: 0.480, SLG: 0.607			1-3 2H		2-0 FC6-4		2-2 G4-3	2-3 1B		4	0	2	1	0	1	2												
Jose Canseco, R (1, 10) OBP: 0.427, SLG: 0.592	3-3 K		2-3 K		3-1 FC6-4		4-0 IBB			3	1	0	0	1	2	4												
29 Rusty Greer, L (1, 7) OBP: 0.413, SLG: 0.531		4-1 G4-6-3	0-3 K		4-2 2B		0-3 K	1-2 2B		2	1	0	0	2	2	4												
Dean Palmer, R (1, 5) OBP: 0.318, SLG: 0.472		3-2 P8		1-1 G6-3		1-2 1B		1-3 K		4	1	1	2	0	1	1												
Oddibe McDowell, L (1, 9) OBP: 0.453, SLG: 0.394		0-1 G4-6-3		1-1 F8		1-2 FC4-6		4-2 E		3	1	1	0	1	0	1												
Ivan Rodriguez, R (1, 2) OBP: 0.372, SLG: 0.424			4-2 F9		0-1 F9		0-2 FC4-6	4-0 BB		2	1	0	1	2	0	1												
Esteban Beltre, R (1, 6) OBP: 0.262, SLG: 0.216			3-2 F9		3-1 L9		0-1 F8	1-2 E		4	0	0	0	0	0	4												
Inning Stats	R: 0 E: 0 K: 2 S: 11	H: 0 LOB: 1 BB: 1 P: 18	R: 0 E: 0 K: 0 S: 8	H: 0 LOB: 0 BB: 1 P: 15	R: 2 E: 0 K: 2 S: 16	H: 2 LOB: 2 BB: 2 P: 32	R: 0 E: 0 K: 0 S: 6	H: 0 LOB: 0 BB: 0 P: 8	R: 0 E: 0 K: 0 S: 7	H: 0 LOB: 0 BB: 0 P: 11	R: 3 E: 0 K: 0 S: 16	H: 3 LOB: 1 BB: 1 P: 27	R: 0 E: 0 K: 1 S: 14	H: 1 LOB: 1 BB: 1 P: 21	R: 1 E: 1 K: 1 S: 7	H: 0 LOB: 2 BB: 3 P: 21	1B: 3 2B: 3 3B: 0 HR: 0	SF: 0 SAC: 0 DP: 2 HBP: 0	WP: 0 PB: 1 SB: 0 CS: 0	PA: 38								
PITCHER	IP	WLS	BF	H	R	ER	SO	BB	IBB	HBP	BLK	WP	HR	S	P	ERA	WHIP											
Melido Perez, R (1, 1) ERA: 4.29	6.0	L	27	5	5	5	4	5	0	0	0	0	0	20	36	0.00	1.667											
Paul Gibson, L (7, 1) ERA: 3.96	1.1		9	1	1	0	2	1	2	0	1	0	0	0	4	∞	∞											
Donn Pall, R (8, 1) ERA: 4.22	0.0		1	0	0	0	0	1	0	0	0	0	0	0	1	2	0.00	0.000										
Steve Howe, L (8, 1) ERA: 3.29	0.2		1	0	0	0	0	0	0	0	0	0	0	1	2	0.00	0.000											

New York Yankees @ Texas Rangers
The Ballpark at Arlington, Arlington, TX
Wed Jun 08 1994, 8:05 PM EDT
Att: 32,574 - Unknown - 95 F

AB 29
R 6
H 6
RBI 6
BB 9
SO 6
LOB 21



Batter	1	2	3	4	5	6	7	8	9	AB	R	H	RBI	BB	SO	LOB	TOP										
Luis Polonia, L OBP: 0.376, SLG: 0.394 (1, 7)	P6		K		F7		FC4-6			4	0	0	0	1	1	3	New York Yankees @ Toronto Blue Jays SkyDome, Toronto, ON Thu Jun 09 1994, 7:05 PM EDT Att: 50,521 - Unknown - 74 F										
Wade Boggs, L OBP: 0.411, SLG: 0.483 (1, 5)	K				F8		F8	G4-3		5	0	1	0	0	1	5											
Don Mattingly, L OBP: 0.412, SLG: 0.421 (1, 3)	P6		G5-3						G4-3	3	1	0	0	2	0	1											
Danny Tartabull, R OBP: 0.339, SLG: 0.441 (1, 10)		F9	K		F8					3	1	0	0	2	1	2											
Paul O'Neill, L OBP: 0.527, SLG: 0.715 (1, 9)				L7		G4-6-3				5	1	2	2	0	0	2											
Mike Stanley, R OBP: 0.336, SLG: 0.434 (1, 2)				F7						3	2	1	1	2	0	1											
Bernie Williams, S OBP: 0.368, SLG: 0.468 (1, 8)				F8						2	0	0	0	2	1	0											
Mike Gallego, R OBP: 0.317, SLG: 0.343 (8, PR)										3	0	1	1	1	1	3											
Gerald Williams, R OBP: 0.310, SLG: 0.524 (8, PR)										0	0	0	0	0	0	0											
Randy Velarde, R OBP: 0.320, SLG: 0.396 (8, 6)										0	0	0	0	0	0	0											
Pat Kelly, R OBP: 0.337, SLG: 0.344 (1, 4)	G4-3									4	0	2	0	0	0	5											
Inning Stats	R: 0 E: 0 K: 1 S: 9	H: 0 LOB: 0 BB: 0 P: 11	R: 0 E: 0 K: 1 S: 13	H: 1 LOB: 3 BB: 2 P: 24	R: 0 E: 0 K: 2 S: 16	H: 1 LOB: 1 BB: 0 P: 25	R: 0 E: 0 K: 0 S: 6	H: 0 LOB: 0 BB: 0 P: 11	R: 0 E: 0 K: 0 S: 10	H: 1 LOB: 1 BB: 0 P: 16	R: 0 E: 0 K: 0 S: 2	H: 0 LOB: 0 BB: 1 P: 6	R: 1 E: 0 K: 1 S: 14	H: 2 LOB: 2 BB: 1 P: 25	R: 4 E: 0 K: 0 S: 19	H: 2 LOB: 2 BB: 5 P: 42	R: 0 E: 0 K: 0 S: 8	H: 0 LOB: 1 BB: 1 P: 14	1B: 4 2B: 2 3B: 0 HR: 1	SF: 0 SAC: 0 DP: 2 HBP: 0	WP: 1 PB: 0 SB: 0 CS: 0	PA: 42					
PITCHER	IP	WLS	BF	H	R	ER	SO	BB	IBB	HBP	BLK	WP	HR	S	P	ERA	WHIP										
Juan Guzman, R ERA: 6.42 (2, 1)	1.0		3	0	0	0	1	0	0	0	0	0	0	9	11	0.00	0.000										
Woody Williams, R ERA: 5.79 (7, 1)	5.0	W	20	3	0	0	3	3	0	0	0	1	0	47	82	0.00	1.200										
Tony Castillo, L ERA: 3.16 (8, 1)	1.0		9	3	4	4	1	3	0	0	0	0	1	21	40	36.00	6.000										
Mike Timlin, R ERA: 8.05 (8, 1)	0.2		5	1	1	1	0	3	0	0	0	0	0	10	24	13.50	6.000										
Scott Brow, R ERA: 3.5 (8, 1)	1.1	S	5	0	0	0	0	1	0	0	0	0	0	10	17	0.00	0.750										

Batter	1	2	3	4	5	6	7	8	9	AB	R	H	RBI	BB	SO	LOB	BOTTOM										
Devon White, S OBP: 0.346, SLG: 0.498 (1, 8)	F9		G5-3	F8		P6				4	0	0	0	0	0	2	New York Yankees @ Toronto Blue Jays SkyDome, Toronto, ON Thu Jun 09 1994, 7:05 PM EDT Att: 50,521 - Unknown - 74 F										
Roberto Alomar, S OBP: 0.400, SLG: 0.503 (8, 4)	G6-3		F8		F9					3	0	0	0	0	0	1											
Domingo Cedeño, S OBP: 0.231, SLG: 0.314 (1, 10)						HBP				4	2	3	1	0	1	1											
Paul Molitor, R OBP: 0.411, SLG: 0.526 (1, 9)										4	1	2	3	0	0	1											
Joe Carter, R OBP: 0.350, SLG: 0.596 (1, 7)			L6							4	1	1	0	0	0	1											
John Olerud, L OBP: 0.397, SLG: 0.447 (1, 3)	F7									3	1	1	0	0	0	1											
Mike Huff, R OBP: 0.417, SLG: 0.471 (1, 5)										4	1	1	0	0	0	1											
Ed Sprague, R OBP: 0.308, SLG: 0.373 (1, 2)										4	0	1	2	0	0	1											
Randy Knorr, R OBP: 0.218, SLG: 0.235 (1, 6)										4	1	1	1	0	0	1											
Dick Schofield, R OBP: 0.304, SLG: 0.340 (1, 6)										4	1	1	0	0	0	1											
Inning Stats	R: 1 E: 0 K: 0 S: 12	H: 2 LOB: 1 BB: 0 P: 19	R: 0 E: 0 K: 0 S: 8	H: 0 LOB: 0 BB: 0 P: 12	R: 1 E: 0 K: 0 S: 7	H: 2 LOB: 1 BB: 0 P: 12	R: 2 E: 0 K: 0 S: 8	H: 3 LOB: 1 BB: 0 P: 15	R: 2 E: 0 K: 0 S: 7	H: 2 LOB: 1 BB: 0 P: 10	R: 1 E: 0 K: 1 S: 10	H: 1 LOB: 0 BB: 0 P: 15	R: 0 E: 0 K: 0 S: 5	H: 0 LOB: 0 BB: 0 P: 9	R: 0 E: 0 K: 0 S: 5	H: 0 LOB: 0 BB: 0 P: 9	R: 0 E: 0 K: 0 S: 5	H: 0 LOB: 0 BB: 0 P: 9	1B: 6 2B: 2 3B: 0 HR: 2	SF: 0 SAC: 0 DP: 0 HBP: 2	WP: 0 PB: 0 SB: 0 CS: 0	PA: 36					
PITCHER	IP	WLS	BF	H	R	ER	SO	BB	IBB	HBP	BLK	WP	HR	S	P	ERA	WHIP										
Terry Mulholland, L ERA: 6.25 (8, 1)	5.0	L	26	10	7	7	0	0	0	1	0	0	0	13	22	0.00	0.000										
Donn Pall, R ERA: 3.86 (8, 1)	2.0		7	0	0	0	1	0	0	0	0	0	0	5	9	0.00	0.000										
Bob Wickman, R ERA: 2.56 (8, 1)	1.0		3	0	0	0	0	0	0	0	0	0	0	5	9	0.00	0.000										

Batter	1	2	3	4	5	6	7	8	9	AB	R	H	RBI	BB	SO	LOB	TOP			
Luis Polonia, L (1,7) OBP: 0.375, SLG: 0.385	1-2 G5-3		0-0 F7		1-0 G1-3			2-2 L6		4	0	0	0	0	0	1	<p>New York Yankees @ Toronto Blue Jays</p> <p>SkyDome, Toronto, ON</p> <p>Sun Jun 12 1994, 3:33 AM EDT</p> <p>Att: 50,511 - Sunny - 81 F</p>			
Wade Boggs, L (1,5) OBP: 0.421, SLG: 0.492	3-2 G6-3		3-2 F7			4-2 BB		0-2 1B		3	0	1	0	1	0	1				
Don Mattingly, L (1,3) OBP: 0.420, SLG: 0.442	1-0 G3			4-1 P5 2B		1-3 K		1-0 1B		3	1	1	0	1	1	1				
Danny Tartabull, R (1,10) OBP: 0.333, SLG: 0.439		4-2 BB		1-2 P3		2-1 F8		1-3 K		3	0	0	0	1	1	4				
Paul O'Neill, L (1,9) OBP: 0.514, SLG: 0.703	1-1 F7		2-0 P5		1-2 G3			1-0 BB		4	0	1	0	0	0	3				
Jim Leyritz, R (1,2) OBP: 0.390, SLG: 0.552	4-1 SAFE	4-1 SAFE	3-2 2H		2-0 P6			1-3 K		3	0	1	1	1	1	1				
Bernie Williams, S (1,8) OBP: 0.365, SLG: 0.451	3-2 G6-4-3		0-0 F8		1-3 K			4-2 G6-4-3		3	0	0	0	1	1	3				
Randy Velarde, R (1,6) OBP: 0.318, SLG: 0.387			4-1 BB		3-3 K			1-0 G6-4-3		3	0	0	0	1	2	2				
Mike Gallego, R (1,4) OBP: 0.313, SLG: 0.340			1-3 K		3-1 G6-3			1-0 P3		3	0	0	0	0	1	1				
Inning Stats	R: 0 E: 0 K: 0 S: 8	H: 0 LOB: 0 BB: 0 P: 13	R: 0 E: 0 K: 0 S: 8	H: 0 LOB: 1 BB: 2 P: 20	R: 0 E: 0 K: 1 S: 8	H: 0 LOB: 1 BB: 1 P: 16	R: 1 E: 0 K: 0 S: 11	H: 1 LOB: 0 BB: 1 P: 21	R: 0 E: 0 K: 1 S: 12	H: 0 LOB: 1 BB: 1 P: 20	R: 0 E: 0 K: 2 S: 9	H: 0 LOB: 0 BB: 0 P: 15	R: 0 E: 0 K: 1 S: 12	H: 2 LOB: 2 BB: 0 P: 17	R: 0 E: 0 K: 1 S: 7	H: 1 LOB: 1 BB: 1 P: 14	1B: 3 2B: 1 3B: 0 HR: 0	SF: 0 SAC: 1 DP: 2 HBP: 0	WP: 0 PB: 0 SB: 0 CS: 0	PA: 35
PITCHER	IP WLS BF H R ER SO BB IBB HBP BLK WP HR S P ERA WHIP	8.0 W 31 3 1 1 6 5 0 0 0 0 0 74 135 1.12 1.000	1.0 S 4 1 0 0 1 1 0 0 0 0 0 7 14 0.00 2.000	PITCHER																
Pat Hentgen, R (1,1) ERA: 3.42																				
Tony Castillo, L (9,1) ERA: 3.06																				

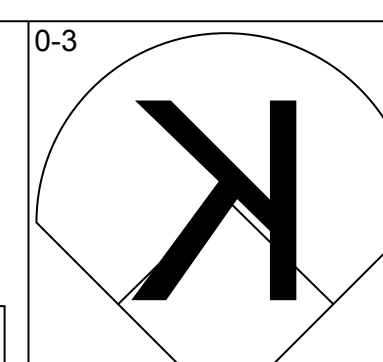
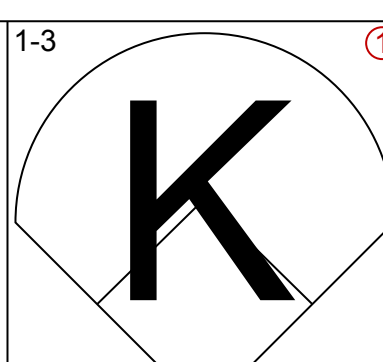
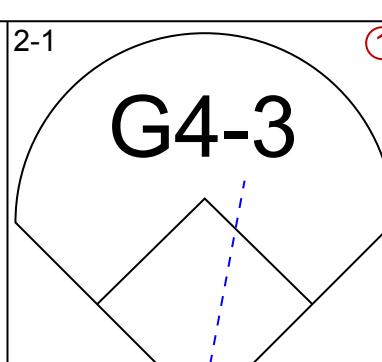
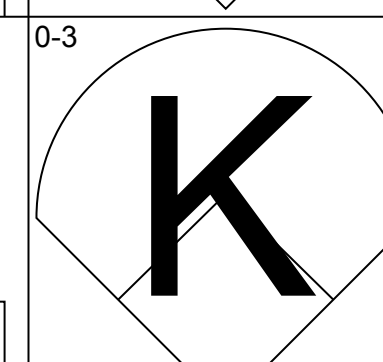
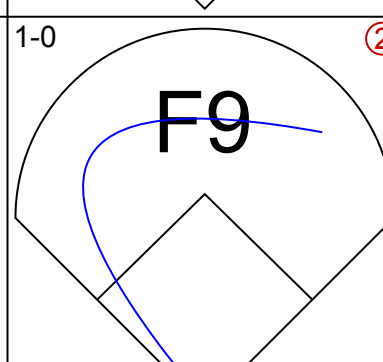
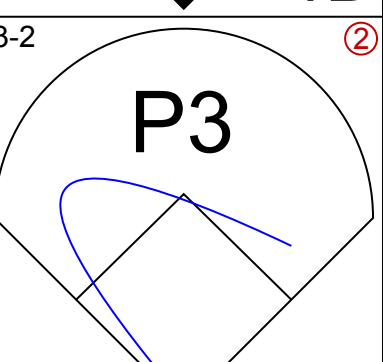
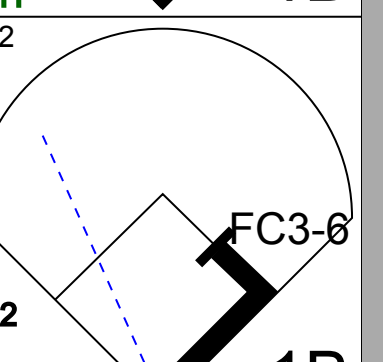
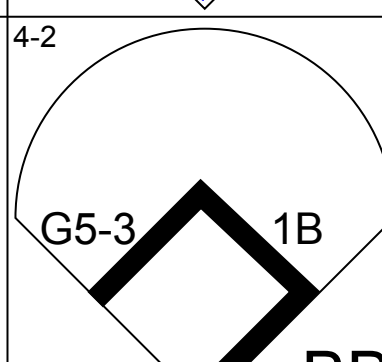
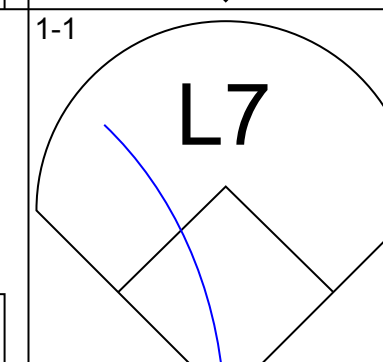
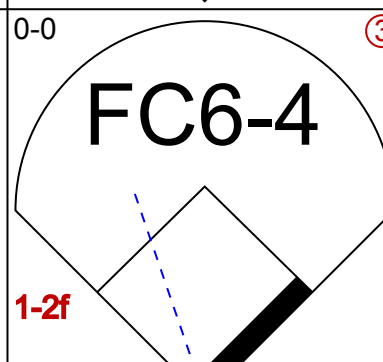
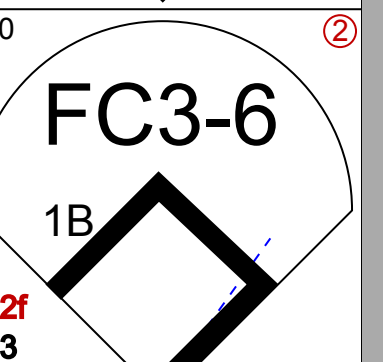
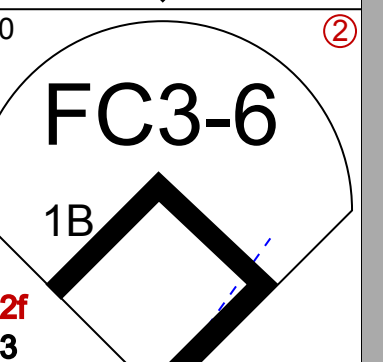
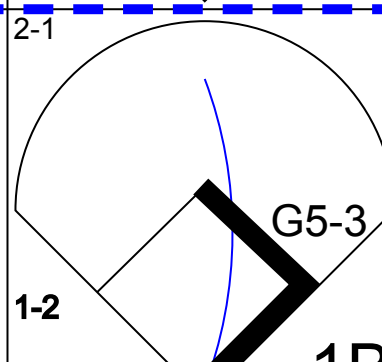
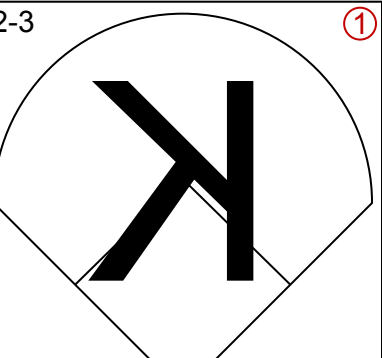
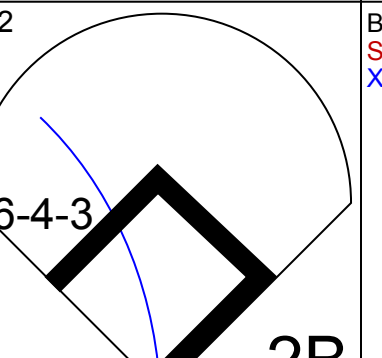
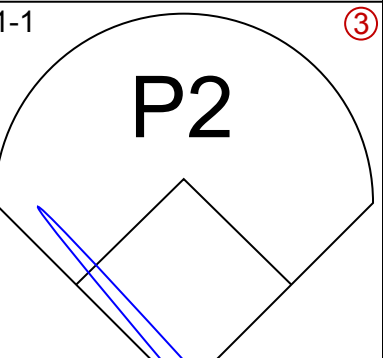
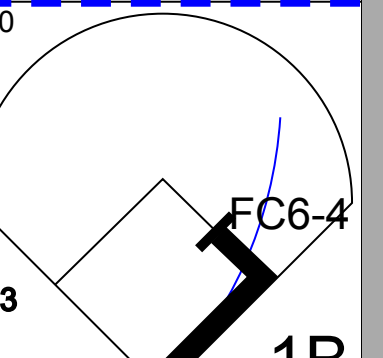
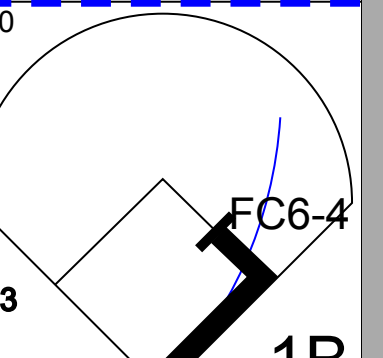
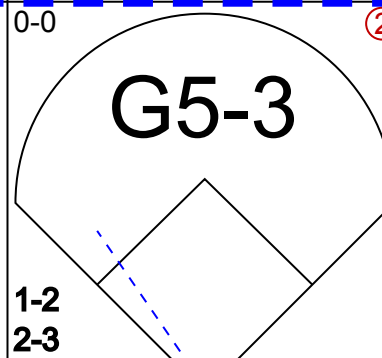
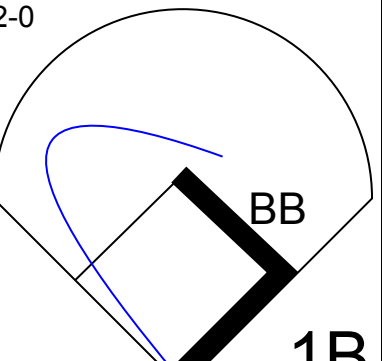
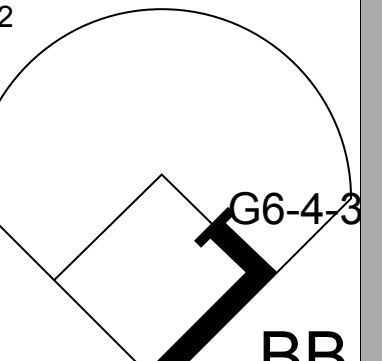
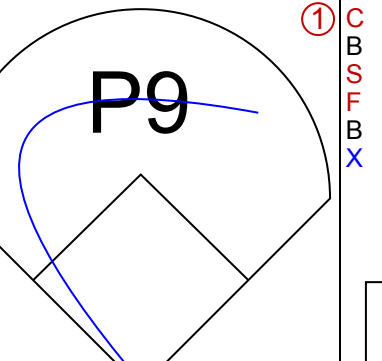
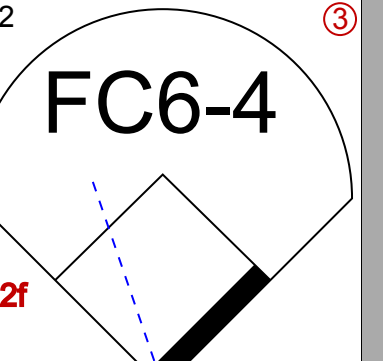
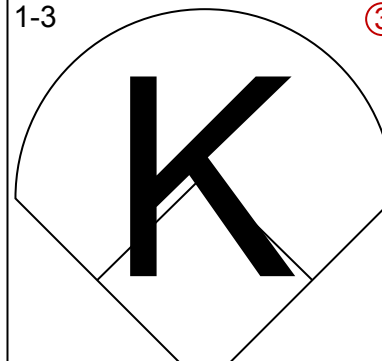
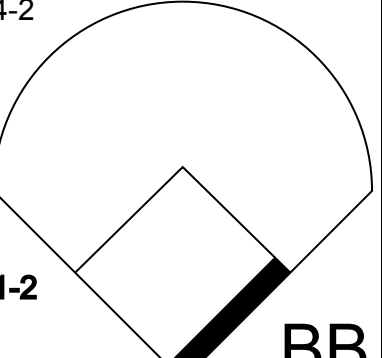
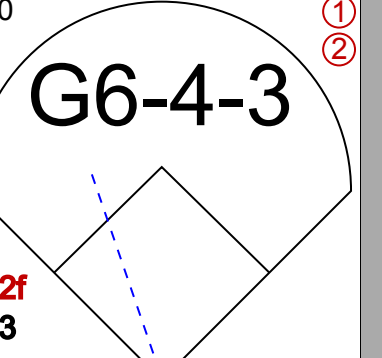
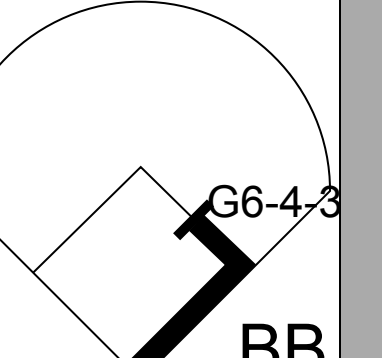
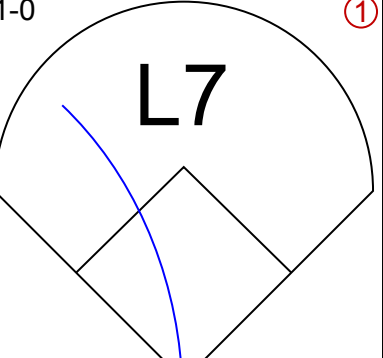
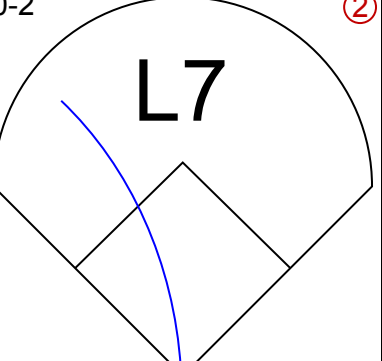
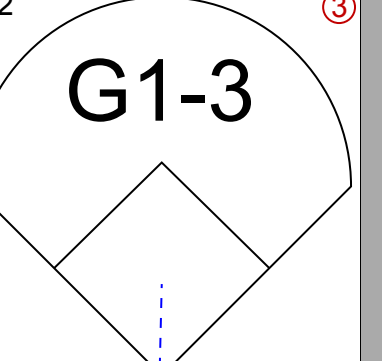
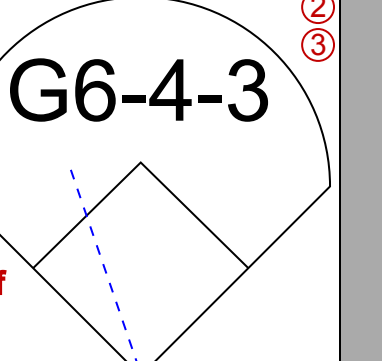
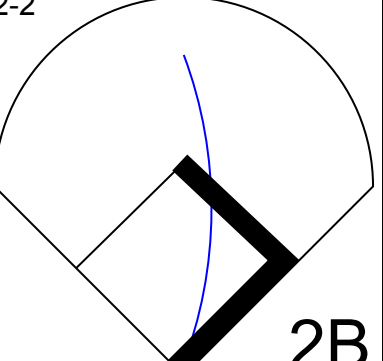
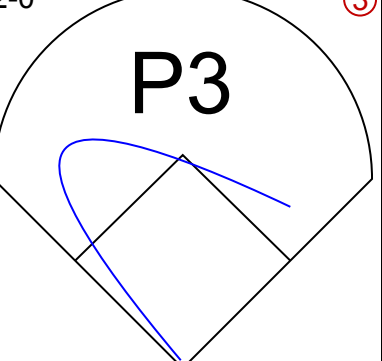
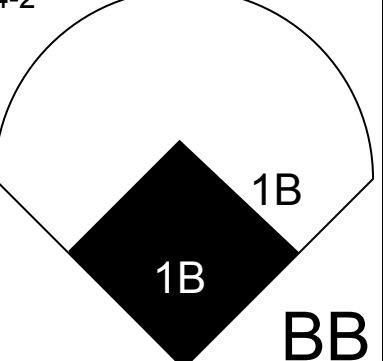
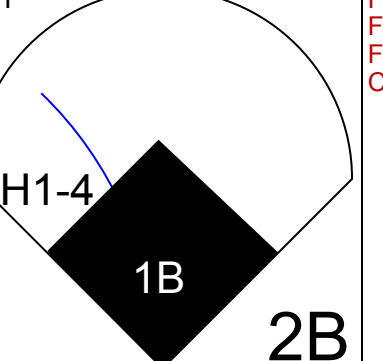
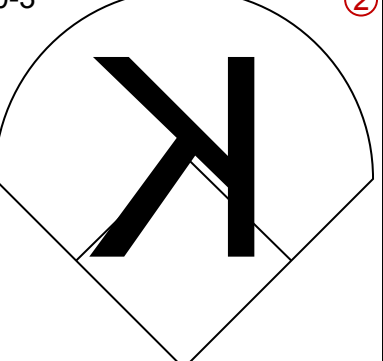
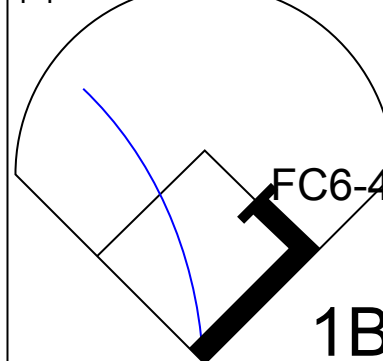
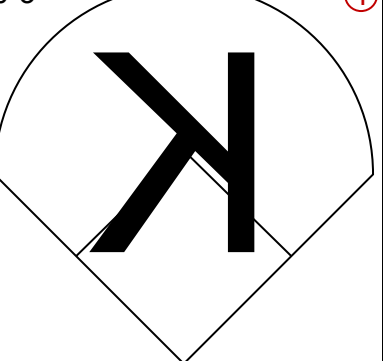
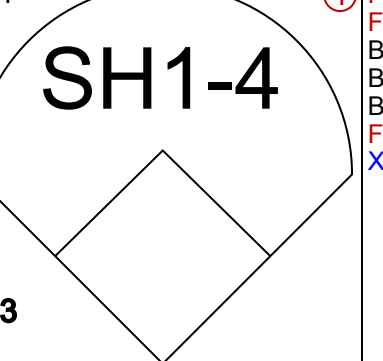
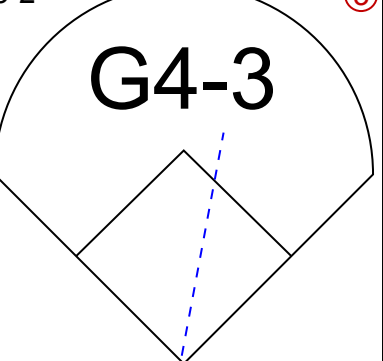
AB	29
R	1
H	4
RBI	1
BB	6
SO	7
LOB	17

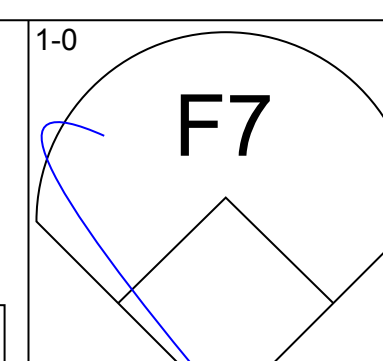
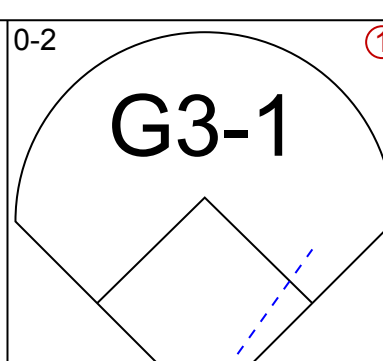
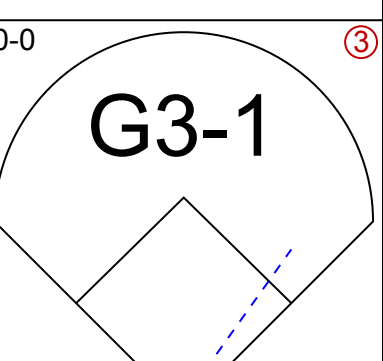
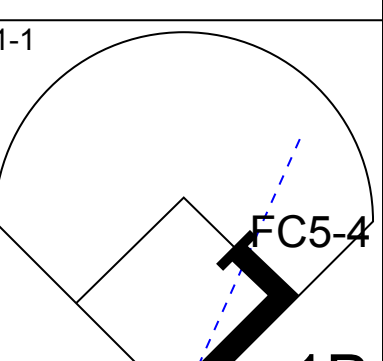
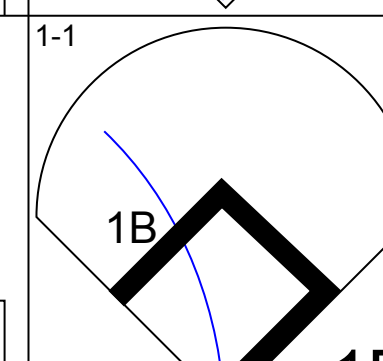
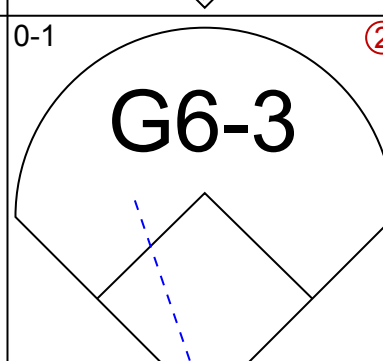
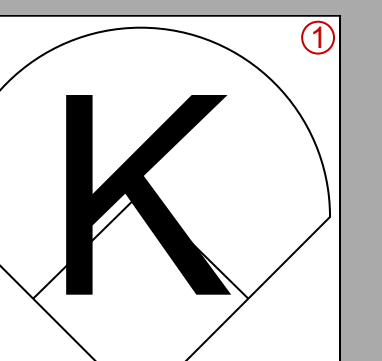
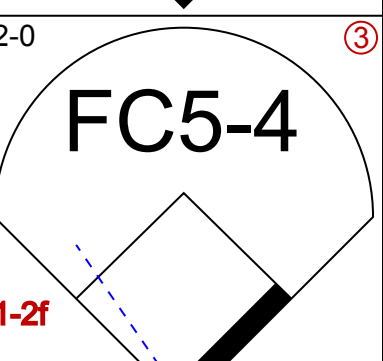
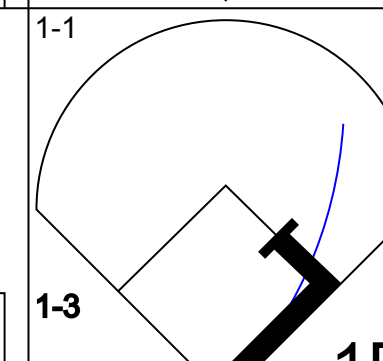
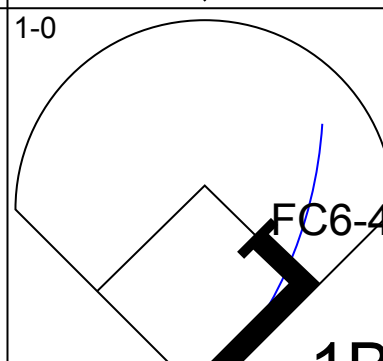
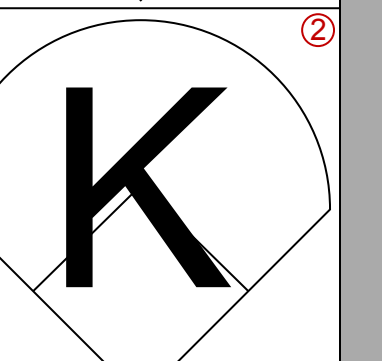
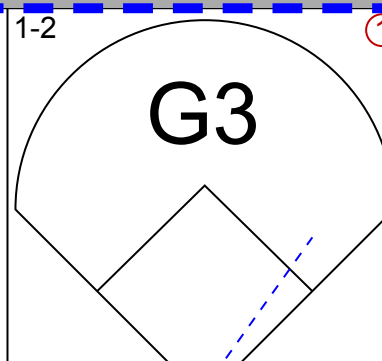
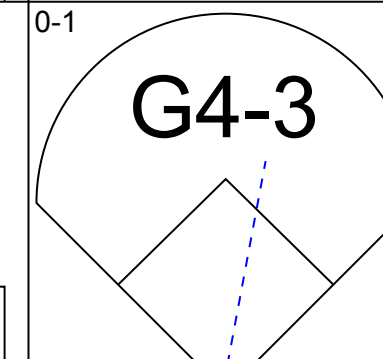
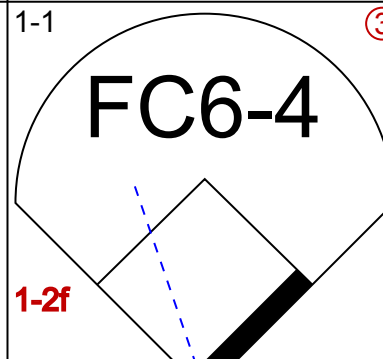
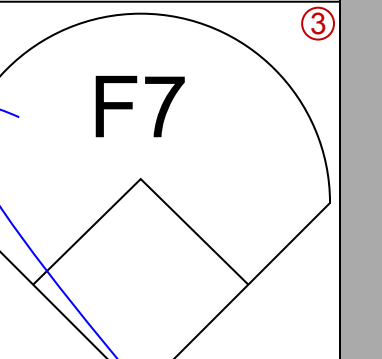
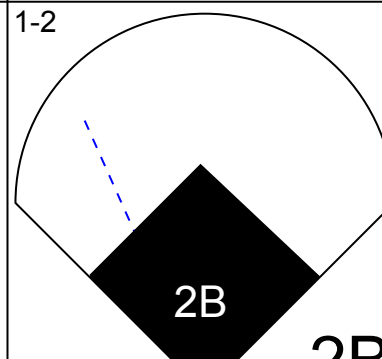
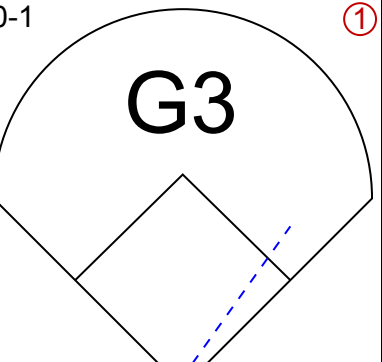
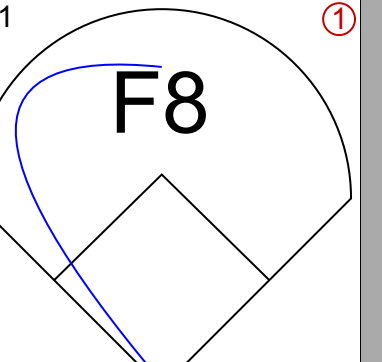
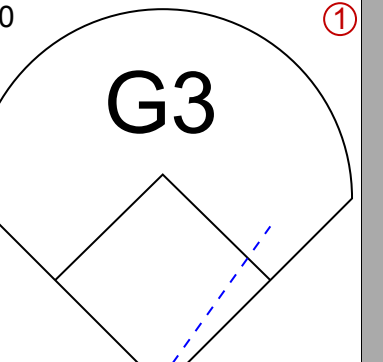
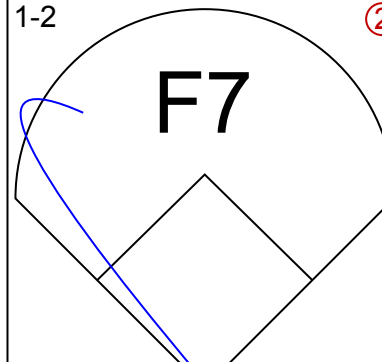
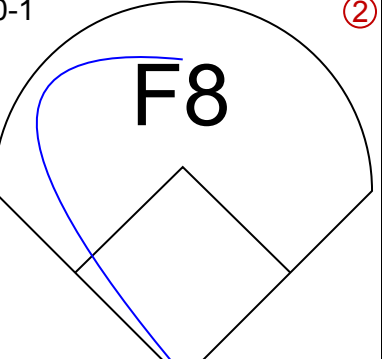
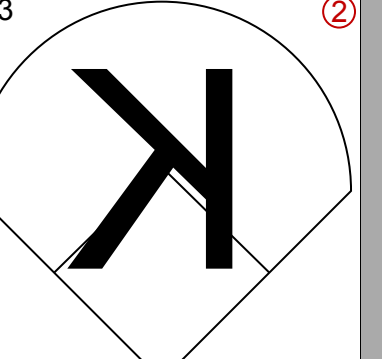

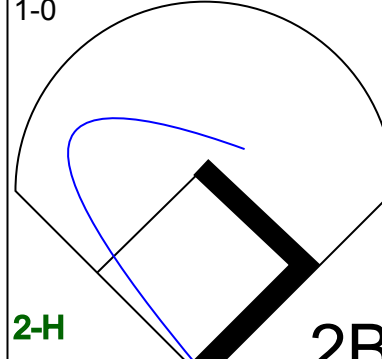
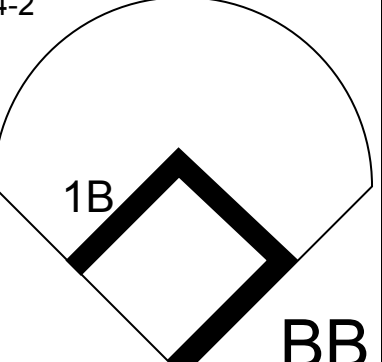
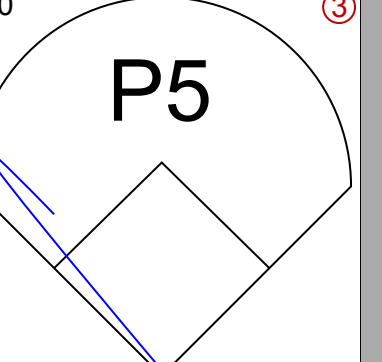
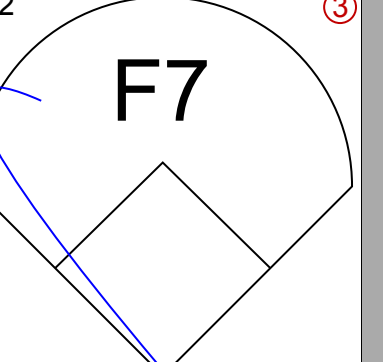
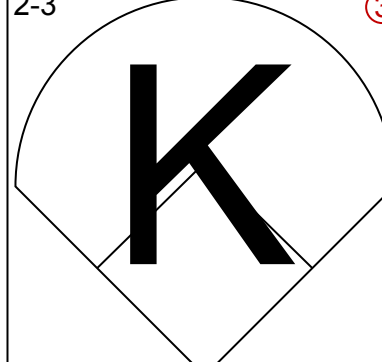
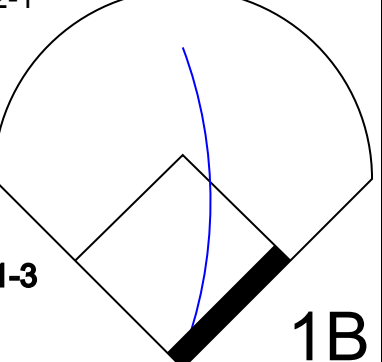
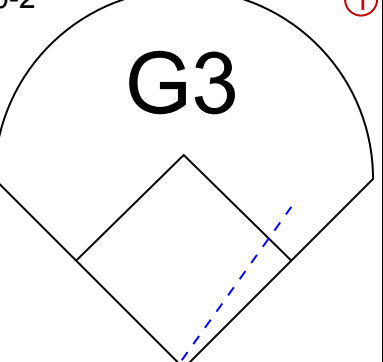
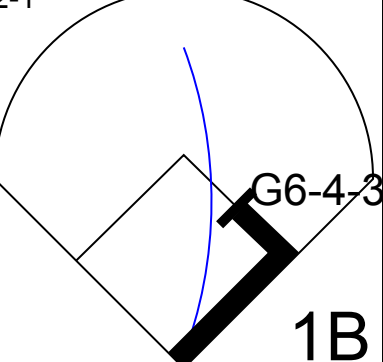
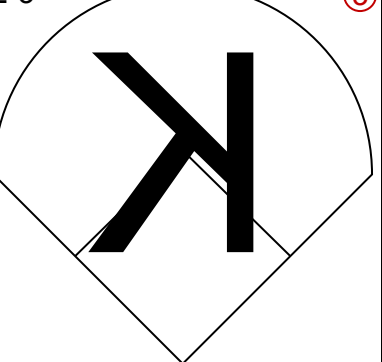
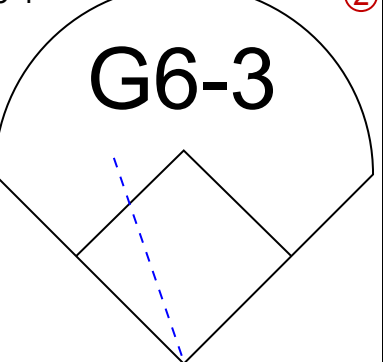
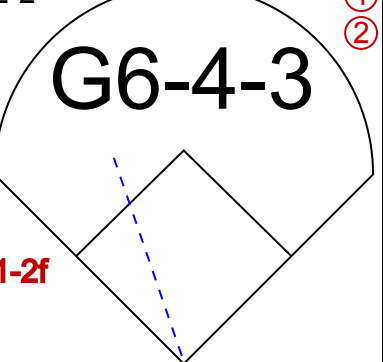


Batter	1	2	3	4	5	6	7	8	9	AB	R	H	RBI	BB	SO	LOB	BOTTOM			
Devon White, S (1,8) OBP: 0.344, SLG: 0.500	2-0 CS		1-1 G5-3			0-0 G4-6-3		2-1 HR		4	1	3	2	0	0	0	<p>New York Yankees @ Toronto Blue Jays</p> <p>SkyDome, Toronto, ON</p> <p>Sun Jun 12 1994, 3:33 AM EDT</p> <p>Att: 50,511 - Sunny - 81 F</p>			
Roberto Alomar, S (1,4) OBP: 0.395, SLG: 0.493	3-2 SAFE		3-2 G3		3-2 1B	0-0 G4-6-3		1-0 G4-3		4	0	1	0	0	0	4				
Paul Molitor, R (1,10) OBP: 0.413, SLG: 0.523	1-0 SAFE		1-0 WP		1-0 P3	0-2 L7				3	1	1	0	0	0	2				
Joe Carter, R (1,9) OBP: 0.343, SLG: 0.573	2-2 G6-3				2-1 P3			3-1 F8		3	0	0	0	0	0	1				
John Olerud, L (1,3) OBP: 0.387, SLG: 0.445		0-0 F8		2-2 G5-3		2-2 G4-3		1-2 G4-3		3	0	0	0	0	0	1				
Shawn Green, L (1,7) Mike Huff, R (8,7) OBP: 0.424, SLG: 0.474		2-3 K			1-3 K			2-1 G4-3		3	0	0	0	0	0	2				
Ed Sprague, R (1,5) OBP: 0.211, SLG: 0.368		3-3 K			2-2 P2			1-2 SH1-4		3	0	1	0	0	1	0				
Domingo Cedenno, S (8, PR) OBP: 0.231, SLG: 0.314								0-0 SH1-4		0	1	0	0	0	0	0				
Randy Knorr, R (1,2) OBP: 0.211, SLG: 0.226			1-3 K			1-3 K		1-2 SH1-4		2	0	0	0	0	2	0				
Rob Butler, L (8, PH) OBP: 0.250, SLG: 0.250								1-2 SH1-4		0	0	0	0	0	0	0				
Pat Borders, R (9,2) OBP: 0.306, SLG: 0.341								1-2 SH1-4		0	0	0	0	0	0	0				
Dick Schofield, R (1,6) OBP: 0.315, SLG: 0.342			2-0 F8			4-1 G4-6-3		3-3 K		2	0	0	0	1	1	2				
Inning Stats	R: 1 E: 0 K: 0 S: 8	H: 2 LOB: 0 BB: 0 P: 16	R: 0 E: 0 K: 2 S: 8	H: 0 LOB: 0 BB: 0 P: 13	R: 0 E: 0 K: 1 S: 6	H: 0 LOB: 0 BB: 0 P: 10	R: 0 E: 0 K: 0 S: 9	H: 1 LOB: 1 BB: 0 P: 17	R: 0 E: 0 K: 2 S: 9	H: 0 LOB: 0 BB: 0 P: 13	R: 0 E: 0 K: 0 S: 6	H: 1 LOB: 1 BB: 1 P: 10	R: 0 E: 0 K: 0 S: 7	H: 0 LOB: 0 BB: 0 P: 14	R: 2 E: 0 K: 1 S: 13	H: 2 LOB: 1 BB: 0 P: 20	1B: 4 2B: 1 3B: 0 HR: 1	SF: 0 SAC: 1 DP: 1 HBP: 0	WP: 2 PB: 0 SB: 0 CS: 1	PA: 29
PITCHER	IP WLS BF H R ER SO BB IBB HBP BLK WP HR S P ERA WHIP	8.0 L 29 6 3 3 6 1 0 0 0 1 1 66 113 3.38 0.875	PITCHER																	
Scott Kamieniecki, R (1,1) ERA: 3.68																				


AB	27
R	3
H	6
RBI	2
BB	1
SO	6
LOB	10



Batter	1	2	3	4	5	6	7	8	9	AB	R	H	RBI	BB	SO	LOB	TOP					
Bernie Williams, S (1, 8) OBP: 0.366, SLG: 0.450										5	1	2	1	0	2	1	New York Yankees @ Baltimore Orioles Oriole Park at Camden Yards, Baltimore, MD Mon Jun 13 1994, 7:05 PM EDT Att: 47,383 - Unknown - 89 F					
Randy Velarde, R (1, 5) OBP: 0.321, SLG: 0.383										4	0	1	0	1	1	3						
Don Mattingly, L (1, 3) OBP: 0.420, SLG: 0.441										5	0	2	1	0	0	3						
Danny Tartabull, R (1, 10) OBP: 0.335, SLG: 0.443										5	0	2	1	0	1	4						
Jim Leyritz, R (1, 2) OBP: 0.390, SLG: 0.543										4	0	1	0	1	1	4						
Paul O'Neill, L (1, 9) OBP: 0.513, SLG: 0.695										2	0	0	0	2	0	2						
Gerald Williams, R (1, 7) OBP: 0.304, SLG: 0.522										4	0	1	0	0	0	4						
Mike Gallego, R (1, 6) OBP: 0.317, SLG: 0.346										3	2	1	0	1	1	3						
Pat Kelly, R (1, 4) OBP: 0.337, SLG: 0.348										3	0	1	0	0	1	2						
Inning Stats	R: 0 E: 0 K: 2 S: 9	H: 0 LOB: 0 BB: 0 P: 10	R: 0 E: 0 K: 1 S: 12	H: 1 LOB: 2 BB: 1 P: 22	R: 0 E: 0 K: 1 S: 7	H: 1 LOB: 1 BB: 0 P: 10	R: 0 E: 0 K: 0 S: 11	H: 1 LOB: 1 BB: 1 P: 20	R: 1 E: 0 K: 0 S: 16	H: 2 LOB: 2 BB: 1 P: 26	R: 0 E: 0 K: 0 S: 11	H: 0 LOB: 0 BB: 1 P: 19	R: 2 E: 0 K: 0 S: 16	H: 4 LOB: 2 BB: 0 P: 27	R: 0 E: 0 K: 1 S: 12	H: 1 LOB: 1 BB: 0 P: 18	R: 0 E: 0 K: 1 S: 10	H: 1 LOB: 2 BB: 1 P: 19	1B: 8 2B: 3 3B: 0 HR: 0	SF: 0 SAC: 1 DP: 2 HBP: 0	WP: 0 PB: 0 SB: 0 CS: 0	PA: 41
PITCHER	IP	WLS	BF	H	R	ER	SO	BB	IBB	HBP	BLK	WP	HR	S	P	ERA	WHIP					
Sid Fernandez, L (1, 1) ERA: 4.32	6.2	L	30	8	3	3	5	4	0	0	0	0	0	77	125	4.05	1.800					
Alan Mills, R (7, 1) ERA: 6.66	1.2		8	2	0	0	1	1	0	0	0	0	0	21	37	0.00	1.800					
Jim Poole, L (9, 1) ERA: 6.75	0.0		1	1	0	0	0	0	0	0	0	0	0	2	4	∞	∞					
Mark Eichhorn, R (9, 1) ERA: 2.45	0.2		2	0	0	0	1	0	0	0	0	0	0	4	5	0.00	0.000					


Batter	1	2	3	4	5	6	7	8	9	AB	R	H	RBI	BB	SO	LOB	BOTTOM				
Brady Anderson, L (1, 7) OBP: 0.343, SLG: 0.389										4	0	1	0	0	0	0	New York Yankees @ Baltimore Orioles Oriole Park at Camden Yards, Baltimore, MD Mon Jun 13 1994, 7:05 PM EDT Att: 47,383 - Unknown - 89 F				
Chris Sabo, R (1, 9) OBP: 0.313, SLG: 0.422										4	0	1	0	0	1	1					
Rafael Palmeiro, L (1, 3) OBP: 0.430, SLG: 0.599										4	0	2	0	0	1	0					
Cal Ripken Jr., R (1, 6) OBP: 0.335, SLG: 0.454										4	1	1	0	0	0	2					
Harold Baines, L (1, 10) OBP: 0.342, SLG: 0.494										4	0	0	0	0	0	1					
Leo Gomez, R (1, 5) OBP: 0.405, SLG: 0.583										4	0	1	1	0	2	0					
Chris Hoiles, R (1, 2) OBP: 0.330, SLG: 0.379										3	0	0	0	1	1	1					
Mark McLemore, S (1, 4) OBP: 0.368, SLG: 0.323										3	0	2	0	0	0	0					
Mike Devereaux, R (1, 8) OBP: 0.271, SLG: 0.346										3	0	0	0	0	1	3					
Inning Stats	R: 0 E: 0 K: 0 S: 7	H: 2 LOB: 1 BB: 0 P: 10	R: 0 E: 0 K: 1 S: 12	H: 1 LOB: 1 BB: 1 P: 20	R: 0 E: 0 K: 0 S: 8	H: 0 LOB: 0 BB: 0 P: 10	R: 0 E: 0 K: 1 S: 6	H: 0 LOB: 0 BB: 0 P: 8	R: 0 E: 0 K: 2 S: 8	H: 0 LOB: 0 BB: 0 P: 13	R: 0 E: 0 K: 1 S: 9	H: 0 LOB: 0 BB: 0 P: 13	R: 0 E: 0 K: 0 S: 9	H: 2 LOB: 1 BB: 0 P: 16	R: 1 E: 0 K: 1 S: 13	H: 2 LOB: 1 BB: 0 P: 19	1B: 6 2B: 2 3B: 0 HR: 0	SF: 0 SAC: 0 DP: 1 HBP: 0	WP: 0 PB: 0 SB: 0 CS: 0	PA: 34	
PITCHER	IP	WLS	BF	H	R	ER	SO	BB	IBB	HBP	BLK	WP	HR	S	P	ERA	WHIP				
Melido Perez, R (1, 1) ERA: 3.86	8.0	W	29	6	0	0	0	65	99			0	0	10	14	13.50	3.000				
Steve Howe, L (9, 1) ERA: 3.77	0.2		4	2	1	1	0	0	0	0	0	0	0	3	5	0.00	0.000				
Bob Wickman, R (9, 1) ERA: 2.29	0.1	S	1	0	0	0	1	0	0	0	0	0	0	3	5	0.00	0.000				


AB 35
R 3
H 11
RBI 3
BB 5
SO 7
LOB 26



AB 33
R 1
H 8
RBI 1
BB 1
SO 6
LOB 8



Batter	1	2	3	4	5	6	7	8	9	AB	R	H	RBI	BB	SO	LOB	TOP										
Luis Polonia, L OBP: 0.376, SLG: 0.386 (1, 7)	G5-3		L6-4 1B		L7		P5		E1 1B	5	1	2	0	0	0	2	<p>New York Yankees @ Baltimore Orioles Oriole Park at Camden Yards, Baltimore, MD</p> <p>Tue Jun 14 1994, 7:05 PM EDT Att: 47,480 - Unknown - 97 F</p> <p>livebaseballscores.com</p> <p>AB 36 R 4 H 9 RBI 3 BB 4 SO 5 LOB 23</p> 										
Wade Boggs, L OBP: 0.425, SLG: 0.492 (1, 5)	1B		L6-4		BB		F7		E 1B	4	0	2	1	1	0	2											
Don Mattingly, L OBP: 0.419, SLG: 0.442 (1, 3)	L7				FC6-4 BB		G1-3		E3	4	0	1	1	1	0	2											
Danny Tartabull, R OBP: 0.328, SLG: 0.433 (1, 10)	P3				FC6-4 BB				K	5	0	0	0	0	2	7											
Paul O'Neill, L OBP: 0.507, SLG: 0.682 (1, 9)			G4-3		K				P5	5	1	1	0	0	1	3											
Jim Leyritz, R OBP: 0.387, SLG: 0.530 Gerald Williams, R (8, PR) OBP: 0.304, SLG: 0.522 Bob Melvin, R OBP: 0.286, SLG: 0.500 (8, 2)	P4				F9				E5	3	0	0	0	0	1	1											
Bernie Williams, S OBP: 0.364, SLG: 0.443 (1, 8)	L4				BB BB BB				G4-3	3	1	0	0	1	0	3											
Mike Gallego, R OBP: 0.312, SLG: 0.340 Daryl Boston, L (9, PH) OBP: 0.229, SLG: 0.378 Randy Velarde, R OBP: 0.321, SLG: 0.383 (9, 6)			P4		K				G4-3 SH3-4 E 1B	3	0	0	1	0	1	2											
Pat Kelly, R OBP: 0.342, SLG: 0.353 (1, 4)			1B		BB BB BB				SH3-4	3	0	2	0	0	1	1											
Inning Stats	R: 0 E: 0 K: 0 S: 8	H: 1 LOB: 1 BB: 0 P: 12	R: 0 E: 0 K: 0 S: 5	H: 0 LOB: 0 BB: 0 P: 5	R: 0 E: 0 K: 0 S: 7	H: 2 LOB: 1 BB: 0 P: 13	R: 0 E: 0 K: 1 S: 9	H: 1 LOB: 1 BB: 0 P: 19	R: 1 E: 0 K: 1 S: 11	H: 1 LOB: 3 BB: 3 P: 27	R: 0 E: 0 K: 0 S: 9	H: 0 LOB: 0 BB: 0 P: 13	R: 0 E: 1 K: 1 S: 10	H: 0 LOB: 1 BB: 0 P: 13	R: 2 E: 2 K: 1 S: 18	H: 3 LOB: 2 BB: 0 P: 25		1B: 8 2B: 2 3B: 0 HR: 0	SF: 0 SAC: 1 DP: 1 HBP: 0	WP: 0 PB: 0 SB: 0 CS: 0	PA: 41						
PITCHER	IP	WLS	BF	H	R	ER	SO	BB	IBB	HBP	BLK	WP	HR	S	P	ERA	WHIP										
Mike Oquist, R ERA: 4.7 (1, 1)	5.0		24	6	2	2	2	4	0	0	0	0	0	42	82	3.60	2.000										
Mark Eichhorn, R ERA: 2.2 (6, 1)	3.0		10	0	0	0	2	0	0	0	0	0	0	27	38	0.00	0.000										
Lee Smith, R ERA: 1.8 (9, 1)	1.0	L	7	3	2	1	1	0	0	0	0	0	0	18	25	9.00	3.000										

Batter	1	2	3	4	5	6	7	8	9	AB	R	H	RBI	BB	SO	LOB	BOTTOM										
Brady Anderson, L OBP: 0.340, SLG: 0.389 (1, 7)	G4-3	FC4				K		G4-3		5	0	1	0	0	1	2	<p>New York Yankees @ Baltimore Orioles Oriole Park at Camden Yards, Baltimore, MD</p> <p>Tue Jun 14 1994, 7:05 PM EDT Att: 47,480 - Unknown - 97 F</p> <p>livebaseballscores.com</p> <p>AB 40 R 3 H 14 RBI 3 BB 3 SO 9 LOB 21</p> 										
Chris Sabo, R OBP: 0.317, SLG: 0.421 Jeff Tackett, R OBP: 0.222, SLG: 0.240 (9, 2)	1B		P3		P8			G4-3		5	0	2	0	0	0	1											
Rafael Palmeiro, L OBP: 0.429, SLG: 0.599 (1, 3)	K		1B		G3-1			P3		5	0	2	0	0	1	1											
Cal Ripken Jr., R OBP: 0.340, SLG: 0.457 (1, 6)	G5-3		1B		G1-3			1B		5	0	3	0	0	0	1											
Leo Gomez, R OBP: 0.405, SLG: 0.573 Damon Buford, R (9, PR) OBP: 0.500, SLG: 0.500 (1, 5)		F9	K		1B BB			G3		4	1	1	0	1	1	3											
Lonnie Smith, R OBP: 0.288, SLG: 0.216 Harold Baines, L (7, PH) OBP: 0.344, SLG: 0.492 (1, 10)	1B BB		F9		1B			1B		0	0	0	0	0	0	0											
Chris Hoiles, R OBP: 0.329, SLG: 0.376 Jack Voigt, R OBP: 0.317, SLG: 0.336 (9, 9)	L5				K			K		4	0	1	1	0	2	3											
Tim Lueft, R OBP: 0.333, SLG: 0.358 (1, 4)	1B				K			K		1	0	0	0	1	2	2											
Mike Devereaux, R OBP: 0.275, SLG: 0.362 (1, 8)	1B				HR			K		4	1	2	2	0	1	0											
Inning Stats	R: 0 E: 0 K: 1 S: 7	H: 1 LOB: 1 BB: 0 P: 10	R: 1 E: 0 K: 0 S: 14	H: 2 LOB: 2 BB: 1 P: 26	R: 0 E: 0 K: 1 S: 10	H: 2 LOB: 0 BB: 0 P: 19	R: 1 E: 0 K: 2 S: 16	H: 2 LOB: 1 BB: 0 P: 22	R: 1 E: 0 K: 0 S: 18	H: 2 LOB: 2 BB: 1 P: 28	R: 0 E: 0 K: 2 S: 11	H: 2 LOB: 2 BB: 0 P: 16	R: 0 E: 0 K: 2 S: 11	H: 1 LOB: 2 BB: 1 P: 19	R: 0 E: 0 K: 0 S: 6	H: 0 LOB: 0 BB: 0 P: 11		R: 0 E: 0 K: 1 S: 10	H: 2 LOB: 2 BB: 0 P: 15	1B: 11 2B: 2 3B: 0 HR: 1	SF: 0 SAC: 0 DP: 0 HBP: 0	WP: 0 PB: 1 SB: 0 CS: 0	PA: 43				
PITCHER	IP	WLS	BF	H	R	ER	SO	BB	IBB	HBP	BLK	WP	HR	S	P	ERA	WHIP										
Terry Mulholland, L ERA: 6.13 (1, 1)	6.0		30	11	3	3	6	2	0	0	0	0	0	12	21	4.50	2.167										
Xavier Hernandez, R ERA: 5.63 (7, 1)	1.1		6	1	0	0	2	0	1	0	0	0	0	7	13	0.00	0.000										
Sterling Hitchcock, L ERA: 4.7 (8, 1)	1.0	W	3	0	0	0	0	0	0	0	0	0	0	4	7	0.00	0.000										
Bob Wickman, R ERA: 2.29 (9, 1)	0.0		2	2	0	0	0	0	0	0	0	0	0	4	7	0.00	0.000										
Steve Howe, L ERA: 3.6 (9, 1)	0.2	S	2	0	0	0	1	0	0	0	0	0	0	4	4	0.00	0.000										

Batter	1	2	3	4	5	6	7	8	9	AB	R	H	RBI	BB	SO	LOB	TOP					
Bernie Williams, S OBP: 0.366, SLG: 0.449	1-0 SH1-3 1B	2-1 F9			0-1 P4			0-0 BB 1B		4	2	2	0	0	0	0						
Wade Boggs, L OBP: 0.424, SLG: 0.487	0-1 SH1-3 2-3		0-1 F8			2-1 G4-3		1-2 2-3 BB		2	0	0	0	1	0	0						
Don Mattingly, L OBP: 0.421, SLG: 0.443	2-1 BB 1B		1-2 L8			3-2 L8		1-0 F8 1B		4	1	2	3	0	0	0						
Danny Tartabull, R OBP: 0.327, SLG: 0.428	4-2 1B BB		3-3 K			0-0 G6-3		1-3 F8		3	0	0	0	1	1	2						
Mike Stanley, R OBP: 0.335, SLG: 0.437	0-3 K			1-0 FC6-4 1B			2-1 F9	1-3 K		4	0	1	0	0	2	4						
Paul O'Neill, L OBP: 0.502, SLG: 0.673	0-1 1-2 2-H 1B			2-1 FC6-4 G6-4-3			2-3 K		2-3 K	4	0	1	1	0	2	1						
Jim Leyritz, R OBP: 0.377, SLG: 0.515	1-1 F7			2-2 G6-4-3			3-3 K		0-0 F9	4	0	0	0	0	1	3						
Randy Velarde, R OBP: 0.319, SLG: 0.379		1-1 L7			3-3 K			2-0 BB SH3-4 1B	1-0 G6-3	4	1	1	0	0	1	0						
Pat Kelly, R OBP: 0.339, SLG: 0.349		2-1 F7			0-0 G4-3			0-0 SH3-4		2	0	0	0	0	0	0						
Inning Stats	R: 2 E: 0 K: 1 S: 14	H: 3 LOB: 2 BB: 1 P: 22	R: 0 E: 0 K: 0 S: 6	H: 0 LOB: 0 BB: 0 P: 11	R: 0 E: 0 K: 1 S: 8	H: 0 LOB: 0 BB: 0 P: 12	R: 0 E: 0 K: 0 S: 7	H: 1 LOB: 0 BB: 0 P: 12	R: 0 E: 0 K: 2 S: 6	H: 0 LOB: 0 BB: 0 P: 9	R: 0 E: 0 K: 0 S: 6	H: 0 LOB: 0 BB: 0 P: 11	R: 0 E: 0 K: 2 S: 9	H: 0 LOB: 0 BB: 0 P: 16	R: 2 E: 0 K: 1 S: 18	H: 3 LOB: 2 BB: 1 P: 28	R: 0 E: 0 K: 1 S: 5	H: 0 LOB: 0 BB: 0 P: 8	1B: 6 2B: 1 3B: 0 HR: 0	SF: 0 SAC: 2 DP: 1 HBP: 0	WP: 0 PB: 0 SB: 0 CS: 0	PA: 35
PITCHER	IP	WLS	BF	H	R	ER	SO	BB	IBB	HBP	BLK	WP	HR	S	P	ERA	WHIP					
Jamie Moyer, L ERA: 5.49	(1, 1)	7.1	28	6	4	4	5	1	0	0	0	0	0	59	98	4.91	0.955					
Jim Poole, L ERA: 6.75	(8, 1)	0.0	2	1	0	0	0	1	0	0	0	0	0	8	13	∞	∞					
Alan Mills, R ERA: 6.26	(8, 1)	1.2	W	5	0	0	0	2	0	0	0	0	0	12	18	0.00	0.000					

New York Yankees @ Baltimore Orioles
Oriole Park at Camden Yards, Baltimore, MD

Wed Jun 15 1994, 7:05 PM EDT
Att: 47,306 - Unknown - 95 F



AB 31
R 4
H 7
RBI 4
BB 2
SO 7
LOB 10

Batter	1	2	3	4	5	6	7	8	9	AB	R	H	RBI	BB	SO	LOB	BOTTOM					
Brady Anderson, L OBP: 0.341, SLG: 0.393	2-0 HR 1B	0-1 G3			0-0 2B		0-0 F7	2-1 P4		5	1	2	0	0	0	3						
Chris Sabo, R OBP: 0.315, SLG: 0.441	1-0 SAFE SAFE SAFE HR		0-0 G5-3		2-3 K			2-3 K		4	1	1	2	0	2	2						
Dwight Smith, L OBP: 0.300, SLG: 0.443	1-1 HR		1-0 F7		0-0 FC8-2			2-2 2B 1B		4	0	1	0	0	0	2						
Rafael Palmeiro, L OBP: 0.426, SLG: 0.593	1-1 G1-3		1-0 F7		3-1 FC8-2			4-1 2B SF8 BB		3	1	0	0	1	0	0						
Mark McLemore, S OBP: 0.368, SLG: 0.323	3-2 P3		0-0 F8		1-1 G6-3			1-2 SF8 BB		4	1	2	1	0	0	0						
Cal Ripken Jr., R OBP: 0.338, SLG: 0.451	0-0 G6-3			1-2 G1-6-3 1B		0-1 F8		2-0 2B 2B		4	1	2	1	0	0	0						
Leo Gomez, R OBP: 0.407, SLG: 0.578				2-2 G1-6-3 1B		3-3 K2-3		1-3 2-H 2B		2	0	1	0	0	1	0						
Lonnie Smith, R OBP: 0.313, SLG: 0.231		1-0 G3 HBP		1-2 G1-6-3 1B				4-0 2B 1B IBB		3	1	2	2	0	0	2						
Harold Baines, L OBP: 0.347, SLG: 0.492		1-0 G3 1B		1-1 G1-6-3				0-0 SF8		3	1	2	2	0	0	2						
Chris Hoiles, R OBP: 0.332, SLG: 0.396		1-2 1B		1-1 G1-6-3				1-1 HR		4	1	1	1	0	0	3						
Tim Lulett, R OBP: 0.328, SLG: 0.368		1-1 G3		3-1 F8				2-1 G6-3		4	1	1	1	0	0	3						
Mike Devereaux, R OBP: 0.276, SLG: 0.363		1-0 P4			3-2 2B FC8-2 1B			0-0 2B		2	0	1	0	0	0	2						
Jack Voigt, R OBP: 0.319, SLG: 0.339								0-0 F8		2	0	1	2	0	0	0						
Inning Stats	R: 2 E: 0 K: 0 S: 8	H: 2 LOB: 0 BB: 0 P: 15	R: 0 E: 0 K: 0 S: 6	H: 1 LOB: 2 BB: 0 P: 10	R: 0 E: 0 K: 0 S: 3	H: 0 LOB: 0 BB: 0 P: 4	R: 0 E: 0 K: 0 S: 11	H: 2 LOB: 1 BB: 0 P: 18	R: 0 E: 0 K: 1 S: 9	H: 2 LOB: 1 BB: 0 P: 14	R: 0 E: 0 K: 1 S: 7	H: 0 LOB: 0 BB: 0 P: 11	R: 1 E: 0 K: 0 S: 6	H: 1 LOB: 0 BB: 0 P: 9	R: 5 E: 0 K: 1 S: 14	H: 4 LOB: 1 BB: 2 P: 30	R: 0 E: 0 K: 1 S: 5	H: 8 LOB: 1 BB: 2 P: 30	1B: 7 2B: 4 3B: 0 HR: 2	SF: 1 SAC: 0 DP: 2 HBP: 1	WP: 0 PB: 0 SB: 1 CS: 0	PA: 37
PITCHER	IP	WLS	BF	H	R	ER	SO	BB	IBB	HBP	BLK	WP	HR	S	P	ERA	WHIP					
Jim Abbott, L ERA: 3.46	(1, 1)	7.0	28	8	3	3	2	0	0	1	0	0	0	3	5	3.86	1.143					
Donn Pall, R ERA: 3.8	(8, 1)	0.1	1	0	0	0	1	0	0	0	0	0	0	3	5	0.00	0.000					
Paul Gibson, L ERA: 4.26	(8, 1)	0.0	1	1	0	0	0	0	0	0	0	0	0	3	5	∞	∞					
Bob Wickman, R ERA: 3.28	(8, 1)	0.1	L	5	2	3	3	0	1	1	0	0	0	5	15	81.00	9.000					
Xavier Hernandez, R ERA: 5.55	(8, 1)	0.1	2	1	2	2	0	0	0	0	0	0	0	3	5	54.00	3.000					

New York Yankees @ Baltimore Orioles
Oriole Park at Camden Yards, Baltimore, MD

Wed Jun 15 1994, 7:05 PM EDT
Att: 47,306 - Unknown - 95 F



AB 33
R 8
H 12
RBI 8
BB 2
SO 3
LOB 14

Batter	1	2	3	4	5	6	7	8	9	AB	R	H	RBI	BB	SO	LOB	TOP						
Jody Reed, R OBP: 0.397, SLG: 0.335 (1, 4)	0-1 E 1B		2-0 1B 2B 1B		1-1 2B	1-2 FC6-4 1-2f		1-2 G5-3		5	1	3	0	0	0	3							
Kevin Seitzer, R OBP: 0.376, SLG: 0.508 (1, 5)	3-1 F9		2-2 2B E 1B		4-0 BB		1-0 G6-3		0-1 G3	4	1	2	0	1	0	1							
B.J. Surhoff, L OBP: 0.349, SLG: 0.500 (1, 3)	2-2 E4		1-0 E 2B		2-2 F8		1-1 G6-3		1-1 F8	5	0	1	1	0	0	4							
Greg Vaughn, R OBP: 0.358, SLG: 0.522 (1, 7)	2-2 F9		0-0 E6 FC6-4		1-3 K		1-2 G5-3		0-1 G4-3	5	0	0	1	0	1	6							
Dave Nilsson, L OBP: 0.329, SLG: 0.467 (1, 10)	0-0 G3-1		3-H P4		3-2 F8		4-2 FC5-4 BB			3	0	0	0	1	0	6							
Brian Harper, R OBP: 0.303, SLG: 0.384 (1, 2)		0-2 G6-3	0-0 FC6-4 1-2f			0-1 G4-3		1-2 FC5-4 1-2f		4	0	0	0	0	0	4							
Matt Mieske, R OBP: 0.352, SLG: 0.460 (1, 9)		1-0 G5-3		0-1 B5-3		1-0 1B		1-3 K		4	0	1	0	0	1	0							
Alex Diaz, S OBP: 0.275, SLG: 0.371 (1, 8)		0-1 G4-3		1-0 G4-3		1-0 BB 1B		1-0 1B		4	0	2	0	0	0	0							
Jose Valentin, S OBP: 0.304, SLG: 0.389 (1, 6)			1-3 K	2-0 P6		1-2 FC6-4 BB		0-0 F8		3	0	0	0	1	1	1							
Inning Stats	R: 0 E: 1 K: 0 S: 15	H: 1 LOB: 2 BB: 0 P: 22	R: 0 E: 0 K: 0 S: 7	H: 0 LOB: 0 BB: 0 P: 8	R: 2 E: 1 K: 1 S: 15	H: 3 LOB: 2 BB: 0 P: 22	R: 0 E: 0 K: 0 S: 4	H: 0 LOB: 0 BB: 0 P: 7	R: 0 E: 0 K: 1 S: 13	H: 1 LOB: 2 BB: 1 P: 24	R: 0 E: 0 K: 0 S: 10	H: 2 LOB: 2 BB: 1 P: 17	R: 0 E: 0 K: 0 S: 10	H: 1 LOB: 2 BB: 1 P: 18	R: 0 E: 0 K: 1 S: 10	H: 1 LOB: 1 BB: 0 P: 13	R: 0 E: 0 K: 0 S: 6	H: 0 LOB: 0 BB: 0 P: 7	1B: 6 2B: 3 3B: 0 HR: 0	SF: 0 SAC: 0 DP: 0 HBP: 0	WP: 0 PB: 0 CS: 0	PA: 40	
PITCHER	IP WLS BF H R ER SO BB IBB HBP BLK WP HR S P ERA WHIP	Melido Perez, R ERA: 3.8	6.0 W 28 7 2 2 2 2 0 0 0 0 0 0 64 100 3.00 1.500	Sterling Hitchcock, L ERA: 4.15	0.2 L 4 1 0 0 0 1 0 0 0 0 0 0 8 15 0.00 3.000	Bob Wickman, R ERA: 0.08	2.1 S 8 1 0 0 1 0 0 0 0 0 0 18 23 0.00 0.429	PITCHER	IP WLS BF H R ER SO BB IBB HBP BLK WP HR S P ERA WHIP														

Milwaukee Brewers @ New York Yankees
Yankee Stadium, Bronx, NY
Sat Jun 18 1994, 3:33 AM EDT
Att: 35,601 - Sunny - 91 F

AB 37
R 2
H 9
RBI 2
BB 3
SO 3
LOB 25



Batter	1	2	3	4	5	6	7	8	9	AB	R	H	RBI	BB	SO	LOB	BOTTOM						
Luis Polonia, L OBP: 0.363, SLG: 0.371 (1, 7)	1-0 G5-4-3 1B 2B 1B	3-2 G3		0-1 F9		1-1 FC6-4 1-2f		0-0 F8		5	1	1	0	0	0	6							
Wade Boggs, L OBP: 0.430, SLG: 0.498 (1, 5)	1-2 G5-4-3 1B		2-2 FC3-6 1B		1-1 L4		0-1 G1-3			4	0	2	0	0	0	0							
Don Mattingly, L OBP: 0.408, SLG: 0.427 (1, 3)	0-1 G5-4-3		0-1 FC3-6 FC4-6 1B		3-3 K		1-1 FC4-6 1B			4	0	1	0	0	1	3							
Jim Leyritz, R OBP: 0.372, SLG: 0.500 (1, 2)	1-1 2B HBP		3-3 K		2-3 K		0-0 F8			3	1	0	0	0	2	2							
Paul O'Neill, L OBP: 0.488, SLG: 0.649 (1, 9)	3-2 1H 3H 2B		3-1 FC4-6			1-1 F8		1-2 FC4-6		4	0	1	2	0	0	2							
Danny Tartabull, R OBP: 0.325, SLG: 0.439 (1, 10)	1-2 G6-3			3-2 E6 SH1-4 1B		3-0 HR		1-3 K		4	1	1	1	0	1	1							
Bernie Williams, S OBP: 0.370, SLG: 0.454 (1, 8)		0-0 G6-3 E 1B		3-2 SH1-4 1B		2-2 SF8 1B		0-3 K		4	1	3	0	0	1	0							
Mike Gallego, R OBP: 0.316, SLG: 0.338 (9, 4)		0-0 E5		0-0 SH1-4		4-1 FC6-4 BB		4-2 2B BB		1	0	0	0	2	0	1							
Pat Kelly, R OBP: 0.352, SLG: 0.390 Randy Velarde, R OBP: 0.319, SLG: 0.379 (8, PR) (9, 6)	2-1 G6-3		2-1 P4		0-1 P4		0-1 SF8		1-2 2B	3	0	1	1	0	0	4							
Inning Stats	R: 2 E: 0 K: 0 S: 15	H: 3 LOB: 1 BB: 0 P: 22	R: 0 E: 1 K: 0 S: 7	H: 1 LOB: 1 BB: 0 P: 12	R: 0 E: 0 K: 1 S: 10	H: 1 LOB: 2 BB: 0 P: 18	R: 0 E: 1 K: 0 S: 15	H: 1 LOB: 2 BB: 0 P: 21	R: 0 E: 0 K: 2 S: 8	H: 0 LOB: 0 BB: 0 P: 14	R: 2 E: 0 K: 0 S: 13	H: 2 LOB: 1 BB: 1 P: 24	R: 0 E: 0 K: 0 S: 9	H: 1 LOB: 1 BB: 0 P: 11	R: 0 E: 0 K: 2 S: 17	H: 1 LOB: 2 BB: 1 P: 23	R: 0 E: 0 K: 0 S: 6	H: 0 LOB: 0 BB: 0 P: 7	1B: 7 2B: 2 3B: 0 HR: 1	SF: 1 SAC: 1 DP: 2 HBP: 1	WP: 0 PB: 0 CS: 0	PA: 37	
PITCHER	IP WLS BF H R ER SO BB IBB HBP BLK WP HR S P ERA WHIP	Mike Ignasiak, R ERA: 4.91	4.0 L 19 6 2 2 1 0 0 0 0 0 1 11 21 6.75 0.750	Jesse Orosco, L ERA: 5.2	1.1 L 5 1 1 1 2 0 0 0 0 0 0 1 11 21 6.75 0.750	Jaime Navarro, R ERA: 7.43	2.2 L 13 3 1 1 2 2 0 0 0 0 0 0 36 51 3.38 1.875	PITCHER	IP WLS BF H R ER SO BB IBB HBP BLK WP HR S P ERA WHIP														

Milwaukee Brewers @ New York Yankees
Yankee Stadium, Bronx, NY
Sat Jun 18 1994, 3:33 AM EDT
Att: 35,601 - Sunny - 91 F

AB 32
R 4
H 10
RBI 4
BB 2
SO 5
LOB 19



Batter	1	2	3	4	5	6	7	8	9	AB	R	H	RBI	BB	SO	LOB	TOP					
Jody Reed, R OBP: 0.381, SLG: 0.349										3	1	3	0	3	0	0	Milwaukee Brewers @ New York Yankees Yankee Stadium, Bronx, NY Sun Jun 19 1994, 3:33 AM EDT Att: 31,328 - Sunny - 96 F					
Kevin Seitzer, R OBP: 0.381, SLG: 0.504										3	0	1	3	2	1	2						
Turner Ward, S OBP: 0.354, SLG: 0.395										3	0	0	0	1	0	5						
Alex Diaz, S OBP: 0.271, SLG: 0.365										2	0	0	0	0	1	3						
Brian Harper, R OBP: 0.305, SLG: 0.388										5	1	2	0	0	2							
Greg Vaughn, R OBP: 0.364, SLG: 0.563										5	3	3	3	0	0	1						
John Jaha, R OBP: 0.354, SLG: 0.411										3	1	1	0	2	0	0						
Dave Valle, R OBP: 0.333, SLG: 0.474										2	0	1	1	0	0	1						
Matt Mieske, R OBP: 0.368, SLG: 0.504										4	2	3	2	1	1	1						
Bill Spiers, L OBP: 0.331, SLG: 0.313										5	1	1	1	0	0	6						
Inning Stats	R: 1 E: 0 K: 0 S: 7	H: 3 LOB: 1 BB: 0 P: 10	R: 0 E: 0 K: 1 S: 12	H: 1 LOB: 1 BB: 0 P: 15	R: 0 E: 0 K: 1 S: 8	H: 0 LOB: 0 BB: 1 P: 15	R: 3 E: 0 K: 0 S: 18	H: 4 LOB: 3 BB: 3 P: 39	R: 0 E: 0 K: 0 S: 11	H: 0 LOB: 1 BB: 1 P: 17	R: 2 E: 0 K: 0 S: 10	H: 3 LOB: 2 BB: 1 P: 19	R: 3 E: 0 K: 1 S: 15	H: 3 LOB: 2 BB: 2 P: 31	R: 1 E: 0 K: 0 S: 12	H: 2 LOB: 2 BB: 1 P: 23	R: 0 E: 0 K: 0 S: 5	H: 1 LOB: 0 BB: 0 P: 6	1B: 7 2B: 8 3B: 0 HR: 3	SF: 1 SAC: 0 DP: 5 HBP: 0	WP: 0 PB: 0 CS: 0	PA: 48
PITCHER	IP WLS BF H R ER SO BB IBB HBP BLK WP HR S P ERA WHIP																					
Terry Mulholland, L ERA: 6.27	(1, 1) 3.2 20 8 4 4 2 4 4 0 0 0 0 0 0 1 25 44 9.82 3.273																					
Xavier Hernandez, R ERA: 6.0	(4, 1) 2.2 L 13 4 3 3 0 2 0 0 0 0 0 0 2 24 48 10.12 2.250																					
Paul Gibson, L ERA: 4.98	(7, 1) 1.2 12 4 3 3 1 3 0 0 0 0 0 2 24 48 16.20 4.200																					
Steve Howe, L ERA: 3.38	(9, 1) 1.0 3 1 0 0 0 0 0 0 0 0 0 0 5 6 0.00 1.000																					
Batter	1	2	3	4	5	6	7	8	9	AB	R	H	RBI	BB	SO	LOB	BOTTOM					
Luis Polonia, L OBP: 0.360, SLG: 0.367										5	1	1	0	0	0	0	Milwaukee Brewers @ New York Yankees Yankee Stadium, Bronx, NY Sun Jun 19 1994, 3:33 AM EDT Att: 31,328 - Sunny - 96 F					
Wade Boggs, L OBP: 0.433, SLG: 0.500										5	2	3	1	0	0	0						
Don Mattingly, L OBP: 0.405, SLG: 0.423										5	0	1	0	0	0	2						
Mike Stanley, R OBP: 0.337, SLG: 0.450										5	1	2	2	0	1	0						
Paul O'Neill, L OBP: 0.490, SLG: 0.646										4	2	2	0	1	0	0						
Danny Tartabull, R OBP: 0.333, SLG: 0.458										5	1	4	2	0	0	3						
Bernie Williams, S OBP: 0.371, SLG: 0.450										4	0	1	1	1	0	5						
Randy Velarde, R OBP: 0.321, SLG: 0.376										4	0	1	1	1	1	3						
Mike Gallego, R OBP: 0.311, SLG: 0.332										4	0	0	0	0	1	3						
Daryl Boston, L OBP: 0.226, SLG: 0.380										1	0	0	0	0	0	2						
Inning Stats	R: 0 E: 0 K: 0 S: 10	H: 0 LOB: 0 BB: 0 P: 16	R: 1 E: 0 K: 1 S: 14	H: 3 LOB: 2 BB: 0 P: 26	R: 3 E: 0 K: 1 S: 14	H: 4 LOB: 2 BB: 1 P: 27	R: 0 E: 0 K: 0 S: 7	H: 0 LOB: 0 BB: 0 P: 10	R: 0 E: 0 K: 0 S: 6	H: 0 LOB: 0 BB: 0 P: 11	R: 0 E: 0 K: 0 S: 14	H: 1 LOB: 1 BB: 0 P: 19	R: 1 E: 0 K: 0 S: 12	H: 3 LOB: 3 BB: 1 P: 21	R: 1 E: 0 K: 0 S: 11	H: 2 LOB: 1 BB: 0 P: 19	R: 1 E: 0 K: 1 S: 9	H: 2 LOB: 2 BB: 1 P: 15	1B: 12 2B: 3 3B: 0 HR: 0	SF: 0 SAC: 0 DP: 0 HBP: 0	WP: 1 PB: 0 CS: 0	PA: 45
PITCHER	IP WLS BF H R ER SO BB IBB HBP BLK WP HR S P ERA WHIP																					
Ricky Bones, R ERA: 3.08	(1, 1) 6.0 27 8 4 4 2 1 0 0 0 0 0 0 7 12 27.00 12.000																					
Jesse Orosco, L ERA: 5.95	(7, 1) 0.1 5 3 1 1 0 1 0 0 0 0 0 0 13 23 6.75 1.500																					
Doug Henry, R ERA: 3.27	(7, 1) 1.1 6 2 1 1 0 0 0 0 0 0 0 0 7 10 13.50 1.500																					
Graeme Lloyd, L ERA: 5.22	(8, 1) 0.2 3 1 1 1 1 0 0 0 0 0 0 0 5 10 0.00 3.000																					
Mike Fetters, R ERA: 2.17	(9, 1) 0.2 4 1 0 0 0 1 0 0 0 0 0 0 5 10 0.00 3.000																					

Batter	1	2	3	4	5	6	7	8	9	AB	R	H	RBI	BB	SO	LOB	TOP										
Chuck Knoblauch, R (1, 4) <small>OBP: 0.382, SLG: 0.500</small>										5	0	1	1	0	1	2	Minnesota Twins @ New York Yankees Yankee Stadium, Bronx, NY Mon Jun 20 1994, 7:05 PM EDT Att: 20,566 - Unknown - 82 F										
Jeff Reboulet, R (1, 6) <small>OBP: 0.375, SLG: 0.441</small> Chip Hale, L (8, PH) <small>OBP: 0.375, SLG: 0.360</small>										4	0	1	0	0	0	2											
Kirby Puckett, R (1, 9) <small>OBP: 0.357, SLG: 0.521</small>										4	1	1	1	0	0	0											
Shane Mack, R (1, 8) <small>OBP: 0.391, SLG: 0.577</small>										4	0	1	0	0	1	0											
Dave Winfield, R (1, 10) <small>OBP: 0.318, SLG: 0.421</small>										4	2	2	1	0	0	1											
Pedro Munoz, R (1, 7) <small>OBP: 0.346, SLG: 0.496</small> Alex Cole, L (6, PR) <small>OBP: 0.403, SLG: 0.446</small>										3	1	3	1	0	0	0											
Scott Leius, R (1, 5) <small>OBP: 0.341, SLG: 0.479</small>										3	0	1	0	1	0	2											
Dave McCarty, R (1, 3) <small>OBP: 0.341, SLG: 0.402</small> Kent Hrbek, L (8, PH) <small>OBP: 0.357, SLG: 0.382</small>										3	0	1	1	0	2	2											
Matt Walbeck, S (1, 2) <small>OBP: 0.251, SLG: 0.284</small>										4	0	1	0	0	0	2											
Inning Stats	R: 0 E: 0 K: 1 S: 7	H: 1 LOB: 0 BB: 0 P: 13	R: 1 E: 0 K: 2 S: 15	H: 2 LOB: 1 BB: 0 P: 18	R: 0 E: 0 K: 0 S: 8	H: 0 LOB: 0 BB: 0 P: 13	R: 0 E: 0 K: 0 S: 3	H: 1 LOB: 0 BB: 0 P: 6	R: 1 E: 0 K: 1 S: 12	H: 3 LOB: 2 BB: 0 P: 16	R: 3 E: 0 K: 0 S: 17	H: 5 LOB: 0 BB: 0 P: 30	R: 0 E: 0 K: 0 S: 6	H: 0 LOB: 1 BB: 0 P: 9	R: 0 E: 0 K: 0 S: 7	H: 0 LOB: 0 BB: 1 P: 13		R: 0 E: 0 K: 0 S: 13	H: 0 LOB: 0 BB: 0 P: 18	1B: 9 2B: 1 3B: 0 HR: 2	SF: 0 SAC: 0 DP: 1 HBP: 0	WP: 0 PB: 0 SB: 1 CS: 0	PA: 38				
PITCHER	IP	WLS	BF	H	R	ER	SO	BB	IBB	HBP	BLK	WP	HR	S	P	ERA	WHIP										
Jim Abbott, L (1, 1) ERA: 3.72	5.1		26	12	5	5	4	0	0	0	0	0	2	58	89	8.44	2.250										
Donn Pail, R (6, 1) ERA: 3.86	1.2		5	0	0	0	0	0	0	0	0	0	0	10	16	0.00	0.000										
Bob Wickman, R (8, 1) ERA: 2.93	2.0	W	7	0	0	0	0	1	0	0	0	0	0	20	31	0.00	0.500										

Batter	1	2	3	4	5	6	7	8	9	AB	R	H	RBI	BB	SO	LOB	BOTTOM										
Luis Polonia, L (1, 7) <small>OBP: 0.361, SLG: 0.373</small>										5	2	2	1	0	1	2	Minnesota Twins @ New York Yankees Yankee Stadium, Bronx, NY Mon Jun 20 1994, 7:05 PM EDT Att: 20,566 - Unknown - 82 F										
Wade Boggs, L (1, 5) <small>OBP: 0.442, SLG: 0.517</small>										3	1	3	1	1	0	0											
Don Mattingly, L (1, 3) <small>OBP: 0.406, SLG: 0.424</small>										4	0	2	2	0	0	2											
Mike Stanley, R (1, 2) <small>OBP: 0.330, SLG: 0.438</small>										4	0	0	0	0	2	4											
Paul O'Neill, L (1, 9) <small>OBP: 0.486, SLG: 0.637</small>										3	0	0	0	1	1	1											
Danny Tartabull, R (1, 10) <small>OBP: 0.332, SLG: 0.455</small> Gerald Williams, R (8, PR) <small>OBP: 0.304, SLG: 0.522</small>										4	0	1	0	0	2	3											
Bernie Williams, S (1, 8) <small>OBP: 0.369, SLG: 0.444</small>										3	1	0	0	1	0	4											
Randy Velarde, R (1, 6) <small>OBP: 0.320, SLG: 0.368</small>										3	1	0	0	1	0	3											
Mike Gallego, R (1, 4) <small>OBP: 0.311, SLG: 0.332</small> Daryl Boston, L (8, PH) <small>OBP: 0.241, SLG: 0.451</small> Pat Kelly, R (9, 4) <small>OBP: 0.352, SLG: 0.390</small>										3	0	1	0	0	0	1											
Inning Stats	R: 0 E: 0 K: 1 S: 7	H: 0 LOB: 0 BB: 1 P: 13	R: 0 E: 0 K: 1 S: 10	H: 0 LOB: 0 BB: 0 P: 14	R: 0 E: 0 K: 0 S: 6	H: 0 LOB: 0 BB: 0 P: 12	R: 1 E: 0 K: 1 S: 10	H: 2 LOB: 1 BB: 0 P: 17	R: 1 E: 0 K: 0 S: 11	H: 2 LOB: 1 BB: 1 P: 21	R: 0 E: 0 K: 1 S: 10	H: 2 LOB: 3 BB: 1 P: 18	R: 2 E: 0 K: 1 S: 16	H: 2 LOB: 1 BB: 1 P: 28	R: 3 E: 0 K: 1 S: 12	H: 2 LOB: 1 BB: 0 P: 16		1B: 7 2B: 1 3B: 1 HR: 1	SF: 0 SAC: 0 DP: 1 HBP: 0	WP: 0 PB: 0 SB: 0 CS: 1	PA: 38						
PITCHER	IP	WLS	BF	H	R	ER	SO	BB	IBB	HBP	BLK	WP	HR	S	P	ERA	WHIP										
Scott Erickson, R (1, 1) ERA: 5.38	6.2		29	7	4	4	4	4	0	0	0	0	0	63	111	5.40	1.650										
Mark Guthrie, L (7, 1) ERA: 6.63	0.2		3	1	0	0	2	0	0	0	0	0	0	10	17	0.00	1.500										
Carl Willis, R (8, 1) ERA: 6.63	0.1	L	3	1	0	0	0	0	0	0	0	0	0	7	9	0.00	3.000										
Rick Aguilera, R (8, 1) ERA: 4.88	0.1		2	1	3	3	0	0	0	0	0	0	1	2	2	81.00	3.000										

AB	37
R	5
H	12
RBI	5
BB	1
SO	4
LOB	12



AB	33
R	7
H	10
RBI	7
BB	4
SO	6
LOB	20



Batter	1	2	3	4	5	6	7	8	9	AB	R	H	RBI	BB	SO	LOB	TOP				
Chuck Knoblauch R (1,4) OBP: 0.383, SLG: 0.505	G4-3		P7		G1-3		2B		1B	5	1	3	0	0	0	0	Minnesota Twins @ New York Yankees Yankee Stadium, Bronx, NY Wed Jun 22 1994, 3:33 AM EDT Att: 23,945 - Sunny - 78 F				
Alex Cole L (1,8) OBP: 0.403, SLG: 0.452	F				G1-3		SF7		2H	3	0	2	1	0	0	1					
Pedro Munoz R (9,PH) OBP: 0.351, SLG: 0.500	2B		1B		2-3		3-H		1B	1	0	1	1	0	0	0					
Kirby Puckett R (1,9) OBP: 0.348, SLG: 0.511	E6		F7		G5-3		L1		G5-3	5	0	0	0	0	0	5					
Kent Hrbek L (1,3) OBP: 0.346, SLG: 0.368	G4-6-3				G4-3		G3		G4-3	4	0	0	0	0	0	2					
Dave Winfield R (1,10) OBP: 0.320, SLG: 0.421		G4-3		K		P4		2B		4	0	2	0	0	1	0					
Shane Mack R (1,7) OBP: 0.395, SLG: 0.571	G4-3				BB		1B		P7	1	0	0	0	0	0	1					
Dave McCarty R (4,FR) OBP: 0.336, SLG: 0.393	1-2		HBP		HBP		1B			2	0	1	0	0	0	1					
Scott Leius R (1,5) OBP: 0.347, SLG: 0.475		1B		1-2	BB		K		K	3	0	1	0	1	2	2					
Matt Walbeck S (1,2) OBP: 0.246, SLG: 0.277	G3				G3		G1-3		G4-3	4	0	0	0	0	0	3					
Jeff Reboulet R (1,6) OBP: 0.384, SLG: 0.434			F7			K		2B	P5	3	1	0	0	1	1	0					
Inning Stats	R: 0 E: 1 K: 0 S: 9	H: 1 LOB: 1 BB: 0 P: 17	R: 0 E: 0 K: 0 S: 10	H: 2 LOB: 1 BB: 0 P: 13	R: 0 E: 0 K: 1 S: 5	H: 1 LOB: 2 BB: 0 P: 7	R: 0 E: 0 K: 1 S: 10	H: 0 LOB: 2 BB: 1 P: 19	R: 0 E: 0 K: 1 S: 9	H: 1 LOB: 1 BB: 0 P: 14	R: 1 E: 0 K: 0 S: 8	H: 1 LOB: 1 BB: 1 P: 13	R: 0 E: 0 K: 1 S: 7	H: 1 LOB: 1 BB: 0 P: 13	R: 1 E: 0 K: 0 S: 9	H: 2 LOB: 1 BB: 0 P: 15	1B: 5 2B: 5 3B: 0 HR: 0	SF: 1 SAC: 0 DP: 2 HBP: 1	WP: 0 PB: 0 CS: 0	PA: 39	
PITCHER	IP	WLS	BF	H	R	ER	SO	BB	IBB	HBP	BLK	WP	HR	S	P	ERA	WHIP				
Scott Kamieniecki R (1,1) ERA: 3.82	8.0	W	34	8	1	1	4	2	0	1	0	0	0	68	116	1.12	1.250				
Paul Gibson L (9,1) ERA: 5.19	1.0		5	2	1	1	0	0	0	0	0	0	0	9	15	9.00	2.000				

Batter	1	2	3	4	5	6	7	8	9	AB	R	H	RBI	BB	SO	LOB	BOTTOM				
Luis Polonia L (1,7) OBP: 0.368, SLG: 0.375	K		1B		G4-3		2B		BB	4	2	2	0	1	1	0	Minnesota Twins @ New York Yankees Yankee Stadium, Bronx, NY Wed Jun 22 1994, 3:33 AM EDT Att: 23,945 - Sunny - 78 F				
Wade Boggs L (1,5) OBP: 0.437, SLG: 0.507	F7		1B			G3-1	SF8		1B	3	0	1	1	1	0	0					
Don Mattingly L (1,3) OBP: 0.403, SLG: 0.432	2B		1B			1B	2B		SF7	4	1	3	2	0	0	2					
Jim Leyritz R (1,2) OBP: 0.381, SLG: 0.503	L9					K	HR		E6	4	1	1	2	0	1	3					
Paul O'Neill L (1,9) OBP: 0.485, SLG: 0.644		K				K	1B		K	5	1	2	2	0	3	3					
Daryl Boston L (1,10) OBP: 0.237, SLG: 0.418						F7	HR		F7	4	0	0	0	1	2	5					
Bernie Williams S (1,8) OBP: 0.371, SLG: 0.462		L7				F7	2B			4	1	2	0	0	0	2					
Randy Velarde R (1,6) OBP: 0.320, SLG: 0.359		CS				L5			L8	3	1	0	0	1	0	1					
Mike Gallego R (1,4) OBP: 0.317, SLG: 0.344			G5-3			L6			1B	4	2	2	1	0	0	0					
Inning Stats	R: 0 E: 0 K: 1 S: 17	H: 1 LOB: 1 BB: 0 P: 25	R: 0 E: 0 K: 1 S: 7	H: 0 LOB: 0 BB: 1 P: 16	R: 0 E: 0 K: 0 S: 16	H: 2 LOB: 2 BB: 0 P: 21	R: 0 E: 0 K: 1 S: 10	H: 0 LOB: 1 BB: 0 P: 18	R: 0 E: 0 K: 2 S: 12	H: 2 LOB: 2 BB: 0 P: 18	R: 7 E: 0 K: 1 S: 24	H: 6 LOB: 1 BB: 2 P: 43	R: 2 E: 1 K: 1 S: 17	H: 2 LOB: 2 BB: 1 P: 32	R: 2 E: 0 K: 1 S: 17	H: 2 LOB: 2 BB: 1 P: 32		1B: 6 2B: 6 3B: 0 HR: 1	SF: 2 SAC: 0 DP: 0 HBP: 1	WP: 0 PB: 0 CS: 1	PA: 43
PITCHER	IP	WLS	BF	H	R	ER	SO	BB	IBB	HBP	BLK	WP	HR	S	P	ERA	WHIP				
Kevin Tapani R (1,1) ERA: 4.29	6.0	L	27	7	3	3	5	2	0	1	0	0	0	76	122	4.50	1.500				
Mark Guthrie L (7,1) ERA: 7.05	0.1		3	1	0	0	0	1	0	0	0	0	0	5	11	0.00	6.000				
Carl Willis R (7,1) ERA: 6.99	0.2		5	3	4	4	1	0	0	0	0	0	1	10	16	54.00	4.500				
Brett Merriman R (8,1) ERA: 6.35	1.0		7	2	2	1	1	1	0	0	0	0	0	17	32	9.00	3.000				

Batter	1	2	3	4	5	6	7	8	9	AB	R	H	RBI	BB	SO	LOB	TOP										
Luis Polonia, L OBP: 0.365, SLG: 0.366 Don Mattingly, L OBP: 0.401, SLG: 0.432	B1-3		HR	FC5-4	1B		G6-3	HBP		4	1	1	2	1	0	2	4 1 1 2 1 0 2 0 0 0 0 0 0 0										
Jim Leyritz, R OBP: 0.391, SLG: 0.545 Gerald Williams, R OBP: 0.286, SLG: 0.490	G6-3		HR							3	1	2	2	2	0	0	3 1 2 2 2 0 0 1 1 0 0 0 1 3										
Wade Boggs, L OBP: 0.440, SLG: 0.507	BB		G3							5	2	1	1	1	1	4	5 2 1 1 1 1 4										
Mike Stanley, R OBP: 0.349, SLG: 0.475	1B									5	2	3	2	1	1	0	5 2 3 2 1 1 0										
Paul O'Neill, L OBP: 0.482, SLG: 0.635	1B		WP							4	1	2	1	2	1	2	4 1 2 1 2 1 2										
Danny Tartabull, R OBP: 0.347, SLG: 0.469	F7		WP							4	2	1	0	2	1	5	4 2 1 0 2 1 5										
Bernie Williams, S OBP: 0.370, SLG: 0.455			L8							5	1	0	1	1	0	6	5 1 0 1 1 0 6										
Randy Velarde, R OBP: 0.339, SLG: 0.394										5	1	1	1	0	1	2	5 1 1 1 0 1 2										
Mike Gallego, R OBP: 0.319, SLG: 0.341	F8									4	0	2	0	1	0	1	4 0 2 0 1 0 1										
Inning Stats	R: 1 E: 0 K: 0 S: 9	H: 1 LOB: 2 BB: 2 P: 18	R: 0 E: 0 K: 1 S: 5	H: 0 LOB: 0 BB: 0 P: 6	R: 2 E: 0 K: 1 S: 15	H: 2 LOB: 2 BB: 2 P: 33	R: 0 E: 0 K: 1 S: 11	H: 1 LOB: 2 BB: 1 P: 21	R: 5 E: 3 K: 0 S: 20	H: 3 LOB: 1 BB: 2 P: 37	R: 0 E: 0 K: 0 S: 3	H: 0 LOB: 1 BB: 1 P: 9	R: 0 E: 0 K: 0 S: 7	H: 1 LOB: 0 BB: 0 P: 11	R: 4 E: 0 K: 2 S: 19	H: 4 LOB: 2 BB: 2 P: 39	R: 0 E: 0 K: 1 S: 9	H: 1 LOB: 2 BB: 1 P: 21	1B: 7 2B: 4 3B: 0 HR: 2	SF: 0 SAC: 0 DP: 2 HBP: 1	WP: 3 PB: 0 SB: 4 CS: 0	PA: 52					
PITCHER	IP	WLS	BF	H	R	ER	SO	BB	IBB	HBP	BLK	WP	HR	S	P	ERA	WHIP										
Jack Morris, R ERA: 5.26	4.0	L	26	6	8	6	3	6	0	0	0	1	1	54	101	13.50	3.000										
Eric Plunk, R ERA: 2.53	3.0		11	2	0	0	0	2	0	0	0	0	0	16	34	0.00	1.333										
Paul Shuey, R ERA: 8.49	0.1		6	4	4	4	1	1	0	0	0	1	1	10	21	108.00	15.000										
Jose Mesa, R ERA: 3.8	1.2		9	1	0	0	2	1	1	1	0	1	0	18	39	0.00	1.200										

New York Yankees @ Cleveland Indians
Jacobs Field, Cleveland, OH
Sun Jun 26 1994, 3:33 AM EDT
Att: 41,648 - Overcast - 74 F

AB 40
R 12
H 13
RBI 10
BB 11
SO 6
LOB 25





Batter	1	2	3	4	5	6	7	8	9	AB	R	H	RBI	BB	SO	LOB	BOTTOM										
Kenny Lofton, L OBP: 0.440, SLG: 0.563	G3									4	2	2	0	1	0	2	4 2 2 0 1 0 2										
Omar Vizquel, S OBP: 0.359, SLG: 0.393	G3		F7							4	1	1	2	1	0	2	4 1 1 2 1 0 2										
Carlos Baerga, S OBP: 0.301, SLG: 0.454	K		L4							4	0	1	1	0	2	2	4 0 1 1 0 2 2										
Albert Belle, R OBP: 0.458, SLG: 0.693	2B		F7							4	2	1	3	1	0	3	4 2 1 3 1 0 3										
Eddie Murray, S OBP: 0.324, SLG: 0.462	2B									4	1	1	2	1	0	2	4 1 1 2 1 0 2										
Candy Maldonado, R OBP: 0.348, SLG: 0.519 Wayne Kirby, L OBP: 0.316, SLG: 0.364	G5-3									4	0	0	0	0	1	2	4 0 0 0 0 1 2 1 0 1 0 0 0 0										
Manny Ramirez, R OBP: 0.363, SLG: 0.528										4	1	2	2	1	1	1	4 1 2 2 1 1 1										
Tony Peña, R OBP: 0.392, SLG: 0.514 Paul Sorrento, L OBP: 0.318, SLG: 0.372 Sandy Alomar Jr., R OBP: 0.319, SLG: 0.462	G6-3									3	2	1	1	1	0	2	3 2 1 1 1 0 2 0 0 0 0 0 0 0 1 0 0 0 0 0 1										
Alvaro Espinoza, R OBP: 0.292, SLG: 0.336										5	2	3	0	0	0	1	5 2 3 0 0 0 1										
Inning Stats	R: 2 E: 0 K: 1 S: 18	H: 2 LOB: 1 BB: 1 P: 33	R: 0 E: 0 K: 0 S: 7	H: 2 LOB: 0 BB: 0 P: 13	R: 0 E: 0 K: 0 S: 6	H: 0 LOB: 0 BB: 0 P: 11	R: 0 E: 0 K: 0 S: 10	H: 0 LOB: 1 BB: 1 P: 19	R: 1 E: 0 K: 0 S: 7	H: 3 LOB: 2 BB: 0 P: 11	R: 1 E: 0 K: 0 S: 9	H: 1 LOB: 0 BB: 0 P: 14	R: 0 E: 0 K: 1 S: 8	H: 1 LOB: 1 BB: 0 P: 10	R: 7 E: 0 K: 1 S: 20	H: 3 LOB: 0 BB: 4 P: 44	R: 0 E: 0 K: 1 S: 10	H: 1 LOB: 1 BB: 0 P: 12	1B: 7 2B: 3 3B: 0 HR: 3	SF: 1 SAC: 0 DP: 0 HBP: 0	WP: 1 PB: 0 SB: 0 CS: 1	PA: 45					
PITCHER	IP	WLS	BF	H	R	ER	SO	BB	IBB	HBP	BLK	WP	HR	S	P	ERA	WHIP										
Jim Abbott, L ERA: 3.88	6.0	W	27	8	4	4	1	2	0	0	0	0	1	57	101	6.00	1.667										
Sterling Hitchcock, L ERA: 5.79	1.1		9	3	4	4	2	2	0	0	0	0	1	20	35	27.00	3.750										
Paul Gibson, L ERA: 6.11	0.0		2	0	0	0	0	2	0	0	0	0	0	1	9	*	*										
Bob Wickman, R ERA: 2.93	1.0		5	2	3	3	1	0	0	0	0	0	1	12	16	27.00	2.000										
Steve Howe, L ERA: 3.15	0.2	S	2	0	0	0	0	0	0	0	0	0	0	5	6	0.00	0.000										

New York Yankees @ Cleveland Indians
Jacobs Field, Cleveland, OH
Sun Jun 26 1994, 3:33 AM EDT
Att: 41,648 - Overcast - 74 F

AB 38
R 11
H 13
RBI 11
BB 6
SO 4
LOB 18



Batter	1	2	3	4	5	6	7	8	9	AB	R	H	RBI	BB	SO	LOB	TOP										
Bernie Williams, S OBP: 0.381, SLG: 0.459 (1, 8)	4-2 1B PB BB	2-2 G3 2B		2-3 K		2-2 CS 1-2	1-0 L7		0-1 SAFE L4	4	1	1	0	1	1	1	New York Yankees @ Boston Red Sox Fenway Park, Boston, MA Thu Jun 30 1994, 7:05 PM EDT Att: 32,967 - Unknown - 78 F AB 32 R 5 H 9 RBI 4 BB 7 SO 7 LOB 17 										
Luis Polonia, L OBP: 0.372, SLG: 0.387 (1, 7)	0-0 F G4-3 1B	0-1 G3		2-2 G4-3			0-2 G1-3		2-1 1-2 1B	5	1	2	0	0	0	1											
Jim Leyritz, R OBP: 0.382, SLG: 0.544 (1, 2)	3-2 G4-3 1-H 2-3	1-0 P2			1-3 K		1-0 G5-3		2-3 K	5	0	0	1	0	2	3											
Danny Tartabull, R OBP: 0.346, SLG: 0.469 (1, 10)				1-1 1B SF7 1B		0-0 G6-3		4-0 G6-4-3 BB BB	3-2 F8	4	1	1	0	1	1	2											
Mike Stanley, R OBP: 0.347, SLG: 0.456 (1, 3)	2-1 1B			1-1 F9		1-3 K		4-2 G6-4-3 BB		3	0	1	0	1	1	1											
Randy Velarde, R OBP: 0.347, SLG: 0.431 (1, 5)	1-2 BB 1B			0-0 WP 1B			0-1 HR		2-2 G6-4-3 1-2 2-3	3	2	3	1	0	0	0											
Wade Boggs, L OBP: 0.334, SLG: 0.494 (8, 5)	1-3 1B			1-3 1B						1	0	0	0	0	0	2											
Dave Silvestri, R (1, 4)	4-2 BB			1-0 SF7			4-2 CS BB		4-2 FC6-4 BB	0	0	0	1	3	0	0											
Gerald Williams, R OBP: 0.294, SLG: 0.490 (6, PH)	1-3 K			2-2 CS 1B			2-0 F7		1-0 FC6-4 1-2	2	0	1	1	0	1	3											
Paul O'Neill, L OBP: 0.460, SLG: 0.598 (6, 9)				1-3 CS 1B						2	0	0	0	0	0	3											
Kevin Elster, R (1, 6)				2-2 G5-3 1 SAFE 1 SAFE		2-0 CS		2-3 K 1 SAFE	4-2 1B BB	3	0	0	0	0	1	1											
Daryl Boston, L OBP: 0.277, SLG: 0.450 (9, PH)				2-2 G5-3 1 SAFE 1 SAFE		2-0 CS		2-3 K 1 SAFE		0	0	0	0	1	0	0											
Inning Stats	R: 2 E: 0 K: 2 S: 20	H: 3 LOB: 3 BB: 2 P: 37	R: 0 E: 0 K: 0 S: 11	H: 1 LOB: 1 BB: 0 P: 16	R: 2 E: 0 K: 0 S: 9	H: 3 LOB: 0 BB: 0 P: 16	R: 0 E: 0 K: 1 S: 7	H: 0 LOB: 0 BB: 0 P: 11	R: 0 E: 0 K: 1 S: 13	H: 1 LOB: 0 BB: 1 P: 22	R: 0 E: 0 K: 0 S: 5	H: 0 LOB: 0 BB: 0 P: 7	R: 0 E: 0 K: 0 S: 10	H: 0 LOB: 2 BB: 3 P: 25	R: 0 E: 0 K: 1 S: 13	H: 1 LOB: 2 BB: 1 P: 24	1B: 7 2B: 1 3B: 0 HR: 1	SF: 1 SAC: 0 DP: 1 HBP: 0	WP: 1 PB: 1 SB: 0 CS: 2	PA: 42							
PITCHER	IP	WLS	BF	H	R	ER	SO	BB	IBB	HBP	BLK	WP	HR	S	P	ERA	WHIP										
Joe Hesketh, L ERA: 5.04 (1, 1)	5.0		24	8	5	5	5	2	0	0	0	1	1	58	93	9.00	2.000										
Sergio Valdez, R ERA: 2.94 (6, 1)	2.0		8	0	0	0	1	3	0	0	0	0	0	19	38	0.00	1.500										
Cory Bailey, R ERA: (8, 1)	0.2	W	2	0	0	0	0	1	0	0	0	0	0	6	12	0.00	1.500										
Chris Howard, L ERA: 3.38 (8, 1)	0.1	S	1	0	0	0	0	0	0	0	0	0	0	1	2	0.00	0.000										
Ken Ryan, R ERA: 1.23 (9, 1)	1.0		5	1	0	0	1	1	0	0	0	0	0	13	24	0.00	2.000										

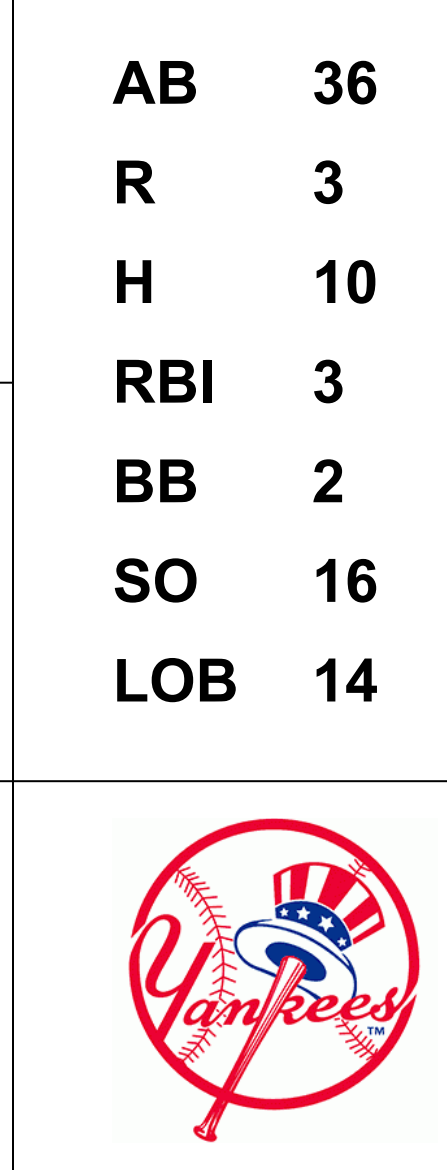
Batter	1	2	3	4	5	6	7	8	9	AB	R	H	RBI	BB	SO	LOB	BOTTOM										
Scott Fletcher, R OBP: 0.312, SLG: 0.351 (1, 4)	1-1 G6-3		0-0 G4-1 1-2		0-0 WP HR 1B		2-2 L9	2-2 BB HBP		4	1	1	0	0	0	1	New York Yankees @ Boston Red Sox Fenway Park, Boston, MA Thu Jun 30 1994, 7:05 PM EDT Att: 32,967 - Unknown - 78 F AB 33 R 6 H 8 RBI 6 BB 5 SO 5 LOB 17 										
John Valentin, R OBP: 0.387, SLG: 0.488 (1, 6)	0-2 L6		3-2 P4		1-0 P6 1-2		1-3 K	4-1 BB		4	0	0	0	1	1	2											
Mo Vaughn, L OBP: 0.403, SLG: 0.582 (1, 3)	0-3 K				0-2 G3		0-1 K	2-1 F9		5	1	1	2	0	2	2											
Andre Dawson, R OBP: 0.298, SLG: 0.531 (1, 10)		0-0 G5-3 1B 2B		0-3 K	1-1 L8		0-0 P4			4	1	1	0	0	1	1											
Tom Brunansky, R OBP: 0.318, SLG: 0.429 (1, 7)		1-2 G5-3		4-2 BB BB		2-3 K2-3		4-2 S BB		2	0	0	0	1	1	1											
Otis Nixon, S OBP: 0.362, SLG: 0.330 (8, 8)		2-3 G5-3		1 SAFE 4-1 BB		0-0 1B		1-1 G6-3		0	1	0	0	1	0	0											
Wes Chamberlain, R OBP: 0.294, SLG: 0.392 (1, 9)		0-1 G6-4-3 1B		1 SAFE 4-1 BB		0-0 1B		1-1 G6-3		3	0	2	1	1	0	1											
Mike Greenwell, L OBP: 0.370, SLG: 0.478 (9, 7)		3-H G6-4-3 1B		1-2 BB		1-2 1B		1-2 1B		0	0	0	0	0	0	0											
Scott Cooper, L OBP: 0.341, SLG: 0.509 (1, 5)		2-2 G6-4-3 1-2		4-1 BB		1-2 BB		2-2 E5 3B		3	1	1	0	1	0	2											
Rich Rowland, R OBP: 0.247, SLG: 0.388 (1, 2)			1-0 F9		1-2 G5-3		2-2 F8		2-0 G3 3B	3	0	0	0	0	0	5											
Damon Berryhill, S OBP: 0.265, SLG: 0.411 (8, PH)								1-H 2-H 3B		1	1	1	2	0	0	0											
Lee Tinsley, S OBP: 0.348, SLG: 0.250 (1, 8)			3-2 G4-1 1B		1-1 G6-3		2-2 L6		1-0 G3	4	0	1	1	0	0	2											
Inning Stats	R: 0 E: 0 K: 1 S: 8	H: 0 LOB: 0 BB: 0 P: 9	R: 1 E: 0 K: 0 S: 9	H: 2 LOB: 0 BB: 0 P: 12	R: 0 E: 0 K: 0 S: 12	H: 1 LOB: 1 BB: 0 P: 19	R: 0 E: 0 K: 1 S: 16	H: 0 LOB: 3 BB: 3 P: 29	R: 2 E: 0 K: 0 S: 8	H: 2 LOB: 0 BB: 0 P: 11	R: 0 E: 0 K: 2 S: 12	H: 0 LOB: 1 BB: 0 P: 16	R: 3 E: 1 K: 0 S: 17	H: 1 LOB: 2 BB: 2 P: 35	1B: 5 2B: 1 3B: 1 HR: 1	SF: 0 SAC: 0 DP: 1 HBP: 1	WP: 2 PB: 0 SB: 1 CS: 0	PA: 39									
PITCHER	IP	WLS	BF	H	R	ER	SO	BB	IBB	HBP	BLK	WP	HR	S	P	ERA	WHIP										
Terry Mulholland, L ERA: 6.2 (1, 1)	6.0		27	7	3	3	3	3	0	0	0	1	1	69	103	4.50	1.667										
Donn Pall, R ERA: 3.56 (7, 1)	0.2		2	0	0	0	1	0	0	0	0	0	0	8	11	0.00	0.000										
Sterling Hitchcock, L ERA: 0.27 (7, 1)	0.0		1	0	0	0	1	0	0	0	0	1	0	3	4	*	*										
Bob Wickman, R ERA: 3.0 (7, 1)	1.0	L	7	1	3	1	0	1	0	1	0	0	0	15	27	9.00	2.000										
Xavier Hernandez, R ERA: 5.93 (8, 1)	0.1		2	0	0	0	0	1	0	0	0	0	0	3	9	0.00	3.000										

Batter	1	2	3	4	5	6	7	8	9	AB R H RBI BB SO LOB	TOP																
Rich Amaral, R OBP: 0.346, SLG: 0.401 (1, 4)										3 1 2 0 1 1 0	Seattle Mariners @ New York Yankees Yankee Stadium, Bronx, NY Fri Jul 01 1994, 7:05 PM EDT Att: 36,313 - Unknown - 82 F																
Edgar Martinez, R OBP: 0.405, SLG: 0.505 (1, 5)										4 0 1 1 1 0 2																	
Ken Griffey Jr., L OBP: 0.401, SLG: 0.710 (1, 8)										5 0 2 1 0 0 5																	
Jay Buhner, R OBP: 0.385, SLG: 0.538 (1, 9)										5 0 0 0 0 3 6																	
Mike Blowers, R OBP: 0.330, SLG: 0.357 (1, 3)										4 0 1 0 0 0 0																	
Keith Mitchell, R OBP: 0.410, SLG: 0.556 (1, 7)										3 0 0 0 0 0 1																	
Marc Newfield, R OBP: 0.283, SLG: 0.176 (1, 10)										4 0 0 0 0 0 2																	
Felix Fermin, R OBP: 0.360, SLG: 0.424 (1, 6)										4 1 1 0 0 1 1																	
Dan Wilson, R OBP: 0.266, SLG: 0.349 Reggie Jefferson, S OBP: 0.407, SLG: 0.385 Bill Haselman, R OBP: 0.225, SLG: 0.351 (9, PH) (9, 2)										3 2 3 2 0 0 0 1 0 0 0 0 0 0 0 0 0 0 0 0 0																	
Inning Stats	R: 0 E: 0 K: 2 S: 10	H: 1 LOB: 1 BB: 0 P: 19	R: 0 E: 0 K: 0 S: 7	H: 0 LOB: 0 BB: 0 P: 14	R: 1 E: 0 K: 0 S: 10	H: 1 LOB: 1 BB: 1 P: 19	R: 0 E: 0 K: 1 S: 10	H: 1 LOB: 1 BB: 0 P: 15	R: 1 E: 1 K: 0 S: 8	H: 2 LOB: 2 BB: 1 P: 20		R: 0 E: 0 K: 0 S: 4	H: 0 LOB: 0 BB: 0 P: 5	R: 1 E: 0 K: 2 S: 13	H: 3 LOB: 2 BB: 0 P: 20	R: 0 E: 1 K: 0 S: 8	H: 0 LOB: 1 BB: 0 P: 14	R: 1 E: 0 K: 0 S: 10	H: 2 LOB: 1 BB: 0 P: 16	1B: 7 2B: 2 3B: 0 HR: 1	SF: 0 SAC: 2 DP: 0 HBP: 0	WP: 0 PB: 2 CS: 1	PA: 40				
PITCHER	IP WLS BF H R ER SO BB IBB HBP BLK WP HR S P ERA WHIP											PITCHER	IP WLS BF H R ER SO BB IBB HBP BLK WP HR S P ERA WHIP														
Jim Abbott, L ERA: 3.73 Xavier Hernandez, R ERA: 6.11 Steve Howe, L ERA: 2.82 (1, 1) (9, 1) (9, 1)	8.0 0.2 0.1	35 L 3 2	8 1 1	3 1 0	2 1 0	5 1 0	2 0 0	0 0 0	0 0 0	0 0 0	0 0 0	0 0 0	1 5 5	70 9 7	126 9 7	2.25 13.50 0.00	1.250 1.500 3.000										

AB	36
R	4
H	10
RBI	4
BB	2
SO	5
LOB	17



Batter	1	2	3	4	5	6	7	8	9	AB R H RBI BB SO LOB	BOTTOM															
Bernie Williams, S OBP: 0.385, SLG: 0.460 (1, 8)										4 0 2 0 1 0 1	Seattle Mariners @ New York Yankees Yankee Stadium, Bronx, NY Fri Jul 01 1994, 7:05 PM EDT Att: 36,313 - Unknown - 82 F															
Randy Velarde, R OBP: 0.353, SLG: 0.441 (1, 5)										5 1 3 0 0 1 2																
Jim Leyritz, R OBP: 0.379, SLG: 0.534 (9, 3)										3 0 0 0 1 3 3																
Danny Tartabull, R OBP: 0.345, SLG: 0.469 (1, 10)										4 0 1 1 0 1 2																
Mike Stanley, R OBP: 0.345, SLG: 0.457 Daryl Boston, L OBP: 0.277, SLG: 0.450 Matt Nokes, L OBP: 0.360, SLG: 0.609 (1, 3) (8, PH) (9, 2)										4 0 1 0 0 2 4 0 1 0 0 0 0 0 0 0 0 0 0 0 0																
Gerald Williams, R OBP: 0.276, SLG: 0.463 Paul O'Neill, L OBP: 0.462, SLG: 0.600 (1, 9) (8, PH) (9, 9)										3 0 0 0 0 2 0 1 0 1 1 0 0 0																
Dave Silvestri, R OBP: 0.333, SLG: 0.500 (1, 4)										4 1 1 1 0 3 2																
Kevin Elster, R Wade Boggs, L OBP: 0.433, SLG: 0.492 (1, 6) (9, PH)										3 0 0 0 0 3 0 1 0 0 0 0 0 0																
Luis Polonia, L OBP: 0.371, SLG: 0.389 (1, 7)										4 0 1 0 0 1 0																
Inning Stats	R: 0 E: 0 K: 2 S: 17	H: 2 LOB: 2 BB: 0 P: 27	R: 0 E: 0 K: 3 S: 10	H: 0 LOB: 0 BB: 0 P: 16	R: 1 E: 0 K: 2 S: 15	H: 3 LOB: 1 BB: 1 P: 27	R: 0 E: 0 K: 3 S: 9	H: 0 LOB: 0 BB: 0 P: 13	R: 0 E: 0 K: 1 S: 11	H: 1 LOB: 0 BB: 0 P: 15		R: 0 E: 0 K: 0 S: 8	H: 0 LOB: 0 BB: 0 P: 11	R: 1 E: 0 K: 2 S: 12	H: 2 LOB: 1 BB: 0 P: 17	R: 1 E: 0 K: 3 S: 22	H: 2 LOB: 2 BB: 0 P: 32	R: 0 E: 0 K: 0 S: 6	H: 0 LOB: 1 BB: 1 P: 15	1B: 5 2B: 4 3B: 0 HR: 1	SF: 0 SAC: 0 DP: 0 HBP: 0	WP: 0 PB: 1 CS: 1	PA: 38			
PITCHER	IP WLS BF H R ER SO BB IBB HBP BLK WP HR S P ERA WHIP											PITCHER	IP WLS BF H R ER SO BB IBB HBP BLK WP HR S P ERA WHIP													
Randy Johnson, L ERA: 3.17 Bill Riskey, R ERA: 4.31 Bobby Ayala, R ERA: 1.8 (1, 1) (7, 1) (8, 1)	6.1 1.1 1.1	27 5 6	8 1 1	2 1 0	2 1 0	12 3 1	0 0 1	0 0 0	0 0 0	0 0 0	0 0 0	0 0 0	15 24 19	76 24 34	115 6.75 0.00	1.421 0.750 1.500										



Batter	1	2	3	4	5	6	7	8	9	AB	R	H	RBI	BB	SO	LOB	TOP									
Rich Amaral, R OBP: 0.350, SLG: 0.401	G6-3		K	1-3 2-H	1B	1B		G4-3		5	2	2	1	1	1	0	Seattle Mariners @ New York Yankees Yankee Stadium, Bronx, NY Sat Jul 02 1994, 3:33 AM EDT Att: 32,717 - Unknown									
Felix Fermin, R OBP: 0.354, SLG: 0.417 Luis Sojo, R OBP: 0.291, SLG: 0.403	F9		G6-3	K	E4	1B		F9		4	1	0	1	0	1	3										
Ken Griffey Jr., L OBP: 0.409, SLG: 0.712	1B		1B	G3-1	1B	1B		1B		6	1	5	1	0	0	2										
Edgar Martinez, R OBP: 0.412, SLG: 0.505	1B		1B	1B	1B	K		G6-4-3		4	1	2	0	2	1	4										
Mike Blowers, R OBP: 0.335, SLG: 0.382	G5-3		1B	1-2 2-H	1B	1B		HR		5	2	3	3	0	1	5										
Keith Mitchell, R OBP: 0.405, SLG: 0.536		G6-3	L8					G6-3		6	1	2	3	0	0	2										
Tino Martinez, L OBP: 0.296, SLG: 0.406		G3		SH2-3	1B			K		5	2	2	1	0	1	2										
Bill Haselman, R OBP: 0.238, SLG: 0.350		BB		SH2-3	1B	G4-3		G5-3		3	1	1	0	1	0	0										
Brian Turang, R OBP: 0.234, SLG: 0.276	L9		1B	BB	1B	1B		F8		4	1	1	2	1	1	1										
Inning Stats	R: 0 E: 0 K: 0 S: 15	H: 2 LOB: 2 BB: 0 P: 26	R: 0 E: 0 K: 0 S: 7	H: 0 LOB: 1 BB: 1 P: 15	R: 1 E: 0 K: 1 S: 15	H: 2 LOB: 2 BB: 1 P: 27	R: 1 E: 0 K: 1 S: 12	H: 2 LOB: 2 BB: 1 P: 19	R: 3 E: 0 K: 1 S: 23	H: 3 LOB: 3 BB: 1 P: 45	R: 1 E: 0 K: 1 S: 13	H: 3 LOB: 3 BB: 0 P: 24	R: 0 E: 0 K: 1 S: 9	H: 0 LOB: 0 BB: 0 P: 15	R: 0 E: 0 K: 0 S: 3	H: 0 LOB: 0 BB: 0 P: 6	R: 1 E: 0 K: 0 S: 11	H: 2 LOB: 0 BB: 0 P: 16	1B: 16 2B: 1 3B: 1 HR: 1	SF: 1 SAC: 1 DP: 1 HBP: 0	WP: 0 PB: 0 SB: 2 CS: 0	PA: 51				
PITCHER	IP	WLS	BF	H	R	ER	SO	BB	IBB	HBP	BLK	WP	HR	S	P	ERA	WHIP									
Jimmy Key, L ERA: 3.36	(1, 1)	4.0	L	25	10	6	6	2	3	0	0	0	0	0	58	105	13.50	3.250								
Donn Pail, R ERA: 4.06	(5, 1)	0.2		8	4	4	2	1	1	0	0	0	0	0	12	25	27.00	7.500								
Paul Gibson, L ERA: 5.73	(5, 1)	4.1		18	5	2	2	3	1	0	0	0	0	1	38	63	4.15	1.385								

Batter	1	2	3	4	5	6	7	8	9	AB	R	H	RBI	BB	SO	LOB	BOTTOM									
Bernie Williams, S OBP: 0.385, SLG: 0.471	G6-3		G6-4-3		K			HR		5	1	2	2	0	1	1	Seattle Mariners @ New York Yankees Yankee Stadium, Bronx, NY Sat Jul 02 1994, 3:33 AM EDT Att: 32,717 - Unknown									
Randy Velarde, R OBP: 0.349, SLG: 0.435	1B			F7	K			FC6-4		5	0	1	0	0	2	2										
Wade Boggs, L OBP: 0.435, SLG: 0.496	F7			1B	1B			G3-1		4	2	2	0	1	0	1										
Danny Tartabull, R OBP: 0.345, SLG: 0.472	F8			K	F8			1B		5	1	2	1	0	1	3										
Mike Stanley, R OBP: 0.346, SLG: 0.456	K2-3			1B	1B			F8		5	1	2	0	0	1	1										
Paul O'Neill, L OBP: 0.456, SLG: 0.592	K			1B	1B			G4-3		5	0	1	2	0	2	1										
Jim Leyritz, R OBP: 0.384, SLG: 0.536	F8			1B	1B			G4-3		5	1	3	1	0	1	1										
Luis Polonia, L OBP: 0.375, SLG: 0.391	F9			1B	BB			1B		4	0	2	0	1	0	1										
Kevin Elster, R	G6-4-3			BB	P6			F7		3	0	0	0	1	0	7										
Inning Stats	R: 0 E: 0 K: 0 S: 7	H: 1 LOB: 1 BB: 0 P: 15	R: 0 E: 0 K: 2 S: 9	H: 0 LOB: 0 BB: 0 P: 14	R: 0 E: 0 K: 0 S: 2	H: 0 LOB: 0 BB: 1 P: 9	R: 2 E: 0 K: 1 S: 15	H: 3 LOB: 3 BB: 2 P: 30	R: 0 E: 0 K: 2 S: 10	H: 1 LOB: 1 BB: 0 P: 17	R: 0 E: 0 K: 0 S: 9	H: 2 LOB: 2 BB: 0 P: 13	R: 1 E: 0 K: 1 S: 12	H: 2 LOB: 1 BB: 0 P: 19	R: 1 E: 0 K: 1 S: 14	H: 3 LOB: 2 BB: 0 P: 21	R: 2 E: 1 K: 1 S: 11	H: 3 LOB: 1 BB: 0 P: 16	1B: 12 2B: 2 3B: 0 HR: 1	SF: 0 SAC: 0 DP: 1 HBP: 0	WP: 0 PB: 0 SB: 0 CS: 0	PA: 44				
PITCHER	IP	WLS	BF	H	R	ER	SO	BB	IBB	HBP	BLK	WP	HR	S	P	ERA	WHIP									
Dave Fleming, L ERA: 6.93	(1, 1)	7.0	W	32	9	3	3	6	3	0	0	0	0	0	64	117	3.86	1.714								
Tim Davis, L ERA: 4.03	(8, 1)	1.0		6	3	1	1	1	0	0	0	0	0	14	21	9.00	3.000									
Rich Gossage, R ERA: 4.24	(9, 1)	1.0		6	3	2	2	1	0	0	0	0	0	11	16	18.00	3.000									

Batter	1	2	3	4	5	6	7	8	9	AB	R	H	RBI	BB	SO	LOB	TOP					
Rich Amaral, R OBP: 0.348, SLG: 0.398 (1, 4)	F9		G6-4-3			1B		B1-3		4	0	1	0	0	0	2						
Luis Sojo, R OBP: 0.290, SLG: 0.399 (1, 6)	G6-3			G6-3		1B		G5-3		4	0	1	1	0	0	0						
Ken Griffey Jr., L OBP: 0.410, SLG: 0.708 (1, 8)	1B			HBP		K			G4-3	3	0	1	0	0	1	2						
Edgar Martinez, R OBP: 0.405, SLG: 0.495 (1, 10)		F8		G6-3		F7			G4-3	4	0	0	0	0	0	3						
Keith Mitchell, R OBP: 0.386, SLG: 0.507 (1, 9)	K				G4-3		F9		G6-3	4	0	0	0	0	1	0						
Tino Martinez, L OBP: 0.296, SLG: 0.419 (1, 3)	K				G6-3		HR			3	1	1	1	0	1	0						
Mike Blowers, R OBP: 0.335, SLG: 0.381 (1, 5)			1B		F8		P4			3	0	1	0	0	0	0						
Dan Wilson, R OBP: 0.272, SLG: 0.354 (1, 2)						1B	P3			3	1	2	0	0	0	0						
Brian Turang, R OBP: 0.227, SLG: 0.267 (1, 7)			K			K		F8		3	0	0	0	0	2	3						
Inning Stats	R: 0 E: 0 K: 0 S: 7	H: 1 LOB: 1 BB: 0 P: 11	R: 0 E: 0 K: 2 S: 9	H: 0 LOB: 0 BB: 14	R: 0 E: 0 K: 1 S: 7	H: 2 LOB: 1 BB: 0 P: 11	R: 0 E: 0 K: 0 S: 7	H: 0 LOB: 0 BB: 0 P: 10	R: 0 E: 0 K: 0 S: 4	H: 0 LOB: 0 BB: 0 P: 8	R: 1 E: 0 K: 2 S: 18	H: 3 LOB: 2 BB: 0 P: 28	R: 1 E: 0 K: 0 S: 8	H: 1 LOB: 0 BB: 0 P: 11	R: 0 E: 0 K: 0 S: 6	H: 0 LOB: 0 BB: 0 P: 7	R: 0 E: 0 K: 0 S: 7	H: 0 LOB: 0 BB: 0 P: 11	1B: 6 2B: 0 3B: 0 HR: 1	SF: 0 SAC: 0 DP: 1 HBP: 1	WP: 0 PB: 0 SB: 0 CS: 1	PA: 32
PITCHER	IP	WLS	BF	H	R	ER	SO	BB	IBB	HBP	BLK	WP	HR	S	P	ERA	WHIP					
Melido Perez, R ERA: 3.64 (1, 1)	8.0	W	29	7	2	2	5	0	0	1	0	0	1	66	100	2.25	0.875					
Steve Howe, L ERA: 2.7 (9, 1)	1.0	S	3	0	0	0	0	0	0	0	0	0	0	7	11	0.00	0.000					

Seattle Mariners @ New York Yankees
Yankee Stadium, Bronx, NY
Sun Jul 03 1994, 3:33 AM EDT
Att: 30,742 - Sunny - 81 F


AB 31
R 2
H 7
RBI 2
BB 0
SO 5
LOB 10



Batter	1	2	3	4	5	6	7	8	9	AB	R	H	RBI	BB	SO	LOB	BOTTOM				
Bernie Williams, S OBP: 0.390, SLG: 0.471 (1, 8)	1B		G4-6-3			FC6-4	K			2	0	1	0	2	1	0					
Wade Boggs, L OBP: 0.436, SLG: 0.496 (1, 5)	1B		G4-6-3			FC6-4	1B		G6-4-3	4	1	2	0	0	0	2					
Jim Leyritz, R OBP: 0.382, SLG: 0.536 (1, 3)	F9		G6-3			1B	G6-4-3			4	1	1	0	0	0	3					
Danny Tartabull, R OBP: 0.344, SLG: 0.467 (1, 10)	K			K		HR	1B		K	3	1	0	0	1	3	2					
Mike Stanley, R OBP: 0.349, SLG: 0.462 (1, 2)	K			G6-3		HR	1B		G4-3	4	1	2	2	0	1	2					
Paul O'Neill, L OBP: 0.462, SLG: 0.603 (1, 9)			G5-4-3		G6-3	HR			G4-3	2	1	1	3	2	0	0					
Randy Velarde, R OBP: 0.343, SLG: 0.426 (1, 4)	G5-4-3				F8	G6-3		G4-3		4	0	0	0	0	0	3					
Luis Polonia, L OBP: 0.380, SLG: 0.392 (1, 7)	PB				K		S		IBB	2	0	1	0	2	1	0					
Kevin Elster, R (1, 6)	F9				G5-3	G5-3		G6-3		4	0	0	0	0	0	5					
Inning Stats	R: 0 E: 0 K: 2 S: 13	H: 1 LOB: 2 BB: 1 P: 21	R: 0 E: 0 K: 0 S: 5	H: 0 LOB: 2 BB: 2 P: 15	R: 0 E: 0 K: 0 S: 3	H: 0 LOB: 0 BB: 1 P: 10	R: 0 E: 0 K: 1 S: 6	H: 0 LOB: 0 BB: 0 P: 10	R: 0 E: 0 K: 1 S: 9	H: 0 LOB: 0 BB: 0 P: 15	R: 5 E: 0 K: 0 S: 15	H: 5 LOB: 1 BB: 1 P: 31	R: 0 E: 0 K: 1 S: 8	H: 1 LOB: 0 BB: 0 P: 12	R: 0 E: 0 K: 1 S: 7	H: 1 LOB: 3 BB: 2 P: 18	1B: 5 2B: 2 3B: 0 HR: 1	SF: 0 SAC: 0 DP: 3 HBP: 0	WP: 0 PB: 1 SB: 1 CS: 0	PA: 36	
PITCHER	IP	WLS	BF	H	R	ER	SO	BB	IBB	HBP	BLK	WP	HR	S	P	ERA	WHIP				
John Cummings, L ERA: 6.19 (1, 1)	5.1	L	24	5	5	5	4	4	1	0	0	0	1	44	92	8.44	1.688				
Milt Hill, R ERA: 7.07 (6, 1)	2.2		12	3	0	0	2	0	2	0	0	0	0	22	40	0.00	1.125				

Seattle Mariners @ New York Yankees
Yankee Stadium, Bronx, NY
Sun Jul 03 1994, 3:33 AM EDT
Att: 30,742 - Sunny - 81 F

AB 29
R 5
H 8
RBI 5
BB 7
SO 6
LOB 17



Batter	1	2	3	4	5	6	7	8	9	AB	R	H	RBI	BB	SO	LOB	TOP										
Rickey Henderson, R OBP: 0.421, SLG: 0.389 (1, 7)										2	0	2	1	2	0	0											
Stan Javier, S OBP: 0.373, SLG: 0.451 (1, 8)										5	1	1	0	0	1	5											
Troy Neel, L OBP: 0.349, SLG: 0.463 (1, 10)										4	1	2	2	1	1	2											
Ruben Sierra, S OBP: 0.287, SLG: 0.468 (1, 9)										5	0	0	0	0	2	5											
Mark McGwire, R OBP: 0.483, SLG: 0.551 (1, 3)										4	1	2	1	1	0	2											
Terry Steinbach, R OBP: 0.331, SLG: 0.459 (1, 2)										5	0	1	0	0	1	1											
Brent Gates, S OBP: 0.345, SLG: 0.374 (1, 4)										5	1	1	0	0	1	2											
Mike Bordick, R OBP: 0.339, SLG: 0.355 (1, 6)										3	0	1	0	0	0	0											
Scott Hemond, R OBP: 0.284, SLG: 0.333 (1, 5)										2	0	1	0	2	0	1											
Inning Stats	R: 0 E: 0 K: 1 S: 11	H: 2 LOB: 2 BB: 0 P: 18	R: 0 E: 0 K: 1 S: 10	H: 1 LOB: 1 BB: 0 P: 18	R: 2 E: 0 K: 0 S: 10	H: 1 LOB: 1 BB: 2 P: 23	R: 1 E: 0 K: 0 S: 9	H: 2 LOB: 2 BB: 1 P: 18	R: 1 E: 0 K: 1 S: 13	H: 1 LOB: 0 BB: 0 P: 19	R: 0 E: 0 K: 1 S: 9	H: 1 LOB: 1 BB: 1 P: 19	R: 0 E: 0 K: 1 S: 11	H: 2 LOB: 2 BB: 0 P: 18	R: 0 E: 0 K: 2 S: 12	H: 1 LOB: 3 BB: 2 P: 22	R: 0 E: 0 K: 0 S: 7	H: 0 LOB: 0 BB: 0 P: 12	1B: 8 2B: 1 3B: 0 HR: 2	SF: 1 SAC: 1 DP: 0 HBP: 0	WP: 0 PB: 0 SB: 2 CS: 1	PA: 43					
PITCHER	IP	WLS	BF	H	R	ER	SO	BB	IBB	HBP	BLK	WP	HR	S	P	ERA	WHIP										
Scott Kamieniecki, R ERA: 3.71 (1, 1)	6.0	L	29	8	4	4	3	4	0	0	0	0	2	62	115	6.00	2.000										
Xavier Hernandez, R ERA: 5.76 (7, 1)	1.2		9	3	0	0	2	1	0	0	0	0	0	19	30	0.00	2.400										
Paul Gibson, L ERA: 5.73 (8, 1)	0.0		1	0	0	0	0	1	0	0	0	0	0	1	5	∞	∞										
Greg Harris, R ERA: 8.04 (8, 1)	1.1		4	0	0	0	1	0	0	0	0	0	0	10	17	0.00	0.000										

Oakland Athletics @ New York Yankees
Yankee Stadium, Bronx, NY
Mon Jul 04 1994, 3:33 AM EDT
Att: 22,021 - Overcast - 78 F

AB 35
R 4
H 11
RBI 4
BB 6
SO 6
LOB 18

Batter	1	2	3	4	5	6	7	8	9	AB	R	H	RBI	BB	SO	LOB	BOTTOM										
Luis Polonia, L OBP: 0.375, SLG: 0.386 (1, 7)										4	0	0	0	0	1	0											
Randy Velarde, R OBP: 0.345, SLG: 0.427 (1, 4) (9, 6)										4	0	2	0	0	0	0											
Wade Boggs, L OBP: 0.430, SLG: 0.488 (1, 5)										4	0	0	0	0	2	2											
Danny Tartabull, R OBP: 0.340, SLG: 0.460 (1, 10)										4	0	0	0	0	1	1											
Paul O'Neill, L OBP: 0.462, SLG: 0.600 (1, 9)										3	0	1	0	1	0	0											
Matt Nokes, L OBP: 0.357, SLG: 0.577 (1, 2)										3	0	1	0	0	0	1											
Bernie Williams, S OBP: 0.386, SLG: 0.465 (1, 8)										3	0	0	0	0	0	3											
Mike Stanley, R OBP: 0.344, SLG: 0.455 (1, 3)										3	0	0	0	0	1	3											
Kevin Elster, R (1, 6)										2	0	0	0	0	0	0											
Dave Silvestri, R OBP: 0.308, SLG: 0.444 (8, PH) (9, 4)										1	0	0	0	0	1	0											
Inning Stats	R: 0 E: 0 K: 1 S: 12	H: 1 LOB: 1 BB: 0 P: 17	R: 0 E: 0 K: 0 S: 9	H: 1 LOB: 1 BB: 0 P: 11	R: 0 E: 0 K: 0 S: 7	H: 0 LOB: 0 BB: 0 P: 9	R: 0 E: 0 K: 1 S: 9	H: 0 LOB: 0 BB: 0 P: 13	R: 0 E: 0 K: 1 S: 15	H: 1 LOB: 2 BB: 1 P: 28	R: 0 E: 0 K: 1 S: 11	H: 0 LOB: 0 BB: 0 P: 17	R: 0 E: 0 K: 2 S: 8	H: 0 LOB: 0 BB: 0 P: 15	1B: 4 2B: 0 3B: 0 HR: 0	SF: 0 SAC: 0 DP: 0 HBP: 0	WP: 0 PB: 0 SB: 0 CS: 0	PA: 32									
PITCHER	IP	WLS	BF	H	R	ER	SO	BB	IBB	HBP	BLK	WP	HR	S	P	ERA	WHIP										
Steve Ontiveros, R ERA: 2.78 (7, 1)	6.1	W	24	4	0	0	2	1	0	0	0	0	0	17	27	0.00	0.789										
Mark Acree, R ERA: 2.89 (9, 1)	0.1		1	0	0	0	1	0	0	0	0	0	0	3	6	0.00	0.000										
Dave Leiper, L ERA: 1.08 (9, 1)	0.1		1	0	0	0	1	0	0	0	0	0	0	3	6	0.00	0.000										
Billy Taylor, R ERA: 3.96 (9, 1)	0.1		1	0	0	0	0	0	0	0	0	0	0	2	3	0.00	0.000										
Ed Vosberg, L ERA: (9, 1)	0.1		1	0	0	0	0	0	0	0	0	0	0	2	3	0.00	0.000										

Oakland Athletics @ New York Yankees
Yankee Stadium, Bronx, NY
Mon Jul 04 1994, 3:33 AM EDT
Att: 22,021 - Overcast - 78 F

AB 31
R 0
H 4
RBI 0
BB 1
SO 6
LOB 10

Batter	1	2	3	4	5	6	7	8	9	AB	R	H	RBI	BB	SO	LOB	TOP										
Rickey Henderson, R OBP: 0.420, SLG: 0.389	(1, 7) K		(3, 2) G5-4-3 E 1B		(2, 2) G4-3		(0, 3) K		(2, 1) FC6-4 1B	5	0	2	0	0	2	1	Oakland Athletics @ New York Yankees Yankee Stadium, Bronx, NY Tue Jul 05 1994, 7:05 PM EDT Att: 23,967 - Unknown - 83 F										
Stan Javier, S OBP: 0.371, SLG: 0.447	(1, 8) 1B		(2, 2) E5 G5-4-3 1-2		(2, 3) K		(1, 1) F9		(2, 1) F7	5	0	1	0	0	1	3											
Gerónimo Berroa, R OBP: 0.403, SLG: 0.510	(1, 9) X		(0, 0) G5-4-3		(1, 1) HR		(3, 2) HR		(1, 0) FC6-4 1-2	5	2	3	2	0	0	3											
Eric Fox, S OBP: 0.244, SLG: 0.310	(9, 9) 1B		(1, 2) G6-4-3 1B		(1, 0) HR		(1, H) HR			0	0	0	0	0	0	0											
Ruben Sierra, S OBP: 0.287, SLG: 0.475	(1, 10) G6-4-3 1-2		(1, 1) G4-3		(1, 0) HR		(0, 2) G4-3			4	1	1	2	0	0	4											
Mark McGwire, R OBP: 0.475, SLG: 0.538		(2, 2) E4 2B 1B		(1, 2) 1B		(0, 0) G5-3			(1, 1) F9	4	2	1	0	0	0	0											
Terry Steinbach, R OBP: 0.337, SLG: 0.466		(1, 2) 1B		(0, 0) 1B		(4, 2) G6-4-3 BB			(2, 3) K	3	2	2	0	1	1	0											
Brent Gates, S OBP: 0.347, SLG: 0.377		(1, 3) K		(0, 0) 1B		(1, 1) G6-4-3 1-2			(1, 1) PB 1B	4	0	2	1	0	1	3											
Mike Bordick, R OBP: 0.338, SLG: 0.355		(0, 2) G6-4-3 2H 3H 1B		(2, 1) SF7-4-3 1-2		(3, 3) K			(3, 3) K	3	0	1	3	0	2	1											
Scott Hemond, R OBP: 0.279, SLG: 0.328	(1, 5) G6-4-3		(1, 2) F7						(0, 1) G5-3	2	0	0	0	0	0	1											
Troy Neel, L OBP: 0.352, SLG: 0.463	(7, PH) 1B									0	0	0	0	1	0	0											
Scott Brosius, R OBP: 0.290, SLG: 0.372	(7, PR) 1B									1	1	0	0	0	0	0											
Inning Stats	R: 0 E: 0 K: 1 S: 7	H: 2 LOB: 1 BB: 0 P: 10	R: 2 E: 1 K: 1 S: 20	H: 2 LOB: 0 BB: 25 P: 25	R: 0 E: 1 K: 0 S: 10	H: 1 LOB: 1 BB: 0 P: 16	R: 2 E: 0 K: 0 S: 11	H: 3 LOB: 0 BB: 0 P: 15	R: 2 E: 0 K: 1 S: 10	H: 2 LOB: 0 BB: 0 P: 16	R: 0 E: 0 K: 1 S: 8	H: 0 LOB: 0 BB: 1 P: 16	R: 2 E: 0 K: 1 S: 12	H: 1 LOB: 1 BB: 1 P: 20	R: 0 E: 0 K: 2 S: 11	H: 1 LOB: 1 BB: 0 P: 18	R: 0 E: 0 K: 0 S: 7	H: 1 LOB: 1 BB: 0 P: 12	1B: 10 2B: 2 3B: 0 HR: 2	SF: 1 SAC: 0 DP: 5 HBP: 0	WP: 0 PB: 1 SB: 0 CS: 0	PA: 39					
PITCHER	IP	WLS	BF	H	R	ER	SO	BB	IBB	HBP	BLK	WP	HR	S	P	ERA	WHIP										
Terry Mulholland, L ERA: 6.32	(1, 1) 5.0		23	10	6	5	3	0	0	0	0	0	1	58	82	9.00	2.000										
Greg Harris, R ERA: 8.08	(6, 1) 2.0	L	8	1	2	2	2	2	0	0	0	0	1	20	36	9.00	1.500										
Bob Wickman, R ERA: 2.87	(8, 1) 2.0		8	2	0	0	2	0	0	0	0	0	0	18	30	0.00	1.000										

Batter	1	2	3	4	5	6	7	8	9	AB	R	H	RBI	BB	SO	LOB	BOTTOM										
Luis Polonia, L OBP: 0.375, SLG: 0.381	(1, 7) G4-3		(2, 2) G4-3		(4, 1) BB		(0, 0) G6-3		(4, 2) BB	3	0	0	0	2	0	0	Oakland Athletics @ New York Yankees Yankee Stadium, Bronx, NY Tue Jul 05 1994, 7:05 PM EDT Att: 23,967 - Unknown - 83 F										
Wade Boggs, L OBP: 0.430, SLG: 0.488	(1, 5) 1B		(4, 0) 1B WP		(2, 3) K		(1, 2) G6-3		(1, 3) K	4	2	1	0	1	2	3											
Paul O'Neill, L OBP: 0.468, SLG: 0.604	(1, 9) 2B		(2, 1) WP S		(0, 0) BLK HR		(0, 0) FC5-4		(3, 3) K	5	2	4	1	0	1	2											
Dave Silvestri, R OBP: 0.308, SLG: 0.444	(9, 4) 2B		(1, 3) WP S		(1, 0) HR		(1, 1) FC5-4			0	0	0	0	0	0	0											
Jim Leyritz, R OBP: 0.379, SLG: 0.535	(1, 2) 1B		(1, 0) G6-3		(0, 3) K		(1, 1) FC5-4			4	0	1	1	0	1	3											
Gerald Williams, R OBP: 0.278, SLG: 0.463	(7, PR) G4-3		(1, 3) G6-3		(1, 2) K		(1, 2) FC4-6 E		(0, 0) F8	0	0	0	0	0	0	0											
Mike Stanley, R OBP: 0.343, SLG: 0.452	(8, 2) 2B		(1, 3) G6-3		(1, 2) K		(1, 2) FC4-6 E			1	0	0	0	0	0	0											
Daryl Boston, L OBP: 0.269, SLG: 0.435	(1, 10) G4-3		(0, 0) F7		(3, 1) HR		(1, 2) E5		(3, 3) K	2	0	0	0	0	0	2											
Danny Tartabull, R OBP: 0.340, SLG: 0.469	(5, PH) 2-3		(1, 1) G4-3		(2, H) HR		(1, 2) FC4-6			3	1	1	2	0	1	1											
Bernie Williams, S OBP: 0.383, SLG: 0.458	(1, 8) G5-3		(4, 1) BB		(2, 2) G3		(0, 1) FC4-6		(3, 2) F7	4	0	0	0	1	0	3											
Matt Nokes, L OBP: 0.375, SLG: 0.767		(2, 1) HR	(3, 2) P6		(0, 0) HR		(1, 0) G4-3			4	2	2	2	0	0	5											
Randy Velarde, R OBP: 0.344, SLG: 0.421	(1, 4) K		(1, 3) K		(1, 2) G6-3		(2, 3) K		(4, 2) SH3 BB	3	0	0	0	1	2	0											
Kevin Elster, R OBP: 0.340, SLG: 0.469	(1, 6) G3		(2, 2) G3		(0, 0) G4-3		(0, 3) K		(0, 0) SH3	3	0	0	0	0	1	0											
Inning Stats	R: 2 E: 0 K: 0 S: 16	H: 3 LOB: 1 BB: 0 P: 23	R: 1 E: 0 K: 1 S: 12	H: 1 LOB: 0 BB: 0 P: 19	R: 1 E: 0 K: 0 S: 8	H: 1 LOB: 2 BB: 2 P: 22	R: 0 E: 0 K: 1 S: 8	H: 0 LOB: 1 BB: 1 P: 15	R: 3 E: 0 K: 2 S: 14	H: 3 LOB: 0 BB: 0 P: 21	R: 0 E: 0 K: 1 S: 7	H: 0 LOB: 0 BB: 0 P: 8	R: 0 E: 1 K: 0 S: 9	H: 1 LOB: 3 BB: 0 P: 12	R: 0 E: 0 K: 2 S: 13	H: 0 LOB: 2 BB: 2 P: 25	R: 0 E: 0 K: 1 S: 8	H: 0 LOB: 0 BB: 0 P: 14	1B: 4 2B: 2 3B: 0 HR: 3	SF: 0 SAC: 1 DP: 0 HBP: 0	WP: 1 PB: 0 SB: 1 CS: 0	PA: 42					
PITCHER	IP	WLS	BF	H	R	ER	SO	BB	IBB	HBP	BLK	WP	HR	S	P	ERA	WHIP										
Carlos Reyes, R ERA: 4.3	(1, 1) 2.2		15	5	4	4	1	2	0	0	0	0	0	33	58	13.50	2.625										
Billy Taylor, R ERA: 3.86	(3, 1) 1.0		4	0	0	0	0	1	0	0	0	0	0	8	16	0.00	1.000										
Ed Vosberg, L ERA: 16.5	(4, 1) 1.1		7	3	3	3	3	0	0	0	1	0	2	17	26	20.25	2.250										
Bob Welch, R ERA: 7.46	(6, 1) 2.1	W	11	1	0	0	1	2	0	0	0	0	0	22	34	0.00	1.286										
Dennis Eckersley, R ERA: 4.58	(8, 1) 1.2	S	5	0	0	0	3	0	0	0	0	0	0	15	25	0.00	0.000										

AB 36
R 8
H 13
RBI 8
BB 2
SO 7
LOB 16



WP: 0 PA: 39
PB: 1
SB: 0
CS: 0

AB 36
R 7
H 9
RBI 6
BB 5
SO 8
LOB 19



WP: 1 PA: 42
PB: 0
SB: 1
CS: 0

Batter	1	2	3	4	5	6	7	8	9	AB	R	H	RBI	BB	SO	LOB	TOP			
Rickey Henderson, R OBP: 0.421, SLG: 0.388 (1, 8)	4-1 F7 BB		2-3 K		3-2 1B 1B			2-1 G6-3		3	1	1	0	1	1	0				
Troy Neel, L OBP: 0.355, SLG: 0.479 (1, 10)	1-1 F7		3-1 HR		1-2 1B			0-1 G3		4	1	2	2	0	0	1				
Gerónimo Berroa, R OBP: 0.402, SLG: 0.506 Stan Javier, S OBP: 0.370, SLG: 0.446 (7, 8)	0-1 F7		4-1 G6-4-3 BB		3-2 F7			2-3 K		2	0	0	0	1	0	2				
Ruben Sierra, S OBP: 0.284, SLG: 0.469 (1, 9)	3-1 G3-1		2-1 G6-4-3		1-0 G3-1			2-2 L8		4	0	0	0	0	0	2				
Mark McGwire, R OBP: 0.468, SLG: 0.526 (1, 3)		1-1 FC6-4 1B		0-1 F8		2-1 F8		3-2 P3		4	0	1	0	0	0	0				
Terry Steinbach, R OBP: 0.332, SLG: 0.459 (1, 2)		1-1 FC6-4 HR		2-3 K		3-2 G5-3		0-0 G6-3		4	1	0	0	0	1	1				
Scott Brosius, R OBP: 0.290, SLG: 0.385 (1, 5)		1-1 HR		0-0 G1-3			1-0 F9			3	1	1	2	0	0	0				
Mike Bordick, R OBP: 0.334, SLG: 0.351 (1, 6)		1-2 P3			3-3 K		2-2 F8			3	0	0	0	0	1	0				
Scott Hemond, R OBP: 0.273, SLG: 0.321 (1, 4)		0-0 G6-3			3-2 K		2-3 K			3	0	0	0	0	2	0				
Inning Stats	R: 0 E: 0 K: 0 S: 7	H: 0 LOB: 1 BB: 1 P: 15	R: 2 E: 0 K: 0 S: 10	H: 2 LOB: 0 BB: 0 P: 14	R: 1 E: 0 K: 1 S: 8	H: 1 LOB: 0 BB: 1 P: 19	R: 0 E: 0 K: 1 S: 6	H: 0 LOB: 0 BB: 0 P: 8	R: 1 E: 0 K: 2 S: 16	H: 2 LOB: 1 BB: 0 P: 29	R: 0 E: 0 K: 0 S: 7	H: 0 LOB: 0 BB: 0 P: 13	R: 0 E: 0 K: 1 S: 7	H: 0 LOB: 0 BB: 0 P: 12	R: 0 E: 0 K: 0 S: 8	H: 0 LOB: 0 BB: 0 P: 13	1B: 3 2B: 0 3B: 0 HR: 2	SF: 0 SAC: 0 DP: 1 HBP: 0	WP: 0 PB: 0 SB: 0 CS: 0	PA: 33
PITCHER Jim Abbott, L ERA: 3.75 (1, 1)	IP: 9.0 WLS: L BF: 33 H: 5 R: 4 ER: 4 SO: 6 BB: 2 IBB: 0 HBP: 0 BLK: 0 WP: 0 HR: 2 S: 77 P: 135 ERA: 4.00 WHIP: 0.778																			

Oakland Athletics @ New York Yankees
Yankee Stadium, Bronx, NY
Wed Jul 06 1994, 7:05 PM EDT
Att: 26,211 - Unknown - 91 F

AB 31
R 4
H 5
RBI 4
BB 2
SO 6
LOB 6



Batter	1	2	3	4	5	6	7	8	9	AB	R	H	RBI	BB	SO	LOB	BOTTOM					
Luis Polonia, L OBP: 0.380, SLG: 0.385 (1, 7)	0-1 1B G4-6-3		2-2 L5-3 1B			1-0 F7	4-1 BB			3	1	2	0	1	0	0						
Wade Boggs, L OBP: 0.431, SLG: 0.489 (5, 3)	0-0 G4-6-3 1B		1-1 L5-3			1-0 1B	1-2 G6-3			4	0	2	0	0	0	4						
Paul O'Neill, L OBP: 0.471, SLG: 0.606 (1, 9)	0-1 G4-6-3			2-2 G4-6-3 1B		1-0 FC6-4 1B		2-2 G6-4-3 1B		4	0	3	0	0	0	1						
Danny Tartabull, R OBP: 0.336, SLG: 0.463 (1, 10)	1-1 F9			2-3 K		0-1 FC6-4		1-1 G6-4-3		4	0	0	0	0	1	4						
Matt Nokes, L OBP: 0.333, SLG: 0.676 (5, 2)		1-3 K		2-2 G4-6-3		0-3 K2-3		1-0 G3		4	0	0	0	0	2	1						
Bernie Williams, S OBP: 0.384, SLG: 0.459 (1, 8)		1-3 K2-3			0-1 F7	1-0 1B 1B		1-1 1B		4	1	2	0	0	1	0						
Mike Stanley, R OBP: 0.346, SLG: 0.452 Russ Davis, R (5, 5)		4-2 FC6-4 BB			0-0 L5	1-3 K		2-1 F8		0	0	0	0	1	0	0						
Randy Velarde, R OBP: 0.342, SLG: 0.417 (8, 6)		1-1 FC6-4			1-1 G4-3	1-1 1B		3-2 F9		4	0	1	0	0	0	2						
Kevin Elster, R (1, 6)			0-3 K			0-0 F8		1-2 BB		2	0	0	0	0	1	0						
Daryl Boston, L OBP: 0.279, SLG: 0.444 Dave Silvestri, R OBP: 0.286, SLG: 0.400 (7, PH) (8, 4)						1-3 BB		1-2 F8		1	0	1	1	0	0	0						
Inning Stats	R: 1 E: 0 K: 0 S: 7	H: 2 LOB: 0 BB: 0 P: 8	R: 0 E: 0 K: 2 S: 10	H: 0 LOB: 1 BB: 1 P: 17	R: 0 E: 0 K: 1 S: 8	H: 1 LOB: 0 BB: 0 P: 11	R: 0 E: 0 K: 1 S: 9	H: 1 LOB: 0 BB: 0 P: 15	R: 0 E: 0 K: 0 S: 5	H: 0 LOB: 0 BB: 0 P: 6	R: 0 E: 0 K: 0 S: 6	H: 2 LOB: 2 BB: 0 P: 9	R: 1 E: 0 K: 2 S: 16	H: 3 LOB: 3 BB: 1 P: 25	R: 0 E: 0 K: 0 S: 11	H: 1 LOB: 0 BB: 0 P: 16	R: 0 E: 0 K: 0 S: 11	H: 1 LOB: 1 BB: 0 P: 19	1B: 11 2B: 1 3B: 0 HR: 0	SF: 0 SAC: 0 DP: 4 HBP: 0	WP: 0 PB: 0 SB: 0 CS: 0	PA: 36
PITCHER Ron Darling, R ERA: 4.62 Dave Leipziger, L ERA: 1.04 Mark Acre, R ERA: 2.75 Dennis Eckersley, R ERA: 4.41 (1, 1) (7, 1) (8, 1) (9, 1)	IP: 6.2 WLS: W BF: 28 H: 9 R: 2 ER: 2 SO: 6 BB: 2 IBB: 0 HBP: 0 BLK: 0 WP: 0 HR: 0 S: 2 P: 58 ERA: 2.70 WHIP: 1.650																					

Oakland Athletics @ New York Yankees
Yankee Stadium, Bronx, NY
Wed Jul 06 1994, 7:05 PM EDT
Att: 26,211 - Unknown - 91 F

AB 34
R 2
H 11
RBI 1
BB 2
SO 6
LOB 15



Batter	1	2	3	4	5	6	7	8	9	AB	R	H	RBI	BB	SO	LOB	TOP								
Chad Curtis, R OBP: 0.302, SLG: 0.383 (1, 8)	G6-3		G5-3		K			G4-3 E 1B		4	0	1	0	0	1	0	California Angels @ New York Yankees Yankee Stadium, Bronx, NY Thu Jul 07 1994, 3:33 AM EDT Att: 24,229 - Sunny - 91 F								
Damion Easley, R OBP: 0.290, SLG: 0.321 (1, 4)	G4-6-3 1B		B1-3			G6-3		E6 G4-3		4	0	1	0	0	0	1									
Rex Hudler, R OBP: 0.370, SLG: 0.649 (1, 5)	G4-6-3 1-2			WP G1-3 1B		K		G4-3 1-2 2-3		4	1	1	0	0	1	3									
Chili Davis, S OBP: 0.442, SLG: 0.572 (1, 10)		G5-3 2B 1B		G1-3		WP BB		BB		2	1	1	0	2	0	1									
Bo Jackson, R OBP: 0.339, SLG: 0.457 (1, 7)		K		K		K		K		4	0	0	0	0	4	5									
Jim Edmonds, L OBP: 0.355, SLG: 0.402 (1, 9)			G5-3		1B					4	0	1	1	0	1	1									
J.T. Snow, L OBP: 0.248, SLG: 0.250 (1, 3)		2B BB		K			F7		K	3	0	0	0	1	1	1									
Chris Turner, R OBP: 0.252, SLG: 0.252 (1, 2)					P4		FC6 1B			4	0	3	1	0	0	0									
Gary Disarcina, R OBP: 0.296, SLG: 0.347 (1, 6)			L9		G3-1		FC6 1-2		G6-3	4	0	0	0	0	0	2									
Inning Stats	R: 0 E: 0 K: 0 S: 9	H: 1 LOB: 0 BB: 0 P: 11	R: 1 E: 0 K: 1 S: 11	H: 2 LOB: 2 BB: 1 P: 15	R: 0 E: 0 K: 0 S: 5	H: 0 LOB: 0 BB: 0 P: 8	R: 1 E: 0 K: 2 S: 14	H: 2 LOB: 1 BB: 0 P: 20	R: 0 E: 0 K: 1 S: 8	H: 0 LOB: 0 BB: 0 P: 12	R: 0 E: 0 K: 2 S: 7	H: 0 LOB: 1 BB: 1 P: 13	R: 0 E: 0 K: 0 S: 11	H: 1 LOB: 1 BB: 0 P: 15	R: 0 E: 1 K: 1 S: 13	H: 1 LOB: 2 BB: 1 P: 22	R: 0 E: 0 K: 1 S: 9	H: 1 LOB: 1 BB: 0 P: 12	1B: 7 2B: 1 3B: 0 HR: 0	SF: 0 SAC: 0 DP: 2 HBP: 0	WP: 2 PB: 0 SB: 0 CS: 0	PA: 36			
PITCHER	IP	WLS	BF	H	R	ER	SO	BB	IBB	HBP	BLK	WP	HR	S	P	ERA	WHIP								
Jimmy Key, L ERA: 3.31 (1, 1)	7.0	W	27	6	2	2	6	2	0	0	0	2	0	65	94	2.57	1.143								
Bob Wickman, R ERA: 2.51 (8, 1)	1.0		5	1	0	0	1	1	0	0	0	0	0	13	22	0.00	2.000								
Steve Howe, L ERA: 2.59 (9, 1)	1.0	S	4	1	0	0	1	0	0	0	0	0	0	9	12	0.00	1.000								

Batter	1	2	3	4	5	6	7	8	9	AB	R	H	RBI	BB	SO	LOB	BOTTOM								
Bernie Williams, S OBP: 0.382, SLG: 0.454 (1, 8)	G6-3		G6-3		G1-6-3 1B		F9	G6-3		5	0	1	0	0	0	3	California Angels @ New York Yankees Yankee Stadium, Bronx, NY Thu Jul 07 1994, 3:33 AM EDT Att: 24,229 - Sunny - 91 F								
Randy Velarde, R OBP: 0.345, SLG: 0.431 (1, 7) (9, 6)	HR		P8		K		1B BB			3	2	1	1	1	1	1									
Wade Boggs, L OBP: 0.432, SLG: 0.487 (1, 3)	G4-3		WP BB		G1-6-3 1-2		1B 2H			3	0	1	1	1	0	1									
Danny Tartabull, R OBP: 0.341, SLG: 0.463 (1, 10)	FC6-4 BB		K			WP BB	1B 2H			2	0	1	1	2	1	1									
Russ Davis, R (1, 5)	FC6-4 1-2			K		K		G1-3		4	0	0	0	0	2	2									
Pat Kelly, R OBP: 0.355, SLG: 0.392 (1, 4)		WP 1B		2B SF7 1B		K		P9		4	1	2	0	0	1	1									
Matt Nokes, L OBP: 0.350, SLG: 0.684 (1, 2)		K		K		K		1B 1B		4	1	2	0	0	2	2									
Gerald Williams, R OBP: 0.293, SLG: 0.491 (1, 9) (9, 7)		K		SF7		1B 2B		1B 1B		3	1	2	1	0	1	1									
Dave Silvestri, R OBP: 0.235, SLG: 0.308 (1, 6) Paul O'Neill, L OBP: 0.473, SLG: 0.608 (8, PH) (9, 9)	F8		G5-3			L3		1B 1B		3	0	0	0	0	0	3									
Inning Stats	R: 1 E: 0 K: 0 S: 10	H: 1 LOB: 1 BB: 1 P: 18	R: 0 E: 0 K: 2 S: 12	H: 1 LOB: 0 BB: 0 P: 15	R: 0 E: 0 K: 1 S: 7	H: 0 LOB: 1 BB: 1 P: 17	R: 1 E: 0 K: 1 S: 10	H: 2 LOB: 1 BB: 0 P: 11	R: 0 E: 0 K: 3 S: 15	H: 0 LOB: 1 BB: 1 P: 23	R: 2 E: 0 K: 0 S: 12	H: 3 LOB: 2 BB: 1 P: 19	R: 1 E: 0 K: 0 S: 16	H: 3 LOB: 2 BB: 0 P: 28	1B: 8 2B: 2 3B: 0 HR: 1	SF: 1 SAC: 0 DP: 1 HBP: 0	WP: 3 PB: 0 SB: 0 CS: 0	PA: 37							
PITCHER	IP	WLS	BF	H	R	ER	SO	BB	IBB	HBP	BLK	WP	HR	S	P	ERA	WHIP								
Mark Langston, L ERA: 4.64 (1, 1)	7.0	L	31	8	4	4	8	4	0	0	0	3	1	74	112	5.14	1.714								
Mike Butcher, R ERA: 6.59 (8, 1)	0.2		4	2	1	1	0	0	0	0	0	0	0	8	14	13.50	3.000								
Joe Magrane, L ERA: 6.64 (8, 1)	0.1		2	1	0	0	0	0	0	0	0	0	0	8	14	0.00	3.000								

livebaseballscores.com

livebaseballscores.com



Batter	1	2	3	4	5	6	7	8	9	AB	R	H	RBI	BB	SO	LOB	TOP							
Chad Curtis, R OBP: 0.298, SLG: 0.378 (1, 8)	G6-3		G4-3			P3		F8	G3-1	5	0	0	0	0	0	4	California Angels @ New York Yankees Yankee Stadium, Bronx, NY Fri Jul 08 1994, 7:05 PM EDT Att: 23,770 - Unknown							
Rex Hudler, R OBP: 0.365, SLG: 0.633 (1, 7)	1B			K		G6-3			K	4	0	1	0	0	2	1								
Jim Edmonds, L OBP: 0.349, SLG: 0.394 (1, 9)	F9			F8			K		K	4	0	0	0	0	2	1								
Chili Davis, S OBP: 0.442, SLG: 0.570 (1, 10)	L8			F8			BB		2B	3	1	1	0	1	0	1								
Greg Myers, L OBP: 0.300, SLG: 0.333 Harold Reynolds, S OBP: 0.324, SLG: 0.298 (9, PR) (9, 4)	F7				G4-3		K		1B	4	0	1	0	0	1	1								
Damon Easley, R OBP: 0.291, SLG: 0.318 Tim Salmon, R OBP: 0.384, SLG: 0.519 Chris Turner, R OBP: 0.252, SLG: 0.252 (9, PH) (9, PR) (9, 2)	K			F8					1B	2	0	0	0	1	1	0								
J.T. Snow, L OBP: 0.248, SLG: 0.250 (1, 3)	F8				P5		BB		1B	4	0	1	0	0	0	2								
Mark Dalesandro, R OBP: 0.278, SLG: 0.250 (1, 5)			K			G6-3		L4	1B	4	0	1	1	0	1	0								
Gary Disarcina, R OBP: 0.295, SLG: 0.344 (1, 6)			G4-3					P4	E4	3	0	0	0	1	0	2								
Inning Stats	R: 0 E: 0 K: 0 S: 5	H: 1 LOB: 1 BB: 0 P: 9	R: 0 E: 0 K: 1 S: 9	H: 0 LOB: 0 BB: 0 P: 15	R: 0 E: 0 K: 1 S: 6	H: 0 LOB: 0 BB: 0 P: 12	R: 0 E: 0 K: 1 S: 6	H: 0 LOB: 0 BB: 0 P: 11	R: 0 E: 0 K: 0 S: 4	H: 0 LOB: 0 BB: 0 P: 7	R: 0 E: 0 K: 0 S: 5	H: 0 LOB: 1 BB: 1 P: 10	R: 0 E: 0 K: 2 S: 10	H: 0 LOB: 2 BB: 2 P: 20	R: 0 E: 0 K: 0 S: 5	H: 0 LOB: 0 BB: 0 P: 6		R: 3 E: 1 K: 2 S: 17	H: 5 LOB: 3 BB: 0 P: 26	1B: 5 2B: 1 3B: 0 HR: 0	SF: 0 SAC: 0 DP: 0 HBP: 0	WP: 0 PB: 0 SB: 0 CS: 0	PA: 37	
PITCHER	IP	WLS	BF	H	R	ER	SO	BB	IBB	HBP	BLK	WP	HR	S	P	ERA	WHIP							
Melido Perez, R ERA: 3.6 (1, 1)	8.2		33	4	3	3	7	3	0	0	0	0	0	60	105	3.12	0.808							
Steve Howe, L ERA: 2.59 (9, 1)	0.0	1	1	0	0	0	0	0	0	0	0	0	0	1	1	∞	∞							
Bob Wickman, R ERA: 2.79 (9, 1)	0.1	W	3	1	0	0	0	0	0	0	0	0	0	6	10	0.00	3.000							

Batter	1	2	3	4	5	6	7	8	9	AB	R	H	RBI	BB	SO	LOB	BOTTOM							
Bernie Williams, S OBP: 0.385, SLG: 0.455 (1, 8)	F8		E		G6-3			BB	1B	4	0	2	1	1	0	0	California Angels @ New York Yankees Yankee Stadium, Bronx, NY Fri Jul 08 1994, 7:05 PM EDT Att: 23,770 - Unknown							
Randy Velarde, R OBP: 0.339, SLG: 0.423 (1, 6)	G1-3		E5			G6-3		F9		4	0	0	0	0	3									
Wade Boggs, L OBP: 0.429, SLG: 0.483 (1, 3)	1B		P6			G4-3		F7		4	0	1	0	0	4									
Danny Tartabull, R OBP: 0.337, SLG: 0.457 (1, 10)	F9		G5-3			L7		G6-3		4	0	0	0	0	5									
Mike Stanley, R OBP: 0.344, SLG: 0.448 Luis Polonia, L OBP: 0.380, SLG: 0.385 (9, PR)	F7		L7			F8		FC6-4	1B	4	0	1	0	0	0	0								
Paul O'Neill, L OBP: 0.476, SLG: 0.621 (1, 9)	HR		K			BLK		FC6-4	1B	4	2	3	1	0	1	0								
Russ Davis, R OBP: 0.100, SLG: 0.100 Matt Nokes, L OBP: 0.341, SLG: 0.667 (9, PH)	1B		F9			F9		FC6-4	1B	3	0	1	0	0	0	1								
Pat Kelly, R OBP: 0.354, SLG: 0.391 Daryl Boston, L OBP: 0.290, SLG: 0.444 (9, PH)	L5-3				G6-3		CS	1B	1B	1	1	0	0	0	0	2								
Gerald Williams, R OBP: 0.295, SLG: 0.483 Jim Leyritz, R OBP: 0.382, SLG: 0.537 (9, PH)			K			F8		BB	1B	3	0	1	0	0	1	0								
Inning Stats	R: 0 E: 0 K: 0 S: 10	H: 1 LOB: 1 BB: 0 P: 15	R: 1 E: 0 K: 0 S: 9	H: 2 LOB: 0 BB: 0 P: 12	R: 0 E: 1 K: 1 S: 11	H: 1 LOB: 2 BB: 0 P: 18	R: 0 E: 0 K: 1 S: 8	H: 0 LOB: 0 BB: 0 P: 13	R: 0 E: 0 K: 0 S: 6	H: 0 LOB: 0 BB: 0 P: 11	R: 1 E: 0 K: 0 S: 6	H: 2 LOB: 0 BB: 0 P: 13	R: 0 E: 0 K: 0 S: 13	H: 1 LOB: 2 BB: 1 P: 21	R: 2 E: 0 K: 0 S: 10	H: 4 LOB: 3 BB: 0 P: 17		1B: 10 2B: 1 3B: 0 HR: 1	SF: 0 SAC: 0 DP: 1 HBP: 1	WP: 0 PB: 0 SB: 0 CS: 1	PA: 38			
PITCHER	IP	WLS	BF	H	R	ER	SO	BB	IBB	HBP	BLK	WP	HR	S	P	ERA	WHIP							
Brian Anderson, L ERA: 5.74 (1, 1)	7.0		28	7	2	2	2	1	0	0	0	0	0	1	62	2.57	1.143							
Scott Lewis, R ERA: 6.45 (8, 1)	0.1	1	0	0	0	0	0	0	0	0	0	0	0	2	4	0.00	0.000							
Bob Patterson, L ERA: 5.59 (8, 1)	0.1	1	0	0	0	0	0	0	0	0	0	0	0	2	3	0.00	0.000							
Mark Leiter, R ERA: 4.25 (8, 1)	0.1	1	0	0	0	0	0	0	0	0	0	0	0	2	3	0.00	0.000							
Joe Grahe, R ERA: 5.6 (9, 1)	0.1	L	6	4	2	2	0	0	0	1	0	0	0	10	17	54.00	12.000							

AB 34
R 3
H 6
RBI 3
BB 3
SO 7
LOB 12



AB 35
R 4
H 11
RBI 4
BB 1
SO 2
LOB 16



Batter	1	2	3	4	5	6	7	8	9	AB	R	H	RBI	BB	SO	LOB	TOP					
Chad Curtis, R OBP: 0.297, SLG: 0.375 (1, 8)	G6-3		B3				SH	K		5	2	1	0	0	2	4	California Angels @ New York Yankees Yankee Stadium, Bronx, NY Sat Jul 09 1994, 3:33 AM EDT Att: 42,521 - Sunny					
Spike Owen, S OBP: 0.397, SLG: 0.399 (1, 5)	G3		G3				F9			5	1	3	3	1	0	0						
Tim Salmon, R OBP: 0.383, SLG: 0.519 (1, 9)	K		2B				F9	K		6	1	2	1	0	2	4						
Chili Davis, S OBP: 0.440, SLG: 0.572 (1, 10)		F7	E3				P4		K	6	1	2	1	0	1	2						
Jim Edmonds, L OBP: 0.353, SLG: 0.391 (1, 7)	1B		G1-3				G3		G5-3	4	0	1	0	2	0	3						
Damon Easley, R OBP: 0.288, SLG: 0.318 (1, 4)	P6						P4		G6-3	6	1	1	0	0	1	7						
J.T. Snow, L OBP: 0.254, SLG: 0.244 (1, 3)	1B						F8		K	3	0	0	1	0	1	4						
Chris Turner, R OBP: 0.259, SLG: 0.255 (1, 2)	FC4-6						E5		WP	3	2	1	1	1	1	0						
Gary Disarcina, R OBP: 0.304, SLG: 0.350 (1, 6)	FC4-6						SH		2B	3	2	2	1	0	0	3						
Inning Stats	R: 0 E: 0 K: 1 S: 8	H: 0 LOB: 0 BB: 0 P: 11	R: 0 E: 0 K: 0 S: 9	H: 2 LOB: 3 BB: 0 P: 14	R: 0 E: 1 K: 0 S: 10	H: 1 LOB: 2 BB: 0 P: 12	R: 0 E: 0 K: 1 S: 7	H: 0 LOB: 0 BB: 0 P: 8	R: 5 E: 0 K: 2 S: 24	H: 5 LOB: 3 BB: 1 P: 38	R: 0 E: 0 K: 0 S: 12	H: 2 LOB: 3 BB: 1 P: 20	R: 3 E: 2 K: 0 S: 12	H: 1 LOB: 1 BB: 0 P: 20	R: 2 E: 0 K: 3 S: 17	H: 2 LOB: 2 BB: 2 P: 30	R: 0 E: 0 K: 1 S: 11	H: 0 LOB: 0 BB: 0 P: 16	1B: 8 2B: 5 3B: 0 HR: 0	SF: 1 SAC: 1 DP: 0 HBP: 4	WP: 2 PB: 0 SB: 1 CS: 0	PA: 51
PITCHER	IP	WLS	BF	H	R	ER	SO	BB	IBB	HBP	BLK	WP	HR	S	P	ERA	WHIP					
Scott Kamieniecki, R ERA: 4.08 (1, 1)	4.1	L	25	8	5	5	3	0	1	2	0	0	0	51	72	10.38	1.846					
Greg Harris, R ERA: 7.99 (5, 1)	1.2		13	3	3	1	1	0	1	2	0	0	0	26	44	5.40	1.800					
Xavier Hernandez, R ERA: 5.97 (7, 1)	2.0		10	2	2	2	3	2	0	0	0	1	0	22	37	9.00	2.000					
Paul Gibson, L ERA: 5.48 (9, 1)	1.0		3	0	0	0	1	0	0	0	0	0	0	11	16	0.00	0.000					

Batter	1	2	3	4	5	6	7	8	9	AB	R	H	RBI	BB	SO	LOB	BOTTOM					
Luis Polonia, L OBP: 0.381, SLG: 0.388 (1, 7)	G4-6-3		2B				G4-3	K		3	1	1	0	1	1	0	California Angels @ New York Yankees Yankee Stadium, Bronx, NY Sat Jul 09 1994, 3:33 AM EDT Att: 42,521 - Sunny					
Wade Boggs, L OBP: 0.430, SLG: 0.485 (1, 5)	G4-6-3		1B				G3	F9		3	0	1	1	1	0	0						
Paul O'Neill, L OBP: 0.474, SLG: 0.614 (1, 9)	G4-6-3		G6-4-3				G4-3	F9		3	0	0	0	1	0	2						
Mike Stanley, R OBP: 0.342, SLG: 0.449 (1, 3)	G6-3		G6-4-3				G5-3	HR	2B	4	1	1	0	0	0	3						
Matt Nokes, L OBP: 0.356, SLG: 0.791 (1, 2)			G3-1				K		HR	4	2	2	3	0	1	0						
Bernie Williams, S OBP: 0.380, SLG: 0.448 (1, 8)			K				K		K	4	0	0	0	0	3	0						
Daryl Boston, L OBP: 0.288, SLG: 0.424 (1, 10)			K				K		K	3	0	0	0	1	3	0						
Randy Velarde, R OBP: 0.333, SLG: 0.415 (1, 6)			K				G5-3		K	4	0	0	0	0	2	1						
Pat Kelly, R OBP: 0.354, SLG: 0.406 (1, 4)			HR				F9		FC5-4	3	1	1	1	0	0	1						
Inning Stats	R: 0 E: 0 K: 0 S: 5	H: 1 LOB: 1 BB: 1 P: 10	R: 0 E: 0 K: 2 S: 8	H: 0 LOB: 0 BB: 0 P: 14	R: 2 E: 0 K: 1 S: 15	H: 2 LOB: 1 BB: 2 P: 28	R: 1 E: 0 K: 2 S: 9	H: 1 LOB: 0 BB: 0 P: 18	R: 0 E: 0 K: 0 S: 6	H: 0 LOB: 0 BB: 0 P: 9	R: 0 E: 0 K: 1 S: 6	H: 0 LOB: 0 BB: 0 P: 12	R: 0 E: 0 K: 1 S: 9	H: 0 LOB: 1 BB: 1 P: 16	R: 0 E: 0 K: 1 S: 8	H: 0 LOB: 0 BB: 0 P: 14	R: 2 E: 0 K: 2 S: 15	H: 2 LOB: 0 BB: 0 P: 20	1B: 0 2B: 3 3B: 0 HR: 3	SF: 0 SAC: 0 DP: 2 HBP: 0	WP: 0 PB: 0 SB: 0 CS: 0	PA: 35
PITCHER	IP	WLS	BF	H	R	ER	SO	BB	IBB	HBP	BLK	WP	HR	S	P	ERA	WHIP					
Phil Leftwich, R ERA: 4.67 (1, 1)	7.0	W	27	4	3	3	7	4	0	0	0	0	0	8	14	0.00	0.000					
Bob Patterson, L ERA: 5.4 (8, 1)	1.0		3	0	0	0	1	0	0	0	0	0	0	8	14	0.00	0.000					
Mark Leiter, R ERA: 4.42 (9, 1)	1.0		5	2	2	2	2	0	0	0	0	0	1	15	20	18.00	2.000					

Batter	1	2	3	4	5	6	7	8	9	AB	R	H	RBI	BB	SO	LOB	TOP								
Chad Curtis, R OBP: 0.391, SLG: 0.377 (1, 8)	4-1 HR BB		3-3 K	1-1 2H 1B		1-0 S 1B		0-0 G5-3		4	1	2	1	1	1	0									
Spike Owen, S OBP: 0.397, SLG: 0.416 (1, 5)	SAFE 2-1 HR		0-1 L4	1-0 F8		0-0 P4			1-1 1B 1B	5	1	2	2	0	0	2									
Tim Salmon, R OBP: 0.386, SLG: 0.528 (1, 9)	1-1 G6-3		2-0 G6-3		1-0 HR				1-1 BB 1B 1B	4	2	2	1	1	0	0									
Chili Davis, S OBP: 0.440, SLG: 0.576 (1, 10)	0-3 K			0-0 SH3-1 2B	1-2 2B				0-1 FC4-2-5 1B 1B	5	2	2	0	0	2	4									
Rex Hudler, R OBP: 0.352, SLG: 0.608 Jim Edmonds, L OBP: 0.353, SLG: 0.391 (1, 7) (9, 7)	2-0 G4-3			1-1 SH3-1 2-3	0-3 K				1-3 K	4	0	0	0	0	0	2	3								
Damon Easley, R OBP: 0.290, SLG: 0.321 (1, 4)		0-0 F8		0-2 HR 2B	1-0 G5-3				4-2 1B BB	4	1	1	1	1	0	1									
J.T. Snow, L OBP: 0.273, SLG: 0.283 (1, 3)		3-2 1B		3-H 2-0 HR	4-2 BB				0-0 G1-3	4	1	3	4	1	0	0									
Chris Turner, R OBP: 0.248, SLG: 0.243 (1, 2)		1-1 P6		0-0 G5-3	1-3 K				1-3 K G6-3	5	0	0	0	0	2	5									
Gary Disarcina, R OBP: 0.306, SLG: 0.356 (1, 6)		0-0 L9		1-0 1B 2B					1-0 G4-3	4	1	2	0	0	0	1									
Inning Stats	R: 2 E: 0 K: 1 S: 9	H: 1 LOB: 0 BB: 1 P: 18	R: 0 E: 0 K: 0 S: 10	H: 1 LOB: 1 BB: 0 P: 14	R: 0 E: 0 K: 1 S: 6	H: 0 LOB: 0 BB: 0 P: 11	R: 4 E: 0 K: 0 S: 12	H: 5 LOB: 1 BB: 0 P: 18	R: 1 E: 0 K: 2 S: 16	H: 2 LOB: 2 BB: 1 P: 24	R: 0 E: 0 K: 1 S: 9	H: 2 LOB: 2 BB: 1 P: 14	R: 0 E: 0 K: 0 S: 6	H: 0 LOB: 0 BB: 0 P: 8	R: 0 E: 0 K: 1 S: 5	H: 0 LOB: 0 BB: 0 P: 7	R: 2 E: 0 K: 1 S: 15	H: 3 LOB: 2 BB: 1 P: 25	1B: 7 2B: 4 3B: 0 HR: 3	SF: 0 SAC: 1 DP: 0 HBP: 0	WP: 0 PB: 0 SB: 1 CS: 0	PA: 44			
PITCHER	IP	WLS	BF	H	R	ER	SO	BB	IBB	HBP	BLK	WP	HR	S	P	ERA	WHIP								
Terry Mulholland, L ERA: 6.65 (1, 1)	4.0	L	21	8	7	7	2	1	0	0	0	0	3	38	63	15.75	2.250								
Donn Pall, R ERA: 3.71 (6, 1)	3.0		13	3	0	0	3	2	0	0	0	0	0	30	44	0.00	1.667								
Bob Wickman, R ERA: 3.08 (8, 1)	1.2		8	2	2	2	2	1	0	0	0	0	0	16	25	10.80	1.800								
Steve Howe, L ERA: 2.55 (9, 1)	0.1		2	1	0	0	0	0	0	0	0	0	0	4	7	0.00	3.000								

California Angels @ New York Yankees
Yankee Stadium, Bronx, NY
Sun Jul 10 1994, 3:33 AM EDT
Att: 39,032 - Cloudy - 86 F

AB 39
R 9
H 14
RBI 9
BB 4
SO 7
LOB 16



Batter	1	2	3	4	5	6	7	8	9	AB	R	H	RBI	BB	SO	LOB	BOTTOM								
Bernie Williams, S OBP: 0.378, SLG: 0.448 (1, 8)	1-1 G6-3		2-1 G6-3 2B			0-1 F9			1-0 G6-3	5	1	1	0	0	0	2									
Randy Velarde, R OBP: 0.331, SLG: 0.410 (1, 6)	1-2 G4-3		0-0 G6-3			0-1 F9			3-1 1B WP 1B	5	1	1	0	0	1	1									
Jim Leyritz, R OBP: 0.378, SLG: 0.534 (1, 3)	3-3 K2-3		1-0 2B			2-3 K			0-0 L4	5	0	1	1	0	2	1									
Danny Tartabull, R OBP: 0.338, SLG: 0.459 (1, 10)		2-3 K	2-3 K			1-0 L6			3-2 WP 1B 1B	5	1	2	0	0	2	1									
Mike Stanley, R OBP: 0.352, SLG: 0.460 (1, 2)		2-1 BB 1B	1-1 G6-3			2-0 HR 2B			2-2 1B 1B	4	2	3	1	1	0	1									
Paul O'Neill, L OBP: 0.475, SLG: 0.622 (1, 9)		4-1 1B BB		4-2 G6-4-3 BB		2-0 HR			1-3 1B 1B	3	1	1	2	2	0	3									
Russ Davis, R OBP: 0.143, SLG: 0.143 (1, 5)		3-2 1B		2-1 G6-4-3		2-3 K			0-1 G4-3	4	0	1	1	0	1	1									
Pat Kelly, R OBP: 0.357, SLG: 0.408 (1, 4)		2-3 K		1-1 1B		0-1 1B			0-0 F8	4	0	2	0	0	1	2									
Luis Polonia, L OBP: 0.380, SLG: 0.386 (1, 7)		1-3 K		0-0 F7		0-1 1B			0-3 K	4	0	1	0	0	2	3									
Inning Stats	R: 0 E: 0 K: 1 S: 8	H: 0 LOB: 0 BB: 0 P: 13	R: 1 E: 0 K: 3 S: 17	H: 2 LOB: 2 BB: 1 P: 31	R: 1 E: 0 K: 1 S: 9	H: 2 LOB: 1 BB: 0 P: 15	R: 0 E: 0 K: 0 S: 7	H: 1 LOB: 1 BB: 1 P: 14	R: 0 E: 0 K: 1 S: 7	H: 0 LOB: 0 BB: 0 P: 9	R: 2 E: 0 K: 1 S: 12	H: 4 LOB: 2 BB: 0 P: 21	R: 0 E: 0 K: 1 S: 9	H: 1 LOB: 2 BB: 1 P: 16	R: 0 E: 0 K: 1 S: 6	H: 0 LOB: 0 BB: 0 P: 6	R: 2 E: 0 K: 0 S: 16	H: 3 LOB: 1 BB: 0 P: 27	1B: 8 2B: 4 3B: 0 HR: 1	SF: 0 SAC: 0 DP: 1 HBP: 0	WP: 2 PB: 0 SB: 0 CS: 0	PA: 42			
PITCHER	IP	WLS	BF	H	R	ER	SO	BB	IBB	HBP	BLK	WP	HR	S	P	ERA	WHIP								
Chuck Finley, L ERA: 4.18 (1, 1)	5.2	W	27	9	4	4	7	2	0	0	0	1	0	10	19	0.00	2.000								
Russ Springer, R ERA: 6.91 (6, 1)	1.0		5	1	0	0	1	1	0	0	0	1	0	10	19	0.00	2.000								
Bob Patterson, L ERA: 5.17 (7, 1)	1.1		4	0	0	0	1	0	0	0	0	0	0	7	7	0.00	0.000								
Joe Grahe, R ERA: 6.0 (9, 1)	0.2		5	3	2	2	0	0	0	0	0	1	0	11	20	27.00	4.500								
Mark Leiter, R ERA: 4.41 (9, 1)	0.1	S	1	0	0	0	0	0	0	0	0	0	0	5	7	0.00	0.000								

California Angels @ New York Yankees
Yankee Stadium, Bronx, NY
Sun Jul 10 1994, 3:33 AM EDT
Att: 39,032 - Cloudy - 86 F

AB 39
R 6
H 13
RBI 5
BB 3
SO 9
LOB 15



Batter	1	2	3	4	5	6	7	8	9	AB	R	H	RBI	BB	SO	LOB	TOP											
Bernie Williams, S (1, 8) OBP: 0.374, SLG: 0.445	G6-3		K		G5-3	K		F8	2B	6	1	1	2	0	2	1												
Wade Boggs, L (1, 5) OBP: 0.425, SLG: 0.486	F7		G4-3				G1-3		F7	6	0	2	2	0	0	0												
Don Mattingly, L (1, 3) OBP: 0.398, SLG: 0.423	F7				G4-3					4	2	1	0	2	0	3												
Jim Leyritz, R (1, 10) OBP: 0.378, SLG: 0.531		L7					G5-3		F8	3	0	1	0	0	0	0												
Matt Nokes, L (7, PH) OBP: 0.362, SLG: 0.773										1	0	0	0	1	0	1												
Gerald Williams, R (9, PR) OBP: 0.295, SLG: 0.483										0	1	0	0	0	0	0												
Danny Tartabull, R (1, 9) OBP: 0.344, SLG: 0.465										3	2	2	1	2	1	2												
Paul O'Neill, L (1, 7) OBP: 0.477, SLG: 0.624										4	2	2	3	1	0	3												
Mike Stanley, R (1, 2) OBP: 0.357, SLG: 0.466										4	2	2	2	1	1	4												
Randy Velarde, R (1, 6) OBP: 0.332, SLG: 0.427										5	2	2	3	0	1	4												
Pat Kelly, R (1, 4) OBP: 0.352, SLG: 0.402										3	0	0	0	0	1	1												
Daryl Boston, L (8, PH) OBP: 0.294, SLG: 0.418										1	0	0	0	0	0	0												
Dave Silvestri, R (8, 4) OBP: 0.278, SLG: 0.308										0	1	0	0	1	0	0												
Inning Stats	R: 0 E: 0 K: 0 S: 5	H: 0 LOB: 0 BB: 0 P: 8	R: 0 E: 0 K: 1 S: 16	H: 0 LOB: 2 BB: 2 P: 33	R: 0 E: 0 K: 1 S: 7	H: 0 LOB: 0 BB: 0 P: 13	R: 0 E: 0 K: 1 S: 9	H: 2 LOB: 2 BB: 0 P: 15	R: 1 E: 0 K: 0 S: 13	H: 2 LOB: 1 BB: 0 P: 24	R: 4 E: 0 K: 2 S: 15	H: 4 LOB: 0 BB: 0 P: 25	R: 1 E: 0 K: 1 S: 13	H: 1 LOB: 2 BB: 2 P: 27	R: 0 E: 0 K: 0 S: 6	H: 0 LOB: 0 BB: 0 P: 12	R: 7 E: 0 K: 0 S: 16	H: 4 LOB: 2 BB: 4 P: 42	1B: 6 2B: 6 3B: 0 HR: 1	SF: 0 SAC: 0 DP: 0 HBP: 0	WP: 1 PB: 0 SB: 1 CS: 1	PA: 48						
PITCHER	IP	WLS	BF	H	R	ER	SO	BB	IBB	HBP	BLK	WP	HR	S	P	ERA	WHIP											
Dave Fleming, L (1, 1) ERA: 6.75	5.1		25	7	4	4	3	2	0	0	0	0	0	1	9	104	6.75	1.688										
Milt Hill, R (6, 1) ERA: 6.88	0.2		3	1	1	1	2	0	0	0	0	0	0	1	9	14	13.50	1.500										
Kevin King, L (7, 1) ERA: 4.7	0.1		2	0	1	1	0	0	1	0	0	0	0	6	11	27.00	3.000											
Bill Risley, R (7, 1) ERA: 4.37	0.2		4	1	0	0	1	0	1	0	0	1	0	7	16	0.00	1.500											
Bobby Ayala, R (8, 1) ERA: 2.64	1.1	L	9	2	6	6	0	3	0	0	0	0	0	15	39	40.50	3.750											
Bobby Ayala, R (9, 1) ERA: 2.64	1.1	L	9	2	6	6	0	3	0	0	0	0	0	15	39	40.50	3.750											
Rich Gossage, R (9, 1) ERA: 5.15	0.2		5	2	1	1	0	1	0	0	0	0	0	7	15	13.50	4.500											

New York Yankees @ Seattle Mariners
The Kingdome, Seattle, WA
Thu Jul 14, 1994, 10:05 PM EDT
Att: 21,165 - Dome

AB	40
R	13
H	13
RBI	13
BB	8
SO	6
LOB	19



Batter	1	2	3	4	5	6	7	8	9	AB	R	H	RBI	BB	SO	LOB	BOTTOM										
Brian Turang, R (1, 8) OBP: 0.250, SLG: 0.287			F8		G4-3	P4				4	1	1	0	0	0	0											
Tino Martinez, L (8, PH) OBP: 0.300, SLG: 0.436										0	0	0	0	1	0	0											
Bobby Ayala, R (9, 1) ERA: 2.64										0	0	0	0	0	0	0											
Rich Gossage, R (9, 1) ERA: 5.15										0	0	0	0	0	0	0											
Edgar Martinez, R (1, 5) OBP: 0.412, SLG: 0.515										5	2	3	1	0	0	1											
Ken Griffey Jr., L (1, 10) OBP: 0.407, SLG: 0.696										5	0	2	0	0	1	3											
Jay Buhner, R (1, 9) OBP: 0.381, SLG: 0.528										4	1	0	0	1	0	4											
Mike Blowers, R (1, 3) OBP: 0.355, SLG: 0.449										5	2	3	4	0	1	0											
Keith Mitchell, R (1, 7) OBP: 0.347, SLG: 0.413										5	1	2	0	0	0	2											
Felix Fermin, R (1, 4) OBP: 0.344, SLG: 0.398										5	0	1	1	0	0	2											
Dan Wilson, R (1, 2) OBP: 0.268, SLG: 0.356										4	0	1	1	0	0	1											
Alex Rodriguez, R (1, 6) OBP: 0.200, SLG: 0.200										4	1	1	0	0	0	1											
Inning Stats	R: 2 E: 0 K: 1 S: 14	H: 3 LOB: 1 BB: 0 P: 22	R: 0 E: 0 K: 0 S: 4	H: 0 LOB: 0 BB: 0 P: 8	R: 0 E: 0 K: 0 S: 15	H: 1 LOB: 1 BB: 0 P: 21	R: 1 E: 0 K: 0 S: 9	H: 2 LOB: 1 BB: 0 P: 15	R: 4 E: 0 K: 0 S: 16	H: 4 LOB: 1 BB: 1 P: 28	R: 0 E: 0 K: 0 S: 6	H: 1 LOB: 1 BB: 0 P: 9	R: 0 E: 0 K: 1 S: 8	H: 1 LOB: 0 BB: 0 P: 13	R: 1 E: 1 K: 0 S: 20	H: 2 LOB: 2 BB: 1 P: 31	R: 0 E: 0 K: 0 S: 7	H: 0 LOB: 0 BB: 0 P: 10	1B: 5 2B: 8 3B: 0 HR: 1	SF: 0 SAC: 0 DP: 0 HBP: 0	WP: 0 PB: 0 SB: 1 CS: 0	PA: 43					
PITCHER	IP	WLS	BF	H	R	ER	SO	BB	IBB	HBP	BLK	WP	HR	S	P	ERA	WHIP										
Jim Abbott, L (1, 1) ERA: 4.11	4.2		25	10	7	7	1	1	0	0	0	0	0	16	26	0.00	0.857										
Xavier Hernandez, R (5, 1) ERA: 5.56	2.1		9	2	0	0	1	0	0	0	0	0	0	14	22	13.50	3.000										
Joe Ausanio, R (8, 1) ERA: 13.5	0.2		4	1	1	1	0	1	0	0	0	0	0	13	19	0.00	0.750										
Steve Howe, L (8, 1) ERA: 2.42	1.1	W	5	1	0	0	0	0	0	0	0	0	0	13	19	0.00	0.750										

New York Yankees @ Seattle Mariners
The Kingdome, Seattle, WA
Thu Jul 14, 1994, 10:05 PM EDT
Att: 21,165 - Dome

AB	41
R	8
H	14
RBI	7
BB	2
SO	2
LOB	14



Batter	1	2	3	4	5	6	7	8	9	10	11	AB	R	H	RBI	BB	SO	LOB	TOP	
Luis Polonia, L OBP: 0.376, SLG: 0.388 (1, 7)	2-1 2B 3B	2-1 G6-3		0-2 FC4-2 1-H		2-3 K			0-1 P6		1-3 K	6	1	1	0	0	2	1		
Wade Boggs, L OBP: 0.433, SLG: 0.486 (1, 5)	3-2 E5 2B 2B	2-2 1B		3-0 CS 1-2	2-2 G4-3 1B	1-0 G1-3			4-1 FC1-6 BB		4-2 FC5-4 BB 1B	4	2	2	0	2	0	1		
Don Mattingly, L OBP: 0.397, SLG: 0.422 (1, 3)	2-0 2B 2B	0-1 G3			0-0 G4-3 1-2		1-1 G6-3		0-0 FC1-6 1B 2B		4-0 FC5-4 BB 1B	5	2	1	1	1	0	3		
Matt Nokes, L OBP: 0.385, SLG: 0.776 Gerald Williams, R OBP: 0.256, SLG: 0.483 Mike Stanley, R OBP: 0.356, SLG: 0.463 (1, 2)	1-2 E 2B		1-0 G3		0-2 P5		0-2 G4-6-3 1B		0-1 2B 1B		1-1 FC5-4 BB 1B	5	1	3	2	0	0	1		
Paul O'Neill, L OBP: 0.481, SLG: 0.625 (1, 9)	3-1 E9 G3-1 1B		3-2 G3		4-0 IBB		1-0 G4-6-3 1-2		0-1 2B		4-0 1B BB	4	0	2	3	2	0	1		
Danny Tartabull, R OBP: 0.344, SLG: 0.462 (1, 10)	1-3 K		0-0 1B		3-3 K			1-2 P3	0-1 G4-3		1-2 2H 3H 1B	6	0	2	2	0	2	5		
Bernie Williams, S OBP: 0.373, SLG: 0.439 (1, 8)	2-1 G3-1 2-3		1-3 K		4-2 3B BB			2-2 HBP		2-2 F8	0-0 L8	4	1	0	0	1	1	4		
Randy Velarde, R OBP: 0.329, SLG: 0.431 (1, 6)	2-3 K			1-0 F9		2-0 SF9 3B		0-1 F7		1-2 K		5	1	1	1	0	2	2		
Pat Kelly, R OBP: 0.302, SLG: 0.403 Daryl Boston, L OBP: 0.280, SLG: 0.412 Dave Silvestri, R OBP: 0.253, SLG: 0.286 (1, 4)		0-0 G6-3		3-2 E FC4-2 1B		1-2 SF9		2-3 K		2-3 K		2	0	1	1	0	0	0		
Inning Stats	R: 4 E: 0 K: 2 S: 21	H: 4 LOB: 1 BB: 0 P: 37	R: 0 E: 0 K: 0 S: 8	H: 1 LOB: 1 BB: 0 P: 12	R: 0 E: 0 K: 1 S: 9	H: 1 LOB: 0 BB: 0 P: 14	R: 0 E: 0 K: 1 S: 10	H: 1 LOB: 2 BB: 1 P: 19	R: 0 E: 0 K: 1 S: 15	H: 0 LOB: 1 BB: 0 P: 17	R: 2 E: 0 K: 2 S: 10	H: 2 LOB: 2 BB: 1 P: 14	R: 0 E: 0 K: 2 S: 9	H: 0 LOB: 0 BB: 0 P: 14	R: 2 E: 0 K: 1 S: 10	H: 1 LOB: 2 BB: 3 P: 25	1B: 8 2B: 3 3B: 2 HR: 0	SF: 1 SAC: 0 DP: 1 HBP: 1	WP: 0 PB: 0 SB: 0 CS: 1	PA: 53
PITCHER	IP ERA WLS BF H R ER SO BB IBB HBP BLK WP HR S P ERA WHIP	5.1 10.04 1.2 5 1 0 0 1 0 0 0 0 0 0 13 18 0.00 0.600	8.1 3.86 0.2 3 0 0 0 0 0 0 0 0 0 0 7 10 0.00 0.000	8.1 2.19 1.1 7 2 2 2 1 1 0 0 0 0 0 15 21 13.50 2.250	10.1 4.71 1.1 L 5 0 1 1 3 1 0 0 0 0 0 0 15 25 6.75 0.750	PITCHER	IP ERA WLS BF H R ER SO BB IBB HBP BLK WP HR S P ERA WHIP	11.1 3.34 0.2 5 1 1 1 0 2 0 0 0 0 0 0 1 1 1 0 13.50 4.500												

New York Yankees @ Seattle Mariners
The Kingdom, Seattle, WA
Fri Jul 15 1994, 10:05 PM EDT
Att: 22,979 - Dome

AB	44
R	10
H	13
RBI	10
BB	6
SO	9
LOB	21



Batter	1	2	3	4	5	6	7	8	9	10	11	AB	R	H	RBI	BB	SO	LOB	BOTTOM							
Felix Fermin, R OBP: 0.339, SLG: 0.391 (1, 4)	0-1 P6		1-1 G5-3		0-0 G4-3		0-0 SH1-3		2-3 K	0-0 G6-3		5	0	0	0	0	1	4								
Edgar Martinez, R OBP: 0.422, SLG: 0.525 Brian Turang, R OBP: 0.248, SLG: 0.284 (1, 10)	4-1 BB		4-2 HR BB		2-1 HR 1B		1-0 2B		1-2 1B 1B		1-1 L7	3	2	3	2	2	0	0								
Ken Griffey Jr., L OBP: 0.411, SLG: 0.715 (1, 8)	3-1 L9		0-0 HR		0-0 HR		4-0 IBB		0-3 K		2-0 2B	5	2	3	5	1	1	2								
Jay Buhner, R OBP: 0.377, SLG: 0.520 (1, 9)	2-3 K		1-2 F8		0-3 K		1-2 G6-3		1-2 G6-3		3-3 K	6	0	1	0	0	3	4								
Tino Martinez, L OBP: 0.303, SLG: 0.447 Luis Sojo, R OBP: 0.291, SLG: 0.388 (1, 3)		1-2 F7		2-1 G4-3		4-1 L8 WP BB		2-2 HR	0-0 FC6		0-1 G1-3	3	1	1	1	1	0	0								
Mike Blowers, R OBP: 0.356, SLG: 0.458 (1, 5)		3-3 K		2-2 2B		1-2 L8		1-1 G6-3 2B		2-2 G5-3		5	0	2	0	0	1	1								
Keith Mitchell, R OBP: 0.341, SLG: 0.398 (1, 7)		1-0 G6-3		3-3 K		2-3 K		0-1 G6-3		4-2 1B BB		4	0	0	0	1	2	3								
Dan Wilson, R OBP: 0.272, SLG: 0.356 Reggie Jefferson, S OBP: 0.395, SLG: 0.564 Chris Howard, R OBP: 0.296, SLG: 0.364 (1, 2)			4-1 HR BB		1-1 G4-3 SH1-4 1B 1B		0-0 G6-3		1-3 K		3-2 1B	3	2	1	0	1	1	2								
Alex Rodriguez, R OBP: 0.211, SLG: 0.211 (1, 6)			1-3 K		1-1 SH1-4		0-2 SH1-3 2B 1B		3-2 G3		2-3 K	4	1	1	0	0	2	4								
Inning Stats	R: 0 E: 0 K: 1 S: 9	H: 0 LOB: 1 BB: 1 P: 18	R: 0 E: 0 K: 1 S: 7	H: 0 LOB: 0 BB: 0 P: 12	R: 3 E: 0 K: 1 S: 13	H: 1 LOB: 0 BB: 2 P: 24	R: 0 E: 0 K: 1 S: 10	H: 1 LOB: 0 BB: 0 P: 17	R: 3 E: 0 K: 1 S: 11	H: 3 LOB: 0 BB: 0 P: 14	R: 0 E: 0 K: 1 S: 8	H: 0 LOB: 1 BB: 1 P: 15	R: 1 E: 0 K: 0 S: 8	H: 2 LOB: 1 BB: 1 P: 14	R: 0 E: 0 K: 1 S: 13	H: 2 LOB: 2 BB: 0 P: 20	R: 1 E: 0 K: 2 S: 13	H: 2 LOB: 2 BB: 1 P: 16	R: 0 E: 0 K: 1 S: 13	H: 1 LOB: 2 BB: 1 P: 24	R: 0 E: 0 K: 1 S: 10	H: 1 LOB: 1 BB: 0 P: 14	1B: 6 2B: 4 3B: 0 HR: 3	SF: 0 SAC: 2 DP: 1 HBP: 0	WP: 1 PB: 0 SB: 0 CS: 0	PA: 50
PITCHER	IP ERA WLS BF H R ER SO BB IBB HBP BLK WP HR S P ERA WHIP	6.1 3.95 2.0 8 3 1 1 2 0 0 0 0 0 0 1 1 22 33 4.50 1.500	7.1 3.12 0.2 3 1 0 0 1 0 0 0 0 0 0 0 7 7 0.00 1.500	10.1 3.38 2.0 W 9 2 0 0 2 1 0 0 0 0 0 0 21 38 0.00 1.500	PITCHER	IP ERA WLS BF H R ER SO BB IBB HBP BLK WP HR S P ERA WHIP	11.1 9.95 0.2 5 1 1 1 0 2 0 0 0 0 0 0 1 1 1 0 13.50 4.500																			

New York Yankees @ Seattle Mariners
The Kingdom, Seattle, WA
Fri Jul 15 1994, 10:05 PM EDT
Att: 22,979 - Dome


AB	42
R	8
H	13
RBI	8
BB	6
SO	11
LOB	23




Batter	1	2	3	4	5	6	7	8	9	AB	R	H	RBI	BB	SO	LOB	TOP										
Bernie Williams, S OBP: 0.376, SLG: 0.443 (1, 8)										4	2	2	0	1	1	1	New York Yankees @ Seattle Mariners The Kingdome, Seattle, WA Sat Jul 16 1994, 10:05 PM EDT Att: 40,149 - Dome										
Randy Velarde, R OBP: 0.331, SLG: 0.435 (1, 6)										5	1	2	1	0	2	2											
Don Mattingly, L OBP: 0.403, SLG: 0.431 (1, 3)										4	1	3	1	1	0	1											
Jim Leyritz, R OBP: 0.374, SLG: 0.520 (1, 10)										4	1	0	1	1	2	4											
Danny Tartabull, R OBP: 0.342, SLG: 0.456 (1, 9)										4	0	0	1	1	1	2											
Mike Stanley, R OBP: 0.353, SLG: 0.471 (1, 2)										5	1	1	1	0	2	3											
Pat Kelly, R OBP: 0.353, SLG: 0.418 (1, 4)										5	0	2	2	0	1	0											
Gerald Williams, R OBP: 0.308, SLG: 0.578 (1, 7)										4	2	2	2	0	1	3											
Dave Silvestri, R OBP: 0.261, SLG: 0.389 (1, 5)										4	1	1	0	0	1	1											
Inning Stats	R: 1 E: 0 K: 2 S: 13	H: 1 LOB: 1 BB: 1 P: 20	R: 2 E: 0 K: 1 S: 13	H: 2 LOB: 0 BB: 0 P: 23	R: 0 E: 0 K: 2 S: 13	H: 1 LOB: 1 BB: 0 P: 17	R: 0 E: 0 K: 1 S: 10	H: 1 LOB: 1 BB: 0 P: 14	R: 0 E: 0 K: 1 S: 8	H: 2 LOB: 1 BB: 0 P: 14	R: 0 E: 0 K: 1 S: 7	H: 0 LOB: 0 BB: 0 P: 13	R: 5 E: 0 K: 2 S: 23	H: 4 LOB: 2 BB: 3 P: 45	R: 1 E: 0 K: 0 S: 12	H: 2 LOB: 1 BB: 0 P: 19	R: 0 E: 0 K: 1 S: 9	H: 0 LOB: 0 BB: 0 P: 11	1B: 4 2B: 4 3B: 2 HR: 3	SF: 0 SAC: 0 DP: 1 HBP: 0	WP: 1 PB: 1 SB: 1 CS: 0	PA: 43					
PITCHER	IP	WLS	BF	H	R	ER	SO	BB	IBB	HBP	BLK	WP	HR	S	P	ERA	WHIP										
Randy Johnson, L ERA: 3.46 (1, 1)	6.1	L	31	10	8	8	9	3	0	0	0	0	3	78	130	11.37	2.053										
Mike Hill, R ERA: 9.94 (7, 1)	1.0		7	3	1	1	1	1	0	0	0	0	0	18	28	9.00	4.000										
Jeff Nelson, R ERA: 2.05 (8, 1)	1.2		5	0	0	0	1	0	0	0	0	1	0	12	18	0.00	0.000										

Batter	1	2	3	4	5	6	7	8	9	AB	R	H	RBI	BB	SO	LOB	BOTTOM										
Felix Fermin, R OBP: 0.337, SLG: 0.388 (1, 4)										5	0	1	0	0	0	1	New York Yankees @ Seattle Mariners The Kingdome, Seattle, WA Sat Jul 16 1994, 10:05 PM EDT Att: 40,149 - Dome										
Edgar Martinez, R OBP: 0.418, SLG: 0.519 (1, 5)										5	0	1	0	0	1	3											
Ken Griffey Jr., L OBP: 0.410, SLG: 0.709 (9, 8)										3	0	0	0	1	1	0											
Brian Turrang, R OBP: 0.248, SLG: 0.284 (9, PH)										0	0	0	0	0	0	0											
Reggie Jefferson, S OBP: 0.392, SLG: 0.559 (9, PH)										1	0	0	0	0	0	1											
Jay Buhner, R OBP: 0.379, SLG: 0.518 (1, 9)										3	1	1	0	1	0	0											
Mike Blowers, R OBP: 0.358, SLG: 0.460 (1, 3)										3	1	1	1	1	2	2											
Keith Mitchell, R OBP: 0.338, SLG: 0.387 (1, 7)										3	1	0	0	1	0	2											
Tino Martinez, L OBP: 0.302, SLG: 0.444 (1, 10)										4	0	1	1	0	2	2											
Dan Wilson, R OBP: 0.272, SLG: 0.354 (1, 2)										4	0	1	0	0	2	2											
Alex Rodriguez, R OBP: 0.261, SLG: 0.227 (1, 6)										3	0	1	1	1	0	1											
Inning Stats	R: 0 E: 0 K: 2 S: 12	H: 0 LOB: 2 BB: 2 P: 25	R: 1 E: 0 K: 2 S: 13	H: 2 LOB: 2 BB: 1 P: 20	R: 0 E: 0 K: 1 S: 6	H: 0 LOB: 0 BB: 0 P: 8	R: 0 E: 0 K: 1 S: 8	H: 1 LOB: 1 BB: 0 P: 12	R: 0 E: 0 K: 1 S: 7	H: 0 LOB: 0 BB: 0 P: 11	R: 0 E: 0 K: 0 S: 8	H: 0 LOB: 1 BB: 1 P: 16	R: 0 E: 0 K: 1 S: 12	H: 0 LOB: 1 BB: 1 P: 20	R: 2 E: 0 K: 0 S: 15	H: 3 LOB: 1 BB: 0 P: 21	R: 0 E: 0 K: 0 S: 7	H: 1 LOB: 1 BB: 0 P: 8	1B: 6 2B: 1 3B: 0 HR: 0	SF: 0 SAC: 0 DP: 0 HBP: 0	WP: 1 PB: 0 SB: 0 CS: 0	PA: 39					
PITCHER	IP	WLS	BF	H	R	ER	SO	BB	IBB	HBP	BLK	WP	HR	S	P	ERA	WHIP										
Jimmy Key, L ERA: 3.21 (1, 1)	7.0	W	29	3	1	1	8	5	0	0	0	0	0	66	112	1.29	1.143										
Paul Gibson, L ERA: 6.0 (8, 1)	1.0		6	3	2	2	0	0	0	0	0	0	0	15	21	18.00	3.000										
Donn Pall, R ERA: 3.6 (9, 1)	1.0		4	1	0	0	0	0	0	0	0	0	0	7	8	0.00	1.000										

AB 39
R 9
H 13
RBI 9
BB 4
SO 11
LOB 17



AB 34
R 3
H 7
RBI 3
BB 5
SO 8
LOB 14



Batter	1	2	3	4	5	6	7	8	9	AB	R	H	RBI	BB	SO	LOB	TOP				
Bernie Williams, S OBP: 0.380, SLG: 0.446 (1, 8)										5	3	3	1	0	0	0					
Wade Boggs, L OBP: 0.441, SLG: 0.497 Dave Silvestri, R OBP: 0.261, SLG: 0.389 (1, 5)										4	2	4	0	1	0	0					
Don Mattingly, L OBP: 0.403, SLG: 0.426 Matt Nokes, L OBP: 0.385, SLG: 0.776 (1, 3)										3	1	0	1	2	0	4					
Jim Leyritz, R OBP: 0.379, SLG: 0.549 (1, 10)										4	3	2	5	1	1	2					
Danny Tartabull, R OBP: 0.346, SLG: 0.464 Daryl Boston, L OBP: 0.280, SLG: 0.412 (1, 9)										3	2	1	4	2	0	3					
Mike Stanley, R OBP: 0.350, SLG: 0.465 (1, 2)											5	1	1	0	0	1					
Randy Velarde, R OBP: 0.328, SLG: 0.434 (1, 6)											5	1	1	2	0	0					
Gerald Williams, R OBP: 0.314, SLG: 0.565 (1, 7)											5	1	2	1	0	0					
Pat Kelly, R OBP: 0.345, SLG: 0.408 (1, 4)										5	0	0	0	0	1	3					
Inning Stats	R: 3 E: 0 K: 1 S: 13	H: 3 LOB: 1 BB: 1 P: 23	R: 0 E: 0 K: 0 S: 9	H: 0 LOB: 0 BB: 0 P: 14	R: 0 E: 0 K: 1 S: 9	H: 1 LOB: 1 BB: 1 P: 14	R: 0 E: 0 K: 0 S: 4	H: 0 LOB: 0 BB: 0 P: 6	R: 0 E: 0 K: 0 S: 11	H: 1 LOB: 1 BB: 0 P: 17	R: 0 E: 1 K: 0 S: 4	H: 0 LOB: 0 BB: 0 P: 4	R: 6 E: 0 K: 0 S: 21	H: 3 LOB: 3 BB: 3 P: 41	R: 0 E: 1 K: 0 S: 6	H: 0 LOB: 0 BB: 0 P: 12	R: 5 E: 0 K: 1 S: 24	H: 6 LOB: 1 BB: 1 P: 41	1B: 9 2B: 2 3B: 0 HR: 3	SF: 0 SAC: 0 DP: 4 HBP: 0	WP: 2 PA: 45 CS: 0
PITCHER	IP WLS BF H R ER SO BB IBB HBP BLK WP HR S P ERA WHIP																				
John Cummings, L ERA: 6.49	(1, 1) 6.2 L 29 7 6 6 2 3 0 0 0 0 2 1 62 100 8.10 1.500																				
Kevin King, L ERA: 5.79	(7, 1) 0.0 2 0 0 0 0 2 0 0 0 0 0 0 5 13 ∞ ∞																				
Jeff Nelson, R ERA: 2.28	(7, 1) 1.1 5 1 3 3 0 0 0 0 0 0 0 1 10 18 20.25 0.750																				
Tim Davis, L ERA: 4.29	(9, 1) 0.2 6 4 4 4 0 1 0 0 0 0 0 1 15 26 54.00 7.500																				
Rich Gossage, R ERA: 5.55	(9, 1) 0.1 3 2 1 1 1 0 0 0 0 0 0 0 9 15 27.00 6.000																				
Batter	1	2	3	4	5	6	7	8	9	AB	R	H	RBI	BB	SO	LOB	BOTTOM				
Felix Fermin, R OBP: 0.335, SLG: 0.384 (1, 4)										3	0	0	0	1	1	2					
Eric Anthony, L OBP: 0.285, SLG: 0.382 (1, 7)										4	0	0	0	0	1	3					
Ken Griffey Jr., L OBP: 0.408, SLG: 0.706 (1, 8)										4	1	1	0	0	0	0					
Jay Buhner, R OBP: 0.377, SLG: 0.512 (1, 9)										3	0	0	0	1	3	0					
Edgar Martinez, R OBP: 0.416, SLG: 0.518 (1, 5)										4	1	1	0	0	0	2					
Reggie Jefferson, S OBP: 0.398, SLG: 0.582 (1, 3)										4	1	2	3	0	1	0					
Tino Martinez, L OBP: 0.301, SLG: 0.452 (1, 10)										4	1	1	1	0	0	3					
Chris Howard, R (1, 2)										3	0	0	0	1	1	1					
Alex Rodriguez, R OBP: 0.296, SLG: 0.240 (1, 6)										3	0	1	0	1	1	2					
Inning Stats	R: 0 E: 0 K: 1 S: 12	H: 0 LOB: 0 BB: 0 P: 16	R: 0 E: 0 K: 2 S: 10	H: 0 LOB: 0 BB: 0 P: 16	R: 1 E: 0 K: 1 S: 12	H: 1 LOB: 1 BB: 1 P: 21	R: 1 E: 0 K: 0 S: 10	H: 2 LOB: 1 BB: 1 P: 18	R: 0 E: 0 K: 1 S: 9	H: 0 LOB: 0 BB: 0 P: 14	R: 0 E: 0 K: 1 S: 7	H: 0 LOB: 0 BB: 0 P: 9	R: 2 E: 0 K: 1 S: 21	H: 3 LOB: 2 BB: 1 P: 36	R: 0 E: 0 K: 1 S: 6	H: 0 LOB: 0 BB: 0 P: 9	R: 0 E: 1 K: 0 S: 7	H: 0 LOB: 1 BB: 0 P: 12	1B: 2 2B: 2 3B: 0 HR: 2	SF: 0 SAC: 0 DP: 2 HBP: 0	WP: 1 PA: 36 CS: 0
PITCHER	IP WLS BF H R ER SO BB IBB HBP BLK WP HR S P ERA WHIP																				
Scott Kamieniecki, R ERA: 4.16	(1, 1) 6.2 W 28 6 4 4 6 4 0 0 0 0 1 2 77 123 5.40 1.500																				
Paul Gibson, L ERA: 5.84	(7, 1) 0.2 2 0 0 0 0 1 0 0 0 0 0 0 5 9 0.00 0.000																				
Bob Wickman, R ERA: 0.08	(8, 1) 0.2 2 0 0 0 0 1 0 0 0 0 0 0 5 7 0.00 0.000																				
Terry Mulholland, L ERA: 6.59	(9, 1) 1.0 4 0 0 0 0 0 0 0 0 0 0 0 7 12 0.00 0.000																				

New York Yankees @ Seattle Mariners
The Kingdome, Seattle, WA
Sun Jul 17 1994, 6:33 AM EDT
Att: 25,907 - Dome

AB 39
R 14
H 14
RBI 14
BB 6
SO 3
LOB 14



New York Yankees @ Seattle Mariners
The Kingdome, Seattle, WA
Sun Jul 17 1994, 6:33 AM EDT
Att: 25,907 - Dome

AB 32
R 4
H 6
RBI 4
BB 4
SO 8
LOB 13



Batter	1	2	3	4	5	6	7	8	9	AB	R	H	RBI	BB	SO	LOB	TOP			
Luis Polonia, L OBP: 0.376, SLG: 0.386 (1, 7)	G5-3 1B	0-2 1B 2H		4-1 1B WP BB	2-3 K			G6-3 1B		4	1	1	1	1	1	0	New York Yankees @ Oakland Athletics Oakland-Alameda County Coliseum, Oakland, CA Mon Jul 18 1994, 7:05 PM PDT Att: 20,382 - Unknown - 60 F livebaseballscores.com			
Wade Boggs, L OBP: 0.438, SLG: 0.490 (1, 5)	1B BB	2-3 K		2-3 K	0-0 G6-3			G6-3		4	0	0	0	1	2	2				
Don Mattingly, L OBP: 0.403, SLG: 0.424 (1, 3)	F8	1-2 1B 2H		4-2 1B BB				G1-3		4	1	1	0	1	0	1				
Danny Tartabull, R OBP: 0.349, SLG: 0.476 (1, 10)	1B BB			1-1 1B HR	1-1 1B 2H			K		5	1	3	2	0	2	0				
Paul O'Neill, L OBP: 0.480, SLG: 0.619 (1, 9)	1-2 BB			4-2 1B G3 BB	0-3 K			F7		3	0	0	0	2	2	2				
Bernie Williams, S OBP: 0.378, SLG: 0.443 (1, 8)	F8			2-0 G3	3-1 1B S			G4-3		4	0	1	1	0	0	4				
Mike Stanley, R OBP: 0.356, SLG: 0.468 (1, 2)		1-0 1B G4-3		1-1 1B	4-2 1-2 BB			K		3	1	2	0	1	1	0				
Randy Velarde, R OBP: 0.327, SLG: 0.431 (1, 6)		2-0 1B G4-3		0-3 K	2-1 F8			K		4	1	1	0	0	2	5				
Pat Kelly, R OBP: 0.339, SLG: 0.400 (1, 4)	1-2 3H G4-3			1-1 F7				F9		4	0	0	1	0	0	3				
Inning Stats	R: 0 E: 0 K: 0 S: 13	H: 1 LOB: 3 BB: 2 P: 26	R: 2 E: 0 K: 1 S: 16	H: 4 LOB: 2 BB: 0 P: 23	R: 1 E: 0 K: 1 S: 12	H: 2 LOB: 2 BB: 1 P: 20	R: 2 E: 0 K: 2 S: 19	H: 2 LOB: 3 BB: 3 P: 39	R: 0 E: 0 K: 1 S: 6	H: 0 LOB: 0 BB: 0 P: 11	R: 0 E: 0 K: 2 S: 8	H: 0 LOB: 0 BB: 0 P: 12	R: 0 E: 0 K: 0 S: 8	H: 0 LOB: 0 BB: 0 P: 13	R: 0 E: 0 K: 2 S: 11	H: 0 LOB: 0 BB: 0 P: 16	1B: 8 2B: 0 3B: 0 HR: 1	SF: 0 SAC: 0 DP: 0 HBP: 0	WP: 1 PB: 0 SB: 1 CS: 0	PA: 41
PITCHER	IP WLS BF H R ER SO BB IBB HBP BLK WP HR S P ERA WHIP	PITCHER																		
Todd Van Poppel, R ERA: 6.51 (1, 1)	2.1 L 16 7 3 3 1 3 0 0 0 0 1 0 36 63 11.57 4.286																			
John Briscoe, L ERA: 4.3 (3, 1)	1.2 10 2 2 2 3 3 0 0 0 0 1 0 24 45 10.80 3.000																			
Vince Horsman, R ERA: 4.3 (5, 1)	2.0 6 0 0 0 2 0 0 0 0 0 0 0 0 14 25 0.00 0.000																			
Billy Taylor, R ERA: 3.56 (7, 1)	1.1 4 0 0 0 2 0 0 0 0 0 0 0 0 11 18 0.00 0.000																			
Dave Leiper, L ERA: 0.73 (8, 1)	1.2 5 0 0 0 2 0 0 0 0 0 0 0 0 16 23 0.00 0.000																			

Batter	1	2	3	4	5	6	7	8	9	AB	R	H	RBI	BB	SO	LOB	BOTTOM			
Rickey Henderson, R OBP: 0.419, SLG: 0.382 (1, 10)	F8 1B SF9	4-2 1B BB		2-2 1B G1-6-3				G6-3		4	1	2	0	1	1	1	New York Yankees @ Oakland Athletics Oakland-Alameda County Coliseum, Oakland, CA Mon Jul 18 1994, 7:05 PM PDT Att: 20,382 - Unknown - 60 F livebaseballscores.com			
Stan Javier, S OBP: 0.368, SLG: 0.429 (1, 8)	0-0 WP S 1B	2-2 G4-3		1-1 G1-6-3 1-2				F7		4	0	1	0	0	0	4				
Geronimo Berroa, R OBP: 0.387, SLG: 0.505 (1, 7)	F8			1-1 F9				K		4	1	1	1	0	1	2				
Ruben Sierra, S OBP: 0.286, SLG: 0.482 (1, 9)	0-1 SF9			4-2 WP SF9 BB				G4-3		2	1	0	1	1	0	0				
Mark McGwire, R OBP: 0.424, SLG: 0.466 (1, 3)	4-1 WP BB			4-2 SF9 WP BB				F8		2	0	0	0	2	1	0				
Terry Steinbach, R OBP: 0.331, SLG: 0.449 (1, 2)	2-0 F8			1-0 SF9				K		3	0	0	1	0	2	2				
Scott Brosius, R OBP: 0.287, SLG: 0.413 (1, 5)		4-0 CS BB		3-2 F7				F9		3	0	0	0	1	0	1				
Mike Bordick, R OBP: 0.336, SLG: 0.363 (1, 6)		1-3 K		4-2 1B BB				G4-3		3	0	1	0	1	1	1				
Francisco Matos, R OBP: 0.271, SLG: 0.303 (9, PH)		4-2 SAFE SAFE SAFE BB		0-0 L6				K		2	0	0	0	1	1	2				
Inning Stats	R: 1 E: 0 K: 0 S: 10	H: 2 LOB: 2 BB: 1 P: 18	R: 0 E: 0 K: 1 S: 16	H: 0 LOB: 3 BB: 3 P: 31	R: 1 E: 0 K: 0 S: 10	H: 0 LOB: 1 BB: 2 P: 23	R: 0 E: 0 K: 0 S: 8	H: 1 LOB: 1 BB: 1 P: 15	R: 1 E: 0 K: 1 S: 8	H: 1 LOB: 0 BB: 0 P: 14	R: 0 E: 0 K: 1 S: 10	H: 1 LOB: 1 BB: 0 P: 13	R: 0 E: 0 K: 2 S: 7	H: 0 LOB: 0 BB: 0 P: 9	R: 0 E: 0 K: 1 S: 6	H: 0 LOB: 0 BB: 0 P: 8	1B: 4 2B: 0 3B: 0 HR: 1	SF: 2 SAC: 0 DP: 1 HBP: 0	WP: 2 PB: 0 SB: 1 CS: 1	PA: 37
PITCHER	IP WLS BF H R ER SO BB IBB HBP BLK WP HR S P ERA WHIP	PITCHER																		
Sterling Hitchcock, L ERA: 6.23 (4, 1)	3.0 W 11 3 1 1 2 0 0 0 0 0 1 24 36 3.00 1.000																			
Xavier Hernandez, R ERA: 5.35 (7, 1)	2.0 6 0 0 0 3 0 0 0 0 0 0 0 15 22 0.00 0.000																			
Bob Wickman, R ERA: 2.95 (9, 1)	1.0 S 3 0 0 0 1 0 0 0 0 0 0 6 8 0.00 0.000																			



Batter	1	2	3	4	5	6	7	8	9	AB	R	H	RBI	BB	SO	LOB	TOP													
Luis Polonia, L OBP: 0.372, SLG: 0.385 (1, 7)										4	0	1	0	0	0	2	New York Yankees @ Oakland Athletics Oakland-Alameda County Coliseum, Oakland, CA Wed Jul 20 1994, 7:05 PM PDT Att: 18,729 - Unknown - 60 F livebaseballscorecards.com													
Wade Boggs, L OBP: 0.355, SLG: 0.485 (1, 5)										4	0	0	0	0	0	3														
Paul O'Neill, L OBP: 0.479, SLG: 0.621 (1, 9)										3	0	0	0	1	0	3														
Danny Tartabull, R OBP: 0.349, SLG: 0.484 (1, 10)										4	0	0	0	0	1	2														
Don Mattingly, L OBP: 0.395, SLG: 0.412 (1, 3)										4	0	0	0	0	0	0														
Mike Stanley, R OBP: 0.354, SLG: 0.477 (1, 2)										4	1	1	1	0	0	0														
Bernie Williams, S OBP: 0.379, SLG: 0.439 (1, 8)										3	0	0	0	0	1	1														
Mike Gallego, R OBP: 0.324, SLG: 0.340 (1, 6)										2	0	0	0	0	0	1														
Pat Kelly, R OBP: 0.342, SLG: 0.398 (1, 4)										2	0	0	0	0	0	1														
Inning Stats	R: 0 E: 0 K: 1 S: 8	H: 1 LOB: 1 BB: 0 P: 14	R: 0 E: 1 K: 0 S: 9	H: 0 LOB: 1 BB: 0 P: 12	R: 0 E: 0 K: 0 S: 5	H: 0 LOB: 0 BB: 1 P: 9	R: 0 E: 0 K: 0 S: 3	H: 0 LOB: 0 BB: 1 P: 8	R: 1 E: 0 K: 0 S: 9	H: 1 LOB: 1 BB: 0 P: 16	R: 0 E: 0 K: 1 S: 7	H: 0 LOB: 0 BB: 0 P: 9	R: 0 E: 0 K: 1 S: 8	H: 0 LOB: 0 BB: 0 P: 10	R: 0 E: 1 K: 0 S: 13	H: 0 LOB: 2 BB: 0 P: 19	R: 0 E: 0 K: 0 S: 7	H: 0 LOB: 0 BB: 0 P: 9	1B: 0 2B: 1 3B: 0 HR: 1	SF: 0 SAC: 0 DP: 1 HBP: 2	WP: 0 PB: 0 SB: 1 CS: 0	PA: 33								
PITCHER Steve Ontiveros, R ERA: 2.72 (1, 1)	IP: 9.0 WLS: L BF: 33	H: 2 R: 1 ER: 1 SO: 2	BB: 1 IBB: 0 HBP: 2 BLK: 0	WP: 0 HR: 1 S: 69 P: 106	ERA: 1.00 WHIP: 0.333											PITCHER IP: 9.0 WLS: L BF: 33	H: 2 R: 1 ER: 1 SO: 2	BB: 1 IBB: 0 HBP: 2 BLK: 0	WP: 0 HR: 1 S: 69 P: 106	ERA: 1.00 WHIP: 0.333										

Batter	1	2	3	4	5	6	7	8	9	AB	R	H	RBI	BB	SO	LOB	BOTTOM													
Rickey Henderson, R OBP: 0.415, SLG: 0.374 (1, 8)										3	0	0	0	1	1	0	New York Yankees @ Oakland Athletics Oakland-Alameda County Coliseum, Oakland, CA Wed Jul 20 1994, 7:05 PM PDT Att: 18,729 - Unknown - 60 F livebaseballscorecards.com													
Mike Bordick, R OBP: 0.334, SLG: 0.363 (1, 6)										4	0	1	0	0	0	1														
Geronimo Berroa, R OBP: 0.388, SLG: 0.502 (1, 7)										2	0	0	0	1	1	0														
Ruben Sierra, S OBP: 0.288, SLG: 0.478 (1, 9)										3	0	1	0	0	1	2														
Mark McGwire, R OBP: 0.424, SLG: 0.480 (1, 3)										3	0	0	0	0	1	3														
Troy Neel, L OBP: 0.346, SLG: 0.463 (1, 10)										3	0	0	0	0	1	0														
Scott Brosius, R OBP: 0.294, SLG: 0.415 (1, 5)										3	0	1	0	0	0	0														
Scott Hemond, R OBP: 0.267, SLG: 0.298 (1, 2)										3	0	0	0	0	0	0														
Francisco Matos, R Stan Javier, S OBP: 0.367, SLG: 0.428 (9, PH)										2	0	0	0	0	0	0														
Inning Stats	R: 0 E: 0 K: 1 S: 10	H: 1 LOB: 2 BB: 1 P: 16	R: 0 E: 0 K: 0 S: 6	H: 0 LOB: 0 BB: 0 P: 9	R: 0 E: 0 K: 0 S: 8	H: 0 LOB: 0 BB: 0 P: 13	R: 0 E: 0 K: 1 S: 8	H: 0 LOB: 0 BB: 0 P: 8	R: 0 E: 0 K: 1 S: 8	H: 0 LOB: 0 BB: 0 P: 14	R: 0 E: 0 K: 1 S: 8	H: 0 LOB: 0 BB: 0 P: 12	R: 0 E: 0 K: 1 S: 8	H: 1 LOB: 0 BB: 0 P: 13	R: 0 E: 0 K: 0 S: 9	H: 1 LOB: 0 BB: 0 P: 13	R: 0 E: 0 K: 0 S: 6	H: 0 LOB: 1 BB: 1 P: 14	1B: 2 2B: 1 3B: 0 HR: 0	SF: 0 SAC: 0 DP: 1 HBP: 0	WP: 1 PB: 0 SB: 0 CS: 1	PA: 30								
PITCHER Melido Perez, R ERA: 3.69 Steve Howe, L ERA: 2.2 (9, 1)	IP: 8.0 WLS: W BF: 26	H: 3 R: 0 ER: 0 SO: 5	BB: 1 IBB: 0 HBP: 0 BLK: 0	WP: 0 HR: 0 S: 65 P: 98	ERA: 0.00 WHIP: 0.500											PITCHER IP: 1.0 WLS: S BF: 3	H: 0 R: 0 ER: 0 SO: 0	BB: 1 IBB: 0 HBP: 0 BLK: 0	WP: 0 HR: 0 S: 6 P: 14	ERA: 0.00 WHIP: 1.000										




Batter	1	2	3	4	5	6	7	8	9	AB	R	H	RBI	BB	SO	LOB	TOP								
Bernie Williams, S OBP: 0.378, SLG: 0.438 (1, 8)										6	2	2	1	0	1	2	New York Yankees @ California Angels Anaheim Stadium, Anaheim, CA Thu Jul 21, 1994, 10:05 PM EDT Att: 20,479 - Unknown - 68 F								
Don Mattingly, L OBP: 0.397, SLG: 0.415 (1, 3)										5	2	2	0	1	0	0									
Mike Stanley, R OBP: 0.356, SLG: 0.478 (1, 2)										4	1	1	1	2	1	3									
Danny Tartabull, R OBP: 0.356, SLG: 0.490 (9, PR)										4	1	3	1	2	0	2									
Gerald Williams, R OBP: 0.314, SLG: 0.565 (9, 7)										0	0	0	0	0	0	0									
Jim Leyritz, R OBP: 0.378, SLG: 0.548 (1, 10)										6	1	2	3	0	3	5									
Paul O'Neill, L OBP: 0.482, SLG: 0.620 (9, 9)										4	1	2	1	2	0	3									
Randy Velarde, R OBP: 0.327, SLG: 0.424 (1, 5)										4	0	0	0	2	1	7									
Mike Gallego, R OBP: 0.325, SLG: 0.358 (1, 6)										5	2	2	2	0	0	6									
Pat Kelly, R OBP: 0.343, SLG: 0.395 (1, 4)										4	1	1	2	0	0	2									
Inning Stats	R: 0 E: 0 K: 2 S: 12	H: 1 LOB: 2 BB: 1 P: 19	R: 0 E: 0 K: 0 S: 7	H: 1 LOB: 2 BB: 0 P: 14	R: 1 E: 0 K: 2 S: 14	H: 2 LOB: 2 BB: 1 P: 24	R: 1 E: 0 K: 0 S: 9	H: 1 LOB: 0 BB: 0 P: 15	R: 6 E: 0 K: 1 S: 29	H: 6 LOB: 2 BB: 2 P: 51	R: 0 E: 0 K: 0 S: 11	H: 0 LOB: 3 BB: 2 P: 20	R: 2 E: 0 K: 0 S: 12	H: 3 LOB: 3 BB: 2 P: 27	R: 0 E: 0 K: 0 S: 8	H: 0 LOB: 0 BB: 1 P: 8	R: 1 E: 0 K: 1 S: 11	H: 1 LOB: 2 BB: 1 P: 23	1B: 9 2B: 5 3B: 0 HR: 1	SF: 0 SAC: 0 DP: 0 HBP: 1	WP: 1 PB: 0 SB: 2 CS: 0	PA: 52			
PITCHER	IP	WLS	BF	H	R	ER	SO	BB	IBB	HBP	BLK	WP	HR	S	P	ERA	WHIP								
Chuck Finley, L ERA: 4.52 (1, 1)	4.2	L	29	10	8	8	5	4	0	1	0	0	1	62	111	15.43	3.000								
Scott Lewis, R ERA: 5.65 (5, 1)	1.2		12	4	2	2	0	2	1	0	0	0	0	27	47	10.80	3.600								
Joe Magrane, L ERA: 6.85 (7, 1)	2.2		11	1	1	1	1	2	0	0	0	1	0	24	43	3.38	1.125								

AB	42
R	11
H	15
RBI	11
BB	9
SO	6
LOB	30



Batter	1	2	3	4	5	6	7	8	9	AB	R	H	RBI	BB	SO	LOB	BOTTOM								
Chad Curtis, R OBP: 0.320, SLG: 0.414 (1, 8)										4	0	1	1	1	1	2	New York Yankees @ California Angels Anaheim Stadium, Anaheim, CA Thu Jul 21, 1994, 10:05 PM EDT Att: 20,479 - Unknown - 68 F								
Spike Owen, S OBP: 0.406, SLG: 0.439 (1, 5)										4	0	3	1	1	0	0									
Jim Edmonds, L OBP: 0.353, SLG: 0.403 (1, 9)										5	0	1	0	0	1	7									
Chili Davis, S OBP: 0.440, SLG: 0.586 (1, 10)										3	0	0	0	2	0	2									
Bo Jackson, R OBP: 0.347, SLG: 0.518 (1, 7)										5	2	2	1	0	2	5									
J.T. Snow, L OBP: 0.275, SLG: 0.340 (1, 3)										5	3	3	1	0	0	1									
Damion Easley, R OBP: 0.278, SLG: 0.316 (1, 4)										4	0	1	1	0	1	1									
Mark Dalessandro, R OBP: 0.238, SLG: 0.211 (9, 2)										0	0	0	0	0	0	0									
Greg Myers, L OBP: 0.302, SLG: 0.333 (9, PH)										4	0	0	0	0	0	0									
Chris Turner, R OBP: 0.276, SLG: 0.285 (8, PH)										2	1	1	1	0	0	0									
Harold Reynolds, S OBP: 0.324, SLG: 0.299 (9, 4)										5	0	1	0	0	1	3									
Gary Disarcina, R OBP: 0.303, SLG: 0.346 (1, 6)										5	0	1	0	0	1	3									
Inning Stats	R: 0 E: 0 K: 1 S: 12	H: 2 LOB: 1 BB: 1 P: 23	R: 1 E: 0 K: 1 S: 16	H: 3 LOB: 3 BB: 1 P: 30	R: 1 E: 0 K: 0 S: 8	H: 1 LOB: 0 BB: 0 P: 12	R: 1 E: 1 K: 0 S: 10	H: 2 LOB: 2 BB: 1 P: 19	R: 1 E: 0 K: 0 S: 10	H: 2 LOB: 1 BB: 0 P: 19	R: 0 E: 0 K: 0 S: 8	H: 0 LOB: 0 BB: 0 P: 14	R: 1 E: 0 K: 1 S: 10	H: 1 LOB: 0 BB: 0 P: 18	R: 1 E: 0 K: 2 S: 13	H: 3 LOB: 3 BB: 1 P: 25	R: 1 E: 0 K: 1 S: 8	H: 1 LOB: 0 BB: 0 P: 11	1B: 10 2B: 3 3B: 0 HR: 2	SF: 0 SAC: 0 DP: 0 HBP: 0	WP: 1 PB: 0 SB: 0 CS: 0	PA: 45			
PITCHER	IP	WLS	BF	H	R	ER	SO	BB	IBB	HBP	BLK	WP	HR	S	P	ERA	WHIP								
Jimmy Key, L ERA: 3.26 (1, 1)	6.0	W	30	10	4	3	2	3	0	0	0	0	1	64	117	4.50	2.167								
Xavier Hernandez, R ERA: 5.63 (7, 1)	1.1		8	4	2	2	1	0	0	0	0	1	1	15	27	13.50	3.000								
Bob Wickman, R ERA: 9.04 (8, 1)	1.2	S	7	1	1	1	3	1	0	0	0	0	0	16	27	5.40	1.200								

AB	41
R	7
H	15
RBI	7
BB	4
SO	6
LOB	23



Batter	1	2	3	4	5	6	7	8	9	AB	R	H	RBI	BB	SO	LOB	TOP											
Bernie Williams, S OBP: 0.383, SLG: 0.454 (1, 8)										6	4	4	1	0	0	1												
Wade Boggs, L OBP: 0.340, SLG: 0.490 (1, 5)										5	1	4	2	0	0	0												
Paul O'Neill, L OBP: 0.478, SLG: 0.616 (1, 7) (8, 9)										5	0	1	1	0	0	5												
Danny Tartabull, R OBP: 0.360, SLG: 0.491 (8, PH) Gerald Williams, R OBP: 0.310, SLG: 0.557 (8, 7)										3	2	2	0	1	0	1												
Jim Leyritz, R OBP: 0.378, SLG: 0.556 (1, 2)										4	1	1	3	1	0	2												
Don Mattingly, L OBP: 0.394, SLG: 0.410 (1, 3)										4	1	0	0	1	1	5												
Mike Stanley, R OBP: 0.356, SLG: 0.502 (1, 10)										5	2	2	4	0	1	0												
Randy Velarde, R OBP: 0.332, SLG: 0.425 (1, 6)										4	1	2	0	1	1	0												
Mike Gallego, R OBP: 0.323, SLG: 0.355 (1, 4)										5	0	1	0	0	2	2												
Inning Stats	R: 1 E: 0 K: 0 S: 4	H: 2 LOB: 0 BB: 0 P: 4	R: 2 E: 0 K: 2 S: 8	H: 1 LOB: 0 BB: 1 P: 12	R: 0 E: 0 K: 1 S: 6	H: 1 LOB: 3 BB: 2 P: 14	R: 2 E: 0 K: 1 S: 7	H: 2 LOB: 1 BB: 1 P: 11	R: 2 E: 0 K: 0 S: 6	H: 4 LOB: 2 BB: 0 P: 6	R: 3 E: 0 K: 0 S: 6	H: 4 LOB: 0 BB: 0 P: 6	R: 0 E: 0 K: 0 S: 3	H: 0 LOB: 0 BB: 0 P: 3	R: 2 E: 1 K: 0 S: 6	H: 2 LOB: 1 BB: 0 P: 6	R: 0 E: 0 K: 1 S: 6	H: 1 LOB: 1 BB: 0 P: 6	1B: 11 2B: 2 3B: 0 HR: 4	SF: 0 SAC: 0 DP: 1 HBP: 0	WP: 0 PB: 0 SB: 0 CS: 0	PA: 46						
PITCHER	IP	WLS	BF	H	R	ER	SO	BB	IBB	HBP	BLK	WP	HR	S	P	ERA	WHIP											
Andrew Lorraine, L ERA: 12.91 Scott Lewis, R ERA: 6.1 Bob Patterson, L ERA: 5.08 Mark Leiter, R ERA: 4.25	(1, 1)	4.2	L	25	8	7	7	4	4	0	0	0	0	3	29	45	13.50	2.571										
	(5, 1)	2.1		11	6	3	3	0	0	0	0	0	0	1	11	11	11.57	2.571										
	(8, 1)	1.0		6	2	2	1	0	0	0	0	0	0	6	6	6	9.00	2.000										
	(9, 1)	1.0		4	1	0	0	1	0	0	0	0	0	6	6	6	0.00	1.000										

New York Yankees @ California Angels
Anaheim Stadium, Anaheim, CA
Fri Jul 22 1994, 10:05 PM EDT
Att: 34,750 - Unknown - 69 F

AB 42
R 12
H 17
RBI 11
BB 4
SO 5
LOB 17



Batter	1	2	3	4	5	6	7	8	9	AB	R	H	RBI	BB	SO	LOB	BOTTOM											
Chad Curtis, R OBP: 0.317, SLG: 0.410 (1, 8)										4	0	0	0	0	1	0												
Spike Owen, S OBP: 0.407, SLG: 0.435 (1, 5)										2	1	0	0	2	0	0												
Jim Edmonds, L OBP: 0.355, SLG: 0.404 (1, 9)										4	1	2	0	0	1	1												
Chili Davis, S OBP: 0.441, SLG: 0.584 (1, 10)										3	0	1	1	1	0	1												
Bo Jackson, R OBP: 0.345, SLG: 0.529 (1, 7)										4	1	1	2	0	0	4												
Greg Myers, L OBP: 0.303, SLG: 0.326 Mark Dalessandro, R OBP: 0.227, SLG: 0.200 (9, 2)										2	0	0	0	1	1	0												
J.T. Snow, L OBP: 0.286, SLG: 0.346 (1, 3)										3	0	2	0	1	0	1												
Harold Reynolds, S OBP: 0.320, SLG: 0.294 Rex Hudler, R OBP: 0.336, SLG: 0.569 (9, PH)										3	0	0	0	0	1	3												
Gary Disarcina, R OBP: 0.299, SLG: 0.341 (1, 6)										4	0	0	0	0	0	1												
Inning Stats	R: 0 E: 1 K: 0 S: 3	H: 0 LOB: 2 BB: 2 P: 11	R: 0 E: 0 K: 1 S: 4	H: 0 LOB: 1 BB: 1 P: 8	R: 0 E: 0 K: 0 S: 3	H: 0 LOB: 0 BB: 0 P: 3	R: 2 E: 0 K: 1 S: 8	H: 3 LOB: 1 BB: 0 P: 8	R: 0 E: 0 K: 0 S: 3	H: 0 LOB: 0 BB: 0 P: 3	R: 0 E: 0 K: 1 S: 5	H: 0 LOB: 0 BB: 0 P: 5	R: 0 E: 0 K: 0 S: 3	H: 1 LOB: 0 BB: 0 P: 3	R: 1 E: 0 K: 1 S: 7	H: 2 LOB: 2 BB: 1 P: 11	R: 0 E: 0 K: 0 S: 3	H: 0 LOB: 1 BB: 1 P: 7	1B: 5 2B: 0 3B: 0 HR: 1	SF: 0 SAC: 0 DP: 1 HBP: 0	WP: 0 PB: 0 SB: 0 CS: 0	PA: 36						
PITCHER	IP	WLS	BF	H	R	ER	SO	BB	IBB	HBP	BLK	WP	HR	S	P	ERA	WHIP											
Scott Kamieniecki, R ERA: 4.85 Terry Mulholland, L ERA: 6.56	(1, 1)	7.0	W	26	4	2	2	3	3	0	0	0	0	1	29	41	2.57	1.000										
	(8, 1)	2.0		10	2	1	1	1	2	0	0	0	0	10	18	4.50	2.000											

New York Yankees @ California Angels
Anaheim Stadium, Anaheim, CA
Fri Jul 22 1994, 10:05 PM EDT
Att: 34,750 - Unknown - 69 F

AB 31
R 3
H 6
RBI 3
BB 5
SO 4
LOB 12




Batter	1	2	3	4	5	6	7	8	9	AB	R	H	RBI	BB	SO	LOB	TOP								
Bernie Williams, S OBP: 0.386, SLG: 0.455 (1, 8)	2-1 HR 1B	4-1 BB		3-0 P4		1-1 F7		3-2 FC6-4 1B		4	1	2	0	1	0	1	New York Yankees @ California Angels Anaheim Stadium, Anaheim, CA Sat Jul 23 1994, 10:05 PM EDT Att: 29,354 - Unknown - 70 F								
Wade Boggs, L OBP: 0.377, SLG: 0.485 (1, 5)	2-2 F7	2-1 F8			0-0 G6-4-3 1B	1-2 G6-3		2-1 FC6-4		5	0	1	0	0	0	6									
Paul O'Neill, L OBP: 0.474, SLG: 0.619 (1, 7) (7, 9)	1-2 HR			1-1 F7		0-1 G6-4-3 1B	2-2 G3-1	2-2 G6-3		5	1	1	2	0	0	3									
Danny Tartabull, R OBP: 0.360, SLG: 0.490 (7, PH) Luis Polonia, L OBP: 0.370, SLG: 0.382 (7, 7)	1-0 G5-3			1-0 G6-3		1-1 BB 1B		0-0 G6-3		3	1	1	0	0	0	0									
Jim Leyritz, R OBP: 0.375, SLG: 0.546 (1, 10)	K			0-0 F7		4-0 BB 1B		2-1 G4-3		4	1	0	0	1	2	0									
Don Mattingly, L OBP: 0.397, SLG: 0.411 (1, 3)		1-2 P5		0-2 L9		1-0 WP 2B 1B		1-0 1B		4	1	2	1	1	0	0									
Mike Stanley, R OBP: 0.363, SLG: 0.521 (1, 2)		1-1 2B 1B		3-1 HR		3-0 1B 2B		1-2 P9		5	2	3	2	0	0	2									
Randy Velarde, R OBP: 0.335, SLG: 0.430 (1, 6)		0-0 2B		2-2 F9		1-0 2H 1B		3-2 F8		4	0	2	1	0	0	0									
Pat Kelly, R OBP: 0.345, SLG: 0.402 (1, 4)		1-3 K		0-0 2B		1-2 F8		2-0 FC6-4 1B		4	0	2	0	0	1	3									
Inning Stats	R: 2 E: 0 K: 1 S: 12	H: 2 LOB: 0 BB: 0 P: 20	R: 0 E: 0 K: 1 S: 12	H: 2 LOB: 3 BB: 1 P: 21	R: 0 E: 0 K: 0 S: 4	H: 0 LOB: 0 BB: 0 P: 6	R: 1 E: 0 K: 0 S: 10	H: 2 LOB: 1 BB: 0 P: 18	R: 4 E: 0 K: 0 S: 11	H: 5 LOB: 1 BB: 1 P: 22	R: 0 E: 0 K: 0 S: 11	H: 0 LOB: 0 BB: 0 P: 15	R: 0 E: 0 K: 2 S: 12	H: 1 LOB: 1 BB: 0 P: 19	R: 0 E: 0 K: 0 S: 13	H: 2 LOB: 2 BB: 0 P: 25	R: 0 E: 0 K: 0 S: 6	H: 0 LOB: 1 BB: 1 P: 15	1B: 9 2B: 3 3B: 0 HR: 2	SF: 0 SAC: 0 DP: 1 HBP: 0	WP: 1 PB: 0 SB: 0 CS: 0	PA: 43			
PITCHER	IP WLS BF L	H R ER SO	BB IBB HBP BLK	WP HR S P	ERA WHIP	PITCHER										IP WLS BF L	H R ER SO	BB IBB HBP BLK	WP HR S P	ERA WHIP					
Brian Anderson, L ERA: 6.09 (1, 1)	4.2 L	26 11	7 7 2	2 0 0 0	1 2 46 83	13.50 2.786											4.2 L	11 7 7 2	2 0 0 0	1 2 46 83	13.50 2.786				
Russ Springer, R ERA: 6.44 (5, 1)	2.1	8	1	0	0	2	0	0	0	0	0	26	38	0.00	0.429										
Joe Magrane, L ERA: 6.75 (8, 1)	1.0	5	2	0	0	2	0	0	0	0	0	13	25	0.00	2.000										
Joe Grahe, R ERA: 5.99 (9, 1)	1.0	4	0	0	0	0	1	0	0	1	0	6	15	0.00	1.000										

AB	40
R	7
H	14
RBI	6
BB	3
SO	4
LOB	15



Batter	1	2	3	4	5	6	7	8	9	AB	R	H	RBI	BB	SO	LOB	BOTTOM									
Chad Curtis, R OBP: 0.315, SLG: 0.407 (1, 8)	G5-3	G5-3			0-2 DI 1B		2-1 F7		3-2 G1-4-3	5	0	1	0	0	0	5	New York Yankees @ California Angels Anaheim Stadium, Anaheim, CA Sat Jul 23 1994, 10:05 PM EDT Att: 29,354 - Unknown - 70 F									
Spike Owen, S OBP: 0.405, SLG: 0.431 (1, 5)	1-0 BB 1B			2-1 G4-3		0-2 F9		1-3 K		4	0	1	0	0	1	1										
Jim Edmonds, L OBP: 0.354, SLG: 0.402 (1, 9)	2-3 K			1-2 G6-4-3 1B		3-2 G4-3		1-3 K		4	0	1	0	0	2	2										
Chili Davis, S OBP: 0.441, SLG: 0.591 (1, 10)	4-2 BB			0-0 G6-4-3		0-0 G3		0-0 HR		3	1	1	1	1	0	1										
Bo Jackson, R OBP: 0.338, SLG: 0.517 (1, 7)	1-3 K			0-3 K		3-2 F9		1-1 G5-3		4	0	0	0	0	2	2										
J.T. Snow, L OBP: 0.285, SLG: 0.343 (1, 3)		1-1 1B G1-3 1B		1-1 F7		3-3 K		0-0 G4-3		4	0	1	0	0	1	0										
Damion Easley, R OBP: 0.278, SLG: 0.313 (1, 4)		1-2 G1-3		2-3 K		1-3 K		4-1 WP BB BB		3	0	0	0	1	2	1										
Chris Turner, R OBP: 0.279, SLG: 0.312 Greg Myers, L OBP: 0.300, SLG: 0.322 (7, PH) Rex Hudler, R OBP: 0.333, SLG: 0.564 (9, PH)		2-1 F8			3-2 HR		0-2 F7		2-2 P4	2	1	1	1	0	0	1										
Gary Disarcina, R OBP: 0.304, SLG: 0.344 (1, 6)		1-2 1B		0-0 G6-3		1-1 1B		4-2 WP BB		3	0	2	0	1	0	0										
Inning Stats	R: 0 E: 0 K: 2 S: 13	H: 1 LOB: 2 BB: 1 P: 23	R: 0 E: 0 K: 0 S: 11	H: 2 LOB: 2 BB: 0 P: 16	R: 0 E: 0 K: 2 S: 8	H: 0 LOB: 0 BB: 0 P: 11	R: 1 E: 0 K: 0 S: 14	H: 2 LOB: 1 BB: 0 P: 20	R: 0 E: 0 K: 1 S: 8	H: 0 LOB: 0 BB: 0 P: 14	R: 0 E: 0 K: 1 S: 10	H: 1 LOB: 1 BB: 0 P: 14	R: 1 E: 0 K: 2 S: 10	H: 1 LOB: 2 BB: 0 P: 13	R: 0 E: 0 K: 0 S: 11	H: 0 LOB: 2 BB: 2 P: 24	1B: 6 2B: 0 3B: 0 HR: 2	SF: 0 SAC: 0 DP: 1 HBP: 0	WP: 1 PB: 0 SB: 0 CS: 0	PA: 37						
PITCHER	IP WLS BF L	H R ER SO	BB IBB HBP BLK	WP HR S P	ERA WHIP	PITCHER										IP WLS BF L	H R ER SO	BB IBB HBP BLK	WP HR S P	ERA WHIP						
Sterling Hitchcock, L ERA: 5.2 (1, 1)	6.0 W	24 6	1 1 1 5	1 0 0 0	1 1 60 93	1.50 1.167																				
Joe Ausanio, R ERA: 3.0 (7, 1)	2.0	8	2	1	1	3	0	0	0	0	1	20	27	4.50	1.000											
Paul Gibson, L ERA: 6.47 (9, 1)	1.0	5	0	0	0	0	2	0	0	0	1	0	11	24	0.00	2.000										

AB	34
R	2
H	8
RBI	2
BB	3
SO	8
LOB	14




Batter	1	2	3	4	5	6	7	8	9	AB R H RBI BB SO LOB	TOP															
Bernie Williams, S (1, 8) OBP: 0.388, SLG: 0.460	3-2 F9 1B		2-3 K			0-0 2B SF7 1B		3-1 G4-3	1-3 FC5 2B	5 1 3 0 0 1 1	New York Yankees @ California Angels Anaheim Stadium, Anaheim, CA Sun Jul 24 1994, 6:33 AM EDT Att: 25,754 - Sunny - 77 F															
Randy Velarde, R (1, 5) OBP: 0.339, SLG: 0.435	0-0 F9 1-2			2-0 CS 1B		0-1 1-3 2-H 2B		4-2 G6-3 BB	1-3 K	4 0 2 1 1 1 4																
Paul O'Neill, L (1, 9) OBP: 0.470, SLG: 0.613	3-2 G4-3			2-1 F7 1-2		2-1 SF7		0-1 G6-3 1-2	4-0 IBB	3 0 0 1 1 0 2																
Danny Tartabull, R (1, 10) OBP: 0.355, SLG: 0.483		2-3 K		1-1 G5-3		3-3 K			P5 FC5	5 0 0 0 0 2 4																
Mike Stanley, R (1, 3) OBP: 0.365, SLG: 0.519		2-3 K2-3			2-2 L3		4-2 E BB		1-2 WP BB HR 1B	3 1 1 0 1 1 0																
Jim Leyritz, R (1, 2) OBP: 0.373, SLG: 0.538		1-3 K			3-1 F7		3-2 P3		4-1 WP HR BB	3 0 0 0 1 1 1 0 1 0 0 0 0 0																
Luis Polonia, L (9, 7) OBP: 0.370, SLG: 0.382					2-3 K				1-2 HR BB																	
Gerald Williams, R (1, 7) OBP: 0.311, SLG: 0.562			1-2 2B				0-3 K		3-2 1-H 2-H HR	3 0 1 0 0 2 1 1 1 1 3 0 0 0																
Don Mattingly, L (9, PH) OBP: 0.399, SLG: 0.423																										
Mike Gallego, R (1, 6) OBP: 0.319, SLG: 0.351			0-3 K2-3			2-3 K2-3	1-0 E5		2-2 S 1B HBP	3 0 0 0 0 2 2 0 1 0 0 0 0 0																
Wade Boggs, L (9, PH) OBP: 0.436, SLG: 0.485							1-2 L3																			
Pat Kelly, R (1, 4) OBP: 0.348, SLG: 0.404			0-3 K			2-1 1B 2B 1B			2-0 2B 1-H 1B	4 1 2 1 0 1 3																
Inning Stats	R: 0 E: 0 K: 0 S: 8	H: 1 LOB: 0 BB: 0 P: 14	R: 0 E: 0 K: 3 S: 10	H: 0 LOB: 0 BB: 0 P: 15	R: 0 E: 0 K: 3 S: 12	H: 1 LOB: 1 BB: 0 P: 15	R: 0 E: 0 K: 0 S: 5	H: 1 LOB: 0 BB: 0 P: 10	R: 0 E: 0 K: 1 S: 8	H: 0 LOB: 0 BB: 0 P: 15	R: 0 E: 1 K: 1 S: 14	H: 0 LOB: 2 BB: 1 P: 24	R: 0 E: 0 K: 0 S: 6	H: 0 LOB: 0 BB: 1 P: 13	R: 4 E: 0 K: 1 S: 20	H: 4 LOB: 3 BB: 2 P: 39	1B: 6 2B: 3 3B: 0 HR: 1	SF: 1 SAC: 0 DP: 1 HBP: 1	WP: 1 PB: 0 SB: 1 CS: 1	PA: 40						
PITCHER	IP WLS BF H R ER SO BB IBB HBP BLK WP HR S P ERA WHIP											IP WLS BF H R ER SO BB IBB HBP BLK WP HR S P ERA WHIP														
Mark Langston, L (1, 1) ERA: 4.38	8.1	33	7	4	4	10	3	0	0	0	0	0	85	144	4.32	1.200										
Joe Grahe, R (9, 1) ERA: 6.05	0.0	L	3	2	2	0	0	0	1	0	1	1	6	13	∞	∞										
Mark Leiter, R (9, 1) ERA: 4.22	0.2		4	1	0	0	1	0	1	0	0	0	5	10	0.00	1.500										

AB	34
R	6
H	10
RBI	6
BB	4
SO	11
LOB	18



Batter	1	2	3	4	5	6	7	8	9	AB R H RBI BB SO LOB	BOTTOM															
Chad Curtis, R (1, 8) OBP: 0.315, SLG: 0.408	1-0 G5-3		2-1 G5-3		1-0 SH1 SF8 2B		1-2 SH5-3		1-0 G6-3	4 1 1 0 0 0 1	New York Yankees @ California Angels Anaheim Stadium, Anaheim, CA Sun Jul 24 1994, 6:33 AM EDT Att: 25,754 - Sunny - 77 F															
Spike Owen, S (1, 6) OBP: 0.400, SLG: 0.425	2-2 F8		2-1 G6-3		1-1 SH1		3-2 E5 G5-4-3			3 0 0 0 0 0 2																
Rex Hudler, R (1, 7) OBP: 0.331, SLG: 0.584	2-1 HR			1-1 P6	2-1 SF8		2-0 G5-4-3 1-2			3 1 1 2 0 0 2																
Chili Davis, S (1, 10) OBP: 0.437, SLG: 0.584	2-2 P9			3-2 G6-3	3-H 1-3 K					4 0 0 0 0 2 0																
Jim Edmonds, L (1, 9) OBP: 0.356, SLG: 0.401		1-0 L5		1-1 E7 1B		2-3 K		4-0 G6-3 BB		3 0 1 0 1 1 0																
J.T. Snow, L (1, 3) OBP: 0.290, SLG: 0.361		2-3 K		4-2 BB BB		2-2 HR		1-2 G6-3		3 1 1 1 1 1 1																
Damion Easley, R (1, 4) OBP: 0.277, SLG: 0.310		2-2 G6-3		4-1 BB BB		0-3 K		1-0 G6-3		3 0 0 0 1 1 1																
Chris Turner, R (1, 2) OBP: 0.279, SLG: 0.318			2-1 G4-3 2B	1-1 G6-3		2-3 K		0-0 G5-3		4 0 1 0 0 1 3																
Mark Dalesandro, R (1, 5) OBP: 0.269, SLG: 0.375			0-1 G4-3		0-2 HR		0-0 SH5-3 1B		0-1 G4-3	4 1 2 1 0 0 1																
Inning Stats	R: 1 E: 0 K: 0 S: 10	H: 1 LOB: 0 BB: 0 P: 17	R: 0 E: 0 K: 1 S: 7	H: 0 LOB: 0 BB: 0 P: 12	R: 0 E: 0 K: 0 S: 8	H: 1 LOB: 1 BB: 0 P: 14	R: 0 E: 1 K: 0 S: 14	H: 1 LOB: 3 BB: 2 P: 28	R: 2 E: 0 K: 1 S: 13	H: 2 LOB: 0 BB: 0 P: 18		R: 1 E: 0 K: 3 S: 13	H: 1 LOB: 0 BB: 0 P: 19	R: 0 E: 1 K: 0 S: 6	H: 1 LOB: 1 BB: 0 P: 11	R: 0 E: 0 K: 1 S: 5	H: 0 LOB: 1 BB: 1 P: 12	R: 0 E: 0 K: 0 S: 4	H: 0 LOB: 0 BB: 0 P: 5	1B: 2 2B: 2 3B: 0 HR: 3	SF: 1 SAC: 2 DP: 1 HBP: 0	WP: 0 PB: 0 SB: 0 CS: 0	PA: 37			
PITCHER	IP WLS BF H R ER SO BB IBB HBP BLK WP HR S P ERA WHIP											IP WLS BF H R ER SO BB IBB HBP BLK WP HR S P ERA WHIP														
Jim Abbott, L (1, 1) ERA: 4.33	8.0	W	34	7	4	4	6	3	0	0	0	0	76	131	4.50	1.250										
Steve Howe, L (9, 1) ERA: 2.12	1.0	S	3	0	0	0	0	0	0	0	0	0	4	5	0.00	0.000										

AB	31
R	4
H	7
RBI	4
BB	3
SO	6
LOB	11



Batter	1	2	3	4	5	6	7	8	9	AB	R	H	RBI	BB	SO	LOB	TOP		
Otis Nixon, S <small>OBP: 0.369, SLG: 0.326</small> (1, 8)											3	0	1	0	1	0	0	Boston Red Sox @ New York Yankees Yankee Stadium, Bronx, NY Thu Jul 28 1994, 3:33 AM EDT Att. 44,403 - Overcast - 84 F	
Tim Lincecum, R <small>OBP: 0.358, SLG: 0.433</small> (1, 4)										2	0	0	0	2	0	1			
John Valentin, R <small>OBP: 0.418, SLG: 0.534</small> (1, 6)										3	0	1	0	1	0	3			
Mo Vaughn, L <small>OBP: 0.393, SLG: 0.559</small> (1, 3)											4	0	1	0	0	2	2		
Scott Cooper, L <small>OBP: 0.335, SLG: 0.464</small> (1, 5)											4	0	1	0	0	1	0		
Tom Brunansky, R <small>OBP: 0.322, SLG: 0.458</small> (1, 10)											4	1	1	1	0	0	0		
Damon Berryhill, S <small>OBP: 0.308, SLG: 0.439</small> (1, 2)											4	0	1	0	0	1	0		
Wes Chamberlain, R <small>OBP: 0.310, SLG: 0.407</small> (1, 9)											3	0	0	0	0	1	1		
Lee Tinsley, S <small>OBP: 0.307, SLG: 0.233</small> (1, 7)										3	0	0	0	0	1	0			
Inning Stats	R: 0 H: 3 E: 0 K: 0 S: 7	H: 3 LOB: 2 BB: 0 P: 16	R: 0 H: 0 E: 0 K: 0 S: 8	H: 0 LOB: 0 BB: 0 P: 13	R: 0 H: 1 E: 0 K: 0 S: 7	H: 1 LOB: 1 BB: 1 P: 16	R: 1 H: 1 E: 0 K: 2 S: 11	H: 1 LOB: 0 BB: 0 P: 15	R: 0 H: 0 E: 0 K: 1 S: 6	H: 0 LOB: 0 BB: 0 P: 7	R: 0 H: 0 E: 0 K: 2 S: 11	H: 1 LOB: 1 BB: 0 P: 15	R: 0 H: 0 E: 0 K: 0 S: 11	H: 0 LOB: 2 BB: 2 P: 24	R: 0 H: 0 E: 0 K: 0 S: 6	H: 0 LOB: 0 BB: 0 P: 8	1B: 4 2B: 2 3B: 0 HR: 1		SF: 0 SAC: 0 DP: 2 HBP: 0
PITCHER	IP: 8.0 WLS: L BF: 31 H: 6 R: 1 ER: 1 SO: 6 BB: 4 IBB: 0 HBP: 0 BLK: 0 WP: 1 HR: 1 S: 68 P: 119 ERA: 1.12 WHIP: 1.250	IP: 0.1 WLS: L BF: 1 H: 0 R: 0 ER: 0 SO: 0 BB: 0 IBB: 0 HBP: 0 BLK: 0 WP: 0 HR: 0 S: 3 P: 3 ERA: 0.00 WHIP: 0.000	IP: 0.2 WLS: L BF: 2 H: 0 R: 0 ER: 0 SO: 0 BB: 0 IBB: 0 HBP: 0 BLK: 0 WP: 0 HR: 0 S: 3 P: 5 ERA: 0.00 WHIP: 0.000	PITCHER	IP: 8.0 WLS: L BF: 31 H: 6 R: 1 ER: 1 SO: 6 BB: 4 IBB: 0 HBP: 0 BLK: 0 WP: 1 HR: 1 S: 68 P: 119 ERA: 1.12 WHIP: 1.250	IP: 0.1 WLS: L BF: 1 H: 0 R: 0 ER: 0 SO: 0 BB: 0 IBB: 0 HBP: 0 BLK: 0 WP: 0 HR: 0 S: 3 P: 3 ERA: 0.00 WHIP: 0.000	IP: 0.2 WLS: L BF: 2 H: 0 R: 0 ER: 0 SO: 0 BB: 0 IBB: 0 HBP: 0 BLK: 0 WP: 0 HR: 0 S: 3 P: 5 ERA: 0.00 WHIP: 0.000												

Batter	1	2	3	4	5	6	7	8	9	AB	R	H	RBI	BB	SO	LOB	BOTTOM				
Bernie Williams, S <small>OBP: 0.387, SLG: 0.457</small> (1, 8)										4	0	0	0	0	0	2	Boston Red Sox @ New York Yankees Yankee Stadium, Bronx, NY Thu Jul 28 1994, 3:33 AM EDT Att. 44,403 - Overcast - 84 F				
Wade Boggs, L <small>OBP: 0.436, SLG: 0.478</small> (1, 5)											4	0	0	0	0	0					
Randy Velarde, R <small>OBP: 0.337, SLG: 0.428</small> (1, 7)										3	0	0	0	0	2	0					
Matt Nokes, L <small>OBP: 0.365, SLG: 0.729</small> (9, PH)										3	0	1	0	1	0	0					
Danny Tartabull, R <small>OBP: 0.358, SLG: 0.479</small> (1, 10)										4	0	0	0	0	3	2					
Mike Stanley, R <small>OBP: 0.373, SLG: 0.540</small> (1, 2)											3	0	2	0	0	1		0			
Jim Leyritz, R <small>OBP: 0.376, SLG: 0.539</small> (1, 3)											0	0	0	0	0	0					
Luis Polonia, L <small>OBP: 0.369, SLG: 0.384</small> (8, FR)											3	0	0	0	0	1		2			
Don Mattingly, L <small>OBP: 0.394, SLG: 0.414</small> (9, 3)											0	0	0	0	0	0		0			
Gerald Williams, R <small>OBP: 0.299, SLG: 0.539</small> (1, 9)											0	0	0	0	0	0		0			
Daryl Boston, L <small>OBP: 0.273, SLG: 0.400</small> (9, 7)											3	0	1	0	0	1	0				
Mike Gallego, R <small>OBP: 0.327, SLG: 0.363</small> (9, 4)											3	0	1	0	0	1	0				
Pat Kelly, R <small>OBP: 0.336, SLG: 0.388</small> (1, 4)											2	0	0	0	0	0	0				
Paul O'Neill, L <small>OBP: 0.465, SLG: 0.597</small> (8, PH)											0	0	0	0	1	0	0				
Inning Stats	R: 0 H: 0 E: 0 K: 1 S: 7	H: 0 LOB: 0 BB: 0 P: 9	R: 0 H: 1 E: 0 K: 2 S: 12	H: 1 LOB: 0 BB: 0 P: 19	R: 0 H: 0 E: 0 K: 1 S: 7	H: 0 LOB: 0 BB: 0 P: 10	R: 0 H: 0 E: 0 K: 1 S: 8	H: 0 LOB: 0 BB: 0 P: 12	R: 0 H: 0 E: 0 K: 2 S: 10	H: 0 LOB: 0 BB: 0 P: 16	R: 0 H: 0 E: 0 K: 0 S: 5	H: 0 LOB: 0 BB: 0 P: 10	R: 0 H: 0 E: 0 K: 1 S: 10	H: 0 LOB: 1 BB: 1 P: 18	R: 0 H: 2 E: 0 K: 0 S: 10	H: 2 LOB: 2 BB: 1 P: 16	R: 0 H: 1 E: 0 K: 0 S: 8	H: 1 LOB: 1 BB: 0 P: 10	1B: 4 2B: 1 3B: 0 HR: 0	SF: 0 SAC: 0 DP: 1 HBP: 0	WP: 0 PA: 32 CS: 0
PITCHER	IP: 7.2 WLS: W BF: 25 H: 2 R: 0 ER: 0 SO: 8 BB: 1 IBB: 0 HBP: 0 BLK: 0 WP: 0 HR: 0 S: 61 P: 98 ERA: 0.00 WHIP: 0.391	IP: 0.0 WLS: L BF: 1 H: 1 R: 0 ER: 0 SO: 0 BB: 0 IBB: 0 HBP: 0 BLK: 0 WP: 0 HR: 0 S: 1 P: 1 ERA: 0.00 WHIP: 0.000	IP: 0.2 WLS: S BF: 3 H: 0 R: 0 ER: 0 SO: 0 BB: 1 IBB: 0 HBP: 0 BLK: 0 WP: 0 HR: 0 S: 8 P: 12 ERA: 0.00 WHIP: 1.500	IP: 0.2 WLS: S BF: 3 H: 1 R: 0 ER: 0 SO: 0 BB: 0 IBB: 0 HBP: 0 BLK: 0 WP: 0 HR: 0 S: 7 P: 9 ERA: 0.00 WHIP: 1.500	PITCHER	IP: 7.2 WLS: W BF: 25 H: 2 R: 0 ER: 0 SO: 8 BB: 1 IBB: 0 HBP: 0 BLK: 0 WP: 0 HR: 0 S: 61 P: 98 ERA: 0.00 WHIP: 0.391	IP: 0.0 WLS: L BF: 1 H: 1 R: 0 ER: 0 SO: 0 BB: 0 IBB: 0 HBP: 0 BLK: 0 WP: 0 HR: 0 S: 1 P: 1 ERA: 0.00 WHIP: 0.000	IP: 0.2 WLS: S BF: 3 H: 0 R: 0 ER: 0 SO: 0 BB: 1 IBB: 0 HBP: 0 BLK: 0 WP: 0 HR: 0 S: 8 P: 12 ERA: 0.00 WHIP: 1.500	IP: 0.2 WLS: S BF: 3 H: 1 R: 0 ER: 0 SO: 0 BB: 0 IBB: 0 HBP: 0 BLK: 0 WP: 0 HR: 0 S: 7 P: 9 ERA: 0.00 WHIP: 1.500	PITCHER	IP: 7.2 WLS: W BF: 25 H: 2 R: 0 ER: 0 SO: 8 BB: 1 IBB: 0 HBP: 0 BLK: 0 WP: 0 HR: 0 S: 61 P: 98 ERA: 0.00 WHIP: 0.391	IP: 0.0 WLS: L BF: 1 H: 1 R: 0 ER: 0 SO: 0 BB: 0 IBB: 0 HBP: 0 BLK: 0 WP: 0 HR: 0 S: 1 P: 1 ERA: 0.00 WHIP: 0.000	IP: 0.2 WLS: S BF: 3 H: 0 R: 0 ER: 0 SO: 0 BB: 1 IBB: 0 HBP: 0 BLK: 0 WP: 0 HR: 0 S: 8 P: 12 ERA: 0.00 WHIP: 1.500	IP: 0.2 WLS: S BF: 3 H: 1 R: 0 ER: 0 SO: 0 BB: 0 IBB: 0 HBP: 0 BLK: 0 WP: 0 HR: 0 S: 7 P: 9 ERA: 0.00 WHIP: 1.500							

Batter	1	2	3	4	5	6	7	8	9	AB	R	H	RBI	BB	SO	LOB	TOP								
Kenny Lofton, L OBP: 0.419, SLG: 0.545 (1, 8)										4	1	1	0	0	1	1	Cleveland Indians @ New York Yankees Yankee Stadium, Bronx, NY Fri Jul 29 1994, 7:05 PM EDT Att: 37,435 - Unknown								
Omar Vizquel, S OBP: 0.325, SLG: 0.319 (1, 6)										3	0	1	0	1	1	0									
Carlos Baerga, S OBP: 0.340, SLG: 0.515 (1, 10)										4	0	0	0	0	1	4									
Albert Belle, R OBP: 0.438, SLG: 0.718 (1, 7)										4	1	3	2	0	1	0									
Eddie Murray, S OBP: 0.313, SLG: 0.457 (1, 3)										4	0	1	0	0	1	2									
Manny Ramirez, R OBP: 0.356, SLG: 0.494 (8, PH)										3	0	2	0	0	0	0									
Wayne Kirby, L OBP: 0.324, SLG: 0.384 (8, 9)										1	0	0	0	0	0	1									
Jim Thome, L OBP: 0.341, SLG: 0.516 (1, 5)										3	0	0	0	1	1	1									
Sandy Alomar Jr., R OBP: 0.338, SLG: 0.479 (1, 2)										4	0	1	0	0	1	2									
Alvaro Espinoza, R OBP: 0.265, SLG: 0.318 (1, 4)										4	0	0	0	0	0	3									
Inning Stats	R: 0 E: 0 K: 2 S: 13	H: 0 LOB: 0 BB: 0 P: 15	R: 0 E: 1 K: 2 S: 8	H: 1 LOB: 1 BB: 0 P: 14	R: 0 E: 0 K: 0 S: 12	H: 1 LOB: 2 BB: 1 P: 20	R: 1 E: 0 K: 1 S: 13	H: 3 LOB: 2 BB: 1 P: 18	R: 1 E: 0 K: 0 S: 17	H: 3 LOB: 1 BB: 0 P: 24	R: 0 E: 0 K: 1 S: 5	H: 0 LOB: 0 BB: 0 P: 7	R: 0 E: 0 K: 1 S: 8	H: 0 LOB: 0 BB: 0 P: 8	R: 0 E: 0 K: 0 S: 7	H: 1 LOB: 1 BB: 0 P: 11	R: 0 E: 0 K: 0 S: 4	H: 0 LOB: 0 BB: 0 P: 5	1B: 7 2B: 1 3B: 0 HR: 1	SF: 0 SAC: 0 DP: 1 HBP: 0	WP: 0 PB: 0 SB: 0 CS: 1	PA: 36			
PITCHER	IP	WLS	BF	H	R	ER	SO	BB	IBB	HBP	BLK	WP	HR	S	P	ERA	WHIP								
Sterling Hitchcock, L ERA: 4.58	(1, 1)	7.2	W	32	9	2	7	2	0	0	0	0	1	82	115	2.35	1.435								
Bob Wickman, R ERA: 2.98	(8, 1)	0.1		1	0	0	0	0	0	0	0	0	0	1	2	0.00	0.000								
Steve Howe, L ERA: 1.85	(9, 1)	1.0	S	3	0	0	0	0	0	0	0	0	0	4	5	0.00	0.000								

Batter	1	2	3	4	5	6	7	8	9	AB	R	H	RBI	BB	SO	LOB	BOTTOM								
Luis Polonia, L OBP: 0.368, SLG: 0.386 (1, 7)										4	1	1	0	0	0	2	Cleveland Indians @ New York Yankees Yankee Stadium, Bronx, NY Fri Jul 29 1994, 7:05 PM EDT Att: 37,435 - Unknown								
Wade Boggs, L OBP: 0.434, SLG: 0.475 (1, 5)										4	0	1	0	0	0	0									
Paul O'Neill, L OBP: 0.460, SLG: 0.590 (1, 9)										4	0	0	0	0	1	1									
Danny Tartabull, R OBP: 0.359, SLG: 0.478 (1, 10)										3	2	1	0	1	0	0									
Don Mattingly, L OBP: 0.395, SLG: 0.413 (1, 3)										3	1	1	0	1	0	1									
Mike Stanley, R OBP: 0.376, SLG: 0.542 (1, 2)										3	1	2	2	1	0	0									
Bernie Williams, S OBP: 0.388, SLG: 0.457 (1, 8)										4	0	2	0	0	0	1									
Mike Gallego, R OBP: 0.327, SLG: 0.360 (1, 6)										2	0	0	1	1	1	0									
Pat Kelly, R OBP: 0.332, SLG: 0.383 (1, 4)										3	0	0	1	0	0	2									
Inning Stats	R: 1 E: 0 K: 0 S: 11	H: 3 LOB: 1 BB: 0 P: 13	R: 0 E: 0 K: 1 S: 7	H: 0 LOB: 0 BB: 1 P: 13	R: 0 E: 0 K: 0 S: 5	H: 0 LOB: 0 BB: 0 P: 8	R: 3 E: 1 K: 1 S: 17	H: 3 LOB: 2 BB: 1 P: 29	R: 0 E: 0 K: 0 S: 10	H: 0 LOB: 0 BB: 0 P: 14	R: 0 E: 0 K: 0 S: 4	H: 0 LOB: 0 BB: 0 P: 8	R: 0 E: 0 K: 0 S: 4	H: 0 LOB: 0 BB: 0 P: 5	R: 1 E: 0 K: 0 S: 10	H: 2 LOB: 2 BB: 2 P: 22		1B: 7 2B: 1 3B: 0 HR: 0	SF: 0 SAC: 0 DP: 2 HBP: 0	WP: 0 PB: 0 SB: 0 CS: 0	PA: 34				
PITCHER	IP	WLS	BF	H	R	ER	SO	BB	IBB	HBP	BLK	WP	HR	S	P	ERA	WHIP								
Charles Nagy, R ERA: 3.53	(1, 1)	7.2	L	33	7	5	3	2	4	0	0	0	0	67	111	3.52	1.435								
Jose Mesa, R ERA: 4.16	(8, 1)	0.1		1	1	0	0	0	0	0	0	0	0	1	1	0.00	3.000								

Batter	1	2	3	4	5	6	7	8	9	AB	R	H	RBI	BB	SO	LOB	TOP								
Kenny Lofton, L OBP: 0.422, SLG: 0.549	4-1 CS BB		0-0 2B		1-1 2H 1B		0-2 G4-3			3	0	2	1	1	0	0									
Omar Vizquel, S OBP: 0.320, SLG: 0.314	2-2 F7		1-0 P8		1-2 G3			1-2 L7		4	0	0	0	0	0	2									
Carlos Baerga, S OBP: 0.339, SLG: 0.520	0-1 F7		0-0 F7			2-3 K		0-0 HR		4	1	1	1	0	1	1									
Albert Belle, R OBP: 0.439, SLG: 0.723		3-2 G5-3 1B		0-0 G5-3		3-1 HR		3-1 E6 G4-3		4	2	2	1	0	0	0									
Eddie Murray, S OBP: 0.310, SLG: 0.452	0-0 G5-3		2-2 G4-3		0-0 P3		3-2 G4-3		3-2 G4-3		4	0	0	0	0	2									
Manny Ramirez, R OBP: 0.358, SLG: 0.506	0-0 G5-3		2-2 WP 1B		0-1 HR		3-2 G3-1			4	1	2	1	0	0	2									
Sandy Alomar Jr., R OBP: 0.337, SLG: 0.475	1-0 2H 1B		2-3 K		0-0 P4			1-0 G6-3		4	0	1	1	0	1	1									
Paul Sorrento, L OBP: 0.344, SLG: 0.445	3-3 K		0-0 1B 2B		0-0 P5			1-1 G4-3		4	1	1	0	0	1	1									
Alvaro Espinoza, R OBP: 0.262, SLG: 0.314			0-3 K		1-0 G5-3		1-1 G6-3		0-3 K	3	0	0	0	0	1	1									
Candy Maldonado, R (9, PH) OBP: 0.340, SLG: 0.470										1	0	0	0	0	1	0									
Inning Stats	R: 0 E: 0 K: 0 S: 6	H: 0 LOB: 0 BB: 1 P: 12	R: 1 E: 0 K: 1 S: 12	H: 2 LOB: 1 BB: 0 P: 19	R: 0 E: 0 K: 1 S: 6	H: 1 LOB: 1 BB: 0 P: 7	R: 0 E: 0 K: 1 S: 12	H: 1 LOB: 1 BB: 0 P: 18	R: 1 E: 0 K: 0 S: 9	H: 2 LOB: 0 BB: 0 P: 12	R: 2 E: 0 K: 1 S: 9	H: 2 LOB: 0 BB: 0 P: 14	R: 0 E: 0 K: 0 S: 6	H: 0 LOB: 0 BB: 0 P: 7	R: 1 E: 1 K: 0 S: 12	H: 1 LOB: 1 BB: 0 P: 22	R: 0 E: 0 K: 1 S: 6	H: 0 LOB: 0 BB: 0 P: 8	1B: 4 2B: 2 HR: 3	SF: 0 SAC: 0 DP: 0 HBP: 0	WP: 2 PB: 0 SB: 0 CS: 1	PA: 36			
PITCHER	IP	WLS	BF	H	R	ER	SO	BB	IBB	HBP	BLK	WP	HR	S	P	ERA	WHIP								
Jim Abbott, L ERA: 4.41	5.2		24	8	4	4	4	1	0	0	0	1	2	53	81	6.35	1.588								
Joe Ausanio, R ERA: 4.99	1.2	W	6	1	1	1	0	0	0	0	0	0	1	11	13	5.40	0.600								
Bob Wickman, R ERA: 2.93	1.0		4	0	0	0	0	0	0	0	0	0	0	9	19	0.00	0.000								
Steve Howe, L ERA: 1.82	0.2	S	2	0	0	0	1	0	0	0	0	0	0	5	6	0.00	0.000								

Cleveland Indians @ New York Yankees
Yankee Stadium, Bronx, NY
Sat Jul 30 1994, 3:33 AM EDT
Att: 43,982 - Sunny

AB	35
R	5
H	9
RBI	5
BB	1
SO	5
LOB	10



Batter	1	2	3	4	5	6	7	8	9	AB	R	H	RBI	BB	SO	LOB	BOTTOM								
Luis Polonia, L OBP: 0.370, SLG: 0.387	2-2 CS 1B	4-1 1B			0-0 G1-3	1-2 P3		3-2 L3		2	0	1	1	1	0	0									
Jim Levritz, R OBP: 0.376, SLG: 0.537		1-2 2-3 3H BB								1	0	0	0	0	0	2									
Gerald Williams, R OBP: 0.295, SLG: 0.532		1-2 2-3 3H 1B								1	0	0	0	0	0	1									
Wade Boggs, L OBP: 0.435, SLG: 0.478	2-2 L8	2-0 1B			2-1 PB G4-3 1B	2-2 2B 1-3 2H 1B		4-0 IBB		4	1	3	2	1	0	1									
Paul O'Neill, L OBP: 0.457, SLG: 0.587	3-3 K	1-1 F7			1-1 G4-3	2-2 2B		0-1 L8		5	0	1	1	0	1	7									
Danny Tartabull, R OBP: 0.358, SLG: 0.474		1-3 K	1-0 G5-3		4-0 1B	2-2 L8				3	0	0	0	1	1	2									
Don Mattingly, L OBP: 0.398, SLG: 0.417	3-2 BB 1B	2-1 G3 1B			1-2 1B		1-3 K			4	1	3	1	0	1	0									
Matt Nokes, L OBP: 0.358, SLG: 0.694	4-1 BB 1B BB	1-2 BB BB			1-1 F7		0-2 L3			3	1	0	0	1	0	3									
Bernie Williams, S OBP: 0.387, SLG: 0.455	2-0 BB 1B				1-0 F8		2-1 G5-3	1-0 G4-3		4	1	1	1	0	0	0									
Mike Gallego, R OBP: 0.332, SLG: 0.364	4-2 1B BB				2-1 P7		3-1 1B 1B	0-0 SH1-4 1B		3	1	2	0	1	0	0									
Pat Kelly, R OBP: 0.332, SLG: 0.383	2-3 K				3-2 F9		1-2 1B 2B 1B	0-0 SH1-4		3	1	1	0	0	1	3									
Inning Stats	R: 0 E: 0 K: 1 S: 9	H: 1 LOB: 0 BB: 0 P: 16	R: 3 E: 0 K: 2 S: 18	H: 3 LOB: 3 BB: 3 P: 41	R: 0 E: 0 K: 0 S: 6	H: 0 LOB: 0 BB: 0 P: 10	R: 0 E: 0 K: 0 S: 6	H: 0 LOB: 0 BB: 0 P: 12	R: 1 E: 0 K: 0 S: 10	H: 2 LOB: 2 BB: 1 P: 19	R: 2 E: 0 K: 0 S: 20	H: 4 LOB: 0 BB: 0 P: 34	R: 0 E: 0 K: 1 S: 7	H: 0 LOB: 0 BB: 0 P: 9	R: 0 E: 0 K: 0 S: 8	H: 1 LOB: 2 BB: 1 P: 15	1B: 11 2B: 1 3B: 0 HR: 0	SF: 0 SAC: 1 DP: 0 HBP: 0	WP: 0 PB: 1 SB: 0 CS: 1	PA: 39					
PITCHER	IP	WLS	BF	H	R	ER	SO	BB	IBB	HBP	BLK	WP	HR	S	P	ERA	WHIP								
Abie Lopez, R ERA: 7.71	1.2		10	3	3	3	3	3	0	0	0	0	0	24	51	16.20	3.600								
Larry Casian, L ERA: 6.8	3.2	L	17	6	3	2	0	0	1	0	0	0	0	32	61	4.91	1.636								
Derek Liliquist, L ERA: 5.75	0.1		3	2	0	0	0	0	0	0	0	0	0	10	15	0.00	6.000								
Eric Plunk, R ERA: 2.77	2.1		9	1	0	0	1	0	1	0	0	0	0	18	29	0.00	0.429								

Cleveland Indians @ New York Yankees
Yankee Stadium, Bronx, NY
Sat Jul 30 1994, 3:33 AM EDT
Att: 43,982 - Sunny

AB	33
R	6
H	12
RBI	6
BB	5
SO	4
LOB	19



Batter	1	2	3	4	5	6	7	8	9	AB	R	H	RBI	BB	SO	LOB	TOP										
Kenny Lofton, L OBP: 0.418, SLG: 0.543 (1, 8)	F9		P3			G3-1			FC6-4 1B DI SF9	4	1	0	0	0	0	1	Cleveland Indians @ New York Yankees Yankee Stadium, Bronx, NY Sun Jul 31 1994, 3:33 AM EDT Att: 43,223 - Cloudy - 81 F										
Omar Vizquel, S OBP: 0.323, SLG: 0.317 (1, 6)	CS 1B			F9			L4		SF9 BB 1B	4	0	2	0	0	0	0											
Carlos Baerga, S OBP: 0.337, SLG: 0.516 Jim Thome, L OBP: 0.343, SLG: 0.516 (7, 5)	SAFE K			G5-3			P3		BB 1-2	3	0	0	0	0	1	1											
Albert Belle, R OBP: 0.439, SLG: 0.722 (1, 7)		G5-4-3 1B		G1-3			WP BB		SF9	2	0	1	1	1	0	0											
Eddie Murray, S OBP: 0.313, SLG: 0.454 Paul Sorrento, L OBP: 0.344, SLG: 0.445 Sandy Alomar Jr., R OBP: 0.336, SLG: 0.474 (9, PH)		G5-4-3 1B			2-2		K		F9	3	0	2	0	0	0	1											
Manny Ramirez, R OBP: 0.355, SLG: 0.500 (1, 9)		G5-4-3			3-2		F8			3	0	0	0	0	1	2											
Candy Maldonado, R OBP: 0.340, SLG: 0.465 (1, 10)		G6-3			0-0		F8			3	0	1	0	0	0	1											
Tony Peña, R OBP: 0.364, SLG: 0.465 (1, 2)			F8			2-0			G6-4-3 1B	3	0	1	0	0	0	1											
Alvaro Espinoza, R OBP: 0.260, SLG: 0.311 (7, 4)			G1-3			0-0			FC6-4 BB	2	0	0	0	0	0	1											
Wayne Kirby, L OBP: 0.328, SLG: 0.384 (9, PH)						1-2				0	0	0	0	1	0	0											
Inning Stats	R: 0 E: 0 K: 1 S: 6	H: 1 LOB: 1 BB: 0 P: 10	R: 0 E: 0 K: 0 S: 9	H: 2 LOB: 1 BB: 0 P: 16	R: 0 E: 0 K: 0 S: 11	H: 0 LOB: 0 BB: 0 P: 18	R: 0 E: 0 K: 0 S: 7	H: 0 LOB: 0 BB: 0 P: 12	R: 0 E: 0 K: 0 S: 9	H: 1 LOB: 0 BB: 0 P: 14	R: 0 E: 0 K: 1 S: 3	H: 0 LOB: 1 BB: 1 P: 15	R: 0 E: 0 K: 1 S: 7	H: 1 LOB: 0 BB: 0 P: 14	R: 1 E: 0 K: 0 S: 12	H: 1 LOB: 2 BB: 2 P: 25	1B: 7 2B: 1 3B: 0 HR: 0	SF: 1 SAC: 0 DP: 4 HBP: 0	WP: 1 PB: 0 SB: 0 CS: 1	PA: 32							
PITCHER	IP	WLS	BF	H	R	ER	SO	BB	IBB	HBP	BLK	WP	HR	S	P	ERA	WHIP										
Jimmy Key, L ERA: 3.27 (1, 1)	8.0	W	26	6	0	0	3	1	0	0	0	1	0	59	104	0.00	0.875										
Bob Wickman, R ERA: 3.05 (9, 1)	0.2		5	1	1	1	0	2	0	0	0	0	0	10	23	13.50	4.500										
Steve Howe, L ERA: 1.8 (9, 1)	0.1	S	1	0	0	0	0	0	0	0	0	0	0	2	2	0.00	0.000										

AB 28
R 1
H 7
RBI 1
BB 3
SO 3
LOB 10



Batter	1	2	3	4	5	6	7	8	9	AB	R	H	RBI	BB	SO	LOB	BOTTOM										
Luis Polonia, L OBP: 0.369, SLG: 0.391 (1, 7)	F7				P2					4	0	1	0	0	0	0	Cleveland Indians @ New York Yankees Yankee Stadium, Bronx, NY Sun Jul 31 1994, 3:33 AM EDT Att: 43,223 - Cloudy - 81 F										
Wade Boggs, L OBP: 0.438, SLG: 0.488 (1, 5)	1B	G5-3			G1-3					4	2	2	1	0	0	1											
Paul O'Neill, L OBP: 0.460, SLG: 0.592 (1, 9)	1B E 1B			K	FC4-6 1B				G4-3 2B	4	1	3	0	0	1	0											
Danny Tartabull, R OBP: 0.359, SLG: 0.473 (1, 10)	E 1B			G4-6-3 BB	FC4-6				G4-3	3	1	1	1	1	0	2											
Don Mattingly, L OBP: 0.399, SLG: 0.416 (1, 3)	E7 1B			G4-6-3					G6-3 BB IBB	3	0	1	0	1	0	1											
Mike Stanley, R OBP: 0.380, SLG: 0.537 (1, 2)	G1-6-3 BB				FC4-6 BB				G6-3 K	2	0	0	0	2	1	2											
Bernie Williams, S OBP: 0.386, SLG: 0.451 (1, 8)	G1-6-3				FC4-6 CS				K BB	3	0	0	0	1	1	3											
Mike Gallego, R OBP: 0.331, SLG: 0.366 (1, 6)		F8			FC5 2B				G5-3 K	4	0	1	0	0	1	3											
Pat Kelly, R OBP: 0.328, SLG: 0.378 (1, 4)	F7				FC5				F9	3	0	0	0	0	0	1											
Inning Stats	R: 3 E: 1 K: 0 S: 13	H: 4 LOB: 1 BB: 1 P: 23	R: 0 E: 0 K: 0 S: 12	H: 1 LOB: 1 BB: 0 P: 17	R: 0 E: 0 K: 1 S: 6	H: 0 LOB: 0 BB: 1 P: 11	R: 0 E: 0 K: 0 S: 13	H: 1 LOB: 1 BB: 1 P: 23	R: 0 E: 0 K: 0 S: 11	H: 1 LOB: 1 BB: 0 P: 13	R: 0 E: 0 K: 1 S: 10	H: 0 LOB: 0 BB: 0 P: 15	R: 0 E: 0 K: 0 S: 7	H: 0 LOB: 0 BB: 0 P: 8	R: 1 E: 0 K: 2 S: 16	H: 2 LOB: 3 BB: 2 P: 33		1B: 5 2B: 2 3B: 1 HR: 1	SF: 0 SAC: 0 DP: 2 HBP: 0	WP: 0 PB: 0 SB: 0 CS: 1	PA: 35						
PITCHER	IP	WLS	BF	H	R	ER	SO	BB	IBB	HBP	BLK	WP	HR	S	P	ERA	WHIP										
Dennis Martinez, R ERA: 3.7 (1, 1)	7.0	L	30	9	4	3	2	3	0	0	0	0	1	77	119	3.86	1.714										
Jose Mesa, R ERA: 4.1 (8, 1)	1.0		5	0	0	0	2	1	1	0	0	0	0	11	24	0.00	1.000										


AB 30
R 4
H 9
RBI 2
BB 5
SO 4
LOB 13



Batter	1	2	3	4	5	6	7	8	9	AB	R	H	RBI	BB	SO	LOB	TOP					
Luis Polonia, L OBP: 0.369, SLG: 0.391	L6		G4-6-3 1B		L9	1B		F8		5	0	2	1	0	0	2	New York Yankees @ Milwaukee Brewers Milwaukee County Stadium, Milwaukee, WI Mon Aug 01 1994, 8:05 PM EDT Att: 18,361 - Unknown - 72 F					
Wade Boggs, L OBP: 0.421, SLG: 0.488	G4-3		SF9		SF8	1B				2	0	1	2	2	0	0						
Paul O'Neill, L OBP: 0.456, SLG: 0.588			G4-6-3		SF8	F8		F8		4	0	1	1	0	0	5						
Danny Tartabull, R OBP: 0.360, SLG: 0.473	F9			G5-3	G6-3					4	1	1	0	1	0	2						
Don Mattingly, L OBP: 0.402, SLG: 0.422				F9				L9		5	1	3	0	0	0	1						
Mike Stanley, R OBP: 0.380, SLG: 0.533	F8			L9				G6-4-3		4	1	1	0	1	0	3						
Bernie Williams, S OBP: 0.386, SLG: 0.450								FC5-4		3	1	1	2	1	0	2						
Mike Gallego, R OBP: 0.329, SLG: 0.374	FC6-4							F7		5	2	1	2	0	0	4						
Pat Kelly, R OBP: 0.333, SLG: 0.394										5	2	3	0	0	2	4						
Inning Stats	R: 0 E: 0 K: 0 S: 9	H: 1 LOB: 1 BB: 0 P: 14	R: 0 E: 0 K: 0 S: 6	H: 1 LOB: 1 BB: 0 P: 8	R: 1 E: 0 K: 0 S: 7	H: 2 LOB: 0 BB: 0 P: 13	R: 0 E: 0 K: 0 S: 5	H: 0 LOB: 0 BB: 0 P: 8	R: 3 E: 0 K: 0 S: 14	H: 2 LOB: 1 BB: 2 P: 27	R: 3 E: 0 K: 1 S: 14	H: 4 LOB: 2 BB: 0 P: 20	R: 0 E: 0 K: 0 S: 9	H: 1 LOB: 1 BB: 1 P: 15	R: 0 E: 0 K: 0 S: 9	H: 1 LOB: 2 BB: 1 P: 17	R: 1 E: 0 K: 1 S: 15	H: 2 LOB: 2 BB: 1 P: 26	1B: 9 2B: 3 HR: 1	SF: 3 SAC: 0 HBP: 0	WP: 0 PB: 0 CS: 1	PA: 45
PITCHER	IP WLS BF H R ER SO BB IBB HBP BLK WP HR S P ERA WHIP																					
Bill Wegman, R ERA: 4.35	(1, 1) 5.2 L 29 10 7 7 1 2 0 0 0 0 0 1 54 89 11.12 2.118																					
Jose Mercedes, L ERA: 2.22	(6, 1) 1.1 5 1 0 0 0 1 0 0 0 0 0 0 10 16 0.00 1.500																					
Teddy Higuera, L ERA: 7.44	(8, 1) 1.1 9 3 1 1 0 2 0 0 0 0 0 0 20 37 6.75 3.750																					
Jesse Orosco, L ERA: 4.95	(9, 1) 0.2 2 0 0 0 1 0 0 0 0 0 0 0 4 6 0.00 0.000																					

Batter	1	2	3	4	5	6	7	8	9	AB	R	H	RBI	BB	SO	LOB	BOTTOM					
Jody Reed, R OBP: 0.363, SLG: 0.334	2B SF8 1B		G3-1		1B			L6		4	1	2	0	0	0	0	New York Yankees @ Milwaukee Brewers Milwaukee County Stadium, Milwaukee, WI Mon Aug 01 1994, 8:05 PM EDT Att: 18,361 - Unknown - 72 F					
Turner Ward, S OBP: 0.341, SLG: 0.376	SF8 SF8 2B		HBP WP 1B		1B			F8		4	2	3	0	0	0	0						
Kevin Seitzer, R OBP: 0.369, SLG: 0.449			WP HBP		P5			G6-3		0	0	0	0	1	0	0						
Dave Valle, R OBP: 0.344, SLG: 0.390			WP HBP		L9			G4-3		2	0	0	0	0	0	2						
Dave Nilsson, L OBP: 0.325, SLG: 0.471	SF8		L7		L9					3	0	0	1	0	0	4						
John Jaha, R OBP: 0.333, SLG: 0.402	SF8		K					G6-3		3	0	0	1	0	2	1						
Greg Vaughn, R OBP: 0.354, SLG: 0.508	K2-3									3	0	0	0	1	3	1						
Bill Spiers, L OBP: 0.320, SLG: 0.313										4	0	0	0	0	1	1						
Matt Mieske, R OBP: 0.333, SLG: 0.455										3	0	0	0	0	1	0						
Troy O'Leary, L OBP: 0.265, SLG: 0.319										1	0	0	0	0	1	1						
Jeff Cirillo, R OBP: 0.317, SLG: 0.380										3	0	0	0	0	0	0						
Inning Stats	R: 2 E: 0 K: 1 S: 14	H: 2 LOB: 1 BB: 1 P: 23	R: 0 E: 0 K: 1 S: 9	H: 0 LOB: 0 BB: 0 P: 13	R: 1 E: 0 K: 1 S: 12	H: 1 LOB: 2 BB: 0 P: 20	R: 0 E: 0 K: 1 S: 7	H: 0 LOB: 0 BB: 0 P: 13	R: 0 E: 0 K: 2 S: 7	H: 2 LOB: 2 BB: 0 P: 16	R: 0 E: 0 K: 2 S: 7	H: 0 LOB: 0 BB: 0 P: 10	R: 0 E: 0 K: 1 S: 6	H: 0 LOB: 0 BB: 0 P: 7	R: 0 E: 0 K: 0 S: 11	H: 0 LOB: 0 BB: 0 P: 16	R: 0 E: 0 K: 1 S: 8	H: 0 LOB: 1 BB: 1 P: 16	1B: 4 2B: 1 3B: 0 HR: 0	SF: 2 SAC: 0 DP: 0 HBP: 1	WP: 2 PB: 0 CS: 0	PA: 35
PITCHER	IP WLS BF H R ER SO BB IBB HBP BLK WP HR S P ERA WHIP																					
Melido Perez, R ERA: 3.88	(1, 1) 3.0 W 31 5 3 3 7 1 0 1 0 0 0 0 0 8 16 0.00 1.000																					
Joe Ausanio, R ERA: 4.22	(9, 1) 1.0 4 0 0 0 1 1 0 0 0 0 0 0 8 16 0.00 1.000																					

AB	37
R	8
H	14
RBI	8
BB	5
SO	2
LOB	23



AB	30
R	3
H	5
RBI	2
BB	2
SO	8
LOB	10




Batter	1	2	3	4	5	6	7	8	9	AB	R	H	RBI	BB	SO	LOB	TOP										
Luis Polonia, L OBP: 0.373, SLG: 0.393	G5-3		G3-6-1 1B			L6		PB 1B	G4-3 2B BB	4	1	2	1	1	0	0	New York Yankees @ Milwaukee Brewers Milwaukee County Stadium, Milwaukee, WI Tue Aug 02 1994, 8:05 PM EDT Att: 23,532 - Unknown - 76 F livebaseballscorecards.com										
Wade Boggs, L OBP: 0.443, SLG: 0.488	F7		P7			G6-4-3 1B		PB 1B	G4-3 2B BB	4	1	2	1	1	0	2											
Paul O'Neill, L OBP: 0.456, SLG: 0.593	HR		G3-6-1			G6-4-3			G4-3	4	1	1	2	1	0	5											
Danny Tartabull, R OBP: 0.358, SLG: 0.468	F9							K	2B BB	4	0	0	0	1	2	3											
Don Mattingly, L OBP: 0.405, SLG: 0.428		G3-6-3 1B				F7				5	1	3	2	0	1	0											
Bernie Williams, S OBP: 0.388, SLG: 0.451		G3-6-3								4	1	2	0	1	1	1											
Matt Nokes, L OBP: 0.366, SLG: 0.682										4	0	2	1	0	1	1											
Gerald Williams, R OBP: 0.291, SLG: 0.526										1	1	0	0	0	0	3											
Mike Stanley, R OBP: 0.380, SLG: 0.533										0	0	0	0	0	0	0											
Mike Gallego, R OBP: 0.325, SLG: 0.368										4	0	0	0	0	0	3											
Pat Kelly, R OBP: 0.336, SLG: 0.394										3	1	1	0	1	1	0											
Inning Stats	R: 1 E: 0 K: 0 S: 8	H: 1 LOB: 0 BB: 0 P: 16	R: 0 E: 0 K: 0 S: 9	H: 2 LOB: 1 BB: 0 P: 13	R: 0 E: 0 K: 0 S: 9	H: 2 LOB: 1 BB: 0 P: 12	R: 0 E: 0 K: 2 S: 7	H: 0 LOB: 0 BB: 0 P: 12	R: 0 E: 0 K: 1 S: 5	H: 1 LOB: 1 BB: 0 P: 9	R: 0 E: 0 K: 1 S: 10	H: 1 LOB: 1 BB: 0 P: 12	R: 0 E: 0 K: 1 S: 12	H: 2 LOB: 3 BB: 1 P: 24	R: 6 E: 0 K: 0 S: 19	H: 4 LOB: 3 BB: 5 P: 48	1B: 11 2B: 1 3B: 0 HR: 1	SF: 0 SAC: 0 DP: 3 HBP: 0	WP: 0 PB: 1 CS: 0	PA: 43							
PITCHER	IP	WLS	BF	H	R	ER	SO	BB	IBB	HBP	BLK	WP	HR	S	P	ERA	WHIP										
Bob Scanlan, R ERA: 4.14	(1, 1)	7.2	29	9	1	1	5	0	0	0	0	0	1	68	107	1.17	1.174										
Jesse Orosco, L ERA: 4.95	(8, 1)	0.0	1	0	0	0	1	0	0	0	0	0	0	1	5	∞	∞										
Jaime Navarro, R ERA: 6.59	(8, 1)	0.2	L	5	3	3	1	0	0	0	0	0	0	12	16	40.50	4.500										
Graeme Lloyd, L ERA: 5.4	(9, 1)	0.1	6	1	3	3	0	3	1	0	0	0	0	7	27	81.00	12.000										
Mike Ignasiak, R ERA: 4.53	(9, 1)	0.1	2	0	0	0	0	0	1	0	0	0	0	3	9	0.00	0.000										

Batter	1	2	3	4	5	6	7	8	9	AB	R	H	RBI	BB	SO	LOB	BOTTOM										
Jody Reed, R OBP: 0.363, SLG: 0.334	L6									3	0	1	0	0	1	0	New York Yankees @ Milwaukee Brewers Milwaukee County Stadium, Milwaukee, WI Tue Aug 02 1994, 8:05 PM EDT Att: 23,532 - Unknown - 76 F livebaseballscorecards.com										
Bill Spiers, L OBP: 0.319, SLG: 0.311	G3-1									4	0	1	0	0	0	2											
Turner Ward, S OBP: 0.348, SLG: 0.376										0	0	0	0	4	0	0											
Dave Nilsson, L OBP: 0.324, SLG: 0.469	G4-3									4	0	1	1	0	1	5											
John Jaha, R OBP: 0.329, SLG: 0.396										4	0	0	0	0	2	4											
Greg Vaughn, R OBP: 0.351, SLG: 0.501										4	0	0	0	0	2	0											
Troy O'Leary, L OBP: 0.296, SLG: 0.333										4	0	2	0	0	1	0											
Jeff Cirillo, R OBP: 0.305, SLG: 0.365										4	0	0	0	0	1	2											
Jose Valentin, S OBP: 0.328, SLG: 0.417										2	1	0	0	1	0	0											
Inning Stats	R: 0 E: 0 K: 0 S: 7	H: 0 LOB: 1 BB: 1 P: 16	R: 0 E: 0 K: 2 S: 8	H: 0 LOB: 0 BB: 0 P: 12	R: 0 E: 0 K: 1 S: 7	H: 0 LOB: 0 BB: 0 P: 10	R: 0 E: 0 K: 0 S: 3	H: 1 LOB: 1 BB: 1 P: 7	R: 0 E: 0 K: 1 S: 8	H: 0 LOB: 0 BB: 0 P: 13	R: 1 E: 0 K: 1 S: 17	H: 1 LOB: 2 BB: 2 P: 30	R: 0 E: 0 K: 0 S: 7	H: 1 LOB: 0 BB: 0 P: 10	R: 0 E: 0 K: 1 S: 9	H: 1 LOB: 2 BB: 1 P: 18		R: 0 E: 0 K: 2 S: 13	H: 1 LOB: 1 BB: 0 P: 18	1B: 5 2B: 0 3B: 0 HR: 0	SF: 0 SAC: 1 DP: 2 HBP: 0	WP: 0 PB: 0 CS: 0	PA: 35				
PITCHER	IP	WLS	BF	H	R	ER	SO	BB	IBB	HBP	BLK	WP	HR	S	P	ERA	WHIP										
Scott Kamieniecki, R ERA: 3.63	(1, 1)	8.0	W	31	4	1	1	6	5	0	0	0	0	66	116	1.12	1.125										
Bob Wickman, R ERA: 3.0	(9, 1)	1.0	4	1	0	0	2	0	0	0	0	0	0	13	18	0.00	1.000										


Batter	1	2	3	4	5	6	7	8	9	AB	R	H	RBI	BB	SO	LOB	TOP
Bernie Williams, S (1, 8) OBP: 0.385, SLG: 0.446	1-2 G4-3		2-2 G6-4-3			2-1 L9		3-2 L9		4	0	0	0	0	0	2	New York Yankees @ Milwaukee Brewers Milwaukee County Stadium, Milwaukee, WI Wed Aug 03 1994, 4:33 AM EDT Att: 25,050 - Overcast - 83 F
Don Mattingly, L (1, 3) OBP: 0.404, SLG: 0.427	1-2 G6-4-3 1B			3-1 G6-3		0-1 G6-3				3	0	1	0	0	0	0	
Jim Leyritz, R (1, 10) OBP: 0.376, SLG: 0.547	2-0 G6-4-3			1-1 HR		0-1 G6-3				3	1	1	1	0	0	1	
Danny Tartabull, R (1, 9) OBP: 0.358, SLG: 0.466		2-1 F8		0-0 L8			4-1 1B BB			2	0	0	0	1	0	0	
Mike Stanley, R (1, 2) OBP: 0.376, SLG: 0.527	0-1 F9			2-2 F8		2-2 L5				3	0	0	0	0	0	1	
Randy Velarde, R (1, 5) OBP: 0.340, SLG: 0.441	3-3 K				1-0 HR		0-0 G6-4-3 1B			3	1	2	1	0	1	0	
Gerald Williams, R (1, 7) OBP: 0.280, SLG: 0.506			2-1 G5-3		2-3 K		1-0 G6-4-3 1B			3	0	0	0	0	1	2	
Mike Gallego, R (1, 6) OBP: 0.325, SLG: 0.366			4-2 BB BB		1-0 L9		0-0 L7			2	0	0	0	1	0	0	
Pat Kelly, R (1, 4) OBP: 0.336, SLG: 0.391			4-0 G6-4-3 BB		2-2 G5-3		0-0 P8			2	0	0	0	1	0	0	
Inning Stats	R: 0 E: 0 K: 0 S: 7	H: 1 LOB: 0 BB: 0 P: 11	R: 0 E: 0 K: 0 S: 7	H: 0 LOB: 0 BB: 0 P: 12	R: 0 E: 0 K: 0 S: 7	H: 0 LOB: 1 BB: 2 P: 19	R: 1 E: 0 K: 0 S: 12	H: 1 LOB: 0 BB: 0 P: 18	R: 1 E: 0 K: 0 S: 11	H: 1 LOB: 0 BB: 0 P: 17	R: 0 E: 0 K: 0 S: 6	H: 0 LOB: 0 BB: 0 P: 8	R: 0 E: 0 K: 0 S: 6	H: 1 LOB: 1 BB: 1 P: 13	R: 0 E: 0 K: 0 S: 5	H: 0 LOB: 0 BB: 0 P: 8	1B: 2 SF: 0 2B: 0 SAC: 0 3B: 0 DP: 3 HR: 2 HBP: 0
PITCHER Angel Miranda, L (1, 1) ERA: 5.4	IP: 8.0 WLS: L BF: 28 H: 4 R: 2 ER: 2 SO: 2 BB: 3 IBB: 0 HBP: 0 BLK: 0 WP: 0 HR: 2 S: 61 P: 106 ERA: 2.25 WHIP: 0.875															WP: 0 PA: 28 SB: 0 CS: 0	

Batter	1	2	3	4	5	6	7	8	9	AB	R	H	RBI	BB	SO	LOB	BOTTOM
Jody Reed, R (1, 4) OBP: 0.367, SLG: 0.338	3-1 WP 1B		1-2 CS 1B		4-2 FC6-4 BB					2	0	2	0	1	0	0	New York Yankees @ Milwaukee Brewers Milwaukee County Stadium, Milwaukee, WI Wed Aug 03 1994, 4:33 AM EDT Att: 25,050 - Overcast - 83 F
Turner Ward, S (1, 8) OBP: 0.345, SLG: 0.373	1-2 L3		3-2 P4		2-1 P3					3	0	0	0	0	0	3	
Kevin Seitzer, R (1, 10) OBP: 0.372, SLG: 0.450	4-0 BB			2-0 BB SF8 1B	2-1 FC6-4					2	1	1	0	1	0	1	
Dave Nilsson, L (1, 3) OBP: 0.322, SLG: 0.465	1-3 K			0-3 K		2-2 F7				3	0	0	0	0	2	3	
Greg Vaughn, R (1, 7) OBP: 0.351, SLG: 0.500	1-2 F9			2-2 SF8 BB 1B		0-0 G6-3				3	0	1	0	0	0	2	
Dave Valle, R (1, 2) OBP: 0.352, SLG: 0.393		1-0 CS 1B		4-1 BB BB		1-0 P3				2	0	1	0	1	0	0	
Matt Mieske, R (1, 9) OBP: 0.330, SLG: 0.451	0-1 F9			1-2 SF8		0-0 G6-3				2	0	0	1	0	0	1	
Jeff Cirillo, R (1, 5) OBP: 0.296, SLG: 0.354	1-1 G6-3			2-3 3-H		2-1 F8				3	0	0	0	0	0	3	
Jose Valentin, S (1, 6) OBP: 0.324, SLG: 0.412			2-0 B1-3		1-2 G6-3		3-3 K			3	0	0	0	0	1	0	
Inning Stats	R: 0 E: 0 K: 1 S: 19	H: 1 LOB: 2 BB: 1 P: 29	R: 0 E: 0 K: 0 S: 5	H: 1 LOB: 0 BB: 0 P: 7	R: 0 E: 0 K: 0 S: 10	H: 1 LOB: 0 BB: 0 P: 16	R: 1 E: 0 K: 0 S: 12	H: 2 LOB: 1 BB: 1 P: 21	R: 0 E: 0 K: 0 S: 14	H: 0 LOB: 1 BB: 1 P: 23	R: 0 E: 0 K: 0 S: 5	H: 0 LOB: 0 BB: 0 P: 8	R: 0 E: 0 K: 1 S: 6	H: 0 LOB: 0 BB: 0 P: 11	R: 0 E: 0 K: 0 S: 5	H: 0 LOB: 0 BB: 0 P: 11	1B: 5 SF: 1 2B: 0 SAC: 0 3B: 0 DP: 0 HR: 0 HBP: 0
PITCHER Sterling Hitchcock, L (1, 1) ERA: 4.04	IP: 7.0 WLS: W BF: 27 H: 5 R: 1 ER: 1 SO: 3 BB: 3 IBB: 0 HBP: 0 BLK: 0 WP: 1 HR: 0 S: 71 P: 115 ERA: 1.29 WHIP: 1.143															WP: 1 PA: 27 SB: 0 CS: 2	

AB 25
R 2
H 4
RBI 2
BB 3
SO 2
LOB 6



AB 23
R 1
H 5
RBI 1
BB 3
SO 3
LOB 13



Batter	1	2	3	4	5	6	7	8	9	AB	R	H	RBI	BB	SO	LOB	TOP										
Bernie Williams, S (1, 8) OBP: 0.387, SLG: 0.461 Daryl Boston, L (9, PH) OBP: 0.269, SLG: 0.394 (9, 7)										5	2	2	1	0	0	1											
Jim Leyritz, R (1, 10) OBP: 0.376, SLG: 0.542										4	2	1	0	1	1	0											
Paul O'Neill, L (1, 7) OBP: 0.349, SLG: 0.595 Gerald Williams, R (9, 8) OBP: 0.280, SLG: 0.506										3	3	1	0	2	0	0											
Danny Tartabull, R (1, 9) OBP: 0.361, SLG: 0.465										3	1	1	2	2	2	1											
Mike Stanley, R (1, 2) OBP: 0.383, SLG: 0.533										5	1	3	4	0	0	1											
Don Mattingly, L (1, 3) OBP: 0.404, SLG: 0.424										2	1	1	1	2	0	0											
Randy Velarde, R (1, 5) OBP: 0.338, SLG: 0.440										5	1	1	2	0	0	6											
Mike Gallego, R (1, 6) OBP: 0.327, SLG: 0.366										4	1	1	1	0	0	2											
Pat Kelly, R (1, 4) OBP: 0.334, SLG: 0.392										5	0	1	1	0	1	1											
Inning Stats	R: 3 E: 0 K: 0 S: 15	H: 3 LOB: 2 BB: 2 P: 29	R: 0 E: 0 K: 1 S: 5	H: 0 LOB: 0 BB: 0 P: 9	R: 0 E: 0 K: 0 S: 10	H: 1 LOB: 2 BB: 1 P: 20	R: 8 E: 0 K: 0 S: 22	H: 6 LOB: 1 BB: 3 P: 50	R: 0 E: 0 K: 1 S: 8	H: 0 LOB: 0 BB: 0 P: 15	R: 0 E: 0 K: 0 S: 3	H: 0 LOB: 0 BB: 0 P: 5	R: 0 E: 0 K: 1 S: 16	H: 2 LOB: 2 BB: 1 P: 29	R: 0 E: 0 K: 1 S: 6	H: 0 LOB: 0 BB: 0 P: 10	1B: 7 2B: 4 3B: 1 HR: 0	SF: 2 SAC: 0 DP: 0 HBP: 0	WP: 1 PB: 0 SB: 0 CS: 0	PA: 46							
PITCHER	IP	WLS	BF	H	R	ER	SO	BB	IBB	HBP	BLK	WP	HR	S	P	ERA	WHIP										
Jim Deshaies, L (1, 1) ERA: 7.34	3.1	L	21	6	7	7	1	5	0	0	0	0	0	40	82	18.90	3.300										
Carl Willis, R (4, 1) ERA: 6.51	0.2		7	4	4	4	0	0	1	0	0	0	0	12	26	54.00	6.000										
Kevin Campbell, R (5, 1) ERA: 2.92	2.0		6	0	0	0	1	0	0	0	0	0	0	13	23	0.00	0.000										
Mike Trombley, R (7, 1) ERA: 6.4	1.0		3	0	0	0	0	0	0	0	0	0	0	3	5	0.00	0.000										
Mark Guthrie, L (8, 1) ERA: 6.18	1.0		6	2	1	1	1	1	0	0	0	1	0	16	29	9.00	3.000										
PITCHER	IP	WLS	BF	H	R	ER	SO	BB	IBB	HBP	BLK	WP	HR	S	P	ERA	WHIP										
Rick Aguilera, R (9, 1) ERA: 3.76	1.0		3	0	0	0	1	0	0	0	0	0	0	6	10	0.00	0.000										

New York Yankees @ Minnesota Twins
Hubert H. Humphrey Metrodome, Minneapolis, MN
Fri Aug 05 1994, 8:05 PM EDT
Att: 26,270 - Dome

AB 37
R 12
H 12
RBI 12
BB 7
SO 4
LOB 12



Batter	1	2	3	4	5	6	7	8	9	AB	R	H	RBI	BB	SO	LOB	BOTTOM										
Chuck Knoblauch, R (1, 4) OBP: 0.377, SLG: 0.462										5	0	2	0	0	1	0											
Jeff Reboulet, R (1, 3) OBP: 0.332, SLG: 0.389										4	1	0	0	0	0	3											
Kirby Puckett, R (1, 9) OBP: 0.349, SLG: 0.513 Alex Cole, L (8, PH) OBP: 0.371, SLG: 0.403 (9, 8)										3	1	2	1	0	0	0											
Shane Mack, R (1, 8) OBP: 0.377, SLG: 0.537 Chip Hale, L (8, PH) OBP: 0.349, SLG: 0.352 (9, 9)										2	1	1	1	1	0	1											
Dave Winfield, R (1, 10) OBP: 0.324, SLG: 0.433 Matt Walbeck, S (8, PH) OBP: 0.236, SLG: 0.280										3	0	1	0	0	1	1											
Pedro Munoz, R (1, 7) OBP: 0.348, SLG: 0.498 Kent Hrbek, L (8, PH) OBP: 0.347, SLG: 0.414 (9, 3)										3	0	0	0	0	0	2											
Scott Leius, R (1, 5) OBP: 0.321, SLG: 0.422										4	0	1	1	0	0	3											
Derek Parks, R (1, 2) OBP: 0.242, SLG: 0.292										4	0	0	0	0	2	2											
Pat Meares, R (1, 6) OBP: 0.314, SLG: 0.359										4	0	0	0	0	1	1											
Inning Stats	R: 0 E: 0 K: 0 S: 7	H: 1 LOB: 0 BB: 0 P: 13	R: 1 E: 0 K: 1 S: 11	H: 1 LOB: 1 BB: 1 P: 21	R: 2 E: 1 K: 0 S: 17	H: 2 LOB: 1 BB: 0 P: 24	R: 0 E: 0 K: 1 S: 10	H: 1 LOB: 1 BB: 0 P: 14	R: 0 E: 0 K: 1 S: 7	H: 0 LOB: 0 BB: 0 P: 12	R: 0 E: 0 K: 0 S: 9	H: 1 LOB: 1 BB: 0 P: 13	R: 0 E: 0 K: 0 S: 13	H: 1 LOB: 2 BB: 1 P: 21	R: 0 E: 0 K: 2 S: 10	H: 0 LOB: 0 BB: 0 P: 15	1B: 7 2B: 2 3B: 0 HR: 0	SF: 0 SAC: 0 DP: 1 HBP: 0	WP: 0 PB: 0 SB: 0 CS: 0	PA: 37							
PITCHER	IP	WLS	BF	H	R	ER	SO	BB	IBB	HBP	BLK	WP	HR	S	P	ERA	WHIP										
Jimmy Key, L (1, 1) ERA: 3.19	7.0	W	29	7	3	1	3	1	0	0	0	0	0	71	111	1.29	1.143										
Joe Ausanio, R (8, 1) ERA: 3.86	1.0		5	1	0	0	0	1	0	0	0	0	0	13	21	0.00	2.000										
Terry Mulholland, L (9, 1) ERA: 6.49	1.0		3	0	0	0	2	0	0	0	0	0	0	10	15	0.00	0.000										
PITCHER	IP	WLS	BF	H	R	ER	SO	BB	IBB	HBP	BLK	WP	HR	S	P	ERA	WHIP										

New York Yankees @ Minnesota Twins
Hubert H. Humphrey Metrodome, Minneapolis, MN
Fri Aug 05 1994, 8:05 PM EDT
Att: 26,270 - Dome

AB 35
R 3
H 8
RBI 3
BB 2
SO 5
LOB 13



Batter	1	2	3	4	5	6	7	8	9	AB	R	H	RBI	BB	SO	LOB	TOP								
Bernie Williams, S OBP: 0.386, SLG: 0.456 (1, 8)	G5-3		P9		F8	F8		F8		5	0	1	0	0	0	1	New York Yankees @ Minnesota Twins Hubert H. Humphrey Metrodome, Minneapolis, MN Sun Aug 07 1994, 4:33 AM EDT Att: 27,623 - Dome - 68 F AB 38 R 6 H 11 RBI 6 BB 3 SO 5 LOB 18								
Jim LeVritz, R OBP: 0.375, SLG: 0.538 Don Mattingly, L OBP: 0.403, SLG: 0.421 (6, 3)	G6-3			F7	F8	F8		L6		3	0	1	0	0	0										
Paul O'Neill, L OBP: 0.459, SLG: 0.611 (1, 9)	G4-3			HR	L8	F8			BB	4	1	1	1	1	0										
Danny Tartabull, R OBP: 0.358, SLG: 0.460 (1, 10)	G5-3			K		2B		K		5	1	1	0	0	3										
Mike Stanley, R OBP: 0.382, SLG: 0.534 (6, 2)	K				F9	F8		F8		5	0	2	0	0	1										
Randy Velarde, R OBP: 0.336, SLG: 0.437 Wade Boggs, L OBP: 0.443, SLG: 0.491 (6, 5)	F9			P5		2B		L8		2	0	0	0	0	1										
Gerald Williams, R OBP: 0.286, SLG: 0.500 Luis Polonia, L OBP: 0.378, SLG: 0.410 (6, 7)			K		HR	SH		FC5-4		1	1	0	0	1	1										
Mike Gallego, R OBP: 0.332, SLG: 0.369 (1, 6)					P6	SH		FC5-4		3	0	1	0	1	0										
Pat Kelly, R OBP: 0.331, SLG: 0.399 (1, 4)	L7				HR	SH		P6		3	1	1	3	0	0										
Inning Stats	R: 0 E: 0 K: 0 S: 6	H: 0 LOB: 0 BB: 0 P: 12	R: 0 E: 0 K: 1 S: 6	H: 0 LOB: 0 BB: 0 P: 12	R: 0 E: 0 K: 1 S: 7	H: 0 LOB: 1 BB: 1 P: 16	R: 1 E: 0 K: 1 S: 11	H: 2 LOB: 1 BB: 0 P: 16	R: 2 E: 0 K: 0 S: 12	H: 2 LOB: 1 BB: 1 P: 23	R: 3 E: 1 K: 0 S: 17	H: 5 LOB: 3 BB: 0 P: 26	R: 0 E: 0 K: 1 S: 16	H: 2 LOB: 2 BB: 0 P: 21	R: 0 E: 0 K: 0 S: 9	H: 0 LOB: 0 BB: 0 P: 11	R: 0 E: 0 K: 1 S: 9	H: 0 LOB: 1 BB: 1 P: 18	1B: 6 2B: 3 3B: 0 HR: 2	SF: 0 SAC: 1 DP: 0 HBP: 0	WP: 0 PB: 0 SB: 1 CS: 0	PA: 42			
PITCHER	IP	WLS	BF	H	R	ER	SO	BB	IBB	HBP	BLK	WP	HR	S	P	ERA	WHIP								
22 Carlos Pulido, L ERA: 5.86	5.0		21	4	3	3	3	2	0	0	0	0	2	42	79	5.40	1.200								
Erik Schultstrom, R ERA: 3.0	0.1		4	3	3	3	0	0	0	0	0	0	0	6	9	81.00	9.000								
Mike Trombley, R ERA: 6.17	1.2		10	4	0	0	1	0	0	0	0	0	0	27	38	0.00	2.400								
Dave Stevens, R ERA: 7.12	1.0	W	3	0	0	0	0	0	0	0	0	0	0	9	11	0.00	0.000								
Rick Aguilera, R ERA: 3.67	1.0	S	4	0	0	0	1	1	0	0	0	0	0	9	18	0.00	1.000								

Batter	1	2	3	4	5	6	7	8	9	AB	R	H	RBI	BB	SO	LOB	BOTTOM								
Chuck Knoblauch, R OBP: 0.376, SLG: 0.457 (1, 4)	G4-3	1B	F8		G5-3			S		5	2	2	0	0	0	1	New York Yankees @ Minnesota Twins Hubert H. Humphrey Metrodome, Minneapolis, MN Sun Aug 07 1994, 4:33 AM EDT Att: 27,623 - Dome - 68 F AB 37 R 7 H 14 RBI 7 BB 4 SO 4 LOB 18								
Alex Cole, L OBP: 0.377, SLG: 0.410 (1, 8)	F8	1B		F8		F8		S		4	3	2	0	1	0										
Kirby Puckett, R OBP: 0.353, SLG: 0.527 (1, 9)	F8	1B		G5-3				SF7		4	1	2	3	0	0										
Kent Hrbek, L OBP: 0.353, SLG: 0.430 (1, 3)	BB	1B		K		F7		1B		4	0	2	3	1	1										
Shane Mack, R OBP: 0.388, SLG: 0.555 (1, 7)	BB	1B			E6			1B		4	0	3	1	1	0										
Dave Winfield, R OBP: 0.322, SLG: 0.427 (1, 10)	BB	P4			F8			K		4	0	0	0	1	2										
Scott Leius, R OBP: 0.320, SLG: 0.420 (1, 5)	L7				F8			K		4	0	1	0	0	0										
Matt Walbeck, S OBP: 0.233, SLG: 0.279 (1, 2)	G3				FC5-4			F8		4	0	1	0	0	2										
Jeff Reboulet, R OBP: 0.325, SLG: 0.380 Chip Hale, L OBP: 0.354, SLG: 0.366 Pat Meares, R OBP: 0.313, SLG: 0.357 (8, 6)	G5-3			K		L8		BB		3	0	0	0	0	1										
Inning Stats	R: 1 E: 0 K: 0 S: 16	H: 2 LOB: 3 BB: 2 P: 35	R: 3 E: 0 K: 0 S: 17	H: 4 LOB: 2 BB: 1 P: 32	R: 0 E: 0 K: 1 S: 7	H: 1 LOB: 1 BB: 0 P: 11	R: 0 E: 0 K: 1 S: 8	H: 0 LOB: 0 BB: 0 P: 14	R: 0 E: 0 K: 0 S: 13	H: 1 LOB: 2 BB: 0 P: 18	R: 0 E: 0 K: 0 S: 6	H: 1 LOB: 1 BB: 0 P: 10	R: 0 E: 0 K: 1 S: 7	H: 1 LOB: 0 BB: 0 P: 10	R: 3 E: 0 K: 1 S: 16	H: 4 LOB: 2 BB: 1 P: 26	R: 0 E: 0 K: 1 S: 9	H: 0 LOB: 0 BB: 0 P: 18	1B: 11 2B: 2 3B: 1 HR: 0	SF: 1 SAC: 0 DP: 1 HBP: 0	WP: 0 PB: 0 SB: 2 CS: 0	PA: 42			
PITCHER	IP	WLS	BF	H	R	ER	SO	BB	IBB	HBP	BLK	WP	HR	S	P	ERA	WHIP								
Scott Kameniecki, R ERA: 3.76	5.2		30	9	4	4	2	2	1	0	0	0	0	66	118	6.35	1.941								
Rob Murphy, L ERA: 4.07	0.1		1	0	0	0	0	0	0	0	0	0	0	1	2	0.00	0.000								
Bob Wickman, R ERA: 3.23	1.2	L	8	3	3	3	1	1	0	0	0	0	0	14	24	16.20	2.400								
Steve Howe, L ERA: 1.8	0.0		2	2	0	0	0	0	0	0	0	0	0	6	9	=	=								
Joe Ausanio, R ERA: 3.76	0.1		1	0	0	0	1	0	0	0	0	0	0	3	3	0.00	0.000								



Batter	1	2	3	4	5	6	7	8	9	10	11	AB	R	H	RBI	BB	SO	LOB	TOP				
Brady Anderson, L (1, 7) OBP: 0.354, SLG: 0.417	BB		1B	F8			FC1		1B		G6-3	4	1	1	0	2	0	0					
Jeffrey Hammonds, R (1, 9) OBP: 0.337, SLG: 0.481	K		SF9				P9		P5			4	0	0	1	0	1	3					
Rafael Palmeiro, L (1, 3) OBP: 0.389, SLG: 0.542	L7		BB				G4-3		G3		G1-3	5	2	2	1	0	0	1					
Cal Ripken Jr., R (1, 6) OBP: 0.360, SLG: 0.457	L9		SF8				G4-3		G4-3		G1-3	5	0	2	1	0	0	2					
Leo Gomez, R (1, 5) OBP: 0.367, SLG: 0.505			FC6-4				F8		K		1B	4	0	1	1	1	2	1					
Chris Hoiles, R (1, 2) OBP: 0.375, SLG: 0.455	1B		SF8				1B		K		K	4	0	2	1	0	2	1					
Tim Lincecum, R (1, 4) OBP: 0.314, SLG: 0.337	L4		FC6-4				K		P6		G1-3	3	0	0	0	0	1	4					
Mark McLemore, S (9, PH) OBP: 0.356, SLG: 0.324												2	0	0	0	0	0	1					
Lonnie Smith, R (1, 10) OBP: 0.348, SLG: 0.278			2B				P9		1B		F8	2	1	0	0	1	0	1					
Harold Baines, L (9, PH) OBP: 0.356, SLG: 0.486			SF9						1B			2	0	1	0	0	0	0					
Mike Devereaux, R (1, 8) OBP: 0.297, SLG: 0.334			SF9				G6-3		P2		G6-3	5	1	1	0	0	0	2					
Inning Stats	R: 0 E: 0 K: 1 S: 6	H: 0 LOB: 1 BB: 1 P: 15	R: 0 E: 0 K: 1 S: 7	H: 1 LOB: 0 BB: 0 P: 12	R: 4 E: 0 K: 0 S: 17	H: 3 LOB: 2 BB: 3 P: 37	R: 0 E: 0 K: 0 S: 7	H: 0 LOB: 0 BB: 0 P: 15	R: 0 E: 0 K: 1 S: 10	H: 1 LOB: 1 BB: 0 P: 16	R: 0 E: 0 K: 2 S: 9	H: 0 LOB: 0 BB: 0 P: 13	R: 0 E: 0 K: 0 S: 11	H: 2 LOB: 2 BB: 0 P: 19	R: 1 E: 0 K: 1 S: 13	H: 2 LOB: 1 BB: 0 P: 16	R: 0 E: 0 K: 0 S: 7	H: 0 LOB: 0 BB: 0 P: 9	1B: 8 2B: 3 3B: 0 HR: 0	SF: 2 SAC: 0 DP: 1 HBP: 0	WP: 0 PB: 0 SB: 1 CS: 0	PA: 46	
PITCHER	IP 7.0	WLS 30	BF 4	H 6	R 4	ER 4	SO 3	BB 4	IBB 0	HBP 0	BLK 0	WP 0	HR 0	S 62	P 118	ERA 5.14	WHIP 1.429						
Sterling Hitchcock, L (1, 1) ERA: 4.2																							
Joe Ausanio, R (8, 1) ERA: 3.21																							
Rob Murphy, L (10, 1) ERA: 4.29																							
Bob Wickman, R (10, 1) ERA: 3.18																							
Steve Howe, L (11, 1) ERA: 1.75																							

Baltimore Orioles @ New York Yankees
Yankee Stadium, Bronx, NY
Mon Aug 08 1994, 7:05 PM EDT
Att: 34,045 - Cloudy - 74 F

AB 40
R 5
H 10
RBI 5
BB 4
SO 6
LOB 16



Batter	1	2	3	4	5	6	7	8	9	10	11	AB	R	H	RBI	BB	SO	LOB	BOTTOM							
Bernie Williams, S (1, 8) OBP: 0.388, SLG: 0.455	K		G6-4-3				BB		1B		G1-3	5	0	2	0	1	1	2								
Wade Boggs, L (1, 5) OBP: 0.439, SLG: 0.486	K		G4-3				L7		K		F8	6	0	1	0	0	2	3								
Jim Leyritz, R (1, 10) OBP: 0.371, SLG: 0.531			F9				P4		K			3	0	0	0	0	1	1								
Luis Polonia, L (8, PH) OBP: 0.381, SLG: 0.409									1B		BB	1	1	0	0	2	1	2								
Danny Tartabull, R (1, 9) OBP: 0.362, SLG: 0.461			G6-4-3				HR		P8		F9	4	1	2	0	1	0	1								
Mike Stanley, R (1, 2) OBP: 0.310, SLG: 0.518			1B				1B				1B	1	1	1	2	0	0									
Daryl Boston, L (10, PH) OBP: 0.266, SLG: 0.389			G6-4-3				HR		1B		BB	5	1	3	2	0	0	2								
Randy Velarde, R (11, 6) OBP: 0.338, SLG: 0.439			1B				HR		1B		SF7	0	1	0	0	0	0	0								
Don Mattingly, L (1, 3) OBP: 0.403, SLG: 0.421			F8				L7		L7		SF7	5	1	2	0	0	0	2								
Gerald Williams, R (1, 7) OBP: 0.310, SLG: 0.518			2B				BB		K		1B	1	1	1	1	2	0	0								
Paul O'Neill, L (8, PH) OBP: 0.459, SLG: 0.609			BB				BB		K		BB	1	0	0	0	1	1	2								
Mike Gallego, R (1, 6) OBP: 0.331, SLG: 0.370			G6-4-3				K		G6-3		SF7	4	0	1	1	0	2	2								
Matt Nokes, L (10, PH) OBP: 0.338, SLG: 0.622			1B						K		F8	0	0	0	1	0	0	0								
Pat Kelly, R (1, 4) OBP: 0.329, SLG: 0.393			G6-4-3				BB		K		F8	4	0	0	0	1	2	2								
Inning Stats	R: 0 E: 0 K: 3 S: 11	H: 0 LOB: 0 BB: 0 P: 16	R: 0 E: 0 K: 0 S: 4	H: 1 LOB: 0 BB: 0 P: 6	R: 1 E: 0 K: 0 S: 8	H: 1 LOB: 1 BB: 2 P: 17	R: 2 E: 0 K: 1 S: 17	H: 2 LOB: 1 BB: 1 P: 28	R: 0 E: 0 K: 1 S: 8	H: 0 LOB: 1 BB: 1 P: 15	R: 1 E: 0 K: 1 S: 9	H: 2 LOB: 1 BB: 1 P: 16	R: 0 E: 0 K: 1 S: 7	H: 1 LOB: 1 BB: 0 P: 14	R: 0 E: 0 K: 1 S: 9	H: 1 LOB: 2 BB: 0 P: 15	R: 0 E: 0 K: 2 S: 13	H: 2 LOB: 2 BB: 0 P: 17	R: 1 E: 0 K: 0 S: 14	H: 2 LOB: 2 BB: 1 P: 21	R: 1 E: 0 K: 0 S: 8	H: 1 LOB: 2 BB: 1 P: 14	1B: 10 2B: 3 3B: 0 HR: 1	SF: 1 SAC: 0 DP: 4 HBP: 1	WP: 0 PB: 0 SB: 0 CS: 1	PA: 50
PITCHER	IP 5.2	WLS 25	BF 16	H 5	R 4	ER 4	SO 5	BB 5	IBB 0	HBP 0	BLK 0	WP 0	HR 1	S 54	P 94	ERA 6.35	WHIP 1.941									
Sid Fernandez, L (1, 1) ERA: 5.15																										
Armando Benitez, R (6, 1) ERA: 0.9																										
Jim Poole, L (10, 1) ERA: 5.64																										
Mark Eichhorn, R (10, 1) ERA: 2.15																										

Baltimore Orioles @ New York Yankees
Yankee Stadium, Bronx, NY
Mon Aug 08 1994, 7:05 PM EDT
Att: 34,045 - Cloudy - 74 F

AB 40
R 6
H 13
RBI 6
BB 8
SO 10
LOB 19



Batter	1	2	3	4	5	6	7	8	9	AB	R	H	RBI	BB	SO	LOB	TOP								
Brady Anderson, L (1, 7) OBP: 0.356, SLG: 0.419	F8	G4-3				G1-3		1B HR		4	2	1	0	0	0	2	Baltimore Orioles @ New York Yankees Yankee Stadium, Bronx, NY Wed Aug 10 1994, 7:05 PM EDT Att: 38,624 - Unknown - 79 F								
Jeffrey Hammonds, R (1, 9) OBP: 0.339, SLG: 0.480	K		F9			G1-3		1B HR		5	2	2	1	0	1	1									
Rafael Palmeiro, L (1, 3) OBP: 0.392, SLG: 0.550	1B 2B		BLK			1B G5-3		HR		5	3	4	5	0	0	0									
Cal Ripken Jr., R (1, 6) OBP: 0.364, SLG: 0.459	2B 1B		F7			G5-3		1B		5	0	3	0	0	0	1									
Leo Gomez, R (1, 5) OBP: 0.366, SLG: 0.502	1B		P9			G5-3		P4		5	0	2	2	0	0	3									
Chris Hoiles, R (1, 2) OBP: 0.371, SLG: 0.449	K		F8		F9			F7		5	0	0	0	0	1	4									
Lonnie Smith, R (1, 10) OBP: 0.333, SLG: 0.254		K				F8		1B		2	0	0	0	1	1	1									
Harold Baines, L (8, PH) OBP: 0.356, SLG: 0.485				BB				1B		2	1	1	0	0	1	0									
Mike Devereaux, R (1, 8) OBP: 0.256, SLG: 0.332	K		F9			SH1-3		F9		5	0	1	0	0	1	2									
Mark McLemore, S (1, 4) OBP: 0.354, SLG: 0.321	1B		K			SH1-3		F7		4	0	1	0	0	1	3									
Inning Stats	R: 1 E: 0 K: 2 S: 14	H: 3 LOB: 2 BB: 0 P: 22	R: 0 E: 0 K: 2 S: 10	H: 1 LOB: 1 BB: 0 P: 17	R: 0 E: 0 K: 1 S: 6	H: 1 LOB: 1 BB: 0 P: 10	R: 0 E: 0 K: 1 S: 12	H: 0 LOB: 1 BB: 1 P: 19	R: 3 E: 0 K: 0 S: 14	H: 3 LOB: 1 BB: 0 P: 24	R: 0 E: 0 K: 0 S: 8	H: 1 LOB: 1 BB: 0 P: 15	R: 0 E: 0 K: 0 S: 9	H: 1 LOB: 1 BB: 0 P: 16	R: 4 E: 0 K: 0 S: 16	H: 5 LOB: 1 BB: 0 P: 22	R: 0 E: 1 K: 1 S: 9	H: 0 LOB: 1 BB: 0 P: 12	1B: 10 2B: 4 3B: 0 HR: 1	SF: 0 SAC: 1 DP: 0 HBP: 1	WP: 0 PB: 0 SB: 0 CS: 0	PA: 45			
PITCHER	IP	WLS	BF	H	R	ER	SO	BB	IBB	HBP	BLK	WP	HR	S	P	ERA	WHIP								
Jimmy Key, L (1, 1) ERA: 3.27	7.0	L	33	10	4	4	5	1	0	1	1	0	0	73	123	5.14	1.571								
Joe Assanto, R (8, 1) ERA: 4.91	0.2		5	3	3	3	0	0	0	0	0	0	0	11	14	40.50	4.500								
Terry Mulholland, L (8, 1) ERA: 6.49	1.1		7	2	1	1	1	0	0	0	0	0	1	14	20	6.75	1.500								

AB	42
R	8
H	15
RBI	8
BB	1
SO	6
LOB	17



Batter	1	2	3	4	5	6	7	8	9	AB	R	H	RBI	BB	SO	LOB	BOTTOM								
Luis Polonia, L (1, 7) OBP: 0.383, SLG: 0.410	G1-3		L5-4			FC6-4		G1-4-3		3	0	1	0	0	0	1	Baltimore Orioles @ New York Yankees Yankee Stadium, Bronx, NY Wed Aug 10 1994, 7:05 PM EDT Att: 38,624 - Unknown - 79 F								
Wade Boggs, L (1, 5) OBP: 0.434, SLG: 0.488	G6-3				F8	FC6-4		G1-4-3		4	0	0	1	0	0	2									
Paul O'Neill, L (1, 9) OBP: 0.465, SLG: 0.612	P5				G4-3			1B		3	0	1	0	1	0	0									
Matt Nokes, L (1, 2) OBP: 0.333, SLG: 0.603					G4-3			1B		4	0	1	0	0	1	3									
Don Mattingly, L (1, 3) OBP: 0.398, SLG: 0.414		F7			G4-3			1B		4	0	1	0	0	0	2									
Bernie Williams, S (1, 8) OBP: 0.387, SLG: 0.458		F7			F7			G6-4-3		4	0	1	0	0	0	2									
Daryl Boston, L (1, 10) OBP: 0.253, SLG: 0.368		F8			K			1B		4	0	0	0	0	2	3									
Mike Gallego, R (1, 6) OBP: 0.326, SLG: 0.363			G6-3			G1-6-3		G5-3		3	0	0	0	0	0	0									
Pat Kelly, R (1, 4) OBP: 0.329, SLG: 0.399			L5-4			K		1B		3	1	2	0	0	1	0									
Inning Stats	R: 0 E: 0 K: 0 S: 6	H: 0 LOB: 0 BB: 0 P: 10	R: 0 E: 0 K: 0 S: 8	H: 1 LOB: 1 BB: 0 P: 13	R: 0 E: 0 K: 0 S: 7	H: 1 LOB: 0 BB: 0 P: 11	R: 0 E: 0 K: 0 S: 6	H: 0 LOB: 0 BB: 0 P: 9	R: 0 E: 0 K: 1 S: 11	H: 0 LOB: 0 BB: 0 P: 18	R: 0 E: 0 K: 1 S: 6	H: 0 LOB: 1 BB: 0 P: 9	R: 0 E: 0 K: 0 S: 10	H: 2 LOB: 2 BB: 0 P: 16	R: 1 E: 0 K: 1 S: 12	H: 2 LOB: 2 BB: 1 P: 20		R: 0 E: 0 K: 1 S: 9	H: 1 LOB: 0 BB: 0 P: 15	1B: 5 2B: 3 3B: 0 HR: 0	SF: 0 SAC: 0 DP: 2 HBP: 1	WP: 0 PB: 0 SB: 0 CS: 0	PA: 34		
PITCHER	IP	WLS	BF	H	R	ER	SO	BB	IBB	HBP	BLK	WP	HR	S	P	ERA	WHIP								
Ben McDonald, R (1, 1) ERA: 4.06	7.1	W	27	5	1	1	2	0	0	1	0	0	0	58	92	1.23	0.682								
Alan Mills, R (8, 1) ERA: 5.16	1.2		7	2	0	0	2	1	0	0	0	0	0	17	29	0.00	1.800								



Batter	1	2	3	4	5	6	7	8	9	10	11	12	13	AB	R	H	RBI	BB	SO	LOB	TOP
Dick Schofield, R OBP: 0.332, SLG: 0.342	G4-3		G4-3		BB		G4-3		K		F9		K	5	0	1	0	2	2	0	
Roberto Alomar, S OBP: 0.365, SLG: 0.452 Domingo Cedeño, S OBP: 0.261, SLG: 0.278	G1-3		F9		G3-1		G4-3		G4-3		G5-3		K	3	0	0	0	0	0	2	
Paul Molitor, R OBP: 0.410, SLG: 0.518	G5-3		L8				G4-3		G6-4-3		G6-4-3			6	1	1	0	0	0	4	
Joe Carter, R OBP: 0.317, SLG: 0.524		L6	P3				F8					L7		6	1	2	1	0	1	4	
John Olerud, L OBP: 0.393, SLG: 0.477		BB			G6-3									5	3	3	0	1	1	1	
Mike Huff, R OBP: 0.392, SLG: 0.449		BB			G5-3				G4-6-3					5	2	2	1	1	0	2	
Darnell Coles, R OBP: 0.263, SLG: 0.350					G6-3									5	0	1	2	0	1	5	
Ed Sprague, R OBP: 0.296, SLG: 0.373														6	1	2	3	0	1	3	
Pat Borders, R OBP: 0.284, SLG: 0.329	G1-3				G4-3									6	0	0	0	0	2	2	
Inning Stats	R: 0 E: 0 K: 0 S: 5	H: 0 LOB: 0 BB: 0 P: 6	R: 2 E: 0 K: 1 S: 11	H: 2 LOB: 1 BB: 1 P: 19	R: 0 E: 0 K: 0 S: 7	H: 0 LOB: 0 BB: 0 P: 8	R: 0 E: 0 K: 1 S: 17	H: 0 LOB: 1 BB: 1 P: 25	R: 3 E: 1 K: 1 S: 8	H: 2 LOB: 0 BB: 1 P: 18	R: 0 E: 0 K: 1 S: 5	H: 0 LOB: 0 BB: 0 P: 10	R: 0 E: 0 K: 2 S: 7	H: 2 LOB: 1 BB: 0 P: 8	R: 1 E: 0 K: 0 S: 8	H: 2 LOB: 1 BB: 0 P: 13	1B: 6 2B: 2 3B: 2 HR: 2	SF: 1 SAC: 0 DP: 1 HBP: 0	WIP: 0 PB: 0 SB: 1 CS: 0	PA: 56	
PITCHER	IP WLS BF H R ER SO ERA WHIP	6.1 29 5 5 4 4 106 5.68 1.579	2.2 11 3 1 1 2 25 3.38 1.500	3.0 12 3 1 1 1 29 3.00 1.000	1.0 L 4 1 1 1 8 9.00 1.000																
Melido Perez, R ERA: 4.1																					
Bob Wickman, R ERA: 3.09																					
Steve Howe, L ERA: 1.8																					
Joe Ausanio, R ERA: 5.17																					

Toronto Blue Jays @ New York Yankees
Yankee Stadium, Bronx, NY
Thu Aug 11 1994, 3:33 AM EDT
Att. 37,333 - Sunny - 76 F

livebaseballscorecards.com

AB 49
R 8
H 12
RBI 7
BB 6
SO 9
LOB 23



Batter	1	2	3	4	5	6	7	8	9	10	11	12	13	AB	R	H	RBI	BB	SO	LOB	BOTTOM								
Luis Polonia, L OBP: 0.363, SLG: 0.414	K		HR		G4-3	FC1-6			G4-3			BB		6	2	2	0	0	1	2									
Wade Boggs, L OBP: 0.453, SLG: 0.489	G6-3		SF8					F7						5	0	2	1	0	0	0									
Paul O'Neill, L OBP: 0.460, SLG: 0.603	G4-3		HR		F7			E4						5	1	0	0	1	0	2									
Danny Tartabull, R OBP: 0.360, SLG: 0.464		L7	HR					K						6	1	1	3	0	2	1									
Don Mattingly, L OBP: 0.397, SLG: 0.411 Gerald Williams, R OBP: 0.319, SLG: 0.523			L5					F8						5	0	1	0	1	0	1									
Mike Stanley, R OBP: 0.384, SLG: 0.545 Jim Leyritz, R OBP: 0.365, SLG: 0.518 Daryl Boston, L OBP: 0.250, SLG: 0.364		F9			K									2	0	0	0	0	1	1									
Bernie Williams, S OBP: 0.384, SLG: 0.453		FC6												6	1	1	0	0	1	3									
Mike Gallego, R OBP: 0.327, SLG: 0.359 Matt Nokes, L OBP: 0.323, SLG: 0.595			L4											3	0	0	0	1	1	0									
Pat Kelly, R OBP: 0.330, SLG: 0.399														5	1	2	2	0	2	1									
Inning Stats	R: 0 E: 0 K: 1 S: 8	H: 0 LOB: 0 BB: 0 P: 11	R: 0 E: 0 K: 0 S: 9	H: 1 LOB: 1 BB: 0 P: 12	R: 4 E: 0 K: 0 S: 16	H: 3 LOB: 0 BB: 1 P: 28	R: 0 E: 0 K: 1 S: 8	H: 0 LOB: 0 BB: 0 P: 12	R: 0 E: 0 K: 1 S: 9	H: 0 LOB: 1 BB: 2 P: 18	R: 2 E: 0 K: 1 S: 16	H: 2 LOB: 2 BB: 2 P: 27	R: 0 E: 1 K: 0 S: 12	H: 0 LOB: 1 BB: 0 P: 15	R: 0 E: 0 K: 0 S: 6	H: 0 LOB: 0 BB: 0 P: 13	R: 0 E: 0 K: 2 S: 9	H: 0 LOB: 0 BB: 0 P: 14	R: 0 E: 0 K: 2 S: 10	H: 0 LOB: 0 BB: 0 P: 15	R: 1 E: 0 K: 0 S: 9	H: 2 LOB: 0 BB: 0 P: 17	R: 0 E: 0 K: 1 S: 9	H: 0 LOB: 2 BB: 1 P: 18	1B: 5 2B: 3 3B: 0 HR: 1	SF: 1 SAC: 0 DP: 1 HBP: 1	WIP: 0 PB: 0 SB: 0 CS: 0	PA: 53	
PITCHER	IP WLS BF H R ER SO ERA WHIP	6.0 28 7 6 6 4 108 9.00 1.667	3.0 11 0 0 0 0 27 4.50 0.000	2.0 6 0 0 0 4 29 0.00 0.000	2.0 W 8 2 1 1 1 35 4.50 1.500																								
Pat Hentgen, R ERA: 3.4																													
Danny Cox, R ERA: 1.45																													
Woody Williams, R ERA: 3.04																													
Darren Hall, R ERA: 3.41																													

Toronto Blue Jays @ New York Yankees
Yankee Stadium, Bronx, NY
Thu Aug 11 1994, 3:33 AM EDT
Att. 37,333 - Sunny - 76 F

AB 47
R 7
H 9
RBI 6
BB 4
SO 9
LOB 14

