

New York Yankees - 1995

Batter	1	2	3	4	5	6	7	8	9	AB R H RBI BB SO LOB	TOP												
Otis Nixon, S (1, 8) <small>OBP: 0.500, SLG: 0.500</small>	0-0 CS 1B		1-1 SH1			1-2 2B 1B	2-2 G4-3		1-2 G2-3	4 1 2 2 0 0 0													
Jeff Frye, R (1, 4) <small>OBP: 0.200, SLG: 0.400</small>	1-3 K		1-1 P4			0-1 1B	0-2 G3-1		3-3 K	5 1 1 0 0 2 1													
Will Clark, L (1, 3) <small>OBP: 0.250, SLG: 0.250</small>	3-1 F7				2-2 P3	0-1 1B			1-3 K	4 0 1 2 0 1 1													
Mickey Tettleton, S (1, 10) Shawn Hare, L (8, PR)	2-0 CS 1-2	1-3 K			3-2 F8	0-1 G4-6-3 1-2f			1-1 BB 1B BB	4 0 1 0 0 1 1 0 0 0 0 0 0 0													
Ivan Rodriguez, R (1, 2) <small>OBP: 0.250, SLG: 0.500</small>			1-2 F9 2B		0-0 F9	0-1 F9			0-0 F9	4 0 1 0 0 0 1													
Dean Palmer, R (1, 5)			2-1 F9 2-3		3-2 F8				1-1 29 2B 1B HBP	2 1 0 0 1 0 1													
29 Rusty Greer, L (1, 9) <small>OBP: 0.667, SLG: 1.000</small> Eric Fox, S (8, PH) (8, 9)			2-2 G1-3		2-0 1B FC6-4				0-2 SAFE 1B 2B	3 1 2 0 0 0 1 0 0 0 0 1 0 0													
Billy Hatcher, R (1, 7) <small>OBP: 0.500, SLG: 1.000</small> Mark McLemore, S (7, PH) (7, 7)			0-0 SH1 2B		2-2 FC6-4 1-2f				0-0 WP G4-3 1B	2 1 1 0 0 0 1 2 1 1 2 0 0 3													
Benji Gil, R (1, 6) Mike Pagliarulo, L (9, PH)			1-0 SH1 2-3		2-3 K				1-1 G1-3 1-2	2 0 0 0 0 1 2 1 0 0 0 0 0 0													
Inning Stats	R: 0 E: 0 K: 1 S: 9	H: 1 LOB: 0 BB: 0 P: 15	R: 0 E: 0 K: 1 S: 12	H: 1 LOB: 1 BB: 0 P: 18	R: 1 E: 0 K: 0 S: 6	H: 1 LOB: 0 BB: 0 P: 9	R: 0 E: 0 K: 0 S: 8	H: 0 LOB: 0 BB: 0 P: 13	R: 0 E: 0 K: 1 S: 12	H: 1 LOB: 1 BB: 0 P: 21	R: 2 E: 0 K: 0 S: 11	H: 3 LOB: 0 BB: 0 P: 12	R: 3 E: 0 K: 0 S: 13	H: 2 LOB: 0 BB: 0 P: 17	R: 0 E: 0 K: 1 S: 8	H: 1 LOB: 3 BB: 2 P: 18	R: 0 E: 0 K: 1 S: 10	H: 0 LOB: 0 BB: 0 P: 15	1B: 6 2B: 4 3B: 0 HR: 0	SF: 0 SAC: 2 DP: 1 HBP: 1	WP: 1 PB: 0 SB: 0 CS: 1	PA: 39	
PITCHER	IP WLS BF H R ER SO BB IBB HBP BLK WP HR S P ERA WHIP																						
Jimmy Key, L (1, 1) <small>ERA: 5.4</small>	5.0 W 21 7 3 3 3 0 0 0 0 0 0 0 54 84 5.40 1.400																						
Bob Wickman, R (6, 1) <small>ERA: 13.5</small>	2.0 8 2 3 3 0 0 0 0 1 0 1 0 17 21 13.50 1.000																						
Steve Howe, L (8, 1) <small>ERA:</small>	1.0 6 1 0 0 1 2 0 0 0 0 0 0 8 18 0.00 3.000																						
John Wetteland, R (9, 1) <small>ERA:</small>	1.0 S 3 0 0 0 1 0 0 0 0 0 0 0 10 15 0.00 0.000																						

Texas Rangers @ New York Yankees

Yankee Stadium, Bronx, NY

Wed Apr 26 1995, 3:33 AM EDT
Att. 50,425 - Sunny - 59 F

AB	33
R	6
H	10
RBI	6
BB	2
SO	5
LOB	12



livebaseballscorecards.com

Batter	1	2	3	4	5	6	7	8	9	AB R H RBI BB SO LOB	BOTTOM
Wade Boggs, L OBP: 0.200, SLG: 0.250 (1, 5)	F7		FC6-4 1B	SF G6-4-3		G4-6-3		K		4 1 1 1 0 1 1	Texas Rangers @ New York Yankees Yankee Stadium, Bronx, NY Wed Apr 26 1995, 3:33 AM EDT Att: 50,425 - Sunny - 59 F
Jim Leyritz, R OBP: 0.400, SLG: 0.400 (1, 10)	G5-3		L8	F8		1B		WP 1B	5 1 2 0 0 0 4		
Paul O'Neill, L OBP: 0.600, SLG: 0.333 (1, 7) (9, 9)	K		FC6-4 1B	G6-4-3		FC4 1B		1B BB	3 1 1 0 2 1 2		
Danny Tartabull, R OBP: 0.800, SLG: 1.667 Gerald Williams, R (8, PR) (9, 7)		HR	FC6-4 BB			FC4		1B	3 1 2 3 2 0 2 0 0 0 0 0 0 0		
Don Mattingly, L (1, 3)	K	FC6-4 1B		K		F7		G3	5 0 0 1 0 2 5		
Mike Stanley, R OBP: 0.500, SLG: 0.500 (1, 2)	1B	1B	1B	G5-4-3		F9			4 0 2 1 0 0 1		
Bernie Williams, S OBP: 0.500, SLG: 1.333 (1, 8)	F9	K				HR		BB	3 1 1 1 1 1 3		
Tony Fernandez, S OBP: 0.500, SLG: 0.750 (1, 6)	G1-3			SF 1B		1B G4-6-3 2B		P6	4 2 2 0 0 0 2		
Pat Kelly, R OBP: 0.750, SLG: 0.750 (1, 4)			BB 1B	F8 SF 1B		G4-6-3 1B		K	4 1 3 0 0 1 0		
Inning Stats	R: 0 H: 0 E: 0 LOB: 0 K: 1 BB: 0 S: 8 P: 13	R: 1 H: 2 E: 0 LOB: 1 K: 1 BB: 0 S: 8 P: 16	R: 3 H: 3 E: 0 LOB: 2 K: 1 BB: 2 S: 20 P: 44	R: 1 H: 2 E: 1 LOB: 1 K: 0 BB: 0 S: 8 P: 14	R: 0 H: 0 E: 0 LOB: 0 K: 1 BB: 1 S: 7 P: 12	R: 2 H: 5 E: 0 LOB: 2 K: 0 BB: 0 S: 10 P: 15	R: 0 H: 0 E: 0 LOB: 1 K: 0 BB: 1 S: 6 P: 14	R: 1 H: 2 E: 0 LOB: 2 K: 2 BB: 1 S: 16 P: 26		1B: 11 SF: 1 2B: 1 SAC: 0 3B: 0 DP: 3 HR: 2 HBP: 0	

PITCHER	IP	WLS	BF	H	R	ER	SO	BB	IBB	HBP	BLK	WP	HR	S	P	ERA	WHIP
Kenny Rogers, L ERA: 12.0 (1, 1)	3.0		16	5	4	4	3	2	0	0	0	0	1	36	73	12.00	2.333
John Dettmer, R ERA: 27.0 (4, 1)	0.1		4	2	1	1	0	0	0	0	0	0	0	6	11	27.00	6.000
Terry Burrows, L ERA: 7.71 (4, 1)	2.1		10	5	2	2	1	1	0	0	0	0	1	17	27	7.71	2.571
Matt Whiteside, R ERA: 4.5 (6, 1)	2.0		8	1	1	1	2	1	0	0	0	0	0	17	31	4.50	1.000
Darren Oliver, L ERA: (8, 1)	0.0		1	0	0	0	0	1	0	0	0	1	0	3	7	∞	∞

PITCHER	IP	WLS	BF	H	R	ER	SO	BB	IBB	HBP	BLK	WP	HR	S	P	ERA	WHIP
Roger McDowell, R ERA: (8, 1)	0.1		2	1	0	0	0	0	0	0	0	0	0	4	5	0.00	3.000



livebaseballscorecards.com

Batter	1	2	3	4	5	6	7	8	9	AB	R	H	RBI	BB	SO	LOB
Michael Tucker, L (1, 7) OBP: 0.167, SLG: 0.167 Keith Miller, R (8, PH) OBP: 0.500, SLG: 0.500 (9, 7)	2-2 F7		2-3 K		3-2 G3-1			2-1 1B		3	0	0	0	0	1	1
Tom Goodwin, L (1, 8) OBP: 0.429, SLG: 0.500 Phil Hiatt, R (8, PH) (9, 8)	1-1 L8		2-1 P4			0-2 L8		1-3 K		3	0	1	0	0	0	0
Wally Joyner, L (1, 3) OBP: 0.375, SLG: 0.500	0-0 G6-3			3-2 P5		1-1 L8		1-2 1B		4	0	1	0	0	0	1
Bob Hamelin, L (1, 10) OBP: 0.250, SLG: 0.286		1-1 G3-1		1-0 G3-1		3-2 P6		1-2 G5-3		4	0	0	0	0	0	3
Felix Jose, S (1, 9)		0-0 F8		3-3 K		2-2 G4-3			2-3 K	4	0	0	0	0	2	1
Pat Borders, R (1, 2) OBP: 0.333, SLG: 0.333 Brent Mayne, L (9, PH)		0-0 FC5			2-1 G5-3		2-0 F7		0-0 G5-3	3	0	1	0	0	0	0
Gary Gaetti, R (1, 5) OBP: 0.250, SLG: 0.375		1-0 1B			2-1 2B		0-1 G6-3		2-1 F9	4	1	2	0	0	0	0
Greg Gagne, R (1, 6) OBP: 0.714, SLG: 0.833		0-1 FC5			2-1 G4-3		1-2 1B			3	0	2	1	0	0	2
Jose Lind, R (1, 4) OBP: 0.286, SLG: 0.333			1-0 L4		2-2 G4-3			1-1 G6-3		3	0	0	0	0	0	1

Inning Stats	R: 0	H: 0	E: 0	K: 0	S: 8	R: 0	H: 2	E: 0	K: 0	S: 7	R: 0	H: 0	E: 0	K: 1	S: 6	R: 0	H: 0	E: 0	K: 1	S: 7	R: 1	H: 2	E: 0	K: 0	S: 12	R: 0	H: 1	E: 0	K: 0	S: 11	R: 0	H: 1	E: 0	K: 0	S: 6	R: 0	H: 2	E: 0	K: 1	S: 14	R: 0	H: 0	E: 0	K: 1	S: 9	1B: 5	2B: 3	3B: 0	HR: 0	SF: 0	SAC: 0	DP: 0	HBP: 0	WP: 0	PB: 0	SB: 0	CS: 0	PA: 34
PITCHER	IP	WLS	BF	H	R	ER	SO	BB	IBB	HBP	BLK	WP	HR	S	P	ERA	WHIP																																									
Jack McDowell, R (1, 1) ERA: 1.29	7.0	W	26	6	1	1	2	0	0	0	0	0	0	57	94	1.29	0.857																																									
Steve Howe, L (8, 1) ERA:	1.0		5	2	0	0	1	0	0	0	0	0	0	14	20	0.00	2.000																																									
John Wetteland, R (9, 1) ERA:	1.0	S	3	0	0	0	1	0	0	0	0	0	0	9	13	0.00	0.000																																									

NEW YORK YANKEES @ KANSAS CITY ROYALS
Kauffman Stadium, Kansas City, MO

Fri Apr 28 1995, 7:05 PM CDT
Att: 15,026 - Unknown - 63 F

AB	34
R	1
H	8
RBI	1
BB	0
SO	4
LOB	10

Batter	1	2	3	4	5	6	7	8	9	AB	R	H	RBI	BB	SO	LOB	TOP										
Luis Polonia, L (1, 7) OBP: 0.556, SLG: 0.500	1-0 FC1-6-4 BB SF8 1B	0-0 1-3 2-H 1B		0-0 1-2 1B		2-0 F8		4-2 1B 1B BB		4	2	3	1	1	0	0											
Wade Boggs, L (1, 5) OBP: 0.400, SLG: 0.455	4-1 FC1-6-4 1-2 BB	4-0 BB		1-1 SF8 2-3 3-H		2-0 F9		3-2 FC5 1-3 2-H 3-H 1B		2	0	1	3	2	0	0											
Paul O'Neill, L (1, 9) OBP: 0.333, SLG: 0.182	1-0 FC1-6-4 1-2f 2-3	3-1 F7		0-0 SF7 3-H		1-1 P5		1-1 1-2 3-H 1B		4	0	1	2	0	0	5											
Danny Tartabull, R (1, 10) OBP: 0.600, SLG: 0.889	0-1 SF8 3-H		2-2 G6-3	1-3 K 1-2		2-2 G6-3		0-0 FC5 2-3f		4	0	0	1	0	1	3											
Don Mattingly, L (1, 3) OBP: 0.267, SLG: 0.267	0-1 G5-3		2-2 G3		1-3 K			1-0 1B G6-3 G5-3 1B	0-2 G3	5	1	1	0	0	1	1											
Jim Leyritz, R (1, 2) OBP: 0.300, SLG: 0.600			1-3 K	1-2 F7		0-0 G6-3		3-2 G6-3 1-2	0-1 HR	5	1	1	1	0	1	1											
Bernie Williams, S (1, 8) OBP: 0.462, SLG: 0.727				4-0 BB 1B BB		1-2 E6 2B WP		0-0 G5-3 2-3 1B 1B	2-2 1B 2B	4	3	2	0	1	1	0											
Tony Fernandez, S (1, 6) OBP: 0.583, SLG: 0.625				4-0 1B 1-2 BB		2-0 WP 1-3 SF8 2B		4-0 1B G5-3 1B IBB	0-0 G6-4-3 1B	2	2	1	0	2	0	0											
Dion James, L (9, PH) OBP: 1.000, SLG: 1.000										1	0	1	0	0	0	0											
Kevin Elster, R (9, 6)										0	0	0	0	0	0	0											
Pat Kelly, R (1, 4) OBP: 0.385, SLG: 0.333				1-3 K		4-2 SF8 1B SF7 BB		0-1 G5-3 1-2 2-3 3-H	2-1 G6-4-3 1-2f	4	1	0	1	1	2	6											
Inning Stats	R: 1 E: 0 K: 0 S: 7	H: 1 LOB: 1 BB: 1 P: 13	R: 1 E: 0 K: 2 S: 11	H: 1 LOB: 3 BB: 3 P: 28	R: 0 E: 0 K: 0 S: 12	H: 0 LOB: 0 BB: 0 P: 17	R: 3 E: 1 K: 1 S: 15	H: 2 LOB: 1 BB: 1 P: 24	R: 0 E: 0 K: 2 S: 8	H: 0 LOB: 0 BB: 0 P: 10	R: 0 E: 0 K: 1 S: 7	H: 0 LOB: 0 BB: 0 P: 13	R: 0 E: 0 K: 0 S: 6	H: 0 LOB: 0 BB: 0 P: 11	R: 4 E: 0 K: 0 S: 15	H: 4 LOB: 2 BB: 2 P: 31	R: 1 E: 0 K: 0 S: 11	H: 3 LOB: 1 BB: 0 P: 15	1B: 8 2B: 2 3B: 0 HR: 1	SF: 3 SAC: 0 DP: 1 HBP: 0	WP: 1 PB: 0 SB: 1 CS: 0	PA: 45					
PITCHER	IP	WLS	BF	H	R	ER	SO	BB	IBB	HBP	BLK	WP	HR	S	P	ERA	WHIP										
Tom Gordon, R (1, 1) ERA: 6.75	4.0	L	22	4	5	3	3	5	0	0	0	1	0	45	82	6.75	2.250										
Doug Linton, R (5, 1) ERA: 7.36	3.2		14	2	3	3	3	0	1	0	0	0	0	28	49	7.36	0.545										
Billy Brewer, L (8, 1) ERA: 13.5	0.0		3	2	1	1	0	1	0	0	0	0	0	7	15	∞	∞										
Dilson Torres, R (8, 1) ERA: 6.75	1.1		6	3	1	1	0	0	0	0	0	0	1	12	16	6.75	2.250										

New York Yankees @ Kansas City Royals
 Kauffman Stadium, Kansas City, MO
 Sat Apr 29 1995, 3:33 AM CDT
 Att. 14,321 - Cloudy - 53 F

AB	35
R	10
H	11
RBI	9
BB	7
SO	6
LOB	16



Batter	1	2	3	4	5	6	7	8	9	AB	R	H	RBI	BB	SO	LOB
Jon Nunnally, L OBP: 0.500, SLG: 1.250 (1, 9) BB C X (8, 7)	3-1 HR		1-1 F8			1-2 F8		3-2 FC6-4 1B		4	1	2	1	0	0	0
Tom Goodwin, L OBP: 0.455, SLG: 0.444 (1, 8) B M S X	1-2 BB 1B		4-2 CS BB			3-2 G3		2-1 FC6-4 1B 1-2f		3	0	1	0	1	0	1
Wally Joyner, L OBP: 0.417, SLG: 0.455 (1, 3) 1 SAFE B 1 C SAFE 1 P SAFE 1 SAFE	4-1 BB G3-6-3 1-2		0-1 CS 1-2		1-2 F7		0-1 F8	0-0 1B		3	0	1	0	1	0	0
Bob Hamelin, L OBP: 0.200, SLG: 0.222 Joe Vitiello, R (7, PH) Keith Miller, R (8, PH) OBP: 0.333, SLG: 0.333	1-0 G3-6-3 1-2f		1-2 F7		1-2 F7		2-3 K	1-3 SAFE K		2	0	0	0	0	0	1
Gary Gaetti, R OBP: 0.333, SLG: 0.364 (1, 5)		3-3 K		0-0 G5-3			0-0 WP 2B 1B		4-2 G4-3 BB	3	1	1	0	1	1	0
Greg Gagne, R OBP: 0.545, SLG: 0.700 (1, 6)		0-1 P4			1-2 G6-3		2-0 1B 2B		2-2 G4-3 1-2	4	1	1	1	0	0	1
Michael Tucker, L OBP: 0.250, SLG: 0.250 Phil Hiatt, R (7, PH) OBP: 0.250, SLG: 0.250 (8, 9)		1-0 1B			1-3 K		1-1 1B		3-3 K	2	0	1	0	0	1	0
Brent Mayne, L Felix Jose, S Pat Borders, R OBP: 0.250, SLG: 0.250 (8, 2)		1-0 F8			2-3 K		2-0 F8		1-3 K	2	0	0	0	0	1	1
Jose Lind, R OBP: 0.200, SLG: 0.222 (1, 4)			1-2 G1-6-3				2-2 F7		0-1 G4-3	3	0	0	0	0	0	0

Inning Stats	R: 1	H: 2	E: 0	K: 0	S: 8	H: 0	LOB: 0	BB: 1	P: 16	R: 0	H: 1	E: 0	K: 1	S: 9	H: 0	LOB: 1	BB: 0	P: 14	R: 0	H: 0	E: 0	K: 0	S: 8	H: 0	LOB: 0	BB: 1	P: 14	R: 0	H: 0	E: 0	K: 0	S: 7	R: 0	H: 0	E: 0	K: 2	S: 9	H: 0	LOB: 0	BB: 0	P: 13	R: 2	H: 3	E: 0	K: 1	S: 10	H: 2	LOB: 2	BB: 0	P: 24	R: 0	H: 0	E: 0	K: 2	S: 12	H: 0	LOB: 1	BB: 1	P: 22	1B: 6	SF: 0	2B: 1	SAC: 0	3B: 0	DP: 1	HR: 1	HBP: 0	WP: 1	PA: 36
--------------	------	------	------	------	------	------	--------	-------	-------	------	------	------	------	------	------	--------	-------	-------	------	------	------	------	------	------	--------	-------	-------	------	------	------	------	------	------	------	------	------	------	------	--------	-------	-------	------	------	------	------	-------	------	--------	-------	-------	------	------	------	------	-------	------	--------	-------	-------	-------	-------	-------	--------	-------	-------	-------	--------	-------	--------

PITCHER	IP	WLS	BF	H	R	ER	SO	BB	IBB	HBP	BLK	WP	HR	S	P	ERA	WHIP
Melido Perez, R ERA: 1.5	(1, 1)	6.0	20	3	1	1	3	2	0	0	0	0	1	52	83	1.50	0.833
Andy Pettitte, L ERA: 27.0	(7, 1)	0.2	5	3	2	2	1	0	0	0	0	1	0	9	14	27.00	4.500
Bob Wickman, R ERA: 8.1	(7, 1)	1.1	6	2	0	0	1	0	0	0	0	0	0	19	27	0.00	1.500
Joe Ausanio, R ERA:	(9, 1)	1.0	4	0	0	0	2	1	0	0	0	0	0	12	22	0.00	1.000

BOTTOM

New York Yankees @ Kansas City Royals
Kauffman Stadium, Kansas City, MO

livebaseballscores.com

AB	32
R	3
H	8
RBI	3
BB	3
SO	7
LOB	9



PITCHER	IP	WLS	BF	H	R	ER	SO	BB	IBB	HBP	BLK	WP	HR	S	P	ERA	WHIP
Melido Perez, R ERA: 1.5	(1, 1)	6.0	20	3	1	1	3	2	0	0	0	0	1	52	83	1.50	0.833
Andy Pettitte, L ERA: 27.0	(7, 1)	0.2	5	3	2	2	1	0	0	0	0	1	0	9	14	27.00	4.500
Bob Wickman, R ERA: 8.1	(7, 1)	1.1	6	2	0	0	1	0	0	0	0	0	0	19	27	0.00	1.500
Joe Ausanio, R ERA:	(9, 1)	1.0	4	0	0	0	2	1	0	0	0	0	0	12	22	0.00	1.000

Sat Apr 29 1995, 3:33 AM CDT
Att: 14,321 - Cloudy - 53 F

Batter	1	2	3	4	5	6	7	8	9	AB R H RBI BB SO LOB	TOP											
Luis Polonia, L (1, 7) OBP: 0.357, SLG: 0.308	0-3 K		1-3 K		0-0 F8		2-3 K		2-0 G4-3	5 0 0 0 0 3 4												
Wade Boggs, L (1, 5) OBP: 0.474, SLG: 0.462	2-1 L5		4-2 1B BB		0-1 1-3 2-H 1B		4-1 1-2 BB			2 0 1 1 2 0 0												
Paul O'Neill, L (1, 9) OBP: 0.368, SLG: 0.357	3-2 2B		1-1 1-2 2-H 1B		1-2 SF8		3-2 G1-3			3 0 2 2 0 0 2												
Danny Tartabull, R (1, 10) OBP: 0.474, SLG: 0.615	3-3 K		0-3 K		0-3 K			0-1 G1-3		4 0 0 0 0 3 4												
Don Mattingly, L (1, 3) OBP: 0.263, SLG: 0.263		1-1 F9		3-2 G6-3		0-2 F8		1-1 L6-4 HBP 1B		4 0 1 0 0 0 0												
Mike Stanley, R (1, 2) OBP: 0.231, SLG: 0.167		2-1 G5-3		0-3 K		1-3 K		1-2 HBP		3 0 0 0 0 2 0												
Jim Leyritz, R (8, PR) OBP: 0.300, SLG: 0.600								1-2 HBP		0 0 0 0 0 0 0												
Bernie Williams, S (1, 8) OBP: 0.353, SLG: 0.533		3-3 K		2-2 F7		0-0 G3		0-0 L6-4		4 0 0 0 0 1 2												
Tony Fernandez, S (1, 6) OBP: 0.438, SLG: 0.417			1-0 F9		3-2 E6 1B		0-0 P6		1-1 B4	4 1 0 0 0 0 0												
Randy Velarde, R (1, 4) Dion James, L (9, PH) OBP: 0.500, SLG: 0.500			4-1 BB 1B BB		4-1 1B SF8 BB		4-2 BB BB		3-1 L7	0 2 0 0 3 0 0 1 0 0 0 0 0 0												
Inning Stats	R: 0 E: 0 K: 2 S: 12	H: 1 LOB: 1 BB: 0 P: 20	R: 0 E: 0 K: 1 S: 7	H: 0 LOB: 0 BB: 0 P: 13	R: 1 E: 0 K: 2 S: 12	H: 1 LOB: 2 BB: 2 P: 23	R: 0 E: 0 K: 1 S: 11	H: 0 LOB: 0 BB: 0 P: 16	R: 2 E: 1 K: 1 S: 15	H: 1 LOB: 1 BB: 1 P: 23	R: 0 E: 0 K: 1 S: 7	H: 0 LOB: 0 BB: 0 P: 8	R: 0 E: 0 K: 1 S: 10	H: 0 LOB: 2 BB: 2 P: 23	R: 0 E: 0 K: 0 S: 8	H: 1 LOB: 1 BB: 0 P: 10	R: 0 E: 0 K: 0 S: 5	H: 0 LOB: 0 BB: 0 P: 11	1B: 3 2B: 2 3B: 0 HR: 0	SF: 1 SAC: 0 DP: 1 HBP: 1	WP: 0 PB: 0 SB: 0 CS: 0	PA: 37
PITCHER	IP WLS BF H R ER SO BB IBB HBP BLK WP HR S P ERA WHIP																					
Kevin Appier, R (1, 1) ERA: 0.71	6.0 W 25 3 3 1 8 3 0 0 0 0 0 64 103 1.50 1.000																					
Hipolito Pichardo, R (7, 1) ERA: 6.75	2.0 9 1 0 0 1 2 0 1 0 0 0 18 33 0.00 1.500																					
Jeff Montgomery, R (9, 1) ERA:	1.0 3 0 0 0 0 0 0 0 0 0 0 5 11 0.00 0.000																					

New York Yankees @ Kansas City Royals
Kauffman Stadium, Kansas City, MO
 Sun Apr 30 1995, 3:33 AM CDT
 Att. 14,028 - Overcast - 52 F

AB	30
R	3
H	4
RBI	3
BB	5
SO	9
LOB	12



Batter	1	2	3	4	5	6	7	8	9	AB	R	H	RBI	BB	SO	LOB
Jon Nunnally, L OBP: 0.556, SLG: 0.875 (1, 9)	1-3 		2-0 1B 	2-2 CS 1B 	1-1 L8 		4-1 1-2 BB 			4	1	2	0	1	1	1
Tom Goodwin, L OBP: 0.438, SLG: 0.385 (1, 8)	4-1 E S BB 		1-0 1B 1B 	2-2 L8 		2-1 F8 	2-2 F8 			4	1	1	0	1	0	3
Wally Joyner, L OBP: 0.529, SLG: 0.571 (1, 3)	1 SAFE 1 SAFE 1 SAFE 1 SAFE BB 1-3 BB 	4-2 B BB 1-3 BB 	2-0 1B 1B 3-H 	1-1 CS 1-2 	0-3 K 2B 	1-0 F7 E 2B 		4-2 BB BB BB 		3	2	2	1	2	1	0
Bob Hamelin, L OBP: 0.400, SLG: 0.273 (1, 10)	4-1 G6-4-3 1-2 BB 		4-0 1B 2B BB 1-2 		0-2 HR 1B 	1-1 F7 2-3 		4-0 BB 1-2 BB 		2	2	1	0	3	0	1
Gary Gaetti, R OBP: 0.353, SLG: 0.563 (1, 5)	3-2 G6-4-3 1-2f 		1-2 2B 1B 1-3 2-H 3-H 		1-1 HR 1-H 	2-2 E3 		1-3 K 		5	1	2	4	0	1	5
Greg Gagne, R OBP: 0.500, SLG: 0.667 (1, 6)		2-1 L4 1 SAFE 1-3 3-H 	2-0 2B 		0-2 1B S 1B 	2-0 P4 		0-0 P4 		5	1	2	1	0	0	3
Michael Tucker, L OBP: 0.385, SLG: 0.273 (1, 7)		2-1 F7 	4-0 G1-6-3 IBB 		3-1 E S 2B 1B 1-3 		2-3 K 	4-0 FC6-4 1-2 2-3 BB 		3	1	1	0	2	1	0
Joe Randa, R (1, 4)		3-3 K 	1-0 G1-6-3 1-2f 		3-3 K 1-3 3-H 		2-3 K 	0-0 FC6-4 1-2f 		3	0	0	0	0	2	4
Jose Lind, R (6, 4)										2	0	0	0	0	1	3
Brent Mayne, L (1, 2)			2-0 G6-3 	1-1 L4 	1-1 		4-1 WP BB 			3	0	1	1	1	0	0

Inning Stats	R: 0	H: 0	E: 0	K: 1	S: 10	LOB: 2	BB: 3	P: 26	R: 0	H: 0	E: 0	K: 1	S: 7	LOB: 0	BB: 0	P: 14	R: 4	H: 5	E: 0	K: 0	S: 9	LOB: 2	BB: 2	P: 28	R: 0	H: 1	E: 0	K: 0	S: 9	LOB: 0	BB: 0	P: 15	R: 4	H: 5	E: 1	K: 2	S: 23	LOB: 1	BB: 0	P: 32	R: 1	H: 1	E: 1	K: 0	S: 9	LOB: 1	BB: 0	P: 17	R: 0	H: 0	E: 0	K: 2	S: 13	LOB: 2	BB: 2	P: 27	R: 0	H: 0	E: 0	K: 1	S: 7	LOB: 3	BB: 3	P: 20
--------------	------	------	------	------	-------	--------	-------	-------	------	------	------	------	------	--------	-------	-------	------	------	------	------	------	--------	-------	-------	------	------	------	------	------	--------	-------	-------	------	------	------	------	-------	--------	-------	-------	------	------	------	------	------	--------	-------	-------	------	------	------	------	-------	--------	-------	-------	------	------	------	------	------	--------	-------	-------

PITCHER	IP	WLS	BF	H	R	ER	SO	BB	IBB	HBP	BLK	WP	HR	S	P	ERA	WHIP
Scott Kamieniecki, R (1, 1)	4.1	L	22	7	5	5	3	4	1	0	0	0	0	42	90	10.38	2.538
Scott Bankhead, R (5, 1)	0.1		5	4	3	3	1	0	0	0	0	0	1	14	22	81.00	12.000
Andy Pettitte, L (5, 1)	1.0		4	1	1	0	0	0	0	0	0	0	0	7	12	0.00	1.000
Brian Boehringer, R (6, 1)	1.1		7	0	0	0	2	2	0	0	0	1	0	17	35	0.00	1.500
Jeff Patterson, R (8, 1)	1.0		6	0	0	0	1	3	0	0	0	0	0	7	20	0.00	3.000

BOTTOM

New York Yankees @ Kansas City Royals
Kauffman Stadium, Kansas City, MO

Sun Apr 30 1995, 3:33 AM CDT
Att. 14,028 - Overcast - 52 F

livebaseballscorecards.com

AB	34
R	9
H	12
RBI	7
BB	10
SO	7
LOB	20

WP: 1 **PA: 45**
PB: 0
SB: 3
CS: 1



Batter	1	2	3	4	5	6	7	8	9	AB R H RBI BB SO LOB	TOP											
Luis Alicea, S (1, 4) OBP: 0.250, SLG: 0.182	0-0 L8		0-3 K		1-1 G6-3			0-1 SH5-3 1B		4 0 1 0 0 1 1												
John Valentin, R (1, 6) OBP: 0.565, SLG: 0.684	1-1 G6-4-3 1B		0-0 P4		1-1 G6-3			0-0 SH5-3 1-2		3 0 1 0 0 0 1												
Jose Canseco, R (1, 10) OBP: 0.478, SLG: 0.500	1-2 G6-4-3 1-2f			3-1 F7		3-1 G3-6-1 1B		4-2 BB		3 0 1 0 1 0 1												
Mo Vaughn, L (1, 3) OBP: 0.261, SLG: 0.381		0-0 F8		3-3 K		0-1 G3-6-1 1-2f		0-0 F8		4 0 0 0 0 1 3												
Mark Whiten, S (1, 9) OBP: 0.368, SLG: 0.250		1-0 1B		0-0 1B HR 1B		0-0 G5-3		1-2 G1-3		4 1 2 0 0 0 2												
Mike Greenwell, L (1, 7) OBP: 0.500, SLG: 0.500		1-1 F8		2-1 1-3 HR 1B			0-1 F7		1-2 G6-3	4 1 1 0 0 0 1												
Mike Macfarlane, R (1, 2) OBP: 0.444, SLG: 0.571		2-3 K		1-0 1-3 1-H 3-H HR			1-3 K		0-0 L7	4 1 1 3 0 2 1												
Tim Lincecum, R (1, 5) OBP: 0.429, SLG: 0.421			1-1 G5-3		1-3 K		2-1 1B		2-2 L9	4 0 1 0 0 1 0												
Lee Tinsley, S (1, 8) OBP: 0.500, SLG: 0.632			1-0 1B		0-3 K		0-0 L1			3 0 1 0 0 1 1												
Inning Stats	R: 0 E: 0 K: 0 S: 6	H: 1 LOB: 0 BB: 0 P: 8	R: 0 E: 0 K: 1 S: 7	H: 1 LOB: 1 BB: 0 P: 11	R: 0 E: 0 K: 1 S: 7	H: 1 LOB: 1 BB: 0 P: 9	R: 3 E: 0 K: 2 S: 14	H: 3 LOB: 0 BB: 0 P: 24	R: 0 E: 0 K: 1 S: 7	H: 0 LOB: 0 BB: 0 P: 9	R: 0 E: 0 K: 0 S: 5	H: 1 LOB: 0 BB: 0 P: 8	R: 0 E: 0 K: 1 S: 8	H: 1 LOB: 1 BB: 0 P: 11	R: 0 E: 0 K: 0 S: 9	H: 1 LOB: 2 BB: 1 P: 14	R: 0 E: 0 K: 0 S: 8	H: 0 LOB: 0 BB: 0 P: 11	1B: 8 2B: 0 3B: 0 HR: 1	SF: 0 SAC: 1 DP: 2 HBP: 0	WP: 0 PB: 0 SB: 0 CS: 0	PA: 35
PITCHER	IP WLS BF H R ER SO BB IBB HBP BLK WP HR S P ERA WHIP																					
Jimmy Key, L (1, 1) ERA: 4.5	7.0		27	8	3	3	6	0	0	0	0	0	1	54	80	3.86	1.143					
Bob Wickman, R (8, 1) ERA: 7.36	0.1		3	1	0	0	0	1	0	0	0	0	0	5	9	0.00	6.000					
Steve Howe, L (8, 1) ERA:	1.0	W	3	0	0	0	0	0	0	0	0	0	0	8	10	0.00	0.000					
John Wetteland, R (9, 1) ERA:	0.2	S	2	0	0	0	0	0	0	0	0	0	0	4	6	0.00	0.000					

Boston Red Sox @ New York Yankees
Yankee Stadium, Bronx, NY
 Mon May 01 1995, 7:05 PM EDT
 Att. 17,412 - Unknown - 60 F

livebaseballscorecards.com

AB 33
R 3
H 9
RBI 3
BB 1
SO 6
LOB 11



Batter	1	2	3	4	5	6	7	8	9	AB	R	H	RBI	BB	SO	LOB
Luis Polonia, L OBP: 0.278, SLG: 0.235 (1, 7)	1-0 L7	0-0 L8		1-3 K		1-1 G6-3				4	0	0	0	0	1	3
Wade Boggs, L OBP: 0.391, SLG: 0.353 (1, 5)	3-2 G4-3		3-2 L9	3-2 G4-3			1-2 P6			4	0	0	0	0	0	2
Paul O'Neill, L OBP: 0.435, SLG: 0.667 (1, 9)	1-0 HR		3-2 E		1-0 SF7		2-2 P4			4	3	3	1	0	0	0
Danny Tartabull, R OBP: 0.478, SLG: 0.588 (1, 10)	3-2 1B		1-3 K		0-1 SF7		1-1 L5			4	0	2	0	0	1	1
Don Mattingly, L OBP: 0.304, SLG: 0.364 (1, 3)	0-2 1B		0-1 E6		1-0 SF7			0-0 2B		3	1	2	1	0	0	0
Jim Leyritz, R OBP: 0.286, SLG: 0.571 (1, 2)	0-0 G4-3		1-0 L6		2-2 K			1-0 1B		4	1	1	1	0	1	4
Bernie Williams, S OBP: 0.333, SLG: 0.474 (1, 8)		0-1 F9		0-1 L8		0-0 G4-3		0-0 1B		4	0	1	1	0	0	1
Tony Fernandez, S OBP: 0.450, SLG: 0.400 (1, 6)		3-2 G5-3		4-1 1B		1-0 F8		0-0 G4-6-3		3	0	1	0	1	0	1
Pat Kelly, R OBP: 0.353, SLG: 0.313 (1, 4)		3-2 G5-3		1-1 1B		3-3 K		3-3 K		4	0	1	0	0	2	1

Inning Stats	R: 1	H: 3	E: 0	K: 0	S: 15	LOB: 2	BB: 0	P: 23	R: 0	H: 1	E: 0	K: 0	S: 10	LOB: 1	BB: 0	P: 16	R: 1	H: 1	E: 1	K: 1	S: 13	LOB: 1	BB: 0	P: 21	R: 0	H: 1	E: 0	K: 1	S: 11	LOB: 2	BB: 1	P: 20	R: 1	H: 2	E: 0	K: 1	S: 8	LOB: 1	BB: 0	P: 12	R: 0	H: 0	E: 0	K: 1	S: 6	LOB: 0	BB: 0	P: 11	R: 0	H: 0	E: 0	K: 0	S: 10	LOB: 0	BB: 0	P: 14	R: 2	H: 3	E: 0	K: 1	S: 8	LOB: 0	BB: 0	P: 12	R: 1	H: 3	E: 0	K: 1	S: 8	LOB: 0	BB: 0	P: 12
1B: 7	SF: 1	2B: 3	SAC: 0	3B: 0	DP: 1	HR: 1	HBP: 0	WP: 0	PA: 36	PB: 0	SB: 0	CS: 0																																																												


PITCHER	IP	WLS	BF	H	R	ER	SO	BB	IBB	HBP	BLK	WP	HR	S	P	ERA	WHIP
Aaron Sele, R ERA: 1.8 (1, 1)	5.0		25	8	3	2	3	1	0	0	0	0	1	57	92	3.60	1.800
Joel Johnston, R ERA: (6, 1)	1.0		3	0	0	0	1	0	0	0	0	0	0	6	11	0.00	0.000
Derek Lilliquist, L ERA: 3.38 (7, 1)	1.0	L	4	1	1	1	0	0	0	0	0	0	0	11	15	9.00	1.000
Jeff Pierce, R ERA: 1.93 (8, 1)	1.0		4	2	1	1	1	0	0	0	0	0	0	7	11	9.00	2.000

BOTTOM


Boston Red Sox @ New York Yankees
Yankee Stadium, Bronx, NY

Mon May 01 1995, 7:05 PM EDT
Att: 17,412 - Unknown - 60 F

AB	34
R	5
H	11
RBI	4
BB	1
SO	5
LOB	13



WP	HR	S	P	ERA	WHIP
0	0	0	0	0	0

Batter	1	2	3	4	5	6	7	8	9	AB R H RBI BB SO LOB	TOP	
Luis Alicea, S (1, 4) OBP: 0.276, SLG: 0.160	2-2 G1-3		4-0 HR BB	4-0 HR BB		0-0 F8		3-3 K		3 2 0 0 2 1 0		
John Valentin, R (1, 6) OBP: 0.571, SLG: 0.773	2-2 L7		1-0 HR BB	2-0 HR HBP		4-1 18 WP BB		1-0 F8		3 2 1 4 1 0 0		
Mo Vaughn, L (1, 3) OBP: 0.250, SLG: 0.462	2-1 G4-3		2-0 G4-3	0-0 HR		2-3 K		0-3 K		5 1 1 4 0 2 1		
Jose Canseco, R (1, 10) OBP: 0.500, SLG: 0.529 Wes Chamberlain, R (2, PR) 18 Reggie Jefferson, S (6, PH)		3-1 1B	3-2 L1-3	2-2 G4-3		1-0 F7		1-0 G5-3		1 0 1 0 0 0 0 2 0 0 0 0 0 0 2 0 0 0 0 0 1		
Mark Whiten, S (1, 9) OBP: 0.348, SLG: 0.250	1 SAFE G5-3	3-1 1B	0-1 1B	1-0 G6-3		3-2 F7				4 0 1 0 0 0 1		
Mike Greenwell, L (1, 7) OBP: 0.462, SLG: 0.458	1-0 P6	1 SAFE 1 SAFE 1B	1-0 BB 1B	1-0 G3-1		2-1 F8				4 0 1 0 0 0 1		
Mike Macfarlane, R (1, 2) OBP: 0.409, SLG: 0.471	3-2 P4		4-1 1B		1-2 G5-3		2-2 K			3 0 0 0 1 1 1	AB 35 R 8 H 8 RBI 8 BB 4 SO 8 LOB 8	
Tim Lincecum, R (1, 5) OBP: 0.400, SLG: 0.391			1-2 HR 1B		1-3 K		2-3 K			4 1 1 0 0 2 3		
Lee Tinsley, S (1, 8) OBP: 0.500, SLG: 0.652			2-1 HR 1B	2-1 HBP HR 2B		3-3 K		0-3 K		4 2 2 0 0 2 0		
Inning Stats	R: 0 E: 0 K: 0 S: 8 H: 0 LOB: 0 BB: 0 P: 14	R: 0 E: 0 K: 0 S: 9 H: 1 LOB: 1 BB: 0 P: 19	R: 4 E: 0 K: 0 S: 17 H: 5 LOB: 3 BB: 2 P: 37	R: 4 E: 0 K: 0 S: 8 H: 2 LOB: 0 BB: 1 P: 20	R: 0 E: 0 K: 2 S: 10 H: 0 LOB: 0 BB: 0 P: 15	R: 0 E: 0 K: 1 S: 6 H: 0 LOB: 1 BB: 1 P: 13	R: 0 E: 0 K: 1 S: 9 H: 0 LOB: 0 BB: 0 P: 16	R: 0 E: 0 K: 3 S: 11 H: 0 LOB: 0 BB: 0 P: 16	R: 0 E: 0 K: 1 S: 5 H: 0 LOB: 0 BB: 0 P: 7	1B: 5 2B: 1 3B: 0 HR: 2 SF: 0 SAC: 0 DP: 0 HBP: 1	WP: 1 PB: 0 SB: 1 CS: 0 PA: 40	
PITCHER	IP WLS BF H R ER SO BB IBB HBP BLK WP HR S P ERA WHIP											
Sterling Hitchcock, L (1, 1) ERA: 13.5	2.2 L 16 6 4 4 0 2 0 0 0 0 1 32 68 13.50 3.000											
Brian Boehringer, R (3, 1) ERA: 7.71	3.1 15 2 4 4 3 2 0 1 0 1 1 26 50 10.80 1.200											
Joe Ausanio, R (7, 1) ERA:	2.0 6 0 0 0 4 0 0 0 0 0 0 20 32 0.00 0.000											
Jeff Patterson, R (9, 1) ERA:	1.0 3 0 0 0 1 0 0 0 0 0 0 5 7 0.00 0.000											

Boston Red Sox @ New York Yankees
Yankee Stadium, Bronx, NY
 Tue May 02 1995, 7:05 PM EDT
 Att. 13,694 - Unknown - 48 F

livebaseballscorecards.com

Batter	1	2	3	4	5	6	7	8	9	10	11	12	13	AB R H RBI BB SO LOB
Luis Alicea, S OBP: 0.294, SLG: 0.172 (1, 4)	3-1 BB S 1B		4-2 S HR BB		0-2 L3			1-0 F7		1-3 K		0-0 SH5-3 1-2		4 1 1 0 1 1 2
John Valentin, R OBP: 0.529, SLG: 0.778 (1, 6)	3-3 SAFE SAFE SAFE SAFE 1-2 K		3-2 SAFE SAFE SAFE SAFE 1-H HR		0-2 K			0-2 G6-3		1-1 P6 2-3		4-1 G4-6-3 BB		5 1 1 2 1 2 3
Mo Vaughn, L OBP: 0.294, SLG: 0.414 (1, 3)	4-1 BB 2-3 BB		4-1 S BB		0-0 G4-3			1-0 G4-3		4-0 IBB		1-0 G4-6-3 1-2f		3 0 0 0 3 0 3
Mark Whiten, S OBP: 0.276, SLG: 0.192 (1, 9)	3-2 G1-3		2-3 K 1-2		2-0 G3-1			1-1 G6-3		2-1 F8		0-0 L7		6 0 0 0 0 1 4
Mike Greenwell, L OBP: 0.375, SLG: 0.367 (1, 7)		0-2 G5-3		3-2 G4-3		0-1 G4-3		0-0 G6-3			3-3 K		1-0 G4-3	6 0 0 0 0 1 0
Mike Macfarlane, R OBP: 0.385, SLG: 0.429 (1, 2)		0-1 F4		0-3 K		3-2 P4		1-1 1B 1B			3-3 K		3-1 P2	4 0 1 0 0 1 0 0 0 0 0 0 0 0 2 0 0 0 0 1 0
Terry Shumpert, R (9, PR)														
Rich Rowland, R (9, 2)														
18 Reggie Jefferson, S (1, 10)		1-1 G4-3		2-1 G4-3		3-1 G1-3		1-1 SAFE 1B 1B		0-0 1B 1B		0-0 1B 1B		3 0 0 0 0 0 0 1 0 1 0 0 0 0 1 0 1 0 0 0 0
Wes Chamberlain, R (9, PH)														
Troy O'Leary, L (11, PH)														
Tim Lincecum, R (1, 5)			2-2 F9		0-1 2B 2B		2-0 F7		2-3 K		0-2 SAFE SAFE SAFE SAFE G1-3			5 1 1 0 0 1 3
Lee Tinsley, S (1, 8)			2-3 K		2-0 2B 2B		0-1 F8			1-1 S 2B		4-2 SH5-3 BB		4 0 2 1 1 1 0

AB	44
R	3
H	8
RBI	3
BB	6
SO	9
LOB	15



WP	0	PA	51
PB	0		
SB	4		
CS	0		

1B	4	SF	0
2B	3	SAC	1
3B	0	DP	1
HR	1	HBP	0

R: 0	H: 1	R: 0	H: 0	R: 2	H: 1	R: 0	H: 0	R: 1	H: 2	R: 0	H: 0	R: 0	H: 0	R: 0	H: 0	R: 0	H: 1	R: 0	H: 1	R: 0	H: 0	R: 0	H: 0	R: 0	H: 0	R: 0	H: 0
E: 0	LOB: 1	E: 0	LOB: 0	E: 0	LOB: 1	E: 0	LOB: 0	E: 0	LOB: 0	E: 0	LOB: 0	E: 0	LOB: 0	E: 0	LOB: 0	E: 0	LOB: 2	E: 0	LOB: 1	E: 0	LOB: 1	E: 0	LOB: 2	E: 0	LOB: 2	E: 0	LOB: 1
K: 1	BB: 1	K: 0	BB: 0	K: 2	BB: 2	K: 0	BB: 0	K: 1	BB: 0	K: 0	BB: 0	K: 1	BB: 1	K: 0	BB: 0	K: 1	BB: 0	K: 1	BB: 1	K: 2	BB: 0	K: 1	BB: 1	K: 0	BB: 2	K: 0	BB: 0
S: 9	P: 22	S: 7	P: 8	S: 15	P: 32	S: 9	P: 14	S: 10	P: 12	S: 6	P: 11	S: 5	P: 10	S: 5	P: 7	S: 10	P: 15	S: 10	P: 19	S: 12	P: 18	S: 6	P: 15	S: 4	P: 8	S: 4	P: 8

PITCHER	IP	WLS	BF	H	R	ER	SO	BB	IBB	HBP	BLK	WP	HR	S	P	ERA	WHIP
Jack McDowell, R (1, 1)	8.0		30	4	3	3	5	3	0	0	0	0	1	66	116	3.38	0.875
Steve Howe, L (9, 1)	0.2		4	2	0	0	0	0	0	0	0	0	0	7	10	0.00	3.000
John Wetteland, R (9, 1)	1.1		6	1	0	0	2	0	1	0	0	0	0	13	24	0.00	0.750
Bob Wickman, R (11, 1)	3.0	W	11	1	0	0	2	2	0	0	0	0	0	22	41	0.00	1.000

Boston Red Sox @ New York Yankees
 Yankee Stadium, Bronx, NY
 Wed May 03 1995, 7:05 PM EDT
 Att. 19,990 - Unknown - 70 F

livebaseballscorecards.com

Batter	1	2	3	4	5	6	7	8	9	10	11	12	13	AB R H RBI BB SO LOB
Wade Boggs, L (1, 5) OBP: 0.379, SLG: 0.348	1-2 G6-3		1-2 1B 2B 1B		2-2 G6-3		0-1 F8			2-1 1B G1-2-3 1B		0-2 G3		6 1 2 0 0 0 1
Jim Leyritz, R (1, 2) OBP: 0.292, SLG: 0.458	3-1 G6-3		1-0 2B 1B		1-3 K			3-2 1B 1B		0-1 1B IBB 1B		0-0 F8		6 1 3 0 0 1 0
Paul O'Neill, L (1, 7) (11, 9) OBP: 0.483, SLG: 0.682	2-3 K		1-1 2B			2-2 G4-3		1-0 1B L3 1B		4-0 1B IBB		4-0 CS BB		4 0 2 2 2 1 0
Danny Tartabull, R (1, 9) OBP: 0.419, SLG: 0.480		0-0 G4-6-3 1B	3-1 P9			0-0 2B 1B		3-2 F8		0-1 G1-2-3		2-2 CS	1-1 BB FC 2B	5 1 2 0 0 0 6 1 0 1 0 0 0 0 0 1 0 0 0 0 0
Randy Velarde, R (11, 4) OBP: 0.714, SLG: 0.750														
Gerald Williams, R (13, PR) OBP: 0.500, SLG: 1.500														
Don Mattingly, L (1, 3) OBP: 0.313, SLG: 0.367		1-1 G4-6-3 1-2r		1-2 L7		2-1 CS 2B		2-2 L3			3-2 E 1B		4-0 FC BB IBB	5 0 2 1 1 0 3
Mike Stanley, R (1, 10) OBP: 0.227, SLG: 0.150		2-2 FC4-6 1B		3-2 E5 1B		1-3 K 2-3			1-0 F8		1-2 F7		4-0 FC BB	5 0 1 0 1 1 2
Bernie Williams, S (1, 8) OBP: 0.290, SLG: 0.393		1-1 FC4-6 1-2r		2-0 G5-4-3 1B			1-1 P5		1-1 G6-3		1-0 P5		1-2 FC BB	6 0 1 1 0 0 4
Tony Fernandez, S (1, 6) OBP: 0.393, SLG: 0.318			0-1 G3	2-2 G5-4-3 1-2r			2-0 G3		2-1 L5		1-0 E2 1B			5 0 1 0 0 0 2
Pat Kelly, R (1, 4) OBP: 0.348, SLG: 0.286			2-1 L7		0-0 G6-3		1-1 1B			3-3 K	0-1 F7			3 0 1 0 0 0 0 2 0 0 0 0 1 2
Luis Polonia, L (10, PH) (11, 7) OBP: 0.238, SLG: 0.200														


Inning Stats	R: 0	H: 0	E: 0	K: 1	S: 10	LOB: 0	BB: 0	P: 16	R: 0	H: 2	E: 0	K: 0	S: 8	LOB: 1	BB: 0	P: 12	R: 2	H: 3	E: 0	K: 0	S: 13	LOB: 1	BB: 1	P: 21	R: 0	H: 1	E: 1	K: 0	S: 10	LOB: 1	BB: 0	P: 18	R: 0	H: 0	E: 0	K: 1	S: 8	LOB: 0	BB: 0	P: 11	R: 1	H: 2	E: 0	K: 1	S: 9	LOB: 0	BB: 0	P: 14	R: 0	H: 1	E: 0	K: 0	S: 7	LOB: 1	BB: 0	P: 11	R: 0	H: 2	E: 0	K: 0	S: 15	LOB: 1	BB: 0	P: 24	R: 0	H: 0	E: 0	K: 0	S: 5	LOB: 0	BB: 0	P: 9	R: 0	H: 2	E: 0	K: 1	S: 9	LOB: 2	BB: 1	P: 18	R: 0	H: 2	E: 1	K: 0	S: 10	LOB: 2	BB: 2	P: 16	R: 0	H: 0	E: 0	K: 0	S: 6	LOB: 0	BB: 1	P: 12	R: 1	H: 1	E: 0	K: 0	S: 7	LOB: 3	BB: 2	P: 17	1B: 13	SF: 1	2B: 4	SAC: 0	3B: 0	DP: 4	HR: 0	HBP: 0	WP: 0	PA: 53
PITCHER	IP	WLS	BF	H	R	ER	SO	BB	IBB	HBP	BLK	WP	HR	S	P	ERA	WHIP																			PITCHER	IP	WLS	BF	H	R	ER	SO	BB	IBB	HBP	BLK	WP	HR	S	P	ERA	WHIP																																																													
Rheal Cormier, L ERA: 4.35	(1, 1)	5.1	23	8	3	3	2	0	0	0	0	0	0	55	88	5.06	1.500																			Mike Hartley, R ERA: 7.2	(13, 1)	0.1	1	0	0	0	0	0	0	0	0	0	0	0	5	6	0.00	0.000																																																												
Alejandro Pena, R ERA: 6.0	(6, 1)	2.0	8	3	0	0	1	0	0	0	0	0	0	19	31	0.00	1.500																																																																																																	
Derek Lilliquist, L ERA: 2.7	(8, 1)	0.2	1	0	0	0	0	0	0	0	0	0	0	6	8	0.00	0.000																																																																																																	
Ken Ryan, R ERA: 2.7	(9, 1)	2.0	8	2	0	0	1	0	1	0	0	0	0	14	27	0.00	1.000																																																																																																	
Jeff Pierce, R ERA: 2.7	(11, 1)	2.0	L	11	3	1	1	0	2	1	0	0	0	18	39	4.50	2.500																																																																																																	

BOTTOM


Boston Red Sox @ New York Yankees
 Yankee Stadium, Bronx, NY

Wed May 03 1995, 7:05 PM EDT
 Att: 19,990 - Unknown - 70 F

AB	48
R	4
H	16
RBI	4
BB	4
SO	4
LOB	20



WP	PA
0	53
0	
0	
2	

Batter	1	2	3	4	5	6	7	8	9	AB R H RBI BB SO LOB	TOP																
Luis Alicea, S (1, 4) OBP: 0.289, SLG: 0.156 Troy O'Leary, L (9, PH) OBP: 0.286, SLG: 0.286	3-3 K		1-1 G5-3		4-1 G4-6-3 BB		2-0 F8		1-0 F7	3 0 0 0 1 1 2 1 0 0 0 0 0 1																	
John Valentin, R (1, 6) OBP: 0.500, SLG: 0.700	4-1 HR BB		3-1 F7		1-2 F8		1-2 FC5			3 1 0 0 1 0 3																	
Mo Vaughn, L (1, 3) OBP: 0.316, SLG: 0.500	1-1 HR		2-0 E HBP		0-0 G4-6-3 1-2f			0-1 G5-3		3 1 1 2 0 0 1																	
Mark Whiten, S (1, 9) OBP: 0.242, SLG: 0.167	3-2 G6-3		0-1 E4 1-3		1-2 K			1-0 L9		4 0 0 0 0 1 1																	
Mike Greenwell, L (1, 7) OBP: 0.417, SLG: 0.424	1-0 2B		2-0 G3-1		4-1 CS BB			3-1 1B		3 0 2 0 1 0 2																	
Mike Macfarlane, R (1, 2) OBP: 0.333, SLG: 0.360	3-2 G6-3		0-0 G5-3		2-3 K 1-2			0-0 P6		4 0 0 0 0 1 3																	
18 Reggie Jefferson, S (1, 10) OBP: 0.100, SLG: 0.100			2-1 F7		1-3 K		2-2 FC5 1B		0-0 L6	4 0 1 0 0 1 0	AB 32 R 3 H 6 RBI 3 BB 4 SO 7 LOB 15																
Tim Naehring, R (1, 5) OBP: 0.382, SLG: 0.484			0-2 P3		1-2 HR		1-3 K		4-2 BB	3 1 1 1 1 1 1																	
Lee Tinsley, S (1, 8) OBP: 0.486, SLG: 0.645			0-3 K		1-1 G4-3		1-1 FC5 1B		2-3 K	4 0 1 0 0 2 1																	
Inning Stats	R: 2 E: 0 K: 1 S: 15	H: 2 LOB: 1 BB: 1 P: 30	R: 0 E: 0 K: 1 S: 9	H: 0 LOB: 0 BB: 0 P: 11	R: 0 E: 1 K: 0 S: 7	H: 0 LOB: 2 BB: 0 P: 15	R: 1 E: 0 K: 1 S: 9	H: 1 LOB: 0 BB: 0 P: 12	R: 0 E: 0 K: 0 S: 6	H: 0 LOB: 0 BB: 1 P: 10	R: 0 E: 0 K: 2 S: 7	H: 0 LOB: 1 BB: 1 P: 14	R: 0 E: 0 K: 1 S: 14	H: 2 LOB: 2 BB: 0 P: 21	R: 0 E: 0 K: 0 S: 6	H: 1 LOB: 1 BB: 0 P: 10	R: 0 E: 0 K: 1 S: 9	H: 0 LOB: 1 BB: 1 P: 16	1B: 3 2B: 2 3B: 0 HR: 2	SF: 0 SAC: 0 DP: 2 HBP: 1	WP: 0 PB: 0 SB: 0 CS: 1	PA: 37					
PITCHER	IP WLS BF H R ER SO BB IBB HBP BLK WP HR S P ERA WHIP																										
Melido Perez, R (1, 1) ERA: 2.77	7.0		29	5	3	3	6	3	0	1	0	0	2	67	113	3.86	1.143										
Steve Howe, L (8, 1) ERA:	0.2		3	1	0	0	0	0	0	0	0	0	0	5	9	0.00	1.500										
Joe Ausanio, R (8, 1) ERA:	0.1	W	1	0	0	0	0	0	0	0	0	0	0	1	1	0.00	0.000										
John Wetteland, R (9, 1) ERA:	1.0	S	4	0	0	0	1	1	0	0	0	0	0	9	16	0.00	1.000										

Boston Red Sox @ New York Yankees
 Yankee Stadium, Bronx, NY
 Thu May 04 1995, 7:05 PM EDT
 Att. 18,994 - Unknown - 66 F

livebaseballscorecards.com

Batter	1	2	3	4	5	6	7	8	9	AB	R	H	RBI	BB	SO	LOB
Luis Polonia, L (1, 7) OBP: 0.208, SLG: 0.174 Randy Velarde, R (7, PH) OBP: 0.625, SLG: 0.600 Gerald Williams, R (9, 7) OBP: 0.500, SLG: 1.500	1-0 F8	1-1 G3			2-0 G6-3		0-0 F9			3	0	0	0	0	0	2
Wade Boggs, L (1, 5) OBP: 0.394, SLG: 0.370	2-1 E3		3-2 G4-3 1B		0-0 1B		3-1 P6			4	2	2	0	0	0	1
Paul O'Neill, L (1, 9) OBP: 0.485, SLG: 0.769	1-3		0-0 1B		1-2 L4		1-2 HR			4	1	2	1	0	1	2
Danny Tartabull, R (1, 10) OBP: 0.400, SLG: 0.483	2-1		2-2 G4-3 1B		1-3 K		3-3 K			4	0	1	1	0	2	3
Don Mattingly, L (1, 3) OBP: 0.333, SLG: 0.471	1-1 F7		0-0 1B		2-2 F7		0-1 HR			4	1	2	2	0	0	1
Mike Stanley, R (1, 2) OBP: 0.269, SLG: 0.217		2-2 G3-1 2B	3-3 K		0-2 G1-3		4-2 G3-1 1B			3	1	1	0	1	1	2
Bernie Williams, S (1, 8) OBP: 0.257, SLG: 0.344		0-1 G3-1		2-0 G6-3		3-3 K		1-2 G3-1		4	0	0	0	0	1	2
Tony Fernandez, S (1, 6) OBP: 0.438, SLG: 0.360		3-2 HBP		1-2 G1-3		1-2 F9 SH3 1B		2-0 1B		3	0	2	1	0	0	0
Pat Kelly, R (1, 4) OBP: 0.308, SLG: 0.250		3-3 K		2-3 K		1 SAFE SH3		3-3 K		3	0	0	0	0	3	3

Inning Stats	R: 1	H: 1	E: 1	K: 1	S: 11	LOB: 1	BB: 0	P: 18	R: 0	H: 1	E: 0	K: 1	S: 12	LOB: 2	BB: 0	P: 21	R: 1	H: 3	E: 0	K: 1	S: 11	LOB: 2	BB: 0	P: 19	R: 0	H: 0	E: 0	K: 1	S: 7	LOB: 0	BB: 0	P: 12	R: 0	H: 1	E: 0	K: 1	S: 8	LOB: 1	BB: 0	P: 12	R: 0	H: 0	E: 0	K: 1	S: 10	LOB: 0	BB: 0	P: 15	R: 0	H: 1	E: 0	K: 0	S: 7	LOB: 1	BB: 0	P: 12	R: 3	H: 3	E: 0	K: 2	S: 18	LOB: 1	BB: 1	P: 32
--------------	------	------	------	------	-------	--------	-------	-------	------	------	------	------	-------	--------	-------	-------	------	------	------	------	-------	--------	-------	-------	------	------	------	------	------	--------	-------	-------	------	------	------	------	------	--------	-------	-------	------	------	------	------	-------	--------	-------	-------	------	------	------	------	------	--------	-------	-------	------	------	------	------	-------	--------	-------	-------

PITCHER	IP	WLS	BF	H	R	ER	SO	BB	IBB	HBP	BLK	WP	HR	S	P	ERA	WHIP
Erik Hanson, R (1, 1) ERA: 0.79	6.1		27	7	2	1	6	0	0	0	0	0	0	63	103	1.42	1.105
Derek Lilliquist, L (7, 1) ERA: 4.5	0.2		3	1	1	1	0	0	0	0	0	0	1	6	10	13.50	1.500
Joel Johnston, R (8, 1) ERA: 5.4	0.1	L	3	1	1	1	1	1	0	0	0	0	1	7	14	27.00	6.000
Alejandro Pena, R (8, 1) ERA: 5.4	0.2		3	1	1	1	1	0	0	0	0	0	0	8	14	13.50	1.500

BOTTOM

Boston Red Sox @ New York Yankees
Yankee Stadium, Bronx, NY

Thu May 04 1995, 7:05 PM EDT
Att: 18,994 - Unknown - 66 F

AB	33
R	5
H	10
RBI	5
BB	1
SO	8
LOB	17

livebaseballscorecards.com



WP	HR	S	P	ERA	WHIP
0	0	3	36	0	0

Milwaukee Brewers @ New York Yankees
 Yankee Stadium, Bronx, NY

Fri May 05 1995, 7:05 PM EDT
 Att. 15,395 - Unknown - 56 F



Batter	1	2	3	4	5	6	7	8	9	AB R H RBI BB SO LOB
Pat Listach, S (1, 4) OBP: 0.286, SLG: 0.324	0-0 B3		0-1 F7		2-1 1B		1-1 G6-3		0-0 F7	5 0 1 0 0 0 3
Darryl Hamilton, L (1, 8) OBP: 0.415, SLG: 0.281	1-2 G3		4-2 BB		0-1 G4-3			1-1 1B HR	2-0 P2	4 1 1 0 1 0 3
Kevin Seitzer, R (1, 5) OBP: 0.324, SLG: 0.387	3-1 G6-3		0-0 L9			2-2 F7		0-3 K	0-0 FC6-5	5 0 0 0 0 1 4
Greg Vaughn, R (1, 10) OBP: 0.317, SLG: 0.371		3-2 L8		0-1 G4-3 2B		1-1 F8		0-2 1-H HR		4 2 2 2 0 0 0
Derrick May, L (1, 7) OBP: 0.308, SLG: 0.250		1-1 G1-3		2-0 G4-3		1-0 1B		2-2 G5-3		4 0 1 0 0 0 1
John Jaha, R (1, 3) OBP: 0.370, SLG: 0.708		2-1 BB 1B		0-0 G6-3		0-1 F7		1-3 K		4 0 1 1 0 1 1
Turner Ward, S (1, 9) OBP: 0.433, SLG: 0.391		1 SAFE 4-2 1 SAFE 1-2 BB		0-1 B2			1-2 G6-3		0-0 2B 1B	3 1 1 0 1 0 0
Joe Oliver, R (1, 2) OBP: 0.400, SLG: 0.667		0-0 L7			1-3 K		1-0 G4-3 2B		2-2 FC6-5 1-H 2B	4 0 2 1 0 1 2
Jose Valentin, S (1, 6) OBP: 0.269, SLG: 0.095 B.J. Surhoff, L (9, PH) OBP: 0.308, SLG: 0.200			2-0 G3			1-3 K		0-0 G4-3	4-1 BB	3 0 0 0 0 1 1 0 0 0 0 1 0 0

Inning Stats	R: 0 E: 0 K: 0 S: 8	H: 0 LOB: 0 BB: 0 P: 12	R: 0 E: 0 K: 0 S: 10	H: 1 LOB: 2 BB: 1 P: 20	R: 0 E: 0 K: 0 S: 6	H: 0 LOB: 1 BB: 1 P: 12	R: 1 E: 0 K: 0 S: 6	H: 1 LOB: 0 BB: 0 P: 8	R: 0 E: 0 K: 2 S: 11	H: 1 LOB: 1 BB: 0 P: 15	R: 0 E: 0 K: 0 S: 8	H: 1 LOB: 1 BB: 0 P: 12	R: 0 E: 0 K: 0 S: 8	H: 1 LOB: 1 BB: 0 P: 11	R: 2 E: 0 K: 2 S: 14	H: 2 LOB: 0 BB: 0 P: 18	R: 1 E: 0 K: 0 S: 8	H: 2 LOB: 2 BB: 1 P: 16	1B: 5 2B: 3 3B: 0 HR: 1	SF: 0 SAC: 0 DP: 0 HBP: 0	WP: 0 PB: 0 SB: 0 CS: 0	PA: 39
--------------	------------------------------	----------------------------------	-------------------------------	----------------------------------	------------------------------	----------------------------------	------------------------------	---------------------------------	-------------------------------	----------------------------------	------------------------------	----------------------------------	------------------------------	----------------------------------	-------------------------------	----------------------------------	------------------------------	----------------------------------	----------------------------------	------------------------------------	----------------------------------	--------

PITCHER	IP	WLS	BF	H	R	ER	SO	BB	IBB	HBP	BLK	WP	HR	S	P	ERA	WHIP
Scott Kamieniecki, R (1, 1) ERA: 8.44	1.0		3	0	0	0	0	0	0	0	0	0	0	8	12	0.00	0.000
Scott Bankhead, R (2, 1) ERA: 8.31	4.0	W	17	3	1	1	2	2	0	0	0	0	0	33	55	2.25	1.250
Bob Wickman, R (6, 1) ERA: 4.66	3.0		13	4	2	2	2	0	0	0	0	0	1	30	41	6.00	1.333
John Wetteland, R (9, 1) ERA: 1.5	1.0	S	6	2	1	1	0	1	0	0	0	0	0	8	16	9.00	3.000

PITCHER	IP	WLS	BF	H	R	ER	SO	BB	IBB	HBP	BLK	WP	HR	S	P	ERA	WHIP
---------	----	-----	----	---	---	----	----	----	-----	-----	-----	----	----	---	---	-----	------

Batter	1	2	3	4	5	6	7	8	9	AB	R	H	RBI	BB	SO	LOB
Luis Polonia, L (1, 7) OBP: 0.200, SLG: 0.179	F7		G4-3		G6-3	SF7		L8		4	0	0	1	0	0	2
Wade Boggs, L (1, 5) OBP: 0.405, SLG: 0.387	F8		1B		FC6-4	K				4	0	2	1	0	1	1
Paul O'Neill, L (1, 9) OBP: 0.486, SLG: 0.833	HR		L9		FC6-4	1B		1B		4	1	2	1	0	0	2
Danny Tartabull, R (1, 10) OBP: 0.385, SLG: 0.438	F8		G1-3		BB	K		K		3	0	0	0	1	1	2
Don Mattingly, L (1, 3) OBP: 0.351, SLG: 0.514		2B		HR	G1-3	K		K		1	0	1	0	0	0	0
Jim Leyritz, R (3, 3) OBP: 0.296, SLG: 0.423				BB						2	1	0	0	1	1	3
Mike Stanley, R (1, 2) OBP: 0.333, SLG: 0.385		G4-6-3		HR		2B		K		3	2	2	2	1	1	1
Bernie Williams, S (1, 8) OBP: 0.256, SLG: 0.361	F7		F7		SF8	SF7		G4-3		4	1	1	0	0	0	2
Tony Fernandez, S (1, 6) OBP: 0.417, SLG: 0.345	G4-6-3		G3-1		G3-1	1B		F9		4	0	1	0	0	0	2
Pat Kelly, R (1, 4) OBP: 0.333, SLG: 0.240			1B		L8	SF8		BB		1	1	0	1	2	0	0

Inning Stats	R: 1	H: 1	R: 0	H: 1	R: 1	H: 1	R: 2	H: 1	R: 0	H: 1	R: 0	H: 1	R: 0	H: 1	R: 0	H: 0
	E: 0	LOB: 0	E: 0	LOB: 1	E: 0	LOB: 1	E: 0	LOB: 0	E: 0	LOB: 2	E: 0	LOB: 1	E: 0	LOB: 1	E: 0	LOB: 1
	K: 0	BB: 0	K: 0	BB: 1	K: 0	BB: 1	K: 0	BB: 1	K: 0	BB: 1	K: 3	BB: 0	K: 0	BB: 1	K: 0	BB: 1
	S: 9	P: 13	S: 11	P: 20	S: 10	P: 17	S: 6	P: 11	S: 15	P: 23	S: 10	P: 16	S: 12	P: 19	S: 4	P: 10

PITCHER	IP	WLS	BF	H	R	ER	SO	BB	IBB	HBP	BLK	WP	HR	S	P	ERA	WHIP
Bill Wegman, R (1, 1) ERA: 6.52	5.0	L	23	5	4	4	0	4	0	0	0	0	0	51	84	7.20	1.800
Steve Sparks, R (6, 1) ERA: 5.4	3.0		14	4	2	2	4	1	0	0	0	0	0	26	45	6.00	1.667

BOTTOM

Milwaukee Brewers @ New York Yankees
Yankee Stadium, Bronx, NY

Fri May 05 1995, 7:05 PM EDT
Att: 15,395 - Unknown - 56 F

AB	30
R	6
H	9
RBI	6
BB	5
SO	4
LOB	15

WP: 0 PA: 37
PB: 0
SB: 0
CS: 0



Batter	1	2	3	4	5	6	7	8	9	AB R H RBI BB SO LOB	TOP
Pat Listach, S (1, 4) OBP: 0.275, SLG: 0.289	3-2 P4 ①		2-3 K ③		4-2 B FC6-4 BB		0-0 G6-3 ③		0-0 G6-4-3 ② ③ 1-2f	4 0 0 0 1 1 2	Milwaukee Brewers @ New York Yankees Yankee Stadium, Bronx, NY Sat May 06 1995, 3:33 AM EDT Att. 23,580 - Sunny - 62 F livebaseballscorecards.com
Jeff Cirillo, R (1, 5) OBP: 0.333, SLG: 0.444	1-2 P4 ②			1-0 1B 2B	1-2 FC6-4 ② 1-2f 2-3			3-2 F8 ①	4 1 1 0 0 0 2		
Turner Ward, S (1, 7) OBP: 0.382, SLG: 0.333	3-2 F8 ③			2-1 G6-3 ①	0-0 G4-3 ③			1-3 K ②	4 0 0 0 0 1 3		
Greg Vaughn, R (1, 10) OBP: 0.333, SLG: 0.462		0-1 F9 ①		2-2 2-H 1B		2-2 G6-3 ①		1-2 HR	4 1 2 2 0 0 0		
Joe Oliver, R (1, 2) OBP: 0.385, SLG: 0.649		3-1 2B		0-1 F7 ②		3-2 G4-3 ②		2-1 F8 ③	4 0 1 0 0 0 1		
John Jaha, R (1, 3) OBP: 0.333, SLG: 0.630		1-2 F7 ②		0-1 F8 ③		1-2 P4 ③		2-0 1B 1B	3 0 0 0 0 0 2 1 1 1 0 0 0 0		
B.J. Surhoff, L (8, 3) OBP: 0.357, SLG: 0.273											
Matt Mieske, R (1, 9) OBP: 0.450, SLG: 0.556		2-1 G6-3 ③			3-1 1B 3B		2-2 G6-3 ①		1-2 1B SF9 1B	4 2 2 0 0 0 1	
David Hulse, L (1, 8) OBP: 0.556, SLG: 0.500			0-2 F8 ①		0-0 FC6-4 SH5-3 1B 3-H		0-2 E8 1B		1-2 G6-4-3 1B 1-3 3-H	4 0 3 2 0 0 0	
Jose Valentin, S (1, 6) OBP: 0.241, SLG: 0.087			1-0 F8 ②		0-0 SH5-3 ① 1-2		2-1 F9 ②		2-1 SF9 ① 3-H	2 0 0 1 0 0 1	
Inning Stats	R: 0 H: 0 E: 0 LOB: 0 K: 0 BB: 0 S: 10 P: 17	R: 0 H: 1 E: 0 LOB: 1 K: 0 BB: 0 S: 9 P: 15	R: 0 H: 0 E: 0 LOB: 0 K: 1 BB: 0 S: 9 P: 12	R: 1 H: 2 E: 0 LOB: 1 K: 0 BB: 0 S: 10 P: 15	R: 1 H: 2 E: 0 LOB: 2 K: 0 BB: 1 S: 13 P: 21	R: 0 H: 0 E: 0 LOB: 0 K: 0 BB: 0 S: 12 P: 18	R: 0 H: 1 E: 1 LOB: 1 K: 0 BB: 0 S: 9 P: 13	R: 1 H: 1 E: 0 LOB: 0 K: 1 BB: 0 S: 11 P: 18	R: 2 H: 3 E: 0 LOB: 0 K: 0 BB: 0 S: 10 P: 16	1B: 6 SF: 1 2B: 2 SAC: 1 3B: 1 DP: 1 HR: 1 HBP: 0	WP: 0 PA: 37 PB: 0 SB: 0 CS: 0
PITCHER	IP WLS BF H R ER SO BB IBB HBP BLK WP HR S P ERA WHIP										
Jimmy Key, L (1, 1) ERA: 3.79	7.0 L 28 6 2 2 1 1 0 0 0 0 0 0 72 111 2.57 1.000										
Joe Ausanio, R (8, 1) ERA: 2.08	1.0 4 1 1 1 1 0 0 0 0 0 0 1 11 18 9.00 1.000										
Andy Pettitte, L (9, 1) ERA: 13.5	1.0 5 3 2 2 0 0 0 0 0 0 0 0 10 16 18.00 3.000										

Batter	1	2	3	4	5	6	7	8	9	AB	R	H	RBI	BB	SO	LOB	
Luis Polonia, L OBP: 0.206, SLG: 0.161 (1, 7)	1-3 K		4-2 1 SAFE 1-2 BB		1-2 G4-3			1-0 L9		3	0	0	0	1	1	1	
Wade Boggs, L OBP: 0.439, SLG: 0.429 (1, 5)	1-2 WP 1B		3-2 L8			3-2 1B FC1-2-5		2-1 1B		4	0	3	0	0	0	2	
Paul O'Neill, L OBP: 0.463, SLG: 0.765 (1, 9)	2-2 L9		1-0 G3-6-3 1-2f			2-2 1B FC1-4-2-5		0-0 G4-3		4	0	1	0	0	0	4	
Danny Tartabull, R OBP: 0.395, SLG: 0.429 (1, 10)	0-0 1-2 WP 1B			2-3 K		1-0 FC1-4-2-5 1-2 3-H		4-2 HR BB		3	1	1	0	1	1	2	
Mike Stanley, R OBP: 0.324, SLG: 0.345 (1, 2)	2-3 K			2-0 G6-4-3 HBP		0-2 F9		3-2 F9		3	0	0	0	0	1	4	
Tony Fernandez, S OBP: 0.375, SLG: 0.303 (1, 6)		1-1 G4-3		0-0 G6-4-3 1-2f			3-2 G1-3		3-2 F9		4	0	0	0	0	2	
Jim Leyritz, R OBP: 0.290, SLG: 0.500 (1, 3)		1-0 G4-3			0-3 K		1-1 F9		0-0 HR 1-H		4	1	1	2	0	1	0
Bernie Williams, S OBP: 0.256, SLG: 0.375 (1, 8)		3-3 K			2-0 2B		1-2 F7		0-1 G4-3		4	0	1	0	0	1	0
Pat Kelly, R OBP: 0.333, SLG: 0.250 (1, 4)			0-0 BB 1B		3-3 K			3-2 L9		3	0	1	0	0	1	1	

Inning Stats	R: 0	H: 2	E: 0	K: 2	S: 13	H: 0	LOB: 2	BB: 0	P: 19	R: 0	H: 0	E: 0	K: 1	S: 6	H: 0	LOB: 0	BB: 0	P: 11	R: 0	H: 1	E: 0	K: 0	S: 9	H: 1	LOB: 1	BB: 1	P: 16	R: 0	H: 0	E: 0	K: 1	S: 4	R: 0	H: 1	E: 0	K: 2	S: 10	H: 2	LOB: 1	BB: 0	P: 16	R: 0	H: 0	E: 0	K: 0	S: 8	H: 0	LOB: 0	BB: 0	P: 13	R: 0	H: 1	E: 0	K: 0	S: 7	H: 1	LOB: 1	BB: 0	P: 13	R: 2	H: 1	E: 0	K: 0	S: 11	H: 1	LOB: 0	BB: 1	P: 21	1B: 6	SF: 0	2B: 2	SAC: 0	3B: 0	DP: 3	HR: 1	HBP: 1	WP: 1	PA: 35
--------------	------	------	------	------	-------	------	--------	-------	-------	------	------	------	------	------	------	--------	-------	-------	------	------	------	------	------	------	--------	-------	-------	------	------	------	------	------	------	------	------	------	-------	------	--------	-------	-------	------	------	------	------	------	------	--------	-------	-------	------	------	------	------	------	------	--------	-------	-------	------	------	------	------	-------	------	--------	-------	-------	-------	-------	-------	--------	-------	-------	-------	--------	-------	--------

PITCHER	IP	WLS	BF	H	R	ER	SO	BB	IBB	HBP	BLK	WP	HR	S	P	ERA	WHIP
Ricky Bones, R ERA: 0.93 (1, 1)	7.2	W	29	7	0	0	6	1	0	1	0	1	0	66	111	0.00	1.043
Graeme Lloyd, L ERA: 3.86 (8, 1)	1.1	S	6	1	2	2	0	1	0	0	0	0	1	12	22	13.50	1.500

BOTTOM

Milwaukee Brewers @ New York Yankees
 Yankee Stadium, Bronx, NY

Sat May 06 1995, 3:33 AM EDT
 Att. 23,580 - Sunny - 62 F

livebaseballscores.com

AB	32
R	2
H	8
RBI	2
BB	2
SO	6
LOB	16



Batter	1	2	3	4	5	6	7	8	9	AB	R	H	RBI	BB	SO	LOB	TOP								
Pat Listach, S (1, 4) OBP: 0.289, SLG: 0.286 Fernando Vina, L (8, 4) OBP: 0.333, SLG: 0.364	0-2 G6-3		2-2 BB 1B 1B	0-1 F9		1-2 F7		4-0 HR BB		4	2	1	0	1	0	1									
Jeff Cirillo, R (1, 5) OBP: 0.500, SLG: 0.538	0-1 G6-3		1-1 1B BB 1B FC5-2		0-0 1B 1B		1-2 G4-3 WP 1B	4-2 HR BB		4	2	3	0	1	0	0									
Kevin Seitzer, R (1, 3) OBP: 0.357, SLG: 0.486	2-2 F7		4-2 FC5-2 1B SF9 BB		1-0 G6-4-3 1B 1-3 1B		1-2 G4-3	2-0 HR		4	2	2	4	1	0	1									
Greg Vaughn, R (1, 10) OBP: 0.340, SLG: 0.455		0-1 G5-3	1-0 SF9 FC5-2 1B		2-2 G6-4-3 1B 1-2 1B 3-H		3-3 K	3-3 K		5	1	2	2	0	2	1									
Joe Oliver, R (1, 2) OBP: 0.386, SLG: 0.600 Mike Matheny, R (9, 2)		4-2 1B BB	0-0 FC5-2 1B 1-2 2-3 3-H		1-2 G6-4-3 1-2f 2-3		4-2 FC6-4 BB		1-2 P6	3	1	0	0	2	0	5									
Turner Ward, S (1, 7) OBP: 0.359, SLG: 0.323		1-1 1B 1-3 1B	1-1 SF9 2-3 3-H		2-3 K		0-0 FC6-4		1-1 F7	4	0	1	1	0	1	3									
Matt Mieske, R (1, 9) OBP: 0.520, SLG: 0.591		3-2 1-3 3-H 1B	2-0 1-3 3-H 1B			1-2 L4		4-2 BB HR BB	1-2 1B 1B	4	1	3	2	1	0	0									
David Hulse, L (1, 8) OBP: 0.500, SLG: 0.538		2-3 K		2-3 K		0-0 2B		1-0 F7	1-1 1B FC1-4-6	5	0	2	0	0	2	3									
Jose Valentin, S (1, 6) OBP: 0.206, SLG: 0.071		1-3 K2-3		1-1 G5-3		1-3 K		0-0 F7	2-1 FC1-4-6	5	0	0	0	0	2	6									
Inning Stats	R: 0 E: 0 K: 0 S: 11	H: 0 LOB: 0 BB: 0 P: 13	R: 1 E: 0 K: 2 S: 18	H: 2 LOB: 2 BB: 1 P: 29	R: 3 E: 0 K: 0 S: 13	H: 4 LOB: 1 BB: 1 P: 24	R: 0 E: 0 K: 1 S: 8	H: 0 LOB: 0 BB: 0 P: 11	R: 1 E: 0 K: 1 S: 12	H: 3 LOB: 1 BB: 0 P: 18	R: 0 E: 0 K: 1 S: 11	H: 1 LOB: 1 BB: 0 P: 14	R: 0 E: 0 K: 1 S: 12	H: 1 LOB: 2 BB: 1 P: 21	R: 4 E: 0 K: 1 S: 12	H: 1 LOB: 0 BB: 3 P: 30	R: 0 E: 0 K: 0 S: 12	H: 2 LOB: 2 BB: 0 P: 18	1B: 12 2B: 1 3B: 0 HR: 1	SF: 1 SAC: 0 DP: 1 HBP: 0	WP: 1 PB: 0 SB: 0 CS: 0	PA: 45			
PITCHER	IP	WLS	BF	H	R	ER	SO	BB	IBB	HBP	BLK	WP	HR	S	P	ERA	WHIP								
Sterling Hitchcock, L (1, 1) ERA: 12.15	4.0	L	22	9	5	5	3	2	0	0	0	0	0	56	86	11.25	2.750								
Joe Ausanio, R (5, 1) ERA: 1.42	2.0		6	1	0	0	2	0	0	0	0	0	0	17	23	0.00	0.500								
Brian Boehringer, R (7, 1) ERA: 9.95	1.2		10	1	3	3	1	4	0	0	0	1	0	20	42	16.20	3.000								
Jeff Patterson, R (8, 1) ERA: 2.7	1.1		7	3	1	1	1	0	0	0	0	0	1	16	27	6.75	2.250								

Milwaukee Brewers @ New York Yankees
 Yankee Stadium, Bronx, NY
 Sun May 07 1995, 3:33 AM EDT
 Att. 21,821 - Sunny - 62 F

livebaseballscorecards.com

AB	38
R	9
H	14
RBI	9
BB	6
SO	7
LOB	20



Batter	1	2	3	4	5	6	7	8	9	AB R H RBI BB SO LOB
Bernie Williams, S OBP: 0.250, SLG: 0.378 (1, 8)	1-1 G6-3		0-0 WP 2B	1-1 F8			3-3 K		2-3 K	5 1 1 0 0 2 4
Randy Velarde, R OBP: 0.583, SLG: 0.556 (1, 5)	1-0 BB 1B		1-3 K		3-2 G6-4-3 1B		1-2 P4			4 0 2 0 0 1 1
Jim Leyritz, R OBP: 0.343, SLG: 0.545 (1, 3)	4-0 1-2 BB		3-2 G3-1 2B 2-H		1-3 K		2-2 G6-4-3 1B			3 0 2 1 1 1 1
Danny Tartabull, R OBP: 0.362, SLG: 0.385 (1, 9)	0-3 K		1-1 G3-1		1-1 G6-4-3 1-2f		2-1 G6-4-3 1-2f			4 0 0 0 0 1 5
Mike Stanley, R OBP: 0.289, SLG: 0.303 (1, 2)	1-3 K		0-0 P4		2-3 K		2-2 G5-3			4 0 0 0 0 2 3
Tony Fernandez, S OBP: 0.349, SLG: 0.278 Kevin Elster, R (9, 6)		0-0 G5-3		1-0 G1-3		2-1 G4-3		0-3 K		3 0 0 0 0 0 0 1 0 0 0 0 1 0
Dave Silvestri, R (1, 10)		2-1 G6-3		1-0 G5-3		4-2 BB		1-1 BB 1B		2 0 0 0 1 0 0 1 0 1 0 0 0 0
Dion James, L OBP: 0.500, SLG: 0.500 (9, PH)		1-2 E9		2-0 BB 1B		0-0 G5-3		1-3 K		4 0 1 0 0 1 2
Gerald Williams, R OBP: 0.333, SLG: 0.667 (1, 7)		0-1 G6-3		4-0 BB 1-2 BB		1-3 K		4-0 BB		2 0 0 0 1 1 1 0 0 0 0 1 0 0
Pat Kelly, R OBP: 0.333, SLG: 0.233 Russ Davis, R (9, PH)										

Inning Stats	R: 0 E: 0 K: 2 S: 9	H: 1 LOB: 2 BB: 1 P: 16	R: 0 E: 1 K: 0 S: 8	H: 0 LOB: 1 BB: 0 P: 11	R: 1 E: 0 K: 1 S: 10	H: 2 LOB: 1 BB: 0 P: 15	R: 0 E: 0 K: 0 S: 5	H: 1 LOB: 2 BB: 1 P: 14	R: 0 E: 0 K: 1 S: 9	H: 0 LOB: 1 BB: 1 P: 17	R: 0 E: 0 K: 2 S: 9	H: 0 LOB: 0 BB: 0 P: 14	R: 0 E: 0 K: 0 S: 10	H: 1 LOB: 0 BB: 0 P: 16	R: 0 E: 0 K: 3 S: 11	H: 1 LOB: 2 BB: 1 P: 19	1B: 5 2B: 2 3B: 0 HR: 0	SF: 0 SAC: 0 DP: 2 HBP: 0	WP: 1 PB: 0 SB: 0 CS: 0	PA: 37
--------------	------------------------------	----------------------------------	------------------------------	----------------------------------	-------------------------------	----------------------------------	------------------------------	----------------------------------	------------------------------	----------------------------------	------------------------------	----------------------------------	-------------------------------	----------------------------------	-------------------------------	----------------------------------	----------------------------------	------------------------------------	----------------------------------	--------

PITCHER	IP	WLS	BF	H	R	ER	SO	BB	IBB	HBP	BLK	WP	HR	S	P	ERA	WHIP
Angel Miranda, L ERA: 3.46 (1, 1)	4.0		20	5	1	1	3	2	0	0	0	1	0	36	63	2.25	1.750
Mike Ignasiak, R ERA: 4.35 (5, 1)	4.0	W	12	1	0	0	4	1	0	0	0	0	0	33	54	0.00	0.500
Al Reyes, R ERA: 8.1 (9, 1)	1.0		5	1	0	0	3	1	0	0	0	0	0	11	19	0.00	2.000


BOTTOM

Milwaukee Brewers @ New York Yankees
Yankee Stadium, Bronx, NY

Sun May 07 1995, 3:33 AM EDT
Att. 21,821 - Sunny - 62 F

livebaseballscorecards.com

AB	33
R	1
H	7
RBI	1
BB	4
SO	10
LOB	17




Batter	1	2	3	4	5	6	7	8	9	AB R H RBI BB SO LOB	TOP											
Luis Polonia, L (1, 7) OBP: 0.237, SLG: 0.229 Randy Velarde, R (8, PH) OBP: 0.538, SLG: 0.500 (8, 7)	1-3 			0-0 G4-3 	1-2 G1-3 	2-2 BB 		0-0 F8 		4 0 2 1 0 1 0 1 0 0 0 0 0 0												
Tony Fernandez, S (1, 6) OBP: 0.354, SLG: 0.275	0-3 			4-2 1B 	2-1 G1-3 	0-0 BB 		2-0 L7 		4 1 1 2 1 1 1												
Wade Boggs, L (1, 5) OBP: 0.457, SLG: 0.421	2-2 G4-3 			3-1 1B 	4-1 BB 	4-2 BB 			1-0 G4-3 	3 1 1 0 2 0 0												
Jim Leyritz, R (1, 3) OBP: 0.325, SLG: 0.500			1-1 G5-3 	0-0 1B 	0-2 F8 	2-3 K 			1-3 K 	5 0 1 1 0 2 5												
Dion James, L (1, 10) OBP: 0.556, SLG: 0.556			2-1 G3-1 	1-1 1B 		1-0 G3 	1-0 1B 		1-2 1B 	5 0 3 1 0 0 0												
Danny Tartabull, R (1, 9) OBP: 0.346, SLG: 0.432			0-1 L7 	2-2 L7 		0-0 HR 	0-2 K 		0-2 G3 	5 1 1 1 0 1 4												
Mike Stanley, R (1, 2) OBP: 0.262, SLG: 0.270			2-3 K 	0-0 P4 		2-1 G6-3 	0-3 K 			4 0 0 0 0 2 3												
Bernie Williams, S (1, 8) OBP: 0.250, SLG: 0.367			1-1 G5-3 		0-2 P5 	1-0 1B 	1-1 G4-3 			4 1 1 0 0 0 1												
Pat Kelly, R (1, 4) OBP: 0.350, SLG: 0.265			3-3 K 		0-1 G1-3 	0-0 1B 		3-2 P3 		4 2 2 0 0 1 0												
Inning Stats	R: 0 E: 0 K: 2 S: 9	H: 0 LOB: 0 BB: 0 P: 12	R: 0 E: 0 K: 0 S: 6	H: 0 LOB: 0 BB: 0 P: 9	R: 0 E: 0 K: 2 S: 9	H: 0 LOB: 0 BB: 0 P: 15	R: 2 E: 0 K: 0 S: 12	H: 3 LOB: 2 BB: 1 P: 22	R: 1 E: 0 K: 0 S: 15	H: 2 LOB: 2 BB: 1 P: 22	R: 3 E: 0 K: 1 S: 15	H: 5 LOB: 3 BB: 1 P: 27	R: 0 E: 0 K: 2 S: 10	H: 1 LOB: 1 BB: 0 P: 12	R: 0 E: 0 K: 0 S: 5	H: 0 LOB: 0 BB: 0 P: 10	R: 0 E: 0 K: 1 S: 10	H: 1 LOB: 1 BB: 0 P: 13	1B: 10 2B: 1 3B: 0 HR: 1	SF: 0 SAC: 0 DP: 0 HBP: 0	WP: 0 PB: 0 SB: 0 CS: 0	PA: 42
PITCHER	IP WLS BF H R ER SO BB IBB HBP BLK WP HR S P ERA WHIP																					
Pat Hentgen, R (1, 1) ERA: 4.26	5.2 W 30 10 6 6 4 3 0 0 0 0 0 1 63 102 9.53 2.294																					
Mike Timlin, R (6, 1) ERA: 1.17	1.2 6 1 0 0 3 0 0 0 0 0 0 0 16 23 0.00 0.600																					
Tony Castillo, L (8, 1) ERA: 2.79	1.0 3 0 0 0 0 0 0 0 0 0 0 0 3 6 0.00 0.000																					
Darren Hall, R (9, 1) ERA:	0.2 3 1 0 0 1 0 0 0 0 0 0 0 9 11 0.00 1.500																					

New York Yankees @ Toronto Blue Jays
 SkyDome, Toronto, ON
 Tue May 09 1995, 7:05 PM EDT
 Att. 37,291 - Dome

AB	39
R	6
H	12
RBI	6
BB	3
SO	8
LOB	14



livebaseballscorecards.com

Batter	1	2	3	4	5	6	7	8	9	10	11	AB R H RBI BB SO LOB	TOP
Luis Polonia, L OBP: 0.273, SLG: 0.250 (1, 7)	0-0 G4-3 2B 1B		0-0 F7			2-2 L7		0-1 FC5 1B	0-1 G5-3		4-0 SH5-4 BB	5 1 2 0 1 0 2	
Tony Fernandez, S OBP: 0.396, SLG: 0.326 (1, 6)	1-0 G4-3 FC3-6 2B		4-1 G4-3 BB			4-1 1B BB		3-2 FC5 1B	2-1 F7		0-0 SH5-4	3 2 2 0 2 0 2	
Wade Boggs, L OBP: 0.442, SLG: 0.395 (1, 5) (8, 3)	2-2 G4-3		1-1 G4-3			2-2 G6-4-3 1B		2-2 FC5 G1-3 1B			4-0 K	5 0 1 1 1 1 4	
Jim Leyritz, R OBP: 0.364, SLG: 0.500 Randy Velarde, R OBP: 0.467, SLG: 0.417 (1, 3) (8, PR) (8, 5)	1-0 FC3-6 HBP				4-2 CS BB	2-2 G6-4-3		2-2 G1-3 1B		0-0 L7	2-2 G5-4-3	2 0 1 1 1 0 2 2 0 0 0 0 0 3	
Dion James, L OBP: 0.500, SLG: 0.500 Russ Davis, R OBP: 0.359, SLG: 0.514 Don Mattingly, L OBP: 0.359, SLG: 0.514 Dave Silvestri, R (10, PR)	0-0 FC3-6 1-2f 3-H		1-1 G6-3			1-2 1B		0-0 G1-3		1-1 1B		3 0 1 1 0 0 2 0 0 0 0 0 0 0 2 0 1 0 0 0 2 0 0 0 0 0 0 0	
Danny Tartabull, R OBP: 0.321, SLG: 0.396 Gerald Williams, R OBP: 0.286, SLG: 0.571 (1, 9) (9, 9)	0-0 F8		2-1 F8			3-2 G6-4-3 1-2f		0-0 L9		1-1 G5-3		4 0 0 0 0 0 5 1 0 0 0 0 0 1	
Mike Stanley, R OBP: 0.298, SLG: 0.293 (1, 2)			1-2 F8			1-0 L9		2-0 1B		2-2 SH5-4 WP 1B	4-1 HR BB	4 1 2 0 1 0 0	AB 39 R 6 H 14 RBI 6 BB 7 SO 2 LOB 25
Bernie Williams, S OBP: 0.281, SLG: 0.453 (1, 8)			0-1 F8			1-1 L6-4 2B		2-3 K		4-2 SH5-4 BB	2-1 HR	4 1 2 2 1 1 1	
Pat Kelly, R OBP: 0.364, SLG: 0.395 (1, 4)			1-2 L7			0-0 L6-4 2-3		0-1 HR		2-0 SH5-4	0-1 SH5-4 2B	4 1 2 1 0 0 1	
Inning Stats	R: 2 H: 2 E: 0 LOB: 1 K: 0 BB: 0 S: 8 P: 12	R: 0 H: 0 E: 0 LOB: 0 K: 0 BB: 0 S: 9 P: 11	R: 0 H: 0 E: 0 LOB: 0 K: 0 BB: 1 S: 4 P: 9	R: 0 H: 0 E: 0 LOB: 0 K: 0 BB: 1 S: 7 P: 14	R: 0 H: 1 E: 0 LOB: 0 K: 0 BB: 0 S: 4 P: 6	R: 0 H: 1 E: 0 LOB: 1 K: 0 BB: 1 S: 12 P: 22	R: 0 H: 2 E: 0 LOB: 1 K: 1 BB: 0 S: 8 P: 15	R: 2 H: 4 E: 0 LOB: 3 K: 0 BB: 0 S: 17 P: 23	R: 0 H: 1 E: 0 LOB: 1 K: 1 BB: 0 S: 10 P: 20	R: 0 H: 1 E: 0 LOB: 1 K: 1 BB: 0 S: 8 P: 11	R: 2 H: 2 E: 0 LOB: 2 K: 0 BB: 3 S: 9 P: 25	1B: 9 SF: 0 2B: 4 SAC: 2 3B: 0 DP: 5 HR: 2 HBP: 1	WP: 1 PA: 49 PB: 0 SB: 0 CS: 1
PITCHER	IP WLS BF H R ER SO BB IBB HBP BLK WP HR S P ERA WHIP												
Juan Guzman, R ERA: 7.5 (1, 1)	7.0 0 28 8 4 4 1 3 0 1 0 0 1 56 93 5.14 1.571												
Tony Castillo, L ERA: 2.7 (8, 1)	0.1 3 2 0 0 0 0 0 0 0 0 0 0 11 17 0.00 6.000												
Brad Cornett, R ERA: 2.25 (8, 1)	0.2 4 1 0 0 0 0 1 0 0 0 1 0 7 13 0.00 3.000												
Woody Williams, R ERA: 6.43 (9, 1)	2.0 L 10 3 2 2 1 1 0 0 0 0 1 18 31 9.00 2.000												
Paul Menhart, R ERA: 5.4 (11, 1)	1.0 4 0 0 0 0 0 1 1 0 0 0 0 4 14 0.00 1.000												

New York Yankees @ Toronto Blue Jays
SkyDome, Toronto, ON
Wed May 10 1995, 7:05 PM EDT
Att. 38,232 - Dome - 68 F

livebaseballscorecards.com

Batter	1	2	3	4	5	6	7	8	9	10	11	AB R H RBI BB SO LOB	BOTTOM												
Devon White, S OBP: 0.377, SLG: 0.527 (1, 8)	L8	L9			L3		HR		2B		G3	6 1 2 1 0 0 3	New York Yankees @ Toronto Blue Jays SkyDome, Toronto, ON Wed May 10 1995, 7:05 PM EDT Att. 38,232 - Dome - 68 F livebaseballscorecards.com												
Alex Gonzalez, R OBP: 0.259, SLG: 0.250 (1, 6)	G6-3				F8		G6-3		K			4 0 0 0 0 1 0													
Carlos Delgado, L (9, PH)												1 0 0 0 0 1 1													
Tomas Perez, S OBP: 1.000, SLG: 1.000 (10, 6)												0 0 0 0 0 0 0													
Paul Molitor, R OBP: 0.288, SLG: 0.296 (1, 10)	1B				F9		L8		F9			5 0 1 0 0 0 1													
Joe Carter, R OBP: 0.439, SLG: 0.585 (1, 7)	1B				2B		WP 1B		F7		P5	5 1 3 0 0 0 0													
John Olerud, L OBP: 0.254, SLG: 0.218 (1, 3)	L8				F8		P6		G4-3		F7	5 0 0 0 0 0 4													
Roberto Alomar, S OBP: 0.456, SLG: 0.640 (1, 4)					G4-3		1B		1B		F8	5 0 3 1 0 0 0													
Shawn Green, L OBP: 0.273, SLG: 0.200 (1, 9)					G4-3		F8		K		2B	3 0 0 0 0 1 2													
Mike Huff, R OBP: 0.400, SLG: 0.273 (8, PH)												2 0 1 0 0 1 1													
Ed Sprague, R OBP: 0.392, SLG: 0.628 (1, 5)					F7		HR		HR		P2	5 2 2 2 0 0 2													
Randy Knorr, R OBP: 0.345, SLG: 0.536 (1, 2)					F8		F8		K		F8	4 0 0 0 1 1 1													
Inning Stats	R: 0 E: 0 K: 0 S: 10	H: 2 LOB: 2 BB: 0 P: 16	R: 0 E: 0 K: 1 S: 11	H: 1 LOB: 2 BB: 1 P: 17	R: 0 E: 0 K: 1 S: 7	H: 1 LOB: 1 BB: 0 P: 13	R: 0 E: 0 K: 0 S: 7	H: 0 LOB: 0 BB: 0 P: 11	R: 0 E: 0 K: 0 S: 8	H: 0 LOB: 0 BB: 0 P: 13	R: 1 E: 0 K: 0 S: 7	H: 2 LOB: 1 BB: 0 P: 15	R: 2 E: 0 K: 0 S: 11	H: 2 LOB: 0 BB: 0 P: 17	R: 0 E: 0 K: 1 S: 10	H: 1 LOB: 1 BB: 0 P: 17	R: 1 E: 0 K: 2 S: 10	H: 2 LOB: 1 BB: 0 P: 14	R: 0 E: 0 K: 0 S: 5	H: 0 LOB: 0 BB: 0 P: 10	R: 0 E: 0 K: 0 S: 9	H: 1 LOB: 1 BB: 0 P: 11	1B: 5 2B: 4 3B: 0 HR: 3	SF: 0 SAC: 0 DP: 0 HBP: 0	WP: 1 PA: 46
PITCHER	IP	WLS	BF	H	R	ER	SO	BB	IBB	HBP	BLK	WP	HR	S	P	ERA	WHIP								
Melido Perez, R ERA: 3.26 (1, 1)	6.1		28	8	3	3	2	1	0	0	0	1	2	56	96	4.26	1.421								
Bob Wickman, R ERA: 4.22 (7, 1)	1.0		3	0	0	0	0	0	0	0	0	0	0	7	9	0.00	0.000								
Steve Howe, L ERA: (8, 1)	0.2		3	1	0	0	1	0	0	0	0	0	0	8	14	0.00	1.500								
John Wetteland, R ERA: 2.0 (9, 1)	3.0	W	12	3	1	1	2	0	0	0	0	0	1	24	35	3.00	1.000								



Batter	1	2	3	4	5	6	7	8	9	AB R H RBI BB SO LOB	TOP											
Bernie Williams, S OBP: 0.286, SLG: 0.466 (1, 8)	0-1 P3	1-0 G4-3		1-3 K		3-3 K	1-0 3B		3-2 WP 1B HBP	5 1 1 4 0 2 3												
Randy Velarde, R OBP: 0.381, SLG: 0.333 (1, 7) (7, 9) (8, 4)	2-2 BB 1B	2-2 G6-3		1-3 K		0-0 L7	3-3 K		1-2 P3	6 0 1 0 0 2 5												
Jim Leyritz, R OBP: 0.360, SLG: 0.455 (1, 3)	2-3 K		2-3 K	4-2 BB 1-2 BB			4-2 E 1B BB	2-2 G5-3	2-3 K	4 1 0 0 2 3 2												
Mike Stanley, R OBP: 0.358, SLG: 0.318 (1, 2)	4-2 BB 1-2 BB		1-1 WP 1B	4-2 1-2 3-H BB			1-0 E8 1B FC6-5 1B	0-0 F9	4-2 1B 2B BB	3 2 2 1 3 0 0												
Danny Tartabull, R OBP: 0.355, SLG: 0.434 (1, 10)	4-1 1-2 2-3 BB		2-1 F8	2-3 K			3-1 FC6-5 BB 1B	0-0 1B 2B	3-1 1-2 2-H 2B 1B	5 2 3 2 1 1 4												
Tony Fernandez, S OBP: 0.404, SLG: 0.326 Dion James, L OBP: 0.571, SLG: 0.643 (8, 9)	1-1 G6-3		0-2 1B		1-1 P4		4-1 BB FC6-5 3B BB	1-1 3B 1B	3-1 WP 2B	3 1 1 0 1 0 3 2 1 2 3 0 0 0												
Russ Davis, R Wade Boggs, L OBP: 0.436, SLG: 0.435 (7, 5)		2-3 K	1-0 P2		3-2 G5-3		2-2 FC6-5 BB 3B	2-2 3B	2-2 G6-3	3 0 0 0 0 1 2 3 1 1 2 0 0 3												
Gerald Williams, R OBP: 0.400, SLG: 0.700 Luis Polonia, L OBP: 0.304, SLG: 0.250 (7, 7)		0-0 1B G4-3 1B		2-1 1B 2B	2-1 F9		4-0 3B BB	4-0 IBB		3 2 2 0 0 0 0 0 1 0 0 2 0 0												
Pat Kelly, R OBP: 0.383, SLG: 0.415 Don Mattingly, L OBP: 0.350, SLG: 0.500 Kevin Elster, R (8, 6)		1-0 G4-3 1B		1-0 BB BB 1B		0-0 F9	0-0 P5	1-0 G6-3		3 0 2 0 0 0 0 1 0 0 0 0 0 3 1 0 0 0 0 0 2												
Inning Stats	R: 0 E: 0 K: 1 S: 16	H: 1 LOB: 3 BB: 2 P: 29	R: 1 E: 0 K: 1 S: 12	H: 2 LOB: 1 BB: 0 P: 18	R: 0 E: 0 K: 1 S: 11	H: 2 LOB: 2 BB: 0 P: 17	R: 1 E: 0 K: 3 S: 17	H: 2 LOB: 3 BB: 2 P: 32	R: 0 E: 0 K: 0 S: 8	H: 0 LOB: 0 BB: 0 P: 14	R: 0 E: 0 K: 1 S: 5	H: 0 LOB: 0 BB: 0 P: 8	R: 5 E: 1 K: 1 S: 15	H: 3 LOB: 1 BB: 3 P: 37	R: 2 E: 0 K: 0 S: 12	H: 3 LOB: 2 BB: 1 P: 22	R: 3 E: 0 K: 1 S: 18	H: 2 LOB: 1 BB: 1 P: 36	1B: 10 2B: 3 3B: 2 HR: 0	SF: 0 SAC: 0 DP: 0 HBP: 1	WP: 3 PB: 0 SB: 0 CS: 0	PA: 52
PITCHER	IP WLS BF H R ER SO BB IBB HBP BLK WP HR S P ERA WHIP																					
Al Leiter, L ERA: 2.81	(1, 1) 5.0																					
Danny Cox, R ERA: 12.27	(6, 1) 1.0																					
Mike Timlin, R ERA: 3.72	(7, 1) 2.0																					
Duane Ward, R ERA: 40.5	(9, 1) 0.2 L																					
Paul Menhart, R ERA: 4.91	(9, 1) 0.1																					

New York Yankees @ Toronto Blue Jays
SkyDome, Toronto, ON
Thu May 11 1995, 7:05 PM EDT
Att. 39,370 - Dome

livebaseballscorecards.com

AB 42
R 12
H 15
RBI 12
BB 9
SO 9
LOB 27



BOTTOM

New York Yankees @ Toronto Blue Jays
SkyDome, Toronto, ON
Thu May 11 1995, 7:05 PM EDT
Att. 39,370 - Dome

livebaseballscorecards.com

AB	40
R	11
H	14
RBI	10
BB	5
SO	6
LOB	12



WP	0	PA	46
PB	1		
SB	0		
CS	0		

AB	5	R	2	H	2	RBI	1	BB	1	SO	0	LOB	1
----	---	---	---	---	---	-----	---	----	---	----	---	-----	---

5	1	2	1	0	0	0	1
---	---	---	---	---	---	---	---

3	1	1	0	2	1	2
---	---	---	---	---	---	---

5	2	3	3	0	0	1
---	---	---	---	---	---	---

5	1	2	2	0	2	2
---	---	---	---	---	---	---

4	1	2	1	1	0	0
---	---	---	---	---	---	---

5	0	1	0	0	1	3
0	1	0	0	0	0	0

3	2	1	2	1	0	0
---	---	---	---	---	---	---

5	0	0	0	0	2	2
---	---	---	---	---	---	---

1B	6	SF	1
2B	3	SAC	0
3B	1	DP	0
HR	4	HBP	0

Batter	1	2	3	4	5	6	7	8	9
Devon White, S OBP: 0.388, SLG: 0.567 (1, 8)	F7		1B	1B		F8		1B	G4-3
Alex Gonzalez, R OBP: 0.271, SLG: 0.264 (1, 6)	G6-3		1B	1B		L7		P3	
Paul Molitor, R OBP: 0.313, SLG: 0.298 (1, 10)	1B		1B	E		G6-3		1B	
Joe Carter, R OBP: 0.452, SLG: 0.638 (1, 3)	F8		E9	2B		F8		HR	1B
Candy Maldonado, R OBP: 0.375, SLG: 0.769 (1, 7)		G4-3	2B	1H		K		HR	K
Roberto Alomar, S OBP: 0.468, SLG: 0.685 (1, 4)		G6-3	IBB	1B		L8			HR
Mike Huff, R OBP: 0.350, SLG: 0.313 (1, 9)		G4-3	F9	G1-3		K			PB
Shawn Green, L OBP: 0.273, SLG: 0.200 (9, PR)									SF8
Ed Sprague, R OBP: 0.393, SLG: 0.674 (1, 5)			L8	F8		HR		3B	SF8
Lance Parrish, R OBP: 0.273, SLG: 0.250 (1, 2)			L7	G5-3		F8		K	K

Inning Stats	R: 0	H: 1	E: 0	K: 0	S: 7	R: 0	H: 0	E: 0	K: 0	S: 7	R: 4	H: 4	E: 1	K: 0	S: 16	R: 0	H: 1	E: 0	K: 1	S: 12	R: 0	H: 1	E: 0	K: 1	S: 12	R: 1	H: 1	E: 0	K: 0	S: 8	R: 2	H: 2	E: 0	K: 1	S: 11	R: 2	H: 2	E: 0	K: 2	S: 20	R: 2	H: 2	E: 0	K: 1	S: 9	1B: 6	2B: 3	3B: 1	HR: 4	SF: 1	SAC: 0	DP: 0	HBP: 0	WP: 0	PA: 46
--------------	------	------	------	------	------	------	------	------	------	------	------	------	------	------	-------	------	------	------	------	-------	------	------	------	------	-------	------	------	------	------	------	------	------	------	------	-------	------	------	------	------	-------	------	------	------	------	------	-------	-------	-------	-------	-------	--------	-------	--------	-------	--------

PITCHER	IP	WLS	BF	H	R	ER	SO	BB	IBB	HBP	BLK	WP	HR	S	P	ERA	WHIP
Jimmy Key, L ERA: 4.68 (1, 1)	6.0		29	8	5	5	2	2	1	0	0	0	1	62	102	7.50	1.667
Brian Boehringer, R ERA: 12.15 (7, 1)	0.1		3	2	2	2	0	0	0	0	0	0	2	6	10	54.00	6.000
Bob MacDonald, L ERA: (7, 1)	0.2		2	0	0	0	1	0	0	0	0	0	0	5	10	0.00	0.000
Joe Ausanio, R ERA: 3.12 (8, 1)	1.0	W	7	2	2	2	2	2	0	0	0	0	0	20	35	18.00	4.000
Steve Howe, L ERA: 1.42 (9, 1)	1.0	S	5	2	2	1	1	0	0	0	0	0	1	9	12	9.00	2.000

Batter	1	2	3	4	5	6	7	8	9	AB R H RBI BB SO LOB	TOP			
Luis Polonia, L OBP: 0.346, SLG: 0.370 (1, 7)	0-0 PB G3 2B		3-2 F7			3-2 1B 3B		0-1 2B SF7 1B	1-2 E 1B FC6-4	6 4 4 0 0 0 2				
Tony Fernandez, S OBP: 0.403, SLG: 0.340 (1, 6)	1-1 G3 2-H		1-0 L8			1-1 P3		0-0 HR 2B	4-2 E SF8 BB	4 2 1 1 1 0 1				
Wade Boggs, L OBP: 0.433, SLG: 0.440 (1, 3) Russ Davis, R (9, 3)	1-3 K			2-2 G4-3		1-0 WP 1B		0-1 SF7	1-0 E3 SF8 2B 1B	4 1 2 3 0 1 0 0 0 0 0 0 0 0				
Jim Leyritz, R OBP: 0.364, SLG: 0.426 (1, 2)	3-1 G5-3			4-1 FC4-6 BB		1-3 K		4-0 HR IBB	1-3 K	3 1 0 0 2 2 3				
Dion James, L OBP: 0.471, SLG: 0.529 (1, 10) Dave Silvestri, R (8, PH) OBP: 0.600, SLG: 1.333		1-0 E1 FC5-4		1-2 FC4-6 CS 1-2f		0-1 G3		3-2 HR 1-H 2-H	1-2 2B HBP	3 0 0 0 0 0 2 1 2 1 3 0 0 0				
Danny Tartabull, R OBP: 0.333, SLG: 0.404 (1, 9) Gerald Williams, R (8, 9) OBP: 0.364, SLG: 0.700		0-0 F9		1-2 CS 1-2	3-2 F8			1-0 G5-3	1-1 P6 2-3 3-H	4 0 0 0 0 0 1 0 0 0 1 0 0 0				
Randy Velarde, R OBP: 0.385, SLG: 0.364 (1, 5)		0-1 FC5-4 1-2f			1-3 K			4-2 K BB	0-0 1B 2B 1-H 3-H	4 1 1 2 1 2 1				
Bernie Williams, S OBP: 0.309, SLG: 0.459 (1, 8)		1-3 K			4-2 BB			0-1 F8	4-1 E 1B BB	3 0 1 0 2 1 2				
Pat Kelly, R OBP: 0.385, SLG: 0.400 (1, 4)			2-3 K		2-3 K			2-0 F9	1-0 BB 1B HBP E8 FC6-4 1B	4 1 1 1 0 2 2				
Inning Stats	R: 1 E: 0 K: 1 S: 8 H: 1 LOB: 0 BB: 0 P: 13	R: 0 E: 1 K: 1 S: 7 H: 0 LOB: 1 BB: 0 P: 9	R: 0 E: 0 K: 1 S: 7 H: 0 LOB: 0 BB: 0 P: 13	R: 0 E: 0 K: 0 S: 12 H: 0 LOB: 0 BB: 1 P: 20	R: 0 E: 0 K: 2 S: 15 H: 0 LOB: 1 BB: 1 P: 25	R: 1 E: 0 K: 1 S: 11 H: 2 LOB: 1 BB: 0 P: 17	R: 0 E: 0 K: 1 S: 8 H: 1 LOB: 1 BB: 0 P: 11	R: 4 E: 0 K: 0 S: 15 H: 3 LOB: 1 BB: 2 P: 27	R: 6 E: 2 K: 1 S: 22 H: 4 LOB: 2 BB: 2 P: 38	1B: 6 2B: 3 3B: 1 HR: 1 SF: 2 SAC: 0 DP: 0 HBP: 2	WP: 1 PB: 1 SB: 0 CS: 1 PA: 47			
PITCHER	IP WLS BF H R ER SO BB IBB HBP BLK WP HR S P ERA WHIP												PITCHER	IP WLS BF H R ER SO BB IBB HBP BLK WP HR S P ERA WHIP
Aaron Sele, R (1, 1) ERA: 3.27	7.0 L 29 6 4 3 7 2 0 0 0 0 1 0 71 111 3.86 1.143													
Derek Lilliquist, L (8, 1) ERA: 5.68	0.1 3 1 2 2 0 0 0 1 0 0 0 1 8 15 54.00 3.000													
Joel Johnston, R (8, 1) ERA: 11.25	0.2 6 1 3 3 0 2 0 0 1 0 0 0 9 20 40.50 4.500													
Mike Hartley, R (9, 1) ERA: 9.0	1.0 8 3 3 3 1 1 0 1 0 0 0 0 17 27 27.00 4.000													

New York Yankees @ Boston Red Sox
 Fenway Park, Boston, MA
 Fri May 12 1995, 7:05 PM EDT
 Att. 32,754 - Unknown - 55 F

livebaseballscorecards.com

AB	36
R	12
H	11
RBI	11
BB	6
SO	8
LOB	14



Batter	1	2	3	4	5	6	7	8	9	AB	R	H	RBI	BB	SO	LOB									
Lee Tinsley, S OBP: 0.453, SLG: 0.593 (1, 8) C F B C	1-3 K ①		1-3 K ③ 1-2			3-2 L8 ①		3-2 2-H 1B ①		4	0	1	1	0	2	1									
John Valentin, R OBP: 0.478, SLG: 0.704 (1, 6) C C C B B B F X	3-2 F7 ②			1-2 G5-3 ①		0-3 K ②		2-0 F7 ③		4	0	0	0	0	1	1									
Mo Vaughn, L OBP: 0.358, SLG: 0.611 (1, 3) B C C B X	2-2 G4-3 ③			2-1 G3-1 ②		3-1 G4-3 ③			2-1 HR ①	4	1	1	1	0	0	0									
Jose Canseco, R OBP: 0.439, SLG: 0.419 (1, 10) B C X		1-1 P2 ①		1-0 F7 ③		2-3 K ①			3-3 K ①	4	0	0	0	0	2	0									
Mike Macfarlane, R OBP: 0.366, SLG: 0.424 (1, 2) C X		0-1 P6 ②			4-1 1B BLK BB ①		0-2 F7 ②		2-3 K ②	3	0	0	0	1	1	0									
Mike Greenwell, L OBP: 0.365, SLG: 0.362 (1, 7) B B C S T C 1 S		1-3 K ③		2-3 K ① SAFE		0-2 F9 ③			2-2 F8 ③	4	0	0	0	0	2	1									
Tim Lincecum, R OBP: 0.373, SLG: 0.415 (1, 5) B C C X			1-2 G6-3 ①		0-2 F9 ② SAFE			2-2 1B G5-3 1B ①		3	1	1	0	0	0	1									
Wes Chamberlain, R OBP: 0.600, SLG: 0.857 Troy O'Leary, L OBP: 0.294, SLG: 0.529 (8, PH) (9, 9)			0-3 K ②		3-2 1B ②			1-1 F7 ①		2	0	1	0	0	1	0									
Terry Shumpert, R (1, 4) B C C B B			4-2 S BB ③		3-2 F9 ③			0-0 G5-3 ② 1-2		1	0	0	0	1	0	3									
Inning Stats	R: 0 E: 0 K: 1 S: 10	H: 0 LOB: 0 BB: 0 P: 16	R: 0 E: 0 K: 1 S: 7	H: 0 LOB: 0 BB: 0 P: 9	R: 0 E: 0 K: 2 S: 12	H: 0 LOB: 1 BB: 1 P: 18	R: 0 E: 0 K: 0 S: 6	H: 0 LOB: 0 BB: 0 P: 10	R: 0 E: 0 K: 1 S: 19	H: 1 LOB: 2 BB: 1 P: 31	R: 0 E: 0 K: 1 S: 9	H: 0 LOB: 0 BB: 0 P: 15	R: 0 E: 0 K: 1 S: 9	H: 0 LOB: 0 BB: 0 P: 11	R: 1 E: 0 K: 0 S: 10	H: 2 LOB: 1 BB: 0 P: 18	R: 1 E: 0 K: 2 S: 12	H: 1 LOB: 0 BB: 0 P: 21	1B: 3 2B: 0 3B: 0 HR: 1	SF: 0 SAC: 0 DP: 0 HBP: 0	WP: 0 PB: 0 SB: 1 CS: 0	PA: 33			
PITCHER	IP	WLS	BF	H	R	ER	SO	BB	IBB	HBP	BLK	WP	HR	S	P	ERA	WHIP								
Sterling Hitchcock, L ERA: 6.59 Scott Bankhead, R ERA: 5.87	(1, 1) 7.0	W 0	25	2	1	1	7	2	0	0	1	0	0	75	115	1.29	0.571								
	(8, 1) 2.0	W 0	8	2	1	1	2	0	0	0	0	0	1	19	34	4.50	1.000								

BOTTOM

New York Yankees @ Boston Red Sox
Fenway Park, Boston, MA
 Fri May 12 1995, 7:05 PM EDT
 Att: 32,754 - Unknown - 55 F

livebaseballscorecards.com

AB	31
R	2
H	4
RBI	2
BB	2
SO	9
LOB	8



Batter	1	2	3	4	5	6	7	8	9	AB R H RBI BB SO LOB	TOP		
Bernie Williams, S (1, 8) OBP: 0.329, SLG: 0.453	1-0 G5-3			4-1 G5-4-3 BB		2-0 FC6 BB 1-2f	4-1 BB		3-2 1B	3 1 1 1 2 0 1			
Tony Fernandez, S (1, 6) OBP: 0.373, SLG: 0.309	2-2 G3-1		3-1 G5-4-3 1-2f		2-1 P4	0-0 L9		1-3 K	5 0 0 0 0 1 5				
Wade Boggs, L (1, 3) OBP: 0.422, SLG: 0.415	2-3 K		0-0 F8		4-1 HR BB		1-1 L7		3 1 0 0 1 1 0				
Jim Leyritz, R (1, 10) OBP: 0.373, SLG: 0.480		4-2 G6-3 BB		2-2 K	2-1 HR 1-H 2-H		1-3 K		3 1 1 3 1 2 0				
Danny Tartabull, R (1, 9) OBP: 0.357, SLG: 0.407		3-3 K		4-0 BB BB	4-2 FC6-4 BB		3-2 1B		2 0 1 0 2 1 1				
Mike Stanley, R (1, 2) OBP: 0.351, SLG: 0.298	2-1 G6-3 1-2f		2-1 FC6-4		4-1 BB	0-0 FC6-4 1-2f		1-3 K	3 0 0 0 1 1 3				
Randy Velarde, R (1, 5) OBP: 0.333, SLG: 0.308			0-0 G6-3		2-2 F8		2-3 K		4 0 0 0 0 2 2				
Luis Polonia, L (1, 7) OBP: 0.321, SLG: 0.340			3-2 G6-3		1-3 K		2-1 G3		4 0 0 0 0 1 2				
Pat Kelly, R (1, 4) OBP: 0.400, SLG: 0.391			2-3 K		4-2 FC6 BB		4-2 S BB		1 0 0 0 2 1 0				
Dion James, L (9, PH) OBP: 0.500, SLG: 0.529								4-2 S 1B BB	0 1 0 0 1 0 0				
Inning Stats	R: 0 E: 0 K: 1 S: 7 H: 0 LOB: 0 BB: 0 P: 12	R: 0 E: 0 K: 1 S: 9 H: 0 LOB: 0 BB: 1 P: 18	R: 0 E: 0 K: 1 S: 8 H: 0 LOB: 0 BB: 0 P: 13	R: 0 E: 0 K: 0 S: 4 H: 0 LOB: 0 BB: 1 P: 11	R: 0 E: 0 K: 2 S: 12 H: 0 LOB: 2 BB: 2 P: 25	R: 3 E: 0 K: 0 S: 15 H: 1 LOB: 1 BB: 3 P: 33	R: 0 E: 0 K: 1 S: 9 H: 0 LOB: 2 BB: 2 P: 21	R: 0 E: 0 K: 2 S: 12 H: 1 LOB: 1 BB: 0 P: 18	R: 1 E: 0 K: 2 S: 18 H: 1 LOB: 1 BB: 1 P: 28	1B: 2 2B: 0 3B: 0 HR: 1 SF: 0 SAC: 0 DP: 2 HBP: 0	WP: 0 PB: 0 SB: 2 CS: 0 PA: 38		
PITCHER	IP WLS BF H R ER SO BB IBB HBP BLK WP HR S P ERA WHIP											PITCHER	IP WLS BF H R ER SO BB IBB HBP BLK WP HR S P ERA WHIP
Vaughn Eshelman, L (1, 1) ERA: 1.45	5.2 W 22 1 3 3 5 6 0 0 0 0 1 48 101 4.76 1.235												
Stan Belinda, R ERA:	1.1 7 0 0 0 1 3 0 0 0 0 0 0 16 32 0.00 2.250												
Derek Lilliquist, L ERA: 5.4	0.1 1 0 0 0 0 0 0 0 0 0 0 0 2 3 0.00 0.000												
Ken Ryan, R ERA: 0.93	1.2 S 8 2 1 1 4 1 0 0 0 0 0 0 28 43 5.40 1.800												

New York Yankees @ Boston Red Sox
Fenway Park, Boston, MA
 Sat May 13 1995, 3:33 AM EDT
 Att. 32,695 - Overcast - 55 F

AB	28
R	4
H	3
RBI	4
BB	10
SO	10
LOB	14



Batter	1	2	3	4	5	6	7	8	9
Lee Tinsley, S OBP: 0.420, SLG: 0.547 (1, 8)	2-2 G5-3	2-2 G3		2-3 K		1-3 K		2-1 F8	
John Valentin, R OBP: 0.465, SLG: 0.724 (1, 6)	3-3 K		0-0 HR	1-2 F8		0-0 F8			
Mo Vaughn, L OBP: 0.380, SLG: 0.672 (1, 3)	1-0 S 1B		0-2 HR	2-3 K			2-1 G6-4-3 1B		
Jose Canseco, R OBP: 0.400, SLG: 0.371 (1, 10)	2-1 G6-3		3-3 K		2-0 G5-3		3-1 G6-4-3 1-2f		
Mike Greenwell, L OBP: 0.388, SLG: 0.377 (1, 7)		2-2 PB BB G4-3 1B	4-0 1B BB		1-1 G4-3		2-1 HR 1B		
Mike Macfarlane, R OBP: 0.378, SLG: 0.500 (1, 2)		4-1 G4-3 PB BB	2-0 P4		3-3 K		0-2 1-H HR		
Troy O'Leary, L OBP: 0.381, SLG: 0.550 (1, 9)		2-2 G4-3	2-1 E 1B 1B		4-1 SH1-3 BB		3-2 1B		
Tim Naehring, R OBP: 0.397, SLG: 0.439 (1, 5)		3-2 G6-3	0-0 E8 1B		1-0 SH1-3 1B		2-1 G4-6-3 1B		
Luis Alicaia, S OBP: 0.268, SLG: 0.130 (1, 4)		4-1 BB	0-0 L8		1-1 SH1-3		1-2 G4-6-3		

AB	R	H	RBI	BB	SO	LOB
5	0	0	0	0	2	4
4	1	1	1	0	1	2
4	1	3	1	0	1	0
4	0	0	0	0	1	2
3	3	2	0	1	0	0
3	1	1	2	1	1	1
3	0	2	1	1	0	1
4	0	3	1	0	0	1
2	0	0	0	1	0	3

BOTTOM

New York Yankees @ Boston Red Sox
Fenway Park, Boston, MA
 Sat May 13 1995, 3:33 AM EDT
 Att. 32,695 - Overcast - 55 F

livebaseballscorecards.com

AB	32
R	6
H	12
RBI	6
BB	4
SO	6
LOB	14



1B: 9	SF: 0
2B: 0	SAC: 1
3B: 0	DP: 2
HR: 3	HBP: 0

WP: 0	PA: 37
PB: 1	
SB: 1	
CS: 0	

Inning Stats	R: 0	H: 1	E: 0	LOB: 1	K: 1	S: 9	R: 1	H: 1	E: 0	LOB: 2	K: 0	S: 14	R: 3	H: 4	E: 1	LOB: 2	K: 1	S: 12	R: 0	H: 0	E: 0	LOB: 0	K: 2	S: 11	R: 0	H: 0	E: 0	LOB: 0	K: 1	S: 6	R: 2	H: 4	E: 0	LOB: 1	K: 0	S: 13	R: 0	H: 1	E: 0	LOB: 0	K: 0	S: 8	R: 0	H: 1	E: 0	LOB: 0	K: 0	S: 8
PITCHER	IP	WLS	BF	H	R	ER	SO	BB	IBB	HBP	BLK	WP	HR	S	P	ERA	WHIP																															
Bob Wickman, R ERA: 5.4 (1, 1)	2.2	L	17	6	4	3	2	3	0	0	0	0	0	2	34	70	10.12	3.375																														
Andy Pettitte, L ERA: 5.14 (3, 1)	3.1		13	2	1	1	4	1	0	0	0	0	0	28	48	2.70	0.900																															
Joe Ausanio, R ERA: 4.66 (7, 1)	1.0		5	4	1	1	0	0	0	0	0	0	0	1	13	23	9.00	4.000																														
Bob MacDonald, L ERA: (8, 1)	1.0		2	0	0	0	0	0	0	0	0	0	0	6	9	0.00	0.000																															

Batter	1	2	3	4	5	6	7	8	9	AB R H RBI BB SO LOB	TOP																	
Bernie Williams, S OBP: 0.321, SLG: 0.426 (1, 8)	4-2 BB G6-4-3		2-0 G6-4-3			1-0 L8		1-2 FC5-4	2-1 F8	4 0 0 0 1 0 5																		
Randy Velarde, R OBP: 0.324, SLG: 0.300 (1, 7) (9, 4)	1-0 G6-4-3			1-0 G4-3		0-1 1B		1-1 G6-4-3		4 0 1 0 0 0 2																		
Jim Leyritz, R OBP: 0.365, SLG: 0.463 Luis Polonia, L OBP: 0.321, SLG: 0.340 (1, 3) (9, PR) (9, 7)	3-2 P4			1-1 G4-3		0-0 L9			3-2 E BB 1B	4 0 1 0 0 0 1 0 1 0 0 0 0 0																		
Danny Tartabull, R OBP: 0.365, SLG: 0.403 (1, 10)		0-0 G5-3		1-1 G5-3		1-0 1B			4-2 E2 FC6-4 1B 1-3 SF BB	3 1 1 0 1 0 0																		
Mike Stanley, R OBP: 0.361, SLG: 0.333 (1, 2)		3-1 2B			1-1 F9	1-0 F9			0-0 FC6-4 1-2 1B	4 0 2 1 0 0 2																		
Gerald Williams, R OBP: 0.267, SLG: 0.500 (1, 9)		0-1 G6-3			3-2 G6-3		2-3 K		2-2 FC6-4 1-2 WP SF 2-3	4 0 0 0 0 1 3																		
Russ Davis, R OBP: 0.286, SLG: 0.167 Tony Fernandez, S OBP: 0.368, SLG: 0.309 (1, 5) (9, PH) (9, 6)		2-1 F8			0-0 1B		2-3 K		0-0 SF	3 0 1 0 0 1 1 0 0 0 1 0 0 0																		
Kevin Elster, R OBP: 0.200, SLG: 0.200 Wade Boggs, L OBP: 0.431, SLG: 0.415 (1, 6) (9, PH) (9, 5)			0-3 K		2-2 1B		1-0 F9		4-0 WP IBB	3 0 1 0 0 1 0 0 0 0 0 1 0 0																		
Pat Kelly, R OBP: 0.414, SLG: 0.408 Dion James, L OBP: 0.526, SLG: 0.529 Don Mattingly, L OBP: 0.350, SLG: 0.500 (1, 4) (9, PH) (9, 3)			1-1 G6-4-3 1B		2-0 F9			0-0 FC5-4 1B	4-2 BB	3 0 2 0 0 0 2 0 0 0 0 1 0 0 0 0 0 0 0 0 0																		
Inning Stats	R: 0 E: 0 K: 0 S: 9	H: 0 LOB: 0 BB: 1 P: 17	R: 0 E: 0 K: 0 S: 7	H: 1 LOB: 1 BB: 0 P: 12	R: 0 E: 0 K: 1 S: 6	H: 1 LOB: 0 BB: 0 P: 9	R: 0 E: 0 K: 0 S: 5	H: 0 LOB: 0 BB: 0 P: 8	R: 0 E: 0 K: 0 S: 12	H: 2 LOB: 2 BB: 0 P: 20	R: 0 E: 0 K: 2 S: 9	H: 0 LOB: 0 BB: 0 P: 14	R: 0 E: 0 K: 0 S: 6	H: 1 LOB: 0 BB: 0 P: 8	R: 2 E: 2 K: 0 S: 23	H: 2 LOB: 3 BB: 3 P: 42	1B: 8 2B: 1 3B: 0 HR: 0	SF: 1 SAC: 0 DP: 3 HBP: 0	WP: 1 PB: 0 SB: 0 CS: 0	PA: 37								
PITCHER	IP WLS BF H R ER SO BB IBB HBP BLK WP HR S P ERA WHIP																											
Zane Smith, L ERA: 4.15 (1, 1)	6.0		23	6	0	0	1	1	0	0	0	0	0	45	75	0.00	1.167											
Rheal Cormier, L ERA: 4.15 (7, 1)	2.0		7	2	1	1	2	0	0	0	0	0	0	19	29	4.50	1.000											
Stan Belinda, R ERA: 1.59 (9, 1)	0.2		5	1	1	1	0	1	1	0	0	0	0	13	23	13.50	3.000											
Derek Lilliquist, L ERA: 5.4 (9, 1)	0.0		1	0	0	0	0	1	0	0	0	1	0	4	8	∞	∞											
Alejandro Pena, R ERA: 3.18 (9, 1)	0.1	W	1	0	0	0	0	0	0	0	0	0	0	2	4	0.00	0.000											

New York Yankees @ Boston Red Sox
Fenway Park, Boston, MA
 Sun May 14 1995, 3:33 AM EDT
 Att. 32,526 - Sunny - 57 F

livebaseballscorecards.com

AB	32
R	2
H	9
RBI	2
BB	4
SO	3
LOB	16



Batter	1	2	3	4	5	6	7	8	9	AB	R	H	RBI	BB	SO	LOB
Lee Tinsley, S OBP: 0.397, SLG: 0.515 (1, 8)	1-1 G6-3		1-2 G4-6-3		0-3 K		2-1 CS	0-0 B1-3		4	0	0	0	0	1	2
John Valentin, R OBP: 0.453, SLG: 0.689 (1, 6)	1-3 K		4-2 FC4-6 BB		1-3 K			1-0 P3		3	0	0	0	1	2	1
Mo Vaughn, L OBP: 0.373, SLG: 0.645 (1, 3)	1-3 K		0-1 FC4-6			3-1 G3		1-2 1B		4	0	1	0	0	1	1
Jose Canseco, R OBP: 0.367, SLG: 0.333 (1, 10)		3-2 P4		3-3 K		3-3 K		0-1 G4-3		4	0	0	0	0	2	1
Mike Greenwell, L OBP: 0.380, SLG: 0.385 (1, 7)		2-0 L9		1-1 F9 1B 2B		1-0 F8		2-2 P6		4	1	1	0	0	0	0
Mike Macfarlane, R OBP: 0.388, SLG: 0.564 (1, 2)		1-2 2B HBP		0-2 F9			1-2 P8	1-0 HR		3	1	1	1	0	0	1
Troy O'Leary, L OBP: 0.458, SLG: 0.652 (1, 9)		1-1 PO 2B		3-2 PO 1B			0-0 E7 1B 1B			3	1	3	1	0	0	0
Tim Lincecum, R OBP: 0.379, SLG: 0.417 (1, 5)		1-2 G3		1-0 PO	1-1 G6-3		1-3 K			3	0	0	0	0	1	3
Luis Alicea, S OBP: 0.305, SLG: 0.167 (1, 4)			4-2 G4-6-3 BB		3-2 S 1B		1-0 CS 1B			2	0	2	1	1	0	0

Inning Stats	R: 0	H: 0	E: 0	K: 2	S: 9	LOB: 0	BB: 0	P: 12	R: 0	H: 1	E: 0	K: 0	S: 11	LOB: 2	BB: 0	P: 19	R: 0	H: 0	E: 0	K: 0	S: 10	LOB: 1	BB: 2	P: 19	R: 1	H: 2	E: 0	K: 1	S: 13	LOB: 0	BB: 0	P: 21	R: 0	H: 1	E: 0	K: 2	S: 15	LOB: 1	BB: 0	P: 20	R: 0	H: 0	E: 0	K: 1	S: 7	LOB: 0	BB: 0	P: 14	R: 1	H: 2	E: 1	K: 1	S: 12	LOB: 0	BB: 0	P: 15	R: 0	H: 1	E: 0	K: 0	S: 7	LOB: 1	BB: 0	P: 9	R: 1	H: 1	E: 0	K: 0	S: 5	LOB: 0	BB: 0	P: 8	1B: 5	SF: 0	2B: 2	SAC: 0	3B: 0	DP: 1	HR: 1	HBP: 1	WP: 0	PA: 35
PITCHER	IP	WLS	BF	H	R	ER	SO	BB	IBB	HBP	BLK	WP	HR	S	P	ERA	WHIP																																																																	
Jack McDowell, R ERA: 4.0 (1, 1)	8.0		31	7	2	1	7	2	0	1	0	0	0	84	129	1.12	1.125																																																																	
Steve Howe, L ERA: 2.7 (9, 1)	0.1	L	2	1	1	1	0	0	0	0	0	0	1	5	8	27.00	3.000																																																																	

BOTTOM

New York Yankees @ Boston Red Sox
Fenway Park, Boston, MA
Sun May 14 1995, 3:33 AM EDT
Att. 32,526 - Sunny - 57 F

livebaseballscorecards.com

AB	30
R	3
H	8
RBI	3
BB	2
SO	7
LOB	9




Batter	1	2	3	4	5	6	7	8	9	AB R H RBI BB SO LOB	TOP											
Wayne Kirby, L (1, 8) OBP: 0.333, SLG: 0.333	1-2 G3		2-2 F7	0-0 P3		0-1 1B 2B		0-0 F7		5 1 1 0 0 0 1												
Omar Vizquel, S (1, 6) OBP: 0.210, SLG: 0.195	2-3 K		0-0 P6		2-1 F9	0-0 WP 1B		1-0 L6		5 0 1 2 0 1 0												
Carlos Baerga, S (1, 4) OBP: 0.432, SLG: 0.542	0-2 G6-3		0-2 HR 1B		2-1 WP 2B	1-0 G5-3		3-1 G4-3		5 2 2 0 0 0 1												
Albert Belle, R (1, 7) OBP: 0.405, SLG: 0.606		2-0 1B SF8 1B	0-0 HR		4-2 2B E BB	3-1 G5-3		3-2 HR 2B		4 4 3 2 1 0 1												
Eddie Murray, S (1, 3) OBP: 0.459, SLG: 0.691	1-1 F7	1-1 SAFE	2-1 1B		0-0 E 2B		1-1 G3	1-2 HR		4 0 2 1 0 0 1												
Paul Sorrento, L (7, 3) OBP: 0.268, SLG: 0.635					1-3 3-H			2-H		1 1 1 2 0 0 0												
Manny Ramirez, R (1, 9) OBP: 0.461, SLG: 0.723	0-0 SF8 BB 1B		3-1 F9		0-0 FC5 G1-4-3		1-1 HR	3-2 G4-3		5 1 2 1 0 0 2												
Dave Winfield, R (1, 10) OBP: 0.273, SLG: 0.211	4-0 SAFE FC6-4 BB			1-3 K	1-0 G1-4-3		1-2 FC5-4 1B	0-0 F7		4 0 1 0 1 1 2												
Alvaro Espinoza, R (1, 5) OBP: 0.231, SLG: 0.333	0-0 SF8			1-2 G6-3 2B		0-0 F8	0-0 FC5-4 FC6	1-2 G4-3		4 0 1 1 0 0 1												
Tony Peña, R (1, 2) OBP: 0.240, SLG: 0.239	1-0 FC6-4			2-2 G6-3		1-1 2B 1B	2-2 FC6			4 1 1 0 0 0 4												
Inning Stats	R: 0 E: 0 K: 1 S: 9	H: 0 LOB: 0 BB: 0 P: 12	R: 1 E: 0 K: 0 S: 6	H: 2 LOB: 2 BB: 1 P: 14	R: 2 E: 0 K: 0 S: 14	H: 3 LOB: 1 BB: 0 P: 21	R: 0 E: 0 K: 1 S: 11	H: 1 LOB: 1 BB: 0 P: 15	R: 2 E: 1 K: 0 S: 9	H: 2 LOB: 1 BB: 1 P: 18	R: 2 E: 0 K: 0 S: 9	H: 3 LOB: 1 BB: 0 P: 14	R: 1 E: 0 K: 0 S: 11	H: 2 LOB: 1 BB: 0 P: 16	R: 0 E: 0 K: 0 S: 4	H: 0 LOB: 0 BB: 0 P: 8	R: 2 E: 0 K: 0 S: 16	H: 2 LOB: 0 BB: 0 P: 24	1B: 7 2B: 5 3B: 0 HR: 3	SF: 1 SAC: 0 DP: 1 HBP: 0	WP: 2 PB: 0 SB: 0 CS: 0	PA: 44
PITCHER	IP WLS BF H R ER SO BB IBB HBP BLK WP HR S P ERA WHIP																					
Jimmy Key, L (1, 1) ERA: 5.64	5.1 L 29 11 7 6 2 2 0 0 0 0 1 1 55 87 10.12 2.438																					
Scott Bankhead, R (6, 1) ERA: 5.23	2.2 10 2 1 1 0 0 0 0 0 0 1 1 18 31 3.38 0.750																					
John Wetteland, R (9, 1) ERA: 3.6	1.0 5 2 2 2 0 0 0 0 0 0 0 1 16 24 18.00 2.000																					

Cleveland Indians @ New York Yankees
 Yankee Stadium, Bronx, NY
 Tue May 16 1995, 7:05 PM EDT
 Att. 18,246 - Unknown - 76 F

livebaseballscorecards.com

AB	41
R	10
H	15
RBI	9
BB	2
SO	2
LOB	13



Batter	1	2	3	4	5	6	7	8	9	AB R H RBI BB SO LOB	TOP														
Brady Anderson, L (1, 8) OBP: 0.380, SLG: 0.578 (9, 7)	1-1 1B HR 1B	4-0 1-2 BB			2-3 K		2-3 K		2-0 HR 2-H 3-H	4 2 2 3 1 2 0															
Kevin Bass, S (1, 7) OBP: 0.309, SLG: 0.313 (9, 9)	3-2 CS 1-3 1B	1-1 G3-1			4-2 G5-6-3 BB			0-2 G4-3	2-0 F8	4 0 1 0 1 0 3															
Rafael Palmeiro, L (1, 3) OBP: 0.411, SLG: 0.641	2-0 HR 1-2 3-H				0-0 G4-3 G5-3 1B 1-2f			0-1 G4-3		4 1 2 2 0 0 1															
Cal Ripken Jr., R (1, 6) OBP: 0.360, SLG: 0.403	0-0 L9				2-2 G5-3 1-2		2-3 K	2-2 G5-3		4 0 0 0 0 1 1															
Harold Baines, L (1, 10) OBP: 0.373, SLG: 0.491 Leo Gomez, R (9, PH) OBP: 0.264, SLG: 0.245	4-2 BB				0-0 G4-3 2-3		2-1 HR		1-1 1B BB 1B 1B	2 1 1 1 1 0 1 1 1 1 0 0 0 0															
Chris Hoiles, R (1, 2) OBP: 0.391, SLG: 0.458	3-2 P3				2-3 K		3-3 K		4-2 1B 1B 1B BB G1-2-3	3 0 0 0 1 2 2															
Sherman Obando, R (1, 9) OBP: 0.303, SLG: 0.323 Matt Nokes, L (9, PH) OBP: 0.125, SLG: 0.217 Damon Buford, R (9, PR) (9, 8) OBP: 0.200, SLG: 0.050					2-3 K		2-3 K		1-2 G1-2-3 1B HR 1B	3 0 1 0 0 2 0 1 0 1 0 0 0 0 0 1 0 0 0 0 0	AB 34 R 7 H 10 RBI 7 BB 4 SO 9 LOB 13														
Jeff Manto, R (1, 5) OBP: 0.388, SLG: 0.579					0-3 K			2-0 F8	1-2 HR G1-2-3 1B	4 1 1 1 0 1 1															
Manny Alexander, R (1, 4) OBP: 0.200, SLG: 0.172 Bret Barberie, S (7, PH) (7, 4) OBP: 0.396, SLG: 0.325					1-1 L1			2-3 K	0-0 G1-2-3	2 0 0 0 0 0 1 2 0 0 0 0 1 3															
Inning Stats	R: 2 E: 0 K: 0 S: 13	H: 3 LOB: 1 BB: 1 P: 26	R: 0 E: 0 K: 0 S: 9	H: 1 LOB: 2 BB: 1 P: 17	R: 0 E: 0 K: 1 S: 8	H: 1 LOB: 1 BB: 0 P: 12	R: 0 E: 0 K: 2 S: 8	H: 0 LOB: 0 BB: 0 P: 11	R: 0 E: 0 K: 1 S: 8	H: 0 LOB: 0 BB: 1 P: 14	R: 1 E: 0 K: 3 S: 12	H: 1 LOB: 0 BB: 0 P: 21	R: 0 E: 0 K: 2 S: 9	H: 0 LOB: 0 BB: 0 P: 15	R: 0 E: 0 K: 0 S: 8	H: 0 LOB: 0 BB: 0 P: 10	R: 4 E: 0 K: 0 S: 13	H: 4 LOB: 1 BB: 1 P: 24	1B: 7 2B: 0 3B: 0 HR: 3	SF: 0 SAC: 0 DP: 2 HBP: 0	WP: 0 PB: 0 SB: 0 CS: 1	PA: 38			
PITCHER Jack McDowell, R (1, 1) ERA: 3.86 Steve Howe, L (9, 1) ERA: 4.05 John Wetteland, R (9, 1) ERA: 5.73	IP 8.0	WLS 1	BF 31	H 6	R 3	ER 3	SO 9	BB 3	IBB 0	HBP 0	BLK 0	WP 0	HR 2	S 75	P 126	ERA 3.38	WHIP 1.125								PITCHER IP WLS BF H R ER SO BB IBB HBP BLK WP HR S P ERA WHIP

Baltimore Orioles @ New York Yankees
Yankee Stadium, Bronx, NY
Fri May 19 1995, 7:05 PM EDT
Att: 18,842 - Unknown

livebaseballscorecards.com

Batter	1	2	3	4	5	6	7	8	9	AB R H RBI BB SO LOB
Wade Boggs, L (1, 5) OBP: 0.400, SLG: 0.361	3-1 G4-3	1-1 F7		4-2 BB		1-1 F9		3-2 G6-3		4 0 0 0 1 0 3
Tony Fernandez, S (1, 6) OBP: 0.346, SLG: 0.281	4-2 E 1B BB	2-1 G4-3		3-3 K		0-0 P6			2-3 K	4 0 0 0 1 2 3
Jim Leyritz, R (1, 3) OBP: 0.368, SLG: 0.448	3-2 E 1B		4-2 E 1B FC6-4 BB		2-3 K		1-2 G6-3		1-3 K	4 1 1 0 1 2 1
Mike Stanley, R (1, 2) OBP: 0.371, SLG: 0.450	3-3 K		2-0 E 1B		2-2 L7		3-2 HR		1-0 L8	5 2 2 1 0 1 2
Danny Tartabull, R (1, 10) OBP: 0.329, SLG: 0.357	3-3 K		2-2 FC5 FC6-4		1-2 P2		2-2 F9			4 0 0 0 0 1 4
Bernie Williams, S (1, 8) OBP: 0.337, SLG: 0.452		1-2 F8	2-2 FC6-4		4-1 BB		3-1 G5-3			3 0 0 1 1 0 1
Randy Velarde, R (1, 7) OBP: 0.324, SLG: 0.303 Luis Polonia, L (8, PH) OBP: 0.290, SLG: 0.304		0-2 HR 1B	1-0 G5-3		0-0 P4			0-2 P6		3 1 1 0 0 0 2 1 0 0 0 0 0 0
Gerald Williams, R (1, 9) OBP: 0.286, SLG: 0.600		3-2 HR	3-1 F8			1-2 G6-3		1-1 G6-3		4 1 1 2 0 0 1
Pat Kelly, R (1, 4) OBP: 0.439, SLG: 0.453		4-2 BLK BB		1-3 K		4-2 BB		4-2 S BB		1 0 0 0 3 1 0

Inning Stats	R: 0	H: 1	E: 1	LOB: 2	K: 2	P: 31	R: 2	H: 2	E: 0	LOB: 1	K: 0	P: 26	R: 2	H: 1	E: 2	LOB: 1	K: 0	P: 27	R: 0	H: 0	E: 0	LOB: 1	K: 3	P: 13	R: 0	H: 0	E: 0	LOB: 1	K: 0	P: 16	R: 0	H: 0	E: 0	LOB: 1	K: 0	P: 14	R: 1	H: 1	E: 0	LOB: 0	K: 0	P: 23	R: 0	H: 0	E: 0	LOB: 1	K: 0	P: 19	R: 0	H: 0	E: 0	LOB: 0	K: 2	P: 14	R: 0	H: 0	E: 0	LOB: 0	K: 2	P: 14	1B: 3	SF: 0	2B: 0	SAC: 0	3B: 0	DP: 0	HR: 2	HBP: 0	WP: 0	PA: 40
--------------	------	------	------	--------	------	-------	------	------	------	--------	------	-------	------	------	------	--------	------	-------	------	------	------	--------	------	-------	------	------	------	--------	------	-------	------	------	------	--------	------	-------	------	------	------	--------	------	-------	------	------	------	--------	------	-------	------	------	------	--------	------	-------	------	------	------	--------	------	-------	-------	-------	-------	--------	-------	-------	-------	--------	-------	--------


PITCHER	IP	WLS	BF	H	R	ER	SO	BB	IBB	HBP	BLK	WP	HR	S	P	ERA	WHIP
Arthur Rhodes, L (1, 1) ERA: 7.88	3.0		17	4	4	3	2	3	0	0	1	0	1	43	84	9.00	2.333
Jamie Moyer, L (4, 1) ERA: 4.5	3.1		14	1	1	1	3	3	0	0	0	0	1	39	66	2.70	1.200
Alan Mills, R (7, 1) ERA: 7.11	1.2	W	6	0	0	0	0	1	0	0	0	0	0	16	29	0.00	0.600
Doug Jones, R (9, 1) ERA: 5.59	1.0	S	3	0	0	0	2	0	0	0	0	0	0	10	14	0.00	0.000

BOTTOM

Baltimore Orioles @ New York Yankees
 Yankee Stadium, Bronx, NY
 Fri May 19 1995, 7:05 PM EDT
 Att. 18,842 - Unknown

livebaseballscorecards.com

AB	33
R	5
H	5
RBI	4
BB	7
SO	7
LOB	17



Batter	1	2	3	4	5	6	7	8	9	AB R H RBI BB SO LOB	TOP		
Brady Anderson, L (1, 8) OBP: 0.371, SLG: 0.557	0-1 G4-3		0-1 1B		1-0 G5-3		1-3 K		0-0 F7	5 0 1 0 0 1 0			
Kevin Bass, S (1, 7) OBP: 0.305, SLG: 0.294	0-0 G4-3		0-3 K		4-1 BB		0-1 G6-3			3 0 0 0 1 1 2			
Rafael Palmeiro, L (1, 3) OBP: 0.426, SLG: 0.633	3-2 G4-3			4-2 BB E SF8	4-2 SAFE		4-2 FC4			1 1 0 0 3 0 0			
Cal Ripken Jr., R (1, 6) OBP: 0.344, SLG: 0.383		2-0 L7		0-0 E6	1-2 F8		1-0 FC4			4 1 0 0 0 0 4			
Harold Baines, L (1, 10) OBP: 0.371, SLG: 0.475	1-2 G5-3			4-1 FC5-4	1-1 P4			1-3 K		2 0 0 0 1 0 2			
Leo Gomez, R (8, PH) OBP: 0.259, SLG: 0.240				1-2 2-3						1 0 0 0 0 1 0			
Matt Nokes, L (1, 2) OBP: 0.107, SLG: 0.192	3-1 G4-3			0-2 SF8		0-2 F7		2-1 G6-3		3 0 0 1 0 0 0			
Sherman Obando, R (1, 9) OBP: 0.324, SLG: 0.324			2-3 K	4-1 FC5-4		1-0 1B		2-2 G5-3		3 0 1 0 1 1 0			
Jeff Manto, R (1, 5) OBP: 0.348, SLG: 0.522			1-3 K	2-1 FC5-4		2-0 L3			1-1 G6-3	4 0 1 1 0 1 2			
Bret Barberie, S (1, 4) OBP: 0.385, SLG: 0.318			1-1 1B	2-3 K		2-2 L3			2-1 G4-3	4 0 1 0 0 1 4			
Inning Stats	R: 0 E: 0 K: 0 S: 6 H: 0 LOB: 0 BB: 0 P: 9	R: 0 E: 0 K: 0 S: 7 H: 0 LOB: 0 BB: 0 P: 13	R: 0 E: 0 K: 3 S: 15 H: 2 LOB: 2 BB: 0 P: 19	R: 2 E: 1 K: 1 S: 13 H: 0 LOB: 2 BB: 3 P: 29	R: 0 E: 0 K: 0 S: 12 H: 0 LOB: 2 BB: 2 P: 23	R: 0 E: 0 K: 0 S: 8 H: 2 LOB: 1 BB: 0 P: 13	R: 0 E: 0 K: 1 S: 8 H: 0 LOB: 1 BB: 1 P: 14	R: 0 E: 0 K: 1 S: 8 H: 0 LOB: 0 BB: 0 P: 13	R: 0 E: 0 K: 0 S: 5 H: 0 LOB: 0 BB: 0 P: 8	1B: 4 2B: 1 3B: 0 HR: 0 SF: 1 SAC: 0 DP: 1 HBP: 0	WP: 0 PB: 0 SB: 0 CS: 0 PA: 37		
PITCHER	IP WLS BF H R ER SO BB IBB HBP BLK WP HR S P ERA WHIP											PITCHER	IP WLS BF H R ER SO BB IBB HBP BLK WP HR S P ERA WHIP
Melido Perez, R (1, 1) ERA: 2.49	6.0 W 27 4 2 0 4 5 0 0 0 0 0 0 61 106 0.00 1.500												
Bob MacDonald, L (7, 1) ERA:	1.2 6 0 0 0 2 1 0 0 0 0 0 0 13 22 0.00 0.600												
Bob Wickman, R (8, 1) ERA: 4.91	1.1 4 0 0 0 0 0 0 0 0 0 0 0 8 13 0.00 0.000												

Baltimore Orioles @ New York Yankees
Yankee Stadium, Bronx, NY
 Sat May 20 1995, 3:33 AM EDT
 Att. 25,237 - Sunny

livebaseballscorecards.com

AB	30
R	2
H	4
RBI	2
BB	6
SO	6
LOB	14



Batter	1	2	3	4	5	6	7	8	9
Bernie Williams, S OBP: 0.330, SLG: 0.429 (1, 8)	1-1 G5-3		4-0 BB 1B 2B BB	3-3 K			1-0 FC1 2B	3-2 G5-3	
Randy Velarde, R OBP: 0.317, SLG: 0.297 (1, 7)	1-1 L7		0-0 BB 2B 1B		3-2 G4-3		1-0 L9		
Jim Leyritz, R OBP: 0.375, SLG: 0.459 (1, 3)	1-2 K		4-1 2B 2B BB		2-3 K		2-0 2B		
Mike Stanley, R OBP: 0.365, SLG: 0.453 (1, 2)		0-0 G5-3	0-1 2B 2B		0-3 K		1-1 F8		
Danny Tartabull, R OBP: 0.326, SLG: 0.365 (1, 10)		1-0 F7	0-2 2B		2-3 K		1-3 K		
Gerald Williams, R OBP: 0.320, SLG: 0.652 (1, 9)		1-0 3B	2-2 F9		1-1 G5-3		4-0 BB S BB		
Tony Fernandez, S OBP: 0.329, SLG: 0.265 (1, 6)		2-2 G6-3	2-1 G4-3		3-1 G3		0-3 K		
Russ Davis, R OBP: 0.222, SLG: 0.125 Wade Boggs, L OBP: 0.403, SLG: 0.355 (1, 5) (7, 5)			3-3 K	1-0 G5-3			3-1 F8	4-0 BB BB	
Pat Kelly, R OBP: 0.457, SLG: 0.482 (1, 4)			1-1 S 1B 2B	2-1 P4			2-2 FC1 2B 1B	4-2 BB BB	

Inning Stats	R: 0	H: 0	E: 0	K: 1	S: 7	R: 0	H: 1	E: 0	K: 0	S: 6	R: 5	H: 4	E: 0	K: 1	S: 18	R: 0	H: 0	E: 0	K: 1	S: 8	R: 0	H: 0	E: 0	K: 2	S: 10	R: 0	H: 0	E: 0	K: 1	S: 7	R: 2	H: 2	E: 0	K: 0	S: 10	R: 0	H: 0	E: 0	K: 2	S: 12
	LOB: 0	BB: 0	P: 10	LOB: 1	BB: 0	P: 10	LOB: 1	BB: 0	P: 10	LOB: 1	BB: 2	P: 34	LOB: 0	BB: 0	P: 14	LOB: 0	BB: 0	P: 15	LOB: 1	BB: 0	P: 13	LOB: 1	BB: 0	P: 20	LOB: 3	BB: 3	P: 28	LOB: 0	SAC: 0	DP: 0	HBP: 0	1B: 2	2B: 4	3B: 1	HR: 0	SF: 0	SAC: 0	DP: 0	HBP: 0	

PITCHER	IP	WLS	BF	H	R	ER	SO	BB	IBB	HBP	BLK	WP	HR	S	P	ERA	WHIP
Sid Fernandez, L ERA: 9.22 (1, 1)	2.1	L	14	5	5	5	2	2	0	0	0	0	0	26	45	19.29	3.000
Mike Oquist, R ERA: 2.79 (3, 1)	4.2		17	2	2	2	4	0	0	0	0	0	0	40	71	3.86	0.429
Brad Pennington, L ERA: 6.23 (8, 1)	1.0		6	0	0	0	2	3	0	0	0	0	0	12	28	0.00	3.000

BOTTOM

AB R H RBI BB SO LOB

4 2 0 0 1 1 4

4 1 1 1 0 0 2

3 1 1 2 1 2 0

4 1 1 2 0 1 1

4 0 1 2 0 2 0

3 0 1 0 1 0 1

4 0 0 0 0 1 3

2 0 0 0 0 1 0

1 0 0 0 1 0 0


3 2 2 0 1 0 0

AB 32
R 7
H 7
RBI 7
BB 5
SO 8
LOB 11

WP: 0 PA: 37
PB: 0
SB: 2
CS: 0

Baltimore Orioles @ New York Yankees
Yankee Stadium, Bronx, NY

Sat May 20 1995, 3:33 AM EDT
Att. 25,237 - Sunny



PITCHER	IP	WLS	BF	H	R	ER	SO	BB	IBB	HBP	BLK	WP	HR	S	P	ERA	WHIP
Sid Fernandez, L ERA: 9.22 (1, 1)	2.1	L	14	5	5	5	2	2	0	0	0	0	0	26	45	19.29	3.000
Mike Oquist, R ERA: 2.79 (3, 1)	4.2		17	2	2	2	4	0	0	0	0	0	0	40	71	3.86	0.429
Brad Pennington, L ERA: 6.23 (8, 1)	1.0		6	0	0	0	2	3	0	0	0	0	0	12	28	0.00	3.000

Batter	1	2	3	4	5	6	7	8	9	AB R H RBI BB SO LOB	TOP									
Brady Anderson, L (1, 7) OBP: 0.356, SLG: 0.533	2-2 F8			3-1 G4-3		3-1 P6		1-1 P4		4 0 0 0 0 0 0	Baltimore Orioles @ New York Yankees Yankee Stadium, Bronx, NY Sun May 21 1995, 3:33 AM EDT Att. 25,887 - Sunny - 81 F									
Kevin Bass, S (1, 9) OBP: 0.286, SLG: 0.273	0-1 G4-3			2-2 F9		1-2 P3		2-2 P4		4 0 0 0 0 0 0										
Rafael Palmeiro, L (1, 3) OBP: 0.429, SLG: 0.627	3-3 K			0-0 BB 1B		2-2 1B			1-2 L7	4 0 2 0 0 1 0										
Cal Ripken Jr., R (1, 6) OBP: 0.340, SLG: 0.369		0-0 G6-3		4-2 1-2 BB		0-0 P6			1-3 K	3 0 0 0 1 1 1										
Chris Hoiles, R (1, 2) OBP: 0.368, SLG: 0.423		1-1 G5-3		3-2 F8			2-3 K		0-1 F9	4 0 0 0 0 1 2										
Sherman Obando, R (1, 10) OBP: 0.300, SLG: 0.297		1-0 P6			2-3 K		2-3 K			3 0 0 0 0 2 0										
Jeff Manto, R (1, 5) OBP: 0.385, SLG: 0.615			3-3 K		1-2 2B		2-2 2B			3 0 2 0 0 1 0										
Bret Barberie, S (1, 4) OBP: 0.364, SLG: 0.298			2-2 G5-3		0-3 K		3-2 L7			3 0 0 0 0 1 2										
Damon Buford, R (1, 8) OBP: 0.179, SLG: 0.043			2-1 F8		3-3 K			0-2 G5-3		3 0 0 0 0 1 1										
Inning Stats	R: 0 E: 0 K: 1 S: 9	H: 0 LOB: 0 BB: 0 P: 14	R: 0 E: 0 K: 0 S: 4	H: 0 LOB: 0 BB: 0 P: 6	R: 0 E: 0 K: 1 S: 9	H: 0 LOB: 0 BB: 0 P: 16	R: 0 E: 0 K: 0 S: 11	H: 1 LOB: 2 BB: 1 P: 23	R: 0 E: 0 K: 3 S: 14	H: 1 LOB: 1 BB: 0 P: 20	R: 0 E: 0 K: 2 S: 13	H: 1 LOB: 1 BB: 0 P: 22	R: 0 E: 0 K: 0 S: 10	H: 0 LOB: 0 BB: 0 P: 13	R: 0 E: 0 K: 1 S: 9	H: 0 LOB: 0 BB: 0 P: 11	1B: 2 2B: 2 3B: 0 HR: 0	SF: 0 SAC: 0 DP: 0 HBP: 0	WP: 0 PB: 0 SB: 0 CS: 0	PA: 32
PITCHER Sterling Hitchcock, L (1, 1) ERA: 3.97	IP: 9.0 WLS: W BF: 32 H: 4 R: 0 ER: 0 SO: 8 BB: 1 IBB: 0 HBP: 0 BLK: 0 WP: 0 HR: 0 S: 90 P: 142 ERA: 0.00 WHIP: 0.556											PITCHER IP: WLS: BF: H: R: ER: SO: BB: IBB: HBP: BLK: WP: HR: S: P: ERA: WHIP:								

livebaseballscorecards.com

AB	31
R	0
H	4
RBI	0
BB	1
SO	8
LOB	6



Batter	1	2	3	4	5	6	7	8	9
Luis Polonia, L OBP: 0.313, SLG: 0.344 (1, 7)	1-1 F7		0-2 G6-3		1-1 HR	0-0 2B		3-2 1B	
Randy Velarde, R OBP: 0.326, SLG: 0.381 (1, 5)	0-0 G5-3			0-1 1B	2-1 HR	1-2 P4		1-3 1B	
Wade Boggs, L OBP: 0.407, SLG: 0.369 (1, 3)	1-0 G3			3-2 L8	2-1 1B		4-1 G5-3		
Mike Stanley, R OBP: 0.372, SLG: 0.448 (1, 10)		1-0 F9		4-1 1B	0-1 1B		1-2 G5-3		
Dion James, L OBP: 0.480, SLG: 0.455 (1, 9)		1-1 G1-3		1-2 BB	1-1 F8		1-1 F8		
Gerald Williams, R OBP: 0.320, SLG: 0.652 (8, 9)				1-2 1B					
Jim Leyritz, R OBP: 0.368, SLG: 0.462 (1, 2)		3-2 2B		0-1 P3		0-0 G6-3	2-3 K		
Bernie Williams, S OBP: 0.326, SLG: 0.420 (1, 8)		2-3 K		1-0 G4-3		2-2 G3-1		2-2 1B	
Kevin Elster, R OBP: 0.222, SLG: 0.125 (1, 6)			2-1 F9		3-2 G6-3	4-2 1B		0-0 F8	
Pat Kelly, R OBP: 0.459, SLG: 0.483 (1, 4)			3-3 K		0-0 CS	2-2 2B		0-3 K	

Inning Stats	R: 0	H: 0	E: 0	K: 0	S: 4	R: 0	H: 1	E: 0	K: 1	S: 9	R: 0	H: 0	E: 0	K: 1	S: 9	R: 1	H: 2	E: 0	K: 0	S: 15	R: 3	H: 5	E: 0	K: 0	S: 14	R: 1	H: 2	E: 0	K: 1	S: 14	R: 0	H: 0	E: 0	K: 1	S: 9	R: 0	H: 2	E: 0	K: 2	S: 14
	LOB: 0	BB: 0	P: 6	LOB: 1	BB: 0	P: 16	LOB: 0	BB: 0	P: 14	LOB: 2	BB: 1	P: 24	LOB: 1	BB: 0	P: 23	LOB: 2	BB: 1	P: 23	LOB: 1	BB: 0	P: 23	LOB: 2	BB: 1	P: 23	LOB: 1	BB: 1	P: 17	LOB: 2	BB: 0	P: 20	LOB: 0	BB: 0	P: 20	LOB: 0	BB: 0	P: 20	LOB: 0	BB: 0	P: 20	

PITCHER	IP	WLS	BF	H	R	ER	SO	BB	IBB	HBP	BLK	WP	HR	S	P	ERA	WHIP
Ben McDonald, R ERA: 5.33 (1, 1)	5.2	L	28	10	5	5	2	2	0	0	0	0	1	62	102	7.94	2.118
Armando Benitez, R ERA: 1.98 (6, 1)	2.1		10	2	0	0	3	1	0	0	0	0	0	26	41	0.00	1.286

BOTTOM

AB	R	H	RBI	BB	SO	LOB
5	1	3	1	0	0	0
5	2	2	2	0	1	4
3	1	1	0	1	0	1
3	0	1	1	1	0	1
4	0	1	1	0	0	2
0	0	0	0	0	0	0
4	0	1	0	0	1	3
4	0	1	0	0	1	3

AB	35
R	5
H	12
RBI	5
BB	3
SO	5
LOB	16



WP	PA	ERA	WHIP
0	38		

Baltimore Orioles @ New York Yankees
Yankee Stadium, Bronx, NY
 Sun May 21 1995, 3:33 AM EDT
 Att. 25,887 - Sunny - 81 F

livebaseballscorecards.com

Batter	1	2	3	4	5	6	7	8	9	AB R H RBI BB SO LOB	TOP								
Bernie Williams, S (1, 8) OBP: 0.313, SLG: 0.400	1-3 K			2-2 F8		1-1 G5-3			1-3 K	4 0 0 0 0 2 1	New York Yankees @ California Angels Anaheim Stadium, Anaheim, CA Tue May 23 1995, 10:05 PM EDT Att. 14,952 - Unknown - 55 F								
Randy Velarde, R (1, 7) OBP: 0.320, SLG: 0.370	2-1 G5-3			2-3 K			2-3 K	1-2 BB 1B	4 0 1 0 0 2 0										
Jim Leyritz, R (1, 3) OBP: 0.363, SLG: 0.441	3-3 K			3-3 K			3-3 K	4-1 BB 1-2 BB	3 0 0 0 1 3 0										
Mike Stanley, R (1, 2) OBP: 0.354, SLG: 0.423		3-3 K		1-3 K			2-3 K	2-1 F9	4 0 0 0 0 3 2										
Danny Tartabull, R (1, 10) OBP: 0.315, SLG: 0.351		1-1 P3		3-2 G1-3			1-3 K		3 0 0 0 0 1 0										
Gerald Williams, R (1, 9) OBP: 0.286, SLG: 0.577		2-0 F8		3-2 G6-3			0-3 K		3 0 0 0 0 1 0										
Russ Davis, R (1, 5) OBP: 0.333, SLG: 0.400			3-2 G6-3		1-0 3B		4-0 BB		2 0 1 0 1 0 0										
Kevin Elster, R (1, 6) OBP: 0.167, SLG: 0.091			2-1 G6-3		1-3 K		0-0 F9		3 0 0 0 0 1 2										
Pat Kelly, R (1, 4) OBP: 0.442, SLG: 0.460			1-3 K		3-3 K			1-0 F8	3 0 0 0 0 2 1										
Inning Stats	R: 0 E: 0 K: 2 S: 9	H: 0 LOB: 0 BB: 0 P: 15	R: 0 E: 0 K: 1 S: 6	H: 0 LOB: 0 BB: 0 P: 12	R: 0 E: 0 K: 1 S: 9	H: 0 LOB: 0 BB: 0 P: 15	R: 0 E: 0 K: 2 S: 9	H: 0 LOB: 0 BB: 0 P: 16	R: 0 E: 0 K: 3 S: 13	H: 0 LOB: 0 BB: 0 P: 20		R: 0 E: 0 K: 2 S: 8	H: 0 LOB: 1 BB: 1 P: 13	R: 0 E: 0 K: 1 S: 10	H: 1 LOB: 2 BB: 1 P: 19	1B: 1 2B: 0 3B: 1 HR: 0	SF: 0 SAC: 0 DP: 0 HBP: 0	WP: 0 PB: 0 SB: 0 CS: 0	PA: 31
PITCHER Chuck Finley, L (1, 1) ERA: 2.68	IP 9.0	WLS W	BF 31	H 2	R 0	ER 0	SO 15	BB 2	IBB 0	HBP 0	BLK 0	WP 0	HR 0	S 85	P 144	ERA 0.00	WHIP 0.444		

AB	29
R	0
H	2
RBI	0
BB	2
SO	15
LOB	6



Batter	1	2	3	4	5	6	7	8	9	AB	R	H	RBI	BB	SO	LOB
Tony Phillips, S OBP: 0.438, SLG: 0.531 (1, 7)	2-3 K		0-0 F8	2-3 K	2-2 HR		2-3 K			5	1	1	3	0	3	2
Jim Edmonds, L OBP: 0.307, SLG: 0.489 (1, 8)	2-3 K		3-3 K	2-1 HR	1-2 L4		2-2 HR			5	2	2	4	0	2	0
Tim Salmon, R OBP: 0.469, SLG: 0.536 (1, 9)	3-2 2B 1B		1-0 1B 2B	4-0 G1-4-3 BB		1-1 HR	4-1 BB			3	2	3	1	2	0	0
Chili Davis, S OBP: 0.487, SLG: 0.615 (1, 10)	1-0 2B		4-2 1B BB	0-2 G1-4-3	1-2	4-0 G3 G2-3 BB	1-1 P6			3	1	1	0	2	0	2
J.T. Snow, L OBP: 0.317, SLG: 0.448 (1, 3)	0-2 F8		2-1 1B 1B	0-1 P4		3-2 G2-3	2-2 P3			5	0	1	0	0	0	4
Greg Myers, L OBP: 0.340, SLG: 0.489 (1, 2)		0-0 F7	1-2 1B		1-1 HR 3B	1-2 G3	4-1 BB			4	1	2	2	1	0	1
Eduardo Perez, R OBP: 0.329, SLG: 0.279 (1, 5)		4-2 BB	1-2 F9		1-0 G6-3	4-1 BB	2-2 F9			3	0	0	0	2	0	4
Damion Easley, R OBP: 0.320, SLG: 0.367 (1, 4)		1 SAFE 3-2 F8		2-2 1B HR 1B	2-3 K	3-1 G1-3	1-0 G4-3			5	1	1	0	0	1	5
Gary Disarcina, R OBP: 0.378, SLG: 0.576 (1, 6)		2-3 K		1 SAFE 0-0 HR 1B	4-2 HR BB		0-0 G6-3			3	2	1	0	1	1	1

Inning Stats	R: 0	H: 2	E: 0	K: 2	S: 13	LOB: 2	BB: 0	P: 21	R: 0	H: 0	E: 0	K: 1	S: 11	LOB: 1	BB: 1	P: 20	R: 2	H: 3	E: 0	K: 1	S: 16	LOB: 2	BB: 1	P: 28	R: 3	H: 3	E: 0	K: 1	S: 15	LOB: 1	BB: 1	P: 25	R: 3	H: 2	E: 0	K: 1	S: 16	LOB: 0	BB: 1	P: 27	R: 1	H: 1	E: 0	K: 0	S: 14	LOB: 2	BB: 2	P: 30	R: 1	H: 1	E: 0	K: 1	S: 10	LOB: 1	BB: 1	P: 19	R: 0	H: 0	E: 0	K: 0	S: 12	LOB: 1	BB: 1	P: 21
--------------	------	------	------	------	-------	--------	-------	-------	------	------	------	------	-------	--------	-------	-------	------	------	------	------	-------	--------	-------	-------	------	------	------	------	-------	--------	-------	-------	------	------	------	------	-------	--------	-------	-------	------	------	------	------	-------	--------	-------	-------	------	------	------	------	-------	--------	-------	-------	------	------	------	------	-------	--------	-------	-------


PITCHER	IP	WLS	BF	H	R	ER	SO	BB	IBB	HBP	BLK	WP	HR	S	P	ERA	WHIP
42 Mariano Rivera, R ERA: 13.5 (1, 1)	3.1	L	21	8	5	5	5	3	0	0	0	0	1	50	89	13.50	3.300
Bob MacDonald, L ERA: 2.25 (4, 1)	0.2		3	1	1	1	0	0	0	0	0	0	0	7	8	13.50	1.500
Joe Ausanio, R ERA: 6.17 (5, 1)	2.0		11	2	3	3	1	3	0	0	0	0	2	28	54	13.50	2.500
Scott Bankhead, R ERA: 5.11 (7, 1)	2.0		9	1	1	1	1	2	0	0	0	0	1	22	40	4.50	1.500

BOTTOM

New York Yankees @ California Angels
Anaheim Stadium, Anaheim, CA

Tue May 23 1995, 10:05 PM EDT
Att: 14,952 - Unknown - 55 F

AB	36
R	10
H	12
RBI	10
BB	8
SO	7
LOB	19



1B: 5	SF: 0	WP: 0	PA: 44
2B: 2	SAC: 0	PB: 0	
3B: 1	DP: 0	SB: 0	
HR: 4	HBP: 0	CS: 0	

PITCHER	IP	WLS	BF	H	R	ER	SO	BB	IBB	HBP	BLK	WP	HR	S	P	ERA	WHIP
---------	----	-----	----	---	---	----	----	----	-----	-----	-----	----	----	---	---	-----	------

Batter	1	2	3	4	5	6	7	8	9	AB R H RBI BB SO LOB	TOP						
Luis Polonia, L (1, 7) OBP: 0.324, SLG: 0.369	0-1 FC6-4 1B		1-2 1B 2B		1-2 G6-3			2-1 F8		4 1 2 0 0 0 0							
Wade Boggs, L (1, 5) OBP: 0.424, SLG: 0.382	1-1 FC6-4 1-2f		2-1 FC4-6 1B 2-H			0-2 1B		4-2 G4-3 BB		3 0 2 1 1 0 1							
Paul O'Neill, L (1, 9) OBP: 0.422, SLG: 0.684	1-2 F8		0-1 FC4-6 1-2f			1-0 F8		3-2 G4-3 1-2		4 0 0 0 0 0 4							
Don Mattingly, L (1, 3) OBP: 0.333, SLG: 0.457	1-0 G3		1-3 K			2-2 L7		1-0 G5-3		4 0 0 0 0 1 4							
Dion James, L (1, 10) OBP: 0.448, SLG: 0.462		1-1 G6-3 2B		1-0 F7		0-0 F7		1-0 F7		4 0 1 0 0 0 1							
Mike Stanley, R (1, 2) OBP: 0.349, SLG: 0.427		2 SAFE G6-3 2-3		0-0 F9			0-0 G5-3		2-2 2B	4 0 1 0 0 0 1							
Bernie Williams, S (1, 8) OBP: 0.301, SLG: 0.382		3-3 K		3-0 G4-3			0-3 K		2-3 K	4 0 0 0 0 3 2							
Kevin Elster, R (1, 6) OBP: 0.200, SLG: 0.214 Danny Tartabull, R (9, PH) OBP: 0.311, SLG: 0.346		2-3 K			1-1 G4-3		0-1 2B		0-1 G1-3	3 0 1 0 0 1 1 1 0 0 0 0 0 1							
Pat Kelly, R (1, 4) OBP: 0.425, SLG: 0.439			2-3 K		0-0 F7		2-2 F7			3 0 0 0 0 1 1							
Inning Stats	R: 0 H: 1 E: 0 LOB: 1 K: 0 BB: 0 S: 8 P: 11	R: 0 H: 1 E: 0 LOB: 1 K: 2 BB: 0 S: 12 P: 21	R: 1 H: 2 E: 0 LOB: 1 K: 2 BB: 0 S: 14 P: 20	R: 0 H: 0 E: 0 LOB: 0 K: 0 BB: 0 S: 3 P: 7	R: 0 H: 0 E: 0 LOB: 0 K: 0 BB: 0 S: 6 P: 8	R: 0 H: 1 E: 0 LOB: 1 K: 0 BB: 0 S: 10 P: 13	R: 0 H: 1 E: 0 LOB: 1 K: 1 BB: 0 S: 10 P: 12	R: 0 H: 0 E: 0 LOB: 1 K: 0 BB: 1 S: 11 P: 21	R: 0 H: 1 E: 0 LOB: 1 K: 1 BB: 0 S: 12 P: 17	1B: 3 SF: 0 2B: 4 SAC: 0 3B: 0 DP: 0 HR: 0 HBP: 0	WP: 0 PA: 35 PB: 0 SB: 0 CS: 0						
PITCHER	IP WLS BF H R ER SO BB IBB HBP BLK WP HR S P ERA WHIP																
Shawn Boskie, R (1, 1) ERA: 2.88	7.1	29	6	1	1	5	1	0	0	0	0	0	0	67	102	1.23	0.955
Bob Patterson, L (8, 1) ERA: 2.38	0.2	W	2	0	0	0	0	0	0	0	0	0	0	7	11	0.00	0.000
Lee Smith, R (9, 1) ERA:	1.0	S	4	1	0	0	1	0	0	0	0	0	0	12	17	0.00	1.000

New York Yankees @ California Angels
Anaheim Stadium, Anaheim, CA
Wed May 24 1995, 10:05 PM EDT
Att. 15,497 - Unknown - 64 F

livebaseballscorecards.com

AB	34
R	1
H	7
RBI	1
BB	1
SO	6
LOB	16



Batter	1	2	3	4	5	6	7	8	9
Tony Phillips, S OBP: 0.424, SLG: 0.510 (1, 7) C S B B B X	3-2 L4 ①			1-0 G4-3 ①			2-2 G4-3 ①	1-1 F8 ③	
Jim Edmonds, L OBP: 0.308, SLG: 0.479 (1, 8) C F B B B B	4-2 CS BB			1-3 K ②			2-2 G4-3 ②		
Tim Salmon, R OBP: 0.457, SLG: 0.517 (1, 9) C B B SAFE SAFE S	3-3 K ② ③ 1-2			1-3 K ③			2-3 K ③		
Chili Davis, S OBP: 0.483, SLG: 0.606 (1, 10) F B X		1-1 G1-3 ①			0-0 F8 ①			0-0 SH5-3 2B 1B	
J.T. Snow, L OBP: 0.311, SLG: 0.439 (1, 3) C B B X		2-1 G3 ②			3-2 G4-3 ②			0-0 SH5-3 ① 1-2	
Greg Myers, L OBP: 0.339, SLG: 0.500 (1, 2) B X		1-0 G4-3 ③			1-2 G5-3 ③			1-1 E 2B 2-H	
Spike Owen, S OBP: 0.348, SLG: 0.375 (1, 5) X			0-0 G3-1 ①			4-1 CS BB		2-2 E8 1B 2-H	
Damion Easley, R OBP: 0.320, SLG: 0.359 (1, 4) C B X			1-1 G6-3 ②			4-1 G4-6-3 BB 1-2		2-3 K ②	
Gary Disarcina, R OBP: 0.376, SLG: 0.568 (1, 6) C C X			0-2 G5-3 ③			2-2 G4-6-3 BB 1-2f		0-1 1B 3-H	

AB	R	H	RBI	BB	SO	LOB
4	0	0	0	0	0	1
2	0	0	0	1	1	0
3	0	0	0	0	3	1
3	1	1	0	0	0	0
2	0	0	0	0	0	0
3	1	1	1	0	0	0
2	1	1	1	1	0	0
2	0	0	0	1	1	1
3	0	1	1	0	0	1

BOTTOM

New York Yankees @ California Angels
Anaheim Stadium, Anaheim, CA
 Wed May 24 1995, 10:05 PM EDT
 Att: 15,497 - Unknown - 64 F

AB	24
R	3
H	4
RBI	3
BB	3
SO	5
LOB	4



1B: 3	SF: 0	WP: 0	PA: 28
2B: 2	SAC: 1	PB: 0	
3B: 0	DP: 2	SB: 0	
HR: 0	HBP: 0	CS: 2	

Inning Stats														
R	H	E	K	S	R	H	E	K	S	R	H	E	K	S
0	0	0	1	19	0	0	0	0	5	0	0	0	0	0
0	0	0	1	19	0	0	0	0	5	0	0	0	0	0
0	0	0	0	9	0	0	0	0	7	0	0	0	0	0
0	0	0	0	9	0	0	0	0	7	0	0	0	0	0
0	0	0	0	9	0	0	0	0	7	0	0	0	0	0
0	0	0	0	9	0	0	0	0	7	0	0	0	0	0
0	0	0	0	9	0	0	0	0	7	0	0	0	0	0
0	0	0	0	9	0	0	0	0	7	0	0	0	0	0
0	0	0	0	9	0	0	0	0	7	0	0	0	0	0
0	0	0	0	9	0	0	0	0	7	0	0	0	0	0

PITCHER														
IP	WLS	BF	H	R	ER	SO	BB	IBB	HBP	BLK	WP	HR	S	P
7.2	L	27	4	3	2	5	3	0	0	0	0	0	66	107
0.1		1	0	0	0	0	0	0	0	0	0	0	2	3

PITCHER														
IP	WLS	BF	H	R	ER	SO	BB	IBB	HBP	BLK	WP	HR	S	P

ERA	WHIP
2.35	0.913
0.00	0.000

New York Yankees @ California Angels
 Anaheim Stadium, Anaheim, CA

Thu May 25 1995, 10:05 PM EDT
 Att. 17,210 - Unknown - 69 F

AB	32
R	2
H	6
RBI	2
BB	5
SO	9
LOB	15



WP:	0	PA:	39
PB:	0		
SB:	0		
CS:	1		

Batter	1	2	3	4	5	6	7	8	9	AB R H RBI BB SO LOB	TOP		
Wade Boggs, L (1, 3) OBP: 0.404, SLG: 0.361 Dion James, L (7, 3) OBP: 0.433, SLG: 0.444	0-3 (1) K	0-0 (3) CS	0-0 (1) G4-3		0-0 (2) G3-1		0-0 (2) F7		0-0 (2) P5	4 0 0 0 0 1 1 1 0 0 0 0 0 1			
Randy Velarde, R (1, 6) OBP: 0.309, SLG: 0.340	0-0 (2) F7		0-0 (2) P3		4-0 BB		0-0 (3) G1-3		0-3 (3) K	4 0 0 0 1 1 2			
Paul O'Neill, L (1, 7) OBP: 0.426, SLG: 0.667 Robert Eenhoorn, R (5, PH)	4-0 1B BB BB		0-0 (3) G1-3		0-0 (3) G5-3			0-0 (1) G6-3		1 0 0 0 1 0 0 2 0 0 0 0 0 1			
Danny Tartabull, R (1, 9) OBP: 0.319, SLG: 0.338	4-0 1B BB			0-0 (1) G5-3		0-0 (1) G1-3		4-0 1B BB		2 0 0 0 2 0 0			
Mike Stanley, R (1, 2) OBP: 0.356, SLG: 0.430	0-0 1B		0-3 (2) K		0-0 1B		0-3 (2) K		0-3 (2) K	4 0 2 0 0 2 1			
Gerald Williams, R (1, 8) OBP: 0.281, SLG: 0.533	0-0 (3) F3		0-0 (3) G5-3		0-3 (2) K		0-3 (2) K		0-0 1B	4 0 1 0 0 1 4			
Jim Leyritz, R (1, 10) OBP: 0.345, SLG: 0.417		0-3 (1) K		0-3 (1) K		0-3 (3) K		0-0 (3) F7		4 0 0 0 0 3 3			
Russ Davis, R (1, 5) OBP: 0.438, SLG: 0.417		0-0 FC6-4 1B		4-0 HR BB		0-0 (1) F8		1-0 HBP		2 1 1 0 1 0 0			
Pat Kelly, R (1, 4) OBP: 0.429, SLG: 0.486		0-0 (2) FC6-4 CS		0-0 HR		0-0 1B		0-3 (1) K		4 1 2 2 0 1 2			
Inning Stats	R: 0 H: 1 E: 0 LOB: 3 K: 1 BB: 2 S: 6 P: 14	R: 0 H: 1 E: 0 LOB: 0 K: 1 BB: 0 S: 5 P: 5	R: 0 H: 0 E: 0 LOB: 0 K: 0 BB: 0 S: 3 P: 3	R: 0 H: 0 E: 0 LOB: 0 K: 1 BB: 0 S: 5 P: 5	R: 2 H: 1 E: 0 LOB: 1 K: 1 BB: 2 S: 6 P: 14	R: 0 H: 1 E: 0 LOB: 1 K: 2 BB: 0 S: 8 P: 8	R: 0 H: 1 E: 0 LOB: 1 K: 0 BB: 0 S: 4 P: 4	R: 0 H: 1 E: 0 LOB: 2 K: 1 BB: 1 S: 6 P: 10	R: 0 H: 0 E: 0 LOB: 1 K: 2 BB: 0 S: 7 P: 8	1B: 5 SF: 0 2B: 0 SAC: 0 3B: 0 DP: 0 HR: 1 HBP: 1	WP: 0 PA: 39 PB: 0 SB: 0 CS: 1		
PITCHER	IP WLS BF H R ER SO BB IBB HBP BLK WP HR S P ERA WHIP											PITCHER	IP WLS BF H R ER SO BB IBB HBP BLK WP HR S P ERA WHIP
Mark Langston, L (1, 1) ERA: 3.58	6.0 W 25 4 2 2 6 4 0 0 0 0 0 1 33 49 3.00 1.333												
Ken Edenfield, R (7, 1) ERA:	1.0 4 1 0 0 0 0 0 0 0 0 0 0 4 4 0.00 1.000												
Mitch Williams, L (8, 1) ERA: 3.0	1.0 5 1 0 0 1 1 0 0 0 0 0 0 6 10 0.00 2.000												
Troy Percival, R (9, 1) ERA: 4.26	1.0 4 0 0 0 2 0 0 1 0 0 0 0 7 8 0.00 0.000												

livebaseballscorecards.com

Batter	1	2	3	4	5	6	7	8	9	AB	R	H	RBI	BB	SO	LOB	BOTTOM		
Tony Phillips, S OBP: 0.434, SLG: 0.510 Rex Hudler, R OBP: 0.211, SLG: 0.263	0-0 5-3	4-0 BB 1B HR BB	4-0 BB		0-0 HR 1B		0-3 K2-3	0-3 K		2	2	1	0	2	0	0	New York Yankees @ California Angels Anaheim Stadium, Anaheim, CA Thu May 25 1995, 10:05 PM EDT Att: 17,210 - Unknown - 69 F		
Jim Edmonds, L OBP: 0.312, SLG: 0.469	0-0 4-3	0-0 BB HR 1B	0-3 K		0-3 K		4-0 HR BB		4	2	1	2	1	2	4				
Tim Salmon, R OBP: 0.446, SLG: 0.538	0-3 K	0-3 K		0-0 G1-4-3	0-0 SF7		0-0 HR		4	1	1	3	0	2	2				
Chili Davis, S OBP: 0.492, SLG: 0.649 Mark Dalesandro, R (7, PH)		1B 2B		0-0 G6-3	0-0 HR		0-0 G4-3		3	3	2	2	1	0	0				
J.T. Snow, L OBP: 0.327, SLG: 0.470 Carlos Martinez, R OBP: 0.300, SLG: 0.125		2B BB		4-0 1B BB	0-0 F8		4-0 BB		2	2	1	4	2	0	0				
Greg Myers, L OBP: 0.350, SLG: 0.500 Andy Allanson, R OBP: 0.250, SLG: 0.438		1B K		0-0 FC5-4 1B		0-0 G4-3	0-0 G5-3		0	0	0	0	1	0	0				
Spike Owen, S OBP: 0.353, SLG: 0.386		1B 2B		0-0 FC5-4		0-0 L3		0-0 F7	4	1	1	1	1	0	2				
Damion Easley, R OBP: 0.324, SLG: 0.365		5-3		0-0 G4-6-3		0-0 2B 2B	4-0 FC4-6 BB	0-0 G3	4	1	1	1	1	0	2				
Gary Disarcina, R OBP: 0.396, SLG: 0.582		1B BB		0-0 BB		0-0 1B SF7 2B	0-0 FC4-6	0-0 1B	3	2	2	1	2	0	1				
Inning Stats	R: 0 E: 0 K: 1 S: 5	H: 0 LOB: 0 BB: 0 P: 5	R: 9 E: 0 K: 2 S: 12	H: 5 LOB: 0 BB: 4 P: 28	R: 0 E: 0 K: 1 S: 4	H: 0 LOB: 2 BB: 3 P: 16	R: 0 E: 0 K: 0 S: 4	H: 1 LOB: 2 BB: 1 P: 8	R: 4 E: 0 K: 1 S: 9	H: 0 LOB: 1 BB: 1 P: 7	R: 2 E: 0 K: 1 S: 6	H: 1 LOB: 1 BB: 2 P: 14	R: 0 E: 0 K: 1 S: 6	H: 1 LOB: 1 BB: 0 P: 6	1B: 5 2B: 4 3B: 0 HR: 3	SF: 1 SAC: 0 DP: 1 HBP: 0		WP: 0 PB: 0 SB: 0 CS: 0	PA: 46
PITCHER	IP WLS BF H R ER SO	IP WLS BF H R ER SO	IP WLS BF H R ER SO	IP WLS BF H R ER SO	IP WLS BF H R ER SO	IP WLS BF H R ER SO	IP WLS BF H R ER SO	IP WLS BF H R ER SO	IP WLS BF H R ER SO	IP WLS BF H R ER SO	IP WLS BF H R ER SO	IP WLS BF H R ER SO	IP WLS BF H R ER SO	IP WLS BF H R ER SO	IP WLS BF H R ER SO	IP WLS BF H R ER SO	IP WLS BF H R ER SO	IP WLS BF H R ER SO	
Melido Perez, R ERA: 5.33	(1, 1) 1.2	(2, 1) 2.2	(5, 1) 1.2	(7, 1) 1.0	(8, 1) 1.0														
Bob MacDonald, L ERA: 5.4																			
Joe Ausanio, R ERA: 6.08																			
Bob Wickman, R ERA: 5.74																			
John Wetteland, R ERA: 5.25																			

livebaseballscorecards.com

AB	34
R	15
H	12
RBI	15
BB	11
SO	7
LOB	13



Batter	1	2	3	4	5	6	7	8	9	AB R H RBI BB SO LOB	TOP																								
Luis Polonia, L (1, 7) OBP: 0.303, SLG: 0.343	0-0 G4-3	0-0 G6-3		0-0 G6-3			0-0 G4-3		0-0 G4-3	5 0 0 0 0 0 2																									
Wade Boggs, L (1, 5) OBP: 0.404, SLG: 0.347	4-0 BB 1B BB		0-0 G6-3		0-0 G6-3		4-0 G4-6-3 BB		0-3 K	3 1 0 0 2 1 2																									
Paul O'Neill, L (1, 9) OBP: 0.431, SLG: 0.634	4-0 BB 1-2 1B BB		0-0 E3 1B		1-0 BB HBP		0-0 G4-6-3 1-2f			2 2 0 0 1 0 1																									
Danny Tartabull, R (1, 10) OBP: 0.306, SLG: 0.321	0-3 K		0-3 K		0-0 F9			0-0 G4-3		0 0 0 0 0 0 0																									
Don Mattingly, L (1, 3) OBP: 0.365, SLG: 0.458	4-0 1B 1-2 2-3 BB		0-0 1B		4-0 1-2 BB			0-0 G6-3		2 0 1 0 2 0 0																									
Jim Leyritz, R (1, 2) OBP: 0.364, SLG: 0.427	0-0 1-3 2-H 3-H 1B		0-0 1-2 2-H 1B		0-0 L8			4-0 FC4 BB		3 0 2 3 1 0 2																									
Bernie Williams, S (1, 8) OBP: 0.290, SLG: 0.366	0-3 K		0-3 K		0-0 F8			0-0 FC4		4 0 0 0 0 2 5																									
Kevin Elster, R (1, 6) OBP: 0.167, SLG: 0.176		0-3 K		0-0 F8		0-0 F9			0-0 G4-3 SH1-4 1B	3 0 0 0 0 0 1 0																									
Dion James, L (9, PH) OBP: 0.452, SLG: 0.464										1 0 1 0 0 0 0																									
Gerald Williams, R (9, PR) OBP: 0.281, SLG: 0.533										0 0 0 0 0 0 0																									
Pat Kelly, R (1, 4) OBP: 0.414, SLG: 0.466		0-3 K		0-0 G5-3		0-0 L9			0-0 SH1-4	3 0 0 0 0 1 0																									
Inning Stats	R: 2 E: 0 K: 2 S: 8	H: 1 LOB: 2 BB: 3 P: 20	R: 0 E: 0 K: 2 S: 7	H: 0 LOB: 0 BB: 0 P: 7	R: 1 E: 1 K: 2 S: 10	H: 2 LOB: 2 BB: 0 P: 10	R: 0 E: 0 K: 0 S: 3	H: 0 LOB: 0 BB: 0 P: 3	R: 0 E: 0 K: 0 S: 3	H: 0 LOB: 0 BB: 0 P: 3	R: 0 E: 0 K: 0 S: 2	H: 0 LOB: 0 BB: 1 P: 6	R: 0 E: 0 K: 0 S: 3	H: 0 LOB: 1 BB: 1 P: 7	R: 0 E: 0 K: 1 S: 6	H: 1 LOB: 2 BB: 0 P: 6	1B: 4 2B: 0 3B: 0 HR: 0	SF: 0 SAC: 1 DP: 1 HBP: 1	WP: 0 PB: 0 SB: 0 CS: 0	PA: 38															
PITCHER	IP WLS BF H R ER SO BB IBB HBP BLK WP HR S P ERA WHIP																																		
Todd Stottlemyre, R (1, 1) ERA: 4.89	6.0	27	3	3	2	6	4	0	1	0	0	0	34	51	3.00	1.167																			
Dave Leiper, L (7, 1) ERA: 2.08	1.0	W	3	0	0	0	1	0	0	0	0	0	2	6	0.00	1.000																			
Jim Corsi, R (8, 1) ERA:	2.0	S	8	1	0	0	1	0	0	0	0	0	9	13	0.00	1.000																			

New York Yankees @ Oakland Athletics
Oakland-Alameda County Coliseum, Oakland, CA

Fri May 26 1995, 7:05 PM PDT
Att. 13,911 - Unknown - 58 F

livebaseballscorecards.com

AB	26
R	3
H	4
RBI	3
BB	6
SO	5
LOB	12



Batter	1	2	3	4	5	6	7	8	9
Rickey Henderson, R OBP: 0.410, SLG: 0.470 (1, 10) X	0-0 F8 ①			4-0 S 1B BB E		0-3 K ②		0-0 P4 ①	
Stan Javier, S OBP: 0.314, SLG: 0.293 (1, 8) X	0-0 B5-3 ②			0-0 WP S SF8 1B		0-0 G5-3 ③		0-3 K2-3 ②	
Geronimo Berroa, R OBP: 0.414, SLG: 0.581 Andy Tomberlin, L OBP: 0.343, SLG: 0.485 (1, 7) S S (8, 7)	0-3 K ③			0-0 SF8 ① 1-H 2-H		4-0 FC5-4 BB		0-3 K ③	
Mark McGwire, R OBP: 0.455, SLG: 0.734 (1, 3)		0-0 G6-3 ①		0-0 G6-3 ②		0-3 K ①			
Ruben Sierra, S OBP: 0.307, SLG: 0.476 (1, 9)		0-0 G5-3 ②		0-0 P6 ③		0-0 FC5-4 HR S			
Terry Steinbach, R OBP: 0.347, SLG: 0.580 (1, 2)		0-0 G5-3 ③			0-0 G5-3 ①		0-0 HR 1-H		
Brent Gates, S OBP: 0.308, SLG: 0.230 (1, 4)			0-0 G4-3 ①		0-0 G6-3 ②		0-0 1B		
Craig Paquette, R OBP: 0.256, SLG: 0.389 (1, 5)			0-0 F9 ②		0-0 G4-3 ③		0-0 F3 ③		
Fausto Cruz, R OBP: 0.286, SLG: 0.217 (1, 6)			0-0 G5-3 ③			0-0 G6-3 ①		4-0 S PB BB	

Inning Stats	R: 0	H: 0	E: 0	LOB: 0	K: 1	BB: 0	S: 5	P: 5
	R: 0	H: 0	E: 0	LOB: 0	K: 0	BB: 0	S: 3	P: 3
	R: 0	H: 0	E: 0	LOB: 0	K: 0	BB: 0	S: 3	P: 3
	R: 2	H: 1	E: 0	LOB: 0	K: 0	BB: 1	S: 4	P: 8
	R: 0	H: 0	E: 0	LOB: 0	K: 0	BB: 0	S: 3	P: 3
	R: 0	H: 0	E: 0	LOB: 0	K: 1	BB: 0	S: 5	P: 5
	R: 2	H: 2	E: 0	LOB: 1	K: 1	BB: 1	S: 7	P: 11
	R: 0	H: 0	E: 0	LOB: 1	K: 2	BB: 1	S: 7	P: 11

PITCHER	IP	WLS	BF	H	R	ER	SO	BB	IBB	HBP	BLK	WP	HR	S	P	ERA	WHIP
Sterling Hitchcock, L ERA: 3.82 (1, 1)	8.0	L	30	3	4	3	5	3	0	0	0	1	1	37	49	3.38	0.750


BOTTOM

New York Yankees @ Oakland Athletics
Oakland-Alameda County Coliseum, Oakland, CA


Fri May 26 1995, 7:05 PM PDT
Att. 13,911 - Unknown - 58 F

AB	R	H	RBI	BB	SO	LOB
3	1	0	0	1	1	1
4	1	1	0	0	1	1
1	0	0	1	1	1	0
1	0	0	0	0	1	1
3	0	0	0	0	1	1
3	1	0	0	0	0	1
3	1	1	2	0	0	0
3	0	1	0	0	0	0
3	0	0	0	0	0	1
2	0	0	0	1	0	0

AB	26
R	4
H	3
RBI	3
BB	3
SO	5
LOB	6



1B: 2	SF: 1	WP: 1	PA: 30
2B: 0	SAC: 0	PB: 1	
3B: 0	DP: 0	SB: 4	
HR: 1	HBP: 0	CS: 0	

Batter	1	2	3	4	5	6	7	8	9	AB R H RBI BB SO LOB	TOP														
Luis Polonia, L (1, 7) OBP: 0.300, SLG: 0.338	2-0 G3-1		2-1 G3			1-1 1B			1-1 G6-3	4 0 1 0 0 0 1	<p>New York Yankees @ Oakland Athletics Oakland-Alameda County Coliseum, Oakland, CA</p> <p>Sat May 27 1995, 3:33 AM PDT Att. 23,473 - Cloudy - 59 F</p> <p>livebaseballscorecards.com</p> <table border="1"> <tr><td>AB</td><td>26</td></tr> <tr><td>R</td><td>0</td></tr> <tr><td>H</td><td>1</td></tr> <tr><td>RBI</td><td>0</td></tr> <tr><td>BB</td><td>2</td></tr> <tr><td>SO</td><td>5</td></tr> <tr><td>LOB</td><td>5</td></tr> </table> 	AB	26	R	0	H	1	RBI	0	BB	2	SO	5	LOB	5
AB	26																								
R	0																								
H	1																								
RBI	0																								
BB	2																								
SO	5																								
LOB	5																								
Wade Boggs, L (1, 5) OBP: 0.388, SLG: 0.329	1-2 G3			2-2 G1-3		1-1 F8			2-2 G6-3	4 0 0 0 0 0 1															
Paul O'Neill, L (1, 9) OBP: 0.418, SLG: 0.591	1-2 G3			0-1 G4-3			0-1 P6		4-2 BB	3 0 0 0 1 0 0															
Mike Stanley, R (1, 2) OBP: 0.340, SLG: 0.410		1-0 F9		1-1 F8			0-3 K		0-3 K	4 0 0 0 0 2 1															
Don Mattingly, L (1, 3) OBP: 0.345, SLG: 0.431		0-1 G6-3			2-1 G3-1		0-0 G4-3			3 0 0 0 0 0 0															
Danny Tartabull, R (1, 10) OBP: 0.297, SLG: 0.310		0-3 K			1-3 K			1-2 G6-3		0 0 0 0 0 0 0															
Randy Velarde, R (1, 6) OBP: 0.293, SLG: 0.321			1-0 L8		1-2 G4-3			3-3 K FC4-8		3 0 0 0 0 1 0															
Bernie Williams, S (1, 8) OBP: 0.282, SLG: 0.354			1-0 G3			1-2 G4-3		2-0 FC4-6 1-2f		3 0 0 0 0 0 1															
Robert Eenhoorn, R (1, 4) Dion James, L (8, PH) Kevin Elster, R (8, 6) OBP: 0.438, SLG: 0.448 OBP: 0.167, SLG: 0.176			4-0 BB			1-3 K		1-3 K		1 0 0 0 1 1 0 1 0 0 0 0 1 1 0 0 0 0 0 0 0															
Inning Stats	R: 0 E: 0 K: 0 S: 7	H: 0 LOB: 0 BB: 0 P: 11	R: 0 E: 0 K: 1 S: 6	H: 0 LOB: 0 BB: 0 P: 7	R: 0 E: 0 K: 0 S: 4	H: 0 LOB: 1 BB: 1 P: 12	R: 0 E: 0 K: 0 S: 8	H: 0 LOB: 0 BB: 0 P: 11	R: 0 E: 0 K: 1 S: 8	H: 0 LOB: 0 BB: 0 P: 12	R: 0 E: 0 K: 1 S: 10	H: 1 LOB: 1 BB: 0 P: 14	R: 0 E: 0 K: 1 S: 6	H: 0 LOB: 0 BB: 0 P: 6	R: 0 E: 0 K: 2 S: 12	H: 0 LOB: 1 BB: 0 P: 19	R: 0 E: 0 K: 1 S: 10	H: 0 LOB: 1 BB: 1 P: 17	1B: 1 2B: 0 3B: 0 HR: 0	SF: 0 SAC: 0 DP: 0 HBP: 0	WP: 0 PB: 1 SB: 0 CS: 0	PA: 31			
PITCHER Steve Ontiveros, R (1, 1) ERA: 3.05	IP: 9.0 WLS: W BF: 31 H: 1 R: 0 ER: 0 SO: 7 BB: 2 IBB: 0 HBP: 0 BLK: 0 WP: 0 HR: 0 S: 71 P: 109 ERA: 0.00 WHIP: 0.333											PITCHER IP: WLS: BF: H: R: ER: SO: BB: IBB: HBP: BLK: WP: HR: S: P: ERA: WHIP:													

Batter	1	2	3	4	5	6	7	8	9	AB	R	H	RBI	BB	SO	LOB
Rickey Henderson, R (1, 10) OBP: 0.404, SLG: 0.460	F3 3-2	F3 3-2			F8 2-2		K 1-3			4	0	1	1	0	1	0
Stan Javier, S (1, 8) OBP: 0.312, SLG: 0.302	B2 1-1	G5-3 0-1			2B 1-2		F7 1-2			4	0	1	0	0	0	2
Geronimo Berroa, R (1, 7) OBP: 0.433, SLG: 0.589	1B 1-1				BB 4-2		1B 3-2			2	0	2	0	2	0	0
Andy Tomberlin, L (7, PR) (8, 7) OBP: 0.343, SLG: 0.485	1B 1-1				BB 4-2		1B 3-2			0	0	0	0	0	0	0
Mark McGwire, R (1, 3) OBP: 0.449, SLG: 0.711	F8 0-1				G6-4-3 0-0		BB 1-2			3	0	0	0	1	0	4
Ruben Sierra, S (1, 9) OBP: 0.314, SLG: 0.505		1B 1-2			HR 1-1		L4 0-0			4	2	2	1	0	0	3
Terry Steinbach, R (1, 2) OBP: 0.343, SLG: 0.565		1B 2-2			K 2-3		L9 2-1			4	1	1	0	0	1	1
Brent Gates, S (1, 4) OBP: 0.309, SLG: 0.234		1B 0-0			1B 3-2		L3 1-2			3	0	1	0	0	0	0
Craig Paquette, R (1, 5) OBP: 0.256, SLG: 0.375		K 0-3			1B 3-1		1B 0-0			4	0	1	0	0	2	3
Mike Bordick, R (1, 6) OBP: 0.295, SLG: 0.244		E6 0-1			L8 0-0		1B 1-3			4	0	0	0	0	1	3

Inning Stats	R: 0 E: 0 K: 0 S: 11	H: 1 LOB: 1 BB: 0 P: 16	R: 2 E: 1 K: 1 S: 17	H: 3 LOB: 2 BB: 0 P: 23	R: 0 E: 0 K: 0 S: 12	H: 0 LOB: 1 BB: 1 P: 23	R: 0 E: 0 K: 1 S: 6	H: 0 LOB: 0 BB: 0 P: 11	R: 0 E: 0 K: 0 S: 9	H: 1 LOB: 1 BB: 1 P: 16	R: 1 E: 0 K: 1 S: 15	H: 2 LOB: 1 BB: 0 P: 25	R: 0 E: 0 K: 1 S: 12	H: 1 LOB: 2 BB: 1 P: 21	R: 0 E: 0 K: 1 S: 10	H: 1 LOB: 1 BB: 0 P: 14	1B: 7 2B: 1 3B: 0 HR: 1	SF: 0 SAC: 1 DP: 1 HBP: 0	WP: 0 PB: 0 SB: 1 CS: 0	PA: 36
---------------------	-------------------------------	----------------------------------	-------------------------------	----------------------------------	-------------------------------	----------------------------------	------------------------------	----------------------------------	------------------------------	----------------------------------	-------------------------------	----------------------------------	-------------------------------	----------------------------------	-------------------------------	----------------------------------	----------------------------------	------------------------------------	----------------------------------	--------

	PITCHER	IP	WLS	BF	H	R	ER	SO	BB	IBB	HBP	BLK	WP	HR	S	P	ERA	WHIP
Andy Pettitte, L (1, 1) ERA: 3.65		5.1	L	25	7	3	1	3	2	0	0	0	0	1	67	107	1.69	1.688
Scott Bankhead, R (6, 1) ERA: 4.2		2.2		11	2	0	0	2	1	0	0	0	0	25	42	0.00	1.125	

BOTTOM

New York Yankees @ Oakland Athletics
Oakland-Alameda County Coliseum, Oakland, CA
 Sat May 27 1995, 3:33 AM PDT
 Att: 23,473 - Cloudy - 59 F

livebaseballscorecards.com

AB	32
R	3
H	9
RBI	2
BB	3
SO	5
LOB	16



Batter	1	2	3	4	5	6	7	8	9	AB R H RBI BB SO LOB	TOP											
Luis Polonia, L (1, 7) OBP: 0.310, SLG: 0.351	0-2 2B	3-2 G3-1		4-1 1-2 BB			2-0 G1-3			3 1 1 0 1 0 0												
Wade Boggs, L (1, 5) OBP: 0.373, SLG: 0.313	2-1 G6-3		3-1 L7	0-1 F7			1-2 G6-3			4 0 0 0 0 0 4												
Paul O'Neill, L (1, 9) OBP: 0.424, SLG: 0.604	0-0 1B		0-0 G5-3 1B		0-1 G4-3		1-0 G3			4 1 2 1 0 0 0												
Jim Leyritz, R (1, 2) OBP: 0.380, SLG: 0.443	1-1 1B		1-0 G5-3		0-1 G6-4-3 1B		2-2 G4-6-3 1B			4 0 3 1 0 0 1												
Don Mattingly, L (1, 3) OBP: 0.322, SLG: 0.400	2-2 L6		3-2 G6-3		0-0 G6-4-3		2-0 G4-6-3			4 0 0 0 0 0 3												
Dion James, L (1, 10) OBP: 0.444, SLG: 0.455		2-2 HR		0-0 FC6-4 1B		3-3 K		0-0 G6-3		4 1 2 0 0 1 0												
Randy Velarde, R (1, 4) OBP: 0.290, SLG: 0.316		SAFE	3-3 K	1-2 K	3-3 K	1-0 FC6-4 1B		1-1 F7		4 0 1 0 0 2 2												
Bernie Williams, S (1, 8) OBP: 0.298, SLG: 0.388		2-2 HR		4-0 FC6-4 BB		1-2 F8		4-1 CS BB		2 1 1 2 2 0 1												
Robert Eenhoorn, R (1, 6) Kevin Elster, R (9, 6) OBP: 0.167, SLG: 0.176		0-0 G4-3		0-0 FC6-4 BB		1-0 FC6-4		0-3 K		4 0 0 0 0 1 4 0 0 0 0 0 0 0												
Inning Stats	R: 2 E: 0 K: 0 S: 11	H: 3 LOB: 0 BB: 0 P: 16	R: 2 E: 0 K: 1 S: 13	H: 2 LOB: 0 BB: 0 P: 23	R: 0 E: 0 K: 0 S: 7	H: 1 LOB: 1 BB: 0 P: 14	R: 0 E: 0 K: 1 S: 8	H: 1 LOB: 3 BB: 2 P: 19	R: 0 E: 0 K: 0 S: 5	H: 1 LOB: 0 BB: 0 P: 5	R: 0 E: 0 K: 1 S: 11	H: 1 LOB: 1 BB: 0 P: 17	R: 0 E: 0 K: 0 S: 5	H: 0 LOB: 0 BB: 0 P: 9	R: 0 E: 0 K: 0 S: 5	H: 1 LOB: 0 BB: 0 P: 9	R: 0 E: 0 K: 1 S: 6	H: 0 LOB: 0 BB: 1 P: 11	1B: 7 2B: 2 3B: 0 HR: 1	SF: 0 SAC: 0 DP: 2 HBP: 0	WP: 0 PB: 0 SB: 2 CS: 1	PA: 36
PITCHER	IP WLS BF H R ER SO BB IBB HBP BLK WP HR S P ERA WHIP																					
Mike Harkey, R (1, 1) ERA: 6.0	3.2 L 19 7 4 4 2 2 0 0 0 0 0 1 37 70 9.82 2.455																					
Dave Leiper, L (4, 1) ERA: 1.5	3.1 11 2 0 0 1 0 0 0 0 0 0 0 23 33 0.00 0.600																					
Todd Van Poppel, R (8, 1) ERA: 3.0	2.0 6 1 0 0 1 1 0 0 0 0 0 0 11 20 0.00 1.000																					

New York Yankees @ Oakland Athletics
Oakland-Alameda County Coliseum, Oakland, CA

Sun May 28 1995, 3:33 AM PDT
Att. 35,817 - Sunny - 61 F

livebaseballscorecards.com

AB 33
R 4
H 10
RBI 4
BB 3
SO 4
LOB 15



Batter	1	2	3	4	5	6	7	8	9	AB R H RBI BB SO LOB
Andy Tomberlin, L (1, 8) OBP: 0.325, SLG: 0.432	4-1 1B BB	1-1 F7		1 SAFE 2-2 L7		0-1 G4-3			1-3 K	4 0 0 0 1 1 3
Brent Gates, S (1, 4) OBP: 0.293, SLG: 0.220	1-1 L8		2-2 G6-3		1-2 F9		2-0 G3		1-3 K	5 0 0 0 0 1 1
Geronimo Berroa, R (1, 10) OBP: 0.440, SLG: 0.596	3-1 F7		0-2 1B 1B		4-1 G4-3 BB		3-3 K		1-0 2B	4 0 2 0 1 1 1
Mark McGwire, R (1, 3) OBP: 0.453, SLG: 0.714	0-0 BB		3-2 SAFE		0-0 G4-3		1-1 G4-3		2-3 K	1 0 1 0 0 0 0
Stan Javier, S (3, PH) OBP: 0.310, SLG: 0.300	1-3 1B		1-2 1B		1-2 1B					4 0 1 0 0 1 2
Ruben Sierra, S (1, 9) OBP: 0.311, SLG: 0.491	4-0 BB		0-0 F7		0-1 G2-3			0-1 E4 G5-3		3 0 0 0 1 0 3
Terry Steinbach, R (1, 2) OBP: 0.330, SLG: 0.542	1-3 K		2-2 F8			0-1 F9		0-0 G5-3		4 0 0 0 0 1 6
Mike Aldrete, L (1, 7) OBP: 0.414, SLG: 0.560		3-2 P5		1-2 F7		3-1 2B 2B		2-3 K		4 1 1 0 0 1 1
Scott Brosius, R (1, 5) OBP: 0.426, SLG: 0.481		1-1 F8		0-0 P5		2-2 2B		4-2 FC6-4 BB		3 0 1 1 1 0 0
Mike Bordick, R (1, 6) OBP: 0.313, SLG: 0.267		2-1 E6 1B		1-1 1B		0-1 F9		0-0 FC6-4		4 0 2 0 0 0 3

Inning Stats	R: 0	H: 1	E: 0	LOB: 3	K: 1	BB: 2	S: 9	R: 0	H: 1	E: 1	LOB: 1	K: 0	BB: 0	S: 12	R: 0	H: 2	E: 0	LOB: 2	K: 0	BB: 0	S: 16	R: 0	H: 1	E: 0	LOB: 1	K: 0	BB: 1	S: 9	R: 0	H: 0	E: 0	LOB: 1	K: 0	BB: 1	S: 7	R: 1	H: 2	E: 0	LOB: 1	K: 0	BB: 0	S: 13	R: 0	H: 0	E: 0	LOB: 0	K: 1	BB: 0	S: 7	R: 0	H: 0	E: 1	LOB: 2	K: 1	BB: 1	S: 9	R: 0	H: 1	E: 0	LOB: 1	K: 3	BB: 0	S: 10	1B: 5	SF: 0	2B: 3	SAC: 0	3B: 0	DP: 0	HR: 0	HBP: 0	WP: 0	PA: 40
--------------	------	------	------	--------	------	-------	------	------	------	------	--------	------	-------	-------	------	------	------	--------	------	-------	-------	------	------	------	--------	------	-------	------	------	------	------	--------	------	-------	------	------	------	------	--------	------	-------	-------	------	------	------	--------	------	-------	------	------	------	------	--------	------	-------	------	------	------	------	--------	------	-------	-------	-------	-------	-------	--------	-------	-------	-------	--------	-------	--------

PITCHER	IP	WLS	BF	H	R	ER	SO	BB	IBB	HBP	BLK	WP	HR	S	P	ERA	WHIP
42 Mariano Rivera, R (1, 1) ERA: 6.23	5.1	W	26	7	1	1	1	3	0	0	0	0	0	62	103	1.69	1.875
Bob Wickman, R (6, 1) ERA: 4.91	2.2		10	0	0	0	2	1	0	0	0	0	0	20	32	0.00	0.375
John Wetteland, R (9, 1) ERA: 4.85	1.0	S	4	1	0	0	3	0	0	0	0	0	0	10	15	0.00	1.000


BOTTOM

New York Yankees @ Oakland Athletics
Oakland-Alameda County Coliseum, Oakland, CA

Sun May 28 1995, 3:33 AM PDT
Att: 35,817 - Sunny - 61 F

livebaseballscorecards.com

AB	36
R	1
H	8
RBI	1
BB	4
SO	6
LOB	20



Batter	1	2	3	4	5	6	7	8	9	10	11	12	AB	R	H	RBI	BB	SO	LOB	TOP							
Luis Polonia, L OBP: 0.311, SLG: 0.366 (1, 7)	4-1 BB 2B		1-3 K		2-2 SF7 3B	3-2 F7 1 SAFE			2-2 G1-3			1-0 G4-3	5	2	1	0	1	1	1								
Wade Boggs, L OBP: 0.380, SLG: 0.341 (1, 5)	0-1 1B G5-4-3 2B		3-2 1B		1-2 SF7		1-2 G4-6-3 1B		1-0 F7			3-2 G3-1	5	1	3	2	0	0	0								
Paul O'Neill, L OBP: 0.415, SLG: 0.593 (1, 9)	1-2 G5-4-3 2-3 1B		0-1 P4		2-1 2B		3-3 K		1-0 F7			1-1 P6	6	0	2	0	0	1	2								
Mike Stanley, R OBP: 0.343, SLG: 0.402 (1, 2)	1-1 G5-4-3 1-2f 3-H			0-0 G4-3 HR 1B	2-0 G5-3		1-2 G4-6-3 1-2f		4-0 BB				4	1	1	0	1	0	3								
Don Mattingly, L OBP: 0.313, SLG: 0.400 (1, 3)	0-1 G1-3			1-1 P5		1-0 HR 2B		1-1 G4-3		0-0 G4-3			5	1	1	0	0	0	2								
Dion James, L OBP: 0.425, SLG: 0.514 Danny Tartabull, R OBP: 0.304, SLG: 0.310 Gerald Williams, R OBP: 0.281, SLG: 0.533 (1, 10)		2-0 G3		2-0 G4-3		1-1 HR		2-3 K			4-1 G3-1 G5-3 BB		4	1	1	2	0	1	1								
Randy Velarde, R OBP: 0.284, SLG: 0.355 (1, 4)		1-1 G5-3		2-1 HR		3-3 K		2-0 G3-1			2-1 G5-3 1-2		5	1	1	2	0	1	1								
Bernie Williams, S OBP: 0.294, SLG: 0.379 (1, 8)		2-2 G6-3		0-0 F8		0-0 1B			0-2 P6		1-0 G3-1 2-3		5	0	1	0	0	0	2								
2 Derek Jeter, R (1, 6)			0-2 F9		1-0 G6-3	0-2 L9			2-1 G4-3		2-3 K		5	0	0	0	0	1	3								
Inning Stats	R: 2 E: 0 K: 0 S: 10	H: 2 LOB: 0 BB: 1 P: 16	R: 0 E: 0 K: 0 S: 7	H: 0 LOB: 0 BB: 0 P: 12	R: 0 E: 0 K: 0 S: 13	H: 1 LOB: 1 BB: 0 P: 17	R: 2 E: 0 K: 0 S: 7	H: 2 LOB: 0 BB: 0 P: 12	R: 1 E: 0 K: 1 S: 11	H: 2 LOB: 1 BB: 0 P: 19	R: 2 E: 0 K: 1 S: 18	H: 3 LOB: 1 BB: 0 P: 26	R: 0 E: 0 K: 1 S: 9	H: 1 LOB: 0 BB: 0 P: 14	R: 0 E: 0 K: 1 S: 8	H: 0 LOB: 0 BB: 0 P: 13	R: 0 E: 0 K: 0 S: 9	H: 0 LOB: 1 BB: 1 P: 9	R: 0 E: 0 K: 1 S: 8	H: 0 LOB: 2 BB: 1 P: 17	R: 0 E: 0 K: 0 S: 6	H: 0 LOB: 0 BB: 0 P: 11	1B: 5 2B: 3 3B: 1 HR: 2	SF: 1 SAC: 0 DP: 2 HBP: 0	WP: 0 PB: 0 SB: 1 CS: 0	PA: 48	
PITCHER	IP	WLS	BF	H	R	ER	SO	BB	IBB	HBP	BLK	WP	HR	S	P	ERA	WHIP										
Rafael Carmona, R ERA: 5.63 (1, 1)	5.2		27	10	7	7	2	1	0	0	0	0	2	59	92	11.12	1.941										
Steve Frey, L ERA: 3.86 (6, 1)	2.0		6	1	0	0	2	0	0	0	0	0	0	23	34	0.00	0.500										
Jeff Nelson, R ERA: 1.56 (8, 1)	1.1		4	0	0	0	0	0	0	0	0	0	0	10	16	0.00	0.000										
Dave Fleming, L ERA: 5.65 (10, 1)	1.1		6	0	0	0	0	2	0	0	0	0	0	6	18	0.00	1.500										
Bobby Ayala, R ERA: 2.04 (11, 1)	1.2	W	5	0	0	0	1	0	0	0	0	0	0	11	19	0.00	0.000										

New York Yankees @ Seattle Mariners
The Kingdome, Seattle, WA
Mon May 29 1995, 10:05 PM EDT
Att: 18,948 - Dome

livebaseballscorecards.com

AB	44
R	7
H	11
RBI	6
BB	3
SO	5
LOB	15



Batter	1	2	3	4	5	6	7	8	9	10	11	12	AB	R	H	RBI	BB	SO	LOB	BOTTOM								
Alex Diaz, S OBP: 0.319, SLG: 0.400	0-1 G3 PB 3B 1B	1-2 FC5-4			0-0 L9	0-0 F8		1-0 S SH1-3 1B 1B		2-2 CS 1B			6	2	3	0	0	0	2									
Luis Sojo, R OBP: 0.346, SLG: 0.434	0-2 F7		1-2 G1-3 S 1B		3-2 S 2B 1B	0-1 G1-6-3		0-0 SH1-3		3-2 L9			5	1	2	0	0	0	3									
Edgar Martinez, R OBP: 0.419, SLG: 0.573	2-1 G3		3-3 K		3-1 S 2B 1B		2-0 G4-3 1B 2B		2-2 K		0-1 F8		6	2	3	1	0	1	2									
Tino Martinez, L OBP: 0.411, SLG: 0.527	0-1 3B		1-1 G1-3		3-3 K		3-2 G4-3		2-3 K		4-2 G6-4-3 BB		5	0	1	1	1	2	5									
Doug Strange, S OBP: 0.319, SLG: 0.364	4-2 BB		1-3 K		0-0 1B 2B		3-2 2B 1B		0-3 K		2-2 G6-4-3		2	1	1	2	1	1	1									
Mike Blowers, R OBP: 0.257, SLG: 0.348					2-H 3-H						1-2f		3	1	1	1	0	1	2									
Marc Newfield, R OBP: 0.143, SLG: 0.214	1-1 F9			0-0 L5	1-2 2B 1B		0-1 G4-3 2B		2-2 G5-3		3-2 F9		6	0	2	2	0	0	2									
Darren Bragg, L OBP: 0.349, SLG: 0.314		0-0 L7		0-0 1B	0-0 2B		4-2 G4-3 BB		4-2 S BB		1-0 HR		3	0	2	0	1	0	0									
Jay Buhner, R OBP: 0.333, SLG: 0.509					1-3 2B								0	0	0	0	1	0	0									
Rich Amaral, R OBP: 0.395, SLG: 0.500													1	1	1	1	0	0	0									
Dan Wilson, R OBP: 0.356, SLG: 0.363		1-1 F8		3-2 F8	0-0 G5-3		1-1 G4-3		2-3 K				5	0	0	0	0	1	6									
Felix Fermin, R OBP: 0.275, SLG: 0.263		2-1 FC5-4 1B			0-0 G4-3		1-1 G1-6-3 1B		0-0 G1-3		1-2 G4-3		5	0	2	0	0	0	5									
Inning Stats	R: 1 E: 0 K: 0 S: 13	H: 2 LOB: 2 BB: 1 P: 20	R: 0 E: 0 K: 0 S: 8	H: 1 LOB: 1 BB: 0 P: 12	R: 0 E: 0 K: 2 S: 13	H: 1 LOB: 1 BB: 0 P: 18	R: 0 E: 0 K: 0 S: 6	H: 1 LOB: 1 BB: 0 P: 9	R: 3 E: 0 K: 1 S: 16	H: 5 LOB: 2 BB: 0 P: 26	R: 0 E: 0 K: 0 S: 5	H: 1 LOB: 0 BB: 0 P: 6	R: 2 E: 0 K: 0 S: 14	H: 3 LOB: 2 BB: 1 P: 27	R: 1 E: 0 K: 2 S: 12	H: 2 LOB: 1 BB: 0 P: 17	R: 0 E: 0 K: 1 S: 13	H: 0 LOB: 2 BB: 1 P: 22	R: 0 E: 0 K: 0 S: 10	H: 1 LOB: 0 BB: 0 P: 15	R: 0 E: 0 K: 0 S: 10	H: 0 LOB: 0 BB: 1 P: 19	R: 0 E: 0 K: 0 S: 1	H: 1 LOB: 0 BB: 0 P: 2	1B: 12 2B: 4 3B: 1 HR: 1	SF: 0 SAC: 1 DP: 2 HBP: 0	WP: 0 PB: 1 SB: 5 CS: 1	PA: 52

New York Yankees @ Seattle Mariners
The Kingdom, Seattle, WA
Mon May 29 1995, 10:05 PM EDT
Att: 18,948 - Dome

AB	47
R	8
H	18
RBI	8
BB	4
SO	6
LOB	28



PITCHER	IP	WLS	BF	H	R	ER	SO	BB	IBB	HBP	BLK	WP	HR	S	P	ERA	WHIP
Jack McDowell, R ERA: 4.07	(1, 1)	6.0	30	12	5	5	3	1	0	0	0	0	0	62	94	7.50	2.167
Steve Howe, L ERA: 4.91	(7, 1)	0.1	4	2	1	1	0	1	0	0	0	0	0	10	20	27.00	9.000
Bob Wickman, R ERA: 4.74	(7, 1)	0.2	2	0	0	0	0	0	0	0	0	0	0	3	4	0.00	0.000
Joe Ausanio, R ERA: 6.59	(8, 1)	0.1	3	2	1	1	0	0	0	0	0	0	0	5	8	27.00	6.000
Bob MacDonald, L ERA: 4.7	(8, 1)	1.0	3	0	0	0	2	0	0	0	0	0	0	11	15	0.00	0.000
PITCHER	IP	WLS	BF	H	R	ER	SO	BB	IBB	HBP	BLK	WP	HR	S	P	ERA	WHIP
John Wetteland, R ERA: 4.02	(9, 1)	2.2	9	1	0	0	1	2	0	0	0	0	0	29	50	0.00	1.125
Scott Bankhead, R ERA: 4.8	(12, 1)	0.0	L	1	1	1	0	0	0	0	0	0	1	1	2	∞	∞

Batter	1	2	3	4	5	6	7	8	9	AB R H RBI BB SO LOB	TOP																
Luis Polonia, L OBP: 0.298, SLG: 0.349 (1, 7)	2-3 1B	2-2 1B			2-2 1B		1-0 1-2	0-0 1-2f 2-3		4 0 0 0 0 1 5																	
Wade Boggs, L OBP: 0.372, SLG: 0.326 (1, 5)	4-0 1B		0-0 1B		1-2 1-2		2-1 2-3	1-1 1-2		4 0 0 0 1 0 4																	
Paul O'Neill, L OBP: 0.429, SLG: 0.586 (1, 9)	2-1 1-2		0-0 1B		4-0 1B		0-0 3-H		2-3 1B	4 0 2 1 1 1 0																	
Jim Leyritz, R OBP: 0.392, SLG: 0.464 (1, 2)	2-2 1B		2-3 1B		0-0 1-3 2-H		3-2 1-2		3-2 1B	5 0 3 1 0 1 2																	
Don Mattingly, L OBP: 0.304, SLG: 0.400 (1, 3)	2-2 1B			0-0 2B	0-1 1B		2-2 1B		3-2 1B	5 0 1 0 0 0 7																	
Dion James, L OBP: 0.444, SLG: 0.524 (1, 10)		2-1 1B		0-0 1B		2-0 1B		1-1 1B	2-1 1B	5 1 3 0 0 0 2																	
Randy Velarde, R OBP: 0.271, SLG: 0.338 (1, 4)		2-0 1B		2-0 1B		2-1 1-2f		0-0 1B		3 0 0 0 0 0 3																	
Bernie Williams, S OBP: 0.301, SLG: 0.383 (1, 8)		0-2 1-3		1-0 1B		2-2 1B		1-2 2-H 1B		4 0 2 1 0 0 1																	
2 Derek Jeter, R OBP: 0.333, SLG: 0.250 (1, 6)		2-3 1 SAFE			0-0 2B 1B		2-2 SH5-4 1B	4-1 1-2		3 2 2 0 1 1 2																	
Inning Stats	R: 0 E: 0 K: 1 S: 11	H: 1 LOB: 2 BB: 1 P: 23	R: 0 E: 0 K: 1 S: 12	H: 2 LOB: 2 BB: 0 P: 20	R: 0 E: 0 K: 1 S: 5	H: 0 LOB: 0 BB: 0 P: 7	R: 0 E: 0 K: 0 S: 4	H: 1 LOB: 1 BB: 0 P: 7	R: 1 E: 0 K: 0 S: 10	H: 2 LOB: 2 BB: 1 P: 17	R: 0 E: 0 K: 0 S: 6	H: 1 LOB: 0 BB: 0 P: 12	R: 1 E: 0 K: 0 S: 14	H: 3 LOB: 2 BB: 0 P: 24	R: 1 E: 0 K: 0 S: 12	H: 2 LOB: 2 BB: 1 P: 17	R: 0 E: 0 K: 1 S: 13	H: 1 LOB: 1 BB: 0 P: 23	1B: 11 2B: 2 3B: 0 HR: 0	SF: 0 SAC: 2 DP: 1 HBP: 0	WP: 0 PB: 0 SB: 2 CS: 0	PA: 42					
PITCHER	IP WLS BF H R ER SO BB IBB HBP BLK WP HR S P ERA WHIP																										
Tim Belcher, R ERA: 4.32 (1, 1)	6.0		27	8	2	2	3	2	0	0	0	0	0	52	92	3.00	1.667										
Ron Villone, L ERA: 6.75 (7, 1)	1.0		6	3	1	1	0	0	0	0	0	0	0	12	21	9.00	3.000										
Jeff Nelson, R ERA: 1.47 (8, 1)	1.0	W	5	1	0	0	0	1	0	0	0	0	0	10	14	0.00	2.000										
Steve Frey, L ERA: 3.48 (9, 1)	1.0		4	1	0	0	1	0	0	0	0	0	0	13	23	0.00	1.000										

New York Yankees @ Seattle Mariners
The Kingdom, Seattle, WA
Tue May 30 1995, 10:05 PM EDT
Att. 10,709 - Dome

livebaseballscorecards.com

AB	37
R	3
H	13
RBI	3
BB	3
SO	4
LOB	26



Batter	1	2	3	4	5	6	7	8	9	AB	R	H	RBI	BB	SO	LOB
Joey Cora, S OBP: 0.319, SLG: 0.364 (1, 4)	3-2 P6	3-2 1B			1-1 F7			1-0 SH3-4		3	0	1	0	0	0	0
Alex Diaz, S OBP: 0.314, SLG: 0.408 (1, 8)	1-0 1B 2B	1-2 G6-3			1-1 F8			2-2 G6-3		4	1	1	0	0	0	2
Tino Martinez, L OBP: 0.405, SLG: 0.510 (1, 3)	0-3 K				2-1 G1-3			4-0 BB 1B BB		3	1	0	0	1	2	1
Edgar Martinez, R OBP: 0.422, SLG: 0.570 (1, 10)	2-2 E WP 1B				3-1 P5			2-0 BB 1B		4	2	2	2	2	0	0
Darren Bragg, L OBP: 0.337, SLG: 0.301 (1, 9)	1-2 E3 1B				0-1 G4-3			4-0 BB 1B BB		3	0	0	0	0	1	1
Jay Buhner, R OBP: 0.339, SLG: 0.509 (8, PH)								1-2 BB 1B		0	0	0	0	1	0	0
Doug Strange, S OBP: 0.319, SLG: 0.364 (8, PR)	1-3 1B							1-2 BB 1B		0	1	0	0	0	0	0
Marc Newfield, R OBP: 0.176, SLG: 0.235 (1, 7)	1-2 1B				2-2 P3			0-1 BB 1B		3	0	1	1	0	0	0
Rich Amaral, R OBP: 0.409, SLG: 0.513 (8, 7)	1-2 1B							1-3 BB 1B		1	1	1	2	0	0	0
Luis Sojo, R OBP: 0.333, SLG: 0.418 (1, 6)	3-2 L8				0-2 G4-3			1-0 BB 1B		3	0	0	0	0	0	2
Felix Fermin, R OBP: 0.293, SLG: 0.263 (8, 6)								1-2 HBP		0	0	0	0	0	0	0
Chad Kreuter, S OBP: 0.250, SLG: 0.265 (1, 2)					0-2 G3-1			0-2 BB 1B		4	0	1	2	0	1	0
Mike Blowers, R OBP: 0.256, SLG: 0.342 (1, 5)					0-2 G5-3			1-2 BB 1B		4	1	1	0	0	1	2
								2-1 K								


Inning Stats	R	H	E	K	S	R	H	E	K	S	R	H	E	K	S	R	H	E	K	S	R	H	E	K	S	
	2	3	1	29	40	0	0	0	11	16	0	0	0	6	11	0	0	0	9	5	4	0	0	0	15	32

PITCHER	IP	WLS	BF	H	R	ER	SO	BB	IBB	HBP	BLK	WP	HR	S	P	ERA	WHIP
Melido Perez, R ERA: 4.93 (1, 1)	7.2	L	30	5	4	3	4	1	0	0	0	1	0	84	128	3.52	0.783
Bob Wickman, R ERA: 5.21 (8, 1)	0.0		1	1	0	0	0	0	0	0	0	0	0	1	3	∞	∞
Steve Howe, L ERA: 7.36 (8, 1)	0.0		4	2	3	3	0	1	0	1	0	0	0	5	10	∞	∞
Joe Ausanio, R ERA: 6.43 (8, 1)	0.1		1	0	0	0	1	0	0	0	0	0	0	3	4	0.00	0.000

BOTTOM

New York Yankees @ Seattle Mariners
 The Kingdome, Seattle, WA
 Tue May 30 1995, 10:05 PM EDT
 Att. 10,709 - Dome

AB	32
R	7
H	8
RBI	7
BB	2
SO	5
LOB	8



1B	2B	3B	HR	SF	SAC	DP	HBP	WP	PA
7	1	0	0	0	1	0	1	1	36

Batter	1	2	3	4	5	6	7	8	9	AB R H RBI BB SO LOB	TOP																
Bernie Williams, S (1, 8) OBP: 0.295, SLG: 0.389	2-3 K		1-2 1B 3B	3-3 K		0-0 P4	2-3 K		1-1 G3	6 1 1 0 0 3 1																	
Randy Velarde, R (1, 5) OBP: 0.293, SLG: 0.357 (7, 4)	3-2 BB 1B		2-1 S E FC5-4 1B		1-0 1B 2B 1B	2-0 L8	0-0 G4-3			5 2 3 1 0 0 0																	
Jim Leyritz, R (1, 2) OBP: 0.382, SLG: 0.443	2-2 L9		1-1 FC5 FC5-4 S 1-2		1-1 F8	4-0 HBP		1-3 K		4 0 0 0 0 1 3																	
Mike Stanley, R (1, 10) OBP: 0.346, SLG: 0.396	4-2 FC4 BB		3-3 K		0-0 2B SF8 1B	0-3 K		2-2 F9		4 1 1 0 1 2 3																	
Danny Tartabull, R (1, 9) OBP: 0.318, SLG: 0.330	1-1 FC4		4-2 FC5-4 BB		3-1 SF8 2 1B 2B		0-3 K	0-0 1B		4 1 2 1 1 1 2																	
Gerald Williams, R (1, 7) Luis Polonia, L (7, PH) OBP: 0.314, SLG: 0.563 OBP: 0.302, SLG: 0.352 (7, 7)		0-2 2B	2-2 FC5-4		4-0 2 1B SF8 IBB		1-1 2B 1B	2-3 K		2 0 1 1 1 0 2 2 1 1 0 0 1 1																	
Dave Silvestri, R (1, 3) OBP: 0.375, SLG: 0.800 Don Mattingly, L (7, PH) OBP: 0.324, SLG: 0.448 (7, 3)		1-3 K	1-3 K		0-1 SF8		0-0 HR 2B		0-2 G4-3 2B	2 0 0 1 0 2 3 2 1 2 1 0 0 0																	
Derek Jeter, R (1, 6) OBP: 0.385, SLG: 0.273 Paul O'Neill, L (9, PH) OBP: 0.423, SLG: 0.576		3-3 K		2-0 F9		0-0 1B	4-0 HR BB		0-3 K	3 1 1 1 1 1 1 1 0 0 0 0 1 1																	
Robert Eenhoorn, R (1, 4) Wade Boggs, L (7, PH) OBP: 0.374, SLG: 0.362 (7, 5)		2-3 K		0-0 F8		2-2 G5-3		3-2 HR	1-2 G4-3	3 0 0 0 0 1 3 2 1 1 3 0 0 1																	
Inning Stats	R: 0 E: 0 K: 1 S: 18	H: 1 LOB: 2 BB: 1 P: 30	R: 0 E: 0 K: 3 S: 13	H: 1 LOB: 1 BB: 0 P: 19	R: 2 E: 1 K: 2 S: 20	H: 2 LOB: 2 BB: 1 P: 34	R: 0 E: 0 K: 1 S: 6	H: 0 LOB: 0 BB: 0 P: 11	R: 3 E: 0 K: 0 S: 12	H: 4 LOB: 2 BB: 1 P: 23	R: 0 E: 0 K: 1 S: 5	H: 0 LOB: 1 BB: 0 P: 11	R: 4 E: 0 K: 2 S: 19	H: 3 LOB: 0 BB: 1 P: 29	R: 0 E: 0 K: 2 S: 10	H: 1 LOB: 1 BB: 0 P: 15	R: 0 E: 0 K: 1 S: 11	H: 1 LOB: 1 BB: 0 P: 13	1B: 7 2B: 4 3B: 1 HR: 1	SF: 1 SAC: 0 DP: 0 HBP: 1	WP: 0 PB: 0 SB: 2 CS: 0	PA: 46					
PITCHER	IP WLS BF H R ER SO BB IBB HBP BLK WP HR S P ERA WHIP																										
Randy Johnson, L (1, 1) ERA: 2.16	6.0		31	8	5	4	8	2	1	1	0	0	0	74	128	6.00	1.667										
Bob Wells, R (7, 1) ERA: 8.22	1.2	W	10	4	4	4	3	1	0	0	0	0	1	26	39	21.60	3.000										
Bobby Ayala, R (8, 1) ERA: 1.89	1.1	S	5	1	0	0	2	0	0	0	0	0	0	14	18	0.00	0.750										

New York Yankees @ Seattle Mariners
The Kingdome, Seattle, WA
Wed May 31 1995, 10:05 PM EDT
Att. 13,035 - Dome

livebaseballscorecards.com

AB	40
R	9
H	13
RBI	9
BB	4
SO	13
LOB	21



Batter	1	2	3	4	5	6	7	8	9	AB	R	H	RBI	BB	SO	LOB
Rich Amaral, R OBP: 0.429, SLG: 0.535 (1, 8) (7, 7)	4-2 S S 1B BB	2-3 K			3-2 P3	2-2 G4-3 2B	1-2 1B			4	1	2	1	1	1	1
Felix Fermin, R OBP: 0.261, SLG: 0.233 (1, 6)	2-3 K		1-0 F8		0-0 G6-3	1-0 G4-3	1-1 P2			5	0	0	0	0	1	4
Edgar Martinez, R OBP: 0.429, SLG: 0.590 (1, 10)	4-2 1B 2-3 BB		0-2 HR		4-1 BB	1-0 G5-3		2-1 G5-3		3	1	1	1	2	0	1
Jay Buhner, R OBP: 0.341, SLG: 0.540 (1, 9)	2-3 K		0-3 K		1-3 K		0-0 1B HR	3-1 HR		5	2	2	1	0	3	3
Mike Blowers, R OBP: 0.265, SLG: 0.338 (1, 5)	3-2 1B 1-2 3-H		1-0 G5-3		4-0 2B BB	1-0 F9	2-3 K			4	1	1	1	1	1	1
Marc Newfield, R OBP: 0.200, SLG: 0.211 Alex Diaz, S OBP: 0.340, SLG: 0.431 (1, 7) (7, 8)	0-1 G6-3			2-3 K	4-1 2B 1-2 2B BB	2-2 HR 1B	1-1 1B			2	1	0	0	1	1	2
Tino Martinez, L OBP: 0.413, SLG: 0.584 (1, 3)		0-2 L4		3-1 HR	2-1 2B 1-3 2-H	2-2 HR	1-2 L8			5	3	3	5	0	0	1
Dan Wilson, R OBP: 0.363, SLG: 0.373 (1, 2)		4-0 S BB		0-3 K	0-0 SH5-3 2B 2-H 3-H	G6-3				3	1	1	2	1	1	0
Joey Cora, S OBP: 0.320, SLG: 0.363 (1, 4)		2-3 K		1-0 F8	2-1 SH5-3		0-0 1B			3	0	1	0	0	1	1


Inning Stats	R: 1	H: 1	E: 0	K: 2	S: 16	R: 0	H: 0	E: 0	K: 2	S: 9	R: 0	H: 1	E: 0	K: 1	S: 8	R: 1	H: 1	E: 0	K: 2	S: 9	R: 0	H: 0	E: 0	K: 1	S: 8	R: 4	H: 3	E: 0	K: 0	S: 13	R: 3	H: 5	E: 0	K: 0	S: 17	R: 1	H: 2	E: 0	K: 1	S: 12			
	LOB: 2	BB: 2				LOB: 1	BB: 1				LOB: 0	BB: 0				LOB: 1	BB: 1				LOB: 2	BB: 2		LOB: 2	BB: 0		LOB: 2	BB: 2		LOB: 2	BB: 0		LOB: 1	BB: 0		LOB: 1	BB: 0		LOB: 1	BB: 0		LOB: 1	BB: 0

PITCHER	IP	WLS	BF	H	R	ER	SO	BB	IBB	HBP	BLK	WP	HR	S	P	ERA	WHIP
Sterling Hitchcock, L ERA: 5.0	(1, 1)	5.1	27	5	7	7	8	6	0	0	0	0	2	56	107	11.81	2.062
Bob Wickman, R ERA: 5.85	(6, 1)	1.0	6	3	2	2	0	0	0	0	0	0	0	12	19	18.00	3.000
Bob MacDonald, L ERA: 5.63	(7, 1)	0.1	L 4	3	1	1	0	0	0	0	0	0	1	10	15	27.00	9.000
Joe Ausanio, R ERA: 6.6	(7, 1)	1.0	4	1	1	1	1	0	0	0	0	0	1	9	17	9.00	1.000
Steve Howe, L ERA: 7.04	(8, 1)	0.1	2	1	0	0	0	0	0	0	0	0	0	5	7	0.00	3.000

BOTTOM

New York Yankees @ Seattle Mariners
The Kingdome, Seattle, WA
Wed May 31 1995, 10:05 PM EDT
Att. 13,035 - Dome

AB	36
R	11
H	13
RBI	11
BB	6
SO	9
LOB	14



WP	HR	S	P	ERA	WHIP
0	0	1	0	0	0

Batter	1	2	3	4	5	6	7	8	9	AB R H RBI BB SO LOB	TOP																				
Tony Phillips, S OBP: 0.403, SLG: 0.441 (1, 7) B X	1-0 1B 2B		2-2 G1-3 2-3		0-2 G6-3		1 SAFE 4-0 BB			3 1 1 0 1 0 1																					
Damion Easley, R OBP: 0.311, SLG: 0.333 (1, 4) S L X	0-2 BB 2-H 1B		2-0 G4-3 3-H		2-3 K		2-0 F8			4 0 1 2 0 1 2																					
Tim Salmon, R OBP: 0.424, SLG: 0.513 (1, 9) B B C B B	4-2 BB 1-2 BB		4-1 BB		0-2 G6-3		0-0 F9			2 0 0 0 2 0 0																					
Chili Davis, S OBP: 0.480, SLG: 0.595 (1, 10) 1 SAFE S B X	1-1 G6-4-3 1-2f		1-3 K		3-3 K		1-1 G6-4-3 1B			4 0 1 0 0 2 2																					
J.T. Snow, L OBP: 0.343, SLG: 0.492 (1, 3) C X		0-1 L5		1-1 G4-3 G5-3 1B		3-2 L7		1 SAFE 2-0 G6-4-3 1-2f		4 0 1 0 0 0 1																					
Carlos Martinez, R OBP: 0.316, SLG: 0.188 (1, 5) C B X		1-1 G1-3		1-0 G5-3 1-2		0-0 FC5-4 1B		1-1 G4-3		4 0 1 0 0 0 1																					
Jim Edmonds, L OBP: 0.326, SLG: 0.441 (1, 8) B B C B B		4-2 BB		3-2 G4-3 2-3		2-1 FC5-4 1B 1-2f SF8		0-0 G3		3 1 0 0 1 0 2																					
Andy Allanson, R OBP: 0.273, SLG: 0.425 (1, 2) B X		1-0 P3		0-1 L6		0-0 BB 1-3 1B		1-1 F9		4 0 1 0 0 0 2																					
Gary Disarcina, R OBP: 0.385, SLG: 0.550 (1, 6) X			0-0 G1-3 G4-3 2B		2-0 G4-3		1 SAFE 2-0 SF8 3-H			2 1 1 1 0 0 0																					
Inning Stats	R: 1 E: 0 K: 0 S: 8	H: 2 LOB: 0 BB: 1 P: 14	R: 0 E: 0 K: 0 S: 8	H: 0 LOB: 1 BB: 1 P: 14	R: 1 E: 0 K: 1 S: 9	H: 1 LOB: 1 BB: 1 P: 18	R: 0 E: 0 K: 0 S: 8	H: 1 LOB: 1 BB: 0 P: 13	R: 0 E: 0 K: 1 S: 7	H: 0 LOB: 0 BB: 0 P: 11	R: 0 E: 0 K: 1 S: 9	H: 0 LOB: 0 BB: 0 P: 15	R: 1 E: 0 K: 0 S: 6	H: 2 LOB: 2 BB: 1 P: 16	R: 0 E: 0 K: 0 S: 4	H: 1 LOB: 0 BB: 0 P: 7	R: 0 E: 0 K: 0 S: 5	H: 0 LOB: 0 BB: 0 P: 7	1B: 5 2B: 2 3B: 0 HR: 0	SF: 1 SAC: 0 DP: 2 HBP: 0	WP: 0 PB: 0 SB: 0 CS: 0	PA: 35									
PITCHER Andy Pettitte, L ERA: 3.38 (1, 1)	IP 9.0	WLS L	BF 35	H 7	R 3	ER 3	SO 3	BB 4	IBB 0	HBP 0	BLK 0	WP 0	HR 0	S 64	P 115	ERA 3.00	WHIP 1.222														
											PITCHER	IP	WLS	BF	H	R	ER	SO	BB	IBB	HBP	BLK	WP	HR	S	P	ERA	WHIP			

California Angels @ New York Yankees
 Yankee Stadium, Bronx, NY
 Fri Jun 02 1995, 7:05 PM EDT
 Att. 16,959 - Unknown - 72 F

livebaseballscorecards.com

AB 30
 R 3
 H 7
 RBI 3
 BB 4
 SO 3
 LOB 11



Batter	1	2	3	4	5	6	7	8	9	AB R H RBI BB SO LOB
Wade Boggs, L OBP: 0.370, SLG: 0.357 (1, 5) X	0-0 L6			2-0 G4-3			0-0 G5-4-3 1B		2-1 G1-3	4 0 1 0 0 0 1
Randy Velarde, R OBP: 0.291, SLG: 0.365 (1, 4) B X (8, 7)	1-0 G3-1			2-3 K			1-1 G5-4-3 1-2f		2-1 1B 2B	4 1 1 1 0 1 1
Paul O'Neill, L OBP: 0.405, SLG: 0.548 Dave Silvestri, R OBP: 0.375, SLG: 0.800 Dion James, L OBP: 0.457, SLG: 0.535 Luis Polonia, L OBP: 0.302, SLG: 0.352 (1, 9) C C B S (8, 4) (9, PH) (9, PR)	1-3 K			2-3 K			1-1 G4-3		1-0 CS 1B	3 0 0 0 0 2 0 0 0 0 0 0 0 0 1 0 1 1 0 0 0 0 0 0 0 0 0 0
Mike Stanley, R OBP: 0.355, SLG: 0.404 (1, 2)		1-2 G6-3			1-0 G1-6-3 1B			0-0 1B	3-2 CS	3 0 2 0 0 0 0
Jim Leyritz, R OBP: 0.371, SLG: 0.429 (1, 10)		0-1 L6			1-3 K			1-1 L5		3 0 0 0 0 1 2
Don Mattingly, L OBP: 0.311, SLG: 0.429 (1, 3)		2-3 K			0-1 G1-6-3 1-2f			3-3 K		3 0 0 0 0 2 2
Bernie Williams, S OBP: 0.288, SLG: 0.379 (1, 8)			1-1 G6-3			2-3 K		1-2 F8		3 0 0 0 0 1 1
Gerald Williams, R OBP: 0.316, SLG: 0.529 (1, 7) (8, 9)			2-2 F9			1-3 K2-3			4-0 2B BB	2 1 0 0 1 1 0
2 Derek Jeter, R OBP: 0.313, SLG: 0.214 (1, 6)			1-2 F9			1-0 L9			0-1 G5-3	3 0 0 0 0 0 1

Inning Stats	R: 0 E: 0 K: 1 S: 5	H: 0 LOB: 0 BB: 0 P: 7	R: 0 E: 0 K: 1 S: 8	H: 0 LOB: 0 BB: 0 P: 11	R: 0 E: 0 K: 0 S: 8	H: 0 LOB: 0 BB: 0 P: 12	R: 0 E: 0 K: 2 S: 7	H: 0 LOB: 0 BB: 0 P: 13	R: 0 E: 0 K: 1 S: 6	H: 1 LOB: 0 BB: 0 P: 8	R: 0 E: 0 K: 2 S: 8	H: 0 LOB: 0 BB: 0 P: 12	R: 0 E: 0 K: 0 S: 5	H: 1 LOB: 0 BB: 0 P: 7	R: 0 E: 0 K: 1 S: 9	H: 1 LOB: 1 BB: 0 P: 14	R: 2 E: 0 K: 0 S: 9	H: 2 LOB: 1 BB: 21	1B: 4 2B: 1 3B: 0 HR: 0	SF: 0 SAC: 0 DP: 2 HBP: 0
--------------	------------------------------	---------------------------------	------------------------------	----------------------------------	------------------------------	----------------------------------	------------------------------	----------------------------------	------------------------------	---------------------------------	------------------------------	----------------------------------	------------------------------	---------------------------------	------------------------------	----------------------------------	------------------------------	--------------------------	----------------------------------	------------------------------------


PITCHER	IP	WLS	BF	H	R	ER	SO	BB	IBB	HBP	BLK	WP	HR	S	P	ERA	WHIP
Chuck Finley, L ERA: 2.63 (1, 1)	8.2	W	29	4	2	2	8	1	0	0	0	0	0	62	98	2.08	0.577
Lee Smith, R ERA: (9, 1)	0.1	S	1	1	0	0	0	0	0	0	0	0	0	3	7	0.00	3.000

BOTTOM

California Angels @ New York Yankees
Yankee Stadium, Bronx, NY

Fri Jun 02 1995, 7:05 PM EDT
Att: 16,959 - Unknown - 72 F

AB	29
R	2
H	5
RBI	2
BB	1
SO	8
LOB	8



WP	PA	ERA	WHIP
0	31		
0			
0			

Batter	1	2	3	4	5	6	7	8	9	AB R H RBI BB SO LOB	TOP
Tony Phillips, S OBP: 0.402, SLG: 0.431 (1, 7) X	0-0 P6	0-1 G4-3			4-1 HR BB		4-2 SH1-3 BB		3-3 K	3 1 0 0 2 1 1	
Damion Easley, R OBP: 0.326, SLG: 0.369 (1, 4) L B F H	2-2 1B FC3 HBP		0-1 1B		1-2 HR		0-0 SH1-3			2 2 2 2 0 0 0	
Tim Salmon, R OBP: 0.419, SLG: 0.504 (1, 9) F 1 SAFE 1 B X	1-1 FC3 1B		1-0 F8		2-1 G5-3		0-0 G5-3			4 0 1 0 0 0 2	
Chili Davis, S OBP: 0.468, SLG: 0.576 (1, 10) C B F B X	2-2 FC3 FC4-6 1-2 3-H		2-3 K		1-0 F7		1-0 G6-3			4 0 0 1 0 1 3	
J.T. Snow, L OBP: 0.340, SLG: 0.485 (1, 3) C B X	1-1 P6		3-0 F7		1-0 E9 F8 1B 1B		2-1 F8			4 1 1 0 0 0 3	
Jim Edmonds, L OBP: 0.317, SLG: 0.426 (1, 8) C C B X	1-2 FC4-6 1-2f		2-2 F7		0-0 F8		1-3 K			4 0 0 0 0 1 3	
Spike Owen, S OBP: 0.288, SLG: 0.333 (1, 5) F B X		1-1 P2		0-1 G4-3		2-1 F7		2-1 P3		4 0 0 0 0 0 1	
Andy Allanson, R OBP: 0.292, SLG: 0.419 (1, 2) C F B F Mark Dalesandro, R (9, 2)		1-3 K		0-1 G5-3		0-1 FC5-4 1B		4-2 CS BB		3 0 1 1 1 1 0 0 0 0 0 0 0 0	
Gary Disarcina, R OBP: 0.381, SLG: 0.537 (1, 6) B B C C B		4-1 BB		0-2 G1-3		0-1 FC5-4		3-2 P2		3 0 0 0 1 0 2	
Inning Stats	R: 1 E: 0 K: 0 S: 14 H: 1 LOB: 2 BB: 0 P: 21	R: 0 E: 0 K: 1 S: 8 H: 0 LOB: 1 BB: 1 P: 14	R: 0 E: 0 K: 1 S: 7 H: 1 LOB: 1 BB: 0 P: 13	R: 0 E: 0 K: 0 S: 7 H: 0 LOB: 0 BB: 0 P: 9	R: 2 E: 0 K: 0 S: 10 H: 1 LOB: 0 BB: 1 P: 18	R: 1 E: 1 K: 0 S: 8 H: 2 LOB: 1 BB: 0 P: 11	R: 0 E: 0 K: 0 S: 5 H: 0 LOB: 1 BB: 1 P: 10	R: 0 E: 0 K: 1 S: 7 H: 0 LOB: 0 BB: 0 P: 12	R: 0 E: 0 K: 1 S: 13 H: 0 LOB: 0 BB: 1 P: 23	1B: 4 2B: 0 3B: 0 HR: 1 SF: 0 SAC: 1 DP: 0 HBP: 1	WP: 0 PB: 0 SB: 1 CS: 1 PA: 37
PITCHER Jack McDowell, R ERA: 3.9 (1, 1)	IP 9.0 WLS L BF 37 H 5 R 4 ER 3 SO 4 BB 4 IBB 0 HBP 1 BLK 0 WP 0 HR 1 S 79 P 131 ERA 3.00 WHIP 1.000										

California Angels @ New York Yankees
 Yankee Stadium, Bronx, NY
 Sat Jun 03 1995, 3:33 AM EDT
 Att. 17,768 - Sunny - 80 F

livebaseballscorecards.com

AB	31
R	4
H	5
RBI	4
BB	4
SO	4
LOB	15



Batter	1	2	3	4	5	6	7	8	9	AB R H RBI BB SO LOB
Luis Polonia, L OBP: 0.313, SLG: 0.356 Danny Tartabull, R OBP: 0.312, SLG: 0.323 (1, 7) (6, PH) (7, 9)	4-2 G4-3 BB		1-1 BB 1B	3-2 L4		3-3 SAFE			1-3	2 0 1 0 1 0 1 2 0 0 0 0 2 1
Wade Boggs, L OBP: 0.363, SLG: 0.343 (1, 5)	2-2 G4-3 1-2		1-3 SAFE		2-2 F7		4-1 1B BB		0-1 P5	4 0 0 0 1 1 2
Paul O'Neill, L OBP: 0.418, SLG: 0.545 (1, 9) (7, 7)	2-1 P2		1 SAFE 1 SAFE BB BB	4-0 1-2 BB		0-0 1B 1B	0-1 1-2 1B		1-2 P6	4 0 2 0 1 0 1
Jim Leyritz, R OBP: 0.367, SLG: 0.421 (1, 2)	0-0 G5-3		2-2 F9		1-2 1B		2-3 K			4 0 1 0 0 1 5
Don Mattingly, L OBP: 0.295, SLG: 0.405 (1, 3)		3-2 G5-3		3-2 F7	1-1 F7		1-0 F7			4 0 0 0 0 0 4
Dion James, L OBP: 0.420, SLG: 0.489 (1, 10)		0-1 F9		1-2 G3	0-0 G3		2-3 K			4 0 0 0 0 1 4
Bernie Williams, S OBP: 0.301, SLG: 0.395 (1, 8)		4-2 FC5-4 BB		3-1 WP 1B 2B		2-1 FC4-6 1B		1-1 F8		3 1 2 0 1 0 0
Randy Velarde, R OBP: 0.289, SLG: 0.359 (1, 4)		0-1 FC5-4 1-2f		3-1 2B 1B		0-1 FC4-6 1-2f		3-3 K		4 1 1 1 0 1 2
2 Derek Jeter, R OBP: 0.300, SLG: 0.278 (1, 6)			1-1 G6-3	1-1 2B		2-3 K		3-3 K		4 0 1 1 0 2 1

BOTTOM

California Angels @ New York Yankees
Yankee Stadium, Bronx, NY

Sat Jun 03 1995, 3:33 AM EDT
Att. 17,768 - Sunny - 80 F

livebaseballscorecards.com

AB	35
R	2
H	8
RBI	2
BB	4
SO	8
LOB	21



Inning Stats		R: 0	H: 0	E: 0	K: 0	S: 9	R: 0	H: 0	E: 0	K: 0	S: 10	R: 0	H: 1	E: 0	K: 1	S: 12	R: 2	H: 3	E: 0	K: 0	S: 17	R: 0	H: 2	E: 0	K: 0	S: 10	R: 0	H: 1	E: 0	K: 2	S: 10	R: 0	H: 1	E: 0	K: 2	S: 12	R: 0	H: 0	E: 0	K: 2	S: 10	R: 0	H: 0	E: 0	K: 1	S: 9	1B: 6	2B: 2	3B: 0	HR: 0	SF: 0	SAC: 0	DP: 0	HBP: 0	WP: 1	PB: 0	SB: 0	CS: 0	PA: 39
		IP	WLS	BF	H	R	ER	SO	BB	IBB	HBP	BLK	WP	HR	S	P	ERA	WHIP																																									
PITCHER		5.2	W	27	7	2	2	2	3	0	0	0	1	0	65	110	3.18	1.765																																									
Shawn Boskie, R ERA: 3.26 (1, 1)		0.1	W	3	1	0	0	1	1	0	0	0	0	0	6	13	0.00	6.000																																									
Mitch Williams, L ERA: 8.0 (6, 1)		2.0		6	0	0	0	4	0	0	0	0	0	0	19	31	0.00	0.000																																									
Troy Percival, R ERA: 3.44 (7, 1)		1.0	S	3	0	0	0	1	0	0	0	0	0	9	11	0.00	0.000																																										
Lee Smith, R ERA: (9, 1)																																																											

Batter	1	2	3	4	5	6	7	8	9	AB R H RBI BB SO LOB	TOP	
Tony Phillips, S OBP: 0.408, SLG: 0.433 (1, 7)	0-2 G3-1		0-1 G6-4-3 1B		1-1 1B		4-2 BB		1-3 K	4 0 2 1 1 1 0		
Rex Hudler, R OBP: 0.226, SLG: 0.300 (1, 4)	1-1 F7		2-1 F8		2-1 F7		1-3 K		1-1 F7	5 0 0 0 0 1 3		
Tim Salmon, R OBP: 0.419, SLG: 0.508 (1, 9)	1-0 1B 2B		2-2 G6-4-3 1-2f		1-3 K			2-2 P4	0-1 1B	5 0 2 0 0 1 2		
Chili Davis, S OBP: 0.472, SLG: 0.574 (1, 10)	3-2 1B			4-0 G3 G6-3 BB		0-0 P5		2-0 1B 1B	2-3 K	4 1 2 0 1 1 1		
J.T. Snow, L OBP: 0.345, SLG: 0.485 (1, 3)	0-1 G3			3-2 G6-3 1-2		1-1 2B FC7-2 1B		1-2 1B 1B		4 1 2 0 0 0 3		
Jim Edmonds, L OBP: 0.329, SLG: 0.452 (1, 8)		0-0 2B		1-1 G3 2-3		0-2 2B		2-2 G1-3 1B		4 0 3 1 0 0 1		
Spike Owen, S OBP: 0.286, SLG: 0.329 (1, 5)		0-1 P4		1-3 K		1-1 FC7-2		2-2 G1-3 1B		4 0 1 1 0 1 4		
Mark Dalesandro, R OBP: 0.125, SLG: 0.250 (1, 2)		1-1 P6			2-0 G4-3 1B 2B		1-1 P2	1-1 G1-3		4 1 1 0 0 0 3		
Gary Disarcina, R OBP: 0.370, SLG: 0.520 (1, 6)		3-1 P4			0-0 G4-3		0-0 G4-3	0-1 G6-3		4 0 0 0 0 0 4		
Inning Stats	R: 0 E: 0 K: 0 S: 12 H: 2 LOB: 2 BB: 0 P: 17	R: 0 E: 0 K: 0 S: 7 H: 1 LOB: 1 BB: 0 P: 11	R: 0 E: 0 K: 0 S: 7 H: 1 LOB: 0 BB: 0 P: 11	R: 0 E: 0 K: 1 S: 10 H: 0 LOB: 1 BB: 1 P: 19	R: 1 E: 0 K: 1 S: 9 H: 2 LOB: 1 BB: 0 P: 15	R: 0 E: 0 K: 0 S: 8 H: 2 LOB: 1 BB: 0 P: 10	R: 0 E: 0 K: 1 S: 8 H: 0 LOB: 1 BB: 1 P: 14	R: 2 E: 0 K: 0 S: 19 H: 4 LOB: 2 BB: 0 P: 29	R: 0 E: 0 K: 2 S: 11 H: 1 LOB: 1 BB: 0 P: 15	1B: 9 2B: 5 3B: 0 HR: 0 SF: 0 SAC: 0 DP: 2 HBP: 0	WP: 0 PB: 0 SB: 0 CS: 0 PA: 40	
PITCHER	IP WLS BF H R ER SO BB IBB HBP BLK WP HR S P ERA WHIP											
Melido Perez, R ERA: 4.43 (1, 1)	6.0 W 25 8 1 1 2 1 0 0 0 0 0 0 53 83 1.50 1.500											
Bob Wickman, R ERA: 5.57 (7, 1)	1.0 4 0 0 0 1 1 0 0 0 0 0 0 8 14 0.00 1.000											
Steve Howe, L ERA: 8.31 (8, 1)	1.0 7 4 2 2 0 0 0 0 0 0 0 0 19 29 18.00 4.000											
John Wetteland, R ERA: 3.78 (9, 1)	1.0 4 1 0 0 2 0 0 0 0 0 0 0 11 15 0.00 1.000											

California Angels @ New York Yankees
 Yankee Stadium, Bronx, NY
 Sun Jun 04 1995, 3:33 AM EDT
 Att. 22,833 - Cloudy - 72 F

livebaseballscorecards.com

AB	38
R	3
H	13
RBI	3
BB	2
SO	5
LOB	21



Batter	1	2	3	4	5	6	7	8	9
Bernie Williams, S OBP: 0.312, SLG: 0.393 (1, 8)									
Randy Velarde, R OBP: 0.307, SLG: 0.378 (1, 5)									
Paul O'Neill, L OBP: 0.434, SLG: 0.614 (1, 9)									
Dion James, L OBP: 0.431, SLG: 0.489 (8, PH) (9, 7)									
Mike Stanley, R OBP: 0.348, SLG: 0.394 (1, 2)									
Jim Leyritz, R OBP: 0.377, SLG: 0.418 (1, 10)									
Dave Silvestri, R OBP: 0.308, SLG: 0.444 (1, 3)									
Gerald Williams, R OBP: 0.302, SLG: 0.513 (1, 7) (9, 9)									
Derek Jeter, R OBP: 0.333, SLG: 0.364 (1, 6)									
Robert Eenhoorn, R OBP: 0.200, SLG: 0.214 (1, 4)									

BOTTOM													
AB	R	H	RBI	BB	SO	LOB	3	1	1	0	2	0	1
4	1	2	0	1	0	3	4	2	3	3	0	0	1
0	0	0	0	1	0	0	5	1	1	2	0	2	4
3	2	1	0	2	2	0	4	0	0	0	1	1	3
5	2	1	1	0	0	4	5	2	1	1	0	0	4
4	1	2	3	0	0	1	4	1	2	3	0	0	1
4	1	2	2	0	0	1	4	1	2	2	0	0	1


1B:	7	SF:	0	WP:	0	PA:	43
2B:	5	SAC:	0	PB:	0		
3B:	0	DP:	1	SB:	0		
HR:	1	HBP:	0	CS:	0		

PITCHER																	
IP	WLS	BF	H	R	ER	SO	BB	IBB	HBP	BLK	WP	HR	S	P	ERA	WHIP	
0.1	L	9	6	8	8	0	2	0	0	0	0	0	1	38	71	5.79	1.929
4.2		22	6	3	3	2	3	0	0	0	0	0	0	17	23	0.00	0.500
2.0		7	1	0	0	1	0	0	0	0	0	0	0	8	18	0.00	2.000
1.0		5	0	0	0	2	2	0	0	0	0	0	0	8	18	0.00	2.000

California Angels @ New York Yankees
 Yankee Stadium, Bronx, NY
 Sun Jun 04 1995, 3:33 AM EDT
 Att. 22,833 - Cloudy - 72 F

AB	36
R	11
H	13
RBI	11
BB	7
SO	5
LOB	18



Batter	1	2	3	4	5	6	7	8	9	AB R H RBI BB SO LOB	TOP											
Rickey Henderson, R OBP: 0.390, SLG: 0.430 Andy Tomberlin, L OBP: 0.311, SLG: 0.474	1-3 K	4-2 3B BB		1-3 1B		2-2 G3		1-2 2B 1B	4-2 BB	3 2 1 0 1 1 0 1 1 1 0 1 0 0												
Geronimo Berroa, R OBP: 0.409, SLG: 0.527	1-0 2B	2-1 3B		2-3 1-2		2-3 K		4-0 2B BB	1-3 K	5 1 2 2 1 3 4												
Ruben Sierra, S OBP: 0.324, SLG: 0.511 Stan Javier, S OBP: 0.315, SLG: 0.302	1-3 K	0-2 L7		0-0 1B		3-2 P5		1-1 2B		5 1 2 3 0 1 2 0 0 0 0 0 0 0												
Mark McGwire, R OBP: 0.440, SLG: 0.672	0-0 P3			1-3 K				1-1 HR	1-1 2B	4 2 2 3 1 1 2												
Terry Steinbach, R OBP: 0.336, SLG: 0.534		3-1 2B 1B		4-1 BB				2-0 F9	2-2 F9	4 1 1 0 1 1 2												
Brent Gates, S OBP: 0.308, SLG: 0.241		2-2 F7		0-2 2B				1-0 F7	0-0 G4-3	5 0 1 0 0 1 4												
Scott Brosius, R OBP: 0.383, SLG: 0.434		2-3 K		1-2 SF8		2-0 L9		4-0 BB	1-1 F8	3 0 0 1 1 1 1	AB 39 R 11 H 13 RBI 11 BB 7 SO 10 LOB 17											
Craig Paquette, R OBP: 0.298, SLG: 0.500		2-1 2B 1B		0-0 G5-3		1-2 F8		0-3 K	2-0 F9	5 1 1 0 0 1 2												
Mike Bordick, R OBP: 0.329, SLG: 0.352		2-0 3B 2B		4-2 1B BB		2-1 G5-3		1-0 L7	1-1 WP 1B	4 2 2 2 1 0 0												
Inning Stats	R: 0 E: 0 K: 2 S: 8	H: 1 LOB: 1 BB: 0 P: 11	R: 4 E: 0 K: 1 S: 22	H: 4 LOB: 1 BB: 1 P: 39	R: 1 E: 0 K: 1 S: 14	H: 1 LOB: 1 BB: 1 P: 19	R: 2 E: 0 K: 3 S: 18	H: 2 LOB: 2 BB: 2 P: 31	R: 0 E: 0 K: 0 S: 6	H: 0 LOB: 0 BB: 0 P: 11	R: 0 E: 0 K: 1 S: 11	H: 0 LOB: 0 BB: 0 P: 18	R: 1 E: 0 K: 1 S: 7	H: 1 LOB: 1 BB: 1 P: 15	R: 3 E: 0 K: 0 S: 12	H: 3 LOB: 1 BB: 1 P: 22	R: 0 E: 0 K: 1 S: 11	H: 1 LOB: 2 BB: 1 P: 20	1B: 6 2B: 5 3B: 1 HR: 1	SF: 1 SAC: 0 DP: 0 HBP: 0	WP: 1 PB: 0 SB: 1 CS: 0	PA: 47
PITCHER	IP WLS BF H R ER SO BB IBB HBP BLK WP HR S P ERA WHIP																					
Sterling Hitchcock, L ERA: 6.23	(1, 1) 3.0 L 19 7 7 7 4 3 0 0 0 0 0 48 79 21.00 3.333																					
Scott Bankhead, R ERA: 4.34	(4, 1) 3.2 15 2 1 1 4 2 0 0 0 0 1 35 62 2.46 1.091																					
Joe Ausanio, R ERA: 7.27	(7, 1) 2.1 13 4 3 3 2 2 0 0 0 1 0 26 45 11.57 2.571																					

Oakland Athletics @ New York Yankees
Yankee Stadium, Bronx, NY
Mon Jun 05 1995, 7:05 PM EDT
Att. 14,197 - Unknown - 77 F

livebaseballscorecards.com

Batter	1	2	3	4	5	6	7	8	9	AB	R	H	RBI	BB	SO	LOB
Luis Polonia, L OBP: 0.317, SLG: 0.389 (1, 7)	1-1 F7	3-2 G6-3			3-2 1B 2B 1B		0-1 HR		1-3 K	5	2	2	1	0	1	1
Wade Boggs, L OBP: 0.364, SLG: 0.346 (1, 5)	1-1 WP 1B		2-0 G3		2-1 2B 1B		2-2 F7		3-2 G4-3	5	0	2	0	0	0	0
Paul O'Neill, L OBP: 0.432, SLG: 0.635 (1, 9)	0-1 F7		2-2 G4-3		2-3 K		1-0 HR		4-1 BB	4	1	1	1	1	1	3
Jim Leyritz, R OBP: 0.378, SLG: 0.422 (1, 2)	4-2 1-2 BB		2-1 G6-3		2-0 1-3 2B		2-2 G6-3		0-3 K	4	0	1	1	1	1	1
Don Mattingly, L OBP: 0.305, SLG: 0.403 (1, 3)	1-2 L4			0-1 FC4-6 1B SF7 1B	0-0 G1-3		4-2 BB			3	1	1	0	1	0	4
Danny Tartabull, R OBP: 0.319, SLG: 0.340 (1, 10)		0-0 2B		0-0 1-2 1B	2-3 K		0-1 G4-3			4	0	2	0	0	1	3
Bernie Williams, S OBP: 0.303, SLG: 0.381 (1, 8)		2-0 F7		1-1 FC4-6 2 FC4		2-0 F7		3-1 F8		4	0	0	0	0	0	3
Randy Velarde, R OBP: 0.304, SLG: 0.376 (1, 4)		0-1 3-H 1B		1 SAFE 0-1 SF7		0-0 L8		1-0 F8		3	0	1	2	0	0	0
2 Derek Jeter, R OBP: 0.286, SLG: 0.308 (1, 6)	1 SAFE 1-1 L5			1 SAFE 1-2 FC4		1-2 G5-3		0-0 G3-1		4	0	0	0	0	0	2

Inning Stats	R: 0	H: 1	E: 0	K: 12	S: 12	R: 1	H: 2	E: 0	K: 10	S: 10	R: 0	H: 0	E: 0	K: 6	S: 6	R: 1	H: 2	E: 0	K: 10	S: 10	R: 1	H: 3	E: 0	K: 13	S: 13	R: 2	H: 2	E: 0	K: 17	S: 17	R: 0	H: 0	E: 0	K: 4	S: 4	R: 0	H: 0	E: 0	K: 10	S: 10	1B: 6	SF: 1	2B: 2	SAC: 0	3B: 0	DP: 0	HR: 2	HBP: 0
--------------	------	------	------	-------	-------	------	------	------	-------	-------	------	------	------	------	------	------	------	------	-------	-------	------	------	------	-------	-------	------	------	------	-------	-------	------	------	------	------	------	------	------	------	-------	-------	-------	-------	-------	--------	-------	-------	-------	--------

PITCHER	IP	WLS	BF	H	R	ER	SO	BB	IBB	HBP	BLK	WP	HR	S	P	ERA	WHIP
Ron Darling, R ERA: 5.35 (1, 1)	6.0		27	8	3	3	2	1	0	0	0	1	0	56	91	4.50	1.500
Dave Leiper, L ERA: 2.7 (7, 1)	0.1		3	2	2	2	0	0	0	0	0	0	2	7	10	54.00	6.000
Jim Corsi, R ERA: (7, 1)	0.2		3	0	0	0	0	1	0	0	0	0	0	10	16	0.00	1.500
Mark Acre, R ERA: 6.06 (8, 1)	2.0		7	0	0	0	2	1	0	0	0	0	0	14	26	0.00	0.500

BOTTOM

Oakland Athletics @ New York Yankees
 Yankee Stadium, Bronx, NY
 Mon Jun 05 1995, 7:05 PM EDT
 Att: 14,197 - Unknown - 77 F

livebaseballscores.com

AB	36
R	4
H	10
RBI	5
BB	3
SO	4
LOB	17



WP: 1	PA: 40
PB: 0	
SB: 0	
CS: 0	

Batter	1	2	3	4	5	6	7	8	9	AB R H RBI BB SO LOB	TOP																	
Rickey Henderson, R OBP: 0.386, SLG: 0.417 Andy Tomberlin, L OBP: 0.306, SLG: 0.466	2-2 F9		1-1 HR HBP	1-2 G6-3		1-0 G5-3		3-2 G3		3 1 0 0 0 0 1 1 0 0 1 0 0 1																		
Geronimo Berroa, R OBP: 0.409, SLG: 0.545	3-2 F9		0-0 HR		2-1 HR 1B	1-1 P6		1-0 G6-3		5 2 2 4 0 0 2																		
Ruben Sierra, S OBP: 0.336, SLG: 0.536 Craig Paquette, R OBP: 0.293, SLG: 0.491	4-2 BB		2-1 1B 1B		0-0 HR		0-1 G6-3		3-3 K	3 2 2 2 1 0 0 1 0 0 0 0 1 0																		
Mark McGwire, R OBP: 0.426, SLG: 0.645	2-3 K		0-1 P2		3-2 L7		1-0 F8		0-1 F8	5 0 0 0 0 1 2																		
Terry Steinbach, R OBP: 0.331, SLG: 0.516		1-3 K	2-0 G6-3		0-0 L4		4-1 E BB		2-2 G1-3	4 0 0 0 1 1 1																		
Brent Gates, S OBP: 0.313, SLG: 0.250		2-0 G4-3	3-0 1B		2-1 1B		2-1 SAFE G5-3			4 0 2 1 0 0 1																		
Scott Brosius, R OBP: 0.379, SLG: 0.422		1-1 F9	3-2 P3		2-2 P4			4-2 S HBP G3 BB		3 1 0 0 1 0 2																		
Stan Javier, S OBP: 0.321, SLG: 0.308			2-1 1B S HR 1B	0-3 K		2-2 SH1-3 1B		0-0 L7		4 1 2 0 0 1 1																		
Mike Bordick, R OBP: 0.342, SLG: 0.356			2-2 HBP HR 1B	2-0 L8		0-0 SH1-3		1-0 G3 S HBP		2 1 1 0 0 0 0																		
Inning Stats	R: 0 E: 0 K: 1 S: 14	H: 0 LOB: 1 BB: 1 P: 25	R: 0 E: 0 K: 1 S: 7	H: 0 LOB: 0 BB: 0 P: 11	R: 5 E: 0 K: 0 S: 20	H: 5 LOB: 1 BB: 0 P: 35	R: 0 E: 0 K: 1 S: 9	H: 0 LOB: 0 BB: 0 P: 12	R: 2 E: 0 K: 0 S: 13	H: 3 LOB: 1 BB: 0 P: 22	R: 0 E: 0 K: 0 S: 8	H: 1 LOB: 1 BB: 0 P: 12	R: 0 E: 1 K: 0 S: 6	H: 0 LOB: 1 BB: 1 P: 13	R: 1 E: 0 K: 0 S: 8	H: 0 LOB: 1 BB: 1 P: 17	R: 0 E: 0 K: 1 S: 8	H: 0 LOB: 0 BB: 0 P: 13	1B: 7 2B: 0 3B: 0 HR: 2	SF: 0 SAC: 1 DP: 0 HBP: 2	WP: 0 PB: 0 SB: 3 CS: 0	PA: 41						
PITCHER	IP WLS BF H R ER SO BB IBB HBP BLK WP HR S P ERA WHIP																											
42 Mariano Rivera, R ERA: 9.24	(1, 1)	4.0	L	21	7	7	7	3	1	0	1	0	0	2	53	88	15.75	2.000										
Josias Manzanillo, R ERA: 7.0	(5, 1)	2.0		8	2	0	0	0	0	0	0	0	0	0	18	29	0.00	1.000										
Bob Wickman, R ERA: 5.48	(7, 1)	2.0		9	0	1	1	0	2	0	1	0	0	0	14	30	4.50	1.000										
John Wetteland, R ERA: 3.57	(9, 1)	1.0		3	0	0	0	1	0	0	0	0	0	0	8	13	0.00	0.000										

Oakland Athletics @ New York Yankees
Yankee Stadium, Bronx, NY
Tue Jun 06 1995, 7:05 PM EDT
Att. 15,358 - Unknown - 76 F

livebaseballscorecards.com

AB	35
R	8
H	9
RBI	8
BB	3
SO	4
LOB	11



Batter	1	2	3	4	5	6	7	8	9	AB	R	H	RBI	BB	SO	LOB
Luis Polonia, L (1, 7) OBP: 0.318, SLG: 0.390	1-2 F8	1-1 2B			4-1 BB 1B	0-1 G6-3		3-2 G4-3	1-2 L9	5	1	1	1	1	0	3
Wade Boggs, L (1, 5) OBP: 0.366, SLG: 0.342	2-2 G5-3	1-1 G6-3			4-2 BB 1B	1-2 1B		0-1 G3		4	1	1	0	1	0	1
Paul O'Neill, L (1, 9) OBP: 0.441, SLG: 0.628	4-1 BB 1B				1-0 BB 1B	1-0 G4-3		3-2 1B		4	0	2	1	1	0	1
Jim Leyritz, R (1, 2) OBP: 0.379, SLG: 0.449	2-2 FC6 1B				1-3 K			1 SAFE 0-3 HR		5	1	2	1	0	3	4
Don Mattingly, L (1, 3) OBP: 0.310, SLG: 0.415	1-2 FC6				0-1 BB 1B				2-2 1B 2B	5	1	2	1	0	0	3
Dion James, L (1, 10) OBP: 0.411, SLG: 0.451		1-0 P5			4-2 FC6 BB			0-2 G4-3	0-1 P4	4	0	0	0	1	0	2
Randy Velarde, R (1, 4) OBP: 0.309, SLG: 0.371		4-0 WP 2B			1-3 K			2-1 1B	2-2 P3	4	1	1	0	1	2	4
Bernie Williams, S (1, 8) OBP: 0.313, SLG: 0.397		3-2 2B			1-3 K			1-0 FC6	0-0 1B	5	1	3	2	0	1	3
2 Derek Jeter, R (1, 6) OBP: 0.281, SLG: 0.300 Danny Tartabull, R (9, PH) OBP: 0.325, SLG: 0.347 Gerald Williams, R (9, PR) OBP: 0.302, SLG: 0.513		2-3 K			0-2 G6-3			0-1 G6-3 1B	2-2 1B	4	0	1	0	0	2	3

Inning Stats	R: 0	H: 1	E: 0	K: 13	S: 13	LOB: 2	BB: 1	P: 23	R: 2	H: 2	E: 0	K: 14	S: 14	LOB: 1	BB: 1	P: 26	R: 0	H: 0	E: 1	K: 1	S: 6	LOB: 1	BB: 0	P: 10	R: 0	H: 0	E: 0	K: 2	S: 9	LOB: 0	BB: 0	P: 12	R: 2	H: 2	E: 0	K: 21	S: 21	LOB: 3	BB: 3	P: 38	R: 0	H: 2	E: 0	K: 9	S: 9	LOB: 1	BB: 0	P: 11	R: 1	H: 3	E: 0	K: 11	S: 11	LOB: 2	BB: 0	P: 17	R: 0	H: 1	E: 0	K: 13	S: 13	LOB: 1	BB: 0	P: 19	R: 1	H: 3	E: 0	K: 16	S: 16	LOB: 2	BB: 0	P: 23	1B: 10	SF: 0	2B: 3	SAC: 0	3B: 0	DP: 1	HR: 1	HBP: 0	WP: 1	PA: 46
--------------	------	------	------	-------	-------	--------	-------	-------	------	------	------	-------	-------	--------	-------	-------	------	------	------	------	------	--------	-------	-------	------	------	------	------	------	--------	-------	-------	------	------	------	-------	-------	--------	-------	-------	------	------	------	------	------	--------	-------	-------	------	------	------	-------	-------	--------	-------	-------	------	------	------	-------	-------	--------	-------	-------	------	------	------	-------	-------	--------	-------	-------	--------	-------	-------	--------	-------	-------	-------	--------	-------	--------

PITCHER	IP	WLS	BF	H	R	ER	SO	BB	IBB	HBP	BLK	WP	HR	S	P	ERA	WHIP
Todd Stottlemyre, R (1, 1) ERA: 5.33	5.0	W	27	6	4	4	6	5	0	0	0	1	0	65	111	7.20	2.200
Rick Honeycutt, L (6, 1) ERA: 4.4	1.2		6	2	1	1	0	0	0	0	0	0	1	12	15	5.40	1.200
Carlos Reyes, R (7, 1) ERA: 4.37	1.0		6	3	0	0	1	0	0	0	0	0	0	15	26	0.00	3.000
Dennis Eckersley, R (8, 1) ERA: 4.2	1.1	S	7	3	1	1	1	0	0	0	0	0	0	20	27	6.75	2.250


BOTTOM

Oakland Athletics @ New York Yankees
 Yankee Stadium, Bronx, NY

Tue Jun 06 1995, 7:05 PM EDT
 Att: 15,358 - Unknown - 76 F

livebaseballscorecards.com

AB	41
R	6
H	14
RBI	6
BB	5
SO	8
LOB	24



AB	32
R	1
H	5
RBI	1
BB	1
SO	4
LOB	12



WP	0	PA	34
PB	0		
SB	0		
CS	0		

Batter	1	2	3	4	5	6	7	8	9	AB	R	H	RBI	BB	SO	LOB
Rickey Henderson, R OBP: 0.382, SLG: 0.406 (1, 7)	0-0 F8		4-2 SAFE 1-2 BB			3-2 G6-3		1-1 L3		3	0	0	0	1	0	0
Geronimo Berroa, R OBP: 0.399, SLG: 0.533 (1, 10)	0-1 G5-3		0-1 SF8			1-3 K		3-2 F8		3	0	0	1	0	1	0
Ruben Sierra, S OBP: 0.333, SLG: 0.528 (1, 9)	1-1 F7		2-3 3-H 2-2 G4-3			1-2 P4		0-0 1B		4	0	1	0	0	0	2
Mark McGwire, R OBP: 0.415, SLG: 0.624 (1, 3)		1-1 F7			1-0 F8			0-0 E1 1B 1B		4	0	0	0	0	0	1
Terry Steinbach, R OBP: 0.329, SLG: 0.508 (1, 2)		2-2 L8			2-3 K			3-1 1-2 1B 1B		4	0	1	0	0	2	0
Brent Gates, S OBP: 0.304, SLG: 0.241 (1, 4)		0-1 G5-3			0-1 G4-3			0-0 F8		4	0	0	0	0	0	2
Scott Brosius, R OBP: 0.383, SLG: 0.425 (1, 5)			1-1 FC6-4 1B		0-3 K			0-1 1-2 2-3 1B		4	0	2	0	0	1	0
Stan Javier, S OBP: 0.314, SLG: 0.301 (1, 8)			0-1 SAFE FC6-4 1B SF8 1-2f		0-1 G6-3			1-1 P4		3	1	0	0	0	0	4
Mike Bordick, R OBP: 0.341, SLG: 0.355 (1, 6)			2-2 SAFE SF8 BB 1-3 1B		3-2 G6-3			3-1 F9		3	0	1	0	0	0	3

Inning Stats	R: 0	H: 0	E: 0	K: 0	S: 5	P: 6	R: 0	H: 0	E: 0	K: 0	S: 7	P: 10	R: 1	H: 2	E: 0	K: 0	S: 14	P: 23	R: 0	H: 0	E: 0	K: 1	S: 6	P: 9	R: 0	H: 0	E: 0	K: 1	S: 8	P: 11	R: 0	H: 0	E: 0	K: 1	S: 11	P: 16	R: 0	H: 2	E: 1	K: 0	S: 10	P: 17	R: 0	H: 1	E: 0	K: 0	S: 8	P: 13	R: 0	H: 0	E: 0	K: 1	S: 7	P: 10	1B: 5	2B: 0	3B: 0	HR: 0	SF: 1	SAC: 0	DP: 0	HBP: 0	WP: 0	PA: 34
--------------	------	------	------	------	------	------	------	------	------	------	------	-------	------	------	------	------	-------	-------	------	------	------	------	------	------	------	------	------	------	------	-------	------	------	------	------	-------	-------	------	------	------	------	-------	-------	------	------	------	------	------	-------	------	------	------	------	------	-------	-------	-------	-------	-------	-------	--------	-------	--------	-------	--------

PITCHER	IP	WLS	BF	H	R	ER	SO	BB	IBB	HBP	BLK	WP	HR	S	P	ERA	WHIP
Andy Pettitte, L ERA: 2.86 (1, 1)	7.0	W	27	4	1	1	3	1	0	0	0	0	0	61	92	1.29	0.714
Bob Wickman, R ERA: 5.25 (8, 1)	1.0		4	1	0	0	0	0	0	0	0	0	0	8	13	0.00	1.000
Steve Howe, L ERA: 7.45 (9, 1)	1.0		3	0	0	0	1	0	0	0	0	0	0	7	10	0.00	0.000

Batter	1	2	3	4	5	6	7	8	9
Luis Polonia, L OBP: 0.322, SLG: 0.390 (1, 7)	1-3 K	1-0 G4-3		1-0 G5-3			0-2 1B	3-2 1B	
Wade Boggs, L OBP: 0.381, SLG: 0.383 (1, 5)	4-0 1B BB		2-1 G4-6-3 1B		1-2 F8 BB SF7 1B		1-0 HR	1-2 F8 2-3	
Paul O'Neill, L OBP: 0.438, SLG: 0.613 (1, 9) Gerald Williams, R OBP: 0.289, SLG: 0.488 (5, PR) (6, 9)	1-3 K		0-2 G4-6-3 1-2f		4-0 1-2 BB		0-1 G5-3	0-3 K	
Jim Leyritz, R OBP: 0.383, SLG: 0.450 (1, 2)	1-0 1-2 1B		0-1 1B 1B		0-1 F8 2-3		1-3 K		
Don Mattingly, L OBP: 0.319, SLG: 0.435 (1, 3)	1-0 L8		1-1 1-3 1B		2-0 SF7 3-H		2-1 HR 2B		
Danny Tartabull, R OBP: 0.331, SLG: 0.392 (1, 10)		0-1 2B	1-0 G4-3		1-0 L9		1-1 2-H HR		
Randy Velarde, R OBP: 0.307, SLG: 0.366 (1, 4)		0-0 G4-3 2-3		0-0 P2		0-0 G4-3	3-1 FC4-6 1B		
Bernie Williams, S OBP: 0.312, SLG: 0.393 (1, 8)		0-0 G5-3 2 1B		0-0 G4-3		0-1 F7	0-0 FC4-6 WP 2 1B		
2 Derek Jeter, R OBP: 0.306, SLG: 0.303 (1, 6)		1 SAFE 0-0 G5-3 1-2		3-2 1B		2-1 L4	1 SAFE 4-2 F8 1B BB		

Inning Stats	R: 0	H: 1	E: 0	K: 2	S: 9	R: 1	H: 2	E: 0	K: 0	S: 6	R: 0	H: 3	E: 0	K: 0	S: 10	R: 0	H: 1	E: 0	K: 0	S: 6	R: 1	H: 1	E: 0	K: 0	S: 7	R: 0	H: 0	E: 0	K: 0	S: 5	R: 1	H: 2	E: 0	K: 1	S: 11	R: 3	H: 4	E: 0	K: 1	S: 21
	LOB: 2	BB: 1	P: 17	LOB: 1	BB: 0	P: 7	LOB: 2	BB: 0	P: 14	LOB: 1	BB: 0	P: 10	LOB: 0	BB: 0	P: 7	LOB: 0	BB: 0	P: 15	LOB: 0	BB: 0	P: 13	LOB: 2	BB: 1	P: 35	LOB: 0	BB: 0	P: 7	LOB: 2	BB: 1	P: 35	LOB: 0	BB: 1	P: 35	LOB: 2	BB: 1	P: 35	LOB: 2	BB: 1	P: 35	

PITCHER	IP	WLS	BF	H	R	ER	SO	BB	IBB	HBP	BLK	WP	HR	S	P	ERA	WHIP
Steve Ontiveros, R ERA: 3.29 (1, 1)	7.0	L	33	12	5	5	3	2	0	0	0	0	2	58	90	6.43	2.000
Todd Van Poppel, R ERA: 3.54 (8, 1)	1.0		6	2	1	1	1	1	0	0	0	1	0	17	28	9.00	3.000

AB R H RBI BB SO LOB

5	0	2	1	0	1	2
4	2	3	1	1	0	2
2	0	0	0	1	1	2
2	0	0	0	0	1	2
4	0	2	0	0	1	2
3	1	2	1	0	0	2
4	0	2	2	0	0	3
4	0	1	0	0	0	1
4	1	1	1	0	0	1
3	0	1	0	1	0	1

AB	35
R	4
H	14
RBI	6
BB	3
SO	4
LOB	18



WP	HR	S	P	ERA	WHIP
1	2	35	39		

Oakland Athletics @ New York Yankees
 Yankee Stadium, Bronx, NY
 Wed Jun 07 1995, 7:05 PM EDT
 Att: 16,550 - Unknown - 86 F

livebaseballscores.com

Batter	1	2	3	4	5	6	7	8	9	AB	R	H	RBI	BB	SO	LOB	TOP											
Rickey Henderson, R OBP: 0.382, SLG: 0.405 Craig Paquette, R OBP: 0.305, SLG: 0.500	2-3 K	1-2 2-H 1B		1-3 K		1-2 L6		2-1 FC5-4 1B	1-2 1B	5	0	2	1	0	2	1												
Stan Javier, S OBP: 0.315, SLG: 0.302	1-2 HR 1B	0-1 F8		2-3 K		0-1 S 1B		0-1 FC5-4 1B	0-0 L8	6	2	2	0	0	1	5												
Geronimo Berroa, R OBP: 0.399, SLG: 0.549	1-2 1-H HR		0-3 K		1-2 F9	1-2 K		2-2 E6 PB 1B		5	2	2	3	0	2	1												
Ruben Sierra, S OBP: 0.348, SLG: 0.575 Andy Tomberlin, L OBP: 0.306, SLG: 0.466	4-0 CS BB		1-0 HR		2-2 HR		1-3 K	1-2 BB 1B		4	2	3	2	1	1	0												
Mike Aldrete, L OBP: 0.333, SLG: 0.368 Mark McGwire, R OBP: 0.419, SLG: 0.624	3-3 K		3-1 F7		1-3 K 1B		1-2 E3	4-1 BB	1-2 BB	4	0	0	0	0	2	1												
Scott Brosius, R OBP: 0.383, SLG: 0.413		4-2 G3 2B BB	4-0 FC3-6 BB		2-2 F8		1-3 K	0-0 P4		3	1	0	0	2	1	4												
Brent Gates, S OBP: 0.301, SLG: 0.240		0-1 G3	2-2 FC3-6		0-0 FC5-4 1B		0-1 E3		2-0 L7	5	0	1	0	0	0	3												
Mike Bordick, R OBP: 0.333, SLG: 0.346		0-0 F8		3-3 K		0-0 FC5-4 1B		1-0 L7	1-2 1B 1B	5	0	1	0	0	1	5												
Eric Helfand, L OBP: 0.294, SLG: 0.400		2-2 2-H 1B 2B		4-0 BB		0-3 K		1-1 G5-3	1-3 K	4	1	1	1	1	2	1												
Inning Stats	R: 2 E: 0 K: 2 S: 14	H: 2 LOB: 1 BB: 1 P: 24	R: 2 E: 0 K: 0 S: 15	H: 2 LOB: 1 BB: 1 P: 22	R: 1 E: 0 K: 1 S: 10	H: 1 LOB: 1 BB: 1 P: 20	R: 0 E: 0 K: 3 S: 10	H: 0 LOB: 1 BB: 1 P: 20	R: 1 E: 0 K: 1 S: 15	H: 2 LOB: 2 BB: 0 P: 21	R: 0 E: 0 K: 2 S: 11	H: 1 LOB: 1 BB: 0 P: 12	R: 0 E: 2 K: 2 S: 14	H: 0 LOB: 2 BB: 0 P: 18	R: 2 E: 1 K: 0 S: 16	H: 3 LOB: 2 BB: 1 P: 26	R: 0 E: 0 K: 1 S: 13	H: 2 LOB: 2 BB: 0 P: 18	1B: 9 2B: 2 3B: 0 HR: 3	SF: 0 SAC: 0 DP: 1 HBP: 0	WP: 1 PB: 1 SB: 1 CS: 1	PA: 47						
PITCHER	IP	WLS	BF	H	R	ER	SO	BB	IBB	HBP	BLK	WP	HR	S	P	ERA	WHIP											
Jack McDowell, R ERA: 4.31	(1, 1)	7.0	L	35	8	6	6	11	4	0	0	0	1	3	89	137	7.71	1.714										
Bob MacDonald, L ERA: 7.27	(8, 1)	0.2		5	3	2	2	0	0	0	0	0	0	0	14	20	27.00	4.500										
Josias Manzanillo, R ERA: 6.52	(8, 1)	1.1		7	2	0	0	1	1	0	0	0	0	0	15	24	0.00	2.250										

Oakland Athletics @ New York Yankees
Yankee Stadium, Bronx, NY
Thu Jun 08 1995, 7:05 PM EDT
Att. 15,792 - Unknown - 80 F

livebaseballscorecards.com

AB 42
R 8
H 13
RBI 7
BB 5
SO 12
LOB 21



Batter	1	2	3	4	5	6	7	8	9	AB R H RBI BB SO LOB
Luis Polonia, L OBP: 0.325, SLG: 0.380 (1, 7)	4-1 G3 S 1B BB		0-1 G3	4-2 BB			0-3 K		2-2 G1-3	3 1 0 0 2 1 0
Wade Boggs, L OBP: 0.385, SLG: 0.387 (1, 5)	2-2 G3 SAFE 1-3		2-1 1B 1B	3-2 L8			1-1 G4-6-3 1B			4 0 2 0 0 0 3
Paul O'Neill, L OBP: 0.420, SLG: 0.583 (1, 10)	3-2 L9		0-0 L9				1-0 G4-6-3 1-2f			4 0 0 0 0 1 3
Mike Stanley, R OBP: 0.371, SLG: 0.437 (1, 2)	3-2 1B 3-H 1B		0-2 1-2 1B				0-0 G4-3 G6-3 2B			4 1 4 1 0 0 0
Don Mattingly, L OBP: 0.316, SLG: 0.427 (1, 3)	0-1 1-3 1B		1-3 K				0-0 L8			4 0 1 0 0 1 4
Danny Tartabull, R OBP: 0.320, SLG: 0.377 (1, 9)	1-3 K			1-1 G6-3			1-3 K			4 0 0 1 0 2 3
Tony Fernandez, S OBP: 0.314, SLG: 0.250 (1, 4)		3-2 F7		2-2 G3			2-1 L8			4 0 0 0 0 0 0
Bernie Williams, S OBP: 0.310, SLG: 0.388 (1, 8)		1-0 G4-3		2-2 2 3B 1B			2-2 F8			4 1 1 0 0 0 0
2 Derek Jeter, R OBP: 0.300, SLG: 0.351 (1, 6)		3-2 G1-3		0-1 1-H 3B			1-1 G4-3			4 0 1 1 0 0 0

Inning Stats	R: 1	H: 2	E: 0	K: 1	S: 17	H: 2	LOB: 2	BB: 1	P: 30	R: 0	H: 0	E: 0	K: 0	S: 10	R: 0	H: 2	E: 0	K: 1	S: 12	R: 1	H: 2	E: 0	K: 0	S: 19	R: 0	H: 1	E: 0	K: 2	S: 8	R: 0	H: 0	E: 0	K: 1	S: 6	R: 1	H: 1	E: 0	K: 0	S: 10	R: 0	H: 0	E: 0	K: 0	S: 6	R: 0	H: 0	E: 0	K: 0	S: 6	R: 0	H: 0	E: 0	K: 0	S: 6	R: 0	H: 0	E: 0	K: 0	S: 6
--------------	------	------	------	------	-------	------	--------	-------	-------	------	------	------	------	-------	------	------	------	------	-------	------	------	------	------	-------	------	------	------	------	------	------	------	------	------	------	------	------	------	------	-------	------	------	------	------	------	------	------	------	------	------	------	------	------	------	------	------	------	------	------	------

PITCHER	IP	WLS	BF	H	R	ER	SO	BB	IBB	HBP	BLK	WP	HR	S	P	ERA	WHIP
Mike Harkey, R ERA: 6.51 (1, 1)	6.0		27	7	2	2	4	2	0	0	0	0	0	74	116	3.00	1.500
Rick Honeycutt, L ERA: 4.11 (7, 1)	1.0		3	1	0	0	1	0	0	0	0	0	0	6	8	0.00	1.000
Jim Corsi, R ERA: 0.47 (8, 1)	1.0		4	1	1	1	0	0	0	0	0	0	0	10	15	9.00	1.000
Carlos Reyes, R ERA: 4.18 (9, 1)	1.0		3	0	0	0	0	0	0	0	0	0	0	6	9	0.00	0.000


BOTTOM

Oakland Athletics @ New York Yankees
 Yankee Stadium, Bronx, NY

Thu Jun 08 1995, 7:05 PM EDT
 Att: 15,792 - Unknown - 80 F

livebaseballscorecards.com

AB	35
R	3
H	9
RBI	3
BB	2
SO	5
LOB	13



WP: 0	PA: 37
PB: 0	
SB: 1	
CS: 0	

Batter	1	2	3	4	5	6	7	8	9	AB R H RBI BB SO LOB	TOP
Joey Cora, S (1, 4) <small>OBP: 0.302, SLG: 0.336</small>	1-0 		0-0 		1-1 	0-0 			1-2 	5 1 2 1 0 0 0	
Alex Diaz, S (1, 8) <small>OBP: 0.313, SLG: 0.377</small>	1-1 		2-2 		0-1 	0-0 			1-2 	5 1 2 0 0 0 2	
Edgar Martinez, R (1, 10) <small>OBP: 0.450, SLG: 0.626</small>	2-1 			3-3 	4-2 	2-3 			1-1 	4 2 1 2 1 2 2	
Tino Martinez, L (1, 3) <small>OBP: 0.395, SLG: 0.575</small>		1-1 		0-3 	3-2 		2-3 		2-2 	5 2 2 4 0 2 0	
Marc Newfield, R (1, 7) Rich Amaral, R (7, 7) <small>OBP: 0.275, SLG: 0.447</small> <small>OBP: 0.393, SLG: 0.473</small>		0-2 		0-0 	1-0 		0-3 		1-0 	4 0 1 1 0 1 0 1 1 1 0 0 0 0	
Darren Bragg, L (1, 9) <small>OBP: 0.336, SLG: 0.313</small>		0-0 		2B 	4-2 		0-0 		1-0 	4 2 2 2 1 0 0	
Mike Blowers, R (1, 5) <small>OBP: 0.271, SLG: 0.320</small>		3-2 		1-2 	1-3 			0-0 	0-0 	5 0 1 0 0 2 3	
Chad Kreuter, S (1, 2) <small>OBP: 0.280, SLG: 0.283</small>		0-3 		0-0 	0-0 			1-0 		4 1 1 0 0 1 1	
Alex Rodriguez, R (1, 6) <small>OBP: 0.300, SLG: 0.375</small>			0-3 	0-0 	1-3 			2-1 		4 1 1 1 0 2 0	
Inning Stats	R: 0 H: 0 E: 0 LOB: 0 K: 0 BB: 0 S: 5 P: 9	R: 1 H: 2 E: 0 LOB: 1 K: 1 BB: 0 S: 12 P: 16	R: 0 H: 0 E: 0 LOB: 0 K: 1 BB: 0 S: 7 P: 9	R: 0 H: 0 E: 0 LOB: 0 K: 2 BB: 0 S: 8 P: 11	R: 6 H: 6 E: 0 LOB: 2 K: 2 BB: 2 S: 24 P: 41	R: 0 H: 2 E: 0 LOB: 2 K: 2 BB: 0 S: 10 P: 13	R: 0 H: 0 E: 0 LOB: 0 K: 2 BB: 0 S: 8 P: 10	R: 0 H: 0 E: 0 LOB: 0 K: 0 BB: 0 S: 4 P: 7	R: 4 H: 4 E: 0 LOB: 0 K: 0 BB: 0 S: 15 P: 22	1B: 9 SF: 0 2B: 2 SAC: 0 3B: 0 DP: 0 HR: 3 HBP: 0	WP: 0 PA: 43 PB: 0 SB: 0 CS: 0
PITCHER Melido Perez, R (1, 1) <small>ERA: 5.36</small> Bob MacDonald, L (5, 1) <small>ERA: 5.73</small> Scott Bankhead, R (8, 1) <small>ERA: 5.66</small>	IP WLS BF H R ER SO BB IBB HBP BLK WP HR S P ERA WHIP 4.2 L 23 8 7 7 5 1 0 0 0 0 1 51 76 13.50 1.929 2.1 10 2 0 0 5 1 0 0 0 0 0 23 33 0.00 1.286 2.0 10 4 4 4 0 0 0 0 0 0 0 2 19 29 18.00 2.000	PITCHER IP WLS BF H R ER SO BB IBB HBP BLK WP HR S P ERA WHIP									

Seattle Mariners @ New York Yankees
 Yankee Stadium, Bronx, NY
 Fri Jun 09 1995, 7:05 PM EDT
 Att. 19,650 - Unknown - 71 F

livebaseballscorecards.com



Batter	1	2	3	4	5	6	7	8	9	AB	R	H	RBI	BB	SO	LOB	
Luis Polonia, L OBP: 0.331, SLG: 0.384 (1, 7)	0-1 F7			0-1 F8		1-0 1B 1B		3-2 BB 1B		4	1	2	0	0	0	0	
Wade Boggs, L OBP: 0.395, SLG: 0.393 (1, 5)	2-2 G3-6-1 1B			3-3 K		1-2 1B 1B		4-2 1B BB		3	0	2	0	1	1	0	
Paul O'Neill, L OBP: 0.423, SLG: 0.575 (1, 10)	2-2 G3-6-1 1-2f			4-1 BB		3-2 1B 2-H		3-3 K		3	0	1	1	1	1	3	
Mike Stanley, R OBP: 0.358, SLG: 0.421 (1, 2)			1-2 G6-3		0-3 K		1-1 F8		2-3 K		4	0	0	0	0	2	5
Don Mattingly, L OBP: 0.316, SLG: 0.435 (1, 3)			0-1 G4-3		0-2 G4-3		2-2 G3 2B		1-2 L5		3	0	1	0	0	0	0
Gerald Williams, R OBP: 0.283, SLG: 0.476 (9, PH)											1	0	0	0	0	0	
Dion James, L OBP: 0.390, SLG: 0.426 (1, 9)			1-1 F8		0-0 G6-3		2-0 G3		3-2 L4		3	0	0	0	0	0	1
Dave Silvestri, R OBP: 0.286, SLG: 0.400 (9, PH)											1	0	0	0	0	0	
Tony Fernandez, S OBP: 0.311, SLG: 0.250 (1, 4)			1-1 1B		1-1 G6-3		2-3 K		1-0 P4		4	0	1	0	0	1	1
Bernie Williams, S OBP: 0.304, SLG: 0.380 (1, 8)			1-2 G4-3			0-0 F7		1-2 G4-3									
2 Derek Jeter, R OBP: 0.279, SLG: 0.325 (1, 6)			0-3 K			1-3 K		2-0 F8									

Inning Stats	R: 0	H: 1	E: 0	K: 0	S: 10	LOB: 0	BB: 0	P: 14	R: 0	H: 0	E: 0	K: 0	S: 8	LOB: 0	BB: 0	P: 10	R: 0	H: 1	E: 0	K: 1	S: 9	LOB: 0	BB: 0	P: 11	R: 0	H: 0	E: 0	K: 2	S: 9	LOB: 1	BB: 1	P: 16	R: 0	H: 0	E: 0	K: 0	S: 7	LOB: 0	BB: 0	P: 8	R: 1	H: 3	E: 0	K: 1	S: 14	LOB: 2	BB: 0	P: 21	R: 0	H: 1	E: 0	K: 1	S: 10	LOB: 1	BB: 0	P: 17	R: 0	H: 1	E: 0	K: 2	S: 14	LOB: 2	BB: 1	P: 28	R: 0	H: 0	E: 0	K: 0	S: 8	LOB: 0	BB: 0	P: 13	1B: 6	SF: 0	2B: 1	SAC: 0	3B: 0	DP: 1	HR: 0	HBP: 0	WP: 0	PA: 34
--------------	------	------	------	------	-------	--------	-------	-------	------	------	------	------	------	--------	-------	-------	------	------	------	------	------	--------	-------	-------	------	------	------	------	------	--------	-------	-------	------	------	------	------	------	--------	-------	------	------	------	------	------	-------	--------	-------	-------	------	------	------	------	-------	--------	-------	-------	------	------	------	------	-------	--------	-------	-------	------	------	------	------	------	--------	-------	-------	-------	-------	-------	--------	-------	-------	-------	--------	-------	--------

PITCHER	IP	WLS	BF	H	R	ER	SO	BB	IBB	HBP	BLK	WP	HR	S	P	ERA	WHIP
Tim Belcher, R ERA: 2.48 (1, 1)	7.0	W	26	6	1	1	5	1	0	0	0	0	0	67	97	1.29	1.000
Ron Villone, L ERA: 5.56 (8, 1)	2.0		8	1	0	0	2	1	0	0	0	0	0	22	41	0.00	1.000

BOTTOM

Seattle Mariners @ New York Yankees
 Yankee Stadium, Bronx, NY
 Fri Jun 09 1995, 7:05 PM EDT
 Att: 19,650 - Unknown - 71 F

livebaseballscorecards.com

AB	32
R	1
H	7
RBI	1
BB	2
SO	7
LOB	11



Batter	1	2	3	4	5	6	7	8	9	AB R H RBI BB SO LOB	TOP																	
Rich Amaral, R OBP: 0.364, SLG: 0.433 (1, 9) C X S	0-2 G6-3 ①		X 0-0 F8 ②		B 2-0 F8 ③			B 1-0 F8 ① X	0-0 F7 ③	5 0 0 0 0 0 1																		
Alex Diaz, S OBP: 0.310, SLG: 0.370 (1, 8) F X	0-1 G5-3 ②		X 0-0 G4-3 ③			C 0-1 G5-3 ①		X 0-0 E S FC1 1B		4 1 1 0 0 0 0																		
Edgar Martinez, R OBP: 0.445, SLG: 0.613 (1, 10) C X	0-1 G5-3 ③			B 3-2 F8 ①		B 4-1 PB BB		1 SAFE B 1 SAFE C FC1 FC4-8 1-H		3 0 0 1 1 0 0																		
Marc Newfield, R OBP: 0.250, SLG: 0.405 Darren Bragg, L OBP: 0.336, SLG: 0.313 (1, 7) (9, 9)		C 1-2 G5-3 ①		X 0-0 E6 BB		B 1-1 F8 ②		1 SAFE C 0-3 K		4 0 0 0 0 1 2 0 0 0 0 0 0 0																		
Mike Blowers, R OBP: 0.273, SLG: 0.314 Doug Strange, S OBP: 0.339, SLG: 0.393 (1, 5) (8, PH) (8, 5)		C 1-2 G3 ②		1 SAFE C 4-2 PB SAFE 1-2 BB		B 2-3 K ③		B 2-1 FC4-6 ③ 1-2f		2 0 0 0 1 1 1 1 0 0 0 0 0 1																		
Greg Pirkle, R OBP: 0.444, SLG: 0.375 Tino Martinez, L OBP: 0.392, SLG: 0.570 (1, 3) (9, PH) (9, 3)		S 1-2 PB 1B 1B		B 1-3 K ②		B 1-2 1B G6-4-3 1B		C 0-1 P6 ①		3 1 2 0 0 1 2 1 0 0 0 0 0 0																		
Felix Fermin, R OBP: 0.247, SLG: 0.232 (1, 4) (9, 6)		B 2-0 PB 1B		X 0-0 G3 ③		C 0-2 G6-4-3 1B		F 0-1 G4-3 ②		4 0 2 0 0 0 2																		
Dan Wilson, R OBP: 0.330, SLG: 0.333 Joey Cora, S OBP: 0.302, SLG: 0.336 (1, 2) (9, PR) (9, 4)		X 1-2 G4-3 ③		C 1-3 K ①		F 0-1 G6-4-3 ① ②		B 1-1 S 1B 1B		4 0 1 0 0 1 3 0 1 0 0 0 0 0																		
Alex Rodriguez, R OBP: 0.279, SLG: 0.349 Chad Kreuter, S OBP: 0.294, SLG: 0.298 (1, 6) (9, PH) (9, 2)		S 1-3 K ①		X 0-0 G5-3 ②		B 3-3 K ③		1 SAFE 1 SAFE C 1-2 1-H		3 0 0 0 0 2 0 1 0 1 1 0 0 0																		
Inning Stats	R: 0 E: 0 K: 0 S: 7 H: 0 LOB: 0 BB: 0 P: 7	R: 0 E: 0 K: 0 S: 14 H: 2 LOB: 2 BB: 0 P: 20	R: 0 E: 0 K: 1 S: 6 H: 0 LOB: 0 BB: 0 P: 7	R: 0 E: 1 K: 1 S: 12 H: 0 LOB: 2 BB: 1 P: 20	R: 0 E: 0 K: 1 S: 6 H: 0 LOB: 0 BB: 0 P: 9	R: 0 E: 0 K: 1 S: 8 H: 0 LOB: 1 BB: 1 P: 15	R: 1 E: 0 K: 1 S: 14 H: 2 LOB: 0 BB: 0 P: 18	R: 1 E: 0 K: 1 S: 10 H: 1 LOB: 1 BB: 0 P: 14	R: 1 E: 0 K: 0 S: 10 H: 2 LOB: 1 BB: 0 P: 12	1B: 7 2B: 0 3B: 0 HR: 0 SF: 0 SAC: 0 DP: 1 HBP: 0	WP: 0 PB: 2 SB: 2 CS: 0 PA: 37																	
PITCHER	IP WLS BF H R ER SO BB IBB HBP BLK WP HR S P ERA WHIP											PITCHER	IP WLS BF H R ER SO BB IBB HBP BLK WP HR S P ERA WHIP															
Sterling Hitchcock, L ERA: 5.48 (1, 1)	7.0		27	4	1	1	5	2	0	0	0	0	0	67	96	1.29	0.857											
Bob Wickman, R ERA: 5.04 (8, 1)	1.0		5	1	1	0	1	0	0	0	0	0	0	10	14	0.00	1.000											
Steve Howe, L ERA: 7.84 (9, 1)	0.2	L	3	1	1	1	0	0	0	0	0	0	0	6	7	13.50	1.500											
John Wetteland, R ERA: 3.5 (9, 1)	0.1		2	1	0	0	0	0	0	0	0	0	0	4	5	0.00	3.000											

Seattle Mariners @ New York Yankees
 Yankee Stadium, Bronx, NY
 Sat Jun 10 1995, 3:33 AM EDT
 Att. 25,279 - Sunny - 74 F

livebaseballscorecards.com

AB	35
R	3
H	7
RBI	2
BB	2
SO	6
LOB	12



BOTTOM

Seattle Mariners @ New York Yankees
Yankee Stadium, Bronx, NY
Sat Jun 10 1995, 3:33 AM EDT
Att. 25,279 - Sunny - 74 F

livebaseballscorecards.com

AB 35
R 2
H 6
RBI 2
BB 5
SO 14
LOB 21



WP: 0 PA: 40
PB: 0
SB: 1
CS: 0

AB R H RBI BB SO LOB

4 1 1 0 1 2 2

4 1 0 0 0 0 2
0 0 0 0 1 0 0

4 0 0 0 1 3 3

5 0 2 0 0 3 5

3 0 0 1 1 2 3
0 0 0 0 0 0 0

3 0 1 1 0 1 2
1 0 0 0 0 0 0

2 0 0 0 1 2 0
1 0 0 0 0 0 0

4 0 1 0 0 0 3

3 0 1 0 0 1 1
1 0 0 0 0 0 0

1B: 4 SF: 0
2B: 2 SAC: 0
3B: 0 DP: 0
HR: 0 HBP: 0

Batter	1	2	3	4	5	6	7	8	9
Bernie Williams, S OBP: 0.307, SLG: 0.377 (1, 8)	4-0 BB FC5 G6-3 BB	1-2 E4 G6-3		2-3 K		1-3 K			0-1 BB 1B
Randy Velarde, R OBP: 0.295, SLG: 0.351 Paul O'Neill, L OBP: 0.429, SLG: 0.575 (1, 5) (9, PH)	1-2 FC5 G6-3 BB 1-2 1B	0-2 G6-3			1-0 F9		0-2 G6-3	4-2 BB 1-2 BB	
Jim Leyritz, R OBP: 0.376, SLG: 0.435 (1, 2)	4-0 1B G6-3 1-2 2-3 BB	0-1 F8		2-3 K		3-3 K		2-3 K	
Mike Stanley, R OBP: 0.360, SLG: 0.420 (1, 10)	1-3 K		3-3 K		0-0 BB 1B		2-2 1B	1-3 K2-3	
Danny Tartabull, R OBP: 0.317, SLG: 0.367 Luis Polonia, L OBP: 0.331, SLG: 0.384 (1, 9) (8, 7)	0-1 G6-3 1-2 2-3 3-H		2-3 K		4-0 BB 1-2 BB		0-3 K		
Gerald Williams, R OBP: 0.286, SLG: 0.467 (1, 7) (8, 9) Dion James, L OBP: 0.383, SLG: 0.418 (8, PH) (9, 9)	1-2 S 1B 2-3 3-H		3-3 K		2-2 F8			0-0 G4-3	
Dave Silvestri, R OBP: 0.294, SLG: 0.333 Don Mattingly, L OBP: 0.313, SLG: 0.430 (1, 3) (8, PH) (9, 3)	4-2 BB 1-2 BB			2-3 K		1-2 K		2-1 F9	
Tony Fernandez, S OBP: 0.309, SLG: 0.263 (1, 4)	0-2 G6-3			2-2 G5-3		1-2 2B		2-1 L5	
Derek Jeter, R OBP: 0.283, SLG: 0.349 Wade Boggs, L OBP: 0.392, SLG: 0.390 (1, 6) (9, PH)		1-2 G4-3		2-2 2B		2-3 K		1-2 F7	

Inning Stats	R: 2	H: 1	E: 0	K: 1	S: 18	LOB: 3	BB: 3	P: 33	R: 0	H: 0	E: 1	K: 0	S: 12	LOB: 1	BB: 0	P: 14	R: 0	H: 0	E: 0	K: 3	S: 9	LOB: 0	BB: 0	P: 17	R: 0	H: 1	E: 0	K: 2	S: 16	LOB: 1	BB: 1	P: 24	R: 0	H: 1	E: 0	K: 1	S: 9	LOB: 2	BB: 1	P: 18	R: 0	H: 1	E: 0	K: 3	S: 13	LOB: 1	BB: 0	P: 18	R: 0	H: 1	E: 0	K: 2	S: 12	LOB: 1	BB: 0	P: 17	R: 0	H: 0	E: 0	K: 0	S: 5	LOB: 0	BB: 0	P: 9	R: 0	H: 1	E: 0	K: 2	S: 15	LOB: 2	BB: 1	P: 23	1B: 4	SF: 0	2B: 2	SAC: 0	3B: 0	DP: 0	HR: 0	HBP: 0
--------------	------	------	------	------	-------	--------	-------	-------	------	------	------	------	-------	--------	-------	-------	------	------	------	------	------	--------	-------	-------	------	------	------	------	-------	--------	-------	-------	------	------	------	------	------	--------	-------	-------	------	------	------	------	-------	--------	-------	-------	------	------	------	------	-------	--------	-------	-------	------	------	------	------	------	--------	-------	------	------	------	------	------	-------	--------	-------	-------	-------	-------	-------	--------	-------	-------	-------	--------

PITCHER	IP	WLS	BF	H	R	ER	SO	BB	IBB	HBP	BLK	WP	HR	S	P	ERA	WHIP
Randy Johnson, L ERA: 1.91 (1, 1)	7.0		32	5	2	2	12	4	0	0	0	0	0	89	141	2.57	1.286
Jeff Nelson, R ERA: 1.59 (8, 1)	1.0	W	3	0	0	0	0	0	0	0	0	0	0	5	9	0.00	0.000
Bobby Ayala, R ERA: 2.82 (9, 1)	1.0	S	5	1	0	0	2	1	0	0	0	0	0	15	23	0.00	2.000

PITCHER	IP	WLS	BF	H	R	ER	SO	BB	IBB	HBP	BLK	WP	HR	S	P	ERA	WHIP
---------	----	-----	----	---	---	----	----	----	-----	-----	-----	----	----	---	---	-----	------

Seattle Mariners @ New York Yankees

Yankee Stadium, Bronx, NY

Sun Jun 11 1995, 3:33 AM EDT
Att. 26,037 - Cloudy - 85 F

AB	36
R	7
H	12
RBI	7
BB	3
SO	2
LOB	16



WP:	0	PA:	42
PB:	0		
SB:	1		
CS:	3		

AB R H RBI BB SO LOB

5	1	3	0	0	0	1
5	1	1	0	0	0	3
4	2	2	3	0	0	0
5	2	2	1	0	1	1
2	0	0	0	1	0	2
2	0	0	0	0	1	1
3	0	1	2	1	0	1
0	0	0	0	0	0	0
2	0	2	0	1	0	0
4	1	1	1	0	0	5
4	0	0	0	0	0	2

1B:	9	SF:	0
2B:	1	SAC:	0
3B:	0	DP:	1
HR:	3	HBP:	2

Batter	1	2	3	4	5	6	7	8	9
Joey Cora, S OBP: 0.313, SLG: 0.347 (1, 4)	1-2 HR 1B	0-2 G1-3		1-1 F8		0-1 1B		2-2 L4-3 1B	
Alex Diaz, S OBP: 0.304, SLG: 0.360 (1, 8)	1-0 HR 1B		1-0 F8	0-2 G6-3		0-0 F8		1-0 L4-3	
Edgar Martinez, R OBP: 0.449, SLG: 0.630 (1, 10)	2-1 HR 1B		3-2 FC3 1B		3-1 G5-3		1-2 HBP G5-3 HBP		1-2 F8
Tino Martinez, L OBP: 0.393, SLG: 0.586 (1, 3)	3-2 G3		2-2 E 1B		1-1 HR		0-3 K		1-1 P5
Doug Strange, S OBP: 0.338, SLG: 0.379 Mike Blowers, R OBP: 0.268, SLG: 0.308 (7, PH) (7, 5)	4-2 CS BB		0-0 FC3 CS 1B		0-0 F7		3-2 G5-3		1-3 K
Marc Newfield, R OBP: 0.271, SLG: 0.400 Rich Amaral, R OBP: 0.364, SLG: 0.433 (7, PR) (7, 7)	3-2 F8		1-2 CS 1B		0-2 G5-3		4-0 HBP IBB		
Darren Bragg, L OBP: 0.358, SLG: 0.327 (1, 9)	3-2 CS	2-1 S 1B	2-2 1B		4-1 FC5-4 BB		1-2 HBP		
Chad Kreuter, S OBP: 0.291, SLG: 0.353 (1, 2)		1-2 F7		3-1 HR		0-0 FC5-4 1B		1-1 F9	
Alex Rodriguez, R OBP: 0.255, SLG: 0.319 (1, 6)		2-2 P2		2-2 F8		1-0 F8		2-2 G4-3	

Inning Stats	R: 3	H: 3	E: 0	K: 0	S: 18	P: 35	R: 0	H: 1	E: 0	K: 0	S: 12	P: 17	R: 2	H: 4	E: 1	K: 0	S: 15	P: 24	R: 1	H: 1	E: 0	K: 0	S: 11	P: 17	R: 1	H: 1	E: 0	K: 0	S: 8	P: 12	R: 0	H: 1	E: 0	K: 0	S: 6	P: 11	R: 0	H: 0	E: 0	K: 1	S: 14	P: 24	R: 0	H: 1	E: 0	K: 0	S: 7	P: 12	R: 0	H: 0	E: 0	K: 1	S: 9	P: 12
--------------	------	------	------	------	-------	-------	------	------	------	------	-------	-------	------	------	------	------	-------	-------	------	------	------	------	-------	-------	------	------	------	------	------	-------	------	------	------	------	------	-------	------	------	------	------	-------	-------	------	------	------	------	------	-------	------	------	------	------	------	-------

PITCHER	IP	WLS	BF	H	R	ER	SO	BB	IBB	HBP	BLK	WP	HR	S	P	ERA	WHIP
42 Mariano Rivera, R ERA: 10.2	(1, 1)	2.1	15	7	5	4	0	1	0	0	0	0	1	41	70	15.43	3.429
Bob MacDonald, L ERA: 6.08	(3, 1)	2.1	8	3	2	2	0	0	0	0	0	0	2	20	32	7.71	1.286
Josias Manzanillo, R ERA: 6.1	(5, 1)	1.1	7	1	0	0	0	1	0	1	0	0	0	11	17	0.00	1.500
Steve Howe, L ERA: 6.57	(7, 1)	2.0	W	8	1	0	1	0	1	1	0	0	0	19	33	0.00	0.500
John Wetteland, R ERA: 3.32	(9, 1)	1.0	S	3	0	0	1	0	0	0	0	0	0	9	12	0.00	0.000

PITCHER	IP	WLS	BF	H	R	ER	SO	BB	IBB	HBP	BLK	WP	HR	S	P	ERA	WHIP
---------	----	-----	----	---	---	----	----	----	-----	-----	-----	----	----	---	---	-----	------

Batter	1	2	3	4	5	6	7	8	9	AB	R	H	RBI	BB	SO	LOB
Bernie Williams, S OBP: 0.322, SLG: 0.413	2-0 F8	1-0 HR		3-2 2B		2-2 FC4 HBP		1-0 SH1-3 1B		4	2	3	2	0	0	0
Randy Velarde, R OBP: 0.284, SLG: 0.337	1-0 G4-3	2-3 K		1-1 P3		3-1 FC4		1-0 SH1-3		4	0	0	0	0	1	2
Wade Boggs, L OBP: 0.399, SLG: 0.394	1-1 1B	2-1 G6-3			2-2 FC1-6 1B	2-3 K		4-0 1B IBB		4	2	2	0	1	1	1
Jim Leyritz, R OBP: 0.391, SLG: 0.458	1-0 1B		2-0 L9 2B		2-2 FC1-6 1B	1-3 K		0-0 1B PB		5	1	4	2	0	1	1
Don Mattingly, L OBP: 0.317, SLG: 0.429	3-2 G4-3		0-0 L9		1-0 FC1-6 G5-3 BB		0-0 G6-4-3 1B	2-2 SF8 1B		5	0	2	0	0	0	5
Dave Silvestri, R OBP: 0.316, SLG: 0.308		4-2 BB HR BB	1-3 K		4-1 G5-3 BB		3-3 K	0-1 SF8		1	1	0	0	1	1	1
Paul O'Neill, L OBP: 0.426, SLG: 0.568								1-2 3-H		1	0	0	1	1	1	1
Tony Fernandez, S OBP: 0.303, SLG: 0.250		4-0 HR BB	3-2 G6-3		1-2 G5-3		0-2 G6-4-3	0-0 F8		4	1	0	1	1	0	5
Gerald Williams, R OBP: 0.294, SLG: 0.532		3-2 HR		3-2 P2		4-0 IBB		4-1 2B 1B BB		2	1	1	3	0	0	0
Dion James, L OBP: 0.393, SLG: 0.418										0	0	0	0	1	0	0
Danny Tartabull, R OBP: 0.323, SLG: 0.367		1-H 2-H HR		0-1 G4-3		0-3 K		1-1 SH1-3 1B		0	1	0	0	1	0	0
2 Derek Jeter, R OBP: 0.280, SLG: 0.340		0-0 L1						1-2 1B 1B		4	1	1	0	0	1	3

Inning Stats	R: 0	H: 2	E: 0	LOB: 2	K: 0	BB: 0	S: 8	R: 4	H: 2	E: 0	LOB: 0	K: 1	BB: 2	S: 15	R: 0	H: 1	E: 0	LOB: 1	K: 1	BB: 0	S: 8	R: 0	H: 1	E: 0	LOB: 1	K: 0	BB: 0	S: 11	R: 1	H: 2	E: 0	LOB: 3	K: 1	BB: 2	S: 15	R: 0	H: 0	E: 0	LOB: 1	K: 2	BB: 0	S: 12	R: 0	H: 1	E: 0	LOB: 0	K: 1	BB: 0	S: 7	R: 5	H: 4	E: 0	LOB: 1	K: 0	BB: 2	S: 12	R: 1B: 9	SF: 1	2B: 2	SAC: 1	3B: 0	DP: 1	HR: 2	HBP: 1
--------------	------	------	------	--------	------	-------	------	------	------	------	--------	------	-------	-------	------	------	------	--------	------	-------	------	------	------	------	--------	------	-------	-------	------	------	------	--------	------	-------	-------	------	------	------	--------	------	-------	-------	------	------	------	--------	------	-------	------	------	------	------	--------	------	-------	-------	----------	-------	-------	--------	-------	-------	-------	--------


PITCHER	IP	WLS	BF	H	R	ER	SO	BB	IBB	HBP	BLK	WP	HR	S	P	ERA	WHIP
Dave Fleming, L ERA: 7.79	1.1		10	4	4	4	0	2	0	0	0	0	0	16	36	27.00	4.500
Bob Wells, R ERA: 8.49	3.0		13	4	1	1	2	0	0	0	0	0	0	33	55	3.00	1.333
Ron Villone, L ERA: 5.4	0.1		2	0	0	0	0	1	0	0	0	0	0	5	10	0.00	3.000
Jeff Nelson, R ERA: 1.5	1.1		6	0	0	0	3	0	1	1	0	0	0	15	26	0.00	0.000
Steve Frey, L ERA: 5.14	1.1	L	8	3	4	4	1	1	1	0	0	0	0	12	26	27.00	3.000

BOTTOM

Seattle Mariners @ New York Yankees
Yankee Stadium, Bronx, NY

Sun Jun 11 1995, 3:33 AM EDT
Att. 26,037 - Cloudy - 85 F

AB	34
R	10
H	13
RBI	9
BB	6
SO	6
LOB	19



PITCHER	IP	WLS	BF	H	R	ER	SO	BB	IBB	HBP	BLK	WP	HR	S	P	ERA	WHIP
Bobby Ayala, R ERA: 2.74	0.2		4	2	1	0	0	0	0	0	0	0	0	7	9	0.00	3.000

Batter	1	2	3	4	5	6	7	8	9	AB R H RBI BB SO LOB	TOP									
Bernie Williams, S (1, 8) OBP: 0.314, SLG: 0.403	0-0 F8		1-1 G1-3		0-0 G5-3		3-2 L5			4 0 0 0 0 0 2										
Tony Fernandez, S (1, 6) OBP: 0.291, SLG: 0.239	2-1 P6		1-0 P3			2-3 K		3-2 F8		4 0 0 0 0 1 0										
Mike Stanley, R (1, 10) OBP: 0.357, SLG: 0.409	4-2 BB BB		2-3 K			3-3 K		2-3 K		3 0 0 0 1 3 0										
Jim Leyritz, R (1, 2) OBP: 0.394, SLG: 0.451	4-1 1-2 BB			2-3 K		4-1 1B BB		3-3 K		2 0 0 0 2 2 0										
Danny Tartabull, R (1, 9) OBP: 0.321, SLG: 0.363	3-2 F8			1-1 F7		1-1 1-3 1B			2-1 P5	4 0 1 0 0 0 2										
Don Mattingly, L (1, 3) OBP: 0.306, SLG: 0.412		1-0 P5		2-1 G4-3		0-0 G3-1			3-2 F7	4 0 0 0 0 0 2										
Russ Davis, R (1, 5) OBP: 0.450, SLG: 0.563			1-1 E1 BB		2-2 F9		2-1 2B 3B		3-2 BLK BB 1B	4 1 2 0 0 0 0										
Gerald Williams, R (1, 7) OBP: 0.345, SLG: 0.563		4-2 1 SAFE B 1 SAFE G1-6-3 1-2 BB		2-2 HBP		1-2 CS 2B		4-0 BLK BB	1-2 BB	1 0 1 1 2 0 0										
Dave Silvestri, R (1, 4) OBP: 0.273, SLG: 0.250 Dion James, L (9, PH) OBP: 0.387, SLG: 0.411		0-1 G1-6-3 1-2f		1-3 K		1-2 F9		2-1 F7	1-2 2-3	3 0 0 0 0 1 4 1 0 0 0 0 0 2										
Inning Stats	R: 0 E: 0 K: 0 S: 9	H: 0 LOB: 2 BB: 2 P: 22	R: 0 E: 1 K: 0 S: 10	H: 0 LOB: 1 BB: 1 P: 16	R: 0 E: 0 K: 1 S: 7	H: 0 LOB: 0 BB: 0 P: 11	R: 0 E: 0 K: 1 S: 9	H: 0 LOB: 0 BB: 0 P: 14	R: 0 E: 0 K: 2 S: 12	H: 1 LOB: 2 BB: 1 P: 22	R: 1 E: 0 K: 0 S: 13	H: 2 LOB: 0 BB: 0 P: 20	R: 0 E: 0 K: 2 S: 10	H: 0 LOB: 0 BB: 0 P: 18	R: 0 E: 0 K: 0 S: 10	H: 1 LOB: 2 BB: 1 P: 24	1B: 2 2B: 1 3B: 1 HR: 0	SF: 0 SAC: 0 DP: 1 HBP: 1	WP: 0 PB: 0 SB: 0 CS: 1	PA: 36
PITCHER	IP WLS BF H R ER SO BB IBB HBP BLK WP HR S P ERA WHIP																			
David Wells, L (1, 1) ERA: 3.16	8.2 W 35 4 1 1 7 5 0 1 0 0 0 87 157 1.04 1.038																			
Brian Maxcy, R (9, 1) ERA: 3.86	0.1 1 0 0 0 0 0 0 0 0 1 0 0 2 4 0.00 0.000																			

New York Yankees @ Detroit Tigers
Tiger Stadium, Detroit, MI
 Mon Jun 12 1995, 7:05 PM EDT
 Att. 14,135 - Unknown - 71 F

AB	30
R	1
H	4
RBI	1
BB	5
SO	7
LOB	12



livebaseballscorecards.com

Batter	1	2	3	4	5	6	7	8	9
Chad Curtis, R OBP: 0.361, SLG: 0.446 (1, 8)	3-3 K		2-0 G6-3		3-2 WP S 1B	3-2 P3		2-3 K	
Alan Trammell, R OBP: 0.400, SLG: 0.393 (1, 6)	1-2 G6-3		3-1 1B 2B		1-2 G6-3	1-0 1B 2B		0-1 2B 1B	
Travis Fryman, R OBP: 0.307, SLG: 0.278 (1, 5)	2-3 K		3-2 FC1-6 1B		1-0 1B	4-2 1B BB		1-1 1-3 2B	
Cecil Fielder, R OBP: 0.322, SLG: 0.497 (1, 10)		1-1 HR 1B	1-0 FC1-6 1B		1-2 E8 1B 1B	0-1 BB 1B		0-3 K	
Juan Samuel, R OBP: 0.403, SLG: 0.685 (1, 3)		3-1 HR	1-1 FC1-6		2-0 1B	4-0 BB		3-2 F8	
Chris Gomez, R OBP: 0.273, SLG: 0.370 (1, 4)		0-3 K	3-3 K		3-1 BB 1B	1-3 K			
Todd Steverson, R OBP: 0.318, SLG: 0.389 (1, 7)		2-3 K		2-3 K	4-2 BB		0-3 K		
Bobby Higginson, L OBP: 0.342, SLG: 0.406 (5, PH) (6, 7)									
Danny Bautista, R OBP: 0.289, SLG: 0.315 (1, 9)		2-2 1B		0-2 G5-3	0-0 G4-3		0-0 G6-3		
John Flaherty, R OBP: 0.336, SLG: 0.495 (1, 2)		1-1 F8		1-0 G4-3		0-1 L8	0-3 K		

Inning Stats	R: 0	H: 0	E: 0	K: 2	S: 10	LOB: 0	BB: 0	P: 16
	R: 2	H: 3	E: 0	K: 2	S: 17	LOB: 1	BB: 0	P: 26
	R: 1	H: 3	E: 0	K: 1	S: 15	LOB: 2	BB: 0	P: 28
	R: 0	H: 0	E: 0	K: 1	S: 7	LOB: 0	BB: 0	P: 10
	R: 2	H: 4	E: 1	K: 0	S: 17	LOB: 3	BB: 1	P: 32
	R: 1	H: 2	E: 0	K: 1	S: 14	LOB: 3	BB: 2	P: 27
	R: 0	H: 0	E: 0	K: 2	S: 7	LOB: 0	BB: 0	P: 7
	R: 0	H: 2	E: 0	K: 2	S: 13	LOB: 2	BB: 0	P: 19

PITCHER	IP	WLS	BF	H	R	ER	SO	BB	IBB	HBP	BLK	WP	HR	S	P	ERA	WHIP
Andy Pettitte, L ERA: 3.55 (1, 1)	4.2	L	24	10	5	4	6	0	0	0	0	1	1	63	105	7.71	2.143
Scott Bankhead, R ERA: 5.48 (5, 1)	2.1		12	2	1	1	3	3	0	0	0	0	0	24	41	3.86	2.143
Josias Manzanillo, R ERA: 5.82 (8, 1)	1.0		5	2	0	0	2	0	0	0	0	0	0	13	19	0.00	2.000

BOTTOM


New York Yankees @ Detroit Tigers
Tiger Stadium, Detroit, MI
Mon Jun 12 1995, 7:05 PM EDT
Att: 14,135 - Unknown - 71 F

AB	R	H	RBI	BB	SO	LOB
5	1	1	0	0	2	0
5	2	3	0	0	0	1
4	0	3	1	1	1	0
5	2	3	2	0	1	2
4	1	2	2	1	0	4
4	0	1	1	0	3	5
2	0	0	0	0	2	0
1	0	0	0	1	1	0
4	0	1	0	0	0	3
4	0	0	0	0	1	1

AB	38
R	6
H	14
RBI	6
BB	3
SO	11
LOB	16

livebaseballscorecards.com

WP: 1 **PA: 41**
PB: 0
SB: 1
CS: 0



Batter	1	2	3	4	5	6	7	8	9	AB R H RBI BB SO LOB	TOP											
Luis Polonia, L (1, 7) OBP: 0.323, SLG: 0.373	1-1 L7		0-1 F7	2-0 G3-1		0-0 2B 1B	0-0 F7		1-3 K	6 1 1 0 0 1 4												
Wade Boggs, L (1, 5) OBP: 0.396, SLG: 0.382	4-1 BB		0-0 G4-6-3		1-2 L9	4-0 2B 1-2 FC1-2 BB	3-2 G6-3		1-2 G6-3	4 0 0 0 2 0 3												
Paul O'Neill, L (1, 9) Gerald Williams, R (8, 9) OBP: 0.434, SLG: 0.576 OBP: 0.345, SLG: 0.563	1-2 F8			4-2 BB HR BB	0-0 2B 1B	2-2 1-3 2-H E 2B		3-3 K		4 3 2 1 1 1 1 0 0 0 0 0 0 0												
Danny Tartabull, R (1, 10) OBP: 0.331, SLG: 0.357	1-1 L5			2-0 E5 1-2 HR	4-1 2B BB	4-0 E IBB		4-1 G3 BB		2 2 0 0 3 0 2												
Don Mattingly, L (1, 3) OBP: 0.319, SLG: 0.419		4-2 BB		4-1 HR BB	2-0 2B 2B	1-2 FC1-2 HBP		3-2 G3		3 2 1 1 2 0 3												
Mike Stanley, R (1, 2) OBP: 0.366, SLG: 0.445		2-3 K		1-1 HR	1-0 G1-3 2B	1-2 HBP		1-3 K		4 1 2 6 0 2 2												
Tony Fernandez, S (1, 6) OBP: 0.287, SLG: 0.237		1-2 F8		2-2 F9	1-1 G1-3	0-0 G4-3		2-2 3B 1B		5 1 1 0 0 0 5												
Randy Velarde, R (1, 4) OBP: 0.281, SLG: 0.330		0-0 L8		2-1 P6	0-0 G4-3		2-0 1B	1-1 L5		5 0 1 0 0 0 3												
Bernie Williams, S (1, 8) OBP: 0.322, SLG: 0.421			1-2 G4-6-3 1B	1-0 S 1B		1-3 K	3-1 L7	0-0 3B		5 0 3 1 0 1 1												
Inning Stats	R: 0 E: 0 K: 0 S: 8	H: 0 LOB: 1 BB: 1 P: 15	R: 0 E: 0 K: 1 S: 10	H: 0 LOB: 1 BB: 1 P: 17	R: 0 E: 0 K: 0 S: 6	H: 1 LOB: 0 BB: 0 P: 7	R: 4 E: 1 K: 0 S: 15	H: 2 LOB: 1 BB: 2 P: 33	R: 3 E: 0 K: 0 S: 10	H: 3 LOB: 1 BB: 1 P: 19	R: 2 E: 1 K: 1 S: 15	H: 2 LOB: 3 BB: 2 P: 29	R: 0 E: 0 K: 0 S: 8	H: 1 LOB: 1 BB: 0 P: 16	R: 0 E: 0 K: 2 S: 10	H: 0 LOB: 1 BB: 1 P: 21	R: 1 E: 0 K: 1 S: 14	H: 2 LOB: 1 BB: 0 P: 19	1B: 6 2B: 3 3B: 1 HR: 1	SF: 0 SAC: 0 DP: 1 HBP: 1	WP: 0 PB: 0 SB: 1 CS: 0	PA: 47
PITCHER	IP WLS BF H R ER SO BB IBB HBP BLK WP HR S P ERA WHIP																					
Mike Moore, R (1, 1) ERA: 5.94	4.1 L 24 6 7 6 1 5 0 0 0 0 0 1 46 87 12.46 2.538																					
Buddy Groom, L (5, 1) ERA: 6.54	1.1 8 2 2 2 1 1 1 0 0 0 0 0 15 28 13.50 2.250																					
John Doherty, R (6, 1) ERA: 6.55	3.1 15 3 1 1 3 1 0 1 0 0 0 0 35 61 2.70 1.200																					

New York Yankees @ Detroit Tigers
Tiger Stadium, Detroit, MI
 Tue Jun 13 1995, 7:05 PM EDT
 Att. 11,800 - Unknown - 85 F

livebaseballscorecards.com

AB	38
R	10
H	11
RBI	9
BB	8
SO	5
LOB	24



Batter	1	2	3	4	5	6	7	8	9	AB R H RBI BB SO LOB	TOP											
Luis Polonia, L OBP: 0.324, SLG: 0.371 (1, 7)	1-0 HR 1B	3-1 FC6-4 1-2f 3-H		1-1 L6	0-0 G6-3			0-1 1B 1B	0-3 K	6 1 2 1 0 1 3												
Wade Boggs, L OBP: 0.387, SLG: 0.370 Russ Davis, R OBP: 0.476, SLG: 0.588 (8, PH) (8, 5)	2-1 L8	3-1 P6		0-1 F7	3-2 F7			1-2 1B G6-4-3 1-3 1B		4 0 0 0 0 0 3 1 0 1 0 0 0 0												
Paul O'Neill, L OBP: 0.436, SLG: 0.600 Gerald Williams, R OBP: 0.339, SLG: 0.551 (1, 9) (8, PH) (8, 9)	1-0 HR	2-3 K		4-1 2B BB		0-0 P6		0-0 P2		3 2 1 2 1 1 1 1 0 0 0 0 0 2												
Danny Tartabull, R OBP: 0.333, SLG: 0.375 (1, 10)	2-3 K		1-0 1B 2B	0-0 1B 2B		1-1 F8		0-0 G6-4-3 1-2f		5 1 2 1 0 1 2												
Don Mattingly, L OBP: 0.314, SLG: 0.404 (1, 3)	0-1 G3		0-0 F7 2B	3-2 F9		1-0 G6-3			4-1 E BB	4 1 0 0 1 0 2												
Mike Stanley, R OBP: 0.374, SLG: 0.472 (1, 2)		1-2 HR	1-0 FC5-4 1B 2-H		4-1 1B E BB		1-0 G5-3		1-1 F8	4 2 2 2 1 0 1												
Tony Fernandez, S OBP: 0.292, SLG: 0.245 Dave Silvestri, R OBP: 0.273, SLG: 0.250 (1, 6) (9, 4)		0-0 2B 1B 1B	2-2 FC5-4 FC5-4 1-2f		0-1 E SF9 1B 1-2		1-1 F7		1-0 E4 1B 1-H	5 3 2 0 0 0 1 0 0 0 0 0 0 0												
Randy Velarde, R OBP: 0.286, SLG: 0.351 (1, 4) (9, 6)		1-2 1B FC6-4 2B	2-0 FC5-4 1-2f		2-1 E6 SF9 1-3 2-H		2-1 2B		3-1 G5-3	5 1 2 0 0 0 3												
Bernie Williams, S OBP: 0.330, SLG: 0.448 (1, 8)		0-1 FC6-4 1B 2-3 3-H		1-1 HR		1-0 SF9		1-0 G5-3	0-0 1B 3-H	4 1 3 4 0 0 1												
Inning Stats	R: 2 E: 0 K: 1 S: 9	H: 2 LOB: 0 BB: 0 P: 15	R: 3 E: 0 K: 1 S: 16	H: 4 LOB: 1 BB: 0 P: 26	R: 1 E: 0 K: 0 S: 8	H: 2 LOB: 1 BB: 1 P: 14	R: 2 E: 0 K: 0 S: 13	H: 2 LOB: 1 BB: 1 P: 22	R: 2 E: 1 K: 0 S: 10	H: 1 LOB: 1 BB: 1 P: 20	R: 0 E: 0 K: 0 S: 4	H: 0 LOB: 0 BB: 0 P: 6	R: 0 E: 0 K: 0 S: 6	H: 1 LOB: 1 BB: 0 P: 11	R: 0 E: 0 K: 0 S: 8	H: 2 LOB: 1 BB: 0 P: 9	R: 2 E: 1 K: 1 S: 10	H: 1 LOB: 1 BB: 1 P: 19	1B: 8 2B: 4 3B: 0 HR: 3	SF: 1 SAC: 0 DP: 1 HBP: 0	WP: 0 PB: 0 SB: 0 CS: 0	PA: 46
PITCHER	IP WLS BF H R ER SO BB IBB HBP BLK WP HR S P ERA WHIP																					
27 Pat Ahearn, R ERA: 45.0 (1, 1)	1.0 L 9 6 5 5 1 0 0 0 0 0 0 2 18 26 45.00 6.000																					
Brian Bohanon, L ERA: 5.79 (2, 1)	6.0 27 6 5 4 1 2 0 0 0 0 0 1 48 88 6.00 1.333																					
Kevin Wickander, L ERA: (8, 1)	1.0 4 2 0 0 0 0 0 0 0 0 0 0 8 9 0.00 2.000																					
Brian Maxcy, R ERA: 3.38 (9, 1)	1.0 6 1 2 0 1 1 0 0 0 0 0 0 10 19 0.00 2.000																					

New York Yankees @ Detroit Tigers
 Tiger Stadium, Detroit, MI
 Wed Jun 14 1995, 7:05 PM EDT
 Att. 12,254 - Unknown - 79 F

livebaseballscorecards.com

AB	42
R	12
H	15
RBI	10
BB	3
SO	3
LOB	19



Batter	1	2	3	4	5	6	7	8	9	AB	R	H	RBI	BB	SO	LOB
Chad Curtis, R OBP: 0.355, SLG: 0.438 (1, 8)	1-2 G4-3		3-1 1B		1-1 G6-3		1-2 1B			4	0	2	1	0	0	0
Lou Whitaker, L OBP: 0.427, SLG: 0.536 (1, 4) Juan Samuel, R OBP: 0.397, SLG: 0.673 (7, PH) (8, 4)	1-2 G4-3		1-1 SF9			1-3 K	2-3 K			2	0	0	1	0	1	0
Travis Fryman, R OBP: 0.305, SLG: 0.273 (1, 5)	3-2 F7		0-3 K			1-3 K		1-3 K		4	0	0	0	0	3	2
Cecil Fielder, R OBP: 0.319, SLG: 0.482 (1, 3) Ron Tingley, R OBP: 0.269, SLG: 0.205 (9, 3)		1-0 P4		3-2 P3		4-2 BB		2-2 L8		3	0	0	0	1	0	0
Kirk Gibson, L OBP: 0.410, SLG: 0.558 (1, 10) Alan Trammell, R OBP: 0.396, SLG: 0.388 (8, PH)		4-2 CS BB		4-2 BB		3-1 F7		2-1 F9		1	0	0	0	2	0	1
Bobby Higginson, L OBP: 0.325, SLG: 0.382 (1, 7)		3-3 SAFE 1-2 K		1-3 K			0-0 G3		3-3 K	4	0	0	0	0	3	2
John Flaherty, R OBP: 0.339, SLG: 0.509 (1, 2)			2-1 F8	0-1 F7			2-1 F8		0-2 G4-3	4	0	0	0	0	0	1
Danny Bautista, R OBP: 0.295, SLG: 0.313 (1, 9)			0-0 1B SF9 1B		0-1 G6-3		4-2 2B BB		3-2 F8	3	2	1	0	1	0	0
Chris Gomez, R OBP: 0.282, SLG: 0.371 (1, 6)			4-1 SF9 1B BB		3-3 K		2-0 1B 2B			2	1	1	1	1	1	0

Inning Stats	R: 0	H: 0	E: 0	K: 0	S: 11	R: 0	H: 0	E: 0	K: 1	S: 8	R: 1	H: 2	E: 0	K: 1	S: 11	R: 0	H: 0	E: 0	K: 1	S: 11	R: 0	H: 0	E: 0	K: 2	S: 11	R: 2	H: 2	E: 0	K: 1	S: 14	R: 0	H: 0	E: 0	K: 1	S: 9	R: 0	H: 0	E: 0	K: 1	S: 13	1B: 3	2B: 2	3B: 0	HR: 0	SF: 1	SAC: 0	DP: 1	HBP: 0	WP: 0	PB: 0	SB: 0	CS: 1	PA: 35
--------------	------	------	------	------	-------	------	------	------	------	------	------	------	------	------	-------	------	------	------	------	-------	------	------	------	------	-------	------	------	------	------	-------	------	------	------	------	------	------	------	------	------	-------	-------	-------	-------	-------	-------	--------	-------	--------	-------	-------	-------	-------	--------

PITCHER	IP	WLS	BF	H	R	ER	SO	BB	IBB	HBP	BLK	WP	HR	S	P	ERA	WHIP
Melido Perez, R ERA: 5.19 (1, 1)	6.2	W	28	4	3	3	6	5	0	0	0	0	0	71	124	4.05	1.350
Steve Howe, L ERA: 5.93 (7, 1)	1.1		4	0	0	0	2	0	0	0	0	0	0	12	19	0.00	0.000
John Wetteland, R ERA: 3.15 (9, 1)	1.0		3	0	0	0	1	0	0	0	0	0	0	13	19	0.00	0.000

BOTTOM

New York Yankees @ Detroit Tigers

Tiger Stadium, Detroit, MI


Wed Jun 14 1995, 7:05 PM EDT

Att: 12,254 - Unknown - 79 F

livebaseballscorecards.com

AB	29
R	3
H	4
RBI	3
BB	5
SO	9
LOB	7



Batter	1	2	3	4	5	6	7	8	9	AB R H RBI BB SO LOB	TOP											
Luis Polonia, L (1, 7) OBP: 0.312, SLG: 0.357	1-2 G4-3		1-2 G5-3		1-3 K		2-1 G1-3		1-3 K	5 0 0 0 0 2 3												
Wade Boggs, L (1, 5) OBP: 0.383, SLG: 0.362	1-0 G4-3		1-2 F7			4-2 E 1B BB		3-2 G3		3 1 0 0 1 0 1												
Paul O'Neill, L (1, 9) OBP: 0.438, SLG: 0.606	2-3 K			1-0 F7		0-0 E8 1B SF8 1B		2-1 F8 2B		4 1 2 0 0 1 0												
Danny Tartabull, R (1, 10) OBP: 0.345, SLG: 0.387		0-1 WP 1B		2-1 FC4-6 1B		0-0 SF8 1B		0-1 F8		4 0 3 1 0 0 1												
Don Mattingly, L (1, 3) OBP: 0.311, SLG: 0.393		2-1 L8		1-0 FC4-6		0-0 F7		4-2 BB		3 0 0 0 1 0 4												
Mike Stanley, R (1, 2) OBP: 0.371, SLG: 0.464		4-2 G4-6-3 BB		2-2 P4		1-0 SF8		0-1 G4-3		2 0 0 1 1 0 3												
Tony Fernandez, S (1, 6) OBP: 0.291, SLG: 0.245		1-1 G4-6-3			1-0 FC6-4 1B		1-1 G4-3		1-2 G3	4 0 1 0 0 0 3	AB 33 R 2 H 7 RBI 2 BB 3 SO 4 LOB 19											
Randy Velarde, R (1, 4) OBP: 0.279, SLG: 0.342 Dion James, L (9, PH) OBP: 0.397, SLG: 0.421			1-2 E1 FC3-6		0-0 FC6-4 G6-3		1-2 F7		0-2 1B	3 0 0 0 0 0 1 1 0 1 0 0 0 0												
Bernie Williams, S (1, 8) OBP: 0.323, SLG: 0.437			2-1 FC3-6 G5-3		1-2 G6-3		1-3 K		0-0 F7	4 0 0 0 0 1 3												
Inning Stats	R: 0 E: 0 K: 1 S: 9	H: 0 LOB: 0 BB: 0 P: 13	R: 0 E: 0 K: 0 S: 8	H: 1 LOB: 1 BB: 1 P: 15	R: 0 E: 1 K: 0 S: 11	H: 0 LOB: 1 BB: 0 P: 15	R: 0 E: 0 K: 0 S: 7	H: 1 LOB: 1 BB: 0 P: 13	R: 0 E: 0 K: 1 S: 9	H: 1 LOB: 1 BB: 0 P: 12	R: 2 E: 1 K: 0 S: 10	H: 2 LOB: 1 BB: 1 P: 16	R: 0 E: 0 K: 1 S: 8	H: 0 LOB: 0 BB: 0 P: 12	R: 0 E: 0 K: 0 S: 11	H: 1 LOB: 2 BB: 1 P: 20	R: 0 E: 0 K: 1 S: 10	H: 1 LOB: 1 BB: 0 P: 12	1B: 6 2B: 1 3B: 0 HR: 0	SF: 1 SAC: 0 DP: 1 HBP: 0	WP: 1 PB: 0 SB: 0 CS: 0	PA: 37
PITCHER	IP WLS BF H R ER SO BB IBB HBP BLK WP HR S P ERA WHIP												PITCHER	IP WLS BF H R ER SO BB IBB HBP BLK WP HR S P ERA WHIP								
Sean Bergman, R (1, 1) ERA: 4.73	7.0 W 28 5 2 1 3 2 0 0 0 1 0 62 96 1.29 1.000																					
Kevin Wickander, L (8, 1) ERA:	0.2 4 1 0 0 0 1 0 0 0 0 0 9 18 0.00 3.000																					
Joe Boever, R (8, 1) ERA: 4.86	1.1 5 1 0 0 0 1 0 0 0 0 0 0 12 14 0.00 0.750																					

New York Yankees @ Detroit Tigers
 Tiger Stadium, Detroit, MI
 Thu Jun 15 1995, 7:05 PM EDT
 Att: 9,793 - Unknown - 80 F


livebaseballscorecards.com

Batter	1	2	3	4	5	6	7	8	9	AB	R	H	RBI	BB	SO	LOB
Chad Curtis, R OBP: 0.365, SLG: 0.439 (1, 8)	2-1 P3	4-0 BB		4-0 BB		2-2 HBP	1-0 BB			2	1	1	2	2	0	0
Lou Whitaker, L OBP: 0.416, SLG: 0.511 (1, 4)	1-2 F8	3-1 F8		1-3 K		3-3 K	4-1 BB			4	0	0	0	1	2	6
Travis Fryman, R OBP: 0.312, SLG: 0.274 (1, 5)	0-0 F8		2-2 F3		4-2 FC3-2	4-2 BB	3-2 BB			3	0	1	1	2	0	0
Cecil Fielder, R OBP: 0.332, SLG: 0.500 (1, 3)		2-2 F8	2-2 HR		4-0 FC3-2	4-0 BB	4-2 BB			2	2	1	1	3	0	0
Juan Samuel, R OBP: 0.397, SLG: 0.673 (7, PR) (8, 3)					1-2 BB	1-2 BB	1-2 BB			0	0	0	0	0	0	0
Kirk Gibson, L OBP: 0.410, SLG: 0.547 (1, 10)		1-0 BB	3-2 L8		4-2 FC3-2	2-2 G3-6-3	1-3 K			4	2	1	0	1	1	6
Bobby Higginson, L OBP: 0.321, SLG: 0.371 (1, 7)		4-2 BB	2-1 G4-3		1-0 F8		K			4	1	0	0	1	2	6
Chris Gomez, R OBP: 0.295, SLG: 0.404 (1, 6)		1-0 BB		4-1 G4-3	2-2 FC3-2	2-0 HR	0-0 F9			4	1	2	2	1	0	3
Todd Steverson, R OBP: 0.354, SLG: 0.425 (1, 9)		2-0 BB		2-1 F8	2-0 BB	0-0 HR	2-2 G5-3			4	1	3	2	0	0	1
Danny Bautista, R OBP: 0.292, SLG: 0.310 (8, PH) (9, 9)		1-2 BB		1-3 K	1-3 BB	2-0 BB	2-3 K			1	0	0	0	0	0	0
Ron Tingley, R OBP: 0.280, SLG: 0.227 (1, 2)		1-3 K		2-1 G4-3	2-1 F7	1-0 BB	2-3 K			5	1	1	1	0	2	6

Inning Stats	R	H	E	K	S	H	LOB	BB	IBB	HBP	BLK	WP	HR	S	P	ERA	WHIP
	0	0	0	7	12	1	0	0	0	0	0	0	1	47	102	11.25	2.750
	2	3	0	13	21	1	0	0	0	0	0	0	0	22	32	0.00	0.000
	0	0	0	1	9	0	2	0	0	0	0	0	0	14	34	0.00	2.250
	4	5	0	11	11	0	2	0	0	0	0	0	1	13	26	36.00	5.000
	0	0	0	1	10	0	0	0	0	0	0	0	0	11	20	0.00	3.000
	0	0	0	1	10	0	0	0	0	0	0	0	0	11	15	0.00	0.000

PITCHER	IP	WLS	BF	H	R	ER	SO	BB	IBB	HBP	BLK	WP	HR	S	P	ERA	WHIP
Brian Boehringer, R ERA: 11.81 (1, 1)	4.0	L	23	4	5	5	2	7	0	0	0	0	1	47	102	11.25	2.750
Josias Manzanillo, R ERA: 5.48 (5, 1)	1.1		8	1	0	0	1	2	0	1	0	0	0	14	34	0.00	2.250
Bob MacDonald, L ERA: 8.16 (6, 1)	1.0		7	4	4	4	1	1	0	0	0	0	1	13	26	36.00	5.000
Bob Wickman, R ERA: 4.82 (7, 1)	0.2		4	1	0	0	2	1	0	0	0	0	0	11	20	0.00	3.000
Scott Bankhead, R ERA: 5.25 (8, 1)	1.0		3	0	0	0	1	0	0	0	0	0	0	11	15	0.00	0.000

AB 33
R 9
H 10
RBI 9
BB 11
SO 7
LOB 28



New York Yankees @ Detroit Tigers
Tiger Stadium, Detroit, MI
 Thu Jun 15 1995, 7:05 PM EDT
 Att. 9,793 - Unknown - 80 F

New York Yankees @ Cleveland Indians
Jacobs Field, Cleveland, OH
 Fri Jun 16 1995, 7:05 PM EDT
 Att. 41,643 - Unknown

AB	30
R	4
H	6
RBI	4
BB	5
SO	6
LOB	9



Batter	1	2	3	4	5	6	7	8	9	AB R H RBI BB SO LOB
Luis Polonia, L (1, 7) OBP: 0.317, SLG: 0.356 Mike Stanley, R (9, PH) OBP: 0.368, SLG: 0.464 (9, 2)	3-2 G1-6-3 1B		4-1 2B BB		1-0 G4-3		1-2 G1-3		2-0 SF9 2-3 3-H	3 1 1 0 1 0 1 0 0 0 1 0 0 0
Wade Boggs, L (1, 5) OBP: 0.378, SLG: 0.364	2-2 1 SAFE X G1-6-3 1-2f		2-2 1-H 2-H 2B		2-1 L7		0-1 G6-3		1-1 G3	5 0 1 2 0 0 4
Paul O'Neill, L (1, 9) OBP: 0.424, SLG: 0.583	1-1 P5		3-2 G1-3		2-2 G1-3		0-3 K			4 0 0 0 0 1 1
Danny Tartabull, R (1, 10) OBP: 0.336, SLG: 0.375		0-1 F8		1-0 P4		0-3 K		3-3 K		4 0 0 0 0 2 0
Don Mattingly, L (1, 3) OBP: 0.317, SLG: 0.386 Gerald Williams, R (9, PR) OBP: 0.339, SLG: 0.551 (9, 7)		0-1 F7		0-0 G3-1		4-2 BB		4-1 SH5-4 1B BB		2 0 0 0 2 0 0 0 1 0 0 0 0 0
Jim Leyritz, R (1, 2) OBP: 0.397, SLG: 0.444 (9, 3)		3-1 G5-3		4-0 1B BB		2-3 K		2-2 1B SH5-4 SF9 HBP		2 1 0 0 1 1 1
Tony Fernandez, S (1, 6) OBP: 0.292, SLG: 0.248		1-2 F7		0-1 1-2 1B		2-1 L8		0-0 SH5-4		3 0 1 0 0 0 0
Randy Velarde, R (1, 4) OBP: 0.272, SLG: 0.333 Dion James, L (9, PH) OBP: 0.406, SLG: 0.421 Dave Silvestri, R (9, 4) OBP: 0.273, SLG: 0.250		3-1 G6-3		2-3 K		0-0 F9		4-0 SF9 1B IBB		3 0 0 0 0 1 2 0 0 0 0 1 0 0 0 0 0 0 0 0 0
Bernie Williams, S (1, 8) OBP: 0.332, SLG: 0.450		1-1 2B 2B		1-3 K		2-1 1B		2-2 1-2 2-3 3-H 1B		4 1 3 1 0 1 0

Inning Stats	R: 0 E: 0 K: 0 S: 9	H: 1 LOB: 0 BB: 0 P: 15	R: 0 E: 0 K: 0 S: 6	H: 0 LOB: 0 BB: 0 P: 9	R: 2 E: 0 K: 0 S: 14	H: 2 LOB: 1 BB: 1 P: 28	R: 0 E: 0 K: 1 S: 7	H: 1 LOB: 2 BB: 1 P: 14	R: 0 E: 0 K: 1 S: 6	H: 0 LOB: 0 BB: 0 P: 10	R: 0 E: 0 K: 2 S: 13	H: 0 LOB: 1 BB: 1 P: 21	R: 0 E: 0 K: 0 S: 9	H: 1 LOB: 1 BB: 0 P: 14	R: 0 E: 0 K: 2 S: 9	H: 0 LOB: 0 BB: 0 P: 12	R: 2 E: 0 K: 0 S: 11	H: 1 LOB: 3 BB: 2 P: 26	1B: 4 2B: 2 3B: 0 HR: 0	SF: 1 SAC: 1 DP: 1 HBP: 1	WP: 0 PB: 0 SB: 0 CS: 0	PA: 38
--------------	------------------------------	----------------------------------	------------------------------	---------------------------------	-------------------------------	----------------------------------	------------------------------	----------------------------------	------------------------------	----------------------------------	-------------------------------	----------------------------------	------------------------------	----------------------------------	------------------------------	----------------------------------	-------------------------------	----------------------------------	----------------------------------	------------------------------------	----------------------------------	--------

PITCHER	IP	WLS	BF	H	R	ER	SO	BB	IBB	HBP	BLK	WP	HR	S	P	ERA	WHIP
Orel Hershiser, R (1, 1) ERA: 3.54	7.0		28	5	2	2	4	3	0	0	0	0	0	64	111	2.57	1.143
Jim Poole, L (8, 1) ERA: 3.12	1.0	L	4	0	1	1	2	1	0	0	0	0	0	10	17	9.00	1.000
Eric Plunk, R (9, 1) ERA: 1.8	0.1		3	0	0	0	0	0	1	1	0	0	0	3	9	0.00	0.000
Paul Assenmacher, L (9, 1) ERA:	0.0		1	1	0	0	0	0	0	0	0	0	0	4	6	∞	∞
Julian Tavarez, R (9, 1) ERA: 1.23	0.2		2	0	1	1	0	0	0	0	0	0	0	3	6	13.50	0.000

PITCHER	IP	WLS	BF	H	R	ER	SO	BB	IBB	HBP	BLK	WP	HR	S	P	ERA	WHIP
---------	----	-----	----	---	---	----	----	----	-----	-----	-----	----	----	---	---	-----	------

BOTTOM

New York Yankees @ Cleveland Indians
Jacobs Field, Cleveland, OH

Fri Jun 16 1995, 7:05 PM EDT
Att. 41,643 - Unknown

livebaseballscorecards.com

AB	30
R	2
H	6
RBI	2
BB	3
SO	9
LOB	10



AB	R	H	RBI	BB	SO	LOB	
3	0	0	0	0	0	0	
4	1	3	2	0	0	0	
4	0	0	0	0	2	2	
4	0	1	0	0	2	2	
4	0	0	0	0	0	0	
1	0	0	0	3	1	0	
4	0	1	0	0	1	2	
3	0	0	0	0	2	3	
3	0	1	0	0	1	1	
0	1	0	0	0	0	0	
0	0	0	0	0	0	0	

Batter	1	2	3	4	5	6	7	8	9
Kenny Lofton, L OBP: 0.379, SLG: 0.503 (1, 8)	G4-3 1-1		L6 1-2			F8 3-2		SH5-3 1-1	
Omar Vizquel, S OBP: 0.319, SLG: 0.346 (1, 6)	HR 1-1		G1-3 1-1			1B 0-1		1B 3-2	
Carlos Baerga, S OBP: 0.361, SLG: 0.497 (1, 4)				G4-3 1-1		K 1-3		L9 3-2	
Albert Belle, R OBP: 0.390, SLG: 0.610 (1, 7)	PO 1B 3-2			K 1-3		K 1-3		G6-3 1-1	
Eddie Murray, S OBP: 0.366, SLG: 0.517 (1, 10)	PO 1-2	G5-3 0-0		G4-3 0-0			P3 1-1		P6 2-1
Manny Ramirez, R OBP: 0.449, SLG: 0.662 (1, 9)			BB 4-2		CS BB 4-1		FC6-4 BB 4-2		K 2-3
Jim Thome, L OBP: 0.429, SLG: 0.637 (1, 5)			K 2-3		BLK 1B 1-2		F8 1-2		P5 3-2
Herbert Perry, R (1, 3)			K 2-3		K 1-2		FC6-4 1-2		
Tony Peña, R OBP: 0.278, SLG: 0.319 (1, 2)									
Wayne Kirby, L OBP: 0.333, SLG: 0.375 (8, PR)									
Scouter Tucker, R OBP: 0.269, SLG: 0.238 (9, 2)			L9 0-1			K 2-3		SH5-3 1B 0-0	

Inning Stats	R: 1	H: 2	E: 0	K: 1	S: 12	R: 0	H: 0	E: 0	K: 2	S: 11	R: 0	H: 0	E: 0	K: 0	S: 7	R: 0	H: 0	E: 0	K: 1	S: 6	R: 0	H: 1	E: 0	K: 2	S: 11	R: 0	H: 1	E: 0	K: 2	S: 11	R: 0	H: 0	E: 0	K: 0	S: 11	R: 1	H: 2	E: 0	K: 0	S: 13	R: 0	H: 0	E: 0	K: 1	S: 9	1B: 5	2B: 0	3B: 0	HR: 1	SF: 0	SAC: 1	DP: 0	HBP: 0	WP: 0	PA: 35
--------------	------	------	------	------	-------	------	------	------	------	-------	------	------	------	------	------	------	------	------	------	------	------	------	------	------	-------	------	------	------	------	-------	------	------	------	------	-------	------	------	------	------	-------	------	------	------	------	------	-------	-------	-------	-------	-------	--------	-------	--------	-------	--------

PITCHER	IP	WLS	BF	H	R	ER	SO	BB	IBB	HBP	BLK	WP	HR	S	P	ERA	WHIP
Sterling Hitchcock, L ERA: 5.03 (1, 1)	7.2		30	6	2	2	8	3	0	0	1	0	1	80	127	2.35	1.174
Bob Wickman, R ERA: 4.76 (8, 1)	0.1	W	1	0	0	0	0	0	0	0	0	0	0	2	3	0.00	0.000
John Wetteland, R ERA: 3.0 (9, 1)	1.0	S	3	0	0	0	1	0	0	0	0	0	0	9	16	0.00	0.000

Batter	1	2	3	4	5	6	7	8	9	AB R H RBI BB SO LOB	TOP											
Tony Fernandez, S (1, 6) OBP: 0.288, SLG: 0.273	1-2 HR		2-1 L9		1-3 K		2-2 G6-4-3 1-2f		1-2 L5	5 1 1 1 0 1 4												
Jim Leyritz, R (1, 10) OBP: 0.393, SLG: 0.445	1-2 G4-3 SF9 2B		0-0 F9		1-2 G5-3			1-1 G5-3		4 1 1 0 0 0 0												
Paul O'Neill, L (1, 7) OBP: 0.411, SLG: 0.561	2-0 G4-3 2-3		3-1 G4-3			2-1 G6-3		2-1 G6-3		4 0 0 0 0 0 1												
Danny Tartabull, R (1, 9) OBP: 0.327, SLG: 0.366	2-1 SF9			2-3 K		1-2 G6-3		0-0 G6-3		3 0 0 1 0 1 0												
Mike Stanley, R (1, 2) OBP: 0.372, SLG: 0.461	3-2 F8			4-2 FC3-6 1B BB		2-1 2B 1B		0-0 G4-3		3 1 1 0 1 0 0												
Russ Davis, R (1, 5) OBP: 0.500, SLG: 0.650		1-2 G6-3		2-0 FC3-6 1B		2-2 SAFE 2B		3-2 FC6 1B 1B		3 0 2 1 0 0 0 1 0 1 0 0 0 0												
Wade Boggs, L (9, PH) OBP: 0.362, SLG: 0.368				1-2 1B		1-0 G4-3		1-0 FC6 1B		4 0 1 0 0 0 3												
Don Mattingly, L (1, 3) OBP: 0.315, SLG: 0.381		2-2 G4-3		1-1 FC3-6 FC5-4 1-2f 2-3				1-2 1B		1 0 1 0 0 0 2												
Randy Velarde, R (1, 4) OBP: 0.266, SLG: 0.325		1-0 L9		1-0 FC5-4 1-2f			0-0 G6-3		1-2 FC6 BB	3 0 0 0 0 0 2 1 0 0 0 0 0 2												
Dion James, L (9, PH) OBP: 0.400, SLG: 0.414								1-2f 2-3														
Bernie Williams, S (1, 8) OBP: 0.340, SLG: 0.471			3-1 HR		0-0 L8		0-1 G6-4-3 1B		4-0 BB	3 1 2 1 1 0 0												
Inning Stats	R: 2 E: 0 K: 0 S: 12	H: 2 LOB: 0 BB: 0 P: 21	R: 0 E: 0 K: 0 S: 10	H: 0 LOB: 0 BB: 0 P: 14	R: 1 E: 0 K: 0 S: 7	H: 1 LOB: 0 BB: 0 P: 15	R: 0 E: 0 K: 1 S: 10	H: 1 LOB: 2 BB: 1 P: 20	R: 0 E: 0 K: 1 S: 7	H: 0 LOB: 0 BB: 0 P: 9	R: 1 E: 0 K: 0 S: 12	H: 2 LOB: 1 BB: 0 P: 20	R: 0 E: 0 K: 0 S: 6	H: 1 LOB: 0 BB: 0 P: 8	R: 0 E: 0 K: 0 S: 5	H: 0 LOB: 0 BB: 0 P: 8	R: 0 E: 0 K: 0 S: 14	H: 2 LOB: 3 BB: 1 P: 24	1B: 5 2B: 2 3B: 0 HR: 2	SF: 1 SAC: 0 DP: 1 HBP: 0	WP: 0 PB: 0 SB: 0 CS: 0	PA: 37
PITCHER	IP WLS BF H R ER SO BB IBB HBP BLK WP HR S P ERA WHIP																					
Bud Black, L (1, 1) ERA: 5.67	6.0 W 25 6 4 4 2 1 0 0 0 0 2 58 99 6.00 1.167																					
Julian Tavarez, R (7, 1) ERA: 1.15	2.0 6 1 0 0 0 0 0 0 0 0 0 0 11 16 0.00 0.500																					
Jose Mesa, R (9, 1) ERA: 2.22	1.0 S 6 2 0 0 0 0 1 0 0 0 0 0 14 24 0.00 3.000																					

New York Yankees @ Cleveland Indians
Jacobs Field, Cleveland, OH
 Sat Jun 17 1995, 3:33 AM EDT
 Att: 41,662 - Sunny

AB	34
R	4
H	9
RBI	4
BB	2
SO	2
LOB	12



WP: 0	PA: 37
PB: 0	
SB: 0	
CS: 0	

Main table containing player statistics and game events. Columns include Batter, Inning (1-9), and BOTTOM. Rows list players such as Kenny Lofton, Omar Vizquel, Carlos Baerga, Albert Belle, Eddie Murray, Manny Ramirez, Herbert Perry, Alvaro Espinoza, and Scooter Tucker, each with a diamond diagram and associated statistics.

BOTTOM

New York Yankees @ Cleveland Indians
Jacobs Field, Cleveland, OH
Sat Jun 17 1995, 3:33 AM EDT
Att. 41,662 - Sunny

livebaseballscorecards.com

Summary statistics table with categories AB, R, H, RBI, BB, SO, LOB and their respective values.



Inning Stats table showing cumulative statistics for each inning, including runs, hits, errors, strikeouts, and other metrics.

Pitcher statistics table listing individual pitchers (Andy Pettitte, Joe Ausanio, Josias Manzanillo) and their performance metrics like IP, WLS, BF, H, R, ER, SO, BB, IBB, HBP, BLK, WP, HR, S, P, ERA, WHIP.

Batter	1	2	3	4	5	6	7	8	9	AB R H RBI BB SO LOB	TOP											
Luis Polonia, L OBP: 0.313, SLG: 0.346 (1, 7)	4-2 FC3-6 BB	1-1 F8		0-0 G6-3	0-0 F7			1-1 F8		4 0 0 0 1 0 4												
Wade Boggs, L OBP: 0.376, SLG: 0.362 (1, 5)	1-0 F7	0-2 FC4-6 HR		3-2 F7		0-1 G5-4-3 BB 1B		3-3 K		5 1 1 0 0 1 3												
Paul O'Neill, L OBP: 0.410, SLG: 0.577 (1, 9)	0-0 FC3-6 BB 1-2f 1B	1-2 HR		1-1 G4-3		4-0 G5-4-3 BB		2-2 G4-3		4 2 1 2 1 0 2												
Mike Stanley, R OBP: 0.373, SLG: 0.462 (1, 2)	4-2 1B 2B BB	2-0 F9			2-0 G6-3 1B 2B	1-2 G5-4-3			1-2 F9	4 2 1 0 1 0 2												
Don Mattingly, L OBP: 0.333, SLG: 0.402 (1, 3)	0-0 2B 1-2 2-H 1B		2-0 G3-1 1B 2B		0-2 G6-3	4-0 IBB			0-0 BB 2B 1B	4 2 3 1 1 0 1												
Danny Tartabull, R OBP: 0.329, SLG: 0.370 (1, 10)	0-0 1-3 2-H 2B		1-1 G2-3		2-1 G6-3	1-2 G5-3			4-1 2B 1-2 WP BB	4 1 1 1 1 0 4												
Tony Fernandez, S OBP: 0.300, SLG: 0.289 (1, 6)	4-1 BB		3-2 G3-1		1-2 1B 1B		2-1 G4-3		3-1 WP 1-3 2-H 2B	4 1 2 2 1 0 1	AB 38 R 9 H 12 RBI 8 BB 7 SO 1 LOB 23											
Randy Velarde, R OBP: 0.271, SLG: 0.328 (1, 4)	2-2 G4-3		1-1 2-6 1B		1-0 1B 1-3 1B		0-0 G1-3		0-0 P4	5 0 2 1 0 0 5												
Bernie Williams, S OBP: 0.342, SLG: 0.466 (1, 8)		4-2 FC4-6 BB	1-1 2-6	3-2 E9 G6-3	3-2 1B		1-1 G5-3		3-1 G4-3	4 0 1 1 1 0 1												
Inning Stats	R: 2 E: 0 K: 0 S: 13	H: 2 LOB: 3 BB: 3 P: 28	R: 2 E: 0 K: 0 S: 13	H: 1 LOB: 0 BB: 1 P: 21	R: 1 E: 0 K: 0 S: 9	H: 2 LOB: 1 BB: 0 P: 17	R: 0 E: 1 K: 0 S: 9	H: 0 LOB: 1 BB: 0 P: 16	R: 2 E: 0 K: 0 S: 14	H: 4 LOB: 2 BB: 0 P: 23	R: 0 E: 0 K: 0 S: 8	H: 1 LOB: 2 BB: 2 P: 18	R: 0 E: 0 K: 0 S: 5	H: 0 LOB: 0 BB: 0 P: 8	R: 0 E: 0 K: 1 S: 8	H: 0 LOB: 0 BB: 0 P: 14	R: 2 E: 0 K: 0 S: 10	H: 2 LOB: 1 BB: 1 P: 21	1B: 7 2B: 4 3B: 0 HR: 1	SF: 0 SAC: 0 DP: 1 HBP: 0	WP: 1 PB: 0 SB: 0 CS: 0	PA: 45
PITCHER	IP WLS BF H R ER SO BB IBB HBP BLK WP HR S P ERA WHIP												PITCHER	IP WLS BF H R ER SO BB IBB HBP BLK WP HR S P ERA WHIP								
Charles Nagy, R ERA: 3.73 (1, 1)	3.0 L 18 5 5 5 0 4 0 0 0 0 0 1 35 66 15.00 3.000																					
Jason Grimsley, R ERA: 7.09 (4, 1)	3.0 16 5 2 2 0 1 1 0 0 0 0 0 31 57 6.00 2.000																					
Jim Poole, L ERA: 2.79 (7, 1)	2.0 6 0 0 0 1 0 0 0 0 0 0 0 13 22 0.00 0.000																					
Eric Plunk, R ERA: 2.42 (9, 1)	1.0 6 2 2 2 0 1 0 0 0 0 1 0 10 21 18.00 3.000																					

New York Yankees @ Cleveland Indians
Jacobs Field, Cleveland, OH

Sun Jun 18 1995, 7:05 PM EDT
Att. 41,667 - Unknown - 88 F

livebaseballscorecards.com



Batter	1	2	3	4	5	6	7	8	9	AB R H RBI BB SO LOB
Kenny Lofton, L OBP: 0.376, SLG: 0.490 (1, 8)	2-1 S 1B		1-1 1B 1B		1-2 G4-3		1-1 P3		3-3 K	5 2 2 0 0 1 1
Omar Vizquel, S OBP: 0.324, SLG: 0.344 (1, 6)	2-2 G6-4-3 1B		1-1 1B 1B		2-3 G4-3		2-1 G6-3			4 0 2 1 0 0 1
Carlos Baerga, S OBP: 0.366, SLG: 0.503 (1, 4)	0-1 F7		0-0 1B			1-1 G4-3		0-0 1B 1B		4 0 2 1 0 0 1
Albert Belle, R OBP: 0.394, SLG: 0.632 (1, 7)	2-0 G6-4-3 1-2f		0-0 F9			0-1 HR 1B		1-3 K		4 1 1 0 0 1 4
Eddie Murray, S OBP: 0.356, SLG: 0.500 (1, 10)		2-1 G3		0-0 F7		2-1 F8		1-3 K		4 0 0 0 0 1 2
Jim Thome, L OBP: 0.431, SLG: 0.653 (1, 5)		1-3 K		1-1 G4-3		1-0 HR		0-2 1B		4 1 2 2 0 1 0
Manny Ramirez, R OBP: 0.441, SLG: 0.660 (1, 9)		0-3 K		3-1 F9		3-3 K		3-3 K		4 0 0 0 0 3 2
Paul Sorrento, L OBP: 0.348, SLG: 0.661 (1, 3)			0-2 G4-3		2-1 F7		3-1 HR		3-2 F9	4 1 1 1 0 0 0
Tony Peña, R OBP: 0.279, SLG: 0.328 (1, 2)			2-1 G5-3		1-2 G4-3 2B		0-3 K		2-3 K	3 0 1 0 0 1 0 1 0 0 0 0 1 0

Inning Stats	R: 1 E: 0 K: 0 S: 10	H: 2 LOB: 0 BB: 0 P: 16	R: 0 E: 0 K: 2 S: 9	H: 0 LOB: 0 BB: 0 P: 12	R: 1 E: 0 K: 0 S: 11	H: 3 LOB: 2 BB: 0 P: 15	R: 0 E: 0 K: 0 S: 5	H: 0 LOB: 0 BB: 0 P: 9	R: 0 E: 0 K: 0 S: 11	H: 1 LOB: 1 BB: 0 P: 17	R: 2 E: 0 K: 1 S: 10	H: 2 LOB: 0 BB: 0 P: 17	R: 1 E: 0 K: 1 S: 9	H: 1 LOB: 0 BB: 0 P: 15	R: 0 E: 0 K: 3 S: 15	H: 2 LOB: 2 BB: 0 P: 20	R: 0 E: 0 K: 2 S: 11	H: 0 LOB: 0 BB: 0 P: 19	1B: 8 2B: 1 3B: 0 HR: 2	SF: 0 SAC: 0 DP: 1 HBP: 0
--------------	-------------------------------	----------------------------------	------------------------------	----------------------------------	-------------------------------	----------------------------------	------------------------------	---------------------------------	-------------------------------	----------------------------------	-------------------------------	----------------------------------	------------------------------	----------------------------------	-------------------------------	----------------------------------	-------------------------------	----------------------------------	----------------------------------	------------------------------------


BOTTOM

New York Yankees @ Cleveland Indians
Jacobs Field, Cleveland, OH
 Sun Jun 18 1995, 7:05 PM EDT
 Att: 41,667 - Unknown - 88 F

AB	37
R	5
H	11
RBI	5
BB	0
SO	9
LOB	11



PITCHER	IP	WLS	BF	H	R	ER	SO	BB	IBB	HBP	BLK	WP	HR	S	P	ERA	WHIP
Jack McDowell, R ERA: 4.37 (1, 1)	7.0		30	10	5	5	4	0	0	0	0	0	2	66	102	6.43	1.429
Bob Wickman, R ERA: 4.66 (8, 1)	0.2		2	0	0	0	2	0	0	0	0	0	7	9	0.00	0.000	
Steve Howe, L ERA: 5.93 (8, 1)	0.0		1	1	0	0	0	0	0	0	0	0	3	3	∞	∞	
John Wetteland, R ERA: 2.82 (8, 1)	1.1	S	4	0	0	0	3	0	0	0	0	0	15	26	0.00	0.000	

Batter	1	2	3	4	5	6	7	8	9	AB R H RBI BB SO LOB	TOP														
Luis Polonia, L (1, 7) OBP: 0.314, SLG: 0.345 Gerald Williams, R (7, PH) OBP: 0.333, SLG: 0.540	0-2 2B 1B	2-3 K			1-0 G1-3		3-3 K			3 1 1 0 0 1 2 1 0 0 0 0 1 0	<p>New York Yankees @ Baltimore Orioles Oriole Park at Camden Yards, Baltimore, MD</p> <p>Mon Jun 19 1995, 7:05 PM EDT Att. 46,817 - Unknown - 93 F</p> <p>livebaseballscorecards.com</p> <table border="1"> <tr><td>AB</td><td>32</td></tr> <tr><td>R</td><td>4</td></tr> <tr><td>H</td><td>7</td></tr> <tr><td>RBI</td><td>4</td></tr> <tr><td>BB</td><td>3</td></tr> <tr><td>SO</td><td>8</td></tr> <tr><td>LOB</td><td>11</td></tr> </table> 	AB	32	R	4	H	7	RBI	4	BB	3	SO	8	LOB	11
AB	32																								
R	4																								
H	7																								
RBI	4																								
BB	3																								
SO	8																								
LOB	11																								
Wade Boggs, L (1, 5) OBP: 0.388, SLG: 0.353	1-1 F8		2-0 F8		1-2 G3		1-3 K			4 0 0 0 0 1 1															
Paul O'Neill, L (1, 9) OBP: 0.420, SLG: 0.588	1-1 2B		4-1 BB		1-0 HR 1B		2-3 K			3 1 2 1 1 1 0															
Mike Stanley, R (1, 2) OBP: 0.376, SLG: 0.481	4-2 BB		1-1 F8		1-0 HR		2-1 G4-3			3 1 1 2 1 0 1															
Don Mattingly, L (1, 3) OBP: 0.324, SLG: 0.389	0-1 G5-4-3		1-2 F8		1-1 F8		1-0 G6-3			4 0 0 0 0 0 3															
Danny Tartabull, R (1, 10) OBP: 0.327, SLG: 0.367		3-2 G5-3		2-3 K		1-2 G1-3		0-1 G1-6-3 1B		4 0 1 0 0 1 0															
Tony Fernandez, S (1, 6) OBP: 0.299, SLG: 0.288		0-0 BB 1B		0-0 G3		1-3 K		2-3 K		4 0 1 0 0 2 1															
Randy Velarde, R (1, 4) OBP: 0.279, SLG: 0.354 Dion James, L (9, PH) OBP: 0.394, SLG: 0.407		4-0 BB		1-0 L9		3-1 HR		2-2 G1-6-3		2 1 1 1 1 0 0 1 0 0 0 0 0 1															
Bernie Williams, S (1, 8) OBP: 0.337, SLG: 0.459		1-0 F7		2-1 G4-3		3-3 K				3 0 0 0 0 1 2															
Inning Stats	R: 1 H: 2 E: 0 LOB: 1 K: 0 BB: 1 S: 12 P: 17	R: 0 H: 1 E: 0 LOB: 2 K: 1 BB: 1 S: 8 P: 18	R: 0 H: 0 E: 0 LOB: 1 K: 0 BB: 1 S: 7 P: 15	R: 0 H: 0 E: 0 LOB: 0 K: 1 BB: 0 S: 5 P: 8	R: 0 H: 0 E: 0 LOB: 0 K: 0 BB: 0 S: 6 P: 10	R: 2 H: 2 E: 0 LOB: 0 K: 1 BB: 0 S: 10 P: 15	R: 1 H: 1 E: 0 LOB: 0 K: 3 BB: 0 S: 11 P: 21	R: 0 H: 0 E: 0 LOB: 0 K: 1 BB: 0 S: 6 P: 11	R: 0 H: 1 E: 0 LOB: 0 K: 1 BB: 0 S: 12 P: 16	1B: 4 SF: 0 2B: 1 SAC: 0 3B: 0 DP: 2 HR: 2 HBP: 0	WP: 0 PA: 35 PB: 0 SB: 0 CS: 0														
PITCHER	IP WLS BF H R ER SO BB IBB HBP BLK WP HR S P ERA WHIP												PITCHER	IP WLS BF H R ER SO BB IBB HBP BLK WP HR S P ERA WHIP											
Scott Kligenbeck, R (1, 1) ERA: 5.83	6.0 W 25 5 3 3 3 3 3 0 0 0 0 1 48 83 4.50 1.333																								
Jesse Orosco, L (7, 1) ERA: 3.0	1.1 5 1 1 1 4 0 0 0 0 0 0 1 14 26 6.75 0.750																								
Terry Clark, R (8, 1) ERA: 1.86	0.1 1 0 0 0 0 0 0 0 0 0 0 0 2 4 0.00 0.000																								
Mark Lee, L (8, 1) ERA: 4.76	0.1 1 0 0 0 0 0 0 0 0 0 0 0 1 2 0.00 0.000																								
Doug Jones, R (9, 1) ERA: 3.43	1.0 S 3 1 0 0 1 0 0 0 0 0 0 0 12 16 0.00 1.000																								

Batter	1	2	3	4	5	6	7	8	9
Brady Anderson, L OBP: 0.333, SLG: 0.462 (1, 7)	1-0 1B 2B	2-3 K		1-1 G3		0-3 K		1-0 G3	
Jeffrey Hammonds, R OBP: 0.290, SLG: 0.454 (1, 9)	2-1 1B 2-3 1B	3-2 F8			1-2 2B 1B	0-3 K			
Rafael Palmeiro, L OBP: 0.377, SLG: 0.579 (1, 3)	1-1 BB 1-3 3-H 1B 1B	0-0 G4-3			1 SAFE 2-3 K		2-3 K		
Cal Ripken Jr., R OBP: 0.345, SLG: 0.463 (1, 6)	0-0 1B 1-2 3-H 1B		0-0 WP 3B		0-1 G6-3 1-H 2B		3-2 FC5-4 2B		
Harold Baines, L OBP: 0.435, SLG: 0.544 (1, 10)	4-1 1B 1-2 2-3 BB		1-0 G3-1		4-0 G6-3 IBB		4-0 FC5-4 IBB		
Jeff Manto, R OBP: 0.302, SLG: 0.548 (1, 5)	0-0 FC4 1-2 2-3 3-H 1B		2-1 G1-3		0-1 G6-3		1-1 FC5-4		
Chris Hoiles, R OBP: 0.311, SLG: 0.336 (1, 2)	0-0 F8		1-1 F9		0-3 K		2-3 K		
Manny Alexander, R OBP: 0.289, SLG: 0.321 (1, 4)	0-3 K			0-0 F7		2-0 F7		1-0 G5-3	
Curtis Goodwin, L OBP: 0.429, SLG: 0.406 (1, 8)	1-2 FC4			2-3 K		0-1 E 1B		3-1 F8	

Inning Stats	R: 3 E: 0 K: 1 S: 16	H: 5 LOB: 3 BB: 1 P: 25	R: 0 E: 0 K: 1 S: 8	H: 0 LOB: 0 BB: 0 P: 13	R: 1 E: 0 K: 0 S: 6	H: 1 LOB: 0 BB: 0 P: 10	R: 0 E: 0 K: 1 S: 6	H: 0 LOB: 0 BB: 0 P: 9	R: 1 E: 0 K: 2 S: 13	H: 2 LOB: 2 BB: 1 P: 20	R: 0 E: 1 K: 2 S: 10	H: 1 LOB: 1 BB: 0 P: 12	R: 0 E: 0 K: 2 S: 13	H: 1 LOB: 2 BB: 1 P: 25	R: 0 E: 0 K: 0 S: 4	H: 0 LOB: 0 BB: 0 P: 9
--------------	-------------------------------	----------------------------------	------------------------------	----------------------------------	------------------------------	----------------------------------	------------------------------	---------------------------------	-------------------------------	----------------------------------	-------------------------------	----------------------------------	-------------------------------	----------------------------------	------------------------------	---------------------------------

PITCHER	IP	WLS	BF	H	R	ER	SO	BB	IBB	HBP	BLK	WP	HR	S	P	ERA	WHIP
Melido Perez, R ERA: 5.25 (1, 1)	8.0	L	37	10	5	5	9	1	2	0	0	1	0	76	123	5.62	1.375

AB R H RBI BB SO LOB

5	1	1	0	0	2	1
4	2	2	0	0	1	1
4	1	1	1	0	2	1
4	1	4	2	0	0	0
1	0	0	0	3	0	0
4	0	1	1	0	0	4
4	0	0	0	0	2	7
4	0	0	0	0	1	3
4	0	1	0	0	1	3

1B: 6	SF: 0	WP: 1	PA: 37
2B: 3	SAC: 0	PB: 0	
3B: 1	DP: 0	SB: 0	
HR: 0	HBP: 0	CS: 0	

New York Yankees @ Baltimore Orioles
 Oriole Park at Camden Yards, Baltimore, MD
 Mon Jun 19 1995, 7:05 PM EDT
 Att: 46,817 - Unknown - 93 F

AB	34
R	5
H	10
RBI	4
BB	3
SO	9
LOB	20



WP	HR	S	P	ERA	WHIP
1	0	9	1	5.62	1.375

New York Yankees @ Baltimore Orioles
 Oriole Park at Camden Yards, Baltimore, MD

Tue Jun 20 1995, 7:05 PM EDT
 Att. 45,070 - Unknown - 95 F

AB	36
R	7
H	11
RBI	7
BB	7
SO	9
LOB	19



AB R H RBI BB SO LOB

5	0	0	1	0	1	3
4	0	2	0	1	1	0
5	0	1	0	0	2	3
2	2	2	1	3	0	0
0	0	0	0	0	0	0
3	1	1	0	0	2	2
1	0	0	0	1	1	1
4	2	1	0	1	0	3
4	2	2	4	0	0	2
1	0	0	0	0	1	1
4	0	2	1	0	0	2
2	0	0	0	1	1	2
1	0	0	0	0	0	0
0	0	0	0	0	0	0

Batter	1	2	3	4	5	6	7	8	9
Bernie Williams, S (1, 8) OBP: 0.329, SLG: 0.446	3-3 SAFE FC6-4 CS	0-0 SAFE FC6-4 CS		3-1 F9		2-1 P6		2-1 L8	
Jim Leyritz, R (1, 2) OBP: 0.400, SLG: 0.447	2-3 SAFE CS	0-0 SAFE CS	0-0 L7		3-2 G4-6-3 1B	4-2 BB		1-0 1B	
Paul O'Neill, L (1, 9) OBP: 0.413, SLG: 0.571	3-2 BB 1B		2-2 G3-1		2-1 G4-6-3 1-2f	3-3 K		2-3 K	
Danny Tartabull, R (1, 10) OBP: 0.347, SLG: 0.397	4-2 SAFE BB		3-0 HR		4-2 BB HR 1B BB		3-2 BB 1B	4-1 BB	
Luis Polonia, L (9, PR) OBP: 0.314, SLG: 0.345	1-2 BB								
Russ Davis, R (1, 5) OBP: 0.481, SLG: 0.609	3-3 K		0-3 K		1-2 BB HR 1B		4-2 BB 1B	1-3 K	
Wade Boggs, L (7, PH) OBP: 0.370, SLG: 0.351							1-2 BB		
Don Mattingly, L (1, 3) OBP: 0.326, SLG: 0.385		1-1 BB 1B 1B		1-1 F7	4-1 BB HR BB		1-1 F9	0-0 F8	
Gerald Williams, R (1, 7) OBP: 0.344, SLG: 0.593		0-2 BB FC6-4 1B		2-1 L5	1-0 HR		1-2 P4	1-3 K	
Mike Stanley, R (9, PH) OBP: 0.373, SLG: 0.478									
Tony Fernandez, S (1, 6) OBP: 0.304, SLG: 0.295		0-1 FC6-4 1B		1-1 BB 1B	1-1 F7		1-0 G4-3		
Randy Velarde, R (1, 4) OBP: 0.281, SLG: 0.349		1-3 2-H K		4-0 SAFE BB 1B			2-1 G4-3	2-0 G1-3	
Dion James, L (8, PH) OBP: 0.388, SLG: 0.400									
Dave Silvestri, R (8, 4) OBP: 0.273, SLG: 0.250									

Inning Stats	R: 0	H: 1	E: 0	K: 3	S: 16	P: 31	R: 2	H: 3	E: 0	K: 1	S: 11	P: 13	R: 1	H: 1	E: 0	K: 1	S: 8	P: 13	R: 0	H: 1	E: 0	K: 0	S: 8	P: 19	R: 4	H: 3	E: 0	K: 0	S: 14	P: 30	R: 0	H: 0	E: 0	K: 1	S: 12	P: 23	R: 0	H: 1	E: 0	K: 0	S: 13	P: 23	R: 0	H: 1	E: 0	K: 1	S: 7	P: 14	R: 0	H: 0	E: 0	K: 2	S: 9	P: 15	1B: 9	2B: 0	3B: 0	HR: 2	SF: 0	SAC: 0	DP: 1	HBP: 0	WP: 0	PA: 44
--------------	------	------	------	------	-------	-------	------	------	------	------	-------	-------	------	------	------	------	------	-------	------	------	------	------	------	-------	------	------	------	------	-------	-------	------	------	------	------	-------	-------	------	------	------	------	-------	-------	------	------	------	------	------	-------	------	------	------	------	------	-------	-------	-------	-------	-------	-------	--------	-------	--------	-------	--------

PITCHER	IP	WLS	BF	H	R	ER	SO	BB	IBB	HBP	BLK	WP	HR	S	P	ERA	WHIP
Arthur Rhodes, L (1, 1) ERA: 8.76	4.2		24	8	6	6	5	4	0	0	0	0	1	54	101	11.57	2.571
Mike Oquist, R (5, 1) ERA: 4.55	1.1	W	7	2	1	1	1	1	0	0	0	0	1	18	34	6.75	2.250
Mark Lee, L (7, 1) ERA: 4.5	0.1		2	0	0	0	0	1	0	0	0	0	0	5	10	0.00	3.000
Gene Harris, R (7, 1) ERA: 3.98	1.1		5	1	0	0	0	0	0	0	0	0	0	9	16	0.00	0.750
Jesse Orosco, L (8, 1) ERA: 2.93	0.1		1	0	0	0	1	0	0	0	0	0	0	3	5	0.00	0.000

PITCHER	IP	WLS	BF	H	R	ER	SO	BB	IBB	HBP	BLK	WP	HR	S	P	ERA	WHIP
Doug Jones, R (9, 1) ERA: 3.27	1.0		4	0	0	0	2	1	0	0	0	0	0	9	15	0.00	1.000

Batter	1	2	3	4	5	6	7	8	9	AB	R	H	RBI	BB	SO	LOB
Brady Anderson, L (1, 7) OBP: 0.340, SLG: 0.468	3-1 F9		3-2 1B		2-2 2B	4-2 2B		0-3 K		4	2	2	0	1	1	0
Jeffrey Hammonds, R (1, 9) OBP: 0.295, SLG: 0.475	3-3 K		1 SAFE 2-1 SF7		0-1 2B	0-0 2B		0-0 G6-3		4	1	2	4	0	1	0
Rafael Palmeiro, L (1, 3) OBP: 0.379, SLG: 0.581	3-2 F7		1 SAFE 2-1 F8		2-1 G6-3 HR	4-0 2B				3	1	1	1	1	0	1
Cal Ripken Jr., R (1, 6) OBP: 0.338, SLG: 0.453		1-1 L7	1-0 L8		0-2 G6-3	1-1 G5-3				4	0	0	0	0	0	4
Jeff Manto, R (1, 5) OBP: 0.301, SLG: 0.563		1-3 K		0-2 G6-3	0-1 HR			0-0 G5-3		4	1	1	2	0	1	0
Kevin Bass, S (1, 10) OBP: 0.361, SLG: 0.479		0-1 1B		1-3 K	1-0 P4			0-1 L8		4	0	1	0	0	1	0
Chris Hoiles, R (1, 2) OBP: 0.322, SLG: 0.368		4-2 1B		2-1 HR				0-0 L9		3	1	2	1	1	0	0
Manny Alexander, R (1, 4) OBP: 0.287, SLG: 0.317		1-0 F9		1-2 F8				1-1 2B		4	1	1	0	0	0	3
Curtis Goodwin, L (1, 8) OBP: 0.419, SLG: 0.397			2-1 1B S SF7 1B		1-1 G4-3	2-2 G1-3		2-2 G3		4	1	1	0	0	0	1

Inning Stats	R: 0	H: 0	E: 0	K: 1	S: 11	H: 0	LOB: 0	BB: 0	P: 20	R: 0	H: 1	E: 0	K: 1	S: 11	H: 1	LOB: 2	BB: 1	P: 18	R: 1	H: 2	E: 0	K: 0	S: 11	H: 2	LOB: 1	BB: 0	P: 21	R: 1	H: 1	E: 0	K: 1	S: 12	H: 4	LOB: 0	BB: 0	P: 22	R: 2	H: 2	E: 0	K: 0	S: 11	H: 2	LOB: 2	BB: 2	P: 23	R: 0	H: 1	E: 0	K: 0	S: 7	H: 0	LOB: 0	BB: 0	P: 10	R: 0	H: 0	E: 0	K: 1	S: 8	H: 0	LOB: 0	BB: 0	P: 10
--------------	------	------	------	------	-------	------	--------	-------	-------	------	------	------	------	-------	------	--------	-------	-------	------	------	------	------	-------	------	--------	-------	-------	------	------	------	------	-------	------	--------	-------	-------	------	------	------	------	-------	------	--------	-------	-------	------	------	------	------	------	------	--------	-------	-------	------	------	------	------	------	------	--------	-------	-------

PITCHER	IP	WLS	BF	H	R	ER	SO	BB	IBB	HBP	BLK	WP	HR	S	P	ERA	WHIP
Sterling Hitchcock, L (1, 1) ERA: 5.52	5.0		24	8	6	6	3	1	0	0	0	0	2	61	97	10.80	1.800
Bob Wickman, R (6, 1) ERA: 4.94	2.0	L	11	3	2	2	0	1	1	0	0	0	0	18	33	9.00	2.000
Steve Howe, L (8, 1) ERA: 5.52	1.0		3	0	0	0	1	0	0	0	0	0	0	8	10	0.00	0.000


BOTTOM

New York Yankees @ Baltimore Orioles
Oriole Park at Camden Yards, Baltimore, MD

livebaseballscorecards.com

AB	34
R	8
H	11
RBI	8
BB	3
SO	4
LOB	9

WP: 0 PA: 38
PB: 0
SB: 3
CS: 0



Tue Jun 20 1995, 7:05 PM EDT
Att: 45,070 - Unknown - 95 F

New York Yankees @ Baltimore Orioles
Oriole Park at Camden Yards, Baltimore, MD

Wed Jun 21 1995, 7:05 PM EDT
 Att. 46,536 - Unknown - 87 F

AB	32
R	2
H	6
RBI	2
BB	2
SO	6
LOB	8



Batter	1	2	3	4	5	6	7	8	9	AB R H RBI BB SO LOB	TOP		
Bernie Williams, S (1, 8) OBP: 0.332, SLG: 0.468	0-0 G6-3		2-1 2B		2-2 HR			2-2 G4-3		4 1 2 1 0 0 0			
Wade Boggs, L (1, 5) OBP: 0.372, SLG: 0.354	2-1 G5-4-3 1B		3-1 P6		2-1 F8			2-2 1B		4 0 2 0 0 0 1			
Mike Stanley, R (1, 2) OBP: 0.364, SLG: 0.464	3-1 G5-4-3 1-2f				3-0 F7			3-2 F9		4 0 0 0 0 0 2			
Paul O'Neill, L (1, 9) OBP: 0.415, SLG: 0.602		0-0 HR			1-1 2B			2-2 G3-1		4 1 2 1 0 0 0			
Danny Tartabull, R (1, 10) OBP: 0.345, SLG: 0.389		0-0 G5-3			2-3 K			3-3 K		3 0 0 0 1 2 1			
Don Mattingly, L (1, 3) OBP: 0.324, SLG: 0.376		2-1 F8			4-1 FC5-4 BB			2-0 F7		3 0 0 0 1 0 1			
Tony Fernandez, S (1, 6) OBP: 0.296, SLG: 0.286		3-3 K			1-1 FC5-4 1-2f			2-1 F7		4 0 0 0 0 1 3			
Randy Velarde, R (1, 4) OBP: 0.275, SLG: 0.341			0-1 P3		3-2 G6-3			2-3 K		3 0 0 0 0 1 0			
Gerald Williams, R (1, 7) OBP: 0.328, SLG: 0.561			2-3 K		1-2 G5-3			3-3 K		3 0 0 0 0 2 0			
Inning Stats	R: 0 E: 0 K: 0 S: 5 H: 1 LOB: 0 BB: 0 P: 10	R: 1 E: 0 K: 1 S: 8 H: 1 LOB: 0 BB: 0 P: 13	R: 0 E: 0 K: 1 S: 9 H: 1 LOB: 1 BB: 0 P: 16	R: 0 E: 0 K: 1 S: 9 H: 1 LOB: 2 BB: 1 P: 20	R: 1 E: 0 K: 0 S: 11 H: 1 LOB: 0 BB: 0 P: 19	R: 0 E: 0 K: 1 S: 10 H: 0 LOB: 0 BB: 0 P: 17	R: 0 E: 0 K: 1 S: 7 H: 0 LOB: 0 BB: 0 P: 13	R: 0 E: 0 K: 1 S: 13 H: 1 LOB: 1 BB: 0 P: 23	R: 0 E: 0 K: 0 S: 10 H: 0 LOB: 1 BB: 1 P: 15	1B: 2 2B: 2 3B: 0 HR: 2 SF: 0 SAC: 0 DP: 1 HBP: 0	WP: 0 PB: 0 SB: 0 CS: 0 PA: 34		
PITCHER	IP WLS BF H R ER SO BB IBB HBP BLK WP HR S P ERA WHIP											PITCHER	IP WLS BF H R ER SO BB IBB HBP BLK WP HR S P ERA WHIP
Jamie Moyer, L (1, 1) ERA: 5.63	7.0 L 26 5 2 2 5 1 0 0 0 0 0 2 59 108 2.57 0.857												
Terry Clark, R (8, 1) ERA: 1.69	1.0 4 1 0 0 1 0 0 0 0 0 0 0 13 23 0.00 1.000												
Mark Lee, L (9, 1) ERA: 3.86	1.0 4 0 0 0 0 1 0 0 0 0 0 0 10 15 0.00 1.000												

livebaseballscores.com

Batter	1	2	3	4	5	6	7	8	9	AB R H RBI BB SO LOB
Brady Anderson, L (1, 7) OBP: 0.347, SLG: 0.472	1-1 L9 SH2-3 1B		3-2 G4-3		1-0 F8 1B		1-1 HBP			3 0 2 0 0 0 0
Jeffrey Hammonds, R (1, 9) OBP: 0.296, SLG: 0.471	0-0 SH2-3		2-1 P4		2-1 1B		0-0 G1-3			3 0 1 1 0 0 1
Rafael Palmeiro, L (1, 3) OBP: 0.372, SLG: 0.568	3-2 L9			1-0 F8	0-0 F8			0-1 F7		4 0 0 0 0 0 3
Cal Ripken Jr., R (1, 6) OBP: 0.336, SLG: 0.454	2-1 L9			0-0 2B	2-1 G4-3			1-0 G5-3		4 0 1 0 0 0 3
Jeff Manto, R (1, 5) OBP: 0.292, SLG: 0.545			3-1 F8	0-0 L8		2-3 K		2-3 K		4 0 0 0 0 2 1
Kevin Bass, S (1, 10) OBP: 0.365, SLG: 0.472		0-1 G6-3		4-1 BB		4-1 CS BB		1-3 K		2 0 0 0 2 1 0
Chris Hoiles, R (1, 2) OBP: 0.321, SLG: 0.359		4-1 BB		3-2 F7		3-0 F8		3-2 F8		3 0 0 0 1 0 3
Manny Alexander, R (1, 4) Harold Baines, L (9, PH) OBP: 0.289, SLG: 0.318 OBP: 0.432, SLG: 0.540		1-3 K			3-1 1B BLK 1B	1-0 CS	3-2 F7	0-3 K		3 1 1 0 0 1 1 1 0 0 0 0 1 0
Curtis Goodwin, L (1, 8) OBP: 0.403, SLG: 0.380			1-1 G4-3		2-1 G6-3		1-3 K			3 0 0 0 0 1 1

Inning Stats	R: 0 E: 0 K: 8	H: 1 LOB: 1 BB: 0 P: 14	R: 0 E: 0 K: 8	H: 0 LOB: 1 BB: 1 P: 16	R: 0 E: 0 K: 8	H: 1 LOB: 2 BB: 0 P: 15	R: 1 E: 0 K: 10	H: 3 LOB: 2 BB: 0 P: 20	R: 0 E: 0 K: 5	H: 0 LOB: 0 BB: 1 P: 15	R: 0 E: 0 K: 12	H: 0 LOB: 1 BB: 0 P: 17	R: 0 E: 0 K: 7	H: 0 LOB: 0 BB: 0 P: 10	R: 0 E: 0 K: 14	H: 0 LOB: 0 BB: 0 P: 18	1B: 4 2B: 1 3B: 0 HR: 0	SF: 0 SAC: 1 DP: 0 HBP: 1	WP: 0 PB: 0 SB: 0 CS: 1	PA: 36
--------------	----------------------	----------------------------------	----------------------	----------------------------------	----------------------	----------------------------------	-----------------------	----------------------------------	----------------------	----------------------------------	-----------------------	----------------------------------	----------------------	----------------------------------	-----------------------	----------------------------------	----------------------------------	------------------------------------	----------------------------------	--------

PITCHER	IP	WLS	BF	H	R	ER	SO	BB	IBB	HBP	BLK	WP	HR	S	P	ERA	WHIP
Andy Pettitte, L (1, 1) ERA: 4.06	6.0		25	5	1	1	2	3	0	0	1	0	0	46	94	1.50	1.333
Steve Howe, L (7, 1) ERA: 5.06	1.1		5	0	0	0	1	0	0	1	0	0	0	14	19	0.00	0.000
Bob Wickman, R (8, 1) ERA: 4.83	0.2		2	0	0	0	1	0	0	0	0	0	0	5	8	0.00	0.000
John Wetteland, R (9, 1) ERA: 2.7	1.0	S	3	0	0	0	2	0	0	0	0	0	0	14	18	0.00	0.000

BOTTOM

New York Yankees @ Baltimore Orioles
 Oriole Park at Camden Yards, Baltimore, MD

Wed Jun 21 1995, 7:05 PM EDT
 Att: 46,536 - Unknown - 87 F

livebaseballscorecards.com

AB	30
R	1
H	5
RBI	1
BB	3
SO	6
LOB	13



Batter	1	2	3	4	5	6	7	8	9	AB R H RBI BB SO LOB	TOP	
Alex Gonzalez, R (1, 6) OBP: 0.347, SLG: 0.406	0-2 F7 BB 1B	2-3 K			0-0 FC6-4 1B	3-0 P4			0-0 F8	5 0 2 0 0 1 2		
Mike Huff, R (1, 8) OBP: 0.313, SLG: 0.282	2-3 K		3-2 G4-3		0-0 FC6-4 BB BB 1-2f		0-0 HR		4-1 G6-4-3 BB	4 1 1 1 1 1 2		
Paul Molitor, R (1, 10) OBP: 0.344, SLG: 0.340	4-2 BB 1-2		1-0 G1-3		4-2 BB 1-2		1-1 G4-3		2-2 G6-4-3 1-2f	3 0 0 0 2 0 1		
Joe Carter, R (1, 7) OBP: 0.335, SLG: 0.435	1-2 F7 2-3		0-1 F9		0-0 F7		1-2 FC1-4-6 1B			4 0 1 0 0 0 4		
John Olerud, L (1, 3) OBP: 0.333, SLG: 0.341	3-2 F7			2-2 L4	4-2 BB 1-2 2-3		0-1 FC1-4-6 1-2f			3 0 0 0 1 0 3		
Ed Sprague, R (1, 5) OBP: 0.395, SLG: 0.511		1-0 2B HBP		0-1 BB 1B	2-0 F9		2-1 F8			3 1 1 0 0 0 4		
Shawn Green, L (1, 9) OBP: 0.338, SLG: 0.496		0-0 SH1-3 1-H 2B		1-1 F8		2-2 G4-3 2B		1-0 F9		4 0 2 1 0 0 1		
Lance Parrish, R (1, 2) OBP: 0.258, SLG: 0.344		0-1 SH1-3		4-2 BB 1-2		0-1 F7		3-3 K		2 0 0 0 1 1 1		
Domingo Cedeno, S (1, 4) OBP: 0.375, SLG: 0.400		1-3 K		2-3 K2-3		2-1 G4-3		1-1 G1-3		4 0 0 0 0 2 4		
Inning Stats	R: 0 E: 0 K: 1 S: 16 H: 1 LOB: 2 P: 26	R: 1 E: 0 K: 2 S: 9 H: 1 LOB: 1 P: 13	R: 0 E: 0 K: 0 S: 6 H: 0 LOB: 0 P: 10	R: 0 E: 0 K: 1 S: 12 H: 1 LOB: 2 P: 21	R: 0 E: 0 K: 0 S: 11 H: 1 LOB: 3 P: 21	R: 0 E: 0 K: 0 S: 9 H: 1 LOB: 1 P: 16	R: 1 E: 0 K: 0 S: 11 H: 2 LOB: 1 P: 15	R: 0 E: 0 K: 1 S: 8 H: 0 LOB: 0 P: 13	R: 0 E: 0 K: 0 S: 8 H: 0 LOB: 0 P: 14	1B: 4 2B: 2 3B: 0 HR: 1 SF: 0 SAC: 1 DP: 1 HBP: 1	WP: 0 PB: 0 SB: 0 CS: 0 PA: 39	
PITCHER	IP WLS BF H R ER SO BB IBB HBP BLK WP HR S P ERA WHIP											
Jack McDowell, R (1, 1) ERA: 4.25	6.1 W 31 7 2 2 4 4 0 1 0 0 1 70 116 2.84 1.737											
Steve Howe, L (7, 1) ERA: 4.96	0.1 1 0 0 0 0 0 0 0 0 0 0 2 2 0.00 0.000											
Bob Wickman, R (7, 1) ERA: 4.64	1.1 4 0 0 0 1 0 0 0 0 0 0 10 17 0.00 0.000											
Joe Ausanio, R (9, 1) ERA: 6.75	1.0 3 0 0 0 0 1 0 0 0 0 0 8 14 0.00 1.000											

Toronto Blue Jays @ New York Yankees
 Yankee Stadium, Bronx, NY
 Fri Jun 23 1995, 7:05 PM EDT
 Att. 24,499 - Unknown - 70 F

livebaseballscorecards.com

AB 32
 R 2
 H 7
 RBI 2
 BB 5
 SO 5
 LOB 22



Batter	1	2	3	4	5	6	7	8	9	AB	R	H	RBI	BB	SO	LOB
Luis Polonia, L OBP: 0.310, SLG: 0.350 (1, 7)	G1-3		FC5-4 2B	SF9			G6-3			4	1	1	2	0	0	4
Wade Boggs, L OBP: 0.378, SLG: 0.354 (1, 5)	F8		2B	BB		G4-3		F9-6 1B		3	0	1	0	2	0	1
Dion James, L OBP: 0.386, SLG: 0.387 (1, 10) Danny Tartabull, R OBP: 0.353, SLG: 0.393 (7, PH)	BB		P6	F9			HR	BB	BB	2	0	0	0	1	0	4
Paul O'Neill, L OBP: 0.421, SLG: 0.630 (1, 9)	BB		2B		P5		HR	F9-6		4	1	2	3	1	0	2
Don Mattingly, L OBP: 0.320, SLG: 0.365 (1, 3)	L7		L5		P4		G3-1	BB	BB	4	0	0	0	1	0	4
Tony Fernandez, S OBP: 0.306, SLG: 0.292 (1, 6)		CS		G4-1	G4-3		F9	BB	BB	4	0	2	0	1	0	0
Mike Stanley, R OBP: 0.367, SLG: 0.458 (1, 2)	P4			BB		K	BB	BB		2	1	0	0	2	1	1
Bernie Williams, S OBP: 0.330, SLG: 0.464 (1, 8)	K			BB		K	F9			4	1	1	1	0	2	3
Randy Velarde, R OBP: 0.295, SLG: 0.356 (1, 4)				SF9		2B		BB		3	1	3	0	1	0	0

Inning Stats	R: 0	H: 0	E: 0	K: 13	S: 13	R: 0	H: 0	E: 0	K: 11	S: 11	R: 1	H: 2	E: 0	K: 0	S: 16	R: 2	H: 2	E: 0	K: 0	S: 14	R: 0	H: 0	E: 0	K: 0	S: 7	R: 1	H: 2	E: 0	K: 2	S: 14	R: 2	H: 2	E: 0	K: 0	S: 14	R: 0	H: 3	E: 0	K: 12	S: 24
PITCHER	IP	WLS	BF	H	R	ER	SO	BB	IBB	HBP	BLK	WP	HR	S	P	ERA	WHIP																							
David Cone, R ERA: 3.31 (1, 1)	6.0	L	29	6	4	4	3	6	0	0	0	0	0	75	126	6.00	2.000																							
Ricardo Jordan, L ERA: 10.8 (7, 1)	1.2		12	4	2	2	0	4	0	0	0	0	1	24	53	10.80	4.800																							
Tim Crabtree, R ERA: (8, 1)	0.1		1	1	0	0	0	0	0	0	0	0	0	2	3	0.00	3.000																							

BOTTOM

Toronto Blue Jays @ New York Yankees
Yankee Stadium, Bronx, NY
 Fri Jun 23 1995, 7:05 PM EDT
 Att: 24,499 - Unknown - 70 F

livebaseballscores.com

AB	31
R	6
H	11
RBI	6
BB	10
SO	3
LOB	19



WP: 0	PA: 42
PB: 0	
SB: 2	
CS: 1	

Batter	1	2	3	4	5	6	7	8	9	AB R H RBI BB SO LOB	TOP											
Mike Huff, R OBP: 0.327, SLG: 0.286 (1, 8)	1-1 F8		2-1 F8		4-2 BB		0-2 1B			3 0 1 0 1 0 1												
Paul Molitor, R OBP: 0.337, SLG: 0.331 (1, 10)	2-2 F7		2-2 G3		3-1 P3		0-0 F8			4 0 0 0 0 0 4												
Roberto Alomar, S OBP: 0.382, SLG: 0.538 (1, 4)	2-1 G4-3			1-1 F7 2B		3-2 G4-3 SF8 2B		1-2 G4-3		4 1 2 0 0 0 2												
Joe Carter, R OBP: 0.338, SLG: 0.448 (1, 7)		0-0 HR		1-0 G5-3		4-2 G4-3 BB		2-1 P6		3 1 1 1 1 0 1												
John Olerud, L OBP: 0.327, SLG: 0.333 (1, 3)		0-0 G4-3		0-0 F7		0-2 G4-3		3-2 G4-3		4 0 0 0 0 0 3												
Ed Sprague, R OBP: 0.392, SLG: 0.506 (1, 5)		1-1 G5-3		4-2 BB		2-1 SF8		2-3 K		2 0 0 1 1 1 0												
Shawn Green, L OBP: 0.329, SLG: 0.481 (1, 9)		0-1 G3		0-1 F9		0-0 L3			0-1 G3-1	4 0 0 0 0 0 3												
Alex Gonzalez, R OBP: 0.345, SLG: 0.397 (1, 6)			4-1 BB		3-2 F8		0-0 F9		3-2 F9	3 0 0 0 1 0 0												
Sandy Martinez, L OBP: 0.250, SLG: 0.250 (1, 2)		0-0 L8		0-1 F9		0-1 F9		0-0 F8 1B	1-0 F7	4 0 1 0 0 0 1												
Inning Stats	R: 0 E: 0 K: 0 S: 9	H: 0 LOB: 0 BB: 0 P: 14	R: 1 E: 0 K: 0 S: 6	H: 1 LOB: 0 BB: 0 P: 7	R: 0 E: 0 K: 0 S: 7	H: 0 LOB: 1 BB: 1 P: 15	R: 0 E: 0 K: 0 S: 8	H: 1 LOB: 2 BB: 1 P: 14	R: 0 E: 0 K: 0 S: 12	H: 0 LOB: 1 BB: 1 P: 22	R: 1 E: 0 K: 0 S: 15	H: 1 LOB: 1 BB: 1 P: 24	R: 0 E: 0 K: 0 S: 14	H: 2 LOB: 2 BB: 0 P: 15	R: 0 E: 0 K: 1 S: 12	H: 0 LOB: 0 BB: 0 P: 19	R: 0 E: 0 K: 0 S: 6	H: 0 LOB: 0 BB: 0 P: 10	1B: 2 2B: 2 3B: 0 HR: 1	SF: 1 SAC: 0 DP: 0 HBP: 0	WP: 0 PB: 0 SB: 0 CS: 0	PA: 36
PITCHER	IP WLS BF H R ER SO BB IBB HBP BLK WP HR S P ERA WHIP																					
Melido Perez, R ERA: 5.05 (1, 1)	6.0 W 25 3 2 2 0 4 0 0 0 0 0 1 57 96 3.00 1.167																					
Josias Manzanillo, R ERA: 4.97 (7, 1)	1.1 6 2 0 0 0 0 0 0 0 0 0 0 16 19 0.00 1.500																					
Bob MacDonald, L ERA: 7.8 (8, 1)	0.2 2 0 0 0 0 1 0 0 0 0 0 0 10 15 0.00 0.000																					
Scott Bankhead, R ERA: 5.04 (9, 1)	1.0 3 0 0 0 0 0 0 0 0 0 0 0 6 10 0.00 0.000																					

Toronto Blue Jays @ New York Yankees
 Yankee Stadium, Bronx, NY
 Sat Jun 24 1995, 3:33 AM EDT
 Att. 28,950 - Overcast - 70 F

livebaseballscorecards.com

AB	31
R	2
H	5
RBI	2
BB	4
SO	1
LOB	15



Batter	1	2	3	4	5	6	7	8	9	AB R H RBI BB SO LOB	TOP									
Mike Huff, R OBP: 0.339, SLG: 0.311 (1, 8) X	0-0 G6-3		4-2 FC5-4 BB		3-1 2B			1-0 P4		3 0 1 0 1 0 0										
Paul Molitor, R OBP: 0.330, SLG: 0.323 (1, 10) X	0-0 F7		1-2 FC5-4 1-2f		0-1 G5-3			2-2 G6-3		4 0 0 0 0 0 2										
Roberto Alomar, S OBP: 0.380, SLG: 0.542 (1, 4) X	0-0 HR 3B		2-2 L9					2-2 P6		4 1 1 0 0 0 1										
Joe Carter, R OBP: 0.338, SLG: 0.462 Shawn Green, L OBP: 0.326, SLG: 0.477 (1, 7) X (6, 9)	0-0 HR		1-0 F7				1-1 P3	3-2 K		3 1 1 2 0 0 1 1 0 0 0 0 1 0										
Ed Sprague, R OBP: 0.385, SLG: 0.494 (1, 5) X	0-0 P6			2-2 F8			3-2 P6	2-2 P2		4 0 0 0 0 0 0										
Candy Maldonado, R OBP: 0.371, SLG: 0.507 (1, 9) (6, 7)		3-3 K		3-2 2-4 1B			2-2 CS 1B			3 0 2 0 0 1 0										
John Olerud, L OBP: 0.323, SLG: 0.328 (1, 3)		2-3 K		1 SAFE 1-1 P6			3-3 K 1-2			3 0 0 0 0 2 2										
Lance Parrish, R OBP: 0.260, SLG: 0.344 (1, 2)		3-1 1B		0-0 2-4 1-2	1-3 K		0-3 K			3 0 1 0 0 2 0										
Alex Gonzalez, R OBP: 0.339, SLG: 0.389 (1, 6)		1-2 F9			2-3 K			0-0 G6-3		3 0 0 0 0 1 1										
Inning Stats	R: 2 E: 0 K: 0 S: 5	H: 2 LOB: 0 BB: 0 P: 5	R: 0 E: 0 K: 2 S: 13	H: 1 LOB: 1 BB: 0 P: 22	R: 0 E: 0 K: 0 S: 11	H: 0 LOB: 1 BB: 1 P: 19	R: 0 E: 0 K: 0 S: 9	H: 1 LOB: 1 BB: 0 P: 15	R: 0 E: 0 K: 2 S: 10	H: 0 LOB: 0 BB: 0 P: 16	R: 0 E: 0 K: 2 S: 10	H: 1 LOB: 0 BB: 0 P: 15	R: 0 E: 0 K: 0 S: 5	H: 0 LOB: 0 BB: 0 P: 8	R: 0 E: 0 K: 1 S: 15	H: 0 LOB: 0 BB: 0 P: 22	1B: 3 2B: 2 3B: 1 HR: 1	SF: 0 SAC: 0 DP: 1 HBP: 0	WP: 0 PB: 0 SB: 0 CS: 1	PA: 32
PITCHER	IP WLS BF H R ER SO BB IBB HBP BLK WP HR S P ERA WHIP																			
Sterling Hitchcock, L ERA: 5.23 (1, 1)	6.2 W 26 6 2 2 5 1 0 0 0 0 1 64 104 2.70 1.050																			
Bob Wickman, R ERA: 4.46 (7, 1)	1.1 4 0 0 0 1 0 0 0 0 0 0 9 12 0.00 0.000																			
John Wetteland, R ERA: 2.59 (9, 1)	1.0 3 0 0 0 1 0 0 0 0 0 0 15 22 0.00 0.000																			

Toronto Blue Jays @ New York Yankees
 Yankee Stadium, Bronx, NY
 Sun Jun 25 1995, 3:33 AM EDT
 Att. 26,340 - Overcast - 75 F

AB	31
R	2
H	6
RBI	2
BB	1
SO	7
LOB	7



WP: 0	PA: 32
PB: 0	
SB: 0	
CS: 1	

Batter	1	2	3	4	5	6	7	8	9
Luis Polonia, L (1, 7) OBP: 0.323, SLG: 0.353 Gerald Williams, R (8, PH) OBP: 0.338, SLG: 0.586 (9, 7)	2-2 G1-3		0-1 S 1-3 1B	0-0 L7-4 2-3		1 SAFE 4-0 G3 1-2 BB		0-0 1B 1-3 1B 2B	
Wade Boggs, L (1, 5)	1-0 G5-3		2-3 SAFE K		3-1 1B 3B 2B	1-3 K		1-0 1B 2-3 3-H 1B	
Dion James, L (1, 10) OBP: 0.380, SLG: 0.394 Danny Tartabull, R (8, PH) OBP: 0.356, SLG: 0.397	0-1 F8		1 SAFE 3-3 K		1-0 3B 1B	0-2 G3		1-2 G5-3 1B 1-3 3-H 1B	
Paul O'Neill, L (1, 9) OBP: 0.426, SLG: 0.637		1-2 L9		1-1 1B SF8 1B	1-2 3B	4-0 FC4-6 IBB		2-3 K	
Don Mattingly, L (1, 3)		4-2 BB		0-1 1B BB 1B	0-3 K	2-2 FC4-6		0-0 G5-3 1B 1-2 3-H 1B	
Tony Fernandez, S (1, 6)		2-0 L6		1-0 SF8	4-0 IBB		4-2 CS BB	2-1 G5-3	
Jim Leyritz, R (1, 2)		1-1 F7		3-2 BB BB 1B	1-3 K		2-1 P4	1-2 F9	
Bernie Williams, S (1, 8) OBP: 0.336, SLG: 0.460			0-2 1B E 1B	4-0 L7-4 BB 1-2 BB	2-1 G4-3		1-0 L7		
Randy Velarde, R (1, 4) OBP: 0.305, SLG: 0.350			0-3 K	4-2 BB 1-2 2-3 3-H BB		4-2 G3 BB BB	1-0 CS	0-2 2B 1B	

Inning Stats	R: 0	H: 0	E: 0	LOB: 0	K: 0	S: 6	P: 9	R: 0	H: 0	E: 0	LOB: 1	K: 0	S: 9	P: 17	R: 1	H: 2	E: 0	LOB: 1	K: 3	S: 17	R: 2	H: 3	E: 0	LOB: 2	K: 0	S: 13	R: 2	H: 3	E: 0	LOB: 2	K: 2	S: 16	R: 0	H: 0	E: 0	LOB: 3	K: 0	S: 11	R: 0	H: 0	E: 0	LOB: 0	K: 0	S: 7	R: 3	H: 5	E: 0	LOB: 2	K: 1	S: 19	P: 26
--------------	------	------	------	--------	------	------	------	------	------	------	--------	------	------	-------	------	------	------	--------	------	-------	------	------	------	--------	------	-------	------	------	------	--------	------	-------	------	------	------	--------	------	-------	------	------	------	--------	------	------	------	------	------	--------	------	-------	-------

PITCHER	IP	WLS	BF	H	R	ER	SO	BB	IBB	HBP	BLK	WP	HR	S	P	ERA	WHIP
Pat Hentgen, R (1, 1) ERA: 6.3	6.0	L	32	8	5	4	6	5	2	0	0	0	0	72	128	6.00	2.167
Danny Cox, R (7, 1) ERA: 7.01	1.0		3	0	0	0	0	1	0	0	0	0	0	7	15	0.00	1.000
Tony Castillo, L (8, 1) ERA: 2.9	1.0		8	5	3	3	1	0	0	0	0	0	0	19	26	27.00	5.000

AB R H RBI BB SO LOB

3	0	1	0	1	0	3
1	1	1	0	0	0	0
5	2	2	1	0	2	4
4	1	1	0	0	1	3
1	0	1	1	0	0	0
4	1	2	2	1	1	2
4	1	2	1	1	1	4
2	0	0	1	2	0	3
5	0	1	0	0	1	6
3	1	1	0	1	0	3
2	1	1	1	2	1	1

1B: 10	SF: 1	WP: 0	PA: 44
2B: 3	SAC: 0	PB: 0	
3B: 1	DP: 1	SB: 2	
HR: 0	HBP: 0	CS: 1	

AB	R	H	RBI	BB	SO	LOB
34	8	13	7	8	7	29

Toronto Blue Jays @ New York Yankees
 Yankee Stadium, Bronx, NY
 Sun Jun 25 1995, 3:33 AM EDT
 Att. 26,340 - Overcast - 75 F

livebaseballscores.com

WP: 0	PA: 44
PB: 0	
SB: 2	
CS: 1	



Batter	1	2	3	4	5	6	7	8	9	AB R H RBI BB SO LOB
--------	---	---	---	---	---	---	---	---	---	----------------------

Chad Curtis, R <small>(1, 8)</small> <small>OBP: 0.364, SLG: 0.481</small>	1-3 <small>S B F S</small>		2-2 <small>C B C C X</small>		0-2 <small>C B C X</small>			1-3 <small>C B C S C C X</small>	2-2 <small>C B B F F X</small>	5 0 1 1 0 2 0	
Chris Gomez, R <small>(1, 4)</small> <small>OBP: 0.299, SLG: 0.368</small>	1-0 <small>B X</small>		4-2 <small>B B F F B B</small>			3-2 <small>F B F B B X</small>		4-1 <small>B B B B B</small>	3-3 <small>B B B C C</small>	3 1 1 0 2 1 1	
Travis Fryman, R <small>(1, 5)</small> <small>OBP: 0.333, SLG: 0.304</small>	1-3 <small>C F 1 SAFE B C</small>		2-2 <small>F 1 SAFE B F F X</small>			3-2 <small>C B F B F F X</small>		2-2 <small>C B B F F X</small>		4 0 0 0 0 1 3	
Cecil Fielder, R <small>(1, 10)</small> <small>OBP: 0.377, SLG: 0.551</small>	4-1 <small>B S B B B</small>			2-2 <small>C B B B X</small>		2-2 <small>B S F B X</small>		0-0 <small>X</small>		3 1 2 2 1 0 0	
Juan Samuel, R <small>(1, 3)</small> <small>OBP: 0.433, SLG: 0.740</small>	1-3 <small>B F F S</small>			1-2 <small>B S S X</small>		1-0 <small>B X</small>		1-2 <small>C S B X</small>		4 0 1 0 0 1 3	
Alan Trammell, R <small>(1, 6)</small> <small>OBP: 0.397, SLG: 0.411</small>		2-1 <small>C B B X</small>		2-1 <small>C B B X</small>		2-1 <small>C B B X</small>	3-2 <small>B B B F X</small>			4 0 2 0 0 0 1	
Joe Hall, R <small>(1, 7)</small> <small>OBP: 0.250, SLG: 0.250</small>		3-1 <small>B B B F B</small>		1-3 <small>C B C B</small>		1-0 <small>B X</small>		0-3 <small>C S C S</small>		4 0 1 0 0 2 1	
John Flaherty, R <small>(1, 2)</small> <small>OBP: 0.350, SLG: 0.561</small>		1-0 <small>B X</small>		1-0 <small>B X</small>		2-1 <small>B B C B X</small>		4-1 <small>C B B B B</small>		3 1 0 0 1 0 2	
Danny Bautista, R <small>(1, 9)</small> <small>OBP: 0.259, SLG: 0.273</small>			1-1 <small>B F F X</small>		0-1 <small>S X</small>		1-1 <small>B F X</small>		1-2 <small>C B F F X</small>		4 0 0 0 0 0 2

TOP

Detroit Tigers @ New York Yankees
 Yankee Stadium, Bronx, NY
 Mon Jun 26 1995, 7:05 PM EDT
 Att. 18,353 - Unknown - 74 F

livebaseballscorecards.com

AB	34
R	3
H	8
RBI	3
BB	4
SO	7
LOB	13



Inning Stats	R: 0	H: 1	E: 0	K: 3	S: 12	P: 20	R: 0	H: 0	E: 0	K: 0	S: 5	P: 11	R: 0	H: 0	E: 0	K: 0	S: 11	P: 20	R: 0	H: 1	E: 0	K: 1	S: 11	P: 17	R: 0	H: 0	E: 0	K: 0	S: 7	P: 8	R: 0	H: 1	E: 0	K: 0	S: 13	P: 22	R: 0	H: 2	E: 0	K: 0	S: 7	P: 13	R: 2	H: 2	E: 0	K: 1	S: 14	P: 25	R: 1	H: 1	E: 0	K: 2	S: 14	P: 24	R: 0	H: 1	E: 0	K: 1	S: 14	P: 24	1B: 6	2B: 1	3B: 0	HR: 1	SF: 0	SAC: 0	DP: 1	HBP: 0	WP: 0	PB: 0	SB: 0	CS: 0	PA: 38
--------------	------	------	------	------	-------	-------	------	------	------	------	------	-------	------	------	------	------	-------	-------	------	------	------	------	-------	-------	------	------	------	------	------	------	------	------	------	------	-------	-------	------	------	------	------	------	-------	------	------	------	------	-------	-------	------	------	------	------	-------	-------	------	------	------	------	-------	-------	-------	-------	-------	-------	-------	--------	-------	--------	-------	-------	-------	-------	--------

PITCHER	IP	WLS	BF	H	R	ER	SO	BB	IBB	HBP	BLK	WP	HR	S	P	ERA	WHIP
Andy Pettitte, L <small>ERA: 3.51</small>	(1, 1)	7.0	W	27	5	0	0	4	2	0	0	0	0	66	111	0.00	1.000
Josias Manzanillo, R <small>ERA: 5.54</small>	(8, 1)	0.2		5	2	2	2	1	1	0	0	0	1	11	19	27.00	4.500
Bob Wickman, R <small>ERA: 4.41</small>	(8, 1)	0.1		1	0	0	0	0	0	0	0	0	0	3	6	0.00	0.000
Steve Howe, L <small>ERA: 5.19</small>	(9, 1)	1.0		5	1	1	2	1	0	0	0	0	0	14	24	9.00	2.000

Batter	1	2	3	4	5	6	7	8	9
Bernie Williams, S OBP: 0.332, SLG: 0.447 (1, 8)	1-0 F9		0-0 G6-3	1-3 K		3-2 F8		2-2 G4-3	
Jim Leyritz, R OBP: 0.394, SLG: 0.429 (1, 3)	1-0 F8		4-0 1B BB		4-1 P3 1B SF7 BB	0-0 F7		1-1 F8	
Paul O'Neill, L OBP: 0.439, SLG: 0.634 (1, 9)	0-0 E4 BB		1-1 FC6-4 1B		0-1 1B HR 1B		1-0 E 1B SF9 1B		
Mike Stanley, R OBP: 0.360, SLG: 0.447 (1, 2)	4-2 1-2 BB		1-1 FC6-4 1-2f		0-0 P3		1-1 E7 G4-3 2B 1B		
Danny Tartabull, R OBP: 0.354, SLG: 0.405 (1, 10)	3-3 K			1-0 1B 2B	1-0 SF7		1-0 SF9		
Randy Velarde, R OBP: 0.321, SLG: 0.367 (1, 4)		2-3 K		2-1 G6-3	0-0 HR 1B		2-2 G4-3		
Tony Fernandez, S OBP: 0.319, SLG: 0.319 (1, 6)		2-1 G3-1		3-1 1B 2B 1B	0-0 HR		0-0 2B		
Russ Davis, R OBP: 0.419, SLG: 0.519 (1, 5)		0-1 F9		2-2 P3	2-2 F7		1-3 K		
Gerald Williams, R OBP: 0.333, SLG: 0.565 (1, 7)			0-3 K	2-1 1B		2-3 K		2-2 F7	

Inning Stats	R: 0	H: 0	E: 1	K: 1	S: 8	LOB: 2	BB: 1	P: 17
	R: 0	H: 0	E: 0	K: 1	S: 9 <td>LOB: 0</td> <td>BB: 0</td> <td>P: 13 </td>	LOB: 0	BB: 0	P: 13
	R: 0	H: 1	E: 0	K: 1	S: 8 <td>LOB: 2</td> <td>BB: 1</td> <td>P: 14 </td>	LOB: 2	BB: 1	P: 14
	R: 1	H: 3	E: 0	K: 1	S: 14 <td>LOB: 2</td> <td>BB: 0</td> <td>P: 25 </td>	LOB: 2	BB: 0	P: 25
	R: 4	H: 3	E: 0	K: 0	S: 10 <td>LOB: 0</td> <td>BB: 1</td> <td>P: 17 </td>	LOB: 0	BB: 1	P: 17
	R: 0	H: 0	E: 0	K: 1	S: 7 <td>LOB: 0</td> <td>BB: 0</td> <td>P: 12 </td>	LOB: 0	BB: 0	P: 12
	R: 2	H: 3	E: 1	K: 1	S: 11 <td>LOB: 1</td> <td>BB: 0</td> <td>P: 17 </td>	LOB: 1	BB: 0	P: 17
	R: 0	H: 0	E: 0	K: 0	S: 8 <td>LOB: 0</td> <td>BB: 0</td> <td>P: 13 </td>	LOB: 0	BB: 0	P: 13

PITCHER	IP	WLS	BF	H	R	ER	SO	BB	IBB	HBP	BLK	WP	HR	S	P	ERA	WHIP
Brian Bohanon, L ERA: 5.82 (1, 1)	4.2	L	24	6	4	4	4	3	0	0	0	0	0	45	80	7.71	1.929
Joe Boever, R ERA: 4.5 (5, 1)	2.1		11	4	3	3	2	0	0	0	0	0	1	22	35	11.57	1.714
Brian Maxcy, R ERA: 3.38 (8, 1)	1.0		3	0	0	0	0	0	0	0	0	0	0	8	13	0.00	0.000

BOTTOM

AB	R	H	RBI	BB	SO	LOB
5	0	0	0	0	1	2
3	1	0	0	2	0	0
4	2	3	0	0	0	0
3	1	1	0	1	0	4
2	1	1	2	0	1	2
4	1	1	0	0	1	2
4	1	3	4	0	0	0
4	0	0	0	0	1	3
4	0	1	1	0	2	0

AB	33
R	7
H	10
RBI	7
BB	3
SO	6
LOB	13

WP: 0 PA: 38
PB: 0
SB: 0
CS: 0

Detroit Tigers @ New York Yankees
Yankee Stadium, Bronx, NY
Tue Jun 27 1995, 7:05 PM EDT
Att: 19,765 - Unknown - 69 F

livebaseballscorecards.com



Batter	1	2	3	4	5	6	7	8	9	AB R H RBI BB SO LOB	TOP											
Chad Curtis, R OBP: 0.358, SLG: 0.469 (1, 8)	0-1 G6-3	2-0 SAFE 1B 3-H 1B		0-3 K	2-1 F9			1-0 F8		5 1 1 1 0 1 2												
Lou Whitaker, L OBP: 0.390, SLG: 0.521 (1, 4)	0-1 G4-3	0-1 SAFE SAFE SAFE SF8		1-0 F8		0-3 K		0-1 P4		3 0 0 1 0 1 0 1 0 0 0 0 0 0												
Travis Fryman, R OBP: 0.341, SLG: 0.333 (1, 5)	3-2 2B	3-1 SAFE 1-H 1B		1-1 HR		4-1 WP BB		3-2 2B		4 1 4 2 1 0 0												
Cecil Fielder, R OBP: 0.371, SLG: 0.534 (1, 3)	0-0 F9	2-3 K		1-3 K		0-0 L8		4-0 IBB		4 0 0 0 1 2 3												
Kirk Gibson, L OBP: 0.373, SLG: 0.493 (1, 10)		3-1 2B 1B 1B	0-1 G4-3		0-0 F9	3-3 K		2-3 K		5 1 1 0 0 2 3												
Bobby Higginson, L OBP: 0.354, SLG: 0.477 (1, 7)		1 SAFE 3-1 1B 1-3 2B	3-2 HR		3-1 1B 2B 1B	2-3 K		3-2 F7		5 3 3 1 0 1 2												
John Flaherty, R OBP: 0.342, SLG: 0.539 (1, 2)		B X 1-0 1B SH3-4 1B 2-H 3-H	0-0 1B		0-1 F8		1-2 G5-3		0-0 F9	5 1 2 2 0 0 1												
Chris Gomez, R OBP: 0.302, SLG: 0.359 (1, 6) (7, 4)		1 SAFE X SH3-4	3-3 K		2-1 2B 1B		2-3 K		2-3 K	4 0 1 0 0 3 1												
Danny Bautista, R OBP: 0.266, SLG: 0.288 (1, 9)		B C X 1-1 1B 2-3 SF8 1B	0-1 G5-3		1-0 1-3 2-H 2B		2-0 F8			4 1 2 1 0 0 1												
Inning Stats	R: 0 E: 0 K: 0 S: 9	H: 1 LOB: 1 BB: 0 P: 12	R: 5 E: 0 K: 1 S: 16	H: 6 LOB: 1 BB: 0 P: 31	R: 1 E: 0 K: 1 S: 13	H: 2 LOB: 1 BB: 0 P: 19	R: 1 E: 0 K: 2 S: 10	H: 1 LOB: 0 BB: 0 P: 13	R: 1 E: 0 K: 0 S: 10	H: 3 LOB: 2 BB: 0 P: 18	R: 0 E: 0 K: 3 S: 11	H: 0 LOB: 2 BB: 1 P: 20	R: 0 E: 0 K: 1 S: 8	H: 0 LOB: 0 BB: 0 P: 13	R: 0 E: 0 K: 1 S: 9	H: 1 LOB: 2 BB: 1 P: 19	R: 0 E: 0 K: 1 S: 7	H: 0 LOB: 0 BB: 0 P: 12	1B: 8 2B: 4 3B: 0 HR: 2	SF: 1 SAC: 1 DP: 0 HBP: 0	WP: 1 PB: 0 SB: 1 CS: 0	PA: 44
PITCHER	IP WLS BF H R ER SO BB IBB HBP BLK WP HR S P ERA WHIP																				PITCHER	IP WLS BF H R ER SO BB IBB HBP BLK WP HR S P ERA WHIP
Jack McDowell, R ERA: 4.84 (1, 1)	4.2 L 27 13 8 8 4 0 0 0 0 0 2 56 89 15.43 2.786																					
Josias Manzanillo, R ERA: 4.97 (5, 1)	3.0 13 1 0 0 4 1 1 0 0 0 1 0 27 51 0.00 0.667																					
Steve Howe, L ERA: 5.0 (8, 1)	0.2 2 0 0 0 1 0 0 0 0 0 0 0 6 11 0.00 0.000																					
John Wetteland, R ERA: 2.52 (9, 1)	0.2 2 0 0 0 1 0 0 0 0 0 0 0 4 6 0.00 0.000																					

Detroit Tigers @ New York Yankees
 Yankee Stadium, Bronx, NY
 Wed Jun 28 1995, 3:33 AM EDT
 Att. 24,673 - Sunny - 59 F

livebaseballscorecards.com

AB	40
R	8
H	14
RBI	8
BB	2
SO	10
LOB	13



BOTTOM

Detroit Tigers @ New York Yankees
Yankee Stadium, Bronx, NY
Wed Jun 28 1995, 3:33 AM EDT
Att. 24,673 - Sunny - 59 F

livebaseballscorecards.com

AB 35
R 4
H 9
RBI 4
BB 3
SO 12
LOB 17



WP: 1 PA: 38
PB: 0
SB: 0
CS: 1

AB R H RBI BB SO LOB

5 0 2 0 0 1 1

5 1 1 0 0 1 3

2 2 1 1 2 1 1

3 0 0 0 1 1 1

4 0 2 2 0 2 1

4 0 0 0 0 1 4

3 1 2 1 0 1 0

1 0 0 0 0 0 2

3 0 0 0 0 2 1

1 0 0 0 0 0 2

3 0 1 0 0 2 1

1 0 0 0 0 0 0

1B: 6 SF: 0
2B: 1 SAC: 0
3B: 0 DP: 0
HR: 2 HBP: 0

WP: 1 PA: 38
PB: 0
SB: 0
CS: 1

1B: 6 SF: 0
2B: 1 SAC: 0
3B: 0 DP: 0
HR: 2 HBP: 0

WP: 1 PA: 38
PB: 0
SB: 0
CS: 1

Batter	1	2	3	4	5	6	7	8	9
Bernie Williams, S (1, 8) OBP: 0.333, SLG: 0.446 									
Don Mattingly, L (1, 3) OBP: 0.324, SLG: 0.368 									
Gerald Williams, R (1, 7) OBP: 0.356, SLG: 0.609 									
Danny Tartabull, R (1, 9) OBP: 0.352, SLG: 0.397 									
Mike Stanley, R (1, 2) OBP: 0.363, SLG: 0.455 									
Tony Fernandez, S (1, 6) OBP: 0.312, SLG: 0.311 									
Russ Davis, R (1, 5) OBP: 0.441, SLG: 0.633 Wade Boggs, L (8, PH) OBP: 0.388, SLG: 0.381 									
Jim Leyritz, R (1, 10) OBP: 0.387, SLG: 0.420 Paul O'Neill, L (8, PH) OBP: 0.436, SLG: 0.629 									
Randy Velarde, R (1, 4) OBP: 0.321, SLG: 0.367 Luis Polonia, L (9, PH) OBP: 0.329, SLG: 0.355 									

Inning Stats	R: 0	H: 1	E: 0	K: 2	S: 14	R: 0	H: 0	E: 0	K: 1	S: 5	R: 1	H: 1	E: 0	K: 1	S: 8	R: 1	H: 2	E: 0	K: 1	S: 9	R: 0	H: 2	E: 0	K: 2	S: 12	R: 0	H: 0	E: 0	K: 1	S: 7	R: 0	H: 1	E: 0	K: 2	S: 14	R: 2	H: 2	E: 0	K: 1	S: 13	R: 0	H: 0	E: 0	K: 1	S: 11	1B: 6	2B: 1	3B: 0	HR: 2	SF: 0	SAC: 0	DP: 0	HBP: 0
--------------	------	------	------	------	-------	------	------	------	------	------	------	------	------	------	------	------	------	------	------	------	------	------	------	------	-------	------	------	------	------	------	------	------	------	------	-------	------	------	------	------	-------	------	------	------	------	-------	-------	-------	-------	-------	-------	--------	-------	--------

PITCHER	IP	WLS	BF	H	R	ER	SO	BB	IBB	HBP	BLK	WP	HR	S	P	ERA	WHIP
David Wells, L (1, 1) ERA: 3.26	7.0		30	8	4	4	10	2	0	0	0	1	2	72	115	5.14	1.429
John Doherty, R (8, 1) ERA: 5.86	0.1		3	1	0	0	1	1	0	0	0	0	0	6	12	0.00	6.000
Kevin Wickander, L (8, 1) ERA: 1.93	0.1		1	0	0	0	0	0	0	0	0	0	0	2	3	0.00	0.000
Joe Boever, R (8, 1) ERA: 4.46	0.1		1	0	0	0	0	0	0	0	0	0	0	2	4	0.00	0.000
Mike Henneman, R (9, 1) ERA: 2.21	1.0		3	0	0	0	1	0	0	0	0	0	0	11	15	0.00	0.000

PITCHER	IP	WLS	BF	H	R	ER	SO	BB	IBB	HBP	BLK	WP	HR	S	P	ERA	WHIP
David Wells, L (1, 1) ERA: 3.26	7.0		30	8	4	4	10	2	0	0	0	1	2	72	115	5.14	1.429
John Doherty, R (8, 1) ERA: 5.86	0.1		3	1	0	0	1	1	0	0	0	0	0	6	12	0.00	6.000
Kevin Wickander, L (8, 1) ERA: 1.93	0.1		1	0	0	0	0	0	0	0	0	0	0	2	3	0.00	0.000
Joe Boever, R (8, 1) ERA: 4.46	0.1		1	0	0	0	0	0	0	0	0	0	0	2	4	0.00	0.000
Mike Henneman, R (9, 1) ERA: 2.21	1.0		3	0	0	0	1	0	0	0	0	0	0	11	15	0.00	0.000

Batter	1	2	3	4	5	6	7	8	9	AB R H RBI BB SO LOB	TOP																
Bernie Williams, S (1, 8) OBP: 0.339, SLG: 0.458	4-2 F8 E BB	1-1 G6-3		0-0 HR	3-2 P3		4-2 1B BB			3 1 1 2 2 0 1																	
Wade Boggs, L (1, 5) OBP: 0.397, SLG: 0.389	2-2 E3	0-2 3-H 2-H 1B		1-0 G6-4-3 1B		4-0 1B BB	1-1 1-2 1B			4 1 3 1 1 0 1																	
Paul O'Neill, L (1, 7) OBP: 0.429, SLG: 0.615	1-3 K	1-3 K		1-1 G6-4-3 1-2f 1B		2-1 1-2 1B 1B	1-0 G4-3			5 0 1 0 0 2 6																	
Danny Tartabull, R (1, 9) OBP: 0.348, SLG: 0.391	3-2 F8 2-3		0-0 G5-3	1-0 2B 1B		0-0 L6	1-0 G6-3			5 0 1 0 0 0 4																	
Mike Stanley, R (1, 2) OBP: 0.364, SLG: 0.456	2-2 G4-3		4-2 BB 1B BB	1-0 1-3 2B		2-2 F9	2-0 F7			4 0 1 0 1 0 4																	
Don Mattingly, L (1, 3) OBP: 0.326, SLG: 0.375		1-1 1B 1B 2B	1 SAFE 2-0 F8	0-1 G4-3		0-0 1-2 2-H 1B	1-0 G4-3			5 1 2 1 0 0 3																	
Jim Leyritz, R (1, 10) OBP: 0.393, SLG: 0.432		0-0 1B 1B 1B	2-2 1 SAFE BB 1B		0-0 WP G6-3 2B	0-1 F9		3-3 K		5 1 3 0 0 1 2																	
Tony Fernandez, S (1, 6) OBP: 0.314, SLG: 0.309		0-1 1B G6-3 1B	4-1 BB 1B		1-0 G6-3		3-1 G4-3	1-0 F8		4 1 1 2 1 0 0																	
Dave Silvestri, R (1, 4) OBP: 0.259, SLG: 0.238		2-1 1-3 2-H 1B	0-1 F9		0-0 G2		3-3 K	0-3 K		5 1 1 0 0 2 3																	
Inning Stats	R: 0 E: 1 K: 1 S: 14	H: 0 LOB: 2 BB: 1 P: 26	R: 3 E: 0 K: 1 S: 16	H: 5 LOB: 1 BB: 0 P: 21	R: 0 E: 0 K: 0 S: 11	H: 1 LOB: 3 BB: 2 P: 23	R: 1 E: 0 K: 0 S: 8	H: 4 LOB: 2 BB: 0 P: 12	R: 1 E: 0 K: 0 S: 7	H: 1 LOB: 0 BB: 0 P: 11	R: 1 E: 0 K: 0 S: 11	H: 2 LOB: 2 BB: 1 P: 19	R: 0 E: 0 K: 1 S: 10	H: 1 LOB: 2 BB: 1 P: 22	R: 0 E: 0 K: 0 S: 3	H: 0 LOB: 0 BB: 0 P: 7	R: 0 E: 0 K: 2 S: 8	H: 0 LOB: 0 BB: 0 P: 12	1B: 10 2B: 3 3B: 0 HR: 1	SF: 0 SAC: 0 DP: 1 HBP: 0	WP: 1 PB: 0 SB: 0 CS: 0	PA: 45					
PITCHER	IP	WLS	BF	H	R	ER	SO	BB	IBB	HBP	BLK	WP	HR	S	P	ERA	WHIP										
Sid Roberson, L (1, 1) ERA: 4.6	5.0	W	30	12	6	6	2	4	0	0	0	1	1	58	101	10.80	3.200										
Mike Ignasiak, R (6, 1) ERA: 3.74	1.2		7	1	0	0	1	1	0	0	0	0	0	16	28	0.00	1.200										
Graeme Lloyd, L (7, 1) ERA: 4.85	1.1		5	1	0	0	0	0	0	0	0	0	0	6	12	0.00	0.750										
Al Reyes, R (9, 1) ERA: 3.28	1.0		3	0	0	0	2	0	0	0	0	0	0	8	12	0.00	0.000										

New York Yankees @ Milwaukee Brewers
Milwaukee County Stadium, Milwaukee, WI

Fri Jun 30 1995, 8:05 PM EDT
Att. 13,061 - Unknown - 72 F

AB	40
R	6
H	14
RBI	6
BB	5
SO	5
LOB	24



WP	1	PA	45
PB	0		
SB	0		
CS	0		

1B	10	SF	0	2B	3	SAC	0	3B	0	DP	1	HR	1	HBP	0
----	----	----	---	----	---	-----	---	----	---	----	---	----	---	-----	---

WP	1	PA	45
----	---	----	----

Batter	1	2	3	4	5	6	7	8	9	AB	R	H	RBI	BB	SO	LOB
Fernando Vina, L (1, 4) OBP: 0.355, SLG: 0.406	2-1 L3	2-1 L8		1-0 P2	0-0 BB 1B	2-2 G5-3				5	1	1	1	0	0	2
Turner Ward, S (1, 7) OBP: 0.349, SLG: 0.416	2-2 HR	1-0 G3		3-3 K	0-0 BB 1B		3-3 K			5	2	2	2	0	2	1
Kevin Seitzer, R (1, 5) Jeff Cirillo, R (8, 5) OBP: 0.424, SLG: 0.485 OBP: 0.380, SLG: 0.500	1-3 K			4-2 BB	4-1 BB		1-1 G4-3			3	0	1	0	2	1	0
Dave Nilsson, L (1, 9) Matt Mieske, R (8, 9) OBP: 0.360, SLG: 0.545 OBP: 0.378, SLG: 0.435	0-1 F8			2-3 K	2-2 BB		3-2 G3-1			5	1	1	2	0	1	2
Greg Vaughn, R (1, 10) OBP: 0.288, SLG: 0.343		1-1 HR		4-2 BB						3	2	1	0	2	0	0
B.J. Surhoff, L (1, 3) OBP: 0.403, SLG: 0.446		0-2 HR		2-2 BB						5	3	3	1	0	0	3
Joe Oliver, R (1, 2) Mike Matheny, R (9, 2) OBP: 0.342, SLG: 0.492 OBP: 0.240, SLG: 0.333		0-2 HR		1-0 CS						5	2	3	5	0	1	0
David Hulse, L (1, 8) OBP: 0.331, SLG: 0.397		1-1 G4-3		2-2 BB						3	0	2	1	0	0	0
Jose Valentin, S (1, 6) OBP: 0.278, SLG: 0.419		0-0 WP		3-3 K						3	1	1	0	1	2	3

Inning Stats	R: 1	H: 1	E: 0	K: 1	S: 11	LOB: 0	BB: 0	P: 16	R: 3	H: 4	E: 0	K: 0	S: 15	LOB: 1	BB: 0	P: 20	R: 3	H: 4	E: 0	K: 1	S: 16	LOB: 2	BB: 1	P: 30	R: 0	H: 0	E: 0	K: 2	S: 14	LOB: 1	BB: 1	P: 24	R: 5	H: 5	E: 0	K: 0	S: 15	LOB: 3	BB: 3	P: 35	R: 0	H: 1	E: 0	K: 1	S: 12	LOB: 1	BB: 0	P: 19	R: 0	H: 0	E: 0	K: 1	S: 8	LOB: 0	BB: 0	P: 15	R: 0	H: 0	E: 0	K: 1	S: 6	LOB: 0	BB: 0	P: 12
1B: 10	SF: 1	2B: 4	SAC: 0	3B: 0	DP: 1	HR: 2	HBP: 0	WP: 1	PA: 43																																																							

PITCHER	IP	WLS	BF	H	R	ER	SO	BB	IBB	HBP	BLK	WP	HR	S	P	ERA	WHIP
Melido Perez, R (1, 1) ERA: 5.66	2.1	L	14	6	6	6	1	1	0	0	0	1	2	31	47	23.14	3.000
Bob MacDonald, L (3, 1) ERA: 6.98	2.0		10	4	2	2	3	1	0	0	0	0	0	27	47	9.00	2.500
Joe Ausanio, R (5, 1) ERA: 7.33	0.1		8	4	4	4	0	3	0	0	0	0	0	11	27	108.00	21.000
Josias Manzanillo, R (5, 1) ERA: 4.75	1.1		5	1	0	0	1	0	0	0	0	0	0	14	23	0.00	0.750
Bob Wickman, R (7, 1) ERA: 4.17	2.0		6	0	0	0	2	0	0	0	0	0	0	14	27	0.00	0.000

BOTTOM

New York Yankees @ Milwaukee Brewers
Milwaukee County Stadium, Milwaukee, WI

livebaseballscores.com

AB 37
R 12
H 15
RBI 12
BB 5
SO 7
LOB 11



Fri Jun 30 1995, 8:05 PM EDT
Att: 13,061 - Unknown - 72 F

Batter	1	2	3	4	5	6	7	8	9	10	11	12	AB R H RBI BB SO LOB	TOP												
Bernie Williams, S OBP: 0.335, SLG: 0.450 (1, 8)	G5-3		G4-3 BB			P4		SF9		K		F9	4 0 0 1 1 1 2	New York Yankees @ Milwaukee Brewers Milwaukee County Stadium, Milwaukee, WI Sat Jul 01 1995, 8:05 PM EDT Att. 16,237 - Unknown - 69 F												
Wade Boggs, L OBP: 0.395, SLG: 0.384 (1, 5)	L4		G4-3			L8		L7		1B		1B IBB	5 1 1 0 1 0 3													
Paul O'Neill, L OBP: 0.421, SLG: 0.597 (1, 9)	G4-3		G6-3			G6-3		K		G4-3		1B IBB	6 0 1 1 0 1 4													
Danny Tartabull, R OBP: 0.347, SLG: 0.391 (1, 10)		G5-3				K					G4-3	1B IBB	5 0 1 1 1 2 0													
Jim Leyritz, R OBP: 0.388, SLG: 0.421 (1, 2)													4 0 0 0 1 3 1													
Mike Stanley, R OBP: 0.364, SLG: 0.456 (12, 2)													0 0 0 0 0 0 0													
Don Mattingly, L OBP: 0.328, SLG: 0.372 (1, 3)													4 0 1 0 0 1 2													
Tony Fernandez, S OBP: 0.311, SLG: 0.306 (1, 6)													5 0 1 0 0 0 3													
Gerald Williams, R OBP: 0.355, SLG: 0.597 (1, 7)													3 1 1 0 0 2 2													
Luis Polonia, L OBP: 0.331, SLG: 0.357 (10, PH) (10, 7)													2 1 1 0 0 0 0													
Randy Velarde, R OBP: 0.329, SLG: 0.381 (1, 4)													5 0 3 0 0 0 1													
Inning Stats	R: 0 E: 0 K: 0 S: 7	H: 0 LOB: 0 BB: 0 P: 11	R: 0 E: 0 K: 1 S: 11	H: 1 LOB: 2 BB: 1 P: 21	R: 0 E: 0 K: 0 S: 9	H: 1 LOB: 1 BB: 1 P: 17	R: 0 E: 0 K: 2 S: 9	H: 0 LOB: 0 BB: 0 P: 15	R: 0 E: 0 K: 1 S: 7	H: 0 LOB: 0 BB: 0 P: 11	R: 0 E: 0 K: 2 S: 10	H: 1 LOB: 1 BB: 0 P: 14	R: 1 E: 0 K: 1 S: 10		H: 2 LOB: 1 BB: 0 P: 13	R: 0 E: 0 K: 2 S: 13	H: 0 LOB: 1 BB: 1 P: 18	R: 0 E: 0 K: 1 S: 10	H: 2 LOB: 2 BB: 0 P: 12	R: 0 E: 0 K: 0 S: 7	H: 0 LOB: 1 BB: 0 P: 15	R: 2 E: 0 K: 0 S: 11	H: 3 LOB: 2 BB: 1 P: 20	1B: 8 2B: 2 3B: 0 HR: 0	SF: 1 SAC: 0 DP: 1 HBP: 1	WP: 0 PB: 0 SB: 1 CS: 0
PITCHER	IP WLS BF H R ER SO BB IBB HBP BLK WP HR S P ERA WHIP																									
Scott Karl, L ERA: 2.45 (1, 1)	7.0		5	1	1	1	6	2	0	0	0	0	0	0	60	99	1.29	1.000								
Graeme Lloyd, L ERA: 4.67 (8, 1)	1.0		3	0	0	0	1	0	0	0	0	0	0	0	7	9	0.00	0.000								
Ron Rightnowar, R ERA: 7.47 (9, 1)	2.0		9	2	0	0	3	1	0	0	0	0	0	0	23	30	0.00	1.500								
Al Reyes, R ERA: 3.42 (11, 1)	1.2	L	7	1	1	1	0	0	0	1	0	0	0	0	14	26	5.40	0.600								
Mike Fetters, R ERA: 2.13 (12, 1)	0.1		3	2	1	1	0	0	1	0	0	0	0	0	4	9	27.00	6.000								

AB	43
R	3
H	10
RBI	3
BB	4
SO	10
LOB	18



Batter	1	2	3	4	5	6	7	8	9	10	11	12	AB	R	H	RBI	BB	SO	LOB
Jeff Cirillo, R OBP: 0.368, SLG: 0.481 (1, 5) (11, 6)	1-0 G6-3 1B		3-1 F8		0-2 F9			1-0 P3			0-1 G4-3	0-3 K	6	0	1	0	0	1	1
Turner Ward, S OBP: 0.343, SLG: 0.407 (1, 8) (11, 7)	0-0 G6-3		0-0 L7			1-2 L8		2-0 F9			1-1 1B 1B		5	0	1	0	0	0	1
Darryl Hamilton, L OBP: 0.348, SLG: 0.367 (11, PR) (12, 8)	1-2												0	0	0	0	0	0	0
Kevin Seitzer, R OBP: 0.415, SLG: 0.473 (1, 3) (11, 5)	3-1 P6			3-2 F9		0-2 L8		2-0 P5			2-2 P3		5	0	0	0	0	0	2
Joe Oliver, R OBP: 0.338, SLG: 0.485 (1, 2)	0-2 P4			0-0 L9		2-3 K		2-2 L9			3-0 1B		5	0	1	0	0	1	1
Greg Vaughn, R OBP: 0.295, SLG: 0.348 (1, 10)		4-2 F8 S BB		3-2 S 2B		0-0 F8		3-3 K			4-0 1B		3	1	1	0	2	1	0
B.J. Surhoff, L OBP: 0.406, SLG: 0.457 (1, 7)	1-2 F8		1-2 F8		3-2 2B		3-2 G6-3			2-2 FC4-6 1B		4	0	2	1	0	0	1	
David Hulse, L OBP: 0.329, SLG: 0.394 (10, PR) (11, 8) (12, 7)	1-3		1-3		2-H 2B							1-3 K	1	0	0	0	0	1	3
Matt Mieske, R OBP: 0.371, SLG: 0.423 (1, 9)	2-3 K		2-3 K		2-0 F9		3-0 1B			1 SAFE 1 SAFE 1 SAFE K		5	0	1	0	0	3	3	
Pat Listach, S OBP: 0.269, SLG: 0.244 (1, 4)	1-0 G6-3		1-0 G6-3		1-2 P4		2-3 K			1 SAFE 1 SAFE 1 SAFE FC4-6		3	0	0	0	0	1	2	
Fernando Vina, L OBP: 0.358, SLG: 0.407 (8, 4)										1 SAFE 1 SAFE 1 SAFE 1-2 K		2	0	1	0	0	0	1	
Jose Valentin, S OBP: 0.274, SLG: 0.411 (1, 6)			3-3 K		1-0 P6		1-0 P6			1 SAFE 1 SAFE 1 SAFE 1-2 G4-3		3	0	0	0	0	2	0	
Dave Nilsson, L OBP: 0.333, SLG: 0.500 (10, PH) (11, 3)								1-3 K2-3				0-3 K	2	0	0	0	0	1	2

Inning Stats	R: 0	H: 1	E: 0	LOB: 1	K: 0	BB: 0	S: 8	R: 0	H: 0	E: 0	LOB: 1	K: 1	BB: 1	S: 10	R: 0	H: 0	E: 0	LOB: 0	K: 1	BB: 0	S: 8	R: 1	H: 2	E: 0	LOB: 1	K: 0	BB: 0	S: 13	R: 0	H: 0	E: 0	LOB: 0	K: 1	BB: 0	S: 9	R: 0	H: 1	E: 0	LOB: 1	K: 1	BB: 0	S: 9	R: 0	H: 0	E: 0	LOB: 0	K: 1	BB: 0	S: 5	R: 0	H: 0	E: 0	LOB: 0	K: 1	BB: 0	S: 7	R: 0	H: 1	E: 0	LOB: 1	K: 1	BB: 0	S: 11	R: 0	H: 2	E: 0	LOB: 3	K: 1	BB: 1	S: 15	R: 0	H: 1	E: 0	LOB: 1	K: 3	BB: 0	S: 15	R: 0	H: 1	E: 0	LOB: 1	K: 3	BB: 0	S: 15	1B: 6	SF: 0	2B: 2	SAC: 0	3B: 0	DP: 0	HR: 0	HBP: 0	WP: 0	PA: 46
--------------	------	------	------	--------	------	-------	------	------	------	------	--------	------	-------	-------	------	------	------	--------	------	-------	------	------	------	------	--------	------	-------	-------	------	------	------	--------	------	-------	------	------	------	------	--------	------	-------	------	------	------	------	--------	------	-------	------	------	------	------	--------	------	-------	------	------	------	------	--------	------	-------	-------	------	------	------	--------	------	-------	-------	------	------	------	--------	------	-------	-------	------	------	------	--------	------	-------	-------	-------	-------	-------	--------	-------	-------	-------	--------	-------	--------

PITCHER	IP	WLS	BF	H	R	ER	SO	BB	IBB	HBP	BLK	WP	HR	S	P	ERA	WHIP
Sterling Hitchcock, L ERA: 4.79 (1, 1)	8.0		29	4	1	1	5	1	0	0	0	0	0	71	117	1.12	0.625
Bob Wickman, R ERA: 4.03 (9, 1)	1.1		5	1	0	0	2	0	0	0	0	0	0	14	25	0.00	0.750
Steve Howe, L ERA: 4.58 (10, 1)	1.2	W	8	2	0	0	1	0	1	0	0	0	0	19	31	0.00	1.200
John Wetteland, R ERA: 2.42 (12, 1)	1.0	S	4	1	0	0	3	0	0	0	0	0	0	15	17	0.00	1.000

BOTTOM

New York Yankees @ Milwaukee Brewers
Milwaukee County Stadium, Milwaukee, WI

Sat Jul 01 1995, 8:05 PM EDT
Att: 16,237 - Unknown - 69 F

livebaseballscorecards.com

AB	44
R	1
H	8
RBI	1
BB	2
SO	11
LOB	17



New York Yankees @ Milwaukee Brewers
 Milwaukee County Stadium, Milwaukee, WI

Sun Jul 02 1995, 4:33 AM EDT
 Att. 28,109 - Sunny - 72 F

AB	35
R	6
H	10
RBI	5
BB	4
SO	6
LOB	18



Batter	1	2	3	4	5	6	7	8	9	AB R H RBI BB SO LOB
Luis Polonia, L (1, 7) OBP: 0.328, SLG: 0.348	G3-1		G4-6-3		G4-3		K		4-0	4 0 0 0 1 1 1
Wade Boggs, L (1, 5) OBP: 0.400, SLG: 0.389 Gerald Williams, R (9, PR) OBP: 0.355, SLG: 0.597	FC3-6 1B		G4-3			K E5 E		FC4-6 1B	2-2	5 0 3 0 0 1 0 0 0 0 0 0 0 0
Paul O'Neill, L (1, 9) OBP: 0.415, SLG: 0.585	FC3-6 1-2f			G3 1B E 1B	F7		F7	FC4-6 1B	1-1	5 2 1 0 0 0 4
Danny Tartabull, R (1, 10) OBP: 0.340, SLG: 0.382	K			F7	E5 BB		K		1-1	4 0 0 0 0 2 4
Don Mattingly, L (1, 3) OBP: 0.342, SLG: 0.376		E 1B BB		E G3 1B				1B 2B BB		1 2 1 0 3 0 0
Tony Fernandez, S (1, 6) OBP: 0.315, SLG: 0.311		CS 1B		G3				2B 1B		4 1 2 2 0 1 4
Mike Stanley, R (1, 2) OBP: 0.366, SLG: 0.470		L9		L9			G3 G4-3 2B	1H 2B		4 1 2 2 0 0 2
Randy Velarde, R (1, 4) OBP: 0.324, SLG: 0.373 Dion James, L (8, PH) OBP: 0.365, SLG: 0.382 Dave Silvestri, R (8, 4) OBP: 0.259, SLG: 0.238		G4-3			G6-3		G3	G4-3		3 0 0 0 0 0 2 1 0 0 0 0 0 1 0 0 0 0 0 0 0
Bernie Williams, S (1, 8) OBP: 0.333, SLG: 0.446			G4-6-3 1B		K		G4-3		1-1	4 0 1 1 0 1 0

Inning Stats	R: 0	H: 1	R: 1	H: 1	R: 0	H: 1	R: 1	H: 2	R: 0	H: 0	R: 1	H: 1	R: 3	H: 3	R: 0	H: 1	1B: 8	SF: 0	WP: 0	PA: 39
E: 0	LOB: 1	E: 1	LOB: 0	E: 0	LOB: 0	E: 1	LOB: 1	E: 0	LOB: 2	E: 0	LOB: 0	E: 0	LOB: 1	E: 0	LOB: 1	2B: 2	SAC: 0	PB: 1		
K: 1	BB: 0	K: 0	BB: 1	K: 0	BB: 0	K: 2	BB: 1	K: 1	BB: 0	K: 1	BB: 0	K: 1	BB: 1	K: 0	BB: 1	3B: 0	DP: 1	SB: 0		
S: 9	P: 12	S: 8	P: 20	S: 6	P: 11	S: 12	P: 16	S: 6	P: 8	S: 9	P: 14	S: 21	P: 37	S: 7	P: 15	HR: 0	HBP: 0	CS: 1		

PITCHER	IP	WLS	BF	H	R	ER	SO	BB	IBB	HBP	BLK	WP	HR	S	P	ERA	WHIP
Steve Sparks, R (1, 1) ERA: 3.6	7.2	W	33	8	6	4	6	3	0	0	0	0	0	76	130	4.70	1.435
Mike Ignasiak, R (8, 1) ERA: 3.68	0.1		2	1	0	0	0	0	0	0	0	0	0	7	12	0.00	3.000
Mike Fetters, R (9, 1) ERA: 1.98	1.0	S	4	1	0	0	0	1	0	0	0	0	0	7	15	0.00	2.000

WP: 0	PA: 39
PB: 1	
SB: 0	
CS: 1	

Batter	1	2	3	4	5	6	7	8	9	AB	R	H	RBI	BB	SO	LOB
Jeff Cirillo, R OBP: 0.370, SLG: 0.495 (1, 5)	1-0 1B 3B	2-3 K		0-0 L7		0-0 1B		2-1 G4-3		5	1	2	1	0	1	3
Darryl Hamilton, L OBP: 0.345, SLG: 0.363 (1, 8)	2-0 1B 1B		2-0 4-3	0-2 F8		2-3 1B		0-1 G4-3		5	1	1	1	0	1	3
Kevin Seitzer, R OBP: 0.416, SLG: 0.471 (1, 3)	1-3 1B		4-2 2B HBP BB		3-2 G4-3		0-0 G4-3 SF7 1B			3	1	1	0	1	1	1
David Hulse, L OBP: 0.329, SLG: 0.394 (7, PR) (8, 7)										0	1	0	0	0	0	0
Joe Oliver, R OBP: 0.336, SLG: 0.477 (1, 2)	1-1 F7		1-2 2B G6-3 HBP		1-0 G6-3		3-2 G4-3			3	1	0	0	0	0	2
Greg Vaughn, R OBP: 0.288, SLG: 0.357 (1, 10)	1-1 1B CS		0-0 G6-3 2B		1-1 F7		2-2 SF7			3	0	2	3	0	0	0
B.J. Surhoff, L OBP: 0.417, SLG: 0.483 (1, 7) (8, 3)	1-1 CS	0-0 1B 2B	1-0 G6-3		0-1 G6-3 1B		2-0 2B			4	2	3	1	0	0	1
Matt Mieske, R OBP: 0.375, SLG: 0.420 (1, 9)		0-0 G5-3	4-0 BB		1-2 G6-3 1B		2-1 F9			3	0	1	0	1	0	3
Pat Listach, S OBP: 0.269, SLG: 0.244 (1, 4)		1-1 1B	3-1 G1-3		0-0 G6-3			1-2 P5		4	0	1	0	0	0	4
Fernando Vina, L OBP: 0.358, SLG: 0.407 (9, 4)		2-3 1B			1-2 1B					0	0	0	0	0	0	0
Jose Valentin, S OBP: 0.284, SLG: 0.409 (1, 6)		4-2 CS BB		1-0 G5-3		4-1 1B BB		4-2 G4-3 BB		1	0	0	0	3	0	0

Inning Stats	R: 2	H: 3	E: 0	K: 1	S: 10	LOB: 0	BB: 0	P: 17	R: 1	H: 2	E: 0	K: 1	S: 10	LOB: 1	BB: 1	P: 17	R: 2	H: 1	E: 0	K: 0	S: 10	LOB: 2	BB: 2	P: 25	R: 0	H: 0	E: 0	K: 0	S: 5	LOB: 0	BB: 0	P: 6	R: 0	H: 0	E: 0	K: 0	S: 6	LOB: 0	BB: 0	P: 11	R: 1	H: 3	E: 0	K: 1	S: 13	LOB: 2	BB: 1	P: 20	R: 1	H: 2	E: 0	K: 0	S: 10	LOB: 2	BB: 0	P: 19	R: 0	H: 0	E: 0	K: 0	S: 13	LOB: 1	BB: 1	P: 19
--------------	------	------	------	------	-------	--------	-------	-------	------	------	------	------	-------	--------	-------	-------	------	------	------	------	-------	--------	-------	-------	------	------	------	------	------	--------	-------	------	------	------	------	------	------	--------	-------	-------	------	------	------	------	-------	--------	-------	-------	------	------	------	------	-------	--------	-------	-------	------	------	------	------	-------	--------	-------	-------

PITCHER	IP	WLS	BF	H	R	ER	SO	BB	IBB	HBP	BLK	WP	HR	S	P	ERA	WHIP
Andy Pettitte, L ERA: 3.92 (1, 1)	6.0	L	29	9	6	5	3	4	0	1	0	0	0	54	96	7.50	2.167
Scott Bankhead, R ERA: 4.75 (7, 1)	1.2		8	2	1	1	0	1	0	0	0	0	0	21	36	5.40	1.800
Steve Howe, L ERA: 4.5 (8, 1)	0.1		1	0	0	0	0	0	0	0	0	0	0	2	2	0.00	0.000


BOTTOM

New York Yankees @ Milwaukee Brewers
Milwaukee County Stadium, Milwaukee, WI

Sun Jul 02 1995, 4:33 AM EDT
Att. 28,109 - Sunny - 72 F

AB	31
R	7
H	11
RBI	6
BB	5
SO	3
LOB	17

WP: 0 PA: 39
PB: 0
SB: 5
CS: 2



PITCHER	IP	WLS	BF	H	R	ER	SO	BB	IBB	HBP	BLK	WP	HR	S	P	ERA	WHIP
---------	----	-----	----	---	---	----	----	----	-----	-----	-----	----	----	---	---	-----	------

Batter	1	2	3	4	5	6	7	8	9	AB R H RBI BB SO LOB	TOP																	
Luis Polonia, L OBP: 0.324, SLG: 0.343 (1, 7)	1-2 L7		0-1 1B		1-2 F8	2-3 K		2-1 F9		5 0 1 0 0 1 4																		
Wade Boggs, L OBP: 0.400, SLG: 0.383 (1, 5)	4-2 BB		2-0 F7		4-1 BB		2-2 F7	1-1 F9		3 0 0 0 2 0 3																		
Paul O'Neill, L OBP: 0.415, SLG: 0.585 (1, 9)	3-1 L8			1-1 1B BB	1-3 K		0-0 G3		0-0 L9 2B	5 2 2 0 0 1 2																		
Danny Tartabull, R OBP: 0.347, SLG: 0.399 (1, 10)	2-3 K			4-2 1B BB	0-0 F7		1-1 HR		4-2 2B BB	3 3 1 1 2 1 2																		
Don Mattingly, L OBP: 0.344, SLG: 0.388 (1, 3)			1-3 K		0-0 1B		2-0 G3-1	1-0 1B 3B	1-0 L9	5 1 2 1 0 1 2																		
Tony Fernandez, S OBP: 0.323, SLG: 0.321 (1, 6)			0-0 B6		4-0 1B BB		2-0 F8	1-0 CS 1B	1-1 2B	4 1 2 3 1 0 0																		
Mike Stanley, R OBP: 0.362, SLG: 0.458 (1, 2)			2-3 K		0-1 G6-3		4-0 1B BB	1-1 CS	0-0 G6-3	4 1 0 1 1 2 2																		
Bernie Williams, S OBP: 0.338, SLG: 0.447 (1, 8)			0-1 F8		0-0 1B		3-2 1B 1B	4-1 S BB	0-3 K	4 0 2 1 1 1 1																		
Randy Velarde, R OBP: 0.328, SLG: 0.373 (1, 4)			2-1 P8		1-3 K		1-2 1B	4-0 BB		3 0 1 1 1 1 1																		
Inning Stats	R: 0 E: 0 K: 1 S: 12	H: 0 LOB: 1 BB: 1 P: 22	R: 0 E: 0 K: 2 S: 7	H: 0 LOB: 0 BB: 0 P: 10	R: 0 E: 0 K: 0 S: 7	H: 1 LOB: 1 BB: 0 P: 11	R: 3 E: 0 K: 1 S: 11	H: 3 LOB: 1 BB: 2 P: 21	R: 0 E: 0 K: 1 S: 8	H: 0 LOB: 1 BB: 1 P: 14	R: 1 E: 0 K: 1 S: 16	H: 2 LOB: 2 BB: 1 P: 30	R: 2 E: 0 K: 0 S: 12	H: 3 LOB: 0 BB: 0 P: 18	R: 0 E: 0 K: 0 S: 6	H: 0 LOB: 2 BB: 2 P: 17	R: 2 E: 0 K: 2 S: 13	H: 2 LOB: 1 BB: 1 P: 22	1B: 7 2B: 2 3B: 1 HR: 1	SF: 0 SAC: 0 DP: 0 HBP: 0	WP: 0 PB: 0 SB: 3 CS: 1	PA: 45						
PITCHER	IP WLS BF H R ER SO BB IBB HBP BLK WP HR S P ERA WHIP																											
Jason Bere, R ERA: 5.19 (1, 1)	5.2		27	6	4	4	5	5	0	0	0	0	0	0	54	99	6.35	1.941										
Scott Radinsky, L ERA: 6.43 (6, 1)	1.0	L	6	3	2	2	1	0	0	0	0	0	1	18	25	18.00	3.000											
Rob Dibble, R ERA: 6.39 (7, 1)	0.2		3	0	0	0	0	2	0	0	0	0	0	3	12	0.00	3.000											
Jose DeLeon, R ERA: 5.87 (8, 1)	1.0		5	1	2	2	0	1	0	0	0	0	0	9	17	18.00	2.000											
Roberto Hernandez, R ERA: 4.5 (9, 1)	0.2		3	1	0	0	2	0	0	0	0	0	0	8	12	0.00	1.500											

New York Yankees @ Chicago White Sox
 Comiskey Park, Chicago, IL
 Mon Jul 03 1995, 8:05 PM EDT
 Att. 36,346 - Unknown - 81 F

AB	36
R	8
H	11
RBI	8
BB	8
SO	8
LOB	17



WP: 0	PA: 45
-------	--------

ERA	WHIP
-----	------

Batter	1	2	3	4	5	6	7	8	9	AB	R	H	RBI	BB	SO	LOB
--------	---	---	---	---	---	---	---	---	---	----	---	---	-----	----	----	-----

Lance Johnson, L <small>(1, 8)</small> <small>OBP: 0.303, SLG: 0.324</small>	0-2 HR 3B		1-0 G3		1 SAFE 0-0 1B		1-1 L6			4	1	2	0	0	0	0	
Tim Raines, S <small>(1, 7)</small> <small>OBP: 0.364, SLG: 0.482</small>	2-1 G1-3		1-1 G3		1-2 G1-3			0-0 P5		4	0	0	0	0	0	3	
Frank Thomas, R <small>(1, 3)</small> <small>OBP: 0.482, SLG: 0.660</small>	4-1 HR BB		0-0 G5-3			1-1 F8		1-2 F8		3	1	0	0	1	0	0	
Robin Ventura, L <small>(1, 5)</small> <small>OBP: 0.376, SLG: 0.531</small>	2-3 K			2-2 F7		4-2 2B BB		3-2 F7		3	1	0	0	1	1	2	
John Kruk, L <small>(1, 10)</small> <small>OBP: 0.441, SLG: 0.462</small>	1-1 HR			1-2 G4-3 1B		1-3 K BB		4-2 BB		3	1	2	3	1	1	1	
Mike Devereaux, R <small>(1, 9)</small> <small>OBP: 0.333, SLG: 0.425</small>	0-3 K			3-2 G4-3 1-2f		0-0 2B		0-3 K		4	0	1	1	0	2	2	
Ray Durham, S <small>(1, 4)</small> <small>OBP: 0.338, SLG: 0.397</small>		0-2 G3			0-2 P5		0-3 K		0-1 F9		4	0	0	0	0	1	2
Ron Karkovice, R <small>(1, 2)</small> <small>OBP: 0.309, SLG: 0.411</small> Warren Newson, L <small>(9, PH)</small> <small>OBP: 0.436, SLG: 0.429</small>		2-3 K			2-2 G4-3		1-3 K		0-0 L8		3	0	0	0	0	2	0
Ozzie Guillen, L <small>(1, 6)</small> <small>OBP: 0.324, SLG: 0.371</small>		1-0 G3			0-0 1B		1-1 L7			3	0	1	0	0	0	0	

Inning Stats	R: 3	H: 2	E: 0	LOB: 0	K: 2	BB: 1	S: 15	P: 24	R: 0	H: 0	E: 0	LOB: 0	K: 1	BB: 0	S: 8	P: 11	R: 0	H: 0	E: 0	LOB: 0	K: 0	BB: 0	S: 4	P: 6	R: 0	H: 1	E: 0	LOB: 0	K: 0	BB: 0	S: 10	P: 16	R: 0	H: 2	E: 0	LOB: 2	K: 0	BB: 0	S: 12	P: 15	R: 1	H: 1	E: 0	LOB: 1	K: 2	BB: 1	S: 11	P: 17	R: 0	H: 0	E: 0	LOB: 0	K: 1	BB: 0	S: 7	P: 10	R: 0	H: 0	E: 0	LOB: 0	K: 0	BB: 0	S: 10	P: 14	R: 0	H: 0	E: 0	LOB: 1	K: 1	BB: 1	S: 8	P: 12	1B: 3	SF: 0	2B: 1	SAC: 0	3B: 1	DP: 1	HR: 1	HBP: 0	WP: 0	PA: 35
--------------	------	------	------	--------	------	-------	-------	-------	------	------	------	--------	------	-------	------	-------	------	------	------	--------	------	-------	------	------	------	------	------	--------	------	-------	-------	-------	------	------	------	--------	------	-------	-------	-------	------	------	------	--------	------	-------	-------	-------	------	------	------	--------	------	-------	------	-------	------	------	------	--------	------	-------	-------	-------	------	------	------	--------	------	-------	------	-------	-------	-------	-------	--------	-------	-------	-------	--------	-------	--------

BOTTOM

New York Yankees @ Chicago White Sox
 Comiskey Park, Chicago, IL
 Mon Jul 03 1995, 8:05 PM EDT
 Att: 36,346 - Unknown - 81 F

AB	32
R	4
H	6
RBI	4
BB	3
SO	7
LOB	11



PITCHER	IP	WLS	BF	H	R	ER	SO	BB	IBB	HBP	BLK	WP	HR	S	P	ERA	WHIP
Jack McDowell, R <small>(1, 1)</small> <small>ERA: 4.76</small>	9.0	W	35	6	4	4	7	3	0	0	0	0	1	85	125	4.00	1.000

Batter	1	2	3	4	5	6	7	8	9	AB R H RBI BB SO LOB	TOP
Bernie Williams, S (1, 8) OBP: 0.338, SLG: 0.460	3-1 G6-3		1-0 G6-4-3		1-1 FC6-4 1B		1-2 L7		0-0 F8	5 0 1 0 0 0 1	
Tony Fernandez, S (1, 6) OBP: 0.313, SLG: 0.310	2-3 K		3-2 1B 1B		0-0 FC6-4 BB 1B SF8		0-1 P5		0-0 G3-1	5 2 1 1 0 1 1	
Paul O'Neill, L (1, 9) OBP: 0.418, SLG: 0.596	3-3 K		1-1 1B 1B		1-0 SF8 BB 1B		4-0 BB			3 0 2 0 1 1 0	
Danny Tartabull, R (1, 10) OBP: 0.348, SLG: 0.411		2-2 HR	2-1 1B 2-H		4-2 BB		2-3 K			3 1 2 2 1 1 1	
Mike Stanley, R (1, 2) OBP: 0.353, SLG: 0.443	1-2 G1-3		3-3 K		0-1 SF8			2-3 K		3 0 0 1 0 2 2	
Don Mattingly, L (1, 3) OBP: 0.335, SLG: 0.382	2-1 F7			1-1 F7	3-2 G1-6-3			2-0 F8		4 0 0 0 0 0 2	
Gerald Williams, R (1, 7) OBP: 0.363, SLG: 0.629	4-2 BB			1-0 F9		0-0 G6-3		2-0 HR		3 1 1 1 1 0 0	
Russ Davis, R (1, 5) OBP: 0.385, SLG: 0.559	1-2 K			2-3 K		0-0 P4		2-0 G5-3		4 0 0 0 0 2 1	
Randy Velarde, R (1, 4) OBP: 0.335, SLG: 0.380			4-0 G6-4-3 BB		4-1 1B FC6-4 BB		2-0 G6-3		2-2 G4-3	2 1 0 0 2 0 0	
Inning Stats	R: 0 E: 0 K: 2 S: 8 H: 0 LOB: 0 BB: 0 P: 16	R: 1 E: 0 K: 1 S: 15 H: 1 LOB: 1 BB: 1 P: 25	R: 1 E: 0 K: 1 S: 11 H: 3 LOB: 2 BB: 1 P: 25	R: 0 E: 0 K: 1 S: 7 H: 0 LOB: 0 BB: 0 P: 11	R: 2 E: 0 K: 0 S: 14 H: 2 LOB: 2 BB: 2 P: 27	R: 0 E: 0 K: 0 S: 3 H: 0 LOB: 0 BB: 0 P: 5	R: 0 E: 0 K: 1 S: 8 H: 0 LOB: 1 BB: 1 P: 15	R: 1 E: 0 K: 1 S: 8 H: 1 LOB: 0 BB: 0 P: 16	R: 0 E: 0 K: 0 S: 7 H: 0 LOB: 0 BB: 0 P: 9	1B: 5 2B: 0 3B: 0 HR: 2 SF: 1 SAC: 0 DP: 1 HBP: 0	WP: 0 PB: 0 SB: 0 CS: 0 PA: 38
PITCHER	IP WLS BF H R ER SO BB IBB HBP BLK WP HR S P ERA WHIP										
Wilson Alvarez, L (1, 1) ERA: 5.45	5.0 W 24 6 4 4 5 4 0 0 0 0 0 1 55 104 7.20 2.000										
Kirk McCaskill, R (6, 1) ERA: 4.74	4.0 S 14 1 1 1 2 1 0 0 0 0 0 1 26 45 2.25 0.500										

New York Yankees @ Chicago White Sox
 Comiskey Park, Chicago, IL
 Wed Jul 05 1995, 8:05 PM EDT
 Att. 42,961 - Unknown - 72 F

AB	32
R	5
H	7
RBI	5
BB	5
SO	7
LOB	8



Batter	1	2	3	4	5	6	7	8	9	AB	R	H	RBI	BB	SO	LOB
Lance Johnson, L OBP: 0.307, SLG: 0.332 (1, 8)	4-0 BB S BB BB	1-0 G6-3		0-0 HR 3B	1-0 FC3-2 1B	0-1 G1-6-3 1B		0-0 G3-1		5	2	3	2	1	0	0
Tim Raines, S OBP: 0.369, SLG: 0.481 (1, 7)	4-2 BB BB 1-2 HR BB	3-2 1B		0-2 G6-3	4-2 FC3-2 HBP 1-3 BB	2-2 G1-6-3				3	1	1	0	2	0	3
Frank Thomas, R OBP: 0.488, SLG: 0.660 (1, 3)	4-2 BB BB 1-2 2-3 HR BB	0-0 G4-3		4-0 HR IBB	3-2 FC3-2 1-2 HBP		1-1 P4			2	2	0	0	2	0	1
Robin Ventura, L OBP: 0.379, SLG: 0.538 (1, 5)	4-0 HR 1-2 2-3 BB		2-2 1B 1B	0-0 HR 1-H 3-H	1-1 FC3-2 1-2 2-3 3-H FC3-6		2-0 1B 1B			4	2	3	4	1	0	3
John Kruk, L OBP: 0.458, SLG: 0.495 (1, 10)	3-2 HR 1-H 2-H 3-H		3-1 1B 1-2	4-2 1B BB	0-0 FC3-6 1-2f		3-1 L8			4	1	2	4	1	0	4
Mike Devereaux, R OBP: 0.335, SLG: 0.424 (1, 9)	1-3 K		3-2 P7	0-1 FC6-4 1-2 1B		1-1 G6-3	1-1 1B 1-2 1B			5	0	2	0	0	1	2
Ray Durham, S OBP: 0.329, SLG: 0.390 (1, 4)	0-1 G6-3		0-0 P6	3-3 K		0-0 1B 2B	1-1 G1-3			5	1	1	0	0	1	6
Ron Karkovics, R OBP: 0.300, SLG: 0.392 (1, 2)	1-2 F9		0-1 G5-3	2-0 FC6-4 1-2f		4-2 1B 1B BB	0-0 F7			4	1	0	0	1	0	4
Ozzie Guillen, L OBP: 0.326, SLG: 0.379 (1, 6)		3-2 F7		1-0 3B 3B	0-0 G6-3	0-0 1B 1-3 2-H 1B		1-3 K		5	1	2	1	0	1	0

Inning Stats	R: 5	H: 1	E: 0	K: 1	S: 22	LOB: 0	BB: 4	P: 43	R: 0	H: 1	E: 0	K: 0	S: 8	LOB: 1	BB: 0	P: 15	R: 0	H: 2	E: 0	K: 0	S: 16	LOB: 2	BB: 0	P: 24	R: 4	H: 4	E: 0	K: 1	S: 15	LOB: 2	BB: 2	P: 29	R: 0	H: 1	E: 0	K: 0	S: 9	LOB: 3	BB: 1	P: 18	R: 2	H: 3	E: 0	K: 0	S: 12	LOB: 1	BB: 1	P: 19	R: 0	H: 2	E: 0	K: 0	S: 9	LOB: 2	BB: 0	P: 17	R: 0	H: 0	E: 0	K: 1	S: 7	LOB: 0	BB: 0	P: 8
--------------	------	------	------	------	-------	--------	-------	-------	------	------	------	------	------	--------	-------	-------	------	------	------	------	-------	--------	-------	-------	------	------	------	------	-------	--------	-------	-------	------	------	------	------	------	--------	-------	-------	------	------	------	------	-------	--------	-------	-------	------	------	------	------	------	--------	-------	-------	------	------	------	------	------	--------	-------	------

PITCHER																	PITCHER																
IP	WLS	BF	H	R	ER	SO	BB	IBB	HBP	BLK	WP	HR	S	P	ERA	WHIP	IP	WLS	BF	H	R	ER	SO	BB	IBB	HBP	BLK	WP	HR	S	P	ERA	WHIP
Brian Boehringer, R ERA: 14.14 (1, 1)	3.1	L	21	6	8	8	1	4	1	0	0	1	51	92	21.60	3.000	Brian Boehringer, R ERA: 14.14 (1, 1)	3.1	L	21	6	8	8	1	4	1	0	0	1	51	92	21.60	3.000
Bob MacDonald, L ERA: 6.86 (4, 1)	1.2		11	3	1	1	1	2	0	1	0	1	19	37	5.40	3.000	Bob MacDonald, L ERA: 6.86 (4, 1)	1.2		11	3	1	1	1	2	0	1	0	1	19	37	5.40	3.000
Josias Manzanillo, R ERA: 4.86 (6, 1)	3.0		14	5	2	2	1	1	0	0	0	0	28	44	6.00	2.000	Josias Manzanillo, R ERA: 4.86 (6, 1)	3.0		14	5	2	2	1	1	0	0	0	28	44	6.00	2.000	


BOTTOM

New York Yankees @ Chicago White Sox
Comiskey Park, Chicago, IL

Wed Jul 05 1995, 8:05 PM EDT
Att: 42,961 - Unknown - 72 F

AB	37
R	11
H	14
RBI	11
BB	8
SO	3
LOB	23

WP: 1 PA: 46
PB: 0
SB: 2
CS: 0



livebaseballscorecards.com

New York Yankees @ Texas Rangers
 The Ballpark at Arlington, Arlington, TX

Thu Jul 06 1995, 8:05 PM EDT
 Att. 33,934 - Unknown - 89 F

livebaseballscorecards.com



Batter	1	2	3	4	5	6	7	8	9	AB R H RBI BB SO LOB	TOP											
Luis Polonia, L (1, 7) OBP: 0.325, SLG: 0.341	0-0 G4-3		0-3 K		0-0 G4-3		4-0 BB		0-0 FC6-4 1B	4 0 1 0 1 1 2												
Wade Boggs, L (1, 5) OBP: 0.393, SLG: 0.373	0-0 G3			0-0 G6-3	0-3 K		0-0 G1-4-3		0-0 FC6-4 1-2f	5 0 0 0 0 1 5												
Paul O'Neill, L (1, 9) OBP: 0.420, SLG: 0.611	0-0 F7			0-0 E 1B		0-0 HR		0-0 F8		4 2 2 1 0 0 0												
Danny Tartabull, R (1, 10) OBP: 0.341, SLG: 0.402		0-0 F9		0-0 FC5 FC3-6 1B		0-0 P4		0-3 K		4 0 0 0 0 1 1												
Don Mattingly, L (1, 3) OBP: 0.338, SLG: 0.385		0-3 K		0-0 FC3-6 1B		0-0 G3-1		0-0 1B		4 0 2 1 0 1 0												
Bernie Williams, S (1, 8) OBP: 0.333, SLG: 0.452		0-3 K		0-0 FC3-6 1-2f 2-3		0-3 K		0-3 K		4 0 0 0 0 3 3												
Jim Leyritz, R (1, 2) OBP: 0.385, SLG: 0.417			0-3 K		0-0 F7		0-0 G4-6-3 1B		0-0 G6-3	4 0 1 0 0 1 2												
Tony Fernandez, S (1, 6) OBP: 0.322, SLG: 0.322			4-0 S BB		0-0 G4-3 2B		0-0 G4-6-3 1-2f		0-0 FC5-4 1B	3 0 2 0 1 0 1												
Randy Velarde, R (1, 4) OBP: 0.335, SLG: 0.375			0-3 K		0-3 K		4-0 BB BB		0-0 FC5-4 1B 1-2f	2 0 0 0 1 2 2												
Dion James, L (9, PH) OBP: 0.360, SLG: 0.377			1-2 K		0-3 K					1 0 0 0 0 0 1												
Inning Stats	R: 0 E: 0 K: 0 S: 3	H: 0 LOB: 0 BB: 0 P: 3	R: 0 E: 0 K: 2 S: 7	H: 0 LOB: 0 BB: 0 P: 7	R: 0 E: 0 K: 3 S: 9	H: 0 LOB: 1 BB: 1 P: 13	R: 1 E: 1 K: 0 S: 6	H: 2 LOB: 2 BB: 0 P: 6	R: 0 E: 0 K: 2 S: 8	H: 1 LOB: 1 BB: 0 P: 8	R: 1 E: 0 K: 1 S: 6	H: 1 LOB: 0 BB: 0 P: 6	R: 0 E: 0 K: 0 S: 3	H: 1 LOB: 2 BB: 2 P: 11	R: 0 E: 0 K: 2 S: 8	H: 1 LOB: 1 BB: 0 P: 8	R: 0 E: 0 K: 0 S: 5	H: 2 LOB: 2 BB: 0 P: 5	1B: 6 2B: 1 3B: 0 HR: 1	SF: 0 SAC: 0 DP: 1 HBP: 0	WP: 0 PB: 0 SB: 1 CS: 0	PA: 38
PITCHER	IP WLS BF H R ER SO BB IBB HBP BLK WP HR S P ERA WHIP																					
Roger Pavlik, R (1, 1) ERA: 5.6	6.2 W 27 5 2 1 8 2 0 0 0 0 0 1 41 49 1.35 1.050																					
Dennis Cook, L (7, 1) ERA: 4.26	1.1 6 1 0 0 2 1 0 0 0 0 0 0 9 13 0.00 1.500																					
Roger McDowell, R (9, 1) ERA: 3.46	0.2 4 2 0 0 0 0 0 0 0 0 0 0 4 4 0.00 3.000																					
Ed Vosberg, L (9, 1) ERA: 3.18	0.1 S 1 0 0 0 0 0 0 0 0 0 0 0 1 1 0.00 0.000																					

Batter	1	2	3	4	5	6	7	8	9	AB R H RBI BB SO LOB
--------	---	---	---	---	---	---	---	---	---	----------------------

<p>Otis Nixon, S (1, 8) OBP: 0.342, SLG: 0.319</p>	<p>Mark McLemore, S (1, 7) OBP: 0.391, SLG: 0.385</p>	<p>Ivan Rodriguez, R (1, 2) OBP: 0.349, SLG: 0.505</p>	<p>Juan Gonzalez, R (1, 10) OBP: 0.276, SLG: 0.593</p>	<p>Mickey Tettleton, S (1, 3) OBP: 0.376, SLG: 0.427</p>	<p>Luis Ortiz, R (1, 5) OBP: 0.279, SLG: 0.415 Mike Pagliarulo, L (8, 5) OBP: 0.302, SLG: 0.316</p>	<p>Jack Voigt, R (1, 9) OBP: 0.260, SLG: 0.238</p>	<p>Jeff Frye, R (1, 4) OBP: 0.363, SLG: 0.359</p>	<p>Benji Gil, R (1, 6) OBP: 0.287, SLG: 0.390</p>	<p>AB R H RBI BB SO LOB</p> <p>4 0 0 0 0 1 2</p> <p>3 1 1 0 0 1 2</p> <p>4 2 2 2 0 0 1</p> <p>4 1 2 2 0 1 0</p> <p>2 1 1 1 2 1 0</p> <p>3 0 1 0 0 0 4 1 0 0 0 0 1 0</p> <p>3 0 0 0 1 0 1</p> <p>4 0 0 0 0 0 1</p> <p>2 0 0 0 1 2 0</p>
--	---	--	--	--	---	--	---	---	--

Inning Stats	R: 3	H: 4	E: 0	LOB: 1	K: 0	BB: 0	S: 7	R: 0	H: 0	E: 0	LOB: 0	K: 2	BB: 0	S: 7	R: 0	H: 2	E: 0	LOB: 2	K: 1	BB: 1	S: 6	R: 0	H: 0	E: 0	LOB: 0	K: 1	BB: 0	S: 5	R: 2	H: 1	E: 0	LOB: 1	K: 0	BB: 2	S: 4	R: 0	H: 0	E: 0	LOB: 2	K: 0	BB: 2	S: 3	R: 0	H: 0	E: 0	LOB: 0	K: 2	BB: 0	S: 7	R: 0	H: 0	E: 0	LOB: 0	K: 1	BB: 0	S: 5	R: 0	H: 0	E: 0	LOB: 0	K: 1	BB: 0	S: 5	1B: 4	SF: 0	2B: 0	SAC: 0	3B: 0	DP: 1	HR: 3	HBP: 0
--------------	------	------	------	--------	------	-------	------	------	------	------	--------	------	-------	------	------	------	------	--------	------	-------	------	------	------	------	--------	------	-------	------	------	------	------	--------	------	-------	------	------	------	------	--------	------	-------	------	------	------	------	--------	------	-------	------	------	------	------	--------	------	-------	------	------	------	------	--------	------	-------	------	-------	-------	-------	--------	-------	-------	-------	--------

PITCHER	IP	WLS	BF	H	R	ER	SO	BB	IBB	HBP	BLK	WP	HR	S	P	ERA	WHIP
Sterling Hitchcock, L (1, 1) ERA: 5.03	5.1	L	27	7	5	5	4	5	0	0	0	0	3	30	50	8.44	2.250
Bob Wickman, R (6, 1) ERA: 3.86	1.2		5	0	0	0	2	0	0	0	0	0	0	9	9	0.00	0.000
Steve Howe, L (8, 1) ERA: 4.29	1.0		3	0	0	0	1	0	0	0	0	0	0	5	5	0.00	0.000

BOTTOM

New York Yankees @ Texas Rangers
The Ballpark at Arlington, Arlington, TX
 Thu Jul 06 1995, 8:05 PM EDT
 Att: 33,934 - Unknown - 89 F

livebaseballscorecards.com

AB	30
R	5
H	7
RBI	5
BB	5
SO	7
LOB	11



WP: 0	PA: 35
PB: 0	
SB: 0	
CS: 0	

Batter	1	2	3	4	5	6	7	8	9	AB R H RBI BB SO LOB	TOP
Luis Polonia, L (1, 7) OBP: 0.323, SLG: 0.339	1-0 G4-3		1-1 G1-3			0-1 FC6-4 1-2f		0-0 1B		4 0 1 0 0 0 2	
Wade Boggs, L (1, 5) OBP: 0.387, SLG: 0.366	1-1 F7			1-1 G4-3		2-1 L8		2-1 F7		4 0 0 0 0 0 2	
Dion James, L (1, 10) OBP: 0.356, SLG: 0.370	1-2 G4-3			0-0 1B		0-1 FC6 1-2f			1-2 F9	4 0 1 0 0 0 1	
Paul O'Neill, L (1, 9) OBP: 0.423, SLG: 0.612 Pat Kelly, R (9, PH) OBP: 0.409, SLG: 0.459		0-0 G4-6-3 1B		2-1 P6			0-0 1B		0-3 K	3 0 2 0 0 0 1 1 0 0 0 0 1 0	
Don Mattingly, L (1, 3) OBP: 0.332, SLG: 0.376		1-1 G4-6-3 1-2f		0-0 L9			0-0 F8		1-3 K	4 0 0 0 0 1 3	
Bernie Williams, S (1, 8) OBP: 0.330, SLG: 0.447		1-0 F8			2-3 K		2-3 K			3 0 0 0 0 2 1	
Mike Stanley, R (1, 2) OBP: 0.348, SLG: 0.435			2-2 G6-3		2-2 G6-3		1-2 F8			3 0 0 0 0 0 1	
Tony Fernandez, S (1, 6) OBP: 0.322, SLG: 0.322			2-2 1B		1-0 G6-3			0-0 B6		3 0 1 0 0 0 0	
Randy Velarde, R (1, 4) OBP: 0.335, SLG: 0.374			0-3 K			1-0 FC6-4 1B		0-2 G3		3 0 1 0 0 1 1	
Inning Stats	R: 0 E: 0 K: 0 S: 6 H: 0 LOB: 0 BB: 0 P: 9	R: 0 E: 0 K: 0 S: 4 H: 1 LOB: 0 BB: 0 P: 6	R: 0 E: 0 K: 1 S: 12 H: 1 LOB: 1 BB: 0 P: 17	R: 0 E: 0 K: 0 S: 6 H: 1 LOB: 1 BB: 0 P: 9	R: 0 E: 0 K: 1 S: 7 H: 0 LOB: 0 BB: 0 P: 12	R: 0 E: 0 K: 0 S: 7 H: 1 LOB: 1 BB: 0 P: 10	R: 0 E: 0 K: 1 S: 9 H: 1 LOB: 1 BB: 0 P: 12	R: 0 E: 0 K: 0 S: 7 H: 1 LOB: 1 BB: 0 P: 9	R: 0 E: 0 K: 2 S: 9 H: 0 LOB: 0 BB: 0 P: 11	1B: 6 2B: 0 3B: 0 HR: 0 SF: 0 SAC: 0 DP: 1 HBP: 0	WP: 0 PB: 0 SB: 0 CS: 0 PA: 32
PITCHER Bob Tewksbury, R (1, 1) ERA: 3.25	IP: 9.0 WLS: W BF: 32 H: 6 R: 0 ER: 0 SO: 5 BB: 0 IBB: 0 HBP: 0 BLK: 0 WP: 0 HR: 0 S: 67 P: 95 ERA: 0.00 WHIP: 0.667										

New York Yankees @ Texas Rangers
The Ballpark at Arlington, Arlington, TX

Fri Jul 07 1995, 8:05 PM EDT
Att. 35,435 - Unknown - 95 F

livebaseballscorecards.com

AB	32
R	0
H	6
RBI	0
BB	0
SO	5
LOB	12



BOTTOM

New York Yankees @ Texas Rangers
The Ballpark at Arlington, Arlington, TX

Fri Jul 07 1995, 8:05 PM EDT
Att: 35,435 - Unknown - 95 F

livebaseballscorecards.com

AB	36
R	10
H	15
RBI	10
BB	3
SO	2
LOB	16



WP: 0	PA: 40
PB: 0	
SB: 0	
CS: 0	

Batter	1	2	3	4	5	6	7	8	9	AB	R	H	RBI	BB	SO	LOB
Otis Nixon, S OBP: 0.343, SLG: 0.324 (1, 8) C B X	1-1 G4-3	1-0 1B	0-0 2B 2B		2-1 G6-3		3-2 F8			5	1	2	1	0	0	1
Mark McLemore, S OBP: 0.391, SLG: 0.391 (1, 7) B X	1-0 L8	2-0 SF8	2-0 1B 2B			0-1 FC6-4 1B		0-0 G6-3		4	1	2	3	0	0	0
Ivan Rodriguez, R OBP: 0.355, SLG: 0.507 (1, 2) B F X	1-1 G1-3	0-0 SAFE F8	0-1 FC6-4 1B			0-0 FC6-4 1B		3-1 G6-4-3 1B		5	0	3	1	0	0	2
Juan Gonzalez, R OBP: 0.273, SLG: 0.586 (1, 10) B X			2-0 FC6-4			1-1 FC6-4		0-2 G6-4-3		5	1	1	0	0	0	6
Mickey Tettleton, S OBP: 0.378, SLG: 0.423 (1, 3) B C B B X		4-2 2B HR BB	4-2 G3-6-3 BB	1-3 K		3-1 P2				2	1	0	0	2	1	2
Luis Ortiz, R OBP: 0.277, SLG: 0.422 (1, 5) B O Z X		1-1 SAFE HR 2B	0-0 G3-6-3	0-2 G6-3		1-0 F4				4	1	1	1	0	0	3
Jack Voigt, R OBP: 0.296, SLG: 0.370 (1, 9) B X		1-0 HR	0-0 2B	2-3 K			2-2 FC6-4 1B			4	2	3	3	0	1	0
Jeff Frye, R OBP: 0.366, SLG: 0.369 (1, 4) B C B X		2-1 1B SF8 1B	3-2 1B 2B 2B		3-2 F9		2-0 F8			4	2	2	1	0	0	1
Benji Gil, R OBP: 0.291, SLG: 0.389 (1, 6) B B 1 F B B		4-2 SAFE SF8 1B	2-0 2B 2B 1B		0-0 G6-3		2-2 FC6-4			3	1	1	0	1	0	1

Inning Stats	R: 0 E: 0 K: 5 S: 5	H: 0 LOB: 0 BB: 0 P: 8	R: 5 E: 1 K: 0 S: 17	H: 5 LOB: 2 BB: 2 P: 32	R: 5 E: 1 K: 0 S: 15	H: 6 LOB: 1 BB: 1 P: 28	R: 0 E: 0 K: 2 S: 10	H: 0 LOB: 0 BB: 0 P: 13	R: 0 E: 0 K: 0 S: 6	H: 0 LOB: 0 BB: 0 P: 11	R: 0 E: 0 K: 0 S: 8	H: 2 LOB: 2 BB: 0 P: 13	R: 0 E: 0 K: 0 S: 11	H: 1 LOB: 1 BB: 0 P: 20	R: 0 E: 0 K: 0 S: 7	H: 1 LOB: 0 BB: 0 P: 10
--------------	------------------------------	---------------------------------	-------------------------------	----------------------------------	-------------------------------	----------------------------------	-------------------------------	----------------------------------	------------------------------	----------------------------------	------------------------------	----------------------------------	-------------------------------	----------------------------------	------------------------------	----------------------------------

PITCHER	IP	WLS	BF	H	R	ER	SO	BB	IBB	HBP	BLK	WP	HR	S	P	ERA	WHIP	PITCHER										
																		IP	WLS	BF	H	R	ER	SO	BB	IBB	HBP	BLK
Andy Pettitte, L ERA: 4.8 (1, 1)	2.2	L	17	7	7	7	0	3	0	0	0	0	0	31	56	23.62	3.750											
Scott Bankhead, R ERA: 5.08 (3, 1)	3.1		16	6	3	3	2	0	0	0	0	0	0	30	49	8.10	1.800											
Dave Pavlas, R ERA: (7, 1)	1.0		4	1	0	0	0	0	0	0	0	0	0	11	20	0.00	1.000											
John Wetteland, R ERA: 2.57 (8, 1)	1.0		3	1	0	0	0	0	0	0	0	0	0	7	10	0.00	1.000											

Batter	1	2	3	4	5	6	7	8	9	AB	R	H	RBI	BB	SO	LOB	TOP								
Bernie Williams, S OBP: 0.335, SLG: 0.449 (1, 8)	4-2 BB BB		0-1 2B			4-1 1B 1B BB	2-1 F7	0-1 F8		3	1	1	0	2	0	3									
Tony Fernandez, S OBP: 0.329, SLG: 0.330 (1, 6)	1-3 K		3-1 G6-3			0-0 1B 1B		2-2 1B G4-3 1B	1-2 F8 1B WP 1B	5	2	3	0	0	1	2									
Jim Leyritz, R OBP: 0.384, SLG: 0.415 Don Mattingly, L OBP: 0.336, SLG: 0.383 (1, 3) (7, PH) (7, 3)	2-3 K		1-0 F9			0-1 1B 1B		2-0 G4-3 3B 1B	0-0 WP 1B	3	0	1	1	0	1	2									
Danny Tartabull, R OBP: 0.342, SLG: 0.396 (1, 10)	4-1 1B 1-2 BB					2-2 G6-3		4-2 1B 1-2 BB	3-1 G4-3	2-0 P4	3	0	0	1	2	0	3								
Gerald Williams, R OBP: 0.365, SLG: 0.608 (1, 9) (7, 7)	3-2 G5-3					0-0 1B		0-0 P4	4-2 3B WP BB	1-0 F8	4	1	1	0	1	0	7								
Mike Stanley, R OBP: 0.349, SLG: 0.448 (1, 2)						2-3 K		2-0 HR	4-2 3B BB	3-2 F8 K	4	2	1	1	1	2	2								
Randy Velarde, R OBP: 0.330, SLG: 0.368 Paul O'Neill, L OBP: 0.424, SLG: 0.622 (1, 7) (7, PH) (7, 9)						0-0 F9		3-1 G5-3	2-0 3B		3	0	0	0	0	0	1								
Russ Davis, R OBP: 0.385, SLG: 0.526 (1, 5)								0-0 G5-3	0-2 FC5-4 1B	2-0 L7	4	0	1	0	1	0	0								
Pat Kelly, R OBP: 0.387, SLG: 0.430 (1, 4)								2-0 F8	3-2 FC5-4	3-2 G5-3	2-3 K	5	0	0	0	0	1	3							
Inning Stats	R: 0 E: 0 K: 2 S: 13	H: 0 LOB: 2 BB: 2 P: 27	R: 0 E: 0 K: 0 S: 6	H: 0 LOB: 0 BB: 0 P: 8	R: 0 E: 0 K: 0 S: 7	H: 1 LOB: 1 BB: 0 P: 11	R: 0 E: 0 K: 1 S: 9	H: 1 LOB: 1 BB: 0 P: 13	R: 1 E: 0 K: 0 S: 9	H: 2 LOB: 3 BB: 2 P: 19	R: 1 E: 0 K: 0 S: 12	H: 2 LOB: 1 BB: 0 P: 22	R: 4 E: 0 K: 0 S: 23	H: 3 LOB: 2 BB: 3 P: 47	R: 1 E: 0 K: 1 S: 10	H: 2 LOB: 1 BB: 0 P: 17	R: 0 E: 0 K: 1 S: 10	H: 0 LOB: 0 BB: 0 P: 16	1B: 8 2B: 1 3B: 1 HR: 1	SF: 0 SAC: 0 DP: 0 HBP: 0	WP: 2 PB: 0 SB: 0 CS: 0	PA: 45			
PITCHER	IP	WLS	BF	H	R	ER	SO	BB	IBB	HBP	BLK	WP	HR	S	P	ERA	WHIP								
Kenny Rogers, L ERA: 3.05 (1, 1)	5.1		26	6	2	2	3	4	0	0	0	0	1	50	89	3.38	1.875								
Chris Nichting, R ERA: 4.35 (6, 1)	0.2		3	1	1	1	0	0	0	0	0	0	0	10	17	13.50	1.500								
Roger McDowell, R ERA: 4.07 (7, 1)	0.1	L	4	1	0	0	0	2	0	0	0	1	0	10	23	0.00	9.000								
Dennis Cook, L ERA: 4.5 (7, 1)	0.2		6	3	4	4	0	1	0	0	0	0	0	14	24	54.00	6.000								
Jose Alberro, R ERA: 7.85 (8, 1)	2.0		6	0	0	0	2	0	0	0	0	1	0	15	27	0.00	0.000								

New York Yankees @ Texas Rangers
The Ballpark at Arlington, Arlington, TX
Sat Jul 08 1995, 8:05 PM EDT
Att. 45,645 - Unknown - 96 F

livebaseballscorecards.com

AB	38
R	7
H	11
RBI	6
BB	7
SO	5
LOB	23



Batter	1	2	3	4	5	6	7	8	9	AB	R	H	RBI	BB	SO	LOB
Otis Nixon, S OBP: 0.342, SLG: 0.323 (1, 8)	F7		B1-3		G4-3			1B		4	0	1	0	0	0	1
Mark McLemore, S OBP: 0.389, SLG: 0.397 (1, 7)	29 E 3B		L7			L9		F8		4	1	1	0	0	0	1
29 Rusty Greer, L OBP: 0.362, SLG: 0.409 (1, 9)	E3 HR		K			F7		G4-3		4	1	0	1	0	1	1
Juan Gonzalez, R OBP: 0.272, SLG: 0.598 (1, 10)	3-H 1-H HR			G5-3		G6-3		F9		4	1	1	2	0	0	0
Mickey Tettleton, S OBP: 0.380, SLG: 0.422 (1, 3)	G4-3			K			E F7-2 BB	FC3-6 1B		3	0	1	0	1	1	0
Ivan Rodriguez, R OBP: 0.353, SLG: 0.502 (1, 2)	G5-3			L4			F9	FC3-6 1B		4	0	1	0	0	0	1
Mike Pagliarulo, L OBP: 0.292, SLG: 0.306 (1, 5)		G3			L9		E4	FC3-6		4	0	0	0	0	0	3
Jeff Frye, R OBP: 0.358, SLG: 0.360 (1, 4)		F9			G6-3		F7-2	1-2 2-3		4	0	0	0	0	1	4
Benji Gil, R OBP: 0.291, SLG: 0.393 (1, 6)			K					G6-3		3	0	1	0	0	1	0

Inning Stats	R: 3	H: 2	E: 1	K: 0	S: 12	LOB: 0	BB: 0	P: 22	R: 0	H: 0	E: 0	K: 1	S: 8	LOB: 0	BB: 0	P: 15	R: 0	H: 0	E: 0	K: 1	S: 8	LOB: 0	BB: 0	P: 11	R: 0	H: 0	E: 0	K: 1	S: 7	LOB: 0	BB: 0	P: 10	R: 0	H: 1	E: 0	K: 0	S: 12	LOB: 1	BB: 0	P: 18	R: 0	H: 0	E: 0	K: 0	S: 6	LOB: 0	BB: 0	P: 9	R: 0	H: 0	E: 1	K: 0	S: 9	LOB: 1	BB: 1	P: 18	R: 0	H: 1	E: 0	K: 0	S: 9	LOB: 1	BB: 0	P: 14	R: 0	H: 2	E: 0	K: 1	S: 10	LOB: 2	BB: 0	P: 15	1B: 3	2B: 2	3B: 1	SF: 0	SAC: 0	DP: 1	HBP: 0	WP: 0	PB: 0	SB: 0	CS: 0	PA: 35
--------------	------	------	------	------	-------	--------	-------	-------	------	------	------	------	------	--------	-------	-------	------	------	------	------	------	--------	-------	-------	------	------	------	------	------	--------	-------	-------	------	------	------	------	-------	--------	-------	-------	------	------	------	------	------	--------	-------	------	------	------	------	------	------	--------	-------	-------	------	------	------	------	------	--------	-------	-------	------	------	------	------	-------	--------	-------	-------	-------	-------	-------	-------	--------	-------	--------	-------	-------	-------	-------	--------

PITCHER	IP	WLS	BF	H	R	ER	SO	BB	IBB	HBP	BLK	WP	HR	S	P	ERA	WHIP
Jack McDowell, R ERA: 4.56 (1, 1)	8.1	W	33	6	3	2	3	1	0	0	0	0	1	77	125	2.16	0.840
John Wetteland, R ERA: 2.51 (9, 1)	0.2	S	2	0	0	0	1	0	0	0	0	0	0	4	7	0.00	0.000


BOTTOM

New York Yankees @ Texas Rangers
The Ballpark at Arlington, Arlington, TX

Sat Jul 08 1995, 8:05 PM EDT
Att: 45,645 - Unknown - 96 F

livebaseballscorecards.com

AB	34
R	3
H	6
RBI	3
BB	1
SO	4
LOB	11



Batter	1	2	3	4	5	6	7	8	9	10	11	12	AB	R	H	RBI	BB	SO	LOB	TOP								
Bernie Williams, S OBP: 0.333, SLG: 0.445	1-2 F8		2-1 FC6-4 1B	2-2 P5		0-0 F8		2-0 G1-3 1B		1-2 FC6-4		2-3 K	7	0	2	1	0	1	4									
Tony Fernandez, S OBP: 0.319, SLG: 0.319	1-0 P4		0-1 FC6-4 1B	1-3 K		2-2 G4-3		1-0 G1-3		0-0 G6-3			6	1	0	1	0	1	6									
Paul O'Neill, L OBP: 0.426, SLG: 0.616	2-2 F7		0-0 E BB 1B			0-1 G1-3		4-0 G6-4-3 IBB			0-1 G6-3 E 1B		5	0	2	1	1	0	0									
Danny Tartabull, R OBP: 0.342, SLG: 0.390		0-3 K	4-1 E BB			1-1 1B 1B		1-0 F8		3-2 G6-4-3		1-2 G6-3		5	0	1	0	1	1	3								
Gerald Williams, R OBP: 0.363, SLG: 0.595		1-1 E5 CS	0-0 E5			1-3 K		2-1 HBP BB 2B		0-1 G6-3		4-2 BB		5	1	1	0	1	1	3								
Don Mattingly, L OBP: 0.338, SLG: 0.378		1-3 K	0-0 G3-1			0-0 1B		4-0 BB HBP IBB		2-0 G3		1-1 P3		5	0	1	0	1	1	6								
Jim Leyritz, R OBP: 0.382, SLG: 0.409			2-0 E 1B			3-3 K		2-0 BB HBP		2-2 G4-3		2-1 F9		5	1	1	0	0	1	4								
Mike Stanley, R OBP: 0.349, SLG: 0.448								1-2 2-3 HBP						0	0	0	0	0	0	0								
Russ Davis, R OBP: 0.413, SLG: 0.625			0-0 F9			4-2 E BB		1-2 F8 SH1-4 1B		4-2 FC6-4 1B		3-3 K		2	0	1	0	1	0	1								
Wade Boggs, L OBP: 0.390, SLG: 0.367								1-2 2-3 3-H BB						2	0	1	1	1	1	0								
Pat Kelly, R OBP: 0.367, SLG: 0.405			3-1 FC5 1B FC6-4			0-0 E4		1-1 SH1-4		2-1 L6		0-0 F9		5	1	0	0	0	1	6								
Inning Stats	R: 0 E: 0 K: 0 S: 8	H: 0 LOB: 0 BB: 0 P: 12	R: 0 E: 1 K: 2 S: 8	H: 0 LOB: 0 BB: 0 P: 10	R: 3 E: 3 K: 0 S: 12	H: 3 LOB: 3 BB: 1 P: 23	R: 0 E: 1 K: 1 S: 13	H: 0 LOB: 2 BB: 1 P: 22	R: 0 E: 0 K: 2 S: 11	H: 2 LOB: 2 BB: 0 P: 16	R: 0 E: 0 K: 0 S: 9	H: 1 LOB: 1 BB: 0 P: 13	R: 1 E: 0 K: 0 S: 11	H: 1 LOB: 3 BB: 2 P: 28	R: 0 E: 0 K: 0 S: 5	H: 1 LOB: 1 BB: 1 P: 15	R: 0 E: 0 K: 0 S: 6	H: 0 LOB: 0 BB: 0 P: 10	R: 0 E: 0 K: 1 S: 8	H: 1 LOB: 1 BB: 0 P: 12	R: 0 E: 1 K: 0 S: 12	H: 1 LOB: 2 BB: 1 P: 20	R: 0 E: 0 K: 2 S: 8	H: 0 LOB: 0 BB: 0 P: 13	1B: 9 2B: 1 3B: 0 HR: 0	SF: 0 SAC: 1 DP: 1 HBP: 1	WP: 0 PB: 0 SB: 0 CS: 1	PA: 55
PITCHER	IP WLS BF H R ER SO BB IBB HBP BLK WP HR S P ERA WHIP																				WP: 0 PA: 55							
Terry Burrows, L ERA: 6.03	(1, 1)	2.2																										
Chris Nichting, R ERA: 3.29	(3, 1)	3.1																										
Kevin Gross, R ERA: 7.49	(7, 1)	3.0																										
Ed Vosberg, L ERA: 2.7	(10, 1)	3.0	W	12	2	0	0	3	1	0	0	0																

New York Yankees @ Texas Rangers
The Ballpark at Arlington, Arlington, TX

Sun Jul 09 1995, 4:33 AM EDT
Att: 31,893 - Sunny - 102 F

AB	47
R	4
H	10
RBI	4
BB	6
SO	8
LOB	33



Batter	1	2	3	4	5	6	7	8	9	10	11	12	AB R H RBI BB SO LOB
Otis Nixon, S <small>(1, 8) OBP: 0.339, SLG: 0.319</small>	2-1 G6-3 		0-0 		1-2 L5 		0-3 K 		2-2 L7 		0-0 G4-3 		6 0 1 0 0 1 4
Mark McLemore, S <small>(1, 7) OBP: 0.391, SLG: 0.395</small>	2-1 G4-3 		0-0 G1-3 			1-1 	4-2 		0-0 G6-3 			4-2 	4 2 1 0 2 0 1
29 Rusty Greer, L <small>(1, 9) OBP: 0.358, SLG: 0.401</small>	K 			3-2 G4-3 		2-2 F7 	4-1 		2-3 K2-3 			0-1 SH1-4 	4 0 0 0 1 2 1
Juan Gonzalez, R <small>(1, 10) OBP: 0.282, SLG: 0.628</small>		1-1 		1-2 G6-3 		0-2 	0-0 G6-3 		2-2 G5-3 			4-0 	5 2 2 2 1 0 3
Mickey Tettleton, S <small>(1, 3) OBP: 0.382, SLG: 0.442</small>	2-1 F8 			1-1 		3-2 E5 		0-0 		2-2 G4-3 		2-1 	6 1 3 3 0 0 0
Mike Pagliarulo, L <small>(1, 5) OBP: 0.284, SLG: 0.296</small> Luis Ortiz, R <small>(10, PH) OBP: 0.271, SLG: 0.413</small>	0-1 F8 			1-3 K 		0-0 F7 		1-0 G4-3 		0-3 K 			4 0 0 0 0 1 2 1 0 0 0 0 1 0
Jeff Frye, R <small>(1, 4) OBP: 0.354, SLG: 0.352</small>	0-1 G5-3 				1-0 F8 	2-2 G1-3 		3-2 F8 			4-1 		4 0 0 0 1 0 1
Dave Valle, R <small>(1, 2) OBP: 0.302, SLG: 0.250</small> Ivan Rodriguez, R <small>(8, PH) OBP: 0.359, SLG: 0.507</small>			0-0 G5-3 		1-1 G1-3 		1-0 F9 	1-0 			1-2 		3 0 0 0 0 0 0 2 0 2 0 0 0 0
Benji Gil, R <small>(1, 6) OBP: 0.293, SLG: 0.390</small>			2-1 P4 		1-0 		4-1 	0-1 FC4-6 			3-3 K 		4 0 1 0 1 1 3

Inning Stats	R: 0	H: 0	E: 0	K: 1	S: 8	R: 1	H: 1	E: 0	K: 0	S: 8	R: 0	H: 1	E: 0	K: 0	S: 5	R: 0	H: 1	E: 0	K: 1	S: 12	R: 0	H: 1	E: 0	K: 0	S: 10	R: 2	H: 2	E: 1	K: 0	S: 15	R: 0	H: 0	E: 0	K: 1	S: 9	R: 1	H: 2	E: 0	K: 0	S: 8	R: 0	H: 0	E: 0	K: 1	S: 7	R: 0	H: 0	E: 0	K: 1	S: 11	R: 0	H: 1	E: 0	K: 1	S: 8	R: 1	H: 1	E: 0	K: 0	S: 6	R: 1	H: 1	E: 0	K: 0	S: 6	1B: 6	2B: 1	3B: 1	HR: 2	SF: 0	SAC: 1	DP: 1	HBP: 0	WP: 1	PA: 50
--------------	------	------	------	------	------	------	------	------	------	------	------	------	------	------	------	------	------	------	------	-------	------	------	------	------	-------	------	------	------	------	-------	------	------	------	------	------	------	------	------	------	------	------	------	------	------	------	------	------	------	------	-------	------	------	------	------	------	------	------	------	------	------	------	------	------	------	------	-------	-------	-------	-------	-------	--------	-------	--------	-------	--------

PITCHER	IP	WLS	BF	H	R	ER	SO	BB	IBB	HBP	BLK	WP	HR	S	P	ERA	WHIP
42 Mariano Rivera, R <small>(1, 1) ERA: 6.21</small>	6.0		25	6	3	3	2	0	0	0	0	0	1	58	87	4.50	1.000
Bob Wickman, R <small>(7, 1) ERA: 3.77</small>	3.1		15	2	1	1	2	3	0	0	0	0	1	27	51	2.70	1.500
Steve Howe, L <small>(10, 1) ERA: 4.3</small>	2.0	L	10	2	1	1	2	2	1	0	0	1	0	22	42	4.50	2.000

NEW YORK YANKEES @ TEXAS RANGERS
 The Ballpark at Arlington, Arlington, TX
 Sun Jul 09 1995, 4:33 AM EDT
 Att. 31,893 - Sunny - 102 F

livebaseballscorecards.com

AB	43
R	5
H	10
RBI	5
BB	6
SO	6
LOB	15

Batter	1	2	3	4	5	6	7	8	9	AB R H RBI BB SO LOB	TOP											
Vince Coleman, S (1, 7) OBP: 0.356, SLG: 0.404	1-2 G4-3		0-0 F9			0-1 G6-3		0-1 F8		4 0 0 0 0 0 2												
Wally Joyner, L (1, 3) OBP: 0.401, SLG: 0.437	0-0 G4-3		4-2 FC5-4 1B			1-1 G4-3 1B			1-0 1B FC6-4 1B	2 0 1 0 1 0 0 1 1 1 0 0 0 0												
Bob Hamelin, L (8, 3) OBP: 0.294, SLG: 0.290			1-2 2-3 BB																			
Chris James, R (1, 10) OBP: 0.292, SLG: 0.391	1-3 K		0-0 FC5-4			3-2 G4-3		1-2 K	1-0 FC6-4 1B	4 0 1 0 0 1 4												
Gary Gaetti, R (1, 5) OBP: 0.322, SLG: 0.520		0-3 K		2-2 P4		1-3 K		1-3 K	0-0 FC6-4 1B	4 0 0 1 0 2 2												
Phil Hiatt, R (1, 9) OBP: 0.286, SLG: 0.368		3-2 G6-3		1-3 K			2-1 F8		3-2 1B	4 0 1 0 0 1 0												
Edgar Caceres, S (1, 6) OBP: 0.338, SLG: 0.460		3-3 K		2-3 K			0-0 G6-3		2-1 F8	4 0 0 0 0 2 2												
Chris Stynes, R (1, 4) OBP: 0.240, SLG: 0.217			0-1 F7		0-0 F9		1-0 F9		1-0 G4-3	3 0 0 0 0 0 0 1 0 0 0 0 0 2												
Keith Lockhart, L (9, PH) OBP: 0.422, SLG: 0.527																						
David Howard, S (1, 8) OBP: 0.207, SLG: 0.205			3-2 BB 1B		0-3 K			0-0 G6-3		3 0 1 0 0 1 0												
Pat Borders, R (1, 2) OBP: 0.271, SLG: 0.423			2-1 BB 1B		1-2 F9			1-0 F8		3 0 1 0 0 0 0												
Inning Stats	R: 0 E: 0 K: 1 S: 7	H: 0 LOB: 0 BB: 0 P: 9	R: 0 E: 0 K: 2 S: 12	H: 0 LOB: 0 BB: 0 P: 18	R: 0 E: 0 K: 0 S: 11	H: 2 LOB: 3 BB: 1 P: 20	R: 0 E: 0 K: 2 S: 9	H: 0 LOB: 0 BB: 0 P: 14	R: 0 E: 0 K: 1 S: 7	H: 0 LOB: 0 BB: 0 P: 8	R: 0 E: 0 K: 1 S: 12	H: 1 LOB: 1 BB: 0 P: 17	R: 0 E: 0 K: 0 S: 4	H: 0 LOB: 0 BB: 0 P: 7	R: 0 E: 0 K: 0 S: 4	H: 0 LOB: 0 BB: 0 P: 5	R: 1 E: 0 K: 0 S: 9	H: 3 LOB: 2 BB: 0 P: 17	1B: 6 2B: 0 3B: 0 HR: 0	SF: 0 SAC: 0 DP: 0 HBP: 0	WP: 0 PB: 0 SB: 0 CS: 0	PA: 34
PITCHER	IP WLS BF H R ER SO BB IBB HBP BLK WP HR S P ERA WHIP											PITCHER	IP WLS BF H R ER SO BB IBB HBP BLK WP HR S P ERA WHIP									
Andy Pettitte, L (1, 1) ERA: 4.35	8.1 W 32 6 1 1 7 1 0 0 0 0 0 72 109 1.08 0.840											Scott Bankhead, R (9, 1) ERA: 4.98	0.2 2 0 0 0 0 0 0 0 0 0 0 3 6 0.00 0.000									

Kansas City Royals @ New York Yankees
 Yankee Stadium, Bronx, NY
 Wed Jul 12 1995, 7:05 PM EDT
 Att. 23,252 - Unknown - 77 F

AB	33
R	1
H	6
RBI	1
BB	1
SO	7
LOB	12



Batter	1	2	3	4	5	6	7	8	9	AB	R	H	RBI	BB	SO	LOB	BOTTOM																				
Bernie Williams, S (1, 8) OBP: 0.345, SLG: 0.459	4-1 CS BB	0-0 2B 2B		4-0 1B WP BB		2-0 2B		1-0 1B		3	2	3	0	2	0	0	Kansas City Royals @ New York Yankees Yankee Stadium, Bronx, NY Wed Jul 12 1995, 7:05 PM EDT Att: 23,252 - Unknown - 77 F																				
Jim Leyritz, R (1, 2) OBP: 0.388, SLG: 0.417	4-1 G5-4-3 BB	2-1 1B 2B		2-2 F9-6 WP 1B		0-0 G6-3		0-1 G4-3		4	1	2	4	1	0	2																					
Paul O'Neill, L (1, 9) OBP: 0.423, SLG: 0.608	0-0 G5-4-3 1-2f	1-1 2-H 1B		1-2 F9-6 1-3 3-H			1-0 F7			4	0	1	1	0	0	2																					
Danny Tartabull, R (1, 10) OBP: 0.336, SLG: 0.382		0-3 K	3-2 F8		0-2 G6-3		2-1 F8			4	0	0	0	0	1	0																					
Gerald Williams, R (1, 7) OBP: 0.368, SLG: 0.580		4-2 2B HR BB	2-1 F8		1-1 G1-3		4-1 1B BB			2	1	0	0	2	0	0																					
Don Mattingly, L (1, 3) OBP: 0.345, SLG: 0.388		3-1 1-3 HR 2B	2-0 F8		4-2 BB		2-1 WP 1B			3	1	2	0	1	0	0																					
Tony Fernandez, S (1, 6) OBP: 0.314, SLG: 0.313		0-2 P9		2-1 L8	1-2 G3-1		1-3 K			4	0	0	0	0	1	5																					
Russ Davis, R (1, 5) OBP: 0.420, SLG: 0.581		0-0 2-H 3-H HR		4-1 2B 1B BB		2-0 P2		0-2 K		3	2	1	3	1	1	0																					
Pat Kelly, R (1, 4) OBP: 0.373, SLG: 0.420		0-1 2B 2B 1B		1-2 1-3 1B 2B		2-2 G5-3		2-3 K		4	2	2	0	0	1	0																					
Inning Stats	R: 0 E: 0 K: 0 S: 3	H: 0 LOB: 0 BB: 2 P: 11	R: 6 E: 0 K: 1 S: 18	H: 6 LOB: 1 BB: 1 P: 28	R: 0 E: 0 K: 0 S: 7	H: 0 LOB: 0 BB: 0 P: 14	R: 3 E: 0 K: 0 S: 12	H: 2 LOB: 0 BB: 2 P: 26	R: 0 E: 0 K: 0 S: 10	H: 0 LOB: 1 BB: 1 P: 16	R: 0 E: 0 K: 0 S: 6	H: 1 LOB: 1 BB: 0 P: 12	R: 0 E: 0 K: 1 S: 10	H: 1 LOB: 2 BB: 1 P: 20	R: 0 E: 0 K: 2 S: 9	H: 1 LOB: 1 BB: 0 P: 12	1B: 5 2B: 6 3B: 0 HR: 1	SF: 0 SAC: 0 DP: 2 HBP: 0	WP: 2 PB: 0 SB: 0 CS: 1	PA: 38 ERA WHIP																	
PITCHER	IP	WLS	BF	H	R	ER	SO	BB	IBB	HBP	BLK	WP	HR	S	P	ERA	WHIP	PITCHER			IP	WLS	BF	H	R	ER	SO	BB	IBB	HBP	BLK	WP	HR	S	P	ERA	WHIP
Chris Haney, L (1, 1) ERA: 3.65	2.0	L	12	6	6	6	1	3	0	0	0	0	1	21	39	27.00	4.500																				
Dave Fleming, L (3, 1) ERA: 7.74	2.0		9	2	3	3	0	2	0	0	0	1	0	19	40	13.50	2.000																				
Dilson Torres, R (5, 1) ERA: 5.4	2.0		8	1	0	0	0	1	0	0	0	0	0	16	28	0.00	1.000																				
Mike Magnante, L (7, 1) ERA: 3.86	1.0		5	1	0	0	1	1	0	0	0	1	0	10	20	0.00	2.000																				
Hipolito Pichardo, R (8, 1) ERA: 3.79	1.0		4	1	0	0	2	0	0	0	0	0	0	9	12	0.00	1.000																				

livebaseballscorecards.com

AB 31
R 9
H 11
RBI 8
BB 7
SO 4
LOB 9




Batter	1	2	3	4	5	6	7	8	9	AB R H RBI BB SO LOB	TOP	
Chuck Knoblauch, R (1, 4) <small>OBP: 0.398, SLG: 0.414</small>	0-0 HR		2-2 HBP		2-1 G5-3			2-2 BB		3 1 2 1 0 0 0		
Rich Becker, L (1, 8) <small>OBP: 0.318, SLG: 0.286</small>	0-1 G6-3		1-1 G4-3			2-0 L7		4-2 FC4-6		3 0 0 0 1 0 1		
Chip Hale, L (1, 10) <small>OBP: 0.333, SLG: 0.417</small>	0-3 K		0-0 F8			3-2 G3-1		1-3 K		4 0 0 0 0 2 4		
Marty Cordova, R (1, 7) <small>OBP: 0.338, SLG: 0.487</small>	0-3 K			3-3 K		2-2 1B		3-3 K		4 0 1 0 0 3 3		
Dan Masteller, L (1, 9) <small>OBP: 0.302, SLG: 0.167</small>		4-2 FC6-4		0-0 E9		0-1 G3		1-2 FC4-6		3 0 1 0 1 0 4		
Scott Leius, R (1, 5) <small>OBP: 0.326, SLG: 0.362</small>		3-1 FC6-4		1-2 L7			0-3 K		2-1 G3		4 0 0 0 0 1 2	
Scott Stahoviak, L (1, 3) <small>OBP: 0.324, SLG: 0.348</small> Pedro Munoz, R (9, PH) <small>OBP: 0.333, SLG: 0.554</small>		0-0 L8		2-3 K			1-0 G4-3		0-1 HR		3 0 0 0 0 1 2 1 1 1 1 0 0 0	AB 32 R 2 H 5 RBI 2 BB 3 SO 8 LOB 17
Matt Walbeck, S (1, 2) <small>OBP: 0.282, SLG: 0.295</small>		1-2 L8			0-0 F8		0-0 F7		1-3 K		4 0 0 0 0 1 1	
Jeff Reboulet, R (1, 6) <small>OBP: 0.346, SLG: 0.391</small> Matt Merullo, L (9, PH) <small>OBP: 0.323, SLG: 0.342</small>			2-0 G5-3		2-2 P6			4-2 BB	2-2 F7		2 0 0 0 1 0 0 1 0 0 0 0 0 0	
Inning Stats	R: 1 H: 1 E: 0 LOB: 0 K: 2 BB: 0 S: 9 P: 9	R: 0 H: 0 E: 0 LOB: 1 K: 0 BB: 1 S: 8 P: 16	R: 0 H: 0 E: 0 LOB: 1 K: 0 BB: 0 S: 7 P: 12	R: 0 H: 1 E: 1 LOB: 1 K: 2 BB: 0 S: 10 P: 16	R: 0 H: 0 E: 0 LOB: 0 K: 0 BB: 0 S: 8 P: 12	R: 0 H: 1 E: 0 LOB: 1 K: 0 BB: 0 S: 9 P: 16	R: 0 H: 0 E: 0 LOB: 0 K: 1 BB: 0 S: 5 P: 6	R: 0 H: 1 E: 0 LOB: 3 K: 2 BB: 2 S: 17 P: 32	R: 1 H: 1 E: 0 LOB: 0 K: 1 BB: 0 S: 11 P: 16	1B: 3 SF: 0 2B: 0 SAC: 0 3B: 0 DP: 0 HR: 2 HBP: 1	WP: 0 PA: 36 PB: 0 SB: 0 CS: 0	
PITCHER Jack McDowell, R (1, 1) <small>ERA: 4.35</small> Bob Wickman, R (8, 1) <small>ERA: 3.68</small> Steve Howe, L (9, 1) <small>ERA: 4.56</small> John Wetteland, R (9, 1) <small>ERA: 2.48</small>	IP WLS BF H R ER SO BB IBB HBP BLK WP HR S P ERA WHIP 7.0 W 29 4 1 1 5 3 0 1 0 0 1 63 104 1.29 1.000 1.0 3 0 0 0 2 0 0 0 0 0 0 10 15 0.00 0.000 0.2 3 1 1 1 1 0 0 0 0 0 1 7 10 13.50 1.500 0.1 1 0 0 0 0 0 0 0 0 0 0 4 6 0.00 0.000	PITCHER IP WLS BF H R ER SO BB IBB HBP BLK WP HR S P ERA WHIP 0.0 0 0 0 0 0 0 0 0 0 0 0 0 0 0.00 0.000										

Minnesota Twins @ New York Yankees
 Yankee Stadium, Bronx, NY
 Thu Jul 13 1995, 7:05 PM EDT
 Att. 17,627 - Unknown - 90 F

livebaseballscorecards.com



Batter	1	2	3	4	5	6	7	8	9	AB	R	H	RBI	BB	SO	LOB	BOTTOM								
Luis Polonia, L (1, 7) OBP: 0.320, SLG: 0.335	1-1 L7		2-1 G1-3	1-2 G6-4-3 1B			3-2 G3-1	1-2 F7		5	0	1	1	0	0	1	Minnesota Twins @ New York Yankees Yankee Stadium, Bronx, NY Thu Jul 13 1995, 7:05 PM EDT Att: 17,627 - Unknown - 90 F								
Wade Boggs, L (1, 5) OBP: 0.398, SLG: 0.374	1-2 FC6-4 1B		4-0 1B SF7 BB	1-0 G6-4-3 1-2f			2-1 2B SF8 1B	2-2 1B		4	2	3	0	1	0	2									
Dion James, L (1, 10) OBP: 0.358, SLG: 0.384	1-1 FC6-4 1B 1-2f		1-1 1-3 1B				0-1 1-3 2B	1-1 L3		5	0	2	0	0	0	3									
Paul O'Neill, L (1, 9) OBP: 0.420, SLG: 0.607	0-0 1B		3-0 SF7				0-0 SF8			2	0	1	2	0	0	0									
Gerald Williams, R (9, 9) OBP: 0.368, SLG: 0.580	1-3 1B		3-H				1-1 F7			0	0	0	0	0	0	0									
Don Mattingly, L (1, 3) OBP: 0.344, SLG: 0.385	2-3 K		1 SAFE 0-0 F8				1-1 1B			4	0	1	0	0	2	4									
Tony Fernandez, S (1, 6) OBP: 0.317, SLG: 0.322		0-2 G6-3 1B		1-2 1B 2B			0-3 K			4	1	2	0	0	1	1									
Mike Stanley, R (1, 2) OBP: 0.347, SLG: 0.440		0-0 G6-3 1-2f		1-0 G6-3			2-2 P3			3	1	0	0	1	0	2									
Bernie Williams, S (1, 8) OBP: 0.347, SLG: 0.471		3-3 K 2B		0-1 BB 1B 1B			2-2 L5			4	3	2	3	0	1	0									
Pat Kelly, R (1, 4) OBP: 0.387, SLG: 0.440		1-1 1-H 2B		1 SAFE 1 SAFE 1 SAFE 1-2 1B BB			1-2 G4-3			3	0	2	1	1	0	0									
Inning Stats	R: 0 E: 0 K: 1 S: 13	H: 2 LOB: 2 BB: 0 P: 18	R: 1 E: 0 K: 1 S: 10	H: 2 LOB: 1 BB: 0 P: 14	R: 1 E: 0 K: 0 S: 6	H: 1 LOB: 1 BB: 1 P: 16	R: 2 E: 0 K: 0 S: 11	H: 3 LOB: 1 BB: 1 P: 19	R: 0 E: 0 K: 1 S: 8	H: 1 LOB: 1 BB: 0 P: 11	R: 0 E: 0 K: 0 S: 9	H: 0 LOB: 0 BB: 0 P: 14	R: 1 E: 0 K: 1 S: 14	H: 2 LOB: 1 BB: 0 P: 20	R: 2 E: 0 K: 0 S: 16	H: 3 LOB: 2 BB: 1 P: 27	1B: 10 2B: 3 3B: 0 HR: 1	SF: 2 SAC: 0 DP: 2 HBP: 0	WP: 0 PB: 1 SB: 0 CS: 0	PA: 39					
PITCHER Kevin Tapani, R (1, 1) ERA: 4.89	IP 6.1 WLS L BF 30 H 11 R 5 ER 4 SO 3 BB 2 IBB 0 HBP 0 BLK 0 WP 0 HR 0 S 65 P 105 ERA 5.68 WHIP 2.053	PITCHER Eddie Guardado, L (7, 1) ERA: 6.08	IP 1.2 WLS L BF 9 H 3 R 2 ER 2 SO 1 BB 1 IBB 0 HBP 0 BLK 0 WP 0 HR 1 S 22 P 34 ERA 10.80 WHIP 2.400	PITCHER	IP WLS BF H R ER SO BB IBB HBP BLK WP HR S P ERA WHIP																				
											AB	34	R	7	H	14	RBI	7	BB	3	SO	4	LOB	13	

Batter	1	2	3	4	5	6	7	8	9	AB R H RBI BB SO LOB	TOP																									
Chuck Knoblauch, R (1, 4) <small>OBP: 0.401, SLG: 0.423</small>	0-1 G6-3 		1-1 3B		1-1 2B	4-0 2B	0-2 FC6-4 			4 2 2 0 1 0 1																										
Jeff Reboulet, R (1, 6) <small>OBP: 0.356, SLG: 0.395</small>	3-2 E5 		3-1 P2 		1-0 2B	1-1 1B		0-0 1B		4 4 2 0 0 0 1																										
Kirby Puckett, R (1, 9) <small>OBP: 0.346, SLG: 0.450</small>	2-0 1B		0-0 L5 		0-1 P5 	0-1 2B		0-0 L9 		5 1 2 1 0 0 4																										
Pedro Munoz, R (1, 10) <small>OBP: 0.340, SLG: 0.564</small>	3-2 SF8 		1-0 G6-3 		0-0 2B	2-2 1B		1-1 1B		4 1 3 4 0 0 1																										
Marty Cordova, R (1, 7) <small>OBP: 0.343, SLG: 0.498</small>	3-2 G6-3 			0-0 1B	0-1 P4 	0-1 2B		1-1 1B		5 1 3 3 0 0 2																										
Scott Leius, R (1, 5) <small>OBP: 0.324, SLG: 0.358</small>		3-2 1B		1-2 G6-3 	1-0 L8 	0-0 G5-3 		0-3 K 		5 1 1 0 0 1 4																										
Matt Walbeck, S (1, 2) <small>OBP: 0.285, SLG: 0.298</small>		0-0 1B		1-0 P3 		3-1 1B	0-0 G6-3 		0-0 G5-3 	5 1 2 0 0 0 1																										
Dan Masteller, L (1, 3) <small>OBP: 0.313, SLG: 0.200</small>		1-0 SF7 		0-1 1B		0-0 F9 	1-0 FC6-4 		3-2 F9 	4 0 2 2 0 0 1																										
Rich Becker, L (1, 8) <small>OBP: 0.308, SLG: 0.275</small>		2-1 G6-3 		0-1 P3 		2-2 F7 	1-3 K 		0-1 F8 	5 0 0 0 0 1 4																										
Inning Stats	R: 1 E: 1 K: 0 S: 15	H: 1 LOB: 1 BB: 0 P: 26	R: 1 E: 0 K: 0 S: 7	H: 2 LOB: 0 BB: 0 P: 13	R: 0 E: 0 K: 0 S: 6	H: 1 LOB: 1 BB: 0 P: 11	R: 1 E: 0 K: 0 S: 9	H: 2 LOB: 1 BB: 0 P: 11	R: 2 E: 0 K: 0 S: 8	H: 2 LOB: 1 BB: 0 P: 11	R: 5 E: 1 K: 0 S: 19	H: 5 LOB: 1 BB: 1 P: 31	R: 0 E: 0 K: 1 S: 10	H: 1 LOB: 1 BB: 0 P: 12	R: 1 E: 0 K: 1 S: 9	H: 3 LOB: 1 BB: 0 P: 11	R: 0 E: 0 K: 0 S: 7	H: 0 LOB: 0 BB: 0 P: 10	1B: 12 2B: 4 3B: 1 HR: 0	SF: 2 SAC: 0 DP: 1 HBP: 1	WP: 1 PB: 0 SB: 2 CS: 0	PA: 45														
PITCHER	IP WLS BF H R ER SO BB IBB HBP BLK WP HR S P ERA WHIP																																			
Sterling Hitchcock, L (1, 1) <small>ERA: 5.23</small>	4.0	L	20	7	5	4	0	0	0	0	0	1	0	39	65	9.00	1.750																			
Scott Bankhead, R (5, 1) <small>ERA: 5.75</small>	1.2		10	4	4	4	0	1	0	0	0	0	0	16	27	21.60	3.000																			
Dave Pavia, R (6, 1) <small>ERA: 5.4</small>	2.1		12	6	2	2	2	0	0	0	0	0	0	28	34	7.71	2.571																			
Bob MacDonald, L (9, 1) <small>ERA: 6.55</small>	1.0		3	0	0	0	0	0	0	0	0	0	0	7	10	0.00	0.000																			

Minnesota Twins @ New York Yankees
 Yankee Stadium, Bronx, NY
 Fri Jul 14 1995, 7:05 PM EDT
 Att: 19,849 - Unknown

livebaseballscorecards.com

AB	41
R	11
H	17
RBI	10
BB	1
SO	2
LOB	19




Batter	1	2	3	4	5	6	7	8	9	AB	R	H	RBI	BB	SO	LOB
Luis Polonia, L OBP: 0.327, SLG: 0.339 (1, 7)	2-1 SAFE 2B 1B	2-2 SAFE 1B		2-2 FC5-4 1-2f		1-2 L8			4-2 BB	4	1	2	0	1	0	2
Wade Boggs, L OBP: 0.395, SLG: 0.375 (1, 5)	2-2 SAFE P6	1-2 F8			0-1 1B 2B			0-2 P6	1-1 F7	5	1	1	0	0	0	4
Dion James, L OBP: 0.357, SLG: 0.393 (1, 10)	1 SAFE SF8 2B	2-2 FC4-6 1-2f			0-1 P5			1-1 G5-3		3	1	1	1	0	0	3
Mike Stanley, R OBP: 0.346, SLG: 0.438 (7, PH)										1	0	0	0	0	0	0
Paul O'Neill, L OBP: 0.421, SLG: 0.606 (1, 9)	1-2 SF8 2-H		4-1 G6-4-3 BB		0-1 1B			1-1 G4-3		2	0	1	2	1	0	0
Don Mattingly, L OBP: 0.346, SLG: 0.387 (1, 3)	2-2 1B		1-1 L7		0-0 L7			1-2 G6-4-3 1B		4	0	2	0	0	0	2
Bernie Williams, S OBP: 0.342, SLG: 0.464 (1, 8)	0-0 G4-3		1-1 G6-4-3 1-2f		0-0 F8			0-1 G6-4-3 1-2f		4	0	0	0	0	0	4
Jim Leyritz, R OBP: 0.390, SLG: 0.436 (1, 2)		2-0 HR		0-1 FC5-4 1B		2-2 G5-3		1-3 K		4	1	2	1	0	1	0
Tony Fernandez, S OBP: 0.316, SLG: 0.317 (1, 6)		1-0 F8		0-0 L8		4-2 BB		0-2 G4-3		3	0	0	0	1	0	1
Pat Kelly, R OBP: 0.382, SLG: 0.432 (1, 4)		2-1 1B 1B		1-0 L7		3-3 K		2-3 K		4	0	1	0	0	2	2

Inning Stats	R: 2	H: 3	E: 0	K: 0	S: 16	LOB: 1	BB: 0	P: 25	R: 1	H: 3	E: 0	K: 0	S: 12	LOB: 2	BB: 0	P: 22	R: 0	H: 0	E: 0	K: 0	S: 5	LOB: 0	BB: 1	P: 11	R: 0	H: 1	E: 0	K: 0	S: 7	LOB: 1	BB: 0	P: 10	R: 1	H: 2	E: 0	K: 0	S: 8	LOB: 1	BB: 0	P: 8	R: 0	H: 0	E: 0	K: 1	S: 14	LOB: 1	BB: 1	P: 24	R: 0	H: 0	E: 0	K: 0	S: 7	LOB: 0	BB: 0	P: 9	R: 0	H: 1	E: 0	K: 1	S: 8	LOB: 0	BB: 0	P: 10	R: 0	H: 0	E: 0	K: 1	S: 10	LOB: 1	BB: 1	P: 17	1B: 7	2B: 2	3B: 0	HR: 1	SF: 1	SAC: 0	DP: 2	HBP: 0	WP: 1	PB: 0	SB: 1	CS: 0	PA: 38
--------------	------	------	------	------	-------	--------	-------	-------	------	------	------	------	-------	--------	-------	-------	------	------	------	------	------	--------	-------	-------	------	------	------	------	------	--------	-------	-------	------	------	------	------	------	--------	-------	------	------	------	------	------	-------	--------	-------	-------	------	------	------	------	------	--------	-------	------	------	------	------	------	------	--------	-------	-------	------	------	------	------	-------	--------	-------	-------	-------	-------	-------	-------	-------	--------	-------	--------	-------	-------	-------	-------	--------

PITCHER	IP	WLS	BF	H	R	ER	SO	BB	IBB	HBP	BLK	WP	HR	S	P	ERA	WHIP
Brad Radke, R ERA: 6.15 (1, 1)	5.0		24	9	4	4	0	1	0	0	0	1	1	48	76	7.20	2.000
Mark Guthrie, L ERA: 4.85 (6, 1)	3.0		10	1	0	0	2	1	0	0	0	0	0	29	43	0.00	0.667
Dave Stevens, R ERA: 5.45 (9, 1)	1.0		4	0	0	0	1	1	0	0	0	0	0	10	17	0.00	1.000

MINNESOTA TWINS @ NEW YORK YANKEES
Yankee Stadium, Bronx, NY
 Fri Jul 14 1995, 7:05 PM EDT
 Att. 19,849 - Unknown

AB	34
R	4
H	10
RBI	4
BB	3
SO	3
LOB	18



Batter	1	2	3	4	5	6	7	8	9	AB R H RBI BB SO LOB	TOP												
Chuck Knoblauch, R (1, 4) OBP: 0.405, SLG: 0.422	4-0 	3-1 L3		4-1 		0-1 G6-4-3 		2-2 		3 1 1 0 2 0 1													
Rich Becker, L (1, 8) OBP: 0.317, SLG: 0.287	2-2 	2-1 F7		1-2 		2-3 		3-1 		5 1 3 1 0 1 1													
Kirby Puckett, R (1, 9) OBP: 0.347, SLG: 0.460	1-0 		2-0 G5-3	0-0 F7			0-1 	1-0 G5-4-3 		5 2 2 3 0 0 4													
Pedro Munoz, R (1, 10) OBP: 0.346, SLG: 0.578	0-0 G6-3		1-0 		4-2 		0-1 	3-3 		4 2 2 1 1 1 1													
Marty Cordova, R (1, 7) OBP: 0.344, SLG: 0.496	0-1 		1-2 P4		2-1 FC6-4 		3-1 		0-1 G6-3	5 0 2 2 0 0 1													
Dan Masteller, L (1, 3) OBP: 0.302, SLG: 0.222	2-1 		1-0 L3		3-2 FC4-6 		1-0 G1-6-3		2-2 G4-3	5 0 1 0 0 0 2													
Scott Leius, R (1, 5) OBP: 0.325, SLG: 0.356	0-3 			1-0 G5-3		1-0 FC5-4 		4-2 		4 0 1 0 1 1 3													
Matt Merullo, L (1, 2) OBP: 0.326, SLG: 0.353	1-0 G4-3			0-0 			3-2 	0-3 		5 1 2 0 0 1 4													
Jeff Reboulet, R (1, 6) OBP: 0.358, SLG: 0.397				3-1 				0-0 		2 0 1 1 0 0 0													
Pat Meares, R (4, 6)				2-1 P4						2 1 1 0 0 0 1													
Inning Stats	R: 3 E: 0 K: 1 S: 13	H: 4 LOB: 2 BB: 1 P: 23	R: 0 E: 0 K: 0 S: 6	H: 0 LOB: 0 BB: 0 P: 13	R: 1 E: 0 K: 0 S: 6	H: 1 LOB: 0 BB: 0 P: 11	R: 1 E: 0 K: 0 S: 11	H: 3 LOB: 2 BB: 1 P: 20	R: 0 E: 0 K: 0 S: 10	H: 0 LOB: 1 BB: 1 P: 20	R: 0 E: 0 K: 1 S: 11	H: 1 LOB: 1 BB: 0 P: 17	R: 2 E: 0 K: 1 S: 13	H: 3 LOB: 1 BB: 1 P: 21	R: 1 E: 0 K: 1 S: 11	H: 3 LOB: 1 BB: 0 P: 20	R: 0 E: 0 K: 0 S: 9	H: 1 LOB: 1 BB: 0 P: 12	1B: 12 2B: 2 3B: 0 HR: 2	SF: 0 SAC: 0 DP: 2 HBP: 0	WP: 0 PB: 0 SB: 0 CS: 0	PA: 44	
PITCHER	IP WLS BF H R ER SO BB IBB HBP BLK WP HR S P ERA WHIP																					PITCHER	IP WLS BF H R ER SO BB IBB HBP BLK WP HR S P ERA WHIP
Scott Kamieniecki, R (1, 1) ERA: 10.38	3.1 L 19 7 5 5 1 2 0 0 0 0 0 2 30 60 13.50 2.700																						
Scott Bankhead, R (4, 1) ERA: 5.59	1.0 4 1 0 0 0 1 0 0 0 0 0 0 11 18 0.00 2.000																						
Bob MacDonald, L (5, 1) ERA: 6.08	1.2 6 1 0 0 1 0 0 0 0 0 0 0 16 26 0.00 0.600																						
Bob Wickman, R (7, 1) ERA: 4.11	2.0 11 6 3 3 2 1 0 0 0 0 0 0 24 41 13.50 3.500																						
Steve Howe, L (9, 1) ERA: 4.38	1.0 4 1 0 0 0 0 0 0 0 0 0 0 9 12 0.00 1.000																						

Minnesota Twins @ New York Yankees
 Yankee Stadium, Bronx, NY
 Sat Jul 15 1995, 7:05 PM EDT
 Att. 20,594 - Unknown

livebaseballscorecards.com

AB	40
R	8
H	16
RBI	8
BB	4
SO	4
LOB	18




Batter	1	2	3	4	5	6	7	8	9	AB R H RBI BB SO LOB
Luis Polonia, L (1, 7) OBP: 0.329, SLG: 0.340	2-2 1B 1B	1-0 1B		0-1 L3			0-2 F7		2-2 FC6-4 1-2f	5 2 2 0 0 0 3
Wade Boggs, L (1, 5) OBP: 0.396, SLG: 0.377	2-1 1B 1B	3-2 FC4-6 1B			2-1 G4-3			1-0 G4-3		4 1 2 1 0 0 0
Dion James, L (1, 10) OBP: 0.356, SLG: 0.391 Jim Leyritz, R (8, PH) OBP: 0.388, SLG: 0.434	3-2 1B 1B	0-0 FC4-6 1B			1-2 G6-3			2-3 K		3 1 1 1 0 0 1 1 0 0 0 0 1 0
Paul O'Neill, L (1, 9) OBP: 0.418, SLG: 0.599	3-2 E2 1B				2-2 G4-3			2-3 K		4 0 1 2 0 2 0
Don Mattingly, L (1, 3) OBP: 0.345, SLG: 0.385	0-2 F8				0-0 F7				1-1 1B BB SF7 1B	4 1 1 0 0 0 1
Bernie Williams, S (1, 8) OBP: 0.344, SLG: 0.463	3-3 K				2-2 CS 1B			2-0 G6-3	4-2 1B BB	3 0 1 0 1 1 1
Mike Stanley, R (1, 2) OBP: 0.348, SLG: 0.436	2-3 K				1-0 CS 1-2			0-0 G5-3	3-2 FC6-4 1B	3 0 1 0 1 1 1
Tony Fernandez, S (1, 6) OBP: 0.310, SLG: 0.312		0-1 B1-3			2-0 G3 1-2			2-3 K	2-0 SF7 3-H	3 0 0 1 0 1 1
Pat Kelly, R (1, 4) OBP: 0.368, SLG: 0.414		2-2 P4			0-1 L7			2-2 F7	3-2 F9	4 0 0 0 0 0 3

Inning Stats	R: 3	H: 4	E: 1	LOB: 1	K: 2	P: 37	R: 1	H: 2	E: 0	LOB: 1	K: 0	P: 17	R: 0	H: 1	E: 0	LOB: 0	K: 0	P: 12	R: 0	H: 0	E: 0	LOB: 0	K: 1	P: 13	R: 0	H: 0	E: 0	LOB: 0	K: 0	P: 12	R: 0	H: 0	E: 0	LOB: 0	K: 1	P: 16	R: 0	H: 0	E: 0	LOB: 0	K: 2	P: 12	R: 1	H: 2	E: 0	LOB: 2	K: 0	P: 31	1B: 9	SF: 1	2B: 0	SAC: 0	3B: 0	DP: 0	HR: 0	HBP: 0
--------------	------	------	------	--------	------	-------	------	------	------	--------	------	-------	------	------	------	--------	------	-------	------	------	------	--------	------	-------	------	------	------	--------	------	-------	------	------	------	--------	------	-------	------	------	------	--------	------	-------	------	------	------	--------	------	-------	-------	-------	-------	--------	-------	-------	-------	--------

PITCHER	IP	WLS	BF	H	R	ER	SO	BB	IBB	HBP	BLK	WP	HR	S	P	ERA	WHIP
Frankie Rodriguez, R (1, 1) ERA: 10.07	4.0		19	7	4	4	2	1	0	0	0	1	0	46	78	9.00	2.000
Eddie Guardado, L (5, 1) ERA: 5.8	4.0	W	13	1	1	1	4	0	0	0	0	0	0	36	56	2.25	0.250
Dave Stevens, R (9, 1) ERA: 5.3	1.0		5	1	0	0	0	1	0	0	0	0	0	14	28	0.00	2.000

MINNESOTA TWINS @ NEW YORK YANKEES
Yankee Stadium, Bronx, NY
 Sat Jul 15 1995, 7:05 PM EDT
 Att. 20,594 - Unknown

AB	34
R	5
H	9
RBI	5
BB	2
SO	6
LOB	11



Minnesota Twins @ New York Yankees
 Yankee Stadium, Bronx, NY
 Sun Jul 16 1995, 3:33 AM EDT
 Att. 23,549 - Sunny - 81 F

livebaseballscorecards.com

AB	33
R	1
H	7
RBI	1
BB	3
SO	7
LOB	18



WP:	0	PA:	37
PB:	0		
SB:	0		
CS:	0		

Batter	1	2	3	4	5	6	7	8	9	AB	R	H	RBI	BB	SO	LOB
Chuck Knoblauch, R (1, 4) OBP: 0.405, SLG: 0.423	3-1 G6-3 2B		3-2 F7 1-2		2-3 K		4-2 FC1-2 BB		0-0 L9	4	0	1	0	1	1	3
Rich Becker, L (1, 8) OBP: 0.309, SLG: 0.279	2-1 G6-3			2-0 F8		0-0 G1-3	1-0 FC1-2			4	0	0	0	0	0	4
Kirby Puckett, R (1, 10) OBP: 0.345, SLG: 0.460	2-3 K			2-2 2B		1-1 P4	3-3 K			4	0	1	0	0	2	4
Marty Cordova, R (1, 7) OBP: 0.343, SLG: 0.490	1-2 K			1-3 K		3-2 HBP		0-1 G3		3	0	0	0	0	2	2
Dan Masteller, L (1, 9) OBP: 0.286, SLG: 0.208		2-1 L7		0-1 F9		3-2 G5-3		2-2 G5-3		3	0	0	0	0	0	2
Pedro Munoz, R (8, PH) OBP: 0.345, SLG: 0.575										1	0	0	0	0	0	0
Scott Leius, R (1, 5) OBP: 0.328, SLG: 0.356		1-3 K			1-2 P4		1-1 2B 1B	4-2 FC6-4 BB		3	1	1	0	1	1	0
Scott Stahoviak, L (1, 3) OBP: 0.322, SLG: 0.342		3-1 G3-1			0-0 F7		4-1 2B FC1-2 BB	0-0 FC6-4		3	0	0	0	1	0	1
Matt Walbeck, S (1, 2) OBP: 0.284, SLG: 0.297			1-2 G6-3		0-1 1B 1B		1-3 K		0-0 G3	4	0	1	0	0	1	2
Pat Meares, R (1, 6) OBP: 0.321, SLG: 0.487			0-1 F7 1B		0-1 1B		2-1 FC1-2 2B		1-2 G4-3	4	0	3	1	0	0	0

Inning Stats	R: 0	H: 1	E: 0	LOB: 1	K: 2	BB: 0	S: 11	P: 19	R: 0	H: 0	E: 0	LOB: 0	K: 1	BB: 0	S: 7	P: 13	R: 0	H: 1	E: 0	LOB: 0	K: 0	BB: 0	S: 9	P: 13	R: 0	H: 1	E: 0	LOB: 1	K: 1	BB: 0	S: 11	P: 16	R: 0	H: 2	E: 0	LOB: 2	K: 1	BB: 0	S: 12	P: 15	R: 0	H: 0	E: 0	LOB: 1	K: 0	BB: 0	S: 10	P: 17	R: 1	H: 2	E: 0	LOB: 3	K: 2	BB: 2	S: 18	P: 34	R: 0	H: 0	E: 0	LOB: 1	K: 0	BB: 1	S: 10	P: 16	R: 0	H: 0	E: 0	LOB: 0	K: 0	BB: 0	S: 5	P: 6	1B: 4	SF: 0	2B: 3	SAC: 0	3B: 0	DP: 0	HR: 0	HBP: 1	WP: 0	PA: 37
--------------	------	------	------	--------	------	-------	-------	-------	------	------	------	--------	------	-------	------	-------	------	------	------	--------	------	-------	------	-------	------	------	------	--------	------	-------	-------	-------	------	------	------	--------	------	-------	-------	-------	------	------	------	--------	------	-------	-------	-------	------	------	------	--------	------	-------	-------	-------	------	------	------	--------	------	-------	-------	-------	------	------	------	--------	------	-------	------	------	-------	-------	-------	--------	-------	-------	-------	--------	-------	--------

PITCHER	IP	WLS	BF	H	R	ER	SO	BB	IBB	HBP	BLK	WP	HR	S	P	ERA	WHIP
42 Mariano Rivera, R (1, 1) ERA: 5.4	6.0	W	25	6	1	1	5	1	0	1	0	0	0	63	101	1.50	1.167
Bob Wickman, R (7, 1) ERA: 3.99	1.1		6	1	0	0	2	1	0	0	0	0	0	17	28	0.00	1.500
Steve Howe, L (8, 1) ERA: 4.26	0.2		3	0	0	0	0	1	0	0	0	0	0	8	14	0.00	1.500
John Wetteland, R (9, 1) ERA: 2.4	1.0		3	0	0	0	0	0	0	0	0	0	0	5	6	0.00	0.000

Batter	1	2	3	4	5	6	7	8	9	AB	R	H	RBI	BB	SO	LOB
Luis Polonia, L (1, 7) OBP: 0.332, SLG: 0.340 Gerald Williams, R (7, PH) OBP: 0.365, SLG: 0.573 (8, 7)	0-0 1B 1B	4-1 1B BB	0-0 F8			1-0 G6-3	3-2 F8			3	0	1	0	1	0	2
Wade Boggs, L (1, 5) OBP: 0.404, SLG: 0.384	1-0 F7	1-1 BB 1B		2-2 FC6-4 1B		2-2 WP 1B		4-2 G5-4-3 BB		4	0	3	2	1	0	1
Dion James, L (1, 10) OBP: 0.371, SLG: 0.394 Russ Davis, R (8, PH) OBP: 0.412, SLG: 0.568	0-2 1B	4-0 BB		0-0 FC6-4 G1-6-3		4-2 BB		0-3 K		2	0	1	0	2	0	1
Paul O'Neill, L (1, 9) OBP: 0.409, SLG: 0.584	1-2 F9	0-1 P6		1-1 G1-6-3		2-2 F8		0-0 G5-4-3		5	0	0	0	0	0	9
Don Mattingly, L (1, 3) OBP: 0.343, SLG: 0.387	1-2 G1-4-3		2-2 E6 SH5-3 1B		2-2 F8 SF8 2B		2-1 F9			4	2	1	0	0	0	2
Bernie Williams, S (1, 8)		0-1 FC3-6 BB 1B	1-1 SH5-3		0-0 F8		3-1 2B 1B			3	2	2	0	0	0	1
Mike Stanley, R (1, 2)		4-2 FC3-6 BB	4-1 1B BB		1-0 SF8		1-1 1-H 2B			1	0	1	2	2	0	0
Tony Fernandez, S (1, 6) OBP: 0.309, SLG: 0.311		2-1 FC3-6 BB 1B	2-1 1B		0-0 G6-3		1-1 P6			4	1	1	1	0	0	3
Pat Kelly, R (1, 4) OBP: 0.364, SLG: 0.402		1-3 K	0-0 F9			3-3 K	3-2 HBP			3	0	0	0	0	2	4

Inning Stats	R: 0	H: 2	E: 0	LOB: 2	K: 0	BB: 0	S: 12	R: 2	H: 2	E: 0	LOB: 3	K: 1	BB: 3	S: 14	R: 1	H: 1	E: 1	LOB: 2	K: 0	BB: 1	S: 10	R: 0	H: 1	E: 0	LOB: 0	K: 0	BB: 0	S: 6	R: 1	H: 1	E: 0	LOB: 0	K: 0	BB: 0	S: 6	R: 0	H: 1	E: 0	LOB: 2	K: 1	BB: 1	S: 14	R: 1	H: 2	E: 0	LOB: 2	K: 0	BB: 0	S: 13	R: 0	H: 0	E: 0	LOB: 0	K: 1	BB: 1	S: 7	P: 11
1B: 8	SF: 1	2B: 2	SAC: 1	3B: 0	DP: 2	HR: 0	HBP: 1	WP: 1	PA: 40	PB: 0	SB: 0	CS: 0																																													

PITCHER	IP	WLS	BF	H	R	ER	SO	BB	IBB	HBP	BLK	WP	HR	S	P	ERA	WHIP
Mike Trombley, R (1, 1) ERA: 4.66	5.0	L	26	7	4	3	1	4	0	0	0	0	0	48	82	5.40	2.200
Scott Kligenbeck, R (6, 1) ERA: 5.14	1.2		10	3	1	1	1	1	0	1	0	1	0	24	46	5.40	2.400
Rich Robertson, L (7, 1) ERA: 5.86	1.1		4	0	0	0	1	1	0	0	0	0	0	10	17	0.00	0.750


BOTTOM

Minnesota Twins @ New York Yankees
 Yankee Stadium, Bronx, NY
 Sun Jul 16 1995, 3:33 AM EDT
 Att. 23,549 - Sunny - 81 F

livebaseballscorecards.com

AB	31
R	5
H	10
RBI	5
BB	6
SO	3
LOB	26



Batter	1	2	3	4	5	6	7	8	9	AB R H RBI BB SO LOB	TOP														
Ray Durham, S OBP: 0.321, SLG: 0.398 (1, 4)	1-2 CS 1B	1 SAFE 0-0 CS	3-2 FC4-6 3B	1-1 G4-3			2-2 F8			4 1 2 0 0 0 2	<p>Chicago White Sox @ New York Yankees Yankee Stadium, Bronx, NY Mon Jul 17 1995, 7:05 PM EDT Att: 22,707 - Unknown</p> <p>livebaseballscorecards.com</p> <table> <tr><td>AB</td><td>27</td></tr> <tr><td>R</td><td>1</td></tr> <tr><td>H</td><td>9</td></tr> <tr><td>RBI</td><td>1</td></tr> <tr><td>BB</td><td>4</td></tr> <tr><td>SO</td><td>3</td></tr> <tr><td>LOB</td><td>15</td></tr> </table> 	AB	27	R	1	H	9	RBI	1	BB	4	SO	3	LOB	15
AB	27																								
R	1																								
H	9																								
RBI	1																								
BB	4																								
SO	3																								
LOB	15																								
Lance Johnson, L OBP: 0.323, SLG: 0.353 (1, 8)	1-2 F7		0-2 G1-3			1-0 L8	0-1 1B			4 0 1 0 0 0 2															
Frank Thomas, R OBP: 0.477, SLG: 0.649 (1, 3)	4-2 BB 1B BB		4-0 FC4-6 IBB			1-2 G5-3	2-0 F9			2 0 0 0 2 0 1															
Mike Devereaux, R OBP: 0.341, SLG: 0.413 (1, 9)	1-2 BB 1B		1-0 FC4-6			1-0 G6-3	3-3 K			4 0 1 1 0 1 2															
John Kruk, L OBP: 0.427, SLG: 0.427 (1, 10)	4-1 BB 2-3		1-3 K			2-2 G6-4-3 1B				2 0 1 0 1 1 1															
Craig Grebeck, R OBP: 0.400, SLG: 0.419 (1, 5)	2-2 G5-3		3-2 F9			0-0 G6-4-3 1B				3 0 0 0 0 0 4															
Norberto Martin, R OBP: 0.246, SLG: 0.217 Dave Martinez, L OBP: 0.327, SLG: 0.420 (1, 7) (6, 7)		0-1 G5-3	1-1 G6-3			0-0 1B 1B				3 0 1 0 0 0 0 0 0 0 0 0 0 0															
Ron Karkovics, R OBP: 0.305, SLG: 0.424 (1, 2)		0-0 CS 1B	4-0 1B BB			0-0 1B 1B				2 0 2 0 1 0 0															
Ozzie Guillen, L OBP: 0.318, SLG: 0.370 (1, 6)		0-3 K	2-2 1B			0-1 L5				3 0 1 0 0 1 3															
Inning Stats	R: 0 H: 2 E: 0 LOB: 3 K: 0 BB: 2 S: 15 P: 28	R: 0 H: 1 E: 0 LOB: 0 K: 1 BB: 0 S: 6 P: 6	R: 1 H: 1 E: 0 LOB: 1 K: 1 BB: 1 S: 16 P: 25	R: 0 H: 1 E: 0 LOB: 2 K: 0 BB: 1 S: 13 P: 24	R: 0 H: 0 E: 0 LOB: 0 K: 0 BB: 0 S: 5 P: 8	R: 0 H: 3 E: 0 LOB: 2 K: 0 BB: 0 S: 8 P: 10	R: 0 H: 1 E: 0 LOB: 1 K: 1 BB: 0 S: 10 P: 17			1B: 8 SF: 0 2B: 0 SAC: 0 3B: 1 DP: 1 HR: 0 HBP: 0	WP: 0 PA: 32 PB: 0 SB: 0 CS: 2														
PITCHER Andy Pettitte, L ERA: 4.06 (1, 1)	IP WLS BF H R ER SO BB IBB HBP BLK WP HR S P ERA WHIP	7.0 0 31 9 1 1 3 3 1 0 0 0 0 73 118 1.29 1.714				PITCHER IP WLS BF H R ER SO BB IBB HBP BLK WP HR S P ERA WHIP																			

Batter	1	2	3	4	5	6	7	8	9
Bernie Williams, S OBP: 0.347, SLG: 0.462 (1, 8) C X	0-1 F9		1-3 K		1 SAFE 4-1 FC6-4 BB				
Tony Fernandez, S OBP: 0.305, SLG: 0.307 (1, 6) C F X	0-2 G4-3			0-0 L7	0-0 FC6-4				
Jim Leyritz, R OBP: 0.382, SLG: 0.426 (1, 10) C T F B B X	2-2 G4-3			1-2 F9		1-1 G4-3			
Mike Stanley, R OBP: 0.355, SLG: 0.458 (1, 2)		1-3 K		3-1 HR		1-0 L8			
Gerald Williams, R OBP: 0.354, SLG: 0.553 (1, 9)		2-1 F8		2-2 L7		1-3 K			
Don Mattingly, L OBP: 0.347, SLG: 0.393 (1, 3)		2-3 K			4-2 FC5-4 BB		0-1 2B		
Randy Velarde, R OBP: 0.335, SLG: 0.366 (1, 7)			0-0 F9		4-1 FC5-4 BB		4-2 BB		
Russ Davis, R OBP: 0.396, SLG: 0.543 (1, 5)			1-3 K		1-2 FC5-4 BB				
Pat Kelly, R OBP: 0.367, SLG: 0.398 (1, 4)			4-0 BB		0-3 K				

Inning Stats	R: 0	H: 0	E: 0	K: 0	S: 10	R: 0	H: 0	E: 0	K: 2	S: 9	R: 0	H: 0	E: 0	K: 2	S: 8	R: 1	H: 1	E: 0	K: 0	S: 10	R: 0	H: 0	E: 0	K: 1	S: 11	R: 0	H: 0	E: 0	K: 1	S: 6	R: 0	H: 1	E: 0	K: 0	S: 4
	LOB: 0	BB: 0	P: 12	LOB: 0	BB: 0	P: 14	LOB: 1	BB: 1	P: 14	LOB: 0	BB: 0	P: 16	LOB: 3	BB: 3	P: 24	LOB: 0	BB: 0	P: 9	LOB: 0	BB: 0	LOB: 2	BB: 1	P: 8	LOB: 0	BB: 0	LOB: 1	BB: 1	P: 8	LOB: 0	BB: 0	LOB: 0	BB: 0	LOB: 0	BB: 0	P: 8

PITCHER	IP	WLS	BF	H	R	ER	SO	BB	IBB	HBP	BLK	WP	HR	S	P	ERA	WHIP
Wilson Alvarez, L ERA: 4.95 (1, 1)	6.0		25	2	1	1	6	5	0	0	0	0	1	58	97	1.50	1.167

BOTTOM

AB	R	H	RBI	BB	SO	LOB
2	0	0	0	1	1	1
3	0	0	0	0	0	3
3	0	0	0	0	0	0
3	1	1	1	0	1	0
3	0	0	0	0	1	0
2	0	1	0	1	1	0
1	0	0	0	2	0	0
2	0	0	0	0	1	2
1	0	0	0	1	1	2

AB	20
R	1
H	2
RBI	1
BB	5
SO	6
LOB	8



WP	HR	S	P	ERA	WHIP
0	0	0	0	0	0

Chicago White Sox @ New York Yankees
Yankee Stadium, Bronx, NY
 Mon Jul 17 1995, 7:05 PM EDT
 Att. 22,707 - Unknown

livebaseballscorecards.com

Chicago White Sox @ New York Yankees
 Yankee Stadium, Bronx, NY

Tue Jul 18 1995, 7:05 PM EDT
 Att. 21,188 - Unknown - 82 F



Batter	1	2	3	4	5	6	7	8	9	AB R H RBI BB SO LOB
Lance Johnson, L (1, 8) OBP: 0.329, SLG: 0.359	0-0 F8	0-0 CS 1B	1-3 K		1-1 1B		0-0 F7		1-1 G4-3	6 0 2 0 0 1 3
Tim Raines, S (1, 7) OBP: 0.359, SLG: 0.446	1-0 HR	1-1 F8		4-1 BB	1-3 K		1-2 F7		0-0 F7	5 1 1 1 1 1 3
Frank Thomas, R (1, 3) OBP: 0.485, SLG: 0.667	2-1 HR	1-0 CS	2-1 E 1B HR 1B	0-1 F9		0-1 WP 1B		0-0 2B	1-1 F9	6 3 4 1 0 0 1
Robin Ventura, L (1, 5) OBP: 0.370, SLG: 0.505	1-0 G4-3		1-3 K	0-1 F8		1-3 K		1-2 1B 2B		5 0 1 1 0 2 3
John Kruk, L (1, 10) OBP: 0.432, SLG: 0.430	2-0 1B 1B		0-2 E1 1B HR 1B	0-3 K		4-2 BB		0-3 K		4 2 2 0 1 2 2
Dave Martinez, L (1, 9) OBP: 0.333, SLG: 0.445	2-2 1B		1-0 HR		2-2 1B WP 1B		2-3 K	0-0 1B		5 4 4 3 0 1 2
Norberto Martin, R (1, 4) OBP: 0.271, SLG: 0.277	3-1 1B		0-0 3B		0-1 WP 1B G6-3		1-0 G3-1	1-0 FC3-2-5 1B		5 1 3 2 0 0 4
Michael LaValiere, L (1, 2) OBP: 0.277, SLG: 0.259	2-2 F9		4-1 BB		3-1 G6-3		0-0 F8	2-2 1B		4 0 1 2 1 0 1
Ozzie Guillen, L (1, 6)		1-2 F8	1-3 K		0-1 F7		0-0 1B	2-3 K		5 0 1 0 0 2 4

Inning Stats	R: 4	H: 5	R: 0	H: 1	R: 3	H: 4	R: 0	H: 0	R: 2	H: 3	R: 0	H: 1	R: 2	H: 4	R: 0	H: 0	R: 0	H: 0	R: 0	H: 1	R: 2	H: 4	R: 0	H: 0	1B: 13	SF: 0	WP: 3	PA: 49
E: 0	LOB: 1	E: 0	LOB: 0	E: 1	LOB: 2	E: 0	LOB: 1	E: 0	LOB: 2	E: 0	LOB: 1	E: 0	LOB: 2	E: 0	LOB: 2	E: 0	LOB: 0	E: 0	LOB: 0	E: 0	LOB: 2	E: 0	LOB: 0	2B: 2	SAC: 0	PB: 0		
K: 0	BB: 0	K: 0	BB: 0	K: 3	BB: 1	K: 1	BB: 1	K: 0	BB: 1	K: 1	BB: 0	K: 0	BB: 0	K: 2	BB: 1	K: 0	BB: 0	K: 0	BB: 0	K: 0	BB: 0	K: 2	BB: 0	3B: 1	DP: 0	SB: 1		
S: 22	P: 35	S: 7	P: 10	S: 22	P: 32	S: 8	P: 12	S: 16	P: 23	S: 18	P: 26	S: 6	P: 7	S: 15	P: 21	S: 5	P: 7	S: 5	P: 7	S: 6	P: 7	S: 15	P: 21	HR: 3	HBP: 0	CS: 1		

PITCHER	IP	WLS	BF	H	R	ER	SO	BB	IBB	HBP	BLK	WP	HR	S	P	ERA	WHIP
Jack McDowell, R (1, 1) ERA: 4.87	4.2	L	28	13	9	9	4	2	0	0	0	1	3	72	108	17.36	3.214
Joe Ausanio, R (5, 1) ERA: 6.66	2.1		10	2	0	0	3	1	0	0	0	1	0	27	37	0.00	1.286
Steve Howe, L (8, 1) ERA: 4.78	1.0		7	4	2	2	2	0	0	0	0	0	0	15	21	18.00	4.000
John Wetteland, R (9, 1) ERA: 2.32	1.0		3	0	0	0	0	0	0	0	0	0	0	5	7	0.00	0.000

AB	R	H	RBI	BB	SO	LOB
45	11	19	10	3	9	23

Batter	1	2	3	4	5	6	7	8	9	AB	R	H	RBI	BB	SO	LOB
Bernie Williams, S OBP: 0.346, SLG: 0.456 (1, 8) C X	0-1 1B HR 1B	1-1 G1-4-3		1-0 1B		3-2 G4-3		2-3 K		5	1	2	0	0	1	3
Jim Leyritz, R OBP: 0.383, SLG: 0.425 (1, 2) B B F C F C X	3-2 1-2 HR 1B	1-3 K		0-0 1-2 FC4-6 1B			2-2 G4-3		1-1 G4-3	5	1	2	0	0	1	1
Paul O'Neill, L OBP: 0.404, SLG: 0.590 Dion James, L OBP: 0.377, SLG: 0.400 (1, 9) (9, 7) B B C C X	3-2 1-H 2-H HR		3-2 G4-3	2-1 FC4-6			3-1 G4-3		1-1 FC6-4 1B	4	1	1	3	0	0	2
Mike Stanley, R OBP: 0.359, SLG: 0.460 (1, 10) B X	1-0 P5		2-2 FC3-6 1B		1-2 G6-3		4-2 WP BB		0-2 FC6-4	4	0	1	0	1	0	1
Gerald Williams, R OBP: 0.370, SLG: 0.549 (1, 7) (9, 9) B B F B B	4-1 L3 BB		0-0 FC3-6 1B		3-2 F7		4-0 WP BB		0-0 L6	3	0	1	0	2	0	1
Don Mattingly, L OBP: 0.348, SLG: 0.392 Pat Kelly, R OBP: 0.355, SLG: 0.383 (1, 3) (9, 4) C X	0-1 L3		0-0 FC3-6 FC6-4		0-1 P5		1-1 P4			4	0	0	0	0	0	5
Russ Davis, R OBP: 0.410, SLG: 0.556 (1, 5) (9, 3) F X		0-1 FC5-4 1B	1-1 FC6-4		0-1 F7		3-1 WP 1B			4	0	2	0	0	0	2
Tony Fernandez, S OBP: 0.296, SLG: 0.295 (1, 6) X		0-0 FC5-4 2B		0-0 G6-3		1-1 G6-3		2-2 P4		4	1	0	0	0	0	2
Randy Velarde, R OBP: 0.338, SLG: 0.371 (1, 4) (9, 5) 1 SAFE C B 1 SAFE F B X		2-2 1-H 2B		1-0 G6-3		4-1 BB		0-0 G6-3		3	0	1	1	1	0	1

Inning Stats	R: 3	H: 3	E: 0	K: 14	S: 14	LOB: 0	BB: 1	P: 25	R: 1	H: 2	E: 0	K: 11	S: 11	LOB: 1	BB: 0	P: 15	R: 0	H: 2	E: 0	K: 10	S: 10	LOB: 2	BB: 0	P: 16	R: 0	H: 0	E: 0	K: 8	S: 8	LOB: 0	BB: 0	P: 12	R: 0	H: 0	E: 0	K: 8	S: 8	LOB: 1	BB: 1	P: 16	R: 0	H: 0	E: 0	K: 10	S: 10	LOB: 2	BB: 2	P: 24	R: 0	H: 1	E: 0	K: 11	S: 11	LOB: 1	BB: 0	P: 18	R: 0	H: 1	E: 0	K: 8	S: 8	LOB: 1	BB: 0	P: 10
--------------	------	------	------	-------	-------	--------	-------	-------	------	------	------	-------	-------	--------	-------	-------	------	------	------	-------	-------	--------	-------	-------	------	------	------	------	------	--------	-------	-------	------	------	------	------	------	--------	-------	-------	------	------	------	-------	-------	--------	-------	-------	------	------	------	-------	-------	--------	-------	-------	------	------	------	------	------	--------	-------	-------

PITCHER	IP	WLS	BF	H	R	ER	SO	BB	IBB	HBP	BLK	WP	HR	S	P	ERA	WHIP
Dave Righetti, L ERA: 5.4 (1, 1)	6.2	W	31	9	4	4	1	3	0	0	0	0	1	65	111	5.40	1.800
Kirk McCaskill, R ERA: 4.71 (7, 1)	1.1		6	1	0	0	1	1	0	0	0	2	0	13	25	0.00	1.500
Matt Karchner, R ERA: (9, 1)	1.0		4	1	0	0	0	0	0	0	0	0	0	8	10	0.00	1.000


BOTTOM

Chicago White Sox @ New York Yankees
Yankee Stadium, Bronx, NY

Tue Jul 18 1995, 7:05 PM EDT
Att: 21,188 - Unknown - 82 F

livebaseballscorecards.com

AB	37
R	4
H	11
RBI	4
BB	4
SO	2
LOB	18



WP	PA	ERA	WHIP
2	41		
0			
0			

Batter	1	2	3	4	5	6	7	8	9	AB R H RBI BB SO LOB	TOP											
Chris Stynes, R (1, 4) OBP: 0.226, SLG: 0.179	0-2 F9		0-0 G4-3		4-2 BB			0-1 F9		3 0 0 0 1 0 0	Kansas City Royals @ New York Yankees Yankee Stadium, Bronx, NY Wed Jul 19 1995, 3:33 AM EDT Att. 23,688 - Sunny - 81 F											
Wally Joyner, L (1, 3) OBP: 0.395, SLG: 0.427	1-3 K		2-2 F7		2-0 P6			3-2 G4-3		4 0 0 0 0 1 3												
Greg Gagne, R (1, 6) OBP: 0.330, SLG: 0.398	3-1 F9			0-1 B1-3	2-2 G1-3			0-1 1B		4 0 1 0 0 0 3												
Gary Gaetti, R (1, 5) OBP: 0.321, SLG: 0.521		4-0 BB		2-2 L8		0-1 F8		1-1 G5-3		3 0 0 0 1 0 1												
Chris James, R (1, 10) OBP: 0.341, SLG: 0.564 Keith Lockhart, L (9, PH) OBP: 0.398, SLG: 0.521	1 SAFE G5-4-3	1-1 1-2f		1-1 HR		1-2 F9		1-1 BB BB 1B		3 1 1 1 0 0 1 1 0 1 0 0 0 0												
Pat Borders, R (1, 2) OBP: 0.272, SLG: 0.418 Jon Nunnally, L (9, PH) OBP: 0.377, SLG: 0.599		0-0 E 2B		0-1 G6-3		2-1 F7		2-3 K		3 1 1 0 0 0 0 1 0 0 0 0 1 1												
Phil Hiatt, R (1, 9) OBP: 0.263, SLG: 0.333 Bob Hamelin, L (9, PH) OBP: 0.284, SLG: 0.301 Vince Coleman, S (9, PR) OBP: 0.349, SLG: 0.394		0-1 E6 2-H			1-0 BB BB 1B		0-3 K	4-2 BB 1-2 BB		3 0 1 0 0 1 0 0 0 0 0 1 0 0 0 0 0 0 0 0 0												
David Howard, S (1, 7) OBP: 0.238, SLG: 0.250		1-1 F8			1-1 F7		3-2 F7	4-2 G4-6-3 BB 1-2 2-3		3 0 0 0 1 0 2												
Tom Goodwin, L (1, 8) OBP: 0.358, SLG: 0.331			0-1 G3		4-1 BB 1-2 BB		1-3 K	2-2 G4-6-3 1-2f		3 0 0 0 1 1 3												
Inning Stats	R: 0 E: 0 K: 1 S: 11	H: 0 LOB: 0 BB: 0 P: 15	R: 1 E: 1 K: 0 S: 7	H: 1 LOB: 1 BB: 1 P: 13	R: 0 E: 0 K: 0 S: 6	H: 0 LOB: 0 BB: 0 P: 8	R: 1 E: 0 K: 0 S: 9	H: 1 LOB: 0 BB: 0 P: 12	R: 0 E: 0 K: 0 S: 12	H: 1 LOB: 3 BB: 2 P: 26		R: 0 E: 0 K: 0 S: 7	H: 0 LOB: 0 BB: 0 P: 10	R: 0 E: 0 K: 2 S: 9	H: 0 LOB: 0 BB: 0 P: 13	R: 0 E: 0 K: 0 S: 10	H: 1 LOB: 1 BB: 0 P: 14	R: 0 E: 0 K: 1 S: 14	H: 1 LOB: 3 BB: 2 P: 27	1B: 3 2B: 1 3B: 0 HR: 1	SF: 0 SAC: 0 DP: 2 HBP: 0	WP: 0 PB: 0 SB: 0 CS: 0
PITCHER	IP WLS BF H R ER SO BB IBB HBP BLK WP HR S P ERA WHIP																					
Sterling Hitchcock, L (1, 1) ERA: 4.88	7.2 W 30 4 2 1 3 3 0 0 0 0 1 69 108 1.17 0.913																					
Bob Wickman, R (8, 1) ERA: 3.88	0.1 1 0 0 0 0 0 0 0 0 0 0 2 3 0.00 0.000																					
John Wetteland, R (9, 1) ERA: 2.25	1.0 S 5 1 0 0 1 2 0 0 0 0 0 0 14 27 0.00 3.000																					

livebaseballscorecards.com

AB	31
R	2
H	5
RBI	1
BB	5
SO	4
LOB	14



Batter	1	2	3	4	5	6	7	8	9
Luis Polonia, L OBP: 0.335, SLG: 0.343 (1, 7) X	0-0 L1-3 1B		0-2 1B 1-2 1B		0-1 G6-3		0-0 G6-3		
Wade Boggs, L OBP: 0.401, SLG: 0.382 (1, 5) C B 1 SAFE SAFE X	1-1 L1-3 1-1		1-2 1B 1-3 2-H 1B		2-2 G4-3			3-3 K	
Dion James, L OBP: 0.382, SLG: 0.404 (1, 10) C B F B S	2-3 K		1-0 1-3 3-H 1B		1-1 1B			2-0 P5	
Paul O'Neill, L OBP: 0.398, SLG: 0.579 (1, 9) B B B B B		3-2 F7	1-0 G4-3-6 1-2f 3-H		1-0 F7			0-3 K	
Don Mattingly, L OBP: 0.344, SLG: 0.387 (1, 3) C B B B B		1-3 K		0-0 G3-1		0-1 F7			
Bernie Williams, S OBP: 0.346, SLG: 0.453 (1, 8) B B B B B		3-1 G4-3		4-0 PB 2B BB		0-0 G5-3			
Mike Stanley, R OBP: 0.358, SLG: 0.463 (1, 2) C X			0-1 L8 1-H 2B	3-0 SAFE SAFE SAFE SAFE SAFE SAFE SAFE SAFE	1-H 2B	1-1 F9			
Tony Fernandez, S OBP: 0.296, SLG: 0.309 (1, 6) C B X			1-1 HR	1-2 G5-3			3-1 P5		
Pat Kelly, R OBP: 0.354, SLG: 0.382 (1, 4) X			0-0 1B 1B	0-1 G6-3			0-1 L8		

Inning Stats	R: 0	H: 1	E: 0	LOB: 0	K: 1	S: 6	P: 9	R: 0	H: 0	E: 0	LOB: 0	K: 1	S: 8	P: 15	R: 4	H: 5	E: 0	LOB: 0	K: 0	S: 14	P: 18	R: 1	H: 1	E: 0	LOB: 1	K: 0	S: 9	P: 17	R: 0	H: 1	E: 0	LOB: 1	K: 0	S: 8	P: 12	R: 0	H: 0	E: 0	LOB: 0	K: 0	S: 5	P: 6	R: 0	H: 0	E: 0	LOB: 0	K: 0	S: 5	P: 8	R: 0	H: 0	E: 0	LOB: 0	K: 2	S: 7	P: 12
--------------	------	------	------	--------	------	------	------	------	------	------	--------	------	------	-------	------	------	------	--------	------	-------	-------	------	------	------	--------	------	------	-------	------	------	------	--------	------	------	-------	------	------	------	--------	------	------	------	------	------	------	--------	------	------	------	------	------	------	--------	------	------	-------

PITCHER	IP	WLS	BF	H	R	ER	SO	BB	IBB	HBP	BLK	WP	HR	S	P	ERA	WHIP
Dilson Torres, R ERA: 6.3 (1, 1)	3.1	L	16	7	5	5	2	1	0	0	0	0	1	30	51	13.50	2.400
Mike Magnante, L ERA: 3.27 (4, 1)	4.2		15	1	0	0	2	0	0	0	0	0	0	32	46	0.00	0.214


AB R H RBI BB SO LOB

BOTTOM

4	1	2	0	0	0	0
4	1	1	1	0	1	1
4	0	2	1	0	1	0
4	0	0	0	0	1	2
3	0	0	0	0	1	0
2	1	0	0	1	0	0
3	0	1	1	0	0	0
3	1	1	1	0	0	1
3	1	1	0	0	0	1

1B: 6	SF: 0	WP: 0	PA: 31
2B: 2	SAC: 0	PB: 1	
3B: 0	DP: 2	SB: 0	
HR: 1	HBP: 0	CS: 0	

AB 30
R 5
H 8
RBI 4
BB 1
SO 4
LOB 5



Kansas City Royals @ New York Yankees
Yankee Stadium, Bronx, NY
Wed Jul 19 1995, 3:33 AM EDT
Att. 23,688 - Sunny - 81 F

livebaseballscorecards.com

Batter	1	2	3	4	5	6	7	8	9	AB R H RBI BB SO LOB	TOP
Keith Lockhart, L (1, 4) OBP: 0.387, SLG: 0.505 Pat Borders, R (7, PH) OBP: 0.267, SLG: 0.411 (7, 2)	1-2 		1-2 			0-0 	0-1 		0-1 	3 0 0 0 0 0 2 0 0 0 0 0	
Tom Goodwin, L (1, 8) OBP: 0.356, SLG: 0.328	1-3 			1-0 		2-2 	0-1 		3-2 	5 1 1 0 0 1 2	
Wally Joyner, L (1, 3) OBP: 0.397, SLG: 0.426	3-2 			0-1 		4-2 		1-2 		3 1 1 0 1 0 0	
Bob Hamelin, L (1, 10) OBP: 0.289, SLG: 0.309		1-2 		4-2 		0-0 		1-1 		3 1 1 0 1 0 3	
Gary Gaetti, R (1, 5) OBP: 0.320, SLG: 0.517		0-2 		1-0 		0-1 		3-3 		4 1 1 1 0 1 3	
Jon Nunnally, L (1, 9) OBP: 0.391, SLG: 0.619		4-0 			1-0 	1-0 		2-2 		3 0 3 3 1 0 0	
Greg Gagne, R (1, 6) OBP: 0.324, SLG: 0.389		2-1 		0-0 	0-1 		0-0 			4 0 0 0 0 0 5	
David Howard, S (1, 7) OBP: 0.238, SLG: 0.260			0-0 		3-1 		0-0 		0-1 	4 0 1 0 0 0 1	
Brent Mayne, L (1, 2) OBP: 0.247, SLG: 0.271 Chris Stynes, R (7, PH) OBP: 0.242, SLG: 0.172 (7, 4)			0-1 		3-2 		0-2 		4-0 	2 0 0 0 0 0 1 1 0 0 0 1 0 1	
Inning Stats	R: 0 H: 0 E: 0 LOB: 0 K: 1 BB: 0 S: 14 P: 19	R: 0 H: 1 E: 0 LOB: 1 K: 0 BB: 1 S: 10 P: 17	R: 0 H: 0 E: 0 LOB: 0 K: 0 BB: 0 S: 6 P: 7	R: 0 H: 0 E: 0 LOB: 1 K: 0 BB: 1 S: 6 P: 12	R: 0 H: 1 E: 0 LOB: 1 K: 0 BB: 0 S: 8 P: 15	R: 3 H: 3 E: 0 LOB: 1 K: 0 BB: 1 S: 13 P: 20	R: 0 H: 1 E: 0 LOB: 1 K: 0 BB: 0 S: 8 P: 8	R: 1 H: 2 E: 0 LOB: 1 K: 1 BB: 0 S: 13 P: 20	R: 0 H: 0 E: 0 LOB: 1 K: 0 BB: 1 S: 7 P: 14	1B: 4 SF: 0 2B: 4 SAC: 0 3B: 0 DP: 1 HR: 0 HBP: 0	WP: 0 PA: 38 PB: 0 SB: 1 CS: 0
PITCHER Scott Kamieniecki, R (1, 1) ERA: 8.16 Steve Howe, L (6, 1) ERA: 4.82 Bob Wickman, R (8, 1) ERA: 3.75	IP WLS BF H R ER SO BB IBB HBP BLK WP HR S P ERA WHIP 5.2 0 23 4 3 3 1 3 0 0 0 0 0 54 86 4.76 1.235 1.2 W 8 3 1 1 0 0 0 0 0 0 0 0 16 19 5.40 1.800 1.2 7 1 0 0 0 1 1 0 0 0 0 0 15 27 0.00 1.200	PITCHER IP WLS BF H R ER SO BB IBB HBP BLK WP HR S P ERA WHIP									

Kansas City Royals @ New York Yankees
 Yankee Stadium, Bronx, NY
 Thu Jul 20 1995, 7:05 PM EDT
 Att. 17,061 - Unknown - 85 F

AB	34
R	4
H	8
RBI	4
BB	4
SO	2
LOB	18



Batter	1	2	3	4	5	6	7	8	9	AB	R	H	RBI	BB	SO	LOB
Luis Polonia, L OBP: 0.332, SLG: 0.350 (1, 7)	0-0 L3		0-2 3B		0-0 P5	1 SAFE 2-2 FC4-6	2-3 K			5	0	1	0	0	1	3
Wade Boggs, L OBP: 0.398, SLG: 0.378 (1, 5)	0-1 G4-6-3 1B		2-2 L4		2-1 G4-3	1 SAFE 3-2 F7		2-2 F7		5	0	1	0	0	0	2
Dion James, L OBP: 0.374, SLG: 0.388 (1, 10)	3-2 G4-6-3 1-2f		4-0 BB		1-0 G4-3		3-2 L8	0-1 L4-3		4	0	0	0	1	0	1
Paul O'Neill, L OBP: 0.406, SLG: 0.588 (1, 9)		4-2 FC4-6 BB	0-1 L8			3-2 1B 3B	4-2 BB BB BB	4-2 BB		2	2	1	0	3	0	2
Don Mattingly, L OBP: 0.348, SLG: 0.404 (1, 3)		0-0 FC4-6 1-2f BB		3-2 HR		3-2 HR 1B	2-0 BB BB 1B 1B	0-0 P4		5	3	3	2	0	0	2
Bernie Williams, S OBP: 0.348, SLG: 0.462 (1, 8)		4-1 BB 1-2 BB		1-3 K		0-2 HR	0-1 F8			3	1	1	2	1	1	2
Mike Stanley, R OBP: 0.361, SLG: 0.476 (1, 2)		2-3 K		0-0 P4		2-1 HR	4-2 BB 1B BB			3	2	1	1	1	1	2
Tony Fernandez, S OBP: 0.303, SLG: 0.319 (1, 6)		2-3 K		1-2 2B		2-2 FC5-4 1B	4-1 1B BB			3	0	2	1	1	1	2
Pat Kelly, R OBP: 0.351, SLG: 0.377 (1, 4)			1-0 F8		0-3 K	0-1 FC5-4 1-2f	1-0 1B			4	0	1	2	0	1	2

Inning Stats	R: 0	H: 1	E: 0	K: 0	S: 9	R: 0	H: 0	E: 0	K: 2	S: 11	R: 0	H: 1	E: 0	K: 0	S: 11	R: 1	H: 2	E: 0	K: 2	S: 15	R: 0	H: 0	E: 0	K: 0	S: 4	R: 4	H: 5	E: 0	K: 0	S: 32	R: 3	H: 2	E: 0	K: 1	S: 17	R: 0	H: 0	E: 0	K: 0	S: 9	1B: 5	2B: 1	3B: 2	HR: 3	SF: 0	SAC: 0	DP: 1	HBP: 0	WP: 0	PB: 0	SB: 1	CS: 0	PA: 41
--------------	------	------	------	------	------	------	------	------	------	-------	------	------	------	------	-------	------	------	------	------	-------	------	------	------	------	------	------	------	------	------	-------	------	------	------	------	-------	------	------	------	------	------	-------	-------	-------	-------	-------	--------	-------	--------	-------	-------	-------	-------	--------

PITCHER	IP	WLS	BF	H	R	ER	SO	BB	IBB	HBP	BLK	WP	HR	S	P	ERA	WHIP
Kevin Appier, R ERA: 3.37 (1, 1)	5.0		21	4	1	1	4	3	0	0	0	0	1	50	80	1.80	1.400
Billy Brewer, L ERA: 5.76 (6, 1)	0.0	L	4	4	4	4	0	0	0	0	0	0	2	17	25	∞	∞
Hipolito Pichardo, R ERA: 4.32 (6, 1)	1.2		9	2	3	3	0	2	0	0	0	0	0	26	46	16.20	2.400
Rusty Meacham, R ERA: 3.77 (7, 1)	1.1		7	1	0	0	1	2	0	0	0	0	0	15	28	0.00	2.250


BOTTOM

Kansas City Royals @ New York Yankees
 Yankee Stadium, Bronx, NY

Thu Jul 20 1995, 7:05 PM EDT
 Att: 17,061 - Unknown - 85 F

livebaseballscorecards.com

AB	34
R	8
H	11
RBI	8
BB	7
SO	5
LOB	18



Batter	1	2	3	4	5	6	7	8	9	AB R H RBI BB SO LOB	TOP											
Otis Nixon, S OBP: 0.338, SLG: 0.322 (1, 8)	1-3 		0-2 		0-3 			1-2 		4 0 2 1 0 2 1												
Mark McLemore, S OBP: 0.381, SLG: 0.393 (1, 7)	0-1 		1-0 			0-1 		0-0 		4 1 1 0 0 0 2												
Will Clark, L OBP: 0.388, SLG: 0.458 (1, 3)	4-1 		2-3 			0-0 		1-0 		3 1 2 1 1 1 1												
Mickey Tettleton, S OBP: 0.395, SLG: 0.471 (1, 10)	3-2 			1-0 		3-2 		2-2 		3 0 1 0 0 0 1												
Juan Gonzalez, R OBP: 0.278, SLG: 0.596 (8, PH)										1 0 0 0 0 0 1												
Ivan Rodriguez, R OBP: 0.340, SLG: 0.496 (1, 2)		1-0 		1-0 		1-0 		2-2 		3 0 0 1 0 0 0												
29 Rusty Greer, L OBP: 0.343, SLG: 0.382 (1, 9)		0-1 		1-2 		0-1 		0-1 		4 0 0 0 0 0 1												
Mike Pagliarulo, L OBP: 0.272, SLG: 0.316 (1, 5)		1-0 			1-2 		1-1 		3-2 		4 0 1 0 0 0 0											
Esteban Beltre, R OBP: 0.267, SLG: 0.326 (1, 4)			1-0 		0-3 		2-1 			3 1 1 0 0 1 1												
Benji Gil, R OBP: 0.286, SLG: 0.368 (1, 6)			0-0 		1-1 		3-2 			3 0 1 0 0 0 1												
Inning Stats	R: 0 E: 0 K: 1 S: 9	H: 0 LOB: 1 BB: 1 P: 17	R: 0 E: 0 K: 0 S: 4	H: 0 LOB: 0 BB: 0 P: 6	R: 1 E: 0 K: 1 S: 9	H: 3 LOB: 1 BB: 0 P: 13	R: 0 E: 0 K: 0 S: 5	H: 0 LOB: 0 BB: 0 P: 8	R: 0 E: 0 K: 2 S: 12	H: 1 LOB: 1 BB: 0 P: 14	R: 2 E: 0 K: 0 S: 9	H: 3 LOB: 0 BB: 0 P: 13	R: 0 E: 0 K: 0 S: 7	H: 0 LOB: 0 BB: 0 P: 13	R: 0 E: 0 K: 0 S: 11	H: 2 LOB: 1 BB: 0 P: 15	R: 0 E: 0 K: 0 S: 12	H: 0 LOB: 0 BB: 0 P: 17	1B: 6 2B: 3 3B: 0 HR: 0	SF: 1 SAC: 0 DP: 2 HBP: 0	WP: 0 PB: 0 SB: 0 CS: 0	PA: 34
PITCHER	IP WLS BF H R ER SO BB IBB HBP BLK WP HR S P ERA WHIP																					
Dave Elland, R ERA: 5.06 (1, 1)	5.1 W 23 7 3 3 4 1 0 0 0 0 0 0 46 69 5.06 1.500																					
Bob MacDonald, L ERA: 5.53 (6, 1)	1.2 4 0 0 0 0 0 0 0 0 0 0 0 9 15 0.00 0.000																					
Steve Howe, L ERA: 4.71 (8, 1)	0.2 3 2 0 0 0 0 0 0 0 0 0 0 7 9 0.00 3.000																					
John Wetteland, R ERA: 2.16 (8, 1)	1.1 S 4 0 0 0 0 0 0 0 0 0 0 0 16 23 0.00 0.000																					

Texas Rangers @ New York Yankees
Yankee Stadium, Bronx, NY

livebaseballscorecards.com

AB	32
R	3
H	9
RBI	3
BB	1
SO	4
LOB	9



Fri Jul 21 1995, 7:05 PM EDT
Att. 19,733 - Unknown - 82 F

BOTTOM

Texas Rangers @ New York Yankees
Yankee Stadium, Bronx, NY
Fri Jul 21 1995, 7:05 PM EDT
Att: 19,733 - Unknown - 82 F

livebaseballscorecards.com

AB	30
R	8
H	8
RBI	6
BB	8
SO	4
LOB	13



WP:	3	PA:	39
PB:	0		
SB:	0		
CS:	0		

AB R H RBI BB SO LOB

4 1 1 1 1 0 2

4 0 0 2 0 0 1

4 0 1 1 1 0 1

3 0 1 0 1 0 0

3 1 1 0 1 1 4

4 0 0 0 0 2 4

3 1 2 0 0 0 0

0 1 0 0 1 0 0

3	2	1	0	1	1	1
2	2	1	2	2	0	0

1B:	7	SF:	1
2B:	1	SAC:	0
3B:	0	DP:	1
HR:	0	HBP:	0

WP:	3	PA:	39
PB:	0		
SB:	0		
CS:	0		

1B:	7	SF:	1
2B:	1	SAC:	0
3B:	0	DP:	1
HR:	0	HBP:	0

WP:	3	PA:	39
PB:	0		
SB:	0		
CS:	0		

1B:	7	SF:	1
2B:	1	SAC:	0
3B:	0	DP:	1
HR:	0	HBP:	0

WP:	3	PA:	39
PB:	0		
SB:	0		
CS:	0		

Batter	1	2	3	4	5	6	7	8	9
Wade Boggs, L OBP: 0.398, SLG: 0.376 (1, 5)	2-1 F8 ①		1-1 G4-3 ②		1-2 G1 1B ③	1-2 G4-6-3 ③		4-2 WP BB ②	
Randy Velarde, R OBP: 0.330, SLG: 0.363 (1, 6)	1-1 G1-3 ②		2-0 P4 ③		0-0 G1 ①		0-0 F9 ①	0-1 SF8 ②	
Bernie Williams, S OBP: 0.348, SLG: 0.459 (1, 8)	4-1 BB BB ②			0-2 G5-3 ①	3-2 1B 1B ②		0-2 P5 ②	3-1 G6-3 ③	
Paul O'Neill, L OBP: 0.407, SLG: 0.584 (1, 9)	4-1 1-2 BB ③			0-0 G3 ②	3-2 1B ②		1-0 G4-3 ③		
Mike Stanley, R OBP: 0.363, SLG: 0.474 (1, 2)	1-0 F8 ③			4-1 FC6-4 BB ③	2-3 K ②			1-2 WP BB 1B ②	
Gerald Williams, R OBP: 0.357, SLG: 0.526 (1, 7)		2-3 K ①		0-2 FC6-4 1-2f ③	2-3 K ③			0-2 F9 ①	
Jim Leyritz, R OBP: 0.387, SLG: 0.429 (1, 3)		2-2 G5-3 ②			0-0 2B 1B ②	0-0 BB 1B ②		4-2 BB WP BB ②	
Don Mattingly, L OBP: 0.352, SLG: 0.404 (8, PH) (9, 3)								1-2 WP BB ②	
Russ Davis, R OBP: 0.415, SLG: 0.561 (1, 10)		3-3 K ③			1-0 1B 2B ②	1-1 F9 ①		4-0 WP BB BB ②	
Pat Kelly, R OBP: 0.363, SLG: 0.379 (1, 4)			3-2 F8 ①		0-0 1B G1 1B ②	4-2 G4-6-3 BB ②		4-1 SF8 WP BB ②	

Inning Stats	R: 0	H: 0	E: 0	LOB: 2	K: 0	S: 7	R: 0	H: 0	E: 0	LOB: 0	K: 2	S: 10	R: 0	H: 0	E: 0	LOB: 0	K: 0	S: 8	R: 0	H: 0	E: 0	LOB: 1	K: 0	S: 8	R: 4	H: 6	E: 0	LOB: 2	K: 2	S: 19	R: 0	H: 1	E: 0	LOB: 1	K: 0	S: 9	R: 0	H: 0	E: 0	LOB: 0	K: 0	S: 7	R: 4	H: 1	E: 0	LOB: 1	K: 0	S: 16	R: 0	H: 1	E: 0	LOB: 1	K: 0	S: 36
--------------	------	------	------	--------	------	------	------	------	------	--------	------	-------	------	------	------	--------	------	------	------	------	------	--------	------	------	------	------	------	--------	------	-------	------	------	------	--------	------	------	------	------	------	--------	------	------	------	------	------	--------	------	-------	------	------	------	--------	------	-------

PITCHER	IP	WLS	BF	H	R	ER	SO	BB	IBB	HBP	BLK	WP	HR	S	P	ERA	WHIP
Kenny Rogers, L ERA: 3.07 (1, 1)	4.1	L	22	6	4	4	2	3	0	0	0	0	0	46	83	8.31	2.077
Matt Whiteside, R ERA: 3.55 (5, 1)	3.0		11	2	1	1	2	1	0	0	0	0	0	29	41	3.00	1.000
Ed Vosberg, L ERA: 3.52 (8, 1)	0.2		6	0	3	3	0	4	0	0	0	3	0	9	28	40.50	6.000

PITCHER	IP	WLS	BF	H	R	ER	SO	BB	IBB	HBP	BLK	WP	HR	S	P	ERA	WHIP
Kenny Rogers, L ERA: 3.07 (1, 1)	4.1	L	22	6	4	4	2	3	0	0	0	0	0	46	83	8.31	2.077
Matt Whiteside, R ERA: 3.55 (5, 1)	3.0		11	2	1	1	2	1	0	0	0	0	0	29	41	3.00	1.000
Ed Vosberg, L ERA: 3.52 (8, 1)	0.2		6	0	3	3	0	4	0	0	0	3	0	9	28	40.50	6.000

PITCHER	IP	WLS	BF	H	R	ER	SO	BB	IBB	HBP	BLK	WP	HR	S	P	ERA	WHIP
Kenny Rogers, L ERA: 3.07 (1, 1)	4.1	L	22	6	4	4	2	3	0	0	0	0	0	46	83	8.31	2.077
Matt Whiteside, R ERA: 3.55 (5, 1)	3.0		11	2	1	1	2	1	0	0	0	0	0	29	41	3.00	1.000
Ed Vosberg, L ERA: 3.52 (8, 1)	0.2		6	0	3	3	0	4	0	0	0	3	0	9	28	40.50	6.000

Batter	1	2	3	4	5	6	7	8	9	AB R H RBI BB SO LOB	TOP
Otis Nixon, S (1, 8) OBP: 0.343, SLG: 0.330 F B B X	2-2 FC5-4 1B		0-1 FC5-2 2B 1B	2-1 CS 1-2 1 SAFE	1-0 SF9 2B		0-0 L9			4 2 3 0 0 0 0	Texas Rangers @ New York Yankees Yankee Stadium, Bronx, NY Sat Jul 22 1995, 3:33 AM EDT Att. 34,571 - Overcast - 82 F
Mark McLemore, S (1, 7) OBP: 0.376, SLG: 0.387 B X	1-0 FC5-4 1-2f		0-0 FC5-2 2B WP		0-1 F7 2B			1-2 G6-3		4 1 0 0 0 0 4	
Will Clark, L (1, 3) OBP: 0.386, SLG: 0.461 1 SAFE B 1 SAFE B 1 SAFE C B F F F	3-2 P6 1 SAFE		1-0 WP 1B 2B		3-1 SF9 2B			1-0 F7		3 1 1 2 0 0 1	
Juan Gonzalez, R (1, 10) OBP: 0.277, SLG: 0.588 B F B X	2-1 P3		3-2 G5-3 1B		2-3 K			1-0 F8		4 0 1 1 0 1 1	
Ivan Rodriguez, R (1, 2) OBP: 0.338, SLG: 0.492 F C F X		0-2 FC5-4 1B	0-2 G5-3 1-2		0-0 G4-3			0-0 G4-3		4 0 1 0 0 0 1	
Steve Buechele, R (1, 5) OBP: 0.268, SLG: 0.235 B 1 SAFE X		1-0 FC5-4 1-2f	2-2 G6-3		2-2 G5-3			2-1 G5-3		4 0 0 0 0 0 2	
Jack Voigt, R (1, 9) OBP: 0.279, SLG: 0.327 29 Rusty Greer, L (9, PH) OBP: 0.342, SLG: 0.380 C B B C				1-0 F8		1-3 K		1-3 K		3 0 0 0 0 2 1 1 0 0 0 0 1 0	
Esteban Beltre, R (1, 4) OBP: 0.250, SLG: 0.304 X		0-0 L5		0-2 L3			1-0 F8			3 0 0 0 0 0 1	
Benji Gil, R (1, 6) OBP: 0.290, SLG: 0.373 C F X			0-1 FC5-2 1B 2B	4-2 CS BB			2-1 P3			2 0 1 0 1 0 0	
Inning Stats	R: 0 H: 1 E: 0 LOB: 1 K: 0 BB: 0 S: 13 P: 21	R: 0 H: 1 E: 0 LOB: 1 K: 1 BB: 0 S: 9 P: 11	R: 3 H: 4 E: 0 LOB: 1 K: 0 BB: 0 S: 15 P: 21	R: 0 H: 0 E: 0 LOB: 0 K: 0 BB: 1 S: 7 P: 14	R: 1 H: 1 E: 0 LOB: 0 K: 1 BB: 0 S: 8 P: 14	R: 0 H: 0 E: 0 LOB: 0 K: 1 BB: 0 S: 7 P: 10	R: 0 H: 0 E: 0 LOB: 0 K: 0 BB: 0 S: 4 P: 7	R: 0 H: 0 E: 0 LOB: 0 K: 0 BB: 0 S: 5 P: 8	R: 0 H: 0 E: 0 LOB: 0 K: 1 BB: 0 S: 6 P: 9	1B: 4 SF: 1 2B: 3 SAC: 0 3B: 0 DP: 0 HR: 0 HBP: 0	WP: 1 PA: 35 PB: 0 SB: 1 CS: 1
PITCHER Andy Pettitte, L (1, 1) ERA: 4.1 John Wetteland, R (9, 1) ERA: 2.1	IP WLS BF H R ER SO BB IBB HBP BLK WP HR S P ERA WHIP 8.0 W 31 7 4 4 3 1 0 0 0 1 0 68 106 4.50 1.000						PITCHER IP WLS BF H R ER SO BB IBB HBP BLK WP HR S P ERA WHIP 1.0 S 3 0 0 0 1 0 0 0 0 0 0 6 9 0.00 0.000				

livebaseballscorecards.com

AB	32
R	4
H	7
RBI	3
BB	1
SO	4
LOB	11



Batter	1	2	3	4	5	6	7	8	9
Luis Polonia, L OBP: 0.328, SLG: 0.345 Gerald Williams, R OBP: 0.363, SLG: 0.531 (1, 7) (6, PH) (7, 7)	1-3 K		2-2 G3		0-0 G4-3	2-0 1B			
Wade Boggs, L OBP: 0.396, SLG: 0.388 (1, 5)	2-1 F9		0-2 P5			0-1 HR			
Dion James, L OBP: 0.378, SLG: 0.393 (1, 10)	0-1 1B		2-3 K			0-0 1B			
Paul O'Neill, L OBP: 0.405, SLG: 0.577 (1, 9)	1-3 K			0-3 K		4-1 HBP 1B 1-2 1B BB		0-3 K	
Don Mattingly, L OBP: 0.354, SLG: 0.410 (1, 3)		1-0 HBP G4-6-3 2B		2-2 F8		0-1 1B HBP 1-2 2-3 1B		0-0 F8	
Bernie Williams, S OBP: 0.347, SLG: 0.454 (1, 8)		4-1 G4-6-3 HBP BB		0-0 G3		0-0 F7		1-3 K	
Jim Leyritz, R OBP: 0.394, SLG: 0.430 (1, 2)		1-1 G4-6-3 1-2 2-3 HBP			0-0 G6-3 1B	2-1 1B 1-2 2-3 3-H HBP		1-0 L6	
Tony Fernandez, S OBP: 0.302, SLG: 0.317 (1, 6)		1-0 G4-6-3 1-2 2-3 3-H			1-3 K	0-0 1B 1-2 2-3 3-H 1B		1-0 L3	
Pat Kelly, R OBP: 0.360, SLG: 0.375 (1, 4)		1-3 K			1-0 G6-3 1-2	3-2 1B 1-2 2-H 3-H 1B		0-1 G5-3	

Inning Stats	R: 0 E: 0 K: 2 S: 10	H: 1 LOB: 1 BB: 0 P: 14	R: 1 E: 0 K: 1 S: 7	H: 1 LOB: 1 BB: 1 P: 15	R: 0 E: 0 K: 1 S: 10	H: 0 LOB: 0 BB: 0 P: 14	R: 0 E: 0 K: 1 S: 8	H: 0 LOB: 0 BB: 0 P: 10	R: 0 E: 0 K: 1 S: 7	H: 1 LOB: 1 BB: 0 P: 9	R: 6 E: 0 K: 1 S: 19	H: 6 LOB: 2 BB: 1 P: 32	R: 0 E: 0 K: 2 S: 8	H: 0 LOB: 0 BB: 0 P: 9	R: 0 E: 0 K: 0 S: 4	H: 0 LOB: 0 BB: 0 P: 6
--------------	-------------------------------	----------------------------------	------------------------------	----------------------------------	-------------------------------	----------------------------------	------------------------------	----------------------------------	------------------------------	---------------------------------	-------------------------------	----------------------------------	------------------------------	---------------------------------	------------------------------	---------------------------------

PITCHER	IP	WLS	BF	H	R	ER	SO	BB	IBB	HBP	BLK	WP	HR	S	P	ERA	WHIP
Bob Tewksbury, R ERA: 3.98 (1, 1)	5.1	L	27	8	7	7	6	2	0	2	0	0	1	54	83	11.81	1.875
Dennis Cook, L ERA: 3.79 (6, 1)	1.2		6	1	0	0	3	0	0	0	0	0	0	15	20	0.00	0.600
Jeff Russell, R ERA: 2.61 (8, 1)	1.0		3	0	0	0	0	0	0	0	0	0	0	4	6	0.00	0.000

AB R H RBI BB SO LOB

3	0	0	0	0	1	1
1	0	1	0	0	0	0
3	1	1	2	0	0	0
4	1	2	0	0	2	2
3	1	0	0	1	3	1
4	2	2	0	0	0	0
3	0	0	0	1	1	3
2	1	1	1	0	0	0
4	1	1	1	0	1	3
4	0	1	2	0	1	2

WP	PA	3B	DP	HBP	CS
0	36	0	1	2	0

Texas Rangers @ New York Yankees
 Yankee Stadium, Bronx, NY
 Sat Jul 22 1995, 3:33 AM EDT
 Att. 34,571 - Overcast - 82 F

livebaseballscorecards.com

AB	31
R	7
H	9
RBI	6
BB	2
SO	9
LOB	12



Batter	1	2	3	4	5	6	7	8	9	AB R H RBI BB SO LOB	TOP		
Otis Nixon, S (1, 8) OBP: 0.341, SLG: 0.328 C F C F C B X	2-2 G4-3 1	1-2 G6-3 3		2-1 F8 2 1 SAFE 1 SAFE 1 SAFE P F 1 B X		1-0 CS 1B B X			2-3 K 1	5 0 1 0 0 1 3			
Mark McLemore, S (1, 4) OBP: 0.376, SLG: 0.387 X	0-0 G3 2		3-1 F8 S 1B B C B B X	2-1 1B 1-2 1B		0-0 CS 1-2 1 SAFE 1-2 B F B X	1-2 G5-3 1	1-0 F8 2	5 0 2 0 0 0 1				
Will Clark, L (1, 3) OBP: 0.383, SLG: 0.455 C B B C F C X	2-3 K 3		0-0 F7 1 SAFE 1 SAFE 1 C C B B X	2-3 K 3			1-1 G5-3 2	2-0 1B 1-3 1B	5 0 1 0 0 2 3				
Juan Gonzalez, R (1, 10) OBP: 0.275, SLG: 0.576 S C C C		0-3 K 1 B SAFE 1 B C X	2-1 E6 1-2 1B		1-2 G4-3 1B B F S X		1-0 L7 3	1-1 P5 3	5 0 1 0 0 1 3				
Mickey Tettleton, S (1, 9) OBP: 0.394, SLG: 0.465 B B S B B		4-1 29 BB 1B SF8 BB	1-1 F8 2		2-0 G4-3 1-2 1-2		3-2 P4 1		3 1 0 0 1 0 3				
Ivan Rodriguez, R (1, 2) OBP: 0.341, SLG: 0.492 Dave Valle, R (8, 2) OBP: 0.313, SLG: 0.283 X	0-0 SF8 29 BB 3B 1B	0-3 K 3		1-0 F4 2		0-0 E9 29 G4-3 1B		4 1 2 0 0 1 3 0 0 0 0 0 0 0					
29 Rusty Greer, L (1, 7) OBP: 0.344, SLG: 0.388 B B B B	4-1 3B BB 1-2 2-3			2-2 1B 3B B F X	2-1 F8 3		1-0 G4-3 2-3 2		3 2 1 0 1 0 2				
Mike Pagliarulo, L (1, 5) OBP: 0.265, SLG: 0.310 X	0-0 SF8 2-3 3-H			3-3 K 1 B F C B B X		0-3 K 1	0-0 G4-3 3		3 0 0 1 0 2 2				
Benji Gil, R (1, 6) OBP: 0.297, SLG: 0.387 X	0-0 1-H 3-H 3B			1-1 1B 3-H 1B		3-1 F9 2		1-0 1B 1B	4 0 3 3 0 0 0				
Inning Stats	R: 0 H: 0 E: 0 LOB: 0 K: 1 BB: 0 S: 8 P: 12	R: 3 H: 2 E: 0 LOB: 1 K: 1 BB: 2 S: 11 P: 20	R: 0 H: 1 E: 1 LOB: 2 K: 1 BB: 0 S: 10 P: 16	R: 1 H: 3 E: 0 LOB: 2 K: 2 BB: 0 S: 21 P: 32	R: 0 H: 1 E: 0 LOB: 1 K: 0 BB: 0 S: 7 P: 13	R: 0 H: 1 E: 0 LOB: 0 K: 1 BB: 0 S: 6 P: 10	R: 0 H: 0 E: 0 LOB: 0 K: 0 BB: 0 S: 6 P: 9	R: 0 H: 1 E: 1 LOB: 1 K: 0 BB: 0 S: 8 P: 12	R: 0 H: 2 E: 0 LOB: 2 K: 1 BB: 0 S: 10 P: 17	1B: 9 SF: 1 2B: 0 SAC: 0 3B: 2 DP: 0 HR: 0 HBP: 0	WP: 0 PA: 41 PB: 0 SB: 1 CS: 1		
PITCHER	IP WLS BF H R ER SO BB IBB HBP BLK WP HR S P ERA WHIP											PITCHER	IP WLS BF H R ER SO BB IBB HBP BLK WP HR S P ERA WHIP
Jack McDowell, R (1, 1) ERA: 4.92	6.0 W 28 8 4 4 6 2 0 0 0 0 0 0 63 103 6.00 1.667												
Bob Wickman, R (7, 1) ERA: 3.61	2.0 7 1 0 0 0 0 0 0 0 0 0 0 14 21 0.00 0.500												
Joe Ausanio, R (9, 1) ERA: 6.41	1.0 5 2 0 0 0 1 0 0 0 0 0 0 10 17 0.00 2.000												

Texas Rangers @ New York Yankees
 Yankee Stadium, Bronx, NY

Sun Jul 23 1995, 3:33 AM EDT
 Att. 32,765 - Cloudy - 80 F

AB	37
R	4
H	11
RBI	4
BB	2
SO	7
LOB	20



livebaseballscorecards.com

Batter	1	2	3	4	5	6	7	8	9	AB	R	H	RBI	BB	SO	LOB
Luis Polonia, L OBP: 0.336, SLG: 0.367 (1, 7)	1-2 HR	1-3 K	4-2 FC4-6 BB		0-1 2B	4-2 1B BB		3-2 G4-3		4	1	2	1	2	1	0
Wade Boggs, L OBP: 0.398, SLG: 0.390 (1, 5)	3-1 G6-3	3-2 G3 1B	3-1 FC4-6		3-1 F6	2-1 FC6-4 1B		1-1 2B 1B		6	1	3	2	0	0	5
Dion James, L OBP: 0.369, SLG: 0.382 (1, 10) Jim Leyritz, R OBP: 0.393, SLG: 0.426 (6, PH)	1-2 G6-3	0-0 G3		0-1 P2		1-2 HR BB FC6-4		2-1 F9		3	0	0	0	0	0	1
Paul O'Neill, L OBP: 0.407, SLG: 0.583 (1, 9)	3-1 1B 2B	1-0 G6-3		0-0 G4-3		0-0 F8	0-0 G4-6-3 1B	0-0 1B 2B		6	1	3	1	0	0	2
Don Mattingly, L OBP: 0.358, SLG: 0.424 (1, 3)	4-0 1B BB		0-0 BB 1B	2-1 G6-3		0-0 HR	0-0 G4-6-3			4	3	2	2	1	0	1
Bernie Williams, S OBP: 0.354, SLG: 0.458 (1, 8)	2-2 1B 1B		4-1 1B BB L5 BB		1-1 F7	1-1 1B 1B	0-0 BB BB 1B			4	1	3	1	1	0	0
Mike Stanley, R OBP: 0.375, SLG: 0.495 (1, 2)	3-2 BB 1B		4-2 BB 1B BB		3-2 HR	3-1 BB 1B 1B	4-0 BB BB			3	2	3	2	2	0	0
Tony Fernandez, S OBP: 0.316, SLG: 0.323 (1, 6)	4-2 BB		1-0 BB 1B		4-1 2B BB	1-0 BB 1B	4-1 FC5-4 BB			2	1	2	2	3	0	0
Pat Kelly, R OBP: 0.347, SLG: 0.360 (1, 4)	2-3 K		0-1 L5		0-0 F8	0-3 K	0-1 FC5-4			5	0	0	0	0	2	12

Inning Stats	R: 3	H: 4	E: 0	K: 1	S: 24	LOB: 3	BB: 2	P: 47	R: 0	H: 1	E: 0	K: 1	S: 12	LOB: 1	BB: 0	P: 17	R: 1	H: 2	E: 0	K: 0	S: 12	LOB: 3	BB: 3	P: 28	R: 0	H: 0	E: 0	K: 0	S: 5	LOB: 0	BB: 0	P: 7	R: 1	H: 2	E: 0	K: 0	S: 12	LOB: 2	BB: 1	P: 23	R: 5	H: 5	E: 0	K: 1	S: 19	LOB: 2	BB: 2	P: 35	R: 0	H: 2	E: 0	K: 0	S: 6	LOB: 3	BB: 2	P: 14	R: 1	H: 2	E: 0	K: 0	S: 8	LOB: 1	BB: 0	P: 14
PITCHER	IP	WLS	BF	H	R	ER	SO	BB	IBB	HBP	BLK	WP	HR	S	P	ERA	WHIP																																															
Roger Pavlik, R ERA: 5.87 (1, 1)	2.0		16	6	4	4	2	4	0	0	0	0	1	40	76	18.00	5.000																																															
Terry Burrows, L ERA: 6.8 (3, 1)	3.1	L	17	5	4	4	0	3	0	0	0	0	2	32	58	10.80	2.400																																															
Roger McDowell, R ERA: 4.18 (6, 1)	2.2		16	7	3	3	1	3	0	0	0	0	0	26	51	10.12	3.750																																															


BOTTOM

Texas Rangers @ New York Yankees
 Yankee Stadium, Bronx, NY

Sun Jul 23 1995, 3:33 AM EDT
 Att: 32,765 - Cloudy - 80 F

AB	39
R	11
H	18
RBI	11
BB	10
SO	3
LOB	24

WP: 0 PA: 49
 PB: 0
 SB: 0
 CS: 0



livebaseballscores.com

Batter	1	2	3	4	5	6	7	8	9	AB R H RBI BB SO LOB	TOP											
Otis Nixon, S OBP: 0.341, SLG: 0.332 (1, 8)	2-3 K		0-0 2B		1-0 G6-4-3			1-1 2B 1B	3-2 E4	5 1 2 0 0 1 2												
Mark McLemore, S OBP: 0.373, SLG: 0.382 (1, 4)	2-2 G5-3		0-1 P1			1-1 P4		4-1 2B BB	3-1 L9	4 1 0 0 1 0 3												
Will Clark, L OBP: 0.384, SLG: 0.458 (1, 3)	3-2 G3-1			4-2 1B BB		3-1 F8		0-1 HR 2B		3 1 1 2 1 0 0												
Juan Gonzalez, R OBP: 0.269, SLG: 0.563 (1, 10)		1-0 F7		2-3 K		3-2 F7		1-3 K		4 0 0 0 0 2 2												
Mickey Tettleton, S OBP: 0.392, SLG: 0.474 (1, 9)		1-1 E5 29 F7-5 1B		1-3 K			3-3 K	2-0 HR		4 1 1 2 0 2 1												
Ivan Rodriguez, R OBP: 0.343, SLG: 0.492 (1, 2)		1-2 1B		0-1 1B			1-0 G4-3	1-3 K		4 0 2 0 0 1 0												
29 Rusty Greer, L OBP: 0.343, SLG: 0.386 (1, 7)		1-0 F7-5		0-0 F6			3-2 1B		3-2 G3	4 0 1 0 0 0 4												
Steve Buechele, R OBP: 0.267, SLG: 0.235 (1, 5)			2-3 K2-3		1-1 G6-4-3 1B		0-0 F9		3-2 F8	4 0 1 0 0 1 1												
Benji Gil, R OBP: 0.296, SLG: 0.383 (1, 6)			0-3 K		2-3 K			3-2 L9	4-2 E BB	3 0 0 0 1 2 1												
Inning Stats	R: 0 E: 0 K: 1 S: 9	H: 0 LOB: 0 BB: 0 P: 16	R: 0 E: 1 K: 0 S: 7	H: 1 LOB: 1 BB: 0 P: 11	R: 0 E: 0 K: 2 S: 9	H: 1 LOB: 1 BB: 0 P: 11	R: 0 E: 0 K: 2 S: 12	H: 1 LOB: 2 BB: 1 P: 19	R: 0 E: 0 K: 1 S: 6	H: 1 LOB: 0 BB: 0 P: 10	R: 0 E: 0 K: 0 S: 8	H: 0 LOB: 0 BB: 0 P: 15	R: 0 E: 0 K: 1 S: 12	H: 1 LOB: 1 BB: 0 P: 19	R: 4 E: 0 K: 2 S: 15	H: 3 LOB: 0 BB: 1 P: 27	R: 0 E: 1 K: 0 S: 14	H: 0 LOB: 2 BB: 1 P: 30	1B: 5 2B: 3 3B: 0 HR: 1	SF: 0 SAC: 0 DP: 2 HBP: 0	WP: 0 PB: 0 SB: 0 CS: 0	PA: 38
PITCHER	IP WLS BF H R ER SO BB IBB HBP BLK WP HR S P ERA WHIP																					
Sterling Hitchcock, L ERA: 4.79 (1, 1)	7.1		30	7	3	3	7	2	0	0	0	0	0	0	71	117	3.68	1.227				
Bob Wickman, R ERA: 3.74 (8, 1)	0.2		3	1	1	1	2	0	0	0	0	0	1	7	11	13.50	1.500					
Steve Howe, L ERA: 4.55 (9, 1)	1.0	W	5	0	0	0	0	1	0	0	0	0	0	14	30	0.00	1.000					

Texas Rangers @ New York Yankees
Yankee Stadium, Bronx, NY
Mon Jul 24 1995, 7:05 PM EDT
Att. 22,525 - Unknown - 82 F

livebaseballscorecards.com

AB	35
R	4
H	8
RBI	4
BB	3
SO	9
LOB	14



BOTTOM

Texas Rangers @ New York Yankees
Yankee Stadium, Bronx, NY
Mon Jul 24 1995, 7:05 PM EDT
Att. 22,525 - Unknown - 82 F

livebaseballscorecards.com

AB 36
R 5
H 15
RBI 4
BB 5
SO 10
LOB 21



WP: 0 PA: 43
PB: 0
SB: 1
CS: 1

AB R H RBI BB SO LOB

4 0 2 0 1 2 2

2 2 1 0 2 0 0

5 1 4 0 0 0 2

0 1 0 0 0 0 0

5 0 0 0 0 2 6

2 1 2 3 1 0 0

5 0 3 0 0 0 3

5 0 1 1 0 3 3

3 0 2 0 1 0 0

4 0 0 0 0 2 3

1B: 12 SF: 2
2B: 2 SAC: 0
3B: 0 DP: 1
HR: 1 HBP: 0

Batter	1	2	3	4	5	6	7	8	9
Luis Polonia, L (1, 7) OBP: 0.342, SLG: 0.369	4-2 BB BB G4-6-3 BB	3-3 K			1-1 CS 1B	0-3 K		0-0 1B	
Wade Boggs, L (1, 5) OBP: 0.403, SLG: 0.391 Randy Velarde, R (8, 5) OBP: 0.329, SLG: 0.361	4-2 BB BB G4-6-3 BB		0-2 FC4-6 1B SF7 1B		4-2 E 1B BB		3-1 G6-3	3-3 K	
Dion James, L (1, 10) OBP: 0.386, SLG: 0.400 Gerald Williams, R (9, PR) OBP: 0.363, SLG: 0.531	1-0 G4-6-3 1-2f 2-3		1-0 FC4-6 1B		2-1 E SF7 1B		3-1 S 1B	2-2 1B 1B 1B	
Paul O'Neill, L (1, 9) OBP: 0.399, SLG: 0.571	2-2 F8		2-1 FC4-6 1-2f 2-3		0-1 E3 1B		3-3 K	1-3 K	
Don Mattingly, L (1, 3) OBP: 0.363, SLG: 0.442		1-1 HR	2-0 SF7		0-0 SF7		4-0 IBB	2-1 1B 1B 1B	
Bernie Williams, S (1, 8) OBP: 0.357, SLG: 0.461		2-1 2B 1B	1-2 G5-3		2-1 1B		0-2 G3	1-1 1B	
Mike Stanley, R (1, 2) OBP: 0.372, SLG: 0.488		0-3 K			2-3 K			1-2 2-3 3-H 1B	
Tony Fernandez, S (1, 6) OBP: 0.322, SLG: 0.336		0-2 SAFE 1-3 2B			2-2 G1-3		0-0 2B	4-2 1B BB	
Pat Kelly, R (1, 4) OBP: 0.338, SLG: 0.349		0-2 P3			0-0 L8		2-3 K	2-3 K	

Inning Stats	R: 0	H: 0	E: 0	K: 8	S: 8	H: 0	LOB: 1	BB: 2	P: 19	R: 1	H: 3	E: 0	K: 2	S: 18	R: 1	H: 2	E: 0	K: 0	S: 10	R: 0	H: 0	E: 0	K: 0	S: 6	R: 2	H: 3	E: 1	K: 1	S: 14	R: 0	H: 1	E: 0	K: 2	S: 7	R: 0	H: 1	E: 0	K: 1	S: 12	R: 0	H: 1	E: 0	K: 3	S: 14	R: 0	H: 1	E: 0	K: 3	S: 14	R: 1	H: 4	E: 0	K: 1	S: 12	1B: 12	SF: 2	2B: 2	SAC: 0	3B: 0	DP: 1	HR: 1	HBP: 0	WP: 0	PA: 43
--------------	------	------	------	------	------	------	--------	-------	-------	------	------	------	------	-------	------	------	------	------	-------	------	------	------	------	------	------	------	------	------	-------	------	------	------	------	------	------	------	------	------	-------	------	------	------	------	-------	------	------	------	------	-------	------	------	------	------	-------	--------	-------	-------	--------	-------	-------	-------	--------	-------	--------

PITCHER	IP	WLS	BF	H	R	ER	SO	BB	IBB	HBP	BLK	WP	HR	S	P	ERA	WHIP
Kevin Gross, R (1, 1) ERA: 7.0	7.0		33	10	4	2	6	3	1	0	0	0	1	75	129	2.57	1.857
Matt Whiteside, R (8, 1) ERA: 3.71	1.0	L	6	2	1	1	3	1	0	0	0	0	0	17	29	9.00	3.000
Ed Vosberg, L (9, 1) ERA: 3.47	0.1		2	1	0	0	1	0	0	0	0	0	0	5	8	0.00	3.000
Jeff Russell, R (9, 1) ERA: 2.61	0.0		2	2	0	0	0	0	0	0	0	0	0	4	7	∞	∞

Batter	1	2	3	4	5	6	7	8	9	AB R H RBI BB SO LOB	TOP											
Luis Polonia, L (1, 7) OBP: 0.339, SLG: 0.365	2-1 1B 1B	2-1 G4-3		3-2 F8		0-0 G3			0-0 G6-3	5 1 1 0 0 0 1												
Randy Velarde, R (1, 4) OBP: 0.344, SLG: 0.394	2-2 1B 1B		2-2 HR		1-2 2B 1B		0-0 FC5-4 1B		1-2 1B	5 3 5 1 0 0 0												
Dion James, L (1, 10) OBP: 0.379, SLG: 0.392	1-1 1B 1B		1-2 F7		1-2 P5		0-1 FC5-4 BB		0-0 L8	5 1 1 1 0 0 3												
Paul O'Neill, L (1, 9) OBP: 0.403, SLG: 0.595	2-1 HR		3-2 HR		2-3 K		4-1 FC6-4 BB		1-1 G6-3	4 2 2 4 1 1 2												
Don Mattingly, L (1, 3) OBP: 0.365, SLG: 0.447	1-1 G5-4-3 1B		1-1 G3-1		0-0 2B		2-0 F9			4 0 2 1 0 0 2												
Bernie Williams, S (1, 8) OBP: 0.353, SLG: 0.455	1-3 K		0-0 G1-3		0-1 G6-3		1-0 FC6-4			4 0 0 0 0 1 4												
Mike Stanley, R (1, 2) OBP: 0.370, SLG: 0.484	0-1 G5-4-3			2-1 1B		2-0 G4-3			3-3 K	4 0 1 0 0 1 1												
Tony Fernandez, S (1, 6) OBP: 0.321, SLG: 0.347		1-3 K		1-3 K		0-0 HR			3-3 K	4 1 1 1 0 3 1												
Russ Davis, R (1, 5) OBP: 0.391, SLG: 0.525		1-3 K		1-3 K		1-2 P4			0-1 F8	4 0 0 0 0 2 1												
Inning Stats	R: 4 E: 0 K: 1 S: 16	H: 5 LOB: 0 BB: 0 P: 25	R: 0 E: 0 K: 2 S: 8	H: 0 LOB: 0 BB: 0 P: 12	R: 2 E: 0 K: 0 S: 15	H: 2 LOB: 0 BB: 0 P: 22	R: 0 E: 0 K: 2 S: 12	H: 1 LOB: 1 BB: 0 P: 19	R: 1 E: 0 K: 1 S: 13	H: 2 LOB: 1 BB: 0 P: 17	R: 1 E: 0 K: 0 S: 6	H: 1 LOB: 0 BB: 0 P: 9	R: 0 E: 0 K: 0 S: 6	H: 1 LOB: 2 BB: 1 P: 13	R: 0 E: 0 K: 2 S: 9	H: 0 LOB: 0 BB: 0 P: 15	R: 0 E: 0 K: 0 S: 7	H: 1 LOB: 1 BB: 0 P: 9	1B: 8 2B: 1 3B: 0 HR: 4	SF: 0 SAC: 0 DP: 1 HBP: 0	WP: 0 PB: 0 SB: 0 CS: 0	PA: 40
PITCHER	IP WLS BF H R ER SO BB IBB HBP BLK WP HR S P ERA WHIP																					
Kevin Appier, R (1, 1) ERA: 3.71	5.0 L 24 10 7 7 6 0 0 0 0 0 3 64 95 12.60 2.000																					
Dave Fleming, L (6, 1) ERA: 7.1	2.0 9 2 1 1 0 1 0 0 0 0 1 12 22 4.50 1.500																					
Rusty Meacham, R (8, 1) ERA: 3.66	1.0 3 0 0 0 2 0 0 0 0 0 0 9 15 0.00 0.000																					
Hipolito Pichardo, R (9, 1) ERA: 4.22	1.0 4 1 0 0 0 0 0 0 0 0 0 7 9 0.00 1.000																					

New York Yankees @ Kansas City Royals
Kauffman Stadium, Kansas City, MO

Tue Jul 25 1995, 7:05 PM CDT
 Att. 17,640 - Unknown - 89 F

AB	39
R	8
H	13
RBI	8
BB	1
SO	8
LOB	15



Batter	1	2	3	4	5	6	7	8	9	AB	R	H	RBI	BB	SO	LOB
Vince Coleman, S OBP: 0.344, SLG: 0.400 (1, 7)	1-3 K		2-1 F8			0-2 FC4-6		0-3 K		4	0	0	0	0	2	1
Tom Goodwin, L OBP: 0.351, SLG: 0.324 (1, 8)	0-1 G6-3 1B			0-0 G4-3-6 1B		3-2 F7		2-0 G3-1		3	0	2	0	0	0	1
Phil Hiatt, R OBP: 0.253, SLG: 0.319 (8, PH)										1	0	0	0	0	0	0
Keith Lockhart, L OBP: 0.361, SLG: 0.473 (1, 4)	0-2 G6-3			0-0 F7		1-2 G3		1-0 1B		3	0	0	0	0	0	3
Chris Stynes, R OBP: 0.278, SLG: 0.219 (8, PH)										1	0	1	0	0	0	0
Wally Joyner, L OBP: 0.394, SLG: 0.419 (1, 3)	1-0 L3			2-2 G4-3-6			0-1 1B 1B	0-0 F7		4	1	1	0	0	0	3
Gary Gaetti, R OBP: 0.318, SLG: 0.509 (1, 5)		0-0 F9			0-3 K		0-0 1B 1B	0-0 2B		4	0	2	0	0	1	0
Jon Nunnally, L OBP: 0.375, SLG: 0.593 (1, 9)		2-3 K			0-1 L4		2-3 K	4-2 BB		3	0	0	0	1	2	2
Greg Gagne, R OBP: 0.330, SLG: 0.409 (1, 6)		0-1 G5-3			4-2 BB		0-1 1B 1-2 2-H	3-2 F7		3	0	1	1	1	0	2
Bob Hamelin, L OBP: 0.275, SLG: 0.291 (1, 10)			1-0 G3		1-3 K		2-3 K	0-2 F7		4	0	0	0	0	2	5
Brent Mayne, L OBP: 0.261, SLG: 0.291 (1, 2)			1-1 G4-3			3-1 FC4-6 1B	2-1 G3	2-3 K		4	0	1	0	0	1	4

Inning Stats		R: 0	H: 1	E: 0	K: 1	S: 9	LOB: 1	BB: 0	P: 11	R: 0	H: 0	E: 0	K: 1	S: 6	LOB: 0	BB: 0	P: 8	R: 0	H: 0	E: 0	K: 0	S: 5	LOB: 0	BB: 0	P: 9	R: 0	H: 1	E: 0	K: 2	S: 12	LOB: 1	BB: 1	P: 17	R: 1	H: 3	E: 0	K: 2	S: 14	LOB: 2	BB: 0	P: 20	R: 0	H: 1	E: 0	K: 1	S: 6	LOB: 1	BB: 0	P: 9	R: 0	H: 1	E: 0	K: 1	S: 13	LOB: 2	BB: 1	P: 22	1B: 7	SF: 0	2B: 1	SAC: 0	3B: 0	DP: 1	HR: 0	HBP: 0	WP: 0	PA: 36
PITCHER		IP	WLS	BF	H	R	ER	SO	BB	IBB	HBP	BLK	WP	HR	S	P	ERA	WHIP	PITCHER		IP	WLS	BF	H	R	ER	SO	BB	IBB	HBP	BLK	WP	HR	S	P	ERA	WHIP																														
Scott Kamieniecki, R	(1, 1)	7.0	W	27	6	1	1	6	1	0	0	0	0	0	63	91	1.29	1.000	Bob MacDonald, L	(8, 1)	1.0		4	1	0	0	1	0	0	0	0	0	6	9	0.00	1.000	Joe Ausanio, R	(9, 1)	1.0		5	1	0	0	1	1	0	0	0	0	13	22	0.00	2.000													

BOTTOM

New York Yankees @ Kansas City Royals
Kauffman Stadium, Kansas City, MO
 Tue Jul 25 1995, 7:05 PM CDT
 Att: 17,640 - Unknown - 89 F

AB	34
R	1
H	8
RBI	1
BB	2
SO	8
LOB	21



WP: 0	PA: 36
PB: 0	
SB: 0	
CS: 0	

Batter	1	2	3	4	5	6	7	8	9	AB R H RBI BB SO LOB	TOP															
Bernie Williams, S (1, 8) OBP: 0.351, SLG: 0.450	2-1 1B 2B 1B	1-0 FC6-4 1-2f			0-1 F9		0-0 F8		1-3 K	5 1 1 0 0 1 1																
Jim Leyritz, R (1, 2) OBP: 0.390, SLG: 0.438	1-2 F8		1-3 K		1-1 HR			1-3 K		4 1 1 1 0 2 1																
Paul O'Neill, L (1, 9) OBP: 0.404, SLG: 0.592	1-2 2B G3 1B		0-0 G3-1		0-0 F8			4-2 1B BB		3 2 1 0 1 0 0																
Mike Stanley, R (1, 10) OBP: 0.372, SLG: 0.489	1-0 1B 2B		3-2 G4-3		1-1 F9			1-1 1B 1B G1-2-3		4 1 2 1 0 0 0																
Don Mattingly, L (1, 3) OBP: 0.363, SLG: 0.444	1-1 G3			2-2 P6		0-1 G4-1		1-0 1B 1B		4 0 1 2 0 0 1																
Randy Velarde, R (1, 5) OBP: 0.352, SLG: 0.398	3-2 1B		0-0 G1-3		4-2 FC5-4 BB			1-1 1B 1B		3 0 2 1 1 0 0																
Gerald Williams, R (1, 7) OBP: 0.371, SLG: 0.541		0-2 2B		4-1 BB		2-2 FC5-4		1-1 G1-2-3		2 0 1 0 1 0 1																
Wade Boggs, L (8, PH) OBP: 0.401, SLG: 0.390										1 0 0 0 0 0 3																
Tony Fernandez, S (1, 6) OBP: 0.316, SLG: 0.342		0-1 G1-3		1 SAFE 0-0 L1-3			3-1 F8		1-0 B2-3	4 0 0 0 0 0 1																
Pat Kelly, R (1, 4) OBP: 0.336, SLG: 0.346		1-2 FC6-4 1B			2-2 F9		2-2 F9		1-3 K	4 0 1 0 0 1 0																
Inning Stats	R: 3 E: 0 K: 0 S: 16	H: 4 LOB: 1 BB: 0 P: 25	R: 0 E: 0 K: 0 S: 9	H: 2 LOB: 1 BB: 0 P: 11	R: 0 E: 0 K: 1 S: 7	H: 0 LOB: 0 BB: 0 P: 11	R: 0 E: 0 K: 0 S: 6	H: 0 LOB: 1 BB: 1 P: 12	R: 1 E: 0 K: 0 S: 8	H: 1 LOB: 0 BB: 0 P: 11	R: 0 E: 0 K: 0 S: 10	H: 0 LOB: 1 BB: 1 P: 17	R: 0 E: 0 K: 0 S: 7	H: 0 LOB: 0 BB: 0 P: 12	R: 1 E: 0 K: 1 S: 14	H: 3 LOB: 2 BB: 1 P: 23	R: 0 E: 0 K: 2 S: 7	H: 0 LOB: 0 BB: 0 P: 10	1B: 7 2B: 2 3B: 0 HR: 1	SF: 0 SAC: 0 DP: 1 HBP: 0	WP: 0 PB: 0 SB: 0 CS: 0	PA: 37				
PITCHER	IP WLS BF H R ER SO BB IBB HBP BLK WP HR S P ERA WHIP																									
Jason Jacome, L (1, 1) ERA: 9.0	7.0	28	7	4	4	1	2	0	0	0	0	1	63	99	5.14	1.286										
Hipolito Pichardo, R (8, 1) ERA: 4.23	2.0	W	9	3	1	1	3	1	0	0	0	0	21	33	4.50	2.000										

New York Yankees @ Kansas City Royals
Kauffman Stadium, Kansas City, MO
 Wed Jul 26 1995, 7:05 PM CDT
 Att. 17,775 - Unknown - 87 F

AB	34
R	5
H	10
RBI	5
BB	3
SO	4
LOB	8



Batter	1	2	3	4	5	6	7	8	9	AB	R	H	RBI	BB	SO	LOB
Vince Coleman, S OBP: 0.341, SLG: 0.396 (1, 7)	L5		F7		F7	FC6-4		FC1-2		5	0	1	0	0	0	6
Tom Goodwin, L OBP: 0.348, SLG: 0.322 (1, 8)	B1-3		G4-3			HR		FC4-6		5	1	1	0	0	1	4
Wally Joyner, L OBP: 0.394, SLG: 0.430 (1, 3)	G1-3					HR				5	2	2	2	0	1	0
Gary Gaetti, R OBP: 0.324, SLG: 0.527 (1, 5)			K2-3			F8		SH1-3		4	2	3	1	0	1	0
Keith Lockhart, L OBP: 0.363, SLG: 0.460 (1, 10)			F7			F8		SH1-3		3	0	0	0	2	1	1
Jon Nunnally, L OBP: 0.367, SLG: 0.579 (1, 9)			L7			K		SH1-3		4	0	0	0	0	1	3
Greg Gagne, R OBP: 0.332, SLG: 0.408 (1, 6)			F9			L7		SF9		3	1	1	2	1	0	0
David Howard, S OBP: 0.250, SLG: 0.272 (1, 4)			G4-3			F7		BB		3	0	1	0	1	0	0
Brent Mayne, L OBP: 0.268, SLG: 0.299 (1, 2)										2	0	2	0	0	0	0
Chris James, R OBP: 0.362, SLG: 0.545 (6, PH)										0	0	0	0	1	0	0
Pat Borders, R OBP: 0.264, SLG: 0.419 (7, 2)			1B							1	0	0	1	0	0	1

Inning Stats	R: 0	H: 0	E: 0	K: 10	S: 10	R: 0	H: 0	E: 0	K: 12	S: 12	R: 0	H: 2	E: 0	K: 1	S: 14	R: 0	H: 1	E: 0	K: 2	S: 10	R: 0	H: 1	E: 0	K: 0	S: 11	R: 3	H: 3	E: 0	K: 0	S: 21	R: 1	H: 1	E: 0	K: 2	S: 11	R: 1	H: 1	E: 1	K: 0	S: 12	R: 1	H: 2	E: 0	K: 0	S: 10	1B: 7	2B: 2	3B: 0	HR: 2	SF: 1	SAC: 2	DP: 0	HBP: 0	WP: 0	PB: 0	SB: 0	CS: 0	PA: 43
--------------	------	------	------	-------	-------	------	------	------	-------	-------	------	------	------	------	-------	------	------	------	------	-------	------	------	------	------	-------	------	------	------	------	-------	------	------	------	------	-------	------	------	------	------	-------	------	------	------	------	-------	-------	-------	-------	-------	-------	--------	-------	--------	-------	-------	-------	-------	--------

PITCHER	IP	WLS	BF	H	R	ER	SO	BB	IBB	HBP	BLK	WP	HR	S	P	ERA	WHIP
42 Mariano Rivera, R ERA: 5.4 (1, 1)	5.0		23	7	3	3	3	1	0	0	0	0	1	69	103	5.40	1.600
Steve Howe, L ERA: 4.5 (6, 1)	2.1		10	1	1	1	2	2	0	0	0	0	1	24	41	3.86	1.286
Bob Wickman, R ERA: 4.0 (8, 1)	1.0	L	8	2	2	2	0	1	1	0	0	0	0	14	30	18.00	3.000
John Wetteland, R ERA: 2.08 (9, 1)	0.1		2	1	0	0	0	0	0	0	0	0	0	4	8	0.00	3.000

BOTTOM

New York Yankees @ Kansas City Royals
Kauffman Stadium, Kansas City, MO
Wed Jul 26 1995, 7:05 PM CDT
Att: 17,775 - Unknown - 87 F

livebaseballscores.com

AB	35
R	6
H	11
RBI	6
BB	5
SO	5
LOB	15



Batter	1	2	3	4	5	6	7	8	9	AB R H RBI BB SO LOB	TOP																
Luis Polonia, L (1, 7) OBP: 0.347, SLG: 0.368 Gerald Williams, R (8, PH) OBP: 0.368, SLG: 0.535 (8, 7)	1-1 L4-3 1B		4-2 CS BB		1 SAFE B 1 SAFE F 1 SAFE F 1 SAFE B 1 SAFE	4-2 B 1-2 BB		3-3 K		1 0 1 0 2 0 0 1 0 0 0 0 1 0																	
Wade Boggs, L (1, 5) OBP: 0.403, SLG: 0.389	0-1 L4-3 1-2		3-2 CS 1-2	2-1 FC6-4 1B	0-1 F7			4-0 BB		3 0 1 0 1 0 3																	
Dion James, L (1, 10) OBP: 0.370, SLG: 0.382 Danny Tartabull, R (8, PH) OBP: 0.335, SLG: 0.380	0-2 P6			1-1 FC6-4 1B 1-2f 1B	0-1 G4-3			1-3 K		3 1 0 0 0 0 3 1 0 0 0 0 1 1																	
Paul O'Neill, L (1, 9) OBP: 0.406, SLG: 0.590		0-3 K		2-1 BB 1-3 1B		1-1 G5-4-3 1B		1-3 K		4 0 2 0 0 2 1																	
Don Mattingly, L (1, 3) OBP: 0.362, SLG: 0.438		0-2 G4-3		2-0 P6		3-2 G5-4-3 1-2f		4-2 CS BB		3 0 0 0 1 0 3																	
Bernie Williams, S (1, 8) OBP: 0.353, SLG: 0.449		0-0 1B		4-2 1B 1-2 BB		1-3 K2-3		0-3 K 1-2		3 0 1 0 1 2 1																	
Mike Stanley, R (1, 2) OBP: 0.374, SLG: 0.487		2-0 L8		0-0 1B 1-2 2-H 3-H		2-2 P4		1-1 HBP		3 0 1 1 0 0 1																	
Randy Velarde, R (1, 6) OBP: 0.345, SLG: 0.390			3-3 K		2-3 K		1-0 G5-3		1-0 F8		4 0 0 0 0 2 1																
Pat Kelly, R (1, 4) OBP: 0.335, SLG: 0.346			0-0 F9		1-1 BB 1B		3-3 K			3 0 1 0 0 1 0																	
Inning Stats	R: 0 E: 0 K: 0 S: 7	H: 1 LOB: 0 BB: 0 P: 8	R: 0 E: 0 K: 1 S: 9	H: 1 LOB: 1 BB: 0 P: 11	R: 0 E: 0 K: 1 S: 8	H: 0 LOB: 0 BB: 1 P: 18	R: 1 E: 0 K: 0 S: 10	H: 3 LOB: 2 BB: 1 P: 21	R: 0 E: 0 K: 1 S: 12	H: 1 LOB: 2 BB: 1 P: 19	R: 0 E: 0 K: 1 S: 9	H: 1 LOB: 0 BB: 0 P: 14	R: 0 E: 0 K: 1 S: 7	H: 0 LOB: 0 BB: 0 P: 13	R: 0 E: 0 K: 3 S: 10	H: 0 LOB: 1 BB: 1 P: 19	R: 0 E: 0 K: 1 S: 7	H: 0 LOB: 1 BB: 1 P: 13	1B: 7 2B: 2 3B: 0 HR: 0	SF: 0 SAC: 0 DP: 3 HBP: 1	WP: 0 PB: 0 SB: 0 CS: 2	PA: 36					
PITCHER	IP	WLS	BF	H	R	ER	SO	BB	IBB	HBP	BLK	WP	HR	S	P	ERA	WHIP										
Mark Gubicza, R (1, 1) ERA: 3.69	7.0	L	27	7	1	1	5	3	0	0	0	0	0	62	104	1.29	1.429										
Mike Magnante, L (8, 1) ERA: 2.41	2.0		8	0	0	0	4	2	0	1	0	0	0	17	32	0.00	1.000										

New York Yankees @ Kansas City Royals
 Kauffman Stadium, Kansas City, MO
 Thu Jul 27 1995, 3:33 AM CDT
 Att. 19,271 - Sunny - 92 F

AB	29
R	1
H	7
RBI	1
BB	5
SO	9
LOB	14



Batter	1	2	3	4	5	6	7	8	9	AB R H RBI BB SO LOB
Vince Coleman, S (1, 7) OBP: 0.336, SLG: 0.389	1-2 G5-3		1-0 G6-3		0-0 G6-3		0-3 K			4 0 0 0 0 1 2
Wally Joyner, L (1, 3) OBP: 0.393, SLG: 0.427	1-3 K		0-1 F8		3-2 1B			1-0 F7		4 0 1 0 0 1 0
Greg Gagne, R (1, 6) OBP: 0.335, SLG: 0.407	4-2 BB		3-2 F8		1-0 F9			1-1 WP 1B		3 0 1 0 1 0 1
Gary Gaetti, R (1, 5) OBP: 0.323, SLG: 0.521	3-0 G1-3			1-3 K		4-0 G4-6-3 BB		3-3 K		3 0 0 0 1 2 2
Chris James, R (1, 10) OBP: 0.353, SLG: 0.511		3-3 K		4-1 2B BB		0-0 F8		3-3 K		3 0 0 0 1 2 2
Phil Hiatt, R (1, 9) OBP: 0.255, SLG: 0.330		0-1 G6-3		0-2 2B		1-0 G4-6-3		1-1 F8		3 0 1 0 0 0 1
Keith Lockhart, L (9, PH) OBP: 0.360, SLG: 0.456				1-3 2B		1-2f				1 0 0 0 0 0 0
Pat Borders, R (1, 2) OBP: 0.282, SLG: 0.437		2-0 2B		4-0 G5-4-3 IBB			0-1 SH5-4 1B		0-3 K	2 0 2 0 1 0 0
Chris Stynes, R (7, PR) OBP: 0.278, SLG: 0.219										0 0 0 0 0 0 0
Brent Mayne, L (8, 2) OBP: 0.267, SLG: 0.298										1 0 0 0 0 1 0
David Howard, S (1, 4) OBP: 0.254, SLG: 0.270		4-2 BB		2-2 G5-4-3		1-1 SH5-4		0-1 F8		1 0 0 0 1 0 3
Jon Nunnally, L (9, PH) OBP: 0.365, SLG: 0.576				1-2f		1-2				1 0 0 0 0 0 0
Tom Goodwin, L (1, 8) OBP: 0.345, SLG: 0.318		0-3 K			1-2 G6-3		1-1 L8			3 0 0 0 0 1 4

BOTTOM

New York Yankees @ Kansas City Royals
Kauffman Stadium, Kansas City, MO

Thu Jul 27 1995, 3:33 AM CDT
Att: 19,271 - Sunny - 92 F

livebaseballscorecards.com

AB	29
R	0
H	5
RBI	0
BB	5
SO	8
LOB	15



Inning Stats	R: 0	H: 0	E: 0	K: 1	S: 9	H: 0	LOB: 1	BB: 1	P: 18	R: 0	H: 1	E: 0	K: 2	S: 15	H: 0	LOB: 2	BB: 1	P: 24	R: 0	H: 0	E: 0	K: 0	S: 6	R: 0	H: 1	E: 0	K: 1	S: 11	R: 0	H: 1	E: 0	K: 0	S: 8	R: 0	H: 0	E: 0	K: 0	S: 2	R: 0	H: 1	E: 0	K: 1	S: 10	R: 0	H: 1	E: 0	K: 2	S: 10	R: 0	H: 0	E: 0	K: 1	S: 7	1B: 3	2B: 2	3B: 0	HR: 0	SF: 0	SAC: 1	DP: 2	HBP: 0	WP: 1	PB: 0	SB: 0	CS: 0	PA: 35
--------------	------	------	------	------	------	------	--------	-------	-------	------	------	------	------	-------	------	--------	-------	-------	------	------	------	------	------	------	------	------	------	-------	------	------	------	------	------	------	------	------	------	------	------	------	------	------	-------	------	------	------	------	-------	------	------	------	------	------	-------	-------	-------	-------	-------	--------	-------	--------	-------	-------	-------	-------	--------

PITCHER	IP	WLS	BF	H	R	ER	SO	BB	IBB	HBP	BLK	WP	HR	S	P	ERA	WHIP
Andy Pettitte, L (1, 1) ERA: 3.77	7.1	W	29	4	0	0	5	4	1	0	0	0	0	62	108	0.00	1.091
Bob Wickman, R (8, 1) ERA: 3.95	0.2		3	1	0	0	2	0	0	0	0	1	0	9	16	0.00	1.500
John Wetteland, R (9, 1) ERA: 2.02	1.0	S	3	0	0	0	1	0	0	0	0	0	0	7	8	0.00	0.000

Batter	1	2	3	4	5	6	7	8	9	AB R H RBI BB SO LOB	TOP
Luis Polonia, L OBP: 0.340, SLG: 0.360 (1, 7) X	0-0 G3-1		1-2 G4-3		1-0 G6-3		1-0 L7		3-2 G4-3	5 0 0 0 0 0 2	
Wade Boggs, L OBP: 0.404, SLG: 0.392 (1, 5) C X	0-1 G4-3		2-2 1B 2B		2-2 G4-3		4-2 1-2 BB			3 1 1 0 1 0 0	
Dion James, L OBP: 0.374, SLG: 0.386 (1, 10) F X	0-1 P5		1-2 BB 1B		1-1 1B		0-1 G3-1			4 0 2 1 0 0 2	
Paul O'Neill, L OBP: 0.403, SLG: 0.583 (1, 9) C B B B		1-3 K	4-1 1B BB		0-0 G5-3			3-2 L7		3 0 0 0 1 1 1	
Don Mattingly, L OBP: 0.364, SLG: 0.443 (1, 3) C B X		1-2 HR 2B	0-0 1-2 2-H 1B			1-1 F7		0-1 P6		4 1 2 0 0 0 0	
Bernie Williams, S OBP: 0.352, SLG: 0.456 (1, 8) B B B B X		3-0 HR	0-1 F8			0-0 L9		1-3 K		4 1 1 2 0 1 2	
Mike Stanley, R OBP: 0.369, SLG: 0.478 (1, 2) C B B		0-3 K		1-0 G6-3		1-1 G6-3			1-2 G6-3	4 0 0 0 0 1 0	
Tony Fernandez, S OBP: 0.319, SLG: 0.341 (1, 6) C B B B B		3-2 FC6-4 HBP		2-2 G3			0-1 BB 1B		0-0 G3-1	3 0 1 0 0 0 0	
Randy Velarde, R OBP: 0.344, SLG: 0.387 (1, 4) C B X		0-1 FC6-4		1-1 G5-3			2-2 L7		0-0 1B	4 0 1 0 0 0 2	
Inning Stats	R: 0 E: 0 K: 0 S: 5 H: 0 LOB: 0 BB: 0 P: 5	R: 2 E: 0 K: 2 S: 15 H: 2 LOB: 1 BB: 0 P: 23	R: 1 E: 0 K: 0 S: 14 H: 3 LOB: 2 BB: 1 P: 22	R: 0 E: 0 K: 0 S: 6 H: 0 LOB: 0 BB: 0 P: 10	R: 0 E: 0 K: 0 S: 7 H: 1 LOB: 1 BB: 0 P: 11	R: 0 E: 0 K: 0 S: 5 H: 0 LOB: 0 BB: 0 P: 7	R: 0 E: 0 K: 0 S: 13 H: 1 LOB: 2 BB: 1 P: 20	R: 0 E: 0 K: 1 S: 9 H: 0 LOB: 0 BB: 0 P: 13	R: 0 E: 0 K: 0 S: 12 H: 1 LOB: 1 BB: 0 P: 16	1B: 5 2B: 2 3B: 0 HR: 1 SF: 0 SAC: 0 DP: 0 HBP: 1	WP: 0 PB: 0 SB: 0 CS: 0 PA: 37
PITCHER Kevin Tapani, R ERA: 4.92 (1, 1)	IP WLS BF H R ER SO BB IBB HBP BLK WP HR S P ERA WHIP										
	9.0 W 37 8 3 3 3 2 0 1 0 0 1 86 127 3.00 1.111										
PITCHER	IP WLS BF H R ER SO BB IBB HBP BLK WP HR S P ERA WHIP										

New York Yankees @ Minnesota Twins
 Hubert H. Humphrey Metrodome, Minneapolis, MN
 Fri Jul 28 1995, 8:05 PM EDT
 Att. 16,001 - Dome - 72 F

AB	34
R	3
H	8
RBI	3
BB	2
SO	3
LOB	9



Batter	1	2	3	4	5	6	7	8	9	AB R H RBI BB SO LOB
Chuck Knoblauch, R <small>OBP: 0.409, SLG: 0.433</small> (1, 4)	0-0 1B		2-0 F3		0-0 G5-3		0-1 G6-3			4 0 1 0 0 0 0
Rich Becker, L <small>OBP: 0.279, SLG: 0.255</small> (1, 8)	0-3 K		2-1 G4-3		1-0 G5-3		1-0 F7			4 0 0 0 0 1 1
Kirby Puckett, R <small>OBP: 0.362, SLG: 0.475</small> (1, 9)	2-3 K			0-0 FC5-4 1B	0-3 K		0-1 F9			4 0 1 0 0 2 1
Pedro Munoz, R <small>OBP: 0.340, SLG: 0.547</small> (1, 10)	1-3 K			0-0 FC5-4 1B PB		2-2 L3		0-3 K2-3		4 1 0 0 0 2 2
Marty Cordova, R <small>OBP: 0.355, SLG: 0.500</small> (1, 7)		2-2 S 1B		3-2 PB S 1B		4-2 S BB		4-2 BB		2 1 2 0 2 0 0
Scott Stahoviak, L <small>OBP: 0.317, SLG: 0.337</small> (1, 5)		3-3 K		1-3 K WP 1B		4-2 BB		2-0 F7		3 1 0 0 1 2 3
Matt Walbeck, S <small>OBP: 0.303, SLG: 0.322</small> (1, 2)		1-3 K		0-0 P3		0-2 F8		4-0 HR BB		3 1 0 0 1 1 5
Dan Masteller, L <small>OBP: 0.269, SLG: 0.253</small> (1, 3)		1-2 G3		1-1 1-H 3-H 1B		1-2 G3-1		0-0 HR		4 1 2 4 0 0 3
Pat Meares, R <small>OBP: 0.294, SLG: 0.441</small> (1, 6)			1-0 P3	1-2 G6-3		0-2 G6-3				3 0 0 0 0 0 1

BOTTOM

New York Yankees @ Minnesota Twins
 Hubert H. Humphrey Metrodome, Minneapolis, MN

livebaseballscorecards.com

AB	31
R	5
H	6
RBI	4
BB	4
SO	8
LOB	16



Inning Stats	R: 0 H: 1 E: 0 K: 3 S: 11	R: 0 H: 1 E: 0 K: 2 S: 16	R: 0 H: 0 E: 0 K: 0 S: 4	R: 3 H: 3 E: 0 K: 1 S: 15	R: 0 H: 0 E: 0 K: 1 S: 7	R: 0 H: 0 E: 0 K: 0 S: 14	R: 0 H: 0 E: 0 K: 0 S: 6	R: 0 H: 0 E: 0 K: 1 S: 8	R: 2 H: 1 E: 0 K: 0 S: 1	1B: 5 2B: 0 3B: 0 HR: 1	SF: 0 SAC: 0 DP: 0 HBP: 0	WP: 2 PB: 1 SB: 3 CS: 0	PA: 35
--------------	---------------------------	---------------------------	--------------------------	---------------------------	--------------------------	---------------------------	--------------------------	--------------------------	--------------------------	-------------------------	---------------------------	-------------------------	--------

PITCHER	IP	WLS	BF	H	R	ER	SO	BB	IBB	HBP	BLK	WP	HR	S	P	ERA	WHIP
Jack McDowell, R <small>ERA: 4.76</small>	8.0	L	35	6	5	2	8	4	0	0	1	2	1	82	126	2.25	1.250

Fri Jul 28 1995, 8:05 PM EDT
 Att: 16,001 - Dome - 72 F


Batter	1	2	3	4	5	6	7	8	9	AB R H RBI BB SO LOB	TOP											
Luis Polonia, L (1, 7) OBP: 0.337, SLG: 0.362	2-2 G6-3		1-1 G4-3		2-2 G4-3 2B		1-2 SF7		2-2 G3-1	4 0 1 1 0 0 2												
Wade Boggs, L (1, 5) OBP: 0.402, SLG: 0.390	2-1 G6-3			3-2 BB 1B 2B 1B	2-0 G4-3		0-3 K			4 1 1 0 0 1 1												
Ruben Sierra, S (1, 10) OBP: 0.322, SLG: 0.463	3-3 K			0-1 BB 1-2 2B 1B	3-2 F7			2-1 P5		4 1 1 0 0 1 1												
Paul O'Neill, L (1, 9) OBP: 0.401, SLG: 0.578		1-1 G4-3		1-3 K		2-2 G3-6-3 1B		0-1 F7		4 0 1 0 0 1 2												
Don Mattingly, L (1, 3) OBP: 0.362, SLG: 0.438		1-0 G3		2-1 F7		0-2 G3-6-3 1-2f		4-1 BB		3 0 0 0 1 0 3												
Bernie Williams, S (1, 8) OBP: 0.353, SLG: 0.455		2-2 P6		4-2 BB 1-2 2-3 2B BB		0-0 1B		2-1 G1-3		3 1 1 0 1 0 1												
Mike Stanley, R (1, 2) OBP: 0.371, SLG: 0.487			0-0 2B	1-0 BB 1-2 2-3 2B		0-0 F8			3-1 P6	4 0 2 3 0 0 1												
Tony Fernandez, S (1, 6) OBP: 0.318, SLG: 0.344			1-1 F8	0-0 G1-5-3		0-0 SH1-3 SF7 2B			0-2 P7	4 1 1 0 0 0 2												
Pat Kelly, R (1, 4) OBP: 0.335, SLG: 0.341			1-1 P3		0-0 F8		0-0 SH1-3		4-2 BB	2 0 0 0 1 0 1												
Inning Stats	R: 0 E: 0 K: 1 S: 8	H: 0 LOB: 0 BB: 0 P: 15	R: 0 E: 0 K: 0 S: 8	H: 0 LOB: 0 BB: 0 P: 12	R: 0 E: 0 K: 0 S: 7	H: 1 LOB: 1 BB: 0 P: 10	R: 3 E: 0 K: 1 S: 15	H: 3 LOB: 1 BB: 1 P: 26	R: 0 E: 0 K: 0 S: 10	H: 1 LOB: 1 BB: 0 P: 17	R: 0 E: 0 K: 0 S: 9	H: 2 LOB: 1 BB: 0 P: 11	R: 1 E: 0 K: 1 S: 9	H: 1 LOB: 0 BB: 0 P: 10	R: 0 E: 0 K: 0 S: 7	H: 0 LOB: 1 BB: 1 P: 15	R: 0 E: 0 K: 0 S: 13	H: 0 LOB: 1 BB: 1 P: 22	1B: 4 2B: 4 3B: 0 HR: 0	SF: 1 SAC: 1 DP: 1 HBP: 0	WP: 0 PB: 0 SB: 1 CS: 0	PA: 37
PITCHER Brad Radke, R (1, 1) ERA: 5.77	IP: 8.0 WLS: L BF: 33 H: 8 R: 4 ER: 4 SO: 3 BB: 2 IBB: 0 HBP: 0 BLK: 0 WP: 0 HR: 0 S: 73 P: 116 ERA: 4.50 WHIP: 1.250											PITCHER	IP: 1.0 WLS: L BF: 4 H: 0 R: 0 ER: 0 SO: 0 BB: 1 IBB: 0 HBP: 0 BLK: 0 WP: 0 HR: 0 S: 13 P: 22 ERA: 6.59 WHIP: 1.000									

New York Yankees @ Minnesota Twins
 Hubert H. Humphrey Metrodome, Minneapolis, MN
 Sat Jul 29 1995, 8:05 PM EDT
 Att. 19,633 - Dome

livebaseballscorecards.com

AB	32
R	4
H	8
RBI	4
BB	3
SO	3
LOB	14



Batter	1	2	3	4	5	6	7	8	9	AB R H RBI BB SO LOB	TOP														
Luis Polonia, L (1, 7) OBP: 0.333, SLG: 0.358 Gerald Williams, R (7, PH) OBP: 0.378, SLG: 0.550	0-3 K		0-1 G4-3		0-0 FC2-6 G6-3		SAFE SAFE F B B SAFE 1-2 BB		3-2 1-H 2B	3 0 0 0 0 1 1 1 0 1 1 1 0 0	<p>New York Yankees @ Minnesota Twins Hubert H. Humphrey Metrodome, Minneapolis, MN</p> <p>Sun Jul 30 1995, 8:05 PM EDT Att. 42,155 - Dome</p> <p>livebaseballscorecards.com</p> <table border="1"> <tr><td>AB</td><td>30</td></tr> <tr><td>R</td><td>7</td></tr> <tr><td>H</td><td>7</td></tr> <tr><td>RBI</td><td>7</td></tr> <tr><td>BB</td><td>8</td></tr> <tr><td>SO</td><td>3</td></tr> <tr><td>LOB</td><td>15</td></tr> </table> 	AB	30	R	7	H	7	RBI	7	BB	8	SO	3	LOB	15
AB	30																								
R	7																								
H	7																								
RBI	7																								
BB	8																								
SO	3																								
LOB	15																								
Wade Boggs, L (1, 5) OBP: 0.399, SLG: 0.384	2-2 G4-3			4-1 FC4-6 BB	1-2 G6-3		SAFE 0-1 G6-4-3		3-3 K	4 0 0 0 1 1 3															
Paul O'Neill, L (1, 9) OBP: 0.403, SLG: 0.573	4-2 WP BB			0-0 FC4-6 1B		0-0 G3-1		4-2 BB		2 1 0 0 2 0 1															
Ruben Sierra, S (1, 10) OBP: 0.324, SLG: 0.461	2-3 K			0-1 1B	1-2 3B 1B	4-1 BB 2B BB		0-0 F9		3 2 1 0 1 1 2															
Don Mattingly, L (1, 3) OBP: 0.361, SLG: 0.435		1-2 G4-3		1-1 3B 1B		0-1 L9		1-1 F9		4 1 1 1 0 0 2															
Bernie Williams, S (1, 8) OBP: 0.352, SLG: 0.451		2-2 G4-3		1-0 F7		4-1 2B BB		3-1 L6		3 1 0 0 1 0 3															
Mike Stanley, R (1, 2) OBP: 0.376, SLG: 0.502		2-1 G1-3		1-0 3B		1-2 1B 2B		4-2 2B BB		3 2 2 4 1 0 0															
Tony Fernandez, S (1, 6) OBP: 0.317, SLG: 0.343			0-1 F9	2-0 F8		0-0 1B		0-0 L7		4 0 1 1 0 0 2															
Pat Kelly, R (1, 4) OBP: 0.340, SLG: 0.340			1-2 F9		4-1 FC2-6 BB		1-1 CS 1B		2-0 P4	3 0 1 0 1 0 1															
Inning Stats	R: 0 E: 0 K: 2 S: 13	H: 0 LOB: 1 BB: 1 P: 21	R: 0 E: 0 K: 0 S: 11	H: 0 LOB: 0 BB: 0 P: 16	R: 0 E: 0 K: 0 S: 7	H: 0 LOB: 0 BB: 0 P: 8	R: 3 E: 0 K: 0 S: 9	H: 3 LOB: 1 BB: 1 P: 18	R: 0 E: 0 K: 0 S: 5	H: 0 LOB: 0 BB: 1 P: 10	R: 3 E: 0 K: 0 S: 9	H: 2 LOB: 1 BB: 2 P: 18	R: 0 E: 0 K: 0 S: 9	H: 1 LOB: 0 BB: 1 P: 14	R: 0 E: 0 K: 0 S: 7	H: 0 LOB: 1 BB: 1 P: 15	R: 1 E: 0 K: 1 S: 12	H: 1 LOB: 1 BB: 1 P: 24	1B: 4 2B: 2 3B: 1 HR: 0	SF: 0 SAC: 0 DP: 2 HBP: 0	WP: 1 PB: 0 SB: 0 CS: 1	PA: 38			
PITCHER	IP WLS BF H R ER SO BB IBB HBP BLK WP HR S P ERA WHIP																								
Frankie Rodriguez, R (1, 1) ERA: 7.4	6.0 L 26 5 6 6 2 5 0 0 0 1 0 54 91 9.00 1.667																								
Mark Guthrie, L (7, 1) ERA: 4.46	2.0 7 1 0 0 0 2 0 0 0 0 0 16 29 0.00 1.500																								
Dave Stevens, R (9, 1) ERA: 4.78	1.0 5 1 1 1 1 1 0 0 0 0 0 12 24 9.00 2.000																								

Batter	1	2	3	4	5	6	7	8	9	AB	R	H	RBI	BB	SO	LOB
Chuck Knoblauch, R (1, 4) OBP: 0.407, SLG: 0.433 	2-2 G4-3 		3-2 		2-2 	2-1 F9 		0-1 G4-3 		5	0	2	0	0	0	3
Rich Becker, L (1, 8) OBP: 0.278, SLG: 0.255 Jeff Reboulet, R (9, PH) OBP: 0.359, SLG: 0.395 	1-3 K 		1 SAFE 1-0 L7 		1-1 		0-0 HBP BB G4-6-3 		2-2 	4	1	2	0	0	1	1
Kirby Puckett, R (1, 9) OBP: 0.366, SLG: 0.479 	1-1 F8 		1-0 F9 		0-3 K 		4-2 G4-6-3 HBP 1-2 BB 		2-2 	4	1	1	0	1	1	3
Pedro Munoz, R (1, 10) OBP: 0.343, SLG: 0.542 Riccardo Ingram, R (9, PH) OBP: 0.300, SLG: 0.125 		4-2 FC5-4 BB 		2-2 L4 		2-3 K 		1-1 G4-6-3 HBP 1-2 2-3 	1-3 K 	2	0	0	0	1	1	0
Marty Cordova, R (1, 7) OBP: 0.351, SLG: 0.490 		0-2 FC5-4 		0-0 F9 		0-0 G6-3 		1-2 G4-6-3 	2-0 	5	0	1	1	0	0	3
Scott Stahoviak, L (1, 3) OBP: 0.332, SLG: 0.340 		4-1 1-2 BB 		3-2 		4-2 1B BB 		4-1 	1-1 P5 	2	1	1	0	3	0	2
Scott Leius, R (1, 5) OBP: 0.319, SLG: 0.339 Chip Hale, L (9, PH) OBP: 0.367, SLG: 0.407 		2-0 P3 		3-0 G5-3 		0-0 BB 1B 		1-1 G5-3 	0-0 	4	0	1	0	0	0	5
Matt Walbeck, S (1, 2) OBP: 0.300, SLG: 0.318 		0-0 G3 		1-0 F7 		3-1 		0-0 F7 	0-2 G1-3 	5	0	1	1	0	0	4
Pat Meares, R (1, 6) OBP: 0.294, SLG: 0.431 			2-3 K 		0-0 F9 		4-1 		1-0 L3 	3	0	0	0	1	1	0

BOTTOM

New York Yankees @ Minnesota Twins
 Hubert H. Humphrey Metrodome, Minneapolis, MN
 Sun Jul 30 1995, 8:05 PM EDT
 Att. 42,155 - Dome

livebaseballscorecards.com

AB	37
R	4
H	11
RBI	3
BB	6
SO	5
LOB	23



Inning Stats																	1B	2B	3B	HR	SF	SAC	DP	HBP	WP	HR	S	P	ERA	WHIP																																																																																																																	
R: 0	H: 0	E: 0	K: 1	S: 11	R: 0	H: 0	E: 0	K: 0	S: 9	R: 0	H: 1	E: 0	K: 1	S: 9	R: 0	H: 1	E: 0	K: 0	S: 9	R: 0	H: 2	E: 0	K: 1	S: 11	R: 1	H: 1	E: 0	K: 0	S: 10	R: 0	H: 0	E: 0	K: 0	S: 4	R: 2	H: 4	E: 0	K: 1	S: 17	1B: 10	SF: 0	2B: 1	SAC: 0	3B: 0	DP: 1	HR: 0	HBP: 1	WP: 0	PA: 44	PB: 0	SB: 1	CS: 0	ERA	WHIP																																																																																									
IP: 5.2	WLS: 0	W: 0	BF: 26	H: 6	R: 1	ER: 1	SO: 4	BB: 3	IBB: 0	HBP: 0	BLK: 0	WP: 0	HR: 0	S: 59	P: 101	ERA: 1.59	WHIP: 1.588	IP: 1.1	WLS: 0	W: 0	BF: 8	H: 1	R: 1	ER: 1	SO: 0	BB: 3	IBB: 0	HBP: 1	BLK: 0	WP: 0	HR: 0	S: 13	P: 30	ERA: 6.75	WHIP: 3.000	IP: 1.2	WLS: 0	W: 0	BF: 8	H: 3	R: 2	ER: 2	SO: 1	BB: 0	IBB: 0	HBP: 0	BLK: 0	WP: 0	HR: 0	S: 17	P: 26	ERA: 10.80	WHIP: 1.800	IP: 0.1	WLS: 0	W: 0	BF: 2	H: 1	R: 0	ER: 0	SO: 0	BB: 0	IBB: 0	HBP: 0	BLK: 0	WP: 0	HR: 0	S: 4	P: 4	ERA: 0.00	WHIP: 3.000	IP: 5.2	WLS: 0	W: 0	BF: 26	H: 6	R: 1	ER: 1	SO: 4	BB: 3	IBB: 0	HBP: 0	BLK: 0	WP: 0	HR: 0	S: 59	P: 101	ERA: 1.59	WHIP: 1.588	IP: 1.1	WLS: 0	W: 0	BF: 8	H: 1	R: 1	ER: 1	SO: 0	BB: 3	IBB: 0	HBP: 1	BLK: 0	WP: 0	HR: 0	S: 13	P: 30	ERA: 6.75	WHIP: 3.000	IP: 1.2	WLS: 0	W: 0	BF: 8	H: 3	R: 2	ER: 2	SO: 1	BB: 0	IBB: 0	HBP: 0	BLK: 0	WP: 0	HR: 0	S: 17	P: 26	ERA: 10.80	WHIP: 1.800	IP: 0.1	WLS: 0	W: 0	BF: 2	H: 1	R: 0	ER: 0	SO: 0	BB: 0	IBB: 0	HBP: 0	BLK: 0	WP: 0	HR: 0	S: 4	P: 4	ERA: 0.00	WHIP: 3.000

Batter	1	2	3	4	5	6	7	8	9	AB R H RBI BB SO LOB	TOP						
Pat Listach, S OBP: 0.287, SLG: 0.256 (1, 6) C X	0-1 L9		2-3 K	3-2 G6-3		4-2 BB 2B BB	0-0 G4-3			4 1 0 0 1 1 2							
Jeff Cirillo, R OBP: 0.387, SLG: 0.468 (1, 4) (7, 5) B C X	2-1 F9		4-2 BB BB		0-1 HR	4-0 2B 1-2 BB		1-1 G5-3		3 1 1 1 2 0 0							
Kevin Seitzer, R OBP: 0.395, SLG: 0.418 (1, 5) (7, 3) B X	1-0 G6-3		4-2 BB 1-2 BB		4-2 E G3 BB	3-2 P2		0-1 G6-3		3 0 0 0 2 0 2							
Dave Nilsson, L OBP: 0.343, SLG: 0.458 (1, 7) C B X		2-1 G5-3	0-0 G1-3		1-0 G3	1-1 2B 1-3 2-H		1-2 P5		5 0 1 1 0 0 3							
Greg Vaughn, R OBP: 0.310, SLG: 0.397 (1, 10) B B T B X		4-1 G6-3 1B BB		0-0 HR	4-0 E IBB	1-3 K		2-3 K		3 1 1 1 2 2 2							
Matt Mieske, R OBP: 0.381, SLG: 0.497 (1, 9) 1 SAFE X	0-0 G6-3 1-2 1B		4-1 1B G6-3 BB		1-2 F8		2-0 S IHR 1B		2-2 G4-3	4 1 2 0 1 0 2							
John Jaha, R OBP: 0.353, SLG: 0.525 Fernando Vina, L OBP: 0.328, SLG: 0.365 (1, 3) (7, 4) B C X		3-2 G6-3	3-2 G6-3		1-0 E6	3-3 K		1-2 G3-1		4 0 0 0 0 1 6 1 0 0 0 0 0 0							
David Hulse, L OBP: 0.311, SLG: 0.365 (1, 8) B B T B X		3-3 K	0-3 K		2-3 K		3-2 2-H IHR			4 1 1 2 0 3 6							
Mike Matheny, R OBP: 0.299, SLG: 0.329 (1, 2) C B X			1-2 G6-3	2-2 1B		1-1 G1-3	0-0 G4-3			4 0 1 0 0 0 0							
Inning Stats	R: 0 E: 0 K: 0 S: 5 H: 0 LOB: 0 BB: 0 P: 8	R: 0 E: 0 K: 1 S: 10 H: 1 LOB: 2 BB: 1 P: 22	R: 0 E: 0 K: 1 S: 12 H: 0 LOB: 2 BB: 2 P: 23	R: 1 E: 0 K: 1 S: 14 H: 2 LOB: 2 BB: 1 P: 26	R: 1 E: 1 K: 1 S: 17 H: 1 LOB: 3 BB: 2 P: 30	R: 1 E: 0 K: 1 S: 12 H: 1 LOB: 2 BB: 2 P: 26	R: 2 E: 0 K: 1 S: 11 H: 2 LOB: 0 BB: 0 P: 19	R: 0 E: 0 K: 0 S: 7 H: 0 LOB: 0 BB: 0 P: 9	R: 0 E: 0 K: 1 S: 9 H: 0 LOB: 0 BB: 0 P: 14	1B: 3 2B: 1 3B: 0 HR: 3 SF: 0 SAC: 0 DP: 0 HBP: 0	WP: 0 PB: 0 SB: 1 CS: 0 PA: 43						
PITCHER	IP WLS BF H R ER SO BB IBB HBP BLK WP HR S P ERA WHIP	IP WLS BF H R ER SO BB IBB HBP BLK WP HR S P ERA WHIP	IP WLS BF H R ER SO BB IBB HBP BLK WP HR S P ERA WHIP	IP WLS BF H R ER SO BB IBB HBP BLK WP HR S P ERA WHIP	IP WLS BF H R ER SO BB IBB HBP BLK WP HR S P ERA WHIP	IP WLS BF H R ER SO BB IBB HBP BLK WP HR S P ERA WHIP	IP WLS BF H R ER SO BB IBB HBP BLK WP HR S P ERA WHIP	IP WLS BF H R ER SO BB IBB HBP BLK WP HR S P ERA WHIP	IP WLS BF H R ER SO BB IBB HBP BLK WP HR S P ERA WHIP	IP WLS BF H R ER SO BB IBB HBP BLK WP HR S P ERA WHIP	IP WLS BF H R ER SO BB IBB HBP BLK WP HR S P ERA WHIP						
Andy Pettitte, L ERA: 3.76 (1, 1)	5.0																
42 Mariano Rivera, R ERA: 5.79 (6, 1)	2.0	W	11	3	3	3	2	2	0	0	0	0	0	23	45	13.50	2.500
Bob Wickman, R ERA: 3.95 (8, 1)	1.0		3	0	0	0	0	0	0	0	0	0	0	7	9	0.00	0.000
John Wetteland, R ERA: 1.89 (9, 1)	1.0	S	3	0	0	0	1	0	0	0	0	0	0	9	14	0.00	0.000

Milwaukee Brewers @ New York Yankees
Yankee Stadium, Bronx, NY
Tue Aug 01 1995, 7:05 PM EDT
Att. 27,106 - Unknown - 93 F

livebaseballscorecards.com

AB	35
R	5
H	7
RBI	5
BB	8
SO	7
LOB	23



Batter	1	2	3	4	5	6	7	8	9
Bernie Williams, S OBP: 0.355, SLG: 0.456 (1, 8)	3-3 K		1 SAFE 0-0 1B 1-3 SF9 2B		0-0 FC5-4 2-H 1B		3-1 F8 1B BB 1B	1-0 F8	
Randy Velarde, R OBP: 0.345, SLG: 0.384 (1, 7)	1-1 G5-3		4-1 1B BB		0-1 FC5-4 1-2f G6-4-3		1-1 BB F8 1B 1B	0-1 G3	
Jim Leyritz, R OBP: 0.388, SLG: 0.434 Don Mattingly, L OBP: 0.359, SLG: 0.433 (1, 3) (8, 3)	2-3 K		0-0 FC6-4 1-2 2-3 3-H 1B		2-2 G6-4-3 1-2f		2-0 F8 1-2 2-3	0-0 P5	
Ruben Sierra, S OBP: 0.320, SLG: 0.456 (1, 10)		1-0 F9	1-2 SF9			2-1 F7	3-3 K		
Mike Stanley, R OBP: 0.378, SLG: 0.498 (1, 2)		4-2 FC5-4 BB	2-2 FC6-4 1-2f			2-3 K	4-0 BB 1B IBB		
Gerald Williams, R OBP: 0.382, SLG: 0.553 (1, 9)		1-2 FC5-4 1-2f		1-3 K		2-2 1B 2B	4-2 1B BB		
Tony Fernandez, S OBP: 0.320, SLG: 0.345 (1, 6)		0-1 G3		0-1 G5-3		0-0 1B	1-2 FC6-4 1B		
Russ Davis, R OBP: 0.397, SLG: 0.523 (1, 5)			0-0 2B 1B	0-0 G6-3		2-1 1B	1-1 FC6-4		
Pat Kelly, R OBP: 0.343, SLG: 0.352 (1, 4)			2-1 P4		2-0 1B 2B	1-0 F8		0-0 G3 S 1B	

Inning Stats	R: 0	H: 0	E: 0	K: 2	S: 8	LOB: 0	BB: 0	P: 14
	R: 0	H: 0	E: 0	K: 0	S: 9 <td>LOB: 1</td> <td>BB: 1</td> <td>P: 15</td>	LOB: 1	BB: 1	P: 15
	R: 2	H: 3	E: 0	K: 0	S: 12 <td>LOB: 2</td> <td>BB: 1</td> <td>P: 21</td>	LOB: 2	BB: 1	P: 21
	R: 0	H: 0	E: 0	K: 1	S: 6 <td>LOB: 0</td> <td>BB: 0</td> <td>P: 7</td>	LOB: 0	BB: 0	P: 7
	R: 1	H: 2	E: 0	K: 0	S: 7 <td>LOB: 0</td> <td>BB: 0</td> <td>P: 11</td>	LOB: 0	BB: 0	P: 11
	R: 1	H: 3	E: 0	K: 1	S: 12 <td>LOB: 2</td> <td>BB: 0</td> <td>P: 21</td>	LOB: 2	BB: 0	P: 21
	R: 3	H: 3	E: 0	K: 1	S: 15 <td>LOB: 2</td> <td>BB: 2</td> <td>P: 34</td>	LOB: 2	BB: 2	P: 34
	R: 0	H: 1	E: 0	K: 0	S: 5 <td>LOB: 1</td> <td>BB: 0</td> <td>P: 6</td>	LOB: 1	BB: 0	P: 6

PITCHER	IP	WLS	BF	H	R	ER	SO	BB	IBB	HBP	BLK	WP	HR	S	P	ERA	WHIP
Brian Givens, L ERA: 4.96 (1, 1)	6.0		27	8	4	4	4	2	0	0	0	0	0	54	89	6.00	1.667
Angel Miranda, L ERA: 5.89 (7, 1)	1.0	L	8	3	3	3	1	1	1	0	0	0	0	15	34	27.00	4.000
Jeff Bronkey, R ERA: 3.86 (8, 1)	1.0		4	1	0	0	0	0	0	0	0	0	0	5	6	0.00	1.000

AB R H RBI BB SO LOB

5	2	3	1	0	1	1
4	1	1	0	1	0	2
4	0	1	1	0	1	3
1	0	0	0	0	0	1
3	0	0	1	0	1	2
2	1	0	0	2	1	2
3	1	1	1	1	1	1
4	0	2	2	0	0	1
4	1	2	1	0	0	2
4	1	2	0	0	0	3

AB	R	H	RBI	BB	SO	LOB
34	7	12	7	4	5	18



Milwaukee Brewers @ New York Yankees
Yankee Stadium, Bronx, NY
Tue Aug 01 1995, 7:05 PM EDT
Att: 27,106 - Unknown - 93 F

WP: 0 PA: 39
PB: 0
SB: 1
CS: 0

livebaseballscores.com

WP	HR	S	P	ERA	WHIP
0	0	1	0	0.00	1.000

Batter	1	2	3	4	5	6	7	8	9	AB R H RBI BB SO LOB	TOP											
Fernando Vina, L (1, 4) OBP: 0.325, SLG: 0.357	1-2 L9		1-2 F8		2-2 G3		4-0 CS BB		1-3 K	4 0 0 0 1 1 1												
Kevin Seitzer, R (1, 5) OBP: 0.399, SLG: 0.430 Jeff Cirillo, R (8, PR) OBP: 0.385, SLG: 0.465	2-2 G4-3		2-1 FC4-6 1B		2-2 1B 2B		0-2 CS	3-2 SH1-3 HR 2B	1-2 P3	4 0 3 1 0 0 0 1 1 0 0 0 0 0												
B.J. Surhoff, L (1, 2) OBP: 0.409, SLG: 0.563	2-1 HR		2-1 FC4-6		0-0 1B			0-0 SH1-3		3 1 2 1 0 0 1												
Dave Nilsson, L (1, 7) OBP: 0.348, SLG: 0.485	4-1 FC5-4 BB		1-2 G3		0-0 F7			0-1 HR		3 1 1 2 1 0 3												
Greg Vaughn, R (1, 10) OBP: 0.309, SLG: 0.399	1-0 FC5-4			1-1 L7		2-3 K		2-0 1B 2B		4 1 1 0 0 1 3												
Matt Mieske, R (1, 9) OBP: 0.378, SLG: 0.490		3-1 F8		2-2 G6-3		1-1 G5-3		2-2 1B 1B		4 0 1 0 0 0 2												
John Jaha, R (1, 3) OBP: 0.358, SLG: 0.524 Mike Matheny, R (8, 2) OBP: 0.299, SLG: 0.329		0-3 K		1-1 P3			1-1 G4-3 SH5-3 1B	0-2 1B		4 0 2 1 0 1 0 0 0 0 0 0 0 0												
David Hulse, L (1, 8) OBP: 0.307, SLG: 0.360		0-0 G4-3			2-2 F7		1-0 SH5-3	0-0 G4-3		3 0 0 0 0 0 1												
Jose Valentin, S (1, 6) OBP: 0.279, SLG: 0.390			2-1 1B 2B		0-1 G3-1		0-1 G4-3		2-3 K	4 1 1 0 0 1 1												
Inning Stats	R: 1 E: 0 K: 0 S: 10	H: 1 LOB: 1 BB: 1 P: 20	R: 0 E: 0 K: 1 S: 7	H: 0 LOB: 0 BB: 0 P: 10	R: 1 E: 0 K: 0 S: 13	H: 2 LOB: 1 BB: 0 P: 21	R: 0 E: 0 K: 0 S: 8	H: 0 LOB: 0 BB: 0 P: 12	R: 0 E: 0 K: 1 S: 9	H: 0 LOB: 0 BB: 0 P: 13	R: 0 E: 0 K: 1 S: 10	H: 2 LOB: 2 BB: 0 P: 15	R: 0 E: 0 K: 0 S: 9	H: 1 LOB: 1 BB: 1 P: 15	R: 3 E: 0 K: 0 S: 14	H: 5 LOB: 1 BB: 0 P: 21	R: 0 E: 0 K: 2 S: 11	H: 0 LOB: 0 BB: 0 P: 15	1B: 5 2B: 4 3B: 0 HR: 2	SF: 0 SAC: 2 DP: 0 HBP: 0	WP: 0 PB: 0 SB: 0 CS: 1	PA: 39
PITCHER	IP WLS BF H R ER SO BB IBB HBP BLK WP HR S P ERA WHIP																					
Jack McDowell, R (1, 1) ERA: 4.72	7.0 L 29 7 3 3 2 2 0 0 0 0 0 1 69 112 3.86 1.286																					
Steve Howe, L (8, 1) ERA: 5.19	1.0 6 4 2 2 0 0 0 0 0 0 0 1 11 15 18.00 4.000																					
Bob MacDonald, L (9, 1) ERA: 5.16	1.0 3 0 0 0 0 2 0 0 0 0 0 0 11 15 0.00 0.000																					

Milwaukee Brewers @ New York Yankees
 Yankee Stadium, Bronx, NY
 Wed Aug 02 1995, 3:33 AM EDT
 Att. 22,191 - Cloudy - 94 F

livebaseballscorecards.com

AB	34
R	5
H	11
RBI	5
BB	2
SO	4
LOB	12



Batter	1	2	3	4	5	6	7	8	9	AB	R	H	RBI	BB	SO	LOB
Luis Polonia, L OBP: 0.328, SLG: 0.352 (1, 7)	1-0 F9		2-2 G1-3			3-2 G1-4-3		0-0 G6-4-3		4	0	0	0	0	0	2
Wade Boggs, L OBP: 0.397, SLG: 0.393 (1, 5)	3-1 L8			2-1 HR		1-0 G4-3		2-1 F8		4	1	1	1	0	0	0
Paul O'Neill, L OBP: 0.404, SLG: 0.572 (1, 9)	1-2 G5-3			2-1 L4		3-1 BB 1B		1-0 1B G4-3 1B		4	0	2	0	0	0	0
Ruben Sierra, S OBP: 0.319, SLG: 0.451 (1, 10)		0-0 G4-3		1-2 P2		4-2 BB		1-0 F7		3	0	0	0	1	0	1
Don Mattingly, L OBP: 0.355, SLG: 0.427 (1, 3)		1-1 G5-3		1-0 G1-3		2-2 F7		3-2 G4-3		4	0	0	0	0	0	3
Bernie Williams, S OBP: 0.354, SLG: 0.454 (1, 8)		0-1 G1-3			1-0 F7		0-1 F8		0-1 1B	4	0	1	0	0	0	0
Mike Stanley, R OBP: 0.376, SLG: 0.506 (1, 2)			3-3 K		2-1 HR		2-3 K		2-3 K	4	1	1	1	0	3	2
Tony Fernandez, S OBP: 0.316, SLG: 0.341 (1, 6)			2-2 G1-3		2-0 L9		0-2 G4-3			3	0	0	0	0	0	0
Pat Kelly, R OBP: 0.349, SLG: 0.358 (1, 4)			1-1 1B		3-3 K			3-2 1B		3	0	2	0	0	1	0

Inning Stats	R: 0	H: 0	E: 0	K: 0	S: 6	LOB: 0	BB: 0	P: 11	R: 0	H: 0	E: 0	K: 0	S: 5	LOB: 0	BB: 0	P: 6	R: 0	H: 1	E: 0	K: 1	S: 13	LOB: 1	BB: 0	P: 21	R: 1	H: 1	E: 0	K: 0	S: 8	LOB: 0	BB: 0	P: 14	R: 1	H: 1	E: 0	K: 1	S: 9	LOB: 0	BB: 0	P: 17	R: 0	H: 1	E: 0	K: 0	S: 12	LOB: 2	BB: 1	P: 25	R: 0	H: 0	E: 0	K: 1	S: 11	LOB: 0	BB: 0	P: 13	R: 0	H: 1	E: 0	K: 0	S: 7	LOB: 0	BB: 0	P: 12	R: 0	H: 2	E: 0	K: 1	S: 10	LOB: 2	BB: 0	P: 17	1B: 5	SF: 0	2B: 0	SAC: 0	3B: 0	DP: 1	HR: 2	HBP: 0	WP: 0	PA: 34	PB: 0	SB: 1	CS: 0
--------------	------	------	------	------	------	--------	-------	-------	------	------	------	------	------	--------	-------	------	------	------	------	------	-------	--------	-------	-------	------	------	------	------	------	--------	-------	-------	------	------	------	------	------	--------	-------	-------	------	------	------	------	-------	--------	-------	-------	------	------	------	------	-------	--------	-------	-------	------	------	------	------	------	--------	-------	-------	------	------	------	------	-------	--------	-------	-------	-------	-------	-------	--------	-------	-------	-------	--------	-------	--------	-------	-------	-------

PITCHER	IP	WLS	BF	H	R	ER	SO	BB	IBB	HBP	BLK	WP	HR	S	P	ERA	WHIP
Steve Sparks, R ERA: 3.92 (1, 1)	7.0	W	27	5	2	2	3	1	0	0	0	0	2	68	114	2.57	0.857
Ron Rightnowar, R ERA: 6.18 (8, 1)	1.0		2	0	0	0	0	0	0	0	0	0	0	3	5	0.00	0.000
Mike Fetters, R ERA: 1.25 (9, 1)	1.0	S	5	2	0	0	1	0	0	0	0	0	0	10	17	0.00	2.000


BOTTOM

Milwaukee Brewers @ New York Yankees
 Yankee Stadium, Bronx, NY

Wed Aug 02 1995, 3:33 AM EDT
 Att. 22,191 - Cloudy - 94 F

livebaseballscorecards.com

AB	33
R	2
H	7
RBI	2
BB	1
SO	4
LOB	8



Batter	1	2	3	4	5	6	7	8	9	AB R H RBI BB SO LOB	TOP		
Fernando Vina, L (1, 4) OBP: 0.327, SLG: 0.354	2-0 G4-3		4-2 PO 1B BB			2-1 F8	1-2 1B		1-1 F7	4 0 1 0 1 0 1			
Kevin Seitzer, R (1, 5) OBP: 0.397, SLG: 0.427	0-2 G4-3		1-2 1 SAFE 1-2 1B			2-2 F7	3-3 SAFE SAFE SAFE SAFE			4 0 1 0 0 1 1			
B.J. Surhoff, L (1, 2) OBP: 0.411, SLG: 0.560	1-3 K		2-2 2 SAFE PO 2-3	0-1 G1-3		2-0 BB 2B 1B		4-1 G4-6-3 BB		3 1 1 0 1 1 0			
Dave Nilsson, L (1, 7) OBP: 0.345, SLG: 0.471		1-0 L8		3-1 L3		4-0 2B BB		2-1 G4-6-3 1-2f		3 1 0 0 1 0 1			
Greg Vaughn, R (1, 10) OBP: 0.309, SLG: 0.400		0-0 F9		1-0 P2		0-0 1-H 2-H 2B		0-1 P2		4 0 1 2 0 0 0			
John Jaha, R (1, 3) OBP: 0.369, SLG: 0.547		4-2 BB		2-3 K		4-1 BB		2-2 HR		2 1 1 1 2 1 0			
David Hulse, L (1, 8) OBP: 0.306, SLG: 0.355		2-2 L5		1-2 G4-3		0-0 G3		4-2 S BB		3 0 0 0 1 0 3			
Matt Mieske, R (1, 9) OBP: 0.370, SLG: 0.477			2-2 F7		1-2 G4-3		0-0 F7		2-0 L7	4 0 0 0 0 0 1			
Jose Valentin, S (1, 6) OBP: 0.278, SLG: 0.399			1-3 K			3-1 HR		1-3 K		4 1 1 1 0 3 1			
Inning Stats	R: 0 E: 0 K: 1 S: 7 H: 0 LOB: 0 BB: 0 P: 10	R: 0 E: 0 K: 0 S: 10 H: 0 LOB: 1 BB: 1 P: 17	R: 0 E: 0 K: 1 S: 16 H: 1 LOB: 1 BB: 1 P: 26	R: 0 E: 0 K: 0 S: 5 H: 0 LOB: 0 BB: 0 P: 9	R: 0 E: 0 K: 1 S: 11 H: 0 LOB: 0 BB: 0 P: 15	R: 3 E: 0 K: 0 S: 11 H: 3 LOB: 2 BB: 2 P: 28	R: 0 E: 0 K: 2 S: 15 H: 1 LOB: 1 BB: 0 P: 20	R: 0 E: 0 K: 0 S: 5 H: 0 LOB: 0 BB: 1 P: 11	R: 1 E: 0 K: 1 S: 11 H: 1 LOB: 1 BB: 1 P: 21	1B: 3 2B: 1 3B: 0 HR: 2 SF: 0 SAC: 0 DP: 1 HBP: 0	WP: 0 PB: 0 SB: 1 CS: 0 PA: 38		
PITCHER	IP WLS BF H R ER SO BB IBB HBP BLK WP HR S P ERA WHIP											PITCHER	IP WLS BF H R ER SO BB IBB HBP BLK WP HR S P ERA WHIP
David Cone, R (1, 1) ERA: 3.32	8.0 W 32 5 3 3 5 5 0 0 0 0 0 1 80 136 3.38 1.250												
John Wetteland, R (9, 1) ERA: 2.08	1.0 S 5 1 1 1 1 1 0 0 0 0 0 1 11 21 9.00 2.000												

Milwaukee Brewers @ New York Yankees
 Yankee Stadium, Bronx, NY
 Thu Aug 03 1995, 7:05 PM EDT
 Att. 25,391 - Unknown - 84 F

AB	31
R	4
H	6
RBI	4
BB	6
SO	6
LOB	8



Batter	1	2	3	4	5	6	7	8	9	AB R H RBI BB SO LOB	TOP									
Wade Boggs, L (1, 5) OBP: 0.386, SLG: 0.382	1-2 L3		1-2 F8	2-0 G6-3			3-2 SAFE SF8		3-2 F7	4 0 0 1 0 0 2										
Bernie Williams, S (1, 8) OBP: 0.350, SLG: 0.446	3-2 G3		0-0 1B		0-1 P5		3-2 F9			4 0 1 0 0 0 0										
Paul O'Neill, L (1, 7) OBP: 0.403, SLG: 0.570	1-2 2B		3-2 G3-1		1-1 F7		1-2 G1-3			4 0 1 0 0 0 1										
Ruben Sierra, S (1, 9) OBP: 0.321, SLG: 0.468	1-1 F7			1-2 F9	1-2 2B			0-2 HR		4 1 2 1 0 0 1										
Don Mattingly, L (1, 3) OBP: 0.355, SLG: 0.423		1-2 G6-3		0-0 HR 1B	1-3 K2-3			3-2 G5-4-3 1B		4 1 2 0 0 1 1										
Darryl Strawberry, L (1, 10) OBP: 0.250, SLG: 0.250		1-1 1B 1B		1-1 P4		0-0 F8		1-3 K		4 0 1 0 0 1 2										
Mike Stanley, R (1, 2) OBP: 0.380, SLG: 0.524		1-0 G4-6-3 1B		1-2 HR		3-1 L3		3-2 G5-4-3 1-2f		4 1 2 2 0 0 1										
Randy Velarde, R (1, 6) OBP: 0.346, SLG: 0.379		0-1 G4-6-3 1-2f		4-2 2B BB		1-3 K			0-0 L1	3 0 0 0 1 1 2										
Pat Kelly, R (1, 4) OBP: 0.349, SLG: 0.364			1-1 L5	1-2 2B		3-2 WP BLK SF8 1B			2-0 F7	4 1 2 0 0 0 0										
Inning Stats	R: 0 E: 0 K: 0 S: 17	H: 1 LOB: 1 BB: 0 P: 23	R: 0 E: 0 K: 0 S: 8	H: 2 LOB: 1 BB: 0 P: 11	R: 0 E: 0 K: 0 S: 10	H: 1 LOB: 1 BB: 0 P: 14	R: 2 E: 0 K: 0 S: 18	H: 3 LOB: 2 BB: 1 P: 28	R: 0 E: 0 K: 1 S: 7	H: 0 LOB: 0 BB: 0 P: 11	R: 1 E: 0 K: 0 S: 17	H: 1 LOB: 0 BB: 0 P: 27	R: 1 E: 0 K: 1 S: 12	H: 2 LOB: 0 BB: 0 P: 19	R: 0 E: 0 K: 0 S: 6	H: 0 LOB: 0 BB: 0 P: 11	1B: 6 2B: 3 3B: 0 HR: 2	SF: 1 SAC: 0 DP: 2 HBP: 0	WP: 2 PB: 0 SB: 0 CS: 0	PA: 37
PITCHER	IP WLS BF H R ER SO BB IBB HBP BLK WP HR S P ERA WHIP																			
Jose Lima, R (1, 1) ERA: 8.34	6.0 L 27 9 3 3 2 1 0 0 0 1 1 78 111 4.50 1.667																			
Kevin Wickander, L (7, 1) ERA: 2.38	1.1 6 2 1 1 1 0 0 0 1 1 1 18 29 6.75 1.500																			
John Doherty, R (8, 1) ERA: 5.54	1.2 4 0 0 0 0 0 0 0 0 0 0 9 17 0.00 0.000																			

New York Yankees @ Detroit Tigers
Tiger Stadium, Detroit, MI
 Fri Aug 04 1995, 7:05 PM EDT
 Att. 23,304 - Unknown - 83 F

livebaseballscorecards.com

AB	35
R	4
H	11
RBI	4
BB	1
SO	3
LOB	10



BOTTOM

New York Yankees @ Detroit Tigers

Tiger Stadium, Detroit, MI

Fri Aug 04 1995, 7:05 PM EDT

Att: 23,304 - Unknown - 83 F

livebaseballscorecards.com

AB	28
R	1
H	3
RBI	1
BB	6
SO	4
LOB	15



AB R H RBI BB SO LOB

3 1 2 0 0 0 1

3 0 0 1 1 0 2

2 0 0 0 2 0 3

3 0 0 0 1 0 1

4 0 1 0 0 0 2

2 0 0 0 1 0 1

3 0 0 0 1 1 2

4 0 0 0 0 1 3

3 0 0 0 0 1 0

1 0 0 0 0 1 0

1B:	1	SF:	0
2B:	1	SAC:	0
3B:	1	DP:	1
HR:	0	HBP:	2

WP: 0 PA: 36

PB: 0 SB: 1 CS: 2

Batter	1	2	3	4	5	6	7	8	9
Chad Curtis, R OBP: 0.369, SLG: 0.480 (1, 8)	1-0 CS 1B		3-2 G6-3 1-2		2-0 G3 3B		4-2 S HBP		
Lou Whitaker, L OBP: 0.366, SLG: 0.500 (1, 4)	0-0 SAFE F8		4-2 G6-3 BB		2-2 G3 3-H		2-0 F8		
Travis Fryman, R OBP: 0.356, SLG: 0.414 (1, 5)	4-1 SAFE BB 1-2		2-2 G6-3 1-2f		4-1 FC5-4 BB		2-2 SAFE F8 1-2		
Cecil Fielder, R OBP: 0.364, SLG: 0.473 (1, 3)	4-0 1-2 BB			2-2 G6-3 1-2f	0-0 FC5-4 1-2f			1-0 F8	
Kirk Gibson, L OBP: 0.358, SLG: 0.455 (1, 10)	1-1 G4-3			0-1 F8 2B		1-2 2B		1-1 G4-3	
Bobby Higginson, L OBP: 0.333, SLG: 0.412 (1, 7)		4-0 CS BB		1-2 BB HBP		0-0 F7		3-1 G3-4-1	
Chris Gomez, R OBP: 0.327, SLG: 0.412 (1, 6)		3-2 G4-3 1-2		4-2 BB HBP		1-3 K		2-2 F9	
Danny Bautista, R OBP: 0.241, SLG: 0.287 (1, 9)		1-3 K		2-0 G4-3		0-0 G5-3		3-1 F8	
Ron Tingley, R OBP: 0.293, SLG: 0.329 Derrick White, R OBP: 0.250, SLG: 0.300 (9, PH)			3-2 E6 G6-3		2-3 K		0-0 G5-3		3-3 K

Inning Stats	R: 0	H: 1	E: 0	K: 0	S: 5	R: 0	H: 0	E: 0	K: 1	S: 7	R: 0	H: 0	E: 1	K: 0	S: 13	R: 0	H: 0	E: 0	K: 0	S: 11	R: 1	H: 1	E: 0	K: 1	S: 9	R: 0	H: 1	E: 0	K: 1	S: 9	R: 0	H: 0	E: 0	K: 0	S: 8	R: 0	H: 0	E: 0	K: 0	S: 5	R: 0	H: 0	E: 0	K: 1	S: 8	R: 0	H: 0	E: 0	K: 0	S: 8	R: 0	H: 0	E: 0	K: 1	S: 8	R: 0	H: 0	E: 0	K: 0	S: 5	R: 0	H: 0	E: 0	K: 0	S: 8	R: 0	H: 0	E: 0	K: 0	S: 8	1B: 1	2B: 1	3B: 1	HR: 0	SF: 0	SAC: 0	DP: 1	HBP: 2	WP: 0	PB: 0	SB: 1	CS: 2	PA: 36
--------------	------	------	------	------	------	------	------	------	------	------	------	------	------	------	-------	------	------	------	------	-------	------	------	------	------	------	------	------	------	------	------	------	------	------	------	------	------	------	------	------	------	------	------	------	------	------	------	------	------	------	------	------	------	------	------	------	------	------	------	------	------	------	------	------	------	------	------	------	------	------	------	-------	-------	-------	-------	-------	--------	-------	--------	-------	-------	-------	-------	--------

PITCHER	IP	WLS	BF	H	R	ER	SO	BB	IBB	HBP	BLK	WP	HR	S	P	ERA	WHIP
Scott Kamieniecki, R ERA: 4.45 (1, 1)	5.1	W	24	3	1	1	2	6	0	1	0	0	0	50	100	1.69	1.688
Bob Wickman, R ERA: 3.77 (6, 1)	2.2		9	0	0	0	1	0	0	1	0	0	0	17	31	0.00	0.000
John Wetteland, R ERA: 2.03 (9, 1)	1.0	S	3	0	0	0	1	0	0	0	0	0	0	8	16	0.00	0.000

New York Yankees @ Detroit Tigers
 Tiger Stadium, Detroit, MI
 Sat Aug 05 1995, 7:05 PM EDT
 Att. 21,219 - Unknown - 83 F

AB	38
R	7
H	11
RBI	7
BB	5
SO	5
LOB	18



WP:	0	PA:	44
PB:	0		
SB:	0		
CS:	0		

Batter	1	2	3	4	5	6	7	8	9	AB R H RBI BB SO LOB
Wade Boggs, L (1, 5) OBP: 0.392, SLG: 0.394	0-0 G4-3	2-2 1-2 3-H 1B			2-2 G6-4-3 1B		4-1 E SF8 BB G4-3	3-1 1B 3B		4 2 3 1 1 0 0
Bernie Williams, S (1, 8) OBP: 0.348, SLG: 0.443	2-2 F8	1-0 G4-3			0-0 G6-4-3		3-2 SAFE G4-3	0-2 BB 1B		5 0 1 1 0 0 4
Paul O'Neill, L (1, 7) OBP: 0.400, SLG: 0.561	3-2 G3-1		2-2 G4-3		2-0 G6-3		2-2 E3 SF8 1B	4-2 1-2 BB		4 1 0 0 1 0 1
Ruben Sierra, S (1, 9) OBP: 0.316, SLG: 0.462		1-2 L9	0-0 E4			1-3 K	0-1 SF8	1-3 K		4 0 0 1 0 2 2
Don Mattingly, L (1, 3) OBP: 0.359, SLG: 0.422		4-0 3B BB	0-0 F8			3-2 1B 1B	4-2 1B BB		1-1 G4-3	3 2 1 0 2 0 1
Darryl Strawberry, L (1, 10) OBP: 0.444, SLG: 0.667		1-1 1B 3B	1-2 F8			0-1 E 1B 1B	1-1 FC6-4 1B		3-3 K	5 1 3 2 0 1 1
Jim Leyritz, R (1, 2) OBP: 0.388, SLG: 0.430		4-0 1B 1B BB		1-3 K		0-0 F9	1-2 FC6-4		0-0 1B	4 1 1 0 1 1 4
Randy Velarde, R (1, 6) OBP: 0.347, SLG: 0.379		1-1 1B 1B		2-1 F8		0-0 E8 1B		0-0 F9	1-0 G5-3	5 0 2 2 0 0 1
Pat Kelly, R (1, 4) OBP: 0.341, SLG: 0.354		0-3 K		1-1 G4-3		0-0 G6-3		0-1 F9		4 0 0 0 0 1 4

Inning Stats	R: 0	H: 0	E: 0	K: 0	S: 8	P: 13	R: 3	H: 3	E: 0	K: 1	S: 14	P: 28	R: 0	H: 0	E: 1	K: 0	S: 9	P: 12	R: 0	H: 1	E: 0	K: 0	S: 5	P: 9	R: 1	H: 3	E: 1	K: 1	S: 11	P: 15	R: 2	H: 1	E: 1	K: 0	S: 19	P: 34	R: 1	H: 2	E: 0	K: 1	S: 13	P: 21	R: 0	H: 1	E: 0	K: 1	S: 7	P: 12	1B: 9	2B: 0	3B: 2	HR: 0	SF: 1	SAC: 0	DP: 1	HBP: 0	WP: 0	PA: 44
--------------	------	------	------	------	------	-------	------	------	------	------	-------	-------	------	------	------	------	------	-------	------	------	------	------	------	------	------	------	------	------	-------	-------	------	------	------	------	-------	-------	------	------	------	------	-------	-------	------	------	------	------	------	-------	-------	-------	-------	-------	-------	--------	-------	--------	-------	--------

PITCHER	IP	WLS	BF	H	R	ER	SO	BB	IBB	HBP	BLK	WP	HR	S	P	ERA	WHIP
Felipe Lira, R (1, 1) ERA: 3.87	6.0	L	27	7	4	4	3	2	0	0	0	0	0	54	88	6.00	1.500
Joe Boever, R (7, 1) ERA: 5.86	2.0		13	3	3	1	1	3	0	0	0	0	0	32	55	4.50	3.000
Mike Christopher, R (9, 1) ERA: 2.82	1.0		4	1	0	0	1	0	0	0	0	0	0	7	12	0.00	1.000

Batter	1	2	3	4	5	6	7	8	9	10	11	12	AB R H RBI BB SO LOB	TOP																	
Bernie Williams, S OBP: 0.348, SLG: 0.449 (1, 8)	3-1 HR	2-0 G6-3		2-2 G4-6-3 1-2f			2-1 1B		2-1 F8		2-3 K		6 1 2 1 0 1 4	New York Yankees @ Detroit Tigers Tiger Stadium, Detroit, MI Sun Aug 06 1995, 3:33 AM EDT Att. 33,008 - Cloudy - 82 F																	
Randy Velarde, R OBP: 0.343, SLG: 0.373 (1, 7) (8, 4)	3-2 1B		0-1 G1-3				2-2 E4 1-2		1-2 G4-3			3-1 F8	6 0 1 0 0 0 1																		
Jim Leyritz, R OBP: 0.387, SLG: 0.439 (1, 3) (8, 2)	3-2 HR		1-0 F9				0-1 G1-3		2-1 G5-3			2-2 FC4 HBP	5 1 1 1 0 0 2																		
Ruben Sierra, S OBP: 0.316, SLG: 0.455 (1, 10)	0-1 G3		4-2 BB 2B				2-1 G6-3		4-2 FC1 1B BB G4-6-3			2-0 FC4 1-2f	4 2 0 0 2 0 1																		
Mike Stanley, R OBP: 0.382, SLG: 0.522 Don Mattingly, L OBP: 0.357, SLG: 0.419 (1, 2) (8, PR) (8, 3)	2-3 K		4-2 BB 2B			0-0 G6-3		0-0 G4-6-3 1B				1-1 F8	3 1 1 0 1 1 0 2 0 0 0 0 1 1																		
Gerald Williams, R OBP: 0.386, SLG: 0.575 Paul O'Neill, L OBP: 0.397, SLG: 0.557 (1, 9) (8, PH) (8, 9)			3-2 2B	0-1 2B 1-H 2-H		3-2 G5-3		1-2 FC1 G4-6-3 1-2 2-3		0-0 F4-3			3 0 2 2 0 0 0 2 0 0 0 0 0 2																		
Tony Fernandez, S OBP: 0.311, SLG: 0.335 (1, 6)		0-1 L6	0-0 P3			0-0 G6-3		1-1 G4-6-3 1-2f 2-3 3-H			1-1 F7		5 0 0 0 0 0 4																		
Russ Davis, R OBP: 0.400, SLG: 0.515 Wade Boggs, L OBP: 0.392, SLG: 0.392 (1, 5) (7, PH) (7, 5)		4-0 BB		1-1 F9			3-2 L6		4-0 IBB		2-2 G6-3		1 0 0 0 1 0 0 2 0 0 0 1 0 0																		
Pat Kelly, R OBP: 0.341, SLG: 0.354 Dion James, L OBP: 0.376, SLG: 0.383 (1, 4) (8, PH) (8, 7)		1-1 L3		2-2 G4-6-3 1B			0-1 B1-3		1-2 G3-1		4-0 BB		3 0 1 0 0 0 2 1 0 0 0 1 0 2																		
Inning Stats	R: 2 E: 0 K: 1 S: 14	H: 3 LOB: 0 BB: 0 P: 25	R: 0 E: 0 K: 0 S: 9	H: 1 LOB: 2 BB: 1 P: 19	R: 2 E: 0 K: 0 S: 13	H: 1 LOB: 0 BB: 2 P: 22	R: 0 E: 0 K: 0 S: 10	H: 1 LOB: 0 BB: 0 P: 15	R: 0 E: 0 K: 0 S: 6	H: 0 LOB: 0 BB: 0 P: 11	R: 0 E: 1 K: 0 S: 12	H: 1 LOB: 2 BB: 0 P: 19	R: 1 E: 1 K: 0 S: 12		H: 1 LOB: 2 BB: 2 P: 23	R: 0 E: 0 K: 0 S: 9	H: 0 LOB: 0 BB: 0 P: 14	R: 0 E: 0 K: 1 S: 7	H: 0 LOB: 0 BB: 0 P: 10	R: 0 E: 0 K: 1 S: 8	H: 0 LOB: 1 BB: 1 P: 17	R: 0 E: 0 K: 0 S: 7	H: 0 LOB: 1 BB: 0 P: 15	1B: 4 2B: 2 3B: 0 HR: 2	SF: 0 SAC: 0 DP: 2 HBP: 1	WP: 0 PB: 0 SB: 0 CS: 1	PA: 50				
PITCHER	IP WLS BF H R ER SO BB IBB HBP BLK WP HR S P ERA WHIP															IP WLS W BF H R ER SO BB IBB HBP BLK WP HR S P ERA WHIP															
Brian Bohannon, L ERA: 6.68 (1, 1)	3.0	16	5	4	4	1	3	0	0	0	0	0	0		0	0	12.00	2.667													
John Doherty, R ERA: 5.26 (4, 1)	4.0	16	3	1	0	0	1	0	0	0	0	0	0	0	0	0.00	1.000														
Kevin Wickander, L ERA: 2.25 (8, 1)	0.2	2	0	0	0	0	0	0	0	0	0	0	0	0	0	0.00	0.000														
Mike Christopher, R ERA: 2.75 (8, 1)	0.1	2	0	0	0	0	0	1	0	0	0	0	0	0	0	0.00	0.000														
Mike Henneman, R ERA: 1.53 (9, 1)	2.0	6	0	0	0	1	0	0	0	0	0	0	0	0	0	0.00	0.000														

AB	43
R	5
H	8
RBI	4
BB	6
SO	3
LOB	19



Batter	1	2	3	4	5	6	7	8	9	10	11	12
Chad Curtis, R OBP: 0.374, SLG: 0.484 (1, 8)	1-3 K		1-1 BB 1B		0-3 K		0-0 G4-1 1B		2-2 E 1B 2B		2-1 P3	
Chris Gomez, R OBP: 0.322, SLG: 0.401 Lou Whitaker, L OBP: 0.362, SLG: 0.494 (9, PH) (10, 4)	2-0 G6-3		4-2 BB		2-3 K		1-2 G4-1		1-3 K		2-0 P2	
Travis Fryman, R OBP: 0.357, SLG: 0.416 (1, 5)	3-2 2B		1-3 K		1-0 1B 1B		0-0 1B		0-1 E S 1B		0-0 F9	
Cecil Fielder, R OBP: 0.362, SLG: 0.464 Scott Fletcher, R OBP: 0.333, SLG: 0.320 (12, PR) (1, 10)	1-2 G3-1			1-1 F7		1-2 2B 1B	4-0 G4-6-3 IBB		1-3 K		4-2 E 1B HBP	
Juan Samuel, R OBP: 0.387, SLG: 0.567 (1, 3)		1-0 P6		2-2 1B 1B		2-2 2B 1B	2-2 G4-6-3		3-2 L9		1-2 E5 1B	
Alan Trammell, R OBP: 0.380, SLG: 0.396 (1, 6)		0-1 L9		1-3 K		1-2 F7		0-0 F8		2-2 G4-3		4-0 1B IBB
John Flaherty, R OBP: 0.326, SLG: 0.498 (1, 2)		1-0 F9		1-2 1B		3-2 1B 2B	1-H 2-H	4-2 FC6-4 BB		2-2 P4		0-0 P6
Danny Bautista, R OBP: 0.235, SLG: 0.280 Kirk Gibson, L OBP: 0.357, SLG: 0.452 Derrick White, R OBP: 0.240, SLG: 0.280 (9, 7)			0-3 K	0-1 F9		3-3 K		0-0 FC6-4		1-1 G6-3		0-1 1B
Bobby Higginson, L OBP: 0.328, SLG: 0.404 (9, 9)			1-1 F7		1-0 F7	1-1 F8		0-0 P5			1-2 G6-3	


Inning Stats	R: 0	H: 1	E: 0	LOB: 1	K: 1	P: 17	R: 0	H: 0	E: 0	LOB: 0	K: 0	P: 6	R: 0	H: 1	E: 0	LOB: 2	K: 2	P: 20	R: 0	H: 2	E: 0	LOB: 2	K: 1	P: 18	R: 0	H: 0	E: 0	LOB: 0	K: 2	P: 10	R: 3	H: 4	E: 0	LOB: 1	K: 1	P: 31	R: 1	H: 2	E: 0	LOB: 1	K: 0	P: 17	R: 0	H: 0	E: 0	LOB: 1	K: 0	P: 9	R: 1	H: 2	E: 1	LOB: 1	K: 2	P: 22	R: 0	H: 0	E: 0	LOB: 0	K: 0	P: 14	R: 0	H: 0	E: 0	LOB: 0	K: 0	P: 11	R: 1	H: 1	E: 1	LOB: 3	K: 0	P: 20	1B: 10	2B: 3	3B: 0	HR: 0	SF: 0	DP: 1	HBP: 1	WP: 0	PA: 53
--------------	------	------	------	--------	------	-------	------	------	------	--------	------	------	------	------	------	--------	------	-------	------	------	------	--------	------	-------	------	------	------	--------	------	-------	------	------	------	--------	------	-------	------	------	------	--------	------	-------	------	------	------	--------	------	------	------	------	------	--------	------	-------	------	------	------	--------	------	-------	------	------	------	--------	------	-------	------	------	------	--------	------	-------	--------	-------	-------	-------	-------	-------	--------	-------	--------

PITCHER	IP	WLS	BF	H	R	ER	SO	BB	IBB	HBP	BLK	WP	HR	S	P	ERA	WHIP
Andy Pettitte, L ERA: 3.81	6.0		27	8	3	3	7	1	0	0	0	0	0	66	102	4.50	1.500
Bob Wickman, R ERA: 3.84	1.1		7	2	1	1	0	1	1	0	0	0	0	13	24	6.75	2.250
Steve Howe, L ERA: 5.09	0.2		2	0	0	0	0	0	0	0	0	0	0	2	2	0.00	0.000
John Wetteland, R ERA: 2.14	2.0		8	2	1	1	2	0	0	0	0	0	0	24	36	4.50	1.000
Bob MacDonald, L ERA: 4.99	1.0		3	0	0	0	0	0	0	0	0	0	0	6	11	0.00	0.000

BOTTOM

New York Yankees @ Detroit Tigers
Tiger Stadium, Detroit, MI
 Sun Aug 06 1995, 3:33 AM EDT
 Att: 33,008 - Cloudy - 82 F

AB	48
R	6
H	13
RBI	6
BB	4
SO	9
LOB	22



PITCHER	IP	WLS	BF	H	R	ER	SO	BB	IBB	HBP	BLK	WP	HR	S	P	ERA	WHIP
Dave Eiland, R ERA: 4.5	0.2	L	6	1	1	0	0	0	1	1	0	0	0	11	20	0.00	1.500

Batter	1	2	3	4	5	6	7	8	9	AB R H RBI BB SO LOB	TOP																								
Brady Anderson, L (1, 8) OBP: 0.365, SLG: 0.430	0-1 B3			1-2 F7		4-0 FC4-6 BB			3-2 P2	3 0 0 0 1 0 1	Baltimore Orioles @ New York Yankees Yankee Stadium, Bronx, NY Mon Aug 07 1995, 7:05 PM EDT Att. 31,313 - Unknown - 76 F																								
Bret Barberie, S (1, 4) OBP: 0.340, SLG: 0.364	0-1 G3			3-3 K		0-0 FC4-6			1-3 K	4 0 0 0 0 2 3																									
Rafael Palmeiro, L (1, 3) OBP: 0.363, SLG: 0.537	1-1 F9			0-0 L3					1-1 F8	4 0 1 0 0 0 1																									
Bobby Bonilla, S (1, 9) OBP: 0.373, SLG: 0.588		1-0 F8			1-1 G4-3				0-0 G4-6-3 1B	3 0 0 0 0 0 1																									
Cal Ripken Jr., R (1, 6) OBP: 0.329, SLG: 0.428		0-0 L3 1B			1-0 P4				0-1 L7	3 0 1 0 0 0 0																									
Harold Baines, L (1, 10) OBP: 0.419, SLG: 0.563		1-0 L3 1-2			0-0 L8				4-1 G6-4-3 BB	2 0 0 0 1 0 1																									
Chris Hoiles, R (1, 2) OBP: 0.317, SLG: 0.402			1-3 K			3-2 BB 1B			1-3 K	3 0 1 0 0 2 1																									
Kevin Bass, S (1, 7) OBP: 0.317, SLG: 0.349			1-0 L7			0-1 F8			3-1 G6-4-3 1-2f	3 0 0 0 0 0 2																									
Jeff Manto, R (1, 5) OBP: 0.279, SLG: 0.497 Jeff Huson, L (9, PH) OBP: 0.383, SLG: 0.341			1-3 K			0-0 P3			4-1 BB	2 0 0 0 0 1 1 0 0 0 0 1 0 0																									
Inning Stats	R: 0 E: 0 K: 0 S: 6 H: 0 LOB: 0 BB: 0 P: 7	R: 0 E: 0 K: 0 S: 3 H: 1 LOB: 0 BB: 0 P: 5	R: 0 E: 0 K: 2 S: 7 H: 0 LOB: 0 BB: 0 P: 10	R: 0 E: 0 K: 1 S: 8 H: 0 LOB: 0 BB: 0 P: 12	R: 0 E: 0 K: 0 S: 4 H: 0 LOB: 0 BB: 0 P: 6	R: 0 E: 0 K: 0 S: 8 H: 1 LOB: 2 BB: 1 P: 15	R: 0 E: 0 K: 0 S: 8 H: 1 LOB: 0 BB: 0 P: 11	R: 0 E: 0 K: 1 S: 6 H: 0 LOB: 0 BB: 1 P: 14	R: 0 E: 0 K: 1 S: 9 H: 0 LOB: 1 BB: 1 P: 18	1B: 3 2B: 1 3B: 0 HR: 0 SF: 0 SAC: 0 DP: 3 HBP: 0	WP: 0 PB: 0 SB: 0 CS: 0 PA: 30																								
PITCHER Jack McDowell, R (1, 1) ERA: 4.43	IP 9.0	WLS W	BF 30	H 3	R 0	ER 0	SO 5	BB 3	IBB 0	HBP 0	BLK 0	WP 0	HR 0	S 59	P 98	ERA 0.00	WHIP 0.667	PITCHER	IP	WLS	BF	H	R	ER	SO	BB	IBB	HBP	BLK	WP	HR	S	P	ERA	WHIP

livebaseballscorecards.com

AB	27
R	0
H	3
RBI	0
BB	3
SO	5
LOB	11



Batter	1	2	3	4	5	6	7	8	9
Wade Boggs, L OBP: 0.387, SLG: 0.386 (1, 5) C B S S	1-3 K ①		1-1 L7 ③			3-2 F7 ②	2-2 F7 ③		
Bernie Williams, S OBP: 0.347, SLG: 0.447 (1, 8) C F S S	0-3 K ②			1-0 L8 ①		0-1 1B ③		0-0 G6-3 ①	
Paul O'Neill, L OBP: 0.396, SLG: 0.551 (1, 7) (9, 9) C B S S	1-3 K ③			4-0 BB ③		2-0 G4-3 ③		1-1 F9 ②	
Ruben Sierra, S OBP: 0.315, SLG: 0.451 Gerald Williams, R OBP: 0.386, SLG: 0.575 (1, 9) (9, 7)		3-2 F8 ①		0-1 P4 ②			4-2 S E BB ①	2-3 K ③	
Don Mattingly, L OBP: 0.353, SLG: 0.415 (1, 3)		1-1 F7 ②		3-2 G3 ③			1-2 F7 ①		
Darryl Strawberry, L OBP: 0.333, SLG: 0.500 (1, 10)		0-3 K ③			1-2 G4-3 ①		1-0 F9 ②		
Mike Stanley, R OBP: 0.382, SLG: 0.518 (1, 2)			1-2 F8 ①		1-0 F8 ②		4-2 SAFE E 2B BB ①		
Tony Fernandez, S OBP: 0.311, SLG: 0.335 (1, 6)			3-1 1B ②		1-3 K ③		0-2 E1 2B ①		
Pat Kelly, R OBP: 0.341, SLG: 0.360 (1, 4)			1-3 K ②			1-1 P3 ①	2-2 2-H 3-H 2B ①		

Inning Stats	R: 0	H: 0	E: 0	LOB: 0	K: 3	S: 10	R: 0	H: 0	E: 0	LOB: 0	K: 1	S: 10	R: 0	H: 1	E: 0	LOB: 1	K: 1	S: 10	R: 0	H: 0	E: 0	LOB: 1	K: 0	S: 9	R: 0	H: 0	E: 0	LOB: 0	K: 1	S: 7	R: 0	H: 1	E: 0	LOB: 1	K: 0	S: 8	R: 3	H: 1	E: 1	LOB: 1	K: 0	S: 23	R: 0	H: 0	E: 0	LOB: 0	K: 1	S: 6
	0	0	0	0	3	12	0	0	0	0	1	14	0	1	0	1	0	0	16	0	0	0	0	1	16	0	0	0	0	0	0	0	0	0	0	0	1	1	1	1	2	2	0	0	0	0	0	9

PITCHER	IP	WLS	BF	H	R	ER	SO	BB	IBB	HBP	BLK	WP	HR	S	P	ERA	WHIP
35 Mike Mussina, R ERA: 3.92 (1, 1)	7.0	L	28	3	3	0	6	3	0	0	0	0	0	77	120	0.00	0.857
Mark Lee, L ERA: 3.47 (8, 1)	1.0		3	0	0	0	1	0	0	0	0	0	0	6	9	0.00	0.000

AB R H RBI BB SO LOB

4	0	0	0	0	1	2
4	0	1	0	0	1	0
3	0	0	0	1	1	1
3	1	0	0	1	1	1
0	0	0	0	0	0	0
3	0	0	0	0	0	2
3	0	0	0	0	1	1
2	1	0	0	1	0	0
3	1	1	0	0	1	1
3	0	1	2	0	1	1

WP	PA	31
1B: 2	SF: 0	
2B: 1	SAC: 0	
3B: 0	DP: 0	
HR: 0	HBP: 0	

WP	HR	S	P	ERA	WHIP

Baltimore Orioles @ New York Yankees
 Yankee Stadium, Bronx, NY
 Mon Aug 07 1995, 7:05 PM EDT
 Att: 31,313 - Unknown - 76 F

livebaseballscorecards.com

AB	28
R	3
H	3
RBI	2
BB	3
SO	7
LOB	9



Batter	1	2	3	4	5	6	7	8	9	AB R H RBI BB SO LOB	TOP											
Brady Anderson, L (1, 8) OBP: 0.365, SLG: 0.436	1-2 G4-3		2-2 G1-3			1-1 HR	4-2 BB		1-2 FC1-6	4 1 1 2 1 0 2												
Bret Barberie, S (1, 4) OBP: 0.337, SLG: 0.356	2-3 K			3-2 L8		2-2 F7	2-1 F9		4-0 BB	4 0 0 0 1 1 3												
Rafael Palmeiro, L (1, 3) OBP: 0.363, SLG: 0.540	1-0 L8			1-0 F8		2-0 3B		1-0 1B	0-0 L9	5 1 2 0 0 0 2												
Bobby Bonilla, S (1, 9) OBP: 0.374, SLG: 0.584		1-3 K		1-1 G4-3		4-0 BB		0-0 2B	2-2 F7	4 1 1 0 1 1 2												
Cal Ripken Jr., R (1, 6) OBP: 0.326, SLG: 0.423		1-3 K			2-1 P4	2-2 G4-3		0-2 F8		4 0 0 0 0 1 4												
Harold Baines, L (1, 10) Jeff Manto, R (8, PH) OBP: 0.278, SLG: 0.495		3-3 K			2-3 K		2-1 F7	2-3 K		3 0 0 0 0 2 0 1 0 0 0 0 1 2												
Chris Hoiles, R (1, 2) OBP: 0.320, SLG: 0.406			2-3 K		1-1 F9		4-1 BB	1-0 2B		3 0 1 2 1 1 0												
Kevin Bass, S (1, 7) OBP: 0.319, SLG: 0.349			1-1 E			2-1 F9	4-2 BB	1-0 F9		3 0 1 0 1 0 1												
Jeff Huson, L (1, 5) Manny Alexander, R (9, PH) OBP: 0.335, SLG: 0.369			0-3 K		1-0 HR		2-2 K	0-0 FC1-6		3 1 1 0 0 2 3 1 0 1 0 0 0 0												
Inning Stats	R: 0 E: 0 K: 1 S: 8	H: 0 LOB: 0 BB: 0 P: 12	R: 0 E: 0 K: 3 S: 11	H: 0 LOB: 0 BB: 0 P: 16	R: 0 E: 0 K: 2 S: 14	H: 1 LOB: 1 BB: 0 P: 19	R: 0 E: 0 K: 0 S: 9	H: 0 LOB: 0 BB: 0 P: 14	R: 0 E: 0 K: 1 S: 7	H: 0 LOB: 0 BB: 0 P: 12	R: 2 E: 0 K: 0 S: 13	H: 3 LOB: 2 BB: 1 P: 27	R: 0 E: 0 K: 1 S: 15	H: 0 LOB: 3 BB: 3 P: 33	R: 2 E: 0 K: 1 S: 11	H: 3 LOB: 1 BB: 0 P: 16	R: 0 E: 0 K: 0 S: 11	H: 1 LOB: 2 BB: 1 P: 18	1B: 5 2B: 1 3B: 1 HR: 1	SF: 0 SAC: 0 DP: 0 HBP: 0	WP: 0 PB: 0 SB: 1 CS: 0	PA: 40
PITCHER	IP WLS BF H R ER SO BB IBB HBP BLK WP HR S P ERA WHIP																					
David Cone, R (1, 1) ERA: 3.29	7.0 W 29 4 2 2 8 4 0 0 0 0 0 1 77 133 2.57 1.143																					
Steve Howe, L (8, 1) ERA: 5.3	2.0 11 4 2 2 1 1 0 0 0 0 0 0 22 34 9.00 2.500																					

Baltimore Orioles @ New York Yankees
 Yankee Stadium, Bronx, NY
 Tue Aug 08 1995, 7:05 PM EDT
 Att. 33,078 - Unknown - 78 F

AB	35
R	4
H	8
RBI	4
BB	5
SO	9
LOB	19



Batter	1	2	3	4	5	6	7	8	9	AB R H RBI BB SO LOB	TOP		
Curtis Goodwin, L (1, 8) OBP: 0.343, SLG: 0.364	0-1 L6		0-0 S 2B 1B	2-2 G3			0-3 K		0-1 BB DI 1B	5 1 2 0 0 1 0			
Brady Anderson, L (1, 7) OBP: 0.365, SLG: 0.433 Jeff Huson, L (9, 5) OBP: 0.380, SLG: 0.341	0-1 F6		4-2 2B E 1-2 BB		4-0 2B BB		2-2 F8		3-3 K 1-2	3 2 0 0 2 1 1 0 0 0 0 0 0 0			
Rafael Palmeiro, L (1, 3) OBP: 0.366, SLG: 0.545	1-2 G4-3		1-2 E 1-3 2-H 2B		0-0 G4-3 1-H 2B 2B		2-3 K		4-0 BB BB	4 1 2 2 1 1 0			
Bobby Bonilla, S (1, 5) OBP: 0.377, SLG: 0.588 (9, 9)		0-1 2B 3B	1-2 G1-3		2-2 G4-3			2-2 HR 1B	4-2 BB BB	4 2 2 0 1 0 3			
Cal Ripken Jr., R (1, 6) OBP: 0.329, SLG: 0.440		2-0 2B	0-0 E3 BB		1-2 CS 2B			1-0 1-H HR	0-1 F9	5 1 3 4 0 0 4			
Harold Baines, L (1, 10) OBP: 0.413, SLG: 0.551 Jeff Manto, R (8, PH) OBP: 0.281, SLG: 0.497		2-2 F8	2-2 F8		3-3 K			0-0 G6-4-3 1B		2 0 0 0 1 1 2 1 0 1 0 0 0 0			
Kevin Bass, S (1, 9) OBP: 0.318, SLG: 0.344 (9, 7)		4-0 G4-6-3 BB	1-2 G6-3		1-3 K			1-1 G6-4-3 1-2f		3 0 0 0 1 1 4			
Gregg Zaun, S (1, 2) OBP: 0.359, SLG: 0.413	1-2 G4-6-3			1-1 G4-3		1-1 G5-3		0-1 F7		4 0 0 0 0 0 2			
Bret Barberie, S (1, 4) OBP: 0.330, SLG: 0.348			3-2 G6-3	1-2 F7		1-0 F8			1-1 F7	4 0 0 0 0 0 0			
Inning Stats	R: 0 E: 0 K: 0 S: 7 H: 0 LOB: 0 BB: 0 P: 8	R: 1 E: 0 K: 0 S: 10 H: 2 LOB: 1 BB: 1 P: 19	R: 2 E: 1 K: 0 S: 18 H: 2 LOB: 3 BB: 2 P: 32	R: 0 E: 0 K: 0 S: 9 H: 0 LOB: 0 BB: 0 P: 13	R: 2 E: 0 K: 1 S: 11 H: 2 LOB: 0 BB: 1 P: 21	R: 0 E: 0 K: 1 S: 6 H: 0 LOB: 0 BB: 0 P: 9	R: 0 E: 0 K: 2 S: 9 H: 0 LOB: 0 BB: 0 P: 13	R: 2 E: 0 K: 0 S: 9 H: 3 LOB: 0 BB: 0 P: 13	R: 0 E: 0 K: 1 S: 13 H: 1 LOB: 3 BB: 2 P: 25	1B: 4 2B: 4 3B: 1 HR: 1 SF: 0 SAC: 0 DP: 2 HBP: 0	WP: 0 PB: 0 SB: 1 CS: 1 PA: 41		
PITCHER	IP WLS BF H R ER SO BB IBB HBP BLK WP HR S P ERA WHIP											PITCHER	IP WLS BF H R ER SO BB IBB HBP BLK WP HR S P ERA WHIP
Scott Kamieniecki, R (1, 1) ERA: 4.91	4.1 L 23 6 5 4 0 4 0 0 0 0 0 0 52 87 8.31 2.308												
Bob MacDonald, L (5, 1) ERA: 4.89	4.1 17 4 2 2 5 2 0 0 0 0 0 1 38 64 4.15 1.385												
John Wetteland, R (9, 1) ERA: 2.13	0.1 1 0 0 0 0 0 0 0 0 0 0 0 2 2 0.00 0.000												

Baltimore Orioles @ New York Yankees
 Yankee Stadium, Bronx, NY
 Wed Aug 09 1995, 3:33 AM EDT
 Att. 36,333 - Sunny - 79 F

livebaseballscorecards.com

AB	35
R	7
H	10
RBI	6
BB	6
SO	5
LOB	16



Batter	1	2	3	4	5	6	7	8	9	AB	R	H	RBI	BB	SO	LOB	BOTTOM									
Wade Boggs, L (1, 5) OBP: 0.391, SLG: 0.399	0-0 HR		2-2 1B			1-1 FC5-4 1B		1-0 G3-1		4	1	3	1	0	0	0										
Bernie Williams, S (1, 8) OBP: 0.349, SLG: 0.448	0-3 K		1-2 G5-3			0-0 FC5-4 1-2f			1-1 1B 1B	4	1	1	0	0	1	2										
Mike Stanley, R (1, 2) OBP: 0.379, SLG: 0.511	3-3 K				1-0 F7	1-0 F9			0-1 1B 1-3	4	0	1	0	0	1	1										
Ruben Sierra, S (1, 9) OBP: 0.319, SLG: 0.462	0-1 P4				4-2 BB	0-0 L6			2-3 K	3	0	0	0	1	1	3										
Don Mattingly, L (1, 3) OBP: 0.351, SLG: 0.414		0-0 G3-1			2-2 F8	2-2 F8			3-2 G5-4-3 1B	4	0	1	1	0	0	1										
Gerald Williams, R (1, 7) OBP: 0.370, SLG: 0.553		1-2 F9			1-1 F8	0-3 K			3-2 G5-4-3 1-2f	4	0	0	0	0	1	3										
Darryl Strawberry, L (1, 10) OBP: 0.267, SLG: 0.400		2-2 F8				0-3 K			2-0 P4	3	0	0	0	0	1	0										
Tony Fernandez, S (1, 6) OBP: 0.311, SLG: 0.331			2-2 G6-3			2-2 G6-3			0-0 G6-3	3	0	0	0	0	0	0										
Randy Velarde, R (1, 4) OBP: 0.345, SLG: 0.374			3-3 K			2-3 K			0-1 G6-3	3	0	0	0	0	2	0										
Inning Stats	R: 1 E: 0 K: 2 S: 11	H: 1 LOB: 0 BB: 0 P: 14	R: 0 E: 0 K: 0 S: 7	H: 0 LOB: 0 BB: 0 P: 10	R: 0 E: 0 K: 1 S: 13	H: 1 LOB: 1 BB: 0 P: 21	R: 0 E: 0 K: 0 S: 10	H: 0 LOB: 1 BB: 1 P: 18	R: 0 E: 0 K: 2 S: 12	H: 0 LOB: 0 BB: 0 P: 16	R: 0 E: 0 K: 1 S: 5	H: 1 LOB: 1 BB: 0 P: 7	R: 0 E: 0 K: 1 S: 7	H: 0 LOB: 0 BB: 0 P: 11	R: 0 E: 0 K: 0 S: 4	H: 0 LOB: 0 BB: 0 P: 5	R: 1 E: 0 K: 1 S: 15	H: 3 LOB: 1 BB: 0 P: 24	1B: 5 2B: 0 3B: 0 HR: 1	SF: 0 SAC: 0 DP: 1 HBP: 0	WP: 0 PB: 0 SB: 0 CS: 0	PA: 33				
PITCHER	IP WLS BF H R ER SO BB IBB HBP BLK WP HR S P ERA WHIP	IP WLS BF H R ER SO BB IBB HBP BLK WP HR S P ERA WHIP	IP WLS BF H R ER SO BB IBB HBP BLK WP HR S P ERA WHIP	IP WLS BF H R ER SO BB IBB HBP BLK WP HR S P ERA WHIP	IP WLS BF H R ER SO BB IBB HBP BLK WP HR S P ERA WHIP	IP WLS BF H R ER SO BB IBB HBP BLK WP HR S P ERA WHIP	IP WLS BF H R ER SO BB IBB HBP BLK WP HR S P ERA WHIP	IP WLS BF H R ER SO BB IBB HBP BLK WP HR S P ERA WHIP	IP WLS BF H R ER SO BB IBB HBP BLK WP HR S P ERA WHIP	IP WLS BF H R ER SO BB IBB HBP BLK WP HR S P ERA WHIP	IP WLS BF H R ER SO BB IBB HBP BLK WP HR S P ERA WHIP	IP WLS BF H R ER SO BB IBB HBP BLK WP HR S P ERA WHIP	IP WLS BF H R ER SO BB IBB HBP BLK WP HR S P ERA WHIP	IP WLS BF H R ER SO BB IBB HBP BLK WP HR S P ERA WHIP	IP WLS BF H R ER SO BB IBB HBP BLK WP HR S P ERA WHIP	IP WLS BF H R ER SO BB IBB HBP BLK WP HR S P ERA WHIP	IP WLS BF H R ER SO BB IBB HBP BLK WP HR S P ERA WHIP	IP WLS BF H R ER SO BB IBB HBP BLK WP HR S P ERA WHIP	IP WLS BF H R ER SO BB IBB HBP BLK WP HR S P ERA WHIP	IP WLS BF H R ER SO BB IBB HBP BLK WP HR S P ERA WHIP	IP WLS BF H R ER SO BB IBB HBP BLK WP HR S P ERA WHIP	IP WLS BF H R ER SO BB IBB HBP BLK WP HR S P ERA WHIP	IP WLS BF H R ER SO BB IBB HBP BLK WP HR S P ERA WHIP	IP WLS BF H R ER SO BB IBB HBP BLK WP HR S P ERA WHIP		
Jamie Moyer, L (1, 1) ERA: 4.18	8.1 W 32 6 2 2 7 1 0 0 0 0 0 1 80 119 2.16 0.840																									
Jesse Orosco, L (9, 1) ERA: 3.21	0.2 W 1 0 0 0 0 0 0 0 0 0 0 0 4 7 0.00 0.000																									

Baltimore Orioles @ New York Yankees
 Yankee Stadium, Bronx, NY
 Wed Aug 09 1995, 3:33 AM EDT
 Att: 36,333 - Sunny - 79 F

livebaseballscorecards.com

AB 32
 R 2
 H 6
 RBI 2
 BB 1
 SO 7
 LOB 10



Batter	1	2	3	4	5	6	7	8	9	AB R H RBI BB SO LOB	TOP																
Kenny Lofton, L (1, 8) OBP: 0.363, SLG: 0.498	2-2 G4-3		0-0 SF9		1-2 F8		1-0 B1-3		0-0 1B	4 1 1 3 0 0 2	Cleveland Indians @ New York Yankees Yankee Stadium, Bronx, NY Thu Aug 10 1995, 3:33 AM EDT Sunny - 85 F																
Omar Vizquel, S (1, 6) OBP: 0.325, SLG: 0.343	2-2 P4		0-0 F9		1-1 1B	1-1 1B	1-1 F9	0-0 P6	5 1 1 0 0 0 2																		
Carlos Baerga, S (1, 4) OBP: 0.370, SLG: 0.500	1-0 L7			0-2 G1-3	1-2 1B	2-0 1B	1-1 L8	2-2 2B	5 2 2 1 0 0 0																		
Albert Belle, R (1, 7) OBP: 0.383, SLG: 0.601		3-2 F9		1-0 P5	0-0 2B	4-2 BB		1-1 2B	4 1 2 1 1 0 0																		
Eddie Murray, S (1, 10) OBP: 0.360, SLG: 0.509		4-1 BB		0-2 P3	0-3 K			4-0 IBB	3 0 0 0 2 1 3																		
Wayne Kirby, L (9, PR) OBP: 0.235, SLG: 0.280									0 0 0 0 0 0 0																		
Jim Thome, L (1, 5) OBP: 0.450, SLG: 0.603		1-1 G1-6-3		4-2 1B	4-1 2B			0-0 SF9	2 1 0 1 2 0 1																		
Manny Ramirez, R (1, 9) OBP: 0.418, SLG: 0.618			0-3 K	2-3 K	1-2 SF9				4 1 1 1 0 2 3																		
Paul Sorrento, L (1, 3) OBP: 0.357, SLG: 0.547		1-1 1B		0-0 1B	0-0 PB			0-1 E9	4 2 4 1 0 0 0																		
Sandy Alomar Jr., R (1, 2) OBP: 0.371, SLG: 0.554		1-0 1B		1-2 P6	1-3 K			0-0 3B	4 1 2 1 0 1 3																		
Inning Stats	R: 0 E: 0 K: 0 S: 8	H: 0 LOB: 0 BB: 0 P: 13	R: 0 E: 0 K: 0 S: 9	H: 0 LOB: 0 BB: 1 P: 17	R: 1 E: 0 K: 1 S: 8	H: 2 LOB: 1 BB: 0 P: 10	R: 0 E: 0 K: 0 S: 9	H: 0 LOB: 0 BB: 0 P: 10	R: 0 E: 0 K: 1 S: 15	H: 1 LOB: 2 BB: 1 P: 23	R: 4 E: 0 K: 2 S: 17	H: 4 LOB: 1 BB: 1 P: 26	R: 0 E: 0 K: 0 S: 5	H: 0 LOB: 0 BB: 0 P: 8	R: 0 E: 0 K: 0 S: 4	H: 0 LOB: 0 BB: 1 P: 8	R: 5 E: 1 K: 0 S: 18	H: 6 LOB: 2 BB: 1 P: 27	1B: 9 2B: 3 3B: 1 HR: 0	SF: 3 SAC: 0 DP: 2 HBP: 0	WP: 0 PB: 1 SB: 0 CS: 0	PA: 43					
PITCHER	IP WLS BF H R ER SO BB IBB HBP BLK WP HR S P ERA WHIP																										
42 Mariano Rivera, R (1, 1) ERA: 5.85	5.2		26	7	5	4	3	3	0	0	0	0	0	63	95	6.35	1.765										
Bob Wickman, R (6, 1) ERA: 3.98	2.1		9	2	2	2	1	1	0	0	0	0	0	17	26	7.71	1.286										
John Wetteland, R (9, 1) ERA: 2.7	1.0	L	8	4	3	3	0	0	1	0	0	0	0	13	21	27.00	4.000										

AB	35
R	10
H	13
RBI	9
BB	5
SO	4
LOB	14



Batter	1	2	3	4	5	6	7	8	9	AB	R	H	RBI	BB	SO	LOB
Wade Boggs, L (1, 5) OBP: 0.392, SLG: 0.403	1-1 G6-3			1-1 1B	1-2 1B	0-3 SAFE		0-3		5	1	2	0	0	2	1
Bernie Williams, S (1, 8) OBP: 0.349, SLG: 0.447	3-2 G4-6-3 1B			0-0 2-H 1B	1-3 K			1-0 G5-3	3-3 K	5	0	2	1	0	2	1
Paul O'Neill, L (1, 7) OBP: 0.399, SLG: 0.548 Gerald Williams, R (9, PR) OBP: 0.370, SLG: 0.553	0-2 G4-6-3 1-2f			0-1 L3		2-2 FC3-6 HR		2-1 F8	1-0 1B	5	1	2	0	0	0	2
Ruben Sierra, S (1, 9) OBP: 0.326, SLG: 0.469		1-1 F9		3-0 1B		4-0 FC3-6 BB		2-1 1B	1-2 G4-6-3 1B	4	1	3	0	1	0	0
Don Mattingly, L (1, 3) OBP: 0.348, SLG: 0.410		1-0 P5		2-1 2-H 1B		0-0 FC3-6 HR		1-0 F9	1-0 G4-6-3	5	1	1	1	0	0	5
Darryl Strawberry, L (1, 10) OBP: 0.316, SLG: 0.389		3-2 G3-1		2-1 L8		2-2 HR		0-0 HR		3	2	1	0	0	0	1
Mike Stanley, R (1, 2) OBP: 0.384, SLG: 0.549			0-2 P4		2-0 HR	2-0 HR		2-1 SAFE		4	3	3	7	0	0	0
Tony Fernandez, S (1, 6) OBP: 0.307, SLG: 0.326			1-0 G3		2-0 G6-3	1-2 G4-3		0-0 P5		4	0	0	0	0	0	0
Pat Kelly, R (1, 4) OBP: 0.344, SLG: 0.363			0-2 G4-3		0-1 1B	1-2 1B		1-3 K		4	0	2	0	0	1	0

Inning Stats	R: 0	H: 1	E: 0	K: 0	S: 9	LOB: 0	BB: 0	P: 13	R: 0	H: 0	E: 0	K: 0	S: 6	LOB: 0	BB: 0	P: 11	R: 0	H: 0	E: 0	K: 0	S: 8	LOB: 0	BB: 0	P: 9	R: 2	H: 4	E: 0	K: 0	S: 10	LOB: 1	BB: 0	P: 18	R: 1	H: 3	E: 0	K: 1	S: 11	LOB: 1	BB: 0	P: 17	R: 4	H: 3	E: 0	K: 1	S: 17	LOB: 1	BB: 1	P: 29	R: 0	H: 1	E: 0	K: 0	S: 6	LOB: 1	BB: 0	P: 12	R: 2	H: 2	E: 0	K: 2	S: 10	LOB: 0	BB: 0	P: 13	R: 0	H: 2	E: 0	K: 1	S: 11	LOB: 2	BB: 0	P: 17	1B: 10	SF: 0	2B: 4	SAC: 0	3B: 0	DP: 3	HR: 3	HBP: 1	WP: 0	PA: 41
--------------	------	------	------	------	------	--------	-------	-------	------	------	------	------	------	--------	-------	-------	------	------	------	------	------	--------	-------	------	------	------	------	------	-------	--------	-------	-------	------	------	------	------	-------	--------	-------	-------	------	------	------	------	-------	--------	-------	-------	------	------	------	------	------	--------	-------	-------	------	------	------	------	-------	--------	-------	-------	------	------	------	------	-------	--------	-------	-------	--------	-------	-------	--------	-------	-------	-------	--------	-------	--------

PITCHER	IP	WLS	BF	H	R	ER	SO	BB	IBB	HBP	BLK	WP	HR	S	P	ERA	WHIP
Charles Nagy, R (1, 1) ERA: 4.4	5.2		27	11	7	7	1	1	0	1	0	0	2	58	94	11.12	2.118
Jim Poole, L (6, 1) ERA: 4.67	2.1	W	10	3	2	2	3	0	0	0	0	0	1	19	28	7.71	1.286
Jose Mesa, R (9, 1) ERA: 1.28	1.0	S	4	2	0	0	1	0	0	0	0	0	0	11	17	0.00	2.000

BOTTOM

Cleveland Indians @ New York Yankees
 Yankee Stadium, Bronx, NY
 Thu Aug 10 1995, 3:33 AM EDT
 Sunny - 85 F

livebaseballscorecards.com

AB	39
R	9
H	16
RBI	9
BB	1
SO	5
LOB	10



Batter	1	2	3	4	5	6	7	8	9	AB R H RBI BB SO LOB	TOP														
Kenny Lofton, L OBP: 0.367, SLG: 0.503 (1, 8)	0-1 G4-3	1-2 2-H 1B			0-0 SH1-3 SF7 2B		0-0 1-2 2-3 1B	0-0 G4-3		5 1 3 1 0 0 1															
Omar Vizquel, S OBP: 0.322, SLG: 0.340 (1, 6)	1-2 E6	3-1 L9			0-1 SH1-3		3-2 SF7	0-1 G3		3 0 0 1 0 0 1															
Carlos Baerga, S OBP: 0.368, SLG: 0.496 (1, 4)	4-1 1-2 BB			0-1 G6-3	2-0 SF7		1-0 P8	1-0 P6		3 0 0 1 1 0 2															
Albert Belle, R OBP: 0.381, SLG: 0.596 (1, 7)	1-3 1-2 2-3 K		1-0 G6-3 1B		0-0 3-H F8		3-2 G5-3	0-0 P5		5 0 1 0 0 1 4															
Manny Ramirez, R OBP: 0.416, SLG: 0.613 Wayne Kirby, L OBP: 0.235, SLG: 0.280 (1, 9) (9, 9)	4-0 IBB		1-2 G6-3		1-2 G5-3		3-3 K			3 0 0 0 1 1 1 0 0 0 0 0 0 0															
Jim Thome, L OBP: 0.449, SLG: 0.599 Alvaro Espinoza, R OBP: 0.264, SLG: 0.280 (1, 5) (6, 5)	1-3 K		3-3 K		3-1 CS HBP		1-0 G5-3			2 0 0 0 0 2 3 1 0 0 0 0 0 0															
Dave Winfield, R OBP: 0.295, SLG: 0.323 (1, 10)		3-3 K	2-3 K		2-2 L8		1-1 2B 2B			4 1 1 0 0 2 1															
Herbert Perry, R OBP: 0.413, SLG: 0.554 (1, 3)		2-2 1B 2B	4-2 FC6-4 BB		0-0 1B HBP SF7 1B		1-1 1B 2B			3 3 3 1 1 0 0															
Tony Peña, R OBP: 0.281, SLG: 0.350 (1, 2)		2-3 K	0-0 FC6-4		3-1 SF7 1B HBP		1-2 2B 1B			3 0 1 1 0 1 2															
Inning Stats	R: 0 E: 1 K: 2 S: 12	H: 0 LOB: 3 BB: 2 P: 23	R: 1 E: 0 K: 2 S: 17	H: 2 LOB: 1 BB: 0 P: 28	R: 0 E: 0 K: 0 S: 7	H: 1 LOB: 0 BB: 0 P: 9	R: 0 E: 0 K: 2 S: 16	H: 0 LOB: 1 BB: 1 P: 25	R: 1 E: 0 K: 0 S: 5	H: 1 LOB: 0 BB: 0 P: 7	R: 0 E: 0 K: 0 S: 8	H: 0 LOB: 0 BB: 0 P: 14	R: 1 E: 0 K: 0 S: 12	H: 2 LOB: 2 BB: 0 P: 22	R: 2 E: 0 K: 1 S: 12	H: 3 LOB: 1 BB: 0 P: 19	R: 0 E: 0 K: 0 S: 4	H: 0 LOB: 0 BB: 0 P: 5	1B: 5 2B: 4 3B: 0 HR: 0	SF: 2 SAC: 1 DP: 1 HBP: 2	WP: 0 PB: 0 SB: 4 CS: 1	PA: 40			
PITCHER	IP	WLS	BF	H	R	ER	SO	BB	IBB	HBP	BLK	WP	HR	S	P	ERA	WHIP								
Sterling Hitchcock, L ERA: 4.43 (1, 1)	7.0	L	31	6	3	3	6	2	1	2	0	0	0	77	128	3.86	1.143								
Dave Eiland, R ERA: 6.75 (8, 1)	0.2		5	3	2	2	1	0	0	0	0	0	0	11	18	27.00	4.500								
Steve Howe, L ERA: 5.26 (8, 1)	0.1		1	0	0	0	0	0	0	0	0	0	0	1	1	0.00	0.000								
Joe Ausanio, R ERA: 5.97 (9, 1)	1.0		3	0	0	0	0	0	0	0	0	0	0	4	5	0.00	0.000								

Cleveland Indians @ New York Yankees
Yankee Stadium, Bronx, NY
 Thu Aug 10 1995, 7:05 PM EDT
 Att. 48,115 - Unknown - 80 F

livebaseballscorecards.com

AB	32
R	5
H	9
RBI	5
BB	3
SO	7
LOB	15



Batter	1	2	3	4	5	6	7	8	9	AB R H RBI BB SO LOB
Wade Boggs, L OBP: 0.389, SLG: 0.399 (1, 5)	2-1 G6-3 ①		3-1 FC4 ① 1-2f		2-2 L1 ①		0-1 BB 1B		0-3 K ②	5 0 1 0 0 1 1
Bernie Williams, S OBP: 0.352, SLG: 0.447 (1, 8)	2-2 1B ②		1-2 F7 ②		4-2 BB		4-2 SAFE 1-2 BB		3-3 K ③	3 0 1 0 2 1 1
Paul O'Neill, L OBP: 0.397, SLG: 0.542 (1, 7)	4-2 BB ③		1-2 F9 ③		0-0 F8 ②		0-1 L5 ②			3 0 0 0 1 0 4
Ruben Sierra, S OBP: 0.322, SLG: 0.463 (1, 9)	2-0 F8 ③			1-1 F7 ①	2-2 G4-3 ③		1-3 K ③			4 0 0 0 0 1 4
Don Mattingly, L OBP: 0.347, SLG: 0.408 (1, 3)		1-2 1B ①		1-3 K ②		1-0 P5 ①		1-0 G6-3 ①		4 0 1 0 0 1 0
Darryl Strawberry, L OBP: 0.304, SLG: 0.500 (1, 10)		0-0 L8 ①		2-2 HR		3-3 K ②		0-1 P5 ②		4 1 1 1 0 1 1
Jim Leyritz, R OBP: 0.389, SLG: 0.443 (1, 2)		0-3 K ②		0-1 1B 2B		4-2 BB		2-1 FC6-4 1B		3 1 2 0 1 1 1
Tony Fernandez, S OBP: 0.306, SLG: 0.325 (1, 6)		2-2 F9 ③		1-1 1B ②-H		2-1 G3 ③		0-0 FC6-4 ③ 1-2f		4 0 1 1 0 0 3
Randy Velarde, R OBP: 0.345, SLG: 0.373 Dion James, L OBP: 0.373, SLG: 0.380 (9, PH)			1-2 FC4 1B		0-0 L6 ③		0-2 G6-3 ①		1-0 P2 ①	3 0 1 0 0 0 1 1 0 0 0 0 0 0

BOTTOM

Cleveland Indians @ New York Yankees
 Yankee Stadium, Bronx, NY
 Thu Aug 10 1995, 7:05 PM EDT
 Att: 48,115 - Unknown - 80 F

livebaseballscorecards.com

AB	34
R	2
H	8
RBI	2
BB	4
SO	6
LOB	16



Inning Stats	R: 0	H: 1	E: 0	LOB: 1	K: 0	BB: 1	S: 10	R: 0	H: 1	E: 0	LOB: 1	K: 1	BB: 0	S: 12	R: 0	H: 1	E: 0	LOB: 1	K: 0	BB: 0	S: 12	R: 2	H: 3	E: 0	LOB: 1	K: 1	BB: 0	S: 13	R: 0	H: 0	E: 0	LOB: 1	K: 0	BB: 1	S: 10	R: 0	H: 0	E: 0	LOB: 1	K: 1	BB: 1	S: 8	R: 0	H: 1	E: 0	LOB: 2	K: 1	BB: 1	S: 13	R: 0	H: 1	E: 0	LOB: 1	K: 0	BB: 0	S: 6	R: 0	H: 0	E: 0	LOB: 0	K: 2	BB: 0	S: 9	1B: 6	SF: 0	2B: 1	SAC: 0	3B: 0	DP: 0	HR: 1	HBP: 0	WP: 0	PA: 38
--------------	------	------	------	--------	------	-------	-------	------	------	------	--------	------	-------	-------	------	------	------	--------	------	-------	-------	------	------	------	--------	------	-------	-------	------	------	------	--------	------	-------	-------	------	------	------	--------	------	-------	------	------	------	------	--------	------	-------	-------	------	------	------	--------	------	-------	------	------	------	------	--------	------	-------	------	-------	-------	-------	--------	-------	-------	-------	--------	-------	--------

PITCHER	IP	WLS	BF	H	R	ER	SO	BB	IBB	HBP	BLK	WP	HR	S	P	ERA	WHIP
Chad Ogea, R ERA: 3.61 (1, 1)	6.0	W	26	6	2	2	3	3	0	0	0	0	1	65	107	3.00	1.500
Paul Assenmacher, L ERA: 1.59 (7, 1)	2.0		9	2	0	0	1	1	0	0	0	0	0	19	27	0.00	1.500
Jose Mesa, R ERA: 1.25 (9, 1)	1.0	S	3	0	0	0	2	0	0	0	0	0	0	9	13	0.00	0.000

Batter	1	2	3	4	5	6	7	8	9	10	11	AB R H RBI BB SO LOB	TOP				
Kenny Lofton, L OBP: 0.373, SLG: 0.508 (1, 8)	1-2 G5-3 1B	0-0 1-2 1B		0-1 G4-3			0-3 K		4-1 1B BB		2-0 G3 2B	5 2 3 1 1 1 2	Cleveland Indians @ New York Yankees Yankee Stadium, Bronx, NY Fri Aug 11 1995, 7:05 PM EDT Att: 33,739 - Unknown - 84 F				
Omar Vizquel, S OBP: 0.319, SLG: 0.338 Paul Sorrento, L OBP: 0.357, SLG: 0.542 (1, 6) (5, 3)	3-1 G5-3	0-2 P2			3-3 K		0-0 F8		4-1 1B BB		1-1 G3	3 0 0 0 0 1 3 2 0 0 0 1 0 2					
Carlos Baerga, S OBP: 0.370, SLG: 0.499 (1, 4)	3-1 S 1B		1-0 P1		1-3 K		3-2 2B		1-2 1B BB		1-2 G6-3	6 1 3 2 0 1 1					
Albert Belle, R OBP: 0.381, SLG: 0.596 (1, 7)	1-0 S 1B		1-2 G5-3		2-0 P2		2-0 1B 2B		0-0 G6-4-3			5 1 2 1 0 0 2					
Manny Ramirez, R OBP: 0.416, SLG: 0.610 Wayne Kirby, L OBP: 0.235, SLG: 0.280 (1, 9) (11, 9)	3-3 K		2-2 1B		2-3 K		2-1 2B 1B			1-0 L7		5 0 2 1 0 2 2 0 0 0 0 0 0 0					
Dave Winfield, R OBP: 0.287, SLG: 0.313 Eddie Murray, S OBP: 0.361, SLG: 0.513 (1, 10) (8, PH)	3-2 L9		2-3 K		1-3 K		1-0 2B			3-2 P5		3 0 0 0 0 2 3 2 0 1 0 0 0 0					
Herbert Perry, R OBP: 0.400, SLG: 0.532 (1, 3) (5, 5)		2-0 FC5-4 1B		1-3 K		1-2 G1-3		2-3 K		2-2 G4-3		5 0 1 0 0 2 1					
Alvaro Espinoza, R OBP: 0.293, SLG: 0.309 (1, 5) (5, 6)		0-2 FC5-4 FC6-4 1-2f		1-0 1B			3-2 1B		0-1 G4-3		1-2 SH3-4 2B 1B	5 1 3 0 0 0 2					
Tony Peña, R OBP: 0.277, SLG: 0.345 Sandy Alomar Jr., R OBP: 0.367, SLG: 0.548 (1, 2) (9, PH) (9, 2)		2-2 FC6-4 1B 1-2f		1-2 L6			3-1 F9		1-0 P5		0-0 SH3-4	3 0 0 0 0 0 3 1 0 0 0 0 0 0					
Inning Stats	R: 1 H: 3 E: 0 LOB: 2 K: 1 BB: 0 S: 17 P: 31	R: 0 H: 2 E: 0 LOB: 2 K: 0 BB: 0 S: 17 P: 21	R: 0 H: 1 E: 0 LOB: 1 K: 1 BB: 0 S: 10 P: 16	R: 0 H: 1 E: 0 LOB: 1 K: 1 BB: 0 S: 9 P: 12	R: 0 H: 0 E: 0 LOB: 0 K: 2 BB: 0 S: 9 P: 13	R: 0 H: 1 E: 0 LOB: 1 K: 1 BB: 0 S: 9 P: 15	R: 2 H: 4 E: 0 LOB: 1 K: 1 BB: 0 S: 13 P: 23	R: 1 H: 1 E: 0 LOB: 1 K: 0 BB: 2 S: 7 P: 17	R: 0 H: 0 E: 0 LOB: 0 K: 0 BB: 0 S: 8 P: 14	R: 1 H: 2 E: 0 LOB: 1 K: 0 BB: 0 S: 10 P: 15	1B: 11 SF: 0 2B: 4 SAC: 1 3B: 0 DP: 1 HR: 0 HBP: 0	WP: 0 PA: 48 PB: 0 SB: 2 CS: 0					
PITCHER	IP WLS BF H R ER SO BB IBB HBP BLK WP HR S P ERA WHIP																
Andy Pettitte, L ERA: 3.81 (1, 1)	7.0	31	10	3	3	8	0	0	0	0	0	0	0	84	132	3.86	1.429
Bob Wickman, R ERA: 3.92 (8, 1)	1.0	4	2	0	0	1	0	0	0	0	0	0	0	8	13	0.00	2.000
John Wetteland, R ERA: 2.96 (9, 1)	2.1	L	10	2	2	2	0	2	0	0	0	0	0	19	36	7.71	1.714
Steve Howe, L ERA: 5.17 (11, 1)	0.2	3	1	0	0	0	0	0	0	0	0	0	0	6	10	0.00	1.500

livebaseballscores.com


AB	45
R	5
H	15
RBI	5
BB	2
SO	9
LOB	21



Batter	1	2	3	4	5	6	7	8	9	10	11	AB R H RBI BB SO LOB	BOTTOM											
Wade Boggs, L OBP: 0.391, SLG: 0.401 (1, 5)	G4-3 1-1		K 3-3			BB HR 1B 1B 1-0	BB SAFE 2-3 1B 3-1		BB SAFE 1B 1-2			K 2-3	6 1 3 0 0 2 0	<p>Cleveland Indians @ New York Yankees Yankee Stadium, Bronx, NY</p> <p>Fri Aug 11 1995, 7:05 PM EDT Att: 33,739 - Unknown - 84 F</p> <p>livebaseballscores.com</p>										
Bernie Williams, S OBP: 0.357, SLG: 0.447 (1, 8)	1B 1-0		F7 1-1			BB HR 1B 1-2	BB SAFE BB 1-2		BB SAFE BB 1-2		G6-3 1-1	4 1 2 0 2 0 0												
Paul O'Neill, L OBP: 0.397, SLG: 0.538 (1, 7) (9, 9)	G4-3 1-2				G4-3 0-0	BB HR BB 1-2	BB SAFE BB 3-3		BB SAFE BB 2-1		P5 2-1	4 1 1 0 1 1 5												
Ruben Sierra, S OBP: 0.320, SLG: 0.468 (1, 10)	G4-3 1-2				L4 0-1	HR 1-1					L7 1-1	5 1 1 4 0 0 2												
Don Mattingly, L OBP: 0.348, SLG: 0.408 (1, 3)			F9 0-0		L8 3-1	HR 0-0					1B 1-2	5 0 2 0 0 1 0												
Darryl Strawberry, L OBP: 0.308, SLG: 0.480 (1, 9) Gerald Williams, R OBP: 0.365, SLG: 0.543 (8, PH) (9, 7)			1B 0-0		G4-3 2-1	F7 1-1					P5 0-0	3 0 1 0 0 0 1 2 0 0 0 0 1 1												
Mike Stanley, R OBP: 0.381, SLG: 0.542 (1, 2)			1B 2-3		K 1-3	L5 2-1					F7 1-0	5 0 1 0 0 2 2												
Tony Fernandez, S OBP: 0.308, SLG: 0.326 (1, 6)			G4-3 1-2		G6-3 0-2	CS SH1-3 1B 1-0					BB 1B 1B 0-1	5 0 2 0 0 0 3												
Pat Kelly, R OBP: 0.340, SLG: 0.359 (1, 4) Dion James, L OBP: 0.371, SLG: 0.377 (9, PH) Randy Velarde, R OBP: 0.344, SLG: 0.372 (10, 4)			P4 1-0			G3 1-0	SH1-3 0-0				SAFE K 1-3	2 0 0 0 0 0 0 1 0 0 0 0 1 1 1 0 0 0 0 1 0												
Inning Stats	R: 0 E: 0 K: 0 S: 7	H: 2 LOB: 1 BB: 0 P: 12	R: 0 E: 0 K: 1 S: 8	H: 1 LOB: 1 BB: 0 P: 11	R: 0 E: 0 K: 1 S: 7	H: 0 LOB: 0 BB: 0 P: 12	R: 0 E: 0 K: 0 S: 5	H: 0 LOB: 0 BB: 0 P: 8	R: 0 E: 0 K: 1 S: 8	H: 0 LOB: 0 BB: 0 P: 11	R: 4 E: 0 K: 0 S: 11	H: 4 LOB: 1 BB: 1 P: 23	R: 0 E: 0 K: 1 S: 6		H: 0 LOB: 0 BB: 0 P: 9	R: 0 E: 0 K: 1 S: 17	H: 2 LOB: 3 BB: 1 P: 26	R: 0 E: 0 K: 1 S: 15	H: 2 LOB: 2 BB: 0 P: 21	R: 0 E: 0 K: 2 S: 8	H: 0 LOB: 0 BB: 0 P: 12	1B: 12 2B: 0 3B: 0 HR: 1	SF: 0 SAC: 1 DP: 1 HBP: 0	WP: 0 PA: 47 PB: 0 SB: 0 CS: 1
PITCHER	IP WLS BF H R ER SO BB IBB HBP BLK WP HR S P ERA WHIP	7.0 0.2 1.0 0.2 0.2 0.2 W	30 2 6 3 3 3 3	9 0 2 1 1 0 1	4 0 2 0 0 0 0	4 0 0 0 0 0 0	4 0 1 0 0 0 0	4 0 0 0 0 0 0	4 0 0 0 0 0 0	2 0 2 0 0 0 0	3 0 3 0 0 0 0	0 0 0 0 0 0 0	0 0 0 0 0 0 0		0 0 0 0 0 0 0	0 0 0 0 0 0 0	0 0 0 0 0 0 0	0 0 0 0 0 0 0	0 0 0 0 0 0 0	0 0 0 0 0 0 0	0 0 0 0 0 0 0	0.00 0.00 1.50 1.50 1.50 0.00	1.571 0.00 3.000 1.500 1.500 0.00	0.00 0.000
PITCHER	IP WLS BF H R ER SO BB IBB HBP BLK WP HR S P ERA WHIP	11.1 1.0	3 3	0 0	0 0	0 0	0 0	0 0	0 0	0 0	0 0	0 0	0 0	0 0	0 0	0 0	0 0	0 0	0 0	0 0	0 0	0.00 1.22	1.571 0.000	

AB	43
R	4
H	13
RBI	4
BB	3
SO	9
LOB	15



Batter	1	2	3	4	5	6	7	8	9	AB R H RBI BB SO LOB	TOP												
Kenny Lofton, L (1, 8) OBP: 0.371, SLG: 0.508	1-1 L9		2-1 2B		1-2 F8		1-1 P6			4 0 1 0 0 0 0													
Omar Vizquel, S (1, 6) OBP: 0.319, SLG: 0.337	1-2 F9		2-1 G3			1-2 FC6-4 1B	0-1 P4			4 0 1 0 0 0 2													
Carlos Baerga, S (1, 4) OBP: 0.371, SLG: 0.498	2-2 1B		4-0 BB			1-2 FC6-4 2B		3-2 G4-3		3 1 1 0 1 0 1													
Albert Belle, R (1, 7) OBP: 0.380, SLG: 0.595	2-2 G1-3		1-3 K			3-0 P8		0-0 G3 2B		4 0 1 0 0 1 5													
Eddie Murray, S (1, 10) OBP: 0.360, SLG: 0.513		0-0 F8		3-3 K		2-1 1B 2B		0-1 G3		4 1 1 1 0 1 1													
Paul Sorrento, L (1, 3) OBP: 0.356, SLG: 0.535		0-1 G3-1		3-2 G4-3		4-0 1B IBB		1-2 G3		3 0 0 0 1 0 1													
Alvaro Espinoza, R (1, 5) OBP: 0.295, SLG: 0.310		1-0 G6-3		0-0 L8		2-2 1B			4-2 G5-4-3 BB	3 0 1 1 0 0 0	AB 33 R 2 H 7 RBI 2 BB 3 SO 4 LOB 14												
Jim Thome, L (9, PH) OBP: 0.450, SLG: 0.599						1-2 2-H			0-2 G5-4-3	0 0 0 0 1 0 0													
Tony Peña, R (1, 2) OBP: 0.278, SLG: 0.345			0-0 2B 1B		1-0 F9	1-3 K			0-2 G5-4-3	3 0 1 0 0 1 2													
Sandy Alomar Jr., R (9, PH) OBP: 0.364, SLG: 0.543									1-2f	1 0 0 0 0 0 1													
Wayne Kirby, L (1, 9) OBP: 0.230, SLG: 0.275			0-3 K		3-1 P8		1-0 G4-3		3-0 F9	3 0 0 0 0 1 1													
Manny Ramirez, R (9, PH) OBP: 0.415, SLG: 0.608										1 0 0 0 0 0 0													
Inning Stats	R: 0 E: 0 K: 0 S: 13	H: 1 LOB: 1 BB: 0 P: 19	R: 0 E: 0 K: 0 S: 4	H: 0 LOB: 0 BB: 0 P: 5	R: 0 E: 0 K: 2 S: 11	H: 2 LOB: 3 BB: 1 P: 20	R: 0 E: 0 K: 1 S: 13	H: 0 LOB: 0 BB: 0 P: 19	R: 0 E: 0 K: 0 S: 6	H: 0 LOB: 0 BB: 0 P: 11	R: 2 E: 0 K: 1 S: 20	H: 3 LOB: 2 BB: 1 P: 34	R: 0 E: 0 K: 0 S: 5	H: 0 LOB: 0 BB: 0 P: 7	R: 0 E: 0 K: 0 S: 10	H: 1 LOB: 1 BB: 0 P: 14	R: 0 E: 0 K: 0 S: 6	H: 0 LOB: 0 BB: 1 P: 13	1B: 4 2B: 3 3B: 0 HR: 0	SF: 0 SAC: 0 DP: 1 HBP: 0	WP: 0 PB: 0 SB: 0 CS: 0	PA: 36	
PITCHER Jack McDowell, R (1, 1) ERA: 4.29	IP 9.0	WLS W	BF 36	H 7	R 2	ER 2	SO 4	BB 2	IBB 1	HBP 0	BLK 0	WP 0	HR 0	S 88	P 142	ERA 2.00	WHIP 1.000						

Cleveland Indians @ New York Yankees
Yankee Stadium, Bronx, NY

Sat Aug 12 1995, 7:05 PM EDT
Att. 35,795 - Unknown - 89 F

livebaseballscorecards.com

Batter	1	2	3	4	5	6	7	8	9
Wade Boggs, L OBP: 0.392, SLG: 0.404 (1, 5)	4-0 BB G1-6-3 BB		2-2 G4-3		1-3 SAFE K		2-2 1B 2B		
Bernie Williams, S OBP: 0.358, SLG: 0.455 (1, 8)	2-1 SAFE G1-6-3 1-2f		1-0 G4-3			0-1 HR	0-0 2-H 1B		
Paul O'Neill, L OBP: 0.398, SLG: 0.551 (1, 7) (9, 9)	2-2 2B			0-1 HR		3-3 HR	0-0 P7		
Ruben Sierra, S OBP: 0.322, SLG: 0.465 (1, 10)	4-2 BB			1-0 L9		4-1 BB BB	1-0 G6-3		
Don Mattingly, L OBP: 0.344, SLG: 0.403 (1, 3)	0-1 F7			0-0 G4-3		3-2 SAFE F9	1-0 P6		
Darryl Strawberry, L OBP: 0.300, SLG: 0.429 (1, 9) Gerald Williams, R OBP: 0.365, SLG: 0.543 (9, 7)		2-2 G4-3		3-2 L8		4-2 BB	0-3 K		
Mike Stanley, R OBP: 0.378, SLG: 0.536 (1, 2)		2-3 K			2-2 F8	0-0 F7			
Tony Fernandez, S OBP: 0.308, SLG: 0.330 (1, 6)		1-1 F8			0-0 2B		1-2 P6		
Pat Kelly, R OBP: 0.335, SLG: 0.353 (1, 4)			2-3 K		2-0 F7		1-3 K		

Inning Stats	R: 0	H: 1	E: 0	K: 0	S: 11	R: 0	H: 0	E: 0	K: 1	S: 9	R: 0	H: 0	E: 0	K: 1	S: 11	R: 1	H: 1	E: 0	K: 0	S: 7	R: 0	H: 1	E: 0	K: 1	S: 9	R: 1	H: 1	E: 0	K: 1	S: 13	R: 1	H: 2	E: 0	K: 1	S: 11	R: 0	H: 0	E: 0	K: 1	S: 6	R: 0	H: 0	E: 0	K: 1	S: 6					
	LOB: 2	BB: 2				LOB: 0	BB: 0				LOB: 0	BB: 0				LOB: 1	BB: 0				LOB: 2	BB: 2				LOB: 1	BB: 0				LOB: 0	BB: 0																		

PITCHER	IP	WLS	BF	H	R	ER	SO	BB	IBB	HBP	BLK	WP	HR	S	P	ERA	WHIP
Dennis Martinez, R ERA: 2.87 (1, 1)	7.0	L	30	6	3	3	5	4	0	0	0	0	2	71	120	3.86	1.429
Alan Embree, L ERA: 1.5 (8, 1)	1.0		3	0	0	0	1	0	0	0	0	0	0	6	8	0.00	0.000

BOTTOM

Cleveland Indians @ New York Yankees
Yankee Stadium, Bronx, NY

Sat Aug 12 1995, 7:05 PM EDT
Att: 35,795 - Unknown - 89 F

AB	R	H	RBI	BB	SO	LOB
3	1	1	0	1	1	1
4	1	2	2	0	0	1
4	1	2	1	0	1	1
2	0	0	0	2	0	0
4	0	0	0	0	0	3
3	0	0	0	1	1	0
0	0	0	0	0	0	0
3	0	0	0	0	1	2
3	0	1	0	0	0	0
3	0	0	0	0	2	1

livebaseballscorecards.com

AB	29
R	3
H	6
RBI	3
BB	4
SO	6
LOB	9



WP: 0	PA: 33
PB: 0	
SB: 0	
CS: 0	

Batter	1	2	3	4	5	6	7	8	9	AB R H RBI BB SO LOB	TOP											
Kenny Lofton, L OBP: 0.367, SLG: 0.502 (1, 8) B X	1-0 L8		1-3 K		1-1 L8			1-3 K		4 0 0 0 0 2 0	Cleveland Indians @ New York Yankees Yankee Stadium, Bronx, NY Sun Aug 13 1995, 3:33 AM EDT Att. 45,866 - Sunny - 82 F livebaseballscorecards.com											
Omar Vizquel, S OBP: 0.318, SLG: 0.338 (1, 6) C X	0-1 2B		0-1 F9		0-0 G4-3			1-2 P4		4 0 1 0 0 0 0												
Carlos Baerga, S OBP: 0.370, SLG: 0.495 (1, 4) B X	1-0 G5-3		1-1 P5			2-1 G3		1-0 1B		4 0 1 0 0 0 1												
Albert Belle, R OBP: 0.381, SLG: 0.601 (1, 7) B C S B S	2-3 K			2-2 F7		1-0 HR		4-2 1B		3 1 1 1 1 1 1												
Eddie Murray, S OBP: 0.362, SLG: 0.513 (1, 10) B C X		1-1 1B		2-0 1B		1-0 F8		2-1 G4-3		4 0 2 0 0 0 2												
Jim Thome, L OBP: 0.451, SLG: 0.596 (1, 5) C B X		1-1 1B		3-3 K		2-1 F8		4-0 BB		3 0 1 0 1 1 1												
Manny Ramirez, R OBP: 0.414, SLG: 0.602 (1, 9) S C X S		0-2 P8		4-2 BB			0-3 K	1-3 K		3 0 0 0 1 2 3												
Paul Sorrento, L OBP: 0.351, SLG: 0.527 (1, 3) C S C S		3-3 K		1-3 K			0-1 G1-3	1-1 P5		4 0 0 0 0 2 5												
Sandy Alomar Jr., R OBP: 0.350, SLG: 0.520 (1, 2) X	0-0 P5				2-3 K		0-2 L9	3-2 G5-3		4 0 0 0 0 1 3												
Inning Stats	R: 0 E: 0 K: 1 S: 7	H: 1 LOB: 1 BB: 0 P: 11	R: 0 E: 0 K: 1 S: 11	H: 2 LOB: 2 BB: 0 P: 16	R: 0 E: 0 K: 1 S: 7	H: 0 LOB: 0 BB: 0 P: 9	R: 0 E: 0 K: 2 S: 13	H: 1 LOB: 2 BB: 1 P: 25	R: 0 E: 0 K: 1 S: 7	H: 0 LOB: 0 BB: 0 P: 10	R: 1 E: 0 K: 0 S: 6	H: 1 LOB: 0 BB: 0 P: 12	R: 0 E: 0 K: 1 S: 8	H: 0 LOB: 0 BB: 0 P: 8	R: 0 E: 0 K: 1 S: 11	H: 1 LOB: 2 BB: 1 P: 20	R: 0 E: 0 K: 1 S: 9	H: 0 LOB: 1 BB: 1 P: 18	1B: 4 2B: 1 3B: 0 HR: 1	SF: 0 SAC: 0 DP: 0 HBP: 0	WP: 1 PB: 0 SB: 1 CS: 0	PA: 36
PITCHER David Cone, R ERA: 3.16 (1, 1)	IP: 9.0 WLS: W BF: 36 H: 6 R: 1 ER: 1 SO: 9 BB: 3 IBB: 0 HBP: 0 BLK: 0 WP: 1 HR: 1 S: 79 P: 129 ERA: 1.00 WHIP: 1.000											PITCHER IP: WLS: BF: H: R: ER: SO: BB: IBB: HBP: BLK: WP: HR: S: P: ERA: WHIP										



Batter	1	2	3	4	5	6	7	8	9	AB	R	H	RBI	BB	SO	LOB
Wade Boggs, L OBP: 0.393, SLG: 0.403 (1, 5)	2-2 FC4-6 1B	1 SAFE 2-2 F8					1-1 F7		4-1 FC1-6 BB	3	0	1	0	1	0	1
Bernie Williams, S OBP: 0.355, SLG: 0.451 (1, 8)	2-1 FC4-6 1-2f HR		0-3 K				2-2 P6		0-1 FC1-6 BB 1-2f	4	1	0	0	0	1	2
Paul O'Neill, L OBP: 0.399, SLG: 0.559 (1, 7) (9, 9)	0-1 1-H HR		2-1 L8				2-1 F8		4-2 SAFE SAFE 1-2 BB	3	1	1	2	1	0	0
Ruben Sierra, S OBP: 0.319, SLG: 0.460 (1, 10)	2-3 K		1-1 L3				3-3 K		1-1 F7	4	0	0	0	0	2	2
Don Mattingly, L OBP: 0.346, SLG: 0.410 (1, 3)	2-2 2B				0-2 F7		0-0 1B 2B		1-0 G3	4	1	2	0	0	0	2
Darryl Strawberry, L OBP: 0.353, SLG: 0.500 Gerald Williams, R OBP: 0.365, SLG: 0.543 (1, 9) (8, PR) (9, 7)	3-0 G4-3				1-2 G4-3 1B 2B		2-2 FC5-2 1B		0-1 L9-6 S 1B	4	1	3	0	0	0	1
Jim Leyritz, R OBP: 0.383, SLG: 0.435 (1, 2)			0-1 G5-3		0-0 G4-3		0-2 FC5-2-4 FC5 1B		2-3 K	4	0	0	0	0	1	4
Randy Velarde, R OBP: 0.350, SLG: 0.378 (1, 6)			2-0 1B		1-2 1B		0-0 FC5 1B		1-2 L9-6	4	0	3	2	0	0	2
Pat Kelly, R OBP: 0.330, SLG: 0.347 (1, 4)			1-2 P4		1-1 P3		0-0 FC5		1-2 2-3f	3	0	0	0	0	0	4

Inning Stats	R: 2	H: 3	E: 0	K: 1	S: 14	LOB: 1	BB: 0	P: 25	R: 0	H: 1	E: 0	K: 0	S: 11	LOB: 1	BB: 0	P: 16	R: 0	H: 0	E: 0	K: 1	S: 7	LOB: 0	BB: 0	P: 10	R: 1	H: 2	E: 0	K: 0	S: 12	LOB: 1	BB: 0	P: 15	R: 0	H: 0	E: 0	K: 0	S: 8	LOB: 0	BB: 0	P: 13	R: 1	H: 3	E: 0	K: 1	S: 12	LOB: 2	BB: 0	P: 17	R: 0	H: 0	E: 0	K: 0	S: 8	LOB: 2	BB: 2	P: 18	R: 0	H: 1	E: 0	K: 1	S: 8	LOB: 1	BB: 0	P: 11
--------------	------	------	------	------	-------	--------	-------	-------	------	------	------	------	-------	--------	-------	-------	------	------	------	------	------	--------	-------	-------	------	------	------	------	-------	--------	-------	-------	------	------	------	------	------	--------	-------	-------	------	------	------	------	-------	--------	-------	-------	------	------	------	------	------	--------	-------	-------	------	------	------	------	------	--------	-------	-------

PITCHER	IP	WLS	BF	H	R	ER	SO	BB	IBB	HBP	BLK	WP	HR	S	P	ERA	WHIP
Mark Clark, R ERA: 5.9 (1, 1)	6.0	L	27	9	4	4	3	0	0	0	0	0	1	64	96	6.00	1.500
Alan Embree, L ERA: 1.29 (7, 1)	1.0		6	1	0	0	0	2	0	0	0	0	0	10	20	0.00	3.000
Julian Tavarez, R ERA: 1.97 (8, 1)	1.0		2	0	0	0	1	0	0	0	0	0	0	6	9	0.00	0.000


BOTTOM

Cleveland Indians @ New York Yankees
 Yankee Stadium, Bronx, NY


Sun Aug 13 1995, 3:33 AM EDT
 Att. 45,866 - Sunny - 82 F

livebaseballscorecards.com

AB	33
R	4
H	10
RBI	4
BB	2
SO	4
LOB	18



WP: 0	PA: 35
PB: 0	
SB: 1	
CS: 0	

Batter	1	2	3	4	5	6	7	8	9	AB R H RBI BB SO LOB	TOP														
Wade Boggs, L (1, 5) OBP: 0.391, SLG: 0.400	3-2 1B SF8 1B		1-2 F8			2-2 F8		0-0 FC3-6 1B 1-2f	1-3 K	5 1 1 0 0 1 4	<p>New York Yankees @ Boston Red Sox Fenway Park, Boston, MA Mon Aug 14 1995, 7:05 PM EDT Att. 34,319 - Unknown - 76 F</p> <p>livebaseballscorecards.com</p> <table border="1"> <tr><td>AB</td><td>33</td></tr> <tr><td>R</td><td>3</td></tr> <tr><td>H</td><td>8</td></tr> <tr><td>RBI</td><td>3</td></tr> <tr><td>BB</td><td>3</td></tr> <tr><td>SO</td><td>6</td></tr> <tr><td>LOB</td><td>17</td></tr> </table> 	AB	33	R	3	H	8	RBI	3	BB	3	SO	6	LOB	17
AB	33																								
R	3																								
H	8																								
RBI	3																								
BB	3																								
SO	6																								
LOB	17																								
Bernie Williams, S (1, 8) OBP: 0.357, SLG: 0.451	1-2 G3 SF8 1B 1-3 1B		1-0 G3			4-1 1B BB		1-1 1B 1-2 1B	3-3 K	4 1 2 0 1 1 3															
Paul O'Neill, L (1, 7) OBP: 0.398, SLG: 0.557	0-1 SF8 1-2 3-H		2-3 K			1-0 1B 1-2 1B		0-1 F8		3 0 1 1 0 1 2															
Ruben Sierra, S (1, 10) OBP: 0.315, SLG: 0.454	2-0 G3 2-3				3-2 F8	0-2 P6		2-0 G4-3		4 0 0 0 0 0 5															
Darryl Strawberry, L (1, 9) OBP: 0.368, SLG: 0.500	1-0 1B 3-H				2-3 K	1-2 F8			3-1 1B SF8 1B	4 1 2 1 0 1 2															
Don Mattingly, L (1, 3) OBP: 0.345, SLG: 0.408	1-2 L8				2-1 L9		1-0 P6		2-1 BB BB 1B 1-3 1B	4 0 1 0 0 0 1															
Mike Stanley, R (1, 2) OBP: 0.373, SLG: 0.530						2-1 F8		3-1 F9	2-0 SF8 3-H	3 0 0 1 0 1 0															
Tony Fernandez, S (1, 6) OBP: 0.307, SLG: 0.327						1-1 G4-3		0-0 G6-3	4-2 BB 1-2 BB	3 0 0 0 1 1 0															
Randy Velarde, R (1, 4) OBP: 0.352, SLG: 0.378						0-0 L8		0-1 FC3-6 1B	4-1 1B 1-2 2-3 BB	3 0 1 0 1 0 0															
Inning Stats	R: 2 H: 3 E: 0 LOB: 1 K: 0 BB: 0 S: 14 P: 22	R: 0 H: 0 E: 0 LOB: 0 K: 2 BB: 0 S: 8 P: 12	R: 0 H: 0 E: 0 LOB: 0 K: 1 BB: 0 S: 8 P: 12	R: 0 H: 0 E: 0 LOB: 0 K: 1 BB: 0 S: 9 P: 16	R: 0 H: 0 E: 0 LOB: 0 K: 0 BB: 0 S: 5 P: 8	R: 0 H: 1 E: 0 LOB: 2 K: 0 BB: 1 S: 13 P: 21	R: 0 H: 0 E: 0 LOB: 0 K: 0 BB: 0 S: 4 P: 8	R: 0 H: 2 E: 0 LOB: 2 K: 0 BB: 0 S: 8 P: 11	R: 1 H: 2 E: 0 LOB: 3 K: 2 BB: 2 S: 14 P: 33	1B: 8 SF: 2 2B: 0 SAC: 0 3B: 0 DP: 0 HR: 0 HBP: 0	WP: 0 PA: 38 PB: 0 SB: 0 CS: 0														
PITCHER	IP WLS BF H R ER SO BB IBB HBP BLK WP HR S P ERA WHIP											PITCHER	IP WLS BF H R ER SO BB IBB HBP BLK WP HR S P ERA WHIP												
Erik Hanson, R (1, 1) ERA: 3.55	8.1 W 35 8 3 3 4 2 0 0 0 0 0 0 76 128 3.24 1.200																								
Joe Hudson, R (9, 1) ERA: 3.65	0.2 3 0 0 0 2 1 0 0 0 0 0 0 7 15 0.00 1.500																								

Batter	1	2	3	4	5	6	7	8	9	AB	R	H	RBI	BB	SO	LOB	BOTTOM			
Lee Tinsley, S OBP: 0.364, SLG: 0.406 (1, 8)	1-1 G3	0-2 G6-3		0-1 G4-3	0-1 F8	0-2 K				5	0	0	0	0	1	2	New York Yankees @ Boston Red Sox Fenway Park, Boston, MA Mon Aug 14 1995, 7:05 PM EDT Att: 34,319 - Unknown - 76 F			
John Valentin, R OBP: 0.405, SLG: 0.543 (1, 6)	2-2 HR 1B	4-2 BB		4-1 BB	1-0 1B			0-0 G6-3		3	1	2	0	2	0	0				
Mo Vaughn, L OBP: 0.394, SLG: 0.583 (1, 3)	0-0 1-H HR	1-1 G4-3		0-3 K	2-2 K			4-0 BB		4	1	1	2	1	2	4				
Jose Canseco, R OBP: 0.371, SLG: 0.500 (1, 10)	2-1 P3		0-2 PB 1B 1B	3-2 P1		1-3 K		0-0 L8		5	1	1	0	0	1	2				
Mike Greenwell, L OBP: 0.350, SLG: 0.448 (1, 7)	4-1 BB HBP BB		0-0 1B PB 1B		0-0 HR 1B	0-0 P5		0-3 K		4	1	2	0	1	1	1				
Troy O'Leary, L OBP: 0.394, SLG: 0.566 (1, 9)	1-1 BB		4-2 1B	1-2 BB	0-1 HR 1B	1-0 2B 2B		2-1 PB 1B		3	2	3	0	1	0	0				
Tim Lincecum, R OBP: 0.421, SLG: 0.461 (1, 5)	4-1 BB		2-1 1B	1-2 BB	0-2 HR 1B	4-2 2B BB		2-3 K		3	2	2	4	2	1	1				
Mike Macfarlane, R OBP: 0.334, SLG: 0.420 (1, 2)	3-2 L5		3-3 K		0-0 P2	0-0 2B 2B		1-2 P4		5	1	1	2	0	1	7				
Luis Alicea, S OBP: 0.361, SLG: 0.355 (1, 4)		2-1 L8	0-2 G1-2-3		1-0 HBP	3-2 2B		2-2 G3		4	0	1	1	0	0	4				
Inning Stats	R: 2 E: 0 K: 0 S: 14	H: 2 LOB: 3 BB: 2 P: 31	R: 0 E: 0 K: 0 S: 10	H: 0 LOB: 1 BB: 1 P: 17	R: 1 E: 0 K: 1 S: 17	H: 3 LOB: 2 BB: 1 P: 26	R: 0 E: 0 K: 1 S: 10	H: 0 LOB: 1 BB: 1 P: 16	R: 3 E: 0 K: 1 S: 13	H: 4 LOB: 2 BB: 0 P: 17	R: 3 E: 0 K: 2 S: 14	H: 3 LOB: 1 BB: 1 P: 23	R: 0 E: 0 K: 1 S: 5	H: 0 LOB: 1 BB: 1 P: 9	R: 0 E: 0 K: 1 S: 13	H: 1 LOB: 1 BB: 0 P: 20		1B: 8 2B: 3 3B: 0 HR: 2	SF: 0 SAC: 0 DP: 1 HBP: 2	WP: 0 PB: 2 SB: 1 CS: 0
PITCHER	IP WLS BF H R ER SO BB IBB HBP BLK WP HR S P ERA WHIP	IP WLS BF H R ER SO BB IBB HBP BLK WP HR S P ERA WHIP	IP WLS BF H R ER SO BB IBB HBP BLK WP HR S P ERA WHIP	IP WLS BF H R ER SO BB IBB HBP BLK WP HR S P ERA WHIP	IP WLS BF H R ER SO BB IBB HBP BLK WP HR S P ERA WHIP	IP WLS BF H R ER SO BB IBB HBP BLK WP HR S P ERA WHIP	IP WLS BF H R ER SO BB IBB HBP BLK WP HR S P ERA WHIP	IP WLS BF H R ER SO BB IBB HBP BLK WP HR S P ERA WHIP	IP WLS BF H R ER SO BB IBB HBP BLK WP HR S P ERA WHIP	IP WLS BF H R ER SO BB IBB HBP BLK WP HR S P ERA WHIP	IP WLS BF H R ER SO BB IBB HBP BLK WP HR S P ERA WHIP	IP WLS BF H R ER SO BB IBB HBP BLK WP HR S P ERA WHIP	IP WLS BF H R ER SO BB IBB HBP BLK WP HR S P ERA WHIP	IP WLS BF H R ER SO BB IBB HBP BLK WP HR S P ERA WHIP	IP WLS BF H R ER SO BB IBB HBP BLK WP HR S P ERA WHIP	IP WLS BF H R ER SO BB IBB HBP BLK WP HR S P ERA WHIP	IP WLS BF H R ER SO BB IBB HBP BLK WP HR S P ERA WHIP			
Scott Kamieniecki, R ERA: 5.71 (1, 1)	4.1 L																			
Bob MacDonald, L ERA: 5.26 (5, 1)	2.2																			
Joe Ausanio, R ERA: 5.76 (8, 1)	1.0																			

AB	36
R	9
H	13
RBI	9
BB	7
SO	7
LOB	21



Batter	1	2	3	4	5	6	7	8	9	AB R H RBI BB SO LOB	TOP		
Bernie Williams, S (1, 8) OBP: 0.360, SLG: 0.461	2-1 G5-3	3-2 3B		0-0 E2 WP 2B	2-2 G3		1-1 2B			5 1 3 3 0 0 2			
Jim Leyritz, R (1, 2) OBP: 0.387, SLG: 0.443	0-0 G4-6-3 1B	1-0 G5-3		2-1 1B 2B	2-2 G5-3			1-1 1B		5 0 3 1 0 0 3			
Paul O'Neill, L (1, 7) OBP: 0.395, SLG: 0.550	1-2 G4-6-3 1-2f	4-1 BB		0-2 P4	3-3 K			2-3 K		4 0 0 0 1 2 5			
Ruben Sierra, S (1, 9) OBP: 0.319, SLG: 0.462 Gerald Williams, R (8, 9) OBP: 0.365, SLG: 0.543				1-0 1B		1-0 G4-3 2B		1-0 F9		5 1 3 0 0 0 3 0 0 0 0 0 0 0			
Mike Stanley, R (1, 10) OBP: 0.367, SLG: 0.521		3-2 E6 BB E 2B	0-3 K	1-3 K2-3		3-2 G5-3		3-3 K		5 1 0 0 0 3 5			
Don Mattingly, L (1, 3) OBP: 0.343, SLG: 0.403	2-1 L7	1-0 G3-1			4-0 1B BB	2-2 G4-3		0-2 G5-3		4 1 0 0 1 0 3			
Randy Velarde, R (1, 6) OBP: 0.349, SLG: 0.374	0-1 E3 BB 2B	3-2 G4-3			1-0 1B 2B 1B	2-1 P2		0-2 G6-3		5 2 1 0 0 0 3			
Russ Davis, R (1, 5) OBP: 0.400, SLG: 0.500	4-1 2B 3B BB			1-0 P6	2-1 2B 1B		3-1 G4-3		1-2 P4	4 1 1 2 1 0 0			
Pat Kelly, R (1, 4) OBP: 0.338, SLG: 0.372	0-0 3B 2B			0-1 E 2B	1-1 2B		3-1 L9			4 2 3 3 0 0 0			
Inning Stats	R: 0 E: 0 K: 0 S: 6 H: 1 LOB: 0 BB: 0 P: 9	R: 5 E: 2 K: 0 S: 19 H: 3 LOB: 2 BB: 2 P: 41	R: 0 E: 0 K: 1 S: 9 H: 0 LOB: 0 BB: 0 P: 13	R: 2 E: 1 K: 1 S: 14 H: 4 LOB: 2 BB: 0 P: 19	R: 2 E: 0 K: 1 S: 16 H: 3 LOB: 2 BB: 1 P: 31	R: 0 E: 0 K: 0 S: 9 H: 1 LOB: 1 BB: 0 P: 17	R: 0 E: 0 K: 0 S: 6 H: 1 LOB: 1 BB: 0 P: 13	R: 0 E: 0 K: 2 S: 13 H: 1 LOB: 1 BB: 0 P: 20	R: 0 E: 0 K: 0 S: 9 H: 0 LOB: 0 BB: 0 P: 10	1B: 6 2B: 7 3B: 1 HR: 0 SF: 0 SAC: 0 DP: 1 HBP: 0	WP: 1 PB: 0 SB: 0 CS: 0 PA: 44		
PITCHER	IP WLS BF H R ER SO BB IBB HBP BLK WP HR S P ERA WHIP											PITCHER	IP WLS BF H R ER SO BB IBB HBP BLK WP HR S P ERA WHIP
Rheal Cormier, L (1, 1) ERA: 3.27	3.1 L 20 7 7 2 1 2 0 0 0 0 1 0 40 72 5.40 2.700												
Mike Maddux, R (4, 1) ERA: 4.13	1.1 9 4 2 2 1 1 0 0 0 0 0 0 19 33 13.50 3.750												
Eric Gunderson, L (5, 1) ERA: 3.38	2.1 8 2 0 0 1 0 0 0 0 0 0 0 20 38 0.00 0.857												
Mike Stanton, L (8, 1) ERA: 5.88	2.0 7 1 0 0 2 0 0 0 0 0 0 0 22 30 0.00 0.500												

New York Yankees @ Boston Red Sox
Fenway Park, Boston, MA
 Tue Aug 15 1995, 7:05 PM EDT
 Att. 34,616 - Unknown - 85 F

livebaseballscorecards.com

AB	41
R	9
H	14
RBI	9
BB	3
SO	5
LOB	24



Batter	1	2	3	4	5	6	7	8	9	AB	R	H	RBI	BB	SO	LOB
Willie McGee, S OBP: 0.356, SLG: 0.490 (1, 9) F X	0-1 G4-3		1-2 FC5-4		0-0 G3			1-1 1B	1-3 K	5	1	1	0	0	1	3
John Valentin, R OBP: 0.404, SLG: 0.540 (1, 6) B X	1-0 P4		2-1 P3			2-0 G5-3		1-2 1B		4	0	1	1	0	0	1
Mo Vaughn, L OBP: 0.390, SLG: 0.577 (1, 3) B B S S S	3-3 K		0-3 K			2-0 G4-3		2-3 K		4	0	0	0	0	3	2
Jose Canseco, R OBP: 0.377, SLG: 0.517 (1, 10) B X		1-0 HR		0-0 1B		0-0 F8		1-2 1B		4	1	3	1	0	0	0
Tim Lincecum, R OBP: 0.422, SLG: 0.461 (1, 5) C B B X		2-1 G6-3		3-2 G5-4-3			0-0 1B	2-1 1B		4	0	2	0	0	0	1
Mike Greenwell, L OBP: 0.349, SLG: 0.444 (1, 7) B B B C C C C		4-2 1B		1-0 G4-3			0-0 F7	0-1 G6-3		3	0	0	0	1	0	4
Mike Macfarlane, R OBP: 0.333, SLG: 0.418 (1, 2) C B B C X		2-1 1B		0-2 E6			1-1 E5		1-0 P5	4	0	1	0	0	0	1
Lee Tinsley, S OBP: 0.366, SLG: 0.409 (1, 8) B X		1-0 L4		0-1 F9			4-0 BB		1-1 L9	3	0	1	0	1	0	2
Luis Alicea, S OBP: 0.360, SLG: 0.354 (1, 4) X			0-0 FC5-4		2-2 FC3-6		1-2 G1-2-3		1-0 L9	4	0	1	0	0	0	5

Inning Stats	R: 0	H: 0	E: 0	K: 1	S: 6	R: 1	H: 2	E: 0	K: 0	S: 11	R: 0	H: 1	E: 0	K: 1	S: 10	R: 0	H: 1	E: 1	K: 0	S: 9	R: 0	H: 0	E: 0	K: 0	S: 3	R: 0	H: 1	E: 1	K: 0	S: 7	R: 1	H: 4	E: 0	K: 1	S: 16	R: 0	H: 1	E: 0	K: 1	S: 7	R: 0	H: 1	E: 0	K: 1	S: 7	1B: 7	2B: 2	3B: 0	HR: 1	SF: 0	SAC: 0	DP: 3	HBP: 0	WP: 0	PB: 0	SB: 0	CS: 0	PA: 37
PITCHER	IP	WLS	BF	H	R	ER	SO	BB	IBB	HBP	BLK	WP	HR	S	P	ERA	WHIP																																									
Sterling Hitchcock, L ERA: 4.31 (1, 1)	7.1	W	30	7	2	2	3	2	0	0	0	0	1	61	98	2.46	1.227																																									
Bob Wickman, R ERA: 3.82 (8, 1)	1.2		7	3	0	0	1	0	0	0	0	0	0	14	21	0.00	1.800																																									

BOTTOM

New York Yankees @ Boston Red Sox
Fenway Park, Boston, MA
Tue Aug 15 1995, 7:05 PM EDT
Att: 34,616 - Unknown - 85 F

AB	35
R	2
H	10
RBI	2
BB	2
SO	4
LOB	19



WP: 0	PA: 37
ERA	WHIP

Batter	1	2	3	4	5	6	7	8	9	AB R H RBI BB SO LOB	TOP																
Bernie Williams, S (1, 8) OBP: 0.358, SLG: 0.456	0-1 L9		4-0 FC4-6 BB	3-0 F7		1-0 FC4-6		1-0 L8		4 0 0 1 1 0 5																	
Randy Velarde, R (1, 7) OBP: 0.348, SLG: 0.369	4-1 FC4-6 BB		2-1 FC4-6		0-1 L3	2-2 F8			1-1 F8	3 0 0 0 1 0 3																	
Dion James, L (9, PH) OBP: 0.368, SLG: 0.374										1 0 0 0 0 0 0																	
Jim Leyritz, R (1, 3) OBP: 0.383, SLG: 0.437	2-2 F8			0-0 G6-3	3-1 E4			1-0 F8	3-2 L6	3 0 0 0 0 0 1																	
Don Mattingly, L (6, 3) OBP: 0.341, SLG: 0.401										2 0 0 0 0 0 0																	
Ruben Sierra, S (1, 10) OBP: 0.317, SLG: 0.457	1-1 FC4-6			0-0 L7	3-3 K			4-0 1B BB	1-0 G3-1	4 0 0 0 1 1 2																	
Mike Stanley, R (1, 2) OBP: 0.369, SLG: 0.521		1-3 K		2-0 2B 1B	3-1 FC5-4			1-2 1B		4 1 2 0 0 1 1																	
Gerald Williams, R (1, 9) OBP: 0.362, SLG: 0.542		0-0 F9		1-2 1B 2B		0-2 L7		0-3 K		4 1 1 0 0 1 1																	
Russ Davis, R (1, 5) OBP: 0.410, SLG: 0.507										3 2 2 2 0 0 0																	
Wade Boggs, L (8, PH) (8, 5) OBP: 0.388, SLG: 0.399		2-1 L9		0-0 1B 1B		1-2 BB FC4-6 1B		2-0 F7		1 0 0 0 0 0 0																	
Tony Fernandez, S (1, 6) OBP: 0.315, SLG: 0.333			2-1 G4-6-3 1B	1-0 1B		4-0 FC4-6 BB		0-0 1B		3 0 3 0 1 0 0																	
Pat Kelly, R (1, 4) OBP: 0.340, SLG: 0.374			1-2 G4-6-3	3-2 1B		4-1 FC4-6 BB		0-3 K		2 0 1 1 0 0 1																	
Paul O'Neill, L (6, PH) (6, 7) OBP: 0.396, SLG: 0.548				1-2 2-H						1 0 0 0 1 1 1																	
Inning Stats	R: 0 E: 0 K: 0 S: 9	H: 0 LOB: 1 BB: 1 P: 16	R: 0 E: 0 K: 1 S: 7	H: 0 LOB: 0 BB: 0 P: 10	R: 0 E: 0 K: 0 S: 9	H: 1 LOB: 1 BB: 1 P: 18	R: 3 E: 0 K: 0 S: 13	H: 5 LOB: 2 BB: 0 P: 23	R: 0 E: 1 K: 1 S: 10	H: 0 LOB: 1 BB: 0 P: 19	R: 1 E: 0 K: 0 S: 11	H: 1 LOB: 2 BB: 2 P: 23	R: 0 E: 0 K: 1 S: 7	H: 1 LOB: 1 BB: 1 P: 13	R: 0 E: 0 K: 1 S: 6	H: 1 LOB: 1 BB: 0 P: 9	R: 0 E: 0 K: 0 S: 7	H: 0 LOB: 0 BB: 0 P: 12	1B: 8 2B: 1 3B: 0 HR: 0	SF: 0 SAC: 0 DP: 1 HBP: 0	WP: 0 PB: 0 SB: 0 CS: 0	PA: 40					
PITCHER	IP	WLS	BF	H	R	ER	SO	BB	IBB	HBP	BLK	WP	HR	S	P	ERA	WHIP										
Vaughn Eshelman, L (1, 1) ERA: 5.74	5.1		26	7	4	4	2	3	0	0	0	0	0	54	97	6.75	1.875										
Joe Hudson, R (6, 1) ERA: 3.42	1.2		7	1	0	0	1	2	0	0	0	0	0	12	25	0.00	1.800										
Eric Gunderson, L (8, 1) ERA: 3.25	1.0	W	4	1	0	0	1	0	0	0	0	0	0	6	9	0.00	1.000										
Stan Belinda, R (9, 1) ERA: 3.23	1.0	S	3	0	0	0	0	0	0	0	0	0	0	7	12	0.00	0.000										

New York Yankees @ Boston Red Sox
Fenway Park, Boston, MA
 Wed Aug 16 1995, 3:33 AM EDT
 Att. 34,304 - Sunny - 84 F

livebaseballscorecards.com

AB	35
R	4
H	9
RBI	4
BB	5
SO	4
LOB	15



Batter	1	2	3	4	5	6	7	8	9	AB	R	H	RBI	BB	SO	LOB
Willie McGee, S OBP: 0.361, SLG: 0.490 (1, 8) (9, 9)	0-0 G4-3	3-2 L9			1-0 CS 1B		0-0 1-2 1B			4	0	2	0	0	0	0
John Valentin, R OBP: 0.402, SLG: 0.535 (1, 6)	4-2 S 1B BB		3-1 F8		2-3 K		0-0 F9			3	1	0	0	1	1	3
Mo Vaughn, L OBP: 0.391, SLG: 0.579 (1, 3)	0-3 K		2-2 F8		1-1 CS	0-0 G4-3 1B		2-2 2B		4	1	2	0	0	1	1
Jose Canseco, R OBP: 0.382, SLG: 0.537 (1, 10)	3-2 BB 1B		0-0 HR		1-1 G4-3		1-2 E 2B			4	3	3	3	0	0	1
Tim Lincecum, R OBP: 0.423, SLG: 0.458 (1, 5)	4-2 3B BB		2-1 L9		4-2 2B BB		1-3 K			2	1	0	0	2	1	1
Mike Greenwell, L OBP: 0.353, SLG: 0.456 (1, 7)	0-1 3B		3-2 L9		3-1 2B		0-0 E2 PB 1B			4	1	3	3	0	0	0
Chris James, R OBP: 0.377, SLG: 0.458 Troy O'Leary, L OBP: 0.391, SLG: 0.562 Lee Tinsley, S OBP: 0.366, SLG: 0.409 (1, 9) (7, PH) (8, 9) (9, 8)	1-2 G5-3		4-1 BB		2-3 K		1-0 G4-3			1	0	0	0	1	0	1
Bill Haselman, R OBP: 0.339, SLG: 0.367 (1, 2)			1-1 G1-3		3-2 G4-6-3		2-2 G6-3		1-0 G5-3	4	0	0	0	0	0	1
Luis Alicea, S OBP: 0.359, SLG: 0.353 (1, 4)			0-0 P4		1-0 F9		1-2 1B			3	0	1	0	0	0	0

Inning Stats	R: 3	H: 2	E: 0	K: 1	S: 18	LOB: 1	BB: 2	P: 30	R: 0	H: 0	E: 0	K: 0	S: 8	LOB: 0	BB: 0	P: 12	R: 1	H: 1	E: 0	K: 0	S: 11	LOB: 0	BB: 0	P: 18	R: 0	H: 0	E: 0	K: 0	S: 7	LOB: 0	BB: 1	P: 17	R: 0	H: 1	E: 0	K: 1	S: 6	LOB: 0	BB: 0	P: 11	R: 0	H: 2	E: 0	K: 0	S: 7	LOB: 2	BB: 1	P: 15	R: 0	H: 2	E: 0	K: 1	S: 12	LOB: 2	BB: 0	P: 17	R: 3	H: 3	E: 1	K: 1	S: 12	LOB: 0	BB: 0	P: 18
--------------	------	------	------	------	-------	--------	-------	-------	------	------	------	------	------	--------	-------	-------	------	------	------	------	-------	--------	-------	-------	------	------	------	------	------	--------	-------	-------	------	------	------	------	------	--------	-------	-------	------	------	------	------	------	--------	-------	-------	------	------	------	------	-------	--------	-------	-------	------	------	------	------	-------	--------	-------	-------


PITCHER	IP	WLS	BF	H	R	ER	SO	BB	IBB	HBP	BLK	WP	HR	S	P	ERA	WHIP
Andy Pettitte, L ERA: 3.92 (1, 1)	6.0		24	6	4	4	2	4	0	0	0	0	1	57	103	6.00	1.667
Bob Wickman, R ERA: 4.01 (7, 1)	1.1	L	8	4	2	2	2	0	0	0	0	0	0	21	30	13.50	3.000
Steve Howe, L ERA: 5.12 (8, 1)	0.1		2	1	0	0	0	0	0	0	0	0	0	2	3	0.00	3.000
John Wetteland, R ERA: 2.93 (8, 1)	0.1		1	0	1	0	0	0	0	0	0	0	0	1	2	0.00	0.000

BOTTOM

New York Yankees @ Boston Red Sox
Fenway Park, Boston, MA

Wed Aug 16 1995, 3:33 AM EDT
Att. 34,304 - Sunny - 84 F

AB	31
R	7
H	11
RBI	6
BB	4
SO	4
LOB	9



WP	HR	S	P	ERA	WHIP
0	0	0	0	0	0

New York Yankees @ California Angels
 Anaheim Stadium, Anaheim, CA

Fri Aug 18 1995, 10:05 PM EDT
 Att. 30,921 - Unknown - 78 F

AB	38
R	7
H	12
RBI	6
BB	4
SO	4
LOB	21



Batter	1	2	3	4	5	6	7	8	9	AB R H RBI BB SO LOB
Wade Boggs, L (1, 5) OBP: 0.395, SLG: 0.404	4-0 1B FC3-6 BB		4-2 FC6-4 1B BB	2-1 1B		2-2 FC4-6 1-2f			2-2 1B 2B	3 3 2 0 2 0 2
Bernie Williams, S (1, 8) OBP: 0.359, SLG: 0.455	1-2 FC3-6 1B		2-1 FC6-4 1B	0-1 F9			0-0 G5-3		1-0 G4-3	5 0 2 0 0 0 3
Paul O'Neill, L (1, 9) OBP: 0.396, SLG: 0.544	2-2 FC3-6 1B SF9		3-1 FC6-4 1B E		0-0 G6-4-3 1B		1-1 F8		4-0 1B IBB	4 3 1 1 1 0 3
Ruben Sierra, S (1, 10) OBP: 0.321, SLG: 0.459	1-1 1B		1-2 E3 F8 1B		1-3 K		0-0 E5		1-2 1B 1B	5 0 3 2 0 1 1
Mike Stanley, R (1, 2) OBP: 0.370, SLG: 0.521	0-0 SF9		1-1 1B		1-0 G6-4-3		3-3 K		3-0 1B	4 0 2 3 0 1 2
Don Mattingly, L (1, 3) OBP: 0.336, SLG: 0.394	2-0 G4-3		0-0 F8			1-0 P4		0-1 P4	1-1 L4	5 0 0 0 0 0 5
Gerald Williams, R (1, 7) OBP: 0.356, SLG: 0.536		3-2 G4-3	0-0 L7			1-0 2B		1-2 G6-3	3-2 P3	5 0 1 0 0 0 4
Tony Fernandez, S (1, 6) OBP: 0.312, SLG: 0.329		2-2 G4-3		1-3 K		1-0 P6		1-1 G1-3		4 0 0 0 0 1 1
Randy Velarde, R (1, 4) OBP: 0.350, SLG: 0.369		2-3 K		1-1 G4-3		4-2 FC4-6 BB			2-0 2B 1B 1B	3 1 1 0 1 1 0

Inning Stats	R: 2	H: 2	E: 0	LOB: 1	K: 0	S: 12	P: 22	R: 0	H: 0	E: 0	LOB: 0	K: 1	BB: 0	S: 11	P: 18	R: 2	H: 3	E: 1	LOB: 2	K: 0	BB: 1	S: 13	P: 24	R: 0	H: 1	E: 0	LOB: 1	K: 1	BB: 0	S: 9	P: 13	R: 0	H: 1	E: 0	LOB: 2	K: 0	BB: 1	S: 9	P: 18	R: 0	H: 0	E: 1	LOB: 1	K: 1	BB: 0	S: 8	P: 12	R: 0	H: 0	E: 0	LOB: 0	K: 0	BB: 0	S: 7	P: 9	R: 3	H: 4	E: 0	LOB: 2	K: 0	BB: 1	S: 14	P: 31	1B: 10	SF: 1	2B: 2	SAC: 0	3B: 0	DP: 1	HR: 0	HBP: 0	WP: 0	PA: 43
--------------	------	------	------	--------	------	-------	-------	------	------	------	--------	------	-------	-------	-------	------	------	------	--------	------	-------	-------	-------	------	------	------	--------	------	-------	------	-------	------	------	------	--------	------	-------	------	-------	------	------	------	--------	------	-------	------	-------	------	------	------	--------	------	-------	------	------	------	------	------	--------	------	-------	-------	-------	--------	-------	-------	--------	-------	-------	-------	--------	-------	--------

PITCHER	IP	WLS	BF	H	R	ER	SO	BB	IBB	HBP	BLK	WP	HR	S	P	ERA	WHIP
Jim Abbott, L (1, 1) ERA: 3.38	8.0	L	37	10	6	6	4	3	0	0	0	0	0	78	131	6.75	1.625
Mike James, R (9, 1) ERA: 3.1	0.1		4	2	1	1	0	0	1	0	0	0	0	5	14	27.00	6.000
Bob Patterson, L (9, 1) ERA: 2.23	0.2		2	0	0	0	0	0	0	0	0	0	0	5	9	0.00	0.000

WP: 0	PA: 43
PB: 0	
SB: 0	
CS: 0	

Batter	1	2	3	4	5	6	7	8	9	AB R H RBI BB SO LOB
Tony Phillips, S OBP: 0.400, SLG: 0.478 (1, 5)	4-1 2B G6-4-3 BB	2-3 K			1-1 CS 1B		1-1 F8		1-3 K	4 1 1 0 1 2 2
Dave Gallagher, R OBP: 0.370, SLG: 0.409 (1, 8)	0-0 G6-4-3 1-3 2B		0-3 K		2-2 F8		0-1 F9			4 0 1 0 0 1 1
Tim Salmon, R OBP: 0.432, SLG: 0.604 (1, 9)	4-2 G6-4-3 BB		1-2 G1-3		1-1 P6		1-0 G3 1B			3 0 1 0 1 0 1
Chili Davis, S OBP: 0.453, SLG: 0.541 (1, 10)	0-0 G6-4-3		3-2 1B		1-0 16 L4-6 1B		3-2 G3			4 0 2 0 0 0 3
J.T. Snow, L OBP: 0.376, SLG: 0.479 (1, 3)	1-3 K		3-2 L9		1-1 WP 1B		0-2 G1-3			4 0 1 0 0 1 3
16 Garret Anderson, L OBP: 0.375, SLG: 0.570 (1, 7)		0-1 1B PB 1B		1-0 G3		1-2 L4-6		0-1 F9		4 1 1 0 0 0 2
Rex Hudler, R OBP: 0.304, SLG: 0.428 (1, 4)		1 SAFE 0-0 PB G4-3 1B		2-2 L4		1-3 K		0-0 1B		4 1 2 0 0 1 1
Jorge Fabregas, L OBP: 0.299, SLG: 0.330 (1, 2)		1-2 G4-3		1-1 2B		1-1 F9		0-0 1B		4 0 2 1 0 0 0
Damion Easley, R OBP: 0.294, SLG: 0.302 (1, 6)		1-3 K		0-0 G6-3		0-2 G3		2-2 F7		2 0 0 0 0 1 1
Spike Owen, S OBP: 0.302, SLG: 0.337 (7, PH)										2 0 0 0 0 0 2
(8, 6)										

Inning Stats	R: 1	H: 1	E: 0	K: 1	S: 8	LOB: 1	BB: 2	P: 17	R: 2	H: 2	E: 0	K: 2	S: 13	LOB: 0	BB: 0	P: 17	R: 0	H: 1	E: 0	K: 1	S: 12	LOB: 1	BB: 0	P: 19	R: 0	H: 1	E: 0	K: 0	S: 8	LOB: 0	BB: 0	P: 11	R: 0	H: 2	E: 0	K: 1	S: 9	LOB: 1	BB: 0	P: 13	R: 0	H: 0	E: 0	K: 0	S: 7	LOB: 0	BB: 0	P: 9	R: 0	H: 1	E: 0	K: 1	S: 10	LOB: 1	BB: 0	P: 14	R: 0	H: 2	E: 0	K: 1	S: 10	LOB: 2	BB: 0	P: 13	1B: 9	SF: 0	2B: 3	SAC: 0	3B: 0	DP: 2	HR: 0	HBP: 0	WP: 1	PA: 37
--------------	------	------	------	------	------	--------	-------	-------	------	------	------	------	-------	--------	-------	-------	------	------	------	------	-------	--------	-------	-------	------	------	------	------	------	--------	-------	-------	------	------	------	------	------	--------	-------	-------	------	------	------	------	------	--------	-------	------	------	------	------	------	-------	--------	-------	-------	------	------	------	------	-------	--------	-------	-------	-------	-------	-------	--------	-------	-------	-------	--------	-------	--------

PITCHER	IP	WLS	BF	H	R	ER	SO	BB	IBB	HBP	BLK	WP	HR	S	P	ERA	WHIP
Jack McDowell, R ERA: 4.18 (1, 1)	8.1	W	35	11	3	2	5	2	0	0	0	1	0	78	116	2.16	1.560
John Wetteland, R ERA: 2.89 (9, 1)	0.2	S	2	0	0	0	1	0	0	0	0	0	0	6	9	0.00	0.000


BOTTOM

New York Yankees @ California Angels
Anaheim Stadium, Anaheim, CA

Fri Aug 18 1995, 10:05 PM EDT
 Att: 30,921 - Unknown - 78 F

livebaseballscorecards.com

AB	35
R	3
H	11
RBI	1
BB	2
SO	6
LOB	16



New York Yankees @ California Angels
 Anaheim Stadium, Anaheim, CA

Sat Aug 19 1995, 10:05 PM EDT
 Att. 41,453 - Unknown - 74 F

livebaseballscorecards.com

AB	33
R	3
H	7
RBI	3
BB	3
SO	11
LOB	13



Batter	1	2	3	4	5	6	7	8	9	AB R H RBI BB SO LOB												
Bernie Williams, S (1, 8) OBP: 0.362, SLG: 0.466	3-2 2B	0-0 2B			0-0 1B 2B		0-1 G1-3			4 1 3 1 0 0 0												
Randy Velarde, R (1, 6) OBP: 0.349, SLG: 0.367	3-3 K	2-2 F7			1-0 G6-3 1B		2-2 L4			4 0 1 0 0 1 2												
Paul O'Neill, L (1, 9) OBP: 0.391, SLG: 0.537	1-0 G6-3				3-1 G6-3 1-2f			1-1 F7		4 0 0 0 0 1 3												
Ruben Sierra, S (1, 10) OBP: 0.320, SLG: 0.455	4-1 2B BB				1-0 F7			2-3 K		3 1 0 0 1 1 0												
Mike Stanley, R (1, 2) OBP: 0.371, SLG: 0.522	3-2 2B 1-H 2-H				2-2 G6-3			4-2 BB BB		3 0 1 2 1 0 0												
Jim Leyritz, R (1, 3) OBP: 0.385, SLG: 0.436	1-3 K				1-3 K2-3			4-1 BB 1-2		3 0 1 0 1 2 1												
Gerald Williams, R (1, 7) OBP: 0.349, SLG: 0.523					2-1 G5-3			0-3 K		3 0 0 0 0 2 2												
Darryl Strawberry, L (9, PH) OBP: 0.359, SLG: 0.486								3-2 F7		1 0 0 0 0 0 1												
Russ Davis, R (1, 5) OBP: 0.395, SLG: 0.487					2-3 K			2-3 K		3 0 0 0 0 1 2												
Wade Boggs, L (9, PH) OBP: 0.394, SLG: 0.403								3-1 F8		1 0 0 0 0 1 1												
Pat Kelly, R (1, 4) OBP: 0.340, SLG: 0.378					1-3 K2-3			2-3 K		3 1 1 0 0 1 0												
Don Mattingly, L (9, PH) OBP: 0.335, SLG: 0.393								3-1 L4		1 0 0 0 0 1 1												
Inning Stats	R: 2 E: 0 K: 2 S: 16	H: 2 LOB: 1 BB: 1 P: 31	R: 1 E: 0 K: 1 S: 12	H: 2 LOB: 1 BB: 0 P: 17	R: 0 E: 0 K: 1 S: 7	H: 0 LOB: 0 BB: 0 P: 10	R: 0 E: 0 K: 2 S: 8	H: 0 LOB: 0 BB: 0 P: 13	R: 0 E: 0 K: 1 S: 7	H: 2 LOB: 1 BB: 0 P: 12	R: 0 E: 0 K: 1 S: 11	H: 0 LOB: 2 BB: 2 P: 24	R: 0 E: 0 K: 0 S: 7	H: 0 LOB: 0 BB: 0 P: 12	R: 0 E: 0 K: 1 S: 7	H: 0 LOB: 0 BB: 0 P: 10	R: 0 E: 0 K: 2 S: 18	H: 1 LOB: 1 BB: 0 P: 25	1B: 2 2B: 5 3B: 0 HR: 0	SF: 0 SAC: 0 DP: 1 HBP: 0	WP: 0 PB: 0 SB: 0 CS: 0	PA: 36
PITCHER	IP WLS BF H R ER SO BB IBB HBP BLK WP HR S P ERA WHIP																					
Chuck Finley, L (1, 1) ERA: 3.72	8.0 W 33 7 3 3 9 3 0 0 0 0 0 0 78 132 3.38 1.250																					
Lee Smith, R (9, 1) ERA: 3.96	1.0 S 3 0 0 0 2 0 0 0 0 0 0 0 15 22 0.00 0.000																					

Batter	1	2	3	4	5	6	7	8	9
Tony Phillips, S OBP: 0.400, SLG: 0.476 (1, 5)	0-3 K	3-3 K				2-3 K	2-2 1B	2-2 FC4-8 HBP	
Jim Edmonds, L OBP: 0.376, SLG: 0.578 (1, 8)	4-2 1B BB		1-2 P3		3-2 BB 1B	2-0 G4-3		2-0 FC4-6	
Tim Salmon, R OBP: 0.434, SLG: 0.605 (1, 9)	1-0 16 2B 1B		2-2 G4-3 2B		0-3 K		4-2 FC1-5 BB	1-2 F9	
Chili Davis, S OBP: 0.457, SLG: 0.541 (1, 10)	2-0 16 2B 1B		1-1 G4-3		4-1 BB		4-2 16 G5-3 FC1-5 1B BB		
J.T. Snow, L OBP: 0.372, SLG: 0.474 (1, 3)	0-1 P5		2-0 G3		0-0 G3		0-0 FC1-5 16 G5-3 1B		
16 Garret Anderson, L OBP: 0.376, SLG: 0.573 (1, 7)	0-0 1-3 2-H 2B			0-0 G3 1B		2-3 K	0-0 G5-3		
Damon Easley, R OBP: 0.294, SLG: 0.302 (1, 6)	2-2 G5-3		0-2 G3		0-1 1B	0-1 1B	2-2 1B		
Spike Owen, S OBP: 0.306, SLG: 0.341 (7, PH) (8, 6)			1-3 BB		4-1 G4-6-3 BB	4-2 1B BB	2-2 F8		
Jorge Fabregas, L OBP: 0.303, SLG: 0.326 (1, 2)		2-1 F8		4-1 BB		1-2 BB	1-2 F8		
Jose Lind, R OBP: 0.278, SLG: 0.276 (1, 4)		2-2 F9		2-2 G4-6-3		0-2 F7	2-3 K		

Inning Stats	R: 2	H: 3	E: 0	K: 1	S: 13	LOB: 2	BB: 1	P: 22	R: 0	H: 0	E: 0	K: 1	S: 8	LOB: 0	BB: 0	P: 15	R: 0	H: 1	E: 0	K: 0	S: 10	LOB: 1	BB: 0	P: 16	R: 0	H: 1	E: 0	K: 2	S: 11	LOB: 2	BB: 1	P: 20	R: 1	H: 2	E: 0	K: 1	S: 18	LOB: 2	BB: 1	P: 28	R: 2	H: 1	E: 1	K: 0	S: 17	LOB: 1	BB: 2	P: 28	R: 0	H: 0	E: 0	K: 1	S: 11	LOB: 1	BB: 0	P: 18
--------------	------	------	------	------	-------	--------	-------	-------	------	------	------	------	------	--------	-------	-------	------	------	------	------	-------	--------	-------	-------	------	------	------	------	-------	--------	-------	-------	------	------	------	------	-------	--------	-------	-------	------	------	------	------	-------	--------	-------	-------	------	------	------	------	-------	--------	-------	-------

PITCHER															PITCHER																																					
IP	WLS	BF	H	R	ER	SO	BB	IBB	HBP	BLK	WP	HR	S	P	ERA	WHIP	IP	WLS	BF	H	R	ER	SO	BB	IBB	HBP	BLK	WP	HR	S	P	ERA	WHIP																			
David Cone, R (1, 1)	6.1	L	32	8	5	5	5	6	0	0	0	0	79	134	7.11	2.211	Steve Howe, L (7, 1)	1.1		6	1	0	1	0	0	0	1	0	0	0	16	25	0.00	0.750	Bob Wickman, R (8, 1)	0.1		1	0	0	0	0	0	0	0	0	0	0	3	4	0.00	0.000

BOTTOM


New York Yankees @ California Angels
Anaheim Stadium, Anaheim, CA

Sat Aug 19 1995, 10:05 PM EDT
Att: 41,453 - Unknown - 74 F

AB	R	H	RBI	BB	SO	LOB
4	0	1	1	0	3	0
4	1	1	0	1	0	3
4	1	2	0	1	1	2
2	1	1	1	2	0	1
4	1	0	0	0	0	7
4	0	2	1	0	1	2
3	1	1	0	0	0	3
1	0	1	2	0	0	0
2	0	0	0	2	0	1
4	0	0	0	0	1	4

AB	32
R	5
H	9
RBI	5
BB	6
SO	6
LOB	23

WP: 0 PA: 39
PB: 0
SB: 2
CS: 0



New York Yankees @ California Angels
 Anaheim Stadium, Anaheim, CA

Sun Aug 20 1995, 6:33 AM EDT
 Att. 31,163 - Sunny - 84 F

livebaseballscorecards.com

AB	36
R	5
H	10
RBI	5
BB	2
SO	7
LOB	13



WP:	1	PA:	39
PB:	0		
SB:	0		
CS:	0		

AB R H RBI BB SO LOB

4	1	3	0	1	0	0
5	1	1	2	0	3	4
4	1	2	0	0	0	1
4	0	0	0	0	1	2
1	0	0	0	0	1	0
3	1	1	0	0	1	1
4	1	2	1	0	0	0
3	0	0	0	1	0	3
2	0	0	0	0	0	1
1	0	0	1	0	0	1
1	0	0	0	0	0	0
3	0	1	1	0	0	0
1	0	0	0	0	1	0

Batter	1	2	3	4	5	6	7	8	9
Wade Boggs, L (1, 5) OBP: 0.399, SLG: 0.407	2-1 HR 1B		2-2 1B			1-0 G4-3	1-1 1B		4-2 BB
Bernie Williams, S (1, 8) OBP: 0.361, SLG: 0.470	0-1 HR 1-H		0-3 K			0-0 P3	1-3 K		2-3 K
Paul O'Neill, L (1, 9) OBP: 0.392, SLG: 0.540	3-1 G3		1-2 L9			1-0 1B		1-2 F9 1B 2B	
Ruben Sierra, S (1, 10) OBP: 0.317, SLG: 0.450	1-0 F8					1-1 F8		0-1 F9 2-3	
Mike Stanley, R (1, 2) OBP: 0.370, SLG: 0.520	2-3 K					0-1 G6-3		3-3 K	
Jim Leyritz, R (3, 2) OBP: 0.384, SLG: 0.434								1B G5-3 1B	
Don Mattingly, L (1, 3) OBP: 0.337, SLG: 0.395						0-1 G6-3		0-0 WP 1B 1B	
Randy Velarde, R (1, 7) OBP: 0.347, SLG: 0.363						2-1 G3		0-0 G1-3 1B 1B	
Tony Fernandez, S (1, 6) OBP: 0.310, SLG: 0.327								1-2 G3	
Gerald Williams, R (7, PH) OBP: 0.347, SLG: 0.519								1-1 G5-3	
Dion James, L (9, PH) OBP: 0.366, SLG: 0.371								3-H G3	
Pat Kelly, R (1, 4) OBP: 0.340, SLG: 0.378								0-0 F7	
Darryl Strawberry, L (9, PH) OBP: 0.350, SLG: 0.474								3-3 K	
PO									

Inning Stats	R: 2 E: 0 K: 1 S: 10	H: 2 LOB: 0 BB: 0 P: 18	R: 0 E: 0 K: 0 S: 6	H: 0 LOB: 0 BB: 1 P: 10	R: 0 E: 0 K: 1 S: 11	H: 1 LOB: 1 BB: 0 P: 17	R: 0 E: 0 K: 0 S: 6	H: 0 LOB: 0 BB: 0 P: 7	R: 0 E: 0 K: 0 S: 5	H: 0 LOB: 0 BB: 0 P: 7	R: 0 E: 0 K: 1 S: 9	H: 1 LOB: 1 BB: 0 P: 14	R: 2 E: 0 K: 1 S: 15	H: 4 LOB: 2 BB: 0 P: 23	R: 1 E: 0 K: 1 S: 14	H: 2 LOB: 1 BB: 0 P: 21	R: 0 E: 0 K: 2 S: 12	H: 0 LOB: 1 BB: 1 P: 21	1B: 8 2B: 1 3B: 0 HR: 1	SF: 0 SAC: 0 DP: 0 HBP: 0	WP: 1 PB: 0 SB: 0 CS: 0	PA: 39
--------------	-------------------------------	----------------------------------	------------------------------	----------------------------------	-------------------------------	----------------------------------	------------------------------	---------------------------------	------------------------------	---------------------------------	------------------------------	----------------------------------	-------------------------------	----------------------------------	-------------------------------	----------------------------------	-------------------------------	----------------------------------	----------------------------------	------------------------------------	----------------------------------	--------

PITCHER	IP	WLS	BF	H	R	ER	SO	BB	IBB	HBP	BLK	WP	HR	S	P	ERA	WHIP
Mark Langston, L (1, 1) ERA: 4.09	6.2	W	28	8	4	4	3	1	0	0	0	1	1	58	91	5.40	1.350
John Habyan, R (7, 1) ERA: 3.26	1.0		5	2	1	1	2	0	0	0	0	0	0	14	20	9.00	2.000
Troy Percival, R (8, 1) ERA: 1.64	1.1		5	0	0	0	2	1	0	0	0	0	0	16	27	0.00	0.750

Batter	1	2	3	4	5	6	7	8	9
Tony Phillips, S OBP: 0.401, SLG: 0.476 Rene Gonzales, R OBP: 0.286, SLG: 0.714	3-3 K	0-1 1B		3-1 HR	1-3 K			1-1 F9 1B	
Jim Edmonds, L OBP: 0.380, SLG: 0.591	3-2 WP SF9 2B	1-1 1B 2-H 1B		1-2 HR	2-3 K			3-2 G4-6-3 1B	
Tim Salmon, R OBP: 0.436, SLG: 0.603	4-0 BB	2-2 SAFE 1-3 1B		3-3 K		4-0 BB		1-1 F9	
Chili Davis, S OBP: 0.453, SLG: 0.535	2-3 BB	2-2 P4			4-0 BB 16 HR BB	2-3 K		2-3 G4-6-3	
J.T. Snow, L OBP: 0.373, SLG: 0.471	3-H 4-1 BB		2-1 G4-3		4-2 BB 16 HR BB	1-2 P6			
16 Garret Anderson, L OBP: 0.375, SLG: 0.580	2-0 F7		0-1 F8		0-2 HR	2-2 G2-3			
Damion Easley, R OBP: 0.297, SLG: 0.305		1-0 1B 1B	0-2 P4		1-1 HR 1B		1-0 G6-3		
Greg Myers, L OBP: 0.314, SLG: 0.417		1-3 SAFE K		1-3 K	0-0 HR		3-3 K		
Jose Lind, R OBP: 0.270, SLG: 0.267		1-2 L9		2-1 F9	2-2 F7		3-2 G6-3		

Inning Stats	R: 1	H: 1	E: 0	K: 1	S: 11	R: 2	H: 4	E: 0	K: 1	S: 19	R: 0	H: 0	E: 0	K: 0	S: 7	R: 2	H: 2	E: 0	K: 2	S: 18	R: 5	H: 3	E: 0	K: 2	S: 18	R: 0	H: 0	E: 0	K: 1	S: 11	R: 0	H: 2	E: 0	K: 0	S: 12	
	LOB: 2	BB: 2				LOB: 2	BB: 0				LOB: 0	BB: 0				LOB: 0	BB: 2				LOB: 1	BB: 1				LOB: 0	BB: 0			LOB: 1	BB: 0					

PITCHER	IP	WLS	BF	H	R	ER	SO	BB	IBB	HBP	BLK	WP	HR	S	P	ERA	WHIP
Sterling Hitchcock, L ERA: 4.75	(1, 1)	4.0	L	24	8	8	4	4	0	0	0	1	2	60	104	18.00	3.000
Joe Ausanio, R ERA: 5.97	(5, 1)	2.0		9	2	2	3	1	0	0	0	0	1	24	39	9.00	1.500
Bob MacDonald, L ERA: 4.99	(7, 1)	2.0		7	2	0	1	0	0	0	0	0	0	20	35	0.00	1.000

AB R H RBI BB SO LOB

4	2	2	1	0	2	0
1	0	1	0	0	0	0
5	2	4	3	0	1	0
3	0	1	0	2	1	2
3	1	0	1	1	1	5
2	1	0	0	2	0	1
4	1	1	3	0	0	3
4	2	2	0	0	0	0
4	1	1	2	0	3	1
4	0	0	0	0	0	1

1B: 8	SF: 1	WP: 1	PA: 40
2B: 1	SAC: 0	PB: 0	
3B: 0	DP: 1	SB: 0	
HR: 3	HBP: 0	CS: 0	

New York Yankees @ California Angels
Anaheim Stadium, Anaheim, CA
 Sun Aug 20 1995, 6:33 AM EDT
 Att: 31,163 - Sunny - 84 F

AB	34
R	10
H	12
RBI	10
BB	5
SO	8
LOB	13



Batter	1	2	3	4	5	6	7	8	9	AB R H RBI BB SO LOB	TOP											
Wade Boggs, L (1, 5) OBP: 0.397, SLG: 0.405	1-3 K		3-2 G6-3		0-1 F7		3-2 1B			4 0 1 0 0 1 1	<p>New York Yankees @ Oakland Athletics Oakland-Alameda County Coliseum, Oakland, CA</p> <p>Mon Aug 21 1995, 7:05 PM PDT Att. 15,255 - Unknown - 66 F</p> <p>livebaseballscorecards.com</p>											
Bernie Williams, S (1, 8) OBP: 0.360, SLG: 0.468	2-0 G6-3		2-3 K		0-0 E1		0-0 1B			4 0 1 0 0 1 0												
Paul O'Neill, L (1, 7) OBP: 0.391, SLG: 0.536	2-3 K			3-0 1B	2-1 G3		0-0 G3-6			4 0 1 0 0 1 3												
Ruben Sierra, S (1, 9) OBP: 0.316, SLG: 0.447		0-0 G6-3		1-1 P6		2-0 F8		2-1 1B		4 0 1 0 0 0 1												
Darryl Strawberry, L (1, 10) OBP: 0.364, SLG: 0.476		0-0 1B		0-0 1B		1-1 HR		3-2 P5		4 2 2 0 0 0 2												
Don Mattingly, L (1, 3) OBP: 0.339, SLG: 0.405		2-2 G3-1		1-0 1B		1-2 HR		0-1 G5-4-3		4 1 2 2 0 0 2												
Jim Leyritz, R (1, 2) OBP: 0.382, SLG: 0.431		0-0 1B		1-2 F7		0-0 F8		0-1 G6-3		4 0 1 1 0 0 2												
Tony Fernandez, S (1, 6) OBP: 0.309, SLG: 0.326		3-3 K		0-2 E		2-2 L7		2-0 P5		4 1 1 0 0 1 1												
Pat Kelly, R (1, 4) OBP: 0.335, SLG: 0.372			0-0 F8		0-1 F7		0-3 K		0-3 K	3 0 0 0 0 1 1												
Dion James, L (9, PH) OBP: 0.363, SLG: 0.368										1 0 0 0 0 1 0												
Inning Stats	R: 0 E: 0 K: 2 S: 7	H: 0 LOB: 0 BB: 0 P: 12	R: 1 E: 0 K: 1 S: 11	H: 2 LOB: 1 BB: 0 P: 16	R: 0 E: 0 K: 1 S: 10	H: 0 LOB: 0 BB: 0 P: 15	R: 0 E: 0 K: 0 S: 8	H: 2 LOB: 2 BB: 0 P: 14	R: 1 E: 1 K: 0 S: 10	H: 1 LOB: 1 BB: 0 P: 12	R: 2 E: 0 K: 0 S: 10	H: 2 LOB: 0 BB: 0 P: 16	R: 0 E: 0 K: 1 S: 8	H: 2 LOB: 1 BB: 0 P: 11	R: 0 E: 0 K: 0 S: 7	H: 1 LOB: 0 BB: 0 P: 12	R: 0 E: 0 K: 1 S: 6	H: 0 LOB: 0 BB: 0 P: 8	1B: 9 2B: 0 3B: 0 HR: 1	SF: 0 SAC: 0 DP: 2 HBP: 0	WP: 1 PB: 0 SB: 0 CS: 0	PA: 36
PITCHER Todd Stottlemyre, R (1, 1) ERA: 4.14	IP: 9.0 WLS: W BF: 36 H: 10 R: 4 ER: 3 SO: 6 BB: 0 IBB: 0 HBP: 0 BLK: 0 WP: 1 HR: 1 S: 77 P: 116 ERA: 3.00 WHIP: 1.111											PITCHER	IP: 9.0 WLS: W BF: 36 H: 10 R: 4 ER: 3 SO: 6 BB: 0 IBB: 0 HBP: 0 BLK: 0 WP: 1 HR: 1 S: 77 P: 116 ERA: 3.00 WHIP: 1.111									



Batter	1	2	3	4	5	6	7	8	9	AB	R	H	RBI	BB	SO	LOB
Rickey Henderson, R OBP: 0.399, SLG: 0.435 Jose Herrera, L OBP: 0.371, SLG: 0.419										4	0	2	1	1	1	0
Mike Bordick, R OBP: 0.315, SLG: 0.319										5	1	1	0	0	0	5
Brent Gates, S OBP: 0.300, SLG: 0.334										5	1	1	0	0	2	2
Geronimo Berroa, R OBP: 0.354, SLG: 0.452										4	3	2	3	1	0	1
Scott Brosius, R OBP: 0.358, SLG: 0.473 Mike Aldrete, L OBP: 0.367, SLG: 0.432										4	3	3	1	0	0	0
Craig Paquette, R OBP: 0.272, SLG: 0.475										4	2	2	3	0	1	1
Stan Javier, S OBP: 0.322, SLG: 0.360										5	1	2	2	0	1	1
Mike Gallego, R OBP: 0.278, SLG: 0.217										5	1	1	0	0	2	2
Eric Helfand, L OBP: 0.254, SLG: 0.200										4	0	2	1	0	0	0

Inning Stats	R: 6	H: 8	LOB: 2	K: 2	S: 26	P: 47	R: 4	H: 4	LOB: 2	K: 1	S: 19	P: 27	R: 0	H: 1	LOB: 1	K: 0	S: 8	P: 11	R: 0	H: 0	LOB: 0	K: 0	S: 7	R: 0	H: 1	LOB: 1	K: 0	S: 5	P: 10	R: 1	H: 1	LOB: 0	K: 2	S: 13	P: 20	R: 0	H: 0	LOB: 0	K: 0	S: 7	P: 9	R: 2	H: 1	LOB: 1	K: 2	S: 20	P: 32
--------------	------	------	--------	------	-------	-------	------	------	--------	------	-------	-------	------	------	--------	------	------	-------	------	------	--------	------	------	------	------	--------	------	------	-------	------	------	--------	------	-------	-------	------	------	--------	------	------	------	------	------	--------	------	-------	-------

PITCHER	IP	WLS	BF	H	R	ER	SO	BB	IBB	HBP	BLK	WP	HR	S	P	ERA	WHIP
Andy Pettitte, L ERA: 4.37	(1, 1)	0.2	L	10	8	6	6	2	0	0	0	2	0	22	40	81.00	12.000
Dave Eiland, R ERA: 6.3	(1, 1)	3.1		17	5	4	2	1	0	0	0	1	1	38	55	5.40	1.800
Joe Ausanio, R ERA: 5.88	(5, 1)	2.0		8	2	1	1	2	0	0	0	0	0	18	30	4.50	1.000
Steve Howe, L ERA: 4.83	(7, 1)	1.0		3	0	0	0	0	0	0	0	0	0	7	9	0.00	0.000
John Wetteland, R ERA: 2.83	(8, 1)	1.0		6	1	2	0	2	1	0	0	1	0	20	32	0.00	2.000

BOTTOM

New York Yankees @ Oakland Athletics
Oakland-Alameda County Coliseum, Oakland, CA

Mon Aug 21 1995, 7:05 PM PDT
Att: 15,255 - Unknown - 66 F

livebaseballscores.com

AB	41
R	13
H	16
RBI	11
BB	2
SO	7
LOB	13

1B:	10	SF:	1	WP:	4	PA:	44
2B:	3	SAC:	0	PB:	0	SB:	1
3B:	1	DP:	0	CS:	0		
HR:	2	HBP:	0				

Batter	1	2	3	4	5	6	7	8	9	AB R H RBI BB SO LOB	TOP											
Wade Boggs, L (1, 5) OBP: 0.396, SLG: 0.406	3-3 K		2-2 1-H 1B 2B		1-2 F7		3-1 G3			4 1 1 1 0 1 1												
Bernie Williams, S (1, 8) OBP: 0.357, SLG: 0.463	0-1 P6		3-3 K		1-3 K			2-0 G6-3		4 0 0 0 0 2 2												
Paul O'Neill, L (1, 7) OBP: 0.395, SLG: 0.536	1-2 F9		4-2 1B BB		2-2 1B			4-2 BB		2 0 1 0 2 0 0												
Ruben Sierra, S (1, 10) OBP: 0.316, SLG: 0.445		0-0 F8	3-2 1B		2-0 G3			2-2 P6		4 0 1 1 0 0 3												
Darryl Strawberry, L (1, 9) OBP: 0.354, SLG: 0.444		3-2 K	3-3 K		4-0 G4-6-3 BB			2-3 K		3 0 0 0 1 3 3												
Don Mattingly, L (1, 3) OBP: 0.340, SLG: 0.406		3-2 1B		1-3 K		3-2 G4-6-3			1-0 1B	4 0 2 0 0 1 1												
Mike Stanley, R (1, 2) OBP: 0.366, SLG: 0.513		1-2 K		3-1 F7		2-3 K			2-3 K	4 0 0 0 0 3 2												
Tony Fernandez, S (1, 6) OBP: 0.306, SLG: 0.322			0-0 B1-3		1-2 F7		1-0 F9		1-0 P6	4 0 0 0 0 0 1												
Pat Kelly, R (1, 4) OBP: 0.340, SLG: 0.370			1-1 2B HBP		4-2 1B BB		0-0 B1-3		2-2 F7	1 1 0 0 1 0 0												
Dion James, L (9, PH) OBP: 0.361, SLG: 0.366										1 0 0 0 0 0 1												
Inning Stats	R: 0 E: 0 K: 1 S: 9	H: 0 LOB: 0 BB: 0 P: 13	R: 0 E: 0 K: 2 S: 12	H: 1 LOB: 1 BB: 0 P: 19	R: 2 E: 0 K: 2 S: 22	H: 2 LOB: 2 BB: 1 P: 38	R: 0 E: 0 K: 1 S: 9	H: 0 LOB: 0 BB: 0 P: 14	R: 0 E: 0 K: 1 S: 12	H: 1 LOB: 2 BB: 1 P: 22	R: 0 E: 0 K: 1 S: 9	H: 0 LOB: 0 BB: 1 P: 18	R: 0 E: 0 K: 0 S: 4	H: 0 LOB: 0 BB: 0 P: 8	R: 0 E: 0 K: 1 S: 9	H: 0 LOB: 1 BB: 1 P: 19	R: 0 E: 0 K: 1 S: 9	H: 1 LOB: 1 BB: 0 P: 15	1B: 4 2B: 1 3B: 0 HR: 0	SF: 0 SAC: 0 DP: 1 HBP: 1	WP: 0 PB: 0 SB: 0 CS: 0	PA: 36
PITCHER	IP WLS BF H R ER SO BB IBB HBP BLK WP HR S P ERA WHIP																					
Todd Van Poppel, R (1, 1) ERA: 3.72	6.0 W 25 4 2 2 8 3 0 1 0 0 0 73 124 3.00 1.167																					
Mike Mohler, L (7, 1) ERA: 4.28	2.0 8 1 0 0 1 1 0 0 0 0 0 14 29 0.00 1.000																					
Carlos Reyes, R (9, 1) ERA: 4.61	1.0 3 0 0 0 1 0 0 0 0 0 0 8 13 0.00 0.000																					

New York Yankees @ Oakland Athletics
Oakland-Alameda County Coliseum, Oakland, CA

Tue Aug 22 1995, 3:33 AM PDT
Att. 13,179 - Cloudy - 66 F

livebaseballscorecards.com

AB 31
R 2
H 5
RBI 2
BB 4
SO 10
LOB 14



Batter	1	2	3	4	5	6	7	8	9	AB	R	H	RBI	BB	SO	LOB
Rickey Henderson, R (1, 7) OBP: 0.403, SLG: 0.437	3-2 G4-3 1B	0-2 G6-4-3 1-2f			4-0 L9-6 BB		2-2 SH1-3 1B			3	2	2	0	1	0	1
Jose Herrera, L (1, 8) OBP: 0.368, SLG: 0.394 Stan Javier, S (7, PH) OBP: 0.322, SLG: 0.360 (8, 8)	2-1 F7		1-0 G4-3		4-0 HR BB		1-0 SH1-3			2	1	0	0	1	0	1
Brent Gates, S (1, 4) OBP: 0.302, SLG: 0.336	3-1 G4-3		1-0 1B		2-1 L9-6		0-1 1B			4	0	2	2	0	0	3
Geronimo Berroa, R (1, 10) OBP: 0.355, SLG: 0.459	4-2 1B BB		0-2 K		0-0 HR		2-0 L8			3	1	1	2	1	1	2
Jason Giambi, L (1, 3) OBP: 0.396, SLG: 0.432	1-2 1B		2-1 G4-3		1-1 G4-3		2-3 K			4	0	1	1	0	1	2
Scott Brosius, R (1, 9) OBP: 0.356, SLG: 0.470	1-3 K			0-2 1B		0-0 G5-3		1-2 F7		4	0	1	0	0	1	2
Craig Paquette, R (1, 5) OBP: 0.272, SLG: 0.470		1-0 WP G5-3 1B		1-2 F8		2-1 P4		2-3 K		4	1	1	0	0	1	1
Mike Bordick, R (1, 6) OBP: 0.314, SLG: 0.316		1-1 G5-3		1-2 P6		3-1 G4-3		4-2 FC4-6 BB		3	0	0	0	1	0	2
Eric Helfand, L (1, 2) OBP: 0.269, SLG: 0.220		2-1 G6-4-3 1B		0-3 K			3-2 SH1-3 1B 1B		1-0 FC4-6	4	1	2	1	0	1	2

Inning Stats	R: 1	H: 2	E: 0	K: 1	S: 17	R: 1	H: 2	E: 0	K: 0	S: 8	R: 0	H: 1	E: 0	K: 1	S: 7	R: 0	H: 1	E: 0	K: 1	S: 16	R: 2	H: 1	E: 0	K: 0	S: 5	R: 0	H: 0	E: 0	K: 1	S: 5	R: 2	H: 3	E: 0	K: 1	S: 14	R: 0	H: 0	E: 0	K: 1	S: 10	R: 0	H: 0	E: 0	K: 1	S: 10	1B: 9	2B: 1	3B: 0	HR: 1	SF: 0	SAC: 1	DP: 2	HBP: 0	WP: 1	PB: 0	SB: 0	CS: 0	PA: 36
--------------	------	------	------	------	-------	------	------	------	------	------	------	------	------	------	------	------	------	------	------	-------	------	------	------	------	------	------	------	------	------	------	------	------	------	------	-------	------	------	------	------	-------	------	------	------	------	-------	-------	-------	-------	-------	-------	--------	-------	--------	-------	-------	-------	-------	--------

PITCHER	IP	WLS	BF	H	R	ER	SO	BB	IBB	HBP	BLK	WP	HR	S	P	ERA	WHIP
Scott Kamieniecki, R ERA: 5.74	(1, 1)	6.0	L	26	7	4	4	3	3	0	0	1	1	58	97	6.00	1.667
Bob MacDonald, L ERA: 5.31	(7, 1)	1.0		6	3	2	2	1	0	0	0	0	0	14	24	18.00	3.000
Bob Wickman, R ERA: 3.93	(8, 1)	1.0		4	0	0	1	1	0	0	0	0	0	10	18	0.00	1.000

BOTTOM

New York Yankees @ Oakland Athletics
Oakland-Alameda County Coliseum, Oakland, CA

Tue Aug 22 1995, 3:33 AM PDT
Att. 13,179 - Cloudy - 66 F

livebaseballscores.com

AB	31
R	6
H	10
RBI	6
BB	4
SO	5
LOB	16



Batter	1	2	3	4	5	6	7	8	9	AB R H RBI BB SO LOB	TOP
Bernie Williams, S (1, 8) OBP: 0.355, SLG: 0.460 <small>C S B X</small>	1-2 		1-0 		1-3 	3-2 			2-3 	5 0 1 0 0 2 2	
Randy Velarde, R (1, 6) OBP: 0.349, SLG: 0.366 Dion James, L (9, PH) OBP: 0.365, SLG: 0.370 <small>X</small>	0-0 		4-1 		1-0 		3-2 	2-1 	2-3 	3 0 1 0 1 0 0 1 0 1 0 0 0 0	
Jim Leyritz, R (1, 10) OBP: 0.381, SLG: 0.427 Darryl Strawberry, L (7, PH) OBP: 0.340, SLG: 0.426 <small>B B X</small>	3-0 		4-2 		1-2 		1-0 	0-0 	0-0 	2 0 0 0 1 0 1 2 0 0 0 0 0 1	
Ruben Sierra, S (1, 9) OBP: 0.312, SLG: 0.439 <small>B C X</small>		1-1 	2-2 		2-2 		1-1 	2-2 	2-2 	5 0 0 0 0 0 5	
Mike Stanley, R (1, 2) OBP: 0.370, SLG: 0.513 <small>F B B B X</small>		4-2 		0-2 		4-0 		1-3 		2 1 1 0 2 1 0	
Don Mattingly, L (1, 3) OBP: 0.339, SLG: 0.402 <small>C B X</small>		1-1 		1-0 		0-1 		4-0 		3 0 0 0 1 0 3	
Gerald Williams, R (1, 7) OBP: 0.349, SLG: 0.519 Paul O'Neill, L (6, PH) OBP: 0.398, SLG: 0.539 (6, 7) <small>C C X</small>		2-2 		1-2 		3-2 		2-2 	1-3 	2 0 1 0 0 0 1 2 0 2 0 0 0 0	
Russ Davis, R (1, 5) OBP: 0.398, SLG: 0.481 Wade Boggs, L (6, PH) OBP: 0.397, SLG: 0.407 (6, 5) <small>X</small>		0-0 	0-0 	4-1 		2-0 		2-3 	2-3 	1 0 0 0 1 0 0 2 0 1 1 0 1 2	
Pat Kelly, R (1, 4) OBP: 0.333, SLG: 0.362 <small>C B X</small>		3-1 	3-1 		1-1 		3-2 	0-0 		4 0 0 0 0 0 7	
Inning Stats	R: 0 H: 0 E: 0 LOB: 0 K: 0 BB: 0 S: 5 P: 9	R: 0 H: 0 E: 0 LOB: 1 K: 0 BB: 1 S: 9 P: 17	R: 0 H: 1 E: 0 LOB: 3 K: 0 BB: 2 S: 12 P: 26	R: 0 H: 2 E: 0 LOB: 2 K: 0 BB: 1 S: 10 P: 17	R: 0 H: 1 E: 0 LOB: 1 K: 1 BB: 0 S: 10 P: 15	R: 1 H: 2 E: 0 LOB: 2 K: 0 BB: 1 S: 16 P: 31	R: 0 H: 0 E: 0 LOB: 0 K: 0 BB: 0 S: 6 P: 11	R: 0 H: 1 E: 0 LOB: 2 K: 2 BB: 1 S: 12 P: 21	R: 0 H: 1 E: 0 LOB: 1 K: 1 BB: 0 S: 9 P: 15	1B: 7 SF: 0 2B: 2 SAC: 0 3B: 0 DP: 1 HR: 0 HBP: 0	WP: 0 PA: 40 PB: 0 SB: 0 CS: 0
PITCHER Steve Wojciechowski, L (1, 1) ERA: 6.1 Don Wengert, R (6, 1) ERA: 3.09 Jim Corsi, R (7, 1) ERA: 1.91 Rick Honeycutt, L (8, 1) ERA: 2.06 Dennis Eckersley, R (9, 1) ERA: 4.05	IP WLS BF H R ER SO BB IBB HBP BLK WP HR S P ERA WHIP	5.1 W 24 4 1 1 1 5 0 0 0 0 0 0 48 90 1.69 1.688	0.2 4 2 0 0 0 0 0 0 0 0 0 0 14 25 0.00 3.000	1.1 4 0 0 0 1 0 0 0 0 0 0 0 9 15 0.00 0.000	0.2 4 1 0 0 1 1 0 0 0 0 0 0 9 17 0.00 3.000	1.0 S 4 1 0 0 1 0 0 0 0 0 0 0 9 15 0.00 1.000					

New York Yankees @ Oakland Athletics
 Oakland-Alameda County Coliseum, Oakland, CA

livebaseballscorecards.com

AB	34
R	1
H	8
RBI	1
BB	6
SO	4
LOB	22



Wed Aug 23 1995, 3:33 AM PDT
 Att. 15,120 - Sunny - 66 F

Batter	1	2	3	4	5	6	7	8	9	AB	R	H	RBI	BB	SO	LOB
Rickey Henderson, R OBP: 0.404, SLG: 0.434 (1, 10)	3-2 F8 1B	1-1 P3		4-1 1B 1-2 BB		4-0 G6-4-3 1-2 BB				2	0	0	0	2	0	3
Jose Herrera, L OBP: 0.333, SLG: 0.351 (1, 8)	3-3 K		0-1 F8	0-0 P4		3-2 G6-4-3 1-2f				4	0	0	0	0	1	4
Brent Gates, S OBP: 0.303, SLG: 0.338 (1, 4)	1-2 1B		0-2 F8	2-0 1-3 2-H 1B			1-2 P5			4	0	2	1	0	0	0
Geronimo Berroa, R OBP: 0.354, SLG: 0.455 Scott Brosius, R OBP: 0.356, SLG: 0.470 (1, 9) (9, 9)	2-2 P3		4-2 BB BB	2-2 L5			3-1 P4			3	0	0	0	1	0	3
Jason Giambi, L OBP: 0.405, SLG: 0.433 (1, 3)			1 SAFE 1 B 1 B 1 B 1 B 1 B	4-0 FC6-4 1-2 BB		0-2 G4-6-3 1B		3-3 K		2	0	1	0	2	1	0
Craig Paquette, R OBP: 0.271, SLG: 0.471 (1, 5)			0-2 FC6-4			1-1 G4-6-3 1-2f		1-3 K		4	0	1	0	0	1	3
Stan Javier, S OBP: 0.321, SLG: 0.357 (1, 7)			0-1 G3	4-2 SH1-3 1B BB		0-2 G6-3		3-2 G4-3		3	1	0	0	1	0	2
Mike Bordick, R OBP: 0.311, SLG: 0.313 (1, 6)			0-0 F8	1-1 SH1-3		1-0 G5-3		1-1 L8		3	0	0	0	0	0	2
Eric Helfand, L OBP: 0.300, SLG: 0.233 (1, 2)			4-1 BB	0-1 1B 1B		4-1 BB BB				1	1	1	1	2	0	0

Inning Stats	R: 0	H: 1	E: 0	LOB: 1	K: 1	S: 14	R: 0	H: 1	E: 0	LOB: 3	K: 0	S: 10	R: 0	H: 0	E: 0	LOB: 2	K: 0	S: 10	R: 2	H: 2	E: 0	LOB: 2	K: 0	S: 14	R: 0	H: 1	E: 0	LOB: 0	K: 1	S: 9	R: 0	H: 0	E: 0	LOB: 1	K: 0	S: 5	R: 0	H: 0	E: 0	LOB: 0	K: 1	S: 9	R: 0	H: 0	E: 0	LOB: 0	K: 1	S: 8	R: 0	H: 0	E: 0	LOB: 0	K: 1	S: 8	1B: 4	SF: 0	2B: 1	SAC: 1	3B: 0	DP: 2	HR: 0	HBP: 0	WP: 0	PA: 35
--------------	------	------	------	--------	------	-------	------	------	------	--------	------	-------	------	------	------	--------	------	-------	------	------	------	--------	------	-------	------	------	------	--------	------	------	------	------	------	--------	------	------	------	------	------	--------	------	------	------	------	------	--------	------	------	------	------	------	--------	------	------	-------	-------	-------	--------	-------	-------	-------	--------	-------	--------

PITCHER	IP	WLS	BF	H	R	ER	SO	BB	IBB	HBP	BLK	WP	HR	S	P	ERA	WHIP
Jack McDowell, R ERA: 4.12 (1, 1)	7.0	L	32	5	2	2	2	8	0	0	0	0	0	70	130	2.57	1.857
Bob Wickman, R ERA: 3.88 (8, 1)	1.0		3	0	0	0	1	0	0	0	0	0	0	8	13	0.00	0.000

BOTTOM

New York Yankees @ Oakland Athletics
Oakland-Alameda County Coliseum, Oakland, CA

livebaseballscorecards.com

AB	26
R	2
H	5
RBI	2
BB	8
SO	3
LOB	17



Wed Aug 23 1995, 3:33 AM PDT
Att. 15,120 - Sunny - 66 F

Batter	1	2	3	4	5	6	7	8	9	AB R H RBI BB SO LOB	TOP											
Wade Boggs, L (1, 5) OBP: 0.397, SLG: 0.405 (4, 3)	0-0 F8	4-0 BB BB		0-2 SAFE 2B 1B	2-2 G3-1			2-2 G4-3		4 1 1 0 1 0 0												
Bernie Williams, S (1, 8) OBP: 0.360, SLG: 0.460	4-2 BB BB	4-1 BB		4-1 2B BB		2-2 G4-3		2-1 G4-6-3 1B		2 1 1 0 3 0 0												
Paul O'Neill, L (1, 7) OBP: 0.398, SLG: 0.540 (8, 9)	1-3 K	1-2 G3		0-0 1B 2B		1-0 G3 1B		1-1 G4-6-3 1-2f		5 1 2 3 0 1 5												
Ruben Sierra, S (1, 10) OBP: 0.313, SLG: 0.437	4-0 BB		1-3 K	3-2 2B 1B		1-1 G3		1-3 K		4 1 1 1 1 2 1												
Darryl Strawberry, L (1, 9) OBP: 0.352, SLG: 0.440 Gerald Williams, R (8, 7) OBP: 0.346, SLG: 0.515	3-3 K		1-2 G1-5-3	2-1 2B 2B		4-0 IBB		1-1 G3		3 1 1 1 1 1 2 1 0 0 0 0 0 0												
Don Mattingly, L (1, 3) OBP: 0.338, SLG: 0.400 Russ Davis, R (4, PH) OBP: 0.396, SLG: 0.488 (4, 5)		0-2 P6	2-0 P6	3-2 2B		0-3 K		1-0 G5-3		2 0 0 0 0 0 0 3 0 1 1 0 1 2												
Mike Stanley, R (1, 2) OBP: 0.369, SLG: 0.510		2-1 2B SF9 1B		P4 F7		2-1 G6-3				4 1 1 0 0 0 1												
Tony Fernandez, S (1, 6) OBP: 0.308, SLG: 0.325		0-0 SF9 2B		1-2 BB 1B 2B HBP		2-2 G4-3		0-0 L8		3 1 1 0 0 0 0												
Pat Kelly, R (1, 4) OBP: 0.327, SLG: 0.357		0-0 SF9		0-3 K		3-2 F9		3-2 G1-3		3 0 0 1 0 1 1												
Inning Stats	R: 0 E: 0 K: 2 S: 13	H: 0 LOB: 2 BB: 2 P: 25	R: 1 E: 0 K: 0 S: 12	H: 2 LOB: 3 BB: 2 P: 23	R: 0 E: 0 K: 1 S: 8	H: 0 LOB: 0 BB: 0 P: 12	R: 6 E: 0 K: 1 S: 22	H: 5 LOB: 1 BB: 1 P: 38	R: 0 E: 0 K: 0 S: 13	H: 0 LOB: 0 BB: 0 P: 20	R: 0 E: 0 K: 1 S: 10	H: 1 LOB: 2 BB: 1 P: 18	R: 0 E: 0 K: 0 S: 9	H: 0 LOB: 0 BB: 0 P: 14	R: 0 E: 0 K: 0 S: 7	H: 1 LOB: 0 BB: 0 P: 12	R: 0 E: 0 K: 1 S: 6	H: 0 LOB: 0 BB: 0 P: 9	1B: 5 2B: 4 3B: 0 HR: 0	SF: 1 SAC: 0 DP: 1 HBP: 1	WP: 0 PB: 0 SB: 0 CS: 0	PA: 42
PITCHER	IP WLS BF H R ER SO BB IBB HBP BLK WP HR S P ERA WHIP																					
Andy Benes, R ERA: 4.66	(1, 1) 7.0																					
Norm Charlton, L ERA: 4.63	(8, 1) 1.0																					
Jeff Nelson, R ERA: 1.89	(9, 1) 1.0 W																					

New York Yankees @ Seattle Mariners
The Kingdom, Seattle, WA
Thu Aug 24 1995, 6:33 AM EDT
Att. 17,592 - Dome

livebaseballscorecards.com

AB	34
R	7
H	9
RBI	7
BB	6
SO	6
LOB	12



Batter	1	2	3	4	5	6	7	8	9	AB R H RBI BB SO LOB
Vince Coleman, S OBP: 0.342, SLG: 0.390 (1, 7)	1-3 K	1-1 G6-3			0-0 F8		1-3 K		4-2 S 1B BB	4 1 0 0 1 2 0
Joey Cora, S OBP: 0.357, SLG: 0.373 (1, 4)	0-0 BB HR 1B		3-2 F8		0-1 1B 2B		1-0 F7		2-1 1-H HR 1B	5 3 3 1 0 0 0
Ken Griffey Jr., L OBP: 0.386, SLG: 0.500 (1, 8)	0-0 P4		0-0 L4		1-2 G1-3		1-0 G3-1		0-0 1-H HR	5 1 1 2 0 0 2
Edgar Martinez, R OBP: 0.500, SLG: 0.649 (1, 10)	4-2 BB HR BB		4-1 2B BB		2-2 2-H 1B		3-2 HR			2 2 2 2 2 0 0
Tino Martinez, L OBP: 0.369, SLG: 0.564 (1, 3)	4-1 HR BB		2-2 2B		0-1 P4		2-2 F8			3 1 1 0 1 0 1
Jay Buhner, R OBP: 0.342, SLG: 0.519 (1, 9)	0-0 HR		1-3 K		1-0 F8		0-3 K			4 1 1 4 0 2 2
Mike Blowers, R OBP: 0.340, SLG: 0.497 (1, 5)	1-3 K			1-0 G4-3		0-3 K		3-3 K		4 0 0 0 0 3 0
Dan Wilson, R OBP: 0.323, SLG: 0.361 (1, 2)		2-3 K		2-3 K		0-1 2B			1-2 G4-3	3 0 1 0 0 2 0
Doug Strange, S OBP: 0.333, SLG: 0.378 (9, PH)										1 0 0 0 0 0 0
Felix Fermin, R OBP: 0.238, SLG: 0.239 (1, 6)		2-1 G6-3		1-2 P4		1-3 K			2-3 K	1 0 0 0 0 0 0
Luis Sojo, R OBP: 0.316, SLG: 0.391 (3, 6)										2 0 0 0 0 1 1
Warren Newson, L OBP: 0.407, SLG: 0.393 (9, PH)										1 0 0 0 0 1 0

Inning Stats	R: 4 E: 0 K: 2 S: 14	H: 2 LOB: 0 BB: 2 P: 24	R: 0 E: 0 K: 1 S: 7	H: 0 LOB: 0 BB: 0 P: 12	R: 0 E: 0 K: 1 S: 16	H: 1 LOB: 2 BB: 1 P: 26	R: 0 E: 0 K: 1 S: 9	H: 0 LOB: 0 BB: 0 P: 13	R: 1 E: 0 K: 0 S: 12	H: 2 LOB: 1 BB: 0 P: 15	R: 0 E: 0 K: 2 S: 10	H: 1 LOB: 1 BB: 0 P: 12	R: 0 E: 0 K: 1 S: 6	H: 0 LOB: 0 BB: 0 P: 9	R: 1 E: 0 K: 2 S: 14	H: 1 LOB: 0 BB: 0 P: 22	R: 3 E: 0 K: 1 S: 12	H: 2 LOB: 0 BB: 1 P: 21	1B: 3 2B: 3 3B: 0 HR: 3	SF: 0 SAC: 0 DP: 0 HBP: 0
--------------	-------------------------------	----------------------------------	------------------------------	----------------------------------	-------------------------------	----------------------------------	------------------------------	----------------------------------	-------------------------------	----------------------------------	-------------------------------	----------------------------------	------------------------------	---------------------------------	-------------------------------	----------------------------------	-------------------------------	----------------------------------	----------------------------------	------------------------------------

PITCHER	IP	WLS	BF	H	R	ER	SO	BB	IBB	HBP	BLK	WP	HR	S	P	ERA	WHIP
David Cone, R ERA: 3.46 (1, 1)	8.0		34	7	6	6	10	3	0	0	0	0	2	88	133	6.75	1.250
John Wetteland, R ERA: 3.35 (9, 1)	0.2	L	5	2	3	3	1	1	0	0	0	0	1	12	21	40.50	4.500


BOTTOM

New York Yankees @ Seattle Mariners
The Kingdome, Seattle, WA

Thu Aug 24 1995, 6:33 AM EDT
Att. 17,592 - Dome

livebaseballscorecards.com

AB	35
R	9
H	9
RBI	9
BB	4
SO	11
LOB	6



WP	PA	ERA	WHIP
0	39		

Batter	1	2	3	4	5	6	7	8	9	AB R H RBI BB SO LOB	TOP									
Wade Boggs, L (1, 5) OBP: 0.392, SLG: 0.399	1-1 G1-3	2-1 F7		1-2 FC4-6		2-0 G4-3			2-3 K	5 0 0 0 0 1 5										
Bernie Williams, S (1, 8) OBP: 0.356, SLG: 0.455	1-1 G3	2-1 F8		2-2 F7			0-3 K		0-2 F7	5 0 0 0 0 1 4										
Paul O'Neill, L (1, 7) OBP: 0.401, SLG: 0.542	2-2 2B		0-0 E3		0-2 HBP 1B		0-0 G4-3		4-2 DI HR BB	4 1 2 0 1 0 0										
Ruben Sierra, S (1, 10) OBP: 0.311, SLG: 0.442	2-2 L8		1-3 K		3-2 F7		1-0 G5-3		0-2 1-H HR	5 1 1 2 0 1 3										
Darryl Strawberry, L (1, 9) OBP: 0.356, SLG: 0.426		2-0 1B 1B 1B	3-3 K	1-2 K	3-2 G6-4-3 HBP			3-1 F8	2-3 K	4 1 1 0 0 2 1										
Mike Stanley, R (1, 2) OBP: 0.367, SLG: 0.506		2-3 K	1-3 K		1-1 G6-4-3			0-1 1B 1B		4 0 1 0 0 2 4										
Dion James, L (1, 3) OBP: 0.375, SLG: 0.381		1-0 SAFE SAFE 1B 1B		1-0 FC4-6 G4-1 1B		1-1 F8		3-2 1B 1B		4 1 3 0 0 0 0										
Tony Fernandez, S (1, 6) OBP: 0.310, SLG: 0.330		0-2 S 1B 1B		2-2 G4-1		3-1 2B		0-0 F9		4 0 2 1 0 0 3										
Randy Velarde, R (1, 4) OBP: 0.352, SLG: 0.366		1-1 S 1B		4-1 FC4-6 BB		0-1 P2		2-3 K		3 0 1 1 1 1 3										
Inning Stats	R: 0 E: 0 K: 0 S: 10	H: 1 LOB: 1 BB: 0 P: 16	R: 2 E: 0 K: 1 S: 14	H: 4 LOB: 2 BB: 0 P: 24	R: 0 E: 1 K: 3 S: 10	H: 0 LOB: 1 BB: 0 P: 15	R: 0 E: 0 K: 0 S: 12	H: 1 LOB: 2 BB: 1 P: 22	R: 0 E: 0 K: 0 S: 7	H: 1 LOB: 1 BB: 0 P: 13	R: 0 E: 0 K: 1 S: 5	H: 0 LOB: 0 BB: 0 P: 6	R: 0 E: 0 K: 1 S: 12	H: 2 LOB: 2 BB: 0 P: 20	R: 2 E: 0 K: 2 S: 14	H: 1 LOB: 0 BB: 1 P: 22	1B: 8 2B: 2 3B: 0 HR: 1	SF: 0 SAC: 0 DP: 1 HBP: 1	WP: 0 PB: 0 SB: 3 CS: 0	PA: 41
PITCHER	IP WLS BF H R ER SO BB IBB HBP BLK WP HR S P ERA WHIP																			
Chris Bosio, R (1, 1) ERA: 4.97	5.2 W 27 8 2 2 4 1 0 1 0 0 0 63 105 3.18 1.588																			
Norm Charlton, L (6, 1) ERA: 4.4	2.1 9 2 0 0 2 0 0 0 0 0 0 18 29 0.00 0.857																			
Bobby Ayala, R (9, 1) ERA: 4.05	1.0 5 1 2 2 2 1 0 0 0 0 0 1 14 22 18.00 2.000																			

New York Yankees @ Seattle Mariners
The Kingdom, Seattle, WA
Fri Aug 25 1995, 10:05 PM EDT
Att. 28,130 - Dome

livebaseballscorecards.com

AB	38
R	4
H	11
RBI	4
BB	2
SO	8
LOB	23



Batter	1	2	3	4	5	6	7	8	9
Rich Amaral, R OBP: 0.339, SLG: 0.364 (1, 7)	3-2 G5-3	2-1 G1-3	0-0 F9			2-0 P3		1-2 F9	
Luis Sojo, R OBP: 0.315, SLG: 0.393 (1, 6)	1-1 G4-3		3-2 HR 2B		1-0 P4	2-0 F9			
Ken Griffey Jr., L OBP: 0.388, SLG: 0.493 (1, 8)	3-3 K		4-2 HR BB		4-1 BB BB	2-0 P6			
Edgar Martinez, R OBP: 0.504, SLG: 0.667 (1, 10)		4-2 G5-3 1B WP BB	0-0 1-H 2-H HR		4-2 SAFE BB		3-2 HR		
Jay Buhner, R OBP: 0.343, SLG: 0.516 (1, 9)		4-2 SAFE G5-3 1B BB	4-2 1B G6-4-3 BB		2-3 K	2-2 G5-3			
Mike Blowers, R OBP: 0.339, SLG: 0.494 (1, 5)		0-2 G5-3 1-2 2-3	1-0 G6-4-3 1B		1-2 K	1-3 K			
Tino Martinez, L OBP: 0.368, SLG: 0.560 (1, 3)		4-0 1B BB	3-1 G6-4-3 1-2f 3-H		0-3 K	2-2 F7			
Dan Wilson, R OBP: 0.325, SLG: 0.363 (1, 2)		0-1 1-2 2-H 3-H 1B	1-2 1B 1B		0-1 G4-3		1-3 K		
Felix Fermin, R OBP: 0.238, SLG: 0.239 (1, 4)		1-0 F9	1-2 1B		1-1 G4-3		0-1 G6-3		

Inning Stats	R: 0	H: 0	E: 0	K: 1	S: 11	R: 2	H: 1	E: 0	K: 0	S: 14	R: 4	H: 5	E: 0	K: 0	S: 19	R: 0	H: 0	E: 0	K: 2	S: 10	R: 0	H: 0	E: 0	K: 1	S: 7	R: 1	H: 1	E: 0	K: 1	S: 17	R: 0	H: 0	E: 0	K: 1	S: 8	R: 0	H: 0	E: 0	K: 1	S: 8	
	LOB: 0	BB: 0	LOB: 0	BB: 0	LOB: 0	LOB: 2	BB: 3	LOB: 2	BB: 2	LOB: 0	LOB: 0	LOB: 0	LOB: 0	LOB: 0	LOB: 0	LOB: 0	LOB: 0	LOB: 0	LOB: 0	LOB: 0	LOB: 0	LOB: 0	LOB: 0	LOB: 0	LOB: 0	LOB: 0	LOB: 0	LOB: 0	LOB: 0	LOB: 0	LOB: 0	LOB: 0	LOB: 0	LOB: 0	LOB: 0	LOB: 0	LOB: 0	LOB: 0	LOB: 0	LOB: 0	LOB: 0

PITCHER	IP	WLS	BF	H	R	ER	SO	BB	IBB	HBP	BLK	WP	HR	S	P	ERA	WHIP
Andy Pettitte, L ERA: 4.73 (1, 1)	2.2	L	17	5	6	6	1	5	0	0	0	1	1	40	78	20.25	3.750
42 Mariano Rivera, R ERA: 5.43 (3, 1)	5.1		20	2	1	1	5	2	0	0	0	0	1	49	79	1.69	0.750

BOTTOM

New York Yankees @ Seattle Mariners
The Kingdome, Seattle, WA

Fri Aug 25 1995, 10:05 PM EDT
Att. 28,130 - Dome

AB	30
R	7
H	7
RBI	6
BB	7
SO	6
LOB	13



1B:	2B:	3B:	HR:	SF:	SAC:	DP:	HBP:	WP:	PA:
4	1	0	2	0	1	0	0	1	37

Batter	1	2	3	4	5	6	7	8	9	AB R H RBI BB SO LOB	TOP																						
Bernie Williams, S (1, 8) OBP: 0.355, SLG: 0.453	2-1 G6-3			2-0 F8		3-2 G6-4-3 1B		2-3 K		4 0 1 0 0 1 0																							
Randy Velarde, R (1, 7) OBP: 0.354, SLG: 0.368	3-1 L8			2-1 BB 1B		2-0 L9		2-1 1B		4 0 2 0 0 0 1																							
Mike Stanley, R (1, 2) OBP: 0.363, SLG: 0.500	2-3 K			0-1 SAFE P4		0-0 G6-4-3 1-2f		1-1 F7		4 0 0 0 0 1 3																							
Ruben Sierra, S (1, 10) OBP: 0.313, SLG: 0.439		0-0 G6-3		4-0 BB 1-2 BB		4-2 BB BB		2-3 K		2 0 0 0 2 1 0																							
Gerald Williams, R (1, 9) OBP: 0.350, SLG: 0.507		2-2 L7		4-2 BB 1-2 2-3 BB		4-0 1-2 BB		2-2 F7		2 0 0 0 2 0 0																							
Russ Davis, R (1, 5) OBP: 0.379, SLG: 0.464		1-0 P2		1-3 K		1-1 F9		1-1 F8		4 0 0 0 0 1 5																							
Dion James, L (1, 3) OBP: 0.368, SLG: 0.373			2-2 G4-3		1-3 K2-3		0-3 K			3 0 0 0 0 2 2																							
Tony Fernandez, S (1, 6) OBP: 0.307, SLG: 0.327			0-0 G6-3		0-0 G6-3		1-1 L1-3			3 0 0 0 0 0 2																							
Pat Kelly, R (1, 4) OBP: 0.323, SLG: 0.351			2-3 K		0-1 G6-3			0-2 G6-3		3 0 0 0 0 1 0																							
Inning Stats	R: 0 E: 0 K: 1 S: 8	H: 0 LOB: 0 BB: 0 P: 15	R: 0 E: 0 K: 0 S: 5	H: 0 LOB: 0 BB: 0 P: 8	R: 0 E: 0 K: 1 S: 8	H: 0 LOB: 0 BB: 0 P: 12	R: 0 E: 0 K: 1 S: 16	H: 1 LOB: 3 BB: 2 P: 29	R: 0 E: 0 K: 1 S: 6	H: 0 LOB: 0 BB: 0 P: 7	R: 0 E: 0 K: 0 S: 5	H: 1 LOB: 0 BB: 0 P: 10	R: 0 E: 0 K: 1 S: 11	H: 0 LOB: 2 BB: 2 P: 21	R: 0 E: 0 K: 1 S: 11	H: 1 LOB: 1 BB: 0 P: 16	R: 0 E: 0 K: 1 S: 8	H: 0 LOB: 0 BB: 0 P: 13	1B: 3 2B: 0 3B: 0 HR: 0	SF: 0 SAC: 0 DP: 1 HBP: 0	WP: 0 PB: 0 SB: 0 CS: 0	PA: 33											
PITCHER Randy Johnson, L (1, 1) ERA: 2.68	IP 9.0	WLS W	BF 33	H 3	R 0	ER 0	SO 7	BB 4	IBB 0	HBP 0	BLK 0	WP 0	HR 0	S 78	P 131	ERA 0.00	WHIP 0.778																
											PITCHER	IP	WLS	BF	H	R	ER	SO	BB	IBB	HBP	BLK	WP	HR	S	P	ERA	WHIP					

New York Yankees @ Seattle Mariners
The Kingdome, Seattle, WA
Sat Aug 26 1995, 10:05 PM EDT
Att. 41,182 - Dome

livebaseballscorecards.com

AB 29
R 0
H 3
RBI 0
BB 4
SO 7
LOB 13



Batter	1	2	3	4	5	6	7	8	9	AB R H RBI BB SO LOB
Vince Coleman, S OBP: 0.345, SLG: 0.393 (1, 7)	1-0 S 1B		1-1 S SH5-3 1B	1-2 3-H 1B		0-0 FC3-2 1B	2-3 K			5 0 3 1 0 1 5
Luis Sojo, R OBP: 0.314, SLG: 0.390 (1, 6)	3-3 SAFE K		0-1 SAFE SH5-3 1-2	0-1 SAFE G3		1-0 1-2 2-H 3-H 1B		0-0 F8		4 0 1 2 0 1 2
Ken Griffey Jr., L OBP: 0.383, SLG: 0.479 (1, 8)	2-0 L9		4-2 BB		2-0 P4	0-1 G3-1		0-0 G6-3		4 0 0 0 1 0 3
Edgar Martinez, R OBP: 0.503, SLG: 0.663 (1, 10)	2-3 K		1-2 P5		2-3 K		3-2 G3-1 BB 1B	1-0 1B		5 1 2 0 0 2 3
Jay Buhner, R OBP: 0.344, SLG: 0.522 (1, 9)		3-2 F9		3-1 HR	3-2 G5-3		4-1 G3-1 1B BB	2-2 L8		4 2 1 1 1 0 1
Mike Blowers, R OBP: 0.343, SLG: 0.505 (1, 5)		2-2 1B		0-0 HR		4-0 1B FC3-2 BB	2-2 F7			3 1 2 1 1 0 2
Tino Martinez, L OBP: 0.369, SLG: 0.559 (1, 3)		3-2 P5		1-2 G4-3 SH1-3 1B 1B		2-2 FC3-2 BB 1B	0-1 G3-1			4 2 2 0 0 0 3
Dan Wilson, R OBP: 0.328, SLG: 0.362 (1, 2)		1 SAFE 1 SAFE 1 SAFE P4		0-0 SH1-3 1-2		4-2 1B FC3-2 BB	4-0 1B BB			1 1 0 0 2 0 1
Felix Fermin, R OBP: 0.238, SLG: 0.239 (1, 4)			0-0 F9	0-1 G4-3		0-1 P6	1-2 1-2 2-H 3-H 1B			4 0 1 2 0 0 4

Inning Stats		R: 0	H: 1	R: 0	H: 1	R: 0	H: 1	R: 3	H: 4	R: 0	H: 0	R: 2	H: 2	R: 2	H: 2	R: 0	H: 1
E: 0		E: 0	LOB: 1	E: 0	LOB: 1	E: 0	LOB: 1	E: 0	LOB: 1	E: 0	LOB: 0	E: 0	LOB: 2	E: 0	LOB: 2	E: 0	LOB: 1
K: 2		K: 2	BB: 0	K: 0	BB: 0	K: 0	BB: 1	K: 0	BB: 0	K: 1	BB: 0	K: 1	BB: 2	K: 1	BB: 2	K: 0	BB: 0
S: 10		S: 10	P: 18	S: 13	P: 23	S: 12	P: 18	S: 14	P: 19	S: 8	P: 15	S: 12	P: 23	S: 15	P: 31	S: 7	P: 10


PITCHER		IP	WLS	BF	H	R	ER	SO	BB	IBB	HBP	BLK	WP	HR	S	P	ERA	WHIP
Sterling Hitchcock, L ERA: 4.92 (1, 1)	5.0	L	26	8	5	5	5	3	3	0	0	0	0	2	63	109	9.00	2.200
Joe Ausanio, R ERA: 6.06 (6, 1)	2.0		11	3	2	2	1	1	2	0	0	0	0	0	21	38	9.00	2.500
Steve Howe, L ERA: 4.71 (8, 1)	1.0		4	1	0	0	0	0	0	0	0	0	0	7	10	0.00	1.000	

BOTTOM

New York Yankees @ Seattle Mariners
The Kingdome, Seattle, WA

Sat Aug 26 1995, 10:05 PM EDT
Att. 41,182 - Dome

AB	34
R	7
H	12
RBI	7
BB	5
SO	4
LOB	24



1B	2B	3B	HR	SF	SAC	DP	HBP	WP	PA
10	0	0	2	0	0	0	0	0	41

Batter	1	2	3	4	5	6	7	8	9	AB R H RBI BB SO LOB
Vince Coleman, S (1, 7) OBP: 0.343, SLG: 0.389	2-1 G4-3		0-1 G4-3		4-1 BB		2-0 G6-3		1-3 K	4 0 0 0 1 1 2
Joey Cora, S (1, 4) OBP: 0.361, SLG: 0.379	3-2 G4-3 2B			4-1 BB S BB	2-2 P4			1-1 1B G5-3 1B		3 1 2 0 1 0 1
Ken Griffey Jr., L (1, 8) OBP: 0.380, SLG: 0.473	1-2 G4-3			1-1 F9		3-1 P5		3-1 G3 G5-3 1B 1B		4 1 1 0 0 0 2
Edgar Martinez, R (1, 10) OBP: 0.501, SLG: 0.658	3-1 L5			4-0 BB 1-2 BB		0-2 P4		3-2 G5-3		3 0 0 1 1 0 2
Tino Martinez, L (1, 3) OBP: 0.366, SLG: 0.554		3-2 P3		0-0 F7		1-1 P5		3-H 0-1 G3		4 0 0 0 0 0 3
Jay Buhner, R (1, 9) OBP: 0.348, SLG: 0.523		3-2 CS 1B		4-1 1-2 2-3 BB		0-0 L9		0-0 3-H 1B		3 0 2 1 1 0 0
Mike Blowers, R (1, 5) OBP: 0.342, SLG: 0.500		3-3 SAFE K 1-2		2-3 K		4-0 G1-3 BB BB		2-3 K		3 0 0 0 1 3 5
Dan Wilson, R (1, 2) OBP: 0.328, SLG: 0.359			1-3 K		3-2 G4-3		4-2 G1-3 BB		1-3 K	2 0 0 0 1 1 0 1 0 0 0 0 1 0
Warren Newson, L (9, PH) OBP: 0.405, SLG: 0.391										
Luis Sojo, R (1, 6) OBP: 0.311, SLG: 0.386			2-1 G4-3		1-2 L4		2-2 G1-3		2-2 F7	3 0 0 0 0 0 2 1 0 0 0 0 0 0
Doug Strange, S (9, PH) OBP: 0.331, SLG: 0.375										

Inning Stats	R: 0 E: 0 K: 13	H: 1 LOB: 1 BB: 0 P: 22	R: 0 E: 0 K: 12	H: 1 LOB: 1 BB: 0 P: 21	R: 0 E: 0 K: 1 S: 9	H: 0 LOB: 0 BB: 0 P: 12	R: 0 E: 0 K: 1 S: 9	H: 0 LOB: 3 BB: 3 P: 24	R: 0 E: 0 K: 0 S: 11	H: 0 LOB: 1 BB: 1 P: 21	R: 0 E: 0 K: 0 S: 7	H: 0 LOB: 0 BB: 0 P: 11	R: 0 E: 0 K: 0 S: 12	H: 0 LOB: 2 BB: 2 P: 24	R: 2 E: 0 K: 1 S: 15	H: 3 LOB: 1 BB: 0 P: 24	R: 0 E: 0 K: 2 S: 10	H: 0 LOB: 0 BB: 0 P: 14	1B: 4 2B: 2 3B: 0 HR: 0	SF: 0 SAC: 0 DP: 1 HBP: 0	WP: 0 PB: 0 SB: 1 CS: 1	PA: 37
--------------	-----------------------	----------------------------------	-----------------------	----------------------------------	------------------------------	----------------------------------	------------------------------	----------------------------------	-------------------------------	----------------------------------	------------------------------	----------------------------------	-------------------------------	----------------------------------	-------------------------------	----------------------------------	-------------------------------	----------------------------------	----------------------------------	------------------------------------	----------------------------------	--------

PITCHER	IP	WLS	BF	H	R	ER	SO	BB	IBB	HBP	BLK	WP	HR	S	P	ERA	WHIP
Scott Kamieniecki, R (1, 1) ERA: 5.06	6.1	W	25	2	0	0	3	5	0	0	0	0	0	62	116	0.00	1.105
Bob Wickman, R (7, 1) ERA: 4.08	1.0		6	2	2	2	0	1	0	0	0	0	0	19	34	18.00	3.000
Steve Howe, L (8, 1) ERA: 4.68	0.1		2	1	0	0	0	0	0	0	0	0	0	3	3	0.00	3.000
John Wetteland, R (8, 1) ERA: 3.26	1.1	S	4	0	0	0	3	0	0	0	0	0	0	14	20	0.00	0.000


BOTTOM

New York Yankees @ Seattle Mariners
The Kingdome, Seattle, WA

Sun Aug 27 1995, 6:33 AM EDT
Att. 24,913 - Dome

livebaseballscorecards.com

AB	31
R	2
H	5
RBI	2
BB	6
SO	6
LOB	17



Batter	1	2	3	4	5	6	7	8	9	AB R H RBI BB SO LOB	TOP
Johnny Damon, L (1, 8) OBP: 0.365, SLG: 0.446 C B X	1-1 1B		0-1 G4-3		0-0 F7		2-3 K		1-2 L7	5 0 1 0 0 1 2	Kansas City Royals @ New York Yankees Yankee Stadium, Bronx, NY Mon Aug 28 1995, 7:05 PM EDT Att. 23,595 - Unknown - 86 F livebaseballscorecards.com AB 35 R 4 H 9 RBI 4 BB 1 SO 7 LOB 14 WP: 0 PA: 37 PB: 0 SB: 3 CS: 0
Tom Goodwin, L (1, 7) OBP: 0.337, SLG: 0.340 Jon Nunnally, L (9, 9) OBP: 0.349, SLG: 0.514 B X	1-0 P6		1-0 L6		1-3 K		2-0 2B 1B			4 1 1 1 0 1 2 0 0 0 0 0 0 0	
Wally Joyner, L (1, 3) OBP: 0.387, SLG: 0.416 1 SAFE S B F C X	1-3 K		0-2 F8			0-0 L4	2-1 1-H 2B			4 0 1 1 0 1 1	
Gary Gaetti, R (1, 5) OBP: 0.345, SLG: 0.558 S B B S 2 SAFE S	3-3 K			1-0 L4		0-0 F8	0-1 G5-3			4 0 0 0 0 1 2	
Keith Lockhart, L (1, 4) OBP: 0.343, SLG: 0.451 B X		1-0 1B 1B		2-1 F7		1-0 1B		1-2 F9		4 0 2 0 0 0 0	
Greg Gagne, R (1, 6) OBP: 0.331, SLG: 0.409 B 1 SAFE P SAFE X		2-0 F9		0-0 HR		3-3 K		1-1 G3-1		4 1 1 1 0 1 2	
Michael Tucker, L (1, 10) OBP: 0.338, SLG: 0.371 X			0-0 1B		3-2 K		1-0 HR	2-1 F8		4 1 2 1 0 1 0	
David Howard, S (1, 9) OBP: 0.307, SLG: 0.356 (9, 7) S C C S		0-3 K			1-0 S 1B		4-1 SH5-3 1B BB		0-1 G1-3	3 1 1 0 1 1 2	
Brent Mayne, L (1, 2) OBP: 0.269, SLG: 0.281 B B X		2-0 L8		1-1 B5		0-1 SH5-3		2-2 F7		3 0 0 0 0 0 3	
Inning Stats	R: 0 H: 1 E: 0 LOB: 1 K: 2 BB: 0 S: 9 P: 15	R: 0 H: 2 E: 0 LOB: 2 K: 1 BB: 0 S: 8 P: 12	R: 0 H: 0 E: 0 LOB: 0 K: 0 BB: 0 S: 6 P: 7	R: 1 H: 1 E: 0 LOB: 0 K: 1 BB: 0 S: 8 P: 14	R: 0 H: 1 E: 0 LOB: 1 K: 1 BB: 0 S: 7 P: 10	R: 0 H: 1 E: 0 LOB: 1 K: 1 BB: 0 S: 6 P: 10	R: 3 H: 3 E: 0 LOB: 1 K: 1 BB: 1 S: 12 P: 23	R: 0 H: 0 E: 0 LOB: 0 K: 0 BB: 0 S: 7 P: 11	R: 0 H: 0 E: 0 LOB: 0 K: 0 BB: 0 S: 9 P: 12	1B: 6 SF: 0 2B: 1 SAC: 1 3B: 0 DP: 0 HR: 2 HBP: 0	WP: 0 PA: 37 PB: 0 SB: 3 CS: 0
PITCHER Jack McDowell, R (1, 1) ERA: 4.11	IP WLS BF H R ER SO BB IBB HBP BLK WP HR S P ERA WHIP 9.0 L 37 9 4 4 7 1 0 0 0 0 2 72 114 4.00 1.111						PITCHER IP WLS BF H R ER SO BB IBB HBP BLK WP HR S P ERA WHIP				

Batter	1	2	3	4	5	6	7	8	9	AB	R	H	RBI	BB	SO	LOB
Wade Boggs, L OBP: 0.403, SLG: 0.410 (1, 3) BB (9, 5)	4-0 BB		1-2 1B		4-2 1B BB		1-2 1B		0-1 SH5-3 1B	3	1	3	0	2	0	0
Bernie Williams, S OBP: 0.362, SLG: 0.456 (1, 8) K	1-3 K		1-2 F8		2-2 1B 1B		2-1 1B 1B		0-1 SH5-3 1B	4	0	2	0	0	1	2
Paul O'Neill, L OBP: 0.397, SLG: 0.532 (1, 9) P6	1-1 P6		3-3 K		0-0 L8		1-2 L1-3 1B		4-0 G4-6-3 IBB	4	0	0	0	1	1	6
Ruben Sierra, S OBP: 0.315, SLG: 0.443 (1, 10) L9	1-0 L9			2-0 HR	0-2 G5-4-3 1B		1-0 G3		0-0 G4-6-3	5	1	2	2	0	0	5
Mike Stanley, R OBP: 0.360, SLG: 0.491 (1, 2)		3-1 P6		2-2 F9	2-2 G5-4-3			3-3 K		4	0	0	0	0	1	2
Randy Velarde, R OBP: 0.356, SLG: 0.377 (1, 6)		4-0 BB		0-0 G6-3		1-2 HR		2-3 K		3	1	1	1	1	1	0
Gerald Williams, R OBP: 0.350, SLG: 0.500 Darryl Strawberry, L OBP: 0.354, SLG: 0.407 (8, PH) (9, 9)		2-1 L7		4-0 1B BB		2-2 P4		4-1 BB		2	0	0	0	1	0	1
Russ Davis, R OBP: 0.378, SLG: 0.460 Dion James, L OBP: 0.366, SLG: 0.372 (8, PH) (9, 3)		1-2 P6		1-0 1B		0-3 K		2-2 F9		3	0	1	0	0	1	1
Pat Kelly, R OBP: 0.319, SLG: 0.346 Tony Fernandez, S OBP: 0.313, SLG: 0.329 (9, PH) (1, 4)			0-1 G6-3	0-3 K2-3		3-2 G6-3			4-2 SH5-3 1B BB	3	0	0	0	0	1	2

Inning Stats	R: 0	H: 0	E: 0	K: 1	S: 6	R: 0	H: 0	E: 0	K: 0	S: 8	R: 0	H: 1	E: 0	K: 1	S: 11	R: 1	H: 2	E: 0	K: 1	S: 9	R: 1	H: 2	E: 0	K: 0	S: 15	R: 0	H: 2	E: 0	K: 0	S: 9	R: 0	H: 0	E: 0	K: 2	S: 13	R: 0	H: 1	E: 0	K: 0	S: 7	1B: 7	2B: 1	3B: 0	HR: 2	SF: 0	SAC: 1	DP: 3	HBP: 0	WP: 0	PB: 0	SB: 0	CS: 0	PA: 40
--------------	------	------	------	------	------	------	------	------	------	------	------	------	------	------	-------	------	------	------	------	------	------	------	------	------	-------	------	------	------	------	------	------	------	------	------	-------	------	------	------	------	------	-------	-------	-------	-------	-------	--------	-------	--------	-------	-------	-------	-------	--------


PITCHER	IP	WLS	BF	H	R	ER	SO	BB	IBB	HBP	BLK	WP	HR	S	P	ERA	WHIP
Dave Fleming, L ERA: 6.82 (1, 1)	3.2		17	3	1	1	2	3	0	0	0	0	1	31	62	2.46	1.636
Jim Converse, R ERA: 7.3 (4, 1)	1.1		6	2	1	1	1	1	0	0	0	0	0	18	26	6.75	2.250
Dilson Torres, R ERA: 5.17 (6, 1)	1.0	W	6	3	1	1	1	0	0	0	0	0	0	17	26	9.00	3.000
Mike Magnante, L ERA: 3.38 (7, 1)	0.2		1	0	0	0	0	0	0	0	0	0	0	3	4	0.00	0.000
Gregg Olson, R ERA: 3.86 (7, 1)	1.1		5	0	0	0	2	1	0	0	0	0	0	14	26	0.00	0.750

BOTTOM

Kansas City Royals @ New York Yankees
Yankee Stadium, Bronx, NY

Mon Aug 28 1995, 7:05 PM EDT
Att: 23,595 - Unknown - 86 F

AB	32
R	3
H	9
RBI	3
BB	7
SO	6
LOB	20



PITCHER	IP	WLS	BF	H	R	ER	SO	BB	IBB	HBP	BLK	WP	HR	S	P	ERA	WHIP
Jeff Montgomery, R ERA: 2.88 (9, 1)	1.0		5	1	0	0	0	1	1	0	0	0	0	7	15	0.00	2.000

Batter	1	2	3	4	5	6	7	8	9	AB R H RBI BB SO LOB	TOP													
Tony Phillips, S (1, 5) OBP: 0.399, SLG: 0.476	2-3 K		1-0 HR		2-2 G1-3		2-3 K			4 1 1 1 0 2 2	California Angels @ New York Yankees Yankee Stadium, Bronx, NY Tue Aug 29 1995, 7:05 PM EDT Att. 24,233 - Unknown - 81 F													
Spike Owen, S (1, 6) OBP: 0.296, SLG: 0.320	0-0 F9		0-1 L8		4-0 FC4-6 BB		2-2 G4-6-3 1-2f			3 0 0 0 1 0 2														
Jim Edmonds, L (1, 8) OBP: 0.365, SLG: 0.565	1-1 G5-3		1-0 F8		0-1 F8			0-0 G6-3		3 0 0 0 0 0 1														
Greg Myers, L (7, 2) OBP: 0.311, SLG: 0.413										1 0 0 0 0 0 0														
Chili Davis, S (1, 10) OBP: 0.448, SLG: 0.534		4-1 BB 16 FC4-6 BB	1-3 K		1-1 FC4-6 1-2f			2-3 K		3 1 0 0 1 2 1														
Tim Salmon, R (1, 9) OBP: 0.436, SLG: 0.618		4-1 BB 16 FC4-6 BB 1-2		2-0 HR		0-3 K		0-0 G6-3		3 1 1 1 1 1 0														
J.T. Snow, L (1, 3) OBP: 0.366, SLG: 0.475		4-1 BB 16 FC4-6 BB 1-2 2-3		0-0 HR		1-0 G3-1		1-0 P9		3 1 1 1 1 0 0														
16 Garret Anderson, L (1, 7) OBP: 0.369, SLG: 0.553		0-0 FC4-6 1-2f 2-3 3-H		1-0 G3-1		1-1 P5		2-1 G4-3		4 0 0 1 0 0 2														
Jorge Fabregas, L (1, 2) OBP: 0.301, SLG: 0.318		0-0 P7 1 SAFE		2-1 CS 1B		0-1 E4 1B		1-0 G6-3		3 0 1 0 0 0 2														
Rex Hudler, R (7, 4) OBP: 0.292, SLG: 0.399										1 0 0 0 0 0 0														
Jose Lind, R (1, 4) OBP: 0.267, SLG: 0.271										2 0 0 0 0 1 3														
Mike Aldrete, L (7, PH) OBP: 0.371, SLG: 0.434										1 0 1 0 0 0 0														
Inning Stats	R: 0 E: 0 K: 1 S: 6	H: 0 LOB: 0 BB: 0 P: 9	R: 1 E: 0 K: 0 S: 6	H: 0 LOB: 2 BB: 3 P: 19	R: 1 E: 0 K: 1 S: 8	H: 1 LOB: 0 BB: 0 P: 11	R: 2 E: 0 K: 1 S: 8	H: 3 LOB: 0 BB: 0 P: 14	R: 0 E: 0 K: 0 S: 7	H: 0 LOB: 1 BB: 1 P: 14	R: 0 E: 0 K: 1 S: 6	H: 0 LOB: 0 BB: 0 P: 8	R: 0 E: 1 K: 1 S: 11	H: 1 LOB: 1 BB: 0 P: 16	R: 0 E: 0 K: 1 S: 5	H: 0 LOB: 0 BB: 0 P: 7	R: 0 E: 0 K: 0 S: 4	H: 0 LOB: 0 BB: 0 P: 8	R: 0 E: 0 K: 0 S: 4	H: 0 LOB: 0 BB: 0 P: 8	1B: 2 2B: 0 3B: 0 HR: 3	SF: 0 SAC: 0 DP: 1 HBP: 0	WP: 0 PB: 0 SB: 0 CS: 1	PA: 35
PITCHER	IP WLS BF H R ER SO BB IBB HBP BLK WP HR S P ERA WHIP																							
David Cone, R (1, 1) ERA: 3.51	8.0 W 32 5 4 4 6 4 0 0 0 0 0 3 57 98 4.50 1.125																							
Bob MacDonald, L (9, 1) ERA: 5.18	1.0 3 0 0 0 0 0 0 0 0 0 0 0 4 8 0.00 0.000																							

livebaseballscorecards.com

AB	31
R	4
H	5
RBI	4
BB	4
SO	6
LOB	13



Batter	1	2	3	4	5	6	7	8	9	AB	R	H	RBI	BB	SO	LOB
Wade Boggs, L OBP: 0.405, SLG: 0.411 (1, 3)	3-1 3B 1B	1-2 G4-3		0-1 1B 1B		1-1 G4-3	4-2 L5-4 1B BB			4	1	2	2	1	0	1
Bernie Williams, S OBP: 0.368, SLG: 0.464 (1, 8)	1-0 1B 3B	4-1 BB		2-1 1B 1B		4-2 WP BB	0-2 1B 1B			3	1	3	3	2	0	0
Paul O'Neill, L OBP: 0.395, SLG: 0.526 (1, 9)	4-2 1B HR BB	1-1 L6		0-3 K		3-1 G3	1-1 L5-4			4	1	0	0	1	1	7
Ruben Sierra, S OBP: 0.316, SLG: 0.443 (1, 10)	1-2 1B HR		0-0 2B 1B	1-1 G4-3			1-2 G3	2-2 F9		5	1	2	1	0	0	2
Mike Stanley, R OBP: 0.361, SLG: 0.502 (1, 2)	1-0 HR		0-0 F7		1-1 G3		0-0 WP 2B	1-1 F9		5	2	2	3	0	0	1
Randy Velarde, R OBP: 0.357, SLG: 0.379 (1, 5)	2-2 G6-3		1-0 2B		1-1 G5-3		4-2 2B BB BB	1-0 G1-3		4	1	1	0	1	0	0
Gerald Williams, R OBP: 0.348, SLG: 0.500 (1, 7)	2-2 L8		2-1 G6-3		2-2 G6-3		0-0 BB BB 2B			4	1	1	1	0	0	1
Tony Fernandez, S OBP: 0.318, SLG: 0.333 (1, 6)	3-2 G6-3			4-2 1B 1B BB		2-2 SH5-3 WP 2B	4-1 BB BB 1B BB			2	3	1	0	2	0	0
Pat Kelly, R OBP: 0.323, SLG: 0.348 (1, 4)		1-0 G3		2-2 1B 1B 1B		1-1 SH5-3	4-1 1B BB BB			2	1	1	1	1	0	0

Inning Stats	R: 5	H: 4	E: 0	LOB: 0	K: 0	S: 19	P: 36	R: 0	H: 0	E: 0	LOB: 1	K: 0	S: 8	R: 0	H: 2	E: 0	LOB: 1	K: 0	S: 5	R: 2	H: 3	E: 0	LOB: 1	K: 1	S: 18	R: 0	H: 0	E: 0	LOB: 0	K: 0	S: 7	P: 11	R: 1	H: 1	E: 0	LOB: 1	K: 0	S: 11	R: 4	H: 3	E: 0	LOB: 2	K: 0	S: 18	P: 36	R: 0	H: 0	E: 0	LOB: 0	K: 0	S: 6	P: 10
1B: 7	SF: 0	2B: 5	SAC: 1	3B: 1	DP: 2	HR: 1	HBP: 0	WP: 2	PA: 42	PB: 0	SB: 0	CS: 0																																								

PITCHER	IP	WLS	BF	H	R	ER	SO	BB	IBB	HBP	BLK	WP	HR	S	P	ERA	WHIP
Chuck Finley, L ERA: 4.1 (1, 1)	5.2	L	28	10	8	8	1	3	0	0	0	0	1	64	108	12.71	2.294
John Habyan, R ERA: 3.82 (6, 1)	0.2		6	2	3	3	0	2	0	0	0	2	0	13	25	40.50	6.000
Mike Butcher, R ERA: 4.86 (7, 1)	0.0		4	1	1	1	0	3	0	0	0	0	0	7	19	∞	∞
Bob Patterson, L ERA: 2.35 (7, 1)	1.2		4	0	0	0	0	0	0	0	0	0	0	8	13	0.00	0.000


BOTTOM

California Angels @ New York Yankees
 Yankee Stadium, Bronx, NY

Tue Aug 29 1995, 7:05 PM EDT
 Att: 24,233 - Unknown - 81 F

livebaseballscorecards.com

AB	33
R	12
H	13
RBI	11
BB	8
SO	1
LOB	12



Batter	1	2	3	4	5	6	7	8	9	AB R H RBI BB SO LOB	TOP												
Tony Phillips, S OBP: 0.398, SLG: 0.473 (1, 5)	1-1 F9			1-3 K		0-3 K				3 0 0 0 1 2 0													
Damion Easley, R OBP: 0.286, SLG: 0.295 Spike Owen, S OBP: 0.294, SLG: 0.318 (8, PH) (8, 6)	1-1 G6-3			0-0 F8			1-1 P4	2-1 G5-3		3 0 0 0 0 0 0 1 0 0 0 0 0 2													
Jim Edmonds, L OBP: 0.362, SLG: 0.560 (1, 8)	3-2 L8			0-0 F7			2-0 G4-3		2-0 F8	4 0 0 0 0 0 0													
Chili Davis, S OBP: 0.446, SLG: 0.529 (1, 10)			3-3 K		1-3 K		4-2 1B BB		2-1 G6-3	3 0 0 0 1 2 0													
Tim Salmon, R OBP: 0.437, SLG: 0.620 (1, 9)			2-3 K		3-2 16 WP 2B		0-0 1-2 1B		2-0 L8	4 0 2 0 0 1 0													
J.T. Snow, L OBP: 0.364, SLG: 0.471 (1, 3)			2-1 L8		2-0 F9		0-0 F9			3 0 0 0 0 0 3													
16 Garret Anderson, L OBP: 0.369, SLG: 0.551 (1, 7)				0-3 K		1-1 G4-3			1-2 2B 1B	3 0 1 0 0 1 1													
Rex Hudler, R OBP: 0.293, SLG: 0.404 (1, 4)			0-1 L7		1-3 K			1-2 1B 2B	1-2 SAFE 1B 2B	3 1 1 0 0 1 0													
Jorge Fabregas, L OBP: 0.298, SLG: 0.315 Rene Gonzales, R OBP: 0.333, SLG: 0.583 Greg Myers, L OBP: 0.311, SLG: 0.413 (8, 2)			1-3 K		3-2 G6-3			1-1 G5-3 BB 1B		2 0 0 0 0 1 0 1 0 1 1 0 0 0 0 0 0 0 0 0 0													
Inning Stats	R: 0 E: 0 K: 0 S: 8	H: 0 LOB: 0 BB: 0 P: 13	R: 0 E: 0 K: 2 S: 9	H: 0 LOB: 0 BB: 0 P: 16	R: 0 E: 0 K: 2 S: 8	H: 0 LOB: 0 BB: 0 P: 9	R: 0 E: 0 K: 1 S: 6	H: 0 LOB: 0 BB: 0 P: 7	R: 0 E: 0 K: 1 S: 11	H: 1 LOB: 1 BB: 0 P: 18	R: 0 E: 0 K: 2 S: 11	H: 0 LOB: 0 BB: 0 P: 15	R: 0 E: 0 K: 0 S: 7	H: 1 LOB: 2 BB: 1 P: 14	R: 1 E: 0 K: 0 S: 12	H: 3 LOB: 1 BB: 1 P: 21	R: 0 E: 0 K: 0 S: 4	H: 0 LOB: 0 BB: 0 P: 10	1B: 3 2B: 2 3B: 0 HR: 0	SF: 0 SAC: 0 DP: 1 HBP: 0	WP: 1 PB: 0 SB: 0 CS: 0	PA: 32	
PITCHER Andy Pettitte, L ERA: 4.46 (1, 1)	IP 9.0	WLS W	BF 32	H 5	R 1	ER 1	SO 8	BB 2	IBB 0	HBP 0	BLK 0	WP 1	HR 0	S 76	P 123	ERA 1.00	WHIP 0.778						PITCHER IP WLS BF H R ER SO BB IBB HBP BLK WP HR S P ERA WHIP

California Angels @ New York Yankees
 Yankee Stadium, Bronx, NY
 Wed Aug 30 1995, 3:33 AM EDT
 Att. 22,244 - Sunny - 77 F

livebaseballscorecards.com

AB	30
R	1
H	5
RBI	1
BB	2
SO	8
LOB	6



Batter	1	2	3	4	5	6	7	8	9
Wade Boggs, L OBP: 0.403, SLG: 0.411 (1, 5)	G6-3		E6	L5				G4-3	
Bernie Williams, S OBP: 0.371, SLG: 0.469 (1, 8)	1B		1B					K	
Paul O'Neill, L OBP: 0.391, SLG: 0.520 (1, 9)	G4-3		F7					G4-3	
Ruben Sierra, S OBP: 0.320, SLG: 0.446 (1, 10)	1B		1B					K	
Jim Leyritz, R OBP: 0.387, SLG: 0.428 (1, 2)	1B		G5-4-3					1B	
Don Mattingly, L OBP: 0.337, SLG: 0.398 (1, 3)	FC6		G5-4-3					BB	
Gerald Williams, R OBP: 0.345, SLG: 0.500 (1, 7)		L7						G5-3	
Tony Fernandez, S OBP: 0.318, SLG: 0.333 (1, 6)		K						F8	
Randy Velarde, R OBP: 0.356, SLG: 0.377 (1, 4)		G3-1						G6-3	

Inning Stats	R: 1	H: 2	E: 0	K: 0	S: 16	R: 0	H: 0	E: 0	K: 1	S: 10	R: 1	H: 2	E: 1	K: 0	S: 10	R: 0	H: 2	E: 0	K: 0	S: 10	R: 1	H: 3	E: 0	K: 0	S: 7	R: 1	H: 2	E: 0	K: 1	S: 8	R: 0	H: 1	E: 0	K: 1	S: 9	R: 0	H: 0	E: 0	K: 0	S: 9	
	1B: 9	SF: 0	2B: 3	SAC: 1	3B: 0	DP: 2	HR: 0	HBP: 0	WP: 0	PA: 37																															

PITCHER	IP	WLS	BF	H	R	ER	SO	BB	IBB	HBP	BLK	WP	HR	S	P	ERA	WHIP
Jim Abbott, L ERA: 3.55 (1, 1)	5.2	L	28	11	4	3	1	1	0	0	0	0	0	58	93	4.76	2.118
Mike James, R ERA: 2.81 (6, 1)	1.1		6	1	0	0	2	1	0	0	0	0	0	12	26	0.00	1.500
Lee Smith, R ERA: 3.89 (8, 1)	1.0		3	0	0	0	0	0	0	0	0	0	0	9	13	0.00	0.000

BOTTOM

California Angels @ New York Yankees
Yankee Stadium, Bronx, NY
 Wed Aug 30 1995, 3:33 AM EDT
 Att. 22,244 - Sunny - 77 F

livebaseballscorecards.com

AB	34
R	4
H	12
RBI	4
BB	2
SO	3
LOB	16



Batter	1	2	3	4	5	6	7	8	9	AB R H RBI BB SO LOB	TOP														
Tony Phillips, S (1, 5) OBP: 0.398, SLG: 0.471	2-3 		4-1 		0-1 	3-2 		3-1 		4 0 1 0 1 1 3															
Rex Hudler, R (1, 4) OBP: 0.290, SLG: 0.398	2-2 		3-2 		0-1 		0-3 	0-2 		5 0 1 1 0 1 1															
Jim Edmonds, L (1, 8) OBP: 0.363, SLG: 0.559	4-2 		0-3 		3-2 	3-2 			2-3 	3 0 1 0 1 1 2															
Rene Gonzales, R (7, PR) OBP: 0.333, SLG: 0.583										0 0 0 0 0 0 0															
Mike Aldrete, L (9, PH) OBP: 0.368, SLG: 0.431										1 0 0 0 0 1 0															
Chili Davis, S (1, 10) OBP: 0.446, SLG: 0.524	1-0 		0-0 		4-2 	4-2 			2-3 	3 1 0 0 2 1 3															
Tim Salmon, R (1, 9) OBP: 0.438, SLG: 0.619					1-2 	0-2 	1-2 		1-1 	5 2 3 0 0 0 2															
J.T. Snow, L (1, 3) OBP: 0.367, SLG: 0.470					4-2 	1-1 	4-1 		1-1 	3 0 1 0 2 0 3															
16 Garret Anderson, L (1, 7) OBP: 0.369, SLG: 0.548					1-2 	1-0 	0-0 		0-2 	5 1 2 1 0 0 5															
Damion Easley, R (1, 6) OBP: 0.284, SLG: 0.293						3-2 			1-0 	2 0 0 0 0 0 1															
Spike Owen, S (6, PH) OBP: 0.300, SLG: 0.330									0-0 	3 1 2 1 0 0 2															
Greg Myers, L (1, 2) OBP: 0.318, SLG: 0.423					1-0 	1-2 	1-1 		0-0 	4 1 3 1 0 0 0															
Inning Stats	R: 0 E: 0 K: 1 S: 11	H: 0 LOB: 1 BB: 1 P: 20	R: 0 E: 0 K: 0 S: 16	H: 1 LOB: 1 BB: 0 P: 27	R: 1 E: 0 K: 1 S: 12	H: 2 LOB: 1 BB: 1 P: 20	R: 0 E: 0 K: 0 S: 8	H: 0 LOB: 0 BB: 1 P: 14	R: 0 E: 0 K: 0 S: 10	H: 1 LOB: 1 BB: 0 P: 11	R: 3 E: 1 K: 0 S: 24	H: 4 LOB: 2 BB: 1 P: 40	R: 0 E: 0 K: 1 S: 13	H: 1 LOB: 3 BB: 2 P: 24	R: 1 E: 0 K: 0 S: 7	H: 2 LOB: 0 BB: 0 P: 11	R: 1 E: 0 K: 2 S: 16	H: 3 LOB: 2 BB: 0 P: 22	1B: 12 2B: 2 3B: 0 HR: 0	SF: 0 SAC: 0 DP: 3 HBP: 0	WP: 0 PB: 0 SB: 0 CS: 0	PA: 44			
PITCHER	IP	WLS	BF	H	R	ER	SO	BB	IBB	HBP	BLK	WP	HR	S	P	ERA	WHIP								
Sterling Hitchcock, L (1, 1) ERA: 4.98	5.2	W	25	6	4	4	2	4	0	0	0	0	0	70	114	6.35	1.765								
Bob Wickman, R (6, 1) ERA: 4.02	1.0		7	3	0	0	1	1	0	0	0	0	0	22	36	0.00	4.000								
Steve Howe, L (7, 1) ERA: 4.74	1.1		6	2	1	1	0	1	0	0	0	0	0	9	17	6.75	2.250								
John Wetteland, R (9, 1) ERA: 3.38	1.0		6	3	1	1	2	0	0	0	0	0	0	16	22	9.00	3.000								

California Angels @ New York Yankees
Yankee Stadium, Bronx, NY
Thu Aug 31 1995, 7:05 PM EDT
Att. 25,633 - Unknown - 83 F

AB	38
R	6
H	14
RBI	4
BB	6
SO	5
LOB	22



Batter	1	2	3	4	5	6	7	8	9
Wade Boggs, L OBP: 0.405, SLG: 0.413 (1, 5)	1-2 1B HR 1B	2-3 K		0-0 P4		0-1 1B BB 1B	0-1 1B		
Bernie Williams, S OBP: 0.371, SLG: 0.467 (1, 8)	0-1 1-2 HR 1B	4-0 HR BB		1-0 G4-3		0-1 F8	2-2 G4-3		
Paul O'Neill, L OBP: 0.396, SLG: 0.549 (1, 9)	3-2 HR 1-H 2-H	2-1 HR			3-2 HR	2-2 BB 1B 1-2 2-H		0-3 K	
Ruben Sierra, S OBP: 0.321, SLG: 0.445 (1, 10)	1-0 G1-3	1-2 F8			0-0 FC3-6 1B	2-2 BB BB 1-2 2-3		1-3 K	
Mike Stanley, R OBP: 0.364, SLG: 0.511 (1, 2)	3-2 HR			1-2 F8		0-0 FC3-6 1B 1-2	4-1 BB BB 1-2 2-3 3-H	1-2 F7	
Don Mattingly, L OBP: 0.336, SLG: 0.395 (1, 3)	1-1 G4-3			2-0 P6		0-0 FC3-6 G5-4-3 1-2f 2-3	4-0 FC4-6 BB 1-2 2-3 3-H		
Gerald Williams, R OBP: 0.337, SLG: 0.486 (1, 7)	2-2 P4			0-1 L8		0-0 G5-4-3 1-2f	0-0 FC4-6		
Randy Velarde, R OBP: 0.354, SLG: 0.379 (1, 6)		1-1 F8 HR 2B		1-1 G6-3		3-1 F9	0-0 P4		
Pat Kelly, R OBP: 0.326, SLG: 0.351 (1, 4)		2-2 F8 2-3		0-0 1B		1-0 1B 1B	0-2 F7		

Inning Stats	R: 4	H: 4	E: 0	LOB: 0	K: 0	S: 17	R: 3	H: 2	E: 0	LOB: 0	K: 1	S: 14	R: 0	H: 0	E: 0	LOB: 0	K: 0	S: 6	R: 0	H: 1	E: 0	LOB: 1	K: 0	S: 5	R: 1	H: 3	E: 0	LOB: 1	K: 0	S: 8	R: 3	H: 4	E: 0	LOB: 3	K: 0	S: 16	R: 0	H: 1	E: 0	LOB: 1	K: 0	S: 9	R: 0	H: 0	E: 0	LOB: 0	K: 2	S: 10	

PITCHER	IP	WLS	BF	H	R	ER	SO	BB	IBB	HBP	BLK	WP	HR	S	P	ERA	WHIP
Brian Anderson, L ERA: 5.85 (1, 1)	1.2	L	12	6	7	7	1	1	0	0	0	0	3	28	50	37.80	4.200
Mike Harkey, R ERA: 5.63 (2, 1)	3.2		15	5	2	2	0	0	0	0	0	0	1	25	38	4.91	1.364
Bob Patterson, L ERA: 2.72 (6, 1)	0.1		4	3	0	0	0	0	0	0	0	0	0	11	15	0.00	9.000
Mike Butcher, R ERA: 4.83 (6, 1)	0.1		3	0	2	2	0	2	0	0	0	0	0	2	10	54.00	6.000
John Habyan, R ERA: 3.75 (7, 1)	1.0		4	1	0	0	0	0	0	0	0	0	0	9	11	0.00	1.000

AB	R	H	RBI	BB	SO	LOB
5	2	3	0	0	1	2
4	2	1	0	1	0	4
5	4	4	8	0	1	0
5	0	2	0	0	1	0
4	1	2	2	1	0	0
3	0	0	1	1	0	2
4	0	0	0	0	0	5
4	1	1	0	0	0	0
4	1	2	0	0	0	1

WP	PA	1B	2B	3B	HR	SF	SAC	DP	HBP
0	41	10	1	0	4	0	0	1	0

AB	38
R	11
H	15
RBI	11
BB	3
SO	3
LOB	14



California Angels @ New York Yankees
 Yankee Stadium, Bronx, NY
 Thu Aug 31 1995, 7:05 PM EDT
 Att: 25,633 - Unknown - 83 F

livebaseballscorecards.com

TOP

Oakland Athletics @ New York Yankees
Yankee Stadium, Bronx, NY
Fri Sep 01 1995, 7:05 PM EDT
Att. 17,646 - Unknown - 76 F

livebaseballscorecards.com

AB	34
R	7
H	7
RBI	7
BB	3
SO	11
LOB	9



WP	2	PA	37
PB	0		
SB	3		
CS	0		

AB R H RBI BB SO LOB

4	1	1	2	1	0	0
4	1	1	2	0	0	2
4	1	1	1	0	0	1
3	1	2	2	1	1	1
4	0	0	0	0	3	2
4	0	0	0	0	2	1
4	1	1	0	0	0	0
4	1	1	0	0	3	0
3	1	0	0	1	2	2

Batter 1 2 3 4 5 6 7 8 9

Rickey Henderson, R OBP: 0.410, SLG: 0.442 (1, 7) C B B X	2-2 G5-3 1		2-2 P3 3		2-2 HR 1B 2-H 3-H		4-2 SAFE SAFE BB S 1-2	3-2 P5 3
Geronimo Berroa, R OBP: 0.360, SLG: 0.468 (1, 9) B X	1-0 G4-3 2		1-2 F9 1 SAFE B X	2-0 HR 1-H		2-2 F8 1		
Brent Gates, S OBP: 0.311, SLG: 0.351 (1, 4) B C X	1-1 L9 3		1-1 WP 1B 1B	0-0 G4-3 2		1-1 G6-3 2		
Mark McGwire, R OBP: 0.436, SLG: 0.656 (1, 10) X		0-0 HR	1-1 1-H 1B	4-2 BB		3-3 K 3		
Jason Giambi, L OBP: 0.381, SLG: 0.427 (1, 3) S C T B B S	1-3 K 1		2-2 P4 2	1-3 K 3		2-3 K 1		
Terry Steinbach, R OBP: 0.313, SLG: 0.450 (1, 2) B B T C B X	3-2 G1-3 2		3-3 K 3		2-3 K 1		0-0 G6-3 2	
Stan Javier, S OBP: 0.337, SLG: 0.378 (1, 8) L B F X	1-1 G4-3 3			0-1 S 1B 1B 1B	1-2 G1-3 2		0-0 F8 3	
Craig Paquette, R OBP: 0.281, SLG: 0.465 (1, 5) S C B X		1-3 K 1	1 SAFE 1 B B X	2-0 S 1B 1B 1-2	1-3 K 3		0-3 K 1	
Mike Bordick, R OBP: 0.316, SLG: 0.339 (1, 6) X C C	0-2 L9 2		3-3 K 1		4-2 F8 BB BB G6-3 BB		1-3 K 2	

Inning Stats	R: 0 E: 0 K: 0 S: 6	H: 0 LOB: 0 BB: 0 P: 10	R: 1 E: 0 K: 1 S: 10	H: 1 LOB: 0 BB: 0 P: 15	R: 0 E: 0 K: 1 S: 9	H: 0 LOB: 0 BB: 0 P: 12	R: 1 E: 0 K: 1 S: 13	H: 2 LOB: 1 BB: 0 P: 21	R: 4 E: 0 K: 2 S: 22	H: 4 LOB: 1 BB: 1 P: 36	R: 0 E: 0 K: 2 S: 11	H: 0 LOB: 0 BB: 0 P: 15	R: 1 E: 0 K: 1 S: 14	H: 0 LOB: 1 BB: 2 P: 28	R: 0 E: 0 K: 1 S: 6	H: 0 LOB: 0 BB: 0 P: 8	R: 0 E: 0 K: 2 S: 10	H: 0 LOB: 0 BB: 0 P: 14	1B: 5 2B: 0 3B: 0 HR: 2	SF: 0 SAC: 0 DP: 0 HBP: 0
---------------------	------------------------------	----------------------------------	-------------------------------	----------------------------------	------------------------------	----------------------------------	-------------------------------	----------------------------------	-------------------------------	----------------------------------	-------------------------------	----------------------------------	-------------------------------	----------------------------------	------------------------------	---------------------------------	-------------------------------	----------------------------------	----------------------------------	------------------------------------

PITCHER	IP	WLS	BF	H	R	ER	SO	BB	IBB	HBP	BLK	WP	HR	S	P	ERA	WHIP
Scott Kamieniecki, R ERA: 5.62 (1, 1)	4.1		20	7	6	6	4	0	0	0	0	1	2	52	81	12.46	1.615
42 Mariano Rivera, R ERA: 5.24 (5, 1)	3.2	W	14	0	1	1	5	3	0	0	0	0	0	39	64	2.46	0.818
John Wetteland, R ERA: 3.31 (9, 1)	1.0	S	3	0	0	0	2	0	0	0	0	0	0	10	14	0.00	0.000

PITCHER	IP	WLS	BF	H	R	ER	SO	BB	IBB	HBP	BLK	WP	HR	S	P	ERA	WHIP
----------------	----	-----	----	---	---	----	----	----	-----	-----	-----	----	----	---	---	-----	------

Batter	1	2	3	4	5	6	7	8	9
Wade Boggs, L OBP: 0.405, SLG: 0.414 (1, 5)	3-2 3B 2B	1-3 K		4-1 FC4-6 BB	0-3 K		1-1 FC4-6 1-2f		
Bernie Williams, S OBP: 0.372, SLG: 0.464 (1, 8)	4-1 3B BB	4-1 2B BB		2-2 FC4-6 1-2f		0-0 L7		3-3 K	
Paul O'Neill, L OBP: 0.396, SLG: 0.553 (1, 9)	1-2 F8	2-2 2B			1-3 K	0-2 G4-3		1-0 G3-1 1B 2B	
Ruben Sierra, S OBP: 0.320, SLG: 0.441 (1, 10)	2-1 P5	2-3 K			4-2 1B BB BB	1-3 K		1-2 G3-1	
Dion James, L OBP: 0.376, SLG: 0.387 (1, 7)	0-1 1B 3B		1-2 G6-3		4-0 BB 1B BB		4-0 G6-3 BB	4-1 1B BB	
Gerald Williams, R OBP: 0.337, SLG: 0.486 (8, PH)					1-2 SF9 BB				
Darryl Strawberry, L OBP: 0.364, SLG: 0.407 (8, PR)					1-2 2-3 1B		2-2 G6-3 1-2f	4-1 1B BB	
Pat Kelly, R OBP: 0.326, SLG: 0.351 (9, 4)					1-2 2-3 3-H BB			1-2 1B	
Don Mattingly, L OBP: 0.339, SLG: 0.396 (1, 3)	0-2 FC6-4 1B		1-3 K		0-1 SF9 BB 1B		2-2 G6-3 1-2f	4-1 1B BB	
Mike Stanley, R OBP: 0.367, SLG: 0.513 (1, 2)	1-2 FC6-4 1-2f		0-3 K		4-0 BB BB		0-2 BB 2B	3-1 1-2 2-3 3-H 1B	
Tony Fernandez, S OBP: 0.317, SLG: 0.330 (1, 6)		0-0 G4-3		2-1 P1-3	0-0 SF9		4-0 BB IBB	3-3 K	
Randy Velarde, R OBP: 0.359, SLG: 0.377 (9, 7)		4-2 BB 2B BB		1-2 L9	4-0 BB		4-2 FC4-6 1-2 2-3 BB		

AB	R	H	RBI	BB	SO	LOB
4	1	1	0	1	2	7
3	2	0	0	2	1	1
5	1	2	2	0	1	2
4	1	0	0	1	2	4
2	2	1	2	2	0	0
0	0	0	0	0	0	0
0	0	0	0	1	0	0
0	0	0	0	0	0	0
4	0	2	1	1	1	1
4	0	2	2	1	1	1
3	0	0	1	1	1	3
1	1	0	0	3	0	0

AB	R	H	RBI	BB	SO	LOB
30	8	8	8	13	9	19

Inning Stats	R	H	E	K	S	IP	WLS	BF	H	R	ER	SO	BB	IBB	HBP	BLK	WP	HR	S	P	ERA	WHIP
Todd Van Poppel, R ERA: 4.25	3	3	0	23	34	4.1		25	5	7	7	5	7	0	0	0	0	0	62	110	14.54	2.769
John Briscoe, R ERA: 9.64	0	1	0	1	1	2.1		11	1	0	0	2	3	1	0	0	0	0	19	38	0.00	1.714
Mike Mohler, L ERA: 4.02	0	1	0	2	2	0.2	L	3	1	1	1	1	0	0	0	0	0	0	8	13	13.50	1.500
Don Wengert, R ERA: 3.33	0	1	0	1	1	0.2		5	1	0	0	1	2	0	0	0	0	0	11	26	0.00	4.500

WP	PA	ERA	WHIP
0	44		

Oakland Athletics @ New York Yankees
 Yankee Stadium, Bronx, NY
 Fri Sep 01 1995, 7:05 PM EDT
 Att: 17,646 - Unknown - 76 F

livebaseballscorecards.com



TOP

Oakland Athletics @ New York Yankees
Yankee Stadium, Bronx, NY

AB	30
R	0
H	2
RBI	0
BB	3
SO	10
LOB	13



WP	0	PA	35
PB	2		
SB	2		
CS	1		

Sat Sep 02 1995, 3:33 AM EDT
Att. 22,552 - Cloudy

livebaseballscorecards.com

AB R H RBI BB SO LOB

3	0	0	0	1	2	1
4	0	1	0	0	1	2
3	0	0	0	1	0	3
3	0	0	0	0	3	2
1	0	0	0	0	0	0
3	0	0	0	1	1	0
3	0	0	0	0	1	2
4	0	0	0	0	2	2
3	0	1	0	0	0	0
3	0	0	0	0	0	1

Batter	1	2	3	4	5	6	7	8	9
Rickey Henderson, R OBP: 0.409, SLG: 0.439 (1, 7)	0-0 F7		4-2 CS BB			3-3 K		3-3 K S	
Stan Javier, S OBP: 0.337, SLG: 0.376 (1, 8)	3-3 K		1-2 CS	0-2 PB S 1B		1-0 B1-3		3-1 P6	
Brent Gates, S OBP: 0.311, SLG: 0.348 (1, 4)	4-1 BB			0-2 L3		2-2 G4-3		1-2 L4	
Mark McGwire, R OBP: 0.432, SLG: 0.648 Jose Herrera, L OBP: 0.288, SLG: 0.340 (1, 10) (9, PH)	3-3 K			1 SAFE 3-3 K		1-3 K		3-2 G6-3	
Geronimo Berroa, R OBP: 0.360, SLG: 0.465 (1, 9)		3-2 G6-3		4-1 BB		0-2 G6-3		1-3 K	
Craig Paquette, R OBP: 0.281, SLG: 0.459 (1, 5)		2-0 L7		2-3 K		1-1 HBP		1-1 E8	
Scott Brosius, R OBP: 0.344, SLG: 0.477 (1, 3)		2-3 K		1-3 K		0-1 P3		1-0 G5-3	
Mike Bordick, R OBP: 0.316, SLG: 0.339 (1, 6)		3-2 G6-3		2-2 F7				1-0 PB G3 1B	
Eric Helfand, L OBP: 0.287, SLG: 0.237 (1, 2)		0-0 F8		1-1 F9				0-0 G3	

Inning Stats	R	H	E	K	S	R	H	E	K	S	R	H	E	K	S	R	H	E	K	S	R	H	E	K	S	R	H	E	K	S	R	H	E	K	S	R	H	E	K	S	R	H	E	K	S	1B	2B	3B	HR	SF	SAC	DP	HBP	WP	PA								
	0	0	0	2	9	0	0	0	1	14	0	1	0	2	15	0	0	0	0	14	0	0	0	1	11	0	0	0	1	11	0	1	0	2	19	0	0	0	1	16	0	1	0	2	19	0	0	0	0	0	0	0	1	2	0	0	0	0	0	0	1	0	35

PITCHER	IP	WLS	BF	H	R	ER	SO	BB	IBB	HBP	BLK	WP	HR	S	P	ERA	WHIP
Jack McDowell, R ERA: 3.94 (1, 1)	8.0	W	30	2	0	0	9	3	0	1	0	0	0	78	132	0.00	0.625
Bob Wickman, R ERA: 3.96 (9, 1)	1.0		4	0	0	0	1	0	0	0	0	0	0	10	16	0.00	0.000

Batter	1	2	3	4	5	6	7	8	9	AB R H RBI BB SO LOB
Wade Boggs, L OBP: 0.404, SLG: 0.413 (1, 5) B C B X	2-1 F7 ①		2-1 L7 ②			3-1 BB 1B	2-2 P6 ②			4 1 1 0 0 0 2
Bernie Williams, S OBP: 0.376, SLG: 0.466 (1, 8) C H	1-1 HBP		2-0 1B			4-2 G3-6 1B BB	2-0 2-H 3-H 1B			2 0 2 2 1 0 0
Paul O'Neill, L OBP: 0.394, SLG: 0.549 (1, 9) B X	1-0 F8 ②		0-0 L9 ③			1-0 G3-6 1B	1-3 SAFE K			4 0 1 1 0 1 3
Ruben Sierra, S OBP: 0.319, SLG: 0.441 (1, 10) C 1 SAFE S B F 1 SAFE 1 SAFE X	1-2 F8 ③			2-2 F7 ①		1-1 G3-6 ②		2-1 1B 2B		4 1 1 0 0 0 3
Mike Stanley, R OBP: 0.365, SLG: 0.510 (1, 2)		2-1 F8 ①		0-0 G4-3 ②		0-0 G5-3 ③		3-2 2-H 1B		4 0 1 1 0 0 1
Gerald Williams, R OBP: 0.341, SLG: 0.483 (1, 7) B B B C B C B X		4-1 S BB		3-0 P4 ③			1-2 1B 1B	0-2 G6-3 ①		3 1 1 0 1 0 1
Don Mattingly, L OBP: 0.338, SLG: 0.394 (1, 3) C X T B C B C X		1-2 L7 ②			0-0 P6 ①		0-1 SH1-4 1B 1B	0-3 K2-3 ②		4 1 1 0 0 1 2
Randy Velarde, R OBP: 0.358, SLG: 0.375 (1, 6) B B B C B C B C B X		3-2 P6 ③			2-0 L6 ②		2-2 SH1-4 1B 1B	1-3 K ③		4 1 1 1 0 1 2
Pat Kelly, R OBP: 0.324, SLG: 0.347 (1, 4) B X			1-0 F8 ①		1-0 G6-3 ③		1-1 SH1-4 ①			2 0 0 0 0 0 0

Inning Stats	R: 0 E: 0 K: 0 S: 8	H: 0 LOB: 1 BB: 0 P: 13	R: 0 E: 0 K: 0 S: 12	H: 0 LOB: 1 BB: 1 P: 22	R: 0 E: 0 K: 0 S: 5	H: 1 LOB: 1 BB: 0 P: 10	R: 0 E: 0 K: 0 S: 5	H: 0 LOB: 0 BB: 0 P: 10	R: 0 E: 0 K: 0 S: 3	H: 0 LOB: 0 BB: 0 P: 6	R: 1 E: 0 K: 0 S: 8	H: 2 LOB: 1 BB: 1 P: 17	R: 3 E: 0 K: 1 S: 21	H: 4 LOB: 1 BB: 0 P: 30	R: 1 E: 0 K: 2 S: 16	H: 2 LOB: 1 BB: 0 P: 22	1B: 8 2B: 1 3B: 0 HR: 0	SF: 0 SAC: 1 DP: 1 HBP: 1
--------------	------------------------------	----------------------------------	-------------------------------	----------------------------------	------------------------------	----------------------------------	------------------------------	----------------------------------	------------------------------	---------------------------------	------------------------------	----------------------------------	-------------------------------	----------------------------------	-------------------------------	----------------------------------	----------------------------------	------------------------------------

PITCHER	IP	WLS	BF	H	R	ER	SO	BB	IBB	HBP	BLK	WP	HR	S	P	ERA	WHIP
Steve Wojciechowski, L ERA: 5.61 (1, 1)	5.0	L	21	3	1	1	0	2	0	0	0	0	0	38	74	1.80	1.000
Carlos Reyes, R ERA: 4.61 (6, 1)	2.0		9	4	3	3	1	0	0	0	0	0	0	24	34	13.50	2.000
Mark Acree, R ERA: 5.67 (8, 1)	1.0		5	2	1	1	2	0	0	0	0	0	0	16	22	9.00	2.000

BOTTOM

Oakland Athletics @ New York Yankees
 Yankee Stadium, Bronx, NY

Sat Sep 02 1995, 3:33 AM EDT
 Att. 22,552 - Cloudy

livebaseballscorecards.com

AB	31
R	5
H	9
RBI	5
BB	2
SO	3
LOB	14



WP	PA	ERA	WHIP
0	35		

Batter	1	2	3	4	5	6	7	8	9	10	AB R H RBI BB SO LOB
Rickey Henderson, R OBP: 0.408, SLG: 0.445 (1, 10)	K		G5-3		F8	1B		FC6-4 1B		HR	6 2 2 2 0 1 2
Stan Javier, S OBP: 0.341, SLG: 0.378 (1, 7)	1B		G3-6-3 BB		G4-3 WP BB	G6-3		1B		G5-3	4 3 2 1 2 0 2
Brent Gates, S OBP: 0.311, SLG: 0.348 (1, 4)	1B		G3-6-3		G4-3		G3-1	1B		F7	6 0 2 2 0 0 2
Geronimo Berroa, R OBP: 0.363, SLG: 0.476 (1, 9)	K			IHR	BB		G6-3 2B	1B		F8	5 1 3 2 1 1 1
Terry Steinbach, R OBP: 0.312, SLG: 0.450 (1, 2)	FC6-4			1B SF8 2B	L8		G6-3	L7			5 1 1 0 0 0 5
Jose Herrera, L OBP: 0.316, SLG: 0.353 (1, 8)		F8		1B		G5-3					4 1 2 0 1 0 1
Craig Paquette, R OBP: 0.283, SLG: 0.460 (8, 3)	K		SF8		1B		1B	FC6-4 1B		K	4 1 2 1 0 2 1
Mike Bordick, R OBP: 0.314, SLG: 0.346 (1, 6)		HR			F9		L6	K		L7	5 1 1 1 0 1 5
Scott Brosius, R OBP: 0.341, SLG: 0.473 (8, PH)			G4-3		P3		K	FC6-4 HBP		G3	3 0 0 0 0 1 3 0 0 0 0 0 0 0 1 0 0 0 0 0 1
Mark McGwire, R OBP: 0.433, SLG: 0.648 (8, PR)											
Mike Gallego, R OBP: 0.289, SLG: 0.233 (8, 5)											

Inning Stats	R: 1 E: 0 K: 2 S: 17	H: 2 LOB: 1 BB: 0 P: 28	R: 1 E: 0 K: 1 S: 10	H: 1 LOB: 0 BB: 0 P: 13	R: 0 E: 0 K: 0 S: 9	H: 0 LOB: 0 BB: 1 P: 14	R: 0 E: 0 K: 0 S: 11	H: 3 LOB: 1 BB: 0 P: 19	R: 1 E: 0 K: 1 S: 13	H: 2 LOB: 2 BB: 1 P: 23	R: 0 E: 0 K: 0 S: 8	H: 1 LOB: 1 BB: 0 P: 15	R: 3 E: 0 K: 1 S: 13	H: 4 LOB: 2 BB: 0 P: 23	R: 0 E: 0 K: 1 S: 7	H: 1 LOB: 1 BB: 0 P: 10	R: 1 E: 0 K: 0 S: 10	H: 1 LOB: 0 BB: 0 P: 15	1B: 10 2B: 2 3B: 0 HR: 3	SF: 1 SAC: 0 DP: 1 HBP: 1
--------------	-------------------------------	----------------------------------	-------------------------------	----------------------------------	------------------------------	----------------------------------	-------------------------------	----------------------------------	-------------------------------	----------------------------------	------------------------------	----------------------------------	-------------------------------	----------------------------------	------------------------------	----------------------------------	-------------------------------	----------------------------------	-----------------------------------	------------------------------------

PITCHER	IP	WLS	BF	H	R	ER	SO	BB	IBB	HBP	BLK	WP	HR	S	P	ERA	WHIP
David Cone, R ERA: 3.68 (1, 1)	6.1		31	9	6	6	4	4	0	0	0	1	1	77	131	8.53	2.053
Bob Wickman, R ERA: 4.26 (7, 1)	1.1		9	4	3	3	1	0	0	1	0	0	0	17	30	20.25	3.000
Dave Pavlas, R ERA: 3.86 (8, 1)	1.1		5	1	0	0	1	0	0	0	0	0	0	8	12	0.00	0.750
John Wetteland, R ERA: 3.42 (10, 1)	1.0	L	4	1	1	1	0	0	0	0	0	0	1	10	15	9.00	1.000

TOP

Oakland Athletics @ New York Yankees
Yankee Stadium, Bronx, NY
Sun Sep 03 1995, 3:33 AM EDT
Att. 25,542 - Sunny - 75 F

AB	43
R	10
H	15
RBI	9
BB	4
SO	6
LOB	23



Oakland Athletics @ New York Yankees

Yankee Stadium, Bronx, NY

Sun Sep 03 1995, 3:33 AM EDT

Att. 25,542 - Sunny - 75 F

livebaseballscorecards.com

AB	44
R	9
H	18
RBI	9
BB	5
SO	6
LOB	23



WP:	0	PA:	51
PB:	0		
SB:	0		
CS:	0		

WP:	0	PA:	51
PB:	0		
SB:	0		
CS:	0		

Batter	1	2	3	4	5	6	7	8	9	10	AB	R	H	RBI	BB	SO	LOB
Wade Boggs, L OBP: 0.407, SLG: 0.424 (1, 5)											4	1	3	2	1	0	1
Bernie Williams, S OBP: 0.378, SLG: 0.468 (1, 8)											5	1	2	1	1	1	4
Paul O'Neill, L OBP: 0.394, SLG: 0.547 Ruben Rivera, R (8, PR) (9, 7)											5	1	2	0	0	0	5
Darryl Strawberry, L OBP: 0.357, SLG: 0.397 Jim Leyritz, R OBP: 0.387, SLG: 0.428 Pat Kelly, R OBP: 0.321, SLG: 0.344 (1, 10) (8, PH) (8, PH)											4	1	1	1	0	1	0
Dion James, L OBP: 0.375, SLG: 0.382 Gerald Williams, R OBP: 0.339, SLG: 0.480 Ruben Sierra, S OBP: 0.320, SLG: 0.442 (1, 7) (6, 7) (8, PH) (9, 9)											2	0	0	0	1	0	2
Don Mattingly, L OBP: 0.341, SLG: 0.396 (1, 3)											6	1	3	0	0	0	3
Mike Stanley, R OBP: 0.363, SLG: 0.509 (1, 2)											5	1	1	2	0	0	5
Tony Fernandez, S OBP: 0.323, SLG: 0.355 (1, 6)											5	3	4	3	0	0	0
Randy Velarde, R OBP: 0.363, SLG: 0.376 (1, 4)											2	0	1	0	2	1	1

Inning Stats	R: 2	H: 3	E: 0	K: 0	S: 14	WLS	BF	H	R	ER	SO	BB	IBB	HBP	BLK	WP	HR	S	P	ERA	WHIP
Steve Ontiveros, R ERA: 4.41 (1, 1)	2	3	0	0	14		27	11	8	8	1	4	0	0	0	0	1	59	112	15.43	3.214
Rick Honeycutt, L ERA: 1.85 (5, 1)	0	2	0	0	11	1.1	6	2	0	0	0	0	0	0	0	0	0	21	32	0.00	1.500
Jim Corsi, R ERA: 1.77 (7, 1)	0	1	0	0	11	1.0	5	1	0	0	1	1	0	0	0	0	0	12	21	0.00	2.000
Mike Mohler, L ERA: 4.02 (8, 1)	0	1	0	0	11	0.0	1	1	0	0	0	0	0	0	0	0	0	2	2	∞	∞
Dennis Eckerlesley, R ERA: 3.72 (8, 1)	2	3	0	0	14	3.0	12	3	1	1	4	0	0	0	0	0	0	36	49	3.00	1.000

PITCHER	IP	WLS	BF	H	R	ER	SO	BB	IBB	HBP	BLK	WP	HR	S	P	ERA	WHIP
Steve Ontiveros, R ERA: 4.41 (1, 1)	4.2		27	11	8	8	1	4	0	0	0	0	1	59	112	15.43	3.214
Rick Honeycutt, L ERA: 1.85 (5, 1)	1.1		6	2	0	0	0	0	0	0	0	0	0	21	32	0.00	1.500
Jim Corsi, R ERA: 1.77 (7, 1)	1.0		5	1	0	0	1	1	0	0	0	0	0	12	21	0.00	2.000
Mike Mohler, L ERA: 4.02 (8, 1)	0.0		1	1	0	0	0	0	0	0	0	0	0	2	2	∞	∞
Dennis Eckerlesley, R ERA: 3.72 (8, 1)	3.0	W	12	3	1	1	4	0	0	0	0	0	0	36	49	3.00	1.000

Batter	1	2	3	4	5	6	7	8	9	AB R H RBI BB SO LOB	TOP	
Vince Coleman, S (1, 7) OBP: 0.343, SLG: 0.389 Alex Diaz, S (3, 7) OBP: 0.288, SLG: 0.331	1-0 F8		1-3 K		0-0 G3		0-0 G6-3		1-2 G3-1	2 0 0 0 0 1 0 3 0 0 0 0 0 2		
Luis Sojo, R (1, 6) OBP: 0.326, SLG: 0.399 Alex Rodriguez, R (4, 6) OBP: 0.261, SLG: 0.397	2-1 HR 1B		2-0 2B			1-3 K		0-0 G5-3		2 1 2 0 0 0 0 2 0 0 0 0 1 0		
Ken Griffey Jr., L (1, 8) OBP: 0.358, SLG: 0.429 Rich Amaral, R (6, 8) OBP: 0.341, SLG: 0.381	2-2 P4		2-1 F7			2-1 BB 1B		0-1 F8		3 0 1 0 0 0 2 1 0 0 0 0 0 0		
Edgar Martinez, R (1, 10) OBP: 0.497, SLG: 0.666 Doug Strange, S (8, PH) OBP: 0.331, SLG: 0.381	1-2 HR		1-3 K			1-2 P6 1B		2-2 1B 2B		3 1 1 2 0 1 2 1 1 1 0 0 0 0		
Jay Buhner, R (1, 9) OBP: 0.350, SLG: 0.524 Warren Newson, L (4, 9) OBP: 0.412, SLG: 0.396	1-0 G6-3			0-0 P2		4-2 BB 1-2 BB		1-1 1B		2 0 0 0 0 0 0 1 0 1 1 1 0 0		
Mike Blowers, R (1, 5) OBP: 0.337, SLG: 0.483		2-3 K		0-0 P4		1-3 K		1-3 K		4 0 0 0 0 3 3		
Tino Martinez, L (1, 3) OBP: 0.372, SLG: 0.559 Greg Pirkel, R (4, PH) OBP: 0.294, SLG: 0.250		2-1 FC6-4 1B		1-0 P3			0-0 FC4-6 1B		1-1 P5	1 0 1 0 0 0 0 3 0 1 0 0 0 0		
Chris Widger, R (1, 2) OBP: 0.245, SLG: 0.267		2-2 FC6-4 1-2f			1-0 P6		1-2 FC4-6 G4-3		1-3 K	4 0 0 0 0 1 2		
Felix Fermin, R (1, 4) OBP: 0.240, SLG: 0.241		0-0 G1-3			2-2 P6		0-1 G4-3		3-2 1B	4 0 1 0 0 0 2		
Inning Stats	R: 2 H: 2 E: 0 LOB: 0 K: 0 BB: 0 S: 10 P: 17	R: 0 H: 1 E: 0 LOB: 1 K: 1 BB: 0 S: 9 P: 15	R: 0 H: 1 E: 0 LOB: 1 K: 2 BB: 0 S: 11 P: 17	R: 0 H: 0 E: 0 LOB: 0 K: 0 BB: 0 S: 3 P: 4	R: 0 H: 0 E: 0 LOB: 0 K: 0 BB: 0 S: 5 P: 8	R: 0 H: 1 E: 0 LOB: 2 K: 2 BB: 1 S: 14 P: 23	R: 0 H: 1 E: 0 LOB: 1 K: 0 BB: 0 S: 11 P: 12	R: 1 H: 2 E: 0 LOB: 1 K: 1 BB: 0 S: 12 P: 16	R: 0 H: 1 E: 0 LOB: 1 K: 1 BB: 0 S: 13 P: 19	1B: 6 SF: 0 2B: 2 SAC: 0 3B: 0 DP: 0 HR: 1 HBP: 0	WP: 0 PA: 37 PB: 0 SB: 0 CS: 0	
PITCHER	IP WLS BF H R ER SO BB IBB HBP BLK WP HR S P ERA WHIP											
Andy Pettitte, L (1, 1) ERA: 4.4	8.0 W 33 8 3 3 6 1 0 0 0 0 1 75 112 3.38 1.125											
Joe Ausanio, R (9, 1) ERA: 5.89	1.0 4 1 0 0 1 0 0 0 0 0 0 13 19 0.00 1.000											

Seattle Mariners @ New York Yankees
 Yankee Stadium, Bronx, NY
 Mon Sep 04 1995, 3:33 AM EDT
 Att. 24,885 - Sunny - 85 F

livebaseballscorecards.com

AB	36
R	3
H	9
RBI	3
BB	1
SO	7
LOB	13



Batter	1	2	3	4	5	6	7	8	9
Wade Boggs, L OBP: 0.410, SLG: 0.429 Russ Davis, R OBP: 0.378, SLG: 0.460	0-1 2B 1B	4-1 1B BB	2-2 3B 2B	0-1 2-H 1B		0-2 FC6 1-2f		0-1 G3 1-2 2-3	
Bernie Williams, S OBP: 0.379, SLG: 0.479	2-3 K	1-2 1B E 1B	3-2 G4-3 3B	3-2 G4-3			3-2 F8	0-0 HR	
Paul O'Neill, L OBP: 0.398, SLG: 0.551 Ruben Rivera, R (8, PR)	3-2 1B 2B	0-0 E8 2B 1B	2-0 G4-3		0-3 K		4-1 FC3-6 BB	0-0 1B	
Ruben Sierra, S OBP: 0.322, SLG: 0.441	1-0 1B 1B	4-1 2B WP BB	3-2 F8		2-2 G4-6-3 1B		0-2 FC3-6 1B	1-3 K	
Dion James, L OBP: 0.382, SLG: 0.395	0-1 P6	2-2 WP 2B	0-0		2-1 G4-6-3 1-2f		3-1 1B		
Don Mattingly, L OBP: 0.339, SLG: 0.394 Gerald Williams, R OBP: 0.339, SLG: 0.480	1-1 BB 1B 1B	1-3 K2-3	2-1 G3			0-2 F9	0-2 G1-3		
Jim Leyritz, R OBP: 0.387, SLG: 0.425 20 Jorge Posada, S	2-1 BB 1B	4-0 WP IBB		2-0 G6-3		2-2 G5-3		1-1 F8	
Tony Fernandez, S OBP: 0.326, SLG: 0.362 2 Derek Jeter, R OBP: 0.280, SLG: 0.340	4-1 1-2 2-3 BB	2-1 P5		0-3 K		0-0 3B		0-1 G3 HR 1B	
Randy Velarde, R OBP: 0.363, SLG: 0.375	2-3 K	2-2 G4-3		1-0 E7 1B		4-1 FC6 BB		2-1 G3 HR 1B	

AB	R	H	RBI	BB	SO	LOB
5	3	3	1	1	0	4
0	0	0	0	0	0	0
6	3	3	4	0	1	2
5	2	3	3	1	1	0
0	0	0	0	0	0	0
5	2	2	1	1	1	2
5	0	3	1	0	0	2
5	0	1	0	0	1	5
0	0	0	0	0	0	0
4	0	1	1	1	0	0
0	0	0	0	0	0	0
4	1	2	0	1	1	3
0	0	0	0	0	0	0
4	2	1	0	1	1	5

BOTTOM

Seattle Mariners @ New York Yankees
 Yankee Stadium, Bronx, NY
 Mon Sep 04 1995, 3:33 AM EDT
 Att. 24,885 - Sunny - 85 F

AB	43
R	13
H	19
RBI	11
BB	6
SO	6
LOB	23



1B:	13	SF:	0
2B:	3	SAC:	0
3B:	2	DP:	1
HR:	1	HBP:	0

WP:	1	PA:	49
PB:	0		
SB:	0		
CS:	0		

Inning Stats	R	H	E	K	S	IP	WLS	BF	H	R	ER	SO	BB	IBB	HBP	BLK	WP	HR	S	P	ERA	WHIP	
PITCHER																							
Salomon Torres, R ERA: 6.3	3	5	0	2	18	1.0	L	12	7	6	6	2	2	0	0	0	0	0	28	48	54.00	9.000	
Bobby Ayala, R ERA: 4.76	0	3	0	1	1	1.0		8	3	3	1	1	1	0	0	0	1	0	21	41	27.00	4.000	
Jim Mecir, R ERA:	2	1	0	1	1	3.2		16	4	1	0	2	1	0	0	0	0	0	34	57	0.00	1.364	
Scott Davison, R ERA: 11.57	0	3	0	1	1	2.1		13	5	3	3	1	1	0	0	0	0	1	28	42	11.57	2.571	

WP	HR	S	P	ERA	WHIP
1	1	1	1	11.57	2.571

Batter	1	2	3	4	5	6	7	8	9	AB R H RBI BB SO LOB	TOP											
Vince Coleman, S OBP: 0.342, SLG: 0.385 (1, 7)	2-2 P4		0-3 K		4-0 CS BB	3-2 F9			1-0 G6-3	4 0 0 0 1 1 1												
Joey Cora, S OBP: 0.360, SLG: 0.389 (1, 4)	1-2 K		1-0 F8		1-2 BB 1B	2-2 F8			1-1 L1	5 1 1 0 0 1 1												
Ken Griffey Jr., L OBP: 0.365, SLG: 0.448 (1, 8)	4-2 BB		1-1 HR		4-0 1B HR BB				3-2 K	2 2 1 1 2 1 0												
Edgar Martinez, R OBP: 0.497, SLG: 0.667 (1, 10)	1-3 K		0-0 2B		3-2 HR 1B				1-0 L9	4 1 2 1 0 1 1												
Tino Martinez, L OBP: 0.369, SLG: 0.554 (1, 3)			0-0 F8		1-1 P6				1-2 G4-3	4 0 0 0 0 1 3												
Jay Buhner, R OBP: 0.349, SLG: 0.529 (1, 9)			1-2 F8		1-0 F8				1-1 P3	4 1 1 3 0 0 0												
Doug Strange, S OBP: 0.335, SLG: 0.392 (1, 5)			1-1 2B		0-1 1B				1-3 K	4 0 2 0 0 1 0												
Dan Wilson, R OBP: 0.326, SLG: 0.374 (1, 2)			1-2 L9		2-2 K				0-1 F7	4 0 0 0 0 1 2												
Luis Sojo, R OBP: 0.329, SLG: 0.410 (1, 6)			0-0 HR		2-2 F9				2-2 G3	3 1 1 1 1 0 1												
Inning Stats	R: 0 E: 0 K: 2 S: 14	H: 0 LOB: 1 BB: 1 P: 22	R: 0 E: 0 K: 0 S: 9	H: 1 LOB: 1 BB: 0 P: 12	R: 2 E: 0 K: 2 S: 12	H: 3 LOB: 1 BB: 0 P: 17	R: 0 E: 0 K: 1 S: 9	H: 1 LOB: 1 BB: 0 P: 14	R: 4 E: 0 K: 0 S: 14	H: 3 LOB: 0 BB: 2 P: 29	R: 0 E: 0 K: 0 S: 11	H: 0 LOB: 1 BB: 1 P: 22	R: 0 E: 0 K: 1 S: 7	H: 0 LOB: 0 BB: 0 P: 12	R: 0 E: 0 K: 1 S: 7	H: 0 LOB: 0 BB: 0 P: 9	R: 0 E: 0 K: 0 S: 7	H: 0 LOB: 0 BB: 0 P: 11	1B: 3 2B: 2 3B: 0 HR: 3	SF: 0 SAC: 0 DP: 0 HBP: 0	WP: 0 PB: 0 SB: 0 CS: 1	PA: 38
PITCHER	IP WLS BF H R ER SO BB IBB HBP BLK WP HR S P ERA WHIP																					
42 Mariano Rivera, R ERA: 5.61 (1, 1)	4.1 L 22 7 5 5 5 3 0 0 0 0 2 52 85 10.38 2.308																					
Bob MacDonald, L ERA: 5.15 (5, 1)	2.0 8 1 1 1 1 1 0 0 0 0 1 20 37 4.50 1.000																					
Scott Kamieniecki, R ERA: 5.37 (7, 1)	2.2 8 0 0 0 1 0 0 0 0 0 0 18 26 0.00 0.000																					

Seattle Mariners @ New York Yankees
 Yankee Stadium, Bronx, NY
 Tue Sep 05 1995, 7:05 PM EDT
 Att. 15,340 - Unknown - 80 F

livebaseballscorecards.com

AB	34
R	6
H	8
RBI	6
BB	4
SO	7
LOB	9



Batter	1	2	3	4	5	6	7	8	9	AB	R	H	RBI	BB	SO	LOB
Wade Boggs, L OBP: 0.410, SLG: 0.431 (1, 5)	G4-3 2B		G4-3		K	1B		K		5	0	2	1	0	2	0
Bernie Williams, S OBP: 0.379, SLG: 0.482 (1, 8)	P4		2B 1B		SF7 3B	P3		F9		5	1	2	0	0	0	3
Paul O'Neill, L OBP: 0.398, SLG: 0.552 (1, 9)	G4-3		1-3 2B		SF7		K	BB		3	0	1	1	1	1	1
Ruben Sierra, S OBP: 0.321, SLG: 0.438 (1, 10)	G3		K		L5		1B SF4 1B	K		5	1	1	0	0	2	4
Dion James, L OBP: 0.390, SLG: 0.419 (1, 7)		G3-1		BB 1B		HR	HBP 1B BB	K		3	1	2	1	1	0	0
Gerald Williams, R OBP: 0.337, SLG: 0.477 (9, 7)										1	0	0	0	0	1	0
Don Mattingly, L OBP: 0.340, SLG: 0.402 (1, 3)		F7		L8		L3	HBP 1B	HR		5	1	2	1	0	0	1
Mike Stanley, R OBP: 0.361, SLG: 0.506 (1, 2)		FC4-6 1B		K		K	SF4	G5-3		4	0	1	1	0	2	1
Tony Fernandez, S OBP: 0.330, SLG: 0.362 (1, 6)		FC4-6		BB		BB 1B	HBP	P4		3	1	1	0	1	0	1
Randy Velarde, R OBP: 0.362, SLG: 0.371 (1, 4)			G6-3		F7	BB 1B	K			3	0	0	0	1	1	5

Inning Stats	R: 0	H: 1	E: 0	LOB: 1	K: 0	BB: 0	S: 8	R: 0	H: 1	E: 0	LOB: 1	K: 0	BB: 0	S: 10	R: 0	H: 2	E: 0	LOB: 2	K: 1	BB: 0	S: 8	R: 0	H: 1	E: 0	LOB: 2	K: 1	BB: 1	S: 11	R: 1	H: 1	E: 0	LOB: 0	K: 1	BB: 0	S: 10	R: 2	H: 3	E: 0	LOB: 2	K: 1	BB: 1	S: 13	R: 1	H: 2	E: 0	LOB: 3	K: 2	BB: 1	S: 19	R: 0	H: 0	E: 0	LOB: 1	K: 2	BB: 1	S: 7	R: 1	H: 1	E: 0	LOB: 0	K: 1	BB: 0	S: 9	1B: 7	SF: 2	2B: 2	SAC: 0	3B: 1	DP: 0	HR: 2	HBP: 1	WP: 0	PA: 44	PB: 0	SB: 0	CS: 0
--------------	------	------	------	--------	------	-------	------	------	------	------	--------	------	-------	-------	------	------	------	--------	------	-------	------	------	------	------	--------	------	-------	-------	------	------	------	--------	------	-------	-------	------	------	------	--------	------	-------	-------	------	------	------	--------	------	-------	-------	------	------	------	--------	------	-------	------	------	------	------	--------	------	-------	------	-------	-------	-------	--------	-------	-------	-------	--------	-------	--------	-------	-------	-------

PITCHER	IP	WLS	BF	H	R	ER	SO	BB	IBB	HBP	BLK	WP	HR	S	P	ERA	WHIP
Bob Wolcott, R ERA: 4.95 (1, 1)	5.2		26	8	3	3	4	1	0	0	0	0	1	55	88	4.76	1.588
Bill Risley, R ERA: 2.63 (6, 1)	0.2		6	2	1	1	1	2	0	0	0	0	0	13	25	13.50	6.000
Lee Guetterman, L ERA: 5.87 (7, 1)	0.0		1	1	0	0	0	0	0	0	0	0	0	4	5	∞	∞
Jeff Nelson, R ERA: 2.32 (7, 1)	0.2		3	0	0	0	1	0	0	1	0	0	0	7	9	0.00	0.000
Norm Charlton, L ERA: 3.9 (8, 1)	2.0	S	8	1	1	1	3	1	0	0	0	0	1	16	25	4.50	1.000

BOTTOM

Seattle Mariners @ New York Yankees
Yankee Stadium, Bronx, NY
Tue Sep 05 1995, 7:05 PM EDT
Att: 15,340 - Unknown - 80 F

livebaseballscores.com

AB	37
R	5
H	12
RBI	5
BB	4
SO	9
LOB	16



Batter	1	2	3	4	5	6	7	8	9	AB R H RBI BB SO LOB	TOP
Vince Coleman, S (1, 7) OBP: 0.338, SLG: 0.381	3-3 K		0-0 F9		2-3 K		1-3 K			4 0 0 0 0 3 3	
Joey Cora, S (1, 4) OBP: 0.356, SLG: 0.385	1-0 P6		1-2 L8		0-0 G2-3		0-1 P5			4 0 0 0 0 0 3	
Ken Griffey Jr., L (1, 8) OBP: 0.368, SLG: 0.446	4-1 FC6-4 BB			1-2 G4-3		3-1 1B BB		1-3 K		3 1 1 0 1 1 0	
Edgar Martinez, R (1, 10) OBP: 0.495, SLG: 0.662	1-0 FC6-4 1-2f			2-3 K		4-2 1B SF7 BB		0-1 G4-3		3 1 0 0 1 1 1	
Tino Martinez, L (1, 3) OBP: 0.372, SLG: 0.563		1-0 HR		0-0 FC5-4 1B		1-1 L3 1B		2-2 F7		4 1 3 2 0 0 0	
Jay Buhner, R (1, 9) OBP: 0.346, SLG: 0.525		0-3 K		0-0 FC5-4 1-2f		0-0 SF7		1-0 P3		3 0 0 1 0 1 1	
Doug Strange, S (1, 5) OBP: 0.327, SLG: 0.381		0-3 K			2-2 P6	1-2 L3		1-1 F9		4 0 0 0 0 1 1	
Dan Wilson, R (1, 2) OBP: 0.326, SLG: 0.373		0-3 K			0-1 1B			1-2 G6-3		3 0 1 0 0 2 0	
Alex Diaz, S (9, PH) OBP: 0.287, SLG: 0.329										1 0 0 0 0 0 0	
Luis Sojo, R (1, 6) OBP: 0.332, SLG: 0.410			1-0 F7		0-1 1B		4-1 BB			2 0 1 0 1 0 0	
Inning Stats	R: 0 E: 0 K: 1 S: 6 H: 0 LOB: 1 BB: 1 P: 15	R: 1 E: 0 K: 3 S: 10 H: 1 LOB: 0 BB: 0 P: 11	R: 0 E: 0 K: 0 S: 5 H: 0 LOB: 0 BB: 0 P: 7	R: 0 E: 0 K: 1 S: 8 H: 1 LOB: 1 BB: 0 P: 11	R: 0 E: 0 K: 1 S: 12 H: 2 LOB: 2 BB: 0 P: 16	R: 2 E: 0 K: 0 S: 13 H: 2 LOB: 0 BB: 1 P: 22	R: 0 E: 0 K: 2 S: 10 H: 0 LOB: 1 BB: 1 P: 16	R: 0 E: 0 K: 1 S: 8 H: 0 LOB: 0 BB: 0 P: 11	R: 0 E: 0 K: 0 S: 7 H: 0 LOB: 0 BB: 0 P: 10	1B: 5 2B: 1 3B: 0 HR: 1 SF: 1 SAC: 0 DP: 1 HBP: 0	WP: 0 PB: 0 SB: 0 CS: 0 PA: 35
PITCHER Jack McDowell, R (1, 1) ERA: 3.9	IP: 9.0 WLS: W BF: 35 H: 6 R: 3 ER: 3 SO: 9 BB: 3 IBB: 0 HBP: 0 BLK: 0 WP: 0 HR: 1 S: 79 P: 119 ERA: 3.00 WHIP: 1.000										

Seattle Mariners @ New York Yankees
 Yankee Stadium, Bronx, NY
 Wed Sep 06 1995, 7:05 PM EDT
 Att. 15,426 - Unknown - 77 F

livebaseballscorecards.com

AB	31
R	3
H	6
RBI	3
BB	3
SO	9
LOB	9



Batter	1	2	3	4	5	6	7	8	9
Wade Boggs, L OBP: 0.412, SLG: 0.430 (1, 5)	0-1 P6		4-0 G4-3 BB		1-1 1B	1-0 P6		4-1 BB	
Bernie Williams, S OBP: 0.380, SLG: 0.480 (1, 8)	3-2 G4-3		1-1 G4-3		3-2 1B	4-1 FC5 1B BB		1-2 K	
Paul O'Neill, L OBP: 0.398, SLG: 0.549 (1, 9)	4-1 BB		2-0 P6		1-2 L5	0-0 1B		2-3 K	
Ruben Sierra, S OBP: 0.318, SLG: 0.434 (1, 10)	0-0 G3			2-1 G3	1-0 G3	1-2 FC5			
Dion James, L OBP: 0.389, SLG: 0.414 Gerald Williams, R OBP: 0.335, SLG: 0.474 (1, 7) (7, 7)		0-1 G4-3		4-1 FC5-4 BB		0-0 E5 1B	1-1 F7		
Don Mattingly, L OBP: 0.339, SLG: 0.400 (1, 3)		1-0 G4-3		0-2 FC5-4 BB		1-1 1B 2B 1B	2-0 F7		
Mike Stanley, R OBP: 0.363, SLG: 0.504 (1, 2)		1-0 1B		4-2 BB		1-3 K	1-2 E4		
Tony Fernandez, S OBP: 0.329, SLG: 0.361 (1, 6)		0-1 P4		3-2 L8		1-2 2B 1B	0-1 G1-3		
Randy Velarde, R OBP: 0.360, SLG: 0.372 (1, 4)			2-0 L4		0-2 L9	0-1 1B 2B	1-3 K		

Inning Stats	R: 0	H: 0	E: 0	K: 0	S: 7	R: 0	H: 1	E: 0	K: 0	S: 6	R: 0	H: 0	E: 0	K: 0	S: 4	R: 0	H: 0	E: 0	K: 0	S: 11	R: 0	H: 2	E: 0	K: 0	S: 13	R: 4	H: 4	E: 1	K: 1	S: 20	R: 0	H: 0	E: 1	K: 0	S: 9	R: 0	H: 0	E: 0	K: 3	S: 10
	LOB: 1	BB: 1	P: 14	LOB: 1	BB: 0	P: 8	LOB: 1	BB: 0	P: 13	LOB: 2	BB: 2	P: 24	LOB: 2	BB: 0	P: 19	LOB: 2	BB: 1	P: 29	LOB: 1	BB: 0	P: 13	LOB: 1	BB: 1	P: 18	LOB: 1	BB: 1	P: 18	LOB: 0	BB: 0	P: 13	LOB: 0	BB: 0	P: 13	LOB: 1	BB: 1	P: 18	LOB: 0	BB: 0	P: 18	

PITCHER															PITCHER																											
IP	WLS	BF	H	R	ER	SO	BB	IBB	HBP	BLK	WP	HR	S	P	ERA	WHIP	IP	WLS	BF	H	R	ER	SO	BB	IBB	HBP	BLK	WP	HR	S	P	ERA	WHIP									
Tim Belcher, R ERA: 4.38 (1, 1)	5.1	L	27	6	4	2	1	4	0	0	0	0	55	95	3.38	1.875																										
Lee Guetterman, L ERA: 5.63 (6, 1)	0.2		4	1	0	0	1	0	0	0	0	0	6	12	0.00	3.000																										
Jeff Nelson, R ERA: 2.25 (7, 1)	2.0		8	0	0	3	1	0	0	0	0	0	19	31	0.00	0.500																										

BOTTOM


Seattle Mariners @ New York Yankees
Yankee Stadium, Bronx, NY

Wed Sep 06 1995, 7:05 PM EDT
Att: 15,426 - Unknown - 77 F

AB	R	H	RBI	BB	SO	LOB
3	0	1	0	2	0	1
4	0	1	0	1	1	2
4	0	1	1	1	1	4
4	0	0	0	0	0	5
2	1	0	0	1	0	0
1	0	0	0	0	0	0
4	1	1	0	0	0	1
3	0	1	0	1	1	2
4	1	1	1	0	0	4
4	1	1	2	0	1	0

AB	33
R	4
H	7
RBI	4
BB	6
SO	4
LOB	19

WP: 0 PA: 39
PB: 0
SB: 0
CS: 0



Batter	1	2	3	4	5	6	7	8	9	AB R H RBI BB SO LOB	TOP
Willie McGee, S (1, 8) OBP: 0.324, SLG: 0.417 Lee Tinsley, S (8, PH) OBP: 0.371, SLG: 0.420 (8, 8)	0-0 G4-3			0-1 G4-3		1-1 FC5-4 1B		1-2 E8 1B 1B	2-3 K	3 0 1 0 0 0 0 2 1 1 1 0 1 1	
John Valentin, R (1, 6) OBP: 0.393, SLG: 0.528 Carlos Rodriguez, S (8, PH) OBP: 0.500, SLG: 0.500 (8, 6)	0-0 P3			0-2 G5-3		0-1 FC5-4 1-2f		0-1 1B 1B		3 0 0 0 0 0 1 1 1 1 1 0 0 0	
Mo Vaughn, L (1, 3) OBP: 0.388, SLG: 0.567 Chris Donnels, L (8, PH) OBP: 0.311, SLG: 0.330 (8, 3)	0-3 K			1-0 HBP			0-1 P6	1-0 G1 1B 1B		2 0 0 0 0 1 0 1 0 1 1 0 0 0	
Jose Canseco, R (1, 10) OBP: 0.387, SLG: 0.589				1-3 K			1-0 P2	3-2 G1 1B		4 0 1 1 0 1 1	
Mike Greenwell, L (1, 7) OBP: 0.353, SLG: 0.448 Dwayne Hosey, S (8, 7) OBP: 0.455, SLG: 0.556				0-1 G4-3		0-0 P4		1-0 G1 1B 1-2 2-3		4 0 1 0 0 0 2 0 0 0 0 0 0 0	
Troy O'Leary, L (1, 9) OBP: 0.370, SLG: 0.520				3-3 K			1-1 F9	1-0 G6-3		4 0 0 0 0 2 3	
Tim Lincecum, R (1, 5) OBP: 0.428, SLG: 0.463				1-3 K		2-2 K		2-3 K	0-0 E6 G3-6-1	4 0 0 0 0 3 0	
Bill Haselman, R (1, 2) OBP: 0.329, SLG: 0.408 Scott Hatteberg, L (8, PH) OBP: 0.500, SLG: 0.500 (8, 2)				1-3 K				3-1 FC4 1B 1B	1-2 G3-6-1 1-2f	2 0 0 0 0 2 0 2 1 1 0 0 0 1	
Luis Alicea, S (1, 4) OBP: 0.374, SLG: 0.384				1-3 K			1-2 F7	0-1 FC4 E 1B 1-2	2-1 E6	4 1 0 0 0 1 1	
Inning Stats	R: 0 E: 0 K: 1 S: 5 H: 0 LOB: 0 BB: 0 P: 5	R: 0 E: 0 K: 1 S: 13 H: 0 LOB: 0 BB: 0 P: 19	R: 0 E: 0 K: 3 S: 10 H: 0 LOB: 0 BB: 0 P: 13	R: 0 E: 0 K: 1 S: 9 H: 0 LOB: 1 BB: 0 P: 11	R: 0 E: 0 K: 2 S: 8 H: 0 LOB: 0 BB: 0 P: 12	R: 0 E: 0 K: 1 S: 11 H: 1 LOB: 1 BB: 0 P: 13	R: 0 E: 0 K: 0 S: 6 H: 1 LOB: 1 BB: 0 P: 9	R: 4 E: 1 K: 1 S: 22 H: 5 LOB: 2 BB: 0 P: 33	R: 0 E: 2 K: 1 S: 11 H: 0 LOB: 1 BB: 0 P: 16	1B: 7 2B: 0 3B: 0 HR: 0 SF: 0 SAC: 0 DP: 1 HBP: 1	WP: 0 PB: 0 SB: 0 CS: 0 PA: 37
PITCHER David Cone, R (1, 1) ERA: 3.72 Steve Howe, L (8, 1) ERA: 4.57	IP: 7.1 WLS: W BF: 31 H: 7 R: 4 ER: 4 SO: 10 BB: 0 IBB: 0 HBP: 1 BLK: 0 WP: 0 HR: 0 S: 79 P: 109 ERA: 4.91 WHIP: 0.955						PITCHER IP: 1.2 WLS: S BF: 6 H: 0 R: 0 ER: 0 SO: 1 BB: 0 IBB: 0 HBP: 0 BLK: 0 WP: 0 HR: 0 S: 16 P: 22 ERA: 0.00 WHIP: 0.000				

Boston Red Sox @ New York Yankees
 Yankee Stadium, Bronx, NY
 Fri Sep 08 1995, 7:05 PM EDT
 Att. 35,896 - Unknown - 67 F

livebaseballscorecards.com

AB	36
R	4
H	7
RBI	4
BB	0
SO	11
LOB	10



Batter	1	2	3	4	5	6	7	8	9
Wade Boggs, L OBP: 0.415, SLG: 0.433 (1, 5)	4-2 BB HR BB	4-1 BB BB		2-0 P4			3-2 1B 2B		
Bernie Williams, S OBP: 0.380, SLG: 0.479 (1, 8)	2-1 F8	4-2 BB BB		3-3 K			3-2 2B 1B		
Paul O'Neill, L OBP: 0.399, SLG: 0.551 (1, 9)	4-2 HR BB	2-0 SF8			0-0 F8		3-1 F8 2B		
Darryl Strawberry, L OBP: 0.356, SLG: 0.439 (1, 10)	0-0 HR	0-1 F8			0-2 F9		4-1 G4-6-3 BB		
Jim Leyritz, R OBP: 0.389, SLG: 0.425 (7, PH)									
Dion James, L OBP: 0.383, SLG: 0.406 (1, 7)	0-3 K2-3			0-0 G4-3			0-0 F8		
Gerald Williams, R OBP: 0.333, SLG: 0.471 (7, PH)									
Don Mattingly, L OBP: 0.336, SLG: 0.396 (1, 3)	1-3 K			0-1 G4-3			3-2 G4-6-3		
Mike Stanley, R OBP: 0.362, SLG: 0.510 (1, 2)									
Tony Fernandez, S OBP: 0.328, SLG: 0.358 (1, 6)									
Randy Velarde, R OBP: 0.365, SLG: 0.371 (1, 4)									

Inning Stats	R: 3	H: 1	E: 0	K: 2	S: 13	LOB: 0	BB: 2	P: 24
	R: 2	H: 1	E: 0	K: 0	S: 11	LOB: 2	BB: 3	P: 27
	R: 0	H: 0	E: 0	K: 1	S: 6	LOB: 0	BB: 0	P: 9
	R: 0	H: 0	E: 0	K: 1	S: 10	LOB: 1	BB: 1	P: 21
	R: 0	H: 0	E: 0	K: 0	S: 8	LOB: 0	BB: 0	P: 9
	R: 0	H: 0	E: 0	K: 1	S: 5	LOB: 0	BB: 1	P: 12
	R: 3	H: 3	E: 0	K: 0	S: 14	LOB: 1	BB: 2	P: 34
	R: 0	H: 0	E: 0	K: 2	S: 9	LOB: 0	BB: 0	P: 13

PITCHER	IP	WLS	BF	H	R	ER	SO	BB	IBB	HBP	BLK	WP	HR	S	P	ERA	WHIP
49 Tim Wakefield, R ERA: 2.63 (1, 1)	6.0	L	26	2	5	5	5	7	0	0	0	0	2	53	102	7.50	1.500
Matt Murray, R ERA: 9.28 (7, 1)	0.0		4	3	3	3	0	1	0	0	0	0	0	9	22	∞	∞
Brian Bark, L ERA: (7, 1)	1.0		3	0	0	0	0	1	0	0	0	0	0	5	12	0.00	1.000
Jeff Suppan, R ERA: 7.88 (8, 1)	1.0		3	0	0	0	2	0	0	0	0	0	0	9	13	0.00	0.000

AB R H RBI BB SO LOB

2	2	1	1	2	0	1
3	1	1	0	1	1	2
2	1	1	3	1	0	0
3	1	1	3	0	0	2
0	0	0	0	1	0	0
3	0	0	0	0	1	0
1	0	0	0	0	0	2
4	0	0	0	0	2	2
4	1	1	1	0	2	0
3	0	0	0	1	0	0
1	2	0	0	3	1	0


AB	26
R	8
H	5
RBI	8
BB	9
SO	7
LOB	9



WP	PA	ERA	WHIP
0	37		
0			
1			
1			

Boston Red Sox @ New York Yankees
 Yankee Stadium, Bronx, NY
 Fri Sep 08 1995, 7:05 PM EDT
 Att: 35,896 - Unknown - 67 F

livebaseballscorecards.com

Batter	1	2	3	4	5	6	7	8	9	AB R H RBI BB SO LOB	TOP											
Willie McGee, S OBP: 0.328, SLG: 0.431 (1, 9)	2-2 1B 1B		0-0 2B 3B		0-2 K			1-3 K		4 1 2 0 0 2 0												
John Valentin, R OBP: 0.392, SLG: 0.528 (1, 6)	0-1 L7		3-2 2B			3-1 F8		2-2 G5-3		4 0 1 1 0 0 1												
Mo Vaughn, L OBP: 0.386, SLG: 0.562 (1, 3)	3-2 F7		0-3 K			1-3 K			1-2 G3-1	4 0 0 0 0 2 2												
Jose Canseco, R OBP: 0.386, SLG: 0.585 (1, 10)	0-1 1B		2-2 P4			1-3 K			1-3 K	4 0 1 0 0 2 1												
Tim Lincecum, R OBP: 0.428, SLG: 0.463 (1, 5)	2-2 P2			0-0 G4-6-3 1B			3-2 L7		0-0 1B 1B	4 0 2 0 0 0 2												
Mike Greenwell, L OBP: 0.354, SLG: 0.447 (1, 7)		3-2 F7		0-0 G4-6-3 1-2f			4-2 BB		3-2 1B	3 0 1 0 1 0 1												
Bill Haselman, R OBP: 0.322, SLG: 0.398 (1, 2)		0-2 G4-3		1-0 G4-3			0-1 F9		1-2 1B	3 0 0 0 0 0 1												
Matt Stairs, L OBP: 0.312, SLG: 0.425 (9, PH)									3-2 L8	1 0 0 0 0 0 2	AB 33 R 1 H 7 RBI 1 BB 1 SO 7 LOB 11											
Lee Tinsley, S OBP: 0.388, SLG: 0.416 (1, 8)		2-2 G5-3			1-2 G4-3		0-1 F9			3 0 0 0 0 0 1												
Luis Alicea, S OBP: 0.372, SLG: 0.381 (1, 4)			2-1 G4-3		2-3 K			3-2 G5-3		3 0 0 0 0 1 0												
Inning Stats	R: 0 E: 0 K: 0 S: 17	H: 2 LOB: 2 BB: 0 P: 24	R: 0 E: 0 K: 0 S: 10	H: 0 LOB: 0 BB: 0 P: 15	R: 1 E: 0 K: 1 S: 15	H: 2 LOB: 1 BB: 0 P: 22	R: 0 E: 0 K: 0 S: 3	H: 1 LOB: 0 BB: 0 P: 4	R: 0 E: 0 K: 2 S: 10	H: 0 LOB: 0 BB: 0 P: 13	R: 0 E: 0 K: 2 S: 9	H: 0 LOB: 0 BB: 0 P: 14	R: 0 E: 0 K: 0 S: 11	H: 0 LOB: 1 BB: 1 P: 18	R: 0 E: 0 K: 1 S: 9	H: 0 LOB: 0 BB: 0 P: 15	R: 0 E: 0 K: 1 S: 15	H: 2 LOB: 2 BB: 0 P: 23	1B: 5 2B: 1 3B: 1 HR: 0	SF: 0 SAC: 0 DP: 1 HBP: 0	WP: 0 PB: 0 SB: 0 CS: 0	PA: 34
PITCHER	IP WLS BF H R ER SO BB IBB HBP BLK WP HR S P ERA WHIP												IP WLS BF H R ER SO BB IBB HBP BLK WP HR S P ERA WHIP									
Andy Pettitte, L ERA: 4.2 (1, 1)	8.2 W 33 7 1 1 7 1 0 0 0 0 0 0 94 140 1.04 0.923																					
Bob Wickman, R ERA: 4.24 (9, 1)	0.1 1 0 0 0 0 0 0 0 0 0 0 0 5 8 0.00 0.000																					

Boston Red Sox @ New York Yankees
 Yankee Stadium, Bronx, NY
 Sat Sep 09 1995, 3:33 AM EDT
 Att. 47,719 - Overcast

livebaseballscorecards.com

Batter	1	2	3	4	5	6	7	8	9	AB R H RBI BB SO LOB	BOTTOM
--------	---	---	---	---	---	---	---	---	---	----------------------	--------

Wade Boggs, L <small>OBP: 0.414, SLG: 0.436</small> <small>(1, 5)</small>										4 0 1 1 0 0 0	<p align="center"> Boston Red Sox @ New York Yankees Yankee Stadium, Bronx, NY Sat Sep 09 1995, 3:33 AM EDT Att. 47,719 - Overcast </p>
Bernie Williams, S <small>OBP: 0.378, SLG: 0.475</small> <small>(1, 8)</small>										4 0 0 0 0 0 2	
Paul O'Neill, L <small>OBP: 0.400, SLG: 0.553</small> <small>(1, 9)</small>										4 2 2 0 0 1 0	
Ruben Sierra, S <small>OBP: 0.322, SLG: 0.442</small> <small>(1, 10)</small>										4 2 3 2 0 0 0	
Jim Leyritz, R <small>OBP: 0.387, SLG: 0.422</small> <small>(1, 2)</small>										4 1 1 0 0 2 2	
Randy Velarde, R <small>OBP: 0.364, SLG: 0.370</small> <small>(1, 6)</small>										4 1 1 1 0 0 3	
Don Mattingly, L <small>OBP: 0.335, SLG: 0.394</small> <small>(1, 3)</small>										4 1 1 2 0 1 2	
Gerald Williams, R <small>OBP: 0.337, SLG: 0.491</small> <small>(1, 7)</small>										4 2 2 2 0 0 0	
Pat Kelly, R <small>OBP: 0.316, SLG: 0.338</small> <small>(1, 4)</small>										4 0 0 1 0 0 1	


Inning Stats	R: 0 E: 0 K: 0 S: 6	H: 0 LOB: 0 BB: 0 P: 9	R: 4 E: 0 K: 0 S: 18	H: 5 LOB: 1 BB: 0 P: 28	R: 1 E: 0 K: 2 S: 17	H: 2 LOB: 1 BB: 0 P: 25	R: 0 E: 1 K: 0 S: 9	H: 0 LOB: 1 BB: 0 P: 13	R: 0 E: 0 K: 2 S: 9	H: 0 LOB: 0 BB: 0 P: 13	R: 0 E: 0 K: 0 S: 6	H: 0 LOB: 0 BB: 0 P: 9	R: 0 E: 0 K: 0 S: 7	H: 0 LOB: 0 BB: 0 P: 12	R: 4 E: 0 K: 0 S: 16	H: 4 LOB: 0 BB: 0 P: 26	1B: 6 2B: 3 3B: 1 HR: 1	SF: 0 SAC: 0 DP: 0 HBP: 0	WP: 0 PB: 0 SB: 0 CS: 0	PA: 36
--------------	------------------------------	---------------------------------	-------------------------------	----------------------------------	-------------------------------	----------------------------------	------------------------------	----------------------------------	------------------------------	----------------------------------	------------------------------	---------------------------------	------------------------------	----------------------------------	-------------------------------	----------------------------------	----------------------------------	------------------------------------	----------------------------------	--------

PITCHER	IP	WLS	BF	H	R	ER	SO	BB	IBB	HBP	BLK	WP	HR	S	P	ERA	WHIP
Zane Smith, L <small>ERA: 6.07</small>	(1, 1)	2.0	13	7	5	5	5	0	0	0	0	0	0	30	48	22.50	3.500
Mike Maddux, R <small>ERA: 4.09</small>	(3, 1)	5.0	16	0	0	0	4	0	0	0	0	0	0	42	61	0.00	0.000
Eric Gunderson, L <small>ERA: 3.57</small>	(8, 1)	0.0	2	2	2	2	0	0	0	0	0	0	0	6	10	∞	∞
Joe Hudson, R <small>ERA: 3.46</small>	(8, 1)	0.1	2	1	0	0	0	0	0	0	0	0	0	4	6	0.00	3.000
Mike Stanton, L <small>ERA: 5.13</small>	(8, 1)	0.2	3	1	2	2	0	0	0	0	0	0	1	6	10	27.00	1.500

livebaseballscorecards.com

AB	36
R	9
H	11
RBI	9
BB	0
SO	4
LOB	10



Batter	1	2	3	4	5	6	7	8	9	AB R H RBI BB SO LOB	TOP											
Willie McGee, S (1, 9) OBP: 0.320, SLG: 0.421	1-1 G6-3		0-0 L6		2-0 F8		1-3 K			4 0 0 0 0 1 2												
John Valentin, R (1, 6) OBP: 0.391, SLG: 0.525	2-3 K		1-0 FC5-4			0-0 HR 1B	1-2 L7			4 1 1 0 0 1 1												
Mo Vaughn, L (1, 3) OBP: 0.386, SLG: 0.570	0-0 G4-3			0-0 2B		2-0 HR 1-H		3-2 L8		4 1 2 2 0 0 0												
Jose Canseco, R (1, 10) OBP: 0.384, SLG: 0.590		0-3 K		0-0 G6-3		0-2 HR		0-1 F9		4 1 1 1 0 1 1												
Tim Lincecum, R (1, 5) OBP: 0.427, SLG: 0.461		2-2 G5-3		1-2 P4		0-0 G4-6-3 1B		2-2 F8		4 0 1 0 0 0 1												
Mike Greenwell, L (1, 7) OBP: 0.354, SLG: 0.447		1-1 1B		3-3 K		0-1 G4-6-3 1-2f		2-3 K	3 0 1 0 0 1 2	1 0 0 0 0 1 0												
Dwayne Hoseney, S (9, PH) OBP: 0.417, SLG: 0.500																						
Mike Macfarlane, R (1, 2) OBP: 0.327, SLG: 0.411		3-3 K			0-3 K	4-1 BB		0-0 F9	3 0 0 0 1 2 1		AB 34 R 3 H 7 RBI 3 BB 1 SO 11 LOB 9											
Lee Tinsley, S (1, 8) OBP: 0.364, SLG: 0.411			2-3 K		1-1 F7	2-3 K		1-2 K	4 0 0 0 0 3 1													
Luis Alicea, S (1, 4) OBP: 0.372, SLG: 0.381			1-1 FC5-4 1B		2-3 K		3-2 F7		3 0 1 0 0 1 0													
Inning Stats	R: 0 E: 0 K: 1 S: 7	H: 0 LOB: 0 BB: 0 P: 10	R: 0 E: 0 K: 2 S: 11	H: 1 LOB: 1 BB: 0 P: 17	R: 0 E: 0 K: 1 S: 7	H: 1 LOB: 1 BB: 0 P: 11	R: 0 E: 0 K: 1 S: 9	H: 1 LOB: 1 BB: 0 P: 13	R: 0 E: 0 K: 2 S: 10	H: 0 LOB: 1 BB: 0 P: 15	R: 3 E: 0 K: 1 S: 12	H: 4 LOB: 1 BB: 1 P: 20	R: 0 E: 0 K: 1 S: 10	H: 0 LOB: 0 BB: 0 P: 15	R: 0 E: 0 K: 0 S: 9	H: 0 LOB: 0 BB: 0 P: 14	R: 0 E: 0 K: 2 S: 8	H: 0 LOB: 0 BB: 0 P: 11	1B: 4 2B: 1 3B: 0 HR: 2	SF: 0 SAC: 0 DP: 1 HBP: 0	WP: 1 PB: 0 SB: 0 CS: 0	PA: 35
PITCHER	IP WLS BF H R ER SO BB IBB HBP BLK WP HR S P ERA WHIP																					
Sterling Hitchcock, L (1, 1) ERA: 4.96	6.0 W 26 7 3 3 8 1 0 0 0 1 2 56 86 4.50 1.333																					
42 Mariano Rivera, R (7, 1) ERA: 5.43	2.0 6 0 0 0 1 0 0 0 0 0 0 19 29 0.00 0.000																					
Bob MacDonald, L (9, 1) ERA: 5.11	0.1 1 0 0 0 1 0 0 0 0 0 0 3 5 0.00 0.000																					
John Wetteland, R (9, 1) ERA: 3.38	0.2 2 0 0 0 1 0 0 0 0 0 0 5 6 0.00 0.000																					

Boston Red Sox @ New York Yankees
 Yankee Stadium, Bronx, NY
 Sun Sep 10 1995, 7:05 PM EDT
 Att: 27,527 - Unknown

livebaseballscorecards.com

Batter	1	2	3	4	5	6	7	8	9
Wade Boggs, L OBP: 0.414, SLG: 0.434 (1, 5)	3-2 G4-3	4-2 2B BB			1-0 F7	1-1 BB 1B		0-0 L7	
Bernie Williams, S OBP: 0.381, SLG: 0.480 (1, 8)	0-3	0-0 2B			3-2 BB 1B	4-2 BB 1B		0-0 G3-6-3 1B	
Paul O'Neill, L OBP: 0.400, SLG: 0.555 (1, 9)	3-2 HR 3B	3-3 K			0-3 K	4-1 1B BB		2-1 G3-6-3 1-2f	
Darryl Strawberry, L OBP: 0.368, SLG: 0.485 (1, 10)	1-1 HR				4-2 BB	1-1 1B			
Ruben Sierra, S OBP: 0.323, SLG: 0.443 (6, PH)					1-2 BB	1-3 2-H 3-H			
Dion James, L OBP: 0.376, SLG: 0.399 (1, 7)	1-0 P5				0-1 F7			2-2 F7	
Gerald Williams, R OBP: 0.335, SLG: 0.488 (7, 7)									
Don Mattingly, L OBP: 0.332, SLG: 0.390 (1, 3)		2-1 E7 1B			1-1 G6-3	2-1 F7		3-1 E4 WP	
Mike Stanley, R OBP: 0.361, SLG: 0.507 (1, 2)		2-0 G4-3 1B 1B			1-0 F9	3-3 K		1-2 F9	
Tony Fernandez, S OBP: 0.328, SLG: 0.357 (1, 6)		2-2 G4-3			2-2 G1-3	0-1 BB 1B		2-2 G4-3	
Randy Velarde, R OBP: 0.365, SLG: 0.369 (1, 4)		3-2 BB 2B 1B			0-1 G5-3	4-2 BB 1B BB		1-2 E5 1B	

Inning Stats	R: 2	H: 2	E: 0	K: 1	S: 14	LOB: 0	BB: 0	P: 22	R: 3	H: 3	E: 1	K: 1	S: 19	LOB: 1	BB: 1	P: 35	R: 0	H: 0	E: 0	K: 0	S: 5	LOB: 0	BB: 0	P: 9	R: 0	H: 1	E: 0	K: 1	S: 11	LOB: 2	BB: 1	P: 19	R: 4	H: 3	E: 0	K: 1	S: 16	LOB: 2	BB: 3	P: 35	R: 0	H: 0	E: 1	K: 0	S: 12	LOB: 1	BB: 0	P: 20	R: 0	H: 1	E: 1	K: 0	S: 7	LOB: 1	BB: 0	P: 10
--------------	------	------	------	------	-------	--------	-------	-------	------	------	------	------	-------	--------	-------	-------	------	------	------	------	------	--------	-------	------	------	------	------	------	-------	--------	-------	-------	------	------	------	------	-------	--------	-------	-------	------	------	------	------	-------	--------	-------	-------	------	------	------	------	------	--------	-------	-------

PITCHER	IP	WLS	BF	H	R	ER	SO	BB	IBB	HBP	BLK	WP	HR	S	P	ERA	WHIP
Erik Hanson, R ERA: 4.24 (1, 1)	5.2	L	27	7	7	7	4	3	0	0	0	0	1	65	113	11.12	1.765
Eric Gunderson, L ERA: 4.08 (6, 1)	0.0		3	1	0	0	0	2	0	0	0	0	5	14	∞	∞	
Joe Hudson, R ERA: 3.43 (6, 1)	0.1		1	1	2	2	0	0	0	0	0	0	2	3	54.00	3.000	
Vaughn Eshelman, L ERA: 5.14 (7, 1)	1.0		4	0	0	0	0	0	0	0	0	1	0	12	20	0.00	0.000
Rick Aguilera, R ERA: 2.45 (8, 1)	1.0		4	1	0	0	0	0	0	0	0	0	7	10	0.00	1.000	

BOTTOM

Boston Red Sox @ New York Yankees
 Yankee Stadium, Bronx, NY
 Sun Sep 10 1995, 7:05 PM EDT
 Att. 27,527 - Unknown

AB	R	H	RBI	BB	SO	LOB
4	2	1	1	1	0	1
4	1	3	2	1	1	0
4	1	1	1	1	2	4
2	1	1	2	1	0	0
1	0	1	2	0	0	0
3	0	0	0	0	0	2
1	0	0	0	0	0	0
4	0	0	0	0	0	0
4	1	1	0	0	1	1
4	1	1	0	0	0	2
3	2	1	1	1	0	0

AB	34
R	9
H	10
RBI	9
BB	5
SO	4
LOB	10

WP: 1 PA: 39
 PB: 0
 SB: 0
 CS: 0



PITCHER	IP	WLS	BF	H	R	ER	SO	BB	IBB	HBP	BLK	WP	HR	S	P	ERA	WHIP
---------	----	-----	----	---	---	----	----	----	-----	-----	-----	----	----	---	---	-----	------

New York Yankees @ Cleveland Indians
 Jacobs Field, Cleveland, OH

Mon Sep 11 1995, 7:05 PM EDT
 Att. 41,835 - Unknown - 67 F

AB	30
R	4
H	7
RBI	4
BB	3
SO	5
LOB	13



AB R H RBI BB SO LOB

3	0	0	0	1	0	1
3	1	2	1	1	1	0
4	0	0	0	0	1	4
4	1	1	1	0	1	0
3	0	1	0	0	0	0
1	1	1	0	0	0	0
3	0	1	1	0	0	0
3	1	1	0	0	1	3
2	0	0	1	1	0	1
4	0	0	0	0	1	4

Batter	1	2	3	4	5	6	7	8	9
Wade Boggs, L (1, 5) OBP: 0.412, SLG: 0.431	1-1 G1-3		4-2 1B BB		2-1 FC4-6 1-2f		2-2 G3-1		
Bernie Williams, S (1, 8) OBP: 0.384, SLG: 0.483	4-2 G4-6-3 BB		2-2 1-2 3-H 1B			0-1 G4-3 1B 2B		1-3 K	
Paul O'Neill, L (1, 9) OBP: 0.397, SLG: 0.549	0-0 G4-6-3 1-2f		1-0 G3			3-2 G4-3 2-3		2-3 K	
Darryl Strawberry, L (1, 10) OBP: 0.363, SLG: 0.472		0-1 G3-1		2-3 K		2-2 1B SF8 3-H		0-1 G6-3	
Dion James, L (1, 7) OBP: 0.376, SLG: 0.398		3-1 G1-3		1-0 F8		1-2 FC6-4 1B		0-0 1B SF7 2B	
Gerald Williams, R (7, 7) OBP: 0.339, SLG: 0.497						1-3 1B			
Don Mattingly, L (1, 3) OBP: 0.331, SLG: 0.390		2-0 L7		3-2 F9		1-1 SF8 3-H		0-0 2-3 1B	
Mike Stanley, R (1, 2) OBP: 0.362, SLG: 0.506			2-2 G1-6-3 1B HBP		0-0 FC4-6 1B 1-2f		1-1 FC6-4 1-2f		2-3 K
Tony Fernandez, S (1, 6) OBP: 0.327, SLG: 0.355			4-2 G1-6-3 BB		1-2 P6		0-2 G4-3		2-1 SF7
Randy Velarde, R (1, 4) OBP: 0.361, SLG: 0.365			1-1 G1-6-3 1-2f 2-3		1-2 K		1-0 P4		2-2 F8

Inning Stats	R: 0 E: 0 K: 0 S: 5	H: 0 LOB: 0 BB: 1 P: 10	R: 0 E: 0 K: 0 S: 5	H: 0 LOB: 0 BB: 0 P: 10	R: 1 E: 0 K: 0 S: 14	H: 1 LOB: 2 BB: 2 P: 28	R: 0 E: 0 K: 1 S: 8	H: 0 LOB: 0 BB: 0 P: 14	R: 0 E: 0 K: 1 S: 9	H: 1 LOB: 1 BB: 0 P: 14	R: 2 E: 0 K: 0 S: 15	H: 3 LOB: 1 BB: 0 P: 23	R: 0 E: 0 K: 0 S: 7	H: 0 LOB: 0 BB: 0 P: 10	R: 0 E: 0 K: 2 S: 9	H: 0 LOB: 0 BB: 0 P: 12	R: 1 E: 0 K: 1 S: 15	H: 2 LOB: 1 BB: 0 P: 21	1B: 5 2B: 2 3B: 0 HR: 0	SF: 2 SAC: 0 DP: 2 HBP: 1	WP: 0 PB: 0 SB: 0 CS: 0	PA: 36
--------------	------------------------------	----------------------------------	------------------------------	----------------------------------	-------------------------------	----------------------------------	------------------------------	----------------------------------	------------------------------	----------------------------------	-------------------------------	----------------------------------	------------------------------	----------------------------------	------------------------------	----------------------------------	-------------------------------	----------------------------------	----------------------------------	------------------------------------	----------------------------------	--------

PITCHER	IP	WLS	BF	H	R	ER	SO	BB	IBB	HBP	BLK	WP	HR	S	P	ERA	WHIP
Dennis Martinez, R (1, 1) ERA: 2.98	7.0	L	28	5	3	3	2	3	0	1	0	0	0	63	109	3.86	1.143
Paul Assenmacher, L (8, 1) ERA: 2.38	2.0		8	2	1	1	3	0	0	0	0	0	0	24	33	4.50	1.000

PITCHER	IP	WLS	BF	H	R	ER	SO	BB	IBB	HBP	BLK	WP	HR	S	P	ERA	WHIP
---------	----	-----	----	---	---	----	----	----	-----	-----	-----	----	----	---	---	-----	------

Batter	1	2	3	4	5	6	7	8	9	AB R H RBI BB SO LOB
Kenny Lofton, L OBP: 0.354, SLG: 0.461 (1, 8)	4-2 BB S BB		1-1 P6		0-0 P5		3-2 F7			3 0 0 0 1 0 3
Omar Vizquel, S OBP: 0.326, SLG: 0.346 (1, 6)	2-1 F8		0-2 P6		3-2 F8		1-2 P5			4 0 0 0 0 0 4
Carlos Baerga, S OBP: 0.355, SLG: 0.460 (1, 4)	2-3 K			3-2 S 1B		0-1 L5		0-2 P5		4 0 1 0 0 1 1
Albert Belle, R OBP: 0.397, SLG: 0.638 (1, 7)	1-3 K			0-0 P5		1-2 F8		2-3 K		4 0 0 0 0 2 2
Eddie Murray, S OBP: 0.374, SLG: 0.497 (1, 10)		2-1 S 1B		3-3 K		1-1 BB 1B		1-1 G3		4 0 2 0 0 1 1
Jim Thome, L OBP: 0.446, SLG: 0.558 (1, 5)		1-3 K		2-2 G3		4-1 BB		0-0 L9		3 0 0 0 1 1 2
Manny Ramirez, R OBP: 0.414, SLG: 0.594 (1, 9)		0-3 K			3-2 L9		1-1 F7		0-0 F7	4 0 0 0 0 1 3
Paul Sorrento, L OBP: 0.345, SLG: 0.512 (1, 3)		2-3 K			4-2 WP 1B BB			4-2 BB	3-2 L8	2 0 0 0 2 1 1
Sandy Alomar Jr., R OBP: 0.314, SLG: 0.460 (1, 2)			1-1 P3		1-0 WP 1B				1-3 K	3 0 1 0 0 1 1


Inning Stats	R: 0	H: 0	E: 0	K: 2	S: 10	LOB: 1	BB: 1	P: 19	R: 0	H: 1	E: 0	K: 3	S: 12	LOB: 1	BB: 0	P: 17	R: 0	H: 0	E: 0	K: 0	S: 7	LOB: 0	BB: 0	P: 9	R: 0	H: 1	E: 0	K: 1	S: 11	LOB: 1	BB: 0	P: 19	R: 0	H: 1	E: 0	K: 0	S: 11	LOB: 2	BB: 1	P: 22	R: 0	H: 1	E: 0	K: 0	S: 10	LOB: 2	BB: 1	P: 17	R: 0	H: 0	E: 0	K: 1	S: 12	LOB: 1	BB: 1	P: 21	R: 0	H: 0	E: 0	K: 1	S: 8	LOB: 0	BB: 0	P: 11	R: 0	H: 0	E: 0	K: 0	S: 6	LOB: 0	BB: 0	P: 9	1B: 4	2B: 0	3B: 0	HR: 0	SF: 0	SAC: 0	DP: 0	HBP: 0	WP: 1	PB: 0	SB: 2	CS: 0	PA: 35
PITCHER Jack McDowell, R ERA: 3.73 (1, 1)	IP	WLS	BF	H	R	ER	SO	BB	IBB	HBP	BLK	WP	HR	S	P	ERA	WHIP																																																																				
	9.0	W	35	4	0	0	8	4	0	0	0	1	0	87	144	0.00	0.889																																																																				

BOTTOM

New York Yankees @ Cleveland Indians
 Jacobs Field, Cleveland, OH
 Mon Sep 11 1995, 7:05 PM EDT
 Att: 41,835 - Unknown - 67 F

livebaseballscorecards.com

AB	31
R	0
H	4
RBI	0
BB	4
SO	8
LOB	18



Batter	1	2	3	4	5	6	7	8	9	AB R H RBI BB SO LOB	TOP
Wade Boggs, L (1, 5) OBP: 0.411, SLG: 0.430	2-1 BB BB 1B	1-1 F8		2-1 F7		1-1 G4-6-3		1-3 K	3-2 1B	6 0 2 2 0 1 6	
Bernie Williams, S (1, 8) OBP: 0.385, SLG: 0.484	0-2 P3	3-2 G4-3			1-1 FC4 1B		2-0 1B SF9 2B		2-H 3-H 1B	5 2 2 0 1 0 4	
Paul O'Neill, L (1, 9) OBP: 0.401, SLG: 0.558	4-0 BB BB 1-2 BB			4-1 E 1B G6-4-3 BB		0-0 F7	3-1 G6-4-3 1B		2-0 1B HR	3 2 2 2 2 0 1	
Ruben Sierra, S (1, 10) OBP: 0.322, SLG: 0.441	0-2 P5		1-2 G6-4-3 E 1B		1 SAFE 2-1 FC4		1-0 SF9		1-0 E3 1B 1B E	4 1 1 1 0 0 3	
Darryl Strawberry, L (1, 7) OBP: 0.361, SLG: 0.459 Gerald Williams, R (7, PH) OBP: 0.340, SLG: 0.497	4-2 FC6-4 BB		0-0 E3 G6-4-3		0-0 F7		0-0 G6-4-3		0-0 E FC6-4 1B	2 0 0 0 1 0 3 2 1 1 0 0 0 1	
Don Mattingly, L (1, 3) OBP: 0.330, SLG: 0.388	1-1 FC6-4		1-0 G6-4-3		0-0 F7			2-1 G6-3	1-2 E9 FC6-4 1B	5 0 1 0 0 0 5	
Jim Leyritz, R (1, 2) OBP: 0.388, SLG: 0.417		1-2 G1-3		3-3 K		4-2 BB 1B BB		4-1 PB G1-3 BB	1-0 FC6-4 1B	3 2 0 1 2 1 2	
Tony Fernandez, S (1, 6) OBP: 0.330, SLG: 0.359		1-2 E 1B 1B		0-1 F7		4-2 1B BB		1-2 G1-3	2-0 1B 2B	4 1 2 0 1 0 1	
Randy Velarde, R (1, 4) OBP: 0.364, SLG: 0.366		0-1 1B		0-0 F9		1-0 G4-6-3 1B		4-2 BB	0-3 K	4 0 2 1 1 1 2	
Inning Stats	R: 0 H: 1 E: 0 LOB: 3 K: 0 BB: 2 S: 14 P: 25	R: 0 H: 2 E: 1 LOB: 2 K: 0 BB: 0 P: 27	R: 1 H: 1 E: 1 LOB: 1 K: 1 BB: 1 S: 9 P: 18	R: 0 H: 0 E: 0 LOB: 0 K: 0 BB: 0 P: 7	R: 0 H: 1 E: 1 LOB: 1 K: 0 BB: 0 S: 6 P: 9	R: 1 H: 1 E: 0 LOB: 1 K: 0 BB: 2 P: 18	R: 1 H: 2 E: 0 LOB: 0 K: 0 BB: 0 S: 5 P: 11	R: 0 H: 0 E: 0 LOB: 2 K: 1 BB: 2 P: 27	R: 6 H: 5 E: 2 LOB: 1 K: 1 BB: 1 P: 37	1B: 10 SF: 1 2B: 2 SAC: 0 3B: 0 DP: 3 HR: 1 HBP: 0	WP: 0 PA: 47 PB: 1 SB: 0 CS: 0
PITCHER	IP WLS BF H R ER SO BB IBB HBP BLK WP HR S P ERA WHIP										
Ken Hill, R (1, 1) ERA: 4.81	6.0 L 30 8 3 2 1 5 0 0 0 0 0 0 66 112 3.00 2.167										
Alan Embree, L (7, 1) ERA: 1.31	2.0 7 0 0 0 1 2 0 0 0 0 0 0 17 30 0.00 1.000										
Julian Tavarez, R (9, 1) ERA: 2.4	1.0 10 5 6 3 1 1 0 0 0 0 0 1 22 37 27.00 6.000										

New York Yankees @ Cleveland Indians
 Jacobs Field, Cleveland, OH
 Tue Sep 12 1995, 7:05 PM EDT
 Att. 41,276 - Unknown - 71 F

livebaseballscorecards.com

AB	38
R	9
H	13
RBI	7
BB	8
SO	3
LOB	28



BOTTOM

New York Yankees @ Cleveland Indians
Jacobs Field, Cleveland, OH
Tue Sep 12 1995, 7:05 PM EDT
Att: 41,276 - Unknown - 71 F

livebaseballscorecards.com

AB 34
R 2
H 8
RBI 2
BB 4
SO 4
LOB 17



WP: 1 PA: 38
PB: 0
SB: 0
CS: 0

AB R H RBI BB SO LOB

5 1 2 2 0 1 1
2 0 1 0 1 0 0
2 0 0 0 0 1 2

4 0 2 0 0 0 2

4 0 1 0 0 0 2

3 0 1 0 1 0 1

2 0 1 0 2 0 0

4 0 0 0 0 0 7

4 0 0 0 0 1 2

4 1 0 0 0 1 0

1B: 6 SF: 0
2B: 1 SAC: 0
3B: 0 DP: 3
HR: 1 HBP: 0

Batter	1	2	3	4	5	6	7	8	9
Kenny Lofton, L OBP: 0.354, SLG: 0.467 (1, 8)	0-2 G4-3		1-1 HR	3-3 K			1-2 F7		1-1 1B
Wayne Kirby, L OBP: 0.254, SLG: 0.297 Manny Ramirez, R OBP: 0.412, SLG: 0.591 (7, PH) (8, 9)	0-0 B1-3		1-1 1B		4-1 BB		3-1 G6-3		2-3 K
Carlos Baerga, S OBP: 0.356, SLG: 0.460 (1, 4)	1-1 1B		0-0 G3-6-3 1-2f		1-0 G6-4-3 1-2f			1-0 1B	
Albert Belle, R OBP: 0.396, SLG: 0.637 (1, 7)	1-1 P5		2-1 WP 2B		0-0 P6			1-0 P4	
Eddie Murray, S OBP: 0.375, SLG: 0.496 (1, 10)		1-2 1B	4-2 BB			0-1 F9		1-0 F9	
Jim Thome, L OBP: 0.449, SLG: 0.558 (1, 5)		4-1 BB	4-2 BB			0-2 G6-3		0-2 1B	
Paul Sorrento, L OBP: 0.341, SLG: 0.505 (1, 3)		3-1 F7	1-2 L5			3-1 F8		0-1 L7	
Sandy Alomar Jr., R OBP: 0.307, SLG: 0.449 (1, 2)		1-1 G6-4-3 1-2f		0-0 G5-3			3-2 G1-3		2-3 K
Alvaro Espinoza, R OBP: 0.257, SLG: 0.310 (1, 6)			2-2 E7 HR		2-0 P6		1-2 E6		3-3 K

Inning Stats	R: 0	H: 1	E: 0	LOB: 1	K: 0	S: 8	R: 0	H: 1	E: 0	LOB: 1	K: 0	S: 8	R: 2	H: 3	E: 1	LOB: 3	K: 0	S: 18	R: 0	H: 0	E: 0	LOB: 0	K: 1	S: 5	R: 0	H: 0	E: 0	LOB: 0	K: 0	S: 3	R: 0	H: 0	E: 0	LOB: 0	K: 0	S: 7	R: 0	H: 0	E: 1	LOB: 1	K: 0	S: 11	R: 0	H: 2	E: 0	LOB: 2	K: 0	S: 10	R: 0	H: 1	E: 0	LOB: 1	K: 3	S: 11	1B: 6	SF: 0	2B: 1	SAC: 0	3B: 0	DP: 3	HR: 1	HBP: 0	WP: 1	PA: 38
--------------	------	------	------	--------	------	------	------	------	------	--------	------	------	------	------	------	--------	------	-------	------	------	------	--------	------	------	------	------	------	--------	------	------	------	------	------	--------	------	------	------	------	------	--------	------	-------	------	------	------	--------	------	-------	------	------	------	--------	------	-------	-------	-------	-------	--------	-------	-------	-------	--------	-------	--------

PITCHER	IP	WLS	BF	H	R	ER	SO	BB	IBB	HBP	BLK	WP	HR	S	P	ERA	WHIP
Scott Kamieniecki, R ERA: 5.0 (1, 1)	6.1	W	27	5	2	1	1	4	0	0	0	1	1	55	98	1.42	1.421
Bob MacDonald, L ERA: 5.08 (7, 1)	0.1		1	0	0	0	0	0	0	0	0	0	0	3	4	0.00	0.000
Bob Wickman, R ERA: 4.2 (7, 1)	0.2		3	1	0	0	0	0	0	0	0	0	0	4	9	0.00	1.500
Steve Howe, L ERA: 4.5 (8, 1)	0.2		3	1	0	0	0	0	0	0	0	0	0	8	9	0.00	1.500
John Wetteland, R ERA: 3.31 (9, 1)	1.0		4	1	0	0	3	0	0	0	0	0	0	11	19	0.00	1.000

Batter	1	2	3	4	5	6	7	8	9	AB R H RBI BB SO LOB	TOP
Wade Boggs, L (1, 5) OBP: 0.409, SLG: 0.427 Russ Davis, R (7, 5) OBP: 0.374, SLG: 0.455	2-1 		0-0 			2-2 		1-3 		3 0 0 0 0 0 0 1 0 0 0 0 1 0	
Bernie Williams, S (1, 8) OBP: 0.384, SLG: 0.481	4-1 		0-0 			0-0 			3-1 	3 0 0 0 1 0 0	
Paul O'Neill, L (1, 9) OBP: 0.400, SLG: 0.555	0-3 			1-1 		1-1 			1-1 	4 0 1 0 0 1 1	
Mike Stanley, R (1, 2) OBP: 0.361, SLG: 0.501	4-1 			0-0 			1-2 		2-3 	3 0 0 0 1 1 1	
Darryl Strawberry, L (1, 10) OBP: 0.349, SLG: 0.442	3-3 			3-3 			3-2 			3 0 0 0 0 2 3	
Don Mattingly, L (1, 3) OBP: 0.330, SLG: 0.390		2-1 		1-1 			0-2 			3 0 1 0 0 0 1	
Dion James, L (1, 7) OBP: 0.375, SLG: 0.397		1-2 			0-1 		1-2 			3 0 1 0 0 0 1	
Tony Fernandez, S (1, 6) OBP: 0.328, SLG: 0.356		0-0 			2-2 			0-0 		3 0 0 0 0 0 1	
Pat Kelly, R (1, 4) OBP: 0.312, SLG: 0.333			1-2 		1-2 			2-2 		3 0 0 0 0 0 0	
Inning Stats	R: 0 H: 0 E: 0 LOB: 2 K: 2 BB: 2 S: 10 P: 23	R: 0 H: 0 E: 0 LOB: 0 K: 0 BB: 0 S: 7 P: 10	R: 0 H: 0 E: 0 LOB: 0 K: 0 BB: 0 S: 5 P: 6	R: 0 H: 1 E: 0 LOB: 1 K: 1 BB: 0 S: 9 P: 14	R: 0 H: 1 E: 0 LOB: 0 K: 0 BB: 0 S: 8 P: 11	R: 0 H: 0 E: 0 LOB: 0 K: 0 BB: 0 S: 6 P: 9	R: 0 H: 1 E: 0 LOB: 1 K: 0 BB: 0 S: 13 P: 18	R: 0 H: 0 E: 0 LOB: 0 K: 1 BB: 0 S: 7 P: 10	R: 0 H: 0 E: 0 LOB: 0 K: 1 BB: 0 S: 8 P: 14	1B: 2 SF: 0 2B: 1 SAC: 0 3B: 0 DP: 1 HR: 0 HBP: 0	WP: 0 PA: 31 PB: 0 SB: 0 CS: 0
PITCHER Charles Nagy, R (1, 1) ERA: 4.34	IP WLS BF H R ER SO BB IBB HBP BLK WP HR S P ERA WHIP 9.0 W 31 3 0 0 5 2 0 0 0 0 0 0 73 115 0.00 0.556										

New York Yankees @ Cleveland Indians
 Jacobs Field, Cleveland, OH
 Wed Sep 13 1995, 7:05 PM EDT
 Att. 41,708 - Unknown - 68 F

AB	29
R	0
H	3
RBI	0
BB	2
SO	5
LOB	8



Batter	1	2	3	4	5	6	7	8	9
Kenny Lofton, L OBP: 0.359, SLG: 0.471 (1, 8) C B B B B	4-1 S 2B BB	1-1 S 2-3 1B		4-2 B 1-2 BB		1 SAFE 0-0 1-3 1B 2B		2-1 P5 3	
Omar Vizquel, S OBP: 0.327, SLG: 0.349 (1, 6) 1 SAFE B 1 SAFE C B 2 SAFE B X	3-1 G3-1 1B 2B 1-H	3-3 K 1-2		0-1 FC5 2-3f		0-0 1B			
Jim Thome, L OBP: 0.445, SLG: 0.552 (1, 5) B S F X	1-2 G3-1 2-3	3-3 K 3			2-2 G5-3	1-0 F8 3			
Albert Belle, R OBP: 0.395, SLG: 0.640 (1, 7) S S B S	1-3 K 2		2-0 L9 1		1-1 HR		0-0 P3 1		
Eddie Murray, S OBP: 0.374, SLG: 0.492 (1, 10) B B B B	4-0 1B BB		0-1 L8 2		1-1 P6 2		0-0 G4-3 2		
Manny Ramirez, R OBP: 0.411, SLG: 0.588 (1, 9) B B B X	3-0 1-2 3-H 1B		2-1 F8 3		1-0 P4 3		2-1 G5-3 3		
Paul Sorrento, L OBP: 0.337, SLG: 0.498 (1, 3) B X	1-0 G3 3			1-2 G4-3 1		0-1 F9 1		2-0 F8 1	
Alvaro Espinoza, R OBP: 0.257, SLG: 0.308 (1, 4) B C X		1-2 P5 1		0-2 F9 2		0-1 P4 2		0-0 1B	
Tony Peña, R OBP: 0.293, SLG: 0.359 (1, 2) S X		0-0 1B 2B		0-1 FC5 1B S		0-2 2B 1B 1B		1-1 F8 2	

AB R H RBI BB SO LOB		BOTTOM																		
3	2	2	0	2	0	1														
4	1	2	3	0	1	4														
4	0	0	0	0	1	4														
4	1	1	1	0	1	1														
3	0	0	0	1	0	0														
4	0	1	1	0	0	0														
4	0	0	0	0	0	2														
4	0	1	0	0	0	0														
4	1	3	0	0	0	1														
Inning Stats	R: 2 E: 0 K: 1 S: 11	H: 2 LOB: 2 BB: 2 P: 28	R: 0 E: 0 K: 2 S: 16	H: 2 LOB: 2 BB: 0 P: 24	R: 0 E: 0 K: 0 S: 5	H: 0 LOB: 0 BB: 0 P: 9	R: 0 E: 0 K: 0 S: 15	H: 1 LOB: 2 BB: 1 P: 20	R: 1 E: 0 K: 0 S: 9	H: 1 LOB: 0 BB: 0 P: 14	R: 2 E: 0 K: 0 S: 11	H: 3 LOB: 1 BB: 0 P: 12	R: 0 E: 0 K: 0 S: 4	H: 0 LOB: 0 BB: 0 P: 6	R: 0 E: 0 K: 0 S: 6	H: 1 LOB: 1 BB: 0 P: 11	1B: 6 2B: 3 3B: 0 HR: 1	SF: 0 SAC: 0 DP: 0 HBP: 0	WP: 0 PB: 0 SB: 4 CS: 0	PA: 37
PITCHER	IP WLS L	WLS BF	H R ER SO	BB IBB HBP BLK	WP HR S P	ERA WHIP	PITCHER													
David Cone, R ERA: 3.81 (1, 1)	7.0 L	33	9 5 5 3	3 0 0 0	0 1 71 113	6.43 1.714														
Melido Perez, R ERA: 5.58 (8, 1)	1.0	4	1 0 0 0	0 0 0 0	0 0 6 11	0.00 1.000														

New York Yankees @ Cleveland Indians
Jacobs Field, Cleveland, OH
 Wed Sep 13 1995, 7:05 PM EDT
 Att: 41,708 - Unknown - 68 F

AB	34
R	5
H	10
RBI	5
BB	3
SO	3
LOB	13



WP	HR	S	P	ERA	WHIP
0	0	0	0	0	0

New York Yankees @ Baltimore Orioles
Oriole Park at Camden Yards, Baltimore, MD

Thu Sep 14 1995, 7:05 PM EDT
 Att. 44,289 - Unknown - 91 F

livebaseballscorecards.com

AB	34
R	5
H	10
RBI	5
BB	1
SO	3
LOB	16



Batter	1	2	3	4	5	6	7	8	9	AB R H RBI BB SO LOB
Bernie Williams, S (1, 8) OBP: 0.383, SLG: 0.484	2-3 		0-1 	0-0 G5-3			3-2 G6-3		0-1 L5-3	5 1 1 1 0 1 4
Randy Velarde, R (1, 6) OBP: 0.366, SLG: 0.366	3-1 F9		4-2 			1-2 G6-4-3 1B	2-0 F9			3 0 1 0 1 0 1
Paul O'Neill, L (1, 9) OBP: 0.398, SLG: 0.552	1-1 P5		0-1 F8			3-2 1 SAFE F7		1-1 G4-6-3 1B		4 0 1 0 0 0 2
Ruben Sierra, S (1, 10) OBP: 0.322, SLG: 0.442		3-1 	3-0 L8			0-0 G6-4-3		2-1 G4-6-3 1B		4 1 1 0 0 0 3
Jim Leyritz, R (1, 2) OBP: 0.386, SLG: 0.412		1-1 E4 WP		2-2 1B 2B HBP		1-1 G1-3		2-2 G4-3		3 1 0 0 0 0 1
Gerald Williams, R (1, 7) OBP: 0.333, SLG: 0.485		1-1 P3		0-0 F9		1-1 G5-3		0-2 F9		4 0 0 0 0 0 3
Don Mattingly, L (1, 3) OBP: 0.331, SLG: 0.394		2-2 SF8		0-1 2B 1-2 G6-3 1B		2-1 F4		2-2 		3 2 2 1 0 0 0
Russ Davis, R (1, 5) OBP: 0.373, SLG: 0.462		1 SAFE 3-1 G5-3		1-0 2B		2-3 K		3-2 1B		3 0 1 1 0 1 1
Wade Boggs, L (9, PH) OBP: 0.410, SLG: 0.428				1-3 2-H 2B				2-H 1B		1 0 1 1 0 0 0
Tony Fernandez, S (9, PR) OBP: 0.328, SLG: 0.356								1B		0 0 0 0 0 0 0
Pat Kelly, R (1, 4) OBP: 0.315, SLG: 0.336			2-3 	0-0 G6-3		0-0 WP 1B		2-2 1-3 L5-3 1B		4 0 2 1 0 1 1

Inning Stats	R: 0	H: 0	E: 0	K: 1	S: 7	P: 13	R: 1	H: 1	E: 1	K: 0	S: 11	P: 21	R: 1	H: 1	E: 0	K: 1	S: 10	P: 19	R: 2	H: 2	E: 0	K: 0	S: 8	P: 11	R: 0	H: 1	E: 0	K: 0	S: 8	P: 12	R: 0	H: 0	E: 0	K: 0	S: 6	P: 10	R: 0	H: 1	E: 0	K: 1	S: 11	P: 18	R: 0	H: 1	E: 0	K: 0	S: 7	P: 12	R: 1	H: 3	E: 0	K: 0	S: 14	P: 21	1B: 6	SF: 1	2B: 4	SAC: 0	3B: 0	DP: 3	HR: 1	HBP: 1	WP: 2	PA: 37
--------------	------	------	------	------	------	-------	------	------	------	------	-------	-------	------	------	------	------	-------	-------	------	------	------	------	------	-------	------	------	------	------	------	-------	------	------	------	------	------	-------	------	------	------	------	-------	-------	------	------	------	------	------	-------	------	------	------	------	-------	-------	-------	-------	-------	--------	-------	-------	-------	--------	-------	--------

PITCHER	IP	WLS	BF	H	R	ER	SO	BB	IBB	HBP	BLK	WP	HR	S	P	ERA	WHIP
Rick Krivda, L (1, 1) ERA: 3.71	8.1	L	34	8	5	4	3	1	0	1	0	2	1	74	124	4.32	1.080
Terry Clark, R (9, 1) ERA: 3.64	0.2		3	2	0	0	0	0	0	0	0	0	0	8	13	0.00	3.000

PITCHER	IP	WLS	BF	H	R	ER	SO	BB	IBB	HBP	BLK	WP	HR	S	P	ERA	WHIP
---------	----	-----	----	---	---	----	----	----	-----	-----	-----	----	----	---	---	-----	------

Batter	1	2	3	4	5	6	7	8	9	AB	R	H	RBI	BB	SO	LOB
Curtis Goodwin, L OBP: 0.315, SLG: 0.341 Kevin Bass, S OBP: 0.305, SLG: 0.324 Jeff Huson, L OBP: 0.336, SLG: 0.286	1-2 G1-3		0-1 F7		0-1 G5-3			0-0 F7		3	0	0	0	0	0	1
Brady Anderson, L OBP: 0.360, SLG: 0.441	2-2 G4-3		3-1 G4-3		1-1 F8			2-1 G3		4	0	0	0	0	0	1
Cal Ripken Jr., R OBP: 0.319, SLG: 0.419	4-0 HR		1-2 G6-3							3	1	0	0	1	0	0
Bobby Bonilla, S OBP: 0.377, SLG: 0.558	0-0 HR			1-1 1B						4	2	3	2	0	1	0
Rafael Palmeiro, L OBP: 0.373, SLG: 0.578	0-0 1B			0-1 F7						4	1	2	2	0	0	1
Chris Hoiles, R OBP: 0.350, SLG: 0.452	2-1 G1-6-3			2-3 K						4	0	0	0	0	1	2
Jeff Manto, R OBP: 0.324, SLG: 0.494 Harold Baines, L OBP: 0.391, SLG: 0.519			3-3 K		2-1 P4					3	0	0	0	0	1	1
Mark Smith, R OBP: 0.336, SLG: 0.393			1-0 G6-3							3	0	2	0	0	1	0
Bret Barberie, S OBP: 0.347, SLG: 0.328 Jarvis Brown, R OBP: 0.333, SLG: 0.300			3-2 G6-3							2	0	0	0	0	1	2
			1-2							1	0	0	0	0	0	0


Inning Stats		R: 2	H: 2	E: 0	K: 0	S: 15	R: 0	H: 1	E: 0	K: 1	S: 8	R: 0	H: 0	E: 0	K: 0	S: 7	R: 0	H: 1	E: 0	K: 1	S: 9	R: 0	H: 1	E: 0	K: 1	S: 9	R: 0	H: 0	E: 0	K: 1	S: 8	R: 0	H: 0	E: 0	K: 1	S: 12	R: 0	H: 0	E: 0	K: 0	S: 5	R: 2	H: 2	E: 0	K: 1	S: 14	R: 0	H: 2	E: 0	K: 1	S: 14
Inning Stats		LOB: 1	BB: 1	P: 24	LOB: 0	BB: 0	P: 15	LOB: 1	BB: 0	P: 11	LOB: 1	BB: 0	P: 12	LOB: 0	BB: 0	P: 13	LOB: 0	BB: 0	P: 17	LOB: 0	BB: 0	P: 8	LOB: 0	BB: 0	P: 23	SF: 0	SAC: 0	DP: 0	HBP: 0	1B: 5	2B: 0	3B: 0	HR: 2																		
PITCHER	IP	WLS	BF	H	R	ER	SO	BB	IBB	HBP	BLK	WP	HR	S	P	ERA	WHIP																			WP: 0	PA: 34														
Andy Pettitte, L ERA: 4.2	(1, 1)	8.1	W	32	7	4	4	5	1	0	0	0	2	81	127	4.32	0.960																			PB: 0	CS: 0														
John Wetteland, R ERA: 3.27	(9, 1)	0.2	S	2	0	0	1	0	0	0	0	0	0	6	10	0.00	0.000																			SB: 0															

BOTTOM

New York Yankees @ Baltimore Orioles
Oriole Park at Camden Yards, Baltimore, MD

livebaseballscores.com

AB	33
R	4
H	7
RBI	4
BB	1
SO	6
LOB	8



Thu Sep 14 1995, 7:05 PM EDT
Att: 44,289 - Unknown - 91 F

Batter	1	2	3	4	5	6	7	8	9	AB R H RBI BB SO LOB	TOP									
Dion James, L (1, 7) OBP: 0.367, SLG: 0.388	1-2 G1-3		1-1 G4-6-3			1-0 G3-1		0-0 G6-3		4 0 0 0 0 0 1										
Bernie Williams, S (1, 8) OBP: 0.387, SLG: 0.486	3-2 G4-6-3 1B		4-2 BB			0-0 1B 1B		4-2 FC1-6 1B BB		2 0 2 0 2 0 0										
Paul O'Neill, L (1, 9) OBP: 0.399, SLG: 0.551	3-0 G4-6-3		1-1 F8			2-0 1B 1-2 1B		0-0 FC1-6 1B 1-2 1B		4 0 2 0 0 0 2										
Ruben Sierra, S (1, 10) OBP: 0.323, SLG: 0.445		0-0 G4-3 2B		1-1 G3-1		1-0 1-2 2-3 1B		0-1 FC1-6 1-2f 2-3		4 1 2 0 0 0 2										
Mike Stanley, R (1, 2) OBP: 0.357, SLG: 0.496		0-1 G6-3		2-2 G6-3		3-2 P6		2-3 K		4 0 0 0 0 1 6										
Don Mattingly, L (1, 3) OBP: 0.328, SLG: 0.390		1-0 G4-3		2-0 G3-1		2-0 L8		0-3 K		4 0 0 0 0 1 4										
Randy Velarde, R (1, 5) OBP: 0.365, SLG: 0.368		1-1 3-H 2B		3-2 G3		1-0 L9		0-0 G1-3		4 0 1 1 0 0 0										
Tony Fernandez, S (1, 6) OBP: 0.327, SLG: 0.353		0-3 K		3-2 G6-3		1-2 L4		4-2 BB		3 0 0 0 1 1 1										
Pat Kelly, R (1, 4) OBP: 0.314, SLG: 0.335			0-0 G4-6-3 1B		1-3 K		0-0 G5-3		0-0 F4		4 0 1 0 0 1 1									
Inning Stats	R: 0 E: 0 K: 0 S: 8	H: 1 LOB: 0 BB: 0 P: 15	R: 1 E: 0 K: 1 S: 9	H: 2 LOB: 1 BB: 0 P: 11	R: 0 E: 0 K: 0 S: 9	H: 1 LOB: 1 BB: 1 P: 15	R: 0 E: 0 K: 1 S: 13	H: 0 LOB: 0 BB: 0 P: 20	R: 0 E: 0 K: 0 S: 8	H: 3 LOB: 3 BB: 0 P: 17	R: 0 E: 0 K: 0 S: 5	H: 0 LOB: 0 BB: 0 P: 7	R: 0 E: 0 K: 1 S: 11	H: 1 LOB: 2 BB: 1 P: 17	R: 0 E: 0 K: 1 S: 7	H: 0 LOB: 1 BB: 1 P: 11	1B: 6 2B: 2 3B: 0 HR: 0	SF: 0 SAC: 0 DP: 2 HBP: 0	WP: 0 PB: 0 SB: 0 CS: 0	PA: 36
PITCHER Scott Erickson, R (1, 1) ERA: 5.15	IP: 9.0 WLS: W BF: 36 H: 8 R: 1 ER: 1 SO: 4 BB: 3 IBB: 0 HBP: 0 BLK: 0 WP: 0 HR: 0 S: 76 P: 124 ERA: 1.00 WHIP: 1.222																			
PITCHER	IP: 9.0 WLS: W BF: 36 H: 8 R: 1 ER: 1 SO: 4 BB: 3 IBB: 0 HBP: 0 BLK: 0 WP: 0 HR: 0 S: 76 P: 124 ERA: 1.00 WHIP: 1.222																			

New York Yankees @ Baltimore Orioles
 Oriole Park at Camden Yards, Baltimore, MD

Fri Sep 15 1995, 7:05 PM EDT
 Att. 47,436 - Unknown - 79 F

livebaseballscorecards.com

AB	33
R	1
H	8
RBI	1
BB	3
SO	4
LOB	17



Batter	1	2	3	4	5	6	7	8	9
Jarvis Brown, R <small>OBP: 0.412, SLG: 0.308</small> (1, 8)	2-3 <small>SAFE</small>	4-1 <small>SAFE</small>		1-3 <small>SAFE</small>		2-2 <small>SAFE</small>	4-2 <small>SAFE</small>		
Brady Anderson, L <small>OBP: 0.361, SLG: 0.439</small> (1, 7)	4-0 <small>SAFE</small>	2-3 <small>SAFE</small>		1-2 <small>SAFE</small>		1-1 <small>SAFE</small>	3-3 <small>SAFE</small>		
Cal Ripken Jr., R <small>OBP: 0.319, SLG: 0.416</small> (1, 6)	4-0 <small>SAFE</small>	1-1 <small>SAFE</small>			0-0 <small>SAFE</small>	4-2 <small>SAFE</small>		0-0 <small>SAFE</small>	
Bobby Bonilla, S <small>OBP: 0.375, SLG: 0.560</small> (1, 5)	3-2 <small>SAFE</small>		0-0 <small>SAFE</small>		2-1 <small>SAFE</small>	0-0 <small>SAFE</small>		2-2 <small>SAFE</small>	
Rafael Palmeiro, L <small>OBP: 0.374, SLG: 0.582</small> (1, 3)	1-0 <small>SAFE</small>		2-1 <small>SAFE</small>		4-2 <small>SAFE</small>	1-2 <small>SAFE</small>		0-0 <small>SAFE</small>	
Chris Hoiles, R <small>OBP: 0.354, SLG: 0.450</small> (1, 2)	4-0 <small>SAFE</small>		4-1 <small>SAFE</small>		4-1 <small>SAFE</small>	1-2 <small>SAFE</small>			
Jeff Manto, R <small>OBP: 0.323, SLG: 0.490</small> (1, 10)	3-2 <small>SAFE</small>		1-3 <small>SAFE</small>		0-3 <small>SAFE</small>		0-0 <small>SAFE</small>		
Mark Smith, R <small>OBP: 0.333, SLG: 0.375</small> (1, 9)			1-3 <small>SAFE</small>			0-1 <small>SAFE</small>	3-1 <small>SAFE</small>		
Bret Barberie, S <small>OBP: 0.353, SLG: 0.326</small> (1, 4)			4-2 <small>SAFE</small>		1-1 <small>SAFE</small>	4-1 <small>SAFE</small>	4-2 <small>SAFE</small>		

Inning Stats	R: 3	H: 1	E: 0	K: 1	S: 10	R: 0	H: 0	E: 0	K: 2	S: 13	R: 0	H: 0	E: 0	K: 1	S: 7	R: 0	H: 0	E: 0	K: 1	S: 11	R: 0	H: 0	E: 0	K: 1	S: 10	R: 5	H: 3	E: 1	K: 0	S: 21	R: 0	H: 1	E: 0	K: 1	S: 12	R: 0	H: 0	E: 0	K: 0	S: 6
	LOB: 1	BB: 3	P: 31	LOB: 2	BB: 2	P: 25	LOB: 1	BB: 1	P: 14	LOB: 1	BB: 1	P: 18	LOB: 2	BB: 2	P: 20	LOB: 0	BB: 1	P: 34	LOB: 2	BB: 2	P: 26	LOB: 0	BB: 0	P: 8	LOB: 0	BB: 0	P: 8	LOB: 0	BB: 0	P: 8	LOB: 0	BB: 0	P: 8	LOB: 0	BB: 0	P: 8	LOB: 0	BB: 0	P: 8	

PITCHER	IP	WLS	BF	H	R	ER	SO	BB	IBB	HBP	BLK	WP	HR	S	P	ERA	WHIP
Sterling Hitchcock, L	(1, 1)	5.1	L	29	3	6	6	9	0	0	0	0	1	60	124	10.12	2.250
42 Mariano Rivera, R	(6, 1)	0.2		4	1	2	0	1	0	0	0	0	1	12	18	27.00	3.000
Joe Ausanio, R	(7, 1)	1.0		5	1	0	1	2	0	0	0	1	0	12	26	0.00	3.000
Dave Pavlas, R	(8, 1)	1.0		3	0	0	0	0	0	0	0	0	0	6	8	0.00	0.000

BOTTOM

New York Yankees @ Baltimore Orioles
 Oriole Park at Camden Yards, Baltimore, MD


Fri Sep 15 1995, 7:05 PM EDT
 Att: 47,436 - Unknown - 79 F

AB	R	H	RBI	BB	SO	LOB
3	1	1	0	2	2	1
4	2	1	1	1	2	5
3	2	0	0	2	0	2
5	1	1	4	0	0	2
4	1	1	3	1	0	0
1	0	0	0	3	0	0
4	0	1	0	0	2	4
3	0	0	0	1	1	1
1	1	0	0	2	0	1

AB	28
R	8
H	5
RBI	8
BB	12
SO	7
LOB	16

livebaseballscorecards.com

1B	3	SF	0	WP	1	PA	41
2B	0	SAC	0	PB	0		
3B	0	DP	1	SB	0		
HR	2	HBP	1	CS	0		

Batter	1	2	3	4	5	6	7	8	9	AB R H RBI BB SO LOB	TOP														
Wade Boggs, L (1, 5) OBP: 0.409, SLG: 0.426	1-1 L7		2-2 G5-3		1-2 SAFE 1-2 SAFE 1-2 SAFE 1-2	2-0 G1-3				4 1 1 0 0 0 0	<p>New York Yankees @ Baltimore Orioles Oriole Park at Camden Yards, Baltimore, MD</p> <p>Sat Sep 16 1995, 7:05 PM EDT Att. 46,891 - Unknown - 71 F</p> <p>livebaseballscorecards.com</p> <table border="0"> <tr><td>AB</td><td>27</td></tr> <tr><td>R</td><td>6</td></tr> <tr><td>H</td><td>10</td></tr> <tr><td>RBI</td><td>6</td></tr> <tr><td>BB</td><td>2</td></tr> <tr><td>SO</td><td>7</td></tr> <tr><td>LOB</td><td>14</td></tr> </table> 	AB	27	R	6	H	10	RBI	6	BB	2	SO	7	LOB	14
AB	27																								
R	6																								
H	10																								
RBI	6																								
BB	2																								
SO	7																								
LOB	14																								
Bernie Williams, S (1, 8) OBP: 0.391, SLG: 0.497	4-1 S BB		2-0 2B		2-2 1B 1B 1B SF8 1B	1-1 HR				3 2 3 1 1 0 0															
Paul O'Neill, L (1, 9) OBP: 0.396, SLG: 0.546	3-3 SAFE K		2-3 K		0-0 P6	0-0 G4-3				4 0 0 0 0 2 5															
Ruben Sierra, S (1, 10) OBP: 0.325, SLG: 0.445	4-2 BB		0-3 K		0-0 SF8 1B 1B 2B 1B					2 1 1 1 1 1 1															
Dion James, L (1, 7) OBP: 0.367, SLG: 0.387 Gerald Williams, R (6, 7) OBP: 0.333, SLG: 0.485	2-1 P6			2-2 K	3-1 SF8 2B 1B					3 1 1 1 0 1 2 0 0 0 0 0 0 0															
Don Mattingly, L (1, 3) OBP: 0.330, SLG: 0.393		0-1 G5-3 1B		0-2 1B	2-2 SF8 1B 1B 2-3 3-H					2 0 2 1 0 0 0															
Mike Stanley, R (1, 2) OBP: 0.357, SLG: 0.497		0-3 K		1-0 L8 1B	1-0 2B 2B 2-H 3-H					3 0 1 2 0 1 2															
Tony Fernandez, S (1, 6) OBP: 0.325, SLG: 0.350		0-0 G5-3		1-0 F8 1B	1-0 L7					3 0 0 0 0 0 3															
Randy Velarde, R (1, 4) OBP: 0.364, SLG: 0.367		2-2 K			0-1 1B 1B 1B	3-3 K				3 1 1 0 0 2 1															
Inning Stats	R: 0 E: 0 K: 1 S: 11	H: 0 LOB: 2 BB: 2 P: 25	R: 0 E: 0 K: 2 S: 9	H: 1 LOB: 1 BB: 0 P: 11	R: 0 E: 0 K: 2 S: 15	H: 1 LOB: 1 BB: 0 P: 21	R: 0 E: 0 K: 1 S: 9	H: 1 LOB: 1 BB: 0 P: 13	R: 5 E: 0 K: 0 S: 22	H: 6 LOB: 1 BB: 0 P: 32	R: 1 E: 0 K: 1 S: 7	H: 1 LOB: 0 BB: 0 P: 13	1B: 7 2B: 2 3B: 0 HR: 1	SF: 1 SAC: 0 DP: 0 HBP: 0	WP: 0 PB: 0 SB: 1 CS: 0	PA: 30									
PITCHER 35 Mike Mussina, R (1, 1) ERA: 3.7 Jamie Moyer, L (5, 1) ERA: 5.21	IP 4.2 1.1	WLS L 5	BF 25 5	H 9 1	R 5 1	ER 5 1	SO 6 1	BB 2 0	IBB 0 0	HBP 0 0	BLK 0 0	WP 0 0	HR 0 1	S 65 8	P 100 15	ERA 9.64 6.75	WHIP 2.357 0.750								

Batter	1	2	3	4	5	6	7	8	9
Curtis Goodwin, L (1, 8) OBP: 0.315, SLG: 0.341 Kevin Bass, S (6, PH) OBP: 0.304, SLG: 0.323	0-1 F8		1-3 K		0-0 1B SF9 1B	1-0 F7			
Brady Anderson, L (1, 7) OBP: 0.361, SLG: 0.439	2-1 P6		3-1 F8		0-0 1B S 1B	4-0 BB BB			
Rafael Palmeiro, L (1, 3) OBP: 0.373, SLG: 0.579	2-1 F6			2-0 G4-3	2-2 SF9	4-2 BB			
Bobby Bonilla, S (1, 5) OBP: 0.378, SLG: 0.562		1-1 FC6-4 1B		0-1 1B SF8 1B	2-2 PB 1B	3-3 K			
Cal Ripken Jr., R (1, 6) OBP: 0.320, SLG: 0.416		1-1 FC6-4		0-0 1B	1-3 K				
Harold Baines, L (1, 10) OBP: 0.388, SLG: 0.516		0-3 K		1-1 SF8	0-3 K				
Chris Hoiles, R (1, 2) OBP: 0.354, SLG: 0.452		1-0 L6		2-3 K		0-0 1B 2B			
Mark Smith, R (1, 9) OBP: 0.347, SLG: 0.379			4-1 G4-3 BB		0-1 G3-1	0-0 BB SH3-4 1B			
Bret Barberie, S (1, 4) OBP: 0.354, SLG: 0.328			1-2 G4-3		2-1 1B	1-0 SH3-4			

Inning Stats	R: 0	H: 0	E: 0	K: 0	S: 6	R: 0	H: 1	E: 0	K: 1	S: 8	R: 0	H: 0	E: 0	K: 1	S: 10	R: 1	H: 2	E: 0	K: 1	S: 9	R: 3	H: 4	E: 0	K: 2	S: 22	R: 1	H: 2	E: 0	K: 1	S: 10
	LOB: 0	BB: 0		LOB: 1	BB: 0	LOB: 1	BB: 1		LOB: 2	BB: 0	LOB: 2	BB: 0	LOB: 2	BB: 0	LOB: 2	LOB: 1	BB: 1		LOB: 1	BB: 1	LOB: 2	BB: 2	LOB: 3	BB: 2	LOB: 3	BB: 2	LOB: 3	BB: 2	LOB: 3	BB: 2

PITCHER	IP	WLS	BF	H	R	ER	SO	BB	IBB	HBP	BLK	WP	HR	S	P	ERA	WHIP
Jack McDowell, R (1, 1) ERA: 3.85	5.0	W	26	9	5	5	5	1	0	0	0	0	0	57	85	9.00	2.000
Bob MacDonald, L (6, 1) ERA: 5.0	0.2		4	0	0	0	0	2	0	0	0	0	0	4	14	0.00	3.000
Bob Wickman, R (6, 1) ERA: 4.18	0.1	S	1	0	0	0	1	0	0	0	0	0	0	4	7	0.00	0.000

AB R H RBI BB SO LOB

3 1 1 0 0 1 1
1 0 0 0 0 0 1

3 1 1 1 1 0 1

2 0 0 1 1 0 0

4 1 3 1 0 1 3

3 0 1 0 0 1 2

2 0 0 1 0 2 3

3 1 1 0 0 1 2

2 0 1 1 1 0 0

2 1 1 0 0 0 1

1B: 8 SF: 2
2B: 1 SAC: 1
3B: 0 DP: 0
HR: 0 HBP: 0

WP: 0 PA: 31
PB: 1
SB: 1
CS: 0

ERA WHIP

AB 25
R 5
H 9
RBI 5
BB 3
SO 6
LOB 14

livebaseballscorecards.com

Orioles

New York Yankees @ Baltimore Orioles
Oriole Park at Camden Yards, Baltimore, MD

Sat Sep 16 1995, 7:05 PM EDT
Att: 46,891 - Unknown - 71 F

Batter	1	2	3	4	5	6	7	8	9	AB R H RBI BB SO LOB	TOP	
Wade Boggs, L (1, 5) <small>OBP: 0.407, SLG: 0.424</small> Pat Kelly, R (5, 4) <small>OBP: 0.313, SLG: 0.333</small> Darryl Strawberry, L (9, PH) <small>OBP: 0.356, SLG: 0.442</small> Ruben Rivera, R (9, PR)	2-2 			2-2 			1-3 		4-2 	2 0 0 0 0 0 0 1 0 0 0 0 1 0 0 0 0 0 1 0 0 0 0 0 0 0 0 0	New York Yankees @ Baltimore Orioles Oriole Park at Camden Yards, Baltimore, MD Sun Sep 17 1995, 3:33 AM EDT Att. 46,027 - Cloudy - 73 F livebaseballscorecards.com	
Bernie Williams, S (1, 8) <small>OBP: 0.392, SLG: 0.496</small>	4-1 			2-3 			2-2 		2-2 	3 0 1 0 1 1 0		
Paul O'Neill, L (1, 9) <small>OBP: 0.393, SLG: 0.541</small>	1-0 			0-1 			2-2 		3-2 	4 0 0 0 0 0 4		
Ruben Sierra, S (1, 10) <small>OBP: 0.325, SLG: 0.446</small>		1-0 			1-1 			1-0 		3 0 1 0 0 0 0		
Dion James, L (1, 7) <small>OBP: 0.361, SLG: 0.380</small>		1-0 			2-2 			1-0 		3 0 0 0 0 0 1		
Don Mattingly, L (1, 3) <small>OBP: 0.330, SLG: 0.393</small>		0-2 			1-1 			0-1 		3 0 1 0 0 0 0		
Mike Stanley, R (1, 2) <small>OBP: 0.355, SLG: 0.493</small>				1-3 			2-3 		2-3 	3 0 0 0 0 3 1		
Tony Fernandez, S (1, 6) <small>OBP: 0.322, SLG: 0.347</small>				3-2 			1-3 		3-2 	3 0 0 0 0 1 0		
Randy Velarde, R (1, 4) <small>OBP: 0.364, SLG: 0.367</small> (5, 5)				2-3 			2-3 		2-1 	3 0 1 0 0 2 0		
Inning Stats	R: 0 H: 0 E: 0 LOB: 0 K: 0 BB: 1 S: 5 P: 12	R: 0 H: 0 E: 0 LOB: 0 K: 0 BB: 0 S: 5 P: 7	R: 0 H: 0 E: 0 LOB: 0 K: 2 BB: 0 S: 9 P: 15	R: 0 H: 0 E: 0 LOB: 0 K: 1 BB: 0 S: 11 P: 15	R: 0 H: 1 E: 0 LOB: 0 K: 0 BB: 0 S: 7 P: 11	R: 0 H: 0 E: 0 LOB: 0 K: 3 BB: 0 S: 14 P: 19	R: 0 H: 0 E: 0 LOB: 0 K: 1 BB: 0 S: 9 P: 14	R: 0 H: 1 E: 0 LOB: 1 K: 1 BB: 0 S: 9 P: 13	R: 0 H: 2 E: 0 LOB: 3 K: 0 BB: 1 S: 13 P: 27	1B: 3 SF: 0 2B: 2 SAC: 0 3B: 0 DP: 3 HR: 0 HBP: 0		WP: 0 PA: 30 PB: 1 SB: 0 CS: 0
PITCHER Kevin Brown, R (1, 1) <small>ERA: 3.79</small> Jesse Orosco, L (9, 1) <small>ERA: 3.47</small>	IP WLS BF H R ER SO BB IBB HBP BLK WP HR S P ERA WHIP 8.1 W 29 4 0 0 8 2 0 0 0 0 0 0 3 127 0.00 0.720											PITCHER IP WLS BF H R ER SO BB IBB HBP BLK WP HR S P ERA WHIP

New York Yankees @ Baltimore Orioles
 Oriole Park at Camden Yards, Baltimore, MD
 Sun Sep 17 1995, 3:33 AM EDT
 Att. 46,027 - Cloudy - 73 F

AB	28
R	0
H	4
RBI	0
BB	2
SO	8
LOB	6



Batter	1	2	3	4	5	6	7	8	9	AB	R	H	RBI	BB	SO	LOB	BOTTOM
--------	---	---	---	---	---	---	---	---	---	----	---	---	-----	----	----	-----	--------

Curtis Goodwin, L (1, 8) OBP: 0.310, SLG: 0.336 Kevin Bass, S (8, PH) OBP: 0.303, SLG: 0.321 (9, 9)	1-2 	2-2 G4-3 		3-3 		3-3 		1-2 G6-4-3 		4	0	0	0	0	3	3	
--	---------	-----------------	--	---------	--	---------	--	-------------------	--	---	---	---	---	---	---	---	--

Brady Anderson, L (1, 7) OBP: 0.364, SLG: 0.438	4-2 	4-1 		2-3 			4-0 			1	1	0	0	3	1	2	
---	---------	---------	--	---------	--	--	---------	--	--	---	---	---	---	---	---	---	--

Rafael Palmeiro, L (1, 3) OBP: 0.375, SLG: 0.584	1-1 	1-1 G3 			2-2 G4-3 		4-2 			3	1	2	1	1	0	1	
--	---------	---------------	--	--	-----------------	--	---------	--	--	---	---	---	---	---	---	---	--

Bobby Bonilla, S (1, 5) OBP: 0.379, SLG: 0.563	0-0 		1-1 		0-0 G1-3 		0-1 P6 			4	0	2	1	0	0	3	
--	---------	--	---------	--	-----------------	--	---------------	--	--	---	---	---	---	---	---	---	--

Cal Ripken Jr., R (1, 6) OBP: 0.317, SLG: 0.413	2-3 		3-0 G6-4-3 		0-0 G4-3 		2-1 P3 			4	0	0	0	0	1	5	
---	---------	--	-------------------	--	-----------------	--	---------------	--	--	---	---	---	---	---	---	---	--

Harold Baines, L (1, 10) OBP: 0.387, SLG: 0.512	4-2 		0-0 F7 		0-0 G1-3 		2-1 P5 			3	0	0	0	1	0	3	
---	---------	--	---------------	--	-----------------	--	---------------	--	--	---	---	---	---	---	---	---	--

Chris Hoiles, R (1, 2) OBP: 0.355, SLG: 0.451	4-0 			0-1 SH5-3 		3-1 F8 		3-2 P4 		3	0	1	0	1	0	0	
---	---------	--	--	------------------	--	---------------	--	---------------	--	---	---	---	---	---	---	---	--

Jeff Huson, L (1, 4) OBP: 0.341, SLG: 0.287	2-1 G4-3 			2-2 SH5-3 		2-0 F7 		4-2 		3	0	1	0	1	0	3	
---	-----------------	--	--	------------------	--	---------------	--	---------	--	---	---	---	---	---	---	---	--

Jarvis Brown, R (1, 9) OBP: 0.400, SLG: 0.267 (9, 8)		2-2 P4 		0-0 SH5-3 		1-2 E6 		4-1 		2	0	0	0	1	0	0	
--	--	---------------	--	------------------	--	---------------	--	---------	--	---	---	---	---	---	---	---	--

Inning Stats	R: 2 E: 0 K: 2 S: 18	H: 2 LOB: 3 BB: 3 P: 36	R: 0 E: 0 K: 0 S: 9	H: 0 LOB: 1 BB: 1 P: 18	R: 0 E: 0 K: 0 S: 4	H: 1 LOB: 0 BB: 0 P: 8	R: 0 E: 0 K: 2 S: 16	H: 2 LOB: 2 BB: 0 P: 23	R: 0 E: 0 K: 0 S: 6	H: 1 LOB: 1 BB: 0 P: 8	R: 0 E: 1 K: 1 S: 10	H: 0 LOB: 1 BB: 0 P: 19	R: 0 E: 0 K: 0 S: 8	H: 0 LOB: 2 BB: 2 P: 20	R: 0 E: 0 K: 0 S: 12	H: 0 LOB: 1 BB: 2 P: 23	1B: 3 2B: 3 3B: 0 HR: 0	SF: 0 SAC: 1 DP: 2 HBP: 0	WP: 0 PB: 0 SB: 3 CS: 0	PA: 37
---------------------	-------------------------------	----------------------------------	------------------------------	----------------------------------	------------------------------	---------------------------------	-------------------------------	----------------------------------	------------------------------	---------------------------------	-------------------------------	----------------------------------	------------------------------	----------------------------------	-------------------------------	----------------------------------	----------------------------------	------------------------------------	----------------------------------	--------

PITCHER																PITCHER																			
IP	WLS	BF	H	R	ER	SO	BB	IBB	HBP	BLK	WP	HR	S	P	ERA	WHIP	IP	WLS	BF	H	R	ER	SO	BB	IBB	HBP	BLK	WP	HR	S	P	ERA	WHIP		
Scott Kamieniecki, R (1, 1)	6.0	L	28	6	2	2	5	4	0	0	0	0	0	63	112	3.00	1.667																		
Bob MacDonald, L (7, 1)	0.0		2	0	0	0	2	0	0	0	0	0	2	10	∞	∞																			
42 Mariano Rivera, R (7, 1)	1.1		6	0	0	0	2	0	0	0	0	0	15	29	0.00	1.500																			
Steve Howe, L (8, 1)	0.2		1	0	0	0	0	0	0	0	0	0	3	4	0.00	0.000																			

New York Yankees @ Baltimore Orioles
 Oriole Park at Camden Yards, Baltimore, MD

AB 28
R 2
H 6
RBI 2
BB 8
SO 5
LOB 22



Sun Sep 17 1995, 3:33 AM EDT
 Att: 46,027 - Cloudy - 73 F

WP: 0 **PA: 37**
PB: 0
SB: 3
CS: 0

ERA 3.00
WHIP 1.667
ERA 0.00
WHIP 0.000



Batter	1	2	3	4	5	6	7	8	9	AB R H RBI BB SO LOB	TOP		
Roberto Alomar, S (1, 4) OBP: 0.359, SLG: 0.455	0-0 F8			2-2 F7	2-1 F7			1-1 WP 1B	0-3 K	5 0 1 0 0 1 3			
Paul Molitor, R (1, 10) OBP: 0.352, SLG: 0.423	3-1 P6			3-2 F8		0-1 1B		2-2 G6-3		4 0 1 0 0 0 1			
Joe Carter, R (1, 8) OBP: 0.306, SLG: 0.435	2-3 K			2-2 BB 1B		0-0 F8		1-1 P6		4 0 1 0 0 1 2			
John Olerud, L (1, 3) OBP: 0.394, SLG: 0.403		0-3 K		4-2 BB 1-2 BB		0-3 K		0-0 F7		3 0 0 0 1 2 2			
Ed Sprague, R (1, 5) OBP: 0.338, SLG: 0.424		2-2 F8		4-0 BB 1-2 2-3 BB		0-1 F9		1-1 G1-3 1B 1B		3 1 1 0 1 0 1			
Shawn Green, L (1, 9) OBP: 0.329, SLG: 0.519		0-0 G6-3		2-3 K		0-1 HR		1-0 1B G1-3 1B		4 1 2 1 0 1 3			
Carlos Delgado, L (1, 7) OBP: 0.287, SLG: 0.382			3-2 F9		1-3 K		1-2 F9		2-0 G1-3	4 0 0 0 0 1 2			
Sandy Martinez, L (1, 2) OBP: 0.288, SLG: 0.354			2-2 G4-6-3 1B		3-1 G3		0-0 G4-3		0-0 FC1-5-2-6 1B	4 0 2 1 0 0 0			
Tomas Perez, S (1, 6) OBP: 0.315, SLG: 0.366			0-2 G4-6-3		0-0 1B		2-2 G1-5-3		0-0 FC1-5-2-6	4 0 1 0 0 0 3			
Inning Stats	R: 0 E: 0 K: 1 S: 6 H: 0 LOB: 0 BB: 0 P: 11	R: 0 E: 0 K: 1 S: 9 H: 0 LOB: 0 BB: 0 P: 11	R: 0 E: 0 K: 0 S: 12 H: 1 LOB: 0 BB: 0 P: 17	R: 0 E: 0 K: 1 S: 16 H: 1 LOB: 3 BB: 2 P: 33	R: 0 E: 0 K: 1 S: 8 H: 1 LOB: 1 BB: 0 P: 14	R: 0 E: 0 K: 1 S: 9 H: 1 LOB: 1 BB: 0 P: 9	R: 1 E: 0 K: 0 S: 12 H: 1 LOB: 0 BB: 0 P: 15	R: 0 E: 0 K: 0 S: 10 H: 1 LOB: 1 BB: 0 P: 14	R: 1 E: 0 K: 1 S: 9 H: 3 LOB: 2 BB: 0 P: 13	1B: 8 2B: 0 3B: 0 HR: 1 SF: 0 SAC: 0 DP: 1 HBP: 0	WP: 1 PB: 0 SB: 0 CS: 0 PA: 37		
PITCHER	IP WLS BF H R ER SO BB IBB HBP BLK WP HR S P ERA WHIP											PITCHER	IP WLS BF H R ER SO BB IBB HBP BLK WP HR S P ERA WHIP
David Cone, R (1, 1) ERA: 3.71	8.0 W 31 6 1 1 5 2 0 0 0 1 1 82 124 1.12 1.000												
Steve Howe, L (9, 1) ERA: 4.53	1.0 6 3 1 1 1 0 0 0 0 0 0 9 13 9.00 3.000												

Toronto Blue Jays @ New York Yankees
Yankee Stadium, Bronx, NY

Mon Sep 18 1995, 7:05 PM EDT
Att. 15,224 - Unknown - 71 F

livebaseballscorecards.com

AB	35
R	2
H	9
RBI	2
BB	2
SO	6
LOB	17



Batter	1	2	3	4	5	6	7	8	9
Wade Boggs, L (1, 5) OBP: 0.409, SLG: 0.427 Russ Davis, R (8, PR) OBP: 0.373, SLG: 0.462 (9, 5)	2-2 K	3-3 K			2-0 PB 2B		4-0 1B BB	1-1 1B SF7 1B	
Bernie Williams, S (1, 8) OBP: 0.395, SLG: 0.498	1-1 BB 1B		1-1 PB F7 1B		4-2 PB BB		3-2 E1 1B SF7	3-2 2B 1B	
Paul O'Neill, L (1, 9) OBP: 0.391, SLG: 0.538	1-3 K		3-1 F7		1-1 G4-3		1-1 1B	2-0 SF7	
Ruben Sierra, S (1, 10) OBP: 0.326, SLG: 0.447	4-0 1-2 BB		2-3 K		0-0 G6-3		2-3 K	2-2 1-H 2B	
Dion James, L (1, 7) OBP: 0.354, SLG: 0.374 Gerald Williams, R (8, 7) OBP: 0.333, SLG: 0.485 Darryl Strawberry, L (8, PH) OBP: 0.364, SLG: 0.462 Ruben Rivera, R (8, PR) (9, 7)	0-0 L6		3-2 F7		1-0 F8		0-1 SF7	2-2 E 2B	
Don Mattingly, L (1, 3) OBP: 0.331, SLG: 0.395		2-1 WP G1-2-3 2B		3-2 G6-3		2-1 1B	3-1 F7	1-1 F7	
Mike Stanley, R (1, 2) OBP: 0.360, SLG: 0.496		4-1 G1-2-3 WP BB		4-2 G5-4-3 BB		4-2 BB		1B 2B E5	
Randy Velarde, R (1, 6) OBP: 0.365, SLG: 0.366		4-0 G1-2-3 1-2 2-3 BB		2-2 G5-4-3 1-2f		3-0 P4		1B L8	
Pat Kelly, R (1, 4) OBP: 0.312, SLG: 0.329		0-2 G1-2-3 1-2 2-3 3-Hf		2-3 K			1-1 E1 BB E	4-2 1B BB	

AB	R	H	RBI	BB	SO	LOB
4	1	2	2	1	2	2
0	1	0	0	0	0	0
4	2	3	1	1	0	1
4	0	1	2	0	1	4
4	1	1	1	1	2	5
3	0	0	1	0	0	3
0	0	0	0	0	0	0
1	0	1	1	0	0	0
0	0	0	0	0	0	0
5	0	2	0	0	0	3
2	1	1	0	3	0	2
4	1	1	0	1	0	5
3	2	0	0	1	1	3


BOTTOM

Toronto Blue Jays @ New York Yankees
 Yankee Stadium, Bronx, NY

Mon Sep 18 1995, 7:05 PM EDT
 Att: 15,224 - Unknown - 71 F

livebaseballscorecards.com

AB	34
R	9
H	12
RBI	8
BB	8
SO	6
LOB	28



WP: 1	PA: 44
PB: 2	
SB: 0	
CS: 0	

Inning Stats	R: 0	H: 1	E: 0	K: 2	S: 10	LOB: 2	BB: 1	P: 18
	R: 0	H: 1	E: 0	K: 1	S: 9	LOB: 2	BB: 2	P: 22
	R: 0	H: 1	E: 0	K: 1	S: 11	LOB: 1	BB: 0	P: 20
	R: 0	H: 0	E: 0	K: 0	S: 9	LOB: 0	BB: 1	P: 18
	R: 0	H: 1	E: 0	K: 1	S: 13	LOB: 2	BB: 1	P: 22
	R: 0	H: 1	E: 0	K: 0	S: 6	LOB: 1	BB: 1	P: 16
	R: 3	H: 1	E: 2	K: 1	S: 16	LOB: 1	BB: 1	P: 30
	R: 6	H: 6	E: 1	K: 0	S: 22	LOB: 3	BB: 1	P: 41

PITCHER	IP	WLS	BF	H	R	ER	SO	BB	IBB	HBP	BLK	WP	HR	S	P	ERA	WHIP
Jeff Ware, R (1, 1) ERA: 4.5	6.0		26	5	0	0	5	6	0	0	0	1	0	58	116	0.00	1.833
Danny Cox, R (7, 1) ERA: 7.4	1.0	L	12	5	8	6	1	2	0	0	0	0	0	25	49	54.00	7.000
Tim Crabtree, R (8, 1) ERA: 3.58	1.0		6	2	1	1	0	0	0	0	0	0	0	13	22	9.00	2.000

Batter	1	2	3	4	5	6	7	8	9	AB R H RBI BB SO LOB	TOP											
Alex Gonzalez, R (1, 6) OBP: 0.325, SLG: 0.405	3-2 HR		0-0 L7			3-1 F9	0-3 K			4 1 1 1 0 1 2												
Paul Molitor, R (1, 10) OBP: 0.349, SLG: 0.420	1-2 G3		1-1 G6-3			3-3 K		1-1 G3-1		4 0 0 0 0 1 0												
Joe Carter, R (1, 7) OBP: 0.307, SLG: 0.441	1-0 P3			3-2 G6-3		0-0 HR		1-0 G6-4-3 1B		4 1 2 1 0 0 0												
John Olerud, L (1, 3) OBP: 0.393, SLG: 0.404	2-2 2B			2-2 K		1-0 G6-3		1-2 G6-4-3 1-2f		4 0 1 0 0 1 1												
Ed Sprague, R (1, 5) OBP: 0.337, SLG: 0.421	2-1 G5-3			1-1 F9			4-2 FC6-4 1B BB		2-3 K	3 1 0 0 1 1 1												
Mike Huff, R (1, 8) OBP: 0.331, SLG: 0.306		3-2 G6-3			3-2 L7		4-1 FC6-4 BB		1-3 K	2 0 0 0 1 0 0												
Shawn Green, L (9, PH) OBP: 0.328, SLG: 0.517							1-2 BB			1 0 0 0 0 1 0												
Robert Perez, R (1, 9) OBP: 0.250, SLG: 0.429		1-0 G5-3			0-2 K		0-1 F9		3-2 F9	3 0 0 0 0 1 2												
Carlos Delgado, L (9, PH) OBP: 0.263, SLG: 0.377										1 0 0 0 0 0 0												
Domingo Cedeneno, S (1, 4) OBP: 0.302, SLG: 0.381		1-3 K			4-2 BB		2-2 FC6-4 1B PB 1-2f 2-3			2 0 0 0 1 1 2												
Lance Parrish, R (1, 2) OBP: 0.267, SLG: 0.322			0-0 P3		2-1 F9		2-2 1B 3-H			3 0 1 1 0 0 1												
Inning Stats	R: 1 E: 0 K: 0 S: 13	H: 2 LOB: 1 BB: 0 P: 22	R: 0 E: 0 K: 1 S: 12	H: 0 LOB: 0 BB: 0 P: 17	R: 0 E: 0 K: 0 S: 4	H: 0 LOB: 0 BB: 0 P: 5	R: 0 E: 0 K: 1 S: 10	H: 0 LOB: 0 BB: 0 P: 16	R: 0 E: 0 K: 1 S: 11	H: 0 LOB: 1 BB: 1 P: 20	R: 1 E: 0 K: 1 S: 8	H: 1 LOB: 0 BB: 0 P: 15	R: 1 E: 0 K: 1 S: 18	H: 1 LOB: 2 BB: 2 P: 30	R: 0 E: 0 K: 0 S: 6	H: 1 LOB: 0 BB: 0 P: 9	R: 0 E: 0 K: 2 S: 13	H: 0 LOB: 0 BB: 0 P: 19	1B: 2 2B: 1 3B: 0 HR: 2	SF: 0 SAC: 0 DP: 1 HBP: 0	WP: 0 PB: 1 SB: 0 CS: 0	PA: 34
PITCHER	IP WLS BF H R ER SO BB IBB HBP BLK WP HR S P ERA WHIP																					
Andy Pettitte, L (1, 1) ERA: 4.16	8.0 W 31 5 3 3 5 3 0 0 0 0 0 2 82 134 3.38 1.000																					
John Wetteland, R (9, 1) ERA: 3.21	1.0 S 3 0 0 0 2 0 0 0 0 0 0 0 13 19 0.00 0.000																					

Toronto Blue Jays @ New York Yankees
 Yankee Stadium, Bronx, NY
 Tue Sep 19 1995, 7:05 PM EDT
 Att. 15,772 - Unknown - 66 F

livebaseballscorecards.com

AB 31
 R 3
 H 5
 RBI 3
 BB 3
 SO 7
 LOB 9



Batter	1	2	3	4	5	6	7	8	9
Wade Boggs, L OBP: 0.409, SLG: 0.426 (1, 5)	1-2 G4-3	4-0 BB BB BB BB 1-2 2-3 3-H		1-2 BB 1B		0-1 G6-3		3-2 L6	
Bernie Williams, S OBP: 0.396, SLG: 0.496 (1, 8)	4-2 CS BB	4-2 BB BB BB BB 1-2 2-3 3-H		0-2 K		3-3 K			
Paul O'Neill, L OBP: 0.392, SLG: 0.535 (1, 9)	4-2 BB	4-0 BB BB BB BB 1-2 2-3 3-H		0-0 F8			3-2 G4-3		
Darryl Strawberry, L OBP: 0.370, SLG: 0.450 (1, 10)	1-3 K	0-3 K		4-2 BB			4-2 G4-3 BB		
Dion James, L OBP: 0.357, SLG: 0.374 Gerald Williams, R OBP: 0.333, SLG: 0.485 (1, 7) (8, 7)		1B BB 1B		0-0 G4-3			1-1 G4-3		
Don Mattingly, L OBP: 0.330, SLG: 0.392 (1, 3)		F9 F9		1-2 G4-3			4-0 IBB		
Jim Leyritz, R OBP: 0.384, SLG: 0.407 (1, 2)		4-1 SAFE HBP 1B BB 1-2	3-2 G4-3		0-1 G6-3		3-2 L8		
Randy Velarde, R OBP: 0.363, SLG: 0.364 (1, 6)		0-2 BB BB HBP BB 1-2 2-H 1B	1-1 F8		2-3 K		1-1 G5-3		
Pat Kelly, R OBP: 0.311, SLG: 0.325 (1, 4)		2-0 BB BB BB 1-2 2-3 HBP	1-3 K			0-1 G5-3		1-3 K	

AB	R	H	RBI	BB	SO	LOB
4	1	1	1	1	0	0
2	0	0	1	2	2	1
2	0	0	1	2	0	1
2	0	0	0	2	2	4
3	1	1	1	1	0	3
0	0	0	0	0	0	0
3	0	0	0	1	0	4
3	1	0	0	1	0	2
4	1	1	1	0	1	0
3	1	0	0	0	2	0

BOTTOM

Toronto Blue Jays @ New York Yankees
 Yankee Stadium, Bronx, NY
 Tue Sep 19 1995, 7:05 PM EDT
 Att: 15,772 - Unknown - 66 F

livebaseballscorecards.com

AB	26
R	5
H	3
RBI	5
BB	10
SO	7
LOB	15



Inning	R	H	E	K	S	H	LOB	BB	IBB	HBP	BLK	WP	HR	S	P	ERA	WHIP
1	0	0	0	11	21	0	1	2	0	0	0	0	0	23	54	33.75	6.000
2	5	2	0	19	46	0	3	5	0	0	0	0	0	42	64	0.00	0.643
3	0	0	0	8	13	0	0	0	0	0	0	0	0	12	27	0.00	1.000
4	0	1	0	11	16	0	2	1	0	0	0	0	0	8	13	0.00	0.000

PITCHER	IP	WLS	BF	H	R	ER	SO	BB	IBB	HBP	BLK	WP	HR	S	P	ERA	WHIP
Juan Guzman, R ERA: 7.03 (1, 1)	1.1	L	12	2	5	5	1	6	0	1	0	0	0	23	54	33.75	6.000
Ken Robinson, R ERA: 3.16 (2, 1)	4.2		17	1	0	0	5	2	0	0	0	0	0	42	64	0.00	0.643
Jimmy Rogers, R ERA: 5.58 (7, 1)	1.0		5	0	0	0	0	1	1	0	0	0	0	12	27	0.00	1.000
Mike Timlin, R ERA: 2.31 (8, 1)	1.0		3	0	0	0	1	0	0	0	0	0	0	8	13	0.00	0.000

WP	PA	ERA	WHIP
0	37		
0			
0			
1			

Batter	1	2	3	4	5	6	7	8	9	AB R H RBI BB SO LOB	TOP											
Alex Gonzalez, R (1, 6) OBP: 0.321, SLG: 0.401	2-3 SAFE SAFE 1B	1-0 SAFE SAFE 1B			2-1 F8			1-3 K		4 0 0 0 0 2 1												
Paul Molitor, R (1, 10) OBP: 0.349, SLG: 0.418	2-2 FC5-4 1B		0-0 L8		3-2 F9			0-1 F7		4 0 1 0 0 0 0												
Joe Carter, R (1, 7) OBP: 0.305, SLG: 0.438	0-1 FC5-4 1B		1-1 P3			0-2 P6		0-1 G5-3		4 1 0 0 0 0 1												
John Olerud, L (1, 3) OBP: 0.394, SLG: 0.406	4-2 1B 1-2 BB		0-0 2B			2-2 L9			0-2 G6-3	3 0 1 0 1 0 0												
Ed Sprague, R (1, 5) OBP: 0.338, SLG: 0.422 Howard Battle, R (9, PR)	3-2 FC5-4 1B		0-0 G6-3			1-0 P4			1-0 G5-3 1B	4 0 2 1 0 0 1 0 0 0 0 0 0 0												
Mike Huff, R (1, 8) OBP: 0.322, SLG: 0.296	1-2 FC5-4 1-2f			1-2 L9			2-3 K		3-2 G5-3 1-2	4 0 0 0 0 1 3												
Robert Perez, R (1, 9) OBP: 0.250, SLG: 0.406			1-1 FC6-4 1B		1-0 G6-3		1-0 G6-3		0-1 G4-3	4 0 1 0 0 0 2												
Domingo Cedeño, S (1, 4) OBP: 0.302, SLG: 0.380			1 SAFE FC6-4 1-2f		0-2 F8		2-1 1B			3 0 1 0 0 0 1												
Randy Knorr, R (1, 2) OBP: 0.295, SLG: 0.378			0-1 L6			3-2 G6-3		0-1 F8		3 0 0 0 0 0 2												
Inning Stats	R: 1 E: 0 K: 1 S: 18	H: 2 LOB: 2 BB: 1 P: 30	R: 0 E: 0 K: 0 S: 8	H: 1 LOB: 1 BB: 0 P: 10	R: 0 E: 0 K: 0 S: 5	H: 1 LOB: 1 BB: 0 P: 6	R: 0 E: 0 K: 0 S: 5	H: 0 LOB: 0 BB: 0 P: 8	R: 0 E: 0 K: 0 S: 9	H: 0 LOB: 0 BB: 0 P: 17	R: 0 E: 0 K: 0 S: 7	H: 0 LOB: 0 BB: 0 P: 10	R: 0 E: 0 K: 1 S: 8	H: 1 LOB: 1 BB: 0 P: 13	R: 0 E: 0 K: 1 S: 7	H: 0 LOB: 0 BB: 0 P: 8	R: 0 E: 0 K: 0 S: 9	H: 1 LOB: 2 BB: 0 P: 13	1B: 5 2B: 1 3B: 0 HR: 0	SF: 0 SAC: 0 DP: 0 HBP: 0	WP: 0 PB: 0 SB: 1 CS: 0	PA: 34
PITCHER Sterling Hitchcock, L (1, 1) ERA: 4.9	IP: 9.0 WLS: W BF: 34 H: 6 R: 1 ER: 1 SO: 3 BB: 1 IBB: 0 HBP: 0 BLK: 0 WP: 0 HR: 0 S: 76 P: 115 ERA: 1.00 WHIP: 0.778											PITCHER	IP: 9.0 WLS: W BF: 34 H: 6 R: 1 ER: 1 SO: 3 BB: 1 IBB: 0 HBP: 0 BLK: 0 WP: 0 HR: 0 S: 76 P: 115 ERA: 1.00 WHIP: 0.778									

Toronto Blue Jays @ New York Yankees
Yankee Stadium, Bronx, NY

Wed Sep 20 1995, 7:05 PM EDT
Att. 20,541 - Unknown - 69 F

livebaseballscorecards.com

AB 33
R 1
H 6
RBI 1
BB 1
SO 3
LOB 11



Batter	1	2	3	4	5	6	7	8	9
Wade Boggs, L OBP: 0.406, SLG: 0.422 (1, 5)	1-1 G3		1-2 K		2-2 F7			1-1 L6-3	
Bernie Williams, S OBP: 0.395, SLG: 0.494 (1, 8)	2-1 1B BB FC6-4 1B		1-0 G4-3		3-3 K			2-2 G6-3	
Paul O'Neill, L OBP: 0.392, SLG: 0.533 (1, 9)	4-1 FC6-4 1B 1-2 1B BB		3-3 K		2-3 K			4-2 BB	
Darryl Strawberry, L OBP: 0.368, SLG: 0.446 (1, 10)	1-0 FC6-4 1-2 2-3 1B		1-2 G4-3		3-2 L9			1-0 L5	
Jim Leyritz, R OBP: 0.383, SLG: 0.406 (8, PH)									
Dion James, L OBP: 0.352, SLG: 0.368 (1, 7)	2-2 FC6-4 1B		0-1 F9		3-1 G1-3				
Gerald Williams, R OBP: 0.333, SLG: 0.485 (7, 7)	1-2f 2-3 3-H 1B								
Don Mattingly, L OBP: 0.333, SLG: 0.394 (1, 3)	1-1 1-3 3-H 1B		1-2 BB 1B		2-3 K				
Mike Stanley, R OBP: 0.360, SLG: 0.493 (1, 2)		1-3 K	4-1 SAFE 1-2 BB		3-2 G5-3				
Randy Velarde, R OBP: 0.366, SLG: 0.365 (1, 6)		3-2 G6-4-3 1B	1-2 BB		4-1 BB				
Pat Kelly, R OBP: 0.307, SLG: 0.321 (1, 4)		0-0 G6-4-3	1-3 K		1-1 L9			1-1 P4	

AB	R	H	RBI	BB	SO	LOB
4	0	0	0	0	1	0
4	1	1	0	0	1	0
2	1	0	0	2	2	0
3	0	1	0	0	0	0
1	0	0	0	0	0	1
3	0	0	1	0	0	2
0	0	0	0	0	0	0
3	0	2	1	0	1	0
2	0	0	0	1	1	0
2	0	1	0	1	1	2
3	0	0	0	0	0	2

BOTTOM

Toronto Blue Jays @ New York Yankees
 Yankee Stadium, Bronx, NY
 Wed Sep 20 1995, 7:05 PM EDT
 Att: 20,541 - Unknown - 69 F

AB	27
R	2
H	5
RBI	2
BB	4
SO	7
LOB	7



Inning Stats	R: 2	H: 3	E: 0	LOB: 2	K: 0	S: 12	R: 0	H: 1	E: 0	LOB: 0	K: 1	S: 7	R: 0	H: 0	E: 0	LOB: 2	K: 1	S: 13	R: 0	H: 0	E: 0	LOB: 0	K: 1	S: 8	R: 0	H: 0	E: 0	LOB: 0	K: 1	S: 12	R: 0	H: 0	E: 0	LOB: 1	K: 0	S: 8
PITCHER	IP	WLS	BF	H	R	ER	SO	BB	IBB	HBP	BLK	WP	HR	S	P	ERA	WHIP																			
Pat Hentgen, R ERA: 5.01 (1, 1)	7.0	L	27	5	2	2	7	3	0	0	0	0	0	0	68	119	2.57	1.143																		
Tony Castillo, L ERA: 3.04 (8, 1)	1.0		4	0	0	0	0	1	0	0	0	0	0	8	16	0.00	1.000																			

WP	PA	3B	DP	HR	S	P	ERA	WHIP
0	31	0	1	0				

Toronto Blue Jays @ New York Yankees
 Yankee Stadium, Bronx, NY
 Thu Sep 21 1995, 7:05 PM EDT
 Att. 17,766 - Unknown - 72 F

livebaseballscorecards.com

AB	35
R	4
H	9
RBI	4
BB	2
SO	6
LOB	16



WP:	1	PA:	38
PB:	0		
SB:	0		
CS:	0		

Batter	1	2	3	4	5	6	7	8	9	AB R H RBI BB SO LOB
Roberto Alomar, S (1, 4) OBP: 0.359, SLG: 0.457	3-2 X 1B 2B		0-2 G6-3		1 SAFE 1-2 1B 1B		2-2 F7		1-2 F8	5 2 2 0 0 0 0
Paul Molitor, R (1, 10) OBP: 0.346, SLG: 0.415	1-1 L6		1-2 G4-3		0-0 SH5-3		0-0 G6-3		1-2 G4-3	4 0 0 0 0 0 1
Joe Carter, R (1, 8) OBP: 0.305, SLG: 0.436 (6, 7)	0-1 P2		1-1 G3		0-2 P3		1-2 1B			4 0 1 0 0 0 3
John Olerud, L (1, 3) OBP: 0.396, SLG: 0.408	2-1 1B			4-1 WP 2B BB	0-0 BB 1B		2-2 F8			3 1 2 3 1 0 1
Ed Sprague, R (1, 5) OBP: 0.337, SLG: 0.419	1-3 K			1-3 K	4-1 BB			1-0 L9		3 0 0 0 1 2 2
Shawn Green, L (1, 9) OBP: 0.332, SLG: 0.528		1-1 F8 2B		2-2 2-H 2B	2-0 F8		0-0 G6-3 2B			4 0 3 1 0 0 2
Carlos Delgado, L (1, 7) OBP: 0.256, SLG: 0.366 Mike Huff, R (6, PH) OBP: 0.318, SLG: 0.291 (6, 8)		0-1 F8		1-3 K		2-3 K		1-0 G6-3		2 0 0 0 0 1 2 2 0 0 0 0 1 1
Sandy Martinez, L (1, 2) OBP: 0.282, SLG: 0.346		2-1 P5		0-2 F8		1-0 L7		1-0 G6-3		4 0 0 0 0 0 3
Tomas Perez, S (1, 6) OBP: 0.312, SLG: 0.360		2-2 F8			0-0 SH5-3 1B 1B		1-3 K		2-3 K	4 1 1 0 0 2 1

Inning Stats	R: 1	H: 2	E: 0	K: 1	S: 16	P: 23	R: 0	H: 1	E: 0	K: 0	S: 9	P: 14	R: 0	H: 0	E: 0	K: 0	S: 10	P: 12	R: 1	H: 1	E: 0	K: 2	S: 13	P: 21	R: 2	H: 3	E: 0	K: 0	S: 12	P: 19	R: 0	H: 0	E: 0	K: 2	S: 8	P: 12	R: 0	H: 1	E: 0	K: 0	S: 14	P: 19	R: 0	H: 1	E: 0	K: 0	S: 4	P: 7	R: 0	H: 0	E: 0	K: 1	S: 9	P: 13	1B: 5	2B: 4	3B: 0	HR: 0	SF: 0	SAC: 1	DP: 0	HBP: 0	WP: 1	PA: 38
--------------	------	------	------	------	-------	-------	------	------	------	------	------	-------	------	------	------	------	-------	-------	------	------	------	------	-------	-------	------	------	------	------	-------	-------	------	------	------	------	------	-------	------	------	------	------	-------	-------	------	------	------	------	------	------	------	------	------	------	------	-------	-------	-------	-------	-------	-------	--------	-------	--------	-------	--------

PITCHER	IP	WLS	BF	H	R	ER	SO	BB	IBB	HBP	BLK	WP	HR	S	P	ERA	WHIP
Jack McDowell, R (1, 1) ERA: 3.93	5.0		24	7	4	4	3	2	0	0	0	1	0	60	89	7.20	1.800
Bob MacDonald, L (6, 1) ERA: 4.86	1.1		4	0	0	0	2	0	0	0	0	0	0	14	20	0.00	0.000
Bob Wickman, R (7, 1) ERA: 4.13	1.0		4	1	0	0	0	0	0	0	0	0	0	9	13	0.00	1.000
Steve Howe, L (8, 1) ERA: 4.47	0.2	W	3	1	0	0	0	0	0	0	0	0	0	3	5	0.00	1.500
John Wetteland, R (9, 1) ERA: 3.16	1.0	S	3	0	0	0	1	0	0	0	0	0	0	9	13	0.00	0.000

Batter	1	2	3	4	5	6	7	8	9	AB R H RBI BB SO LOB	BOTTOM
Wade Boggs, L (1, 5) OBP: 0.408, SLG: 0.422 	0-0 FC4-6 1B 		3-2 G1-6-3 1B 		4-0 FC6-4 BB 		2-0 F7 	1-3 K 		4 0 2 0 1 1 1	Toronto Blue Jays @ New York Yankees Yankee Stadium, Bronx, NY Thu Sep 21 1995, 7:05 PM EDT Att: 17,766 - Unknown - 72 F AB 33 R 6 H 11 RBI 6 BB 3 SO 4 LOB 21
Bernie Williams, S (1, 8) OBP: 0.394, SLG: 0.492 	1-2 FC4-6 L9 BB 1-2f 		3-1 F8 		0-0 FC6-4 BB 1-2f 3-H 			0-0 1B HR 1B 		4 1 1 1 0 0 3	
Paul O'Neill, L (1, 9) OBP: 0.395, SLG: 0.533 	4-2 B 1 SAFE B 1 SAFE B 1 SAFE B 1 SAFE 1-2 BB 		1-2 G1-6-3 1-2f 		4-1 1 SAFE B B B 1 SAFE B 1-2 BB 		4-1 1 SAFE B X 1-0 1-3 HR 1B 		2 1 1 0 2 0 1		
Ruben Sierra, S (1, 10) OBP: 0.327, SLG: 0.456 	2-2 L9 2-3 			0-0 G4-3 2B 		0-1 F7 		0-0 HR 		4 1 2 3 0 0 4	
Dion James, L (1, 7) OBP: 0.350, SLG: 0.365 Gerald Williams, R (8, PR) OBP: 0.333, SLG: 0.485 (9, 7) 	0-1 F7 		0-0 G1-3 		2-2 G1-3 		1-0 2B 1B 		4 0 1 0 0 0 3 0 1 0 0 0 0 0		
Don Mattingly, L (1, 3) OBP: 0.332, SLG: 0.395 		2-3 K 		1-2 G4-3 2-3 		0-1 F4 		1-1 1B FC6-4 2B 		4 1 1 0 0 1 1	
Mike Stanley, R (1, 2) OBP: 0.359, SLG: 0.493 		2-2 WP 2B 		2-0 L4 		2-0 F9 		1-3 K 		4 0 1 0 0 1 4	
Randy Velarde, R (1, 6) OBP: 0.370, SLG: 0.371 		3-0 G4-6-3 HBP 			0-1 F9 FC6-4 2B 		0-0 F7 	1-1 FC6-4 1B 2-3 3-H 		3 1 2 1 0 0 0	
Pat Kelly, R (1, 4) OBP: 0.303, SLG: 0.316 		2-2 G4-6-3 1-2f 2-3 			1-1 F9 2-3 		1-2 K 	0-0 FC6-4 1-2f 3-H 		4 0 0 1 0 1 4	
Inning Stats R: 0 H: 1 E: 0 LOB: 2 K: 0 BB: 1 S: 14 R: 0 H: 1 E: 0 LOB: 1 K: 1 BB: 0 S: 12 R: 0 H: 1 E: 0 LOB: 0 K: 0 BB: 0 S: 8 R: 0 H: 1 E: 0 LOB: 1 K: 0 BB: 0 S: 8 R: 1 H: 1 E: 0 LOB: 2 K: 0 BB: 2 S: 8 R: 0 H: 0 E: 0 LOB: 0 K: 0 BB: 0 S: 6 R: 0 H: 0 E: 0 LOB: 0 K: 1 BB: 0 S: 5 R: 5 H: 6 E: 0 LOB: 1 K: 2 BB: 0 S: 17		R: 0 H: 1 E: 0 LOB: 1 K: 1 BB: 0 S: 12 R: 0 H: 1 E: 0 LOB: 1 K: 1 BB: 0 S: 12 R: 0 H: 1 E: 0 LOB: 1 K: 1 BB: 0 S: 12 R: 0 H: 1 E: 0 LOB: 1 K: 1 BB: 0 S: 12			R: 1 H: 1 E: 0 LOB: 2 K: 0 BB: 2 S: 8 R: 0 H: 0 E: 0 LOB: 0 K: 0 BB: 0 S: 6 R: 0 H: 0 E: 0 LOB: 0 K: 1 BB: 0 S: 5 R: 5 H: 6 E: 0 LOB: 1 K: 2 BB: 0 S: 17			1B: 6 SF: 0 2B: 4 SAC: 0 3B: 0 DP: 2 HR: 1 HBP: 1	WP: 1 PA: 37 PB: 0 SB: 0 CS: 0		
PITCHER Paul Menhart, R (1, 1) ERA: 4.83 Mike Timlin, R (8, 1) ERA: 2.25	IP 7.0 WLS L BF 33 H 10 R 6 ER 6 SO 2 BB 3 IBB 0 HBP 1 BLK 0 WP 1 HR 1 S 67 P 112 ERA 7.71 WHIP 1.857						PITCHER IP 1.0 WLS L BF 4 H 1 R 0 ER 0 SO 2 BB 0 IBB 0 HBP 0 BLK 0 WP 0 HR 0 S 11 P 14 ERA 0.00 WHIP 1.000			ERA 2.25 WHIP 1.000	

Batter	1	2	3	4	5	6	7	8	9	AB R H RBI BB SO LOB	TOP		
Chad Curtis, R (1, 8) OBP: 0.353, SLG: 0.444	4-2 L5-3 BB		0-2 G6-3			3-3 K		3-3 K		3 0 0 0 1 2 0	Detroit Tigers @ New York Yankees Yankee Stadium, Bronx, NY Sat Sep 23 1995, 3:33 AM EDT Cloudy - 61 F		
Chris Gomez, R (1, 6) OBP: 0.293, SLG: 0.364	0-0 L5-3		2-3 K			0-0 L9		1-3 K		4 0 0 0 0 2 1			
Travis Fryman, R (1, 5) OBP: 0.356, SLG: 0.414	4-1 BB			1-2 1B 3B		4-2 2B BB		4-0 BB BB		1 2 1 0 3 0 0			
Cecil Fielder, R (1, 10) OBP: 0.351, SLG: 0.481 Derrick White, R (8, PR) OBP: 0.191, SLG: 0.234	1-3 K		1-3 K		0-1 1-H 2B		0-1 1-H 2B	4-0 BB	1-2 BB	3 0 1 1 1 2 2 0 0 0 0 0 0 0			
Tony Clark, S (1, 3) OBP: 0.256, SLG: 0.324		1-3 K		2-3 K		0-1 G4-3		0-0 P6		4 0 0 0 0 2 4			
Bobby Higginson, L (1, 9) OBP: 0.334, SLG: 0.397		4-2 BB		0-0 1B		3-2 F8		3-3 K		3 0 1 1 1 1 0			
Phil Nevin, R (1, 7) OBP: 0.273, SLG: 0.248		2-0 F9		1-0 F9		2-2 FC3-6 1B		3-3 K		4 0 1 0 0 1 1			
John Flaherty, R (1, 2) OBP: 0.291, SLG: 0.418 Franklin Stubbs, L (7, PH) OBP: 0.360, SLG: 0.400 Ron Tingley, R (7, 2) OBP: 0.306, SLG: 0.393		0-2 P3		2-2 F4		2-2 SAFE FC3-6		2-3 K		2 0 0 0 0 0 1 1 0 0 0 0 0 1 1 0 0 0 0 1 0			
Steve Rodriguez, R (1, 4) OBP: 0.273, SLG: 0.233 Lou Whitaker, L (7, PH) OBP: 0.373, SLG: 0.520 (7, 4)			2-2 L7		1-3 K		1-3 K			2 0 0 0 0 1 0 1 0 0 0 0 1 1			
Inning Stats	R: 0 H: 0 E: 0 LOB: 1 K: 1 BB: 2 S: 7 P: 16	R: 0 H: 0 E: 0 LOB: 1 K: 1 BB: 1 S: 13 P: 20	R: 0 H: 0 E: 0 LOB: 0 K: 1 BB: 0 S: 10 P: 14	R: 1 H: 2 E: 0 LOB: 1 K: 2 BB: 0 S: 13 P: 17	R: 0 H: 0 E: 0 LOB: 0 K: 1 BB: 0 S: 8 P: 12	R: 1 H: 1 E: 0 LOB: 1 K: 1 BB: 1 S: 11 P: 18	R: 0 H: 1 E: 0 LOB: 1 K: 1 BB: 0 S: 15 P: 23	R: 0 H: 0 E: 0 LOB: 2 K: 2 BB: 2 S: 7 P: 19	R: 0 H: 0 E: 0 LOB: 0 K: 3 BB: 0 S: 12 P: 20	1B: 2 SF: 0 2B: 2 SAC: 0 3B: 1 DP: 1 HR: 0 HBP: 0	WP: 0 PA: 35 PB: 0 SB: 0 CS: 0		
PITCHER	IP WLS BF H R ER SO BB IBB HBP BLK WP HR S P ERA WHIP											PITCHER	IP WLS BF H R ER SO BB IBB HBP BLK WP HR S P ERA WHIP
David Cone, R (1, 1) ERA: 3.66	8.0 W 32 4 2 2 10 6 0 0 0 0 0 0 84 139 2.25 1.250												
John Wetteland, R (9, 1) ERA: 3.1	1.0 S 3 0 0 0 3 0 0 0 0 0 0 0 12 20 0.00 0.000												

livebaseballscorecards.com

AB	29
R	2
H	4
RBI	2
BB	6
SO	13
LOB	11




Batter	1	2	3	4	5	6	7	8	9
Wade Boggs, L OBP: 0.410, SLG: 0.426 (1, 5)	3-2 F7		1-2 G3 2B		3-2 E9 1B			4-1 2B BB	
Bernie Williams, S OBP: 0.395, SLG: 0.496 (1, 8)	2-2 G4-3 HR 2B		0-0 G3		2-3 K			0-2 BB 2B	
Paul O'Neill, L OBP: 0.394, SLG: 0.529 (1, 9)	1-1 G4-3		0-0 F8			0-1 G3-1		4-0 BB IBB	
Ruben Sierra, S OBP: 0.327, SLG: 0.461 (1, 10)	1-1 HR			0-0 G3		1-1 G4-3		1-0 P2	
Dion James, L OBP: 0.345, SLG: 0.360 (1, 7)	2-1 P2			1-2 L7		2-2 F8		2-3 K	
Gerald Williams, R OBP: 0.333, SLG: 0.485 (7, 7)									
Darryl Strawberry, L OBP: 0.365, SLG: 0.440 (8, PH)									
Ruben Rivera, R (9, 7)									
Don Mattingly, L OBP: 0.333, SLG: 0.395 (1, 3)		2-0 P5		1-0 G3			2-2 G6-4-3 1B	4-0 BB	
Mike Stanley, R OBP: 0.360, SLG: 0.491 (1, 2)		1-1 F7			3-3 K		4-0 G6-4-3 BB	4-1 BB	
Randy Velarde, R OBP: 0.366, SLG: 0.366 (1, 6)		0-1 G6-3			1-3 K		2-2 G6-4-3	2-2 L8	
Pat Kelly, R OBP: 0.303, SLG: 0.313 (1, 4)			0-0 G5-3		4-2 1B E BB		1-2 G3		

AB	R	H	RBI	BB	SO	LOB
3	1	2	0	1	0	0
4	2	2	0	0	1	2
3	0	0	0	1	0	2
4	1	1	2	0	0	3
3	0	0	0	0	0	0
0	0	0	0	0	0	0
1	0	0	0	0	1	3
0	0	0	0	0	0	0
3	0	1	1	1	0	0
2	0	0	1	2	1	0
4	0	0	0	0	1	5
2	1	0	0	1	0	1

DETROIT TIGERS @ NEW YORK YANKEES
Yankee Stadium, Bronx, NY
 Sat Sep 23 1995, 3:33 AM EDT
 Cloudy - 61 F

AB	29
R	5
H	6
RBI	4
BB	6
SO	4
LOB	16

WP: 0 PA: 35
 PB: 0
 SB: 0
 CS: 0



Inning	1	2	3	4	5	6	7	8	9
R	2	0	0	0	1	0	0	2	0
E	0	0	0	0	0	0	0	0	0
K	0	0	0	0	0	3	0	1	0
S	13	5	7	7	18	7	13	12	1
H	2	0	1	0	0	0	1	1	0
LOB	0	0	1	0	1	0	1	3	0
BB	0	0	0	0	0	0	1	4	0
P	22	8	8	9	31	10	22	33	0

PITCHER	IP	WLS	BF	H	R	ER	SO	BB	IBB	HBP	BLK	WP	HR	S	P	ERA	WHIP
Jose Lima, R ERA: 6.42 (1, 1)	6.0	L	23	4	3	2	3	1	0	0	0	0	1	57	88	3.00	0.833
Greg Gohr, R ERA: 1.29 (7, 1)	1.0		4	1	0	0	0	1	0	0	0	0	0	13	22	0.00	2.000
Dwayne Henry, R ERA: 2.35 (8, 1)	0.2		7	1	2	2	1	3	1	0	0	0	0	9	28	27.00	6.000
Ben Blomdahl, R ERA: 8.1 (8, 1)	0.1		1	0	0	0	0	0	0	0	0	0	0	3	5	0.00	0.000

Batter	1	2	3	4	5	6	7	8	9	AB R H RBI BB SO LOB	TOP											
Chad Curtis, R OBP: 0.355, SLG: 0.445 (1, 8) C X	0-2 1B 1B		1-1 G4-3		0-1 SAFE 1-2 3-H 1B			4-2 G4-6-3 BB		3 0 2 1 1 0 0												
Alan Trammell, R OBP: 0.344, SLG: 0.344 (1, 6) B SAFE X	2-0 1B 1B		3-1 G6-3		1-1 1-1 2-3			0-1 SAFE SAFE P6		4 0 1 0 0 0 3												
Travis Fryman, R OBP: 0.356, SLG: 0.413 (1, 5) B X	2-1 FC5-4 1B		3-3 K		1-2 1-2			0-0 1-2f G4-6-3		4 0 1 0 0 1 3												
Cecil Fielder, R OBP: 0.348, SLG: 0.477 (1, 10) B F C C	1-3 K			1-1 F7					2-3 K	4 0 0 0 0 2 2												
Tony Clark, S OBP: 0.244, SLG: 0.307 (1, 3) B X	1-1 FC5-4 1-2f			2-2 F9				1-3 K	2-3 K	4 0 0 0 0 2 2												
Bobby Higginson, L OBP: 0.331, SLG: 0.393 (1, 9) F X		1-2 G4-3		1-0 G4-3				2-0 F7	1-2 P5	4 0 0 0 0 0 0												
Phil Nevin, R OBP: 0.275, SLG: 0.250 (1, 7) F X			1-1 G5-3 1B		1-1 F9			1-1 F7		3 0 1 0 0 0 0												
Scott Fletcher, R OBP: 0.326, SLG: 0.329 (1, 4) B SAFE X		3-2 G5-3			4-2 E 1B BB			3-2 G3		2 1 0 0 1 0 1												
Ron Tingley, R OBP: 0.301, SLG: 0.383 (1, 2) C X			1-2 G6-3		1-1 E9 L9 1B			2-3 K		3 0 0 0 0 1 2												
Inning Stats	R: 0 E: 0 K: 1 S: 11	H: 3 LOB: 2 BB: 0 P: 17	R: 0 E: 0 K: 0 S: 13	H: 1 LOB: 1 BB: 0 P: 19	R: 0 E: 0 K: 1 S: 7	H: 0 LOB: 0 BB: 0 P: 14	R: 0 E: 0 K: 0 S: 6	H: 0 LOB: 0 BB: 0 P: 10	R: 1 E: 1 K: 0 S: 13	H: 1 LOB: 2 BB: 1 P: 21	R: 0 E: 0 K: 1 S: 6	H: 0 LOB: 0 BB: 0 P: 11	R: 0 E: 0 K: 1 S: 9	H: 0 LOB: 0 BB: 0 P: 15	R: 0 E: 0 K: 0 S: 5	H: 0 LOB: 0 BB: 1 P: 9	R: 0 E: 0 K: 2 S: 13	H: 0 LOB: 0 BB: 0 P: 18	1B: 5 2B: 0 3B: 0 HR: 0	SF: 0 SAC: 0 DP: 1 HBP: 0	WP: 0 PB: 0 SB: 0 CS: 0	PA: 33
PITCHER	IP WLS BF H R ER SO BB IBB HBP BLK WP HR S P ERA WHIP																					
Scott Kamieniecki, R ERA: 4.35 (1, 1)	8.0 W 30 5 1 0 4 2 0 0 0 0 0 0 70 116 0.00 0.875																					
John Wetteland, R ERA: 3.05 (9, 1)	1.0 S 3 0 0 0 2 0 0 0 0 0 0 0 13 18 0.00 0.000																					

Detroit Tigers @ New York Yankees
 Yankee Stadium, Bronx, NY
 Sat Sep 23 1995, 3:38 AM EDT
 Att. 36,248 - Overcast - 61 F

livebaseballscorecards.com

AB	31
R	1
H	5
RBI	1
BB	2
SO	6
LOB	13



Batter	1	2	3	4	5	6	7	8	9
Wade Boggs, L OBP: 0.412, SLG: 0.424 (1, 5) C B B X	2-1 G5-3 1	4-2 BB 2-3		1 SAFE B 1 SAFE SAFE B B 4-0 1-2 BB G6-4-3		B F B B S 3-3 K 2		B F B B B 4-2 BB 1-2 2-3 BB G6-4-3	
Bernie Williams, S OBP: 0.392, SLG: 0.492 (1, 8) C S C	0-3 K 2	2-3 K 3		X 0-0 BB 1-2f G6-4-3 2 3		C B B B X 3-1 G6-3 3		B B X 2-0 BB 1-2f G6-4-3 2 3	
Paul O'Neill, L OBP: 0.395, SLG: 0.530 (1, 7) (6, 9) S B B X	2-1 E 2B		B B C B 4-1 3B BB		B B C X 3-1 L4 1		X 0-0 BB G6-3 1		
Ruben Sierra, S OBP: 0.328, SLG: 0.460 (1, 10) B B B I	4-0 E IBB		B F F C 1-3 K 1		F B X 1-1 2B SF8 1B		B B X 2-0 BB G4-3 2		
Darryl Strawberry, L OBP: 0.364, SLG: 0.448 (1, 9) (5, PR) S C F X Gerald Williams, R OBP: 0.337, SLG: 0.494 (6, 7)	1-2 E3 1-3 2-H		B F C X 2-1 F7 2		B B B X 3-0 BB 2B 1-3 2B		B B X 2-0 BB 2B		
Don Mattingly, L OBP: 0.335, SLG: 0.399 (1, 3) C B B X	2-1 G5-3 3		B F B X 3-1 1-H 3B		I I I I 4-0 IBB		B B F X 1-2 BB P3 3		
Jim Leyritz, R OBP: 0.377, SLG: 0.401 (1, 2)		B B X 2-1 F4 1	B X 1-0 F8 3		B X 1-0 SF8 2		X 0-0 BB G6-3 1		
Randy Velarde, R OBP: 0.367, SLG: 0.371 (1, 6)		B B X 2-0 WP 2B		B F B X 1-2 F9 1		C B S 1-3 K 3		B X 1-0 BB 1B 1B	
Pat Kelly, R OBP: 0.306, SLG: 0.313 (1, 4) C B B X		C B B X 2-1 P2 2		S B B H 3-1 WP HBP		X 0-0 BB G5-3 1		C 1 SAFE X 0-1 BB 1-2 1B	

Inning Stats	R: 1	H: 1	E: 1	K: 1	S: 13	LOB: 2	BB: 1	P: 24	R: 0	H: 1	E: 0	K: 1	S: 10	LOB: 2	BB: 1	P: 22	R: 1	H: 1	E: 0	K: 1	S: 9	LOB: 1	BB: 1	P: 20	R: 0	H: 0	E: 0	K: 0	S: 5	LOB: 1	BB: 1	P: 13	R: 1	H: 2	E: 0	K: 1	S: 9	LOB: 2	BB: 1	P: 22	R: 0	H: 0	E: 0	K: 1	S: 6	LOB: 0	BB: 0	P: 12	R: 0	H: 1	E: 0	K: 0	S: 6	LOB: 1	BB: 0	P: 11	R: 0	H: 2	E: 0	K: 0	S: 7	LOB: 2	BB: 1	P: 14
--------------	------	------	------	------	-------	--------	-------	-------	------	------	------	------	-------	--------	-------	-------	------	------	------	------	------	--------	-------	-------	------	------	------	------	------	--------	-------	-------	------	------	------	------	------	--------	-------	-------	------	------	------	------	------	--------	-------	-------	------	------	------	------	------	--------	-------	-------	------	------	------	------	------	--------	-------	-------

PITCHER	IP	WLS	BF	H	R	ER	SO	BB	IBB	HBP	BLK	WP	HR	S	P	ERA	WHIP
Felipe Lira, R ERA: 4.22 (1, 1)	5.0	L	26	5	3	2	4	3	2	1	0	2	0	46	101	3.60	1.600
Brian Bohanon, L ERA: 5.86 (6, 1)	2.0		7	1	0	0	1	0	0	0	0	0	0	12	23	0.00	0.500
Brian Maxcy, R ERA: 6.71 (8, 1)	0.1		3	2	0	0	0	0	0	0	0	0	0	4	5	0.00	6.000
Mike Myers, L ERA: 11.12 (8, 1)	0.2		2	0	0	0	0	1	0	0	0	0	0	3	9	0.00	1.500

AB R H RBI BB SO LOB

2 0 0 0 3 1 0

5 0 0 0 0 2 7

3 2 1 0 1 0 0

3 1 1 0 1 1 1

3 0 1 0 0 0 2

1 0 1 0 0 0 0

3 0 1 1 1 0 3

3 0 0 1 0 0 1

4 0 2 0 0 1 2

3 0 1 0 0 0 1

AB 30

R 3

H 8

RBI 2

BB 6

SO 5

LOB 17

WP: 2 **PA: 38**

PB: 0

SB: 0

CS: 0

1B: 3 **SF: 1**

2B: 4 **SAC: 0**

3B: 1 **DP: 2**

HR: 0 **HBP: 1**

WP: 2 **PA: 38**

PB: 0

SB: 0

CS: 0

1B: 3 **SF: 1**

2B: 4 **SAC: 0**

3B: 1 **DP: 2**

HR: 0 **HBP: 1**


livebaseballscorecards.com

DETROIT TIGERS @ NEW YORK YANKEES

Yankee Stadium, Bronx, NY

Sat Sep 23 1995, 3:38 AM EDT

Att. 36,248 - Overcast - 61 F



Batter	1	2	3	4	5	6	7	8	9	AB R H RBI BB SO LOB	TOP
Chad Curtis, R (1, 8) OBP: 0.355, SLG: 0.445 	0-0 F9 		2-1 B4-3 			0-0 F8 1B 		2-2 1B 1B 	0-0 L4 	5 1 2 0 0 0 0	
Chris Gomez, R (1, 6) OBP: 0.296, SLG: 0.364 	4-2 1B BB 		4-1 FC6-4 BB 			0-1 F7 		2-2 1B 1B 	1-2 G1-3 	3 1 1 0 2 0 1	
Travis Fryman, R (1, 5) OBP: 0.354, SLG: 0.411 	1-0 F8 		2-2 FC6-4 1-2f 			3-2 F8 1-2 		0-0 2B 1B 	3-2 F4 	5 1 1 2 0 0 3	
Cecil Fielder, R (1, 10) OBP: 0.349, SLG: 0.481 	0-0 PO 1B 			1-3 K2-3 			2-0 1B 3B 	1-2 P2 		4 1 2 0 0 1 2	
Phil Nevin, R (1, 7) OBP: 0.276, SLG: 0.252 Bobby Higginson, L (8, PH) OBP: 0.331, SLG: 0.393 Alan Trammell, R (8, PH) OBP: 0.347, SLG: 0.352 Todd Steverson, R (8, 7) OBP: 0.354, SLG: 0.425 	1-0 PO 1-2 	0-1 G5-3 	0-1 F8 			1-1 G5-3 1B 	2-1 HR 2B 			3 0 1 1 0 0 0	
Tony Clark, S (1, 3) OBP: 0.244, SLG: 0.342 		3-2 G6-3 		1-3 K 		2-2 G5-3 1-2 		1-2 HR 		4 1 1 2 0 1 1	
Danny Bautista, R (1, 9) OBP: 0.242, SLG: 0.318 		2-2 FC6-4 1B 		1-0 G6-3 		1-3 K 		0-0 HR 		4 1 2 1 0 1 1	
Scott Fletcher, R (1, 4) OBP: 0.320, SLG: 0.322 		1-2 FC6-4 1-2f 		3-1 G5-3 		1-1 F9 		1-2 F8 		4 0 0 0 0 0 2	
John Flaherty, R (1, 2) OBP: 0.291, SLG: 0.416 			0-2 F8 		2-1 P3 			1-2 1B 1B 	G4-3 	4 1 1 0 0 0 0	
Inning Stats	R: 0 H: 1 E: 0 LOB: 1 K: 0 BB: 1 S: 6 P: 12	R: 0 H: 1 E: 0 LOB: 1 K: 0 BB: 0 S: 15 P: 21	R: 0 H: 0 E: 0 LOB: 1 K: 0 BB: 1 S: 9 P: 17	R: 0 H: 0 E: 0 LOB: 0 K: 2 BB: 0 S: 10 P: 12	R: 0 H: 0 E: 0 LOB: 0 K: 0 BB: 0 S: 5 P: 11	R: 0 H: 1 E: 0 LOB: 0 K: 0 BB: 0 S: 7 P: 10	R: 1 H: 2 E: 0 LOB: 1 K: 1 BB: 0 S: 11 P: 18	R: 7 H: 7 E: 0 LOB: 0 K: 0 BB: 0 S: 25 P: 38	R: 0 H: 0 E: 0 LOB: 0 K: 0 BB: 0 S: 10 P: 14	1B: 8 SF: 0 2B: 1 SAC: 0 3B: 1 DP: 0 HR: 2 HBP: 0	WP: 0 PA: 40 PB: 0 SB: 0 CS: 0
PITCHER Andy Pettitte, L (1, 1) ERA: 4.2 Bob Wickman, R (8, 1) ERA: 4.23 Steve Howe, L (8, 1) ERA: 5.03 42 Mariano Rivera, R (8, 1) ERA: 5.4	IP WLS BF H R ER SO BB IBB HBP BLK WP HR S P ERA WHIP 7.0 L 29 8 4 4 3 2 0 0 0 0 0 0 73 118 5.14 1.429 0.1 2 1 0 0 0 0 0 0 0 0 0 0 4 5 0.00 3.000 0.0 3 3 4 4 0 0 0 0 0 0 0 2 6 9 ∞ ∞ 1.2 5 0 0 0 0 0 0 0 0 0 0 0 15 21 0.00 0.000	PITCHER IP WLS BF H R ER SO BB IBB HBP BLK WP HR S P ERA WHIP									

Detroit Tigers @ New York Yankees
 Yankee Stadium, Bronx, NY
 Sun Sep 24 1995, 3:33 AM EDT
 Att. 34,848 - Sunny - 65 F

livebaseballscorecards.com

AB	37
R	8
H	12
RBI	8
BB	2
SO	3
LOB	10



New York Yankees @ Milwaukee Brewers
 Milwaukee County Stadium, Milwaukee, WI

Tue Sep 26 1995, 8:05 PM EDT
 Att: 8,618 - Unknown - 72 F

AB	32
R	5
H	8
RBI	5
BB	4
SO	6
LOB	12



Batter	1	2	3	4	5	6	7	8	9	AB R H RBI BB SO LOB
Wade Boggs, L (1, 5) OBP: 0.414, SLG: 0.424	1-2 G4-3		1-0 3B 1B	1-0 F8			2-0 G3		3-2 P6	5 1 1 0 0 0 2
Randy Velarde, R (1, 7) OBP: 0.371, SLG: 0.377	0-1 1B		3-2 HR 3B			1-0 G4-3	4-2 FC6-4 BB		4-1 BB	3 1 2 1 2 0 0
Paul O'Neill, L (1, 9) OBP: 0.391, SLG: 0.530	1-0 F7		0-0 HR			3-2 G3-1	2-1 SF8		1-3 K	4 1 1 3 0 1 3
Ruben Sierra, S (1, 10) OBP: 0.325, SLG: 0.453	1-0 F9		3-H 1-0 L4			2-1 G4-3	3-H 1-2 FC6-4			4 0 0 0 0 0 2
Mike Stanley, R (1, 2) OBP: 0.359, SLG: 0.487		3-2 K	1-2 F9			1-0 F8		4-1 CS BB		3 0 0 0 1 1 0
Don Mattingly, L (1, 3) OBP: 0.335, SLG: 0.403		0-1 G4-3	0-0 1B			2-2 2B		3-3 K		4 0 2 0 0 1 1
Gerald Williams, R (1, 8) OBP: 0.333, SLG: 0.483		4-2 2B BB	1-3 K			1-0 F9		1-3 K		3 1 0 0 1 2 2
2 Derek Jeter, R (1, 6) OBP: 0.294, SLG: 0.375		0-0 2B		2-2 F8		2-3 K		1-0 SH1-4 HBP		1 0 1 1 0 0 0
Bernie Williams, S (3, 8) OBP: 0.390, SLG: 0.487		1-H 2B								2 0 0 0 0 1 1
Pat Kelly, R (1, 4) OBP: 0.310, SLG: 0.329	1-0 G5-3		0-1 P3				2-2 SF8 3B		1-0 SH1-4	3 1 1 0 0 0 1

Inning Stats	R: 0	H: 1	E: 0	K: 0	S: 7	P: 10	R: 1	H: 1	E: 0	K: 1	S: 9	P: 17	R: 3	H: 4	E: 0	K: 1	S: 15	P: 22	R: 0	H: 0	E: 0	K: 0	S: 6	P: 9	R: 0	H: 0	E: 0	K: 0	S: 6	P: 12	R: 0	H: 1	E: 0	K: 1	S: 10	P: 16	R: 1	H: 1	E: 0	K: 0	S: 18	P: 29	R: 0	H: 0	E: 0	K: 2	S: 7	P: 15	R: 0	H: 0	E: 0	K: 1	S: 9	P: 19	1B: 3	2B: 3	3B: 2	HR: 1	SF: 1	SAC: 1	DP: 1	HBP: 1	WP: 0	PB: 0	SB: 0	CS: 1	PA: 39
--------------	------	------	------	------	------	-------	------	------	------	------	------	-------	------	------	------	------	-------	-------	------	------	------	------	------	------	------	------	------	------	------	-------	------	------	------	------	-------	-------	------	------	------	------	-------	-------	------	------	------	------	------	-------	------	------	------	------	------	-------	-------	-------	-------	-------	-------	--------	-------	--------	-------	-------	-------	-------	--------

PITCHER	IP	WLS	BF	H	R	ER	SO	BB	IBB	HBP	BLK	WP	HR	S	P	ERA	WHIP
Scott Karl, L (1, 1) ERA: 4.38	6.1	L	29	8	5	5	3	2	0	0	0	0	1	63	104	7.11	1.579
Kevin Wickander, L (7, 1) ERA: 1.93	0.2		2	0	0	0	0	0	0	0	0	0	0	8	11	0.00	0.000
Ron Rightnowar, R (8, 1) ERA: 5.4	1.2		7	0	0	0	2	2	0	1	0	0	0	13	30	0.00	1.200
Rob Dibble, R (9, 1) ERA: 7.36	0.1		1	0	0	0	1	0	0	0	0	0	0	3	4	0.00	0.000

PITCHER	IP	WLS	BF	H	R	ER	SO	BB	IBB	HBP	BLK	WP	HR	S	P	ERA	WHIP
---------	----	-----	----	---	---	----	----	----	-----	-----	-----	----	----	---	---	-----	------

BOTTOM

New York Yankees @ Milwaukee Brewers
Milwaukee County Stadium, Milwaukee, WI

Tue Sep 26 1995, 8:05 PM EDT
Att. 8,618 - Unknown - 72 F

livebaseballscores.com

AB	35
R	4
H	9
RBI	3
BB	2
SO	3
LOB	13



WP	0	PA	38
PB	0		
SB	0		
CS	0		

AB R H RBI BB SO LOB

4	0	0	0	0	0	0
5	1	2	1	0	0	0
3	2	1	1	1	0	2
4	0	2	0	0	0	0
4	0	1	0	0	0	3
3	0	1	0	0	0	1
1	0	1	1	0	0	0
0	0	0	0	0	0	0
0	0	0	0	0	0	0
3	1	1	0	1	0	3
3	0	0	0	0	2	1
1	0	0	0	0	1	2
3	0	0	0	0	0	1
1	0	0	0	0	0	0

Batter	1	2	3	4	5	6	7	8	9
Darryl Hamilton, L OBP: 0.354, SLG: 0.394 (1, 8)	L8 1-0		2-1 HBP 1-2		F7 1-1		G4-3 1-2		G3 1-2
Kevin Seitzer, R OBP: 0.396, SLG: 0.421 (1, 5)	F3 3-1		2-1 2B 1-3 2-H			G6-3 0-0		1B BB G4-6-3 1B	L4 3-1
B.J. Surhoff, L OBP: 0.379, SLG: 0.499 (1, 7) (9, 9)	P3 1-1		F9 1-2			HR 3-1		G4-6-3 1B 1-2 BB	
John Jaha, R OBP: 0.385, SLG: 0.569 (1, 3)		P2 1-0		1B 1-0		G3-1 0-0		G4-6-3 1B 1-2 2-3	
Joe Oliver, R OBP: 0.333, SLG: 0.440 (1, 10)		G3 1-1		P3 0-0		1B 0-1		G4-6-3 1-2 2-3 3-H	
Matt Mieske, R OBP: 0.328, SLG: 0.441 (1, 9)		L8 0-0		F8 1-2		1B 3-0		1B 1-0	
Dave Nilsson, L OBP: 0.338, SLG: 0.460 (8, PH)									
Duane Singleton, L OBP: 0.053, SLG: 0.053 (8, PR)									
Mark Loretta, R OBP: 0.278, SLG: 0.290 (9, 6)									
Jeff Cirillo, R OBP: 0.372, SLG: 0.449 (1, 4)			HBP 2B BB 4-1	F9 1-0		G6-3 2-1		1B 2-0	
Pat Listach, S OBP: 0.277, SLG: 0.255 (1, 6)			SAFE K 0-3		K 1-3		L5 0-0		K 2-3
David Hulse, L OBP: 0.291, SLG: 0.355 (8, PH) (9, 7)									
Mike Matheny, R OBP: 0.298, SLG: 0.325 (1, 2)			SAFE P3 0-1		L9 2-1		L7 2-2		F8 2-2
Fernando Vina, L OBP: 0.311, SLG: 0.348 (9, PH)									

Inning Stats	R: 0	H: 0	E: 0	K: 0	S: 5	R: 0	H: 0	E: 0	K: 0	S: 4	R: 1	H: 1	E: 0	K: 1	S: 12	R: 0	H: 0	E: 0	K: 0	S: 6	R: 0	H: 1	E: 0	K: 0	S: 8	R: 1	H: 3	E: 0	K: 0	S: 9	R: 0	H: 0	E: 0	K: 0	S: 7	R: 2	H: 4	E: 0	K: 1	S: 12	R: 0	H: 0	E: 0	K: 0	S: 9	R: 0	H: 0	E: 0	K: 0	S: 9
	LOB: 0	BB: 0	P: 10	LOB: 0	BB: 0	P: 6	LOB: 2	BB: 1	P: 21	LOB: 1	BB: 0	P: 9	LOB: 0	BB: 0	P: 12	LOB: 2	BB: 0	P: 17	LOB: 0	BB: 0	P: 10	LOB: 2	BB: 1	P: 25	LOB: 0	BB: 0	P: 15	LOB: 0	BB: 0	P: 15	1B: 7	SF: 0	2B: 1	SAC: 0	3B: 0	DP: 1	HR: 1	HBP: 1	WP: 0	PA: 38										

PITCHER	IP	WLS	BF	H	R	ER	SO	BB	IBB	HBP	BLK	WP	HR	S	P	ERA	WHIP
Sterling Hitchcock, L ERA: 4.8 (1, 1)	7.0	W	28	5	2	2	2	1	0	0	0	0	1	51	85	2.57	0.857
42 Mariano Rivera, R ERA: 5.54 (8, 1)	0.0		1	1	1	1	0	0	0	0	0	0	0	2	3	∞	∞
Rick Honeycutt, L ERA: 2.62 (8, 1)	0.0		1	0	0	0	0	1	0	0	0	0	0	4	∞	∞	
Bob Wickman, R ERA: 4.19 (8, 1)	0.2		4	3	1	1	0	0	0	0	0	0	0	6	12	13.50	4.500
John Wetteland, R ERA: 2.98 (8, 1)	1.1	S	4	0	0	0	1	0	0	0	0	0	0	13	21	0.00	0.000

Batter	1	2	3	4	5	6	7	8	9	AB R H RBI BB SO LOB	TOP		
Wade Boggs, L (1, 5) OBP: 0.412, SLG: 0.422 Russ Davis, R (3, 5) OBP: 0.362, SLG: 0.447	3-1 		3-3 		1-0 		2-1 	2-3 		2 0 0 0 0 1 0 3 0 0 0 0 1 1	New York Yankees @ Milwaukee Brewers Milwaukee County Stadium, Milwaukee, WI Wed Sep 27 1995, 4:33 AM EDT Att. 8,635 - Sunny - 72 F		
Bernie Williams, S (1, 8) OBP: 0.390, SLG: 0.485	4-0 		4-0 		1-1 		1-0 	1-1 		3 0 0 0 2 0 2			
Paul O'Neill, L (1, 9) OBP: 0.391, SLG: 0.531	0-2 		1-3 			1-1 	0-1 		3-2 	5 1 2 0 0 1 2			
Ruben Sierra, S (1, 10) OBP: 0.326, SLG: 0.453	0-1 			1-1 		1-3 	1-1 		1-1 	5 1 2 0 0 1 2			
Mike Stanley, R (1, 2) OBP: 0.359, SLG: 0.483		0-0 		2-0 		4-1 	4-2 		1-2 	3 1 0 0 2 0 1			
Don Mattingly, L (1, 3) OBP: 0.339, SLG: 0.406		2-1 		2-0 		4-1 	1-2 	4-2 		2 2 1 0 2 0 0			
Randy Velarde, R (1, 6) OBP: 0.373, SLG: 0.390		2-1 		3-2 		0-0 		0-1 		4 1 2 3 0 0 4			
Gerald Williams, R (1, 7) OBP: 0.327, SLG: 0.472		2-2 		1-3 		1-1 		0-3 		4 0 0 0 0 2 2			
Pat Kelly, R (1, 4) OBP: 0.309, SLG: 0.328			0-0 		1-0 	1-1 		0-1 		4 0 1 0 0 0 1			
Inning Stats	R: 0 H: 0 E: 0 LOB: 1 K: 0 BB: 1 S: 7 P: 14	R: 0 H: 1 E: 0 LOB: 1 K: 0 BB: 0 S: 8 P: 14	R: 0 H: 0 E: 0 LOB: 1 K: 2 BB: 1 S: 8 P: 16	R: 1 H: 2 E: 0 LOB: 1 K: 1 BB: 0 S: 12 P: 21	R: 0 H: 0 E: 1 LOB: 0 K: 0 BB: 0 S: 4 P: 7	R: 3 H: 1 E: 1 LOB: 1 K: 1 BB: 2 S: 13 P: 25	R: 0 H: 2 E: 0 LOB: 2 K: 0 BB: 1 S: 11 P: 20	R: 2 H: 2 E: 0 LOB: 1 K: 2 BB: 1 S: 15 P: 22	R: 0 H: 0 E: 0 LOB: 0 K: 0 BB: 0 S: 9 P: 14	1B: 4 SF: 0 2B: 3 SAC: 0 3B: 0 DP: 1 HR: 1 HBP: 0	WP: 0 PA: 42 PB: 0 SB: 2 CS: 0		
PITCHER	IP WLS BF H R ER SO BB IBB HBP BLK WP HR S P ERA WHIP Brian Givens, L (1, 1) ERA: 4.95 Joe Slusarski, R (6, 1) ERA: 6.55 Bill Wegman, R (7, 1) ERA: 5.59 Sid Roberson, L (9, 1) ERA: 5.86											PITCHER	IP WLS BF H R ER SO BB IBB HBP BLK WP HR S P ERA WHIP

AB	35
R	6
H	8
RBI	3
BB	6
SO	6
LOB	15



Batter	1	2	3	4	5	6	7	8	9	AB	R	H	RBI	BB	SO	LOB
Darryl Hamilton, L (1, 8) OBP: 0.353, SLG: 0.392	2-2 G6-3		0-3 K			1-1 1B	0-1 G4-3			4	0	1	0	0	1	3
Kevin Seitzer, R (1, 5) OBP: 0.395, SLG: 0.419	3-2 G6-3			2-2 P3		2-1 1B		2-2 G4-3		4	0	1	0	0	0	0
B.J. Surhoff, L (1, 9) OBP: 0.378, SLG: 0.495	1-1 G4-3			4-2 G6-4-3 BB		3-3 K		2-0 G4-3		3	0	0	0	1	1	2
John Jaha, R (1, 3) OBP: 0.381, SLG: 0.562		2-2 G4-3		0-1 G6-4-3 1-2f			3-2 F8	1-0 G6-3		4	0	0	0	0	0	1
Dave Nilsson, L (1, 10) OBP: 0.340, SLG: 0.462		4-2 G4-3 WP BB		0-1 L3			0-0 G4-3 1B 2B		2-2 G4-3	3	1	1	0	1	0	0
David Hulse, L (1, 7) OBP: 0.289, SLG: 0.352		1-0 G4-3		2-2 P5			0-1 G4-3		1-0 HR	3	0	0	0	0	0	2
Mark Loretta, R (9, PH) OBP: 0.297, SLG: 0.344		1-3 G4-3		2-2 P5			2-3 G4-3		2B HR	1	1	1	0	0	0	0
Fernando Vina, L (1, 4) OBP: 0.315, SLG: 0.352		0-3 K		0-1 2-6 1B			0-2 1B 1B		1-1 HR	3	0	2	1	0	1	1
Matt Mieske, R (9, PH) OBP: 0.330, SLG: 0.455				2-6 1B			3-H 1B 1B		2-H HR	1	1	1	2	0	0	0
Pat Listach, S (1, 6) OBP: 0.276, SLG: 0.254			1-3 K		2-0 2-6	3-2 L7	1-1 SAFE 1B	0-1 SAFE 1B	2-1 G4-3	4	0	1	0	0	1	0
Mike Matheny, R (1, 2) OBP: 0.294, SLG: 0.320			2-2 L7				4-2 1B			2	0	0	0	0	1	0
Jeff Cirillo, R (7, PH) OBP: 0.373, SLG: 0.449										0	0	0	0	0	1	0
Joe Oliver, R (8, 2) OBP: 0.332, SLG: 0.439										1	0	0	0	0	1	0

Inning Stats	R: 0	H: 0	E: 0	K: 0	S: 8	R: 0	H: 0	E: 0	K: 1	S: 11	R: 0	H: 0	E: 0	K: 2	S: 11	R: 0	H: 0	E: 0	K: 0	S: 9	R: 0	H: 1	E: 0	K: 0	S: 8	R: 0	H: 2	E: 0	K: 2	S: 15	R: 1	H: 3	E: 0	K: 0	S: 16	R: 0	H: 0	E: 0	K: 0	S: 5	R: 2	H: 2	E: 0	K: 1	S: 12	1B: 5	SF: 0	2B: 2	SAC: 0	3B: 0	DP: 1	HR: 1	HBP: 0													
IP	8.0	WLS	W	BF	32	H	6	R	1	ER	1	SO	5	BB	3	IBB	0	HBP	0	BLK	0	WP	1	HR	0	S	83	P	131	ERA	1.12	WHIP	1.125	IP	WLS	W	BF	32	H	6	R	1	ER	1	SO	5	BB	3	IBB	0	HBP	0	BLK	0	WP	1	HR	0	S	83	P	131	ERA	1.12	WHIP	1.125
IP	0.1	WLS		BF	3	H	2	R	2	ER	2	SO	0	BB	0	IBB	0	HBP	0	BLK	0	WP	0	HR	1	S	7	P	11	ERA	54.00	WHIP	6.000	IP	WLS		BF	2	H	0	R	0	ER	0	SO	1	BB	0	IBB	0	HBP	0	BLK	0	WP	0	HR	0	S	5	P	9	ERA	0.00	WHIP	0.000
IP	0.2	WLS		BF	2	H	0	R	0	ER	0	SO	1	BB	0	IBB	0	HBP	0	BLK	0	WP	0	HR	0	S	5	P	9	ERA	0.00	WHIP	0.000	IP	WLS		BF	2	H	0	R	0	ER	0	SO	1	BB	0	IBB	0	HBP	0	BLK	0	WP	0	HR	0	S	5	P	9	ERA	0.00	WHIP	0.000

BOTTOM

New York Yankees @ Milwaukee Brewers
Milwaukee County Stadium, Milwaukee, WI

Wed Sep 27 1995, 4:33 AM EDT
Att. 8,635 - Sunny - 72 F

livebaseballscorecards.com

AB	33
R	3
H	8
RBI	3
BB	3
SO	6
LOB	9

WP: 1 PA: 36
PB: 0 SB: 1 CS: 0



Batter	1	2	3	4	5	6	7	8	9	AB R H RBI BB SO LOB	TOP
Dion James, L (1, 7) OBP: 0.344, SLG: 0.354 Gerald Williams, R (9, PH) OBP: 0.325, SLG: 0.469 (9, 7)	3-2 F8		3-3 K		2-1 FC6-4		1-0 G4-3		2-2 F9	4 0 0 0 0 1 3 1 0 0 0 0 0 0	
Bernie Williams, S (1, 8) OBP: 0.390, SLG: 0.486	3-1 FC4-6 1B		1-0 K		2-3 K			0-1 F8	1-0 L9	5 0 2 0 0 1 2	
Paul O'Neill, L (1, 9) OBP: 0.388, SLG: 0.527	2-2 FC4-6 1-2f		0-0 G6-3			2-1 G3		0-1 G3		4 0 0 0 0 0 2	
Ruben Sierra, S (1, 10) OBP: 0.325, SLG: 0.451	3-2 P4			1-2 F8		1-0 FC4-6 1B		1-2 F7		4 0 1 0 0 0 1	
Don Mattingly, L (1, 3) OBP: 0.338, SLG: 0.404		0-2 F9		0-0 G5-3		2-1 FC4-6 1-2f			3-1 BB E 1B	4 1 1 0 0 0 1	
Jim Leyritz, R (1, 2) OBP: 0.374, SLG: 0.394 Russ Davis, R (9, 5) OBP: 0.362, SLG: 0.447		2-2		0-3 K		1-3 K			4-2 E SF9 BB	3 1 1 0 1 2 1 0 0 0 0 0 0 0	
Randy Velarde, R (1, 5) OBP: 0.371, SLG: 0.387 (9, 6)		1-3 K			4-1 FC6-4 1B BB		3-2 L7		2-1 E6 HR	3 1 0 0 1 1 2	AB 34 R 4 H 7 RBI 3 BB 3 SO 6 LOB 15
Tony Fernandez, S (1, 6) OBP: 0.323, SLG: 0.347 Mike Stanley, R (9, PH) OBP: 0.359, SLG: 0.483 (9, 2)		2-2 G1-3			1-1 FC6-4 1-2 1B		1-0 F7		0-0 SF9	3 0 1 0 0 0 1 0 0 0 1 0 0 0	
Pat Kelly, R (1, 4) OBP: 0.312, SLG: 0.340			3-3 K		2-1 L9		4-2 BB		2-2 HR	3 1 1 2 1 1 2	
Inning Stats	R: 0 H: 1 E: 0 LOB: 1 K: 0 BB: 0 S: 11 P: 22	R: 0 H: 1 E: 0 LOB: 1 K: 1 BB: 0 S: 15 P: 20	R: 0 H: 1 E: 0 LOB: 1 K: 2 BB: 0 S: 8 P: 15	R: 0 H: 0 E: 0 LOB: 0 K: 1 BB: 0 S: 7 P: 8	R: 0 H: 1 E: 0 LOB: 2 K: 1 BB: 1 S: 11 P: 22	R: 0 H: 1 E: 0 LOB: 1 K: 1 BB: 0 S: 9 P: 15	R: 0 H: 0 E: 0 LOB: 1 K: 0 BB: 1 S: 8 P: 17	R: 0 H: 0 E: 1 LOB: 0 K: 0 BB: 1 S: 17 P: 31	1B: 5 SF: 1 2B: 1 SAC: 0 3B: 0 DP: 0 HR: 1 HBP: 0	WP: 0 PA: 38 PB: 0 SB: 0 CS: 0	
PITCHER Juan Guzman, R (1, 1) ERA: 6.32 Tony Castillo, L (8, 1) ERA: 3.22	IP WLS BF H R ER SO BB IBB HBP BLK WP HR S P ERA WHIP										
	7.0 28 5 0 0 6 2 0 0 0 0 0 0 69 119 0.00 1.000										
	2.0 L 10 2 4 3 0 1 0 0 0 0 0 1 25 40 13.50 1.500										

New York Yankees @ Toronto Blue Jays
SkyDome, Toronto, ON
Fri Sep 29 1995, 7:05 PM EDT
Att. 40,318 - Unknown - 62 F

livebaseballscorecards.com



Batter	1	2	3	4	5	6	7	8	9	AB	R	H	RBI	BB	SO	LOB
Alex Gonzalez, R OBP: 0.324, SLG: 0.397 (1, 6)	0-1 F6		0-3 K	1-3 K			1-2 K			4	0	0	0	0	3	2
Paul Molitor, R OBP: 0.346, SLG: 0.417 (1, 10)	3-3 K		2-0 F8		1-3 K		0-0 G4-3			4	0	0	0	0	2	0
Joe Carter, R OBP: 0.303, SLG: 0.433 (1, 7)	0-0 L7		2-0 F8		1-0 F8			0-0 L7		4	0	0	0	0	0	1
John Olerud, L OBP: 0.396, SLG: 0.403 (1, 3)	0-2 G4-3			2-0 L6	4-2 BB			0-0 F8		3	0	0	0	1	0	1
Ed Sprague, R OBP: 0.336, SLG: 0.411 (1, 5)		4-2 2B G6-3 BB		4-2 1B FC3-2 BB	2-1 P6			0-0 F8		2	1	0	0	2	0	1
Mike Huff, R OBP: 0.333, SLG: 0.313 Shawn Green, L (9, PH) OBP: 0.331, SLG: 0.517 (1, 8)		2-1 1-3 2B		1-0 FC3-2 1B 1-2 1B 1B		0-0 F7		1-3 K		3	1	2	0	0	0	0
Robert Perez, R OBP: 0.196, SLG: 0.304 Carlos Delgado, L (9, PH) OBP: 0.213, SLG: 0.302 (1, 9)		2-2 G6-3		1-2 FC3-2 1B 1-2 2-3 1B		0-2 P4		2-2 F8		3	1	1	1	0	0	1
Randy Knorr, R OBP: 0.281, SLG: 0.352 Sandy Martinez, L (9, PH) OBP: 0.274, SLG: 0.340 (1, 2)		1-0 F8		2-1 FC3-2 1B 1-2 2-3 3-Hf		2-2 F9		0-3 K		3	0	0	0	0	0	4
Tomas Perez, S OBP: 0.300, SLG: 0.344 (1, 4)		1-3 K		2-1 1-2 2-H 3-H		1-3 K2-3				1	0	0	0	0	1	0


Inning Stats	R: 0	H: 0	E: 0	K: 1	S: 12	R: 1	H: 1	E: 0	K: 1	S: 11	R: 0	H: 0	E: 0	K: 1	S: 9	R: 2	H: 3	E: 0	K: 1	S: 16	R: 0	H: 0	E: 0	K: 2	S: 8	R: 0	H: 0	E: 0	K: 0	S: 3	R: 0	H: 0	E: 0	K: 2	S: 11	R: 0	H: 0	E: 0	K: 0	S: 14	1B: 3	SF: 0	2B: 1	SAC: 0	3B: 0	DP: 0	HR: 0	HBP: 0	WP: 1	PA: 35
--------------	------	------	------	------	-------	------	------	------	------	-------	------	------	------	------	------	------	------	------	------	-------	------	------	------	------	------	------	------	------	------	------	------	------	------	------	-------	------	------	------	------	-------	-------	-------	-------	--------	-------	-------	-------	--------	-------	--------

PITCHER	IP	WLS	BF	H	R	ER	SO	BB	IBB	HBP	BLK	WP	HR	S	P	ERA	WHIP
Andy Pettitte, L ERA: 4.17 (1, 1)	8.0	W	32	4	3	3	7	3	0	0	0	1	0	73	115	3.38	0.875
John Wetteland, R ERA: 2.93 (9, 1)	1.0	S	3	0	0	0	2	0	0	0	0	0	0	11	14	0.00	0.000

BOTTOM

New York Yankees @ Toronto Blue Jays
SkyDome, Toronto, ON
 Fri Sep 29 1995, 7:05 PM EDT
 Att: 40,318 - Unknown - 62 F

AB	32
R	3
H	4
RBI	3
BB	3
SO	9
LOB	11



Batter	1	2	3	4	5	6	7	8	9	AB R H RBI BB SO LOB	TOP											
Randy Velarde, R (1, 6) OBP: 0.374, SLG: 0.385	4-1 1B HR BB	3-1 G4-3 HBP		0-3 K		0-3 K			4-1 1B SF8 BB	2 2 0 0 2 2 0												
Bernie Williams, S (1, 8) OBP: 0.390, SLG: 0.485	1-2 HR 1B	2-0 G4-3		2-2 G6-3			0-0 F9		3-2 BB 1B	5 1 2 0 0 0 1												
Paul O'Neill, L (1, 9) OBP: 0.390, SLG: 0.532	2-0 HR 1-H 2-H	1-1 F8			4-0 E BB		1-0 F9		4-0 BB 1-2 BB	3 1 1 3 2 0 0												
Ruben Sierra, S (1, 10) OBP: 0.322, SLG: 0.447	0-3 K		0-1 G5-3		0-1 F9		3-1 G5-3		0-0 SF8	4 0 0 1 0 1 1												
Mike Stanley, R (1, 2) OBP: 0.361, SLG: 0.485	3-2 1B PB 2B		4-1 1B BB		1-1 E5 1-2			4-1 2B BB	0-3 K	3 2 1 0 2 1 3												
Don Mattingly, L (1, 3) OBP: 0.339, SLG: 0.405	4-2 PB 1B BB		0-1 F9		0-1 F7			1-2 1-H 2B	3-2 F8	4 0 1 1 1 0 5												
Gerald Williams, R (1, 7) OBP: 0.329, SLG: 0.470	0-1 PB 1-2 2-3 1B		0-0 1-2 1B		1-2 F8			1-3 K		4 0 2 0 0 1 3												
Russ Davis, R (1, 5) OBP: 0.349, SLG: 0.429	2-0 P4 1-2 2-3 3-H 1B		2-3 K2-3		0-3 K			1-3 K		4 0 0 0 0 3 5												
Pat Kelly, R (1, 4) OBP: 0.307, SLG: 0.335	2-3 K2-3		1-1 G5-3		2-3 K			2-1 G6-3		4 0 0 0 0 2 3												
Inning Stats	R: 4 E: 0 K: 2 S: 19	H: 4 LOB: 2 BB: 2 P: 37	R: 0 E: 0 K: 1 S: 4	H: 0 LOB: 0 BB: 0 P: 10	R: 0 E: 0 K: 1 S: 9	H: 1 LOB: 2 BB: 1 P: 15	R: 0 E: 0 K: 1 S: 8	H: 0 LOB: 0 BB: 0 P: 11	R: 0 E: 1 K: 0 S: 9	H: 0 LOB: 2 BB: 1 P: 15	R: 0 E: 0 K: 3 S: 10	H: 0 LOB: 0 BB: 0 P: 12	R: 0 E: 0 K: 0 S: 4	H: 0 LOB: 0 BB: 0 P: 8	R: 1 E: 0 K: 2 S: 12	H: 1 LOB: 1 BB: 1 P: 21	R: 1 E: 0 K: 1 S: 11	H: 1 LOB: 2 BB: 2 P: 25	1B: 4 2B: 2 3B: 0 HR: 1	SF: 1 SAC: 0 DP: 1 HBP: 1	WP: 0 PB: 1 SB: 0 CS: 0	PA: 42
PITCHER	IP WLS BF H R ER SO BB IBB HBP BLK WP HR S P ERA WHIP												PITCHER	IP WLS BF H R ER SO BB IBB HBP BLK WP HR S P ERA WHIP								
Al Leiter, L (1, 1) ERA: 3.64	8.0 L 36 6 5 4 9 5 0 1 0 0 1 75 129 4.50 1.375																					
Ken Robinson, R (9, 1) ERA: 3.69	1.0 6 1 1 1 1 2 0 0 0 0 0 0 11 25 9.00 3.000																					

New York Yankees @ Toronto Blue Jays
 SkyDome, Toronto, ON
 Sat Sep 30 1995, 3:33 AM EDT
 Att. 49,233 - Cloudy - 68 F

AB	33
R	6
H	7
RBI	5
BB	7
SO	10
LOB	21



Batter	1	2	3	4	5	6	7	8	9	AB	R	H	RBI	BB	SO	LOB
Alex Gonzalez, R OBP: 0.323, SLG: 0.401 (1, 6)	0-1 1B 3B		1-2 G6-3		1-3 K			0-0 F8		4	1	1	0	0	1	1
Paul Molitor, R OBP: 0.347, SLG: 0.420 (1, 10)	1-1 BB 1B		0-0 2B		2-1 G6-3			3-2 G6-3		4	0	2	1	0	0	1
Joe Carter, R OBP: 0.301, SLG: 0.430 (1, 8)	2-1 F7		0-0 P6		2-2 P2			0-1 F9		4	0	0	0	0	0	3
John Olerud, L OBP: 0.395, SLG: 0.401 (1, 3)	4-2 1-2 BB		1-3 K				0-0 F7		0-0 F9	3	0	0	0	1	1	1
Ed Sprague, R OBP: 0.333, SLG: 0.408 (1, 5)	2-1 F7			1-0 G5-3			2-1 G6-3		1-0 L5	4	0	0	0	0	0	2
Shawn Green, L OBP: 0.328, SLG: 0.512 (1, 9)	2-2 L9			0-1 L7			2-2 F8		0-0 L7	4	0	0	0	0	0	2
Carlos Delgado, L OBP: 0.216, SLG: 0.303 (1, 7)					2-2 1B			2-1 F7		3	0	1	0	0	0	0
Sandy Martinez, L OBP: 0.270, SLG: 0.335 (1, 2)					2-3 K			1-1 G3		3	0	0	0	0	1	1
Tomas Perez, S OBP: 0.301, SLG: 0.337 (1, 4)							4-2 G6-3 WP BB		3-2 G6-3	2	0	0	0	1	0	0


Inning Stats	R: 1 E: 0 K: 0 S: 13	H: 2 LOB: 2 BB: 1 P: 24	R: 0 E: 0 K: 0 S: 10	H: 0 LOB: 0 BB: 0 P: 13	R: 0 E: 0 K: 1 S: 8	H: 1 LOB: 1 BB: 0 P: 10	R: 0 E: 0 K: 1 S: 9	H: 1 LOB: 1 BB: 0 P: 14	R: 0 E: 0 K: 1 S: 14	H: 0 LOB: 1 BB: 1 P: 23	R: 0 E: 0 K: 0 S: 6	H: 0 LOB: 0 BB: 0 P: 10	R: 0 E: 0 K: 0 S: 10	H: 0 LOB: 0 BB: 0 P: 16	R: 0 E: 0 K: 0 S: 10	H: 0 LOB: 0 BB: 0 P: 13	R: 0 E: 0 K: 0 S: 3	H: 0 LOB: 0 BB: 0 P: 4	1B: 2 2B: 1 3B: 1 HR: 0	SF: 0 SAC: 0 DP: 0 HBP: 0													
PITCHER Scott Kamieniecki, R ERA: 4.01 (1, 1)	IP 9.0	WLS W	BF 33	H 4	R 1	ER 1	SO 3	BB 2	IBB 0	HBP 0	BLK 0	WP 1	HR 0	S 83	P 127	ERA 1.00	WHIP 0.667																
PITCHER																	IP	WLS	BF	H	R	ER	SO	BB	IBB	HBP	BLK	WP	HR	S	P	ERA	WHIP

BOTTOM

New York Yankees @ Toronto Blue Jays
 SkyDome, Toronto, ON
 Sat Sep 30 1995, 3:33 AM EDT
 Att. 49,233 - Cloudy - 68 F

livebaseballscorecards.com

AB	31
R	1
H	4
RBI	1
BB	2
SO	3
LOB	11



WP: 1 PA: 33
 PB: 0 SB: 0 CS: 0

Batter	1	2	3	4	5	6	7	8	9	AB R H RBI BB SO LOB	TOP											
Dion James, L (1, 7) OBP: 0.346, SLG: 0.354 Gerald Williams, R (6, 7) OBP: 0.327, SLG: 0.467	4-2 2B BB	2-2 G3		1-1 PB 1B		1-3 K		1-2 G6-3		3 1 1 0 1 1 1 1 0 0 0 0 0 0												
Bernie Williams, S (1, 8) OBP: 0.392, SLG: 0.487	2-2 2B	1-3 K		4-1 1B		1-1 1B		1-0 F7		4 1 2 0 1 1 1												
Paul O'Neill, L (1, 9) OBP: 0.387, SLG: 0.526	0-2 P6	0-2 L8		0-1 F7		0-2 G5-3		1-1 G3		5 0 0 0 0 0 7												
Ruben Sierra, S (1, 10) OBP: 0.323, SLG: 0.449	1-0 2B		2-3 K		1-2 P6		3-2 G4-3		2-1 1B	5 0 2 2 0 1 0												
Don Mattingly, L (1, 3) OBP: 0.341, SLG: 0.413	2-2 P2		4-2 G5-4-3 BB		0-0 HR		0-1 G3-1		2-1 1B	4 1 2 1 1 0 1												
Mike Stanley, R (1, 2) OBP: 0.360, SLG: 0.481	2-3 K		0-0 G5-4-3		1-2 WP 1B		0-0 F8		3-3 K	5 0 1 0 0 2 4												
Randy Velarde, R (1, 5) OBP: 0.375, SLG: 0.392		4-2 E BB		2-3 K		3-2 L9		2-1 HR		3 2 1 1 1 1 1												
Tony Fernandez, S (1, 6) OBP: 0.322, SLG: 0.346		2-1 E5 1B		1-2 PB 1B		0-3 K		3-2 G6-3		4 1 1 0 0 1 1												
Pat Kelly, R (1, 4) OBP: 0.307, SLG: 0.333		2-2 G3 WP 1B		0-3 K		1-0 G1-3		0-0 G4-3		4 0 1 1 0 1 1												
Inning Stats	R: 2 E: 0 K: 1 S: 19	H: 2 LOB: 1 BB: 1 P: 30	R: 2 E: 1 K: 1 S: 20	H: 1 LOB: 1 BB: 1 P: 31	R: 0 E: 0 K: 1 S: 8	H: 0 LOB: 0 BB: 1 P: 14	R: 0 E: 0 K: 2 S: 14	H: 2 LOB: 3 BB: 1 P: 22	R: 1 E: 0 K: 1 S: 14	H: 2 LOB: 1 BB: 0 P: 19	R: 0 E: 0 K: 1 S: 9	H: 1 LOB: 1 BB: 0 P: 12	R: 0 E: 0 K: 0 S: 8	H: 0 LOB: 0 BB: 0 P: 11	R: 1 E: 0 K: 0 S: 10	H: 1 LOB: 0 BB: 0 P: 16	R: 0 E: 0 K: 1 S: 12	H: 2 LOB: 2 BB: 0 P: 21	1B: 7 2B: 2 3B: 0 HR: 2	SF: 0 SAC: 0 DP: 1 HBP: 0	WP: 2 PB: 1 SB: 0 CS: 0	PA: 42
PITCHER	IP WLS BF H R ER SO BB IBB HBP BLK WP HR S P ERA WHIP																					
Pat Hentgen, R (1, 1) ERA: 5.11	5.0 L 26 7 5 4 6 4 0 0 0 2 1 75 116 7.20 2.200																					
Tim Crabtree, R (6, 1) ERA: 3.09	2.0 7 1 0 0 1 0 0 0 0 0 0 0 17 23 0.00 0.500																					
Giovanni Carrara, R (8, 1) ERA: 7.21	1.0 4 1 1 1 0 0 0 0 0 0 1 10 16 9.00 1.000																					
Mike Timlin, R (9, 1) ERA: 2.14	1.0 5 2 0 0 1 0 0 0 0 0 0 0 12 21 0.00 2.000																					

New York Yankees @ Toronto Blue Jays
SkyDome, Toronto, ON
Sun Oct 01 1995, 3:33 AM EDT
Att. 47,182 - Sunny - 70 F

AB	38
R	6
H	11
RBI	5
BB	4
SO	8
LOB	17



livebaseballscorecards.com

Batter	1	2	3	4	5	6	7	8	9	AB	R	H	RBI	BB	SO	LOB
Mike Huff, R OBP: 0.337, SLG: 0.333 (1, 8)	F9		K			WP 1B		1B 2B		4	1	2	0	0	1	0
Paul Molitor, R OBP: 0.350, SLG: 0.423 (1, 10)	K		2B			1B BB		1B		3	0	2	0	1	1	0
Joe Carter, R OBP: 0.300, SLG: 0.428 (1, 7)	K2-3		P3					L4		2	0	0	0	0	1	1
Shawn Green, L OBP: 0.326, SLG: 0.509 (5, 9)										2	0	0	0	0	1	4
John Olerud, L OBP: 0.398, SLG: 0.404 (1, 3)		1B FC5-2 2B		G6-4-3 BB		1-2 1B		F7		3	0	2	1	1	0	2
Ed Sprague, R OBP: 0.333, SLG: 0.407 (1, 5)		FC5-2 1B		F7		G5-4-3			F9	4	0	1	0	0	0	3
Robert Perez, R OBP: 0.188, SLG: 0.292 (1, 9)		FC5-2		G6-4-3			G4-3		K	2	0	0	0	0	0	3
Carlos Delgado, L OBP: 0.212, SLG: 0.297 (7, PH)		FC6-4							K	2	0	0	0	0	1	0
Alex Gonzalez, R OBP: 0.322, SLG: 0.398 (1, 6)		K					G4-3		FC6-4 BB	3	0	0	0	1	2	2
Randy Knorr, R OBP: 0.273, SLG: 0.341 (1, 2)		FC6-4					G6-3		FC6-4	4	0	0	0	0	0	3
Tomas Perez, S OBP: 0.292, SLG: 0.327 (1, 4)			G6-3				F9		G5-3	3	0	0	0	0	0	0

Inning Stats	R: 0	H: 0	E: 0	K: 2	S: 10	LOB: 0	BB: 0	P: 15	R: 0	H: 2	E: 0	K: 1	S: 14	LOB: 2	BB: 0	P: 20	R: 0	H: 1	E: 0	K: 1	S: 7	LOB: 1	BB: 0	P: 12	R: 0	H: 0	E: 0	K: 0	S: 5	LOB: 0	BB: 1	P: 11	R: 0	H: 0	E: 0	K: 1	S: 6	LOB: 0	BB: 0	P: 9	R: 1	H: 2	E: 0	K: 1	S: 13	LOB: 1	BB: 1	P: 18	R: 0	H: 0	E: 0	K: 0	S: 6	LOB: 0	BB: 0	P: 8	R: 0	H: 2	E: 0	K: 0	S: 6	LOB: 2	BB: 0	P: 9	R: 0	H: 0	E: 0	K: 1	S: 14	LOB: 1	BB: 1	P: 22	1B: 3	SF: 0	2B: 4	SAC: 0	3B: 0	DP: 2	HR: 0	HBP: 0	WP: 1	PA: 35
--------------	------	------	------	------	-------	--------	-------	-------	------	------	------	------	-------	--------	-------	-------	------	------	------	------	------	--------	-------	-------	------	------	------	------	------	--------	-------	-------	------	------	------	------	------	--------	-------	------	------	------	------	------	-------	--------	-------	-------	------	------	------	------	------	--------	-------	------	------	------	------	------	------	--------	-------	------	------	------	------	------	-------	--------	-------	-------	-------	-------	-------	--------	-------	-------	-------	--------	-------	--------

PITCHER	IP	WLS	BF	H	R	ER	SO	BB	IBB	HBP	BLK	WP	HR	S	P	ERA	WHIP
Sterling Hitchcock, L ERA: 4.7 (1, 1)	5.1	W	22	5	1	1	6	2	0	0	0	1	0	54	84	1.69	1.312
Bob Wickman, R ERA: 4.05 (6, 1)	2.0		7	2	0	0	0	0	0	0	0	0	0	10	12	0.00	1.000
Rick Honeycutt, L ERA: 2.96 (8, 1)	0.2		2	0	0	0	0	0	0	0	0	0	0	3	6	0.00	0.000
42 Mariano Rivera, R ERA: 5.51 (9, 1)	0.1		1	0	0	0	0	0	0	0	0	0	0	4	5	0.00	0.000
Steve Howe, L ERA: 4.96 (9, 1)	0.2		3	0	0	0	1	1	0	0	0	0	0	10	17	0.00	1.500

BOTTOM

New York Yankees @ Toronto Blue Jays
SkyDome, Toronto, ON
 Sun Oct 01 1995, 3:33 AM EDT
 Att: 47,182 - Sunny - 70 F

livebaseballscores.com

AB	32
R	1
H	7
RBI	1
BB	3
SO	7
LOB	18



Batter	1	2	3	4	5	6	7	8	9	AB R H RBI BB SO LOB	TOP		
Vince Coleman, S (1, 7) C F B C	1-3 K		0-1 F7		1-1 G4-3		1-1 G3-1		4-2 1B BB	4 1 0 0 1 1 2			
Joey Cora, S (1, 4) B B X	2-1 F7		1-0 L9		0-0 G3		4-1 HR BB		0-2 F7	4 1 0 0 1 0 3			
Ken Griffey Jr., L (1, 8) OBP: 0.600, SLG: 1.800 S B X	1-1 P3			2-2 HR		2-0 F9	0-0 HR		1-0 1B 1B	5 3 3 3 0 0 0			
Edgar Martinez, R (1, 10) OBP: 0.800, SLG: 0.750 F S X		0-2 L7		3-2 BB 1B		2-2 1B BB 1B	4-2 BB BB BB		0-0 1B 1B	4 1 3 1 1 0 0			
Tino Martinez, L (1, 3) OBP: 0.600, SLG: 0.333 B C B T C X		2-2 F9		4-1 1-2 BB		4-2 BB 1B BB	1-2 K		2-2 1B	3 0 1 1 2 1 1			
Jay Buhner, R (1, 9) OBP: 0.200, SLG: 0.200 B C B X		2-1 G5-3		0-0 F8		1-1 BB 1B	2-1 F9		1-2 P5	5 0 1 0 0 0 5			
Mike Blowers, R (1, 5) B S S B B			4-2 1B BB	1-3 K		3-3 K		3-2 F7	0-3 K	4 0 0 0 1 3 7			
Dan Wilson, R (1, 2) C 1 SAFE C C C X			1-3 K	0-0 L5		4-2 BB		0-0 F8		3 0 0 1 1 1 3			
Luis Sojo, R (1, 6) OBP: 0.250, SLG: 0.250 1 SAFE X			0-0 1B		0-0 G6-3	2-2 F9		0-0 G6-3		4 0 1 0 0 0 3			
Inning Stats	R: 0 E: 0 K: 1 S: 7 H: 0 LOB: 0 BB: 0 P: 11	R: 0 E: 0 K: 0 S: 9 H: 0 LOB: 0 BB: 0 P: 13	R: 0 E: 0 K: 1 S: 9 H: 1 LOB: 2 BB: 1 P: 15	R: 1 E: 0 K: 1 S: 12 H: 2 LOB: 2 BB: 1 P: 22	R: 0 E: 0 K: 0 S: 4 H: 0 LOB: 0 BB: 0 P: 5	R: 1 E: 0 K: 1 S: 20 H: 2 LOB: 3 BB: 2 P: 38	R: 2 E: 0 K: 1 S: 11 H: 1 LOB: 1 BB: 2 P: 23	R: 0 E: 0 K: 0 S: 5 H: 0 LOB: 0 BB: 0 P: 8	R: 2 E: 0 K: 1 S: 20 H: 3 LOB: 2 BB: 1 P: 28	1B: 7 2B: 0 3B: 0 HR: 2 SF: 0 SAC: 0 DP: 0 HBP: 0	WP: 0 PB: 0 SB: 0 CS: 0 PA: 43		
PITCHER	IP WLS BF H R ER SO BB IBB HBP BLK WP HR S P ERA WHIP											PITCHER	IP WLS BF H R ER SO BB IBB HBP BLK WP HR S P ERA WHIP
David Cone, R (1, 1) ERA: 4.5	8.0 W 36 6 4 4 5 6 0 0 0 0 2 77 135 4.50 1.500												
John Wetteland, R (9, 1) ERA: 18.0	1.0 7 3 2 2 1 1 0 0 0 0 0 20 28 18.00 4.000												

Seattle Mariners @ New York Yankees
 Yankee Stadium, Bronx, NY
 Tue Oct 03 1995, 7:05 PM EDT
 Att. 57,178 - Unknown - 75 F

livebaseballscorecards.com

AB	36
R	6
H	9
RBI	6
BB	7
SO	6
LOB	24



Batter	1	2	3	4	5	6	7	8	9
Wade Boggs, L OBP: 0.600, SLG: 1.400 Pat Kelly, R (8, PR) (9, 4)	2-0 F8		1-0 HR		2-2 L7		1-1 2B SF7 1B	1-1 1B 2B	
Bernie Williams, S OBP: 0.600, SLG: 0.800	1-0 L7		0-0 G3			1-0 1B G4-3 1B	0-1 HR 2B	2-2 BB 1B	
Paul O'Neill, L OBP: 0.400, SLG: 0.333	1-1 1B		2-2 G4-3			0-1 G4-3	2-2 SF7	4-1 BB	
Ruben Sierra, S OBP: 0.200, SLG: 0.800	0-3 K			0-0 G6-3		2-1 P2	2-1 HR	2-2 G4-3	
Don Mattingly, L OBP: 0.500, SLG: 0.750		1-1 F9		1-2 L8		3-1 1B 1B	3-2 2B		
Dion James, L OBP: 0.333, SLG: 0.333 Gerald Williams, R (6, PR) (7, 7)		1-2 L3		0-0 G3-1		1-2 1B 1B	1-3 K		
Mike Stanley, R OBP: 0.250, SLG: 0.250		0-1 F8			1-1 G5-3	2-1 SAFE FC4-6 1B	3-0 F9		
Tony Fernandez, S (1, 6)			2-2 G3		4-2 BB	0-1 FC4-6		2-2 G3	
Randy Velarde, R OBP: 0.500, SLG: 0.333 (9, 5)			0-1 HR 1B		0-0 F9		2-1 1B 2B HBP	3-1 F9	

Inning Stats	R: 0	H: 1	E: 0	K: 1	S: 7	LOB: 1	BB: 0	P: 11
	R: 0	H: 0	E: 0	K: 0	S: 7	LOB: 0	BB: 0	P: 9
	R: 2	H: 2	E: 0	K: 0	S: 11	LOB: 0	BB: 0	P: 16
	R: 0	H: 0	E: 0	K: 0	S: 5	LOB: 0	BB: 0	P: 6
	R: 0	H: 0	E: 0	K: 0	S: 10	LOB: 1	BB: 1	P: 17
	R: 2	H: 4	E: 0	K: 0	S: 14	LOB: 2	BB: 0	P: 23
	R: 4	H: 4	E: 0	K: 1	S: 19	LOB: 1	BB: 0	P: 33
	R: 1	H: 2	E: 0	K: 0	S: 18	LOB: 2	BB: 1	P: 32

PITCHER	IP	WLS	BF	H	R	ER	SO	BB	IBB	HBP	BLK	WP	HR	S	P	ERA	WHIP
Chris Bosio, R ERA: 6.35	(1, 1)	5.2	24	6	4	4	1	1	0	0	0	0	1	50	76	6.35	1.235
Jeff Nelson, R ERA: 27.0	(6, 1)	0.1	3	1	1	1	0	0	0	1	0	0	0	5	9	27.00	3.000
Bobby Ayala, R ERA: 81.0	(7, 1)	0.1	5	4	3	3	0	0	0	0	0	0	1	14	22	81.00	12.000
Bill Risley, R ERA:	(7, 1)	0.2	2	0	0	0	1	0	0	0	0	0	0	4	8	0.00	0.000
Bob Wells, R ERA: 9.0	(8, 1)	1.0	6	2	1	1	0	1	0	0	0	0	0	18	32	9.00	3.000


BOTTOM

AB	R	H	RBI	BB	SO	LOB
5	2	3	2	0	0	1
0	1	0	0	0	0	0
5	2	3	2	0	0	0
3	0	1	1	1	0	1
5	1	1	2	0	1	4
4	1	2	1	0	0	0
3	0	1	0	0	0	0
1	0	0	0	0	1	1
4	0	1	1	0	0	1
3	0	0	0	1	0	2
3	2	1	0	0	0	1

AB 36
R 9
H 13
RBI 9
BB 2
SO 2
LOB 11


WP: 0 PA: 40
PB: 0
SB: 0
CS: 0

SF: 1
SAC: 0
DP: 0
HBP: 1



Seattle Mariners @ New York Yankees
Yankee Stadium, Bronx, NY
Tue Oct 03 1995, 7:05 PM EDT
Att: 57,178 - Unknown - 75 F

livebaseballscorecards.com

Batter	1	2	3	4	5	6	7	8	9	10	11	12	13	14	15	AB R H RBI BB SO LOB	TOP	
Vince Coleman, S OBP: 0.300, SLG: 0.556 Chris Widger, R (9, 2)	G6-3 ①		HR ②		FC5-4 ① 1-2r		1B SF7-6-4		K ②			K ①		K ②		5 2 2 1 0 1 2 2 0 0 0 0 2 0	Seattle Mariners @ New York Yankees Yankee Stadium, Bronx, NY Wed Oct 04 1995, 7:05 PM EDT Att: 57,126 - Unknown - 72 F livebaseballscores.com AB 56 R 5 H 16 RBI 5 BB 3 SO 11 LOB 19 	
Luis Sojo, R OBP: 0.182, SLG: 0.182 (1, 6)	G6-3 ②		P5		FC5-4 ② 1-2r		1B SF7-5-4		K ③			P2 ②		K ③		7 0 1 1 0 2 2		
Ken Griffey Jr., L OBP: 0.417, SLG: 1.273 (1, 8)	F8 ③		BB 1B		G4-3 ③		SF7-5-4 ③ 1-2 3-H				P4 ①		HR		F8 ①	6 1 2 2 0 0 1		
Edgar Martinez, R OBP: 0.667, SLG: 0.700 (1, 10)																		
Jay Buhner, R OBP: 0.417, SLG: 0.455 (1, 9)			BB ③															
Mike Blowers, R Doug Strange, S (10, PH) (10, 5)			BB ②															
Tino Martinez, L OBP: 0.417, SLG: 0.300 (1, 3)																		
Dan Wilson, R Alex Diaz, S (9, PH) (9, 7)																		
Joey Cora, S OBP: 0.333, SLG: 0.375 Felix Fermin, R (13, 4)																		
Inning Stats	R: 0 H: 0 E: 0 K: 0 S: 8	R: 0 H: 1 E: 0 K: 0 S: 15	R: 1 H: 2 E: 0 K: 0 S: 11	R: 0 H: 0 E: 0 K: 0 S: 9	R: 0 H: 1 E: 0 K: 0 S: 14	R: 1 H: 2 E: 0 K: 0 S: 4	R: 2 H: 3 E: 0 K: 0 S: 13	R: 0 H: 1 E: 0 K: 2 S: 10	R: 0 H: 1 E: 0 K: 1 S: 8	R: 0 H: 1 E: 0 K: 0 S: 8	R: 0 H: 0 E: 0 K: 1 S: 8	R: 1 H: 2 E: 0 K: 2 S: 12	R: 0 H: 0 E: 0 K: 0 S: 6	R: 0 H: 0 E: 0 K: 3 S: 12	R: 0 H: 2 E: 0 K: 1 S: 14	1B: 11 SF: 1 2B: 4 SAC: 1 3B: 0 DP: 1 HR: 2 HBP: 0		WP: 0 PA: 62 PB: 0 SB: 0 CS: 2
PITCHER	IP WLS BF H R ER SO BB IBB HBP BLK WP HR S P ERA WHIP																	
Andy Pettitte, L ERA: 5.14 (1, 1)	7.0																	
Bob Wickman, R ERA: (8, 1)	1.1	6	2	0	0	2	0	0	0	0	0	0	0	0	0	0		0.00 1.500
John Wetteland, R ERA: 6.23 (9, 1)	3.1	13	3	1	1	4	0	0	0	0	1	32	50	2.70	0.900			
42 Mariano Rivera, R ERA: (12, 1)	3.1	W 12	2	0	0	5	0	0	0	0	0	35	49	0.00	0.600			

Batter	1	2	3	4	5	6	7	8	9	10	11	12	13	14	15	AB	R	H	RBI	BB	SO	LOB	BOTTOM									
Wade Boggs, L (1, 5) 20 Jorge Posada, S (12, PR) Russ Davis, R (13, 5) OBP: 1.000, SLG: 1.000	1-2 L8		0-1 F7		4-2 2B BB		0-1 G6-3		0-3 K			4-2 BB 2B BB		2-2 L4-3 1B		4	1	0	0	2	1	1										
Bernie Williams, S (1, 8) OBP: 0.417, SLG: 0.545	1-2 P6		3-2 P6		2-0 1-H 2B		1-2 F9		1-3 K			4-2 BB 2B BB		3-2 L4-3 1B		6	0	1	1	1	1	2										
Paul O'Neill, L (1, 9) OBP: 0.417, SLG: 0.667	0-0 1B		3-3 K		0-0 P4		2-1 HR		2-3 K			2-0 F7		4-0 BB		6	1	2	1	1	2	4										
Ruben Sierra, S (1, 10) OBP: 0.250, SLG: 0.833	0-0 F8				2-3 K		1-3 K		0-0 E4			1-1 1-H 2-H 2B		1-1 G4-3		7	1	2	2	0	2	2										
Don Mattingly, L (1, 3) OBP: 0.543, SLG: 0.900					4-0 K		1-0 HR		2-0 G3-6-3					2-2 SH3-4 1B		6	1	3	1	1	1	1										
Dion James, L (1, 7) Gerald Williams, R (7, 7) Darryl Strawberry, L (11, PH) Pat Kelly, R (12, 4)					2-3 FC6-4 BB		1-0 G4-3		1-2 G6-3					0-0 SH3-4 1B		3	0	0	0	0	0	1	2									
Jim Leyritz, R (1, 2) OBP: 0.286, SLG: 0.667					0-0 FC6-4 1-2		1-0 HBP		0-0 E6					2-0 G1-3		6	1	1	2	0	0	3										
Tony Fernandez, S (1, 6) OBP: 0.300, SLG: 0.125					0-1 F8		0-0 1B		1-0 FC5-4					4-0 IBB		5	0	1	0	1	1	3										
Randy Velarde, R (1, 4) OBP: 0.300, SLG: 0.125 (12, 7)					4-0 BB		1-2 F8		2-2 F8					1-2 P3		5	0	0	0	1	1	3										
Inning Stats	R: 0 H: 1 E: 0 LOB: 1 K: 0 BB: 0 S: 8 P: 10	R: 0 H: 1 E: 0 LOB: 1 K: 0 BB: 0 S: 7 P: 10	R: 0 H: 0 E: 0 LOB: 1 K: 1 BB: 1 S: 9 P: 19	R: 0 H: 0 E: 0 LOB: 1 K: 2 BB: 1 S: 8 P: 16	R: 1 H: 2 E: 0 LOB: 1 K: 0 BB: 1 S: 14 P: 23	R: 2 H: 2 E: 0 LOB: 1 K: 0 BB: 0 S: 8 P: 15	R: 1 H: 1 E: 0 LOB: 0 K: 1 BB: 0 S: 10 P: 14	R: 0 H: 0 E: 1 LOB: 1 K: 1 BB: 0 S: 9 P: 12	R: 0 H: 0 E: 0 LOB: 0 K: 2 BB: 0 S: 8 P: 10	R: 0 H: 0 E: 1 LOB: 0 K: 1 BB: 0 S: 5 P: 9	R: 0 H: 0 E: 0 LOB: 0 K: 2 BB: 0 S: 8 P: 12	R: 1 H: 1 E: 0 LOB: 3 K: 1 BB: 2 S: 11 P: 23	R: 0 H: 1 E: 0 LOB: 2 K: 0 BB: 1 S: 11 P: 20	R: 0 H: 1 E: 0 LOB: 1 K: 0 BB: 1 S: 8 P: 18	R: 2 H: 1 E: 0 LOB: 0 K: 0 BB: 1 S: 6 P: 14	1B: 5 SF: 0 2B: 3 SAC: 1 3B: 0 DP: 2 HR: 4 HBP: 1	WP: 0 PA: 61 PB: 0 SB: 0 CS: 0															
PITCHER	IP WLS BF H R ER SO BB IBB HBP BLK WP HR S P ERA WHIP																PITCHER	IP WLS BF H R ER SO BB IBB HBP BLK WP HR S P ERA WHIP														
Andy Benes, R (1, 1) ERA: 5.4	5.0	23	6	3	3	3	0	0	0	0	0	0	0	0	0	5.40	1.800															
Bill Ritsley, R (6, 1) ERA:	1.0	4	0	0	0	0	0	1	0	0	0	0	0	0	0	0.00	0.000															
Norm Charlton, L (7, 1) ERA: 2.25	4.0	14	1	1	1	5	0	0	0	0	1	32	45	2.25	0.250																	
Jeff Nelson, R (11, 1) ERA: 10.8	1.1	5	0	1	1	3	1	0	0	0	0	14	23	6.75	0.750																	
Tim Belcher, R (12, 1) ERA: 6.0	3.0	L 15	4	2	2	0	3	1	0	0	0	1	30	6.00	2.333																	

Seattle Mariners @ New York Yankees
 Yankee Stadium, Bronx, NY
 Wed Oct 04 1995, 7:05 PM EDT
 Att: 57,126 - Unknown - 72 F

AB	51
R	7
H	11
RBI	7
BB	8
SO	11
LOB	21



Batter	1	2	3	4	5	6	7	8	9	AB R H RBI BB SO LOB	TOP
Randy Velarde, R (1, 7) OBP: 0.286, SLG: 0.091	1-0 F9		0-1 G4-3			4-1 1B BB	3-3 K			3 0 0 0 1 1 1	
Bernie Williams, S (1, 8) OBP: 0.563, SLG: 1.071	4-1 S BB			1-1 HR		1-1 BB 1B		1-0 HR		3 2 3 2 1 0 0	
Mike Stanley, R (1, 2) OBP: 0.375, SLG: 0.750	3-0 F8			2-2 L7		1-2 SAFE BB 1B		0-0 HR		4 1 2 1 0 0 1	
Ruben Sierra, S (1, 10) OBP: 0.250, SLG: 0.667	1-1 P4			3-1 G4-3		4-0 BB		1-2 G6-3		3 0 0 0 1 0 1	
Don Mattingly, L (1, 3) OBP: 0.400, SLG: 0.643				1-3 K		0-3 K		3-2 L7		4 0 0 0 0 3 3	
Gerald Williams, R (1, 9) Paul O'Neill, L (8, PH) OBP: 0.385, SLG: 0.600 (8, 9)				2-2 G6-3		1-3 K		2-3 K		2 1 0 0 1 1 0 1 0 0 0 0 1 0	
Russ Davis, R (1, 5) OBP: 0.200, SLG: 0.200				3-3 K		2-0 P3		2-3 K		4 0 0 0 0 2 1	
Tony Fernandez, S (1, 6) OBP: 0.286, SLG: 0.167				0-0 G4-3		2-3 K		0-0 1B		4 0 1 0 0 1 0	
Pat Kelly, R (1, 4)				1-3 K		1-3 K		3-1 SF7		3 0 0 1 0 3 0	
Inning Stats	R: 0 E: 0 K: 0 S: 5 H: 0 LOB: 1 BB: 1 P: 14	R: 0 E: 0 K: 2 S: 10 H: 0 LOB: 0 BB: 0 P: 17	R: 0 E: 0 K: 1 S: 7 H: 0 LOB: 0 BB: 0 P: 8	R: 1 E: 0 K: 1 S: 11 H: 1 LOB: 0 BB: 0 P: 18	R: 0 E: 0 K: 2 S: 8 H: 0 LOB: 0 BB: 0 P: 13	R: 0 E: 0 K: 2 S: 13 H: 2 LOB: 3 BB: 2 P: 24	R: 1 E: 0 K: 2 S: 11 H: 1 LOB: 1 BB: 1 P: 23	R: 2 E: 0 K: 1 S: 16 H: 2 LOB: 0 BB: 0 P: 23	R: 0 E: 0 K: 1 S: 6 H: 0 LOB: 0 BB: 0 P: 10	1B: 3 2B: 0 3B: 0 HR: 3 SF: 1 SAC: 0 DP: 0 HBP: 0	WP: 0 PB: 0 SB: 1 CS: 0 PA: 36
PITCHER	IP WLS BF H R ER SO BB IBB HBP BLK WP HR S P ERA WHIP										
Randy Johnson, L (1, 1) ERA: 2.57	7.0 W 28 4 2 2 10 4 0 0 0 0 0 1 65 117 2.57 1.143										
Bill Risley, R (8, 1) ERA: 7.71	0.2 4 2 2 2 0 0 0 0 0 0 0 2 13 18 27.00 3.000										
Norm Charlton, L (8, 1) ERA: 1.69	1.1 S 4 0 0 0 2 0 0 0 0 0 0 0 9 15 0.00 0.000										

New York Yankees @ Seattle Mariners
The Kingdom, Seattle, WA
Fri Oct 06 1995, 10:05 PM EDT
Att: 57,944 - Dome - 68 F

livebaseballscorecards.com

AB	31
R	4
H	6
RBI	4
BB	4
SO	12
LOB	7



Batter	1	2	3	4	5	6	7	8	9
Vince Coleman, S OBP: 0.357, SLG: 0.692 (1, 7)	1-3 K			1-2 G3		2-1 1B 3B	3-2 SH1-3 E 1B		
Joey Cora, S OBP: 0.333, SLG: 0.300 (1, 4)	2-2 F9			3-1 G4-3		4-1 1B S 1B BB	0-0 SH1-3		
Ken Griffey Jr., L OBP: 0.375, SLG: 1.000 (1, 8)	0-0 F8			1-1 P6		3-3 K	4-0 E S BB		
Edgar Martinez, R OBP: 0.688, SLG: 0.636 (1, 10)		0-0 G6-3			4-2 HR BB	4-0 1B 1B 1B IBB	4-1 E 1-2 2-3 IBB		
Tino Martinez, L OBP: 0.500, SLG: 0.643 (1, 3)		3-1 G6-4-3 1B			1-0 HR	0-0 1B 1B 1-2 2-3 3-H SF9 1B	2-0 F7		
Jay Buhner, R OBP: 0.375, SLG: 0.400 (1, 9)		0-0 G6-4-3			1-3 K	0-0 E 1B 1-2 2-3 3-H 1B	1-1 F8		
Mike Blowers, R OBP: 0.385, SLG: 0.111 (1, 5)			4-0 G4-6-3 BB		2-1 WP G5-3 HBP	1-0 1-2 2-3 3-H 1B		1-3 K	
Luis Sojo, R OBP: 0.133, SLG: 0.143 (1, 6)			0-1 G4-6-3		0-2 G5-3	1-0 SF9		0-1 L4	
Dan Wilson, R (1, 2)			1-1 F8		2-3 K	2-3 K		1-3 K	

AB	R	H	RBI	BB	SO	LOB
4	2	2	0	0	1	0
2	1	0	0	1	0	0
3	0	0	0	1	1	2
1	2	0	0	3	0	0
4	2	3	3	0	0	2
4	0	1	1	0	1	3
2	0	1	1	1	1	0
3	0	0	1	0	0	2
4	0	0	0	0	3	3

New York Yankees @ Seattle Mariners
The Kingdome, Seattle, WA
Fri Oct 06 1995, 10:05 PM EDT
Att: 57,944 - Dome - 68 F

AB	27
R	7
H	7
RBI	6
BB	6
SO	7
LOB	12



1B: 5	SF: 1
2B: 0	SAC: 1
3B: 1	DP: 2
HR: 1	HBP: 1

WP: 1	PA: 36
PB: 0	
SB: 3	
CS: 0	

Inning Stats																																																																															
R: 0		H: 0		E: 0		K: 1		S: 9		R: 0		H: 1		E: 0		K: 0		S: 4		R: 0		H: 0		E: 0		K: 0		S: 4		R: 0		H: 0		E: 0		K: 0		S: 7		R: 2		H: 1		E: 0		K: 2		S: 16		R: 4		H: 4		E: 1		K: 2		S: 16		R: 1		H: 1		E: 1		K: 0		S: 9		R: 0		H: 0		E: 0		K: 2		S: 8	
PITCHER Jack McDowell, R (1, 1) 5.1 WLS L 22 BF 3 H 5 R 5 ER 4 SO 3 BB 1 IBB 1 HBP 0 BLK 0 WP 1 HR 1 S 46 P 85 ERA 8.44 WHIP 1.125 Steve Howe, L (6, 1) 0.0 WLS 1 BF 1 H 0 R 0 ER 0 SO 0 BB 0 IBB 0 HBP 0 BLK 0 WP 0 HR 1 S 1 P 1 ERA ∞ WHIP ∞ Bob Wickman, R (6, 1) 0.2 WLS 4 BF 2 H 1 R 1 ER 1 SO 0 BB 0 IBB 0 HBP 0 BLK 0 WP 0 HR 9 S 13 P 13.50 ERA 3.000 WHIP 3.000 Sterling Hitchcock, L (7, 1) 0.2 WLS 5 BF 1 H 1 R 0 ER 0 SO 1 BB 1 IBB 0 HBP 0 BLK 0 WP 0 HR 7 S 20 P 0.00 ERA 3.000 WHIP 3.000 42 Mariano Rivera, R (7, 1) 1.1 WLS 4 BF 0 H 0 R 0 ER 2 SO 0 BB 0 IBB 0 HBP 0 BLK 0 WP 0 HR 10 S 13 P 0.00 ERA 0.000 WHIP 0.000															PITCHER IP WLS BF H R ER SO BB IBB HBP BLK WP HR S P ERA WHIP 																																																																

AB	R	H	RBI	BB	SO	LOB
4	2	2	0	0	1	0
2	1	0	0	1	0	0
3	0	0	0	1	1	2
1	2	0	0	3	0	0
4	2	3	3	0	0	2
4	0	1	1	0	1	3
2	0	1	1	1	1	0
3	0	0	1	0	0	2
4	0	0	0	0	3	3

Batter	1	2	3	4	5	6	7	8	9	AB R H RBI BB SO LOB	TOP					
Wade Boggs, L (1, 5) OBP: 0.471, SLG: 0.714 Pat Kelly, R (9, PR)	1-1 1B SF5 2B	2-2 G4-6-3		4-1 1B BB		3-3 K		2-0 WP 1B	1-2 FC3-6	5 1 2 1 1 1 4 0 0 0 0 0 0 0						
Bernie Williams, S (1, 8) OBP: 0.545, SLG: 0.895	0-1 SF5 BB 1B		4-2 HR BB	1-3 K		2-2 1B		2-1 F9	3-2 F8	5 2 2 0 1 1 5						
Paul O'Neill, L (1, 9) OBP: 0.500, SLG: 0.846	4-2 SF5 1B BB		2-1 HR	3-2 1B		3-3 K		4-2 BB		3 2 2 2 2 1 1						
Ruben Sierra, S (1, 10) OBP: 0.238, SLG: 0.632	1-0 SF5		1-0 G1-3	3-3 K			2-0 G4-3 2B	3-3 K		4 0 1 1 0 2 4						
Don Mattingly, L (1, 3) OBP: 0.500, SLG: 0.789	1-1 FC4 1B		1-2 2B		0-1 F9 2B		2-1 P6		1-1 G4-3 1B 1B	5 1 4 2 0 0 1						
Dion James, L (1, 7) OBP: 0.100, SLG: 0.100 Gerald Williams, R (8, 7) Darryl Strawberry, L (9, PH)	3-1 FC4		2-1 F8		1-2 F9		2-2 G4-3		0-2 G4-3	4 0 0 0 0 0 4 0 0 0 0 0 0 0 1 0 0 0 0 0 1						
Mike Stanley, R (1, 2) OBP: 0.385, SLG: 0.583	1-3 K		4-0 FC6 BB		2-0 G4-3		2-1 F8		0-0 BB 1B FC3-6 1B	4 1 1 1 1 1 3						
Tony Fernandez, S (1, 6) OBP: 0.263, SLG: 0.176		2-1 G6-3	1-2 FC6		0-1 F7			2-0 G6-3	3-2 FC3-6 BB 1B	5 0 1 0 0 0 3						
Randy Velarde, R (1, 4) OBP: 0.421, SLG: 0.154		4-2 G4-6-3 BB		1-0 G5-3		1-1 CS 1B		4-2 F9 1B WP BB	4-2 FC3-6 BB	2 1 1 0 3 0 0						
Inning Stats	R: 3 H: 3 E: 0 LOB: 1 K: 1 BB: 1 S: 15 P: 26	R: 0 H: 0 E: 0 LOB: 0 K: 0 BB: 1 S: 7 P: 15	R: 2 H: 2 E: 0 LOB: 2 K: 0 BB: 2 S: 13 P: 28	R: 0 H: 1 E: 0 LOB: 2 K: 2 BB: 1 S: 11 P: 23	R: 0 H: 1 E: 0 LOB: 1 K: 0 BB: 0 S: 9 P: 12	R: 0 H: 2 E: 0 LOB: 1 K: 2 BB: 0 S: 15 P: 23	R: 0 H: 1 E: 0 LOB: 1 K: 0 BB: 0 S: 8 P: 16	R: 1 H: 1 E: 0 LOB: 2 K: 1 BB: 2 S: 12 P: 29	R: 2 H: 3 E: 0 LOB: 3 K: 0 BB: 1 S: 18 P: 30	1B: 9 SF: 1 2B: 5 SAC: 0 3B: 0 DP: 2 HR: 1 HBP: 0	WP: 1 PA: 47 PB: 0 SB: 0 CS: 1					
PITCHER	IP WLS BF H R ER SO BB IBB HBP BLK WP HR S P ERA WHIP															
Chris Bosio, R (1, 1) ERA: 10.57	2.0	12	4	5	5	1	3	0	0	0	0	1	26	51	22.50	3.500
Jeff Nelson, R (3, 1) ERA: 3.18	4.0	19	6	0	0	4	2	0	0	0	0	0	45	79	0.00	2.000
Tim Belcher, R (7, 1) ERA: 6.23	1.1	5	0	1	1	0	1	0	0	0	0	0	11	23	6.75	0.750
Norm Charlton, L (8, 1) ERA: 3.0	0.2	W	5	2	1	1	1	0	0	0	1	0	10	22	13.50	4.500
Bobby Ayala, R (9, 1) ERA: 54.0	0.1		4	2	0	0	1	0	0	0	0	0	9	16	0.00	9.000
PITCHER	IP WLS BF H R ER SO BB IBB HBP BLK WP HR S P ERA WHIP															
Bill Risley, R (9, 1) ERA: 6.0	0.2	S	2	0	1	0	0	0	0	0	0	0	7	11	13.50	0.000

New York Yankees @ Seattle Mariners
The Kingdom, Seattle, WA
Sat Oct 07 1995, 6:33 AM EDT
Att: 57,180 - Dome - 68 F

livebaseballscorecards.com

AB	38
R	8
H	14
RBI	7
BB	8
SO	6
LOB	26



Batter	1	2	3	4	5	6	7	8	9	AB	R	H	RBI	BB	SO	LOB
Vince Coleman, S OBP: 0.316, SLG: 0.529 (1, 7)	G4-3	FC6-4	K		P5			HBP HR BB		4	1	0	0	1	1	5
Joey Cora, S OBP: 0.412, SLG: 0.357 (1, 4)	BB BB		HR 1B	F7		F7		HBP HR 1B		4	2	2	0	1	0	0
Ken Griffey Jr., L OBP: 0.429, SLG: 1.056 (1, 8)	K		HR 1B	K		HR		HR HBP		4	3	2	1	0	2	1
Edgar Martinez, R OBP: 0.714, SLG: 1.067 (1, 10)	BB		HR	1B		G6-3		HR		4	2	3	7	1	0	0
Tino Martinez, L OBP: 0.429, SLG: 0.526 (1, 3)	G6-3		SH5-4 BB SF8 1B	L8		K		L7		5	1	1	0	0	1	3
Jay Buhner, R OBP: 0.476, SLG: 0.632 (1, 9)		G5-3	SH5-4 BB		G4-3 E 1B		FC4-6 1B	HR		4	2	3	1	1	0	0
Mike Blowers, R OBP: 0.353, SLG: 0.154 (1, 5)		L9	SH5-4		K		FC4-6	1B		4	0	1	0	0	1	2
Luis Sojo, R OBP: 0.250, SLG: 0.278 Felix Fermin, R (9, 6)	1B 1B		SF8		E 1B		F9	G5-4-3 1B		4	0	3	1	0	0	1
Dan Wilson, R OBP: 0.188, SLG: 0.071 (1, 2)	FC6-4 1B				G4-3		L3	G5-4-3		0	0	0	0	0	0	0
										4	0	1	0	1	0	4

Inning Stats	R: 0	H: 0	E: 0	K: 11	S: 11	LOB: 2	BB: 21	P: 2
	R: 0	H: 2	E: 0	K: 9	S: 9	LOB: 2	BB: 0	P: 14
	R: 4	H: 4	E: 0	K: 18	S: 18	LOB: 2	BB: 2	P: 30
	R: 0	H: 1	E: 0	K: 13	S: 13	LOB: 1	BB: 0	P: 20
	R: 1	H: 2	E: 1	K: 9	S: 9	LOB: 1	BB: 0	P: 16
	R: 1	H: 1	E: 0	K: 10	S: 10	LOB: 0	BB: 0	P: 17
	R: 0	H: 1	E: 0	K: 10	S: 10	LOB: 1	BB: 0	P: 16
	R: 5	H: 5	E: 0	K: 15	S: 15	LOB: 1	BB: 1	P: 23

PITCHER	IP	WLS	BF	H	R	ER	SO	BB	IBB	HBP	BLK	WP	HR	S	P	ERA	WHIP
Scott Kamieniecki, R ERA: 7.2 (1, 1)	5.0		28	9	5	4	4	4	4	0	0	0	1	60	101	7.20	2.600
Sterling Hitchcock, L ERA: 5.4 (6, 1)	1.0		4	1	1	1	1	0	0	0	0	0	1	10	17	9.00	1.000
Bob Wickman, R ERA: (7, 1)	1.0		4	1	0	0	0	0	0	0	0	0	0	10	16	0.00	1.000
John Wetteland, R ERA: 14.54 (8, 1)	0.0	L	4	2	4	4	0	1	0	1	0	0	1	7	15	∞	∞
Steve Howe, L ERA: 18.0 (8, 1)	1.0		5	3	1	1	0	0	0	0	0	0	1	8	8	9.00	3.000


BOTTOM

New York Yankees @ Seattle Mariners
The Kingdome, Seattle, WA


Sat Oct 07 1995, 6:33 AM EDT
Att: 57,180 - Dome - 68 F

livebaseballscores.com

AB	37
R	11
H	16
RBI	10
BB	5
SO	5
LOB	16



1B:	12	SF:	1	WP:	0	PA:	45
2B:	0	SAC:	1	PB:	0	SB:	0
3B:	0	DP:	1	CS:	0		
HR:	4	HBP:	1				

Batter	1	2	3	4	5	6	7	8	9	10	11	AB R H RBI BB SO LOB	TOP
Wade Boggs, L (1, 5) OBP: 0.364, SLG: 0.526 Jim Leyritz, R (11, PH) OBP: 0.250, SLG: 0.571 (11, 2)	2-3 K			1-1 F7		2-3 K	1-2 G3-1		0-3 K		1-3 K	5 0 0 0 0 3 2 1 0 0 0 0 1 2	
Bernie Williams, S (1, 8) OBP: 0.571, SLG: 0.810	1-3 K			4-1 HR BB		4-1 BB 2B BB	4-1 BB		2-0 P4		4-0 IBB	2 2 0 0 4 1 2	
Paul O'Neill, L (1, 9) OBP: 0.458, SLG: 0.833	3-1 F7			0-0 HR		4-0 BB 2B BB	1-0 F7		0-1 P2		1-3 K	5 2 1 2 1 1 5	
Ruben Sierra, S (1, 10) OBP: 0.231, SLG: 0.522			2-0 F8	0-0 F8		4-1 2B BB			0-3 K		2-3 K	4 0 0 0 1 2 0	
Don Mattingly, L (1, 3) OBP: 0.440, SLG: 0.708			3-2 F7	1-0 F9		0-0 2B			3-2 F7		1-3 K	5 0 1 2 0 1 0	
Dion James, L (1, 7) OBP: 0.154, SLG: 0.083 Gerald Williams, R (6, PR) (6, 7)			2-2 G3		1-1 G3	4-0 IBB			4-2 FC6-4 BB		1-3 K	2 0 0 0 1 0 0 1 0 0 0 1 1 0	
Mike Stanley, R (1, 2) OBP: 0.389, SLG: 0.500 Pat Kelly, R (11, PR) (11, 4)			1-0 G6-3 1B		0-0 G5-3	3-2 P2			0-0 FC6-4		4-0 SH3-4 1B BB	4 0 1 0 1 0 4 0 1 0 0 0 0 0	AB 37 R 5 H 6 RBI 5 BB 10 SO 12 LOB 20
Tony Fernandez, S (1, 6) OBP: 0.304, SLG: 0.333			1-1 G6-3		0-1 2B	3-2 F7			1-0 2B		0-0 SH3-4	4 0 2 0 0 0 4	
Randy Velarde, R (1, 4) OBP: 0.417, SLG: 0.176 (11, 5)			2-3 K		0-0 P2		3-3 K		4-2 BB		1-0 1B	4 0 1 1 1 2 1	
Inning Stats	R: 0 H: 0 E: 0 LOB: 0 K: 2 BB: 0 S: 8 P: 14	R: 0 H: 0 E: 0 LOB: 0 K: 0 BB: 0 S: 8 P: 15	R: 0 H: 1 E: 0 LOB: 0 K: 1 BB: 0 S: 8 P: 12	R: 2 H: 1 E: 0 LOB: 0 K: 0 BB: 1 S: 6 P: 12	R: 0 H: 1 E: 0 LOB: 1 K: 0 BB: 0 S: 6 P: 7	R: 2 H: 1 E: 0 LOB: 3 K: 1 BB: 4 S: 16 P: 40	R: 0 H: 0 E: 0 LOB: 1 K: 1 BB: 1 S: 8 P: 17	R: 0 H: 0 E: 0 LOB: 1 K: 1 BB: 1 S: 11 P: 18	R: 0 H: 1 E: 0 LOB: 2 K: 1 BB: 1 S: 9 P: 16	R: 0 H: 0 E: 0 LOB: 0 K: 3 BB: 0 S: 11 P: 15	R: 1 H: 1 E: 0 LOB: 2 K: 2 BB: 2 S: 10 P: 21	1B: 2 SF: 0 2B: 3 SAC: 1 3B: 0 DP: 1 HR: 1 HBP: 0	WP: 0 PA: 48 PB: 0 SB: 0 CS: 0
PITCHER	IP WLS BF H R ER SO BB IBB HBP BLK WP HR S P ERA WHIP												
Andy Benes, R (1, 1) ERA: 5.4	6.2 29 4 4 4 5 5 1 0 0 0 1 59 115 5.40 1.350												
Norm Charlton, L (7, 1) ERA: 2.45	1.1 7 1 0 0 1 2 0 0 0 0 0 0 15 28 0.00 2.250												
Randy Johnson, L (9, 1) ERA: 2.7	3.0 W 12 1 1 1 6 1 1 0 0 0 0 0 27 44 3.00 0.667												

New York Yankees @ Seattle Mariners
The Kingdome, Seattle, WA
Sun Oct 08 1995, 6:33 AM EDT
Att. 57,411 - Dome - 68 F

livebaseballscores.com

Batter	1	2	3	4	5	6	7	8	9	10	11	AB R H RBI BB SO LOB	BOTTOM																
Vince Coleman, S OBP: 0.280, SLG: 0.435 (1, 7)	F7		F8		L6		L3		SH3-4 1B	FC3-6		6 0 1 0 0 0 2	New York Yankees @ Seattle Mariners The Kingdome, Seattle, WA Sun Oct 08 1995, 6:33 AM EDT Att. 57,411 - Dome - 68 F livebaseballscorecards.com																
Joey Cora, S OBP: 0.409, SLG: 0.526 (1, 4)	F8		HR		P4			F9	SH3-4		1B 2B 1B	5 2 2 1 0 0 0																	
Ken Griffey Jr., L OBP: 0.444, SLG: 1.043 (1, 8)	P6		F9		K			HR	FC6-4 IBB		1B 2B 1B	5 2 2 1 1 1 0																	
Edgar Martinez, R OBP: 0.667, SLG: 1.000 (1, 10)		WP 1B 1B			P3			G6-3	K		1B 2B	6 0 3 2 0 1 2																	
Tino Martinez, L OBP: 0.480, SLG: 0.591 Alex Rodriguez, R (8, PR) (9, 6)		WP 1B			WP 1B 2B			BB 1B BB	FC6-4		1B	3 1 2 0 1 1 1 1 1 0 0 0 0 2																	
Jay Buhner, R OBP: 0.500, SLG: 0.625 (1, 9)		K			K			BB 1B BB			FC4-6 1B	5 0 3 1 0 2 3																	
Luis Sojo, R OBP: 0.227, SLG: 0.250 Warren Newson, L (6, PH) Felix Fermin, R (7, 6) Alex Diaz, S OBP: 0.500, SLG: 0.333 Chris Widger, R (9, 2)		K			L4			BB BB			K	2 0 0 0 0 1 3 1 0 0 0 0 1 1 0 0 0 0 0 0 0 0 0 0 0 1 0 0 1 0 0 0 0 1 1																	
Dan Wilson, R OBP: 0.211, SLG: 0.118 Doug Strange, S (8, PH) (9, 5)		K			FC6 1B			K			FC4-6 1B	3 0 1 0 0 2 2 1 0 0 1 1 0 1																	
Mike Blowers, R OBP: 0.318, SLG: 0.167 (1, 5) (9, 3)			F9		FC6			K			FC3-6 1B	5 0 1 0 0 2 5																	
Inning Stats	R: 0 H: 0 E: 0 K: 0 S: 5	H: 0 LOB: 0 BB: 0 P: 8	R: 0 H: 2 E: 0 K: 3 S: 15	H: 2 LOB: 2 BB: 0 P: 25	R: 1 H: 1 E: 0 K: 0 S: 12	H: 1 LOB: 0 BB: 0 P: 21	R: 1 H: 3 E: 0 K: 0 S: 14	H: 3 LOB: 2 BB: 0 P: 25	R: 0 H: 0 E: 0 K: 1 S: 8	H: 0 LOB: 0 BB: 0 P: 12	R: 0 H: 1 E: 0 K: 3 S: 13	H: 1 LOB: 1 BB: 0 P: 18		R: 0 H: 0 E: 0 K: 2 S: 7	H: 0 LOB: 0 BB: 0 P: 9	R: 2 H: 2 E: 0 K: 1 S: 15	H: 2 LOB: 3 BB: 3 P: 32	R: 0 H: 1 E: 0 K: 1 S: 10	H: 1 LOB: 2 BB: 1 P: 16	R: 0 H: 2 E: 0 K: 1 S: 11	H: 2 LOB: 2 BB: 0 P: 13	R: 2 H: 3 E: 0 K: 0 S: 5	H: 3 LOB: 1 BB: 0 P: 8	1B: 10 SF: 0 2B: 3 SAC: 1 3B: 0 DP: 0 HR: 2 HBP: 0	WP: 2 PA: 49 PB: 0 SB: 0 CS: 0				
PITCHER	IP WLS BF H R ER SO BB IBB HBP BLK WP HR S P ERA WHIP														IP WLS BF H R ER SO BB IBB HBP BLK WP HR S P ERA WHIP														
David Cone, R ERA: 4.6 (1, 1)	7.2	35	9	4	4	9	3	0	0	0	2	2	86	147	4.70	1.565													
42 Mariano Rivera, R ERA: (8, 1)	0.2	4	1	0	0	1	0	1	0	0	0	0	8	12	0.00	1.500													
Jack McDowell, R ERA: 9.0 (9, 1)	1.2	L	10	5	2	2	2	0	0	0	0	0	21	28	10.80	3.000													

