

New York Yankees - 1995

Batter	1	2	3	4	5	6	7	8	9	AB	R	H	RBI	BB	SO	LOB	TOP										
Luis Polonia, L OBP: 0.250, SLG: 0.250	G1-3		L9		G5-3				SH5-4	4	0	1	0	0	0	0	<p>New York Yankees @ Kansas City Royals Kauffman Stadium, Kansas City, MO</p> <p>Fri Apr 28 1995, 7:05 PM CDT Att: 15,026 - Unknown - 63 F</p> <p>livebaseballscorecards.com</p>										
Wade Boggs, L OBP: 0.300, SLG: 0.444	G1-3		1B		1B		L8		K	5	1	2	0	0	1	2											
Paul O'Neill, L OBP: 0.400, SLG: 0.143	K		K		F7		G4-3		1B	4	1	0	0	1	2	3											
Danny Tartabull, R OBP: 0.900, SLG: 1.600		1B	1B		1B				1B	2	1	2	0	2	0	0											
Don Mattingly, L OBP: 0.300, SLG: 0.300		BB	BB		G4-3				F8	5	0	3	4	0	0	3											
Mike Stanley, R OBP: 0.222, SLG: 0.222	L6				G5-3				L8	5	0	0	0	0	1	4											
Bernie Williams, S OBP: 0.375, SLG: 0.714	F9		F9		F9					4	0	1	0	0	0	1											
Tony Fernandez, S OBP: 0.500, SLG: 0.500										2	0	0	0	2	2	2											
Pat Kelly, R OBP: 0.500, SLG: 0.500	L9		P3						SH5-4	4	1	1	0	0	0	3											
Inning Stats	R: 0 E: 0 K: 1 S: 8	H: 0 LOB: 0 BB: 0 P: 16	R: 1 E: 0 K: 0 S: 12	H: 2 LOB: 2 BB: 1 P: 24	R: 1 E: 0 K: 1 S: 12	H: 2 LOB: 1 BB: 1 P: 22	R: 0 E: 0 K: 0 S: 7	H: 0 LOB: 1 BB: 1 P: 12	R: 0 E: 0 K: 2 S: 8	H: 1 LOB: 1 BB: 0 P: 13	R: 0 E: 0 K: 1 S: 15	H: 1 LOB: 2 BB: 0 P: 22	R: 2 E: 0 K: 1 S: 15	H: 2 LOB: 2 BB: 2 P: 30	1B: 8 2B: 2 3B: 0 HR: 0	SF: 0 SAC: 1 DP: 0 HBP: 1	WP: 0 PB: 0 SB: 2 CS: 0	PA: 42									
PITCHER	IP	WLS	BF	H	R	ER	SO	BB	IBB	HBP	BLK	WP	HR	S	P	ERA	WHIP										
Mark Gubicza, R ERA: 4.5	4.0	L	18	4	2	2	2	3	0	0	0	0	0	39	74	4.50	1.750										
Chris Haney, L ERA: 4.5	4.0		17	4	0	0	3	0	0	1	0	0	0	44	70	0.00	1.000										
Hipolito Pichardo, R ERA: 27.0	0.2		5	1	2	2	1	1	1	0	0	0	0	9	23	27.00	3.000										
Billy Brewer, L ERA: 9.0	0.0		1	1	0	0	0	0	0	0	0	0	0	3	4	=	=										
Rusty Meacham, R ERA: 9.0	0.1		1	0	0	0	0	0	0	0	0	0	0	3	3	0.00	0.000										

Batter	1	2	3	4	5	6	7	8	9	AB	R	H	RBI	BB	SO	LOB	BOTTOM										
Michael Tucker, L OBP: 0.167, SLG: 0.167	F7				G3-1					3	0	0	0	0	1	1	<p>New York Yankees @ Kansas City Royals Kauffman Stadium, Kansas City, MO</p> <p>Fri Apr 28 1995, 7:05 PM CDT Att: 15,026 - Unknown - 63 F</p> <p>livebaseballscorecards.com</p>										
Keith Miller, R OBP: 0.500, SLG: 0.500			K							1	0	1	0	0	0	0											
Tom Goodwin, L OBP: 0.429, SLG: 0.500	L8		P4							3	0	1	0	0	0	0											
Phil Hiatt, R										1	0	0	0	0	1	1											
Wally Joyner, L OBP: 0.375, SLG: 0.500	G6-3									4	0	1	0	0	0	1											
Bob Hamelin, L OBP: 0.250, SLG: 0.286		G3-1		G3-1						4	0	0	0	0	0	3											
Felix Jose, S		F8		K						4	0	0	0	0	2	1											
Pat Borders, R OBP: 0.333, SLG: 0.333					G5-3					3	0	1	0	0	0	0											
Brent Mayne, L OBP: 0.500, SLG: 0.500		FC5								1	0	0	0	0	0	0											
Gary Gaetti, R OBP: 0.250, SLG: 0.375										4	1	2	0	0	0	0											
Greg Gagne, R OBP: 0.714, SLG: 0.833										3	0	2	1	0	0	2											
Jose Lind, R OBP: 0.286, SLG: 0.333										3	0	0	0	0	0	1											
Inning Stats	R: 0 E: 0 K: 0 S: 8	H: 0 LOB: 0 BB: 0 P: 11	R: 0 E: 0 K: 0 S: 7	H: 2 LOB: 0 BB: 0 P: 9	R: 0 E: 0 K: 1 S: 7	H: 0 LOB: 0 BB: 0 P: 11	R: 0 E: 0 K: 1 S: 7	H: 0 LOB: 0 BB: 0 P: 14	R: 1 E: 0 K: 0 S: 12	H: 2 LOB: 1 BB: 0 P: 23	R: 0 E: 0 K: 0 S: 11	H: 1 LOB: 1 BB: 0 P: 17	R: 0 E: 0 K: 0 S: 6	H: 1 LOB: 1 BB: 0 P: 9	R: 0 E: 0 K: 1 S: 14	H: 2 LOB: 2 BB: 0 P: 20	R: 0 E: 0 K: 1 S: 9	H: 0 LOB: 0 BB: 0 P: 13	1B: 5 2B: 3 3B: 0 HR: 0	SF: 0 SAC: 0 DP: 0 HBP: 0	WP: 0 PB: 0 SB: 0 CS: 0	PA: 34					
PITCHER	IP	WLS	BF	H	R	ER	SO	BB	IBB	HBP	BLK	WP	HR	S	P	ERA	WHIP										
Jack McDowell, R ERA: 1.29	7.0	W	26	6	1	1	2	0	0	0	0	0	0	14	20	0.00	2.000										
Steve Howe, L ERA: 1.29	1.0		5	2	0	0	1	0	0	0	0	0	0	9	13	0.00	0.000										
John Wetteland, R ERA: 1.29	1.0	S	3	0	0	0	1	0	0	0	0	0	0	9	13	0.00	0.000										



Batter	1	2	3	4	5	6	7	8	9	AB	R	H	RBI	BB	SO	LOB	TOP					
Luis Polonia, L OBP: 0.397, SLG: 0.308 (1, 7)										5	0	0	0	0	3	4	New York Yankees @ Kansas City Royals Kauffman Stadium, Kansas City, MO Sun Apr 30 1995, 3:33 AM CDT Att: 14,028 - Overcast - 52 F					
Wade Boggs, L OBP: 0.474, SLG: 0.462 (1, 5)										2	0	1	1	2	0	0						
Paul O'Neill, L OBP: 0.368, SLG: 0.357 (1, 9)										3	0	2	2	0	0	2						
Danny Tartabull, R OBP: 0.474, SLG: 0.615 (1, 10)										4	0	0	0	0	3	4						
Don Mattingly, L OBP: 0.263, SLG: 0.263 (1, 3)										4	0	1	0	0	0	0						
Mike Stanley, R OBP: 0.231, SLG: 0.167 Jim Levritz, R OBP: 0.300, SLG: 0.600 (8, PR) (8, 2)										3	0	0	0	0	2	0						
Bernie Williams, S OBP: 0.353, SLG: 0.533 (1, 8)										4	0	0	0	0	1	2						
Tony Fernandez, S OBP: 0.438, SLG: 0.417 (1, 6)										4	1	0	0	0	0	0						
Randy Velarde, R Dion James, L OBP: 0.500, SLG: 0.500 (9, PH) (1, 4)										0	2	0	0	3	0	0						
Inning Stats	R: 0 E: 0 K: 2 S: 12	H: 1 LOB: 1 BB: 0 P: 20	R: 0 E: 0 K: 1 S: 7	H: 0 LOB: 0 BB: 0 P: 13	R: 1 E: 0 K: 2 S: 12	H: 1 LOB: 2 BB: 2 P: 23	R: 0 E: 0 K: 1 S: 11	H: 0 LOB: 0 BB: 0 P: 16	R: 2 E: 1 K: 1 S: 15	H: 1 LOB: 1 BB: 1 P: 23	R: 0 E: 0 K: 1 S: 7	H: 0 LOB: 0 BB: 0 P: 8	R: 0 E: 0 K: 1 S: 10	H: 0 LOB: 2 BB: 2 P: 23	R: 0 E: 0 K: 0 S: 8	H: 1 LOB: 1 BB: 0 P: 10		R: 0 E: 0 K: 0 S: 5	H: 0 LOB: 0 BB: 0 P: 11	1B: 3 2B: 2 3B: 0 HR: 0	SF: 1 SAC: 0 DP: 1 HBP: 1	WP: 0 PB: 0 SB: 0 CS: 0
PITCHER	IP WLS BF H R ER SO BB IBB HBP BLK WP HR S P ERA WHIP	6.0 W 25 3 3 1 8 3 0 0 0 0 0 64 103 1.50 1.000	2.0 L 9 1 0 0 1 2 0 1 0 0 0 18 33 0.00 1.500	1.0 L 3 0 0 0 0 0 0 0 0 0 0 5 11 0.00 0.000																		

Batter	1	2	3	4	5	6	7	8	9	AB	R	H	RBI	BB	SO	LOB	BOTTOM					
Jon Nunnally, L OBP: 0.556, SLG: 0.875 (1, 9)										4	1	2	0	1	1	1	New York Yankees @ Kansas City Royals Kauffman Stadium, Kansas City, MO Sun Apr 30 1995, 3:33 AM CDT Att: 14,028 - Overcast - 52 F					
Tom Goodwin, L OBP: 0.438, SLG: 0.385 (1, 8)										4	1	1	0	1	0	3						
Wally Joyner, L OBP: 0.529, SLG: 0.571 (1, 3)										3	2	2	1	2	1	0						
Bob Hamelin, L OBP: 0.400, SLG: 0.273 (1, 10)										2	2	1	0	3	0	1						
Gary Gaetti, R OBP: 0.353, SLG: 0.563 (1, 5)										5	1	2	4	0	1	5						
Greg Gagne, R OBP: 0.500, SLG: 0.667 (1, 6)										5	1	2	1	0	0	3						
Michael Tucker, L OBP: 0.385, SLG: 0.273 (1, 7)										3	1	1	0	2	1	0						
Joe Randa, R Jose Lind, R OBP: 0.167, SLG: 0.182 (1, 4) (6, 4)										3	0	0	0	0	2	4						
Brent Mayne, L OBP: 0.300, SLG: 0.250 (1, 2)										3	0	1	1	1	0	0						
Inning Stats	R: 0 E: 1 K: 1 S: 10	H: 0 LOB: 3 BB: 3 P: 26	R: 0 E: 0 K: 1 S: 7	H: 0 LOB: 0 BB: 0 P: 14	R: 4 E: 0 K: 0 S: 9	H: 5 LOB: 2 BB: 2 P: 28	R: 0 E: 0 K: 0 S: 9	H: 1 LOB: 0 BB: 0 P: 15	R: 4 E: 1 K: 2 S: 23	H: 5 LOB: 1 BB: 0 P: 32	R: 1 E: 1 K: 0 S: 9	H: 1 LOB: 1 BB: 0 P: 17	R: 0 E: 0 K: 2 S: 13	H: 0 LOB: 2 BB: 2 P: 27	R: 0 E: 0 K: 1 S: 7	H: 0 LOB: 3 BB: 3 P: 20		1B: 8 2B: 3 3B: 0 HR: 1	SF: 0 SAC: 0 DP: 2 HBP: 0	WP: 1 PB: 0 SB: 3 CS: 1	PA: 45	
PITCHER	IP WLS BF H R ER SO BB IBB HBP BLK WP HR S P ERA WHIP	4.1 L 22 7 5 3 4 0 0 0 0 0 1 14 22 81.00 12.000	0.1 L 5 4 3 3 1 0 0 0 0 0 0 7 12 0.00 1.000	1.0 L 7 4 1 0 0 0 0 0 0 0 1 0 17 35 0.00 1.500	1.1 L 6 0 0 0 1 3 0 0 0 0 0 0 7 20 0.00 3.000																	

Batter	1	2	3	4	5	6	7	8	9	AB	R	H	RBI	BB	SO	LOB	TOP				
Luis Alicaia, S OBP: 0.250, SLG: 0.182	L8		K		G6-3			SH5-3 1B		4	0	1	0	0	1	1	Boston Red Sox @ New York Yankees Yankee Stadium, Bronx, NY Mon May 01 1995, 7:05 PM EDT Att: 17,412 - Unknown - 60 F				
John Valentin, R OBP: 0.565, SLG: 0.684	G6-4-3 1B		P4		G6-3			SH5-3		3	0	1	0	0	0	1					
Jose Canseco, R OBP: 0.478, SLG: 0.500	G6-4-3			F7		G3-6-1 1B		BB		3	0	1	0	1	0	1					
Mo Vaughn, L OBP: 0.261, SLG: 0.381		F8		K		G3-6-1 1-2		F8		4	0	0	0	0	1	3					
Mark Whiten, S OBP: 0.368, SLG: 0.250		1B		1B HR		G5-3		G1-3		4	1	2	0	0	0	2					
Mike Greenwell, L OBP: 0.500, SLG: 0.500		F8		HR			F7	G6-3		4	1	1	0	0	0	1					
Mike Macfarlane, R OBP: 0.444, SLG: 0.571		K		HR			K	L7		4	1	1	3	0	2	1					
Tim Lincecum, R OBP: 0.429, SLG: 0.421			G5-3	K			L1	L9		4	0	1	0	0	1	0					
Lee Tinsley, S OBP: 0.500, SLG: 0.632					K					3	0	1	0	0	1	1					
Inning Stats	R: 0 E: 0 K: 0 S: 6	H: 1 LOB: 0 BB: 0 P: 8	R: 0 E: 0 K: 1 S: 7	H: 1 LOB: 1 BB: 0 P: 11	R: 0 E: 0 K: 1 S: 7	H: 1 LOB: 1 BB: 0 P: 9	R: 3 E: 0 K: 2 S: 14	H: 3 LOB: 0 BB: 0 P: 24	R: 0 E: 0 K: 1 S: 5	H: 1 LOB: 0 BB: 0 P: 8	R: 0 E: 0 K: 1 S: 8	H: 1 LOB: 1 BB: 0 P: 11	R: 0 E: 0 K: 0 S: 9	H: 1 LOB: 2 BB: 1 P: 14	R: 0 E: 0 K: 0 S: 8	H: 0 LOB: 0 BB: 0 P: 11	1B: 8 2B: 0 3B: 0 HR: 1	SF: 0 SAC: 1 DP: 2 HBP: 0	WP: 0 PB: 0 SB: 0 CS: 0	PA: 35	
PITCHER	IP	WLS	BF	H	R	ER	SO	BB	IBB	HBP	BLK	WP	HR	S	P	ERA	WHIP				
Jimmy Key, L ERA: 4.5	(1, 1)	7.0	27	8	3	3	6	0	0	0	0	0	1	54	80	3.86	1.143				
Bob Wickman, R ERA: 7.39	(8, 1)	0.1	3	1	0	0	0	1	0	0	0	0	0	5	9	0.00	6.000				
Steve Howe, L ERA:	(8, 1)	1.0	W	3	0	0	0	0	0	0	0	0	0	8	10	0.00	0.000				
John Wetteland, R ERA:	(9, 1)	0.2	S	2	0	0	0	0	0	0	0	0	0	4	6	0.00	0.000				

AB 33
R 3
H 9
RBI 3
BB 1
SO 6
LOB 11



Batter	1	2	3	4	5	6	7	8	9	AB	R	H	RBI	BB	SO	LOB	BOTTOM					
Luis Polonia, L OBP: 0.278, SLG: 0.235	L7	L8		K		G6-3				4	0	0	0	0	1	3	Boston Red Sox @ New York Yankees Yankee Stadium, Bronx, NY Mon May 01 1995, 7:05 PM EDT Att: 17,412 - Unknown - 60 F					
Wade Boggs, L OBP: 0.391, SLG: 0.353	G4-3		L9	G4-3			P6			4	0	0	0	0	0	2						
Paul O'Neill, L OBP: 0.435, SLG: 0.667	HR		E	2B	1B SF7		P4			4	3	3	1	0	0	0						
Danny Tartabull, R OBP: 0.478, SLG: 0.588	1B		K		SF7 1B		L5			4	0	2	0	0	1	1						
Don Mattingly, L OBP: 0.304, SLG: 0.364	1B		E6		SF7			2B 2B		3	1	2	1	0	0	0						
Jim Leyritz, R OBP: 0.286, SLG: 0.571	G4-3		L6		K			1B 2B		4	1	1	1	0	1	4						
Bernie Williams, S OBP: 0.333, SLG: 0.474		F9		L8	G4-3			G4-6-3 1B		4	0	1	1	0	0	1						
Tony Fernandez, S OBP: 0.450, SLG: 0.400		G5-3 1B		1B BB		F8		G4-6-3		3	0	1	0	1	0	1						
Pat Kelly, R OBP: 0.353, SLG: 0.313		G5-3		1B		K		K		4	0	1	0	0	2	1						
Inning Stats	R: 1 E: 0 K: 0 S: 15	H: 3 LOB: 2 BB: 0 P: 23	R: 0 E: 0 K: 0 S: 10	H: 1 LOB: 1 BB: 0 P: 16	R: 1 E: 1 K: 1 S: 13	H: 1 LOB: 1 BB: 0 P: 21	R: 0 E: 0 K: 1 S: 11	H: 1 LOB: 2 BB: 1 P: 20	R: 1 E: 0 K: 1 S: 8	H: 2 LOB: 1 BB: 0 P: 12	R: 0 E: 0 K: 1 S: 6	H: 0 LOB: 0 BB: 0 P: 11	R: 0 E: 0 K: 0 S: 10	H: 0 LOB: 0 BB: 0 P: 14	R: 2 E: 0 K: 1 S: 8	H: 3 LOB: 0 BB: 0 P: 12	1B: 7 2B: 3 3B: 0 HR: 1	SF: 1 SAC: 0 DP: 1 HBP: 0	WP: 0 PB: 0 SB: 0 CS: 0	PA: 36		
PITCHER	IP	WLS	BF	H	R	ER	SO	BB	IBB	HBP	BLK	WP	HR	S	P	ERA	WHIP					
Aaron Sele, R ERA: 1.8	(1, 1)	5.0	25	8	3	2	3	1	0	0	0	0	0	0	0	0	3.60	1.800				
Joel Johnston, R ERA:	(6, 1)	1.0	3	0	0	0	1	0	0	0	0	0	0	6	11	0.00	0.000					
Derek Lilliquist, L ERA: 3.38	(7, 1)	1.0	L	4	1	1	1	0	0	0	0	0	0	11	15	9.00	1.000					
Jeff Pierce, R ERA: 1.93	(8, 1)	1.0	4	2	1	1	1	0	0	0	0	0	0	7	11	9.00	2.000					



Batter	1	2	3	4	5	6	7	8	9	AB	R	H	RBI	BB	SO	LOB	TOP				
Luis Alica, S OBP: 0.276, SLG: 0.160 (1, 4)	G1-3		HR	HR		F8		K		3	2	0	0	2	1	0					
John Valentin, R OBP: 0.571, SLG: 0.773 (1, 6)	L7		HR	HR		18 WP			F8	3	2	1	4	1	0	0					
Mo Vaughn, L OBP: 0.250, SLG: 0.462 (1, 3)	G4-3		G4-3			K			K	5	1	1	4	0	2	1					
Jose Canseco, R OBP: 0.500, SLG: 0.529 Wes Chamberlain, R (2, PR) 18 Reggie Jefferson, S (6, PH)		1B	L1-3	G4-3		F7			G5-3	1	0	1	0	0	0	0					
Mark Whiten, S OBP: 0.348, SLG: 0.250 (1, 9)	G5-3		1B	G6-3						4	0	1	0	0	0	1					
Mike Greenwell, L OBP: 0.462, SLG: 0.458 (1, 7)	P6		1B	G3-1						4	0	1	0	0	0	1					
Mike Macfarlane, R OBP: 0.409, SLG: 0.471 (1, 2)	P4				G5-3					3	0	0	0	1	1						
Tim Lincecum, R OBP: 0.400, SLG: 0.391 (1, 5)										4	1	1	0	0	2	3					
Lee Tinsley, S OBP: 0.500, SLG: 0.652 (1, 8)										4	2	2	0	0	2	0					
Inning Stats	R: 0 E: 0 K: 0 S: 8	H: 0 LOB: 0 BB: 0 P: 14	R: 0 E: 0 K: 0 S: 9	H: 1 LOB: 1 BB: 0 P: 19	R: 4 E: 0 K: 0 S: 17	H: 5 LOB: 3 BB: 2 P: 37	R: 4 E: 0 K: 0 S: 8	H: 2 LOB: 0 BB: 1 P: 20	R: 0 E: 0 K: 1 S: 6	H: 0 LOB: 1 BB: 1 P: 13	R: 0 E: 0 K: 1 S: 9	H: 0 LOB: 0 BB: 0 P: 16	R: 0 E: 0 K: 3 S: 11	H: 0 LOB: 0 BB: 0 P: 16	R: 0 E: 0 K: 1 S: 5	H: 0 LOB: 0 BB: 0 P: 7	1B: 5 2B: 1 3B: 0 HR: 2	SF: 0 SAC: 0 DP: 0 HBP: 1	WP: 1 PB: 0 SB: 1 CS: 0	PA: 40	
PITCHER	IP	WLS	BF	H	R	ER	SO	BB	IBB	HBP	BLK	WP	HR	S	P	ERA	WHIP				
Sterling Hitchcock, L ERA: 13.5	2.2	L	16	6	4	4	0	2	0	0	0	0	1	32	68	13.50	3.000				
Brian Boehringer, R ERA: 7.1	3.1		15	2	4	4	3	2	0	1	0	1	1	26	50	10.80	1.200				
Joe Ausanio, R ERA:	2.0		6	0	0	0	4	0	0	0	0	0	0	20	32	0.00	0.000				
Jeff Patterson, R ERA:	1.0		3	0	0	0	1	0	0	0	0	0	0	5	7	0.00	0.000				

Boston Red Sox @ New York Yankees
Yankee Stadium, Bronx, NY
Tue May 02 1995, 7:05 PM EDT
Att: 13,694 - Unknown - 48 F

AB 35
R 8
H 8
RBI 8
BB 4
SO 8
LOB 8



Batter	1	2	3	4	5	6	7	8	9	AB	R	H	RBI	BB	SO	LOB	BOTTOM				
Bernie Williams, S OBP: 0.320, SLG: 0.435 (1, 8)	G3					G6-3			G3	4	0	1	0	0	0	0					
Randy Velarde, R OBP: 0.687, SLG: 0.333 Dion James, L (9, PH) OBP: 0.333, SLG: 0.333	G1-6-3		L8			G5-3			G4-3	3	0	1	0	0	0	2					
Jim Leyritz, R OBP: 0.222, SLG: 0.444 (1, 2)	G1-6-3				L5				F8	4	0	0	0	0	1	1					
Danny Tartabull, R OBP: 0.423, SLG: 0.500 (1, 9)		G6-3				G5-3				3	0	0	0	0	1	0					
Mike Stanley, R OBP: 0.188, SLG: 0.133 (1, 10)		G5-3				P3				3	0	0	0	0	0	0					
Don Mattingly, L OBP: 0.289, SLG: 0.320 (1, 3)					G4-3					3	0	0	0	0	0	0					
Tony Fernandez, S OBP: 0.435, SLG: 0.353 Dave Silvestri, R (9, 6)						G5-3			P7	2	0	0	0	1	0	0					
Gerald Williams, R OBP: 0.500, SLG: 1.500 Luis Polonia, L (8, PH) OBP: 0.263, SLG: 0.222 (9, 7)						G5-4-3			P6	2	0	1	0	0	0	1					
Pat Kelly, R OBP: 0.350, SLG: 0.278 (1, 4)						G6-3			K2-3	2	0	0	0	1	1	1					
Inning Stats	R: 0 E: 0 K: 0 S: 4	H: 1 LOB: 0 BB: 0 P: 6	R: 0 E: 0 K: 0 S: 5	H: 0 LOB: 0 BB: 0 P: 8	R: 0 E: 0 K: 0 S: 5	H: 1 LOB: 2 BB: 2 P: 15	R: 0 E: 0 K: 0 S: 5	H: 0 LOB: 0 BB: 0 P: 8	R: 0 E: 0 K: 1 S: 9	H: 0 LOB: 0 BB: 0 P: 17	R: 0 E: 0 K: 1 S: 5	H: 0 LOB: 0 BB: 0 P: 8	R: 0 E: 0 K: 1 S: 8	H: 0 LOB: 0 BB: 0 P: 12	R: 0 E: 0 K: 0 S: 9	H: 0 LOB: 0 BB: 0 P: 12	1B: 2 2B: 0 3B: 1 HR: 0	SF: 0 SAC: 0 DP: 2 HBP: 0	WP: 0 PB: 0 SB: 0 CS: 0	PA: 30	
PITCHER	IP	WLS	BF	H	R	ER	SO	BB	IBB	HBP	BLK	WP	HR	S	P	ERA	WHIP				
Vaughn Eshelman, L ERA:	6.0	W	21	3	0	0	0	2	0	0	0	0	0	13	20	0.00	0.833				
Joel Johnston, R ERA:	7.1		6	0	0	0	2	0	0	0	0	0	0	9	12	0.00	0.000				
Ken Ryan, R ERA:	1.0		3	0	0	0	0	0	0	0	0	0	0	9	12	0.00	0.000				

Boston Red Sox @ New York Yankees
Yankee Stadium, Bronx, NY
Tue May 02 1995, 7:05 PM EDT
Att: 13,694 - Unknown - 48 F

AB 28
R 0
H 3
RBI 0
BB 2
SO 3
LOB 5



Batter	1	2	3	4	5	6	7	8	9	AB	R	H	RBI	BB	SO	LOB	TOP			
Luis Altea, S OBP: 0.289, SLG: 0.156 Troy O'Leary, L OBP: 0.286, SLG: 0.286										3	0	0	0	1	1	2	Boston Red Sox @ New York Yankees Yankee Stadium, Bronx, NY Thu May 04 1995, 7:05 PM EDT Att: 18,994 - Unknown - 66 F			
John Valentin, R OBP: 0.500, SLG: 0.700										3	1	0	0	1	0	3				
Mo Vaughn, L OBP: 0.316, SLG: 0.500										3	1	1	2	0	0	1				
Mark Whiten, S OBP: 0.242, SLG: 0.167										4	0	0	0	0	1	1				
Mike Greenwell, L OBP: 0.417, SLG: 0.424										3	0	2	0	1	0	2				
Mike Macfarlane, R OBP: 0.333, SLG: 0.360										4	0	0	0	0	1	3				
18 Reggie Jefferson, S OBP: 0.100, SLG: 0.100										4	0	1	0	0	1	0				
Tim Naehring, R OBP: 0.382, SLG: 0.484										3	1	1	1	1	1	1				
Lee Tinsley, S OBP: 0.486, SLG: 0.645										4	0	1	0	0	2	1				
Inning Stats	R: 2 E: 0 K: 1 S: 15	H: 2 LOB: 1 BB: 1 P: 30	R: 0 E: 0 K: 1 S: 9	H: 0 LOB: 0 BB: 0 P: 11	R: 0 E: 1 K: 0 S: 7	H: 0 LOB: 2 BB: 0 P: 15	R: 1 E: 0 K: 1 S: 9	H: 1 LOB: 0 BB: 0 P: 12	R: 0 E: 0 K: 2 S: 6	H: 0 LOB: 1 BB: 1 P: 10	R: 0 E: 0 K: 1 S: 14	H: 2 LOB: 2 BB: 0 P: 21	R: 0 E: 0 K: 0 S: 6	H: 1 LOB: 1 BB: 0 P: 10	R: 0 E: 0 K: 1 S: 9	H: 0 LOB: 1 BB: 1 P: 16		1B: 3 2B: 2 3B: 0 HR: 2	SF: 0 SAC: 0 DP: 2 HBP: 1	WP: 0 PB: 0 SB: 0 CS: 1
PITCHER	IP WLS BF H R ER SO BB IBB HBP BLK WP HR S P ERA WHIP																			
Melido Perez, R ERA: 2.77	(1, 1) 7.0 29 5 3 3 6 3 0 1 0 0 0 2 67 113 3.86 1.143																			
Steve Howe, L ERA:	(8, 1) 0.2 3 1 0 0 0 0 0 0 0 0 0 5 9 0.00 1.500																			
Joe Ausanio, R ERA:	(8, 1) 0.1 W 1 0 0 0 0 0 0 0 0 0 0 1 1 0.00 0.000																			
John Wetteland, R ERA:	(9, 1) 1.0 S 4 0 0 0 1 1 0 0 0 0 0 0 9 16 0.00 1.000																			

Batter	1	2	3	4	5	6	7	8	9	AB	R	H	RBI	BB	SO	LOB	BOTTOM			
Luis Polonia, L OBP: 0.208, SLG: 0.174 Randy Velarde, R OBP: 0.625, SLG: 0.600										3	0	0	0	0	0	2	Boston Red Sox @ New York Yankees Yankee Stadium, Bronx, NY Thu May 04 1995, 7:05 PM EDT Att: 18,994 - Unknown - 66 F			
Gerald Williams, R OBP: 0.500, SLG: 1.500										0	0	0	0	0	0	0				
Wade Boggs, L OBP: 0.394, SLG: 0.370										4	2	2	0	0	0	1				
Paul O'Neill, L OBP: 0.485, SLG: 0.769										4	1	2	1	0	1	2				
Danny Tartabull, R OBP: 0.400, SLG: 0.483										4	0	1	1	0	2	3				
Don Mattingly, L OBP: 0.333, SLG: 0.471										4	1	2	2	0	0	1				
Mike Stanley, R OBP: 0.265, SLG: 0.217										3	1	1	0	1	1	2				
Bernie Williams, S OBP: 0.257, SLG: 0.344										4	0	0	0	0	1	2				
Tony Fernandez, S OBP: 0.438, SLG: 0.360										3	0	2	1	0	0	0				
Pat Kelly, R OBP: 0.308, SLG: 0.250										3	0	0	0	0	3	3				
Inning Stats	R: 1 E: 1 K: 1 S: 11	H: 1 LOB: 1 BB: 0 P: 18	R: 0 E: 0 K: 1 S: 12	H: 1 LOB: 2 BB: 0 P: 21	R: 1 E: 0 K: 1 S: 11	H: 3 LOB: 0 BB: 0 P: 19	R: 0 E: 0 K: 1 S: 7	H: 0 LOB: 0 BB: 0 P: 12	R: 0 E: 0 K: 1 S: 8	H: 1 LOB: 1 BB: 0 P: 12	R: 0 E: 0 K: 1 S: 10	H: 0 LOB: 0 BB: 0 P: 15	R: 0 E: 0 K: 0 S: 7	H: 1 LOB: 1 BB: 0 P: 12	R: 3 E: 0 K: 2 S: 18	H: 3 LOB: 1 BB: 1 P: 32	1B: 6 2B: 3 3B: 0 HR: 2	SF: 0 SAC: 1 DP: 1 HBP: 1	WP: 0 PB: 1 SB: 3 CS: 1	PA: 36
PITCHER	IP WLS BF H R ER SO BB IBB HBP BLK WP HR S P ERA WHIP																			
Erik Hanson, R ERA: 0.75	(1, 1) 6.1 27 7 2 1 6 0 0 1 0 0 0 1 6 10 13.50 1.500																			
Derek Lilliquist, L ERA: 4.5	(7, 1) 0.2 3 1 1 1 0 0 0 0 0 0 1 6 10 13.50 1.500																			
Joel Johnston, R ERA: 5.4	(8, 1) 0.1 L 3 1 1 1 1 1 0 0 0 0 1 7 14 27.00 6.000																			
Alejandro Pena, R ERA: 5.4	(8, 1) 0.2 3 1 1 1 1 0 0 0 0 0 0 8 14 13.50 1.500																			

Batter	1	2	3	4	5	6	7	8	9	AB	R	H	RBI	BB	SO	LOB	TOP										
Pat Listach, S OBP: 0.286, SLG: 0.324	0-0 B3		0-1 F7		2-1 1B		1-1 G6-3		0-0 F7	5	0	1	0	0	0	3	Milwaukee Brewers @ New York Yankees Yankee Stadium, Bronx, NY Fri May 05 1995, 7:05 PM EDT Att: 15,395 - Unknown - 56 F livebaseballscorecards.com										
Darryl Hamilton, L OBP: 0.415, SLG: 0.281	1-2 G3		4-2 BB		0-1 G4-3			1-1 HR	2-0 P2	4	1	1	0	1	0	3											
Kevin Seitzer, R OBP: 0.324, SLG: 0.387	3-1 G6-3		0-0 L9		SAFE		2-2 F7	SAFE	0-3 K	5	0	0	0	0	1	4											
Greg Vaughn, R OBP: 0.317, SLG: 0.371		3-2 L8		0-1 G4-3 2B		1-1 F8		SAFE	0-2 HR	4	2	2	2	0	0	0											
Derrick May, L OBP: 0.308, SLG: 0.250	1-1 G1-3		2-0 G4-3		1-0 1B			2-2 G5-3		4	0	1	0	0	0	1											
John Jaha, R OBP: 0.370, SLG: 0.708	2-1 BB 1B		0-0 G6-3		0-1 F7			1-3 K		4	0	1	1	0	1	1											
Turner Ward, S OBP: 0.433, SLG: 0.391	SAFE	4-2 BB		3-H 0-1 B2		1-2 G6-3			0-0 2B 1B	3	1	1	0	1	0	0											
Joe Oliver, R OBP: 0.400, SLG: 0.667	0-0 L7				1-3 K		1-0 G4-3 2B		2-2 FC6-5 1-H 2B	4	0	2	1	0	1	2											
Jose Valentin, S OBP: 0.269, SLG: 0.095			2-0 G3		1-3 K		0-0 G4-3		4-1 BB	3	0	0	0	0	1	1											
B.J. Surhoff, L OBP: 0.308, SLG: 0.200							2-3 BB			0	0	0	0	1	0	0											
Inning Stats	R: 0 E: 0 K: 0 S: 8	H: 0 LOB: 0 BB: 0 P: 12	R: 0 E: 0 K: 0 S: 10	H: 1 LOB: 2 BB: 1 P: 20	R: 0 E: 0 K: 0 S: 6	H: 0 LOB: 0 BB: 1 P: 12	R: 1 E: 0 K: 0 S: 6	H: 1 LOB: 0 BB: 0 P: 8	R: 0 E: 0 K: 0 S: 11	H: 1 LOB: 1 BB: 0 P: 15	R: 0 E: 0 K: 0 S: 8	H: 1 LOB: 1 BB: 0 P: 12	R: 0 E: 0 K: 0 S: 14	H: 1 LOB: 0 BB: 0 P: 18	R: 1 E: 0 K: 0 S: 8	H: 2 LOB: 2 BB: 1 P: 16	1B: 5 2B: 3 HR: 1	SF: 0 SAC: 0 HBP: 0	WP: 0 PB: 0 CS: 0	PA: 39							
PITCHER	IP	WLS	BF	H	R	ER	SO	BB	IBB	HBP	BLK	WP	HR	S	P	ERA	WHIP										
Scott Kamieniecki, R ERA: 8.44	(1, 1)	1.0	3	0	0	0	0	0	0	0	0	0	0	8	12	0.00	0.000										
Scott Bankhead, R ERA: 8.31	(2, 1)	4.0	W	17	3	1	1	2	2	0	0	0	0	33	55	2.25	1.250										
Bob Wickman, R ERA: 4.68	(6, 1)	3.0		13	4	2	2	2	0	0	0	0	1	30	41	6.00	1.333										
John Wetteland, R ERA: 1.5	(9, 1)	1.0	S	6	2	1	1	0	1	0	0	0	0	8	16	9.00	3.000										

Batter	1	2	3	4	5	6	7	8	9	AB	R	H	RBI	BB	SO	LOB	BOTTOM										
Luis Polonia, L OBP: 0.200, SLG: 0.179	2-1 F7		1-0 G4-3		0-0 G6-3		0-0 SF7		0-0 L8	4	0	0	1	0	0	2	Milwaukee Brewers @ New York Yankees Yankee Stadium, Bronx, NY Fri May 05 1995, 7:05 PM EDT Att: 15,395 - Unknown - 56 F livebaseballscorecards.com										
Wade Boggs, L OBP: 0.405, SLG: 0.387	1-2 F8		1-0 BB 1B		1-2 FC6-4 1B		3-H K			4	0	2	1	0	1	1											
Paul O'Neill, L OBP: 0.486, SLG: 0.833	1-2 HR		1-2 L9		2-2 FC6-4 BB 1-2 1B		0-2 1B			4	1	2	1	0	0	2											
Danny Tartabull, R OBP: 0.385, SLG: 0.438	0-0 F8		0-1 G1-3		4-2 BB		2-3 K			3	0	0	0	1	1	2											
Don Mattingly, L OBP: 0.351, SLG: 0.514		3-2 2B		4-0 HR BB		1-2 G1-3		3-2 K		1	0	1	0	0	0	0											
Jim Leyritz, R OBP: 0.296, SLG: 0.423										2	1	0	0	1	1	3											
Mike Stanley, R OBP: 0.333, SLG: 0.385		4-2 G4-6-3 BB		0-0 HR		1-1 2B SF8 1B		2-3 K		3	2	2	2	1	1	1											
Bernie Williams, S OBP: 0.256, SLG: 0.361	1-2 F7		1-2 F7		1-2 F7		1-0 SF8 SF7 2B		1-0 G4-3	4	1	1	0	0	0	2											
Tony Fernandez, S OBP: 0.417, SLG: 0.345	1-0 G4-6-3		0-0 G3-1		0-0 G3-1		1-1 1B		1-0 F9	4	0	1	0	0	0	2											
Pat Kelly, R OBP: 0.333, SLG: 0.240			4-1 G4-3 1B BB		0-0 L8		0-0 SF8		4-1 BB	1	0	1	0	2	0	0											
Inning Stats	R: 1 E: 0 K: 0 S: 9	H: 1 LOB: 0 BB: 0 P: 13	R: 0 E: 0 K: 0 S: 11	H: 1 LOB: 1 BB: 1 P: 20	R: 1 E: 0 K: 0 S: 10	H: 1 LOB: 1 BB: 1 P: 17	R: 2 E: 0 K: 0 S: 15	H: 3 LOB: 2 BB: 0 P: 23	R: 0 E: 0 K: 3 S: 12	H: 1 LOB: 1 BB: 0 P: 19	R: 0 E: 0 K: 0 S: 4	H: 0 LOB: 1 BB: 1 P: 10	1B: 5 2B: 2 HR: 2	SF: 2 SAC: 0 HBP: 0	WP: 0 PB: 0 CS: 0	PA: 37											
PITCHER	IP	WLS	BF	H	R	ER	SO	BB	IBB	HBP	BLK	WP	HR	S	P	ERA	WHIP										
Bill Wegman, R ERA: 6.52	(1, 1)	5.0	L	23	5	4	4	0	4	0	0	0	0	51	84	7.20	1.800										
Steve Sparks, R ERA: 5.4	(6, 1)	3.0		14	4	2	2	4	1	0	0	0	0	26	45	6.00	1.667										



Batter	1	2	3	4	5	6	7	8	9	AB	R	H	RBI	BB	SO	LOB	TOP					
Pat Listach, S OBP: 0.275, SLG: 0.289	P4		K				G6-3		G6-4-3	4	0	0	0	1	1	2						
Jeff Cirillo, R OBP: 0.333, SLG: 0.444	P4			1B	2B		FC6-4		F8	4	1	1	0	0	0	2						
Turner Ward, S OBP: 0.382, SLG: 0.333	F8			G6-3	G4-3				K	4	0	0	0	0	1	3						
Greg Vaughn, R OBP: 0.333, SLG: 0.462		F9		2H	1B		G6-3		HR	4	1	2	2	0	0	0						
Joe Oliver, R OBP: 0.385, SLG: 0.649				F7			G4-3		F8	4	0	1	0	0	0	1						
John Jaha, R OBP: 0.333, SLG: 0.630 B.J. Surhoff, L OBP: 0.357, SLG: 0.273	F7			F8			P4		1B	3	0	0	0	0	0	2						
Matt Mieske, R OBP: 0.450, SLG: 0.556		G6-3			1B	3B		G6-3	1B	4	2	2	0	0	0	1						
David Hulse, L OBP: 0.556, SLG: 0.500			F8		FC6-4	SH5-3		E8	1B	4	0	3	2	0	0	0						
Jose Valentin, S OBP: 0.241, SLG: 0.087			F8		SH5-3			F9	SF9	2	0	0	1	0	0	1						
Inning Stats	R: 0 E: 0 K: 0 S: 10	H: 0 LOB: 0 BB: 0 P: 17	R: 0 E: 0 K: 0 S: 9	H: 1 LOB: 1 BB: 0 P: 15	R: 0 E: 0 K: 1 S: 9	H: 0 LOB: 0 BB: 0 P: 12	R: 1 E: 0 K: 0 S: 10	H: 2 LOB: 1 BB: 0 P: 15	R: 1 E: 0 K: 0 S: 13	H: 2 LOB: 2 BB: 1 P: 21	R: 0 E: 0 K: 0 S: 12	H: 0 LOB: 0 BB: 0 P: 18	R: 0 E: 1 K: 0 S: 9	H: 1 LOB: 1 BB: 0 P: 13	R: 1 E: 0 K: 0 S: 11	H: 1 LOB: 0 BB: 0 P: 18	R: 2 E: 0 K: 0 S: 10	H: 3 LOB: 0 BB: 0 P: 16	1B: 6 2B: 2 3B: 1 HR: 1	SF: 1 SAC: 1 DP: 1 HBP: 0	WP: 0 PB: 0 CS: 0	PA: 37
PITCHER	IP	WLS	BF	H	R	ER	SO	BB	IBB	HBP	BLK	WP	HR	S	P	ERA	WHIP					
Jimmy Key, L ERA: 3.79	(1, 1)	7.0	L	28	6	2	2	1	1	0	0	0	0	0	72	111	2.57	1.000				
Joe Avasano, R ERA: 2.09	(8, 1)	1.0		4	1	1	1	1	0	0	0	0	1	11	18	9.00	1.000					
Andy Pettitte, L ERA: 13.5	(9, 1)	1.0		5	3	2	2	0	0	0	0	0	0	10	16	18.00	3.000					

Milwaukee Brewers @ New York Yankees
Yankee Stadium, Bronx, NY
Sat May 06 1995, 3:33 AM EDT
Att: 23,580 - Sunny - 62 F

AB	34
R	5
H	10
RBI	5
BB	1
SO	2
LOB	12



Batter	1	2	3	4	5	6	7	8	9	AB	R	H	RBI	BB	SO	LOB	BOTTOM					
Luis Polonia, L OBP: 0.206, SLG: 0.161	K				G4-3			L9		3	0	0	0	1	1	1						
Wade Boggs, L OBP: 0.438, SLG: 0.429	WP	1B	L8			1B		1B		4	0	3	0	0	0	2						
Paul O'Neill, L OBP: 0.463, SLG: 0.765	L9		G3-6-3					G4-3		4	0	1	0	0	0	4						
Danny Tartabull, R OBP: 0.395, SLG: 0.429	WP	1B		K			FC1-4-2-5		HR	3	1	1	0	1	1	2						
Mike Stanley, R OBP: 0.324, SLG: 0.345	K				G6-4-3		F9		F9	3	0	0	0	0	1	4						
Tony Fernandez, S OBP: 0.375, SLG: 0.303		G4-3			G6-4-3			G1-3	F9	4	0	0	0	0	0	2						
Jim Leyritz, R OBP: 0.290, SLG: 0.500		G4-3				K		F9	HR	4	1	1	2	0	1	0						
Bernie Williams, S OBP: 0.256, SLG: 0.375		K						F7	G4-3	4	0	1	0	0	1	0						
Pat Kelly, R OBP: 0.333, SLG: 0.250						K		L9		3	0	1	0	0	1	1						
Inning Stats	R: 0 E: 0 K: 2 S: 13	H: 2 LOB: 2 BB: 0 P: 19	R: 0 E: 0 K: 1 S: 6	H: 0 LOB: 0 BB: 0 P: 11	R: 0 E: 0 K: 0 S: 9	H: 1 LOB: 1 BB: 1 P: 16	R: 0 E: 0 K: 1 S: 4	H: 0 LOB: 0 BB: 0 P: 8	R: 0 E: 0 K: 2 S: 10	H: 1 LOB: 1 BB: 0 P: 16	R: 0 E: 0 K: 0 S: 10	H: 2 LOB: 1 BB: 0 P: 16	R: 0 E: 0 K: 0 S: 8	H: 0 LOB: 0 BB: 0 P: 13	R: 0 E: 0 K: 0 S: 7	H: 1 LOB: 1 BB: 0 P: 13	R: 2 E: 0 K: 0 S: 11	H: 1 LOB: 0 BB: 1 P: 21	1B: 6 2B: 2 3B: 0 HR: 1	SF: 0 SAC: 0 DP: 3 HBP: 1	WP: 1 PB: 0 CS: 0	PA: 35
PITCHER	IP	WLS	BF	H	R	ER	SO	BB	IBB	HBP	BLK	WP	HR	S	P	ERA	WHIP					
Ricky Bones, R ERA: 0.93	(1, 1)	7.2	W	29	7	0	0	6	1	0	1	0	0	66	111	0.00	1.043					
Graeme Lloyd, L ERA: 3.66	(8, 1)	1.1	S	6	1	2	2	0	1	0	0	0	1	12	22	13.50	1.500					

Milwaukee Brewers @ New York Yankees
Yankee Stadium, Bronx, NY
Sat May 06 1995, 3:33 AM EDT
Att: 23,580 - Sunny - 62 F

AB	32
R	2
H	8
RBI	2
BB	2
SO	6
LOB	16



Batter	1	2	3	4	5	6	7	8	9	AB	R	H	RBI	BB	SO	LOB	TOP								
Luis Polonia, L OBP: 0.237, SLG: 0.229 Randy Velarde, R OBP: 0.538, SLG: 0.500										4	0	2	1	0	1	0	4								
Tony Fernandez, S OBP: 0.354, SLG: 0.275										4	1	1	2	1	1	1	4								
Wade Boggs, L OBP: 0.497, SLG: 0.421										3	1	1	0	2	0	0	3								
Jim Leyritz, R OBP: 0.325, SLG: 0.500										5	0	1	1	0	2	5	5								
Dion James, L OBP: 0.556, SLG: 0.556										5	0	3	1	0	0	0	5								
Danny Tartabull, R OBP: 0.346, SLG: 0.432										5	1	1	1	0	1	4	5								
Mike Stanley, R OBP: 0.262, SLG: 0.270										4	0	0	0	0	2	3	4								
Bernie Williams, S OBP: 0.250, SLG: 0.367										4	1	1	0	0	0	1	4								
Pat Kelly, R OBP: 0.350, SLG: 0.265										4	2	2	0	0	1	0	4								
Inning Stats	R: 0 E: 0 K: 2 S: 9	H: 0 LOB: 0 BB: 0 P: 12	R: 0 E: 0 K: 0 S: 6	H: 0 LOB: 0 BB: 0 P: 9	R: 0 E: 0 K: 2 S: 9	H: 0 LOB: 0 BB: 0 P: 15	R: 2 E: 0 K: 0 S: 12	H: 3 LOB: 2 BB: 1 P: 22	R: 1 E: 0 K: 1 S: 15	H: 2 LOB: 3 BB: 1 P: 22	R: 3 E: 0 K: 1 S: 15	H: 5 LOB: 3 BB: 1 P: 27	R: 0 E: 0 K: 2 S: 10	H: 1 LOB: 1 BB: 0 P: 12	R: 0 E: 0 K: 0 S: 5	H: 0 LOB: 0 BB: 0 P: 10	R: 0 E: 0 K: 1 S: 10	H: 1 LOB: 1 BB: 0 P: 13	1B: 10 2B: 1 3B: 0 HR: 1	SF: 0 SAC: 0 DP: 0 HBP: 0	WP: 0 PB: 0 SB: 0 CS: 0	PA: 42			
PITCHER	IP WLS BF H R ER SO BB IBB HBP BLK WP HR S P ERA WHIP	IP WLS BF H R ER SO BB IBB HBP BLK WP HR S P ERA WHIP	IP WLS BF H R ER SO BB IBB HBP BLK WP HR S P ERA WHIP	IP WLS BF H R ER SO BB IBB HBP BLK WP HR S P ERA WHIP	IP WLS BF H R ER SO BB IBB HBP BLK WP HR S P ERA WHIP	IP WLS BF H R ER SO BB IBB HBP BLK WP HR S P ERA WHIP	IP WLS BF H R ER SO BB IBB HBP BLK WP HR S P ERA WHIP	IP WLS BF H R ER SO BB IBB HBP BLK WP HR S P ERA WHIP	IP WLS BF H R ER SO BB IBB HBP BLK WP HR S P ERA WHIP	IP WLS BF H R ER SO BB IBB HBP BLK WP HR S P ERA WHIP	IP WLS BF H R ER SO BB IBB HBP BLK WP HR S P ERA WHIP	IP WLS BF H R ER SO BB IBB HBP BLK WP HR S P ERA WHIP	IP WLS BF H R ER SO BB IBB HBP BLK WP HR S P ERA WHIP	IP WLS BF H R ER SO BB IBB HBP BLK WP HR S P ERA WHIP	IP WLS BF H R ER SO BB IBB HBP BLK WP HR S P ERA WHIP	IP WLS BF H R ER SO BB IBB HBP BLK WP HR S P ERA WHIP	IP WLS BF H R ER SO BB IBB HBP BLK WP HR S P ERA WHIP	IP WLS BF H R ER SO BB IBB HBP BLK WP HR S P ERA WHIP	IP WLS BF H R ER SO BB IBB HBP BLK WP HR S P ERA WHIP	IP WLS BF H R ER SO BB IBB HBP BLK WP HR S P ERA WHIP	IP WLS BF H R ER SO BB IBB HBP BLK WP HR S P ERA WHIP	IP WLS BF H R ER SO BB IBB HBP BLK WP HR S P ERA WHIP	IP WLS BF H R ER SO BB IBB HBP BLK WP HR S P ERA WHIP	IP WLS BF H R ER SO BB IBB HBP BLK WP HR S P ERA WHIP	IP WLS BF H R ER SO BB IBB HBP BLK WP HR S P ERA WHIP
Pat Hentgen, R ERA: 4.26	5.2	W	30	10	6	6	4	3	0	0	0	0	0	0	0	0	0	0	0	1	63	102	9.53	2.294	
Mike Timlin, R ERA: 1.17	1.2	6	1	0	0	0	3	0	0	0	0	0	0	0	0	0	0	0	0	0	16	23	0.00	0.600	
Tony Castillo, L ERA: 2.79	1.0	3	0	0	0	0	0	0	0	0	0	0	0	0	0	0	0	0	0	3	6	0.00	0.000		
Darren Hall, R ERA:	0.2	3	1	0	0	0	1	0	0	0	0	0	0	0	0	0	0	0	0	0	9	11	0.00	1.500	

New York Yankees @ Toronto Blue Jays
SkyDome, Toronto, ON
Tue May 09 1995, 7:05 PM EDT
Att: 37,291 - Dome

AB 39
R 6
H 12
RBI 6
BB 3
SO 8
LOB 14



WP: 0 PA: 42
PB: 0
SB: 0
CS: 0

New York Yankees @ Toronto Blue Jays
SkyDome, Toronto, ON
Tue May 09 1995, 7:05 PM EDT
Att: 37,291 - Dome

AB 36
R 9
H 14
RBI 8
BB 4
SO 6
LOB 18



WP: 1 PA: 41
PB: 1
SB: 0
CS: 1

Jack McDowell, R
ERA: 5.21
Joe Auspiano, R
ERA: 1.17
Andy Pettitte, L
ERA: 9.82
Scott Bankhead, R
ERA: 6.35
Steve Howe, L
ERA:

Batter	1	2	3	4	5	6	7	8	9	AB	R	H	RBI	BB	SO	LOB	TOP											
Bernie Williams, S OBP: 0.286, SLG: 0.466	0-1 P3	1-0 G4-3		1-3 K		3-3 K	1-0 K		3-2 WP 1B HBP	5	1	1	4	0	2	3												
Randy Velarde, R OBP: 0.381, SLG: 0.333	2-2 BB BB 1B	2-2 G6-3		1-3 K		0-0 L7	3-3 K		1-2 P3	6	0	1	0	0	2	5												
Jim Leyritz, R OBP: 0.360, SLG: 0.455	2-3 K		2-3 K	4-2 BB BB			4-2 E 1B BB	2-2 G5-3	2-3 K	4	1	0	0	2	3	2												
Mike Stanley, R OBP: 0.356, SLG: 0.318	4-2 BB BB		1-1 WP 1B	4-2 BB BB			1-0 E8 1B FC6-5 1B	0-0 F9	4-2 1B BB	3	2	2	1	3	0	0												
Danny Tartabull, R OBP: 0.355, SLG: 0.434	4-1 BB		2-1 F8	4-2 K			3-1 FC6-5 BB 1B	0-0 1B 2B	3-1 1B 2B 1B	5	2	3	2	1	1	4												
Tony Fernandez, S OBP: 0.494, SLG: 0.326	1-1 G6-3		0-2 1B		1-1 P4		4-1 BB FC6-5 3B BB	1-1 2H 3B 1B	3-1 WP 2B	3	1	1	0	1	0	3												
Dion James, L OBP: 0.571, SLG: 0.643			1-2 1B				1-2 3B BB	1-1 2H 3B 1B	3-1 1H 2H 2B	2	1	2	3	0	0	0												
Russ Davis, R		2-3 K	1-0 P2		3-2 G5-3		2-2 FC6-5 BB 1B	2-2 1H 3B	2-2 G6-3	3	0	0	0	0	1	2	AB 42											
Wade Boggs, L OBP: 0.436, SLG: 0.435			2-3 1B				1-2 2-3 3H 3B	1-1 2H 3B	2-3 G6-3	3	1	1	2	0	0	3	R 12											
Gerald Williams, R OBP: 0.400, SLG: 0.700			0-0 1B G4-3 1B		2-1 1B BB 2B		4-0 1B BB 3B			3	2	2	0	0	0	0	H 15											
Luis Polonia, L OBP: 0.304, SLG: 0.250					2-1 F9		1-2 2-3 BB			0	1	0	0	2	0	0	RBI 12											
Pat Kelly, R OBP: 0.383, SLG: 0.415			1-0 G4-3 1B		1-0 BB BB 1B		0-0 F9			3	0	2	0	0	0	0	BB 9											
Don Mattingly, L OBP: 0.350, SLG: 0.500							1-2 2-3 BB			1	0	0	0	0	0	3	SO 9											
Kevin Elster, R										1	0	0	0	0	2		LOB 27											
Inning Stats	R: 0 E: 0 K: 1 S: 16	H: 1 LOB: 3 BB: 2 P: 29	R: 1 E: 0 K: 1 S: 12	H: 2 LOB: 1 BB: 0 P: 18	R: 0 E: 0 K: 1 S: 11	H: 2 LOB: 2 BB: 0 P: 17	R: 1 E: 0 K: 3 S: 17	H: 2 LOB: 3 BB: 2 P: 32	R: 0 E: 0 K: 0 S: 8	H: 0 LOB: 0 BB: 0 P: 14	R: 0 E: 0 K: 1 S: 5	H: 0 LOB: 0 BB: 0 P: 8	R: 5 E: 1 K: 1 S: 15	H: 3 LOB: 1 BB: 3 P: 37	R: 2 E: 0 K: 0 S: 12	H: 3 LOB: 2 BB: 1 P: 22	R: 3 E: 0 K: 1 S: 18	H: 2 LOB: 1 BB: 1 P: 36	1B: 10 2B: 3 3B: 2 HR: 0	SF: 0 SAC: 0 DP: 0 HBP: 1	WP: 3 PB: 1 SB: 0 CS: 0	PA: 52						
PITCHER	IP	WLS	BF	H	R	ER	SO	BB	IBB	HBP	BLK	WP	HR	S	P	ERA	WHIP											
Al Leiter, L	(1, 1)	5.0		26	7	2	2	6	4	0	0	0	1	0	64	110	3.60	2.200										
Danny Cox, R	(6, 1)	1.0		7	2	4	4	1	2	0	0	0	0	0	11	26	36.00	4.000										
Mike Timlin, R	(7, 1)	2.0		12	4	3	3	1	1	1	0	0	0	21	41	13.50	2.500											
Duane Ward, R	(9, 1)	0.2	L	6	2	3	3	1	1	0	1	0	1	0	15	31	40.50	4.500										
Paul Menhart, R	(9, 1)	0.1		1	0	0	0	0	0	0	0	0	1	0	3	5	0.00	0.000										

New York Yankees @ Toronto Blue Jays
SkyDome, Toronto, ON
Thu May 11, 1995, 7:05 PM EDT
Att: 39,370 - Dome

AB 42
R 12
H 15
RBI 12
BB 9
SO 9
LOB 27



Batter	1	2	3	4	5	6	7	8	9	AB	R	H	RBI	BB	SO	LOB	BOTTOM										
Devon White, S OBP: 0.388, SLG: 0.567	2-2 F7		3-1 1B 2B	4-2 1B BB		0-2 F8		0-2 1B 3B	0-0 G4-3	5	2	2	1	1	0	1											
Alex Gonzalez, R OBP: 0.271, SLG: 0.264	1-0 G6-3		2-2 1B 2H	1-1 1B 1B		0-0 L7		3-2 P3		5	1	2	1	0	0	1											
Paul Molitor, R OBP: 0.313, SLG: 0.298	0-0 1B		4-2 1B E BB	1-3 K			2-1 G6-3	4-2 1B BB		3	1	1	0	2	1	2											
Joe Carter, R OBP: 0.452, SLG: 0.638	0-1 F8		1-0 E9 2B 1B		0-0 F8		1-0 HR	1-1 1B 3H		5	2	3	3	0	0	1											
Candy Maldonado, R OBP: 0.375, SLG: 0.769		3-2 G4-3	0-0 2B		0-3 K		1-2 HR	2-3 K		5	1	2	2	0	2	2											
Roberto Alomar, S OBP: 0.488, SLG: 0.685		3-1 G6-3	4-0 IBB		2-2 1B		2-0 L8		0-0 HR	4	1	2	1	1	0	0											
Mike Huff, R OBP: 0.350, SLG: 0.313		2-1 G4-3	0-0 F9		2-2 G1-3		3-3 K		1-0 PB SF8 2B	5	0	1	0	0	1	3	AB 40										
Shawn Green, L OBP: 0.273, SLG: 0.200										0	1	0	0	0	0	0	R 11										
Ed Sprague, R OBP: 0.393, SLG: 0.674			0-1 L8	0-2 F8		2-2 HR		4-2 3B BB	2-2 SF8	3	2	1	2	1	0	0	H 14										
Lance Parrish, R OBP: 0.273, SLG: 0.250			2-2 L7	0-0 G5-3		1-0 F8		1-2 K	0-3 K	5	0	0	0	0	2	2	RBI 10										
Inning Stats	R: 0 E: 0 K: 0 S: 7	H: 1 LOB: 1 BB: 0 P: 10	R: 0 E: 0 K: 0 S: 7	H: 0 LOB: 0 BB: 0 P: 15	R: 4 E: 1 K: 0 S: 16	H: 4 LOB: 2 BB: 2 P: 32	R: 0 E: 0 K: 1 S: 12	H: 1 LOB: 2 BB: 1 P: 18	R: 0 E: 0 K: 0 S: 8	H: 1 LOB: 0 BB: 0 P: 11	R: 2 E: 0 K: 1 S: 11	H: 2 LOB: 0 BB: 0 P: 20	R: 2 E: 0 K: 2 S: 20	H: 2 LOB: 2 BB: 2 P: 35	R: 2 E: 0 K: 1 S: 9	H: 2 LOB: 1 BB: 0 P: 12	1B: 6 2B: 3 3B: 1 HR: 4	SF: 1 SAC: 0 DP: 0 HBP: 0	WP: 0 PB: 1 SB: 0 CS: 0	PA: 46							
PITCHER	IP	WLS	BF	H	R	ER	SO	BB	IBB	HBP	BLK	WP	HR	S	P	ERA	WHIP										
Jimmy Key, L	(1, 1)	6.0		29	5	5	2	2	1	0	0	0	2	6	102	7.50	1.667										
Brian Boehringer, R	(7, 1)	0.1		3	2	2	2	0	0	0	0	0	2	6	10	54.00	6.000										
Bob MacDonald, L	(7, 1)	0.2		2	0	0	0	1	0	0	0	0	0	5	10	0.00	0.000										
Joe Ausanio, R	(8, 1)	1.0	W	7	2	2	2	2	2	0	0	0	0	20	35	18.00	4.000										
Steve Howe, L	(9, 1)	1.0	S	5	2	2	1	1	0	0	0	0	1	9	12	9.00	2.000										

New York Yankees @ Toronto Blue Jays
SkyDome, Toronto, ON
Thu May 11, 1995, 7:05 PM EDT
Att: 39,370 - Dome

AB 40
R 11
H 14
RBI 10
BB 5
SO 6
LOB 12




Batter	1	2	3	4	5	6	7	8	9	AB R H RBI BB SO LOB	TOP									
Luis Polonia, L OBP: 0.346, SLG: 0.370 (1, 7)										6 4 4 0 0 0 2	New York Yankees @ Boston Red Sox Fenway Park, Boston, MA Fri May 12 1995, 7:05 PM EDT Att: 32,754 - Unknown - 55 F									
Tony Fernandez, S OBP: 0.403, SLG: 0.340 (1, 6)										4 2 1 1 1 0 1										
Wade Boggs, L OBP: 0.440, SLG: 0.440 Russ Davis, R (9, 3)										4 1 2 3 0 1 0 0 0 0 0 0 0 0										
Jim Leyritz, R OBP: 0.364, SLG: 0.426 (1, 2)										3 1 0 0 2 2 3										
Dion James, L OBP: 0.471, SLG: 0.529 Dave Silvestri, R OBP: 0.600, SLG: 1.333 (8, PH)										3 0 0 0 0 0 2 1 2 1 3 0 0 0										
Danny Tartabull, R OBP: 0.333, SLG: 0.404 Gerald Williams, R OBP: 0.364, SLG: 0.700 (8, 9)										4 0 0 0 0 0 1 0 0 0 1 0 0 0										
Randy Velarde, R OBP: 0.385, SLG: 0.364 (1, 5)										4 1 1 2 1 2 1										
Bernie Williams, S OBP: 0.309, SLG: 0.459 (1, 8)										3 0 1 0 2 1 2										
Pat Kelly, R OBP: 0.385, SLG: 0.400 (1, 4)										4 1 1 1 0 2 2										
Inning Stats	R: 1 E: 0 K: 1 S: 8	H: 1 LOB: 0 BB: 0 P: 13	R: 0 E: 1 K: 1 S: 7	H: 0 LOB: 1 BB: 0 P: 9	R: 0 E: 0 K: 1 S: 7	H: 0 LOB: 0 BB: 0 P: 13	R: 0 E: 0 K: 0 S: 12	H: 0 LOB: 0 BB: 1 P: 20	R: 0 E: 0 K: 2 S: 15	H: 2 LOB: 1 BB: 0 P: 17		R: 0 E: 0 K: 1 S: 8	H: 1 LOB: 1 BB: 0 P: 11	R: 4 E: 0 K: 0 S: 15	H: 3 LOB: 1 BB: 2 P: 27	R: 6 E: 2 K: 1 S: 22	H: 4 LOB: 2 BB: 2 P: 38	1B: 6 2B: 3 3B: 1 HR: 1	SF: 2 SAC: 0 DP: 0 HBP: 2	WP: 1 PB: 1 SB: 0 CS: 0
PITCHER	IP WLS BF H R ER SO BB IBB HBP BLK WP HR S P ERA WHIP											IP WLS BF H R ER SO BB IBB HBP BLK WP HR S P ERA WHIP								
Aaron Sele, R ERA: 3.27 (1, 1)	7.0 L 29 6 4 3 7 2 0 0 0 0 1 0 71 111 3.86 1.143																			
Derek Lilliquist, L ERA: 5.68 (8, 1)	0.1 3 1 2 2 0 0 1 0 0 0 0 1 8 15 54.00 3.000																			
Joel Johnston, R ERA: 11.25 (8, 1)	0.2 6 1 3 3 0 2 0 1 0 0 0 0 9 20 40.50 4.500																			
Mike Hartley, R ERA: 9.0 (9, 1)	1.0 8 3 3 3 1 1 0 1 0 0 0 0 17 27 27.00 4.000																			

AB	36
R	12
H	11
RBI	11
BB	6
SO	8
LOB	14



Batter	1	2	3	4	5	6	7	8	9	AB R H RBI BB SO LOB	BOTTOM											
Lee Tinsley, S OBP: 0.453, SLG: 0.593 (1, 8)										4 0 1 1 0 2 1	New York Yankees @ Boston Red Sox Fenway Park, Boston, MA Fri May 12 1995, 7:05 PM EDT Att: 32,754 - Unknown - 55 F											
John Valentin, R OBP: 0.478, SLG: 0.704 (1, 6)										4 0 0 0 0 1 1												
Mo Vaughn, L OBP: 0.358, SLG: 0.611 (1, 3)										4 1 1 1 0 0 0												
Jose Canseco, R OBP: 0.439, SLG: 0.419 (1, 10)										4 0 0 0 0 2 0												
Mike Macfarlane, R OBP: 0.366, SLG: 0.424 (1, 2)										3 0 0 0 1 1 0												
Mike Greenwell, L OBP: 0.385, SLG: 0.362 (1, 7)										4 0 0 0 0 2 1												
Tim Lincecum, R OBP: 0.373, SLG: 0.415 (1, 5)										3 1 1 0 0 0 1												
Wes Chamberlain, R OBP: 0.600, SLG: 0.857 Troy O'Leary, L OBP: 0.294, SLG: 0.529 (8, PH)										2 0 1 0 0 1 0 1 0 0 0 0 0 1												
Terry Shumpert, R (1, 4)										2 0 0 0 1 0 3												
Inning Stats	R: 0 E: 0 K: 1 S: 10	H: 0 LOB: 0 BB: 0 P: 16	R: 0 E: 0 K: 1 S: 7	H: 0 LOB: 0 BB: 0 P: 9	R: 0 E: 0 K: 2 S: 12	H: 0 LOB: 1 BB: 1 P: 18	R: 0 E: 0 K: 0 S: 6	H: 0 LOB: 0 BB: 0 P: 10	R: 0 E: 0 K: 1 S: 19	H: 1 LOB: 2 BB: 1 P: 31		R: 0 E: 0 K: 1 S: 9	H: 0 LOB: 0 BB: 0 P: 15	R: 0 E: 0 K: 1 S: 9	H: 0 LOB: 0 BB: 0 P: 11	R: 1 E: 0 K: 0 S: 10	H: 2 LOB: 1 BB: 0 P: 18	R: 1 E: 0 K: 2 S: 12	H: 1 LOB: 0 BB: 0 P: 21	1B: 3 2B: 0 3B: 0 HR: 1	SF: 0 SAC: 0 DP: 0 HBP: 0	WP: 0 PB: 0 SB: 1 CS: 0
PITCHER	IP WLS BF H R ER SO BB IBB HBP BLK WP HR S P ERA WHIP											IP WLS BF H R ER SO BB IBB HBP BLK WP HR S P ERA WHIP										
Sterling Hitchcock, L ERA: 6.59 (1, 1)	7.0 W 25 2 1 1 7 2 0 0 0 0 0 1 75 115 1.29 0.571																					
Scott Bankhead, R ERA: 5.87 (8, 1)	2.0 8 2 1 1 2 0 0 0 0 0 0 1 19 34 4.50 1.000																					



Batter	1	2	3	4	5	6	7	8	9	AB	R	H	RBI	BB	SO	LOB	TOP								
Bernie Williams, S OBP: 0.329, SLG: 0.453	G5-3			G5-4-3 BB		FC6 HR BB				3	1	1	1	2	0	1	New York Yankees @ Boston Red Sox Fenway Park, Boston, MA Sat May 13 1995, 3:33 AM EDT Att: 32,695 - Overcast - 55 F								
Tony Fernandez, S OBP: 0.373, SLG: 0.309	G3-1		G5-4-3			P4	L9			5	0	0	0	0	1	5									
Wade Boggs, L OBP: 0.322, SLG: 0.415	K			F8				L7		3	1	0	0	1	1	0									
Jim Leyritz, R OBP: 0.373, SLG: 0.480		G6-3 BB				K			K	3	1	1	3	1	2	0									
Danny Tartabull, R OBP: 0.357, SLG: 0.407		K				BB				2	0	1	0	2	1	1									
Mike Stanley, R OBP: 0.351, SLG: 0.298	G6-3					BB				3	0	0	0	1	1	3									
Randy Velarde, R OBP: 0.333, SLG: 0.308			G6-3		F8					4	0	0	0	0	2	2									
Luis Polonia, L OBP: 0.321, SLG: 0.340		G6-3				K			G4-3	4	0	0	0	0	1	2									
Pat Kelly, R OBP: 0.400, SLG: 0.391			K							1	0	0	0	2	1	0									
Dion James, L OBP: 0.500, SLG: 0.529						FC6 BB	S BB		S BB	0	1	0	0	1	0	0									
Inning Stats	R: 0 E: 0 K: 1 S: 7	H: 0 LOB: 0 BB: 0 P: 12	R: 0 E: 0 K: 1 S: 9	H: 0 LOB: 0 BB: 1 P: 18	R: 0 E: 0 K: 1 S: 8	H: 0 LOB: 0 BB: 0 P: 13	R: 0 E: 0 K: 0 S: 4	H: 0 LOB: 0 BB: 1 P: 11	R: 0 E: 0 K: 2 S: 12	H: 0 LOB: 2 BB: 2 P: 25	R: 3 E: 0 K: 0 S: 15	H: 1 LOB: 2 BB: 3 P: 33	R: 0 E: 0 K: 1 S: 9	H: 0 LOB: 2 BB: 2 P: 21	R: 0 E: 0 K: 2 S: 12	H: 1 LOB: 1 BB: 0 P: 18	R: 1 E: 0 K: 2 S: 18	H: 1 LOB: 1 BB: 1 P: 28	1B: 2 2B: 0 3B: 0 HR: 1	SF: 0 SAC: 0 DP: 2 HBP: 0	WP: 0 PB: 0 SB: 2 CS: 0	PA: 38			
PITCHER	IP	WLS	BF	H	R	ER	SO	BB	IBB	HBP	BLK	WP	HR	S	P	ERA	WHIP								
Vaughn Eshelman, L ERA: 1.45	5.2	W	22	1	3	3	5	6	0	0	0	0	1	48	101	4.76	1.235								
Stan Belinda, R ERA: 1.45	1.1		7	0	0	0	1	3	0	0	0	0	0	16	32	0.00	2.250								
Derek Liliquist, L ERA: 5.4	0.1		1	0	0	0	0	0	0	0	0	0	0	2	3	0.00	0.000								
Ken Ryan, R ERA: 0.93	1.2	S	8	2	1	1	4	1	0	0	0	0	0	28	43	5.40	1.800								


Batter	1	2	3	4	5	6	7	8	9	AB	R	H	RBI	BB	SO	LOB	BOTTOM								
Lee Tinsley, S OBP: 0.420, SLG: 0.547	G5-3	G3		K				F8		5	0	0	0	0	2	4	New York Yankees @ Boston Red Sox Fenway Park, Boston, MA Sat May 13 1995, 3:33 AM EDT Att: 32,695 - Overcast - 55 F								
John Valentin, R OBP: 0.465, SLG: 0.724	K			F8				F8		4	1	1	1	0	1	2									
Mo Vaughn, L OBP: 0.380, SLG: 0.672	S 1B			HR						4	1	3	1	0	1	0									
Jose Canseco, R OBP: 0.400, SLG: 0.371	G6-3		K			G5-3		G6-4-3		4	0	0	0	0	1	2									
Mike Greenwell, L OBP: 0.388, SLG: 0.377		PB BB G4-3 1B		1B BB		G4-3		HR 1B		3	3	2	0	1	0	0									
Mike MacFarlane, R OBP: 0.378, SLG: 0.500		G4-3 PB BB		P4		K		HR		3	1	1	2	1	1	1									
Troy O'Leary, L OBP: 0.381, SLG: 0.550	G4-3		E 1B			SH1-3 BB				3	0	2	1	1	0	1									
Tim Lincecum, R OBP: 0.397, SLG: 0.439	G6-3		E8			SH1-3 1B				4	0	3	1	0	0	1									
Luis Alicea, S OBP: 0.268, SLG: 0.130			L8			SH1-3		G4-6-3		2	0	0	0	1	0	3									
Inning Stats	R: 0 E: 0 K: 1 S: 9	H: 1 LOB: 1 BB: 0 P: 17	R: 1 E: 0 K: 0 S: 14	H: 1 LOB: 2 BB: 2 P: 31	R: 3 E: 1 K: 1 S: 12	H: 4 LOB: 2 BB: 1 P: 23	R: 0 E: 0 K: 2 S: 11	H: 0 LOB: 0 BB: 0 P: 16	R: 0 E: 0 K: 1 S: 6	H: 0 LOB: 0 BB: 0 P: 12	R: 0 E: 0 K: 1 S: 8	H: 1 LOB: 2 BB: 1 P: 15	R: 2 E: 0 K: 0 S: 13	H: 4 LOB: 1 BB: 0 P: 23	R: 0 E: 0 K: 0 S: 8	H: 1 LOB: 0 BB: 0 P: 13	1B: 9 2B: 0 3B: 0 HR: 3	SF: 0 SAC: 1 DP: 2 HBP: 0	WP: 0 PB: 1 SB: 1 CS: 0	PA: 37					
PITCHER	IP	WLS	BF	H	R	ER	SO	BB	IBB	HBP	BLK	WP	HR	S	P	ERA	WHIP								
Bob Wickman, R ERA: 5.4	2.2	L	17	6	4	3	2	3	0	0	0	0	0	28	34	7.0	3.375								
Andy Pettitte, L ERA: 5.14	3.1		13	2	1	1	4	1	0	0	0	0	0	28	48	2.70	0.900								
Joe Ausanio, R ERA: 4.66	1.0		5	4	1	1	0	0	0	0	0	0	1	13	23	9.00	4.000								
Bob MacDonald, L ERA: 0.00	1.0		2	0	0	0	0	0	0	0	0	0	0	6	9	0.00	0.000								



Batter	1	2	3	4	5	6	7	8	9	AB	R	H	RBI	BB	SO	LOB	TOP										
Bernie Williams , S (1, 8) OBP: 0.321, SLG: 0.426	4-2 BB G6-4-3		2-0 G6-4-3			1-0 L8		1-2 FC5-4	2-1 F8	4	0	0	0	1	0	5											
Randy Velarde , R (1, 7) OBP: 0.324, SLG: 0.300	1-0 G6-4-3			1-0 G4-3		0-1 1B		1-1 G6-4-3		4	0	1	0	0	0	2											
Jim Leyritz , R (1, 3) Luis Polonia , L (9, PR) OBP: 0.321, SLG: 0.340	3-2 P4			1-1 G4-3		0-0 L9			3-2 E BB 1B	4	0	1	0	0	0	1											
Danny Tartabull , R (1, 10) OBP: 0.365, SLG: 0.403		0-0 G5-3		1-1 G5-3		1-0 1B			4-2 E2 FC6-4 1B SF BB	3	1	1	0	1	0	0											
Mike Stanley , R (1, 2) OBP: 0.361, SLG: 0.333		3-1 2B			1-1 F9	1-0 F9			0-0 FC6-4 1B	4	0	2	1	0	0	2											
Gerald Williams , R (1, 9) OBP: 0.287, SLG: 0.500		0-1 G6-3			3-2 G6-3		2-3 K		4-2 FC6-4 1B WP SF	4	0	0	0	0	1	3											
Russ Davis , R (1, 5) Tony Fernandez , S (9, PH) OBP: 0.368, SLG: 0.309		2-1 F8			0-0 1B		2-3 K		0-0 SF	3	0	1	0	0	1	1											
Kevin Elster , R (1, 6) Wade Boggs , L (9, PH) OBP: 0.451, SLG: 0.415			0-3 K		2-2 1B	1-3 1B	1-0 F9		1-2 3-H 4-0 WP IBB	3	0	1	0	0	1	0											
Pat Kelly , R (1, 4) Dion James , L (9, PH) Don Mattingly , L (9, 3) OBP: 0.350, SLG: 0.500			1-1 1B		2-0 F9			0-0 FC5-4 1B	4-2 1B BB	3	0	2	0	0	0	2											
Inning Stats	R: 0 E: 0 K: 0 S: 9	H: 0 LOB: 0 BB: 1 P: 17	R: 0 E: 0 K: 0 S: 7	H: 1 LOB: 1 BB: 0 P: 12	R: 0 E: 0 K: 1 S: 6	H: 1 LOB: 0 BB: 0 P: 9	R: 0 E: 0 K: 0 S: 5	H: 0 LOB: 0 BB: 0 P: 8	R: 0 E: 0 K: 0 S: 12	H: 2 LOB: 2 BB: 0 P: 20	R: 0 E: 0 K: 2 S: 6	H: 0 LOB: 0 BB: 0 P: 14	R: 0 E: 0 K: 0 S: 6	H: 1 LOB: 0 BB: 0 P: 8	R: 2 E: 2 K: 0 S: 23	H: 2 LOB: 3 BB: 3 P: 42	1B: 8 2B: 1 3B: 0 HR: 0	SF: 1 SAC: 0 DP: 3 HBP: 0	WP: 1 PB: 0 SB: 0 CS: 0	PA: 37							
PITCHER	IP	WLS	BF	H	R	ER	SO	BB	IBB	HBP	BLK	WP	HR	S	P	ERA	WHIP										
Zane Smith , L (1, 1) ERA: 4.15	6.0	23	6	0	0	1	1	0	0	0	0	0	0	45	75	0.00	1.167										
Rheal Cormier , L (7, 1) ERA: 4.15	2.0	7	2	1	1	2	0	0	0	0	0	0	0	19	23	4.50	1.000										
Stan Belinda , R (9, 1) ERA: 1.59	0.2	5	1	1	1	0	1	1	0	0	0	0	0	13	23	13.50	3.000										
Derek Lilliquist , L (9, 1) ERA: 5.4	0.0	1	0	0	0	0	1	0	0	0	0	1	0	4	8	=	=										
Alejandro Pena , R (9, 1) ERA: 3.18	0.1	W	1	0	0	0	0	0	0	0	0	0	0	2	4	0.00	0.000										

New York Yankees @ Boston Red Sox
Fenway Park, Boston, MA
Sun May 14 1995, 3:33 AM EDT
Att. 32,526 - Sunny - 57 F

AB 32
R 2
H 9
RBI 2
BB 4
SO 3
LOB 16



Batter	1	2	3	4	5	6	7	8	9	AB	R	H	RBI	BB	SO	LOB	BOTTOM										
Lee Tinsley , S (1, 8) OBP: 0.397, SLG: 0.515	1-1 G6-3		1-2 G4-6-3		0-3 K		2-1 CS	0-0 B1-3		4	0	0	0	0	1	2											
John Valentin , R (1, 6) OBP: 0.453, SLG: 0.689	1-3 K		4-2 FC4-6 BB		1-3 K			1-0 P3		3	0	0	0	1	2	1											
Mo Vaughn , L (1, 3) OBP: 0.373, SLG: 0.645	1-3 K		0-1 FC4-6		3-1 G3			1-2 1B		4	0	1	0	0	1	1											
Jose Canseco , R (1, 10) OBP: 0.367, SLG: 0.333		3-2 P4		3-3 K		3-3 K		0-1 G4-3		4	0	0	0	0	2	1											
Mike Greenwell , L (1, 7) OBP: 0.380, SLG: 0.385		2-0 L9		1-1 F9 1B	2B		1-0 F8		2-2 P6	4	1	1	0	0	0	0											
Mike Macfarlane , R (1, 2) OBP: 0.388, SLG: 0.564		1-2 2B HBP		0-2 F9			1-2 P8		1-0 HR	3	1	1	1	0	0	1											
Troy O'Leary , L (1, 9) OBP: 0.456, SLG: 0.652		1-1 2B		3-2 PO 1B			0-0 E7 1B			3	1	3	1	0	0	0											
Tim Lincecum , R (1, 5) OBP: 0.379, SLG: 0.417		1-2 G3		1-0 PO		1-1 G6-3		1-3 K		3	0	0	0	0	1	3											
Luis Alica , S (1, 4) OBP: 0.305, SLG: 0.167			4-2 G4-6-3 BB		3-2 S 1B		1-0 CS 1B			2	0	2	1	1	0	0											
Inning Stats	R: 0 E: 0 K: 2 S: 9	H: 0 LOB: 0 BB: 0 P: 12	R: 0 E: 0 K: 0 S: 11	H: 1 LOB: 2 BB: 0 P: 19	R: 0 E: 0 K: 0 S: 10	H: 0 LOB: 1 BB: 2 P: 19	R: 1 E: 0 K: 1 S: 13	H: 2 LOB: 0 BB: 0 P: 21	R: 0 E: 0 K: 2 S: 15	H: 1 LOB: 1 BB: 0 P: 20	R: 0 E: 0 K: 1 S: 7	H: 0 LOB: 0 BB: 0 P: 14	R: 1 E: 1 K: 1 S: 12	H: 2 LOB: 0 BB: 0 P: 15	R: 0 E: 0 K: 0 S: 7	H: 1 LOB: 0 BB: 0 P: 9	R: 1 E: 0 K: 0 S: 5	H: 1 LOB: 0 BB: 0 P: 8	1B: 5 2B: 2 3B: 0 HR: 1	SF: 0 SAC: 0 DP: 1 HBP: 1	WP: 0 PB: 0 SB: 0 CS: 1	PA: 35					
PITCHER	IP	WLS	BF	H	R	ER	SO	BB	IBB	HBP	BLK	WP	HR	S	P	ERA	WHIP										
Jack McDowell , R (1, 1) ERA: 4.0	8.0	31	7	2	1	7	2	0	0	0	0	0	1	5	8	27.00	3.000										
Steve Howe , L (9, 1) ERA: 2.7	0.1	L	2	1	1	1	0	0	0	0	0	0	1	5	8	27.00	3.000										

New York Yankees @ Boston Red Sox
Fenway Park, Boston, MA
Sun May 14 1995, 3:33 AM EDT
Att. 32,526 - Sunny - 57 F

AB 30
R 3
H 8
RBI 3
BB 2
SO 7
LOB 9



Batter	1	2	3	4	5	6	7	8	9	AB	R	H	RBI	BB	SO	LOB	TOP								
Wayne Kirby, L (1, 8) OBP: 0.333, SLG: 0.333	G3		F7	P3				F7		5	1	1	0	0	0	1	Cleveland Indians @ New York Yankees Yankee Stadium, Bronx, NY Tue May 16 1995, 7:05 PM EDT Att: 18,246 - Unknown - 76 F								
Omar Vizquel, S (1, 6) OBP: 0.210, SLG: 0.195	K		P6			F9		L6		5	0	1	2	0	1	0									
Carlos Baerga, S (1, 4) OBP: 0.432, SLG: 0.542	G6-3			HR			2B	G4-3		5	2	2	0	0	0	1									
Albert Belle, R (1, 7) OBP: 0.405, SLG: 0.606		1B							HR	4	4	3	2	1	0	1									
Eddie Murray, S (1, 3) OBP: 0.459, SLG: 0.691	F7			HR					2B	4	0	2	1	0	0	1									
Paul Sorrento, L (7, 3) OBP: 0.268, SLG: 0.635									HR	1	1	1	2	0	0	0									
Manny Ramirez, R (1, 9) OBP: 0.461, SLG: 0.723									G4-3	5	1	2	1	0	0	2									
Dave Winfield, R (1, 10) OBP: 0.273, SLG: 0.211									F7	4	0	1	0	1	1	2									
Alvaro Espinoza, R (1, 5) OBP: 0.231, SLG: 0.333									G4-3	4	0	1	1	0	0	1									
Tony Peña, R (1, 2) OBP: 0.240, SLG: 0.239										4	1	1	0	0	0	4									
Inning Stats	R: 0 E: 0 K: 1 S: 9	H: 0 LOB: 0 BB: 0 P: 12	R: 1 E: 0 K: 0 S: 6	H: 2 LOB: 2 BB: 1 P: 14	R: 2 E: 0 K: 0 S: 14	H: 3 LOB: 1 BB: 0 P: 21	R: 0 E: 0 K: 1 S: 11	H: 1 LOB: 1 BB: 0 P: 15	R: 2 E: 0 K: 0 S: 9	H: 2 LOB: 1 BB: 1 P: 18	R: 2 E: 0 K: 0 S: 9	H: 3 LOB: 1 BB: 0 P: 14	R: 1 E: 0 K: 0 S: 11	H: 2 LOB: 1 BB: 0 P: 16	R: 0 E: 0 K: 0 S: 4	H: 0 LOB: 0 BB: 0 P: 8	R: 2 E: 0 K: 0 S: 16	H: 2 LOB: 0 BB: 0 P: 24	1B: 7 2B: 5 3B: 0 HR: 3	SF: 1 SAC: 0 DP: 1 HBP: 0	WP: 2 PB: 0 SB: 0 CS: 0	PA: 44			
PITCHER	IP	WLS	BF	H	R	ER	SO	BB	IBB	HBP	BLK	WP	HR	S	P	ERA	WHIP								
Jimmy Key, L (1, 1) ERA: 5.64	5.1	L	29	11	7	6	2	2	0	0	0	1	1	55	87	10.12	2.438								
Scott Bankhead, R (6, 1) ERA: 5.23	2.2		10	2	1	1	0	0	0	0	0	1	1	18	31	3.38	0.750								
John Wetteland, R (9, 1) ERA: 3.6	1.0		5	2	2	2	0	0	0	0	0	0	1	16	24	18.00	2.000								

AB 41
R 10
H 15
RBI 9
BB 2
SO 2
LOB 13



Batter	1	2	3	4	5	6	7	8	9	AB	R	H	RBI	BB	SO	LOB	BOTTOM								
Luis Polonia, L (1, 7) OBP: 0.295, SLG: 0.309	P6		G4-3						G6-3	5	0	0	1	0	0	4	Cleveland Indians @ New York Yankees Yankee Stadium, Bronx, NY Tue May 16 1995, 7:05 PM EDT Att: 18,246 - Unknown - 76 F								
Tony Fernandez, S (1, 6) OBP: 0.356, SLG: 0.300	G6-3			L1-5-3	G3			G3	1B	5	0	1	1	0	0	2									
Wade Boggs, L (1, 5) OBP: 0.314, SLG: 0.386	G3-1			G4-3				G4-3	F7	4	0	0	0	1	0	1									
Mike Stanley, R (1, 2) OBP: 0.369, SLG: 0.400										4	1	2	1	0	1	1									
Don Mattingly, L (1, 3) OBP: 0.364, SLG: 0.500	G3-1									4	0	2	0	0	0	1									
Danny Tartabull, R (1, 10) OBP: 0.346, SLG: 0.379	L8									4	0	0	0	0	2	3									
Dion James, L (1, 9) OBP: 0.524, SLG: 0.500										1	0	0	0	1	0	0									
Gerald Williams, R (7, 7) OBP: 0.294, SLG: 0.500										2	1	1	0	0	0	0									
Bernie Williams, S (1, 8) OBP: 0.341, SLG: 0.471										2	2	1	1	2	0	0									
Pat Kelly, R (1, 4) OBP: 0.419, SLG: 0.462										3	1	1	1	1	1	4									
Inning Stats	R: 0 E: 0 K: 0 S: 6	H: 0 LOB: 0 BB: 0 P: 10	R: 0 E: 0 K: 1 S: 8	H: 0 LOB: 0 BB: 0 P: 13	R: 0 E: 0 K: 0 S: 6	H: 0 LOB: 1 BB: 1 P: 10	R: 1 E: 0 K: 0 S: 6	H: 2 LOB: 1 BB: 0 P: 12	R: 0 E: 0 K: 0 S: 5	H: 0 LOB: 2 BB: 1 P: 10	R: 2 E: 0 K: 1 S: 17	H: 2 LOB: 0 BB: 0 P: 26	R: 0 E: 1 K: 1 S: 15	H: 2 LOB: 2 BB: 0 P: 24	R: 2 E: 0 K: 1 S: 18	H: 2 LOB: 1 BB: 1 P: 32	1B: 5 2B: 0 3B: 0 HR: 3	SF: 0 SAC: 0 DP: 1 HBP: 0	WP: 2 PB: 0 SB: 0 CS: 0	PA: 39					
PITCHER	IP	WLS	BF	H	R	ER	SO	BB	IBB	HBP	BLK	WP	HR	S	P	ERA	WHIP								
Charles Nagy, R (1, 1) ERA: 2.63	5.0	W	20	2	1	1	1	3	0	0	0	0	0	32	60	1.80	1.000								
Dennis Cook, L (6, 1) ERA: 9.45	2.0		8	2	2	2	1	1	0	0	0	0	2	22	36	9.00	1.500								
Eric Plunk, R (8, 1) ERA: 0.82	1.0		5	2	0	0	1	0	0	0	0	0	0	15	24	0.00	2.000								
Jose Mesa, R (9, 1) ERA: 2.89	1.0		6	2	2	2	1	1	0	0	0	1	0	18	32	18.00	3.000								

AB 34
R 5
H 8
RBI 5
BB 5
SO 4
LOB 16



Batter	1	2	3	4	5	6	7	8	9	AB	R	H	RBI	BB	SO	LOB	TOP								
Brady Anderson, L (1, 8) OBP: 0.380, SLG: 0.578	1-1 HR	4-0 BB			2-3 K		2-3 K		2-0 HR	4	2	3	1	2	0		Baltimore Orioles @ New York Yankees Yankee Stadium, Bronx, NY Fri May 19 1995, 7:05 PM EDT Att: 18,842 - Unknown								
Kevin Bass, S (1, 7) OBP: 0.309, SLG: 0.313	3-2 CS	1-1 G3-1			4-2 BB			0-2 G4-3	2-0 F8	4	0	1	0	1	0	3									
Rafael Palmeiro, L (1, 3) OBP: 0.411, SLG: 0.641	2-0 HR		0-0 G4-3		0-0 G5-6-3			0-1 G4-3		4	1	2	2	0	0	1									
Cal Ripken Jr., R (1, 6) OBP: 0.360, SLG: 0.403	0-0 L9		2-2 G5-3			2-3 K		2-2 G5-3		4	0	0	0	0	1	1									
Harold Baines, L (1, 10) OBP: 0.373, SLG: 0.491	4-2 BB		0-0 G4-3			2-1 HR			1-1 BB	2	1	1	1	1	0	1									
Leo Gomez, R (9, PH) OBP: 0.264, SLG: 0.245			2-3 K			3-3 K			1-1 BB	1	1	1	0	0	0	0									
Chris Hoiles, R (1, 2) OBP: 0.391, SLG: 0.458	3-2 P3		2-3 K			2-3 K			4-2 BB	3	0	0	0	1	2	2									
Sherman Obando, R (1, 9) OBP: 0.303, SLG: 0.323		1-2 BB			2-3 K				1-2 BB	3	0	1	0	0	2	0									
Matt Nokes, L (9, PH) OBP: 0.125, SLG: 0.217									1-2 HR	1	0	1	0	0	0	0									
Damon Buford, R (9, PH) OBP: 0.200, SLG: 0.050									1-2 BB	0	1	0	0	0	0	0									
Jeff Manto, R (1, 5) OBP: 0.368, SLG: 0.579		2-2 F8			0-3 K			2-0 F8	1-2 HR	4	1	1	1	0	1	1									
Manny Alexander, R (1, 4) OBP: 0.200, SLG: 0.172		0-0 L7			1-1 L1				1-2 HR	2	0	0	0	0	0	1									
Bret Barberie, S (7, PH) OBP: 0.396, SLG: 0.325								2-3 K	1-2 BB	2	0	0	0	0	1	3									
Inning Stats	R: 2 E: 0 K: 0 S: 13	H: 3 LOB: 1 BB: 1 P: 26	R: 0 E: 0 K: 0 S: 9	H: 1 LOB: 2 BB: 1 P: 17	R: 0 E: 0 K: 1 S: 8	H: 1 LOB: 1 BB: 0 P: 12	R: 0 E: 0 K: 2 S: 8	H: 0 LOB: 0 BB: 0 P: 11	R: 0 E: 0 K: 1 S: 8	H: 0 LOB: 0 BB: 1 P: 14	R: 1 E: 0 K: 3 S: 12	H: 1 LOB: 0 BB: 0 P: 21	R: 0 E: 0 K: 2 S: 9	H: 0 LOB: 0 BB: 0 P: 15	R: 0 E: 0 K: 0 S: 8	H: 0 LOB: 0 BB: 0 P: 10	R: 4 E: 0 K: 0 S: 13	H: 4 LOB: 1 BB: 1 P: 24	1B: 7 2B: 0 3B: 0 HR: 3	SF: 0 SAC: 0 DP: 2 HBP: 0	WP: 0 PB: 0 SB: 0 CS: 1	PA: 38			
PITCHER	IP	WLS	BF	H	R	ER	SO	BB	IBB	HBP	BLK	WP	HR	S	P	ERA	WHIP								
Jack McDowell, R (1, 1) ERA: 3.86	8.0		31	6	3	3	9	3	0	0	0	0	2	75	126	3.38	1.125								
Steve Howe, L (9, 1) ERA: 4.05	0.0	1	1	1	1	0	0	0	0	0	0	0	0	2	3	∞	∞								
John Wetteland, R (9, 1) ERA: 5.73	1.0	L	6	3	3	3	0	1	0	0	0	0	1	11	21	27.00	4.000								

Batter	1	2	3	4	5	6	7	8	9	AB	R	H	RBI	BB	SO	LOB	BOTTOM								
Wade Boggs, L (1, 5) OBP: 0.300, SLG: 0.361	3-1 G4-3	1-1 F7		4-2 BB		1-1 F9		3-2 G6-3		4	0	0	0	1	0	3	Baltimore Orioles @ New York Yankees Yankee Stadium, Bronx, NY Fri May 19 1995, 7:05 PM EDT Att: 18,842 - Unknown								
Tony Fernandez, S (1, 6) OBP: 0.346, SLG: 0.281	4-2 BB	2-1 G4-3		3-3 K		0-0 P6			2-3 K	4	0	0	0	1	2	3									
Jim Leyritz, R (1, 3) OBP: 0.368, SLG: 0.448	3-2 BB		4-2 FC6-4		2-3 K		1-2 G6-3		1-3 K	4	1	1	0	1	2	1									
Mike Stanley, R (1, 2) OBP: 0.371, SLG: 0.450	3-3 K		2-0 E		2-2 L7		3-2 HR		1-0 L8	5	2	2	1	0	1	2									
Danny Tartabull, R (1, 10) OBP: 0.329, SLG: 0.357	3-3 K		2-2 FC5		1-2 P2		2-2 F9			4	0	0	0	0	1	4									
Bernie Williams, S (1, 8) OBP: 0.337, SLG: 0.452		1-2 F8		1-2 FC6-4		4-1 BB		3-1 G5-3		3	0	0	1	1	0	1									
Randy Velarde, R (1, 7) OBP: 0.324, SLG: 0.303		0-2 HR		1-2 G5-3		0-0 P4				3	1	1	0	0	0	2									
Luis Polonia, L (6, PH) OBP: 0.290, SLG: 0.304										1	0	0	0	0	0	0									
Gerald Williams, R (1, 9) OBP: 0.286, SLG: 0.600		3-2 HR		3-1 F8		1-2 G6-3		1-1 G6-3		4	1	1	2	0	0	1									
Pat Kelly, R (1, 4) OBP: 0.439, SLG: 0.453		4-2 BLK		1-3 K		4-2 BB		4-2 BB		1	0	0	0	3	1	0									
Inning Stats	R: 0 E: 1 K: 2 S: 15	H: 1 LOB: 2 BB: 1 P: 31	R: 2 E: 0 K: 0 S: 15	H: 2 LOB: 1 BB: 1 P: 26	R: 2 E: 2 K: 0 S: 13	H: 1 LOB: 1 BB: 1 P: 27	R: 0 E: 0 K: 3 S: 13	H: 0 LOB: 1 BB: 1 P: 23	R: 0 E: 0 K: 0 S: 8	H: 0 LOB: 0 BB: 1 P: 14	R: 1 E: 0 K: 0 S: 14	H: 1 LOB: 0 BB: 0 P: 23	R: 0 E: 0 K: 0 S: 11	H: 0 LOB: 1 BB: 1 P: 19	R: 0 E: 0 K: 2 S: 10	H: 0 LOB: 0 BB: 0 P: 14	1B: 3 2B: 0 3B: 0 HR: 2	SF: 0 SAC: 0 DP: 0 HBP: 0	WP: 0 PB: 0 SB: 2 CS: 0	PA: 40					
PITCHER	IP	WLS	BF	H	R	ER	SO	BB	IBB	HBP	BLK	WP	HR	S	P	ERA	WHIP								
Arthur Rhodes, L (1, 1) ERA: 7.88	3.0		17	4	4	3	2	3	0	0	0	0	1	39	66	2.70	1.200								
Jamie Moyer, L (4, 1) ERA: 4.5	3.1	14	1	1	1	3	3	0	0	0	0	0	0	16	29	0.00	0.600								
Alan Mills, R (7, 1) ERA: 7.11	1.2	W	6	0	0	0	0	1	0	0	0	0	0	10	14	0.00	0.000								
Doug Jones, R (9, 1) ERA: 5.59	1.0	S	3	0	0	0	2	0	0	0	0	0	0	10	14	0.00	0.000								



Batter	1	2	3	4	5	6	7	8	9	AB	R	H	RBI	BB	SO	LOB	TOP				
Brady Anderson, L (1, 8) OBP: 0.371, SLG: 0.557	G4-3		SAFE SAFE	G5-3			K		F7	5	0	1	0	0	1	0	Baltimore Orioles @ New York Yankees Yankee Stadium, Bronx, NY Sat May 20 1995, 3:33 AM EDT Att: 25,237 - Sunny				
Kevin Bass, S (1, 7) OBP: 0.305, SLG: 0.294	G4-3		1-2 1B	K			G6-3			3	0	0	0	1	1	2					
Rafael Palmeiro, L (1, 3) OBP: 0.426, SLG: 0.633	G4-3			BB E SF8 BB			FC4 BB			1	1	0	0	3	0	0					
Cal Ripken Jr., R (1, 6) OBP: 0.344, SLG: 0.383		L7		E6 SF8 BB FC5-4			F8			4	1	0	0	0	0	4					
Harold Baines, L (1, 10) OBP: 0.371, SLG: 0.475 Leo Gomez, R (8, PH) OBP: 0.259, SLG: 0.240	G5-3			FC5-4 BB BB			P4			2	0	0	0	1	0	2					
Matt Nokes, L (1, 2) OBP: 0.107, SLG: 0.192	G4-3			FC5-4 BB BB			P4			1	0	0	0	0	1	0					
Sherman Obando, R (1, 9) OBP: 0.324, SLG: 0.324				SF8			F7			3	0	0	1	0	0	0					
Jeff Manto, R (1, 5) OBP: 0.348, SLG: 0.522				2-3 3-H			F7			3	0	1	0	1	1	0					
Bret Barberie, S (1, 4) OBP: 0.385, SLG: 0.318				K			1B			4	0	1	1	0	1	2					
Jeff Manto, R (1, 5) OBP: 0.348, SLG: 0.522				K			FC5-4 BB			4	0	1	1	0	1	2					
Inning Stats	R: 0 E: 0 K: 0 S: 6	H: 0 LOB: 0 BB: 0 P: 9	R: 0 E: 0 K: 0 S: 7	H: 0 LOB: 0 BB: 0 P: 13	R: 0 E: 0 K: 3 S: 15	H: 2 LOB: 2 BB: 0 P: 19	R: 2 E: 1 K: 1 S: 13	H: 0 LOB: 2 BB: 3 P: 29	R: 0 E: 0 K: 0 S: 12	H: 0 LOB: 1 BB: 0 P: 13	R: 0 E: 0 K: 1 S: 8	H: 0 LOB: 1 BB: 1 P: 14	R: 0 E: 0 K: 1 S: 8	H: 0 LOB: 0 BB: 0 P: 13	R: 0 E: 0 K: 0 S: 5	H: 0 LOB: 0 BB: 0 P: 8	1B: 4 2B: 1 3B: 0 HR: 0	SF: 1 SAC: 0 DP: 1 HBP: 0	WP: 0 PB: 0 SB: 0 CS: 0	PA: 37	
PITCHER	IP	WLS	BF	H	R	ER	SO	BB	IBB	HBP	BLK	WP	HR	S	P	ERA	WHIP				
Melido Perez, R (1, 1) ERA: 2.49	6.0	W	27	4	2	0	4	5	0	0	0	0	0	61	106	0.00	1.500				
Bob MacDonald, L (7, 1) ERA:	1.2		6	0	0	0	2	1	0	0	0	0	0	13	22	0.00	0.600				
Bob Wickman, R (8, 1) ERA: 4.91	1.1		4	0	0	0	0	0	0	0	0	0	0	8	13	0.00	0.000				

Batter	1	2	3	4	5	6	7	8	9	AB	R	H	RBI	BB	SO	LOB	BOTTOM				
Bernie Williams, S (1, 8) OBP: 0.330, SLG: 0.429	G5-3		BB 1B 2B BB	K			FC1 2B	G5-3		4	2	0	0	1	1	4	Baltimore Orioles @ New York Yankees Yankee Stadium, Bronx, NY Sat May 20 1995, 3:33 AM EDT Att: 25,237 - Sunny				
Randy Velarde, R (1, 7) OBP: 0.317, SLG: 0.297	L7		SAFE				L9			4	1	1	1	0	0	2					
Jim Leyritz, R (1, 3) OBP: 0.375, SLG: 0.459	K		SAFE				L9			3	1	1	2	1	2	0					
Mike Stanley, R (1, 2) OBP: 0.365, SLG: 0.453		G5-3		2B 2B			K			4	1	1	2	0	1	1					
Danny Tartabull, R (1, 10) OBP: 0.326, SLG: 0.365		F7		2B 2B			K			4	0	1	2	0	2	0					
Gerald Williams, R (1, 9) OBP: 0.320, SLG: 0.652		F7		2B 2B			K			3	0	1	0	1	0	1					
Tony Fernandez, S (1, 6) OBP: 0.329, SLG: 0.285	G6-3			F9			G5-3			4	0	0	0	0	1	3					
Russ Davis, R (1, 5) OBP: 0.222, SLG: 0.125 Wade Boggs, L (7, 5) OBP: 0.403, SLG: 0.355				3B			G3			2	0	0	0	0	1	0					
Pat Kelly, R (1, 4) OBP: 0.457, SLG: 0.482				G5-3			F8			1	0	0	0	1	0	0					
Pat Kelly, R (1, 4) OBP: 0.457, SLG: 0.482				K			F8			1	0	0	0	1	0	0					
Inning Stats	R: 0 E: 0 K: 1 S: 7	H: 0 LOB: 0 BB: 0 P: 10	R: 0 E: 0 K: 0 S: 6	H: 1 LOB: 1 BB: 0 P: 10	R: 5 E: 0 K: 1 S: 18	H: 4 LOB: 1 BB: 2 P: 34	R: 0 E: 0 K: 1 S: 8	H: 0 LOB: 0 BB: 0 P: 14	R: 0 E: 0 K: 2 S: 10	H: 0 LOB: 0 BB: 0 P: 15	R: 0 E: 0 K: 1 S: 7	H: 0 LOB: 0 BB: 0 P: 13	R: 2 E: 0 K: 0 S: 10	H: 2 LOB: 1 BB: 0 P: 20	R: 0 E: 0 K: 2 S: 12	H: 0 LOB: 3 BB: 3 P: 28	1B: 2 2B: 4 3B: 1 HR: 0	SF: 0 SAC: 0 DP: 0 HBP: 0	WP: 0 PB: 0 SB: 2 CS: 0	PA: 37	
PITCHER	IP	WLS	BF	H	R	ER	SO	BB	IBB	HBP	BLK	WP	HR	S	P	ERA	WHIP				
Sid Fernandez, L (1, 1) ERA: 9.22	2.1	L	14	5	5	5	2	2	0	0	0	0	0	40	71	3.86	0.429				
Mike Oquist, R (3, 1) ERA: 2.79	4.2		17	2	2	2	4	0	0	0	0	0	0	12	28	0.00	3.000				
Brad Pennington, L (8, 1) ERA: 6.23	1.0		6	0	0	0	2	3	0	0	0	0	0	12	28	0.00	3.000				




Batter	1	2	3	4	5	6	7	8	9	AB	R	H	RBI	BB	SO	LOB	TOP					
Brady Anderson, L (1, 7) OBP: 0.356, SLG: 0.533	F8			G4-3		P6		P4		4	0	0	0	0	0	0	Baltimore Orioles @ New York Yankees Yankee Stadium, Bronx, NY Sun May 21, 1995, 3:33 AM EDT Att: 25,887 - Sunny - 81 F					
Kevin Bass, S (1, 9) OBP: 0.286, SLG: 0.273	G4-3			F9		P3		P4		4	0	0	0	0	0							
Rafael Palmeiro, L (1, 3) OBP: 0.429, SLG: 0.627	K			BB 1B		BB 1B			L7	4	0	2	0	0	1							
Cal Ripken Jr., R (1, 6) OBP: 0.340, SLG: 0.369		G6-3		BB 1-2		P6			K	3	0	0	0	1	1							
Chris Hoiles, R (1, 2) OBP: 0.368, SLG: 0.423	G5-3			F8			K		F9	4	0	0	0	0	1							
Sherman Obando, R (1, 10) OBP: 0.300, SLG: 0.297	P6				K		K			3	0	0	0	0	2							
Jeff Manto, R (1, 5) OBP: 0.385, SLG: 0.615			K		BB 2B		BB 2B			3	0	2	0	0	1							
Bret Barberie, S (1, 4) OBP: 0.364, SLG: 0.298	G5-3			K		L7				3	0	0	0	0	1							
Damon Buford, R (1, 8) OBP: 0.179, SLG: 0.043	F8			K				G5-3		3	0	0	0	0	1							
Inning Stats	R: 0 E: 0 K: 1 S: 9	H: 0 LOB: 0 BB: 0 P: 14	R: 0 E: 0 K: 0 S: 4	H: 0 LOB: 0 BB: 0 P: 6	R: 0 E: 0 K: 1 S: 9	H: 0 LOB: 0 BB: 0 P: 16	R: 0 E: 0 K: 0 S: 11	H: 1 LOB: 2 BB: 1 P: 23	R: 0 E: 0 K: 3 S: 14	H: 1 LOB: 1 BB: 0 P: 20	R: 0 E: 0 K: 0 S: 11	H: 1 LOB: 1 BB: 0 P: 17	R: 0 E: 0 K: 2 S: 13	H: 1 LOB: 1 BB: 0 P: 22	R: 0 E: 0 K: 0 S: 10	H: 0 LOB: 0 BB: 0 P: 13	R: 0 E: 0 K: 1 S: 9	H: 0 LOB: 0 BB: 0 P: 11	1B: 2 2B: 2 3B: 0 HR: 0	SF: 0 SAC: 0 DP: 0 HBP: 0	WP: 0 PB: 0 SB: 0 CS: 0	PA: 32
PITCHER Sterling Hitchcock, L (1, 1) ERA: 3.97	IP: 9.0 WLS: W BF: 32 H: 4 R: 0 ER: 0 SO: 8 BB: 1 IBB: 0 HBP: 0 BLK: 0 WP: 0 HR: 0 S: 90 P: 142 ERA: 0.00 WHIP: 0.556															PITCHER						


Batter	1	2	3	4	5	6	7	8	9	AB	R	H	RBI	BB	SO	LOB	BOTTOM					
Luis Polonia, L (1, 7) OBP: 0.313, SLG: 0.344	F7		G6-3		HR 1B	2B		1B		5	1	3	1	0	0	0	Baltimore Orioles @ New York Yankees Yankee Stadium, Bronx, NY Sun May 21, 1995, 3:33 AM EDT Att: 25,887 - Sunny - 81 F					
Randy Velarde, R (1, 5) OBP: 0.326, SLG: 0.381	G5-3			BB 1B	HR	P4		K		5	2	2	2	0	1	4						
Wade Boggs, L (1, 3) OBP: 0.407, SLG: 0.369	G3			L8	BB 2B		G5-3 BB			3	1	1	0	1	0	1						
Mike Stanley, R (1, 10) OBP: 0.372, SLG: 0.448		F9		BB 1B	BB 1B		G5-3			3	0	1	1	1	0	1						
Dion James, L (1, 9) Gerald Williams, R (8, 9) OBP: 0.320, SLG: 0.652	G1-3			BB 1B	2H 1B	F8		F8		4	0	1	1	0	0	2						
Jim Leyritz, R (1, 2) OBP: 0.368, SLG: 0.462	2B		P3	BB 1B		G6-3		K		4	0	1	0	0	1	3						
Bernie Williams, S (1, 8) OBP: 0.326, SLG: 0.420		K		G4-3		G3-1		BB 1B		4	0	1	0	0	1	3						
Kevin Elster, R (1, 6) OBP: 0.222, SLG: 0.125			F9		G6-3	BB 2B		F8		3	1	0	0	1	0	1						
Pat Kelly, R (1, 4) OBP: 0.459, SLG: 0.483			K		CS 1B	BB 1B		K		4	0	2	0	0	2	1						
Inning Stats	R: 0 E: 0 K: 0 S: 4	H: 0 LOB: 0 BB: 0 P: 6	R: 0 E: 0 K: 1 S: 9	H: 1 LOB: 1 BB: 0 P: 16	R: 0 E: 0 K: 1 S: 9	H: 0 LOB: 0 BB: 0 P: 14	R: 1 E: 0 K: 0 S: 15	H: 2 LOB: 2 BB: 1 P: 24	R: 3 E: 0 K: 0 S: 14	H: 5 LOB: 1 BB: 0 P: 23	R: 1 E: 0 K: 0 S: 14	H: 2 LOB: 2 BB: 1 P: 23	R: 0 E: 0 K: 1 S: 9	H: 0 LOB: 1 BB: 1 P: 17	R: 0 E: 0 K: 2 S: 14	H: 2 LOB: 2 BB: 0 P: 20	R: 0 E: 0 K: 0 S: 4	H: 2 LOB: 2 BB: 0 P: 16	1B: 8 2B: 3 3B: 0 HR: 1	SF: 0 SAC: 0 DP: 0 HBP: 0	WP: 0 PB: 0 SB: 0 CS: 1	PA: 38
PITCHER Ben McDonald, R (1, 1) ERA: 5.33 Armando Benitez, R (6, 1) ERA: 1.96	IP: 5.2 WLS: L BF: 28 H: 10 R: 5 ER: 5 SO: 2 BB: 2 IBB: 0 HBP: 0 BLK: 0 WP: 0 HR: 1 S: 62 P: 102 ERA: 7.94 WHIP: 2.118															PITCHER						

AB	31
R	0
H	4
RBI	0
BB	1
SO	8
LOB	6

AB	35
R	5
H	12
RBI	5
BB	3
SO	5
LOB	16



Batter	1	2	3	4	5	6	7	8	9	AB	R	H	RBI	BB	SO	LOB	TOP				
Bernie Williams, S (1, 8) OBP: 0.313, SLG: 0.400	1-3 K			2-2 F8		1-1 G5-3			1-3 K	4	0	0	0	0	2	1	New York Yankees @ California Angels Anaheim Stadium, Anaheim, CA Tue May 23 1995, 10:05 PM EDT Att: 14,952 - Unknown - 55 F AB 29 R 0 H 2 RBI 0 BB 2 SO 15 LOB 6 				
Randy Velarde, R (1, 7) OBP: 0.320, SLG: 0.370	2-1 G5-3			2-3 K			2-3 K		1-2 BB 1B	4	0	1	0	0	2	0					
Jim Leyritz, R (1, 3) OBP: 0.363, SLG: 0.441	3-3 K			3-3 K			3-3 K		4-1 BB 1-2 BB	3	0	0	0	1	3	0					
Mike Stanley, R (1, 2) OBP: 0.354, SLG: 0.423		3-3 K			1-3 K				2-1 F9	4	0	0	0	0	3	2					
Danny Tartabull, R (1, 10) OBP: 0.315, SLG: 0.351	1-1 P3				3-2 G1-3				1-3 K	3	0	0	0	0	1	0					
Gerald Williams, R (1, 9) OBP: 0.286, SLG: 0.577	2-0 F8				3-2 G6-3				0-3 K	3	0	0	0	0	1	0					
Russ Davis, R (1, 5) OBP: 0.333, SLG: 0.400				3-2 G6-3		1-0 3B			4-0 BB	2	0	1	0	1	0	0					
Kevin Elster, R (1, 6) OBP: 0.167, SLG: 0.091				2-1 G6-3		1-3 K			0-0 F9	3	0	0	0	0	1	2					
Pat Kelly, R (1, 4) OBP: 0.442, SLG: 0.460				1-3 K		3-3 K			1-0 F8	3	0	0	0	0	2	1					
Inning Stats	R: 0 H: 0 E: 0 K: 2 S: 9	H: 0 LOB: 0 BB: 0 P: 15	R: 0 H: 0 E: 0 K: 1 S: 6	H: 0 LOB: 0 BB: 0 P: 12	R: 0 H: 0 E: 0 K: 1 S: 9	H: 0 LOB: 0 BB: 0 P: 15	R: 0 H: 0 E: 0 K: 2 S: 9	H: 0 LOB: 0 BB: 0 P: 16	R: 0 H: 0 E: 0 K: 1 S: 11	H: 0 LOB: 0 BB: 0 P: 18	R: 0 H: 1 E: 0 K: 3 S: 10	H: 1 LOB: 1 BB: 0 P: 16	R: 0 H: 0 E: 0 K: 3 S: 13	H: 0 LOB: 0 BB: 0 P: 20	R: 0 H: 0 E: 0 K: 2 S: 8	H: 0 LOB: 1 BB: 1 P: 13	R: 0 H: 1 E: 0 K: 1 S: 10	H: 1 LOB: 2 BB: 1 P: 19	1B: 1 2B: 0 3B: 1 HR: 0	SF: 0 SAC: 0 DP: 0 HBP: 0	WP: 0 PA: 31 CS: 0
PITCHER Chuck Finley, L (1, 1) ERA: 2.68	IP: 9.0 WLS: W BF: 31 H: 2 R: 0 ER: 0 SO: 15 BB: 2 IBB: 0 HBP: 0 BLK: 0 WP: 0 HR: 0 S: 85 P: 144 ERA: 0.00 WHIP: 0.444																				

Batter	1	2	3	4	5	6	7	8	9	AB	R	H	RBI	BB	SO	LOB	BOTTOM		
Tony Phillips, S (1, 7) OBP: 0.438, SLG: 0.531	2-3 K		0-0 F8	2-3 K	2-2 HR		2-3 K			5	1	1	3	0	3	2	New York Yankees @ California Angels Anaheim Stadium, Anaheim, CA Tue May 23 1995, 10:05 PM EDT Att: 14,952 - Unknown - 55 F AB 36 R 10 H 12 RBI 10 BB 8 SO 7 LOB 19 		
Jim Edmonds, L (1, 8) OBP: 0.307, SLG: 0.489	2-3 K		3-3 K	2-1 HR	1-2 L4		2-2 HR			5	2	2	4	0	2	0			
Tim Salmon, R (1, 9) OBP: 0.469, SLG: 0.536	3-2 2B 1B		1-0 1B 2B	0-2 HR	4-0 G1-4-3 BB		4-1 HR		4-1 BB	3	2	3	1	2	0	0			
Chili Davis, S (1, 10) OBP: 0.487, SLG: 0.615	1-0 2B		4-2 1B BB	0-2 G1-4-3	1-2 BB		4-0 G3 G2-3		1-1 P6	3	1	1	0	2	0	2			
J.T. Snow, L (1, 3) OBP: 0.317, SLG: 0.448	0-2 F8		2-1 1B BB	0-1 P4			3-2 G2-3		2-2 P3	5	0	1	0	0	0	4			
Greg Myers, L (1, 2) OBP: 0.340, SLG: 0.489		0-0 F7	1-2 1B		1-1 HR		1-2 G3		4-1 BB	4	1	2	2	1	0	1			
Eduardo Perez, R (1, 5) OBP: 0.329, SLG: 0.279		4-2 BB	1-2 F9		1-0 G6-3		4-1 BB		2-2 F9	3	0	0	0	2	0	4			
Damon Easley, R (1, 4) OBP: 0.320, SLG: 0.367	1 SAFE 2 SAFE 3 SAFE F	3-2 F8		2-2 1B HR	2-3 K		3-1 G1-3		1-0 G4-3	5	1	1	0	0	1	5			
Gary Disarcina, R (1, 6) OBP: 0.378, SLG: 0.576		2-3 K		0-0 1B HR	4-2 1B HR		0-0 G6-3			3	2	1	0	1	1	1			
Inning Stats	R: 0 H: 2 E: 0 K: 2 S: 13	H: 2 LOB: 2 BB: 0 P: 21	R: 0 H: 0 E: 0 K: 1 S: 11	H: 0 LOB: 1 BB: 1 P: 20	R: 2 H: 3 E: 0 K: 1 S: 16	H: 3 LOB: 2 BB: 1 P: 28	R: 3 H: 3 E: 0 K: 1 S: 15	H: 3 LOB: 1 BB: 1 P: 25	R: 3 H: 2 E: 0 K: 0 S: 16	H: 2 LOB: 0 BB: 1 P: 27	R: 1 H: 1 E: 0 K: 0 S: 14	H: 1 LOB: 2 BB: 2 P: 30	R: 1 H: 1 E: 0 K: 1 S: 10	H: 1 LOB: 1 BB: 1 P: 19	R: 0 H: 0 E: 0 K: 0 S: 12	H: 0 LOB: 1 BB: 1 P: 21	1B: 5 2B: 2 3B: 1 HR: 4	SF: 0 SAC: 0 DP: 0 HBP: 0	WP: 0 PA: 44 CS: 0
PITCHER 42 Mariano Rivera, R (1, 1) ERA: 13.5 Bob MacDonald, L (4, 1) ERA: 2.25 Joe Ausanio, R (5, 1) ERA: 6.17 Scott Bankhead, R (7, 1) ERA: 5.11	IP: 3.1 WLS: L BF: 21 H: 8 R: 5 ER: 5 SO: 5 BB: 3 IBB: 0 HBP: 0 BLK: 0 WP: 0 HR: 1 S: 50 P: 89 ERA: 13.50 WHIP: 3.300																		


Batter	1	2	3	4	5	6	7	8	9	AB	R	H	RBI	BB	SO	LOB	TOP					
Wade Boggs, L (1, 3) OBP: 0.304, SLG: 0.361 Dion James, L (7, 3) OBP: 0.433, SLG: 0.444										4	0	0	0	0	1	1	New York Yankees @ California Angels Anaheim Stadium, Anaheim, CA Thu May 25 1995, 10:05 PM EDT Att: 17,210 - Unknown - 69 F					
Randy Velarde, R (1, 6) OBP: 0.395, SLG: 0.340										4	0	0	0	1	1	2						
Paul O'Neill, L (1, 7) OBP: 0.426, SLG: 0.667 Robert Eenhoorn, R (5, PH) (5, 6)										1	0	0	0	1	0	0						
Danny Tartabull, R (1, 9) OBP: 0.319, SLG: 0.338										2	0	0	0	2	0	0						
Mike Stanley, R (1, 2) OBP: 0.356, SLG: 0.430										4	0	2	0	0	2	1						
Gerald Williams, R (1, 8) OBP: 0.281, SLG: 0.533										4	0	1	0	0	1	4						
Jim Leyritz, R (1, 10) OBP: 0.345, SLG: 0.417										4	0	0	0	0	3	3						
Russ Davis, R (1, 5) OBP: 0.436, SLG: 0.417										2	1	1	0	1	0	0						
Pat Kelly, R (1, 4) OBP: 0.429, SLG: 0.486										4	1	2	2	0	1	2						
Inning Stats	R: 0 E: 0 K: 1 S: 6	H: 1 LOB: 3 BB: 2 P: 14	R: 0 E: 0 K: 1 S: 5	H: 1 LOB: 0 BB: 0 P: 5	R: 0 E: 0 K: 0 S: 3	H: 0 LOB: 0 BB: 0 P: 3	R: 0 E: 0 K: 1 S: 5	H: 0 LOB: 0 BB: 0 P: 5	R: 2 E: 0 K: 1 S: 6	H: 1 LOB: 1 BB: 2 P: 14	R: 0 E: 0 K: 2 S: 8	H: 1 LOB: 1 BB: 0 P: 8	R: 0 E: 0 K: 0 S: 4	H: 1 LOB: 1 BB: 0 P: 4	R: 0 E: 0 K: 1 S: 6	H: 1 LOB: 2 BB: 1 P: 10		R: 0 E: 0 K: 2 S: 7	H: 0 LOB: 1 BB: 0 P: 8	1B: 5 2B: 0 3B: 0 HR: 1	SF: 0 SAC: 0 DP: 0 HBP: 1	WP: 0 PB: 0 CS: 1
PITCHER	IP WLS BF H R ER SO BB IBB HBP BLK WP HR S P ERA WHIP																					
Mark Langston, L (1, 1) ERA: 3.58	6.0 W 25 4 2 2 6 4 0 0 0 0 0 1 33 49 3.00 1.333																					
Ken Edenfield, R (7, 1) ERA:	1.0 4 1 0 0 0 0 0 0 0 0 0 0 4 4 0.00 1.000																					
Mitch Williams, L (8, 1) ERA: 3.0	1.0 5 1 0 0 1 1 0 0 0 0 0 0 6 10 0.00 2.000																					
Troy Percival, R (9, 1) ERA: 4.26	1.0 4 0 0 0 2 0 0 1 0 0 0 0 7 8 0.00 0.000																					


Batter	1	2	3	4	5	6	7	8	9	AB	R	H	RBI	BB	SO	LOB	BOTTOM			
Tony Phillips, S (1, 7) OBP: 0.434, SLG: 0.510 Rex Hudler, R (7, 7) OBP: 0.211, SLG: 0.263										2	2	1	0	2	0	0	New York Yankees @ California Angels Anaheim Stadium, Anaheim, CA Thu May 25 1995, 10:05 PM EDT Att: 17,210 - Unknown - 69 F			
Jim Edmonds, L (1, 8) OBP: 0.312, SLG: 0.469										4	2	1	2	1	2	4				
Tim Salmon, R (1, 9) OBP: 0.446, SLG: 0.538										4	1	1	3	0	2	2				
Chili Davis, S (1, 10) OBP: 0.492, SLG: 0.649 Mark Dalesandro, R (7, PH)										3	3	2	2	1	0	0				
J.T. Snow, L (1, 3) OBP: 0.327, SLG: 0.470 Carlos Martinez, R (7, PH) (8, 3)										2	2	1	4	2	0	0				
Greg Myers, L (1, 2) OBP: 0.350, SLG: 0.500 Andy Allanson, R (7, 2) OBP: 0.250, SLG: 0.438										4	1	2	1	0	1	0				
Spike Owen, S (1, 5) OBP: 0.353, SLG: 0.386										4	1	1	1	1	0	2				
Damon Easley, R (1, 4) OBP: 0.324, SLG: 0.365										4	1	1	1	1	0	2				
Gary Disarcina, R (1, 6) OBP: 0.396, SLG: 0.582										3	2	2	1	2	0	1				
Inning Stats	R: 0 E: 0 K: 1 S: 5	H: 0 LOB: 0 BB: 0 P: 5	R: 9 E: 0 K: 2 S: 12	H: 5 LOB: 4 BB: 4 P: 28	R: 0 E: 0 K: 1 S: 4	H: 0 LOB: 2 BB: 3 P: 16	R: 0 E: 0 K: 0 S: 4	H: 1 LOB: 2 BB: 1 P: 8	R: 4 E: 0 K: 1 S: 9	H: 4 LOB: 0 BB: 0 P: 9	R: 0 E: 0 K: 0 S: 3	H: 0 LOB: 1 BB: 1 P: 7	R: 2 E: 0 K: 1 S: 6	H: 1 LOB: 1 BB: 2 P: 14	R: 0 E: 0 K: 1 S: 6	H: 1 LOB: 1 BB: 0 P: 6		1B: 5 2B: 4 3B: 0 HR: 3	SF: 1 SAC: 0 DP: 1 HBP: 0	WP: 0 PB: 0 CS: 0
PITCHER	IP WLS BF H R ER SO BB IBB HBP BLK WP HR S P ERA WHIP																			
Melido Perez, R (1, 1) ERA: 5.33	1.2 L 14 5 9 9 2 4 0 0 0 0 0 0 17 30 48.60 5.400																			
Bob MacDonald, L (2, 1) ERA: 5.4	2.2 15 4 3 3 3 4 0 0 0 0 0 0 14 33 10.12 3.000																			
Joe Ausanio, R (5, 1) ERA: 6.08	1.2 7 1 1 1 0 1 0 0 0 0 0 1 6 10 5.40 1.200																			
Bob Wickman, R (7, 1) ERA: 5.74	1.0 6 1 2 2 1 2 0 0 0 0 0 1 6 14 18.00 3.000																			
John Wetteland, R (8, 1) ERA: 5.25	1.0 4 1 0 0 1 0 0 0 0 0 0 0 6 6 0.00 1.000																			

Batter	1	2	3	4	5	6	7	8	9	AB	R	H	RBI	BB	SO	LOB	TOP	
Luis Polonia, L OBP: 0.303, SLG: 0.343 (1, 7)	G4-3	G6-3		G6-3			G4-3		G4-3	5	0	0	0	0	0	2	New York Yankees @ Oakland Athletics Oakland-Alameda County Coliseum, Oakland, CA Fri May 26 1995, 7:05 PM PDT Att: 13,911 - Unknown - 58 F livebaseballscorecards.com	
Wade Boggs, L OBP: 0.405, SLG: 0.347 (1, 5)	BB 1B BB		G6-3		G6-3		G4-6-3 BB		K	3	1	0	0	2	1	2		
Paul O'Neill, L OBP: 0.431, SLG: 0.634 (1, 9)	BB 1-2 1B BB		E3 1B		BB HBP		G4-6-3 1-2			2	2	0	0	1	0	1		
Danny Tartabull, R OBP: 0.306, SLG: 0.321 (1, 10)	K		K		F9				G4-3	0	0	0	0	0	0	0		
Don Mattingly, L OBP: 0.365, SLG: 0.458 (1, 3)	1B 1-2 2-3 BB		1B		1-2 BB				G6-3	2	0	1	0	2	0	0		
Jim Leyritz, R OBP: 0.394, SLG: 0.427 (1, 2)	1-3 2-H 3-H 1B		1B		L8				FC4 BB	3	0	2	3	1	0	2		
Bernie Williams, S OBP: 0.290, SLG: 0.366 (1, 8)	K		K				F8		FC4	4	0	0	0	0	2	5		
Kevin Elster, R OBP: 0.167, SLG: 0.176 (9, PH)		K			F8					3	0	0	0	0	1	0		
Dion James, L OBP: 0.462, SLG: 0.464 (9, FR)							F9		G4-3 SH1-4 1B	1	0	1	0	0	0	0		
Gerald Williams, R OBP: 0.281, SLG: 0.533 (9, FR)										0	0	0	0	0	0	0		
Pat Kelly, R OBP: 0.414, SLG: 0.466 (1, 4)		K			G5-3		L9		SH1-4	3	0	0	0	0	1	0		
Inning Stats	R: 2 E: 0 K: 2 S: 8	H: 1 LOB: 2 BB: 3 P: 20	R: 0 E: 0 K: 2 S: 7	H: 0 LOB: 0 BB: 0 P: 7	R: 1 E: 1 K: 2 S: 10	H: 2 LOB: 2 BB: 0 P: 10	R: 0 E: 0 K: 0 S: 3	H: 0 LOB: 2 BB: 1 P: 8	R: 0 E: 0 K: 0 S: 2	H: 0 LOB: 0 BB: 1 P: 6	R: 0 E: 0 K: 0 S: 3	H: 0 LOB: 1 BB: 1 P: 7	R: 0 E: 0 K: 1 S: 6	H: 1 LOB: 2 BB: 0 P: 6	1B: 4 2B: 0 3B: 0 HR: 0	SF: 0 SAC: 1 DP: 1 HBP: 1	WP: 0 PB: 0 SB: 0 CS: 0	PA: 38
PITCHER	IP WLS BF H R ER SO BB IBB HBP BLK WP HR S P ERA WHIP	IP WLS BF H R ER SO BB IBB HBP BLK WP HR S P ERA WHIP	IP WLS BF H R ER SO BB IBB HBP BLK WP HR S P ERA WHIP	IP WLS BF H R ER SO BB IBB HBP BLK WP HR S P ERA WHIP	IP WLS BF H R ER SO BB IBB HBP BLK WP HR S P ERA WHIP	IP WLS BF H R ER SO BB IBB HBP BLK WP HR S P ERA WHIP	IP WLS BF H R ER SO BB IBB HBP BLK WP HR S P ERA WHIP	IP WLS BF H R ER SO BB IBB HBP BLK WP HR S P ERA WHIP	IP WLS BF H R ER SO BB IBB HBP BLK WP HR S P ERA WHIP	IP WLS BF H R ER SO BB IBB HBP BLK WP HR S P ERA WHIP	IP WLS BF H R ER SO BB IBB HBP BLK WP HR S P ERA WHIP	IP WLS BF H R ER SO BB IBB HBP BLK WP HR S P ERA WHIP	IP WLS BF H R ER SO BB IBB HBP BLK WP HR S P ERA WHIP	IP WLS BF H R ER SO BB IBB HBP BLK WP HR S P ERA WHIP	IP WLS BF H R ER SO BB IBB HBP BLK WP HR S P ERA WHIP	IP WLS BF H R ER SO BB IBB HBP BLK WP HR S P ERA WHIP	IP WLS BF H R ER SO BB IBB HBP BLK WP HR S P ERA WHIP	
Todd Stottlemyre, R ERA: 4.89 (1, 1)	6.0	27	3	3	2	6	4	0	1	0	0	0	34	51	3.00	1.167		
Dave Leiper, L ERA: 2.08 (7, 1)	1.0	3	0	0	0	0	1	0	0	0	0	0	2	6	0.00	1.000		
Jim Corsi, R ERA: (8, 1)	2.0	8	1	0	0	1	1	0	0	0	0	0	9	13	0.00	1.000		

Batter	1	2	3	4	5	6	7	8	9	AB	R	H	RBI	BB	SO	LOB	BOTTOM			
Rickey Henderson, R OBP: 0.410, SLG: 0.470 (1, 10)	F8			S 1B E BB		K		P4		3	1	0	0	1	1	1	New York Yankees @ Oakland Athletics Oakland-Alameda County Coliseum, Oakland, CA Fri May 26 1995, 7:05 PM PDT Att: 13,911 - Unknown - 58 F livebaseballscorecards.com			
Stan Javier, S OBP: 0.314, SLG: 0.293 (1, 8)	B5-3			WP S SF8 1B		G5-3		K2-3		4	1	1	0	0	1	1				
Geronimo Berroa, R OBP: 0.414, SLG: 0.581 (1, 7)								FC5-4 BB		1	0	0	1	1	1	0				
Andy Tomberlin, L OBP: 0.343, SLG: 0.485 (8, 7)	K			SF8 1-H 2-H				K		1	0	0	0	0	1	1				
Mark McGwire, R OBP: 0.455, SLG: 0.734 (1, 3)		G6-3		G6-3				K		3	0	0	0	0	1	1				
Ruben Sierra, S OBP: 0.307, SLG: 0.476 (1, 9)		G5-3		P6				FC5-4 S HR		3	1	0	0	0	0	1				
Terry Steinbach, R OBP: 0.347, SLG: 0.580 (1, 2)		G5-3						HR		3	1	1	2	0	0	0				
Brent Gates, S OBP: 0.308, SLG: 0.230 (1, 4)										3	0	1	0	0	0	0				
Craig Paquette, R OBP: 0.256, SLG: 0.389 (1, 5)										3	0	0	0	0	0	1				
Fausto Cruz, R OBP: 0.286, SLG: 0.217 (1, 6)										2	0	0	0	1	0	0				
Inning Stats	R: 0 E: 0 K: 1 S: 5	H: 0 LOB: 0 BB: 0 P: 5	R: 0 E: 0 K: 0 S: 3	H: 0 LOB: 0 BB: 0 P: 3	R: 0 E: 0 K: 0 S: 3	H: 0 LOB: 0 BB: 0 P: 3	R: 2 E: 0 K: 0 S: 4	H: 1 LOB: 0 BB: 1 P: 8	R: 0 E: 0 K: 0 S: 3	H: 0 LOB: 0 BB: 0 P: 3	R: 0 E: 0 K: 1 S: 5	H: 0 LOB: 0 BB: 0 P: 5	R: 2 E: 0 K: 1 S: 7	H: 2 LOB: 1 BB: 1 P: 11	R: 0 E: 0 K: 2 S: 7	H: 0 LOB: 1 BB: 1 P: 11	1B: 2 2B: 0 3B: 0 HR: 1	SF: 1 SAC: 0 DP: 0 HBP: 0	WP: 1 PB: 1 SB: 4 CS: 0	PA: 30
PITCHER	IP WLS BF H R ER SO BB IBB HBP BLK WP HR S P ERA WHIP	IP WLS BF H R ER SO BB IBB HBP BLK WP HR S P ERA WHIP	IP WLS BF H R ER SO BB IBB HBP BLK WP HR S P ERA WHIP	IP WLS BF H R ER SO BB IBB HBP BLK WP HR S P ERA WHIP	IP WLS BF H R ER SO BB IBB HBP BLK WP HR S P ERA WHIP	IP WLS BF H R ER SO BB IBB HBP BLK WP HR S P ERA WHIP	IP WLS BF H R ER SO BB IBB HBP BLK WP HR S P ERA WHIP	IP WLS BF H R ER SO BB IBB HBP BLK WP HR S P ERA WHIP	IP WLS BF H R ER SO BB IBB HBP BLK WP HR S P ERA WHIP	IP WLS BF H R ER SO BB IBB HBP BLK WP HR S P ERA WHIP	IP WLS BF H R ER SO BB IBB HBP BLK WP HR S P ERA WHIP	IP WLS BF H R ER SO BB IBB HBP BLK WP HR S P ERA WHIP	IP WLS BF H R ER SO BB IBB HBP BLK WP HR S P ERA WHIP	IP WLS BF H R ER SO BB IBB HBP BLK WP HR S P ERA WHIP	IP WLS BF H R ER SO BB IBB HBP BLK WP HR S P ERA WHIP	IP WLS BF H R ER SO BB IBB HBP BLK WP HR S P ERA WHIP				
Sterling Hitchcock, L ERA: 3.82 (1, 1)	8.0	30	3	4	3	5	3	0	0	0	1	1	37	49	3.38	0.750				



Batter	1	2	3	4	5	6	7	8	9	AB	R	H	RBI	BB	SO	LOB	TOP					
Luis Polonia, L (1, 7) OBP: 0.300, SLG: 0.338	G3-1		G3			1B			G6-3	4	0	1	0	0	0	1	<p>New York Yankees @ Oakland Athletics Oakland-Alameda County Coliseum, Oakland, CA</p> <p>Sat May 27 1995, 3:33 AM PDT Att: 23,473 - Cloudy - 59 F</p> <p>livebaseballscorecards.com</p> <p>AB 26 R 0 H 1 RBI 0 BB 2 SO 5 LOB 5</p> 					
Wade Boggs, L (1, 5) OBP: 0.385, SLG: 0.329	G3			G1-3		F8			G6-3	4	0	0	0	0	0	1						
Paul O'Neill, L (1, 9) OBP: 0.418, SLG: 0.591	G3			G4-3			P6		BB	3	0	0	0	1	0	0						
Mike Stanley, R (1, 2) OBP: 0.340, SLG: 0.410		F9		F8			K		K	4	0	0	0	0	2	1						
Don Mattingly, L (1, 3) OBP: 0.345, SLG: 0.431	G6-3			G3-1			G4-3			3	0	0	0	0	0	0						
Danny Tartabull, R (1, 10) OBP: 0.297, SLG: 0.310	K			K					G6-3	0	0	0	0	0	0	0						
Randy Velarde, R (1, 6) (8, 4)			L8	G4-3					K	3	0	0	0	0	1	0						
Bernie Williams, S (1, 8) OBP: 0.282, SLG: 0.354			G3			G4-3			FC4-6	3	0	0	0	0	0	1						
Robert Eenhoorn, R (1, 4) Dion James, L (8, PH) Kevin Elster, R (8, 6) OBP: 0.167, SLG: 0.176			BB			K			K	1	0	0	0	1	1	0						
										1	0	0	0	0	1	1						
										0	0	0	0	0	0	0						
Inning Stats	R: 0 E: 0 K: 0 S: 7	H: 0 LOB: 0 BB: 0 P: 11	R: 0 E: 0 K: 1 S: 6	H: 0 LOB: 0 BB: 0 P: 7	R: 0 E: 0 K: 0 S: 4	H: 0 LOB: 1 BB: 1 P: 12	R: 0 E: 0 K: 0 S: 8	H: 0 LOB: 0 BB: 0 P: 11	R: 0 E: 0 K: 1 S: 8	H: 0 LOB: 0 BB: 0 P: 12	R: 0 E: 0 K: 1 S: 10	H: 1 LOB: 1 BB: 0 P: 14	R: 0 E: 0 K: 1 S: 6	H: 0 LOB: 0 BB: 0 P: 6	R: 0 E: 0 K: 2 S: 12	H: 0 LOB: 1 BB: 0 P: 19	R: 0 E: 0 K: 1 S: 10	H: 0 LOB: 1 BB: 1 P: 17	1B: 1 2B: 0 3B: 0 HR: 0	SF: 0 SAC: 0 DP: 0 HBP: 0	WP: 0 PB: 1 SB: 0 CS: 0	PA: 31
PITCHER Steve Ontiveros, R (1, 1) ERA: 3.05	IP: 9.0 WLS: W BF: 31 H: 1 R: 0 ER: 0 SO: 7 BB: 2 IBB: 0 HBP: 0 BLK: 0 WP: 0 HR: 0 S: 71 P: 109 ERA: 0.00 WHIP: 0.333															PITCHER						

Batter	1	2	3	4	5	6	7	8	9	AB	R	H	RBI	BB	SO	LOB	BOTTOM			
Rickey Henderson, R (1, 10) OBP: 0.404, SLG: 0.460	F3	1B			F8				K	4	0	1	1	0	1	0	<p>New York Yankees @ Oakland Athletics Oakland-Alameda County Coliseum, Oakland, CA</p> <p>Sat May 27 1995, 3:33 AM PDT Att: 23,473 - Cloudy - 59 F</p> <p>livebaseballscorecards.com</p> <p>AB 32 R 3 H 9 RBI 2 BB 3 SO 5 LOB 16</p> 			
Stan Javier, S (1, 8) OBP: 0.312, SLG: 0.302	B2	G5-3			2B				F7	4	0	1	0	0	0	2				
Geronimo Berroa, R (1, 7) Andy Tomberlin, L (7, PR) OBP: 0.343, SLG: 0.485	1B		FC6-4 BB		G6-4-3 BB				S 1B	2	0	2	0	2	0	0				
Mark McGwire, R (1, 3) OBP: 0.449, SLG: 0.711	F8		F7		G6-4-3				1B	3	0	0	0	1	0	4				
Ruben Sierra, S (1, 9) OBP: 0.314, SLG: 0.505		SH1-4 1B E 1B	FC6-4 FC5-4		HR				L4	4	2	2	1	0	0	3				
Terry Steinbach, R (1, 2) OBP: 0.343, SLG: 0.565		E SH1-4 1B 1B	FC5-4		K				L9	4	1	1	0	0	1	1				
Brent Gates, S (1, 4) OBP: 0.309, SLG: 0.234		SH1-4			G4-3				L3	3	0	1	0	0	0	0				
Craig Paquette, R (1, 5) OBP: 0.256, SLG: 0.375		K			K				1B	4	0	1	0	0	2	3				
Mike Bordick, R (1, 6) OBP: 0.295, SLG: 0.244		E6 1B			L8				K	4	0	0	0	0	1	3				
Inning Stats	R: 0 E: 0 K: 0 S: 11	H: 1 LOB: 1 BB: 0 P: 16	R: 2 E: 1 K: 1 S: 17	H: 3 LOB: 2 BB: 0 P: 23	R: 0 E: 0 K: 0 S: 12	H: 0 LOB: 1 BB: 1 P: 23	R: 0 E: 0 K: 1 S: 6	H: 0 LOB: 0 BB: 0 P: 11	R: 0 E: 0 K: 0 S: 9	H: 1 LOB: 1 BB: 1 P: 16	R: 1 E: 0 K: 1 S: 15	H: 2 LOB: 1 BB: 0 P: 25	R: 0 E: 0 K: 1 S: 12	H: 1 LOB: 2 BB: 1 P: 21	R: 0 E: 0 K: 1 S: 10	H: 1 LOB: 1 BB: 0 P: 14	1B: 7 2B: 1 3B: 0 HR: 1	SF: 0 SAC: 1 DP: 1 HBP: 0	WP: 0 PB: 0 SB: 1 CS: 0	PA: 36
PITCHER Andy Pettitte, L (1, 1) ERA: 3.65 Scott Bankhead, R (6, 1) ERA: 4.2	IP: 5.1 WLS: L BF: 25 H: 7 R: 3 ER: 1 SO: 3 BB: 2 IBB: 0 HBP: 0 BLK: 0 WP: 0 HR: 1 S: 67 P: 107 ERA: 1.69 WHIP: 1.688															PITCHER				

Batter	1	2	3	4	5	6	7	8	9	10	11	12	AB	R	H	RBI	BB	SO	LOB	TOP								
Luis Polonia, L OBP: 0.311, SLG: 0.366	4-1 S 2B BB		1-3 K		2-2 SF7 3B	F7			2-2 G1-3			1-0 G4-3	5	2	1	0	1	1	1									
Wade Boggs, L OBP: 0.380, SLG: 0.341	0-1 1B G5-4-3 2B		3-2 1B		1-2 SF7					1-0 F7		3-2 G3-1	5	1	3	2	0	0	0									
Paul O'Neill, L OBP: 0.415, SLG: 0.593	1-2 G5-4-3 1B		0-1 P4		2-1 2B					1-0 F7		1-1 P6	6	0	2	0	0	0	1	2								
Mike Stanley, R OBP: 0.343, SLG: 0.402	1-1 G5-4-3 1-2r 3-H			0-0 HR 1B	2-0 G5-3			1-2 G4-6-3 1B		4-0 BB			4	1	1	0	1	0	3									
Don Mattingly, L OBP: 0.313, SLG: 0.400	G1-3			1-1 P5		1-0 HR 2B			1-1 G4-3			0-0 G4-3	5	1	1	0	0	0	2									
Dion James, L OBP: 0.425, SLG: 0.514		2-0 G3		2-0 G4-3		1-1 HR			2-3 K			4-1 G3-1 G5-3 BB	4	1	1	2	0	1	1									
Danny Tartabull, R OBP: 0.304, SLG: 0.310				1-2 HR		2-H HR			2-0 G3-1			2-1 G5-3	5	1	1	2	0	1	1									
Gerald Williams, R OBP: 0.281, SLG: 0.533				2-2 HR		0-0 1B						2-3 G3-1	5	0	1	0	0	0	2									
Randy Velarde, R OBP: 0.284, SLG: 0.355		1-1 G5-3		2-1 HR		0-0 1B			0-2 P6			1-0 G3-1	5	0	1	0	0	0	2									
Bernie Williams, S OBP: 0.284, SLG: 0.379		2-2 G6-3		2-2 F8		0-0 1B			2-1 G4-3			2-3 K	5	0	0	0	0	1	3									
2 Derek Jeter, R OBP: 0.311, SLG: 0.366				0-2 F9		1-0 G6-3		0-2 L9					5	0	0	0	0	1	3									
Inning Stats	R: 2 E: 0 K: 10 S: 10	H: 2 LOB: 0 BB: 1 P: 16	R: 0 E: 0 K: 7 S: 7	H: 0 LOB: 0 BB: 0 P: 12	R: 0 E: 0 K: 1 S: 13	H: 1 LOB: 1 BB: 0 P: 17	R: 2 E: 0 K: 0 S: 7	H: 2 LOB: 0 BB: 0 P: 12	R: 1 E: 0 K: 0 S: 11	H: 2 LOB: 1 BB: 0 P: 19	R: 0 E: 0 K: 1 S: 9	H: 1 LOB: 0 BB: 0 P: 14	R: 0 E: 0 K: 1 S: 8	H: 0 LOB: 0 BB: 0 P: 13	R: 0 E: 0 K: 0 S: 9	H: 0 LOB: 1 BB: 1 P: 9	R: 0 E: 0 K: 1 S: 8	H: 0 LOB: 2 BB: 1 P: 17	R: 0 E: 0 K: 0 S: 6	H: 0 LOB: 0 BB: 0 P: 11	1B: 5 2B: 3 3B: 1 HR: 2	SF: 1 SAC: 0 DP: 2 HBP: 0	WP: 0 PB: 0 CS: 1	PA: 48				
PITCHER	IP 5.2	WLS 2	BF 27	H 10	R 7	ER 7	SO 2	BB 0	IBB 0	HBP 0	BLK 0	WP 0	HR 2	S 59	P 92	ERA 11.12	WHIP 1.941											
Rafael Carmona, R ERA: 3.63	(1, 1)	5.2	2	27	10	7	2	0	0	0	0	0	0	23	34	0.00	0.500											
Steve Frey, L ERA: 3.66	(6, 1)	2.0	6	1	0	0	2	0	0	0	0	0	0	0	10	16	0.00	0.000										
Jeff Nelson, R ERA: 1.56	(8, 1)	1.1	4	0	0	0	0	0	0	0	0	0	0	6	18	0.00	1.500											
Dave Fleming, L ERA: 5.65	(10, 1)	1.1	6	0	0	0	0	2	0	0	0	0	0	6	18	0.00	1.500											
Bobby Ayala, R ERA: 2.04	(11, 1)	1.2	W	5	0	0	0	1	0	0	0	0	0	11	19	0.00	0.000											

New York Yankees @ Seattle Mariners
The Kingdom, Seattle, WA
Mon May 29 1995, 10:05 PM EDT
Att. 18,948 - Dome

AB	44
R	7
H	11
RBI	6
BB	3
SO	5
LOB	15



Batter	1	2	3	4	5	6	7	8	9	10	11	12	AB	R	H	RBI	BB	SO	LOB	BOTTOM								
Alex Diaz, S OBP: 0.319, SLG: 0.400	0-1 G3 PB 3B 1B	1-2 FC5-4			0-0 L9	0-0 F8		1-0 S SH1-3 1B		2-2 CS 1B			6	2	3	0	0	0	2									
Luis Sojo, R OBP: 0.346, SLG: 0.434	0-2 F7		1-2 G1-3 S 1B		3-2 S 1B 2B 1B	0-1 G1-6-3		0-0 SH1-3		3-2 L9		1-2 F8	5	1	2	0	0	0	3									
Edgar Martinez, R OBP: 0.419, SLG: 0.573	2-1 G3		3-3 K		3-1 S 2B 1B			2-0 G4-3 2B		2-2 1B		0-1 F8	6	2	3	1	0	1	2									
Tino Martinez, L OBP: 0.411, SLG: 0.527	0-1 3B		1-1 G1-3		3-3 K			3-2 G4-3		2-3 K		4-2 G6-4-3 BB	5	0	1	1	1	2	5									
Doug Strange, S OBP: 0.316, SLG: 0.364	4-2 BB		1-3 K		0-0 1B 2B			3-2 2B 1B		0-3 K		2-2 G6-4-3	2	1	1	2	1	1	1									
Mike Blowers, R OBP: 0.297, SLG: 0.348					2-H 3-H 2B			3-H 3-H 1B				1-2r G6-4-3	3	1	1	1	0	1	2									
Marc Newfield, R OBP: 0.143, SLG: 0.214	1-1 F9				0-0 L5			0-1 G4-3 1H 2B		2-2 G5-3		3-2 F9	6	0	2	2	0	0	2									
Darren Bragg, L OBP: 0.348, SLG: 0.314					0-0 L7			4-2 G4-3 2B		4-2 S BB		1-0 HR	3	0	2	0	1	0	0									
Jay Buhner, R OBP: 0.333, SLG: 0.509					1-3 2B			1-1 G4-3 BB		1-2 K			0	0	0	0	1	0	0									
Rich Amaral, R OBP: 0.395, SLG: 0.500													1	1	1	1	0	0	0									
Dan Wilson, R OBP: 0.356, SLG: 0.363					1-1 F8			1-1 G4-3		2-3 K			5	0	0	0	0	1	6									
Felix Fermin, R OBP: 0.275, SLG: 0.263					2-1 FC5-4 1B			1-1 G1-6-3 1B		1-2 G1-3			5	0	2	0	0	0	5									
Inning Stats	R: 1 E: 0 K: 13 S: 13	H: 2 LOB: 2 BB: 1 P: 20	R: 0 E: 0 K: 8 S: 8	H: 1 LOB: 1 BB: 0 P: 12	R: 0 E: 0 K: 2 S: 13	H: 1 LOB: 1 BB: 0 P: 18	R: 0 E: 0 K: 0 S: 6	H: 1 LOB: 1 BB: 0 P: 9	R: 3 E: 0 K: 1 S: 16	H: 5 LOB: 2 BB: 0 P: 26	R: 0 E: 0 K: 2 S: 5	H: 1 LOB: 0 BB: 0 P: 6	R: 2 E: 0 K: 0 S: 14	H: 3 LOB: 2 BB: 1 P: 27	R: 1 E: 0 K: 2 S: 12	H: 2 LOB: 1 BB: 0 P: 17	R: 0 E: 0 K: 1 S: 13	H: 0 LOB: 2 BB: 1 P: 22	R: 0 E: 0 K: 0 S: 10	H: 1 LOB: 0 BB: 0 P: 15	R: 0 E: 0 K: 0 S: 10	H: 0 LOB: 0 BB: 0 P: 19	R: 1 E: 0 K: 0 S: 1	H: 1 LOB: 0 BB: 0 P: 2	1B: 12 2B: 4 3B: 1 HR: 1	SF: 0 SAC: 1 DP: 2 HBP: 0	WP: 0 PB: 1 CS: 5	PA: 52
PITCHER	IP 6.0	WLS 0	BF 30	H 12	R 5	ER 5	SO 3	BB 1	IBB 0	HBP 0	BLK 0	WP 0	HR 0	S 62	P 94	ERA 7.50	WHIP 2.167											
Jack McDowell, R ERA: 4.91	(7, 1)	6.0	0	30	12	5	3	1	0	0	0	0	0	0	10	20	27.00	9.000										
Steve Howe, L ERA: 4.91	(7, 1)	0.2	2	0	1	0	0	0	0	0	0	0	0	3	4	0.00	0.000											
Bob Wickman, R ERA: 4.74	(8, 1)	0.1	3	2	1	1	0	0	0	0	0	0	0	5	8	27.00	6.000											
Joe Ausanio, R ERA: 6.59	(8, 1)	1.0	3	0	0	0	2	0	0	0	0	0	0	11	15	0.00	0.000											
Bob MacDonald, L ERA: 4.7	(8, 1)	1.0	3	0	0	0	2	0	0	0	0	0	0	11	15	0.00	0.000											
PITCHER	IP 2.2	WLS 0	BF 9	H 1	R 0	ER 0	SO 1	BB 2	IBB 0	HBP 0	BLK 0	WP 0	HR 0	S 29	P 50	ERA 0.00	WHIP 1.125											
John Wetteland, R ERA: 4.02	(9, 1)	2.2	9	1	0	0	1	2	0	0	0	0	0	0	29	50	0.00	1.125										
Scott Bankhead, R ERA: 4.8	(12, 1)	0.0	L	1	1	1	0	0	0	0	0	0	0	1	2	∞	∞											

New York Yankees @ Seattle Mariners
The Kingdom, Seattle, WA
Mon May 29 1995, 10:05 PM EDT
Att. 18,948 - Dome


AB	47
R	8
H	18
RBI	8
BB	4
SO	6
LOB	28



Batter	1	2	3	4	5	6	7	8	9	AB	R	H	RBI	BB	SO	LOB	TOP								
Bernie Williams, S OBP: 0.295, SLG: 0.389 (1, 8)										6	1	1	0	0	3	1									
Randy Velarde, R OBP: 0.283, SLG: 0.357 (1, 5) (7, 4)										5	2	3	1	0	0	0									
Jim Leyritz, R OBP: 0.382, SLG: 0.443 (1, 2)										4	0	0	0	0	1	3									
Mike Stanley, R OBP: 0.345, SLG: 0.396 (1, 10)										4	1	1	0	1	2	3									
Danny Tartabull, R OBP: 0.318, SLG: 0.330 (1, 9)										4	1	2	1	1	1	2									
Gerald Williams, R OBP: 0.314, SLG: 0.563 (7, PH) (7, 7)										2	0	1	1	1	0	2									
Luis Polonia, L OBP: 0.302, SLG: 0.352 (7, 7)										2	0	0	1	0	2	3									
Dave Silvestri, R OBP: 0.375, SLG: 0.800 (7, PH) (7, 3)										2	1	2	1	0	0	0									
2 Derek Jeter, R OBP: 0.385, SLG: 0.273 Paul O'Neill, L OBP: 0.423, SLG: 0.576 (9, PH)										3	1	1	1	1	1	1									
Robert Eenhoorn, R (1, 4) Wade Boggs, L OBP: 0.374, SLG: 0.362 (7, 5)										3	0	0	0	0	1	3									
Inning Stats	R: 0 E: 0 K: 1 S: 18	H: 1 LOB: 2 BB: 1 P: 30	R: 0 E: 0 K: 3 S: 13	H: 1 LOB: 1 BB: 0 P: 19	R: 2 E: 1 K: 2 S: 20	H: 2 LOB: 2 BB: 1 P: 34	R: 0 E: 0 K: 1 S: 6	H: 0 LOB: 0 BB: 0 P: 11	R: 3 E: 0 K: 0 S: 12	H: 4 LOB: 2 BB: 1 P: 23	R: 0 E: 0 K: 1 S: 5	H: 0 LOB: 1 BB: 0 P: 11	R: 4 E: 0 K: 2 S: 19	H: 3 LOB: 0 BB: 1 P: 29	R: 0 E: 0 K: 2 S: 10	H: 1 LOB: 1 BB: 0 P: 15	R: 0 E: 0 K: 1 S: 11	H: 1 LOB: 1 BB: 0 P: 13	1B: 7 2B: 4 3B: 1 HR: 1	SF: 1 SAC: 0 DP: 0 HBP: 1	WP: 0 PB: 0 SB: 2 CS: 0	PA: 46			
PITCHER	IP	WLS	BF	H	R	ER	SO	BB	IBB	HBP	BLK	WP	HR	S	P	ERA	WHIP								
Randy Johnson, L ERA: 2.16 (1, 1)	6.0		31	8	5	4	8	2	1	1	0	0	0	74	128	6.00	1.667								
Bob Wells, R ERA: 8.22 (7, 1)	1.2	W	10	4	4	4	3	1	0	0	0	0	1	26	39	21.60	3.000								
Bobby Ayala, R ERA: 1.89 (8, 1)	1.1	S	5	1	0	0	2	0	0	0	0	0	0	14	18	0.00	0.750								

New York Yankees @ Seattle Mariners
The Kingdome, Seattle, WA
Wed May 31 1995, 10:05 PM EDT
Att: 13,035 - Dome

AB 40
R 9
H 13
RBI 9
BB 4
SO 13
LOB 21



Batter	1	2	3	4	5	6	7	8	9	AB	R	H	RBI	BB	SO	LOB	BOTTOM								
Rich Amaral, R OBP: 0.429, SLG: 0.535 (1, 8) (7, 7)										4	1	2	1	1	1	1									
Felix Fermin, R OBP: 0.281, SLG: 0.233 (1, 6)										5	0	0	0	0	1	4									
Edgar Martinez, R OBP: 0.429, SLG: 0.590 (1, 10)										3	1	1	1	2	0	1									
Jay Buhner, R OBP: 0.341, SLG: 0.540 (1, 9)										5	2	2	1	0	3	3									
Mike Blowers, R OBP: 0.265, SLG: 0.338 (1, 5)										4	1	1	1	1	1	1									
Marc Newfield, R OBP: 0.200, SLG: 0.211 Alex Diaz, S OBP: 0.340, SLG: 0.431 (1, 7) (7, 8)										2	1	0	0	1	1	2									
Tino Martinez, L OBP: 0.413, SLG: 0.584 (1, 3)										5	3	3	5	0	0	1									
Dan Wilson, R OBP: 0.363, SLG: 0.373 (1, 2)										3	1	1	2	1	1	0									
Joey Cora, S OBP: 0.320, SLG: 0.363 (1, 4)										3	0	1	0	0	1	1									
Inning Stats	R: 1 E: 0 K: 2 S: 16	H: 1 LOB: 2 BB: 2 P: 31	R: 0 E: 0 K: 2 S: 9	H: 0 LOB: 1 BB: 1 P: 17	R: 1 E: 0 K: 1 S: 8	H: 1 LOB: 0 BB: 0 P: 10	R: 1 E: 0 K: 2 S: 9	H: 1 LOB: 0 BB: 0 P: 15	R: 0 E: 0 K: 1 S: 8	H: 0 LOB: 1 BB: 1 P: 16	R: 4 E: 0 K: 0 S: 13	H: 3 LOB: 2 BB: 2 P: 29	R: 3 E: 0 K: 0 S: 17	H: 5 LOB: 2 BB: 0 P: 26	R: 1 E: 0 K: 1 S: 12	H: 2 LOB: 1 BB: 0 P: 21	1B: 5 2B: 4 3B: 0 HR: 4	SF: 0 SAC: 1 DP: 0 HBP: 0	WP: 0 PB: 0 SB: 4 CS: 0	PA: 43					
PITCHER	IP	WLS	BF	H	R	ER	SO	BB	IBB	HBP	BLK	WP	HR	S	P	ERA	WHIP								
Sterling Hitchcock, L ERA: 5.0 (1, 1)	5.1		27	5	7	7	8	6	0	0	0	0	0	12	19	18.00	3.000								
Bob Wickman, R ERA: 5.88 (6, 1)	1.0		6	3	2	2	0	0	0	0	0	0	1	10	15	27.00	9.000								
Bob MacDonald, L ERA: 5.63 (7, 1)	0.1	L	4	3	1	1	0	0	0	0	0	0	1	9	17	9.00	1.000								
Joe Ausanio, R ERA: 6.6 (7, 1)	1.0		4	1	1	1	1	0	0	0	0	0	1	1	7	9.00	1.000								
Steve Howe, L ERA: 7.04 (8, 1)	0.1		2	1	0	0	0	0	0	0	0	0	0	5	7	0.00	3.000								

New York Yankees @ Seattle Mariners
The Kingdome, Seattle, WA
Wed May 31 1995, 10:05 PM EDT
Att: 13,035 - Dome

AB 36
R 11
H 13
RBI 11
BB 6
SO 9
LOB 14



Batter	1	2	3	4	5	6	7	8	9	AB	R	H	RBI	BB	SO	LOB	TOP					
Tony Phillips, S OBP: 0.403, SLG: 0.441 (1, 7)	1-0 1B 2B		2-2 G1-3		0-2 G6-3		1 SAFE 4-0 BB			3	1	1	0	1	0	1	California Angels @ New York Yankees Yankee Stadium, Bronx, NY Fri Jun 02 1995, 7:05 PM EDT Att: 16,959 - Unknown - 72 F					
Damion Easley, R OBP: 0.311, SLG: 0.333 (1, 4)	0-2 2H 1B		2-0 G4-3		2-3 K		2-0 F8			4	0	1	2	0	1	2						
Tim Salmon, R OBP: 0.424, SLG: 0.513 (1, 9)	4-2 1-2 BB		4-1 BB		0-2 G6-3		0-0 F9			2	0	0	0	2	0	0						
Chili Davis, S OBP: 0.480, SLG: 0.595 (1, 10)	1 SAFE 1-1 G6-4-3		1-3 K		3-3 K		1-1 G6-4-3 1B			4	0	1	0	0	2	2						
J.T. Snow, L OBP: 0.343, SLG: 0.492 (1, 3)		0-1 L5		1-1 G4-3 G5-3 1B		3-2 L7		1 SAFE 2-0 G6-4-3		4	0	1	0	0	0	1						
Carlos Martinez, R OBP: 0.316, SLG: 0.188 (1, 5)		1-1 G1-3		1-0 G5-3			0-0 FC5-4 1B		1-1 G4-3	4	0	1	0	0	0	1						
Jim Edmonds, L OBP: 0.326, SLG: 0.441 (1, 8)		4-2 BB		3-2 G4-3		2-1 SAFE 1B SAFE FC5-4 1B SF8		0-0 G3		3	1	0	0	1	0	2						
Andy Allanson, R OBP: 0.273, SLG: 0.425 (1, 2)		1-0 P3		0-1 L6		0-0 BB 1B		1-1 F9		4	0	1	0	0	0	2						
Gary Disarcina, R OBP: 0.385, SLG: 0.550 (1, 6)			0-0 G1-3 G4-3 2B		2-0 G4-3		1 SAFE 2-0 SF8			2	1	1	1	0	0	0						
Inning Stats	R: 1 E: 0 K: 0 S: 8	H: 2 LOB: 0 BB: 1 P: 14	R: 0 E: 0 K: 0 S: 8	H: 0 LOB: 1 BB: 1 P: 14	R: 1 E: 0 K: 1 S: 9	H: 1 LOB: 1 BB: 1 P: 18	R: 0 E: 0 K: 0 S: 8	H: 1 LOB: 0 BB: 0 P: 13	R: 0 E: 0 K: 1 S: 7	H: 0 LOB: 0 BB: 0 P: 11	R: 0 E: 0 K: 0 S: 9	H: 0 LOB: 0 BB: 0 P: 15	R: 1 E: 0 K: 0 S: 6	H: 2 LOB: 2 BB: 1 P: 16	R: 0 E: 0 K: 0 S: 4	H: 1 LOB: 0 BB: 0 P: 7	R: 0 E: 0 K: 0 S: 5	H: 0 LOB: 0 BB: 0 P: 7	1B: 5 2B: 2 3B: 0 HR: 0	SF: 1 SAC: 0 DP: 2 HBP: 0	WP: 0 PB: 0 SB: 0 CS: 0	PA: 35
PITCHER Andy Pettitte, L ERA: 3.38 (1, 1)	IP: 9.0 WLS: L BF: 35 H: 7 R: 3 ER: 3 SO: 3 BB: 4 IBB: 0 HBP: 0 BLK: 0 WP: 0 HR: 0 S: 64 P: 115 ERA: 3.00 WHIP: 1.222															PITCHER						

Batter	1	2	3	4	5	6	7	8	9	AB	R	H	RBI	BB	SO	LOB	BOTTOM					
Wade Boggs, L OBP: 0.370, SLG: 0.357 (1, 5)	0-0 L6			2-0 G4-3			0-0 G5-4-3 1B		2-1 G1-3	4	0	1	0	0	0	1	California Angels @ New York Yankees Yankee Stadium, Bronx, NY Fri Jun 02 1995, 7:05 PM EDT Att: 16,959 - Unknown - 72 F					
Randy Velarde, R OBP: 0.291, SLG: 0.365 (1, 4) (8, 7)	1-0 G3-1			2-3 K		1-1 G5-4-3		2-1 1B 2B	4	1	1	1	0	1	1							
Paul O'Neill, L OBP: 0.405, SLG: 0.548 (1, 9)	1-3 K			2-3 K		1-1 G4-3		1-0 2H 1B CS	3	0	0	0	0	0	2							
Dave Silvestri, R OBP: 0.375, SLG: 0.800 (8, 4)										0	0	0	0	0	0	0						
Dion James, L OBP: 0.457, SLG: 0.535 (9, PH)										1	0	1	1	0	0	0						
Luis Polonia, L OBP: 0.302, SLG: 0.352 (9, PR)										0	0	0	0	0	0	0						
Mike Stanley, R OBP: 0.355, SLG: 0.404 (1, 2)		1-2 G6-3			1-0 G1-6-3 1B			0-0 1B	3-2 CS	3	0	2	0	0	0	0						
Jim Leyritz, R OBP: 0.371, SLG: 0.429 (1, 10)		0-1 L6			1-3 K			1-1 L5		3	0	0	0	0	1	2						
Don Mattingly, L OBP: 0.311, SLG: 0.429 (1, 3)		2-3 K			0-1 G1-6-3			3-3 K		3	0	0	0	0	2	2						
Bernie Williams, S OBP: 0.288, SLG: 0.379 (1, 8)			1-1 G6-3			2-3 K		1-2 F8		3	0	0	0	0	1	1						
Gerald Williams, R OBP: 0.316, SLG: 0.529 (1, 7) (8, 9)			2-2 F9			1-3 K2-3		4-0 2 G5-3 2B BB	2	1	0	0	1	1	0							
2 Derek Jeter, R OBP: 0.313, SLG: 0.214 (1, 6)			1-2 F9			1-0 L9		0-1 G5-3	3	0	0	0	0	0	1							
Inning Stats	R: 0 E: 0 K: 1 S: 5	H: 0 LOB: 0 BB: 0 P: 7	R: 0 E: 0 K: 1 S: 8	H: 0 LOB: 0 BB: 0 P: 11	R: 0 E: 0 K: 0 S: 8	H: 0 LOB: 0 BB: 0 P: 12	R: 0 E: 0 K: 2 S: 7	H: 0 LOB: 0 BB: 0 P: 13	R: 0 E: 0 K: 1 S: 6	H: 1 LOB: 0 BB: 0 P: 8	R: 0 E: 0 K: 2 S: 8	H: 0 LOB: 0 BB: 0 P: 12	R: 0 E: 0 K: 1 S: 5	H: 1 LOB: 1 BB: 0 P: 7	R: 0 E: 0 K: 0 S: 9	H: 1 LOB: 0 BB: 0 P: 14	R: 2 E: 0 K: 0 S: 9	H: 2 LOB: 1 BB: 1 P: 21	1B: 4 2B: 1 3B: 0 HR: 0	SF: 0 SAC: 0 DP: 2 HBP: 0	WP: 0 PB: 0 SB: 0 CS: 1	PA: 31
PITCHER Chuck Finley, L ERA: 2.63 Lee Smith, R ERA: (9, 1)	IP: 8.2 WLS: W BF: 29 H: 4 R: 2 ER: 2 SO: 8 BB: 1 IBB: 0 HBP: 0 BLK: 0 WP: 0 HR: 0 S: 62 P: 98 ERA: 2.08 WHIP: 0.577															PITCHER						

Batter	1	2	3	4	5	6	7	8	9	AB	R	H	RBI	BB	SO	LOB	TOP					
Tony Phillips, S OBP: 0.402, SLG: 0.431 (1, 7)	P6	G4-3					SH1-3 BB		K	3	1	0	0	2	1	1	California Angels @ New York Yankees Yankee Stadium, Bronx, NY Sat Jun 03 1995, 3:33 AM EDT Att: 17,768 - Sunny - 80 F					
Damion Easley, R OBP: 0.328, SLG: 0.369 (1, 4)	1B FC3 HBP		1B		HR		SH1-3			2	2	2	2	0	0	0						
Tim Salmon, R OBP: 0.419, SLG: 0.504 (1, 9)	FC3 1B		F8		G5-3		G5-3			4	0	1	0	0	0	2						
Chili Davis, S OBP: 0.468, SLG: 0.576 (1, 10)	FC3 FC4-6		K		F7		G6-3			4	0	0	1	0	1	3						
J.T. Snow, L OBP: 0.340, SLG: 0.485 (1, 3)	P6		F7			E9 F8 1B		F8		4	1	1	0	0	0	3						
Jim Edmonds, L OBP: 0.317, SLG: 0.426 (1, 8)	FC4-6		F7		F8		K			4	0	0	0	0	1	3						
Spike Owen, S OBP: 0.288, SLG: 0.333 (1, 5)		P2		G4-3		F7		P3		4	0	0	0	0	0	1						
Andy Allanson, R OBP: 0.292, SLG: 0.419 Mark Daiesandro, R (9, 2)		K		G5-3		FC5-4 1B		CS BB		3	0	1	1	1	1	0						
Gary Disarcina, R OBP: 0.381, SLG: 0.537 (1, 6)		BB		G1-3		FC5-4		P2		3	0	0	0	1	0	2						
Inning Stats	R: 1 E: 0 K: 0 S: 14	H: 1 LOB: 2 BB: 0 P: 21	R: 0 E: 0 K: 1 S: 8	H: 0 LOB: 1 BB: 1 P: 14	R: 0 E: 0 K: 1 S: 7	H: 1 LOB: 0 BB: 0 P: 13	R: 0 E: 0 K: 0 S: 7	H: 0 LOB: 0 BB: 0 P: 9	R: 2 E: 0 K: 0 S: 10	H: 1 LOB: 1 BB: 0 P: 18	R: 1 E: 1 K: 0 S: 8	H: 2 LOB: 1 BB: 0 P: 11	R: 0 E: 0 K: 1 S: 5	H: 0 LOB: 0 BB: 1 P: 10	R: 0 E: 0 K: 1 S: 7	H: 0 LOB: 0 BB: 0 P: 12		R: 0 E: 0 K: 1 S: 13	H: 0 LOB: 0 BB: 1 P: 23	1B: 4 2B: 0 3B: 0 HR: 1	SF: 0 SAC: 1 DP: 0 HBP: 1	WP: 0 PB: 0 SB: 0 CS: 1
PITCHER Jack McDowell, R ERA: 3.9 (1, 1)	IP: 9.0 WLS: L BF: 37 H: 5 R: 4 ER: 3 SO: 4 BB: 4 IBB: 0 HBP: 1 BLK: 0 WP: 0 HR: 1 S: 79 P: 131 ERA: 3.00 WHIP: 1.000															PITCHER						

Batter	1	2	3	4	5	6	7	8	9	AB	R	H	RBI	BB	SO	LOB	BOTTOM					
Luis Polonia, L OBP: 0.313, SLG: 0.356 Danny Tartabull, R (6, FH) OBP: 0.312, SLG: 0.323 (7, 9)	G4-3 BB		BB 1B		L4		K		K	2	0	1	0	1	0	1	California Angels @ New York Yankees Yankee Stadium, Bronx, NY Sat Jun 03 1995, 3:33 AM EDT Att: 17,768 - Sunny - 80 F					
Wade Boggs, L OBP: 0.383, SLG: 0.343 (1, 5)	G4-3		K		F7		1B BB		P5	4	0	0	0	1	1	2						
Paul O'Neill, L OBP: 0.418, SLG: 0.545 (7, 7)	P2		BB		1B		1B		P6	4	0	2	0	1	0	1						
Jim Leyritz, R OBP: 0.367, SLG: 0.421 (1, 2)	G5-3		F9		1B		K			4	0	1	0	0	1	5						
Don Mattingly, L OBP: 0.295, SLG: 0.405 (1, 3)		G5-3		F7		F7		F7		4	0	0	0	0	0	4						
Dion James, L OBP: 0.420, SLG: 0.489 (1, 10)		F9		G3		G3		K		4	0	0	0	0	1	4						
Bernie Williams, S OBP: 0.301, SLG: 0.395 (1, 8)		FC5-4 BB		WP 1B 2B		FC4-6 1B		F8		3	1	2	0	1	0	0						
Randy Velarde, R OBP: 0.289, SLG: 0.359 (1, 4)		FC5-4		2 2B 1B		FC4-6		K		4	1	1	1	0	1	2						
2 Derek Jeter, R OBP: 0.300, SLG: 0.278 (1, 6)			G6-3		1B 2B		K		K	4	0	1	1	0	2	1						
Inning Stats	R: 0 E: 0 K: 0 S: 9	H: 0 LOB: 1 BB: 1 P: 17	R: 0 E: 0 K: 0 S: 10	H: 0 LOB: 1 BB: 1 P: 17	R: 0 E: 0 K: 1 S: 12	H: 1 LOB: 2 BB: 1 P: 20	R: 2 E: 0 K: 0 S: 17	H: 3 LOB: 1 BB: 0 P: 31	R: 0 E: 0 K: 0 S: 10	H: 2 LOB: 2 BB: 0 P: 14	R: 0 E: 0 K: 2 S: 10	H: 1 LOB: 1 BB: 0 P: 17	R: 0 E: 0 K: 2 S: 12	H: 1 LOB: 2 BB: 1 P: 21	R: 0 E: 0 K: 2 S: 10	H: 0 LOB: 0 BB: 0 P: 17		R: 0 E: 0 K: 1 S: 9	H: 0 LOB: 0 BB: 0 P: 11	1B: 6 2B: 2 3B: 0 HR: 0	SF: 0 SAC: 0 DP: 0 HBP: 0	WP: 1 PB: 0 SB: 0 CS: 0
PITCHER Shawn Boskie, R ERA: 3.26 (1, 1)	IP: 5.2 WLS: W BF: 27 H: 7 R: 2 ER: 2 SO: 2 BB: 3 IBB: 0 HBP: 0 BLK: 0 WP: 1 HR: 0 S: 65 P: 110 ERA: 3.18 WHIP: 1.765															PITCHER						
Mitch Williams, L ERA: 8.0 (6, 1)	0.1	3	1	0	0	1	1	0	0	0	0	6	13	0.00	6.000							
Troy Percival, R ERA: 3.44 (7, 1)	2.0	6	0	0	0	4	0	0	0	0	19	31	0.00	0.000								
Lee Smith, R ERA: (9, 1)	1.0	S: 3	0	0	0	1	0	0	0	0	9	11	0.00	0.000								

Batter	1	2	3	4	5	6	7	8	9	AB	R	H	RBI	BB	SO	LOB	TOP		
Tony Phillips, S OBP: 0.408, SLG: 0.433	G3-1		G6-4-3 1B						K	4	0	2	1	1	1	0	California Angels @ New York Yankees Yankee Stadium, Bronx, NY Sun Jun 04 1995, 3:33 AM EDT Att: 22,833 - Cloudy - 72 F		
Rex Hudler, R OBP: 0.226, SLG: 0.300	F7		F8		F7				F7	5	0	0	0	0	1	3			
Tim Salmon, R OBP: 0.419, SLG: 0.508	1B		G6-4-3 1-2						1B	5	0	2	0	0	1	2			
Chili Davis, S OBP: 0.472, SLG: 0.574	1B								K	4	1	2	0	1	1	1			
J.T. Snow, L OBP: 0.345, SLG: 0.485	G3									4	1	2	0	0	0	3			
Jim Edmonds, L OBP: 0.326, SLG: 0.452										4	0	3	1	0	0	1			
Spike Owen, S OBP: 0.286, SLG: 0.329	P4									4	0	1	1	0	1	4			
Mark Dalesandro, R OBP: 0.125, SLG: 0.250	P6									4	1	1	0	0	0	3			
Gary Disarcina, R OBP: 0.370, SLG: 0.520	P4									4	0	0	0	0	0	4			
Inning Stats	R: 0 E: 0 K: 0 S: 12	H: 2 LOB: 2 BB: 0 P: 17	R: 0 E: 0 K: 0 S: 7	H: 1 LOB: 1 BB: 0 P: 11	R: 0 E: 0 K: 1 S: 10	H: 0 LOB: 1 BB: 1 P: 19	R: 1 E: 0 K: 1 S: 9	H: 2 LOB: 1 BB: 0 P: 15	R: 0 E: 0 K: 1 S: 8	H: 0 LOB: 1 BB: 1 P: 14	R: 2 E: 0 K: 0 S: 19	H: 4 LOB: 2 BB: 0 P: 29	R: 0 E: 0 K: 2 S: 11	H: 1 LOB: 1 BB: 0 P: 15	1B: 9 2B: 5 3B: 0 HR: 0	SF: 0 SAC: 0 DP: 2 HBP: 0	WP: 0 PB: 0 SB: 0 CS: 0	PA: 40	
PITCHER	IP	WLS	BF	H	R	ER	SO	BB	IBB	HBP	BLK	WP	HR	S	P	ERA	WHIP		
Melido Perez, R ERA: 4.43	6.0	W	25	8	1	1	2	1	0	0	0	0	0	53	83	1.50	1.500		
Bob Wickman, R ERA: 5.57	1.0		4	0	0	0	1	1	0	0	0	0	0	8	14	0.00	1.000		
Steve Howe, L ERA: 8.31	1.0		7	4	2	2	0	0	0	0	0	0	0	19	29	18.00	4.000		
John Wetteland, R ERA: 3.78	1.0		4	1	0	0	2	0	0	0	0	0	0	11	15	0.00	1.000		

Batter	1	2	3	4	5	6	7	8	9	AB	R	H	RBI	BB	SO	LOB	BOTTOM		
Bernie Williams, S OBP: 0.312, SLG: 0.393										3	1	1	0	2	0	1	California Angels @ New York Yankees Yankee Stadium, Bronx, NY Sun Jun 04 1995, 3:33 AM EDT Att: 22,833 - Cloudy - 72 F		
Randy Velarde, R OBP: 0.307, SLG: 0.378										4	1	2	0	1	0	3			
Paul O'Neill, L OBP: 0.434, SLG: 0.614										4	2	3	3	0	0	1			
Dion James, L OBP: 0.431, SLG: 0.489										0	0	0	0	1	0	0			
Mike Stanley, R OBP: 0.348, SLG: 0.394										5	1	1	2	0	2	4			
Jim Leyritz, R OBP: 0.377, SLG: 0.418										3	2	1	0	2	2	0			
Dave Silvestri, R OBP: 0.308, SLG: 0.444										4	0	0	0	1	1	3			
Gerald Williams, R OBP: 0.302, SLG: 0.513										5	2	1	1	0	0	4			
2 Derek Jeter, R OBP: 0.333, SLG: 0.364										4	1	2	3	0	0	1			
Robert Eenhoorn, R OBP: 0.200, SLG: 0.214										4	1	2	2	0	0	1			
Inning Stats	R: 8 E: 0 K: 0 S: 22	H: 7 LOB: 2 BB: 3 P: 42	R: 2 E: 0 K: 0 S: 12	H: 2 LOB: 2 BB: 2 P: 28	R: 1 E: 0 K: 2 S: 11	H: 1 LOB: 0 BB: 0 P: 17	R: 0 E: 0 K: 0 S: 6	H: 1 LOB: 0 BB: 0 P: 8	R: 0 E: 0 K: 1 S: 10	H: 0 LOB: 0 BB: 0 P: 14	R: 0 E: 0 K: 0 S: 7	H: 1 LOB: 1 BB: 0 P: 9	R: 0 E: 0 K: 2 S: 8	H: 0 LOB: 2 BB: 2 P: 18	1B: 7 2B: 5 3B: 0 HR: 1	SF: 0 SAC: 0 DP: 1 HBP: 0	WP: 0 PB: 0 SB: 0 CS: 0	PA: 43	
PITCHER	IP	WLS	BF	H	R	ER	SO	BB	IBB	HBP	BLK	WP	HR	S	P	ERA	WHIP		
Mark Langston, L ERA: 5.28	0.1	L	9	6	8	8	0	2	0	0	0	0	0	17	31	216.00	24.000		
Ken Edénfield, R ERA: 4.29	4.2		22	6	3	3	2	3	0	0	0	0	1	38	71	5.79	1.929		
Mike James, R ERA: 2.35	2.0		7	1	0	0	1	0	0	0	0	0	0	17	23	0.00	0.500		
Mike Butcher, R ERA: 5.27	1.0		5	0	0	0	2	2	0	0	0	0	0	8	18	0.00	2.000		

Batter	1	2	3	4	5	6	7	8	9	AB	R	H	RBI	BB	SO	LOB	TOP
Rickey Henderson, R OBP: 0.390, SLG: 0.430 Andy Tomberlin, L OBP: 0.311, SLG: 0.474	1-3 K	4-2 3B BB		1 SAFE 2-1 1B 1B		2-2 G3		1-2 2B 1B	4-2 BB	3	2	1	0	1	1	0	
Gerónimo Berroa, R OBP: 0.409, SLG: 0.527	1-0 2B	2-1 1-H 2-H 3B		1 SAFE 2-3 1B 1B		2-3 K		1 SAFE 4-0 2B 1B	1-3 K BB	5	1	2	2	1	3	4	
Ruben Sierra, S OBP: 0.511 Stan Javier, S OBP: 0.315, SLG: 0.302	1-3 K	0-2 L7		0-0 BB 1B		3-2 P5		1-1 2B 2B		5	1	2	3	0	1	2	
Mark McGwire, R OBP: 0.440, SLG: 0.672	0-0 P3			4-2 2B SF8 BB				1-1 HR 2B		4	2	2	3	1	1	2	
Terry Steinbach, R OBP: 0.324, SLG: 0.534		3-1 1B 1B		0-3 K BB				2-0 F9 2B		4	1	1	0	1	1	2	
Brent Gates, S OBP: 0.308, SLG: 0.241	1 SAFE 2-2 F7	0-2 2B		0-3 K BB				1-0 F7 G4-3		5	0	1	0	0	1	4	
Scott Brosius, R OBP: 0.383, SLG: 0.434	2-3 K	1-2 SF8		2-0 L9				4-0 BB	1-1 F8	3	0	0	1	1	1	1	
Craig Paquette, R OBP: 0.298, SLG: 0.500	2-1 2B 1B	0-0 G5-3		1-2 F8				0-3 K	2-0 F9	5	1	1	0	0	1	2	
Mike Bordick, R OBP: 0.329, SLG: 0.352	2-0 3B 2B			4-2 1B 1B BB				1-0 L7	1-1 WP 1B	4	2	2	2	1	0	0	
Inning Stats	R: 0 H: 1 E: 0 LOB: 1 K: 2 BB: 0 S: 8	R: 4 H: 4 E: 0 LOB: 1 K: 1 BB: 1 S: 22	R: 1 H: 1 E: 0 LOB: 1 K: 1 BB: 1 S: 14	R: 2 H: 2 E: 0 LOB: 2 K: 3 BB: 2 S: 18	R: 0 H: 0 E: 0 LOB: 0 K: 0 BB: 0 S: 6	R: 0 H: 0 E: 0 LOB: 0 K: 0 BB: 0 S: 11	R: 1 H: 1 E: 0 LOB: 1 K: 1 BB: 1 S: 7	R: 3 H: 3 E: 0 LOB: 1 K: 0 BB: 1 S: 12	R: 0 H: 1 E: 0 LOB: 2 K: 1 BB: 1 S: 11	1B: 6 SF: 1 2B: 5 SAC: 0 3B: 1 DP: 0 HR: 1 HBP: 0	WP: 1 PA: 47						
PITCHER	IP WLS BF H R ER SO BB IBB HBP BLK WP HR S P ERA WHIP	IP WLS BF H R ER SO BB IBB HBP BLK WP HR S P ERA WHIP	IP WLS BF H R ER SO BB IBB HBP BLK WP HR S P ERA WHIP	IP WLS BF H R ER SO BB IBB HBP BLK WP HR S P ERA WHIP	IP WLS BF H R ER SO BB IBB HBP BLK WP HR S P ERA WHIP	IP WLS BF H R ER SO BB IBB HBP BLK WP HR S P ERA WHIP	IP WLS BF H R ER SO BB IBB HBP BLK WP HR S P ERA WHIP	IP WLS BF H R ER SO BB IBB HBP BLK WP HR S P ERA WHIP	IP WLS BF H R ER SO BB IBB HBP BLK WP HR S P ERA WHIP	IP WLS BF H R ER SO BB IBB HBP BLK WP HR S P ERA WHIP	IP WLS BF H R ER SO BB IBB HBP BLK WP HR S P ERA WHIP						
Sterling Hitchcock, L ERA: 6.23	3.0 L 19 7 7 4 3 0 0 0 0 0 0 35 62 21.00 3.333	3.2 15 2 1 1 4 2 0 0 0 0 1 35 62 2.46 1.091	2.1 13 4 3 3 2 2 0 0 0 1 0 26 45 11.57 2.571														
Scott Bankhead, R ERA: 4.34																	
Joe Ausanio, R ERA: 7.27																	

Oakland Athletics @ New York Yankees
Yankee Stadium, Bronx, NY
Mon Jun 05 1995, 7:05 PM EDT
Att: 14,197 - Unknown - 77 F

AB 39
R 11
H 13
RBI 11
BB 7
SO 10
LOB 17



Batter	1	2	3	4	5	6	7	8	9	AB	R	H	RBI	BB	SO	LOB	BOTTOM
Luis Polonia, L OBP: 0.317, SLG: 0.389	1-1 F7	3-2 G6-3			3-2 1B 2B 1B		0-1 HR		1-3 K	5	2	2	1	0	1	1	
Wade Boggs, L OBP: 0.394, SLG: 0.346	1-1 WP 1B		2-0 G3		2-1 2B 1B		2-2 F7		3-2 G4-3	5	0	2	0	0	0	0	
Paul O'Neill, L OBP: 0.432, SLG: 0.635	0-1 F7		2-2 G4-3		2-3 K		1-0 HR		4-1 BB	4	1	1	1	1	1	3	
Jim Leyritz, R OBP: 0.378, SLG: 0.422	4-2 BB		2-1 G6-3		2-0 2B		2-2 G6-3		0-3 K	4	0	1	1	1	1	1	
Don Mattingly, L OBP: 0.305, SLG: 0.403	1-2 L4			0-1 FC4-6 1B SF7 1B	0-0 G1-3		4-2 BB		3-1 K	3	1	1	0	1	0	4	
Danny Tartabull, R OBP: 0.319, SLG: 0.340		0-0 2B		0-0 1B	2-3 K		0-1 G4-3		4	0	2	0	0	1	3		
Bernie Williams, S OBP: 0.303, SLG: 0.381	2-0 F7			1-1 FC4-6 1B FC4		2-0 F7		3-1 F8		4	0	0	0	0	3		
Randy Velarde, R OBP: 0.304, SLG: 0.376	0-1 1B			1 SAFE 0-1 SF7		0-0 L8		1-0 F8		3	0	1	2	0	0	0	
2 Derek Jeter, R OBP: 0.286, SLG: 0.308	3-H 1B			3-H 1-1 FC4		1-2 G5-3		0-0 G3-1		4	0	0	0	0	2		
Inning Stats	R: 0 H: 1 E: 0 LOB: 2 K: 0 BB: 1 S: 12	R: 1 H: 2 E: 0 LOB: 1 K: 0 BB: 0 S: 10	R: 0 H: 0 E: 0 LOB: 0 K: 0 BB: 0 S: 6	R: 1 H: 2 E: 0 LOB: 1 K: 0 BB: 0 S: 10	R: 1 H: 3 E: 0 LOB: 2 K: 2 BB: 0 S: 13	R: 0 H: 0 E: 0 LOB: 0 K: 0 BB: 0 S: 5	R: 2 H: 2 E: 0 LOB: 1 K: 0 BB: 1 S: 17	R: 0 H: 0 E: 0 LOB: 0 K: 0 BB: 0 S: 4	R: 0 H: 0 E: 0 LOB: 1 K: 2 BB: 1 S: 10	1B: 6 SF: 1 2B: 2 SAC: 0 3B: 0 DP: 0 HR: 2 HBP: 0	WP: 1 PA: 40						
PITCHER	IP WLS BF H R ER SO BB IBB HBP BLK WP HR S P ERA WHIP	IP WLS BF H R ER SO BB IBB HBP BLK WP HR S P ERA WHIP	IP WLS BF H R ER SO BB IBB HBP BLK WP HR S P ERA WHIP	IP WLS BF H R ER SO BB IBB HBP BLK WP HR S P ERA WHIP	IP WLS BF H R ER SO BB IBB HBP BLK WP HR S P ERA WHIP	IP WLS BF H R ER SO BB IBB HBP BLK WP HR S P ERA WHIP	IP WLS BF H R ER SO BB IBB HBP BLK WP HR S P ERA WHIP	IP WLS BF H R ER SO BB IBB HBP BLK WP HR S P ERA WHIP	IP WLS BF H R ER SO BB IBB HBP BLK WP HR S P ERA WHIP	IP WLS BF H R ER SO BB IBB HBP BLK WP HR S P ERA WHIP	IP WLS BF H R ER SO BB IBB HBP BLK WP HR S P ERA WHIP						
Ron Darling, R ERA: 5.35	6.0 W 27 8 3 3 2 0 0 0 0 0 0 2 7 10 54.00 6.000	0.1 3 2 2 2 0 0 0 0 0 0 0 0 10 16 0.00 1.500	0.2 3 0 0 0 0 1 0 0 0 0 0 0 14 26 0.00 0.500														
Dave Leiper, L ERA: 2.7																	
Jim Corsi, R ERA:																	
Mark Acre, R ERA: 6.06																	

Oakland Athletics @ New York Yankees
Yankee Stadium, Bronx, NY
Mon Jun 05 1995, 7:05 PM EDT
Att: 14,197 - Unknown - 77 F

AB 36
R 4
H 10
RBI 5
BB 3
SO 4
LOB 17



Batter	1	2	3	4	5	6	7	8	9	AB	R	H	RBI	BB	SO	LOB	TOP					
Rickey Henderson, R OBP: 0.386, SLG: 0.417 Andy Tomberlin, L OBP: 0.309, SLG: 0.466	F9		HR	G6-3		G5-3		G3		3	1	0	0	0	0	1						
Gerónimo Berroa, R OBP: 0.409, SLG: 0.545	F9		HR			P6		G6-3		5	2	2	4	0	0	2						
Ruben Sierra, S OBP: 0.336, SLG: 0.536 Craig Paquette, R OBP: 0.293, SLG: 0.491			HR	P2 1B		HR		G6-3	K	3	2	2	2	1	0	0						
Mark McGwire, R OBP: 0.426, SLG: 0.645	K			P2 1B		L7		F8	F8	5	0	0	0	0	1	2						
Terry Steinbach, R OBP: 0.331, SLG: 0.516				G6-3		L4			G1-3	4	0	0	0	1	1	1						
Brent Gates, S OBP: 0.313, SLG: 0.250				G4-3				G5-3		4	0	2	1	0	0	1						
Scott Brosius, R OBP: 0.379, SLG: 0.422				F9		P3				3	1	0	0	1	0	2						
Stan Javier, S OBP: 0.321, SLG: 0.308				HR		K				4	1	2	0	0	1	1						
Mike Bordick, R OBP: 0.342, SLG: 0.356				HR		L8				2	1	1	0	0	0	0						
Inning Stats	R: 0 E: 0 K: 1 S: 14	H: 0 LOB: 1 BB: 1 P: 25	R: 0 E: 0 K: 1 S: 7	H: 0 LOB: 0 BB: 0 P: 11	R: 5 E: 0 K: 0 S: 20	H: 5 LOB: 1 BB: 0 P: 35	R: 0 E: 0 K: 1 S: 9	H: 0 LOB: 0 BB: 0 P: 12	R: 2 E: 0 K: 0 S: 13	H: 3 LOB: 1 BB: 0 P: 22	R: 0 E: 0 K: 0 S: 8	H: 1 LOB: 1 BB: 0 P: 12	R: 0 E: 1 K: 0 S: 6	H: 0 LOB: 1 BB: 1 P: 13	R: 1 E: 0 K: 0 S: 8	H: 0 LOB: 1 BB: 1 P: 17	R: 0 E: 0 K: 1 S: 8	H: 0 LOB: 0 BB: 0 P: 13	1B: 7 2B: 0 3B: 0 HR: 2	SF: 0 SAC: 1 DP: 0 HBP: 2	WP: 0 PB: 0 SB: 3 CS: 0	PA: 41
PITCHER	IP	WLS	BF	H	R	ER	SO	BB	IBB	HBP	BLK	WP	HR	S	P	ERA	WHIP					
42 Mariano Rivera, R ERA: 9.24	4.0	L	21	7	7	7	3	1	0	1	0	0	2	53	88	15.75	2.000					
Josias Manzanillo, R ERA: 7.0	2.0		8	2	0	0	0	0	0	0	0	0	0	18	29	0.00	1.000					
Bob Wickman, R ERA: 5.48	2.0		9	0	1	1	0	2	0	1	0	0	0	14	30	4.50	1.000					
John Wetteland, R ERA: 3.57	1.0		3	0	0	0	1	0	0	0	0	0	0	8	13	0.00	0.000					

Oakland Athletics @ New York Yankees
Yankee Stadium, Bronx, NY
Tue Jun 06 1995, 7:05 PM EDT
Att: 15,358 - Unknown - 76 F

AB 35
R 8
H 9
RBI 8
BB 3
SO 4
LOB 11



Batter	1	2	3	4	5	6	7	8	9	AB	R	H	RBI	BB	SO	LOB	BOTTOM					
Luis Polonia, L OBP: 0.318, SLG: 0.390	F8					G6-3		G4-3	L9	5	1	1	1	1	0	3						
Wade Boggs, L OBP: 0.386, SLG: 0.342	G5-3					HR		G3		4	1	1	0	1	0	1						
Paul O'Neill, L OBP: 0.441, SLG: 0.628						G4-3				4	0	2	1	1	0	1						
Jim Leyritz, R OBP: 0.379, SLG: 0.449						K				5	1	2	1	0	3	4						
Don Mattingly, L OBP: 0.310, SLG: 0.415	FC6					F7				5	1	2	1	0	0	3						
Dion James, L OBP: 0.411, SLG: 0.451						L7				4	0	0	0	1	0	2						
Randy Velarde, R OBP: 0.309, SLG: 0.371						K				4	1	1	0	1	2	4						
Bernie Williams, S OBP: 0.313, SLG: 0.397						K				5	1	3	2	0	1	3						
2 Derek Jeter, R OBP: 0.281, SLG: 0.300 Danny Tartabull, R OBP: 0.325, SLG: 0.347 Gerald Williams, R OBP: 0.302, SLG: 0.513						G6-3				4	0	1	0	0	2	3						
Inning Stats	R: 0 E: 0 K: 0 S: 13	H: 1 LOB: 2 BB: 1 P: 23	R: 2 E: 0 K: 1 S: 14	H: 2 LOB: 1 BB: 1 P: 26	R: 0 E: 1 K: 1 S: 6	H: 0 LOB: 1 BB: 0 P: 10	R: 0 E: 0 K: 2 S: 9	H: 0 LOB: 0 BB: 0 P: 12	R: 2 E: 0 K: 0 S: 21	H: 2 LOB: 3 BB: 3 P: 38	R: 0 E: 0 K: 0 S: 9	H: 2 LOB: 1 BB: 0 P: 11	R: 1 E: 0 K: 1 S: 11	H: 3 LOB: 2 BB: 0 P: 17	R: 0 E: 0 K: 1 S: 13	H: 1 LOB: 1 BB: 0 P: 19	R: 1 E: 0 K: 0 S: 16	H: 3 LOB: 2 BB: 0 P: 23	1B: 10 2B: 3 3B: 0 HR: 1	SF: 0 SAC: 0 DP: 1 HBP: 0	WP: 1 PB: 0 SB: 0 CS: 0	PA: 46
PITCHER	IP	WLS	BF	H	R	ER	SO	BB	IBB	HBP	BLK	WP	HR	S	P	ERA	WHIP					
Todd Stittlemyre, R ERA: 5.33	5.0	W	27	6	4	4	6	5	0	0	0	0	1	65	111	7.20	2.200					
Rick Honeycutt, L ERA: 4.4	1.2		6	2	1	1	0	0	0	0	0	0	1	12	15	5.40	1.200					
Carlos Reyes, R ERA: 4.57	1.0		6	3	0	0	1	0	0	0	0	0	0	15	26	0.00	3.000					
Dennis Eckersley, R ERA: 4.2	1.1	S	7	3	1	1	1	0	0	0	0	0	0	20	27	6.75	2.250					

Oakland Athletics @ New York Yankees
Yankee Stadium, Bronx, NY
Tue Jun 06 1995, 7:05 PM EDT
Att: 15,358 - Unknown - 76 F


AB 41
R 6
H 14
RBI 6
BB 5
SO 8
LOB 24



Batter	1	2	3	4	5	6	7	8	9	AB	R	H	RBI	BB	SO	LOB	TOP					
Rickey Henderson, R OBP: 0.382, SLG: 0.406	F8		BB			G6-3		L3		3	0	0	0	1	0	0						
Gerónimo Berroa, R OBP: 0.399, SLG: 0.533	G5-3		SF8			K		F8		3	0	0	1	0	1	0						
Ruben Sierra, S OBP: 0.333, SLG: 0.528	F7		G4-3			P4				4	0	1	0	0	0	2						
Mark McGwire, R OBP: 0.415, SLG: 0.624		F7		F8			E1	P3		4	0	0	0	0	0	1						
Terry Steinbach, R OBP: 0.329, SLG: 0.508		L8		K						4	0	1	0	0	2	0						
Brent Gates, S OBP: 0.304, SLG: 0.241		G5-3		G4-3			F8			4	0	0	0	0	0	2						
Scott Brosius, R OBP: 0.383, SLG: 0.425			FC6-4		K			G6-3		4	0	2	0	0	1	0						
Stan Javier, S OBP: 0.314, SLG: 0.301			FC6-4		G6-3		P4			3	1	0	0	0	0	4						
Mike Bordick, R OBP: 0.341, SLG: 0.355			SF8		G6-3		F9			3	0	1	0	0	0	3						
Inning Stats	R: 0 E: 0 K: 0 S: 5	H: 0 LOB: 0 BB: 0 P: 6	R: 0 E: 0 K: 0 S: 7	H: 0 LOB: 0 BB: 0 P: 10	R: 1 E: 0 K: 0 S: 14	H: 2 LOB: 2 BB: 1 P: 23	R: 0 E: 0 K: 1 S: 6	H: 0 LOB: 0 BB: 0 P: 9	R: 0 E: 0 K: 1 S: 8	H: 0 LOB: 0 BB: 0 P: 11	R: 0 E: 0 K: 1 S: 11	H: 0 LOB: 0 BB: 0 P: 16	R: 0 E: 1 K: 0 S: 10	H: 2 LOB: 3 BB: 0 P: 17	R: 0 E: 0 K: 1 S: 8	H: 1 LOB: 1 BB: 0 P: 13	R: 0 E: 0 K: 1 S: 7	H: 0 LOB: 0 BB: 0 P: 10	1B: 5 2B: 0 3B: 0 HR: 0	SF: 1 SAC: 0 DP: 0 HBP: 0	WP: 0 PB: 0 SB: 0 CS: 0	PA: 34
PITCHER	IP	WLS	BF	H	R	ER	SO	BB	IBB	HBP	BLK	WP	HR	S	P	ERA	WHIP					
Andy Pettitte, L ERA: 2.86	7.0	W	27	4	1	1	3	1	0	0	0	0	0	61	92	1.29	0.714					
Bob Wickman, R ERA: 5.25	1.0		4	1	0	0	0	0	0	0	0	0	0	8	13	0.00	1.000					
Steve Howe, L ERA: 7.45	1.0		3	0	0	0	1	0	0	0	0	0	0	7	10	0.00	0.000					

Oakland Athletics @ New York Yankees
 Yankee Stadium, Bronx, NY
 Wed Jun 07 1995, 7:05 PM EDT
 Att: 16,550 - Unknown - 86 F


AB 32
 R 1
 H 5
 RBI 1
 BB 1
 SO 4
 LOB 12



Batter	1	2	3	4	5	6	7	8	9	AB	R	H	RBI	BB	SO	LOB	BOTTOM					
Luis Polonia, L OBP: 0.322, SLG: 0.390	K	G4-3		G5-3						5	0	2	1	0	1	2						
Wade Boggs, L OBP: 0.381, SLG: 0.383	1B		G4-6-3		F8	BB		F8		4	2	3	1	1	0	2						
Paul O'Neill, L OBP: 0.438, SLG: 0.613						BB				2	0	0	0	1	1	2						
Gerald Williams, R OBP: 0.289, SLG: 0.488	K		G4-6-3					K		2	0	0	0	0	1	2						
Jim Leyritz, R OBP: 0.383, SLG: 0.450					F8					4	0	2	0	0	1	2						
Don Mattingly, L OBP: 0.319, SLG: 0.435	L8				SF7					3	1	2	1	0	0	2						
Danny Tartabull, R OBP: 0.331, SLG: 0.392			G4-3		L9					4	0	2	2	0	0	3						
Randy Velarde, R OBP: 0.307, SLG: 0.366		G4-3		P2		G4-3				4	0	1	0	0	0	1						
Bernie Williams, S OBP: 0.312, SLG: 0.393				G4-3		F7		FC4-6		4	1	1	1	0	0	1						
Derek Jeter, R OBP: 0.306, SLG: 0.303		G5-3				L4				3	0	1	0	1	0	1						
Inning Stats	R: 0 E: 0 K: 2 S: 9	H: 1 LOB: 2 BB: 1 P: 17	R: 1 E: 0 K: 0 S: 6	H: 2 LOB: 1 BB: 0 P: 7	R: 0 E: 0 K: 0 S: 10	H: 3 LOB: 2 BB: 0 P: 14	R: 0 E: 0 K: 0 S: 6	H: 1 LOB: 1 BB: 0 P: 10	R: 1 E: 0 K: 0 S: 7	H: 1 LOB: 1 BB: 1 P: 15	R: 0 E: 0 K: 0 S: 5	H: 0 LOB: 0 BB: 0 P: 7	R: 1 E: 0 K: 1 S: 11	H: 2 LOB: 0 BB: 0 P: 13	R: 3 E: 0 K: 1 S: 21	H: 4 LOB: 2 BB: 1 P: 35	R: 0 E: 0 K: 1 S: 7	H: 0 LOB: 0 BB: 0 P: 10	1B: 10 2B: 2 3B: 0 HR: 2	SF: 1 SAC: 0 DP: 1 HBP: 0	WP: 1 PB: 0 SB: 0 CS: 0	PA: 39
PITCHER	IP	WLS	BF	H	R	ER	SO	BB	IBB	HBP	BLK	WP	HR	S	P	ERA	WHIP					
Steve Ontiveros, R ERA: 3.29	7.0	L	33	12	5	5	3	2	0	0	0	1	0	58	90	6.43	2.000					
Todd Van Poppel, R ERA: 3.54	1.0		6	2	1	1	1	1	0	0	0	1	0	17	28	9.00	3.000					

Oakland Athletics @ New York Yankees
 Yankee Stadium, Bronx, NY
 Wed Jun 07 1995, 7:05 PM EDT
 Att: 16,550 - Unknown - 86 F

AB 35
 R 4
 H 14
 RBI 6
 BB 3
 SO 4
 LOB 18



Batter	1	2	3	4	5	6	7	8	9	AB	R	H	RBI	BB	SO	LOB	TOP					
Rickey Henderson, R OBP: 0.382, SLG: 0.405 Craig Paquette, R OBP: 0.365, SLG: 0.500	2-3 K	1-2 2H 1B		1-3 K		1-2 L6		2-1 FC5-4 1B	1-2 1B	5	0	2	1	0	2	1						
Stan Javier, S OBP: 0.315, SLG: 0.302	1-2 HR 1B	1 SAFE 0-1 F8		2-3 K		0-1 S 1B		0-1 FC5-4 1B	0-0 L8	6	2	2	0	0	1	5						
Geronimo Berroa, R OBP: 0.399, SLG: 0.549	1-2 1-H HR		0-3 K		1-2 F9	0-3 K		2-2 E6 PB 1B		5	2	2	3	0	2	1						
Ruben Sierra, S OBP: 0.348, SLG: 0.575 Andy Tomberlin, L OBP: 0.306, SLG: 0.466	4-0 CS BB		1-0 HR		2-2 HR		1-3 K	1-2 BB 1B		4	2	3	2	1	1	0						
Mike Aldrete, L OBP: 0.333, SLG: 0.368 Mark McGwire, R OBP: 0.419, SLG: 0.624	1 SAFE 1 SAFE K	3-3 BB	3-1 F7		1-3 K 1B		1-2 E3 E	3-H 4-1 BB 1B	1-2 BB	4	0	0	0	0	2	1						
Scott Brosius, R OBP: 0.383, SLG: 0.413		4-2 G3 2B	4-0 FC3-6 BB		2-2 F8		1-3 K	0-0 P4		3	1	0	0	2	1	4						
Brent Gates, S OBP: 0.301, SLG: 0.240	1 SAFE 0-1 G3	1 SAFE 2-2 FC3-6			0-0 FC5-4 1B		0-1 E3		2-0 L7	5	0	1	0	0	0	3						
Mike Bordick, R OBP: 0.333, SLG: 0.346		0-0 F8		3-3 K	0-0 FC5-4		1-0 L7		1-2 1B	5	0	1	0	0	1	5						
Eric Helfand, L OBP: 0.294, SLG: 0.400	2-2 2H 1B 2B			4-0 BB		0-3 K		1-1 G5-3	1-3 K	4	1	1	1	1	2	1						
Inning Stats	R: 2 H: 2 E: 0 K: 2 S: 14	H: 2 LOB: 1 BB: 1 P: 24	R: 2 H: 2 E: 0 K: 0 S: 15	H: 2 LOB: 1 BB: 1 P: 22	R: 1 H: 1 E: 0 K: 1 S: 10	H: 1 LOB: 1 BB: 1 P: 20	R: 0 H: 0 E: 0 K: 3 S: 10	H: 0 LOB: 0 BB: 1 P: 20	R: 1 H: 2 E: 0 K: 1 S: 15	H: 2 LOB: 2 BB: 0 P: 21	R: 0 H: 0 E: 2 K: 2 S: 14	H: 0 LOB: 0 BB: 0 P: 18	R: 2 H: 3 E: 1 K: 0 S: 16	H: 3 LOB: 2 BB: 1 P: 26	R: 0 H: 2 E: 0 K: 1 S: 13	H: 2 LOB: 2 BB: 0 P: 18	1B: 9 2B: 2 3B: 0 HR: 3	SF: 0 SAC: 0 DP: 1 HBP: 0	WP: 1 PB: 1 SB: 1 CS: 1	PA: 47		
PITCHER	IP WLS BF H R ER SO BB IBB HBP BLK WP HR S P ERA WHIP	IP WLS BF H R ER SO BB IBB HBP BLK WP HR S P ERA WHIP	IP WLS BF H R ER SO BB IBB HBP BLK WP HR S P ERA WHIP	IP WLS BF H R ER SO BB IBB HBP BLK WP HR S P ERA WHIP	IP WLS BF H R ER SO BB IBB HBP BLK WP HR S P ERA WHIP	IP WLS BF H R ER SO BB IBB HBP BLK WP HR S P ERA WHIP	IP WLS BF H R ER SO BB IBB HBP BLK WP HR S P ERA WHIP	IP WLS BF H R ER SO BB IBB HBP BLK WP HR S P ERA WHIP	IP WLS BF H R ER SO BB IBB HBP BLK WP HR S P ERA WHIP	IP WLS BF H R ER SO BB IBB HBP BLK WP HR S P ERA WHIP	IP WLS BF H R ER SO BB IBB HBP BLK WP HR S P ERA WHIP	IP WLS BF H R ER SO BB IBB HBP BLK WP HR S P ERA WHIP	IP WLS BF H R ER SO BB IBB HBP BLK WP HR S P ERA WHIP	IP WLS BF H R ER SO BB IBB HBP BLK WP HR S P ERA WHIP	IP WLS BF H R ER SO BB IBB HBP BLK WP HR S P ERA WHIP	IP WLS BF H R ER SO BB IBB HBP BLK WP HR S P ERA WHIP	IP WLS BF H R ER SO BB IBB HBP BLK WP HR S P ERA WHIP	IP WLS BF H R ER SO BB IBB HBP BLK WP HR S P ERA WHIP	IP WLS BF H R ER SO BB IBB HBP BLK WP HR S P ERA WHIP	IP WLS BF H R ER SO BB IBB HBP BLK WP HR S P ERA WHIP	IP WLS BF H R ER SO BB IBB HBP BLK WP HR S P ERA WHIP	
Jack McDowell, R ERA: 4.31 Bob MacDonald, L ERA: 7.27 Josias Manzanillo, R ERA: 6.52	7.0 L 35 8 6 6 11 4 0 0 0 1 3 89 137 7.71 1.714	0.2 5 3 2 2 0 0 0 0 0 0 0 14 20 27.00 4.500	1.1 7 2 0 0 1 1 0 0 0 0 0 15 24 0.00 2.250																			

Oakland Athletics @ New York Yankees
Yankee Stadium, Bronx, NY
Thu Jun 08 1995, 7:05 PM EDT
Att: 15,792 - Unknown - 80 F

AB 42
R 8
H 13
RBI 7
BB 5
SO 12
LOB 21



Batter	1	2	3	4	5	6	7	8	9	AB	R	H	RBI	BB	SO	LOB	BOTTOM					
Luis Polonia, L OBP: 0.325, SLG: 0.380	4-1 G3 S 1B BB		0-1 G3	4-2 BB			0-3 K		2-2 G1-3	3	1	0	0	2	1	0						
Wade Boggs, L OBP: 0.385, SLG: 0.387	2-2 G3		2-1 1B	3-2 L8			1-1 G4-6-3 1B			4	0	2	0	0	0	3						
Paul O'Neill, L OBP: 0.420, SLG: 0.583	3-2 L9		0-0 L9		1-3 K		1-0 G4-6-3 1B			4	0	0	0	0	1	3						
Mike Stanley, R OBP: 0.371, SLG: 0.437	3-2 1B		0-2 1B		0-0 2B		0-0 G4-3 G6-3 2B			4	1	4	1	0	0	0						
Don Mattingly, L OBP: 0.316, SLG: 0.427	0-1 1B		1-3 K		0-0 L8		3-2 G4-3		2-3 G4-3	4	0	1	0	0	1	4						
Danny Tartabull, R OBP: 0.320, SLG: 0.377	1-3 K			1-1 G6-3	1-3 K		0-1 G6-3		0-1 G6-3	4	0	0	1	0	2	3						
Tony Fernandez, S OBP: 0.314, SLG: 0.250		3-2 F7		2-2 G3		2-1 L8		3-H 2-2 G6-3		4	0	0	0	0	0	0						
Bernie Williams, S OBP: 0.310, SLG: 0.388		1-0 G4-3		2-2 2 3B 1B		2-2 F8		1-1 G4-3		4	1	1	0	0	0	0						
2 Derek Jeter, R OBP: 0.300, SLG: 0.351		3-2 G1-3		0-1 1-H 3B		1-1 G4-3			0-0 G4-1	4	0	1	1	0	0	0						
Inning Stats	R: 1 H: 2 E: 0 K: 1 S: 17	H: 2 LOB: 2 BB: 1 P: 30	R: 0 H: 0 E: 0 K: 0 S: 10	H: 0 LOB: 0 BB: 0 P: 17	R: 0 H: 2 E: 0 K: 1 S: 12	H: 2 LOB: 2 BB: 0 P: 15	R: 1 H: 2 E: 0 K: 0 S: 19	H: 2 LOB: 2 BB: 1 P: 31	R: 0 H: 1 E: 0 K: 2 S: 8	H: 1 LOB: 0 BB: 0 P: 10	R: 0 H: 0 E: 0 K: 0 S: 8	H: 0 LOB: 0 BB: 0 P: 13	R: 0 H: 1 E: 0 K: 1 S: 6	H: 1 LOB: 0 BB: 0 P: 8	R: 1 H: 1 E: 0 K: 0 S: 10	H: 1 LOB: 0 BB: 0 P: 15	R: 0 H: 0 E: 0 K: 0 S: 6	H: 0 LOB: 0 BB: 0 P: 9	1B: 6 2B: 2 3B: 1 HR: 0	SF: 0 SAC: 0 DP: 1 HBP: 0	WP: 0 PB: 0 SB: 1 CS: 0	PA: 37
PITCHER	IP WLS BF H R ER SO BB IBB HBP BLK WP HR S P ERA WHIP	IP WLS BF H R ER SO BB IBB HBP BLK WP HR S P ERA WHIP	IP WLS BF H R ER SO BB IBB HBP BLK WP HR S P ERA WHIP	IP WLS BF H R ER SO BB IBB HBP BLK WP HR S P ERA WHIP	IP WLS BF H R ER SO BB IBB HBP BLK WP HR S P ERA WHIP	IP WLS BF H R ER SO BB IBB HBP BLK WP HR S P ERA WHIP	IP WLS BF H R ER SO BB IBB HBP BLK WP HR S P ERA WHIP	IP WLS BF H R ER SO BB IBB HBP BLK WP HR S P ERA WHIP	IP WLS BF H R ER SO BB IBB HBP BLK WP HR S P ERA WHIP	IP WLS BF H R ER SO BB IBB HBP BLK WP HR S P ERA WHIP	IP WLS BF H R ER SO BB IBB HBP BLK WP HR S P ERA WHIP	IP WLS BF H R ER SO BB IBB HBP BLK WP HR S P ERA WHIP	IP WLS BF H R ER SO BB IBB HBP BLK WP HR S P ERA WHIP	IP WLS BF H R ER SO BB IBB HBP BLK WP HR S P ERA WHIP	IP WLS BF H R ER SO BB IBB HBP BLK WP HR S P ERA WHIP	IP WLS BF H R ER SO BB IBB HBP BLK WP HR S P ERA WHIP	IP WLS BF H R ER SO BB IBB HBP BLK WP HR S P ERA WHIP	IP WLS BF H R ER SO BB IBB HBP BLK WP HR S P ERA WHIP	IP WLS BF H R ER SO BB IBB HBP BLK WP HR S P ERA WHIP	IP WLS BF H R ER SO BB IBB HBP BLK WP HR S P ERA WHIP	IP WLS BF H R ER SO BB IBB HBP BLK WP HR S P ERA WHIP	
Mike Harkey, R ERA: 6.51 Rick Honeycutt, L ERA: 4.11 Jim Corsi, R ERA: 0.47 Carlos Reyes, R ERA: 4.18	6.0 W 27 7 2 2 4 2 0 0 0 0 0 6 8 0.00 1.000	1.0 3 1 0 0 1 0 0 0 0 0 0 0 10 15 9.00 1.000	1.0 4 1 1 1 0 0 0 0 0 0 0 0 6 9 0.00 0.000																			

Oakland Athletics @ New York Yankees
Yankee Stadium, Bronx, NY
Thu Jun 08 1995, 7:05 PM EDT
Att: 15,792 - Unknown - 80 F

AB 35
R 3
H 9
RBI 3
BB 2
SO 5
LOB 13



Batter	1	2	3	4	5	6	7	8	9	AB	R	H	RBI	BB	SO	LOB	TOP				
Rich Amaral, R OBP: 0.364, SLG: 0.433 (1, 9)	G6-3		F8		F8			F8	F7	5	0	0	0	0	0	1					
Alex Diaz, S OBP: 0.310, SLG: 0.370 (1, 8)	G5-3		G4-3			G5-3		FC1		4	1	1	0	0	0	0					
Edgar Martinez, R OBP: 0.445, SLG: 0.613 (1, 10)	G5-3			F8		PB BB		FC1	FC4-6	3	0	0	1	1	0	0					
Marc Newfield, R OBP: 0.250, SLG: 0.405 Darren Bragg, L OBP: 0.336, SLG: 0.313 (9, 9)		G5-3		E6		F8				4	0	0	0	0	1	2					
Mike Blowers, R OBP: 0.273, SLG: 0.314 Doug Strange, S OBP: 0.339, SLG: 0.393 (8, PH) (8, 5)		G3				K		FC4-6		2	0	0	0	1	1	1					
Greg Pirtl, R OBP: 0.444, SLG: 0.375 Tino Martinez, L OBP: 0.392, SLG: 0.570 (9, PH) (9, 3)		PB 1B		K						3	1	2	0	0	1	2					
Felix Fermin, R OBP: 0.247, SLG: 0.232 (9, 6)		PB 1B		G3				G6-4-3		4	0	2	0	0	0	2					
Dan Wilson, R OBP: 0.330, SLG: 0.333 Joey Cora, S OBP: 0.302, SLG: 0.336 (9, PR) (9, 4)		G4-3				K		G6-4-3		4	0	1	0	0	1	3					
Alex Rodriguez, R OBP: 0.279, SLG: 0.349 Chad Kreuter, S OBP: 0.294, SLG: 0.298 (9, PH) (9, 2)				K		G5-3		K		3	0	0	0	0	2	0					
Inning Stats	R: 0 E: 0 K: 0 S: 7	H: 0 LOB: 0 BB: 0 P: 7	R: 0 E: 0 K: 0 S: 14	H: 2 LOB: 2 BB: 0 P: 20	R: 0 E: 0 K: 1 S: 6	H: 0 LOB: 0 BB: 0 P: 7	R: 0 E: 0 K: 1 S: 12	H: 0 LOB: 2 BB: 1 P: 20	R: 0 E: 0 K: 1 S: 8	H: 0 LOB: 1 BB: 1 P: 15	R: 1 E: 0 K: 1 S: 14	H: 2 LOB: 2 BB: 0 P: 18	R: 1 E: 0 K: 1 S: 10	H: 1 LOB: 1 BB: 0 P: 14	R: 1 E: 0 K: 0 S: 10	H: 2 LOB: 1 BB: 0 P: 12	1B: 7 2B: 0 3B: 0 HR: 0	SF: 0 SAC: 0 DP: 1 HBP: 0	WP: 0 PB: 2 CS: 0	PA: 37	
PITCHER	IP	WLS	BF	H	R	ER	SO	BB	IBB	HBP	BLK	WP	HR	S	P	ERA	WHIP				
Sterling Hitchcock, L ERA: 5.48	7.0		27	4	1	1	5	2	0	0	0	0	0	67	96	1.29	0.857				
Bob Wickman, R ERA: 5.04	1.0	W	5	1	1	0	1	0	0	0	0	0	0	10	14	0.00	1.000				
Steve Howe, L ERA: 7.84	0.2	L	3	1	1	1	0	0	0	0	0	0	0	6	7	13.50	1.500				
John Wetteland, R ERA: 3.5	0.1		2	1	0	0	0	0	0	0	0	0	0	4	5	0.00	3.000				

Seattle Mariners @ New York Yankees
Yankee Stadium, Bronx, NY
Sat Jun 10 1995, 3:33 AM EDT
Att: 25,279 - Sunny - 74 F

AB 35
R 3
H 7
RBI 2
BB 2
SO 6
LOB 12



Batter	1	2	3	4	5	6	7	8	9	AB	R	H	RBI	BB	SO	LOB	BOTTOM				
Bernie Williams, S OBP: 0.307, SLG: 0.377 (1, 8)	BB FC5 G6-3 BB	E4		K		K			BB	4	1	1	0	1	2	2					
Randy Velarde, R OBP: 0.295, SLG: 0.351 Paul O'Neill, L OBP: 0.429, SLG: 0.575 (9, PH) (9, 1)	FC5 G6-3 BB 1B	G6-3				F9		G6-3		4	1	0	0	0	0	2					
Jim Leyritz, R OBP: 0.376, SLG: 0.435 (1, 2)	1B G6-3 BB	F8				K		K		4	0	0	0	1	3	3					
Mike Stanley, R OBP: 0.360, SLG: 0.420 (1, 10)	K			K		BB 1B		BB 1B		5	0	2	0	0	3	5					
Danny Tartabull, R OBP: 0.317, SLG: 0.367 Luis Polonia, L OBP: 0.331, SLG: 0.384 (8, 7)	G6-3			K		BB		K		3	0	0	1	1	2	3					
Gerald Williams, R OBP: 0.286, SLG: 0.467 (8, 9)	1-2 2-3 3-H			K		F8		G4-3		3	0	1	1	0	1	2					
Dion James, L OBP: 0.363, SLG: 0.418 (8, PH) (9, 9)	S 1B									1	0	0	0	0	0	0					
Dave Silvestri, R OBP: 0.294, SLG: 0.333 Don Mattingly, L OBP: 0.313, SLG: 0.430 (6, PH) (9, 3)	BB			K		K		F9		2	0	0	0	1	2	0					
Tony Fernandez, S OBP: 0.309, SLG: 0.263 (1, 4)	G6-3			G5-3		BB 2B		L5		4	0	1	0	0	0	3					
Derek Jeter, R OBP: 0.283, SLG: 0.349 Wade Boggs, L OBP: 0.392, SLG: 0.390 (9, PH) (9, 1)	G4-3			BB 2B		K		F7		3	0	1	0	0	1	1					
Inning Stats	R: 2 E: 0 K: 1 S: 18	H: 1 LOB: 3 BB: 3 P: 33	R: 0 E: 0 K: 0 S: 12	H: 0 LOB: 0 BB: 0 P: 14	R: 0 E: 0 K: 3 S: 9	H: 0 LOB: 0 BB: 0 P: 17	R: 0 E: 0 K: 2 S: 16	H: 1 LOB: 1 BB: 0 P: 24	R: 0 E: 0 K: 1 S: 9	H: 1 LOB: 2 BB: 1 P: 18	R: 0 E: 0 K: 2 S: 12	H: 1 LOB: 1 BB: 0 P: 17	R: 0 E: 0 K: 0 S: 5	H: 0 LOB: 0 BB: 0 P: 9	R: 0 E: 0 K: 2 S: 15	H: 1 LOB: 2 BB: 1 P: 23	1B: 4 2B: 2 3B: 0 HR: 0	SF: 0 SAC: 0 DP: 0 HBP: 0	WP: 0 PB: 0 CS: 0	PA: 40	
PITCHER	IP	WLS	BF	H	R	ER	SO	BB	IBB	HBP	BLK	WP	HR	S	P	ERA	WHIP				
Randy Johnson, L ERA: 1.91	7.0		32	5	2	2	12	4	0	0	0	0	0	89	141	2.57	1.286				
Jeff Nelson, R ERA: 1.59	1.0	W	3	0	0	0	0	0	0	0	0	0	0	5	9	0.00	0.000				
Bobby Ayala, R ERA: 2.82	1.0	S	5	1	0	0	2	1	0	0	0	0	0	15	23	0.00	2.000				

Seattle Mariners @ New York Yankees
Yankee Stadium, Bronx, NY
Sat Jun 10 1995, 3:33 AM EDT
Att: 25,279 - Sunny - 74 F

AB 35
R 2
H 6
RBI 2
BB 5
SO 14
LOB 21



Batter	1	2	3	4	5	6	7	8	9	AB	R	H	RBI	BB	SO	LOB	TOP
Joey Cora, S <small>OBP: 0.313, SLG: 0.347</small> 										5	1	3	0	0	0	1	
Alex Diaz, S <small>OBP: 0.304, SLG: 0.360</small> 										5	1	1	0	0	0	3	
Edgar Martinez, R <small>OBP: 0.449, SLG: 0.630</small> 										4	2	2	3	0	0	0	
Tino Martinez, L <small>OBP: 0.393, SLG: 0.586</small> 										5	2	2	1	0	1	1	
Doug Strange, S <small>OBP: 0.338, SLG: 0.379</small> Mike Blowers, R <small>OBP: 0.268, SLG: 0.308</small> 										2	0	0	0	1	0	2	
Marc Newfield, R <small>OBP: 0.271, SLG: 0.400</small> Rich Amaral, R <small>OBP: 0.364, SLG: 0.433</small> 										3	0	1	2	1	0	1	
Darren Bragg, L <small>OBP: 0.358, SLG: 0.327</small> 										2	0	2	0	1	0	0	
Chad Kreuter, S <small>OBP: 0.291, SLG: 0.353</small> 										4	1	1	1	0	0	5	
Alex Rodriguez, R <small>OBP: 0.255, SLG: 0.319</small> 										4	0	0	0	0	0	2	
Inning Stats <small>R: 3, H: 3, E: 0, K: 0, S: 18</small> <small>LOB: 3, BB: 1, P: 35</small>	<small>R: 0, H: 1, E: 0, K: 0, S: 12</small> <small>H: 1, LOB: 1, BB: 0, P: 17</small>	<small>R: 2, H: 4, E: 1, K: 0, S: 15</small> <small>LOB: 2, BB: 0, P: 24</small>	<small>R: 1, H: 1, E: 0, K: 0, S: 11</small> <small>H: 1, LOB: 0, BB: 0, P: 17</small>	<small>R: 1, H: 1, E: 0, K: 0, S: 8</small> <small>H: 1, LOB: 0, BB: 0, P: 12</small>	<small>R: 0, H: 1, E: 0, K: 0, S: 6</small> <small>H: 1, LOB: 2, BB: 1, P: 11</small>	<small>R: 0, H: 0, E: 0, K: 1, S: 14</small> <small>H: 0, LOB: 3, BB: 1, P: 24</small>	<small>R: 0, H: 1, E: 0, K: 0, S: 7</small> <small>H: 1, LOB: 0, BB: 0, P: 12</small>	<small>R: 0, H: 0, E: 0, K: 1, S: 9</small> <small>H: 0, LOB: 0, BB: 0, P: 12</small>	<small>1B: 9, 2B: 1, 3B: 0, HR: 3</small> <small>SF: 0, SAC: 0, DP: 1, HBP: 2</small>	<small>WP: 0, PB: 0, SB: 1, CS: 3</small> <small>PA: 42</small>							
PITCHER 42 Mariano Rivera, R <small>ERA: 10.2</small> Bob MacDonald, L <small>ERA: 6.08</small> Josias Manzanillo, R <small>ERA: 6.1</small> Steve Howe, L <small>ERA: 6.57</small> John Wetteland, R <small>ERA: 3.32</small>	<small>IP: 2.1, WLS: 15, BF: 7, H: 3, R: 5, ER: 4, SO: 0, BB: 1, IBB: 0, HBP: 0, BLK: 0, WP: 0, HR: 1, S: 41, P: 70, ERA: 15.43, WHIP: 3.429</small> <small>IP: 3.1, WLS: 8, BF: 3, H: 2, R: 2, ER: 2, SO: 0, BB: 0, IBB: 0, HBP: 0, BLK: 0, WP: 2, HR: 20, S: 32, P: 7.71, WHIP: 1.286</small> <small>IP: 5.1, WLS: 7, BF: 1, H: 0, R: 0, ER: 0, SO: 1, BB: 0, IBB: 1, HBP: 0, BLK: 0, WP: 0, HR: 11, S: 17, P: 0.00, WHIP: 1.500</small> <small>IP: 7.1, WLS: 8, BF: 1, H: 0, R: 0, ER: 0, SO: 1, BB: 1, IBB: 1, HBP: 0, BLK: 0, WP: 0, HR: 19, S: 33, P: 0.00, WHIP: 0.500</small> <small>IP: 9.1, WLS: 3, BF: 0, H: 0, R: 0, ER: 0, SO: 1, BB: 0, IBB: 0, HBP: 0, BLK: 0, WP: 0, HR: 9, S: 12, P: 0.00, WHIP: 0.000</small>	PITCHER <small>IP: 0.2, WLS: 4, BF: 2, H: 1, R: 0, ER: 0, SO: 0, BB: 0, IBB: 0, HBP: 0, BLK: 0, WP: 0, HR: 1, S: 16, P: 27.00, WHIP: 4.500</small> <small>IP: 8.1, WLS: 13, BF: 4, H: 1, R: 1, ER: 2, SO: 0, BB: 0, IBB: 0, HBP: 0, BLK: 0, WP: 0, HR: 33, S: 55, P: 3.00, WHIP: 1.333</small> <small>IP: 5.1, WLS: 2, BF: 0, H: 0, R: 0, ER: 0, SO: 1, BB: 0, IBB: 0, HBP: 0, BLK: 0, WP: 0, HR: 5, S: 10, P: 0.00, WHIP: 3.000</small> <small>IP: 5.1, WLS: 6, BF: 0, H: 0, R: 0, ER: 3, SO: 0, BB: 1, IBB: 1, HBP: 0, BLK: 0, WP: 0, HR: 15, S: 26, P: 0.00, WHIP: 0.000</small> <small>IP: 7.1, WLS: 8, BF: 3, H: 4, R: 4, ER: 4, SO: 1, BB: 1, IBB: 0, HBP: 0, BLK: 0, WP: 0, HR: 12, S: 26, P: 27.00, WHIP: 3.000</small>															
Batter Bernie Williams, S <small>OBP: 0.322, SLG: 0.413</small> 										4	2	3	2	0	0	0	
Randy Velarde, R <small>OBP: 0.284, SLG: 0.337</small> 										4	0	0	0	0	1	2	
Wade Boggs, L <small>OBP: 0.399, SLG: 0.394</small> 										4	2	2	0	1	1	1	
Jim Leyritz, R <small>OBP: 0.391, SLG: 0.458</small> 										5	1	4	2	0	1	1	
Don Mattingly, L <small>OBP: 0.317, SLG: 0.429</small> 										5	0	2	0	0	0	5	
Dave Silvestri, R <small>OBP: 0.316, SLG: 0.308</small> Paul O'Neill, L <small>OBP: 0.426, SLG: 0.568</small> 										1	1	0	0	1	1	1	
Tony Fernandez, S <small>OBP: 0.303, SLG: 0.250</small> 										4	1	0	1	1	0	5	
Gerald Williams, R <small>OBP: 0.294, SLG: 0.532</small> Dion James, L <small>OBP: 0.393, SLG: 0.418</small> 										1	0	0	1	1	1	1	
Danny Tartabull, R <small>OBP: 0.323, SLG: 0.367</small> 										4	1	0	1	1	0	5	
Derek Jeter, R <small>OBP: 0.280, SLG: 0.340</small> 										2	1	1	3	0	0	0	
Inning Stats <small>R: 0, H: 2, E: 0, K: 0, S: 8</small> <small>LOB: 2, BB: 0, P: 16</small>	<small>R: 4, H: 2, E: 0, K: 1, S: 15</small> <small>H: 2, LOB: 2, BB: 2, P: 31</small>	<small>R: 0, H: 1, E: 0, K: 1, S: 8</small> <small>H: 1, LOB: 1, BB: 0, P: 14</small>	<small>R: 0, H: 1, E: 0, K: 0, S: 11</small> <small>H: 1, LOB: 1, BB: 0, P: 18</small>	<small>R: 1, H: 2, E: 0, K: 1, S: 15</small> <small>H: 2, LOB: 3, BB: 2, P: 29</small>	<small>R: 0, H: 0, E: 0, K: 2, S: 12</small> <small>H: 0, LOB: 1, BB: 0, P: 19</small>	<small>R: 0, H: 1, E: 0, K: 1, S: 7</small> <small>H: 1, LOB: 0, BB: 0, P: 10</small>	<small>R: 5, H: 4, E: 0, K: 0, S: 12</small> <small>H: 4, LOB: 1, BB: 2, P: 25</small>	<small>1B: 9, 2B: 2, 3B: 0, HR: 2</small> <small>SF: 1, SAC: 1, DP: 1, HBP: 1</small>	<small>WP: 0, PB: 1, SB: 0, CS: 0</small> <small>PA: 43</small>								
PITCHER Dave Fleming, L <small>ERA: 7.79</small> Bob Wells, R <small>ERA: 8.49</small> Ron Villone, L <small>ERA: 5.4</small> Jeff Nelson, R <small>ERA: 1.5</small> Steve Frey, L <small>ERA: 5.14</small>	<small>IP: 1.1, WLS: 10, BF: 4, H: 4, R: 4, ER: 4, SO: 0, BB: 2, IBB: 0, HBP: 0, BLK: 0, WP: 0, HR: 2, S: 16, P: 27.00, WHIP: 4.500</small> <small>IP: 2.1, WLS: 13, BF: 4, H: 1, R: 1, ER: 2, SO: 0, BB: 0, IBB: 0, HBP: 0, BLK: 0, WP: 0, HR: 33, S: 55, P: 3.00, WHIP: 1.333</small> <small>IP: 5.1, WLS: 2, BF: 0, H: 0, R: 0, ER: 0, SO: 1, BB: 0, IBB: 0, HBP: 0, BLK: 0, WP: 0, HR: 5, S: 10, P: 0.00, WHIP: 3.000</small> <small>IP: 5.1, WLS: 6, BF: 0, H: 0, R: 0, ER: 3, SO: 0, BB: 1, IBB: 1, HBP: 0, BLK: 0, WP: 0, HR: 15, S: 26, P: 0.00, WHIP: 0.000</small> <small>IP: 7.1, WLS: 8, BF: 3, H: 4, R: 4, ER: 4, SO: 1, BB: 1, IBB: 0, HBP: 0, BLK: 0, WP: 0, HR: 12, S: 26, P: 27.00, WHIP: 3.000</small>	PITCHER Bobby Ayala, R <small>ERA: 2.74</small> <small>IP: 0.2, WLS: 4, BF: 2, H: 1, R: 0, ER: 0, SO: 0, BB: 0, IBB: 0, HBP: 0, BLK: 0, WP: 0, HR: 7, S: 9, P: 0.00, WHIP: 3.000</small>															

Seattle Mariners @ New York Yankees
Yankee Stadium, Bronx, NY
Sun Jun 11 1995, 3:33 AM EDT
Att: 26,037 - Cloudy - 85 F

AB 36
R 7
H 12
RBI 7
BB 3
SO 2
LOB 16



Seattle Mariners @ New York Yankees
Yankee Stadium, Bronx, NY
Sun Jun 11 1995, 3:33 AM EDT
Att: 26,037 - Cloudy - 85 F

AB 34
R 10
H 13
RBI 9
BB 6
SO 6
LOB 19



Batter	1	2	3	4	5	6	7	8	9	AB	R	H	RBI	BB	SO	LOB	TOP		
Bernie Williams, S OBP: 0.314, SLG: 0.403	F8		G1-3		G5-3		L5			4	0	0	0	0	0	2	New York Yankees @ Detroit Tigers Tiger Stadium, Detroit, MI Mon Jun 12, 1995, 7:05 PM EDT Att: 14,135 - Unknown - 71 F		
Tony Fernandez, S OBP: 0.291, SLG: 0.239	P6		P3			K		F8		4	0	0	0	0	1	0			
Mike Stanley, R OBP: 0.357, SLG: 0.409	BB		K			K		K		3	0	0	0	1	3	0			
Jim Leyritz, R OBP: 0.394, SLG: 0.451	BB				K	1B		K		2	0	0	0	2	2	0			
Danny Tartabull, R OBP: 0.321, SLG: 0.363	F8					BB			P5	4	0	1	0	0	0	2			
Don Mattingly, L OBP: 0.306, SLG: 0.412				G4-3			G3-1		F7	4	0	0	0	0	0	2			
Russ Davis, R OBP: 0.450, SLG: 0.563		E1			F9			2B	3B	4	1	2	0	0	0	0			
Gerald Williams, R OBP: 0.345, SLG: 0.563		G1-6-3				HBP		CS	2B	1	0	1	1	2	0	0			
Dave Silvestri, R OBP: 0.273, SLG: 0.250			G1-6-3							3	0	0	0	0	1	4			
Dion James, L OBP: 0.397, SLG: 0.411					K		F9		F7	1	0	0	0	0	0	2			
Inning Stats	R: 0 H: 0 E: 0 K: 0 S: 9	H: 0 LOB: 2 BB: 2 P: 22	R: 0 H: 0 E: 1 K: 0 S: 10	H: 0 LOB: 1 BB: 1 P: 16	R: 0 H: 0 E: 0 K: 1 S: 7	H: 0 LOB: 0 BB: 0 P: 11	R: 0 H: 0 E: 0 K: 1 S: 9	H: 0 LOB: 0 BB: 0 P: 14	R: 0 H: 1 E: 0 K: 2 S: 12	H: 2 LOB: 2 BB: 1 P: 22	R: 1 H: 2 E: 0 K: 0 S: 13	H: 2 LOB: 0 BB: 0 P: 20	R: 0 H: 0 E: 0 K: 2 S: 10	H: 0 LOB: 0 BB: 1 P: 18	R: 0 H: 1 E: 0 K: 0 S: 10	H: 1 LOB: 2 BB: 1 P: 24	1B: 2 2B: 1 3B: 1 HR: 0	SF: 0 SAC: 0 DP: 1 HBP: 1	WP: 0 PA: 36 PB: 0 SB: 0 CS: 1
PITCHER	IP	WLS	BF	H	R	ER	SO	BB	IBB	HBP	BLK	WP	HR	S	P	ERA	WHIP		
David Wells, L ERA: 3.16	8.2	W	35	4	1	1	7	5	0	1	0	0	0	87	157	1.04	1.038		
Brian Maxcy, R ERA: 3.95	0.1		1	0	0	0	0	0	0	0	1	0	0	2	4	0.00	0.000		

Batter	1	2	3	4	5	6	7	8	9	AB	R	H	RBI	BB	SO	LOB	BOTTOM		
Chad Curtis, R OBP: 0.361, SLG: 0.446	K		G6-3		WP	1B		K		5	1	1	0	0	2	0	New York Yankees @ Detroit Tigers Tiger Stadium, Detroit, MI Mon Jun 12, 1995, 7:05 PM EDT Att: 14,135 - Unknown - 71 F		
Alan Trammell, R OBP: 0.400, SLG: 0.393	G6-3		1B		G6-3		2B	2B	1B	5	2	3	0	0	0	1			
Travis Fryman, R OBP: 0.307, SLG: 0.278	K		FC1-6		1B		1B	BB		4	0	3	1	1	1	0			
Cecil Fielder, R OBP: 0.322, SLG: 0.497		HR	1B		E8		1B	BB	1B	5	2	3	2	0	1	2			
Juan Samuel, R OBP: 0.403, SLG: 0.685		HR	FC1-6		1B		1B	BB		4	1	2	2	1	0	4			
Chris Gomez, R OBP: 0.273, SLG: 0.370		K	K		1B		BB		K	4	0	1	1	0	3	5			
Todd Stevenson, R ERA: 3.55										2	0	0	0	0	2	0			
Bobby Higginson, L OBP: 0.342, SLG: 0.406		K			K		BB		K	1	0	0	0	1	1	0			
Danny Bautista, R OBP: 0.289, SLG: 0.315					G5-3		G4-3		G6-3	4	0	1	0	0	0	3			
John Flaherty, R OBP: 0.336, SLG: 0.495		F8			G4-3		L8		K	4	0	0	0	0	1	1			
Inning Stats	R: 0 H: 0 E: 0 K: 2 S: 10	H: 3 LOB: 0 BB: 0 P: 16	R: 2 H: 3 E: 0 K: 2 S: 17	H: 3 LOB: 1 BB: 0 P: 26	R: 1 H: 3 E: 0 K: 1 S: 15	H: 3 LOB: 0 BB: 0 P: 28	R: 0 H: 0 E: 0 K: 1 S: 7	H: 0 LOB: 0 BB: 0 P: 10	R: 2 H: 4 E: 1 K: 0 S: 17	H: 4 LOB: 3 BB: 1 P: 32	R: 1 H: 2 E: 0 K: 1 S: 14	H: 2 LOB: 2 BB: 2 P: 27	R: 0 H: 0 E: 0 K: 2 S: 7	H: 0 LOB: 0 BB: 0 P: 7	R: 0 H: 2 E: 0 K: 2 S: 13	H: 2 LOB: 2 BB: 0 P: 19	1B: 10 2B: 3 3B: 0 HR: 1	SF: 0 SAC: 0 DP: 0 HBP: 0	WP: 1 PA: 41 PB: 0 SB: 1 CS: 0
PITCHER	IP	WLS	BF	H	R	ER	SO	BB	IBB	HBP	BLK	WP	HR	S	P	ERA	WHIP		
Andy Pettite, L ERA: 3.55	4.2	L	24	10	5	4	6	0	0	0	0	0	0	63	105	7.71	2.143		
Scott Bankhead, R ERA: 5.48	2.1		12	2	1	1	3	3	0	0	0	0	0	24	41	3.86	2.143		
Josias Manzanillo, R ERA: 6.82	1.0		5	2	0	0	2	0	0	0	0	0	0	13	19	0.00	2.000		

Batter	1	2	3	4	5	6	7	8	9	AB	R	H	RBI	BB	SO	LOB	TOP							
Luis Polonia, L OBP: 0.312, SLG: 0.357 (1, 7)	G4-3		G5-3		K		G1-3		K	5	0	0	0	0	2	3								
Wade Boggs, L OBP: 0.385, SLG: 0.362 (1, 5)	G4-3		F7			F 1B BB		G3		3	1	0	0	1	0	1								
Paul O'Neill, L OBP: 0.438, SLG: 0.606 (1, 9)	K			F7		E8 1B SF8 1B		F8 2B		4	1	2	0	0	1	0								
Danny Tartabull, R OBP: 0.345, SLG: 0.387 (1, 10)		WP 1B		FC4-6 1B		SF8 1B		F8 2B		4	0	3	1	0	0	1								
Don Mattingly, L OBP: 0.311, SLG: 0.393 (1, 3)	L8			FC4-6 1B		F7				3	0	0	0	1	0	4								
Mike Stanley, R OBP: 0.371, SLG: 0.464 (1, 2)		G4-6-3 BB		P4		SF8		G4-3		2	0	0	1	1	0	3								
Tony Fernandez, S OBP: 0.291, SLG: 0.245 (1, 6)		G4-6-3			G4-3 1B		G4-3		G3	4	0	1	0	0	0	3								
Randy Velarde, R OBP: 0.279, SLG: 0.342 Dion James, L OBP: 0.397, SLG: 0.421 (9, PH)			E1 FC3-6		FC6-4 G6-3		F7			3	0	0	0	0	0	1								
Bernie Williams, S OBP: 0.323, SLG: 0.437 (1, 8)			FC3-6 G5-3		G6-3		K		F7	4	0	0	0	0	1	3								
Inning Stats	R: 0 E: 0 K: 1 S: 9	H: 0 LOB: 0 BB: 0 P: 13	R: 0 E: 0 K: 0 S: 8	H: 1 LOB: 1 BB: 1 P: 15	R: 0 E: 1 K: 0 S: 11	H: 0 LOB: 1 BB: 0 P: 15	R: 0 E: 0 K: 0 S: 7	H: 1 LOB: 1 BB: 0 P: 13	R: 0 E: 0 K: 1 S: 9	H: 1 LOB: 1 BB: 0 P: 12	R: 2 E: 1 K: 0 S: 10	H: 2 LOB: 1 BB: 1 P: 16	R: 0 E: 0 K: 1 S: 8	H: 0 LOB: 0 BB: 0 P: 12	R: 0 E: 0 K: 0 S: 11	H: 1 LOB: 2 BB: 1 P: 20	R: 0 E: 0 K: 1 S: 10	H: 1 LOB: 1 BB: 0 P: 12	1B: 6 2B: 1 3B: 0 HR: 0	SF: 1 SAC: 0 DP: 1 HBP: 0	WP: 1 PB: 0 SB: 0 CS: 0	PA: 37		
PITCHER	IP	WLS	BF	H	R	ER	SO	BB	IBB	HBP	BLK	WP	HR	S	P	ERA	WHIP							
Sean Bergman, R ERA: 4.73 (1, 1)	7.0	W	28	5	2	1	3	2	0	0	0	1	0	62	96	1.29	1.000							
Kevin Wickander, L ERA (8, 1)	0.2		4	1	0	0	0	1	0	0	0	0	0	9	18	0.00	3.000							
Joe Boever, R ERA: 4.86 (8, 1)	1.1		5	1	0	0	1	0	0	0	0	0	0	12	14	0.00	0.750							

New York Yankees @ Detroit Tigers
Tiger Stadium, Detroit, MI
Thu Jun 15 1995, 7:05 PM EDT
Att: 9,793 - Unknown - 80 F

AB 33
R 2
H 7
RBI 2
BB 3
SO 4
LOB 19





Batter	1	2	3	4	5	6	7	8	9	AB	R	H	RBI	BB	SO	LOB	BOTTOM							
Chad Curtis, R OBP: 0.365, SLG: 0.439 (1, 8)	P3									2	1	1	2	2	0	0								
Lou Whitaker, L OBP: 0.416, SLG: 0.511 (1, 4)	F8		F8		K					4	0	0	0	1	2	6								
Travis Fryman, R OBP: 0.312, SLG: 0.274 (1, 5)	F8		F3			BB FC3-2 BB				3	0	1	1	2	0	0								
Cecil Fielder, R OBP: 0.332, SLG: 0.500 Juan Samuel, R OBP: 0.397, SLG: 0.673 (7, PR) (8, 3)		F8				FC3-2 1B BB				2	2	1	1	3	0	0								
Kirk Gibson, L OBP: 0.410, SLG: 0.547 (1, 10)		1B 1B		L8		FC3-2 1B BB		G3-6-3		4	2	1	0	1	1	6								
Bobby Higginson, L OBP: 0.321, SLG: 0.371 (1, 7)		1B 1B BB		G4-3						4	1	0	0	1	2	6								
Chris Gomez, R OBP: 0.295, SLG: 0.404 (1, 6)		BB 1B				G4-3 BB		FC3-2 1B		4	1	2	2	1	0	3								
Todd Stevenson, R OBP: 0.354, SLG: 0.425 Danny Bautista, R OBP: 0.292, SLG: 0.310 (9, 9)		BB 1B				F8				4	1	3	2	0	0	1								
Ron Tingley, R OBP: 0.280, SLG: 0.227 (1, 2)				G4-3		F7				5	1	1	1	0	2	6								
Inning Stats	R: 0 E: 0 K: 0 S: 7	H: 3 LOB: 3 BB: 2 P: 31	R: 2 E: 0 K: 1 S: 13	H: 3 LOB: 2 BB: 2 P: 31	R: 1 E: 0 K: 0 S: 12	H: 1 LOB: 0 BB: 0 P: 21	R: 0 E: 0 K: 1 S: 9	H: 0 LOB: 2 BB: 2 P: 22	R: 2 E: 0 K: 0 S: 13	H: 1 LOB: 2 BB: 3 P: 32	R: 0 E: 0 K: 1 S: 11	H: 0 LOB: 2 BB: 2 P: 26	R: 4 E: 0 K: 3 S: 20	H: 5 LOB: 3 BB: 2 P: 40	R: 0 E: 0 K: 1 S: 11	H: 0 LOB: 0 BB: 0 P: 15	1B: 7 2B: 1 3B: 0 HR: 2	SF: 0 SAC: 0 DP: 1 HBP: 1	WP: 0 PB: 1 SB: 1 CS: 0	PA: 45				
PITCHER	IP	WLS	BF	H	R	ER	SO	BB	IBB	HBP	BLK	WP	HR	S	P	ERA	WHIP							
Brian Boehringer, R ERA: 11.81 (5, 1)	1.1		8	1	0	0	1	2	0	1	0	0	0	14	34	0.00	2.250							
Bob MacDonald, L ERA: 9.16 (6, 1)	1.0		7	4	4	4	1	1	0	0	0	0	1	13	26	36.00	5.000							
Bob Wickman, R ERA: 4.82 Scott Bankhead, R ERA: 5.25 (7, 1) (8, 1)	0.2		4	1	0	0	2	1	0	0	0	0	0	11	20	0.00	3.000							
Scott Bankhead, R ERA: 5.25 (8, 1)	1.0		3	0	0	0	1	0	0	0	0	0	0	11	15	0.00	0.000							


New York Yankees @ Detroit Tigers
Tiger Stadium, Detroit, MI
Thu Jun 15 1995, 7:05 PM EDT
Att: 9,793 - Unknown - 80 F


AB 33
R 9
H 10
RBI 9
BB 11
SO 7
LOB 28



Batter	1	2	3	4	5	6	7	8	9	AB	R	H	RBI	BB	SO	LOB	TOP										
Luis Polonia, L (1,7) OBP: 0.314, SLG: 0.345 Gerald Williams, R (7,PH) OBP: 0.333, SLG: 0.540	0-2 2B 1B	2-3 K			1-0 G1-3		3-3 K			3	1	1	0	0	1	2	<p>New York Yankees @ Baltimore Orioles Oriole Park at Camden Yards, Baltimore, MD Mon Jun 19 1995, 7:05 PM EDT Att: 46,817 - Unknown - 93 F</p> <p>livebaseballscores.com</p> <p>AB 32 R 4 H 7 RBI 4 BB 3 SO 8 LOB 11</p> 										
Wade Boggs, L (1,5) OBP: 0.395, SLG: 0.353	1-1 F8		2-0 F8		1-2 G3		1-3 K			4	0	0	0	0	1	1											
Paul O'Neill, L (1,9) OBP: 0.420, SLG: 0.588	1-1 1-H 2B		4-1 BB		1-0 HR 1B		2-3 K			3	1	2	1	1	1	0											
Mike Stanley, R (1,2) OBP: 0.376, SLG: 0.481	4-2 G5-4-3 BB		1-1 F8		1-0 1-H HR		2-1 G4-3			3	1	1	2	1	0	1											
Don Mattingly, L (1,3) OBP: 0.324, SLG: 0.389	0-1 G5-4-3		1-2 F8		1-1 F8		1-0 G6-3			4	0	0	0	0	0	3											
Danny Tartabull, R (1,10) OBP: 0.327, SLG: 0.367		3-2 G5-3		2-3 K		1-2 G1-3			0-1 G1-6-3 1B	4	0	1	0	0	1	0											
Tony Fernandez, S (1,6) OBP: 0.299, SLG: 0.288		0-0 BB 1B		0-0 G3		1-3 K			2-3 K	4	0	1	0	0	2	1											
Randy Velarde, R (1,4) OBP: 0.279, SLG: 0.354 Dion James, L (9,PH) OBP: 0.394, SLG: 0.407		4-0 1-2 BB		1-0 L9			3-1 HR		2-2 G1-6-3	2	1	1	1	1	0	0											
Bernie Williams, S (1,8) OBP: 0.337, SLG: 0.459		1-0 F7			2-1 G4-3		3-3 K			3	0	0	0	0	1	2											
Inning Stats	R: 1 E: 0 K: 0 S: 12	H: 2 LOB: 1 BB: 1 P: 17	R: 0 E: 0 K: 1 S: 8	H: 1 LOB: 2 BB: 1 P: 18	R: 0 E: 0 K: 0 S: 7	H: 0 LOB: 1 BB: 1 P: 15	R: 0 E: 0 K: 1 S: 5	H: 0 LOB: 0 BB: 0 P: 8	R: 0 E: 0 K: 0 S: 6	H: 2 LOB: 0 BB: 0 P: 10	R: 2 E: 0 K: 1 S: 10	H: 2 LOB: 0 BB: 0 P: 15	R: 1 E: 0 K: 3 S: 11	H: 1 LOB: 0 BB: 0 P: 21	R: 0 E: 0 K: 1 S: 6	H: 0 LOB: 0 BB: 0 P: 11		R: 0 E: 0 K: 1 S: 12	H: 1 LOB: 0 BB: 0 P: 16	1B: 4 2B: 1 3B: 0 HR: 2	SF: 0 SAC: 0 DP: 2 HBP: 0	WP: 0 PB: 0 SB: 0 CS: 0	PA: 35				
PITCHER	IP	WLS	BF	H	R	ER	SO	BB	IBB	HBP	BLK	WP	HR	S	P	ERA	WHIP										
Scott Klinglebeck, R (1,1) ERA: 5.63	6.0	W	25	5	3	3	3	3	0	0	0	0	1	48	83	4.50	1.333										
Jesse Orosco, L (7,1) ERA: 3.0	1.1		5	1	1	1	4	0	0	0	0	0	1	14	26	6.75	0.750										
Terry Clark, R (8,1) ERA: 1.88	0.1		1	0	0	0	0	0	0	0	0	0	0	2	4	0.00	0.000										
Mark Lee, L (8,1) ERA: 4.76	0.1		1	0	0	0	0	0	0	0	0	0	0	1	2	0.00	0.000										
Doug Jones, R (9,1) ERA: 3.43	1.0	S	3	1	0	0	1	0	0	0	0	0	0	12	16	0.00	1.000										

Batter	1	2	3	4	5	6	7	8	9	AB	R	H	RBI	BB	SO	LOB	BOTTOM										
Brady Anderson, L (1,7) OBP: 0.333, SLG: 0.462	1-0 1B 2B	2-3 K		1-1 G3		1-3 K		1-0 G3		5	1	1	0	0	2	1	<p>New York Yankees @ Baltimore Orioles Oriole Park at Camden Yards, Baltimore, MD Mon Jun 19 1995, 7:05 PM EDT Att: 46,817 - Unknown - 93 F</p> <p>livebaseballscores.com</p> <p>AB 34 R 5 H 10 RBI 4 BB 3 SO 9 LOB 20</p> 										
Jeffrey Hammonds, R (1,9) OBP: 0.290, SLG: 0.454	2-1 1B 2B	3-2 F8		1-2 2B 1B		0-3 K				4	2	2	0	0	1	1											
Rafael Palmeiro, L (1,3) OBP: 0.377, SLG: 0.579	1-1 BB 1B 3-H	0-0 G4-3		2-3 K 1B		2-3 K				4	1	1	1	1	0	2											
Cal Ripken Jr., R (1,6) OBP: 0.345, SLG: 0.463	0-0 1B BB 1B 1-2 3-H		0-0 WP 3B	0-1 G6-3 1-H 2B		3-2 FC5-4 2B				4	1	4	2	0	0	0											
Harold Baines, L (1,10) OBP: 0.435, SLG: 0.544	4-1 1B BB 1-2 2-3		1-0 G3-1	4-0 G6-3 IBB		4-0 FC5-4 IBB				1	0	0	0	3	0	0											
Jeff Manto, R (1,5) OBP: 0.302, SLG: 0.548	0-0 FC4 1B 1-2 2-3 3-H		0-0 G1-3	0-1 G6-3		1-1 FC5-4				4	0	1	1	0	0	4											
Chris Hoiles, R (1,2) OBP: 0.311, SLG: 0.336	0-0 F8		1-1 F9	0-3 K		2-3 K				4	0	0	0	0	2	7											
Manny Alexander, R (1,4) OBP: 0.289, SLG: 0.321	0-3 K		0-0 F7	2-0 F7		1-0 G5-3				4	0	0	0	0	1	3											
Curtis Goodwin, L (1,8) OBP: 0.429, SLG: 0.406	1-2 FC4 1-2		2-3 K	0-1 1B		3-1 F8				4	0	1	0	0	1	3											
Inning Stats	R: 3 E: 0 K: 1 S: 16	H: 5 LOB: 3 BB: 1 P: 25	R: 0 E: 0 K: 1 S: 8	H: 0 LOB: 0 BB: 0 P: 13	R: 1 E: 0 K: 0 S: 6	H: 1 LOB: 0 BB: 0 P: 10	R: 0 E: 0 K: 1 S: 6	H: 0 LOB: 0 BB: 0 P: 9	R: 0 E: 0 K: 2 S: 13	H: 1 LOB: 2 BB: 1 P: 20	R: 0 E: 1 K: 2 S: 10	H: 1 LOB: 1 BB: 0 P: 12	R: 0 E: 0 K: 2 S: 13	H: 1 LOB: 2 BB: 1 P: 25	R: 0 E: 0 K: 0 S: 4	H: 0 LOB: 0 BB: 0 P: 9		R: 0 E: 0 K: 0 S: 16	H: 0 LOB: 0 BB: 0 P: 9	1B: 6 2B: 3 3B: 1 HR: 0	SF: 0 SAC: 0 DP: 0 HBP: 0	WP: 1 PB: 0 SB: 0 CS: 0	PA: 37				
PITCHER	IP	WLS	BF	H	R	ER	SO	BB	IBB	HBP	BLK	WP	HR	S	P	ERA	WHIP										
Melido Perez, R (1,1) ERA: 5.25	8.0	L	37	10	5	5	9	1	2	0	0	1	0	76	123	5.62	1.375										

Batter	1	2	3	4	5	6	7	8	9	AB	R	H	RBI	BB	SO	LOB	TOP										
Bernie Williams, S OBP: 0.332, SLG: 0.468 (1, 8) X	G6-3 1		2-1 2B		2-2 HR			2-2 G4-3 2		4	1	2	1	0	0	0	New York Yankees @ Baltimore Orioles Oriole Park at Camden Yards, Baltimore, MD Wed Jun 21 1995, 7:05 PM EDT Att: 46,536 - Unknown - 87 F AB 32 R 2 H 6 RBI 2 BB 2 SO 6 LOB 8 										
Wade Boggs, L OBP: 0.372, SLG: 0.354 (1, 5) B F X	2-1 G5-4-3 1B		3-1 P6		2-1 F8			2-2 1B		4	0	2	0	0	0	1											
Mike Stanley, R OBP: 0.364, SLG: 0.464 (1, 2) B B X	3-1 G5-4-3 1-2 2			3-0 F7				2-2 G5-3		4	0	0	0	0	0	2											
Paul O'Neill, L OBP: 0.415, SLG: 0.602 (1, 9) X		0-0 HR		1-1 2B				2-2 G3-1		4	1	2	1	0	0	0											
Danny Tartabull, R OBP: 0.345, SLG: 0.389 (1, 10) X		0-0 G5-3		2-3 K				3-3 K		3	0	0	0	1	2	1											
Don Mattingly, L OBP: 0.324, SLG: 0.376 (1, 3) C B B X		2-1 F8		4-1 FC5-4 BB				2-0 F7		3	0	0	0	1	0	1											
Tony Fernandez, S OBP: 0.296, SLG: 0.286 (1, 6) B B B X		3-3 K		1-1 FC5-4 1-2 3				2-1 F7		4	0	0	0	0	1	3											
Randy Velarde, R OBP: 0.275, SLG: 0.341 (1, 4) C X			0-1 P3		3-2 G6-3			2-3 K		3	0	0	0	0	1	0											
Gerald Williams, R OBP: 0.328, SLG: 0.561 (1, 7) B B B X			2-3 K		1-2 G5-3			3-3 K		3	0	0	0	0	2	0											
Inning Stats	R: 0 E: 0 K: 0 S: 5	H: 1 LOB: 0 BB: 0 P: 10	R: 1 E: 0 K: 1 S: 8	H: 1 LOB: 0 BB: 0 P: 13	R: 0 E: 0 K: 1 S: 9	H: 1 LOB: 1 BB: 0 P: 16	R: 0 E: 0 K: 1 S: 9	H: 1 LOB: 2 BB: 1 P: 20	R: 1 E: 0 K: 0 S: 11	H: 1 LOB: 0 BB: 0 P: 19	R: 0 E: 0 K: 1 S: 10	H: 0 LOB: 0 BB: 0 P: 17	R: 0 E: 0 K: 1 S: 7	H: 0 LOB: 0 BB: 0 P: 13	R: 0 E: 0 K: 1 S: 13	H: 1 LOB: 1 BB: 0 P: 23	R: 0 E: 0 K: 0 S: 10	H: 0 LOB: 1 BB: 1 P: 15	1B: 2 2B: 2 3B: 0 HR: 2	SF: 0 SAC: 0 DP: 1 HBP: 0	WP: 0 PB: 0 SB: 0 CS: 0	PA: 34					
PITCHER	IP	WLS	BF	H	R	ER	SO	BB	IBB	HBP	BLK	WP	HR	S	P	ERA	WHIP										
Jamie Moyer, L ERA: 5.63 (1, 1)	7.0	L	26	5	2	2	5	1	0	0	0	0	2	59	108	2.57	0.857										
Terry Clark, R ERA: 1.69 (8, 1)	1.0		4	1	0	0	1	0	0	0	0	0	0	13	23	0.00	1.000										
Mark Lee, L ERA: 3.86 (9, 1)	1.0		4	0	0	0	0	1	0	0	0	0	0	10	15	0.00	1.000										

Batter	1	2	3	4	5	6	7	8	9	AB	R	H	RBI	BB	SO	LOB	BOTTOM											
Brady Anderson, L OBP: 0.347, SLG: 0.472 (1, 7) C X	1-1 L9 SH2-3 1B		3-2 G4-3		1-0 F8 1B			1-1 HBP		3	0	2	0	0	0	0	New York Yankees @ Baltimore Orioles Oriole Park at Camden Yards, Baltimore, MD Wed Jun 21 1995, 7:05 PM EDT Att: 46,536 - Unknown - 87 F AB 30 R 1 H 5 RBI 1 BB 3 SO 6 LOB 13 											
Jeffrey Hammonds, R OBP: 0.296, SLG: 0.471 (1, 9) X	0-0 SH2-3 1-2		2-1 P4		2-3 1B			0-0 G1-3		3	0	1	1	0	0	1												
Rafael Palmeiro, L OBP: 0.372, SLG: 0.568 (1, 3) B B B X	3-2 L9			1-0 F8	0-0 F8			0-1 F7		4	0	0	0	0	0	3												
Cal Ripken Jr., R OBP: 0.336, SLG: 0.454 (1, 6) C B X	2-1 L9			0-0 2B	2-1 G4-3			1-0 G5-3		4	0	1	0	0	0	3												
Jeff Manto, R OBP: 0.292, SLG: 0.545 (1, 5) B B B X		3-1 F8		0-0 L8				2-3 K		4	0	0	0	0	2	1												
Kevin Bass, S OBP: 0.365, SLG: 0.472 (1, 10) C X		0-1 G6-3		4-1 BB				4-1 CS BB		2	0	0	0	2	1	0												
Chris Hoiles, R OBP: 0.321, SLG: 0.359 (1, 2) B B B X		4-1 BB		3-2 F7				3-0 F8		3	0	0	0	1	0	3												
Manny Alexander, R OBP: 0.289, SLG: 0.318 Harold Baines, L OBP: 0.432, SLG: 0.540 (9, PH)		1-3 K			3-1 1B BLK 1B			1-0 CS		3	1	1	0	0	1	1												
Curtis Goodwin, L OBP: 0.403, SLG: 0.380 (1, 8) C X			1-1 G4-3		2-1 G6-3 1-2			1-3 K		3	0	0	0	0	1	1												
Inning Stats	R: 0 E: 0 K: 0 S: 8	H: 1 LOB: 1 BB: 0 P: 14	R: 0 E: 0 K: 1 S: 8	H: 0 LOB: 1 BB: 1 P: 16	R: 0 E: 0 K: 0 S: 8	H: 0 LOB: 0 BB: 0 P: 14	R: 0 E: 0 K: 0 S: 7	H: 1 LOB: 2 BB: 1 P: 15	R: 1 E: 0 K: 0 S: 10	H: 3 LOB: 0 BB: 0 P: 20	R: 0 E: 0 K: 1 S: 5	H: 0 LOB: 0 BB: 1 P: 15	R: 0 E: 0 K: 1 S: 12	H: 0 LOB: 1 BB: 0 P: 17	R: 0 E: 0 K: 1 S: 7	H: 0 LOB: 0 BB: 0 P: 10		R: 0 E: 0 K: 2 S: 14	H: 0 LOB: 0 BB: 0 P: 18	1B: 4 2B: 1 3B: 0 HR: 0	SF: 0 SAC: 1 DP: 0 HBP: 1	WP: 0 PB: 0 SB: 0 CS: 1	PA: 36					
PITCHER	IP	WLS	BF	H	R	ER	SO	BB	IBB	HBP	BLK	WP	HR	S	P	ERA		WHIP										
Andy Pettitte, L ERA: 4.06 (1, 1)	6.0	W	25	5	1	1	2	3	0	0	1	0	0	46	94	1.50		1.333										
Steve Howe, L ERA: 5.09 (7, 1)	1.1		5	0	0	0	1	0	0	1	0	0	0	14	19	0.00	0.000											
Bob Wickman, R ERA: 4.83 (8, 1)	0.2		2	0	0	0	1	0	0	0	0	0	0	5	8	0.00	0.000											
John Wetteland, R ERA: 2.7 (9, 1)	1.0	S	3	0	0	0	2	0	0	0	0	0	0	14	18	0.00	0.000											

Batter	1	2	3	4	5	6	7	8	9	AB	R	H	RBI	BB	SO	LOB	TOP			
Alex Gonzalez, R (1, 6) OBP: 0.347, SLG: 0.406	0-2 F7 BB 1B	2-3 K				0-0 FC6-4 1B	3-0 P4		0-0 F8	5	0	2	0	0	1	2				
Mike Huff, R (1, 8) OBP: 0.313, SLG: 0.282	2-3 K		3-2 G4-3			0-0 FC6-4 BB BB 1-2			4-1 G6-4-3 BB	4	1	1	1	1	1	2				
Paul Molitor, R (1, 10) OBP: 0.344, SLG: 0.340	4-2 BB		1-0 G1-3			4-2 BB 1-2			1-1 G4-3	3	0	0	0	2	0	1				
Joe Carter, R (1, 7) OBP: 0.335, SLG: 0.435	1-2 F7		0-1 F9			0-0 F7			1-2 FC1-4-6 1B	4	0	1	0	0	0	4				
John Olerud, L (1, 3) OBP: 0.333, SLG: 0.341	3-2 F7					2-2 L4			0-1 FC1-4-6 1B	3	0	0	0	1	0	3				
Ed Sprague, R (1, 5) OBP: 0.395, SLG: 0.511		1-0 2B HBP				0-1 BB 1B			2-0 F9	3	1	1	0	0	0	4				
Shawn Green, L (1, 9) OBP: 0.338, SLG: 0.496		0-0 SH1-3 1-H 2B				1-1 F8			2-2 G4-3 2B	4	0	2	1	0	0	1				
Lance Parrish, R (1, 2) OBP: 0.258, SLG: 0.344		0-1 SH1-3				4-2 BB 1-2			0-1 F7	2	0	0	0	1	1	1				
Domingo Cedenio, S (1, 4) OBP: 0.375, SLG: 0.400		1-3 K				2-3 K2-3			2-1 G4-3	4	0	0	0	0	2	4				
Inning Stats	R: 0 E: 0 K: 1 S: 16	H: 1 LOB: 2 BB: 1 P: 26	R: 1 E: 0 K: 2 S: 9	H: 1 LOB: 1 BB: 0 P: 13	R: 0 E: 0 K: 0 S: 6	H: 0 LOB: 0 BB: 0 P: 10	R: 0 E: 0 K: 1 S: 12	H: 1 LOB: 2 BB: 1 P: 21	R: 0 E: 0 K: 0 S: 11	H: 1 LOB: 3 BB: 2 P: 21	R: 1 E: 0 K: 0 S: 11	H: 2 LOB: 1 BB: 0 P: 15	R: 0 E: 0 K: 1 S: 8	H: 0 LOB: 0 BB: 0 P: 13	R: 0 E: 0 K: 0 S: 8	H: 0 LOB: 0 BB: 1 P: 14	1B: 4 2B: 2 3B: 0 HR: 1	SF: 0 SAC: 1 DP: 1 HBP: 1	WP: 0 PB: 0 SB: 0 CS: 0	PA: 39
PITCHER	IP WLS BF H R ER SO BB IBB HBP BLK WP HR S P ERA WHIP	IP WLS BF H R ER SO BB IBB HBP BLK WP HR S P ERA WHIP	IP WLS BF H R ER SO BB IBB HBP BLK WP HR S P ERA WHIP	IP WLS BF H R ER SO BB IBB HBP BLK WP HR S P ERA WHIP	IP WLS BF H R ER SO BB IBB HBP BLK WP HR S P ERA WHIP	IP WLS BF H R ER SO BB IBB HBP BLK WP HR S P ERA WHIP	IP WLS BF H R ER SO BB IBB HBP BLK WP HR S P ERA WHIP	IP WLS BF H R ER SO BB IBB HBP BLK WP HR S P ERA WHIP	IP WLS BF H R ER SO BB IBB HBP BLK WP HR S P ERA WHIP	IP WLS BF H R ER SO BB IBB HBP BLK WP HR S P ERA WHIP	IP WLS BF H R ER SO BB IBB HBP BLK WP HR S P ERA WHIP	IP WLS BF H R ER SO BB IBB HBP BLK WP HR S P ERA WHIP	IP WLS BF H R ER SO BB IBB HBP BLK WP HR S P ERA WHIP	IP WLS BF H R ER SO BB IBB HBP BLK WP HR S P ERA WHIP	IP WLS BF H R ER SO BB IBB HBP BLK WP HR S P ERA WHIP	IP WLS BF H R ER SO BB IBB HBP BLK WP HR S P ERA WHIP	IP WLS BF H R ER SO BB IBB HBP BLK WP HR S P ERA WHIP	IP WLS BF H R ER SO BB IBB HBP BLK WP HR S P ERA WHIP	IP WLS BF H R ER SO BB IBB HBP BLK WP HR S P ERA WHIP	IP WLS BF H R ER SO BB IBB HBP BLK WP HR S P ERA WHIP
Jack McDowell, R (1, 1) ERA: 4.25	6.1 W 31	7 2 2 4	4 0 0 0	0 0 0 0	0 0 0 0	0 0 0 0	0 0 2 2	0 0 0 0	0 0 0 0	0 0 0 0	0 0 0 0	0 0 0 0	0 0 0 0	0 0 0 0	0 0 0 0	0 0 0 0	2.84 1.737			
Steve Howe, L (7, 1) ERA: 4.95	0.1 1 0 0	0 0 0 0	0 0 0 1	0 0 0 0	0 0 0 0	0 0 0 0	0 0 2 2	0 0 0 0	0 0 0 0	0 0 0 0	0 0 0 0	0 0 0 0	0 0 0 0	0 0 0 0	0 0 0 0	0 0 0 0	0.00 0.000			
Bob Wickman, R (7, 1) ERA: 4.64	1.1 4 0 0	0 0 0 0	0 0 0 0	0 0 0 0	0 0 0 0	0 0 0 0	0 0 2 17	0 0 0 0	0 0 0 0	0 0 0 0	0 0 0 0	0 0 0 0	0 0 0 0	0 0 0 0	0 0 0 0	0 0 0 0	0.00 0.000			
Joe Ausanio, R (9, 1) ERA: 6.75	1.0 3 0 0	0 0 0 0	0 0 0 0	0 0 0 0	0 0 0 0	0 0 0 0	0 0 8 14	0 0 0 0	0 0 0 0	0 0 0 0	0 0 0 0	0 0 0 0	0 0 0 0	0 0 0 0	0 0 0 0	0 0 0 0	0.00 1.000			

Toronto Blue Jays @ New York Yankees
Yankee Stadium, Bronx, NY
Fri Jun 23, 1995, 7:05 PM EDT
Att: 24,499 - Unknown - 70 F

AB 32
R 2
H 7
RBI 2
BB 5
SO 5
LOB 22



Batter	1	2	3	4	5	6	7	8	9	AB	R	H	RBI	BB	SO	LOB	BOTTOM			
Luis Polonia, L (1, 7) OBP: 0.310, SLG: 0.350	1-2 G1-3		1-2 FC5-4 BB 2B	1-0 SF9		0-1 2B	2-1 G6-3			4	1	1	2	0	0	4				
Wade Boggs, L (1, 5) OBP: 0.376, SLG: 0.354	2-2 F8		4-0 2B 1-2	4-1 3-H BB		2-1 G4-3		1-1 F9-6 1B		3	0	1	0	2	0	1				
Dion James, L (1, 10) Danny Tartabull, R (7, PH) OBP: 0.353, SLG: 0.393	4-2 BB		0-1 P6	0-0 F9			4-0 HR BB	3-1 BB 1B		2	0	0	0	1	0	4				
Paul O'Neill, L (1, 9) OBP: 0.421, SLG: 0.630	4-2 BB		0-0 2B			3-2 P5	1-2 HR	3-2 F9-6		4	1	2	3	1	0	2				
Don Mattingly, L (1, 3) OBP: 0.320, SLG: 0.365	3-2 L7		3-2 L5			1-0 P4	2-0 G3-1	4-2 1B BB		4	0	0	0	1	0	4				
Tony Fernandez, S (1, 6) OBP: 0.396, SLG: 0.292		4-2 CS BB				2-2 G4-1	1-2 G4-3	0-0 F9 BB	1-1 1B	4	0	2	0	1	0	0				
Mike Stanley, R (1, 2) OBP: 0.367, SLG: 0.458	0-2 P4		4-1 S BB				2-3 K	4-2 BB BB		2	1	0	0	2	1	1				
Bernie Williams, S (1, 8) OBP: 0.330, SLG: 0.464	3-3 K		2-1 1B S SF9 1B				0-3 K	1-1 F9		4	1	1	1	0	2	3				
Randy Velarde, R (1, 4) OBP: 0.295, SLG: 0.356			1-1 FC5-4 1B			1-2 SF9 1B	1-2 2B 1B	4-2 BB		3	1	3	0	1	0	0				
Inning Stats	R: 0 E: 0 K: 0 S: 13	H: 0 LOB: 2 BB: 2 P: 27	R: 0 E: 0 K: 1 S: 11	H: 0 LOB: 1 BB: 1 P: 18	R: 1 E: 0 K: 0 S: 16	H: 2 LOB: 2 BB: 1 P: 23	R: 2 E: 0 K: 0 S: 14	H: 2 LOB: 2 BB: 2 P: 27	R: 0 E: 0 K: 0 S: 7	H: 0 LOB: 0 BB: 0 P: 12	R: 1 E: 0 K: 2 S: 14	H: 2 LOB: 1 BB: 0 P: 19	R: 2 E: 0 K: 0 S: 14	H: 2 LOB: 3 BB: 3 P: 32	R: 0 E: 0 K: 0 S: 12	H: 3 LOB: 2 BB: 1 P: 24	1B: 8 2B: 4 3B: 0 HR: 1	SF: 1 SAC: 0 DP: 2 HBP: 0	WP: 0 PB: 0 SB: 0 CS: 1	PA: 42
PITCHER	IP WLS BF H R ER SO BB IBB HBP BLK WP HR S P ERA WHIP	IP WLS BF H R ER SO BB IBB HBP BLK WP HR S P ERA WHIP	IP WLS BF H R ER SO BB IBB HBP BLK WP HR S P ERA WHIP	IP WLS BF H R ER SO BB IBB HBP BLK WP HR S P ERA WHIP	IP WLS BF H R ER SO BB IBB HBP BLK WP HR S P ERA WHIP	IP WLS BF H R ER SO BB IBB HBP BLK WP HR S P ERA WHIP	IP WLS BF H R ER SO BB IBB HBP BLK WP HR S P ERA WHIP	IP WLS BF H R ER SO BB IBB HBP BLK WP HR S P ERA WHIP	IP WLS BF H R ER SO BB IBB HBP BLK WP HR S P ERA WHIP	IP WLS BF H R ER SO BB IBB HBP BLK WP HR S P ERA WHIP	IP WLS BF H R ER SO BB IBB HBP BLK WP HR S P ERA WHIP	IP WLS BF H R ER SO BB IBB HBP BLK WP HR S P ERA WHIP	IP WLS BF H R ER SO BB IBB HBP BLK WP HR S P ERA WHIP	IP WLS BF H R ER SO BB IBB HBP BLK WP HR S P ERA WHIP	IP WLS BF H R ER SO BB IBB HBP BLK WP HR S P ERA WHIP	IP WLS BF H R ER SO BB IBB HBP BLK WP HR S P ERA WHIP	IP WLS BF H R ER SO BB IBB HBP BLK WP HR S P ERA WHIP	IP WLS BF H R ER SO BB IBB HBP BLK WP HR S P ERA WHIP	IP WLS BF H R ER SO BB IBB HBP BLK WP HR S P ERA WHIP	IP WLS BF H R ER SO BB IBB HBP BLK WP HR S P ERA WHIP
David Cone, R (1, 1) ERA: 3.31	6.0 L 29	4 2 2 0	4 0 0 0	0 0 0 0	0 0 0 0	0 0 1 24	53 10.80 4.800													
Ricardo Jordan, L (7, 1) ERA: 10.8	1.2 1 0 0	0 0 0 0	0 0 0 0	0 0 0 0	0 0 0 0	0 0 2 3	0.00 3.000													
Tim Crabtree, R (8, 1) ERA:	0.1 1 0 0	0 0 0 0	0 0 0 0	0 0 0 0	0 0 0 0	0 0 2 3	0.00 3.000													

Toronto Blue Jays @ New York Yankees
Yankee Stadium, Bronx, NY
Fri Jun 23, 1995, 7:05 PM EDT
Att: 24,499 - Unknown - 70 F

AB 31
R 6
H 11
RBI 6
BB 10
SO 3
LOB 19




Batter	1	2	3	4	5	6	7	8	9	AB	R	H	RBI	BB	SO	LOB	TOP								
Mike Huff, R OBP: 0.327, SLG: 0.286 (1, 8)	1-1 F8		2-1 F8		4-2 BB		0-2 1B			3	0	1	0	1	0	1	Toronto Blue Jays @ New York Yankees Yankee Stadium, Bronx, NY Sat Jun 24 1995, 3:33 AM EDT Att: 28,950 - Overcast - 70 F								
Paul Molitor, R OBP: 0.337, SLG: 0.331 (1, 10)	2-2 F7		2-2 G3		3-1 P3		0-0 F8			4	0	0	0	0	0	4									
Roberto Alomar, S OBP: 0.382, SLG: 0.538 (1, 4)	2-1 G4-3			1-1 F7		3-2 G4-3	1-2 G4-3			4	1	2	0	0	0	2									
Joe Carter, R OBP: 0.338, SLG: 0.448 (1, 7)		0-0 HR		1-0 G5-3		4-2 G4-3		2-1 P6		3	1	1	1	1	0	1									
John Olerud, L OBP: 0.327, SLG: 0.333 (1, 3)		0-0 G4-3		0-0 F7		0-2 G4-3		3-2 G4-3		4	0	0	0	0	0	3									
Ed Sprague, R OBP: 0.392, SLG: 0.506 (1, 5)		1-1 G5-3		4-2 BB		2-1 SF8		2-3 K		2	0	0	1	1	1	0									
Shawn Green, L OBP: 0.329, SLG: 0.481 (1, 9)		0-1 G3		0-1 F9		3-H L3			0-1 G3-1	4	0	0	0	0	0	3									
Alex Gonzalez, R OBP: 0.345, SLG: 0.397 (1, 6)			4-1 BB		3-2 F8		0-0 F9		3-2 F9	3	0	0	0	1	0	0									
Sandy Martinez, L OBP: 0.250, SLG: 0.250 (1, 2)			0-0 L8		0-1 F9		0-0 F8	1B	1-0 F7	4	0	1	0	0	0	1									
Inning Stats	R: 0 E: 0 K: 0 S: 9	H: 0 LOB: 0 BB: 0 P: 14	R: 1 E: 0 K: 0 S: 6	H: 1 LOB: 0 BB: 0 P: 7	R: 0 E: 0 K: 0 S: 7	H: 0 LOB: 1 BB: 1 P: 15	R: 0 E: 0 K: 0 S: 8	H: 1 LOB: 2 BB: 1 P: 14	R: 0 E: 0 K: 0 S: 12	H: 0 LOB: 1 BB: 1 P: 22	R: 1 E: 0 K: 0 S: 15	H: 1 LOB: 1 BB: 1 P: 24	R: 0 E: 0 K: 0 S: 14	H: 2 LOB: 2 BB: 0 P: 15	R: 0 E: 0 K: 1 S: 12	H: 0 LOB: 0 BB: 0 P: 19	R: 0 E: 0 K: 0 S: 6	H: 0 LOB: 0 BB: 0 P: 10	1B: 2 2B: 2 3B: 0 HR: 1	SF: 1 SAC: 0 DP: 0 HBP: 0	WP: 0 PB: 0 SB: 0 CS: 0	PA: 36			
PITCHER	IP	WLS	BF	H	R	ER	SO	BB	IBB	HBP	BLK	WP	HR	S	P	ERA	WHIP								
Melido Perez, R ERA: 5.05 (1, 1)	6.0	W	25	3	2	2	0	4	0	0	0	0	1	57	96	3.00	1.167								
Josias Manzanillo, R ERA: 4.97 (7, 1)	1.1		6	2	0	0	0	0	0	0	0	0	0	16	19	0.00	1.500								
Bob MacDonald, L ERA: 7.8 (8, 1)	0.2		2	0	0	0	1	0	0	0	0	0	0	10	15	0.00	0.000								
Scott Bankhead, R ERA: 5.04 (9, 1)	1.0		3	0	0	0	0	0	0	0	0	0	0	6	10	0.00	0.000								

Batter	1	2	3	4	5	6	7	8	9	AB	R	H	RBI	BB	SO	LOB	BOTTOM								
Luis Polonia, L OBP: 0.319, SLG: 0.354 (1, 7)	4-0 F8		0-0 1B	3-1 2B	2-1 G1-3			3-2 L9		4	2	2	0	1	0	1	Toronto Blue Jays @ New York Yankees Yankee Stadium, Bronx, NY Sat Jun 24 1995, 3:33 AM EDT Att: 28,950 - Overcast - 70 F								
Wade Boggs, L OBP: 0.394, SLG: 0.370 (1, 5)	4-1 G4-6-3		2-2 E1	3-2 G4-3		1-2 F7		2-1 2B		4	2	2	3	1	0	2									
Dion James, L OBP: 0.387, SLG: 0.403 (1, 10)	1-2 F8		2-1 E7	1-0 G4-3		1-2 G4-3		2-1 G3		5	2	2	2	0	0	3									
Paul O'Neill, L OBP: 0.420, SLG: 0.626 (1, 9)	2-2 G4-6-3		0-0 WP	0-0 G6-3		4-2 BB		0-0 G3		4	0	1	2	1	0	4									
Don Mattingly, L OBP: 0.316, SLG: 0.359 (1, 3)		1-2 G5-3		0-0 P6		1-0 G4-3		1-1 1B		5	0	1	1	0	0	3									
Dave Silvestri, R OBP: 0.273, SLG: 0.250 (8, PR) (9, 3)										0	0	0	0	0	0	0									
Tony Fernandez, S OBP: 0.316, SLG: 0.293 (1, 6)		2-0 L4		4-0 IBB		0-1 2B		4-2 G6-3		3	1	1	0	2	0	1									
Mike Stanley, R OBP: 0.365, SLG: 0.459 (1, 2)		1-3 K		2-3 K		2-2 1B		1-0 F8		4	0	1	1	0	2	3									
Bernie Williams, S OBP: 0.333, SLG: 0.462 (1, 8)			3-0 E	4-1 1B		2-2 F7		2-2 G6-3		3	2	1	0	1	0	2									
Randy Velarde, R OBP: 0.293, SLG: 0.348 (1, 4)			1-0 F9	1-0 1B		0-0 F9		1-1 G4-3		3	1	0	0	0	0	3									
Inning Stats	R: 0 E: 0 K: 0 S: 10	H: 0 LOB: 2 BB: 2 P: 21	R: 0 E: 0 K: 1 S: 7	H: 0 LOB: 0 BB: 0 P: 11	R: 4 E: 2 K: 1 S: 14	H: 4 LOB: 2 BB: 1 P: 28	R: 3 E: 0 K: 0 S: 10	H: 2 LOB: 1 BB: 1 P: 22	R: 1 E: 0 K: 0 S: 12	H: 2 LOB: 1 BB: 0 P: 18	R: 0 E: 0 K: 0 S: 9	H: 0 LOB: 1 BB: 1 P: 16	R: 0 E: 0 K: 0 S: 9	H: 0 LOB: 1 BB: 1 P: 17	R: 2 E: 0 K: 0 S: 15	H: 3 LOB: 1 BB: 0 P: 25	1B: 6 2B: 5 3B: 0 HR: 0	SF: 0 SAC: 0 DP: 1 HBP: 1	WP: 1 PB: 0 SB: 0 CS: 0	PA: 42					
PITCHER	IP	WLS	BF	H	R	ER	SO	BB	IBB	HBP	BLK	WP	HR	S	P	ERA	WHIP								
Juan Guzman, R ERA: 7.81 (1, 1)	6.0	L	32	8	8	6	2	4	1	1	0	0	0	62	116	9.00	2.000								
Tim Crabtree, R ERA: (7, 1)	1.0		4	0	0	0	0	1	0	0	0	0	0	9	17	0.00	1.000								
Woody Williams, R ERA: 4.08 (8, 1)	1.0		6	3	2	2	0	0	0	0	0	0	0	15	25	18.00	3.000								

AB	31
R	2
H	5
RBI	2
BB	4
SO	1
LOB	15



AB	35
R	10
H	11
RBI	9
BB	6
SO	2
LOB	22



Batter	1	2	3	4	5	6	7	8	9	AB	R	H	RBI	BB	SO	LOB	TOP											
Mike Huff, R OBP: 0.339, SLG: 0.311 (1, 8)	G6-3		FC5-4 BB		3-1 2B			P4		3	0	1	0	1	0	0	Toronto Blue Jays @ New York Yankees Yankee Stadium, Bronx, NY Sun Jun 25 1995, 3:33 AM EDT Att: 26,340 - Overcast - 75 F											
Paul Molitor, R OBP: 0.330, SLG: 0.323 (1, 10)	F7		FC5-4 1-2f		0-1 G5-3			G6-3		4	0	0	0	0	0	2												
Roberto Alomar, S OBP: 0.380, SLG: 0.542 (1, 4)	HR 3B		L9		2-2 F7			P6		4	1	1	0	0	0	1												
Joe Carter, R OBP: 0.338, SLG: 0.462 Shawn Green, L OBP: 0.326, SLG: 0.477 (6, 9)	HR 3H		F7		1-1 P3			K		3	1	1	2	0	0	1												
Ed Sprague, R OBP: 0.385, SLG: 0.494 (1, 5)	P6				3-2 P6			P2		4	0	0	0	0	0	0												
Candy Maldonado, R OBP: 0.371, SLG: 0.507 (6, 7)			K		2-4 1B			CS 1B		3	0	2	0	0	1	0												
John Olerud, L OBP: 0.323, SLG: 0.328 (1, 3)			K		1-1 P6			K 1-2		3	0	0	0	0	2	2												
Lance Parrish, R OBP: 0.260, SLG: 0.344 (1, 2)			1B		0-0 2-4			K 0-3		3	0	1	0	0	2	0												
Alex Gonzalez, R OBP: 0.339, SLG: 0.389 (1, 6)	F9				2-3 K			G6-3		3	0	0	0	0	1	1												
Inning Stats	R: 2 E: 0 K: 0 S: 5	H: 2 LOB: 0 BB: 0 P: 5	R: 0 E: 0 K: 2 S: 13	H: 1 LOB: 1 BB: 0 P: 22	R: 0 E: 0 K: 0 S: 11	H: 0 LOB: 1 BB: 1 P: 19	R: 0 E: 0 K: 0 S: 9	H: 1 LOB: 1 BB: 0 P: 15	R: 0 E: 0 K: 2 S: 10	H: 0 LOB: 0 BB: 0 P: 16	R: 0 E: 0 K: 2 S: 10	H: 1 LOB: 0 BB: 0 P: 15	R: 0 E: 0 K: 0 S: 5	H: 0 LOB: 0 BB: 0 P: 8	R: 0 E: 0 K: 1 S: 15	H: 0 LOB: 0 BB: 0 P: 22	1B: 3 2B: 2 3B: 1 HR: 1	SF: 0 SAC: 0 DP: 1 HBP: 0	WP: 0 PB: 0 SB: 0 CS: 1	PA: 32								
PITCHER	IP	WLS	BF	H	R	ER	SO	BB	IBB	HBP	BLK	WP	HR	S	P	ERA	WHIP											
Sterling Hitchcock, L ERA: 5.23 Bob Wickman, R ERA: 4.46 John Wetteland, R ERA: 2.99	(1, 1)	6.2	W	26	6	2	2	5	1	0	0	0	0	1	64	104	2.70	1.050										
PITCHER	IP	WLS	BF	H	R	ER	SO	BB	IBB	HBP	BLK	WP	HR	S	P	ERA	WHIP											

Batter	1	2	3	4	5	6	7	8	9	AB	R	H	RBI	BB	SO	LOB	BOTTOM											
Luis Polonia, L OBP: 0.323, SLG: 0.353 Gerald Williams, R OBP: 0.338, SLG: 0.586 (9, 7)	G1-3		S 1B		0-0 L7-4			1B 2B		3	0	1	0	1	0	3	Toronto Blue Jays @ New York Yankees Yankee Stadium, Bronx, NY Sun Jun 25 1995, 3:33 AM EDT Att: 26,340 - Overcast - 75 F											
Wade Boggs, L OBP: 0.384, SLG: 0.376 (1, 5)	G5-3		K		3-1 1B 3B			K 1B		5	2	2	1	0	2	4												
Dion James, L OBP: 0.360, SLG: 0.394 Danny Tartabull, R OBP: 0.356, SLG: 0.397 (6, PH)	F8		K		1-0 3B 1B			G3 1B		4	1	1	0	0	1	3												
Paul O'Neill, L OBP: 0.426, SLG: 0.637 (1, 9)			L9		1-1 1B SF8 1B			K 1B		4	1	2	2	1	1	2												
Don Mattingly, L OBP: 0.325, SLG: 0.363 (1, 3)			BB		0-1 1B BB 1B			G5-3 1B		4	1	2	1	1	1	4												
Tony Fernandez, S OBP: 0.318, SLG: 0.289 (1, 6)	L6		L6		1-0 SF8 IBB			G5-3		2	0	0	1	2	0	3												
Jim Leyritz, R OBP: 0.394, SLG: 0.438 (1, 2)	F7		F7		3-2 BB BB 1B			F9		5	0	1	0	0	1	6												
Bernie Williams, S OBP: 0.336, SLG: 0.460 (1, 8)			1B E		0-2 1B L7-4 BB 1B			G4-3		3	1	1	0	1	0	3												
Randy Velarde, R OBP: 0.305, SLG: 0.350 (1, 4)			K		0-3 K BB			CS 2B 1B		2	1	1	1	2	1	1												
Inning Stats	R: 0 E: 0 K: 0 S: 6	H: 0 LOB: 0 BB: 0 P: 9	R: 0 E: 0 K: 0 S: 9	H: 0 LOB: 1 BB: 1 P: 17	R: 1 E: 0 K: 3 S: 17	H: 2 LOB: 1 BB: 0 P: 22	R: 2 E: 0 K: 0 S: 13	H: 3 LOB: 2 BB: 2 P: 26	R: 2 E: 0 K: 1 S: 11	H: 0 LOB: 3 BB: 3 P: 26	R: 0 E: 0 K: 0 S: 7	H: 0 LOB: 0 BB: 1 P: 15	R: 3 E: 0 K: 1 S: 19	H: 5 LOB: 2 BB: 0 P: 26	R: 0 E: 0 K: 0 S: 1	H: 0 LOB: 0 BB: 0 P: 1	1B: 10 2B: 3 3B: 1 HR: 0	SF: 1 SAC: 0 DP: 1 HBP: 0	WP: 0 PB: 0 SB: 2 CS: 1	PA: 44								
PITCHER	IP	WLS	BF	H	R	ER	SO	BB	IBB	HBP	BLK	WP	HR	S	P	ERA	WHIP											
Pat Hentgen, R ERA: 6.3 Danny Cox, R ERA: 7.01 Tony Castillo, L ERA: 2.9	(1, 1)	6.0	L	32	8	5	4	6	5	2	0	0	0	0	7	15	6.00	2.167										
PITCHER	IP	WLS	BF	H	R	ER	SO	BB	IBB	HBP	BLK	WP	HR	S	P	ERA	WHIP											

Batter	1	2	3	4	5	6	7	8	9	AB	R	H	RBI	BB	SO	LOB	TOP								
Chad Curtis, R OBP: 0.364, SLG: 0.481	1-3 K		2-2 L6		0-2 P3			1-3 K	2-2 1B	5	0	1	1	0	2	0									
Chris Gomez, R OBP: 0.295, SLG: 0.368	1-0 1B		4-2 BB			3-2 G6-3		4-1 HR	3-3 K	3	1	1	0	2	1	1									
Travis Fryman, R OBP: 0.333, SLG: 0.304	1-3 K		2-2 F8			3-2 G5-3		2-2 F9		4	0	0	0	0	1	3									
Cecil Fielder, R OBP: 0.377, SLG: 0.551	4-1 BB			2-2 G6-3		2-2 FC6-4		0-0 HR		3	1	2	2	1	0	0									
Juan Samuel, R OBP: 0.433, SLG: 0.740	1-3 K			1-2 G5-3		1-0 FC6-4		1-2 1B		4	0	1	0	0	1	3									
Alan Trammell, R OBP: 0.397, SLG: 0.411		2-1 G6-3		2-1 2B			2-1 G5-4-3	3-2 F8		4	0	2	0	0	0	1									
Joe Hall, R OBP: 0.250, SLG: 0.250	3-1 F8			1-3 K			1-0 1B	0-3 K		4	0	1	0	0	2	1									
John Flaherty, R OBP: 0.350, SLG: 0.561	1-0 F9			1-0 F8			2-1 G5-4-3	4-1 G6-3		3	1	0	0	1	0	2									
Danny Bautista, R OBP: 0.259, SLG: 0.273			1-1 G4-3		0-1 G5-3		1-1 F8	1-2 G6-3		4	0	0	0	0	0	2									
Inning Stats	R: 0 E: 0 K: 3 S: 12	H: 1 LOB: 2 BB: 1 P: 20	R: 0 E: 0 K: 0 S: 5	H: 0 LOB: 0 BB: 0 P: 11	R: 0 E: 0 K: 0 S: 11	H: 0 LOB: 1 BB: 1 P: 20	R: 0 E: 0 K: 1 S: 11	H: 1 LOB: 0 BB: 0 P: 17	R: 0 E: 0 K: 0 S: 7	H: 0 LOB: 0 BB: 0 P: 8	R: 0 E: 0 K: 0 S: 13	H: 1 LOB: 1 BB: 0 P: 22	R: 0 E: 0 K: 0 S: 7	H: 2 LOB: 1 BB: 0 P: 13	R: 2 E: 0 K: 1 S: 14	H: 2 LOB: 1 BB: 1 P: 25	R: 1 E: 0 K: 2 S: 14	H: 1 LOB: 1 BB: 1 P: 24	1B: 6 2B: 1 HR: 1	SF: 0 SAC: 0 DP: 1 HBP: 0	WP: 0 PB: 0 SB: 0 CS: 0	PA: 38			
PITCHER	IP	WLS	BF	H	R	ER	SO	BB	IBB	HBP	BLK	WP	HR	S	P	ERA	WHIP								
Andy Pettite, L ERA: 3.51	(1, 1)	7.0	W	27	5	0	4	2	0	0	0	0	0	66	111	0.00	1.000								
Josias Manzanillo, R ERA: 5.54	(8, 1)	0.2		5	2	2	1	1	0	0	0	0	1	11	19	27.00	4.500								
Bob Wickman, R ERA: 4.41	(8, 1)	0.1		1	0	0	0	0	0	0	0	0	0	3	6	0.00	0.000								
Steve Howe, L ERA: 5.19	(9, 1)	1.0		5	1	1	2	1	0	0	0	0	0	14	24	9.00	2.000								

Detroit Tigers @ New York Yankees
 Yankee Stadium, Bronx, NY
 Mon Jun 26 1995, 7:05 PM EDT
 Att: 18,353 - Unknown - 74 F

AB 34
 R 3
 H 8
 RBI 3
 BB 4
 SO 7
 LOB 13



Batter	1	2	3	4	5	6	7	8	9	AB	R	H	RBI	BB	SO	LOB	BOTTOM									
Luis Polonia, L OBP: 0.331, SLG: 0.357	0-0 G6-3		0-3 K	4-1 1B		0-0 1B		0-1 1B		4	2	2	0	1	1	1										
Wade Boggs, L OBP: 0.388, SLG: 0.383	1-2 1B		2-2 F8	0-3 K		3-1 1B		1-1 1B		5	0	3	1	0	1	4										
Dion James, L OBP: 0.369, SLG: 0.387	2-2 F9		1-2 F8		0-2 F7	0-0 1B		3-1 SF7		4	0	1	2	0	0	2										
Paul O'Neill, L OBP: 0.431, SLG: 0.630	0-1 L9			4-2 2B	1-3 K	4-0 1B		0-1 1B		3	1	1	0	2	1	1										
Don Mattingly, L OBP: 0.327, SLG: 0.373		0-1 L9		1-2 SF8	1-1 1B	0-1 F8		0-0 SF9		4	1	2	1	0	0	3										
Tony Fernandez, S OBP: 0.395, SLG: 0.279		1-2 B5-3		2-1 P6	2-3 K		1-1 G6-3	0-0 F7		5	0	0	0	0	1	5										
Mike Stanley, R OBP: 0.356, SLG: 0.450		0-0 G4-3		3-1 SF8		1-0 G3	1-1 G6-3			3	0	0	1	0	0	0										
Bernie Williams, S OBP: 0.339, SLG: 0.458			0-0 2B	4-0 1B		2-2 G4-3	1-2 G4-3			3	1	1	0	1	0	0										
Randy Velarde, R OBP: 0.323, SLG: 0.371			2-0 1B	1-1 1B		4-1 1B	2-1 1B			3	2	3	2	1	0	0										
Inning Stats	R: 0 E: 0 K: 0 S: 11	H: 1 LOB: 0 BB: 0 P: 14	R: 0 E: 0 K: 0 S: 6	H: 0 LOB: 0 BB: 0 P: 7	R: 1 E: 0 K: 1 S: 12	H: 2 LOB: 1 BB: 0 P: 17	R: 2 E: 0 K: 1 S: 16	H: 2 LOB: 3 BB: 3 P: 35	R: 0 E: 0 K: 2 S: 14	H: 1 LOB: 1 BB: 0 P: 18	R: 2 E: 0 K: 0 S: 11	H: 3 LOB: 3 BB: 2 P: 25	R: 0 E: 0 K: 0 S: 7	H: 0 LOB: 0 BB: 0 P: 10	R: 2 E: 0 K: 0 S: 12	H: 4 LOB: 2 BB: 0 P: 18	1B: 11 2B: 2 3B: 0 HR: 0	SF: 3 SAC: 0 DP: 0 HBP: 0	WP: 1 PB: 0 SB: 0 CS: 0	PA: 42						
PITCHER	IP	WLS	BF	H	R	ER	SO	BB	IBB	HBP	BLK	WP	HR	S	P	ERA	WHIP									
Felipe Lira, R ERA: 3.1	(1, 1)	5.2	L	29	8	5	4	3	1	0	0	0	1	0	3	7	0.00	3.000								
27 Fat Ahearn, R ERA: 12.88	(6, 1)	0.1		3	1	0	0	0	1	0	0	1	0	3	7	0.00	3.000									
Mike Gardiner, R ERA: 12.6	(7, 1)	2.0		10	4	2	2	0	0	0	0	0	0	19	28	9.00	2.000									

Detroit Tigers @ New York Yankees
 Yankee Stadium, Bronx, NY
 Mon Jun 26 1995, 7:05 PM EDT
 Att: 18,353 - Unknown - 74 F

AB 34
 R 7
 H 13
 RBI 7
 BB 5
 SO 4
 LOB 16



Batter	1	2	3	4	5	6	7	8	9	AB R H RBI BB SO LOB	TOP															
Chad Curtis, R OBP: 0.361, SLG: 0.475 (1, 8)	L8		G6-3		F7		1B		G5-3	5 0 1 0 0 0 1	Detroit Tigers @ New York Yankees Yankee Stadium, Bronx, NY Tue Jun 27 1995, 7:05 PM EDT Att: 19,765 - Unknown - 69 F															
Lou Whitaker, L OBP: 0.402, SLG: 0.534 (1, 4)	4-3		F9		1B		K		K	5 0 1 0 0 2 2																
Travis Fryman, R OBP: 0.328, SLG: 0.299 (1, 5)	G3			F7	K		F8			4 0 0 0 0 1 4																
Cecil Fielder, R OBP: 0.374, SLG: 0.545 (1, 3)		FC5-4 1B		G4-3	P4			G6-3		4 0 1 0 0 0 2																
Kirk Gibson, L OBP: 0.378, SLG: 0.504 (1, 10)		FC5-4 1B		HR		K		1B BB		3 1 1 1 1 1 1																
Bobby Higginson, L OBP: 0.348, SLG: 0.450 (1, 9)		1 SAFE 1 SAFE 1 SAFE 1 SAFE		2B		K		1B		4 0 3 0 0 1 0																
Franklin Stubbs, L OBP: 0.344, SLG: 0.295 (1, 7)				BB		G6-3		K		3 0 0 0 1 2 4																
John Flaherty, R OBP: 0.340, SLG: 0.544 (1, 2)		G5-3		L4			F8	F8		4 0 0 0 0 0 6																
Chris Gomez, R OBP: 0.304, SLG: 0.362 (1, 6)			F9				1B BB	L9		2 0 0 0 2 0 0																
Inning Stats	R: 0 E: 0 K: 0 S: 6	H: 0 LOB: 0 BB: 0 P: 9	R: 0 E: 0 K: 1 S: 13	H: 2 LOB: 2 BB: 0 P: 22	R: 0 E: 0 K: 0 S: 6	H: 0 LOB: 0 BB: 1 P: 9	R: 1 E: 0 K: 0 S: 19	H: 2 LOB: 2 BB: 1 P: 29	R: 0 E: 0 K: 2 S: 10	H: 0 LOB: 0 BB: 0 P: 17	R: 0 E: 0 K: 1 S: 15	H: 1 LOB: 2 BB: 1 P: 23	R: 0 E: 0 K: 1 S: 15	H: 1 LOB: 2 BB: 1 P: 27	R: 0 E: 0 K: 1 S: 7	H: 0 LOB: 0 BB: 0 P: 9	1B: 5 2B: 1 3B: 0 HR: 1	SF: 0 SAC: 0 DP: 0 HBP: 0	WP: 0 PB: 0 SB: 1 CS: 0	PA: 38						
PITCHER	IP WLS BF H R ER SO BB IBB HBP BLK WP HR S P ERA WHIP											IP WLS BF H R ER SO BB IBB HBP BLK WP HR S P ERA WHIP														
Scott Bankhead, R ERA: 4.71 (1, 1)	3.2	15	4	1	1	1	0	0	0	0	0	1	34	54	2.46	1.091										
Bob MacDonald, L ERA: 6.75 (4, 1)	2.1	W	10	1	0	0	3	2	0	0	0	0	32	55	0.00	1.286										
Joe Ausanio, R ERA: 5.87 (7, 1)	3.0	S	13	2	0	0	3	2	0	0	0	0	37	59	0.00	1.333										


Batter	1	2	3	4	5	6	7	8	9	AB R H RBI BB SO LOB	BOTTOM															
Bernie Williams, S OBP: 0.332, SLG: 0.447 (1, 8)	F9		G6-3	K		F8		G4-3		5 0 0 0 0 1 2	Detroit Tigers @ New York Yankees Yankee Stadium, Bronx, NY Tue Jun 27 1995, 7:05 PM EDT Att: 19,765 - Unknown - 69 F															
Jim Leyritz, R OBP: 0.394, SLG: 0.429 (1, 3)	F8		1B BB		P3 1B SF7 BB	F7		F8		3 1 0 0 2 0 0																
Paul O'Neill, L OBP: 0.439, SLG: 0.634 (1, 9)	E4 BB		FC6-4 1B		1B HR 1B		E 1B SF9 1B			4 2 3 0 0 0 0																
Mike Stanley, R OBP: 0.360, SLG: 0.447 (1, 2)	1B BB		FC6-4		P3		E7 2B 1B			3 1 1 0 1 0 4																
Danny Tartabull, R OBP: 0.354, SLG: 0.405 (1, 10)	K			1B 2B	SF7		SF9			2 1 1 2 0 1 2																
Randy Velarde, R OBP: 0.321, SLG: 0.367 (1, 4)		K		G6-3	HR 1B		G4-3			4 1 1 0 0 1 2																
Tony Fernandez, S OBP: 0.319, SLG: 0.319 (1, 6)		G3-1		1B 1B	HR		2B			4 1 3 4 0 0 0																
Russ Davis, R OBP: 0.419, SLG: 0.519 (1, 5)		F9		P3	F7		K			4 0 0 0 0 1 3																
Gerald Williams, R OBP: 0.333, SLG: 0.565 (1, 7)			K	1B		K		F7		4 0 1 1 0 2 0																
Inning Stats	R: 0 E: 1 K: 1 S: 8	H: 0 LOB: 2 BB: 1 P: 17	R: 0 E: 0 K: 1 S: 9	H: 0 LOB: 0 BB: 0 P: 13	R: 0 E: 0 K: 1 S: 8	H: 1 LOB: 2 BB: 1 P: 14	R: 1 E: 0 K: 1 S: 14	H: 3 LOB: 2 BB: 0 P: 25	R: 4 E: 0 K: 0 S: 10	H: 3 LOB: 0 BB: 1 P: 17	R: 2 E: 1 K: 1 S: 11	H: 3 LOB: 1 BB: 0 P: 17	R: 0 E: 0 K: 0 S: 8	H: 0 LOB: 0 BB: 0 P: 13	1B: 7 2B: 2 3B: 0 HR: 1	SF: 2 SAC: 0 DP: 0 HBP: 0	WP: 0 PB: 0 SB: 0 CS: 0	PA: 38								
PITCHER	IP WLS BF H R ER SO BB IBB HBP BLK WP HR S P ERA WHIP											IP WLS BF H R ER SO BB IBB HBP BLK WP HR S P ERA WHIP														
Brian Bohanon, L ERA: 5.82 (1, 1)	4.2	L	24	6	4	4	4	3	0	0	0	0	45	80	7.71	1.929										
Joe Boever, R ERA: 4.5 (5, 1)	2.1		11	4	3	3	2	0	0	0	0	1	22	35	11.57	1.714										
Brian Maxcy, R ERA: 3.38 (8, 1)	1.0		3	0	0	0	0	0	0	0	0	0	8	13	0.00	0.000										

Batter	1	2	3	4	5	6	7	8	9	AB	R	H	RBI	BB	SO	LOB	TOP										
Chad Curtis, R (1, 8) OBP: 0.358, SLG: 0.469	G6-3	1B		K	F9			F8		5	1	1	1	0	1	2	Detroit Tigers @ New York Yankees Yankee Stadium, Bronx, NY Wed Jun 28 1995, 3:33 AM EDT Att: 24,673 - Sunny - 59 F										
Lou Whitaker, L (1, 4) Alan Trammell, R (7, 6) OBP: 0.390, SLG: 0.521 OBP: 0.394, SLG: 0.407	G4-3	SF8		F8		K		P4		3	0	0	1	0	1	0											
Travis Fryman, R (1, 5) OBP: 0.341, SLG: 0.333	2B	1B		HR		WP	BB	2B		4	1	4	2	1	0	0											
Cecil Fielder, R (1, 3) OBP: 0.371, SLG: 0.534	F9	K		K		L8		IBB		4	0	0	0	1	2	3											
Kirk Gibson, L (1, 10) OBP: 0.373, SLG: 0.493	2B	1B	G4-3		F9	K		K		5	1	1	0	0	2	3											
Bobby Higginson, L (1, 7) OBP: 0.354, SLG: 0.477	1B	2B	HR		1B	K			F7	5	3	3	1	0	1	2											
John Flaherty, R (1, 2) OBP: 0.342, SLG: 0.539	1B	SH3-4	1B		F8		G5-3		F9	5	1	2	2	0	0	1											
Chris Gomez, R (1, 6) OBP: 0.302, SLG: 0.359	SH3-4	1B	K		2B	1B		K		4	0	1	0	0	3	1											
Danny Bautista, R (1, 9) OBP: 0.266, SLG: 0.288	1B	SF8	1B		G5-3		F8			4	1	2	1	0	0	1											
Inning Stats	R: 0 E: 0 K: 0 S: 9	H: 1 LOB: 1 BB: 0 P: 12	R: 5 E: 0 K: 1 S: 16	H: 6 LOB: 1 BB: 0 P: 31	R: 1 E: 0 K: 1 S: 13	H: 2 LOB: 1 BB: 0 P: 19	R: 1 E: 0 K: 2 S: 10	H: 1 LOB: 0 BB: 0 P: 13	R: 1 E: 0 K: 0 S: 10	H: 3 LOB: 2 BB: 0 P: 18	R: 0 E: 0 K: 3 S: 11	H: 0 LOB: 0 BB: 1 P: 20	R: 0 E: 0 K: 1 S: 8	H: 0 LOB: 0 BB: 0 P: 13	R: 0 E: 0 K: 1 S: 9	H: 1 LOB: 2 BB: 1 P: 19	R: 0 E: 0 K: 1 S: 7	H: 0 LOB: 0 BB: 0 P: 12	1B: 8 2B: 4 3B: 0 HR: 2	SF: 1 SAC: 1 DP: 0 HBP: 0	WP: 1 PB: 0 SB: 1 CS: 0	PA: 44					
PITCHER	IP	WLS	BF	H	R	ER	SO	BB	IBB	HBP	BLK	WP	HR	S	P	ERA	WHIP										
Jack McDowell, R (1, 1) ERA: 4.84	4.2	L	27	13	8	8	4	0	0	0	0	0	2	56	89	15.43	2.786										
Josias Manzanillo, R (5, 1) ERA: 4.97	3.0		13	1	0	0	4	1	1	0	0	1	0	27	51	0.00	0.667										
Steve Howe, L (8, 1) ERA: 5.0	0.2		2	0	0	0	1	0	0	0	0	0	0	6	11	0.00	0.000										
John Wetteland, R (9, 1) ERA: 2.52	0.2		2	0	0	0	1	0	0	0	0	0	0	4	6	0.00	0.000										

Batter	1	2	3	4	5	6	7	8	9	AB	R	H	RBI	BB	SO	LOB	BOTTOM										
Bernie Williams, S (1, 8) OBP: 0.333, SLG: 0.446	CS		G5-3		1B			G5-3		5	0	2	0	0	1	1	Detroit Tigers @ New York Yankees Yankee Stadium, Bronx, NY Wed Jun 28 1995, 3:33 AM EDT Att: 24,673 - Sunny - 59 F										
Don Mattingly, L (1, 3) OBP: 0.324, SLG: 0.368	K			G5-3	G6-3			BB	WP	5	1	1	0	0	1	3											
Gerald Williams, R (1, 7) OBP: 0.356, SLG: 0.609	K			HR		FC5-4	BB	BB	BB	2	2	1	1	2	1	1											
Danny Tartabull, R (1, 9) OBP: 0.352, SLG: 0.397		G3-1		K		FC5-4	FC6-4	FC6-4	1B	3	0	0	0	1	1	1											
Mike Stanley, R (1, 2) OBP: 0.363, SLG: 0.455	K			2B		K		FC6-4	1B	4	0	2	2	0	2	1											
Tony Fernandez, S (1, 6) OBP: 0.312, SLG: 0.311	B3			F9		FC6-4		K		4	0	0	0	0	1	4											
Russ Davis, R (1, 5) OBP: 0.441, SLG: 0.633				HR				FC6-4		3	1	2	1	0	1	0											
Wade Boggs, L (8, PH) OBP: 0.388, SLG: 0.381					1B			1B		1	0	0	0	0	0	2											
Jim Leyritz, R (1, 10) OBP: 0.387, SLG: 0.420				G6-3				F8		3	0	0	0	0	2	1											
Paul O'Neill, L (8, PH) OBP: 0.436, SLG: 0.629					K					1	0	0	0	0	0	2											
Randy Velarde, R (1, 4) OBP: 0.321, SLG: 0.367				K						3	0	1	0	0	2	1											
Luis Polonia, L (8, PH) OBP: 0.329, SLG: 0.355								1B		1	0	0	0	0	0	0											
Inning Stats	R: 0 E: 0 K: 2 S: 14	H: 1 LOB: 0 BB: 0 P: 22	R: 0 E: 0 K: 1 S: 5	H: 0 LOB: 0 BB: 0 P: 5	R: 1 E: 0 K: 1 S: 8	H: 1 LOB: 0 BB: 0 P: 13	R: 1 E: 0 K: 1 S: 9	H: 2 LOB: 1 BB: 0 P: 14	R: 0 E: 0 K: 2 S: 12	H: 2 LOB: 2 BB: 0 P: 18	R: 0 E: 0 K: 1 S: 7	H: 0 LOB: 1 BB: 1 P: 15	R: 0 E: 0 K: 2 S: 14	H: 1 LOB: 0 BB: 0 P: 20	R: 2 E: 0 K: 1 S: 13	H: 2 LOB: 2 BB: 2 P: 27	R: 0 E: 0 K: 1 S: 11	H: 0 LOB: 0 BB: 0 P: 15	1B: 6 2B: 1 3B: 0 HR: 2	SF: 0 SAC: 0 DP: 0 HBP: 0	WP: 1 PB: 0 SB: 0 CS: 1	PA: 38					
PITCHER	IP	WLS	BF	H	R	ER	SO	BB	IBB	HBP	BLK	WP	HR	S	P	ERA	WHIP										
David Wells, L (1, 1) ERA: 3.26	7.0		30	8	4	4	10	2	0	0	0	0	0	6	12	0.00	6.000										
John Doherty, R (8, 1) ERA: 5.86	0.1		3	1	0	0	1	1	0	0	0	0	0	2	3	0.00	0.000										
Kevin Wickander, L (8, 1) ERA: 1.93	0.1		1	0	0	0	0	0	0	0	0	0	0	2	4	0.00	0.000										
Joe Boever, R (8, 1) ERA: 4.46	0.1		1	0	0	0	0	0	0	0	0	0	0	2	4	0.00	0.000										
Mike Hememan, R (9, 1) ERA: 2.21	1.0		3	0	0	0	1	0	0	0	0	0	0	11	15	0.00	0.000										

Batter	1	2	3	4	5	6	7	8	9	AB	R	H	RBI	BB	SO	LOB	TOP											
Bernie Williams, S OBP: 0.339, SLG: 0.458	4-2 F8 E BB	1-1 G6-3		0-0 HR	3-2 P3		4-2 1B BB			3	1	1	2	2	0	1	New York Yankees @ Milwaukee Brewers Milwaukee County Stadium, Milwaukee, WI Fri Jun 30 1995, 8:05 PM EDT Att: 13,061 - Unknown - 72 F											
Wade Boggs, L OBP: 0.397, SLG: 0.389	2-2 E3	0-2 1B		1-0 G6-4-3 1B		4-0 1B BB	1-1 1B			4	1	3	1	1	0	1												
Paul O'Neill, L OBP: 0.429, SLG: 0.615	1-3 K	1-3 K		1-1 G6-4-3 1-2f		2-1 1B	1-0 G4-3			5	0	1	0	0	2	6												
Danny Tartabull, R OBP: 0.348, SLG: 0.391	3-2 F8 2-3		0-0 G5-3	1-0 2B 1B		0-0 L6		1-0 G6-3		5	0	1	0	0	0	4												
Mike Stanley, R OBP: 0.364, SLG: 0.456	2-2 G4-3		4-2 BB 1B BB	1-0 1-3 2B		2-2 F9		2-0 F7		4	0	1	0	1	0	4												
Don Mattingly, L OBP: 0.326, SLG: 0.375		1-1 1B 2B	1-1 F8	2-0 G4-3		0-0 1-2 2H 1B		1-0 G4-3		5	1	2	1	0	0	3												
Jim Leyritz, R OBP: 0.393, SLG: 0.432		0-0 1B 1B	2-2 1-2 1B		0-0 WP G6-3 2B		0-1 F9		3-3 K	5	1	3	0	0	1	2												
Tony Fernandez, S OBP: 0.314, SLG: 0.309		0-1 1B G6-3 1B	4-1 1-2 2-3 BB		1-0 G6-3 2H		3-1 G4-3		1-0 F8	4	1	1	2	1	0	0												
Dave Silvestri, R OBP: 0.259, SLG: 0.238		2-1 1-3 2H 1B 1B	0-1 F9		0-0 G2		3-3 K		0-3 K	5	1	1	0	0	2	3												
Inning Stats	R: 0 E: 1 K: 1 S: 14	H: 0 LOB: 2 BB: 1 P: 26	R: 3 E: 0 K: 1 S: 16	H: 5 LOB: 1 BB: 0 P: 21	R: 0 E: 0 K: 0 S: 11	H: 1 LOB: 3 BB: 2 P: 23	R: 1 E: 0 K: 0 S: 8	H: 4 LOB: 0 BB: 0 P: 12	R: 1 E: 0 K: 0 S: 7	H: 1 LOB: 0 BB: 0 P: 11	R: 1 E: 0 K: 0 S: 11	H: 2 LOB: 2 BB: 1 P: 19	R: 0 E: 0 K: 1 S: 10	H: 1 LOB: 2 BB: 1 P: 22	R: 0 E: 0 K: 2 S: 3	H: 0 LOB: 0 BB: 0 P: 7		R: 0 E: 0 K: 2 S: 8	H: 0 LOB: 0 BB: 0 P: 12	1B: 10 2B: 3 3B: 0 HR: 1	SF: 0 SAC: 0 DP: 1 HBP: 0	WP: 1 PB: 0 SB: 0 CS: 0	PA: 45					
PITCHER	IP	WLS	BF	H	R	ER	SO	BB	IBB	HBP	BLK	WP	HR	S	P	ERA	WHIP											
Sid Roberson, L ERA: 4.6	(1, 1)	5.0	W	30	12	6	6	2	4	0	0	0	1	1	58	101	10.80	3.200										
Mike Ignasiak, R ERA: 3.74	(6, 1)	1.2		7	1	0	0	1	1	0	0	0	0	0	16	28	0.00	1.200										
Graeme Lloyd, L ERA: 4.85	(7, 1)	1.1		5	1	0	0	0	0	0	0	0	0	6	12	0.00	0.750											
Al Reyes, R ERA: 3.28	(9, 1)	1.0		3	0	0	0	2	0	0	0	0	0	8	12	0.00	0.000											


Batter	1	2	3	4	5	6	7	8	9	AB	R	H	RBI	BB	SO	LOB	BOTTOM											
Fernando Vina, L OBP: 0.355, SLG: 0.406	2-1 L3	2-1 L8		1-0 P2	0-0 BB 1B 1B	2-2 G5-3				5	1	1	1	0	0	2	New York Yankees @ Milwaukee Brewers Milwaukee County Stadium, Milwaukee, WI Fri Jun 30 1995, 8:05 PM EDT Att: 13,061 - Unknown - 72 F											
Turner Ward, S OBP: 0.349, SLG: 0.416	2-2 HR	1-0 G3		3-3 K	0-0 1-2 3H 1B		3-3 K			5	2	2	2	0	2	1												
Kevin Seitzer, R OBP: 0.324, SLG: 0.485	1-3 K		2-0 FC3-6 1B	4-2 BB	4-1 1B BB		1-1 G4-3			3	0	1	0	2	1	0												
Jeff Cirillo, R OBP: 0.380, SLG: 0.500					1-2 2-3 BB					0	0	0	0	0	0	0												
Dave Nilsson, L OBP: 0.360, SLG: 0.545	0-1 F8		0-0 FC3-6 1B	2-3 K	2-2 1-3 2H 3H 1B		3-2 G3-1			5	1	1	2	0	1	2												
Matt Mieske, R OBP: 0.376, SLG: 0.435			1-2 1B							0	0	0	0	0	0	0												
Greg Vaughn, R OBP: 0.288, SLG: 0.343		1-1 1B HR 2B	4-2 1-2 2B BB					3-1 F8		3	2	1	0	2	0	0												
B.J. Surhoff, L OBP: 0.403, SLG: 0.446		0-2 HR 1B	2-2 1-2 2H 2B 1B					2-0 F8		5	3	3	1	0	0	3												
Joe Oliver, R OBP: 0.342, SLG: 0.492		0-2 HR 1B	1-0 CS 2B					1-3 K		5	2	3	5	0	1	0												
Mike Matheny, R OBP: 0.240, SLG: 0.333					2-3 1B 1B					0	0	0	0	0	0	0												
David Hulse, L OBP: 0.331, SLG: 0.397		1-1 G4-3						1-0 SF8		3	0	2	1	0	0	0												
Jose Valentin, S OBP: 0.278, SLG: 0.419		0-0 WP 1B	3-3 K					4-1 1B BB		3	1	1	0	1	2	3												
Inning Stats	R: 1 E: 0 K: 1 S: 11	H: 1 LOB: 0 BB: 0 P: 16	R: 3 E: 0 K: 0 S: 15	H: 4 LOB: 1 BB: 0 P: 20	R: 3 E: 0 K: 1 S: 16	H: 4 LOB: 2 BB: 1 P: 30	R: 0 E: 0 K: 2 S: 14	H: 0 LOB: 1 BB: 1 P: 24	R: 5 E: 0 K: 0 S: 15	H: 5 LOB: 3 BB: 3 P: 35	R: 0 E: 0 K: 1 S: 12	H: 1 LOB: 1 BB: 0 P: 19	R: 0 E: 0 K: 1 S: 8	H: 0 LOB: 0 BB: 0 P: 15	R: 0 E: 0 K: 1 S: 6	H: 0 LOB: 0 BB: 0 P: 12	1B: 10 2B: 4 3B: 0 HR: 2	SF: 1 SAC: 0 DP: 1 HBP: 0	WP: 1 PB: 0 SB: 1 CS: 1	PA: 43								
PITCHER	IP	WLS	BF	H	R	ER	SO	BB	IBB	HBP	BLK	WP	HR	S	P	ERA	WHIP											
Melido Perez, R ERA: 5.68	(1, 1)	2.1	L	14	6	6	6	1	1	0	0	0	0	2	31	47	23.14	3.000										
Bob MacDonatd, L ERA: 6.98	(3, 1)	2.0		10	4	2	2	3	1	0	0	0	0	0	27	47	9.00	2.500										
Joe Ausanio, R ERA: 7.35	(5, 1)	0.1		8	4	4	4	0	3	0	0	0	0	0	11	27	108.00	21.000										
Josias Manzanillo, R ERA: 4.75	(5, 1)	1.1		5	1	0	0	1	0	0	0	0	0	14	23	0.00	0.750											
Bob Wickman, R ERA: 4.17	(7, 1)	2.0		6	0	0	0	2	0	0	0	0	0	14	27	0.00	0.000											




Batter	1	2	3	4	5	6	7	8	9	10	11	12	AB	R	H	RBI	BB	SO	LOB	TOP										
Bernie Williams, S OBP: 0.335, SLG: 0.450 (1, 8)	G5-3		G4-3 BB			P4		SF9		K		F9	4	0	0	1	1	1	2											
Wade Boggs, L OBP: 0.395, SLG: 0.384 (1, 5)	L4		G4-3			L8		L7				1B	5	1	1	0	1	0	3											
Paul O'Neill, L OBP: 0.421, SLG: 0.597 (1, 9)	G4-3		G6-3			G6-3		K				G4-3	6	0	1	1	0	1	4											
Danny Tartabull, R OBP: 0.347, SLG: 0.391 (1, 10)		G5-3										G4-3	5	0	1	1	1	2	0											
Jim Levritz, R OBP: 0.388, SLG: 0.421 Mike Stanley, R OBP: 0.364, SLG: 0.456 (1, 2)																														
Don Mattingly, L OBP: 0.325, SLG: 0.372 (1, 3)																														
Tony Fernandez, S OBP: 0.311, SLG: 0.306 (1, 6)																														
Gerald Williams, R OBP: 0.355, SLG: 0.597 Luis Polonia, L OBP: 0.331, SLG: 0.357 (10, PH)																														
Randy Velarde, R OBP: 0.329, SLG: 0.381 (1, 4)																														
Inning Stats	R: 0 E: 0 K: 7	H: 0 LOB: 0 BB: 11	R: 0 E: 0 K: 11	H: 1 LOB: 2 BB: 21	R: 0 E: 0 K: 9	H: 1 LOB: 1 BB: 17	R: 0 E: 0 K: 2	H: 0 LOB: 0 BB: 15	R: 0 E: 0 K: 7	H: 0 LOB: 0 BB: 11	R: 0 E: 0 K: 4	H: 0 LOB: 0 BB: 6	R: 0 E: 0 K: 10	H: 1 LOB: 1 BB: 14	R: 1 E: 0 K: 10	H: 2 LOB: 1 BB: 13	R: 0 E: 0 K: 13	H: 0 LOB: 1 BB: 18	R: 0 E: 0 K: 10	H: 2 LOB: 2 BB: 12	R: 0 E: 0 K: 7	H: 0 LOB: 1 BB: 15	R: 2 E: 0 K: 11	H: 3 LOB: 2 BB: 20	1B: 8 2B: 2 3B: 0 HR: 0	SF: 1 SAC: 0 DP: 1 HBP: 1	WP: 0 PB: 0 SB: 1 CS: 0	PA: 49		
PITCHER	IP WLS BF H R ER SO BB IBB HBP BLK WP HR S P ERA WHIP	27 0 0 0 0 1 0 0 0 0 0 0 0 0 7 9 0.00 1.000	27 0 0 0 0 1 0 0 0 0 0 0 0 0 7 9 0.00 1.000	27 0 0 0 0 3 1 0 0 0 0 0 0 0 23 30 0.00 1.500	27 0 0 0 0 1 0 0 0 0 0 0 0 0 14 26 5.40 0.600	27 0 0 0 0 0 0 0 0 0 0 0 0 0 4 9 27.00 6.000																								

New York Yankees @ Milwaukee Brewers
Milwaukee County Stadium, Milwaukee, WI
Sat Jul 01 1995, 8:05 PM EDT
Att. 16,237 - Unknown - 69 F


AB 43
R 3
H 10
RBI 3
BB 4
SO 10
LOB 18



Batter	1	2	3	4	5	6	7	8	9	10	11	12	AB	R	H	RBI	BB	SO	LOB	BOTTOM		
Jeff Cirillo, R OBP: 0.368, SLG: 0.481 (1, 5)	G6-3 1B		F8			F9		P3			G4-3	K	6	0	1	0	0	1	1			
Turner Ward, S OBP: 0.343, SLG: 0.407 (1, 8)	G6-3		L7			L8		F9					5	0	1	0	0	0	1			
Darryl Hamilton, L OBP: 0.348, SLG: 0.367 (11, PR)													0	0	0	0	0	0	0			
Kevin Seitzer, R OBP: 0.415, SLG: 0.473 (1, 3)	P6		F9			L8		L8					5	0	0	0	0	0	2			
Joe Oliver, R OBP: 0.338, SLG: 0.485 (1, 2)	P4		L9			K		L9					5	0	1	0	0	1	1			
Greg Vaughn, R OBP: 0.285, SLG: 0.348 (1, 10)			F8 S BB			F8							3	1	1	0	2	1	0			
B.J. Surhoff, L OBP: 0.406, SLG: 0.457 David Hulse, L OBP: 0.329, SLG: 0.394 (10, PR)			F8			G6-3		G6-3					4	0	2	1	0	0	1			
Matt Mieske, R OBP: 0.371, SLG: 0.423 (1, 9)	K												5	0	1	0	0	3	3			
Pat Listach, S OBP: 0.269, SLG: 0.244 Fernando Vina, L OBP: 0.358, SLG: 0.407 (8, 4)			G6-3			P4		K					3	0	0	0	0	1	2			
Jose Valentin, S OBP: 0.274, SLG: 0.411 Dave Nilsson, L OBP: 0.333, SLG: 0.500 (10, PH)													2	0	1	0	0	0	1			
Jose Valentin, S OBP: 0.274, SLG: 0.411 Dave Nilsson, L OBP: 0.333, SLG: 0.500 (11, 3)			K										3	0	0	0	0	2	0			
Inning Stats	R: 0 E: 0 K: 8	H: 1 LOB: 1 BB: 12	R: 0 E: 0 K: 10	H: 0 LOB: 1 BB: 18	R: 0 E: 0 K: 11	H: 0 LOB: 0 BB: 14	R: 1 E: 0 K: 13	H: 2 LOB: 1 BB: 24	R: 0 E: 0 K: 9	H: 0 LOB: 0 BB: 11	R: 0 E: 0 K: 7	H: 0 LOB: 0 BB: 12	R: 0 E: 0 K: 10	H: 1 LOB: 1 BB: 16	R: 0 E: 0 K: 11	H: 2 LOB: 3 BB: 26	R: 0 E: 0 K: 15	H: 1 LOB: 1 BB: 17	1B: 6 2B: 2 3B: 0 HR: 0	SF: 0 SAC: 0 DP: 0 HBP: 0	WP: 0 PB: 0 SB: 3 CS: 0	PA: 46
PITCHER	IP WLS BF H R ER SO BB IBB HBP BLK WP HR S P ERA WHIP	29 4 1 1 0 1 0 0 0 0 0 0 0 0 14 25 0.00 0.750	29 4 1 1 0 1 0 0 0 0 0 0 0 0 19 31 0.00 1.200	29 4 1 0 0 3 0 0 0 0 0 0 0 0 15 17 0.00 1.000																		

New York Yankees @ Milwaukee Brewers
Milwaukee County Stadium, Milwaukee, WI
Sat Jul 01 1995, 8:05 PM EDT
Att. 16,237 - Unknown - 69 F

AB 44
R 1
H 8
RBI 1
BB 2
SO 11
LOB 17



Batter	1	2	3	4	5	6	7	8	9	AB	R	H	RBI	BB	SO	LOB	TOP					
Luis Polonia, L OBP: 0.328, SLG: 0.348 (1, 7)	G3-1		G4-6-3		G4-3		K			4	0	0	0	1	1	1	New York Yankees @ Milwaukee Brewers Milwaukee County Stadium, Milwaukee, WI Sun Jul 02 1995, 4:33 AM EDT Att: 28,109 - Sunny - 72 F livebaseballscorecards.com					
Wade Boggs, L OBP: 0.400, SLG: 0.389 Gerald Williams, R OBP: 0.355, SLG: 0.597 (1, 5)	FC3-6		G4-3			K		FC4-6	BB	5	0	3	0	0	1	0						
Paul O'Neill, L OBP: 0.415, SLG: 0.585 (1, 9)	FC3-6				G3		F7	FC4-6	G4-3	5	2	1	0	0	0	4						
Danny Tartabull, R OBP: 0.340, SLG: 0.382 (1, 10)	K				F7		E5	K		4	0	0	0	0	2	4						
Don Mattingly, L OBP: 0.342, SLG: 0.376 (1, 3)		E			E			1B		1	2	1	0	3	0	0						
Tony Fernandez, S OBP: 0.315, SLG: 0.311 (1, 6)		CS			G3			2B		4	1	2	2	0	1	4						
Mike Stanley, R OBP: 0.366, SLG: 0.470 (1, 2)		L9			L9			2B		4	1	2	2	0	0	2						
Randy Velarde, R OBP: 0.324, SLG: 0.373 Dion James, L OBP: 0.365, SLG: 0.382 Dave Silvestri, R OBP: 0.259, SLG: 0.238 (1, 4)	G4-3				G6-3		G3	G4-3		3	0	0	0	0	0	2						
Bernie Williams, S OBP: 0.333, SLG: 0.446 (1, 8)					K		G4-3		F9	4	0	1	1	0	1	0						
Inning Stats	R: 0 E: 0 K: 1 S: 9	H: 1 LOB: 0 BB: 0 P: 12	R: 1 E: 1 K: 0 S: 8	H: 1 LOB: 0 BB: 1 P: 20	R: 0 E: 0 K: 0 S: 6	H: 1 LOB: 0 BB: 0 P: 11	R: 1 E: 1 K: 0 S: 12	H: 2 LOB: 1 BB: 0 P: 16	R: 0 E: 0 K: 1 S: 6	H: 0 LOB: 0 BB: 0 P: 8	R: 0 E: 1 K: 2 S: 12	H: 0 LOB: 2 BB: 1 P: 24	R: 1 E: 0 K: 1 S: 9	H: 1 LOB: 0 BB: 0 P: 14	R: 3 E: 0 K: 1 S: 21	H: 3 LOB: 1 BB: 1 P: 37		R: 0 E: 0 K: 0 S: 7	H: 1 LOB: 1 BB: 1 P: 15	1B: 8 2B: 2 3B: 0 HR: 0	SF: 0 SAC: 0 DP: 1 HBP: 0	WP: 0 PB: 1 CS: 0
PITCHER	IP WLS BF H R ER SO BB IBB HBP BLK WP HR S P ERA WHIP	IP WLS BF H R ER SO BB IBB HBP BLK WP HR S P ERA WHIP	IP WLS BF H R ER SO BB IBB HBP BLK WP HR S P ERA WHIP	IP WLS BF H R ER SO BB IBB HBP BLK WP HR S P ERA WHIP	IP WLS BF H R ER SO BB IBB HBP BLK WP HR S P ERA WHIP	IP WLS BF H R ER SO BB IBB HBP BLK WP HR S P ERA WHIP	IP WLS BF H R ER SO BB IBB HBP BLK WP HR S P ERA WHIP	IP WLS BF H R ER SO BB IBB HBP BLK WP HR S P ERA WHIP	IP WLS BF H R ER SO BB IBB HBP BLK WP HR S P ERA WHIP	IP WLS BF H R ER SO BB IBB HBP BLK WP HR S P ERA WHIP	IP WLS BF H R ER SO BB IBB HBP BLK WP HR S P ERA WHIP	IP WLS BF H R ER SO BB IBB HBP BLK WP HR S P ERA WHIP	IP WLS BF H R ER SO BB IBB HBP BLK WP HR S P ERA WHIP	IP WLS BF H R ER SO BB IBB HBP BLK WP HR S P ERA WHIP	IP WLS BF H R ER SO BB IBB HBP BLK WP HR S P ERA WHIP	IP WLS BF H R ER SO BB IBB HBP BLK WP HR S P ERA WHIP						
Steve Sparks, R ERA: 3.6 (1, 1)	7.2	W	33	8	6	4	6	3	0	0	0	0	0	0	0	0	4.70	1.435				
Mike Ignasiak, R ERA: 3.69 (8, 1)	0.1		2	1	0	0	0	0	0	0	0	0	0	0	0	0	0.00	3.000				
Mike Fetters, R ERA: 1.98 (9, 1)	1.0	S	4	1	0	0	0	1	0	0	0	0	0	0	0	0	0.00	2.000				

Batter	1	2	3	4	5	6	7	8	9	AB	R	H	RBI	BB	SO	LOB	BOTTOM	
Jeff Cirillo, R OBP: 0.370, SLG: 0.495 (1, 5)	1B	K		L7		E		G4-3		5	1	2	1	0	1	3	New York Yankees @ Milwaukee Brewers Milwaukee County Stadium, Milwaukee, WI Sun Jul 02 1995, 4:33 AM EDT Att: 28,109 - Sunny - 72 F livebaseballscorecards.com	
Darryl Hamilton, L OBP: 0.345, SLG: 0.363 (1, 8)	3B		4-3	F8		K		G4-3		5	1	1	1	0	1	3		
Kevin Seitzer, R OBP: 0.416, SLG: 0.471 David Hulst, L OBP: 0.329, SLG: 0.394 (1, 3)	K				G4-3			SF7	1B	3	1	1	0	1	1	1		
Joe Oliver, R OBP: 0.336, SLG: 0.477 (1, 2)	F7		2B	G6-3		G6-3		G4-3		3	1	0	0	0	0	2		
Greg Vaughn, R OBP: 0.298, SLG: 0.357 (1, 10)	CS				F7			SF7		3	0	2	3	0	0	0		
B.J. Surhoff, L OBP: 0.417, SLG: 0.483 (8, 3)	CS		G6-3			G6-3		1B		4	2	3	1	0	0	1		
Matt Mieske, R OBP: 0.375, SLG: 0.420 (1, 9)		G5-3				1B		F9		3	0	1	0	1	0	3		
Pat Listach, S OBP: 0.269, SLG: 0.244 Fernando Vina, L OBP: 0.358, SLG: 0.407 (1, 4)					G1-3				P5	4	0	1	0	0	0	4		
Jose Valentin, S OBP: 0.284, SLG: 0.409 (1, 6)					G5-3				G4-3	1	0	0	0	3	0	0		
Inning Stats	R: 2 E: 0 K: 1 S: 10	H: 3 LOB: 0 BB: 0 P: 17	R: 1 E: 0 K: 1 S: 10	H: 2 LOB: 1 BB: 1 P: 17	R: 2 E: 0 K: 0 S: 10	H: 1 LOB: 2 BB: 2 P: 25	R: 0 E: 0 K: 0 S: 5	H: 0 LOB: 0 BB: 0 P: 6	R: 0 E: 0 K: 1 S: 13	H: 3 LOB: 2 BB: 1 P: 20	R: 1 E: 0 K: 0 S: 10	H: 2 LOB: 2 BB: 0 P: 19	R: 0 E: 0 K: 0 S: 13	H: 0 LOB: 1 BB: 1 P: 19	1B: 7 2B: 3 3B: 1 HR: 0	SF: 1 SAC: 0 DP: 1 HBP: 1		WP: 0 PB: 0 CS: 2
PITCHER	IP WLS BF H R ER SO BB IBB HBP BLK WP HR S P ERA WHIP	IP WLS BF H R ER SO BB IBB HBP BLK WP HR S P ERA WHIP	IP WLS BF H R ER SO BB IBB HBP BLK WP HR S P ERA WHIP	IP WLS BF H R ER SO BB IBB HBP BLK WP HR S P ERA WHIP	IP WLS BF H R ER SO BB IBB HBP BLK WP HR S P ERA WHIP	IP WLS BF H R ER SO BB IBB HBP BLK WP HR S P ERA WHIP	IP WLS BF H R ER SO BB IBB HBP BLK WP HR S P ERA WHIP	IP WLS BF H R ER SO BB IBB HBP BLK WP HR S P ERA WHIP	IP WLS BF H R ER SO BB IBB HBP BLK WP HR S P ERA WHIP	IP WLS BF H R ER SO BB IBB HBP BLK WP HR S P ERA WHIP	IP WLS BF H R ER SO BB IBB HBP BLK WP HR S P ERA WHIP	IP WLS BF H R ER SO BB IBB HBP BLK WP HR S P ERA WHIP	IP WLS BF H R ER SO BB IBB HBP BLK WP HR S P ERA WHIP	IP WLS BF H R ER SO BB IBB HBP BLK WP HR S P ERA WHIP	IP WLS BF H R ER SO BB IBB HBP BLK WP HR S P ERA WHIP	IP WLS BF H R ER SO BB IBB HBP BLK WP HR S P ERA WHIP		
Andy Pettitte, L ERA: 3.92 (1, 1)	6.0	L	29	9	6	5	3	4	0	0	0	0	0	0	0	0	7.50	2.167
Scott Bankhead, R ERA: 4.75 (7, 1)	1.2		8	2	1	1	0	1	0	0	0	0	0	0	0	0	5.40	1.800
Steve Howe, L ERA: 4.5 (8, 1)	0.1		1	0	0	0	0	0	0	0	0	0	0	0	0	0	0.00	0.000

Batter	1	2	3	4	5	6	7	8	9	AB	R	H	RBI	BB	SO	LOB	TOP																
Luis Polonia, L (1, 7) OBP: 0.324, SLG: 0.343	L7																5 0 1 0 0 1 4																
Wade Boggs, L (1, 5) OBP: 0.400, SLG: 0.383																	3 0 0 0 2 0 3																
Paul O'Neill, L (1, 9) OBP: 0.415, SLG: 0.585	L8																5 2 2 0 0 1 2																
Danny Tartabull, R (1, 10) OBP: 0.347, SLG: 0.399	K																3 3 1 1 2 1 2																
Don Mattingly, L (1, 3) OBP: 0.344, SLG: 0.388																	5 1 2 1 0 1 2																
Tony Fernandez, S (1, 6) OBP: 0.323, SLG: 0.321	B6																4 1 2 3 1 0 0																
Mike Stanley, R (1, 2) OBP: 0.362, SLG: 0.458	K																4 1 0 1 1 2 2																
Bernie Williams, S (1, 8) OBP: 0.338, SLG: 0.447																	4 0 2 1 1 1 1																
Randy Velarde, R (1, 4) OBP: 0.328, SLG: 0.373																	3 0 1 1 1 1 1																
Inning Stats	R: 0 H: 0 E: 0 K: 1 S: 12	H: 0 LOB: 1 BB: 1 P: 22	R: 0 H: 0 E: 0 K: 2 S: 7	H: 0 LOB: 0 BB: 0 P: 10	R: 0 H: 1 E: 0 K: 0 S: 7	H: 1 LOB: 1 BB: 0 P: 11	R: 3 H: 3 E: 0 K: 1 S: 11	H: 3 LOB: 1 BB: 2 P: 21	R: 0 H: 0 E: 0 K: 1 S: 8	H: 0 LOB: 1 BB: 1 P: 14	R: 1 H: 2 E: 0 K: 1 S: 16	H: 2 LOB: 2 BB: 1 P: 30	R: 2 H: 3 E: 0 K: 0 S: 12	H: 3 LOB: 0 BB: 0 P: 18	R: 0 H: 0 E: 0 K: 0 S: 6	H: 0 LOB: 2 BB: 2 P: 17	R: 2 H: 2 E: 0 K: 2 S: 13	H: 2 LOB: 1 BB: 1 P: 22	1B: 7 2B: 2 3B: 1 HR: 1	SF: 0 SAC: 0 DP: 0 HBP: 0	WP: 0 PB: 0 CS: 3	PA: 45											
PITCHER	IP WLS BF H R ER SO BB IBB HBP BLK WP HR S P ERA WHIP																																
Jason Bere, R (1, 1) ERA: 5.19	5.2	27	6	4	4	5	5	0	0	0	0	0	0	54	99	6.35	1.941																
Scott Radinsky, L (6, 1) ERA: 6.43	1.0	L	6	3	2	2	1	0	0	0	0	0	1	18	25	18.00	3.000																
Rob Dibble, R (7, 1) ERA: 6.39	0.2		3	0	0	0	2	0	0	0	0	0	0	3	12	0.00	3.000																
Jose DeLeon, R (8, 1) ERA: 5.87	1.0		5	1	2	2	1	0	0	0	0	0	0	9	17	18.00	2.000																
Roberto Hernandez, R (9, 1) ERA: 4.5	0.2		3	1	0	0	2	0	0	0	0	0	0	8	12	0.00	1.500																

New York Yankees @ Chicago White Sox
Comiskey Park, Chicago, IL
Mon Jul 03 1995, 8:05 PM EDT
Att: 36,346 - Unknown - 81 F

AB	36
R	8
H	11
RBI	8
BB	8
SO	8
LOB	17



Batter	1	2	3	4	5	6	7	8	9	AB	R	H	RBI	BB	SO	LOB	BOTTOM																
Lance Johnson, L (1, 8) OBP: 0.303, SLG: 0.324																	4 1 2 0 0 0 0																
Tim Lincecum, S (1, 7) OBP: 0.364, SLG: 0.482																	4 0 0 0 0 0 3																
Frank Thomas, R (1, 3) OBP: 0.482, SLG: 0.660																	3 1 0 0 1 0 0																
Robin Ventura, L (1, 5) OBP: 0.376, SLG: 0.531																	3 1 0 0 1 1 2																
John Kruk, L (1, 10) OBP: 0.441, SLG: 0.462																	3 1 2 3 1 1 1																
Mike Devereaux, R (1, 9) OBP: 0.333, SLG: 0.425																	4 0 1 1 0 2 2																
Ray Durham, S (1, 4) OBP: 0.338, SLG: 0.397																	4 0 0 0 0 1 2																
Ron Karkovice, R (1, 2) OBP: 0.309, SLG: 0.411																	3 0 0 0 0 2 0																
Warren Newson, L (9, PH) OBP: 0.436, SLG: 0.429																	1 0 0 0 0 0 1																
Ozzie Guillen, L (1, 6) OBP: 0.324, SLG: 0.371																	3 0 1 0 0 0 0																
Inning Stats	R: 3 H: 2 E: 0 K: 2 S: 15	H: 2 LOB: 0 BB: 1 P: 24	R: 0 H: 0 E: 0 K: 1 S: 8	H: 0 LOB: 0 BB: 0 P: 11	R: 0 H: 0 E: 0 K: 0 S: 4	H: 0 LOB: 0 BB: 0 P: 6	R: 0 H: 1 E: 0 K: 0 S: 10	H: 1 LOB: 0 BB: 0 P: 16	R: 0 H: 2 E: 0 K: 0 S: 12	H: 2 LOB: 2 BB: 0 P: 15	R: 1 H: 1 E: 0 K: 2 S: 11	H: 1 LOB: 1 BB: 1 P: 17	R: 0 H: 0 E: 0 K: 1 S: 7	H: 0 LOB: 0 BB: 0 P: 10	R: 0 H: 0 E: 0 K: 0 S: 10	H: 0 LOB: 0 BB: 0 P: 14	R: 0 H: 0 E: 0 K: 1 S: 8	H: 0 LOB: 1 BB: 1 P: 12	1B: 3 2B: 1 3B: 1 HR: 1	SF: 0 SAC: 0 DP: 1 HBP: 0	WP: 0 PB: 0 CS: 0	PA: 35											
PITCHER	IP WLS BF H R ER SO BB IBB HBP BLK WP HR S P ERA WHIP																																
Jack McDowell, R (1, 1) ERA: 4.76	9.0	W	35	6	4	4	7	3	0	0	0	0	1	85	125	4.00	1.000																

New York Yankees @ Chicago White Sox
Comiskey Park, Chicago, IL
Mon Jul 03 1995, 8:05 PM EDT
Att: 36,346 - Unknown - 81 F

AB	32
R	4
H	6
RBI	4
BB	3
SO	7
LOB	11




Batter	1	2	3	4	5	6	7	8	9	AB	R	H	RBI	BB	SO	LOB	TOP																					
Bernie Williams, S OBP: 0.338, SLG: 0.460	G6-3		G6-4-3				L7		F8	5	0	1	0	0	0	1	New York Yankees @ Chicago White Sox Comiskey Park, Chicago, IL Wed Jul 05 1995, 8:05 PM EDT Att: 42,961 - Unknown - 72 F																					
Tony Fernandez, S OBP: 0.313, SLG: 0.310	K		1B			FC6-4	P5		G3-1	5	2	1	1	0	1																							
Paul O'Neill, L OBP: 0.418, SLG: 0.596	K		1B			SF8				3	0	2	0	1	1																							
Danny Tartabull, R OBP: 0.348, SLG: 0.411		HR	1B			1B				3	1	2	2	1	1																							
Mike Stanley, R OBP: 0.353, SLG: 0.443	G1-3		K			SF8			K	3	0	0	1	0	2																							
Don Mattingly, L OBP: 0.335, SLG: 0.382	F7				F7	G1-6-3			F8	4	0	0	0	0	2																							
Gerald Williams, R OBP: 0.363, SLG: 0.629		BB			F9		G6-3		HR	3	1	1	1	1	0																							
Russ Davis, R OBP: 0.395, SLG: 0.559	K				K		P4		G5-3	4	0	0	0	0	2																							
Randy Velarde, R OBP: 0.335, SLG: 0.380					G6-4-3	1B	G6-3		G4-3	2	1	0	0	2	0																							
Inning Stats	R: 0 E: 0 K: 2 S: 8	H: 0 LOB: 0 BB: 0 P: 16	R: 1 E: 0 K: 1 S: 15	H: 1 LOB: 1 BB: 1 P: 25	R: 1 E: 0 K: 1 S: 11	H: 3 LOB: 2 BB: 1 P: 25	R: 0 E: 0 K: 1 S: 7	H: 0 LOB: 0 BB: 0 P: 11	R: 2 E: 0 K: 0 S: 14	H: 2 LOB: 2 BB: 2 P: 27	R: 0 E: 0 K: 0 S: 3	H: 0 LOB: 1 BB: 1 P: 15	R: 1 E: 0 K: 1 S: 8	H: 1 LOB: 0 BB: 0 P: 16	R: 0 E: 0 K: 0 S: 7	H: 0 LOB: 0 BB: 0 P: 9	1B: 5 2B: 0 3B: 0 HR: 2	SF: 1 SAC: 0 DP: 1 HBP: 0	WP: 0 PB: 0 CS: 0	PA: 38																		
PITCHER	IP	WLS	BF	H	R	ER	SO	BB	IBB	HBP	BLK	WP	HR	S	P	ERA	WHIP	PITCHER		IP	WLS	BF	H	R	ER	SO	BB	IBB	HBP	BLK	WP	HR	S	P	ERA	WHIP		
Wilson Alvarez, L ERA: 5.45	(1, 1)	5.0	W	24	6	4	4	5	4	0	0	0	0	1	55	104	7.20	2.000	Wilson Alvarez, L		(1, 1)	5.0	W	24	6	4	4	5	4	0	0	0	0	1	55	104	7.20	2.000
Kirk McCaskill, R ERA: 4.74	(6, 1)	4.0	S	14	1	1	1	2	1	0	0	0	0	1	26	45	2.25	0.500	Kirk McCaskill, R		(6, 1)	4.0	S	14	1	1	1	2	1	0	0	0	1	26	45	2.25	0.500	


Batter	1	2	3	4	5	6	7	8	9	AB	R	H	RBI	BB	SO	LOB	BOTTOM																			
Lance Johnson, L OBP: 0.307, SLG: 0.332	BB	G6-3		HR	FC3-2	G1-6-3		G3-1		5	2	3	2	1	0	0	New York Yankees @ Chicago White Sox Comiskey Park, Chicago, IL Wed Jul 05 1995, 8:05 PM EDT Att: 42,961 - Unknown - 72 F																			
Tim Raines, S OBP: 0.369, SLG: 0.481	BB	HR		G6-3	FC3-2	HBP	G1-6-3			3	1	1	0	2	0	3																				
Frank Thomas, R OBP: 0.488, SLG: 0.660	HR	G4-3		HR	FC3-2	HBP	P4			2	2	0	0	2	0	1																				
Robin Ventura, L OBP: 0.379, SLG: 0.538	HR		1B	HR	FC3-2	FC3-6	1B			4	2	3	4	1	0	3																				
John Kruk, L OBP: 0.458, SLG: 0.495	HR		1B	1B	FC3-6		L8			4	1	2	4	1	0	4																				
Mike Devereaux, R OBP: 0.335, SLG: 0.424	K		P7	FC6-4		G6-3	1B			5	0	2	0	0	1	2																				
Ray Durham, S OBP: 0.329, SLG: 0.390	G6-3		P6	K		1B	G1-3			5	1	1	0	0	1	6																				
Ron Karkovics, R OBP: 0.300, SLG: 0.392	F9		G5-3	FC6-4		1B	F7			4	1	0	0	1	0	4																				
Ozzie Guillen, L OBP: 0.326, SLG: 0.379	F7			3B	G6-3	1B	K			5	1	2	1	0	1	0																				
Inning Stats	R: 5 E: 0 K: 1 S: 22	H: 1 LOB: 4 BB: 4 P: 43	R: 0 E: 0 K: 0 S: 8	H: 1 LOB: 0 BB: 0 P: 15	R: 0 E: 0 K: 0 S: 16	H: 2 LOB: 2 BB: 0 P: 24	R: 4 E: 0 K: 1 S: 15	H: 4 LOB: 2 BB: 2 P: 29	R: 2 E: 0 K: 0 S: 12	H: 3 LOB: 1 BB: 1 P: 19	R: 0 E: 0 K: 0 S: 9	H: 2 LOB: 2 BB: 0 P: 17	R: 0 E: 0 K: 1 S: 7	H: 0 LOB: 0 BB: 0 P: 8	R: 0 E: 0 K: 0 S: 7	H: 0 LOB: 0 BB: 0 P: 9	1B: 9 2B: 1 3B: 2 HR: 2	SF: 0 SAC: 0 DP: 1 HBP: 1	WP: 1 PB: 0 CS: 0	PA: 46																
PITCHER	IP	WLS	BF	H	R	ER	SO	BB	IBB	HBP	BLK	WP	HR	S	P	ERA	WHIP	PITCHER		IP	WLS	BF	H	R	ER	SO	BB	IBB	HBP	BLK	WP	HR	S	P	ERA	WHIP
Brian Boehringer, R ERA: 14.14	(1, 1)	3.1	L	21	6	8	8	1	4	1	0	0	0	0	0	0	21.60	3.000	Brian Boehringer, R		(1, 1)	3.1	L	21	6	8	8	1	4	1	0	0	0	0	21.60	3.000
Bob MacDonald, L ERA: 6.86	(4, 1)	1.2		11	3	1	1	1	2	0	1	0	1	1	19	37	5.40	3.000	Bob MacDonald, L		(4, 1)	1.2		11	3	1	1	1	2	0	1	1	19	37	5.40	3.000
Josias Manzanillo, R ERA: 4.86	(6, 1)	3.0		14	5	2	2	1	1	0	0	0	0	0	28	44	6.00	2.000	Josias Manzanillo, R		(6, 1)	3.0		14	5	2	2	1	1	0	0	0	28	44	6.00	2.000



Batter	1	2	3	4	5	6	7	8	9	AB	R	H	RBI	BB	SO	LOB	TOP																					
Luis Polonia, L (1,7) OBP: 0.325, SLG: 0.341	G4-3		K		G4-3		BB		FC6-4	4	0	1	0	1	1	2	New York Yankees @ Texas Rangers The Ballpark at Arlington, Arlington, TX Thu Jul 06 1995, 8:05 PM EDT Att: 33,934 - Unknown - 89 F																					
Wade Boggs, L (1,5) OBP: 0.393, SLG: 0.373	G3			G6-3	K		G1-4-3		FC6-4	5	0	0	0	0	1	5																						
Paul O'Neill, L (1,9) OBP: 0.420, SLG: 0.611	F7			E					F8	4	2	2	1	0	0	0																						
Danny Tartabull, R (1,10) OBP: 0.341, SLG: 0.402		F9		FC5			P4		K	4	0	0	0	0	1	1																						
Don Mattingly, L (1,3) OBP: 0.338, SLG: 0.385		K		FC3-6			G3-1			4	0	2	1	0	1	0																						
Bernie Williams, S (1,8) OBP: 0.333, SLG: 0.452		K		FC3-6			K		K	4	0	0	0	0	3	3																						
Jim Leyritz, R (1,2) OBP: 0.385, SLG: 0.417			K		F7				G6-3	4	0	1	0	0	1	2																						
Tony Fernandez, S (1,6) OBP: 0.322, SLG: 0.322				S			G4-6-3		FC5-4	3	0	2	0	1	0	1																						
Randy Velarde, R (1,4) OBP: 0.335, SLG: 0.375									FC5-4	2	0	0	0	1	2	2																						
Dion James, L (9,PH) OBP: 0.360, SLG: 0.377									FC5-4	1	0	0	0	0	0	1																						
Inning Stats	R: 0 E: 0 K: 0 S: 3	H: 0 LOB: 0 BB: 0 P: 3	R: 0 E: 0 K: 2 S: 7	H: 0 LOB: 0 BB: 0 P: 7	R: 0 E: 0 K: 3 S: 9	H: 0 LOB: 1 BB: 1 P: 13	R: 1 E: 1 K: 0 S: 6	H: 2 LOB: 2 BB: 0 P: 6	R: 0 E: 0 K: 1 S: 8	H: 1 LOB: 0 BB: 2 P: 8	R: 1 E: 0 K: 0 S: 6	H: 1 LOB: 2 BB: 0 P: 11	R: 0 E: 0 K: 2 S: 8	H: 1 LOB: 1 BB: 0 P: 8	R: 0 E: 0 K: 0 S: 5	H: 2 LOB: 2 BB: 0 P: 5	1B: 6 2B: 1 3B: 0 HR: 1	SF: 0 SAC: 0 DP: 1 HBP: 0	WP: 0 PB: 0 SB: 1 CS: 0	PA: 38																		
PITCHER	IP	WLS	BF	H	R	ER	SO	BB	IBB	HBP	BLK	WP	HR	S	P	ERA	WHIP	PITCHER				IP	WLS	BF	H	R	ER	SO	BB	IBB	HBP	BLK	WP	HR	S	P	ERA	WHIP
Roger Pavlik, R (1,1) ERA: 5.6	6.2	W	27	5	2	1	8	2	0	0	0	0	1	41	49	1.35	1.050					6.2	W	27	5	2	1	8	2	0	0	0	0	1	41	49	1.35	1.050
Dennis Cook, L (7,1) ERA: 4.25	1.1		6	1	0	0	2	1	0	0	0	0	0	9	13	0.00	1.500					1.1		6	1	0	0	2	1	0	0	0	0	9	13	0.00	1.500	
Roger McDowell, R (9,1) ERA: 3.46	0.2		4	2	0	0	0	0	0	0	0	0	0	4	4	0.00	3.000					0.2		4	2	0	0	0	0	0	0	0	4	4	0.00	3.000		
Ed Vosberg, L (9,1) ERA: 3.18	0.1	S	1	0	0	0	0	0	0	0	0	0	0	1	1	0.00	0.000					0.1	S	1	0	0	0	0	0	0	0	0	1	1	0.00	0.000		

Batter	1	2	3	4	5	6	7	8	9	AB	R	H	RBI	BB	SO	LOB	BOTTOM																					
Otis Nixon, S (1,8) OBP: 0.342, SLG: 0.319	G4-3		K		P4	G1-3				4	0	0	0	0	1	2	New York Yankees @ Texas Rangers The Ballpark at Arlington, Arlington, TX Thu Jul 06 1995, 8:05 PM EDT Att: 33,934 - Unknown - 89 F																					
Mark McLemore, S (1,7) OBP: 0.391, SLG: 0.385	FC6-4		K		HR	F7				3	1	1	0	1	1	2																						
Ivan Rodriguez, R (1,2) OBP: 0.349, SLG: 0.505	FC6-4		BB		HR				G1-3	4	2	2	2	0	0	1																						
Juan Gonzalez, R (1,10) OBP: 0.276, SLG: 0.593	HR		BB		L8				K	4	1	2	2	0	1	0																						
Mickey Tettleton, S (1,3) OBP: 0.376, SLG: 0.427	HR		BB		BB				K	2	1	1	1	2	1	0																						
Luis Ortiz, R (1,5) OBP: 0.279, SLG: 0.415	FC6-4		G6-4-3		F8				K	3	0	1	0	0	0	4																						
Mike Pagliarulo, L (8,5) OBP: 0.302, SLG: 0.316	FC6-4									1	0	0	0	0	1	0																						
Jack Voigt, R (1,9) OBP: 0.260, SLG: 0.238	FC6-4				P4	G1-3			G4-3	3	0	0	0	1	0	1																						
Jeff Frye, R (1,4) OBP: 0.363, SLG: 0.359		G6-3			F3	F9			L4	4	0	0	0	0	0	1																						
Benji Gil, R (1,6) OBP: 0.287, SLG: 0.390		K			K	G1-3				2	0	0	0	1	2	0																						
Inning Stats	R: 3 E: 0 K: 0 S: 7	H: 4 LOB: 1 BB: 0 P: 7	R: 0 E: 0 K: 2 S: 7	H: 0 LOB: 0 BB: 0 P: 7	R: 0 E: 0 K: 1 S: 6	H: 2 LOB: 2 BB: 1 P: 10	R: 0 E: 0 K: 1 S: 5	H: 0 LOB: 0 BB: 0 P: 5	R: 2 E: 0 K: 0 S: 4	H: 1 LOB: 1 BB: 2 P: 12	R: 0 E: 0 K: 0 S: 3	H: 0 LOB: 2 BB: 2 P: 11	R: 0 E: 0 K: 2 S: 7	H: 0 LOB: 0 BB: 0 P: 7	R: 0 E: 0 K: 1 S: 5	H: 0 LOB: 0 BB: 0 P: 5	1B: 4 2B: 0 3B: 0 HR: 3	SF: 0 SAC: 0 DP: 1 HBP: 0	WP: 0 PB: 0 SB: 0 CS: 0	PA: 35																		
PITCHER	IP	WLS	BF	H	R	ER	SO	BB	IBB	HBP	BLK	WP	HR	S	P	ERA	WHIP	PITCHER				IP	WLS	BF	H	R	ER	SO	BB	IBB	HBP	BLK	WP	HR	S	P	ERA	WHIP
Sterling Hitchcock, L (1,1) ERA: 5.03	5.1	L	27	7	5	5	4	5	0	0	0	0	0	30	50	8.44	2.250					5.1	L	27	7	5	5	4	5	0	0	0	0	30	50	8.44	2.250	
Bob Wickman, R (6,1) ERA: 3.86	1.2		5	0	0	0	2	0	0	0	0	0	0	9	9	0.00	0.000					1.2		5	0	0	0	2	0	0	0	0	9	9	0.00	0.000		
Steve Howe, L (8,1) ERA: 4.29	1.0		3	0	0	0	1	0	0	0	0	0	0	5	5	0.00	0.000					1.0		3	0	0	0	1	0	0	0	0	5	5	0.00	0.000		



Batter	1	2	3	4	5	6	7	8	9	AB	R	H	RBI	BB	SO	LOB	TOP					
Luis Polonia, L (1, 7) OBP: 0.323, SLG: 0.339	G4-3		G1-3			FC6-4				4	0	1	0	0	0	2	<p>New York Yankees @ Texas Rangers The Ballpark at Arlington, Arlington, TX</p> <p>Fri Jul 07 1995, 8:05 PM EDT Att: 35,435 - Unknown - 95 F</p> <p>livebaseballscores.com</p> <p>AB 32 R 0 H 6 RBI 0 BB 0 SO 5 LOB 12</p> 					
Wade Boggs, L (1, 5) OBP: 0.397, SLG: 0.366	F7			G4-3		L8		F7		4	0	0	0	0	0	2						
Dion James, L (1, 10) OBP: 0.356, SLG: 0.370	G4-3					FC6			F9	4	0	1	0	0	0	1						
Paul O'Neill, L (1, 9) OBP: 0.423, SLG: 0.612 Pat Kelly, R (9, PH) OBP: 0.409, SLG: 0.459										3	0	2	0	0	0	1						
Don Mattingly, L (1, 3) OBP: 0.332, SLG: 0.376										1	0	0	0	0	1	0						
Bernie Williams, S (1, 8) OBP: 0.330, SLG: 0.447										4	0	0	0	0	1	3						
Mike Stanley, R (1, 2) OBP: 0.346, SLG: 0.435										3	0	0	0	0	0	1						
Tony Fernandez, S (1, 6) OBP: 0.322, SLG: 0.322										3	0	1	0	0	0	0						
Randy Velarde, R (1, 4) OBP: 0.335, SLG: 0.374										3	0	1	0	0	1	1						
Inning Stats	R: 0 E: 0 K: 0 S: 6	H: 0 LOB: 0 BB: 0 P: 9	R: 0 E: 0 K: 0 S: 4	H: 1 LOB: 0 BB: 0 P: 6	R: 0 E: 0 K: 1 S: 12	H: 1 LOB: 1 BB: 0 P: 17	R: 0 E: 0 K: 0 S: 6	H: 1 LOB: 1 BB: 0 P: 9	R: 0 E: 0 K: 1 S: 7	H: 0 LOB: 0 BB: 0 P: 12	R: 0 E: 0 K: 0 S: 7	H: 1 LOB: 1 BB: 0 P: 10	R: 0 E: 0 K: 1 S: 9	H: 1 LOB: 1 BB: 0 P: 12	R: 0 E: 0 K: 0 S: 7	H: 1 LOB: 1 BB: 0 P: 9	R: 0 E: 0 K: 2 S: 9	H: 0 LOB: 0 BB: 0 P: 11	1B: 6 2B: 0 3B: 0 HR: 0	SF: 0 SAC: 0 DP: 1 HBP: 0	WP: 0 PB: 0 CS: 0	PA: 32
PITCHER Bob Tewksbury, R (1, 1) ERA: 3.25	IP: 9.0 WLS: W BF: 32 H: 6 R: 0 ER: 0 SO: 5 BB: 0 IBB: 0 HBP: 0 BLK: 0 WP: 0 HR: 0 S: 67 P: 95 ERA: 0.00 WHIP: 0.667																					

Batter	1	2	3	4	5	6	7	8	9	AB	R	H	RBI	BB	SO	LOB	BOTTOM			
Otis Nixon, S (1, 8) OBP: 0.343, SLG: 0.324	G4-3									5	1	2	1	0	0	1	<p>New York Yankees @ Texas Rangers The Ballpark at Arlington, Arlington, TX</p> <p>Fri Jul 07 1995, 8:05 PM EDT Att: 35,435 - Unknown - 95 F</p> <p>livebaseballscores.com</p> <p>AB 36 R 10 H 15 RBI 10 BB 3 SO 2 LOB 16</p> 			
Mark McLemore, S (1, 7) OBP: 0.391, SLG: 0.391	L8									4	1	2	3	0	0	0				
Ivan Rodriguez, R (1, 2) OBP: 0.355, SLG: 0.507	G1-3									5	0	3	1	0	0	2				
Juan Gonzalez, R (1, 10) OBP: 0.273, SLG: 0.586										5	1	1	0	0	0	6				
Mickey Tettleton, S (1, 3) OBP: 0.378, SLG: 0.423										2	1	0	0	2	1	2				
Luis Ortiz, R (1, 5) OBP: 0.277, SLG: 0.422										4	1	1	1	0	0	3				
Jack Voigt, R (1, 9) OBP: 0.296, SLG: 0.370										4	2	3	3	0	1	0				
Jeff Frye, R (1, 4) OBP: 0.366, SLG: 0.369										4	2	2	1	0	0	1				
Benji Gil, R (1, 6) OBP: 0.291, SLG: 0.389										3	1	1	0	1	0	1				
Inning Stats	R: 0 E: 0 K: 0 S: 5	H: 0 LOB: 0 BB: 0 P: 8	R: 5 E: 1 K: 0 S: 17	H: 5 LOB: 2 BB: 2 P: 32	R: 5 E: 0 K: 0 S: 15	H: 6 LOB: 1 BB: 1 P: 28	R: 0 E: 0 K: 2 S: 10	H: 0 LOB: 0 BB: 0 P: 13	R: 0 E: 0 K: 0 S: 6	H: 0 LOB: 0 BB: 0 P: 11	R: 0 E: 0 K: 0 S: 8	H: 2 LOB: 2 BB: 0 P: 13	R: 0 E: 0 K: 0 S: 11	H: 1 LOB: 1 BB: 0 P: 20	R: 0 E: 0 K: 0 S: 7	H: 1 LOB: 0 BB: 0 P: 10	1B: 8 2B: 6 3B: 0 HR: 1	SF: 1 SAC: 0 DP: 2 HBP: 0	WP: 0 PB: 0 CS: 0	PA: 40
PITCHER Andy Pettitte, L (1, 1) ERA: 4.8 Scott Bankhead, R (3, 1) ERA: 5.08 Dave Pavias, R (7, 1) ERA: John Wetteland, R (8, 1) ERA: 2.57	IP: 2.2 WLS: L BF: 17 H: 7 R: 7 ER: 7 SO: 7 BB: 3 IBB: 0 HBP: 0 BLK: 0 WP: 0 HR: 1 S: 31 P: 56 ERA: 23.62 WHIP: 3.750																			

Batter	1	2	3	4	5	6	7	8	9	AB	R	H	RBI	BB	SO	LOB	TOP										
Bernie Williams, S (1, 8) OBP: 0.335, SLG: 0.449	4-2 BB BB		0-1 2B			4-1 1B BB	2-1 F7	0-1 F8		3	1	1	0	2	0	3											
Tony Fernandez, S (1, 6) OBP: 0.329, SLG: 0.330	1-3 K		3-1 G6-3			0-0 1B 1B		2-2 1B G4-3 1B	1-2 F8 1B WP 1B	5	2	3	0	0	1	2											
Jim Leyritz, R (1, 3) OBP: 0.330, SLG: 0.415 Don Mattingly, L (7, PH) OBP: 0.338, SLG: 0.383 (7, 3)	2-3 K		1-0 F9			0-1 BB 1B		2-0 G4-3 3B 1B	0-0 WP 1B	3	0	1	1	0	1	2											
Danny Tartabull, R (1, 10) OBP: 0.342, SLG: 0.396	4-1 BB 1-2 BB					2-2 G6-3 1B		3-1 G4-3 2-3 3-H	2-0 P4	3	0	0	1	2	0	3											
Gerald Williams, R (1, 9) OBP: 0.365, SLG: 0.608 (7, 7)	3-2 G5-3					0-0 1B		4-2 WP 3B BB	1-0 F8 2-3	4	1	1	0	1	0	7											
Mike Stanley, R (1, 2) OBP: 0.345, SLG: 0.448		1-1 F8				2-3 K		2-0 HR	3-2 K	4	2	1	1	1	2	2											
Randy Velarde, R (1, 7) OBP: 0.330, SLG: 0.368 Paul O'Neill, L (7, PH) OBP: 0.424, SLG: 0.622 (7, 9)		0-1 G6-3				0-0 F9		3-1 G5-3 1-H 2-H 3-H	2-2 L7	3	0	0	0	0	0	1	AB 38 R 7 H 11 RBI 6 BB 7 SO 5 LOB 23										
Russ Davis, R (1, 5) OBP: 0.395, SLG: 0.526		1-1 L7				0-0 G5-3		0-2 FC5-4 1B	2-0 L8	4	0	1	0	1	0	0											
Pat Kelly, R (1, 4) OBP: 0.387, SLG: 0.430			0-1 F8			2-0 F8		3-2 FC5-4 1-2	3-2 K	5	0	0	0	0	1	3											
Inning Stats	R: 0 E: 0 K: 2 S: 13	H: 0 LOB: 2 BB: 2 P: 27	R: 0 E: 0 K: 0 S: 6	H: 0 LOB: 0 BB: 0 P: 8	R: 0 E: 0 K: 0 S: 7	H: 1 LOB: 1 BB: 0 P: 11	R: 0 E: 0 K: 1 S: 9	H: 1 LOB: 1 BB: 0 P: 13	R: 1 E: 0 K: 0 S: 12	H: 2 LOB: 3 BB: 2 P: 22	R: 4 E: 0 K: 0 S: 23	H: 3 LOB: 2 BB: 3 P: 47	R: 1 E: 0 K: 1 S: 10	H: 2 LOB: 1 BB: 0 P: 17	R: 0 E: 0 K: 1 S: 10	H: 0 LOB: 0 BB: 0 P: 16	1B: 8 2B: 1 3B: 1 HR: 1	SF: 0 SAC: 0 DP: 0 HBP: 0	WP: 2 PB: 0 SB: 0 CS: 0	PA: 45							
PITCHER	IP	WLS	BF	H	R	ER	SO	BB	IBB	HBP	BLK	WP	HR	S	P	ERA	WHIP										
Kenny Rogers, L (1, 1) ERA: 3.05	5.1		26	6	2	2	3	4	0	0	0	0	0	10	17	3.38	1.875										
Chris Nictling, R (6, 1) ERA: 4.35	0.2		3	1	1	1	0	0	0	0	0	0	0	10	17	13.50	1.500										
Roger McDowell, R (7, 1) ERA: 4.07	0.1	L	4	1	0	0	0	2	0	0	0	1	0	10	23	0.00	9.000										
Dennis Cook, L (7, 1) ERA: 4.5	0.2		6	3	4	4	0	1	0	0	0	0	0	14	24	54.00	6.000										
Jose Alberro, R (8, 1) ERA: 7.65	2.0		6	0	0	0	2	0	0	0	0	1	0	15	27	0.00	0.000										
Batter	1	2	3	4	5	6	7	8	9	AB	R	H	RBI	BB	SO	LOB	BOTTOM										
Otis Nixon, S (1, 8) OBP: 0.342, SLG: 0.323	1-0 F7		0-0 B1-3			0-2 G4-3		0-2 1B		4	0	1	0	0	0	1											
Mark McLemore, S (1, 7) OBP: 0.389, SLG: 0.397	0-0 29 E 3B		1-2 L7			2-1 L9		2-1 F8		4	1	1	0	0	0	1											
29 Rusty Greer, L (1, 9) OBP: 0.362, SLG: 0.409	3-2 E3 HR		2-3 K			1-1 F7		2-1 G4-3		4	1	0	1	0	1	1											
Juan Gonzalez, R (1, 10) OBP: 0.272, SLG: 0.598	3-0 1-H HR					0-1 G5-3		0-1 G6-3		4	1	1	2	0	0	0											
Mickey Tettleton, S (1, 3) OBP: 0.380, SLG: 0.422	2-1 G4-3					1-3 K		4-2 E F7-2 BB		3	0	1	0	1	1	0											
Ivan Rodriguez, R (1, 2) OBP: 0.383, SLG: 0.502	1-1 G5-3					1-2 L4		1-1 F9		4	0	1	0	0	0	1											
Mike Pagliarulo, L (1, 5) OBP: 0.292, SLG: 0.306		1-1 G3				2-2 L9		1-2 E4		4	0	0	0	0	0	3	AB 34 R 3 H 6 RBI 3 BB 1 SO 4 LOB 11										
Jeff Frye, R (1, 4) OBP: 0.358, SLG: 0.360		3-2 F9				3-2 G6-3		3-1 F7-2		4	0	0	0	0	1	4											
Benji Gil, R (1, 6) OBP: 0.291, SLG: 0.393		3-3 K				1-0 2B		3-H G6-3		3	0	1	0	0	1	0											
Inning Stats	R: 3 E: 1 K: 0 S: 12	H: 2 LOB: 0 BB: 0 P: 22	R: 0 E: 0 K: 1 S: 8	H: 0 LOB: 0 BB: 0 P: 15	R: 0 E: 0 K: 1 S: 8	H: 0 LOB: 0 BB: 0 P: 11	R: 0 E: 0 K: 1 S: 7	H: 0 LOB: 0 BB: 0 P: 10	R: 0 E: 0 K: 0 S: 12	H: 1 LOB: 1 BB: 0 P: 18	R: 0 E: 0 K: 0 S: 6	H: 0 LOB: 0 BB: 0 P: 9	R: 0 E: 1 K: 0 S: 9	H: 0 LOB: 1 BB: 1 P: 18	R: 0 E: 0 K: 0 S: 9	H: 1 LOB: 1 BB: 0 P: 14	R: 0 E: 0 K: 1 S: 10	H: 2 LOB: 2 BB: 0 P: 15	1B: 3 2B: 2 3B: 1 HR: 1	SF: 0 SAC: 0 DP: 1 HBP: 0	WP: 0 PB: 0 SB: 0 CS: 0	PA: 35					
PITCHER	IP	WLS	BF	H	R	ER	SO	BB	IBB	HBP	BLK	WP	HR	S	P	ERA	WHIP										
Jack McDowell, R (1, 1) ERA: 4.56	8.1		33	6	3	2	3	1	0	0	0	0	0	1	77	2.16	0.840										
John Wetteland, R (9, 1) ERA: 2.51	0.2	S	2	0	0	0	1	0	0	0	0	0	0	4	7	0.00	0.000										

New York Yankees @ Texas Rangers
The Ballpark at Arlington, Arlington, TX
Sat Jul 08 1995, 8:05 PM EDT
Att: 45,645 - Unknown - 96 F

livebaseballscores.com



New York Yankees @ Texas Rangers
The Ballpark at Arlington, Arlington, TX
Sat Jul 08 1995, 8:05 PM EDT
Att: 45,645 - Unknown - 96 F

livebaseballscores.com



Batter	1	2	3	4	5	6	7	8	9	AB	R	H	RBI	BB	SO	LOB	TOP								
Vince Coleman, S OBP: 0.356, SLG: 0.404	G4-3		F9			G6-3		F8		4	0	0	0	0	0	2									
Wally Joyner, L OBP: 0.401, SLG: 0.437 Bob Hamelin, L OBP: 0.294, SLG: 0.290	G4-3		FC5-4 BB			G4-3 1B		1B FC6-4		2	0	1	0	1	0	0									
Chris James, R OBP: 0.292, SLG: 0.391	K		FC5-4			G4-3		1B FC6-4		4	0	1	0	0	1	4									
Gary Gaetti, R OBP: 0.322, SLG: 0.520		K		P4		K		FC6-4 1B		4	0	0	1	0	2	2									
Phil Hiatt, R OBP: 0.286, SLG: 0.368	G6-3			K			F8		1B FC6-4	4	0	1	0	0	1	0									
Edgar Caceres, S OBP: 0.338, SLG: 0.460	K			K		G6-3		F8		4	0	0	0	0	2	2									
Chris Stynes, R OBP: 0.240, SLG: 0.217 Keith Lockhart, L OBP: 0.422, SLG: 0.527			F7		F9		F9		G4-3	3	0	0	0	0	0	0									
David Howard, S OBP: 0.207, SLG: 0.205			BB 1B		K			G6-3		3	0	1	0	0	1	0									
Pat Borders, R OBP: 0.271, SLG: 0.423			BB 1B		F9			F8		3	0	1	0	0	0	0									
Inning Stats	R: 0 E: 0 K: 1 S: 7	H: 0 LOB: 0 BB: 0 P: 9	R: 0 E: 0 K: 2 S: 12	H: 0 LOB: 0 BB: 0 P: 18	R: 0 E: 0 K: 0 S: 11	H: 2 LOB: 3 BB: 1 P: 20	R: 0 E: 0 K: 2 S: 9	H: 0 LOB: 0 BB: 0 P: 14	R: 0 E: 0 K: 1 S: 7	H: 0 LOB: 0 BB: 0 P: 8	R: 0 E: 0 K: 0 S: 12	H: 1 LOB: 1 BB: 0 P: 17	R: 0 E: 0 K: 0 S: 4	H: 0 LOB: 0 BB: 0 P: 7	R: 0 E: 0 K: 0 S: 4	H: 0 LOB: 0 BB: 0 P: 5	R: 1 E: 0 K: 0 S: 9	H: 3 LOB: 2 BB: 0 P: 17	1B: 6 2B: 0 3B: 0 HR: 0	SF: 0 SAC: 0 DP: 0 HBP: 0	WP: 0 PB: 0 SB: 0 CS: 0	PA: 34			
PITCHER	IP	WLS	BF	H	R	ER	SO	BB	IBB	HBP	BLK	WP	HR	S	P	ERA	WHIP								
Andy Pettitte, L ERA: 4.35	(1, 1)	8.1	W	32	6	1	1	7	1	0	0	0	0	72	109	1.08	0.840								
Scott Bankhead, R ERA: 4.99	(9, 1)	0.2		2	0	0	0	0	0	0	0	0	0	3	6	0.00	0.000								

Kansas City Royals @ New York Yankees
Yankee Stadium, Bronx, NY
Wed Jul 12, 1995, 7:05 PM EDT
Att: 23,252 - Unknown - 77 F


AB 33
R 1
H 6
RBI 1
BB 1
SO 7
LOB 12



Batter	1	2	3	4	5	6	7	8	9	AB	R	H	RBI	BB	SO	LOB	BOTTOM									
Bernie Williams, S OBP: 0.345, SLG: 0.459	CS BB	2B		1B WP BB		2B		1B		3	2	3	0	2	0	0										
Jim Leyritz, R OBP: 0.388, SLG: 0.417	G5-4-3 BB	1B		F9-6 WP 1B		G6-3		G4-3		4	1	2	4	1	0	2										
Paul O'Neill, L OBP: 0.423, SLG: 0.608	G5-4-3	2B		F9-6 1B			F7			4	0	1	1	0	0	2										
Danny Tartabull, R OBP: 0.336, SLG: 0.382		K		F8		G6-3		F8		4	0	0	0	0	1	0										
Gerald Williams, R OBP: 0.368, SLG: 0.580		2B HR BB		F8		G1-3		1B BB		2	1	0	0	2	0	0										
Don Mattingly, L OBP: 0.345, SLG: 0.388		HR 2B		F8		BB		WP 1B		3	1	2	0	1	0	0										
Tony Fernandez, S OBP: 0.314, SLG: 0.313		P9		L8		G3-1		K		4	0	0	0	0	1	5										
Russ Davis, R OBP: 0.420, SLG: 0.581		HR		2B 1B BB		P2		K		3	2	1	3	1	1	0										
Pat Kelly, R OBP: 0.373, SLG: 0.420	2B 2B 1B			1B 2B		G5-3		K		4	2	2	0	0	1	0										
Inning Stats	R: 0 E: 0 K: 0 S: 3	H: 0 LOB: 2 BB: 2 P: 11	R: 6 E: 0 K: 1 S: 18	H: 6 LOB: 1 BB: 1 P: 28	R: 0 E: 0 K: 0 S: 7	H: 0 LOB: 0 BB: 0 P: 14	R: 3 E: 0 K: 0 S: 12	H: 2 LOB: 0 BB: 2 P: 26	R: 0 E: 0 K: 0 S: 10	H: 0 LOB: 1 BB: 1 P: 16	R: 0 E: 0 K: 0 S: 6	H: 1 LOB: 1 BB: 0 P: 12	R: 0 E: 0 K: 1 S: 10	H: 1 LOB: 2 BB: 1 P: 20	R: 0 E: 0 K: 2 S: 9	H: 1 LOB: 1 BB: 0 P: 12	R: 0 E: 0 K: 0 S: 9	H: 1 LOB: 1 BB: 0 P: 12	1B: 5 2B: 6 3B: 0 HR: 1	SF: 0 SAC: 0 DP: 2 HBP: 0	WP: 2 PB: 0 SB: 0 CS: 1	PA: 38				
PITCHER	IP	WLS	BF	H	R	ER	SO	BB	IBB	HBP	BLK	WP	HR	S	P	ERA	WHIP									
Chris Haney, L ERA: 3.65	(1, 1)	2.0	L	12	6	6	6	1	3	0	0	0	0	0	21	39	27.00	4.500								
Dave Fleming, L ERA: 7.74	(3, 1)	2.0		9	2	3	3	0	2	0	0	0	1	0	19	40	13.50	2.000								
Dilson Torres, R ERA: 5.4	(5, 1)	2.0		8	1	0	0	0	1	0	0	0	0	0	16	28	0.00	1.000								
Mike Magnante, L ERA: 3.86	(7, 1)	1.0		5	1	0	0	1	1	0	0	0	1	0	10	20	0.00	2.000								
Hipolito Pichardo, R ERA: 3.79	(8, 1)	1.0		4	1	0	0	2	0	0	0	0	0	9	12	0.00	1.000									

Kansas City Royals @ New York Yankees
Yankee Stadium, Bronx, NY
Wed Jul 12, 1995, 7:05 PM EDT
Att: 23,252 - Unknown - 77 F

AB 31
R 9
H 11
RBI 8
BB 7
SO 4
LOB 9



Batter	1	2	3	4	5	6	7	8	9	AB	R	H	RBI	BB	SO	LOB	TOP				
Chuck Knoblauch, R OBP: 0.398, SLG: 0.414 (1, 4)	0-0 HR		2-2 HBP		2-1 G5-3			2-2 1B		3	1	2	1	0	0	0	Minnesota Twins @ New York Yankees Yankee Stadium, Bronx, NY Thu Jul 13 1995, 7:05 PM EDT Att: 17,627 - Unknown - 90 F				
Rich Becker, L OBP: 0.316, SLG: 0.286 (1, 8)	0-1 G6-3		1-1 G4-3			2-0 L7		4-2 BB		3	0	0	0	1	0	1					
Chip Hale, L OBP: 0.333, SLG: 0.417 (1, 10)	0-3 K		0-0 F8			3-2 G3-1		1-3 K		4	0	0	0	0	2	4					
Marty Cordova, R OBP: 0.338, SLG: 0.487 (1, 7)	0-3 K			3-3 K		2-2 1B		3-3 K		4	0	1	0	0	3	3					
Dan Masteller, L OBP: 0.302, SLG: 0.167 (1, 9)		4-2 BB		0-0 E9		0-1 G3		1-2 FC4-6		3	0	1	0	1	0	4					
Scott Leius, R OBP: 0.326, SLG: 0.362 (1, 5)		3-1 FC6-4		1-2 L7			0-3 K		2-1 G3	4	0	0	0	0	1	2					
Scott Stahoviak, L OBP: 0.324, SLG: 0.348 (1, 3)		0-0 L8		2-3 K			1-0 G4-3		0-1 HR	3	0	0	0	0	1	2					
Pedro Munoz, R OBP: 0.333, SLG: 0.554 (9, PH)										1	1	1	1	0	0	0					
Matt Walbeck, S OBP: 0.282, SLG: 0.295 (1, 2)		1-2 L8			0-0 F8			0-0 F7		4	0	0	0	0	1	1					
Jeff Reboulet, R OBP: 0.346, SLG: 0.391 (1, 6)				2-0 G5-3		2-2 P6		4-2 BB		2	0	0	0	1	0	0					
Matt Merullo, L OBP: 0.323, SLG: 0.342 (9, PH)								1B		1	0	0	0	0	0	0					
Inning Stats	R: 1 E: 0 K: 2 S: 9	H: 1 LOB: 0 BB: 0 P: 9	R: 0 E: 0 K: 0 S: 8	H: 0 LOB: 1 BB: 1 P: 16	R: 0 E: 0 K: 0 S: 7	H: 0 LOB: 1 BB: 0 P: 12	R: 0 E: 1 K: 2 S: 10	H: 1 LOB: 0 BB: 0 P: 16	R: 0 E: 0 K: 0 S: 8	H: 0 LOB: 0 BB: 0 P: 12	R: 0 E: 0 K: 1 S: 5	H: 0 LOB: 0 BB: 0 P: 6	R: 0 E: 0 K: 2 S: 17	H: 1 LOB: 3 BB: 2 P: 32	R: 1 E: 0 K: 1 S: 11	H: 1 LOB: 0 BB: 0 P: 16	1B: 3 2B: 0 3B: 0 HR: 2	SF: 0 SAC: 0 DP: 0 HBP: 1	WP: 0 PB: 0 CS: 0	PA: 36	
PITCHER	IP	WLS	BF	H	R	ER	SO	BB	IBB	HBP	BLK	WP	HR	S	P	ERA	WHIP				
Jack McDowell, R ERA: 4.35 (1, 1)	7.0	W	29	4	1	1	5	3	0	1	0	0	1	63	104	1.29	1.000				
Bob Wickman, R ERA: 3.59 (8, 1)	1.0		3	0	0	0	2	0	0	0	0	0	0	10	15	0.00	0.000				
Steve Howe, L ERA: 4.56 (9, 1)	0.2		3	1	1	1	1	0	0	0	0	0	1	7	10	13.50	1.500				
John Wetteland, R ERA: 2.48 (9, 1)	0.1		1	0	0	0	0	0	0	0	0	0	0	4	6	0.00	0.000				

Batter	1	2	3	4	5	6	7	8	9	AB	R	H	RBI	BB	SO	LOB	BOTTOM				
Luis Polonia, L OBP: 0.320, SLG: 0.335 (1, 7)	1-1 L7		2-1 G1-3	1-2 1B			3-2 G3-1	1-2 F7		5	0	1	1	0	0	1	Minnesota Twins @ New York Yankees Yankee Stadium, Bronx, NY Thu Jul 13 1995, 7:05 PM EDT Att: 17,627 - Unknown - 90 F				
Wade Boggs, L OBP: 0.398, SLG: 0.374 (1, 5)	1-2 1B		4-0 1B	1-0 G6-4-3			2-1 2B	2-2 1B		4	2	3	0	1	0	2					
Dion James, L OBP: 0.358, SLG: 0.384 (1, 10)	1-1 FC6-4		1-1 1B	1-3 1B		1-1 G4-1	0-1 2B	1-1 L3		5	0	2	0	0	0	3					
Paul O'Neill, L OBP: 0.420, SLG: 0.607 (1, 9)	0-0 1B		3-0 SF7		1-0 F7		0-0 SF8			2	0	1	2	0	0	0					
Gerald Williams, R OBP: 0.368, SLG: 0.580 (9, 9)	1-3 1B									0	0	0	0	0	0	0					
Don Mattingly, L OBP: 0.344, SLG: 0.385 (1, 3)	2-3 K		0-0 F8		1-1 1B		1-3 K			4	0	1	0	0	2	4					
Tony Fernandez, S OBP: 0.317, SLG: 0.322 (1, 6)		0-2 1B		1-2 1B		0-3 K		1-1 F9		4	1	2	0	0	1	1					
Mike Stanley, R OBP: 0.347, SLG: 0.440 (1, 2)		0-0 G6-3		1-0 G6-3		2-2 P3		4-2 HR		3	1	0	0	1	0	2					
Bernie Williams, S OBP: 0.347, SLG: 0.471 (1, 8)		3-3 K		0-1 BB		2-2 L5		2-0 HR		4	3	2	3	0	1	0					
Pat Kelly, R OBP: 0.387, SLG: 0.440 (1, 4)		1-1 2B		4-1 1B		1-2 G4-3		0-0 1B		3	0	2	1	1	0	0					
Inning Stats	R: 0 E: 0 K: 1 S: 13	H: 2 LOB: 2 BB: 0 P: 18	R: 1 E: 0 K: 1 S: 10	H: 2 LOB: 1 BB: 0 P: 14	R: 1 E: 0 K: 0 S: 6	H: 1 LOB: 1 BB: 1 P: 16	R: 2 E: 0 K: 0 S: 11	H: 3 LOB: 1 BB: 1 P: 19	R: 0 E: 0 K: 1 S: 8	H: 0 LOB: 0 BB: 0 P: 11	R: 0 E: 0 K: 0 S: 9	H: 0 LOB: 0 BB: 0 P: 14	R: 1 E: 0 K: 1 S: 14	H: 2 LOB: 1 BB: 0 P: 20	R: 2 E: 0 K: 0 S: 16	H: 3 LOB: 2 BB: 1 P: 27	1B: 10 2B: 3 3B: 0 HR: 1	SF: 2 SAC: 0 DP: 2 HBP: 0	WP: 0 PB: 1 CS: 0	PA: 39	
PITCHER	IP	WLS	BF	H	R	ER	SO	BB	IBB	HBP	BLK	WP	HR	S	P	ERA	WHIP				
Kevin Tapani, R ERA: 4.89 (1, 1)	6.1	L	30	11	5	4	3	2	0	0	0	0	0	65	105	5.68	2.053				
Eddie Guardado, L ERA: 6.09 (7, 1)	1.2		9	3	2	2	1	1	0	0	0	0	1	22	34	10.80	2.400				

AB 32
R 2
H 5
RBI 2
BB 3
SO 8
LOB 17



AB 34
R 7
H 14
RBI 7
BB 3
SO 4
LOB 13



Batter	1	2	3	4	5	6	7	8	9	AB	R	H	RBI	BB	SO	LOB	TOP				
Chuck Knoblauch, R OBP: 0.401, SLG: 0.423 (1, 4)	G6-3		3B		2B	1B	FC6-4			4	2	2	0	1	0	1	Minnesota Twins @ New York Yankees Yankee Stadium, Bronx, NY Fri Jul 14, 1995, 7:05 PM EDT Att: 19,849 - Unknown				
Jeff Reboulet, R OBP: 0.356, SLG: 0.395 (1, 6)	E5 WP 1B SF8		P2		2B	HBP	E3 2B 1B	1B		4	4	2	0	0	0	1					
Kirby Puckett, R OBP: 0.346, SLG: 0.450 (1, 9)	1B		L5		P5	1B	2B	L9		5	1	2	1	0	0	4					
Pedro Munoz, R OBP: 0.340, SLG: 0.564 (1, 10)	SF8		G6-3		2B	2B	2B	1B		4	1	3	4	0	0	1					
Marty Cordova, R OBP: 0.343, SLG: 0.498 (1, 7)	G6-3			G6-3 1B	P4	2B	2B	1B		5	1	3	3	0	0	2					
Scott Leius, R OBP: 0.324, SLG: 0.358 (1, 5)		1B SF7		G6-3	L8		G5-3	K		5	1	1	0	0	1	4					
Matt Walbeck, S OBP: 0.285, SLG: 0.298 (1, 2)		G6-3 1B		P3		1B	G6-3	G5-3		5	1	2	0	0	0	1					
Dan Masteller, L OBP: 0.313, SLG: 0.200 (1, 3)		SF7		P3		F9	FC6-4	F9		4	0	2	2	0	0	1					
Rich Becker, L OBP: 0.308, SLG: 0.275 (1, 8)	G6-3		P3		F7		K	F8		5	0	0	0	0	1	4					
Inning Stats	R: 1 E: 1 K: 0 S: 15	H: 1 LOB: 1 BB: 0 P: 26	R: 1 E: 0 K: 0 S: 7	H: 2 LOB: 0 BB: 0 P: 13	R: 0 E: 0 K: 0 S: 6	H: 1 LOB: 1 BB: 0 P: 11	R: 1 E: 0 K: 0 S: 9	H: 2 LOB: 1 BB: 0 P: 11	R: 2 E: 1 K: 0 S: 8	H: 2 LOB: 1 BB: 1 P: 31	R: 0 E: 0 K: 1 S: 10	H: 1 LOB: 1 BB: 0 P: 12	R: 1 E: 0 K: 1 S: 9	H: 3 LOB: 1 BB: 0 P: 11	R: 0 E: 0 K: 0 S: 7	H: 0 LOB: 0 BB: 0 P: 10	1B: 12 2B: 4 3B: 1 HR: 0	SF: 2 SAC: 0 DP: 1 HBP: 1	WP: 1 PB: 0 SB: 2 CS: 0	PA: 45	
PITCHER	IP	WLS	BF	H	R	ER	SO	BB	IBB	HBP	BLK	WP	HR	S	P	ERA	WHIP				
Sterling Hitchcock, L ERA: 5.23	(1, 1)	4.0	L	20	7	5	4	0	0	0	1	0	0	39	65	9.00	1.750				
Scott Bankhead, R ERA: 5.75	(5, 1)	1.2		10	4	4	4	0	1	0	0	0	0	16	27	21.60	3.000				
Dave Pavlas, R ERA: 5.4	(6, 1)	2.1		12	6	2	2	2	0	0	0	0	0	28	34	7.71	2.571				
Bob MacDonald, L ERA: 6.55	(9, 1)	1.0		3	0	0	0	0	0	0	0	0	0	7	10	0.00	0.000				

Batter	1	2	3	4	5	6	7	8	9	AB	R	H	RBI	BB	SO	LOB	BOTTOM					
Luis Polonia, L OBP: 0.327, SLG: 0.339 (1, 7)	2B		FC5-4		L8					4	1	2	0	1	0	2	Minnesota Twins @ New York Yankees Yankee Stadium, Bronx, NY Fri Jul 14, 1995, 7:05 PM EDT Att: 19,849 - Unknown					
Wade Boggs, L OBP: 0.395, SLG: 0.375 (1, 5)	P6	F8			1B	2B	P6	F7		5	1	1	0	0	0	4						
Dion James, L OBP: 0.357, SLG: 0.393 (1, 10)		FC4-6			P5		G5-3			3	1	1	1	0	0	3						
Mike Stanley, R OBP: 0.346, SLG: 0.438 (7, PH)	WP SF8				P5		G5-3			1	0	0	0	0	0	0						
Paul O'Neill, L OBP: 0.421, SLG: 0.606 (1, 9)	SF8			G6-4-3 BB		1B	G4-3			2	0	1	2	1	0	0						
Don Mattingly, L OBP: 0.346, SLG: 0.387 (1, 3)		1B		L7		L7		G6-4-3 1B		4	0	2	0	0	0	2						
Bernie Williams, S OBP: 0.342, SLG: 0.464 (1, 8)	G4-3		G6-4-3		F8			G6-4-3		4	0	0	0	0	0	4						
Jim Leyritz, R OBP: 0.390, SLG: 0.436 (1, 2)				HR		FC5-4 1B		G5-3		4	1	2	1	0	1	0						
Tony Fernandez, S OBP: 0.316, SLG: 0.317 (1, 6)		F8			L8			G4-3		3	0	0	0	1	0	1						
Pat Kelly, R OBP: 0.382, SLG: 0.432 (1, 4)		1B			L7			K		4	0	1	0	0	2	2						
Inning Stats	R: 2 E: 0 K: 0 S: 16	H: 3 LOB: 1 BB: 0 P: 25	R: 1 E: 0 K: 0 S: 12	H: 3 LOB: 2 BB: 0 P: 22	R: 0 E: 0 K: 0 S: 5	H: 0 LOB: 0 BB: 1 P: 11	R: 0 E: 0 K: 0 S: 7	H: 1 LOB: 1 BB: 0 P: 10	R: 1 E: 0 K: 0 S: 8	H: 2 LOB: 1 BB: 0 P: 8	R: 0 E: 0 K: 1 S: 14	H: 0 LOB: 1 BB: 1 P: 24	R: 0 E: 0 K: 0 S: 7	H: 0 LOB: 0 BB: 0 P: 9	R: 0 E: 0 K: 1 S: 8	H: 1 LOB: 0 BB: 0 P: 10	R: 0 E: 0 K: 1 S: 10	H: 0 LOB: 1 BB: 1 P: 17	1B: 7 2B: 2 3B: 0 HR: 1	SF: 1 SAC: 0 DP: 2 HBP: 0	WP: 1 PB: 0 SB: 1 CS: 0	PA: 38
PITCHER	IP	WLS	BF	H	R	ER	SO	BB	IBB	HBP	BLK	WP	HR	S	P	ERA	WHIP					
Brad Radke, R ERA: 6.15	(1, 1)	5.0	W	24	9	4	4	0	0	0	0	0	0	48	76	7.20	2.000					
Mark Guthrie, L ERA: 4.85	(6, 1)	3.0		10	1	0	0	2	1	0	0	0	0	29	43	0.00	0.667					
Dave Stevens, R ERA: 5.45	(9, 1)	1.0		4	0	0	0	1	1	0	0	0	0	10	17	0.00	1.000					

Batter	1	2	3	4	5	6	7	8	9	AB	R	H	RBI	BB	SO	LOB	TOP													
Chuck Knoblauch, R OBP: 0.405, SLG: 0.422	4-0 1B HR	3-1 L3		4-1 1B BB		0-1 G6-4-3		2-2 G5-4-3 1B		3	1	1	0	2	0	1	Minnesota Twins @ New York Yankees Yankee Stadium, Bronx, NY Sat Jul 15 1995, 7:05 PM EDT Att: 20,594 - Unknown													
Rich Becker, L OBP: 0.317, SLG: 0.287	2-2 1B HR	2-1 F7		1-2 1B 2-H		2-3 K		3-1 1B G5-4-3		5	1	3	1	0	1	1														
Kirby Puckett, R OBP: 0.347, SLG: 0.460	1-0 1B HR		2-0 G5-3		0-0 F7		0-1 1B 1B	1-0 G5-4-3		5	2	2	3	0	0	4														
Pedro Munoz, R OBP: 0.346, SLG: 0.578	0-0 G6-3		1-0 HR		4-2 FC6-4 BB		0-1 1B 1B	3-3 K		4	2	2	1	1	1	1														
Marty Cordova, R OBP: 0.344, SLG: 0.496	0-1 1B		1-2 P4		2-1 FC6-4 FC4-6		3-1 1B G1-6-3	0-1 G6-3		5	0	2	2	0	0	1														
Dan Masteller, L OBP: 0.302, SLG: 0.222	2-1 1B 2B		1-0 L3		3-2 FC4-6 FC5-4		1-0 G1-6-3	2-2 G4-3		5	0	1	0	0	0	2														
Scott Leius, R OBP: 0.325, SLG: 0.356	0-3 K		1-0 G5-3		1-0 FC5-4		4-2 BB	0-1 FC3-6 1B		4	0	1	0	1	1	3														
Matt Merullo, L OBP: 0.326, SLG: 0.353	1-0 G4-3		0-0 1B 2B		0-0 1B 2B		3-2 FC6-4 1B	0-3 K	1-1 FC3-6	5	1	2	0	0	1	4														
Jeff Reboulet, R OBP: 0.358, SLG: 0.397		2-1 P4		3-1 1B BB		1-1 FC6-4 G6-4-3		0-0 1B 1B		2	0	1	1	0	0	0														
Pat Meares, R OBP: 0.313, SLG: 0.475				2-H 1B 1B		1-2 K				2	1	1	0	0	0	1														
Inning Stats	R: 3 E: 0 K: 1 S: 13	H: 4 LOB: 2 BB: 1 P: 23	R: 0 E: 0 K: 0 S: 6	H: 0 LOB: 0 BB: 0 P: 13	R: 1 E: 0 K: 0 S: 6	H: 1 LOB: 0 BB: 0 P: 11	R: 1 E: 0 K: 0 S: 11	H: 3 LOB: 2 BB: 1 P: 20	R: 0 E: 0 K: 1 S: 10	H: 1 LOB: 1 BB: 0 P: 17	R: 2 E: 0 K: 1 S: 13	H: 3 LOB: 1 BB: 1 P: 21	R: 1 E: 0 K: 1 S: 11	H: 3 LOB: 1 BB: 0 P: 20	R: 0 E: 0 K: 0 S: 9	H: 1 LOB: 1 BB: 0 P: 12	1B: 12 2B: 2 3B: 0 HR: 2	SF: 0 SAC: 0 DP: 2 HBP: 0	WP: 0 PB: 0 CS: 0	PA: 44										
PITCHER	IP WLS BF H R ER SO	IP WLS BF H R ER SO	IP WLS BF H R ER SO	IP WLS BF H R ER SO	IP WLS BF H R ER SO	IP WLS BF H R ER SO	IP WLS BF H R ER SO	IP WLS BF H R ER SO	IP WLS BF H R ER SO	IP WLS BF H R ER SO	IP WLS BF H R ER SO	IP WLS BF H R ER SO	IP WLS BF H R ER SO	IP WLS BF H R ER SO	IP WLS BF H R ER SO	IP WLS BF H R ER SO	ERA WHIP	ERA WHIP												
Scott Kamieniecki, R ERA: 10.39	(1, 1) 3.1 L 19 7 5 5 1	(4, 1) 1.0 1 1 0 0 0	(5, 1) 1.2 6 1 0 0 1	(7, 1) 2.0 11 6 3 3 2	(9, 1) 1.0 4 1 0 0 0	(1, 1) 3.1 L 19 7 5 5 1	(4, 1) 1.0 1 1 0 0 0	(5, 1) 1.2 6 1 0 0 1	(7, 1) 2.0 11 6 3 3 2	(9, 1) 1.0 4 1 0 0 0	(1, 1) 3.1 L 19 7 5 5 1	(4, 1) 1.0 1 1 0 0 0	(5, 1) 1.2 6 1 0 0 1	(7, 1) 2.0 11 6 3 3 2	(9, 1) 1.0 4 1 0 0 0	(1, 1) 3.1 L 19 7 5 5 1	13.50 2.700	13.50 2.700												
Scott Bankhead, R ERA: 5.59	(4, 1) 1.0 1 1 0 0 0	(5, 1) 1.2 6 1 0 0 1	(7, 1) 2.0 11 6 3 3 2	(9, 1) 1.0 4 1 0 0 0	(1, 1) 3.1 L 19 7 5 5 1	(4, 1) 1.0 1 1 0 0 0	(5, 1) 1.2 6 1 0 0 1	(7, 1) 2.0 11 6 3 3 2	(9, 1) 1.0 4 1 0 0 0	(1, 1) 3.1 L 19 7 5 5 1	(4, 1) 1.0 1 1 0 0 0	(5, 1) 1.2 6 1 0 0 1	(7, 1) 2.0 11 6 3 3 2	(9, 1) 1.0 4 1 0 0 0	(1, 1) 3.1 L 19 7 5 5 1	(1, 1) 3.1 L 19 7 5 5 1	0.00 0.600	0.00 0.600												
Bob MacDonald, L ERA: 6.08	(5, 1) 1.2 6 1 0 0 1	(7, 1) 2.0 11 6 3 3 2	(9, 1) 1.0 4 1 0 0 0	(1, 1) 3.1 L 19 7 5 5 1	(4, 1) 1.0 1 1 0 0 0	(5, 1) 1.2 6 1 0 0 1	(7, 1) 2.0 11 6 3 3 2	(9, 1) 1.0 4 1 0 0 0	(1, 1) 3.1 L 19 7 5 5 1	(4, 1) 1.0 1 1 0 0 0	(5, 1) 1.2 6 1 0 0 1	(7, 1) 2.0 11 6 3 3 2	(9, 1) 1.0 4 1 0 0 0	(1, 1) 3.1 L 19 7 5 5 1	(1, 1) 3.1 L 19 7 5 5 1	(1, 1) 3.1 L 19 7 5 5 1	13.50 3.500	13.50 3.500												
Bob Wickman, R ERA: 4.11	(7, 1) 2.0 11 6 3 3 2	(9, 1) 1.0 4 1 0 0 0	(1, 1) 3.1 L 19 7 5 5 1	(4, 1) 1.0 1 1 0 0 0	(5, 1) 1.2 6 1 0 0 1	(7, 1) 2.0 11 6 3 3 2	(9, 1) 1.0 4 1 0 0 0	(1, 1) 3.1 L 19 7 5 5 1	(4, 1) 1.0 1 1 0 0 0	(5, 1) 1.2 6 1 0 0 1	(7, 1) 2.0 11 6 3 3 2	(9, 1) 1.0 4 1 0 0 0	(1, 1) 3.1 L 19 7 5 5 1	(4, 1) 1.0 1 1 0 0 0	(5, 1) 1.2 6 1 0 0 1	(7, 1) 2.0 11 6 3 3 2	(9, 1) 1.0 4 1 0 0 0	(1, 1) 3.1 L 19 7 5 5 1	(4, 1) 1.0 1 1 0 0 0	(5, 1) 1.2 6 1 0 0 1	(7, 1) 2.0 11 6 3 3 2	(9, 1) 1.0 4 1 0 0 0	(1, 1) 3.1 L 19 7 5 5 1	(1, 1) 3.1 L 19 7 5 5 1	0.00 1.000	0.00 1.000				
Steve Howe, L ERA: 4.38	(9, 1) 1.0 4 1 0 0 0	(1, 1) 3.1 L 19 7 5 5 1	(4, 1) 1.0 1 1 0 0 0	(5, 1) 1.2 6 1 0 0 1	(7, 1) 2.0 11 6 3 3 2	(9, 1) 1.0 4 1 0 0 0	(1, 1) 3.1 L 19 7 5 5 1	(4, 1) 1.0 1 1 0 0 0	(5, 1) 1.2 6 1 0 0 1	(7, 1) 2.0 11 6 3 3 2	(9, 1) 1.0 4 1 0 0 0	(1, 1) 3.1 L 19 7 5 5 1	(4, 1) 1.0 1 1 0 0 0	(5, 1) 1.2 6 1 0 0 1	(7, 1) 2.0 11 6 3 3 2	(9, 1) 1.0 4 1 0 0 0	(1, 1) 3.1 L 19 7 5 5 1	(4, 1) 1.0 1 1 0 0 0	(5, 1) 1.2 6 1 0 0 1	(7, 1) 2.0 11 6 3 3 2	(9, 1) 1.0 4 1 0 0 0	(1, 1) 3.1 L 19 7 5 5 1	(4, 1) 1.0 1 1 0 0 0	(5, 1) 1.2 6 1 0 0 1	(7, 1) 2.0 11 6 3 3 2	(9, 1) 1.0 4 1 0 0 0	(1, 1) 3.1 L 19 7 5 5 1	(1, 1) 3.1 L 19 7 5 5 1	0.00 1.000	0.00 1.000

AB	40
R	8
H	16
RBI	8
BB	4
SO	4
LOB	18



AB	34
R	5
H	9
RBI	5
BB	2
SO	6
LOB	11



WP	1	PA	38
PB	0		
SB	0		
CS	1		

Batter	1	2	3	4	5	6	7	8	9	AB	R	H	RBI	BB	SO	LOB	TOP										
Chuck Knoblauch, R (1,4) OBP: 0.405, SLG: 0.423	3-1 G6-3 2B		3-2 F7		2-3 K		4-2 FC1-2 BB		0-0 L9	4	0	1	0	1	1	3											
Rich Becker, L (1,8) OBP: 0.395, SLG: 0.279	2-1 G6-3			2-0 F8		0-0 G1-3	1-0 FC1-2			4	0	0	0	0	0	4											
Kirby Puckett, R (1,10) OBP: 0.345, SLG: 0.460	2-3 K			2-2 2B		1-1 P4	3-3 K			4	0	1	0	0	2	4											
Marty Cordova, R (1,7) OBP: 0.343, SLG: 0.490	1-2 K			1-3 K		3-2 HBP		0-1 G3		3	0	0	0	0	2	2											
Dan Masteller, L (1,9) OBP: 0.286, SLG: 0.208 Pedro Munoz, R (8,PH) OBP: 0.345, SLG: 0.575		2-1 L7		0-1 F9		3-2 G5-3		2-2 G5-3		3	0	0	0	0	0	2											
Scott Leius, R (1,5) OBP: 0.328, SLG: 0.356	1-3 K				1-2 P4		1-1 BB 2B	4-2 FC6-4 BB		3	1	1	0	1	1	0											
Scott Stahoviak, L (1,3) OBP: 0.322, SLG: 0.342	3-1 G3-1				0-0 F7		4-1 2B FC1-2 BB	0-0 FC6-4		3	0	0	0	1	0	1											
Matt Walbeck, S (1,2) OBP: 0.284, SLG: 0.297			1-2 G6-3		0-1 1B		1-3 K	0-0 G3		4	0	1	0	0	1	2											
Pat Meares, R (1,6) OBP: 0.321, SLG: 0.487			0-1 F7 1B		0-1 1B		2-1 FC1-2 2B	1-2 G4-3		4	0	3	1	0	0	0											
Inning Stats	R: 0 E: 0 K: 2 S: 11	H: 1 LOB: 1 BB: 0 P: 19	R: 0 E: 0 K: 1 S: 7	H: 0 LOB: 0 BB: 0 P: 13	R: 0 E: 0 K: 0 S: 9	H: 1 LOB: 0 BB: 0 P: 13	R: 0 E: 0 K: 1 S: 11	H: 1 LOB: 1 BB: 0 P: 16	R: 0 E: 0 K: 1 S: 12	H: 2 LOB: 2 BB: 0 P: 15	R: 0 E: 0 K: 0 S: 10	H: 0 LOB: 1 BB: 0 P: 17	R: 1 E: 0 K: 2 S: 18	H: 2 LOB: 3 BB: 2 P: 34	R: 0 E: 0 K: 0 S: 10	H: 0 LOB: 1 BB: 1 P: 16	R: 0 E: 0 K: 0 S: 5	H: 0 LOB: 0 BB: 0 P: 6	1B: 4 2B: 3 3B: 0 HR: 0	SF: 0 SAC: 0 DP: 0 HBP: 1	WP: 0 PB: 0 CS: 0	PA: 37					
PITCHER	IP	WLS	BF	H	R	ER	SO	BB	IBB	HBP	BLK	WP	HR	S	P	ERA	WHIP										
42 Mariano Rivera, R (1,1) ERA: 5.4	6.0	W	25	6	1	1	5	1	0	1	0	0	0	63	101	1.50	1.167										
Bob Wickman, R (7,1) ERA: 3.99	1.1		6	1	0	0	2	1	0	0	0	0	0	17	28	0.00	1.500										
Steve Howe, L (8,1) ERA: 4.26	0.2		3	0	0	0	0	1	0	0	0	0	0	8	14	0.00	1.500										
John Wetteland, R (9,1) ERA: 2.4	1.0		3	0	0	0	0	0	0	0	0	0	0	5	6	0.00	0.000										

Minnesota Twins @ New York Yankees
Yankee Stadium, Bronx, NY
Sun Jul 16 1995, 3:33 AM EDT
Att: 23,549 - Sunny - 81 F

AB 33
R 1
H 7
RBI 1
BB 3
SO 7
LOB 18



Batter	1	2	3	4	5	6	7	8	9	AB	R	H	RBI	BB	SO	LOB	BOTTOM										
Luis Polonia, L (1,7) OBP: 0.332, SLG: 0.340 Gerald Williams, R (7,PH) OBP: 0.365, SLG: 0.573	0-0 1B	4-1 1B BB	0-0 F8			1-0 G6-3	3-2 F8			3	0	1	0	1	0	2											
Wade Boggs, L (1,5) OBP: 0.394, SLG: 0.384	1-0 F7	1-1 BB 1B		2-2 FC6-4 1B		2-2 WP 1B		4-2 G5-4-3 BB		4	0	3	2	1	0	1											
Dion James, L (1,10) OBP: 0.371, SLG: 0.394 Russ Davis, R (8,PH) OBP: 0.412, SLG: 0.568	0-2 1B	4-0 BB		0-0 FC6-4 G1-6-3		4-2 1B		0-3 K		2	0	1	0	2	0	1											
Paul O'Neill, L (1,9) OBP: 0.409, SLG: 0.584	1-2 F9	0-1 P6		1-1 G1-6-3		2-2 F8		0-0 G5-4-3		5	0	0	0	0	0	9											
Don Mattingly, L (1,3) OBP: 0.343, SLG: 0.387	1-2 G1-4-3		2-2 E6 SH5-3 1B		2-2 F8 SF8 2B		2-1 F9			4	2	1	0	0	0	2											
Bernie Williams, S (1,8) OBP: 0.347, SLG: 0.465		0-1 FC3-6 BB 1B	1-1 SH5-3		0-0 F8		3-1 2B			3	2	2	0	0	0	1											
Mike Stanley, R (1,2) OBP: 0.356, SLG: 0.444		4-2 FC3-6 BB	4-1 1B BB		1-0 SF8		1-1 1H 2B			1	0	1	2	2	0	0											
Tony Fernandez, S (1,6) OBP: 0.309, SLG: 0.311		2-1 FC3-6 BB 1B	2-1 1B		3-3 G6-3		1-1 P6			4	1	1	1	0	0	3											
Pat Kelly, R (1,4) OBP: 0.364, SLG: 0.402		1-3 K	0-0 F9			3-3 K		3-2 HBP		3	0	0	0	0	2	4											
Inning Stats	R: 0 E: 0 K: 0 S: 12	H: 2 LOB: 2 BB: 0 P: 15	R: 2 E: 1 K: 1 S: 14	H: 2 LOB: 3 BB: 3 P: 30	R: 1 E: 1 K: 0 S: 10	H: 1 LOB: 2 BB: 1 P: 19	R: 0 E: 0 K: 0 S: 6	H: 1 LOB: 0 BB: 0 P: 9	R: 1 E: 0 K: 0 S: 6	H: 1 LOB: 0 BB: 0 P: 9	R: 0 E: 0 K: 1 S: 14	H: 1 LOB: 2 BB: 1 P: 26	R: 1 E: 0 K: 0 S: 13	H: 2 LOB: 2 BB: 0 P: 26	R: 0 E: 0 K: 1 S: 7	H: 0 LOB: 0 BB: 1 P: 11	1B: 8 2B: 2 3B: 0 HR: 0	SF: 1 SAC: 1 DP: 2 HBP: 1	WP: 1 PB: 0 CS: 0	PA: 40							
PITCHER	IP	WLS	BF	H	R	ER	SO	BB	IBB	HBP	BLK	WP	HR	S	P	ERA	WHIP										
Mike Trombley, R (1,1) ERA: 4.66	5.0	L	26	7	4	3	1	4	0	0	0	0	0	48	82	5.40	2.200										
Scott Klasingbeck, R (6,1) ERA: 5.14	1.2		10	3	1	1	1	1	0	1	0	1	0	24	46	5.40	2.400										
Rich Robertson, L (7,1) ERA: 5.86	1.1		4	0	0	0	1	1	0	0	0	0	0	10	17	0.00	0.750										

Minnesota Twins @ New York Yankees
Yankee Stadium, Bronx, NY
Sun Jul 16 1995, 3:33 AM EDT
Att: 23,549 - Sunny - 81 F


AB 31
R 5
H 10
RBI 5
BB 6
SO 3
LOB 26



Batter	1	2	3	4	5	6	7	8	9	AB	R	H	RBI	BB	SO	LOB	TOP	
Ray Durham, S OBP: 0.321, SLG: 0.398 (1, 4)	1-2 CS 1B	SAFE 0-0 CS	3-2 FC4-6 3B	1-1 G4-3			2-2 F8			4	1	2	0	0	0	2		
Lance Johnson, L OBP: 0.323, SLG: 0.353 (1, 8)	SAFE 1-2 F7		0-2 G1-3		1-0 L8		0-1 1B			4	0	1	0	0	0	2		
Frank Thomas, R OBP: 0.477, SLG: 0.649 (1, 3)	4-2 BB 1B 1-2 BB		4-0 FC4-6 IBB		1-2 G5-3		2-0 F9			2	0	0	0	2	0	1		
Mike Devereaux, R OBP: 0.341, SLG: 0.413 (1, 9)	1-2 BB 1B		1-0 FC4-6		1-0 G6-3		3-3 K			4	0	1	1	0	1	2		
John Kruk, L OBP: 0.427, SLG: 0.427 (1, 10)	4-1 1B		1-3 K		2-2 G6-4-3 1B					2	0	1	0	1	1	1		
Craig Grebeck, R OBP: 0.400, SLG: 0.419 (1, 5)	2-2 G5-3			3-2 F9		0-0 G6-4-3 1B				3	0	0	0	0	0	4		
Norberto Martin, R OBP: 0.248, SLG: 0.217 (1, 7)		0-1 G5-3		1-1 G6-3		0-0 1B				3	0	1	0	0	0	0		
Dave Martinez, L OBP: 0.327, SLG: 0.420 (6, 7)										0	0	0	0	0	0	0		
Ron Karkovics, R OBP: 0.305, SLG: 0.424 (1, 2)		0-0 CS 1B		4-0 1B BB		0-0 1B		1-3 1B		2	0	2	0	1	0	0		
Ozzie Guillen, L OBP: 0.318, SLG: 0.370 (1, 6)		0-3 K		2-2 1B		0-1 L5				3	0	1	0	0	1	3		
Inning Stats	R: 0 H: 2 E: 0 K: 0 S: 15	H: 2 LOB: 3 BB: 2 P: 28	R: 0 H: 1 E: 0 K: 1 S: 6	H: 1 LOB: 0 BB: 0 P: 6	R: 1 H: 1 E: 0 K: 1 S: 16	H: 1 LOB: 1 BB: 1 P: 25	R: 0 H: 1 E: 0 K: 0 S: 13	H: 1 LOB: 2 BB: 1 P: 24	R: 0 H: 0 E: 0 K: 0 S: 5	H: 0 LOB: 0 BB: 0 P: 8	R: 0 H: 3 E: 0 K: 0 S: 8	H: 3 LOB: 2 BB: 0 P: 10	R: 0 H: 1 E: 0 K: 1 S: 10	H: 1 LOB: 1 BB: 0 P: 17				
PITCHER Andy Pettitte, L ERA: 4.06 (1, 1)	IP: 7.0 WLS: 31 BF: 9	H: 9 R: 1 ER: 1 SO: 3	BB: 3 IBB: 1 HBP: 0 BLK: 0	WP: 0 HR: 0 S: 73 P: 118	ERA: 1.29 WHIP: 1.714													

Chicago White Sox @ New York Yankees
Yankee Stadium, Bronx, NY
Mon Jul 17 1995, 7:05 PM EDT
Att: 22,707 - Unknown


AB	27
R	1
H	9
RBI	1
BB	4
SO	3
LOB	15



Batter	1	2	3	4	5	6	7	8	9	AB	R	H	RBI	BB	SO	LOB	BOTTOM	
Bernie Williams, S OBP: 0.347, SLG: 0.462 (1, 8)	0-1 F9		1-3 K		4-1 FC6-4 BB					2	0	0	0	1	1	1		
Tony Fernandez, S OBP: 0.395, SLG: 0.307 (1, 6)	0-2 G4-3			0-0 L7	0-0 FC6-4					3	0	0	0	0	0	3		
Jim Leyritz, R OBP: 0.382, SLG: 0.426 (1, 10)	2-2 G4-3			1-2 F9		1-1 G4-3				3	0	0	0	0	0	0		
Mike Stanley, R OBP: 0.355, SLG: 0.458 (1, 2)		1-3 K		3-1 HR		1-0 L8				3	1	1	1	0	1	0		
Gerald Williams, R OBP: 0.354, SLG: 0.553 (1, 9)		2-1 F8		2-2 L7		1-3 K				3	0	0	0	0	1	0		
Don Mattingly, L OBP: 0.347, SLG: 0.393 (1, 3)		2-3 K			4-2 FC5-4 BB		0-1 2B			2	0	1	0	1	1	0		
Randy Velarde, R OBP: 0.335, SLG: 0.366 (1, 7)			0-0 F9		4-1 FC5-4 BB		4-2 BB			1	0	0	0	2	0	0		
Russ Davis, R OBP: 0.396, SLG: 0.543 (1, 5)			1-3 K		1-2 FC5-4 BB					2	0	0	0	0	1	2		
Pat Kelly, R OBP: 0.367, SLG: 0.398 (1, 4)			4-0 BB		0-3 K					1	0	0	0	1	1	2		
Inning Stats	R: 0 H: 0 E: 0 K: 0 S: 10	H: 0 LOB: 0 BB: 0 P: 12	R: 0 H: 0 E: 0 K: 2 S: 9	H: 0 LOB: 1 BB: 1 P: 14	R: 1 H: 1 E: 0 K: 0 S: 10	H: 1 LOB: 0 BB: 0 P: 16	R: 0 H: 0 E: 0 K: 1 S: 11	H: 0 LOB: 3 BB: 3 P: 24	R: 0 H: 0 E: 0 K: 1 S: 6	H: 0 LOB: 0 BB: 0 P: 9	R: 0 H: 1 E: 0 K: 0 S: 4	H: 1 LOB: 2 BB: 1 P: 8	R: 0 H: 0 E: 0 K: 0 S: 1	H: 0 LOB: 0 BB: 0 P: 25				
PITCHER Wilson Alvarez, L ERA: 4.95 (1, 1)	IP: 6.0 WLS: 25 BF: 2	H: 2 R: 1 ER: 1 SO: 6	BB: 5 IBB: 0 HBP: 0 BLK: 0	WP: 0 HR: 1 S: 58 P: 97	ERA: 1.50 WHIP: 1.167													

Chicago White Sox @ New York Yankees
Yankee Stadium, Bronx, NY
Mon Jul 17 1995, 7:05 PM EDT
Att: 22,707 - Unknown

AB	20
R	1
H	2
RBI	1
BB	5
SO	6
LOB	8



Batter	1	2	3	4	5	6	7	8	9	AB	R	H	RBI	BB	SO	LOB	TOP										
Lance Johnson, L OBP: 0.329, SLG: 0.359	F8	CS	K		1B		F7		G4-3	6	0	2	0	0	1	3											
Tim Raines, S OBP: 0.359, SLG: 0.446	HR	F8		BB	K		F7		F7	5	1	1	1	1	1	3											
Frank Thomas, R OBP: 0.485, SLG: 0.667	HR	CS	E 1B HR	F9	WP 1B			2B	F9	6	3	4	1	0	0	1											
Robin Ventura, L OBP: 0.370, SLG: 0.505	G4-3		K	F8	K			1B 2B		5	0	1	1	0	2	3											
John Kruk, L OBP: 0.432, SLG: 0.430	1B 1B		E1 HR	K				K		4	2	2	0	1	2	2											
Dave Martinez, L OBP: 0.333, SLG: 0.445	1B		HR		1B WP		K	1B		5	4	4	3	0	1	2											
Norberto Martin, R OBP: 0.271, SLG: 0.277	1B		3B		1B WP G6-3		G3-1	FC3-2-5 1B		5	1	3	2	0	0	4											
Michael LaValliere, L OBP: 0.277, SLG: 0.259	F9				G6-3			F8		4	0	1	2	1	0	1											
Ozzie Guillen, L OBP: 0.313, SLG: 0.364		F8	K		F7			1B		5	0	1	0	0	2	4											
Inning Stats	R: 4 E: 0 K: 0 S: 22	H: 5 LOB: 1 BB: 0 P: 35	R: 0 E: 0 K: 0 S: 7	H: 1 LOB: 0 BB: 0 P: 10	R: 3 E: 1 K: 3 S: 22	H: 4 LOB: 2 BB: 1 P: 32	R: 0 E: 0 K: 1 S: 8	H: 0 LOB: 1 BB: 1 P: 12	R: 2 E: 0 K: 1 S: 16	H: 3 LOB: 1 BB: 0 P: 23	R: 0 E: 0 K: 2 S: 18	H: 1 LOB: 2 BB: 1 P: 26	R: 0 E: 0 K: 0 S: 6	H: 1 LOB: 1 BB: 0 P: 7	R: 2 E: 0 K: 2 S: 15	H: 4 LOB: 2 BB: 0 P: 21	R: 0 E: 0 K: 0 S: 5	H: 0 LOB: 0 BB: 0 P: 7	1B: 13 2B: 2 3B: 1 HR: 3	SF: 0 SAC: 0 DP: 0 HBP: 0	WP: 3 PB: 0 SB: 1 CS: 1	PA: 49					
PITCHER	IP	WLS	BF	H	R	ER	SO	BB	IBB	HBP	BLK	WP	HR	S	P	ERA	WHIP										
Jack McDowell, R ERA: 4.87	4.2	L	28	13	9	9	4	2	0	0	0	1	3	72	108	17.36	3.214										
Joe Ausanio, R ERA: 6.66	2.1	10	2	0	0	3	1	0	0	0	0	1	0	27	37	0.00	1.286										
Steve Howe, L ERA: 4.78	1.0	7	4	2	2	2	0	0	0	0	0	0	0	15	21	18.00	4.000										
John Wetteland, R ERA: 2.32	1.0	3	0	0	0	0	0	0	0	0	0	0	0	5	7	0.00	0.000										

Chicago White Sox @ New York Yankees
Yankee Stadium, Bronx, NY
Tue Jul 18 1995, 7:05 PM EDT
Att: 21,188 - Unknown - 82 F

AB 45
R 11
H 19
RBI 10
BB 3
SO 9
LOB 23



Batter	1	2	3	4	5	6	7	8	9	AB	R	H	RBI	BB	SO	LOB	BOTTOM										
Bernie Williams, S OBP: 0.346, SLG: 0.456	1B HR	G1-4-3		1B		G4-3		K		5	1	2	0	0	1	3											
Jim Leyritz, R OBP: 0.383, SLG: 0.425	1B HR	K		FC4-6 1B			G4-3		G4-3	5	1	2	0	0	1	1											
Paul O'Neill, L OBP: 0.404, SLG: 0.590	HR		G4-3	FC4-6			G4-3		FC6-4 1B	4	1	1	3	0	0	2											
Dion James, L OBP: 0.377, SLG: 0.400	1B HR			1-2						1	0	1	0	0	0	0											
Mike Stanley, R OBP: 0.359, SLG: 0.460	P5		FC3-6 1B		G6-3		WP BB		FC6-4	4	0	1	0	1	0	1											
Gerald Williams, R OBP: 0.370, SLG: 0.549	L3 BB			FC3-6 1B		F7		WP BB	L6	3	0	1	0	2	0	1											
Don Mattingly, L OBP: 0.348, SLG: 0.392	L3		FC3-6		P5		P4			4	0	0	0	0	0	5											
Pat Kelly, R OBP: 0.355, SLG: 0.383			FC6-4							0	0	0	0	0	0	0											
Russ Davis, R OBP: 0.410, SLG: 0.556		FC5-4 1B	FC6-4		F7			WP 1B		4	0	2	0	0	0	2											
Tony Fernandez, S OBP: 0.296, SLG: 0.295		FC5-4 2B			G6-3		G6-3		P4	4	1	0	0	0	0	2											
Randy Velarde, R OBP: 0.338, SLG: 0.371		1-2			G6-3			G6-3		3	0	1	1	1	0	1											
Inning Stats	R: 3 E: 0 K: 0 S: 14	H: 3 LOB: 1 BB: 1 P: 25	R: 1 E: 0 K: 1 S: 11	H: 2 LOB: 1 BB: 0 P: 15	R: 0 E: 0 K: 0 S: 10	H: 2 LOB: 2 BB: 0 P: 16	R: 0 E: 0 K: 0 S: 6	H: 2 LOB: 0 BB: 0 P: 10	R: 0 E: 0 K: 0 S: 8	H: 0 LOB: 0 BB: 1 P: 16	R: 0 E: 0 K: 0 S: 10	H: 0 LOB: 2 BB: 2 P: 24	R: 0 E: 0 K: 1 S: 11	H: 1 LOB: 1 BB: 0 P: 18	R: 0 E: 0 K: 0 S: 8	H: 1 LOB: 1 BB: 0 P: 10	1B: 9 2B: 2 3B: 0 HR: 1	SF: 0 SAC: 0 DP: 1 HBP: 0	WP: 2 PB: 0 SB: 0 CS: 0	PA: 41							
PITCHER	IP	WLS	BF	H	R	ER	SO	BB	IBB	HBP	BLK	WP	HR	S	P	ERA	WHIP										
Dave Righetti, L ERA: 5.4	6.2	W	31	9	4	4	1	3	0	0	0	0	1	65	111	5.40	1.800										
Kirk McCaskill, R ERA: 4.71	1.1	6	1	0	0	1	1	0	0	0	0	2	0	13	25	0.00	1.500										
Matt Karchner, R ERA:	1.0	4	1	0	0	0	0	0	0	0	0	0	0	8	10	0.00	1.000										

Chicago White Sox @ New York Yankees
Yankee Stadium, Bronx, NY
Tue Jul 18 1995, 7:05 PM EDT
Att: 21,188 - Unknown - 82 F

AB 37
R 4
H 11
RBI 4
BB 4
SO 2
LOB 18



Batter	1	2	3	4	5	6	7	8	9	AB	R	H	RBI	BB	SO	LOB	TOP						
Chris Stynes, R OBP: 0.226, SLG: 0.179	F9		G4-3					F9		3	0	0	0	1	0	0							
Wally Joyner, L OBP: 0.395, SLG: 0.427	K		F7				P6	G4-3		4	0	0	0	0	1	3							
Greg Gagne, R OBP: 0.330, SLG: 0.398	F9			B1-3	G1-3			1B		4	0	1	0	0	0	3							
Gary Gaetti, R OBP: 0.321, SLG: 0.521				L8				G5-3		3	0	0	0	1	0	1							
Chris James, R OBP: 0.341, SLG: 0.564 Keith Lockhart, L OBP: 0.398, SLG: 0.521	G5-4-3						F9		BB	3	1	1	1	0	0	1							
Pat Borders, R OBP: 0.272, SLG: 0.418 Jon Nunnally, L OBP: 0.377, SLG: 0.599	E			HR	G6-3		F7		K	3	1	1	0	0	0	0							
Phil Hiatt, R OBP: 0.263, SLG: 0.333 Bob Hamelin, L OBP: 0.284, SLG: 0.301 Vince Coleman, S OBP: 0.349, SLG: 0.394	E6						BB		BB	3	0	1	0	0	1	0							
David Howard, S OBP: 0.238, SLG: 0.250	F8						F7			3	0	0	0	1	0	2							
Tom Goodwin, L OBP: 0.358, SLG: 0.331			G3				BB		G4-6-3	3	0	0	0	1	1	3							
Inning Stats	R: 0 H: 0 E: 0 K: 1 S: 11	H: 0 LOB: 0 BB: 0 P: 15	R: 1 H: 1 E: 1 K: 0 S: 7	LOB: 1 BB: 1 P: 13	R: 0 H: 0 E: 0 K: 0 S: 6	H: 0 LOB: 0 BB: 0 P: 8	R: 1 H: 1 E: 0 K: 0 S: 9	H: 1 LOB: 0 BB: 0 P: 12	R: 0 H: 1 E: 0 K: 0 S: 12	H: 1 LOB: 3 BB: 2 P: 26	R: 0 H: 0 E: 0 K: 2 S: 7	H: 0 LOB: 0 BB: 0 P: 10	R: 0 H: 0 E: 0 K: 2 S: 9	H: 0 LOB: 0 BB: 0 P: 13	R: 0 H: 1 E: 0 K: 1 S: 10	H: 1 LOB: 1 BB: 2 P: 14	R: 0 H: 1 E: 0 K: 1 S: 14	H: 1 LOB: 3 BB: 2 P: 27	1B: 3 2B: 1 3B: 0 HR: 1	SF: 0 SAC: 0 DP: 2 HBP: 0	WP: 0 PB: 0 SB: 0 CS: 0	PA: 36	
PITCHER	IP	WLS	BF	H	R	ER	SO	BB	IBB	HBP	BLK	WP	HR	S	P	ERA	WHIP						
Sterling Hitchcock, L ERA: 4.88	(1, 1)	7.2	W	30	4	2	1	3	3	0	0	0	0	1	69	108	1.17	0.913					
Bob Wickman, R ERA: 3.88	(8, 1)	0.1		1	0	0	0	0	0	0	0	0	0	2	3	0.00	0.000						
John Wetteland, R ERA: 2.25	(9, 1)	1.0	S	5	1	0	0	1	2	0	0	0	0	14	27	0.00	3.000						

Kansas City Royals @ New York Yankees
 Yankee Stadium, Bronx, NY
 Wed Jul 19 1995, 3:33 AM EDT
 Att: 23,688 - Sunny - 81 F

AB	31
R	2
H	5
RBI	1
BB	5
SO	4
LOB	14



Batter	1	2	3	4	5	6	7	8	9	AB	R	H	RBI	BB	SO	LOB	BOTTOM						
Luis Polonia, L OBP: 0.335, SLG: 0.343	L1-3		1B		G6-3			G6-3		4	1	2	0	0	0	0							
Wade Boggs, L OBP: 0.401, SLG: 0.382	L1-3		1B		G4-3			K		4	1	1	1	0	1	1							
Dion James, L OBP: 0.382, SLG: 0.404	K		1B		1B			P5		4	0	2	1	0	1	0							
Paul O'Neill, L OBP: 0.398, SLG: 0.579	F7		G4-3-6		F7			K		4	0	0	0	0	1	2							
Don Mattingly, L OBP: 0.344, SLG: 0.387	K				G3-1			F7		3	0	0	0	0	1	0							
Bernie Williams, S OBP: 0.346, SLG: 0.453	G4-3				2B			G5-3		2	1	0	0	1	0	0							
Mike Stanley, R OBP: 0.356, SLG: 0.463			L8		2B			F9		3	0	1	1	0	0	0							
Tony Fernandez, S OBP: 0.296, SLG: 0.309			HR		G5-3			P5		3	1	1	1	0	0	1							
Pat Kelly, R OBP: 0.354, SLG: 0.382			1B		G6-3			L8		3	1	1	0	0	0	1							
Inning Stats	R: 0 H: 1 E: 0 K: 1 S: 6	H: 0 LOB: 0 BB: 0 P: 9	R: 0 H: 0 E: 0 K: 1 S: 8	H: 0 LOB: 0 BB: 0 P: 15	R: 4 H: 5 E: 0 K: 0 S: 14	H: 5 LOB: 0 BB: 0 P: 18	R: 1 H: 1 E: 0 K: 0 S: 9	H: 1 LOB: 1 BB: 1 P: 17	R: 0 H: 1 E: 0 K: 0 S: 8	H: 1 LOB: 1 BB: 0 P: 12	R: 0 H: 0 E: 0 K: 0 S: 5	H: 0 LOB: 0 BB: 0 P: 6	R: 0 H: 0 E: 0 K: 2 S: 5	H: 0 LOB: 0 BB: 0 P: 8	R: 0 H: 0 E: 0 K: 2 S: 7	H: 0 LOB: 0 BB: 0 P: 12	1B: 6 2B: 2 3B: 0 HR: 1	SF: 0 SAC: 0 DP: 2 HBP: 0	WP: 0 PB: 1 SB: 0 CS: 0	PA: 31			
PITCHER	IP	WLS	BF	H	R	ER	SO	BB	IBB	HBP	BLK	WP	HR	S	P	ERA	WHIP						
Dilson Torres, R ERA: 6.3	(1, 1)	3.1	L	16	7	5	5	2	1	0	0	0	0	1	30	51	13.50	2.400					
Mike Magnante, L ERA: 3.27	(4, 1)	4.2		15	1	0	0	2	0	0	0	0	0	32	46	0.00	0.214						

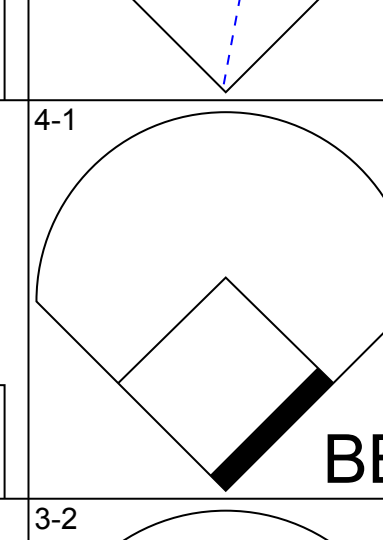
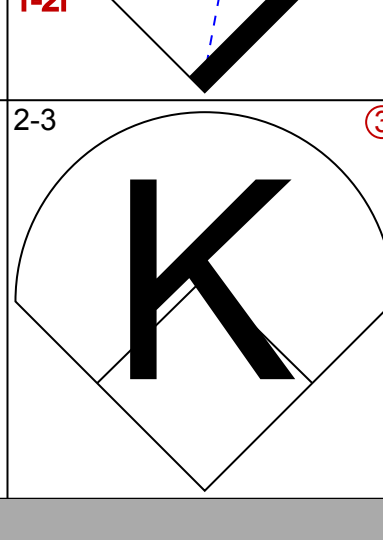

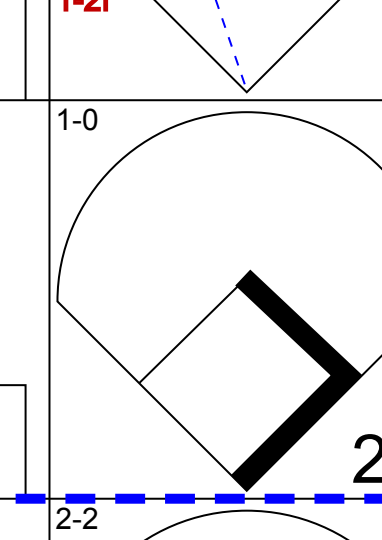
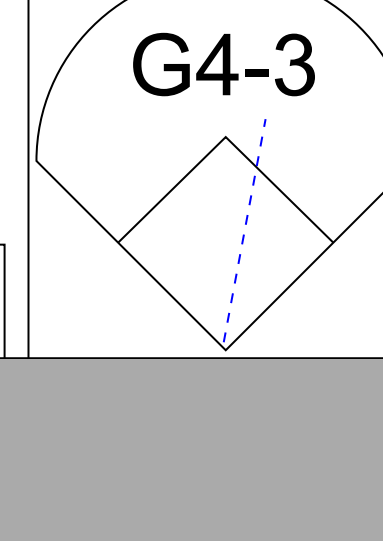

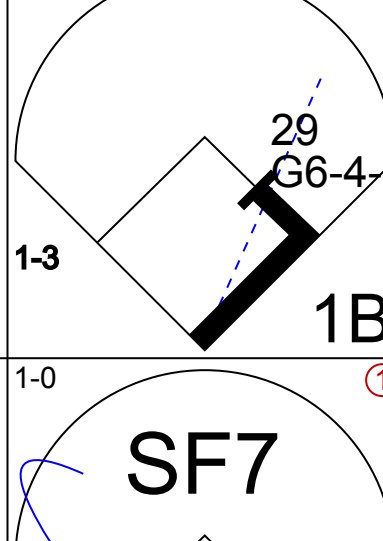
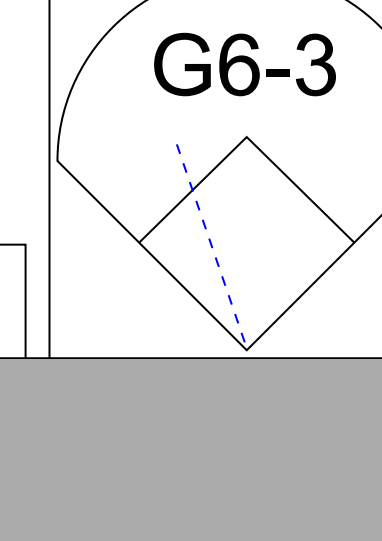


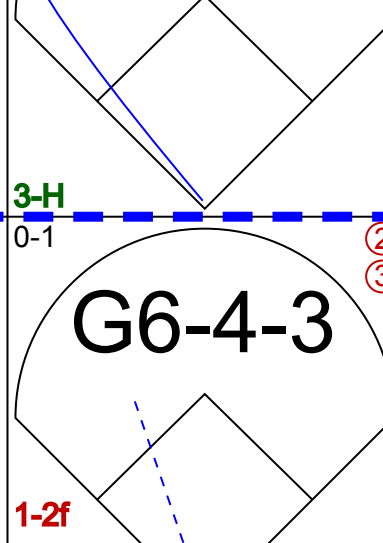





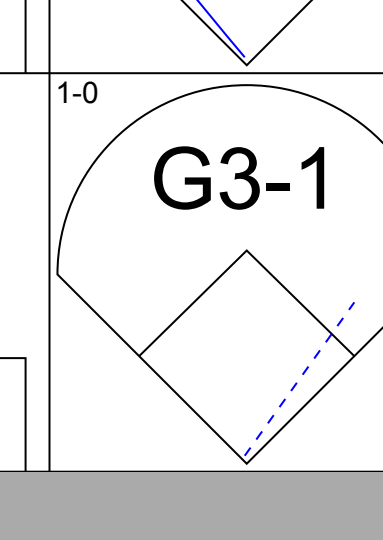


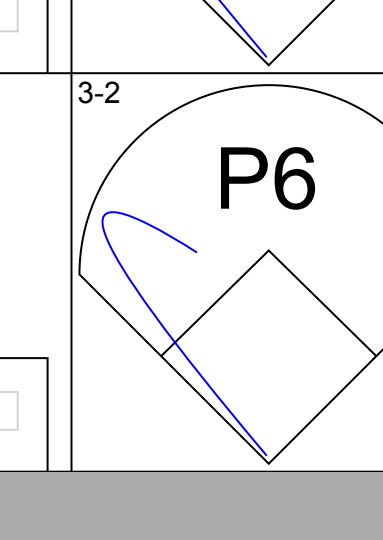




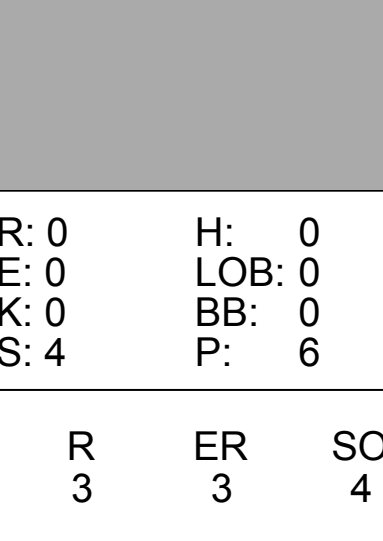
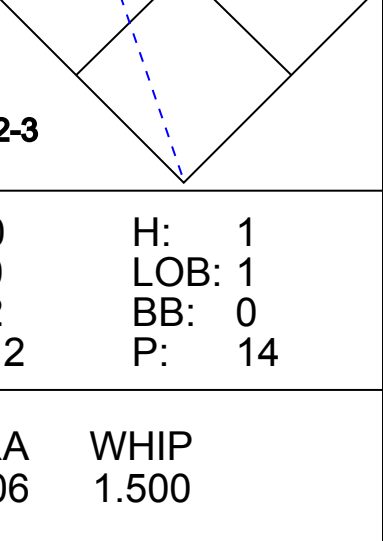
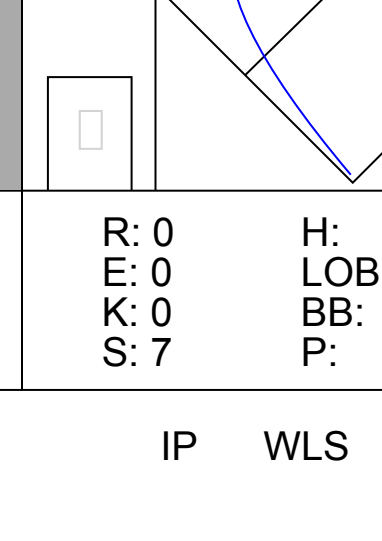
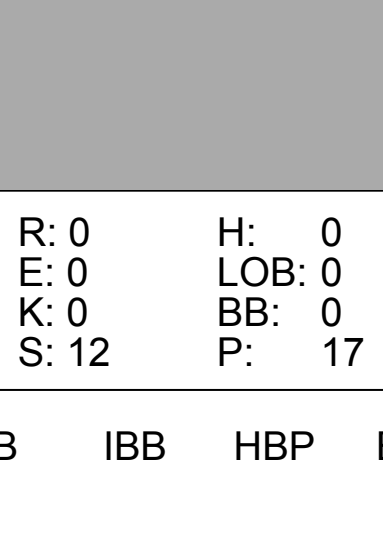
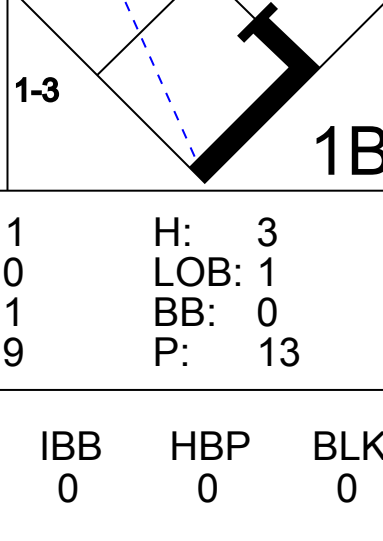
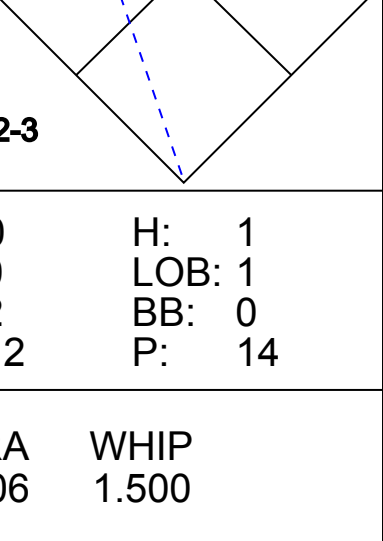
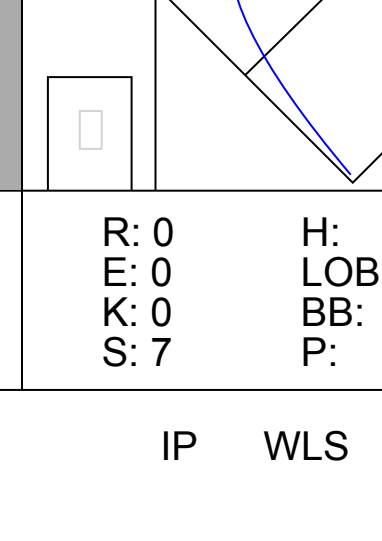

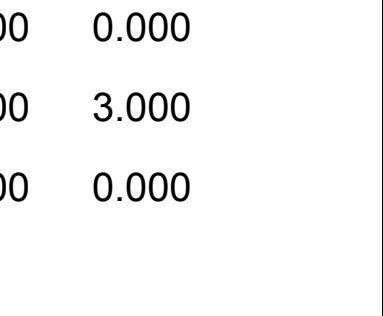

Kansas City Royals @ New York Yankees
 Yankee Stadium, Bronx, NY
 Wed Jul 19 1995, 3:33 AM EDT
 Att: 23,688 - Sunny - 81 F

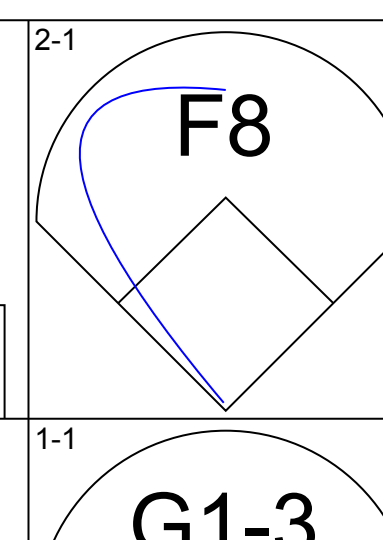
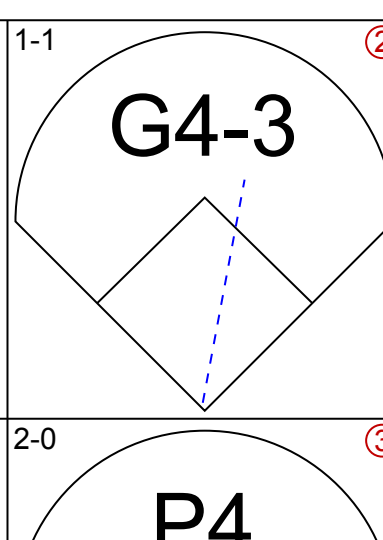
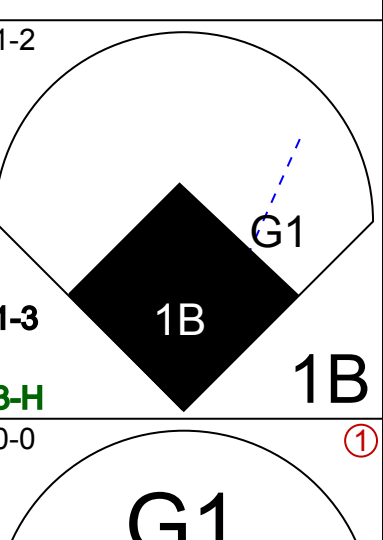
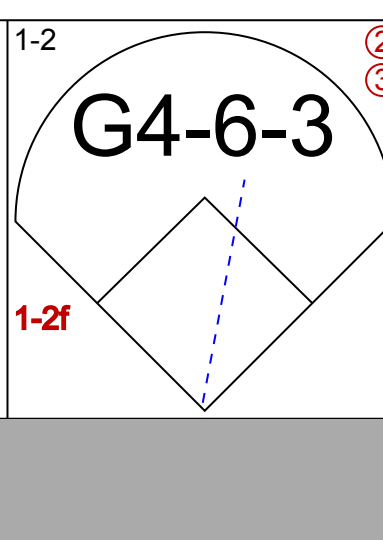
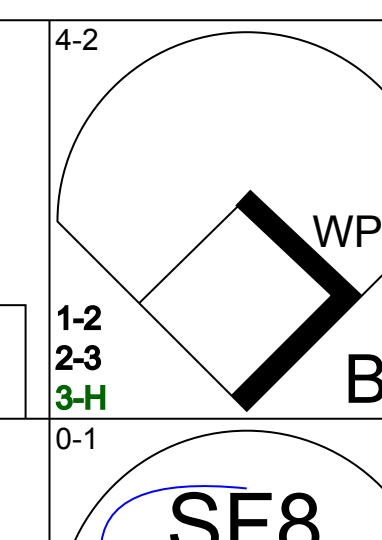
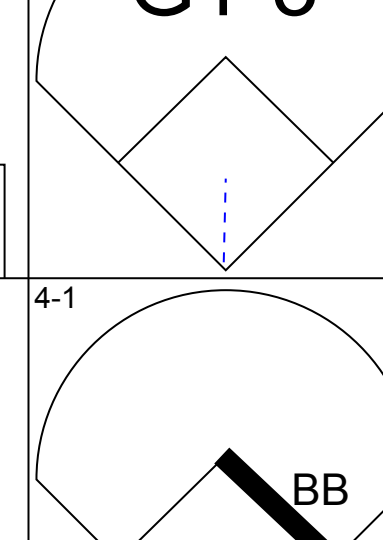
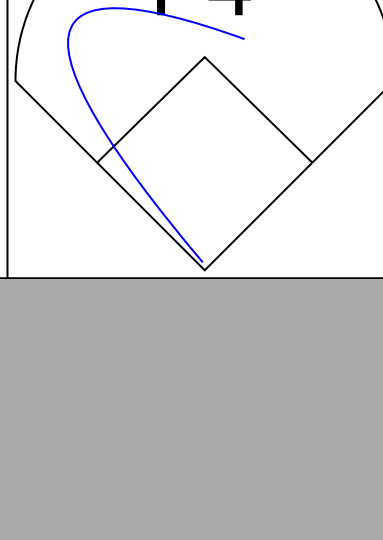
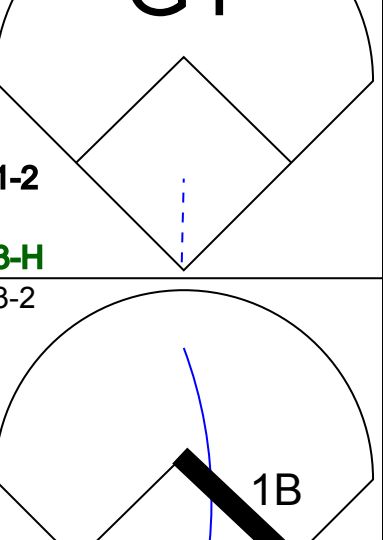
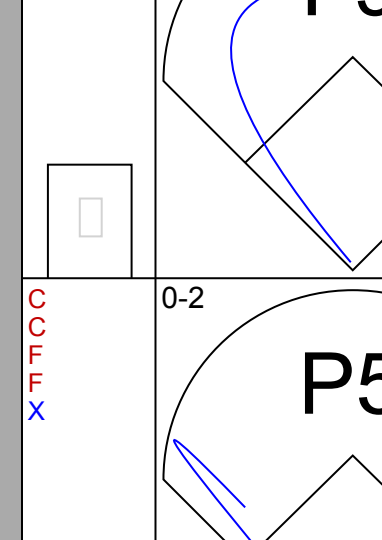
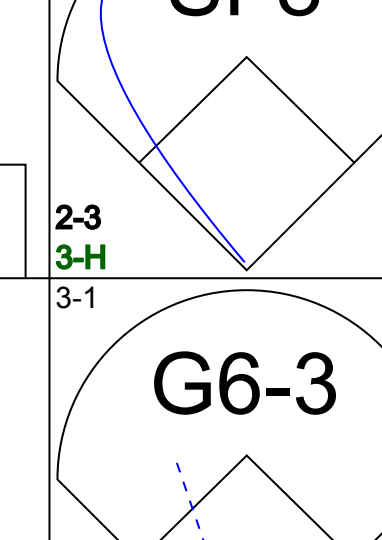
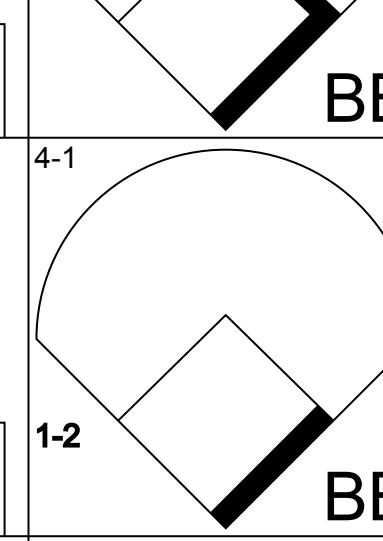
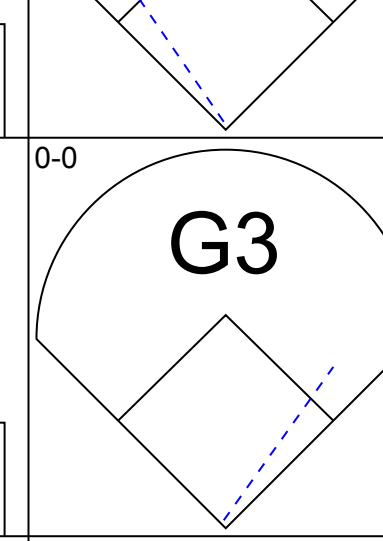
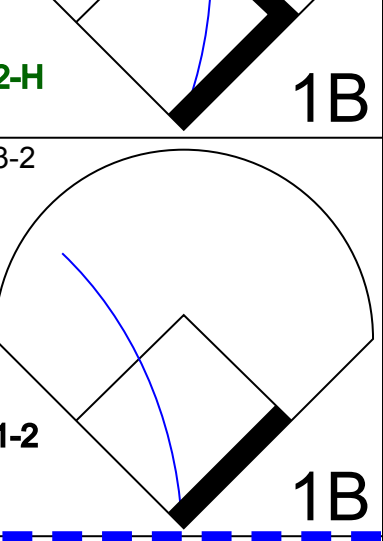
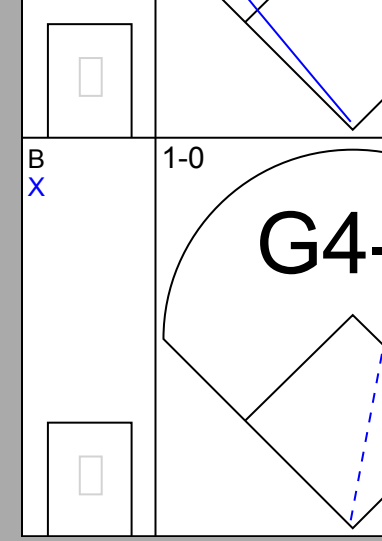
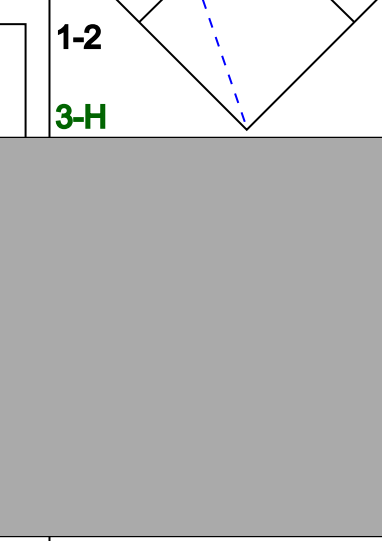
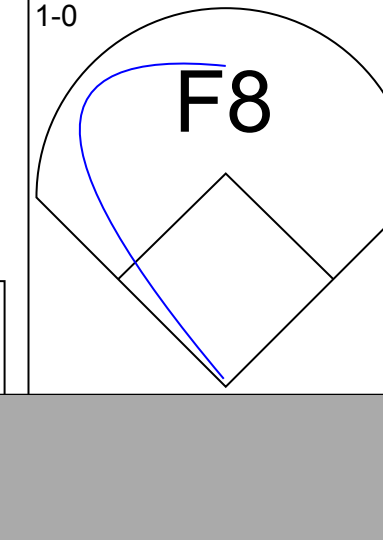
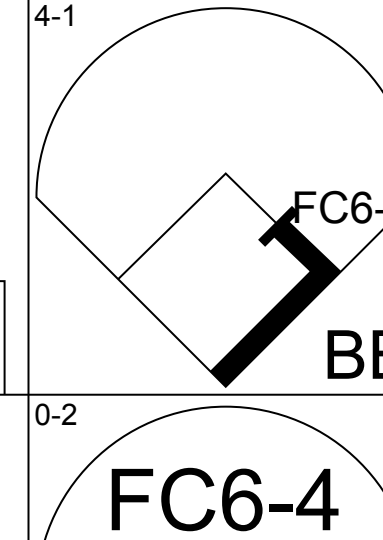
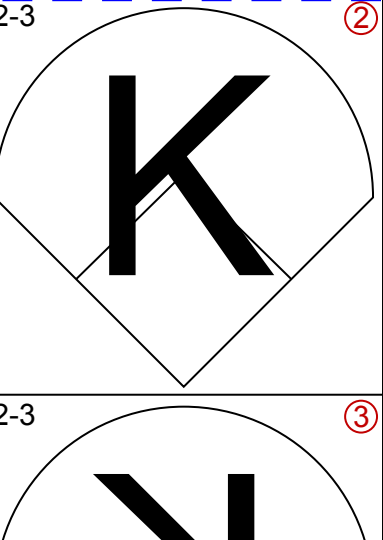


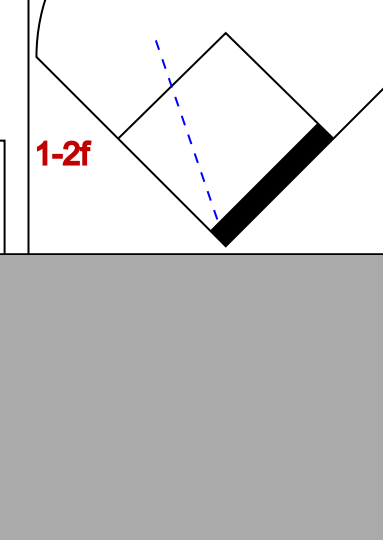
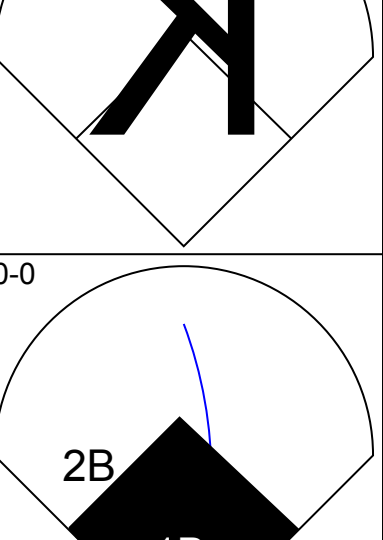
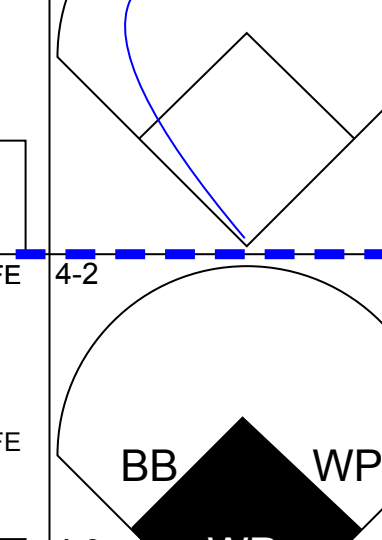
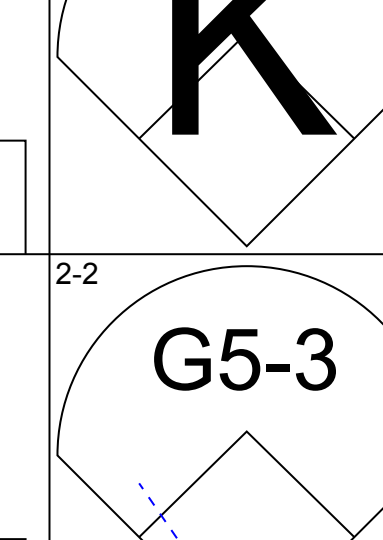
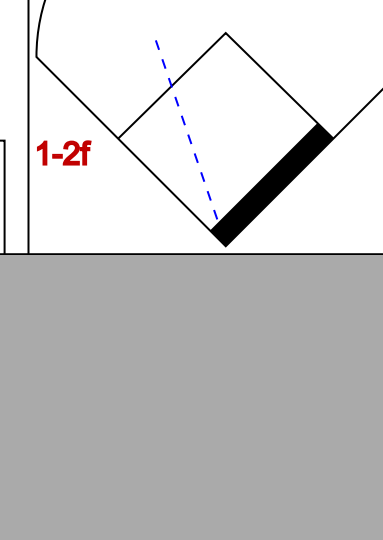
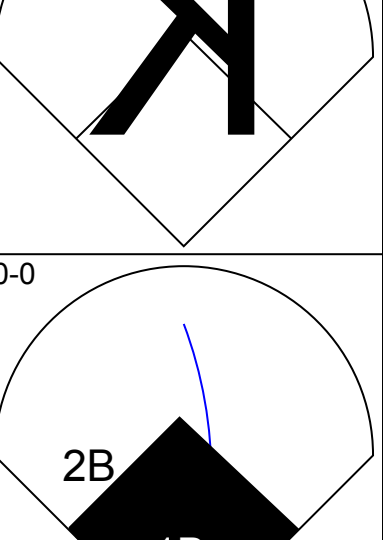
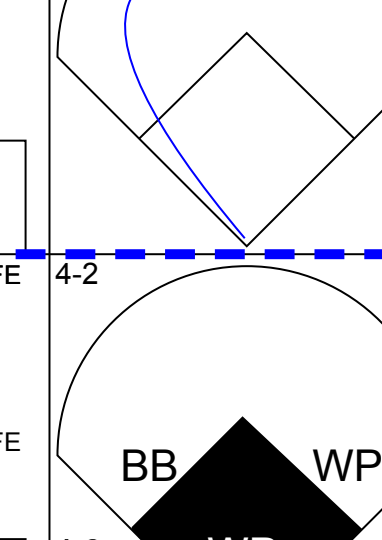
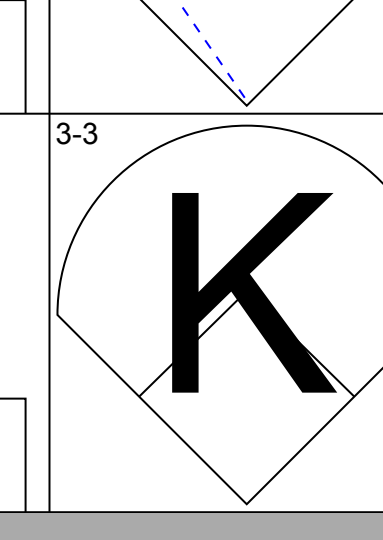
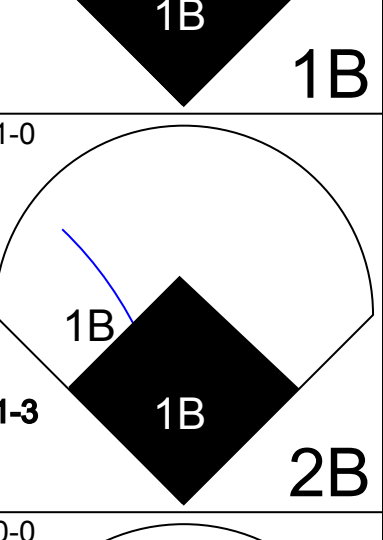
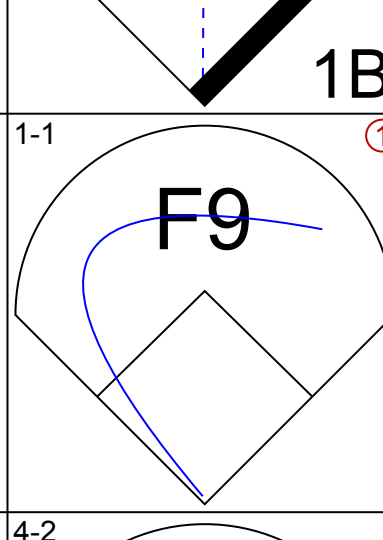
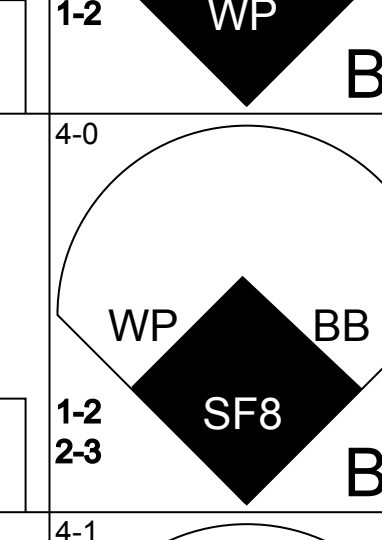
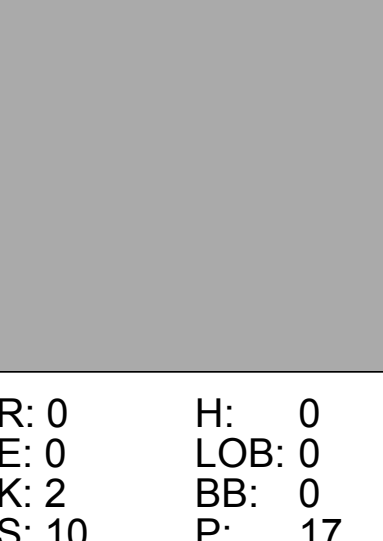
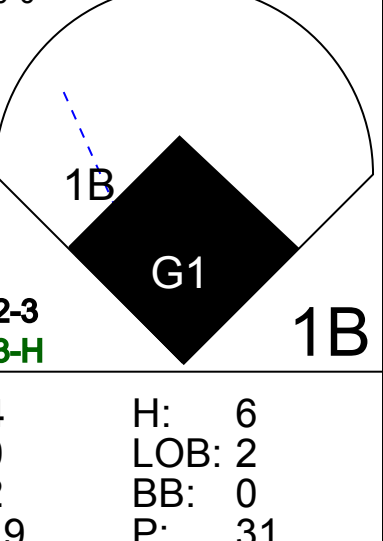
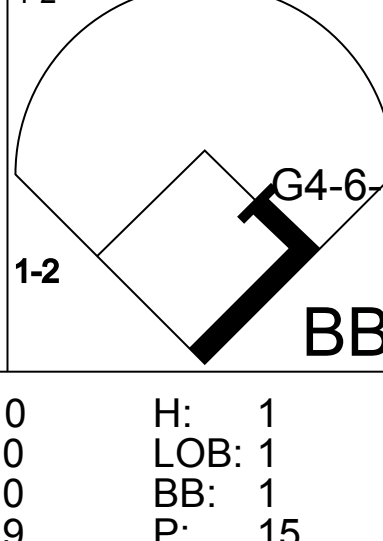
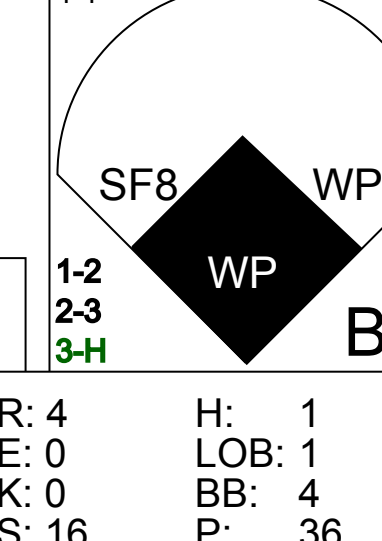
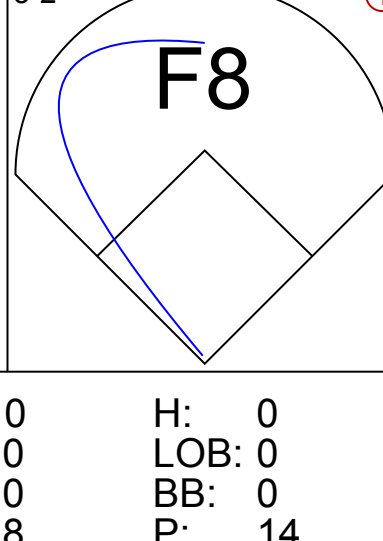
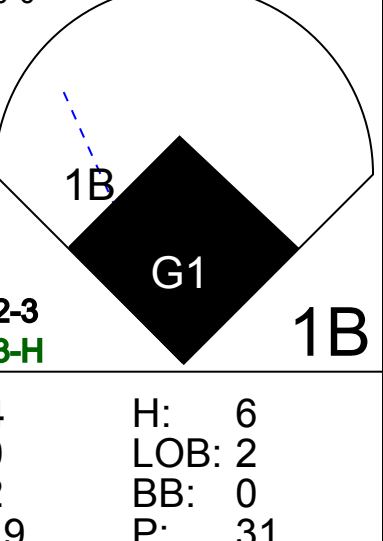
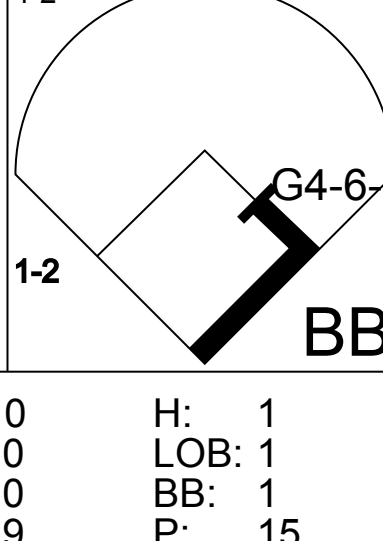
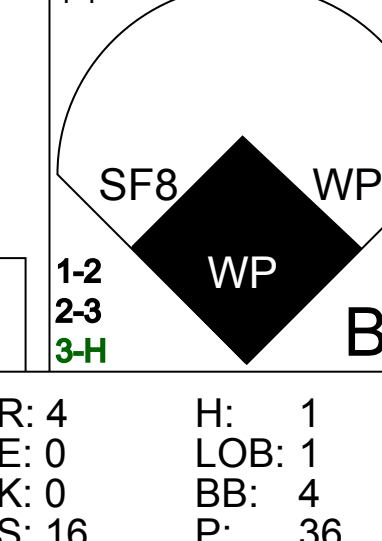
AB	30
R	5
H	8
RBI	4
BB	1
SO	4
LOB	5



Batter	1	2	3	4	5	6	7	8	9	AB	R	H	RBI	BB	SO	LOB	TOP										
Keith Lockhart, L (1, 4) OBP: 0.387, SLG: 0.505 Pat Borders, R (7, PH) OBP: 0.267, SLG: 0.411	1-2 P6		1-2 G3-1			0-0 G4-3	0-1 G6-3		0-1 F8	3	0	0	0	0	0	0	Kansas City Royals @ New York Yankees Yankee Stadium, Bronx, NY Thu Jul 20 1995, 7:05 PM EDT Att: 17,061 - Unknown - 85 F livebaseballscorecards.com										
Tom Goodwin, L (1, 8) OBP: 0.356, SLG: 0.328	1-3 K			1-0 G3		2-2 FC3-6 1B	0-1 G4-3		3-2 G4-3	5	1	1	0	0	1	2											
Wally Joyner, L (1, 3) OBP: 0.397, SLG: 0.426	3-2 L7			0-1 G4-3		1 SAFE 4-2 FC3-6 1B		1-2 G5-3 2B		3	1	1	0	1	0	0											
Bob Hamelin, L (1, 10) OBP: 0.289, SLG: 0.309		1-2 F9 2B		4-2 BB		0-0 FC3-6 1B		1-1 G5-3 1B		3	1	1	0	1	0	3											
Gary Gaetti, R (1, 5) OBP: 0.320, SLG: 0.517	0-2 F9			1-0 F7		0-1 FC3-6 1B		3-3 K		4	1	1	1	0	1	3											
Jon Nunnally, L (1, 9) OBP: 0.391, SLG: 0.619	4-0 G5-4-3 BB				1-0 L4	1-0 G1-3		2-2 G1-3		3	0	3	3	1	0	0											
Greg Gagne, R (1, 6) OBP: 0.324, SLG: 0.389	2-1 G5-4-3 1-2				0-0 L4	0-1 G1-3		0-0 G1-3		4	0	0	0	0	0	5											
David Howard, S (1, 7) OBP: 0.238, SLG: 0.260			0-0 P6		3-1 F7		0-0 G6-3 2B		0-1 G1-3	4	0	1	0	0	0	1											
Brent Mayne, L (1, 2) OBP: 0.247, SLG: 0.271 Chris Stynes, R (7, PH) OBP: 0.242, SLG: 0.172	0-1 F9				3-2 G4-3		0-2 G5-3		4-0 BB	2	0	0	0	0	0	1											
										1	0	0	0	1	0	1											
Inning Stats	R: 0 E: 0 K: 1 S: 14	H: 0 LOB: 0 BB: 0 P: 19	R: 0 E: 0 K: 0 S: 10	H: 1 LOB: 1 BB: 1 P: 17	R: 0 E: 0 K: 0 S: 6	H: 0 LOB: 0 BB: 0 P: 7	R: 0 E: 0 K: 0 S: 6	H: 0 LOB: 1 BB: 1 P: 12	R: 0 E: 0 K: 0 S: 8	H: 1 LOB: 1 BB: 0 P: 15	R: 3 E: 0 K: 0 S: 13	H: 3 LOB: 1 BB: 1 P: 20	R: 0 E: 0 K: 0 S: 8	H: 1 LOB: 1 BB: 0 P: 8	R: 1 E: 0 K: 1 S: 13	H: 2 LOB: 1 BB: 0 P: 20	R: 0 E: 0 K: 0 S: 7	H: 0 LOB: 1 BB: 1 P: 14	1B: 4 2B: 4 3B: 0 HR: 0	SF: 0 SAC: 0 DP: 1 HBP: 0	WP: 0 PB: 0 SB: 1 CS: 0	PA: 38					
PITCHER	IP	WLS	BF	H	R	ER	SO	BB	IBB	HBP	BLK	WP	HR	S	P	ERA	WHIP										
Scott Kamieniecki, R (1, 1) ERA: 8.16	5.2		23	4	3	3	1	3	0	0	0	0	0	54	86	4.76	1.235										
Steve Howe, L (6, 1) ERA: 4.82	1.2	W	8	3	1	1	0	0	0	0	0	0	0	16	19	5.40	1.800										
Bob Wickman, R (8, 1) ERA: 3.75	1.2		7	1	0	0	1	1	0	0	0	0	0	15	27	0.00	1.200										

Batter	1	2	3	4	5	6	7	8	9	AB	R	H	RBI	BB	SO	LOB	BOTTOM										
Luis Polonia, L (1, 7) OBP: 0.332, SLG: 0.350	0-0 L3		0-2 G4-6-3 1B		0-0 P5	2-2 FC4-6 1-2	2-3 K			5	0	1	0	0	1	3	Kansas City Royals @ New York Yankees Yankee Stadium, Bronx, NY Thu Jul 20 1995, 7:05 PM EDT Att: 17,061 - Unknown - 85 F livebaseballscorecards.com										
Wade Boggs, L (1, 5) OBP: 0.398, SLG: 0.378	0-1 G4-6-3 1B		2-2 L4		2-1 G4-3	3-2 F7		2-2 F7		5	0	1	0	0	0	2											
Dion James, L (1, 10) OBP: 0.374, SLG: 0.388	3-2 G4-6-3 1-2		4-0 BB		1-0 G4-3		3-2 L8	0-1 L4-3		4	0	0	0	1	0	1											
Paul O'Neill, L (1, 9) OBP: 0.406, SLG: 0.588		4-2 FC4-6 BB	0-1 L8			3-2 FC4-6 1B	4-2 BB 1B	4-2 BB BB		2	2	1	0	3	0	2											
Don Mattingly, L (1, 3) OBP: 0.348, SLG: 0.404		0-0 FC4-6 1-2		3-2 HR		3-2 FC4-6 1B	2-0 BB 1B	0-0 P4		5	3	3	2	0	0	2											
Bernie Williams, S (1, 8) OBP: 0.348, SLG: 0.462		4-1 BB	1-2 BB		1-3 K	0-2 HR	0-1 F8			3	1	1	2	1	1	2											
Mike Stanley, R (1, 2) OBP: 0.361, SLG: 0.476		2-3 K			0-0 P4	2-1 HR	4-2 BB 1B	1-2 2-3 BB		3	2	1	1	1	1	2											
Tony Fernandez, S (1, 6) OBP: 0.303, SLG: 0.319		2-3 K			1-2 2B	2-2 FC5-4 1B	4-1 BB 1B	1-2 2-3 3-H		3	0	2	1	1	1	2											
Pat Kelly, R (1, 4) OBP: 0.351, SLG: 0.377			1-0 F8		0-3 K	0-1 FC5-4 1-2	0-1 FC4-6 1B	1-2 2-3 3-H		4	0	1	2	0	1	2											
										1B: 5 2B: 1 3B: 2 HR: 3	SF: 0 SAC: 0 DP: 1 HBP: 0	WP: 0 PB: 0 SB: 1 CS: 0	PA: 41														
Inning Stats	R: 0 E: 0 K: 0 S: 9	H: 1 LOB: 0 BB: 0 P: 12	R: 0 E: 0 K: 2 S: 11	H: 0 LOB: 2 BB: 2 P: 23	R: 0 E: 0 K: 0 S: 11	H: 1 LOB: 2 BB: 1 P: 18	R: 1 E: 0 K: 2 S: 15	H: 2 LOB: 1 BB: 0 P: 20	R: 0 E: 0 K: 0 S: 4	H: 0 LOB: 0 BB: 0 P: 7	R: 4 E: 0 K: 0 S: 32	H: 5 LOB: 1 BB: 0 P: 47	R: 3 E: 0 K: 1 S: 17	H: 2 LOB: 2 BB: 3 P: 37	R: 0 E: 0 K: 0 S: 9	H: 0 LOB: 1 BB: 1 P: 15	1B: 5 2B: 1 3B: 2 HR: 3	SF: 0 SAC: 0 DP: 1 HBP: 0	WP: 0 PB: 0 SB: 1 CS: 0	PA: 41							
PITCHER	IP	WLS	BF	H	R	ER	SO	BB	IBB	HBP	BLK	WP	HR	S	P	ERA	WHIP										
Kevin Appier, R (1, 1) ERA: 3.37	5.0		21	4	1	1	4	3	0	0	0	0	2	17	25	-	-										
Billy Brewer, L (6, 1) ERA: 5.76	0.0	L	4	4	4	4	0	0	0	0	0	0	0	26	46	16.20	2.400										
Hipolito Pichardo, R (6, 1) ERA: 4.32	1.2		9	2	3	3	0	2	0	0	0	0	0	15	28	0.00	2.250										
Rusty Meacham, R (7, 1) ERA: 3.77	1.1		7	1	0	0	1	2	0	0	0	0	0	15	28	0.00	2.250										

Batter	1	2	3	4	5	6	7	8	9	AB	R	H	RBI	BB	SO	LOB	TOP		
Otis Nixon, S <small>OBP: 0.338, SLG: 0.322</small> 										4	0	2	1	0	2	1	Texas Rangers @ New York Yankees Yankee Stadium, Bronx, NY Fri Jul 21, 1995, 7:05 PM EDT Att: 19,733 - Unknown - 82 F		
Mark McLemore, S <small>OBP: 0.391, SLG: 0.393</small> 										4	1	1	0	0	2				
Will Clark, L <small>OBP: 0.388, SLG: 0.458</small> 										3	1	2	1	1	1				
Mickey Tettleton, S <small>OBP: 0.395, SLG: 0.471</small> Juan Gonzalez, R <small>OBP: 0.278, SLG: 0.596</small> 										3	0	1	0	0	1				
Ivan Rodriguez, R <small>OBP: 0.340, SLG: 0.496</small> 											3	0	0	1	0	0			
29 Rusty Greer, L <small>OBP: 0.343, SLG: 0.382</small> 											4	0	0	0	0	1			
Mike Pagliarulo, L <small>OBP: 0.272, SLG: 0.316</small> 											4	0	1	0	0	0			
Esteban Beltre, R <small>OBP: 0.267, SLG: 0.326</small> 										3	1	1	0	0	1				
Benji Gil, R <small>OBP: 0.286, SLG: 0.368</small> 										3	0	1	0	0	1				
Inning Stats R: 0 H: 0 E: 0 LOB: 1 K: 1 S: 9 R: 0 H: 0 E: 0 LOB: 0 K: 0 S: 4 R: 1 H: 3 E: 0 LOB: 1 K: 1 S: 9 R: 0 H: 0 E: 0 LOB: 0 K: 0 S: 5 R: 0 H: 1 E: 0 LOB: 1 K: 2 S: 12 R: 2 H: 3 E: 0 LOB: 0 K: 0 S: 9 R: 0 H: 0 E: 0 LOB: 0 K: 0 S: 7 R: 0 H: 2 E: 0 LOB: 1 K: 0 S: 11 R: 0 H: 0 E: 0 LOB: 0 K: 0 S: 12										1B: 6 SF: 1 2B: 3 SAC: 0 3B: 0 DP: 2 HR: 0 HBP: 0	WP: 0 PA: 34 RB: 0 SB: 0 CS: 0								
PITCHER Dave Eiland, R <small>ERA: 5.06</small> Bob MacDonald, L <small>ERA: 5.53</small> Steve Howe, L <small>ERA: 4.71</small> John Wetteland, R <small>ERA: 2.16</small>	IP	WLS	BF	H	R	ER	SO	BB	IBB	HBP	BLK	WP	HR	S	P	ERA	WHIP		
	5.1	W	23	7	3	3	4	1	0	0	0	0	0	46	69	5.06	1.500		
	1.2		4	0	0	0	0	0	0	0	0	0	0	9	15	0.00	0.000		
	0.2		3	2	0	0	0	0	0	0	0	0	0	7	9	0.00	3.000		
	1.1	S	4	0	0	0	0	0	0	0	0	0	0	16	23	0.00	0.000		

Batter	1	2	3	4	5	6	7	8	9	AB	R	H	RBI	BB	SO	LOB	BOTTOM		
Wade Boggs, L <small>OBP: 0.398, SLG: 0.376</small> 										4	1	1	1	1	0	2	Texas Rangers @ New York Yankees Yankee Stadium, Bronx, NY Fri Jul 21, 1995, 7:05 PM EDT Att: 19,733 - Unknown - 82 F		
Randy Velarde, R <small>OBP: 0.330, SLG: 0.363</small> 										4	0	0	2	0	1				
Bernie Williams, S <small>OBP: 0.348, SLG: 0.459</small> 										4	0	1	1	1	0				
Paul O'Neill, L <small>OBP: 0.407, SLG: 0.584</small> 										3	0	1	0	1	0				
Mike Stanley, R <small>OBP: 0.363, SLG: 0.474</small> 										3	1	1	0	1	4				
Gerald Williams, R <small>OBP: 0.357, SLG: 0.526</small> 										4	0	0	0	0	2				
Jim Leyritz, R <small>OBP: 0.387, SLG: 0.429</small> Don Mattingly, L <small>OBP: 0.352, SLG: 0.404</small> 										3	1	2	0	0	0				
Russ Davis, R <small>OBP: 0.415, SLG: 0.561</small> 										3	2	1	0	1	1				
Pat Kelly, R <small>OBP: 0.363, SLG: 0.379</small> 										2	2	1	2	2	0				
Inning Stats R: 0 H: 0 E: 0 LOB: 2 K: 0 S: 7 R: 0 H: 0 E: 0 LOB: 0 K: 2 S: 10 R: 0 H: 0 E: 0 LOB: 0 K: 0 S: 8 R: 0 H: 0 E: 0 LOB: 1 K: 0 S: 8 R: 4 H: 6 E: 0 LOB: 2 K: 2 S: 19 R: 0 H: 1 E: 0 LOB: 1 K: 0 S: 9 R: 0 H: 0 E: 0 LOB: 0 K: 0 S: 7 R: 4 H: 1 E: 0 LOB: 1 K: 0 S: 16										1B: 7 SF: 1 2B: 1 SAC: 0 3B: 0 DP: 1 HR: 0 HBP: 0	WP: 3 PA: 39 RB: 0 SB: 0 CS: 0								
PITCHER Kenny Rogers, L <small>ERA: 3.07</small> Matt Whiteside, R <small>ERA: 3.55</small> Ed Vosberg, L <small>ERA: 3.52</small>	IP	WLS	BF	H	R	ER	SO	BB	IBB	HBP	BLK	WP	HR	S	P	ERA	WHIP		
	4.1	L	22	6	4	4	2	3	0	0	0	0	0	46	83	3.07	2.077		
	3.0		11	2	1	1	2	1	0	0	0	0	0	29	41	3.00	1.000		
	0.2		6	0	3	3	0	4	0	0	0	3	0	9	28	40.50	6.000		

Batter	1	2	3	4	5	6	7	8	9	AB	R	H	RBI	BB	SO	LOB	TOP
Otis Nixon, S <small>OBP: 0.343, SLG: 0.330</small> 										4	2	3	0	0	0	0	
Mark McLemore, S <small>OBP: 0.376, SLG: 0.387</small> 										4	1	0	0	0	0	4	
Will Clark, L <small>OBP: 0.386, SLG: 0.461</small> 										3	1	1	2	0	0	1	
Juan Gonzalez, R <small>OBP: 0.277, SLG: 0.588</small> 										4	0	1	1	0	1	1	
Ivan Rodriguez, R <small>OBP: 0.338, SLG: 0.492</small> 										4	0	1	0	0	0	1	
Steve Buechele, R <small>OBP: 0.288, SLG: 0.235</small> 										4	0	0	0	0	0	2	
Jack Voigt, R <small>OBP: 0.279, SLG: 0.327</small> 29 Rusty Greer, L <small>OBP: 0.342, SLG: 0.380</small> 										3	0	0	0	0	2	1	
Esteban Beltre, R <small>OBP: 0.250, SLG: 0.304</small> 										3	0	0	0	0	0	1	
Benji Gil, R <small>OBP: 0.290, SLG: 0.373</small> 										2	0	1	0	1	0	0	
Inning Stats <small>R: 0 H: 1 E: 0 LOB: 1 K: 0 BB: 0 S: 13</small>	<small>R: 0 H: 1 E: 0 LOB: 1 K: 1 BB: 0 S: 9</small>	<small>R: 3 H: 4 E: 0 LOB: 1 K: 0 BB: 0 S: 15</small>	<small>R: 0 H: 0 E: 0 LOB: 0 K: 1 BB: 1 S: 7</small>	<small>R: 1 H: 1 E: 0 LOB: 0 K: 1 BB: 0 S: 8</small>	<small>R: 0 H: 0 E: 0 LOB: 0 K: 1 BB: 0 S: 7</small>	<small>R: 0 H: 0 E: 0 LOB: 0 K: 1 BB: 0 S: 4</small>	<small>R: 0 H: 0 E: 0 LOB: 0 K: 0 BB: 0 S: 5</small>	<small>R: 0 H: 0 E: 0 LOB: 0 K: 1 BB: 0 S: 6</small>	<small>R: 0 H: 0 E: 0 LOB: 0 K: 1 BB: 0 S: 9</small>	<small>1B: 4 SF: 1 2B: 3 SAC: 0 3B: 0 DP: 0 HR: 0 HBP: 0</small>	<small>WP: 1 PA: 35</small>						
PITCHER Andy Pettitte, L <small>ERA: 4.1</small> John Wetteland, R <small>ERA: 2.1</small>	<small>IP: 8.0 WLS: W BF: 31 H: 7 R: 4 ER: 4 SO: 3 BB: 1 IBB: 0 HBP: 0 BLK: 0 WP: 1 HR: 0 S: 68 P: 106 ERA: 4.50 WHIP: 1.000</small>																

Texas Rangers @ New York Yankees
 Yankee Stadium, Bronx, NY
 Sat Jul 22, 1995, 3:33 AM EDT
 Att: 34,571 - Overcast - 82 F

AB 32
 R 4
 H 7
 RBI 3
 BB 1
 SO 4
 LOB 11



Batter	1	2	3	4	5	6	7	8	9	AB	R	H	RBI	BB	SO	LOB	BOTTOM
Luis Polonia, L <small>OBP: 0.328, SLG: 0.345</small> Gerald Williams, R <small>OBP: 0.363, SLG: 0.531</small> 										3	0	0	0	0	1	1	
Wade Boggs, L <small>OBP: 0.386, SLG: 0.388</small> 										3	1	1	2	0	0	0	
Dion James, L <small>OBP: 0.378, SLG: 0.393</small> 										4	1	2	0	0	2	2	
Paul O'Neill, L <small>OBP: 0.405, SLG: 0.577</small> 										3	1	0	0	1	3	1	
Don Mattingly, L <small>OBP: 0.354, SLG: 0.410</small> 										4	2	2	0	0	0	0	
Bernie Williams, S <small>OBP: 0.347, SLG: 0.454</small> 										3	0	0	0	1	1	3	
Jim Leyritz, R <small>OBP: 0.394, SLG: 0.430</small> 										2	1	1	1	0	0	0	
Tony Fernandez, S <small>OBP: 0.302, SLG: 0.317</small> 										4	1	1	1	0	1	3	
Pat Kelly, R <small>OBP: 0.360, SLG: 0.375</small> 										4	0	1	2	0	1	2	
Inning Stats <small>R: 0 H: 1 E: 0 LOB: 1 K: 2 BB: 0 S: 10</small>	<small>R: 1 H: 1 E: 0 LOB: 1 K: 1 BB: 1 S: 7</small>	<small>R: 0 H: 0 E: 0 LOB: 0 K: 1 BB: 0 S: 10</small>	<small>R: 0 H: 0 E: 0 LOB: 0 K: 1 BB: 0 S: 8</small>	<small>R: 0 H: 0 E: 0 LOB: 0 K: 1 BB: 0 S: 7</small>	<small>R: 6 H: 6 E: 0 LOB: 2 K: 1 BB: 1 S: 19</small>	<small>R: 0 H: 0 E: 0 LOB: 0 K: 2 BB: 0 S: 8</small>	<small>R: 0 H: 0 E: 0 LOB: 0 K: 0 BB: 0 S: 4</small>	<small>R: 0 H: 0 E: 0 LOB: 0 K: 0 BB: 0 S: 6</small>	<small>1B: 7 SF: 1 2B: 1 SAC: 0 3B: 0 DP: 1 HR: 1 HBP: 2</small>	<small>WP: 0 PA: 36</small>							
PITCHER Bob Tewksbury, R <small>ERA: 3.98</small> Dennis Cook, L <small>ERA: 3.79</small> Jeff Russell, R <small>ERA: 2.61</small>	<small>IP: 5.1 WLS: L BF: 27 H: 8 R: 7 ER: 7 SO: 6 BB: 2 IBB: 0 HBP: 0 BLK: 0 WP: 0 HR: 1 S: 54 P: 83 ERA: 11.81 WHIP: 1.875</small>																

Texas Rangers @ New York Yankees
 Yankee Stadium, Bronx, NY
 Sat Jul 22, 1995, 3:33 AM EDT
 Att: 34,571 - Overcast - 82 F

AB 31
 R 7
 H 9
 RBI 6
 BB 2
 SO 9
 LOB 12



Batter	1	2	3	4	5	6	7	8	9	AB	R	H	RBI	BB	SO	LOB	TOP
Otis Nixon, S <small>OBP: 0.341, SLG: 0.328</small> 	2-2 G4-3 	1-2 G6-3 		2-1 F8 		1-0 CS 			2-3 K 	5	0	1	0	0	1	3	
Mark McLemore, S <small>OBP: 0.376, SLG: 0.387</small> 	0-0 G3 		3-1 F8 	2-1 CS 		1-2 G5-3 			1-0 F8 	5	0	2	0	0	0	1	
Will Clark, L <small>OBP: 0.383, SLG: 0.455</small> 	2-3 K 		0-0 F7 	2-3 K 		1-1 G5-3 			2-0 	5	0	1	0	0	2	3	
Juan Gonzalez, R <small>OBP: 0.275, SLG: 0.576</small> 		0-3 K 	2-1 E6 		1-2 	1-0 L7 			1-1 P5 	5	0	1	0	0	1	3	
Mickey Tettleton, S <small>OBP: 0.394, SLG: 0.465</small> 	4-1 F8 		1-1 F8 	2-0 G4-3 		3-2 P4 				3	1	0	0	1	0	3	
Ivan Rodriguez, R <small>OBP: 0.341, SLG: 0.492</small> Dave Valle, R <small>OBP: 0.313, SLG: 0.283</small> 	0-0 SF8 		0-3 K 		1-0 F4 			0-0 E9 		4	1	2	0	0	1	3	
29 Rusty Greer, L <small>OBP: 0.344, SLG: 0.388</small> 	4-1 SF8 			2-2 F8 		2-1 F8 			1-0 G4-3 	3	2	1	0	1	0	2	
Mike Pagliarulo, L <small>OBP: 0.265, SLG: 0.310</small> 	0-0 SF8 			3-3 K 		0-3 K 			0-0 G4-3 	3	0	0	1	0	2	2	
Benji Gil, R <small>OBP: 0.297, SLG: 0.387</small> 	0-0 			1-1 		3-1 F9 			1-0 	4	0	3	3	0	0	0	
Inning Stats <small>R: 0, H: 0, E: 0, K: 1, S: 8</small>	<small>R: 3, H: 2, E: 0, K: 1, S: 11</small>	<small>R: 0, H: 1, E: 0, K: 1, S: 10</small>	<small>R: 1, H: 3, E: 0, K: 2, S: 21</small>	<small>R: 0, H: 1, E: 0, K: 0, S: 7</small>	<small>R: 0, H: 1, E: 0, K: 1, S: 6</small>	<small>R: 0, H: 0, E: 0, K: 0, S: 6</small>	<small>R: 0, H: 1, E: 0, K: 0, S: 8</small>	<small>R: 0, H: 2, E: 0, K: 1, S: 10</small>	<small>1B: 9, 2B: 0, 3B: 2, HR: 0</small>	<small>SF: 1, SAC: 0, DP: 0, HBP: 0</small>	<small>WP: 0, PA: 41</small>						
PITCHER Jack McDowell, R <small>ERA: 4.92</small> Bob Wickman, R <small>ERA: 3.51</small> Joe Ausanio, R <small>ERA: 6.41</small>	<small>IP: 6.0, WLS: W, BF: 28, H: 8, R: 4, ER: 4, SO: 6, BB: 2, IBB: 0, HBP: 0, BLK: 0, WP: 0, HR: 0, S: 63, P: 103, ERA: 6.00, WHIP: 1.667</small>	<small>IP: 2.0, WLS: L, BF: 7, H: 1, R: 0, ER: 0, SO: 0, BB: 0, IBB: 0, HBP: 0, BLK: 0, WP: 0, HR: 14, S: 21, P: 21, ERA: 0.00, WHIP: 0.500</small>	<small>IP: 1.0, WLS: W, BF: 5, H: 2, R: 0, ER: 0, SO: 1, BB: 0, IBB: 0, HBP: 0, BLK: 0, WP: 0, HR: 10, S: 17, P: 17, ERA: 0.00, WHIP: 2.000</small>	PITCHER <small>IP: 0.0, WLS: W, BF: 0, H: 0, R: 0, ER: 0, SO: 0, BB: 0, IBB: 0, HBP: 0, BLK: 0, WP: 0, HR: 0, S: 0, P: 0, ERA: 0.00, WHIP: 0.000</small>													

Texas Rangers @ New York Yankees
 Yankee Stadium, Bronx, NY
 Sun Jul 23 1995, 3:33 AM EDT
 Att: 32,765 - Cloudy - 80 F

AB	37
R	4
H	11
RBI	4
BB	2
SO	7
LOB	20

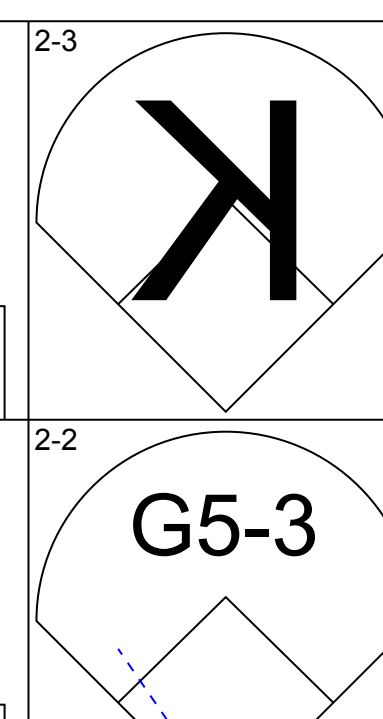
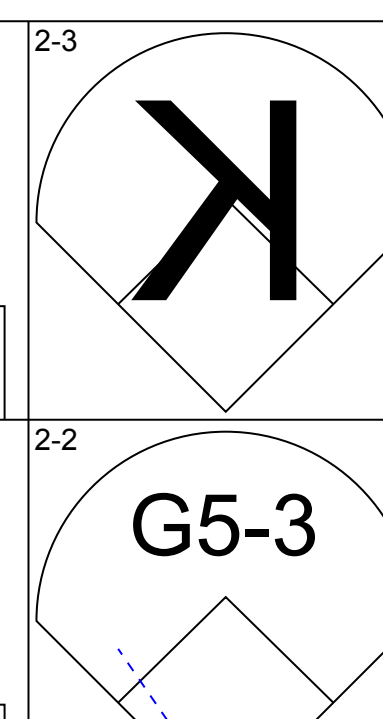
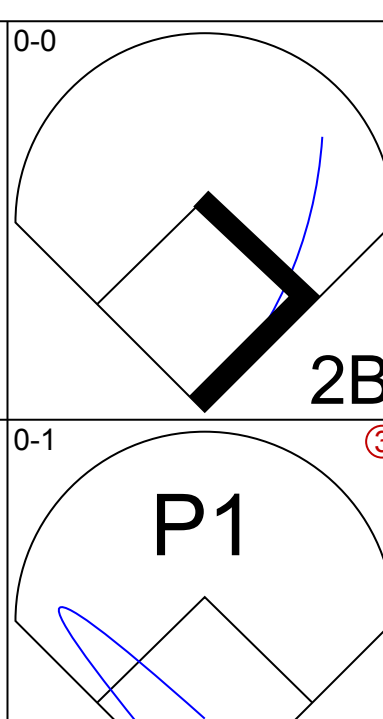
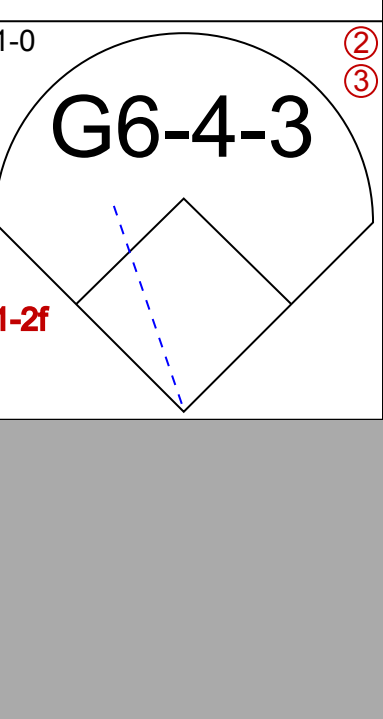
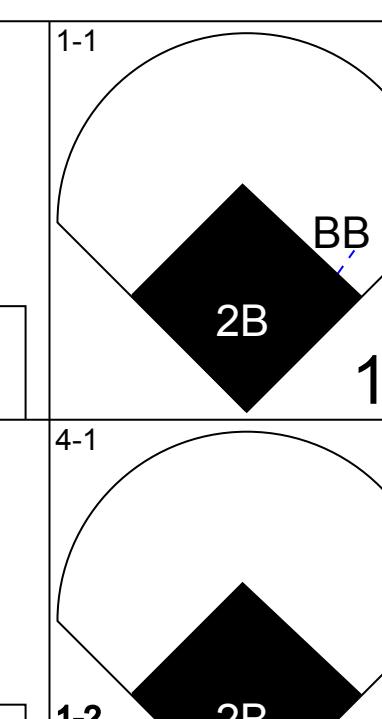
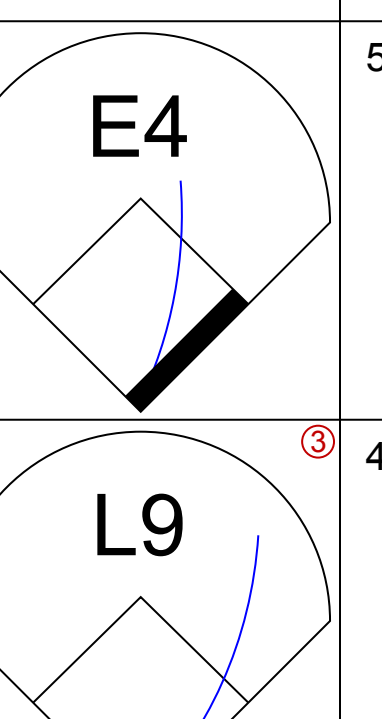
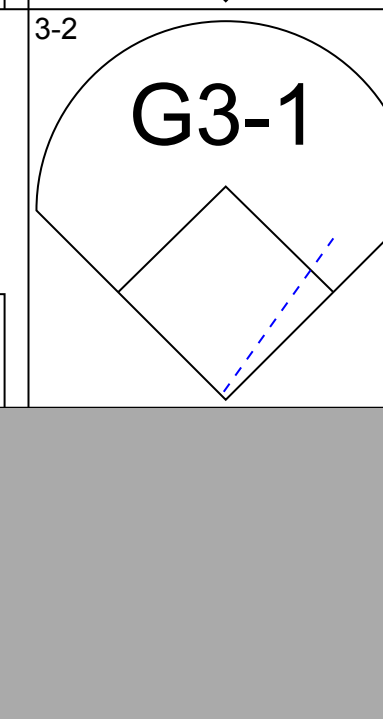
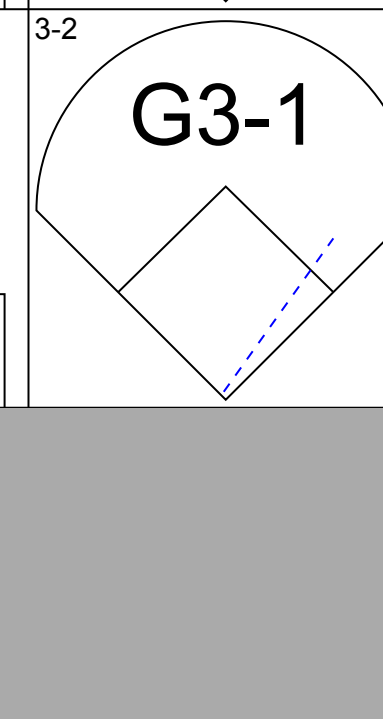

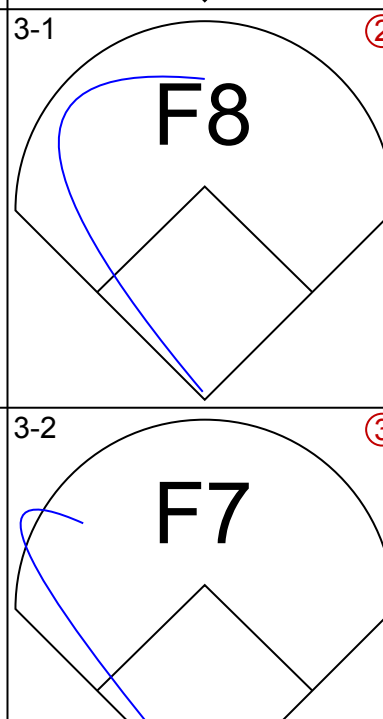
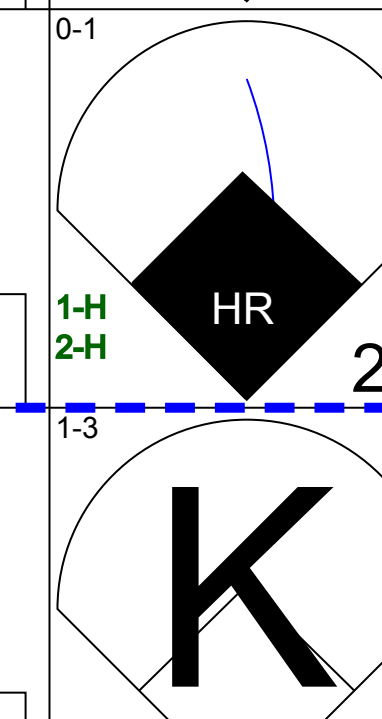



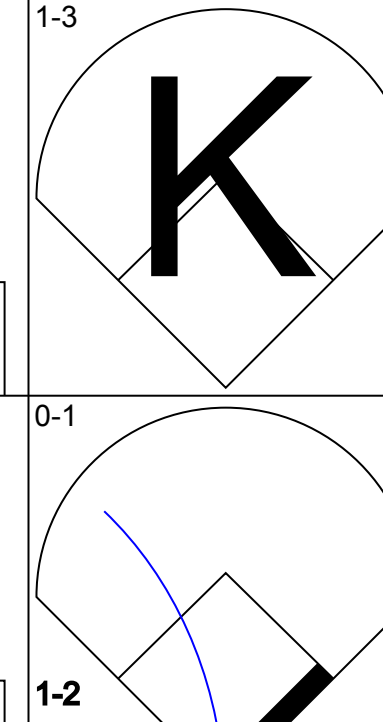

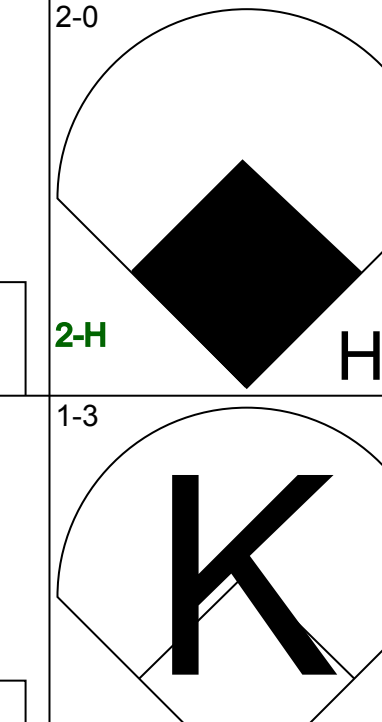
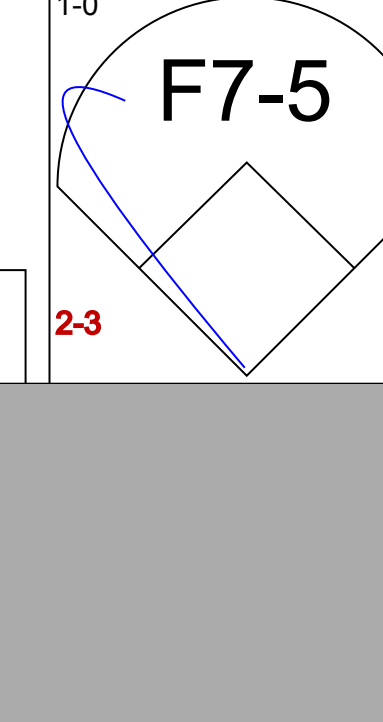
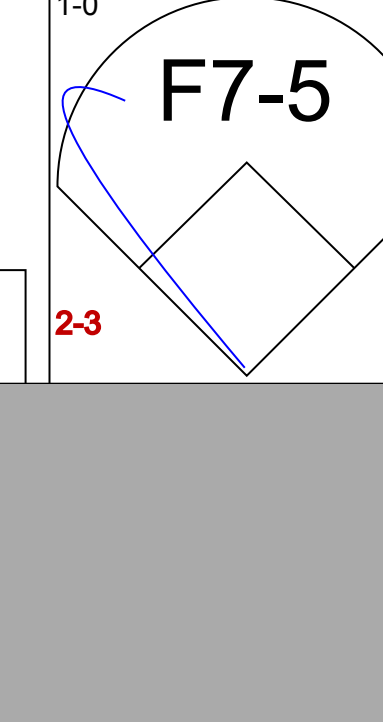
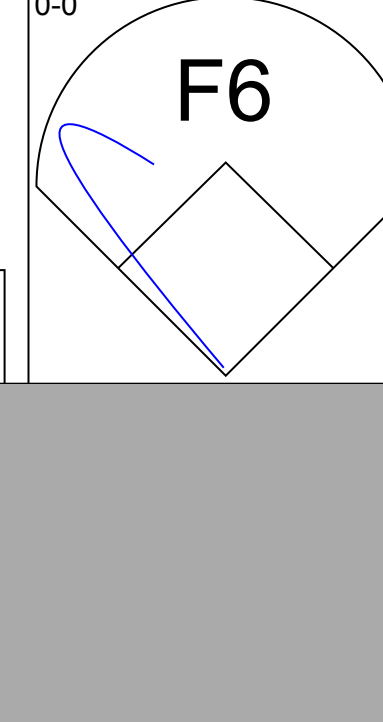


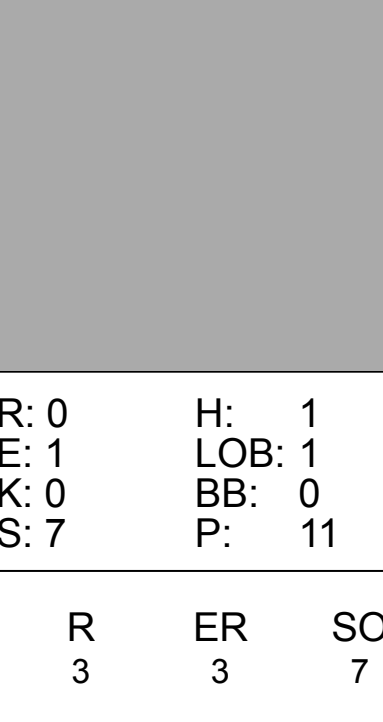
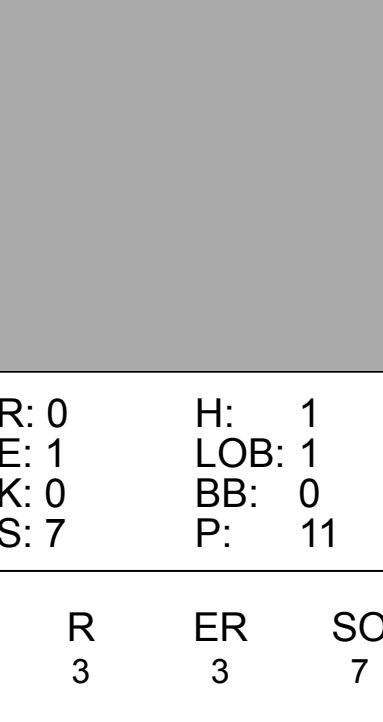


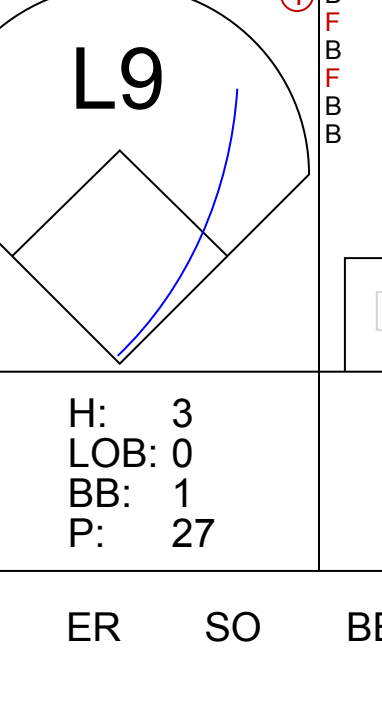
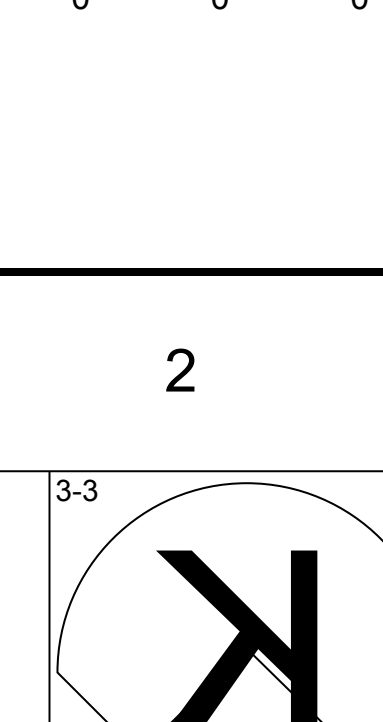
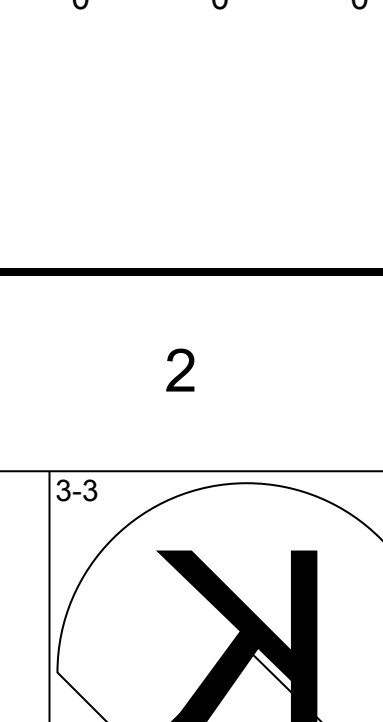
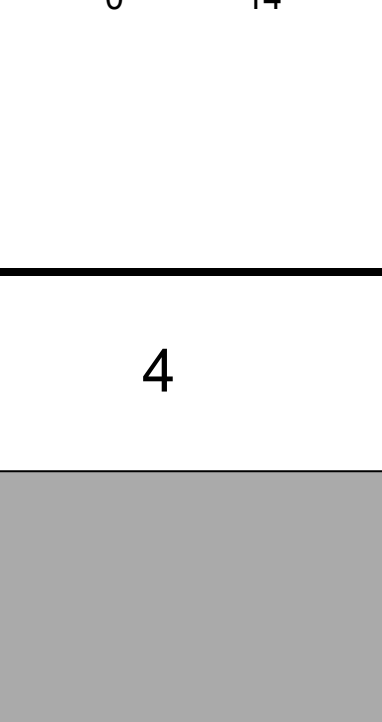
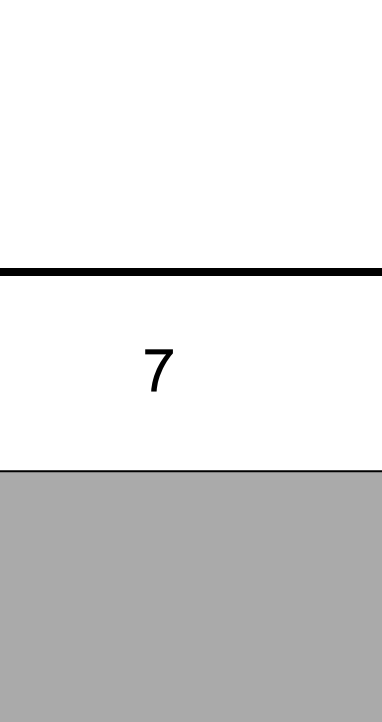
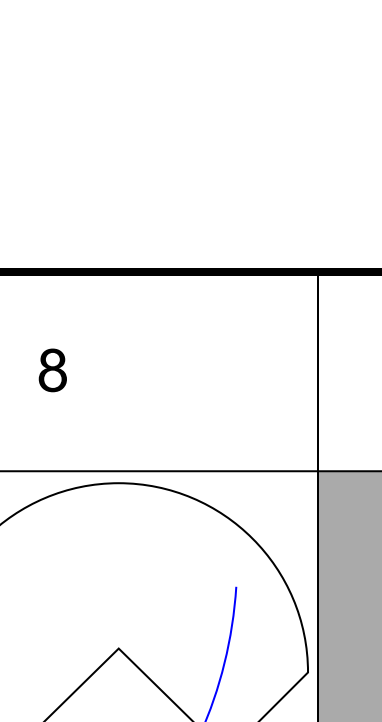



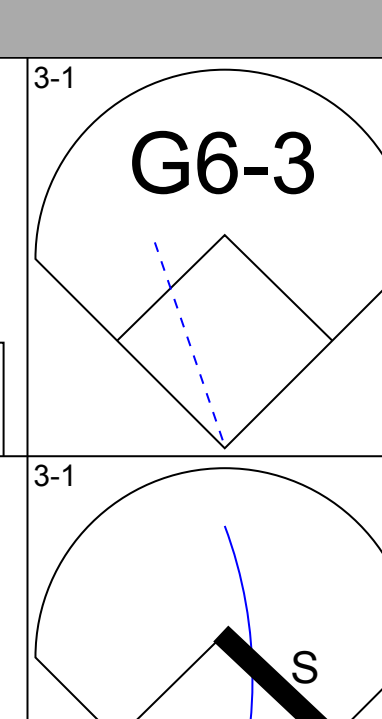
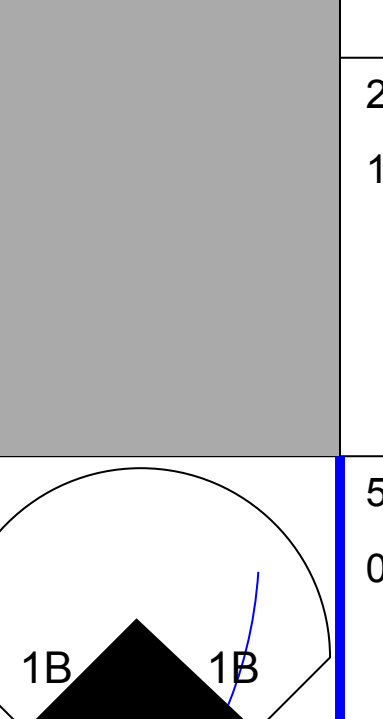
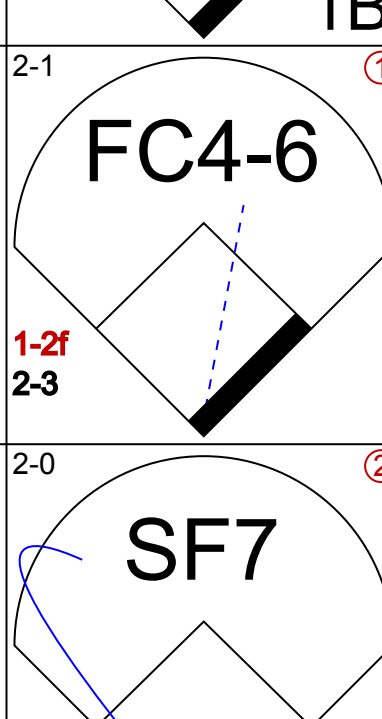
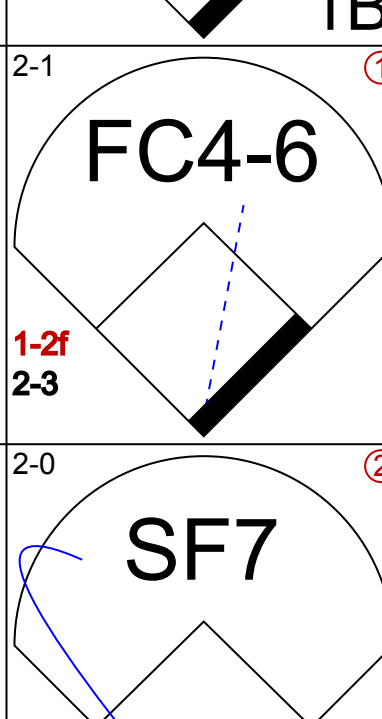
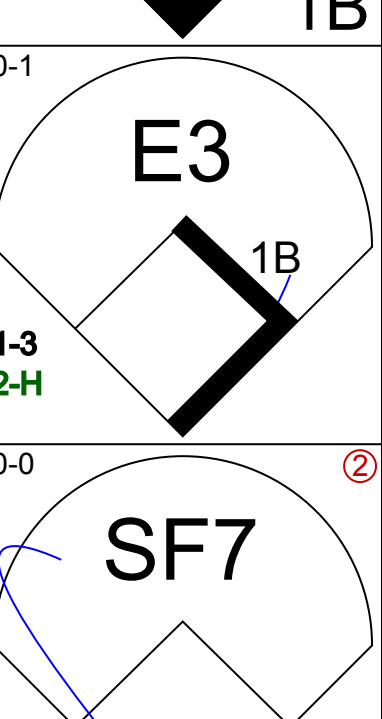
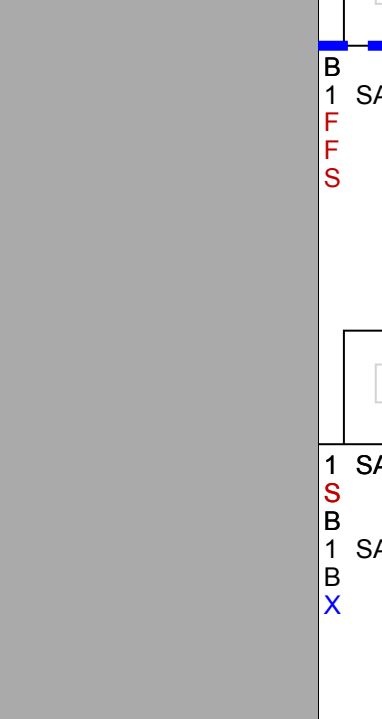
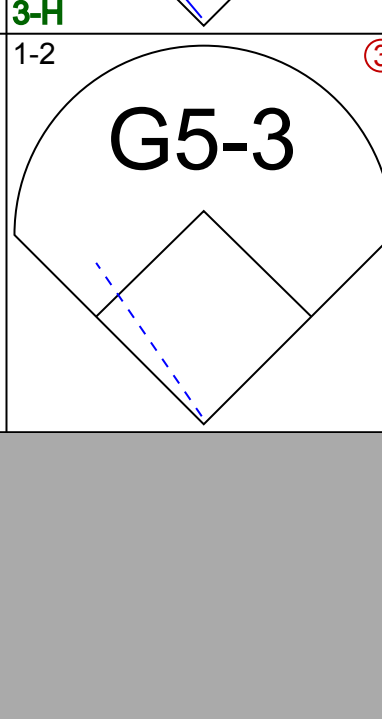
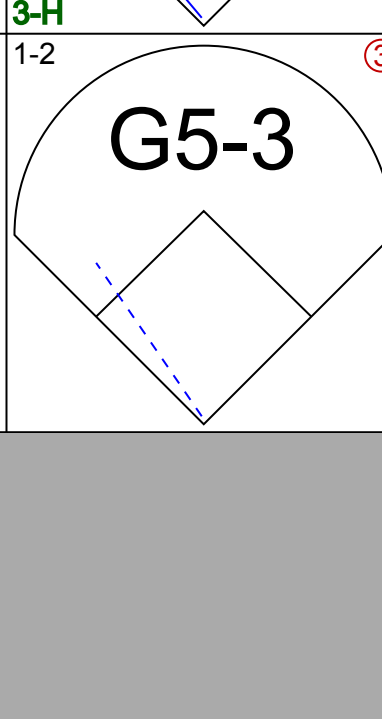
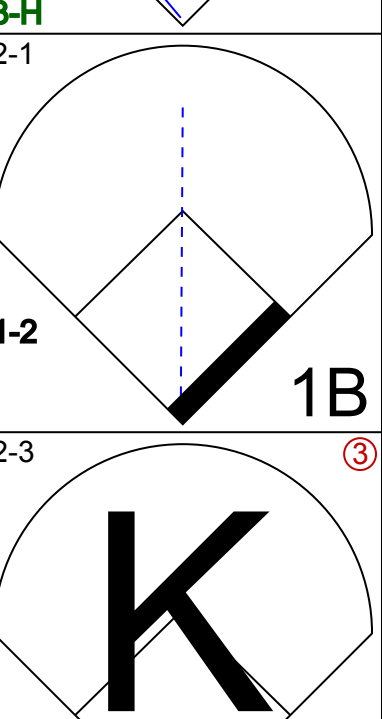
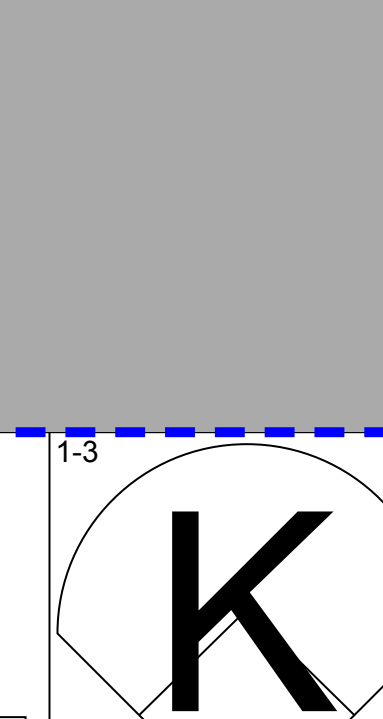
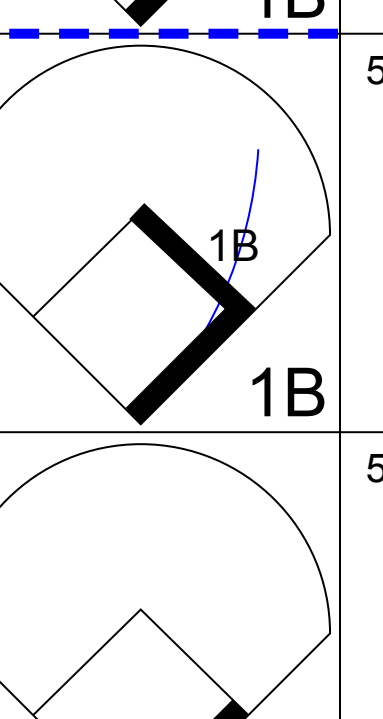


Batter	1	2	3	4	5	6	7	8	9	AB	R	H	RBI	BB	SO	LOB	BOTTOM
Luis Polonia, L <small>OBP: 0.336, SLG: 0.367</small> 	1-2 	1-3 K 	4-2 FC4-6 		0-1 	4-2 1B 			3-2 G4-3 	4	1	2	1	2	1	0	
Wade Boggs, L <small>OBP: 0.395, SLG: 0.390</small> 	3-1 G6-3 	3-2 G3 	3-1 FC4-6 		3-1 F6 	2-1 FC6-4 		1-1 		6	1	3	2	0	0	5	
Dion James, L <small>OBP: 0.369, SLG: 0.382</small> Jim Leyritz, R <small>OBP: 0.393, SLG: 0.426</small> 	1-2 G6-3 	0-0 G3 		0-1 P2 		0-0 		2-1 F9 		3	0	0	0	0	0	1	
Paul O'Neill, L <small>OBP: 0.407, SLG: 0.583</small> 	3-1 	1-0 G6-3 		0-0 G4-3 		0-0 F8 		0-0 		6	1	3	1	0	0	2	
Don Mattingly, L <small>OBP: 0.358, SLG: 0.424</small> 	4-0 		0-0 	2-1 G6-3 		0-0 		0-0 G4-6-3 		4	3	2	2	1	0	1	
Bernie Williams, S <small>OBP: 0.354, SLG: 0.458</small> 	2-2 		4-1 		1-1 F7 	1-1 		0-0 		4	1	3	1	1	0	0	
Mike Stanley, R <small>OBP: 0.375, SLG: 0.495</small> 	3-2 		4-2 		3-2 	3-1 		4-0 		3	2	3	2	2	0	0	
Tony Fernandez, S <small>OBP: 0.316, SLG: 0.323</small> 	4-2 		1-0 		4-1 	1-0 		4-1 		2	1	2	2	3	0	0	
Pat Kelly, R <small>OBP: 0.347, SLG: 0.360</small> 	2-3 K 		0-1 L5 		0-0 F8 	0-3 K 		0-1 FC5-4 		5	0	0	0	0	2	12	
Inning Stats <small>R: 3, H: 4, E: 0, K: 1, S: 24</small>	<small>R: 0, H: 1, E: 0, K: 1, S: 12</small>	<small>R: 0, H: 2, E: 0, K: 0, S: 12</small>	<small>R: 0, H: 0, E: 0, K: 0, S: 5</small>	<small>R: 1, H: 2, E: 0, K: 0, S: 12</small>	<small>R: 5, H: 5, E: 0, K: 1, S: 19</small>	<small>R: 0, H: 2, E: 0, K: 0, S: 6</small>	<small>R: 1, H: 2, E: 0, K: 0, S: 8</small>	<small>1B: 12, 2B: 4, 3B: 0, HR: 3</small>	<small>SF: 0, SAC: 0, DP: 2, HBP: 0</small>	<small>WP: 0, PA: 49</small>							
PITCHER Roger Pavlik, R <small>ERA: 5.87</small> Terry Burrows, L <small>ERA: 6.5</small> Roger McDowell, R <small>ERA: 4.18</small>	<small>IP: 2.0, WLS: L, BF: 16, H: 6, R: 4, ER: 4, SO: 4, BB: 4, IBB: 0, HBP: 0, BLK: 0, WP: 0, HR: 1, S: 40, P: 76, ERA: 18.00, WHIP: 5.000</small>	<small>IP: 3.1, WLS: W, BF: 17, H: 5, R: 4, ER: 4, SO: 3, BB: 0, IBB: 0, HBP: 0, BLK: 0, WP: 2, HR: 32, S: 58, P: 58, ERA: 10.80, WHIP: 2.400</small>	<small>IP: 2.2, WLS: W, BF: 16, H: 7, R: 3, ER: 3, SO: 3, BB: 0, IBB: 0, HBP: 0, BLK: 0, WP: 0, HR: 26, S: 51, P: 51, ERA: 10.12, WHIP: 3.750</small>	PITCHER <small>IP: 0.0, WLS: W, BF: 0, H: 0, R: 0, ER: 0, SO: 0, BB: 0, IBB: 0, HBP: 0, BLK: 0, WP: 0, HR: 0, S: 0, P: 0, ERA: 0.00, WHIP: 0.000</small>													

Texas Rangers @ New York Yankees
 Yankee Stadium, Bronx, NY
 Sun Jul 23 1995, 3:33 AM EDT
 Att: 32,765 - Cloudy - 80 F

AB	39
R	11
H	18
RBI	11
BB	10
SO	3
LOB	24

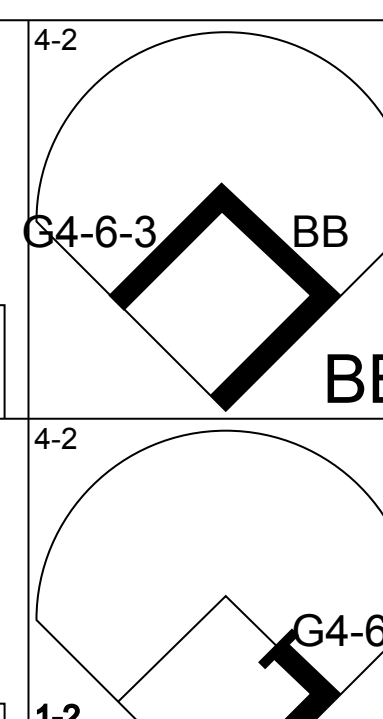
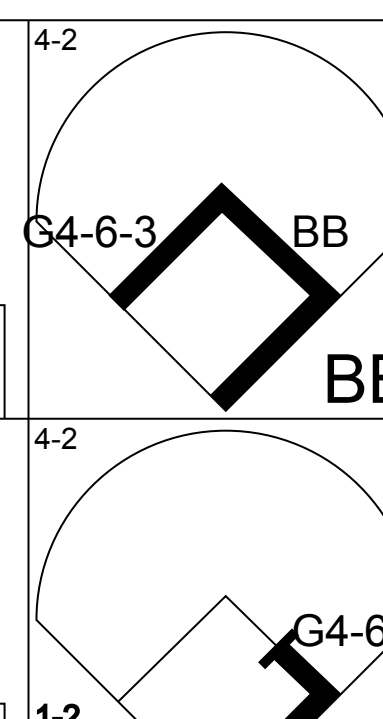
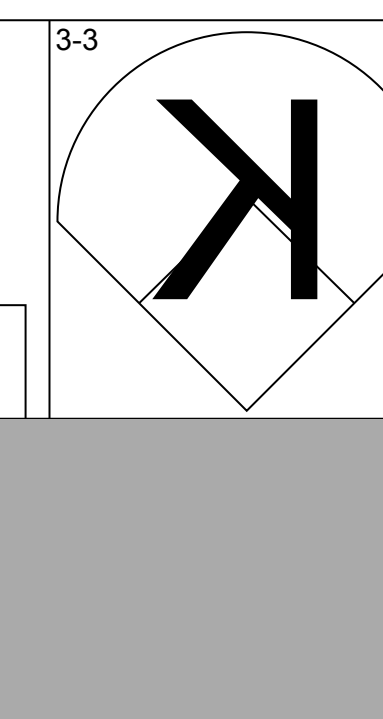
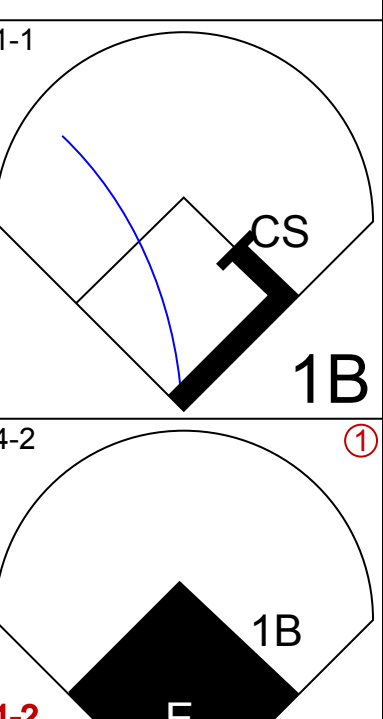

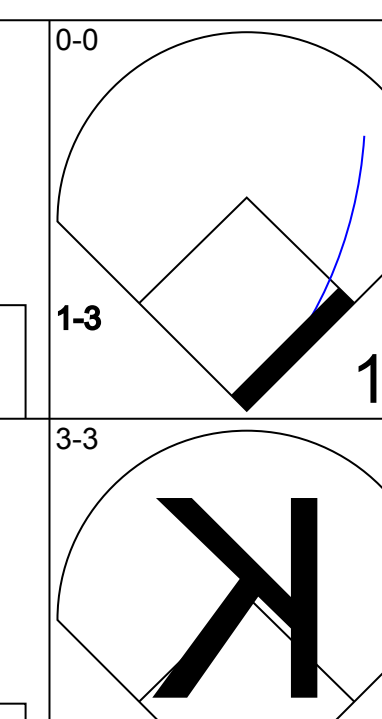
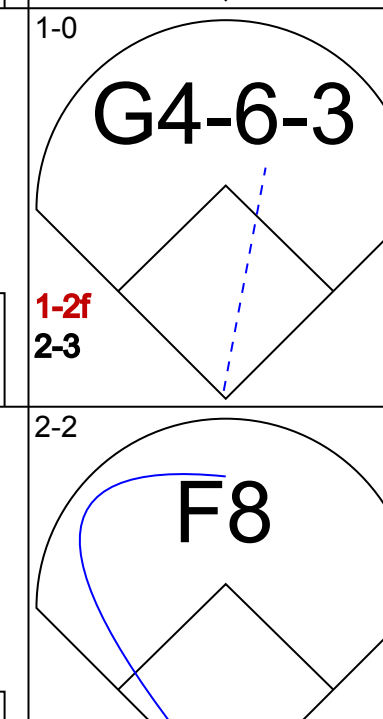
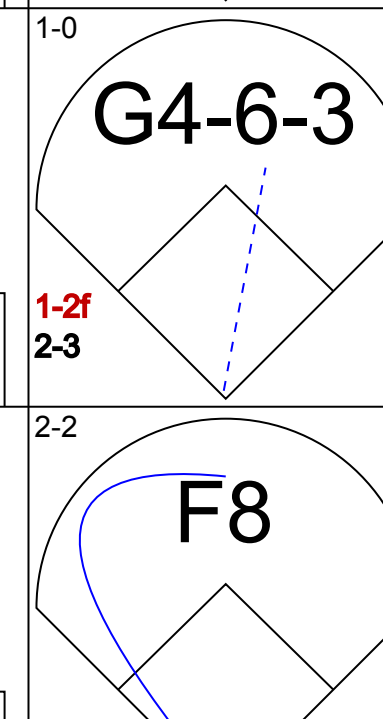
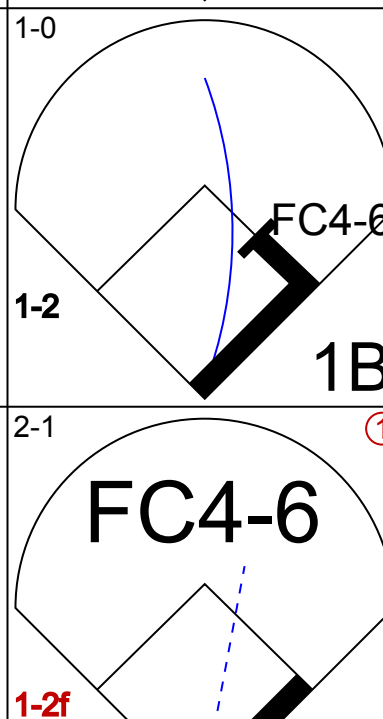
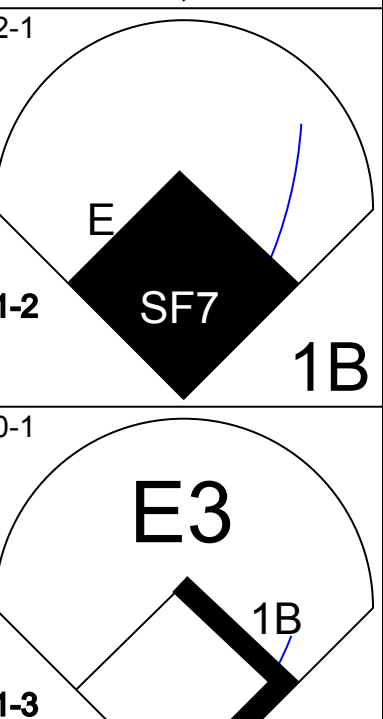
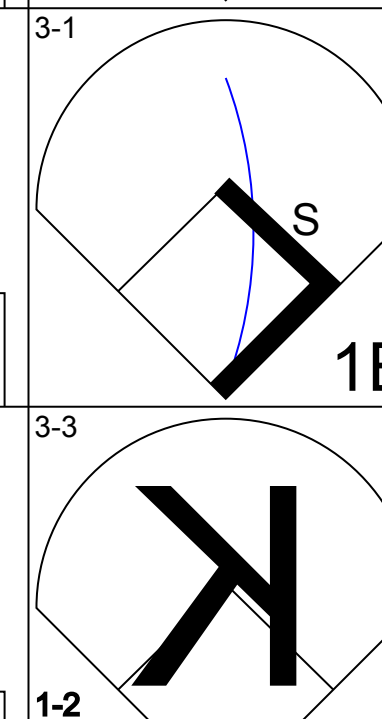
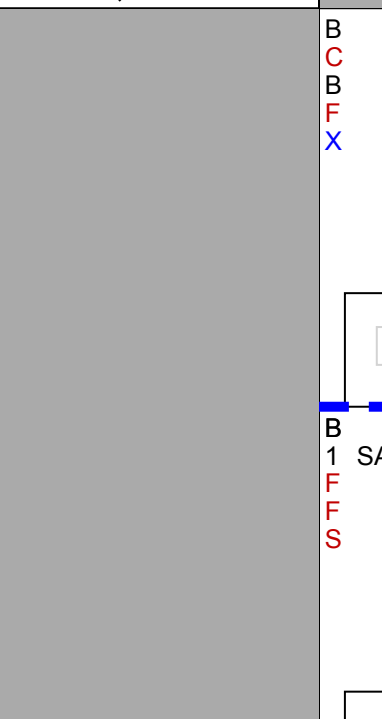


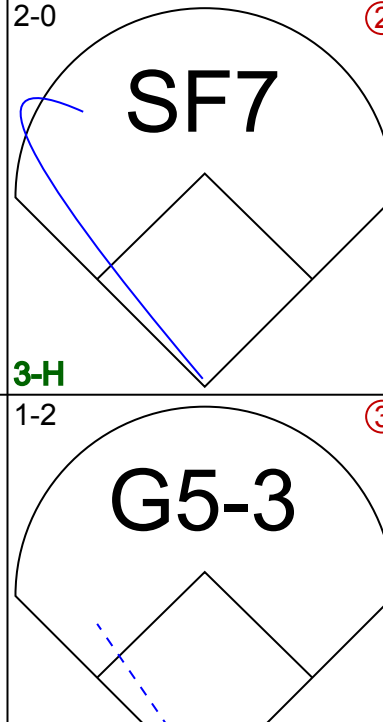
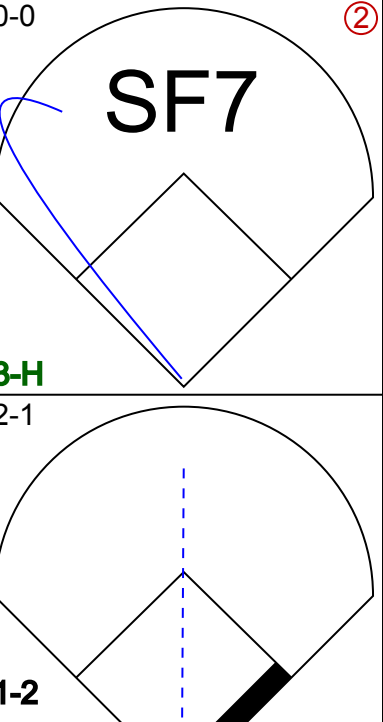
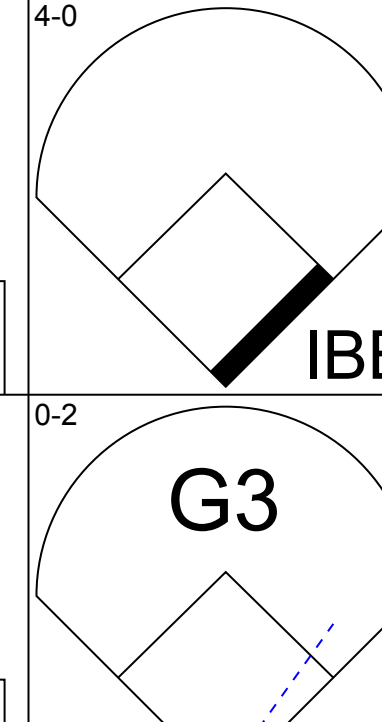
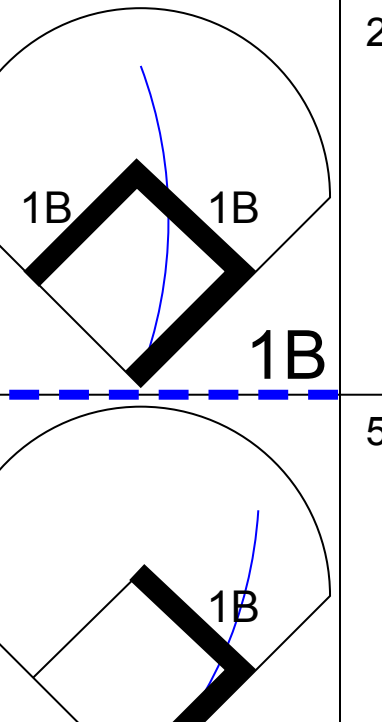





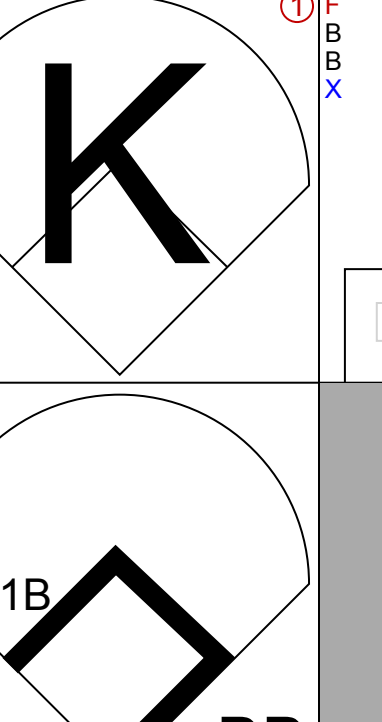
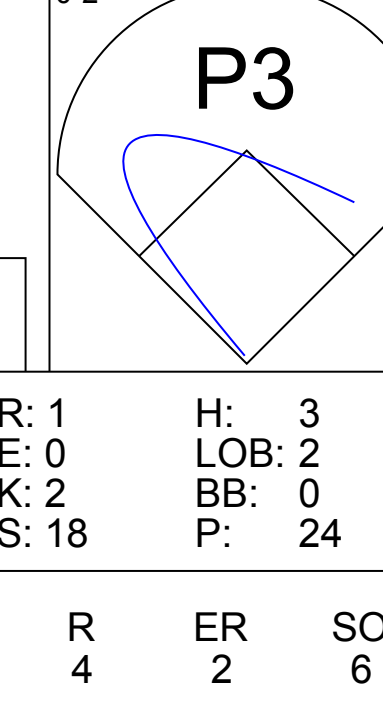
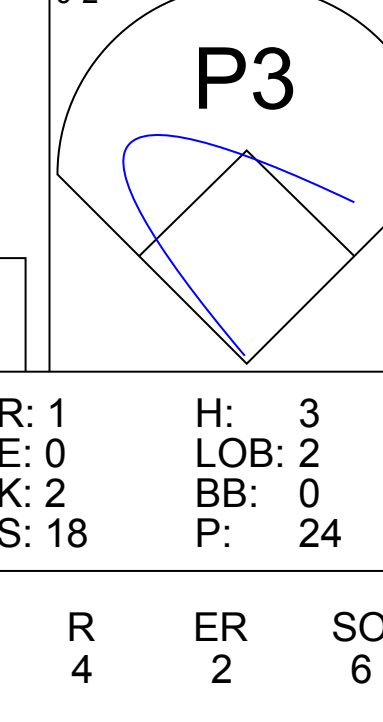

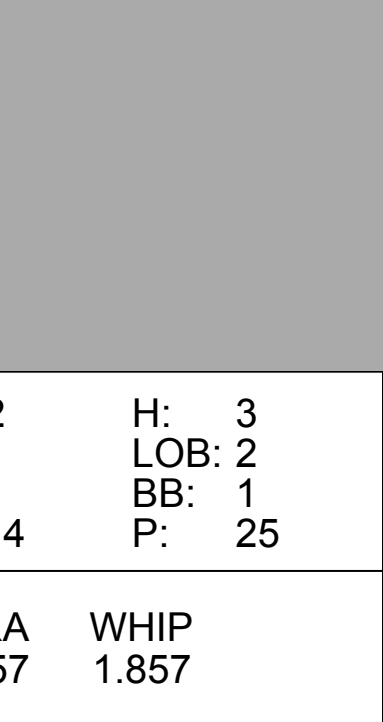

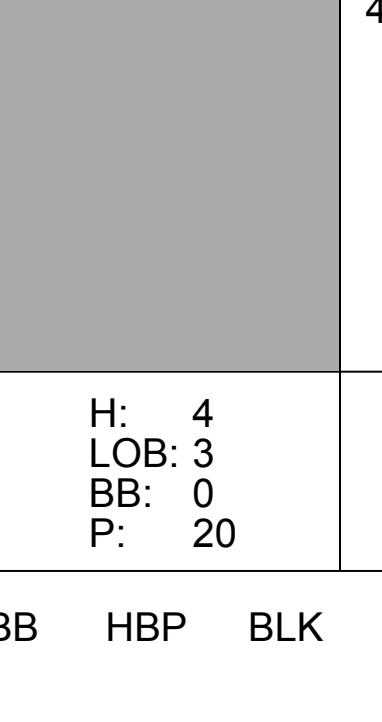



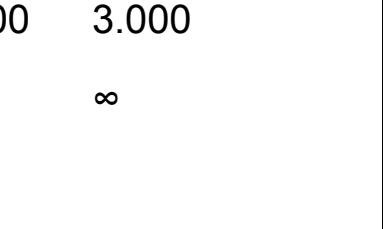




Batter	1	2	3	4	5	6	7	8	9	AB	R	H	RBI	BB	SO	LOB	TOP					
Otis Nixon, S <small>OBP: 0.341, SLG: 0.332</small> 										5	1	2	0	0	1	2						
Mark McLemore, S <small>OBP: 0.373, SLG: 0.382</small> 										4	1	0	0	1	0	3						
Will Clark, L <small>OBP: 0.384, SLG: 0.458</small> 										3	1	1	2	1	0	0						
Juan Gonzalez, R <small>OBP: 0.269, SLG: 0.563</small> 										4	0	0	0	0	2	2						
Mickey Tettleton, S <small>OBP: 0.392, SLG: 0.474</small> 										4	1	1	2	0	2	1						
Ivan Rodriguez, R <small>OBP: 0.343, SLG: 0.492</small> 										4	0	2	0	0	1	0						
29 Rusty Greer, L <small>OBP: 0.343, SLG: 0.386</small> 										4	0	1	0	0	0	4						
Steve Buechele, R <small>OBP: 0.267, SLG: 0.235</small> 										4	0	1	0	0	1	1						
Benji Gil, R <small>OBP: 0.296, SLG: 0.383</small> 										3	0	0	0	1	2	1						
Inning Stats	R: 0 E: 0 K: 1 S: 9	H: 0 LOB: 0 BB: 0 P: 16	R: 0 E: 1 K: 0 S: 7	H: 1 LOB: 1 BB: 0 P: 11	R: 0 E: 0 K: 2 S: 9	H: 1 LOB: 2 BB: 1 P: 11	R: 0 E: 0 K: 2 S: 12	H: 1 LOB: 0 BB: 1 P: 19	R: 0 E: 0 K: 1 S: 6	H: 0 LOB: 0 BB: 0 P: 10	R: 0 E: 0 K: 1 S: 8	H: 0 LOB: 0 BB: 0 P: 15	R: 0 E: 0 K: 1 S: 12	H: 1 LOB: 1 BB: 0 P: 19	R: 4 E: 0 K: 2 S: 15	H: 3 LOB: 0 BB: 1 P: 27	R: 0 E: 1 K: 0 S: 14	H: 0 LOB: 2 BB: 1 P: 30	1B: 5 2B: 3 3B: 0 HR: 1	SF: 0 SAC: 0 DP: 2 HBP: 0	WP: 0 PB: 0 SB: 0 CS: 0	PA: 38
PITCHER	IP	WLS	BF	H	R	ER	SO	BB	IBB	HBP	BLK	WP	HR	S	P	ERA	WHIP					
Sterling Hitchcock, L <small>ERA: 4.79</small>	(1, 1)	7.1	30	7	3	3	7	2	0	0	0	0	0	71	117	3.68	1.227					
Bob Wickman, R <small>ERA: 3.74</small>	(8, 1)	0.2	3	1	1	1	2	0	0	0	0	0	1	7	11	13.50	1.500					
Steve Howe, L <small>ERA: 4.55</small>	(9, 1)	1.0	W	5	0	0	0	1	0	0	0	0	0	14	30	0.00	1.000					

Texas Rangers @ New York Yankees
 Yankee Stadium, Bronx, NY
 Mon Jul 24 1995, 7:05 PM EDT
 Att: 22,525 - Unknown - 82 F

AB	35
R	4
H	8
RBI	4
BB	3
SO	9
LOB	14



Batter	1	2	3	4	5	6	7	8	9	AB	R	H	RBI	BB	SO	LOB	BOTTOM					
Luis Polonia, L <small>OBP: 0.342, SLG: 0.369</small> 										4	0	2	0	1	2	2						
Wade Boggs, L <small>OBP: 0.403, SLG: 0.391</small> Randy Velarde, R <small>OBP: 0.329, SLG: 0.361</small> 										2	2	1	0	2	0	0						
Dion James, L <small>OBP: 0.386, SLG: 0.400</small> Gerald Williams, R <small>OBP: 0.363, SLG: 0.531</small> 										5	1	4	0	0	0	2						
Paul O'Neill, L <small>OBP: 0.399, SLG: 0.571</small> 										5	0	0	0	0	2	6						
Don Mattingly, L <small>OBP: 0.363, SLG: 0.442</small> 										2	1	2	3	1	0	0						
Bernie Williams, S <small>OBP: 0.357, SLG: 0.461</small> 										5	0	3	0	0	0	3						
Mike Stanley, R <small>OBP: 0.372, SLG: 0.488</small> 										5	0	1	1	0	3	3						
Tony Fernandez, S <small>OBP: 0.322, SLG: 0.336</small> 										3	0	2	0	1	0	0						
Pat Kelly, R <small>OBP: 0.338, SLG: 0.349</small> 										4	0	0	0	0	2	3						
Inning Stats	R: 0 E: 0 K: 0 S: 8	H: 0 LOB: 1 BB: 2 P: 19	R: 1 E: 0 K: 2 S: 18	H: 3 LOB: 2 BB: 0 P: 24	R: 1 E: 0 K: 0 S: 10	H: 2 LOB: 1 BB: 0 P: 16	R: 0 E: 0 K: 0 S: 6	H: 0 LOB: 0 BB: 0 P: 11	R: 2 E: 1 K: 1 S: 14	H: 3 LOB: 2 BB: 1 P: 25	R: 0 E: 0 K: 2 S: 7	H: 1 LOB: 0 BB: 0 P: 9	R: 0 E: 0 K: 1 S: 12	H: 1 LOB: 2 BB: 1 P: 25	R: 0 E: 0 K: 3 S: 14	H: 1 LOB: 2 BB: 1 P: 24	R: 1 E: 0 K: 1 S: 12	H: 4 LOB: 3 BB: 0 P: 20	1B: 12 2B: 2 3B: 0 HR: 1	SF: 2 SAC: 0 DP: 1 HBP: 0	WP: 0 PB: 0 SB: 0 CS: 1	PA: 43
PITCHER	IP	WLS	BF	H	R	ER	SO	BB	IBB	HBP	BLK	WP	HR	S	P	ERA	WHIP					
Kevin Gross, R <small>ERA: 7.0</small>	(1, 1)	7.0	33	10	4	2	6	3	1	0	0	0	0	75	129	2.57	1.857					
Matt Whiteside, R <small>ERA: 3.71</small>	(8, 1)	1.0	L	6	2	1	3	1	0	0	0	0	0	17	29	9.00	3.000					
Ed Vosberg, L <small>ERA: 3.47</small>	(9, 1)	0.1	2	1	0	0	1	0	0	0	0	0	0	5	8	0.00	3.000					
Jeff Russell, R <small>ERA: 2.61</small>	(9, 1)	0.0	2	2	0	0	0	0	0	0	0	0	0	4	7	∞	∞					

Texas Rangers @ New York Yankees
 Yankee Stadium, Bronx, NY
 Mon Jul 24 1995, 7:05 PM EDT
 Att: 22,525 - Unknown - 82 F

AB	36
R	5
H	15
RBI	4
BB	5
SO	10
LOB	21



Batter	1	2	3	4	5	6	7	8	9	AB	R	H	RBI	BB	SO	LOB	TOP										
Luis Polonia, L OBP: 0.339, SLG: 0.365 (1, 7)										5	1	1	0	0	0	1											
Randy Velarde, R OBP: 0.344, SLG: 0.394 (1, 4)										5	3	5	1	0	0	0											
Dion James, L OBP: 0.379, SLG: 0.392 (1, 10)										5	1	1	1	1	0	3											
Paul O'Neill, L OBP: 0.403, SLG: 0.595 (1, 9)										4	2	2	4	1	1	2											
Don Mattingly, L OBP: 0.365, SLG: 0.447 (1, 3)										4	0	2	1	0	0	2											
Bernie Williams, S OBP: 0.353, SLG: 0.455 (1, 8)										4	0	0	0	0	1	4											
Mike Stanley, R OBP: 0.370, SLG: 0.484 (1, 2)										4	0	1	0	0	1	1											
Tony Fernandez, S OBP: 0.321, SLG: 0.347 (1, 6)										4	1	1	1	0	3	1											
Russ Davis, R OBP: 0.391, SLG: 0.525 (1, 5)										4	0	0	0	0	2	1											
Inning Stats	R: 4 H: 5 E: 0 K: 1 S: 16	H: 5 LOB: 0 BB: 0 P: 25	R: 0 H: 0 E: 0 K: 2 S: 8	H: 0 LOB: 0 BB: 0 P: 12	R: 2 H: 2 E: 0 K: 0 S: 15	H: 2 LOB: 0 BB: 0 P: 22	R: 0 H: 1 E: 0 K: 2 S: 12	H: 1 LOB: 1 BB: 0 P: 19	R: 1 H: 2 E: 0 K: 1 S: 13	H: 2 LOB: 1 BB: 0 P: 17	R: 0 H: 1 E: 0 K: 0 S: 6	H: 1 LOB: 2 BB: 1 P: 13	R: 0 H: 0 E: 0 K: 2 S: 9	H: 0 LOB: 0 BB: 0 P: 15	R: 0 H: 1 E: 0 K: 0 S: 7	H: 1 LOB: 1 BB: 0 P: 9	1B: 8 2B: 1 3B: 0 HR: 4	SF: 0 SAC: 0 DP: 1 HBP: 0	WP: 0 PB: 0 SB: 0 CS: 0	PA: 40							
PITCHER	IP	WLS	BF	H	R	ER	SO	BB	IBB	HBP	BLK	WP	HR	S	P	ERA	WHIP										
Kevin Appier, R ERA: 3.71 (1, 1)	5.0	L	24	10	7	7	6	0	0	0	0	0	3	64	95	12.60	2.000										
Dave Fleming, L ERA: 7.1 (6, 1)	2.0		9	2	1	1	0	1	0	0	0	0	1	12	22	4.50	1.500										
Rusty Meacham, R ERA: 3.66 (8, 1)	1.0		3	0	0	0	2	0	0	0	0	0	0	9	15	0.00	0.000										
Hipolito Pichardo, R ERA: 4.22 (9, 1)	1.0		4	1	0	0	0	0	0	0	0	0	0	7	9	0.00	1.000										

New York Yankees @ Kansas City Royals
Kauffman Stadium, Kansas City, MO
Tue Jul 25 1995, 7:05 PM CDT
Att: 17,640 - Unknown - 89 F

AB 39
R 8
H 13
RBI 8
BB 1
SO 8
LOB 15



Batter	1	2	3	4	5	6	7	8	9	AB	R	H	RBI	BB	SO	LOB	BOTTOM										
Vince Coleman, S OBP: 0.344, SLG: 0.400 (1, 7)										4	0	0	0	0	2	1											
Tom Goodwin, L OBP: 0.351, SLG: 0.324 (1, 8)										3	0	2	0	0	0	1											
Phil Hiatt, R OBP: 0.253, SLG: 0.319 (8, PH)										1	0	0	0	0	0	0											
Keith Lockhart, L OBP: 0.361, SLG: 0.473 (1, 4)										3	0	0	0	0	0	3											
Chris Stynes, R OBP: 0.278, SLG: 0.219 (6, PH)										1	0	1	0	0	0	0											
Wally Joyner, L OBP: 0.394, SLG: 0.419 (1, 3)										4	1	1	0	0	0	3											
Gary Gaetti, R OBP: 0.318, SLG: 0.509 (1, 5)										4	0	2	0	0	1	0											
Jon Nunnally, L OBP: 0.375, SLG: 0.593 (9, 8)										3	0	0	0	1	2	2											
Greg Gagne, R OBP: 0.330, SLG: 0.409 (1, 6)										3	0	1	1	1	0	2											
Bob Hamelin, L OBP: 0.275, SLG: 0.291 (1, 10)										4	0	0	0	0	2	5											
Brent Mayne, L OBP: 0.261, SLG: 0.291 (1, 2)										4	0	1	0	0	1	4											
Inning Stats	R: 0 H: 1 E: 0 K: 1 S: 9	H: 0 LOB: 0 BB: 0 P: 11	R: 0 H: 0 E: 0 K: 1 S: 6	H: 0 LOB: 0 BB: 0 P: 8	R: 0 H: 0 E: 0 K: 0 S: 5	H: 0 LOB: 0 BB: 0 P: 9	R: 0 H: 1 E: 0 K: 2 S: 5	H: 1 LOB: 0 BB: 0 P: 7	R: 0 H: 0 E: 0 K: 2 S: 12	H: 0 LOB: 1 BB: 1 P: 17	R: 0 H: 1 E: 0 K: 0 S: 12	H: 3 LOB: 2 BB: 0 P: 20	R: 0 H: 1 E: 0 K: 1 S: 6	H: 1 LOB: 0 BB: 0 P: 9	R: 0 H: 1 E: 0 K: 1 S: 13	H: 1 LOB: 2 BB: 1 P: 22	1B: 7 2B: 1 3B: 0 HR: 0	SF: 0 SAC: 0 DP: 1 HBP: 0	WP: 0 PB: 0 SB: 0 CS: 0	PA: 36							
PITCHER	IP	WLS	BF	H	R	ER	SO	BB	IBB	HBP	BLK	WP	HR	S	P	ERA	WHIP										
Scott Kamieniecki, R ERA: 5.91 (1, 1)	7.0	W	27	6	1	1	6	1	0	0	0	0	0	63	91	1.29	1.000										
Bob MacDonald, L ERA: 5.34 (8, 1)	1.0		4	1	0	0	1	0	0	0	0	0	0	6	9	0.00	1.000										
Joe Ausanio, R ERA: 6.16 (9, 1)	1.0		5	1	0	0	1	1	0	0	0	0	0	13	22	0.00	2.000										

New York Yankees @ Kansas City Royals
Kauffman Stadium, Kansas City, MO
Tue Jul 25 1995, 7:05 PM CDT
Att: 17,640 - Unknown - 89 F

AB 34
R 1
H 8
RBI 1
BB 2
SO 8
LOB 21



Batter	1	2	3	4	5	6	7	8	9	AB	R	H	RBI	BB	SO	LOB	TOP										
Bernie Williams, S (1, 8) OBP: 0.391, SLG: 0.450	2-1 1B 2B 1B	1-0 FC6-4			0-1 F9		0-0 F8		1-3 K	5	1	1	0	0	1	1											
Jim Leyritz, R (1, 2) OBP: 0.390, SLG: 0.438	1-2 F8		1-3 K		1-1 HR			1-3 K		4	1	1	1	0	2	1											
Paul O'Neill, L (1, 9) OBP: 0.404, SLG: 0.592	1-2 2B G3 1B		0-0 G3-1		0-0 F8			4-2 1B BB		3	2	1	0	1	0	0											
Mike Stanley, R (1, 10) OBP: 0.372, SLG: 0.489	1-0 1B 2B		3-2 G4-3			1-1 F9		1-1 1B BB G1-2-3 1B		4	1	2	1	0	0	0											
Don Mattingly, L (1, 3) OBP: 0.363, SLG: 0.444	1-1 G3			2-2 P6		0-1 G4-1		1-0 1B		4	0	1	2	0	0	1											
Randy Velarde, R (1, 5) OBP: 0.352, SLG: 0.398	3-2 2H 1B			0-0 G1-3		4-2 FC5-4 BB		1-1 1B		3	0	2	1	1	0	0											
Gerald Williams, R (1, 7) Wade Boggs, L (8, PH) OBP: 0.391, SLG: 0.390		0-2 2B		4-1 BB		2-2 FC5-4 1-2 BB		1-1 G1-2-3 3-H		2	0	1	0	1	0	1											
Tony Fernandez, S (1, 6) OBP: 0.316, SLG: 0.342		0-1 G1-3		0-0 L1-3			3-1 F8		1-0 B2-3	4	0	0	0	0	0	1											
Pat Kelly, R (1, 4) OBP: 0.336, SLG: 0.346	1-2 FC6-4 1B				2-2 F9		2-2 F9		1-3 K	4	0	1	0	0	1	0											
Inning Stats	R: 3 E: 0 K: 0 S: 16	H: 4 LOB: 1 BB: 0 P: 25	R: 0 E: 0 K: 0 S: 9	H: 2 LOB: 1 BB: 0 P: 11	R: 0 E: 0 K: 1 S: 7	H: 0 LOB: 0 BB: 0 P: 11	R: 0 E: 0 K: 0 S: 6	H: 0 LOB: 1 BB: 1 P: 12	R: 1 E: 0 K: 0 S: 8	H: 1 LOB: 0 BB: 0 P: 11	R: 0 E: 0 K: 0 S: 10	H: 0 LOB: 0 BB: 0 P: 17	R: 0 E: 0 K: 0 S: 7	H: 0 LOB: 0 BB: 0 P: 12	R: 1 E: 0 K: 0 S: 14	H: 3 LOB: 2 BB: 1 P: 23	R: 0 E: 0 K: 2 S: 7	H: 0 LOB: 0 BB: 0 P: 10	1B: 7 2B: 2 3B: 0 HR: 1	SF: 0 SAC: 0 DP: 1 HBP: 0	WP: 0 PB: 0 CS: 0	PA: 37					
PITCHER	IP	WLS	BF	H	R	ER	SO	BB	IBB	HBP	BLK	WP	HR	S	P	ERA	WHIP										
Jason Jacome, L (1, 1) ERA: 9.0	7.0		28	7	4	4	1	2	0	0	0	0	1	63	99	5.14	1.286										
Hipolito Pichardo, R (8, 1) ERA: 4.23	2.0	W	9	3	1	1	3	1	0	0	0	0	0	21	33	4.50	2.000										

New York Yankees @ Kansas City Royals
Kauffman Stadium, Kansas City, MO

Wed Jul 26 1995, 7:05 PM CDT
Att: 17,775 - Unknown - 87 F

AB 34
R 5
H 10
RBI 5
BB 3
SO 4
LOB 8



Batter	1	2	3	4	5	6	7	8	9	AB	R	H	RBI	BB	SO	LOB	BOTTOM										
Vince Coleman, S (1, 7) OBP: 0.341, SLG: 0.396	2-2 L5		2-2 1-3 1B		0-0 F7	2-2 FC6-4 1-2 1B		1-1 FC1-2 FC4-6		5	0	1	0	0	0	6											
Tom Goodwin, L (1, 8) OBP: 0.348, SLG: 0.322	1-2 B1-3		0-0 G4-3			1-2 HR 1B		0-3 K	2-1 FC4-6 1-2	5	1	1	0	0	1	4											
Wally Joyner, L (1, 3) OBP: 0.394, SLG: 0.430	0-1 G1-3			2-3 K		1-2 HR 1B	2-1 G4-3		2-2 SH3-4 1B	5	2	2	2	0	1	0											
Gary Gaetti, R (1, 5) OBP: 0.324, SLG: 0.527		1-3 K2-3		0-0 F8 2B		1-2 SH1-3 BB SF9 1B	3-2 K		1-2 SH3-4	4	2	3	1	0	1	0											
Keith Lockhart, L (1, 10) OBP: 0.363, SLG: 0.460		3-2 F7		2-2 F8		1-2 SF9 SH1-3 BB	0-3 K		4-0 1B	3	0	0	0	2	1	1											
Jon Nunnally, L (1, 9) OBP: 0.367, SLG: 0.579	2-0 L7			0-3 K		1-2 SH1-3		2-2 F8	1-2 F7	4	0	0	0	0	1	3											
Greg Gagne, R (1, 6) OBP: 0.332, SLG: 0.498			0-0 F9		2-2 L7	0-0 SF9		4-1 2B E BB	3-0 1B	3	1	1	2	1	0	0											
David Howard, S (1, 4) OBP: 0.250, SLG: 0.272		1-2 G4-3		3-2 F7		4-1 BB BB		2-0 E FC1-2 2B		3	0	1	0	1	0	0											
Brent Mayne, L (1, 2) OBP: 0.268, SLG: 0.299 Chris James, R (6, PH) Pat Borders, R (7, 2) OBP: 0.264, SLG: 0.419			2-2 1B		2-2 1B	4-1 FC6-4 1-2 BB		0-1 E5 FC1-2		2	0	2	0	0	0	0											
Inning Stats	R: 0 E: 0 K: 0 S: 10	H: 0 LOB: 0 BB: 0 P: 13	R: 0 E: 0 K: 1 S: 12	H: 0 LOB: 0 BB: 0 P: 18	R: 0 E: 0 K: 2 S: 10	H: 1 LOB: 1 BB: 0 P: 14	R: 0 E: 0 K: 0 S: 11	H: 1 LOB: 3 BB: 3 P: 40	R: 1 E: 0 K: 2 S: 11	H: 1 LOB: 0 BB: 0 P: 16	R: 1 E: 1 K: 0 S: 12	H: 1 LOB: 2 BB: 1 P: 23	R: 1 E: 0 K: 0 S: 10	H: 2 LOB: 2 BB: 1 P: 21	1B: 7 2B: 2 3B: 0 HR: 2	SF: 1 SAC: 2 DP: 0 HBP: 0	WP: 0 PB: 0 CS: 0	PA: 43									
PITCHER	IP	WLS	BF	H	R	ER	SO	BB	IBB	HBP	BLK	WP	HR	S	P	ERA	WHIP										
42 Mariano Rivera, R (1, 1) ERA: 5.4	5.0		23	7	3	3	3	1	0	0	0	0	1	69	103	5.40	1.600										
Steve Howe, L (6, 1) ERA: 4.5	2.1		10	1	1	1	2	2	0	0	0	0	1	24	41	3.86	1.286										
Bob Wickman, R (8, 1) ERA: 4.0	1.0	L	8	2	2	2	0	1	1	0	0	0	0	14	30	18.00	3.000										
John Wetteland, R (9, 1) ERA: 2.08	0.1		2	1	0	0	0	0	0	0	0	0	0	4	8	0.00	3.000										

New York Yankees @ Kansas City Royals
Kauffman Stadium, Kansas City, MO

Wed Jul 26 1995, 7:05 PM CDT
Att: 17,775 - Unknown - 87 F

AB 35
R 6
H 11
RBI 6
BB 5
SO 5
LOB 15



Batter	1	2	3	4	5	6	7	8	9	AB	R	H	RBI	BB	SO	LOB	TOP				
Luis Polonia, L (1, 7) OBP: 0.347, SLG: 0.368 Gerald Williams, R (8, FH) OBP: 0.368, SLG: 0.535	1-1 L4-3 1B		4-2 CS BB		4-2 BB			3-3 K		1	0	1	0	2	0	0					
Wade Boggs, L (1, 5) OBP: 0.370, SLG: 0.389	0-1 L4-3 1-2		3-2 CS	2-1 FC6-4 1B	0-1 F7			4-0 BB		3	0	1	0	1	0	3					
Dion James, L (1, 10) OBP: 0.370, SLG: 0.382 Danny Tartabull, R (8, FH) OBP: 0.335, SLG: 0.380	0-2 P6			1-1 FC6-4 1B	0-1 G4-3			1-3 K		3	1	0	0	0	0	3					
Paul O'Neill, L (1, 9) OBP: 0.406, SLG: 0.590		0-3 K		2-1 BB 1B				1-3 K		4	0	2	0	0	2	1					
Don Mattingly, L (1, 3) OBP: 0.362, SLG: 0.438	0-2 G4-3			2-0 P6				3-2 G5-4-3 1-2		3	0	0	0	1	0	3					
Bernie Williams, S (1, 8) OBP: 0.353, SLG: 0.449	0-0 1B			4-2 1B BB				1-3 K2-3		3	0	1	0	1	2	1					
Mike Stanley, R (1, 2) OBP: 0.374, SLG: 0.487	2-0 L8			0-0 1B				2-2 P4		3	0	1	1	0	0	1					
Randy Velarde, R (1, 6) OBP: 0.345, SLG: 0.390			3-3 K		2-3 K			1-0 G5-3		4	0	0	0	0	2	1					
Pat Kelly, R (1, 4) OBP: 0.335, SLG: 0.346			0-0 F9		1-1 BB 1B			3-3 K		3	0	1	0	0	1	0					
Inning Stats	R: 0 E: 0 K: 0 S: 7	H: 1 LOB: 0 BB: 0 P: 8	R: 0 E: 0 K: 1 S: 9	H: 1 LOB: 1 BB: 0 P: 11	R: 0 E: 0 K: 1 S: 8	H: 0 LOB: 0 BB: 1 P: 18	R: 1 E: 0 K: 0 S: 10	H: 3 LOB: 2 BB: 1 P: 21	R: 0 E: 0 K: 1 S: 12	H: 1 LOB: 0 BB: 0 P: 19	R: 0 E: 0 K: 1 S: 9	H: 0 LOB: 0 BB: 0 P: 14	R: 0 E: 0 K: 1 S: 7	H: 0 LOB: 1 BB: 1 P: 19	R: 0 E: 0 K: 1 S: 7	H: 0 LOB: 1 BB: 1 P: 13	1B: 7 2B: 2 3B: 0 HR: 0	SF: 0 SAC: 0 DP: 3 HBP: 1	WP: 0 PB: 0 CS: 2	PA: 36	
PITCHER	IP WLS BF H R ER SO	IP WLS BF H R ER SO	IP WLS BF H R ER SO	IP WLS BF H R ER SO	IP WLS BF H R ER SO	IP WLS BF H R ER SO	IP WLS BF H R ER SO	IP WLS BF H R ER SO	IP WLS BF H R ER SO	IP WLS BF H R ER SO	IP WLS BF H R ER SO	IP WLS BF H R ER SO	IP WLS BF H R ER SO	IP WLS BF H R ER SO	IP WLS BF H R ER SO	IP WLS BF H R ER SO	ERA WHIP	ERA WHIP			
Mark Gubicza, R (1, 1) ERA: 3.69	7.0 L	27 7	1 1	5 5	3 3	0 0	0 0	0 0	0 0	62 62	104 104	1.29 1.29	1.429 1.429								
Mike Magnante, L (8, 1) ERA: 2.41	2.0 8	0 0	0 0	4 4	2 2	0 0	1 1	0 0	0 0	17 17	32 32	0.00 0.00	1.000 1.000								

New York Yankees @ Kansas City Royals
Kauffman Stadium, Kansas City, MO

AB 29
R 1
H 7
RBI 1
BB 5
SO 9
LOB 14



Thu Jul 27 1995, 3:33 AM CDT
Att: 19,271 - Sunny - 92 F


Batter	1	2	3	4	5	6	7	8	9	AB	R	H	RBI	BB	SO	LOB	BOTTOM					
Vince Coleman, S (1, 7) OBP: 0.336, SLG: 0.389	1-2 G5-3		1-0 G6-3		0-0 G6-3			0-3 K		4	0	0	0	0	1	2						
Wally Joyner, L (1, 3) OBP: 0.393, SLG: 0.427	1-3 K		0-1 F8		3-2 1B			1-0 F7		4	0	1	0	0	1	0						
Greg Gagne, R (1, 6) OBP: 0.335, SLG: 0.407	4-2 BB		3-2 F8		1-0 F9			1-1 WP 1B		3	0	1	0	1	0	1						
Gary Gaetti, R (1, 5) OBP: 0.323, SLG: 0.521	3-0 G1-3			1-3 K				3-3 K		3	0	0	0	1	2	2						
Chris James, R (1, 10) OBP: 0.353, SLG: 0.511		3-3 K		4-1 2B BB				0-0 F8		3	0	0	0	1	2	2						
Phil Hiatt, R (1, 9) OBP: 0.255, SLG: 0.330 Keith Lockhart, L (9, FH) OBP: 0.360, SLG: 0.456	0-1 G6-3			0-2 2B				1-0 G4-6-3		3	0	1	0	0	0	1						
Pat Borders, R (1, 2) OBP: 0.282, SLG: 0.437 Chris Stynes, R (7, PR) OBP: 0.278, SLG: 0.219 Brent Mayne, L (8, 2) OBP: 0.267, SLG: 0.298	2-0 2B			4-0 2B IBB				3-3 K		2	0	2	0	1	0	0						
David Howard, S (1, 4) OBP: 0.254, SLG: 0.270 Jon Nunnally, L (9, FH) OBP: 0.365, SLG: 0.576	4-2 BB			2-2 G5-4-3				0-1 SH5-4 1B		0	0	0	0	0	0	0						
Tom Goodwin, L (1, 8) OBP: 0.345, SLG: 0.318	0-3 K			1-2 G6-3				1-1 L8		3	0	0	0	0	1	4						
Inning Stats	R: 0 E: 0 K: 1 S: 9	H: 0 LOB: 1 BB: 1 P: 18	R: 0 E: 0 K: 2 S: 15	H: 1 LOB: 2 BB: 1 P: 24	R: 0 E: 0 K: 0 S: 6	H: 0 LOB: 0 BB: 0 P: 10	R: 0 E: 0 K: 1 S: 11	H: 1 LOB: 2 BB: 0 P: 22	R: 0 E: 0 K: 0 S: 8	H: 0 LOB: 0 BB: 1 P: 13	R: 0 E: 0 K: 0 S: 2	H: 0 LOB: 0 BB: 1 P: 7	R: 0 E: 0 K: 1 S: 10	H: 1 LOB: 2 BB: 0 P: 12	R: 0 E: 0 K: 2 S: 10	H: 1 LOB: 1 BB: 0 P: 18	R: 0 E: 0 K: 1 S: 7	H: 0 LOB: 0 BB: 0 P: 8	1B: 3 2B: 2 3B: 0 HR: 0	SF: 0 SAC: 1 DP: 2 HBP: 0	WP: 1 PB: 0 CS: 0	PA: 35
PITCHER	IP WLS BF H R ER SO	IP WLS BF H R ER SO	IP WLS BF H R ER SO	IP WLS BF H R ER SO	IP WLS BF H R ER SO	IP WLS BF H R ER SO	IP WLS BF H R ER SO	IP WLS BF H R ER SO	IP WLS BF H R ER SO	IP WLS BF H R ER SO	IP WLS BF H R ER SO	IP WLS BF H R ER SO	IP WLS BF H R ER SO	IP WLS BF H R ER SO	IP WLS BF H R ER SO	IP WLS BF H R ER SO	ERA WHIP	ERA WHIP				
Andy Pettitte, L (1, 1) ERA: 3.77	7.1 W	29 4	0 0	5 5	4 4	0 0	0 0	0 0	0 0	62 62	108 108	0.00 0.00	1.091 1.091									
Bob Wickman, R (8, 1) ERA: 3.95	0.2 3	1 0	0 0	2 2	0 0	0 0	0 0	1 1	0 0	9 9	16 16	0.00 0.00	1.500 1.500									
John Wetteland, R (9, 1) ERA: 2.02	1.0 S	3 0	0 0	1 1	0 0	0 0	0 0	0 0	0 0	7 7	8 8	0.00 0.00	0.000 0.000									


New York Yankees @ Kansas City Royals
Kauffman Stadium, Kansas City, MO

AB 29
R 0
H 5
RBI 0
BB 5
SO 8
LOB 15



Thu Jul 27 1995, 3:33 AM CDT
Att: 19,271 - Sunny - 92 F

Batter	1	2	3	4	5	6	7	8	9	AB	R	H	RBI	BB	SO	LOB	TOP			
Luis Polonia, L OBP: 0.340, SLG: 0.360	G3-1		G4-3		G6-3		L7		G4-3	5	0	0	0	0	0	2	New York Yankees @ Minnesota Twins Hubert H. Humphrey Metrodome, Minneapolis, MN Fri Jul 28 1995, 8:05 PM EDT Att: 16,001 - Dome - 72 F livebaseballscorecards.com			
Wade Boggs, L OBP: 0.404, SLG: 0.392	G4-3		1B 2B		G4-3		BB			3	1	1	0	1	0	0				
Dion James, L OBP: 0.374, SLG: 0.386	P5		BB 1B		1B		G3-1			4	0	2	1	0	0	2				
Paul O'Neill, L OBP: 0.403, SLG: 0.583		K	1B BB		G5-3				L7	3	0	0	0	1	1	1				
Don Mattingly, L OBP: 0.364, SLG: 0.443	HR		BB				F7		P6	4	1	2	0	0	0	0				
Bernie Williams, S OBP: 0.352, SLG: 0.456	HR		F8				L9		K	4	1	1	2	0	1	2				
Mike Stanley, R OBP: 0.369, SLG: 0.478	K				G6-3		G6-3		G6-3	4	0	0	0	0	1	0				
Tony Fernandez, S OBP: 0.319, SLG: 0.341	FC6-4 HBP				G3		BB 1B		G3-1	3	0	1	0	0	0	0				
Randy Velarde, R OBP: 0.344, SLG: 0.387	FC6-4				G5-3		L7			4	0	1	0	0	0	2				
Inning Stats	R: 0 E: 0 K: 0 S: 5	H: 0 LOB: 0 BB: 0 P: 5	R: 2 E: 0 K: 2 S: 15	H: 2 LOB: 1 BB: 0 P: 23	R: 1 E: 0 K: 0 S: 14	H: 3 LOB: 2 BB: 1 P: 22	R: 0 E: 0 K: 0 S: 6	H: 0 LOB: 0 BB: 0 P: 10	R: 0 E: 0 K: 0 S: 7	H: 1 LOB: 1 BB: 0 P: 11	R: 0 E: 0 K: 0 S: 13	H: 1 LOB: 2 BB: 1 P: 20	R: 0 E: 0 K: 1 S: 9	H: 0 LOB: 0 BB: 0 P: 13	R: 0 E: 0 K: 0 S: 12	H: 1 LOB: 1 BB: 0 P: 16		1B: 5 2B: 2 3B: 0 HR: 1	SF: 0 SAC: 0 DP: 0 HBP: 1	WP: 0 PB: 0 CS: 0
PITCHER Kevin Tapani, R ERA: 4.92	IP: 9.0 WLS: W BF: 37 H: 8 R: 3 ER: 3 SO: 3 BB: 2 IBB: 0 HBP: 1 BLK: 0 WP: 0 HR: 1 S: 86 P: 127 ERA: 3.00 WHIP: 1.111															PITCHER				

Batter	1	2	3	4	5	6	7	8	9	AB	R	H	RBI	BB	SO	LOB	BOTTOM			
Chuck Knoblauch, R OBP: 0.409, SLG: 0.433	WP BLK 1B		F3		G5-3		G6-3			4	0	1	0	0	0	0	New York Yankees @ Minnesota Twins Hubert H. Humphrey Metrodome, Minneapolis, MN Fri Jul 28 1995, 8:05 PM EDT Att: 16,001 - Dome - 72 F livebaseballscorecards.com			
Rich Becker, L OBP: 0.279, SLG: 0.255	K		G4-3		G5-3		F7			4	0	0	0	0	1	1				
Kirby Puckett, R OBP: 0.362, SLG: 0.475	K				K				F9	4	0	1	0	0	2	1				
Pedro Munoz, R OBP: 0.340, SLG: 0.547	K		FC5-4 1B PB		L3		K2-3			4	1	0	0	0	2	2				
Marty Cordova, R OBP: 0.355, SLG: 0.500		S 1B			S BB 1B		S BB			2	1	2	0	2	0	0				
Scott Stahowiak, L OBP: 0.317, SLG: 0.337	K		K WP 1B		BB 1B		F7			3	1	0	0	1	2	3				
Matt Walbeck, S OBP: 0.303, SLG: 0.322	K		P3		F8				HR BB	3	1	0	0	1	1	5				
Dan Masteller, L OBP: 0.269, SLG: 0.253	G3		1B		G3-1				HR	4	1	2	4	0	0	3				
Pat Meares, R OBP: 0.294, SLG: 0.441			P3		G6-3		G6-3			3	0	0	0	0	0	1				
Inning Stats	R: 0 E: 0 K: 3 S: 11	H: 1 LOB: 1 BB: 0 P: 14	R: 0 E: 0 K: 2 S: 16	H: 1 LOB: 0 BB: 0 P: 23	R: 0 E: 0 K: 0 S: 4	H: 0 LOB: 0 BB: 0 P: 9	R: 3 E: 0 K: 1 S: 15	H: 3 LOB: 1 BB: 0 P: 21	R: 0 E: 0 K: 1 S: 7	H: 0 LOB: 0 BB: 0 P: 8	R: 0 E: 0 K: 0 S: 14	H: 0 LOB: 2 BB: 2 P: 25	R: 0 E: 0 K: 1 S: 8	H: 0 LOB: 1 BB: 1 P: 14	R: 2 E: 0 K: 0 S: 1	H: 1 LOB: 0 BB: 1 P: 5		1B: 5 2B: 0 3B: 0 HR: 1	SF: 0 SAC: 0 DP: 0 HBP: 0	WP: 2 PB: 1 CS: 0
PITCHER Jack McDowell, R ERA: 4.76	IP: 8.0 WLS: L BF: 35 H: 6 R: 5 ER: 2 SO: 8 BB: 4 IBB: 0 HBP: 0 BLK: 0 WP: 2 HR: 1 S: 82 P: 126 ERA: 2.25 WHIP: 1.250															PITCHER				

Batter	1	2	3	4	5	6	7	8	9	AB	R	H	RBI	BB	SO	LOB	TOP																					
Luis Polonia, L OBP: 0.337, SLG: 0.362	G6-3		G4-3		G4-3		SF7		G3-1	4	0	1	1	0	0	2	New York Yankees @ Minnesota Twins Hubert H. Humphrey Metrodome, Minneapolis, MN Sat Jul 29 1995, 8:05 PM EDT Att: 19,633 - Dome																					
Wade Boggs, L OBP: 0.402, SLG: 0.390	G6-3			BB	G4-3		K			4	1	1	0	0	1																							
Ruben Sierra, S OBP: 0.322, SLG: 0.463	K			BB	F7				P5	4	1	1	0	0	1																							
Paul O'Neill, L OBP: 0.401, SLG: 0.578		G4-3		K					F7	4	0	1	0	0	1	2																						
Don Mattingly, L OBP: 0.362, SLG: 0.438	G3			F7			G3-6-3			3	0	0	0	1	0	3																						
Bernie Williams, S OBP: 0.353, SLG: 0.455	P6			BB					G1-3	3	1	1	0	1	0	1																						
Mike Stanley, R OBP: 0.371, SLG: 0.487				BB						4	0	2	3	0	0	1																						
Tony Fernandez, S OBP: 0.318, SLG: 0.344			F8	G1-5-3			SF7		P7	4	1	1	0	0	0	2																						
Pat Kelly, R OBP: 0.335, SLG: 0.341	P3				F8		SH1-3		BB	2	0	0	0	1	0	1																						
Inning Stats	R: 0 E: 0 K: 1 S: 8	H: 0 LOB: 0 BB: 0 P: 15	R: 0 E: 0 K: 0 S: 8	H: 0 LOB: 0 BB: 0 P: 12	R: 0 E: 0 K: 0 S: 7	H: 1 LOB: 1 BB: 0 P: 10	R: 3 E: 0 K: 1 S: 15	H: 3 LOB: 1 BB: 1 P: 26	R: 0 E: 0 K: 0 S: 10	H: 1 LOB: 1 BB: 0 P: 17	R: 0 E: 0 K: 0 S: 9	H: 2 LOB: 1 BB: 0 P: 11	R: 1 E: 0 K: 1 S: 9	H: 1 LOB: 0 BB: 0 P: 10	R: 0 E: 0 K: 0 S: 7	H: 0 LOB: 1 BB: 1 P: 15	R: 0 E: 0 K: 0 S: 13	H: 0 LOB: 1 BB: 1 P: 22	1B: 4 2B: 4 3B: 0 HR: 0	SF: 1 SAC: 1 DP: 1 HBP: 0	WP: 0 PB: 0 CS: 1	PA: 37																
PITCHER	IP	WLS	BF	H	R	ER	SO	BB	IBB	HBP	BLK	WP	HR	S	P	ERA	WHIP	PITCHER				IP	WLS	BF	H	R	ER	SO	BB	IBB	HBP	BLK	WP	HR	S	P	ERA	WHIP
Brad Radke, R ERA: 5.77	(1, 1)	8.0	L	33	8	4	4	3	2	0	0	0	0	0	73	116	4.50	1.250																				
Pat Mahomes, R ERA: 6.59	(9, 1)	1.0		4	0	0	0	0	1	0	0	0	0	0	13	22	0.00	1.000																				

AB	32
R	4
H	8
RBI	4
BB	3
SO	3
LOB	14



Batter	1	2	3	4	5	6	7	8	9	AB	R	H	RBI	BB	SO	LOB	BOTTOM																					
Chuck Knoblauch, R OBP: 0.407, SLG: 0.434	K		BB	G6-3			L9			4	1	1	0	0	1	1	New York Yankees @ Minnesota Twins Hubert H. Humphrey Metrodome, Minneapolis, MN Sat Jul 29 1995, 8:05 PM EDT Att: 19,633 - Dome																					
Rich Becker, L OBP: 0.274, SLG: 0.250	K		K				G3		F8	4	0	0	0	0	2	1																						
Kirby Puckett, R OBP: 0.366, SLG: 0.481	G5-3		BB				CS		WP	4	0	3	1	0	0	0																						
Marty Cordova, R OBP: 0.354, SLG: 0.495		P5	K				L8		L8	3	0	0	0	1	1	2																						
Scott Stahoviak, L OBP: 0.321, SLG: 0.333	BB	BB	BB	BB			CS		K	2	0	0	0	2	2	2																						
Chip Hale, L OBP: 0.356, SLG: 0.396	BB	BB	F8				F8		K	4	1	1	0	0	1	4																						
Dan Masteller, L OBP: 0.258, SLG: 0.241	BB	BB	BB	G1-3			F8		K	4	0	0	0	0	1	2																						
Matt Walbeck, S OBP: 0.302, SLG: 0.321	BB	BB	BB	K			G3		F9	4	0	1	1	0	1	0																						
Pat Meares, R OBP: 0.295, SLG: 0.437		L5					K		F8	2	0	0	0	1	1	2																						
Matt Merullo, L OBP: 0.324, SLG: 0.346										1	0	0	0	0	0	0																						
Inning Stats	R: 0 E: 0 K: 2 S: 7	H: 2 LOB: 2 BB: 1 P: 22	R: 1 E: 0 K: 0 S: 11	H: 2 LOB: 2 BB: 1 P: 21	R: 0 E: 0 K: 1 S: 11	H: 0 LOB: 1 BB: 1 P: 17	R: 0 E: 0 K: 0 S: 6	H: 0 LOB: 0 BB: 0 P: 10	R: 0 E: 0 K: 1 S: 5	H: 0 LOB: 0 BB: 0 P: 8	R: 0 E: 0 K: 1 S: 8	H: 0 LOB: 0 BB: 0 P: 11	R: 0 E: 0 K: 2 S: 13	H: 1 LOB: 2 BB: 1 P: 21	R: 0 E: 0 K: 1 S: 7	H: 0 LOB: 0 BB: 0 P: 12	1B: 4 2B: 2 3B: 0 HR: 0	SF: 0 SAC: 0 DP: 0 HBP: 0	WP: 1 PB: 0 CS: 1	PA: 37																		
PITCHER	IP	WLS	BF	H	R	ER	SO	BB	IBB	HBP	BLK	WP	HR	S	P	ERA	WHIP	PITCHER				IP	WLS	BF	H	R	ER	SO	BB	IBB	HBP	BLK	WP	HR	S	P	ERA	WHIP
David Cone, R ERA: 3.32	(1, 1)	8.0	W	33	6	2	2	9	4	0	0	0	0	72	123	2.25	1.250																					
John Wetteland, R ERA: 1.96	(9, 1)	1.0	S	3	0	0	0	1	0	0	0	0	0	7	12	0.00	0.000																					



Batter	1	2	3	4	5	6	7	8	9	AB	R	H	RBI	BB	SO	LOB	TOP			
Luis Polonia, L OBP: 0.333, SLG: 0.358 Gerald Williams, R (7, PH) OBP: 0.378, SLG: 0.550	0-3 K		0-1 G4-3		0-0 FC2-6 G6-3		4-2 BB G6-4-3		3-2 2B 1-H	3	0	0	0	0	1	1	New York Yankees @ Minnesota Twins Hubert H. Humphrey Metrodome, Minneapolis, MN Sun Jul 30 1995, 8:05 PM EDT Att: 42,155 - Dome			
Wade Boggs, L OBP: 0.395, SLG: 0.384	2-2 G4-3			4-1 BB FC4-6 BB	1-2 G6-3		0-1 G6-4-3		3-3 K	4	0	0	0	1	1	3				
Paul O'Neill, L OBP: 0.403, SLG: 0.573	4-2 WP BB			0-0 1B 1-2 1B		0-0 G3-1		4-2 BB		2	1	0	0	2	0	1				
Ruben Sierra, S OBP: 0.324, SLG: 0.461	2-3 K			0-1 1B 1-2 3B 1B		4-1 BB 2B BB		0-0 F9		3	2	1	0	1	1	2				
Don Mattingly, L OBP: 0.361, SLG: 0.435		1-2 G4-3		1-1 3B 1-2 2-H 1B		0-1 L9		1-1 F9		4	1	1	1	0	0	2				
Bernie Williams, S OBP: 0.352, SLG: 0.451	2-2 G4-3			1-0 F7		4-1 2B BB		3-1 L6		3	1	0	0	1	0	3				
Mike Stanley, R OBP: 0.376, SLG: 0.502	2-1 G1-3			1-0 1-H 2-H 3B		1-2 1B 2B		4-2 2B BB		3	2	2	4	1	0	0				
Tony Fernandez, S OBP: 0.317, SLG: 0.343			0-1 F9	2-0 F8		0-0 1B		0-0 L7		4	0	1	1	0	0	2				
Pat Kelly, R OBP: 0.340, SLG: 0.340			1-2 F9		4-1 FC2-6 BB		1-1 CS 1B		2-0 P4	3	0	1	0	1	0	1				
Inning Stats	R: 0 E: 0 K: 2 S: 13	H: 0 LOB: 1 BB: 1 P: 21	R: 0 E: 0 K: 0 S: 11	H: 0 LOB: 0 BB: 0 P: 16	R: 0 E: 0 K: 0 S: 7	H: 0 LOB: 0 BB: 0 P: 8	R: 3 E: 0 K: 0 S: 9	H: 3 LOB: 1 BB: 1 P: 18	R: 0 E: 0 K: 0 S: 5	H: 2 LOB: 1 BB: 2 P: 18	R: 0 E: 0 K: 0 S: 9	H: 1 LOB: 0 BB: 1 P: 14	R: 0 E: 0 K: 0 S: 7	H: 0 LOB: 1 BB: 1 P: 15	R: 1 E: 0 K: 1 S: 12	H: 1 LOB: 1 BB: 1 P: 24	1B: 4 2B: 2 3B: 1 HR: 0	SF: 0 SAC: 0 DP: 2 HBP: 0	WP: 1 PB: 0 SB: 0 CS: 1	PA: 38
PITCHER	IP WLS BF H R ER SO	IP WLS BF H R ER SO	IP WLS BF H R ER SO	IP WLS BF H R ER SO	IP WLS BF H R ER SO	IP WLS BF H R ER SO	IP WLS BF H R ER SO	IP WLS BF H R ER SO	IP WLS BF H R ER SO	IP WLS BF H R ER SO	IP WLS BF H R ER SO	IP WLS BF H R ER SO	IP WLS BF H R ER SO	IP WLS BF H R ER SO	IP WLS BF H R ER SO	IP WLS BF H R ER SO	ERA WHIP	ERA WHIP	ERA WHIP	
Frankie Rodriguez, R ERA: 7.4	(1, 1) 6.0 L 26 5 6 6 2	(1, 1) 6.0 L 26 5 6 6 2	(1, 1) 6.0 L 26 5 6 6 2	(1, 1) 6.0 L 26 5 6 6 2	(1, 1) 6.0 L 26 5 6 6 2	(1, 1) 6.0 L 26 5 6 6 2	(1, 1) 6.0 L 26 5 6 6 2	(1, 1) 6.0 L 26 5 6 6 2	(1, 1) 6.0 L 26 5 6 6 2	(1, 1) 6.0 L 26 5 6 6 2	(1, 1) 6.0 L 26 5 6 6 2	(1, 1) 6.0 L 26 5 6 6 2	(1, 1) 6.0 L 26 5 6 6 2	(1, 1) 6.0 L 26 5 6 6 2	(1, 1) 6.0 L 26 5 6 6 2	(1, 1) 6.0 L 26 5 6 6 2	9.00 1.667	9.00 1.667	9.00 1.667	
Mark Guthrie, L ERA: 4.46	(7, 1) 2.0 7 1 0 0 0	(7, 1) 2.0 7 1 0 0 0	(7, 1) 2.0 7 1 0 0 0	(7, 1) 2.0 7 1 0 0 0	(7, 1) 2.0 7 1 0 0 0	(7, 1) 2.0 7 1 0 0 0	(7, 1) 2.0 7 1 0 0 0	(7, 1) 2.0 7 1 0 0 0	(7, 1) 2.0 7 1 0 0 0	(7, 1) 2.0 7 1 0 0 0	(7, 1) 2.0 7 1 0 0 0	(7, 1) 2.0 7 1 0 0 0	(7, 1) 2.0 7 1 0 0 0	(7, 1) 2.0 7 1 0 0 0	(7, 1) 2.0 7 1 0 0 0	(7, 1) 2.0 7 1 0 0 0	0.00 1.500	0.00 1.500	0.00 1.500	
Dave Stevens, R ERA: 4.78	(9, 1) 1.0 5 1 1 1 1	(9, 1) 1.0 5 1 1 1 1	(9, 1) 1.0 5 1 1 1 1	(9, 1) 1.0 5 1 1 1 1	(9, 1) 1.0 5 1 1 1 1	(9, 1) 1.0 5 1 1 1 1	(9, 1) 1.0 5 1 1 1 1	(9, 1) 1.0 5 1 1 1 1	(9, 1) 1.0 5 1 1 1 1	(9, 1) 1.0 5 1 1 1 1	(9, 1) 1.0 5 1 1 1 1	(9, 1) 1.0 5 1 1 1 1	(9, 1) 1.0 5 1 1 1 1	(9, 1) 1.0 5 1 1 1 1	(9, 1) 1.0 5 1 1 1 1	(9, 1) 1.0 5 1 1 1 1	9.00 2.000	9.00 2.000	9.00 2.000	



Batter	1	2	3	4	5	6	7	8	9	AB	R	H	RBI	BB	SO	LOB	BOTTOM					
Chuck Knoblauch, R OBP: 0.407, SLG: 0.433	2-2 G4-3		3-2 1B		2-2 1B		2-1 F9		0-1 G4-3	5	0	2	0	0	0	3	New York Yankees @ Minnesota Twins Hubert H. Humphrey Metrodome, Minneapolis, MN Sun Jul 30 1995, 8:05 PM EDT Att: 42,155 - Dome					
Rich Becker, L OBP: 0.278, SLG: 0.255 Jeff Reboulet, R (9, PH) OBP: 0.359, SLG: 0.395	1-3 K		1-0 L7		1-1 1B		0-0 HBP BB G4-6-3 1B		2-2 1B 1B	4	1	2	0	0	1	1						
Kirby Puckett, R OBP: 0.366, SLG: 0.479	1-1 F8		1-0 F9		0-3 K		4-2 HBP BB G4-6-3 BB		2-2 1B 1B	4	1	1	0	1	1	3						
Pedro Munoz, R OBP: 0.343, SLG: 0.542 Riccardo Ingram, R (9, PH) OBP: 0.300, SLG: 0.125		4-2 FC5-4 BB		2-2 L4		2-3 K		1-1 HBP G4-6-3		1-3 K	2	0	0	0	1	1						
Marty Cordova, R OBP: 0.351, SLG: 0.490	0-2 FC5-4 S		0-0 F9		0-0 F9		1-2 2-3 HBP		2-0 1B	5	0	1	1	0	0	3						
Scott Stahowiak, L OBP: 0.332, SLG: 0.340	1 SAFE 1 SAFE 1 SAFE	4-1 BB		3-2 2B		4-2 1B BB		4-1 BB		1-1 P5	2	1	1	0	3	0						
Scott Leius, R OBP: 0.319, SLG: 0.339 Chip Hale, L (9, PH) OBP: 0.367, SLG: 0.407	2-0 P3			3-0 G5-3		0-0 1B BB		1-1 G5-3		0-0 1B	4	0	1	0	0	5						
Matt Walbeck, S OBP: 0.300, SLG: 0.318	0-0 G3			1-0 F7		3-1 1B BB		0-0 F7		1-2 3-H 1B	5	0	1	1	0	4						
Pat Meares, R OBP: 0.294, SLG: 0.431			2-3 K		0-0 F9		1-2 2-3 BB		1-0 L3	3	0	0	0	1	1	0						
Inning Stats	R: 0 E: 1 K: 1 S: 11	H: 0 LOB: 0 BB: 0 P: 15	R: 0 E: 0 K: 0 S: 9	H: 0 LOB: 2 BB: 2 P: 19	R: 0 E: 0 K: 1 S: 9	H: 1 LOB: 0 BB: 0 P: 16	R: 0 E: 0 K: 0 S: 9	H: 1 LOB: 1 BB: 0 P: 17	R: 0 E: 0 K: 1 S: 11	H: 2 LOB: 2 BB: 0 P: 15	R: 1 E: 0 K: 0 S: 13	H: 2 LOB: 3 BB: 2 P: 28	R: 1 E: 0 K: 0 S: 10	H: 1 LOB: 2 BB: 2 P: 21	R: 0 E: 0 K: 0 S: 4	H: 0 LOB: 0 BB: 0 P: 5	R: 2 E: 0 K: 1 S: 17	H: 4 LOB: 2 BB: 0 P: 25	1B: 10 2B: 1 3B: 0 HR: 0	SF: 0 SAC: 0 DP: 1 HBP: 1	WP: 0 PB: 0 SB: 1 CS: 0	PA: 44
PITCHER	IP WLS BF H R ER SO	IP WLS BF H R ER SO	IP WLS BF H R ER SO	IP WLS BF H R ER SO	IP WLS BF H R ER SO	IP WLS BF H R ER SO	IP WLS BF H R ER SO	IP WLS BF H R ER SO	IP WLS BF H R ER SO	IP WLS BF H R ER SO	IP WLS BF H R ER SO	IP WLS BF H R ER SO	IP WLS BF H R ER SO	IP WLS BF H R ER SO	IP WLS BF H R ER SO	IP WLS BF H R ER SO	ERA WHIP	ERA WHIP	ERA WHIP			
Scott Kamieniecki, R ERA: 5.0	(1, 1) 5.2 W 26 6 1 1 4	(1, 1) 5.2 W 26 6 1 1 4	(1, 1) 5.2 W 26 6 1 1 4	(1, 1) 5.2 W 26 6 1 1 4	(1, 1) 5.2 W 26 6 1 1 4	(1, 1) 5.2 W 26 6 1 1 4	(1, 1) 5.2 W 26 6 1 1 4	(1, 1) 5.2 W 26 6 1 1 4	(1, 1) 5.2 W 26 6 1 1 4	(1, 1) 5.2 W 26 6 1 1 4	(1, 1) 5.2 W 26 6 1 1 4	(1, 1) 5.2 W 26 6 1 1 4	(1, 1) 5.2 W 26 6 1 1 4	(1, 1) 5.2 W 26 6 1 1 4	(1, 1) 5.2 W 26 6 1 1 4	(1, 1) 5.2 W 26 6 1 1 4	6.75 3.000	6.75 3.000	6.75 3.000			
Bob Wickman, R ERA: 4.02	(6, 1) 1.1 8 1 1 1 0	(6, 1) 1.1 8 1 1 1 0	(6, 1) 1.1 8 1 1 1 0	(6, 1) 1.1 8 1 1 1 0	(6, 1) 1.1 8 1 1 1 0	(6, 1) 1.1 8 1 1 1 0	(6, 1) 1.1 8 1 1 1 0	(6, 1) 1.1 8 1 1 1 0	(6, 1) 1.1 8 1 1 1 0	(6, 1) 1.1 8 1 1 1 0	(6, 1) 1.1 8 1 1 1 0	(6, 1) 1.1 8 1 1 1 0	(6, 1) 1.1 8 1 1 1 0	(6, 1) 1.1 8 1 1 1 0	(6, 1) 1.1 8 1 1 1 0	(6, 1) 1.1 8 1 1 1 0	10.80 1.800	10.80 1.800	10.80 1.800			
Steve Howe, L ERA: 4.81	(8, 1) 1.2 8 3 2 2 1	(8, 1) 1.2 8 3 2 2 1	(8, 1) 1.2 8 3 2 2 1	(8, 1) 1.2 8 3 2 2 1	(8, 1) 1.2 8 3 2 2 1	(8, 1) 1.2 8 3 2 2 1	(8, 1) 1.2 8 3 2 2 1	(8, 1) 1.2 8 3 2 2 1	(8, 1) 1.2 8 3 2 2 1	(8, 1) 1.2 8 3 2 2 1	(8, 1) 1.2 8 3 2 2 1	(8, 1) 1.2 8 3 2 2 1	(8, 1) 1.2 8 3 2 2 1	(8, 1) 1.2 8 3 2 2 1	(8, 1) 1.2 8 3 2 2 1	(8, 1) 1.2 8 3 2 2 1	0.00 3.000	0.00 3.000	0.00 3.000			
John Wetteland, R ERA: 1.95	(9, 1) 0.1 S 2 1 0 0 0	(9, 1) 0.1 S 2 1 0 0 0	(9, 1) 0.1 S 2 1 0 0 0	(9, 1) 0.1 S 2 1 0 0 0	(9, 1) 0.1 S 2 1 0 0 0	(9, 1) 0.1 S 2 1 0 0 0	(9, 1) 0.1 S 2 1 0 0 0	(9, 1) 0.1 S 2 1 0 0 0	(9, 1) 0.1 S 2 1 0 0 0	(9, 1) 0.1 S 2 1 0 0 0	(9, 1) 0.1 S 2 1 0 0 0	(9, 1) 0.1 S 2 1 0 0 0	(9, 1) 0.1 S 2 1 0 0 0	(9, 1) 0.1 S 2 1 0 0 0	(9, 1) 0.1 S 2 1 0 0 0	(9, 1) 0.1 S 2 1 0 0 0	0.00 3.000	0.00 3.000	0.00 3.000			

Batter	1	2	3	4	5	6	7	8	9	AB	R	H	RBI	BB	SO	LOB	TOP											
Pat Listach, S OBP: 0.287, SLG: 0.256 (1, 6)	L9		K	G6-3		BB 2B BB	G4-3			4	1	0	0	1	1	2	Milwaukee Brewers @ New York Yankees Yankee Stadium, Bronx, NY Tue Aug 01 1995, 7:05 PM EDT Att: 27,106 - Unknown - 93 F											
Jeff Cirillo, R OBP: 0.387, SLG: 0.468 (1, 4) (7, 5)	F9		BB BB		HR	2B BB	G5-3			3	1	1	1	2	0	0												
Kevin Seitzer, R OBP: 0.395, SLG: 0.418 (1, 5) (7, 3)	G6-3		BB		BB	P2	G6-3			3	0	0	0	2	0	2												
Dave Nilsson, L OBP: 0.343, SLG: 0.458 (1, 7)		G5-3	G1-3		G3		P5			5	0	1	1	0	0	3												
Greg Vaughn, R OBP: 0.310, SLG: 0.397 (1, 10)	G6-3 1B BB			HR	E IBB	K				3	1	1	1	2	2	2												
Matt Mieske, R OBP: 0.381, SLG: 0.497 (1, 9)	G6-3 1B			1B G6-3 BB	F8		S IHR 1B			4	1	2	0	1	0	2												
John Jaha, R OBP: 0.353, SLG: 0.525 Fernando Vina, L OBP: 0.328, SLG: 0.365 (1, 3) (7, 4)	G6-3			G6-3	E6		K			4	0	0	0	0	1	6												
David Hulse, L OBP: 0.311, SLG: 0.365 (1, 8)				K	K		IHR			4	1	1	2	0	3	6												
Mike Matheny, R OBP: 0.299, SLG: 0.329 (1, 2)			G6-3				G1-3	G4-3		4	0	1	0	0	0	0												
Inning Stats	R: 0 E: 0 K: 0 S: 5	H: 0 LOB: 0 BB: 0 P: 8	R: 0 E: 0 K: 1 S: 10	H: 1 LOB: 2 BB: 1 P: 22	R: 0 E: 0 K: 1 S: 12	H: 0 LOB: 2 BB: 2 P: 23	R: 1 E: 0 K: 1 S: 14	H: 2 LOB: 2 BB: 1 P: 26	R: 1 E: 1 K: 1 S: 17	H: 1 LOB: 3 BB: 2 P: 30	R: 2 E: 0 K: 1 S: 11	H: 2 LOB: 0 BB: 0 P: 19	R: 0 E: 0 K: 0 S: 7	H: 0 LOB: 0 BB: 0 P: 9	R: 0 E: 0 K: 1 S: 9	H: 0 LOB: 0 BB: 0 P: 14		1B: 3 2B: 1 3B: 0 HR: 3	SF: 0 SAC: 0 DP: 0 HBP: 0	WP: 0 PB: 0 CS: 1	PA: 43							
PITCHER	IP	WLS	BF	H	R	ER	SO	BB	IBB	HBP	BLK	WP	HR	S	P	ERA	WHIP											
Andy Pettitte, L ERA: 3.76 42 Mariano Rivera, R ERA: 5.79 Bob Wickman, R ERA: 3.95 John Wetteland, R ERA: 1.89	(1, 1) (6, 1) (8, 1) (9, 1)	5.0 2.0 1.0 1.0	WLS W 3 S	BF 26 11 3	H 4 3 0	R 2 3 0	ER 2 3 0	SO 4 2 0 1	BB 5 2 0 0	IBB 1 0 0	HBP 0 0 0	BLK 0 0 0	WP 0 0 0	HR 2 0 7 9	S 58 23 45 14	P 109 46 7 14	ERA 3.60 13.50 0.00 0.00	WHIP 1.800 2.500 0.000 0.000										

Batter	1	2	3	4	5	6	7	8	9	AB	R	H	RBI	BB	SO	LOB	BOTTOM											
Bernie Williams, S OBP: 0.355, SLG: 0.456 (1, 8)	K		1B SF9 2B		FC5-4 2H 1B		F8 BB 1B	F8		5	2	3	1	0	1	1	Milwaukee Brewers @ New York Yankees Yankee Stadium, Bronx, NY Tue Aug 01 1995, 7:05 PM EDT Att: 27,106 - Unknown - 93 F											
Randy Velarde, R OBP: 0.345, SLG: 0.384 (1, 7)	G5-3		1B BB		FC5-4 G6-4-3		BB F8 1B	G3		4	1	1	0	1	0	2												
Jim Leyritz, R OBP: 0.368, SLG: 0.434 Don Mattingly, L OBP: 0.358, SLG: 0.433 (1, 3) (8, 3)	K		FC6-4 1B		G6-4-3		F8	P5		4	0	1	1	0	1	3												
Ruben Sierra, S OBP: 0.320, SLG: 0.456 (1, 10)		F9	SF9				F7	K		3	0	0	1	0	1	2												
Mike Stanley, R OBP: 0.376, SLG: 0.498 (1, 2)		FC5-4 BB	FC6-4				K	BB 1B IBB		2	1	0	0	2	1	2												
Gerald Williams, R OBP: 0.382, SLG: 0.553 (1, 9)	FC5-4				K		1B 2B	1B BB		3	1	1	1	1	1	1												
Tony Fernandez, S OBP: 0.320, SLG: 0.345 (1, 6)		G3			G5-3		1B	FC6-4 1B		4	0	2	2	0	0	1												
Russ Davis, R OBP: 0.397, SLG: 0.523 (1, 5)			2B 1B		G6-3		1B	FC6-4		4	1	2	1	0	0	2												
Pat Kelly, R OBP: 0.343, SLG: 0.352 (1, 4)			P4				F8	G3 S 1B		4	1	2	0	0	0	3												
Inning Stats	R: 0 E: 0 K: 2 S: 8	H: 0 LOB: 0 BB: 0 P: 14	R: 0 E: 0 K: 0 S: 9	H: 0 LOB: 1 BB: 1 P: 15	R: 2 E: 0 K: 0 S: 12	H: 3 LOB: 2 BB: 1 P: 21	R: 0 E: 0 K: 1 S: 6	H: 0 LOB: 0 BB: 0 P: 7	R: 1 E: 0 K: 0 S: 7	H: 2 LOB: 0 BB: 0 P: 11	R: 1 E: 0 K: 0 S: 12	H: 3 LOB: 2 BB: 2 P: 21	R: 3 E: 0 K: 1 S: 15	H: 3 LOB: 2 BB: 2 P: 34	R: 0 E: 0 K: 0 S: 5	H: 1 LOB: 1 BB: 0 P: 6		1B: 9 2B: 3 3B: 0 HR: 0	SF: 1 SAC: 0 DP: 1 HBP: 0	WP: 0 PB: 0 CS: 0	PA: 39							
PITCHER	IP	WLS	BF	H	R	ER	SO	BB	IBB	HBP	BLK	WP	HR	S	P	ERA	WHIP											
Brian Givens, L ERA: 4.96 Angel Miranda, L ERA: 5.89 Jeff Bronkey, R ERA: 3.86	(1, 1) (7, 1) (8, 1)	6.0 1.0 1.0	L	8	3	3	3	1	1	1	0	0	0	0	5	6	27.00	4.000										

AB	35
R	5
H	7
RBI	5
BB	8
SO	7
LOB	23



Batter	1	2	3	4	5	6	7	8	9	AB	R	H	RBI	BB	SO	LOB	TOP				
Fernando Vina, L (1,4) OBP: 0.325, SLG: 0.357	L9		F8		G3				K	4	0	0	0	1	1	1	Milwaukee Brewers @ New York Yankees Yankee Stadium, Bronx, NY Wed Aug 02 1995, 3:33 AM EDT Att: 22,191 - Cloudy - 94 F				
Kevin Seitzer, R (1,5) OBP: 0.399, SLG: 0.430 Jeff Cirillo, R (8, FR) OBP: 0.385, SLG: 0.465	G4-3		FC4-6 2-H 1B			2-2 1B 2B	CS BB	SH1-3 HR 2B	P3	4	0	3	1	0	0	0					
B.J. Surhoff, L (1,2) OBP: 0.409, SLG: 0.563	HR		FC4-6 1-2			0-0 1B		SH1-3		3	1	2	1	0	0	1					
Dave Nilsson, L (1,7) OBP: 0.348, SLG: 0.485	FC5-4 BB		G3			0-0 1-2 F7 1B		HR		3	1	1	2	1	0	3					
Greg Vaughn, R (1,10) OBP: 0.309, SLG: 0.399	FC5-4 1-2			L7		2-3 K		1B 2B		4	1	1	0	0	1	3					
Matt Mieske, R (1,9) OBP: 0.378, SLG: 0.490		F8		G6-3		1-1 G5-3		1B		4	0	1	0	0	0	2					
John Jaha, R (1,3) OBP: 0.524, SLG: 0.524 Mike Matheny, R (8,2) OBP: 0.299, SLG: 0.329		K		P3			G4-3 SH5-3 1B	1-3 2-H 1B		4	0	2	1	0	1	0					
David Hulse, L (1,8) OBP: 0.307, SLG: 0.360	G4-3				F7		SH5-3	G4-3		3	0	0	0	0	0	1					
Jose Valentin, S (1,6) OBP: 0.279, SLG: 0.390			1B 2B		G3-1		G4-3		K	4	1	1	0	0	1	1					
Inning Stats	R: 1 E: 0 K: 0 S: 10	H: 1 LOB: 1 BB: 1 P: 20	R: 0 E: 0 K: 1 S: 7	H: 0 LOB: 0 BB: 0 P: 10	R: 1 E: 0 K: 0 S: 13	H: 2 LOB: 1 BB: 0 P: 21	R: 0 E: 0 K: 0 S: 8	H: 0 LOB: 0 BB: 0 P: 12	R: 0 E: 0 K: 1 S: 9	H: 2 LOB: 2 BB: 0 P: 15	R: 0 E: 0 K: 0 S: 9	H: 1 LOB: 1 BB: 1 P: 15	R: 3 E: 0 K: 0 S: 14	H: 5 LOB: 1 BB: 0 P: 21	R: 0 E: 0 K: 2 S: 11	H: 0 LOB: 0 BB: 0 P: 15		1B: 5 2B: 4 3B: 0 HR: 2	SF: 0 SAC: 2 DP: 0 HBP: 0	WP: 0 PB: 0 CS: 1	PA: 39
PITCHER	IP	WLS	BF	H	R	ER	SO	BB	IBB	HBP	BLK	WP	HR	S	P	ERA	WHIP				
Jack McDowell, R (1,1) ERA: 4.72	7.0	L	29	7	3	3	2	2	0	0	0	0	1	69	112	3.86	1.286				
Steve Howe, L (8,1) ERA: 5.19	1.0		6	4	2	2	0	0	0	0	0	0	1	11	15	18.00	4.000				
Bob MacDonald, L (9,1) ERA: 5.16	1.0		3	0	0	0	2	0	0	0	0	0	0	11	15	0.00	0.000				

Batter	1	2	3	4	5	6	7	8	9	AB	R	H	RBI	BB	SO	LOB	BOTTOM					
Luis Polonia, L (1,7) OBP: 0.328, SLG: 0.352	F9		G1-3 1-2			G1-4-3		G6-4-3 1-2		4	0	0	0	0	0	2	Milwaukee Brewers @ New York Yankees Yankee Stadium, Bronx, NY Wed Aug 02 1995, 3:33 AM EDT Att: 22,191 - Cloudy - 94 F					
Wade Boggs, L (1,5) OBP: 0.397, SLG: 0.393	L8			HR	G4-3		F8			4	1	1	1	0	0	0						
Paul O'Neill, L (1,9) OBP: 0.404, SLG: 0.572	G5-3			L4		BB 1B		1B G4-3 1B		4	0	2	0	0	0	0						
Ruben Sierra, S (1,10) OBP: 0.319, SLG: 0.451		G4-3		P2		BB 1B		F7		3	0	0	0	1	0	1						
Don Mattingly, L (1,3) OBP: 0.355, SLG: 0.427	G5-3		G1-3		G1-3		F7		G4-3	4	0	0	0	0	0	3						
Bernie Williams, S (1,8) OBP: 0.354, SLG: 0.454	G1-3				F7		F8		1B	4	0	1	0	0	0	0						
Mike Stanley, R (1,2) OBP: 0.376, SLG: 0.506			K		HR		K		K	4	1	1	1	0	3	2						
Tony Fernandez, S (1,6) OBP: 0.316, SLG: 0.341			G1-3		L9		G4-3			3	0	0	0	0	0	0						
Pat Kelly, R (1,4) OBP: 0.349, SLG: 0.358					K			G6-4-3 1B		3	0	2	0	0	1	0						
Inning Stats	R: 0 E: 0 K: 0 S: 6	H: 0 LOB: 0 BB: 0 P: 11	R: 0 E: 0 K: 0 S: 5	H: 0 LOB: 0 BB: 0 P: 6	R: 0 E: 0 K: 1 S: 13	H: 1 LOB: 1 BB: 0 P: 21	R: 1 E: 0 K: 0 S: 8	H: 1 LOB: 0 BB: 0 P: 14	R: 1 E: 0 K: 1 S: 9	H: 1 LOB: 0 BB: 0 P: 17	R: 0 E: 0 K: 0 S: 12	H: 1 LOB: 2 BB: 1 P: 25	R: 0 E: 0 K: 1 S: 11	H: 0 LOB: 0 BB: 0 P: 13	R: 0 E: 0 K: 0 S: 7	H: 1 LOB: 0 BB: 0 P: 12		R: 0 E: 0 K: 1 S: 10	H: 2 LOB: 2 BB: 0 P: 17	1B: 5 2B: 0 3B: 0 HR: 2	SF: 0 SAC: 0 DP: 1 HBP: 0	WP: 0 PB: 0 CS: 0
PITCHER	IP	WLS	BF	H	R	ER	SO	BB	IBB	HBP	BLK	WP	HR	S	P	ERA	WHIP					
Steve Sparks, R (1,1) ERA: 3.92	7.0	W	27	5	2	2	3	1	0	0	0	0	0	3	5	0.00	0.857					
Ron Rightnowar, R (8,1) ERA: 6.19	1.0		2	0	0	0	0	0	0	0	0	0	0	3	5	0.00	0.000					
Mike Fetters, R (9,1) ERA: 1.25	1.0	S	5	2	0	0	1	0	0	0	0	0	0	10	17	0.00	2.000					

Batter	1	2	3	4	5	6	7	8	9	AB	R	H	RBI	BB	SO	LOB	TOP										
Fernando Vina, L (1,4) OBP: 0.327, SLG: 0.354	G4-3		PO 1B BB			F8	1B		F7	4	0	1	0	1	0	1	Milwaukee Brewers @ New York Yankees Yankee Stadium, Bronx, NY Thu Aug 03 1995, 7:05 PM EDT Att: 25,391 - Unknown - 84 F livebaseballscorecards.com										
Kevin Seitzer, R (1,5) OBP: 0.397, SLG: 0.427	G4-3		1-2 1B			F7	1B			4	0	1	0	0	1	1											
B.J. Surhoff, L (1,2) OBP: 0.411, SLG: 0.560	K		PO 2-3	G1-3		BB 2B 1B		G4-6-3 BB		3	1	1	0	1	1	0											
Dave Nilsson, L (1,7)		L8		L3		BB 2B 1B		G4-6-3 1-2 BB		3	1	0	0	1	0	1											
Greg Vaughn, R (1,10) OBP: 0.309, SLG: 0.400	F9			P2		BB 2B		P2		4	0	1	2	0	0	0											
John Jaha, R (1,3) OBP: 0.369, SLG: 0.547						BB 2B				2	1	1	1	2	1	0											
David Hulse, L (1,8) OBP: 0.306, SLG: 0.355	L5			G4-3	G3			HR		3	0	0	0	1	0	3											
Matt Mieske, R (1,9) OBP: 0.370, SLG: 0.477			F7	G4-3			F7	L7		4	0	0	0	0	0	1											
Jose Valentin, S (1,6) OBP: 0.278, SLG: 0.399			K				K	K		4	1	1	1	0	3	1											
Inning Stats	R: 0 E: 0 K: 1 S: 7	H: 0 LOB: 0 BB: 0 P: 10	R: 0 E: 0 K: 0 S: 10	H: 0 LOB: 1 BB: 1 P: 17	R: 0 E: 0 K: 1 S: 16	H: 1 LOB: 1 BB: 1 P: 26	R: 0 E: 0 K: 0 S: 5	H: 0 LOB: 0 BB: 0 P: 9	R: 0 E: 0 K: 1 S: 11	H: 0 LOB: 0 BB: 0 P: 15	R: 3 E: 0 K: 0 S: 11	H: 3 LOB: 2 BB: 2 P: 28	R: 0 E: 0 K: 2 S: 15	H: 1 LOB: 1 BB: 0 P: 20	R: 0 E: 0 K: 0 S: 5	H: 0 LOB: 0 BB: 1 P: 11	R: 1 E: 0 K: 1 S: 11	H: 1 LOB: 1 BB: 1 P: 21	1B: 3 2B: 1 3B: 0 HR: 2	SF: 0 SAC: 0 DP: 1 HBP: 0	WP: 0 PB: 0 CS: 1	PA: 38					
PITCHER	IP	WLS	BF	H	R	ER	SO	BB	IBB	HBP	BLK	WP	HR	S	P	ERA	WHIP										
David Cone, R (1,1) ERA: 3.32	8.0	W	32	5	3	3	5	5	0	0	0	0	1	80	136	3.38	1.250										
John Wetteland, R (9,1) ERA: 2.09	1.0	S	5	1	1	1	1	1	0	0	0	0	1	11	21	9.00	2.000										

Batter	1	2	3	4	5	6	7	8	9	AB	R	H	RBI	BB	SO	LOB	BOTTOM										
Luis Polonia, L (1,7) OBP: 0.328, SLG: 0.351	P6			1B SF9 1B		G5-3		SF7		3	1	1	0	0	0	0	Milwaukee Brewers @ New York Yankees Yankee Stadium, Bronx, NY Thu Aug 03 1995, 7:05 PM EDT Att: 25,391 - Unknown - 84 F livebaseballscorecards.com										
Gerald Williams, R (8,PH) OBP: 0.379, SLG: 0.553										0	0	0	1	0	0	0											
Wade Boggs, L (1,5) OBP: 0.392, SLG: 0.388	F7			F8		G1-3		K		4	0	0	0	0	1	3											
Paul O'Neill, L (1,9) OBP: 0.405, SLG: 0.571	F9					K				4	1	2	1	0	1	0											
Ruben Sierra, S (1,10) OBP: 0.318, SLG: 0.454		K		SF9		P6		2B		3	0	1	3	0	1	0											
Don Mattingly, L (1,3) OBP: 0.353, SLG: 0.422	P5			G6-3		G1-3		FC4-6 IBB		3	0	0	0	1	0	1											
Bernie Williams, S (1,8) OBP: 0.351, SLG: 0.448	G3					K		FC4-6 1-2		4	0	0	0	0	1	2											
Mike Stanley, R (1,2) OBP: 0.379, SLG: 0.512			F7			G1-3 2B		BB SF7 1B		3	1	2	0	0	0	0											
Tony Fernandez, S (1,6) OBP: 0.316, SLG: 0.341			F7			G1-3		BB 1B		3	1	1	0	0	0	1											
Pat Kelly, R (1,4) OBP: 0.345, SLG: 0.353								BB 1B		2	0	0	0	0	1	1											
Dion James, L (8,PH) OBP: 0.374, SLG: 0.386										0	0	0	0	0	0	0											
Randy Velarde, R (6,PH) OBP: 0.348, SLG: 0.384								BB 1B		0	1	0	0	1	0	0											
Inning Stats	R: 0 E: 0 K: 0 S: 4	H: 0 LOB: 0 BB: 0 P: 7	R: 0 E: 0 K: 1 S: 6	H: 0 LOB: 0 BB: 0 P: 12	R: 0 E: 0 K: 0 S: 9	H: 0 LOB: 0 BB: 0 P: 14	R: 1 E: 0 K: 0 S: 7	H: 2 LOB: 1 BB: 0 P: 13	R: 0 E: 0 K: 1 S: 8	H: 1 LOB: 1 BB: 0 P: 11	R: 0 E: 0 K: 1 S: 8	H: 0 LOB: 0 BB: 0 P: 12	R: 0 E: 0 K: 1 S: 6	H: 0 LOB: 0 BB: 0 P: 9	R: 4 E: 0 K: 1 S: 19	H: 4 LOB: 2 BB: 2 P: 36	1B: 5 2B: 2 3B: 0 HR: 0	SF: 2 SAC: 0 DP: 0 HBP: 0	WP: 0 PB: 0 CS: 0	PA: 33							
PITCHER	IP	WLS	BF	H	R	ER	SO	BB	IBB	HBP	BLK	WP	HR	S	P	ERA	WHIP										
Ricky Bones, R (1,1) ERA: 4.04	7.0	L	26	5	3	3	4	0	0	0	0	0	0	2	6	∞	∞										
Angel Miranda, L (8,1) ERA: 6.05	0.0	L	1	0	0	0	0	1	0	0	0	0	0	2	6	∞	∞										
Ron Rightnowar, R (8,1) ERA: 6.28	1.0		6	2	2	2	1	0	1	0	0	0	0	12	21	18.00	2.000										

Batter	1	2	3	4	5	6	7	8	9	AB	R	H	RBI	BB	SO	LOB	TOP		
Wade Boggs, L (1, 5) OBP: 0.386, SLG: 0.382	1-2 L3		1-2 F8	2-0 G6-3			3-2 SF8		3-2 F7	4	0	0	1	0	0	2			
Bernie Williams, S (1, 8) OBP: 0.350, SLG: 0.446	3-2 G3		0-0		0-1 P5		3-2 F9			4	0	1	0	0	0	0			
Paul O'Neill, L (1, 7) OBP: 0.403, SLG: 0.570	1-2		3-2 G3-1		1-1 F7		1-2 G1-3			4	0	1	0	0	0	1			
Ruben Sierra, S (1, 9) OBP: 0.321, SLG: 0.468	1-1 F7			1-2 F9	1-2			0-2		4	1	2	1	0	0	1			
Don Mattingly, L (1, 3)		1-2 G6-3		0-0	1-3 K2-3			3-2		4	1	2	0	0	1	1			
Daryl Strawberry, L (1, 10) OBP: 0.250, SLG: 0.250	1-1		1-1	1-1 P4		0-0	F8	1-3		4	0	1	0	0	1	2			
Mike Stanley, R (1, 2) OBP: 0.380, SLG: 0.524	1-0		1-2	1-2	1-3		L3	3-2		4	1	2	2	0	0	1			
Randy Velarde, R (1, 6) OBP: 0.346, SLG: 0.379	0-1		0-1	4-2	1-3		K	0-0		3	0	0	0	1	1	2			
Pat Kelly, R (1, 4) OBP: 0.349, SLG: 0.364			1-1	1-2				3-2		4	1	2	0	0	0	0			
Inning Stats	R: 0 H: 1 E: 0 K: 0 S: 17	H: 1 LOB: 1 BB: 0 P: 23	R: 0 H: 2 E: 0 K: 0 S: 8	H: 2 LOB: 1 BB: 0 P: 11	R: 0 H: 1 E: 0 K: 0 S: 10	H: 1 LOB: 1 BB: 0 P: 14	R: 2 H: 3 E: 0 K: 1 S: 18	H: 3 LOB: 2 BB: 1 P: 28	R: 0 H: 1 E: 0 K: 1 S: 10	H: 0 LOB: 0 BB: 0 P: 11	R: 1 H: 1 E: 0 K: 0 S: 17	H: 1 LOB: 0 BB: 0 P: 27	R: 1 H: 2 E: 0 K: 1 S: 12	H: 2 LOB: 0 BB: 0 P: 19	R: 0 H: 0 E: 0 K: 0 S: 6	H: 0 LOB: 0 BB: 0 P: 11	1B: 6 2B: 3 3B: 0 HR: 2	SF: 1 SAC: 0 DP: 2 HBP: 0	WP: 2 PA: 37 PB: 0 SB: 0 CS: 0
PITCHER	IP	WLS	BF	H	R	ER	SO	BB	IBB	HBP	BLK	WP	HR	S	P	ERA	WHIP		
Jose Lima, R (1, 1) ERA: 8.34	6.0	L	27	9	3	3	2	1	0	0	0	1	1	78	111	4.50	1.667		
Kevin Wickander, L (7, 1) ERA: 2.39	1.1		6	2	1	1	1	0	0	0	1	1	1	18	29	6.75	1.500		
John Doherty, R (8, 1) ERA: 5.54	1.2		4	0	0	0	0	0	0	0	0	0	0	9	17	0.00	0.000		

New York Yankees @ Detroit Tigers
Tiger Stadium, Detroit, MI
Fri Aug 04 1995, 7:05 PM EDT
Att: 23,304 - Unknown - 83 F

AB	35
R	4
H	11
RBI	4
BB	1
SO	3
LOB	10



Batter	1	2	3	4	5	6	7	8	9	AB	R	H	RBI	BB	SO	LOB	BOTTOM		
Chad Curtis, R (1, 8) OBP: 0.369, SLG: 0.480	1-0		3-2 G6-3		2-0		4-2			3	1	2	0	0	0	1			
Lou Whitaker, L (1, 4) OBP: 0.366, SLG: 0.500	0-0		4-2		2-2		2-0			3	0	0	1	1	0	2			
Travis Fryman, R (1, 5) OBP: 0.356, SLG: 0.414	4-1		2-2		2-2		2-2			2	0	0	0	2	0	3			
Cecil Fielder, R (1, 3) OBP: 0.364, SLG: 0.473	4-0			2-2	0-0		1-0			3	0	0	0	1	0	1			
Kirk Gibson, L (1, 10) OBP: 0.358, SLG: 0.455	1-1		0-1		1-2		1-1			4	0	1	0	0	0	2			
Bobby Higginson, L (1, 7) OBP: 0.333, SLG: 0.412		4-0		1-2		0-0		3-1		2	0	0	0	1	0	1			
Chris Gomez, R (1, 6) OBP: 0.327, SLG: 0.412	3-2		4-2		1-3		2-2			3	0	0	0	1	1	2			
Danny Bautista, R (1, 9) OBP: 0.241, SLG: 0.287	1-3		2-0		0-0		3-1			4	0	0	0	0	1	3			
Ron Tingley, R (1, 2) OBP: 0.293, SLG: 0.329			3-2		2-3		0-0			3	0	0	0	0	1	0			
Derrick White, R (8, PH) OBP: 0.250, SLG: 0.300										1	0	0	0	0	1	0			
Inning Stats	R: 0 H: 1 E: 0 K: 0 S: 5	H: 0 LOB: 0 BB: 1 P: 15	R: 0 H: 0 E: 1 K: 0 S: 13	H: 0 LOB: 1 BB: 1 P: 25	R: 0 H: 0 E: 0 K: 0 S: 11	H: 0 LOB: 2 BB: 1 P: 20	R: 1 H: 1 E: 0 K: 1 S: 9	H: 1 LOB: 1 BB: 0 P: 11	R: 0 H: 0 E: 0 K: 0 S: 8	H: 0 LOB: 1 BB: 0 P: 16	R: 0 H: 0 E: 0 K: 0 S: 5	H: 0 LOB: 0 BB: 0 P: 10	R: 0 H: 0 E: 0 K: 1 S: 8	H: 0 LOB: 0 BB: 0 P: 16	1B: 1 2B: 1 3B: 1 HR: 0	SF: 0 SAC: 0 DP: 1 HBP: 2	WP: 0 PA: 36 PB: 0 SB: 1 CS: 2		
PITCHER	IP	WLS	BF	H	R	ER	SO	BB	IBB	HBP	BLK	WP	HR	S	P	ERA	WHIP		
Scott Kamieniecki, R (1, 1) ERA: 4.45	5.1	W	24	3	1	1	2	6	0	1	0	0	0	50	100	1.69	1.688		
Bob Wickman, R (6, 1) ERA: 3.77	2.2		9	0	0	0	1	0	0	1	0	0	0	17	31	0.00	0.000		
John Wetteland, R (8, 1) ERA: 2.03	1.0	S	3	0	0	0	1	0	0	0	0	0	0	8	16	0.00	0.000		

New York Yankees @ Detroit Tigers
Tiger Stadium, Detroit, MI
Fri Aug 04 1995, 7:05 PM EDT
Att: 23,304 - Unknown - 83 F

AB	28
R	1
H	3
RBI	1
BB	6
SO	4
LOB	15



Batter	1	2	3	4	5	6	7	8	9	AB	R	H	RBI	BB	SO	LOB	TOP		
Wade Boggs, L (1, 5) OBP: 0.392, SLG: 0.394	G4-3	2-2 1-2 3-H 1B					G6-4-3 1B	E SF8 G4-3 BB	3-1 1B 3B								4 2 3 1 1 0 0		
Bernie Williams, S (1, 8) OBP: 0.348, SLG: 0.443	F8	G4-3			G6-4-3		G4-3	BB	BB								5 0 1 1 0 0 4		
Paul O'Neill, L (1, 7) OBP: 0.400, SLG: 0.561	G3-1		G4-3		G6-3		E3 SF8 1B	BB	BB								4 1 0 0 1 0 1		
Ruben Sierra, S (1, 9) OBP: 0.316, SLG: 0.462		L9	E4				K	SF8	K								4 0 0 1 0 2 2		
Don Mattingly, L (1, 3) OBP: 0.359, SLG: 0.422		3B BB	F8				1B 1B	1B BB	G4-3								3 2 1 0 2 0 1		
Daryl Strawberry, L (1, 10) OBP: 0.444, SLG: 0.667	1B 3B	F8					E 1B	FC6-4 1B	K								5 1 3 2 0 1 1		
Jim Leyritz, R (1, 2) OBP: 0.388, SLG: 0.430	1B 1B BB				K		F9	FC6-4 1B	1B								4 1 1 0 1 1 4		
Randy Velarde, R (1, 6) OBP: 0.347, SLG: 0.379	1B 1B	F8			F8		E8 1B		F9								5 0 2 2 0 0 1		
Pat Kelly, R (1, 4) OBP: 0.341, SLG: 0.354	K		G4-3		G4-3		G6-3		F9								4 0 0 0 0 1 4		
Inning Stats	R: 0 H: 0 E: 0 K: 0 S: 8	H: 0 LOB: 0 BB: 0 P: 13	R: 3 H: 3 E: 0 K: 1 S: 14	H: 3 LOB: 2 BB: 2 P: 28	R: 0 H: 0 E: 1 K: 0 S: 9	H: 0 LOB: 1 BB: 0 P: 12	R: 0 H: 0 E: 0 K: 1 S: 7	H: 0 LOB: 0 BB: 0 P: 11	R: 0 H: 1 E: 0 K: 0 S: 5	H: 3 LOB: 0 BB: 0 P: 15	R: 2 H: 1 E: 1 K: 0 S: 19	H: 1 LOB: 2 BB: 2 P: 34	R: 1 H: 2 E: 0 K: 1 S: 13	H: 2 LOB: 2 BB: 1 P: 21	R: 0 H: 1 E: 0 K: 1 S: 7	H: 1 LOB: 1 BB: 0 P: 12	1B: 9 2B: 0 3B: 2 HR: 0	SF: 1 SAC: 0 DP: 1 HBP: 0	WP: 0 PA: 44 PB: 0 SB: 0 CS: 0
PITCHER	IP WLS BF H R ER SO BB IBB HBP BLK WP HR S P ERA WHIP	IP WLS BF H R ER SO BB IBB HBP BLK WP HR S P ERA WHIP	IP WLS BF H R ER SO BB IBB HBP BLK WP HR S P ERA WHIP	IP WLS BF H R ER SO BB IBB HBP BLK WP HR S P ERA WHIP	IP WLS BF H R ER SO BB IBB HBP BLK WP HR S P ERA WHIP	IP WLS BF H R ER SO BB IBB HBP BLK WP HR S P ERA WHIP	IP WLS BF H R ER SO BB IBB HBP BLK WP HR S P ERA WHIP	IP WLS BF H R ER SO BB IBB HBP BLK WP HR S P ERA WHIP	IP WLS BF H R ER SO BB IBB HBP BLK WP HR S P ERA WHIP	IP WLS BF H R ER SO BB IBB HBP BLK WP HR S P ERA WHIP	IP WLS BF H R ER SO BB IBB HBP BLK WP HR S P ERA WHIP	IP WLS BF H R ER SO BB IBB HBP BLK WP HR S P ERA WHIP	IP WLS BF H R ER SO BB IBB HBP BLK WP HR S P ERA WHIP	IP WLS BF H R ER SO BB IBB HBP BLK WP HR S P ERA WHIP	IP WLS BF H R ER SO BB IBB HBP BLK WP HR S P ERA WHIP	IP WLS BF H R ER SO BB IBB HBP BLK WP HR S P ERA WHIP	IP WLS BF H R ER SO BB IBB HBP BLK WP HR S P ERA WHIP	IP WLS BF H R ER SO BB IBB HBP BLK WP HR S P ERA WHIP	
Felipe Lira, R (1, 1) ERA: 3.87	6.0	L	27	7	4	4	3	2	0	0	0	0	0	0	54	88	6.00	1.500	
Joe Boever, R (7, 1) ERA: 5.86	2.0		13	3	3	1	1	3	0	0	0	0	0	0	32	55	4.50	3.000	
Mike Christopher, R (9, 1) ERA: 2.82	1.0		4	1	0	0	1	0	0	0	0	0	0	0	7	12	0.00	1.000	

New York Yankees @ Detroit Tigers
Tiger Stadium, Detroit, MI
Sat Aug 05 1995, 7:05 PM EDT
Att: 21,219 - Unknown - 83 F

AB 38
R 7
H 11
RBI 7
BB 5
SO 5
LOB 18



Batter	1	2	3	4	5	6	7	8	9	AB	R	H	RBI	BB	SO	LOB	BOTTOM				
Chad Curtis, R (1, 8) OBP: 0.373, SLG: 0.481	CS 1B			FC9-6 BB				F9	FC5-4 1B								3 0 2 0 1 0 0				
Chris Gomez, R (1, 4) OBP: 0.323, SLG: 0.406	K			FC9-6 FC6-4				L9	F8								4 0 0 0 0 1 3				
Travis Fryman, R (1, 5) OBP: 0.352, SLG: 0.409	L9			L9				G6-3	L9								4 0 0 0 0 0 2				
Cecil Fielder, R (1, 10) OBP: 0.360, SLG: 0.467		G5-3		FC6-4				K	FC5-4								4 0 0 0 0 1 2				
Juan Samuel, R (1, 3) OBP: 0.389, SLG: 0.578		F8			L4			HR									3 1 1 1 0 0 0				
Alan Trammell, R (1, 6) OBP: 0.387, SLG: 0.409		G5-3			1B			F8									3 0 1 0 0 0 0				
John Flaherty, R (1, 2) OBP: 0.322, SLG: 0.496				G4-6-3 1B				K	G6-3								3 0 1 0 0 1 1				
Derrick White, R (1, 7) OBP: 0.217, SLG: 0.261				G4-6-3				G4-3	G5-3								3 0 0 0 0 0 2				
Danny Bautista, R (1, 9) OBP: 0.238, SLG: 0.283				G5-3				G6-3	G6-3								3 0 0 0 0 0 0				
Inning Stats	R: 0 H: 1 E: 0 K: 1 S: 9	H: 1 LOB: 0 BB: 0 P: 16	R: 0 H: 0 E: 0 K: 0 S: 8	H: 0 LOB: 0 BB: 0 P: 12	R: 0 H: 1 E: 0 K: 0 S: 6	H: 1 LOB: 0 BB: 0 P: 8	R: 0 H: 0 E: 0 K: 0 S: 10	H: 0 LOB: 1 BB: 1 P: 16	R: 0 H: 1 E: 0 K: 1 S: 13	H: 1 LOB: 0 BB: 0 P: 18	R: 0 H: 0 E: 0 K: 0 S: 6	H: 0 LOB: 0 BB: 0 P: 8	R: 1 H: 1 E: 0 K: 1 S: 14	H: 1 LOB: 0 BB: 0 P: 22	R: 0 H: 0 E: 0 K: 0 S: 7	H: 0 LOB: 0 BB: 0 P: 9	R: 0 H: 1 E: 0 K: 0 S: 11	H: 1 LOB: 1 BB: 0 P: 16	1B: 4 2B: 0 3B: 0 HR: 1	SF: 0 SAC: 0 DP: 1 HBP: 0	WP: 0 PA: 31 PB: 0 SB: 0 CS: 1
PITCHER	IP WLS BF H R ER SO BB IBB HBP BLK WP HR S P ERA WHIP	IP WLS BF H R ER SO BB IBB HBP BLK WP HR S P ERA WHIP	IP WLS BF H R ER SO BB IBB HBP BLK WP HR S P ERA WHIP	IP WLS BF H R ER SO BB IBB HBP BLK WP HR S P ERA WHIP	IP WLS BF H R ER SO BB IBB HBP BLK WP HR S P ERA WHIP	IP WLS BF H R ER SO BB IBB HBP BLK WP HR S P ERA WHIP	IP WLS BF H R ER SO BB IBB HBP BLK WP HR S P ERA WHIP	IP WLS BF H R ER SO BB IBB HBP BLK WP HR S P ERA WHIP	IP WLS BF H R ER SO BB IBB HBP BLK WP HR S P ERA WHIP	IP WLS BF H R ER SO BB IBB HBP BLK WP HR S P ERA WHIP	IP WLS BF H R ER SO BB IBB HBP BLK WP HR S P ERA WHIP	IP WLS BF H R ER SO BB IBB HBP BLK WP HR S P ERA WHIP	IP WLS BF H R ER SO BB IBB HBP BLK WP HR S P ERA WHIP	IP WLS BF H R ER SO BB IBB HBP BLK WP HR S P ERA WHIP	IP WLS BF H R ER SO BB IBB HBP BLK WP HR S P ERA WHIP	IP WLS BF H R ER SO BB IBB HBP BLK WP HR S P ERA WHIP	IP WLS BF H R ER SO BB IBB HBP BLK WP HR S P ERA WHIP	IP WLS BF H R ER SO BB IBB HBP BLK WP HR S P ERA WHIP			
Sterling Hitchcock, L (1, 1) ERA: 4.47	9.0	W	31	5	1	1	3	1	0	0	0	0	0	0	84	125	1.00	0.667			

New York Yankees @ Detroit Tigers
Tiger Stadium, Detroit, MI
Sat Aug 05 1995, 7:05 PM EDT
Att: 21,219 - Unknown - 83 F

AB 30
R 1
H 5
RBI 1
BB 1
SO 3
LOB 10



Batter	1	2	3	4	5	6	7	8	9	10	11	12	AB	R	H	RBI	BB	SO	LOB	TOP						
Bernie Williams, S OBP: 0.346, SLG: 0.449	3-1 HR	2-0 G6-3		2-2 G4-6-3			2-1 E 1B		2-1 F8		2-3 K		6	1	2	1	0	1	4							
Randy Velarde, R OBP: 0.343, SLG: 0.373	3-2 CS 1B		0-1 G1-3		1-1 F8		2-2 E4 1-2		1-2 G4-3			3-1 F8	6	0	1	0	0	0	1							
Jim Leyritz, R OBP: 0.387, SLG: 0.439	3-2 HR		1-0 F9		0-1 G1-3		1-0 F7		2-1 G5-3			2-2 FC4 HBP	5	1	1	1	0	0	2							
Ruben Sierra, S OBP: 0.316, SLG: 0.455	0-1 G3		4-2 BB 2B		2-1 G6-3			4-2 FC1 1B G4-6-3 BB		2-2 G3-1		2-0 FC4 1-2	4	2	0	0	2	0	1							
Mike Stanley, R OBP: 0.382, SLG: 0.522	2-3 K		4-2 BB 2B		0-0 G6-3			0-0 G4-6-3 E 1B		1-3 K		1-1 F8	3	1	1	0	1	1	0							
Don Mattingly, L OBP: 0.357, SLG: 0.419			1-2 BB										2	0	0	0	0	1	1							
Gerald Williams, R OBP: 0.386, SLG: 0.575		3-2 2B	0-1 2B			3-2 G5-3			1-2 FC1 G4-6-3		0-0 F4-3		3	0	2	2	0	0	0							
Paul O'Neill, L OBP: 0.397, SLG: 0.557			1-4 2B						1-2 2-3 3-4				2	0	0	0	0	0	2							
Tony Fernandez, S OBP: 0.311, SLG: 0.335		0-1 L6	0-0 P3			0-0 G6-3		1-1 G4-6-3			1-1 F7		5	0	0	0	0	0	4							
Russ Davis, R OBP: 0.400, SLG: 0.515		4-0 BB		1-1 F9			3-2 L6		4-0 IBB		2-2 G6-3		1	0	0	0	1	0	0							
Wade Boggs, L OBP: 0.392, SLG: 0.392													2	0	0	0	1	0	0							
Pat Kelly, R OBP: 0.341, SLG: 0.354	1-1 L3			2-2 G4-6-3 1B			0-1 B1-3		1-2 G3-1		4-0 BB		3	0	1	0	0	0	2							
Dion James, L OBP: 0.376, SLG: 0.383													1	0	0	0	1	0	2							
Inning Stats	R: 2 E: 0 K: 1 S: 14	H: 3 LOB: 0 BB: 0 P: 25	R: 0 E: 0 K: 9	H: 1 LOB: 2 BB: 1 P: 19	R: 2 E: 0 K: 13	H: 1 LOB: 1 BB: 2 P: 22	R: 0 E: 0 K: 10	H: 1 LOB: 0 BB: 0 P: 15	R: 0 E: 0 K: 6	H: 0 LOB: 0 BB: 0 P: 9	R: 0 E: 1 K: 0 S: 8	H: 1 LOB: 2 BB: 0 P: 19	R: 1 E: 0 K: 0 S: 12	H: 1 LOB: 2 BB: 2 P: 23	R: 0 E: 0 K: 0 S: 9	H: 0 LOB: 0 BB: 0 P: 14	R: 0 E: 0 K: 1 S: 7	H: 0 LOB: 0 BB: 0 P: 10	R: 0 E: 0 K: 1 S: 8	H: 1 LOB: 1 BB: 1 P: 17	R: 0 E: 0 K: 0 S: 7	H: 0 LOB: 1 BB: 0 P: 15	1B: 4 2B: 2 3B: 0 HR: 2	SF: 0 SAC: 0 DP: 2 HBP: 1	WP: 0 PB: 0 SB: 0 CS: 1	PA: 50
PITCHER	IP WLS BF H R ER SO BB IBB HBP BLK WP HR S P ERA WHIP													IP WLS BF H R ER SO BB IBB HBP BLK WP HR S P ERA WHIP												
Brian Bohanon, L ERA: 5.69	1.1 3.0													11.1 2.0												
John Doherty, R ERA: 5.26	4.1 0.2																									
Kevin Wickander, L ERA: 2.25	8.1 4.0																									
Mike Christopher, R ERA: 2.76	8.1 0.1																									
Mike Henneman, R ERA: 1.53	8.1 2.0																									

New York Yankees @ Detroit Tigers
Tiger Stadium, Detroit, MI
Sun Aug 06 1995, 3:33 AM EDT
Alt. 33,008 - Cloudy - 82 F

AB	43
R	5
H	8
RBI	4
BB	6
SO	3
LOB	19





Batter	1	2	3	4	5	6	7	8	9	10	11	12	AB	R	H	RBI	BB	SO	LOB	BOTTOM								
Chad Curtis, R OBP: 0.374, SLG: 0.484	1-3 K		1-1 BB 1B		0-3 K		0-0 G4-1 1B 1B		2-2 E 1B 2B		2-1 P3		6	2	3	0	0	2	0									
Chris Gomez, R OBP: 0.322, SLG: 0.401	2-0 G6-3		4-2 BB		2-3 K		1-2 G4-1		1-3 K		2-0 P2		3	0	0	0	1	1	1									
Lois Whitaker, L OBP: 0.362, SLG: 0.494			1-2 BB				1-2 K		2-3 K				2	0	0	0	0	1	1									
Travis Fryman, R OBP: 0.357, SLG: 0.416	3-2 2B		1-3 K			1-0 1B 1B		0-0 2H 1B		0-1 E S 1B		0-0 F9	6	1	4	2	0	1	2									
Cecil Fielder, R OBP: 0.362, SLG: 0.464	1-2 G3-1			1-1 F7		1-2 1B 1B		4-0 G4-6-3 IBB		1-3 K		4-2 E 1B HBP	4	1	1	0	1	1	2									
Scott Fletcher, R OBP: 0.333, SLG: 0.320						1-2 2B 1B		1-2 IBB					0	1	0	0	0	0	0									
Juan Samuel, R OBP: 0.387, SLG: 0.567		1-0 P6		2-2 1B 1B		2-2 2B 1B		2-2 G4-6-3		3-2 L9		1-2 E5 1B HBP	6	1	2	1	0	0	4									
Alan Trammell, R OBP: 0.380, SLG: 0.396		0-1 L9		1-3 K		1-2 2B 1B				0-0 F8		4-0 1B IBB	5	0	0	0	1	1	3									
John Flaherty, R OBP: 0.326, SLG: 0.498		1-0 F9		1-2 1B		3-2 1H 2H 2B		4-2 FC6-4 BB		2-2 P4		0-0 P6	5	0	2	2	1	0	3									
Danny Bautista, R OBP: 0.235, SLG: 0.280			0-3 K		0-1 F9		3-3 K		0-0 FC6-4 1-2		1-1 G6-3		3	0	0	0	0	2	3									
Kirk Gibson, L ERA: 5.09				1-1 F7									1	0	0	0	0	1	1									
Derrick White, R OBP: 0.240, SLG: 0.280													2	0	1	1	0	0	0									
Bobby Higginson, L OBP: 0.326, SLG: 0.404			1-1 F7		1-0 F7		1-1 F8		0-0 P5		1-2 3H 1B		5	0	0	0	0	2										
Inning Stats	R: 0 E: 0 K: 1 S: 10	H: 1 LOB: 1 BB: 0 P: 17	R: 0 E: 0 K: 0 S: 4	H: 0 LOB: 0 BB: 0 P: 6	R: 0 E: 0 K: 13	H: 1 LOB: 2 BB: 1 P: 20	R: 0 E: 0 K: 2 S: 13	H: 2 LOB: 2 BB: 0 P: 18	R: 0 E: 0 K: 2 S: 7	H: 0 LOB: 0 BB: 0 P: 10	R: 3 E: 0 K: 1 S: 19	H: 4 LOB: 1 BB: 1 P: 31	R: 1 E: 0 K: 0 S: 10	H: 2 LOB: 1 BB: 0 P: 17	R: 0 E: 0 K: 0 S: 5	H: 0 LOB: 1 BB: 1 P: 9	R: 1 E: 1 K: 0 S: 15	H: 2 LOB: 1 BB: 0 P: 22	R: 0 E: 0 K: 0 S: 9	H: 0 LOB: 0 BB: 0 P: 14	R: 0 E: 0 K: 0 S: 6	H: 0 LOB: 0 BB: 0 P: 11	R: 1 E: 1 K: 0 S: 11	H: 1 LOB: 3 BB: 1 P: 20	1B: 10 2B: 3 3B: 0 HR: 0	SF: 0 SAC: 0 DP: 1 HBP: 1	WP: 0 PB: 0 SB: 1 CS: 0	PA: 53
PITCHER	IP WLS BF H R ER SO BB IBB HBP BLK WP HR S P ERA WHIP													IP WLS BF H R ER SO BB IBB HBP BLK WP HR S P ERA WHIP														
Andy Pettitte, L ERA: 3.84	1.1 6.0													12.1 0.2														
Bob Wickman, R ERA: 3.84	7.1 1.1																											
Steve Howe, L ERA: 5.09	8.1 0.2																											
John Wetteland, R ERA: 2.14	9.1 2.0																											
Bob MacDonald, L ERA: 4.59	11.1 1.0																											


New York Yankees @ Detroit Tigers
Tiger Stadium, Detroit, MI
Sun Aug 06 1995, 3:33 AM EDT
Alt. 33,008 - Cloudy - 82 F


AB	48
R	6
H	13
RBI	6
BB	4
SO	9
LOB	22



Batter	1	2	3	4	5	6	7	8	9	AB	R	H	RBI	BB	SO	LOB	TOP					
Brady Anderson, L (1, 8) OBP: 0.365, SLG: 0.430	0-1 B3			1-2 F7		4-0 FC4-6 BB			3-2 P2	3	0	0	0	1	0	1	Baltimore Orioles @ New York Yankees Yankee Stadium, Bronx, NY Mon Aug 07 1995, 7:05 PM EDT Att: 31,313 - Unknown - 76 F AB 27 R 0 H 3 RBI 0 BB 3 SO 5 LOB 11 					
Bret Barberie, S (1, 4) OBP: 0.340, SLG: 0.364	0-1 G3			3-3 K		0-0 FC4-6			1-3 K	4	0	0	0	0	2	3						
Rafael Palmeiro, L (1, 3) OBP: 0.363, SLG: 0.537	1-1 F9			0-0 L3			3-2 G4-6-3 1B		1-1 F8	4	0	1	0	0	0	1						
Bobby Bonilla, S (1, 9)		1-0 F8			1-1 G4-3				0-0 G4-6-3	3	0	0	0	0	0	1						
Cal Ripken Jr., R (1, 6) OBP: 0.329, SLG: 0.428		0-0 L3 1B			1-0 P4				0-1 L7	3	0	1	0	0	0	0						
Harold Baines, L (1, 10) OBP: 0.419, SLG: 0.563		1-0 L3			0-0 L8				4-1 G6-4-3 BB	2	0	0	0	1	0	1						
Chris Hoiles, R (1, 2) OBP: 0.317, SLG: 0.402			1-3 K			3-2 BB 1B			1-3 K	3	0	1	0	0	2	1						
Kevin Bass, S (1, 7) OBP: 0.317, SLG: 0.349			1-0 L7			0-1 F8			3-1 G6-4-3	3	0	0	0	0	0	2						
Jeff Manto, R (1, 5) OBP: 0.279, SLG: 0.497			1-3 K			0-0 P3			4-1 BB	2	0	0	0	0	1	1						
Jeff Huson, L (9, PH) OBP: 0.383, SLG: 0.341										0	0	0	0	1	0	0						
Inning Stats	R: 0 E: 0 K: 0 S: 6	H: 0 LOB: 0 BB: 0 P: 7	R: 0 E: 0 K: 0 S: 3	H: 1 LOB: 0 BB: 0 P: 5	R: 0 E: 0 K: 2 S: 7	H: 0 LOB: 0 BB: 0 P: 10	R: 0 E: 0 K: 1 S: 8	H: 0 LOB: 0 BB: 0 P: 12	R: 0 E: 0 K: 0 S: 4	H: 0 LOB: 0 BB: 0 P: 6	R: 0 E: 0 K: 0 S: 8	H: 1 LOB: 2 BB: 1 P: 15	R: 0 E: 0 K: 0 S: 8	H: 1 LOB: 0 BB: 0 P: 11	R: 0 E: 0 K: 1 S: 6	H: 0 LOB: 1 BB: 1 P: 14	R: 0 E: 0 K: 1 S: 9	H: 0 LOB: 1 BB: 1 P: 18	1B: 3 2B: 1 3B: 0 HR: 0	SF: 0 SAC: 0 DP: 3 HBP: 0	WP: 0 PB: 0 SB: 0 CS: 0	PA: 30
PITCHER Jack McDowell, R (1, 1) ERA: 4.43	IP: 9.0 WLS: W BF: 30 H: 3 R: 0 ER: 0 SO: 5 BB: 3 IBB: 0 HBP: 0 BLK: 0 WP: 0 HR: 0 S: 59 P: 98 ERA: 0.00 WHIP: 0.667															PITCHER	IP: 9.0 WLS: W BF: 30 H: 3 R: 0 ER: 0 SO: 5 BB: 3 IBB: 0 HBP: 0 BLK: 0 WP: 0 HR: 0 S: 59 P: 98 ERA: 0.00 WHIP: 0.667					

Batter	1	2	3	4	5	6	7	8	9	AB	R	H	RBI	BB	SO	LOB	BOTTOM					
Wade Boggs, L (1, 5) OBP: 0.387, SLG: 0.386	1-3 K		1-1 L7			3-2 F7	2-2 F7			4	0	0	0	0	1	2	Baltimore Orioles @ New York Yankees Yankee Stadium, Bronx, NY Mon Aug 07 1995, 7:05 PM EDT Att: 31,313 - Unknown - 76 F AB 28 R 3 H 3 RBI 2 BB 3 SO 7 LOB 9 					
Bernie Williams, S (1, 8) OBP: 0.347, SLG: 0.447	0-3 K			1-0 L8		0-1 BB	0-0 G6-3			4	0	1	0	0	1	0						
Paul O'Neill, L (1, 7) OBP: 0.396, SLG: 0.551	1-3 K			4-0 BB		2-0 G4-3	1-1 F9			3	0	0	0	1	1	1						
Ruben Sierra, S (1, 9) OBP: 0.315, SLG: 0.451		3-2 F8			0-1 P4		4-2 S E BB		2-3 K	3	1	0	0	1	1	1						
Gerald Williams, R (9, 7) OBP: 0.386, SLG: 0.575										0	0	0	0	0	0	0						
Don Mattingly, L (1, 3) OBP: 0.353, SLG: 0.415		1-1 F7		3-2 G3		1-2 F7				3	0	0	0	0	0	2						
Darryl Strawberry, L (1, 10) OBP: 0.333, SLG: 0.500		0-3 K			1-2 G4-3		1-0 F9			3	0	0	0	0	1	1						
Mike Stanley, R (1, 2) OBP: 0.382, SLG: 0.518			1-2 F8		1-0 F8		4-2 E 2B BB			2	1	0	0	1	0	0						
Tony Fernandez, S (1, 6) OBP: 0.311, SLG: 0.335			3-1 BB		1-3 K		0-2 E1 2B			3	1	1	0	0	1	1						
Pat Kelly, R (1, 4) OBP: 0.341, SLG: 0.360			1-3 K			1-1 P3	2-2 2B			3	0	1	2	0	1	1						
Inning Stats	R: 0 E: 0 K: 3 S: 10	H: 0 LOB: 0 BB: 0 P: 12	R: 0 E: 0 K: 1 S: 10	H: 0 LOB: 0 BB: 0 P: 14	R: 0 E: 0 K: 1 S: 10	H: 1 LOB: 1 BB: 0 P: 16	R: 0 E: 0 K: 0 S: 9	H: 0 LOB: 1 BB: 1 P: 17	R: 0 E: 0 K: 1 S: 7	H: 0 LOB: 0 BB: 0 P: 10	R: 0 E: 0 K: 0 S: 8	H: 1 LOB: 1 BB: 0 P: 14	R: 3 E: 1 K: 0 S: 23	H: 1 LOB: 1 BB: 2 P: 37	R: 0 E: 0 K: 1 S: 6	H: 0 LOB: 0 BB: 0 P: 9	R: 0 E: 0 K: 1 S: 6	H: 0 LOB: 0 BB: 0 P: 9	1B: 2 2B: 1 3B: 0 HR: 0	SF: 0 SAC: 0 DP: 0 HBP: 0	WP: 0 PB: 0 SB: 1 CS: 0	PA: 31
PITCHER 35 Mike Mussina, R (1, 1) ERA: 3.92	IP: 7.0 WLS: L BF: 28 H: 3 R: 3 ER: 0 SO: 6 BB: 3 IBB: 0 HBP: 0 BLK: 0 WP: 0 HR: 0 S: 77 P: 120 ERA: 0.00 WHIP: 0.857															PITCHER Mark Lee, L (8, 1) ERA: 3.47	IP: 1.0 WLS: L BF: 3 H: 0 R: 0 ER: 0 SO: 1 BB: 0 IBB: 0 HBP: 0 BLK: 0 WP: 0 HR: 0 S: 6 P: 9 ERA: 0.00 WHIP: 0.000					

Batter	1	2	3	4	5	6	7	8	9	AB	R	H	RBI	BB	SO	LOB	TOP										
Curtis Goodwin, L (1, 8) OBP: 0.343, SLG: 0.364	L6		S 2B 1B	G3			K		BB DI 1B	5	1	2	0	0	1	0	Baltimore Orioles @ New York Yankees Yankee Stadium, Bronx, NY Wed Aug 09 1995, 3:33 AM EDT Att: 36,333 - Sunny - 79 F										
Brady Anderson, L (1, 7) OBP: 0.365, SLG: 0.433 Jeff Huson, L (9, 5) OBP: 0.380, SLG: 0.341	F6		2B E BB		2B BB		F8		K	3	2	0	0	2	1	1											
Rafael Palmeiro, L (1, 3) OBP: 0.366, SLG: 0.545	G4-3		E 1-3 2-H		G4-3 1-H 2B		K		BB BB	4	1	2	2	1	1	0											
Bobby Bonilla, S (1, 5) OBP: 0.377, SLG: 0.588 (9, 9)		2B 3B	G1-3		G4-3			HR 1B	BB BB	4	2	2	0	1	0	3											
Cal Ripken Jr., R (1, 6) OBP: 0.329, SLG: 0.440		2B	E3 BB		CS 2B			HR	BB	5	1	3	4	0	0	4											
Harold Baines, L (1, 10) OBP: 0.413, SLG: 0.551 (8, FH) Jeff Manto, R (8, FH) OBP: 0.281, SLG: 0.497	F8		BB		2B				G6-4-3 1B	2	0	0	0	1	1	2											
Kevin Bass, S (1, 9) OBP: 0.318, SLG: 0.344 (9, 7)		G4-6-3 BB	G6-3				K		G6-4-3 1-2	3	0	0	0	1	1	4											
Gregg Zaun, S (1, 2) OBP: 0.359, SLG: 0.413	G4-6-3 1-2				G4-3		G5-3		F7	4	0	0	0	0	0	2											
Bret Barberie, S (1, 4) OBP: 0.330, SLG: 0.348			G6-3		F7		F8		F7	4	0	0	0	0	0	0											
Inning Stats	R: 0 E: 0 K: 0 S: 7	H: 0 LOB: 0 BB: 0 P: 8	R: 1 E: 0 K: 0 S: 10	H: 2 LOB: 1 BB: 1 P: 19	R: 2 E: 1 K: 0 S: 18	H: 2 LOB: 3 BB: 2 P: 32	R: 0 E: 0 K: 0 S: 9	H: 0 LOB: 0 BB: 0 P: 13	R: 2 E: 0 K: 1 S: 11	H: 2 LOB: 0 BB: 1 P: 21	R: 0 E: 0 K: 2 S: 9	H: 0 LOB: 0 BB: 0 P: 13	R: 2 E: 0 K: 0 S: 9	H: 3 LOB: 0 BB: 2 P: 13	R: 0 E: 0 K: 1 S: 13	H: 1 LOB: 3 BB: 2 P: 25		1B: 4 2B: 4 3B: 1 HR: 1	SF: 0 SAC: 0 DP: 2 HBP: 0	WP: 0 PB: 0 SB: 1 CS: 1	PA: 41						
PITCHER	IP	WLS	BF	H	R	ER	SO	BB	IBB	HBP	BLK	WP	HR	S	P	ERA	WHIP										
Scott Kamieniecki, R (1, 1) ERA: 4.91	4.1	L	23	6	5	4	0	4	0	0	0	0	0	52	87	8.31	2.308										
Bob MacDonald, L (5, 1) ERA: 4.89	4.1		17	4	2	2	5	2	0	0	0	0	1	38	64	4.15	1.385										
John Wetteland, R (9, 1) ERA: 2.13	0.1		1	0	0	0	0	0	0	0	0	0	0	2	2	0.00	0.000										

Batter	1	2	3	4	5	6	7	8	9	AB	R	H	RBI	BB	SO	LOB	BOTTOM										
Wade Boggs, L (1, 5) OBP: 0.391, SLG: 0.399	HR		1B			FC5-4 1B		G3-1		4	1	3	1	0	0	0	Baltimore Orioles @ New York Yankees Yankee Stadium, Bronx, NY Wed Aug 09 1995, 3:33 AM EDT Att: 36,333 - Sunny - 79 F										
Bernie Williams, S (1, 8) OBP: 0.348, SLG: 0.448	K		G5-3			FC5-4 1-2		1B 1B	4	1	1	0	0	1	2												
Mike Stanley, R (1, 2) OBP: 0.379, SLG: 0.511	K				F7	F9		1B 1B	4	0	1	0	0	1	1												
Ruben Sierra, S (1, 9) OBP: 0.319, SLG: 0.462	P4				BB	L6		K	3	0	0	0	1	1	3												
Don Mattingly, L (1, 3) OBP: 0.351, SLG: 0.414		G3-1			F8	G4-3		G5-4-3 1B	4	0	1	1	0	0	1												
Gerald Williams, R (1, 7) OBP: 0.370, SLG: 0.553	F9				F8	K		G5-4-3 1-2	4	0	0	0	0	1	3												
Darryl Strawberry, L (1, 10) OBP: 0.267, SLG: 0.400	F8					K		P4	3	0	0	0	0	1	0												
Tony Fernandez, S (1, 6) OBP: 0.311, SLG: 0.331			G6-3		G6-3			G6-3	3	0	0	0	0	0	0												
Randy Velarde, R (1, 4) OBP: 0.345, SLG: 0.374			K			K		G6-3	3	0	0	0	0	2	0												
Inning Stats	R: 1 E: 0 K: 2 S: 11	H: 1 LOB: 0 BB: 0 P: 14	R: 0 E: 0 K: 0 S: 7	H: 0 LOB: 0 BB: 0 P: 10	R: 0 E: 0 K: 1 S: 13	H: 1 LOB: 1 BB: 0 P: 21	R: 0 E: 0 K: 0 S: 10	H: 0 LOB: 1 BB: 1 P: 18	R: 0 E: 0 K: 2 S: 12	H: 0 LOB: 0 BB: 0 P: 16	R: 0 E: 0 K: 1 S: 5	H: 1 LOB: 1 BB: 0 P: 7	R: 0 E: 0 K: 1 S: 7	H: 0 LOB: 0 BB: 0 P: 11	R: 0 E: 0 K: 0 S: 4		H: 0 LOB: 0 BB: 0 P: 5	R: 1 E: 0 K: 1 S: 15	H: 3 LOB: 1 BB: 0 P: 24	1B: 5 2B: 0 3B: 0 HR: 1	SF: 0 SAC: 0 DP: 1 HBP: 0	WP: 0 PB: 0 SB: 0 CS: 0	PA: 33				
PITCHER	IP	WLS	BF	H	R	ER	SO	BB	IBB	HBP	BLK	WP	HR	S	P	ERA	WHIP										
Jamie Moyer, L (1, 1) ERA: 4.18	8.1	W	32	6	2	2	7	1	0	0	0	0	0	4	119	2.16	0.840										
Jesse Orosco, L (9, 1) ERA: 3.21	0.2		1	0	0	0	0	0	0	0	0	0	0	4	7	0.00	0.000										

Batter	1	2	3	4	5	6	7	8	9	AB	R	H	RBI	BB	SO	LOB	TOP					
Kenny Lofton, L OBP: 0.397, SLG: 0.503 (1, 8)	G4-3							G4-3		5	1	3	1	0	0	1	Cleveland Indians @ New York Yankees Yankee Stadium, Bronx, NY Thu Aug 10 1995, 7:05 PM EDT Att: 48,115 - Unknown - 80 F					
Omar Vizquel, S OBP: 0.322, SLG: 0.340 (1, 6)	E6								G3	3	0	0	1	0	0	1						
Carlos Baerga, S OBP: 0.368, SLG: 0.496 (1, 4)										3	0	0	1	1	0	2						
Albert Belle, R OBP: 0.381, SLG: 0.596 (1, 7)	K									5	0	1	0	0	1	4						
Manny Ramirez, R OBP: 0.416, SLG: 0.613 Wayne Kirby, L OBP: 0.235, SLG: 0.280 (9, 9)										3	0	0	0	1	1	1						
Jim Thome, L OBP: 0.448, SLG: 0.599 Alvaro Espinoza, R OBP: 0.264, SLG: 0.280 (6, 5)										0	0	0	0	0	0	0						
Dave Winfield, R OBP: 0.295, SLG: 0.323 (1, 10)										2	0	0	0	0	2	3						
Herbert Perry, R OBP: 0.413, SLG: 0.554 (1, 3)										1	0	0	0	0	0	0						
Tony Peña, R OBP: 0.281, SLG: 0.350 (1, 2)										2	0	0	0	0	2	1						
Inning Stats	R: 0 E: 1 K: 2 S: 12	H: 0 LOB: 3 BB: 2 P: 23	R: 1 E: 0 K: 2 S: 17	H: 2 LOB: 1 BB: 0 P: 28	R: 0 E: 0 K: 0 S: 7	H: 1 LOB: 1 BB: 0 P: 9	R: 0 E: 0 K: 2 S: 16	H: 0 LOB: 1 BB: 1 P: 25	R: 1 E: 0 K: 0 S: 5	H: 1 LOB: 0 BB: 0 P: 7	R: 0 E: 0 K: 0 S: 8	H: 0 LOB: 0 BB: 0 P: 14	R: 1 E: 0 K: 0 S: 12	H: 2 LOB: 2 BB: 0 P: 22	R: 2 E: 0 K: 1 S: 12	H: 3 LOB: 1 BB: 0 P: 19		R: 0 E: 0 K: 0 S: 4	H: 0 LOB: 0 BB: 0 P: 5	1B: 5 2B: 4 3B: 0 HR: 0	SF: 2 SAC: 1 DP: 1 HBP: 2	WP: 0 PB: 0 SB: 4 CS: 1
PITCHER	IP	WLS	BF	H	R	ER	SO	BB	IBB	HBP	BLK	WP	HR	S	P	ERA	WHIP					
Sterling Hitchcock, L ERA: 4.43	(1, 1)	7.0	L	31	6	3	3	6	2	1	2	0	0	0	77	128	3.86	1.143				
Dave Eiland, R ERA: 6.75	(8, 1)	0.2		5	3	2	2	1	0	0	0	0	0	11	18	27.00	4.500					
Steve Howe, L ERA: 5.28	(8, 1)	0.1		1	0	0	0	0	0	0	0	0	0	1	1	0.00	0.000					
Joe Ausanio, R ERA: 5.97	(9, 1)	1.0		3	0	0	0	0	0	0	0	0	0	4	5	0.00	0.000					

Batter	1	2	3	4	5	6	7	8	9	AB	R	H	RBI	BB	SO	LOB	BOTTOM					
Wade Boggs, L OBP: 0.389, SLG: 0.399 (1, 5)	G6-3									5	0	1	0	0	1	1	Cleveland Indians @ New York Yankees Yankee Stadium, Bronx, NY Thu Aug 10 1995, 7:05 PM EDT Att: 48,115 - Unknown - 80 F					
Bernie Williams, S OBP: 0.352, SLG: 0.447 (1, 8)										3	0	1	0	2	1	1						
Paul O'Neill, L OBP: 0.397, SLG: 0.542 (1, 7)										3	0	0	0	1	0	4						
Ruben Sierra, S OBP: 0.322, SLG: 0.463 (1, 9)										4	0	0	0	0	1	4						
Don Mattingly, L OBP: 0.347, SLG: 0.408 (1, 3)										4	0	1	0	0	1	0						
Darryl Strawberry, L OBP: 0.364, SLG: 0.500 (1, 10)										4	1	1	1	0	1	1						
Jim Leyritz, R OBP: 0.389, SLG: 0.443 (1, 2)										3	1	2	0	1	1	1						
Tony Fernandez, S OBP: 0.306, SLG: 0.325 (1, 6)										4	0	1	1	0	0	3						
Randy Velarde, R OBP: 0.345, SLG: 0.373 Dion James, L OBP: 0.373, SLG: 0.380 (9, PH)										3	0	1	0	0	0	1						
Inning Stats	R: 0 E: 0 K: 0 S: 10	H: 1 LOB: 1 BB: 1 P: 20	R: 0 E: 0 K: 1 S: 12	H: 1 LOB: 0 BB: 0 P: 15	R: 0 E: 0 K: 0 S: 12	H: 1 LOB: 1 BB: 0 P: 18	R: 2 E: 0 K: 1 S: 13	H: 3 LOB: 1 BB: 0 P: 18	R: 0 E: 0 K: 0 S: 10	H: 0 LOB: 1 BB: 1 P: 18	R: 0 E: 0 K: 1 S: 8	H: 0 LOB: 1 BB: 1 P: 18	R: 0 E: 0 K: 1 S: 13	H: 1 LOB: 2 BB: 1 P: 18	R: 0 E: 0 K: 0 S: 6	H: 1 LOB: 1 BB: 0 P: 9		R: 0 E: 0 K: 2 S: 9	H: 0 LOB: 0 BB: 0 P: 13	1B: 6 2B: 1 3B: 0 HR: 1	SF: 0 SAC: 0 DP: 0 HBP: 0	WP: 0 PB: 0 SB: 0 CS: 0
PITCHER	IP	WLS	BF	H	R	ER	SO	BB	IBB	HBP	BLK	WP	HR	S	P	ERA	WHIP					
Chad Ogea, R ERA: 3.61	(1, 1)	6.0	W	26	6	2	2	3	3	0	0	0	0	0	65	107	3.00	1.500				
Paul Assenmacher, L ERA: 1.59	(7, 1)	2.0		9	2	0	0	1	1	0	0	0	0	19	27	0.00	1.500					
Jose Mesa, R ERA: 1.25	(9, 1)	1.0	S	3	0	0	0	2	0	0	0	0	0	9	13	0.00	0.000					



Batter	1	2	3	4	5	6	7	8	9	10	11	AB	R	H	RBI	BB	SO	LOB	TOP							
Kenny Lofton, L OBP: 0.373, SLG: 0.508 (1, 8)	1-2 G5-3 1B	0-0 1B		0-1 G4-3			0-3 K		4-1 BB 1B		2-0 G3 2B	5	2	3	1	1	1	2								
Omar Vizquel, S OBP: 0.219, SLG: 0.338 Paul Sorrento, L OBP: 0.357, SLG: 0.542 (5, 3)	3-1 SAFE G5-3	0-2 SAFE P2			3-3 K		0-0 F8		4-1 SAFE 1B BB		1-1 G3	3	0	0	0	0	1	3								
Carlos Baerga, S OBP: 0.370, SLG: 0.499 (1, 4)	3-1 S 1B		1-0 P1		1-3 K			3-2 2B 2B	1-2 2H 1B		1-2 G6-4-3	6	1	3	2	0	1	1								
Albert Belle, R OBP: 0.381, SLG: 0.596 (1, 7)	1-0 S 1B		1-2 G5-3		2-0 P2			2-0 2B 1B	0-0 2H 1B		G6-4-3	5	1	2	1	0	0	2								
Manny Ramirez, R OBP: 0.416, SLG: 0.610 Wayne Kirby, L OBP: 0.235, SLG: 0.280 (1, 9)	3-3 K		2-2 1B			2-3 K		2-1 2H 1B		1-0 L7		5	0	2	1	0	2	2								
Dave Winfield, R OBP: 0.287, SLG: 0.313 Eddie Murray, S OBP: 0.361, SLG: 0.513 (8, PH)	1-2 2-3 L9			2-3 SAFE K		1-3 K		1-0 1H 2B		3-2 P5		3	0	0	0	0	2	3								
Herbert Perry, R OBP: 0.400, SLG: 0.532 (5, 5)		2-0 FC5-4 1B		1-3 K		1-2 G1-3		2-3 K		2-2 G4-3		5	0	1	0	0	2	1								
Alvaro Espinoza, R OBP: 0.293, SLG: 0.309 (5, 6)		0-2 FC5-4 1-2F FC6-4		1-0 1B			3-2 1B		0-1 G4-3		1-2 SH3-4 2B	5	1	3	0	0	0	2								
Tony Peña, R OBP: 0.277, SLG: 0.345 Sandy Alomar Jr., R OBP: 0.367, SLG: 0.548 (9, PH)	2-2 SAFE FC6-4 1B		2-2 1B		1-2 L6		3-1 F9		1-0 P5		0-0 SH3-4 1B	3	0	0	0	0	0	3								
Inning Stats	R: 1 E: 0 K: 1 S: 17	H: 3 LOB: 2 BB: 0 P: 31	R: 0 E: 0 K: 0 S: 17	H: 2 LOB: 2 BB: 0 P: 21	R: 0 E: 0 K: 1 S: 10	H: 1 LOB: 1 BB: 0 P: 16	R: 0 E: 0 K: 1 S: 9	H: 1 LOB: 1 BB: 0 P: 12	R: 0 E: 0 K: 2 S: 8	H: 0 LOB: 0 BB: 0 P: 14	R: 0 E: 0 K: 1 S: 9	H: 1 LOB: 1 BB: 0 P: 15	R: 2 E: 0 K: 1 S: 13	H: 4 LOB: 1 BB: 0 P: 23	R: 1 E: 0 K: 0 S: 7	H: 1 LOB: 1 BB: 2 P: 17	R: 0 E: 0 K: 0 S: 8	H: 0 LOB: 0 BB: 0 P: 14	R: 1 E: 0 K: 0 S: 10	H: 2 LOB: 1 BB: 0 P: 15	1B: 11 2B: 4 3B: 0 HR: 0	SF: 0 SAC: 1 DP: 1 HBP: 0	WP: 0 PB: 0 SB: 2 CS: 0	PA: 48		
PITCHER	IP 7.0	WLS 3	BF 31	H 10	R 3	ER 3	SO 8	BB 0	IBB 0	HBP 0	BLK 0	WP 0	HR 0	S 84	P 132	ERA 3.86	WHIP 1.429									
Andy Pettitte, L ERA: 3.81 Bob Wickman, R ERA: 3.92 John Wetteland, R ERA: 2.98 Steve Howe, L ERA: 5.17	(1, 1)	(8, 1)	(9, 1)	(11, 1)																						

Cleveland Indians @ New York Yankees
Yankee Stadium, Bronx, NY
Fri Aug 11 1995, 7:05 PM EDT
Att. 33,739 - Unknown - 84 F


AB 45
R 5
H 15
RBI 5
BB 2
SO 9
LOB 21



Batter	1	2	3	4	5	6	7	8	9	10	11	AB	R	H	RBI	BB	SO	LOB	BOTTOM							
Wade Boggs, L OBP: 0.391, SLG: 0.401 (1, 5)	1-1 G4-3		3-3 K			1-0 BB 1B	3-1 1B		1-2 BB 1B		2-3 K	6	1	3	0	0	2	0								
Bernie Williams, S OBP: 0.357, SLG: 0.447 (1, 8)	1-0 1B		1-1 F7			3-1 HR 1B	4-1 1B		4-2 BB BB		1-1 G6-3	4	1	2	0	2	0	0								
Paul O'Neill, L OBP: 0.397, SLG: 0.538 (9, 9)	2-1 SAFE G4-3			0-0 G4-3		4-1 HR BB	3-3 K		2-1 P5			4	1	1	0	1	1	5								
Ruben Sierra, S OBP: 0.320, SLG: 0.468 (1, 10)	1-1 G4-3			0-1 L4		0-0 HR			1-1 F8		1-1 L7	5	1	1	4	0	0	2								
Don Mattingly, L OBP: 0.348, SLG: 0.408 (1, 3)		0-0 F9		3-1 L8			1-1 1B		2-3 K		1-2 1B 1B	5	0	2	0	0	1	0								
Daryl Strawberry, L OBP: 0.360, SLG: 0.480 Gerald Williams, R OBP: 0.365, SLG: 0.543 (8, PH)		0-0 1B			2-1 G4-3	1-1 F7		0-0 P5		0-0 K		3	0	1	0	0	0	1								
Mike Stanley, R OBP: 0.381, SLG: 0.542 (1, 2)		2-3 K			1-3 K	2-1 L5			1-0 F7		2-0 1B	5	0	1	0	0	2	2								
Tony Fernandez, S OBP: 0.308, SLG: 0.326 (1, 6)		1-2 G4-3			0-2 G6-3		1-0 CS SH1-3 1B		0-1 BB 1B		1-2 L9	5	0	2	0	0	0	3								
Pat Kelly, R OBP: 0.340, SLG: 0.359 Dion James, L OBP: 0.371, SLG: 0.377 Randy Velarde, R OBP: 0.344, SLG: 0.372 (10, 4)			1-0 P4			1-0 G3		0-0 SH1-3		1-3 SAFE K		1-3 K	2	0	0	0	0	0								
Inning Stats	R: 0 E: 0 K: 0 S: 7	H: 2 LOB: 1 BB: 0 P: 12	R: 0 E: 0 K: 1 S: 8	H: 1 LOB: 1 BB: 0 P: 11	R: 0 E: 0 K: 1 S: 7	H: 0 LOB: 0 BB: 0 P: 12	R: 0 E: 0 K: 0 S: 5	H: 0 LOB: 0 BB: 0 P: 8	R: 0 E: 0 K: 1 S: 8	H: 4 LOB: 1 BB: 1 P: 11	R: 4 E: 0 K: 0 S: 11	H: 2 LOB: 2 BB: 1 P: 21	R: 0 E: 0 K: 1 S: 6	H: 0 LOB: 0 BB: 0 P: 9	R: 0 E: 0 K: 1 S: 17	H: 2 LOB: 3 BB: 1 P: 26	R: 0 E: 0 K: 1 S: 15	H: 2 LOB: 2 BB: 0 P: 21	R: 0 E: 0 K: 2 S: 8	H: 0 LOB: 0 BB: 0 P: 12	1B: 12 2B: 0 3B: 0 HR: 1	SF: 0 SAC: 1 DP: 1 HBP: 0	WP: 0 PB: 0 SB: 0 CS: 1	PA: 47		
PITCHER	IP 7.0	WLS 0.2	BF 30	H 9	R 4	ER 4	SO 4	BB 2	IBB 0	HBP 0	BLK 0	WP 0	HR 1	S 56	P 98	ERA 5.14	WHIP 1.571									
Orel Hershiser, R ERA: 4.34 Paul Assenmacher, L ERA: 1.54 Eric Plunk, R ERA: 2.81 Jim Ffolkes, L ERA: 4.58 Julian Tavarez, R ERA: 2.0	(1, 1)	(8, 1)	(8, 1)	(9, 1)	(10, 1)																					

Cleveland Indians @ New York Yankees
Yankee Stadium, Bronx, NY
Fri Aug 11 1995, 7:05 PM EDT
Att. 33,739 - Unknown - 84 F

AB 43
R 4
H 13
RBI 4
BB 3
SO 9
LOB 15



Batter	1	2	3	4	5	6	7	8	9	AB	R	H	RBI	BB	SO	LOB	TOP					
Kenny Lofton , L (1, 8) OBP: 0.371, SLG: 0.508	L9		2B		F8		P6			4	0	1	0	0	0	0	Cleveland Indians @ New York Yankees Yankee Stadium, Bronx, NY Sat Aug 12 1995, 7:05 PM EDT Att: 35,795 - Unknown - 89 F livebaseballscorecards.com					
Omar Vizquel , S (1, 6) OBP: 0.319, SLG: 0.337	F9		G3			1B	P4			4	0	1	0	0	0	2						
Carlos Baerga , S (1, 4) OBP: 0.371, SLG: 0.498	1B		BB			FC6-4 2B		G4-3		3	1	1	0	1	0	1						
Albert Belle , R (1, 7) OBP: 0.380, SLG: 0.595	G1-3		K			P8		G3		4	0	1	0	0	1	5						
Eddie Murray , S (1, 10)		F8		K		1B		G3		4	1	1	1	0	1	1						
Paul Sorrento , L (1, 3) OBP: 0.356, SLG: 0.535	G3-1		G4-3			1B		G3		3	0	0	0	1	0	1						
Alvaro Espinoza , R (1, 5) OBP: 0.295, SLG: 0.310 Jim Thome , L (9, PH) OBP: 0.450, SLG: 0.599	G6-3		L8			1B		G5-4-3 BB		3	0	1	1	0	0	0						
Tony Peña , R (1, 2) OBP: 0.278, SLG: 0.345 Sandy Alomar Jr. , R (9, PH) OBP: 0.364, SLG: 0.543			2B		F9			G5-4-3		3	0	1	0	0	1	2						
Wayne Kirby , L (1, 9) OBP: 0.230, SLG: 0.275 Manny Ramirez , R (9, PH) OBP: 0.415, SLG: 0.608			K		P8		G4-3	F9		3	0	0	0	0	1	1						
Inning Stats	R: 0 E: 0 K: 0 S: 13	H: 1 LOB: 1 BB: 0 P: 19	R: 0 E: 0 K: 0 S: 4	H: 0 LOB: 0 BB: 0 P: 5	R: 0 E: 0 K: 2 S: 11	H: 2 LOB: 3 BB: 1 P: 20	R: 0 E: 0 K: 1 S: 13	H: 0 LOB: 0 BB: 0 P: 19	R: 0 E: 0 K: 1 S: 6	H: 0 LOB: 0 BB: 0 P: 11	R: 2 E: 0 K: 1 S: 20	H: 3 LOB: 2 BB: 1 P: 34	R: 0 E: 0 K: 0 S: 5	H: 0 LOB: 0 BB: 0 P: 7	R: 0 E: 0 K: 0 S: 10	H: 1 LOB: 1 BB: 0 P: 14		R: 0 E: 0 K: 0 S: 6	H: 0 LOB: 0 BB: 1 P: 13	1B: 4 2B: 3 3B: 0 HR: 0	SF: 0 SAC: 0 DP: 1 HBP: 0	WP: 0 PB: 0 SB: 0 CS: 0
PITCHER Jack McDowell , R (1, 1) ERA: 4.29	IP: 9.0 WLS: W BF: 36 H: 7 R: 2 ER: 2 SO: 4 BB: 2 IBB: 1 HBP: 0 BLK: 0 WP: 0 HR: 0 S: 88 P: 142 ERA: 2.00 WHIP: 1.000															PITCHER						

Batter	1	2	3	4	5	6	7	8	9	AB	R	H	RBI	BB	SO	LOB	BOTTOM			
Wade Boggs , L (1, 5) OBP: 0.392, SLG: 0.404	G1-6-3 BB		G4-3		K		1B			3	1	1	0	1	1	1	Cleveland Indians @ New York Yankees Yankee Stadium, Bronx, NY Sat Aug 12 1995, 7:05 PM EDT Att: 35,795 - Unknown - 89 F livebaseballscorecards.com			
Bernie Williams , S (1, 8) OBP: 0.358, SLG: 0.455	G1-6-3 1-2		G4-3			HR	2B			4	1	2	2	0	0	1				
Paul O'Neill , L (1, 7) OBP: 0.398, SLG: 0.551 (9, 9)	2B				HR		P7			4	1	2	1	0	1	1				
Ruben Sierra , S (1, 10) OBP: 0.322, SLG: 0.465	BB		L9		G6-3					2	0	0	0	2	0	0				
Don Mattingly , L (1, 3) OBP: 0.344, SLG: 0.403	F7		G4-3		F9		P6			4	0	0	0	0	0	3				
Darryl Strawberry , L (1, 9) OBP: 0.300, SLG: 0.429 Gerald Williams , R (9, 7) OBP: 0.365, SLG: 0.543	G4-3		L8		L8			K		3	0	0	0	1	1	0				
Mike Stanley , R (1, 2) OBP: 0.376, SLG: 0.536	K				F8		F7			3	0	0	0	0	1	2				
Tony Fernandez , S (1, 6) OBP: 0.308, SLG: 0.330	F8						P6			3	0	1	0	0	0	0				
Pat Kelly , R (1, 4) OBP: 0.335, SLG: 0.353			K		F7		K			3	0	0	0	0	2	1				
Inning Stats	R: 0 E: 0 K: 0 S: 11	H: 1 LOB: 2 BB: 2 P: 23	R: 0 E: 0 K: 1 S: 9	H: 0 LOB: 0 BB: 0 P: 14	R: 0 E: 0 K: 1 S: 11	H: 0 LOB: 0 BB: 0 P: 16	R: 1 E: 0 K: 0 S: 7	H: 1 LOB: 0 BB: 0 P: 11	R: 0 E: 0 K: 1 S: 9	H: 1 LOB: 1 BB: 0 P: 14	R: 1 E: 0 K: 0 S: 13	H: 1 LOB: 2 BB: 2 P: 27	R: 1 E: 0 K: 1 S: 11	H: 2 LOB: 1 BB: 0 P: 15	R: 0 E: 0 K: 1 S: 6	H: 0 LOB: 0 BB: 0 P: 8		1B: 1 2B: 3 3B: 0 HR: 2	SF: 0 SAC: 0 DP: 1 HBP: 0	WP: 0 PB: 0 SB: 0 CS: 0
PITCHER Dennis Martinez , R (1, 1) ERA: 2.87 Alan Embree , L (8, 1) ERA: 1.5	IP: 7.0 WLS: L BF: 30 H: 6 R: 3 ER: 3 SO: 5 BB: 4 IBB: 0 HBP: 0 BLK: 0 WP: 0 HR: 2 S: 71 P: 120 ERA: 3.86 WHIP: 1.429															PITCHER				




Batter	1	2	3	4	5	6	7	8	9	AB	R	H	RBI	BB	SO	LOB	TOP					
Kenny Lofton, L OBP: 0.367, SLG: 0.502 (1, 8)	L8		K		L8			K		4	0	0	0	0	2	0	Cleveland Indians @ New York Yankees Yankee Stadium, Bronx, NY Sun Aug 13 1995, 3:33 AM EDT Att: 45,866 - Sunny - 82 F					
Omar Vizquel, S OBP: 0.318, SLG: 0.338 (1, 6)	2B		F9		G4-3			P4		4	0	1	0	0	0	0						
Carlos Baerga, S OBP: 0.370, SLG: 0.495 (1, 4)	G5-3		P5			G3		BB	1B	4	0	1	0	0	0	1						
Albert Belle, R OBP: 0.381, SLG: 0.601 (1, 7)	K			F7		HR		BB	BB	3	1	1	1	1	1	1						
Eddie Murray, S OBP: 0.362, SLG: 0.513 (1, 10)		1B		1B		F8		G4-3		4	0	2	0	0	0	2						
Jim Thome, L OBP: 0.451, SLG: 0.596 (1, 5)		1B		K		F8			WP	3	0	1	0	1	1	1						
Manny Ramirez, R OBP: 0.414, SLG: 0.602 (1, 9)	P8		BB					K		3	0	0	0	1	2	3						
Paul Sorrento, L OBP: 0.351, SLG: 0.527 (1, 3)	K		K					G1-3		4	0	0	0	0	2	5						
Sandy Alomar Jr., R OBP: 0.350, SLG: 0.520 (1, 2)	P5				K			L9		4	0	0	0	0	1	3						
Inning Stats	R: 0 E: 0 K: 1 S: 7	H: 1 LOB: 1 BB: 0 P: 11	R: 0 E: 0 K: 1 S: 11	H: 2 LOB: 2 BB: 0 P: 16	R: 0 E: 0 K: 1 S: 7	H: 0 LOB: 0 BB: 0 P: 9	R: 0 E: 0 K: 2 S: 13	H: 1 LOB: 2 BB: 1 P: 25	R: 0 E: 0 K: 1 S: 7	H: 0 LOB: 0 BB: 0 P: 10	R: 1 E: 0 K: 0 S: 6	H: 1 LOB: 0 BB: 0 P: 12	R: 0 E: 0 K: 1 S: 8	H: 0 LOB: 0 BB: 0 P: 8	R: 0 E: 0 K: 1 S: 11	H: 1 LOB: 2 BB: 1 P: 20	R: 0 E: 0 K: 1 S: 9	H: 0 LOB: 1 BB: 1 P: 18	1B: 4 2B: 1 3B: 0 HR: 1	SF: 0 SAC: 0 DP: 0 HBP: 0	WP: 1 PB: 0 SB: 1 CS: 0	PA: 36
PITCHER David Cone, R ERA: 3.16 (1, 1)	IP: 9.0 WLS: W BF: 36 H: 6 R: 1 ER: 1 SO: 9 BB: 3 IBB: 0 HBP: 0 BLK: 0 WP: 1 HR: 1 S: 79 P: 129 ERA: 1.00 WHIP: 1.000															PITCHER David Cone, R ERA: 3.16 (1, 1)	IP: 9.0 WLS: W BF: 36 H: 6 R: 1 ER: 1 SO: 9 BB: 3 IBB: 0 HBP: 0 BLK: 0 WP: 1 HR: 1 S: 79 P: 129 ERA: 1.00 WHIP: 1.000					

Batter	1	2	3	4	5	6	7	8	9	AB	R	H	RBI	BB	SO	LOB	BOTTOM			
Wade Boggs, L OBP: 0.393, SLG: 0.403 (1, 5)	FC4-6	F8			F7		FC1-6			3	0	1	0	1	0	1	Cleveland Indians @ New York Yankees Yankee Stadium, Bronx, NY Sun Aug 13 1995, 3:33 AM EDT Att: 45,866 - Sunny - 82 F			
Bernie Williams, S OBP: 0.355, SLG: 0.451 (1, 8)	HR		K		P6		FC1-6			4	1	0	0	0	1	2				
Paul O'Neill, L OBP: 0.399, SLG: 0.559 (1, 7) (9, 9)	HR		L8		F8		BB			3	1	1	2	1	0	0				
Ruben Sierra, S OBP: 0.319, SLG: 0.460 (1, 10)	K		L3			K	F7			4	0	0	0	0	2	2				
Don Mattingly, L OBP: 0.346, SLG: 0.410 (1, 3)	2B			F7		1B	G3			4	1	2	0	0	0	2				
Darryl Strawberry, L OBP: 0.353, SLG: 0.500 (8, PR) Gerald Williams, R OBP: 0.365, SLG: 0.543 (9, 7)	G4-3		G4-3	1B	2B	FC5-2-4	FC5	1B	L9-6	4	1	3	0	0	0	1				
Jim Leyritz, R OBP: 0.383, SLG: 0.435 (1, 2)	G5-3		G4-3			FC5-2-4	FC5	K		4	0	0	0	0	1	4				
Randy Velarde, R OBP: 0.350, SLG: 0.378 (1, 6)	1B		1B		FC5		L9-6			4	0	3	2	0	0	2				
Pat Kelly, R OBP: 0.330, SLG: 0.347 (1, 4)	P4		P3		FC5					3	0	0	0	0	0	4				
Inning Stats	R: 2 E: 0 K: 1 S: 14	H: 3 LOB: 1 BB: 0 P: 25	R: 0 E: 0 K: 0 S: 11	H: 1 LOB: 1 BB: 0 P: 16	R: 0 E: 0 K: 1 S: 7	H: 0 LOB: 0 BB: 0 P: 10	R: 1 E: 0 K: 0 S: 12	H: 2 LOB: 1 BB: 0 P: 15	R: 0 E: 0 K: 0 S: 8	H: 0 LOB: 0 BB: 0 P: 13	R: 1 E: 0 K: 0 S: 12	H: 3 LOB: 2 BB: 0 P: 17	R: 0 E: 0 K: 0 S: 8	H: 0 LOB: 2 BB: 2 P: 18	R: 0 E: 0 K: 1 S: 8	H: 1 LOB: 1 BB: 0 P: 11	1B: 6 2B: 4 3B: 0 HR: 1	SF: 0 SAC: 0 DP: 1 HBP: 0	WP: 0 PB: 0 SB: 1 CS: 0	PA: 35
PITCHER Mark Clark, R ERA: 5.9 Alan Embree, L ERA: 1.29 Julian Tavarez, R ERA: 1.97	IP: 6.0 WLS: L BF: 27 H: 9 R: 4 ER: 4 SO: 3 BB: 0 IBB: 0 HBP: 0 BLK: 0 WP: 0 HR: 1 S: 64 P: 96 ERA: 6.00 WHIP: 1.500															PITCHER Mark Clark, R ERA: 5.9 Alan Embree, L ERA: 1.29 Julian Tavarez, R ERA: 1.97	IP: 6.0 WLS: L BF: 27 H: 9 R: 4 ER: 4 SO: 3 BB: 0 IBB: 0 HBP: 0 BLK: 0 WP: 0 HR: 1 S: 64 P: 96 ERA: 6.00 WHIP: 1.500			

Batter	1	2	3	4	5	6	7	8	9	AB	R	H	RBI	BB	SO	LOB	TOP
Wade Boggs, L OBP: 0.391, SLG: 0.400 (1, 5)	3-2 1B SF8 1B		1-2 F8			2-2 F8		0-0 FC3-6 1B	1-3 K	5	1	1	0	0	1	4	
Bernie Williams, S OBP: 0.357, SLG: 0.451 (1, 8)	1-2 G3 SF8 1B		1-0 G3			4-1 1B BB		1-1 1B	3-3 K	4	1	2	0	1	1	3	
Paul O'Neill, L OBP: 0.398, SLG: 0.557 (1, 7)	0-1 SF8		2-3 K			1-0 1B		0-1 F8		3	0	1	1	0	1	2	
Ruben Sierra, S OBP: 0.315, SLG: 0.454 (1, 10)	2-0 G3					0-2 P6		2-0 G4-3		4	0	0	0	0	0	5	
Darryl Strawberry, L OBP: 0.368, SLG: 0.500 (1, 9)	1-0 1B					1-2 F8			3-1 1B SF8 1B	4	1	2	1	0	1	2	
Don Mattingly, L OBP: 0.345, SLG: 0.408 (1, 3)	1-2 L8					2-1 L9			2-1 BB BB 1B	4	0	1	0	0	0	1	
Mike Stanley, R OBP: 0.373, SLG: 0.530 (1, 2)						2-1 F8			2-0 SF8	3	0	0	1	0	1	0	
Tony Fernandez, S OBP: 0.307, SLG: 0.327 (1, 6)						1-1 G4-3			3-H 4-2 BB	3	0	0	0	1	1	0	
Randy Velarde, R OBP: 0.352, SLG: 0.378 (1, 4)						0-0 L8			1-2 2-3 BB	3	0	1	0	1	0	0	
Inning Stats	R: 2 E: 0 K: 0 S: 14	H: 3 LOB: 1 BB: 0 P: 22	R: 0 E: 0 K: 2 S: 8	H: 0 LOB: 0 BB: 0 P: 12	R: 0 E: 0 K: 1 S: 9	H: 0 LOB: 0 BB: 0 P: 16	R: 0 E: 0 K: 0 S: 5	H: 0 LOB: 2 BB: 0 P: 8	R: 0 E: 0 K: 0 S: 13	H: 0 LOB: 0 BB: 0 P: 8	R: 0 E: 0 K: 0 S: 8	H: 2 LOB: 2 BB: 0 P: 11	R: 1 E: 0 K: 2 S: 14	H: 2 LOB: 3 BB: 2 P: 33	1B: 8 2B: 0 3B: 0 HR: 0	SF: 2 SAC: 0 DP: 0 HBP: 0	WP: 0 PA: 38 SB: 0 CS: 0
PITCHER	IP	WLS	BF	H	R	ER	SO	BB	IBB	HBP	BLK	WP	HR	S	P	ERA	WHIP
Erik Hanson, R ERA: 3.55 (1, 1)	8.1	W	35	8	3	3	4	2	0	0	0	0	0	76	128	3.24	1.200
Joe Hudson, R ERA: 3.65 (9, 1)	0.2		3	0	0	0	2	1	0	0	0	0	0	7	15	0.00	1.500

New York Yankees @ Boston Red Sox
Fenway Park, Boston, MA
Mon Aug 14 1995, 7:05 PM EDT
Att: 34,319 - Unknown - 76 F


AB 33
R 3
H 8
RBI 3
BB 3
SO 6
LOB 17



Batter	1	2	3	4	5	6	7	8	9	AB	R	H	RBI	BB	SO	LOB	BOTTOM
Lee Tinsley, S OBP: 0.364, SLG: 0.406 (1, 8)	1-1 G3	0-2 G6-3		0-1 G4-3	0-1 F8	0-2 K				5	0	0	0	0	1	2	
John Valentin, R OBP: 0.405, SLG: 0.543 (1, 6)	2-2 HR 1B	4-2 BB		4-1 S BB	1-0 1B			0-0 G6-3		3	1	2	0	2	0	0	
Mo Vaughn, L OBP: 0.394, SLG: 0.583 (1, 3)	0-0 1-H HR	1-1 G4-3		0-3 K	2-2 K			4-0 BB		4	1	1	2	1	2	4	
Jose Canseco, R OBP: 0.371, SLG: 0.500 (1, 10)	2-1 P3		0-2 PB 1B 1B	3-2 P1		1-3 K	0-0 L8			5	1	1	0	0	1	2	
Mike Greenwell, L OBP: 0.350, SLG: 0.448 (1, 7)	4-1 BB HBP BB		0-0 1B PB G1-2-3 1B		0-0 1B HR 1B	0-0 P5	0-3 K			4	1	2	0	1	1	1	
Troy O'Leary, L OBP: 0.394, SLG: 0.566 (1, 9)	1-1 SAFE SAFE SAFE HBP		4-2 1B BB	1-1 4-2 BB	0-1 HR 1B	1-0 2B 2B	2-1 PB 1B			3	2	3	0	1	0	0	
Tim Lincecum, R OBP: 0.421, SLG: 0.461 (1, 5)	4-1 BB		2-1 1B BB	0-2 HR 1B	0-2 HR 1B	4-2 2B BB	2-3 K			3	2	2	4	2	1	1	
Mike MacFarlane, R OBP: 0.334, SLG: 0.420 (1, 2)	3-2 L5		1-2 2-3 3-H 1B	0-0 P2	0-0 P2	1-2 2B 2B	1-2 G3			5	1	1	2	0	1	7	
Luis Alicea, S OBP: 0.361, SLG: 0.355 (1, 4)		2-1 L8	0-2 G1-2-3		1-0 1B HBP	3-2 2B 2B	2-2 G3			4	0	1	1	0	0	4	
Inning Stats	R: 2 E: 0 K: 0 S: 14	H: 2 LOB: 3 BB: 2 P: 31	R: 0 E: 0 K: 0 S: 10	H: 0 LOB: 1 BB: 1 P: 17	R: 0 E: 0 K: 1 S: 17	H: 0 LOB: 2 BB: 1 P: 26	R: 3 E: 0 K: 2 S: 14	H: 4 LOB: 2 BB: 0 P: 17	R: 3 E: 0 K: 2 S: 14	H: 3 LOB: 1 BB: 1 P: 23	R: 0 E: 0 K: 1 S: 5	H: 0 LOB: 1 BB: 1 P: 9	R: 0 E: 0 K: 1 S: 13	H: 1 LOB: 1 BB: 0 P: 20	1B: 8 2B: 3 3B: 0 HR: 2	SF: 0 SAC: 0 DP: 1 HBP: 2	WP: 0 PA: 45 SB: 2 CS: 0
PITCHER	IP	WLS	BF	H	R	ER	SO	BB	IBB	HBP	BLK	WP	HR	S	P	ERA	WHIP
Scott Kamieniecki, R ERA: 5.71 (1, 1)	4.1	L	27	8	6	6	2	5	0	2	0	0	0	27	98	12.46	3.000
Bob MacDonat, L ERA: 5.26 (5, 1)	2.2		15	5	3	3	4	2	0	0	0	0	0	27	45	10.12	2.625
Joe Ausanio, R ERA: 5.76 (8, 1)	1.0		3	0	0	0	1	0	0	0	0	0	0	11	16	0.00	0.000

New York Yankees @ Boston Red Sox
Fenway Park, Boston, MA
Mon Aug 14 1995, 7:05 PM EDT
Att: 34,319 - Unknown - 76 F

AB 36
R 9
H 13
RBI 9
BB 7
SO 7
LOB 21



Batter	1	2	3	4	5	6	7	8	9	AB	R	H	RBI	BB	SO	LOB	TOP										
Bernie Williams, S (1, 8) OBP: 0.360, SLG: 0.461	G5-3	3-2 2H 3H 3B		E2 WP 2B 1B	G3		1-1 2B			5	1	3	3	0	0	2	New York Yankees @ Boston Red Sox Fenway Park, Boston, MA Tue Aug 15 1995, 7:05 PM EDT Att: 34,616 - Unknown - 85 F										
Jim Leyritz, R (1, 2) OBP: 0.387, SLG: 0.443	G4-6-3 1B	G5-3		1B 2B	G5-3			1-1 1B		5	0	3	1	0	0	3											
Paul O'Neill, L (1, 7) OBP: 0.395, SLG: 0.550	G4-6-3 1-2			P4	K			2-3 K		4	0	0	0	1	2	5											
Ruben Sierra, S (1, 9) OBP: 0.319, SLG: 0.462									1-0 F9	5	1	3	0	0	0	3											
Gerald Williams, R (8, 9) OBP: 0.365, SLG: 0.543										0	0	0	0	0	0	0											
Mike Stanley, R (1, 10) OBP: 0.367, SLG: 0.521		E6 BB E 2B	K	K2-3	G5-3			3-3 K		5	1	0	0	0	3	5											
Don Mattingly, L (1, 3) OBP: 0.343, SLG: 0.403	L7			G3-1			4-0 1B BB	2-2 G4-3		4	1	0	0	1	0	3											
Randy Velarde, R (1, 6) OBP: 0.349, SLG: 0.374	E3 BB 2B	G4-3		G4-3			1-0 1B 2B 1B	2-1 P2		5	2	1	0	0	0	3											
Russ Davis, R (1, 5) OBP: 0.400, SLG: 0.500		4-1 2B 3B BB		P6			2-1 2B 1B	3-1 G4-3		4	1	1	2	1	0	0											
Pat Kelly, R (1, 4) OBP: 0.338, SLG: 0.372		0-0 1-3 2H 3H 3B 2B		0-1 E			1-1 1-3 2H 3H 2B	3-1 L9		4	2	3	3	0	0	0											
Inning Stats	R: 0 E: 0 K: 0 S: 6	H: 1 LOB: 0 BB: 0 P: 9	R: 5 E: 2 K: 0 S: 19	H: 3 LOB: 2 BB: 2 P: 41	R: 0 E: 0 K: 1 S: 9	H: 0 LOB: 0 BB: 0 P: 13	R: 2 E: 1 K: 1 S: 14	H: 4 LOB: 2 BB: 0 P: 19	R: 2 E: 0 K: 0 S: 16	H: 3 LOB: 2 BB: 1 P: 31	R: 0 E: 0 K: 0 S: 9	H: 1 LOB: 1 BB: 0 P: 17	R: 0 E: 0 K: 0 S: 6	H: 1 LOB: 1 BB: 0 P: 13	R: 0 E: 0 K: 2 S: 13	H: 1 LOB: 0 BB: 0 P: 20	R: 0 E: 0 K: 0 S: 9	H: 0 LOB: 0 BB: 0 P: 10	1B: 6 2B: 7 3B: 1 HR: 0	SF: 0 SAC: 0 DP: 1 HBP: 0	WP: 1 PB: 0 SB: 0 CS: 0	PA: 44					
PITCHER	IP	WLS	BF	H	R	ER	SO	BB	IBB	HBP	BLK	WP	HR	S	P	ERA	WHIP										
Rheal Cormier, L (1, 1) ERA: 3.27	3.1	L	20	7	7	2	1	2	0	0	0	1	0	40	72	5.40	2.700										
Mike Maddux, R (4, 1) ERA: 4.13	1.1		9	4	2	2	1	1	0	0	0	0	0	19	33	13.50	3.750										
Eric Gunderson, L (5, 1) ERA: 3.38	2.1		8	2	0	0	1	0	0	0	0	0	0	20	38	0.00	0.857										
Mike Stanton, L (8, 1) ERA: 5.88	2.0		7	1	0	0	2	0	0	0	0	0	0	22	30	0.00	0.500										

Batter	1	2	3	4	5	6	7	8	9	AB	R	H	RBI	BB	SO	LOB	BOTTOM										
Willie McGee, S (1, 9) OBP: 0.356, SLG: 0.490	G4-3		FC5-4 1-2 1-2		G3			1-1 1B 2B	K	5	1	1	0	0	1	3	New York Yankees @ Boston Red Sox Fenway Park, Boston, MA Tue Aug 15 1995, 7:05 PM EDT Att: 34,616 - Unknown - 85 F										
John Valentin, R (1, 6) OBP: 0.404, SLG: 0.540	P4		P3				2-0 G5-3	1-2 1B 1B		4	0	1	1	0	0	1											
Mo Vaughn, L (1, 3) OBP: 0.390, SLG: 0.577	K		K				2-0 G4-3	2-3 K		4	0	0	0	0	3	2											
Jose Canseco, R (1, 10) OBP: 0.377, SLG: 0.517		1-0 HR		0-0 G5-4-3 1B			0-0 F8	1-2 1B 1B		4	1	3	1	0	0	0											
Tim Lincecum, R (1, 5) OBP: 0.422, SLG: 0.461	G6-3		G5-4-3 1-2				0-0 BB E G1-2-3 1B	2-1 G6-3 1B		4	0	2	0	0	0	1											
Mike Greenwell, L (1, 7) OBP: 0.349, SLG: 0.444	1B BB		G4-3				0-0 F7	0-1 G6-3		3	0	0	0	1	0	4											
Mike Macfarlane, R (1, 2) OBP: 0.333, SLG: 0.418		2-1 1B					1-1 E6 FC3-6	1-2 E5 BB		4	0	1	0	0	0	1											
Lee Tinsley, S (1, 8) OBP: 0.366, SLG: 0.409	L4						4-0 F9	1-1 L9		3	0	1	0	1	0	2											
Luis Alicea, S (1, 4) OBP: 0.360, SLG: 0.354							2-2 FC3-6	1-2 G1-2-3		4	0	1	0	0	0	5											
Inning Stats	R: 0 E: 0 K: 1 S: 6	H: 0 LOB: 0 BB: 0 P: 10	R: 1 E: 0 K: 0 S: 11	H: 2 LOB: 1 BB: 1 P: 21	R: 0 E: 0 K: 1 S: 10	H: 1 LOB: 0 BB: 0 P: 13	R: 0 E: 0 K: 0 S: 6	H: 1 LOB: 0 BB: 0 P: 10	R: 0 E: 1 K: 0 S: 9	H: 0 LOB: 1 BB: 0 P: 11	R: 0 E: 0 K: 0 S: 3	H: 0 LOB: 0 BB: 0 P: 7	R: 0 E: 1 K: 0 S: 7	H: 1 LOB: 2 BB: 1 P: 13	R: 1 E: 0 K: 1 S: 16	H: 4 LOB: 2 BB: 0 P: 23		R: 0 E: 0 K: 1 S: 7	H: 1 LOB: 1 BB: 0 P: 11	1B: 7 2B: 2 3B: 0 HR: 1	SF: 0 SAC: 0 DP: 3 HBP: 0	WP: 0 PB: 0 SB: 0 CS: 0	PA: 37				
PITCHER	IP	WLS	BF	H	R	ER	SO	BB	IBB	HBP	BLK	WP	HR	S	P	ERA	WHIP										
Sterling Hitchcock, L (1, 1) ERA: 4.31	7.1	W	30	7	2	2	3	2	0	0	0	0	0	61	98	2.46	1.227										
Bob Wickman, R (8, 1) ERA: 3.82	1.2		7	3	0	0	1	0	0	0	0	0	0	14	21	0.00	1.800										

Batter	1	2	3	4	5	6	7	8	9	AB	R	H	RBI	BB	SO	LOB	TOP										
Bernie Williams, S (1, 8) OBP: 0.358, SLG: 0.456	L9		FC4-6 BB	F7		FC4-6		L8		4	0	0	1	1	0	5	New York Yankees @ Boston Red Sox Fenway Park, Boston, MA Wed Aug 16 1995, 3:33 AM EDT Att: 34,304 - Sunny - 84 F										
Randy Velarde, R (1, 7) OBP: 0.348, SLG: 0.369			FC4-6		L3	F8			F8	3	0	0	0	1	0	3											
Dion James, L (6, PH) OBP: 0.368, SLG: 0.374			FC4-6 BB							1	0	0	0	0	0	0											
Jim Leyritz, R (1, 3) OBP: 0.410, SLG: 0.437	F8			G6-3	E4			F8		3	0	0	0	0	0	1											
Don Mattingly, L (6, 3) OBP: 0.341, SLG: 0.401					FC5-4				L6	2	0	0	0	0	0	0											
Ruben Sierra, S (1, 10) OBP: 0.317, SLG: 0.457	FC4-6			L7	K			1B	G3-1	4	0	0	0	1	1	2											
Mike Stanley, R (1, 2) OBP: 0.369, SLG: 0.521					FC5-4					4	1	2	0	0	1	1											
Gerald Williams, R (1, 9) OBP: 0.382, SLG: 0.542				F9				L7	K	4	1	1	0	0	1	1											
Russ Davis, R (1, 5) OBP: 0.389, SLG: 0.507				L9					F7	3	2	2	2	0	0	0											
Wade Boggs, L (8, PH) OBP: 0.389, SLG: 0.399					1B	1B				1	0	0	0	0	0	0											
Tony Fernandez, S (1, 6) OBP: 0.315, SLG: 0.333					G4-6-3	1B				3	0	3	0	1	0	0											
Pat Kelly, R (1, 4) OBP: 0.340, SLG: 0.374						1B																					
Paul O'Neill, L (6, PH) OBP: 0.396, SLG: 0.548				G4-6-3					K	2	0	1	1	0	0	1											
Inning Stats	R: 0 E: 0 K: 0 S: 9	H: 0 LOB: 1 BB: 1 P: 16	R: 0 E: 0 K: 1 S: 7	H: 0 LOB: 0 BB: 0 P: 10	R: 0 E: 0 K: 0 S: 9	H: 1 LOB: 1 BB: 1 P: 18	R: 3 E: 0 K: 0 S: 13	H: 5 LOB: 2 BB: 0 P: 23	R: 0 E: 1 K: 1 S: 10	H: 0 LOB: 1 BB: 0 P: 19	R: 1 E: 0 K: 0 S: 11	H: 1 LOB: 2 BB: 2 P: 23	R: 0 E: 0 K: 1 S: 7	H: 1 LOB: 1 BB: 1 P: 13	R: 0 E: 0 K: 0 S: 6	H: 1 LOB: 1 BB: 0 P: 9	R: 0 E: 0 K: 0 S: 7	H: 0 LOB: 0 BB: 0 P: 12	1B: 8 2B: 1 3B: 0 HR: 0	SF: 0 SAC: 0 DP: 1 HBP: 0	WP: 0 PB: 0 CS: 0	PA: 40					
PITCHER	IP	WLS	BF	H	R	ER	SO	BB	IBB	HBP	BLK	WP	HR	S	P	ERA	WHIP										
Vaughn Eshelman, L (1, 1) ERA: 5.74	5.1		26	7	4	4	2	3	0	0	0	0	0	12	25	6.75	1.875										
Joe Hudson, R (6, 1) ERA: 3.42	1.2	L	7	1	0	0	1	2	0	0	0	0	0	6	9	0.00	1.800										
Eric Gunderson, L (8, 1) ERA: 3.25	1.0	W	4	1	0	0	1	0	0	0	0	0	0	7	12	0.00	1.000										
Stan Belinda, R (9, 1) ERA: 3.23	1.0	S	3	0	0	0	0	0	0	0	0	0	0	7	12	0.00	0.000										

Batter	1	2	3	4	5	6	7	8	9	AB	R	H	RBI	BB	SO	LOB	BOTTOM										
Willie McGee, S (1, 8) OBP: 0.361, SLG: 0.490	G4-3	L9								4	0	2	0	0	0	0	New York Yankees @ Boston Red Sox Fenway Park, Boston, MA Wed Aug 16 1995, 3:33 AM EDT Att: 34,304 - Sunny - 84 F										
John Valentin, R (1, 6) OBP: 0.402, SLG: 0.535				F8	K			F9		3	1	0	0	1	1	3											
Mo Vaughn, L (1, 3) OBP: 0.391, SLG: 0.579					F8					4	1	2	0	0	1	1											
Jose Canseco, R (1, 10) OBP: 0.382, SLG: 0.537										4	3	3	3	0	0	1											
Tim Lincecum, R (1, 5) OBP: 0.423, SLG: 0.458					L9					2	1	0	0	2	1	1											
Mike Greenwell, L (1, 7) OBP: 0.353, SLG: 0.456										4	1	3	3	0	0	0											
Chris James, R (1, 9) OBP: 0.377, SLG: 0.458										1	0	0	0	1	0	1											
Troy O'Leary, L (7, PH) OBP: 0.391, SLG: 0.562										2	0	0	0	0	1	1											
Lee Tinsley, S (9, 8) OBP: 0.366, SLG: 0.409										0	0	0	0	0	0	0											
Bill Haselman, R (1, 2) OBP: 0.339, SLG: 0.367										4	0	0	0	0	0	1											
Luis Alicea, S (1, 4) OBP: 0.359, SLG: 0.353										3	0	1	0	0	0	0											
Inning Stats	R: 3 E: 0 K: 1 S: 18	H: 2 LOB: 1 BB: 2 P: 30	R: 0 E: 0 K: 0 S: 8	H: 0 LOB: 0 BB: 0 P: 12	R: 1 E: 0 K: 0 S: 11	H: 1 LOB: 0 BB: 0 P: 18	R: 0 E: 0 K: 0 S: 7	H: 0 LOB: 0 BB: 1 P: 17	R: 0 E: 0 K: 1 S: 6	H: 1 LOB: 0 BB: 0 P: 11	R: 0 E: 0 K: 0 S: 7	H: 2 LOB: 2 BB: 1 P: 15	R: 0 E: 0 K: 1 S: 12	H: 2 LOB: 2 BB: 0 P: 17	R: 3 E: 1 K: 1 S: 12	H: 3 LOB: 0 BB: 0 P: 18	R: 0 E: 0 K: 0 S: 7	H: 0 LOB: 0 BB: 0 P: 12	1B: 6 2B: 3 3B: 1 HR: 1	SF: 0 SAC: 0 DP: 1 HBP: 0	WP: 0 PB: 1 CS: 1	PA: 36					
PITCHER	IP	WLS	BF	H	R	ER	SO	BB	IBB	HBP	BLK	WP	HR	S	P	ERA	WHIP										
Andy Pettitte, L (1, 1) ERA: 3.92	6.0		24	6	4	4	2	4	0	0	0	0	0	21	30	13.50	3.000										
Bob Wickman, R (7, 1) ERA: 4.01	1.1	L	8	4	2	2	2	0	0	0	0	0	0	2	3	0.00	3.000										
Steve Howe, L (8, 1) ERA: 5.12	0.1		2	1	0	0	0	0	0	0	0	0	0	2	3	0.00	3.000										
John Wetteland, R (8, 1) ERA: 2.93	0.1		1	0	1	0	0	0	0	0	0	0	0	1	2	0.00	0.000										

AB	35
R	4
H	9
RBI	4
BB	5
SO	4
LOB	15



Batter	1	2	3	4	5	6	7	8	9	AB	R	H	RBI	BB	SO	LOB	TOP					
Bernie Williams, S (1, 8) OBP: 0.362, SLG: 0.466										4	1	3	1	0	0	0	New York Yankees @ California Angels Anaheim Stadium, Anaheim, CA Sat: Aug 19 1995, 10:05 PM EDT Att: 41,453 - Unknown - 74 F					
Randy Velarde, R (1, 6) OBP: 0.345, SLG: 0.367										4	0	1	0	0	1	2						
Paul O'Neill, L (1, 9) OBP: 0.391, SLG: 0.537										4	0	0	0	0	1	3						
Ruben Sierra, S (1, 10) OBP: 0.320, SLG: 0.455										3	1	0	0	1	1	0						
Mike Stanley, R (1, 2) OBP: 0.371, SLG: 0.522										3	0	1	2	1	0	0						
Jim Leyritz, R (1, 3) OBP: 0.385, SLG: 0.436										3	0	1	0	1	2	1						
Gerald Williams, R (1, 7) OBP: 0.349, SLG: 0.533										3	0	0	0	0	2	2						
Darryl Strawberry, L (9, PH) OBP: 0.359, SLG: 0.486										1	0	0	0	0	0	1						
Russ Davis, R (1, 5) OBP: 0.395, SLG: 0.487										3	0	0	0	0	1	2						
Wade Boggs, L (9, PH) OBP: 0.354, SLG: 0.403										1	0	0	0	0	1	1						
Pat Kelly, R (1, 4) OBP: 0.340, SLG: 0.378										3	1	1	0	0	1	0						
Don Mattingly, L (9, PH) OBP: 0.335, SLG: 0.393										1	0	0	0	0	1	1						
Inning Stats	R: 2 E: 0 K: 2 S: 16	H: 2 LOB: 1 BB: 1 P: 31	R: 1 E: 0 K: 1 S: 12	H: 2 LOB: 1 BB: 0 P: 17	R: 0 E: 0 K: 1 S: 7	H: 0 LOB: 0 BB: 0 P: 10	R: 0 E: 0 K: 2 S: 8	H: 0 LOB: 0 BB: 0 P: 13	R: 0 E: 0 K: 1 S: 7	H: 2 LOB: 1 BB: 0 P: 12	R: 0 E: 0 K: 1 S: 11	H: 0 LOB: 2 BB: 0 P: 24	R: 0 E: 0 K: 0 S: 7	H: 0 LOB: 0 BB: 0 P: 12	R: 0 E: 0 K: 1 S: 7	H: 0 LOB: 0 BB: 0 P: 10	R: 0 E: 0 K: 2 S: 18	H: 1 LOB: 1 BB: 0 P: 25	1B: 2 2B: 5 3B: 0 HR: 0	SF: 0 SAC: 0 DP: 1 HBP: 0	WP: 0 PB: 0 CS: 0	PA: 36
PITCHER	IP	WLS	BF	H	R	ER	SO	BB	IBB	HBP	BLK	WP	HR	S	P	ERA	WHIP					
Chuck Finley, L (1, 1) ERA: 3.72	8.0	W	33	7	3	3	9	3	0	0	0	0	0	78	132	3.38	1.250					
Lee Smith, R (9, 1) ERA: 3.95	1.0	S	3	0	0	0	2	0	0	0	0	0	0	15	22	0.00	0.000					

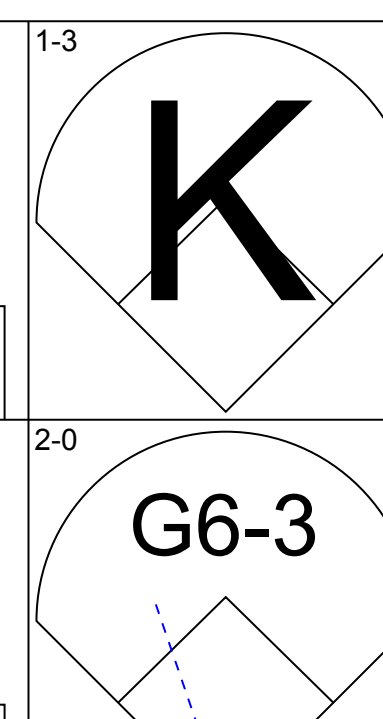
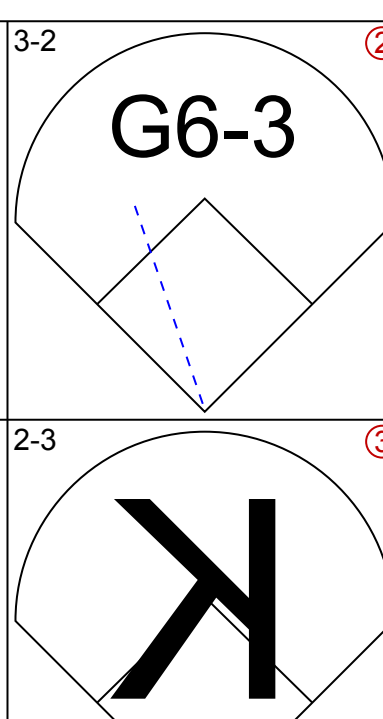
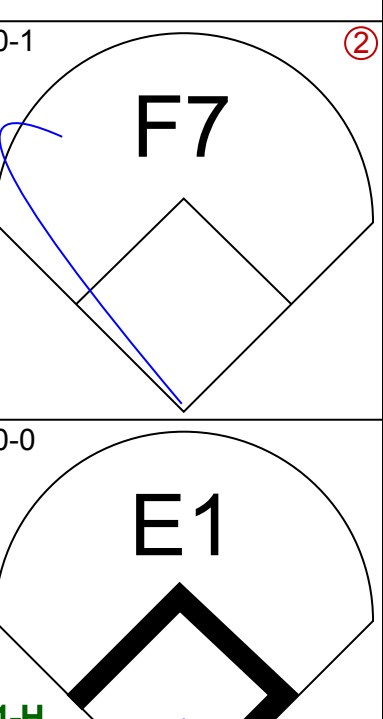
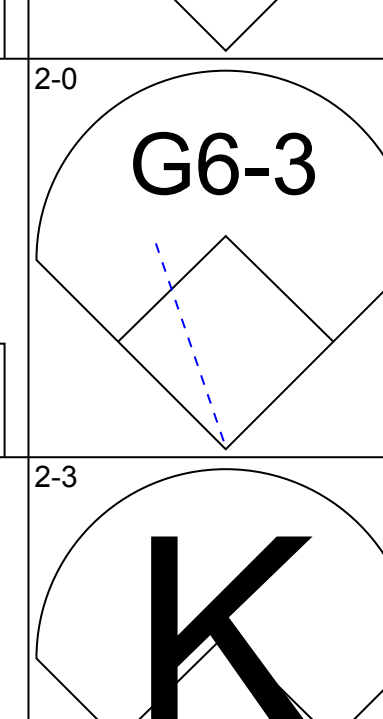

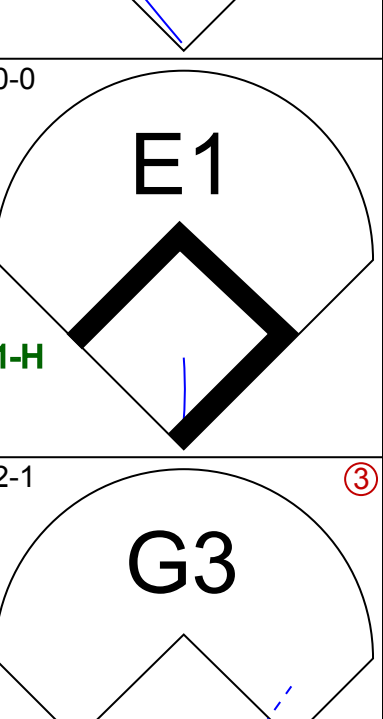
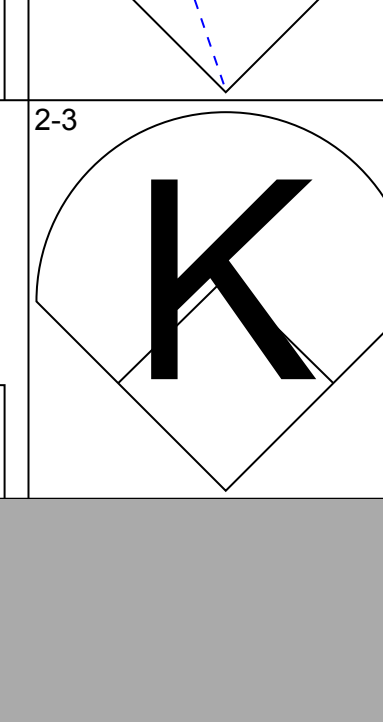
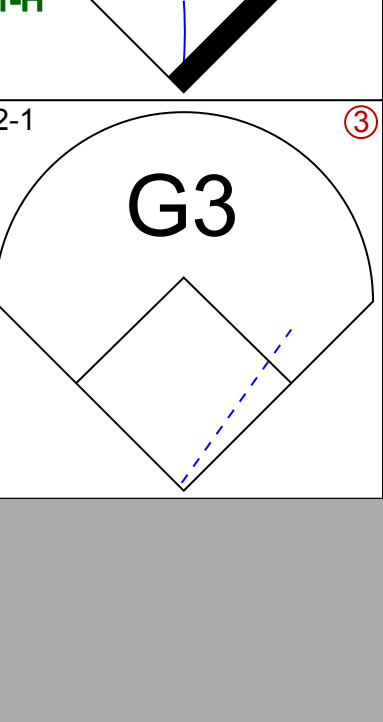
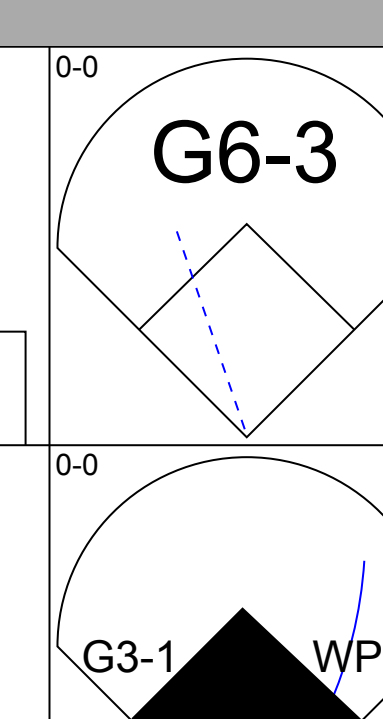
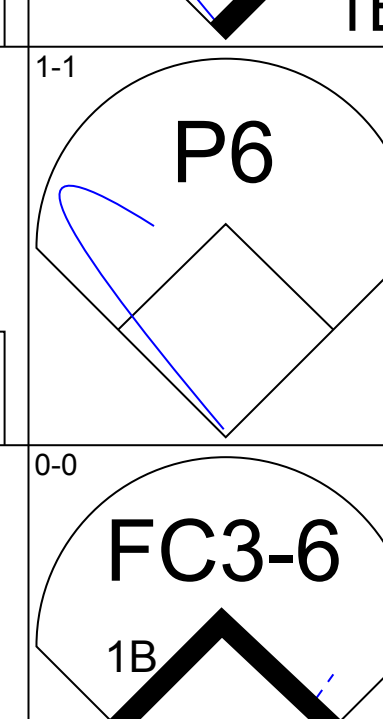
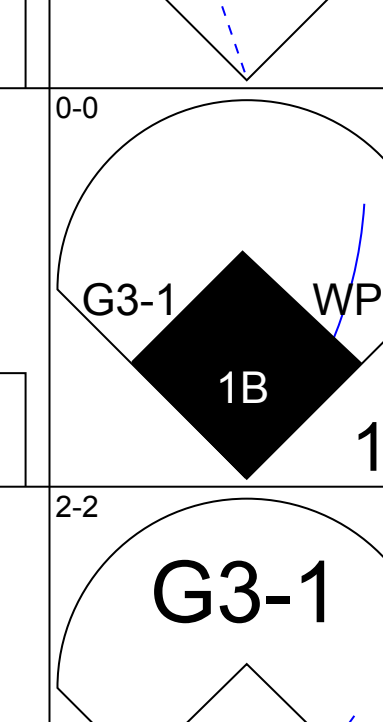
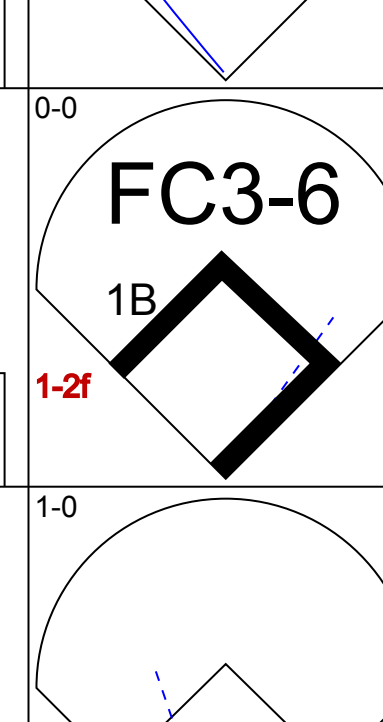
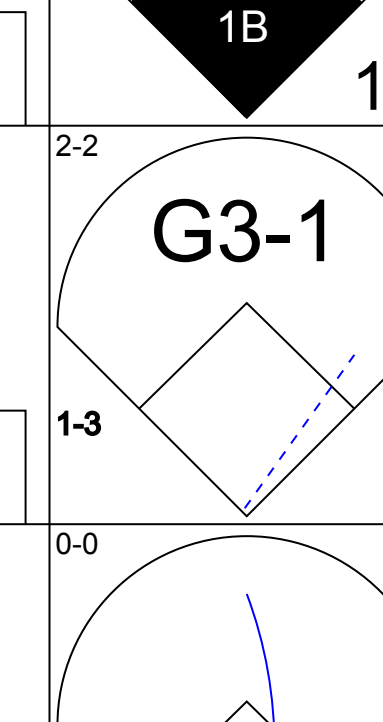
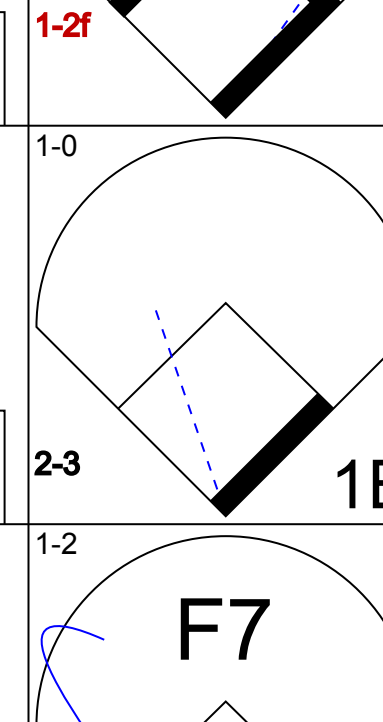
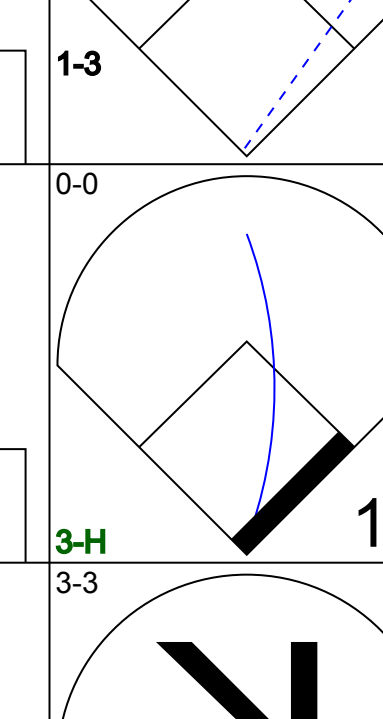
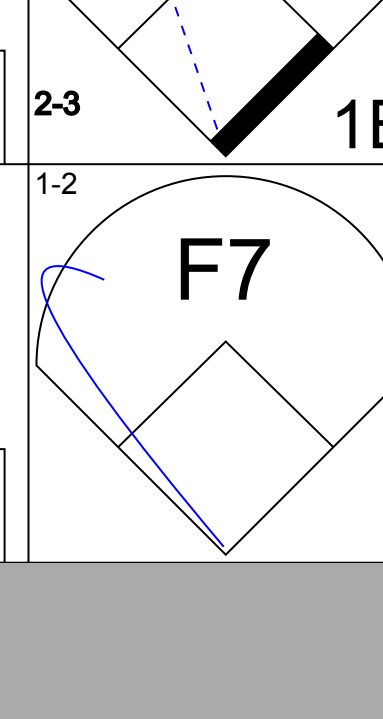
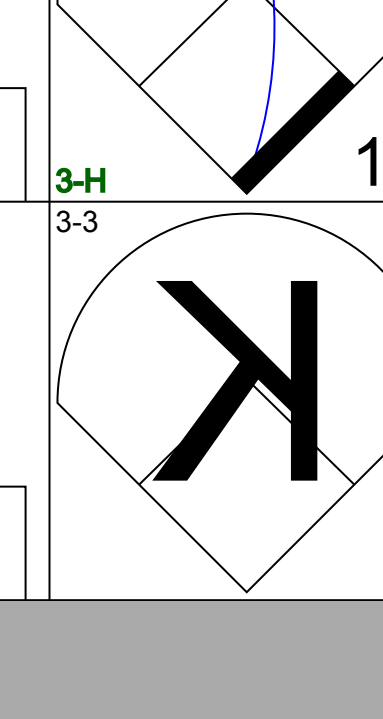
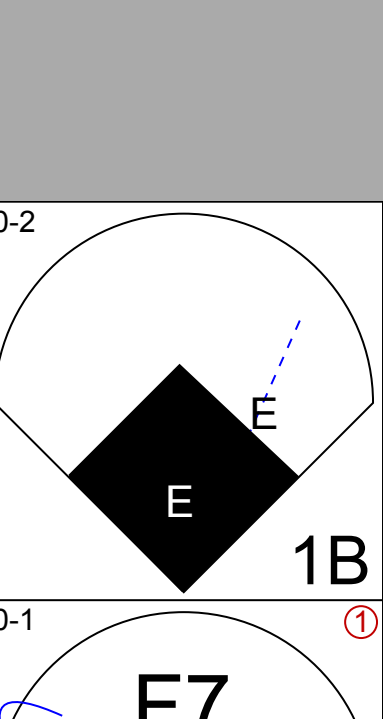
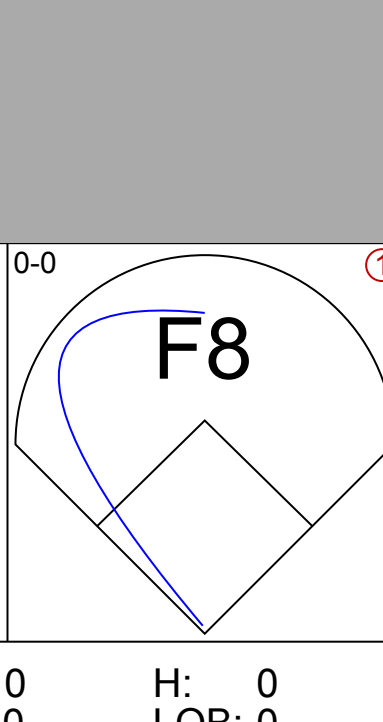
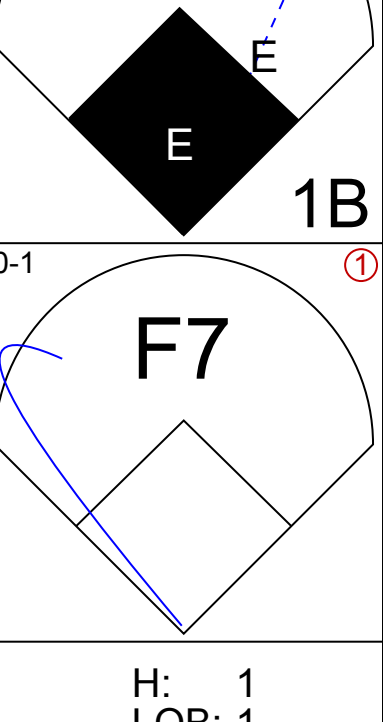
AB	33
R	3
H	7
RBI	3
BB	3
SO	11
LOB	13



Batter	1	2	3	4	5	6	7	8	9	AB	R	H	RBI	BB	SO	LOB	BOTTOM				
Tony Phillips, S (1, 5) OBP: 0.400, SLG: 0.476										4	0	1	1	0	3	0	New York Yankees @ California Angels Anaheim Stadium, Anaheim, CA Sat: Aug 19 1995, 10:05 PM EDT Att: 41,453 - Unknown - 74 F				
Jim Edmonds, L (1, 8) OBP: 0.376, SLG: 0.578										4	1	1	0	1	0	3					
Tim Salmon, R (1, 9) OBP: 0.434, SLG: 0.605										4	1	2	0	1	1	2					
Chili Davis, S (1, 10) OBP: 0.457, SLG: 0.541										2	1	1	1	2	0	1					
J.T. Snow, L (1, 3) OBP: 0.372, SLG: 0.474										4	1	0	0	0	0	7					
16 Garrett Anderson, L (1, 7) OBP: 0.376, SLG: 0.573										4	0	2	1	0	1	2					
Damion Easley, R (1, 6) OBP: 0.294, SLG: 0.302										3	1	1	0	0	0	3					
Spike Owen, S (7, PH) OBP: 0.306, SLG: 0.341										1	0	1	2	0	0	0					
Jorge Fabregas, L (1, 2) OBP: 0.303, SLG: 0.326										2	0	0	0	2	0	1					
Jose Lind, R (1, 4) OBP: 0.278, SLG: 0.276										4	0	0	0	0	1	4					
Inning Stats	R: 2 E: 0 K: 1 S: 13	H: 3 LOB: 2 BB: 1 P: 22	R: 0 E: 0 K: 1 S: 8	H: 0 LOB: 0 BB: 0 P: 15	R: 0 E: 0 K: 0 S: 10	H: 1 LOB: 1 BB: 0 P: 16	R: 0 E: 0 K: 0 S: 10	H: 1 LOB: 1 BB: 1 P: 16	R: 0 E: 0 K: 2 S: 11	H: 1 LOB: 2 BB: 1 P: 20	R: 1 E: 0 K: 1 S: 18	H: 2 LOB: 2 BB: 1 P: 28	R: 2 E: 1 K: 0 S: 17	H: 1 LOB: 1 BB: 2 P: 28	R: 0 E: 0 K: 1 S: 11	H: 0 LOB: 1 BB: 0 P: 18	1B: 7 2B: 2 3B: 0 HR: 0	SF: 0 SAC: 0 DP: 1 HBP: 1	WP: 0 PB: 0 CS: 0	PA: 39	
PITCHER	IP	WLS	BF	H	R	ER	SO	BB	IBB	HBP	BLK	WP	HR	S	P	ERA	WHIP				
David Cone, R (1, 1) ERA: 3.31	6.1	L	32	5	5	5	5	6	0	0	0	0	0	79	134	7.11	2.211				
Steve Howe, L (7, 1) ERA: 4.95	1.1		6	1	0	0	1	0	0	1	0	0	0	16	25	0.00	0.750				
Bob Wickman, R (8, 1) ERA: 3.99	0.1		1	0	0	0	0	0	0	0	0	0	0	3	4	0.00	0.000				

AB	32
R	5
H	9
RBI	5
BB	6
SO	6
LOB	23



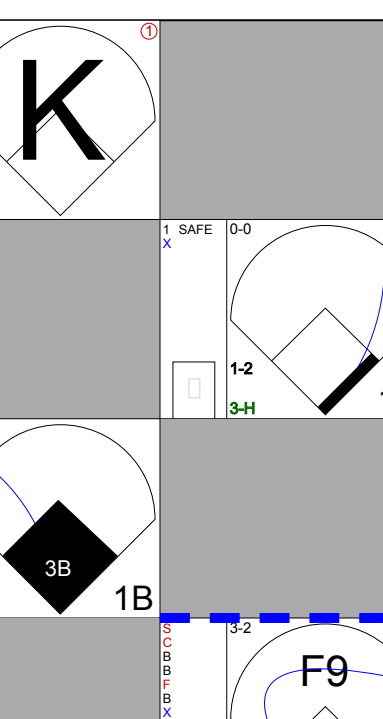
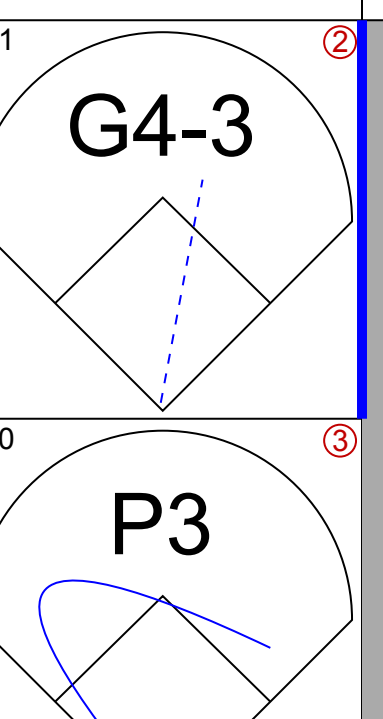
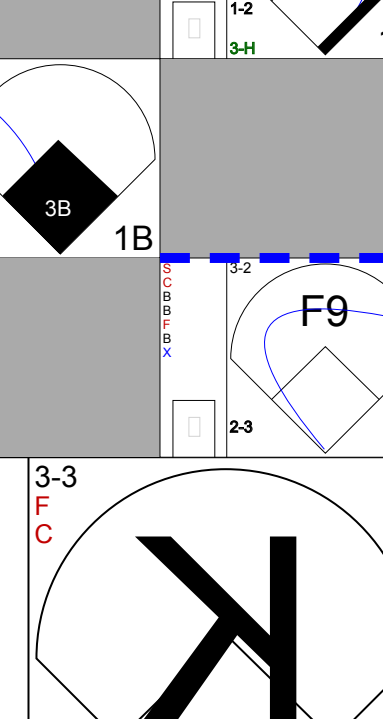

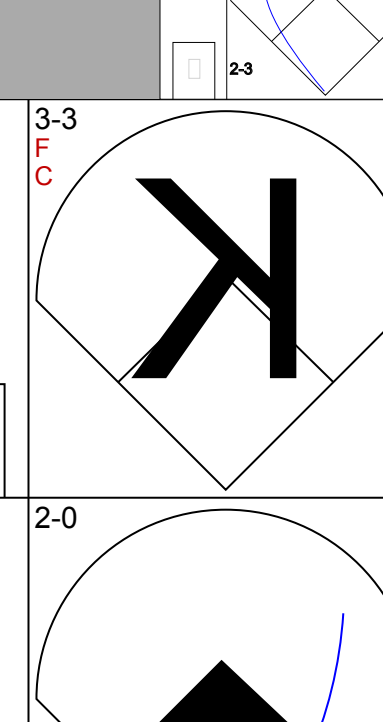

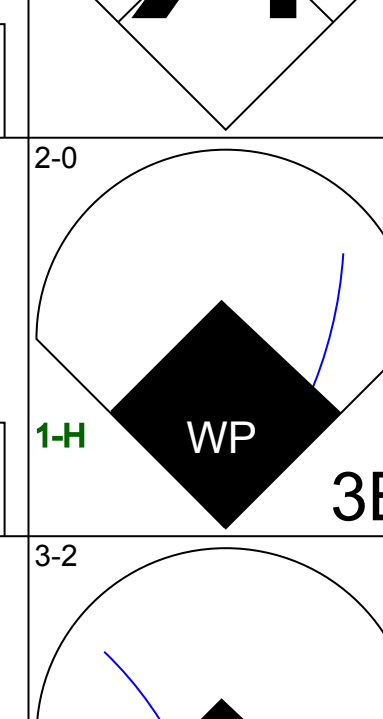

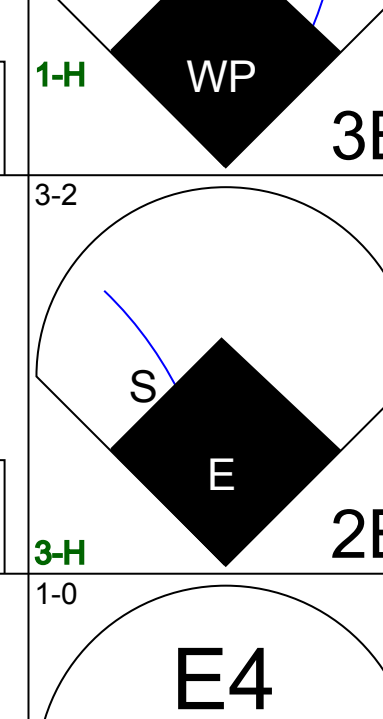

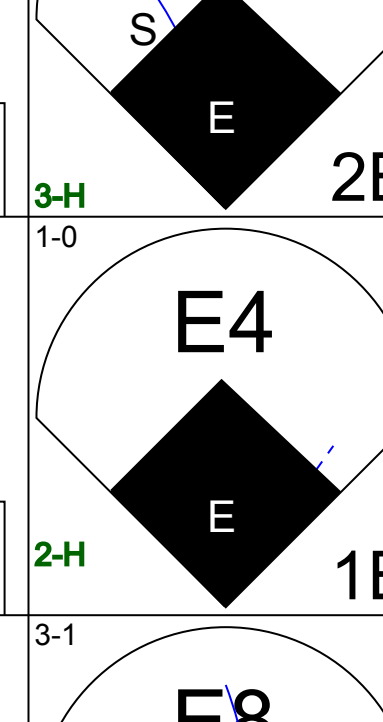

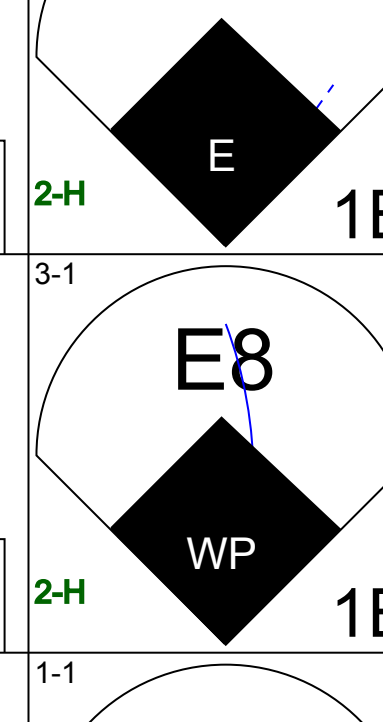

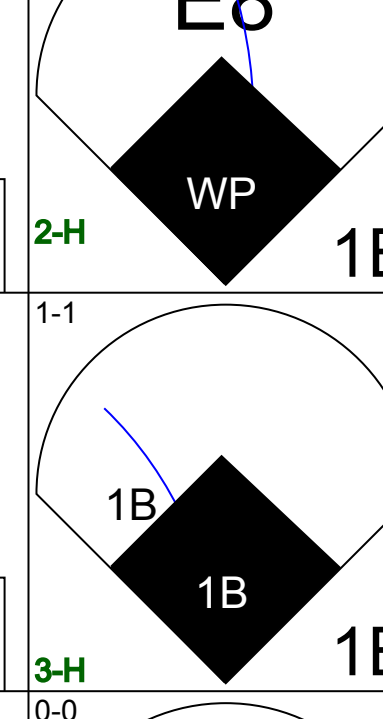

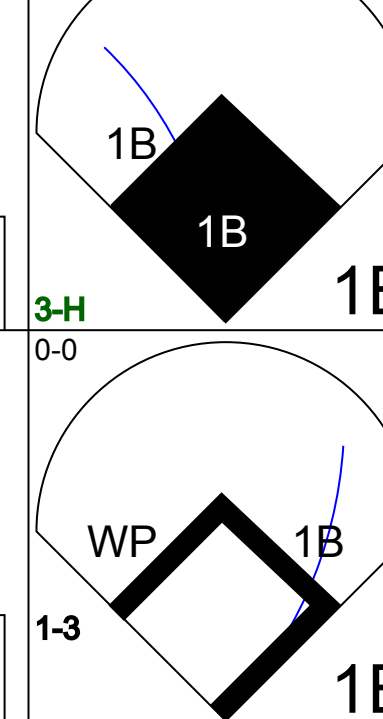
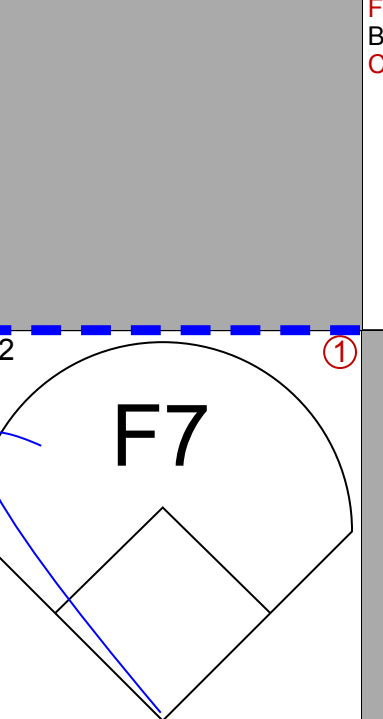
Batter	1	2	3	4	5	6	7	8	9	AB	R	H	RBI	BB	SO	LOB	TOP					
Wade Boggs, L OBP: 0.397, SLG: 0.405 (1, 5)											4	0	1	0	0	1						
Bernie Williams, S OBP: 0.360, SLG: 0.468 (1, 8)											4	0	1	0	0	1						
Paul O'Neill, L OBP: 0.391, SLG: 0.536 (1, 7)											4	0	1	0	0	1						
Ruben Sierra, S OBP: 0.316, SLG: 0.447 (1, 9)											4	0	1	0	0	0						
Darryl Strawberry, L OBP: 0.364, SLG: 0.476 (1, 10)											4	2	2	0	0	0						
Don Mattingly, L OBP: 0.338, SLG: 0.405 (1, 3)											4	1	2	2	0	0						
Jim Leyritz, R OBP: 0.382, SLG: 0.431 (1, 2)											4	0	1	1	0	0						
Tony Fernandez, S OBP: 0.309, SLG: 0.326 (1, 6)											4	1	1	0	0	1						
Pat Kelly, R OBP: 0.335, SLG: 0.372 Dion James, L OBP: 0.363, SLG: 0.368 (9, PH)											3	0	0	0	0	1						
Inning Stats	R: 0 E: 0 K: 2 S: 7	H: 0 LOB: 0 BB: 0 P: 12	R: 1 E: 0 K: 1 S: 11	H: 2 LOB: 1 BB: 0 P: 16	R: 0 E: 0 K: 1 S: 10	H: 0 LOB: 0 BB: 0 P: 15	R: 0 E: 0 K: 0 S: 8	H: 2 LOB: 2 BB: 0 P: 14	R: 1 E: 1 K: 0 S: 10	H: 1 LOB: 1 BB: 0 P: 12	R: 2 E: 0 K: 0 S: 10	H: 2 LOB: 0 BB: 0 P: 16	R: 0 E: 0 K: 1 S: 8	H: 2 LOB: 1 BB: 0 P: 11	R: 0 E: 0 K: 1 S: 7	H: 1 LOB: 0 BB: 0 P: 12	R: 0 E: 0 K: 1 S: 6	H: 0 LOB: 0 BB: 0 P: 8	1B: 9 2B: 0 3B: 0 HR: 1	SF: 0 SAC: 0 DP: 2 HBP: 0	WP: 1 PB: 0 SB: 0 CS: 0	PA: 36
PITCHER Todd Stottlemyre, R ERA: 4.14 (1, 1)	IP: 9.0 WLS: W BF: 36 H: 10 R: 4 ER: 3 SO: 6 BB: 0 IBB: 0 HBP: 0 BLK: 0 WP: 1 HR: 1 S: 77 P: 116 ERA: 3.00 WHIP: 1.11											PITCHER	IP: 9.0 WLS: W BF: 36 H: 10 R: 4 ER: 3 SO: 6 BB: 0 IBB: 0 HBP: 0 BLK: 0 WP: 1 HR: 1 S: 77 P: 116 ERA: 3.00 WHIP: 1.11									

New York Yankees @ Oakland Athletics
Oakland-Alameda County Coliseum, Oakland, CA

Mon Aug 21 1995, 7:05 PM PDT
Att: 15,255 - Unknown - 66 F



AB 36
R 4
H 10
RBI 3
BB 0
SO 6
LOB 13

Batter	1	2	3	4	5	6	7	8	9	AB	R	H	RBI	BB	SO	LOB	BOTTOM	
Rickey Henderson, R OBP: 0.399, SLG: 0.435 Jose Herrera, L OBP: 0.371, SLG: 0.419 (8, 8)											4	0	2	1	1	1		
Mike Bordick, R OBP: 0.315, SLG: 0.319 (1, 6)											5	1	1	0	0	0		
Brent Gates, S OBP: 0.300, SLG: 0.334 (1, 10)											5	1	1	0	0	2		
Geronimo Berroa, R OBP: 0.354, SLG: 0.452 (1, 9)											4	3	2	3	1	0		
Scott Brosius, R OBP: 0.358, SLG: 0.473 Mike Aldrete, L OBP: 0.367, SLG: 0.432 (8, PH)											4	3	3	1	0	0		
Craig Parquette, R OBP: 0.272, SLG: 0.475 (1, 5)											4	2	2	3	0	1		
Stan Javier, S OBP: 0.322, SLG: 0.360 (8, 7)											5	1	2	2	0	1		
Mike Gallego, R OBP: 0.278, SLG: 0.217 (1, 4)											5	1	1	0	0	2		
Eric Helfand, L OBP: 0.254, SLG: 0.200 (1, 2)											4	0	2	1	0	0		
Inning Stats	R: 6 E: 2 K: 2 S: 26	H: 8 LOB: 2 BB: 0 P: 47	R: 4 E: 1 K: 1 S: 19	H: 4 LOB: 2 BB: 1 P: 27	R: 0 E: 0 K: 0 S: 8	H: 1 LOB: 1 BB: 0 P: 11	R: 0 E: 0 K: 0 S: 7	H: 0 LOB: 0 BB: 0 P: 10	R: 0 E: 0 K: 2 S: 13	H: 1 LOB: 1 BB: 0 P: 20	R: 0 E: 0 K: 0 S: 7	H: 0 LOB: 0 BB: 0 P: 9	R: 2 E: 1 K: 2 S: 20	H: 1 LOB: 1 BB: 1 P: 32	1B: 10 2B: 3 3B: 1 HR: 2	SF: 1 SAC: 0 DP: 0 HBP: 0	WP: 4 PB: 0 SB: 1 CS: 0	PA: 44
PITCHER Andy Pettitte, L ERA: 4.37 Dave Elland, R ERA: 6.3 Joe Ausanio, R ERA: 5.88 Steve Howe, L ERA: 4.83 John Wetteland, R ERA: 2.83 (8, 1)	IP: 0.2 WLS: L BF: 10 H: 8 R: 6 ER: 6 SO: 2 BB: 0 IBB: 0 HBP: 0 BLK: 0 WP: 1 HR: 0 S: 22 P: 40 ERA: 81.00 WHIP: 12.000											PITCHER	IP: 0.2 WLS: L BF: 10 H: 8 R: 6 ER: 6 SO: 2 BB: 0 IBB: 0 HBP: 0 BLK: 0 WP: 1 HR: 0 S: 22 P: 40 ERA: 81.00 WHIP: 12.000					

New York Yankees @ Oakland Athletics
Oakland-Alameda County Coliseum, Oakland, CA

Mon Aug 21 1995, 7:05 PM PDT
Att: 15,255 - Unknown - 66 F



AB 41
R 13
H 16
RBI 11
BB 2
SO 7
LOB 13

Batter	1	2	3	4	5	6	7	8	9	AB	R	H	RBI	BB	SO	LOB	TOP										
Wade Boggs, L (1,5) OBP: 0.396, SLG: 0.406										4	1	1	1	0	1	1	New York Yankees @ Oakland Athletics Oakland-Alameda County Coliseum, Oakland, CA Tue Aug 22 1995, 3:33 AM PDT Att: 13,179 - Cloudy - 66 F										
Bernie Williams, S (1,8) OBP: 0.357, SLG: 0.463										4	0	0	0	0	2	2											
Paul O'Neill, L (1,7) OBP: 0.395, SLG: 0.536										2	0	1	0	2	0	0											
Ruben Sierra, S (1,10)										4	0	1	1	0	0	3											
Darryl Strawberry, L (1,9) OBP: 0.354, SLG: 0.444										3	0	0	0	1	3	3											
Don Mattingly, L (1,3) OBP: 0.340, SLG: 0.406										4	0	2	0	0	1	1											
Mike Stanley, R (1,2) OBP: 0.366, SLG: 0.513										4	0	0	0	0	3	2											
Tony Fernandez, S (1,6) OBP: 0.306, SLG: 0.322										4	0	0	0	0	0	1											
Pat Kelly, R (1,4) OBP: 0.340, SLG: 0.370										1	1	0	0	1	0	0											
Dion James, L (9,PH) OBP: 0.361, SLG: 0.366										1	0	0	0	0	0	1											
Inning Stats	R: 0 E: 0 K: 1 S: 9	H: 0 LOB: 0 BB: 0 P: 13	R: 0 E: 0 K: 2 S: 12	H: 1 LOB: 1 BB: 0 P: 19	R: 2 E: 0 K: 2 S: 22	H: 2 LOB: 2 BB: 1 P: 38	R: 0 E: 0 K: 1 S: 9	H: 0 LOB: 0 BB: 0 P: 14	R: 0 E: 0 K: 1 S: 12	H: 1 LOB: 2 BB: 1 P: 22	R: 0 E: 0 K: 1 S: 9	H: 0 LOB: 0 BB: 0 P: 18	R: 0 E: 0 K: 0 S: 4	H: 0 LOB: 1 BB: 1 P: 8	R: 0 E: 0 K: 1 S: 9	H: 0 LOB: 1 BB: 0 P: 19	R: 0 E: 0 K: 1 S: 9	H: 1 LOB: 1 BB: 0 P: 15	1B: 4 2B: 1 3B: 0 HR: 0	SF: 0 SAC: 0 DP: 1 HBP: 1	WP: 0 PB: 0 SB: 0 CS: 0	PA: 36					
PITCHER	IP	WLS	BF	H	R	ER	SO	BB	IBB	HBP	BLK	WP	HR	S	P	ERA	WHIP										
Todd Van Poppel, R (1,1) ERA: 3.72	6.0	W	25	4	2	2	8	3	0	1	0	0	0	73	124	3.00	1.167										
Mike Mohler, L (7,1) ERA: 4.25	2.0		8	1	0	0	1	1	0	0	0	0	0	14	29	0.00	1.000										
Carlos Reyes, R (9,1) ERA: 4.61	1.0		3	0	0	0	1	0	0	0	0	0	0	8	13	0.00	0.000										

AB	31
R	2
H	5
RBI	2
BB	4
SO	10
LOB	14



Batter	1	2	3	4	5	6	7	8	9	AB	R	H	RBI	BB	SO	LOB	BOTTOM										
Rickey Henderson, R (1,7) OBP: 0.403, SLG: 0.437										3	2	2	0	1	0	1	New York Yankees @ Oakland Athletics Oakland-Alameda County Coliseum, Oakland, CA Tue Aug 22 1995, 3:33 AM PDT Att: 13,179 - Cloudy - 66 F										
Jose Herrera, L (1,8) OBP: 0.388, SLG: 0.394										2	1	0	0	1	0	1											
Stan Javier, S (7,PH) OBP: 0.322, SLG: 0.360										0	0	0	0	0	0	0											
Brent Gates, S (1,4) OBP: 0.302, SLG: 0.336										4	0	2	2	0	0	3											
Geronimo Berroa, R (1,10) OBP: 0.355, SLG: 0.459										3	1	1	2	1	1	2											
Jason Giambi, L (1,3) OBP: 0.396, SLG: 0.432										4	0	1	1	0	1	2											
Scott Brosius, R (1,9) OBP: 0.356, SLG: 0.470										4	0	1	0	0	1	2											
Craig Paquette, R (1,5) OBP: 0.272, SLG: 0.470										4	1	1	0	0	1	1											
Mike Bordick, R (1,6) OBP: 0.314, SLG: 0.316										3	0	0	0	1	0	2											
Eric Helfand, L (1,2) OBP: 0.269, SLG: 0.220										4	1	2	1	0	1	2											
Inning Stats	R: 1 E: 0 K: 1 S: 17	H: 2 LOB: 2 BB: 1 P: 31	R: 1 E: 0 K: 0 S: 8	H: 2 LOB: 0 BB: 0 P: 12	R: 0 E: 0 K: 1 S: 7	H: 1 LOB: 1 BB: 0 P: 11	R: 0 E: 0 K: 1 S: 16	H: 1 LOB: 0 BB: 0 P: 17	R: 2 E: 0 K: 0 S: 5	H: 1 LOB: 0 BB: 2 P: 16	R: 0 E: 0 K: 0 S: 5	H: 0 LOB: 0 BB: 0 P: 10	R: 2 E: 0 K: 1 S: 14	H: 3 LOB: 1 BB: 0 P: 24	R: 0 E: 0 K: 1 S: 10	H: 0 LOB: 1 BB: 1 P: 18	R: 0 E: 0 K: 1 S: 10	H: 0 LOB: 1 BB: 1 P: 18	1B: 9 2B: 1 3B: 0 HR: 1	SF: 0 SAC: 1 DP: 2 HBP: 0	WP: 1 PB: 0 SB: 0 CS: 0	PA: 36					
PITCHER	IP	WLS	BF	H	R	ER	SO	BB	IBB	HBP	BLK	WP	HR	S	P	ERA	WHIP										
Scott Kamieniecki, R (1,1) ERA: 5.74	6.0	L	26	7	4	4	3	3	0	0	0	0	0	14	24	18.00	3.000										
Bob MacDonald, L (7,1) ERA: 5.31	1.0		6	3	2	2	1	0	0	0	0	0	0	10	18	0.00	1.000										
Bob Wickman, R (8,1) ERA: 9.93	1.0		4	0	0	0	1	1	0	0	0	0	0	10	18	0.00	1.000										

AB	31
R	6
H	10
RBI	6
BB	4
SO	5
LOB	16



Batter	1	2	3	4	5	6	7	8	9	AB	R	H	RBI	BB	SO	LOB	TOP					
Bernie Williams, S (1, 8) OBP: 0.355, SLG: 0.460	1-2 G6-3		1-0 BB BB 1B		1-3 K	3-2 P5			2-3 K	5	0	1	0	0	2	2						
Randy Velarde, R (1, 6) OBP: 0.349, SLG: 0.366	0-0 G2-3		4-1 BB BB		1-0 BB			3-2 G4-3	2-1 FC4-6 1B	3	0	1	0	1	0	0						
Dion James, L (9, PH) OBP: 0.365, SLG: 0.370			1-2 BB BB		1-2 BB					1	0	1	0	0	0	0						
Jim Leyritz, R (1, 10) OBP: 0.381, SLG: 0.427	3-0 G6-3		4-2 BB		1-2 L6			1-0 F7	0-0 FC4-6 FC4-6	2	0	0	0	1	0	1						
Darryl Strawberry, L (7, PH) OBP: 0.340, SLG: 0.426			1-2 2-3 BB		2-2 F9				1-2 FC4-6	2	0	0	0	0	0	1						
Ruben Sierra, S (1, 9) OBP: 0.312, SLG: 0.439		1-1 G1-3	2-2 G1-3		2-2 F9			1-1 G1-3	2-2 FC4-6	3	5	0	0	0	0	5						
Mike Stanley, R (1, 2) OBP: 0.370, SLG: 0.513		4-2 FC6-4 BB		0-2 BB F8-2 1B		4-0 1B BB		1-3 K		2	1	1	0	2	1	0						
Don Mattingly, L (1, 3) OBP: 0.335, SLG: 0.402		1-1 P6		1-0 F8		0-1 F8		4-0 1B BB		3	0	0	0	1	0	3						
Gerald Williams, R (1, 7) OBP: 0.349, SLG: 0.519		2-2 FC6-4		1-2 BB 1B		3-2 1B 1B		2-2 1B		2	0	1	0	0	0	1						
Paul O'Neill, L (6, PH) OBP: 0.398, SLG: 0.539		1-2 1B		1-2 1B		1-3 1B		1-3 1B		2	0	2	0	0	0	0						
Russ Davis, R (1, 5) OBP: 0.398, SLG: 0.481			0-0 G1-3	4-1 BB		2-0 1B		2-3 K		1	0	0	0	1	0	0						
Wade Boggs, L (6, PH) OBP: 0.397, SLG: 0.407			1-2 2-3 BB		1-2 3-H 1B			1-2 3-H 1B		2	0	1	1	0	1	2						
Pat Kelly, R (1, 4) OBP: 0.333, SLG: 0.362			3-1 G6-3	1-1 F8-2		3-2 P3		0-0 G1-3		4	0	0	0	0	0	7						
Inning Stats	R: 0 E: 0 K: 0 S: 5	H: 0 LOB: 0 BB: 0 P: 9	R: 0 E: 0 K: 0 S: 9	H: 0 LOB: 1 BB: 1 P: 17	R: 0 E: 0 K: 0 S: 12	H: 1 LOB: 3 BB: 2 P: 26	R: 0 E: 0 K: 0 S: 10	H: 2 LOB: 2 BB: 1 P: 17	R: 0 E: 0 K: 1 S: 10	H: 1 LOB: 1 BB: 0 P: 15	R: 1 E: 0 K: 0 S: 16	H: 2 LOB: 2 BB: 1 P: 31	R: 0 E: 0 K: 0 S: 6	H: 0 LOB: 0 BB: 0 P: 11	R: 0 E: 0 K: 2 S: 12	H: 1 LOB: 2 BB: 1 P: 21	R: 0 E: 0 K: 1 S: 9	H: 1 LOB: 1 BB: 0 P: 15	1B: 7 2B: 2 3B: 0 HR: 0	SF: 0 SAC: 0 DP: 1 HBP: 0	WP: 0 PB: 0 SB: 0 CS: 0	PA: 40
PITCHER	IP	WLS	BF	H	R	ER	SO	BB	IBB	HBP	BLK	WP	HR	S	P	ERA	WHIP					
Steve Wojciechowski, L (1, 1) ERA: 6.1	5.1	W	24	4	1	1	1	5	0	0	0	0	0	48	90	1.69	1.688					
Don Wengert, R (6, 1) ERA: 3.09	0.2		4	2	0	0	0	0	0	0	0	0	0	14	25	0.00	3.000					
Jim Corsi, R (7, 1) ERA: 1.91	1.1		4	0	0	0	1	0	0	0	0	0	0	9	15	0.00	0.000					
Rick Honeycutt, L (8, 1) ERA: 2.06	0.2		4	1	0	0	1	1	0	0	0	0	0	9	17	0.00	3.000					
Dennis Eckersley, R (9, 1) ERA: 4.98	1.0	S	4	1	0	0	1	0	0	0	0	0	0	9	15	0.00	1.000					

New York Yankees @ Oakland Athletics
Oakland-Alameda County Coliseum, Oakland, CA

Wed Aug 23 1995, 3:33 AM PDT
Att: 15,120 - Sunny - 66 F



AB 34
R 1
H 8
RBI 1
BB 6
SO 4
LOB 22

Batter	1	2	3	4	5	6	7	8	9	AB	R	H	RBI	BB	SO	LOB	BOTTOM					
Rickey Henderson, R (1, 10) OBP: 0.404, SLG: 0.434	3-2 F8	1-1 P3		4-1 1B BB		4-0 G6-4-3 BB				2	0	0	0	2	0	3						
Jose Herrera, L (1, 8) OBP: 0.333, SLG: 0.351	3-3 K		0-1 F8	0-0 P4		3-2 G6-4-3				4	0	0	0	0	1	4						
Brent Gates, S (1, 4) OBP: 0.303, SLG: 0.338	1-2 1B		0-2 F8	2-0 1-3 2-H 1B		1-2 P5				4	0	2	1	0	0	0						
Geronimo Berroa, R (1, 9) OBP: 0.354, SLG: 0.455	1 SAFE P3	2-2 P3	4-2 BB	2-2 L5		3-1 P4				3	0	0	0	1	0	3						
Scott Brosius, R (9, 9) OBP: 0.356, SLG: 0.470	1 SAFE P3		BB	BB		P4				0	0	0	0	0	0	0						
Jason Giambi, L (1, 3) OBP: 0.405, SLG: 0.433		4-1 2B BB	4-0 FC6-4 BB	0-2 G4-6-3 1B		3-3 K				2	0	1	0	2	1	0						
Craig Panquette, R (1, 5) OBP: 0.271, SLG: 0.471	1-2 2B	1-2 FC6-4	0-2 FC6-4	1-1 G4-6-3		1-3 K				4	0	1	0	0	1	3						
Stan Javier, S (1, 7) OBP: 0.321, SLG: 0.357	0-1 G3		4-2 SH1-3 BB	0-2 G6-3		3-2 G4-3				3	1	0	0	1	0	2						
Mike Bordick, R (1, 6) OBP: 0.311, SLG: 0.313	0-0 F8		1 SAFE SH1-3	1-1 SH1-3		1-0 G5-3				3	0	0	0	0	0	2						
Eric Helfand, L (1, 2) OBP: 0.300, SLG: 0.233		4-1 BB	0-1 BB	4-2 SH1-3 BB		4-1 BB				1	1	1	1	2	0	0						
Inning Stats	R: 0 E: 0 K: 1 S: 14	H: 1 LOB: 1 BB: 0 P: 23	R: 0 E: 0 K: 0 S: 10	H: 1 LOB: 3 BB: 2 P: 20	R: 0 E: 0 K: 0 S: 10	H: 0 LOB: 2 BB: 2 P: 18	R: 2 E: 0 K: 0 S: 14	H: 2 LOB: 2 BB: 2 P: 27	R: 0 E: 0 K: 0 S: 8	H: 1 LOB: 0 BB: 0 P: 9	R: 0 E: 0 K: 0 S: 5	H: 0 LOB: 2 BB: 2 P: 17	R: 0 E: 0 K: 1 S: 9	H: 0 LOB: 0 BB: 0 P: 16	R: 0 E: 0 K: 1 S: 8	H: 0 LOB: 0 BB: 0 P: 13	R: 0 E: 0 K: 1 S: 8	H: 0 LOB: 0 BB: 0 P: 13	1B: 4 2B: 1 3B: 0 HR: 0	SF: 0 SAC: 1 DP: 2 HBP: 0	WP: 0 PB: 0 SB: 1 CS: 0	PA: 35
PITCHER	IP	WLS	BF	H	R	ER	SO	BB	IBB	HBP	BLK	WP	HR	S	P	ERA	WHIP					
Jack McDowell, R (1, 1) ERA: 4.12	7.0	L	32	5	2	2	2	8	0	0	0	0	0	70	130	2.57	1.857					
Bob Wickman, R (8, 1) ERA: 3.89	1.0		3	0	0	0	1	0	0	0	0	0	0	8	13	0.00	0.000					

New York Yankees @ Oakland Athletics
Oakland-Alameda County Coliseum, Oakland, CA

Wed Aug 23 1995, 3:33 AM PDT
Att: 15,120 - Sunny - 66 F



AB 26
R 2
H 5
RBI 2
BB 8
SO 3
LOB 17

Batter	1	2	3	4	5	6	7	8	9	AB	R	H	RBI	BB	SO	LOB	TOP				
Wade Boggs, L (1,5) OBP: 0.397, SLG: 0.405	F8	BB		BB	G3-1			G4-3		4	1	1	0	1	0	0	New York Yankees @ Seattle Mariners The Kingdome, Seattle, WA Thu Aug 24 1995, 6:33 AM EDT Att: 17,592 - Dome				
Bernie Williams, S (1,8) OBP: 0.360, SLG: 0.460	BB	BB		BB	BB			G4-3		2	1	1	0	3	0	0					
Paul O'Neill, L (1,7) OBP: 0.398, SLG: 0.540	K	G3		BB	BB			G4-6-3		5	1	2	3	0	1	5					
Ruben Sierra, S (1,10) OBP: 0.313, SLG: 0.437	BB			BB	BB			G3		4	1	1	1	1	2	1					
Darryl Strawberry, L (1,9) OBP: 0.352, SLG: 0.440	BB			BB	BB			G3		3	1	1	1	1	1	2					
Gerald Williams, R (8,7)	BB			BB	BB			G3		1	0	0	0	0	0	0					
Don Mattingly, L (1,3) OBP: 0.338, SLG: 0.400				BB	BB			G3		2	0	0	0	0	0	0					
Russ Davis, R (4,PH) OBP: 0.396, SLG: 0.488				BB	BB			G5-3		3	0	1	1	0	1	2					
Mike Stanley, R (1,2) OBP: 0.369, SLG: 0.510								G6-3		4	1	1	0	0	0	1					
Tony Fernandez, S (1,6) OBP: 0.308, SLG: 0.325								L8		3	1	1	0	0	0	0					
Pat Kelly, R (1,4) OBP: 0.327, SLG: 0.357								G1-3		3	0	0	1	0	1	1					
Inning Stats	R: 0 E: 0 K: 2 S: 13	H: 0 LOB: 2 BB: 2 P: 25	R: 1 E: 0 K: 0 S: 12	H: 2 LOB: 3 BB: 2 P: 23	R: 0 E: 0 K: 1 S: 8	H: 0 LOB: 0 BB: 0 P: 12	R: 6 E: 0 K: 1 S: 22	H: 5 LOB: 1 BB: 1 P: 38	R: 0 E: 0 K: 0 S: 13	H: 1 LOB: 2 BB: 1 P: 18	R: 0 E: 0 K: 0 S: 9	H: 0 LOB: 0 BB: 0 P: 14	R: 0 E: 0 K: 0 S: 7	H: 1 LOB: 0 BB: 0 P: 12	R: 0 E: 0 K: 1 S: 6	H: 0 LOB: 0 BB: 0 P: 9	1B: 5 2B: 4 3B: 0 HR: 0	SF: 1 SAC: 0 DP: 1 HBP: 1	WP: 0 PB: 0 CS: 0	PA: 42	
PITCHER	IP WLS BF H R ER SO BB IBB HBP BLK WP HR S P ERA WHIP	IP WLS BF H R ER SO BB IBB HBP BLK WP HR S P ERA WHIP	IP WLS BF H R ER SO BB IBB HBP BLK WP HR S P ERA WHIP	IP WLS BF H R ER SO BB IBB HBP BLK WP HR S P ERA WHIP	IP WLS BF H R ER SO BB IBB HBP BLK WP HR S P ERA WHIP	IP WLS BF H R ER SO BB IBB HBP BLK WP HR S P ERA WHIP	IP WLS BF H R ER SO BB IBB HBP BLK WP HR S P ERA WHIP	IP WLS BF H R ER SO BB IBB HBP BLK WP HR S P ERA WHIP	IP WLS BF H R ER SO BB IBB HBP BLK WP HR S P ERA WHIP	IP WLS BF H R ER SO BB IBB HBP BLK WP HR S P ERA WHIP	IP WLS BF H R ER SO BB IBB HBP BLK WP HR S P ERA WHIP	IP WLS BF H R ER SO BB IBB HBP BLK WP HR S P ERA WHIP	IP WLS BF H R ER SO BB IBB HBP BLK WP HR S P ERA WHIP	IP WLS BF H R ER SO BB IBB HBP BLK WP HR S P ERA WHIP	IP WLS BF H R ER SO BB IBB HBP BLK WP HR S P ERA WHIP	IP WLS BF H R ER SO BB IBB HBP BLK WP HR S P ERA WHIP	IP WLS BF H R ER SO BB IBB HBP BLK WP HR S P ERA WHIP	IP WLS BF H R ER SO BB IBB HBP BLK WP HR S P ERA WHIP	IP WLS BF H R ER SO BB IBB HBP BLK WP HR S P ERA WHIP	IP WLS BF H R ER SO BB IBB HBP BLK WP HR S P ERA WHIP	IP WLS BF H R ER SO BB IBB HBP BLK WP HR S P ERA WHIP

AB	34
R	7
H	9
RBI	7
BB	6
SO	6
LOB	12



Batter	1	2	3	4	5	6	7	8	9	AB	R	H	RBI	BB	SO	LOB	BOTTOM					
Vince Coleman, S (1,7) OBP: 0.342, SLG: 0.390	K	G6-3			F8			K		4	1	0	0	1	2	0	New York Yankees @ Seattle Mariners The Kingdome, Seattle, WA Thu Aug 24 1995, 6:33 AM EDT Att: 17,592 - Dome					
Joey Cora, S (1,4) OBP: 0.357, SLG: 0.373	BB			BB	BB			F7		5	3	3	1	0	0	0						
Ken Griffey Jr., L (1,8) OBP: 0.386, SLG: 0.500	P4			L4	G1-3			G3-1		5	1	1	2	0	0	2						
Edgar Martinez, R (1,10) OBP: 0.500, SLG: 0.649	BB			BB	BB			BB		2	2	2	2	2	0	0						
Tino Martinez, L (1,3) OBP: 0.369, SLG: 0.564	HR			BB	BB			P4		3	1	1	0	1	0	1						
Jay Buhner, R (1,9) OBP: 0.342, SLG: 0.519	HR			K				F8		4	1	1	4	0	2	2						
Mike Blowers, R (1,5) OBP: 0.340, SLG: 0.497	K			G4-3				K		4	0	0	0	0	3	0						
Dan Wilson, R (1,2) OBP: 0.323, SLG: 0.361				K				G4-3		3	0	1	0	0	2	0						
Doug Strange, S (9,PH) OBP: 0.335, SLG: 0.378				K				K		1	0	0	0	0	0	0						
Felix Fermin, R (1,6) OBP: 0.238, SLG: 0.239				G6-3				K		1	0	0	0	0	0	0						
Luis Sojo, R (3,6) OBP: 0.316, SLG: 0.391				P4				K		2	0	0	0	0	1	1						
Warren Newson, L (9,PH) OBP: 0.407, SLG: 0.393								K		1	0	0	0	0	1	0						
Inning Stats	R: 4 E: 0 K: 2 S: 14	H: 2 LOB: 0 BB: 2 P: 24	R: 0 E: 0 K: 1 S: 7	H: 0 LOB: 0 BB: 0 P: 12	R: 0 E: 0 K: 1 S: 16	H: 1 LOB: 2 BB: 1 P: 26	R: 0 E: 0 K: 1 S: 9	H: 0 LOB: 0 BB: 0 P: 13	R: 1 E: 0 K: 0 S: 12	H: 2 LOB: 1 BB: 0 P: 15	R: 0 E: 0 K: 2 S: 10	H: 1 LOB: 0 BB: 0 P: 12	R: 0 E: 0 K: 1 S: 6	H: 0 LOB: 0 BB: 0 P: 9	R: 1 E: 0 K: 2 S: 14	H: 1 LOB: 0 BB: 0 P: 22	R: 3 E: 0 K: 1 S: 12	H: 2 LOB: 1 BB: 1 P: 21	1B: 3 2B: 3 3B: 0 HR: 3	SF: 0 SAC: 0 DP: 0 HBP: 0	WP: 0 PB: 0 CS: 0	PA: 39
PITCHER	IP WLS BF H R ER SO BB IBB HBP BLK WP HR S P ERA WHIP	IP WLS BF H R ER SO BB IBB HBP BLK WP HR S P ERA WHIP	IP WLS BF H R ER SO BB IBB HBP BLK WP HR S P ERA WHIP	IP WLS BF H R ER SO BB IBB HBP BLK WP HR S P ERA WHIP	IP WLS BF H R ER SO BB IBB HBP BLK WP HR S P ERA WHIP	IP WLS BF H R ER SO BB IBB HBP BLK WP HR S P ERA WHIP	IP WLS BF H R ER SO BB IBB HBP BLK WP HR S P ERA WHIP	IP WLS BF H R ER SO BB IBB HBP BLK WP HR S P ERA WHIP	IP WLS BF H R ER SO BB IBB HBP BLK WP HR S P ERA WHIP	IP WLS BF H R ER SO BB IBB HBP BLK WP HR S P ERA WHIP	IP WLS BF H R ER SO BB IBB HBP BLK WP HR S P ERA WHIP	IP WLS BF H R ER SO BB IBB HBP BLK WP HR S P ERA WHIP	IP WLS BF H R ER SO BB IBB HBP BLK WP HR S P ERA WHIP	IP WLS BF H R ER SO BB IBB HBP BLK WP HR S P ERA WHIP	IP WLS BF H R ER SO BB IBB HBP BLK WP HR S P ERA WHIP	IP WLS BF H R ER SO BB IBB HBP BLK WP HR S P ERA WHIP	IP WLS BF H R ER SO BB IBB HBP BLK WP HR S P ERA WHIP	IP WLS BF H R ER SO BB IBB HBP BLK WP HR S P ERA WHIP	IP WLS BF H R ER SO BB IBB HBP BLK WP HR S P ERA WHIP	IP WLS BF H R ER SO BB IBB HBP BLK WP HR S P ERA WHIP	IP WLS BF H R ER SO BB IBB HBP BLK WP HR S P ERA WHIP	




Batter	1	2	3	4	5	6	7	8	9	AB	R	H	RBI	BB	SO	LOB	TOP										
Wade Boggs, L (1, 5) OBP: 0.392, SLG: 0.399	1-1 G1-3	2-1 F7		1-2 FC4-6		2-0 G4-3			2-3 K	5	0	0	0	0	1	5											
Bernie Williams, S (1, 8) OBP: 0.356, SLG: 0.455	1-1 G3	2-1 F8		2-2 F7				0-3 K	0-2 F7	5	0	0	0	0	1	4											
Paul O'Neill, L (1, 7) OBP: 0.401, SLG: 0.542	2-2 2B		0-0 E3		0-2 HBP		0-0 G4-3		4-2 DI HR	4	1	2	0	1	0	0											
Ruben Sierra, S (1, 10) OBP: 0.311, SLG: 0.442	2-2 L8		1-3 K		3-2 F7		1-0 G5-3		0-2 HR	5	1	1	2	0	1	3											
Darryl Strawberry, L (1, 9) OBP: 0.356, SLG: 0.426		2-0 1B	3-3 K		3-2 G6-4-3 HBP			3-1 F8	2-3 K	4	1	1	0	0	2	1											
Mike Stanley, R (1, 2) OBP: 0.367, SLG: 0.506		2-3 K	1-3 K		1-1 G6-4-3			0-1 1B		4	0	1	0	0	2	4											
Dion James, L (1, 3) OBP: 0.375, SLG: 0.381		1-0 1B	1-3 1B		1-0 FC4-6 G4-1 1B		1-1 F8	3-2 1B		4	1	3	0	0	0	0											
Tony Fernandez, S (1, 6) OBP: 0.310, SLG: 0.330		0-2 1B	1-2 1B		2-2 G4-1		3-1 1B	0-0 F9		4	0	2	1	0	0	3											
Randy Velarde, R (1, 4) OBP: 0.352, SLG: 0.366		1-1 1B	1-2 1B		4-1 FC4-6 BB		0-1 P2	2-3 K		3	0	1	1	1	1	3											
Inning Stats	R: 0 E: 0 K: 0 S: 10	H: 1 LOB: 1 BB: 0 P: 16	R: 2 E: 0 K: 1 S: 14	H: 4 LOB: 2 BB: 0 P: 24	R: 0 E: 1 K: 3 S: 10	H: 0 LOB: 1 BB: 0 P: 15	R: 0 E: 0 K: 0 S: 12	H: 1 LOB: 2 BB: 1 P: 22	R: 0 E: 0 K: 0 S: 11	H: 1 LOB: 1 BB: 0 P: 18	R: 0 E: 0 K: 0 S: 7	H: 1 LOB: 1 BB: 0 P: 13	R: 0 E: 0 K: 1 S: 5	H: 0 LOB: 0 BB: 0 P: 6	R: 0 E: 0 K: 1 S: 12	H: 2 LOB: 2 BB: 0 P: 20	R: 2 E: 0 K: 2 S: 14	H: 1 LOB: 0 BB: 1 P: 22	1B: 8 2B: 2 3B: 0 HR: 1	SF: 0 SAC: 0 DP: 1 HBP: 1	WP: 0 PB: 0 CS: 0	PA: 41					
PITCHER	IP	WLS	BF	H	R	ER	SO	BB	IBB	HBP	BLK	WP	HR	S	P	ERA	WHIP										
Chris Bosio, R (1, 1) ERA: 4.97	5.2	W	27	8	2	2	4	1	0	1	0	0	0	63	105	3.18	1.588										
Norm Charlton, L (6, 1) ERA: 4.4	2.1		9	2	0	0	2	0	0	0	0	0	0	18	29	0.00	0.857										
Bobby Ayala, R (9, 1) ERA: 4.05	1.0		5	1	2	2	2	1	0	0	0	0	1	14	22	18.00	2.000										

New York Yankees @ Seattle Mariners
The Kingdome, Seattle, WA
Fri Aug 25 1995, 10:05 PM EDT
Att: 28,130 - Dome

livebaseballscores.com

AB 38
R 4
H 11
RBI 4
BB 2
SO 8
LOB 23




Batter	1	2	3	4	5	6	7	8	9	AB	R	H	RBI	BB	SO	LOB	BOTTOM										
Rich Amaral, R (1, 7) OBP: 0.339, SLG: 0.364	3-2 G5-3	2-1 G1-3	0-0 F9			2-0 P3		1-2 F9		5	0	0	0	0	0	4											
Luis Sojo, R (1, 6) OBP: 0.315, SLG: 0.393	1-1 G4-3		3-2 HR		1-0 P4		2-0 F9			4	1	1	0	0	0	0											
Ken Griffey Jr., L (1, 8) OBP: 0.388, SLG: 0.493	3-3 K		4-2 HR		4-1 BB		2-0 P6			2	1	0	0	2	1	0											
Edgar Martinez, R (1, 10) OBP: 0.504, SLG: 0.667		4-2 G5-3 1B	0-0 HR		4-2 SAFE		3-2 HR			2	3	2	4	2	0	0											
Jay Buhner, R (1, 9) OBP: 0.343, SLG: 0.516		4-2 G5-3 1B	4-2 1B		2-3 K		2-2 G5-3			2	2	0	0	2	1	2											
Mike Blowers, R (1, 5) OBP: 0.339, SLG: 0.494		0-2 G5-3	1-0 G6-4-3		1-2 K		1-3 K			4	0	1	0	0	2	4											
Tino Martinez, L (1, 3) OBP: 0.368, SLG: 0.560		4-0 1B	3-1 G6-4-3		0-3 K		2-2 F7			3	0	0	0	1	1	1											
Dan Wilson, R (1, 2) OBP: 0.325, SLG: 0.363		0-1 1B	1-2 1B		0-1 G4-3			1-3 K		4	0	2	2	0	1	0											
Felix Fermin, R (1, 4) OBP: 0.238, SLG: 0.239		1-0 F9	1-2 1B		1-1 G4-3			0-1 G6-3		4	0	1	0	0	0	2											
Inning Stats	R: 0 E: 0 K: 1 S: 11	H: 0 LOB: 0 BB: 0 P: 18	R: 2 E: 0 K: 0 S: 14	H: 1 LOB: 3 BB: 3 P: 29	R: 4 E: 0 K: 0 S: 19	H: 5 LOB: 2 BB: 2 P: 36	R: 0 E: 0 K: 2 S: 10	H: 0 LOB: 2 BB: 2 P: 22	R: 0 E: 0 K: 1 S: 7	H: 0 LOB: 0 BB: 0 P: 8	R: 0 E: 0 K: 0 S: 3	H: 0 LOB: 0 BB: 0 P: 9	R: 1 E: 0 K: 1 S: 17	H: 1 LOB: 0 BB: 0 P: 25	R: 0 E: 0 K: 1 S: 8	H: 0 LOB: 0 BB: 0 P: 10	R: 0 E: 0 K: 1 S: 8	H: 0 LOB: 0 BB: 0 P: 10	1B: 4 2B: 1 3B: 0 HR: 2	SF: 0 SAC: 0 DP: 1 HBP: 0	WP: 1 PB: 0 CS: 0	PA: 37					
PITCHER	IP	WLS	BF	H	R	ER	SO	BB	IBB	HBP	BLK	WP	HR	S	P	ERA	WHIP										
Andy Pettitte, L (1, 1) ERA: 4.73	2.2	L	17	5	6	6	1	5	0	0	0	0	1	40	78	20.25	3.750										
42 Mariano Rivera, R (3, 1) ERA: 5.43	5.1		20	2	1	1	5	2	0	0	0	0	1	49	79	1.69	0.750										

New York Yankees @ Seattle Mariners
The Kingdome, Seattle, WA
Fri Aug 25 1995, 10:05 PM EDT
Att: 28,130 - Dome

livebaseballscores.com

AB 30
R 7
H 7
RBI 6
BB 7
SO 6
LOB 13



Batter	1	2	3	4	5	6	7	8	9	AB	R	H	RBI	BB	SO	LOB	TOP					
Bernie Williams, S (1, 8) OBP: 0.395, SLG: 0.453	G6-3			F8		G6-4-3 1B		K		4	0	1	0	0	1	0	New York Yankees @ Seattle Mariners The Kingdome, Seattle, WA Sat Aug 26 1995, 10:05 PM EDT Att: 41,182 - Dome					
Randy Velarde, R (1, 7) OBP: 0.394, SLG: 0.368	L8			BB BB 1B		L9		1B		4	0	2	0	0	0	1						
Mike Stanley, R (1, 2) OBP: 0.363, SLG: 0.500	K			P4		G6-4-3 1-2		F7		4	0	0	0	0	1	3						
Ruben Sierra, S (1, 10)		G6-3		BB BB 1-2 BB				BB BB K		2	0	0	0	2	1	0						
Gerald Williams, R (1, 9) OBP: 0.350, SLG: 0.507	L7			BB BB 1-2 BB				F7		2	0	0	0	2	0	0						
Russ Davis, R (1, 5) OBP: 0.379, SLG: 0.464	P2			BB BB 1-3 K				F9		4	0	0	0	0	1	5						
Dion James, L (1, 3) OBP: 0.368, SLG: 0.373								F8		3	0	0	0	0	2	2						
Tony Fernandez, S (1, 6) OBP: 0.307, SLG: 0.327										3	0	0	0	0	0	2						
Pat Kelly, R (1, 4) OBP: 0.323, SLG: 0.351								G6-3		3	0	0	0	0	1	0						
Inning Stats	R: 0 E: 0 K: 1 S: 8	H: 0 LOB: 0 BB: 0 P: 15	R: 0 E: 0 K: 0 S: 5	H: 0 LOB: 0 BB: 0 P: 8	R: 0 E: 0 K: 1 S: 8	H: 0 LOB: 0 BB: 0 P: 12	R: 0 E: 0 K: 1 S: 16	H: 1 LOB: 3 BB: 2 P: 29	R: 0 E: 0 K: 1 S: 6	H: 0 LOB: 0 BB: 0 P: 7	R: 0 E: 0 K: 0 S: 5	H: 1 LOB: 0 BB: 0 P: 10	R: 0 E: 0 K: 1 S: 11	H: 0 LOB: 2 BB: 2 P: 21	R: 0 E: 0 K: 1 S: 11	H: 1 LOB: 1 BB: 0 P: 16	R: 0 E: 0 K: 1 S: 8	H: 0 LOB: 0 BB: 0 P: 13	1B: 3 2B: 0 3B: 0 HR: 0	SF: 0 SAC: 0 DP: 1 HBP: 0	WP: 0 PB: 0 CS: 0	PA: 33
PITCHER Randy Johnson, L (1, 1) ERA: 2.68	IP: 9.0 WLS: W BF: 33 H: 3 R: 0 ER: 0 SO: 7 BB: 4 IBB: 0 HBP: 0 BLK: 0 WP: 0 HR: 0 S: 78 P: 131 ERA: 0.00 WHIP: 0.778											PITCHER	IP: 9.0 WLS: W BF: 33 H: 3 R: 0 ER: 0 SO: 7 BB: 4 IBB: 0 HBP: 0 BLK: 0 WP: 0 HR: 0 S: 78 P: 131 ERA: 0.00 WHIP: 0.778									

Batter	1	2	3	4	5	6	7	8	9	AB	R	H	RBI	BB	SO	LOB	BOTTOM			
Vince Coleman, S (1, 7) OBP: 0.345, SLG: 0.393	S 1B			S SH5-3 1B		FC3-2 1B		K		5	0	3	1	0	1	5	New York Yankees @ Seattle Mariners The Kingdome, Seattle, WA Sat Aug 26 1995, 10:05 PM EDT Att: 41,182 - Dome			
Luis Sojo, R (1, 6) OBP: 0.314, SLG: 0.390	K		SH5-3	G3		FC3-2 1B		F8		4	0	1	2	0	1	2				
Ken Griffey Jr., L (1, 8) OBP: 0.383, SLG: 0.479	L9		BB			G3-1		G6-3		4	0	0	0	1	0	3				
Edgar Martinez, R (1, 10) OBP: 0.503, SLG: 0.663	K		P5			K				5	1	2	0	0	2	3				
Jay Buhner, R (1, 9) OBP: 0.344, SLG: 0.522		F9		HR		G5-3		L8		4	2	1	1	1	0	1				
Mike Blowers, R (1, 5) OBP: 0.343, SLG: 0.505		1B		HR		FC3-2 BB		F7		3	1	2	1	1	0	2				
Tino Martinez, L (1, 3) OBP: 0.369, SLG: 0.559		P5		HR		FC3-2 BB		G3-1		4	2	2	0	0	0	3				
Dan Wilson, R (1, 2) OBP: 0.328, SLG: 0.362	P4			SH1-3 1B		FC3-2 BB		1B		1	1	0	0	2	0	1				
Felix Fermin, R (1, 4) OBP: 0.238, SLG: 0.239						P6		1B		4	0	1	2	0	0	4				
Inning Stats	R: 0 E: 0 K: 2 S: 10	H: 1 LOB: 1 BB: 0 P: 18	R: 0 E: 0 K: 0 S: 13	H: 1 LOB: 0 BB: 0 P: 23	R: 0 E: 0 K: 0 S: 12	H: 1 LOB: 1 BB: 1 P: 18	R: 3 E: 0 K: 0 S: 14	H: 4 LOB: 1 BB: 0 P: 19	R: 0 E: 0 K: 1 S: 8	H: 0 LOB: 0 BB: 0 P: 15	R: 2 E: 0 K: 0 S: 12	H: 2 LOB: 2 BB: 2 P: 23	R: 2 E: 0 K: 1 S: 15	H: 2 LOB: 2 BB: 2 P: 31	R: 0 E: 0 K: 0 S: 7	H: 1 LOB: 1 BB: 0 P: 10	1B: 10 2B: 0 3B: 0 HR: 2	SF: 0 SAC: 2 DP: 0 HBP: 0	WP: 0 PB: 0 CS: 0	PA: 41
PITCHER Sterling Hitchcock, L (1, 1) ERA: 4.92	IP: 5.0 WLS: L BF: 26 H: 5 R: 5 ER: 5 SO: 3 BB: 3 IBB: 0 HBP: 0 BLK: 0 WP: 0 HR: 2 S: 63 P: 109 ERA: 9.00 WHIP: 2.200											PITCHER	IP: 5.0 WLS: L BF: 26 H: 5 R: 5 ER: 5 SO: 3 BB: 3 IBB: 0 HBP: 0 BLK: 0 WP: 0 HR: 2 S: 63 P: 109 ERA: 9.00 WHIP: 2.200							
Joe Ausanio, R (6, 1) ERA: 6.06	IP: 2.0 WLS: L BF: 11 H: 3 R: 2 ER: 2 SO: 2 BB: 2 IBB: 0 HBP: 0 BLK: 0 WP: 0 HR: 0 S: 21 P: 38 ERA: 9.00 WHIP: 2.500											PITCHER	IP: 2.0 WLS: L BF: 11 H: 3 R: 2 ER: 2 SO: 2 BB: 2 IBB: 0 HBP: 0 BLK: 0 WP: 0 HR: 0 S: 21 P: 38 ERA: 9.00 WHIP: 2.500							
Steve Howe, L (8, 1) ERA: 4.71	IP: 1.0 WLS: L BF: 4 H: 1 R: 0 ER: 0 SO: 0 BB: 0 IBB: 0 HBP: 0 BLK: 0 WP: 0 HR: 0 S: 7 P: 10 ERA: 0.00 WHIP: 1.000											PITCHER	IP: 1.0 WLS: L BF: 4 H: 1 R: 0 ER: 0 SO: 0 BB: 0 IBB: 0 HBP: 0 BLK: 0 WP: 0 HR: 0 S: 7 P: 10 ERA: 0.00 WHIP: 1.000							

AB 29
R 0
H 3
RBI 0
BB 4
SO 7
LOB 13




AB 34
R 7
H 12
RBI 7
BB 5
SO 4
LOB 24




Batter	1	2	3	4	5	6	7	8	9	AB	R	H	RBI	BB	SO	LOB	TOP
Wade Boggs, L OBP: 0.396, SLG: 0.405 (1, 5)	F7		K	1B				CS 1B	BB	5	0	3	1	1	1	0	New York Yankees @ Seattle Mariners The Kingdome, Seattle, WA Sun Aug 27 1995, 6:33 AM EDT Att: 24,913 - Dome
Bernie Williams, S OBP: 0.361, SLG: 0.456 (1, 8)	1B		1B	1B		L8		CS	BB	4	0	3	2	2	0	1	
Paul O'Neill, L OBP: 0.399, SLG: 0.538 (1, 7)	1B		BB	1B		L5		CS	BB	6	0	2	0	0	1	8	
Ruben Sierra, S OBP: 0.314, SLG: 0.436 (1, 10)	FC3-2-5-2-6-2-6		G3-1			F8		1B	BB	3	1	0	0	2	0	4	
Darryl Strawberry, L OBP: 0.344, SLG: 0.407 Gerald Williams, R OBP: 0.350, SLG: 0.507 (1, 9)	G1-3			BB		G3-1		F8	K	5	1	1	0	0	1	5	
Mike Stanley, R OBP: 0.354, SLG: 0.497 (1, 2)		P4		1B		1B		1B	K	4	0	1	0	1	1	1	
Dion James, L OBP: 0.374, SLG: 0.374 Pat Kelly, R OBP: 0.323, SLG: 0.351 (1, 3)		G4-6-3		F8		1B		L6	G4-3	5	0	2	0	0	0	3	
Tony Fernandez, S OBP: 0.311, SLG: 0.329 (1, 6)	G4-6-3		1B	BB		G3		1B	BB	4	2	2	1	1	0	3	
Randy Velarde, R OBP: 0.354, SLG: 0.366 (1, 4)			F9	1B		G6-3		K	BB	4	1	1	1	0	1	2	
Inning Stats	R: 0 H: 2 E: 0 K: 0 S: 14	H: 1 R: 0 ER: 0 LOB: 0 P: 20	H: 1 R: 0 ER: 0 LOB: 2 P: 23	H: 4 R: 3 ER: 0 LOB: 2 P: 28	H: 1 R: 0 ER: 0 LOB: 1 P: 17	H: 1 R: 0 ER: 0 LOB: 1 P: 16	H: 2 R: 1 ER: 0 LOB: 2 P: 24	H: 2 R: 0 ER: 0 LOB: 2 P: 24	H: 1 R: 1 ER: 0 LOB: 3 P: 26	1B: 14 2B: 2 3B: 0 HR: 0	SF: 0 SAC: 0 DP: 2 HBP: 1	WP: 0 PB: 0 SB: 0 CS: 2	PA: 48				
PITCHER	IP WLS BF H R ER SO BB IBB HBP BLK WP HR S P ERA WHIP	IP WLS BF H R ER SO BB IBB HBP BLK WP HR S P ERA WHIP	IP WLS BF H R ER SO BB IBB HBP BLK WP HR S P ERA WHIP	IP WLS BF H R ER SO BB IBB HBP BLK WP HR S P ERA WHIP	IP WLS BF H R ER SO BB IBB HBP BLK WP HR S P ERA WHIP	IP WLS BF H R ER SO BB IBB HBP BLK WP HR S P ERA WHIP	IP WLS BF H R ER SO BB IBB HBP BLK WP HR S P ERA WHIP	IP WLS BF H R ER SO BB IBB HBP BLK WP HR S P ERA WHIP	IP WLS BF H R ER SO BB IBB HBP BLK WP HR S P ERA WHIP	IP WLS BF H R ER SO BB IBB HBP BLK WP HR S P ERA WHIP	IP WLS BF H R ER SO BB IBB HBP BLK WP HR S P ERA WHIP	IP WLS BF H R ER SO BB IBB HBP BLK WP HR S P ERA WHIP	IP WLS BF H R ER SO BB IBB HBP BLK WP HR S P ERA WHIP				
Tim Belcher, R ERA: 4.49 (1, 1)	6.1 L 33 11 4 4 1 4 0 0 0 0 0 0 72 129 5.68 2.368	1.2 8 3 0 0 3 1 0 0 0 0 0 0 23 37 0.00 2.400	1.0 7 1 1 1 1 2 0 1 0 0 0 0 12 26 9.00 3.000														
Jeff Nelson, R ERA: 1.94 (7, 1)																	
Bobby Ayala, R ERA: 4.14 (9, 1)																	

AB	40
R	5
H	15
RBI	5
BB	7
SO	5
LOB	27



Batter	1	2	3	4	5	6	7	8	9	AB	R	H	RBI	BB	SO	LOB	BOTTOM
Vince Coleman, S OBP: 0.343, SLG: 0.389 (1, 7)	G4-3		G4-3					G6-3	K	4	0	0	0	1	1	2	New York Yankees @ Seattle Mariners The Kingdome, Seattle, WA Sun Aug 27 1995, 6:33 AM EDT Att: 24,913 - Dome
Joey Cora, S OBP: 0.361, SLG: 0.379 (1, 4)	G4-3		BB	S	BB	P4		1B	G5-3	3	1	2	0	1	0	1	
Ken Griffey Jr., L OBP: 0.380, SLG: 0.473 (1, 8)	G4-3		F9			P5		G3	G5-3	4	1	1	0	0	0	2	
Edgar Martinez, R OBP: 0.501, SLG: 0.658 (1, 10)	L5		BB	BB		P4		G5-3	G5-3	3	0	0	1	1	0	2	
Tino Martinez, L OBP: 0.366, SLG: 0.554 (1, 3)		P3		F7		P5		G3	G3	4	0	0	0	0	0	3	
Jay Buhner, R OBP: 0.348, SLG: 0.523 (1, 9)		CS		1B		L9		1B	1B	3	0	2	1	1	0	0	
Mike Blowers, R OBP: 0.342, SLG: 0.500 (1, 5)	K		K			G1-3		K	K	3	0	0	0	1	3	5	
Dan Wilson, R OBP: 0.328, SLG: 0.359 Warren Newson, L OBP: 0.405, SLG: 0.391 (9, PH)			K			G4-3		G1-3	K	2	0	0	0	1	1	0	
Luis Sojo, R OBP: 0.311, SLG: 0.386 Doug Strange, S OBP: 0.331, SLG: 0.375 (9, PH)		G4-3		L4		G1-3		F7	F7	3	0	0	0	0	0	2	
Inning Stats	R: 0 H: 1 E: 0 K: 0 S: 13	H: 1 R: 0 ER: 0 LOB: 1 P: 22	H: 0 R: 0 ER: 0 LOB: 0 P: 12	H: 0 R: 0 ER: 0 LOB: 3 P: 24	H: 0 R: 0 ER: 0 LOB: 1 P: 21	H: 0 R: 0 ER: 0 LOB: 0 P: 11	H: 0 R: 0 ER: 0 LOB: 2 P: 24	H: 3 R: 2 ER: 0 LOB: 1 P: 24	H: 0 R: 0 ER: 0 LOB: 0 P: 14	1B: 4 2B: 2 3B: 0 HR: 0	SF: 0 SAC: 0 DP: 1 HBP: 0	WP: 0 PB: 0 SB: 1 CS: 1	PA: 37				
PITCHER	IP WLS BF H R ER SO BB IBB HBP BLK WP HR S P ERA WHIP	IP WLS BF H R ER SO BB IBB HBP BLK WP HR S P ERA WHIP	IP WLS BF H R ER SO BB IBB HBP BLK WP HR S P ERA WHIP	IP WLS BF H R ER SO BB IBB HBP BLK WP HR S P ERA WHIP	IP WLS BF H R ER SO BB IBB HBP BLK WP HR S P ERA WHIP	IP WLS BF H R ER SO BB IBB HBP BLK WP HR S P ERA WHIP	IP WLS BF H R ER SO BB IBB HBP BLK WP HR S P ERA WHIP	IP WLS BF H R ER SO BB IBB HBP BLK WP HR S P ERA WHIP	IP WLS BF H R ER SO BB IBB HBP BLK WP HR S P ERA WHIP	IP WLS BF H R ER SO BB IBB HBP BLK WP HR S P ERA WHIP	IP WLS BF H R ER SO BB IBB HBP BLK WP HR S P ERA WHIP	IP WLS BF H R ER SO BB IBB HBP BLK WP HR S P ERA WHIP	IP WLS BF H R ER SO BB IBB HBP BLK WP HR S P ERA WHIP				
Scott Kamieniecki, R ERA: 5.08 (1, 1)	6.1 W 25 0 0 0 3 5 0 0 0 0 0 0 19 34 18.00 3.000	1.0 6 2 2 2 0 1 0 0 0 0 0 0 3 3 0.00 3.000	1.1 S 4 0 0 0 3 0 0 0 0 0 0 0 14 20 0.00 0.000														
Bob Wickman, R ERA: 4.08 (7, 1)																	
Steve Howe, L ERA: 4.68 (8, 1)																	
John Wetteland, R ERA: 3.26 (8, 1)																	



Batter	1	2	3	4	5	6	7	8	9	AB	R	H	RBI	BB	SO	LOB	TOP			
Tony Phillips, S OBP: 0.399, SLG: 0.476	(1, 5) K		(1, 0) HR		(2, 2) G1-3		(2, 3) K			4	1	1	1	0	2	2	California Angels @ New York Yankees Yankee Stadium, Bronx, NY Tue Aug 29 1995, 7:05 PM EDT Att: 24,233 - Unknown - 81 F			
Spike Owen, S OBP: 0.295, SLG: 0.320	(1, 6) F9		(0, 1) L8		(4, 0) FC4-6 BB		(2, 2) G4-6-3 1-2			3	0	0	0	1	0	2				
Jim Edmonds, L OBP: 0.365, SLG: 0.565	(1, 8) G5-3		(1, 0) F8		(0, 1) F8			(0, 0) G6-3		3	0	0	0	0	0	1				
Greg Myers, L OBP: 0.311, SLG: 0.413										1	0	0	0	0	0	0				
Chili Davis, S OBP: 0.448, SLG: 0.534		(4, 1) BB 16 FC4-6 BB	(1, 3) K		(1, 1) FC4-6 1-2			(2, 3) K		3	1	0	0	1	2	1				
Tim Salmon, R OBP: 0.436, SLG: 0.618		(4, 1) FC4-6 1-2 BB		(2, 0) HR		(0, 3) K		(0, 0) G6-3		3	1	1	1	1	1	0				
J.T. Snow, L OBP: 0.366, SLG: 0.475		(4, 1) FC4-6 1-2 2-3 BB		(0, 0) HR		(1, 0) G3-1			(1, 0) P9	3	1	1	1	1	0	0				
16 Garret Anderson, L OBP: 0.369, SLG: 0.553		(0, 0) FC4-6 1-2 2-3 BB		(1, 0) G3-1		(1, 1) P5			(2, 1) G4-3	4	0	0	1	0	0	2				
Jorge Fabregas, L OBP: 0.301, SLG: 0.318	(1, 2) P7								(1, 0) G6-3	3	0	1	0	0	0	2				
Rex Hudler, R OBP: 0.292, SLG: 0.399	(7, 4) CS 1B									1	0	0	0	0	0	0				
Jose Lind, R OBP: 0.267, SLG: 0.271	(1, 4) F9									2	0	0	0	0	1	3				
Mike Aldrete, L OBP: 0.371, SLG: 0.434	(7, PH) F9									1	0	1	0	0	0	0				
Inning Stats	R: 0 E: 0 K: 1 S: 6	H: 0 LOB: 0 BB: 0 P: 9	R: 1 E: 0 K: 0 S: 6	H: 0 LOB: 3 BB: 3 P: 19	R: 1 E: 0 K: 1 S: 8	H: 1 LOB: 0 BB: 0 P: 11	R: 2 E: 0 K: 1 S: 8	H: 3 LOB: 0 BB: 1 P: 14	R: 0 E: 0 K: 0 S: 7	H: 0 LOB: 1 BB: 1 P: 14	R: 0 E: 1 K: 1 S: 11	H: 1 LOB: 0 BB: 0 P: 16	R: 0 E: 0 K: 1 S: 5	H: 0 LOB: 0 BB: 0 P: 7	R: 0 E: 0 K: 0 S: 4	H: 0 LOB: 0 BB: 0 P: 8	1B: 2 2B: 0 3B: 0 HR: 3	SF: 0 SAC: 0 DP: 1 HBP: 0	WP: 0 PB: 0 SB: 0 CS: 1	PA: 35
PITCHER	IP WLS BF H R ER SO BB IBB HBP BLK WP HR S P ERA WHIP	IP WLS BF H R ER SO BB IBB HBP BLK WP HR S P ERA WHIP	IP WLS BF H R ER SO BB IBB HBP BLK WP HR S P ERA WHIP	IP WLS BF H R ER SO BB IBB HBP BLK WP HR S P ERA WHIP	IP WLS BF H R ER SO BB IBB HBP BLK WP HR S P ERA WHIP	IP WLS BF H R ER SO BB IBB HBP BLK WP HR S P ERA WHIP	IP WLS BF H R ER SO BB IBB HBP BLK WP HR S P ERA WHIP	IP WLS BF H R ER SO BB IBB HBP BLK WP HR S P ERA WHIP	IP WLS BF H R ER SO BB IBB HBP BLK WP HR S P ERA WHIP	IP WLS BF H R ER SO BB IBB HBP BLK WP HR S P ERA WHIP	IP WLS BF H R ER SO BB IBB HBP BLK WP HR S P ERA WHIP	IP WLS BF H R ER SO BB IBB HBP BLK WP HR S P ERA WHIP	IP WLS BF H R ER SO BB IBB HBP BLK WP HR S P ERA WHIP	IP WLS BF H R ER SO BB IBB HBP BLK WP HR S P ERA WHIP	IP WLS BF H R ER SO BB IBB HBP BLK WP HR S P ERA WHIP	IP WLS BF H R ER SO BB IBB HBP BLK WP HR S P ERA WHIP	IP WLS BF H R ER SO BB IBB HBP BLK WP HR S P ERA WHIP			
David Cone, R ERA: 3.51	(1, 1) 8.0 W 32 5 4 4 6 4 0 0 0 0 0 3 57 98 4.50 1.125	(9, 1) 1.0 3 0 0 0 0 0 0 0 0 0 0 0 0 0 4 8 0.00 0.000																		

Batter	1	2	3	4	5	6	7	8	9	AB	R	H	RBI	BB	SO	LOB	BOTTOM			
Wade Boggs, L OBP: 0.305, SLG: 0.411	(1, 3) 3B 1B	(1, 2) G4-3		(0, 1) 1B		(1, 1) G4-3	(4, 2) L5-4 1B			4	1	2	2	1	0	1	California Angels @ New York Yankees Yankee Stadium, Bronx, NY Tue Aug 29 1995, 7:05 PM EDT Att: 24,233 - Unknown - 81 F			
Bernie Williams, S OBP: 0.368, SLG: 0.464	(1, 8) 1B 3B	(4, 1) BB		(2, 1) G4-3 1B		(4, 2) WP BB	(0, 2) 1B			3	1	3	3	2	0	0				
Paul O'Neill, L OBP: 0.395, SLG: 0.526	(1, 9) 1B HR BB	(1, 1) L6		(0, 3) K		(3, 1) G3	(1, 1) L5-4			4	1	0	0	1	1	7				
Ruben Sierra, S OBP: 0.316, SLG: 0.443	(1, 10) 1B HR		(0, 0) 2B 1B	(1, 1) G4-3 1-2		(1, 2) G3	(2, 2) F9			5	1	2	1	0	0	2				
Mike Stanley, R OBP: 0.361, SLG: 0.502	(1, 2) 1B HR	(1, 0) F7		(0, 0) G3		(1, 1) G3	(0, 0) WP 2B	(1, 1) F9		5	2	2	3	0	0	1				
Randy Velarde, R OBP: 0.357, SLG: 0.379	(1, 5) G6-3	(2, 2) 2B		(1, 0) G5-3		(4, 2) 2B BB	(1, 0) G1-3			4	1	1	0	1	0	0				
Gerald Williams, R OBP: 0.348, SLG: 0.500	(1, 7) L8	(2, 1) G6-3		(2, 2) G6-3		(0, 0) BB 2B				4	1	1	1	0	0	1				
Tony Fernandez, S OBP: 0.318, SLG: 0.333	(1, 6) G6-3		(4, 2) 1B BB			(2, 2) SH5-3 WP 2B	(4, 1) BB 1B BB			2	3	1	0	2	0	0				
Pat Kelly, R OBP: 0.323, SLG: 0.348		(1, 0) G3		(2, 2) 1B 1B		(1, 1) SH5-3	(4, 1) 1B BB			2	1	1	1	1	0	0				
Inning Stats	R: 5 E: 0 K: 0 S: 19	H: 4 LOB: 0 BB: 1 P: 36	R: 0 E: 0 K: 0 S: 8	H: 0 LOB: 1 BB: 1 P: 15	R: 0 E: 0 K: 0 S: 5	H: 2 LOB: 1 BB: 0 P: 8	R: 2 E: 0 K: 1 S: 18	H: 3 LOB: 1 BB: 1 P: 27	R: 0 E: 0 K: 0 S: 7	H: 0 LOB: 0 BB: 0 P: 11	R: 1 E: 0 K: 0 S: 11	H: 1 LOB: 1 BB: 1 P: 22	R: 4 E: 0 K: 0 S: 18	H: 3 LOB: 2 BB: 4 P: 36	R: 0 E: 0 K: 0 S: 6	H: 0 LOB: 0 BB: 0 P: 10		1B: 7 2B: 5 3B: 1 HR: 1	SF: 0 SAC: 1 DP: 2 HBP: 0	WP: 2 PB: 0 SB: 0 CS: 0
PITCHER	IP WLS BF H R ER SO BB IBB HBP BLK WP HR S P ERA WHIP	IP WLS BF H R ER SO BB IBB HBP BLK WP HR S P ERA WHIP	IP WLS BF H R ER SO BB IBB HBP BLK WP HR S P ERA WHIP	IP WLS BF H R ER SO BB IBB HBP BLK WP HR S P ERA WHIP	IP WLS BF H R ER SO BB IBB HBP BLK WP HR S P ERA WHIP	IP WLS BF H R ER SO BB IBB HBP BLK WP HR S P ERA WHIP	IP WLS BF H R ER SO BB IBB HBP BLK WP HR S P ERA WHIP	IP WLS BF H R ER SO BB IBB HBP BLK WP HR S P ERA WHIP	IP WLS BF H R ER SO BB IBB HBP BLK WP HR S P ERA WHIP	IP WLS BF H R ER SO BB IBB HBP BLK WP HR S P ERA WHIP	IP WLS BF H R ER SO BB IBB HBP BLK WP HR S P ERA WHIP	IP WLS BF H R ER SO BB IBB HBP BLK WP HR S P ERA WHIP	IP WLS BF H R ER SO BB IBB HBP BLK WP HR S P ERA WHIP	IP WLS BF H R ER SO BB IBB HBP BLK WP HR S P ERA WHIP	IP WLS BF H R ER SO BB IBB HBP BLK WP HR S P ERA WHIP	IP WLS BF H R ER SO BB IBB HBP BLK WP HR S P ERA WHIP				
Chuck Finley, L ERA: 4.1	(1, 1) 5.2 L 28 10 8 8 1 2 0 0 0 0 2 0 13 25 40.50 6.000	(6, 1) 0.2 6 2 3 3 0 2 0 0 0 0 2 0 13 25 40.50 6.000	(7, 1) 0.0 4 1 1 1 0 3 0 0 0 0 0 0 7 19 ∞ ∞	(7, 1) 1.2 4 0 0 0 0 0 0 0 0 0 0 0 8 13 0.00 0.000																

AB	31
R	4
H	5
RBI	4
BB	4
SO	6
LOB	13



AB	33
R	12
H	13
RBI	11
BB	8
SO	1
LOB	12



Batter	1	2	3	4	5	6	7	8	9	AB	R	H	RBI	BB	SO	LOB	TOP			
Tony Phillips, S (1, 5) OBP: 0.398, SLG: 0.473	F9			K		K				3	0	0	0	1	2	0	California Angels @ New York Yankees Yankee Stadium, Bronx, NY Wed Aug 30 1995, 3:33 AM EDT Att: 22,244 - Sunny - 77 F			
Damon Easley, R (1, 6) OBP: 0.288, SLG: 0.295	G6-3			F8						3	0	0	0	0	0	0				
Spike Owen, S (8, PH) OBP: 0.294, SLG: 0.318							P4	G5-3		1	0	0	0	0	0	2				
Jim Edmonds, L (1, 8) OBP: 0.362, SLG: 0.560	L8			F7			G4-3			4	0	0	0	0	0	0				
Chili Davis, S (1, 10) OBP: 0.446, SLG: 0.529			K			K				3	0	0	0	1	2	0				
Tim Salmon, R (1, 9) OBP: 0.437, SLG: 0.620			K			16 WP 2B				4	0	2	0	0	1	0				
J.T. Snow, L (1, 3) OBP: 0.394, SLG: 0.471	L8			F9			F9			3	0	0	0	0	0	3				
16 Garret Anderson, L (1, 7) OBP: 0.369, SLG: 0.551				K			G4-3			3	0	1	0	0	1	1				
Rex Hudler, R (1, 4) OBP: 0.293, SLG: 0.404			L7			K				3	1	1	0	0	1	0				
Jorge Fabregas, L (1, 2) OBP: 0.298, SLG: 0.315							G6-3			2	0	0	0	0	1	0				
Rene Gonzales, R (8, PH) OBP: 0.333, SLG: 0.583										1	0	1	1	0	0	0				
Greg Myers, L (8, 2) OBP: 0.311, SLG: 0.413								G5-3 BB 1B		0	0	0	0	0	0	0				
Inning Stats	R: 0 H: 0 E: 0 K: 0 S: 8	H: 0 LOB: 0 BB: 0 P: 13	R: 0 H: 0 E: 0 K: 2 S: 9	H: 0 LOB: 0 BB: 0 P: 16	R: 0 H: 0 E: 0 K: 2 S: 8	H: 0 LOB: 0 BB: 0 P: 9	R: 0 H: 0 E: 0 K: 1 S: 6	H: 1 LOB: 1 BB: 0 P: 7	R: 0 H: 0 E: 0 K: 2 S: 11	H: 0 LOB: 0 BB: 0 P: 15	R: 0 H: 1 E: 0 K: 0 S: 7	H: 2 LOB: 2 BB: 1 P: 14	R: 1 H: 3 E: 0 K: 0 S: 12	H: 1 LOB: 1 BB: 0 P: 21	R: 0 H: 0 E: 0 K: 0 S: 4	H: 0 LOB: 0 BB: 0 P: 10	1B: 3 2B: 2 3B: 0 HR: 0	SF: 0 SAC: 0 DP: 1 HBP: 0	WP: 1 PB: 0 SB: 0 CS: 0	PA: 32
PITCHER Andy Pettitte, L (1, 1) ERA: 4.46	IP: 9.0 WLS: W BF: 32 H: 5 R: 1 ER: 1 SO: 8 BB: 2 IBB: 0 HBP: 0 BLK: 0 WP: 1 HR: 0 S: 76 P: 123 ERA: 1.00 WHIP: 0.778																			


Batter	1	2	3	4	5	6	7	8	9	AB	R	H	RBI	BB	SO	LOB	BOTTOM	
Wade Boggs, L (1, 5) OBP: 0.403, SLG: 0.411	G6-3		E6 1B	L5				G4-3		5	1	1	1	0	0	2	California Angels @ New York Yankees Yankee Stadium, Bronx, NY Wed Aug 30 1995, 3:33 AM EDT Att: 22,244 - Sunny - 77 F	
Bernie Williams, S (1, 8) OBP: 0.371, SLG: 0.469	1B									4	1	3	0	0	1	1		
Paul O'Neill, L (1, 9) OBP: 0.391, SLG: 0.520	G4-3		F7							4	1	0	0	0	0	4		
Ruben Sierra, S (1, 10) OBP: 0.320, SLG: 0.446										4	0	3	2	0	1	0		
Jim Leyritz, R (1, 2) OBP: 0.387, SLG: 0.428										2	0	1	1	2	0	2		
Don Mattingly, L (1, 3) OBP: 0.337, SLG: 0.398	FC6									4	0	1	0	0	0	4		
Gerald Williams, R (1, 7) OBP: 0.346, SLG: 0.500			L7							4	1	1	0	0	0	2		
Tony Fernandez, S (1, 6) OBP: 0.318, SLG: 0.333			K							3	0	1	0	0	1	0		
Randy Velarde, R (1, 4) OBP: 0.356, SLG: 0.377										4	0	1	0	0	0	1		
Inning Stats	R: 1 H: 2 E: 0 K: 0 S: 16	H: 2 LOB: 2 BB: 1 P: 27	R: 0 H: 0 E: 0 K: 1 S: 10	H: 0 LOB: 0 BB: 0 P: 16	R: 1 H: 2 E: 1 K: 0 S: 10	H: 2 LOB: 1 BB: 0 P: 14	R: 0 H: 2 E: 0 K: 0 S: 10	H: 3 LOB: 2 BB: 0 P: 15	R: 1 H: 2 E: 0 K: 1 S: 8	H: 1 LOB: 1 BB: 0 P: 13	R: 0 H: 1 E: 0 K: 1 S: 9	H: 2 LOB: 2 BB: 1 P: 22	R: 0 H: 0 E: 0 K: 0 S: 9	H: 0 LOB: 0 BB: 0 P: 13	1B: 9 2B: 3 3B: 0 HR: 0	SF: 0 SAC: 1 DP: 2 HBP: 0		WP: 0 PB: 0 SB: 0 CS: 0
PITCHER Jim Abbott, L (1, 1) ERA: 3.55	IP: 5.2 WLS: L BF: 28 H: 11 R: 4 ER: 3 SO: 11 BB: 1 IBB: 0 HBP: 0 BLK: 0 WP: 0 HR: 0 S: 58 P: 93 ERA: 0.00 WHIP: 1.500																	
Mike James, R (6, 1) ERA: 2.51	IP: 1.1 WLS: 0 BF: 6 H: 1 R: 0 ER: 0 SO: 2 BB: 1 IBB: 0 HBP: 0 BLK: 0 WP: 0 HR: 0 S: 12 P: 26 ERA: 0.00 WHIP: 1.500																	
Lee Smith, R (8, 1) ERA: 3.89	IP: 1.0 WLS: 0 BF: 3 H: 0 R: 0 ER: 0 SO: 0 BB: 0 IBB: 0 HBP: 0 BLK: 0 WP: 0 HR: 0 S: 9 P: 13 ERA: 0.00 WHIP: 0.000																	

Batter	1	2	3	4	5	6	7	8	9	AB	R	H	RBI	BB	SO	LOB	TOP										
Rickey Henderson, R OBP: 0.410, SLG: 0.442	G5-3		P3		HR				P5	4	1	1	2	1	0	0											
Geronimo Berroa, R OBP: 0.360, SLG: 0.468	G4-3			F9	HR				F8	4	1	1	2	0	0	2											
Brent Gates, S OBP: 0.311, SLG: 0.351	L9			WP	G4-3				G6-3	4	1	1	1	0	0	1											
Mark McGwire, R OBP: 0.436, SLG: 0.656		HR								3	1	2	2	1	1	1											
Jason Giambi, L OBP: 0.381, SLG: 0.427	K			P4					K	4	0	0	0	0	3	2											
Terry Steinbach, R OBP: 0.313, SLG: 0.450	G1-3								G6-3	4	0	0	0	0	2	1											
Stan Javier, S OBP: 0.337, SLG: 0.378	G4-3				S	G1-3			F8	4	1	1	0	0	0	0											
Craig Paquette, R OBP: 0.281, SLG: 0.465			K		S	K			K	4	1	1	0	0	3	0											
Mike Bordick, R OBP: 0.316, SLG: 0.339	L9				K				K	3	1	0	0	1	2	2											
Inning Stats	R: 0 H: 0 E: 0 K: 0 S: 6	H: 0 LOB: 0 BB: 0 P: 10	R: 1 H: 1 E: 0 K: 1 S: 10	LOB: 0 BB: 0 P: 15	R: 0 H: 0 E: 0 K: 1 S: 9	LOB: 0 BB: 0 P: 12	R: 1 H: 2 E: 0 K: 1 S: 13	LOB: 1 BB: 0 P: 21	R: 4 H: 4 E: 0 K: 2 S: 22	LOB: 1 BB: 1 P: 36	R: 0 H: 0 E: 0 K: 2 S: 11	LOB: 0 BB: 0 P: 15	R: 1 H: 0 E: 0 K: 1 S: 14	LOB: 1 BB: 2 P: 28	R: 0 H: 0 E: 0 K: 1 S: 6	LOB: 0 BB: 0 P: 8	R: 0 H: 0 E: 0 K: 2 S: 10	LOB: 0 BB: 0 P: 14	1B: 5 2B: 0 3B: 0 HR: 2	SF: 0 SAC: 0 DP: 0 HBP: 0	WP: 2 PB: 0 SB: 3 CS: 0	PA: 37					
PITCHER	IP	WLS	BF	H	R	ER	SO	BB	IBB	HBP	BLK	WP	HR	S	P	ERA	WHIP										
Scott Kamieniecki, R ERA: 5.62	4.1		20	7	6	6	4	0	0	0	0	1	2	52	81	12.46	1.615										
42 Mariano Rivera, R ERA: 5.24	3.2	W	14	0	1	1	5	3	0	0	0	0	0	39	64	2.46	0.818										
John Wetteland, R ERA: 3.31	1.0	S	3	0	0	0	2	0	0	0	0	0	0	10	14	0.00	0.000										

Oakland Athletics @ New York Yankees
Yankee Stadium, Bronx, NY
Fri Sep 01 1995, 7:05 PM EDT
Att: 17,646 - Unknown - 76 F

livebaseballscores.com

AB 34
R 7
H 7
RBI 7
BB 3
SO 11
LOB 9




Batter	1	2	3	4	5	6	7	8	9	AB	R	H	RBI	BB	SO	LOB	BOTTOM										
Wade Boggs, L OBP: 0.305, SLG: 0.414	3B			FC4-6			FC4-6			4	1	1	0	1	2	7											
Bernie Williams, S OBP: 0.372, SLG: 0.464	3B			FC4-6			L7		K	3	2	0	0	2	1	1											
Paul O'Neill, L OBP: 0.396, SLG: 0.553	F8						G4-3		G3-1	5	1	2	2	0	1	2											
Ruben Sierra, S OBP: 0.320, SLG: 0.441	P5						K		G3-1	4	1	0	0	1	2	4											
Dion James, L OBP: 0.376, SLG: 0.387				G6-3						2	2	1	2	2	0	0											
Gerald Williams, R OBP: 0.337, SLG: 0.496										0	0	0	0	0	0	0											
Darryl Strawberry, L OBP: 0.384, SLG: 0.407										0	0	0	0	1	0	0											
Pat Kelly, R OBP: 0.326, SLG: 0.351										0	0	0	0	0	0	0											
Don Mattingly, L OBP: 0.338, SLG: 0.396	FC6-4			K			G6-3			4	0	2	1	1	1	1											
Mike Stanley, R OBP: 0.367, SLG: 0.513	FC6-4			K						4	0	2	2	1	1	1											
Tony Fernandez, S OBP: 0.317, SLG: 0.330				G4-3			P1-3		SF9	3	0	0	1	1	1	3											
Randy Velarde, R OBP: 0.359, SLG: 0.377							L9			1	1	0	0	3	0	0											
Inning Stats	R: 3 H: 3 E: 0 K: 0 S: 23	H: 3 LOB: 1 BB: 1 P: 34	R: 2 H: 1 E: 0 K: 2 S: 13	LOB: 1 BB: 2 P: 26	R: 0 H: 0 E: 0 K: 2 S: 10	LOB: 0 BB: 0 P: 12	R: 0 H: 0 E: 0 K: 0 S: 9	LOB: 1 BB: 1 P: 18	R: 2 H: 1 E: 0 K: 2 S: 11	LOB: 3 BB: 4 P: 28	R: 0 H: 0 E: 0 K: 1 S: 7	LOB: 0 BB: 0 P: 8	R: 0 H: 1 E: 0 K: 0 S: 10	LOB: 3 BB: 3 P: 25	R: 1 H: 2 E: 0 K: 2 S: 17	LOB: 3 BB: 2 P: 36	1B: 3 2B: 4 3B: 1 HR: 0	SF: 1 SAC: 0 DP: 1 HBP: 0	WP: 0 PB: 0 SB: 0 CS: 0	PA: 44							
PITCHER	IP	WLS	BF	H	R	ER	SO	BB	IBB	HBP	BLK	WP	HR	S	P	ERA	WHIP										
Todd Van Poppel, R ERA: 4.25	4.1		25	5	7	7	5	7	0	0	0	0	0	62	110	14.54	2.769										
John Briscoe, R ERA: 9.64	2.1		11	1	0	0	2	3	1	0	0	0	0	19	38	0.00	1.714										
Mike Mohler, L ERA: 4.02	0.2	L	3	1	1	1	1	0	0	0	0	0	0	8	13	13.50	1.500										
Don Wengert, R ERA: 3.33	0.2		5	1	0	0	1	2	0	0	0	0	0	11	26	0.00	4.500										

Oakland Athletics @ New York Yankees
Yankee Stadium, Bronx, NY
Fri Sep 01 1995, 7:05 PM EDT
Att: 17,646 - Unknown - 76 F

livebaseballscores.com

AB 30
R 8
H 8
RBI 8
BB 13
SO 9
LOB 19



Batter	1	2	3	4	5	6	7	8	9	10	AB	R	H	RBI	BB	SO	LOB							
Rickey Henderson, R OBP: 0.408, SLG: 0.445 (1, 10)	K		G5-3		F8			FC6-4 1B 1B			6	2	2	2	0	1	2							
Stan Javier, S OBP: 0.341, SLG: 0.378 (1, 7)	1B				G6-3			1B		G5-3	4	3	2	1	2	0	2							
Brent Gates, S OBP: 0.311, SLG: 0.348 (1, 4)	1B		G3-6-3		G4-3			1B		F7	6	0	2	2	0	0	2							
Gerónimo Berroa, R OBP: 0.353, SLG: 0.476 (1, 9)	K							1B		F8	5	1	3	2	1	1	1							
Terry Steinbach, R OBP: 0.312, SLG: 0.450 (1, 2)	FC6-4				L8			L7			5	1	1	0	0	0	5							
Jose Herrera, L OBP: 0.316, SLG: 0.353 (1, 8)		F8									4	1	2	0	1	0	1							
Craig Paquette, R OBP: 0.283, SLG: 0.460 (8, 3)	K				SF8			1B		1B	4	1	2	1	0	2	1							
Mike Bordick, R OBP: 0.314, SLG: 0.346 (1, 6)					F9			L7		L7	5	1	1	1	0	1	5							
Scott Brosius, R OBP: 0.341, SLG: 0.473 Mark McGwire, R OBP: 0.453, SLG: 0.648 Mike Gallego, R OBP: 0.289, SLG: 0.233 (8, 5)	HR	G4-3			P3			K		G3	3	0	0	0	0	1	3							
								FC6-4 HBP			0	0	0	0	0	0	0							
											1	0	0	0	0	0	1							
Inning Stats	R: 1 E: 0 K: 2 S: 17	H: 2 LOB: 1 BB: 0 P: 28	R: 1 E: 0 K: 1 S: 10	H: 1 LOB: 0 BB: 0 P: 13	R: 0 E: 0 K: 0 S: 9	H: 0 LOB: 0 BB: 1 P: 14	R: 2 E: 0 K: 0 S: 11	H: 3 LOB: 1 BB: 2 P: 19	R: 1 E: 0 K: 0 S: 14	H: 0 LOB: 1 BB: 0 P: 28	R: 1 E: 0 K: 1 S: 13	H: 2 LOB: 2 BB: 1 P: 23	R: 0 E: 0 K: 0 S: 8	H: 1 LOB: 1 BB: 0 P: 15	R: 3 E: 0 K: 1 S: 13	H: 4 LOB: 2 BB: 0 P: 23	R: 0 E: 0 K: 1 S: 7	H: 1 LOB: 1 BB: 0 P: 10	R: 1 E: 0 K: 0 S: 10	H: 1 LOB: 0 BB: 0 P: 15	1B: 10 2B: 2 3B: 0 HR: 3	SF: 1 SAC: 0 DP: 1 HBP: 1	WP: 1 PB: 0 SB: 4 CS: 0	PA: 49
PITCHER	IP WLS BF H R ER SO	IP WLS BF H R ER SO	IP WLS BF H R ER SO	IP WLS BF H R ER SO	IP WLS BF H R ER SO	IP WLS BF H R ER SO	IP WLS BF H R ER SO	IP WLS BF H R ER SO	IP WLS BF H R ER SO	IP WLS BF H R ER SO	IP WLS BF H R ER SO	IP WLS BF H R ER SO	IP WLS BF H R ER SO	IP WLS BF H R ER SO	IP WLS BF H R ER SO	IP WLS BF H R ER SO	IP WLS BF H R ER SO	IP WLS BF H R ER SO	IP WLS BF H R ER SO	IP WLS BF H R ER SO	ERA WHIP	ERA WHIP		
David Cone, R ERA: 3.68 (1, 1)	6.1	9	6	6	4	4	4	0	0	0	1	0	0	0	0	0	0	0	0	0	0	8.53	2.053	
Bob Wickman, R ERA: 4.26 (7, 1)	1.1	4	3	3	1	0	0	1	0	0	0	0	0	0	0	0	0	0	0	0	20.25	3.000		
Dave Pavius, R ERA: 3.86 (8, 1)	1.1	5	1	0	0	1	0	0	0	0	0	0	0	0	0	0	0	0	0	0	0.00	0.750		
John Wetteland, R ERA: 3.42 (10, 1)	1.0	4	1	1	1	0	0	0	0	0	0	0	0	0	0	0	0	0	0	0	9.00	1.000		

Oakland Athletics @ New York Yankees
Yankee Stadium, Bronx, NY
Sun Sep 03 1995, 3:33 AM EDT
Att. 25,542 - Sunny - 75 F

AB	43
R	10
H	15
RBI	9
BB	4
SO	6
LOB	23



Batter	1	2	3	4	5	6	7	8	9	10	AB	R	H	RBI	BB	SO	LOB							
Wade Boggs, L OBP: 0.407, SLG: 0.424 (1, 5)	2B	G4-6-3			1B						4	1	3	2	1	0	1							
Bernie Williams, S OBP: 0.378, SLG: 0.488 (1, 8)	F9				F7			G3			5	1	2	1	1	1	4							
Paul O'Neill, L OBP: 0.394, SLG: 0.547 Ruben Rivera, R (9, 7)	F9										5	1	2	0	0	0	5							
Daryl Strawberry, L OBP: 0.397, SLG: 0.597 Jim Leyritz, R OBP: 0.387, SLG: 0.428 Pat Kelly, R OBP: 0.321, SLG: 0.344 (8, PH)	G3										4	1	1	1	0	1	0							
Dion James, L OBP: 0.375, SLG: 0.382 Gerald Williams, R OBP: 0.339, SLG: 0.480 Ruben Sierra, S OBP: 0.320, SLG: 0.442 (9, 9)	1B										2	0	0	0	1	0	2							
Don Mattingly, L OBP: 0.341, SLG: 0.396 (1, 3)	1B										1	0	0	0	0	0	0							
Mike Stanley, R OBP: 0.363, SLG: 0.509 (1, 2)	FC5-4										6	1	3	0	0	0	3							
Tony Fernandez, S OBP: 0.323, SLG: 0.355 (1, 6)		P5									5	3	4	3	0	0	0							
Randy Velarde, R OBP: 0.363, SLG: 0.376 (1, 4)											2	0	1	0	2	1	1							
Inning Stats	R: 2 E: 0 K: 0 S: 14	H: 3 LOB: 2 BB: 1 P: 26	R: 0 E: 0 K: 0 S: 6	H: 0 LOB: 0 BB: 1 P: 11	R: 0 E: 0 K: 1 S: 7	H: 0 LOB: 0 BB: 1 P: 15	R: 2 E: 0 K: 0 S: 18	H: 3 LOB: 2 BB: 1 P: 32	R: 4 E: 0 K: 0 S: 23	H: 7 LOB: 3 BB: 0 P: 43	R: 0 E: 0 K: 1 S: 12	H: 0 LOB: 0 BB: 0 P: 17	R: 0 E: 0 K: 2 S: 14	H: 1 LOB: 2 BB: 1 P: 21	R: 0 E: 0 K: 2 S: 14	H: 2 LOB: 2 BB: 0 P: 19	R: 1 E: 0 K: 1 S: 7	H: 1 LOB: 0 BB: 0 P: 9	R: 0 E: 0 K: 1 S: 17	H: 1 LOB: 1 BB: 0 P: 23	1B: 11 2B: 4 3B: 2 HR: 1	SF: 1 SAC: 1 DP: 2 HBP: 0	WP: 0 PB: 0 SB: 0 CS: 0	PA: 51
PITCHER	IP WLS BF H R ER SO	IP WLS BF H R ER SO	IP WLS BF H R ER SO	IP WLS BF H R ER SO	IP WLS BF H R ER SO	IP WLS BF H R ER SO	IP WLS BF H R ER SO	IP WLS BF H R ER SO	IP WLS BF H R ER SO	IP WLS BF H R ER SO	IP WLS BF H R ER SO	IP WLS BF H R ER SO	IP WLS BF H R ER SO	IP WLS BF H R ER SO	IP WLS BF H R ER SO	IP WLS BF H R ER SO	IP WLS BF H R ER SO	IP WLS BF H R ER SO	IP WLS BF H R ER SO	IP WLS BF H R ER SO	ERA WHIP	ERA WHIP		
Steve Ontiveros, R ERA: 4.41 (8, 1)	4.2	11	8	8	1	4	0	0	0	0	0	0	0	0	0	0	0	0	0	0	15.43	3.214		
Rick Honeycutt, L ERA: 1.65 (7, 1)	1.0	5	1	0	0	1	0	0	0	0	0	0	0	0	0	0	0	0	0	0	0.00	1.500		
Jim Corsi, R ERA: 1.77 (8, 1)	0.0	1	1	0	0	0	0	0	0	0	0	0	0	0	0	0	0	0	0	0	2.00	2.000		
Mike Mohler, L ERA: 4.02 Dennis Eckersteij, R ERA: 3.72 (8, 1)	3.0	12	3	1	1	4	0	0	0	0	0	0	0	0	0	0	0	0	0	0	3.00	1.000		

Oakland Athletics @ New York Yankees
Yankee Stadium, Bronx, NY
Sun Sep 03 1995, 3:33 AM EDT
Att. 25,542 - Sunny - 75 F


AB	44
R	9
H	18
RBI	9
BB	5
SO	6
LOB	23



Batter	1	2	3	4	5	6	7	8	9	AB	R	H	RBI	BB	SO	LOB	TOP										
Vince Coleman, S (1, 7) Alex Diaz, S (3, 7) OBP: 0.343, SLG: 0.389 OBP: 0.288, SLG: 0.331	F8		K		G3		G6-3		G3-1	2	0	0	0	0	1	0											
Luis Sojo, R (1, 6) Alex Rodriguez, R (4, 6) OBP: 0.326, SLG: 0.399 OBP: 0.261, SLG: 0.397	HR		2B				K		G5-3	2	1	2	0	0	0	0											
Ken Griffey Jr., L (1, 8) Rich Amaral, R (6, 8) OBP: 0.372, SLG: 0.429 OBP: 0.341, SLG: 0.381	P4		F7				BB		F8	3	0	1	0	0	0	2											
Edgar Martinez, R (1, 10) Doug Strange, S (8, PH) OBP: 0.497, SLG: 0.666 OBP: 0.331, SLG: 0.381	HR		K				P6		1B	3	1	1	2	0	1	2											
Jay Buhner, R (1, 9) Warren Newson, L (4, 9) OBP: 0.350, SLG: 0.524 OBP: 0.412, SLG: 0.396	G6-3				P2				2B	2	0	0	0	0	0	0											
Mike Blowers, R (1, 5)					P4				1B	4	0	0	0	0	3	3											
Tino Martinez, L (1, 3) Greg Pirkel, R (4, PH) OBP: 0.359, SLG: 0.559 OBP: 0.294, SLG: 0.250			FC6-4		P3				P5	1	0	1	0	0	0	0											
Chris Widger, R (1, 2)			1B						1B	3	0	1	0	0	0	0											
Felix Fermin, R (1, 4)			FC6-4		P6				K	4	0	0	0	0	1	2											
			G1-3		P6				1B	4	0	1	0	0	0	2											
Inning Stats	R: 2 E: 0 K: 0 S: 10	H: 2 LOB: 0 BB: 0 P: 17	R: 0 E: 0 K: 1 S: 9	H: 1 LOB: 1 BB: 0 P: 15	R: 0 E: 0 K: 2 S: 11	H: 1 LOB: 1 BB: 0 P: 17	R: 0 E: 0 K: 0 S: 3	H: 0 LOB: 0 BB: 0 P: 4	R: 0 E: 0 K: 0 S: 5	H: 1 LOB: 2 BB: 0 P: 23	R: 0 E: 0 K: 0 S: 14	H: 1 LOB: 1 BB: 0 P: 12	R: 1 E: 0 K: 1 S: 12	H: 2 LOB: 1 BB: 0 P: 16	R: 0 E: 0 K: 1 S: 13	H: 1 LOB: 1 BB: 0 P: 19	1B: 6 2B: 2 3B: 0 HR: 1	SF: 0 SAC: 0 DP: 0 HBP: 0	WP: 0 PB: 0 SB: 0 CS: 0	PA: 37							
PITCHER	IP	WLS	BF	H	R	ER	SO	BB	IBB	HBP	BLK	WP	HR	S	P	ERA	WHIP										
Andy Pettitte, L (1, 1) ERA: 4.4	8.0	W	33	8	3	3	6	1	0	0	0	0	1	75	112	3.38	1.125										
Joe Ausanio, R (9, 1) ERA: 5.89	1.0		4	1	0	0	1	0	0	0	0	0	0	13	19	0.00	1.000										

Seattle Mariners @ New York Yankees
Yankee Stadium, Bronx, NY
Mon Sep 04 1995, 3:33 AM EDT
Att: 24,885 - Sunny - 85 F


AB 36
R 3
H 9
RBI 3
BB 1
SO 7
LOB 13





Batter	1	2	3	4	5	6	7	8	9	AB	R	H	RBI	BB	SO	LOB	BOTTOM										
Wade Boggs, L (1, 5) Russ Davis, R (9, 5) OBP: 0.410, SLG: 0.429 OBP: 0.378, SLG: 0.460	2B		3B			FC6		G3		5	3	3	1	1	0	4											
Bernie Williams, S (1, 8)	K		2B		G4-3		F8		HR	6	3	3	4	0	1	2											
Paul O'Neill, L (1, 9) Ruben Rivera, R (8, PR) OBP: 0.387, SLG: 0.551 OBP: 0.378, SLG: 0.479	1B		G4-3				FC3-6		1B	5	2	3	3	1	1	0											
Ruben Sierra, S (1, 10)	1B		F8				FC3-6		K	5	2	2	1	1	1	2											
Dion James, L (1, 7) OBP: 0.382, SLG: 0.395	P6		1B		G4-6-3		1B			5	0	3	1	0	0	2											
Don Mattingly, L (1, 3) Gerald Williams, R (9, 9) OBP: 0.338, SLG: 0.394 OBP: 0.339, SLG: 0.480	BB		K2-3		G3		F9		G1-3	5	0	1	0	0	1	5											
Jim Leyritz, R (1, 2) 20 Jorge Posada, S (9, 2) OBP: 0.387, SLG: 0.425 OBP: 0.299, SLG: 0.340	BB				G6-3				F8	4	0	1	1	1	0	0											
Tony Fernandez, S (1, 6) 2 Derek Jeter, R (9, 6) OBP: 0.326, SLG: 0.362 OBP: 0.299, SLG: 0.340	BB		P5		K				G3	4	1	2	0	1	1	3											
Randy Velarde, R (1, 4)	K		G4-3		E7				G3	4	2	1	0	1	1	5											
Inning Stats	R: 3 E: 0 K: 2 S: 22	H: 5 LOB: 3 BB: 1 P: 37	R: 4 E: 1 K: 1 S: 18	H: 3 LOB: 2 BB: 3 P: 38	R: 2 E: 0 K: 0 S: 16	H: 3 LOB: 1 BB: 0 P: 28	R: 1 E: 1 K: 1 S: 11	H: 1 LOB: 1 BB: 0 P: 17	R: 0 E: 0 K: 1 S: 8	H: 1 LOB: 0 BB: 0 P: 12	R: 0 E: 0 K: 0 S: 11	H: 1 LOB: 2 BB: 1 P: 17	R: 0 E: 0 K: 0 S: 12	H: 1 LOB: 2 BB: 1 P: 22	R: 3 E: 0 K: 1 S: 13	H: 4 LOB: 1 BB: 0 P: 17	1B: 13 2B: 3 3B: 2 HR: 1	SF: 0 SAC: 0 DP: 1 HBP: 0	WP: 1 PB: 0 SB: 0 CS: 0	PA: 49							
PITCHER	IP	WLS	BF	H	R	ER	SO	BB	IBB	HBP	BLK	WP	HR	S	P	ERA	WHIP										
Salomon Torres, R (1, 1) ERA: 6.3	1.0	L	12	7	6	6	2	2	0	0	0	1	0	28	48	54.00	9.000										
Bobby Ayala, R (2, 1) ERA: 4.72	1.0		8	3	3	3	1	1	1	0	0	1	0	21	41	27.00	4.000										
Jim Mecir, R (3, 1) ERA: 11.57	3.2		16	4	1	0	2	1	0	0	0	0	0	34	57	0.00	1.364										
Scott Davison, R (6, 1)	2.1		13	5	3	3	1	1	0	0	0	0	1	28	42	11.57	2.571										

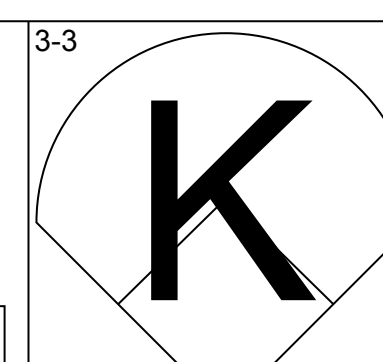
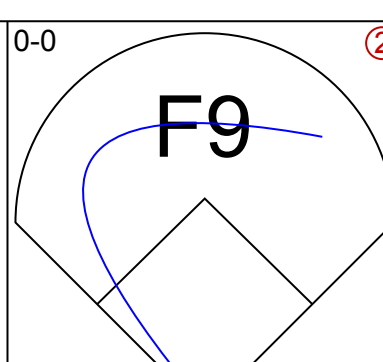
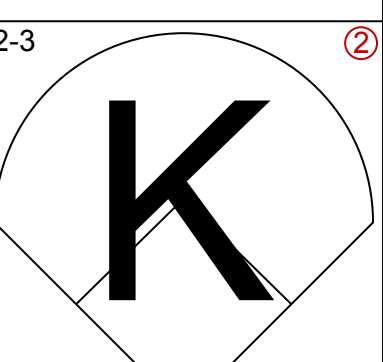
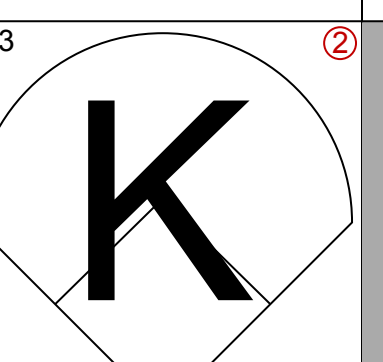
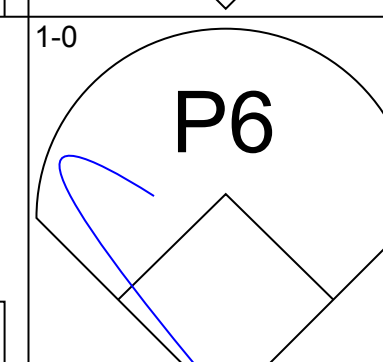
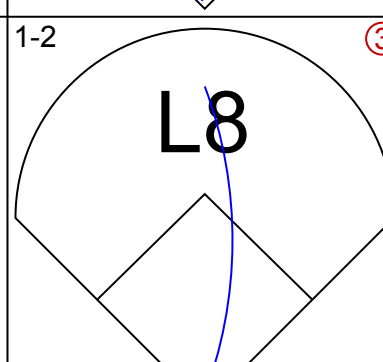
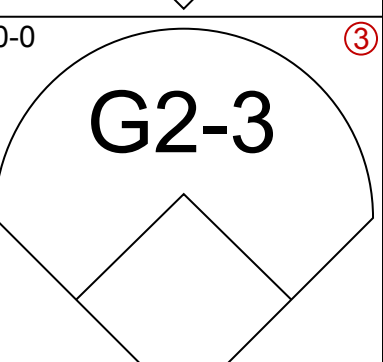
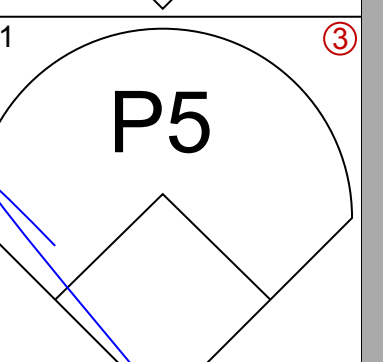
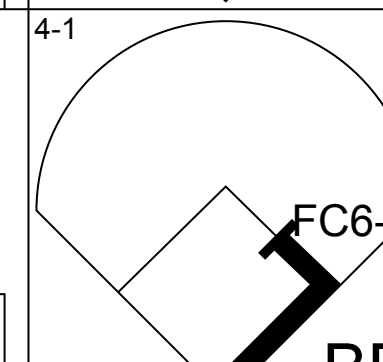
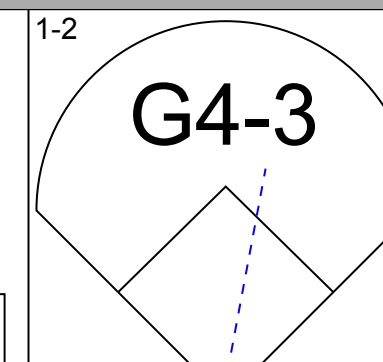
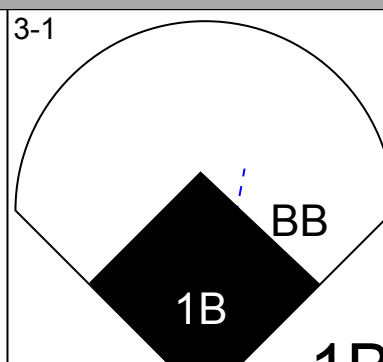
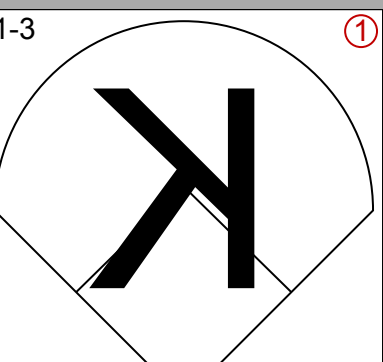
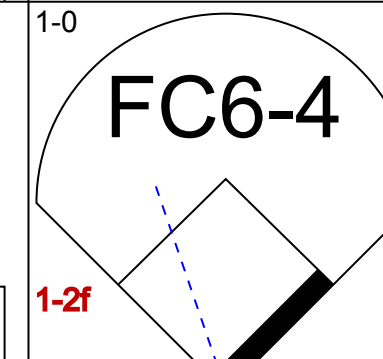
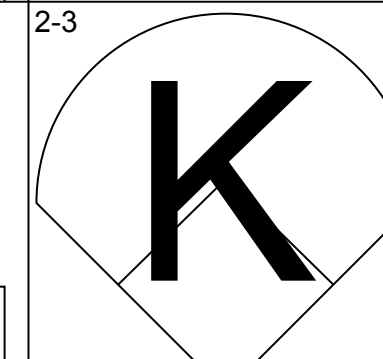
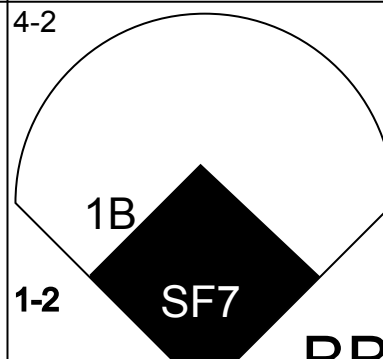
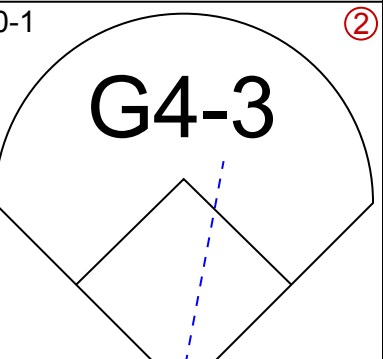
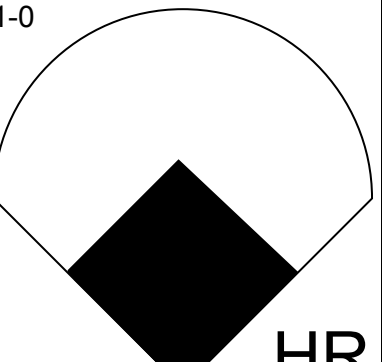
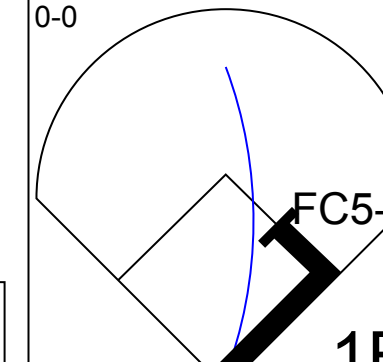
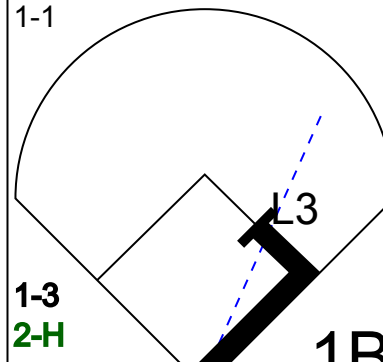
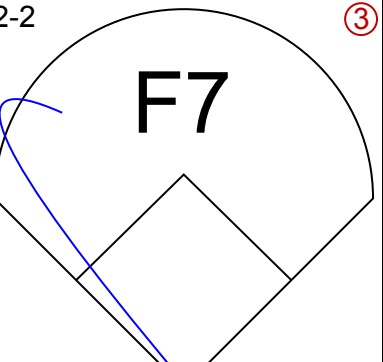
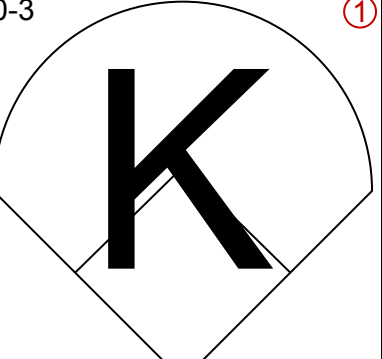
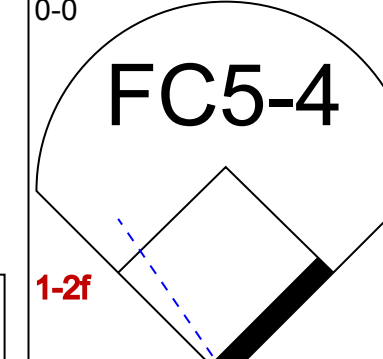
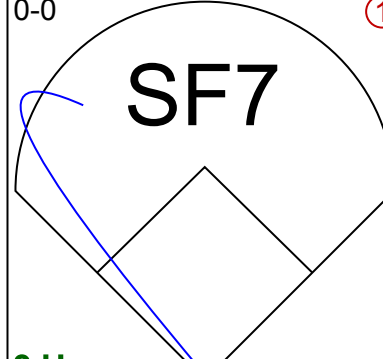
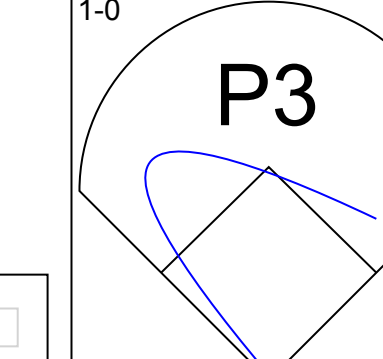
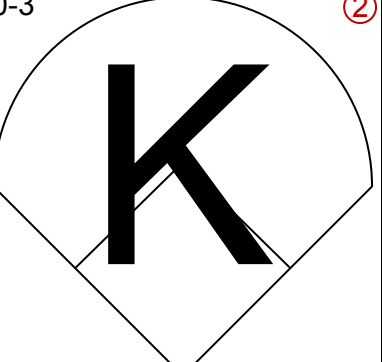
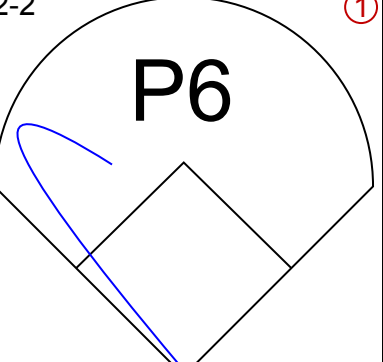
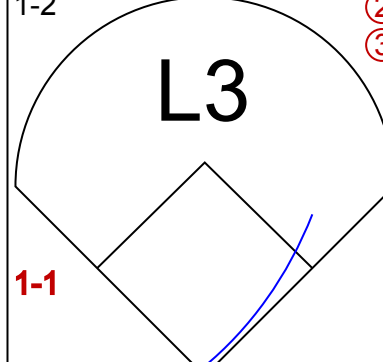
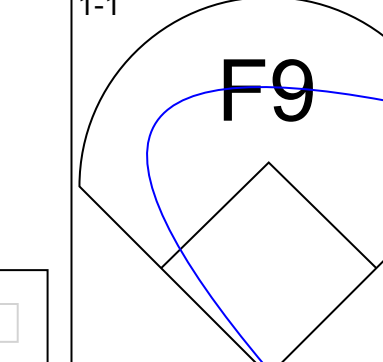
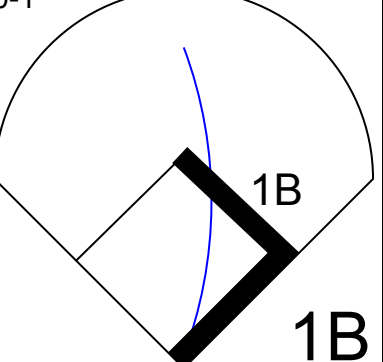
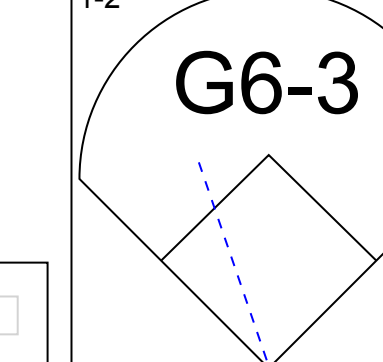
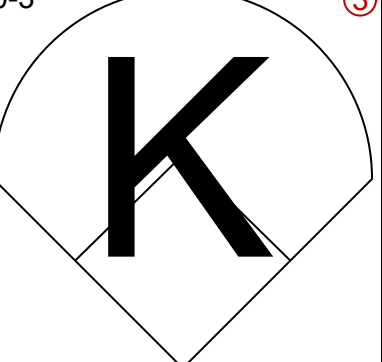
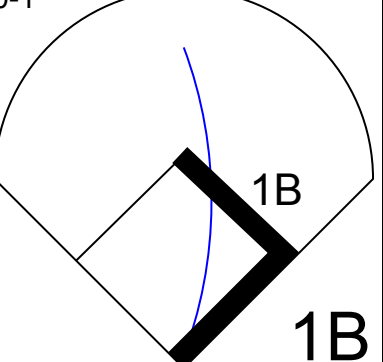
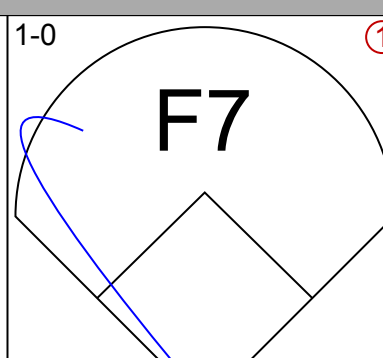
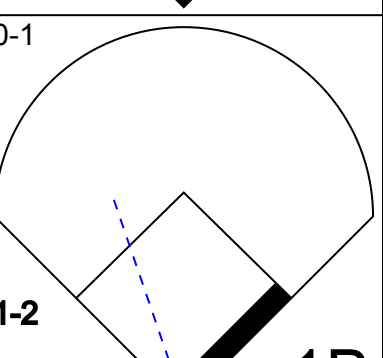
Seattle Mariners @ New York Yankees
Yankee Stadium, Bronx, NY
Mon Sep 04 1995, 3:33 AM EDT
Att: 24,885 - Sunny - 85 F

AB 43
R 13
H 19
RBI 11
BB 6
SO 6
LOB 23



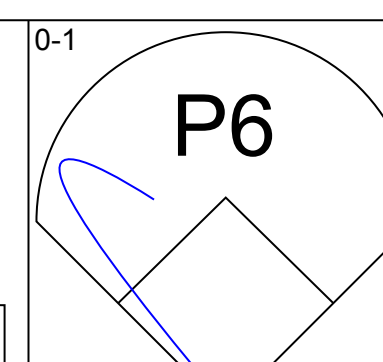
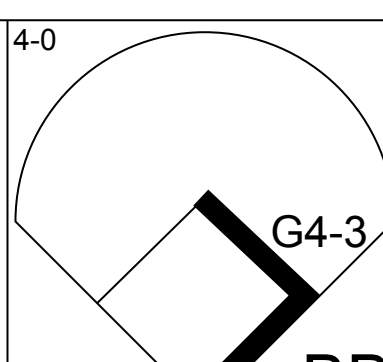
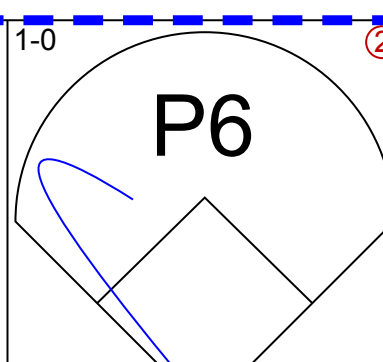
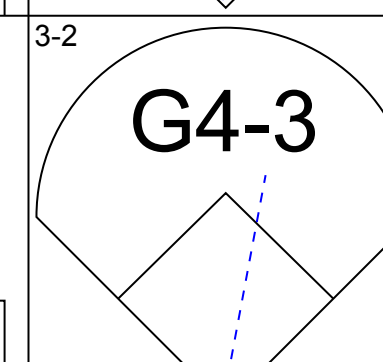
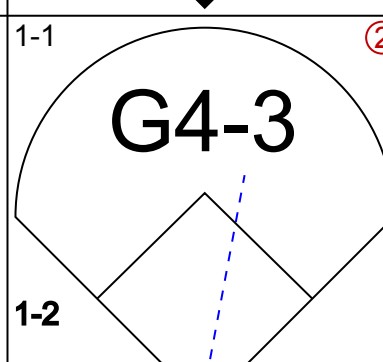
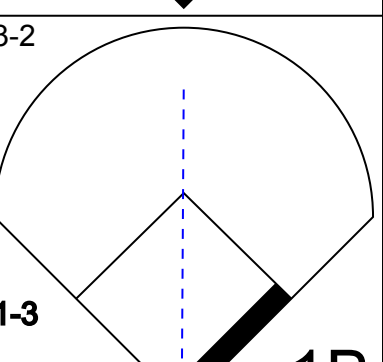
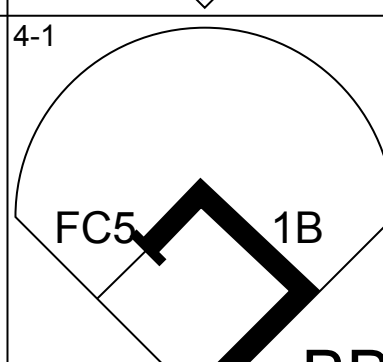
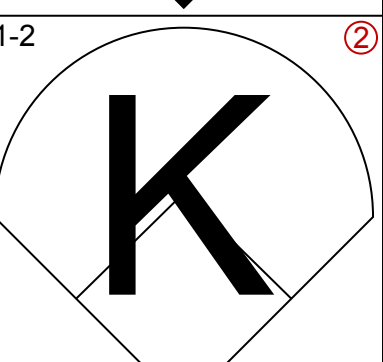
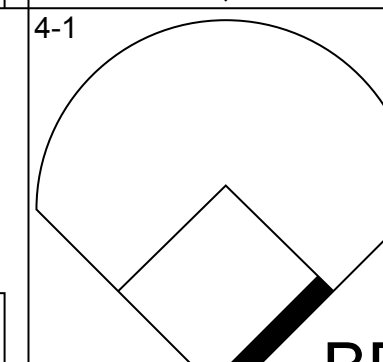
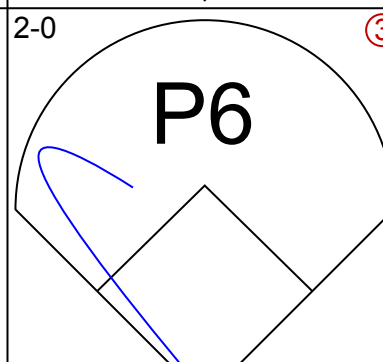
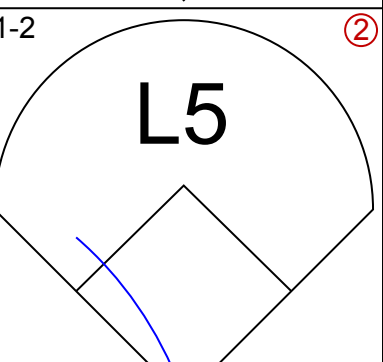
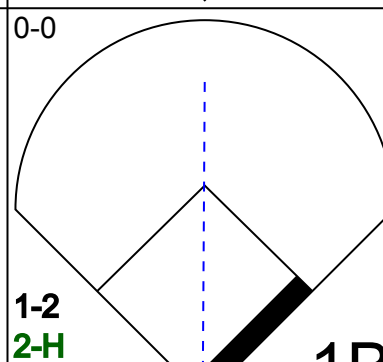
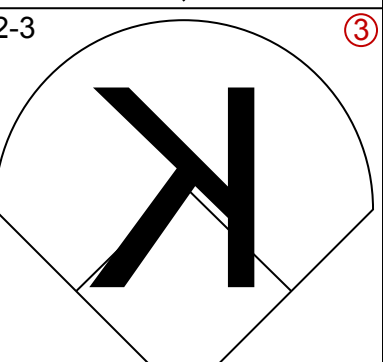
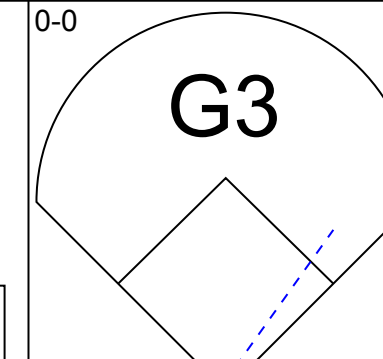
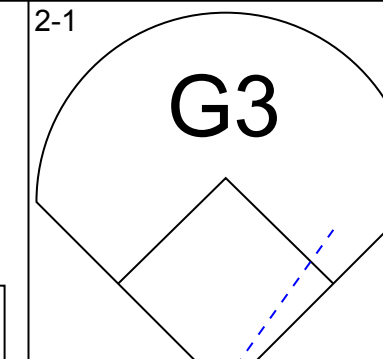
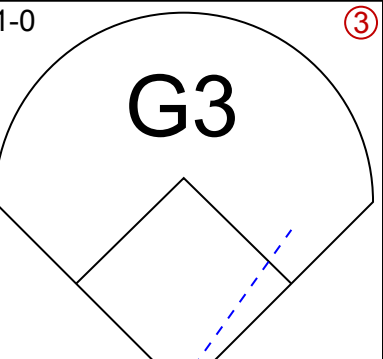
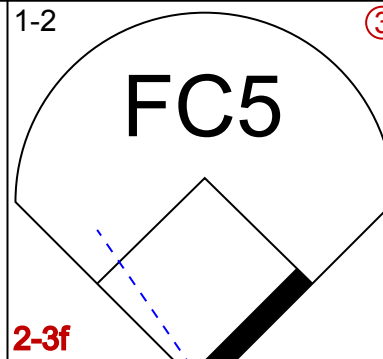
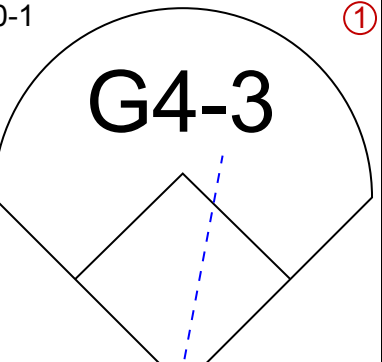
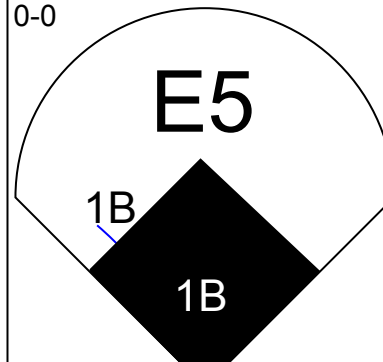

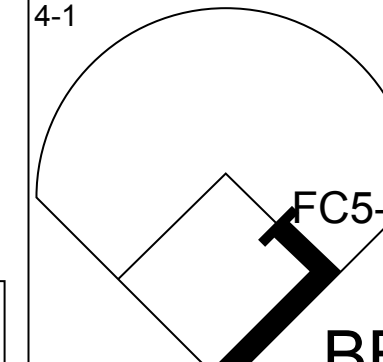
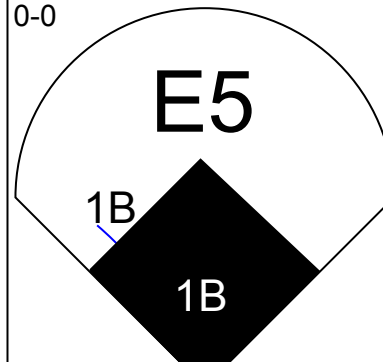
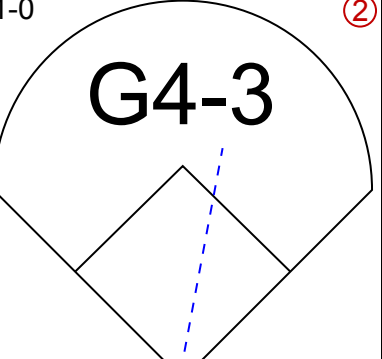
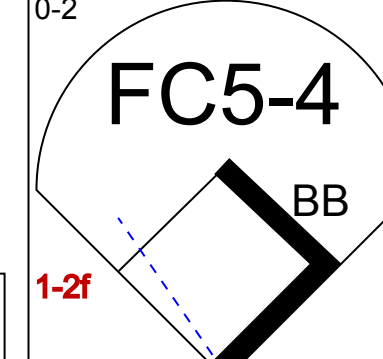
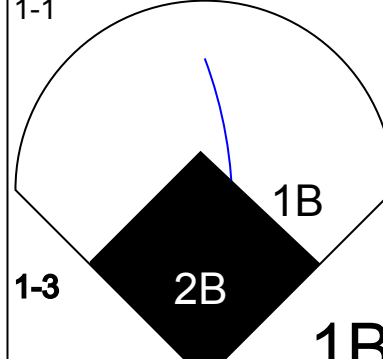

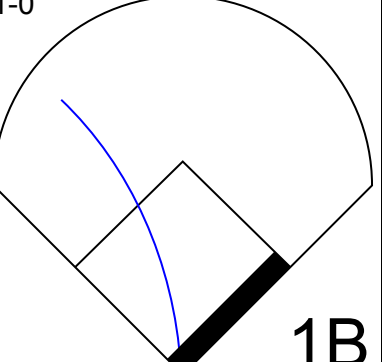
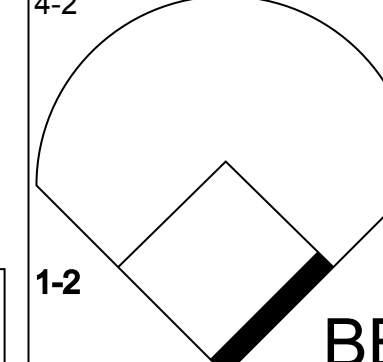
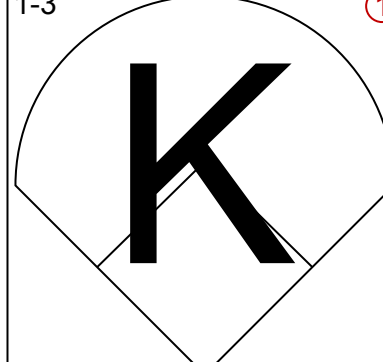

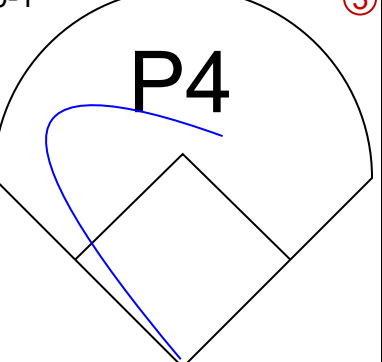
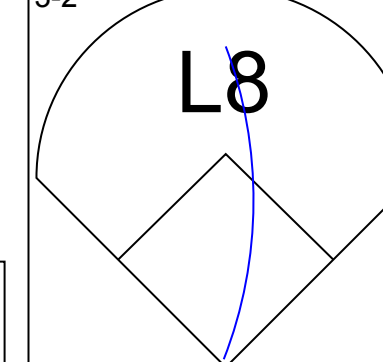
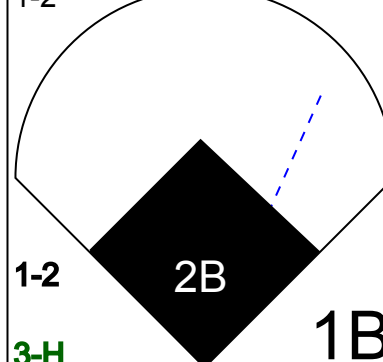

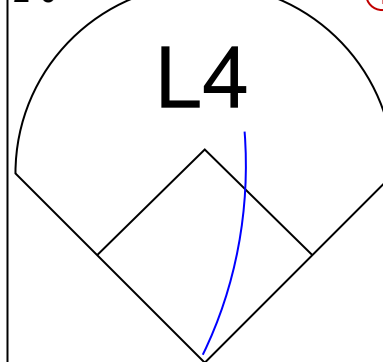
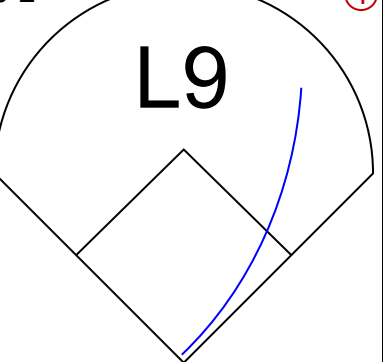
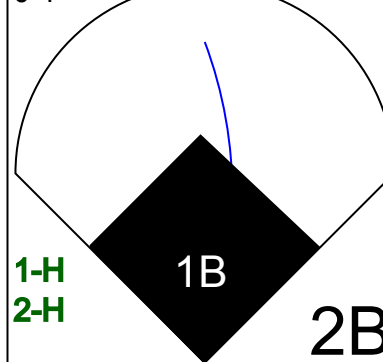
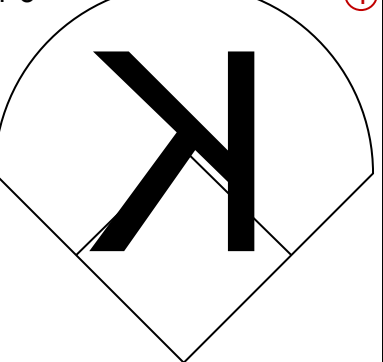
Batter	1	2	3	4	5	6	7	8	9	AB	R	H	RBI	BB	SO	LOB	TOP					
Vince Coleman, S (1, 7) OBP: 0.342, SLG: 0.385	P4		K			F9			G6-3	4	0	0	0	1	1	1	Seattle Mariners @ New York Yankees Yankee Stadium, Bronx, NY Tue Sep 05 1995, 7:05 PM EDT Att: 15,340 - Unknown - 80 F livebaseballscores.com AB 34 R 6 H 8 RBI 6 BB 4 SO 7 LOB 9 					
Joey Cora, S (1, 4) OBP: 0.360, SLG: 0.389	K		F8			F8			L1	5	1	1	0	0	1	1						
Ken Griffey Jr., L (1, 8) OBP: 0.365, SLG: 0.448			HR							2	2	1	1	2	1	0						
Edgar Martinez, R (1, 10) OBP: 0.497, SLG: 0.667									L9	4	1	2	1	0	1	1						
Tino Martinez, L (1, 3) OBP: 0.369, SLG: 0.554			K			P6			G4-3	4	0	0	0	0	1	3						
Jay Buhner, R (1, 9) OBP: 0.348, SLG: 0.529									P3	4	1	1	3	0	0	0						
Doug Strange, S (1, 5) OBP: 0.335, SLG: 0.392									K	4	0	2	0	0	1	0						
Dan Wilson, R (1, 2) OBP: 0.326, SLG: 0.374									F7	4	0	0	0	0	1	2						
Luis Sojo, R (1, 6) OBP: 0.329, SLG: 0.410									G3	3	1	1	1	1	0	1						
Inning Stats	R: 0 E: 0 K: 2 S: 14	H: 0 LOB: 1 BB: 1 P: 22	R: 0 E: 0 K: 0 S: 9	H: 1 LOB: 1 BB: 0 P: 12	R: 2 E: 0 K: 2 S: 12	H: 3 LOB: 1 BB: 0 P: 17	R: 0 E: 0 K: 1 S: 9	H: 1 LOB: 1 BB: 0 P: 14	R: 4 E: 0 K: 0 S: 14	H: 3 LOB: 0 BB: 2 P: 29	R: 0 E: 0 K: 0 S: 11	H: 0 LOB: 0 BB: 1 P: 22	R: 0 E: 0 K: 1 S: 7	H: 0 LOB: 0 BB: 0 P: 12	R: 0 E: 0 K: 1 S: 7	H: 0 LOB: 0 BB: 0 P: 9		R: 0 E: 0 K: 0 S: 7	H: 0 LOB: 0 BB: 0 P: 11	1B: 3 2B: 2 3B: 0 HR: 3	SF: 0 SAC: 0 DP: 0 HBP: 0	WP: 0 PB: 0 SB: 0 CS: 1
PITCHER	IP WLS BF H R ER SO BB IBB HBP BLK WP HR S P ERA WHIP																					
42 Mariano Rivera, R (1, 1) ERA: 5.61	4.1 L 22 7 5 5 5 3 0 0 0 0 2 52 85 10.38 2.308																					
Bob MacDonald, L (5, 1) ERA: 5.15	2.0 8 1 1 1 1 1 0 0 0 0 1 20 37 4.50 1.000																					
Scott Kamieniecki, R (7, 1) ERA: 5.37	2.2 8 0 0 0 1 0 0 0 0 0 0 18 26 0.00 0.000																					

Batter	1	2	3	4	5	6	7	8	9	AB	R	H	RBI	BB	SO	LOB	BOTTOM					
Wade Boggs, L (1, 5) OBP: 0.410, SLG: 0.431	G4-3		G4-3			K			K	5	0	2	1	0	2	0	Seattle Mariners @ New York Yankees Yankee Stadium, Bronx, NY Tue Sep 05 1995, 7:05 PM EDT Att: 15,340 - Unknown - 80 F livebaseballscores.com AB 37 R 5 H 12 RBI 5 BB 4 SO 9 LOB 16 					
Bernie Williams, S (1, 8) OBP: 0.378, SLG: 0.482	P4		2B			SF7			F9	5	1	2	0	0	0	3						
Paul O'Neill, L (1, 9) OBP: 0.398, SLG: 0.552	G4-3					SF7				3	0	1	1	1	1	1						
Ruben Sierra, S (1, 10) OBP: 0.321, SLG: 0.438	G3					L5			K	5	1	1	0	0	2	4						
Dion James, L (1, 7) OBP: 0.390, SLG: 0.419									K	3	1	2	1	1	0	0						
Gerald Williams, R (9, 7) OBP: 0.337, SLG: 0.477										1	0	0	0	0	1	0						
Don Mattingly, L (1, 3) OBP: 0.340, SLG: 0.402						L3				5	1	2	1	0	0	1						
Mike Stanley, R (1, 2) OBP: 0.361, SLG: 0.506						K			SF4	4	0	1	1	0	2	1						
Tony Fernandez, S (1, 6) OBP: 0.330, SLG: 0.362									P4	3	1	1	0	1	0	1						
Randy Velarde, R (1, 4) OBP: 0.362, SLG: 0.371										3	0	0	0	1	1	5						
Inning Stats	R: 0 E: 0 K: 0 S: 8	H: 1 LOB: 1 BB: 0 P: 10	R: 0 E: 0 K: 0 S: 10	H: 1 LOB: 0 BB: 0 P: 17	R: 0 E: 0 K: 1 S: 8	H: 2 LOB: 2 BB: 0 P: 13	R: 0 E: 0 K: 1 S: 11	H: 1 LOB: 2 BB: 1 P: 19	R: 1 E: 0 K: 1 S: 10	H: 1 LOB: 0 BB: 0 P: 15	R: 2 E: 0 K: 1 S: 13	H: 3 LOB: 2 BB: 1 P: 23	R: 1 E: 0 K: 2 S: 19	H: 2 LOB: 3 BB: 1 P: 30	R: 0 E: 0 K: 2 S: 7	H: 0 LOB: 1 BB: 1 P: 15	R: 1 E: 0 K: 1 S: 9	H: 1 LOB: 0 BB: 0 P: 10	1B: 7 2B: 2 3B: 1 HR: 2	SF: 2 SAC: 0 DP: 0 HBP: 1	WP: 0 PB: 0 SB: 0 CS: 0	PA: 44
PITCHER	IP WLS BF H R ER SO BB IBB HBP BLK WP HR S P ERA WHIP																					
Bob Wolcott, R (1, 1) ERA: 4.95	5.2 W 26 8 3 3 4 1 0 0 0 0 0 55 88 4.76 1.588																					
Bill Riskey, R (6, 1) ERA: 2.63	0.2 6 2 1 1 1 2 0 0 0 0 0 13 25 13.50 6.000																					
Lee Guetterman, L (7, 1) ERA: 5.87	0.0 1 1 0 0 0 0 0 0 0 0 0 4 5 ∞ ∞																					
Jeff Nelson, R (7, 1) ERA: 2.32	0.2 3 0 0 0 1 0 0 1 0 0 0 7 9 0.00 0.000																					
Norm Charlton, L (8, 1) ERA: 3.9	2.0 S 8 1 1 1 3 1 0 0 0 0 1 16 25 4.50 1.000																					

Batter	1	2	3	4	5	6	7	8	9	AB	R	H	RBI	BB	SO	LOB	TOP					
Vince Coleman, S (1, 7) OBP: 0.338, SLG: 0.381										4	0	0	0	0	3	3	<p>Seattle Mariners @ New York Yankees Yankee Stadium, Bronx, NY Wed Sep 06 1995, 7:05 PM EDT Att: 15,426 - Unknown - 77 F</p>					
Joey Cora, S (1, 4) OBP: 0.356, SLG: 0.385									4	0	0	0	0	0	3							
Ken Griffey Jr., L (1, 8) OBP: 0.368, SLG: 0.446										3	1	1	0	1	1	0						
Edgar Martinez, R (1, 10) OBP: 0.495, SLG: 0.662										3	1	0	0	1	1	1						
Tino Martinez, L (1, 3)										4	1	3	2	0	0	0						
Jay Buhner, R (1, 9) OBP: 0.346, SLG: 0.525										3	0	0	1	0	1	1						
Doug Strange, S (1, 5) OBP: 0.327, SLG: 0.381										4	0	0	0	0	1	1						
Dan Wilson, R (1, 2) OBP: 0.326, SLG: 0.373										3	0	1	0	0	2	0						
Alex Diaz, S (9, PH) OBP: 0.287, SLG: 0.329										1	0	0	0	0	0	0						
Luis Sojo, R (1, 6) OBP: 0.332, SLG: 0.410										2	0	1	0	1	0	0						
Inning Stats	R: 0 E: 0 K: 1 S: 6	H: 0 LOB: 1 BB: 1 P: 15	R: 1 E: 0 K: 3 S: 10	H: 1 LOB: 0 BB: 0 P: 11	R: 0 E: 0 K: 0 S: 5	H: 0 LOB: 0 BB: 0 P: 7	R: 0 E: 0 K: 1 S: 8	H: 1 LOB: 1 BB: 0 P: 11	R: 0 E: 0 K: 1 S: 12	H: 2 LOB: 2 BB: 0 P: 16	R: 2 E: 0 K: 0 S: 13	H: 2 LOB: 2 BB: 1 P: 22	R: 0 E: 0 K: 2 S: 10	H: 0 LOB: 1 BB: 1 P: 16	R: 0 E: 0 K: 1 S: 8	H: 0 LOB: 0 BB: 0 P: 11	R: 0 E: 0 K: 0 S: 7	H: 0 LOB: 0 BB: 0 P: 10	1B: 5 2B: 1 3B: 0 HR: 1	SF: 1 SAC: 0 DP: 1 HBP: 0	WP: 0 PB: 0 SB: 0 CS: 0	PA: 35
PITCHER Jack McDowell, R (1, 1) ERA: 3.9	IP: 9.0 WLS: W BF: 35 H: 6 R: 3 ER: 3 SO: 9 BB: 3 IBB: 0 HBP: 0 BLK: 0 WP: 0 HR: 1 S: 79 P: 119 ERA: 3.00 WHIP: 1.000															PITCHER						

AB	31
R	3
H	6
RBI	3
BB	3
SO	9
LOB	9



Batter	1	2	3	4	5	6	7	8	9	AB	R	H	RBI	BB	SO	LOB	BOTTOM			
Wade Boggs, L (1, 5) OBP: 0.372, SLG: 0.430										3	0	1	0	2	0	1	<p>Seattle Mariners @ New York Yankees Yankee Stadium, Bronx, NY Wed Sep 06 1995, 7:05 PM EDT Att: 15,426 - Unknown - 77 F</p>			
Bernie Williams, S (1, 8) OBP: 0.380, SLG: 0.480										4	0	1	0	1	1	2				
Paul O'Neill, L (1, 9) OBP: 0.398, SLG: 0.549										4	0	1	1	1	1	4				
Ruben Sierra, S (1, 10) OBP: 0.318, SLG: 0.434										4	0	0	0	0	5					
Dion James, L (1, 7) OBP: 0.389, SLG: 0.414										2	1	0	0	1	0	0				
Gerald Williams, R (7, 7) OBP: 0.335, SLG: 0.474										1	0	0	0	0	0	0				
Don Mattingly, L (1, 3) OBP: 0.338, SLG: 0.400										4	1	1	0	0	0	1				
Mike Stanley, R (1, 2) OBP: 0.363, SLG: 0.504										3	0	1	0	1	1	2				
Tony Fernandez, S (1, 6) OBP: 0.329, SLG: 0.361										4	1	1	1	0	0	4				
Randy Velarde, R (1, 4) OBP: 0.360, SLG: 0.372										4	1	1	2	0	1	0				
Inning Stats	R: 0 E: 0 K: 0 S: 7	H: 0 LOB: 1 BB: 1 P: 14	R: 0 E: 0 K: 0 S: 6	H: 1 LOB: 0 BB: 0 P: 8	R: 0 E: 0 K: 0 S: 4	H: 0 LOB: 1 BB: 1 P: 13	R: 0 E: 0 K: 0 S: 11	H: 0 LOB: 2 BB: 2 P: 24	R: 0 E: 0 K: 1 S: 13	H: 2 LOB: 2 BB: 0 P: 19	R: 4 E: 1 K: 1 S: 20	H: 4 LOB: 1 BB: 1 P: 29	R: 0 E: 1 K: 0 S: 9	H: 0 LOB: 1 BB: 0 P: 13	R: 0 E: 0 K: 3 S: 10	H: 0 LOB: 1 BB: 1 P: 18	1B: 6 2B: 1 3B: 0 HR: 0	SF: 0 SAC: 0 DP: 0 HBP: 0	WP: 0 PB: 0 SB: 0 CS: 0	PA: 39
PITCHER Tim Belcher, R (1, 1) ERA: 4.38	IP: 5.1 WLS: L BF: 27 H: 6 R: 4 ER: 2 SO: 1 BB: 4 IBB: 0 HBP: 0 BLK: 0 WP: 0 HR: 0 S: 55 P: 95 ERA: 3.38 WHIP: 1.875															PITCHER				
Lee Guetterman, L (6, 1) ERA: 5.63	0.2	4	1	0	0	0	1	0	0	0	0	6	12	0.00	3.000					
Jeff Nelson, R (7, 1) ERA: 2.25	2.0	8	0	0	0	3	1	0	0	0	0	19	31	0.00	0.500					

AB	33
R	4
H	7
RBI	4
BB	6
SO	4
LOB	19



Batter	1	2	3	4	5	6	7	8	9	AB	R	H	RBI	BB	SO	LOB	TOP										
Willie McGee, S OBP: 0.324, SLG: 0.417 Lee Tinsley, S OBP: 0.371, SLG: 0.420	G4-3			G4-3		FC5-4 1B		E8 1B	K	3	0	1	0	0	0	0	Boston Red Sox @ New York Yankees Yankee Stadium, Bronx, NY Fri Sep 08 1995, 7:05 PM EDT Att: 35,896 - Unknown - 67 F										
John Valentin, R OBP: 0.368, SLG: 0.528 Carlos Rodriguez, S OBP: 0.500, SLG: 0.500	P3			G5-3		FC5-4 1-2		1B 1B		3	0	0	0	0	0	1											
Mo Vaughn, L OBP: 0.567, SLG: 0.567 Chris Donnels, L OBP: 0.311, SLG: 0.330	K			HBP			P6	G1 1B		2	0	0	0	0	1	0											
Jose Canseco, R OBP: 0.387, SLG: 0.589		L7		K			P2	G1 1B		4	0	1	1	0	1	1											
Mike Greenwell, L OBP: 0.353, SLG: 0.448 Dwayne Hosey, S OBP: 0.455, SLG: 0.556	G4-3				P4			G1		4	0	1	0	0	0	2											
Troy O'Leary, L OBP: 0.370, SLG: 0.520	K				K		F9	G6-3		4	0	0	0	0	2	3											
Tim Lincecum, R OBP: 0.428, SLG: 0.463			K		K				E6 G3-6-1	4	0	0	0	0	3	0											
Bill Haselman, R OBP: 0.329, SLG: 0.408 Scott Hatteberg, L OBP: 0.500, SLG: 0.500			K		K			FC4 1B	G3-6-1	2	0	0	0	0	2	0											
Luis Alicea, S OBP: 0.374, SLG: 0.384			K		F7			FC4 1B	E6	4	1	0	0	0	1	1											
Inning Stats	R: 0 E: 0 K: 1 S: 5	H: 0 LOB: 0 BB: 0 P: 5	R: 0 E: 0 K: 1 S: 13	H: 0 LOB: 0 BB: 0 P: 19	R: 0 E: 0 K: 3 S: 10	H: 0 LOB: 0 BB: 0 P: 13	R: 0 E: 0 K: 1 S: 9	H: 0 LOB: 1 BB: 0 P: 11	R: 0 E: 0 K: 2 S: 8	H: 0 LOB: 0 BB: 0 P: 12	R: 0 E: 0 K: 1 S: 11	H: 1 LOB: 1 BB: 0 P: 13	R: 0 E: 0 K: 0 S: 6	H: 1 LOB: 1 BB: 0 P: 9	R: 4 E: 1 K: 1 S: 22	H: 5 LOB: 2 BB: 0 P: 33		R: 0 E: 2 K: 1 S: 11	H: 0 LOB: 1 BB: 0 P: 16	1B: 7 2B: 0 3B: 0 HR: 0	SF: 0 SAC: 0 DP: 1 HBP: 1	WP: 0 PB: 0 SB: 0 CS: 0	PA: 37				
PITCHER	IP	WLS	BF	H	R	ER	SO	BB	IBB	HBP	BLK	WP	HR	S	P	ERA	WHIP										
David Cone, R ERA: 3.72	7.1	W	31	7	4	4	10	0	0	1	0	0	0	79	109	4.91	0.955										
Steve Howe, L ERA: 4.57	1.2	S	6	0	0	0	1	0	0	0	0	0	0	16	22	0.00	0.000										

AB 36
R 4
H 7
RBI 4
BB 0
SO 11
LOB 10



Batter	1	2	3	4	5	6	7	8	9	AB	R	H	RBI	BB	SO	LOB	BOTTOM										
Wade Boggs, L OBP: 0.415, SLG: 0.433	HR BB	BB BB		P4			1B 2B			2	2	1	1	2	0	1	Boston Red Sox @ New York Yankees Yankee Stadium, Bronx, NY Fri Sep 08 1995, 7:05 PM EDT Att: 35,896 - Unknown - 67 F										
Bernie Williams, S OBP: 0.380, SLG: 0.479	F8	BB BB		K			2B 1B			3	1	1	0	1	1	2											
Paul O'Neill, L OBP: 0.399, SLG: 0.551	HR BB	SF8			F8		F8 2B			2	1	1	3	1	0	0											
Darryl Strawberry, L OBP: 0.356, SLG: 0.439 Jim Leyritz, R OBP: 0.389, SLG: 0.425	HR	F8			F9		G4-6-3 BB			3	1	1	3	0	0	2											
Dion James, L OBP: 0.383, SLG: 0.406 Gerald Williams, R OBP: 0.333, SLG: 0.471	K2-3			G4-3			F8			3	0	0	0	0	1	0											
Don Mattingly, L OBP: 0.336, SLG: 0.396	K			G4-3			G4-6-3			4	0	0	0	0	2	2											
Mike Stanley, R OBP: 0.362, SLG: 0.510		HR		K2-3			G5-3			4	1	1	1	0	2	0											
Tony Fernandez, S OBP: 0.328, SLG: 0.358		P6			G3		CS BB			3	0	0	0	1	0	0											
Randy Velarde, R OBP: 0.365, SLG: 0.371		BB SF8 BB			S BB		CS 2B BB			1	2	0	0	3	1	0											
Inning Stats	R: 3 E: 0 K: 2 S: 13	H: 1 LOB: 0 BB: 2 P: 24	R: 2 E: 0 K: 0 S: 11	H: 1 LOB: 3 BB: 3 P: 27	R: 0 E: 0 K: 1 S: 6	H: 0 LOB: 0 BB: 0 P: 9	R: 0 E: 0 K: 1 S: 10	H: 0 LOB: 1 BB: 1 P: 21	R: 0 E: 0 K: 0 S: 8	H: 0 LOB: 0 BB: 0 P: 9	R: 0 E: 0 K: 1 S: 5	H: 0 LOB: 0 BB: 1 P: 12	R: 3 E: 0 K: 0 S: 14	H: 3 LOB: 1 BB: 2 P: 34	R: 0 E: 0 K: 2 S: 9	H: 0 LOB: 0 BB: 0 P: 13		1B: 1 2B: 2 3B: 0 HR: 2	SF: 1 SAC: 0 DP: 1 HBP: 0	WP: 0 PB: 0 SB: 1 CS: 1	PA: 37						
PITCHER	IP	WLS	BF	H	R	ER	SO	BB	IBB	HBP	BLK	WP	HR	S	P	ERA	WHIP										
49 Tim Wakefield, R ERA: 2.63	6.0	L	26	2	5	5	5	7	0	0	0	0	0	9	22	7.50	1.500										
Matt Murray, R ERA: 9.29	0.0		4	3	3	3	0	1	0	0	0	0	0	9	22	∞	∞										
Brian Bark, L ERA:	1.0		3	0	0	0	0	1	0	0	0	0	0	5	12	0.00	1.000										
Jeff Suppan, R ERA: 7.88	1.0		3	0	0	0	2	0	0	0	0	0	0	9	13	0.00	0.000										

AB 26
R 8
H 5
RBI 8
BB 9
SO 7
LOB 9



Batter	1	2	3	4	5	6	7	8	9	AB	R	H	RBI	BB	SO	LOB	TOP										
Willie McGee, S OBP: 0.328, SLG: 0.431 (1, 9)										4	1	2	0	0	2	0											
John Valentin, R OBP: 0.392, SLG: 0.528 (1, 6)										4	0	1	1	0	0	1											
Mo Vaughn, L OBP: 0.386, SLG: 0.562 (1, 3)										4	0	0	0	0	2	2											
Jose Canseco, R OBP: 0.386, SLG: 0.585 (1, 10)										4	0	1	0	0	2	1											
Tim Lincecum, R OBP: 0.428, SLG: 0.463 (1, 5)										4	0	2	0	0	0	2											
Mike Greenwell, L OBP: 0.354, SLG: 0.447 (1, 7)										3	0	1	0	1	0	1											
Bill Haselman, R OBP: 0.322, SLG: 0.398 (9, PH)										3	0	0	0	0	0	1											
Matt Stairs, L OBP: 0.312, SLG: 0.425 (9, PH)										1	0	0	0	0	0	2											
Lee Tinsley, S OBP: 0.368, SLG: 0.416 (1, 8)										3	0	0	0	0	0	1											
Luis Alicaia, S OBP: 0.372, SLG: 0.381 (1, 4)										3	0	0	0	0	1	0											
Inning Stats	R: 0 E: 0 K: 0 S: 17	H: 2 LOB: 2 BB: 0 P: 24	R: 0 E: 0 K: 0 S: 10	H: 0 LOB: 0 BB: 0 P: 15	R: 1 E: 0 K: 1 S: 15	H: 2 LOB: 1 BB: 0 P: 22	R: 0 E: 0 K: 0 S: 3	H: 1 LOB: 0 BB: 0 P: 4	R: 0 E: 0 K: 2 S: 10	H: 0 LOB: 0 BB: 0 P: 13	R: 0 E: 0 K: 0 S: 9	H: 0 LOB: 0 BB: 0 P: 14	R: 0 E: 0 K: 0 S: 11	H: 0 LOB: 1 BB: 1 P: 18	R: 0 E: 0 K: 1 S: 9	H: 0 LOB: 0 BB: 0 P: 15	R: 0 E: 0 K: 1 S: 15	H: 2 LOB: 2 BB: 0 P: 23	1B: 5 2B: 1 3B: 1 HR: 0	SF: 0 SAC: 0 DP: 1 HBP: 0	WP: 0 PB: 0 SB: 0 CS: 0	PA: 34					
PITCHER	IP	WLS	BF	H	R	ER	SO	BB	IBB	HBP	BLK	WP	HR	S	P	ERA	WHIP										
Andy Pettitte, L ERA: 4.2 (1, 1)	8.2	W	33	7	1	1	7	1	0	0	0	0	0	94	140	1.04	0.923										
Bob Wickman, R ERA: 4.24 (9, 1)	0.1		1	0	0	0	0	0	0	0	0	0	0	5	8	0.00	0.000										

Boston Red Sox @ New York Yankees
Yankee Stadium, Bronx, NY
Sat Sep 09 1995, 3:33 AM EDT
Att: 47,719 - Overcast

AB 33
R 1
H 7
RBI 1
BB 1
SO 7
LOB 11



Batter	1	2	3	4	5	6	7	8	9	AB	R	H	RBI	BB	SO	LOB	BOTTOM										
Wade Boggs, L OBP: 0.414, SLG: 0.436 (1, 5)										4	0	1	1	0	0	0											
Bernie Williams, S OBP: 0.378, SLG: 0.475 (1, 8)										4	0	0	0	0	0	2											
Paul O'Neill, L OBP: 0.400, SLG: 0.553 (1, 9)										4	2	2	0	0	1	0											
Ruben Sierra, S OBP: 0.322, SLG: 0.442 (1, 10)										4	2	3	2	0	0	0											
Jim Leyritz, R OBP: 0.387, SLG: 0.422 (1, 2)										4	1	1	0	0	2	2											
Randy Velarde, R OBP: 0.384, SLG: 0.370 (1, 6)										4	1	1	1	0	0	3											
Don Mattingly, L OBP: 0.335, SLG: 0.394 (1, 3)										4	1	1	2	0	1	2											
Gerald Williams, R OBP: 0.337, SLG: 0.491 (1, 7)										4	2	2	2	0	0	0											
Pat Kelly, R OBP: 0.316, SLG: 0.338 (1, 4)										4	0	0	1	0	0	1											
Inning Stats	R: 0 E: 0 K: 0 S: 6	H: 0 LOB: 0 BB: 0 P: 9	R: 4 E: 0 K: 0 S: 18	H: 5 LOB: 1 BB: 0 P: 28	R: 1 E: 0 K: 2 S: 17	H: 2 LOB: 1 BB: 0 P: 25	R: 0 E: 1 K: 0 S: 9	H: 0 LOB: 1 BB: 0 P: 13	R: 0 E: 0 K: 2 S: 6	H: 0 LOB: 0 BB: 0 P: 9	R: 0 E: 0 K: 0 S: 7	H: 0 LOB: 0 BB: 0 P: 12	R: 0 E: 0 K: 0 S: 16	H: 0 LOB: 0 BB: 0 P: 26	R: 4 E: 0 K: 0 S: 16	H: 4 LOB: 0 BB: 0 P: 26	1B: 6 2B: 3 3B: 1 HR: 1	SF: 0 SAC: 0 DP: 0 HBP: 0	WP: 0 PB: 0 SB: 0 CS: 0	PA: 36							
PITCHER	IP	WLS	BF	H	R	ER	SO	BB	IBB	HBP	BLK	WP	HR	S	P	ERA	WHIP										
Zane Smith, L ERA: 6.07 (1, 1)	2.0	L	13	7	5	5	0	0	0	0	0	0	0	30	48	22.50	3.500										
Mike Maddux, R ERA: 4.09 (3, 1)	5.0		16	0	0	0	4	0	0	0	0	0	0	42	61	0.00	0.000										
Eric Gunderson, L ERA: 3.57 (8, 1)	0.0		2	2	2	2	0	0	0	0	0	0	0	6	10	∞	∞										
Joe Hudson, R ERA: 3.46 (8, 1)	0.1		2	1	0	0	0	0	0	0	0	0	0	4	6	0.00	3.000										
Mike Stanton, L ERA: 5.13 (8, 1)	0.2		3	1	2	2	0	0	0	0	0	0	1	6	10	27.00	1.500										

Boston Red Sox @ New York Yankees
Yankee Stadium, Bronx, NY
Sat Sep 09 1995, 3:33 AM EDT
Att: 47,719 - Overcast

AB 36
R 9
H 11
RBI 9
BB 0
SO 4
LOB 10



Batter	1	2	3	4	5	6	7	8	9	AB	R	H	RBI	BB	SO	LOB	TOP					
Wade Boggs, L (1,5) OBP: 0.409, SLG: 0.427 Russ Davis, R (7,5) OBP: 0.374, SLG: 0.455	G4-3		G6-3			P6		K		3	0	0	0	0	0	0	1 0 0 0 0 1 0					
Bernie Williams, S (1,8) OBP: 0.384, SLG: 0.481	BB		G3			F7		G6-3		3	0	0	0	1	0	0	3 0 0 0 1 0 0					
Paul O'Neill, L (1,9) OBP: 0.400, SLG: 0.555	K				G5-3 1B	G4-3		F7		4	0	1	0	0	1	1	4 0 1 0 0 1 1					
Mike Stanley, R (1,2) OBP: 0.361, SLG: 0.501	BB				G5-3			K		3	0	0	0	1	1	1	3 0 0 0 1 1 1					
Darryl Strawberry, L (1,10) OBP: 0.349, SLG: 0.442	K				K	P6				3	0	0	0	0	2	3	3 0 0 0 0 2 3					
Don Mattingly, L (1,3) OBP: 0.330, SLG: 0.390		G6-3			G6-3					3	0	1	0	0	0	1	3 0 1 0 0 0 1					
Dion James, L (1,7) OBP: 0.375, SLG: 0.397		G6-3					F7			3	0	1	0	0	0	1	3 0 1 0 0 0 1					
Tony Fernandez, S (1,6) OBP: 0.328, SLG: 0.356		G6-3			G1-6-3 1B			B1-3		3	0	0	0	0	0	1	3 0 0 0 0 0 1					
Pat Kelly, R (1,4) OBP: 0.312, SLG: 0.333			F9			F9		G1-3		3	0	0	0	0	0	0	3 0 0 0 0 0 0					
Inning Stats	R: 0 E: 0 K: 2 S: 10	H: 0 LOB: 2 BB: 2 P: 23	R: 0 E: 0 K: 0 S: 7	H: 0 LOB: 0 BB: 0 P: 10	R: 0 E: 0 K: 0 S: 5	H: 0 LOB: 0 BB: 0 P: 6	R: 0 E: 0 K: 1 S: 9	H: 1 LOB: 1 BB: 0 P: 14	R: 0 E: 0 K: 0 S: 8	H: 1 LOB: 0 BB: 0 P: 11	R: 0 E: 0 K: 0 S: 6	H: 0 LOB: 1 BB: 0 P: 9	R: 0 E: 0 K: 0 S: 13	H: 1 LOB: 1 BB: 0 P: 18	R: 0 E: 0 K: 1 S: 7	H: 0 LOB: 0 BB: 0 P: 10	R: 0 E: 0 K: 1 S: 8	H: 0 LOB: 0 BB: 0 P: 14	1B: 2 2B: 1 3B: 0 HR: 0	SF: 0 SAC: 0 DP: 1 HBP: 0	WP: 0 PB: 0 SB: 0 CS: 0	PA: 31
PITCHER Charles Nagy, R (1,1) ERA: 4.34	IP: 9.0 WLS: W BF: 31 H: 3 R: 0 ER: 0 SO: 5 BB: 2 IBB: 0 HBP: 0 BLK: 0 WP: 0 HR: 0 S: 73 P: 115 ERA: 0.00 WHIP: 0.556															PITCHER	IP: 9.0 WLS: W BF: 31 H: 3 R: 0 ER: 0 SO: 5 BB: 2 IBB: 0 HBP: 0 BLK: 0 WP: 0 HR: 0 S: 73 P: 115 ERA: 0.00 WHIP: 0.556					

New York Yankees @ Cleveland Indians
 Jacobs Field, Cleveland, OH
 Wed Sep 13 1995, 7:05 PM EDT
 Att: 41,708 - Unknown - 68 F

AB	29
R	0
H	3
RBI	0
BB	2
SO	5
LOB	8



Batter	1	2	3	4	5	6	7	8	9	AB	R	H	RBI	BB	SO	LOB	BOTTOM			
Kenny Lofton, L (1,8) OBP: 0.359, SLG: 0.471	S 2B	S 1B		S BB		S 1B 2B		P5		3	2	2	0	2	0	1	3 2 2 0 2 0 1			
Omar Vizquel, S (1,6) OBP: 0.327, SLG: 0.349	G3-1 1B 2B	K		FC5		1B 2B				4	1	2	3	0	1	4	4 1 2 3 0 1 4			
Jim Thome, L (1,5) OBP: 0.445, SLG: 0.552	G3-1	K			G5-3	F8				4	0	0	0	0	1	4	4 0 0 0 0 1 4			
Albert Belle, R (1,7) OBP: 0.395, SLG: 0.640	K		L9		HR		P3			4	1	1	1	0	1	1	4 1 1 1 0 1 1			
Eddie Murray, S (1,10) OBP: 0.374, SLG: 0.492	1B BB		L8		P6		G4-3			3	0	0	0	1	0	0	3 0 0 0 1 0 0			
Manny Ramirez, R (1,9) OBP: 0.411, SLG: 0.588	F8		F8		P4		G5-3			4	0	1	1	0	0	0	4 0 1 1 0 0 0			
Paul Sorrento, L (1,3) OBP: 0.337, SLG: 0.498	G3		G4-3			F9		F8		4	0	0	0	0	0	2	4 0 0 0 0 0 2			
Alvaro Espinoza, R (1,4) OBP: 0.257, SLG: 0.308		P5			F9		P4			4	0	1	0	0	0	0	4 0 1 0 0 0 0			
Tony Peña, R (1,2) OBP: 0.293, SLG: 0.359	1B 2B		FC5 S 1B			2B 1B 1B		F8		4	1	3	0	0	0	1	4 1 3 0 0 0 1			
Inning Stats	R: 2 E: 0 K: 1 S: 11	H: 2 LOB: 2 BB: 2 P: 28	R: 0 E: 0 K: 2 S: 16	H: 2 LOB: 2 BB: 0 P: 24	R: 0 E: 0 K: 0 S: 5	H: 0 LOB: 0 BB: 0 P: 9	R: 0 E: 0 K: 0 S: 15	H: 1 LOB: 2 BB: 1 P: 20	R: 1 E: 0 K: 0 S: 9	H: 1 LOB: 0 BB: 0 P: 14	R: 2 E: 0 K: 0 S: 11	H: 3 LOB: 1 BB: 0 P: 12	R: 0 E: 0 K: 0 S: 4	H: 0 LOB: 0 BB: 0 P: 6	R: 0 E: 0 K: 0 S: 6	H: 1 LOB: 1 BB: 0 P: 11	1B: 6 2B: 3 3B: 0 HR: 1	SF: 0 SAC: 0 DP: 0 HBP: 0	WP: 0 PB: 0 SB: 4 CS: 0	PA: 37
PITCHER David Cone, R (1,1) ERA: 3.81 Melido Perez, R (8,1) ERA: 5.99	IP: 7.0 WLS: L BF: 33 H: 9 R: 5 ER: 5 SO: 3 BB: 3 IBB: 0 HBP: 0 BLK: 0 WP: 0 HR: 1 S: 71 P: 113 ERA: 6.43 WHIP: 1.714															PITCHER	IP: 7.0 WLS: L BF: 33 H: 9 R: 5 ER: 5 SO: 3 BB: 3 IBB: 0 HBP: 0 BLK: 0 WP: 0 HR: 1 S: 71 P: 113 ERA: 6.43 WHIP: 1.714			

New York Yankees @ Cleveland Indians
 Jacobs Field, Cleveland, OH
 Wed Sep 13 1995, 7:05 PM EDT
 Att: 41,708 - Unknown - 68 F

AB	34
R	5
H	10
RBI	5
BB	3
SO	3
LOB	13



Batter	1	2	3	4	5	6	7	8	9	AB	R	H	RBI	BB	SO	LOB	TOP										
Bernie Williams, S (1, 8) OBP: 0.383, SLG: 0.484										5	1	1	1	0	1	4	New York Yankees @ Baltimore Orioles Oriole Park at Camden Yards, Baltimore, MD Thu Sep 14 1995, 7:05 PM EDT Att: 44,289 - Unknown - 91 F										
Randy Velarde, R (1, 6) OBP: 0.366, SLG: 0.366										3	0	1	0	1	0	1											
Paul O'Neill, L (1, 9) OBP: 0.398, SLG: 0.552										4	0	1	0	0	0	2											
Ruben Sierra, S (1, 10) OBP: 0.322, SLG: 0.442										4	1	1	0	0	0	3											
Jim Leyritz, R (1, 2) OBP: 0.386, SLG: 0.412										3	1	0	0	0	0	1											
Gerald Williams, R (1, 7) OBP: 0.333, SLG: 0.485										4	0	0	0	0	0	3											
Don Mattingly, L (1, 3) OBP: 0.331, SLG: 0.394										3	2	2	1	0	0	0											
Russ Davis, R (1, 5) OBP: 0.373, SLG: 0.462										3	0	1	1	0	1	1											
Wade Boggs, L (9, PH) OBP: 0.410, SLG: 0.428										1	0	1	1	0	0	0											
Tony Fernandez, S (9, FR) OBP: 0.328, SLG: 0.356										0	0	0	0	0	0	0											
Pat Kelly, R (1, 4) OBP: 0.315, SLG: 0.336										4	0	2	1	0	1	1											
Inning Stats	R: 0 E: 0 K: 1 S: 7	H: 0 LOB: 0 BB: 0 P: 13	R: 1 E: 1 K: 0 S: 11	H: 1 LOB: 1 BB: 0 P: 21	R: 1 E: 0 K: 1 S: 10	H: 1 LOB: 1 BB: 1 P: 19	R: 2 E: 0 K: 0 S: 8	H: 2 LOB: 1 BB: 0 P: 11	R: 0 E: 0 K: 0 S: 6	H: 0 LOB: 0 BB: 0 P: 10	R: 0 E: 0 K: 1 S: 11	H: 1 LOB: 1 BB: 0 P: 18	R: 0 E: 0 K: 0 S: 7	H: 1 LOB: 0 BB: 0 P: 12	R: 1 E: 0 K: 0 S: 14	H: 3 LOB: 2 BB: 0 P: 21	1B: 6 2B: 4 3B: 0 HR: 1	SF: 1 SAC: 0 DP: 3 HBP: 1	WP: 2 PB: 0 SB: 1 CS: 0	PA: 37							
PITCHER	IP	WLS	BF	H	R	ER	SO	BB	IBB	HBP	BLK	WP	HR	S	P	ERA	WHIP										
Rick Krivda, L (1, 1) ERA: 3.71	8.1	L	34	8	5	4	3	1	0	1	0	2	1	74	124	4.32	1.080										
Terry Clark, R (9, 1) ERA: 3.64	0.2	S	2	0	0	0	0	0	0	0	0	0	0	8	13	0.00	3.000										

Batter	1	2	3	4	5	6	7	8	9	AB	R	H	RBI	BB	SO	LOB	BOTTOM										
Curtis Goodwin, L (1, 8) OBP: 0.315, SLG: 0.341										3	0	0	0	0	0	1	New York Yankees @ Baltimore Orioles Oriole Park at Camden Yards, Baltimore, MD Thu Sep 14 1995, 7:05 PM EDT Att: 44,289 - Unknown - 91 F										
Kevin Bass, S (8, PH) OBP: 0.305, SLG: 0.324										1	0	0	0	0	0	0											
Jeff Huson, L (9, 4) OBP: 0.336, SLG: 0.286										0	0	0	0	0	0	0											
Brady Anderson, L (1, 7) OBP: 0.360, SLG: 0.441										4	0	0	0	0	0	1											
Cal Ripken Jr., R (1, 6) OBP: 0.319, SLG: 0.419										3	1	0	0	1	0	0											
Bobby Bonilla, S (1, 5) OBP: 0.377, SLG: 0.558										4	2	3	2	0	1	0											
Rafael Palmeiro, L (1, 3) OBP: 0.373, SLG: 0.578										4	1	2	2	0	0	1											
Chris Hoiles, R (1, 2) OBP: 0.350, SLG: 0.452										4	0	0	0	0	1	2											
Jeff Manto, R (1, 10) OBP: 0.324, SLG: 0.494										3	0	0	0	0	1	1											
Harold Baines, L (9, PH) OBP: 0.391, SLG: 0.519										1	0	0	0	0	1	0											
Mark Smith, R (1, 9) OBP: 0.338, SLG: 0.393										3	0	2	0	0	1	0											
Bret Barberie, S (1, 4) OBP: 0.347, SLG: 0.328										2	0	0	0	0	1	2											
Jarvis Brown, R (8, PH) OBP: 0.333, SLG: 0.300										1	0	0	0	0	0	0											
Inning Stats	R: 2 E: 0 K: 0 S: 15	H: 2 LOB: 1 BB: 1 P: 24	R: 0 E: 0 K: 1 S: 8	H: 1 LOB: 0 BB: 0 P: 15	R: 0 E: 0 K: 0 S: 7	H: 0 LOB: 0 BB: 0 P: 11	R: 0 E: 0 K: 1 S: 9	H: 1 LOB: 1 BB: 0 P: 14	R: 0 E: 0 K: 1 S: 9	H: 1 LOB: 1 BB: 0 P: 12	R: 0 E: 0 K: 1 S: 8	H: 0 LOB: 0 BB: 0 P: 13	R: 0 E: 0 K: 1 S: 12	H: 0 LOB: 0 BB: 0 P: 17	R: 0 E: 0 K: 0 S: 5	H: 0 LOB: 0 BB: 0 P: 8	R: 2 E: 0 K: 1 S: 14	H: 2 LOB: 0 BB: 0 P: 23	1B: 5 2B: 0 3B: 0 HR: 2	SF: 0 SAC: 0 DP: 0 HBP: 0	WP: 0 PB: 0 SB: 0 CS: 0	PA: 34					
PITCHER	IP	WLS	BF	H	R	ER	SO	BB	IBB	HBP	BLK	WP	HR	S	P	ERA	WHIP										
Andy Pettitte, L (1, 1) ERA: 4.2	8.1	W	32	7	4	4	5	1	0	0	0	0	2	81	127	4.32	0.960										
John Wetteland, R (9, 1) ERA: 3.27	0.2	S	2	0	0	0	1	0	0	0	0	0	0	6	10	0.00	0.000										

AB	34
R	5
H	10
RBI	5
BB	1
SO	3
LOB	16



AB	33
R	4
H	7
RBI	4
BB	1
SO	6
LOB	8



Batter	1	2	3	4	5	6	7	8	9	AB	R	H	RBI	BB	SO	LOB	TOP
Dion James, L (1,7) OBP: 0.397, SLG: 0.388	1-2 G1-3		1-1 SAFE G4-6-3			1-0 G3-1		0-0 G6-3		4	0	0	0	0	0	1	
Bernie Williams, S (1,8) OBP: 0.387, SLG: 0.486	3-2 G4-6-3 1B		4-2 BB			0-0 1B 1B		4-2 FC1-6 BB		2	0	2	0	2	0	0	
Paul O'Neill, L (1,9) OBP: 0.399, SLG: 0.551	3-0 G4-6-3		1-1 SAFE F8			2-0 1B		0-0 FC1-6 1B		4	0	2	0	0	0	2	
Ruben Sierra, S (1,10) OBP: 0.323, SLG: 0.445		0-0 G4-3 2B		1-1 G3-1		1-0 1B		0-1 FC1-6		4	1	2	0	0	0	2	
Mike Stanley, R (1,2) OBP: 0.357, SLG: 0.496		0-1 G6-3		2-2 G6-3		3-2 P6		2-3 K		4	0	0	0	0	1	6	
Don Mattingly, L (1,3) OBP: 0.328, SLG: 0.390		1-0 G4-3		2-0 G3-1		2-0 L8			0-3 K	4	0	0	0	0	1	4	
Randy Velarde, R (1,5) OBP: 0.365, SLG: 0.368		1-1 G3 2B			3-2 G3		1-0 L9		0-0 G1-3	4	0	1	1	0	0	0	
Tony Fernandez, S (1,6) OBP: 0.327, SLG: 0.353		0-3 K			3-2 G6-3		1-2 L4		4-2 BB	3	0	0	0	1	1	1	
Pat Kelly, R (1,4) OBP: 0.314, SLG: 0.335			0-0 G4-6-3 1B		1-3 K		0-0 G5-3		0-0 F4	4	0	1	0	0	1	1	
Inning Stats	R: 0 E: 0 K: 0 S: 8	H: 1 LOB: 0 BB: 0 P: 15	R: 1 E: 0 K: 1 S: 9	H: 2 LOB: 1 BB: 0 P: 11	R: 0 E: 0 K: 0 S: 6	H: 0 LOB: 0 BB: 0 P: 11	R: 0 E: 0 K: 1 S: 13	H: 3 LOB: 3 BB: 0 P: 17	R: 0 E: 0 K: 0 S: 5	H: 0 LOB: 2 BB: 0 P: 7	R: 0 E: 0 K: 1 S: 11	H: 1 LOB: 1 BB: 1 P: 17	R: 0 E: 0 K: 1 S: 7	H: 0 LOB: 1 BB: 1 P: 11	1B: 6 2B: 2 3B: 0 HR: 0	SF: 0 SAC: 0 DP: 2 HBP: 0	WP: 0 PA: 36 CS: 0
PITCHER Scott Erickson, R (1,1) ERA: 5.15	IP: 9.0 WLS: W BF: 36 H: 8 R: 1 ER: 1 SO: 4 BB: 3 IBB: 0 HBP: 0 BLK: 0 WP: 0 HR: 0 S: 76 P: 124 ERA: 1.00 WHIP: 1.222											PITCHER	IP: 9.0 WLS: W BF: 36 H: 8 R: 1 ER: 1 SO: 4 BB: 3 IBB: 0 HBP: 0 BLK: 0 WP: 0 HR: 0 S: 76 P: 124 ERA: 1.00 WHIP: 1.222				

New York Yankees @ Baltimore Orioles
 Oriole Park at Camden Yards, Baltimore, MD
 Fri Sep 15 1995, 7:05 PM EDT
 Att: 47,436 - Unknown - 79 F

AB 33
 R 1
 H 8
 RBI 1
 BB 3
 SO 4
 LOB 17



Batter	1	2	3	4	5	6	7	8	9	AB	R	H	RBI	BB	SO	LOB	BOTTOM		
Jarvis Brown, R (1,8) OBP: 0.412, SLG: 0.308	2-3 K	4-1 BB		1-3 K		2-2 E 1B HR	4-2 BB			3	1	1	0	2	2	1			
Brady Anderson, L (1,7) OBP: 0.361, SLG: 0.439	4-0 HR BB	2-3 K		1-2 F7		1-1 E7 HR BB	3-3 K			4	2	1	1	1	2	5			
Cal Ripken Jr., R (1,6) OBP: 0.319, SLG: 0.416	4-0 HR BB	1-1 G5-3			0-0 L4	1-2 HR BB		0-0 G3		3	2	0	0	2	0	2			
Bobby Bonilla, S (1,5) OBP: 0.375, SLG: 0.560	3-2 F9		0-0 L7		2-1 L8	0-0 HR		2-2 F7		5	1	1	4	0	0	2			
Rafael Palmeiro, L (1,3) OBP: 0.374, SLG: 0.582	1-0 HR		2-1 F8		4-2 BB	1-2 G6-3		0-0 G3		4	1	1	3	1	0	0			
Chris Hoiles, R (1,2) OBP: 0.354, SLG: 0.450	4-0 BB		4-1 BB		4-1 BB	1-2 G4-3				1	0	0	0	3	0	0			
Jeff Manto, R (1,10) OBP: 0.323, SLG: 0.490	3-2 G5-3		1-3 K		0-3 K		0-0 G5-4-3 1B			4	0	1	0	0	2	4			
Mark Smith, R (1,9) OBP: 0.333, SLG: 0.375		1-3 K		4-1 BB		0-1 P5	3-1 G5-4-3			3	0	0	0	1	1	1			
Bret Barberie, S (1,4) OBP: 0.353, SLG: 0.326		4-2 BB		1-1 F8		4-1 1B HBP	4-2 WP BB			1	1	0	0	2	0	1			
Inning Stats	R: 3 E: 0 K: 1 S: 10	H: 1 LOB: 3 BB: 3 P: 31	R: 0 E: 0 K: 2 S: 13	H: 0 LOB: 2 BB: 2 P: 25	R: 0 E: 0 K: 1 S: 7	H: 0 LOB: 1 BB: 1 P: 14	R: 0 E: 0 K: 1 S: 11	H: 0 LOB: 2 BB: 1 P: 18	R: 0 E: 0 K: 0 S: 10	H: 0 LOB: 2 BB: 2 P: 20	R: 5 E: 1 K: 0 S: 21	H: 3 LOB: 0 BB: 1 P: 34	R: 0 E: 0 K: 1 S: 12	H: 1 LOB: 2 BB: 2 P: 26	R: 0 E: 0 K: 0 S: 6	H: 0 LOB: 0 BB: 0 P: 8	1B: 3 2B: 0 3B: 0 HR: 2	SF: 0 SAC: 0 DP: 1 HBP: 1	WP: 1 PA: 41 CS: 0
PITCHER Sterling Hitchcock, L (1,1) ERA: 5.14	IP: 5.1 WLS: L BF: 29 H: 3 R: 6 ER: 6 SO: 6 BB: 9 IBB: 0 HBP: 1 BLK: 0 WP: 0 HR: 1 S: 60 P: 124 ERA: 27.00 WHIP: 3.000											PITCHER	IP: 5.1 WLS: L BF: 29 H: 3 R: 6 ER: 6 SO: 6 BB: 9 IBB: 0 HBP: 1 BLK: 0 WP: 0 HR: 1 S: 60 P: 124 ERA: 27.00 WHIP: 3.000						
42 Mariano Rivera, R (6,1) ERA: 5.65	0.2	4	1	2	2	0	1	0	0	0	0	1	12	18	27.00	3.000			
Joe Ausanio, R (7,1) ERA: 5.73	1.0	5	1	0	0	1	2	0	0	0	1	0	12	26	0.00	3.000			
Dave Pavlas, R (8,1) ERA: 3.18	1.0	3	0	0	0	0	0	0	0	0	0	0	6	8	0.00	0.000			

New York Yankees @ Baltimore Orioles
 Oriole Park at Camden Yards, Baltimore, MD
 Fri Sep 15 1995, 7:05 PM EDT
 Att: 47,436 - Unknown - 79 F

AB 28
 R 8
 H 5
 RBI 8
 BB 12
 SO 7
 LOB 16



Batter	1	2	3	4	5	6	7	8	9	AB	R	H	RBI	BB	SO	LOB	TOP																					
Wade Boggs, L (1, 5) OBP: 0.309, SLG: 0.426	L7		G5-3			G1-3				4	1	1	0	0	0	0	New York Yankees @ Baltimore Orioles Oriole Park at Camden Yards, Baltimore, MD Sat Sep 16 1995, 7:05 PM EDT Att: 46,891 - Unknown - 71 F livebaseballscorecards.com																					
Bernie Williams, S (1, 8) OBP: 0.391, SLG: 0.497										3	2	3	1	1	0	0																						
Paul O'Neill, L (1, 9) OBP: 0.396, SLG: 0.546										4	0	0	0	0	2	5																						
Ruben Sierra, S (1, 10) OBP: 0.325, SLG: 0.445										2	1	1	1	1	1	1																						
Dion James, L (1, 7) Gerald Williams, R (6, 7) OBP: 0.367, SLG: 0.387 OBP: 0.333, SLG: 0.485										3	1	1	1	0	1	2																						
Don Mattingly, L (1, 3) OBP: 0.330, SLG: 0.393										0	0	0	0	0	0	0																						
Mike Stanley, R (1, 2) OBP: 0.357, SLG: 0.497										2	0	2	1	0	0	0																						
Tony Fernandez, S (1, 6) OBP: 0.325, SLG: 0.350										3	0	0	0	0	0	3																						
Randy Velarde, R (1, 4) OBP: 0.364, SLG: 0.367										3	1	1	0	0	2	1																						
Inning Stats	R: 0 E: 0 K: 1 S: 11	H: 0 LOB: 2 BB: 2 P: 25	R: 0 E: 0 K: 2 S: 9	H: 1 LOB: 1 BB: 0 P: 11	R: 0 E: 0 K: 2 S: 15	H: 1 LOB: 1 BB: 0 P: 21	R: 0 E: 0 K: 1 S: 9	H: 1 LOB: 1 BB: 0 P: 13	R: 5 E: 0 K: 0 S: 22	H: 6 LOB: 1 BB: 0 P: 32	R: 1 E: 0 K: 1 S: 7	H: 1 LOB: 0 BB: 0 P: 13						WP: 0 PA: 30																				
PITCHER	IP	WLS	BF	H	R	ER	SO	BB	IBB	HBP	BLK	WP	HR	S	P	ERA	WHIP	PITCHER				IP	WLS	BF	H	R	ER	SO	BB	IBB	HBP	BLK	WP	HR	S	P	ERA	WHIP
35 Mike Mussina, R (1, 1) ERA: 3.7	4.2	L	25	9	5	5	6	2	0	0	0	0	0	65	100	9.64	2.357																					
Jamie Moyer, L (5, 1) ERA: 5.21	1.1		5	1	1	1	1	0	0	0	0	0	1	8	15	6.75	0.750																					

Batter	1	2	3	4	5	6	7	8	9	AB	R	H	RBI	BB	SO	LOB	BOTTOM																					
Curtis Goodwin, L (1, 8) Kevin Bass, S (6, FH) OBP: 0.315, SLG: 0.341 OBP: 0.304, SLG: 0.323	F8		K			F7				3	1	1	0	0	1	1	New York Yankees @ Baltimore Orioles Oriole Park at Camden Yards, Baltimore, MD Sat Sep 16 1995, 7:05 PM EDT Att: 46,891 - Unknown - 71 F livebaseballscorecards.com																					
Brady Anderson, L (1, 7) OBP: 0.361, SLG: 0.439										3	1	1	1	1	0	1																						
Rafael Palmeiro, L (1, 3) OBP: 0.373, SLG: 0.579										2	0	0	1	1	0	0																						
Bobby Bonilla, S (1, 5) OBP: 0.378, SLG: 0.562										4	1	3	1	0	1	3																						
Cal Ripken Jr., R (1, 6) OBP: 0.320, SLG: 0.416										3	0	1	0	0	1	2																						
Harold Baines, L (1, 10) OBP: 0.388, SLG: 0.516										2	0	0	1	0	2	3																						
Chris Hoiles, R (1, 2) OBP: 0.354, SLG: 0.452										3	1	1	0	0	1	2																						
Mark Smith, R (1, 9) OBP: 0.347, SLG: 0.379										2	0	1	1	1	0	0																						
Bret Barberie, S (1, 4) OBP: 0.354, SLG: 0.328										2	1	1	0	0	0	1																						
Inning Stats	R: 0 E: 0 K: 0 S: 6	H: 0 LOB: 0 BB: 0 P: 10	R: 0 E: 0 K: 1 S: 8	H: 1 LOB: 1 BB: 0 P: 11	R: 0 E: 0 K: 1 S: 10	H: 0 LOB: 1 BB: 1 P: 19	R: 1 E: 0 K: 1 S: 9	H: 2 LOB: 1 BB: 0 P: 14	R: 3 E: 0 K: 2 S: 22	H: 4 LOB: 2 BB: 0 P: 29	R: 1 E: 0 K: 1 S: 10	H: 2 LOB: 3 BB: 2 P: 23						WP: 0 PA: 31																				
PITCHER	IP	WLS	BF	H	R	ER	SO	BB	IBB	HBP	BLK	WP	HR	S	P	ERA	WHIP	PITCHER				IP	WLS	BF	H	R	ER	SO	BB	IBB	HBP	BLK	WP	HR	S	P	ERA	WHIP
Jack McDowell, R (1, 1) ERA: 3.85	5.0	W	26	9	5	5	5	1	0	0	0	0	0	57	85	9.00	2.000																					
Bob MacDonald, L (6, 1) ERA: 5.0	0.2		4	0	0	0	0	2	0	0	0	0	0	4	14	0.00	3.000																					
Bob Wickman, R (6, 1) ERA: 4.18	0.1	S	1	0	0	0	1	0	0	0	0	0	0	4	7	0.00	0.000																					

Batter	1	2	3	4	5	6	7	8	9	AB	R	H	RBI	BB	SO	LOB	TOP	
Wade Boggs, L (1, 5) OBP: 0.367, SLG: 0.424 Pat Kelly, R (5, 4) OBP: 0.333, SLG: 0.333 Daryl Strawberry, L (9, PH) OBP: 0.356, SLG: 0.442 Ruben Rivera, R (8, PR)	G1			G6-3			K			2	0	0	0	0	0	0	New York Yankees @ Baltimore Orioles Oriole Park at Camden Yards, Baltimore, MD Sun Sep 17, 1995, 3:33 AM EDT Att: 46,027 - Cloudy - 73 F	
Bernie Williams, S (1, 8) OBP: 0.392, SLG: 0.496	G5-4-3 BB			K			G4-3			3	0	1	0	1	1	0		
Paul O'Neill, L (1, 9) OBP: 0.393, SLG: 0.541	G5-4-3 1-2			G4-3			G4-3			4	0	0	0	0	0	4		
Ruben Sierra, S (1, 10) OBP: 0.325, SLG: 0.446		F8								3	0	1	0	0	0	0		
Dion James, L (1, 7) OBP: 0.361, SLG: 0.380	G3-1									3	0	0	0	0	0	1		
Don Mattingly, L (1, 3) OBP: 0.330, SLG: 0.393	F7									3	0	1	0	0	0	0		
Mike Stanley, R (1, 2) OBP: 0.355, SLG: 0.493				K						3	0	0	0	0	3	1		
Tony Fernandez, S (1, 6) OBP: 0.322, SLG: 0.347				G1-3						3	0	0	0	0	1	0		
Randy Velarde, R (1, 4) OBP: 0.364, SLG: 0.367				K						3	0	1	0	0	2	0		
Inning Stats	R: 0 E: 0 K: 0 S: 5	H: 0 LOB: 0 BB: 1 P: 12	R: 0 E: 0 K: 0 S: 5	H: 0 LOB: 0 BB: 0 P: 7	R: 0 E: 0 K: 2 S: 9	H: 0 LOB: 0 BB: 0 P: 15	R: 0 E: 0 K: 1 S: 11	H: 0 LOB: 0 BB: 0 P: 15	R: 0 E: 0 K: 3 S: 14	H: 0 LOB: 0 BB: 0 P: 19	R: 0 E: 0 K: 1 S: 9	H: 1 LOB: 1 BB: 0 P: 13	R: 0 E: 0 K: 0 S: 13	H: 2 LOB: 3 BB: 1 P: 27	1B: 3 2B: 2 3B: 0 HR: 0	SF: 0 SAC: 0 DP: 3 HBP: 0		WP: 0 PB: 1 SB: 0 CS: 0
PITCHER	IP WLS BF H R ER SO BB IBB HBP BLK WP HR S P ERA WHIP																	
Kevin Brown, R (1, 1) ERA: 3.79	8.1 W 29 4 0 0 8 2 0 0 0 0 0 0 79 127 0.00 0.720																	
Jesse Orosco, L (9, 1) ERA: 3.47	0.2 S 1 0 0 0 0 0 0 0 0 0 0 0 3 6 0.00 0.000																	

AB	28
R	0
H	4
RBI	0
BB	2
SO	8
LOB	6



Batter	1	2	3	4	5	6	7	8	9	AB	R	H	RBI	BB	SO	LOB	BOTTOM	
Curtis Goodwin, L (1, 8) OBP: 0.310, SLG: 0.336 Kevin Bass, S (8, PH) OBP: 0.303, SLG: 0.321	K	G4-3		K				G6-4-3		4	0	0	0	0	3	3	New York Yankees @ Baltimore Orioles Oriole Park at Camden Yards, Baltimore, MD Sun Sep 17, 1995, 3:33 AM EDT Att: 46,027 - Cloudy - 73 F	
Brady Anderson, L (1, 7) OBP: 0.364, SLG: 0.438	2B BB			K						1	1	0	0	3	1	2		
Rafael Palmeiro, L (1, 3) OBP: 0.375, SLG: 0.584	1H 2B	G3								3	1	2	1	1	0	1		
Bobby Bonilla, S (1, 5) OBP: 0.379, SLG: 0.563	BB 2B			G6-4-3 1B				G1-3		4	0	2	1	0	0	3		
Cal Ripken Jr., R (1, 6) OBP: 0.317, SLG: 0.413	K			G6-4-3				G4-3		4	0	0	0	0	1	5		
Harold Baines, L (1, 10) OBP: 0.387, SLG: 0.512	BB BB			F7				G1-3		3	0	0	0	1	0	3		
Chris Hoiles, R (1, 2) OBP: 0.355, SLG: 0.451				SH5-3 1B				F8		3	0	1	0	1	0	0		
Jeff Huson, L (1, 4) OBP: 0.341, SLG: 0.287	G4-3			SH5-3 1B				F7		3	0	1	0	1	0	3		
Jarvis Brown, R (1, 9) OBP: 0.400, SLG: 0.267		P4		SH5-3				E6		2	0	0	0	1	0	0		
Inning Stats	R: 2 E: 0 K: 2 S: 18	H: 2 LOB: 3 BB: 3 P: 36	R: 0 E: 0 K: 0 S: 9	H: 0 LOB: 1 BB: 1 P: 18	R: 0 E: 0 K: 0 S: 4	H: 1 LOB: 0 BB: 0 P: 8	R: 0 E: 0 K: 2 S: 16	H: 2 LOB: 2 BB: 0 P: 23	R: 0 E: 0 K: 1 S: 10	H: 0 LOB: 1 BB: 0 P: 19	R: 0 E: 0 K: 0 S: 8	H: 0 LOB: 2 BB: 2 P: 20	R: 0 E: 0 K: 0 S: 12	H: 0 LOB: 1 BB: 2 P: 23	1B: 3 2B: 3 3B: 0 HR: 0	SF: 0 SAC: 1 DP: 2 HBP: 0		WP: 0 PB: 0 SB: 3 CS: 0
PITCHER	IP WLS BF H R ER SO BB IBB HBP BLK WP HR S P ERA WHIP																	
Scott Kamieniecki, R (1, 1) ERA: 4.83	6.0 L 28 6 2 2 5 4 0 0 0 0 0 0 63 112 3.00 1.667																	
Bob MacDonald, L (7, 1) ERA: 5.0	0.0 2 0 0 0 0 2 0 0 0 0 0 0 2 10 - - -																	
42 Mariano Rivera, R (7, 1) ERA: 5.56	1.1 6 0 0 0 0 2 0 0 0 0 0 0 15 29 0.00 1.500																	
Steve Howe, L (8, 1) ERA: 4.44	0.2 1 0 0 0 0 0 0 0 0 0 0 0 3 4 0.00 0.000																	

AB	28
R	2
H	6
RBI	2
BB	8
SO	5
LOB	22



Batter	1	2	3	4	5	6	7	8	9	AB	R	H	RBI	BB	SO	LOB	TOP									
Roberto Alomar, S OBP: 0.359, SLG: 0.455 (1, 4)	F8			F7	F7			WP 1B	K	5	0	1	0	0	1	3	Toronto Blue Jays @ New York Yankees Yankee Stadium, Bronx, NY Mon Sep 18 1995, 7:05 PM EDT Att: 15,224 - Unknown - 71 F livebaseballscorecards.com									
Paul Molitor, R OBP: 0.352, SLG: 0.423 (1, 10)	P6			F8		1B		G6-3		4	0	1	0	0	0	1										
Joe Carter, R OBP: 0.306, SLG: 0.435 (1, 8)	K			BB 1B		F8		P6		4	0	1	0	0	1	2										
John Olerud, L OBP: 0.394, SLG: 0.403 (1, 3)		K		BB 1B		K		F7		3	0	0	0	1	2	2										
Ed Sprague, R OBP: 0.338, SLG: 0.424 (1, 5)	F8			BB 1B		F9		G1-3 1B 1B		3	1	1	0	1	0	1										
Shawn Green, L OBP: 0.325, SLG: 0.519 (1, 9)	G6-3			BB 1B		K		HR		4	1	2	1	0	1	3										
Carlos Delgado, L OBP: 0.287, SLG: 0.382 (1, 7)			F9		K			F9		4	0	0	0	0	1	2										
Sandy Martinez, L OBP: 0.288, SLG: 0.354 (1, 2)			G4-6-3 1B		G3			G4-3		4	0	2	1	0	0	0										
Tomas Perez, S OBP: 0.315, SLG: 0.366 (1, 6)			G4-6-3					G1-5-3		4	0	1	0	0	0	3										
Inning Stats	R: 0 E: 0 K: 1 S: 6	H: 0 LOB: 0 BB: 0 P: 11	R: 0 E: 0 K: 1 S: 9	H: 0 LOB: 0 BB: 0 P: 11	R: 0 E: 0 K: 0 S: 12	H: 1 LOB: 0 BB: 0 P: 17	R: 0 E: 0 K: 1 S: 16	H: 1 LOB: 3 BB: 2 P: 33	R: 0 E: 0 K: 1 S: 8	H: 1 LOB: 1 BB: 0 P: 14	R: 0 E: 0 K: 0 S: 9	H: 1 LOB: 1 BB: 0 P: 9	R: 1 E: 0 K: 0 S: 12	H: 1 LOB: 0 BB: 0 P: 15	R: 0 E: 0 K: 0 S: 10	H: 1 LOB: 1 BB: 0 P: 14	R: 1 E: 0 K: 1 S: 9	H: 3 LOB: 2 BB: 0 P: 13	1B: 8 2B: 0 3B: 0 HR: 1	SF: 0 SAC: 0 DP: 1 HBP: 0	WP: 1 PB: 0 SB: 0 CS: 0	PA: 37				
PITCHER	IP	WLS	BF	H	R	ER	SO	BB	IBB	HBP	BLK	WP	HR	S	P	ERA	WHIP									
David Cone, R ERA: 3.71 Steve Howe, L ERA: 4.53	(1, 1)	8.0	W	31	6	1	1	5	2	0	0	0	0	0	0	0	1.12	1.000								
(9, 1)	1.0		6	3	1	1	1	0	0	0	0	0	0	9	13	9.00	3.000									

Batter	1	2	3	4	5	6	7	8	9	AB	R	H	RBI	BB	SO	LOB	BOTTOM									
Wade Boggs, L OBP: 0.309, SLG: 0.427 Russ Davis, R OBP: 0.373, SLG: 0.462 (8, PR)	K	K			PB 2B		E 1B BB	1B SF7 1B		4	1	2	2	1	2	2	Toronto Blue Jays @ New York Yankees Yankee Stadium, Bronx, NY Mon Sep 18 1995, 7:05 PM EDT Att: 15,224 - Unknown - 71 F livebaseballscorecards.com									
Bernie Williams, S OBP: 0.395, SLG: 0.498 (1, 8)	BB 1B		PB F7 1B		PB BB		E1 1B SF7	2B 1B		4	2	3	1	1	0	1										
Paul O'Neill, L OBP: 0.391, SLG: 0.538 (1, 9)	K		F7		G4-3		1B 1B	SF7		4	0	1	2	0	1	4										
Ruben Sierra, S OBP: 0.326, SLG: 0.447 (1, 10)	BB		K		G6-3		K	2B 2B		4	1	1	1	1	2	5										
Dion James, L OBP: 0.354, SLG: 0.374 Gerald Williams, R OBP: 0.333, SLG: 0.485 Daryl Strawberry, L OBP: 0.384, SLG: 0.462 Ruben Rivera, R (8, PR)	L6		F7				F8	SF7	E 2B	3	0	0	1	0	0	3										
Don Mattingly, L OBP: 0.331, SLG: 0.395 (1, 3)		WP G1-2-3 2B		G6-3		1B		F7	F7	5	0	2	0	0	0	3										
Mike Stanley, R OBP: 0.360, SLG: 0.496 (1, 2)		G1-2-3 WP BB		G5-4-3 BB		BB		2B E5		2	1	1	0	3	0	2										
Randy Velarde, R OBP: 0.365, SLG: 0.366 (1, 6)		G1-2-3 BB		G5-4-3		P4		1B L8		4	1	1	0	1	0	5										
Pat Kelly, R OBP: 0.312, SLG: 0.329 (1, 4)		G1-2-3		K			E1 BB E	1B BB		3	2	0	0	1	1	3										
Inning Stats	R: 0 E: 0 K: 2 S: 10	H: 1 LOB: 2 BB: 1 P: 18	R: 0 E: 0 K: 1 S: 9	H: 1 LOB: 2 BB: 2 P: 22	R: 0 E: 0 K: 1 S: 11	H: 1 LOB: 1 BB: 0 P: 20	R: 0 E: 0 K: 0 S: 9	H: 0 LOB: 0 BB: 1 P: 18	R: 0 E: 0 K: 1 S: 13	H: 1 LOB: 2 BB: 1 P: 22	R: 0 E: 0 K: 0 S: 6	H: 1 LOB: 1 BB: 1 P: 16	R: 3 E: 2 K: 1 S: 16	H: 1 LOB: 1 BB: 1 P: 30	R: 6 E: 1 K: 0 S: 22	H: 6 LOB: 3 BB: 1 P: 41		1B: 7 2B: 5 3B: 0 HR: 0	SF: 2 SAC: 0 DP: 2 HBP: 0	WP: 1 PB: 2 SB: 0 CS: 0	PA: 44					
PITCHER	IP	WLS	BF	H	R	ER	SO	BB	IBB	HBP	BLK	WP	HR	S	P	ERA		WHIP								
Jeff Ware, R ERA: 4.5 Danny Cox, R ERA: 7.5 Tim Crabtree, R ERA: 3.58	(1, 1)	6.0	L	26	5	8	6	1	2	0	0	0	0	25	49	54.00		7.000								
(8, 1)	1.0		6	2	1	1	0	0	0	0	0	0	0	13	22	9.00		2.000								

Batter	1	2	3	4	5	6	7	8	9	AB	R	H	RBI	BB	SO	LOB	TOP					
Alex Gonzalez, R OBP: 0.325, SLG: 0.405										4	1	1	1	0	1	2	Toronto Blue Jays @ New York Yankees Yankee Stadium, Bronx, NY Tue Sep 19 1995, 7:05 PM EDT Att: 15,772 - Unknown - 66 F					
Paul Molitor, R OBP: 0.349, SLG: 0.420										4	0	0	0	0	1	0						
Joe Carter, R OBP: 0.307, SLG: 0.441										4	1	2	1	0	0	0						
John Olerud, L OBP: 0.393, SLG: 0.404										4	0	1	0	0	0	1						
Ed Sprague, R OBP: 0.337, SLG: 0.421										3	1	0	0	1	1	1						
Mike Huff, R OBP: 0.331, SLG: 0.306										2	0	0	0	1	0	0						
Shawn Green, L OBP: 0.328, SLG: 0.517										1	0	0	0	0	1	0						
Robert Perez, R OBP: 0.250, SLG: 0.429										3	0	0	0	0	1	2						
Carlos Delgado, L OBP: 0.263, SLG: 0.377										1	0	0	0	0	0	0						
Domingo Cedeño, S OBP: 0.302, SLG: 0.381										2	0	0	0	1	1	2						
Lance Parrish, R OBP: 0.267, SLG: 0.322										3	0	1	1	0	0	1						
Inning Stats	R: 1 E: 0 K: 0 S: 13	H: 2 LOB: 1 BB: 0 P: 22	R: 0 E: 0 K: 1 S: 12	H: 0 LOB: 0 BB: 0 P: 17	R: 0 E: 0 K: 0 S: 4	H: 0 LOB: 0 BB: 0 P: 5	R: 0 E: 0 K: 1 S: 10	H: 0 LOB: 1 BB: 0 P: 16	R: 0 E: 0 K: 1 S: 11	H: 0 LOB: 1 BB: 1 P: 20	R: 1 E: 0 K: 1 S: 8	H: 1 LOB: 2 BB: 0 P: 15	R: 1 E: 0 K: 1 S: 18	H: 1 LOB: 2 BB: 2 P: 30	R: 0 E: 0 K: 2 S: 6	H: 1 LOB: 0 BB: 0 P: 9	R: 0 E: 0 K: 13 S: 13	H: 0 LOB: 0 BB: 0 P: 19	1B: 2 2B: 1 3B: 0 HR: 2	SF: 0 SAC: 0 DP: 1 HBP: 0	WP: 0 SB: 1 CS: 0	PA: 34
PITCHER	IP WLS BF H R ER SO BB IBB HBP BLK WP HR S P ERA WHIP																					
Andy Pettitte, L ERA: 4.16	(1, 1) 8.0 W 31 5 3 3 5 3 0 0 0 0 0 2 82 134 3.38 1.000																					
John Wetteland, R ERA: 3.21	(9, 1) 1.0 S 3 0 0 0 2 0 0 0 0 0 0 0 13 19 0.00 0.000																					

Batter	1	2	3	4	5	6	7	8	9	AB	R	H	RBI	BB	SO	LOB	BOTTOM			
Wade Boggs, L OBP: 0.309, SLG: 0.426										4	1	1	1	1	0	0	Toronto Blue Jays @ New York Yankees Yankee Stadium, Bronx, NY Tue Sep 19 1995, 7:05 PM EDT Att: 15,772 - Unknown - 66 F			
Bernie Williams, S OBP: 0.396, SLG: 0.496										2	0	0	1	2	2	1				
Paul O'Neill, L OBP: 0.392, SLG: 0.535										2	0	0	1	2	0	1				
Darryl Strawberry, L OBP: 0.370, SLG: 0.450										2	0	0	0	2	2	4				
Dion James, L OBP: 0.357, SLG: 0.374										3	1	1	1	1	0	3				
Gerald Williams, R OBP: 0.333, SLG: 0.485										0	0	0	0	0	0	0				
Don Mattingly, L OBP: 0.330, SLG: 0.392										3	0	0	0	1	0	4				
Jim Leyritz, R OBP: 0.384, SLG: 0.407										3	1	0	0	1	0	2				
Randy Velarde, R OBP: 0.363, SLG: 0.364										4	1	1	1	0	1	0				
Pat Kelly, R OBP: 0.311, SLG: 0.325										3	1	0	0	0	2	0				
Inning Stats	R: 0 E: 0 K: 1 S: 11	H: 0 LOB: 1 BB: 2 P: 21	R: 5 E: 0 K: 1 S: 19	H: 2 LOB: 3 BB: 5 P: 46	R: 0 E: 0 K: 1 S: 8	H: 0 LOB: 0 BB: 0 P: 13	R: 0 E: 0 K: 1 S: 11	H: 1 LOB: 2 BB: 1 P: 16	R: 0 E: 0 K: 1 S: 9	H: 0 LOB: 0 BB: 0 P: 12	R: 0 E: 0 K: 1 S: 7	H: 0 LOB: 0 BB: 0 P: 10	R: 0 E: 0 K: 0 S: 12	H: 0 LOB: 2 BB: 2 P: 27	R: 0 E: 0 K: 1 S: 8	H: 0 LOB: 0 BB: 0 P: 13	1B: 3 2B: 0 3B: 0 HR: 0	SF: 0 SAC: 0 DP: 0 HBP: 1	WP: 0 SB: 0 CS: 1	PA: 37
PITCHER	IP WLS BF H R ER SO BB IBB HBP BLK WP HR S P ERA WHIP																			
Juan Guzman, R ERA: 7.03	(1, 1) 1.1 L 12 1 0 0 5 2 0 0 0 0 0 0 42 64 0.00 0.643																			
Ken Robinson, R ERA: 3.15	(2, 1) 4.2 17 1 0 0 5 2 0 0 0 0 0 0 12 27 0.00 1.000																			
Jimmy Rogers, R ERA: 5.56	(7, 1) 1.0 5 0 0 0 0 1 1 0 0 0 0 0 8 13 0.00 0.000																			
Mike Timlin, R ERA: 2.31	(8, 1) 1.0 3 0 0 0 1 0 0 0 0 0 0 0 8 13 0.00 0.000																			

Batter	1	2	3	4	5	6	7	8	9	AB	R	H	RBI	BB	SO	LOB	TOP					
Alex Gonzalez, R OBP: 0.321, SLG: 0.401										4	0	0	0	0	2	1	Toronto Blue Jays @ New York Yankees Yankee Stadium, Bronx, NY Wed Sep 20 1995, 7:05 PM EDT Att: 20,541 - Unknown - 69 F					
Paul Molitor, R OBP: 0.349, SLG: 0.418										4	0	1	0	0	0	0						
Joe Carter, R OBP: 0.305, SLG: 0.438										4	1	0	0	0	0	1						
John Olerud, L OBP: 0.394, SLG: 0.406										3	0	1	0	1	0	0						
Ed Sprague, R OBP: 0.338, SLG: 0.422 Howard Battle, R (9, PR)										4	0	2	1	0	0	1						
Mike Huff, R OBP: 0.322, SLG: 0.296										4	0	0	0	0	1	3						
Robert Perez, R OBP: 0.250, SLG: 0.406										4	0	1	0	0	0	2						
Domingo Cedeño, S OBP: 0.302, SLG: 0.380										3	0	1	0	0	0	1						
Randy Knorr, R OBP: 0.295, SLG: 0.378										3	0	0	0	0	0	2						
Inning Stats	R: 1 H: 2 E: 0 K: 1 S: 18	H: 2 LOB: 2 BB: 1 P: 30	R: 0 H: 1 E: 0 K: 0 S: 8	H: 1 LOB: 1 BB: 0 P: 10	R: 0 H: 1 E: 0 K: 0 S: 5	H: 1 LOB: 1 BB: 0 P: 6	R: 0 H: 0 E: 0 K: 0 S: 5	H: 0 LOB: 0 BB: 0 P: 8	R: 0 H: 0 E: 0 K: 1 S: 9	H: 0 LOB: 0 BB: 0 P: 17	R: 0 H: 0 E: 0 K: 0 S: 7	H: 0 LOB: 0 BB: 0 P: 10	R: 0 H: 1 E: 0 K: 1 S: 8	H: 1 LOB: 1 BB: 0 P: 13	R: 0 H: 0 E: 0 K: 1 S: 7	H: 0 LOB: 2 BB: 0 P: 8	R: 0 H: 1 E: 0 K: 0 S: 9	H: 1 LOB: 2 BB: 0 P: 13	1B: 5 2B: 1 3B: 0 HR: 0	SF: 0 SAC: 0 DP: 0 HBP: 0	WP: 0 PB: 0 SB: 1 CS: 0	PA: 34
PITCHER Sterling Hitchcock, L ERA: 4.9	IP: 9.0 WLS: W BF: 34 H: 6 R: 1 ER: 1 SO: 3 BB: 1 IBB: 0 HBP: 0 BLK: 0 WP: 0 HR: 0 S: 76 P: 115 ERA: 1.00 WHIP: 0.778																					

Batter	1	2	3	4	5	6	7	8	9	AB	R	H	RBI	BB	SO	LOB	BOTTOM					
Wade Boggs, L OBP: 0.306, SLG: 0.422										4	0	0	0	0	1	0	Toronto Blue Jays @ New York Yankees Yankee Stadium, Bronx, NY Wed Sep 20 1995, 7:05 PM EDT Att: 20,541 - Unknown - 69 F					
Bernie Williams, S OBP: 0.395, SLG: 0.494										4	1	1	0	0	1	0						
Paul O'Neill, L OBP: 0.392, SLG: 0.533										2	1	0	0	2	2	0						
Darryl Strawberry, L OBP: 0.368, SLG: 0.446 Jim Leyritz, R OBP: 0.383, SLG: 0.406										3	0	1	0	0	0	0						
Dion James, L OBP: 0.352, SLG: 0.368 Gerald Williams, R OBP: 0.333, SLG: 0.485										3	0	0	1	0	0	2						
Don Mattingly, L OBP: 0.333, SLG: 0.394										3	0	2	1	0	1	0						
Mike Stanley, R OBP: 0.360, SLG: 0.493										2	0	0	0	1	1	0						
Randy Velarde, R OBP: 0.366, SLG: 0.365										2	0	1	0	1	1	2						
Pat Kelly, R OBP: 0.307, SLG: 0.321										3	0	0	0	0	0	2						
Inning Stats	R: 2 H: 3 E: 0 K: 0 S: 12	H: 3 LOB: 2 BB: 1 P: 23	R: 0 H: 1 E: 0 K: 1 S: 7	H: 1 LOB: 0 BB: 0 P: 11	R: 0 H: 0 E: 0 K: 2 S: 7	H: 0 LOB: 0 BB: 0 P: 12	R: 0 H: 1 E: 0 K: 1 S: 13	H: 1 LOB: 2 BB: 1 P: 20	R: 0 H: 0 E: 0 K: 1 S: 8	H: 0 LOB: 0 BB: 0 P: 14	R: 0 H: 0 E: 0 K: 1 S: 12	H: 0 LOB: 0 BB: 0 P: 20	R: 0 H: 0 E: 0 K: 1 S: 9	H: 0 LOB: 1 BB: 1 P: 19	R: 0 H: 0 E: 0 K: 0 S: 8	H: 0 LOB: 1 BB: 1 P: 16	R: 0 H: 0 E: 0 K: 0 S: 8	H: 0 LOB: 1 BB: 1 P: 16	1B: 5 2B: 0 3B: 0 HR: 0	SF: 0 SAC: 0 DP: 1 HBP: 0	WP: 0 PB: 0 SB: 0 CS: 0	PA: 31
PITCHER Pat Hentgen, R ERA: 5.01 Tony Castillo, L ERA: 3.04	IP: 7.0 WLS: L BF: 27 H: 5 R: 2 ER: 2 SO: 7 BB: 3 IBB: 0 HBP: 0 BLK: 0 WP: 0 HR: 0 S: 68 P: 119 ERA: 2.57 WHIP: 1.143																					

AB 33
R 1
H 6
RBI 1
BB 1
SO 3
LOB 11



AB 27
R 2
H 5
RBI 2
BB 4
SO 7
LOB 7



Batter	1	2	3	4	5	6	7	8	9	AB	R	H	RBI	BB	SO	LOB	TOP										
Roberto Alomar, S OBP: 0.359, SLG: 0.457 (1, 4)										5	2	2	0	0	0	0	Toronto Blue Jays @ New York Yankees Yankee Stadium, Bronx, NY Thu Sep 21 1995, 7:05 PM EDT Att: 17,766 - Unknown - 72 F										
Paul Molitor, R OBP: 0.346, SLG: 0.415 (1, 10)										4	0	0	0	0	0	1											
Joe Carter, R OBP: 0.305, SLG: 0.436 (6, 7)										4	0	1	0	0	0	3											
John Olerud, L OBP: 0.396, SLG: 0.408 (1, 3)										3	1	2	3	1	0	1											
Ed Sprague, R OBP: 0.337, SLG: 0.419 (1, 5)										3	0	0	0	1	2	2											
Shawn Green, L OBP: 0.332, SLG: 0.528 (1, 9)										4	0	3	1	0	0	2											
Carlos Delgado, L OBP: 0.256, SLG: 0.366 (6, PH)										2	0	0	0	0	1	2											
Mike Huff, R OBP: 0.318, SLG: 0.291 (6, 8)										2	0	0	0	0	1	1											
Sandy Martinez, L OBP: 0.284, SLG: 0.346 (1, 2)										4	0	0	0	0	0	3											
Tomas Perez, S OBP: 0.312, SLG: 0.360 (1, 6)										4	1	1	0	0	2	1											
Inning Stats	R: 1 E: 0 K: 1 S: 16	H: 2 LOB: 1 BB: 0 P: 23	R: 0 E: 0 K: 0 S: 9	H: 1 LOB: 1 BB: 0 P: 14	R: 0 E: 0 K: 0 S: 10	H: 0 LOB: 0 BB: 0 P: 12	R: 1 E: 0 K: 2 S: 13	H: 1 LOB: 1 BB: 1 P: 21	R: 2 E: 0 K: 0 S: 12	H: 3 LOB: 2 BB: 1 P: 19	R: 0 E: 0 K: 2 S: 8	H: 0 LOB: 0 BB: 0 P: 12	R: 0 E: 0 K: 0 S: 14	H: 1 LOB: 1 BB: 0 P: 19	R: 0 E: 0 K: 0 S: 4	H: 1 LOB: 1 BB: 0 P: 7	R: 0 E: 0 K: 1 S: 9	H: 0 LOB: 0 BB: 0 P: 13	1B: 5 2B: 4 3B: 0 HR: 0	SF: 0 SAC: 1 DP: 0 HBP: 0	WP: 1 PB: 0 SB: 0 CS: 0	PA: 38					
PITCHER	IP	WLS	BF	H	R	ER	SO	BB	IBB	HBP	BLK	WP	HR	S	P	ERA	WHIP										
Jack McDowell, R ERA: 3.93 (1, 1)	5.0		24	7	4	4	3	2	0	0	0	1	0	60	89	7.20	1.800										
Bob MacDonald, L ERA: 4.86 (6, 1)	1.1		4	0	0	0	2	0	0	0	0	0	0	14	20	0.00	0.000										
Bob Wickman, R ERA: 4.13 (7, 1)	1.0		4	1	0	0	0	0	0	0	0	0	0	9	13	0.00	1.000										
Steve Howe, L ERA: 4.47 (8, 1)	0.2	W	3	1	0	0	0	0	0	0	0	0	0	3	5	0.00	1.500										
John Wetteland, R ERA: 3.16 (9, 1)	1.0	S	3	0	0	0	1	0	0	0	0	0	0	9	13	0.00	0.000										

Batter	1	2	3	4	5	6	7	8	9	AB	R	H	RBI	BB	SO	LOB	BOTTOM										
Wade Boggs, L OBP: 0.308, SLG: 0.422 (1, 5)										4	0	2	0	1	1	1	Toronto Blue Jays @ New York Yankees Yankee Stadium, Bronx, NY Thu Sep 21 1995, 7:05 PM EDT Att: 17,766 - Unknown - 72 F										
Bernie Williams, S OBP: 0.394, SLG: 0.492 (1, 8)										4	1	1	1	0	0	3											
Paul O'Neill, L OBP: 0.395, SLG: 0.533 (1, 9)										2	1	1	0	2	0	1											
Ruben Sierra, S OBP: 0.327, SLG: 0.456 (1, 10)										4	1	2	3	0	0	4											
Dion James, L OBP: 0.350, SLG: 0.365 (1, 7)										4	0	1	0	0	0	3											
Gerald Williams, R OBP: 0.333, SLG: 0.485 (8, PR) (9, 7)										0	1	0	0	0	0	0											
Don Mattingly, L OBP: 0.332, SLG: 0.395 (1, 3)										4	1	1	0	0	1	1											
Mike Stanley, R OBP: 0.359, SLG: 0.493 (1, 2)										4	0	1	0	0	1	4											
Randy Velarde, R OBP: 0.370, SLG: 0.371 (1, 6)										3	1	2	1	0	0	0											
Pat Kelly, R OBP: 0.303, SLG: 0.316 (1, 4)										4	0	0	1	0	1	4											
Inning Stats	R: 0 E: 0 K: 0 S: 14	H: 1 LOB: 2 BB: 1 P: 21	R: 0 E: 0 K: 1 S: 12	H: 1 LOB: 1 BB: 0 P: 21	R: 0 E: 0 K: 0 S: 8	H: 1 LOB: 0 BB: 0 P: 15	R: 0 E: 0 K: 0 S: 8	H: 1 LOB: 1 BB: 0 P: 11	R: 1 E: 0 K: 0 S: 8	H: 1 LOB: 2 BB: 2 P: 17	R: 0 E: 0 K: 0 S: 6	H: 0 LOB: 0 BB: 0 P: 10	R: 0 E: 0 K: 1 S: 5	H: 0 LOB: 0 BB: 0 P: 8	R: 5 E: 0 K: 2 S: 17	H: 6 LOB: 1 BB: 0 P: 23	R: 0 E: 0 K: 1 S: 9	H: 0 LOB: 0 BB: 0 P: 13	1B: 6 2B: 4 3B: 0 HR: 1	SF: 0 SAC: 0 DP: 2 HBP: 1	WP: 1 PB: 0 SB: 0 CS: 0	PA: 37					
PITCHER	IP	WLS	BF	H	R	ER	SO	BB	IBB	HBP	BLK	WP	HR	S	P	ERA	WHIP										
Paul Menhart, R ERA: 4.83 (1, 1)	7.0	L	33	10	6	6	2	3	0	0	0	1	1	67	112	7.71	1.857										
Mike Timlin, R ERA: 2.25 (8, 1)	1.0		4	1	0	0	2	0	0	0	0	0	0	11	14	0.00	1.000										

AB	35
R	4
H	9
RBI	4
BB	2
SO	6
LOB	16



AB	33
R	6
H	11
RBI	6
BB	3
SO	4
LOB	21



Batter	1	2	3	4	5	6	7	8	9	AB R H RBI BB SO LOB	TOP											
Chad Curtis, R OBP: 0.355, SLG: 0.445 (1, 8)	F9		B4-3			F8 1B		1B 1B	L4	5 1 2 0 0 0 0	Detroit Tigers @ New York Yankees Yankee Stadium, Bronx, NY Sun Sep 24 1995, 3:33 AM EDT Att: 34,848 - Sunny - 65 F											
Chris Gomez, R OBP: 0.296, SLG: 0.364 (1, 6)	1B BB		FC6-4 BB			F7		1B 2B	G1-3	3 1 1 0 2 0 1												
Travis Fryman, R OBP: 0.354, SLG: 0.411 (1, 5)	F8		FC6-4 1-2			F8		2B 1B	F4	5 1 1 2 0 0 3												
Cecil Fielder, R OBP: 0.349, SLG: 0.481 (1, 10)	PO 1B					K2-3		1B 3B	P2	4 1 2 0 0 1 2												
Phil Nevin, R OBP: 0.276, SLG: 0.252 (1, 7)	PO					F8		1B 3B	G5-3	3 0 1 1 0 0 0												
Bobby Higginson, L OBP: 0.331, SLG: 0.393 (8, PH)								1B HR	1-1 2B	0 0 0 0 0 0 0												
Alan Trammell, R OBP: 0.347, SLG: 0.352 (8, PH)								HR	1-1 2B	1 1 1 2 0 0 0												
Todd Steversen, R OBP: 0.354, SLG: 0.425 (8, 7)								HR	1-1 2B	0 0 0 0 0 0 0												
Tony Clark, S OBP: 0.244, SLG: 0.342 (1, 3)								HR	1-2	4 1 1 2 0 1 1												
Danny Bautista, R OBP: 0.242, SLG: 0.318 (1, 9)								HR	1-2	4 1 1 2 0 1 1												
Scott Fletcher, R OBP: 0.320, SLG: 0.322 (1, 4)								HR	1-2	4 0 0 0 0 0 2												
John Flaherty, R OBP: 0.291, SLG: 0.416 (1, 2)									G4-3	4 1 1 0 0 0 0												
Inning Stats	R: 0 E: 0 K: 0 S: 6	H: 1 LOB: 1 BB: 1 P: 12	R: 0 E: 0 K: 0 S: 15	H: 1 LOB: 1 BB: 0 P: 21	R: 0 E: 0 K: 0 S: 9	H: 0 LOB: 1 BB: 1 P: 17	R: 0 E: 0 K: 2 S: 10	H: 0 LOB: 0 BB: 0 P: 12	R: 0 E: 0 K: 0 S: 5	H: 0 LOB: 0 BB: 0 P: 11	R: 0 E: 0 K: 0 S: 7	H: 1 LOB: 0 BB: 0 P: 10	R: 1 E: 0 K: 1 S: 11	H: 2 LOB: 1 BB: 0 P: 18	R: 7 E: 0 K: 0 S: 25	H: 7 LOB: 0 BB: 0 P: 38	R: 0 E: 0 K: 0 S: 10	H: 0 LOB: 0 BB: 0 P: 14	1B: 8 2B: 1 3B: 1 HR: 2	SF: 0 SAC: 0 DP: 0 HBP: 0	WP: 0 PB: 0 SB: 0 CS: 0	PA: 40
PITCHER	IP WLS BF H R ER SO BB IBB HBP BLK WP HR S P ERA WHIP																					
Andy Pettitte, L ERA: 4.2 (1, 1)	7.0 L 29 8 4 4 3 2 0 0 0 0 0 0 73 118 5.14 1.429																					
Bob Wickman, R ERA: 4.23 (8, 1)	0.1 2 1 0 0 0 0 0 0 0 0 0 0 4 5 0.00 3.000																					
Steve Howe, L ERA: 5.03 (8, 1)	0.0 3 3 4 4 0 0 0 0 0 0 0 2 6 9 ∞ ∞																					
42 Mariano Rivera, R ERA: 5.4 (8, 1)	1.2 5 0 0 0 0 0 0 0 0 0 0 0 15 21 0.00 0.000																					


Batter	1	2	3	4	5	6	7	8	9	AB R H RBI BB SO LOB	BOTTOM											
Wade Boggs, L OBP: 0.416, SLG: 0.426 (1, 5)	BB G3 1B		BB			1B 1B		G4-3	G6-4-3 BB	3 1 2 1 2 0 1	Detroit Tigers @ New York Yankees Yankee Stadium, Bronx, NY Sun Sep 24 1995, 3:33 AM EDT Att: 34,848 - Sunny - 65 F											
Bernie Williams, S OBP: 0.390, SLG: 0.489 (1, 8)	F7		K			1B E		G4-3	G6-4-3	5 1 1 0 0 1 4												
Paul O'Neill, L OBP: 0.393, SLG: 0.526 (1, 9)	G3		P6			FC3-6 1B		F7	K	5 0 1 1 0 1 3												
Ruben Sierra, S OBP: 0.327, SLG: 0.457 (1, 10)	BB IBB		F7			FC3-6 1B		G4-3		3 0 0 0 1 0 2												
Dion James, L OBP: 0.350, SLG: 0.361 (1, 7)								F8		2 0 1 0 1 0 0												
Gerald Williams, R OBP: 0.335, SLG: 0.491 (5, PR) (6, 7)										1 0 0 0 0 0 0												
Don Mattingly, L OBP: 0.334, SLG: 0.400 (1, 3)	F7									4 0 1 0 0 0 5												
Jim Leyritz, R OBP: 0.373, SLG: 0.395 (1, 2)										4 0 0 0 0 0 1												
Randy Velarde, R OBP: 0.366, SLG: 0.369 (1, 6)										4 1 1 0 0 1 1												
Pat Kelly, R OBP: 0.310, SLG: 0.321 (1, 4)										3 0 2 0 0 0 0												
Inning Stats	R: 0 E: 0 K: 0 S: 10	H: 1 LOB: 3 BB: 2 P: 23	R: 0 E: 0 K: 1 S: 9	H: 0 LOB: 0 BB: 0 P: 15	R: 0 E: 0 K: 1 S: 9	H: 0 LOB: 1 BB: 1 P: 17	R: 0 E: 0 K: 0 S: 5	H: 0 LOB: 0 BB: 0 P: 9	R: 3 E: 1 K: 0 S: 17	H: 5 LOB: 2 BB: 0 P: 23	R: 0 E: 0 K: 0 S: 7	H: 1 LOB: 1 BB: 0 P: 12	R: 0 E: 0 K: 0 S: 4	H: 0 LOB: 0 BB: 0 P: 6	R: 0 E: 0 K: 0 S: 10	H: 1 LOB: 1 BB: 0 P: 17	R: 0 E: 0 K: 1 S: 11	H: 1 LOB: 1 BB: 1 P: 19	1B: 7 2B: 2 3B: 0 HR: 0	SF: 0 SAC: 1 DP: 1 HBP: 0	WP: 0 PB: 0 SB: 0 CS: 0	PA: 39
PITCHER	IP WLS BF H R ER SO BB IBB HBP BLK WP HR S P ERA WHIP																					
Sean Bergman, R ERA: 5.8 (1, 1)	4.2 W 23 3 0 0 0 2 1 0 0 0 0 0 49 85 5.79 1.714																					
Mike Christopher, R ERA: 3.7 (5, 1)	3.1 W 13 3 0 0 0 0 0 0 0 0 0 0 26 42 0.00 0.900																					
Brian Bohanon, L ERA: 6.8 (8, 1)	1.0 3 0 0 0 1 1 0 0 0 0 0 0 7 14 0.00 1.000																					



Batter	1	2	3	4	5	6	7	8	9	AB	R	H	RBI	BB	SO	LOB	TOP				
Wade Boggs, L (1,5) OBP: 0.314, SLG: 0.424	G4-3		F8				G3		P6	5	1	1	0	0	0	2	New York Yankees @ Milwaukee Brewers Milwaukee County Stadium, Milwaukee, WI Tue Sep 26 1995, 8:05 PM EDT Att: 8,618 - Unknown - 72 F				
Randy Velarde, R (1,7) OBP: 0.371, SLG: 0.377	1B		HR			G4-3	FC6-4 BB		BB	3	1	2	1	2	0	0					
Paul O'Neill, L (1,9) OBP: 0.391, SLG: 0.530	F7		HR			G3-1	SF8		K	4	1	1	3	0	1	3					
Ruben Sierra, S (1,10) OBP: 0.325, SLG: 0.453	F9		L4			G4-3	FC6-4			4	0	0	0	0	0	2					
Mike Stanley, R (1,2) OBP: 0.359, SLG: 0.487		K	F9			F8			CS BB	3	0	0	0	1	1	0					
Don Mattingly, L (1,3) OBP: 0.335, SLG: 0.403	G4-3		1B			2B			K	4	0	2	0	0	1	1					
Gerald Williams, R (1,8) OBP: 0.333, SLG: 0.483	2B BB		K			F9			K	3	1	0	0	1	2	2					
2 Derek Jeter, R (1,6) OBP: 0.294, SLG: 0.375						F8			SH1-4 HBP	1	0	1	1	0	0	0					
Bernie Williams, S (3,8) OBP: 0.350, SLG: 0.487	1-H 2B					K				2	0	0	0	0	1	1					
Pat Kelly, R (1,4) OBP: 0.310, SLG: 0.329	G5-3					P3	SF8 3B		SH1-4	3	1	1	0	0	0	1					
Inning Stats	R: 0 E: 0 K: 0 S: 7	H: 1 LOB: 1 BB: 0 P: 10	R: 1 E: 0 K: 1 S: 9	H: 1 LOB: 1 BB: 1 P: 17	R: 3 E: 0 K: 1 S: 15	H: 4 LOB: 1 BB: 0 P: 22	R: 0 E: 0 K: 0 S: 6	H: 0 LOB: 0 BB: 0 P: 9	R: 0 E: 0 K: 1 S: 10	H: 1 LOB: 1 BB: 0 P: 16	R: 1 E: 0 K: 0 S: 18	H: 1 LOB: 1 BB: 1 P: 29	R: 0 E: 0 K: 2 S: 7	H: 0 LOB: 0 BB: 1 P: 15	R: 0 E: 0 K: 1 S: 9	H: 0 LOB: 2 BB: 1 P: 19	1B: 3 2B: 3 3B: 2 HR: 1	SF: 1 SAC: 1 DP: 1 HBP: 1	WP: 0 PB: 0 CS: 1	PA: 39	
PITCHER	IP	WLS	BF	H	R	ER	SO	BB	IBB	HBP	BLK	WP	HR	S	P	ERA	WHIP				
Scott Karl, L (1,1) ERA: 4.38	6.1	L	29	8	5	5	3	2	0	0	0	0	1	63	104	7.11	1.579				
Kevin Wickander, L (7,1) ERA: 1.53	0.2		2	0	0	0	0	0	0	0	0	0	0	8	11	0.00	0.000				
Ron Rightnowar, R (8,1) ERA: 5.4	1.2		7	0	0	0	2	2	0	1	0	0	0	13	30	0.00	1.200				
Rob Dibble, R (9,1) ERA: 7.36	0.1		1	0	0	0	1	0	0	0	0	0	0	3	4	0.00	0.000				

Batter	1	2	3	4	5	6	7	8	9	AB	R	H	RBI	BB	SO	LOB	BOTTOM					
Darryl Hamilton, L (1,8) OBP: 0.354, SLG: 0.394	L8		2B HBP			F7			G3	4	0	0	0	0	0	0	New York Yankees @ Milwaukee Brewers Milwaukee County Stadium, Milwaukee, WI Tue Sep 26 1995, 8:05 PM EDT Att: 8,618 - Unknown - 72 F					
Kevin Seitzer, R (1,5) OBP: 0.396, SLG: 0.421	F3		2B			G6-3		1B BB G4-6-3	L4	5	1	2	1	0	0	0						
B.J. Surhoff, L (1,7) OBP: 0.379, SLG: 0.499	P3		F9			HR		G4-6-3 1B BB		3	2	1	1	1	0	2						
John Jaha, R (1,3) OBP: 0.385, SLG: 0.569		P2				G3-1		G4-6-3 1B		4	0	2	0	0	0	0						
Joe Oliver, R (1,10) OBP: 0.333, SLG: 0.440		G3				P3		G4-6-3		4	0	1	0	0	0	3						
Matt Mieske, R (1,9) OBP: 0.328, SLG: 0.441						F8		1B		3	0	1	0	0	0	1						
Dave Nilsson, L (8,PH) OBP: 0.338, SLG: 0.460								1B		1	0	1	1	0	0	0						
Duane Singleton, L (8,FR) OBP: 0.053, SLG: 0.053								1B		0	0	0	0	0	0	0						
Mark Loretta, R (9,6) OBP: 0.278, SLG: 0.290								1B		0	0	0	0	0	0	0						
Jeff Cirillo, R (1,4) OBP: 0.372, SLG: 0.449			HBP 2B BB			F9		G6-3		3	1	1	0	1	0	3						
Pat Listach, S (1,6) OBP: 0.277, SLG: 0.255			K					L5		3	0	0	0	0	2	1						
David Hulse, L (8,PH) OBP: 0.291, SLG: 0.355								K		1	0	0	0	0	1	2						
Mike Matheny, R (1,2) OBP: 0.298, SLG: 0.325			P3					L9		3	0	0	0	0	0	1						
Fernando Vina, L (8,PH) OBP: 0.311, SLG: 0.348								L7		1	0	0	0	0	0	0						
Inning Stats	R: 0 E: 0 K: 0 S: 5	H: 0 LOB: 0 BB: 0 P: 10	R: 0 E: 0 K: 0 S: 4	H: 0 LOB: 0 BB: 0 P: 6	R: 1 E: 0 K: 1 S: 12	H: 1 LOB: 2 BB: 1 P: 21	R: 0 E: 0 K: 0 S: 6	H: 1 LOB: 1 BB: 0 P: 9	R: 0 E: 0 K: 0 S: 8	H: 0 LOB: 0 BB: 0 P: 12	R: 1 E: 0 K: 0 S: 9	H: 3 LOB: 2 BB: 0 P: 17	R: 0 E: 0 K: 1 S: 7	H: 0 LOB: 0 BB: 1 P: 10	R: 2 E: 0 K: 1 S: 12	H: 4 LOB: 2 BB: 1 P: 25	R: 0 E: 0 K: 0 S: 9	H: 0 LOB: 0 BB: 0 P: 15	1B: 7 2B: 1 3B: 0 HR: 1	SF: 0 SAC: 0 DP: 1 HBP: 1	WP: 0 PB: 0 CS: 0	PA: 38
PITCHER	IP	WLS	BF	H	R	ER	SO	BB	IBB	HBP	BLK	WP	HR	S	P	ERA	WHIP					
Sterling Hitchcock, L (1,1) ERA: 4.8	7.0	W	28	5	2	2	2	1	0	1	0	0	0	2	3	*	*					
42 Mariano Rivera, R (8,1) ERA: 5.54	0.0		1	1	1	1	0	0	0	0	0	0	0	0	0	0	0					
Rick Honeycutt, L (8,1) ERA: 2.65	0.0		1	0	0	0	0	1	0	0	0	0	0	0	0	0	0					
Bob Wickman, R (8,1) ERA: 4.19	0.2		4	3	1	1	0	0	0	0	0	0	0	6	12	13.50	4.500					
John Wetteland, R (8,1) ERA: 2.98	1.1	S	4	0	0	0	1	0	0	0	0	0	0	13	21	0.00	0.000					

AB	32
R	5
H	8
RBI	5
BB	4
SO	6
LOB	12



Batter	1	2	3	4	5	6	7	8	9	AB	R	H	RBI	BB	SO	LOB	TOP								
Wade Boggs, L (1, 5) OBP: 0.412, SLG: 0.422 Russ Davis, R (3, 5) OBP: 0.362, SLG: 0.447	G4-3		K		E6		F7	K		2	0	0	0	0	1	0	New York Yankees @ Milwaukee Brewers Milwaukee County Stadium, Milwaukee, WI Wed Sep 27 1995, 4:33 AM EDT Att: 8,635 - Sunny - 72 F livebaseballscorecards.com								
Bernie Williams, S (1, 8) OBP: 0.390, SLG: 0.485	BB		BB		G5-4-3		L9	G4-3		3	0	0	0	2	0										
Paul O'Neill, L (1, 9) OBP: 0.391, SLG: 0.531	L7		K				BB	BB	G4-3	5	1	2	0	0	1	2									
Ruben Sierra, S (1, 10) OBP: 0.326, SLG: 0.453	G5-3				2B		K	BB	G5-3	5	1	2	0	0	1	2									
Mike Stanley, R (1, 2) OBP: 0.359, SLG: 0.483		F7			F9		BB	BB	F9	3	1	0	0	2	0	1									
Don Mattingly, L (1, 3) OBP: 0.338, SLG: 0.406	L6				G6-3		BB	BB	PO	2	2	1	0	2	0	0									
Randy Velarde, R (1, 6) OBP: 0.373, SLG: 0.390	2B				G6-3		F7	HR	HR	4	1	2	3	0	0	4									
Gerald Williams, R (1, 7) OBP: 0.327, SLG: 0.472	G6-3				K		E7	K	K	4	0	0	0	0	2	2									
Pat Kelly, R (1, 4) OBP: 0.309, SLG: 0.328			G5-3		F8		P4	S	1B	4	0	1	0	0	0	1									
Inning Stats	R: 0 E: 0 K: 0 S: 7	H: 0 LOB: 1 BB: 1 P: 14	R: 0 E: 0 K: 0 S: 8	H: 1 LOB: 1 BB: 0 P: 14	R: 0 E: 0 K: 2 S: 8	H: 0 LOB: 1 BB: 1 P: 16	R: 1 E: 0 K: 1 S: 12	H: 2 LOB: 1 BB: 0 P: 21	R: 0 E: 1 K: 0 S: 4	H: 0 LOB: 0 BB: 0 P: 7	R: 3 E: 1 K: 1 S: 13	H: 1 LOB: 1 BB: 2 P: 25	R: 0 E: 0 K: 0 S: 11	H: 2 LOB: 2 BB: 1 P: 20	R: 2 E: 0 K: 2 S: 15	H: 2 LOB: 1 BB: 1 P: 22	R: 0 E: 0 K: 0 S: 9	H: 0 LOB: 0 BB: 0 P: 14	1B: 4 2B: 3 3B: 0 HR: 1	SF: 0 SAC: 0 DP: 1 HBP: 0	WP: 0 PB: 0 SB: 2 CS: 0	PA: 42			
PITCHER	IP	WLS	BF	H	R	ER	SO	BB	IBB	HBP	BLK	WP	HR	S	P	ERA	WHIP								
Brian Givens, L (1, 1) ERA: 4.95	5.1	L	24	4	4	1	4	4	0	0	0	0	0	47	90	1.69	1.500								
Joe Stusarski, R (6, 1) ERA: 6.55	0.2		3	0	0	0	0	0	0	0	0	0	0	5	7	0.00	0.000								
Bill Wegman, R (7, 1) ERA: 5.59	2.0		11	4	2	2	2	2	0	0	0	0	1	26	42	9.00	3.000								
Sid Roberson, L (9, 1) ERA: 5.86	1.0		3	0	0	0	0	0	0	0	0	0	0	9	14	0.00	0.000								

Batter	1	2	3	4	5	6	7	8	9	AB	R	H	RBI	BB	SO	LOB	BOTTOM								
Darryl Hamilton, L (1, 8) OBP: 0.353, SLG: 0.392	G6-3		K			1B	G4-3			4	0	1	0	0	1	3	New York Yankees @ Milwaukee Brewers Milwaukee County Stadium, Milwaukee, WI Wed Sep 27 1995, 4:33 AM EDT Att: 8,635 - Sunny - 72 F livebaseballscorecards.com								
Kevin Seitzer, R (1, 5) OBP: 0.395, SLG: 0.419	G6-3				P3		1B	G4-3		4	0	1	0	0	0	0									
B.J. Surhoff, L (1, 9) OBP: 0.378, SLG: 0.495	G4-3				G6-4-3		K	G4-3		3	0	0	0	1	1	2									
John Jaha, R (1, 3) OBP: 0.381, SLG: 0.562		G4-3			G6-4-3		F8	G6-3		4	0	0	0	0	0	1									
Dave Nilsson, L (1, 10) OBP: 0.340, SLG: 0.462		G4-3			L3		G4-3	G4-3		3	1	1	0	1	0	0									
David Hulse, L (1, 7) OBP: 0.289, SLG: 0.352		G4-3			P5		G4-3	HR		3	0	0	0	0	0	2									
Mark Loretta, R (9, PH) OBP: 0.297, SLG: 0.344		G4-3					G4-3	HR		1	1	1	0	0	0	0									
Fernando Vina, L (1, 4) OBP: 0.373, SLG: 0.352							1B	HR		3	0	2	1	0	1	1									
Matt Mieske, R (9, PH) OBP: 0.330, SLG: 0.455							1B	HR		1	1	1	2	0	0	0									
Pat Listach, S (1, 6) OBP: 0.276, SLG: 0.254					K		2-6	L7		4	0	1	0	0	1	0									
Mike Matheny, R (1, 2) OBP: 0.294, SLG: 0.320					L7					2	0	0	0	0	1	0									
Jeff Cirillo, R (7, PH) OBP: 0.373, SLG: 0.449										0	0	0	0	1	0	0									
Joe Oliver, R (8, 2) OBP: 0.332, SLG: 0.439										1	0	0	0	0	1	0									
Inning Stats	R: 0 E: 0 K: 0 S: 8	H: 0 LOB: 0 BB: 0 P: 14	R: 0 E: 0 K: 1 S: 11	H: 0 LOB: 1 BB: 1 P: 18	R: 0 E: 0 K: 2 S: 11	H: 0 LOB: 0 BB: 0 P: 14	R: 0 E: 0 K: 0 S: 9	H: 0 LOB: 0 BB: 1 P: 15	R: 0 E: 0 K: 2 S: 15	H: 1 LOB: 1 BB: 0 P: 12	R: 1 E: 0 K: 0 S: 16	H: 3 LOB: 3 BB: 1 P: 23	R: 0 E: 0 K: 0 S: 5	H: 0 LOB: 0 BB: 0 P: 10	R: 2 E: 0 K: 1 S: 12	H: 2 LOB: 0 BB: 0 P: 20	1B: 5 2B: 2 3B: 0 HR: 1	SF: 0 SAC: 0 DP: 1 HBP: 0	WP: 1 PB: 0 SB: 1 CS: 0	PA: 36					
PITCHER	IP	WLS	BF	H	R	ER	SO	BB	IBB	HBP	BLK	WP	HR	S	P	ERA	WHIP								
David Cone, R (1, 1) ERA: 3.57	8.0	W	32	6	1	1	5	3	0	0	0	0	0	83	131	1.12	1.125								
Rick Honeycutt, L (9, 1) ERA: 3.0	0.1		3	2	2	2	0	0	0	0	0	0	1	7	11	54.00	6.000								
Bob Wickman, R (9, 1) ERA: 4.15	0.2		2	0	0	0	1	0	0	0	0	0	0	5	9	0.00	0.000								

Batter	1	2	3	4	5	6	7	8	9	AB R H RBI BB SO LOB	TOP									
Randy Velarde, R (1, 6) OBP: 0.374, SLG: 0.385	4-1 1B HR BB	3-1 G4-3 HBP		0-3 K		0-3 K			4-1 1B SF8 BB	2 2 0 0 2 2 0	<p>New York Yankees @ Toronto Blue Jays SkyDome, Toronto, ON Sat Sep 30 1995, 3:33 AM EDT Att: 49,233 - Cloudy - 68 F</p>									
Bernie Williams, S (1, 8) OBP: 0.390, SLG: 0.485	1-2 HR	2-0 G4-3		2-2 G6-3			0-0 F9		3-2 BB 1B	5 1 2 0 0 0 1										
Paul O'Neill, L (1, 9) OBP: 0.390, SLG: 0.532	2-0 HR	1-1 F8			4-0 E BB		1-0 F9		4-0 BB BB	3 1 1 3 2 0 0										
Ruben Sierra, S (1, 10) OBP: 0.322, SLG: 0.447	0-3 K		0-1 G5-3		0-1 F9		3-1 G5-3		0-0 SF8	4 0 0 1 0 1 1										
Mike Stanley, R (1, 2) OBP: 0.361, SLG: 0.485	3-2 1B PB 2B		4-1 1B BB		1-1 E5			4-1 2B BB	3-2 K	3 2 1 0 2 1 3										
Don Mattingly, L (1, 3) OBP: 0.338, SLG: 0.405	4-2 PB 1B BB		0-1 F9		0-1 F7			1-2 1-H 2B	3-2 F8	4 0 1 1 1 0 5										
Gerald Williams, R (1, 7) OBP: 0.329, SLG: 0.470	0-1 PB 1-2 2-3 1B		0-0 1-2 1B		1-2 F8			1-3 K		4 0 2 0 0 1 3										
Russ Davis, R (1, 5) OBP: 0.349, SLG: 0.429	2-0 P4 1-2 2-3 3-H K2-3		2-3 K2-3			0-3 K		1-3 K		4 0 0 0 0 3 5										
Pat Kelly, R (1, 4) OBP: 0.307, SLG: 0.335	2-3 K2-3			1-1 G5-3		2-3 K		2-1 G6-3		4 0 0 0 0 2 3										
Inning Stats	R: 4 E: 0 K: 2 S: 19	H: 4 LOB: 2 BB: 2 P: 37	R: 0 E: 0 K: 0 S: 4	H: 1 LOB: 2 BB: 1 P: 15	R: 0 E: 0 K: 1 S: 9	H: 0 LOB: 0 BB: 0 P: 11	R: 0 E: 1 K: 0 S: 9	H: 0 LOB: 2 BB: 1 P: 15	R: 0 E: 0 K: 3 S: 10	H: 0 LOB: 0 BB: 0 P: 12	R: 0 E: 0 K: 0 S: 4	H: 0 LOB: 0 BB: 0 P: 8	R: 1 E: 0 K: 2 S: 12	H: 1 LOB: 1 BB: 1 P: 21	R: 1 E: 0 K: 1 S: 11	H: 1 LOB: 2 BB: 2 P: 25	1B: 4 2B: 2 3B: 0 HR: 1	SF: 1 SAC: 0 DP: 1 HBP: 1	WP: 0 PB: 1 SB: 0 CS: 0	PA: 42
PITCHER	IP WLS BF H R ER SO BB IBB HBP BLK WP HR S P ERA WHIP											PITCHER	IP WLS BF H R ER SO BB IBB HBP BLK WP HR S P ERA WHIP							
Al Leiter, L (1, 1) ERA: 3.64	8.0 L 36 6 5 4 9 5 0 1 0 0 1 75 129 4.50 1.375											Ken Robinson, R (9, 1) ERA: 3.69	1.0 6 1 1 1 1 2 0 0 0 0 0 11 25 9.00 3.000							

AB	33
R	6
H	7
RBI	5
BB	7
SO	10
LOB	21



Batter	1	2	3	4	5	6	7	8	9	AB R H RBI BB SO LOB	BOTTOM											
Alex Gonzalez, R (1, 6) OBP: 0.323, SLG: 0.401	0-1 1B 3B		1-2 G6-3		1-3 K			0-0 F8		4 1 1 0 0 1 1	<p>New York Yankees @ Toronto Blue Jays SkyDome, Toronto, ON Sat Sep 30 1995, 3:33 AM EDT Att: 49,233 - Cloudy - 68 F</p>											
Paul Molitor, R (1, 10) OBP: 0.347, SLG: 0.420	1-1 BB 1B		0-0 2B		2-1 G6-3			3-2 G6-3		4 0 2 1 0 0 1												
Joe Carter, R (1, 8) OBP: 0.301, SLG: 0.430	2-1 F7		0-0 P6		2-2 P2			0-1 F9		4 0 0 0 0 0 3												
John Olerud, L (1, 3) OBP: 0.395, SLG: 0.401	4-2 BB		1-3 K			0-0 F7			0-0 F9	3 0 0 0 1 1 1												
Ed Sprague, R (1, 5) OBP: 0.333, SLG: 0.408	2-1 F7			1-0 G5-3			2-1 G6-3		1-0 L5	4 0 0 0 0 0 2												
Shawn Green, L (1, 9) OBP: 0.328, SLG: 0.512	2-2 L9			0-1 L7			2-2 F8		0-0 L7	4 0 0 0 0 0 2												
Carlos Delgado, L (1, 7) OBP: 0.218, SLG: 0.303		3-2 L4		2-2 1B			2-1 F7			3 0 1 0 0 0 0												
Sandy Martinez, L (1, 2) OBP: 0.270, SLG: 0.335		0-0 G6-3		2-3 K			1-1 G3			3 0 0 0 0 1 1												
Tomas Perez, S (1, 4) OBP: 0.301, SLG: 0.337		0-2 G4-3			4-2 G6-3 WP BB		3-2 G6-3			2 0 0 0 1 0 0												
Inning Stats	R: 1 E: 0 K: 0 S: 13	H: 2 LOB: 1 BB: 1 P: 24	R: 0 E: 0 K: 0 S: 10	H: 0 LOB: 0 BB: 0 P: 13	R: 0 E: 0 K: 1 S: 8	H: 1 LOB: 1 BB: 0 P: 10	R: 0 E: 0 K: 1 S: 9	H: 1 LOB: 1 BB: 0 P: 14	R: 0 E: 0 K: 1 S: 14	H: 0 LOB: 1 BB: 1 P: 23	R: 0 E: 0 K: 0 S: 6	H: 0 LOB: 0 BB: 0 P: 10	R: 0 E: 0 K: 0 S: 10	H: 0 LOB: 0 BB: 0 P: 16	R: 0 E: 0 K: 0 S: 10	H: 0 LOB: 0 BB: 0 P: 13	R: 0 E: 0 K: 0 S: 3	H: 0 LOB: 0 BB: 0 P: 4	1B: 2 2B: 1 3B: 1 HR: 0	SF: 0 SAC: 0 DP: 0 HBP: 0	WP: 1 PB: 0 SB: 0 CS: 0	PA: 33
PITCHER	IP WLS BF H R ER SO BB IBB HBP BLK WP HR S P ERA WHIP											PITCHER	IP WLS BF H R ER SO BB IBB HBP BLK WP HR S P ERA WHIP									
Scott Kamieniecki, R (1, 1) ERA: 4.01	9.0 W 33 4 1 1 3 2 0 0 0 1 0 83 127 1.00 0.667																					

AB	31
R	1
H	4
RBI	1
BB	2
SO	3
LOB	11




Batter	1	2	3	4	5	6	7	8	9	10	11	12	13	14	15	AB	R	H	RBI	BB	SO	LOB	TOP							
Vince Coleman, S OBP: 0.300, SLG: 0.556 Chris Widger, R (9, 2)	G6-3		HR		FC5-4		1B		K			K		K		5	2	2	1	0	1	2								
Luis Solo, R OBP: 0.182, SLG: 0.182 (1, 6)	G6-3		P5		FC5-4		1B		K			P2		K		7	0	1	1	0	2	2								
Ken Griffey Jr., L OBP: 0.417, SLG: 1.273 (1, 8)	F8		1B		G4-3		SF7-5-4				P4		HR			6	1	2	2	0	0	1								
Edgar Martinez, R OBP: 0.667, SLG: 0.700 (1, 10)		L9				1B	2B		K		F7		1B			6	1	3	0	1	1	0								
Jay Buhner, R OBP: 0.417, SLG: 0.455 (1, 9)		CS		P6		F9								K		6	0	3	0	1	1	4								
Mike Blowers, R Doug Strange, S (10, PH) (10, 5)		1B			G4-3		G6-4-3		L4		G4-1					3	0	0	0	1	0	2								
Tino Martinez, L OBP: 0.417, SLG: 0.300 (1, 3)				G4-3		CS	1B		K				G4-3			7	0	2	1	0	1	3								
Dan Wilson, R Alex Diaz, S OBP: 0.333, SLG: 0.333 (9, PH) (9, 7)		FC6-4		G1-3		CS							G3			3	0	0	0	0	0	2								
Joey Cora, S Felix Fermin, R OBP: 0.333, SLG: 0.375 (13, 4)			G5-3						SH1-3					K		4	1	2	0	0	0	0								
									SH1-3							1	0	0	0	0	1	0								
Inning Stats	R: 0 E: 0 K: 0 S: 8	H: 0 LOB: 0 BB: 0 P: 11	R: 0 E: 0 K: 0 S: 15	H: 1 LOB: 2 BB: 2 P: 26	R: 1 E: 0 K: 0 S: 11	H: 2 LOB: 2 BB: 1 P: 21	R: 0 E: 0 K: 0 S: 9	H: 0 LOB: 0 BB: 0 P: 15	R: 0 E: 0 K: 0 S: 14	H: 1 LOB: 1 BB: 0 P: 17	R: 1 E: 0 K: 2 S: 13	H: 3 LOB: 0 BB: 0 P: 17	R: 0 E: 0 K: 2 S: 10	H: 1 LOB: 1 BB: 0 P: 13	R: 0 E: 0 K: 1 S: 8	H: 0 LOB: 0 BB: 0 P: 14	R: 1 E: 0 K: 2 S: 12	H: 2 LOB: 1 BB: 0 P: 19	R: 0 E: 0 K: 0 S: 6	H: 0 LOB: 0 BB: 0 P: 6	R: 0 E: 0 K: 1 S: 12	H: 2 LOB: 0 BB: 0 P: 14	R: 0 E: 0 K: 1 S: 14	H: 2 LOB: 2 BB: 0 P: 25	1B: 11 2B: 4 3B: 0 HR: 2	SF: 1 SAC: 1 DP: 1 HBP: 0	WP: 0 PB: 0 CS: 2	PA: 62		
PITCHER	IP ERA WLS BF H R ER SO BB IBB HBP BLK WP HR S P ERA WHIP	7.0 5.14 1.1 6 2 0 0 2 0 0 0 0 0 0 16 27 0.00 1.500	3.1 13 3 1 1 4 0 0 0 0 0 0 0 0 32 50 2.70 0.900	3.1 12 2 0 0 5 0 0 0 0 0 0 0 0 35 49 0.00 0.600																										

Seattle Mariners @ New York Yankees
 Yankee Stadium, Bronx, NY
 Wed Oct 04 1995, 7:05 PM EDT
 Att. 57,126 - Unknown - 72 F

livebaseballscorecards.com

AB 56
 R 5
 H 16
 RBI 5
 BB 3
 SO 11
 LOB 19




Batter	1	2	3	4	5	6	7	8	9	10	11	12	13	14	15	AB	R	H	RBI	BB	SO	LOB	BOTTOM							
Wade Boggs, L OBP: 0.455, SLG: 0.778 20 Jorge Posada, S Russ Davis, R OBP: 1.000, SLG: 1.000 (12, FR) (13, 5)	L8		F7		2B		G6-3		K			BB		1B		4	1	0	0	2	1	1								
Bernie Williams, S OBP: 0.417, SLG: 0.545 (1, 8)	P6		P6		2B		F9		K			BB		L4-3		6	0	1	1	1	1	2								
Paul O'Neill, L OBP: 0.417, SLG: 0.667 (1, 9)			K		P4						K					6	1	2	1	1	2	4								
Ruben Sierra, S OBP: 0.250, SLG: 0.833 (1, 10)	F8			K		HR	K				E4			BB		7	1	2	2	0	2	2								
Don Mattingly, L OBP: 0.545, SLG: 0.900 (1, 3)			G6-3		FC6-4		HR		K		G3-6-3			SH3-4		6	1	3	1	1	1	1								
Dion James, L Gerald Williams, R Darryl Strawberry, L Pat Kelly, R (7, 1) (7, 7) (11, PH) (12, 4)		G6-3		K		G4-3			G6-3		K			SH3-4		3	0	0	0	0	1	2								
Jim Leyritz, R OBP: 0.286, SLG: 0.667 (1, 2)		P5		FC6-4		HBP			E6		F9			G1-3		6	1	1	2	0	0	3								
Tony Fernandez, S OBP: 0.300, SLG: 0.125 (1, 6)		F8							FC5-4							5	0	1	0	1	1	3								
Randy Velarde, R OBP: 0.300, SLG: 0.125 (12, 7)					F8		F8		G6-3					P3		5	0	0	0	1	1	3								
Inning Stats	R: 0 E: 0 K: 0 S: 8	H: 1 LOB: 1 BB: 0 P: 10	R: 0 E: 0 K: 0 S: 7	H: 1 LOB: 1 BB: 1 P: 10	R: 0 E: 0 K: 1 S: 9	H: 0 LOB: 1 BB: 1 P: 16	R: 1 E: 0 K: 2 S: 8	H: 2 LOB: 1 BB: 1 P: 23	R: 2 E: 0 K: 0 S: 8	H: 2 LOB: 1 BB: 0 P: 15	R: 1 E: 1 K: 1 S: 10	H: 0 LOB: 0 BB: 0 P: 14	R: 0 E: 0 K: 1 S: 5	H: 0 LOB: 0 BB: 0 P: 9	R: 0 E: 0 K: 0 S: 8	H: 0 LOB: 0 BB: 0 P: 12	R: 1 E: 0 K: 1 S: 11	H: 1 LOB: 3 BB: 2 P: 23	R: 0 E: 0 K: 0 S: 11	H: 1 LOB: 2 BB: 1 P: 20	R: 0 E: 0 K: 0 S: 8	H: 1 LOB: 1 BB: 1 P: 18	R: 2 E: 0 K: 0 S: 6	H: 1 LOB: 0 BB: 1 P: 14	1B: 5 2B: 3 3B: 0 HR: 4	SF: 0 SAC: 1 DP: 2 HBP: 1	WP: 0 PB: 0 CS: 0	PA: 61		
PITCHER	IP ERA WLS BF H R ER SO BB IBB HBP BLK WP HR S P ERA WHIP	5.0 5.4 1.0 4 0 0 0 0 0 0 1 0 0 0 5 9 0.00 0.000	4.0 14 1 1 1 5 0 0 0 0 0 0 0 0 1 32 45 2.25 0.250	1.1 5 0 1 1 3 1 0 0 0 0 0 0 14 23 6.75 0.750	3.0 15 4 2 2 0 3 1 0 0 0 0 1 30 64 6.00 2.333																									

Seattle Mariners @ New York Yankees
 Yankee Stadium, Bronx, NY
 Wed Oct 04 1995, 7:05 PM EDT
 Att. 57,126 - Unknown - 72 F

livebaseballscorecards.com

AB 51
 R 7
 H 11
 RBI 7
 BB 8
 SO 11
 LOB 21



Batter	1	2	3	4	5	6	7	8	9	AB	R	H	RBI	BB	SO	LOB	TOP					
Randy Velarde, R (1, 7) OBP: 0.286, SLG: 0.091	F9		G4-3			1B	K			3	0	0	0	1	1	1	New York Yankees @ Seattle Mariners The Kingdome, Seattle, WA Fri Oct 06 1995, 10:05 PM EDT Att: 57,944 - Dome - 68 F					
Bernie Williams, S (1, 8) OBP: 0.563, SLG: 1.071	BB			HR		BB	1B	HR		3	2	3	2	1	0	0						
Mike Stanley, R (1, 2) OBP: 0.375, SLG: 0.750	F8			L7		BB	1B	HR		4	1	2	1	0	0	1						
Ruben Sierra, S (1, 10) OBP: 0.250, SLG: 0.667	P4		G4-3			BB		G6-3		3	0	0	0	1	0	1						
Don Mattingly, L (1, 3) OBP: 0.400, SLG: 0.643		K		K			K	L7		4	0	0	0	0	3	3						
Gerald Williams, R (1, 9) Paul O'Neill, L (8, PH) OBP: 0.385, SLG: 0.600	G6-3				K			K		2	1	0	0	1	1	0						
Russ Davis, R (1, 5) OBP: 0.200, SLG: 0.200	K				P3		K		G5-3	4	0	0	0	0	2	1						
Tony Fernandez, S (1, 6) OBP: 0.286, SLG: 0.167			G4-3			K		F9		4	0	1	0	0	1	0						
Pat Kelly, R (1, 4)			K			K	SF7	K		3	0	0	1	0	3	0						
Inning Stats	R: 0 H: 0 E: 0 K: 0 S: 5	H: 0 LOB: 1 BB: 1 P: 14	R: 0 H: 0 E: 0 K: 2 S: 10	H: 0 LOB: 0 BB: 0 P: 17	R: 0 H: 0 E: 0 K: 1 S: 7	H: 0 LOB: 0 BB: 0 P: 8	R: 1 H: 1 E: 0 K: 1 S: 11	H: 1 LOB: 0 BB: 0 P: 18	R: 0 H: 0 E: 0 K: 2 S: 8	H: 0 LOB: 0 BB: 0 P: 13	R: 0 H: 2 E: 0 K: 2 S: 13	H: 2 LOB: 1 BB: 1 P: 24	R: 1 H: 1 E: 0 K: 2 S: 11	H: 1 LOB: 1 BB: 1 P: 23	R: 2 H: 2 E: 0 K: 1 S: 16	H: 2 LOB: 0 BB: 0 P: 20		R: 0 H: 0 E: 0 K: 1 S: 6	H: 0 LOB: 0 BB: 0 P: 10	1B: 3 2B: 0 3B: 0 HR: 3	SF: 1 SAC: 0 DP: 0 HBP: 0	WP: 0 PB: 0 SB: 1 CS: 0
PITCHER	IP	WLS	BF	H	R	ER	SO	BB	IBB	HBP	BLK	WP	HR	S	P	ERA	WHIP					
Randy Johnson, L (1, 1) ERA: 2.57	7.0	W	28	4	2	2	10	4	0	0	0	0	1	65	117	2.57	1.143					
Bill Riskey, R (8, 1) ERA: 7.71	0.2		4	2	2	2	0	0	0	0	0	0	2	13	18	27.00	3.000					
Norm Charlton, L (8, 1) ERA: 1.69	1.1	S	4	0	0	0	2	0	0	0	0	0	0	9	15	0.00	0.000					

AB	31
R	4
H	6
RBI	4
BB	4
SO	12
LOB	7



Batter	1	2	3	4	5	6	7	8	9	AB	R	H	RBI	BB	SO	LOB	BOTTOM				
Vince Coleman, S (1, 7) OBP: 0.357, SLG: 0.692	K			G3		1B	S			4	2	2	0	0	1	0	New York Yankees @ Seattle Mariners The Kingdome, Seattle, WA Fri Oct 06 1995, 10:05 PM EDT Att: 57,944 - Dome - 68 F				
Joey Cora, S (1, 4) OBP: 0.333, SLG: 0.300	F9			G4-3		1B	SH1-3			2	1	0	0	1	0	0					
Ken Griffey Jr., L (1, 8) OBP: 0.375, SLG: 1.000	F8			P6		K	E			3	0	0	0	1	1	2					
Edgar Martinez, R (1, 10) OBP: 0.688, SLG: 0.636		G6-3			HR	1B	1B	E		1	2	0	0	3	0	0					
Tino Martinez, L (1, 3) OBP: 0.500, SLG: 0.643		G6-4-3		HR		1B	SF9	F7		4	2	3	3	0	0	2					
Jay Buhner, R (1, 9) OBP: 0.375, SLG: 0.400	G6-4-3			K		E	1B	F8		4	0	1	1	0	1	3					
Mike Blowers, R (1, 5) OBP: 0.385, SLG: 0.111			G4-6-3	BB		WP	G5-3		K	2	0	1	1	1	1	0					
Luis Sojo, R (1, 6) OBP: 0.133, SLG: 0.143			G4-6-3			G5-3	SF9	L4		3	0	0	1	0	0	2					
Dan Wilson, R (1, 2)			F8			K	K	K		4	0	0	0	0	3	3					
Inning Stats	R: 0 H: 0 E: 0 K: 1 S: 9	H: 1 LOB: 0 BB: 0 P: 7	R: 0 H: 0 E: 0 K: 0 S: 4	H: 0 LOB: 1 BB: 1 P: 9	R: 0 H: 0 E: 0 K: 0 S: 7	H: 0 LOB: 0 BB: 0 P: 12	R: 2 H: 1 E: 0 K: 2 S: 16	H: 1 LOB: 1 BB: 1 P: 26	R: 4 H: 4 E: 1 K: 2 S: 16	H: 4 LOB: 2 BB: 2 P: 33	R: 1 H: 1 E: 1 K: 0 S: 9	H: 1 LOB: 2 BB: 2 P: 23	R: 0 H: 0 E: 0 K: 2 S: 8	H: 0 LOB: 0 BB: 0 P: 10	1B: 5 2B: 0 3B: 1 HR: 1	SF: 1 SAC: 1 DP: 2 HBP: 1		WP: 1 PB: 0 SB: 3 CS: 0	PA: 36		
PITCHER	IP	WLS	BF	H	R	ER	SO	BB	IBB	HBP	BLK	WP	HR	S	P	ERA	WHIP				
Jack McDowell, R (1, 1) ERA: 8.44	5.1	L	22	3	5	5	4	3	1	1	0	0	1	46	85	8.44	1.125				
Steve Howe, L (6, 1) ERA:	0.0		1	1	0	0	0	0	0	0	0	0	0	1	1	-	-				
Bob Wickman, R (6, 1) ERA:	0.2		4	2	1	1	1	0	0	0	0	0	0	9	13	13.50	3.000				
Sterling Hitchcock, L (7, 1) ERA:	0.2		5	1	1	0	0	1	1	0	0	0	0	7	20	0.00	3.000				
42 Mariano Rivera, R (7, 1) ERA:	1.1		4	0	0	0	2	0	0	0	0	0	0	10	13	0.00	0.000				

AB	27
R	7
H	7
RBI	6
BB	6
SO	7
LOB	12



