

New York Yankees - 1996

Batter	1	2	3	4	5	6	7	8	9	AB R H RBI BB SO LOB	TOP											
Wade Boggs, L (1, 5) C B X	1-1 G4-3		2-1 F8		2-2 F7		1-2 F7		1-0 G4-3	5 0 0 0 0 0 1												
Mariano Duncan, R (1, 4) OBP: 0.400, SLG: 0.250 C C B S	2-3 K		1-2 2B 1B		0-2 G1-3			1-3 K	4-0 2B 1B IBB	4 2 1 0 1 2 0												
Paul O'Neill, L (1, 9) OBP: 0.800, SLG: 1.250 B X	1-0 2B		2-2 2B 1-H		2-3 K			4-0 G4-3 1B HR BB	1-1 2B 1B 1-2 3-H	4 1 3 2 1 1 0												
Ruben Sierra, S (1, 10) OBP: 0.400, SLG: 0.600 B B X	2-0 P6		0-1 L8			2-2 L8		2-1 G4-3 1B HR	2-1 2B 1-3 2-H	5 1 2 1 0 0 2												
Tino Martinez, L (1, 3) OBP: 0.400, SLG: 0.250 B C B B B		4-2 FC4-6 BB	0-0 G4-3			2-1 1B		3-2 G4-3	0-1 L8	4 0 1 0 1 0 5												
Bernie Williams, S (1, 8) OBP: 0.250, SLG: 1.000 B B SAFE X		2-0 FC4-6 BB 1-2f		1-0 G6-3		0-0 F8		2-0 HR		4 1 1 3 0 0 2												
Gerald Williams, R (1, 7) 1 SAFE X C C B		0-2 F9		3-3 K		3-2 G1-3		2-2 K		4 0 0 0 0 2 2												
Joe Girardi, R (1, 2) OBP: 0.500, SLG: 0.333 B B B B B		4-1 BB		1-3 K			1-1 G6-3		2-2 G4-3 1B 2S 1B	3 1 1 0 1 1 0												
2 Derek Jeter, R (1, 6) OBP: 0.250, SLG: 1.000 B C B B B		2-3 K			2-0 HR		2-2 F7		3-3 K	4 1 1 1 0 2 3												
Inning Stats	R: 0 E: 0 K: 1 S: 7	H: 1 LOB: 1 BB: 0 P: 13	R: 0 E: 0 K: 1 S: 11	H: 0 LOB: 2 BB: 2 P: 23	R: 1 E: 0 K: 0 S: 12	H: 2 LOB: 1 BB: 0 P: 17	R: 0 E: 0 K: 2 S: 9	H: 0 LOB: 0 BB: 0 P: 14	R: 1 E: 0 K: 1 S: 13	H: 1 LOB: 0 BB: 0 P: 19	R: 0 E: 0 K: 0 S: 11	H: 1 LOB: 1 BB: 0 P: 18	R: 0 E: 0 K: 0 S: 8	H: 0 LOB: 0 BB: 0 P: 12	R: 3 E: 0 K: 2 S: 14	H: 2 LOB: 0 BB: 1 P: 28	R: 2 E: 0 K: 1 S: 14	H: 3 LOB: 2 BB: 1 P: 27	1B: 5 2B: 3 3B: 0 HR: 2	SF: 0 SAC: 0 DP: 0 HBP: 0	WP: 0 PB: 0 SB: 1 CS: 0	PA: 41
PITCHER	IP WLS BF H R ER SO BB IBB HBP BLK WP HR S P ERA WHIP																					
Dennis Martinez, R (1, 1) ERA: 2.57	7.0 L 28 5 2 2 5 2 0 0 0 0 0 1 71 116 2.57 1.000																					
Alan Embree, L (8, 1) ERA: 27.0	1.0 6 2 3 3 2 1 0 0 0 0 0 1 14 28 27.00 3.000																					
Eric Plunk, R (9, 1) ERA: 27.0	0.1 2 1 1 1 1 0 0 0 0 0 0 0 7 12 27.00 3.000																					
Paul Assenmacher, L (9, 1) ERA: 13.5	0.2 5 2 1 1 0 0 0 1 0 0 0 0 7 15 13.50 3.000																					

New York Yankees @ Cleveland Indians
Jacobs Field, Cleveland, OH
 Tue Apr 02 1996, 3:33 AM EST
 Att. 42,289 - Sunny - 38 F

livebaseballscorecards.com

AB	37
R	7
H	10
RBI	7
BB	4
SO	8
LOB	15



BOTTOM

New York Yankees @ Cleveland Indians
Jacobs Field, Cleveland, OH
Tue Apr 02 1996, 3:33 AM EST
Att. 42,289 - Sunny - 38 F

livebaseballscorecards.com

AB 29
R 1
H 4
RBI 1
BB 7
SO 5
LOB 14



WP: 0 PA: 36
PB: 0
SB: 3
CS: 0

AB R H RBI BB SO LOB

4 1 1 0 0 2 0

2 0 1 0 2 1 0

4 0 0 1 0 0 3

2 0 1 0 2 0 0

3 0 0 0 1 0 5

2 0 0 0 2 0 2

4 0 0 0 0 1 3

3 0 1 0 0 0 0

1 0 0 0 0 0 0

4 0 0 0 0 1 1

1B: 3 SF: 0
2B: 1 SAC: 0
3B: 0 DP: 2
HR: 0 HBP: 0

Batter	1	2	3	4	5	6	7	8	9
Kenny Lofton, L OBP: 0.250, SLG: 0.250 (1, 8)	0-0 F7		2-3 K		1-3 K			2-2 FC4-6 1B	
Julio Franco, R OBP: 0.750, SLG: 0.500 (1, 3)	4-2 G4-3 BB		3-3 K			0-1 G4-6-3 1B		4-2 FC4-6 BB	
Carlos Baerga, S (1, 4)	1-0 G4-3			3-2 F9		1-1 G4-6-3 1-2f		1-0 FC4-6 1B	
Albert Belle, R OBP: 0.750, SLG: 0.500 (1, 7)	4-2 BB			2-1 F8		4-1 BB		0-0 1-3 1B	
Eddie Murray, S (1, 10)	1-1 F8			4-0 S BB		3-2 P5		1-2 P3	
Jim Thome, L (1, 5)		4-2 G3-6-1 BB		4-2 1-2 BB		2-1 F8		3-2 G4-3	
Manny Ramirez, R (1, 9)		0-0 G3-6-1 1-2f		3-1 F9		2-3 K		2-0 P2	
Sandy Alomar Jr., R OBP: 0.333, SLG: 0.667 Jeromy Burnitz, L (9, PH)		2-0 G6-3			2-2 P3		3-2 2B	0-1 G3	
Omar Vizquel, S (1, 6)			2-2 F8		1-2 G3		0-0 P6	0-3 K	

Inning Stats	R: 0	H: 0	E: 0	K: 10	S: 10	R: 0	H: 0	E: 0	K: 4	S: 4	R: 0	H: 0	E: 0	K: 10	S: 10	R: 0	H: 0	E: 0	K: 1	S: 9	R: 0	H: 1	E: 0	K: 8	S: 8	R: 0	H: 1	E: 0	K: 10	S: 10	R: 1	H: 2	E: 0	K: 17	S: 17	R: 0	H: 0	E: 0	K: 6	S: 6	R: 0	H: 0	E: 0	K: 1	S: 6					
	LOB: 2	BB: 2				LOB: 0	BB: 1				LOB: 2	BB: 2		LOB: 0	BB: 0	LOB: 1	BB: 1		LOB: 1	BB: 1	LOB: 1	BB: 0	LOB: 1	BB: 0		LOB: 2	BB: 1	LOB: 2	BB: 1	LOB: 0	BB: 0	LOB: 0	BB: 0	LOB: 0	BB: 0	LOB: 0	BB: 0	LOB: 0	BB: 0	LOB: 0	BB: 0	LOB: 0	BB: 0	LOB: 0	BB: 0	LOB: 0	BB: 0	LOB: 0	BB: 0	LOB: 0

PITCHER	IP	WLS	BF	H	R	ER	SO	BB	IBB	HBP	BLK	WP	HR	S	P	ERA	WHIP
David Cone, R ERA:	(1, 1)	7.0	27	2	0	0	4	6	0	0	0	0	0	60	118	0.00	1.143
Bob Wickman, R ERA: 27.0	(8, 1)	0.1	4	2	1	1	0	1	0	0	0	0	0	11	18	27.00	9.000
Steve Howe, L ERA:	(8, 1)	0.2	2	0	0	0	0	0	0	0	0	0	0	6	10	0.00	0.000
John Wetteland, R ERA:	(9, 1)	1.0	3	0	0	0	1	0	0	0	0	0	0	6	8	0.00	0.000

BOTTOM

New York Yankees @ Cleveland Indians
Jacobs Field, Cleveland, OH
Wed Apr 03 1996, 7:05 PM EST
Att: 41,843 - Unknown - 35 F

livebaseballscorecards.com

AB 35
R 1
H 9
RBI 0
BB 2
SO 3
LOB 21



WP: 1 PA: 38
PB: 0
SB: 2
CS: 1

AB R H RBI BB SO LOB

4 0 0 0 1 0 2

4 0 1 0 0 0 3

3 0 1 0 1 1 2

4 0 0 0 0 0 3

4 1 2 0 0 0 1

4 0 2 0 0 1 3

4 0 1 0 0 1 3

3 0 1 0 0 0 2
1 0 0 0 0 0 0

4 0 1 0 0 0 2

1B: 7 SF: 0
2B: 2 SAC: 0
3B: 0 DP: 1
HR: 0 HBP: 0

Batter	1	2	3	4	5	6	7	8	9
Kenny Lofton, L OBP: 0.222, SLG: 0.125 (1, 8)	4-2 G6-3 S FC5-2 BB		1-0 F7		0-1 G3		0-1 E4 S		1-2 G1-3
Julio Franco, R OBP: 0.500, SLG: 0.333 (1, 3)	3-2 G6-3 1-3		2-2 CS 1B		2-1 G4-3		2-1 G6-3 1-2		
Carlos Baerga, S OBP: 0.250, SLG: 0.143 (1, 4)	0-1 FC5-2 FC6-4 3-H		0-3 K			4-2 FC6-4 BB		1-1 F8 WP 1B	
Albert Belle, R OBP: 0.375, SLG: 0.167 (1, 7)	1-0 FC6-4 1-2f		0-0 CS 1-2	0-2 G5-3		1-0 FC6-4 1B 1-2f		2-1 L8	
Eddie Murray, S OBP: 0.375, SLG: 0.286 (1, 10)		1-2 2B G5-4-3 1B		3-2 F8		0-0 1B		2-1 F8 1-3	
Manny Ramirez, R OBP: 0.250, SLG: 0.375 (1, 9)		2-0 G5-4-3 1-3 2B		3-2 1B		1-0 F9		3-2 K	
Jim Thome, L OBP: 0.375, SLG: 0.167 (1, 5)		0-0 G5-4-3 1B		2-2 F8		1-3 K			3-2 L6
Sandy Alomar Jr., R OBP: 0.333, SLG: 0.500 Wayne Kirby, L (9, PH)		2-2 G5-4-3 1-2f 2-3 3-H		1-1 G3 G6-3 1B			1-1 G3-1		3-2 P4
Omar Vizquel, S OBP: 0.125, SLG: 0.250 (1, 6)		0-1 G4-3		1-0 G6-3 1-2			1-1 F7		1-2 2B

Inning Stats	R: 0	H: 0	E: 0	K: 10	S: 10	R: 1	H: 3	E: 0	K: 10	S: 10	R: 0	H: 1	E: 0	K: 1	S: 8	R: 0	H: 1	E: 0	K: 0	S: 16	R: 0	H: 1	E: 0	K: 0	S: 7	R: 0	H: 1	E: 0	K: 1	S: 8	R: 0	H: 0	E: 1	K: 0	S: 8	R: 0	H: 1	E: 0	K: 1	S: 9	R: 0	H: 1	E: 0	K: 0	S: 18	R: 0	H: 1	E: 0	K: 0	S: 18	1B: 7	SF: 0	2B: 2	SAC: 0	3B: 0	DP: 1	HR: 0	WP: 1	PA: 38
--------------	------	------	------	-------	-------	------	------	------	-------	-------	------	------	------	------	------	------	------	------	------	-------	------	------	------	------	------	------	------	------	------	------	------	------	------	------	------	------	------	------	------	------	------	------	------	------	-------	------	------	------	------	-------	-------	-------	-------	--------	-------	-------	-------	-------	--------

PITCHER	IP	WLS	BF	H	R	ER	SO	BB	IBB	HBP	BLK	WP	HR	S	P	ERA	WHIP
Andy Pettitte, L ERA: 1.35 (1, 1)	6.2	W	28	7	1	1	2	2	0	0	0	0	0	65	102	1.35	1.350
Jeff Nelson, R ERA: (7, 1)	2.1	S	9	2	0	0	1	0	0	0	0	1	0	29	47	0.00	0.857

Batter	1	2	3	4	5	6	7	8	9	AB R H RBI BB SO LOB	TOP											
Wade Boggs, L (1, 5) OBP: 0.286, SLG: 0.231	1-2 G6-4-3 1B		1-1 G3		3-1 1B		4-1 BB			3 0 2 0 1 0 1												
Mariano Duncan, R (1, 4) OBP: 0.308, SLG: 0.250	1-2 G6-4-3 1-2f		1-1 FC4-6 2-H 1B		1-0 F8		1-3 K			4 0 1 1 0 1 4												
Paul O'Neill, L (1, 9) OBP: 0.500, SLG: 0.583	2-2 1B		0-1 FC4-6 1-2f		1-0 1B SF8		2-0 F8			4 1 2 0 0 0 1												
Tino Martinez, L (1, 3) OBP: 0.429, SLG: 0.200	3-3 K			4-2 FC3-6 BB		0-1 1B G4-6-3		1-2 F7		3 0 1 0 1 1 1												
Bernie Williams, S (1, 8) OBP: 0.167, SLG: 0.455		0-0 G4-3		1-0 FC3-6 1-2f		1-0 SF8		2-3 K		3 0 0 1 0 1 1												
Dion James, L (1, 10) Jim Leyritz, R (9, PH) OBP: 0.667, SLG: 0.750		1-0 L5		3-3 K 1-2		3-H 1-1 G4-6-3 1-2f		0-3 K		3 0 0 0 0 1 2 1 0 0 0 0 1 0												
Gerald Williams, R (1, 7) Ruben Sierra, S (9, PH) OBP: 0.222, SLG: 0.333		0-0 G5-3		1-3 K			4-2 2 BB BB		0-2 G4-3	2 0 0 0 1 1 1 1 0 0 0 0 0 0	AB 30 R 2 H 7 RBI 2 BB 5 SO 8 LOB 13											
Joe Girardi, R (1, 2) OBP: 0.400, SLG: 0.250			3-3 K		1-1 F7		1-2 P3		0-2 2 WP 1B	4 0 1 0 0 1 1												
2 Derek Jeter, R (1, 6) OBP: 0.583, SLG: 0.778			4-0 G3 1B BB		0-3 K		4-1 SAFE BB 1-2 BB		2-2 G4-3	2 1 0 0 2 1 1												
Inning Stats	R: 0 E: 0 K: 1 S: 16	H: 2 LOB: 1 BB: 0 P: 23	R: 0 E: 0 K: 0 S: 3	H: 0 LOB: 0 BB: 0 P: 4	R: 1 E: 0 K: 1 S: 9	H: 1 LOB: 1 BB: 1 P: 18	R: 0 E: 0 K: 2 S: 10	H: 0 LOB: 1 BB: 1 P: 19	R: 0 E: 0 K: 1 S: 8	H: 1 LOB: 1 BB: 0 P: 13	R: 1 E: 0 K: 0 S: 6	H: 2 LOB: 0 BB: 0 P: 9	R: 0 E: 0 K: 1 S: 13	H: 0 LOB: 2 BB: 3 P: 27	R: 0 E: 0 K: 1 S: 8	H: 0 LOB: 0 BB: 0 P: 13	R: 0 E: 0 K: 1 S: 14	H: 1 LOB: 1 BB: 0 P: 16	1B: 7 2B: 0 3B: 0 HR: 0	SF: 1 SAC: 0 DP: 2 HBP: 0	WP: 2 PB: 0 SB: 1 CS: 0	PA: 36
PITCHER	IP WLS BF H R ER SO BB IBB HBP BLK WP HR S P ERA WHIP																					
Bobby Witt, R (1, 1) ERA: 3.0	6.0 W 25 6 2 2 5 3 0 0 0 0 0 0 57 95 3.00 1.500																					
Gil Heredia, R (7, 1) ERA:	0.2 2 0 0 0 0 1 0 0 0 0 0 0 4 9 0.00 1.500																					
Dennis Cook, L (7, 1) ERA:	1.1 5 0 0 0 2 1 0 0 0 0 0 0 12 22 0.00 0.750																					
Mike Henneman, R (9, 1) ERA:	1.0 S 4 1 0 0 1 0 0 0 0 0 1 0 14 16 0.00 1.000																					

New York Yankees @ Texas Rangers
The Ballpark at Arlington, Arlington, TX

Sat Apr 06 1996, 8:05 PM EST
Att: 35,510 - Unknown

livebaseballscorecards.com



Batter	1	2	3	4	5	6	7	8	9	AB R H RBI BB SO LOB	TOP											
Wade Boggs, L (1, 5) OBP: 0.263, SLG: 0.222	1-1 1B		1-1 E4		0-3 K	3-3 K		0-0 FC6-4		5 0 1 0 0 2 2												
Bernie Williams, S (1, 8) OBP: 0.235, SLG: 0.357	1-0 L8		0-0 L9		4-1 G4-3 BB	4-1 BB			0-1 L7	3 0 0 0 2 0 2												
Paul O'Neill, L (1, 9) OBP: 0.526, SLG: 0.563	2-1 1-2 1B		2-3 K		4-2 SAFE G4-3 BB	0-0 F8			1-0 F9 BB 1B	4 0 2 0 1 1 3												
Ruben Sierra, S (1, 10) OBP: 0.286, SLG: 0.308	1-0 F7			2-1 G1-3 2B 1B	0-1 G4-3		0-1 F9		4-2 1-2 BB	4 1 1 0 1 0 4												
Tino Martinez, L (1, 3) OBP: 0.368, SLG: 0.143	0-1 G3			0-0 G1-3	4-2 BB		1-1 G4-3		1-1 F9 2-3	4 0 0 0 1 0 5												
Jim Leyritz, R (1, 2) OBP: 0.455, SLG: 0.556		0-1 G5-3		2-1 G5-3 2B	3-3 K		0-3 K		1-3 K	5 0 1 1 0 3 5												
Dion James, L (1, 7) OBP: 0.286, SLG: 0.167		0-1 G4-3		4-1 G5-3 BB		0-0 2B S 1B		1-2 F8		3 1 1 0 1 0 0	AB 36 R 2 H 8 RBI 1 BB 6 SO 8 LOB 27											
Mariano Duncan, R (1, 4) OBP: 0.294, SLG: 0.250		0-3 K		2-2 G5-3		2-0 F8		2-0 FC6-4 1B		4 0 1 0 0 1 3												
2 Derek Jeter, R (1, 6) OBP: 0.500, SLG: 0.615			2-2 G3-1	0-0 G4-3		3-1 S 1B		1-3 K		4 0 1 0 0 1 3												
Inning Stats	R: 0 E: 0 K: 0 S: 8	H: 2 LOB: 2 BB: 0 P: 13	R: 0 E: 0 K: 1 S: 7	H: 0 LOB: 0 BB: 0 P: 7	R: 0 E: 1 K: 1 S: 9	H: 0 LOB: 1 BB: 0 P: 14	R: 1 E: 0 K: 0 S: 12	H: 2 LOB: 2 BB: 1 P: 22	R: 0 E: 0 K: 2 S: 18	H: 0 LOB: 3 BB: 3 P: 33	R: 1 E: 0 K: 1 S: 9	H: 2 LOB: 2 BB: 1 P: 21	R: 0 E: 0 K: 1 S: 7	H: 0 LOB: 0 BB: 0 P: 8	R: 0 E: 0 K: 1 S: 9	H: 1 LOB: 1 BB: 0 P: 13	R: 0 E: 0 K: 1 S: 11	H: 1 LOB: 2 BB: 1 P: 18	1B: 7 2B: 1 3B: 0 HR: 0	SF: 0 SAC: 0 DP: 0 HBP: 0	WP: 0 PB: 0 SB: 2 CS: 0	PA: 42
PITCHER	IP WLS BF H R ER SO BB IBB HBP BLK WP HR S P ERA WHIP																					
Ken Hill, R (1, 1) ERA: 3.21	5.1 W 27 6 2 2 4 4 0 0 0 0 0 0 58 98 3.38 1.875																					
Dennis Cook, L (6, 1) ERA:	0.2 3 0 0 0 1 1 0 0 0 0 0 0 5 12 0.00 1.500																					
Gil Heredia, R (7, 1) ERA:	2.1 10 2 0 0 2 1 0 0 0 0 0 0 21 31 0.00 1.286																					
Ed Vosberg, L (9, 1) ERA:	0.2 2 0 0 0 1 0 0 0 0 0 0 0 6 8 0.00 0.000																					

New York Yankees @ Texas Rangers
The Ballpark at Arlington, Arlington, TX
Sun Apr 07 1996, 4:33 AM EDT
Sunny - 72 F

livebaseballscorecards.com



Batter	1	2	3	4	5	6	7	8	9
Darryl Hamilton, L OBP: 0.320, SLG: 0.364 (1, 8)	4-1 2B BB	2-0 G4-3		1-3 K		1-2 K		0-1 SF9 1B	
Ivan Rodriguez, R OBP: 0.458, SLG: 0.429 (1, 2)	0-0 L8		3-2 BB S 1B	2-0 F9		1-0 1B		0-3 1B 1-2	
Will Clark, L OBP: 0.522, SLG: 0.529 (1, 3)	0-0 PB 1-H 2B		3-3 K 1-2		1-1 HR 1B	2-1 G3		1-2 SF9 2-H	
Juan Gonzalez, R OBP: 0.550, SLG: 0.800 Warren Newson, L (5, 9)	1-0 G5-3		2-2 BB HBP		4-2 HR BB		4-2 S 29 1B BB	3-3 K	
Mickey Tettleton, S OBP: 0.478, SLG: 0.438 (1, 10)	3-3 K 2-3		4-2 BB		1-2 HR		2-3 K		
Dean Palmer, R OBP: 0.143, SLG: 0.077 (1, 5)	0-0 L4		1-3 K		3-1 G5-3		1-2 F7		
29 Rusty Greer, L OBP: 0.500, SLG: 0.412 (1, 7)		2-1 E6 G6-4-3	0-2 G4-3		1-3 K		0-1 S 2-H 1B		
Mark McLemore, S OBP: 0.619, SLG: 0.462 (1, 4)		1-1 G6-4-3 1-2f		2-3 K	3-3 K		4-1 1B IBB		
Kevin Elster, R OBP: 0.211, SLG: 0.353 (1, 6)		0-0 HR		4-2 BB		1-2 G6-3	0-0 F4		

Inning Stats	R: 1	H: 1	E: 0	LOB: 2	K: 1	S: 8	P: 16	R: 1	H: 1	E: 1	LOB: 0	K: 0	S: 6	R: 0	H: 1	E: 0	LOB: 3	K: 2	S: 17	R: 0	H: 0	E: 0	LOB: 1	K: 2	S: 10	R: 3	H: 2	E: 0	LOB: 0	K: 2	S: 19	R: 0	H: 1	E: 0	LOB: 1	K: 1	S: 10	R: 1	H: 1	E: 0	LOB: 2	K: 1	S: 13	R: 1	H: 1	E: 1	LOB: 0	K: 2	S: 12	R: 1	H: 1	E: 0	LOB: 0	K: 2	S: 16
--------------	------	------	------	--------	------	------	-------	------	------	------	--------	------	------	------	------	------	--------	------	-------	------	------	------	--------	------	-------	------	------	------	--------	------	-------	------	------	------	--------	------	-------	------	------	------	--------	------	-------	------	------	------	--------	------	-------	------	------	------	--------	------	-------

PITCHER	IP	WLS	BF	H	R	ER	SO	BB	IBB	HBP	BLK	WP	HR	S	P	ERA	WHIP
Dwight Gooden, R ERA: 9.0 (1, 1)	5.0	L	26	5	5	5	7	4	0	1	0	0	2	60	108	9.00	1.800
Mark Hutton, R ERA: 3.0 (6, 1)	3.0		14	3	2	1	4	1	1	0	0	0	0	35	55	3.00	1.333

AB R H RBI BB SO LOB

4	2	1	0	1	2	1
5	0	2	0	0	1	3
4	1	2	2	0	1	2
1	0	0	0	0	0	1
1	2	0	0	2	1	0
3	1	1	3	1	2	2
4	0	0	0	0	1	6
4	0	1	1	0	1	3
3	0	0	0	1	2	1
3	1	1	1	1	0	2

AB	32
R	7
H	8
RBI	7
BB	6
SO	11
LOB	21



WP	HR	S	P	ERA	WHIP
0	0	0	0	0	0

New York Yankees @ Texas Rangers
 The Ballpark at Arlington, Arlington, TX
 Sun Apr 07 1996, 4:33 AM EDT
 Sunny - 72 F

livebaseballscorecards.com

Batter	1	2	3	4	5	6	7	8	9	AB R H RBI BB SO LOB	TOP											
Wade Boggs, L (1, 5) OBP: 0.261, SLG: 0.227	2-1 1B		0-0 L8		3-1 G4-3			0-0 G4-3		4 0 1 0 0 0 0												
Joe Girardi, R (1, 2) OBP: 0.357, SLG: 0.333	1-1 2B		2-3 K			1-3 K		0-0 F9		4 0 1 0 0 2 0												
Paul O'Neill, L (1, 9) OBP: 0.435, SLG: 0.450	3-3 K		0-0 F9			2-0 G6-3			2-1 F8	4 0 0 0 0 1 1												
Ruben Sierra, S (1, 10) OBP: 0.278, SLG: 0.250	1-0 G4-3			4-0 1B BB		2-3 K			1-1 P3	3 0 0 0 1 1 1												
Tino Martinez, L (1, 3) OBP: 0.348, SLG: 0.222		0-1 G4-3		1-1 F9			1-2 G3		1-0 2B	4 0 1 0 0 0 1												
Bernie Williams, S (1, 8) OBP: 0.286, SLG: 0.556		2-1 HR		1-0 L7			1-0 FC1-6 1B		1-1 G1-3	4 1 2 1 0 0 2												
Dion James, L (1, 7) OBP: 0.300, SLG: 0.222		2-3 K		0-1 1B			0-1 FC1-6			3 0 1 0 0 1 1												
2 Derek Jeter, R (1, 6) OBP: 0.474, SLG: 0.533		1-0 HBP			0-0 G5-3			2-2 G3-1		2 0 0 0 0 0 1												
Andy Fox, L (1, 4) OBP: 0.286, SLG: 0.222		2-1 G4-3			3-3 K			2-1 L8		3 0 0 0 0 1 1												
Inning Stats	R: 0 E: 0 K: 1 S: 9	H: 2 LOB: 1 BB: 0 P: 16	R: 1 E: 0 K: 1 S: 10	H: 1 LOB: 1 BB: 0 P: 17	R: 0 E: 0 K: 1 S: 6	H: 0 LOB: 0 BB: 0 P: 8	R: 0 E: 0 K: 0 S: 5	H: 1 LOB: 2 BB: 1 P: 11	R: 0 E: 0 K: 1 S: 6	H: 0 LOB: 0 BB: 0 P: 12	R: 0 E: 0 K: 2 S: 9	H: 0 LOB: 0 BB: 0 P: 14	R: 0 E: 0 K: 0 S: 9	H: 1 LOB: 1 BB: 0 P: 13	R: 0 E: 0 K: 0 S: 4	H: 0 LOB: 0 BB: 0 P: 6	R: 0 E: 0 K: 0 S: 7	H: 1 LOB: 1 BB: 0 P: 12	1B: 3 2B: 2 3B: 0 HR: 1	SF: 0 SAC: 0 DP: 0 HBP: 1	WP: 0 PB: 0 SB: 0 CS: 0	PA: 33
PITCHER	IP WLS BF H R ER SO BB IBB HBP BLK WP HR S P ERA WHIP																					
Roger Pavlik, R (1, 1) ERA: 1.93	8.0 W 29 5 1 1 6 1 0 1 0 0 1 58 97 1.12 0.750																					
Ed Vosberg, L (9, 1) ERA:	1.0 S 4 1 0 0 0 0 0 0 0 0 0 7 12 0.00 1.000																					

New York Yankees @ Texas Rangers
The Ballpark at Arlington, Arlington, TX

Sun Apr 07 1996, 8:05 PM EDT
Att. 36,248 - Unknown - 72 F

livebaseballscorecards.com

AB	31
R	1
H	6
RBI	1
BB	1
SO	6
LOB	8



Batter	1	2	3	4	5	6	7	8	9	AB	R	H	RBI	BB	SO	LOB	TOP					
Bip Roberts, S (1, 4) OBP: 0.321, SLG: 0.407	1-0 L9		0-1 G6-3			2-1 FC4-6 1B	2-2 G5-3			4	0	1	0	0	0	3						
Tom Goodwin, L (1, 7) OBP: 0.321, SLG: 0.269	0-3 K			1-2 CS 1B		2-1 FC4-6 1-2f		0-1 G2-3		4	0	1	0	0	1	1						
Joe Vitiello, R (1, 10) OBP: 0.375, SLG: 0.222	2-3 K			2-0 G3-1 1-2		2-0 FC6-4 1-2f		3-3 K		4	0	0	0	0	2	2						
Bob Hamelin, L (1, 3) OBP: 0.292, SLG: 0.111		3-3 K		2-1 G4-3			0-0 BB 1B	3-1 G3		4	1	1	0	0	1	0						
Mike Macfarlane, R (1, 2) OBP: 0.263, SLG: 0.333		0-0 F8			2-3 K		1-3 K		3-2 P4	4	0	0	0	0	2	1						
Johnny Damon, L (1, 8) OBP: 0.440, SLG: 0.609		4-1 PO BB			0-0 1B FC4-6 1B		1 SAFE 4-0 1B BB		2-3 K	2	2	1	0	2	1	0						
Joe Randa, R (1, 5) OBP: 0.353, SLG: 0.357		1-0 PO	1-0 S SH3-4 1B		1-1 FC4-6 1B		4-2 1B BB		2-1 G4-3	2	0	2	0	0	0	0						
Keith Lockhart, L (7, PH) OBP: 0.500, SLG: 0.467					1-3 1B		1-2 2-3 BB			1	0	0	0	1	0	0						
Michael Tucker, L (1, 9) OBP: 0.227, SLG: 0.150			0-0 SH3-4		1-0 FC4-6 CS		2-2 1B			1	0	0	1	0	0	1						
Les Norman, R (5, PR) (5, 9)					1-2 1-2f 3-H		1-3 2-H 3-H 1B			0	0	0	0	0	0	0						
Jon Nunnally, L (7, PH) OBP: 0.333, SLG: 0.333					1-2 CS		2-2 1B			1	0	1	2	0	0	0						
Jose Offerman, S (1, 6) OBP: 0.263, SLG: 0.222			1-3 K		1-2 CS		3-2 G4-1			2	0	0	0	0	1	1						
Pat Lennon, R (7, PH) OBP: 0.417, SLG: 0.400					1-2 CS					1	0	0	0	0	1	2						
David Howard, S (7, 6) OBP: 0.462, SLG: 0.636					1-2 CS					0	0	0	0	0	0	0						
Inning Stats	R: 0 E: 0 K: 2 S: 7	H: 0 LOB: 0 BB: 0 P: 10	R: 0 E: 0 K: 1 S: 5	H: 0 LOB: 0 BB: 1 P: 13	R: 0 E: 0 K: 1 S: 8	H: 1 LOB: 1 BB: 0 P: 10	R: 0 E: 0 K: 0 S: 6	H: 1 LOB: 0 BB: 0 P: 11	R: 1 E: 0 K: 1 S: 9	H: 2 LOB: 1 BB: 0 P: 14	R: 0 E: 0 K: 0 S: 8	H: 1 LOB: 1 BB: 0 P: 17	R: 2 E: 0 K: 2 S: 15	H: 2 LOB: 2 BB: 2 P: 30	R: 0 E: 0 K: 1 S: 8	H: 0 LOB: 0 BB: 0 P: 14	R: 0 E: 0 K: 1 S: 8	H: 0 LOB: 0 BB: 0 P: 15	1B: 7 2B: 0 3B: 0 HR: 0	SF: 0 SAC: 1 DP: 0 HBP: 0	WP: 0 PB: 0 SB: 1 CS: 2	PA: 36
PITCHER	IP	WLS	BF	H	R	ER	SO	BB	IBB	HBP	BLK	WP	HR	S	P	ERA	WHIP					
Andy Pettitte, L (1, 1) ERA: 2.77	6.1	W	24	6	3	3	6	2	0	0	0	0	0	47	84	4.26	1.263					
Bob Wickman, R (7, 1) ERA: 6.75	0.0		2	1	0	0	0	1	0	0	0	0	0	5	11	∞	∞					
Steve Howe, L (7, 1) ERA: 9.0	1.2		5	0	0	0	2	0	0	0	0	0	0	14	24	0.00	0.000					
John Wetteland, R (9, 1) ERA:	1.0		3	0	0	0	1	0	0	0	0	0	0	8	15	0.00	0.000					

Kansas City Royals @ New York Yankees
Yankee Stadium, Bronx, NY
 Tue Apr 09 1996, 3:33 AM EDT
 Att. 56,329 - Overcast - 38 F

AB	30
R	3
H	7
RBI	3
BB	3
SO	9
LOB	11



Batter	1	2	3	4	5	6	7	8	9	AB	R	H	RBI	BB	SO	LOB
Wade Boggs, L OBP: 0.250, SLG: 0.222 (1, 5)	F8		P3			FC6-4		G6-3		5	1	1	0	0	0	4
Joe Girardi, R OBP: 0.316, SLG: 0.353 (1, 2)	F8		K					E6		5	1	1	0	0	2	5
Paul O'Neill, L OBP: 0.393, SLG: 0.400 (1, 9)	F7				L7			P4		5	0	1	2	0	1	2
Jim Leyritz, R OBP: 0.600, SLG: 0.833 (1, 10)										3	2	3	2	1	0	0
Tino Martinez, L OBP: 0.296, SLG: 0.182 (1, 3)										4	0	0	0	0	0	5
Bernie Williams, S OBP: 0.280, SLG: 0.500 (1, 8)										2	1	0	1	1	0	1
Mariano Duncan, R OBP: 0.286, SLG: 0.250 (1, 4)										4	0	1	2	0	1	0
Gerald Williams, R OBP: 0.200, SLG: 0.214 (1, 7)										4	1	2	0	0	0	2
2 Derek Jeter, R OBP: 0.478, SLG: 0.500 (1, 6)										3	1	1	0	1	1	1

Inning Stats	R: 0	H: 0	E: 0	K: 0	S: 8	LOB: 0	BB: 0	P: 14	R: 1	H: 1	E: 1	K: 0	S: 4	LOB: 1	BB: 0	P: 7	R: 0	H: 1	E: 0	K: 1	S: 6	LOB: 1	BB: 1	P: 13	R: 0	H: 0	E: 0	K: 0	S: 9	LOB: 1	BB: 1	P: 14	R: 3	H: 4	E: 1	K: 2	S: 19	LOB: 2	BB: 0	P: 33	R: 0	H: 1	E: 1	K: 0	S: 8	LOB: 2	BB: 0	P: 12	R: 3	H: 3	E: 0	K: 1	S: 18	LOB: 1	BB: 1	P: 31	R: 0	H: 0	E: 1	K: 1	S: 9	LOB: 1	BB: 0	P: 16
--------------	------	------	------	------	------	--------	-------	-------	------	------	------	------	------	--------	-------	------	------	------	------	------	------	--------	-------	-------	------	------	------	------	------	--------	-------	-------	------	------	------	------	-------	--------	-------	-------	------	------	------	------	------	--------	-------	-------	------	------	------	------	-------	--------	-------	-------	------	------	------	------	------	--------	-------	-------

PITCHER	IP	WLS	BF	H	R	ER	SO	BB	IBB	HBP	BLK	WP	HR	S	P	ERA	WHIP
Chris Haney, L ERA: 2.77 (1, 1)	6.0	L	28	7	4	1	3	2	0	0	0	0	0	54	93	1.50	1.500
Terry Clark, R ERA: 7.71 (7, 1)	0.1		3	2	2	2	1	0	0	0	0	0	0	5	7	54.00	6.000
Mike Magnante, L ERA: 4.15 (7, 1)	0.1		2	0	0	0	0	1	0	0	0	0	0	4	11	0.00	3.000
Julio Valera, R ERA: (7, 1)	1.0		5	1	1	1	1	0	0	0	0	0	0	16	25	9.00	1.000
Jason Jacome, L ERA: (8, 1)	0.1		1	0	0	0	0	0	0	0	0	0	0	2	4	0.00	0.000

BOTTOM

Kansas City Royals @ New York Yankees
Yankee Stadium, Bronx, NY

Tue Apr 09 1996, 3:33 AM EDT
Att. 56,329 - Overcast - 38 F

AB	35
R	7
H	10
RBI	7
BB	3
SO	5
LOB	20

WP: 0 PA: 39
PB: 0 SB: 1
CS: 1



PITCHER	IP	WLS	BF	H	R	ER	SO	BB	IBB	HBP	BLK	WP	HR	S	P	ERA	WHIP
---------	----	-----	----	---	---	----	----	----	-----	-----	-----	----	----	---	---	-----	------

Batter	1	2	3	4	5	6	7	8	9	AB R H RBI BB SO LOB	TOP											
Bip Roberts, S (1, 4) <small>OBP: 0.313, SLG: 0.387</small> Keith Lockhart, L (7, 4) <small>OBP: 0.500, SLG: 0.467</small> Les Norman, R (9, PH)	0-1 G5-3		1-0 B2-3 1B		3-3 K		0-1 G1-2-3		2-0 F8	4 0 1 0 0 1 4 0 0 0 0 0 0 0 1 0 0 0 0 0 1	Kansas City Royals @ New York Yankees Yankee Stadium, Bronx, NY Thu Apr 11 1996, 3:33 AM EDT Att. 17,519 - Sunny - 53 F											
Tom Goodwin, L (1, 8) <small>OBP: 0.281, SLG: 0.233</small> Jose Offerman, S (9, PH) <small>OBP: 0.250, SLG: 0.211</small>	1-3 K		0-0 B2-3			2-2 F8		1-2 L8	2-2 F8	4 0 0 0 0 1 1 1 0 0 0 0 0 1												
Pat Lennon, R (1, 7) <small>OBP: 0.400, SLG: 0.333</small> Michael Tucker, L (8, PH) <small>OBP: 0.261, SLG: 0.190</small>	1-3 K		1-3 K			4-2 1B BB		3-2 1B 2B 1B		2 0 0 0 1 2 1 1 1 1 0 0 0 0												
Mike Macfarlane, R (1, 2) <small>OBP: 0.304, SLG: 0.409</small>		0-0 G3-1 SF 2B		1-0 G6-3		1-0 G4-6-3 1B		0-2 F7		4 1 2 0 0 0 1												
Bob Hamelin, L (1, 3) <small>OBP: 0.286, SLG: 0.136</small>		1-1 G3-1		0-0 G3		1-2 G4-6-3		1-0 2B 1B		4 1 1 0 0 0 3												
Joe Vitiello, R (1, 10) <small>OBP: 0.393, SLG: 0.300</small> Jon Nunnally, L (8, PR) <small>OBP: 0.333, SLG: 0.333</small>		2-2 SF		1-3 K		4-2 BB 1B BB G1-2-3		2-2 1-H 2B		2 0 1 3 1 1 0 0 0 0 0 0 0 0												
Johnny Damon, L (1, 9) <small>OBP: 0.414, SLG: 0.556</small>		0-3 K		0-2 G3		1-2 BB 1B		1-1 G1-3		4 0 1 0 0 1 2												
Joe Randa, R (1, 5) <small>OBP: 0.333, SLG: 0.294</small>		3-3 K		2-1 L4		4-1 BB BB		1-2 G6-3		3 0 0 0 1 1 1												
David Howard, S (1, 6) <small>OBP: 0.471, SLG: 0.600</small>			2-1 P5		2-2 1B		1-3 K		0-0 1B	4 0 2 0 0 1 3												
Inning Stats	R: 0 E: 0 K: 2 S: 8	H: 0 LOB: 0 BB: 0 P: 10	R: 1 E: 1 K: 2 S: 13	H: 1 LOB: 1 BB: 0 P: 19	R: 0 E: 0 K: 1 S: 8	H: 1 LOB: 1 BB: 0 P: 12	R: 0 E: 0 K: 1 S: 5	H: 0 LOB: 0 BB: 0 P: 7	R: 0 E: 0 K: 1 S: 15	H: 1 LOB: 1 BB: 0 P: 22	R: 0 E: 0 K: 0 S: 10	H: 1 LOB: 1 BB: 1 P: 18	R: 0 E: 0 K: 1 S: 14	H: 1 LOB: 2 BB: 2 P: 24	R: 2 E: 0 K: 0 S: 16	H: 3 LOB: 1 BB: 0 P: 24	R: 0 E: 0 K: 0 S: 11	H: 1 LOB: 1 BB: 0 P: 16	1B: 7 2B: 2 3B: 0 HR: 0	SF: 1 SAC: 0 DP: 2 HBP: 0	WP: 0 PB: 0 SB: 0 CS: 0	PA: 38
PITCHER	IP WLS BF H R ER SO BB IBB HBP BLK WP HR S P ERA WHIP																					
Jimmy Key, L (1, 1) <small>ERA: 4.5</small>	5.0 W 19 3 1 1 7 0 0 0 0 0 0 49 70 1.80 0.600																					
42 Mariano Rivera, R (6, 1) <small>ERA:</small>	1.0 7 2 0 0 0 3 0 0 0 0 0 0 19 36 0.00 5.000																					
Bob Wickman, R (7, 1) <small>ERA: 9.0</small>	1.2 7 3 2 2 1 0 0 0 0 0 0 0 19 27 10.80 1.800																					
Steve Howe, L (8, 1) <small>ERA: 6.23</small>	1.1 S 5 1 0 0 0 0 0 0 0 0 0 0 13 19 0.00 0.750																					

livebaseballscorecards.com

AB	34
R	3
H	9
RBI	3
BB	3
SO	8
LOB	18



Batter	1	2	3	4	5	6	7	8	9	AB	R	H	RBI	BB	SO	LOB
Wade Boggs, L OBP: 0.313, SLG: 0.267 (1, 5)	2-2 G6-4-3 1B	4-0 E 1B BB		2-1 1-2 1B		2-3 K				3	1	2	0	1	1	1
Jim Leyritz, R OBP: 0.474, SLG: 0.625 (1, 7)	2-1 G6-4-3 1-2f	3-2 E5 1B		2-1 P5			2-2 G6-3			4	0	0	0	0	0	4
Gerald Williams, R OBP: 0.200, SLG: 0.214 (8, 7)		1-3 2-H 3-H		1-0 G4-3			2-3 K			0	0	0	0	0	0	0
Paul O'Neill, L OBP: 0.375, SLG: 0.379 (1, 9)	2-3 K	1-1 1-2 3-H 1B					1-0 K			4	0	1	1	0	2	2
Ruben Sierra, S OBP: 0.318, SLG: 0.500 (1, 10)		HR G4-3		1-2 G4-3			1-0 2B			4	1	2	1	0	0	2
Tino Martinez, L OBP: 0.258, SLG: 0.154 (1, 3)		1-1 G2-3	0-2 F9		1-0 F9		2-1 G6-3			4	0	0	0	0	0	1
Bernie Williams, S OBP: 0.241, SLG: 0.417 (1, 8)		2-0 G4-3	1-1 G4-3		1-2 G3			2-1 G1-3		4	0	0	0	0	0	0
Joe Girardi, R OBP: 0.348, SLG: 0.381 (1, 2)		0-0 1B S 1B	0-0 L7			1-0 SH3 FC1-6-5 1B		1-3 K		4	1	2	0	0	1	0
Andy Fox, L OBP: 0.167, SLG: 0.167 (1, 4)		0-1 BB E 1B		1-3 K		0-0 SH3		0-2 G4-3		3	1	1	0	0	1	0
2 Derek Jeter, R OBP: 0.500, SLG: 0.474 (1, 6)		4-2 BB E BB		4-2 1B BB		2-1 FC1-6-5				1	1	0	0	2	0	1

Inning Stats	R: 0	H: 1	E: 0	LOB: 0	K: 1	S: 10	P: 16	R: 5	H: 4	E: 1	LOB: 2	K: 0	S: 19	P: 37	R: 0	H: 0	E: 0	LOB: 0	K: 0	S: 6	R: 0	H: 1	E: 0	LOB: 2	K: 1	S: 12	R: 0	H: 0	E: 0	LOB: 0	K: 0	S: 8	R: 0	H: 1	E: 0	LOB: 1	K: 1	S: 8	R: 0	H: 1	E: 0	LOB: 1	K: 1	S: 10	R: 0	H: 0	E: 0	LOB: 0	K: 1	S: 8	R: 0	H: 0	E: 0	LOB: 0	K: 1	S: 8	R: 0	H: 0	E: 0	LOB: 0	K: 1	S: 11
--------------	------	------	------	--------	------	-------	-------	------	------	------	--------	------	-------	-------	------	------	------	--------	------	------	------	------	------	--------	------	-------	------	------	------	--------	------	------	------	------	------	--------	------	------	------	------	------	--------	------	-------	------	------	------	--------	------	------	------	------	------	--------	------	------	------	------	------	--------	------	-------

PITCHER	IP	WLS	BF	H	R	ER	SO	BB	IBB	HBP	BLK	WP	HR	S	P	ERA	WHIP
Tim Belcher, R ERA: 3.55 (1, 1)	5.0	L	24	6	5	2	2	3	0	0	0	0	1	55	93	3.60	1.800
Jason Jacome, L ERA: (6, 1)	3.0		11	2	0	0	3	0	0	0	0	0	0	26	40	0.00	0.667

BOTTOM

Kansas City Royals @ New York Yankees
 Yankee Stadium, Bronx, NY

Thu Apr 11 1996, 3:33 AM EDT
 Att. 17,519 - Sunny - 53 F

livebaseballscorecards.com

AB	31
R	5
H	8
RBI	2
BB	3
SO	5
LOB	11



WP: 0	PA: 35
PB: 0	
SB: 2	
CS: 0	

Batter	1	2	3	4	5	6	7	8	9	AB R H RBI BB SO LOB	TOP									
Darryl Hamilton, L (1, 8) OBP: 0.302, SLG: 0.289	1-3 K		1-1 G3		0-2 K		2-0 F8			4 0 0 0 0 2 2										
Ivan Rodriguez, R (1, 2) OBP: 0.342, SLG: 0.400	1-1 G4-3		3-2 L6			1-3 K		2-0 L8		4 0 0 0 0 1 0										
Will Clark, L (1, 3) OBP: 0.500, SLG: 0.586	4-2 1B BB			4-1 BB		0-1 1B		3-1 G4-3		2 0 1 0 2 0 0										
Juan Gonzalez, R (1, 9) OBP: 0.455, SLG: 0.571	1 SAFE 0-1 1B			0-0 P2		0-1 F9		0-3 K		4 0 1 0 0 1 2										
Mickey Tettleton, S (1, 10) OBP: 0.373, SLG: 0.419	1-3 K			1 SAFE 3-3 K		2-3 K		4-2 HR BB		3 1 0 0 1 3 4										
Dean Palmer, R (1, 5) OBP: 0.226, SLG: 0.250		1-0 G6-3		2-3 K		2-2 29 E FC4-6 1B		0-0 1-H HR		4 2 2 2 0 1 1										
29 Rusty Greer, L (1, 7) OBP: 0.385, SLG: 0.353		2-2 P7			3-3 K		1-1 E3 FC4-6		0-3 K	4 0 0 0 0 2 1										
Mark McLemore, S (1, 4) OBP: 0.432, SLG: 0.310		2-3 K			3-2 G3-1		1-1 P5		3-2 F8	4 0 0 0 0 1 2										
Kevin Elster, R (1, 6) OBP: 0.250, SLG: 0.385			2-1 G5-3			2-2 1B		0-0 F7		2 0 1 0 0 0 0										
Warren Newson, L (7, PH) OBP: 0.556, SLG: 0.833							1-2f 3-H FC4-6			1 0 0 1 0 0 1										
Kurt Stillwell, S (7, 6)										1 0 0 0 0 0 0										
Inning Stats	R: 0 E: 0 K: 2 S: 14	H: 1 LOB: 2 BB: 1 P: 21	R: 0 E: 0 K: 1 S: 10	H: 0 LOB: 0 BB: 0 P: 15	R: 0 E: 0 K: 0 S: 8	H: 0 LOB: 0 BB: 0 P: 14	R: 0 E: 0 K: 2 S: 9	H: 0 LOB: 1 BB: 1 P: 18	R: 0 E: 0 K: 2 S: 10	H: 1 LOB: 1 BB: 0 P: 13	R: 1 E: 1 K: 0 S: 10	H: 1 LOB: 1 BB: 0 P: 18	R: 0 E: 0 K: 1 S: 6	H: 0 LOB: 0 BB: 0 P: 11	R: 2 E: 0 K: 1 S: 13	H: 1 LOB: 0 BB: 1 P: 20	1B: 4 2B: 0 3B: 0 HR: 1	SF: 0 SAC: 0 DP: 0 HBP: 0	WP: 0 PB: 0 SB: 0 CS: 0	PA: 36
PITCHER	IP WLS BF H R ER SO BB IBB HBP BLK WP HR S P ERA WHIP																			
David Cone, R (1, 1) ERA: 0.43	7.0 W 28 4 1 0 9 2 0 0 0 0 0 74 120 0.00 0.857																			
Jeff Nelson, R (8, 1) ERA:	1.0 3 0 0 0 1 0 0 0 0 0 0 6 11 0.00 0.000																			
John Wetteland, R (9, 1) ERA: 6.0	1.0 S 5 1 2 2 1 1 0 0 0 0 1 13 20 18.00 2.000																			

Texas Rangers @ New York Yankees
 Yankee Stadium, Bronx, NY
 Fri Apr 12 1996, 7:05 PM EDT
 Att. 20,238 - Unknown - 69 F

livebaseballscorecards.com

AB	33
R	3
H	5
RBI	3
BB	3
SO	11
LOB	13



Batter	1	2	3	4	5	6	7	8	9
Wade Boggs, L OBP: 0.333, SLG: 0.250 (1, 5)	1-0 G4-3		1 SAFE 4-2 BB 1-2 G4-3	4-0 IBB			2-1 E4 FC2-5 1-2		
Mariano Duncan, R OBP: 0.280, SLG: 0.292 (1, 4)	0-3 K		0-0 G4-3 1-3 HR 2B	0-3 K			1-1 FC2-5 1-2 2-3f		
Paul O'Neill, L OBP: 0.361, SLG: 0.344 (1, 9)	4-1 BB		1-0 G4-3 2-3 3-H		2-2 P5		2-3 K		
Ruben Sierra, S OBP: 0.346, SLG: 0.625 (1, 10)	1-1 G4-3		2-0 HR 3-H		2-0 G6-4-3 1B		3-0 P5		
Tino Martinez, L OBP: 0.257, SLG: 0.138 (1, 3)		4-1 BB	0-0 G3		0-1 G6-4-3 1-2f		1-1 F8		
Bernie Williams, S OBP: 0.273, SLG: 0.407 (1, 8)		0-1 F8		4-0 FC4-6 BB		0-0 G4-6-3 1B	1-0 F8		
Dion James, L OBP: 0.231, SLG: 0.167 (1, 7)		2-2 L8		0-1 FC4-6 FC6-4 1-2f		1 SAFE 3-2 P5	0-1 FC5-4 1B		
Gerald Williams, R OBP: 0.250, SLG: 0.267 (7, 7)		1-2 L9		0-2 FC6-4 2 3B 1-2f		0-2 G4-6-3 1-2f	0-0 FC5-4		
Joe Girardi, R OBP: 0.296, SLG: 0.320 (1, 2)									
2 Derek Jeter, R OBP: 0.517, SLG: 0.571 (1, 6)			4-2 CS HBP		0-2 3B 1-H		0-0 E6 FC2-5 E		

Inning Stats	R: 0	H: 0	E: 0	K: 1	S: 7	LOB: 1	BB: 1	P: 13
	R: 0	H: 0	E: 0	K: 0	S: 9	LOB: 1	BB: 1	P: 16
	R: 3	H: 2	E: 0	K: 0	S: 11	LOB: 0	BB: 1	P: 22
	R: 1	H: 1	E: 0	K: 1	S: 12	LOB: 2	BB: 2	P: 20
	R: 0	H: 1	E: 0	K: 0	S: 6	LOB: 0	BB: 0	P: 10
	R: 0	H: 1	E: 0	K: 0	S: 8	LOB: 0	BB: 0	P: 11
	R: 0	H: 0	E: 2	K: 1	S: 11	LOB: 2	BB: 0	P: 19
	R: 0	H: 1	E: 0	K: 0	S: 6	LOB: 1	BB: 0	P: 8

PITCHER	IP	WLS	BF	H	R	ER	SO	BB	IBB	HBP	BLK	WP	HR	S	P	ERA	WHIP
Ken Hill, R ERA: 3.98 (1, 1)	6.1	L	29	5	4	4	2	4	1	1	0	0	1	58	100	5.68	1.421
Dennis Cook, L ERA: (7, 1)	1.1		5	1	0	0	1	0	0	0	0	0	0	11	18	0.00	0.750
Matt Whiteside, R ERA: 6.75 (8, 1)	0.1		1	0	0	0	0	0	0	0	0	0	0	1	1	0.00	0.000

AB R H RBI BB SO LOB


BOTTOM

Texas Rangers @ New York Yankees
Yankee Stadium, Bronx, NY

Fri Apr 12 1996, 7:05 PM EDT
Att: 20,238 - Unknown - 69 F

livebaseballscorecards.com

AB 29
R 4
H 6
RBI 4
BB 5
SO 3
LOB 20



WP: 0 PA: 35
PB: 0
SB: 0
CS: 1

Batter	1	2	3	4	5	6	7	8	9	AB R H RBI BB SO LOB	TOP											
Darryl Hamilton, L (1, 8) OBP: 0.327, SLG: 0.318	0-3 K		0-0 1B		1-0 L5	2-2 2B 1B		1-1 G6-3	0-0 1B	6 1 3 1 0 1 0												
Mark McLemore, S (1, 4) OBP: 0.419, SLG: 0.294	2-2 G4-3		0-0 F7		0-2 L7	4-2 2B BB		3-2 S BLK E 1B	1-0 G3	5 2 1 0 1 0 3												
Will Clark, L (1, 3) OBP: 0.489, SLG: 0.545	3-1 F7			2-0 2B 1B	4-1 BB 1B WP BB	2-3 K		2-1 L8		4 2 1 0 1 1 3												
Juan Gonzalez, R (1, 9) OBP: 0.486, SLG: 0.625 Damon Buford, R (6, PR) OBP: 0.500, SLG: 0.500 (6, 9)		2-0 F9		3-1 2B 1B SF8	0-0 WP BB 1B	0-2 1B 2B		0-1 G6-3		4 2 3 3 0 0 0 1 0 0 0 0 0 0												
Mickey Tettleton, S (1, 10) OBP: 0.422, SLG: 0.471 Lou Frazier, S (9, PR)		1-3 K		3-2 2B 1B	4-2 1B WP BB	4-0 IBB		1-0 29 S 2B 1B		3 0 2 1 2 1 0 0 1 0 0 0 0 0												
Dean Palmer, R (1, 5) OBP: 0.250, SLG: 0.281		1-2 1B		1-0 SF8	2-2 1B	2-3 K		3-0 G6-3		4 0 2 2 0 1 3												
29 Rusty Greer, L (1, 7) OBP: 0.364, SLG: 0.359		0-3 K		1-1 G4-3	0-1 P2		2-2 F9	2-2 1B 2B		5 1 1 1 0 1 4												
Dave Valle, R (1, 2) OBP: 0.429, SLG: 0.200 Ivan Rodriguez, R (9, PH) OBP: 0.359, SLG: 0.400 (9, 2)			2-3 K	4-0 BB		0-0 1B 2B SH3-4 1B	0-2 K	4-0 1B IBB		3 1 1 0 1 2 0 0 0 0 0 1 0 0												
Kevin Elster, R (1, 6) OBP: 0.219, SLG: 0.333			2-3 K	0-1 L8		0-0 SH3-4	2-2 P6	1-3 K		4 0 0 0 0 2 4												
Inning Stats	R: 0 E: 0 K: 1 S: 8	H: 0 LOB: 0 BB: 0 P: 13	R: 0 E: 0 K: 2 S: 12	H: 1 LOB: 1 BB: 0 P: 16	R: 0 E: 0 K: 2 S: 11	H: 1 LOB: 1 BB: 0 P: 15	R: 2 E: 0 K: 0 S: 11	H: 3 LOB: 2 BB: 1 P: 25	R: 2 E: 0 K: 0 S: 13	H: 2 LOB: 2 BB: 2 P: 24	R: 3 E: 0 K: 2 S: 16	H: 3 LOB: 2 BB: 2 P: 30	R: 0 E: 0 K: 1 S: 12	H: 0 LOB: 0 BB: 0 P: 16	R: 1 E: 0 K: 0 S: 11	H: 1 LOB: 0 BB: 0 P: 17	R: 2 E: 0 K: 1 S: 12	H: 3 LOB: 2 BB: 1 P: 24	1B: 11 2B: 3 3B: 0 HR: 0	SF: 1 SAC: 1 DP: 0 HBP: 0	WP: 1 PB: 0 SB: 2 CS: 0	PA: 47
PITCHER	IP WLS BF H R ER SO BB IBB HBP BLK WP HR S P ERA WHIP																					
Dwight Gooden, R (1, 1) ERA: 9.58	5.1 L 28 9 6 6 5 3 0 0 0 1 0 60 100 10.12 2.250																					
42 Mariano Rivera, R (6, 1) ERA: 1.93	1.2 8 1 1 1 3 1 1 0 0 0 0 23 39 5.40 1.200																					
Steve Howe, L (8, 1) ERA: 6.75	1.0 4 1 1 1 0 0 0 0 0 1 0 0 11 17 9.00 1.000																					
Bob Wickman, R (9, 1) ERA: 11.25	1.0 7 3 2 2 1 0 1 0 0 0 0 12 24 18.00 3.000																					

Texas Rangers @ New York Yankees
 Yankee Stadium, Bronx, NY
 Sat Apr 13 1996, 3:33 AM EDT
 Att. 19,603 - Overcast - 52 F

livebaseballscorecards.com

AB	39
R	10
H	14
RBI	8
BB	6
SO	9
LOB	17



BOTTOM

Texas Rangers @ New York Yankees
Yankee Stadium, Bronx, NY
Sat Apr 13 1996, 3:33 AM EDT
Att. 19,603 - Overcast - 52 F

livebaseballscorecards.com

AB 37
R 6
H 11
RBI 5
BB 5
SO 5
LOB 19



WP: 0 PA: 42
PB: 0
SB: 2
CS: 2

AB R H RBI BB SO LOB

5 0 2 2 0 0 2

5 1 1 1 0 2 5

5 1 2 0 0 1 2

3 0 2 0 2 0 0

5 0 0 0 0 1 5

4 1 0 0 1 0 3

4 2 2 0 0 0 0

3 1 1 0 1 1 1

3 0 1 2 1 0 1

1B: 10 SF: 0
2B: 0 SAC: 0
3B: 0 DP: 0
HR: 1 HBP: 0

Batter	1	2	3	4	5	6	7	8	9
Wade Boggs, L OBP: 0.341, SLG: 0.270 (1, 5)	3-1 F8 SAFE 1B	2-0 CS 1B			1-1 G4-3 1B	2-2 L7 1B		2-2 F8 3-H 1B	
Jim Leyritz, R OBP: 0.417, SLG: 0.667 (1, 7)	0-0 HR	3-3 K 1-2 2-3			2-3 K 1B	0-0 L7 1B		1-2 F8 1B	
Paul O'Neill, L OBP: 0.366, SLG: 0.351 (1, 9)	1-0 BB E 1B		2-3 K 1B		1-0 BB 1B	0-0 G3-1 1B			1-0 G4-3 1B
Ruben Sierra, S OBP: 0.419, SLG: 0.630 (1, 10)	4-0 FC3-6 1-2 BB		3-2 FC3-6 1B		4-2 BB 1B		0-1 L8 1B	1-2 1B	
Tino Martinez, L OBP: 0.225, SLG: 0.118 (1, 3)	1-1 FC3-6 1-2f 2-H		0-0 FC3-6 1-2f		1-1 G4-3 1B		0-1 G4-3 1B	2-3 K 1B	
Bernie Williams, S OBP: 0.263, SLG: 0.355 (1, 8)	3-2 G3 1B		2-0 G4-3 1B		4-1 BB 1B 2 1B BB		1-0 G1-3 1B	2-2 G1-3 1B	
Joe Girardi, R OBP: 0.323, SLG: 0.345 (1, 2)		2-1 G3 1B		1-1 G6-3 1B		1-2 BB 1B 2 1B 1B		1-1 F8 2 G3 1B 1B	
Andy Fox, L OBP: 0.300, SLG: 0.222 (1, 4)		4-2 S 1B BB		2-3 K 1B		0-1 BB 2 1B 1B		3-2 G3 1B	
2 Derek Jeter, R OBP: 0.515, SLG: 0.542 (1, 6)		4-2 CS 1B BB		0-0 G6-3 1B		3-2 BB 1-2 2-H 3-H 1B		0-0 F8 2-3	

Inning Stats	R: 2	H: 2	E: 1	K: 0	S: 9	H: 2	LOB: 1	BB: 1	P: 21	R: 1	H: 1	E: 0	K: 1	S: 12	H: 1	LOB: 1	BB: 2	P: 27	R: 0	H: 1	E: 0	K: 1	S: 9	H: 0	LOB: 0	BB: 0	P: 16	R: 0	H: 0	E: 0	K: 1	S: 6	H: 1	LOB: 2	BB: 1	P: 19	R: 2	H: 3	E: 0	K: 0	S: 16	H: 3	LOB: 2	BB: 1	P: 26	R: 0	H: 0	E: 0	K: 0	S: 5	H: 0	LOB: 0	BB: 0	P: 6	R: 1	H: 2	E: 0	K: 0	S: 13	H: 2	LOB: 1	BB: 0	P: 20	R: 0	H: 1	E: 0	K: 1	S: 12	H: 1	LOB: 1	BB: 0	P: 18
--------------	------	------	------	------	------	------	--------	-------	-------	------	------	------	------	-------	------	--------	-------	-------	------	------	------	------	------	------	--------	-------	-------	------	------	------	------	------	------	--------	-------	-------	------	------	------	------	-------	------	--------	-------	-------	------	------	------	------	------	------	--------	-------	------	------	------	------	------	-------	------	--------	-------	-------	------	------	------	------	-------	------	--------	-------	-------

PITCHER	IP	WLS	BF	H	R	ER	SO	BB	IBB	HBP	BLK	WP	HR	S	P	ERA	WHIP
Roger Pavlik, R ERA: 2.84 (1, 1)	5.0	W	24	5	4	3	4	5	0	0	0	0	1	47	97	5.40	2.000
Gil Heredia, R ERA: 1.86 (6, 1)	2.2		12	4	2	2	0	0	0	0	0	0	0	27	38	6.75	1.500
Ed Vosberg, L ERA: (8, 1)	1.1	S	6	2	0	0	1	0	0	0	0	0	0	18	27	0.00	1.500

Texas Rangers @ New York Yankees
 Yankee Stadium, Bronx, NY

Sun Apr 14 1996, 3:33 AM EDT
 Att. 20,181 - Sunny - 55 F

livebaseballscorecards.com

AB	35
R	3
H	10
RBI	3
BB	3
SO	5
LOB	18



WP:	0	PA:	38
PB:	0		
SB:	0		
CS:	0		

AB R H RBI BB SO LOB

5	0	1	1	0	2	1
5	0	1	0	0	1	3
4	0	1	0	0	1	1
0	0	0	0	0	0	0
3	1	2	0	1	0	2
4	0	0	0	0	0	3
4	2	3	2	0	0	0
2	0	0	0	1	0	1
0	0	0	0	1	0	0
3	0	1	0	0	1	1
1	0	0	0	0	0	2
3	0	1	0	0	0	2
1	0	0	0	0	0	2
1B:	6	SF:	0			
2B:	3	SAC:	0			
3B:	0	DP:	2			
HR:	1	HBP:	0			

Batter	1	2	3	4	5	6	7	8	9
Lou Frazier, S (1, 8) OBP: 0.200, SLG: 0.200	1-3 K		1-3 K		0-0 E5 1B		0-0 G6-3		1-0 FC6-4 1B
Ivan Rodriguez, R (1, 2) OBP: 0.341, SLG: 0.375	0-3 K		1-2 G1-3		0-1 SAFE 1B			0-0 P3	1-0 FC6-4
Will Clark, L (1, 3) OBP: 0.469, SLG: 0.514	2-1 G4-3		0-0 F7		0-0 G5-4-3 1B			1-3 K	
Dave Valle, R (8, 3) OBP: 0.429, SLG: 0.200					1-3 2-3 1B				
Mickey Tettleton, S (1, 10) OBP: 0.449, SLG: 0.514		0-1 G6-3 29 1B		4-2 G5-4-3 BB	0-0 G5-4-3			1-0 1B	
Craig Worthington, R (1, 5) OBP: 0.231, SLG: 0.444		1-1 G6-3		3-2 G5-4-3		0-1 L8		1-0 F7	
29 Rusty Greer, L (1, 7) OBP: 0.396, SLG: 0.488		0-0 FC6-4 1B		1-1 HR		0-1 G3-1		2-2 FC6-4 1B	2B
Mark McLemore, S (1, 4) OBP: 0.413, SLG: 0.278		0-0 FC6-4 BLK		4-0 1B		1-0 B1-3		4-2 FC6-4 BB	BB
Kurt Stillwell, S (8, 4)		1-2f		BB					
Damon Buford, R (1, 9) OBP: 0.400, SLG: 0.400		0-2 SAFE F9		2-1 1B		2-3 K		3-2 FC6-4 1B	1B
Warren Newson, L (9, PH) OBP: 0.500, SLG: 0.714		1-2		1-3				1-2f 2-3	
Kevin Elster, R (1, 6) OBP: 0.229, SLG: 0.364			2-2 2B		3-1 F8		1-1 F9		1-2 P2
Darryl Hamilton, L (9, PH) OBP: 0.320, SLG: 0.311									

Inning Stats	R: 0	H: 0	E: 0	K: 2	S: 8	P: 11	R: 1	H: 2	E: 0	K: 0	S: 9	P: 10	R: 0	H: 1	E: 0	K: 1	S: 11	R: 1	H: 2	E: 0	K: 0	S: 12	P: 29	R: 0	H: 2	E: 1	K: 0	S: 5	P: 5	R: 0	H: 0	E: 0	K: 0	S: 5	P: 6	R: 0	H: 0	E: 0	K: 1	S: 7	P: 10	R: 0	H: 1	E: 0	K: 1	S: 7	P: 10	R: 1	H: 2	E: 0	K: 0	S: 14	P: 26	1B: 6	2B: 3	3B: 0	HR: 1	SF: 0	SAC: 0	DP: 2	HBP: 0	WP: 0	PA: 38
--------------	------	------	------	------	------	-------	------	------	------	------	------	-------	------	------	------	------	-------	------	------	------	------	-------	-------	------	------	------	------	------	------	------	------	------	------	------	------	------	------	------	------	------	-------	------	------	------	------	------	-------	------	------	------	------	-------	-------	-------	-------	-------	-------	-------	--------	-------	--------	-------	--------

PITCHER	IP	WLS	BF	H	R	ER	SO	BB	IBB	HBP	BLK	WP	HR	S	P	ERA	WHIP
Andy Pettitte, L (1, 1) ERA: 2.57	8.0	W	32	8	2	2	5	2	0	0	1	0	1	64	96	2.25	1.250
Mark Hutton, R (9, 1) ERA: 6.0	0.0		1	1	1	1	0	0	0	0	0	0	0	4	6	∞	∞
Bob Wickman, R (9, 1) ERA: 9.0	1.0		5	1	0	0	0	1	0	0	0	0	0	10	20	0.00	2.000

PITCHER	IP	WLS	BF	H	R	ER	SO	BB	IBB	HBP	BLK	WP	HR	S	P	ERA	WHIP
---------	----	-----	----	---	---	----	----	----	-----	-----	-----	----	----	---	---	-----	------

Batter	1	2	3	4	5	6	7	8	9	AB	R	H	RBI	BB	SO	LOB
Bernie Williams, S OBP: 0.273, SLG: 0.351 (1, 8)	2-2 L4	3-2 1B	0-0 G3		2-2 F9		2-0 FC4-6 1B	3-1 G3		6	0	2	1	0	0	2
Tino Martinez, L OBP: 0.244, SLG: 0.158 (1, 3)	1-1 G1-3 BB E 1B	1-0 SF7		1-0 BB 1B 1B	0-0 P6		1-2 FC4-6 1B			4	2	2	2	0	0	2
Paul O'Neill, L OBP: 0.409, SLG: 0.385 Robert Eenhoorn, R (5, 4)	4-2 G1-3 BB E 1B	1-2 FC5-4 1B		0-2 BB 1B 1B	2-3 K		0-1 SF8			2	2	2	0	1	0	0
Ruben Sierra, S OBP: 0.417, SLG: 0.581 20 Jorge Posada, S (7, PR)	1-1 G1-3	1-2 F7		4-1 BB 1B BB		0-0 G4-3	0-1 1B			4	0	1	0	1	0	4
Jim Leyritz, R OBP: 0.379, SLG: 0.577 (1, 2)	2-2 E7 1B	0-0 FC5-4		1-2 F7		1-2 G4-3	2-1 G5-3			5	0	1	2	0	0	7
Mariano Duncan, R OBP: 0.333, SLG: 0.448 (1, 4) (5, 9)	3-2 G6-3		0-3 K	0-0 BB 1B	2-0 HR		0-1 HR 1B			5	2	3	3	0	1	1
Andy Fox, L OBP: 0.333, SLG: 0.231 (1, 5)		2-1 3B 1B	0-1 F7	4-2 BB 1B BB	2-2 G3		2-2 K			4	1	1	0	1	1	1
Gerald Williams, R OBP: 0.333, SLG: 0.579 (1, 7)		0-1 1B 3B	3-2 E5 1B	1-2 P3		4-2 1B 2 BB FC4-6 BB	0-0 HR			4	3	2	3	1	0	3
2 Derek Jeter, R OBP: 0.526, SLG: 0.519 (1, 6)		4-0 1B SF7 BB	0-0 1B	1-2 F8		4-2 FC4-6 1B SF8 BB	3-2 L9			3	2	1	0	2	0	3

Inning Stats	R: 2	H: 2	E: 1	K: 0	S: 16	R: 3	H: 4	E: 0	K: 0	S: 17	R: 0	H: 1	E: 1	K: 1	S: 10	R: 2	H: 3	E: 0	K: 0	S: 18	R: 0	H: 0	E: 0	K: 1	S: 7	R: 1	H: 1	E: 0	K: 0	S: 8	R: 2	H: 2	E: 0	K: 0	S: 20	R: 2	H: 2	E: 0	K: 1	S: 11
	LOB: 1	BB: 1				LOB: 2	BB: 1				LOB: 3	BB: 2				LOB: 0	BB: 0				LOB: 0	BB: 0				LOB: 2	BB: 2				LOB: 2	BB: 2				LOB: 0	BB: 0			

PITCHER	IP	WLS	BF	H	R	ER	SO	BB	IBB	HBP	BLK	WP	HR	S	P	ERA	WHIP
Kevin Gross, R ERA: 5.02 (1, 1)	1.1	L	12	6	5	5	0	2	0	0	0	0	0	27	51	33.75	6.000
Mark Brandenburg, R ERA: 2.84 (2, 1)	3.2		18	4	2	2	2	2	0	0	0	0	0	41	61	4.91	1.636
Matt Whiteside, R ERA: 12.46 (6, 1)	3.0		16	5	5	5	1	2	0	0	0	0	2	39	65	15.00	2.333

TEXAS RANGERS @ NEW YORK YANKEES
Yankee Stadium, Bronx, NY
 Sun Apr 14 1996, 3:33 AM EDT
 Att: 20,181 - Sunny - 55 F

AB	38
R	12
H	15
RBI	12
BB	6
SO	3
LOB	23



WP	HR	S	P	ERA	WHIP
0	0	0	0	0	0

Batter	1	2	3	4	5	6	7	8	9	AB R H RBI BB SO LOB	TOP											
Bernie Williams, S (1, 8) OBP: 0.250, SLG: 0.317	1-1 G5-3		0-0 F9		2-2 G5-4-3		1-3 K			4 0 0 0 0 1 4	New York Yankees @ Milwaukee Brewers Milwaukee County Stadium, Milwaukee, WI Tue Apr 16 1996, 8:05 PM EDT Att: 7,059 - Unknown - 49 F livebaseballscorecards.com											
Joe Girardi, R (1, 2) OBP: 0.286, SLG: 0.303	1-2 G5-3		0-1 G5-4-3			1-2 F7		0-2 G5-3		4 0 0 0 0 0 1												
Tino Martinez, L (1, 3) OBP: 0.245, SLG: 0.167	1-3 K			1-2 G4-3		3-1 L7		1-0 1B		4 0 1 0 0 1 0												
Ruben Sierra, S (1, 10)		1-0 G5-3		2-0 F9		1-1 P2		1-2 P5		4 0 0 0 0 0 1												
Jim Leyritz, R (1, 5) OBP: 0.394, SLG: 0.552		1-1 G6-3		4-2 FC5-4 BB		2-1 2B SF9 1B		3-1 G4-3		3 1 1 0 1 0 1												
Mariano Duncan, R (1, 7) OBP: 0.353, SLG: 0.485		1-2 E 1B		1-1 FC5-4		0-0 B2		1-2 1B 2B		4 1 2 0 0 0 2												
Gerald Williams, R (1, 9) OBP: 0.360, SLG: 0.609		2-2 E5		2-2 E 1B		0-1 SF9 2 1B 2B		0-2 G5-3		4 1 2 0 0 0 2												
Robert Eenhoorn, R (1, 4) OBP: 0.200, SLG: 0.333		0-0 F9		2-1 E6 FC5-4 1B		1-2 SF9		1-0 G6-4-3 1B		2 0 1 1 0 0 2 1 0 1 1 0 0 0												
Wade Boggs, L (9, PH) OBP: 0.357, SLG: 0.289						2-3 3-H		2-H														
2 Derek Jeter, R (1, 6) OBP: 0.524, SLG: 0.516			1-2 G5-4-3 1B		2-2 FC5-4 G5-4-3		3-2 3-H 1B		2-1 G6-4-3		4 0 2 1 0 0 3											
Inning Stats	R: 0 E: 0 K: 1 S: 10	H: 0 LOB: 0 BB: 0 P: 13	R: 0 E: 1 K: 0 S: 10	H: 1 LOB: 2 BB: 0 P: 15	R: 0 E: 0 K: 0 S: 6	H: 1 LOB: 0 BB: 0 P: 7	R: 0 E: 0 K: 0 S: 9	H: 0 LOB: 1 BB: 1 P: 17	R: 0 E: 1 K: 0 S: 12	H: 2 LOB: 1 BB: 0 P: 20	R: 0 E: 0 K: 0 S: 7	H: 0 LOB: 0 BB: 0 P: 12	R: 2 E: 0 K: 1 S: 14	H: 3 LOB: 1 BB: 0 P: 21	R: 0 E: 0 K: 0 S: 9	H: 1 LOB: 1 BB: 0 P: 14	R: 1 E: 0 K: 0 S: 9	H: 2 LOB: 0 BB: 0 P: 13	1B: 8 2B: 2 3B: 0 HR: 0	SF: 1 SAC: 0 DP: 3 HBP: 0	WP: 0 PB: 0 SB: 0 CS: 0	PA: 36
PITCHER	IP WLS BF H R ER SO BB IBB HBP BLK WP HR S P ERA WHIP																					
Scott Karl, L (1, 1) ERA: 3.27	7.0 W 28 7 2 2 2 1 0 0 0 0 0 0 68 105 2.57 1.143																					
Mark Kiefer, R (8, 1) ERA: 9.0	1.1 6 2 1 1 0 0 0 0 0 0 0 0 15 21 6.75 1.500																					
Graeme Lloyd, L (9, 1) ERA: 3.6	0.2 2 1 0 0 0 0 0 0 0 0 0 0 3 6 0.00 1.500																					

New York Yankees @ Milwaukee Brewers
Milwaukee County Stadium, Milwaukee, WI
 Tue Apr 16 1996, 8:05 PM EDT
 Att: 7,059 - Unknown - 49 F
livebaseballscorecards.com

AB	34
R	3
H	10
RBI	3
BB	1
SO	2
LOB	16



Batter	1	2	3	4	5	6	7	8	9	AB	R	H	RBI	BB	SO	LOB
Pat Listach, S OBP: 0.242, SLG: 0.226 (1, 4)	0-0 G6-3	0-1 SAFE SAFE		2-2 HR		0-0 1B				4	1	3	1	0	0	0
Jeff Cirillo, R OBP: 0.250, SLG: 0.343 (1, 5)	2-2 1B	2-3 K		1-0 HR		0-0 P4				4	2	2	0	0	1	4
Kevin Seitzer, R OBP: 0.458, SLG: 0.700 (1, 10)	2-2 1B		0-1 G4-3	1-1 HR		1-2 G4-3				4	1	2	3	0	0	2
Greg Vaughn, R OBP: 0.333, SLG: 0.625 (1, 7)	1-1 1B		1-2 F8	2-3 K			1-2 G4-3			4	0	1	1	0	1	0
John Jaha, R OBP: 0.375, SLG: 0.350 (1, 3)	1-2 F9		3-2 G6-3		0-1 F9		3-3 K			4	0	0	0	0	1	2
Matt Mieske, R OBP: 0.250, SLG: 0.231 (1, 9)	2-3 K			0-2 3B	0-1 G5-3		3-3 K			4	1	1	0	0	2	2
Mike Matheny, R OBP: 0.333, SLG: 0.515 (1, 2)				0-2 G5-3	0-1 G2-3			3-3 K		3	0	0	0	1	1	1
Jose Valentin, S OBP: 0.372, SLG: 0.525 (1, 6)				3-2 1B		2-2 FC6-4		1-2 P2		4	1	3	1	0	0	0
David Hulse, L OBP: 0.273, SLG: 0.238 (1, 8)				2-3 K		0-0 FC6-4		0-2 L7		4	0	0	0	0	1	3

Inning Stats	R: 1	H: 3	E: 0	K: 1	S: 17	H: 3	LOB: 2	BB: 0	P: 25	R: 0	H: 2	E: 0	K: 1	S: 12	H: 2	LOB: 2	BB: 1	P: 21	R: 0	H: 0	E: 0	K: 0	S: 10	R: 5	H: 5	E: 0	K: 2	S: 23	H: 2	LOB: 2	BB: 0	P: 12	R: 0	H: 0	E: 0	K: 2	S: 11	R: 0	H: 0	E: 0	K: 1	S: 11	H: 0	LOB: 0	BB: 0	P: 15	1B: 9	SF: 0	2B: 1	SAC: 0	3B: 1	DP: 0	HR: 1	HBP: 0
--------------	------	------	------	------	-------	------	--------	-------	-------	------	------	------	------	-------	------	--------	-------	-------	------	------	------	------	-------	------	------	------	------	-------	------	--------	-------	-------	------	------	------	------	-------	------	------	------	------	-------	------	--------	-------	-------	-------	-------	-------	--------	-------	-------	-------	--------

PITCHER	IP	WLS	BF	H	R	ER	SO	BB	IBB	HBP	BLK	WP	HR	S	P	ERA	WHIP
Jimmy Key, L ERA: 7.24 (1, 1)	3.2	L	21	10	6	6	3	1	0	0	0	0	1	59	89	14.73	3.000
Bob Wickman, R ERA: 6.14 (4, 1)	2.1		9	2	0	0	1	0	0	0	0	0	0	18	23	0.00	0.857
Jeff Nelson, R ERA: (7, 1)	1.0		3	0	0	0	2	0	0	0	0	0	0	11	18	0.00	0.000
42 Mariano Rivera, R ERA: 1.59 (8, 1)	1.0		3	0	0	0	1	0	0	0	0	0	0	11	15	0.00	0.000

BOTTOM

New York Yankees @ Milwaukee Brewers
Milwaukee County Stadium, Milwaukee, WI

Tue Apr 16 1996, 8:05 PM EDT
Att. 7,059 - Unknown - 49 F

AB 35
R 6
H 12
RBI 6
BB 1
SO 7
LOB 14



WP: 0 PA: 36
PB: 0
SB: 0
CS: 1

livebaseballscorecards.com

Batter	1	2	3	4	5	6	7	8	9	AB R H RBI BB SO LOB	TOP											
Tim Raines, S (1, 7) OBP: 0.500, SLG: 0.750 Robert Eenhoorn, R (7, 4) OBP: 0.200, SLG: 0.333 Dion James, L (8, PH) OBP: 0.231, SLG: 0.167 Jim Leyritz, R (8, PH) OBP: 0.382, SLG: 0.533 (8, 7)	0-1 G4-3		2-1 1-2 1B		2-2 2B		3-2 F8	1-3 SAFE K		4 0 2 0 0 0 0 0 0 0 0 0 0 0 0 0 0 0 0 0 0 1 0 0 0 0 1 2												
Wade Boggs, L (1, 5) OBP: 0.340, SLG: 0.262	1-1 L8		2-0 F7		0-0 G6-3		1-1 G6-3		4-1 G4-6-3 BB	4 0 0 0 1 0 3												
Paul O'Neill, L (1, 10) OBP: 0.408, SLG: 0.372	0-0 1B		0-0 P3		0-1 F9			4-1 G3-4 2B BB	1-1 G4-6-3 1-2f	4 1 1 0 1 0 4												
Ruben Sierra, S (1, 9) OBP: 0.333, SLG: 0.450	1-2 F7			1-0 G4-3		1-1 G4-3		1-2 G3-4 1-2	1-0 G5-3	5 0 0 0 0 0 2												
Tino Martinez, L (1, 3) OBP: 0.283, SLG: 0.200		1-0 G4-3		3-2 F9 BB 1B		2-0 BB E 1B		1-2 2B 1B HBP		3 2 2 0 0 0 0												
Bernie Williams, S (1, 8) OBP: 0.288, SLG: 0.349		2-1 G4-3		4-0 F9 BB		4-2 FC4-6 BB		1-1 1B 2 1B 2B		2 1 1 1 2 0 0												
Mariano Duncan, R (1, 4) OBP: 0.342, SLG: 0.459 (7, 7) (8, 4)		2-2 L9		1-1 F9		2-2 FC4-6 1-2f 2-H		1-2 2 1B 1B		4 0 1 1 0 0 3												
Joe Girardi, R (1, 2) OBP: 0.282, SLG: 0.324			2-2 FC6-5 2B	0-0 L8		1-0 L8		1-2 L4		4 0 1 0 0 0 5												
2 Derek Jeter, R (1, 6) OBP: 0.500, SLG: 0.486			0-0 FC6-5 1B 2-3		1-2 G6-3		1-3 K	0-2 1-2 3-H 1B		4 0 1 1 0 1 1												
Inning Stats	R: 0 E: 0 K: 0 S: 8	H: 1 LOB: 1 BB: 0 P: 10	R: 0 E: 0 K: 0 S: 8	H: 0 LOB: 0 BB: 0 P: 13	R: 0 E: 0 K: 0 S: 8	H: 2 LOB: 2 BB: 0 P: 14	R: 0 E: 0 K: 0 S: 9	H: 1 LOB: 2 BB: 1 P: 18	R: 0 E: 0 K: 0 S: 9	H: 1 LOB: 1 BB: 0 P: 12	R: 1 E: 1 K: 0 S: 11	H: 1 LOB: 1 BB: 1 P: 21	R: 0 E: 0 K: 1 S: 9	H: 0 LOB: 0 BB: 0 P: 14	R: 3 E: 0 K: 0 S: 24	H: 3 LOB: 2 BB: 1 P: 34	R: 0 E: 0 K: 0 S: 4	H: 0 LOB: 0 BB: 1 P: 10	1B: 6 2B: 3 3B: 0 HR: 0	SF: 0 SAC: 0 DP: 1 HBP: 1	WP: 0 PB: 0 SB: 0 CS: 0	PA: 40
PITCHER	IP WLS BF H R ER SO BB IBB HBP BLK WP HR S P ERA WHIP																					
Ricky Bones, R (1, 1) ERA: 4.15	7.1 W 33 7 4 3 1 3 0 1 0 0 0 0 71 118 3.68 1.364																					
Cris Carpenter, R (8, 1) ERA: 11.25	0.1 3 2 0 0 0 0 0 0 0 0 0 0 12 14 0.00 6.000																					
Kevin Wickander, L (8, 1) ERA:	0.1 2 0 0 0 0 1 1 0 0 0 0 0 4 9 0.00 3.000																					
Graeme Lloyd, L (9, 1) ERA: 3.0	1.0 2 0 0 0 0 0 0 0 0 0 0 0 3 5 0.00 0.000																					

New York Yankees @ Milwaukee Brewers
 Milwaukee County Stadium, Milwaukee, WI
 Wed Apr 17 1996, 4:33 AM EDT
 Att. 7,124 - Sunny - 50 F

AB	35
R	4
H	9
RBI	3
BB	4
SO	2
LOB	20



Batter	1	2	3	4	5	6	7	8	9	AB R H RBI BB SO LOB	TOP											
Tim Raines, S OBP: 0.333, SLG: 0.444 (1, 7) B X	1-0 F8 ①		3-2 F8 ②		3-2 BB 1B 1B		1-1 G3 ②		2-3 K ③	5 0 1 0 0 1 0												
Wade Boggs, L OBP: 0.333, SLG: 0.267 (1, 5) C C C B X	2-2 F8 ②		2-2 G4-3 ③		0-0 BB 1B		4-2 1B BB			3 0 1 0 1 0 0												
Paul O'Neill, L OBP: 0.415, SLG: 0.404 (1, 9) X	0-0 2B			0-0 G3-1 ①	0-1 F7 ②		1-2 1B			4 0 2 0 0 0 2												
Ruben Sierra, S OBP: 0.327, SLG: 0.419 (1, 10) B F X	1-1 G1-3 ③			1-0 F9 ②	4-2 BB		1-0 G3-1 ③			3 0 0 0 1 0 3												
Tino Martinez, L OBP: 0.281, SLG: 0.204 (1, 3) C X		0-1 G3-1 ①		3-2 1B 2B 1B	2-2 G4-3 ③			2-0 G4-3 ①		4 1 1 0 0 0 3												
Bernie Williams, S OBP: 0.286, SLG: 0.340 (1, 8) B C C C X		1-2 G4-3 ②		2-1 2B 1B		2-2 G4-3 ①		1-2 F9 ②		4 0 1 0 0 0 0												
Mariano Duncan, R OBP: 0.357, SLG: 0.488 (1, 4) C C C C X		2-2 1B		0-0 1B 2B	1-3 2-H	0-1 L9 ②		0-0 F9 ③		4 0 2 1 0 0 0												
Joe Girardi, R OBP: 0.256, SLG: 0.293 (1, 2) C X		0-1 F8 ③		1-2 L9 ③		0-0 F9 ③			0-0 G6-3 ①	4 0 0 0 0 0 3												
2 Derek Jeter, R OBP: 0.460, SLG: 0.436 (1, 6) C C C C C			3-3 K ①		2-3 K ①		2-3 K ①		2-2 K ②	4 0 0 0 0 4 0												
Inning Stats	R: 0 E: 0 K: 0 S: 7	H: 1 LOB: 1 BB: 0 P: 11	R: 0 E: 0 K: 0 S: 10	H: 1 LOB: 1 BB: 0 P: 13	R: 0 E: 0 K: 1 S: 12	H: 0 LOB: 0 BB: 0 P: 20	R: 1 E: 0 K: 0 S: 13	H: 3 LOB: 2 BB: 0 P: 20	R: 0 E: 0 K: 1 S: 16	H: 2 LOB: 3 BB: 1 P: 27	R: 0 E: 0 K: 1 S: 7	H: 0 LOB: 0 BB: 0 P: 9	R: 0 E: 0 K: 1 S: 11	H: 1 LOB: 2 BB: 1 P: 20	R: 0 E: 0 K: 0 S: 6	H: 0 LOB: 0 BB: 0 P: 9	R: 0 E: 0 K: 2 S: 7	H: 0 LOB: 0 BB: 0 P: 11	1B: 6 2B: 2 3B: 0 HR: 0	SF: 0 SAC: 0 DP: 0 HBP: 0	WP: 0 PB: 0 SB: 0 CS: 0	PA: 37
PITCHER	IP WLS BF H R ER SO BB IBB HBP BLK WP HR S P ERA WHIP																					
Frankie Rodriguez, R ERA: 5.24 (1, 1)	7.0 W 31 8 1 1 3 2 0 0 0 0 0 0 76 120 1.29 1.429																					
Eddie Guardado, L ERA: 7.27 (8, 1)	1.0 3 0 0 0 0 0 0 0 0 0 0 0 6 9 0.00 0.000																					
Pat Mahomes, R ERA: 3.27 (9, 1)	1.0 3 0 0 0 0 2 0 0 0 0 0 0 7 11 0.00 0.000																					

New York Yankees @ Minnesota Twins
 Hubert H. Humphrey Metrodome, Minneapolis, MN
 Fri Apr 19 1996, 8:05 PM EDT
 Att. 20,279 - Dome - 68 F

AB	35
R	1
H	8
RBI	1
BB	2
SO	5
LOB	11



Batter	1	2	3	4	5	6	7	8	9
Chuck Knoblauch, R (1, 4) OBP: 0.365, SLG: 0.456	2-2 1B S 1B	1-2 G6-3		3-2 G3 1-2 2-3		2-2 E S 1B		3-2 FC5 HBP 2-3 1B	
Matt Lawton, L (1, 9) OBP: 0.333, SLG: 0.240	2-2 1B 1-3 1B		2-2 G6-3	4-2 2B BB		1-3 K 1-3		2-0 FC5 1-2 HBP	
Paul Molitor, R (1, 10) OBP: 0.410, SLG: 0.509	0-0 G5-4-3 1-3 3-H 1B		4-0 S 2B BB	1-0 2B 1-3 2-H 3-H 2B		3-2 G4-3		2-0 FC5 1-2 2-3f 3-H	
Dave Hollins, S (1, 5) OBP: 0.434, SLG: 0.523	2-3 K		2-3 K	0-2 F9			2-3 K	2-2 G1-3	
Marty Cordova, R (1, 7) OBP: 0.462, SLG: 0.696	0-0 G5-4-3 1-2f		0-2 1-H 2B		1-3 K		1-0 2B		
Greg Myers, L (1, 2) OBP: 0.255, SLG: 0.295		4-0 1B BB	1-1 G3		2-2 1B		3-3 K		
Roberto Kelly, R (1, 8) OBP: 0.306, SLG: 0.302		0-0 1B S 1-3 G6-4-3 1B		4-2 G3 S 2B BB	0-3 K		0-1 F8		
Scott Stahoviak, L (1, 3) OBP: 0.421, SLG: 0.706		1 SAFE 3-2 G6-4-3 1-3 3-H 1B		4-1 G3 1-2 2B BB	2-3 K		2-2 1B FC5 2B		
Pat Meares, R (1, 6) OBP: 0.340, SLG: 0.581		1-1 G6-4-3 1-2f 3-H		2-3 K		0-0 P5		2-1 G6-3	

Inning Stats	R: 1	H: 3	E: 0	K: 1	S: 13	LOB: 1	BB: 0	P: 19	R: 2	H: 2	E: 0	K: 0	S: 10	LOB: 0	BB: 1	P: 19	R: 1	H: 1	E: 0	K: 1	S: 11	LOB: 1	BB: 1	P: 20	R: 2	H: 1	E: 0	K: 1	S: 21	LOB: 2	BB: 3	P: 39	R: 0	H: 1	E: 0	K: 3	S: 14	LOB: 1	BB: 0	P: 19	R: 0	H: 1	E: 1	K: 1	S: 10	LOB: 1	BB: 0	P: 16	R: 0	H: 1	E: 0	K: 2	S: 9	LOB: 1	BB: 0	P: 15	R: 1	H: 2	E: 0	K: 0	S: 13	LOB: 2	BB: 0	P: 26
--------------	------	------	------	------	-------	--------	-------	-------	------	------	------	------	-------	--------	-------	-------	------	------	------	------	-------	--------	-------	-------	------	------	------	------	-------	--------	-------	-------	------	------	------	------	-------	--------	-------	-------	------	------	------	------	-------	--------	-------	-------	------	------	------	------	------	--------	-------	-------	------	------	------	------	-------	--------	-------	-------

PITCHER	IP	WLS	BF	H	R	ER	SO	BB	IBB	HBP	BLK	WP	HR	S	P	ERA	WHIP
Dwight Gooden, R (1, 1) ERA: 11.48	3.0	L	17	6	6	6	2	4	0	0	0	0	0	37	69	18.00	3.333
42 Mariano Rivera, R (4, 1) ERA: 2.53	3.0		13	3	0	0	5	1	0	0	0	0	0	42	63	0.00	1.333
Bob Wickman, R (7, 1) ERA: 5.4	1.0		4	1	0	0	2	0	0	0	0	0	0	9	15	0.00	1.000
Jeff Nelson, R (8, 1) ERA: 1.59	1.0		6	2	1	1	0	0	0	1	0	0	0	13	26	9.00	2.000

BOTTOM

New York Yankees @ Minnesota Twins
 Hubert H. Humphrey Metrodome, Minneapolis, MN

livebaseballscorecards.com

AB 34
R 7
H 12
RBI 6
BB 5
SO 9
LOB 24



PITCHER	IP	WLS	BF	H	R	ER	SO	BB	IBB	HBP	BLK	WP	HR	S	P	ERA	WHIP
WP: 0																	
PA: 40																	

Fri Apr 19 1996, 8:05 PM EDT
 Att: 20,279 - Dome - 68 F

Batter	1	2	3	4	5	6	7	8	9	AB R H RBI BB SO LOB	TOP
Tim Raines, S (1, 7) <small>OBP: 0.286, SLG: 0.357</small> Gerald Williams, R (9, 7) <small>OBP: 0.360, SLG: 0.609</small>	1-0 	2-1 G2-3		1-2 G4-6-3		1-3 K			0-0 P6	5 1 1 0 0 1 2 0 0 0 0 0 0 0	
Wade Boggs, L (1, 5) <small>OBP: 0.357, SLG: 0.300</small>	1-0 		1-1 F8		0-2 G1-3		1-2 G5-3		1-1 	5 1 2 0 0 0 0	
Paul O'Neill, L (1, 9) <small>OBP: 0.431, SLG: 0.442</small>	1-2 FC3-6		1-2 		1-0 		0-3 K		3-2 	5 1 3 1 0 1 2	
Ruben Sierra, S (1, 10) <small>OBP: 0.352, SLG: 0.563</small>	1-1 		1-1 		1-0 G5-3		2-3 K		0-2 	5 2 3 4 0 1 1	
Tino Martinez, L (1, 3) <small>OBP: 0.306, SLG: 0.226</small>	1-1 G3		2-2 		4-1 			3-1 F8	0-1 	4 0 2 0 1 0 2	
Bernie Williams, S (1, 8) <small>OBP: 0.279, SLG: 0.327</small>	2-0 G6-3		1-0 L8		1-2 G5-3			1-1 	0-1 P4	5 1 1 0 0 0 6	
Jim Leyritz, R (1, 2) <small>OBP: 0.395, SLG: 0.618</small> Joe Girardi, R (8, 2) <small>OBP: 0.256, SLG: 0.293</small>		1-1 	1-3 K		1-2 			1-2 P4		4 1 2 1 0 1 2 0 0 0 0 0 0 0	AB 41 R 7 H 16 RBI 6 BB 1 SO 7 LOB 18
Andy Fox, L (1, 4) <small>OBP: 0.316, SLG: 0.235</small>		0-3 K		2-1 F7		0-3 K		3-2 		4 0 1 0 0 2 1	
Derek Jeter, R (1, 6) <small>OBP: 0.444, SLG: 0.419</small>		3-2 F9		1-1 		2-3 K		0-0 F9		4 0 1 0 0 1 2	
Inning Stats	R: 1 H: 3 E: 1 LOB: 2 K: 0 BB: 0 S: 11 P: 18	R: 1 H: 1 E: 0 LOB: 0 K: 1 BB: 0 S: 10 P: 16	R: 2 H: 3 E: 0 LOB: 1 K: 1 BB: 0 S: 18 P: 25	R: 0 H: 1 E: 0 LOB: 0 K: 0 BB: 0 S: 7 P: 11	R: 0 H: 1 E: 0 LOB: 2 K: 0 BB: 1 S: 9 P: 16	R: 0 H: 1 E: 0 LOB: 1 K: 3 BB: 0 S: 13 P: 17	R: 0 H: 0 E: 0 LOB: 0 K: 2 BB: 0 S: 10 P: 13	R: 1 H: 2 E: 0 LOB: 1 K: 0 BB: 0 S: 12 P: 20	R: 2 H: 4 E: 0 LOB: 1 K: 0 BB: 0 S: 16 P: 20	1B: 11 SF: 0 2B: 2 SAC: 0 3B: 0 DP: 1 HR: 3 HBP: 0	WP: 2 PA: 42 PB: 0 SB: 2 CS: 0
PITCHER Rick Aguilera, R (1, 1) <small>ERA: 12.0</small> Dan Naulty, R (4, 1) <small>ERA: 1.0</small> Eddie Guardado, L (7, 1) <small>ERA: 7.2</small> Erik Bennett, R (8, 1) <small>ERA: 6.75</small> Dave Stevens, R (9, 1) <small>ERA: 7.5</small>	IP WLS BF H R ER SO BB IBB HBP BLK WP HR S P ERA WHIP 3.0 0 16 7 4 4 2 0 0 0 0 0 2 39 59 12.00 2.333 3.0 0 12 3 0 0 3 1 0 0 0 2 0 29 44 0.00 1.333 1.1 L 5 1 1 1 2 0 0 0 0 0 0 0 14 21 6.75 0.750 1.0 5 2 1 1 0 0 0 0 0 0 0 11 16 9.00 2.000 0.2 4 3 1 1 0 0 0 0 0 0 0 1 13 16 13.50 4.500	PITCHER IP WLS BF H R ER SO BB IBB HBP BLK WP HR S P ERA WHIP									

New York Yankees @ Minnesota Twins
 Hubert H. Humphrey Metrodome, Minneapolis, MN
 Sat Apr 20 1996, 8:05 PM EDT
 Att. 24,586 - Dome - 70 F

livebaseballscorecards.com



Batter	1	2	3	4	5	6	7	8	9	AB R H RBI BB SO LOB
Chuck Knoblauch, R (1, 4) <small>OBP: 0.368, SLG: 0.433</small>	1-1 F7		1-1 F9		1-2 F7		4-2 1B BB		4-2 2B 1B BB	3 1 0 0 2 0 0
Pat Meares, R (1, 6) <small>OBP: 0.360, SLG: 0.609</small> Scott Stahoviak, L (7, PH) <small>OBP: 0.421, SLG: 0.706</small> Jeff Reboulet, R (7, PH) <small>OBP: 0.235, SLG: 0.188</small> Greg Myers, L (9, PH) <small>OBP: 0.271, SLG: 0.333</small>	0-0 F9 1B 2B		3-2 CS 1B		2-1 G5-3		1-1 1B		2-1 1B 2B	3 1 2 0 0 0 0 0 0 0 0 0 0 0 1 0 1 1 0 0 0
Paul Molitor, R (1, 10) <small>OBP: 0.409, SLG: 0.500</small>	2-1 F9		1 SAFE 2-2 1B 1B		0-0 E5 FC1-5 BB		1-3 K		0-1 1B	5 0 2 1 0 1 3
Marty Cordova, R (1, 7) <small>OBP: 0.484, SLG: 0.667</small>	0-0 PB 1B		0-0 1B		4-2 E BB		1-1 L9		2-3 K 1B	4 1 2 1 1 1 4
Dave Hollins, S (1, 5) <small>OBP: 0.397, SLG: 0.469</small>	3-H 1-3 1B		3-2 K		1-0 FC1-5 SF7		0-0 L7		2-1 G4-3	5 1 0 0 0 1 6
Ron Coomer, R (1, 3) <small>OBP: 0.333, SLG: 0.444</small>		1-3 K		0-2 F8		2-2 SF7		2-3 K		3 0 0 1 0 2 0
Roberto Kelly, R (1, 8) <small>OBP: 0.288, SLG: 0.283</small> Rich Becker, L (8, PH) <small>OBP: 0.194, SLG: 0.125</small>		0-3 K		3-1 G6-3		0-3 K		1-0 G5-3		3 0 0 0 0 2 0 1 0 0 0 0 0 0
Matt Lawton, L (1, 9) <small>OBP: 0.344, SLG: 0.245</small>		1-1 1B		1-0 G4-3		4-2 SH5-4 1B BB		1-2 L5		3 1 1 0 1 0 0
Mike Durant, R (1, 2) <small>OBP: 0.364, SLG: 0.400</small> Chip Hale, L (9, PH) <small>OBP: 0.250, SLG: 0.250</small>		1-0 F8		2-2 F9		1 SAFE 0-0 SH5-4		1-0 BB 1B		2 0 0 0 0 0 1 1 1 1 0 0 0 0

BOTTOM

New York Yankees @ Minnesota Twins
 Hubert H. Humphrey Metrodome, Minneapolis, MN

Sat Apr 20 1996, 8:05 PM EDT
 Att. 24,586 - Dome - 70 F

livebaseballscores.com

AB	35
R	6
H	10
RBI	5
BB	4
SO	7
LOB	14



Inning Stats	R: 1	H: 2	E: 0	K: 0	S: 9	H: 2	LOB: 1	BB: 0	P: 15	R: 0	H: 1	E: 0	K: 2	S: 9	H: 3	LOB: 2	BB: 0	P: 20	R: 0	H: 0	E: 0	K: 0	S: 6	H: 0	LOB: 0	BB: 0	P: 10	R: 0	H: 0	E: 0	K: 0	S: 9	H: 0	LOB: 0	BB: 0	P: 14	R: 2	H: 0	E: 2	K: 1	S: 11	H: 0	LOB: 0	BB: 1	P: 18	R: 1	H: 1	E: 0	K: 1	S: 13	H: 1	LOB: 2	BB: 2	P: 24	R: 0	H: 0	E: 0	K: 1	S: 6	H: 0	LOB: 0	BB: 0	P: 9	R: 2	H: 3	E: 0	K: 1	S: 16	H: 3	LOB: 2	BB: 1	P: 28	1B: 8	2B: 2	3B: 0	HR: 0	SF: 1	SAC: 1	DP: 0	HBP: 0	WP: 0	PB: 1	SB: 0	CS: 1	PA: 41
--------------	------	------	------	------	------	------	--------	-------	-------	------	------	------	------	------	------	--------	-------	-------	------	------	------	------	------	------	--------	-------	-------	------	------	------	------	------	------	--------	-------	-------	------	------	------	------	-------	------	--------	-------	-------	------	------	------	------	-------	------	--------	-------	-------	------	------	------	------	------	------	--------	-------	------	------	------	------	------	-------	------	--------	-------	-------	-------	-------	-------	-------	-------	--------	-------	--------	-------	-------	-------	-------	--------

PITCHER	IP	WLS	BF	H	R	ER	SO	BB	IBB	HBP	BLK	WP	HR	S	P	ERA	WHIP
Andy Pettitte, L (1, 1) <small>ERA: 2.63</small>	6.1		27	6	4	2	4	2	0	0	0	0	0	61	97	2.84	1.263
Jeff Nelson, R (7, 1) <small>ERA: 1.59</small>	0.0		1	0	0	0	0	1	0	0	0	0	0	2	6	∞	∞
Steve Howe, L (7, 1) <small>ERA: 5.68</small>	0.0		1	1	0	0	0	0	0	0	0	0	0	2	3	∞	∞
Bob Wickman, R (7, 1) <small>ERA: 4.5</small>	1.2	W	5	0	0	0	2	0	0	0	0	0	0	11	16	0.00	0.000
John Wetteland, R (9, 1) <small>ERA: 9.0</small>	1.0	S	7	3	2	2	1	1	0	0	0	0	0	16	28	18.00	4.000

Batter	1	2	3	4	5	6	7	8	9	AB	R	H	RBI	BB	SO	LOB				
Chuck Knoblauch, R (1, 4) OBP: 0.366, SLG: 0.429 Chip Hale, L (8, 4) OBP: 0.500, SLG: 0.400 (9, 3)	1-0 CS		3-2 CS			2-2 BB 1B		4-2 BB 1B BB	0-0 1B	3	0	1	0	0	0	1				
Jeff Reboulet, R (1, 6) OBP: 0.227, SLG: 0.150 (9, 4)	0-0 F8 1-2			2-2 G1-3		4-1 BB G6-4-3 1-2		2-1 L8	2-0 G5-3	4	0	0	0	1	0	4				
Paul Molitor, R (1, 10) OBP: 0.400, SLG: 0.476 (9, 6)	0-1 P3			2-2 F9		1-2 G6-4-3 1-2f		4-1 1B PB BB 1-2 2-3		3	1	0	0	1	0	2				
Marty Cordova, R (1, 7) OBP: 0.514, SLG: 0.700 (9, 6)			4-2 CS BB		3-2 G6-3		0-0 WP WP 2B	1-2 1B PB 1-3 2-H 3-H		3	2	2	2	1	0	0				
Dave Hollins, S (1, 5) OBP: 0.403, SLG: 0.451 (9, 6)		2-2 P6 1-2		4-2 G1-6-3 BB		2-2 P5		4-2 1B BB 1-2		2	0	0	0	2	0	2				
Ron Coomer, R (1, 3) OBP: 0.304, SLG: 0.400 Scott Stahoviak, L (7, PH) OBP: 0.410, SLG: 0.686 (8, 3) Pat Meares, R (8, PH) OBP: 0.373, SLG: 0.617 (9, 6)		0-3 K		1-0 G1-6-3 1-2f		3-3 K 2-3		1-0 1B 1-2 2-H		2	0	0	0	0	1	1				
Roberto Kelly, R (1, 8) OBP: 0.296, SLG: 0.277 Rich Becker, L (7, PH) OBP: 0.184, SLG: 0.118 (8, 8)			0-1 G6-3		4-1 BB		2-1 F7 3-H	2-1 G3		1	0	0	0	1	0	0				
Matt Lawton, L (1, 9) OBP: 0.324, SLG: 0.228 (9, 6)			1-2 G6-3		3-1 F9			2-3 K	1-1 G6-3	4	0	0	0	0	1	1				
Mike Durant, R (1, 2) OBP: 0.429, SLG: 0.364 Greg Myers, L (9, PH) OBP: 0.265, SLG: 0.326 (9, 6)			4-1 BB		0-0 G4-3			4-2 BB BB 1B BB	1-1 F8	1	1	0	0	2	0	0				
Inning Stats	R: 0 E: 1 K: 0 S: 4	H: 0 LOB: 0 BB: 0 P: 5	R: 0 E: 0 K: 1 S: 9	H: 0 LOB: 0 BB: 1 P: 15	R: 0 E: 0 K: 0 S: 9	H: 0 LOB: 1 BB: 1 P: 17	R: 0 E: 0 K: 0 S: 12	H: 0 LOB: 0 BB: 0 P: 19	R: 0 E: 0 K: 0 S: 7	H: 0 LOB: 1 BB: 2 P: 19	R: 0 E: 0 K: 0 S: 8	H: 1 LOB: 1 BB: 1 P: 15	R: 1 E: 0 K: 1 S: 9	H: 1 LOB: 0 BB: 0 P: 16	R: 4 E: 0 K: 1 S: 21	H: 2 LOB: 2 BB: 4 P: 45	R: 0 E: 0 K: 0 S: 6	H: 1 LOB: 1 BB: 0 P: 10	1B: 4 2B: 1 3B: 0 HR: 0	SF: 0 SAC: 0 DP: 2 HBP: 0

BOTTOM

New York Yankees @ Minnesota Twins
 Hubert H. Humphrey Metrodome, Minneapolis, MN

livebaseballscorecards.com

AB	29
R	5
H	5
RBI	3
BB	9
SO	3
LOB	14



WP: 2	PA: 38
PB: 1	
SB: 0	
CS: 2	

PITCHER	IP	WLS	BF	H	R	ER	SO	BB	IBB	HBP	BLK	WP	HR	S	P	ERA	WHIP
Kenny Rogers, L (1, 1) ERA: 4.7	5.1	W	20	1	0	0	1	5	0	0	0	0	0	46	86	0.00	1.125
Jeff Nelson, R (6, 1) ERA: 4.7	2.0		8	1	3	3	2	2	0	0	0	2	0	21	39	13.50	1.500
Steve Howe, L (8, 1) ERA: 8.1	0.1		4	1	1	1	0	2	0	0	0	0	0	9	20	27.00	9.000
Bob Wickman, R (8, 1) ERA: 3.97	1.1		6	2	1	1	0	0	0	0	0	0	0	9	16	6.75	1.500

Sun Apr 21 1996, 4:33 AM EDT
 Att. 20,115 - Dome - 68 F

Batter	1	2	3	4	5	6	7	8	9	AB	R	H	RBI	BB	SO	LOB
Tom Goodwin, L (1, 7) OBP: 0.247, SLG: 0.203	0-0 P4		0-3 K		0-3 K		0-0 G6-3		0-0 G1-3	5	0	0	0	0	2	3
Johnny Damon, L (1, 8) OBP: 0.307, SLG: 0.386	0-0 G3		0-0 S 1B		0-3 K		0-0 P6		0-0 G1-3	5	0	1	0	0	1	3
Bip Roberts, S (1, 10) OBP: 0.352, SLG: 0.433	0-0 G4-3		0-0 F7		0-0 BB 2B		0-0 F7			4	0	1	0	0	0	1
Keith Lockhart, L (1, 4) OBP: 0.358, SLG: 0.311		0-0 F9	4-0 BB		4-0 BB		0-0 P4			2	0	0	0	2	0	0
Bob Hamelin, L (1, 3) OBP: 0.412, SLG: 0.250		0-3 K	0-0 F8		4-0 BB		0-0 F7			3	0	0	1	1	1	2
Michael Tucker, L (1, 9) OBP: 0.318, SLG: 0.379		4-0 BB 1B		0-3 K	0-3 K		0-0 G3			3	1	0	0	1	2	3
David Howard, S (1, 6) OBP: 0.321, SLG: 0.373		4-0 BB 1B		0-0 F9		0-3 K			0-0 2B 1B	3	0	1	0	1	1	0
Joe Randa, R (1, 5) OBP: 0.318, SLG: 0.308		0-0 1B		0-0 F3		0-3 K			0-0 P3	4	0	1	1	0	1	1
Sal Fasano, R (1, 2) OBP: 0.207, SLG: 0.154 Jose Offerman, S (9, PH) OBP: 0.237, SLG: 0.243		0-0 G5-3			0-0 BB 2B 1B		0-0 F8		0-0 2B	3	1	1	0	0	0	2
										1	0	1	0	0	0	0

Inning Stats	R: 0	H: 0	E: 0	K: 0	S: 3	R: 1	H: 1	E: 0	K: 1	S: 6	R: 0	H: 1	E: 0	K: 1	S: 6	R: 0	H: 0	E: 0	K: 1	S: 5	R: 1	H: 2	E: 0	K: 3	S: 11	R: 0	H: 0	E: 0	K: 2	S: 7	R: 0	H: 0	E: 0	K: 0	S: 3	R: 0	H: 0	E: 0	K: 0	S: 3	R: 0	H: 2	E: 0	K: 0	S: 5	1B: 4	2B: 2	3B: 0	HR: 0	SF: 0	SAC: 0	DP: 0	HBP: 0	WP: 0	PB: 0	SB: 1	CS: 0	PA: 38
--------------	------	------	------	------	------	------	------	------	------	------	------	------	------	------	------	------	------	------	------	------	------	------	------	------	-------	------	------	------	------	------	------	------	------	------	------	------	------	------	------	------	------	------	------	------	------	-------	-------	-------	-------	-------	--------	-------	--------	-------	-------	-------	-------	--------

PITCHER	IP	WLS	BF	H	R	ER	SO	BB	IBB	HBP	BLK	WP	HR	S	P	ERA	WHIP
David Cone, R (1, 1) ERA: 2.61	5.0		24	4	2	2	6	5	0	0	0	0	0	31	51	3.60	1.800
42 Mariano Rivera, R (6, 1) ERA: 1.98	3.0		9	0	0	0	2	0	0	0	0	0	0	13	13	0.00	0.000
John Wetteland, R (9, 1) ERA: 7.2	1.0		5	2	0	0	0	0	0	0	0	0	0	5	5	0.00	2.000

BOTTOM


New York Yankees @ Kansas City Royals
Kauffman Stadium, Kansas City, MO

Mon Apr 22 1996, 7:05 PM CDT
Att: 14,763 - Unknown - 57 F

livebaseballscorecards.com

AB	33
R	2
H	6
RBI	2
BB	5
SO	8
LOB	15



Batter	1	2	3	4	5	6	7	8	9	AB R H RBI BB SO LOB	TOP											
Wade Boggs, L (1, 5) OBP: 0.362, SLG: 0.365	3-2 F7		2-2 F8		3-2 L8		1-1 F8			4 0 0 0 0 0 1												
Bernie Williams, S (1, 8) OBP: 0.293, SLG: 0.349	1-0 F7		0-0 B1-3		2-0 HR		0-1 G3-1			4 1 1 2 0 0 0												
Paul O'Neill, L (1, 9) OBP: 0.444, SLG: 0.531	1-1 F8			3-1 CS 2B	2-2 F7			0-0 1B 2B		4 0 2 0 0 0 0												
Ruben Sierra, S (1, 10) OBP: 0.368, SLG: 0.567		3-2 G1-3		1-1 P3		1-0 WP 2B		1-3 K		4 0 1 0 0 1 2												
Tino Martinez, L (1, 3) OBP: 0.329, SLG: 0.254		3-1 G3-1		4-1 BB 2-3 BB		4-2 WP BB		3-1 G6-3 1B		2 0 1 0 2 0 0												
Tim Lincecum, S (1, 7) OBP: 0.381, SLG: 0.450		0-0 1B		4-2 FC6-4 1-2 BB		1-0 F8		0-2 G6-3 1-2f		3 0 1 0 1 0 4												
Mariano Duncan, R (1, 4) OBP: 0.327, SLG: 0.415		3-1 SAFE SAFE SAFE 1B		1-0 FC6-4 1-2f		2-0 G4-3		4-1 G6-4-3 BB		3 0 1 0 1 0 4	AB 31 R 2 H 7 RBI 2 BB 4 SO 2 LOB 17											
Joe Girardi, R (1, 2) OBP: 0.281, SLG: 0.333		1-2 G6-3		1-1 FC6-4 HBP		0-0 L4		1-2 G6-4-3 1-2f		3 0 0 0 0 0 5												
Derek Jeter, R (1, 6) OBP: 0.435, SLG: 0.412			1-3 K		0-0 FC6-4 HR		0-0 L9		1-0 F9	4 1 0 0 0 1 1												
Inning Stats	R: 0 E: 0 K: 0 S: 7	H: 0 LOB: 0 BB: 0 P: 12	R: 0 E: 0 K: 0 S: 12	H: 2 LOB: 2 BB: 0 P: 22	R: 0 E: 0 K: 1 S: 7	H: 0 LOB: 0 BB: 0 P: 10	R: 0 E: 0 K: 0 S: 9	H: 1 LOB: 2 BB: 2 P: 22	R: 2 E: 0 K: 0 S: 9	H: 1 LOB: 0 BB: 0 P: 17	R: 0 E: 0 K: 0 S: 8	H: 1 LOB: 2 BB: 1 P: 16	R: 0 E: 0 K: 0 S: 5	H: 0 LOB: 0 BB: 0 P: 6	R: 0 E: 0 K: 1 S: 10	H: 2 LOB: 1 BB: 0 P: 14	R: 0 E: 0 K: 0 S: 5	H: 0 LOB: 0 BB: 1 P: 11	1B: 3 2B: 3 3B: 0 HR: 1	SF: 0 SAC: 0 DP: 2 HBP: 1	WP: 1 PB: 0 SB: 0 CS: 1	PA: 36
PITCHER	IP WLS BF H R ER SO BB IBB HBP BLK WP HR S P ERA WHIP												IP WLS BF H R ER SO BB IBB HBP BLK WP HR S P ERA WHIP									
Mark Gubicza, R (1, 1) ERA: 5.23	7.0 W 29 5 2 2 1 3 0 1 0 1 1 57 105 2.57 1.143																					
Jeff Montgomery, R (8, 1) ERA:	2.0 S 7 2 0 0 1 1 0 0 0 0 0 0 15 25 0.00 1.500																					

New York Yankees @ Kansas City Royals
Kauffman Stadium, Kansas City, MO
 Tue Apr 23 1996, 7:05 PM CDT
 Att. 12,536 - Unknown - 63 F

AB	31
R	2
H	7
RBI	2
BB	4
SO	2
LOB	17



Batter	1	2	3	4	5	6	7	8	9	AB R H RBI BB SO LOB	TOP									
Kenny Lofton, L OBP: 0.382, SLG: 0.423 (1, 8) X	0-0 L7	0-0 1-2 3-H 1B			0-3 K		X 0-0 G3	0-0 P6		5 0 1 1 0 1 0										
Julio Franco, R OBP: 0.371, SLG: 0.392 (1, 3) X	0-0 G1-3	0-0 PO	0-0 F9		X 0-0 G6-3		B B B B 4-0 FC4-6 BB	0-3 K		4 0 0 0 1 1 0										
Carlos Baerga, S OBP: 0.326, SLG: 0.405 (1, 4) X	0-0 1B		X 0-0 F9		X 0-0 F8		X 0-0 FC4-6 PB		X 0-0 G6-3	5 0 1 0 0 0 1										
Albert Belle, R OBP: 0.395, SLG: 0.676 (1, 7) S S	0-3 K		X 0-0 FC4-6 1B		X 0-0 P4		B B B B 4-0 FC5-4 BB		S S S S 0-3 K	4 0 1 0 1 2 1										
Eddie Murray, S OBP: 0.272, SLG: 0.225 (1, 10)		X 0-0 G4-3	X 0-0 FC4-6		X 0-0 HR 1B		X 0-0 FC5-4		X 0-0 2B	5 1 2 0 0 0 3										
Manny Ramirez, R OBP: 0.356, SLG: 0.631 (1, 9)		X 0-0 1B 2B		X 0-0 FC4-6 1B		B B B B 4-0 HR BB		B B B B 4-0 2B BB	S S S S 0-3 K	3 3 2 0 2 1 1										
Jim Thome, L OBP: 0.473, SLG: 0.564 (1, 5)		B B B B 4-0 FC3-6 1B BB		X 0-0 F7		X 0-0 HR		X 0-0 HR 2B		3 3 2 4 1 0 1										
Sandy Alomar Jr., R OBP: 0.345, SLG: 0.423 (1, 2)		X 0-0 FC3-6 1B		X 0-0 FC4-6		B B B B 4-0 G6-3 BB		X 0-0 G1-3		3 0 1 1 1 0 2										
Omar Vizquel, S OBP: 0.306, SLG: 0.463 (1, 6)		X 0-0 FC3-6 PO 1B		X 0-0 G2-3		X 0-0 G6-3		X 0-0 HR		4 1 1 2 0 0 4										
Inning Stats	R: 0 E: 0 K: 1 S: 6	H: 1 LOB: 1 BB: 0 P: 6	R: 2 E: 0 K: 0 S: 5	H: 3 LOB: 1 BB: 1 P: 9	R: 0 E: 0 K: 0 S: 4	H: 1 LOB: 1 BB: 0 P: 4	R: 0 E: 0 K: 1 S: 5	H: 0 LOB: 0 BB: 2 P: 5	R: 3 E: 0 K: 0 S: 4	H: 2 LOB: 0 BB: 2 P: 12	R: 0 E: 0 K: 0 S: 3	H: 0 LOB: 2 BB: 2 P: 11	R: 3 E: 0 K: 1 S: 7	H: 2 LOB: 0 BB: 1 P: 11	R: 0 E: 0 K: 2 S: 8	H: 1 LOB: 1 BB: 0 P: 8	1B: 6 2B: 3 3B: 0 HR: 2	SF: 0 SAC: 0 DP: 1 HBP: 0	WP: 0 PB: 1 SB: 0 CS: 0	PA: 43
PITCHER	IP WLS BF H R ER SO BB IBB HBP BLK WP HR S P ERA WHIP																			
Scott Kamieniecki, R ERA: 8.44 (1, 1)	5.1 W 25 8 5 5 2 2 0 0 0 0 0 1 27 35 8.44 1.875																			
Jeff Nelson, R ERA: 5.79 (6, 1)	1.2 9 1 2 2 0 4 0 0 0 0 0 0 5 21 10.80 3.000																			
John Wetteland, R ERA: 6.43 (8, 1)	2.0 8 2 1 1 3 0 0 0 0 0 0 1 14 14 4.50 1.000																			

Cleveland Indians @ New York Yankees
Yankee Stadium, Bronx, NY
 Wed Apr 24 1996, 7:05 PM EDT
 Att. 20,187 - Unknown - 61 F

AB	36
R	8
H	11
RBI	8
BB	6
SO	5
LOB	13



Batter	1	2	3	4	5	6	7	8	9	AB R H RBI BB SO LOB	TOP									
Kenny Lofton, L (1, 8) OBP: 0.362, SLG: 0.398	0-0 G4-3	0-0 G4-3		0-0 L7			0-0 F8		0-0 FC6-4	5 0 0 0 0 0 3										
Julio Franco, R (1, 10) OBP: 0.387, SLG: 0.423	0-0 WP 1B 2B		0-0 1B 1B		0-0 G6-4-3 1B 1B		0-3 K		0-0 CS	4 1 3 0 0 1 0										
Carlos Baerga, S (1, 4) OBP: 0.322, SLG: 0.398	0-0 F7		0-0 G5-4-3 1B		0-3 K			0-0 P4		4 0 1 0 0 1 2										
Albert Belle, R (1, 7) OBP: 0.400, SLG: 0.701	4-0 WP 1B BB		0-0 P5		0-0 G6-4-3			0-0 HR		3 2 1 1 1 0 3										
Eddie Murray, S (1, 3) OBP: 0.282, SLG: 0.240	0-0 FC6-4 1B		0-0 G5-4-3		0-0 F9			0-0 1B		4 0 2 2 0 0 2										
Manny Ramirez, R (1, 9) OBP: 0.364, SLG: 0.618	0-0 FC6-4		0-0 S 1B		0-0 G6-3			4-0 FC4 BB		3 1 1 0 1 0 1										
Sandy Alomar Jr., R (1, 2) OBP: 0.356, SLG: 0.429		0-3 K		0-0 G4-3 1B		0-0 1B		0-0 FC4		4 0 2 1 0 1 1										
Scott Leius, R (1, 5)		0-0 G5-3		0-0 F9		0-3 K		0-0 G4-3		4 0 0 0 0 1 2										
Omar Vizquel, S (1, 6) OBP: 0.316, SLG: 0.465		0-0 S 1B		0-0 G4-3		0-0 G4-3		0-0 FC6-4 1B		4 0 2 0 0 0 1										
Inning Stats	R: 2 E: 0 K: 0 S: 5	H: 2 LOB: 1 BB: 1 P: 9	R: 0 E: 0 K: 1 S: 6	H: 1 LOB: 1 BB: 0 P: 6	R: 0 E: 0 K: 0 S: 4	H: 2 LOB: 1 BB: 0 P: 4	R: 1 E: 0 K: 0 S: 5	H: 2 LOB: 1 BB: 0 P: 5	R: 0 E: 0 K: 1 S: 6	H: 1 LOB: 0 BB: 0 P: 6	R: 0 E: 0 K: 1 S: 5	H: 0 LOB: 0 BB: 0 P: 5	R: 1 E: 0 K: 0 S: 4	H: 2 LOB: 1 BB: 1 P: 8	R: 0 E: 0 K: 0 S: 3	H: 1 LOB: 0 BB: 0 P: 3	1B: 10 2B: 1 3B: 0 HR: 1	SF: 0 SAC: 0 DP: 2 HBP: 0	WP: 1 PB: 0 SB: 2 CS: 1	PA: 38
PITCHER	IP WLS BF H R ER SO BB IBB HBP BLK WP HR S P ERA WHIP																			
Andy Pettitte, L (1, 1) ERA: 3.09	7.2 L 32 11 4 4 4 4 1 0 0 0 1 1 39 43 4.70 1.565																			
Bob Wickman, R (8, 1) ERA: 3.38	0.2 4 1 0 0 0 0 1 0 0 0 0 0 3 7 0.00 3.000																			
Steve Howe, L (9, 1) ERA: 7.36	0.2 1 0 0 0 0 0 0 0 0 0 0 0 1 1 0.00 0.000																			

Cleveland Indians @ New York Yankees
Yankee Stadium, Bronx, NY
 Thu Apr 25 1996, 7:05 PM EDT
 Att. 18,580 - Unknown - 64 F

AB	35
R	4
H	12
RBI	4
BB	2
SO	4
LOB	15



WP: 1	PA: 38
-------	--------

BOTTOM

Cleveland Indians @ New York Yankees
Yankee Stadium, Bronx, NY

Thu Apr 25 1996, 7:05 PM EDT
Att. 18,580 - Unknown - 64 F

livebaseballscorecards.com

AB	33
R	3
H	9
RBI	3
BB	4
SO	5
LOB	19



WP:	0	PA:	40
PB:	0		
SB:	1		
CS:	0		

AB R H RBI BB SO LOB

3	0	1	1	1	0	0
4	0	1	1	0	0	2
3	0	1	0	2	0	0
0	0	0	0	0	0	0
5	0	0	0	0	2	5
4	1	2	1	0	0	2
3	0	1	0	1	1	1
4	1	2	0	0	0	2
3	1	1	0	0	0	2
4	0	0	0	0	2	5

Batter	1	2	3	4	5	6	7	8	9
Wade Boggs, L OBP: 0.367, SLG: 0.357 (1, 5)	F8		BB		SF9		SH5-4 1B		G6-3
Bernie Williams, S OBP: 0.298, SLG: 0.347 (1, 8)	F7		P4		1B		SH5-4 1-2		G4-3
Paul O'Neill, L OBP: 0.463, SLG: 0.521 Gerald Williams, R OBP: 0.344, SLG: 0.586 (1, 9) (9, PR)	G1-3			G1-3	1B		IBB		BB
Ruben Sierra, S OBP: 0.346, SLG: 0.529 (1, 10)		F8		L6	K		K		F9
Tino Martinez, L OBP: 0.329, SLG: 0.361 (1, 3)		F9		2B		HR			G4-3
Tim Raines, S OBP: 0.414, SLG: 0.423 (1, 7)		G1-3		K		BB		S	1B
Jim Leyritz, R OBP: 0.405, SLG: 0.605 (1, 2)			G6-3 SH1-3 1B		SF9 1B	L4		G5-3	
Andy Fox, L OBP: 0.308, SLG: 0.217 (1, 4)			SH1-3		E7 SF9 1B	G6-3		F7	
2 Derek Jeter, R OBP: 0.414, SLG: 0.390 (1, 6)			G6-3		K	G6-3		K	

Inning Stats	R: 0	H: 0	E: 0	LOB: 0	K: 0	S: 3	R: 0	H: 0	E: 0	LOB: 0	K: 0	S: 3	R: 0	H: 1	E: 0	LOB: 2	K: 0	S: 4	R: 0	H: 1	E: 0	LOB: 1	K: 1	S: 6	R: 2	H: 4	E: 1	LOB: 2	K: 2	S: 11	R: 1	H: 1	E: 1	LOB: 1	K: 0	S: 4	R: 0	H: 1	E: 0	LOB: 2	K: 1	S: 6	R: 0	H: 1	E: 0	LOB: 1	K: 1	S: 6	R: 0	H: 0	E: 0	LOB: 1	K: 0	S: 3	R: 0	H: 0	E: 0	LOB: 1	K: 0	S: 7	1B: 7	SF: 1	2B: 1	SAC: 2	3B: 0	DP: 0	HR: 1	HBP: 0	WP: 0	PA: 40
--------------	------	------	------	--------	------	------	------	------	------	--------	------	------	------	------	------	--------	------	------	------	------	------	--------	------	------	------	------	------	--------	------	-------	------	------	------	--------	------	------	------	------	------	--------	------	------	------	------	------	--------	------	------	------	------	------	--------	------	------	------	------	------	--------	------	------	-------	-------	-------	--------	-------	-------	-------	--------	-------	--------

PITCHER	IP	WLS	BF	H	R	ER	SO	BB	IBB	HBP	BLK	WP	HR	S	P	ERA	WHIP
Jack McDowell, R ERA: 2.04 (1, 1)	6.2		31	8	3	3	4	2	1	0	0	0	1	36	48	4.05	1.500
Jim Poole, L ERA: 3.52 (7, 1)	0.1	W	1	0	0	0	0	0	0	0	0	0	0	1	1	0.00	0.000
Julian Tavarez, R ERA: 2.57 (8, 1)	1.0		4	1	0	0	1	0	0	0	0	0	0	6	6	0.00	1.000
Jose Mesa, R ERA: 1.64 (9, 1)	1.0	S	4	0	0	0	0	1	0	0	0	0	0	3	7	0.00	1.000

Batter	1	2	3	4	5	6	7	8	9	AB R H RBI BB SO LOB	TOP																
Chuck Knoblauch, R (1, 4) <small>OBP: 0.415, SLG: 0.475</small>	0-0 CS 1B	4-0 BB		4-0 2B		4-0 FC5-2 BB		0-0 P4		3 0 2 0 2 0 0																	
Jeff Reboulet, R (1, 3) <small>OBP: 0.243, SLG: 0.212</small> Chip Hale, L (9, PH) <small>OBP: 0.500, SLG: 0.778</small>	0-0 G3	0-0 P4		0-0 F9		0-0 FC5-2		0-0 F7		4 0 0 0 0 0 7 1 0 0 0 0 0 0																	
Paul Molitor, R (1, 10) <small>OBP: 0.442, SLG: 0.548</small>	0-0 4-3		0-0 FC1-6 1B		0-0 BB G4-6-3 1B		0-0 P4		0-0 G5-4-3 1B	5 1 3 0 0 0 3																	
Marty Cordova, R (1, 7) <small>OBP: 0.484, SLG: 0.600</small>		0-0 4-1	0-0 FC1-6 BB 1-2f		0-0 G4-6-3 BB 1B		0-0 P2		0-0 G5-4-3 1-2f	5 0 1 0 0 0 5																	
Dave Hollins, S (1, 5) <small>OBP: 0.424, SLG: 0.544</small>		0-0 HR	4-0 G6-3 BB		4-0 G4-6-3 BB		0-3 K			2 1 1 1 2 1 0																	
Ron Coomer, R (1, 9) <small>OBP: 0.306, SLG: 0.438</small> Matt Lawton, L (6, 9) <small>OBP: 0.341, SLG: 0.264</small>		0-0 6-3	0-0 G6-3		0-0 G4-6-3		0-0 F8			3 0 0 0 0 0 4 1 0 0 0 0 0 0																	
Roberto Kelly, R (1, 8) <small>OBP: 0.324, SLG: 0.333</small>		0-0 HR 2B	0-0 G4-3		0-3 K		0-3 K			4 1 1 0 0 2 3																	
Pat Meares, R (1, 6) <small>OBP: 0.373, SLG: 0.591</small>		0-0 HR		0-0 G6-3		4-0 BB FC5-2 BB		0-0 F8		3 1 1 2 1 0 0																	
Mike Durant, R (1, 2) <small>OBP: 0.458, SLG: 0.450</small> Greg Myers, L (8, PH) <small>OBP: 0.328, SLG: 0.433</small> <small>(8, 2)</small>		0-0 BB 1B		0-0 G6-3		0-0 FC5-2 BB 1B		0-0 F9		3 0 2 0 0 0 0 1 0 0 0 0 0 0																	
Inning Stats	R: 0 E: 0 K: 0 S: 3	H: 1 LOB: 0 BB: 0 P: 3	R: 3 E: 0 K: 0 S: 7	H: 4 LOB: 2 BB: 1 P: 11	R: 0 E: 0 K: 0 S: 4	H: 1 LOB: 2 BB: 1 P: 8	R: 0 E: 0 K: 0 S: 4	H: 1 LOB: 1 BB: 0 P: 4	R: 1 E: 0 K: 1 S: 6	H: 2 LOB: 1 BB: 1 P: 10	R: 0 E: 0 K: 0 S: 4	H: 1 LOB: 3 BB: 2 P: 12	R: 0 E: 0 K: 2 S: 7	H: 0 LOB: 0 BB: 0 P: 7	R: 0 E: 0 K: 0 S: 3	H: 0 LOB: 0 BB: 0 P: 3	R: 0 E: 0 K: 0 S: 3	H: 1 LOB: 0 BB: 0 P: 3	1B: 7 2B: 2 3B: 0 HR: 2	SF: 0 SAC: 0 DP: 2 HBP: 0	WP: 0 PB: 0 SB: 0 CS: 1	PA: 40					
PITCHER	IP WLS BF H R ER SO BB IBB HBP BLK WP HR S P ERA WHIP																										
Kenny Rogers, L (1, 1) <small>ERA: 3.48</small>	5.0		27	10	4	4	1	4	0	0	0	0	2	25	41	7.20	2.800										
42 Mariano Rivera, R (6, 1) <small>ERA: 1.62</small>	3.0	W	10	0	0	0	2	1	0	0	0	0	0	13	17	0.00	0.333										
John Wetteland, R (9, 1) <small>ERA: 5.63</small>	1.0	S	3	1	0	0	0	0	0	0	0	0	0	3	3	0.00	1.000										

Minnesota Twins @ New York Yankees
Yankee Stadium, Bronx, NY
Fri Apr 26 1996, 7:05 PM EDT
Att. 14,450 - Unknown - 60 F

livebaseballscorecards.com

AB	35
R	4
H	11
RBI	3
BB	5
SO	3
LOB	22



TOP

Minnesota Twins @ New York Yankees
Yankee Stadium, Bronx, NY
Sat Apr 27 1996, 3:33 AM EDT
Att: 20,025 - Sunny - 65 F

livebaseballscorecards.com

AB	42
R	8
H	14
RBI	7
BB	3
SO	11
LOB	21



WP:	1	PA:	47
PB:	0		
SB:	2		
CS:	1		

AB R H RBI BB SO LOB

6	0	2	1	0	1	1
6	0	0	0	0	1	5
5	0	1	0	0	2	1
5	3	3	0	0	1	1
5	1	1	0	0	1	2
3	2	2	1	1	0	1
2	1	2	0	1	0	0
1	0	1	1	0	0	0
0	1	0	0	0	0	0
3	0	0	0	0	2	6
2	0	1	2	0	0	2
4	0	1	2	1	3	2

10

0-0	1B
1-1	L5-4
1-3	K
2-1	1B 1B
0-0	1B 1B
1-2	1B
2-1	1B 1B
2-1	1B 1B
0-1	1B BB
4-2	L5-4 1B
1-2	BB

9

2-3	K
2-1	F9
1-3	K
2-1	BB 1B
1-2	BB 1B
0-1	G1-3
2-2	G6-3
1-3	K
4-2	L5-4 1B
1-2	BB

8

1-1	FC5-4 1B
1-2	FC5-4 WP
1-3	K
2-1	BB HBP
4-0	BB
1-2	BB
2-2	G6-3
1-3	K
4-2	L5-4 1B
1-2	BB

7

1-2	F8
1-2	F9
4-2	1B 1B
1-2	BB 1B
1-3	BB 1B
0-2	G1-3
2-2	G6-3
3-0	1B
4-2	L5-4 1B
1-2	BB

6

0-3	K
3-3	K
0-1	G1-3
1-2	FC5-4 WP
1-3	K
2-1	BB HBP
4-0	BB
1-2	BB 1B
2-2	G6-3
3-0	1B
4-2	L5-4 1B
1-2	BB

5

1-2	G5-3
2-3	K
0-3	K
3-3	K
0-1	G1-3
1-2	FC5-4 WP
1-3	K
2-1	BB HBP
4-0	BB
1-2	BB 1B
2-2	G6-3
3-0	1B
4-2	L5-4 1B
1-2	BB

4

1-1	CS 1B
2-1	F8
2-0	FC4-6 1B
1-0	FC4-6 1B
1-1	L7
2-2	1B
1-2	1B
2-3	K
3-3	K
4-2	L5-4 1B
1-2	BB

3

1-1	CS 1B
2-1	F8
2-0	FC4-6 1B
1-0	FC4-6 1B
1-1	L7
2-2	1B
1-2	1B
2-3	K
3-3	K
4-2	L5-4 1B
1-2	BB

2

0-0	G5-3
1-2	G3
3-2	G4-3
3-2	G6-3
3-2	F7 2B
1-1	F7
1-1	2B
2-1	HBP
1-3	K
0-3	K
4-2	L5-4 1B
1-2	BB

1

0-0	G5-3
1-2	G3
3-2	G4-3
3-2	G6-3
3-2	F7 2B
1-1	F7
1-1	2B
2-1	HBP
1-3	K
0-3	K
4-2	L5-4 1B
1-2	BB

Batter

Chuck Knoblauch, R (1, 4)
Matt Lawton, L (1, 9)
Paul Molitor, R (1, 10)
Marty Cordova, R (1, 7)
Greg Myers, L (1, 2)
Dave Hollins, S (1, 5)
Roberto Kelly, R (1, 8)
Chip Hale, L (10, PH)
Rich Becker, L (10, PR)
Scott Stahoviak, L (1, 3)
Jeff Reboulet, R (8, PH)
Pat Meares, R (1, 6)

Inning Stats

R: 0	H: 0	R: 1	H: 2	R: 0	H: 1	R: 0	H: 0	R: 0	H: 0	R: 2	H: 2	R: 1	H: 1	R: 0	H: 0	R: 0	H: 6
E: 0	LOB: 0	E: 0	LOB: 2	E: 0	LOB: 0	E: 0	LOB: 0	E: 0	LOB: 0	E: 0	LOB: 1	E: 0	LOB: 2	E: 0	LOB: 0	E: 0	LOB: 2
K: 0	BB: 0	K: 2	BB: 0	K: 1	BB: 0	K: 2	BB: 0	K: 1	BB: 0	K: 0	BB: 1	K: 1	BB: 1	K: 2	BB: 0	K: 1	BB: 1
S: 9	P: 13	S: 15	P: 23	S: 8	P: 14	S: 11	P: 18	S: 9	P: 15	S: 16	P: 26	S: 14	P: 25	S: 9	P: 14	S: 17	P: 29

PITCHER

IP	WLS	BF	H	R	ER	SO	BB	IBB	HBP	BLK	WP	HR	S	P	ERA	WHIP
6.0		23	5	1	1	7	0	0	0	0	0	0	60	94	1.50	0.833
1.1		8	3	3	2	0	1	0	0	0	0	0	21	33	13.50	3.000
0.2		4	0	0	0	1	1	0	1	0	1	0	9	18	0.00	1.500
1.0		3	0	0	0	2	0	0	0	0	0	0	9	14	0.00	0.000
1.0	L	9	6	4	4	1	1	0	0	0	0	0	17	29	36.00	7.000

PITCHER

IP	WLS	BF	H	R	ER	SO	BB	IBB	HBP	BLK	WP	HR	S	P	ERA	WHIP
6.0		23	5	1	1	7	0	0	0	0	0	0	60	94	1.50	0.833
1.1		8	3	3	2	0	1	0	0	0	0	0	21	33	13.50	3.000
0.2		4	0	0	0	1	1	0	1	0	1	0	9	18	0.00	1.500
1.0		3	0	0	0	2	0	0	0	0	0	0	9	14	0.00	0.000
1.0	L	9	6	4	4	1	1	0	0	0	0	0	17	29	36.00	7.000

BOTTOM

Minnesota Twins @ New York Yankees
Yankee Stadium, Bronx, NY
Sat Apr 27 1996, 3:33 AM EDT
Att. 20,025 - Sunny - 65 F

livebaseballscorecards.com

AB 39
R 6
H 14
RBI 5
BB 8
SO 4
LOB 25



WP: 0 PA: 49
PB: 0
SB: 1
CS: 0

AB R H RBI BB SO LOB

3	0	0	0	3	0	1
4	0	1	0	1	1	1
5	0	2	0	1	0	3
6	1	2	0	0	2	8
7	0	1	0	0	0	4
8	3	3	2	0	2	0
9	5	1	3	1	0	3
10	3	1	1	2	0	1
2	0	0	1	1	0	0
3	0	0	1	1	0	0
4	0	1	0	0	0	1
5	2	0	1	1	0	2
6	0	0	1	1	0	2
7	0	1	0	0	0	1
8	2	0	1	1	0	2

Batter	1	2	3	4	5	6	7	8	9	10
2 Derek Jeter, R OBP: 0.410, SLG: 0.359 (1, 6)	4-2 G5-4-3 BB		X 0-0 L4	X 0-0 L7			B 1-0 G6-3		B 4-2 SH1-4 BB	B 4-0 1B BB
Jim Leyritz, R OBP: 0.412, SLG: 0.565 (1, 5) (9, 2)	2-0 G5-4-3 1-2f		C 4-1 1B BB		B 3-3 K		C 2-1 G5-3		X 0-0 SH1-4 1-2	0-2 1-2 2-3 1B
Paul O'Neill, L OBP: 0.467, SLG: 0.525 (1, 9)	X 0-0 G1-3		X 0-0 1-2 1B		X 0-0 1B		C 1-1 L6		C 4-0 IBB	C 1-1 L6
Ruben Sierra, S OBP: 0.352, SLG: 0.506 (1, 10)		C 0-1 2B G5-3 1B	S 0-3 K		C 2-2 L7		B 2-0 2B 1B		B 3-3 K	0-1 F8
Tino Martinez, L OBP: 0.319, SLG: 0.350 (1, 3)	C 2-1 G5-3 1-3 2B		B 3-2 G3		B 3-2 F8		C 2-1 F9		C 1-1 L7	
Bernie Williams, S OBP: 0.333, SLG: 0.430 (1, 8)	B 4-2 G5-3 BB		S 2-1 HR 1B		C 2-2 G5-3		B 3-2 1-H 3B 2B		C 4-2 2B SF8 BB	
Mariano Duncan, R OBP: 0.358, SLG: 0.508 (1, 4)	F 0-1 G5-3 1-2 2-3f 3-H		1 SAFE 1-0 L4		F 2-1 S 2B		B 2-0 3-H 3B		B 2-2 SF8 1B 2B	
Gerald Williams, R OBP: 0.333, SLG: 0.636 Tim Raines, S OBP: 0.412, SLG: 0.393 (8, PH) (9, 7)	B 2-0 P6		X 0-2 1-H HR		S 1-3 K		B 4-2 BB		S 2-2 SF8	
Joe Girardi, R OBP: 0.281, SLG: 0.333 Wade Boggs, L OBP: 0.353, SLG: 0.342 (8, PH) (9, 5)	S 1-2 F7		S 1-2 2B		B 3-2 L8		C 0-1 G4-3		C 1-2 1B 2 BB 1B	

Inning Stats	R: 0	H: 0	E: 0	K: 0	S: 5	P: 11	R: 1	H: 2	E: 0	K: 0	S: 9	P: 17	R: 0	H: 1	E: 0	K: 1	S: 10	R: 2	H: 3	E: 0	K: 0	S: 11	P: 19	R: 0	H: 1	E: 0	K: 1	S: 12	P: 20	R: 0	H: 1	E: 0	K: 1	S: 12	P: 20	R: 0	H: 0	E: 0	K: 0	S: 5	P: 9	R: 1	H: 3	E: 0	K: 0	S: 12	P: 25	R: 0	H: 0	E: 0	K: 1	S: 8	P: 20	R: 2	H: 3	E: 0	K: 0	S: 20	P: 34	1B: 7	2B: 5	3B: 1	HR: 1	SF: 1	SAC: 1	DP: 2	HBP: 0
--------------	------	------	------	------	------	-------	------	------	------	------	------	-------	------	------	------	------	-------	------	------	------	------	-------	-------	------	------	------	------	-------	-------	------	------	------	------	-------	-------	------	------	------	------	------	------	------	------	------	------	-------	-------	------	------	------	------	------	-------	------	------	------	------	-------	-------	-------	-------	-------	-------	-------	--------	-------	--------

PITCHER	IP	WLS	BF	H	R	ER	SO	BB	IBB	HBP	BLK	WP	HR	S	P	ERA	WHIP
Rich Robertson, L ERA: 6.6 (1, 1)	7.0		30	8	3	3	3	3	0	0	0	0	1	64	111	3.86	1.571
Eddie Guardado, L ERA: 6.14 (8, 1)	0.2		3	2	1	1	0	0	0	0	0	0	0	7	14	13.50	3.000
Dan Naulty, R ERA: 0.57 (8, 1)	0.1		4	1	0	0	0	2	0	0	0	0	0	7	17	0.00	9.000
Erik Bennett, R ERA: 6.0 (9, 1)	1.0	W	5	0	1	1	1	1	1	0	0	0	0	9	21	9.00	1.000
Dave Stevens, R ERA: 6.48 (10, 1)	1.0		7	3	1	1	0	1	0	0	0	0	0	17	27	9.00	4.000

PITCHER	IP	WLS	BF	H	R	ER	SO	BB	IBB	HBP	BLK	WP	HR	S	P	ERA	WHIP
Rich Robertson, L ERA: 6.6 (1, 1)	7.0		30	8	3	3	3	3	0	0	0	0	1	64	111	3.86	1.571
Eddie Guardado, L ERA: 6.14 (8, 1)	0.2		3	2	1	1	0	0	0	0	0	0	0	7	14	13.50	3.000
Dan Naulty, R ERA: 0.57 (8, 1)	0.1		4	1	0	0	0	2	0	0	0	0	0	7	17	0.00	9.000
Erik Bennett, R ERA: 6.0 (9, 1)	1.0	W	5	0	1	1	1	1	1	0	0	0	0	9	21	9.00	1.000
Dave Stevens, R ERA: 6.48 (10, 1)	1.0		7	3	1	1	0	1	0	0	0	0	0	17	27	9.00	4.000

Batter	1	2	3	4	5	6	7	8	9	AB R H RBI BB SO LOB	TOP
Chuck Knoblauch, R (1, 4) OBP: 0.419, SLG: 0.467	0-3 		3-2 G5-4-3 		0-0 		4-2 		2-2 G6-3 	4 0 2 0 1 1 2	
Jeff Reboulet, R (1, 3) OBP: 0.233, SLG: 0.205	3-3 		2-1 G5-4-3 		0-1 L9 		2-2 P3 			4 0 0 0 0 1 3	
Paul Molitor, R (1, 10) OBP: 0.423, SLG: 0.516	0-2 			3-1 F9 	1-0 F9 			3-2 G1-3 		4 0 1 0 0 0 1	
Marty Cordova, R (1, 7) OBP: 0.493, SLG: 0.603	2-2 CS 	4-0 G1-3 BB 		3-1 	3-3 K 			0-3 K 		3 1 1 0 1 2 1	
Dave Hollins, S (1, 5) OBP: 0.436, SLG: 0.587			2-3 		0-2 		1-3 K 	0-1 G1-3 		4 1 1 2 0 2 1	
Roberto Kelly, R (1, 8) Chip Hale, L (9, PH) OBP: 0.500, SLG: 0.727			4-1 G1-3 BB 	2-0 		3-3 K 		1-2 G4-3 		2 1 1 0 1 1 0	
Ron Coomer, R (1, 9) Rich Becker, L (6, 9) OBP: 0.282, SLG: 0.400 OBP: 0.191, SLG: 0.098			1-1 G1-3 	1-1 L9 		2-3 K 		4-2 		3 0 0 0 0 1 3	
Pat Meares, R (1, 6) OBP: 0.369, SLG: 0.568			0-1 F9 	2-2 		1-3 K 		1-3 K 		4 0 1 1 0 2 3	
Mike Durant, R (1, 2) Greg Myers, L (7, PH) OBP: 0.423, SLG: 0.409 OBP: 0.324, SLG: 0.433			2-2 F9 	3-2 G5-3 		1-2 P4 		1-2 		2 0 0 0 0 0 1	
										2 0 1 0 0 0 0	
Inning Stats	R: 0 H: 1 E: 0 LOB: 0 K: 2 BB: 0 S: 11 P: 16	R: 0 H: 0 E: 0 LOB: 2 K: 1 BB: 2 S: 8 P: 19	R: 0 H: 1 E: 0 LOB: 0 K: 0 BB: 0 S: 8 P: 15	R: 3 H: 4 E: 0 LOB: 1 K: 0 BB: 0 S: 16 P: 30	R: 0 H: 1 E: 0 LOB: 1 K: 1 BB: 0 S: 7 P: 11	R: 0 H: 0 E: 0 LOB: 0 K: 3 BB: 0 S: 15 P: 21	R: 0 H: 0 E: 0 LOB: 1 K: 1 BB: 1 S: 15 P: 23	R: 0 H: 0 E: 0 LOB: 0 K: 1 BB: 0 S: 8 P: 11	R: 0 H: 1 E: 0 LOB: 2 K: 1 BB: 1 S: 19 P: 28	1B: 5 SF: 0 2B: 2 SAC: 0 3B: 0 DP: 1 HR: 1 HBP: 0	WP: 0 PA: 38 PB: 0 SB: 0 CS: 1
PITCHER Jimmy Key, L (1, 1) ERA: 6.75 42 Mariano Rivera, R (6, 1) ERA: 1.37 John Wetteland, R (9, 1) ERA: 4.5	IP WLS BF H R ER SO BB IBB HBP BLK WP HR S P ERA WHIP 5.0 0 22 7 3 3 4 2 0 0 0 0 1 50 91 5.40 1.800 3.0 W 10 0 0 0 5 1 0 0 0 0 0 0 38 55 0.00 0.333 1.0 S 5 1 0 0 1 1 0 0 0 0 0 0 19 28 0.00 2.000	PITCHER IP WLS BF H R ER SO BB IBB HBP BLK WP HR S P ERA WHIP									

Minnesota Twins @ New York Yankees
 Yankee Stadium, Bronx, NY
 Sun Apr 28 1996, 3:33 AM EDT
 Att. 24,793 - Sunny - 64 F

livebaseballscorecards.com

AB	33
R	3
H	8
RBI	3
BB	4
SO	10
LOB	15



New York Yankees @ Baltimore Orioles

Oriole Park at Camden Yards, Baltimore, MD

Tue Apr 30 1996, 7:05 PM EDT
Att. 43,117 - Unknown - 61 F

livebaseballscorecards.com

AB	45
R	13
H	17
RBI	13
BB	9
SO	10
LOB	29



WP:	0	PA:	54
PB:	0		
SB:	2		
CS:	0		

AB R H RBI BB SO LOB

5	2	2	0	1	2	4
4	1	1	2	1	1	2
1	0	1	1	0	0	0
2	2	1	2	4	0	0
6	0	1	1	0	1	6
6	2	3	3	0	1	3
4	1	2	0	2	2	1
6	1	2	0	0	3	4
5	2	2	1	1	0	3
6	2	2	3	0	0	6

1B:	12	SF:	0
2B:	2	SAC:	0
3B:	0	DP:	0
HR:	3	HBP:	0

Batter	1	2	3	4	5	6	7	8	9									
2 Derek Jeter, R OBP: 0.398, SLG: 0.342 (1, 6) X	0-0 HR 1B	0-3 K	0-3 K		0-0 G4-3		0-0 F7 G3 HR 1B	4-0 BB 1B										
Jim Leyritz, R OBP: 0.411, SLG: 0.600 (1, 5) X	0-0 F9	4-0 1B BB BB		0-3 K	0-0 HR		0-0 G3	0-0 BB 1B										
Andy Fox, L OBP: 0.333, SLG: 0.250 (7, 5)							1-2 BB	1-2 2-H 1B										
Paul O'Neill, L OBP: 0.500, SLG: 0.600 (1, 9) X	0-0 HR 1-H	4-0 1B BB		0-0 F8	4-0 BB		4-0 HR IBB	4-0 FC3-8 BB										
Ruben Sierra, S OBP: 0.337, SLG: 0.466 (1, 10) S S S	0-3 K	0-0 1B		0-0 F9	0-0 G4-3		0-0 F7	0-0 FC3-6										
Tino Martinez, L OBP: 0.327, SLG: 0.389 (1, 3) X	0-0 1B	0-3 K			0-0 2B 1B		0-0 F7	1-H 3-H HR	0-0 F8									
Bernie Williams, S OBP: 0.369, SLG: 0.435 (1, 8) S S S	0-3 K		4-0 FC6-4 BB		0-0 2B 1B		0-0 G5-3 1B	0-3 K	4-0 1B S BB									
Mariano Duncan, R OBP: 0.377, SLG: 0.520 (1, 4) X		0-0 2B G3 1B	0-3 K		0-3 K		0-0 G5-3	0-3 K	0-0 FC6-4 1B									
Gerald Williams, R OBP: 0.372, SLG: 0.667 (1, 7) X		0-0 BB 1B 2B	0-0 FC6-4 1B		0-0 1B 2B		4-0 BB	0-0 E6 FC6-4	0-0 L4									
Joe Girardi, R OBP: 0.284, SLG: 0.329 (1, 2) X		0-0 G3	0-0 1B		0-0 2 G4-3 HR 1B		0-0 F9	0-0 FC6-4 2 S 1B	0-0 FC6-4									
Inning Stats	R: 2 E: 0 K: 2 S: 10	H: 3 LOB: 1 BB: 0 P: 10	R: 2 E: 0 K: 2 S: 10	H: 3 LOB: 3 BB: 2 P: 18	R: 0 E: 0 K: 2 S: 8	H: 1 LOB: 2 BB: 1 P: 12	R: 0 E: 0 K: 1 S: 5	H: 0 LOB: 0 BB: 0 P: 5	R: 5 E: 0 K: 1 S: 10	H: 5 LOB: 1 BB: 1 P: 14	R: 0 E: 0 K: 0 S: 4	H: 1 LOB: 2 BB: 1 P: 8	R: 3 E: 0 K: 1 S: 7	H: 2 LOB: 0 BB: 1 P: 11	R: 1 E: 1 K: 1 S: 7	H: 1 LOB: 3 BB: 2 P: 15	R: 0 E: 0 K: 0 S: 4	H: 1 LOB: 2 BB: 1 P: 8

PITCHER	IP	WLS	BF	H	R	ER	SO	BB	IBB	HBP	BLK	WP	HR	S	P	ERA	WHIP
Arthur Rhodes, L ERA: 3.72 (1, 1)	4.1		26	10	7	7	8	3	0	0	0	0	1	39	51	14.54	3.000
Jimmy Myers, R ERA: 3.75 (5, 1)	0.1		3	2	2	2	0	0	0	0	0	0	1	3	3	54.00	6.000
Jesse Orosco, L ERA: 17.55 (5, 1)	0.2		4	1	0	0	0	1	0	0	0	0	0	3	7	0.00	3.000
Keith Shepherd, R ERA: 6.23 (6, 1)	2.1	L	15	3	4	3	2	3	1	0	0	0	1	15	31	11.57	2.571
Roger McDowell, R ERA: 1.83 (8, 1)	1.1		6	1	0	0	0	1	0	0	0	0	0	5	9	0.00	1.500

New York Yankees @ Baltimore Orioles
 Oriole Park at Camden Yards, Baltimore, MD

Tue Apr 30 1996, 7:05 PM EDT
 Att. 43,117 - Unknown - 61 F

livebaseballscorecards.com

AB	38
R	10
H	11
RBI	9
BB	4
SO	5
LOB	12



WP:	1	PA:	43
PB:	0		
SB:	0		
CS:	0		

AB	R	H	RBI	BB	SO	LOB
----	---	---	-----	----	----	-----

4	2	1	0	1	0	1
4	2	2	0	1	0	0
3	1	1	2	1	1	0
4	1	1	2	1	1	3
5	1	2	2	0	0	1
5	1	2	1	0	1	1
5	0	0	0	0	0	3
3	1	1	1	0	0	1
1	0	0	1	0	0	1
4	1	1	0	0	2	1

Batter	1	2	3	4	5	6	7	8	9
Brady Anderson, L (1, 8) OBP: 0.426, SLG: 0.740	0-0 SF7 3B	4-0 1B 1B 1B BB	0-0 F7		0-0 F8		0-0 F7		
Roberto Alomar, S (1, 4) OBP: 0.441, SLG: 0.558	4-0 SF7 E BB	0-0 1B 1B 1B	0-0 WP BB 1B			0-0 G4-3		0-0 P6	
Rafael Palmeiro, L (1, 3) OBP: 0.385, SLG: 0.490	0-0 SF7 1-2 3-H	0-0 1B 2B 1B	4-0 WP BB			0-3 K		0-0 F7	
Bobby Bonilla, S (1, 5) OBP: 0.261, SLG: 0.297	0-0 P3	0-0 2B 1B	0-3 K			4-0 BB		0-0 F8	
Cal Ripken Jr., R (1, 6) OBP: 0.318, SLG: 0.396	0-0 E5 1B	0-0 2B		0-0 F9		0-0 L5		0-0 F7	
B.J. Surhoff, L (1, 10) OBP: 0.356, SLG: 0.567	0-0 1B	0-0 G6-3		0-0 P6			0-0 E E FC1-4 1B	0-3 K	
Mike Devereaux, R (1, 9) OBP: 0.350, SLG: 0.426	0-0 G6-3	0-0 G6-3		0-0 F8			0-0 E4 FC1-4	0-0 F8	
Chris Hoiles, R (1, 2) OBP: 0.318, SLG: 0.520					0-0 P6		0-0 FC1-4		
Gregg Zaun, S (6, 2) OBP: 0.263, SLG: 0.176							1-2f 3-H		
Jeffrey Hammonds, R (1, 7) OBP: 0.311, SLG: 0.424		0-0 1B BB 1B 1B		0-0 G4-3		0-3 K		0-3 K	

Inning Stats	R: 3	H: 3	E: 1	K: 0	S: 6	H: 3	LOB: 1	BB: 1	P: 10	R: 6	H: 6	E: 0	K: 0	S: 9	H: 6	LOB: 1	BB: 1	P: 13	R: 0	H: 1	E: 0	K: 1	S: 6	H: 1	LOB: 2	BB: 1	P: 10	R: 0	H: 0	E: 0	K: 0	S: 3	H: 0	LOB: 0	BB: 0	P: 3	R: 0	H: 0	E: 0	K: 1	S: 5	H: 0	LOB: 0	BB: 0	P: 5	R: 0	H: 0	E: 0	K: 1	S: 5	H: 0	LOB: 1	BB: 1	P: 9	R: 1	H: 1	E: 1	K: 1	S: 7	H: 1	LOB: 1	BB: 0	P: 7	R: 0	H: 0	E: 0	K: 0	S: 3	H: 0	LOB: 0	BB: 0	P: 3	R: 0	H: 0	E: 0	K: 1	S: 5	H: 0	LOB: 0	BB: 0	P: 5	1B: 8	SF: 1	2B: 1	3B: 1	HR: 1	SAC: 0	DP: 0	HBP: 0	WP: 1	PA: 43
--------------	------	------	------	------	------	------	--------	-------	-------	------	------	------	------	------	------	--------	-------	-------	------	------	------	------	------	------	--------	-------	-------	------	------	------	------	------	------	--------	-------	------	------	------	------	------	------	------	--------	-------	------	------	------	------	------	------	------	--------	-------	------	------	------	------	------	------	------	--------	-------	------	------	------	------	------	------	------	--------	-------	------	------	------	------	------	------	------	--------	-------	------	-------	-------	-------	-------	-------	--------	-------	--------	-------	--------

PITCHER	IP	WLS	BF	H	R	ER	SO	BB	IBB	HBP	BLK	WP	HR	S	P	ERA	WHIP
Andy Pettitte, L (1, 1) ERA: 5.0	1.0		13	8	9	8	0	2	0	0	0	0	1	11	19	72.00	10.000
Scott Kamieniecki, R (2, 1) ERA: 5.91	4.0		15	2	0	0	2	1	0	0	0	1	0	18	22	0.00	0.750
Jeff Nelson, R (6, 1) ERA: 5.23	1.0	W	6	1	1	0	1	1	0	0	0	0	0	7	11	0.00	2.000
42 Mariano Rivera, R (7, 1) ERA: 1.25	2.0		6	0	0	0	1	0	0	0	0	0	0	8	8	0.00	0.000
John Wetteland, R (9, 1) ERA: 4.09	1.0	S	3	0	0	0	1	0	0	0	0	0	0	5	5	0.00	0.000

Batter	1	2	3	4	5	6	7	8	9	AB R H RBI BB SO LOB	TOP									
Tony Phillips, S (1, 7) OBP: 0.383, SLG: 0.440	0-3 K		0-0 SF7			0-0 G1-3		0-3 K		3 0 0 1 0 2 0										
Ray Durham, S (1, 4) OBP: 0.378, SLG: 0.535	0-0 G4-6-3 1B		0-3 K			0-0 S 1B		0-0 F8		4 0 2 0 0 1 1										
Frank Thomas, R (1, 3) OBP: 0.465, SLG: 0.692	0-0 G4-6-3 1-2f				0-0 F9		0-0 F9 1-2		0-0 WP 1B	4 0 1 0 0 0 2										
Harold Baines, L (1, 10) OBP: 0.380, SLG: 0.525		0-0 F7			0-0 G3		4-0 BB		0-0 F7	3 0 0 0 1 0 1										
Robin Ventura, L (1, 5) OBP: 0.293, SLG: 0.362		0-0 F8			0-3 K		0-0 F9		0-0 F5 1-2	4 0 0 0 0 1 2										
Danny Tartabull, R (1, 9) OBP: 0.317, SLG: 0.370		0-3 K			0-0 F8		0-0 F9			3 0 0 0 0 1 1										
Ron Karkovics, R (1, 2) OBP: 0.280, SLG: 0.324			0-3 K		0-3 K		0-3 K			2 0 0 0 0 2 0										
Chad Kreuter, S (7, PH) OBP: 0.414, SLG: 0.391										1 0 0 0 0 1 1										
Darren Lewis, R (1, 8) OBP: 0.397, SLG: 0.328			0-0 E SF7 1B 1B		0-0 G1-3			0-0 G4-3		3 1 1 0 0 0 0										
Ozzie Guillen, L (1, 6) OBP: 0.264, SLG: 0.357			0-0 E6 1-3 1B			0-0 G3-1		0-0 P6		3 0 1 0 0 0 0										
Inning Stats	R: 0 E: 0 K: 1 S: 5	H: 1 LOB: 0 BB: 0 P: 5	R: 0 E: 0 K: 1 S: 5	H: 0 LOB: 0 BB: 0 P: 5	R: 1 E: 1 K: 2 S: 9	H: 2 LOB: 1 BB: 0 P: 9	R: 0 E: 0 K: 1 S: 5	H: 0 LOB: 0 BB: 0 P: 5	R: 0 E: 0 K: 1 S: 4	H: 1 LOB: 1 BB: 0 P: 4	R: 0 E: 0 K: 1 S: 5	H: 0 LOB: 1 BB: 1 P: 9	R: 0 E: 0 K: 1 S: 5	H: 0 LOB: 0 BB: 0 P: 5	R: 0 E: 0 K: 0 S: 4	H: 1 LOB: 1 BB: 0 P: 4	1B: 5 2B: 0 3B: 0 HR: 0	SF: 1 SAC: 0 DP: 1 HBP: 0	WP: 1 PB: 0 SB: 1 CS: 0	PA: 32
PITCHER David Cone, R (1, 1) ERA: 2.03	IP: 9.0 WLS: W BF: 32 H: 5 R: 1 ER: 0 SO: 8 BB: 1 IBB: 0 HBP: 0 BLK: 0 WP: 1 HR: 0 S: 47 P: 51 ERA: 0.00 WHIP: 0.667																			

Chicago White Sox @ New York Yankees
 Yankee Stadium, Bronx, NY
 Thu May 02 1996, 7:05 PM EDT
 Att. 19,773 - Unknown - 68 F

AB	30
R	1
H	5
RBI	1
BB	1
SO	8
LOB	8



Batter	1	2	3	4	5	6	7	8	9
2 Derek Jeter, R OBP: 0.384, SLG: 0.317 (1, 6)	0-3 K		0-0 G1-3			0-0 G6-3		0-3 K	
Wade Boggs, L OBP: 0.353, SLG: 0.344 (1, 5)	0-3 K			0-0 G4-3		0-0 F8		0-0 G1-6-3 1B	
Paul O'Neill, L OBP: 0.465, SLG: 0.573 (1, 9)	0-0 F7			0-0 L3		0-0 HR		0-0 G1-6-3 1-2f	
Tino Martinez, L OBP: 0.322, SLG: 0.410 (1, 3)		0-0 F8		0-0 G4-3		0-0 1B			
Bernie Williams, S OBP: 0.377, SLG: 0.490 (1, 8)		0-0 P2			0-0 G6-3	0-0 F7			
Ruben Sierra, S OBP: 0.358, SLG: 0.521 (1, 10)		0-0 HR			0-0 HR 1B		0-0 HR		
Jim Leyritz, R OBP: 0.407, SLG: 0.642 (1, 2)		0-0 F8			0-0 HR 1H		0-0 G5-3		
Gerald Williams, R OBP: 0.407, SLG: 0.700 (1, 7)			0-0 G5-3		0-0 G5-3		0-0 F7		
Andy Fox, L OBP: 0.313, SLG: 0.214 (1, 4)			0-3 K		0-3 K		0-0 F7		

Inning Stats	R: 0	H: 0	E: 0	K: 2	S: 7	R: 1	H: 1	E: 0	K: 0	S: 4	R: 0	H: 0	E: 0	K: 1	S: 5	R: 0	H: 0	E: 0	K: 0	S: 3	R: 2	H: 2	E: 0	K: 1	S: 7	R: 1	H: 2	E: 0	K: 0	S: 5	R: 1	H: 1	E: 0	K: 0	S: 4	R: 0	H: 1	E: 0	K: 1	S: 5	
	LOB: 0	BB: 0	BB: 0	BB: 0	BB: 0	LOB: 0	BB: 0	LOB: 0	BB: 0	LOB: 0	LOB: 0	BB: 0	LOB: 0	BB: 0	LOB: 0	LOB: 0	BB: 0	LOB: 0	BB: 0	LOB: 0	LOB: 0	LOB: 1	BB: 0	LOB: 0	BB: 0	LOB: 0	LOB: 0	BB: 0	LOB: 0	LOB: 0	BB: 0	LOB: 0	LOB: 0	BB: 0	LOB: 0	LOB: 0	BB: 0	LOB: 0	LOB: 0	BB: 0	LOB: 0

PITCHER	IP	WLS	BF	H	R	ER	SO	BB	IBB	HBP	BLK	WP	HR	S	P	ERA	WHIP
Alex Fernandez, R ERA: 3.78 (1, 1)	7.1	L	29	7	5	5	5	0	0	0	0	0	4	39	39	6.14	0.955
Larry Thomas, L ERA: 2.7 (8, 1)	0.2		1	0	0	0	0	0	0	0	0	0	0	1	1	0.00	0.000

BOTTOM


Chicago White Sox @ New York Yankees
Yankee Stadium, Bronx, NY

Thu May 02 1996, 7:05 PM EDT
Att: 19,773 - Unknown - 68 F


AB	R	H	RBI	BB	SO	LOB
4	0	0	0	0	2	0
4	0	1	0	0	1	0
4	1	1	1	0	0	1
3	0	1	0	0	0	0
3	0	0	0	0	0	1
3	3	3	2	0	0	0
3	1	1	2	0	0	0
3	0	0	0	0	0	0
3	0	0	0	0	2	0

AB	30
R	5
H	7
RBI	5
BB	0
SO	5
LOB	2

livebaseballscorecards.com

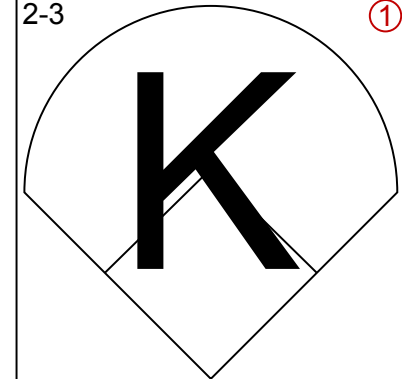
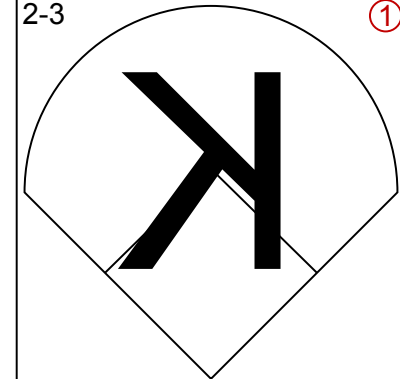
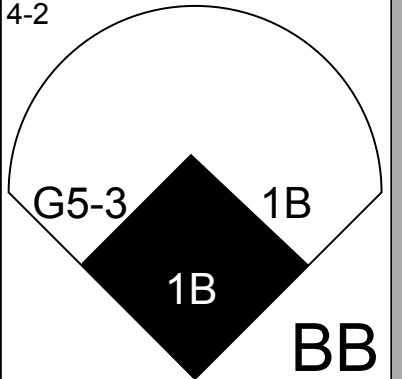
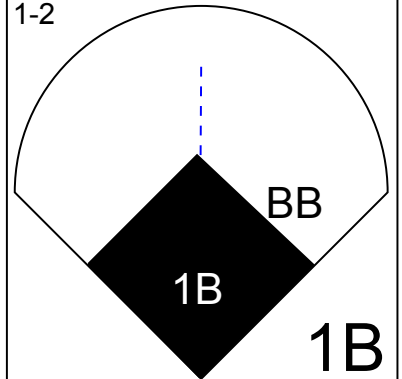
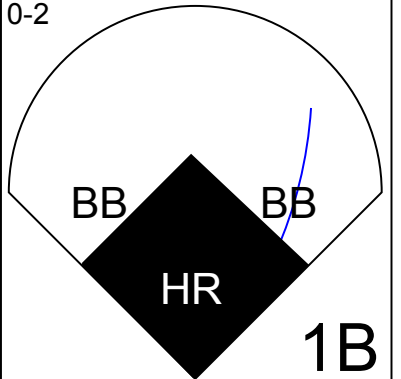
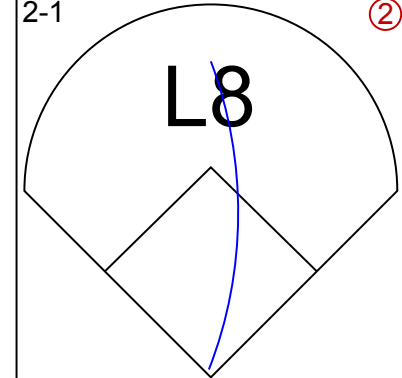
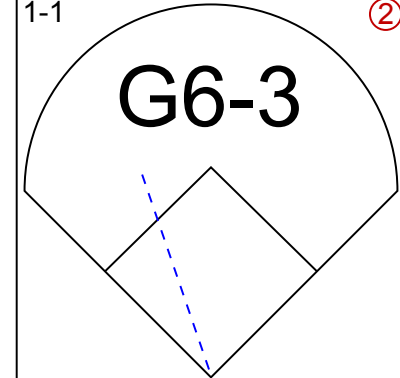
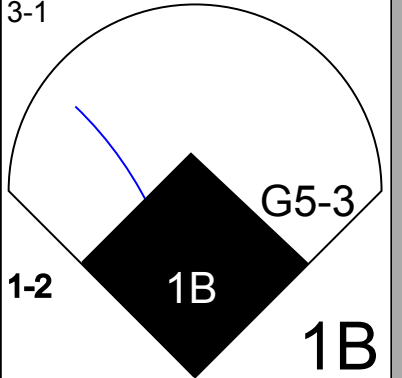
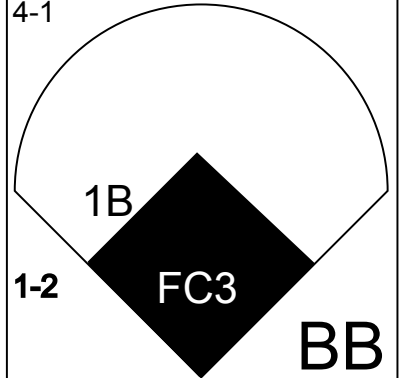
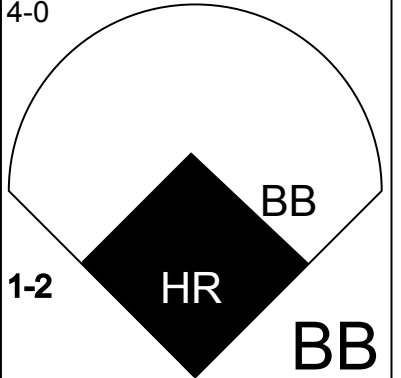
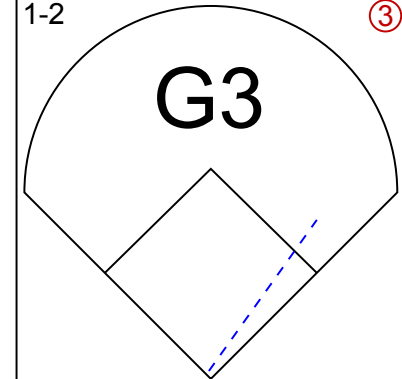
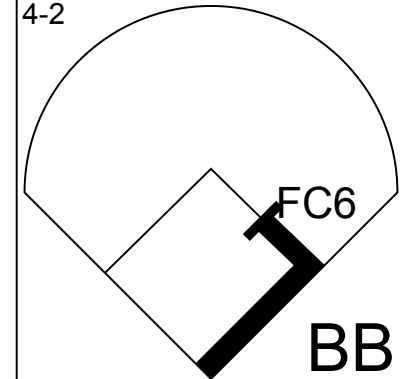
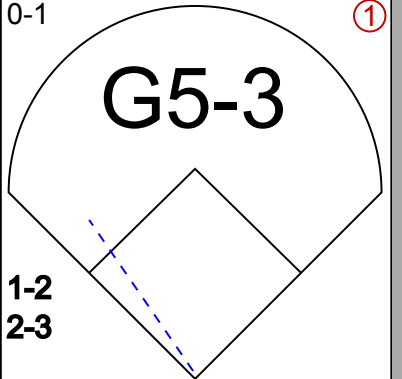
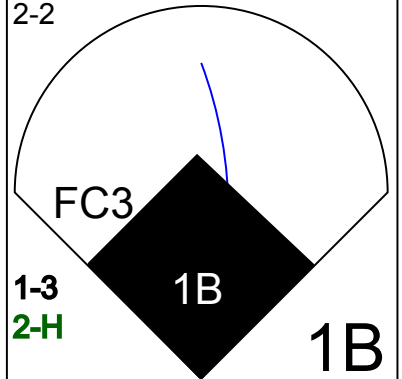
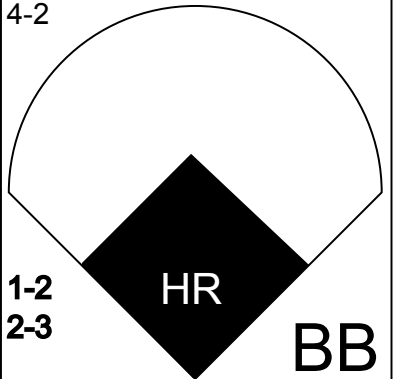
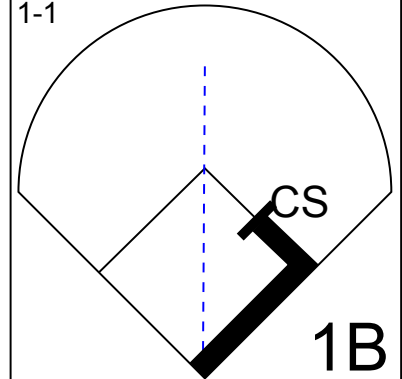
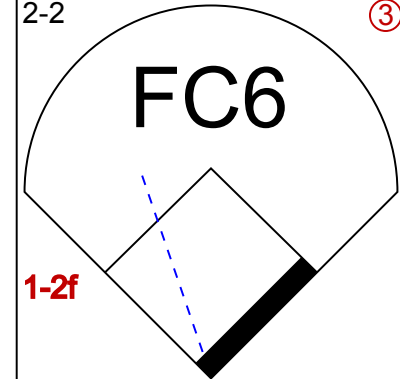
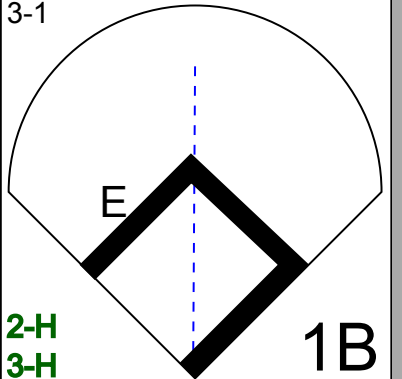
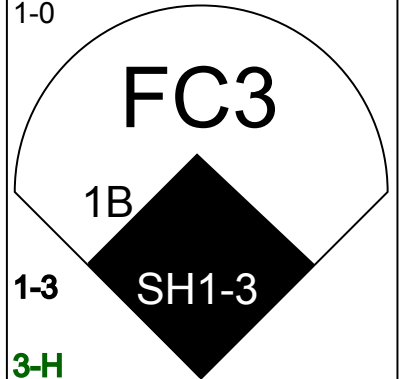
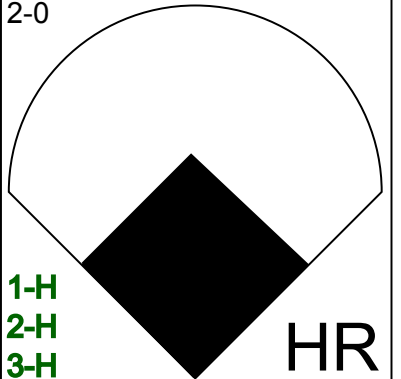
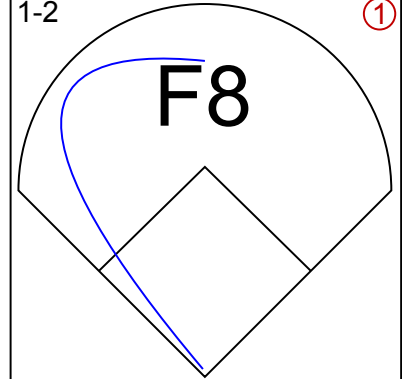
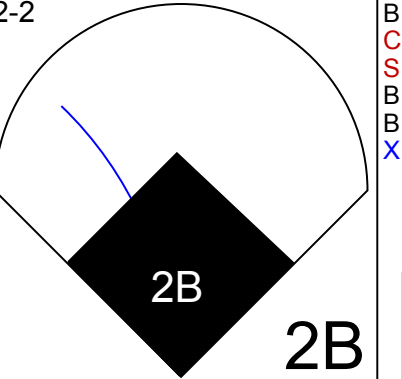
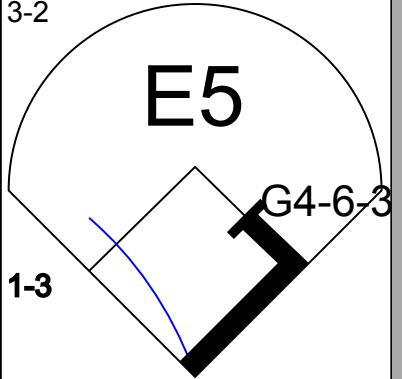
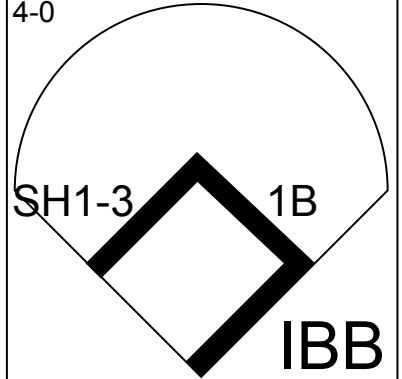
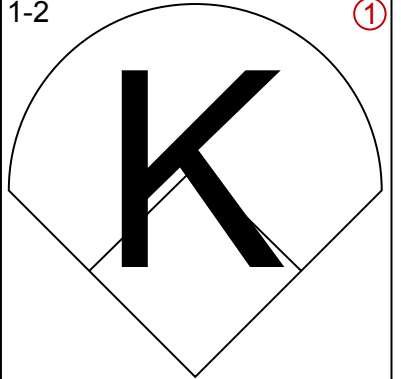
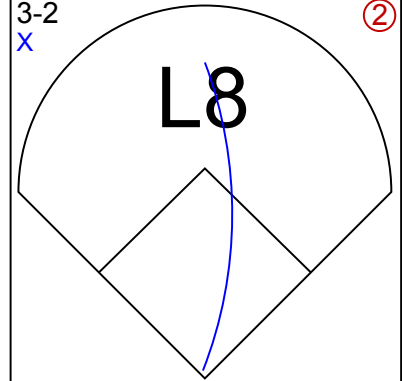
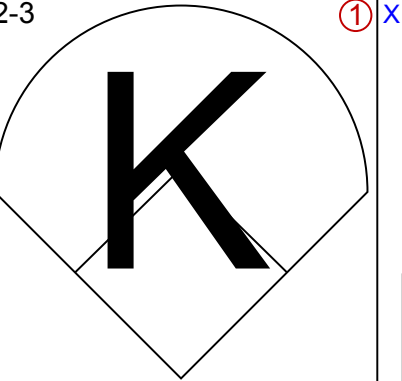
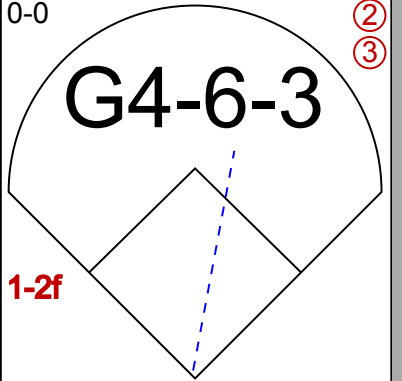
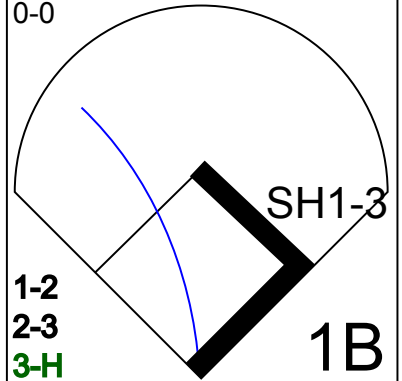
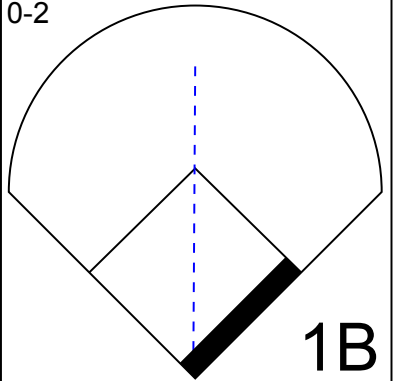
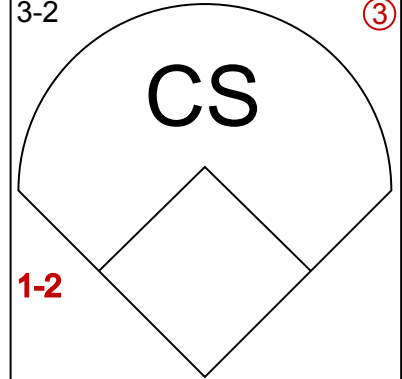
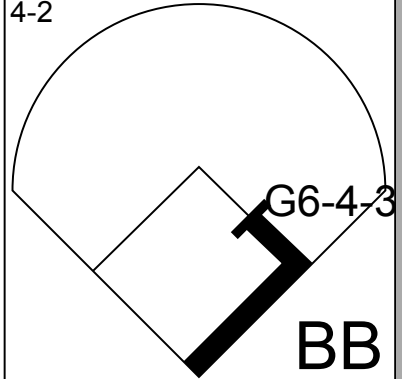
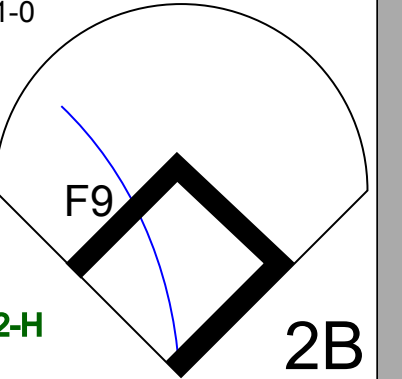
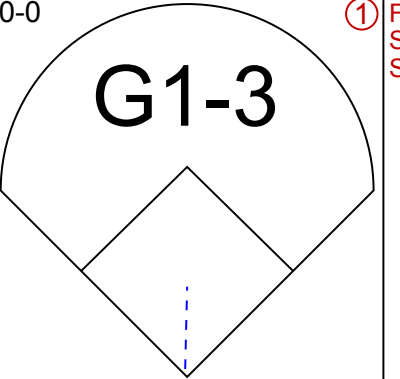
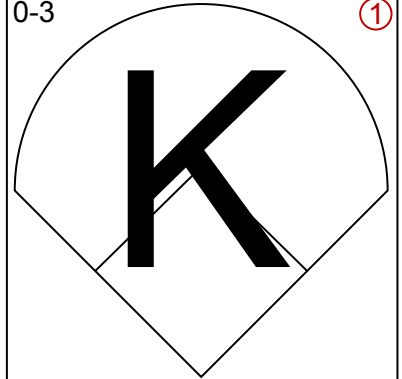
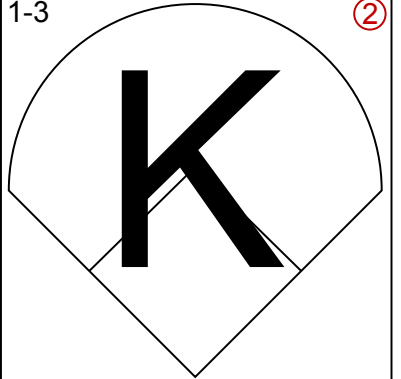
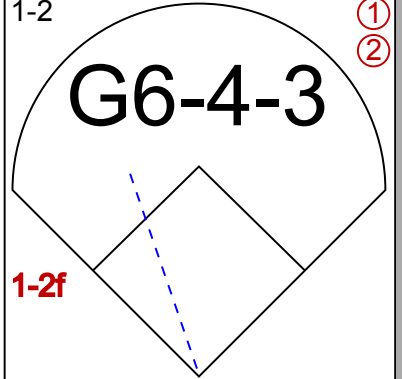
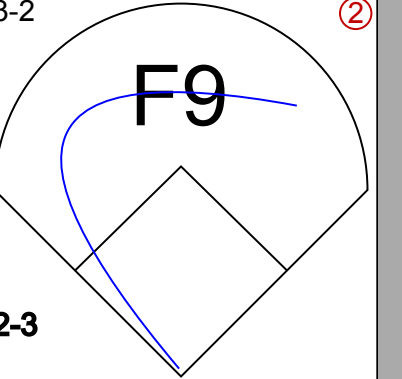
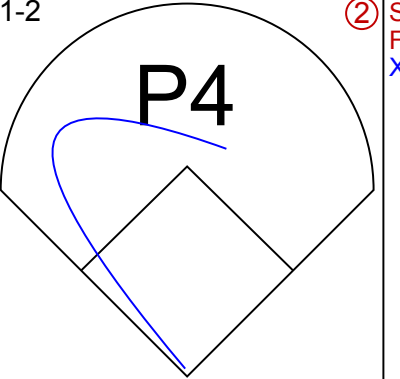
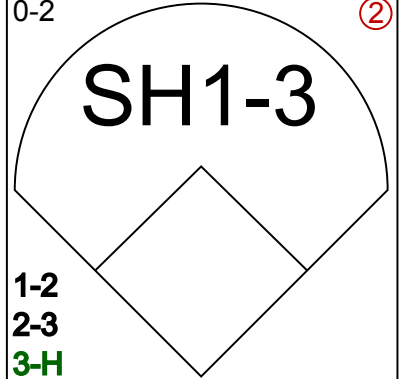
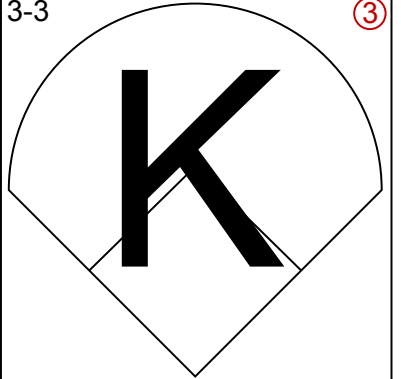
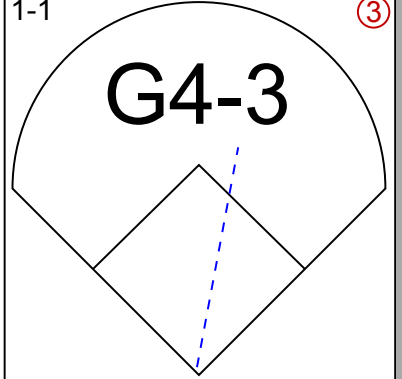
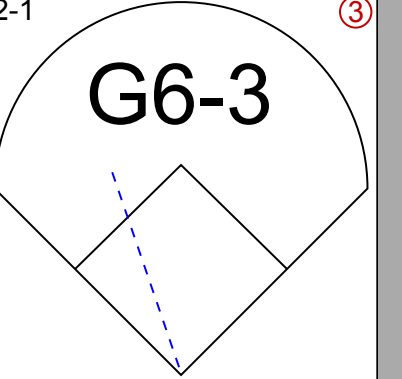
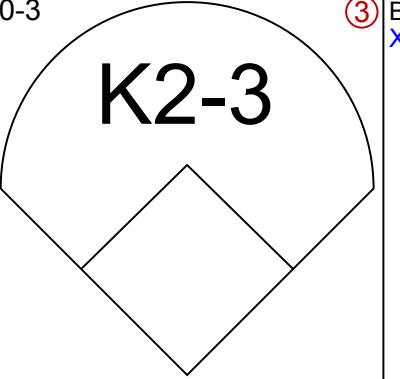
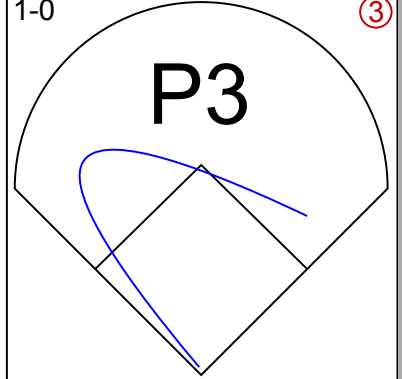


1B: 3	SF: 0	WP: 0	PA: 30
2B: 0	SAC: 0	PB: 0	
3B: 0	DP: 1	SB: 0	
HR: 4	HBP: 0	CS: 0	

Batter	1	2	3	4	5	6	7	8	9	AB R H RBI BB SO LOB	TOP																										
Tony Phillips, S OBP: 0.387, SLG: 0.438 (1, 7)	0-3 K		0-0 S BB 1B		4-0 BB BB		0-3 K			3 0 1 0 1 2 0																											
Ray Durham, S OBP: 0.373, SLG: 0.517 (1, 4)	0-0 F7		4-0 L4-6 S 1-2 BB		0-0 P4			0-0 E3 G3		3 0 0 0 1 0 1																											
Frank Thomas, R OBP: 0.458, SLG: 0.673 (1, 3)	4-0 BB		0-3 K		0-0 F4			0-0 L7		3 0 0 0 1 1 4																											
Harold Baines, L OBP: 0.375, SLG: 0.506 (1, 10)	0-0 G3		0-0 L4-6		4-0 L9-4 1B BB			0-0 G3		3 0 0 0 1 0 4																											
Robin Ventura, L OBP: 0.300, SLG: 0.355 (1, 5)		0-0 L7		4-0 BB BB		0-0 F9		4-0 BB BB		2 0 0 0 2 0 1																											
Dave Martinez, L OBP: 0.310, SLG: 0.423 (1, 9)		0-0 F7		0-0 F7		0-0 1B		0-0 F8		4 0 1 0 0 0 3																											
Chad Kreuter, S OBP: 0.394, SLG: 0.346 (1, 2)		4-0 2B BB		0-3 K		0-0 L9-4			0-0 F8	3 0 0 0 1 1 3	AB 29 R 0 H 3 RBI 0 BB 7 SO 5 LOB 19																										
Darren Lewis, R OBP: 0.395, SLG: 0.344 (1, 8) Jose Munoz, S OBP: 0.476, SLG: 0.389 (9, PH)		0-0 1-3 2B		0-3 K			0-0 G1-3		0-0 P3	3 0 1 0 0 1 1 1 0 0 0 0 0 0																											
Ozzie Guillen, L OBP: 0.253, SLG: 0.341 (1, 6)		0-0 G3-1			0-0 F9		0-0 F7		0-0 G1-6-3	4 0 0 0 0 0 2																											
Inning Stats	R: 0 E: 0 K: 1 S: 5	H: 0 LOB: 1 BB: 1 P: 9	R: 0 E: 0 K: 0 S: 4	H: 1 LOB: 2 BB: 1 P: 8	R: 0 E: 0 K: 1 S: 5	H: 1 LOB: 1 BB: 1 P: 9	R: 0 E: 0 K: 2 S: 7	H: 0 LOB: 1 BB: 1 P: 11	R: 0 E: 0 K: 0 S: 3	H: 1 LOB: 1 BB: 1 P: 7	R: 0 E: 0 K: 1 S: 5	H: 0 LOB: 0 BB: 0 P: 5	R: 0 E: 1 K: 0 S: 4	H: 0 LOB: 2 BB: 1 P: 8	R: 0 E: 0 K: 0 S: 3	H: 0 LOB: 0 BB: 0 P: 3	1B: 2 2B: 3 3B: 0 HR: 0	SF: 0 SAC: 0 DP: 2 HBP: 0	WP: 0 PB: 0 SB: 2 CS: 0	PA: 36																	
PITCHER	IP WLS BF H R ER SO BB IBB HBP BLK WP HR S P ERA WHIP																																				
Dwight Gooden, R ERA: 6.39 (1, 1)	6.0		25	3	0	0	4	6	0	0	0	0	0	0	27	51	0.00	1.500																			
42 Mariano Rivera, R ERA: 1.14 (7, 1)	2.0	W	8	0	0	0	1	1	0	0	0	0	0	0	9	13	0.00	0.500																			
John Wetteland, R ERA: 3.46 (9, 1)	1.0	S	3	0	0	0	0	0	0	0	0	0	0	0	3	3	0.00	0.000																			

Chicago White Sox @ New York Yankees
 Yankee Stadium, Bronx, NY
 Fri May 03 1996, 7:05 PM EDT
 Att. 15,599 - Unknown - 56 F

livebaseballscorecards.com

Batter	1	2	3	4	5	6	7	8	9	AB R H RBI BB SO LOB	TOP												
Tony Phillips, S OBP: 0.394, SLG: 0.440 (1, 7)										4 3 2 0 1 2 0	<p>Chicago White Sox @ New York Yankees Yankee Stadium, Bronx, NY</p> <p>Sat May 04 1996, 3:33 AM EDT Att. 20,661 - Overcast - 53 F</p>												
Ray Durham, S OBP: 0.383, SLG: 0.511 (1, 4)										3 3 1 0 2 0 0													
Frank Thomas, R OBP: 0.463, SLG: 0.664 (1, 3)										3 2 1 1 2 0 2													
Danny Tartabull, R OBP: 0.327, SLG: 0.379 Harold Baines, L OBP: 0.378, SLG: 0.541 (1, 10) (8, PH)										3 0 2 2 0 0 1 2 2 1 5 0 0 1													
Chris Snopce, R OBP: 0.321, SLG: 0.692 Robin Ventura, L OBP: 0.303, SLG: 0.352 (1, 5) (8, PH) (8, 5)										3 1 1 0 0 0 2 1 0 0 0 1 1 0													
Lyle Mouton, R OBP: 0.333, SLG: 0.333 Dave Martinez, L OBP: 0.333, SLG: 0.444 (1, 9) (8, PH) (8, 9)										3 0 0 0 0 1 4 2 0 2 1 0 0 0													
Ron Karkovics, R OBP: 0.287, SLG: 0.333 (1, 2)												4 0 1 1 1 2 4											
Darren Lewis, R OBP: 0.375, SLG: 0.323 (1, 8)												4 0 0 1 0 1 3											
Ozzie Guillen, L OBP: 0.242, SLG: 0.326 (1, 6)												4 0 0 0 0 1 3											
Inning Stats	R: 0 E: 0 K: 1 S: 9	H: 0 LOB: 0 BB: 0 P: 14	R: 0 E: 0 K: 0 S: 13	H: 1 LOB: 0 BB: 0 P: 21	R: 0 E: 0 K: 0 S: 9	H: 0 LOB: 0 BB: 1 P: 15	R: 0 E: 0 K: 1 S: 11	H: 0 LOB: 1 BB: 1 P: 20	R: 1 E: 0 K: 1 S: 14	H: 2 LOB: 1 BB: 0 P: 24		R: 2 E: 1 K: 0 S: 14	H: 2 LOB: 1 BB: 1 P: 27	R: 0 E: 0 K: 1 S: 7	H: 0 LOB: 0 BB: 0 P: 8	R: 4 E: 1 K: 1 S: 18	H: 3 LOB: 2 BB: 2 P: 31	R: 4 E: 0 K: 3 S: 19	H: 3 LOB: 1 BB: 2 P: 34	1B: 8 2B: 2 3B: 0 HR: 1	SF: 0 SAC: 1 DP: 2 HBP: 0	WP: 0 PB: 0 SB: 0 CS: 1	PA: 45
PITCHER	IP WLS BF H R ER SO BB IBB HBP BLK WP HR S P ERA WHIP																						
Jimmy Key, L ERA: 6.53 (1, 1)	5.0		20	4	3	3	3	3	0	0	0	0	0	62	107	5.40	1.400						
Bob Wickman, R ERA: 4.58 (6, 1)	2.0		7	1	0	0	1	0	0	0	0	0	0	15	22	0.00	0.500						
Jeff Nelson, R ERA: 7.15 (8, 1)	0.0	L	3	2	3	3	0	1	0	0	0	0	0	9	16	∞	∞						
Steve Howe, L ERA: 7.27 (8, 1)	0.0		1	0	0	0	0	0	0	0	0	0	0	1	2	∞	∞						
Jim Mecir, R ERA: 7.2 (8, 1)	2.0		13	4	5	5	4	2	1	0	0	0	1	27	47	22.50	3.000						

AB	36
R	11
H	11
RBI	11
BB	7
SO	8
LOB	20



BOTTOM

Chicago White Sox @ New York Yankees
Yankee Stadium, Bronx, NY

livebaseballscores.com

AB	38
R	5
H	10
RBI	5
BB	7
SO	6
LOB	28



WP:	0	PA:	45
PB:	0	SB:	0
CS:	0		

Sat May 04 1996, 3:33 AM EDT
Att. 20,661 - Overcast - 53 F

AB R H RBI BB SO LOB

4 0 1 1 1 0 4

4 0 0 0 0 1 3

1 0 0 0 0 0 1

4 0 1 0 1 1 1

5 1 2 0 0 0 3

3 1 1 0 2 1 2

4 2 1 1 1 0 4

3 0 1 2 1 1 2

1 0 1 0 0 0 0

5 1 1 1 0 1 5

4 0 1 0 1 1 3

1B:	5	SF:	0
2B:	4	SAC:	0
3B:	0	DP:	1
HR:	1	HBP:	0

Batter	1	2	3	4	5	6	7	8	9
2 Derek Jeter, R OBP: 0.383, SLG: 0.337 (1, 6)	4-1 BB G6-4-3		3-2 P4	1-1 G4-3		0-0 2B		0-2 E5	
Jim Leyritz, R OBP: 0.381, SLG: 0.596 Wade Boggs, L OBP: 0.364, SLG: 0.351 (1, 5) (8, 5)	1-2 G6-4-3		1-3 K		1-0 G5-3	1-0 G6-3		1-1 L9	
Paul O'Neill, L OBP: 0.463, SLG: 0.553 (1, 9)	3-2 G4-3		2-2 1B		4-1 BB		0-3 K	1-2 G4-3	
Ruben Sierra, S OBP: 0.356, SLG: 0.519 (1, 10)		1-0 G3-1 2B	0-0 G5-3		0-1 F9		0-0 G3-1 2B		1-0 F7
Tino Martinez, L OBP: 0.339, SLG: 0.406 (1, 3)		0-0 G3-1		4-0 BB BB		1-3 K	4-1 G3-1 2B	1-2 FC5-4 1B	
Bernie Williams, S OBP: 0.382, SLG: 0.505 (1, 8)		0-0 F9		4-2 BB BB		1-1 HR	0-1 G3-1	2-1 FC5-4 1B	
Mariano Duncan, R OBP: 0.384, SLG: 0.518 Andy Fox, L OBP: 0.297, SLG: 0.212 (1, 4) (7, PR) (8, 4)		4-1 BB		2-3 K		1-0 G4-3	0-0 2B	1-0 1B	
Gerald Williams, R OBP: 0.390, SLG: 0.655 (1, 7)		2-3 K		0-1 F8		2-2 E7 2B	1-2 P3	1-2 1B	
Joe Girardi, R OBP: 0.300, SLG: 0.321 (1, 2)			0-0 1B	4-2 BB		1-1 P4		0-0 L6	1-2 K

Inning Stats	R: 0	H: 0	R: 0	H: 1	R: 0	H: 2	R: 0	H: 0	R: 2	H: 2	R: 2	H: 2	R: 0	H: 0	R: 1	H: 3	1B: 5	SF: 0
E: 0	LOB: 0	E: 0	LOB: 2	E: 0	LOB: 2	E: 0	LOB: 3	E: 0	LOB: 1	E: 1	LOB: 1	E: 0	LOB: 1	E: 1	LOB: 2	2B: 4	SAC: 0	
K: 0	BB: 1	K: 1	BB: 1	K: 1	BB: 0	K: 1	BB: 3	K: 1	BB: 1	K: 0	BB: 0	K: 1	BB: 1	K: 0	BB: 0	3B: 0	DP: 1	
S: 9	P: 17	S: 9	P: 16	S: 13	P: 19	S: 15	P: 30	S: 7	P: 13	S: 10	P: 16	S: 12	P: 17	S: 9	P: 11	HR: 1	HBP: 0	

PITCHER	IP	WLS	BF	H	R	ER	SO	BB	IBB	HBP	BLK	WP	HR	S	P	ERA	WHIP
Wilson Alvarez, L ERA: 3.63 (1, 1)	6.1		32	6	4	3	5	7	0	0	0	0	1	68	120	4.26	2.053
Matt Karchner, R ERA: 2.0 (7, 1)	1.1	W	6	1	0	0	0	0	0	0	0	0	0	13	15	0.00	0.750
Larry Thomas, L ERA: 3.38 (8, 1)	0.1		1	0	0	0	0	0	0	0	0	0	0	3	4	0.00	0.000
Roberto Hernandez, R ERA: 0.54 (9, 1)	1.0		6	3	1	1	1	0	0	0	0	0	0	13	20	9.00	3.000

Batter	1	2	3	4	5	6	7	8	9	AB	R	H	RBI	BB	SO	LOB	
Tim Raines, S OBP: 0.375, SLG: 0.404 (1, 7)	4-1 2B SF7 BB	1-2 E S 1B			1-2 HR		2-1 G4-3		0-0 F7		4	3	2	1	1	0	1
Wade Boggs, L OBP: 0.402, SLG: 0.426 (1, 5)	2-2 1 SAFE SF7 FC4 2B	1 SAFE 2-1 3B 1B			4-1 F7 1B BB		0-1 F8 BB 1B		3-1 G6-4-3 1-2f		4	4	3	1	1	0	1
Robert Eenhoorn, R OBP: 0.167, SLG: 0.111 (8, 4)											0	0	0	0	0	0	0
Paul O'Neill, L OBP: 0.486, SLG: 0.586 (1, 9)	1-1 SF7	2-2 1-H 3B			3-1 1B SF7 1B		0-0 L8		0-1 G6-3		4	1	2	2	0	0	1
Ruben Sierra, S OBP: 0.372, SLG: 0.513 (1, 10)	2-3 3-H BB E BB	1-1 G1-3			0-1 F7		4-2 BB BB		1-2 G1-3		3	0	0	0	2	0	3
Tino Martinez, L OBP: 0.345, SLG: 0.388 (1, 3)	0-1 FC4 BB	3-0 G3-1			0-0 1B SF7 1B		3-1 F8		3-1 HR 1B		5	1	2	2	0	0	4
Bernie Williams, S OBP: 0.373, SLG: 0.508 (1, 8)	0-1 L8				1-2 G4-3		0-0 SF7		4-2 BB BB		3	1	1	3	1	0	2
Joe Girardi, R OBP: 0.314, SLG: 0.326 (1, 2)	4-2 1-2 2-3 BB				1-2 2 1B G6-3 1B		3-2 1-3 1B		4-0 1-2 2-3 3-H BB		3	0	2	1	2	1	0
Andy Fox, L OBP: 0.267, SLG: 0.175 (1, 4) (8, 5)	1-1 F8				2-0 G6-3		0-3 K		3-2 G3		4	0	0	0	0	1	7
2 Derek Jeter, R OBP: 0.390, SLG: 0.371 (1, 6)		2-3 K			3-1 1B		0-1 G5-3		2-2 E6 G6-4-3		4	0	1	0	0	1	0

Inning Stats	R: 2	H: 1	LOB: 3	K: 0	S: 18	P: 34	R: 2	H: 3	LOB: 1	K: 1	S: 16	P: 27	R: 0	H: 2	LOB: 2	K: 0	S: 10	P: 17	R: 3	H: 4	LOB: 2	K: 0	S: 14	P: 25	R: 0	H: 0	LOB: 0	K: 1	S: 7	P: 9	R: 1	H: 1	LOB: 3	K: 0	S: 13	P: 31	R: 0	H: 0	LOB: 0	K: 0	S: 7	P: 12	R: 2	H: 2	LOB: 0	K: 1	S: 14	P: 20
--------------	------	------	--------	------	-------	-------	------	------	--------	------	-------	-------	------	------	--------	------	-------	-------	------	------	--------	------	-------	-------	------	------	--------	------	------	------	------	------	--------	------	-------	-------	------	------	--------	------	------	-------	------	------	--------	------	-------	-------

PITCHER	IP	WLS	BF	H	R	ER	SO	BB	IBB	HBP	BLK	WP	HR	S	P	ERA	WHIP
Greg Keagle, R ERA: 7.5 (1, 1)	5.2	L	33	11	8	8	2	6	0	0	0	0	1	75	133	12.71	3.000
Gregg Olson, R ERA: (6, 1)	1.1		5	0	0	0	0	1	0	0	0	0	0	10	22	0.00	0.750
Brian Williams, R ERA: 9.64 (8, 1)	1.0		5	2	2	2	1	0	0	0	0	0	1	14	20	18.00	2.000


BOTTOM

Detroit Tigers @ New York Yankees
 Yankee Stadium, Bronx, NY

Wed May 08 1996, 7:05 PM EDT
 Att: 18,729 - Unknown - 59 F

AB	34
R	10
H	13
RBI	10
BB	7
SO	3
LOB	19

WP: 0 PA: 43
 PB: 0
 SB: 1
 CS: 0



PITCHER	IP	WLS	BF	H	R	ER	SO	BB	IBB	HBP	BLK	WP	HR	S	P	ERA	WHIP
---------	----	-----	----	---	---	----	----	----	-----	-----	-----	----	----	---	---	-----	------

Batter	1	2	3	4	5	6	7	8	9	AB R H RBI BB SO LOB	TOP	
Chad Curtis, R <small>(1, 8) OBP: 0.360, SLG: 0.350</small> <small>(9, 7)</small>	1-1 		3-2 		1-2 			2-1 		4 0 2 0 0 0 0		
Mark Lewis, R <small>(1, 4) OBP: 0.343, SLG: 0.526</small> <small>(9, 7)</small>	2-2 		0-0 		3-2 	2-2 		0-1 		4 1 1 0 0 0 1		
Travis Fryman, R <small>(1, 5) OBP: 0.336, SLG: 0.485</small> <small>(9, 7)</small>	2-3 		2-0 			2-0 		0-0 		4 1 1 2 0 1 1		
Cecil Fielder, R <small>(1, 3) OBP: 0.333, SLG: 0.524</small> <small>(9, 7)</small>		1-0 	3-2 			3-2 		3-2 		0 2 0 0 0 0 0		
Melvin Nieves, S <small>(1, 9) OBP: 0.324, SLG: 0.490</small> Kimera Barteo, R <small>(9, 8) OBP: 0.190, SLG: 0.190</small>		1-1 		2-1 		2-3 		3-3 		4 0 1 0 0 2 0 0 0 0 0 0 0 0		
Eddie Williams, R <small>(1, 10) OBP: 0.319, SLG: 0.392</small> <small>(9, 9)</small>		3-2 		2-0 			1-1 		2-1 	4 0 1 0 0 0 1		
Danny Bautista, R <small>(1, 7) OBP: 0.364, SLG: 0.414</small> <small>(9, 9)</small>		2-3 		2-0 			0-3 		2-2 	3 0 0 0 0 2 1		
Mark Parent, R <small>(1, 2) OBP: 0.205, SLG: 0.432</small> <small>(9, 9)</small>		2-1 			0-0 		0-1 			3 0 0 0 0 0 1		
Chris Gomez, R <small>(1, 6) OBP: 0.393, SLG: 0.314</small> <small>(9, 9)</small>			0-0 		3-3 			3-3 		3 0 0 0 0 2 0		
Inning Stats	R: 0 H: 0 E: 0 LOB: 0 K: 1 BB: 0 S: 8 P: 13	R: 1 H: 2 E: 0 LOB: 1 K: 1 BB: 0 S: 15 P: 24	R: 2 H: 2 E: 0 LOB: 0 K: 0 BB: 0 S: 10 P: 18	R: 0 H: 0 E: 0 LOB: 0 K: 0 BB: 0 S: 4 P: 10	R: 0 H: 1 E: 0 LOB: 0 K: 1 BB: 0 S: 9 P: 16	R: 1 H: 1 E: 0 LOB: 0 K: 1 BB: 0 S: 10 P: 19	R: 0 H: 0 E: 0 LOB: 0 K: 1 BB: 0 S: 7 P: 8	R: 0 H: 1 E: 0 LOB: 1 K: 1 BB: 0 S: 9 P: 14	R: 0 H: 1 E: 0 LOB: 0 K: 1 BB: 0 S: 12 P: 22	1B: 4 SF: 0 2B: 1 SAC: 0 3B: 0 DP: 0 HR: 3 HBP: 0	WP: 0 PA: 35 PB: 0 SB: 0 CS: 2	
PITCHER Jimmy Key, L <small>(1, 1) ERA: 6.27</small> Bob Wickman, R <small>(8, 1) ERA: 4.43</small>	IP: 7.0 WLS: L BF: 26 H: 6 R: 4 ER: 4 SO: 5 BB: 0 IBB: 0 HBP: 0 BLK: 0 WP: 0 HR: 3 S: 63 P: 108 ERA: 5.14 WHIP: 0.857											PITCHER IP: 2.0 WLS: 7 BF: 2 H: 2 R: 0 ER: 0 SO: 2 BB: 0 IBB: 0 HBP: 0 BLK: 0 WP: 0 HR: 0 S: 21 P: 36 ERA: 0.00 WHIP: 1.000

Detroit Tigers @ New York Yankees
 Yankee Stadium, Bronx, NY
 Thu May 09 1996, 7:05 PM EDT
 Att. 13,098 - Unknown - 58 F

livebaseballscorecards.com

AB	29
R	4
H	6
RBI	2
BB	0
SO	7
LOB	5



Batter	1	2	3	4	5	6	7	8	9	AB	R	H	RBI	BB	SO	LOB
Tim Raines, S OBP: 0.377, SLG: 0.404 (1, 7)	0-0 G6-4-3 1B	2-1 G4-3		1-0 L1		1-2 F7			3-2 G6-3 1B	5	1	2	0	0	0	7
Wade Boggs, L OBP: 0.402, SLG: 0.425 (1, 5)	2-1 G6-4-3 1-2f		1-2 1B		2-2 G6-3		1-0 G6-3 1B		3-2 E1 G6-3 1-2	5	0	2	0	0	0	2
Paul O'Neill, L OBP: 0.476, SLG: 0.567 (1, 9)	4-1 BB		1-0 F7		3-0 P6		1-1 G6-3 1-2f		3-1 G6-3 1-2f 2-3	4	0	0	0	1	0	4
Ruben Sierra, S OBP: 0.366, SLG: 0.500 (1, 10)	1-0 F7		1-3 K		3-2 F9		0-3 K		2-1 1B 3-H	5	0	1	1	0	2	2
Tino Martinez, L OBP: 0.340, SLG: 0.381 (1, 3)		0-1 F7	0-3 K			0-0 FC6-4 1B		2-1 P5	0-0 G4-3	5	0	1	0	0	1	2
Bernie Williams, S OBP: 0.377, SLG: 0.508 (1, 8)		1-1 1B 2 1B 1B		0-0 G6-3 1B		1-1 P5		2-1 G6-3		4	1	2	0	0	0	1
Joe Girardi, R OBP: 0.321, SLG: 0.343 (1, 2)	1 SAFE X	0-0 2 1B 1B		0-0 G6-3	1 SAFE X	0-0 FC6-4 2 BB 1B 1-2f		1-0 2B		4	0	2	0	0	0	2
Andy Fox, L OBP: 0.271, SLG: 0.186 (1, 4)		1-0 L6		0-0 P6		0-0 2 BB 1B 1-2		4-2 BB		3	0	1	0	0	0	3
Jim Leyritz, R OBP: 0.377, SLG: 0.565 (8, PH) (9, 4)										0	0	0	0	1	0	0
2 Derek Jeter, R OBP: 0.402, SLG: 0.374 (1, 6)		1-0 1B 3-H		4-0 BB		4-0 BB 1-2 2-3		2-1 F8		2	0	1	1	2	0	2

Inning Stats	R: 0	H: 1	E: 0	K: 5	S: 5	R: 1	H: 3	E: 0	K: 0	S: 9	R: 0	H: 1	E: 0	K: 2	S: 11	R: 0	H: 0	E: 0	K: 0	S: 9	R: 0	H: 2	E: 0	K: 1	S: 6	R: 0	H: 1	E: 0	K: 10	S: 10	R: 1	H: 2	E: 1	K: 0	S: 12	1B: 11	SF: 0	2B: 1	SAC: 0	3B: 0	DP: 3	HR: 0	HBP: 0	WP: 0	PA: 41
PITCHER	IP	WLS	BF	H	R	ER	SO	BB	IBB	HBP	BLK	WP	HR	S	P	ERA	WHIP																												
Greg Gohr, R ERA: 6.1 (1, 1)	8.0	W	37	11	2	2	3	4	0	0	0	0	0	66	116	2.25	1.875																												
Mike Myers, L ERA: 5.89 (9, 1)	1.0	S	4	1	0	0	0	0	0	0	0	0	0	9	17	0.00	1.000																												

BOTTOM

Detroit Tigers @ New York Yankees
 Yankee Stadium, Bronx, NY
 Thu May 09 1996, 7:05 PM EDT
 Att: 13,098 - Unknown - 58 F

livebaseballscores.com

AB	37
R	2
H	12
RBI	2
BB	4
SO	3
LOB	25



Batter	1	2	3	4	5	6	7	8	9	AB R H RBI BB SO LOB	TOP		
Tim Raines, S OBP: 0.354, SLG: 0.375 (1, 7) X	0-0 G4-3 ①		0-0 G6-3 ①		0-3 K ③			0-0 F7 ①		4 0 0 0 0 1 0			
Wade Boggs, L OBP: 0.396, SLG: 0.418 Robert Eenhoorn, R OBP: 0.154, SLG: 0.100 Joe Girardi, R OBP: 0.318, SLG: 0.340 (1, 5) X (5, 4) (8, PH) (8, 2)	0-0 F7 ②		0-0 G3-1 ②			0-0 F3 ①		0-0 G4-3 ②		2 0 0 0 0 0 0 1 0 0 0 0 0 0 1 0 0 0 0 0 0			
Paul O'Neill, L OBP: 0.490, SLG: 0.579 (1, 9) X	0-0 2B		4-0 BB			4-0 2B BB		4-0 BB		1 1 1 0 3 0 0			
Ruben Sierra, S OBP: 0.363, SLG: 0.500 (1, 10) S S S	0-3 K ③		0-3 K ③			0-0 PB 1-H G4-3 2B		0-0 F7 ③		4 1 1 1 0 2 3			
Tino Martinez, L OBP: 0.331, SLG: 0.369 (1, 3) X		0-0 P5 ①		0-3 K ①		0-0 G4-3 ②		0-0 E6 FC6-4		4 0 0 1 0 1 0			
Bernie Williams, S OBP: 0.373, SLG: 0.496 (1, 8) B B B B		4-0 F7 BB BB		0-0 G4-3 ②		0-0 G4-3 ③		0-0 F7 ①		3 0 0 0 1 0 1			
Jim Leyritz, R OBP: 0.370, SLG: 0.538 (1, 2) (8, 5) B B B B		4-0 1-2 BB		0-0 G5-3 ③			0-0 F9 ①		0-0 FC6-4 1B 1-2	3 0 0 0 1 0 1			
Andy Fox, L OBP: 0.255, SLG: 0.174 (1, 4) (5, 5) (8, 4) X	0-0 F7 ②		0-0 F7 ①		0-0 F7 ①		0-0 P6 ②		0-0 1B 1-2	3 0 0 0 0 0 2 1 0 1 0 0 0 0			
Gerald Williams, R OBP: 0.446, SLG: 0.724 (9, PH) 2 Derek Jeter, R OBP: 0.389, SLG: 0.360 (1, 6) X	0-0 G1-3 ③		0-0 F8 ②			0-0 F9 ③		0-0 G4-3 ③		4 0 0 0 0 0 4			
Inning Stats	R: 0 E: 0 K: 1 S: 6 H: 1 LOB: 1 BB: 0 P: 6	R: 0 E: 0 K: 0 S: 3 H: 0 LOB: 2 BB: 2 P: 11	R: 0 E: 0 K: 1 S: 5 H: 0 LOB: 1 BB: 1 P: 9	R: 0 E: 0 K: 1 S: 5 H: 0 LOB: 0 BB: 0 P: 5	R: 0 E: 0 K: 1 S: 5 H: 0 LOB: 0 BB: 0 P: 5	R: 2 E: 0 K: 0 S: 4 H: 1 LOB: 0 BB: 1 P: 8	R: 0 E: 0 K: 0 S: 3 H: 0 LOB: 0 BB: 0 P: 3	R: 0 E: 0 K: 0 S: 3 H: 0 LOB: 1 BB: 1 P: 7	R: 0 E: 1 K: 0 S: 5 H: 1 LOB: 2 BB: 0 P: 5	1B: 1 2B: 2 3B: 0 HR: 0 SF: 0 SAC: 0 DP: 0 HBP: 0	WP: 0 PB: 1 SB: 0 CS: 0 PA: 36		
PITCHER	IP WLS BF H R ER SO BB IBB HBP BLK WP HR S P ERA WHIP											PITCHER	IP WLS BF H R ER SO BB IBB HBP BLK WP HR S P ERA WHIP
Kevin Tapani, R ERA: 3.95 (1, 1)	7.0 W 27 2 2 1 4 4 0 0 0 0 0 0 31 47 1.29 0.857												
Matt Karchner, R ERA: 1.8 (8, 1)	1.0 4 0 0 0 0 1 0 0 0 0 0 0 3 7 0.00 1.000												
Roberto Hernandez, R ERA: 0.48 (9, 1)	1.0 S 5 1 0 0 0 0 0 0 0 0 0 0 5 5 0.00 1.000												

New York Yankees @ Chicago White Sox
 Comiskey Park, Chicago, IL
 Fri May 10 1996, 8:05 PM EDT
 Att. 15,784 - Unknown - 42 F

AB	31
R	2
H	3
RBI	2
BB	5
SO	4
LOB	11



Batter	1	2	3	4	5	6	7	8	9
Tony Phillips, S OBP: 0.380, SLG: 0.406 (1, 7)	0-0 G5-3	0-0 SF9		0-0 F9		0-3 K			
Ray Durham, S OBP: 0.389, SLG: 0.523 (1, 4)	4-0 PB BB BB BB	0-0 G5-3		0-0 1B 1-3 3-H 1B			0-0 G4-3		
Frank Thomas, R OBP: 0.462, SLG: 0.635 (1, 3)	4-0 BB BB 1-2 FC6-4 BB	0-0 G5-3		0-0 1-3 3-H 1B			4-0 WP BB		
Chris Snopce, R OBP: 0.333, SLG: 0.600 (1, 5)	4-0 FC6-4 BB 1-2 2-3 BB		0-0 P6	0-0 F3		0-3 K	0-3 K		
Robin Ventura, L OBP: 0.311, SLG: 0.370 (7, PH)							1-2 K		
Danny Tartabull, R OBP: 0.325, SLG: 0.391 (1, 10)	4-0 FC6-4 BB 1-2 2-3 3-H BB		0-0 F9		0-0 F9		0-0 G1-3		
Lyle Mouton, R OBP: 0.304, SLG: 0.300 (1, 9)	0-0 FC6-4 1-2f 2-3 3-H FC6-4		0-3 K2-3		0-0 G1-3			0-0 G3-1	
Dave Martinez, L OBP: 0.324, SLG: 0.397 (8, 9)									
Ron Karkovics, R OBP: 0.276, SLG: 0.299 (1, 2)	0-0 FC6-4 1-2f			0-0 E5 F9 1B 1B		0-3 K		0-0 F8	
Darren Lewis, R OBP: 0.344, SLG: 0.307 (1, 8)		0-0 1B SF9 2B		0-0 F7		0-0 G6-3		0-3 K	
Ozzie Guillen, L OBP: 0.250, SLG: 0.324 (1, 6)		0-0 G5-3 2-3 1B		0-0 1B 1-2 1B		0-0 G6-3			

AB	R	H	RBI	BB	SO	LOB
3	0	0	1	0	1	2
3	1	1	1	1	0	1
2	1	1	1	2	0	1
2	0	0	0	1	0	2
1	0	0	0	0	1	1
3	0	0	1	1	0	1
3	0	0	1	0	1	2
1	0	0	0	0	0	0
4	1	0	0	0	1	2
4	1	1	0	0	1	1
3	1	2	0	0	0	0

AB	29
R	5
H	5
RBI	5
BB	5
SO	5
LOB	13

WP	PA
1	35
PB	1
SB	0
CS	0

Inning Stats	R	H	E	K	S	R	H	E	K	S	R	H	E	K	S	R	H	E	K	S	R	H	E	K	S	R	H	E	K	S	R	H	E	K	S
	2	0	0	3	7	1	0	0	1	7	0	0	0	1	5	0	0	0	1	5	0	0	0	1	5	0	0	0	1	5	0	0	1	5	

PITCHER	IP	WLS	BF	H	R	ER	SO	BB	IBB	HBP	BLK	WP	HR	S	P	ERA	WHIP
Andy Pettitte, L ERA: 4.41 (1, 1)	4.0	L	22	5	5	3	1	4	0	0	0	0	0	20	36	6.75	2.250
Jim Mecir, R ERA: 4.15 (5, 1)	3.0		10	0	0	0	3	1	0	0	0	1	0	15	19	0.00	0.333
Paul Gibson, L ERA: (8, 1)	1.0		3	0	0	0	1	0	0	0	0	0	0	5	5	0.00	0.000

New York Yankees @ Chicago White Sox
 Comiskey Park, Chicago, IL
 Fri May 10 1996, 8:05 PM EDT
 Att: 15,784 - Unknown - 42 F

livebaseballscores.com



Batter	1	2	3	4	5	6	7	8	9	AB	R	H	RBI	BB	SO	LOB
Tony Phillips, S OBP: 0.393, SLG: 0.423 (1, 7)	4-0 G3 BB BB		0-0 F7 BB WP 1B	0-0 G6-4-3 1-2f 2-3 3-H		0-0 1B		0-0 2B		4	1	3	2	1	0	2
Robin Ventura, L OBP: 0.307, SLG: 0.358 (1, 5)	0-0 P6		0-3 K	0-0 F7		0-0 F9		4-0 BB		4	0	0	0	1	1	4
Frank Thomas, R OBP: 0.460, SLG: 0.620 (1, 3)	4-0 G3 BB 1-2		4-0 WP 2B BB		0-0 G6-3		0-3 K	0-3 K		3	1	0	0	2	2	2
Danny Tartabull, R OBP: 0.323, SLG: 0.381 (1, 9)	0-0 G3		0-0 F7		4-0 BB		0-3 K		0-0 HR 1B	3	0	0	0	1	1	4
Dave Martinez, L OBP: 0.333, SLG: 0.406 (8, 9)	1-2 2-3		2-3							1	1	1	0	0	0	0
Lyle Mouton, R OBP: 0.306, SLG: 0.326 (1, 10)	0-0 G3-1		0-0 2B		0-0 F9		0-0 1B		0-0 HR	3	0	1	1	0	0	3
Harold Baines, L OBP: 0.384, SLG: 0.566 (7, PH)			1-H 3-H							2	1	2	2	0	0	0
Chris Snopce, R OBP: 0.310, SLG: 0.553 (1, 6)		0-3 K	0-0 P6		0-0 F3		0-0 F7			3	0	0	0	0	1	2
Ozzie Guillen, L OBP: 0.248, SLG: 0.321 (7, PH)										1	0	0	0	0	0	1
Ron Karkovics, R OBP: 0.275, SLG: 0.308 (1, 2)		0-0 G5-3		0-0 1B G6-4-3 2B		0-0 P3		0-0 SH1-4 PB 2B		4	2	1	0	0	0	0
Ray Durham, S OBP: 0.388, SLG: 0.518 (1, 4)		0-0 E5		0-0 G6-4-3 1B 1B		0-0 P4		0-0 SH1-4		3	0	1	0	0	0	0
Darren Lewis, R OBP: 0.351, SLG: 0.308 (1, 8)		0-0 P4		0-0 G6-4-3 1B		4-0 1B S BB		0-3 K		3	1	1	0	1	1	2


Inning Stats	R: 0	H: 0	E: 0	K: 0	S: 3	R: 0	H: 0	E: 1	K: 1	S: 6	R: 2	H: 2	E: 0	K: 1	S: 7	R: 1	H: 3	E: 0	K: 0	S: 5	R: 0	H: 0	E: 0	K: 0	S: 3	R: 1	H: 1	E: 0	K: 2	S: 4	R: 0	H: 1	E: 0	K: 2	S: 8	R: 1	H: 1	E: 1	K: 2	S: 9	R: 2	H: 2	E: 0	K: 0	S: 2	1B: 6	2B: 3	3B: 0	HR: 1	SF: 0	SAC: 1	DP: 1	HBP: 0	WP: 1	PB: 1	SB: 1	CS: 0	PA: 41
--------------	------	------	------	------	------	------	------	------	------	------	------	------	------	------	------	------	------	------	------	------	------	------	------	------	------	------	------	------	------	------	------	------	------	------	------	------	------	------	------	------	------	------	------	------	------	-------	-------	-------	-------	-------	--------	-------	--------	-------	-------	-------	-------	--------

PITCHER	IP	WLS	BF	H	R	ER	SO	BB	IBB	HBP	BLK	WP	HR	S	P	ERA	WHIP
Kenny Rogers, L ERA: 4.88 (1, 1)	6.0		29	6	4	4	2	5	0	0	0	1	0	28	48	6.00	1.833
Jeff Nelson, R ERA: 4.76 (7, 1)	1.2		7	1	1	0	3	0	0	0	0	0	0	13	13	0.00	0.600
John Wetteland, R ERA: 4.4 (8, 1)	0.1	L	5	3	2	2	1	1	0	0	0	0	1	6	10	54.00	12.000

BOTTOM

New York Yankees @ Chicago White Sox
 Comiskey Park, Chicago, IL
 Sat May 11 1996, 8:05 PM EDT
 Att: 25,722 - Unknown - 47 F

AB	34
R	7
H	10
RBI	5
BB	6
SO	6
LOB	20



PITCHER	IP	WLS	BF	H	R	ER	SO	BB	IBB	HBP	BLK	WP	HR	S	P	ERA	WHIP
---------	----	-----	----	---	---	----	----	----	-----	-----	-----	----	----	---	---	-----	------

Batter	1	2	3	4	5	6	7	8	9	AB R H RBI BB SO LOB	TOP																	
Tim Raines, S OBP: 0.368, SLG: 0.369 (1, 7)	0-3 K		0-0 P6	0-0 L6		0-0 2B 1B	0-0 F2		0-0 G3-1	6 1 1 1 0 1 3																		
Wade Boggs, L OBP: 0.393, SLG: 0.409 (1, 5)	0-0 F7		0-0 F7		0-0 F8	0-0 2B 1B	4-0 FC6-4 BB		0-0 F8	5 1 1 0 1 0 0																		
Paul O'Neill, L OBP: 0.484, SLG: 0.569 (1, 9)	0-0 F8		4-0 BB		0-0 HR 1B	0-0 2B 2B	0-0 L6			4 2 2 1 1 0 3																		
Tino Martinez, L OBP: 0.342, SLG: 0.400 (1, 3)		0-0 1B 2B	0-0 F9		0-0 HR	4-0 2B BB	0-0 FC6-4			4 2 2 2 1 0 4																		
Ruben Sierra, S OBP: 0.353, SLG: 0.478 (1, 10)	0-3 K			4-0 1B SF7 BB	0-0 G1-3	0-3 K		0-0 SH1-3 1B		4 1 1 0 1 2 4																		
Joe Girardi, R OBP: 0.336, SLG: 0.367 (1, 2)		0-0 F9		0-0 2B 2 SF7 1B	0-0 FC6-4 1B	0-0 2B		0-0 SH1-3		4 1 3 3 0 0 1																		
Gerald Williams, R OBP: 0.427, SLG: 0.712 (1, 8)		4-0 1B BB		0-0 SF7	0-0 FC6-4	0-0 G5-3		0-0 G5-3		3 0 0 1 1 0 3																		
Andy Fox, L OBP: 0.293, SLG: 0.216 (1, 4)		0-0 1-2 2-3 1B		0-0 1-3 2B		0-0 E3 2 G6-3 1B	4-0 BB 2 1B BB	0-0 F7		4 1 2 0 1 0 1																		
2 Derek Jeter, R OBP: 0.379, SLG: 0.353 (1, 6)		0-0 G1-3		0-0 SF7	0-0 G6-3		0-0 BB 1B		0-0 F7	4 0 1 1 0 0 4																		
Inning Stats	R: 0 E: 0 K: 1 S: 5	H: 0 LOB: 0 BB: 0 P: 5	R: 0 E: 0 K: 1 S: 7	H: 2 LOB: 3 BB: 1 P: 11	R: 0 E: 0 K: 0 S: 3	H: 0 LOB: 1 BB: 1 P: 7	R: 2 E: 0 K: 0 S: 5	H: 2 LOB: 1 BB: 1 P: 9	R: 2 E: 0 K: 0 S: 6	H: 3 LOB: 1 BB: 0 P: 6	R: 5 E: 1 K: 1 S: 10	H: 4 LOB: 1 BB: 1 P: 14	R: 0 E: 0 K: 0 S: 4	H: 1 LOB: 3 BB: 2 P: 12	R: 0 E: 0 K: 0 S: 4	H: 1 LOB: 1 BB: 0 P: 4	R: 0 E: 0 K: 0 S: 3	H: 0 LOB: 0 BB: 0 P: 3	1B: 8 2B: 4 3B: 0 HR: 1	SF: 2 SAC: 1 DP: 0 HBP: 0	WP: 0 PB: 0 SB: 0 CS: 0	PA: 47						
PITCHER	IP WLS BF H R ER SO BB IBB HBP BLK WP HR S P ERA WHIP																											
Alex Fernandez, R ERA: 3.69 (1, 1)	5.1		29	9	7	6	2	3	0	0	0	0	0	1	30	42	10.12	2.250										
Larry Thomas, L ERA: 4.5 (6, 1)	0.0	L	2	1	0	0	0	1	0	0	0	0	0	0	1	5	∞	∞										
41 Bill Simas, R ERA: 4.87 (6, 1)	1.2		9	2	2	1	1	2	0	0	0	0	0	0	9	17	5.40	2.400										
Brian Keyser, R ERA: 1.52 (8, 1)	2.0		7	1	0	0	0	0	0	0	0	0	0	0	7	7	0.00	0.500										

New York Yankees @ Chicago White Sox
 Comiskey Park, Chicago, IL
 Sun May 12 1996, 4:33 AM EDT
 Att. 17,405 - Cloudy - 53 F

AB	38
R	9
H	13
RBI	9
BB	6
SO	3
LOB	23



BOTTOM

New York Yankees @ Chicago White Sox
Comiskey Park, Chicago, IL
Sun May 12 1996, 4:33 AM EDT
Att. 17,405 - Cloudy - 53 F

livebaseballscorecards.com

AB 37
R 8
H 10
RBI 8
BB 8
SO 9
LOB 19



WP: 1 PA: 45
PB: 0
SB: 2
CS: 0

AB R H RBI BB SO LOB

4 1 2 0 1 1 1

3 1 0 0 2 0 2

5 2 2 3 0 1 3

3 1 0 0 2 1 2

3 1 1 2 2 0 0

5 1 3 2 0 0 3

4 0 1 1 0 3 2

1 0 0 0 0 1 1

4 1 0 0 1 2 3

5 0 1 0 0 0 2

1B: 8 SF: 0
2B: 0 SAC: 0
3B: 1 DP: 0
HR: 1 HBP: 0

Batter	1	2	3	4	5	6	7	8	9
Tony Phillips, S (1, 7) OBP: 0.399, SLG: 0.426	0-0 G1-3	4-0 BB 1B IBB	0-0 1-3 1B		0-0 FC1-6 1B		0-3 1-2 K		
Darren Lewis, R (1, 8) OBP: 0.354, SLG: 0.296	0-0 G6-3	4-0 BB 1B BB	4-0 1-2 2-3 BB		0-0 1-2f FC1-6 FC4 1B		0-0 F9		
Frank Thomas, R (1, 3) OBP: 0.458, SLG: 0.634	0-0 HR	0-0 1-2 2-H 3-H BB 1B	0-3 K		0-0 1-2f FC4		0-0 G3		
Harold Baines, L (1, 10) OBP: 0.385, SLG: 0.549	4-0 BB BB	4-0 1-2 2-3 BB 1B	0-3 K		0-0 G3		0-0 F2		
Robin Ventura, L (1, 5) OBP: 0.317, SLG: 0.357	4-0 1-2 BB	0-0 1-2 2-H 3-H BB 1B		4-0 WP BB	0-0 G4-3		0-0 P6		
Dave Martinez, L (1, 9) OBP: 0.351, SLG: 0.449	0-0 G3	0-0 1-H 2-H 1B 3B		0-0 1-2 F8	0-0 1B		0-0 S 1B		
Ron Karkovice, R (1, 2) OBP: 0.274, SLG: 0.305				0-3 K	0-3 K		0-3 1-2 K		
Jose Munoz, S (9, PH) OBP: 0.435, SLG: 0.350				0-3 K			0-0 P3		
Ray Durham, S (1, 4) OBP: 0.381, SLG: 0.500				0-3 K			0-0 S 1B		
Ozzie Guillen, L (1, 6) OBP: 0.246, SLG: 0.315					0-0 G3			0-0 F9	

Inning Stats	R: 1	H: 1	E: 0	K: 0	S: 4	LOB: 2	BB: 2	P: 12
	R: 7	H: 4	E: 0	K: 1	S: 9	LOB: 1	BB: 4	P: 25
	R: 0	H: 1	E: 1	K: 2	S: 8	LOB: 2	BB: 1	P: 12
	R: 0	H: 0	E: 0	K: 2	S: 7	LOB: 1	BB: 1	P: 11
	R: 0	H: 1	E: 0	K: 0	S: 4	LOB: 1	BB: 0	P: 4
	R: 0	H: 1	E: 0	K: 1	S: 6	LOB: 1	BB: 0	P: 6
	R: 0	H: 0	E: 0	K: 0	S: 3	LOB: 0	BB: 0	P: 3
	R: 0	H: 1	E: 0	K: 2	S: 8	LOB: 1	BB: 0	P: 8

PITCHER	IP	WLS	BF	H	R	ER	SO	BB	IBB	HBP	BLK	WP	HR	S	P	ERA	WHIP
Scott Kamieniecki, R (1, 1) ERA: 8.15	1.2		13	2	6	6	1	5	1	0	0	0	1	9	33	32.40	4.200
Paul Gibson, L (2, 1) ERA: 18.0	0.0		2	2	1	1	0	0	0	0	0	0	0	2	2	∞	∞
Jim Mecir, R (2, 1) ERA: 3.27	2.1		11	2	1	1	4	2	0	0	0	1	0	17	25	3.86	1.714
Bob Wickman, R (5, 1) ERA: 4.13	1.2	W	7	2	0	0	0	0	0	0	0	0	0	7	7	0.00	1.200
42 Mariano Rivera, R (6, 1) ERA: 0.96	2.1		8	1	0	0	2	0	0	0	0	0	0	12	12	0.00	0.429

PITCHER	IP	WLS	BF	H	R	ER	SO	BB	IBB	HBP	BLK	WP	HR	S	P	ERA	WHIP
John Wetteland, R (9, 1) ERA: 4.11	1.0		4	1	0	0	2	0	0	0	0	0	0	8	8	0.00	1.000

Batter	1	2	3	4	5	6	7	8	9	AB R H RBI BB SO LOB	TOP											
Darren Bragg, L (1, 7) OBP: 0.408, SLG: 0.614	4-2 L8-6-3 BB		1-0 F8			0-1 E3 G4-3		3-3 K		3 0 0 0 1 1 0												
Alex Rodriguez, R (1, 6) OBP: 0.380, SLG: 0.684	2-1 L8-6-3 1-1		4-2 BB			0-0 G4-3 2-3			4-2 WP G3 BB	2 0 0 0 2 0 2												
Ken Griffey Jr., L (1, 8) OBP: 0.356, SLG: 0.519	4-2 BB		2-3 K			3-3 K			1-1 G3 1-2	3 0 0 0 1 2 3												
Edgar Martinez, R (1, 10) OBP: 0.450, SLG: 0.686 Rich Amaral, R (9, PR) OBP: 0.311, SLG: 0.286	1-1 L9			2-1 P3		0-0 L8			4-2 BB	3 0 0 0 1 0 2 0 0 0 0 0 0 0												
Jay Buhner, R (1, 9) OBP: 0.388, SLG: 0.554		0-0 F6		1-3 K			3-1 G6-3		2-3 K 1-2 2-3	4 0 0 0 0 2 2												
Paul Sorrento, L (1, 3) OBP: 0.341, SLG: 0.566		4-1 FC4 BB		1-2 F9			2-2 G3-1		2-1 P6	3 0 0 0 1 0 2												
Dan Wilson, R (1, 2) OBP: 0.310, SLG: 0.504		0-1 F9			3-2 G6-3		1-2 F8			3 0 0 0 0 0 1												
Joey Cora, S (1, 4) OBP: 0.267, SLG: 0.369		2-2 FC4 1-2f			1-1 P4			0-1 F9		3 0 0 0 0 0 1												
Russ Davis, R (1, 5) OBP: 0.331, SLG: 0.389 Doug Strange, S (8, PH) OBP: 0.324, SLG: 0.419 (8, 5)			0-1 F9		1-2 F9			2-1 G1-3		2 0 0 0 0 0 0 1 0 0 0 0 0 0												
Inning Stats	R: 0 E: 0 K: 0 S: 8	H: 0 LOB: 1 BB: 2 P: 19	R: 0 E: 0 K: 0 S: 8	H: 0 LOB: 1 BB: 1 P: 14	R: 0 E: 0 K: 1 S: 8	H: 0 LOB: 1 BB: 1 P: 15	R: 0 E: 0 K: 1 S: 8	H: 0 LOB: 0 BB: 0 P: 12	R: 0 E: 0 K: 0 S: 8	H: 0 LOB: 0 BB: 0 P: 13	R: 0 E: 1 K: 1 S: 7	H: 0 LOB: 1 BB: 0 P: 10	R: 0 E: 0 K: 0 S: 8	H: 0 LOB: 0 BB: 0 P: 14	R: 0 E: 0 K: 1 S: 8	H: 0 LOB: 0 BB: 0 P: 13	R: 0 E: 0 K: 1 S: 11	H: 0 LOB: 2 BB: 2 P: 24	1B: 0 2B: 1 3B: 0 HR: 0	SF: 0 SAC: 0 DP: 1 HBP: 0	WP: 1 PB: 0 SB: 0 CS: 0	PA: 33
PITCHER Dwight Gooden, R (1, 1) ERA: 4.46	IP: 9.0 WLS: W BF: 33 H: 0 R: 0 ER: 0 SO: 5 BB: 6 IBB: 0 HBP: 0 BLK: 0 WP: 1 HR: 0 S: 74 P: 134 ERA: 0.00 WHIP: 0.667																					

Seattle Mariners @ New York Yankees
 Yankee Stadium, Bronx, NY
 Tue May 14 1996, 7:05 PM EDT
 Att. 20,786 - Unknown - 58 F

livebaseballscorecards.com

AB	27
R	0
H	0
RBI	0
BB	6
SO	5
LOB	13



Batter	1	2	3	4	5	6	7	8	9	AB R H RBI BB SO LOB	TOP									
Rich Amaral, R (1, 7) OBP: 0.333, SLG: 0.318 Darren Bragg, L (8, PH) OBP: 0.431, SLG: 0.622 (8, 7)	0-0 G6-4-3 1B		3-1 F9 2B	4-2 FC4-6 BB		0-3 K		2-2 FC4-2 1B 1-2 FC3-4 1B	4-2 BB	3 1 2 1 1 1 0 1 1 1 0 1 0 0										
Alex Rodriguez, R (1, 6) OBP: 0.388, SLG: 0.671	1-1 G6-4-3 1B		0-1 F9	1-3 K		1-2 1B 2B 1B		3-2 FC3-4 1B 1-2 FC4-2 1B 1-2 2-3	2-3 K	6 1 3 0 0 2 7										
Ken Griffey Jr., L (1, 8) OBP: 0.355, SLG: 0.518	2-2 G6-4-3 1-2f 2-3		0-0 2B	2-0 FC4-6 2B		1-0 2B 1B		2-2 FC4-2 1B 1-2 FC3-4 1B 1-2 2-3 3-H	1-1 F8	6 1 2 2 0 0 10										
Edgar Martinez, R (1, 10) OBP: 0.448, SLG: 0.690	1-2 G5-3		0-0 G5-3	1-0 2B		2-1 2B		3-2 FC3-4 1-2f 2-3 3-H		5 0 2 4 0 0 4										
Jay Buhner, R (1, 9) OBP: 0.388, SLG: 0.569		3-2 PB 1B		HR		0-3 K		2-3 K		5 1 2 1 0 2 5										
Brian Hunter, R (1, 3) OBP: 0.545, SLG: 0.556		4-1 G1-6-3 BB		4-1 1B 1B BB		0-1 FC5-3 G1-3 1B		0-3 K	1-2 1B 1B	3 2 2 0 2 1 0										
Luis Sojo, R (1, 4) OBP: 0.286, SLG: 0.326		0-2 P3		0-0 1B 1B BB 1B		0-0 G1-3		3-1 P5	3-1 BB 1B 1B	5 1 2 0 0 0 3										
Dan Wilson, R (1, 2) OBP: 0.313, SLG: 0.500		1-2 G1-6-3 1-2f		0-0 BB 1B FC4-6 1B		2-0 FC5-3		0-3 K	3-1 BB 1B	5 1 2 1 0 1 3										
Russ Davis, R (1, 5) OBP: 0.333, SLG: 0.385			2-2 F8	1-0 FC4-6 BB 2B 1B		1-0 G6-3		4-2 1B 1B FC4-2 BB	2-2 F9	4 1 1 1 1 0 2										
Inning Stats	R: 0 E: 0 K: 0 S: 9	H: 2 LOB: 1 BB: 0 P: 13	R: 0 E: 0 K: 0 S: 13	H: 1 LOB: 1 BB: 1 P: 21	R: 1 E: 0 K: 0 S: 9	H: 2 LOB: 1 BB: 0 P: 14	R: 5 E: 0 K: 1 S: 17	H: 5 LOB: 2 BB: 2 P: 34	R: 0 E: 0 K: 2 S: 10	H: 0 LOB: 0 BB: 0 P: 13	R: 1 E: 0 K: 1 S: 18	H: 2 LOB: 2 BB: 1 P: 34	R: 1 E: 0 K: 1 S: 18	H: 3 LOB: 3 BB: 1 P: 34	1B: 14 2B: 5 3B: 0 HR: 1	SF: 0 SAC: 0 DP: 3 HBP: 0	WP: 0 PB: 1 SB: 0 CS: 0	PA: 48		
PITCHER	IP WLS BF H R ER SO BB IBB HBP BLK WP HR S P ERA WHIP	IP WLS BF H R ER SO BB IBB HBP BLK WP HR S P ERA WHIP	IP WLS BF H R ER SO BB IBB HBP BLK WP HR S P ERA WHIP	IP WLS BF H R ER SO BB IBB HBP BLK WP HR S P ERA WHIP	IP WLS BF H R ER SO BB IBB HBP BLK WP HR S P ERA WHIP	IP WLS BF H R ER SO BB IBB HBP BLK WP HR S P ERA WHIP	IP WLS BF H R ER SO BB IBB HBP BLK WP HR S P ERA WHIP	IP WLS BF H R ER SO BB IBB HBP BLK WP HR S P ERA WHIP	IP WLS BF H R ER SO BB IBB HBP BLK WP HR S P ERA WHIP	IP WLS BF H R ER SO BB IBB HBP BLK WP HR S P ERA WHIP	IP WLS BF H R ER SO BB IBB HBP BLK WP HR S P ERA WHIP	IP WLS BF H R ER SO BB IBB HBP BLK WP HR S P ERA WHIP	IP WLS BF H R ER SO BB IBB HBP BLK WP HR S P ERA WHIP	IP WLS BF H R ER SO BB IBB HBP BLK WP HR S P ERA WHIP	IP WLS BF H R ER SO BB IBB HBP BLK WP HR S P ERA WHIP	IP WLS BF H R ER SO BB IBB HBP BLK WP HR S P ERA WHIP	IP WLS BF H R ER SO BB IBB HBP BLK WP HR S P ERA WHIP	IP WLS BF H R ER SO BB IBB HBP BLK WP HR S P ERA WHIP	IP WLS BF H R ER SO BB IBB HBP BLK WP HR S P ERA WHIP	
Jimmy Key, L (1, 1) ERA: 7.14 Bob Wickman, R (4, 1) ERA: 4.39 42 Mariano Rivera, R (6, 1) ERA: 0.92 Jeff Nelson, R (8, 1) ERA: 5.29 Steve Howe, L (8, 1) ERA: 7.0	Jim Mecir, R (8, 1) ERA: 3.55																			

Seattle Mariners @ New York Yankees
 Yankee Stadium, Bronx, NY
 Wed May 15 1996, 7:05 PM EDT
 Att. 20,680 - Unknown - 63 F

AB	43
R	10
H	19
RBI	10
BB	5
SO	7
LOB	34



BOTTOM

Seattle Mariners @ New York Yankees
Yankee Stadium, Bronx, NY
Wed May 15 1996, 7:05 PM EDT
Att. 20,680 - Unknown - 63 F

livebaseballscorecards.com

AB	30
R	5
H	8
RBI	5
BB	5
SO	4
LOB	12



WP:	0	PA:	38
PB:	0		
SB:	0		
CS:	0		

AB R H RBI BB SO LOB

3 1 1 0 2 0 1

3 1 0 1 1 0 2

3 1 2 0 1 0 1

4 0 1 2 0 1 3

3 0 0 1 0 0 0

3 0 1 0 0 0 0

4 1 2 0 0 1 1

2 0 0 0 0 1 2

2 0 1 1 0 1 1

3 1 0 0 1 0 1

1B:	6	SF:	2
2B:	2	SAC:	0
3B:	0	DP:	2
HR:	0	HBP:	1

Batter	1	2	3	4	5	6	7	8	9
Tim Raines, S OBP: 0.383, SLG: 0.368 (1, 7)	4-2 BB 1B BB BB	2-0 1B 1B		3-2 G6-3			4-0 G1-3 BB		2-0 F7
Wade Boggs, L OBP: 0.389, SLG: 0.403 (1, 5)	4-1 BB 1B BB	2-1 SF7			1-0 G3		0-1 G1-3		2-2 L6
Paul O'Neill, L OBP: 0.485, SLG: 0.562 (1, 9)	4-0 1B SF7 BB	1-1 G4-6-3 1B			2-2 G4-6-3 1B		3-2 G1-3		
Tino Martinez, L OBP: 0.331, SLG: 0.387 (1, 3)	2-2 1B	0-1 G4-6-3			2-1 G4-6-3			3-2 K	
Ruben Sierra, S OBP: 0.341, SLG: 0.458 (1, 10)	2-1 SF7		0-0 G4-3			1-1 G4-3		3-2 L7	
Joe Girardi, R OBP: 0.346, SLG: 0.365 (1, 2)	2-1 1B HBP		1-1 F8			2-1 1B		2-1 P4	
Gerald Williams, R OBP: 0.439, SLG: 0.704 (1, 8)	0-2 1B		0-0 G4-3			0-3 K			1-2 2B
Andy Fox, L OBP: 0.279, SLG: 0.204 Jim Leyritz, R OBP: 0.381, SLG: 0.527 (6, PH) (7, 4)	1-3 K			2-2 G4-3		3-3 K			1-1 G3 2B
2 Derek Jeter, R OBP: 0.374, SLG: 0.344 (1, 6)		4-1 1B SF7 BB		0-0 G5-3			0-0 F7		2-0 G3

Inning Stats	R: 3	H: 2	E: 0	K: 1	S: 17	R: 1	H: 2	E: 0	K: 0	S: 8	R: 0	H: 0	E: 0	K: 0	S: 4	R: 0	H: 1	E: 0	K: 2	S: 12	R: 0	H: 0	E: 0	K: 0	S: 6	R: 0	H: 0	E: 0	K: 1	S: 9	R: 1	H: 2	E: 0	K: 0	S: 10	1B: 6	2B: 2	3B: 0	HR: 0	SF: 2	SAC: 0	DP: 2	HBP: 1	WP: 0	PB: 0	SB: 0	CS: 0
--------------	------	------	------	------	-------	------	------	------	------	------	------	------	------	------	------	------	------	------	------	-------	------	------	------	------	------	------	------	------	------	------	------	------	------	------	-------	-------	-------	-------	-------	-------	--------	-------	--------	-------	-------	-------	-------

PITCHER	IP	WLS	BF	H	R	ER	SO	BB	IBB	HBP	BLK	WP	HR	S	P	ERA	WHIP
Chris Bosio, R ERA: 5.35 (1, 1)	1.1		12	4	4	4	1	4	0	0	0	0	0	23	51	27.00	6.000
Edwin Hurtado, R ERA: 6.62 (2, 1)	5.0	W	16	2	0	0	2	1	0	0	0	0	0	33	54	0.00	0.600
Tim Davis, L ERA: 5.74 (7, 1)	0.2		2	0	0	0	0	0	0	0	0	0	0	5	8	0.00	0.000
Rafael Carmona, R ERA: 1.86 (8, 1)	1.1		6	2	1	1	1	0	0	0	0	0	0	15	27	6.75	1.500
Norm Charlton, L ERA: 1.69 (9, 1)	0.2		2	0	0	0	0	0	0	0	0	0	0	4	8	0.00	0.000

Batter	1	2	3	4	5	6	7	8	9	AB	R	H	RBI	BB	SO	LOB
Tim Raines, S OBP: 0.400, SLG: 0.380 (1, 7)	4-1 S 2B BB		3-1 G5-3		2-1 1B HR 1B		2-0 1B S 1B			3	3	2	1	1	0	0
Joe Girardi, R OBP: 0.351, SLG: 0.370 (1, 2)	0-1 L7		2-0 F9		0-0 1B HR 1B		1-2 1B 1B			4	1	2	1	0	0	1
Paul O'Neill, L OBP: 0.486, SLG: 0.589 (1, 9)	3-2 1-H 2B			2-1 L3	1-0 1B HR		3-2 F8			4	1	2	4	0	0	2
Ruben Sierra, S OBP: 0.339, SLG: 0.452 (1, 10)	1-3 K			1-2 L8	3-2 L9		0-0 CS 1B			4	0	1	1	0	1	1
Tino Martinez, L OBP: 0.324, SLG: 0.377 (1, 3)	2-1 F8			1-1 G4-3		1-1 G4-3	3-3 K			4	0	0	0	0	1	3
Jim Leyritz, R OBP: 0.379, SLG: 0.519 (1, 5)		0-1 L6			1-2 FC4-6 1B	2-1 F9		1-1 G3-1		3	0	1	0	0	0	0
Andy Fox, L OBP: 0.274, SLG: 0.200 (7, 5)										1	0	0	0	0	0	0
Gerald Williams, R OBP: 0.430, SLG: 0.676 (1, 8)		0-1 G6-3			3-1 FC4-6 1B	4-2 2 3B BB		3-1 P3		3	2	0	0	1	0	1
2 Derek Jeter, R OBP: 0.377, SLG: 0.364 (1, 6)		0-1 G6-3			0-0 1B 1B	1-1 1-H 3B		3-3 K		4	1	2	1	0	1	0
Matt Howard, R (1, 4)			2-1 G5-3		0-2 F9	1-1 L8				3	0	0	0	0	0	3

Inning Stats	R: 1	H: 1	E: 0	K: 1	S: 13	LOB: 1	BB: 1	P: 23	R: 0	H: 0	E: 0	K: 0	S: 6	LOB: 0	BB: 0	P: 6	R: 0	H: 0	E: 0	K: 0	S: 5	LOB: 0	BB: 0	P: 12	R: 0	H: 0	E: 0	K: 0	S: 7	LOB: 0	BB: 0	P: 11	R: 5	H: 5	E: 0	K: 0	S: 17	LOB: 0	BB: 0	P: 27	R: 1	H: 1	E: 0	K: 0	S: 10	LOB: 1	BB: 1	P: 19	R: 1	H: 3	E: 0	K: 1	S: 13	LOB: 2	BB: 0	P: 22	R: 0	H: 0	E: 0	K: 1	S: 7	LOB: 0	BB: 0	P: 14
--------------	------	------	------	------	-------	--------	-------	-------	------	------	------	------	------	--------	-------	------	------	------	------	------	------	--------	-------	-------	------	------	------	------	------	--------	-------	-------	------	------	------	------	-------	--------	-------	-------	------	------	------	------	-------	--------	-------	-------	------	------	------	------	-------	--------	-------	-------	------	------	------	------	------	--------	-------	-------

PITCHER	IP	WLS	BF	H	R	ER	SO	BB	IBB	HBP	BLK	WP	HR	S	P	ERA	WHIP
Jim Abbott, L ERA: 5.81 (1, 1)	5.2	L	26	7	7	7	1	2	0	0	0	0	1	56	95	11.12	1.588
Jeff Schmidt, R ERA: 13.5 (6, 1)	0.2		5	3	1	1	0	0	0	0	0	0	0	11	18	13.50	4.500
Mark Holzemer, L ERA: 8.03 (7, 1)	0.2		1	0	0	0	1	0	0	0	0	0	0	4	7	0.00	0.000
Lee Smith, R ERA: 2.0 (8, 1)	1.0		3	0	0	0	1	0	0	0	0	0	0	7	14	0.00	0.000

BOTTOM

California Angels @ New York Yankees
 Yankee Stadium, Bronx, NY

Fri May 17 1996, 7:05 PM EDT
 Att: 19,087 - Unknown - 71 F

livebaseballscorecards.com

AB	33
R	8
H	10
RBI	8
BB	2
SO	3
LOB	11

WP: 0 PA: 35
 PB: 0
 SB: 2
 CS: 1



Batter	1	2	3	4	5	6	7	8	9	AB R H RBI BB SO LOB	TOP											
Rex Hudler, R OBP: 0.361, SLG: 0.625 (1, 4) C X	0-1 G6-3 1B		0-2 P6		0-1 1B		1-0 SF8		0-2 FC5-4 1B	4 1 2 1 0 0 2												
Jim Edmonds, L OBP: 0.389, SLG: 0.641 (1, 8) X	0-0 G6-3 1-2		0-0 P6		1-3 K		4-1 BB		2-2 1B 1B	4 0 1 0 1 1 4												
Tim Wallach, R OBP: 0.328, SLG: 0.450 Jack Howell, L OBP: 0.295, SLG: 0.558 (1, 5) X (7, PH) (7, 5)	0-0 G5-3			1-2 FC5 1B	2-3 K		3-3 K		1-0 P6	3 0 1 0 0 1 3 2 0 0 0 0 1 3												
Chili Davis, S OBP: 0.378, SLG: 0.507 (1, 10) X	0-0 F7			2-1 1B		0-2 F9		4-2 BB 16 G1-2-3 BB	0-0 1B	4 0 2 1 1 0 1												
Tim Salmon, R OBP: 0.349, SLG: 0.419 (1, 9)		0-3 K		1-3 K		0-0 L8		3-2 BB 1B	1-2 F8	5 0 1 0 0 2 4												
J.T. Snow, L OBP: 0.365, SLG: 0.359 (1, 3)		0-1 G1-3		2-1 F9		3-2 F7		2-2 F4		4 0 0 0 0 0 4												
Randy Velarde, R OBP: 0.359, SLG: 0.415 (1, 6)		1-0 F8		0-1 FC5			1-2 16 2B G6-3 1B	4-2 BB		3 1 1 0 1 0 2												
16 Garret Anderson, L OBP: 0.299, SLG: 0.438 (1, 7)			0-1 1B		0-0 F9		0-2 G6-3 SF8 2B	1-1 G1-2-3		4 1 2 0 0 0 3												
Don Slaught, R OBP: 0.382, SLG: 0.533 (1, 2)			0-1 F9		4-1 1B BB		1-1 G6-3		0-0 FC5-4 1B	3 0 1 1 1 0 2												
Inning Stats	R: 0 E: 0 K: 0 S: 5	H: 1 LOB: 1 BB: 0 P: 5	R: 0 E: 0 K: 1 S: 6	H: 0 LOB: 0 BB: 0 P: 7	R: 0 E: 0 K: 0 S: 8	H: 1 LOB: 1 BB: 0 P: 8	R: 0 E: 0 K: 1 S: 12	H: 2 LOB: 2 BB: 0 P: 18	R: 0 E: 0 K: 2 S: 12	H: 1 LOB: 2 BB: 1 P: 19	R: 0 E: 0 K: 0 S: 9	H: 0 LOB: 0 BB: 0 P: 12	R: 2 E: 0 K: 1 S: 13	H: 2 LOB: 1 BB: 1 P: 23	R: 0 E: 0 K: 0 S: 13	H: 1 LOB: 2 BB: 2 P: 27	R: 1 E: 0 K: 0 S: 12	H: 3 LOB: 2 BB: 0 P: 16	1B: 10 2B: 1 3B: 0 HR: 0	SF: 1 SAC: 0 DP: 1 HBP: 0	WP: 0 PB: 0 SB: 0 CS: 0	PA: 41
PITCHER	IP WLS BF H R ER SO BB IBB HBP BLK WP HR S P ERA WHIP																				PITCHER	IP WLS BF H R ER SO BB IBB HBP BLK WP HR S P ERA WHIP
Kenny Rogers, L ERA: 4.46 (1, 1)	6.2 W 29 7 2 2 4 2 0 0 0 0 0 62 86 2.70 1.350																					
Jeff Nelson, R ERA: 5.5 (7, 1)	0.1 3 1 0 0 1 1 0 0 0 0 0 0 8 18 0.00 6.000																					
Jim Mecir, R ERA: 3.46 (8, 1)	0.1 2 0 0 0 0 0 1 0 0 0 0 0 6 12 0.00 3.000																					
Steve Howe, L ERA: 6.97 (8, 1)	1.1 6 3 1 1 0 0 0 0 0 0 0 0 11 15 6.75 2.250																					
42 Mariano Rivera, R ERA: 0.88 (9, 1)	0.1 S 1 0 0 0 0 0 0 0 0 0 0 3 4 0.00 0.000																					

California Angels @ New York Yankees
 Yankee Stadium, Bronx, NY
 Sat May 18 1996, 3:33 AM EDT
 Att. 22,821 - Overcast - 58 F

livebaseballscorecards.com

AB	36
R	3
H	11
RBI	3
BB	4
SO	5
LOB	28



Batter	1	2	3	4	5	6	7	8	9	AB	R	H	RBI	BB	SO	LOB	TOP										
Rex Hudler, R OBP: 0.379, SLG: 0.667 Damion Easley, R (7, 4)	0-1 HR 1B	1-0 HBP		1-1 HR	0-1 FC5		3-2 F7			4	2	2	2	0	0	3											
Jim Edmonds, L OBP: 0.389, SLG: 0.631 (1, 8)	0-0 F8	4-1 BB 2B		0-1 F8		1-2 FC6-4 1B		2-2 F7		4	1	1	0	1	0	1											
Tim Salmon, R OBP: 0.356, SLG: 0.440 (1, 9)	0-1 HR	4-2 BB 2B		1-0 F4		1-2 FC6-4 1-2f		0-0 1B		4	2	2	2	1	0	1											
Chili Davis, S OBP: 0.379, SLG: 0.532 (1, 10)	1-0 HR	3-1 2B		1-3 K		1-3 K		2-2 P5		5	1	2	3	0	2	2											
Jack Howell, L OBP: 0.286, SLG: 0.542 (1, 5)	2-2 2B	3-3 K			0-0 L7	2-2 F7		1-2 P6		5	1	1	0	0	1	3											
J.T. Snow, L OBP: 0.360, SLG: 0.360 (1, 3)	1-0 2B		2-3 K		0-0 L8		2-3 K		3-2 G4-3	5	0	1	1	0	2	0											
16 Garret Anderson, L OBP: 0.297, SLG: 0.430 (1, 7)	0-0 F7		0-0 L8		1-2 1B 1B		3-2 G4-3		1-1 F8	5	1	1	0	0	0	1											
Jorge Fabregas, L OBP: 0.326, SLG: 0.321 (1, 2)	3-3 K		2-2 F7		0-1 FC5 1B 1-2 1B		0-1 HR		3-2 L8	5	1	2	1	0	1	1											
Gary Disarcina, R OBP: 0.231, SLG: 0.233 (1, 6)		1-3 K		0-0 HR 1B	1-2 1B		2-2 1B			4	1	3	1	0	1	0											
Inning Stats	R: 4 E: 0 K: 1 S: 15	H: 5 LOB: 1 BB: 0 P: 22	R: 2 E: 0 K: 2 S: 14	H: 1 LOB: 1 BB: 2 P: 29	R: 0 E: 0 K: 1 S: 7	H: 0 LOB: 0 BB: 0 P: 11	R: 2 E: 0 K: 1 S: 9	H: 2 LOB: 0 BB: 0 P: 12	R: 1 E: 0 K: 0 S: 12	H: 3 LOB: 2 BB: 0 P: 14	R: 0 E: 0 K: 1 S: 13	H: 1 LOB: 1 BB: 0 P: 18	R: 1 E: 0 K: 1 S: 18	H: 2 LOB: 1 BB: 0 P: 28	R: 0 E: 0 K: 0 S: 11	H: 1 LOB: 1 BB: 0 P: 16	R: 0 E: 0 K: 0 S: 8	H: 0 LOB: 0 BB: 0 P: 15	1B: 8 2B: 3 3B: 0 HR: 4	SF: 0 SAC: 0 DP: 0 HBP: 1	WP: 0 PB: 0 SB: 0 CS: 1	PA: 44					
PITCHER	IP	WLS	BF	H	R	ER	SO	BB	IBB	HBP	BLK	WP	HR	S	P	ERA	WHIP										
Scott Kamieniecki, R ERA: 10.24 (1, 1)	1.2	L	13	6	6	6	2	2	0	1	0	0	2	25	44	32.40	4.800										
Bob Wickman, R ERA: 4.85 (2, 1)	3.0		14	5	3	3	3	0	0	0	0	0	1	30	42	9.00	1.667										
Paul Gibson, L ERA: 8.1 (5, 1)	2.1		10	3	1	1	2	0	0	0	0	0	1	33	48	3.86	1.286										
Jeff Nelson, R ERA: 5.21 (8, 1)	1.0		4	1	0	0	0	0	0	0	0	0	0	11	16	0.00	1.000										
Jim Mecir, R ERA: 3.21 (9, 1)	1.0		3	0	0	0	0	0	0	0	0	0	0	8	15	0.00	0.000										

California Angels @ New York Yankees
 Yankee Stadium, Bronx, NY
 Sun May 19 1996, 3:33 AM EDT
 Att. 37,326 - Sunny - 74 F

livebaseballscorecards.com

AB	41
R	10
H	15
RBI	10
BB	2
SO	7
LOB	12



Batter	1	2	3	4	5	6	7	8	9	AB	R	H	RBI	BB	SO	LOB
Tim Raines, S OBP: 0.389, SLG: 0.367 (1, 10) C S H	1-2 BB 1B HBP		0-3 K		1-3 K		1-1 FC4-6 1-2f		1-0 FC6-4 1-2f	4	0	0	0	0	2	3
Joe Girardi, R OBP: 0.351, SLG: 0.369 Tim McIntosh, R (1, 2) (8, 2) C X	0-1 BB 1-2 1B		0-3 K FC4		1-0 G5-3			0-0 L7		3	0	1	0	0	1	0
Paul O'Neill, L OBP: 0.481, SLG: 0.578 (1, 9) B B C C B	4-1 1-2 2-3 BB		1-3 K		1-3 K			2-3 K		3	0	0	0	1	3	1
Ruben Sierra, S OBP: 0.335, SLG: 0.438 (1, 7) X	0-0 P3		1-1 FC4 1-2f			0-0 G6-4-3 1B		1-1 P6		4	0	1	0	0	0	4
Tino Martinez, L OBP: 0.328, SLG: 0.395 Robert Eenhoorn, R OBP: 0.167, SLG: 0.071 (1, 3) (8, 5) C F F S	1-3 K			3-2 G6-4-3 1B		1-0 L7			1-1 E4 FC6-4 1B SF9	3	0	1	0	0	1	4
Jim Leyritz, R OBP: 0.368, SLG: 0.488 (1, 5) (8, 3) S B C D B S	3-3 K			0-2 G6-4-3 1-2f		0-1 G6-4-3 1-2f			1-2 FC6-4 1-2 1B	4	0	1	0	0	1	5
Gerald Williams, R OBP: 0.436, SLG: 0.671 (1, 8) B B B C X		3-2 L5		1-0 G6-4-3 1B			1-1 FC4-6 1B		0-0 FC6-4 1-2f 2-3 2 BB	4	0	2	0	0	0	2
2 Derek Jeter, R OBP: 0.377, SLG: 0.351 (1, 6) C X		0-2 G5-3		1-1 E5 1-2			0-3 K		4-1 FC6-4 1-2 BB	3	0	0	0	1	1	2
Matt Howard, R OBP: 0.091, SLG: 0.100 (1, 4) C B C F S		1-3 K		2-1 L8			0-1 F8		1-0 SF9 3-H	3	0	0	1	0	1	3

Inning Stats	R: 0	H: 1	E: 0	K: 2	S: 13	LOB: 3	BB: 1	P: 22	R: 0	H: 0	E: 0	K: 1	S: 9	LOB: 0	BB: 0	P: 13	R: 0	H: 0	E: 0	K: 3	S: 11	LOB: 1	BB: 0	P: 13	R: 0	H: 2	E: 1	K: 0	S: 14	LOB: 2	BB: 0	P: 21	R: 0	H: 0	E: 0	K: 2	S: 7	LOB: 0	BB: 0	P: 10	R: 0	H: 1	E: 0	K: 0	S: 4	LOB: 0	BB: 0	P: 5	R: 0	H: 1	E: 0	K: 1	S: 9	LOB: 1	BB: 0	P: 11	R: 0	H: 0	E: 0	K: 1	S: 6	LOB: 0	BB: 0	P: 9	R: 1	H: 1	E: 1	K: 0	S: 9	LOB: 2	BB: 1	P: 17	1B: 6	2B: 0	3B: 0	HR: 0	SF: 1	SAC: 0	DP: 2	HBP: 1	WP: 1	PB: 0	SB: 0	CS: 0	PA: 37	ERA	WHIP
PITCHER Chuck Finley, L ERA: 4.26 (1, 1)	IP	WLS	BF	H	R	ER	SO	BB	IBB	HBP	BLK	WP	HR	S	P	ERA	WHIP																																																																						
																	PITCHER	IP	WLS	BF	H	R	ER	SO	BB	IBB	HBP	BLK	WP	HR	S	P	ERA	WHIP																																																					


BOTTOM

California Angels @ New York Yankees
 Yankee Stadium, Bronx, NY

Sun May 19 1996, 3:33 AM EDT
 Att. 37,326 - Sunny - 74 F

livebaseballscorecards.com

AB	33
R	1
H	6
RBI	1
BB	2
SO	10
LOB	24



Batter	1	2	3	4	5	6	7	8	9	AB R H RBI BB SO LOB	TOP											
Ernie Young, R (1, 8) OBP: 0.331, SLG: 0.462	1-3 K		0-0 G5-3		2-3 K			1-2 L4		4 0 0 0 0 2 1												
Brent Gates, S (1, 4) OBP: 0.326, SLG: 0.349	0-1 F9		0-1 1B		1-0 CS	3-1 F8		1-0 G5-3 1B		4 0 2 0 0 0 0												
Jason Giambi, L (1, 5) OBP: 0.435, SLG: 0.611	3-2 2B		3-2 G5-3		2-2 P3			1-0 G5-3		4 0 1 0 0 0 2												
Geronimo Berroa, R (1, 10) OBP: 0.263, SLG: 0.438	4-2 BB			2-0 F9	2-3 K			0-2 F9		3 0 0 0 1 1 1												
Phil Plantier, L (1, 7) OBP: 0.301, SLG: 0.311	1-0 G3-1			1-1 G1-3			0-1 F7		0-1 F7	4 0 0 0 0 0 2												
Terry Steinbach, R (1, 2) OBP: 0.354, SLG: 0.521		0-3 K		3-3 K			0-0 HR 1B		2-3 K	4 1 1 0 0 3 0												
Torey Lovullo, S (1, 3) OBP: 0.346, SLG: 0.478		1-3 K			0-0 1B 2B		2-0 1-H HR		0-0 P1	4 2 2 2 0 1 0												
Mike Bordick, R (1, 6) OBP: 0.346, SLG: 0.319		0-1 G4-3			1-3 K		2-2 F8			3 0 0 0 0 1 1												
Jose Herrera, L (1, 9) OBP: 0.364, SLG: 0.452			2-2 G6-3		2-2 2-H CS 1B		1-1 G4-3			3 0 1 1 0 0 0												
Inning Stats	R: 0 E: 0 K: 1 S: 15	H: 1 LOB: 2 BB: 1 P: 24	R: 0 E: 0 K: 2 S: 9	H: 0 LOB: 0 BB: 0 P: 10	R: 0 E: 0 K: 0 S: 10	H: 1 LOB: 1 BB: 0 P: 15	R: 0 E: 0 K: 1 S: 6	H: 0 LOB: 0 BB: 0 P: 12	R: 1 E: 0 K: 2 S: 10	H: 2 LOB: 0 BB: 0 P: 16	R: 0 E: 0 K: 1 S: 10	H: 0 LOB: 0 BB: 0 P: 17	R: 2 E: 0 K: 0 S: 9	H: 2 LOB: 0 BB: 0 P: 14	R: 0 E: 0 K: 0 S: 8	H: 1 LOB: 1 BB: 0 P: 11	R: 0 E: 0 K: 1 S: 6	H: 0 LOB: 0 BB: 0 P: 8	1B: 4 2B: 2 3B: 0 HR: 1	SF: 0 SAC: 0 DP: 0 HBP: 0	WP: 0 PB: 0 SB: 0 CS: 1	PA: 35
PITCHER	IP WLS BF H R ER SO BB IBB HBP BLK WP HR S P ERA WHIP																					
Dwight Gooden, R (1, 1) ERA: 4.38	7.0 W 27 6 3 3 7 1 0 0 0 0 0 1 69 108 3.86 1.000																					
42 Mariano Rivera, R (8, 1) ERA: 0.83	2.0 7 1 0 0 1 0 0 0 0 0 0 0 14 19 0.00 0.500																					

Oakland Athletics @ New York Yankees
 Yankee Stadium, Bronx, NY
 Tue May 21 1996, 7:05 PM EDT
 Att. 15,614 - Unknown - 76 F

livebaseballscorecards.com

AB 33
 R 3
 H 7
 RBI 3
 BB 1
 SO 8
 LOB 7



BOTTOM

Oakland Athletics @ New York Yankees
Yankee Stadium, Bronx, NY
Tue May 21 1996, 7:05 PM EDT
Att. 15,614 - Unknown - 76 F

livebaseballscores.com

AB 37
R 7
H 17
RBI 7
BB 5
SO 3
LOB 21



WP: 0 PA: 43
PB: 0
SB: 0
CS: 0

AB	R	H	RBI	BB	SO	LOB	
5	2	2	1	0	0	2	
5	1	3	1	0	0	0	
3	1	2	1	2	1	1	
5	0	2	1	0	0	3	
5	0	2	1	0	1	4	
4	1	3	0	0	0	0	
4	1	1	0	1	0	4	
2	0	0	0	2	1	3	
3	1	1	0	0	0	4	
1	0	1	2	0	0	0	
0	0	0	0	0	0	0	
1B: 16	SF: 0	2B: 0	SAC: 1	3B: 0	DP: 3	HR: 1	HBP: 0

Batter	1	2	3	4	5	6	7	8	9
Tim Raines, S OBP: 0.390, SLG: 0.405 (1, 10)	3-2 HR		0-0 G4-3		3-2 1B 1B	0-0 F7	1-0 G6-4-3		
Wade Boggs, L OBP: 0.396, SLG: 0.410 (1, 5)	1-1 L9		1-1 1B BLK G1-2-3		2-2 1B 1B	2-2 G4-3		2-2 1B 1B	
Paul O'Neill, L OBP: 0.489, SLG: 0.580 (1, 9)	0-1 1B		4-2 1B BB		2-2 1B 1B	4-0 BB		0-3 K	
Tino Martinez, L OBP: 0.330, SLG: 0.395 (1, 3)	1-0 F8		0-1 1B		0-2 SH3 1B	0-0 F6		3-1 F8	
Ruben Sierra, S OBP: 0.337, SLG: 0.437 (1, 7)	1-3 K		0-0 G1-2-3		1-1 SH3 1B		1-0 F9	0-0 1B	
Joe Girardi, R OBP: 0.362, SLG: 0.381 (1, 2)		0-0 G6-4-3 1B		1-1 F8	0-0 SH3		1-2 2 BB 1B	2-1 FC5-4 1B	
Gerald Williams, R OBP: 0.434, SLG: 0.651 (1, 8)		1-1 G6-4-3		0-1 L9	4-0 IBB		0-0 2 BB 1B	0-2 FC5-4	
Derek Jeter, R OBP: 0.380, SLG: 0.346 (1, 6)		4-1 BB		2-3 K	0-1 L5		4-1 1B		
Matt Howard, R OBP: 0.143, SLG: 0.154 (1, 4)		2-1 F9					0-2 G6-4-3 1B		
Jim Leyritz, R OBP: 0.375, SLG: 0.494 (7, PH)									
Andy Fox, L OBP: 0.262, SLG: 0.190 (8, 4)									

Inning	R	H	E	K	S	R	H	E	K	S	R	H	E	K	S	R	H	E	K	S
1	1	2	0	13	19	0	1	0	6	13	0	0	0	7	10	4	6	0	21	35
2	0	1	0	6	13	0	0	0	0	10	0	0	0	12	17	0	3	0	21	21
3	0	2	0	13	13	0	2	0	0	10	0	0	0	17	17	0	3	0	21	21
4	0	0	0	0	0	0	0	0	0	0	0	0	0	0	0	0	0	0	0	0
5	0	0	0	0	0	0	0	0	0	0	0	0	0	0	0	0	0	0	0	0
6	0	0	0	0	0	0	0	0	0	0	0	0	0	0	0	0	0	0	0	0
7	2	3	0	10	17	2	3	0	10	17	0	3	0	17	17	0	3	0	21	21
8	0	3	0	0	21	0	3	0	14	21	0	3	0	21	21	0	3	0	21	21
9	0	0	0	0	0	0	0	0	0	0	0	0	0	0	0	0	0	0	0	0

PITCHER	IP	WLS	BF	H	R	ER	SO	BB	IBB	HBP	BLK	WP	HR	S	P	ERA	WHIP
Carlos Reyes, R ERA: 6.02 (1, 1)	4.0	L	23	11	5	5	2	2	0	0	1	0	1	49	78	11.25	3.250
John Briscoe, R ERA: 3.76 (5, 1)	2.1		13	3	2	2	0	2	1	0	0	0	0	21	39	7.71	2.143
Mark Acre, R ERA: 6.94 (7, 1)	1.2		7	3	0	0	1	0	0	0	0	0	0	15	23	0.00	1.800

Batter	1	2	3	4	5	6	7	8	9	AB R H RBI BB SO LOB	TOP											
Ernie Young, R (1, 8) OBP: 0.319, SLG: 0.444	3-2 G5-3		0-0 P2		2-3 K		1-0 P2		1-2 G6-3	5 0 0 0 0 1 4												
Mike Bordick, R (1, 6) OBP: 0.338, SLG: 0.309	2-2 L7			0-0 G5-3		1-1 G6-3		1-3 K		4 0 0 0 0 1 0												
Terry Steinbach, R (1, 2) OBP: 0.346, SLG: 0.507	1-2 G6-3			1-0 G5-3		0-3 K		1-3 K		4 0 0 0 0 2 0												
Mark McGwire, R (1, 3) OBP: 0.449, SLG: 0.641				0-0 P5		1-2 HR		0-0 F8		4 1 1 1 0 1 0												
Geronimo Berroa, R (1, 9) OBP: 0.281, SLG: 0.506					3-1 HR	3-2 FC6-4 1B		1-1 HR		4 3 4 3 0 0 0												
Jose Herrera, L (9, 9) OBP: 0.364, SLG: 0.452										0 0 0 0 0 0 0												
Pedro Munoz, R (1, 10) OBP: 0.321, SLG: 0.436					0-2 1B	0-0 FC6-4		0-0 G1-3		4 0 1 0 0 1 1												
Allen Battle, R (1, 7) OBP: 0.285, SLG: 0.257					4-1 1B BB		4-0 G1-3 SH1-3 BB		0-0 L6	2 0 0 0 2 0 0												
Torey Lovullo, S (1, 5) OBP: 0.379, SLG: 0.615					2-2 1B		0-0 SH1-3		3-2 HR	3 1 2 1 0 0 0												
Brent Gates, S (1, 4) OBP: 0.326, SLG: 0.349					1-0 G6-3		0-0 F8		2-2 G1-3	0 0 0 0 0 0 0												
Rafael Bournigal, R (2, 4) OBP: 0.087, SLG: 0.130							2-3 G1-3		2-2 2B	4 0 1 0 0 0 3												
Inning Stats	R: 0 E: 0 K: 0 S: 9	H: 0 LOB: 0 BB: 0 P: 15	R: 1 E: 0 K: 2 S: 9	H: 1 LOB: 0 BB: 0 P: 17	R: 0 E: 0 K: 0 S: 4	H: 0 LOB: 0 BB: 0 P: 8	R: 0 E: 0 K: 0 S: 3	H: 0 LOB: 0 BB: 0 P: 4	R: 1 E: 0 K: 1 S: 15	H: 3 LOB: 2 BB: 1 P: 26	R: 1 E: 0 K: 1 S: 13	H: 2 LOB: 1 BB: 0 P: 18	R: 0 E: 0 K: 0 S: 4	H: 0 LOB: 1 BB: 1 P: 10	R: 0 E: 0 K: 2 S: 7	H: 0 LOB: 0 BB: 0 P: 9	R: 2 E: 0 K: 0 S: 14	H: 3 LOB: 1 BB: 0 P: 21	1B: 3 2B: 1 3B: 0 HR: 5	SF: 0 SAC: 1 DP: 0 HBP: 0	WP: 0 PB: 0 SB: 0 CS: 0	PA: 37
PITCHER	IP WLS BF H R ER SO BB IBB HBP BLK WP HR S P ERA WHIP																					
Andy Pettitte, L (1, 1) ERA: 4.41	7.0 L 28 6 3 3 4 2 0 0 0 0 0 3 57 98 3.86 1.143																					
Bob Wickman, R (8, 1) ERA: 5.17	1.2 8 3 2 2 2 0 0 0 0 0 2 18 26 10.80 1.800																					
Jim Mecir, R (9, 1) ERA: 3.14	0.1 1 0 0 0 0 0 0 0 0 0 0 3 4 0.00 0.000																					

Oakland Athletics @ New York Yankees
Yankee Stadium, Bronx, NY
Wed May 22 1996, 7:05 PM EDT
Att. 18,544 - Unknown - 74 F

livebaseballscorecards.com

AB	34
R	5
H	9
RBI	5
BB	2
SO	6
LOB	8



Batter	1	2	3	4	5	6	7	8	9	AB	R	H	RBI	BB	SO	LOB
Wade Boggs, L (1, 5) OBP: 0.386, SLG: 0.399	0-1 G6-3		2-2 G5-3			0-1 G4-3		2-0 G1-3		4	0	0	0	0	0	0
Joe Girardi, R (1, 2) OBP: 0.352, SLG: 0.369	3-2 G6-3		0-0 F8			0-3 K			1-0 L8	4	0	0	0	0	1	0
Paul O'Neill, L (1, 9) OBP: 0.489, SLG: 0.575	4-0 1B BB		2-0 F7			0-1 G1-3			0-1 G5-4-3 1B	3	1	1	0	1	0	0
Ruben Sierra, S (1, 7) OBP: 0.335, SLG: 0.432	3-2 1B 1-2		2-2 F9			0-1 G4-3			0-1 G5-4-3 1-2f	4	0	1	0	0	0	1
Tino Martinez, L (1, 3) OBP: 0.330, SLG: 0.394	1-2 1B 2-H		2-0 F7			2-3 K				3	0	1	1	0	1	0
Jim Leyritz, R (1, 10) OBP: 0.374, SLG: 0.489	0-0 G4-3		1-1 L4			2-2 1B				3	0	1	0	0	0	2
Gerald Williams, R (1, 8) OBP: 0.422, SLG: 0.629		1-2 G6-3				3-2 L5			0-0 F7	3	0	0	0	0	0	1
2 Derek Jeter, R (1, 6) OBP: 0.380, SLG: 0.345		2-2 G6-4-3 1B				0-0 L3			1-0 G3	3	0	1	0	0	0	0
Matt Howard, R (1, 4) OBP: 0.125, SLG: 0.133		0-2 G6-4-3				2-1 G5-3			2-3 K	2	0	0	0	0	0	1
20 Jorge Posada, S (8, PH) OBP: 0.262, SLG: 0.190		1 SAFE 1 SAFE								1	0	0	0	0	1	0
Andy Fox, L (9, 4)		1-2f								0	0	0	0	0	0	0

Inning Stats	R: 1	H: 2	E: 0	K: 12	LOB: 2	BB: 1	P: 23	R: 0	H: 1	E: 0	K: 14	LOB: 0	BB: 0	P: 17	R: 0	H: 0	E: 0	K: 5	LOB: 0	BB: 0	P: 9	R: 0	H: 0	E: 0	K: 8	LOB: 0	BB: 0	P: 13	R: 0	H: 0	E: 0	K: 6	LOB: 0	BB: 0	P: 11	R: 0	H: 0	E: 0	K: 7	LOB: 0	BB: 0	P: 7	R: 0	H: 1	E: 0	K: 9	LOB: 1	BB: 0	P: 13	R: 0	H: 0	E: 0	K: 6	LOB: 0	BB: 0	P: 11	R: 0	H: 1	E: 0	K: 5	LOB: 0	BB: 0	P: 6
--------------	------	------	------	-------	--------	-------	-------	------	------	------	-------	--------	-------	-------	------	------	------	------	--------	-------	------	------	------	------	------	--------	-------	-------	------	------	------	------	--------	-------	-------	------	------	------	------	--------	-------	------	------	------	------	------	--------	-------	-------	------	------	------	------	--------	-------	-------	------	------	------	------	--------	-------	------

PITCHER	IP	WLS	BF	H	R	ER	SO	BB	IBB	HBP	BLK	WP	HR	S	P	ERA	WHIP
Steve Wojciechowski, L (1, 1) ERA: 3.16	6.2	W	24	4	1	1	2	1	0	0	0	0	0	60	92	1.35	0.750
Billy Taylor, R (7, 1) ERA: 3.48	0.2		2	0	0	0	0	0	0	0	0	0	2	3	0.00	0.000	
Mike Mohler, L (8, 1) ERA: 1.03	1.2	S	5	1	0	0	1	0	0	0	0	0	0	10	15	0.00	0.600

BOTTOM

Oakland Athletics @ New York Yankees
 Yankee Stadium, Bronx, NY
 Wed May 22 1996, 7:05 PM EDT
 Att. 18,544 - Unknown - 74 F

AB	30
R	1
H	5
RBI	1
BB	1
SO	3
LOB	5



WP	PA	3B	SF	SAC	DP	HBP
0	31	0	0	0	2	0

Batter	1	2	3	4	5	6	7	8	9	AB R H RBI BB SO LOB	TOP	
Allen Battle, R (1, 7) OBP: 0.283, SLG: 0.250 Jason Giambi, L (9, PH) OBP: 0.433, SLG: 0.607	3-2 		1-2 		1-0 		4-2 		1-3 	3 0 0 0 1 0 0 1 0 0 0 0 1 1	Oakland Athletics @ New York Yankees Yankee Stadium, Bronx, NY Thu May 23 1996, 3:33 AM EDT Att. 19,315 - Sunny - 78 F	
Mike Bordick, R (1, 6) OBP: 0.327, SLG: 0.299	0-1 			0-1 	0-1 		2-0 		1-3 	5 0 0 0 0 1 3		
Geronimo Berroa, R (1, 9) OBP: 0.291, SLG: 0.515	4-2 			0-0 	3-0 		1-2 			3 1 2 0 1 0 2		
Mark McGwire, R (1, 3) OBP: 0.441, SLG: 0.617	2-2 			1-0 	0-0 			0-0 		3 1 0 0 0 0 2		
Pedro Munoz, R (1, 10) OBP: 0.319, SLG: 0.429		0-0 		0-1 		0-0 		2-2 		4 1 1 0 0 0 0		
Ernie Young, R (1, 8) OBP: 0.324, SLG: 0.441		1-0 		2-2 		0-1 		2-2 		3 0 1 1 0 0 0		
Torey Lovullo, S (1, 5) OBP: 0.333, SLG: 0.552		3-2 		0-0 		3-2 		3-2 		3 0 0 1 0 0 1		
George Williams, S (1, 2) OBP: 0.286, SLG: 0.306			0-0 	1-1 		1-0 		1-0 		4 0 2 1 0 0 0		
Rafael Bournigal, R (1, 4) OBP: 0.080, SLG: 0.120 Phil Plantier, L (9, PH) OBP: 0.307, SLG: 0.311			2-2 	2-3 		0-1 		4-2 		2 0 0 0 0 1 2 0 0 0 0 1 0 0		
Inning Stats	R: 0 H: 0 E: 0 LOB: 1 K: 0 BB: 1 S: 10 P: 19	R: 0 H: 0 E: 0 LOB: 0 K: 0 BB: 0 S: 5 P: 9	R: 0 H: 0 E: 0 LOB: 0 K: 0 BB: 0 S: 7 P: 10	R: 3 H: 3 E: 0 LOB: 2 K: 1 BB: 0 S: 13 P: 19	R: 0 H: 1 E: 0 LOB: 1 K: 0 BB: 0 S: 5 P: 9	R: 0 H: 0 E: 0 LOB: 0 K: 0 BB: 0 S: 7 P: 10	R: 0 H: 1 E: 0 LOB: 2 K: 0 BB: 1 S: 9 P: 17	R: 0 H: 1 E: 0 LOB: 1 K: 0 BB: 0 S: 11 P: 18	R: 0 H: 0 E: 0 LOB: 1 K: 2 BB: 1 S: 11 P: 18	1B: 5 SF: 1 2B: 1 SAC: 1 3B: 0 DP: 0 HR: 0 HBP: 2	WP: 0 PA: 38 PB: 0 SB: 2 CS: 0	
PITCHER Kenny Rogers, L (1, 1) ERA: 4.25 John Wetteland, R (9, 1) ERA: 3.86	IP WLS BF H R ER SO BB IBB HBP BLK WP HR S P ERA WHIP 8.0 W 34 6 3 3 1 2 0 2 0 0 0 0 67 111 3.38 1.000											PITCHER IP WLS BF H R ER SO BB IBB HBP BLK WP HR S P ERA WHIP 1.0 S 4 0 0 0 2 1 0 0 0 0 0 0 11 18 0.00 1.000

livebaseballscorecards.com

AB	31
R	3
H	6
RBI	3
BB	3
SO	3
LOB	11



Batter	1	2	3	4	5	6	7	8	9	AB	R	H	RBI	BB	SO	LOB
Wade Boggs, L OBP: 0.399, SLG: 0.408 (1, 5)	1-1 1B 1B		2-1 G4-3	4-0 IBB			3-2 FC6-4 SH1-3 1B	0-1 1-3 2-H 1B		4	0	3	1	1	0	0
Mariano Duncan, R OBP: 0.367, SLG: 0.494 Andy Fox, L OBP: 0.262, SLG: 0.190 (1, 4) (9, 4)	1-3 K		1-2 G6-3	1-1 P5			0-0 SH1-3 1-2	1-3 SAFE K		4	0	0	0	0	2	6
Paul O'Neill, L OBP: 0.490, SLG: 0.571 (1, 9)	2-1 1B 1-2 1B		2-1 G4-3	1-0 G4-3			4-0 FC6-4 IBB			3	0	1	0	1	0	3
Ruben Sierra, S OBP: 0.344, SLG: 0.436 (1, 10)	0-1 1-3 2-H 1B			1-0 1B 1B	4-0 G6-3 BB		0-2 FC6-4 FC6-4 1-2f 2-3			3	1	2	0	1	0	2
Tino Martinez, L OBP: 0.328, SLG: 0.390 (1, 3)	0-1 L8			0-1 1B 2B 1B	2-3 K		1-0 FC6-4 1-2f			4	1	1	0	0	1	5
Jim Leyritz, R OBP: 0.369, SLG: 0.478 (1, 2)		1-1 G6-4-3 1B		0-1 F8	0-0 G6-3 1-2f			2-3 K		4	0	1	0	0	1	3
Gerald Williams, R OBP: 0.415, SLG: 0.613 (1, 7)		1-1 SAFE G6-4-3 1-2f		0-0 2B 1B		3-1 G5-3		3-3 K		4	1	1	1	0	1	1
Ruben Rivera, R OBP: 1.000, SLG: 1.500 (1, 8)		4-2 2 WP BB		2-2 1B 2B 1-H 2-H		2-0 2B G6-3 1B		1-1 2B 1B HBP		2	1	2	2	1	0	0
2 Derek Jeter, R OBP: 0.382, SLG: 0.350 (1, 6)		2-3 SAFE SAFE K		1-2 1B 2-3		0-1 G6-3 1-2f		0-0 1B 1-2 1B		4	0	2	0	0	1	2

Inning Stats	R: 0	H: 3	E: 0	K: 1	S: 11	H: 3	LOB: 2	BB: 0	P: 15	R: 0	H: 1	E: 0	K: 1	S: 9	H: 1	LOB: 1	BB: 1	P: 17	R: 0	H: 0	E: 0	K: 0	S: 8	R: 3	H: 5	E: 0	K: 0	S: 15	R: 0	H: 0	E: 0	K: 1	S: 4	R: 0	H: 1	E: 0	K: 0	S: 5	R: 0	H: 1	E: 0	K: 0	S: 9	R: 1	H: 2	E: 0	K: 3	S: 14	H: 2	LOB: 2	BB: 0	P: 21
--------------	------	------	------	------	-------	------	--------	-------	-------	------	------	------	------	------	------	--------	-------	-------	------	------	------	------	------	------	------	------	------	-------	------	------	------	------	------	------	------	------	------	------	------	------	------	------	------	------	------	------	------	-------	------	--------	-------	-------

PITCHER	IP	WLS	BF	H	R	ER	SO	BB	IBB	HBP	BLK	WP	HR	S	P	ERA	WHIP
Buddy Groom, L ERA: 3.6 (1, 1)	3.1		17	8	3	3	2	1	0	0	0	1	0	37	57	8.10	2.700
Todd Van Poppel, R ERA: 8.62 (4, 1)	1.2		7	1	0	0	1	1	1	0	0	0	0	10	23	0.00	1.200
Jim Corsi, R ERA: 5.74 (6, 1)	2.0		8	2	0	0	0	0	1	0	0	0	0	14	27	0.00	1.000
Billy Taylor, R ERA: 4.09 (8, 1)	0.2	L	4	1	1	1	2	0	0	1	0	0	0	9	15	13.50	1.500
Mike Mohler, L ERA: 1.01 (8, 1)	0.1		2	1	0	0	1	0	0	0	0	0	0	5	6	0.00	3.000

BOTTOM

Oakland Athletics @ New York Yankees
 Yankee Stadium, Bronx, NY

Thu May 23 1996, 3:33 AM EDT
 Att: 19,315 - Sunny - 78 F

AB	32
R	4
H	13
RBI	4
BB	4
SO	6
LOB	22

livebaseballscores.com



WP: 1	PA: 38
PB: 0	SB: 0
CS: 0	

Batter	1	2	3	4	5	6	7	8	9	AB R H RBI BB SO LOB	TOP	
Wade Boggs, L (1, 5) OBP: 0.393, SLG: 0.401	2-2 F7		1-0 P4		1-0 F7		1-2 G3		1-1 BB BB 1B	5 0 1 0 0 0 2		
Joe Girardi, R (1, 2) OBP: 0.347, SLG: 0.358	1-0 P6		2-2 L4		0-0 L9		0-2 F9		4-2 BB BB	4 0 0 0 1 0 2		
Paul O'Neill, L (1, 9) OBP: 0.492, SLG: 0.563	1-1 P2		2-1 F8		4-1 1B BB		4-0 BB BB BB		4-0 BB BB BB	2 0 0 1 3 0 0		
Jim Leyritz, R (1, 10) OBP: 0.370, SLG: 0.485		1-0 1B 2B		3-3 K		3-1 BB BB 1B		1-2 BB BB BB	0-3 K	5 0 2 0 0 2 4		
Tino Martinez, L (1, 3) OBP: 0.326, SLG: 0.383		3-1 F7		1-3 K		2-2 BB BB BB		4-1 BB BB BB		3 0 0 0 1 1 3		
Mariano Duncan, R (1, 4) OBP: 0.372, SLG: 0.505		1-1 BB 1B		1-1 P3		2-1 BB BB 2B		0-0 F7		4 1 2 0 0 0 1		
Gerald Williams, R (1, 7) OBP: 0.427, SLG: 0.621		1 SAFE BB BB BB		4-1 BB 1B		0-0 BB BB BB		4-2 BB BB BB	1-0 F7	2 1 1 0 2 0 0		
Ruben Rivera, R (1, 8) OBP: 0.750, SLG: 0.800		3-3 K		3-1 BB BB BB		3-1 BB BB BB		2-1 BB BB BB	2-1 BB BB BB	3 0 1 1 0 1 4		
2 Derek Jeter, R (1, 6) OBP: 0.385, SLG: 0.374			0-1 HR		0-1 L4-3		2-0 BB BB BB		1-1 BB BB BB	4 2 2 2 0 0 2		
Inning Stats	R: 0 E: 0 K: 0 S: 6 H: 0 LOB: 0 BB: 0 P: 10	R: 0 E: 0 K: 1 S: 9 H: 2 LOB: 2 BB: 1 P: 21	R: 1 E: 0 K: 0 S: 8 H: 1 LOB: 0 BB: 0 P: 13	R: 0 E: 0 K: 2 S: 9 H: 0 LOB: 0 BB: 0 P: 14	R: 1 E: 0 K: 0 S: 6 H: 2 LOB: 0 BB: 0 P: 10	R: 0 E: 0 K: 0 S: 7 H: 1 LOB: 1 BB: 1 P: 16	R: 1 E: 0 K: 0 S: 14 H: 2 LOB: 2 BB: 1 P: 26	R: 0 E: 0 K: 0 S: 5 H: 0 LOB: 1 BB: 2 P: 14	R: 1 E: 0 K: 1 S: 11 H: 1 LOB: 3 BB: 2 P: 24	1B: 5 2B: 4 3B: 0 HR: 1 SF: 0 SAC: 0 DP: 3 HBP: 1	WP: 0 PB: 0 SB: 0 CS: 0 PA: 40	
PITCHER	IP WLS BF H R ER SO BB IBB HBP BLK WP HR S P ERA WHIP											
Sterling Hitchcock, L (1, 1) ERA: 4.88	7.0 W 29 8 3 3 3 3 3 0 0 0 0 1 59 110 3.86 1.571											
Tim Davis, L (8, 1) ERA: 4.74	0.2 3 0 0 0 0 2 0 0 0 0 0 0 4 13 0.00 3.000											
Bob Wells, R (8, 1) ERA: 2.02	1.1 8 1 1 1 1 2 0 1 0 0 0 0 12 25 6.75 2.250											

New York Yankees @ Seattle Mariners
The Kingdom, Seattle, WA
Fri May 24 1996, 10:05 PM EDT
Att. 44,236 - Dome - 68 F

livebaseballscorecards.com

AB	32
R	4
H	9
RBI	4
BB	7
SO	4
LOB	18



Batter	1	2	3	4	5	6	7	8	9	AB R H RBI BB SO LOB	TOP											
Wade Boggs, L (1, 5) OBP: 0.382, SLG: 0.391	2-1 G3	0-0 SF8			2-1 F9		X 0-0 F8		1-1 F8	4 0 0 1 0 0 0												
Joe Girardi, R (1, 2) OBP: 0.344, SLG: 0.355	1-3 K	1-3 K			1-2 G5-3		1-1 1B			4 0 1 0 0 2 0												
Paul O'Neill, L (1, 9) OBP: 0.493, SLG: 0.556	2-3 K			4-2 G4-6-3 BB	4-2 1B BB		2-0 L6			2 0 0 0 2 1 1												
Tino Martinez, L (1, 3) OBP: 0.330, SLG: 0.386		0-2 BB 2B 1B		3-2 F7	1-1 1B		2-0 G4-3			4 1 2 0 0 0 1												
Ruben Sierra, S (1, 10) OBP: 0.347, SLG: 0.435		4-0 2B BB		0-0 G4-6-3	1-2 G4-3		2-2 1B			3 1 1 0 1 0 3												
Mariano Duncan, R (1, 4) OBP: 0.378, SLG: 0.526		0-1 1B 1B 2B		1-0 2B		0-3 K		0-3 K		4 1 2 2 0 2 1												
Andy Fox, L (8, 4) OBP: 0.262, SLG: 0.190		1-H 2-H								0 0 0 0 0 0 0												
Gerald Williams, R (1, 7) OBP: 0.421, SLG: 0.606		1-1 2S 1B 2-3 1B		0-0 G1-3		1-3 K		0-0 F9		4 1 1 0 0 1 2												
Ruben Rivera, R (1, 8) OBP: 0.667, SLG: 0.625		1-0 2S SF9 1-2 SF8 1B		4-2 BB		1-3 K			2-3 K	3 1 1 1 1 2 0												
2 Derek Jeter, R (1, 6) OBP: 0.376, SLG: 0.367		2-2 SF9		3-3 K		2-0 G5-3			0-0 G4-3	3 0 0 1 0 1 2												
Inning Stats	R: 0 E: 0 K: 2 S: 9	H: 0 LOB: 0 BB: 0 P: 14	R: 5 E: 0 K: 1 S: 17	H: 4 LOB: 0 BB: 1 P: 26	R: 0 E: 0 K: 0 S: 9	H: 0 LOB: 0 BB: 1 P: 16	R: 0 E: 0 K: 1 S: 10	H: 1 LOB: 2 BB: 1 P: 18	R: 0 E: 0 K: 0 S: 12	H: 1 LOB: 2 BB: 1 P: 21	R: 0 E: 0 K: 3 S: 9	H: 0 LOB: 0 BB: 0 P: 11	R: 0 E: 0 K: 0 S: 5	H: 1 LOB: 1 BB: 0 P: 10	R: 0 E: 0 K: 1 S: 8	H: 1 LOB: 1 BB: 0 P: 12	R: 0 E: 0 K: 1 S: 7	H: 0 LOB: 0 BB: 0 P: 10	1B: 6 2B: 3 3B: 0 HR: 0	SF: 2 SAC: 0 DP: 2 HBP: 0	WP: 0 PB: 0 SB: 2 CS: 1	PA: 37
PITCHER	IP WLS BF H R ER SO BB IBB HBP BLK WP HR S P ERA WHIP																					
Edwin Hurtado, R (1, 1) ERA: 7.36	3.1 L 17 5 5 5 3 3 0 0 0 0 0 0 40 66 13.50 2.400																					
Salomon Torres, R (4, 1) ERA:	5.2 20 3 0 0 6 1 0 0 0 0 0 0 46 72 0.00 0.706																					

New York Yankees @ Seattle Mariners
The Kingdome, Seattle, WA
Sat May 25 1996, 10:05 PM EDT
Att. 57,173 - Dome - 68 F

livebaseballscorecards.com

AB	31
R	5
H	8
RBI	5
BB	4
SO	9
LOB	10



Batter	1	2	3	4	5	6	7	8	9	AB R H RBI BB SO LOB
Darren Bragg, L OBP: 0.413, SLG: 0.544 (1, 7) (6, 9)	1-0 E4 G3		0-0 FC4 2B		3-1 1B 1B		1-2 P4		4-2 CS BB	4 2 1 0 1 0 1
Alex Rodriguez, R OBP: 0.382, SLG: 0.659 (1, 6)	1-2 G3		0-0 2B		2-1 1B 1B		1-2 G1-3		2-3 K	5 1 2 1 0 1 2
Ken Griffey Jr., L OBP: 0.395, SLG: 0.618 (1, 8)	2-2 F8		0-3 K		1-2 1B			3-2 2B SF9 1B	2-3 K	5 1 2 2 0 2 3
Edgar Martinez, R OBP: 0.448, SLG: 0.678 (1, 10)	1-3 K			2-1 G4-3		2-3 K		1-2 2B		4 0 1 0 0 2 2
Jay Buhner, R OBP: 0.395, SLG: 0.617 Rich Amaral, R OBP: 0.344, SLG: 0.338 Doug Strange, S OBP: 0.310, SLG: 0.395 (8, PH) (9, 7)		0-1 G6-3		0-3 K		1-3 K		1-3 K		2 0 0 0 0 1 0 1 0 0 0 0 1 0 1 0 0 0 0 1 2
Paul Sorrento, L OBP: 0.371, SLG: 0.566 (1, 3)		1-0 G3		0-1 FC6 1B		0-3 K		4-0 IBB		3 0 1 0 1 1 0
Dan Wilson, R OBP: 0.323, SLG: 0.507 (1, 2)		1-1 G3		0-0 FC6		0-2 2B		3-2 SF9		3 0 1 1 0 0 1
Joey Cora, S OBP: 0.258, SLG: 0.342 (1, 4)			2-2 G1-3		2-1 G3		3-1 G4-3		0-2 L6	4 0 0 0 0 0 3
Russ Davis, R OBP: 0.329, SLG: 0.397 Luis Sojo, R OBP: 0.273, SLG: 0.308 (9, PH)			0-1 FC4 1B		3-2 F9		2-3 K		2-2 P3	3 0 1 0 0 1 0 1 0 0 0 0 0 0

Inning Stats	R: 0	H: 0	E: 1	K: 1	S: 11	LOB: 1	BB: 0	P: 16	R: 0	H: 0	E: 0	K: 0	S: 5	LOB: 0	BB: 0	P: 7	R: 1	H: 2	E: 0	K: 1	S: 10	LOB: 1	BB: 0	P: 12	R: 0	H: 1	E: 0	K: 1	S: 10	LOB: 1	BB: 0	P: 12	R: 2	H: 3	E: 0	K: 1	S: 15	LOB: 1	BB: 0	P: 28	R: 0	H: 1	E: 0	K: 2	S: 12	LOB: 1	BB: 0	P: 16	R: 0	H: 0	E: 0	K: 1	S: 9	LOB: 0	BB: 0	P: 13	R: 1	H: 2	E: 0	K: 1	S: 20	LOB: 2	BB: 1	P: 32	R: 0	H: 0	E: 0	K: 2	S: 15	LOB: 1	BB: 1	P: 25	1B: 6	SF: 1	2B: 3	SAC: 0	3B: 0	DP: 0	HR: 0	HBP: 0	WP: 0	PA: 39
--------------	------	------	------	------	-------	--------	-------	-------	------	------	------	------	------	--------	-------	------	------	------	------	------	-------	--------	-------	-------	------	------	------	------	-------	--------	-------	-------	------	------	------	------	-------	--------	-------	-------	------	------	------	------	-------	--------	-------	-------	------	------	------	------	------	--------	-------	-------	------	------	------	------	-------	--------	-------	-------	------	------	------	------	-------	--------	-------	-------	-------	-------	-------	--------	-------	-------	-------	--------	-------	--------


PITCHER	IP	WLS	BF	H	R	ER	SO	BB	IBB	HBP	BLK	WP	HR	S	P	ERA	WHIP
Ramiro Mendoza, R ERA: 4.5 (1, 1)	6.0	W	26	7	3	3	6	0	0	0	0	0	0	63	91	4.50	1.167
42 Mariano Rivera, R ERA: 1.04 (7, 1)	2.0		9	2	1	1	2	0	1	0	0	0	0	29	45	4.50	1.000
John Wetteland, R ERA: 3.63 (9, 1)	1.0	S	4	0	0	0	2	1	0	0	0	0	0	15	25	0.00	1.000

BOTTOM

New York Yankees @ Seattle Mariners
The Kingdome, Seattle, WA
Sat May 25 1996, 10:05 PM EDT
Att: 57,173 - Dome - 68 F

livebaseballscorecards.com

AB	36
R	4
H	9
RBI	4
BB	2
SO	10
LOB	14



New York Yankees @ Seattle Mariners
 The Kingdome, Seattle, WA
 Sun May 26 1996, 10:05 PM EDT
 Att. 42,410 - Dome - 68 F

livebaseballscorecards.com

AB	31
R	3
H	7
RBI	3
BB	3
SO	1
LOB	12



AB	R	H	RBI	BB	SO	LOB
4	0	1	1	0	0	0
4	0	0	0	0	0	1
3	0	1	0	1	0	0
4	0	0	0	0	0	1
3	2	3	0	1	0	0
4	0	0	0	0	0	4
3	0	0	1	0	0	2
2	0	1	1	1	0	2
1	0	0	0	0	1	0
3	1	1	0	0	0	2
1B: 5	SF: 0	2B: 2	SAC: 0	3B: 0	DP: 2	HR: 0
WP: 0	PA: 35	PB: 0	SB: 0	CS: 0	HBP: 1	

Batter	1	2	3	4	5	6	7	8	9									
Wade Boggs, L (1, 5) OBP: 0.379, SLG: 0.388	3-2 L8		3-2 P6		0-0 G6-4-3 2-H 1B		2-2 G3-1											
Joe Girardi, R (1, 2) OBP: 0.335, SLG: 0.345	2-2 G5-3		1-0 G6-3		1-0 G6-4-3 1-2f			1-0 F8										
Paul O'Neill, L (1, 9) OBP: 0.493, SLG: 0.552	4-2 BB		2-2 P4		1-1 1B			0-1 F7										
Tino Martinez, L (1, 3) OBP: 0.323, SLG: 0.377	0-0 F7			1-1 F8		2-1 G1-4-3		0-1 G6-3										
Ruben Sierra, S (1, 10) OBP: 0.360, SLG: 0.450		1-1 E 1B 1B		4-1 G5-3 BB		3-2 1B		0-0 G3-1 G5-3 2B										
Mariano Duncan, R (1, 4) OBP: 0.363, SLG: 0.505		1-2 G5-3 1-3		0-2 G5-3 1-2		0-0 F9		2-1 G3-1 2-3										
Gerald Williams, R (1, 7) OBP: 0.415, SLG: 0.588		2-0 F7		2-1 HBP		0-2 F9		1-1 G5-3 3-H										
Ruben Rivera, R (1, 8) OBP: 0.667, SLG: 0.600 Bernie Williams, S (9, PH) OBP: 0.371, SLG: 0.492		3-1 1B 3-H		1-2 G5-3		4-2 G4-6-3 BB		1-3 K										
Derek Jeter, R (1, 6) OBP: 0.376, SLG: 0.373		0-0 G5-3			1-0 1B 2B		2-0 G4-6-3 1-2f											
Inning Stats	R: 0 E: 0 K: 0 S: 9	H: 0 LOB: 1 BB: 1 P: 18	R: 1 E: 1 K: 0 S: 9	H: 2 LOB: 1 BB: 0 P: 16	R: 0 E: 0 K: 0 S: 8	H: 0 LOB: 0 BB: 0 P: 14	R: 0 E: 0 K: 0 S: 10	H: 0 LOB: 2 BB: 1 P: 18	R: 1 E: 0 K: 0 S: 5	H: 3 LOB: 1 BB: 0 P: 8	R: 0 E: 0 K: 0 S: 10	H: 1 LOB: 1 BB: 0 P: 15	R: 0 E: 0 K: 0 S: 6	H: 0 LOB: 0 BB: 1 P: 14	R: 0 E: 0 K: 0 S: 5	H: 0 LOB: 0 BB: 0 P: 6	R: 1 E: 0 K: 1 S: 8	H: 1 LOB: 0 BB: 0 P: 12

PITCHER	IP	WLS	BF	H	R	ER	SO	BB	IBB	HBP	BLK	WP	HR	S	P	ERA	WHIP
Paul Menhart, R (1, 1) ERA: 6.82	6.2	W	27	6	2	1	0	3	0	1	0	0	0	54	98	1.35	1.350
Tim Davis, L (7, 1) ERA: 4.66	0.1		1	0	0	0	0	0	0	0	0	0	0	3	5	0.00	0.000
Norm Charlton, L (8, 1) ERA: 3.38	2.0	S	7	1	1	1	1	0	0	0	0	0	0	13	18	4.50	0.500

New York Yankees @ California Angels

Anaheim Stadium, Anaheim, CA

Mon May 27 1996, 10:05 PM EDT
Att. 20,926 - Unknown - 68 F

livebaseballscorecards.com

AB	41
R	16
H	15
RBI	14
BB	12
SO	6
LOB	35



Batter	1	2	3	4	5	6	7	8	9	AB	R	H	RBI	BB	SO	LOB	TOP
Wade Boggs, L (1, 5) OBP: 0.393, SLG: 0.399 Andy Fox, L (8, PR) OBP: 0.273, SLG: 0.190 (8, 5)	0-1 		4-0 	4-2 	0-1 	2-2 		4-1 	2-2 	3	2	2	1	3	0	1	
Bernie Williams, S (1, 8) OBP: 0.386, SLG: 0.504	2-1 		0-1 	1-0 	0-0 	2-1 		0-1 	1-0 	7	3	5	3	0	0	3	
Paul O'Neill, L (1, 9) OBP: 0.484, SLG: 0.536 Gerald Williams, R (8, 9) OBP: 0.415, SLG: 0.588	3-3 		3-1 	2-3 	4-1 	2-3 		3-2 		5	1	0	0	1	3	9	
Ruben Sierra, S (1, 10) OBP: 0.360, SLG: 0.449	1-2 		1-0 	3-2 	0-1 		0-1 	1-2 		5	2	2	2	0	0	6	
Tino Martinez, L (1, 3) OBP: 0.333, SLG: 0.400	2-2 		0-0 		1-2 		1-2 	0-1 	0-1 	5	2	3	3	1	0	3	
Jim Leyritz, R (1, 2) OBP: 0.368, SLG: 0.465		1-0 	2-2 		4-0 		0-2 	2-2 	2-2 	4	1	0	1	2	0	3	
Mariano Duncan, R (1, 4) OBP: 0.358, SLG: 0.495 Matt Howard, R (5, PR) OBP: 0.167, SLG: 0.125 (5, 4)		2-1 	2-2 		0-1 		4-1 		0-1 	4	1	1	1	0	0	3	
Ruben Rivera, R (1, 7) OBP: 0.667, SLG: 0.714		4-2 		1-0 	0-2 		3-3 		4-2 	4	2	2	2	2	2	4	
Derek Jeter, R (1, 6) OBP: 0.374, SLG: 0.365		0-1 		2-3 	0-1 	4-2 		4-0 	0-2 	3	1	0	1	2	1	3	
Inning Stats	R: 0 H: 2 E: 0 LOB: 2 K: 1 BB: 0 S: 14 P: 22	R: 0 H: 0 E: 0 LOB: 1 K: 0 BB: 1 S: 7 P: 14	R: 3 H: 2 E: 1 LOB: 1 K: 0 BB: 1 S: 13 P: 25	R: 1 H: 2 E: 0 LOB: 2 K: 2 BB: 1 S: 18 P: 31	R: 8 H: 6 E: 2 LOB: 2 K: 1 BB: 4 S: 23 P: 42	R: 0 H: 0 E: 0 LOB: 1 K: 1 BB: 1 S: 10 P: 20	R: 0 H: 1 E: 0 LOB: 2 K: 1 BB: 1 S: 12 P: 20	R: 4 H: 2 E: 0 LOB: 1 K: 0 BB: 2 S: 18 P: 32	R: 0 H: 0 E: 0 LOB: 2 K: 0 BB: 1 S: 13 P: 20	1B: 11 SF: 2 2B: 3 SAC: 0 3B: 0 DP: 0 HR: 1 HBP: 1	WP: 1 PA: 56 PB: 0 SB: 1 CS: 0						
PITCHER	IP WLS BF H R ER SO BB IBB HBP BLK WP HR S P ERA WHIP																
Jim Abbott, L (1, 1) ERA: 6.82	4.0	L	25	8	7	6	3	4	0	0	0	0	0	56	100	13.50	3.000
Todd Frohwrth, R (5, 1) ERA: 11.12	0.1		6	4	4	4	0	1	0	0	0	0	0	11	15	108.00	15.000
Brad Pennington, L (5, 1) ERA: 4.5	2.2		15	1	3	3	3	6	0	0	0	1	0	31	68	10.12	2.625
Mark Holzemer, L (8, 1) ERA: 8.5	1.0		5	2	2	2	0	0	0	0	0	0	1	17	23	18.00	2.000
Mike James, R (9, 1) ERA: 1.71	1.0		5	0	0	0	0	1	0	1	0	0	0	13	20	0.00	1.000

Batter	1	2	3	4	5	6	7	8	9	AB	R	H	RBI	BB	SO	LOB
Rex Hudler, R OBP: 0.396, SLG: 0.738 Damion Easley, R (1, 8) C B F X	1-2 G6-4-3 1B HR 1B		1-2 F7	0-3 K2-3			0-3 K		1-2 F9	4	1	1	0	0	2	1
Don Slaught, R OBP: 0.375, SLG: 0.526 Jorge Fabregas, L (5, 2) B 1 SAFE X	2-0 G6-4-3 1B		4-2 BB		1-1 G4-3		1-3 K		3-1 G4-3	1	0	1	0	1	0	0
Tim Salmon, R OBP: 0.344, SLG: 0.416 Mike Aldrete, L (9, 9) C B X	1-1 G6-4-3 1-2f 2-3		0-0 F7		3-2 K		3-2 G6-3			4	0	0	0	0	1	3
Chili Davis, S OBP: 0.384, SLG: 0.531 (1, 10) B B X	2-0 HR			1-3 K	1-0 G4-3			2-0 G4-3		4	1	1	2	0	1	0
Tim Wallach, R OBP: 0.325, SLG: 0.458 (1, 5) C B X	1-1 G5-3			0-0 HR		1-0 F8		4-2 BB		3	1	1	1	1	0	0
J.T. Snow, L OBP: 0.350, SLG: 0.355 (1, 3) X		0-0 G4-6-3 1B		4-1 BB 16 1B FC6-4 BB		2-2 F8		1-3 K		3	1	1	0	1	1	1
16 Garret Anderson, L OBP: 0.312, SLG: 0.446 (1, 7) X		0-0 G4-6-3 1-2f		1-2 BB E 1B		0-0 1B		2-2 F7		4	1	2	0	0	0	2
Randy Velarde, R OBP: 0.360, SLG: 0.391 (1, 4) B C B B B X		3-3 K		4-2 FC6-4 BB		1-1 1B			2-2 F9	3	0	1	0	1	1	0
Gary Disarcina, R OBP: 0.239, SLG: 0.247 (1, 6) C F X			0-2 G4-3	0-0 FC6-4		0-1 G4-3			1-1 1B	4	0	1	1	0	0	3

Inning Stats	R: 2	H: 3	E: 0	K: 0	S: 9	R: 0	H: 1	E: 0	K: 1	S: 5	R: 0	H: 0	E: 0	K: 0	S: 11	R: 3	H: 2	E: 1	K: 2	S: 18	R: 0	H: 0	E: 0	K: 1	S: 6	R: 0	H: 2	E: 0	K: 0	S: 9	R: 0	H: 0	E: 0	K: 2	S: 9	R: 0	H: 0	E: 0	K: 1	S: 11	R: 0	H: 1	E: 0	K: 0	S: 11	1B: 7	2B: 0	3B: 0	HR: 2	SF: 0	SAC: 0	DP: 2	HBP: 0	WP: 0	PA: 38
--------------	------	------	------	------	------	------	------	------	------	------	------	------	------	------	-------	------	------	------	------	-------	------	------	------	------	------	------	------	------	------	------	------	------	------	------	------	------	------	------	------	-------	------	------	------	------	-------	-------	-------	-------	-------	-------	--------	-------	--------	-------	--------

PITCHER	IP	WLS	BF	H	R	ER	SO	BB	IBB	HBP	BLK	WP	HR	S	P	ERA	WHIP
Andy Pettitte, L ERA: 4.48 (1, 1)	7.0		30	8	5	4	6	3	0	0	0	0	2	67	105	5.14	1.571
Jeff Nelson, R ERA: 5.73 (8, 1)	1.0		4	0	0	0	1	1	0	0	0	0	0	9	18	0.00	1.000
Paul Gibson, L ERA: 6.23 (9, 1)	1.0		4	1	0	0	0	0	0	0	0	0	0	11	18	0.00	1.000

BOTTOM

New York Yankees @ California Angels
Anaheim Stadium, Anaheim, CA

Mon May 27 1996, 10:05 PM EDT
Att: 20,926 - Unknown - 68 F

livebaseballscorecards.com

AB	34
R	5
H	9
RBI	4
BB	4
SO	7
LOB	12



Batter	1	2	3	4	5	6	7	8	9	AB R H RBI BB SO LOB	TOP
Wade Boggs, L (1, 5) OBP: 0.390, SLG: 0.392	2-1 G4-3		1-2 G4-3		4-0 1 SAFE 1 SAFE 1 B P B BB			0-0 G4-3		3 0 0 0 1 0 0	
Bernie Williams, S (1, 8) OBP: 0.389, SLG: 0.500	4-2 G2 WP BB		1-3 K		1-2 L4			3-1 G3-6-3 1B		3 0 1 0 1 1 2	
Paul O'Neill, L (1, 9) OBP: 0.479, SLG: 0.526	3-1 G2			4-1 G4-3 G4-3 BB		1-0 F9		2-1 G3-6-3 1-2f		3 0 0 0 1 0 2	
Tino Martinez, L (1, 3) OBP: 0.336, SLG: 0.402	1-2 G3-1			0-0 G4-3		3-2 G6-4-3 1B		1-0 1B		4 0 2 0 0 0 2	
Ruben Sierra, S (1, 10) OBP: 0.353, SLG: 0.439		0-1 G3-1		0-0 G4-3		2-0 G6-4-3 1-2f		2-1 F7		4 0 0 0 0 0 3	
Jim Leyritz, R (1, 2) OBP: 0.364, SLG: 0.467		1-3 K		0-0 G4-3		2-2 2B		3-2 F7		4 0 1 0 0 1 2	
Mariano Duncan, R (1, 4) OBP: 0.345, SLG: 0.477		2-0 E5		0-0 E6 G5-4-3		0-0 G6-3		0-3 K		4 0 0 0 0 1 2	
Ruben Rivera, R (1, 7) OBP: 0.583, SLG: 0.588		1-0 F9		1-0 G5-4-3 1-2f		1-1 L8				3 0 0 0 0 0 3	
Andy Fox, L (1, 6) OBP: 0.275, SLG: 0.197			1-1 G4-3		0-0 S 1B		1-1 G3-1			3 0 1 0 0 0 1	
Inning Stats	R: 0 E: 0 K: 0 S: 10 H: 0 LOB: 1 BB: 1 P: 20	R: 0 E: 1 K: 1 S: 7 H: 0 LOB: 1 BB: 0 P: 11	R: 0 E: 0 K: 1 S: 8 H: 0 LOB: 0 BB: 0 P: 11	R: 0 E: 0 K: 0 S: 4 H: 0 LOB: 1 BB: 1 P: 8	R: 0 E: 1 K: 0 S: 8 H: 1 LOB: 2 BB: 1 P: 12	R: 0 E: 0 K: 0 S: 5 H: 1 LOB: 0 BB: 0 P: 11	R: 0 E: 0 K: 0 S: 10 H: 1 LOB: 1 BB: 0 P: 14	R: 0 E: 0 K: 0 S: 6 H: 1 LOB: 0 BB: 0 P: 10	R: 0 E: 0 K: 1 S: 10 H: 1 LOB: 1 BB: 0 P: 16	1B: 4 2B: 1 3B: 0 HR: 0 SF: 0 SAC: 0 DP: 3 HBP: 0	WP: 1 PB: 0 SB: 1 CS: 0 PA: 34
PITCHER Jason Grimsley, R (1, 1) ERA: 4.5	IP WLS BF H R ER SO BB IBB HBP BLK WP HR S P ERA WHIP										
	9.0 W 34 5 0 0 3 3 0 0 0 1 0 68 113 0.00 0.889										
PITCHER	IP WLS BF H R ER SO BB IBB HBP BLK WP HR S P ERA WHIP										

New York Yankees @ California Angels
 Anaheim Stadium, Anaheim, CA
 Tue May 28 1996, 10:05 PM EDT
 Att. 17,284 - Unknown - 65 F

livebaseballscorecards.com

AB	31
R	0
H	5
RBI	0
BB	3
SO	3
LOB	17



Batter	1	2	3	4	5	6	7	8	9	AB R H RBI BB SO LOB
Rex Hudler, R OBP: 0.379, SLG: 0.705 (1, 8) C F F X	0-2 F8		0-1 FC4-6 1-2f			1-0 G4-3 2-3			1-2 E6 2B BB	4 1 0 0 0 0 2
Randy Velarde, R OBP: 0.357, SLG: 0.394 (1, 4) C B B S S	2-3 K			3-2 F8		2-2 G6-3			2-0 BB 1-3 2B	4 0 1 0 0 0 1 1
Tim Salmon, R OBP: 0.343, SLG: 0.410 (1, 9) C B B X	2-1 G5-3			3-3 K			2-1 L5		4-0 BB IBB	3 0 0 0 1 1 0
Chili Davis, S OBP: 0.381, SLG: 0.521 (1, 10) B X		1-0 G5-3		1-3 K			2-2 G6-3		4-0 BB	3 0 0 1 1 1 0
J.T. Snow, L OBP: 0.345, SLG: 0.349 (1, 3) B X		1-0 F8			0-0 F7		3-1 G5-3		1-2 2-3 3-H BB	3 0 0 0 0 0 0
16 Garret Anderson, L OBP: 0.312, SLG: 0.444 (1, 7) C B F B C		2-3 K			2-2 G4-3			1-1 G4-6-3 1B		3 0 1 0 0 1 0
Tim Wallach, R OBP: 0.313, SLG: 0.440 (1, 5) F C B S			1-3 K		2-1 G6-3			2-3 K		3 0 0 0 0 2 1
Jorge Fabregas, L OBP: 0.308, SLG: 0.295 (1, 2) B X		1-0 G3-1				4-1 G4-3 SH1-4 BB		3-2 B 1 SAFE X G4-6-3 1-2f		2 0 0 0 1 0 1
Gary Disarcina, R OBP: 0.236, SLG: 0.244 (1, 6) C B X			1-1 E6 FC4-6			0-1 SH1-4 1-2			0-0 F8	2 0 0 0 0 0 0

Inning Stats	R: 0 E: 0 K: 1 S: 9	H: 0 LOB: 0 BB: 0 P: 13	R: 0 E: 0 K: 1 S: 5	H: 0 LOB: 0 BB: 0 P: 9	R: 0 E: 1 K: 1 S: 8	H: 0 LOB: 1 BB: 0 P: 11	R: 0 E: 0 K: 2 S: 9	H: 0 LOB: 0 BB: 0 P: 16	R: 0 E: 0 K: 0 S: 6	H: 0 LOB: 0 BB: 0 P: 10	R: 0 E: 0 K: 0 S: 7	H: 0 LOB: 1 BB: 1 P: 14	R: 0 E: 0 K: 0 S: 7	H: 0 LOB: 0 BB: 0 P: 14	R: 0 E: 0 K: 1 S: 10	H: 1 LOB: 0 BB: 0 P: 16	R: 1 E: 1 K: 0 S: 5	H: 1 LOB: 3 BB: 2 P: 16	1B: 1 2B: 1 3B: 0 HR: 0	SF: 0 SAC: 1 DP: 1 HBP: 0	WP: 0 PB: 0 SB: 0 CS: 0	PA: 31
PITCHER Kenny Rogers, L ERA: 3.55 (1, 1)	IP 8.1 WLS L BF 31 H 2 R 1 ER 0 SO 6 BB 2 IBB 1 HBP 0 BLK 0 WP 0 HR 0 S 66 P 119 ERA 0.00 WHIP 0.480																					

BOTTOM

New York Yankees @ California Angels
Anaheim Stadium, Anaheim, CA
Tue May 28 1996, 10:05 PM EDT
Att: 17,284 - Unknown - 65 F

livebaseballscores.com

AB	27
R	1
H	2
RBI	1
BB	3
SO	6
LOB	5



Batter	1	2	3	4	5	6	7	8	9	AB R H RBI BB SO LOB	TOP
Gerald Williams, R (1, 7) OBP: 0.415, SLG: 0.589	0-0 BB 1B		0-3 K		0-3 K		0-0 1B 2B		0-3 K	5 0 2 0 0 3 2	New York Yankees @ California Angels Anaheim Stadium, Anaheim, CA Wed May 29 1996, 10:05 PM EDT Att. 19,246 - Unknown - 69 F
Joe Girardi, R (1, 2) OBP: 0.340, SLG: 0.349	0-3 K		0-3 K			0-0 2B 1B	0-0 1B			4 0 2 0 0 2 1	
Bernie Williams, S (1, 8) OBP: 0.392, SLG: 0.496	4-0 BB 1-2 BB		0-0 G5-3			0-0 F8		0-0 1B		3 0 1 0 1 0 1	
Ruben Sierra, S (1, 10) OBP: 0.346, SLG: 0.429	0-0 G6-4-3 1-2f			0-0 G6-3		0-0 F8		0-3 K		4 0 0 0 0 1 4	
Tino Martinez, L (1, 3) OBP: 0.335, SLG: 0.404		0-0 F7		0-0 F9		0-0 2B		0-0 F8		4 0 1 0 0 0 1	
Jim Leyritz, R (1, 5) OBP: 0.361, SLG: 0.454		1-0 1B HBP		0-3 K		0-0 5-3		0-3 K		3 0 0 0 0 2 3	
Mariano Duncan, R (1, 4) OBP: 0.342, SLG: 0.468		0-0 F9			0-3 K2-3		0-0 4-3		0-0 1B	4 0 1 0 0 1 1	
Ruben Rivera, R (1, 9) OBP: 0.593, SLG: 0.579		0-0 1B			4-0 2 WP BB		0-3 K		0-3 K	2 0 1 0 1 1 0 1 0 0 0 0 1 1	
Wade Boggs, L (9, PH) OBP: 0.388, SLG: 0.389		1-2 1B									
2 Derek Jeter, R (1, 6) OBP: 0.374, SLG: 0.361		0-0 F8			0-3 K		1-0 2B HBP		0-3 K	2 0 0 0 0 1 3 1 0 0 0 0 1 1	
Paul O'Neill, L (9, PH) OBP: 0.477, SLG: 0.523											
Inning Stats	R: 0 H: 1 E: 0 LOB: 1 K: 1 BB: 1 S: 5 P: 9	R: 0 H: 1 E: 0 LOB: 2 K: 0 BB: 0 S: 4 P: 5	R: 0 H: 0 E: 0 LOB: 0 K: 2 BB: 0 S: 7 P: 7	R: 0 H: 0 E: 0 LOB: 0 K: 1 BB: 0 S: 5 P: 5	R: 0 H: 0 E: 0 LOB: 1 K: 3 BB: 1 S: 9 P: 13	R: 0 H: 2 E: 0 LOB: 2 K: 0 BB: 0 S: 5 P: 5	R: 0 H: 2 E: 0 LOB: 3 K: 1 BB: 0 S: 6 P: 7	R: 0 H: 1 E: 0 LOB: 1 K: 2 BB: 0 S: 8 P: 8	R: 0 H: 1 E: 0 LOB: 1 K: 3 BB: 0 S: 10 P: 10	1B: 6 SF: 0 2B: 2 SAC: 0 3B: 0 DP: 1 HR: 0 HBP: 2	WP: 1 PA: 37 PB: 0 SB: 0 CS: 0
PITCHER	IP WLS BF H R ER SO BB IBB HBP BLK WP HR S P ERA WHIP										
Chuck Finley, L (1, 1) ERA: 3.56	8.0 W 33 7 0 0 10 2 0 2 0 1 0 49 59 0.00 1.125										
Troy Percival, R (9, 1) ERA: 1.66	1.0 4 1 0 0 3 0 0 0 0 0 0 10 10 0.00 1.000										

livebaseballscorecards.com

AB	33
R	0
H	8
RBI	0
BB	2
SO	13
LOB	18



Batter	1	2	3	4	5	6	7	8	9
Rex Hudler, R OBP: 0.388, SLG: 0.725 Mike Aldrete, L OBP: 0.270, SLG: 0.500	0-0 SF7 16 S 2B		0-0 G6-3 1B 2B	0-0 FC6-4 16 1B 1-2f			0-3 K	0-0 FC6-4 1-2f	
16 Garret Anderson, L OBP: 0.321, SLG: 0.455	0-0 F8 2-3		0-0 G6-3 1B 1B	0-0 1B 1-3			0-0 WP 2B		
Tim Salmon, R OBP: 0.336, SLG: 0.403	0-0 SF7 3-H		0-0 G6-3 1-2 2-3	0-0 G1-3			0-0 F9		
Chili Davis, S OBP: 0.389, SLG: 0.518	4-0 BB		4-0 G6-3 1B IBB		0-3 K		4-0 WP IBB		
J.T. Snow, L OBP: 0.343, SLG: 0.346	0-0 G3		0-0 G6-3 1B 1-2 2-H 3-H		0-3 K		0-0 G1-3 1-2 2-3		
Jack Howell, L OBP: 0.295, SLG: 0.534		0-0 HR	0-0 G6-3 1-2 2-3		0-3 K		0-3 K		
Randy Velarde, R OBP: 0.349, SLG: 0.384		0-0 G6-3	0-0 F3			0-0 6-3	0-0 F8		
Jorge Fabregas, L OBP: 0.306, SLG: 0.293		0-3 K		0-0 F9		0-0 1-3	0-0 E 1B		
Gary Disarcina, R OBP: 0.230, SLG: 0.238		0-3 K		0-0 E5 FC6-4		0-3 K	0-0 E4 FC6-4 1-2		

Inning Stats	R: 1	H: 1	E: 0	LOB: 1	K: 0	P: 8	R: 1	H: 1	E: 0	LOB: 0	K: 2	P: 8	R: 2	H: 3	E: 0	LOB: 2	K: 0	P: 10	R: 0	H: 1	E: 1	LOB: 2	K: 0	P: 5	R: 0	H: 0	E: 0	LOB: 0	K: 3	P: 9	R: 0	H: 0	E: 0	LOB: 0	K: 1	P: 5	R: 0	H: 1	E: 0	LOB: 2	K: 1	P: 10	R: 0	H: 1	E: 1	LOB: 2	K: 1	P: 7
	1	1	0	1	0	8	1	1	0	0	2	8	2	3	0	2	0	10	5	0	1	2	0	5	9	0	0	0	0	3	9	0	0	0	0	1	5	0	1	2	1	10	0	1	2	7		

AB	R	H	RBI	BB	SO	LOB
3	2	2	0	0	0	1
2	0	0	0	0	1	2
4	1	3	0	0	0	1
3	0	0	1	0	0	5
1	0	0	0	3	1	0
4	0	1	2	0	1	3
4	1	1	1	0	2	2
4	0	0	0	0	0	2
4	0	1	0	0	1	0
4	0	0	0	0	2	1


BOTTOM

New York Yankees @ California Angels
Anaheim Stadium, Anaheim, CA

Wed May 29 1996, 10:05 PM EDT
 Att: 19,246 - Unknown - 69 F

livebaseballscorecards.com

AB	33
R	4
H	8
RBI	4
BB	3
SO	8
LOB	17



PITCHER	IP	WLS	BF	H	R	ER	SO	BB	IBB	HBP	BLK	WP	HR	S	P	ERA	WHIP
Ramiro Mendoza, R ERA: 6.52	(1, 1)	3.2	L	20	6	4	4	2	1	1	0	0	1	22	30	9.82	1.909
Bob Wickman, R ERA: 4.81	(4, 1)	2.1		7	0	0	4	0	0	0	0	0	0	15	15	0.00	0.000
Steve Howe, L ERA: 6.08	(7, 1)	1.0		5	1	0	1	0	1	0	0	1	0	6	10	0.00	1.000
John Wetteland, R ERA: 3.44	(8, 1)	1.0		5	1	0	1	0	0	0	0	0	0	7	7	0.00	1.000

Batter	1	2	3	4	5	6	7	8	9	AB R H RBI BB SO LOB	TOP									
Wade Boggs, L (1, 5) OBP: 0.399, SLG: 0.398	4-0 1B BB		0-0 L1			0-0 1B G1-3	0-0 1B 1-H		0-0 1B F9-3	4 1 3 0 1 0 0	New York Yankees @ Oakland Athletics Oakland-Alameda County Coliseum, Oakland, CA Fri May 31 1996, 7:05 PM PDT Att. 13,279 - Unknown - 70 F livebaseballscorecards.com									
Joe Girardi, R (1, 2) OBP: 0.335, SLG: 0.344	0-0 1-2 1B		0-0 G6-3			0-0 F9	0-0 G1-3		0-0 1-2 F9-3	5 0 1 0 0 0 3										
Paul O'Neill, L (1, 9) OBP: 0.473, SLG: 0.534	0-3 K		0-0 F7			0-0 1-2 G1-3		0-0 HR		4 1 1 1 0 1 3										
Bernie Williams, S (1, 8) OBP: 0.394, SLG: 0.493	0-0 F7			0-0 G3		0-0 2B 2-H 1B		4-0 1B SF8 BB		3 1 1 1 1 0 2										
Tino Martinez, L (1, 3) OBP: 0.338, SLG: 0.411	0-0 F5			0-0 G3-1		0-0 1-3 2B		0-0 1-3 G5-3 1B		4 0 2 0 0 0 2										
Mariano Duncan, R (1, 4) OBP: 0.331, SLG: 0.456		0-0 F9		0-0 F9		0-0 G5-3		0-0 3-H SF8		3 0 0 1 0 0 2										
Andy Fox, L (8, 4) OBP: 0.275, SLG: 0.197										0 0 0 0 0 0 0										
Gerald Williams, R (1, 10) OBP: 0.409, SLG: 0.573					1-0 2 L4-3 HBP		0-0 G6-3	0-0 1-2 G5-3		3 0 0 0 0 0 1										
Ruben Rivera, R (1, 7) OBP: 0.581, SLG: 0.682		4-0 BB			0-0 F9		0-0 HR	0-3 K		3 1 1 1 1 1 2										
2 Derek Jeter, R (1, 6) OBP: 0.371, SLG: 0.354					0-0 L4-3 1-2		4-0 1B S BB	0-3 K		3 0 0 0 1 1 2										
Inning Stats	R: 0 E: 0 K: 1 S: 6	H: 1 LOB: 2 BB: 1 P: 10	R: 0 E: 0 K: 0 S: 3	H: 0 LOB: 1 BB: 1 P: 7	R: 0 E: 0 K: 0 S: 3	H: 0 LOB: 0 BB: 0 P: 3	R: 0 E: 0 K: 0 S: 2	H: 0 LOB: 0 BB: 0 P: 3	R: 1 E: 0 K: 0 S: 6	H: 3 LOB: 2 BB: 0 P: 6	R: 1 E: 0 K: 0 S: 4	H: 2 LOB: 1 BB: 1 P: 8	R: 2 E: 0 K: 1 S: 7	H: 2 LOB: 1 BB: 1 P: 11	R: 0 E: 0 K: 1 S: 5	H: 1 LOB: 0 BB: 0 P: 5	1B: 6 2B: 3 3B: 0 HR: 2	SF: 1 SAC: 0 DP: 2 HBP: 1	WP: 0 PB: 0 SB: 1 CS: 0	PA: 38
PITCHER	IP WLS BF H R ER SO BB IBB HBP BLK WP HR S P ERA WHIP																			
Doug Johns, L (1, 1) ERA: 5.11	6.2 L 28 6 2 2 1 3 0 1 0 0 1 26 39 2.70 1.350																			
Billy Taylor, R (7, 1) ERA: 3.07	0.1 1 0 0 0 0 0 0 0 0 0 0 0 1 1 0.00 0.000																			
Buddy Groom, L (8, 1) ERA: 3.81	0.0 3 2 2 2 0 1 0 0 0 0 1 2 6 ∞ ∞																			
Jim Corsi, R (8, 1) ERA: 4.43	1.0 3 0 0 0 0 1 0 0 0 0 0 0 5 5 0.00 0.000																			
Todd Van Poppel, R (9, 1) ERA: 8.04	1.0 3 1 0 0 0 1 0 0 0 0 0 0 5 5 0.00 1.000																			

New York Yankees @ Oakland Athletics
Oakland-Alameda County Coliseum, Oakland, CA
 Fri May 31 1996, 7:05 PM PDT
 Att. 13,279 - Unknown - 70 F

AB	32
R	4
H	9
RBI	4
BB	4
SO	3
LOB	17



Batter	1	2	3	4	5	6	7	8	9	AB	R	H	RBI	BB	SO	LOB
Allen Battle, R (1, 7) OBP: 0.312, SLG: 0.256 Phil Plantier, L (8, PH) OBP: 0.300, SLG: 0.292 (9, 7)	4-0 CS BB		0-0 L7		0-0 G6-3			0-3 K		2	0	0	0	1	0	1
Mike Bordick, R (1, 6) OBP: 0.321, SLG: 0.304	0-3 K 1-2		0-0 F9			0-0 G4-3		0-0 F8		4	0	0	0	0	1	2
Jason Giambi, L (1, 5) OBP: 0.394, SLG: 0.531	0-3 K			0-0 F9		0-3 K			0-0 F5	4	0	0	0	0	2	0
Mark McGwire, R (1, 3) OBP: 0.470, SLG: 0.702		4-0 2B G6-3 BB		0-0 1B		0-3 K		0-3 K	0-3 K	3	1	1	0	1	2	0
Geronimo Berroa, R (1, 9) OBP: 0.299, SLG: 0.522		0-0 L8		0-3 K			0-3 K		0-0 F7	4	0	0	0	0	2	2
Terry Steinbach, R (1, 2) OBP: 0.328, SLG: 0.476		0-0 1-3 2B		0-0 P5			0-0 L9			3	0	1	0	0	0	1
Pedro Munoz, R (1, 10) OBP: 0.302, SLG: 0.446		0-0 G6-3			0-3 K		0-3 K			3	0	0	1	0	2	1
Ernie Young, R (1, 8) OBP: 0.304, SLG: 0.397		0-0 3-H G6-3			0-3 K			4-0 BB		2	0	0	0	1	1	1
Brent Gates, S (1, 4) OBP: 0.314, SLG: 0.349			0-0 F8			0-0 2B		0-0 F7		3	0	1	0	0	0	1

Inning Stats	R: 0	H: 0	E: 0	K: 2	S: 6	R: 1	H: 1	E: 0	K: 0	S: 4	R: 0	H: 0	E: 0	K: 0	S: 3	R: 0	H: 1	E: 0	K: 1	S: 6	R: 0	H: 0	E: 0	K: 2	S: 8	R: 0	H: 0	E: 0	K: 2	S: 7	R: 0	H: 0	E: 0	K: 2	S: 7	R: 0	H: 0	E: 0	K: 1	S: 5	R: 0	H: 0	E: 0	K: 1	S: 5	1B: 1	2B: 3	3B: 0	HR: 0	SF: 0	SAC: 0	DP: 1	HBP: 0	WP: 0	PB: 0	SB: 0	CS: 1	PA: 32
PITCHER	IP	WLS	BF	H	R	ER	SO	BB	IBB	HBP	BLK	WP	HR	S	P	ERA	WHIP																																									
Jimmy Key, L (1, 1) ERA: 6.41	6.0	W	22	3	1	1	7	2	0	0	0	0	0	34	42	1.50	0.833																																									
42 Mariano Rivera, R (7, 1) ERA: 0.98	2.0		7	0	0	0	3	1	0	0	0	0	0	12	16	0.00	0.500																																									
John Wetteland, R (9, 1) ERA: 3.26	1.0	S	3	0	0	0	1	0	0	0	0	0	0	5	5	0.00	0.000																																									

BOTTOM


New York Yankees @ Oakland Athletics
Oakland-Alameda County Coliseum, Oakland, CA

livebaseballscores.com

AB	29
R	1
H	3
RBI	1
BB	3
SO	11
LOB	10



Fri May 31 1996, 7:05 PM PDT
Att: 13,279 - Unknown - 70 F

Batter	1	2	3	4	5	6	7	8	9	AB R H RBI BB SO LOB	TOP														
Wade Boggs, L (1, 5) OBP: 0.404, SLG: 0.400	4-0 BB 1B		0-0 G4-3		0-0 1B 2B 1B		0-3 K		0-0 WP 2B 1B	4 2 2 1 1 1 0	<p>New York Yankees @ Oakland Athletics Oakland-Alameda County Coliseum, Oakland, CA</p> <p>Sat Jun 01 1996, 3:33 AM PDT Att. 21,354 - Sunny - 75 F</p> <p>livebaseballscorecards.com</p> <table> <tr><td>AB</td><td>33</td></tr> <tr><td>R</td><td>6</td></tr> <tr><td>H</td><td>10</td></tr> <tr><td>RBI</td><td>6</td></tr> <tr><td>BB</td><td>5</td></tr> <tr><td>SO</td><td>11</td></tr> <tr><td>LOB</td><td>17</td></tr> </table> 	AB	33	R	6	H	10	RBI	6	BB	5	SO	11	LOB	17
AB	33																								
R	6																								
H	10																								
RBI	6																								
BB	5																								
SO	11																								
LOB	17																								
Mariano Duncan, R (1, 4) OBP: 0.333, SLG: 0.454 Matt Howard, R (9, 4) OBP: 0.167, SLG: 0.125	0-0 1-2 1B		0-0 G4-3		0-0 1-3 2B 1B		0-0 G6-3		0-3 K 1-2	5 1 2 0 0 1 1 0 0 0 0 0 0 0															
Paul O'Neill, L (1, 9) OBP: 0.476, SLG: 0.536	0-3 K		0-0 G4-3		0-0 1-1 SF8-3-5 2B		4-0 BB		4-0 2B BB	3 2 1 2 2 1 2															
Tino Martinez, L (1, 3) OBP: 0.344, SLG: 0.418	0-0 F8			0-0 G1-3 1B	4-0 SF8-3-5 1B BB		0-0 G3		0-0 1-1 2-H 2B	4 0 2 2 1 0 3															
Ruben Sierra, S (1, 10) OBP: 0.343, SLG: 0.423	0-3 K			0-0 F8	0-0 1-2 2-3 1B				0-3 K	5 0 1 0 0 3 4															
Jim Leyritz, R (1, 2) OBP: 0.357, SLG: 0.445		1-0 HBP		0-0 G1-3 1-2	0-0 SF8-3-5				0-3 K	2 0 0 1 0 1 1															
Gerald Williams, R (1, 7) OBP: 0.405, SLG: 0.561		0-3 K		0-3 K		0-0 F8			0-0 1B	4 0 1 0 0 2 2															
Ruben Rivera, R (1, 8) OBP: 0.571, SLG: 0.680		0-3 K			0-0 SH5-4 1B 2B	4-0 BB BB BB			0-3 K G4-6-3 BB	3 1 1 0 1 2 2															
Andy Fox, L (1, 6) OBP: 0.264, SLG: 0.188		0-0 F7			0-0 SH5-4 2-3	0-0 G4-6-3 1-2f			0-0 P3	3 0 0 0 0 0 2															
Inning Stats	R: 0 E: 0 K: 2 S: 8 H: 1 LOB: 2 BB: 1 P: 12	R: 0 E: 0 K: 2 S: 7 H: 0 LOB: 1 BB: 0 P: 8	R: 0 E: 0 K: 0 S: 3 H: 0 LOB: 0 BB: 0 P: 3	R: 0 E: 0 K: 1 S: 6 H: 1 LOB: 1 BB: 0 P: 6	R: 4 E: 0 K: 0 S: 7 H: 5 LOB: 1 BB: 1 P: 11	R: 0 E: 0 K: 0 S: 2 H: 0 LOB: 0 BB: 1 P: 6	R: 0 E: 0 K: 1 S: 5 H: 0 LOB: 1 BB: 1 P: 9	R: 0 E: 0 K: 3 S: 10 H: 1 LOB: 1 BB: 0 P: 10	R: 2 E: 0 K: 2 S: 9 H: 2 LOB: 1 BB: 1 P: 13	1B: 7 2B: 4 3B: 0 HR: 0 SF: 1 SAC: 1 DP: 2 HBP: 1	WP: 1 PB: 0 SB: 0 CS: 0 PA: 41														
PITCHER Bobby Chouinard, R (1, 1) ERA: 8.1 Carlos Reyes, R (6, 1) ERA: 6.02 Mike Mohler, L (9, 1) ERA: 1.8	IP WLS BF H R ER SO BB IBB HBP BLK WP HR S P ERA WHIP	5.0 L 24 7 4 4 5 2 0 1 0 0 0 31 40 7.20 1.800	3.0 11 1 0 0 4 2 0 0 0 0 0 17 25 0.00 1.000	1.0 6 2 2 2 2 1 0 0 0 1 0 9 13 18.00 3.000	PITCHER IP WLS BF H R ER SO BB IBB HBP BLK WP HR S P ERA WHIP																				

BOTTOM

New York Yankees @ Oakland Athletics
 Oakland-Alameda County Coliseum, Oakland, CA

Sat Jun 01 1996, 3:33 AM PDT
 Att. 21,354 - Sunny - 75 F

livebaseballscorecards.com

AB	36
R	3
H	10
RBI	3
BB	6
SO	10
LOB	26



WP: 0	PA: 42
PB: 1	
SB: 0	
CS: 0	

AB	R	H	RBI	BB	SO	LOB
3	0	0	0	0	1	2
0	0	0	0	1	0	0
1	0	0	0	0	0	1
0	0	0	0	0	0	0

4	1	3	0	1	1	1
---	---	---	---	---	---	---

5	0	2	0	0	1	2
---	---	---	---	---	---	---

4	0	1	1	1	1	5
---	---	---	---	---	---	---

5	1	1	0	0	1	6
---	---	---	---	---	---	---

0	0	0	0	1	0	0
3	0	0	0	1	1	4

4	1	2	1	0	2	3
---	---	---	---	---	---	---

4	0	0	1	0	1	2
---	---	---	---	---	---	---

3	0	1	0	1	1	0
---	---	---	---	---	---	---

1B: 7	SF: 0
2B: 2	SAC: 0
3B: 0	DP: 0
HR: 1	HBP: 0

Batter	1	2	3	4	5	6	7	8	9
Allen Battle, R (1, 7) OBP: 0.306, SLG: 0.250 Jose Herrera, L (6, PH) OBP: 0.317, SLG: 0.357 Rafael Bournigal, R (8, PH) OBP: 0.172, SLG: 0.179 Phil Plantier, L (9, 7) OBP: 0.300, SLG: 0.292	0-3 	0-0 		0-0 		4-0 		0-0 	
Brent Gates, S (1, 4) OBP: 0.325, SLG: 0.363	0-0 		0-0 		0-0 	0-3 		4-0 	
Geronimo Berroa, R (1, 9) OBP: 0.302, SLG: 0.518 (7, 7) (9, 9)	0-0 		0-0 		0-0 		0-3 	0-0 	
Mark McGwire, R (1, 3) OBP: 0.467, SLG: 0.694	0-0 		0-3 		0-0 		4-0 	0-0 	
Terry Steinbach, R (1, 2) OBP: 0.325, SLG: 0.468		0-0 	0-0 		0-3 		0-0 	0-0 	
Pedro Munoz, R (1, 10) OBP: 0.308, SLG: 0.446 George Williams, S (3, PH) OBP: 0.302, SLG: 0.296		4-0 	4-0 		0-0 		0-3 	0-0 	
Ernie Young, R (1, 8) OBP: 0.309, SLG: 0.419		0-0 	0-3 		0-0 		0-3 		
Torey Lovullo, S (1, 5) OBP: 0.277, SLG: 0.405		0-0 		0-3 		0-0 		0-0 	
Mike Bordick, R (1, 6) OBP: 0.325, SLG: 0.304		4-0 		0-0 		0-3 		0-0 	

Inning Stats	R: 0	H: 1	E: 0	K: 1	S: 6	LOB: 1	BB: 0	P: 6	R: 1	H: 2	E: 0	K: 0	S: 4	LOB: 2	BB: 2	P: 12	R: 0	H: 2	E: 0	K: 2	S: 9	LOB: 3	BB: 1	P: 13	R: 0	H: 0	E: 0	K: 1	S: 5	LOB: 0	BB: 0	P: 5	R: 1	H: 2	E: 0	K: 1	S: 7	LOB: 1	BB: 0	P: 7	R: 1	H: 1	E: 0	K: 2	S: 8	LOB: 1	BB: 1	P: 12	R: 0	H: 0	E: 0	K: 2	S: 7	LOB: 1	BB: 1	P: 11	R: 0	H: 1	E: 0	K: 1	S: 6	LOB: 1	BB: 0	P: 6	R: 0	H: 1	E: 0	K: 0	S: 4	LOB: 2	BB: 1	P: 8	1B: 7	2B: 2	3B: 0	HR: 1	SF: 0	SAC: 0	DP: 0	HBP: 0	WP: 0	PA: 42
--------------	------	------	------	------	------	--------	-------	------	------	------	------	------	------	--------	-------	-------	------	------	------	------	------	--------	-------	-------	------	------	------	------	------	--------	-------	------	------	------	------	------	------	--------	-------	------	------	------	------	------	------	--------	-------	-------	------	------	------	------	------	--------	-------	-------	------	------	------	------	------	--------	-------	------	------	------	------	------	------	--------	-------	------	-------	-------	-------	-------	-------	--------	-------	--------	-------	--------

PITCHER	IP	WLS	BF	H	R	ER	SO	BB	IBB	HBP	BLK	WP	HR	S	P	ERA	WHIP
Andy Pettitte, L (1, 1) ERA: 4.52	5.1	W	26	8	3	3	5	3	0	0	0	0	1	33	45	5.06	2.062
Bob Wickman, R (6, 1) ERA: 4.58	1.2		7	0	0	0	4	2	0	0	0	0	0	13	21	0.00	1.200
Jeff Nelson, R (8, 1) ERA: 5.56	0.2		3	1	0	0	1	0	0	0	0	0	0	5	5	0.00	1.500
Steve Howe, L (8, 1) ERA: 5.93	0.1		1	0	0	0	0	0	0	0	0	0	0	1	1	0.00	0.000
John Wetteland, R (9, 1) ERA: 3.1	1.0	S	5	1	0	0	0	1	0	0	0	0	0	4	8	0.00	2.000

Batter	1	2	3	4	5	6	7	8	9	AB R H RBI BB SO LOB	TOP											
Wade Boggs, L (1, 5) OBP: 0.399, SLG: 0.400 Matt Howard, R (9, 4) OBP: 0.167, SLG: 0.125	0-0 G6-3	0-0 F7		0-0 F7			0-0 F7		0-0 FC6 1B	5 1 1 1 0 0 2 0 0 0 0 0 0 0												
Joe Girardi, R (1, 2) OBP: 0.331, SLG: 0.335	4-0 HR BB		0-0 G6-3		0-0 F7		0-0 G6-3		0-0 FC6 1B	4 2 0 0 1 0 1												
Paul O'Neill, L (1, 9) OBP: 0.474, SLG: 0.530	0-0 F7		0-0 G4-3		4-0 FC4-6 BB			0-0 G6-3	0-0 1B 1B 1B	4 1 1 1 1 0 1												
Bernie Williams, S (1, 10) OBP: 0.400, SLG: 0.517	0-0 1-H HR		0-0 E S 1B		0-0 F8			0-3 K	0-0 G4-6-3 1B 1B	5 1 3 3 0 1 1												
Tino Martinez, L (1, 3) OBP: 0.345, SLG: 0.433	0-0 G1-6-3		0-0 P1		0-0 FC4-6			0-0 HR	0-0 G4-6-3 1B	5 1 2 1 0 0 2												
Mariano Duncan, R (1, 4) Andy Fox, L (8, 4) (9, 5) OBP: 0.323, SLG: 0.439 OBP: 0.260, SLG: 0.185		0-0 F8		0-3 K		0-3 K		0-0 G4-3	0-0 G4-6-3	4 0 0 0 0 2 0 1 0 0 0 0 0 2												
Gerald Williams, R (1, 7) OBP: 0.404, SLG: 0.555		0-0 E7 S SF7		0-0 2 WP S 1B		0-0 P4			0-0 2 E 1B	5 3 2 0 0 0 1												
Ruben Rivera, R (1, 8) OBP: 0.538, SLG: 0.643		0-0 SF7		0-3 K		0-0 P4			0-0 2 S 2 PB 1B	3 1 1 1 0 1 1												
2 Derek Jeter, R (1, 6) OBP: 0.379, SLG: 0.366		0-0 S 1B		4-0 S BB			0-0 F8		0-0 1-H 2-H 2B	3 1 2 0 1 0 0												
Inning Stats	R: 2 E: 0 K: 0 S: 4	H: 1 LOB: 0 BB: 1 P: 8	R: 1 E: 1 K: 0 S: 5	H: 1 LOB: 1 BB: 0 P: 5	R: 0 E: 0 K: 0 S: 4	H: 1 LOB: 1 BB: 0 P: 4	R: 1 E: 0 K: 2 S: 8	H: 1 LOB: 1 BB: 1 P: 12	R: 0 E: 0 K: 0 S: 3	H: 0 LOB: 1 BB: 1 P: 7	R: 0 E: 0 K: 1 S: 5	H: 0 LOB: 0 BB: 0 P: 5	R: 0 E: 0 K: 0 S: 3	H: 0 LOB: 0 BB: 0 P: 3	R: 1 E: 0 K: 1 S: 6	H: 1 LOB: 0 BB: 0 P: 6	R: 6 E: 0 K: 0 S: 10	H: 7 LOB: 1 BB: 0 P: 10	1B: 8 2B: 2 3B: 0 HR: 2	SF: 1 SAC: 0 DP: 1 HBP: 0	WP: 1 PB: 1 SB: 9 CS: 0	PA: 43
PITCHER	IP WLS BF H R ER SO BB IBB HBP BLK WP HR S P ERA WHIP																					
Steve Wojciechowski, L (1, 1) ERA: 4.2	5.0 L 23 4 4 3 2 3 0 0 0 1 1 24 36 5.40 1.400																					
Todd Van Poppel, R (6, 1) ERA: 7.71	3.0 10 1 1 1 2 0 0 0 0 0 0 1 14 14 3.00 0.333																					
Billy Taylor, R (9, 1) ERA: 4.91	0.0 3 3 3 3 0 0 0 0 0 0 0 0 3 3 ∞ ∞																					
Buddy Groom, L (9, 1) ERA: 4.6	1.0 7 4 3 3 0 0 0 0 0 0 0 0 7 7 27.00 4.000																					

New York Yankees @ Oakland Athletics
Oakland-Alameda County Coliseum, Oakland, CA

Sun Jun 02 1996, 3:33 AM PDT
Att. 26,331 - Sunny - 78 F

livebaseballscorecards.com

AB	39
R	11
H	12
RBI	7
BB	3
SO	4
LOB	11




Batter	1	2	3	4	5	6	7	8	9	AB R H RBI BB SO LOB	TOP	
Otis Nixon, S (1, 8) OBP: 0.374, SLG: 0.313 Jacob Brumfield, R (8, 8) OBP: 0.313, SLG: 0.500	2-1 2B 1B	2-2 G1-3			4-1 1B BB	3-2 FC4-6 1B		0-0 SH5-4 1-2 2-3		3 2 2 0 1 0 0 0 0 0 0 0 0 0		
Domingo Cedeno, S (1, 4) OBP: 0.343, SLG: 0.381	1-0 1B 2B		2-1 L8		0-0 1B S	0-0 FC4-6 1-2f		2-3 K		5 2 2 1 0 1 4		
Carlos Delgado, L (1, 10) OBP: 0.373, SLG: 0.483	3-2 BB 1B		2-3 K		3-3 K 1-2		0-0 G4-3 2B	1-3 K		5 0 2 1 0 3 5		
Joe Carter, R (1, 7) OBP: 0.359, SLG: 0.575	0-1 F8		2-2 2B		0-1 G5-3		0-2 G4-3		1-0 F7		5 0 1 0 0 0 4	
Ed Sprague, R (1, 5) OBP: 0.360, SLG: 0.521	0-0 F7		2-3 K		3-1 WP 1B		0-0 P4		2-2 L8		5 0 1 2 0 1 3	
John Olerud, L (1, 3) OBP: 0.402, SLG: 0.500	4-1 1-2 BB			2-1 F7		4-0 1-2 IBB		4-0 FC4-6 IBB	1-2 F7		2 0 0 0 3 0 0	
Shawn Green, L (1, 9) OBP: 0.287, SLG: 0.350	0-1 G1-3			2-2 G3		1-3 K		1-2 FC4-6 1-2f		4 0 0 0 0 1 6		
Sandy Martinez, L (1, 2) OBP: 0.270, SLG: 0.292 Tomas Perez, S (8, PR) OBP: 0.167, SLG: 0.167 Charlie O'Brien, R (8, 2) OBP: 0.373, SLG: 0.516			1-3 K		4-2 BB		0-3 K	0-2 SH5-4 1B		3 0 1 0 1 2 0 0 0 0 0 0 0 0 0 0 0 0 0 0 0		
Alex Gonzalez, R (1, 6) OBP: 0.279, SLG: 0.405			1-3 K		3-3 K		1-1 F9	0-2 SH5-4 1B		4 0 1 0 0 2 1		
Inning Stats	R: 2 H: 3 E: 0 LOB: 2 K: 0 BB: 1 S: 15 P: 25	R: 0 H: 0 E: 0 LOB: 0 K: 2 BB: 0 S: 11 P: 15	R: 0 H: 1 E: 0 LOB: 1 K: 2 BB: 0 S: 13 P: 21	R: 0 H: 0 E: 0 LOB: 1 K: 1 BB: 1 S: 11 P: 22	R: 2 H: 2 E: 0 LOB: 2 K: 2 BB: 2 S: 13 P: 28	R: 0 H: 1 E: 0 LOB: 1 K: 1 BB: 0 S: 9 P: 13	R: 0 H: 1 E: 0 LOB: 2 K: 0 BB: 1 S: 15 P: 20	R: 0 H: 2 E: 0 LOB: 3 K: 2 BB: 0 S: 17 P: 20	R: 0 H: 0 E: 0 LOB: 0 K: 0 BB: 0 S: 8 P: 12	1B: 7 SF: 0 2B: 3 SAC: 1 3B: 0 DP: 0 HR: 0 HBP: 0	WP: 1 PA: 42 PB: 0 SB: 1 CS: 0	
PITCHER Dwight Gooden, R (1, 1) ERA: 4.72 Steve Howe, L (6, 1) ERA: 5.79 42 Mariano Rivera, R (7, 1) ERA: 1.35 John Wetteland, R (9, 1) ERA: 2.78	IP WLS BF H R ER SO BB IBB HBP BLK WP HR S P ERA WHIP 5.2 W 28 7 4 4 8 3 1 0 0 1 0 71 123 6.35 1.765 0.1 2 1 0 0 0 0 0 0 0 0 0 2 2 0.00 3.000 2.0 9 2 0 0 2 0 1 0 0 0 0 31 39 0.00 1.000 1.0 S 3 0 0 0 0 0 0 0 0 0 0 8 12 0.00 0.000	PITCHER IP WLS BF H R ER SO BB IBB HBP BLK WP HR S P ERA WHIP 0.0 0 0 0 0 0 0 0 0 0 0 0 0 0 0.00 0.000 0.0 0 0 0 0 0 0 0 0 0 0 0 0 0 0.00 0.000 0.0 0 0 0 0 0 0 0 0 0 0 0 0 0 0.00 0.000 0.0 0 0 0 0 0 0 0 0 0 0 0 0 0 0.00 0.000										

Toronto Blue Jays @ New York Yankees
 Yankee Stadium, Bronx, NY
 Tue Jun 04 1996, 7:05 PM EDT
 Att. 17,368 - Unknown - 69 F

livebaseballscorecards.com



Batter	1	2	3	4	5	6	7	8	9	AB R H RBI BB SO LOB	TOP											
Jacob Brumfield, R OBP: 0.314, SLG: 0.487 (1, 8)	3-2 1B 1B	1-0 F8		2-2 L4	3-2 P3		0-0 G6-3		4-2 FC5-4 BB	5 1 1 0 1 0 2												
Alex Gonzalez, R OBP: 0.291, SLG: 0.426 (1, 6)	0-0 1B 1B	0-1 FC5-4 1B		2-0 2-H HR		4-2 S 2B BB	1-0 G1-3		2-2 FC5-4	5 3 3 2 1 0 2												
Juan Samuel, R OBP: 0.274, SLG: 0.486 (1, 9)	0-0 1B 1B	1-0 FC5-4		1-2 G1-3		3-2 1-H HR 2B	2-0 F9			5 2 2 2 0 0 1												
Joe Carter, R OBP: 0.361, SLG: 0.571 John Olerud, L OBP: 0.400, SLG: 0.497 (1, 3) (6, PR) (6, 3)	2-2 E 1B	0-1 P4		1-0 P4		1-0 HR HBP		3-2 G3		3 1 1 1 0 0 1 1 1 0 0 0 0 0												
Ed Sprague, R OBP: 0.365, SLG: 0.535 (1, 10)	4-2 F8 E BB			2-0 G6-3		0-1 2B E 1B	0-2 1-H 2-H HR	1-1 L8		4 2 2 3 1 0 0												
Robert Perez, R OBP: 0.315, SLG: 0.373 (1, 7)	0-0 E6			1-0 G6-3		0-2 F9	1-0 G4-3	0-0 G6-3		5 0 0 1 0 0 3												
Charlie O'Brien, R OBP: 0.365, SLG: 0.495 (1, 2)	1-0 F8			4-2 BB		1-3 K	1-2 G6-3		2-3 K	4 0 0 0 1 2 4	AB 42 R 12 H 14 RBI 9 BB 4 SO 4 LOB 19											
Domingo Cedeño, S OBP: 0.345, SLG: 0.388 (1, 4)	0-1 L4			2-3 K		1-2 E7 PB 2B	0-0 1B		3-3 K	5 1 2 0 0 2 3												
Tomas Perez, S OBP: 0.294, SLG: 0.353 (1, 5)	3-2 P4			1-1 HR 2B		3-2 1B	0-0 G5-3		2-1 BB 1B	5 1 3 0 0 0 3												
Inning Stats	R: 4 E: 1 K: 0 S: 20	H: 4 LOB: 2 BB: 1 P: 33	R: 0 E: 0 K: 0 S: 6	H: 1 LOB: 1 BB: 0 P: 8	R: 0 E: 0 K: 1 S: 10	H: 0 LOB: 1 BB: 1 P: 19	R: 2 E: 0 K: 0 S: 11	H: 2 LOB: 0 BB: 0 P: 18	R: 2 E: 1 K: 1 S: 20	H: 3 LOB: 1 BB: 0 P: 28	R: 4 E: 0 K: 0 S: 14	H: 3 LOB: 1 BB: 1 P: 24	R: 0 E: 0 K: 0 S: 3	H: 0 LOB: 0 BB: 0 P: 6	R: 0 E: 0 K: 0 S: 6	H: 0 LOB: 0 BB: 0 P: 10	R: 0 E: 0 K: 2 S: 16	H: 1 LOB: 2 BB: 1 P: 29	1B: 9 2B: 3 3B: 0 HR: 2	SF: 0 SAC: 0 DP: 0 HBP: 1	WP: 0 PB: 1 SB: 1 CS: 0	PA: 47
PITCHER	IP WLS BF H R ER SO BB IBB HBP BLK WP HR S P ERA WHIP																					
Jimmy Key, L ERA: 7.06 (1, 1)	4.2 L 26 9 8 7 2 2 0 0 0 0 0 1 58 91 13.50 2.357																					
Mark Hutton, R ERA: 13.5 (5, 1)	0.1 5 2 3 3 0 1 0 1 0 0 0 0 14 28 81.00 9.000																					
Bob Wickman, R ERA: 4.71 (6, 1)	1.0 5 2 1 1 0 0 0 0 0 0 0 1 9 11 9.00 2.000																					
Steve Howe, L ERA: 5.06 (7, 1)	2.0 6 0 0 0 0 0 0 0 0 0 0 0 9 16 0.00 0.000																					
Jeff Nelson, R ERA: 5.32 (9, 1)	1.0 5 1 0 0 2 1 0 0 0 0 0 0 16 29 0.00 2.000																					

Toronto Blue Jays @ New York Yankees
Yankee Stadium, Bronx, NY
Wed Jun 05 1996, 7:05 PM EDT
Att. 17,142 - Unknown - 78 F

livebaseballscorecards.com

Batter	1	2	3	4	5	6	7	8	9	AB	R	H	RBI	BB	SO	LOB
Wade Boggs, L (1, 5) OBP: 0.398, SLG: 0.415 Matt Howard, R (8, 4) OBP: 0.211, SLG: 0.235	2-2 G6-3		2-2 F7		0-0 WP 1B E 1B	3-2 F8		1-0 E6 1-H 2B		4	1	1	0	0	0	0
Joe Girardi, R (1, 2) OBP: 0.328, SLG: 0.327	1-0 F9		4-2 G4-3 1B 1B BB		1-0 E WP 1-2 1B	3-2 G6-3		3-2 G1-3		4	1	1	0	1	0	1
Paul O'Neill, L (1, 9) OBP: 0.469, SLG: 0.516	4-2 WP BB		0-1 G4-3 1-2 1B		2-2 L6 1-2 2-3		1-0 G4-3		0-0 L7	4	1	1	0	1	0	2
Tino Martinez, L (1, 3) OBP: 0.338, SLG: 0.421 Andy Fox, L (8, 5) OBP: 0.257, SLG: 0.182	2-1 L7 1-2		0-0 G4-3 1-2 2-3		3-3 K		1-1 F7		0-2 G4-3	4	0	0	0	0	1	5
Ruben Sierra, S (1, 10) OBP: 0.344, SLG: 0.420		0-1 F7	1-0 G4-3 2-H 3-H 1B		4-1 E BB		1-2 K		0-1 G4-3	4	0	1	2	1	1	0
Mariano Duncan, R (1, 4) OBP: 0.331, SLG: 0.465 Jim Leyritz, R (8, 3) OBP: 0.354, SLG: 0.441		0-0 1B SF4 1B	1-1 G5-3		1-2 E5 1-2 2-3 3-H		2-3 K			3	1	1	0	0	0	3
Gerald Williams, R (1, 7) OBP: 0.406, SLG: 0.556		0-1 F9 1-3 1B		2-1 F9 1-3	0-3 K		1-1 K		0-3 K	4	1	2	0	0	1	3
Ruben Rivera, R (1, 8) OBP: 0.457, SLG: 0.529		3-2 1 SAFE SAFE SF4		1-3 K		1-0 P6		0-3 K		3	0	0	1	0	2	1
2 Derek Jeter, R (1, 6) OBP: 0.380, SLG: 0.386		0-3 K		3-2 F8		0-0 HR		1-0 E 2-H 1B		4	2	2	2	0	1	1

Inning Stats	R: 0	H: 0	E: 0	K: 0	S: 8	R: 1	H: 2	E: 0	K: 1	S: 13	R: 2	H: 2	E: 0	K: 0	S: 11	R: 1	H: 2	E: 1	K: 2	S: 19	R: 1	H: 1	E: 0	K: 0	S: 10	R: 0	H: 0	E: 0	K: 1	S: 8	R: 2	H: 3	E: 1	K: 2	S: 14	R: 0	H: 0	E: 0	K: 0	S: 6	1B: 7	2B: 2	3B: 0	HR: 1	SF: 1	SAC: 0	DP: 0	HBP: 0	WP: 2	PB: 0	SB: 0	CS: 0
--------------	------	------	------	------	------	------	------	------	------	-------	------	------	------	------	-------	------	------	------	------	-------	------	------	------	------	-------	------	------	------	------	------	------	------	------	------	-------	------	------	------	------	------	-------	-------	-------	-------	-------	--------	-------	--------	-------	-------	-------	-------

PITCHER	IP	WLS	BF	H	R	ER	SO	BB	IBB	HBP	BLK	WP	HR	S	P	ERA	WHIP
Pat Hentgen, R (1, 1) ERA: 4.0	6.0		29	7	5	4	4	3	0	0	0	2	1	70	114	6.00	1.667
Tony Castillo, L (7, 1) ERA: 4.08	1.0		3	0	0	0	1	0	0	0	0	0	0	8	11	0.00	0.000
Tim Crabtree, R (8, 1) ERA: 1.69	1.0		6	3	2	2	2	0	0	0	0	0	0	14	22	18.00	3.000
Mike Timlin, R (9, 1) ERA: 3.86	1.0		3	0	0	0	0	0	0	0	0	0	0	6	6	0.00	0.000

BOTTOM

Toronto Blue Jays @ New York Yankees
Yankee Stadium, Bronx, NY
Wed Jun 05 1996, 7:05 PM EDT
Att: 17,142 - Unknown - 78 F

livebaseballscorecards.com

AB	37
R	7
H	10
RBI	6
BB	3
SO	7
LOB	16



WP: 2	PA: 41
PB: 0	
SB: 0	
CS: 0	

Batter	1	2	3	4	5	6	7	8	9	AB R H RBI BB SO LOB	TOP
Otis Nixon, S (1, 8) OBP: 0.373, SLG: 0.318 Juan Samuel, R (7, 9) OBP: 0.270, SLG: 0.479	1-3 		0-2 			2-1 		1-1 		3 0 1 0 0 1 0 1 0 0 0 0 0 1	Toronto Blue Jays @ New York Yankees Yankee Stadium, Bronx, NY Thu Jun 06 1996, 7:05 PM EDT Att. 18,475 - Unknown - 74 F
Alex Gonzalez, R (1, 6) OBP: 0.285, SLG: 0.418	1-2 		0-3 			2-3 		0-0 		4 0 0 0 0 3 3	
Carlos Delgado, L (1, 3) OBP: 0.367, SLG: 0.474	0-2 			0-0 		3-2 			4 0 0 0 0 0 0		
Joe Carter, R (1, 10) OBP: 0.359, SLG: 0.564		1-2 		1-3 		0-0 		4-2 	3 1 0 0 1 1 0		
Ed Sprague, R (1, 5) OBP: 0.371, SLG: 0.546		0-0 		4-2 		2-2 		0-2 	3 0 2 0 1 0 0		
Jacob Brumfield, R (1, 9) OBP: 0.304, SLG: 0.470 (7, 8)		1-1 		0-0 		2-0 		1-1 	4 0 0 1 0 0 3		
Charlie O'Brien, R (1, 2) OBP: 0.361, SLG: 0.485			1-2 		2-0 		3-3 	1-3 	4 0 1 0 0 2 2		
Robert Perez, R (1, 7) OBP: 0.333, SLG: 0.389			1-1 		1-2 		0-0 		3 0 2 0 0 0 1		
Tomas Perez, S (1, 4) OBP: 0.250, SLG: 0.300			2-3 		1-2 		0-1 		3 0 0 0 0 1 2		
Inning Stats	R: 0 H: 0 E: 0 LOB: 0 K: 2 BB: 0 S: 10 P: 12	R: 0 H: 0 E: 0 LOB: 0 K: 0 BB: 0 S: 9 P: 11	R: 0 H: 2 E: 0 LOB: 2 K: 2 BB: 0 S: 16 P: 20	R: 0 H: 0 E: 0 LOB: 1 K: 1 BB: 1 S: 9 P: 14	R: 0 H: 1 E: 0 LOB: 0 K: 0 BB: 0 S: 8 P: 12	R: 0 H: 0 E: 0 LOB: 0 K: 1 BB: 0 S: 9 P: 16	R: 0 H: 1 E: 0 LOB: 1 K: 1 BB: 0 S: 10 P: 17	R: 0 H: 1 E: 0 LOB: 1 K: 0 BB: 0 S: 6 P: 7	R: 1 H: 1 E: 0 LOB: 1 K: 1 BB: 1 S: 13 P: 19	1B: 3 SF: 0 2B: 3 SAC: 0 3B: 0 DP: 1 HR: 0 HBP: 0	WP: 0 PA: 34 PB: 0 SB: 0 CS: 0
PITCHER Andy Pettitte, L (1, 1) ERA: 4.15	IP WLS BF H R ER SO BB IBB HBP BLK WP HR S P ERA WHIP 9.0 W 34 6 1 1 8 2 0 0 0 0 0 0 90 128 1.00 0.889	PITCHER IP WLS BF H R ER SO BB IBB HBP BLK WP HR S P ERA WHIP									

AB	32
R	1
H	6
RBI	1
BB	2
SO	8
LOB	12



livebaseballscorecards.com

Batter	1	2	3	4	5	6	7	8	9
Wade Boggs, L (1, 5) OBP: 0.400, SLG: 0.417 Matt Howard, R (8, PH) OBP: 0.200, SLG: 0.222 (9, 4)	2-2 		2-2 			0-1 		 	
Bernie Williams, S (1, 8) OBP: 0.404, SLG: 0.529	1-3 		0-0 			2-1 		1-3 	
Paul O'Neill, L (1, 9) OBP: 0.465, SLG: 0.510	2-2 		2-3 			3-1 		2-1 	
Tino Martinez, L (1, 3) OBP: 0.340, SLG: 0.427		1-0 		1-2 			1-2 	3-2 	
Ruben Sierra, S (1, 10) OBP: 0.338, SLG: 0.411		3-3 		2-2 			1-3 	2-2 	
Jim Leyritz, R (1, 2) OBP: 0.359, SLG: 0.434		2-3 		0-1 			4-2 	4-0 	
Mariano Duncan, R (1, 4) OBP: 0.338, SLG: 0.470 Andy Fox, L (7, PR) OBP: 0.267, SLG: 0.239 (8, 4) (9, 5)			1-2 		2-2 		0-0 	3-2 	
Gerald Williams, R (1, 7) OBP: 0.408, SLG: 0.554			1-2 		1-2 		1-1 	1-1 	
2 Derek Jeter, R (1, 6) OBP: 0.378, SLG: 0.383			3-2 		3-2 		2-2 	2-3 	

AB	R	H	RBI	BB	SO	LOB
4	2	2	0	0	0	0
1	0	0	0	0	1	1
4	1	3	2	0	1	0
4	1	1	1	0	1	2
4	1	2	2	0	1	0
4	0	0	0	0	2	2
2	1	0	0	2	1	0
3	0	2	0	0	1	0
1	1	1	3	0	0	0
4	0	2	0	0	0	1
4	1	1	0	0	1	4

BOTTOM

Toronto Blue Jays @ New York Yankees
 Yankee Stadium, Bronx, NY
 Thu Jun 06 1996, 7:05 PM EDT
 Att: 18,475 - Unknown - 74 F

AB	35
R	8
H	14
RBI	8
BB	2
SO	9
LOB	10



1B: 10	SF: 0
2B: 4	SAC: 0
3B: 0	DP: 3
HR: 1	HBP: 0

WP: 0	PA: 37
PB: 0	
SB: 0	
CS: 1	

Inning Stats	R	H	E	K	S	P	BB	IBB	HBP	BLK	WP	HR	S	P	ERA	WHIP
Paul Quantrill, R (1, 1) ERA: 5.69 Woody Williams, R (7, 1) ERA: 7.71 Paul Spoljaric, L (8, 1) ERA: 18.0	0	0	0	1	14	17	0	0	0	0	0	0	75	116	2.70	1.350
	0	0	0	2	10	17	0	0	0	0	0	0	10	14	54.00	6.000
	0	4	0	18	27	17	0	1	0	0	0	1	21	39	36.00	4.000

PITCHER	IP	WLS	BF	H	R	ER	SO	BB	IBB	HBP	BLK	WP	HR	S	P	ERA	WHIP
	6.2	L	26	8	2	2	7	0	0	0	0	0	0	10	14	54.00	6.000
	1.0		8	4	4	4	2	0	1	0	0	0	1	21	39	36.00	4.000

Batter	1	2	3	4	5	6	7	8	9	AB R H RBI BB SO LOB	TOP																
Wade Boggs, L (1, 5) OBP: 0.405, SLG: 0.421	1-1 G4-3		2-1 G3		2-2 3B 1B	3-2 1B		1-1 1B		5 1 3 0 0 0 0																	
Bernie Williams, S (1, 8) OBP: 0.404, SLG: 0.538	1-1 G4-6-3 1B		2-0 G5-3		0-0 1B 3B	2-3 K		2-3 K		5 1 2 2 0 2 2																	
Paul O'Neill, L (1, 9) OBP: 0.464, SLG: 0.508	0-0 G4-6-3 1-2f			3-1 FC3-6 1B	2-1 F8 1B		3-3 K		2-0 F8	5 0 2 1 0 1 1																	
Tino Martinez, L (1, 3) OBP: 0.341, SLG: 0.429		3-3 K		0-1 FC3-6 BB 1B 1-2f	0-1 F8 1B		1-0 2B		4-1 WP BB	4 0 1 0 1 1 2																	
Ruben Sierra, S (1, 10) OBP: 0.343, SLG: 0.428		3-1 HR		1-1 BB 1B 1-2	0-1 P5		4-1 BB		2-1 L8	4 1 2 1 1 0 2																	
Mariano Duncan, R (1, 4) OBP: 0.326, SLG: 0.453		0-0 L9		0-3 K	0-2 L9		2-3 K		3-3 K 1-2	5 0 0 0 0 3 6																	
Joe Girardi, R (1, 2) OBP: 0.335, SLG: 0.327		4-1 BB		4-2 BB		2-0 F8		1-3 K		0 0 0 0 2 0 0																	
Jim Leyritz, R (5, 2) OBP: 0.353, SLG: 0.426				1-2 2-3 BB						2 0 0 0 0 1 2																	
Gerald Williams, R (1, 7) OBP: 0.404, SLG: 0.541		1-3 SAFE K2-3		1-1 G6-3		4-2 2S BB			0-1 F9	3 1 0 0 1 1 4																	
2 Derek Jeter, R (1, 6) OBP: 0.376, SLG: 0.376			2-2 G1-3		4-0 3B BB	3-2 F8 1H		0-0 B1-3		3 1 0 0 1 0 0																	
Inning Stats	R: 0 E: 0 K: 0 S: 5	H: 1 LOB: 0 BB: 0 P: 7	R: 1 E: 0 K: 2 S: 10	H: 1 LOB: 1 BB: 1 P: 21	R: 0 E: 0 K: 0 S: 6	H: 0 LOB: 0 BB: 0 P: 12	R: 0 E: 0 K: 1 S: 16	H: 2 LOB: 3 BB: 1 P: 25	R: 3 E: 0 K: 0 S: 13	H: 3 LOB: 1 BB: 1 P: 21	R: 1 E: 0 K: 1 S: 18	H: 1 LOB: 1 BB: 1 P: 32	R: 0 E: 0 K: 3 S: 11	H: 1 LOB: 2 BB: 1 P: 22	R: 0 E: 0 K: 1 S: 8	H: 1 LOB: 1 BB: 0 P: 11	R: 0 E: 0 K: 1 S: 7	H: 0 LOB: 1 BB: 1 P: 18	1B: 7 2B: 1 3B: 1 HR: 1	SF: 0 SAC: 0 DP: 1 HBP: 0	WP: 1 PB: 0 SB: 1 CS: 0	PA: 42					
PITCHER	IP WLS BF H R ER SO BB IBB HBP BLK WP HR S P ERA WHIP																										
Brian Williams, R (1, 1) ERA: 6.13	6.0		29	8	5	5	4	4	0	0	0	0	1	68	118	7.50	2.000										
Mike Myers, L (7, 1) ERA: 5.23	0.1		3	1	0	0	1	1	0	0	0	0	0	5	13	0.00	6.000										
Richie Lewis, R (7, 1) ERA: 3.29	2.2	W	10	1	0	0	4	1	0	0	0	1	0	21	38	0.00	0.750										

New York Yankees @ Detroit Tigers
Tiger Stadium, Detroit, MI
 Fri Jun 07 1996, 7:05 PM EDT
 Att. 16,350 - Unknown - 75 F

livebaseballscorecards.com

AB	36
R	5
H	10
RBI	4
BB	6
SO	9
LOB	19



Batter	1	2	3	4	5	6	7	8	9	AB R H RBI BB SO LOB
Curtis Pride, L (1, 7) OBP: 0.382, SLG: 0.519	1-0 G4-3 2B	1-3 K		0-0 2-H 2B			0-0 1B 1B		0-1 1B 1B	5 2 4 1 0 1 2
Chad Curtis, R (1, 8) OBP: 0.324, SLG: 0.317 Tony Clark, S (9, PH)	2-2 G4-3 2-3		1-2 G6-3	3-1 G1-3			3-2 G6-3 1-2 3-H		0-3 K	4 0 0 1 0 0 3 1 0 0 0 0 1 1
Travis Fryman, R (1, 5) OBP: 0.339, SLG: 0.474	0-2 G6-3		0-0 2B 1B		1-3 K		3-2 2-H 1B		0-1 1B	5 1 3 2 0 1 1
Cecil Fielder, R (1, 3) OBP: 0.343, SLG: 0.484	3-3 K		2-1 F7		1-0 1B		1-3 K			4 0 1 0 0 2 3
Bobby Higginson, L (1, 9) OBP: 0.341, SLG: 0.432		2-2 G6-3	1-1 1-H 2B		1-1 G4-6-3		1-3 K			4 0 1 1 0 1 2
Eddie Williams, R (1, 10) OBP: 0.307, SLG: 0.380		2-1 E6 1B 1B	3-1 G4-3			0-3 K		0-1 F8		4 1 0 0 0 1 1
Raul Casanova, S (1, 2) OBP: 0.190, SLG: 0.375		2-1 1B 1-2 1B		0-3 K		2-1 G4-3		1-0 G5-3		4 0 1 0 0 1 0
Mark Lewis, R (1, 4) OBP: 0.343, SLG: 0.482		1-2 1-2 2-H 1B		0-0 G5-3 2B 1B		1-0 G6-3		0-3 K		4 1 2 1 0 1 0
Chris Gomez, R (1, 6) OBP: 0.359, SLG: 0.287 Kimera Bartee, R (9, PR) OBP: 0.189, SLG: 0.167		0-1 F7		2-1 G5-3			4-2 1B G6-3 BB		1-1 1B 1B	3 1 1 0 1 0 3 0 0 0 0 0 0 0

Inning Stats	R: 0	H: 1	E: 0	K: 1	S: 13	R: 1	H: 2	E: 1	K: 1	S: 16	R: 1	H: 2	E: 0	K: 0	S: 10	R: 1	H: 2	E: 0	K: 1	S: 9	R: 0	H: 1	E: 0	K: 1	S: 7	R: 0	H: 0	E: 0	K: 1	S: 6	R: 2	H: 2	E: 0	K: 2	S: 17	R: 0	H: 0	E: 0	K: 1	S: 6	R: 1	H: 3	E: 0	K: 1	S: 9	1B: 10	2B: 3	3B: 0	HR: 0	SF: 0	SAC: 0	DP: 1	HBP: 0	WP: 0	PB: 0	SB: 0	CS: 0	PA: 39
--------------	------	------	------	------	-------	------	------	------	------	-------	------	------	------	------	-------	------	------	------	------	------	------	------	------	------	------	------	------	------	------	------	------	------	------	------	-------	------	------	------	------	------	------	------	------	------	------	--------	-------	-------	-------	-------	--------	-------	--------	-------	-------	-------	-------	--------

PITCHER	IP	WLS	BF	H	R	ER	SO	BB	IBB	HBP	BLK	WP	HR	S	P	ERA	WHIP
Ramiro Mendoza, R (1, 1) ERA: 5.74	6.0		27	8	4	3	5	1	0	0	0	0	0	63	99	4.50	1.500
42 Mariano Rivera, R (7, 1) ERA: 1.5	2.0		8	2	1	1	3	0	0	0	0	0	0	21	30	4.50	1.000
Jeff Nelson, R (9, 1) ERA: 5.55	0.2	L	4	3	1	1	1	0	0	0	0	0	0	9	10	13.50	4.500

BOTTOM

New York Yankees @ Detroit Tigers
Tiger Stadium, Detroit, MI
Fri Jun 07 1996, 7:05 PM EDT
Att: 16,350 - Unknown - 75 F

livebaseballscorecards.com

AB	38
R	6
H	13
RBI	6
BB	1
SO	9
LOB	16



Batter	1	2	3	4	5	6	7	8	9	AB R H RBI BB SO LOB	TOP																										
Wade Boggs, L (1, 5) <small>OBP: 0.397, SLG: 0.413</small> Mariano Duncan, R (7, 4) <small>OBP: 0.324, SLG: 0.449</small>	2-0 F7	2-2 G4-3		3-2 G6-3		0-1 F7		0-0 FC6-4		4 0 0 0 0 0 4 1 0 0 0 0 0 2																											
Matt Howard, R (1, 4) <small>OBP: 0.280, SLG: 0.409</small>	2-1 FC5-4 1B S 1B		1-2 L9		0-0 HR		2-2 G4-3		4-1 1B 1B BB	4 3 2 1 1 0 0																											
Paul O'Neill, L (1, 9) <small>OBP: 0.463, SLG: 0.505</small>	2-0 FC5-4 1-2 1B		1-1 F8		1-0 G3		0-0 P5		0-1 1B 1B SF7 1B	5 1 2 0 0 0 0																											
Bernie Williams, S (1, 8) <small>OBP: 0.409, SLG: 0.576</small>	2-2 FC5-4 1-2f 2-3		2-1 HR		1-2 HR		1-1 E7		0-0 1B 1-2 2-H 1B	5 2 3 3 0 0 2																											
Tino Martinez, L (1, 3) <small>OBP: 0.343, SLG: 0.441</small> Andy Fox, L (9, PR) <small>OBP: 0.267, SLG: 0.239</small>	2-3 SAFE 3-H		1-1 F9		3-2 HR		3-2 F9		1-1 1B 1-2 2-3 1B	5 1 2 1 0 1 2 0 0 0 0 0 0 0																											
Ruben Sierra, S (1, 10) <small>OBP: 0.345, SLG: 0.424</small>		4-1 2 G1-3 BB BB		0-0 F7	2-2 G4-3		1-2 FC6-4 1B		1-0 P3	4 0 1 0 1 0 3																											
Jim Leyritz, R (1, 2) <small>OBP: 0.348, SLG: 0.415</small>		0-1 F8		1-2 2 1B HBP	1-2 F8		1-0 F8		0-0 SF7 3-H	3 0 0 1 0 0 2																											
Ruben Rivera, R (1, 7) <small>OBP: 0.431, SLG: 0.474</small>		4-2 SAFE 2 G1-3 1-2 BB BB		0-0 F8		2-2 G6-3		2-2 FC6-4 2 1B 1-2f	2-2 G6-3	4 0 0 0 1 0 4																											
2 Derek Jeter, R (1, 6) <small>OBP: 0.378, SLG: 0.379</small>		0-0 G1-3		1-1 F8		0-1 L8		2-0 FC6-4 1-2 1B		4 0 2 0 0 0 2																											
Inning Stats	R: 1 E: 0 K: 1 S: 13	H: 2 LOB: 1 BB: 0 P: 23	R: 0 E: 0 K: 0 S: 9	H: 0 LOB: 2 BB: 2 P: 19	R: 1 E: 0 K: 0 S: 9	H: 1 LOB: 0 BB: 0 P: 14	R: 0 E: 0 K: 0 S: 10	H: 1 LOB: 2 BB: 0 P: 15	R: 3 E: 0 K: 0 S: 15	H: 3 LOB: 0 BB: 0 P: 23	R: 0 E: 0 K: 0 S: 8	H: 0 LOB: 0 BB: 0 P: 10	R: 0 E: 1 K: 0 S: 9	H: 0 LOB: 1 BB: 0 P: 15	R: 0 E: 0 K: 0 S: 10	H: 2 LOB: 2 BB: 0 P: 16	R: 2 E: 0 K: 0 S: 11	H: 3 LOB: 2 BB: 1 P: 19	1B: 8 2B: 0 3B: 0 HR: 4	SF: 1 SAC: 0 DP: 0 HBP: 1	WP: 0 PB: 0 SB: 1 CS: 0	PA: 44															
PITCHER	IP WLS BF H R ER SO BB IBB HBP BLK WP HR S P ERA WHIP																																				
Tom Urbani, L (1, 1) <small>ERA: 8.44</small> Gregg Olson, R (5, 1) <small>ERA: 5.31</small> Mike Walker, R (8, 1) <small>ERA: 7.45</small> Mike Myers, L (9, 1) <small>ERA: 5.17</small> Richie Lewis, R (9, 1) <small>ERA: 3.23</small>	4.1		23	7	5	5	1	2	0	1	0	0	4	50	85	10.38	2.077																				
	2.2	W	9	0	0	0	0	0	0	0	0	0	0	23	34	0.00	0.000																				
	1.0		8	4	2	2	0	1	0	0	0	0	0	14	24	18.00	5.000																				
	0.1		2	1	0	0	0	0	0	0	0	0	0	3	5	0.00	3.000																				
	0.2	S	2	0	0	0	0	0	0	0	0	0	0	4	6	0.00	0.000																				

New York Yankees @ Detroit Tigers
 Tiger Stadium, Detroit, MI
 Sat Jun 08 1996, 3:33 AM EDT
 Att. 20,173 - Sunny - 76 F

livebaseballscorecards.com

AB	39
R	7
H	12
RBI	6
BB	3
SO	1
LOB	21



New York Yankees @ Detroit Tigers
 Tiger Stadium, Detroit, MI
 Sun Jun 09 1996, 3:33 AM EDT
 Att. 16,588 - Overcast - 67 F

livebaseballscorecards.com

AB	36
R	3
H	13
RBI	2
BB	4
SO	2
LOB	22



Batter	1	2	3	4	5	6	7	8	9	AB	R	H	RBI	BB	SO	LOB
2 Derek Jeter, R OBP: 0.380, SLG: 0.387 (1, 6)	2-3 K		1-2 1B		0-0 P3		3-2 SH5-3 2B	0-0 SH1-3		4	1	2	0	0	1	1
Matt Howard, R OBP: 0.241, SLG: 0.346 (1, 4)	2-0 G1-3		3-1 L7		1-0 SAFE P4		0-0 SH5-3	0-0 FC1-2		4	0	0	0	0	0	4
Paul O'Neill, L OBP: 0.462, SLG: 0.500 (1, 9)	2-1 F6				0-1 P3		4-1 2B WP	1-1 G3		4	1	1	1	1	0	2
Tino Martinez, L OBP: 0.348, SLG: 0.449 (1, 3)		3-2 FC6-4 1B			0-0 1B 1B		1-1 WP 1-3 3-H 2B		2-2 F7	5	0	3	1	0	1	1
Ruben Sierra, S OBP: 0.342, SLG: 0.416 (1, 10)		2-0 P5			3-2 F9		3-2 G4-3	4-0 WP IBB	1-0 P5	4	0	0	0	1	0	2
Jim Leyritz, R OBP: 0.357, SLG: 0.418 (1, 2)		2-2 FC6-4 1-2f			1-1 1B 1B		0-2 FC5-4 1B	4-1 G6-4-3 IBB	2-0 L8	4	0	2	0	1	0	1
Gerald Williams, R OBP: 0.400, SLG: 0.533 (1, 7)		0-0 G5-3			2-2 1B 1-2 2-3		0-1 FC5-4 S 1-2f	3-2 G6-4-3 1-2f		4	0	1	0	0	0	5
Ruben Rivera, R OBP: 0.455, SLG: 0.488 (1, 8)			0-0 CS 1B		0-0 F8		1-2 S 1B	4-1 SH1-3 FC1-2 BB		3	0	2	0	1	0	3
Andy Fox, L OBP: 0.278, SLG: 0.254 (1, 5)			2-1 SAFE P5		2-2 S 1B		1-2 G3-1	1-0 SAFE FC1-2 SH1-3		4	1	2	0	0	0	3

Inning Stats	R: 0	H: 0	E: 0	K: 1	S: 7	P: 13	R: 0	H: 1	E: 0	K: 0	S: 8	P: 15	R: 0	H: 2	E: 0	K: 0	S: 8	P: 14	R: 0	H: 3	E: 0	K: 0	S: 14	P: 20	R: 1	H: 2	E: 0	K: 1	S: 13	P: 19	R: 0	H: 2	E: 0	K: 0	S: 13	P: 17	R: 2	H: 2	E: 0	K: 0	S: 11	P: 30	R: 0	H: 1	E: 0	K: 0	S: 6	P: 12	R: 0	H: 0	E: 0	K: 0	S: 6	P: 11	1B: 11	2B: 2	3B: 0	HR: 0	SF: 0	SAC: 2	DP: 1	HBP: 0	WP: 1	PA: 42
--------------	------	------	------	------	------	-------	------	------	------	------	------	-------	------	------	------	------	------	-------	------	------	------	------	-------	-------	------	------	------	------	-------	-------	------	------	------	------	-------	-------	------	------	------	------	-------	-------	------	------	------	------	------	-------	------	------	------	------	------	-------	--------	-------	-------	-------	-------	--------	-------	--------	-------	--------

PITCHER	IP	WLS	BF	H	R	ER	SO	BB	IBB	HBP	BLK	WP	HR	S	P	ERA	WHIP
Greg Gohr, R ERA: 6.35 (1, 1)	6.1	L	29	11	2	2	2	0	0	0	0	0	0	67	105	2.84	1.737
Mike Myers, L ERA: 5.46 (7, 1)	0.0		3	1	0	0	0	1	1	0	0	0	0	3	12	∞	∞
Bob Scanlan, R ERA: 8.68 (7, 1)	2.2		10	1	1	1	0	1	1	0	0	1	0	16	34	3.38	0.750

Batter	1	2	3	4	5	6	7	8	9	AB R H RBI BB SO LOB
Curtis Pride, L (1, 7) OBP: 0.366, SLG: 0.494	1-2 F8		0-1 F8			0-0 G4-3		1-1 F7		4 0 0 0 0 0 1
Chad Curtis, R (1, 8) OBP: 0.332, SLG: 0.335	2-0 F8 2B		1-2 F8 2B			1-2 P4			0-1 G5-3	4 0 2 0 0 0 0
Bobby Higginson, L (1, 9) OBP: 0.344, SLG: 0.457	3-1 F8		0-1 F7			1-0 G3			1-1 HR	4 1 1 1 0 0 2
Cecil Fielder, R (1, 10) OBP: 0.344, SLG: 0.482	1-0 P3			1-1 L6			3-3 K		1-2 G5-3	4 0 0 0 0 1 1
Tony Clark, S (1, 3) OBP: 0.333, SLG: 0.444		3-3 K		3-3 K			2-1 K		2-2 K 2B	4 0 2 0 0 2 0
Kimera Bartee, R (9, PR) OBP: 0.244, SLG: 0.225										0 0 0 0 0 0 0
Raul Casanova, S (1, 2) OBP: 0.174, SLG: 0.341		3-3 K		3-3 K			0-3 K		3-3 K	4 0 0 0 0 4 2
Mark Lewis, R (1, 4) OBP: 0.332, SLG: 0.468		1-0 F8				2-1 G5-3				3 0 0 0 0 0 1
Alan Trammell, R (1, 5) OBP: 0.303, SLG: 0.287				0-0 G4-3 WP 1B		2-1 F8			2-1 P6	3 1 1 0 0 0 0
Chris Gomez, R (1, 6) OBP: 0.347, SLG: 0.271			1 SAFE 1-2 G4-3			2-0 F8			1-0 F9	3 0 0 0 0 0 1

Inning Stats	R: 0	H: 1	E: 0	LOB: 1	K: 0	S: 7	R: 0	H: 0	E: 0	LOB: 0	K: 2	S: 7	R: 1	H: 2	E: 0	LOB: 1	K: 0	S: 11	R: 0	H: 0	E: 0	LOB: 0	K: 2	S: 9	R: 0	H: 0	E: 0	LOB: 0	K: 0	S: 5	R: 0	H: 0	E: 0	LOB: 0	K: 0	S: 5	R: 0	H: 1	E: 0	LOB: 1	K: 2	S: 9	R: 0	H: 0	E: 0	LOB: 0	K: 0	S: 5	R: 1	H: 2	E: 0	LOB: 1	K: 1	S: 15	1B: 2	2B: 3	3B: 0	HR: 1	SF: 0	SAC: 0	DP: 0	HBP: 0
--------------	------	------	------	--------	------	------	------	------	------	--------	------	------	------	------	------	--------	------	-------	------	------	------	--------	------	------	------	------	------	--------	------	------	------	------	------	--------	------	------	------	------	------	--------	------	------	------	------	------	--------	------	------	------	------	------	--------	------	-------	-------	-------	-------	-------	-------	--------	-------	--------

PITCHER	IP	WLS	BF	H	R	ER	SO	BB	IBB	HBP	BLK	WP	HR	S	P	ERA	WHIP
Dwight Gooden, R (1, 1) ERA: 4.3	8.0	W	28	4	1	1	6	0	0	0	0	1	0	58	99	1.12	0.500
John Wetteland, R (9, 1) ERA: 3.04	1.0	S	5	2	1	1	1	0	0	0	0	0	1	15	22	9.00	2.000


BOTTOM

New York Yankees @ Detroit Tigers
Tiger Stadium, Detroit, MI

Sun Jun 09 1996, 3:33 AM EDT
Att. 16,588 - Overcast - 67 F

AB	33
R	2
H	6
RBI	1
BB	0
SO	7
LOB	8

WP: 1 PA: 33
PB: 0
SB: 1
CS: 0



livebaseballscorecards.com

Batter	1	2	3	4	5	6	7	8	9	AB	R	H	RBI	BB	SO	LOB
Otis Nixon, S (1, 8) OBP: 0.373, SLG: 0.323 Juan Samuel, R (7, 9) OBP: 0.266, SLG: 0.474 (9, 7)	0-0 F9		0-0 F9			0-0 1B 2B		0-0 2B		3	1	1	0	0	0	0
Domingo Cedeno, S (1, 4) OBP: 0.352, SLG: 0.389 John Olerud, L (8, PH) OBP: 0.384, SLG: 0.473 Tomas Perez, S (9, 4) OBP: 0.222, SLG: 0.259	0-3 K			4-0 G3-6 BB		0-0 2-H 1B		0-0 G3-1		2	0	1	1	1	1	0
Carlos Delgado, L (1, 10) OBP: 0.362, SLG: 0.484	0-3 K			0-0 G3-6 1-2f		0-0 P5			0-3 K	4	0	0	0	0	2	2
Joe Carter, R (1, 3) OBP: 0.355, SLG: 0.564		0-0 G4-6-3 1B		0-3 K			0-3 K		0-0 HR	4	1	2	1	0	2	0
Ed Sprague, R (1, 5) OBP: 0.368, SLG: 0.543		0-0 G4-6-3 1-2f		0-3 K			0-0 L7		0-0 2B	4	0	1	0	0	1	1
Jacob Brumfield, R (1, 9) OBP: 0.301, SLG: 0.462 (7, 8)		0-0 HR		0-0 F8			0-0 F5		0-0 F7	4	1	1	1	0	0	1
Charlie O'Brien, R (1, 2) OBP: 0.357, SLG: 0.491 Sandy Martinez, L (8, PH) OBP: 0.264, SLG: 0.304 (9, 2)		0-0 G6-3		0-3 K				0-3 K	0-3 K	2	0	0	0	0	1	0
Robert Perez, R (1, 7) OBP: 0.308, SLG: 0.355 Shawn Green, L (8, PH) OBP: 0.287, SLG: 0.365 (9, 9)			0-0 G4-3			0-0 F9		0-0 P6		2	0	0	0	0	0	0
Alex Gonzalez, R (1, 6) OBP: 0.284, SLG: 0.407			0-0 G6-3			0-0 G5-3		0-0 2B 1B		1	0	0	0	0	0	0


Inning Stats	R: 0	H: 0	E: 0	K: 2	S: 7	R: 1	H: 2	E: 0	K: 0	S: 4	R: 0	H: 0	E: 0	K: 0	S: 3	R: 0	H: 0	E: 0	K: 1	S: 4	R: 0	H: 0	E: 0	K: 2	S: 7	R: 1	H: 2	E: 0	K: 0	S: 5	R: 0	H: 0	E: 0	K: 1	S: 5	R: 0	H: 2	E: 0	K: 1	S: 7	R: 1	H: 2	E: 0	K: 2	S: 9	R: 0	H: 2	E: 0	K: 2	S: 9	1B: 3	2B: 3	3B: 0	HR: 2	SF: 0	SAC: 0	DP: 2	HBP: 0	WP: 0	PA: 34
--------------	------	------	------	------	------	------	------	------	------	------	------	------	------	------	------	------	------	------	------	------	------	------	------	------	------	------	------	------	------	------	------	------	------	------	------	------	------	------	------	------	------	------	------	------	------	------	------	------	------	------	-------	-------	-------	-------	-------	--------	-------	--------	-------	--------

PITCHER	IP	WLS	BF	H	R	ER	SO	BB	IBB	HBP	BLK	WP	HR	S	P	ERA	WHIP
Jimmy Key, L (1, 1) ERA: 6.67	5.2		20	4	2	2	5	1	0	0	0	0	1	29	33	3.18	0.882
Steve Howe, L (6, 1) ERA: 4.96	0.1		1	0	0	0	0	0	0	0	0	0	0	1	1	0.00	0.000
42 Mariano Rivera, R (7, 1) ERA: 1.43	2.0		8	2	0	0	2	0	0	0	0	0	0	12	12	0.00	1.000
John Wetteland, R (9, 1) ERA: 3.28	1.0	S	5	2	1	1	2	0	0	0	0	0	1	9	9	9.00	2.000

BOTTOM

New York Yankees @ Toronto Blue Jays
 SkyDome, Toronto, ON
 Mon Jun 10 1996, 7:05 PM EDT
 Att: 37,332 - Unknown - 73 F

AB	33
R	3
H	8
RBI	3
BB	1
SO	9
LOB	7



PITCHER	IP	WLS	BF	H	R	ER	SO	BB	IBB	HBP	BLK	WP	HR	S	P	ERA	WHIP
---------	----	-----	----	---	---	----	----	----	-----	-----	-----	----	----	---	---	-----	------

Batter	1	2	3	4	5	6	7	8	9	AB R H RBI BB SO LOB
Jacob Brumfield, R OBP: 0.297, SLG: 0.453 (1, 8)	0-0 G5-3 1B	3-2 1B			0-0 G5-3		1-1 G5-3		2-3 K	5 0 1 0 0 1 0
Domingo Cedeno, S OBP: 0.343, SLG: 0.378 (1, 4)	1-3 K	0-0 L5			0-0 G4-3		0-3 K		2-3 K	5 0 0 0 0 3 1
Juan Samuel, R OBP: 0.277, SLG: 0.468 (1, 9) (9, 7)	4-2 1B HR BB				1-0 F8		1-3 K			3 1 1 0 1 1 0
Joe Carter, R OBP: 0.357, SLG: 0.563 (1, 3)	0-0 1-2 HR 1B				2-2 F8		0-0 P9		0-1 1-2 1B	4 1 2 0 0 0 0
Ed Sprague, R OBP: 0.366, SLG: 0.551 (1, 10)	3-2 HR				2-2 F7		3-3 K		0-3 K	4 1 1 3 0 2 2
Robert Perez, R OBP: 0.324, SLG: 0.369 Shawn Green, L OBP: 0.286, SLG: 0.363 (1, 7) (8, PH) (9, 9)	0-0 FC5-4 1B				0-1 G5-3		0-1 1B 2B 1B		2-1 G3	3 1 2 0 0 0 0 1 0 0 0 0 0 0
Charlie O'Brien, R OBP: 0.361, SLG: 0.487 (1, 2)	SAFE FC5-4 1-2f				1-2 G5-3 HBP		0-1 2B 1-2 1B		2-3 K	3 0 1 0 0 1 1
Alex Gonzalez, R OBP: 0.284, SLG: 0.409 (1, 6)					0-0 G5-3		0-1 1-3 2-H 2B		2-3 K	4 0 1 1 0 1 1
Tomas Perez, S OBP: 0.194, SLG: 0.226 (1, 5)					1-1 G5-3		0-2 G5-3		1-1 L7	4 0 0 0 0 0 3

Inning Stats	R: 3 E: 0 K: 1 S: 17	H: 3 LOB: 1 BB: 1 P: 25	R: 0 E: 0 K: 0 S: 11	H: 1 LOB: 1 BB: 0 P: 15	R: 0 E: 0 K: 0 S: 9	H: 0 LOB: 0 BB: 0 P: 14	R: 0 E: 0 K: 0 S: 7	H: 0 LOB: 1 BB: 0 P: 9	R: 0 E: 0 K: 1 S: 5	H: 0 LOB: 0 BB: 0 P: 6	R: 1 E: 0 K: 1 S: 15	H: 3 LOB: 2 BB: 0 P: 18	R: 0 E: 0 K: 2 S: 11	H: 2 LOB: 2 BB: 0 P: 12	R: 0 E: 0 K: 2 S: 9	H: 0 LOB: 0 BB: 0 P: 15	R: 0 E: 0 K: 2 S: 10	H: 0 LOB: 0 BB: 0 P: 15	1B: 7 2B: 1 3B: 0 HR: 1	SF: 0 SAC: 0 DP: 0 HBP: 1
--------------	-------------------------------	----------------------------------	-------------------------------	----------------------------------	------------------------------	----------------------------------	------------------------------	---------------------------------	------------------------------	---------------------------------	-------------------------------	----------------------------------	-------------------------------	----------------------------------	------------------------------	----------------------------------	-------------------------------	----------------------------------	----------------------------------	------------------------------------

PITCHER	IP	WLS	BF	H	R	ER	SO	BB	IBB	HBP	BLK	WP	HR	S	P	ERA	WHIP
Andy Pettitte, L ERA: 4.24 (1, 1)	6.2	W	30	8	4	4	4	1	0	1	0	0	1	70	94	5.40	1.350
Jeff Nelson, R ERA: 5.2 (7, 1)	1.1		5	1	0	0	3	0	0	0	0	0	0	14	20	0.00	0.750
John Wetteland, R ERA: 3.16 (9, 1)	1.0	S	3	0	0	0	2	0	0	0	0	0	0	10	15	0.00	0.000

BOTTOM

New York Yankees @ Toronto Blue Jays
 SkyDome, Toronto, ON
 Tue Jun 11 1996, 7:05 PM EDT
 Att: 32,114 - Unknown - 70 F

livebaseballscores.com

AB	36
R	4
H	9
RBI	4
BB	1
SO	9
LOB	8



WP: 0	PA: 38
PB: 0	
SB: 0	
CS: 0	

Batter	1	2	3	4	5	6	7	8	9
Jacob Brumfield, R OBP: 0.301, SLG: 0.447 (1, 8)	2-2 G5-3 ①		1 SAFE 0-0 HR 1B	4-2 2B SF7 BB	0-3 K 1-2			3-2 L9 ①	
Domingo Cedeno, S OBP: 0.340, SLG: 0.379 (1, 4)	0-0 G4-3 ②		0-0 B2 ①	1-0 2B		0-0 G4-3 ①		2-2 F9 ②	
Carlos Delgado, L OBP: 0.371, SLG: 0.498 (1, 10)	0-3 K ③		1-0 HR 1-H 2-H	1-1 HBP		4-2 BB		4-1 BB	
Joe Carter, R OBP: 0.354, SLG: 0.562 (1, 7)			0-1 2B	0-2 SF7 ②		1-3 K ②		0-3 K ③	
Ed Sprague, R OBP: 0.364, SLG: 0.544 (1, 5)			0-2 G5-3 ②	3-3 K ③		0-0 G1-3 ③			
John Olerud, L OBP: 0.386, SLG: 0.478 (1, 3)			2-1 F9 ③		1-2 G1-6-3 1B 2B			1-0 F9 ①	
Shawn Green, L OBP: 0.290, SLG: 0.383 (1, 9)			0-2 FC4-6 1B 1-2f 2-3		1-1 HR 1B			0-0 P3 ②	
Sandy Martinez, L OBP: 0.272, SLG: 0.319 (1, 2)			1-2 G1-3 ③		0-1 G6-3 2B 1-2f 2-3			2-2 FC5-4 1B	
Alex Gonzalez, R OBP: 0.288, SLG: 0.410 (1, 6)			1-2 HR 1B		1-0 G6-3 ① 2-3			1-2 FC5-4 ③ 1-2f	

Inning Stats	R: 0 E: 0 K: 1 S: 10	H: 0 LOB: 0 BB: 0 P: 12	R: 0 E: 0 K: 1 S: 10	H: 1 LOB: 2 BB: 0 P: 16	R: 3 E: 0 K: 0 S: 13	H: 4 LOB: 1 BB: 0 P: 17	R: 3 E: 0 K: 1 S: 16	H: 3 LOB: 2 BB: 1 P: 27	R: 1 E: 0 K: 1 S: 16	H: 3 LOB: 1 BB: 0 P: 19	R: 0 E: 0 K: 1 S: 8	H: 0 LOB: 1 BB: 1 P: 13	R: 0 E: 0 K: 0 S: 9	H: 1 LOB: 1 BB: 0 P: 13	R: 0 E: 0 K: 1 S: 10	H: 0 LOB: 1 BB: 1 P: 19
--------------	-------------------------------	----------------------------------	-------------------------------	----------------------------------	-------------------------------	----------------------------------	-------------------------------	----------------------------------	-------------------------------	----------------------------------	------------------------------	----------------------------------	------------------------------	----------------------------------	-------------------------------	----------------------------------

PITCHER	IP	WLS	BF	H	R	ER	SO	BB	IBB	HBP	BLK	WP	HR	S	P	ERA	WHIP
Ramiro Mendoza, R ERA: 7.58 (1, 1)	3.1	L	20	8	6	6	2	1	0	1	0	0	0	41	60	16.20	2.700
Bob Wickman, R ERA: 4.25 (4, 1)	2.2		12	3	1	1	3	1	0	1	0	0	0	32	44	3.38	1.500
Mark Hutton, R ERA: 8.44 (7, 1)	2.0		8	1	0	0	1	1	0	0	0	0	0	19	32	0.00	1.000


BOTTOM

New York Yankees @ Toronto Blue Jays
SkyDome, Toronto, ON
 Wed Jun 12 1996, 3:33 AM EDT
 Att. 44,238 - Sunny - 72 F

AB	R	H	RBI	BB	SO	LOB
4	2	1	0	1	1	1
5	0	1	1	0	0	2
2	1	1	3	2	1	0
4	0	1	1	0	3	2
3	0	0	0	0	1	4
4	1	2	0	0	0	1
4	1	2	1	0	0	2
4	1	2	0	0	0	4
4	1	2	1	0	0	2

AB	34
R	7
H	12
RBI	7
BB	3
SO	6
LOB	18

WP: 0 PA: 40
 PB: 0
 SB: 1
 CS: 0



livebaseballscorecards.com

Batter	1	2	3	4	5	6	7	8	9	AB R H RBI BB SO LOB	TOP									
Kenny Lofton, L OBP: 0.380, SLG: 0.429 (1, 8) B C B B B X	3-2 F7		2-3 F S K			3-2 1B G6-4-3 1B	3-2 F8		2-1 1B 2B	5 2 2 0 0 1 2	Cleveland Indians @ New York Yankees Yankee Stadium, Bronx, NY Thu Jun 13 1996, 7:05 PM EDT Att. 30,707 - Unknown - 77 F									
Julio Franco, R OBP: 0.421, SLG: 0.486 (1, 3) B B X	2-0 1B		3-2 G5-4-3 1B			3-2 G6-4-3 1B		4-2 1B FC5-2 BB	4-0 1B IBB	3 0 3 0 2 0 0										
Carlos Baerga, S OBP: 0.296, SLG: 0.403 (1, 4) B C 1 SAFE X	1-1 F9		2-1 G5-4-3 1-2f			2-0 G6-4-3 1-2f 3-H		1-0 FC5-2 1B	1-2 1B 1-2 2-H 3-H	5 1 2 2 0 0 4										
Albert Belle, R OBP: 0.412, SLG: 0.691 (1, 7) C B B B X	3-1 G4-3			4-1 G6-4-3 BB		1-2 K		4-1 1B FC5-2 BB	0-3 K	3 0 0 0 2 2 3										
Manny Ramirez, R OBP: 0.390, SLG: 0.574 (1, 9) Wayne Kirby, L OBP: 0.353, SLG: 0.333 (8, 9) C B X		2-1 G6-3		0-0 G6-4-3 1-2f			4-1 HR BB	2-1 FC5-2 1B	3-3 K	3 1 0 0 1 0 4 1 0 0 0 0 1 2										
Eddie Murray, S OBP: 0.354, SLG: 0.404 (1, 10) B B B B B X		4-2 BB		1-0 G6-3			0-0 HR	0-0 1B		3 1 2 3 1 0 0										
Sandy Alomar Jr., R OBP: 0.313, SLG: 0.411 (1, 2) B B X		1-1 L9			0-1 E6		1-0 G6-3	0-0 G1-2-3		4 0 0 0 0 0 4										
Alvaro Espinoza, R OBP: 0.317, SLG: 0.447 (1, 5) C X		0-1 P4			2-1 L4-3 1B		0-0 E6 1B		1-1 L8	4 0 2 0 0 0 1										
Omar Vizquel, S OBP: 0.347, SLG: 0.386 (1, 6) B C B B B			4-1 1B BB		0-2 L4-3		2-2 F7		0-0 2B 1B	3 1 1 0 1 0 2										
Inning Stats	R: 0 E: 0 K: 0 S: 8	H: 1 LOB: 1 BB: 0 P: 17	R: 0 E: 0 K: 0 S: 8	H: 0 LOB: 1 BB: 1 P: 15	R: 0 E: 0 K: 1 S: 10	H: 1 LOB: 1 BB: 1 P: 21	R: 0 E: 1 K: 0 S: 8	H: 1 LOB: 0 BB: 0 P: 10	R: 1 E: 0 K: 1 S: 10	H: 2 LOB: 0 BB: 0 P: 19	R: 2 E: 1 K: 0 S: 11	H: 2 LOB: 1 BB: 1 P: 21	R: 1 E: 0 K: 0 S: 8	H: 2 LOB: 2 BB: 2 P: 19	R: 2 E: 0 K: 2 S: 15	H: 3 LOB: 2 BB: 1 P: 26	1B: 10 2B: 2 3B: 0 HR: 1	SF: 0 SAC: 0 DP: 5 HBP: 0	WP: 0 PB: 0 SB: 0 CS: 0	PA: 41
PITCHER	IP WLS BF H R ER SO BB IBB HBP BLK WP HR S P ERA WHIP																			
Kenny Rogers, L ERA: 4.46 (1, 1)	7.0 L 28 7 3 3 2 4 0 0 0 0 0 1 58 111 3.86 1.571																			
Jeff Nelson, R ERA: 5.34 (8, 1)	1.0 6 2 1 1 0 2 0 0 0 0 0 0 8 19 9.00 4.000																			
Steve Howe, L ERA: 5.94 (9, 1)	0.1 4 2 2 2 0 0 0 1 0 0 0 0 5 12 54.00 6.000																			
Jim Mecir, R ERA: 2.55 (9, 1)	0.2 3 1 0 0 0 2 0 0 0 0 0 0 10 14 0.00 1.500																			

livebaseballscorecards.com

AB	34
R	6
H	12
RBI	5
BB	7
SO	4
LOB	22



Batter	1	2	3	4	5	6	7	8	9	AB R H RBI BB SO LOB	TOP											
Kenny Lofton, L (1, 8) OBP: 0.382, SLG: 0.430	3-2 G6-3 1B	3-3 K			3-2 FC6-4 1B			3-2 F8		4 0 2 0 0 1 2	Cleveland Indians @ New York Yankees Yankee Stadium, Bronx, NY Fri Jun 14 1996, 7:05 PM EDT Att. 32,580 - Unknown - 82 F											
Julio Franco, R (1, 3) OBP: 0.419, SLG: 0.481	1-2 G6-3 1-2		2-2 CS HBP		2-2 L9			3-2 G4-3		3 0 0 0 0 0 2												
Albert Belle, R (1, 7) OBP: 0.413, SLG: 0.687	0-0 1B		4-2 G6-4-3 BB		0-0 FC6-4 1-2f			2-0 F8		3 0 1 0 1 0 1												
Eddie Murray, S (1, 10) OBP: 0.349, SLG: 0.397	0-2 G3		0-0 G6-4-3 1-2f		3-2 G4-3			2-1 G4-3		4 0 0 0 0 0 2												
Jim Thome, L (1, 5) OBP: 0.441, SLG: 0.598		1-2 G6-3 1B 2B		1-1 HR		1-0 G4-3		3-3 K		4 2 2 1 0 1 0												
Manny Ramirez, R (1, 9) OBP: 0.386, SLG: 0.565		1-0 G6-3		0-3 K		3-2 P5		0-0 HR		3 0 0 0 0 1 1 1 1 1 1 0 0 0												
Jeremy Burnitz, L (9, PH) OBP: 0.405, SLG: 0.483																						
Carlos Baerga, S (1, 4) OBP: 0.285, SLG: 0.401		1-2 G6-3 2-3		2-1 G3-1			2-1 G3	1-1 FC4-6 1B		4 0 1 0 0 0 1												
Tony Peña, R (1, 2) OBP: 0.375, SLG: 0.386		3-2 E 1B 1B		0-0 G1-3			2-0 G5-3	0-0 FC4-6 1-2f		3 0 1 1 0 0 0 1 0 0 0 0 0 1												
Wayne Kirby, L (9, PH) OBP: 0.333, SLG: 0.313																						
Omar Vizquel, S (1, 6) OBP: 0.347, SLG: 0.385		0-0 E5 1-3 1B			2-2 F7		2-2 G1-3			3 0 1 0 0 0 0												
Inning Stats	R: 0 E: 0 K: 0 S: 10	H: 2 LOB: 1 BB: 0 P: 14	R: 1 E: 1 K: 1 S: 16	H: 3 LOB: 2 BB: 0 P: 25	R: 0 E: 0 K: 0 S: 5	H: 0 LOB: 0 BB: 1 P: 11	R: 1 E: 0 K: 1 S: 8	H: 1 LOB: 0 BB: 0 P: 11	R: 0 E: 0 K: 0 S: 13	H: 1 LOB: 1 BB: 0 P: 20	R: 0 E: 0 K: 0 S: 9	H: 0 LOB: 0 BB: 0 P: 16	R: 0 E: 0 K: 0 S: 6	H: 0 LOB: 0 BB: 0 P: 12	R: 0 E: 0 K: 0 S: 9	H: 0 LOB: 0 BB: 0 P: 17	R: 1 E: 0 K: 1 S: 9	H: 2 LOB: 1 BB: 0 P: 15	1B: 6 2B: 1 3B: 0 HR: 2	SF: 0 SAC: 0 DP: 1 HBP: 1	WP: 0 PB: 0 SB: 0 CS: 1	PA: 35
PITCHER	IP WLS BF H R ER SO BB IBB HBP BLK WP HR S P ERA WHIP																					
Dwight Gooden, R (1, 1) ERA: 4.09	8.0 W 30 7 2 2 2 1 0 1 0 0 0 1 76 126 2.25 1.000																					
John Wetteland, R (9, 1) ERA: 3.38	1.0 S 5 2 1 1 1 0 0 0 0 0 0 1 9 15 9.00 2.000																					

livebaseballscorecards.com

AB	33
R	3
H	9
RBI	3
BB	1
SO	3
LOB	10



Batter	1	2	3	4	5	6	7	8	9
Wade Boggs, L OBP: 0.417, SLG: 0.438 (1, 5)	0-0 CS 1B		2-1 SF9 2-H		4-1 BB		4-1 G1-3 BB		
Bernie Williams, S OBP: 0.398, SLG: 0.538 (1, 8)	3-3 K 1-2		4-1 BB		0-0 F8		0-1 G1-3 1-2		
Paul O'Neill, L OBP: 0.442, SLG: 0.478 (1, 9)	3-3 K		1 SAFE 3-1 F8		0-0 L7		1-1 G1-3		
Tino Martinez, L OBP: 0.348, SLG: 0.464 (1, 3)		1-0 F7		1-3 K		0-0 FC3-6 2 BB 1B		2-0 G6-3	
Ruben Sierra, S OBP: 0.344, SLG: 0.407 (1, 7)		1-3 K		0-2 F7		4-1 FC3-6 BB		1-3 K	
Ruben Rivera, R OBP: 0.410, SLG: 0.426 (8, 7)									
Mike Aldrete, L OBP: 0.220, SLG: 0.364 (1, 10)		0-2 G4-3		3-2 G6-3		0-1 FC3-6 2 BB 1B		1-1 G6-3	
Joe Girardi, R OBP: 0.339, SLG: 0.333 (1, 2)			0-1 2B 1B		1-2 F7		4-2 2 BB 1B		
2 Derek Jeter, R OBP: 0.377, SLG: 0.387 (1, 6)			0-2 F9		0-2 G6-3		0-0 1B		
Andy Fox, L OBP: 0.290, SLG: 0.286 (1, 4)			1-1 SF9 1-H 2B		0-0 1B		0-0 F6		

Inning Stats	R: 0	H: 1	E: 0	K: 2	S: 10	LOB: 0	BB: 0	P: 16	R: 0	H: 0	E: 0	K: 1	S: 8	LOB: 0	BB: 0	P: 10	R: 2	H: 2	E: 0	K: 0	S: 13	LOB: 1	BB: 1	P: 23	R: 0	H: 0	E: 0	K: 1	S: 9	LOB: 0	BB: 0	P: 13	R: 0	H: 1	E: 0	K: 0	S: 10	LOB: 2	BB: 1	P: 15	R: 2	H: 2	E: 0	K: 0	S: 8	LOB: 2	BB: 2	P: 16	R: 0	H: 0	E: 0	K: 0	S: 6	LOB: 1	BB: 1	P: 11	R: 0	H: 0	E: 0	K: 1	S: 6	LOB: 0	BB: 0	P: 10
--------------	------	------	------	------	-------	--------	-------	-------	------	------	------	------	------	--------	-------	-------	------	------	------	------	-------	--------	-------	-------	------	------	------	------	------	--------	-------	-------	------	------	------	------	-------	--------	-------	-------	------	------	------	------	------	--------	-------	-------	------	------	------	------	------	--------	-------	-------	------	------	------	------	------	--------	-------	-------

AB	R	H	RBI	BB	SO	LOB
1	0	1	1	2	0	0
3	0	0	0	1	1	4
4	0	0	0	0	1	2
4	1	1	0	0	1	0
2	0	0	0	1	1	0
1	0	0	0	0	1	0
4	1	0	0	0	0	2
2	1	1	0	1	0	0
3	0	1	2	0	0	1
3	1	2	1	0	0	0

WP	HR	S	P	ERA	WHIP
0	0	0	0	6.35	1.412
0	0	0	0	0.00	3.000
0	0	0	0	0.00	0.000
0	0	0	0	0.00	0.000

PITCHER	IP	WLS	BF	H	R	ER	SO	BB	IBB	HBP	BLK	WP	HR	S	P	ERA	WHIP
Chad Ogea, R ERA: 8.14	(1, 1)	5.2	24	5	4	4	4	3	0	0	0	0	0	55	86	6.35	1.412
Eric Plunk, R ERA: 2.36	(6, 1)	1.0	5	1	0	0	0	2	0	0	0	0	0	7	15	0.00	3.000
Jim Poole, L ERA: 2.55	(7, 1)	0.2	2	0	0	0	0	0	0	0	0	0	0	3	6	0.00	0.000
Paul Shuey, R ERA: 8.22	(8, 1)	0.2	2	0	0	0	1	0	0	0	0	0	0	5	7	0.00	0.000

BOTTOM

Cleveland Indians @ New York Yankees
 Yankee Stadium, Bronx, NY
 Fri Jun 14 1996, 7:05 PM EDT
 Att: 32,580 - Unknown - 82 F

livebaseballscorecards.com

AB 27
R 4
H 6
RBI 4
BB 5
SO 5
LOB 9



WP: 0 PA: 33
 PB: 0
 SB: 1
 CS: 1

Batter	1	2	3	4	5	6	7	8	9	AB R H RBI BB SO LOB	TOP		
Kenny Lofton, L (1, 8) <small>OBP: 0.382, SLG: 0.437</small> Jeremy Burnitz, L (9, 8) <small>OBP: 0.405, SLG: 0.483</small>	 SF7 2B		 G4-3 2B		 K	 FC4-2 S		 G3		5 2 2 0 0 1 3 0 0 0 0 0 0 0	Cleveland Indians @ New York Yankees Yankee Stadium, Bronx, NY Sat Jun 15 1996, 3:33 AM EDT Att. 42,032 - Sunny - 82 F		
Julio Franco, R (1, 3) <small>OBP: 0.422, SLG: 0.485</small> Herbert Perry, R (9, 3) <small>OBP: 0.167, SLG: 0.182</small>	 1B BB		 G5-3		 2B	 G4-3		 1B		4 1 2 1 1 0 3 0 0 0 0 0 0 0			
Albert Belle, R (1, 7) <small>OBP: 0.413, SLG: 0.689</small>	 K		 G4-3		 2B		 1B 2B	 K		5 1 2 2 0 2 3			
Eddie Murray, S (1, 10) <small>OBP: 0.346, SLG: 0.395</small>	 SF7		 F8		 K		 G4-3		 HR 1B	4 1 1 1 0 1 2			
Jim Thome, L (1, 5) <small>OBP: 0.444, SLG: 0.611</small>	 1B			 HR BB		 K			 HR	4 2 2 2 1 2 2			
Carlos Baerga, S (1, 4) <small>OBP: 0.300, SLG: 0.413</small>	 F7			 F7		 HR	 1B		 G6-4-3 BB	4 1 2 2 1 0 3			
Manny Ramirez, R (1, 9) <small>OBP: 0.386, SLG: 0.575</small>		 F8		 HR		 1B FC4-2	 F7		 K	5 1 2 2 0 1 2			
Sandy Alomar Jr., R (1, 2) <small>OBP: 0.311, SLG: 0.402</small>		 L7		 F8		 L4		 G3 SH1-3 1B BB	 G6-4-3	4 1 0 0 1 0 2			
Omar Vizquel, S (1, 6) <small>OBP: 0.347, SLG: 0.385</small>		 L9		 G6-3		 S FC4-2 1B		 SH1-3		3 0 1 0 0 0 0			
Inning Stats	R: 1 H: 2 E: 0 LOB: 2 K: 1 BB: 1 S: 16 P: 30	R: 0 H: 0 E: 0 LOB: 0 K: 0 BB: 0 S: 7 P: 11	R: 1 H: 1 E: 0 LOB: 0 K: 0 BB: 1 S: 16 P: 21	R: 2 H: 1 E: 0 LOB: 0 K: 0 BB: 1 S: 6 P: 15	R: 1 H: 2 E: 0 LOB: 1 K: 3 BB: 0 S: 19 P: 27	R: 1 H: 3 E: 0 LOB: 2 K: 0 BB: 0 S: 11 P: 20	R: 1 H: 2 E: 0 LOB: 1 K: 1 BB: 0 S: 13 P: 22	R: 1 H: 1 E: 0 LOB: 1 K: 1 BB: 1 S: 12 P: 17	R: 2 H: 2 E: 0 LOB: 0 K: 1 BB: 1 S: 8 P: 17	1B: 6 SF: 1 2B: 5 SAC: 1 3B: 0 DP: 1 HR: 3 HBP: 0	WP: 0 PA: 44 PB: 0 SB: 3 CS: 0		
PITCHER	IP WLS BF H R ER SO BB IBB HBP BLK WP HR S P ERA WHIP											PITCHER	IP WLS BF H R ER SO BB IBB HBP BLK WP HR S P ERA WHIP
Brian Boehringer, R (1, 1) <small>ERA: 10.8</small> Bob Wickman, R (6, 1) <small>ERA: 4.26</small> Jim Mecir, R (8, 1) <small>ERA: 2.89</small> Mark Hutton, R (9, 1) <small>ERA: 9.95</small>	5.0 L 24 7 6 6 4 2 0 0 0 0 0 2 66 108 10.80 1.800												

livebaseballscorecards.com

AB	38
R	10
H	14
RBI	10
BB	4
SO	7
LOB	20



BOTTOM

Cleveland Indians @ New York Yankees
Yankee Stadium, Bronx, NY

livebaseballscorecards.com

AB 33
R 3
H 9
RBI 3
BB 1
SO 2
LOB 10



WP: 0 PA: 36
PB: 0
SB: 0
CS: 1

ERA WHIP

Sat Jun 15 1996, 3:33 AM EDT
Att. 42,032 - Sunny - 82 F

AB R H RBI BB SO LOB

4 0 0 0 0 0 1

4 0 2 0 0 0 0

3 0 1 1 0 0 1

4 0 0 0 0 1 3

3 1 1 0 1 0 0

4 1 2 1 0 0 0

4 0 0 0 0 0 3

4 0 2 1 0 1 1

3 1 1 0 0 0 1

1B: 6 SF: 1
2B: 2 SAC: 0
3B: 1 DP: 1
HR: 0 HBP: 0

Batter	1	2	3	4	5	6	7	8	9
Wade Boggs, L (1, 5) OBP: 0.410, SLG: 0.430	2-2 F8		2-0 F8		1-1 G4-3			0-0 F7	
Bernie Williams, S (1, 8) OBP: 0.400, SLG: 0.537	2-1 1B		1-0 SF7 1-3 1B		1-0 F9			3-1 G5-3	
Paul O'Neill, L (1, 9) OBP: 0.439, SLG: 0.476	1-0 L8		0-1 SF7 1-2 3-H		1-0 P2			1-2 1B	
Tino Martinez, L (1, 3) OBP: 0.343, SLG: 0.456	1-3 K		2-2 G3-1		1-0 F7			2-0 F4	
Ruben Sierra, S (1, 10) OBP: 0.346, SLG: 0.415		4-0 G5-3 2 1B BB		3-2 G1-6-3 3B		1-2 G1-3		2-1 F8	
Jim Leyritz, R (1, 2) OBP: 0.360, SLG: 0.404		2-0 G5-3 2 1B		1-0 G1-6-3		2-1 G5-3		2-2 1B	
Derek Jeter, R (1, 6) OBP: 0.370, SLG: 0.380		1-2 G5-3		1-0 G6-3		1-2 G3		0-1 F8	
Gerald Williams, R (1, 7) OBP: 0.400, SLG: 0.542		1-2 CS 2-H 2B		2-2 G4-3		0-0 2B		1-3 K	
Andy Fox, L (1, 4) OBP: 0.292, SLG: 0.287		2 SAFE 0-0 CS		3-1 1B SF7 1B		0-0 P5		0-2 G6-3	

Inning Stats	R: 0	H: 1	E: 0	LOB: 1	K: 1	P: 16	R: 1	H: 2	E: 0	LOB: 0	K: 0	P: 15	R: 1	H: 2	E: 0	LOB: 1	K: 0	P: 18	R: 1	H: 1	E: 0	LOB: 0	K: 0	P: 18	R: 0	H: 0	E: 0	LOB: 0	K: 0	P: 6	R: 0	H: 0	E: 0	LOB: 0	K: 0	P: 8	R: 0	H: 1	E: 0	LOB: 1	K: 0	P: 13	R: 0	H: 1	E: 0	LOB: 1	K: 0	P: 13	R: 0	H: 1	E: 0	LOB: 1	K: 1	P: 15	R: 0	H: 1	E: 0	LOB: 1	K: 1	P: 15
--------------	------	------	------	--------	------	-------	------	------	------	--------	------	-------	------	------	------	--------	------	-------	------	------	------	--------	------	-------	------	------	------	--------	------	------	------	------	------	--------	------	------	------	------	------	--------	------	-------	------	------	------	--------	------	-------	------	------	------	--------	------	-------	------	------	------	--------	------	-------

PITCHER	IP	WLS	BF	H	R	ER	SO	BB	IBB	HBP	BLK	WP	HR	S	P	ERA	WHIP
Charles Nagy, R (1, 1) ERA: 3.72	7.0	W	27	7	3	3	1	1	0	0	0	0	0	58	94	3.86	1.143
Paul Assenmacher, L (8, 1) ERA: 1.59	1.0		4	1	0	0	0	0	0	0	0	0	0	7	13	0.00	1.000
Julian Tavarez, R (9, 1) ERA: 3.55	1.0		4	1	0	0	1	0	0	0	0	0	0	10	15	0.00	1.000

Batter	1	2	3	4	5	6	7	8	9	AB R H RBI BB SO LOB	TOP											
Kenny Lofton, L (1, 8) OBP: 0.382, SLG: 0.436	2-2 G3		1-2 PB BB 1B		2-2 F7	2-2 K		0-0 1B		5 0 2 0 0 1 2												
Julio Franco, R (1, 3) OBP: 0.421, SLG: 0.481	0-1 G6-3		4-1 PB BB 1B		2-1 L8 1B HR 1B	1-2 K		2-3 K		4 1 1 0 1 2 4												
Albert Belle, R (1, 7) OBP: 0.413, SLG: 0.682	4-1 FC6-4 BB		2-3 K		0-0 HR 1B		2-2 K		3-2 G6-3	4 1 1 0 1 2 2												
Eddie Murray, S (1, 10) OBP: 0.343, SLG: 0.391	1-0 FC6-4		1-2 FC6-4 1B		2-0 L8		3-2 F7		3-3 K	5 0 1 0 0 1 3												
Manny Ramirez, R (1, 9) OBP: 0.386, SLG: 0.585		2-3 K		0-0 FC6-4 BB E 1-2f	1-2 HR		2-3 K		1-0 1B	5 1 2 3 0 2 1												
Carlos Baerga, S (1, 4) OBP: 0.299, SLG: 0.407		2-0 F9		1 SAFE 4-2 FC5 BB 1-2 BB	3-2 G5-3			1-2 G6-3	0-2 F8	4 0 0 0 1 0 1												
Tony Peña, R (1, 2) OBP: 0.388, SLG: 0.379			1-1 L7		4-1 BB BB 1-2 BB 2-3 BB		4-1 FC1-5 1B BB		1-0 1B 2B	1 0 0 0 2 0 0 1 1 1 0 0 0 0 0 0 0 0 0 0 0												
Jeromy Burnitz, L (8, PH) OBP: 0.421, SLG: 0.533																						
Sandy Alomar Jr., R (8, 2) OBP: 0.311, SLG: 0.402																						
Alvaro Espinoza, R (1, 5) OBP: 0.318, SLG: 0.439			1-0 G1-4-3		1-3 K		0-1 FC1-5 1B		3-2 K	3 0 1 0 0 1 3 1 0 0 0 0 1 1												
Jim Thome, L (8, 5) OBP: 0.443, SLG: 0.608																						
Omar Vizquel, S (1, 6) OBP: 0.349, SLG: 0.387			2-1 CS 1B		2-0 FC5		0-1 FC1-5		1-1 1B	4 0 2 1 0 0 5												
Inning Stats	R: 0 E: 0 K: 0 S: 7	H: 0 LOB: 1 BB: 1 P: 14	R: 0 E: 0 K: 1 S: 7	H: 0 LOB: 0 BB: 0 P: 12	R: 0 E: 0 K: 1 S: 15	H: 2 LOB: 2 BB: 1 P: 25	R: 0 E: 1 K: 1 S: 12	H: 1 LOB: 3 BB: 2 P: 24	R: 3 E: 0 K: 0 S: 15	H: 3 LOB: 0 BB: 0 P: 25	R: 0 E: 0 K: 2 S: 14	H: 1 LOB: 2 BB: 1 P: 21	R: 0 E: 0 K: 2 S: 15	H: 0 LOB: 0 BB: 0 P: 22	R: 1 E: 0 K: 2 S: 14	H: 3 LOB: 2 BB: 0 P: 22	R: 0 E: 0 K: 1 S: 13	H: 1 LOB: 1 BB: 0 P: 20	1B: 9 2B: 1 3B: 0 HR: 1	SF: 0 SAC: 0 DP: 0 HBP: 0	WP: 0 PB: 1 SB: 0 CS: 1	PA: 42
PITCHER	IP WLS BF H R ER SO BB IBB HBP BLK WP HR S P ERA WHIP																					
Andy Pettitte, L (1, 1) ERA: 4.3	5.0 W 24 6 3 3 3 4 0 0 0 0 0 1 56 100 5.40 2.000																					
42 Mariano Rivera, R (6, 1) ERA: 1.54	2.2 12 3 1 1 5 1 0 0 0 0 0 0 39 59 3.38 1.500																					
Steve Howe, L (8, 1) ERA: 5.94	0.0 1 1 0 0 0 0 0 0 0 0 0 0 1 1 ∞ ∞																					
John Wetteland, R (8, 1) ERA: 3.21	1.1 S 5 1 0 0 2 0 0 0 0 0 0 0 16 25 0.00 0.750																					

Cleveland Indians @ New York Yankees
 Yankee Stadium, Bronx, NY
 Sun Jun 16 1996, 3:33 AM EDT
 Att. 51,180 - Sunny - 81 F

livebaseballscorecards.com

AB	37
R	4
H	11
RBI	4
BB	5
SO	10
LOB	22



BOTTOM

Cleveland Indians @ New York Yankees
 Yankee Stadium, Bronx, NY
 Sun Jun 16 1996, 3:33 AM EDT
 Att. 51,180 - Sunny - 81 F

livebaseballscorecards.com

AB	34
R	5
H	13
RBI	5
BB	3
SO	3
LOB	19



WP: 0	PA: 39
PB: 0	
SB: 0	
CS: 1	

AB	R	H	RBI	BB	SO	LOB	
4	2	2	0	1	0	1	
5	1	4	1	0	0	3	
3	0	1	0	1	0	3	
4	0	2	3	0	1	2	
3	0	0	0	1	2	3	
3	0	0	0	0	0	3	
1	0	0	0	0	0	0	
4	1	2	0	0	0	0	
4	1	2	0	0	0	1	
2	0	0	1	0	0	1	
1	0	0	0	0	0	2	
0	0	0	0	0	0	0	
1B: 11	SF: 0	2B: 2	SAC: 1	3B: 0	DP: 1	HR: 0	HBP: 0

Batter	1	2	3	4	5	6	7	8	9		
Wade Boggs, L OBP: 0.414, SLG: 0.432 (1, 5)	3-1 BB 1B 1B		2-1 F8 1B	2-2 F8		2-1 CS	0-2 G4-3	4-0 IBB			
Bernie Williams, S OBP: 0.409, SLG: 0.549 (1, 8)	2-1 BB 1B 1B		1-1 E 1B	1-1 2B			3-1 2B 1B	0-0 G3			
Paul O'Neill, L OBP: 0.440, SLG: 0.479 (1, 9)	4-2 1B 1B BB		1-2 F8	1-1 F8			0-0 FC6-2-1 2B				
Tino Martinez, L OBP: 0.345, SLG: 0.457 (1, 3)	0-0 G4-6-3 1B		2-2 E9 FC5 1B				3-2 FC6-2-1				
Ruben Sierra, S OBP: 0.345, SLG: 0.410 (1, 10)	1-2 G4-6-3		1-3 1B				2-3 K				
Mariano Duncan, R OBP: 0.308, SLG: 0.441 (1, 4)		0-1 G4-3	1-2 FC5				3-3 K				
2 Derek Jeter, R OBP: 0.369, SLG: 0.378 (8, 6)						2-2 G1-3		2-2 G5-3			
Joe Girardi, R OBP: 0.342, SLG: 0.337 (1, 2)		0-1 F9		1-0 E SH1-3 1B		2-2 G6-3		2-1 G5-3 1B			
Gerald Williams, R OBP: 0.402, SLG: 0.541 (1, 7)		1-1 G5-3		0-1 E6 SH1-3 2B		0-2 CS 1B		0-2 G5-3 1B			
Andy Fox, L OBP: 0.286, SLG: 0.281 (1, 6)			0-0 F8	0-0 SH1-3		1-0 P5		0-2 G5-3			
Jim Leyritz, R OBP: 0.358, SLG: 0.401 (8, PH)				1-2 SH1-3				1-2 2-3			
Matt Howard, R OBP: 0.206, SLG: 0.290 (9, 4)				3-H							
Inning Stats	R: 2 H: 3 E: 0 LOB: 0 K: 0 BB: 1 S: 10	R: 0 H: 0 E: 0 LOB: 0 K: 0 BB: 0 S: 6	R: 1 H: 3 E: 1 LOB: 3 K: 0 BB: 1 S: 14	R: 2 H: 2 E: 1 LOB: 1 K: 0 BB: 0 S: 11	R: 0 H: 0 E: 0 LOB: 0 K: 2 BB: 0 S: 14	R: 0 H: 1 E: 0 LOB: 0 K: 0 BB: 0 S: 9	R: 0 H: 2 E: 0 LOB: 2 K: 1 BB: 0 S: 14	R: 0 H: 2 E: 0 LOB: 3 K: 0 BB: 1 S: 13			
PITCHER	IP WLS BF H R ER SO BB IBB HBP BLK WP HR S P ERA WHIP										
Dennis Martinez, R ERA: 4.45 (1, 1)	3.2 L 20 8 5 3 0 1 1 0 0 0 0 0 39 65 7.36 2.455										
Greg Swindell, L ERA: 6.84 (4, 1)	3.1 12 3 0 0 3 0 0 0 0 0 0 0 39 59 0.00 0.900										
Julian Tavarez, R ERA: 3.52 (8, 1)	0.1 3 2 0 0 0 0 0 0 0 0 0 0 9 13 0.00 6.000										
Paul Assenmacher, L ERA: 1.56 (8, 1)	0.1 2 0 0 0 0 0 0 1 0 0 0 0 3 7 0.00 0.000										
Paul Shuey, R ERA: 7.88 (8, 1)	0.1 1 0 0 0 0 0 0 0 0 0 0 0 1 1 0.00 0.000										

Batter	1	2	3	4	5	6	7	8	9	AB R H RBI BB SO LOB	TOP
Chuck Knoblauch, R (1, 4) OBP: 0.446, SLG: 0.517 WP 2B 1B	3-2 WP 2B 1B	3-1 1B 1B		1-1 G5-3		4-2 BB			1-0 F9	4 1 2 0 1 0 0	
Scott Stahoviak, L (1, 3) OBP: 0.430, SLG: 0.579 2B 2B 1B	1-2 2B 2B 1B	1-0 1B 1B		2-1 1B 2B		2-3 K			2-0 G5-3	5 2 3 1 0 1 1	
Paul Molitor, R (1, 10) OBP: 0.381, SLG: 0.470 WP 1B 2B	0-0 WP 1B 2B	0-0 G1-3		0-1 G4-3 1B 1B		BB			2-3 K	4 2 2 2 1 1 1	
Marty Cordova, R (1, 7) OBP: 0.387, SLG: 0.468 FC3-6 1B	3-0 FC3-6 1B	0-0 G6-3		1-2 G4-3 1B 1B		K			2-3 K	4 0 1 1 0 1 3	
Greg Myers, L (1, 2) OBP: 0.332, SLG: 0.508 FC3-6 2B 1-2f	1-1 FC3-6 2B 1-2f		1-2 K	2-1 G4-6-3 1B		K			0-3 K	4 0 1 1 0 2 2	
Roberto Kelly, R (1, 8) OBP: 0.379, SLG: 0.438 1-3 2B	2-1 1-3 2B		3-3 K	2-1 G4-6-3 1-2f		G1-3			0-1 G1-3	4 0 1 0 0 1 2	
Dave Hollins, S (1, 5) OBP: 0.351, SLG: 0.371 G3-4	0-1 G3-4		2-2 L7			1-2 1B G6-4-3 1B			0-1 G4-3	4 1 1 0 0 0 2	
Ron Coomer, R (1, 9) OBP: 0.387, SLG: 0.569 BB	4-0 BB			0-0 G4-3		1-2 G6-4-3 1B			2-2 F9	3 0 1 0 1 0 0	
Pat Meares, R (1, 6) OBP: 0.300, SLG: 0.406 G6-3	1-1 G6-3			0-0 G4-3		2-1 G6-4-3 1-2f 3-H			1-1 G4-3	4 0 0 0 0 0 4	
Inning Stats	R: 3 E: 0 K: 0 S: 17 H: 5 LOB: 3 BB: 1 P: 32	R: 0 E: 0 K: 0 S: 5 H: 2 LOB: 1 BB: 0 P: 9	R: 0 E: 0 K: 2 S: 9 H: 0 LOB: 0 BB: 0 P: 15	R: 0 E: 0 K: 0 S: 4 H: 0 LOB: 0 BB: 0 P: 5	R: 2 E: 0 K: 0 S: 11 H: 3 LOB: 0 BB: 0 P: 18	R: 1 E: 0 K: 1 S: 14 H: 2 LOB: 1 BB: 1 P: 24	R: 0 E: 0 K: 2 S: 11 H: 0 LOB: 1 BB: 1 P: 17	R: 0 E: 0 K: 0 S: 9 H: 0 LOB: 0 BB: 0 P: 12	R: 0 E: 0 K: 1 S: 5 H: 0 LOB: 0 BB: 0 P: 10	1B: 8 2B: 4 3B: 0 HR: 0 SF: 0 SAC: 0 DP: 2 HBP: 0	WP: 2 PB: 0 SB: 0 CS: 0 PA: 39
PITCHER Ramiro Mendoza, R (1, 1) ERA: 8.1 Bob Wickman, R (5, 1) ERA: 4.3 Jim Mecir, R (7, 1) ERA: 2.61 Jeff Nelson, R (9, 1) ERA: 5.16	IP WLS BF H R ER SO BB IBB HBP BLK WP HR S P ERA WHIP	IP WLS BF H R ER SO BB IBB HBP BLK WP HR S P ERA WHIP	IP WLS BF H R ER SO BB IBB HBP BLK WP HR S P ERA WHIP	IP WLS BF H R ER SO BB IBB HBP BLK WP HR S P ERA WHIP	IP WLS BF H R ER SO BB IBB HBP BLK WP HR S P ERA WHIP	IP WLS BF H R ER SO BB IBB HBP BLK WP HR S P ERA WHIP	IP WLS BF H R ER SO BB IBB HBP BLK WP HR S P ERA WHIP	IP WLS BF H R ER SO BB IBB HBP BLK WP HR S P ERA WHIP	IP WLS BF H R ER SO BB IBB HBP BLK WP HR S P ERA WHIP	IP WLS BF H R ER SO BB IBB HBP BLK WP HR S P ERA WHIP	IP WLS BF H R ER SO BB IBB HBP BLK WP HR S P ERA WHIP

Minnesota Twins @ New York Yankees
 Yankee Stadium, Bronx, NY
 Mon Jun 17 1996, 7:05 PM EDT
 Att. 16,189 - Unknown - 77 F

livebaseballscorecards.com

AB	36
R	6
H	12
RBI	5
BB	3
SO	6
LOB	15



Batter	1	2	3	4	5	6	7	8	9	AB R H RBI BB SO LOB	TOP	
Chuck Knoblauch, R (1, 4) <small>OBP: 0.443, SLG: 0.517</small>	0-0 G6-3		0-0 G6-3		0-1 2B			2-1 F8		4 0 1 0 0 0 0		
Rich Becker, L (1, 8) <small>OBP: 0.355, SLG: 0.412</small>	2-3 K		2-3 K		2-0 L8			0-1 G3-1		4 0 0 0 0 2 1		
Paul Molitor, R (1, 10) <small>OBP: 0.382, SLG: 0.470</small>	0-1 1B			1-2 1B 1B	0-1 G6-3			2-1 L9		4 0 2 0 0 0 1		
Marty Cordova, R (1, 7) <small>OBP: 0.389, SLG: 0.466</small>	1-0 L8			0-0 1B		0-1 G5-3			4-2 DI	3 0 1 0 1 0 1		
Dave Hollins, S (1, 5) <small>OBP: 0.349, SLG: 0.368</small>		2-1 F7		0-0 1B		0-1 G4-3			2-1 F9	4 0 1 0 0 0 1		
Ron Coomer, R (1, 3) Chip Hale, L (9, PH) <small>OBP: 0.476, SLG: 0.595</small>		2-1 G6-3		0-3 K		2-2 L8			3-1 L7	3 0 0 0 0 1 3 1 0 0 0 0 0 1		
Roberto Kelly, R (1, 9) Scott Stahowiak, L (9, PH) <small>OBP: 0.428, SLG: 0.575</small>		1-0 1B		0-3 K		1-0 F8			1-2 G3	3 0 1 0 0 1 3 1 0 0 0 0 0 1		
Matt Walbeck, S (1, 2)		1-3 K		2-2 G5-3		2-1 L6				3 0 0 0 0 1 4		
Pat Meares, R (1, 6) <small>OBP: 0.296, SLG: 0.401</small>			1-0 G6-3		2-2 G1-3		1-2 G5-3			3 0 0 0 0 0 0		
Inning Stats	R: 0 H: 1 E: 0 LOB: 1 K: 1 BB: 0 S: 7 P: 10	R: 0 H: 1 E: 0 LOB: 1 K: 1 BB: 0 S: 8 P: 14	R: 0 H: 0 E: 0 LOB: 0 K: 1 BB: 0 S: 5 P: 8	R: 0 H: 3 E: 0 LOB: 3 K: 2 BB: 0 S: 14 P: 17	R: 0 H: 1 E: 0 LOB: 1 K: 0 BB: 0 S: 10 P: 14	R: 0 H: 0 E: 0 LOB: 0 K: 0 BB: 0 S: 8 P: 10	R: 0 H: 0 E: 0 LOB: 0 K: 0 BB: 0 S: 6 P: 10	R: 0 H: 0 E: 0 LOB: 0 K: 0 BB: 0 S: 6 P: 10	R: 0 H: 0 E: 0 LOB: 1 K: 0 BB: 1 S: 12 P: 22	1B: 5 SF: 0 2B: 1 SAC: 0 3B: 0 DP: 0 HR: 0 HBP: 0	WP: 0 PA: 34 PB: 0 SB: 0 CS: 0	
PITCHER Kenny Rogers, L (1, 1) <small>ERA: 3.98</small> John Wetteland, R (9, 1) <small>ERA: 3.1</small>	IP WLS BF H R ER SO BB IBB HBP BLK WP HR S P ERA WHIP											PITCHER IP WLS BF H R ER SO BB IBB HBP BLK WP HR S P ERA WHIP

Minnesota Twins @ New York Yankees
 Yankee Stadium, Bronx, NY
 Tue Jun 18 1996, 7:05 PM EDT
 Att. 17,593 - Unknown - 73 F

livebaseballscorecards.com

AB	33
R	0
H	6
RBI	0
BB	1
SO	5
LOB	16



TOP

New York Yankees @ Cleveland Indians
Jacobs Field, Cleveland, OH
Fri Jun 21 1996, 3:33 AM EDT
Att. 42,176 - Sunny - 82 F

livebaseballscorecards.com

AB	42
R	8
H	12
RBI	7
BB	6
SO	10
LOB	24



WP:	1	PA:	48
PB:	0		
SB:	1		
CS:	0		

AB R H RBI BB SO LOB

3	1	1	0	3	0	1
6	0	1	2	0	2	6
4	1	1	1	2	1	2
5	1	1	2	0	0	3
5	0	0	0	0	3	4
5	1	3	1	0	1	0
4	1	1	0	1	1	3
5	1	2	1	0	2	2
3	0	0	0	0	0	3
1	0	1	0	0	0	0
0	1	0	0	0	0	0
1	1	1	0	0	0	0

Batter	1	2	3	4	5	6	7	8	9	10
Wade Boggs, L (1, 5) OBP: 0.411, SLG: 0.418	0-1 G3		1-1 G4-3		4-1 BB			0-0 2B 1B	4-0 FC6-4 1B 1-2 2-3	4-1 2 1B 1-2 BB
2 Derek Jeter, R (1, 6) OBP: 0.358, SLG: 0.369	2-0 L7			1-0 G5-3	2-1 G6-3			1-3 K	1-3 K	2-1 1-2 2-H 3-H 1B
Paul O'Neill, L (1, 9) OBP: 0.436, SLG: 0.470	3-2 G4-3			4-2 F8 BB		3-2 G3-1		4-0 2B 1-2 E BB	1-0 FC6-4 1B 1-2 2-3 3-H	2-3 K
Tino Martinez, L (1, 3)		1-2 G4-3		0-0 F8		0-2 L8		1-1 E8 2B 1-H 2-H	1-0 FC6-4	
Bernie Williams, S (1, 8) OBP: 0.395, SLG: 0.529		0-0 P5		2-2 F8		1-3 K		2-3 K	0-3 K	
Ruben Sierra, S (1, 10) OBP: 0.344, SLG: 0.411		3-2 G4-3			0-1 WP 2B 1B		2-2 G6-4-3 1B 2-H	1-1 2B		1-3 K
Joe Girardi, R (1, 2) OBP: 0.350, SLG: 0.339			0-0 G4-3 S 1B		2-0 G1-3		0-0 G6-4-3 1-2f	2-3 K2-3		4-2 1B 2 1B BB
Gerald Williams, R (1, 7) OBP: 0.398, SLG: 0.532			1-3 K		1-2 G4-3 2H 2B		0-1 E5		1-0 BB 1B 1B	0-3 K
Andy Fox, L (1, 4) Mike Aldrete, L (9, PH) Matt Howard, R (9, PR) Mariano Duncan, R (10, PH)			0-0 G4-3		2-2 G4-3		1-0 SAFE G1-3		3-2 1B BB FC6-4 1B	0-0 2 BB 1B

Inning Stats	R: 0	H: 0	LOB: 0	BB: 0	S: 6	R: 0	H: 0	LOB: 0	BB: 0	S: 8	R: 0	H: 1	LOB: 1	BB: 0	S: 7	R: 0	H: 0	LOB: 1	BB: 1	S: 10	R: 1	H: 2	LOB: 2	BB: 1	S: 13	R: 0	H: 0	LOB: 0	BB: 0	S: 9	R: 0	H: 1	LOB: 1	BB: 0	S: 7	R: 3	H: 3	LOB: 1	BB: 1	S: 18	R: 2	H: 3	LOB: 2	BB: 1	S: 14	R: 2	H: 3	LOB: 2	BB: 1	S: 17	R: 2	H: 2	LOB: 2	BB: 2	S: 17	1B: 9	SF: 0	2B: 3	SAC: 0	3B: 0	DP: 1	HR: 0	HBP: 0	WP: 1	PA: 48
--------------	------	------	--------	-------	------	------	------	--------	-------	------	------	------	--------	-------	------	------	------	--------	-------	-------	------	------	--------	-------	-------	------	------	--------	-------	------	------	------	--------	-------	------	------	------	--------	-------	-------	------	------	--------	-------	-------	------	------	--------	-------	-------	------	------	--------	-------	-------	-------	-------	-------	--------	-------	-------	-------	--------	-------	--------

PITCHER	IP	WLS	BF	H	R	ER	SO	BB	IBB	HBP	BLK	WP	HR	S	P	ERA	WHIP
Charles Nagy, R (1, 1) ERA: 3.71	7.1		30	5	3	3	3	3	0	0	0	1	0	66	107	3.68	1.091
Paul Assenmacher, L (8, 1) ERA: 2.89	0.0		1	1	0	0	0	0	0	0	0	0	0	2	3	∞	∞
Eric Plunk, R (8, 1) ERA: 2.13	0.2		3	1	1	1	2	0	0	0	0	0	0	10	15	13.50	1.500
Jose Mesa, R (9, 1) ERA: 3.86	1.2	L	11	4	4	4	4	2	0	0	0	0	0	25	41	21.60	3.600
Jim Poole, L (10, 1) ERA: 3.15	0.1		3	1	0	0	1	1	0	0	0	0	0	6	14	0.00	6.000

BOTTOM

New York Yankees @ Cleveland Indians
Jacobs Field, Cleveland, OH
Fri Jun 21 1996, 3:33 AM EDT
Att. 42,176 - Sunny - 82 F

livebaseballscorecards.com

AB 40
R 7
H 14
RBI 7
BB 3
SO 6
LOB 16



WP: 1 PA: 46
PB: 0
SB: 0
CS: 0

AB R H RBI BB SO LOB

6 0 1 1 0 0 2

3 1 0 1 1 0 2

4 2 2 0 1 1 1

4 1 2 2 0 0 2

1 0 0 0 0 1 0

4 0 0 1 0 3 2

4 0 2 1 1 0 0

5 0 2 0 0 0 2

5 2 4 1 0 0 2

2 1 1 0 0 0 2

2 0 0 0 0 1 1

1B: 10 SF: 2
2B: 2 SAC: 1
3B: 1 DP: 0
HR: 1 HBP: 0

Batter	1	2	3	4	5	6	7	8	9	10
Kenny Lofton, L OBP: 0.382, SLG: 0.436 (1, 8)	F9		G3		G4-3	G1-3		1B		G4-3
Omar Vizquel, S OBP: 0.360, SLG: 0.414 (1, 6)	P6		SF9		WP 2B BB	G4-3		G5-3		
Julio Franco, R OBP: 0.426, SLG: 0.500 (1, 3)	G4-3		1B		1 SAFE 2B BB		SF9 3B	K		
Jim Thome, L OBP: 0.448, SLG: 0.620 Alvaro Espinoza, R OBP: 0.304, SLG: 0.429 (1, 5) (9, 5)		BB 1B	G4-3		F9 1B 2B		L3		K	
Manny Ramirez, R OBP: 0.383, SLG: 0.576 (1, 9)		K			F9		SF9		K	
Eddie Murray, S OBP: 0.341, SLG: 0.398 (1, 10)		1B BB			L8		1B		F8	
Carlos Baerga, S OBP: 0.294, SLG: 0.396 (1, 4)		1B			1B		G4-3			G4-3
Jeromy Burnitz, L OBP: 0.477, SLG: 0.686 (1, 7)		P4			1B		G3-1 2B			SH1-4 1B HR
Sandy Alomar Jr., R OBP: 0.321, SLG: 0.404 Tony Peña, R OBP: 0.390, SLG: 0.388 (1, 2) (5, 2)			E5 SF9 1B		P6		G3-1		SH1-4	K

Inning Stats	R: 0	H: 0	E: 0	K: 0	S: 13	R: 0	H: 2	E: 0	K: 1	S: 15	R: 1	H: 2	E: 1	K: 0	S: 9	R: 0	H: 2	E: 0	K: 1	S: 10	R: 3	H: 2	E: 0	K: 0	S: 12	R: 0	H: 1	E: 0	K: 0	S: 8	R: 1	H: 2	E: 0	K: 0	S: 10	R: 1	H: 2	E: 0	K: 1	S: 10	R: 0	H: 0	E: 0	K: 2	S: 9	R: 1	H: 1	E: 0	K: 1	S: 15	R: 0	H: 1	E: 0	K: 1	S: 22
	0	0	0	0	17	2	2	0	1	26	2	2	0	1	17	2	2	0	1	17	2	2	0	1	26	1	1	0	0	16	2	2	0	0	16	2	2	0	0	12	0	0	11	1	1	0	0	22							

PITCHER	IP	WLS	BF	H	R	ER	SO	BB	IBB	HBP	BLK	WP	HR	S	P	ERA	WHIP
Brian Boehringer, R ERA: 9.31 (1, 1)	4.2		24	8	4	4	2	3	0	0	0	1	0	57	99	7.71	2.357
Bob Wickman, R ERA: 4.18 (5, 1)	1.1		5	1	0	0	0	0	0	0	0	0	0	10	20	0.00	0.750
Jim Mecir, R ERA: 2.91 (7, 1)	1.0		5	2	1	1	0	0	0	0	0	0	0	10	16	9.00	2.000
Steve Howe, L ERA: 6.35 (8, 1)	0.1		3	2	1	1	0	0	0	0	0	0	0	6	7	27.00	6.000
Jeff Nelson, R ERA: 4.88 (8, 1)	1.2	W	5	0	0	0	3	0	0	0	0	0	0	13	16	0.00	0.000

PITCHER	IP	WLS	BF	H	R	ER	SO	BB	IBB	HBP	BLK	WP	HR	S	P	ERA	WHIP
John Wetteland, R ERA: 3.3 (10, 1)	1.0		4	1	1	1	1	0	0	0	0	0	0	15	22	9.00	1.000

Batter	1	2	3	4	5	6	7	8	9	AB R H RBI BB SO LOB	TOP											
2 Derek Jeter, R OBP: 0.361, SLG: 0.373 (1, 6)	1-2 1B 1B	1-0 G6-3	2-2 1B		1-1 FC4-6 1B			1 SAFE 2-3 K	2-2 L7	6 1 3 0 0 1 5												
Bernie Williams, S OBP: 0.395, SLG: 0.531 (1, 8)	2-2 1B 1B	1-2 2B	1-1 L7		1-0 FC4-6			1-3 K		5 1 2 1 0 1 2												
Paul O'Neill, L OBP: 0.435, SLG: 0.466 (1, 9)	0-1 1B 1B	1-0 F7		0-0 G4-3		2-3 K			4-2 2B BB	4 1 1 1 1 1 1												
Tino Martinez, L OBP: 0.349, SLG: 0.473 (1, 3)	2-2 1B		2-2 L7	0-2 BB 1B		1-2 F9			0-1 2B	5 1 3 1 0 0 0												
Ruben Sierra, S OBP: 0.345, SLG: 0.415 (1, 7) Gerald Williams, R OBP: 0.398, SLG: 0.532 (9, PR) (9, 7)	1-3 K		2-0 2B 1B	1-0 F9		0-3 K			0-0 1B 2B	5 1 2 2 0 2 3 0 0 0 0 0 0 0												
Mike Aldrete, L OBP: 0.255, SLG: 0.396 (1, 10) Joe Girardi, R OBP: 0.348, SLG: 0.337 (9, PH)	0-3 K		0-0 1B SF8 2B	4-1 BB		3-2 K			0-0 P4	3 1 1 0 1 2 2 1 0 0 0 0 0 1												
Mariano Duncan, R OBP: 0.325, SLG: 0.447 (1, 4) Matt Howard, R OBP: 0.206, SLG: 0.290 (9, PR) (9, 4)	1-2 G3		1-0 HR 1B	0-0 G5-3		0-3 K			1-2 BB 1B	5 1 2 1 0 1 4 0 0 0 0 0 0 0	AB 42 R 9 H 17 RBI 9 BB 3 SO 8 LOB 21											
Jim Leyritz, R OBP: 0.347, SLG: 0.380 (1, 2)			1-1 G5-3		1-0 F4				4-1 BB	3 0 0 1 1 0 0												
Andy Fox, L OBP: 0.284, SLG: 0.320 (1, 5)			0-1 2B 2B		2-2 G4-3			1-2 1B	0-0 F7	5 2 3 2 0 0 3												
Inning Stats	R: 2 E: 0 K: 2 S: 27	H: 4 LOB: 2 BB: 0 P: 34	R: 1 E: 0 K: 0 S: 9	H: 2 LOB: 1 BB: 0 P: 13	R: 4 E: 0 K: 0 S: 14	H: 5 LOB: 1 BB: 0 P: 23	R: 0 E: 0 K: 0 S: 7	H: 1 LOB: 2 BB: 1 P: 12	R: 0 E: 0 K: 0 S: 8	H: 1 LOB: 1 BB: 0 P: 13	R: 0 E: 0 K: 2 S: 10	H: 0 LOB: 0 BB: 0 P: 13	R: 0 E: 0 K: 2 S: 8	H: 0 LOB: 0 BB: 0 P: 11	R: 0 E: 0 K: 2 S: 12	H: 1 LOB: 0 BB: 0 P: 15	R: 2 E: 0 K: 0 S: 17	H: 3 LOB: 3 BB: 2 P: 28	1B: 11 2B: 5 3B: 0 HR: 1	SF: 1 SAC: 0 DP: 0 HBP: 0	WP: 0 PB: 0 SB: 0 CS: 1	PA: 46
PITCHER	IP WLS BF H R ER SO BB IBB HBP BLK WP HR S P ERA WHIP																					
Julian Tavarez, R ERA: 4.83 (1, 1)	2.2 L 18 10 7 7 2 0 0 0 0 0 0 1 45 62 23.62 3.750																					
Greg Swindell, L ERA: 6.21 (3, 1)	5.1 23 6 2 2 6 2 0 0 0 0 0 0 57 83 3.38 1.500																					
Paul Assenmacher, L ERA: 2.75 (9, 1)	1.0 5 1 0 0 0 1 0 0 0 0 0 0 10 17 0.00 2.000																					

New York Yankees @ Cleveland Indians
Jacobs Field, Cleveland, OH
Fri Jun 21 1996, 7:05 PM EDT
Att. 42,454 - Unknown - 78 F

livebaseballscorecards.com



Batter	1	2	3	4	5	6	7	8	9	AB R H RBI BB SO LOB
Kenny Lofton, L OBP: 0.381, SLG: 0.433 (1, 8)	2-2 G3-1		1-0 FC6-4		1-0 SH1-3		0-0 1B		1-3 K	4 0 1 0 0 1 3
Omar Vizquel, S OBP: 0.357, SLG: 0.409 (1, 6)	1-3 K			1-2 L8	2-1 G4-3		0-1 1B		0-2 G3-1	5 0 1 1 0 1 3
Julio Franco, R OBP: 0.424, SLG: 0.495 (1, 3)	1-2 G6-3			4-1 FC4-6 HBP E BB	0-3 K		3-3 K			3 1 0 0 1 2 3
Jim Thome, L OBP: 0.449, SLG: 0.614 (1, 5)			4-2 G5-4-3 BB	1-2 FC4-6 HBP		0-3 K		2-1 G3-1		2 0 0 0 1 1 0
Manny Ramirez, R OBP: 0.378, SLG: 0.566 (1, 9)		0-1 G5-4-3		1-1 FC4-6 E 2B		0-3 K		1-3 K		4 1 0 0 0 2 3
Eddie Murray, S OBP: 0.337, SLG: 0.392 (1, 10)		1-1 L7		2-1 E3 2B		0-2 G4-3		2-2 L7		4 0 0 0 0 0 1
Carlos Baerga, S OBP: 0.297, SLG: 0.401 (1, 4)			1-0 F7	0-0 2B		1-2 1B 1B		1-1 G6-3		4 1 2 1 0 0 0
Jeremy Burnitz, L OBP: 0.458, SLG: 0.632 (1, 7)			1-0 G3-1	1-2 K		3-3 K		4-0 1B BB		3 0 0 0 1 2 3
Sandy Alomar Jr., R OBP: 0.329, SLG: 0.411 (1, 2)			1-0 FC6-4 1B		0-2 G4-3 SH1-3 1B		0-1 F8		2-2 1B	4 0 3 0 0 0 1

Inning Stats	R: 0 E: 0 K: 1 S: 13	H: 0 LOB: 0 BB: 0 P: 17	R: 0 E: 0 K: 0 S: 7	H: 0 LOB: 0 BB: 1 P: 12	R: 0 E: 0 K: 0 S: 4	H: 1 LOB: 1 BB: 0 P: 8	R: 2 E: 1 K: 1 S: 14	H: 1 LOB: 2 BB: 1 P: 24	R: 0 E: 0 K: 1 S: 11	H: 1 LOB: 1 BB: 0 P: 14	R: 0 E: 0 K: 2 S: 9	H: 0 LOB: 0 BB: 0 P: 9	R: 1 E: 0 K: 2 S: 17	H: 3 LOB: 2 BB: 0 P: 24	R: 0 E: 0 K: 1 S: 9	H: 0 LOB: 0 BB: 0 P: 14	R: 0 E: 0 K: 1 S: 11	H: 1 LOB: 2 BB: 1 P: 19	1B: 6 2B: 1 3B: 0 HR: 0	SF: 0 SAC: 1 DP: 1 HBP: 1
--------------	-------------------------------	----------------------------------	------------------------------	----------------------------------	------------------------------	---------------------------------	-------------------------------	----------------------------------	-------------------------------	----------------------------------	------------------------------	---------------------------------	-------------------------------	----------------------------------	------------------------------	----------------------------------	-------------------------------	----------------------------------	----------------------------------	------------------------------------

PITCHER	IP	WLS	BF	H	R	ER	SO	BB	IBB	HBP	BLK	WP	HR	S	P	ERA	WHIP
Ramiro Mendoza, R ERA: 6.67 (1, 1)	5.0	W	21	3	2	0	3	2	0	1	0	0	0	49	75	0.00	1.000
42 Mariano Rivera, R ERA: 1.63 (6, 1)	3.0		12	3	1	1	5	0	0	0	0	0	0	35	47	3.00	1.000
Jeff Nelson, R ERA: 4.73 (9, 1)	1.0		5	1	0	0	1	1	0	0	0	0	0	11	19	0.00	2.000

BOTTOM

New York Yankees @ Cleveland Indians
Jacobs Field, Cleveland, OH

Fri Jun 21 1996, 7:05 PM EDT
Att: 42,454 - Unknown - 78 F

AB	33
R	3
H	7
RBI	2
BB	3
SO	9
LOB	17

C

WP: 0	PA: 38
PB: 0	
SB: 0	
CS: 0	

PITCHER	IP	WLS	BF	H	R	ER	SO	BB	IBB	HBP	BLK	WP	HR	S	P	ERA	WHIP
---------	----	-----	----	---	---	----	----	----	-----	-----	-----	----	----	---	---	-----	------

Batter	1	2	3	4	5	6	7	8	9	AB R H RBI BB SO LOB	TOP											
Wade Boggs, L (1, 5) OBP: 0.413, SLG: 0.417	0-0 G4-3		0-0 F9			0-0 BB 1B	4-0 IBB		0-0 G4-3	5 2 2 1 1 0 0												
Bernie Williams, S (1, 8) OBP: 0.394, SLG: 0.521	0-0 F8			0-0 G6-3		0-0 BB 1B	0-0 F8		0-0 G3	4 1 0 0 2 0 3												
Paul O'Neill, L (1, 9) OBP: 0.440, SLG: 0.473	0-0 G6-3			0-0 2B		0-0 HR 1B		4-0 BB FC3-2 BB	0-0 G3	5 1 3 3 1 0 0												
Tino Martinez, L (1, 3) OBP: 0.350, SLG: 0.471		0-0 P6		0-0 G1-3		0-0 HR 1B		0-0 FC3-2 BB 1B		5 2 2 1 0 0 3												
Ruben Sierra, S (1, 7) OBP: 0.353, SLG: 0.445		0-0 FC5-4 1B		0-0 G1-3		0-0 HR		4-0 1B FC3-2 BB		4 2 3 4 1 0 1												
Gerald Williams, R (8, PR) OBP: 0.398, SLG: 0.532										0 0 0 0 0 0 0												
Mike Aldrete, L (1, 10) OBP: 0.267, SLG: 0.385		0-0 FC5-4 1-2f		0-0 G6-3		0-0 E6 1B 2 SF9 1B	4-0 FC5-4 BB	0-0 FC3-2 1B		4 1 1 0 1 0 4												
Mariano Duncan, R (1, 4) OBP: 0.327, SLG: 0.446										5 1 2 0 0 1 5												
Andy Fox, L (8, 4) OBP: 0.284, SLG: 0.320		0-0 L4				0-0 L3 1B	0-0 FC5-4 2B	0-3 K		0 0 0 0 0 0 0												
Joe Girardi, R (1, 2) OBP: 0.354, SLG: 0.346			0-3 K		0-0 L3 1-2	4-0 WP 1B 1B BB	0-0 2B	0-0 2 FC6-4 1B		4 1 2 1 1 1 1												
2 Derek Jeter, R (1, 6) OBP: 0.354, SLG: 0.366			0-0 G6-3			0-0 G6-3	0-3 K	0-0 FC6-4		4 0 0 1 0 1 5												
Inning Stats	R: 0 E: 0 K: 0 S: 3	H: 0 LOB: 0 BB: 0 P: 3	R: 0 E: 0 K: 0 S: 4	H: 1 LOB: 1 BB: 0 P: 4	R: 0 E: 0 K: 1 S: 5	H: 0 LOB: 0 BB: 0 P: 5	R: 0 E: 0 K: 0 S: 4	H: 1 LOB: 1 BB: 0 P: 4	R: 0 E: 0 K: 0 S: 3	H: 1 LOB: 0 BB: 0 P: 3	R: 9 E: 2 K: 0 S: 11	H: 8 LOB: 2 BB: 3 P: 23	R: 1 E: 0 K: 1 S: 7	H: 2 LOB: 3 BB: 2 P: 15	R: 1 E: 0 K: 1 S: 7	H: 2 LOB: 3 BB: 2 P: 15	R: 0 E: 0 K: 0 S: 3	H: 0 LOB: 0 BB: 0 P: 3	1B: 11 2B: 3 3B: 0 HR: 2	SF: 1 SAC: 0 DP: 1 HBP: 0	WP: 1 PB: 0 SB: 0 CS: 0	PA: 48
PITCHER	IP WLS BF H R ER SO BB IBB HBP BLK WP HR S P ERA WHIP																					
Dennis Martinez, R (1, 1) ERA: 4.76	5.1 L 24 8 6 6 1 1 0 0 0 0 0 1 25 29 10.12 1.688																					
Eric Plunk, R (6, 1) ERA: 2.82	0.1 5 2 1 1 0 2 0 0 0 0 1 0 3 11 27.00 12.000																					
Alan Embree, L (6, 1) ERA: 5.23	0.2 6 3 3 3 0 1 0 0 0 0 0 1 5 9 40.50 6.000																					
Paul Shuey, R (7, 1) ERA: 5.84	1.2 10 2 1 1 2 2 1 0 0 0 0 0 11 23 5.40 2.400																					
Jim Poole, L (9, 1) ERA: 3.0	1.0 3 0 0 0 0 0 0 0 0 0 0 0 3 3 0.00 0.000																					

New York Yankees @ Cleveland Indians
Jacobs Field, Cleveland, OH
 Sat Jun 22 1996, 3:33 AM EDT
 Att. 42,461 - Overcast - 83 F

AB	40
R	11
H	15
RBI	11
BB	7
SO	3
LOB	22



WP: 1	PA: 48
-------	--------

BOTTOM

New York Yankees @ Cleveland Indians
 Jacobs Field, Cleveland, OH
 Sat Jun 22 1996, 3:33 AM EDT
 Att. 42,461 - Overcast - 83 F

livebaseballscorecards.com

AB	38
R	9
H	12
RBI	8
BB	9
SO	10
LOB	25



WP: 0	PA: 47
PB: 0	
SB: 0	
CS: 0	

AB R H RBI BB SO LOB

3	1	0	0	3	1	3
6	1	2	2	0	1	2
3	1	1	1	1	1	0
1	0	0	0	0	0	0
5	1	3	1	0	2	3
4	1	1	1	1	3	4
5	1	2	2	0	1	1
4	2	2	0	1	1	3
3	0	1	1	2	0	2
3	1	0	0	1	0	6
1	0	0	0	0	0	1

Batter	1	2	3	4	5	6	7	8	9
Kenny Lofton, L OBP: 0.383, SLG: 0.429 (1, 8)	4-0 L3 BB	0-0 F8		4-0 E 1B 1-2 2-3 BB		4-0 2B 1B BB	0-3 K		0-0 L8
Omar Vizquel, S OBP: 0.356, SLG: 0.411 (1, 6)	0-0 L3 1-2		0-3 K	0-0 E7 1B 1-3 2-H 3-H		0-0 1B 2B BB	0-0 G4-3		0-0 F7
Julio Franco, R OBP: 0.424, SLG: 0.493 (1, 3)	0-3 K		0-0 G1-3			0-0 1B 1B 2-3 3-H	0-0 G3-1		
Alvaro Espinoza, R OBP: 0.298, SLG: 0.419 (7, 3)									
Albert Belle, R OBP: 0.408, SLG: 0.665 (1, 7)		0-0 2B 2B	0-0 1B	0-3 K		0-0 1B BB 1B 1-3 3-H	0-3 K		0-3 K
Manny Ramirez, R OBP: 0.378, SLG: 0.565 (1, 9)		0-0 1B E 2B 2-H	0-3 K	0-3 K		4-0 L6 1B 1-2 BB	0-3 K		0-3 K
Eddie Murray, S OBP: 0.338, SLG: 0.404 (1, 10)		0-3 K		0-0 HR	0-0 P6	0-0 BB 1B 1-2 2-3 3-H	0-0 G5-3		0-0 G5-3
Carlos Baerga, S OBP: 0.302, SLG: 0.402 (1, 4)		0-0 E FC1-5-2 1B 2-3		4-0 BB 1B BB BB	0-3 K	0-0 L6 2-3			0-0 3B 1B
Jim Thome, L OBP: 0.452, SLG: 0.620 (1, 5)		0-0 FC1 FC1-5-2 1-3 3-H		0-0 F7	4-0 BB	4-0 FC6-4 BB			0-0 3B
Tony Peña, R OBP: 0.383, SLG: 0.371 (1, 2)		0-0 FC1-5-2		4-0 BB 1B BB	0-0 G1-3	0-0 FC6-4			0-0 P2
Jeromy Burnitz, L OBP: 0.449, SLG: 0.615 (9, PH)		2-3 3-H		1-2 1B BB		1-2f			

Inning Stats	R: 0 E: 0 K: 1 S: 4	H: 0 LOB: 0 BB: 1 P: 8	R: 2 E: 1 K: 1 S: 9	H: 3 LOB: 2 BB: 0 P: 9	R: 0 E: 0 K: 2 S: 8	H: 1 LOB: 1 BB: 0 P: 8	R: 3 E: 1 K: 2 S: 9	H: 2 LOB: 3 BB: 4 P: 25	R: 0 E: 0 K: 1 S: 5	H: 0 LOB: 1 BB: 1 P: 9	R: 3 E: 0 K: 0 S: 6	H: 4 LOB: 3 BB: 3 P: 18	R: 0 E: 0 K: 1 S: 5	H: 0 LOB: 0 BB: 0 P: 5	R: 0 E: 0 K: 2 S: 7	H: 0 LOB: 0 BB: 0 P: 7	R: 1 E: 0 K: 0 S: 5	H: 2 LOB: 1 BB: 0 P: 5
---------------------	------------------------------	---------------------------------	------------------------------	---------------------------------	------------------------------	---------------------------------	------------------------------	----------------------------------	------------------------------	---------------------------------	------------------------------	----------------------------------	------------------------------	---------------------------------	------------------------------	---------------------------------	------------------------------	---------------------------------

PITCHER	IP	WLS	BF	H	R	ER	SO	BB	IBB	HBP	BLK	WP	HR	S	P	ERA	WHIP
Kenny Rogers, L ERA: 4.27 (1, 1)	3.1		20	6	5	4	4	4	0	0	0	0	1	24	40	10.80	3.000
Bob Wickman, R ERA: 4.13 (4, 1)	0.2		3	0	0	0	2	1	0	0	0	0	0	6	10	0.00	1.500
Billy Brewer, L ERA: 27.0 (5, 1)	1.0	W	7	2	3	3	1	2	0	0	0	0	0	7	15	27.00	4.000
Mark Hutton, R ERA: 6.75 (6, 1)	3.0		12	2	0	0	3	2	0	0	0	0	0	16	24	0.00	1.333
John Wetteland, R ERA: 3.48 (9, 1)	1.0	S	5	2	1	1	0	0	0	0	0	0	0	5	5	9.00	2.000

WP: 0	PA: 47
PB: 0	
SB: 0	
CS: 0	

New York Yankees @ Cleveland Indians

Jacobs Field, Cleveland, OH

Sun Jun 23 1996, 3:33 AM EDT
Att. 41,767 - Sunny - 66 F

livebaseballscorecards.com

AB	31
R	6
H	7
RBI	6
BB	4
SO	5
LOB	7



AB	R	H	RBI	BB	SO	LOB	
5	1	1	2	0	1	0	
3	1	1	1	1	1	1	
3	1	2	2	0	0	1	
3	1	1	1	1	0	2	
3	0	0	0	1	0	1	
0	0	0	0	0	0	0	
4	0	0	0	0	0	1	
4	1	1	0	0	2	0	
3	1	1	0	1	1	0	
3	0	0	0	0	0	1	
1B: 3	SF: 1	2B: 1	SAC: 1	3B: 1	DP: 2	HR: 3	HBP: 0
WP: 0	PA: 37	PB: 0	SB: 1	CS: 0			

Batter	1	2	3	4	5	6	7	8	9									
Wade Boggs, L (1, 5) OBP: 0.409, SLG: 0.421	2-2 G5-3		0-0 E4		3-2 L1		3-0 SF9		2-3 K									
Bernie Williams, S (1, 8) OBP: 0.395, SLG: 0.532	0-3 K		0-1 FC5-6			1-1 HR	4-0 IBB											
Paul O'Neill, L (1, 9) OBP: 0.441, SLG: 0.486	0-0 HR		1-1 L9-3			0-0 1B	2-2 SF9											
Tino Martinez, L (1, 3) OBP: 0.351, SLG: 0.480	4-2 BB			1-0 HR		1-1 G4-6-3	0-2 F9											
Ruben Sierra, S (1, 7) OBP: 0.352, SLG: 0.440	2-2 G1-3		1-2 G5-3		4-1 BB		1-1 P5											
Gerald Williams, R (8, 7) OBP: 0.398, SLG: 0.532																		
Jim Leyritz, R (1, 10) OBP: 0.339, SLG: 0.370		3-2 P4		0-0 F9		1-0 L7		1-2 P3										
Joe Girardi, R (1, 2) OBP: 0.352, SLG: 0.344		2-3 K		2-1 G6-3			0-0 SH1-4	3-3 K										
2 Derek Jeter, R (1, 6) OBP: 0.357, SLG: 0.366		3-1 1B			3-1 F9		4-2 SH1-4	1-3 K										
Andy Fox, L (1, 4) OBP: 0.277, SLG: 0.311		2-1 G3		2-1 L8		2-1 L8	1-0 SH1-4	1-1 G6-3										
Inning Stats	R: 1 E: 0 K: 1 S: 13	H: 1 LOB: 1 BB: 1 P: 21	R: 0 E: 0 K: 1 S: 13	H: 1 LOB: 1 BB: 0 P: 22	R: 0 E: 1 K: 0 S: 5	H: 0 LOB: 0 BB: 0 P: 6	R: 1 E: 0 K: 0 S: 7	H: 1 LOB: 0 BB: 0 P: 11	R: 0 E: 0 K: 0 S: 7	H: 0 LOB: 0 BB: 0 P: 15	R: 1 E: 0 K: 0 S: 7	H: 2 LOB: 1 BB: 1 P: 14	R: 3 E: 0 K: 0 S: 13	H: 2 LOB: 1 BB: 2 P: 27	R: 0 E: 0 K: 1 S: 8	H: 0 LOB: 0 BB: 0 P: 13	R: 0 E: 0 K: 2 S: 9	H: 0 LOB: 0 BB: 0 P: 13

PITCHER	IP	WLS	BF	H	R	ER	SO	BB	IBB	HBP	BLK	WP	HR	S	P	ERA	WHIP
Jack McDowell, R (1, 1) ERA: 4.46	6.1	L	28	7	6	6	2	3	0	0	0	0	3	59	104	8.53	1.579
Alan Embree, L (7, 1) ERA: 5.06	0.2		3	0	0	0	0	0	1	0	0	0	0	6	12	0.00	0.000
Chad Ogea, R (8, 1) ERA: 6.9	2.0		6	0	0	0	3	0	0	0	0	0	0	17	26	0.00	0.000

BOTTOM

New York Yankees @ Cleveland Indians
Jacobs Field, Cleveland, OH
Sun Jun 23 1996, 3:33 AM EDT
Att. 41,767 - Sunny - 66 F

livebaseballscorecards.com

AB 35
R 5
H 9
RBI 5
BB 5
SO 6
LOB 21



WP: 0 PA: 42
PB: 0
SB: 3
CS: 0

AB R H RBI BB SO LOB

4 1 2 1 0 0 1

5 1 2 1 0 1 5

5 1 2 2 0 0 1

3 1 0 0 2 1 3

4 0 1 1 1 2 3

5 0 0 0 0 2 6

3 0 0 0 0 0 0

0 1 0 0 1 0 0

3 0 2 0 1 0 0


3 0 0 0 0 0 2

1B: 6 SF: 1
2B: 2 SAC: 1
3B: 0 DP: 1
HR: 1 HBP: 0

Batter	1	2	3	4	5	6	7	8	9
Kenny Lofton, L (1, 8) OBP: 0.383, SLG: 0.430	0-0 2B 1B	3-1 E4 1-3		0-2 1-2 1B			2-1 L9 1	0-1 SF7 2	
Omar Vizquel, S (1, 6) OBP: 0.357, SLG: 0.415	1-2 2B 1-H	1-3 K 1-2		1-1 G6-3 3			2-1 HR 1B	1-1 G4-3 3	
Carlos Baerga, S (1, 4) OBP: 0.303, SLG: 0.415	0-1 P2 1		2-1 2B		1-1 F9 1		2-2 HR 1-H	1-0 E4 FC3-6	
Albert Belle, R (1, 7) OBP: 0.408, SLG: 0.658	1-1 G5-3 2		3-3 K 1		4-2 1B S BB		4-1 BB FC6-4	2-1 P3 1	
Jim Thome, L (1, 5) OBP: 0.451, SLG: 0.613	4-1 BB		2-3 K 2		2-2 1B G4-6-3 1-H		1-3 K 2	2-2 FC3-6 1-2f	
Eddie Murray, S (1, 10) OBP: 0.332, SLG: 0.396	2-3 K 3		0-0 F8 3		0-0 G4-6-3 2 1-2f		3-1 FC6-4 3 1-2f	1-3 K 3	
Manny Ramirez, R (1, 9) OBP: 0.374, SLG: 0.558		2-2 G1-3 1		2-2 G1-3 1		0-2 G5-3 1		4-2 SH1-4 1B BB	
Jeromy Burnitz, L (8, PH) OBP: 0.460, SLG: 0.615									
Sandy Alomar Jr., R (1, 2) OBP: 0.336, SLG: 0.415		4-2 E S BB		2-1 1B 1B		0-1 G4-3 2		2-2 SH1-4 1-2 1B	
Alvaro Espinoza, R (1, 3) OBP: 0.280, SLG: 0.391		1-2 F9 2		0-0 F6 2		3-2 G6-3 3		0-0 SH1-4 1 1-2 2-3	

Inning Stats	R: 1	H: 2	E: 0	K: 1	S: 14	LOB: 2	BB: 1	P: 21	R: 0	H: 0	E: 1	K: 1	S: 15	LOB: 2	BB: 1	P: 26	R: 0	H: 1	E: 0	K: 2	S: 10	LOB: 1	BB: 0	P: 17	R: 0	H: 2	E: 0	K: 0	S: 11	LOB: 2	BB: 0	P: 16	R: 1	H: 1	E: 0	K: 0	S: 8	LOB: 0	BB: 1	P: 15	R: 0	H: 0	E: 0	K: 0	S: 9	LOB: 0	BB: 0	P: 12	R: 2	H: 2	E: 0	K: 1	S: 14	LOB: 1	BB: 1	P: 28	R: 1	H: 1	E: 0	K: 0	S: 10	LOB: 1	BB: 1	P: 17	R: 0	H: 0	E: 1	K: 1	S: 9	LOB: 1	BB: 0	P: 15	1B: 6	SF: 1	2B: 2	SAC: 1	3B: 0	DP: 1	HR: 1	HBP: 0
--------------	------	------	------	------	-------	--------	-------	-------	------	------	------	------	-------	--------	-------	-------	------	------	------	------	-------	--------	-------	-------	------	------	------	------	-------	--------	-------	-------	------	------	------	------	------	--------	-------	-------	------	------	------	------	------	--------	-------	-------	------	------	------	------	-------	--------	-------	-------	------	------	------	------	-------	--------	-------	-------	------	------	------	------	------	--------	-------	-------	-------	-------	-------	--------	-------	-------	-------	--------

PITCHER	IP	WLS	BF	H	R	ER	SO	BB	IBB	HBP	BLK	WP	HR	S	P	ERA	WHIP
Dwight Gooden, R (1, 1) ERA: 4.21	6.1		30	8	4	4	4	3	0	0	0	0	1	75	121	5.68	1.737
Bob Wickman, R (7, 1) ERA: 4.13	0.0		1	0	0	0	0	1	0	0	0	0	0	1	5	∞	∞
Dale Polley, L (7, 1) ERA:	0.2		2	0	0	0	1	0	0	0	0	0	0	5	9	0.00	0.000
Jeff Nelson, R (8, 1) ERA: 4.86	1.0		5	1	1	1	0	1	0	0	0	0	0	10	17	9.00	2.000
John Wetteland, R (9, 1) ERA: 3.38	1.0	S	4	0	0	0	1	0	0	0	0	0	0	9	15	0.00	0.000

Batter	1	2	3	4	5	6	7	8	9	AB R H RBI BB SO LOB	TOP														
Wade Boggs, L (1, 5) OBP: 0.407, SLG: 0.418	3-1 FC3-6 1B		2-1 G1-3		1-3 K		2-1 G6-4-3 1-2f			4 0 1 0 0 1 2	<p>New York Yankees @ Minnesota Twins Hubert H. Humphrey Metrodome, Minneapolis, MN</p> <p>Mon Jun 24 1996, 8:05 PM EDT Att. 20,488 - Dome - 68 F</p> <p>livebaseballscorecards.com</p> <table border="1"> <tr><td>AB</td><td>33</td></tr> <tr><td>R</td><td>0</td></tr> <tr><td>H</td><td>8</td></tr> <tr><td>RBI</td><td>0</td></tr> <tr><td>BB</td><td>3</td></tr> <tr><td>SO</td><td>4</td></tr> <tr><td>LOB</td><td>17</td></tr> </table> 	AB	33	R	0	H	8	RBI	0	BB	3	SO	4	LOB	17
AB	33																								
R	0																								
H	8																								
RBI	0																								
BB	3																								
SO	4																								
LOB	17																								
Mariano Duncan, R (1, 4) OBP: 0.320, SLG: 0.435	0-1 P4		0-3 K		0-0 G4-3 1-2			1-2 G5-3		4 0 0 0 0 1 2															
Paul O'Neill, L (1, 9) OBP: 0.441, SLG: 0.490	3-1 FC3-6 1-2f BB		2-0 K 2B		3-3 K			2-2 G1-3 1B		4 0 2 0 0 1 2															
Bernie Williams, S (1, 8) OBP: 0.397, SLG: 0.527	4-2 FC5-4 1-2 BB		0-0 P3		4-0 G1-6-3 BB			1-1 G1-3 1-2		2 0 0 0 2 0 2															
Tino Martinez, L (1, 3) OBP: 0.347, SLG: 0.474	1-2 FC5-4 1-2f			1-1 G4-3		1-2 G1-6-3 1-2f		0-1 G3-1		4 0 0 0 0 0 4															
Ruben Sierra, S (1, 10) OBP: 0.351, SLG: 0.437		2-0 G5-3		0-0 L6		3-2 1B		1-2 P4		4 0 1 0 0 0 0															
Jim Leyritz, R (1, 2) OBP: 0.342, SLG: 0.373		0-1 FC6-4 1B		3-1 FC5-4 1B		3-3 K		2-1 G1-3		4 0 2 0 0 1 1															
Gerald Williams, R (1, 7) OBP: 0.394, SLG: 0.525		2-1 F8		0-0 FC5-4 1-2f			3-2 F7		2-2 1B	4 0 1 0 0 0 2															
2 Derek Jeter, R (1, 6) OBP: 0.359, SLG: 0.366		0-0 FC6-4 1-2f			4-1 G4-3 BB		2-2 G6-4-3 1B		0-0 P3	3 0 1 0 1 0 2															
Inning Stats	R: 0 E: 0 K: 0 S: 12	H: 1 LOB: 2 BB: 1 P: 23	R: 0 E: 0 K: 0 S: 6	H: 1 LOB: 1 BB: 0 P: 10	R: 0 E: 0 K: 1 S: 7	H: 1 LOB: 1 BB: 0 P: 11	R: 0 E: 0 K: 0 S: 6	H: 1 LOB: 1 BB: 0 P: 10	R: 0 E: 0 K: 2 S: 9	H: 0 LOB: 1 BB: 1 P: 17	R: 0 E: 0 K: 1 S: 12	H: 1 LOB: 1 BB: 1 P: 23	R: 0 E: 0 K: 0 S: 13	H: 1 LOB: 0 BB: 0 P: 20	R: 0 E: 0 K: 0 S: 10	H: 1 LOB: 1 BB: 0 P: 14	R: 0 E: 0 K: 0 S: 10	H: 1 LOB: 1 BB: 0 P: 15	1B: 7 2B: 1 3B: 0 HR: 0	SF: 0 SAC: 0 DP: 2 HBP: 0	WP: 0 PB: 0 SB: 0 CS: 0	PA: 36			
PITCHER Rich Robertson, L (1, 1) ERA: 4.35	IP 9.0 WLS W BF 36 H 8 R 0 ER 0 SO 4 BB 3 IBB 0 HBP 0 BLK 0 WP 0 HR 0 S 85 P 143 ERA 0.00 WHIP 1.222											PITCHER	IP WLS BF H R ER SO BB IBB HBP BLK WP HR S P ERA WHIP												

Batter	1	2	3	4	5	6	7	8	9	AB	R	H	RBI	BB	SO	LOB
Chuck Knoblauch, R (1, 4) <small>OBP: 0.436, SLG: 0.496</small>	2-0 		0-1 		4-2 		2-2 			3	2	1	0	1	0	0
Pat Meares, R (1, 6) <small>OBP: 0.296, SLG: 0.398</small>	0-2 		0-0 		1-2 		2-2 			4	0	2	1	0	0	0
Paul Molitor, R (1, 3) <small>OBP: 0.380, SLG: 0.455</small>	1-1 		1-1 		0-0 		4-1 			3	0	0	0	1	0	2
Marty Cordova, R (1, 7) <small>OBP: 0.396, SLG: 0.482</small>		2-2 		4-2 		0-1 	0-3 			3	1	1	0	1	1	1
Ron Coomer, R (1, 9) Matt Lawton, L (9, 9) <small>OBP: 0.360, SLG: 0.521</small> <small>OBP: 0.314, SLG: 0.239</small>		1-1 		0-2 		3-2 		1-3 		4	0	0	0	0	1	2
Dave Hollins, S (1, 5) <small>OBP: 0.356, SLG: 0.388</small>		0-1 		4-1 		0-2 		4-1 		2	0	2	1	2	0	0
Roberto Kelly, R (1, 10) Chip Hale, L (6, PH) Jeff Reboulet, R (8, PH) <small>OBP: 0.370, SLG: 0.429</small> <small>OBP: 0.467, SLG: 0.564</small> <small>OBP: 0.302, SLG: 0.217</small>		0-1 		2-3 		4-2 		4-1 		2	0	0	0	0	1	2
Rich Becker, L (1, 8) <small>OBP: 0.342, SLG: 0.394</small>			0-3 		0-1 		0-0 		1-3 	4	0	0	0	0	2	4
Matt Walbeck, S (1, 2) <small>OBP: 0.200, SLG: 0.250</small>			1-2 		1-0 		1-1 		2-3 	4	0	0	0	0	1	4

Inning Stats	R: 0	H: 0	E: 0	K: 0	S: 6	R: 0	H: 1	E: 0	K: 0	S: 11	R: 1	H: 2	E: 0	K: 1	S: 12	R: 0	H: 0	E: 0	K: 1	S: 14	R: 1	H: 1	E: 0	K: 0	S: 9	R: 1	H: 2	E: 0	K: 1	S: 15	R: 0	H: 0	E: 0	K: 1	S: 11	R: 0	H: 0	E: 0	K: 3	S: 12	R: 0	H: 0	E: 0	K: 0	S: 6					

PITCHER	IP	WLS	BF	H	R	ER	SO	BB	IBB	HBP	BLK	WP	HR	S	P	ERA	WHIP
Andy Pettitte, L (1, 1) <small>ERA: 4.25</small>	5.1	L	24	6	3	2	2	3	0	0	0	0	0	60	87	3.38	1.688
Bob Wickman, R (6, 1) <small>ERA: 4.07</small>	0.2		3	0	0	0	0	1	0	0	0	0	0	7	12	0.00	1.500
Billy Brewer, L (7, 1) <small>ERA: 9.0</small>	2.0		9	0	0	0	4	3	0	0	0	0	0	23	43	0.00	1.500

BOTTOM

New York Yankees @ Minnesota Twins
 Hubert H. Humphrey Metrodome, Minneapolis, MN

Mon Jun 24 1996, 8:05 PM EDT
 Att. 20,488 - Dome - 68 F

livebaseballscorecards.com

AB	29
R	3
H	6
RBI	2
BB	7
SO	6
LOB	15

WP	PA	1B	2B	3B	HR	SF	SAC	DP	HBP	WP	HR	S	P	ERA	WHIP
0	36	4	2	0	0	0	0	1	0	0	0	24		3.38	1.688

Batter	1	2	3	4	5	6	7	8	9	AB R H RBI BB SO LOB	TOP	
Wade Boggs, L (1, 5) OBP: 0.407, SLG: 0.416	0-0 G4-1 BB 1B		1-1 F7	4-1 BB 1-2 2-3		0-1 F7		1-1 P6		4 0 1 0 1 0 3		
Bernie Williams, S (1, 8) OBP: 0.397, SLG: 0.536	4-0 G4-1 BB		1-3 K	1-0 L5			3-2 HR	0-1 P6	4 1 1 1 1 1 3			
Paul O'Neill, L (1, 9) OBP: 0.438, SLG: 0.483	0-2 G4-1 1-2 2-3		4-0 2B BB		1-0 G4-3		1-2 L8	1-2 L9	4 0 0 0 1 0 2			
Tino Martinez, L (1, 3) OBP: 0.348, SLG: 0.474	2-2 K		2-2 K 1-3 2B		2-0 G3-1		4-2 BB	2-2 P2	4 0 1 0 1 1 2			
Ruben Sierra, S (1, 7) OBP: 0.346, SLG: 0.430	2-3 K		2-2 G1-3		0-0 F8		0-1 F9		4 0 0 0 0 1 5			
Mike Aldrete, L (1, 10) OBP: 0.270, SLG: 0.370		1-3 K		4-1 FC5-4 BB		3-2 L8	0-2 P4		2 0 0 0 1 1 0			
Jim Leyritz, R (7, PH) OBP: 0.341, SLG: 0.371									1 0 0 0 0 0 1			
Joe Girardi, R (1, 2) OBP: 0.350, SLG: 0.347		1-3 K		0-1 FC5-4 BB 1-2		1-0 F9 2B		0-0 G5-3	4 0 1 0 0 1 1			
Derek Jeter, R (1, 6) OBP: 0.357, SLG: 0.368		1-0 2B		1-0 F8		2-0 F9 2-3		2-2 F9	4 0 1 0 0 0 2			
Andy Fox, L (1, 4) OBP: 0.293, SLG: 0.308		3-2 F9		4-1 BB 1-2		4-2 BB		4-0 BB	1 0 0 0 3 0 1			
Inning Stats	R: 0 H: 1 E: 0 LOB: 2 K: 2 BB: 1 S: 12 P: 20	R: 0 H: 1 E: 0 LOB: 1 K: 2 BB: 0 S: 10 P: 16	R: 0 H: 1 E: 0 LOB: 2 K: 1 BB: 1 S: 12 P: 22	R: 0 H: 0 E: 0 LOB: 3 K: 0 BB: 3 S: 7 P: 21	R: 0 H: 0 E: 0 LOB: 0 K: 0 BB: 0 S: 3 P: 6	R: 0 H: 1 E: 0 LOB: 2 K: 0 BB: 1 S: 11 P: 21	R: 1 H: 1 E: 0 LOB: 1 K: 0 BB: 1 S: 16 P: 24	R: 0 H: 0 E: 0 LOB: 1 K: 0 BB: 1 S: 6 P: 13	R: 0 H: 0 E: 0 LOB: 0 K: 0 BB: 0 S: 8 P: 11	1B: 1 SF: 0 2B: 3 SAC: 0 3B: 0 DP: 0 HR: 1 HBP: 0	WP: 0 PA: 40 PB: 0 SB: 0 CS: 0	
PITCHER	IP WLS BF H R ER SO BB IBB HBP BLK WP HR S P ERA WHIP											
Frankie Rodriguez, R (1, 1) ERA: 5.4	5.2 W 27 4 0 0 5 6 0 0 0 0 0 0 53 104 0.00 1.765											
Scott Aldred, L (6, 1) ERA: 7.44	1.0 5 1 1 1 0 1 0 0 0 0 0 1 15 23 9.00 2.000											
Dan Naulty, R (7, 1) ERA: 3.38	1.0 4 0 0 0 0 1 0 0 0 0 0 0 7 13 0.00 1.000											
Eddie Guardado, L (8, 1) ERA: 4.46	1.1 4 0 0 0 0 0 0 0 0 0 0 0 10 14 0.00 0.000											

New York Yankees @ Minnesota Twins
 Hubert H. Humphrey Metrodome, Minneapolis, MN
 Tue Jun 25 1996, 4:33 AM EDT
 Dome - 68 F

livebaseballscorecards.com

AB	32
R	1
H	5
RBI	1
BB	8
SO	5
LOB	20



Batter	1	2	3	4	5	6	7	8	9	AB	R	H	RBI	BB	SO	LOB
Chuck Knoblauch, R <small>OBP: 0.439, SLG: 0.496</small> (1, 4)	0-1 G6-3 		2-2 SF9 1B	1-0 1B		4-2 FC4-6 BB	3-2 L9			4	1	2	0	1	0	2
Rich Becker, L <small>OBP: 0.339, SLG: 0.394</small> (1, 8)	0-0 F7		0-0 SF9 1B 2B	2-1 F7		2-2 FC4-6 1B 1-2f		0-1 L8		5	1	1	0	0	0	3
Paul Molitor, R <small>OBP: 0.383, SLG: 0.456</small> (1, 10)	2-2 G6-3		4-0 BB 1B IBB	0-1 F9		0-0 1B		3-2 BB 1B		4	0	2	0	1	0	2
Marty Cordova, R <small>OBP: 0.396, SLG: 0.484</small> (1, 7)		4-1 HR BB	0-2 SF9		0-0 2B 2B	1-3 K		0-1 F9		3	2	1	1	1	1	3
Scott Stahoviak, L <small>OBP: 0.431, SLG: 0.556</small> (1, 3)		1-1 F8	0-1 BB 1B		0-0 L5	0-1 G3		4-1 BB		4	0	1	1	1	0	4
Dave Hollins, S <small>OBP: 0.361, SLG: 0.400</small> (1, 5)		3-1 HR	4-1 BB		4-1 2B BB		1-2 G4-3	2-3 K		3	2	1	2	2	1	2
Greg Myers, L <small>OBP: 0.333, SLG: 0.505</small> (1, 2)	0-0 F7		2-2 L9		0-0 2B		1-2 1B 1B			4	0	2	2	0	0	3
Pat Meares, R <small>OBP: 0.295, SLG: 0.396</small> (1, 6)	0-1 F7			1-1 1B 1B		1-3 K		1-0 F9		4	0	1	0	0	1	2
Matt Lawton, L <small>OBP: 0.311, SLG: 0.239</small> (1, 9)			2-3 K	0-0 F8		1-0 P3		1-1 1B		4	0	1	0	0	1	2

Inning Stats	R: 0	H: 0	E: 0	K: 0	S: 7	R: 2	H: 1	E: 0	K: 0	S: 8	R: 2	H: 3	E: 0	K: 1	S: 20	R: 0	H: 2	E: 0	K: 0	S: 8	R: 2	H: 2	E: 0	K: 1	S: 9	R: 0	H: 1	E: 0	K: 1	S: 14	R: 0	H: 2	E: 0	K: 0	S: 14	R: 0	H: 1	E: 0	K: 1	S: 14	R: 0	H: 1	E: 0	K: 1	S: 14
	0	0	0	0	9	2	1	0	0	8	0	3	0	0	20	0	2	0	0	8	0	2	0	1	9	0	1	0	0	14	0	2	0	0	14	0	1	0	1	14	0	1	0	1	14
	0	0	0	0	9	2	1	0	0	8	0	3	0	0	20	0	2	0	0	8	0	2	0	1	9	0	1	0	0	14	0	2	0	0	14	0	1	0	1	14	0	1	0	1	14

BOTTOM

New York Yankees @ Minnesota Twins
 Hubert H. Humphrey Metrodome, Minneapolis, MN

Tue Jun 25 1996, 4:33 AM EDT
 Dome - 68 F

livebaseballscores.com

AB	35
R	6
H	12
RBI	6
BB	6
SO	4
LOB	23

WP: 0	PA: 42
PB: 0	SB: 0
CS: 0	

Batter	1	2	3	4	5	6	7	8	9	AB R H RBI BB SO LOB	TOP		
2 Derek Jeter, R OBP: 0.356, SLG: 0.366 (1, 6)	F9	FC4-6 1B		F8		SH		G6-3		4 0 1 1 0 0 2			
Mariano Duncan, R OBP: 0.324, SLG: 0.443 Andy Fox, L OBP: 0.291, SLG: 0.305 (1, 4) (7, 5)	1B	FC4-6 1B			HBP 2B			K		4 2 2 0 0 1 2 1 0 0 0 0 1 2			
Paul O'Neill, L OBP: 0.440, SLG: 0.481 (1, 9)	1B	G5-3			HBP 2B		G1-3		L5-4-3 1B	3 2 1 0 1 0 1			
Bernie Williams, S OBP: 0.401, SLG: 0.555 (1, 8)	E			HR		F8		L5-4-3		5 1 3 3 0 0 1			
Tino Martinez, L OBP: 0.346, SLG: 0.471 (1, 3)	L7			F7		SF9		P6		4 0 1 1 0 0 2			
Ruben Sierra, S OBP: 0.344, SLG: 0.427 (1, 10)	E7			P6		G4-3		F7		4 0 1 1 0 0 2			
Jim Leyritz, R OBP: 0.344, SLG: 0.370 (1, 2)	FC6-4 BB			F8		G5-3				3 0 1 0 1 0 1			
Gerald Williams, R OBP: 0.391, SLG: 0.524 (1, 7)	FC6-4							F7		4 1 1 0 0 0 4			
Matt Howard, R OBP: 0.216, SLG: 0.294 (1, 5) (7, 4)				P6				SH5-3		3 0 1 0 0 1 0			
Inning Stats	R: 2 H: 3 E: 1 LOB: 3 K: 0 BB: 2 S: 18 P: 32	R: 0 H: 1 E: 0 LOB: 1 K: 1 BB: 0 S: 9 P: 13	R: 1 H: 1 E: 0 LOB: 0 K: 0 BB: 0 S: 9 P: 15	R: 0 H: 0 E: 0 LOB: 0 K: 0 BB: 0 S: 5 P: 10	R: 2 H: 2 E: 0 LOB: 1 K: 0 BB: 0 S: 11 P: 20	R: 1 H: 1 E: 0 LOB: 0 K: 1 BB: 0 S: 10 P: 14	R: 0 H: 1 E: 0 LOB: 1 K: 0 BB: 0 S: 8 P: 10	R: 0 H: 2 E: 0 LOB: 2 K: 1 BB: 0 S: 11 P: 19	R: 0 H: 1 E: 0 LOB: 0 K: 0 BB: 0 S: 9 P: 13	1B: 8 SF: 1 2B: 4 SAC: 2 3B: 0 DP: 1 HR: 1 HBP: 1	WP: 0 PA: 41 PB: 1 SB: 0 CS: 1		
PITCHER	IP WLS BF H R ER SO BB IBB HBP BLK WP HR S P ERA WHIP											PITCHER	IP WLS BF H R ER SO BB IBB HBP BLK WP HR S P ERA WHIP
Dan Serafini, L ERA: 10.38 (1, 1)	4.1 L 23 7 5 5 1 2 0 0 1 0 0 1 47 80 10.38 2.077												
Greg Hansell, R ERA: 4.4 (5, 1)	4.2 18 5 1 1 2 0 0 0 0 0 0 0 43 66 1.93 1.071												

New York Yankees @ Minnesota Twins
 Hubert H. Humphrey Metrodome, Minneapolis, MN
 Tue Jun 25 1996, 8:05 PM EDT
 Att. 16,641 - Dome - 68 F

livebaseballscorecards.com

AB	35
R	6
H	12
RBI	6
BB	2
SO	3
LOB	17



Batter	1	2	3	4	5	6	7	8	9	AB R H RBI BB SO LOB
Rich Becker, L OBP: 0.338, SLG: 0.391 (1, 8) X	0-0 G4-3 ①		1-2 FC6-4 1B		2-2 G1-6-3 ③		1-3 K ③			4 0 1 0 0 1 1
Jeff Reboulet, R OBP: 0.300, SLG: 0.218 (1, 5) B C B B X (7, 6) X	2-1 G6-3 ②		2-3 K ①			2-1 1B 1B		1-1 F9 ①		4 0 1 0 0 1 1
Paul Molitor, R OBP: 0.382, SLG: 0.453 (1, 10) B B F F F F X	3-2 F9 ③		3-1 FC6-4 E S 1-2f			0-2 1B 1B		0-3 K ②		4 0 1 0 0 1 1
Scott Stahoviak, L OBP: 0.432, SLG: 0.554 (1, 3) X		0-0 1B E 1B	2-3 K ③			2-3 K ①		3-2 1B 1B		4 1 2 0 0 2 3
Marty Cordova, R OBP: 0.394, SLG: 0.481 (1, 7) B X		1-0 E6 G4-3 1H 1B		0-0 F8 ①		1-2 P3 ②		1-2 F9 ③		4 1 1 0 0 0 3
Chip Hale, L OBP: 0.429, SLG: 0.512 (1, 4) X (7, 5)		0-0 G4-3 ①		2-0 G6-3 ②		2-1 P5 ③			2-1 L7 ①	4 0 0 1 0 0 2
Pat Meares, R OBP: 0.297, SLG: 0.397 Chuck Knoblauch, R OBP: 0.439, SLG: 0.494 (1, 6) B X (7, 4)		1-0 1B F9-2 1B		1-3 K ③			4-0 BB		2-2 F8 ②	2 0 1 0 0 1 0 1 0 0 0 1 0 0
Matt Lawton, L OBP: 0.309, SLG: 0.240 (1, 9) X		0-0 1B 1-3 1B			2-0 G4-3 ①		2-3 K ①		0-0 F8 ③	4 0 1 0 0 1 1
Matt Walbeck, S OBP: 0.174, SLG: 0.217 (1, 2) B B 1 B X		3-0 F9-2 ② ③ 3-H			0-0 G6-3 ②		0-3 K ②			3 0 0 0 0 1 3

Inning Stats	R: 0 E: 0 K: 0 S: 7	H: 0 LOB: 0 BB: 0 P: 12	R: 2 E: 1 K: 0 S: 6	H: 4 LOB: 1 BB: 0 P: 11	R: 0 E: 0 K: 2 S: 12	H: 1 LOB: 1 BB: 0 P: 20	R: 0 E: 0 K: 1 S: 5	H: 0 LOB: 0 BB: 0 P: 8	R: 0 E: 0 K: 0 S: 5	H: 0 LOB: 0 BB: 0 P: 9	R: 0 E: 0 K: 1 S: 15	H: 2 LOB: 2 BB: 0 P: 22	R: 0 E: 0 K: 3 S: 9	H: 0 LOB: 1 BB: 1 P: 16	R: 0 E: 0 K: 1 S: 14	H: 1 LOB: 1 BB: 0 P: 19	R: 0 E: 0 K: 0 S: 8	H: 0 LOB: 0 BB: 0 P: 12	1B: 8 2B: 1 3B: 0 HR: 0	SF: 0 SAC: 0 DP: 1 HBP: 0	WP: 0 PB: 0 SB: 1 CS: 0	PA: 35
--------------	------------------------------	----------------------------------	------------------------------	----------------------------------	-------------------------------	----------------------------------	------------------------------	---------------------------------	------------------------------	---------------------------------	-------------------------------	----------------------------------	------------------------------	----------------------------------	-------------------------------	----------------------------------	------------------------------	----------------------------------	----------------------------------	------------------------------------	----------------------------------	--------

PITCHER	IP	WLS	BF	H	R	ER	SO	BB	IBB	HBP	BLK	WP	HR	S	P	ERA	WHIP
Ramiro Mendoza, R ERA: 6.21 (1, 1)	5.0	W	21	7	2	2	3	0	0	0	0	0	0	40	67	3.60	1.400
42 Mariano Rivera, R ERA: 1.54 (6, 1)	3.0		11	1	0	0	5	1	0	0	0	0	0	33	50	0.00	0.667
Jeff Nelson, R ERA: 4.72 (9, 1)	1.0		3	0	0	0	0	0	0	0	0	0	0	8	12	0.00	0.000


BOTTOM

New York Yankees @ Minnesota Twins
 Hubert H. Humphrey Metrodome, Minneapolis, MN

Tue Jun 25 1996, 8:05 PM EDT
 Att. 16,641 - Dome - 68 F

livebaseballscorecards.com

AB	34
R	2
H	8
RBI	1
BB	1
SO	8
LOB	15



New York Yankees @ Minnesota Twins
 Hubert H. Humphrey Metrodome, Minneapolis, MN
 Wed Jun 26 1996, 4:33 AM EDT
 Att. 19,116 - Dome

livebaseballscorecards.com

AB	32
R	2
H	5
RBI	2
BB	1
SO	9
LOB	10



AB	R	H	RBI	BB	SO	LOB
4	0	2	0	0	1	1
2	0	1	1	1	0	1
4	0	0	0	0	1	4
4	1	1	1	0	2	3
4	0	0	0	0	1	0
4	0	0	0	0	2	0
4	0	0	0	0	2	0
3	1	1	0	0	0	0
2	0	0	0	0	0	0
1	0	0	0	0	0	1
0	0	0	0	0	0	0

Batter	1	2	3	4	5	6	7	8	9
Wade Boggs, L (1, 10) OBP: 0.408, SLG: 0.421	2-3 K		3-2 2B			1-1 2 BB 1B		1-2 FC3	
2 Derek Jeter, R (1, 6) OBP: 0.358, SLG: 0.371	3-1 2B		2-2 G6-3			4-1 BB		1-1 SF9	
Paul O'Neill, L (1, 9) OBP: 0.435, SLG: 0.474	1-2 F7			3-1 F7		0-0 F8		0-3 K	
Bernie Williams, S (1, 8) OBP: 0.399, SLG: 0.562	1-3 K			1-3 K		0-0 F8		0-1 HR	
Tino Martinez, L (1, 3) OBP: 0.341, SLG: 0.465		2-1 G1-3		0-2 P6		1-3 K		2-0 G4-3	
Ruben Sierra, S (1, 7) OBP: 0.340, SLG: 0.420		1-3 K		2-3 K		2-2 G3		1-2 F7	
Mariano Duncan, R (1, 4) OBP: 0.317, SLG: 0.433		0-1 F7		1-3 K		0-0 G6-3		0-3 K	
Joe Girardi, R (1, 2) OBP: 0.350, SLG: 0.352			3-1 L8		2-2 G6-3		2-1 G4-3 2 SF9 2B		
Andy Fox, L (1, 5) OBP: 0.286, SLG: 0.299			2-1 G4-3			1-2 F9		1-0 G4-3	
Mike Aldrete, L (8, PH) OBP: 0.266, SLG: 0.364								2-3	
Matt Howard, R (8, 5) OBP: 0.216, SLG: 0.294									

Inning Stats	R: 0	H: 1	E: 0	K: 2	S: 12	P: 19	R: 0	H: 0	E: 0	K: 1	S: 8	P: 11	R: 0	H: 1	E: 0	K: 0	S: 13	P: 23	R: 0	H: 0	E: 0	K: 1	S: 9	P: 13	R: 0	H: 0	E: 0	K: 2	S: 12	P: 17	R: 0	H: 1	E: 0	K: 0	S: 9	P: 15	R: 0	H: 0	E: 0	K: 1	S: 8	P: 11	R: 1	H: 1	E: 0	K: 1	S: 11	P: 16	R: 1	H: 1	E: 0	K: 1	S: 10	P: 13	1B: 1	SF: 1	2B: 3	3B: 0	HR: 1	SAC: 0	DP: 0	HBP: 0	WP: 0	PA: 34
--------------	------	------	------	------	-------	-------	------	------	------	------	------	-------	------	------	------	------	-------	-------	------	------	------	------	------	-------	------	------	------	------	-------	-------	------	------	------	------	------	-------	------	------	------	------	------	-------	------	------	------	------	-------	-------	------	------	------	------	-------	-------	-------	-------	-------	-------	-------	--------	-------	--------	-------	--------

PITCHER	IP	WLS	BF	H	R	ER	SO	BB	IBB	HBP	BLK	WP	HR	S	P	ERA	WHIP
Rick Aguilera, R (1, 1) ERA: 5.4	7.1		28	4	1	1	7	1	0	0	0	0	0	77	119	1.23	0.682
Mike Trombley, R (8, 1) ERA: 1.98	0.1		1	0	0	0	0	0	0	0	0	0	0	2	3	0.00	0.000
Eddie Guardado, L (8, 1) ERA: 4.57	1.0	L	4	1	1	1	1	0	0	0	0	0	1	10	13	9.00	1.000
Dave Stevens, R (9, 1) ERA: 4.22	0.1		1	0	0	0	1	0	0	0	0	0	0	3	3	0.00	0.000

PITCHER	IP	WLS	BF	H	R	ER	SO	BB	IBB	HBP	BLK	WP	HR	S	P	ERA	WHIP
---------	----	-----	----	---	---	----	----	----	-----	-----	-----	----	----	---	---	-----	------

Batter	1	2	3	4	5	6	7	8	9	AB	R	H	RBI	BB	SO	LOB
Chuck Knoblauch, R OBP: 0.435, SLG: 0.489 (1, 4)	0-0 2B 1B	1-3 K			0-0 G1-3		3-2 G6-3		0-1 F9	5	1	1	0	0	1	3
Jeff Reboulet, R OBP: 0.304, SLG: 0.235 (1, 6)	1-1 2B 1-H		2-2 L5		3-3 K			2-2 1B	3-3 K	5	0	2	1	0	2	2
Paul Molitor, R OBP: 0.377, SLG: 0.447 (1, 10)	1-2 F7		2-2 G6-3		1-1 G3			1-3 K		4	0	0	0	0	1	2
Marty Cordova, R OBP: 0.392, SLG: 0.477 (1, 7)	3-2 F7		0-3 K			3-1 1B		2-3 K		4	0	1	0	0	2	2
Dave Hollins, S OBP: 0.366, SLG: 0.401 (1, 5)	4-2 FC6-4 BB			1-0 1B		0-0 G6-4-3 1-2f		4-2 BB		2	0	1	0	2	0	1
Ron Coomer, R OBP: 0.360, SLG: 0.516 (1, 3)	0-2 FC6-4 1-2f			0-0 FC4-6 FC3-6 1B 1-2f		3-0 1B		2-2 G4-3		3	0	1	0	0	0	3
Scott Stahoviak, L OBP: 0.430, SLG: 0.551 (8, PH) (9, 3)										1	0	0	0	0	0	2
Roberto Kelly, R OBP: 0.369, SLG: 0.428 (1, 9)		1-1 F9		2-1 FC3-6 1B		1-0 G4-3			3-1 1B	3	0	1	0	0	0	1
Chip Hale, L OBP: 0.440, SLG: 0.523 (9, PH)				1-2 1B						1	0	1	0	0	0	0
Pat Meares, R OBP: 0.297, SLG: 0.397 (9, PR)										0	0	0	0	0	0	0
Matt Lawton, L OBP: 0.307, SLG: 0.240 (1, 8)			0-1 1B		3-1 FC3-6 FC5-4 1-2f 2-3		1-1 G4-3		0-0 B5	4	0	1	0	0	0	3
Matt Walbeck, S OBP: 0.154, SLG: 0.192 (1, 2)		1-2 F8		0-0 FC5-4 1-2f			1-0 F9		1-2 1B	3	0	0	0	0	0	3
Greg Myers, L OBP: 0.336, SLG: 0.507 (9, PH)										1	0	1	0	0	0	0

BOTTOM

New York Yankees @ Minnesota Twins
Hubert H. Humphrey Metrodome, Minneapolis, MN

Wed Jun 26 1996, 4:33 AM EDT
Att. 19,116 - Dome

livebaseballscores.com

AB	36
R	1
H	10
RBI	1
BB	2
SO	6
LOB	22



Inning	1	2	3	4	5	6	7	8	9	1B	2B	3B	SF	WP	HR	S	P	ERA	WHIP
R	1	0	0	0	0	0	0	0	0	0	0	0	0	0	0	0	0	0	0
E	0	0	0	0	0	0	0	0	0	0	0	0	0	0	0	0	0	0	0
K	0	1	1	1	1	0	0	0	0	0	0	0	0	0	0	0	0	0	0
S	18	10	11	7	13	14	11	11	12	19	9	1	0	0	0	0	0	1.29	1.143

PITCHER	IP	WLS	BF	H	R	ER	SO	BB	IBB	HBP	BLK	WP	HR	S	P	ERA	WHIP
Jimmy Key, L ERA: 6.08 (1, 1)	7.0		28	7	1	1	3	1	0	0	0	0	0	67	105	1.29	1.143
Jeff Nelson, R ERA: 4.63 (8, 1)	0.2		4	1	0	0	2	1	0	0	0	0	0	12	21	0.00	3.000
Dale Polley, L ERA: (8, 1)	0.1	W	1	0	0	0	0	0	0	0	0	0	0	3	5	0.00	0.000
John Wetteland, R ERA: 3.27 (9, 1)	1.0	S	5	2	0	0	1	0	0	0	0	0	0	12	19	0.00	2.000

WP	HR	S	P	ERA	WHIP
0	0	0	0	0	0
0	0	0	0	0	0
0	0	0	0	0	0
0	0	0	0	0	0

Batter	1	2	3	4	5	6	7	8	9	AB R H RBI BB SO LOB	TOP											
Brady Anderson, L (1, 8) OBP: 0.410, SLG: 0.669	2-2 G1-3		2-2 P6		3-2 G4-3		0-0 G4-3		4-0 IBB	4 0 0 0 1 0 3												
Mike Devereaux, R (1, 7) OBP: 0.317, SLG: 0.333	1-1 FC6-4 1B			0-0 SH1-3 1B	2-1 G4-3			1-1 G4-3 1B	2-3 K	5 2 3 0 0 1 3												
Roberto Alomar, S (1, 4) OBP: 0.432, SLG: 0.546	1-1 FC6-4 1-2f			1-0 SH1-3		1-3 K		0-0 G4-3		3 0 0 0 0 1 2												
Rafael Palmeiro, L (1, 3) OBP: 0.399, SLG: 0.554	2-0 G4-3			0-0 E 1B	2-2 F7		2-0 F9	2-0 F9		4 0 1 1 0 0 2												
Bobby Bonilla, S (1, 9) OBP: 0.346, SLG: 0.407			1-1 G3	0-0 E4	0-0 F8		0-0 F8	0-0 F8	2-H 1B	4 0 1 1 0 0 1												
Cal Ripken Jr., R (1, 6) OBP: 0.363, SLG: 0.500			0-1 F8	3-1 P4		2-1 SH5-3 BB 1B	1-1 F7	1-1 F7		4 0 1 0 0 0 3												
B.J. Surhoff, L (1, 5) OBP: 0.336, SLG: 0.502			1-1 G4-3	1-3 K		4-1 SH5-3 BB		0-0 G4-3		3 0 0 0 1 1 2												
Chris Hoiles, R (1, 2) OBP: 0.336, SLG: 0.428 Manny Alexander, R (9, PR) OBP: 0.231, SLG: 0.167			0-0 G5-3		2-2 F7		0-0 SH5-3	4-2 S BB		2 0 0 0 1 0 0 0 0 0 0 0 0 0												
Mark Smith, R (1, 10) OBP: 0.231, SLG: 0.373 Luis Polonia, L (9, PH) OBP: 0.271, SLG: 0.307			2-0 P6		1-1 G4-3 1B		2-0 G1-3	3-2 F7		3 0 1 0 0 0 2 1 0 0 0 0 0 1												
Inning Stats	R: 0 E: 0 K: 0 S: 8	H: 1 LOB: 1 BB: 0 P: 14	R: 0 E: 0 K: 0 S: 6	H: 0 LOB: 0 BB: 0 P: 8	R: 0 E: 0 K: 0 S: 6	H: 0 LOB: 0 BB: 0 P: 10	R: 1 E: 1 K: 1 S: 9	H: 2 LOB: 2 BB: 0 P: 14	R: 0 E: 0 K: 0 S: 14	H: 1 LOB: 1 BB: 0 P: 22	R: 0 E: 0 K: 1 S: 8	H: 0 LOB: 0 BB: 0 P: 11	R: 0 E: 0 K: 0 S: 6	H: 1 LOB: 2 BB: 1 P: 14	R: 1 E: 0 K: 0 S: 7	H: 2 LOB: 1 BB: 0 P: 11	R: 0 E: 0 K: 1 S: 12	H: 0 LOB: 2 BB: 2 P: 25	1B: 7 2B: 0 3B: 0 HR: 0	SF: 0 SAC: 2 DP: 0 HBP: 0	WP: 0 PB: 0 SB: 1 CS: 0	PA: 38
PITCHER	IP WLS BF H R ER SO BB IBB HBP BLK WP HR S P ERA WHIP																					
Kenny Rogers, L (1, 1) ERA: 4.1	7.2 W 32 7 2 2 2 1 0 0 0 0 0 0 62 101 2.35 1.043																					
Jeff Nelson, R (8, 1) ERA: 4.58	0.1 1 0 0 0 0 0 0 0 0 0 0 0 2 3 0.00 0.000																					
John Wetteland, R (9, 1) ERA: 3.18	1.0 S 5 0 0 0 1 1 1 0 0 0 0 0 12 25 0.00 1.000																					

Baltimore Orioles @ New York Yankees
 Yankee Stadium, Bronx, NY
 Thu Jun 27 1996, 7:05 PM EDT
 Att. 34,161 - Unknown - 82 F

livebaseballscorecards.com

AB	33
R	2
H	7
RBI	2
BB	3
SO	3
LOB	19



Batter	1	2	3	4	5	6	7	8	9
Wade Boggs, L OBP: 0.406, SLG: 0.416 (1, 5)	3-1 E6 G4-3 1B	3-1 G1-3			4-2 1 SAFE 1 SAFE 1 SAFE 1-2 BB		2-1 FC4 G4-6-3 1-2f		
2 Derek Jeter, R OBP: 0.353, SLG: 0.365 (1, 6)	3-2 G4-3 2-3		2-2 G4-3		1-0 G3 1-2 2-3		3-2 G4-6-3 1-2f		
Paul O'Neill, L OBP: 0.436, SLG: 0.475 (1, 9)	1-0 FC5-4 1B 3-H		0-0 G3 1B		0-2 G4-3		0-2 G3		
Bernie Williams, S OBP: 0.400, SLG: 0.570 (1, 8)	1-1 FC5-4 FC8-4 1-2f		0-0 G3 1-2f		1-2 1B 3B		2-1 G6-4-3 1B		
Tino Martinez, L OBP: 0.340, SLG: 0.462 (1, 3)	0-0 FC8-4 1-2f			2-3 K		0-0 G4-3 G6-3 1B 3-H		0-1 G6-4-3	
Ruben Sierra, S OBP: 0.337, SLG: 0.416 Gerald Williams, R OBP: 0.391, SLG: 0.524 (1, 7) (9, 7)		0-3 K		0-0 L7		0-1 G6-3 1-2			
Mike Aldrete, L OBP: 0.269, SLG: 0.379 (1, 10)		0-0 1B 2B		0-3 K2-3		3-1 G4-3 2-3			
Mariano Duncan, R OBP: 0.317, SLG: 0.431 Andy Fox, L OBP: 0.286, SLG: 0.299 (1, 4) (7, 4)		1-0 L9			1-0 FC6-4 1B		3-0 G5-3		
Joe Girardi, R OBP: 0.355, SLG: 0.354 (1, 2)		1-0 1B 2-H			0-0 FC6-4 G3 S 1-2f		4-1 FC4 BB		

Inning Stats	R: 1 E: 1 K: 0 S: 9	H: 1 LOB: 1 BB: 0 P: 17	R: 1 E: 0 K: 1 S: 8	H: 2 LOB: 1 BB: 0 P: 13	R: 0 E: 0 K: 0 S: 5	H: 1 LOB: 0 BB: 0 P: 7	R: 0 E: 0 K: 2 S: 9	H: 0 LOB: 0 BB: 0 P: 11	R: 0 E: 0 K: 0 S: 11	H: 1 LOB: 2 BB: 1 P: 17	R: 1 E: 0 K: 0 S: 9	H: 2 LOB: 1 BB: 0 P: 16	R: 0 E: 0 K: 0 S: 6	H: 0 LOB: 0 BB: 1 P: 15	R: 0 E: 0 K: 0 S: 8	H: 1 LOB: 0 BB: 0 P: 10
PITCHER Scott Erickson, R ERA: 4.88 (1, 1)	IP 8.0 WLS L BF 32 H 8 R 3 ER 2 SO 3 BB 2 IBB 0 HBP 0 BLK 0 WP 0 HR 0 S 65 P 106 ERA 2.25 WHIP 1.250															

BOTTOM

Baltimore Orioles @ New York Yankees
Yankee Stadium, Bronx, NY


Thu Jun 27 1996, 7:05 PM EDT
Att: 34,161 - Unknown - 82 F

AB	R	H	RBI	BB	SO	LOB
3	1	0	0	1	0	2
4	0	0	0	0	0	4
4	0	2	1	0	0	2
4	1	2	0	0	0	2
4	0	1	1	0	1	2
3	0	0	0	0	1	1
0	0	0	0	0	0	0
3	1	1	0	0	1	1
3	0	1	0	0	0	2
0	0	0	0	0	0	0
2	0	1	1	1	0	1

AB	30
R	3
H	8
RBI	3
BB	2
SO	3
LOB	17

livebaseballscorecards.com

1B: 6	SF: 0	WP: 0	PA: 32
2B: 1	SAC: 0	PB: 0	
3B: 1	DP: 3	SB: 2	
HR: 0	HBP: 0	CS: 0	



BOTTOM

Baltimore Orioles @ New York Yankees
Yankee Stadium, Bronx, NY

livebaseballscorecards.com

AB	35
R	4
H	10
RBI	3
BB	5
SO	8
LOB	25



WP:	0	PA:	41
PB:	1	SB:	0
CS:	0		

Fri Jun 28 1996, 7:05 PM EDT
Att: 43,515 - Unknown - 79 F

AB R H RBI BB SO LOB

5 0 1 1 0 2 3

4 1 2 0 1 1 1

3 0 1 1 2 0 1

4 0 1 0 1 0 4

5 1 2 0 0 1 6

4 0 1 0 0 1 3

3 0 0 0 1 1 4

0 0 0 0 0 0 0

3 0 0 1 0 2 1

4 2 2 0 0 0 2

1B: 7 SF: 1
2B: 3 SAC: 0
3B: 0 DP: 2
HR: 0 HBP: 0

Batter	1	2	3	4	5	6	7	8	9
Wade Boggs, L OBP: 0.403, SLG: 0.416 (1, 5)	0-1 G4-3		2-0 P6	1-1 2B	2-3 K			1-3 K	
Joe Girardi, R OBP: 0.360, SLG: 0.361 (1, 2)	0-0 FC5-4 2B		4-2 1B E BB	1-3 K		0-2 1B		2-1 L8	
Paul O'Neill, L OBP: 0.438, SLG: 0.473 (1, 9)	4-2 FC5-4 BB		1-0 E PB 1B	4-1 BB		1-0 G4-3-6-4 1-2f		3-2 G1-3	
Bernie Williams, S OBP: 0.400, SLG: 0.564 (1, 8)	2-2 FC5-4 1-2f 2-3		4-2 E BB	2-0 F7		3-2 L8		1-2 G4-6-3 1B	
Tino Martinez, L OBP: 0.341, SLG: 0.461 (1, 3)	0-0 G1-3		2-3 K		2-0 BB 1B SF9 1B		0-1 1B	0-1 G4-6-3 1-2f	
Ruben Sierra, S OBP: 0.335, SLG: 0.413 (1, 10)		0-2 G6-3	0-2 E6	1-2 2-3 3-H	1-0 FC4 BB 1B		0-3 K		
Mariano Duncan, R OBP: 0.316, SLG: 0.424 Matt Howard, R OBP: 0.216, SLG: 0.294 (1, 4) (9, 4)		1-3 K	0-0 L9		4-2 FC4 BB		0-2 F9		
Gerald Williams, R OBP: 0.383, SLG: 0.515 (1, 7)		2-3 K		3-2 G5-3	0-0 SF9		2-3 K		
2 Derek Jeter, R OBP: 0.355, SLG: 0.371 (1, 6)			0-1 BB 1B	0-2 E7 2B	0-1 FC4 1-2f 2-3			2-2 G4-3	

Inning Stats	R: 0 H: 1 E: 0 K: 11 S: 17	R: 0 H: 0 E: 0 K: 11 S: 14	R: 2 H: 2 E: 1 K: 1 S: 18	R: 1 H: 2 E: 1 K: 1 S: 14	R: 1 H: 2 E: 0 K: 1 S: 12	R: 0 H: 1 E: 0 K: 7 S: 11	R: 0 H: 1 E: 0 K: 2 S: 13	R: 0 H: 0 E: 0 K: 10 S: 15	R: 0 H: 1 E: 0 K: 9 S: 13
--------------	----------------------------	----------------------------	---------------------------	---------------------------	---------------------------	---------------------------	---------------------------	----------------------------	---------------------------

PITCHER	IP	WLS	BF	H	R	ER	SO	BB	IBB	HBP	BLK	WP	HR	S	P	ERA	WHIP
Rick Krivda, L ERA: 4.31 (1, 1)	4.0		24	7	4	3	4	4	0	0	0	0	0	56	92	6.75	2.750
Alan Mills, R ERA: 4.58 (5, 1)	0.2		3	0	0	0	0	1	0	0	0	0	0	6	10	0.00	1.500
Arthur Rhodes, L ERA: 3.64 (5, 1)	3.1	W	11	2	0	0	4	0	0	0	0	0	0	34	47	0.00	0.600
Randy Myers, L ERA: 2.7 (9, 1)	1.0	S	3	1	0	0	0	0	0	0	0	0	0	9	13	0.00	1.000

Batter	1	2	3	4	5	6	7	8	9	AB R H RBI BB SO LOB	TOP											
Roberto Alomar, S (1, 10) OBP: 0.429, SLG: 0.543	2-3 		0-1 			3-1 		0-1 		4 0 0 0 0 1 0												
Billy Ripken, R (1, 4) OBP: 0.309, SLG: 0.420	0-0 			3-2 		3-2 		2-2 		4 1 1 0 0 0 0												
Cal Ripken Jr., R (1, 6) OBP: 0.365, SLG: 0.502	2-3 			2-0 			1-1 	1-2 		4 1 1 0 0 1 0												
Rafael Palmeiro, L (1, 3) OBP: 0.400, SLG: 0.570		0-0 		1-0 			0-0 	2-3 		4 0 0 0 0 1 2												
Bobby Bonilla, S (1, 9) OBP: 0.355, SLG: 0.424		0-2 			1-0 		3-2 	0-1 		4 1 3 3 0 0 0												
B.J. Surhoff, L (1, 5) OBP: 0.338, SLG: 0.496		2-1 			2-1 		2-1 	2-0 		4 0 1 0 0 0 1												
Mike Devereaux, R (1, 8) OBP: 0.318, SLG: 0.332		2-2 			4-1 		0-0 	2-3 		3 0 0 0 1 1 3												
Chris Hoiles, R (1, 2) OBP: 0.332, SLG: 0.421			3-3 		3-1 		2-3 			3 0 0 0 0 2 1												
Mark Smith, R (1, 7) OBP: 0.218, SLG: 0.352			0-3 			2-1 		1-1 		3 0 0 0 0 1 0												
Inning Stats	R: 0 E: 0 K: 2 S: 7	H: 0 LOB: 0 BB: 0 P: 11	R: 0 E: 0 K: 0 S: 10	H: 1 LOB: 1 BB: 0 P: 14	R: 0 E: 0 K: 2 S: 10	H: 0 LOB: 0 BB: 0 P: 13	R: 0 E: 0 K: 0 S: 5	H: 0 LOB: 0 BB: 0 P: 11	R: 0 E: 0 K: 0 S: 6	H: 0 LOB: 1 BB: 1 P: 16	R: 0 E: 0 K: 0 S: 7	H: 0 LOB: 0 BB: 0 P: 15	R: 0 E: 0 K: 0 S: 11	H: 2 LOB: 2 BB: 0 P: 17	R: 0 E: 0 K: 1 S: 8	H: 0 LOB: 0 BB: 0 P: 11	R: 3 E: 0 K: 2 S: 16	H: 3 LOB: 0 BB: 0 P: 25	1B: 5 2B: 0 3B: 0 HR: 1	SF: 0 SAC: 0 DP: 0 HBP: 0	WP: 0 PB: 0 SB: 0 CS: 0	PA: 34
PITCHER	IP WLS BF H R ER SO BB IBB HBP BLK WP HR S P ERA WHIP																					
Andy Pettitte, L (1, 1) ERA: 3.98	7.0 W 25 3 0 0 4 1 0 0 0 0 0 0 56 97 0.00 0.571																					
Jeff Nelson, R (8, 1) ERA: 4.95	1.0 5 2 2 2 1 0 0 0 0 0 0 0 15 21 18.00 2.000																					
Dale Polley, L (9, 1) ERA:	0.1 1 0 0 0 1 0 0 0 0 0 0 0 3 5 0.00 0.000																					
John Wetteland, R (9, 1) ERA: 3.38	0.2 S 3 1 1 1 1 0 0 0 0 0 0 1 6 10 13.50 1.500																					

Baltimore Orioles @ New York Yankees
 Yankee Stadium, Bronx, NY
 Sat Jun 29 1996, 3:33 AM EDT
 Att. 45,295 - Overcast - 76 F

AB	33
R	3
H	6
RBI	3
BB	1
SO	7
LOB	7



livebaseballscorecards.com

Baltimore Orioles @ New York Yankees
 Yankee Stadium, Bronx, NY

Sun Jun 30 1996, 3:33 AM EDT
 Att. 40,200 - Overcast - 64 F

livebaseballscorecards.com

AB	36
R	9
H	11
RBI	8
BB	4
SO	5
LOB	10



WP:	0	PA:	41
PB:	0		
SB:	2		
CS:	0		

AB R H RBI BB SO LOB

3	2	2	1	1	1	0
1	0	0	0	0	0	1
5	1	1	3	0	1	1
5	1	2	0	0	1	0
3	1	1	1	1	0	1
5	1	1	0	0	0	2
4	1	2	1	0	1	0
3	1	0	0	1	0	1
3	1	1	2	1	0	1
4	0	1	0	0	1	3
1B:	8	SF:	0			
2B:	2	SAC:	0			
3B:	0	DP:	2			
HR:	2	HBP:	1			

Batter	1	2	3	4	5	6	7	8	9									
Roberto Alomar, S (1, 4) OBP: 0.433, SLG: 0.554 Billy Ripken, R (6, 4) OBP: 0.305, SLG: 0.416	3-2 G3-6-3 1B		3-2 HR	0-3 K		4-1 1-2 HR BB		1-1 L3 1-1										
Brady Anderson, L (1, 8) OBP: 0.401, SLG: 0.659	1-2 G3-6-3 1-2f		1-1 P4	1-3 K		0-2 1-H 2-H HR		2-0 F9										
Cal Ripken Jr., R (1, 6) OBP: 0.365, SLG: 0.500	2-2 2B 1B		2-3 K	0-0 1B		2-1 G5-3			0-0 G6-3									
Rafael Palmeiro, L (1, 3) OBP: 0.403, SLG: 0.570	1-2 1-H 2B		4-2 1B BB	1-2 L8		1-1 HBP			0-0 G4-3									
Bobby Bonilla, S (1, 10) OBP: 0.353, SLG: 0.420	0-0 G1-3		2-2 1B 1B		0-1 P5	3-0 G1-3			2-2 G3									
B.J. Surhoff, L (1, 5) OBP: 0.341, SLG: 0.496		2-2 FC4-6 1B	0-0 BB 1B	1-3 2-H 1B	3-3 K		1-2 G4-3											
Mike Devereaux, R (1, 9) OBP: 0.316, SLG: 0.326		1-1 P4	4-0 1B S BB	1-2	3-2 G6-3		2-1 G6-3											
Luis Polonia, L (1, 7) OBP: 0.276, SLG: 0.296		0-0 FC4-6 FC6-4 1-2f	0-2 S 1B	1-3 2-H 3-H 1B		4-1 BB HR BB	1-1 G6-3											
Chris Hoiles, R (1, 2) OBP: 0.330, SLG: 0.418		0-2 FC6-4 1-2f	3-3 SAFE K	1-2 3-H		0-0 F8		1-0 L3 1B										
Inning Stats	R: 1 E: 0 K: 0 S: 18	H: 3 LOB: 1 BB: 0 P: 25	R: 0 E: 0 K: 0 S: 9	H: 1 LOB: 1 BB: 0 P: 12	R: 5 E: 0 K: 2 S: 22	H: 4 LOB: 1 BB: 2 P: 41	R: 0 E: 0 K: 2 S: 12	H: 1 LOB: 1 BB: 0 P: 14	R: 0 E: 0 K: 1 S: 9	H: 0 LOB: 0 BB: 0 P: 15	R: 3 E: 0 K: 0 S: 10	H: 1 LOB: 1 BB: 2 P: 24	R: 0 E: 0 K: 0 S: 7	H: 0 LOB: 0 BB: 0 P: 11	R: 0 E: 0 K: 0 S: 4	H: 1 LOB: 0 BB: 0 P: 8	R: 0 E: 0 K: 0 S: 6	H: 0 LOB: 0 BB: 0 P: 8

PITCHER	IP	WLS	BF	H	R	ER	SO	BB	IBB	HBP	BLK	WP	HR	S	P	ERA	WHIP
Ramiro Mendoza, R (1, 1) ERA: 7.25	2.2	L	17	8	6	6	1	2	0	0	0	0	1	44	70	20.25	3.750
Mark Hutton, R (3, 1) ERA: 5.74	2.2		12	2	3	3	4	2	0	0	0	0	1	32	51	10.12	1.500
Bob Wickman, R (6, 1) ERA: 3.81	2.2		9	1	0	0	0	0	0	1	0	0	0	15	29	0.00	0.375
Jeff Nelson, R (9, 1) ERA: 4.82	1.0		3	0	0	0	0	0	0	0	0	0	0	6	8	0.00	0.000

Batter	1	2	3	4	5	6	7	8	9	AB	R	H	RBI	BB	SO	LOB
2 Derek Jeter, R OBP: 0.352, SLG: 0.365 (1, 6)	2-2 G6-3		2-2 F8			0-2 G5-3		0-2 FC5-4 1B		4	0	1	0	0	0	0
Joe Girardi, R OBP: 0.352, SLG: 0.353 (1, 2) 20 Jorge Posada, S (7, 2)	3-2 G5-3		1-2 F8			3-2 G5-3		2-2 FC5-4 1-2f		3	0	0	0	0	0	0
Paul O'Neill, L OBP: 0.437, SLG: 0.469 (1, 9)	1-1 L8				1-2 L7		1-0 G4-3		0-0 F7	4	0	0	0	0	0	0
Bernie Williams, S OBP: 0.406, SLG: 0.579 (1, 8)		0-1 G4-3		1-0 1B			1-2 HR		4-0 G4-3 BB	3	1	2	1	1	0	0
Tino Martinez, L OBP: 0.340, SLG: 0.460 (1, 3) Mike Aldrete, L OBP: 0.265, SLG: 0.373 (8, 3)		3-1 F7		2-0 F8			1-1 G6-3		1-1 G4-3 1-2f	3	0	0	0	0	0	1
Ruben Sierra, S OBP: 0.334, SLG: 0.410 (1, 10)		0-0 FC5 HBP 1B		3-2 P6			1-0 F8			3	0	1	0	0	0	1
Mariano Duncan, R OBP: 0.316, SLG: 0.419 (1, 4)		1-2 SAFE HBP		1-2 G4-3		1-2 G4-3		0-2 K		2	0	0	0	0	1	0
Gerald Williams, R OBP: 0.374, SLG: 0.506 (1, 7)		2-0 FC5 2-3f		0-0 G6-3				0-2 G6-3		3	0	0	0	0	0	2
Matt Howard, R OBP: 0.200, SLG: 0.270 (1, 5)			1-3 K		0-0 F7			0-2 F7		3	0	0	0	0	1	0

Inning Stats	R: 0	H: 0	E: 0	K: 0	S: 12	R: 0	H: 1	E: 0	K: 0	S: 9	R: 0	H: 0	E: 0	K: 1	S: 14	R: 0	H: 1	E: 0	K: 0	S: 9	R: 0	H: 0	E: 0	K: 0	S: 5	R: 0	H: 0	E: 0	K: 0	S: 8	R: 1	H: 1	E: 0	K: 1	S: 9	R: 0	H: 1	E: 0	K: 0	S: 16	R: 0	H: 1	E: 0	K: 0	S: 3		
	LOB: 0	BB: 0	P: 18	LOB: 2	BB: 0	P: 15	LOB: 0	BB: 0	P: 18	LOB: 1	BB: 0	P: 16	LOB: 0	BB: 0	P: 6	LOB: 0	BB: 0	P: 12	LOB: 0	BB: 0	P: 12	LOB: 1	BB: 0	P: 18	LOB: 0	BB: 1	P: 8	LOB: 0	BB: 0	P: 8	LOB: 0	BB: 1	P: 8	LOB: 0	BB: 0	P: 18	LOB: 1	BB: 0	P: 18	LOB: 0	BB: 1	P: 8					
PITCHER David Wells, L ERA: 5.17 (1, 1)	IP: 9.0	WLS: W	BF: 32	H: 4	R: 1	ER: 1	SO: 2	BB: 1	IBB: 0	HBP: 1	BLK: 0	WP: 0	HR: 1	S: 85	P: 123	ERA: 1.00	WHIP: 0.556																														


BOTTOM

Baltimore Orioles @ New York Yankees
Yankee Stadium, Bronx, NY

Sun Jun 30 1996, 3:33 AM EDT
Att. 40,200 - Overcast - 64 F

AB	30
R	1
H	4
RBI	1
BB	1
SO	2
LOB	6

livebaseballscorecards.com



WP: 0	PA: 32
PB: 0	
SB: 0	
CS: 0	

Batter	1	2	3	4	5	6	7	8	9	AB R H RBI BB SO LOB	TOP		
Jeff Frye, R (1, 4) OBP: 0.376, SLG: 0.292	1-2 G6-4-3 1B			2-1 L9		1-1 L6		1-1 P6		4 0 1 0 0 0 0			
John Valentin, R (1, 6) OBP: 0.373, SLG: 0.455	2-1 G6-4-3 1-2f			4-2 BB		4-2 BB		0-0 1B		2 0 1 0 2 0 1			
Mo Vaughn, L (1, 3) OBP: 0.439, SLG: 0.631	0-0 F8			2-1 F8		4-1 FC4 BB		0-0 BB 1B		3 0 1 0 1 0 1			
Jose Canseco, R (1, 10) OBP: 0.399, SLG: 0.637			3-1 G3		3-3 K		0-0 FC4		0-3 K	4 0 0 0 0 2 5			
Tim Lincecum, R (1, 5) OBP: 0.406, SLG: 0.532			2-1 G1-3		2-1 L4		2-1 P6		4-0 BB	3 0 0 0 1 0 0			
Mike Stanley, R (1, 2) OBP: 0.388, SLG: 0.480			2-2 L7		3-2 1B		2-2 1B		2-3 K	4 0 2 0 0 1 3			
18 Reggie Jefferson, S (1, 7) OBP: 0.401, SLG: 0.656			0-1 L8		0-3 K		3-3 K		2-3 K	4 0 0 0 0 3 2			
Jose Malave, R (1, 9) OBP: 0.265, SLG: 0.388			1-3 K		1-1 F8		1-2 1B		1-0 F9	4 0 1 0 0 1 1			
Lee Tinsley, S (1, 8) OBP: 0.283, SLG: 0.261 Troy O'Leary, L (9, PH) OBP: 0.331, SLG: 0.410			2-3 K		2-2 P3		0-1 F9		1-1 F7	3 0 0 0 0 1 2 1 0 0 0 0 0 0			
Inning Stats	R: 0 E: 0 K: 0 S: 6 H: 1 LOB: 0 BB: 0 P: 9	R: 0 E: 0 K: 0 S: 7 H: 0 LOB: 0 BB: 0 P: 14	R: 0 E: 0 K: 2 S: 8 H: 0 LOB: 0 BB: 0 P: 11	R: 0 E: 0 K: 1 S: 10 H: 0 LOB: 1 BB: 1 P: 21	R: 0 E: 0 K: 1 S: 11 H: 1 LOB: 1 BB: 0 P: 17	R: 0 E: 0 K: 0 S: 10 H: 0 LOB: 2 BB: 2 P: 21	R: 0 E: 0 K: 1 S: 13 H: 2 LOB: 2 BB: 0 P: 21	R: 0 E: 0 K: 2 S: 11 H: 2 LOB: 3 BB: 1 P: 18	R: 0 E: 0 K: 1 S: 6 H: 0 LOB: 0 BB: 0 P: 10	1B: 6 2B: 0 3B: 0 HR: 0 SF: 0 SAC: 0 DP: 1 HBP: 0	WP: 0 PB: 0 SB: 0 CS: 0 PA: 36		
PITCHER	IP WLS BF H R ER SO BB IBB HBP BLK WP HR S P ERA WHIP											PITCHER	IP WLS BF H R ER SO BB IBB HBP BLK WP HR S P ERA WHIP
Jimmy Key, L (1, 1) ERA: 5.48	7.0 W 27 4 0 0 5 3 0 0 0 0 0 0 65 114 0.00 1.000												
42 Mariano Rivera, R (8, 1) ERA: 1.93	1.0 6 2 0 0 2 1 0 0 0 0 0 0 11 18 0.00 3.000												
John Wetteland, R (9, 1) ERA: 3.28	1.0 S 3 0 0 0 1 0 0 0 0 0 0 0 6 10 0.00 0.000												

Boston Red Sox @ New York Yankees
 Yankee Stadium, Bronx, NY
 Mon Jul 01 1996, 7:05 PM EDT
 Att. 27,734 - Unknown - 77 F

livebaseballscorecards.com

AB 32
 R 0
 H 6
 RBI 0
 BB 4
 SO 8
 LOB 15



Batter	1	2	3	4	5	6	7	8	9	AB	R	H	RBI	BB	SO	LOB
Wade Boggs, L OBP: 0.413, SLG: 0.421 (1, 5)	4-0 FC6-4 BB			4-1 G4-3 G6-3 BB	4-2 BB		4-1 SH3-4 IBB			0	0	0	0	4	0	0
Joe Girardi, R OBP: 0.348, SLG: 0.348 (1, 2)	0-1 FC6-4 L6-3 1-2f			1-1 G6-3	0-0 G5-3		0-0 SH3-4			3	0	0	1	0	0	5
Paul O'Neill, L OBP: 0.435, SLG: 0.466 (1, 9)	1-2 L6-3 1-2			1-2 G4-3		3-2 G6-3 1B	2-1 L8			4	0	1	0	0	0	3
Bernie Williams, S OBP: 0.408, SLG: 0.576 (1, 8)			2-2 L7	4-0 BB		1-0 G6-3 1-2f		1-0 FC6-4 1B		3	0	1	0	1	0	1
Tino Martinez, L OBP: 0.340, SLG: 0.457 (1, 3)			1-1 G4-3	0-3 H		1-2 HBP		1-0 FC6-4 CS		2	0	0	0	0	1	2
Gerald Williams, R OBP: 0.372, SLG: 0.503 (8, PH) (9, 7)								1-2f CS		1	0	0	0	0	0	1
Ruben Sierra, S OBP: 0.333, SLG: 0.408 (1, 7)			2-2 G4-3			1-0 1B CS 1B		2-2 P4		4	0	1	0	0	0	2
John Wetteland, R (9, 1)								1-2f		0	0	0	0	0	0	0
Mike Aldrete, L OBP: 0.282, SLG: 0.435 (1, 10) (9, 3)			0-1 G6-3			1-1 CS G5-3 1B		3-2 HR	0-1 CS	3	1	2	1	0	0	0
2 Derek Jeter, R OBP: 0.349, SLG: 0.361 (1, 6)			2-1 F9			1-0 G5-3		2-1 F9		3	0	0	0	0	0	2
Andy Fox, L OBP: 0.286, SLG: 0.286 (1, 4)			3-2 L5			4-2 BB 3-H		4-2 SH3-4 BB		1	1	0	0	2	0	0

Inning Stats	R: 0	H: 0	R: 0	H: 0	R: 0	H: 0	R: 0	H: 2	R: 0	H: 1	R: 2	H: 1	R: 0	H: 1	1B: 4	SF: 0
	E: 0	LOB: 0	E: 0	LOB: 0	E: 0	LOB: 0	E: 0	LOB: 3	E: 0	LOB: 1	E: 0	LOB: 1	E: 0	LOB: 0	2B: 1	SAC: 1
	K: 0	BB: 1	K: 0	BB: 0	K: 1	BB: 2	K: 0	BB: 2	K: 0	BB: 0	K: 0	BB: 2	K: 0	BB: 0	3B: 0	DP: 2
	S: 6	P: 11	S: 8	P: 13	S: 7	P: 12	S: 14	P: 25	S: 7	P: 14	S: 15	P: 30	S: 6	P: 10	HR: 1	HBP: 1

PITCHER	IP	WLS	BF	H	R	ER	SO	BB	IBB	HBP	BLK	WP	HR	S	P	ERA	WHIP
Roger Clemens, R ERA: 4.02 (1, 1)	7.0	L	30	4	2	1	1	6	1	1	0	0	1	66	124	1.29	1.429
Mike Stanton, L ERA: 3.8 (8, 1)	1.0		3	1	0	0	0	0	0	0	0	0	0	6	10	0.00	1.000


BOTTOM

Boston Red Sox @ New York Yankees
 Yankee Stadium, Bronx, NY

Mon Jul 01 1996, 7:05 PM EDT
 Att: 27,734 - Unknown - 77 F

AB	24
R	2
H	5
RBI	2
BB	7
SO	1
LOB	16

WP: 0 PA: 34
 PB: 0
 SB: 1
 CS: 3



livebaseballscores.com

Batter	1	2	3	4	5	6	7	8	9	AB	R	H	RBI	BB	SO	LOB
Wade Boggs, L OBP: 0.410, SLG: 0.417 (1, 5)	2-0 FC6-4 1B	2-2 P2		0-1 P5		1-0 FC5-4 1B	1-3 K			5	0	1	0	0	1	6
Joe Girardi, R OBP: 0.345, SLG: 0.344 (1, 2)	0-0 FC6-4 1B	2-2 G4-3		0-1 FC6-4		1-0 1B	2-3 K			5	1	1	0	0	1	6
Paul O'Neill, L OBP: 0.434, SLG: 0.465 (1, 9)	3-1 1B SF8 1B		2-2 F7		1-0 FC6-4 1B	2-3 K		1-0 F8		5	1	2	0	0	1	2
Bernie Williams, S OBP: 0.411, SLG: 0.588 (1, 8)	2-2 1B 2B 1B		3-1 HR		1-0 FC6-4 1B		2-1 G6-3	2-2 F7		5	2	3	2	0	0	0
Ruben Sierra, S OBP: 0.334, SLG: 0.407 (1, 10)	3-2 SF8		0-0 G6-3		2-0 L8		4-0 2B BB	0-0 1B		3	1	1	1	1	0	2
Mariano Duncan, R OBP: 0.318, SLG: 0.421 Andy Fox, L OBP: 0.286, SLG: 0.286 (1, 4) (9, 4)	2-2 2B		1-3 K		1-2 FC6-4 FC4-6 1B		4-2 2B 1B BB	1-1 G4-3		4	1	1	1	1	1	3
Gerald Williams, R OBP: 0.370, SLG: 0.503 (1, 7)	0-0 F9			1-3 K	1-2 FC4-6		0-0 2B 1B			4	1	1	1	0	1	3
Mike Aldrete, L OBP: 0.288, SLG: 0.438 Jim Leyritz, R OBP: 0.347, SLG: 0.366 (1, 3) (6, PH) (7, 3)		1-1 G3		0-0 2B 1B		3-2 G5-3	4-0 2B 1B IBB			2	0	1	0	0	0	0
2 Derek Jeter, R OBP: 0.357, SLG: 0.370 (1, 6)		0-0 1B		1-1 FC6-4 1B		0-0 FC5-4 1B	2-1 1B			1	0	0	0	1	0	0

Inning Stats	R: 3	H: 4	E: 0	LOB: 1	K: 0	BB: 0	S: 14	R: 0	H: 1	E: 0	LOB: 1	K: 0	BB: 0	S: 13	R: 1	H: 1	E: 0	LOB: 0	K: 1	BB: 0	S: 10	R: 0	H: 2	E: 0	LOB: 2	K: 0	BB: 0	S: 9	R: 0	H: 2	E: 0	LOB: 2	K: 1	BB: 0	S: 9	R: 3	H: 2	E: 0	LOB: 2	K: 2	BB: 3	S: 13	R: 0	H: 1	E: 0	LOB: 1	K: 0	BB: 0	S: 7
--------------	------	------	------	--------	------	-------	-------	------	------	------	--------	------	-------	-------	------	------	------	--------	------	-------	-------	------	------	------	--------	------	-------	------	------	------	------	--------	------	-------	------	------	------	------	--------	------	-------	-------	------	------	------	--------	------	-------	------

PITCHER	IP	WLS	BF	H	R	ER	SO	BB	IBB	HBP	BLK	WP	HR	S	P	ERA	WHIP
Jamie Moyer, L ERA: 5.45 (1, 1)	5.0		25	10	4	4	2	0	0	0	0	0	1	56	87	7.20	2.000
Vaughn Eshelman, L ERA: 8.35 (6, 1)	1.0		5	2	0	0	1	0	0	0	0	0	0	9	16	0.00	2.000
Joe Hudson, R ERA: 3.86 (7, 1)	0.1	L	6	2	3	3	0	2	1	0	0	0	0	7	23	81.00	12.000
Mike Stanton, L ERA: 3.66 (7, 1)	1.2		6	1	0	0	2	0	0	0	0	0	0	13	20	0.00	0.600


BOTTOM

Boston Red Sox @ New York Yankees
Yankee Stadium, Bronx, NY

Tue Jul 02 1996, 7:05 PM EDT
Att: 28,310 - Unknown - 78 F

AB	38
R	7
H	15
RBI	7
BB	3
SO	5
LOB	22

livebaseballscores.com



WP: 0	PA: 42
PB: 0	SB: 0
CS: 0	

Batter	1	2	3	4	5	6	7	8	9
Wade Boggs, L OBP: 0.405, SLG: 0.411 (1, 5)	0-2 G4-3		1-0 F8		1-2 G3-6-3		3-2 F8		
2 Derek Jeter, R OBP: 0.356, SLG: 0.380 Matt Howard, R OBP: 0.200, SLG: 0.270 (1, 6) (9, 4)	1-0 F7		2-1 G4-3			3-2 HR	2-2 FC6-4		
Paul O'Neill, L OBP: 0.438, SLG: 0.475 (1, 9)	1-0 HR		4-1 BB			0-1 G6-3		1-0 BB 1B HBP	
Bernie Williams, S OBP: 0.412, SLG: 0.585 (1, 8)	1-3 K		1-0 L7			0-1 1B		4-1 F9 1B BB	
Tino Martinez, L OBP: 0.339, SLG: 0.455 (1, 3)		1-2 F9		0-1 G3-1		1-0 F8		0-2 1B	
Ruben Sierra, S OBP: 0.333, SLG: 0.408 (1, 10)		0-0 1B 2B		1-0 L7		1-1 F9		1-0 F9	
Jim Leyritz, R OBP: 0.340, SLG: 0.357 (1, 2)		1-2 G5-3		1-2 L8			3-2 P3	2-2 P3	
Mariano Duncan, R OBP: 0.318, SLG: 0.420 Andy Fox, L OBP: 0.283, SLG: 0.283 (1, 4) (7, PR) (8, 4) (9, 6)		0-0 1B			2-3 K		0-0 E6	0-0 F6	
Gerald Williams, R OBP: 0.374, SLG: 0.503 (1, 7)		0-0 G6-3			1-2 G3-6-3 1B		4-0 FC6-4 BB		

Inning Stats	R: 1 E: 0 K: 1 S: 8	H: 1 LOB: 0 BB: 0 P: 11	R: 1 E: 0 K: 0 S: 10	H: 2 LOB: 1 BB: 0 P: 12	R: 0 E: 0 K: 0 S: 5	H: 0 LOB: 1 BB: 1 P: 13	R: 0 E: 0 K: 0 S: 6	H: 0 LOB: 0 BB: 0 P: 8	R: 0 E: 0 K: 1 S: 10	H: 1 LOB: 0 BB: 0 P: 14	R: 1 E: 0 K: 0 S: 12	H: 2 LOB: 1 BB: 0 P: 17	R: 0 E: 1 K: 0 S: 10	H: 0 LOB: 2 BB: 1 P: 22	R: 1 E: 0 K: 0 S: 9	H: 1 LOB: 2 BB: 1 P: 17
1B: 4 2B: 1 3B: 0 HR: 2	SF: 0 SAC: 0 DP: 1 HBP: 1	WP: 0 PB: 0 SB: 0 CS: 0														


PITCHER	IP	WLS	BF	H	R	ER	SO	BB	IBB	HBP	BLK	WP	HR	S	P	ERA	WHIP
Scott Karl, L ERA: 4.5 (1, 1)	7.0	L	30	6	4	4	2	2	0	1	0	0	2	61	98	5.14	1.143
Graeme Lloyd, L ERA: 2.17 (8, 1)	1.0		5	1	0	0	0	1	0	0	0	0	0	9	16	0.00	2.000

BOTTOM

Milwaukee Brewers @ New York Yankees
Yankee Stadium, Bronx, NY

Thu Jul 04 1996, 3:33 AM EDT
Att. 24,243 - Overcast - 70 F

AB	31
R	4
H	7
RBI	4
BB	3
SO	2
LOB	16



1B	2B	3B	HR	SF	SAC	DP	HBP	WP	HR	S	P	ERA	WHIP
4	1	0	2	0	0	1	1	0	0	0	0	5.14	1.143

Batter	1	2	3	4	5	6	7	8	9	AB R H RBI BB SO LOB	TOP	
Fernando Vina, L (1, 4) OBP: 0.378, SLG: 0.440	1-2 G1-3		0-1 HR 1B		3-2 1B HBP		0-0 G3		1-1 G3	4 0 1 0 0 0 0		
Kevin Seitzer, R (1, 10) OBP: 0.447, SLG: 0.524	1-2 F8		2-2 SAFE 1 SAFE 1-2 HR		2-2 1-2 1B		3-3 K		2-1 G6-3	5 1 2 1 0 1 0		
Dave Nilsson, L (1, 9) OBP: 0.413, SLG: 0.592	2-1 1B		4-2 HBP BB		4-0 1-2 BB FC6-4		2-2 G6-3		1-1 1B	3 0 2 0 2 0 0		
Greg Vaughn, R (1, 7) OBP: 0.394, SLG: 0.576 Mark Loretta, R (8, 6) OBP: 0.365, SLG: 0.328	0-0 F7		2-1 1-2 HBP		0-1 L7		1-2 K		2-2 F9	3 0 0 0 0 1 3 1 0 0 0 0 0 1		
John Jaha, R (1, 3) OBP: 0.387, SLG: 0.511		2-2 G1-3 BB 1B	3-3 K		1-2 FC6-4		1-2 L8			4 0 1 0 0 1 4		
Jose Valentin, S (1, 6) OBP: 0.341, SLG: 0.490 Danny Perez, R (8, 7)		4-2 SAFE 1-2 BB G1-3	3-3 K			2-1 F8		0-1 HR		3 1 1 1 1 1 2 0 0 0 0 0 0 0		
Jeff Cirillo, R (1, 5) OBP: 0.397, SLG: 0.506		1-3 K		2-1 P4		3-2 K		1-0 3B 1B		4 1 1 0 0 2 2		
Kevin Kostofski, L (1, 8) OBP: 0.298, SLG: 0.381		0-1 G1-3		2-1 L9		2-1 1B		1-2 3B		4 0 2 1 0 0 2		
Mike Matheny, R (1, 2) OBP: 0.252, SLG: 0.333 Jesse Levis, L (8, PH) OBP: 0.289, SLG: 0.256 (8, 2)		2-2 P3		0-3 K		1-3 K		3-2 P5		3 0 0 0 0 2 3 1 0 0 0 0 0 1		
Inning Stats	R: 0 E: 0 K: 0 S: 9 H: 1 LOB: 1 BB: 0 P: 13	R: 0 E: 0 K: 1 S: 18 H: 1 LOB: 2 BB: 1 P: 27	R: 1 E: 0 K: 2 S: 17 H: 2 LOB: 2 BB: 1 P: 31	R: 0 E: 0 K: 1 S: 7 H: 0 LOB: 0 BB: 0 P: 11	R: 0 E: 0 K: 0 S: 13 H: 1 LOB: 2 BB: 1 P: 23	R: 0 E: 0 K: 2 S: 10 H: 1 LOB: 1 BB: 0 P: 18	R: 0 E: 0 K: 1 S: 7 H: 0 LOB: 0 BB: 0 P: 12	R: 2 E: 0 K: 1 S: 19 H: 3 LOB: 1 BB: 0 P: 26	R: 0 E: 0 K: 0 S: 9 H: 1 LOB: 1 BB: 0 P: 15	1B: 7 2B: 0 3B: 1 HR: 2 SF: 0 SAC: 0 DP: 0 HBP: 2	WP: 0 PB: 0 SB: 0 CS: 0 PA: 40	
PITCHER	IP WLS BF H R ER SO BB IBB HBP BLK WP HR S P ERA WHIP											
Dwight Gooden, R (1, 1) ERA: 4.2	5.0 W 23 5 1 1 4 3 0 2 0 0 1 64 105 1.80 1.600											
Bob Wickman, R (6, 1) ERA: 3.81	2.0 7 1 0 0 3 0 0 0 0 0 0 17 30 0.00 0.500											
Jeff Nelson, R (8, 1) ERA: 5.03	1.0 6 3 2 2 1 0 0 0 0 0 1 19 26 18.00 3.000											
Mark Hutton, R (9, 1) ERA: 5.4	1.0 4 1 0 0 0 0 0 0 0 0 0 9 15 0.00 1.000											

livebaseballscorecards.com

AB	35
R	3
H	10
RBI	3
BB	3
SO	8
LOB	18



Batter	1	2	3	4	5	6	7	8	9	AB	R	H	RBI	BB	SO	LOB
Wade Boggs, L (1, 5) OBP: 0.406, SLG: 0.415 Andy Fox, L (8, 5) OBP: 0.281, SLG: 0.281	1-0 L3 1B		1-2 G5-3	0-0 G3		2-2 CS	0-2 SH SF9 2B	1-1 G4-3		4	1	2	0	0	0	2
Joe Girardi, R (1, 2) OBP: 0.351, SLG: 0.352	1-0 L3 1-1		1-0 E 1B	1-1 1B			0-0 SH 1B SF8 2-3	2-1 1B 1B		4	2	3	2	0	0	1
Paul O'Neill, L (1, 9) OBP: 0.437, SLG: 0.474 Gerald Williams, R (8, PR) OBP: 0.374, SLG: 0.503 (9, 9)	4-1 BB		1 SAFE E5 1-3	0-0 G6-3			3-2 SF9 3-H	1-0 1B 1B		3	0	1	1	1	0	2
Bernie Williams, S (1, 8) OBP: 0.412, SLG: 0.582	2-2 G6-3		1-0 F9		1-0 G3		0-0 SF8 2B 1B	2-0 1B 1B		5	1	2	1	0	0	3
Tino Martinez, L (1, 3) OBP: 0.337, SLG: 0.449		2-1 G3		0-0 F8	0-2 F7		4-1 2B IBB	1-3 K		4	1	0	0	1	1	2
Ruben Sierra, S (1, 7) OBP: 0.331, SLG: 0.406		0-0 G6-3		2-2 HR 1B	0-0 P4		2-0 SF8 2-3 3-H	1-1 P5		4	1	1	1	0	0	2
Mike Aldrete, L (1, 10) OBP: 0.312, SLG: 0.515		2-0 G6-3		1 SAFE 1 SAFE 1-H HR			1-0 CS 1B 1-H HR 2B			4	2	3	4	0	0	0
Mariano Duncan, R (1, 4) OBP: 0.327, SLG: 0.452			2-0 2 G4-3 3B	3-2 G3 2 BB 1B			0-3 K 2-H HR			4	3	3	2	0	1	1
2 Derek Jeter, R (1, 6) OBP: 0.354, SLG: 0.375			2-2 G4-3 3-H	4-0 G3 1B BB			1-2 L8 2	2-2 L9 3		3	1	0	1	1	0	1

Inning Stats	R: 0	H: 1	R: 0	H: 0	R: 1	H: 2	R: 4	H: 4	R: 0	H: 0	R: 0	H: 1	R: 6	H: 4	R: 1	H: 3
	E: 0	LOB: 1	E: 0	LOB: 0	E: 1	LOB: 2	E: 0	LOB: 1	E: 0	LOB: 0	E: 0	LOB: 0	E: 0	LOB: 0	E: 0	LOB: 2
	K: 0	BB: 1	K: 0	BB: 0	K: 0	BB: 0	K: 0	BB: 1	K: 0	BB: 0	K: 1	BB: 0	K: 0	BB: 1	K: 1	BB: 0
	S: 6	P: 14	S: 4	P: 8	S: 10	P: 17	S: 15	P: 26	S: 5	P: 6	S: 10	P: 16	S: 16	P: 29	S: 11	P: 19

PITCHER	IP	WLS	BF	H	R	ER	SO	BB	IBB	HBP	BLK	WP	HR	S	P	ERA	WHIP
Ricky Bones, R (1, 1) ERA: 5.8	6.0	L	28	9	6	6	1	2	0	0	0	0	1	53	90	9.00	1.833
Ramon Garcia, R (7, 1) ERA: 5.88	1.0		8	3	5	5	0	0	1	0	0	0	1	13	26	45.00	3.000
Marshall Boze, R (8, 1) ERA: 6.49	1.0		6	3	1	1	1	0	0	0	0	0	0	11	19	9.00	3.000


BOTTOM

Milwaukee Brewers @ New York Yankees
 Yankee Stadium, Bronx, NY

Fri Jul 05 1996, 7:05 PM EDT
 Att: 26,699 - Unknown - 81 F

AB	36
R	12
H	15
RBI	12
BB	3
SO	2
LOB	14

WP: 0 PA: 43
 PB: 0
 SB: 1
 CS: 1



1B	2B	3B	HR	SF	SAC	DP	HBP	WP	HR	S	P	ERA	WHIP
10	3	1	2	2	1	1	0	0	0	0	0	9.00	1.833

Batter	1	2	3	4	5	6	7	8	9	AB R H RBI BB SO LOB	TOP									
Fernando Vina, L (1, 4) OBP: 0.378, SLG: 0.438	2-1 L8		2-2 FC4-6 1B		0-0 SH1-3			0-0 G4-3		3 0 1 0 0 0 1										
Jeff Cirillo, R (1, 5) OBP: 0.395, SLG: 0.502	2-1 1B		2-1 FC4-6 L9-3 1-2f		2-3 L6			1-2 G6-3		4 0 1 0 0 0 2										
Kevin Seitzer, R (1, 10) OBP: 0.447, SLG: 0.523	1-1 1-2 1B		3-2 L9-3 1-1				1-3 K		4-2 FC3-6 BB	3 0 1 0 1 1 1										
Dave Nilsson, L (1, 7) Kevin Koslofski, L (9, PR) OBP: 0.410, SLG: 0.582 OBP: 0.298, SLG: 0.381	1-3 K				0-2 G3		4-2 G5-4-3 BB		0-1 FC3-6 1B 1-2f	3 0 0 0 1 1 3 0 0 0 0 0 0 0										
Greg Vaughn, R (1, 8) OBP: 0.392, SLG: 0.571	2-0 L7				1-0 F8		0-0 G5-4-3 1-2f		2-2 1-2 1B	4 0 1 0 0 0 3										
John Jaha, R (1, 3) OBP: 0.389, SLG: 0.510					1-1 1B			0-0 G4-3	1-3 K	4 0 2 0 0 1 2										
Matt Mieske, R (1, 9) OBP: 0.336, SLG: 0.500					3-2 G6-3			2-1 F9	2-2 F9	4 0 0 0 0 0 4										
Mark Loretta, R (1, 6) Jose Valentin, S (7, PH) OBP: 0.369, SLG: 0.333 OBP: 0.340, SLG: 0.488								1-3 K		2 0 1 0 0 1 1 1 0 0 0 0 1 0										
Mike Matheny, R (1, 2) Jesse Levis, L (8, PH) OBP: 0.251, SLG: 0.332 OBP: 0.297, SLG: 0.265									1-1 G4-3 1B	1 0 0 0 0 1 1 1 0 1 0 0 0 0										
Inning Stats	R: 0 E: 0 K: 1 S: 10	H: 2 LOB: 2 BB: 0 P: 18	R: 0 E: 0 K: 2 S: 11	H: 1 LOB: 1 BB: 0 P: 18	R: 0 E: 0 K: 0 S: 9	H: 1 LOB: 0 BB: 0 P: 16	R: 0 E: 0 K: 0 S: 9	H: 1 LOB: 1 BB: 0 P: 14	R: 0 E: 0 K: 1 S: 6	H: 0 LOB: 0 BB: 1 P: 11	R: 0 E: 0 K: 1 S: 6	H: 0 LOB: 0 BB: 0 P: 9	R: 0 E: 0 K: 0 S: 6	H: 1 LOB: 0 BB: 0 P: 8	R: 0 E: 0 K: 1 S: 17	H: 1 LOB: 2 BB: 1 P: 26	1B: 8 2B: 1 3B: 0 HR: 0	SF: 0 SAC: 2 DP: 3 HBP: 0	WP: 0 PB: 0 SB: 0 CS: 0	PA: 34
PITCHER	IP WLS BF H R ER SO BB IBB HBP BLK WP HR S P ERA WHIP																			
Jimmy Key, L (1, 1) ERA: 5.05	6.0 W 23 6 0 0 4 1 0 0 0 0 0 0 53 90 0.00 1.167																			
42 Mariano Rivera, R (7, 1) ERA: 1.8	2.0 6 1 0 0 1 0 0 0 0 0 0 0 12 17 0.00 0.500																			
John Wetteland, R (9, 1) ERA: 3.03	1.0 S 5 1 0 0 1 1 0 0 0 0 0 0 17 26 0.00 2.000																			

Milwaukee Brewers @ New York Yankees
 Yankee Stadium, Bronx, NY
 Sat Jul 06 1996, 7:05 PM EDT
 Att. 24,033 - Unknown - 87 F

AB	30
R	0
H	8
RBI	0
BB	2
SO	6
LOB	18



Batter	1	2	3	4	5	6	7	8	9
Wade Boggs, L OBP: 0.404, SLG: 0.413 (1, 5)	1-2 G5-3	3-0 P6			2-1 1B	0-0 F8		1 SAFE 2-2 CS	
Joe Girardi, R OBP: 0.362, SLG: 0.365 (1, 2)	1-1 CS 1B		4-1 G4-3 BB		0-0 1B	1-2 F9-2 1B		1-0 G6-3 1B 2B	
Paul O'Neill, L OBP: 0.443, SLG: 0.475 (1, 9)	4-1 WP BB		4-1 G4-3 BB		2-0 1B	1-2 2-H		4-0 G6-3 BB	
Bernie Williams, S OBP: 0.410, SLG: 0.575 (1, 8)	4-0 1-2 BB		1-1 G4-3		0-1 F9-2	1-0 G6-3		1-0 G6-3	
Tino Martinez, L OBP: 0.339, SLG: 0.448 (1, 3)	0-1 G1-3		4-0 BB		0-0 G3	2-0 1B		2-0 1B	
Ruben Sierra, S OBP: 0.333, SLG: 0.407 Gerald Williams, R OBP: 0.374, SLG: 0.503 (8, 7)		3-2 G6-4-3 1B	1-1 G4-3		1-2 1B	1-3 K		1-3 K	
Mike Aldrete, L OBP: 0.316, SLG: 0.514 Jim Leyritz, R OBP: 0.337, SLG: 0.353 (6, PH)		1 SAFE 3-2 1 SAFE 1 SAFE 1 SAFE 1 SAFE		3-3 K		1-3 K		1-1 L7	
2 Derek Jeter, R OBP: 0.350, SLG: 0.370 (1, 6)		2-2 G6-4-3		1-0 G5-3		2-3 K		2-2 G6-3	
Andy Fox, L OBP: 0.295, SLG: 0.291 (1, 4)		4-0 BB		1-0 G5-3		0-0 1B		0-1 CS 1B	

Inning Stats	R: 0	H: 1	E: 0	K: 0	S: 8	R: 0	H: 2	E: 0	K: 0	S: 11	R: 0	H: 0	E: 0	K: 0	S: 6	R: 0	H: 0	E: 0	K: 1	S: 6	R: 1	H: 3	E: 0	K: 0	S: 7	R: 0	H: 2	E: 0	K: 2	S: 11	R: 1	H: 2	E: 0	K: 1	S: 6	R: 0	H: 1	E: 0	K: 0	S: 9
	LOB: 2	BB: 2	P: 18	LOB: 2	BB: 1	P: 26	LOB: 2	BB: 3	P: 20		LOB: 0	BB: 0	P: 11	LOB: 1	BB: 0	P: 11	LOB: 2	BB: 0	P: 15		LOB: 1	BB: 1	P: 15	LOB: 0	BB: 0	P: 14		LOB: 0	BB: 0	P: 14		LOB: 0	BB: 0	P: 14		LOB: 0	BB: 0	P: 14		

PITCHER	IP	WLS	BF	H	R	ER	SO	BB	IBB	HBP	BLK	WP	HR	S	P	ERA	WHIP
Steve Sparks, R ERA: 6.43 (1, 1)	5.0	L	24	7	1	1	1	6	0	0	0	1	0	41	90	1.80	2.600
Angel Miranda, L ERA: 4.79 (6, 1)	3.0		12	4	1	1	3	1	0	0	0	0	0	23	40	3.00	1.667

AB R H RBI BB SO LOB

4	1	1	0	0	0	4
3	1	3	0	1	0	0
1	0	1	1	3	0	0
3	0	0	0	1	0	6
3	0	1	1	1	0	3
4	0	2	0	0	1	3
0	0	0	0	0	0	0
2	0	1	0	0	1	0
2	0	0	0	0	1	1
4	0	0	0	0	1	3
3	0	2	0	1	0	0

AB	29
R	2
H	11
RBI	2
BB	7
SO	4
LOB	20



WP	PA	ERA	WHIP
1	37		
0			
0			
2			

Milwaukee Brewers @ New York Yankees
 Yankee Stadium, Bronx, NY
 Sat Jul 06 1996, 7:05 PM EDT
 Att: 24,033 - Unknown - 87 F

livebaseballscorecards.com

Batter	1	2	3	4	5	6	7	8	9	AB R H RBI BB SO LOB	TOP		
Fernando Vina, L (1, 4) OBP: 0.376, SLG: 0.434	2-1 SH1-3 1B HBP		3-2 K		1-3 K		0-1 FC4-6 1-2f			3 1 0 0 0 2 2	Milwaukee Brewers @ New York Yankees Yankee Stadium, Bronx, NY Sun Jul 07 1996, 3:33 AM EDT Att. 35,242 - Sunny - 81 F		
Jeff Cirillo, R (1, 5) OBP: 0.393, SLG: 0.498	0-1 SH1-3 1B		2-2 G6-3		1-2 F8			1-2 G6-3		4 1 1 0 0 0 0			
Kevin Seitzer, R (1, 3) OBP: 0.446, SLG: 0.519	0-0 SH1-3		0-0 G6-3		2-3 K			4-0 1B WP BB		2 1 0 0 1 1 0			
Dave Nilsson, L (1, 7) OBP: 0.411, SLG: 0.580 Kevin Koslofski, L (8, PR) OBP: 0.298, SLG: 0.381 (8, 8)	0-0 G6-3 1B 2-H 3-H		2-3 K		2-2 G3			0-0 WP 1B 1-3		4 0 2 2 0 1 0 0 0 0 0 0 0 0			
Greg Vaughn, R (1, 8) OBP: 0.388, SLG: 0.564 (8, 7)	1-0 G6-3 1-2f		3-2 L7		1-0 P5			3-3 K 1-2 3-H		4 0 0 0 0 1 2			
John Jaha, R (1, 10) OBP: 0.393, SLG: 0.516		3-1 2B	3-2 2B 1B		4-2 1B BB			1-3 K		3 1 2 0 1 1 2			
Jose Valentin, S (1, 6) OBP: 0.339, SLG: 0.489		0-0 F2	3-2 2B 1-H		2-3 K 1 SAFE			3-3 K		4 0 1 1 0 2 2			
Matt Mieske, R (1, 9) OBP: 0.335, SLG: 0.495		1-1 F9	3-0 F7		0-0 FC4-6 1B 1-2			2-3 K		4 0 1 0 0 1 2			
Mike Matheny, R (1, 2) OBP: 0.247, SLG: 0.326		2-2 L9	0-0 G5-3		1-3 K 1-2			0-0 G4-3		4 0 0 0 0 1 3			
Inning Stats	R: 2 H: 2 E: 0 LOB: 0 K: 0 BB: 0 S: 6 P: 9	R: 0 H: 1 E: 0 LOB: 1 K: 0 BB: 0 S: 8 P: 14	R: 0 H: 0 E: 0 LOB: 0 K: 1 BB: 0 S: 10 P: 15	R: 1 H: 2 E: 0 LOB: 1 K: 1 BB: 0 S: 15 P: 29	R: 0 H: 0 E: 0 LOB: 0 K: 1 BB: 0 S: 7 P: 9	R: 0 H: 0 E: 0 LOB: 0 K: 1 BB: 0 S: 11 P: 16	R: 0 H: 1 E: 0 LOB: 2 K: 2 BB: 1 S: 12 P: 19	R: 1 H: 1 E: 0 LOB: 2 K: 2 BB: 1 S: 10 P: 19	R: 0 H: 0 E: 0 LOB: 0 K: 2 BB: 0 S: 7 P: 12	1B: 5 SF: 0 2B: 2 SAC: 1 3B: 0 DP: 1 HR: 0 HBP: 1		WP: 1 PA: 36 PB: 0 SB: 0 CS: 0	
PITCHER	IP WLS BF H R ER SO BB IBB HBP BLK WP HR S P ERA WHIP											PITCHER	IP WLS BF H R ER SO BB IBB HBP BLK WP HR S P ERA WHIP
Kenny Rogers, L (1, 1) ERA: 4.25	6.1 L 26 6 3 3 5 1 0 1 0 0 0 0 64 105 4.26 1.105												
Bob Wickman, R (7, 1) ERA: 3.86	1.2 7 1 1 1 3 1 0 0 0 1 0 15 25 5.40 1.200												
Jeff Nelson, R (9, 1) ERA: 4.91	1.0 3 0 0 0 2 0 0 0 0 0 0 7 12 0.00 0.000												

livebaseballscorecards.com

AB	32
R	4
H	7
RBI	3
BB	2
SO	10
LOB	13



Batter	1	2	3	4	5	6	7	8	9	AB R H RBI BB SO LOB	TOP											
Wade Boggs, L (1, 5) OBP: 0.396, SLG: 0.404	1-2 F9		3-2 F8			1-0 F7		3-1 F9		4 0 0 0 0 0 0	New York Yankees @ Baltimore Orioles Oriole Park at Camden Yards, Baltimore, MD Thu Jul 11 1996, 7:05 PM EDT Att. 46,760 - Unknown - 83 F livebaseballscorecards.com											
Bernie Williams, S (1, 8) OBP: 0.406, SLG: 0.564	2-2 G1-3		2-2 G4-3			4-2 2B BB		3-0 1B		3 0 1 0 1 0 0												
Paul O'Neill, L (1, 9) OBP: 0.439, SLG: 0.471 Andy Fox, L (8, PR) OBP: 0.295, SLG: 0.291	1-2 G3			1-0 F8		0-0 2B		1-1 E5	1-2	4 0 1 0 0 0 1 0 0 0 0 0 0 0												
Tino Martinez, L (1, 3) OBP: 0.340, SLG: 0.467		1-1 HR		1-3 K			1-2 P5	0-1 F9		4 1 1 1 0 1 2												
Darryl Strawberry, L (1, 10)		1-3 K		2-0 F8			3-1 G4-3		4-1 SH3-4 BB	3 0 0 0 1 1 0												
Ruben Sierra, S (1, 7) OBP: 0.329, SLG: 0.398		1-2 F8			3-3 K		1-2 F8		4-1 SH3-4 BB	3 0 0 0 1 1 0												
Mariano Duncan, R (1, 4) OBP: 0.340, SLG: 0.466 Gerald Williams, R (8, 9) OBP: 0.374, SLG: 0.503		0-1 1B 2B		1-2 G6-3		1-2 G6-3		2-2 SH1-4 2 HR 1B	0-1 SH3-4	3 2 2 0 0 0 0 0 0 0 0 0 0 0												
Joe Girardi, R (1, 2) OBP: 0.360, SLG: 0.360		1-1 2 CS 1B		3-2 F9			0-0 SH1-4		2-1 B1-3	3 0 1 1 0 0 2												
2 Derek Jeter, R (1, 6) OBP: 0.353, SLG: 0.384		0-1 CS	0-1 P3			0-0 G5-3		0-2 2-H HR	2-2 G6-3	4 1 1 2 0 0 2												
Inning Stats	R: 0 E: 0 K: 0 S: 10	H: 0 LOB: 0 BB: 0 P: 14	R: 2 E: 0 K: 1 S: 14	H: 3 LOB: 0 BB: 0 P: 18	R: 0 E: 0 K: 0 S: 9	H: 0 LOB: 0 BB: 0 P: 14	R: 0 E: 0 K: 1 S: 5	H: 0 LOB: 0 BB: 0 P: 9	R: 0 E: 0 K: 1 S: 12	H: 0 LOB: 0 BB: 0 P: 19	R: 0 E: 0 K: 0 S: 7	H: 1 LOB: 2 BB: 1 P: 12	R: 0 E: 0 K: 0 S: 9	H: 0 LOB: 0 BB: 0 P: 14	R: 2 E: 1 K: 0 S: 14	H: 3 LOB: 2 BB: 0 P: 23	R: 0 E: 0 K: 0 S: 9	H: 0 LOB: 2 BB: 2 P: 21	1B: 3 2B: 2 3B: 0 HR: 2	SF: 0 SAC: 2 DP: 0 HBP: 0	WP: 0 PB: 0 SB: 0 CS: 1	PA: 37
PITCHER	IP WLS BF H R ER SO BB IBB HBP BLK WP HR S P ERA WHIP																					
35 Mike Mussina, R (1, 1) ERA: 4.86	7.2 L 29 7 4 4 3 1 0 0 0 0 0 2 76 118 4.70 1.043																					
Jesse Orosco, L (8, 1) ERA: 5.74	0.1 3 0 0 0 0 1 0 0 0 0 0 5 10 0.00 3.000																					
Roger McDowell, R (9, 1) ERA: 3.59	1.0 4 0 0 0 0 1 0 0 0 0 0 8 16 0.00 1.000																					



Batter	1	2	3	4	5	6	7	8	9	AB R H RBI BB SO LOB	TOP			
2 Derek Jeter, R OBP: 0.352, SLG: 0.386 (1, 6)	3-2 G6-3 ①			3-2 G5-3 ①			0-2 G3 E 2B		3-2 G6-3 ① 1-2	4 1 1 0 0 0 1				
Mariano Duncan, R OBP: 0.343, SLG: 0.471 (1, 4)	0-3 K ②			1-0 G5-4-3 1B			1-1 G3 ① 2-3		1-0 2B ② 2-H	4 0 2 1 0 1 1				
Bernie Williams, S OBP: 0.404, SLG: 0.558 (1, 8)	0-1 G6-3 ③			1-2 G5-4-3 ③ 1-2f			1-1 E5 G3-6-3 ③ 3-H		4-0 IBB ②	3 0 0 0 1 0 1				
Tino Martinez, L OBP: 0.336, SLG: 0.462 (1, 3)			1-3 K ①				1-3 K ① 1-2f		0-1 P5 ②	4 0 0 0 0 2 3				
Ruben Sierra, S OBP: 0.325, SLG: 0.393 (1, 7)			0-2 F8 ②				1-2 F9 ②		0-0 F8 ③	4 0 0 0 0 1 2				
Darryl Strawberry, L (1, 10)			2-3 K ③				2-2 G5-3 ③		1-0 F9 ②	3 0 0 0 0 1 0				
Jim Leyritz, R OBP: 0.337, SLG: 0.353 Andy Fox, L OBP: 0.295, SLG: 0.291 (1, 2) (9, 5)			2-3 K ①				0-0 G6-4-3 1B		2-1 P6 ③	3 0 1 0 0 1 0 0 0 0 0 0 0 0				
Gerald Williams, R OBP: 0.374, SLG: 0.511 (1, 9)			3-3 K ②				2-2 G6-4-3 ① ② 1-2f		1-1 1B 3B	3 1 1 0 0 1 1				
Matt Howard, R OBP: 0.190, SLG: 0.256 Joe Girardi, R OBP: 0.362, SLG: 0.362 (9, PH) (9, 2)			0-3 K ③				3-2 G4-3 ③		0-0 2B 2B 1B ③ 3-H	2 0 0 0 0 1 0 1 1 1 1 0 0 0				
Inning Stats	R: 0 E: 0 K: 1 S: 9 H: 0 LOB: 0 BB: 0 P: 12	R: 0 E: 0 K: 2 S: 10 H: 0 LOB: 0 BB: 0 P: 13	R: 0 E: 0 K: 3 S: 10 H: 0 LOB: 0 BB: 0 P: 15	R: 0 E: 0 K: 0 S: 8 H: 1 LOB: 0 BB: 0 P: 13	R: 0 E: 0 K: 1 S: 10 H: 0 LOB: 0 BB: 0 P: 14	R: 0 E: 0 K: 0 S: 7 H: 1 LOB: 0 BB: 0 P: 12	R: 1 E: 1 K: 0 S: 8 H: 1 LOB: 0 BB: 0 P: 12	R: 0 E: 0 K: 1 S: 8 H: 0 LOB: 0 BB: 0 P: 13	R: 2 E: 0 K: 0 S: 10 H: 3 LOB: 2 BB: 1 P: 19	1B: 3 2B: 2 3B: 1 HR: 0 SF: 0 SAC: 0 DP: 3 HBP: 0	WP: 0 PB: 0 SB: 0 CS: 0 PA: 32			
PITCHER David Wells, L ERA: 5.07 Arthur Rhodes, L ERA: 3.42 (1, 1) (9, 1)	IP WLS BF H R ER SO BB IBB HBP BLK WP HR S P ERA WHIP	8.1 L 29 6 3 2 8 0 0 0 0 0 0 0 3 7 2.16 0.720	0.2 3 0 0 0 0 0 1 0 0 0 0 0 3 7 0.00 0.000											

New York Yankees @ Baltimore Orioles
 Oriole Park at Camden Yards, Baltimore, MD
 Sat Jul 13 1996, 3:33 AM EDT
 Sunny - 87 F

livebaseballscorecards.com

AB 31
 R 3
 H 6
 RBI 2
 BB 1
 SO 8
 LOB 9



BOTTOM

New York Yankees @ Baltimore Orioles
Oriole Park at Camden Yards, Baltimore, MD

Sat Jul 13 1996, 3:33 AM EDT
 Sunny - 87 F

livebaseballscorecards.com

AB	35
R	2
H	10
RBI	2
BB	3
SO	8
LOB	18



AB R H RBI BB SO LOB

5	0	1	0	0	2	3
5	1	1	2	0	2	1
4	0	2	0	0	0	0
3	0	1	0	1	2	0
4	0	2	0	0	0	4
3	0	0	0	1	0	2
3	0	1	0	1	1	1
4	0	1	0	0	1	3
3	1	1	0	0	0	4
1	0	0	0	0	0	0

Batter	1	2	3	4	5	6	7	8	9
Roberto Alomar, S OBP: 0.418, SLG: 0.527	2-2 G6-3	0-3 K			0-3 K		1-1 G6-3		2-2 G4-3 1B
Brady Anderson, L OBP: 0.399, SLG: 0.673	2-3 K		3-3 K		3-1 HR		2-2 G3		0-0 G4-3 1-2f
Cal Ripken Jr., R OBP: 0.358, SLG: 0.488	3-1 1B		3-2 G4-3		1-1 G6-3		0-0 BB 1B		
Rafael Palmeiro, L OBP: 0.395, SLG: 0.552	1-0 1B		2-3 K		2-3 K		4-1 BB		
Bobby Bonilla, S OBP: 0.354, SLG: 0.432	1-1 P6			1-1 G4-6-3 1B		1-0 E9 G4-3 1B	0-2 G5-3		
B.J. Surhoff, L OBP: 0.347, SLG: 0.496		4-2 FC6-4 BB		0-0 G4-6-3 1-2f		2-0 G4-3		1-0 F8	
Mike Devereaux, R OBP: 0.328, SLG: 0.351		1 SAFE 3-1 FC6-4 1B 1-2f		0-1 FC6-4 1B		4-2 BB		3-3 K	
Chris Hoiles, R OBP: 0.331, SLG: 0.422		1 SAFE 2-1 FC5-2-6 1B		2-1 FC6-4 1-2f		1-3 K		0-2 F9	
Billy Ripken, R OBP: 0.295, SLG: 0.394		3-2 FC5-2-6			0-1 HR 1B		0-0 P3		3-2 P4
Luis Polonia, L OBP: 0.280, SLG: 0.313		1-3 3-H							

Inning Stats	R: 0	H: 2	E: 0	K: 1	S: 13	LOB: 2	BB: 0	P: 22	R: 0	H: 1	E: 0	K: 1	S: 12	LOB: 2	BB: 1	P: 24	R: 0	H: 0	E: 0	K: 2	S: 9	LOB: 0	BB: 0	P: 17	R: 0	H: 2	E: 0	K: 2	S: 15	LOB: 0	BB: 0	P: 21	R: 0	H: 1	E: 1	K: 1	S: 8	LOB: 2	BB: 1	P: 16	R: 0	H: 1	E: 0	K: 0	S: 11	LOB: 2	BB: 1	P: 18	R: 0	H: 0	E: 0	K: 1	S: 7	LOB: 0	BB: 0	P: 11	R: 0	H: 1	E: 0	K: 0	S: 11	LOB: 0	BB: 0	P: 16
--------------	------	------	------	------	-------	--------	-------	-------	------	------	------	------	-------	--------	-------	-------	------	------	------	------	------	--------	-------	-------	------	------	------	------	-------	--------	-------	-------	------	------	------	------	------	--------	-------	-------	------	------	------	------	-------	--------	-------	-------	------	------	------	------	------	--------	-------	-------	------	------	------	------	-------	--------	-------	-------

PITCHER	IP	WLS	BF	H	R	ER	SO	BB	IBB	HBP	BLK	WP	HR	S	P	ERA	WHIP
Kenny Rogers, L ERA: 4.15	(1, 1)		6.2	9	2	2	7	3	0	0	0	0	1	71	124	2.70	1.800
Bob Wickman, R ERA: 3.83	(7, 1)		0.1	1	0	0	0	0	0	0	0	0	4	4	0.00	0.000	
Jeff Nelson, R ERA: 4.79	(8, 1)	W	3	0	0	0	1	0	0	0	0	0	7	11	0.00	0.000	
John Wetteland, R ERA: 2.88	(9, 1)	S	3	1	0	0	0	0	0	0	0	0	11	16	0.00	1.000	

WP: 0	PA: 38
PB: 0	
SB: 0	
CS: 0	

Batter	1	2	3	4	5	6	7	8	9	AB R H RBI BB SO LOB	TOP																
Wade Boggs, L OBP: 0.394, SLG: 0.404 (1, 5) X	0-0 G6-3	0-0 F8		0-0 1-H 2B		0-0 L4		0-0 G1-3		5 0 1 1 0 0 2																	
Bernie Williams, S OBP: 0.401, SLG: 0.550 (1, 8) X	0-0 G6-3		4-0 G5-3 HR BB	0-3 K		0-3 K		0-3 K		4 1 0 0 1 3 3																	
Paul O'Neill, L OBP: 0.438, SLG: 0.468 (1, 9) X	0-0 1B 1B		0-0 L7		0-0 L7		4-0 1B BB		0-0 G6-3	4 1 1 0 1 0 1																	
Tino Martinez, L OBP: 0.337, SLG: 0.461 (1, 3) X	0-0 1B 1B		0-0 G5-3		0-0 E4 HR		0-0 F7		0-0 1B	5 2 2 0 0 0 2																	
Darryl Strawberry, L OBP: 0.250, SLG: 0.571 (1, 10) B B B	4-0 1B 1-2 BB		0-0 HR		0-0 HR		0-0 F9		0-3 K	4 2 2 4 1 1 2																	
Mike Aldrete, L OBP: 0.321, SLG: 0.514 Gerald Williams, R OBP: 0.373, SLG: 0.508 (1, 7) X (5, PH) (5, 7)	0-0 1B		0-0 F7		0-0 G4-3		0-0 1B		0-0 G1-3	2 0 1 2 0 0 0 3 0 1 0 0 0 1																	
Joe Girardi, R OBP: 0.360, SLG: 0.361 (1, 2) X	0-0 L6			0-0 2B 1B	0-3 K		0-0 P6			4 1 1 0 0 1 4																	
2 Derek Jeter, R OBP: 0.351, SLG: 0.387 (1, 6) X		0-0 G6-3		0-0 F8		0-0 G6-3		0-0 SH3-4 2B		4 0 1 0 0 0 1																	
Andy Fox, L OBP: 0.296, SLG: 0.286 (1, 4) X		0-3 K		0-0 F7		4-0 BB		0-0 SH3-4 2-3		2 0 0 0 1 1 1																	
Inning Stats	R: 2 E: 0 K: 0 S: 6	H: 3 LOB: 2 BB: 1 P: 10	R: 0 E: 0 K: 1 S: 5	H: 0 LOB: 0 BB: 0 P: 5	R: 2 E: 0 K: 0 S: 4	H: 1 LOB: 0 BB: 1 P: 8	R: 1 E: 0 K: 1 S: 7	H: 2 LOB: 1 BB: 0 P: 7	R: 2 E: 1 K: 1 S: 7	H: 1 LOB: 0 BB: 0 P: 7	R: 0 E: 0 K: 1 S: 5	H: 0 LOB: 1 BB: 1 P: 9	R: 0 E: 0 K: 0 S: 4	H: 1 LOB: 2 BB: 1 P: 8	R: 0 E: 0 K: 1 S: 6	H: 1 LOB: 1 BB: 0 P: 6	R: 0 E: 0 K: 1 S: 6	H: 1 LOB: 1 BB: 0 P: 6	1B: 6 2B: 2 3B: 0 HR: 2	SF: 0 SAC: 1 DP: 0 HBP: 0	WP: 0 PB: 0 SB: 0 CS: 0	PA: 42					
PITCHER	IP WLS BF H R ER SO BB IBB HBP BLK WP HR S P ERA WHIP																										
Rocky Coppinger, R ERA: 5.4 (1, 1)	4.0		20	6	5	5	2	2	0	0	0	0	1	22	30	11.25	2.000										
Arthur Rhodes, L ERA: 3.53 (5, 1)	1.0	L	5	1	2	1	1	0	0	0	0	0	1	7	7	9.00	1.000										
Kent Mercker, L ERA: 7.2 (6, 1)	1.2		7	0	0	0	1	2	0	0	0	0	0	7	15	0.00	1.200										
Alan Mills, R ERA: 4.5 (7, 1)	0.2		4	2	0	0	0	0	0	0	0	0	0	4	4	0.00	3.000										
Jesse Orosco, L ERA: 5.4 (8, 1)	1.2		6	1	0	0	2	0	0	0	0	0	0	10	10	0.00	0.600										

New York Yankees @ Baltimore Orioles
Oriole Park at Camden Yards, Baltimore, MD

AB 37
R 7
H 10
RBI 7
BB 4
SO 6
LOB 17



Sat Jul 13 1996, 7:05 PM EDT
 Att. 46,451 - Cloudy - 91 F

livebaseballscorecards.com

Batter	1	2	3	4	5	6	7	8	9	AB	R	H	RBI	BB	SO	LOB
Brady Anderson, L (1, 8) OBP: 0.401, SLG: 0.668	4-1 SH5-3 HBP		1-1 G3		1-2 G2-3			3-3 K		3	0	0	0	0	1	2
Billy Ripken, R (1, 4) OBP: 0.291, SLG: 0.379 Roberto Alomar, S (8, PH) OBP: 0.422, SLG: 0.528 Manny Alexander, R (9, 4) OBP: 0.225, SLG: 0.162	0-0 SH5-3		2-2 G5-3		0-0 G6-3			3-2 G1-3		2	0	0	0	0	0	2
Cal Ripken Jr., R (1, 6) OBP: 0.357, SLG: 0.494	3-2 P6			0-0 1B 2B		2-2 P6		1-3 K		4	1	1	0	0	1	1
Rafael Palmeiro, L (1, 3) OBP: 0.396, SLG: 0.545	1-2 G3			0-3 K		1-0 1B 1B		1-1 F8		4	0	1	0	0	1	2
Bobby Bonilla, S (1, 10) OBP: 0.350, SLG: 0.429		1-2 F7		0-2 G5-3		2-2 L9		0-0 1B 1B		4	0	1	0	0	0	2
B.J. Surhoff, L (1, 5) OBP: 0.350, SLG: 0.495		2-0 G5-4-3 1B		0-0 2-H 1B		0-2 CS 1B		0-0 L4		4	0	3	1	0	0	1
Mike Devereaux, R (1, 9) OBP: 0.323, SLG: 0.345 Luis Polonia, L (9, PH) OBP: 0.289, SLG: 0.317		0-1 G5-4-3		2-3 K		2-0 CS	2-1 G4-3	2-2 1B		3	0	0	0	0	1	2
Chris Hoiles, R (1, 2) OBP: 0.335, SLG: 0.423 Gregg Zaun, S (9, 2) OBP: 0.308, SLG: 0.340			2-1 G3 1B		4-1 G2-3 BB		1-2 P3	2-1 L9		2	0	1	0	1	0	0
Mark Smith, R (1, 7) OBP: 0.209, SLG: 0.354			1-3 K		0-2 F7		1-0 G6-3			1	0	0	0	0	0	2

Inning Stats	R: 0	H: 0	E: 0	K: 0	S: 9	R: 0	H: 1	E: 0	K: 0	S: 6	R: 0	H: 1	E: 0	K: 1	S: 11	R: 1	H: 2	E: 0	K: 2	S: 13	R: 0	H: 0	E: 0	K: 0	S: 13	R: 0	H: 2	E: 0	K: 0	S: 14	R: 0	H: 0	E: 0	K: 0	S: 6	R: 0	H: 0	E: 0	K: 2	S: 11	R: 0	H: 2	E: 0	K: 0	S: 9	1B: 7	2B: 1	3B: 0	HR: 0	SF: 0	SAC: 1	DP: 1	HBP: 1	WP: 0	PB: 0	SB: 0	CS: 1	PA: 36
--------------	------	------	------	------	------	------	------	------	------	------	------	------	------	------	-------	------	------	------	------	-------	------	------	------	------	-------	------	------	------	------	-------	------	------	------	------	------	------	------	------	------	-------	------	------	------	------	------	-------	-------	-------	-------	-------	--------	-------	--------	-------	-------	-------	-------	--------

PITCHER	IP	WLS	BF	H	R	ER	SO	BB	IBB	HBP	BLK	WP	HR	S	P	ERA	WHIP
Andy Pettitte, L (1, 1) ERA: 3.67	7.0	W	27	6	1	1	3	1	0	1	0	0	0	72	107	1.29	1.000
Bob Wickman, R (8, 1) ERA: 3.7	1.0		3	0	0	0	2	0	0	0	0	0	0	11	18	0.00	0.000
John Wetteland, R (9, 1) ERA: 2.74	1.0	S	5	2	0	0	0	0	0	0	0	0	0	9	14	0.00	2.000

BOTTOM

New York Yankees @ Baltimore Orioles
 Oriole Park at Camden Yards, Baltimore, MD

Sun Jul 14 1996, 3:33 AM EDT
 Att: 47,658 - Sunny - 95 F

livebaseballscorecards.com

AB	32
R	1
H	8
RBI	1
BB	1
SO	5
LOB	16



New York Yankees @ Boston Red Sox
 Fenway Park, Boston, MA
 Mon Jul 15 1996, 7:05 PM EDT
 Att. 33,263 - Unknown - 77 F

AB	38
R	6
H	14
RBI	6
BB	4
SO	6
LOB	17



WP:	0	PA:	43
PB:	0		
SB:	2		
CS:	0		


AB R H RBI BB SO LOB

4	1	2	0	1	0	0
5	1	3	0	0	0	1
3	0	0	0	2	0	4
4	2	2	1	1	1	2
5	2	4	2	0	0	2
5	0	2	2	0	1	2
4	0	1	1	0	0	2
4	0	0	0	0	1	3
3	0	0	0	0	3	1
1	0	0	0	0	0	0

Batter	1	2	3	4	5	6	7	8	9
2 Derek Jeter, R OBP: 0.356, SLG: 0.391 (1, 6)	1-0 F9 1B 2B	1-0 PO 1B		0-2 G6-3		0-0 G5-3		4-0 BB	
Bernie Williams, S OBP: 0.399, SLG: 0.543 (1, 8)	1-2 1B 1B	0-0 PO 1-2	1-0 G3-6 1B	1-1 S 1B		0-2 G4-3		2-0 F7	
Paul O'Neill, L OBP: 0.439, SLG: 0.463 (1, 9)	0-0 F9 2-3		0-1 G3-6 1-2f	4-1 BB 1-2		4-2 BB BB		0-1 P4	
Darryl Strawberry, L OBP: 0.360, SLG: 0.591 (1, 10)	0-1 1B FC5-4 3-H		0-0 2B 1B	1-3 K		4-2 FC6-4 BB		1-1 F7	
Tino Martinez, L OBP: 0.339, SLG: 0.466 (1, 3)	1-2 FC5-4 1-2 3-H		1-2 1B 2B	1-0 G4-3 2B		0-2 FC6-4		0-0 G6-4-3 1B	
Mariano Duncan, R OBP: 0.339, SLG: 0.463 (1, 4)	2-2 FC5-4 1-2f 2-H		0-2 1B 1B	2-3 G4-3 1B				0-2 G6-4-3	
Jim Leyritz, R OBP: 0.335, SLG: 0.350 (1, 2) (8, 5)	1-1 G5-3 1-2		1-1 1B	0-1 G4-3		0-1 F7			
Gerald Williams, R OBP: 0.369, SLG: 0.497 (1, 7)		0-2 L8	0-1 P5	1-1 P4		1-1 K			
Andy Fox, L OBP: 0.290, SLG: 0.279 (1, 5)		2-3 K		3-3 K		2-3 K		2-1 G6-3	
Joe Girardi, R OBP: 0.359, SLG: 0.356 (8, PH) (8, 2)									

Inning Stats	R	H	E	K	S	R	H	E	K	S	R	H	E	K	S	R	H	E	K	S	R	H	E	K	S	R	H	E	K	S	R	H	E	K	S		
	3	4	0	0	16	0	1	0	1	7	2	5	0	2	14	0	1	0	1	9	1	2	0	0	0	0	0	0	0	0	0	0	0	0	0	0	0

PITCHER	IP	WLS	BF	H	R	ER	SO	BB	IBB	HBP	BLK	WP	HR	S	P	ERA	WHIP
49 Tim Wakefield, R ERA: 6.45 (1, 1)	5.0	W	27	13	6	6	4	1	0	0	0	0	0	58	83	10.80	2.800
Vaughn Eshelman, L ERA: 7.85 (6, 1)	2.1		10	0	0	0	2	3	0	0	0	0	0	26	42	0.00	1.286
Joe Hudson, R ERA: 4.97 (8, 1)	0.1		1	0	0	0	0	0	0	0	0	0	0	1	3	0.00	0.000
Mike Stanton, L ERA: 3.17 (8, 1)	0.2		3	1	0	0	0	0	0	0	0	0	0	5	6	0.00	1.500
Heathcliff Slocumb, R ERA: 3.09 (9, 1)	0.2	S	1	0	0	0	0	0	0	0	0	0	0	3	3	0.00	0.000

Batter	1	2	3	4	5	6	7	8	9	AB R H RBI BB SO LOB	TOP												
2 Derek Jeter, R OBP: 0.354, SLG: 0.392 (1, 6)	1-1 F8	1-0 1B 1-3 2B		1-1 F9		1-3 K		2-3 K		5 0 1 1 0 2 1													
Bernie Williams, S OBP: 0.402, SLG: 0.541 (1, 8)	2-3 K	0-0 2B 1B			0-1 B5		4-2 2B BB	4-1 2B BB		3 1 1 1 2 1 0													
Paul O'Neill, L OBP: 0.441, SLG: 0.469 (1, 9)	1-0 P5	1-0 L8			4-2 2B BB		3-0 2B	2-2 2B		4 1 2 2 1 0 2													
Darryl Strawberry, L OBP: 0.400, SLG: 0.600 (1, 10)		3-2 F8	3-3 K		0-1 G4-3 2B		4-0 L3 BB	4-0 G3-6-1 IBB		3 0 1 1 2 1 0													
Tino Martinez, L OBP: 0.338, SLG: 0.461 (1, 3)		0-0 G6-3	4-2 BB		0-1 G4-3		0-1 L3	0-0 G3-6-1		4 0 0 0 1 0 6													
Mike Aldrete, L OBP: 0.333, SLG: 0.500 (1, 7)		4-2 1B BB	1-3 K		4-2 BB		1-2 G1-3		2-0 G6-3	1 1 0 0 2 1 1 2 0 0 0 0 0 1													
Gerald Williams, R OBP: 0.366, SLG: 0.492 (7, 7)																							
Joe Girardi, R OBP: 0.363, SLG: 0.358 (1, 2)		2-0 1B 1B	1-3 K		1-3 K			1-1 1B BB	4-0 1B BB	4 2 2 0 1 2 3	AB 36 R 9 H 11 RBI 9 BB 9 SO 9 LOB 17												
Andy Fox, L OBP: 0.294, SLG: 0.283 (1, 5)		3-1 1B 2B 1B		1-0 F8		2-3 K		0-1 E5 1B	3-1 G4-6-3 1B	5 2 2 1 0 1 1													
Matt Howard, R OBP: 0.213, SLG: 0.273 (1, 4)		1-1 2B 1B		0-3 K		3-2 P5		0-1 2B 1B	1-2 G4-6-3	5 2 2 3 0 1 2													
Inning Stats	R: 0 E: 0 K: 1 S: 6	H: 0 LOB: 0 BB: 0 P: 10	R: 4 E: 0 K: 0 S: 15	H: 5 LOB: 2 BB: 1 P: 30	R: 0 E: 0 K: 3 S: 16	H: 0 LOB: 1 BB: 1 P: 25	R: 0 E: 0 K: 1 S: 6	H: 0 LOB: 0 BB: 0 P: 8	R: 1 E: 0 K: 1 S: 15	H: 1 LOB: 2 BB: 2 P: 24	R: 0 E: 0 K: 2 S: 10	H: 0 LOB: 0 BB: 0 P: 16	R: 1 E: 0 K: 0 S: 9	H: 1 LOB: 1 BB: 2 P: 21	R: 3 E: 1 K: 1 S: 14	H: 3 LOB: 2 BB: 2 P: 27	R: 0 E: 0 K: 0 S: 6	H: 1 LOB: 1 BB: 1 P: 16	1B: 7 2B: 5 3B: 0 HR: 0	SF: 0 SAC: 0 DP: 3 HBP: 0	WP: 0 PB: 0 SB: 0 CS: 0	PA: 45	
PITCHER	IP WLS BF H R ER SO BB IBB HBP BLK WP HR S P ERA WHIP																					PITCHER	IP WLS BF H R ER SO BB IBB HBP BLK WP HR S P ERA WHIP
Roger Clemens, R ERA: 4.12 (1, 1)	6.0 L 30 7 6 6 8 5 0 0 0 0 0 0 72 124 9.00 2.000																						
Eric Gunderson, L ERA: 4.85 (7, 1)	0.2 2 0 0 0 0 1 0 0 0 0 0 0 2 6 0.00 1.500																						
Rich Garces, R ERA: 5.59 (7, 1)	0.2 8 3 3 2 1 1 1 0 0 0 0 0 16 30 27.00 6.000																						
Joe Hudson, R ERA: 4.67 (8, 1)	1.2 5 1 0 0 0 1 0 0 0 0 0 0 7 17 0.00 1.200																						

New York Yankees @ Boston Red Sox
Fenway Park, Boston, MA
 Tue Jul 16 1996, 7:05 PM EDT
 Att. 34,676 - Unknown - 86 F

AB	36
R	9
H	11
RBI	9
BB	9
SO	9
LOB	17



BOTTOM

New York Yankees @ Boston Red Sox
Fenway Park, Boston, MA
Tue Jul 16 1996, 7:05 PM EDT
Att. 34,676 - Unknown - 86 F

livebaseballscorecards.com

AB 34
R 5
H 7
RBI 5
BB 4
SO 7
LOB 15



WP: 0 PA: 39
PB: 1
SB: 1
CS: 0

AB R H RBI BB SO LOB

4 1 1 0 1 1 1

3 1 3 1 2 0 0

4 0 0 1 1 3 5

4 0 0 0 0 1 6

4 1 1 3 0 0 0

4 0 1 0 0 1 0

4 0 0 0 0 0 1


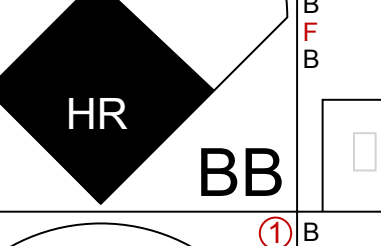
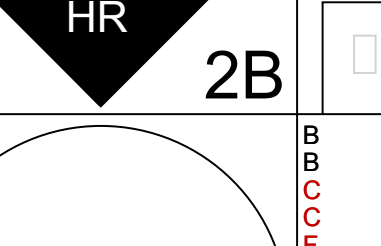
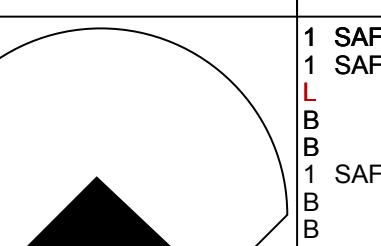
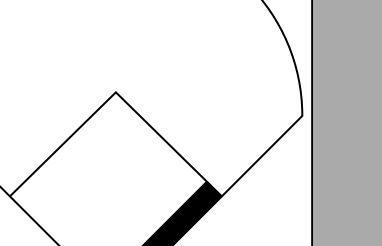
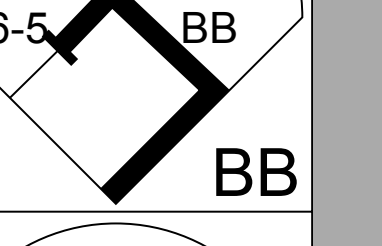
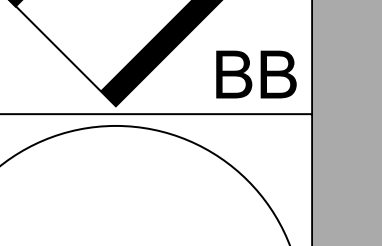
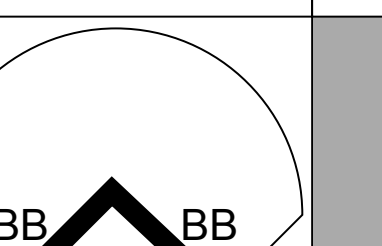
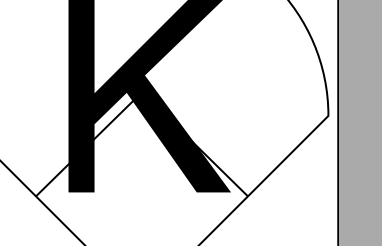
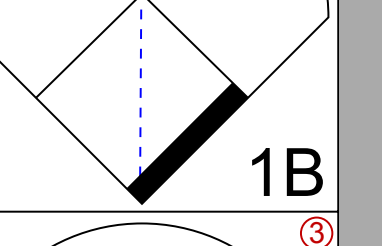
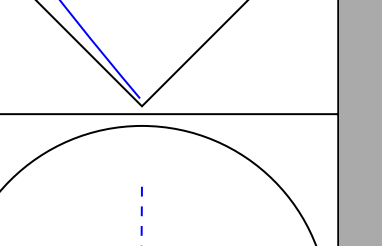

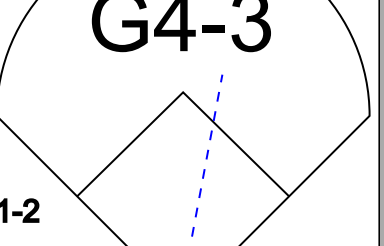
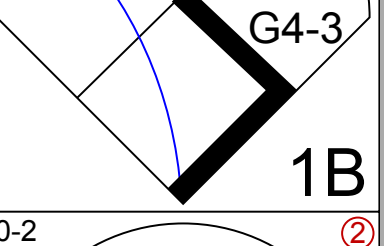
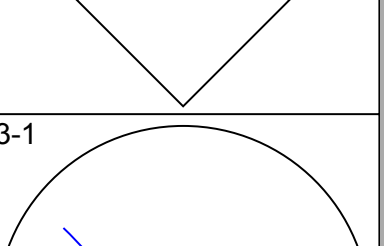
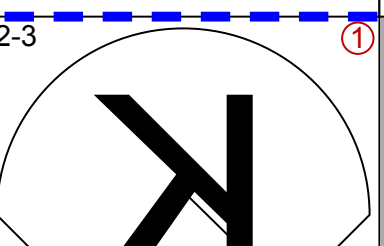

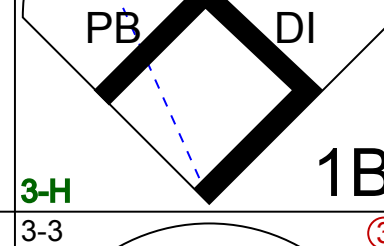
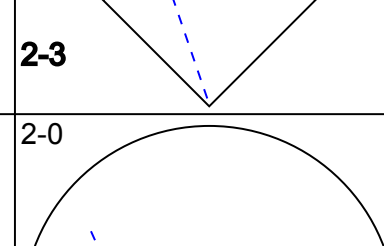
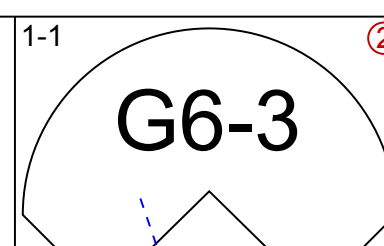
2 0 0 0 0 0 1

1 0 0 0 0 0 0

1 1 1 0 0 0 0

3 1 0 0 0 1 1

1B: 4 SF: 0
2B: 2 SAC: 0
3B: 0 DP: 0
HR: 1 HBP: 1



Jeff Frye, R
OBP: 0.357, SLG: 0.308
(1, 4)

John Valentin, R
OBP: 0.390, SLG: 0.465
(1, 6)

Mo Vaughn, L
OBP: 0.428, SLG: 0.615
(1, 3)

Jose Canseco, R
OBP: 0.416, SLG: 0.645
(1, 10)

Tim Lincecum, R
OBP: 0.387, SLG: 0.513
(1, 5)

Mike Stanley, R
OBP: 0.397, SLG: 0.508
(1, 2)

Kevin Mitchell, R
OBP: 0.328, SLG: 0.355
(1, 9)

Jose Malave, R
OBP: 0.276, SLG: 0.411
(1, 7)

Troy O'Leary, L
OBP: 0.324, SLG: 0.399
(6, PH)

Jeff Manto, R
OBP: 0.350, SLG: 0.529
(9, PH)

Lee Tinsley, S
OBP: 0.282, SLG: 0.263
(1, 8)

Inning Stats

PITCHER
Jimmy Key, L
ERA: 4.97
Bob Wickman, R
ERA: 3.64
42 Mariano Rivera, R
ERA: 1.66
Dale Polley, L
ERA: 3.38

R: 3 H: 2
E: 0 LOB: 0
K: 1 BB: 1
S: 11 P: 21

R: 1 H: 0
E: 0 LOB: 3
K: 0 BB: 3
S: 16 P: 35

R: 0 H: 1
E: 0 LOB: 1
K: 0 BB: 0
S: 11 P: 18

R: 0 H: 1
E: 0 LOB: 1
K: 2 BB: 0
S: 16 P: 24

R: 0 H: 0
E: 0 LOB: 0
K: 1 BB: 0
S: 8 P: 12

R: 0 H: 0
E: 0 LOB: 0
K: 0 BB: 0
S: 6 P: 11

R: 0 H: 1
E: 0 LOB: 1
K: 1 BB: 0
S: 12 P: 18

R: 0 H: 0
E: 0 LOB: 0
K: 1 BB: 0
S: 7 P: 8

R: 1 H: 2
E: 0 LOB: 1
K: 1 BB: 0
S: 10 P: 16

Table with 15 columns: PITCHER, IP, WLS, BF, H, R, ER, SO, BB, IBB, HBP, BLK, WP, HR, S, P, ERA, WHIP. Rows include Jimmy Key, Bob Wickman, 42 Mariano Rivera, and Dale Polley.

Table with 15 columns: PITCHER, IP, WLS, BF, H, R, ER, SO, BB, IBB, HBP, BLK, WP, HR, S, P, ERA, WHIP. Rows include Jimmy Key, Bob Wickman, 42 Mariano Rivera, and Dale Polley.

Batter	1	2	3	4	5	6	7	8	9	AB R H RBI BB SO LOB	TOP																
Wade Boggs, L (1, 5) OBP: 0.394, SLG: 0.406	4-1 1B S BB	0-1 L5		2-1 G6-3		2-0 2B		0-0 HR 2B	0-2 G4-3	5 1 2 0 1 0 3																	
Bernie Williams, S (1, 8) OBP: 0.403, SLG: 0.550	3-3 K		2-1 HR 1B	1-2 G6-3		0-1 F8		1-2 HR 2B	0-0 1B 1B	6 3 3 3 0 1 2																	
Paul O'Neill, L (1, 9) OBP: 0.446, SLG: 0.483	0-2 1B		1 SAFE 2-1 HR		3-2 G4-3		4-0 HR 1B BB	0-0 BB PB 1B	0-0 1B 1B	5 3 4 2 1 0 0																	
Darryl Strawberry, L (1, 10) OBP: 0.389, SLG: 0.533	1-3 K		4-1 1B BB		2-2 F8		1-0 P5	1-1 F7	0-0 1B SF8 1B	5 1 1 1 1 1 4																	
Tino Martinez, L (1, 3) OBP: 0.345, SLG: 0.465	1-1 G4-3		0-2 1B		1-1 1B		2-0 HR 1B	4-0 BB	1-1 FC4-6 1B	5 1 4 1 1 0 2																	
Ruben Sierra, S (1, 7) Gerald Williams, R (9, 7) OBP: 0.327, SLG: 0.404 OBP: 0.366, SLG: 0.492		3-2 L8	2-3 K		2-1 FC6 1B		0-0 HR	1-1 F7	1-0 SF8	5 1 2 4 0 1 4 0 0 0 0 0 0 0																	
Jim Leyritz, R (1, 2) Mike Aldrete, L (8, PH) Joe Girardi, R (8, PR) OBP: 0.329, SLG: 0.343 OBP: 0.341, SLG: 0.500 OBP: 0.362, SLG: 0.357		0-2 G1-3	2-3 K		0-0 FC6		0-3 K	4-0 BB	0-0 FC4-6	4 0 0 0 0 2 4 0 0 0 0 1 0 0 1 0 0 0 0 0 1	AB 45 R 11 H 19 RBI 11 BB 6 SO 6 LOB 26																
2 Derek Jeter, R (1, 6) OBP: 0.355, SLG: 0.395		0-0 2B	1-3 K		1-1 G1-3		2-1 1B	3-2 G6-3		5 0 2 0 0 1 5																	
Andy Fox, L (1, 4) Mariano Duncan, R (7, PH) OBP: 0.295, SLG: 0.279 OBP: 0.341, SLG: 0.468		4-0 BB		0-1 G3		2-1 G4-3	0-0 F9		2-2 G4-3 1B 2B	2 0 0 0 1 0 0 2 1 1 0 0 0 1																	
Inning Stats	R: 0 H: 1 E: 0 LOB: 2 K: 2 BB: 1 S: 12 P: 21	R: 0 H: 1 E: 0 LOB: 2 K: 0 BB: 1 S: 10 P: 17	R: 2 H: 3 E: 0 LOB: 2 K: 3 BB: 1 S: 17 P: 30	R: 0 H: 0 E: 0 LOB: 0 K: 0 BB: 0 S: 7 P: 10	R: 0 H: 2 E: 0 LOB: 2 K: 0 BB: 0 S: 12 P: 20	R: 0 H: 1 E: 0 LOB: 1 K: 0 BB: 0 S: 7 P: 12	R: 3 H: 3 E: 0 LOB: 1 K: 1 BB: 1 S: 9 P: 18	R: 2 H: 3 E: 0 LOB: 3 K: 0 BB: 2 S: 12 P: 26	R: 4 H: 5 E: 0 LOB: 1 K: 0 BB: 0 S: 17 P: 21	1B: 12 SF: 1 2B: 4 SAC: 0 3B: 0 DP: 0 HR: 3 HBP: 0	WP: 0 PA: 52 PB: 1 SB: 1 CS: 0																
PITCHER	IP WLS BF H R ER SO BB IBB HBP BLK WP HR S P ERA WHIP											PITCHER	IP WLS BF H R ER SO BB IBB HBP BLK WP HR S P ERA WHIP														
Tom Gordon, R (1, 1) ERA: 6.11	6.1		33	10	5	5	5	4	0	0	0	0	2	68	120	7.11	2.211										
Joe Hudson, R (7, 1) ERA: 4.61	0.1		2	1	0	0	1	0	0	0	0	0	0	5	7	0.00	3.000										
Mike Stanton, L (7, 1) ERA: 3.46	0.2		6	3	2	2	0	1	0	0	0	0	1	8	14	27.00	6.000										
Heathcliff Slocumb, R (8, 1) ERA: 3.78	1.0		9	5	4	4	0	1	0	0	0	0	0	20	31	36.00	6.000										
Vaughn Eshelman, L (9, 1) ERA: 7.71	0.2	W	2	0	0	0	0	0	0	0	0	0	0	2	3	0.00	0.000										

New York Yankees @ Boston Red Sox
 Fenway Park, Boston, MA
 Wed Jul 17 1996, 7:05 PM EDT
 Att. 34,082 - Unknown - 87 F

livebaseballscorecards.com



Batter	1	2	3	4	5	6	7	8	9	AB R H RBI BB SO LOB	TOP											
Wade Boggs, L (1, 5) OBP: 0.393, SLG: 0.404 Jim Leyritz, R (7, PH) OBP: 0.330, SLG: 0.344 (7, 5)	4-0 BB		0-1 G4-3		3-1 F7		1-0 1B		1-0 F8	2 0 0 0 1 0 1 2 0 1 1 0 0 0												
Bernie Williams, S (1, 8) OBP: 0.400, SLG: 0.545 Gerald Williams, R (7, PH) OBP: 0.367, SLG: 0.503 (7, 8)	3-3 K		0-0 G6-3		1-1 F9		0-2 P2		0-1 3B	3 0 0 0 0 1 2 2 0 1 0 0 0 2												
Paul O'Neill, L (1, 9) OBP: 0.443, SLG: 0.479 Mike Aldrete, L (7, 9) OBP: 0.344, SLG: 0.494	2-2 F9			1-2 G3		1-0 G4-3		4-2 1B HBP 1B BB	2-1 L6	3 0 0 0 0 0 1 1 1 0 0 1 0 1												
Darryl Strawberry, L (1, 10) OBP: 0.415, SLG: 0.545 (8, 9)	2-3 K			0-0 F9 1B 2B		4-0 BB		2-2 1B 1B HBP	1-0 G3	3 2 1 0 1 1 2												
Tino Martinez, L (1, 3) OBP: 0.342, SLG: 0.460		2-3 K		1-2 F9 2-3		3-1 F8		2-2 F7		4 0 0 0 0 1 4												
Ruben Sierra, S (1, 7) OBP: 0.331, SLG: 0.409		0-0 1B		2-0 FC6-4 1B			1-2 G6-3	1-1 FC6-4 1B 1-2 2-3 1B		4 0 3 1 0 0 0												
Mariano Duncan, R (1, 4) OBP: 0.338, SLG: 0.464 Matt Howard, R (7, PH) OBP: 0.224, SLG: 0.283 (7, 4)		2-1 G5-4-3		0-0 FC6-4			3-2 F8	2-2 FC6-4 1B 1-2 2-H 3-H		2 0 0 0 0 0 2 2 0 1 2 0 0 0												
Joe Girardi, R (1, 2) OBP: 0.364, SLG: 0.367			3-1 G4-3 2B		2-1 F7		2-1 1B 2B	0-0 FC6-4 1-2f 2-3		4 1 2 0 0 0 2												
Derek Jeter, R (1, 6) OBP: 0.353, SLG: 0.392 Andy Fox, L (7, PH) OBP: 0.297, SLG: 0.282 (7, 6)			1-3 K		1-1 F8		0-2 1B 1B	1-1 G3		2 0 0 0 0 1 1 2 0 1 0 0 0 2												
Inning Stats	R: 0 E: 0 K: 2 S: 9	H: 0 LOB: 1 BB: 1 P: 20	R: 0 E: 0 K: 1 S: 10	H: 1 LOB: 0 BB: 0 P: 14	R: 0 E: 0 K: 1 S: 8	H: 1 LOB: 1 BB: 0 P: 12	R: 1 E: 0 K: 0 S: 11	H: 2 LOB: 1 BB: 0 P: 15	R: 0 E: 0 K: 0 S: 6	H: 0 LOB: 0 BB: 0 P: 12	R: 0 E: 0 K: 0 S: 5	H: 0 LOB: 1 BB: 1 P: 14	R: 1 E: 0 K: 0 S: 16	H: 3 LOB: 2 BB: 0 P: 23	R: 2 E: 0 K: 0 S: 16	H: 2 LOB: 2 BB: 1 P: 28	R: 0 E: 0 K: 0 S: 6	H: 1 LOB: 1 BB: 0 P: 10	1B: 6 2B: 3 3B: 1 HR: 0	SF: 0 SAC: 0 DP: 1 HBP: 1	WP: 0 PB: 0 SB: 0 CS: 0	PA: 40
PITCHER	IP WLS BF H R ER SO BB IBB HBP BLK WP HR S P ERA WHIP																					
Scott Karl, L (1, 1) ERA: 4.95 Ramon Garcia, R (8, 1) ERA: 6.0 Ricky Bones, R (9, 1) ERA: 6.15	7.0 W 30 7 3 3 4 3 0 0 0 0 0 0 67 116 3.86 1.429																					

New York Yankees @ Milwaukee Brewers
 Milwaukee County Stadium, Milwaukee, WI
 Thu Jul 18 1996, 8:05 PM EDT
 Att. 19,079 - Unknown - 88 F

AB	36
R	4
H	10
RBI	4
BB	3
SO	4
LOB	20



Batter	1	2	3	4	5	6	7	8	9
Fernando Vina, L (1, 4) OBP: 0.373, SLG: 0.435	0-2 F8 1B		0-1 BB FC2-5 2B 1B	1-0 G3	0-0 F8	2-2 HR		3-2 SF7	
Jeff Cirillo, R (1, 5) OBP: 0.403, SLG: 0.500 Mark Loretta, R (7, 5) OBP: 0.347, SLG: 0.313	0-1 F8 1-2		1-0 FC2-5 BB 2B		1-2 2B 1B	2-2 G5-3		0-1 1-2 1B	
Kevin Seitzer, R (1, 10) OBP: 0.437, SLG: 0.497 Mike Matheny, R (7, PH) OBP: 0.250, SLG: 0.335	2-3 K		4-1 2B SF8 BB		1-2 2B 1B		0-1 F8	1-1 F9	
Dave Nilsson, L (1, 9) OBP: 0.429, SLG: 0.585	3-2 G1-3		2-0 SF8 2B		1-3 2-H 3-H 2B		2-0 G4-3	1-1 FC5	
Greg Vaughn, R (1, 7) OBP: 0.392, SLG: 0.595 David Hulse, L (7, PR) OBP: 0.322, SLG: 0.300		4-0 FC3-6 BB	3-2 SF8		2-2 G6-3	1-0 WP 2B	2-0 1B		
John Jaha, R (1, 3) OBP: 0.395, SLG: 0.527 Matt Mieske, R (6, PH) OBP: 0.331, SLG: 0.496	1-2 FC3-6 BB	4-1 G5-3	0-0 G5-3		3-2 E6 BB E	4-2 WP 2B BB	3-2 G5-3		
Jose Valentin, S (1, 6) OBP: 0.348, SLG: 0.496	1-1 FC3-6 F7-4 S 1-2f 2-3			1-1 F8	4-2 BB E BB	2-3 K		4-0 2B E BB	
Pat Listach, S (1, 8) OBP: 0.346, SLG: 0.358	2-2 F7-4			0-3 K	0-0 E6 BB BB 1B	0-1 G3 HR 2B		2-1 E SF7 2B	
Jesse Levis, L (1, 2) OBP: 0.358, SLG: 0.295			4-2 FC2-5 1B BB	1-1 1B	4-1 BB 1B BB	1-2 G3		0-0 E1 FC5 1B	

Inning Stats	R: 0 E: 0 K: 13 S: 18	H: 1 LOB: 1 BB: 0 P: 18	R: 0 E: 0 K: 0 S: 7	H: 0 LOB: 1 BB: 2 P: 18	R: 3 E: 0 K: 0 S: 12	H: 2 LOB: 1 BB: 2 P: 26	R: 0 E: 0 K: 1 S: 8	H: 1 LOB: 1 BB: 0 P: 11	R: 7 E: 2 K: 0 S: 25	H: 3 LOB: 2 BB: 4 P: 46	R: 4 E: 0 K: 1 S: 19	H: 3 LOB: 0 BB: 1 P: 31	R: 0 E: 0 K: 0 S: 8	H: 1 LOB: 1 BB: 0 P: 15	R: 2 E: 1 K: 0 S: 12	H: 2 LOB: 2 BB: 1 P: 23
--------------	--------------------------------	----------------------------------	------------------------------	----------------------------------	-------------------------------	----------------------------------	------------------------------	----------------------------------	-------------------------------	----------------------------------	-------------------------------	----------------------------------	------------------------------	----------------------------------	-------------------------------	----------------------------------

PITCHER	IP	WLS	BF	H	R	ER	SO	BB	IBB	HBP	BLK	WP	HR	S	P	ERA	WHIP
Dwight Gooden, R (1, 1) ERA: 4.67	4.2	L	29	6	10	5	2	8	0	0	0	0	0	61	115	9.64	3.000
Jim Mecir, R (5, 1) ERA: 4.13	1.1		9	4	4	4	1	1	0	0	0	2	1	23	35	27.00	3.750
Dale Polley, L (7, 1) ERA: 7.36	1.0		7	2	2	2	0	1	0	0	0	0	0	11	24	18.00	3.000
Mike Aldrete, L (8, 1) ERA:	1.0		4	1	0	0	0	0	0	0	0	0	0	9	14	0.00	1.000

BOTTOM


AB	R	H	RBI	BB	SO	LOB
5	2	3	3	0	0	4
4	2	1	1	1	0	3
1	0	1	0	0	0	0
2	2	1	2	2	1	1
2	0	0	0	0	0	2
6	1	2	3	0	0	5
3	1	2	2	1	0	1
0	0	0	0	0	0	0
2	1	0	0	1	0	2
1	1	0	0	1	0	1
3	2	0	0	2	1	4
5	3	2	3	0	1	3
3	1	1	1	2	0	2

AB 37
R 16
H 13
RBI 15
BB 10
SO 3
LOB 28

WP: 2 **PA: 49**
PB: 0
SB: 1
CS: 0

New York Yankees @ Milwaukee Brewers
Milwaukee County Stadium, Milwaukee, WI

Thu Jul 18 1996, 8:05 PM EDT
Att: 19,079 - Unknown - 88 F



PITCHER	IP	WLS	BF	H	R	ER	SO	BB	IBB	HBP	BLK	WP	HR	S	P	ERA	WHIP
---------	----	-----	----	---	---	----	----	----	-----	-----	-----	----	----	---	---	-----	------

Batter	1	2	3	4	5	6	7	8	9	AB R H RBI BB SO LOB	TOP											
Wade Boggs, L (1, 5) OBP: 0.396, SLG: 0.407	1-2 G3		1-1 G6-3		1-1 1B		2-1 HR		1-0 1B	5 1 3 0 0 0 0												
Bernie Williams, S (1, 8) OBP: 0.397, SLG: 0.551	3-2 L8		3-2 G1-3		2-0 P5		2-1 HR		1-1 SF7	4 1 1 4 0 0 2												
Paul O'Neill, L (1, 9) OBP: 0.440, SLG: 0.475	0-1 L8		1-2 L9		1-2 1B		2-3 K		2-3 K	5 0 1 1 0 2 1												
Darryl Strawberry, L (1, 10) OBP: 0.370, SLG: 0.474		2-1 P6		3-2 G4-3		2-2 K		2-2 P6	0-0 G4-3	5 0 0 0 0 1 3												
Tino Martinez, L (1, 3) OBP: 0.341, SLG: 0.458		3-2 F9		0-0 G1-3 BB		3-2 P5		3-1 F8		4 0 1 0 0 0 2												
Ruben Sierra, S (1, 7) OBP: 0.336, SLG: 0.411		1-0 1B		4-2 G1-3 BB		1-3 K		3-1 G6-3		3 0 2 0 1 1 0												
Mariano Duncan, R (1, 4) OBP: 0.336, SLG: 0.460		0-1 BB		1-2 G1-3		0-1 G5-3		2-2 G6-3		4 0 1 0 0 0 3												
Jim Leyritz, R (1, 2) OBP: 0.330, SLG: 0.341		4-0 1B		2-3 K		2-2 F9		0-2 G1-3		2 0 0 0 1 1 2												
Mike Aldrete, L (8, PH) OBP: 0.341, SLG: 0.487		1-2 BB								1 0 0 0 0 0 0												
Joe Girardi, R (8, 2) OBP: 0.364, SLG: 0.367		1-2 BB								0 0 0 0 0 0 0												
2 Derek Jeter, R (1, 6) OBP: 0.357, SLG: 0.400		0-3 K		3-2 1B			2-2 HR		0-1 SF7	4 3 3 0 0 1 3												
Inning Stats	R: 0 E: 0 K: 0 S: 9	H: 0 LOB: 0 BB: 0 P: 13	R: 0 E: 0 K: 1 S: 11	H: 2 LOB: 3 BB: 1 P: 21	R: 0 E: 0 K: 0 S: 9	H: 0 LOB: 0 BB: 0 P: 14	R: 0 E: 0 K: 1 S: 15	H: 1 LOB: 2 BB: 1 P: 25	R: 1 E: 0 K: 1 S: 18	H: 3 LOB: 2 BB: 0 P: 31	R: 0 E: 0 K: 1 S: 9	H: 0 LOB: 0 BB: 0 P: 12	R: 3 E: 0 K: 1 S: 16	H: 3 LOB: 0 BB: 0 P: 29	R: 0 E: 0 K: 0 S: 9	H: 1 LOB: 0 BB: 0 P: 14	R: 1 E: 0 K: 1 S: 9	H: 2 LOB: 1 BB: 0 P: 13	1B: 10 2B: 1 3B: 0 HR: 1	SF: 1 SAC: 0 DP: 1 HBP: 0	WP: 0 PB: 0 SB: 0 CS: 0	PA: 40
PITCHER	IP WLS BF H R ER SO BB IBB HBP BLK WP HR S P ERA WHIP																					
21 Cal Eldred, R (1, 1) ERA: 3.0	5.0 W 23 6 1 1 3 2 0 0 0 0 0 0 62 104 1.80 1.600																					
Angel Miranda, L (6, 1) ERA: 4.98	2.0 10 4 3 3 2 0 0 0 0 0 0 1 27 46 13.50 2.000																					
Ramon Garcia, R (8, 1) ERA: 5.87	1.0 2 0 0 0 0 0 0 0 0 0 0 0 7 9 0.00 0.000																					
Mike Fetters, R (9, 1) ERA: 2.12	1.0 S 5 2 1 1 1 0 0 0 0 0 0 0 9 13 9.00 2.000																					

New York Yankees @ Milwaukee Brewers
Milwaukee County Stadium, Milwaukee, WI
 Fri Jul 19 1996, 8:05 PM EDT
 Att. 19,300 - Unknown - 65 F

AB	37
R	5
H	12
RBI	5
BB	2
SO	6
LOB	16



Batter	1	2	3	4	5	6	7	8	9
Pat Listach, S (1, 8) OBP: 0.347, SLG: 0.360 David Hulse, L (9, 8) OBP: 0.322, SLG: 0.300	2-1 G6-3 	1-0 1B 2B 2-H 3-H		0-0 L7 		4-0 1-2 BB D B B B		0-1 G4-3 	
Jeff Cirillo, R (1, 5) OBP: 0.403, SLG: 0.500	4-2 1B BB C B B B B B F C F F B B B	2-1 G1-3 		1-1 2B B B C X B X		0-3 K F F S		0-1 G1-3 	
Kevin Seitzer, R (1, 3) OBP: 0.435, SLG: 0.494	0-2 L6 	1-1 1B 1B 2-H		2-1 G5-3 				0-1 G4-3 	
Dave Nilsson, L (1, 10) OBP: 0.434, SLG: 0.586	3-2 1B WP 1B 1-3 1 SAFE 1 SAFE 1 SAFE 1 SAFE 1 SAFE	4-0 1B BB B B B B B B		1-0 FC6-4 1B B X		2-2 E5 1B PB C B B B B B X B B B B B			
Greg Vaughn, R (1, 7) OBP: 0.396, SLG: 0.595	1-0 WP 1B 1-3 3-H D B B B B B X	3-0 1B 1-3 2-H		3-1 FC6-4 G5-4-3 1-2f D B B B B B X		4-1 1B IBB C B B B B B X			
Matt Mieske, R (1, 9) OBP: 0.325, SLG: 0.487	3-1 G6-3 		2-3 K F S B S B S X		0-1 G5-4-3 		0-2 P3 		
Jose Valentin, S (1, 6) OBP: 0.353, SLG: 0.497		4-2 SH5-4 1B 2B BB C B B B B B F B B B B B		0-2 G6-3 		0-0 FC4-6 1B 1-3 2-H X		0-0 1B 1-3 2-H X	
Mark Loretta, R (1, 4) OBP: 0.342, SLG: 0.310		0-0 SH5-4 2B 1B 1-2 B 1 SAFE 1 SAFE C B C F C X X		1-2 G4-3 		1-1 FC4-6 BB 1-2f B 1 SAFE 1 SAFE C B C F C X X		0-1 G6-3 	
Mike Matheny, R (1, 2) OBP: 0.247, SLG: 0.331		0-0 SH5-4 		1-3 K B S S C X		0-0 L9 		3-2 L9 	

Inning Stats	R: 2	H: 2	E: 0	K: 0	S: 18	LOB: 1	BB: 1	P: 31	R: 4	H: 4	E: 0	K: 0	S: 13	LOB: 2	BB: 2	P: 28	R: 0	H: 0	E: 0	K: 1	S: 10	LOB: 0	BB: 0	P: 13	R: 0	H: 1	E: 0	K: 1	S: 8	LOB: 1	BB: 0	P: 12	R: 0	H: 1	E: 0	K: 0	S: 5	LOB: 0	BB: 0	P: 9	R: 0	H: 1	E: 0	K: 1	S: 7	LOB: 2	BB: 1	P: 12	R: 1	H: 1	E: 1	K: 0	S: 13	LOB: 2	BB: 1	P: 19	R: 0	H: 0	E: 0	K: 0	S: 7	LOB: 0	BB: 0	P: 10	1B: 8	2B: 2	3B: 0	HR: 0	SF: 0	SAC: 1	DP: 1	HBP: 0
--------------	------	------	------	------	-------	--------	-------	-------	------	------	------	------	-------	--------	-------	-------	------	------	------	------	-------	--------	-------	-------	------	------	------	------	------	--------	-------	-------	------	------	------	------	------	--------	-------	------	------	------	------	------	------	--------	-------	-------	------	------	------	------	-------	--------	-------	-------	------	------	------	------	------	--------	-------	-------	-------	-------	-------	-------	-------	--------	-------	--------

PITCHER	IP	WLS	BF	H	R	ER	SO	BB	IBB	HBP	BLK	WP	HR	S	P	ERA	WHIP
Andy Pettitte, L (1, 1) ERA: 3.89	7.0	L	35	10	7	6	3	4	1	0	0	1	0	74	124	7.71	2.000
Bob Wickman, R (8, 1) ERA: 3.82	1.0		3	0	0	0	0	0	0	0	0	0	0	7	10	0.00	0.000

BOTTOM

New York Yankees @ Milwaukee Brewers
 Milwaukee County Stadium, Milwaukee, WI

Fri Jul 19 1996, 8:05 PM EDT
 Att: 19,300 - Unknown - 65 F

AB	32
R	7
H	10
RBI	6
BB	5
SO	3
LOB	14

livebaseballscorecards.com

WP: 1	PA: 38
PB: 1	
SB: 0	
CS: 0	

Batter	1	2	3	4	5	6	7	8	9	AB R H RBI BB SO LOB	TOP									
Wade Boggs, L (1, 5) OBP: 0.396, SLG: 0.405	4-0 G3-6-1 BB	0-0 F8		0-3 K		0-0 P6			0-0 PB 1B	4 0 1 0 1 1 3										
Bernie Williams, S (1, 8) OBP: 0.397, SLG: 0.547	0-0 F8		0-0 E7 2B 1B	0-0 F9		4-0 BB			0-3 K	4 1 1 0 1 1 3										
Paul O'Neill, L (1, 9) OBP: 0.435, SLG: 0.468	0-0 G3-6-1 1-2f		0-0 F8		0-3 K	0-0 L7			0-0 F7 1-2	5 0 0 0 0 1 5										
Darryl Strawberry, L (1, 10) OBP: 0.392, SLG: 0.488		4-0 S 1B BB	0-0 FC5 2-H 2B		4-0 1B BB			0-0 G3-1	0-0 G3	3 1 1 1 2 0 1										
Tino Martinez, L (1, 3) OBP: 0.345, SLG: 0.460		0-0 S 1B 3B 1B 1-H	4-0 BB		0-0 BB	0-0 BB 1B		0-0 P5		3 1 2 1 1 0 0										
Ruben Sierra, S (1, 7) OBP: 0.335, SLG: 0.409		0-0 S 3B 1B 1-2	0-0 P6		0-3 K			0-3 K		4 1 1 0 0 2 4										
Gerald Williams, R (7, 7) OBP: 0.367, SLG: 0.503										0 0 0 0 0 0 0										
Mariano Duncan, R (1, 4) OBP: 0.331, SLG: 0.452		0-0 F9	0-0 FC5 2-3f		0-3 K				0-0 G6-3	4 0 0 0 0 1 6										
Andy Fox, L (8, 4) OBP: 0.297, SLG: 0.282										0 0 0 0 0 0 0										
Joe Girardi, R (1, 2) OBP: 0.366, SLG: 0.378		0-0 1-H 2-H 3B		0-0 1B		0-0 F7			0-0 L5	4 0 2 2 0 0 0										
2 Derek Jeter, R (1, 6) OBP: 0.356, SLG: 0.398		0-0 G4-3		0-3 K		0-0 BB 1B			0-0 F9	4 0 1 0 0 1 2										
Inning Stats	R: 0 E: 0 K: 0 S: 2	H: 0 LOB: 0 BB: 1 P: 6	R: 3 E: 0 K: 0 S: 6	H: 3 LOB: 1 BB: 1 P: 10	R: 1 E: 1 K: 0 S: 5	H: 2 LOB: 2 BB: 1 P: 9	R: 0 E: 0 K: 2 S: 8	H: 1 LOB: 1 BB: 0 P: 8	R: 0 E: 0 K: 3 S: 10	H: 1 LOB: 2 BB: 1 P: 14	R: 0 E: 0 K: 1 S: 5	H: 0 LOB: 0 BB: 0 P: 5	R: 0 E: 0 K: 1 S: 3	H: 0 LOB: 0 BB: 0 P: 3	R: 0 E: 0 K: 1 S: 6	H: 1 LOB: 1 BB: 0 P: 6	1B: 7 2B: 1 3B: 1 HR: 0	SF: 0 SAC: 0 DP: 1 HBP: 0	WP: 0 PB: 1 SB: 4 CS: 0	PA: 40
PITCHER	IP WLS BF H R ER SO BB IBB HBP BLK WP HR S P ERA WHIP																			
Tim Van Egmond, R (1, 1) ERA: 6.75	3.0 L 17 6 4 3 0 3 0 0 0 0 0 0 14 26 9.00 3.000																			
Ricky Bones, R (4, 1) ERA: 5.88	5.1 21 3 0 0 7 2 0 0 0 0 0 0 33 41 0.00 0.938																			
Graeme Lloyd, L (9, 1) ERA: 1.98	0.2 2 0 0 0 0 0 0 0 0 0 0 0 2 2 0.00 0.000																			

New York Yankees @ Milwaukee Brewers
Milwaukee County Stadium, Milwaukee, WI
 Sat Jul 20 1996, 4:33 AM EDT
 Att. 25,473 - Sunny - 65 F

AB	35
R	4
H	9
RBI	4
BB	5
SO	7
LOB	24



livebaseballscorecards.com

Batter	1	2	3	4	5	6	7	8	9	AB R H RBI BB SO LOB	TOP											
Wade Boggs, L (1, 5) OBP: 0.396, SLG: 0.403	3-2 FC6-4 1B	1-1 F7		2-2 L8			4-0 BB FC5 BB		1-1 G4-3	4 0 1 0 1 0 3	New York Yankees @ Milwaukee Brewers Milwaukee County Stadium, Milwaukee, WI Sun Jul 21 1996, 4:33 AM EDT Att. 25,662 - Cloudy - 67 F											
Bernie Williams, S (1, 8) OBP: 0.392, SLG: 0.538	1-2 FC6-4 1-2f		1-2 G6-3		0-1 F9		2-0 FC5 BB 1-2 2-3f	1-3 K	5 0 0 0 0 1 3													
Paul O'Neill, L (1, 9) OBP: 0.433, SLG: 0.464	1-1 SAFE F8		0-1 P5		1-0 F8		4-2 BB 1-2 2-3		3 0 0 0 1 0 1													
Darryl Strawberry, L (1, 10) OBP: 0.382, SLG: 0.455	0-0 F9		4-2 BB		3-2 F7		1-1 G4-3		3 0 0 0 1 0 4													
Tino Martinez, L (1, 3) OBP: 0.346, SLG: 0.459		1-1 HR 1B	1-3 K		1-2 F7		4-2 G3-6 BB		3 1 1 0 1 1 1													
Ruben Sierra, S (1, 7) OBP: 0.334, SLG: 0.416		1-0 HR 1-H		3-2 K		2-1 F7		3-2 G3-6 1-2f	4 1 1 2 0 1 1													
Joe Girardi, R (1, 2) OBP: 0.364, SLG: 0.375		1-0 E5		2-1 F8		1-2 L9		0-2 FC6-4 1B	4 0 1 0 0 0 0													
Derek Jeter, R (1, 6) OBP: 0.358, SLG: 0.402		2-0 L9		2-0 2B		0-0 FC5 SH1-4 1B		2-1 FC6-4 1-2f	4 0 2 0 0 0 2													
Andy Fox, L (1, 4) OBP: 0.300, SLG: 0.280		1-0 F7		4-1 BB		0-1 SAFE SH1-4		1-3 K	1 0 0 0 1 0 1													
Mike Aldrete, L (9, PH) OBP: 0.337, SLG: 0.481									1 0 0 0 0 1 0													
Inning Stats	R: 0 E: 0 K: 0 S: 9	H: 1 LOB: 1 BB: 0 P: 15	R: 2 E: 1 K: 0 S: 8	H: 2 LOB: 1 BB: 0 P: 15	R: 0 E: 0 K: 1 S: 14	H: 0 LOB: 1 BB: 1 P: 20	R: 0 E: 0 K: 1 S: 11	H: 1 LOB: 2 BB: 1 P: 24	R: 0 E: 0 K: 0 S: 6	H: 0 LOB: 0 BB: 0 P: 10	R: 0 E: 0 K: 0 S: 8	H: 0 LOB: 0 BB: 0 P: 12	R: 0 E: 0 K: 0 S: 9	H: 1 LOB: 3 BB: 2 P: 20	R: 0 E: 0 K: 0 S: 11	H: 1 LOB: 1 BB: 1 P: 20	R: 0 E: 0 K: 2 S: 8	H: 0 LOB: 0 BB: 0 P: 11	1B: 4 2B: 1 3B: 0 HR: 1	SF: 0 SAC: 1 DP: 1 HBP: 0	WP: 0 PB: 0 SB: 0 CS: 0	PA: 38
PITCHER	IP WLS BF H R ER SO BB IBB HBP BLK WP HR S P ERA WHIP																					
Jeff D'Amico, R (1, 1) ERA: 4.5	6.0 W 25 4 2 2 2 2 0 0 0 0 0 1 56 96 3.00 1.000																					
Angel Miranda, L (7, 1) ERA: 4.94	0.2 5 1 0 0 0 0 2 0 0 0 0 0 7 17 0.00 4.500																					
Graeme Lloyd, L (7, 1) ERA: 1.93	1.0 4 1 0 0 0 0 1 0 0 0 0 0 11 19 0.00 2.000																					
Ramon Garcia, R (8, 1) ERA: 5.83	0.1 1 0 0 0 0 0 0 0 0 0 0 0 2 4 0.00 0.000																					
Mike Fetters, R (9, 1) ERA: 2.06	1.0 S 3 0 0 0 2 0 0 0 0 0 0 0 8 11 0.00 0.000																					

livebaseballscores.com

AB	32
R	2
H	6
RBI	2
BB	5
SO	4
LOB	16



Batter	1	2	3	4	5	6	7	8	9
Pat Listach, S OBP: 0.355, SLG: 0.370 (1, 8)	3-2 1B 3B		2-2 1B		2-1 G5-3		3-2 F8		
Fernando Vina, L OBP: 0.372, SLG: 0.439 (1, 4)	0-0 B1		3-1 SAFE P3		0-1 G4-3			0-1 G4-3	
Kevin Seitzer, R OBP: 0.431, SLG: 0.489 (1, 10)	2-2 FC6-4 1B		0-3 K		1-1 F9			2-2 G4-3	
Greg Vaughn, R OBP: 0.391, SLG: 0.584 (1, 7)	2-2 FC6-4 FC6 1-2f			3-2 HR 1B		2-2 G5-3		3-3 K	
John Jaha, R OBP: 0.396, SLG: 0.532 (1, 3)	3-2 FC6 1-2f			2-1 HR		1-3 K			
Jeff Cirillo, R OBP: 0.401, SLG: 0.494 (1, 5)		4-1 G4-3 BB		0-0 F9		2-0 G5-3			
Matt Mieske, R OBP: 0.329, SLG: 0.494 (1, 9)		2-1 SAFE SAFE G4-3 1-2f		1-2 F9 2B		3-1 SH2-3 1B			
Mark Loretta, R OBP: 0.333, SLG: 0.301 (1, 6)		1-2 F9		0-0 F9 2-3		2-1 SAFE SAFE SH2-3 1-2			
Mike Matheny, R OBP: 0.244, SLG: 0.327 (1, 2)			3-2 P4		1-3 K		1-3 K		

Inning Stats	R: 1 E: 0 K: 0 S: 15	H: 2 LOB: 1 BB: 0 P: 25	R: 0 E: 0 K: 0 S: 6	H: 0 LOB: 0 BB: 1 P: 13	R: 0 E: 0 K: 1 S: 11	H: 1 LOB: 1 BB: 0 P: 19	R: 2 E: 0 K: 1 S: 14	H: 3 LOB: 1 BB: 0 P: 21	R: 0 E: 0 K: 0 S: 6	H: 0 LOB: 0 BB: 0 P: 9	R: 0 E: 0 K: 1 S: 7	H: 0 LOB: 0 BB: 0 P: 12	R: 0 E: 0 K: 1 S: 11	H: 1 LOB: 1 BB: 0 P: 20	R: 0 E: 0 K: 1 S: 8	H: 0 LOB: 0 BB: 0 P: 13
1B: 4 2B: 1 3B: 1 HR: 1	SF: 0 SAC: 1 DP: 1 HBP: 0	WP: 0 PB: 0 SB: 0 CS: 0	1B: 4 2B: 1 3B: 1 HR: 1	SF: 0 SAC: 1 DP: 1 HBP: 0	WP: 0 PB: 0 SB: 0 CS: 0	1B: 4 2B: 1 3B: 1 HR: 1	SF: 0 SAC: 1 DP: 1 HBP: 0	WP: 0 PB: 0 SB: 0 CS: 0	1B: 4 2B: 1 3B: 1 HR: 1	SF: 0 SAC: 1 DP: 1 HBP: 0	WP: 0 PB: 0 SB: 0 CS: 0	1B: 4 2B: 1 3B: 1 HR: 1	SF: 0 SAC: 1 DP: 1 HBP: 0	WP: 0 PB: 0 SB: 0 CS: 0	1B: 4 2B: 1 3B: 1 HR: 1	

PITCHER	IP	WLS	BF	H	R	ER	SO	BB	IBB	HBP	BLK	WP	HR	S	P	ERA	WHIP
Jimmy Key, L ERA: 4.89 (1, 1)	7.0	L	28	7	3	3	4	1	0	0	0	0	1	70	119	3.86	1.143
Dale Polley, L ERA: 6.75 (8, 1)	0.1		1	0	0	0	0	0	0	0	0	0	0	2	2	0.00	0.000
Jeff Nelson, R ERA: 4.53 (8, 1)	0.2		2	0	0	0	1	0	0	0	0	0	0	6	11	0.00	0.000


BOTTOM

New York Yankees @ Milwaukee Brewers
Milwaukee County Stadium, Milwaukee, WI

Sun Jul 21 1996, 4:33 AM EDT
 Att: 25,662 - Cloudy - 67 F

livebaseballscorecards.com

AB	29
R	3
H	7
RBI	3
BB	1
SO	5
LOB	10




Batter	1	2	3	4	5	6	7	8	9	AB R H RBI BB SO LOB	TOP											
Darryl Hamilton, L (1, 8) OBP: 0.357, SLG: 0.380	3-2 X 1B		2-2 G3		2-3 K		0-0 F8		3-2 1-H 2B	5 0 2 1 0 1 1												
Ivan Rodriguez, R (1, 10) OBP: 0.382, SLG: 0.510	1-2 F8		3-1 29 1B 2B		2-1 G6-3		0-0 1-2 1B		4-1 BB	4 1 2 0 1 0 1												
29 Rusty Greer, L (1, 7) OBP: 0.402, SLG: 0.523	1-3 K		0-0 HR 1B		0-3 K		0-0 G1-3		3-2 F8	5 1 1 1 0 2 5												
Juan Gonzalez, R (1, 9) OBP: 0.402, SLG: 0.692	2-0 G3		2-1 1-H HR		0-0 HR 1B		3-2 G3-6-3 1B			4 2 3 2 0 0 1												
Dean Palmer, R (1, 5) OBP: 0.362, SLG: 0.548			1-1 F8		0-1 1-H HR		2-1 G3-6-3 1-2f 1B			4 1 1 2 0 1 1												
Lee Stevens, L (1, 3) OBP: 0.615, SLG: 1.182					2-2 G2-3		1-0 G3-1			3 0 0 0 1 1 0												
Rene Gonzales, R (1, 4) OBP: 0.316, SLG: 0.394					2-3 K		0-2 G5-3		0-0 F8	4 0 0 0 0 1 1												
Dave Valle, R (1, 2) OBP: 0.373, SLG: 0.431					1-2 G5-3		0-0 G5-3		1-3 K	4 0 0 0 0 1 1												
Kevin Elster, R (1, 6) OBP: 0.336, SLG: 0.487					0-0 G3		3-3 K 1B 1B		0-0 2B 1B	4 1 2 0 0 1 0												
Inning Stats	R: 0 E: 0 K: 1 S: 14	H: 1 LOB: 1 BB: 0 P: 21	R: 0 E: 0 K: 1 S: 8	H: 0 LOB: 1 BB: 1 P: 16	R: 3 E: 0 K: 0 S: 11	H: 3 LOB: 0 BB: 0 P: 19	R: 0 E: 0 K: 1 S: 9	H: 0 LOB: 0 BB: 0 P: 14	R: 0 E: 0 K: 2 S: 9	H: 0 LOB: 0 BB: 0 P: 16	R: 2 E: 0 K: 1 S: 10	H: 2 LOB: 0 BB: 0 P: 11	R: 0 E: 0 K: 0 S: 6	H: 2 LOB: 2 BB: 0 P: 8	R: 0 E: 0 K: 1 S: 9	H: 1 LOB: 0 BB: 0 P: 17	R: 1 E: 0 K: 1 S: 13	H: 2 LOB: 2 BB: 1 P: 24	1B: 7 2B: 2 3B: 0 HR: 2	SF: 0 SAC: 0 DP: 1 HBP: 0	WP: 0 PB: 0 SB: 0 CS: 0	PA: 39
PITCHER	IP WLS BF H R ER SO BB IBB HBP BLK WP HR S P ERA WHIP																					
Kenny Rogers, L (1, 1) ERA: 4.59	7.0 L 30 8 5 5 6 1 0 0 0 0 2 67 105 6.43 1.286																					
Jeff Nelson, R (8, 1) ERA: 4.56	1.2 8 3 1 1 2 1 0 0 0 0 0 18 34 5.40 2.400																					
Jim Mecir, R (9, 1) ERA: 4.07	0.1 1 0 0 0 0 0 0 0 0 0 0 4 7 0.00 0.000																					

Texas Rangers @ New York Yankees
 Yankee Stadium, Bronx, NY
 Mon Jul 22 1996, 7:05 PM EDT
 Att. 30,767 - Unknown - 76 F

livebaseballscorecards.com

AB	37
R	6
H	11
RBI	6
BB	2
SO	8
LOB	11



Batter	1	2	3	4	5	6	7	8	9	AB R H RBI BB SO LOB	TOP														
Darryl Hamilton, L (1, 8) OBP: 0.354, SLG: 0.376	0-0 G4-3		1-1 G3-1			1-0 P2			3-2 G4-3	4 0 0 0 0 0 2	<p>Texas Rangers @ New York Yankees Yankee Stadium, Bronx, NY</p> <p>Tue Jul 23 1996, 7:05 PM EDT Att. 22,814 - Unknown - 69 F</p> <p>livebaseballscorecards.com</p> <table border="1"> <tr><td>AB</td><td>29</td></tr> <tr><td>R</td><td>0</td></tr> <tr><td>H</td><td>2</td></tr> <tr><td>RBI</td><td>0</td></tr> <tr><td>BB</td><td>1</td></tr> <tr><td>SO</td><td>6</td></tr> <tr><td>LOB</td><td>9</td></tr> </table> 	AB	29	R	0	H	2	RBI	0	BB	1	SO	6	LOB	9
AB	29																								
R	0																								
H	2																								
RBI	0																								
BB	1																								
SO	6																								
LOB	9																								
Ivan Rodriguez, R (1, 2) OBP: 0.358, SLG: 0.505	1-0 G3-1			0-0 G6-3		2-2 G1-3			0-1 F7	4 0 0 0 0 0 1															
29 Rusty Greer, L (1, 7) OBP: 0.398, SLG: 0.517	2-1 F8			0-1 F8				3-2 G4-3	1-0 G4-3	4 0 0 0 0 0 0															
Juan Gonzalez, R (1, 10) OBP: 0.398, SLG: 0.685		3-0 G6-3		2-2 F6				1-0 F8		3 0 0 0 0 0 0															
Dean Palmer, R (1, 5) OBP: 0.362, SLG: 0.545		1-1 G6-3			4-0 G4-6-3 BB			0-3 K		2 0 0 0 1 1 0															
Lee Stevens, L (1, 3) OBP: 0.500, SLG: 0.929		2-3 K			1-2 G4-6-3 1-2f			1-3 K		3 0 0 0 0 2 1															
Mark McLemore, S (1, 4) OBP: 0.402, SLG: 0.414			2-1 S 2B		2-0 G3			2-1 E4		3 0 1 0 0 0 0															
Warren Newson, L (1, 9) OBP: 0.353, SLG: 0.465			2-3 K			3-3 K		1-2 E4 G6-4-3		3 0 0 0 0 2 2															
Kevin Elster, R (1, 6) OBP: 0.336, SLG: 0.489			1-3 K			1-1 2B		0-2 G6-4-3 1-2f		3 0 1 0 0 1 3															
Inning Stats	R: 0 E: 0 K: 0 S: 4	H: 0 LOB: 0 BB: 0 P: 7	R: 0 E: 0 K: 1 S: 6	H: 0 LOB: 0 BB: 0 P: 12	R: 0 E: 0 K: 2 S: 10	H: 1 LOB: 1 BB: 0 P: 16	R: 0 E: 0 K: 0 S: 7	H: 0 LOB: 0 BB: 0 P: 9	R: 0 E: 0 K: 0 S: 4	H: 0 LOB: 0 BB: 1 P: 11	R: 0 E: 0 K: 1 S: 11	H: 1 LOB: 1 BB: 0 P: 18	R: 0 E: 0 K: 1 S: 7	H: 0 LOB: 0 BB: 0 P: 11	R: 0 E: 2 K: 1 S: 12	H: 0 LOB: 1 BB: 0 P: 16	R: 0 E: 0 K: 0 S: 7	H: 0 LOB: 0 BB: 0 P: 11	1B: 0 2B: 2 3B: 0 HR: 0	SF: 0 SAC: 0 DP: 2 HBP: 0	WP: 0 PB: 0 SB: 1 CS: 0	PA: 30			
PITCHER	IP WLS BF H R ER SO BB IBB HBP BLK WP HR S P ERA WHIP																								
Dwight Gooden, R (1, 1) ERA: 4.38	7.0 W 23 2 0 0 5 1 0 0 0 0 0 0 49 84 0.00 0.429																								
42 Mariano Rivera, R (8, 1) ERA: 1.57	1.0 4 0 0 0 1 0 0 0 0 0 0 0 12 16 0.00 0.000																								
Dale Polley, L (9, 1) ERA: 5.4	1.0 3 0 0 0 0 0 0 0 0 0 0 0 7 11 0.00 0.000																								

Batter	1	2	3	4	5	6	7	8	9	AB R H RBI BB SO LOB	TOP											
Darryl Hamilton, L (1, 8) OBP: 0.355, SLG: 0.377	2-2 1B 2B 1B	0-1 F8		3-0 1B			0-1 G5-3			4 1 2 0 0 0 1												
Ivan Rodriguez, R (1, 2) OBP: 0.360, SLG: 0.512	1-2 2B 1B		1-2 HR	1-1 F9			1-0 G4-3			4 1 2 1 0 0 2												
29 Rusty Greer, L (1, 7) OBP: 0.394, SLG: 0.511	2-3 K		0-3 K	2-1 G5-3			1-2 F7			4 0 0 0 0 2 4												
Juan Gonzalez, R (1, 10) OBP: 0.399, SLG: 0.686	1-0 2B 1-H 2-H		0-1 1B 1B				0-1 G6-3			4 0 2 1 0 1 0												
Dean Palmer, R (1, 5) OBP: 0.360, SLG: 0.541	4-0 IBB		0-0 F8			3-3 K	1-3 K			3 0 0 0 1 2 1												
Lee Stevens, L (1, 3) OBP: 0.450, SLG: 0.778	3-3 K		1 SAFE 3-2 1B			0-0 F8	3-3 K			4 0 1 0 0 2 2												
Mark McLemore, S (1, 4) OBP: 0.401, SLG: 0.412			1-3 K	2-1 F9			0-0 G6-4-3 1B			4 0 1 0 0 1 2												
Damon Buford, R (1, 9) OBP: 0.333, SLG: 0.442			1-0 P4				2-1 G6-4-3			3 0 1 0 0 0 1												
Kurt Stillwell, S (9, PH) OBP: 0.339, SLG: 0.333				1-1 FC5-4 1B			1-2f			1 0 0 0 0 0 0												
Kevin Elster, R (1, 6) OBP: 0.335, SLG: 0.484			4-1 BB	0-1 FC5-4 F9 1B 1-2f			2-1 F8			3 0 0 0 1 0 1												
Inning Stats	R: 1 E: 0 K: 2 S: 13	H: 3 LOB: 2 BB: 1 P: 26	R: 0 E: 0 K: 1 S: 7	H: 0 LOB: 1 BB: 1 P: 13	R: 1 E: 0 K: 1 S: 14	H: 3 LOB: 2 BB: 0 P: 20	R: 0 E: 0 K: 0 S: 9	H: 2 LOB: 2 BB: 0 P: 16	R: 0 E: 0 K: 2 S: 13	H: 0 LOB: 0 BB: 0 P: 18	R: 0 E: 0 K: 0 S: 5	H: 1 LOB: 0 BB: 0 P: 9	R: 0 E: 0 K: 0 S: 6	H: 0 LOB: 0 BB: 0 P: 8	R: 0 E: 0 K: 2 S: 8	H: 0 LOB: 0 BB: 0 P: 12	R: 0 E: 0 K: 0 S: 8	H: 0 LOB: 0 BB: 0 P: 10	1B: 7 2B: 1 3B: 0 HR: 1	SF: 0 SAC: 0 DP: 1 HBP: 0	WP: 0 PB: 0 SB: 0 CS: 0	PA: 36
PITCHER	IP WLS BF H R ER SO BB IBB HBP BLK WP HR S P ERA WHIP												PITCHER	IP WLS BF H R ER SO BB IBB HBP BLK WP HR S P ERA WHIP								
Andy Pettitte, L (1, 1) ERA: 3.85	6.0 W 27 9 2 2 6 1 1 0 0 0 1 61 102 3.00 1.667																					
42 Mariano Rivera, R (7, 1) ERA: 1.53	2.0 6 0 0 0 2 0 0 0 0 0 0 14 20 0.00 0.000																					
John Wetteland, R (9, 1) ERA: 3.15	1.0 S 3 0 0 0 0 0 0 0 0 0 0 8 10 0.00 0.000																					

Texas Rangers @ New York Yankees
Yankee Stadium, Bronx, NY
Wed Jul 24 1996, 3:33 AM EDT
Att. 35,308 - Sunny - 76 F

livebaseballscorecards.com

AB 34
R 2
H 9
RBI 2
BB 2
SO 8
LOB 14



Batter	1	2	3	4	5	6	7	8	9	AB	R	H	RBI	BB	SO	LOB
Wade Boggs, L OBP: 0.396, SLG: 0.405 (1, 5)	3-2 BB 2B	0-1 G3				4-1 G3-1 2B BB		4-0 1B IBB		2	1	1	0	2	0	2
Mariano Duncan, R OBP: 0.329, SLG: 0.447 (1, 4)	0-1 G6-3		0-2 F8			3-3 K		0-0 1B		4	0	1	0	0	1	3
Paul O'Neill, L OBP: 0.434, SLG: 0.462 (1, 9)	4-0 BB BB		0-1 L4			0-2 G3-1		2-3 K		3	0	0	0	1	1	2
Bernie Williams, S OBP: 0.397, SLG: 0.545 (1, 8)	4-2 G4-6-3 BB		1-0 HR			4-2 2B BB		2-1 G4-6-3 1B		2	2	2	1	2	0	0
Tino Martinez, L OBP: 0.346, SLG: 0.460 (1, 3)	0-0 G4-6-3		3-0 G3			1-2 2B		0-1 G4-6-3		4	0	1	3	0	0	4
Darryl Strawberry, L OBP: 0.373, SLG: 0.407 (1, 10)					0-0 1B			0-3 K		4	0	1	0	0	2	1
Ruben Sierra, S OBP: 0.333, SLG: 0.412 Gerald Williams, R OBP: 0.359, SLG: 0.490 (6, PR) (7, 7)					1-0 FC5-6-4			4-2 G4-3 1B BB		2	0	0	0	1	0	1
Jim Leyritz, R OBP: 0.329, SLG: 0.339 (1, 2)					1-0 G4-6-3			1-0 G4-3		1	0	0	0	0	1	0
2 Derek Jeter, R OBP: 0.356, SLG: 0.399 (1, 6)								0-1 G6-3		4	0	1	0	0	0	2
										3	1	2	0	0	0	2

Inning Stats	R: 0	H: 1	E: 0	K: 0	S: 8	LOB: 2	BB: 2	P: 19	R: 0	H: 2	E: 0	K: 1	S: 13	LOB: 2	BB: 0	P: 20	R: 1	H: 1	E: 0	K: 0	S: 7	LOB: 0	BB: 0	P: 11	R: 0	H: 1	E: 0	K: 0	S: 3	LOB: 0	BB: 0	P: 5	R: 3	H: 2	E: 0	K: 1	S: 15	LOB: 1	BB: 2	P: 27	R: 0	H: 1	E: 0	K: 0	S: 8	LOB: 2	BB: 2	P: 19	R: 0	H: 1	E: 0	K: 2	S: 8	LOB: 0	BB: 0	P: 9
PITCHER	IP	WLS	BF	H	R	ER	SO	BB	IBB	HBP	BLK	WP	HR	S	P	ERA	WHIP																																							
Jose Alberro, R ERA: 6.0 (1, 1)	6.0	L	29	8	4	4	2	5	1	0	0	0	1	54	101	6.00	2.167																																							
Ed Vosberg, L ERA: 2.45 (7, 1)	2.0		6	1	0	0	3	0	0	0	0	0	0	15	20	0.00	0.500																																							


BOTTOM

Texas Rangers @ New York Yankees
 Yankee Stadium, Bronx, NY

Wed Jul 24 1996, 3:33 AM EDT
 Att: 35,308 - Sunny - 76 F

livebaseballscorecards.com

AB	29
R	4
H	9
RBI	4
BB	6
SO	5
LOB	17



WP: 0	PA: 35
PB: 1	
SB: 0	
CS: 0	

Kansas City Royals @ New York Yankees
 Yankee Stadium, Bronx, NY

Thu Jul 25 1996, 7:05 PM EDT
 Att. 23,475 - Unknown - 76 F

AB	37
R	7
H	13
RBI	7
BB	6
SO	4
LOB	24



WP:	0	PA:	46
PB:	0		
SB:	2		
CS:	0		

AB R H RBI BB SO LOB

5	1	2	0	1	1	5
4	0	0	0	0	0	2
5	0	0	0	0	1	2
4	2	2	1	1	0	1
4	3	3	0	1	0	0
4	0	3	0	1	1	2
4	1	2	2	1	0	3
4	0	0	2	0	1	7
3	0	1	2	1	0	2

Batter	1	2	3	4	5	6	7	8	9
Jose Offerman, S OBP: 0.366, SLG: 0.369 (1, 3)	2-2 1B	1-3 K			3-2 F8		4-0 SH1-3 2B BB	1-1 1B	1-2 G5-3
Tom Goodwin, L OBP: 0.336, SLG: 0.341 (1, 8)	2-2 1-2 F7		1-2 G3		0-2 G4-3		0-1 SH1-3	0-0 L5	
Keith Lockhart, L OBP: 0.341, SLG: 0.435 (1, 4)	0-0 F7		3-3 K			2-1 G4-3	0-1 P5		2-0 F9
Bip Roberts, S OBP: 0.352, SLG: 0.391 (1, 10)	1-0 G5-3		0-0 G5-3			4-0 1B 29 1B BB	2-2 2B		3-2 2B 29 BB 1B
Craig Paquette, R OBP: 0.294, SLG: 0.463 (1, 5)		2-2 1B SF9 1B		0-1 P4		2-0 29 1B 1B G4-3	4-1 BB		1-1 29 BB BB 2B
Johnny Damon, L OBP: 0.339, SLG: 0.408 (1, 9)		1-1 1B	1-3 1B	1-2 29 G6-3 S 1B		0-0 G4-3 29 1B 1B	3-2 K		4-1 BB 29 BB BB
29 Mike Sweeney, R OBP: 0.500, SLG: 0.500 (1, 2)		1-1 F9	0-1 G6-3	3-2 G6-3		1-0 G4-3		0-0 G3-1 SH3 2B	4-2 BB BB
Michael Tucker, L OBP: 0.318, SLG: 0.398 (1, 7)		2-1 SF9	0-2 F8	0-2 F8		2-0 G4-3		0-0 G3-1	K
David Howard, S OBP: 0.306, SLG: 0.330 (1, 6)		0-2 1B			2-2 G3-1	2-0 L7		0-0 SH3	4-1 BB

Inning Stats	R: 0 E: 0 K: 0 S: 9	H: 1 LOB: 1 BB: 0 P: 14	R: 1 E: 0 K: 1 S: 15	H: 3 LOB: 2 BB: 0 P: 21	R: 0 E: 0 K: 1 S: 11	H: 0 LOB: 0 BB: 0 P: 15	R: 0 E: 0 K: 0 S: 11	H: 1 LOB: 1 BB: 0 P: 15	R: 0 E: 0 K: 0 S: 11	H: 0 LOB: 0 BB: 0 P: 16	R: 2 E: 0 K: 0 S: 7	H: 3 LOB: 2 BB: 1 P: 20	R: 1 E: 0 K: 1 S: 11	H: 1 LOB: 2 BB: 2 P: 24	R: 1 E: 0 K: 0 S: 6	H: 2 LOB: 1 BB: 0 P: 7	R: 2 E: 0 K: 1 S: 18	H: 2 LOB: 3 BB: 3 P: 39	1B: 10 2B: 3 3B: 0 HR: 0	SF: 1 SAC: 2 DP: 0 HBP: 0
--------------	------------------------------	----------------------------------	-------------------------------	----------------------------------	-------------------------------	----------------------------------	-------------------------------	----------------------------------	-------------------------------	----------------------------------	------------------------------	----------------------------------	-------------------------------	----------------------------------	------------------------------	---------------------------------	-------------------------------	----------------------------------	-----------------------------------	------------------------------------

PITCHER	IP	WLS	BF	H	R	ER	SO	BB	IBB	HBP	BLK	WP	HR	S	P	ERA	WHIP
Mark Hutton, R ERA: 5.04 (1, 1)	5.1	L	23	6	3	3	2	1	0	0	0	0	0	60	92	5.06	1.312
Bob Wickman, R ERA: 3.86 (6, 1)	1.1		9	3	1	1	0	2	0	0	0	0	0	12	27	6.75	3.750
Jim Mecir, R ERA: 4.21 (7, 1)	1.1		6	2	1	1	1	0	0	0	0	0	0	9	13	6.75	1.500
Billy Brewer, L ERA: 12.27 (9, 1)	0.2		7	2	2	2	1	3	0	0	0	0	0	15	35	27.00	7.500
Dale Polley, L ERA: 5.06 (9, 1)	0.1		1	0	0	0	0	0	0	0	0	0	0	3	4	0.00	0.000

Batter	1	2	3	4	5	6	7	8	9	AB R H RBI BB SO LOB	TOP									
Jose Offerman, S (1, 4) OBP: 0.367, SLG: 0.369	4-2 BB		3-1 1-2 1B		2-3 K			3-2 G1-3		3 0 1 0 1 1 0										
Joe Randa, R (1, 5) OBP: 0.341, SLG: 0.406	0-3 K		1-3 K			1-0 G6-3			1-2 1B 2B	4 1 1 0 0 2 3										
Bip Roberts, S (1, 8) OBP: 0.350, SLG: 0.389	2-2 F7		3-2 G6-3			0-0 F8			2-1 FC1-6 1B 2-3 1B	4 0 1 0 0 0 3										
Mike Macfarlane, R (1, 2) OBP: 0.335, SLG: 0.531	3-2 F8			1-0 L4		0-0 L5			1-0 FC1-6 1B 1-2 3-H 1B	4 0 1 1 0 0 1										
Craig Paquette, R (1, 7) OBP: 0.293, SLG: 0.463		1-3 K		3-2 2B			3-2 G6-3		1-1 FC1-6 1-2f 2-3	4 0 1 0 0 1 2										
29 Mike Sweeney, R (1, 10) OBP: 0.433, SLG: 0.417		2-2 F8		1-2 F8			2-3 K		1-1 P2	4 0 0 0 0 1 3										
Johnny Damon, L (1, 9) OBP: 0.336, SLG: 0.403		2-0 F9		0-0 F9			1-3 K		0-1 F9	4 0 0 0 0 1 3										
Bob Hamelin, L (1, 3) OBP: 0.405, SLG: 0.429			0-2 FC4-6 1B		1-1 F7			0-1 F7		3 0 1 0 0 0 0										
David Howard, S (1, 6) OBP: 0.303, SLG: 0.327			3-2 FC4-6 1B		0-0 G1-3			2-1 G4-3		3 0 0 0 0 0 1										
Inning Stats	R: 0 E: 0 K: 1 S: 14	H: 0 LOB: 1 BB: 1 P: 23	R: 0 E: 0 K: 1 S: 7	H: 0 LOB: 0 BB: 0 P: 12	R: 0 E: 0 K: 1 S: 16	H: 2 LOB: 2 BB: 0 P: 26	R: 0 E: 0 K: 0 S: 8	H: 1 LOB: 1 BB: 0 P: 13	R: 0 E: 0 K: 1 S: 6	H: 0 LOB: 0 BB: 0 P: 9	R: 0 E: 0 K: 2 S: 10	H: 0 LOB: 0 BB: 0 P: 16	R: 0 E: 0 K: 0 S: 8	H: 0 LOB: 0 BB: 0 P: 13	R: 1 E: 0 K: 0 S: 13	H: 3 LOB: 2 BB: 0 P: 19	1B: 4 2B: 2 3B: 0 HR: 0	SF: 0 SAC: 0 DP: 0 HBP: 0	WP: 0 PB: 0 SB: 0 CS: 0	PA: 34
PITCHER	IP WLS BF H R ER SO BB IBB HBP BLK WP HR S P ERA WHIP																			
Jimmy Key, L (1, 1) ERA: 4.56	7.0 W 25 3 0 0 6 1 0 0 0 0 0 0 64 103 0.00 0.571																			
Jeff Nelson, R (8, 1) ERA: 4.47	1.0 3 0 0 0 0 0 0 0 0 0 0 0 8 13 0.00 0.000																			
Dale Polley, L (9, 1) ERA: 5.68	1.0 6 3 1 1 0 0 0 0 0 0 0 0 13 19 9.00 3.000																			

Kansas City Royals @ New York Yankees
 Yankee Stadium, Bronx, NY
 Fri Jul 26 1996, 7:05 PM EDT
 Att. 23,782 - Unknown - 78 F

AB	33
R	1
H	6
RBI	1
BB	1
SO	6
LOB	16



Kansas City Royals @ New York Yankees
 Yankee Stadium, Bronx, NY

Sat Jul 27 1996, 3:33 AM EDT
 Att. 42,044 - Sunny - 76 F

livebaseballscorecards.com

AB 34
 R 4
 H 9
 RBI 4
 BB 6
 SO 8
 LOB 19



WP: 0 PA: 41
 PB: 0
 SB: 1
 CS: 1

Batter	1	2	3	4	5	6	7	8	9	AB R H RBI BB SO LOB	TOP											
Jose Offerman, S (1, 4) OBP: 0.368, SLG: 0.366 (7, 3)	2-2 G5-3 	0-0 B1-3 			2-3 K 		1 SAFE 4-2 G3 BB 		4-2 1B BB 	3 0 0 0 2 1 0												
Joe Randa, R (1, 5) OBP: 0.341, SLG: 0.405 Keith Lockhart, L (7, PH) OBP: 0.339, SLG: 0.432 (7, 4)	2-1 29 BB 1B 	2-3 K 			2-1 G6-3 		1-2 G3 		3-2 P4 	3 1 1 0 0 1 0 2 0 0 0 0 0 4												
Bip Roberts, S (1, 8) OBP: 0.358, SLG: 0.395	0-0 29 BB 1B 	0-0 G5-3 			1-0 		4-2 		0-0 	4 1 3 1 1 0 0												
Mike Macfarlane, R (1, 2) OBP: 0.328, SLG: 0.519	3-2 P6 		3-2 P4 		3-1 L4 		2-3 K 		2-3 K 	5 0 0 0 0 2 8												
29 Mike Sweeney, R (1, 10) OBP: 0.424, SLG: 0.385 Tom Goodwin, L (8, PH) OBP: 0.337, SLG: 0.343	4-1 1B 		1-1 P6 			1-2 F7 		1-2 F8 1B 		2 1 0 0 1 0 0 1 0 1 0 0 0 0												
Craig Paquette, R (1, 7) OBP: 0.296, SLG: 0.464 (7, 5)	1-0 1B 		2-3 K 			2-0 CS 1B 		1-3 K 		4 0 2 2 0 2 1												
Kevin Young, R (1, 3) OBP: 0.282, SLG: 0.446 Michael Tucker, L (8, PH) OBP: 0.317, SLG: 0.397 (8, 7)	2-1 S 1B 			1-3 K 		2-1 F7 		2-2 F8 		3 0 1 1 0 1 1 1 0 0 0 0 0 1												
Johnny Damon, L (1, 9) OBP: 0.338, SLG: 0.403	4-2 			0-2 L6 		0-2 CS 		0-2 P4 		0-0 BB 1B 	3 1 1 0 1 0 0											
David Howard, S (1, 6) OBP: 0.303, SLG: 0.324 Bob Hamelin, L (9, PH) OBP: 0.403, SLG: 0.427	0-0 P4 			1-0 P4 			4-2 G3 BB 		1-3 K 	2 0 0 0 1 0 3 1 0 0 0 0 1 1												
Inning Stats	R: 3 E: 0 K: 0 S: 19	H: 4 LOB: 3 BB: 2 P: 37	R: 0 E: 0 K: 1 S: 6	H: 0 LOB: 0 BB: 0 P: 8	R: 0 E: 0 K: 1 S: 11	H: 0 LOB: 0 BB: 0 P: 17	R: 0 E: 0 K: 1 S: 9	H: 0 LOB: 0 BB: 0 P: 11	R: 0 E: 0 K: 1 S: 8	H: 1 LOB: 1 BB: 0 P: 16	R: 0 E: 0 K: 0 S: 9	H: 1 LOB: 0 BB: 0 P: 14	R: 0 E: 0 K: 1 S: 21	H: 0 LOB: 3 BB: 3 P: 36	R: 0 E: 0 K: 1 S: 12	H: 1 LOB: 0 BB: 0 P: 16	R: 1 E: 0 K: 2 S: 14	H: 2 LOB: 2 BB: 1 P: 24	1B: 9 2B: 0 3B: 0 HR: 0	SF: 0 SAC: 0 DP: 0 HBP: 0	WP: 0 PB: 0 SB: 1 CS: 1	PA: 41
PITCHER	IP WLS BF H R ER SO BB IBB HBP BLK WP HR S P ERA WHIP																					
Kenny Rogers, L (1, 1) ERA: 4.59	6.0 W 25 6 3 3 4 2 0 0 0 0 0 0 62 103 4.50 1.333																					
42 Mariano Rivera, R (7, 1) ERA: 1.49	2.0 9 1 0 0 2 3 0 0 0 0 0 0 33 52 0.00 2.000																					
John Wetteland, R (9, 1) ERA: 3.28	1.0 S 6 2 1 1 2 1 0 0 0 0 0 0 14 24 9.00 3.000																					

Batter	1	2	3	4	5	6	7	8	9	AB R H RBI BB SO LOB	TOP															
Jose Offerman, S (1, 3) OBP: 0.369, SLG: 0.376	1-0 B5-3		2-2 1-H HR		0-1 G4-3			0-1 CS 1B		4 1 2 2 0 0 1																
Tom Goodwin, L (1, 8) OBP: 0.337, SLG: 0.342	2-1 F8		1-2 PB S 1B			1-3 K		3-2 F7 1-2		4 0 1 0 0 1 1																
Keith Lockhart, L (1, 5) OBP: 0.334, SLG: 0.426	0-0 F7		2-1 F9 1-3			3-2 F9			0-0 P3	4 0 0 0 0 0 1																
Bip Roberts, S (1, 4) OBP: 0.357, SLG: 0.392		0-0 F8		1-1 G1-3		2-1 2B 1B			1-3 K	4 0 1 0 0 1 0																
Bob Hamelin, L (1, 10) OBP: 0.400, SLG: 0.429		3-1 F7		1-1 P5		0-0 1-H 2B			2-3 K	4 0 1 0 0 1 0																
Johnny Damon, L (1, 9) OBP: 0.335, SLG: 0.399		0-2 L4		2-0 P5			1-0 F8			3 0 0 0 0 0 0																
Michael Tucker, L (1, 7) OBP: 0.317, SLG: 0.396			2-1 P6		0-0 FC5-4 1B		2-0 G3			3 0 1 0 0 0 0																
Mike Macfarlane, R (1, 2) OBP: 0.324, SLG: 0.513			1-0 G6-3		1-1 FC5-4 B1-3 1-2f		1-1 G5-3			3 0 0 0 0 0 1																
David Howard, S (1, 6) OBP: 0.303, SLG: 0.325			2-0 HR 1B		0-1 B1-3			3-1 F7		3 1 1 0 0 0 1																
Inning Stats	R: 0 E: 0 K: 0 S: 4	H: 0 LOB: 0 BB: 0 P: 7	R: 0 E: 0 K: 0 S: 6	H: 0 LOB: 0 BB: 0 P: 9	R: 2 E: 0 K: 0 S: 13	H: 3 LOB: 1 BB: 0 P: 22	R: 0 E: 0 K: 0 S: 5	H: 0 LOB: 0 BB: 0 P: 9	R: 0 E: 0 K: 0 S: 7	H: 1 LOB: 1 BB: 0 P: 8	R: 0 E: 0 K: 1 S: 9	H: 2 LOB: 2 BB: 0 P: 15	R: 0 E: 0 K: 0 S: 4	H: 0 LOB: 0 BB: 0 P: 8	R: 0 E: 0 K: 0 S: 7	H: 1 LOB: 0 BB: 0 P: 13	R: 0 E: 0 K: 2 S: 8	H: 0 LOB: 0 BB: 0 P: 11	1B: 5 2B: 1 3B: 0 HR: 1	SF: 0 SAC: 0 DP: 0 HBP: 0	WP: 0 PB: 1 SB: 1 CS: 1	PA: 32				
PITCHER	IP WLS BF H R ER SO BB IBB HBP BLK WP HR S P ERA WHIP																									
Dwight Gooden, R (1, 1) ERA: 4.24	8.0	29	7	2	2	1	0	0	0	0	0	1	55	91	2.25	0.875										
John Wetteland, R (9, 1) ERA: 3.21	1.0	W	3	0	0	0	2	0	0	0	0	0	8	11	0.00	0.000										

Kansas City Royals @ New York Yankees
Yankee Stadium, Bronx, NY
 Sun Jul 28 1996, 3:33 AM EDT
 Att. 35,658 - Sunny - 76 F

AB	32
R	2
H	7
RBI	2
BB	0
SO	3
LOB	5



WP: 0	PA: 32
PB: 1	
SB: 1	
CS: 1	

ERA	WHIP

1B: 5	SF: 0
2B: 1	SAC: 0
3B: 0	DP: 0
HR: 1	HBP: 0

Batter	1	2	3	4	5	6	7	8	9	AB	R	H	RBI	BB	SO	LOB
Wade Boggs, L (1, 5) OBP: 0.394, SLG: 0.405	1-0 F7		3-1 G4-3			3-2 F9		4-1 FC6-4 BB		3	0	0	0	1	0	0
Bernie Williams, S (1, 8) OBP: 0.399, SLG: 0.544	3-2 G4-3		4-0 BB			4-2 BB		0-0 FC6-4 1-2f		2	0	0	0	2	0	1
Paul O'Neill, L (1, 9) OBP: 0.427, SLG: 0.449	2-2 G3		2-2 F7			0-1 F8		2-3 K		4	0	0	0	0	1	3
Tino Martinez, L (1, 3) OBP: 0.358, SLG: 0.464 Gerald Williams, R (9, PR) OBP: 0.348, SLG: 0.476		4-2 2B G4-3 BB		2-0 G4-6-3 1B		2-1 F9		4-1 HR BB		2	1	1	0	2	0	1
Darryl Strawberry, L (1, 10) OBP: 0.373, SLG: 0.452		1-3 K		1-3 K			2-2 S 1B		3-2 HR	4	1	2	2	0	2	2
Ruben Sierra, S (1, 7) OBP: 0.328, SLG: 0.406		0-0 2B		0-1 G4-6-3 1-2f			0-3 K			3	0	1	0	0	1	2
Jim Leyritz, R (1, 2) OBP: 0.335, SLG: 0.338		1-1 G4-3		2-3 K			0-3 K			3	0	0	1	0	2	2
2 Derek Jeter, R (1, 6) OBP: 0.363, SLG: 0.404		1-2 F8		0-0 CS 1B			0-2 G1-3			3	0	1	0	0	0	2
Andy Fox, L (1, 4) OBP: 0.293, SLG: 0.273 Mike Aldrete, L (8, PH) OBP: 0.326, SLG: 0.463 Matt Howard, R (9, 4) OBP: 0.224, SLG: 0.283			1-1 P5		1-2 P4			1-3 K		2	0	0	0	0	0	1
										1	0	0	0	0	1	0
										0	0	0	0	0	0	0


Inning Stats	R: 0	H: 0	E: 0	K: 0	S: 8	R: 1	H: 1	E: 0	K: 1	S: 14	R: 0	H: 0	E: 0	K: 0	S: 9	R: 0	H: 1	E: 0	K: 1	S: 6	R: 0	H: 1	E: 0	K: 1	S: 8	R: 0	H: 0	E: 0	K: 2	S: 11	R: 0	H: 1	E: 0	K: 2	S: 13	R: 0	H: 0	E: 0	K: 2	S: 11	R: 2	H: 1	E: 0	K: 0	S: 4	1B: 3	2B: 1	3B: 0	HR: 1	SF: 0	SAC: 0	DP: 1	HBP: 0	WP: 0	PA: 32
PITCHER	IP	WLS	BF	H	R	ER	SO	BB	IBB	HBP	BLK	WP	HR	S	P	ERA	WHIP																																						
Kevin Appier, R (1, 1) ERA: 3.38	8.0		30	4	1	1	7	4	0	0	0	0	0	80	125	1.12	1.000																																						
Jason Jacome, L (9, 1) ERA: 4.68	0.0	L	2	1	2	2	0	1	0	0	0	0	1	4	11	∞	∞																																						

BOTTOM

Kansas City Royals @ New York Yankees
 Yankee Stadium, Bronx, NY

Sun Jul 28 1996, 3:33 AM EDT
 Att. 35,658 - Sunny - 76 F

AB	27
R	3
H	5
RBI	3
BB	5
SO	7
LOB	14



Batter	1	2	3	4	5	6	7	8	9	AB R H RBI BB SO LOB	TOP											
Wade Boggs, L (1, 5) OBP: 0.398, SLG: 0.406	1-2 HR 1B		4-0 BB		1-2 F8			4-1 BB		2 1 1 0 2 0 1												
Bernie Williams, S (1, 8) OBP: 0.396, SLG: 0.539 Gerald Williams, R (7, 8) OBP: 0.346, SLG: 0.474	3-2 F7		1-3 K			0-0 F7		0-0 G5-3 2-3f		3 0 0 0 0 1 2 1 0 0 0 0 0 2												
Paul O'Neill, L (1, 9) OBP: 0.425, SLG: 0.455	3-1 HR 1-H		1-3 K			1-0 G6-3			3-2 F7	4 1 1 2 0 1 1												
Tino Martinez, L (1, 3) OBP: 0.356, SLG: 0.460 Mike Aldrete, L (6, 3) OBP: 0.333, SLG: 0.482	2-1 F7			1-3 K		2-3 K			2-1 F9 2B	3 0 0 0 0 2 0 1 0 1 0 0 0 0												
Darryl Strawberry, L (1, 10) OBP: 0.354, SLG: 0.424	0-3 K			3-1 F8			3-1 L8		1-1 F9 2-3	4 0 0 0 0 1 1												
Ruben Sierra, S (1, 7) OBP: 0.325, SLG: 0.402		2-0 L8		1-3 K			0-0 G4-3		1-3 K	4 0 0 0 0 2 1												
Mariano Duncan, R (1, 4) OBP: 0.337, SLG: 0.452 Matt Howard, R (6, 4) OBP: 0.220, SLG: 0.277			2-3 K		0-0 L3		1-0 F9			2 0 0 0 0 1 0 1 0 0 0 0 0 0												
Jim Leyritz, R (1, 2) OBP: 0.335, SLG: 0.338		3-2 F7			0-3 K			1-0 FC1-6 1B		3 0 1 0 0 1 0												
Derek Jeter, R (1, 6) OBP: 0.364, SLG: 0.404 Andy Fox, L (6, 6) OBP: 0.291, SLG: 0.271			1-2 G4-3		3-2 1B			0-0 FC1-6 G5-3 BB 1-2f		2 0 1 0 0 0 0 1 0 0 0 0 0 1												
Inning Stats	R: 2 E: 0 K: 1 S: 13	H: 2 LOB: 0 BB: 0 P: 22	R: 0 E: 0 K: 1 S: 9	H: 0 LOB: 0 BB: 0 P: 16	R: 0 E: 0 K: 2 S: 11	H: 0 LOB: 1 BB: 1 P: 18	R: 0 E: 0 K: 2 S: 9	H: 0 LOB: 0 BB: 0 P: 14	R: 0 E: 0 K: 1 S: 11	H: 1 LOB: 1 BB: 0 P: 15	R: 0 E: 0 K: 1 S: 6	H: 0 LOB: 0 BB: 0 P: 9	R: 0 E: 0 K: 0 S: 4	H: 0 LOB: 0 BB: 0 P: 8	R: 0 E: 0 K: 0 S: 4	H: 1 LOB: 1 BB: 1 P: 9	R: 0 E: 0 K: 1 S: 10	H: 1 LOB: 1 BB: 0 P: 17	1B: 3 2B: 1 3B: 0 HR: 1	SF: 0 SAC: 0 DP: 1 HBP: 0	WP: 0 PB: 0 SB: 0 CS: 0	PA: 33
PITCHER Bobby Witt, R (1, 1) ERA: 5.6	IP: 9.0 WLS: W BF: 33 H: 5 R: 2 ER: 2 SO: 9 BB: 2 IBB: 0 HBP: 0 BLK: 0 WP: 0 HR: 1 S: 77 P: 128 ERA: 2.00 WHIP: 0.778											PITCHER	IP: WLS: BF: H: R: ER: SO: BB: IBB: HBP: BLK: WP: HR: S: P: ERA: WHIP:									

New York Yankees @ Texas Rangers
The Ballpark at Arlington, Arlington, TX

Tue Jul 30 1996, 8:05 PM EDT
Att. 39,637 - Unknown - 86 F

livebaseballscorecards.com

AB	31
R	2
H	5
RBI	2
BB	2
SO	9
LOB	9



Batter	1	2	3	4	5	6	7	8	9
Darryl Hamilton, L OBP: 0.356, SLG: 0.383 (1, 8)	2-1 HR 1B	1-3 K	0-0 2B 1B		2-1 29 HR 1B	2-1 FC4-6		4-2 BB	
Ivan Rodriguez, R OBP: 0.357, SLG: 0.513 Damon Buford, R OBP: 0.328, SLG: 0.441 (7, PH) (8, 7)	0-2 HR	1-1 G6-3	1-1 2B		4-1 29 HR BB		1-2 G5-3	0-2 F7	
29 Rusty Greer, L OBP: 0.384, SLG: 0.510 Rene Gonzales, R OBP: 0.305, SLG: 0.378 (7, PH) (8, 5)	2-3 K		F8 G1-3		0-0 HR		0-1 F7		
Juan Gonzalez, R OBP: 0.399, SLG: 0.695 Warren Newson, L OBP: 0.351, SLG: 0.456 (1, 9) (8, 9)	1-1 2B 1B 1B		0-0 HR	0-1 G6-3 1B	2-1 2B		0-0 HR		
Mickey Tettleton, S OBP: 0.372, SLG: 0.458 (1, 10)	1-3 K		4-1 1B 1B BB	2-0 G6-3	3-1 F7		3-3 K		
Dean Palmer, R OBP: 0.366, SLG: 0.544 Dave Valle, R OBP: 0.365, SLG: 0.418 (1, 5) (8, 2)	0-1 1B 2B		1-2 1B 1B 1B	3-3 K		1-1 L1		1-0 2B 1B	
Lee Stevens, L OBP: 0.357, SLG: 0.564 (1, 3)	0-0 2H 3H 1B		2-3 K		1-3 K	1-0 G5-3		0-0 1-3 2B	
Mark McLemore, S OBP: 0.395, SLG: 0.399 (1, 4)	1-1 L8		0-0 1B 1B		1-2 G3	3-2 1B 1B		0-3 K	
Kevin Elster, R OBP: 0.339, SLG: 0.484 (1, 6)		2-3 K	1-1 1B 2B 1B		1-1 BB 29 HR 1B	3-2 FC4-6 1B		3-3 K	

Inning Stats	R: 4	H: 5	E: 0	K: 2	S: 19	LOB: 1	BB: 0	P: 26	R: 0	H: 0	E: 0	K: 2	S: 10	LOB: 0	BB: 0	P: 14	R: 6	H: 6	E: 0	K: 1	S: 18	LOB: 1	BB: 1	P: 28	R: 0	H: 1	E: 0	K: 1	S: 6	LOB: 0	BB: 0	P: 11	R: 4	H: 4	E: 0	K: 1	S: 16	LOB: 1	BB: 1	P: 30	R: 0	H: 2	E: 0	K: 0	S: 11	LOB: 2	BB: 0	P: 21	R: 1	H: 1	E: 0	K: 1	S: 10	LOB: 0	BB: 0	P: 14	R: 0	H: 2	E: 0	K: 2	S: 18	LOB: 3	BB: 1	P: 26
--------------	------	------	------	------	-------	--------	-------	-------	------	------	------	------	-------	--------	-------	-------	------	------	------	------	-------	--------	-------	-------	------	------	------	------	------	--------	-------	-------	------	------	------	------	-------	--------	-------	-------	------	------	------	------	-------	--------	-------	-------	------	------	------	------	-------	--------	-------	-------	------	------	------	------	-------	--------	-------	-------

PITCHER	IP	WLS	BF	H	R	ER	SO	BB	IBB	HBP	BLK	WP	HR	S	P	ERA	WHIP
Andy Pettitte, L ERA: 4.42 (1, 1)	2.2	L	19	10	10	10	5	1	0	0	0	0	2	42	61	33.75	4.125
Jim Mecir, R ERA: 5.14 (3, 1)	2.1		13	6	4	4	2	1	0	0	0	0	1	27	48	15.43	3.000
Bob Wickman, R ERA: 3.8 (6, 1)	1.0		5	2	0	0	0	0	0	0	0	0	0	11	21	0.00	2.000
Dale Polley, L ERA: 6.14 (7, 1)	1.0		4	1	1	1	1	0	0	0	0	0	1	10	14	9.00	1.000
Jeff Nelson, R ERA: 4.38 (8, 1)	1.0		6	2	0	0	2	1	0	0	0	0	0	18	26	0.00	3.000

AB	R	H	RBI	BB	SO	LOB
5	3	3	2	1	1	2
3	2	2	4	1	0	0
2	0	0	0	0	0	3
4	1	1	4	0	1	1
1	0	0	0	0	0	0
5	3	5	2	0	0	0
0	0	0	0	0	0	0
4	1	0	0	1	2	3
4	2	2	0	0	1	0
1	0	1	0	0	0	0
5	0	2	2	0	2	2
5	1	2	1	0	1	3
5	2	3	0	0	2	2

WP	PA	1B	2B	3B	HR	SF	SAC	DP	HBP
0	47	13	4	0	4	0	0	1	0

New York Yankees @ Texas Rangers
The Ballpark at Arlington, Arlington, TX
Tue Jul 30 1996, 8:05 PM EDT
Att: 39,637 - Unknown - 86 F

livebaseballscorecards.com

AB	44
R	15
H	21
RBI	15
BB	3
SO	10
LOB	16



Batter	1	2	3	4	5	6	7	8	9	AB R H RBI BB SO LOB	TOP		
2 Derek Jeter, R OBP: 0.365, SLG: 0.404 (1, 6) C B X	1-2 G6-3 ①		0-1 E3 G5-4-3 1-2		1-0 G6-3 ①		0-0 1B 2-3		0-0 PB 1B	5 0 2 0 0 0 1			
Joe Girardi, R OBP: 0.365, SLG: 0.384 (1, 2) X	0-0 G3-1 2B		1-1 G5-4-3 ① ② ③ 1-2 2-3		1-2 G5-3 ②		1-1 P4 ③		2-3 K 1-2	5 0 1 0 0 1 5			
Paul O'Neill, L OBP: 0.424, SLG: 0.453 (1, 9) B C X	1-1 G3-1 2-3			1-0 1B 1B 1B		1-3 K ③		1-3 K ①		4 1 1 0 0 2 1			
Bernie Williams, S OBP: 0.394, SLG: 0.535 (1, 8) B B X	2-0 L9 ③			0-0 1B 1-2 1B		2-2 G6-3 ①		1-2 F7 ②		4 1 1 0 0 0 1			
Tino Martinez, L OBP: 0.355, SLG: 0.457 (1, 3) C B B T T		2-3 K ①		1-3 K ①		0-3 K ②		4-2 1B BB		3 0 0 0 1 3 2			
Ruben Sierra, S OBP: 0.327, SLG: 0.403 (1, 10) C B B T T B T T B		0-2 F9 ②		3-2 1B 1-2 2-3 1B		0-0 G1-3 ③		1-1 1B 1-2		4 0 2 0 0 0 0			
Mariano Duncan, R OBP: 0.344, SLG: 0.465 (1, 5) X		0-0 E6 2B		1-1 1B 1-2 2-H 3-H 1B		1-0 2B 1B 2B		3-2 K ③		4 0 3 2 0 1 2			
Gerald Williams, R OBP: 0.342, SLG: 0.467 (1, 7) Wade Boggs, L OBP: 0.397, SLG: 0.405 (9, PH) X T B B T B		2-2 E6 2-H ③		1-1 F8 ②		1-1 L6-3 ①		0-1 G4-3 ①		3 0 0 0 0 0 4 1 0 0 0 0 0 0			
Matt Howard, R OBP: 0.226, SLG: 0.280 (1, 4) Darryl Strawberry, L OBP: 0.350, SLG: 0.418 (9, PH) X			0-0 G5-4-3 2E 1B		1-1 G5-3 ③		0-0 P8 ②		1-0 L8 ②	3 0 1 0 0 0 3 1 0 0 0 0 0 0			
Inning Stats	R: 0 E: 0 K: 0 S: 7 H: 1 LOB: 1 BB: 0 P: 11	R: 0 E: 1 K: 1 S: 13 H: 1 LOB: 2 BB: 0 P: 17	R: 0 E: 1 K: 0 S: 5 H: 1 LOB: 0 BB: 0 P: 6	R: 2 E: 0 K: 1 S: 15 H: 4 LOB: 2 BB: 0 P: 23	R: 0 E: 0 K: 1 S: 7 H: 0 LOB: 0 BB: 0 P: 10	R: 0 E: 0 K: 1 S: 7 H: 0 LOB: 0 BB: 0 P: 9	R: 0 E: 0 K: 0 S: 7 H: 2 LOB: 2 BB: 0 P: 10	R: 0 E: 0 K: 2 S: 14 H: 1 LOB: 2 BB: 1 P: 24	R: 0 E: 0 K: 1 S: 9 H: 1 LOB: 1 BB: 0 P: 12	1B: 8 2B: 3 3B: 0 HR: 0 SF: 0 SAC: 0 DP: 1 HBP: 0	WP: 0 PB: 1 SB: 0 CS: 0 PA: 38		
PITCHER	IP WLS BF H R ER SO BB IBB HBP BLK WP HR S P ERA WHIP											PITCHER	IP WLS BF H R ER SO BB IBB HBP BLK WP HR S P ERA WHIP
Darren Oliver, L ERA: 4.43 (1, 1)	7.0 W 29 9 2 2 4 0 0 0 0 0 0 0 61 86 2.57 1.286												
Dennis Cook, L ERA: 3.75 (8, 1)	0.2 4 1 0 0 1 1 0 0 0 0 0 0 10 17 0.00 3.000												
Jeff Russell, R ERA: 3.82 (8, 1)	0.1 1 0 0 0 1 0 0 0 0 0 0 0 4 7 0.00 0.000												
Danny Patterson, R ERA: (9, 1)	1.0 4 1 0 0 1 0 0 0 0 0 0 0 9 12 0.00 1.000												

New York Yankees @ Texas Rangers
The Ballpark at Arlington, Arlington, TX

Wed Jul 31 1996, 8:05 PM EDT
Att. 30,645 - Unknown - 87 F

livebaseballscorecards.com

AB 37
R 2
H 11
RBI 2
BB 1
SO 7
LOB 19



Batter	1	2	3	4	5	6	7	8	9	AB R H RBI BB SO LOB
Darryl Hamilton, L OBP: 0.355, SLG: 0.380 (1, 8)	1-1 L9		1 SAFE 0-0 SH1		1 SAFE 2-0 F7		4-2 1B G6-4-3 BB	1-0 FC5 BB BB		3 1 0 0 1 0 3
Ivan Rodriguez, R OBP: 0.362, SLG: 0.521 (1, 2)	1-3 K		4-0 HR BB		2-2 HR 1-H		0-1 G6-4-3 1B 29 BB	4-1 BB 1-2 2-3		3 3 2 2 2 1 0
29 Rusty Greer, L OBP: 0.386, SLG: 0.509 (1, 7)	4-1 1B BB		1-3 K		3-1 1B		4-1 G6-4-3 BB	0-3 K		3 0 1 0 2 2 5
Juan Gonzalez, R OBP: 0.402, SLG: 0.702 (1, 9)	1-0 1-2 1B		1-2 HR 1-H 2-H		1-1 L4		0-0 G6-4-3	4-0 BB 1-2 2-3 3-H		4 1 2 4 1 0 3
Mickey Tettleton, S OBP: 0.370, SLG: 0.454 (1, 10)	0-3 K		2-0 P3		1-0 F9		1-1 BB 1B 3-H	2-3 K		5 0 1 1 0 2 6
Dean Palmer, R OBP: 0.367, SLG: 0.551 (1, 5)		1-3 K		0-0 E5 G6-3		0-0 HR	4-2 BB 1-2			3 1 1 1 1 1 0
Lee Stevens, L OBP: 0.326, SLG: 0.512 (1, 3)		1-3 K		1-1 G6-3 1-2f		0-0 F8	2-3 K			4 0 0 0 0 2 3
Mark McLemore, S OBP: 0.396, SLG: 0.399 (1, 4)		1-3 K		0-3 K		4-1 G4-6-3 BB		1-0 FC5 BB 1B		3 0 1 0 1 2 0
Rene Gonzales, R OBP: 0.326, SLG: 0.382 (1, 6)			4-2 SH1 HR BB		3-2 HR 1B	1 SAFE 2-2 G4-6-3 1-2f		4-2 BB FC5 BB		2 3 1 0 2 0 1

Inning Stats	R: 0	H: 1	E: 0	K: 2	S: 10	LOB: 2	BB: 1	P: 17	R: 0	H: 0	E: 0	K: 3	S: 9	LOB: 0	BB: 0	P: 12	R: 3	H: 1	E: 0	K: 1	S: 12	LOB: 0	BB: 2	P: 24	R: 0	H: 0	E: 1	K: 1	S: 6	LOB: 0	BB: 0	P: 7	R: 2	H: 3	E: 0	K: 0	S: 17	LOB: 1	BB: 0	P: 29	R: 1	H: 1	E: 0	K: 0	S: 6	LOB: 0	BB: 1	P: 12	R: 2	H: 2	E: 0	K: 1	S: 18	LOB: 2	BB: 3	P: 33	R: 1	H: 1	E: 0	K: 2	S: 11	LOB: 3	BB: 3	P: 27
--------------	------	------	------	------	-------	--------	-------	-------	------	------	------	------	------	--------	-------	-------	------	------	------	------	-------	--------	-------	-------	------	------	------	------	------	--------	-------	------	------	------	------	------	-------	--------	-------	-------	------	------	------	------	------	--------	-------	-------	------	------	------	------	-------	--------	-------	-------	------	------	------	------	-------	--------	-------	-------


PITCHER	IP	WLS	BF	H	R	ER	SO	BB	IBB	HBP	BLK	WP	HR	S	P	ERA	WHIP
Jimmy Key, L ERA: 4.83 (1, 1)	5.1	L	26	6	6	6	7	4	0	0	0	0	3	57	96	10.12	1.875
Bob Wickman, R ERA: 3.99 (6, 1)	1.1		7	2	2	2	0	3	0	0	0	0	0	16	31	13.50	3.750
Dale Polley, L ERA: 6.75 (7, 1)	0.2		4	1	1	1	1	1	0	0	0	0	0	9	17	13.50	3.000
Jeff Nelson, R ERA: 4.32 (8, 1)	0.2		4	0	0	0	2	2	0	0	0	0	0	7	17	0.00	3.000

BOTTOM

New York Yankees @ Texas Rangers
The Ballpark at Arlington, Arlington, TX

Wed Jul 31 1996, 8:05 PM EDT
Att: 30,645 - Unknown - 87 F

AB	30
R	9
H	9
RBI	8
BB	10
SO	10
LOB	21



1B: 6	SF: 0	WP: 0	PA: 41
2B: 0	SAC: 1	PB: 0	
3B: 0	DP: 3	SB: 0	
HR: 3	HBP: 0	CS: 0	

PITCHER	IP	WLS	BF	H	R	ER	SO	BB	IBB	HBP	BLK	WP	HR	S	P	ERA	WHIP
---------	----	-----	----	---	---	----	----	----	-----	-----	-----	----	----	---	---	-----	------

Batter	1	2	3	4	5	6	7	8	9	AB	R	H	RBI	BB	SO	LOB
Darryl Hamilton, L OBP: 0.356, SLG: 0.380 (1, 8)	0-0 L8		1-1 1B		3-3 K			2-2 1B	0-1 F7	5	1	2	0	0	1	1
Ivan Rodriguez, R OBP: 0.361, SLG: 0.519 Dave Valle, R OBP: 0.365, SLG: 0.418 (8, PR) (9, 2)	1-0 G4-3		0-0 F8			2-2 G6-3		2-1 2B		4	0	1	0	0	0	1
29 Rusty Greer, L OBP: 0.390, SLG: 0.512 (1, 7)	3-2 1B			2-2 HR		2-0 G3-1		2-1 SF7		4	2	3	1	0	0	0
Juan Gonzalez, R OBP: 0.403, SLG: 0.711 (1, 9)	0-2 P4			0-0 HR		1-2 F8		1-2 SF7		4	1	2	3	0	0	1
Mickey Tettleton, S OBP: 0.366, SLG: 0.450 (1, 10)		1-1 G6-3		3-2 F9			0-1 P3	1-1 SF7		3	0	0	1	0	0	0
Dean Palmer, R OBP: 0.363, SLG: 0.545 (1, 5)		2-3 K2-3		1-3 K			2-2 F9	0-2 P2		4	0	0	0	0	2	1
Lee Stevens, L OBP: 0.320, SLG: 0.489 (1, 3)		0-0 G4-3		2-2 G5-3			0-1 1B		2-3 K	4	0	1	0	0	1	0
Mark McLemore, S OBP: 0.395, SLG: 0.395 (1, 4)			3-2 G6-3		0-1 P4		0-0 G4-3		4-0 BB	3	0	0	0	1	0	1
Kevin Elster, R OBP: 0.335, SLG: 0.478 (1, 6)			2-1 G2-3		0-0 G6-3			2-2 F9	1-3 K	4	0	0	0	0	1	1

Inning Stats	R: 0	H: 1	R: 0	H: 0	R: 0	H: 1	R: 2	H: 2	R: 0	H: 0	R: 0	H: 1	R: 3	H: 4	R: 0	H: 0
	E: 0	LOB: 1	E: 0	LOB: 0	E: 0	LOB: 1	E: 0	LOB: 0	E: 0	LOB: 0	E: 0	LOB: 1	E: 0	LOB: 1	E: 0	LOB: 1
	K: 0	BB: 1	K: 1	BB: 0	K: 0	BB: 0	K: 1	BB: 0	K: 1	BB: 0	K: 0	BB: 0	K: 0	BB: 0	K: 2	BB: 1
	S: 9	P: 13	S: 6	P: 9	S: 8	P: 14	S: 15	P: 23	S: 6	P: 9	S: 7	P: 12	S: 9	P: 11	S: 26	P: 36

PITCHER	IP	WLS	BF	H	R	ER	SO	BB	IBB	HBP	BLK	WP	HR	S	P	ERA	WHIP
Kenny Rogers, L ERA: 4.52 (1, 1)	5.2	W	21	4	2	2	3	0	0	0	0	0	1	48	76	3.18	0.706
42 Mariano Rivera, R ERA: 1.82 (6, 1)	1.2		10	5	3	3	0	0	0	0	0	0	0	32	44	16.20	3.000
John Wetteland, R ERA: 3.1 (8, 1)	1.2	S	6	0	0	0	2	1	0	0	0	0	0	15	23	0.00	0.600


BOTTOM

New York Yankees @ Texas Rangers
The Ballpark at Arlington, Arlington, TX

Thu Aug 01 1996, 8:05 PM EDT
Att: 34,855 - Unknown - 95 F

livebaseballscorecards.com

AB	35
R	5
H	9
RBI	5
BB	1
SO	5
LOB	6



WP: 0	PA: 37
PB: 0	SB: 1
CS: 0	

Batter	1	2	3	4	5	6	7	8	9	10	AB R H RBI BB SO LOB	TOP													
Wade Boggs, L (1, 5) OBP: 0.393, SLG: 0.398	1-1 F8			0-1 F8		2-2 L3		2-1 CS	2-1 G3-6 1B		4 0 1 0 0 0 1	New York Yankees @ Kansas City Royals Kauffman Stadium, Kansas City, MO Fri Aug 02 1996, 7:05 PM CDT Att: 28,618 - Unknown - 78 F													
Bernie Williams, S (1, 8) OBP: 0.388, SLG: 0.524	1-3 K			2-3 K		0-2 1B			1-2 G3-6		4 0 1 0 0 2 1														
Paul O'Neill, L (1, 9) OBP: 0.424, SLG: 0.453	0-2 G4-3			0-0 E3		0-0 G3			3-2 G3		4 0 0 0 0 0 1														
Cecil Fielder, R (1, 10) OBP: 0.352, SLG: 0.480		0-3 K		0-2 L6			2-3 K			2-1 HR	4 1 1 1 0 2 1														
Tino Martinez, L (1, 3) OBP: 0.353, SLG: 0.453		1-1 P6			2-3 K		2-3 K			2-0 G3-1	4 0 0 0 0 2 0														
Darryl Strawberry, L (1, 7) Gerald Williams, R (10, 7) OBP: 0.352, SLG: 0.405 OBP: 0.342, SLG: 0.467		3-3 K			1-0 P6		2-2 G3-1			0-3 K	4 0 0 0 0 2 0 0 0 0 0 0 0 0														
Joe Girardi, R (1, 2) OBP: 0.371, SLG: 0.394			0-1 P4		2-2 1B			1-3 K		2-2 2 S 2 IHR 1B	4 1 2 0 0 1 0														
2 Derek Jeter, R (1, 6) OBP: 0.360, SLG: 0.407			2-1 G1-3		1-2 L7			0-2 G6-3		3-2 1-H IHR	4 1 1 2 0 0 1														
Andy Fox, L (1, 4) OBP: 0.294, SLG: 0.276			1-3 K			0-0 L3 1B		1-0 CS 1B		0-0 P5	4 0 2 0 0 1 0														
Inning Stats	R: 0 E: 0 K: 1 S: 9	H: 0 LOB: 0 BB: 0 P: 11	R: 0 E: 0 K: 2 S: 9	H: 0 LOB: 0 BB: 0 P: 13	R: 0 E: 0 K: 1 S: 7	H: 0 LOB: 0 BB: 0 P: 10	R: 0 E: 1 K: 1 S: 9	H: 0 LOB: 1 BB: 0 P: 11	R: 0 E: 0 K: 1 S: 13	H: 1 LOB: 1 BB: 0 P: 19	R: 0 E: 0 K: 0 S: 10		H: 2 LOB: 1 BB: 0 P: 12	R: 0 E: 0 K: 2 S: 12	H: 0 LOB: 0 BB: 0 P: 18	R: 0 E: 0 K: 1 S: 9	H: 1 LOB: 0 BB: 0 P: 12	R: 0 E: 0 K: 0 S: 12	H: 1 LOB: 0 BB: 0 P: 18	R: 3 E: 0 K: 1 S: 15	H: 3 LOB: 0 BB: 0 P: 24	1B: 6 2B: 1 3B: 0 HR: 2	SF: 0 SAC: 0 DP: 2 HBP: 0	WP: 0 PB: 0 SB: 1 CS: 1	PA: 37
PITCHER	IP WLS BF H R ER SO BB IBB HBP BLK WP HR S P ERA WHIP																								
Kevin Appier, R (1, 1) ERA: 3.16	9.0																								
Jeff Montgomery, R (10, 1) ERA: 4.28	1.0	W 6	H 3	R 3	ER 3	SO 1	BB 0	IBB 0	HBP 0	BLK 0	WP 0	HR 1	S 15	P 24	ERA 27.00	WHIP 3.000									

livebaseballscorecards.com

AB	36
R	3
H	8
RBI	3
BB	0
SO	10
LOB	5



New York Yankees @ Kansas City Royals

Kauffman Stadium, Kansas City, MO

Fri Aug 02 1996, 7:05 PM CDT
Att. 28,618 - Unknown - 78 F

livebaseballscorecards.com

AB	35
R	4
H	8
RBI	4
BB	3
SO	4
LOB	11



WP:	0	PA:	39
PB:	0		
SB:	0		
CS:	0		

Batter	1	2	3	4	5	6	7	8	9	10	AB	R	H	RBI	BB	SO	LOB
Jose Offerman, S OBP: 0.371, SLG: 0.373 (1, 3)	F9		BB			F8		1B		2B 1B	4	1	2	1	1	0	0
Tom Goodwin, L OBP: 0.336, SLG: 0.339 (1, 8)	2B		F8			G4-3		P6		K	4	0	1	0	0	0	3
Craig Paquette, R OBP: 0.290, SLG: 0.451 (10, 7)											1	0	0	0	0	1	2
Keith Lockhart, L OBP: 0.341, SLG: 0.435 (1, 5)	P4					P6			G4-3	2B	5	0	2	2	0	0	1
Bip Roberts, S OBP: 0.347, SLG: 0.377 (1, 4)	G4-3					G4-3		K		F7	4	0	0	0	0	1	2
Michael Tucker, L OBP: 0.317, SLG: 0.393 (1, 7)		G3				1B		K		P4	4	0	1	0	0	1	0
Bob Hamelin, L OBP: 0.397, SLG: 0.424 (1, 10)			L3			K		F8		G4-3	4	0	1	0	0	1	1
Kevin Young, R OBP: 0.293, SLG: 0.434 (10, PR)										29 1B	0	1	0	0	0	0	0
Johnny Damon, L OBP: 0.334, SLG: 0.402 (1, 9)			F8			G5-4-3		L1		G4-3	3	0	0	0	1	0	1
Mike Macfarlane, R OBP: 0.328, SLG: 0.508 (1, 2)						BB				1-2							
Les Norman, R OBP: 0.229, SLG: 0.129 (10, PR)			F9			G5-4-3		G5-3		29 1B	3	0	0	0	1	0	1
David Howard, S OBP: 0.298, SLG: 0.315 (1, 6)										BB	0	1	0	0	0	0	0
29 Mike Sweeney, R OBP: 0.452, SLG: 0.441 (10, PH)			F7			F9		1B		2B 1B	2	0	0	0	0	0	0
								HBP		1-3 2-H	1	1	1	1	0	0	0

Inning Stats	R: 0	H: 1	E: 0	K: 0	S: 9	P: 14	R: 0	H: 0	E: 0	K: 0	S: 6	P: 10	R: 0	H: 0	E: 0	K: 0	S: 8	P: 13	R: 0	H: 2	E: 0	K: 1	S: 12	P: 18	R: 0	H: 0	E: 0	K: 0	S: 3	P: 9	R: 0	H: 0	E: 0	K: 0	S: 11	P: 15	R: 0	H: 0	E: 0	K: 2	S: 10	P: 14	R: 0	H: 1	E: 0	K: 0	S: 10	P: 15	R: 0	H: 0	E: 0	K: 0	S: 7	P: 13	R: 4	H: 4	E: 0	K: 1	S: 18	P: 28	1B: 6	SF: 0	2B: 2	SAC: 0	3B: 0	DP: 1	HR: 0	HBP: 1	WP: 0	PA: 39
--------------	------	------	------	------	------	-------	------	------	------	------	------	-------	------	------	------	------	------	-------	------	------	------	------	-------	-------	------	------	------	------	------	------	------	------	------	------	-------	-------	------	------	------	------	-------	-------	------	------	------	------	-------	-------	------	------	------	------	------	-------	------	------	------	------	-------	-------	-------	-------	-------	--------	-------	-------	-------	--------	-------	--------

PITCHER	IP	WLS	BF	H	R	ER	SO	BB	IBB	HBP	BLK	WP	HR	S	P	ERA	WHIP
Dwight Gooden, R ERA: 3.94 (1, 1)	9.0		32	4	0	0	3	2	0	1	0	0	0	76	121	0.00	0.667
42 Mariano Rivera, R ERA: 2.28 (10, 1)	0.2	L	7	4	4	4	1	1	0	0	0	0	0	18	28	54.00	7.500

Batter	1	2	3	4	5	6	7	8	9	AB R H RBI BB SO LOB	TOP											
Wade Boggs, L (1, 5) OBP: 0.389, SLG: 0.394	1-2 G6-3		1-1 L8			1-0 G6-3		1-2 G1-3		4 0 0 0 0 0 0	New York Yankees @ Kansas City Royals Kauffman Stadium, Kansas City, MO Sat Aug 03 1996, 7:05 PM CDT Att. 29,355 - Unknown - 83 F											
Bernie Williams, S (1, 8) OBP: 0.388, SLG: 0.526 Gerald Williams, R (6, 8) OBP: 0.340, SLG: 0.465	2-1 G3-1			0-3 K		0-2 2B		1-3 K		3 0 1 0 0 1 0 1 0 0 0 0 1 0												
Paul O'Neill, L (1, 9) OBP: 0.425, SLG: 0.461	2-1 F8			2-2 1B		1-1 G4-3			2-0 HR	4 1 2 1 0 0 1												
Cecil Fielder, R (1, 3) OBP: 0.351, SLG: 0.485		0-0 F9		0-3 K			0-1 HR		0-2 P3	4 1 1 1 0 1 1												
Darryl Strawberry, L (1, 7) OBP: 0.337, SLG: 0.385		0-0 P6		2-1 G6-3			2-3 K		1-1 L9	4 0 0 0 0 1 1												
Mike Aldrete, L (1, 10) OBP: 0.320, SLG: 0.460		1-2 F7			1-3 K		1-0 G4-3		0-3 K	4 0 0 0 0 2 0												
Joe Girardi, R (1, 2) OBP: 0.369, SLG: 0.391 Jim Leyritz, R (5, 2) OBP: 0.338, SLG: 0.357			2-3 K		0-0 L9		0-0 HR			2 0 0 0 0 1 0 1 1 1 1 0 0 0												
Derek Jeter, R (1, 6) OBP: 0.361, SLG: 0.412 Matt Howard, R (6, 4) OBP: 0.222, SLG: 0.275			1-1 G3 3B		1-1 G5-3		2-2 G6-3			2 1 1 0 0 0 0 1 0 0 0 0 0 0												
Andy Fox, L (1, 4) OBP: 0.289, SLG: 0.270			0-0 G3 3-H			1-1 G3-1		0-1 G4-3		3 0 0 1 0 0 0												
Inning Stats	R: 0 E: 0 K: 0 S: 8	H: 0 LOB: 0 BB: 0 P: 13	R: 0 E: 0 K: 0 S: 5	H: 0 LOB: 0 BB: 0 P: 6	R: 1 E: 0 K: 1 S: 8	H: 1 LOB: 0 BB: 0 P: 12	R: 0 E: 0 K: 2 S: 11	H: 1 LOB: 1 BB: 0 P: 15	R: 0 E: 0 K: 1 S: 6	H: 0 LOB: 0 BB: 0 P: 8		R: 0 E: 0 K: 0 S: 8	H: 1 LOB: 1 BB: 0 P: 11	R: 2 E: 0 K: 1 S: 10	H: 2 LOB: 0 BB: 0 P: 15	R: 0 E: 0 K: 1 S: 9	H: 0 LOB: 0 BB: 0 P: 11	R: 1 E: 0 K: 1 S: 11	H: 1 LOB: 0 BB: 0 P: 14	1B: 1 2B: 1 3B: 1 HR: 3	SF: 0 SAC: 0 DP: 0 HBP: 0	WP: 0 PB: 0 SB: 0 CS: 0
PITCHER	IP WLS BF H R ER SO BB IBB HBP BLK WP HR S P ERA WHIP																					
Doug Linton, R (1, 1) ERA: 5.56	7.0 W 26 5 3 3 5 0 0 0 0 0 2 56 80 3.86 0.714																					
Mike Magnante, L (8, 1) ERA: 4.98	1.0 3 0 0 0 1 0 0 0 0 0 0 9 11 0.00 0.000																					
Tim Pugh, R (9, 1) ERA: 7.11	1.0 4 1 1 1 1 0 0 0 0 0 1 11 14 9.00 1.000																					

AB	33
R	4
H	6
RBI	4
BB	0
SO	7
LOB	3



WP: 0	PA: 33
ERA	WHIP

Batter	1	2	3	4	5	6	7	8	9
Jose Offerman, S (1, 3) OBP: 0.376, SLG: 0.377 Les Norman, R (5, PH) OBP: 0.216, SLG: 0.121 (6, 8)	1-2 	3-2 		4-2 	0-0 G1-3		1-3 		
Johnny Damon, L (1, 8) OBP: 0.337, SLG: 0.404 Kevin Young, R (5, PH) OBP: 0.286, SLG: 0.423 (6, 3)	3-2 	1-0 		2-0 	1-3 K		0-3 		
Keith Lockhart, L (1, 5) OBP: 0.342, SLG: 0.433 (7, 4)	4-1 	0-1 		2-2 	1-1 F7		0-3 		
Bip Roberts, S (1, 4) OBP: 0.342, SLG: 0.373 Joe Randa, R (7, 5) OBP: 0.347, SLG: 0.414	0-2 	1-1 		1-1 	3-2 		1-0 		
Craig Paquette, R (1, 7) OBP: 0.296, SLG: 0.462	1-0 		2-3 	1-0 	4-2 		4-1 		
Michael Tucker, L (1, 9)		1-2 	1-1 	4-2 	2-3 		1-1 		
29 Mike Sweeney, R (1, 10) OBP: 0.435, SLG: 0.447		0-1 	1-1 	3-1 	2-2 		2-2 		
Mike Macfarlane, R (1, 2) OBP: 0.331, SLG: 0.510		3-3 	0-0 	0-0 	1-1 		1-2 		
David Howard, S (1, 6) OBP: 0.303, SLG: 0.324		0-0 		0-1 	0-0 		1-2 		

Inning Stats	R: 1	H: 1	E: 0	K: 0	S: 12	R: 3	H: 4	E: 0	K: 1	S: 20	R: 0	H: 1	E: 0	K: 1	S: 7	R: 7	H: 5	E: 1	K: 0	S: 24	R: 0	H: 0	E: 0	K: 1	S: 6	R: 0	H: 0	E: 0	K: 1	S: 13	R: 0	H: 1	E: 0	K: 2	S: 13	R: 0	H: 0	E: 0	K: 1	S: 7
	LOB: 1	BB: 1	BB: 21			LOB: 2	BB: 0	BB: 29			LOB: 0	BB: 0	BB: 11			LOB: 1	BB: 3	LOB: 0	BB: 0	BB: 8		LOB: 0	BB: 0	BB: 24			LOB: 1	BB: 1	BB: 17			LOB: 1	BB: 0	BB: 13			LOB: 1	BB: 1	BB: 13	

PITCHER	IP	WLS	BF	H	R	ER	SO	BB	IBB	HBP	BLK	WP	HR	S	P	ERA	WHIP
David Weathers, R (1, 1) ERA: 4.93	1.2	L	11	4	4	4	1	1	0	0	0	1	0	28	45	21.60	3.000
Bob Wickman, R (2, 1) ERA: 4.46	1.1		9	4	4	4	1	2	0	0	0	0	0	19	34	27.00	4.500
Jim Mecir, R (4, 1) ERA: 5.52	3.0		14	3	3	3	2	2	0	0	0	0	1	35	63	9.00	1.667
Jeff Nelson, R (7, 1) ERA: 4.24	1.0		4	1	0	0	2	0	0	0	0	0	0	13	17	0.00	1.000
Dale Polley, L (8, 1) ERA: 6.0	1.0		4	0	0	0	1	1	0	0	0	0	0	7	13	0.00	1.000

BOTTOM

AB	R	H	RBI	BB	SO	LOB
2	3	2	2	1	0	0
2	0	0	0	0	1	1
3	1	2	2	0	0	1
2	0	0	0	0	2	1
4	0	1	1	1	1	1
3	0	0	2	0	0	2
1	0	0	0	0	0	0
3	1	1	1	2	1	1
3	2	1	0	1	1	2
4	1	1	0	0	0	3
3	1	1	2	1	1	1
4	2	3	0	0	0	1

AB 34
R 11
H 12
RBI 10
BB 6
SO 7
LOB 14

WP: 1 **PA: 43**
PB: 0
SB: 1
CS: 0

New York Yankees @ Kansas City Royals
Kauffman Stadium, Kansas City, MO

Sat Aug 03 1996, 7:05 PM CDT
 Att: 29,355 - Unknown - 83 F

PITCHER	IP	WLS	BF	H	R	ER	SO	BB	IBB	HBP	BLK	WP	HR	S	P	ERA	WHIP
David Weathers, R (1, 1) ERA: 4.93	1.2	L	11	4	4	4	1	1	0	0	0	1	0	28	45	21.60	3.000
Bob Wickman, R (2, 1) ERA: 4.46	1.1		9	4	4	4	1	2	0	0	0	0	0	19	34	27.00	4.500
Jim Mecir, R (4, 1) ERA: 5.52	3.0		14	3	3	3	2	2	0	0	0	0	1	35	63	9.00	1.667
Jeff Nelson, R (7, 1) ERA: 4.24	1.0		4	1	0	0	2	0	0	0	0	0	0	13	17	0.00	1.000
Dale Polley, L (8, 1) ERA: 6.0	1.0		4	0	0	0	1	1	0	0	0	0	0	7	13	0.00	1.000

Batter	1	2	3	4	5	6	7	8	9	AB R H RBI BB SO LOB	TOP																									
2 Derek Jeter, R OBP: 0.369, SLG: 0.418 (1, 6) <i>B X</i>	1-0 G3-6-3 1B		1-2 G5-3			0-0 G4-6-3 1B	0-1 BB 1B		3-2 SH1-4 2B	5 3 4 0 0 0 0																										
Joe Girardi, R OBP: 0.371, SLG: 0.392 (1, 2) <i>X</i>	0-0 G3-6-3 1-2f			1-1 1B		3-1 G4-6-3 1-2	1-1 BB BB 1B		1-1 SH1-4 1-2	4 0 2 1 0 0 2																										
Paul O'Neill, L OBP: 0.422, SLG: 0.467 (1, 9) <i>X</i>	0-0 L8			1-1 L9		2-3 K	1-0 L4		0-0 2B	5 0 1 1 0 1 4																										
Cecil Fielder, R OBP: 0.357, SLG: 0.484 (1, 3) <i>B B B B</i>		4-0 BB		2-3 K		4-2 1B BB	4-2 BB		4-0 IBB	1 1 0 0 4 1 1																										
Bernie Williams, S OBP: 0.387, SLG: 0.519 (1, 8) <i>B B B B X</i>		2-1 P6		2-3 K		3-2 1B	4-2 BB		3-0 L7	4 0 1 2 1 1 4																										
Mariano Duncan, R OBP: 0.349, SLG: 0.479 (1, 4) Andy Fox, L OBP: 0.286, SLG: 0.267 (7, 4) <i>C B B B B</i>		1-3 K			0-0 CS 1B	1-1 1B	1-1 K		0-0 G4-3	4 0 2 1 0 2 4 1 0 0 0 0 0 2																										
Jim Leyritz, R OBP: 0.338, SLG: 0.353 (1, 10) Darryl Strawberry, L OBP: 0.330, SLG: 0.375 (6, PH) <i>C B B B B</i>		1-3 K			3-3 K	1-2 G4-3			1-3 K	2 0 0 0 0 2 2 2 0 0 0 0 1 2																										
Gerald Williams, R OBP: 0.333, SLG: 0.455 (1, 7) <i>F B B B X</i>			2-1 F9		0-0 1B		2-2 G5-3		2-2 P6	4 0 1 0 0 0 0																										
Matt Howard, R OBP: 0.214, SLG: 0.264 (1, 5) Wade Boggs, L OBP: 0.385, SLG: 0.389 (7, PH) (7, 5) <i>C B B B B X</i>			1-2 G3		3-1 P4		3-2 1B		2-1 G3	2 0 0 0 0 0 1 2 1 1 0 0 0 0																										
Inning Stats	R: 0 E: 0 K: 0 S: 3	H: 1 LOB: 0 BB: 0 P: 4	R: 0 E: 0 K: 2 S: 9	H: 0 LOB: 1 BB: 1 P: 17	R: 0 E: 0 K: 0 S: 11	H: 0 LOB: 0 BB: 0 P: 15	R: 0 E: 0 K: 2 S: 10	H: 1 LOB: 1 BB: 0 P: 16	R: 0 E: 0 K: 1 S: 8	H: 2 LOB: 1 BB: 0 P: 14	R: 2 E: 0 K: 1 S: 18	H: 3 LOB: 2 BB: 1 P: 32	R: 2 E: 0 K: 1 S: 28	H: 3 LOB: 3 BB: 2 P: 45	R: 0 E: 0 K: 1 S: 8	H: 0 LOB: 0 BB: 0 P: 13	R: 1 E: 0 K: 0 S: 11	H: 2 LOB: 2 BB: 1 P: 21	1B: 11 2B: 2 3B: 0 HR: 0	SF: 0 SAC: 1 DP: 2 HBP: 0	WP: 0 PB: 0 SB: 0 CS: 1	PA: 42														
PITCHER	IP WLS BF H R ER SO BB IBB HBP BLK WP HR S P ERA WHIP																																			
Chris Haney, L ERA: 4.88 (1, 1)	5.2		24	7	2	2	6	2	0	0	0	0	0	56	94	3.18	1.588																			
Hipolito Pichardo, R ERA: 5.36 (6, 1)	1.0	L	8	3	2	2	0	2	0	0	0	0	0	28	44	18.00	5.000																			
Rick Huisman, R ERA: 2.31 (7, 1)	1.2		6	1	1	1	2	0	0	0	0	0	0	19	29	5.40	0.600																			
Jason Jacome, L ERA: 4.53 (9, 1)	0.2		4	1	0	0	0	0	1	0	0	0	0	3	10	0.00	1.500																			

New York Yankees @ Kansas City Royals
Kauffman Stadium, Kansas City, MO
 Mon Aug 05 1996, 7:05 PM CDT
 Att. 22,865 - Unknown - 90 F

AB	36
R	5
H	12
RBI	5
BB	5
SO	8
LOB	22



WP: 0	PA: 42
-------	--------

ERA	WHIP
-----	------

livebaseballscorecards.com

Batter	1	2	3	4	5	6	7	8	9	AB	R	H	RBI	BB	SO	LOB
Jose Offerman, S OBP: 0.376, SLG: 0.385 (1, 4) C B F B F X	3-2 G5-3 ①		0-0 G6-3 ①			3-2 G6-3 ① 3B		1-0 G6-3 ① 1B		4	0	2	0	0	0	0
Tom Goodwin, L OBP: 0.333, SLG: 0.335 (1, 8) B M B X	2-1 G3-1 ②		0-1 G4-3 ②			0-0 G4-3 ①		1-2 G6-3 ① ② 1-2f		4	0	0	0	0	0	2
Bip Roberts, S OBP: 0.337, SLG: 0.366 (1, 9) X (8, 4)	0-0 G6-3 ③		0-3 K ③			2-3 K ②		1-2 L6 ③		4	0	0	0	0	2	1
Mike Macfarlane, R OBP: 0.330, SLG: 0.518 (1, 10) B X C C C X		1-2 HR ①		2-0 G6-3 ①		0-0 G6-3 ③		2-2 G6-3 ①		4	1	1	1	0	0	1
Craig Paquette, R OBP: 0.296, SLG: 0.458 Michael Tucker, L OBP: 0.326, SLG: 0.397 (9, PH)		4-2 FC4-6 BB ②		0-0 F8 ②			0-2 G1-3 ①		1-2 1B ①	2	1	0	0	1	0	0
29 Mike Sweeney, R OBP: 0.396, SLG: 0.386 (1, 2)		0-0 E6 FC4-6 BB ③		1-0 F7 ③			4-2 G5-3 BB ②		2-3 K ②	3	0	0	0	1	1	2
Kevin Young, R OBP: 0.315, SLG: 0.451 Johnny Damon, L OBP: 0.332, SLG: 0.398 (7, PH) (8, 9)		4-2 SAFE FC4-6 BB ①		2-1 L3 1B ①			0-2 G5-3 ②		1-1 B1-3 ③	1	0	1	0	1	0	0
Joe Randa, R OBP: 0.340, SLG: 0.405 Keith Lockhart, L OBP: 0.346, SLG: 0.435 (7, PH) (8, 5)		0-1 FC4-6 L4-3 ①		3-3 K ①			4-1 BB ②			2	0	0	1	0	1	3
David Howard, S OBP: 0.298, SLG: 0.318 Bob Hamelin, L OBP: 0.397, SLG: 0.424 (7, PH) (8, 3)		3-2 L4-3 ② ③		0-1 L3 ② ③			0-0 P2 ③			0	0	0	0	0	0	3
										1	0	0	0	0	0	2

Inning Stats	R: 0	H: 0	E: 0	K: 0	S: 8	R: 2	H: 1	E: 1	K: 0	S: 14	R: 0	H: 0	E: 0	K: 1	S: 7	R: 0	H: 0	E: 0	K: 0	S: 3	R: 0	H: 1	E: 0	K: 1	S: 7	R: 0	H: 1	E: 0	K: 1	S: 10	R: 0	H: 0	E: 0	K: 0	S: 10	R: 0	H: 1	E: 0	K: 0	S: 12	R: 0	H: 1	E: 0	K: 1	S: 11	1B: 3	2B: 2	3B: 1	SF: 0	SAC: 0	DP: 3	HBP: 0	WP: 0	PA: 34
--------------	------	------	------	------	------	------	------	------	------	-------	------	------	------	------	------	------	------	------	------	------	------	------	------	------	------	------	------	------	------	-------	------	------	------	------	-------	------	------	------	------	-------	------	------	------	------	-------	-------	-------	-------	-------	--------	-------	--------	-------	--------

PITCHER	IP	WLS	BF	H	R	ER	SO	BB	IBB	HBP	BLK	WP	HR	S	P	ERA	WHIP
Jimmy Key, L ERA: 4.66 (1, 1)	6.0	W	22	3	2	1	3	2	0	0	0	0	1	49	79	1.50	0.833
42 Mariano Rivera, R ERA: 2.22 (7, 1)	2.0		8	1	0	0	0	2	0	0	0	0	0	22	33	0.00	1.500
John Wetteland, R ERA: 3.33 (9, 1)	1.0	S	4	1	0	0	1	0	0	0	0	0	0	11	17	0.00	1.000

BOTTOM

New York Yankees @ Kansas City Royals
Kauffman Stadium, Kansas City, MO

Mon Aug 05 1996, 7:05 PM CDT
Att: 22,865 - Unknown - 90 F

livebaseballscorecards.com

AB	30
R	2
H	5
RBI	2
BB	4
SO	4
LOB	16



Batter	1	2	3	4	5	6	7	8	9	AB R H RBI BB SO LOB	TOP											
Tony Phillips, S OBP: 0.417, SLG: 0.421 (1, 7) C X	0-1 L3 1B		4-1 BB BB		2-0 F8 2-3			4-2 1B BB		2 1 1 0 2 0 2												
Norberto Martin, R OBP: 0.386, SLG: 0.452 (1, 10) (8, 6) F SAFE SAFE SAFE B X	2-2 L3 1-1		0-0 F9		1-1 G1-3			0-1 F9		4 0 0 0 0 0 5												
Frank Thomas, R OBP: 0.461, SLG: 0.609 Dave Martinez, L OBP: 0.378, SLG: 0.455 (1, 3) (8, PR) (8, 3) C BB BB BB	4-1 BB		0-3 K		3-1 L9			2-0 1B 1-2 1B		3 0 1 0 1 1 1 0 0 0 0 0 0 0												
Lyle Mouton, R OBP: 0.365, SLG: 0.443 (1, 9) X	0-0 F8			2-2 L8		0-0 G4-3		3-2 1-3 2-H 1B		4 0 1 1 0 0 1												
Robin Ventura, L OBP: 0.377, SLG: 0.531 Larry Thomas, R (8, 1) C BB BB BB		3-1 HR		4-2 G4-6-3 BB		1-3 K		1-2 G6-3		3 1 1 1 1 1 2 0 0 0 0 0 0 0												
Ray Durham, S OBP: 0.362, SLG: 0.430 (1, 4) B X		1-1 B5-3		2-2 G4-6-3 1-2f		2-3 K		1-0 G4-3 G5-3 1B		4 0 1 0 0 1 1												
Chris Snopce, R OBP: 0.305, SLG: 0.526 (1, 6) (8, 5) B X BB BB BB BB		2-2 F7		0-0 F8 B2-3 1B		1-0 P6		3-2 G5-3 1-2		4 0 1 0 0 0 1												
Pat Borders, R OBP: 0.281, SLG: 0.345 (1, 2) B X BB BB BB		1-2 F9		0-0 B2-3		2-3 K		1-0 G4-3 2-3		4 0 0 0 0 1 2												
Mike Cameron, R OBP: 0.250, SLG: 0.250 (1, 8) X			0-0 G6-3		1-0 1B		1-1 P1		2-3 K2-3	4 0 1 0 0 1 1												
Inning Stats	R: 0 E: 0 K: 0 S: 7	H: 1 LOB: 1 BB: 1 P: 13	R: 1 E: 0 K: 0 S: 11	H: 1 LOB: 0 BB: 0 P: 18	R: 0 E: 0 K: 1 S: 6	H: 0 LOB: 1 BB: 1 P: 10	R: 0 E: 0 K: 0 S: 8	H: 0 LOB: 0 BB: 1 P: 16	R: 0 E: 0 K: 0 S: 6	H: 2 LOB: 2 BB: 0 P: 10	R: 0 E: 0 K: 1 S: 7	H: 0 LOB: 0 BB: 0 P: 11	R: 0 E: 0 K: 2 S: 7	H: 0 LOB: 0 BB: 0 P: 12	R: 1 E: 0 K: 0 S: 13	H: 2 LOB: 2 BB: 1 P: 24	R: 0 E: 0 K: 1 S: 8	H: 1 LOB: 1 BB: 0 P: 15	1B: 6 2B: 1 3B: 0 HR: 1	SF: 0 SAC: 0 DP: 2 HBP: 0	WP: 0 PB: 0 SB: 0 CS: 0	PA: 36
PITCHER Kenny Rogers, L ERA: 4.39 Jim Mecir, R ERA: 5.34	IP WLS BF H R ER SO BB IBB HBP BLK WP HR S P ERA WHIP	(1, 1) 8.0 W 32 6 2 2 4 4 0 0 0 0 1 65 114 2.25 1.250	(9, 1) 1.0 4 1 0 0 1 0 0 0 0 0 0 0 8 15 0.00 1.000	PITCHER IP WLS BF H R ER SO BB IBB HBP BLK WP HR S P ERA WHIP	(1, 1) 8.0 W 32 6 2 2 4 4 0 0 0 0 1 65 114 2.25 1.250	(9, 1) 1.0 4 1 0 0 1 0 0 0 0 0 0 0 8 15 0.00 1.000																

Chicago White Sox @ New York Yankees
Yankee Stadium, Bronx, NY
Tue Aug 06 1996, 7:05 PM EDT
Att. 33,025 - Unknown - 80 F

AB	32
R	2
H	7
RBI	2
BB	4
SO	5
LOB	16



BOTTOM

Chicago White Sox @ New York Yankees
Yankee Stadium, Bronx, NY
Wed Aug 07 1996, 7:05 PM EDT
Att. 31,098 - Unknown - 78 F

livebaseballscorecards.com

AB 38
R 4
H 7
RBI 4
BB 3
SO 4
LOB 19



WP: 1 PA: 42
PB: 0
SB: 0
CS: 0

AB R H RBI BB SO LOB

4	1	0	1	0	0	3
5	1	2	1	0	1	3
5	0	0	0	0	1	2
4	0	0	1	1	1	0
5	0	0	0	0	1	2
5	1	1	1	0	0	2
2	1	1	0	2	0	0
4	0	2	0	0	0	3
4	0	1	0	0	0	4

R: 0 H: 0 E: 0 K: 0 S: 9

R: 1	H: 1	E: 0	K: 0	S: 8
R: 0	H: 1	E: 0	K: 1	S: 6
R: 0	H: 0	E: 0	K: 1	S: 7
R: 0	H: 2	E: 0	K: 0	S: 12
R: 1	H: 1	E: 0	K: 0	S: 6
R: 1	H: 1	E: 1	K: 0	S: 12
R: 0	H: 0	E: 0	K: 0	S: 5
R: 0	H: 0	E: 0	K: 0	S: 11
R: 1	H: 1	E: 1	K: 2	S: 14

R: 0 H: 0 E: 0 K: 0 S: 9

R: 1	H: 1	E: 0	K: 0	S: 8
R: 0	H: 1	E: 0	K: 1	S: 6
R: 0	H: 0	E: 0	K: 0	S: 5
R: 0	H: 1	E: 0	K: 0	S: 11
R: 0	H: 1	E: 1	K: 2	S: 14

R: 0 H: 0 E: 0 K: 0 S: 9

R: 1	H: 1	E: 0	K: 0	S: 8
R: 0	H: 1	E: 0	K: 1	S: 6
R: 0	H: 0	E: 0	K: 0	S: 5
R: 0	H: 1	E: 0	K: 0	S: 11
R: 0	H: 1	E: 1	K: 2	S: 14

R: 0 H: 0 E: 0 K: 0 S: 9

R: 1	H: 1	E: 0	K: 0	S: 8
R: 0	H: 1	E: 0	K: 1	S: 6
R: 0	H: 0	E: 0	K: 0	S: 5
R: 0	H: 1	E: 0	K: 0	S: 11
R: 0	H: 1	E: 1	K: 2	S: 14

R: 0 H: 0 E: 0 K: 0 S: 9

R: 1	H: 1	E: 0	K: 0	S: 8
R: 0	H: 1	E: 0	K: 1	S: 6
R: 0	H: 0	E: 0	K: 0	S: 5
R: 0	H: 1	E: 0	K: 0	S: 11
R: 0	H: 1	E: 1	K: 2	S: 14

R: 0 H: 0 E: 0 K: 0 S: 9

R: 1	H: 1	E: 0	K: 0	S: 8
R: 0	H: 1	E: 0	K: 1	S: 6
R: 0	H: 0	E: 0	K: 0	S: 5
R: 0	H: 1	E: 0	K: 0	S: 11
R: 0	H: 1	E: 1	K: 2	S: 14

R: 0 H: 0 E: 0 K: 0 S: 9

R: 1	H: 1	E: 0	K: 0	S: 8
R: 0	H: 1	E: 0	K: 1	S: 6
R: 0	H: 0	E: 0	K: 0	S: 5
R: 0	H: 1	E: 0	K: 0	S: 11
R: 0	H: 1	E: 1	K: 2	S: 14

R: 0 H: 0 E: 0 K: 0 S: 9

R: 1	H: 1	E: 0	K: 0	S: 8
R: 0	H: 1	E: 0	K: 1	S: 6
R: 0	H: 0	E: 0	K: 0	S: 5
R: 0	H: 1	E: 0	K: 0	S: 11
R: 0	H: 1	E: 1	K: 2	S: 14

R: 0 H: 0 E: 0 K: 0 S: 9

R: 1	H: 1	E: 0	K: 0	S: 8
R: 0	H: 1	E: 0	K: 1	S: 6
R: 0	H: 0	E: 0	K: 0	S: 5
R: 0	H: 1	E: 0	K: 0	S: 11
R: 0	H: 1	E: 1	K: 2	S: 14

R: 0 H: 0 E: 0 K: 0 S: 9

R: 1	H: 1	E: 0	K: 0	S: 8
R: 0	H: 1	E: 0	K: 1	S: 6
R: 0	H: 0	E: 0	K: 0	S: 5
R: 0	H: 1	E: 0	K: 0	S: 11
R: 0	H: 1	E: 1	K: 2	S: 14

R: 0 H: 0 E: 0 K: 0 S: 9

R: 1	H: 1	E: 0	K: 0	S: 8
R: 0	H: 1	E: 0	K: 1	S: 6
R: 0	H: 0	E: 0	K: 0	S: 5
R: 0	H: 1	E: 0	K: 0	S: 11
R: 0	H: 1	E: 1	K: 2	S: 14

PITCHER																	PITCHER																	
Batter	1	2	3	4	5	6	7	8	9	10	AB	R	H	RBI	BB	SO	LOB	IP	WLS	BF	H	R	ER	SO	BB	IBB	HBP	BLK	WP	HR	S	P	ERA	WHIP
Alex Fernandez, R ERA: 3.77	(1, 1)										8.0	0	6	3	2	2	1	0	0	0	0	0	0	1	0	65	99	2.25	0.875					
Roberto Hernandez, R ERA: 1.19	(9, 1)										2.0	0	1	0	2	2	0	0	0	0	0	0	1	0	25	40	0.00	1.500						

Batter	1	2	3	4	5	6	7	8	9	AB R H RBI BB SO LOB	TOP																
Tony Phillips, S (1, 7) OBP: 0.417, SLG: 0.418	0-3 K		3-3 K	2-2 S 1B			4-2 1B BB		2-3 K	4 0 1 0 1 3 1																	
Norberto Martin, R (1, 4) OBP: 0.391, SLG: 0.448 Ray Durham, S (9, PH) OBP: 0.360, SLG: 0.425	2-2 G4-3		4-2 BB BB	1-0 G4-3			0-1 SAFE SAFE 1-3 1B		0-0 L5-3	3 0 1 0 1 0 1 1 0 0 0 0 0 1																	
Frank Thomas, R (1, 3) OBP: 0.462, SLG: 0.603	1-0 G3		1 SAFE 4-1 BB BB	1-2 BB		1-1 G1-3	1-3 K		1-3 K	3 0 0 0 1 1 2																	
Harold Baines, L (1, 10) OBP: 0.385, SLG: 0.521		1-1 G4-3	2-1 F8			2-3 K	1-0 F7			4 0 0 0 0 1 4																	
Robin Ventura, L (1, 5) OBP: 0.374, SLG: 0.523		3-2 F9		3-1 2B 2B 1B		1-0 G4-3		0-3 K		4 1 1 0 0 1 0																	
Dave Martinez, L (1, 9) OBP: 0.377, SLG: 0.453		2-1 S 1B		0-0 2B 2B		0-1 P4		2-2 F8		4 1 2 0 0 0 0																	
Darren Lewis, R (1, 8) OBP: 0.330, SLG: 0.326		4-0 BB		0-0 S G6-3 2B		2-1 P4		0-1 HR		3 2 2 3 1 0 0																	
Ron Karkovics, R (1, 2) OBP: 0.271, SLG: 0.370		2-3 K		2-1 P3		0-3 K		3-3 K		4 0 0 0 0 3 3																	
Ozzie Guillen, L (1, 6) OBP: 0.278, SLG: 0.359			0-0 P7	0-2 G6-3			0-0 G3-1		0-1 L5-3 1B	4 0 1 1 0 0 0																	
Inning Stats	R: 0 E: 0 K: 1 S: 7	H: 0 LOB: 0 BB: 0 P: 10	R: 0 E: 0 K: 1 S: 12	H: 1 LOB: 2 BB: 1 P: 24	R: 0 E: 0 K: 1 S: 11	H: 0 LOB: 2 BB: 2 P: 24	R: 3 E: 0 K: 0 S: 13	H: 4 LOB: 1 BB: 0 P: 21	R: 0 E: 0 K: 1 S: 6	H: 0 LOB: 0 BB: 0 P: 10	R: 0 E: 0 K: 1 S: 7	H: 0 LOB: 0 BB: 0 P: 9	R: 0 E: 0 K: 1 S: 9	H: 1 LOB: 2 BB: 1 P: 15	R: 1 E: 0 K: 2 S: 12	H: 1 LOB: 0 BB: 0 P: 17	R: 0 E: 0 K: 1 S: 7	H: 1 LOB: 0 BB: 0 P: 9	1B: 5 2B: 3 3B: 0 HR: 1	SF: 0 SAC: 0 DP: 1 HBP: 0	WP: 0 PB: 0 SB: 3 CS: 0	PA: 38					
PITCHER	IP WLS BF H R ER SO BB IBB HBP BLK WP HR S P ERA WHIP																										
David Weathers, R (1, 1) ERA: 5.05	3.2		19	5	3	3	3	3	0	0	0	0	0	42	77	7.36	2.182										
Bob Wickman, R (4, 1) ERA: 4.39	2.2	W	10	1	0	0	2	1	0	0	0	0	0	19	30	0.00	0.750										
Jeff Nelson, R (7, 1) ERA: 4.44	0.1		1	0	0	0	1	0	0	0	0	0	0	3	4	0.00	0.000										
Dale Polley, L (7, 1) ERA: 7.84	1.0		4	1	1	1	1	0	0	0	0	0	1	10	13	9.00	1.000										
42 Mariano Rivera, R (8, 1) ERA: 2.16	1.1	S	4	1	0	0	2	0	0	0	0	0	0	10	15	0.00	0.750										

Chicago White Sox @ New York Yankees
 Yankee Stadium, Bronx, NY
 Thu Aug 08 1996, 3:33 AM EDT
 Att. 35,898 - Sunny - 79 F

AB	34
R	4
H	8
RBI	4
BB	4
SO	9
LOB	12



BOTTOM

Chicago White Sox @ New York Yankees
Yankee Stadium, Bronx, NY

livebaseballscores.com

AB	33
R	8
H	11
RBI	8
BB	8
SO	5
LOB	18



WP:	1	PA:	42
PB:	0	SB:	0
CS:	0		

Thu Aug 08 1996, 3:33 AM EDT
Att. 35,898 - Sunny - 79 F

Batter	1	2	3	4	5	6	7	8	9	AB	R	H	RBI	BB	SO	LOB
2 Derek Jeter, R OBP: 0.367, SLG: 0.417 (1, 6)	1-0 G3 BB SF7 1B	1-2 G5-3		1-3 K	1-3 K			4-2 FC4-8 BB		4	1	1	0	1	2	0
Wade Boggs, L OBP: 0.391, SLG: 0.403 (1, 5)	4-0 G3 1B BB		4-1 G4-3 BB	1-2 BB 2B		1-2 G1-3		0-0 FC4-6 1B 1-2f		3	2	1	0	2	0	1
Paul O'Neill, L OBP: 0.419, SLG: 0.459 (1, 9)	1-1 G3		1-0 G4-3 1-2f	4-1 BB BB		3-0 P8		1-2 BB 1B 1-2		4	0	1	0	1	0	3
Cecil Fielder, R OBP: 0.355, SLG: 0.480 (1, 10)	0-0 SF7		1-1 2B 2B	1-3 K		1-3 K		0-1 BB 1B 1-2 2-H		4	1	2	2	0	2	2
Tino Martinez, L OBP: 0.358, SLG: 0.452 (1, 3)	2-0 1B 2-H		3-2 HR 2B 2-H	4-2 BB 1-2 2-3		2-2 WP 1B		4-1 BB 1-2 2-3		3	1	3	2	2	0	0
Bernie Williams, S OBP: 0.383, SLG: 0.523 (1, 8)	2-1 1B 1-2		4-1 HR BB	2-3 K		1-0 F9		2-1 G4-3		4	1	1	0	1	1	7
Darryl Strawberry, L OBP: 0.371, SLG: 0.573 (1, 7)	2-2 F9		0-0 HR 1-H 2-H		1-0 HR		2-0 L7 1-2			3	2	2	4	0	0	2
Gerald Williams, R OBP: 0.332, SLG: 0.453 (7, 7)										1	0	0	0	0	0	1
Joe Girardi, R OBP: 0.363, SLG: 0.382 (1, 2)		2-2 G6-3	4-2 BB		1-2 G4-3		0-0 L9			3	0	0	0	1	0	1
Andy Fox, L OBP: 0.277, SLG: 0.258 (1, 4)		0-1 G4-3	2-2 G4-3		0-0 G1-3			0-0 G3		4	0	0	0	0	0	1

Batter	1	2	3	4	5	6	7	8	9							
Inning Stats	R: 2 E: 0 K: 10 S: 10	H: 3 LOB: 2 BB: 1 P: 22	R: 0 E: 0 K: 9 S: 9	H: 0 LOB: 0 BB: 0 P: 12	R: 4 E: 0 K: 16 S: 16	H: 3 LOB: 1 BB: 3 P: 35	R: 0 E: 0 K: 3 S: 15	H: 1 LOB: 3 BB: 2 P: 28	R: 1 E: 0 K: 1 S: 10	H: 1 LOB: 0 BB: 0 P: 13	R: 0 E: 0 K: 1 S: 7	H: 0 LOB: 0 BB: 0 P: 12	R: 0 E: 0 K: 0 S: 7	H: 1 LOB: 1 BB: 0 P: 12	R: 1 E: 0 K: 15 S: 15	H: 2 LOB: 3 BB: 2 P: 26

PITCHER	IP	WLS	BF	H	R	ER	SO	BB	IBB	HBP	BLK	WP	HR	S	P	ERA	WHIP
Luis Andujar, R ERA: 6.97 (1, 1)	3.0	L	18	6	6	6	0	4	0	0	0	0	1	35	69	18.00	3.333
Mike Bertotti, L ERA: 3.86 (4, 1)	4.2		21	4	2	2	5	3	0	0	0	1	1	49	80	3.86	1.500
41 Bill Simas, R ERA: 4.75 (8, 1)	0.1		3	1	0	0	0	1	0	0	0	0	0	5	11	0.00	6.000

PITCHER	IP	WLS	BF	H	R	ER	SO	BB	IBB	HBP	BLK	WP	HR	S	P	ERA	WHIP
Luis Andujar, R ERA: 6.97 (1, 1)	3.0	L	18	6	6	6	0	4	0	0	0	0	1	35	69	18.00	3.333
Mike Bertotti, L ERA: 3.86 (4, 1)	4.2		21	4	2	2	5	3	0	0	0	1	1	49	80	3.86	1.500
41 Bill Simas, R ERA: 4.75 (8, 1)	0.1		3	1	0	0	0	1	0	0	0	0	0	5	11	0.00	6.000

Batter	1	2	3	4	5	6	7	8	9	AB R H RBI BB SO LOB	TOP
Damion Easley, R OBP: 0.279, SLG: 0.328 (1, 6) (3, 4)	1-1 WP BB HR 1B		0-1 G6-3		3-2 SAFE SAFE 1B BB CF X 1-2 2B 2B		1-1 SH1-3 1B		0-2 G4-3	5 2 3 0 0 0 0	
Mark Lewis, R OBP: 0.347, SLG: 0.433 Andujar Cedeno, R OBP: 0.249, SLG: 0.329 (1, 4) (3, PH) (3, 6)	4-0 SAFE SAFE 1B SAFE 1B BB 1-2 HR BB		1-1 G6-3		1-0 SAFE 2B X G6-3		0-0 SAFE SAFE 1B X SH1-3 1-2			0 1 0 0 1 0 0 2 0 0 0 0 0 1	
Travis Fryman, R OBP: 0.317, SLG: 0.427 (1, 5)	1-3 SAFE SAFE 1B SAFE 1B BB 1-2 2-3 K		3-0 G5-3		4-0 SAFE SAFE 1B SAFE 1B BB 2B BB		1-3 SAFE SAFE 1B SAFE 1B BB K			3 1 0 0 1 2 3	
Ruben Sierra, S OBP: 0.329, SLG: 0.416 (1, 10)	1-0 2-H 3-H HR			2-0 SAFE SAFE 1B SAFE 1B BB F9		1-0 1-H 2-H 2B		0-3 SAFE SAFE 1B SAFE 1B BB K		4 1 2 5 0 1 1	
Tony Clark, S OBP: 0.310, SLG: 0.508 (1, 3)	3-2 SAFE SAFE 1B SAFE 1B BB G5-3			0-1 SAFE SAFE 1B SAFE 1B BB G5-3		4-2 SAFE SAFE 1B SAFE 1B BB BB		1-0 SAFE SAFE 1B SAFE 1B BB F8		3 0 0 0 1 0 0	
Phil Nevin, R OBP: 0.556, SLG: 0.429 (1, 7)	3-3 SAFE SAFE 1B SAFE 1B BB K			4-0 SAFE SAFE 1B SAFE 1B BB 1B BB G5-3		3-2 SAFE SAFE 1B SAFE 1B BB G5-3		1-3 SAFE SAFE 1B SAFE 1B BB K		3 0 0 0 1 2 2	
Bobby Higginson, L OBP: 0.401, SLG: 0.589 (1, 9)		X	0-0 F7		1-2 SAFE SAFE 1B SAFE 1B BB 1B		0-2 SAFE SAFE 1B SAFE 1B BB F8		2-2 SAFE SAFE 1B SAFE 1B BB G1-3	4 0 1 0 0 0 0	
Brad Ausmus, R OBP: 0.289, SLG: 0.288 (1, 2)		X	0-0 G6-3		0-0 SAFE SAFE 1B SAFE 1B BB F8		2-2 SAFE SAFE 1B SAFE 1B BB G1-3		2-3 SAFE SAFE 1B SAFE 1B BB K	4 0 0 0 0 1 2	
Kimera Bartee, R OBP: 0.327, SLG: 0.311 (1, 8)		X	3-1 G6-3		1-0 SAFE SAFE 1B SAFE 1B BB CS 1B		0-0 SAFE SAFE 1B SAFE 1B BB B2-3		1-3 SAFE SAFE 1B SAFE 1B BB K	4 0 1 0 0 1 0	
Inning Stats	R: 3 E: 0 K: 2 S: 13 H: 2 LOB: 0 BB: 1 P: 26	R: 0 E: 0 K: 0 S: 4 H: 0 LOB: 0 BB: 0 P: 7	R: 0 E: 0 K: 0 S: 5 H: 0 LOB: 0 BB: 0 P: 9	R: 0 E: 0 K: 0 S: 7 H: 1 LOB: 2 BB: 1 P: 14	R: 2 E: 0 K: 0 S: 11 H: 3 LOB: 2 BB: 2 P: 28	R: 0 E: 0 K: 0 S: 7 H: 0 LOB: 0 BB: 0 P: 9	R: 0 E: 0 K: 2 S: 9 H: 1 LOB: 1 BB: 0 P: 11	R: 0 E: 0 K: 1 S: 7 H: 0 LOB: 0 BB: 0 P: 11	R: 0 E: 0 K: 2 S: 9 H: 0 LOB: 0 BB: 0 P: 12	1B: 4 2B: 2 3B: 0 HR: 1 SF: 0 SAC: 1 DP: 0 HBP: 0	WP: 1 PB: 0 SB: 0 CS: 1 PA: 37
PITCHER Andy Pettitte, L ERA: 4.44 Jim Mecir, R ERA: 4.84 Jeff Nelson, R ERA: 4.36	IP WLS BF H R ER SO BB IBB HBP BLK WP HR S P ERA WHIP	4.2 L 23 6 5 5 2 4 0 0 0 1 1 37 78 9.64 2.143	3.1 11 1 0 0 3 0 0 0 0 0 0 0 26 37 0.00 0.300	1.0 3 0 0 0 0 2 0 0 0 0 0 0 9 12 0.00 0.000	PITCHER IP WLS BF H R ER SO BB IBB HBP BLK WP HR S P ERA WHIP						

Detroit Tigers @ New York Yankees
Yankee Stadium, Bronx, NY
Fri Aug 09 1996, 7:05 PM EDT
Att. 23,439 - Unknown - 76 F

AB	32
R	5
H	7
RBI	5
BB	4
SO	7
LOB	9



BOTTOM

Detroit Tigers @ New York Yankees
Yankee Stadium, Bronx, NY
Fri Aug 09 1996, 7:05 PM EDT
Att: 23,439 - Unknown - 76 F

livebaseballscorecards.com

AB 36
R 2
H 9
RBI 3
BB 2
SO 5
LOB 12



WP: 0 PA: 39
PB: 0
SB: 0
CS: 0

AB R H RBI BB SO LOB

5	0	1	0	0	0	0
5	1	2	0	0	0	1
5	0	0	0	0	1	3
3	0	1	2	1	1	1
4	1	2	1	0	0	1
4	0	2	0	0	0	0
3	0	0	0	1	1	2
3	0	1	0	0	1	0
2	0	0	0	0	0	3
2	0	0	0	0	1	1

Batter	1	2	3	4	5	6	7	8	9
2 Derek Jeter, R OBP: 0.365, SLG: 0.415 (1, 6)	0-0 FC4-6 1B		3-2 G4-3		0-0 F4	1-0 F7			0-0 L1-6-3
Wade Boggs, L OBP: 0.391, SLG: 0.403 (1, 5)	2-2 FC4-6 1-2f		1-2 1B		0-0 HR 1B		1-1 G3		2-0 G1-3
Paul O'Neill, L OBP: 0.414, SLG: 0.454 (1, 9)	0-0 F7		2-1 L8		1-0 L7		2-2 G4-3		2-3 K
Cecil Fielder, R OBP: 0.356, SLG: 0.486 (1, 10)	3-3 K			0-0 G6-3	0-2 HR		4-0 BB		
Tino Martinez, L OBP: 0.360, SLG: 0.459 (1, 3)		0-1 HR		3-2 G6-3	2-2 1B 1B		2-2 G6-3		
Bernie Williams, S OBP: 0.384, SLG: 0.525 (1, 8)		2-2 G6-3		3-2 HBP 2B	2-0 1B		1-2 G4-3		
Darryl Strawberry, L OBP: 0.367, SLG: 0.554 (1, 7)		1-1 G4-3		4-1 HBP BB	1-1 F7		1-3 K		
Joe Girardi, R OBP: 0.365, SLG: 0.381 (1, 2)		2-3 K		1-0 HBP		0-0 L9		1-1 1B	
Andy Fox, L OBP: 0.274, SLG: 0.255 (1, 4)			0-0 G4-3		2-0 F8		1-2 G5-3		0-3 K
Mariano Duncan, R OBP: 0.345, SLG: 0.471 (6, PH) (7, 4)									

Inning Stats	R: 0	H: 1	E: 0	K: 1	S: 9	R: 1	H: 1	E: 0	K: 1	S: 10	R: 0	H: 1	E: 0	K: 0	S: 11	R: 0	H: 1	E: 0	K: 0	S: 9	R: 2	H: 4	E: 0	K: 0	S: 12	R: 0	H: 0	E: 0	K: 0	S: 5	R: 0	H: 0	E: 0	K: 0	S: 8	R: 0	H: 1	E: 0	K: 2	S: 11	R: 0	H: 0	E: 0	K: 1	S: 5	R: 0	H: 0	E: 0	K: 1	S: 9	1B: 6	SF: 0	2B: 1	SAC: 0	3B: 0	DP: 0	HR: 2	HBP: 1	WP: 0	PA: 39
--------------	------	------	------	------	------	------	------	------	------	-------	------	------	------	------	-------	------	------	------	------	------	------	------	------	------	-------	------	------	------	------	------	------	------	------	------	------	------	------	------	------	-------	------	------	------	------	------	------	------	------	------	------	-------	-------	-------	--------	-------	-------	-------	--------	-------	--------

PITCHER	IP	WLS	BF	H	R	ER	SO	BB	IBB	HBP	BLK	WP	HR	S	P	ERA	WHIP
A.J. Sager, R ERA: 4.79 (1, 1)	4.2		24	8	3	3	2	1	0	1	0	0	2	49	83	5.79	1.929
John Cummings, L ERA: 3.0 (5, 1)	2.1	W	8	0	0	0	0	1	0	0	0	0	0	15	27	0.00	0.429
Jose Lima, R ERA: 5.29 (8, 1)	1.1		5	1	0	0	2	0	0	0	0	0	0	12	15	0.00	0.750
Mike Myers, L ERA: 5.26 (9, 1)	0.2	S	2	0	0	0	1	0	0	0	0	0	0	4	8	0.00	0.000

Batter	1	2	3	4	5	6	7	8	9	AB R H RBI BB SO LOB	TOP											
Damion Easley, R (1, 4) OBP: 0.297, SLG: 0.394	1-2 HR		3-1 F9						1-3 K	5 1 3 4 0 1 1												
Brad Ausmus, R (1, 2) OBP: 0.287, SLG: 0.284	0-0 G5-3		1-0 P3						2-3 K	4 1 0 0 1 2 5												
Travis Fryman, R (1, 5) OBP: 0.320, SLG: 0.438	3-1 G6-3			0-2 1B	2-1 1B	2-3 K		0-1 HR		5 3 3 1 0 1 0												
Ruben Sierra, S (1, 9) OBP: 0.330, SLG: 0.414	1-1 G4-3			1-0 F8 1B	4-0 1B FC4	2-1 G3		1-0 G4-3		4 2 1 0 1 0 0												
Tony Clark, S (1, 3) OBP: 0.317, SLG: 0.508		1-0 G6-3		0-0 HR 1B	0-1 FC4	1-3 K		4-2 FC6-4 BB		4 2 2 3 1 1 0												
Eddie Williams, R (1, 10) OBP: 0.289, SLG: 0.335		0-3 K		3-2 F8	1-1 FC4		2-2 P3	1-1 FC6-4		5 1 0 1 0 1 4												
Phil Nevin, R (1, 7) OBP: 0.455, SLG: 0.333		1-0 G6-3		2-2 L6	4-2 FC4		2-0 BB 1B	2-2 F8		2 0 0 0 0 0 2												
Bobby Higginson, L (5, PH) OBP: 0.404, SLG: 0.588				1-2 FC4 BB	1-2 BB		1-1 SF9 1B			2 1 1 0 1 0 1												
Andujar Cedeno, R (1, 6) OBP: 0.255, SLG: 0.344			0-0 SH1-3 1B	3-0 HR	2-2 FC4 1B		1-1 SF9 BB 1B		0-2 F8	5 2 3 4 0 0 2												
Kimera Bartee, R (1, 8) OBP: 0.333, SLG: 0.306			0-0 SH1-3	1-3 K	4-2 1B BB		4-2 BB		1-0 F8	2 0 0 0 2 1 0												
Inning Stats	R: 1 E: 0 K: 0 S: 8	H: 1 LOB: 0 BB: 0 P: 13	R: 0 E: 0 K: 1 S: 5	H: 0 LOB: 0 BB: 0 P: 7	R: 0 E: 0 K: 0 S: 5	H: 1 LOB: 1 BB: 0 P: 9	R: 4 E: 0 K: 1 S: 15	H: 4 LOB: 0 BB: 0 P: 25	R: 6 E: 0 K: 1 S: 24	H: 4 LOB: 2 BB: 4 P: 50	R: 0 E: 0 K: 2 S: 9	H: 0 LOB: 0 BB: 0 P: 14	R: 1 E: 0 K: 1 S: 14	H: 2 LOB: 2 BB: 1 P: 26	R: 1 E: 0 K: 0 S: 11	H: 1 LOB: 1 BB: 1 P: 19	R: 0 E: 0 K: 1 S: 7	H: 0 LOB: 0 BB: 0 P: 9	1B: 9 2B: 1 3B: 0 HR: 3	SF: 1 SAC: 1 DP: 0 HBP: 0	WP: 0 PB: 0 SB: 2 CS: 1	PA: 46
PITCHER	IP WLS BF H R ER SO BB IBB HBP BLK WP HR S P ERA WHIP																					
Jimmy Key, L (1, 1) ERA: 5.17	4.1 L 23 9 9 9 2 1 1 0 0 0 2 41 72 18.69 2.308																					
Bob Wickman, R (5, 1) ERA: 4.6	2.2 15 3 3 3 4 3 0 0 0 0 0 39 72 10.12 2.250																					
Dale Polley, L (8, 1) ERA: 7.3	2.0 8 1 1 1 1 1 0 0 0 0 1 18 28 4.50 1.000																					

Detroit Tigers @ New York Yankees
 Yankee Stadium, Bronx, NY
 Sat Aug 10 1996, 3:33 AM EDT
 Att. 28,863 - Unknown - 81 F

livebaseballscorecards.com

AB	38
R	13
H	13
RBI	13
BB	6
SO	7
LOB	15



Batter	1	2	3	4	5	6	7	8	9	AB	R	H	RBI	BB	SO	LOB
2 Derek Jeter, R OBP: 0.366, SLG: 0.415 (1, 6)	2-0 G6-4-3 1B		3-2 E 1B SF8 1B	0-0 SF7		1-3 K		1-1 L9		4	1	2	1	0	1	1
Wade Boggs, L OBP: 0.394, SLG: 0.404 (1, 5)	2-1 F9		1-1 E7 2B 1B	1-0 CS	2-0 FC4-6 1B		4-0 1B BB	3-2 G6-3		4	1	2	1	1	0	1
Bernie Williams, S OBP: 0.380, SLG: 0.520 (1, 8)	2-1 G6-4-3 1-2f		2-2 SF8		0-0 FC4-6 1B BB SF8		0-0 L8	2-1 G6-3		4	1	0	1	0	0	3
Cecil Fielder, R OBP: 0.358, SLG: 0.485 (1, 10)		1-1 G6-3	4-0 IBB		4-1 SAFE BB		1-1 1B	2-3 K		3	0	1	0	2	1	0
Tino Martinez, L OBP: 0.361, SLG: 0.462 (1, 3)		2-0 F7	2-0 1H 2H 2B		0-0 1-2 2-3 1B		2-3 K			4	0	2	2	0	1	2
Darryl Strawberry, L OBP: 0.363, SLG: 0.547 (1, 7)		3-2 CS 1B	3-3 K		0-0 SF8		2-1 G4-3			3	0	1	1	0	1	3
Mariano Duncan, R OBP: 0.347, SLG: 0.482 (1, 4)	1 SAFE 1 SAFE 1 SAFE CS	0-2 CS	0-0 HR	2-2 FC5-4 2 SF7 1B	2-1 G6-3			1-2 G6-3		4	2	2	1	0	0	2
Jim Leyritz, R OBP: 0.344, SLG: 0.357 (1, 2)			4-2 2B 1B BB	1-0 SAFE FC5-4 1B		1-3 K		2-0 1B		3	1	2	0	1	1	0
Gerald Williams, R OBP: 0.327, SLG: 0.445 (1, 9)			0-2 L7	1-2 FC5-4 CS		0-0 G5-3		0-1 L9		4	0	0	0	0	0	4

Inning Stats	R: 0	H: 1	E: 0	LOB: 0	K: 0	P: 11	R: 0	H: 1	E: 0	LOB: 0	K: 0	P: 17	R: 5	H: 4	E: 1	LOB: 1	K: 1	P: 20	R: 1	H: 2	E: 0	LOB: 0	K: 0	P: 14	R: 1	H: 2	E: 0	LOB: 2	K: 0	P: 15	R: 0	H: 0	E: 0	LOB: 0	K: 2	P: 10	R: 0	H: 1	E: 0	LOB: 2	K: 1	P: 17	R: 0	H: 1	E: 0	LOB: 1	K: 0	P: 13	R: 0	H: 0	E: 0	LOB: 0	K: 1	P: 17	R: 0	H: 0	E: 0	LOB: 0	K: 1	P: 17	1B: 10	SF: 3	2B: 1	SAC: 0	3B: 0	DP: 1	HR: 1	HBP: 0	WP: 0	PA: 42	PB: 0	SB: 0	CS: 2
--------------	------	------	------	--------	------	-------	------	------	------	--------	------	-------	------	------	------	--------	------	-------	------	------	------	--------	------	-------	------	------	------	--------	------	-------	------	------	------	--------	------	-------	------	------	------	--------	------	-------	------	------	------	--------	------	-------	------	------	------	--------	------	-------	------	------	------	--------	------	-------	--------	-------	-------	--------	-------	-------	-------	--------	-------	--------	-------	-------	-------

PITCHER	IP	WLS	BF	H	R	ER	SO	BB	IBB	HBP	BLK	WP	HR	S	P	ERA	WHIP
C.J. Nitkowski, L ERA: 8.57 (1, 1)	3.0		17	8	6	6	1	1	1	0	0	0	1	40	74	18.00	3.000
Richie Lewis, R ERA: 3.86 (4, 1)	3.1	W	14	3	1	1	2	2	0	0	0	0	0	23	40	2.70	1.500
Mike Myers, L ERA: 5.19 (7, 1)	0.2		2	0	0	0	1	0	0	0	0	0	0	5	9	0.00	0.000
Joey Eischen, L ERA: 4.28 (8, 1)	1.0		4	1	0	0	0	0	0	0	0	0	0	9	13	0.00	1.000
Gregg Olson, R ERA: 4.08 (9, 1)	1.0		3	0	0	0	1	0	0	0	0	0	0	10	17	0.00	0.000

BOTTOM

Detroit Tigers @ New York Yankees
Yankee Stadium, Bronx, NY
Sat Aug 10 1996, 3:33 AM EDT
Att: 28,863 - Unknown - 81 F

livebaseballscores.com

AB	33
R	6
H	12
RBI	7
BB	4
SO	5
LOB	16



























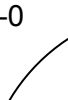
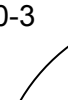


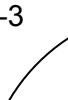











Batter	1	2	3	4	5	6	7	8	9	AB R H RBI BB SO LOB	TOP									
Damion Easley, R (1, 4) OBP: 0.308, SLG: 0.400	2-1 G4-3		3-2 BB WP 1B		0-0 FC5-4 1B		2-2 L7			4 0 2 0 0 0 2	Detroit Tigers @ New York Yankees Yankee Stadium, Bronx, NY Sun Aug 11 1996, 3:33 AM EDT Att. 33,517 - Sunny - 75 F									
Kimera Barteo, R (1, 8) OBP: 0.331, SLG: 0.297	4-2 CS BB		3-2 P4 1-2		0-0 FC5-4 1-2f		1-2 FC6-4 1-2f			3 0 0 0 1 0 4										
Travis Fryman, R (1, 5) OBP: 0.322, SLG: 0.440	3-2 SAFE SAFE 1-2		4-1 BB BB		1-0 L7		1-1 F8			3 0 1 0 1 0 1										
Ruben Sierra, S (1, 9) OBP: 0.331, SLG: 0.412	4-0 FC6-4 BB		4-1 FC6-4 1-2 2-3 BB		0-1 G6-3		0-0 F9			2 0 0 0 2 0 0										
Tony Clark, S (1, 3) OBP: 0.311, SLG: 0.498	1-2 FC6-4 1-2f		1-1 FC6-4 1-2f		0-1 G5-3		3-1 F9			4 0 0 0 0 0 5										
Eddie Williams, R (1, 10) OBP: 0.284, SLG: 0.328		2-1 L8		0-1 G4-3		3-3 K		1-1 F9		4 0 0 0 0 1 0										
Andujar Cedeno, R (1, 6) OBP: 0.255, SLG: 0.342		1-2 G1-3		0-1 G5-3		1-2 1B 1B		0-1 F8		4 0 1 0 0 0 0										
Mark Parent, R (1, 2) OBP: 0.260, SLG: 0.515		3-2 L8		2-0 G6-3		0-1 L7		1-2 1B		3 0 0 0 0 0 1										
Curtis Pride, L (8, 7) OBP: 0.344, SLG: 0.488										1 0 1 0 0 0 0										
Phil Nevin, R (1, 7) (8, 2) OBP: 0.400, SLG: 0.308					2-1 G6-3		2-2 FC6-4 1-2 1B		3-2 G5-3	4 0 1 0 0 0 1										
Inning Stats	R: 0 E: 0 K: 0 S: 11	H: 1 LOB: 2 BB: 2 P: 25	R: 0 E: 0 K: 0 S: 9	H: 0 LOB: 0 BB: 0 P: 15	R: 0 E: 0 K: 0 S: 12	H: 1 LOB: 3 BB: 2 P: 27	R: 0 E: 0 K: 0 S: 5	H: 0 LOB: 0 BB: 0 P: 7	R: 0 E: 0 K: 1 S: 8	H: 0 LOB: 0 BB: 0 P: 11	R: 0 E: 0 K: 0 S: 15	H: 2 LOB: 2 BB: 0 P: 21	R: 0 E: 0 K: 0 S: 5	H: 0 LOB: 0 BB: 0 P: 9	R: 0 E: 0 K: 0 S: 11	H: 1 LOB: 1 BB: 0 P: 16	1B: 5 2B: 1 3B: 0 HR: 0	SF: 0 SAC: 0 DP: 0 HBP: 0	WP: 1 PB: 0 SB: 0 CS: 1	PA: 36
PITCHER Kenny Rogers, L (1, 1) ERA: 4.12	IP 9.0 WLS W BF 36 H 6 R 0 ER 0 SO 1 BB 4 IBB 0 HBP 0 BLK 0 WP 1 HR 0 S 81 P 139 ERA 0.00 WHIP 1.111											PITCHER IP WLS BF H R ER SO BB IBB HBP BLK WP HR S P ERA WHIP								

livebaseballscorecards.com

AB	32
R	0
H	6
RBI	0
BB	4
SO	1
LOB	14



Batter	1	2	3	4	5	6	7	8	9	10	AB R H RBI BB SO LOB	TOP										
2 Derek Jeter, R OBP: 0.367, SLG: 0.415 (1, 6) 	0-3  K		x 0-0  B1-3		x 0-0  G3			x 0-0  CS G6-3 1B			4 0 1 0 0 1 0	New York Yankees @ Chicago White Sox Comiskey Park, Chicago, IL Mon Aug 12 1996, 8:05 PM EDT Att: 32,492 - Unknown - 78 F										
Wade Boggs, L OBP: 0.395, SLG: 0.402 (1, 5) 	0-0  P6		x 0-0  FC6 1B			x 0-0  G5-3		x 0-0  G6-3			4 0 1 0 0 0 1											
Paul O'Neill, L OBP: 0.419, SLG: 0.455 (1, 9) 	0-0  F9		x 0-0  FC6 1-2f			x 0-0  F9		4-0  IBB			3 0 0 0 1 0 1											
Cecil Fielder, R OBP: 0.358, SLG: 0.491 (1, 10)		B BB BB 4-0  HR BB		x 0-0  G6-3		x 0-0  G6-3		0-0  CS 2-3	0-3  K		3 1 0 0 1 1 0											
Tino Martinez, L OBP: 0.364, SLG: 0.472 (1, 3)		x 0-0  1-H HR		B BB BB 4-0  FC6-4 BB			x 0-0  F8		x 0-0  F9		3 1 1 2 1 0 0											
Bernie Williams, S OBP: 0.377, SLG: 0.515 (1, 8)		x 0-0  F7		x 0-0  FC6-4 1-2f S			x 0-0  FC6-4 1B		S SS 0-3  K		4 0 1 0 0 1 1											
Darryl Strawberry, L OBP: 0.364, SLG: 0.539 (1, 7)		x 0-0  L5		0-0  K 1-2			0-3  K			x 0-0  CS 1B	4 0 1 0 0 2 2											
Mariano Duncan, R OBP: 0.341, SLG: 0.473 (1, 4)		x 0-0  G6-3			S SS 0-3  K		x 0-0  FC6-4 1-2f			x 0-0  P3 1-2	4 0 0 0 0 1 2											
Joe Girardi, R OBP: 0.358, SLG: 0.373 (1, 2)			x 0-0  G4-3		x 0-0  G6-3			S SS 0-3  K		x 0-0  G5-3	4 0 0 0 0 1 0											
Inning Stats	R: 0 E: 0 K: 1 S: 5	H: 0 LOB: 0 BB: 0 P: 5	R: 2 E: 0 K: 0 S: 4	H: 1 LOB: 0 BB: 1 P: 8	R: 0 E: 0 K: 0 S: 4	H: 1 LOB: 1 BB: 0 P: 4	R: 0 E: 0 K: 1 S: 5	H: 0 LOB: 1 BB: 1 P: 9	R: 0 E: 0 K: 0 S: 3	H: 0 LOB: 0 BB: 0 P: 3	R: 0 E: 0 K: 1 S: 6		H: 1 LOB: 1 BB: 0 P: 6	R: 0 E: 0 K: 1 S: 5	H: 1 LOB: 1 BB: 1 P: 9	R: 0 E: 0 K: 2 S: 7	H: 0 LOB: 0 BB: 0 P: 7	R: 0 E: 0 K: 0 S: 3	H: 1 LOB: 0 BB: 0 P: 3	1B: 4 2B: 0 3B: 0 HR: 1	SF: 0 SAC: 0 DP: 0 HBP: 0	WP: 0 PB: 0 SB: 1 CS: 2
PITCHER	IP WLS BF H R ER SO BB IBB HBP BLK WP HR S P ERA WHIP																					
Alex Fernandez, R ERA: 3.68 (1, 1)	9.0	33	4	2	2	7	2	1	0	0	0	0	0	44	56	2.00	0.667					
Roberto Hernandez, R ERA: 1.15 (10, 1)	1.0	3	1	0	0	0	0	0	0	0	0	0	0	3	3	0.00	1.000					

livebaseballscores.com

AB	33
R	2
H	5
RBI	2
BB	3
SO	7
LOB	7



Batter	1	2	3	4	5	6	7	8	9	10	AB	R	H	RBI	BB	SO	LOB
Tony Phillips, S OBP: 0.422, SLG: 0.417 (1, 7)	0-0 FC4-6 BB 1B	4-0 S BB			4-0 1B G6-4-3 BB		4-0 S BB BB		4-0 BB		1	1	1	0	4	0	0
Ray Durham, S OBP: 0.364, SLG: 0.428 (1, 4)	0-0 F9	0-3 K 1-2			0-0 1-3 G6-4-3 1B		4-0 1-2 S BB		0-0 G4-3		4	0	1	0	1	1	4
Frank Thomas, R OBP: 0.468, SLG: 0.603 (1, 3)	4-0 FC4-6 1-2 BB		0-0 G4-3		0-0 G6-4-3 1-2f 3-H		0-3 K 1-2 2-3			0-0 F9	4	0	0	0	1	1	3
Harold Baines, L OBP: 0.385, SLG: 0.518 (1, 10)	0-0 FC4-6 1-2f 2-3		0-3 K		0-0 G3			0-0 F8		0-0 HR	5	1	1	1	0	1	2
Robin Ventura, L OBP: 0.373, SLG: 0.521 (1, 5)	0-0 F7		0-3 K			0-0 G4-3		0-0 1B			4	0	1	0	0	1	2
Dave Martinez, L OBP: 0.387, SLG: 0.463 (1, 9)		4-0 3B BB		0-0 G3		4-0 CS BB		0-3 K			2	1	0	0	2	1	1
Darren Lewis, R OBP: 0.322, SLG: 0.315 (1, 8)		0-0 P4		0-0 G4-3 1B		0-0 F8 1-2		0-3 K			4	0	1	0	0	1	3
Ron Karkovice, R OBP: 0.274, SLG: 0.372 (1, 2)		0-3 K		0-0 G4-3 1-2			0-0 P2		0-3 K		4	0	0	0	0	2	2
Ozzie Guillen, L OBP: 0.276, SLG: 0.359 (1, 6)		0-0 1-H 3B		0-0 G6-3			0-0 F9		0-0 P6		4	0	1	1	0	0	1

Inning Stats	R: 0	H: 1	E: 0	K: 0	S: 4	P: 8	R: 1	H: 1	E: 0	K: 2	S: 8	P: 16	R: 0	H: 0	E: 0	K: 2	S: 7	P: 7	R: 0	H: 1	E: 0	K: 0	S: 4	P: 4	R: 1	H: 1	E: 0	K: 0	S: 3	P: 7	R: 0	H: 0	E: 0	K: 0	S: 2	P: 6	R: 0	H: 0	E: 0	K: 1	S: 5	P: 13	R: 0	H: 1	E: 0	K: 2	S: 8	P: 8	R: 0	H: 0	E: 0	K: 1	S: 5	P: 9	R: 1	H: 1	E: 0	K: 0	S: 2	P: 2	1B: 4	SF: 0	2B: 0	3B: 1	HR: 1	SAC: 0	DP: 1	HBP: 0	WP: 0	PA: 40
--------------	------	------	------	------	------	------	------	------	------	------	------	-------	------	------	------	------	------	------	------	------	------	------	------	------	------	------	------	------	------	------	------	------	------	------	------	------	------	------	------	------	------	-------	------	------	------	------	------	------	------	------	------	------	------	------	------	------	------	------	------	------	-------	-------	-------	-------	-------	--------	-------	--------	-------	--------

PITCHER	IP	WLS	BF	H	R	ER	SO	BB	IBB	HBP	BLK	WP	HR	S	P	ERA	WHIP
Dwight Gooden, R ERA: 3.88 (1, 1)	6.2		29	4	2	2	4	7	0	0	0	0	0	30	58	2.70	1.650
Jeff Nelson, R ERA: 4.33 (7, 1)	0.1		1	0	0	0	1	0	0	0	0	0	0	3	3	0.00	0.000
42 Mariano Rivera, R ERA: 2.1 (8, 1)	2.0		8	1	0	0	3	1	0	0	0	0	0	13	17	0.00	1.000
John Wetteland, R ERA: 3.42 (10, 1)	0.1	L	2	1	1	1	0	0	0	0	0	0	1	2	2	27.00	3.000

BOTTOM

New York Yankees @ Chicago White Sox
Comiskey Park, Chicago, IL
Mon Aug 12 1996, 8:05 PM EDT
Att. 32,492 - Unknown - 78 F

AB	32
R	3
H	6
RBI	2
BB	8
SO	8
LOB	18



New York Yankees @ Chicago White Sox
 Comiskey Park, Chicago, IL
 Tue Aug 13 1996, 8:05 PM EDT
 Att. 26,455 - Unknown - 81 F

livebaseballscorecards.com

AB	35
R	4
H	9
RBI	4
BB	4
SO	8
LOB	13



WP: 0	PA: 39
PB: 0	
SB: 0	
CS: 0	

AB	R	H	RBI	BB	SO	LOB
4	1	3	0	1	0	0
4	0	1	0	1	0	3
5	1	2	3	0	0	3
4	0	0	0	0	2	3
4	1	1	1	0	2	0
2	0	1	0	2	0	0
4	0	0	0	0	0	3
4	0	0	0	0	1	1
3	1	1	0	0	2	0
1	0	0	0	0	1	0

Batter	1	2	3	4	5	6	7	8	9
2 Derek Jeter, R OBP: 0.371, SLG: 0.421 (1, 6) X	0-0 G4-3		0-0 2B		0-0 1B HR		4-0 1B 1B BB		0-0 1B FC1-6
Joe Girardi, R OBP: 0.359, SLG: 0.371 (1, 2) X	0-0 F8		4-0 IBB		0-0 F7		0-0 1B 1B		0-0 FC1-6 FC4-6
Paul O'Neill, L OBP: 0.419, SLG: 0.461 (1, 9) X	0-0 G4-3		0-0 F7		0-0 HR 1-H 2-H		0-0 1B 1-2 2-3		0-0 FC4-6
Cecil Fielder, R OBP: 0.355, SLG: 0.486 (1, 10)		0-3 K		0-3 K	0-0 P4		0-0 G6-3		
Bernie Williams, S OBP: 0.376, SLG: 0.520 (1, 8)		0-0 HR		0-3 K		0-3 K		0-0 G6-3	
Tino Martinez, L OBP: 0.367, SLG: 0.472 (1, 3)		0-0 F5		4-0 BB		4-0 BB G3-6		0-0 1B	
Darryl Strawberry, L OBP: 0.352, SLG: 0.519 (1, 7)		0-0 F7		0-0 F7		0-0 G3-6 1-2f		0-0 F8	
Mariano Duncan, R OBP: 0.337, SLG: 0.467 (1, 5)			0-3 K		0-0 G6-3		0-0 G5-3	0-0 F7	
Pat Kelly, R OBP: 0.429, SLG: 0.333 (1, 4)			0-3 K		0-0 HR 2 1B 1B		0-3 K		0-3 K
Wade Boggs, L OBP: 0.394, SLG: 0.401 (9, PH)									

Inning Stats	R: 0	H: 0	E: 0	K: 0	S: 3	P: 3	R: 1	H: 1	E: 0	K: 1	S: 6	P: 6	R: 0	H: 1	E: 0	K: 2	S: 8	P: 12	R: 0	H: 0	E: 0	K: 2	S: 7	P: 11	R: 3	H: 3	E: 0	K: 0	S: 6	P: 6	R: 0	H: 0	E: 0	K: 1	S: 4	P: 8	R: 0	H: 2	E: 0	K: 1	S: 7	P: 11	R: 0	H: 1	E: 0	K: 0	S: 4	P: 4	R: 0	H: 1	E: 0	K: 1	S: 6	P: 6	1B: 6	SF: 0	2B: 1	SAC: 0	3B: 0	DP: 1	HR: 2	HBP: 0	WP: 0	PA: 39
--------------	------	------	------	------	------	------	------	------	------	------	------	------	------	------	------	------	------	-------	------	------	------	------	------	-------	------	------	------	------	------	------	------	------	------	------	------	------	------	------	------	------	------	-------	------	------	------	------	------	------	------	------	------	------	------	------	-------	-------	-------	--------	-------	-------	-------	--------	-------	--------

PITCHER	IP	WLS	BF	H	R	ER	SO	BB	IBB	HBP	BLK	WP	HR	S	P	ERA	WHIP
Mike Bertotti, L ERA: 5.4 (1, 1)	5.1	W	24	5	4	4	6	2	1	0	0	0	2	33	45	6.75	1.312
41 Bill Simas, R ERA: 4.45 (6, 1)	2.0		8	2	0	0	1	1	0	0	0	0	0	9	13	0.00	1.500
Larry Thomas, L ERA: 3.49 (8, 1)	0.2		3	1	0	0	0	0	0	0	0	0	0	3	3	0.00	1.500
Roberto Hernandez, R ERA: 1.13 (9, 1)	1.0		4	1	0	0	1	0	0	0	0	0	0	6	6	0.00	1.000

PITCHER	IP	WLS	BF	H	R	ER	SO	BB	IBB	HBP	BLK	WP	HR	S	P	ERA	WHIP
---------	----	-----	----	---	---	----	----	----	-----	-----	-----	----	----	---	---	-----	------

Batter	1	2	3	4	5	6	7	8	9	AB	R	H	RBI	BB	SO	LOB
Tony Phillips, S OBP: 0.422, SLG: 0.416 (1, 7)	0-0 B1-3		4-0 BB 1B BB		0-0 FC4 HR BB 1B	0-0 G1-3		0-3 K		4	2	1	1	1	1	0
Ray Durham, S OBP: 0.364, SLG: 0.428 (1, 4)	0-0 G5-4-3 1B		0-3 K		0-3 K		0-0 G4-3	0-0 FC6-4 1B		5	0	2	0	0	2	2
Frank Thomas, R OBP: 0.469, SLG: 0.601 (1, 3)	0-0 G5-4-3 1-2f		4-0 1B BB		4-0 E HR BB		0-0 HR 1B	0-0 FC6-4 1-2f		3	2	1	0	2	0	2
Harold Baines, L OBP: 0.386, SLG: 0.526 (1, 10)		0-0 G4-3	0-0 1-2 2-H 1B		0-0 FC4 HR		0-0 HR		4	2	2	3	0	0	2	
Robin Ventura, L OBP: 0.372, SLG: 0.525 (1, 5)		0-3 K	0-0 F9		0-0 HR		0-0 G3		4	1	1	4	0	1	2	
Dave Martinez, L OBP: 0.389, SLG: 0.462 (1, 8) (8, 9)		0-0 1B 1B		0-0 G4-3	0-0 F8		4-0 1B BB		3	0	1	0	1	0	0	
Lyle Mouton, R OBP: 0.372, SLG: 0.445 (1, 9)		0-0 1B		0-0 G6-3	0-0 G6-3		0-0 1B		4	0	2	0	0	0	0	
Darren Lewis, R OBP: 0.322, SLG: 0.315 (8, 8)		1-2 1B		0-0 G6-3	0-0 G6-3		1-2 1B		0	0	0	0	0	0	0	
Ron Karkovice, R OBP: 0.270, SLG: 0.368 (1, 2)		0-0 F9		0-0 F8		0-3 K	0-0 G4-3		4	0	0	0	0	1	4	
Ozzie Guillen, L OBP: 0.276, SLG: 0.363 (1, 6)			0-0 G4-3		0-0 1B 3B	0-0 F8		0-0 L3		4	1	1	0	0	0	

Inning Stats	R: 0	H: 1	E: 0	LOB: 0	K: 0	S: 3	P: 3	R: 0	H: 2	E: 0	LOB: 2	K: 1	S: 7	P: 7	R: 1	H: 1	E: 0	LOB: 2	K: 1	S: 6	P: 14	R: 0	H: 0	E: 0	LOB: 0	K: 0	S: 3	P: 3	R: 5	H: 3	E: 1	LOB: 0	K: 1	S: 9	P: 13	R: 0	H: 0	E: 0	LOB: 0	K: 1	S: 5	P: 5	R: 2	H: 3	E: 0	LOB: 2	K: 0	S: 6	P: 10	R: 0	H: 1	E: 0	LOB: 1	K: 1	S: 6	P: 6
--------------	------	------	------	--------	------	------	------	------	------	------	--------	------	------	------	------	------	------	--------	------	------	-------	------	------	------	--------	------	------	------	------	------	------	--------	------	------	-------	------	------	------	--------	------	------	------	------	------	------	--------	------	------	-------	------	------	------	--------	------	------	------

PITCHER	IP	WLS	BF	H	R	ER	SO	BB	IBB	HBP	BLK	WP	HR	S	P	ERA	WHIP
David Weathers, R ERA: 5.33 (1, 1)	4.1	L	23	7	6	5	3	3	0	0	0	0	1	26	38	10.38	2.308
Bob Wickman, R ERA: 4.6 (5, 1)	2.0		7	1	1	1	1	0	0	0	0	0	0	9	9	4.50	0.500
Dale Polley, L ERA: 7.82 (7, 1)	0.1		3	1	1	1	0	1	0	0	0	0	1	2	6	27.00	6.000
Jim Mecir, R ERA: 4.66 (7, 1)	1.1		6	2	0	0	1	0	0	0	0	0	0	8	8	0.00	1.500


BOTTOM

New York Yankees @ Chicago White Sox
Comiskey Park, Chicago, IL

Tue Aug 13 1996, 8:05 PM EDT
Att: 26,455 - Unknown - 81 F

AB	35
R	8
H	11
RBI	8
BB	4
SO	5
LOB	12

livebaseballscorecards.com



1B:	8	SF:	0	WP:	0	PA:	39
2B:	0	SAC:	0	PB:	0		
3B:	1	DP:	1	SB:	0		
HR:	2	HBP:	0	CS:	0		

Batter	1	2	3	4	5	6	7	8	9	AB	R	H	RBI	BB	SO	LOB
Tony Phillips, S OBP: 0.420, SLG: 0.414 (1, 7)	3-2 2B 1B		2-1 G6-3		1-2 G6-3			2-1 F8		4	0	1	0	0	0	2
Ray Durham, S OBP: 0.361, SLG: 0.424 (1, 4)	0-1 P3		1-3 K			1-3 K		1-2 G5-3		4	0	0	0	0	2	1
Frank Thomas, R OBP: 0.472, SLG: 0.613 (1, 3)	2-0 1-3 2B			1-1 G6-4-3 1B		3-1 HR		2-1 G4-3		4	1	3	1	0	0	0
Lyle Mouton, R OBP: 0.372, SLG: 0.443 (1, 9)	3-3 K			0-0 G6-4-3 1-2f		3-2 FC6-4 1B			1-3 K	3	0	1	0	0	1	3
Dave Martinez, L OBP: 0.388, SLG: 0.461 (9, PH)										1	0	0	0	0	1	0
Danny Tartabull, R OBP: 0.326, SLG: 0.434 (1, 10)	0-3 K			1-0 G6-3		2-3 K			2-3 K	3	0	0	0	0	2	3
Harold Baines, L OBP: 0.385, SLG: 0.524 (9, PH)										1	0	0	0	0	1	0
Chris Snopce, R OBP: 0.303, SLG: 0.515 (1, 5)		1-2 P6			1-0 WP 1B	1-2 FC6-4			1-0 1B	3	0	1	0	0	0	1
Robin Ventura, L OBP: 0.373, SLG: 0.527 (9, PH)										1	0	1	0	0	0	0
Norberto Martin, R OBP: 0.389, SLG: 0.444 (1, 6)		3-2 K			2-2 WP 1B				0-0 G5-3	3	0	1	0	0	1	0
Ozzie Guillen, L OBP: 0.275, SLG: 0.362 (9, PH)										1	0	0	0	0	0	1
Pat Borders, R OBP: 0.281, SLG: 0.338 (1, 2)		2-2 G4-3			3-3 K			3-2 F8		3	0	0	0	0	1	2
Darren Lewis, R OBP: 0.319, SLG: 0.312 (1, 8)			1-3 K		2-3 K			0-0 B1-3		3	0	0	0	0	2	2

Inning Stats	R: 0	H: 2	E: 0	LOB: 2	K: 2	BB: 0	S: 18	R: 0	H: 0	E: 0	LOB: 0	K: 1	BB: 0	S: 14	R: 0	H: 0	E: 0	LOB: 0	K: 2	BB: 0	S: 8	R: 0	H: 1	E: 0	LOB: 0	K: 0	BB: 0	S: 4	R: 0	H: 2	E: 0	LOB: 2	K: 2	BB: 0	S: 14	R: 1	H: 2	E: 0	LOB: 1	K: 2	BB: 0	S: 15	R: 0	H: 0	E: 0	LOB: 0	K: 0	BB: 0	S: 7	R: 0	H: 0	E: 0	LOB: 0	K: 2	BB: 0	S: 8	R: 0	H: 1	E: 0	LOB: 1	K: 2	BB: 0	S: 8	R: 0	H: 0	E: 0	LOB: 0	K: 2	BB: 0	S: 12	1B: 6	SF: 0	2B: 1	SAC: 0	3B: 0	DP: 1	HR: 1	HBP: 0
--------------	------	------	------	--------	------	-------	-------	------	------	------	--------	------	-------	-------	------	------	------	--------	------	-------	------	------	------	------	--------	------	-------	------	------	------	------	--------	------	-------	-------	------	------	------	--------	------	-------	-------	------	------	------	--------	------	-------	------	------	------	------	--------	------	-------	------	------	------	------	--------	------	-------	------	------	------	------	--------	------	-------	-------	-------	-------	-------	--------	-------	-------	-------	--------


PITCHER	IP	WLS	BF	H	R	ER	SO	BB	IBB	HBP	BLK	WP	HR	S	P	ERA	WHIP
Andy Pettitte, L ERA: 4.3 (1, 1)	7.0	W	27	7	1	1	9	0	0	0	0	1	1	80	123	1.29	1.000
42 Mariano Rivera, R ERA: 2.05 (8, 1)	2.0	S	7	1	0	0	2	0	0	0	0	0	0	16	25	0.00	0.500

BOTTOM

New York Yankees @ Chicago White Sox
Comiskey Park, Chicago, IL

Wed Aug 14 1996, 4:33 AM EDT
Att: 23,350 - Cloudy - 82 F

AB	34
R	1
H	8
RBI	1
BB	0
SO	11
LOB	15



WP	PA	ERA	WHIP
1	34		

BOTTOM

Seattle Mariners @ New York Yankees
Yankee Stadium, Bronx, NY

livebaseballscores.com

AB 35
R 5
H 10
RBI 5
BB 4
SO 6
LOB 14



WP: 0 PA: 40
PB: 0
SB: 0
CS: 0

ERA WHIP

AB R H RBI BB SO LOB

4 2 1 0 1 0 0
5 1 2 0 0 1 1
0 0 0 0 0 0 0

4 1 1 1 1 0 2

5 0 2 1 0 1 2

2 1 2 0 2 0 0

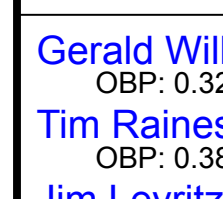
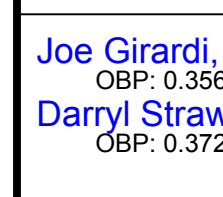
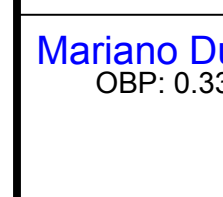
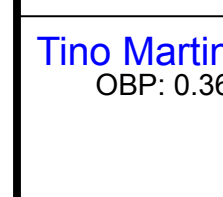
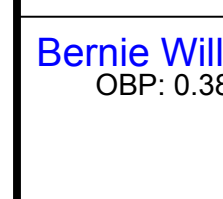
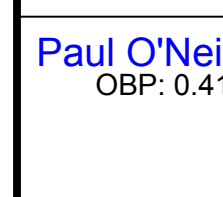
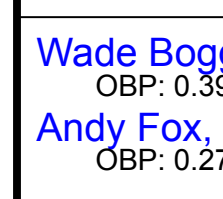
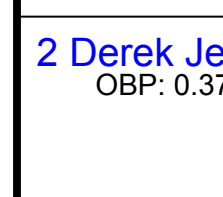
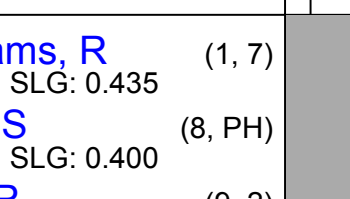
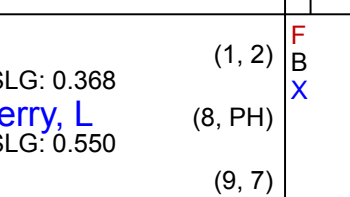
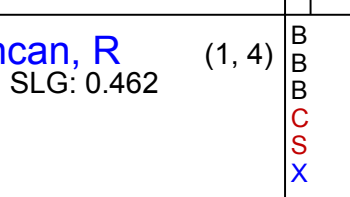
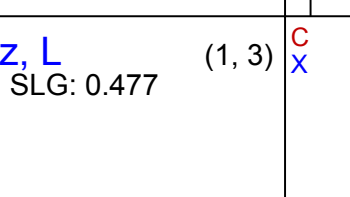
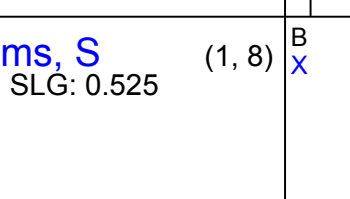
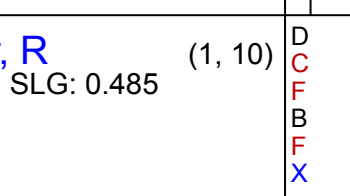
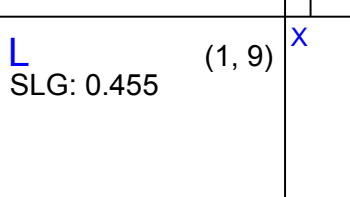
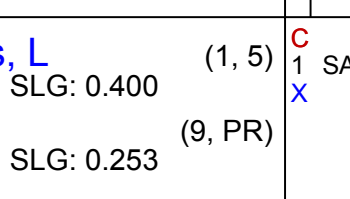
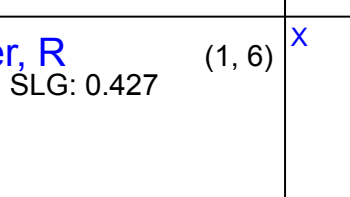

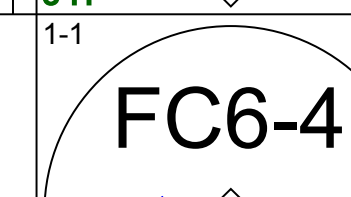
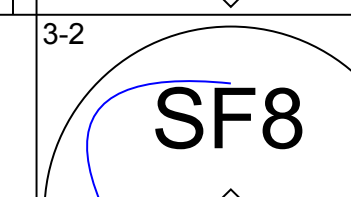
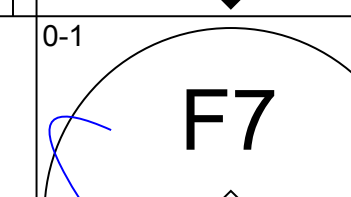
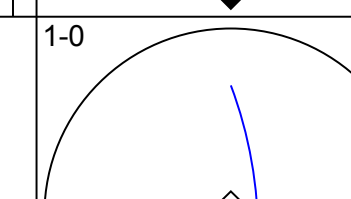
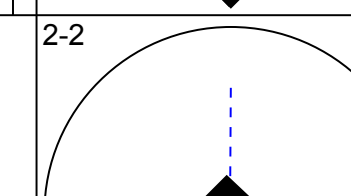
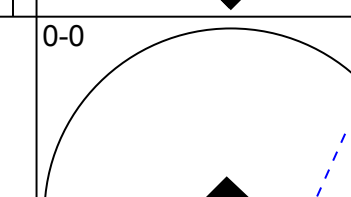
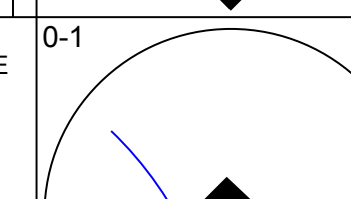
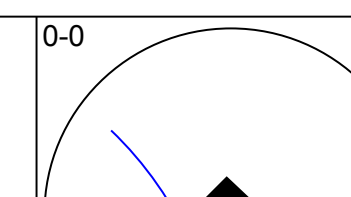
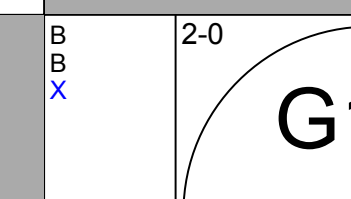
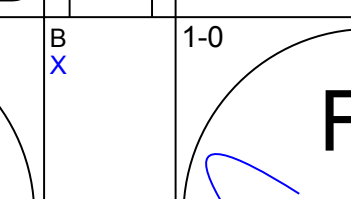
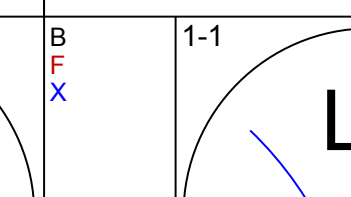
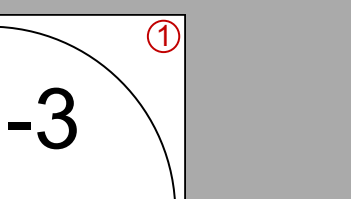

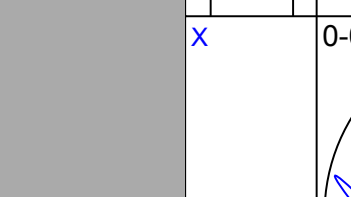
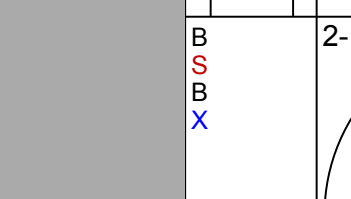
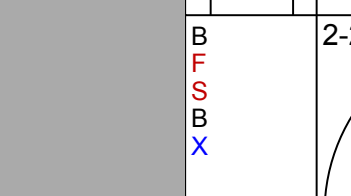
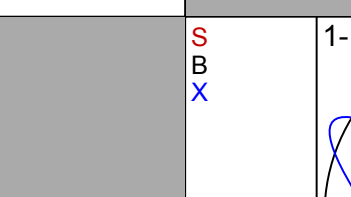
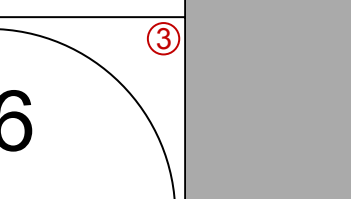
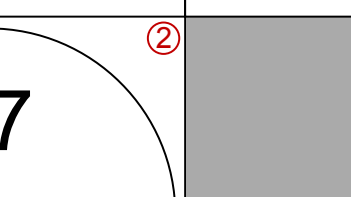

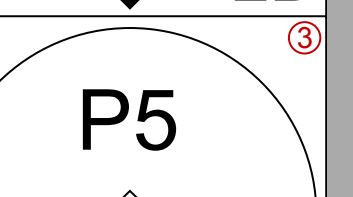
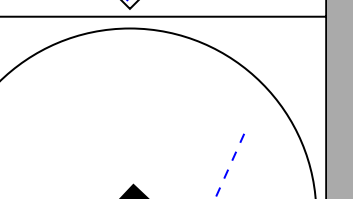
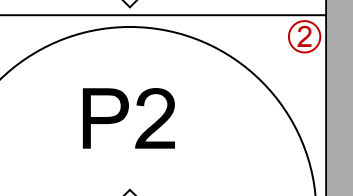

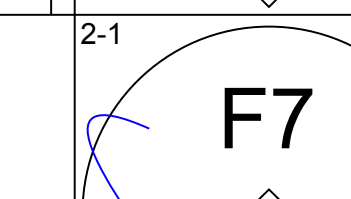
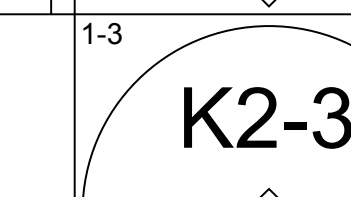
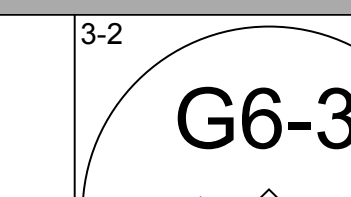


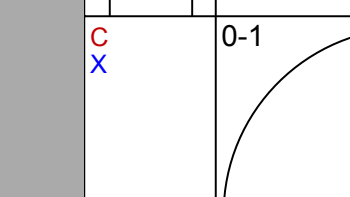
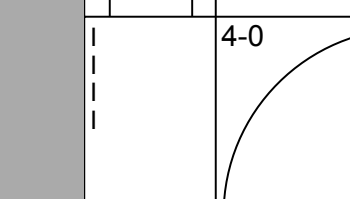
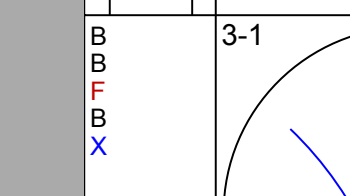
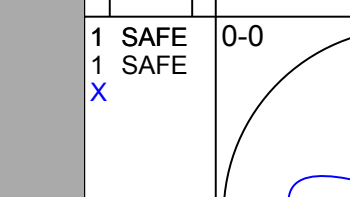
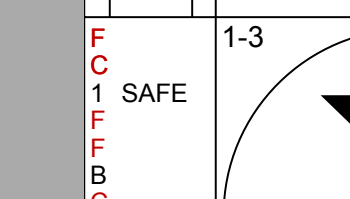
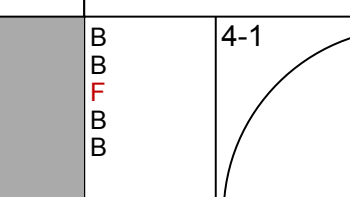
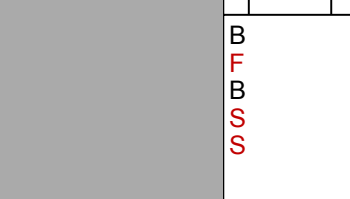
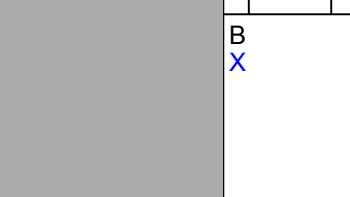
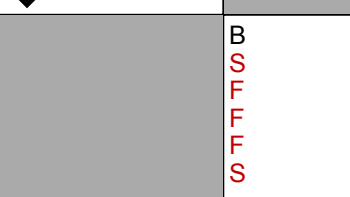
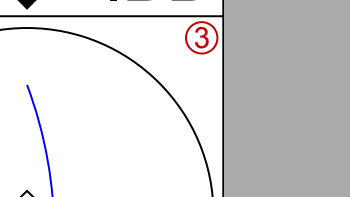
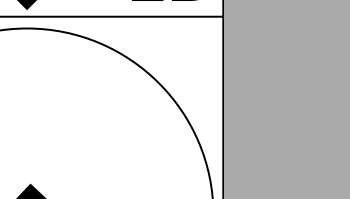
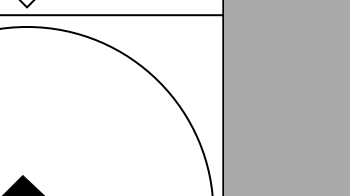
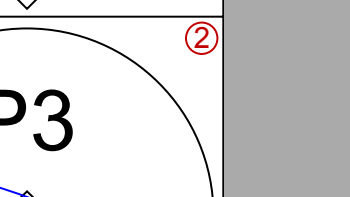
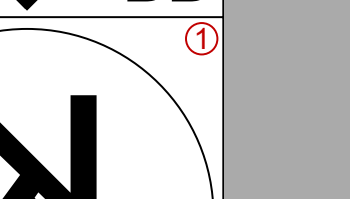
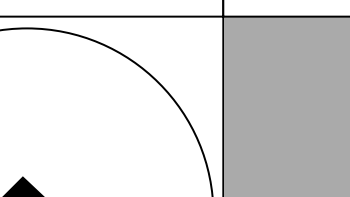



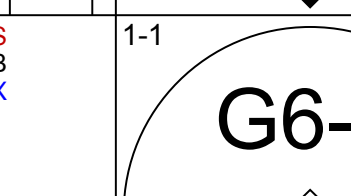
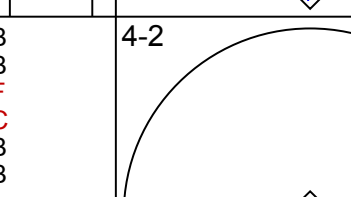
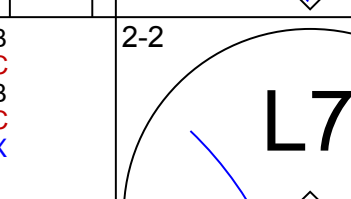
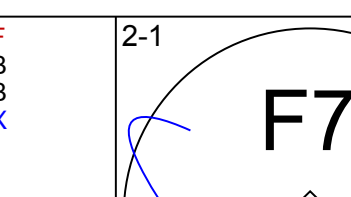
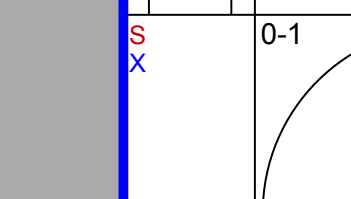
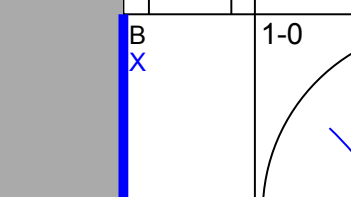
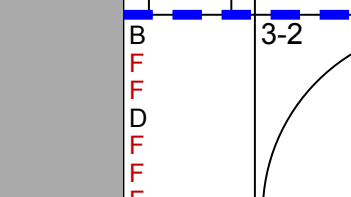
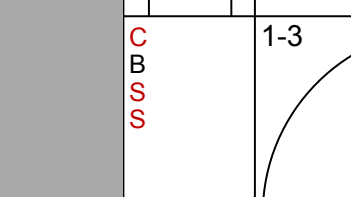
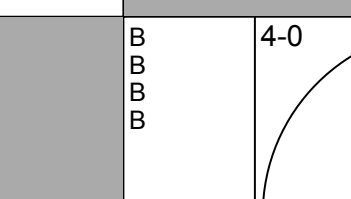
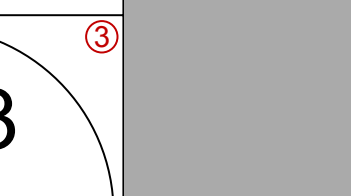
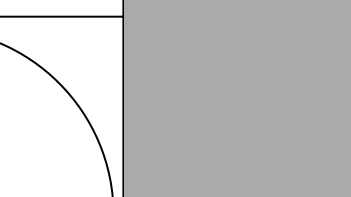
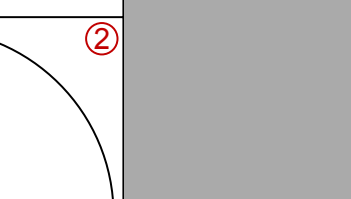
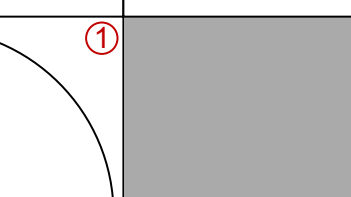
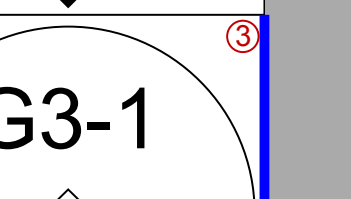
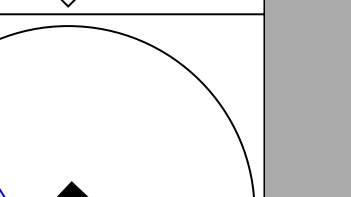
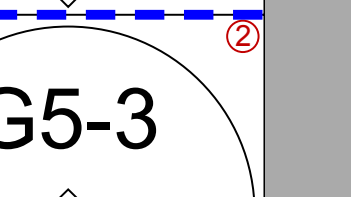

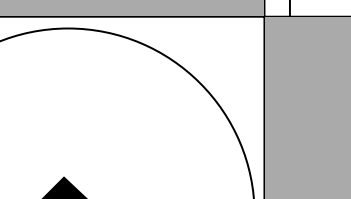





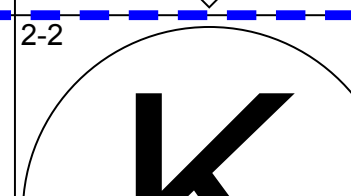
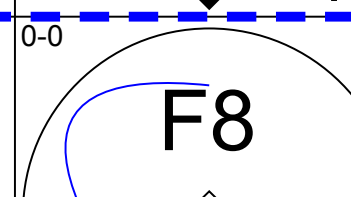
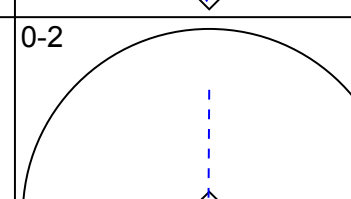
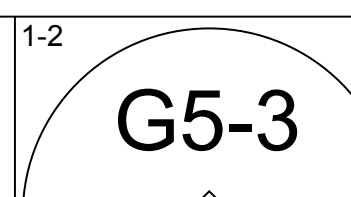
4 0 1 1 0 1 5

3 0 0 1 0 1 1

3 0 0 0 0 1 2
1 0 1 1 0 0 0

3 0 0 0 0 1 0
1 0 0 0 0 0 1
0 0 0 0 0 0 0

1B: 7 SF: 1
2B: 3 SAC: 0
3B: 0 DP: 0
HR: 0 HBP: 0



Inning Stats

PITCHER
Sterling Hitchcock, L (1, 1)
Bobby Ayala, R (8, 1)
Norm Charlton, L (9, 1)
Michael Jackson, R (9, 1)

R: 3 H: 5
E: 0 LOB: 2
K: 0 BB: 0
S: 16 P: 23

R: 0 H: 0
E: 0 LOB: 0
K: 0 BB: 0
S: 4 P: 8

R: 0 H: 1
E: 0 LOB: 1
K: 0 BB: 0
S: 8 P: 13

R: 0 H: 0
E: 0 LOB: 0
K: 1 BB: 0
S: 9 P: 15

R: 1 H: 2
E: 0 LOB: 2
K: 1 BB: 2
S: 11 P: 23

R: 0 H: 0
E: 0 LOB: 0
K: 2 BB: 0
S: 9 P: 13

R: 0 H: 0
E: 0 LOB: 1
K: 0 BB: 1
S: 9 P: 18

R: 1 H: 1
E: 0 LOB: 1
K: 1 BB: 1
S: 12 P: 21

IP WLS BF H R ER SO BB IBB HBP BLK WP HR S P ERA WHIP

7.1 W 33 8 5 5 5 3 1 0 0 0 0 0 69 21 6.14 1.500

1.0 5 2 0 0 0 0 0 0 0 0 0 0 16 21 0.00 2.000

0.1 1 0 0 0 0 0 0 0 0 0 0 0 1 1 0.00 0.000

0.1 S 1 0 0 0 1 0 0 0 3 5 0.00 0.000

1.0 5 2 0 0 0 0 0 0 0 0 0 0 16 21 0.00 2.000

0.1 1 0 0 0 0 0 0 0 0 0 0 0 1 1 0.00 0.000

0.1 S 1 0 0 0 1 0 0 0 3 5 0.00 0.000

1.0 5 2 0 0 0 0 0 0 0 0 0 0 16 21 0.00 2.000

Fri Aug 16 1996, 7:05 PM EDT
Att: 50,724 - Unknown - 80 F

Batter	1	2	3	4	5	6	7	8	9	AB R H RBI BB SO LOB	TOP											
Rich Amaral, R (1, 7) OBP: 0.409, SLG: 0.368	0-2 HR 1B	0-1 L7		2-1 HR 1B	4-2 BB			1-0 G6-3		4 2 2 0 1 0 0												
Alex Rodriguez, R (1, 6) OBP: 0.414, SLG: 0.643	1-0 HR 1-H		2-1 1B 1B	2-0 SF9	2-3 K			3-2 G6-3		4 2 2 3 0 1 3												
Ken Griffey Jr., L (1, 8) OBP: 0.389, SLG: 0.649	1-2 G4-3		0-0 1B HR 1B	1-0 HR 1-H		0-2 F8			3-1 2B SF8 1B	5 3 3 2 0 0 0												
Edgar Martinez, R (1, 10) OBP: 0.463, SLG: 0.649	2-1 BB 1B		2-1 HR 1B	3-2 G4-3		2-3 K			1-0 SF8 2B	5 1 3 1 0 1 1												
Jay Buhner, R (1, 9) OBP: 0.376, SLG: 0.578	4-2 BB		3-1 HR	2-3 K		3-3 K			1-0 SF8	3 1 1 4 1 2 1												
Brian Hunter, R (1, 3) OBP: 0.373, SLG: 0.493	0-0 P3		1-2 F6		2-1 BB WP 1B		1-1 F8		0-2 F8	5 0 1 0 0 0 3												
Jeff Manto, R (1, 5) OBP: 0.295, SLG: 0.385	1-2 P3		2-1 F7		4-1 BB BB		0-0 G5-3		0-1 F8	4 0 0 0 1 0 3												
John Marzano, R (1, 2) OBP: 0.365, SLG: 0.338			2-1 G5-3		0-1 F9		2-2 G5-3			4 0 0 0 0 0 2												
Andy Sheets, R (1, 4) OBP: 0.286, SLG: 0.275										1 0 0 0 0 0 0												
Joey Cora, S (4, PR) OBP: 0.335, SLG: 0.414		2-2 G5-3		1-2 1B SF9 HBP		0-0 F8		2-2 G4-3		2 1 0 0 0 0 2												
Inning Stats	R: 2 E: 0 K: 0 S: 17	H: 3 LOB: 2 BB: 1 P: 26	R: 0 E: 0 K: 0 S: 7	H: 0 LOB: 0 BB: 0 P: 10	R: 4 E: 0 K: 0 S: 16	H: 4 LOB: 0 BB: 0 P: 28	R: 3 E: 0 K: 1 S: 13	H: 2 LOB: 1 BB: 0 P: 24	R: 0 E: 0 K: 1 S: 13	H: 1 LOB: 3 BB: 2 P: 25	R: 0 E: 0 K: 2 S: 11	H: 0 LOB: 0 BB: 0 P: 16	R: 0 E: 0 K: 0 S: 7	H: 0 LOB: 0 BB: 0 P: 10	R: 0 E: 0 K: 0 S: 7	H: 0 LOB: 0 BB: 0 P: 13	R: 1 E: 0 K: 0 S: 9	H: 2 LOB: 1 BB: 0 P: 14	1B: 8 2B: 1 3B: 0 HR: 3	SF: 2 SAC: 0 DP: 0 HBP: 1	WP: 1 PB: 0 SB: 0 CS: 0	PA: 43
PITCHER	IP WLS BF H R ER SO BB IBB HBP BLK WP HR S P ERA WHIP																					
Kenny Rogers, L (1, 1) ERA: 4.52	3.0 L 19 8 8 8 0 1 0 1 0 0 2 44 71 24.00 3.000																					
Jim Mecir, R (4, 1) ERA: 4.7	1.2 9 2 1 1 1 2 0 0 0 1 1 17 35 5.40 2.400																					
Dave Pavlas, R (5, 1) ERA:	2.1 7 0 0 0 3 0 0 0 0 0 0 23 33 0.00 0.000																					
Dale Polley, L (8, 1) ERA: 8.56	1.0 4 1 1 1 0 0 0 0 0 0 0 9 18 9.00 1.000																					
Bob Wickman, R (9, 1) ERA: 4.54	1.0 4 1 0 0 0 0 0 0 0 0 0 7 9 0.00 1.000																					

Seattle Mariners @ New York Yankees
Yankee Stadium, Bronx, NY
 Sat Aug 17 1996, 3:33 AM EDT
 Att. 51,729 - Sunny - 80 F

livebaseballscorecards.com

AB	37
R	10
H	12
RBI	10
BB	3
SO	4
LOB	15



BOTTOM

Seattle Mariners @ New York Yankees
Yankee Stadium, Bronx, NY
Sat Aug 17 1996, 3:33 AM EDT
Att: 51,729 - Sunny - 80 F

livebaseballscorecards.com

AB	34
R	3
H	8
RBI	3
BB	1
SO	6
LOB	10



WP:	0	PA:	35
PB:	0		
SB:	0		
CS:	0		

AB R H RBI BB SO LOB

4 0 0 0 0 0 2

4 0 2 2 0 1 0

4 0 0 0 0 1 2

4 0 1 0 0 1 0

4 1 2 1 0 0 0

4 0 1 0 0 0 2

3 0 1 0 1 2 1

4 1 1 0 0 0 1

3 1 0 0 0 1 2

1B:	6	SF:	0
2B:	1	SAC:	0
3B:	0	DP:	1
HR:	1	HBP:	0

Batter	1	2	3	4	5	6	7	8	9
2 Derek Jeter, R OBP: 0.370, SLG: 0.423 (1, 6)	1-2 G6-3		0-0 G1-3		0-0 G1-3		2-2 F9		
Wade Boggs, L OBP: 0.394, SLG: 0.403 (1, 5)	2-0 L4			2-2 G1-6-3 1B	3-1 2B		0-3 K		
Paul O'Neill, L OBP: 0.412, SLG: 0.451 (1, 9)	2-3 K			0-0 G1-6-3 1-2f	0-1 G3-1			0-1 G6-3	
Cecil Fielder, R OBP: 0.354, SLG: 0.483 (1, 3)		1-0 F4		1-2 1B 1B		1-3 K		2-0 F7	
Bernie Williams, S OBP: 0.381, SLG: 0.532 (1, 8)		0-1 F9		3-1 FC5-4 1B		0-0 HR		0-0 G4-3	
Tim Lincecum, S OBP: 0.381, SLG: 0.393 (1, 7)		1-1 1B		0-1 FC5-4 1-2f		0-0 F4			1-2 G3
Darryl Strawberry, L OBP: 0.376, SLG: 0.545 (1, 10)		3-3 K			4-2 FC6-5 1B BB	1-0 FC6-4 1B			2-3 K
Mariano Duncan, R OBP: 0.331, SLG: 0.459 (1, 4)			1-2 G4-3		0-0 G1-3 2B 1B	0-0 FC6-4 1-2f			0-1 G5-3
Joe Girardi, R OBP: 0.353, SLG: 0.364 (1, 2)			1-3 K		0-0 FC6-5 2B G1-3		0-0 F9		

Inning Stats	R: 0	H: 0	E: 0	K: 1	S: 9	R: 0	H: 1	E: 0	K: 1	S: 9	R: 0	H: 0	E: 0	K: 1	S: 7	R: 0	H: 3	E: 0	K: 0	S: 11	R: 2	H: 2	E: 0	K: 0	S: 9	R: 1	H: 2	E: 0	K: 1	S: 7	R: 0	H: 0	E: 0	K: 1	S: 7	R: 0	H: 0	E: 0	K: 0	S: 4	R: 0	H: 0	E: 0	K: 1	S: 8	R: 0	H: 0	E: 0	K: 1	S: 8
	LOB: 0	BB: 0	P: 14	LOB: 1	BB: 0	P: 14	LOB: 0	BB: 0	P: 9	LOB: 2	BB: 0	P: 17	LOB: 1	BB: 1	P: 16	LOB: 1	BB: 0	P: 9	LOB: 0	BB: 0	P: 6	LOB: 0	BB: 0	P: 11	LOB: 0	BB: 0	P: 6	LOB: 0	BB: 0	P: 6	LOB: 0	BB: 0	P: 6	LOB: 0	BB: 0	P: 6	LOB: 0	BB: 0	P: 6	LOB: 0	BB: 0	P: 6	LOB: 0	BB: 0	P: 6	LOB: 0	BB: 0	P: 6		

PITCHER	IP	WLS	BF	H	R	ER	SO	BB	IBB	HBP	BLK	WP	HR	S	P	ERA	WHIP
Jamie Moyer, L ERA: 4.08 (1, 1)	7.1	W	30	8	3	3	5	1	0	0	0	0	1	61	90	3.68	1.227
Chris Bosio, R ERA: 6.0 (8, 1)	1.2		5	0	0	0	1	0	0	0	0	0	0	10	15	0.00	0.000

Batter	1	2	3	4	5	6	7	8	9	10	11	12	AB R H RBI BB SO LOB	TOP												
Joey Cora, S OBP: 0.336, SLG: 0.414 (1, 4)	3-1 1B 1B	3-1 G4-3	0-2 1-2 1B			1-1 G3	2-2 1B		1-2 FC4-6 1-2f		2-1 L9		7 1 3 0 0 0 1													
Alex Rodriguez, R OBP: 0.416, SLG: 0.643 (1, 6)	0-1 1B 1B	3-1 HR 1B	2-1 FC5 2-3f			4-2 PB 1B BB	2-3 K		1 SAFE 2-3 K		2-2 SF8 2B		6 4 3 0 1 2 4													
Ken Griffey Jr., L OBP: 0.392, SLG: 0.657 (1, 8)	1-1 BB 1B 1B	0-0 HR		0-1 2B 2B		3-3 1 SAFE 1 SAFE 1 SAFE 1 SAFE K	1-1 L4			0-1 G4-3		4-0 SF8 HR IBB	6 4 3 3 1 1 2													
Edgar Martinez, R OBP: 0.467, SLG: 0.655 (1, 10)	2-1 1B 1B	2-1 G4-3		2-1 F8-5 2-H		4-0 PB 1B IBB		1-1 1B		2-2 2B		1-3 K 1-2 2-3	6 2 4 2 1 1 2													
Jay Buhner, R OBP: 0.375, SLG: 0.573 (1, 9)	4-1 1B BB	0-0 F9		3-3 K		4-2 1B BB		1-3 K		1-3 K		2-2 SF8	4 0 0 1 2 3 3													
Paul Sorrento, L OBP: 0.380, SLG: 0.536 (1, 3)	2-3 K		3-1 HR	2-2 F8-5 2-3		0-0 BB 1B		2-3 K		4-1 BB		3-2 HR	6 2 3 5 1 2 5													
Mark Whiten, S OBP: 0.364, SLG: 0.417 (1, 7)	2-0 1B		1-3 K		2-0 L7	4-2 BB		2-3 K		3-2 G6-3		4-2 BB	5 0 1 2 2 2 3													
Doug Strange, S OBP: 0.287, SLG: 0.318 (1, 5)	1-3 K		0-0 G4-3		0-1 G3-1	2-3 K			0-0 G3		3-1 F7	0-0 F8	7 0 0 0 0 2 6													
John Marzano, R OBP: 0.360, SLG: 0.333 Brian Hunter, R OBP: 0.376, SLG: 0.497 (9, PH) Chris Widger, R (9, 2)	0-0 G4-3		0-0 FC5 1B 1B		2-3 K		2-3 K		0-0 FC4-6 1B		2-0 L4		4 0 1 0 0 2 2 1 0 1 0 0 0 0 1 0 0 0 0 0 0													
Inning Stats	R: 4 E: 0 K: 2 S: 20	H: 5 LOB: 2 BB: 1 P: 35	R: 2 E: 0 K: 0 S: 8	H: 2 LOB: 0 BB: 0 P: 16	R: 1 E: 0 K: 1 S: 12	H: 3 LOB: 2 BB: 0 P: 18	R: 1 E: 0 K: 1 S: 10	H: 2 LOB: 0 BB: 17	R: 0 E: 0 K: 1 S: 7	H: 0 LOB: 0 BB: 11	R: 2 E: 0 K: 2 S: 19	H: 1 LOB: 3 BB: 4 P: 41	R: 0 E: 0 K: 3 S: 12	H: 1 LOB: 1 BB: 0 P: 18	R: 0 E: 0 K: 1 S: 9	H: 1 LOB: 1 BB: 0 P: 12	R: 0 E: 0 K: 1 S: 14	H: 1 LOB: 2 BB: 1 P: 24	R: 0 E: 0 K: 0 S: 5	H: 0 LOB: 0 BB: 0 P: 12	R: 3 E: 0 K: 1 S: 15	H: 2 LOB: 1 BB: 2 P: 31	1B: 12 2B: 5 3B: 0 HR: 3	SF: 1 SAC: 0 DP: 1 HBP: 0	WP: 0 PA: 62 PB: 1 SB: 4 CS: 0	
PITCHER	IP WLS BF H R ER SO P ERA WHIP	IP WLS BF H R ER SO P ERA WHIP	IP WLS BF H R ER SO P ERA WHIP	IP WLS BF H R ER SO P ERA WHIP	IP WLS BF H R ER SO P ERA WHIP	IP WLS BF H R ER SO P ERA WHIP	IP WLS BF H R ER SO P ERA WHIP	IP WLS BF H R ER SO P ERA WHIP	IP WLS BF H R ER SO P ERA WHIP	IP WLS BF H R ER SO P ERA WHIP	IP WLS BF H R ER SO P ERA WHIP	IP WLS BF H R ER SO P ERA WHIP	IP WLS BF H R ER SO P ERA WHIP	IP WLS BF H R ER SO P ERA WHIP	IP WLS BF H R ER SO P ERA WHIP	IP WLS BF H R ER SO P ERA WHIP	IP WLS BF H R ER SO P ERA WHIP	IP WLS BF H R ER SO P ERA WHIP	IP WLS BF H R ER SO P ERA WHIP	IP WLS BF H R ER SO P ERA WHIP	IP WLS BF H R ER SO P ERA WHIP	IP WLS BF H R ER SO P ERA WHIP	IP WLS BF H R ER SO P ERA WHIP	IP WLS BF H R ER SO P ERA WHIP	IP WLS BF H R ER SO P ERA WHIP	IP WLS BF H R ER SO P ERA WHIP
Dwight Gooden, R ERA: 4.24 (1, 1)	2.2	19	10	7	7	3	1	0	0	0	0	0	0	23.62	4.125											
Dave Pavias, R ERA: 3.5 (3, 1)	2.2	10	2	2	2	2	1	0	0	0	0	0	0	6.75	1.125											
Dale Polley, L ERA: 9.0 (6, 1)	0.1	2	0	0	0	1	0	1	0	0	0	0	0	0.00	0.000											
Bob Wickman, R ERA: 4.52 (6, 1)	0.1	4	1	1	1	1	2	0	0	0	0	0	0	27.00	9.000											
Jeff Nelson, R ERA: 4.26 (7, 1)	1.0	5	2	0	0	2	0	0	0	0	0	0	0	0.00	2.000											
42 Mariano Rivera, R ERA: 1.99 (8, 1)	3.0	12	2	0	0	5	1	1	0	0	0	0	0	1.99	1.000											
Jim Mecir, R ERA: 5.13 (11, 1)	2.0	10	2	3	3	1	1	1	0	0	0	1	20	13.50	1.500											

Seattle Mariners @ New York Yankees
Yankee Stadium, Bronx, NY
Sun Aug 18 1996, 3:33 AM EDT
Att. 44,769 - Sunny - 80 F

livebaseballscorecards.com

AB	53
R	13
H	19
RBI	13
BB	8
SO	15
LOB	28



Batter	1	2	3	4	5	6	7	8	9	10	11	12	AB R H RBI BB SO LOB
2 Derek Jeter, R OBP: 0.370, SLG: 0.428 (1, 6)	0-2 L7		1-0 G4-3	0-0 G6-4-3 1B		2-2 1B 2B	1-3 K			0-1 G6-3		2-2 1B 2B	7 2 3 1 0 1 2
Wade Boggs, L OBP: 0.392, SLG: 0.401 (1, 5)	1-1 F9			BB 1B		1-0 F6		2-2 G6-3		1-0 F7		2-2 G4-3 1B	7 2 2 1 0 0 3
Bernie Williams, S OBP: 0.382, SLG: 0.529 (1, 8)	2-0 1B			2-0 BB 2B 1B	4-0 BB	1-3 K		0-3 K		0-3 K2-3		0-1 G4-3	6 1 2 0 1 3 3
Cecil Fielder, R OBP: 0.354, SLG: 0.481 (1, 10)	3-3 K			1-1 F7	1-2 P6	2-2 1B		4-1 1B BB			0-0 F7	2-3 K	4 0 1 2 2 1 1 4
Andy Fox, L OBP: 0.273, SLG: 0.253 (8, PR)													0 0 0 0 0 0 0
Gerald Williams, R OBP: 0.320, SLG: 0.435 (11, PH)													0 0 0 0 0 0 0
Paul O'Neill, L OBP: 0.411, SLG: 0.449 (11, PH)													2 0 0 0 0 1 1
Tino Martinez, L OBP: 0.370, SLG: 0.477 (1, 3)		2-0 L9		4-2 BB 2B BB	1-1 SAFE F9	3-3 K		2-0 1B		2-2 WP 1B		3-2 2-H 1B	6 1 3 1 1 1 2
Darryl Strawberry, L OBP: 0.379, SLG: 0.530 (1, 9)		1-1 G4-3		4-0 2B 2B BB	4-2 SAFE BB			1-3 K		1-0 G4-3		0-1 WP 1B	5 1 1 1 2 1 3
Mariano Duncan, R OBP: 0.333, SLG: 0.463 (1, 4)			0-0 G6-3	0-0 2B 2B	0-1 L9		1-0 1B 1B						4 1 2 2 0 0 2
Pat Kelly, R OBP: 0.250, SLG: 0.182 (7, PR) (8, 4)				1-3 2-H 3-H 2B									2 0 0 0 0 2 2
Tim Raines, S OBP: 0.405, SLG: 0.419 (1, 7)			2-1 G3	2-1 HR 2B		1-0 2B 2B 1B	2-0 SAFE 1B		4-2 G6-3 BB		4-0 FC4 IBB		4 2 3 2 2 0 0
Joe Girardi, R OBP: 0.353, SLG: 0.376 (1, 2)			0-0 L6	2-1 HR		1-2 2B 1B 2B	1-3 K		0-0 G6-3		2-2 FC4		6 2 2 2 0 1 6


Inning Stats	R: 0	H: 1	E: 0	K: 1	S: 9	H: 0	LOB: 1	BB: 0	P: 15	R: 0	H: 0	E: 0	K: 0	S: 4	H: 0	LOB: 0	BB: 0	P: 7	R: 0	H: 0	E: 0	K: 0	S: 4	R: 7	H: 6	E: 0	K: 0	S: 14	H: 0	LOB: 0	BB: 2	P: 31	R: 0	H: 0	E: 0	K: 0	S: 10	H: 0	LOB: 2	BB: 2	P: 20	R: 3	H: 4	E: 0	K: 2	S: 17	H: 1	LOB: 1	BB: 0	P: 28	R: 0	H: 2	E: 0	K: 3	S: 12	H: 1	LOB: 2	BB: 1	P: 18	R: 0	H: 1	E: 0	K: 1	S: 9	H: 0	LOB: 0	BB: 0	P: 10	R: 0	H: 0	E: 0	K: 1	S: 6	H: 0	LOB: 0	BB: 1	P: 7	R: 0	H: 0	E: 0	K: 1	S: 6	H: 2	LOB: 3	BB: 1	P: 23	R: 2	H: 3	E: 0	K: 1	S: 18	H: 0	LOB: 1	BB: 0	P: 27	1B: 13	SF: 0	2B: 5	SAC: 0	3B: 0	DP: 2	HR: 1	HBP: 0	WP: 1	PA: 60
--------------	------	------	------	------	------	------	--------	-------	-------	------	------	------	------	------	------	--------	-------	------	------	------	------	------	------	------	------	------	------	-------	------	--------	-------	-------	------	------	------	------	-------	------	--------	-------	-------	------	------	------	------	-------	------	--------	-------	-------	------	------	------	------	-------	------	--------	-------	-------	------	------	------	------	------	------	--------	-------	-------	------	------	------	------	------	------	--------	-------	------	------	------	------	------	------	------	--------	-------	-------	------	------	------	------	-------	------	--------	-------	-------	--------	-------	-------	--------	-------	-------	-------	--------	-------	--------

PITCHER	IP	WLS	BF	H	R	ER	SO	BB	IBB	HBP	BLK	WP	HR	S	P	ERA	WHIP
Terry Mulholland, L ERA: 4.84 (1, 1)	3.1		17	5	6	6	1	2	0	0	0	0	0	26	51	16.20	2.100
Bob Wells, R ERA: 4.7 (4, 1)	1.2		11	5	4	4	0	2	0	0	0	0	1	22	40	21.60	4.200
Randy Johnson, L ERA: 3.07 (6, 1)	2.0		9	3	0	0	5	0	0	0	0	0	0	22	35	0.00	1.500
Norm Charlton, L ERA: 4.86 (8, 1)	3.0		11	1	0	0	3	2	0	0	0	0	0	21	35	0.00	1.000
Bobby Ayala, R ERA: 5.72 (11, 1)	1.2	W	11	5	2	2	2	0	1	0	0	1	0	30	48	10.80	3.000

Seattle Mariners @ New York Yankees
Yankee Stadium, Bronx, NY
 Sun Aug 18 1996, 3:33 AM EDT
 Att: 44,769 - Sunny - 80 F

livebaseballscorecards.com

AB	53
R	12
H	19
RBI	12
BB	7
SO	11
LOB	28



Batter	1	2	3	4	5	6	7	8	9	AB R H RBI BB SO LOB	TOP									
Rich Amaral, R (1, 7) OBP: 0.404, SLG: 0.362	3-2 G5-3		3-2 G4-3		1-2 F7			3-2 F9		4 0 0 0 0 0 1										
Alex Rodriguez, R (1, 6) OBP: 0.414, SLG: 0.647	2-1 G6-3		2-3 K			1-2 HR		0-0 G6-3		4 1 1 1 0 1 0										
Ken Griffey Jr., L (1, 8) OBP: 0.393, SLG: 0.654	0-1 HR 1B		1-2 G4-3			0-2 G4-3			4-0 G6-3 G3 BB	3 1 1 0 1 0 0										
Edgar Martinez, R (1, 10) OBP: 0.467, SLG: 0.652	4-1 HR BB			4-1 G6-3 BB		3-1 G6-3			0-1 G3	2 1 0 0 2 0 1										
Jay Buhner, R (1, 9) OBP: 0.374, SLG: 0.577	1-0 HR			0-1 F9		1-3 K			1-1 G6-3	4 1 1 3 0 1 2										
Brian Hunter, R (1, 3) OBP: 0.368, SLG: 0.484	2-1 F7			3-2 G6-3 1-2f			2-0 L5		0-0 G6-3	4 0 0 0 0 0 2										
Dan Wilson, R (1, 2) OBP: 0.353, SLG: 0.472					4-2 DI BB		2-2 L8			2 0 0 0 1 0 0										
Jeff Manto, R (1, 5) OBP: 0.286, SLG: 0.370					1-3 K		0-0 G5-3			3 0 0 0 0 1 1										
Joey Cora, S (1, 4) OBP: 0.335, SLG: 0.412 Chris Widger, R (8, PH) Andy Sheets, R (8, 4) OBP: 0.286, SLG: 0.275					0-0 G1-3			0-1 G6-3		2 0 0 0 0 1 1 1 0 0 0 0 0 0 0 0 0 0 0 0 0										
Inning Stats	R: 3 E: 0 K: 0 S: 11	H: 2 LOB: 0 BB: 1 P: 23	R: 0 E: 0 K: 1 S: 9	H: 0 LOB: 0 BB: 0 P: 13	R: 0 E: 0 K: 1 S: 10	H: 0 LOB: 0 BB: 1 P: 16	R: 0 E: 0 K: 1 S: 10	H: 0 LOB: 1 BB: 1 P: 16	R: 1 E: 0 K: 1 S: 13	H: 1 LOB: 0 BB: 0 P: 18	R: 0 E: 0 K: 0 S: 5	H: 0 LOB: 0 BB: 0 P: 9	R: 0 E: 0 K: 0 S: 6	H: 0 LOB: 0 BB: 0 P: 9	R: 0 E: 0 K: 0 S: 5	H: 0 LOB: 1 BB: 1 P: 10	1B: 1 2B: 0 3B: 0 HR: 2	SF: 0 SAC: 0 DP: 1 HBP: 0	WP: 0 PB: 0 SB: 0 CS: 0	PA: 33
PITCHER Andy Pettitte, L (1, 1) ERA: 4.28	IP: 9.0 WLS: W BF: 33 H: 3 R: 4 ER: 4 SO: 4 BB: 4 IBB: 0 HBP: 0 BLK: 0 WP: 0 HR: 2 S: 75 P: 127 ERA: 4.00 WHIP: 0.778											PITCHER	IP: WLS: BF: H: R: ER: SO: BB: IBB: HBP: BLK: WP: HR: S: P: ERA: WHIP:							

Seattle Mariners @ New York Yankees
 Yankee Stadium, Bronx, NY
 Mon Aug 19 1996, 7:05 PM EDT
 Att. 33,994 - Unknown - 76 F

AB	29
R	4
H	3
RBI	4
BB	4
SO	4
LOB	8



Batter	1	2	3	4	5	6	7	8	9	AB	R	H	RBI	BB	SO	LOB
Tim Raines, S OBP: 0.388, SLG: 0.398 (1, 7)	G4-3		G4-3	K	K		F8			5	0	0	0	0	2	4
Wade Boggs, L OBP: 0.392, SLG: 0.401 (1, 5)	G4-3		1B BB 1B		1B	G6-3		G4-3		5	2	2	0	0	0	0
Darryl Strawberry, L OBP: 0.386, SLG: 0.533 (1, 9)			BB 1B		L7	G3-1		2B 1B		5	0	3	0	0	0	1
Gerald Williams, R OBP: 0.320, SLG: 0.435 (8, PR) (9, 9)			1B					1B		0	1	0	0	0	0	0
Cecil Fielder, R OBP: 0.359, SLG: 0.493 (1, 10)	F7		BB 1B		WP 2 1B			1B		5	2	4	1	0	0	1
Andy Fox, L OBP: 0.273, SLG: 0.253 (8, PR)			1B		1B	HR		1B 2B		0	1	0	0	0	0	0
Tino Martinez, L OBP: 0.375, SLG: 0.486 (1, 3)					2 1B WP	G6-3		G3-6-3		4	2	3	5	1	0	0
Bernie Williams, S OBP: 0.382, SLG: 0.534 (1, 8)			HR BB		1B			1B		4	2	1	1	1	0	5
2 Derek Jeter, R OBP: 0.371, SLG: 0.427 (1, 6)			L8 L7		2B IBB			HR		4	2	1	1	1	0	5
Jim Leyritz, R OBP: 0.341, SLG: 0.358 (1, 2)					1B			BB		3	0	1	2	1	0	0
Pat Kelly, R OBP: 0.188, SLG: 0.133 (1, 4)			P3		2B 1B					4	0	2	1	0	0	1
			G5-3		1B 2B			F8		4	0	2	1	0	0	1
					1B					4	0	0	0	0	3	4
			K		B3			K								
					1-2											


Inning Stats	R: 0	H: 1	E: 0	K: 0	S: 7	R: 1	H: 1	E: 0	K: 0	S: 9	R: 1	H: 3	E: 0	K: 1	S: 15	R: 0	H: 1	E: 0	K: 1	S: 8	R: 4	H: 5	E: 0	K: 2	S: 21	R: 1	H: 1	E: 0	K: 0	S: 9	R: 1	H: 1	E: 0	K: 1	S: 12	R: 2	H: 3	E: 0	K: 0	S: 11	
	LOB: 1	BB: 0	LOB: 0	BB: 0	LOB: 0	LOB: 3	BB: 1	LOB: 1	BB: 0	LOB: 2	LOB: 1	BB: 1	LOB: 0	BB: 1	LOB: 2	LOB: 0	BB: 0	LOB: 1	BB: 1	LOB: 0	LOB: 2	LOB: 0	LOB: 1	BB: 1	LOB: 1	LOB: 0	LOB: 1	BB: 0	LOB: 2	LOB: 0	LOB: 0	LOB: 2	LOB: 0	LOB: 0	LOB: 2	LOB: 0	LOB: 0	LOB: 0	LOB: 0		
	1B: 11	SF: 0	2B: 2	SAC: 0	3B: 0	DP: 1	HR: 3	HBP: 0	CS: 0	WP: 1	PA: 42																														
PITCHER	IP	WLS	BF	H	R	ER	SO	BB	IBB	HBP	BLK	WP	HR	S	P	ERA	WHIP																								
Rafael Carmona, R ERA: 4.7 (1, 1)	4.1	L	25	10	6	6	2	1	1	0	0	1	1	51	84	12.46	2.538																								
Chris Bosio, R ERA: 6.26 (5, 1)	3.2		17	6	4	4	3	1	0	0	0	0	2	41	56	9.82	1.909																								

BOTTOM

Seattle Mariners @ New York Yankees
 Yankee Stadium, Bronx, NY
 Mon Aug 19 1996, 7:05 PM EDT
 Att: 33,994 - Unknown - 76 F

livebaseballscorecards.com

AB	39
R	10
H	16
RBI	10
BB	3
SO	5
LOB	16



Batter	1	2	3	4	5	6	7	8	9	AB R H RBI BB SO LOB	TOP											
Randy Velarde, R OBP: 0.376, SLG: 0.418 (1, 6)	G6-3 HBP			P5		F7			HR	4 1 1 1 0 0 1												
Jim Edmonds, L OBP: 0.390, SLG: 0.604 Orlando Palmeiro, L OBP: 0.352, SLG: 0.365 (1, 8) (6, 8)	BB			F7			K2-3		K2-3	2 1 0 0 1 1 3 2 0 0 0 0 2 0												
Tim Salmon, R OBP: 0.382, SLG: 0.519 (1, 9)	SAFE	PB 1B	K	K				1B	F9	5 1 2 0 0 2 0												
Chili Davis, S OBP: 0.390, SLG: 0.507 (1, 10)	BB 1B	BB 1B	G4-3		F7		P5		G4-3	4 1 0 0 1 0 1												
16 Garret Anderson, L OBP: 0.324, SLG: 0.427 (1, 7)	BB 1B	BB 1B	L5		F9		G2			4 1 1 2 0 0 1												
J.T. Snow, L OBP: 0.339, SLG: 0.385 (1, 3)	K			BB	F7			1B		3 0 1 0 1 1 2												
Jack Howell, L OBP: 0.317, SLG: 0.521 (1, 5)	BB 2B			F7		BB		F8		2 1 0 0 2 0 2												
Jorge Fabregas, L OBP: 0.328, SLG: 0.317 Todd Greene, R OBP: 0.143, SLG: 0.250 (1, 2) (8, PH) (8, 2)	BB 1B			BB 1B		F8		P6		3 0 2 2 0 0 1 1 0 0 0 0 0 1												
Rex Hudler, R OBP: 0.351, SLG: 0.581 (1, 4)	BB 2B			P6		P2		K		4 0 1 1 0 1 3												
Inning Stats	R: 5 E: 0 K: 2 S: 20	H: 4 LOB: 3 BB: 3 P: 39	R: 0 E: 0 K: 1 S: 8	H: 0 LOB: 0 BB: 0 P: 13	R: 0 E: 0 K: 0 S: 11	H: 1 LOB: 1 BB: 1 P: 20	R: 0 E: 0 K: 1 S: 7	H: 0 LOB: 0 BB: 0 P: 11	R: 0 E: 0 K: 0 S: 5	H: 0 LOB: 0 BB: 0 P: 9	R: 0 E: 0 K: 0 S: 11	H: 0 LOB: 1 BB: 1 P: 20	R: 0 E: 0 K: 1 S: 9	H: 1 LOB: 1 BB: 0 P: 12	R: 0 E: 0 K: 1 S: 7	H: 1 LOB: 1 BB: 0 P: 11	R: 1 E: 0 K: 1 S: 9	H: 1 LOB: 0 BB: 0 P: 14	1B: 6 2B: 1 3B: 0 HR: 1	SF: 0 SAC: 0 DP: 0 HBP: 1	WP: 0 PB: 1 SB: 0 CS: 0	PA: 40
PITCHER	IP WLS BF H R ER SO BB IBB HBP BLK WP HR S P ERA WHIP																					
David Weathers, R ERA: 5.84 Brian Boehringer, R ERA: 7.45 Dave Pavias, R ERA: 2.57 Bob Wickman, R ERA: 4.58	(1, 1) (1, 1) (7, 1) (9, 1)	0.2 5.1 2.0 1.0	W	8 20 8 4	3 2 2 1	5 0 0 1	5 0 0 1	1 3 2 1	3 2 0 0	0 0 0 0	0 0 0 0	0 0 0 0	0 0 16 9	14 82 23 14	30 0.00 0.00 9.00	67.50 0.750 1.000 1.000						

California Angels @ New York Yankees
 Yankee Stadium, Bronx, NY
 Tue Aug 20 1996, 7:05 PM EDT
 Att. 20,795 - Unknown - 75 F

livebaseballscorecards.com

AB	34
R	6
H	8
RBI	6
BB	5
SO	7
LOB	15



Batter	1	2	3	4	5	6	7	8	9
2 Derek Jeter, R <small>OBP: 0.370, SLG: 0.424</small> Andy Fox, L <small>OBP: 0.271, SLG: 0.252</small>	G6-3		E5	1B	F7	G5-3	FC4		
Wade Boggs, L <small>OBP: 0.391, SLG: 0.399</small>	F7		K	HBP 1B		L8	F9		
Darryl Strawberry, L <small>OBP: 0.387, SLG: 0.535</small> Gerald Williams, R <small>OBP: 0.319, SLG: 0.433</small>	P2		K	BB HBP 1B			WP 1B	L3	
Cecil Fielder, R <small>OBP: 0.360, SLG: 0.491</small>		G6-3		BB 1B		L7	1B 1B BB	K	
Tino Martinez, L <small>OBP: 0.376, SLG: 0.486</small>		L7		BB		1B 2B	K	K	
Bernie Williams, S <small>OBP: 0.382, SLG: 0.531</small> Tim Raines, S <small>OBP: 0.388, SLG: 0.398</small>		G4-3		E3		1B BB	BB 1B		
Paul O'Neill, L <small>OBP: 0.412, SLG: 0.457</small>			HR	G4-6-3	G4-3	1B 1B	1B 1B		
Mariano Duncan, R <small>OBP: 0.339, SLG: 0.477</small> Pat Kelly, R <small>OBP: 0.235, SLG: 0.133</small>		E1	HR	HR	HR	1B 2 G5-3 1B	1B FC4 BB		
Jim Leyritz, R <small>OBP: 0.350, SLG: 0.379</small>			K	HR	BB	2 G5-3 1B	FC4 1B		

Inning Stats	R: 0	H: 0	E: 0	K: 0	S: 9	LOB: 0	BB: 0	P: 15	R: 0	H: 0	E: 0	K: 0	S: 9	LOB: 0	BB: 0	P: 14	R: 1	H: 1	E: 2	K: 3	S: 22	LOB: 2	BB: 0	P: 30	R: 6	H: 6	E: 1	K: 0	S: 22	LOB: 3	BB: 2	P: 38	R: 1	H: 1	E: 0	K: 1	S: 12	LOB: 2	BB: 2	P: 24	R: 4	H: 4	E: 0	K: 0	S: 13	LOB: 1	BB: 1	P: 23	R: 5	H: 4	E: 0	K: 1	S: 17	LOB: 1	BB: 2	P: 35	R: 0	H: 0	E: 0	K: 2	S: 8	LOB: 0	BB: 0	P: 13
1B: 11	SF: 0	2B: 2	SAC: 0	3B: 0	DP: 1	HR: 3	HBP: 1	WP: 2	PA: 50																																																							

PITCHER	IP	WLS	BF	H	R	ER	SO	BB	IBB	HBP	BLK	WP	HR	S	P	ERA	WHIP
Dennis Springer, R	(1, 1)	3.2	L	22	7	7	1	3	1	0	0	0	0	58	88	2.46	2.182
Kyle Abbott, L	(4, 1)	2.2		19	6	8	2	5	0	0	0	1	1	34	69	27.00	4.125
Jason Grimsley, R	(7, 1)	1.2		9	3	2	2	1	0	0	0	1	0	20	35	10.80	2.400

BOTTOM

California Angels @ New York Yankees
Yankee Stadium, Bronx, NY
 Tue Aug 20 1996, 7:05 PM EDT
 Att: 20,795 - Unknown - 75 F

livebaseballscorecards.com

AB	42
R	17
H	16
RBI	15
BB	7
SO	7
LOB	23



Batter	1	2	3	4	5	6	7	8	9	AB R H RBI BB SO LOB	TOP			
Randy Velarde, R (1, 4) OBP: 0.376, SLG: 0.416	0-0 F9 1B		0-0 SH5-3-6-5-4 1B		0-3 K			0-3 K	4-0 1B BB	4 0 1 0 1 2 0				
Gary Disarcina, R (1, 6) OBP: 0.288, SLG: 0.345	0-0 HR 1B		0-0 SH5-3-6-5-4 1-3f			0-0 F8		0-0 G6-3	0-0 FC4-6 1B	4 1 2 1 0 0 0				
Tim Salmon, R (1, 9) OBP: 0.381, SLG: 0.514	0-3 K		0-3 K			0-3 K			HR BB FC4-6	4 1 0 0 1 3 3				
Chili Davis, S (1, 10) OBP: 0.393, SLG: 0.524	0-0 HR			0-0 16 G1-6-3 1B		0-0 E6 FC6-4			0-0 HR	4 2 3 4 0 0 0				
Rex Hudler, R (1, 8) OBP: 0.351, SLG: 0.586	0-0 3B			0-0 F9		0-0 FC6-4 1-2f			0-0 FC4-6 1B	3 0 1 0 0 0 2				
Jim Edmonds, L (8, 8) OBP: 0.392, SLG: 0.605										1 0 1 0 0 0 0				
16 Garret Anderson, L (1, 7) OBP: 0.322, SLG: 0.424	0-0 G4-3			0-0 G1-6-3 1-2		0-0 G6-3		0-0 F8	0-0 FC4-6 1B	4 0 0 0 0 0 3				
Todd Greene, R (1, 2) OBP: 0.120, SLG: 0.208		0-0 P6		0-0 G4-3		0-0 G5-3		0-0 FC4-6 1B S		4 1 0 0 0 0 2				
J.T. Snow, L (1, 3) OBP: 0.339, SLG: 0.383		0-0 L6			0-3 K	0-0 G3-1		4-0 1B WP BB		3 1 0 0 1 1 0				
George Arias, R (1, 5) OBP: 0.294, SLG: 0.341		0-0 P3			0-0 P4		0-3 K	0-0 WP 1B		4 1 1 1 0 1 0				
Inning Stats	R: 2 E: 0 K: 1 S: 8 H: 3 LOB: 1 BB: 0 P: 8	R: 0 E: 0 K: 0 S: 3 H: 0 LOB: 0 BB: 0 P: 3	R: 0 E: 0 K: 1 S: 5 H: 1 LOB: 0 BB: 0 P: 5	R: 0 E: 0 K: 0 S: 4 H: 1 LOB: 1 BB: 0 P: 4	R: 0 E: 0 K: 2 S: 7 H: 0 LOB: 0 BB: 0 P: 7	R: 0 E: 1 K: 1 S: 6 H: 0 LOB: 1 BB: 0 P: 6	R: 0 E: 0 K: 0 S: 3 H: 0 LOB: 0 BB: 0 P: 3	R: 0 E: 0 K: 2 S: 7 H: 0 LOB: 0 BB: 0 P: 7	R: 5 E: 0 K: 0 S: 7 H: 4 LOB: 2 BB: 3 P: 19	1B: 6 2B: 1 3B: 1 HR: 2 SF: 0 SAC: 1 DP: 1 HBP: 0	WP: 1 PB: 0 SB: 1 CS: 0 PA: 39			
PITCHER	IP WLS BF H R ER SO BB IBB HBP BLK WP HR S P ERA WHIP												PITCHER	IP WLS BF H R ER SO BB IBB HBP BLK WP HR S P ERA WHIP
Jimmy Key, L (1, 1) ERA: 4.9	7.0 L 26 5 2 2 5 0 0 0 0 0 0 1 36 36 2.57 0.714													
Jeff Nelson, R (8, 1) ERA: 4.5	1.0 5 1 2 2 2 1 0 0 0 0 0 1 8 12 18.00 2.000													
Dale Polley, L (9, 1) ERA: 9.82	0.2 4 1 0 0 0 1 0 0 0 0 0 0 3 7 0.00 3.000													
Bob Wickman, R (9, 1) ERA: 4.67	0.1 4 2 3 3 0 1 0 0 0 0 1 0 3 7 81.00 9.000													

California Angels @ New York Yankees
 Yankee Stadium, Bronx, NY
 Wed Aug 21 1996, 3:33 AM EDT
 Att. 27,811 - Cloudy - 74 F

livebaseballscorecards.com

AB 35
 R 7
 H 9
 RBI 6
 BB 3
 SO 7
 LOB 10



Batter	1	2	3	4	5	6	7	8	9	AB R H RBI BB SO LOB
2 Derek Jeter, R OBP: 0.371, SLG: 0.432 (1, 6)	0-0 HR		0-0 1B		0-0 1B		0-0 SH5-4		0-0 G6-3	4 1 2 1 0 0 2
Wade Boggs, L OBP: 0.391, SLG: 0.397 (1, 5)	4-0 BB		0-0 G4-3		0-0 1B		0-0 F8		0-3 K	4 0 1 0 1 1 5
Darryl Strawberry, L OBP: 0.381, SLG: 0.523 (1, 7)	0-0 FC4-6		0-0 F9		0-0 1B		0-0 G1-3		0-3 K	5 0 1 0 0 1 5
Cecil Fielder, R OBP: 0.358, SLG: 0.487 (1, 10)	0-0 L4-3			0-3 K	0-0 G5-3			0-0 P3		4 0 0 0 0 1 3
Tino Martinez, L OBP: 0.375, SLG: 0.484 (1, 3)		0-0 G6-3		0-0 F7		0-0 G1-3		0-0 1B		4 0 1 0 0 0 0
Gerald Williams, R OBP: 0.319, SLG: 0.433 (8, PR) (9, 9)								1B		0 0 0 0 0 0 0
Bernie Williams, S OBP: 0.383, SLG: 0.530 (1, 8)		0-0 G4-3		0-0 1B		4-0 BB		0-0 F7		3 0 1 0 1 0 1
Paul O'Neill, L OBP: 0.415, SLG: 0.460 (1, 9) (9, 3)		0-0 1B		0-0 1B		0-0 G6-4-3		0-0 1B		4 0 3 0 0 0 1
Mariano Duncan, R OBP: 0.339, SLG: 0.479 (1, 4)		0-0 G5-3		0-0 L3		0-0 SH5-4		0-0 P4		3 0 1 0 0 0 3
Andy Fox, L OBP: 0.271, SLG: 0.252 (7, PR) (8, 4)										0 0 0 0 0 0 0
Tim Raines, S OBP: 0.385, SLG: 0.394 (8, PH) (9, 4)										1 0 0 0 0 0 2
Pat Kelly, R OBP: 0.235, SLG: 0.133 (9, 4)										0 0 0 0 0 0 0
Joe Girardi, R OBP: 0.357, SLG: 0.383 (1, 2)			0-0 1B		0-0 1B		0-0 FC1		0-0 G6-3	4 0 3 0 0 0 1

Inning Stats	R: 1	H: 1	E: 0	LOB: 0	K: 0	S: 3	P: 7	R: 0	H: 1	E: 0	LOB: 1	K: 0	S: 4	P: 4	R: 0	H: 2	E: 0	LOB: 1	K: 0	S: 4	P: 4	R: 0	H: 3	E: 0	LOB: 2	K: 0	S: 5	P: 5	R: 0	H: 0	E: 0	LOB: 0	K: 0	S: 2	P: 6	R: 0	H: 1	E: 0	LOB: 2	K: 0	S: 5	P: 5	R: 0	H: 2	E: 0	LOB: 2	K: 0	S: 5	P: 5	R: 0	H: 1	E: 0	LOB: 1	K: 2	S: 8	P: 8	1B: 10	2B: 3	3B: 0	HR: 1	SF: 0	SAC: 1	DP: 3	HBP: 0	WP: 0	PA: 39
--------------	------	------	------	--------	------	------	------	------	------	------	--------	------	------	------	------	------	------	--------	------	------	------	------	------	------	--------	------	------	------	------	------	------	--------	------	------	------	------	------	------	--------	------	------	------	------	------	------	--------	------	------	------	------	------	------	--------	------	------	------	--------	-------	-------	-------	-------	--------	-------	--------	-------	--------

PITCHER	IP	WLS	BF	H	R	ER	SO	BB	IBB	HBP	BLK	WP	HR	S	P	ERA	WHIP
Jason Dickson, R ERA: 1.42 (1, 1)	6.1	W	28	10	1	1	1	2	0	0	0	0	1	28	36	1.42	1.895
Mike Holtz, L ERA: 0.83 (7, 1)	1.0		4	1	0	0	0	0	0	0	0	0	0	4	4	0.00	1.000
Troy Percival, R ERA: 2.08 (8, 1)	1.2	S	7	2	0	0	2	0	0	0	0	0	0	11	11	0.00	1.200

BOTTOM

California Angels @ New York Yankees
 Yankee Stadium, Bronx, NY
 Wed Aug 21 1996, 3:33 AM EDT
 Att: 27,811 - Cloudy - 74 F

livebaseballscorecards.com

AB	36
R	1
H	13
RBI	1
BB	2
SO	3
LOB	23



Batter	1	2	3	4	5	6	7	8	9	AB R H RBI BB SO LOB	TOP											
Randy Velarde, R OBP: 0.377, SLG: 0.417 (1, 4)	3-1 F7 16 1B 2B	0-1 G6-3			2-0 G6-3	4-1 2B BB	1-0 F8		4-1 BB BB	4 2 1 0 2 0 1												
Jim Edmonds, L OBP: 0.397, SLG: 0.614 (1, 8)	4-1 F7 16 1B BB	0-1 F7			1-1 1B 3B	2-2 16 E 2B	0-0 G3-1		4-0 BB BB	4 3 2 3 2 0 1												
Tim Salmon, R OBP: 0.380, SLG: 0.511 Orlando Palmeiro, L OBP: 0.342, SLG: 0.354 (1, 9) (8, PH) (8, 9)	1-0 F7 1-2 2-3	0-0 1-3			4-0 1B BB	1-3 K		1-0 G4-3	0-2 F8	3 0 0 0 1 1 3 2 0 0 0 0 0 3												
Chili Davis, S OBP: 0.397, SLG: 0.527 (1, 10)	4-0 16 1B 2B IBB				1-0 G6-3	4-2 16 FC4-6 BB		1-1 2B		3 1 2 1 2 0 0												
16 Garret Anderson, L OBP: 0.321, SLG: 0.421 (1, 7)	2-1 2B 1B				1-3 K	1-0 P6 FC4-6 1B		2-1 L8		5 2 1 2 0 1 4												
George Arias, R OBP: 0.292, SLG: 0.337 (1, 5)	2-2 P3				0-0 P3	2-3 K		1-2 G5-3		5 0 1 1 0 1 5												
Gary Disarcina, R OBP: 0.292, SLG: 0.353 (1, 6)	2-2 1B 2B				1-1 L7			1-0 BB 2B		5 2 3 2 0 0 1												
J.T. Snow, L OBP: 0.339, SLG: 0.383 Rex Hudler, R OBP: 0.351, SLG: 0.586 (1, 3) (9, 3)	3-2 1B				1-0 G5-3	0-1 WP 1B 2B 1B	1-1 F7		1-0 G5-3	5 1 2 1 0 0 1 0 0 0 0 0 0 0												
Todd Greene, R OBP: 0.167, SLG: 0.241 (1, 2)	0-2 G6-3				2-1 G5-3	0-0 WP 2B 1B	0-0 1B		2-0 G6-3	5 1 2 1 0 0 2												
Inning Stats	R: 5 E: 0 K: 0 S: 18	H: 4 LOB: 1 BB: 2 P: 39	R: 0 E: 0 K: 0 S: 5	H: 0 LOB: 0 BB: 0 P: 5	R: 0 E: 0 K: 1 S: 7	H: 0 LOB: 0 BB: 0 P: 9	R: 0 E: 0 K: 0 S: 5	H: 0 LOB: 0 BB: 0 P: 9	R: 1 E: 0 K: 1 S: 8	H: 2 LOB: 2 BB: 1 P: 18	R: 6 E: 1 K: 1 S: 19	H: 5 LOB: 1 BB: 2 P: 32	R: 0 E: 0 K: 0 S: 5	H: 1 LOB: 1 BB: 0 P: 7	R: 0 E: 0 K: 0 S: 8	H: 1 LOB: 1 BB: 0 P: 13	R: 0 E: 0 K: 0 S: 7	H: 1 LOB: 3 BB: 2 P: 19	1B: 8 2B: 5 3B: 1 HR: 0	SF: 0 SAC: 0 DP: 0 HBP: 0	WP: 1 PB: 0 SB: 0 CS: 0	PA: 48
PITCHER	IP WLS BF H R ER SO BB IBB HBP BLK WP HR S P ERA WHIP																					
Kenny Rogers, L ERA: 4.96 (1, 1)	5.0 L 28 9 10 10 2 3 1 0 0 1 0 48 89 18.00 2.400																					
Dave Pavlas, R ERA: 2.7 (6, 1)	3.0 14 4 2 1 1 1 0 0 0 0 0 27 43 3.00 1.667																					
Dale Polley, L ERA: 9.19 (9, 1)	1.0 6 1 0 0 0 0 2 0 0 0 0 0 7 19 0.00 3.000																					

California Angels @ New York Yankees
 Yankee Stadium, Bronx, NY
 Thu Aug 22 1996, 7:05 PM EDT
 Att. 27,191 - Unknown - 82 F

livebaseballscorecards.com

AB 41
 R 12
 H 14
 RBI 11
 BB 7
 SO 3
 LOB 21



Batter	1	2	3	4	5	6	7	8	9	AB R H RBI BB SO LOB
2 Derek Jeter, R OBP: 0.369, SLG: 0.427 (1, 6)	2-2 F8-3 HBP	1-0 SF8		3-2 G6-3		0-0 G4-3				2 0 0 1 0 0 0
Wade Boggs, L OBP: 0.390, SLG: 0.398 (1, 5)	3-2 F8-3 1-1	3-1 3-H 2B		2-0 G5-3			1-2 F8			4 0 1 2 0 0 1
Darryl Strawberry, L OBP: 0.377, SLG: 0.511 (1, 7)	4-2 2B BB	0-3 K		2-3 K			2-1 G5-3			3 0 0 0 1 2 1
Cecil Fielder, R OBP: 0.358, SLG: 0.494 (1, 10)	2-2 1-3 2B	1-1 G1-3			2-3 K FC4-6		0-0 HR			4 1 2 1 0 1 1
Tino Martinez, L OBP: 0.374, SLG: 0.480 (1, 3)	4-2 BB			3-2 G4-3		1-2 FC4-6 1-2f	1-1 G3-1			3 0 0 0 1 0 1
Bernie Williams, S OBP: 0.385, SLG: 0.528 (1, 8)	0-2 G3			1-2 2B G1-3 1B		0-2 FC6-4 1-2f		1-2 L8		4 1 1 0 0 0 4
Paul O'Neill, L OBP: 0.416, SLG: 0.468 (1, 9)		4-2 1B 2 SF8 1B BB		1-1 G1-3 1-3 2B		2-0 G3		2-1 F7		3 1 1 0 1 0 1
Joe Girardi, R OBP: 0.352, SLG: 0.377 (1, 2)		0-1 SAFE 1B 2B 1B		0-0 G1-3			0-0 F8			4 1 1 1 0 0 1
Andy Fox, L OBP: 0.276, SLG: 0.253 (1, 4)		3-2 2B 1B		0-0 G6-3			0-0 G4-3			3 1 1 0 0 0 1

Inning Stats	R: 0	H: 1	E: 0	K: 0	S: 20	LOB: 3	BB: 2	P: 35	R: 3	H: 3	E: 0	K: 1	S: 19	LOB: 1	BB: 1	P: 31	R: 1	H: 2	E: 0	K: 0	S: 13	LOB: 0	BB: 0	P: 14	R: 0	H: 0	E: 0	K: 1	S: 7	LOB: 1	BB: 0	P: 19	R: 0	H: 0	E: 0	K: 0	S: 3	LOB: 0	BB: 0	P: 3	R: 1	H: 1	E: 0	K: 0	S: 8	LOB: 0	BB: 0	P: 12	R: 0	H: 0	E: 0	K: 0	S: 8	LOB: 0	BB: 0	P: 14
PITCHER	IP	WLS	BF	H	R	ER	SO	BB	IBB	HBP	BLK	WP	HR	S	P	ERA	WHIP																																							
Don Wengert, R ERA: 5.18 (1, 1)	1.1	L	11	4	3	3	0	3	0	1	0	0	0	33	59	20.25	5.250																																							
Doug Johns, L ERA: 5.7 (2, 1)	6.2		24	3	2	2	3	0	0	0	0	1	1	59	87	2.70	0.450																																							

BOTTOM

Oakland Athletics @ New York Yankees
Yankee Stadium, Bronx, NY

Fri Aug 23 1996, 7:05 PM EDT
Att: 34,244 - Unknown - 87 F

livebaseballscorecards.com

AB	30
R	5
H	7
RBI	5
BB	3
SO	3
LOB	11



WP: 1	PA: 35
PB: 0	
SB: 1	
CS: 0	

Batter	1	2	3	4	5	6	7	8	9	AB R H RBI BB SO LOB	TOP											
Jose Herrera, L (1, 9) OBP: 0.306, SLG: 0.373 Izzy Molina, R (9, PH) OBP: 0.400, SLG: 0.444 Phil Plantier, L (9, PR) OBP: 0.307, SLG: 0.351	1-3 		1-1 SAFE 		0-1 			0-0 WP 	0-0 	4 1 1 0 0 1 1 1 0 1 0 0 0 0 0 0 0 0 0 0 0												
Scott Brosius, R (1, 5) OBP: 0.433, SLG: 0.609 (8, 3)	1-2 			2-2 		2-1 		2-2 G3 WP 	1-1 	5 2 3 1 0 0 0												
Jason Giambi, L (1, 7) OBP: 0.368, SLG: 0.521	1-0 			1-1 		0-0 		2-2 G3 	0-3 	5 0 0 0 0 1 5												
Mark McGwire, R (1, 3) OBP: 0.471, SLG: 0.757 Rafael Bournigal, R (8, PR) OBP: 0.290, SLG: 0.310 (8, 4)		0-1 		1-1 		2-1 		1-1 		4 0 3 1 0 0 0 0 0 0 0 0 0 0												
Geronimo Berroa, R (1, 10) OBP: 0.336, SLG: 0.553		2-2 		2-2 			0-1 	1-2 SAFE 		4 0 1 1 0 0 2												
Terry Steinbach, R (1, 2) OBP: 0.340, SLG: 0.541		2-2 		0-0 			2-2 	0-1 		4 0 0 0 0 0 4												
Tony Batista, R (1, 4) OBP: 0.316, SLG: 0.389 (8, 5)			3-2 		2-2 		0-0 		1-3 	4 1 1 0 0 1 2												
Ernie Young, R (1, 8) OBP: 0.319, SLG: 0.412 Matt Stairs, L (9, PH) OBP: 0.349, SLG: 0.510			2-1 		1-0 		0-0 		2-1 	3 0 1 1 0 0 0 1 0 0 0 0 0 0												
Mike Bordick, R (1, 6) OBP: 0.293, SLG: 0.308			2-2 		2-0 		0-0 		1-2 	4 0 2 0 0 0 1												
Inning Stats	R: 0 E: 0 K: 1 S: 7	H: 0 LOB: 0 BB: 0 P: 10	R: 0 E: 0 K: 0 S: 10	H: 1 LOB: 0 BB: 0 P: 14	R: 0 E: 0 K: 0 S: 15	H: 1 LOB: 1 BB: 0 P: 23	R: 1 E: 0 K: 0 S: 16	H: 3 LOB: 2 BB: 0 P: 24	R: 0 E: 0 K: 0 S: 4	H: 0 LOB: 0 BB: 0 P: 7	R: 0 E: 0 K: 0 S: 5	H: 0 LOB: 0 BB: 0 P: 9	R: 1 E: 0 K: 0 S: 9	H: 2 LOB: 1 BB: 0 P: 11	R: 2 E: 0 K: 0 S: 16	H: 3 LOB: 1 BB: 0 P: 22	R: 0 E: 0 K: 2 S: 15	H: 3 LOB: 3 BB: 0 P: 20	1B: 11 2B: 2 3B: 0 HR: 0	SF: 0 SAC: 0 DP: 1 HBP: 0	WP: 2 PB: 0 SB: 1 CS: 0	PA: 39
PITCHER	IP WLS BF H R ER SO BB IBB HBP BLK WP HR S P ERA WHIP																					
Wally Whitehurst, R (1, 1) ERA: 2.57 Graeme Lloyd, L (8, 1) ERA: 3.14 Brian Boehringer, R (8, 1) ERA: 7.08 Dale Polley, L (9, 1) ERA: 9.0 Dave Pavias, R (9, 1) ERA: 2.61	7.0 W 27 7 2 2 1 0 0 0 0 0 0 0 66 98 2.57 1.000																					
PITCHER	IP WLS BF H R ER SO BB IBB HBP BLK WP HR S P ERA WHIP																					

Oakland Athletics @ New York Yankees
 Yankee Stadium, Bronx, NY
 Sat Aug 24 1996, 7:05 PM EDT
 Att. 32,125 - Unknown - 75 F

AB	39
R	4
H	13
RBI	4
BB	0
SO	3
LOB	15



Batter	1	2	3	4	5	6	7	8	9	AB R H RBI BB SO LOB	TOP																									
Tony Batista, R OBP: 0.319, SLG: 0.384 (1, 4)	2-2 G5-3 ①		2-3 K ②			1-0 2B 1B	3-2 FC4-6 ②		4-2 1B BB	4 2 1 0 1 1 1																										
Jason Giambi, L OBP: 0.367, SLG: 0.519 Phil Plantier, L OBP: 0.306, SLG: 0.350 (1, 7) (7, 7)	1-3 K ②		2-2 G4-3 ③			2-1 2B 1B	3-0 G4-3 ③		0-3 K ②	4 1 1 0 0 1 1 1 0 0 0 0 1 1																										
Scott Brosius, R OBP: 0.429, SLG: 0.601 (1, 5)	2-3 K ③				0-0 F8 ①	1-0 F8 ①		2-3 K ①	1-0 1B HBP	4 0 0 0 0 2 2																										
Mark McGwire, R OBP: 0.477, SLG: 0.771 (1, 3)					4-1 1B BB	3-2 1B 1B 2B 1-H 2-H		4-2 BB BB	1-0 FC6-4 1B 1-3 2-H	3 2 3 4 2 0 0																										
Geronimo Berroa, R OBP: 0.338, SLG: 0.553 (1, 10)					1-2 G6-4-3 1B	0-0 1B 1B		3-3 K ②	0-1 FC6-4 ③	4 0 2 0 1 1 3																										
Brian Leshar, R OBP: 0.500, SLG: 0.333 (1, 9)					1-2 G6-4-3 ② ③ 1-2f	0-1 G6-4-3 1B 1-3 3-H		4-2 BB 1-2		3 0 1 1 1 1 3																										
Ernie Young, R OBP: 0.316, SLG: 0.407 (1, 8)					0-1 F8 ②	0-1 F8 ①		2-3 K ③		4 0 0 0 0 1 5																										
Mike Bordick, R OBP: 0.291, SLG: 0.306 Matt Stairs, L OBP: 0.355, SLG: 0.545 Rafael Bournigal, R OBP: 0.290, SLG: 0.310 (1, 6) (9, PH) (9, 6)					3-1 FC6 ③ 1-2f	1-2 K ②		1-2 G5-3 ①	2-1 HR	3 0 0 0 0 1 1 1 1 1 1 0 0 0 0 0 0 0 0 0 0																										
Izzy Molina, R OBP: 0.357, SLG: 0.385 (1, 2)			2-2 P2 ①			2-2 P2 ③		1-2 FC4-6 1B	1-3 K ①	4 0 1 0 0 1 0																										
Inning Stats	R: 0 E: 0 K: 2 S: 9	H: 0 LOB: 0 BB: 0 P: 14	R: 1 E: 0 K: 1 S: 10	H: 1 LOB: 1 BB: 1 P: 17	R: 0 E: 0 K: 1 S: 14	H: 0 LOB: 0 BB: 0 P: 20	R: 0 E: 0 K: 1 S: 9	H: 1 LOB: 1 BB: 1 P: 15	R: 0 E: 0 K: 1 S: 9	H: 0 LOB: 0 BB: 0 P: 12	R: 3 E: 0 K: 0 S: 15	H: 5 LOB: 1 BB: 0 P: 22	R: 0 E: 0 K: 0 S: 12	H: 1 LOB: 1 BB: 0 P: 20	R: 0 E: 0 K: 3 S: 18	H: 0 LOB: 2 BB: 2 P: 33	R: 2 E: 0 K: 2 S: 14	H: 2 LOB: 2 BB: 1 P: 23	1B: 7 2B: 1 3B: 0 HR: 2	SF: 0 SAC: 0 DP: 2 HBP: 1	WP: 0 PB: 0 SB: 0 CS: 0	PA: 41														
PITCHER	IP WLS BF H R ER SO BB IBB HBP BLK WP HR S P ERA WHIP																																			
Andy Pettitte, L ERA: 4.32 (1, 1)	7.0		29	8	4	4	5	2	0	0	0	0	1	78	120	5.14	1.429																			
Jeff Nelson, R ERA: 4.75 (8, 1)	1.1	L	8	1	2	2	4	3	0	0	0	0	1	26	48	13.50	3.000																			
Dale Polley, L ERA: 8.82 (9, 1)	0.1		1	0	0	0	1	0	0	0	0	0	0	3	3	0.00	0.000																			
Dave Pavlas, R ERA: 2.53 (9, 1)	0.1		3	1	0	0	0	0	0	1	0	0	0	3	5	0.00	3.000																			

Oakland Athletics @ New York Yankees
 Yankee Stadium, Bronx, NY
 Sun Aug 25 1996, 3:33 AM EDT
 Att. 50,808 - Sunny - 80 F

livebaseballscorecards.com

AB	35
R	6
H	10
RBI	6
BB	5
SO	10
LOB	17



Batter	1	2	3	4	5	6	7	8	9	AB R H RBI BB SO LOB	TOP															
Tim Raines, S OBP: 0.365, SLG: 0.377 (1, 7)	3-2 G6-3		1-1 1B		2-3 K			2-3 K		4 0 1 0 0 2 2																
Derek Jeter, R OBP: 0.367, SLG: 0.420 (1, 6)	2-1 G5-3		3-3 K			3-1 P4		4-2 CS BB		3 0 0 0 1 1 1																
Bernie Williams, S OBP: 0.386, SLG: 0.525 (1, 8)	4-2 BB			3-2 G5-3		2-1 G6-3		0-2 F8		3 0 0 0 1 0 1																
Cecil Fielder, R OBP: 0.354, SLG: 0.486 (1, 10)	0-3 K			2-0 P3		3-3 K			0-3 K2-3	4 0 0 0 0 3 1																
Tino Martinez, L OBP: 0.369, SLG: 0.481 (1, 3)		2-1 F7		0-3 K			1-1 SF4 2B		3-2 G4-3	4 1 1 0 0 1 0																
Darryl Strawberry, L OBP: 0.371, SLG: 0.524 (1, 9)		0-1 G6-3			3-3 K		2-2 G5-3 1B		1-3 K	3 0 1 0 0 1 0																
Ruben Rivera, R OBP: 0.403, SLG: 0.417 (7, PR)							2-3			1 0 0 0 0 1 0																
Mariano Duncan, R OBP: 0.335, SLG: 0.476 (1, 4)		0-3 K			2-1 G4-3		0-1 SF4			2 0 0 1 0 1 0																
Jim Leyritz, R OBP: 0.352, SLG: 0.377 (1, 2)			1-0 F8		3-2 1B 1B		3-H 3-2 G5-3			3 0 1 0 0 0 1																
Luis Sojo, R OBP: 0.244, SLG: 0.267 (1, 5)			0-1 B2		1-2 1B		3-1 F7			3 0 1 0 0 0 2																
Inning Stats	R: 0 E: 0 K: 1 S: 10	H: 0 LOB: 1 BB: 1 P: 19	R: 0 E: 0 K: 1 S: 7	H: 0 LOB: 0 BB: 0 P: 9	R: 0 E: 0 K: 1 S: 9	H: 1 LOB: 1 BB: 0 P: 14	R: 0 E: 0 K: 1 S: 8	H: 0 LOB: 0 BB: 0 P: 13	R: 0 E: 0 K: 2 S: 15	H: 2 LOB: 2 BB: 0 P: 26	R: 0 E: 0 K: 1 S: 7	H: 0 LOB: 0 BB: 0 P: 15	R: 1 E: 0 K: 0 S: 12	H: 2 LOB: 2 BB: 0 P: 21	R: 0 E: 0 K: 1 S: 8	H: 0 LOB: 0 BB: 1 P: 14	R: 0 E: 0 K: 2 S: 10	H: 0 LOB: 0 BB: 0 P: 14	1B: 4 2B: 1 3B: 0 HR: 0	SF: 1 SAC: 0 DP: 0 HBP: 0	WP: 0 PB: 0 SB: 1 CS: 1	PA: 33				
PITCHER	IP WLS BF H R ER SO BB IBB HBP BLK WP HR S P ERA WHIP																									
Sterling Hitchcock, L ERA: 5.18 (1, 1)	7.0	27	5	1	1	7	1	0	0	0	0	0	68	117	1.29	0.857										
Bobby Ayala, R ERA: 5.29 (8, 1)	1.1	W	4	0	0	0	2	1	0	0	0	0	12	18	0.00	0.750										
Norm Charlton, L ERA: 4.63 (9, 1)	0.2	S	2	0	0	0	1	0	0	0	0	0	6	10	0.00	0.000										

New York Yankees @ Seattle Mariners
The Kingdome, Seattle, WA
Mon Aug 26 1996, 10:05 PM EDT
Att: 32,857 - Dome - 68 F

livebaseballscorecards.com

AB	30
R	1
H	5
RBI	1
BB	2
SO	10
LOB	8



Batter	1	2	3	4	5	6	7	8	9
Rich Amaral, R (1, 4) OBP: 0.393, SLG: 0.351 Joey Cora, S (7, PH) OBP: 0.332, SLG: 0.403 (8, 4)	3-3 		0-2 F9		1-3 K		1-0 P4		
Alex Rodriguez, R (1, 6) OBP: 0.416, SLG: 0.662	3-2 			1-1 F8	1-1 F8			1-2 F9	
Ken Griffey Jr., L (1, 8) OBP: 0.388, SLG: 0.643	2-2 L3			1-1 2B		0-0 P2		4-2 BB 1B	
Edgar Martinez, R (1, 10) OBP: 0.471, SLG: 0.638	0-2 G3-1			1-0 2B		1-2 1B		4-1 1B BB	
Jay Buhner, R (1, 9) OBP: 0.367, SLG: 0.558		3-3 		0-3 K		2-3 K		0-0 1B 1B	
Brian Hunter, R (1, 3) OBP: 0.359, SLG: 0.467 Doug Strange, S (8, PH) OBP: 0.285, SLG: 0.313 Paul Sorrento, L (9, 3) OBP: 0.372, SLG: 0.530		1-0 F9		2-0 G5-3		2-0 F7		1-1 1B	
Dan Wilson, R (1, 2) OBP: 0.350, SLG: 0.462		1-1 G6-3			1-1 SH1-4 1B		1-0 F8	0-0 G6-3	
Mark Whiten, S (1, 7) OBP: 0.377, SLG: 0.441			1-0 L7		2-2 SH1-4 1B		1-1 1B		
Andy Sheets, R (1, 5) OBP: 0.273, SLG: 0.273			2-0 F8		0-1 SH1-4		2-2 F8		

AB	R	H	RBI	BB	SO	LOB
3	0	0	0	0	2	2
1	0	0	0	0	0	1
4	0	1	0	0	0	2
3	2	1	0	1	0	1
3	0	2	1	1	0	1
4	0	1	1	0	3	2
3	0	0	0	0	0	2
1	0	1	0	0	0	0
0	0	0	0	0	0	0
4	0	1	0	0	0	2
3	0	2	0	0	0	0
2	0	0	0	0	0	1

AB	R	H	RBI	BB	SO	LOB
31	2	9	2	2	5	14

Inning Stats		R: 0	H: 1	E: 0	K: 1	S: 16	R: 0	H: 0	E: 0	K: 1	S: 6	R: 0	H: 0	E: 0	K: 0	S: 6	R: 1	H: 2	E: 0	K: 1	S: 9	R: 0	H: 2	E: 0	K: 12	S: 17	R: 0	H: 1	E: 0	K: 1	S: 12	R: 0	H: 1	E: 0	K: 0	S: 7	R: 1	H: 2	E: 0	K: 10	S: 20												
PITCHER		IP	WLS	BF	H	R	ER	SO	BB	IBB	HBP	BLK	WP	HR	S	P	ERA	WHIP	PITCHER												IP	WLS	BF	H	R	ER	SO	BB	IBB	HBP	BLK	WP	HR	S	P	ERA	WHIP						
Jimmy Key, L (1, 1) ERA: 4.89		0.1		2	1	0	0	1	0	0	0	0	0	0	8	14	0.00	3.000													7.0		27	6	1	1	4	0	0	0	0	0	0	0	0	0	0	0	0	0	0	0	0
Brian Boehringer, R (1, 1) ERA: 5.6		0.0	L	1	0	0	0	0	1	0	0	0	0	0	2	6	∞	∞													0.0		1	0	0	0	0	1	0	0	0	0	0	0	0	0	0	0	0	0	0	0	0
Graeme Lloyd, L (8, 1) ERA: 3.31		0.2		4	2	1	1	0	1	0	0	0	0	0	5	10	13.50	4.500													0.2		4	2	1	1	0	1	0	0	0	0	0	0	0	0	0	0	0	0	0	0	0
Dave Pavalas, R (8, 1) ERA: 2.38																																																					

BOTTOM

New York Yankees @ Seattle Mariners
 The Kingdome, Seattle, WA
 Mon Aug 26 1996, 10:05 PM EDT
 Att: 32,857 - Dome - 68 F

livebaseballscorecards.com



Batter	1	2	3	4	5	6	7	8	9	AB R H RBI BB SO LOB	TOP											
2 Derek Jeter, R OBP: 0.366, SLG: 0.418 (1, 6) X	0-0 G4-3		3-2 1B 1-2 1B		1-1 G1-3		1-1 G5-3			4 0 1 0 0 0 0												
Wade Boggs, L OBP: 0.389, SLG: 0.396 (1, 5) C F B X	1-2 L7		0-1 1B 1-3 2-H			3-3 K		1-2 G4-3		4 0 1 1 0 1 0												
Paul O'Neill, L OBP: 0.414, SLG: 0.470 (1, 9) B B C B X	3-1 F7		0-0 F9			1-1 HR 2B		3-3 K		4 1 1 0 0 1 2												
Cecil Fielder, R OBP: 0.353, SLG: 0.484 (1, 10) B B C B X		3-2 G5-3		0-0 G6-3		2-0 F9		3-2 1B		4 0 1 0 0 0 1												
Bernie Williams, S OBP: 0.385, SLG: 0.522 (1, 8) C B B X		1-1 G6-3		2-0 L6		4-0 HR IBB		3-2 P4		3 1 0 0 1 0 1												
Tino Martinez, L OBP: 0.370, SLG: 0.487 (1, 3) C C B B X		2-2 G4-3		1-0 1B		3-2 HR 1-H 2-H		0-2 P3		4 1 2 3 0 0 0												
Darryl Strawberry, L OBP: 0.370, SLG: 0.517 (1, 7) B B B B			4-0 CS 1B BB	1-2 G3		2-3 K		1-2 G1-3		2 0 0 0 1 1 1 0 0 0 0 0 0 0 1 0 0 0 0 0 0	AB 33											
Ruben Rivera, R OBP: 0.403, SLG: 0.417 (6, 7) S C C C											R 4											
Tim Raines, S OBP: 0.362, SLG: 0.374 (9, PH) S C C C											H 7											
Mariano Duncan, R OBP: 0.334, SLG: 0.473 (1, 4) S B F X			1-2 2B 1B 1B		1-1 G1-3		2-2 G4-3		0-0 G6-3	4 1 1 0 0 0 0	RBI 4											
Joe Girardi, R OBP: 0.348, SLG: 0.372 (1, 2) L C C S			1-3 K 2-3		0-0 L3		1-1 G1-3			3 0 0 0 0 1 2	BB 2											
											SO 4											
											LOB 7											
Inning Stats	R: 0 E: 0 K: 0 S: 6	H: 0 LOB: 0 BB: 0 P: 10	R: 0 E: 0 K: 0 S: 9	H: 0 LOB: 0 BB: 0 P: 15	R: 1 E: 0 K: 1 S: 12	H: 3 LOB: 2 BB: 1 P: 21	R: 0 E: 0 K: 0 S: 6	H: 1 LOB: 1 BB: 0 P: 10	R: 0 E: 0 K: 0 S: 5	H: 0 LOB: 0 BB: 0 P: 7	R: 3 E: 0 K: 2 S: 14	H: 2 LOB: 0 BB: 1 P: 29	R: 0 E: 0 K: 0 S: 9	H: 0 LOB: 0 BB: 0 P: 13	R: 0 E: 0 K: 1 S: 12	H: 1 LOB: 1 BB: 0 P: 22	R: 0 E: 0 K: 0 S: 8	H: 0 LOB: 0 BB: 0 P: 9	1B: 5 2B: 1 3B: 0 HR: 1	SF: 0 SAC: 0 DP: 0 HBP: 0	WP: 0 PB: 0 SB: 0 CS: 1	PA: 35
PITCHER	IP WLS BF H R ER SO BB IBB HBP BLK WP HR S P ERA WHIP																					
Jamie Moyer, L ERA: 4.12 (1, 1)	6.0 W 25 6 4 4 3 1 1 0 0 0 1 52 92 6.00 1.167																					
Rafael Carmona, R ERA: 4.67 (7, 1)	1.0 3 0 0 0 0 0 0 0 0 0 0 9 13 0.00 0.000																					
Norm Charlton, L ERA: 4.53 (8, 1)	1.1 5 1 0 0 1 0 0 0 0 0 0 15 25 0.00 0.750																					
Michael Jackson, R ERA: 3.99 (9, 1)	0.2 2 0 0 0 0 0 0 0 0 0 0 5 6 0.00 0.000																					

New York Yankees @ Seattle Mariners
The Kingdom, Seattle, WA
 Tue Aug 27 1996, 10:05 PM EDT
 Att: 32,975 - Dome - 68 F

livebaseballscorecards.com



Batter	1	2	3	4	5	6	7	8	9	AB	R	H	RBI	BB	SO	LOB
Rich Amaral, R (1, 4) OBP: 0.394, SLG: 0.362 Joey Cora, S (9, 4) OBP: 0.332, SLG: 0.403	1-0 F7		3-2 F8			X 0-0 HR	4-2 SF9 BB			3	2	1	1	1	0	0
Alex Rodriguez, R (1, 6) OBP: 0.417, SLG: 0.662	2-2 F7		1-3 K			X 0-0 G3-1 1B 2B	4-0 S BB SF8 BB			3	2	1	0	1	1	0
Ken Griffey Jr., L (1, 8) OBP: 0.387, SLG: 0.640	3-2 HBP				2-3 K	X 0-0 G3-1	2-2 SF9			2	0	0	1	0	1	1
Edgar Martinez, R (1, 10) OBP: 0.471, SLG: 0.636	0-0 F8				3-1 G6-3	X 0-0 HR 1B	4-2 1 SAFE BB 1-2 BB			3	1	1	1	1	0	1
Jay Buhner, R (1, 9) OBP: 0.368, SLG: 0.559		1-3 K			1-0 1B	B 2-0 HR 1B	B 3-2 SF8			3	1	2	1	0	1	0
Brian Hunter, R (1, 3) OBP: 0.355, SLG: 0.462 Doug Strange, S (6, PH) OBP: 0.285, SLG: 0.313 Jeff Manto, R (6, PH) OBP: 0.320, SLG: 0.417 Paul Sorrento, L (7, 3) OBP: 0.372, SLG: 0.528		1-0 G6-3			2-3 K	D 2-0 HR	2-2 G1-3			2	0	0	0	0	1	1
Dan Wilson, R (1, 2) OBP: 0.349, SLG: 0.459		4-0 BB				C 0-3 K	2-1 E5			3	0	0	0	1	2	0
Mark Whiten, S (1, 7) OBP: 0.373, SLG: 0.436		0-1 L4				X 0-0 L5	2-0 L7			4	0	0	0	0	1	2
Andy Sheets, R (1, 5) OBP: 0.263, SLG: 0.262			3-3 K			C 1-3 K	2-3 K			4	0	0	0	0	4	1

Inning Stats	R: 0	H: 0	E: 0	K: 0	S: 7	H: 0	LOB: 1	BB: 0	P: 13	R: 0	H: 0	E: 0	K: 1	S: 6	H: 0	LOB: 1	BB: 1	P: 12	R: 0	H: 0	E: 0	K: 2	S: 10	H: 1	LOB: 1	BB: 0	P: 17	R: 0	H: 0	E: 0	K: 2	S: 11	R: 5	H: 5	E: 1	K: 1	S: 12	R: 2	H: 0	E: 0	K: 0	S: 14	R: 0	H: 0	E: 0	K: 3	S: 9	H: 0	LOB: 0	BB: 0	P: 12	1B: 3	SF: 2	3B: 0	HR: 2
--------------	------	------	------	------	------	------	--------	-------	-------	------	------	------	------	------	------	--------	-------	-------	------	------	------	------	-------	------	--------	-------	-------	------	------	------	------	-------	------	------	------	------	-------	------	------	------	------	-------	------	------	------	------	------	------	--------	-------	-------	-------	-------	-------	-------

PITCHER	IP	WLS	BF	H	R	ER	SO	BB	IBB	HBP	BLK	WP	HR	S	P	ERA	WHIP
Kenny Rogers, L (1, 1) ERA: 4.97	5.1		22	4	3	3	7	1	0	1	0	0	1	45	73	5.06	0.938
Jeff Nelson, R (6, 1) ERA: 4.9	0.0		1	1	0	0	0	0	0	0	0	0	0	1	3	∞	∞
Graeme Lloyd, L (6, 1) ERA: 3.76	1.0	L	8	1	4	4	1	3	0	0	0	0	1	15	37	36.00	4.000
Dale Polley, L (7, 1) ERA: 8.47	0.2		2	0	0	0	0	0	0	0	0	0	0	6	11	0.00	0.000
42 Mariano Rivera, R (8, 1) ERA: 1.91	1.0		3	0	0	0	3	0	0	0	0	0	0	9	12	0.00	0.000


BOTTOM

New York Yankees @ Seattle Mariners
The Kingdome, Seattle, WA

Tue Aug 27 1996, 10:05 PM EDT
Att: 32,975 - Dome - 68 F

livebaseballscorecards.com

AB	29
R	7
H	6
RBI	7
BB	4
SO	11
LOB	7



WP: 0	PA: 36
PB: 0	
SB: 3	
CS: 0	

New York Yankees @ Seattle Mariners
 The Kingdome, Seattle, WA
 Wed Aug 28 1996, 10:05 PM EDT
 Att. 30,952 - Dome - 68 F

livebaseballscorecards.com

AB	34
R	2
H	9
RBI	2
BB	4
SO	4
LOB	20



WP: 0	PA: 39
PB: 0	
SB: 0	
CS: 0	

AB	R	H	RBI	BB	SO	LOB	
4	0	1	0	1	1	2	
3	0	1	2	1	0	2	
3	0	0	0	0	1	2	
2	0	0	0	0	1	3	
4	0	2	0	0	1	0	
4	0	0	0	0	0	2	
2	0	1	0	2	0	0	
4	1	2	0	0	0	3	
4	1	1	0	0	0	4	
4	0	1	0	0	0	2	
1B: 9	SF: 1	2B: 0	SAC: 0	3B: 0	DP: 2	HR: 0	HBP: 0

Batter	1	2	3	4	5	6	7	8	9																				
Tim Raines, S (1, 7) OBP: 0.364, SLG: 0.369	G5-3		FC6-4		K		1B		BB																				
Wade Boggs, L (1, 5) OBP: 0.389, SLG: 0.396	L7		SF8		1B		F7		BB																				
Paul O'Neill, L (1, 9) OBP: 0.412, SLG: 0.467 Ruben Rivera, R (8, PH) OBP: 0.391, SLG: 0.400	K		FC4-6		F7			K	F8																				
Cecil Fielder, R (1, 10) OBP: 0.354, SLG: 0.484		1B			K		1B	P4																					
Bernie Williams, S (1, 8) OBP: 0.382, SLG: 0.517		F8			G5-3		G6-4-3	G5-3																					
Tino Martinez, L (1, 3) OBP: 0.373, SLG: 0.487		1B			FC5-1B		F8		FC5-4																				
Derek Jeter, R (1, 6) OBP: 0.367, SLG: 0.419		G1-6-3			1B				FC5-4																				
Joe Girardi, R (1, 2) OBP: 0.347, SLG: 0.371					FC5		F9		P6																				
Luis Sojo, R (1, 4) OBP: 0.244, SLG: 0.266							P4		E4																				
Inning Stats	R: 0 E: 0 K: 1 S: 9	H: 0 LOB: 0 BB: 0 P: 18	R: 0 E: 0 K: 0 S: 10	H: 2 LOB: 1 BB: 0 P: 13	R: 1 E: 0 K: 0 S: 9	H: 2 LOB: 1 BB: 0 P: 13	R: 0 E: 0 K: 1 S: 10	H: 1 LOB: 2 BB: 1 P: 17	R: 0 E: 0 K: 1 S: 19	H: 1 LOB: 1 BB: 0 P: 24	R: 0 E: 0 K: 0 S: 4	H: 1 LOB: 0 BB: 0 P: 6	R: 0 E: 0 K: 0 S: 7	H: 2 LOB: 2 BB: 0 P: 11	R: 0 E: 0 K: 1 S: 7	H: 0 LOB: 0 BB: 0 P: 11	R: 1 E: 1 K: 0 S: 17	H: 0 LOB: 3 BB: 3 P: 31											
PITCHER	IP	WLS	BF	H	R	ER	SO	BB	IBB	HBP	BLK	WP	HR	S	P	ERA	WHIP												
Terry Mulholland, L (1, 1) ERA: 4.74	7.0	W	29	9	1	1	3	1	0	0	0	0	0	68	102	1.29	1.429												
Tim Davis, L (8, 1) ERA: 4.35	1.2		6	0	1	0	1	1	0	0	0	0	0	10	18	0.00	0.600												
40 Greg McCarthy, L (9, 1) ERA:	0.1		4	0	0	0	0	2	0	0	0	0	0	14	24	0.00	6.000												

Batter	1	2	3	4	5	6	7	8	9	AB	R	H	RBI	BB	SO	LOB
Joey Cora, S (1, 4) OBP: 0.335, SLG: 0.404 Andy Sheets, R (8, PR) OBP: 0.263, SLG: 0.262 (9, 4)	2-2 P2	3-1 F9		0-0 BB BB BB 1B		0-0 2B SF9 1B		2-0 HR HBP		4	2	2	0	0	0	1
Alex Rodriguez, R (1, 6) OBP: 0.418, SLG: 0.669	3-2 F7		0-0 F7	4-0 BB BB BB 1-2 BB		1-0 1-3 HR 2B		2-0 1-H HR		4	2	2	2	1	0	0
Ken Griffey Jr., L (1, 8) OBP: 0.391, SLG: 0.640	3-1 BB 1B		4-1 S WP 1B BB	4-0 1-2 2-3 BB BB		4-0 HR IBB		1-3 K		2	2	1	0	3	1	1
Edgar Martinez, R (1, 10) OBP: 0.470, SLG: 0.633	4-0 1-2 BB		2-3 1 SAFE 1 SAFE K	4-1 1-2 2-3 3-H BB		3-1 SF9		2-2 F9		2	0	0	2	2	1	2
Jay Buhner, R (1, 9) OBP: 0.368, SLG: 0.563	3-3 K		1 SAFE 2-1 1B HBP	2-0 F9		0-2 1-H 2-H HR		0-0 G6-3		4	1	1	3	0	1	6
Paul Sorrento, L (1, 3) OBP: 0.371, SLG: 0.525		1-1 L9	2-2 1-3 2-H 1B		2-3 K	1-3 K				4	0	1	1	0	2	0
Mark Whiten, S (1, 7) OBP: 0.372, SLG: 0.443		2-0 HR		2-2 G4-3	0-1 F9		1-3 K			4	1	1	1	0	1	0
Doug Strange, S (1, 5) OBP: 0.290, SLG: 0.341		3-1 2B		0-0 HR	2-0 F8		1-0 G1-3			4	1	2	1	0	0	0
John Marzano, R (1, 2) Dan Wilson, R (8, 2) OBP: 0.337, SLG: 0.310 OBP: 0.349, SLG: 0.459		0-1 L7		1-1 F8		3-1 F8	0-0 G4-3			4	0	0	0	0	0	1

Inning Stats	R: 0	H: 1	E: 0	K: 1	S: 13	H: 1	LOB: 2	BB: 1	P: 28	R: 1	H: 2	E: 0	K: 0	S: 9	H: 1	LOB: 1	BB: 0	P: 18	R: 1	H: 1	E: 0	K: 1	S: 10	H: 1	LOB: 2	BB: 1	P: 20	R: 2	H: 2	E: 0	K: 0	S: 10	H: 2	LOB: 3	BB: 3	P: 27	R: 0	H: 0	E: 0	K: 1	S: 6	H: 3	LOB: 0	BB: 1	P: 24	R: 0	H: 0	E: 0	K: 1	S: 5	H: 0	LOB: 0	BB: 0	P: 7	R: 2	H: 1	E: 0	K: 1	S: 8	H: 1	LOB: 1	BB: 0	P: 15
--------------	------	------	------	------	-------	------	--------	-------	-------	------	------	------	------	------	------	--------	-------	-------	------	------	------	------	-------	------	--------	-------	-------	------	------	------	------	-------	------	--------	-------	-------	------	------	------	------	------	------	--------	-------	-------	------	------	------	------	------	------	--------	-------	------	------	------	------	------	------	------	--------	-------	-------


PITCHER	IP	WLS	BF	H	R	ER	SO	BB	IBB	HBP	BLK	WP	HR	S	P	ERA	WHIP
Dwight Gooden, R (1, 1) ERA: 4.53	5.2	L	32	9	8	8	3	5	1	1	0	1	3	57	123	12.71	2.471
Jeff Nelson, R (6, 1) ERA: 4.94	1.1		5	0	1	1	2	0	0	1	0	0	0	8	13	6.75	0.000
Dale Polley, L (8, 1) ERA: 8.5	1.0		4	1	1	1	1	0	0	0	0	0	1	8	13	9.00	1.000

BOTTOM

New York Yankees @ Seattle Mariners
 The Kingdome, Seattle, WA
 Wed Aug 28 1996, 10:05 PM EDT
 Att: 30,952 - Dome - 68 F

livebaseballscorecards.com

AB	32
R	10
H	10
RBI	10
BB	6
SO	6
LOB	11



1B: 4	SF: 1	WP: 1	PA: 41
2B: 2	SAC: 0	PB: 0	
3B: 0	DP: 0	SB: 1	
HR: 4	HBP: 2	CS: 0	

Batter	1	2	3	4	5	6	7	8	9	AB R H RBI BB SO LOB	TOP
Wade Boggs, L (1, 5) <small>OBP: 0.388, SLG: 0.395</small> Andy Fox, L (8, PR) <small>OBP: 0.276, SLG: 0.253</small> (8, 5)	3-1 		3-1 		3-2 			2-2 		4 0 1 0 0 0 2 0 0 0 0 0 0 0	
Bernie Williams, S (1, 8) <small>OBP: 0.383, SLG: 0.521</small>	2-0 		1-0 		3-1 			0-0 		4 0 2 1 0 0 1	
Darryl Strawberry, L (1, 7) <small>OBP: 0.367, SLG: 0.507</small> Ruben Rivera, R (8, 7) <small>OBP: 0.391, SLG: 0.400</small>	4-1 			0-0 	2-2 			0-0 		3 0 0 0 1 0 3 0 0 0 0 0 0 0	
Cecil Fielder, R (1, 10) <small>OBP: 0.352, SLG: 0.480</small>	2-3 			1-2 		1-3 		3-3 		4 0 0 0 0 3 3	
Tino Martinez, L (1, 3) <small>OBP: 0.370, SLG: 0.483</small>		1-3 		2-0 		1-3 		2-2 		4 0 0 0 0 2 2	
Paul O'Neill, L (1, 9) <small>OBP: 0.413, SLG: 0.466</small>		0-0 			4-2 	3-1 		3-2 		3 0 1 0 1 0 0	
Mariano Duncan, R (1, 4) <small>OBP: 0.331, SLG: 0.468</small> Luis Sojo, R (8, 4) <small>OBP: 0.244, SLG: 0.265</small>		0-3 			3-2 		0-0 	0-0 		3 1 0 0 0 1 1 1 0 0 0 0 0 1	
Joe Girardi, R (1, 2) <small>OBP: 0.349, SLG: 0.379</small>		4-0 			1-1 		0-3 	0-0 		3 1 1 2 1 1 1	
Derek Jeter, R (1, 6) <small>OBP: 0.367, SLG: 0.418</small>		2-3 		2-0 		0-0 		0-3 		4 1 1 0 0 2 2	
Inning Stats	R: 0 H: 0 E: 0 LOB: 1 K: 1 BB: 1 S: 7 P: 18	R: 0 H: 0 E: 0 LOB: 0 K: 2 BB: 0 S: 7 P: 8	R: 0 H: 0 E: 0 LOB: 1 K: 1 BB: 1 S: 8 P: 18	R: 0 H: 0 E: 0 LOB: 0 K: 0 BB: 0 S: 5 P: 8	R: 3 H: 3 E: 0 LOB: 1 K: 0 BB: 1 S: 18 P: 36	R: 0 H: 0 E: 0 LOB: 0 K: 2 BB: 0 S: 8 P: 13	R: 0 H: 0 E: 0 LOB: 0 K: 1 BB: 0 S: 5 P: 5	R: 0 H: 2 E: 0 LOB: 2 K: 1 BB: 0 S: 11 P: 18	R: 0 H: 1 E: 0 LOB: 1 K: 1 BB: 0 S: 8 P: 11	1B: 4 SF: 0 2B: 0 SAC: 0 3B: 1 DP: 0 HR: 1 HBP: 0	WP: 0 PA: 36 PB: 0 SB: 0 CS: 0
PITCHER Pep Harris, R (1, 1) <small>ERA: 6.14</small> Mike Holtz, L (5, 1) <small>ERA: 0.71</small> Jason Grimsley, R (8, 1) <small>ERA: 7.01</small>	IP WLS BF H R ER SO BB IBB HBP BLK WP HR S P ERA WHIP 4.2 0 20 3 3 3 4 3 0 0 0 0 1 42 83 5.79 1.286 2.1 W 7 0 0 0 3 0 0 0 0 0 0 0 16 23 0.00 0.000 2.0 9 3 0 0 2 0 0 0 0 0 0 0 19 29 0.00 1.500	PITCHER IP WLS BF H R ER SO BB IBB HBP BLK WP HR S P ERA WHIP									

New York Yankees @ California Angels
 Anaheim Stadium, Anaheim, CA
 Thu Aug 29 1996, 10:05 PM EDT
 Att. 19,755 - Unknown - 90 F

livebaseballscorecards.com

AB	33
R	3
H	6
RBI	3
BB	3
SO	9
LOB	16



Batter	1	2	3	4	5	6	7	8	9
Randy Velarde, R OBP: 0.375, SLG: 0.413 (1, 4)	1-0 E8 BB 16 HR 1B	4-2 1 SAFE B SAFE SAFE SAFE 1-2 2-3 BB		2-2 B 1 SAFE SAFE SAFE 1-H HR 2B		2-2 B SAFE SAFE SAFE 3-H 1B 1B	2-3 K		
Jim Edmonds, L OBP: 0.396, SLG: 0.625 (1, 8)	0-0 B1	1-3 K		0-1 2-H HR		0-0 WP 1B 1B	2-3 K		
Chili Davis, S OBP: 0.395, SLG: 0.517 (1, 10)	4-2 BB 16 HR BB	2-2 F7		3-1 F7		4-0 1B 16 2B IBB	0-1 G3		
J.T. Snow, L OBP: 0.338, SLG: 0.388 (1, 3)	4-2 16 HR BB	3-3 K		3-2 L7		0-0 16 2B 1B	2-0 16 2B 2B		
16 Garret Anderson, L OBP: 0.319, SLG: 0.424 (1, 7)	0-0 1-H 2-H 3-H HR		2-2 F8		0-1 F7	1-0 G6-3 2B 2B	0-1 2B 2B		
Jack Howell, L OBP: 0.313, SLG: 0.510 George Arias, R OBP: 0.281, SLG: 0.322 (1, 5) (6, 5)	1-0 P6		2-2 G1-3		0-0 F8	0-1 G6-3	1-1 F8		
Oriando Palmeiro, L OBP: 0.375, SLG: 0.408 (1, 9)	3-2 G5-3		0-3 K		4-2 BB	1-0 2B	0-0 G4-3 2B		
Jorge Fabregas, L OBP: 0.329, SLG: 0.328 (1, 2)		2-1 BB 2B		0-3 K		0-0 F7	1-2 G3	3-0 G4-3	
Gary Disarcina, R OBP: 0.294, SLG: 0.357 (1, 6)		0-2 BB 1B		1-2 S 2B 1B		0-0 1B 3B	1-3 K	3-3 K	

AB	R	H	RBI	BB	SO	LOB
4	2	2	1	1	2	1
5	2	2	3	0	2	5
3	2	0	0	2	0	4
4	3	2	1	1	1	3
5	3	3	7	0	0	0
3	0	0	0	0	0	0
2	0	0	0	0	0	2
4	0	2	2	1	1	0
5	0	1	0	0	1	3
5	2	3	0	0	2	1


AB	R	H	RBI	BB	SO	LOB
40	14	15	14	5	9	19

Inning Stats		R	H	E	K	S	BB	IBB	HBP	BLK	WP	HR	S	P	ERA	WHIP											
R	4	H	2	E	1	S	14	BB	2	IBB	0	HBP	0	BLK	0	WP	0	HR	1	S	19	P	34	ERA	36.00	WHIP	6.000
R	0	H	2	E	0	S	18	BB	0	IBB	0	HBP	0	BLK	0	WP	0	HR	0	S	56	P	85	ERA	8.31	WHIP	1.385
R	0	H	0	E	0	S	12	BB	0	IBB	0	HBP	0	BLK	0	WP	0	HR	0	S	3	P	8	ERA	∞	WHIP	∞
R	0	H	0	E	0	S	10	BB	0	IBB	0	HBP	0	BLK	0	WP	0	HR	0	S	27	P	43	ERA	10.12	WHIP	1.500

New York Yankees @ California Angels
Anaheim Stadium, Anaheim, CA
 Thu Aug 29 1996, 10:05 PM EDT
 Att: 19,755 - Unknown - 90 F

livebaseballscorecards.com

WP: 2 PA: 45
 PB: 0 SB: 1
 CS: 0



PITCHER	IP	WLS	BF	H	R	ER	SO	BB	IBB	HBP	BLK	WP	HR	S	P	ERA	WHIP
Wally Whitehurst, R ERA: 6.75 (1, 1)	1.0	L	9	4	4	4	0	2	0	0	0	0	1	19	34	36.00	6.000
Brian Boehringer, R ERA: 5.97 (2, 1)	4.1		19	4	4	4	5	2	0	0	0	0	1	56	85	8.31	1.385
Graeme Lloyd, L ERA: 4.44 (6, 1)	0.0		4	3	3	3	0	0	1	0	0	1	0	3	8	∞	∞
Dave Pavlas, R ERA: 3.21 (6, 1)	2.2		13	4	3	3	4	0	0	0	0	1	0	27	43	10.12	1.500

Batter	1	2	3	4	5	6	7	8	9	AB R H RBI BB SO LOB	TOP
Wade Boggs, L (1, 5) <small>B B B</small> OBP: 0.388, SLG: 0.394 Andy Fox, L (4, 5) <small>B B</small> OBP: 0.273, SLG: 0.250	4-0 BB	0-0 F8			0-0 4-3		0-0 3-1			1 1 0 0 1 0 1 2 0 0 0 0 0 0	
Bernie Williams, S (1, 8) OBP: 0.380, SLG: 0.517	0-0 F9		0-0 1-3		0-0 2-3			0-0 F8		4 0 0 0 0 0 1	
Paul O'Neill, L (1, 9) OBP: 0.413, SLG: 0.468	0-0 HR 2B		0-0 F9			0-0 F8		0-0 1B		4 1 2 0 0 0 0	
Cecil Fielder, R (1, 10) OBP: 0.349, SLG: 0.476	0-0 6-3		0-3 K		0-3 K		0-3 K		0-3 K	4 0 0 1 0 3 2	
Tino Martinez, L (1, 3) OBP: 0.369, SLG: 0.487	0-0 HR			0-0 F7		0-0 G3		0-3 K		4 1 1 2 0 1 1	
Darryl Strawberry, L (1, 7) OBP: 0.372, SLG: 0.526 Ruben Rivera, R (7, 7) OBP: 0.385, SLG: 0.392	0-0 3-1		4-0 CS BB			0-0 HR		0-3 K		2 1 1 1 1 0 0 1 0 0 0 0 1 0	
Mariano Duncan, R (1, 4) OBP: 0.333, SLG: 0.481		0-0 2B		0-0 HR		0-0 P6		0-3 K		4 1 2 1 0 1 0	
Jim Leyritz, R (1, 2) OBP: 0.351, SLG: 0.388		0-3 K		0-0 4-3		0-0 HR		0-0 L1		4 1 1 1 0 1 1	
2 Derek Jeter, R (1, 6) OBP: 0.364, SLG: 0.415		0-0 5-3			0-0 F8		0-3 K			3 0 0 0 0 1 1	
Inning Stats	R: 3 H: 2 E: 0 LOB: 0 K: 0 BB: 1 S: 5 P: 9	R: 0 H: 1 E: 0 LOB: 1 K: 1 BB: 0 S: 6 P: 6	R: 0 H: 0 E: 0 LOB: 0 K: 1 BB: 0 S: 5 P: 5	R: 1 H: 1 E: 0 LOB: 0 K: 0 BB: 1 S: 3 P: 7	R: 0 H: 0 E: 0 LOB: 0 K: 0 BB: 0 S: 3 P: 3	R: 0 H: 0 E: 0 LOB: 0 K: 1 BB: 0 S: 5 P: 5	R: 2 H: 2 E: 0 LOB: 0 K: 1 BB: 0 S: 7 P: 7	R: 0 H: 1 E: 0 LOB: 1 K: 2 BB: 0 S: 8 P: 8	R: 0 H: 0 E: 0 LOB: 0 K: 2 BB: 0 S: 7 P: 7	1B: 1 SF: 0 2B: 2 SAC: 0 3B: 0 DP: 0 HR: 4 HBP: 0	WP: 0 PA: 35 PB: 0 SB: 0 CS: 1
PITCHER Dennis Springer, R (1, 1) ERA: 5.4 Chuck McElroy, L (7, 1) ERA: 4.02 Mike James, R (9, 1) ERA: 2.78	IP WLS BF H R ER SO BB IBB HBP BLK WP HR S P ERA WHIP 6.1 L 26 6 6 6 3 2 0 0 0 0 0 4 30 38 8.53 1.263										

New York Yankees @ California Angels
 Anaheim Stadium, Anaheim, CA
 Fri Aug 30 1996, 10:05 PM EDT
 Att. 27,084 - Unknown - 88 F

AB	33
R	6
H	7
RBI	6
BB	2
SO	8
LOB	7



Batter	1	2	3	4	5	6	7	8	9	AB R H RBI BB SO LOB
Randy Velarde, R (1, 4) OBP: 0.377, SLG: 0.422	0-0 4-3 2B		0-0 F8	0-0 6-3			0-0 HR		4-0 BB	4 1 2 1 1 0 1
Jim Edmonds, L (1, 8) OBP: 0.393, SLG: 0.625	0-0 4-3 2-3		0-0 3B		0-0 P5		0-3 K		0-3 K	5 0 1 0 0 2 2
Tim Salmon, R (1, 9) OBP: 0.378, SLG: 0.503	0-0 1-3		1-0 HBP		0-0 E6 16 FC4-6		0-0 F9			3 0 0 0 0 0 1
Chili Davis, S (1, 10) OBP: 0.394, SLG: 0.513	4-0 BB		0-3 K		0-0 F7		0-0 6-3			3 0 0 0 1 1 3
16 Garret Anderson, L (1, 7) OBP: 0.316, SLG: 0.420	0-3 K2-3		0-3 K		0-0 FC4-6 1-2f			0-3 K		4 0 0 0 0 3 5
J.T. Snow, L (1, 3) OBP: 0.335, SLG: 0.385		0-3 K		0-3 K		0-0 F8		0-0 5-3		4 0 0 0 0 2 0
Gary Disarcina, R (1, 6) OBP: 0.295, SLG: 0.359		0-0 1-3		0-0 F9 1B		0-0 L6 1B		0-0 5-3		4 1 2 0 0 0 0
Jorge Fabregas, L (1, 2) OBP: 0.332, SLG: 0.332		0-0 WP 1B		0-0 F9 1-3		0-0 1-2 1B			0-0 6-3	4 0 2 0 0 0 1
George Arias, R (1, 5) OBP: 0.281, SLG: 0.323		0-0 F8		0-0 1B		0-0 L6			0-3 K	3 0 1 1 0 0 3
Jack Howell, L (9, PH) OBP: 0.310, SLG: 0.505		1-2		3-H 1B		2-3				1 0 0 0 0 1 0

Inning Stats	R: 0	H: 1	E: 0	LOB: 2	K: 1	S: 6	P: 10	R: 0	H: 1	E: 0	LOB: 1	K: 1	S: 6	P: 6	R: 0	H: 1	E: 0	LOB: 2	K: 2	S: 8	P: 9	R: 1	H: 2	E: 0	LOB: 1	K: 1	S: 7	P: 7	R: 0	H: 0	E: 1	LOB: 1	K: 0	S: 4	P: 4	R: 0	H: 2	E: 0	LOB: 1	K: 0	S: 4	P: 4	R: 1	H: 1	E: 0	LOB: 0	K: 1	S: 6	P: 6	R: 0	H: 0	E: 0	LOB: 0	K: 1	S: 5	P: 5	R: 0	H: 0	E: 0	LOB: 1	K: 2	S: 7	P: 11	1B: 5	SF: 0	2B: 2	SAC: 0	3B: 1	DP: 1	HR: 1	HBP: 1	WP: 1	PA: 38
--------------	------	------	------	--------	------	------	-------	------	------	------	--------	------	------	------	------	------	------	--------	------	------	------	------	------	------	--------	------	------	------	------	------	------	--------	------	------	------	------	------	------	--------	------	------	------	------	------	------	--------	------	------	------	------	------	------	--------	------	------	------	------	------	------	--------	------	------	-------	-------	-------	-------	--------	-------	-------	-------	--------	-------	--------

PITCHER	IP	WLS	BF	H	R	ER	SO	BB	IBB	HBP	BLK	WP	HR	S	P	ERA	WHIP
Andy Pettitte, L (1, 1) ERA: 4.23	8.0	W	34	8	2	2	7	1	0	1	0	1	1	46	51	2.25	1.125
42 Mariano Rivera, R (9, 1) ERA: 1.89	1.0		4	0	0	0	2	1	0	0	0	0	0	7	11	0.00	1.000

BOTTOM

New York Yankees @ California Angels
Anaheim Stadium, Anaheim, CA
 Fri Aug 30 1996, 10:05 PM EDT
 Att: 27,084 - Unknown - 88 F

livebaseballscorecards.com

AB	35
R	2
H	8
RBI	2
BB	2
SO	9
LOB	16



Batter	1	2	3	4	5	6	7	8	9	AB R H RBI BB SO LOB	TOP									
Tim Raines, S OBP: 0.362, SLG: 0.376 (1, 7)	3-3 K		G4-3	F8			E9 1-H 2-H 2B		P6	6 1 2 3 0 1 1										
Joe Girardi, R OBP: 0.348, SLG: 0.377 (1, 2)	0-1 F8		G1-3			G4-3 1B	E6 G1-3		K	5 1 1 1 1 1 1										
Paul O'Neill, L OBP: 0.412, SLG: 0.468 (1, 9)	4-1 BLK 1B BB		2-2 2B 1-H	G6-3	G4-3 1-2f		G1-3 1-2		E5 BB	5 1 1 1 1 0 2										
Tino Martinez, L OBP: 0.371, SLG: 0.485 (1, 3)	2-2 BLK 1B		4-0 2B BB	G1-3	F7		K			4 1 1 0 2 1 1										
Bernie Williams, S OBP: 0.381, SLG: 0.519 Ruben Rivera, R OBP: 0.382, SLG: 0.426 (1, 8) (4, 8)	1-0 G6-3 1-2 2-3		0-1 2B 1-3 2-H	2B BB	4-0 2B BB		F7-2 3B		G5-3	2 2 1 1 1 0 2 3 0 1 0 0 1 3										
Darryl Strawberry, L OBP: 0.378, SLG: 0.532 (1, 10)		0-1 G1-3 1B	4-0 2B 1B IBB	2-0 1B 2B		F7-2 3B		P5		4 2 2 1 1 0 1										
Charlie Hayes, R OBP: 0.302, SLG: 0.371 (1, 5)		1-3 K	0-1 2B 1B 2B	1-0 2B 1B 1B		K		G5-3		5 2 2 3 0 2 1										
Mariano Duncan, R OBP: 0.337, SLG: 0.489 (1, 4)		0-0 G1-3	0-3 K	0-2 2B			E 2B			5 2 3 0 0 1 3										
Derek Jeter, R OBP: 0.367, SLG: 0.416 (1, 6)		2-0 G1-3	0-1 1B	1-1 1B			E HBP		F9	4 2 2 4 0 0 2										
Inning Stats	R: 0 E: 0 K: 1 S: 12	H: 1 LOB: 2 BB: 1 P: 22	R: 0 E: 0 K: 1 S: 7	H: 1 LOB: 1 BB: 0 P: 10	R: 7 E: 0 K: 1 S: 22	H: 5 LOB: 1 BB: 3 P: 40	R: 4 E: 0 K: 0 S: 17	H: 4 LOB: 1 BB: 1 P: 29	R: 0 E: 0 K: 1 S: 5	H: 1 LOB: 0 BB: 0 P: 5	R: 3 E: 2 K: 1 S: 15	H: 2 LOB: 1 BB: 0 P: 28	R: 0 E: 0 K: 0 S: 8	H: 1 LOB: 1 BB: 0 P: 12	R: 0 E: 1 K: 2 S: 16	H: 0 LOB: 2 BB: 1 P: 26	1B: 8 2B: 8 3B: 1 HR: 0	SF: 0 SAC: 0 DP: 2 HBP: 1	WP: 1 PB: 0 SB: 0 CS: 0	PA: 50
PITCHER	IP WLS BF H R ER SO BB IBB HBP BLK WP HR S P ERA WHIP																			
Jason Dickson, R ERA: 6.75 (1, 1)	2.2 L 18 6 7 7 3 3 1 0 0 1 0 34 64 23.62 3.375																			
Greg Gohr, R ERA: 7.13 (3, 1)	2.1 13 6 4 4 0 1 0 0 0 0 0 30 50 15.43 3.000																			
Jason Grimsley, R ERA: 6.99 (6, 1)	3.0 14 4 3 2 2 0 0 1 0 0 0 28 45 6.00 1.333																			
Troy Percival, R ERA: 2.0 (9, 1)	1.0 5 0 0 0 0 2 1 0 0 0 0 16 26 0.00 1.000																			

New York Yankees @ California Angels
Anaheim Stadium, Anaheim, CA
 Sat Aug 31 1996, 10:05 PM EDT
 Att. 28,749 - Unknown - 76 F

livebaseballscorecards.com

AB	43
R	14
H	16
RBI	14
BB	6
SO	7
LOB	17



Batter	1	2	3	4	5	6	7	8	9	AB R H RBI BB SO LOB
Randy Velarde, R OBP: 0.380, SLG: 0.424 (1, 4)	1-1 G1-3		3-1 2B			4-1 SF8 BB	2-3 K		4-0 BB	3 0 1 0 2 1 2
Jim Edmonds, L OBP: 0.390, SLG: 0.619 Orlando Palmeiro, L OBP: 0.366, SLG: 0.397 (1, 8) (8, 8)	3-2 P5		2-0 G4-3			1-0 F8		0-0 F7	1-2 2-3 BB	3 0 0 0 0 0 3 2 0 0 0 0 0 3
Tim Salmon, R OBP: 0.377, SLG: 0.500 (1, 9)	1-1 G1-3			1-0 P4		4-1 FC4-6 BB		1-3 K		3 0 0 0 1 1 0
Chili Davis, S OBP: 0.393, SLG: 0.519 (1, 10)		0-0 G1-3		2-1 G6-3		1-0 SF8		3-2 HR		3 1 1 2 0 0 0
Rex Hudler, R OBP: 0.342, SLG: 0.562 (1, 3)		0-1 G1-3		3-1 F8		0-0 FC4-6		1-1 G1-3		4 0 0 0 0 0 2
16 Garret Anderson, L OBP: 0.314, SLG: 0.417 (1, 7)		2-3 K			0-1 G1-3		1-1 L7		1-3 K	4 0 0 0 0 2 0
Gary Disarcina, R OBP: 0.294, SLG: 0.357 Dick Schofield, R OBP: 0.500, SLG: 0.500 (1, 6) (6, 6)			0-0 G1-3		2-0 G6-3		1-1 E6 1B		0-0 BB 1B 1B	2 0 0 0 0 0 0 2 0 1 0 0 0 0
George Arias, R OBP: 0.286, SLG: 0.342 (1, 5)			2-1 HR		0-0 G6-3		1-0 P4		3-2 BB 1B	4 1 2 1 0 0 1
Todd Greene, R OBP: 0.179, SLG: 0.263 (1, 2)			0-0 F7			0-0 BB SF8 2B	0-0 1B		2-2 F7	4 1 2 0 0 0 2

Inning Stats	R: 0	H: 0	E: 0	K: 0	S: 8	LOB: 0	BB: 0	P: 13	R: 0	H: 0	E: 0	K: 1	S: 7	LOB: 0	BB: 0	P: 9	R: 0	H: 0	E: 0	K: 0	S: 5	LOB: 0	BB: 0	P: 11	R: 0	H: 0	E: 0	K: 0	S: 4	LOB: 0	BB: 0	P: 6	R: 1	H: 1	E: 0	K: 0	S: 6	LOB: 2	BB: 2	P: 16	R: 0	H: 1	E: 1	K: 1	S: 11	LOB: 2	BB: 0	P: 16	R: 1	H: 1	E: 0	K: 1	S: 9	LOB: 0	BB: 0	P: 14	R: 0	H: 2	E: 0	K: 1	S: 14	LOB: 3	BB: 1	P: 25	1B: 3	2B: 2	3B: 0	HR: 2	SF: 1	SAC: 0	DP: 0	HBP: 0	WP: 0	PB: 0	SB: 0	CS: 0	PA: 38
--------------	------	------	------	------	------	--------	-------	-------	------	------	------	------	------	--------	-------	------	------	------	------	------	------	--------	-------	-------	------	------	------	------	------	--------	-------	------	------	------	------	------	------	--------	-------	-------	------	------	------	------	-------	--------	-------	-------	------	------	------	------	------	--------	-------	-------	------	------	------	------	-------	--------	-------	-------	-------	-------	-------	-------	-------	--------	-------	--------	-------	-------	-------	-------	--------

PITCHER	IP	WLS	BF	H	R	ER	SO	BB	IBB	HBP	BLK	WP	HR	S	P	ERA	WHIP
Jimmy Key, L ERA: 4.8 (1, 1)	8.0	W	32	5	3	3	3	2	0	0	0	0	2	57	99	3.38	0.875
Dale Polley, L ERA: 8.05 (9, 1)	1.0		6	2	0	0	1	1	0	0	0	0	0	14	25	0.00	3.000


BOTTOM

New York Yankees @ California Angels
Anaheim Stadium, Anaheim, CA

Sat Aug 31 1996, 10:05 PM EDT
 Att: 28,749 - Unknown - 76 F

livebaseballscorecards.com

AB	34
R	3
H	7
RBI	3
BB	3
SO	4
LOB	13



New York Yankees @ California Angels
 Anaheim Stadium, Anaheim, CA

Sun Sep 01 1996, 6:33 AM EDT
 Att. 19,384 - Sunny - 84 F

livebaseballscorecards.com

AB	30
R	0
H	4
RBI	0
BB	5
SO	11
LOB	15



WP	1	PA	35
PB	0		
SB	0		
CS	0		

Batter	1	2	3	4	5	6	7	8	9	AB R H RBI BB SO LOB			
Tim Raines, S (1, 7) OBP: 0.352, SLG: 0.364	2-2 K		1-3 K		0-1 FC5-4		2-2 F9			4 0 0 0 0 2 3			
Derek Jeter, R (1, 6) OBP: 0.368, SLG: 0.416	0-0 WP 1B			0-1 G6-3		2-2 G1-3 1B		0-3 K		4 0 2 0 0 1 0			
Bernie Williams, S (1, 8) OBP: 0.380, SLG: 0.516	2-3 K		2-1 G5-3		2-2 G1-3		1-2 G1-4-3 1B			4 0 1 0 0 1 2			
Cecil Fielder, R (1, 10) OBP: 0.350, SLG: 0.474	2-0 G5-3		4-2 BB		4-0 BB		0-0 G1-4-3			2 0 0 0 2 0 2			
Tino Martinez, L (1, 3) OBP: 0.370, SLG: 0.482		3-2 F9		0-3 K		2-3 K		4-2 BB		3 0 0 0 1 2 3			
Charlie Hayes, R (1, 5) OBP: 0.300, SLG: 0.368		0-3 K		3-2 L7		1-2 G1-3		2-2 F8		4 0 0 0 0 1 3			
Paul O'Neill, L (1, 9) OBP: 0.410, SLG: 0.464		2-2 G2-3		1-0 F7		0-3 K		0-3 K		4 0 0 0 0 2 1			
Mariano Duncan, R (1, 4) OBP: 0.336, SLG: 0.485			0-3 K		4-1 1B BB		0-1 G5-3			3 0 0 0 1 2 1			
Jim Leyritz, R (1, 2) OBP: 0.354, SLG: 0.389			3-2 F9		2-2 FC5-4 1B		4-1 BB			2 0 1 0 1 0 0			
Inning Stats	R: 0 E: 0 K: 2 S: 9 H: 1 LOB: 1 BB: 0 P: 15	R: 0 E: 0 K: 1 S: 9 H: 0 LOB: 0 BB: 0 P: 14	R: 0 E: 0 K: 2 S: 11 H: 0 LOB: 0 BB: 0 P: 15	R: 0 E: 0 K: 1 S: 11 H: 0 LOB: 1 BB: 1 P: 17	R: 0 E: 0 K: 0 S: 11 H: 1 LOB: 2 BB: 1 P: 21	R: 0 E: 0 K: 1 S: 12 H: 1 LOB: 2 BB: 1 P: 23	R: 0 E: 0 K: 1 S: 10 H: 0 LOB: 1 BB: 1 P: 16	R: 0 E: 0 K: 1 S: 5 H: 1 LOB: 0 BB: 0 P: 6	R: 0 E: 0 K: 2 S: 14 H: 0 LOB: 1 BB: 1 P: 23	1B: 4 2B: 0 3B: 0 HR: 0 SF: 0 SAC: 0 DP: 1 HBP: 0			
PITCHER	IP WLS BF H R ER SO BB IBB HBP BLK WP HR S P ERA WHIP											PITCHER	IP WLS BF H R ER SO BB IBB HBP BLK WP HR S P ERA WHIP
Chuck Finley, L (1, 1) ERA: 4.34	7.1 W 30 4 0 0 9 4 0 0 0 1 0 77 126 0.00 1.091												
Mike James, R (8, 1) ERA: 2.75	0.2 1 0 0 0 0 0 0 0 0 0 0 1 1 0.00 0.000												
Troy Percival, R (9, 1) ERA: 1.97	1.0 4 0 0 0 2 1 0 0 0 0 0 14 23 0.00 1.000												

Batter	1	2	3	4	5	6	7	8	9	AB R H RBI BB SO LOB	TOP											
2 Derek Jeter, R OBP: 0.366, SLG: 0.414 (1, 6) X	0-0 L9		3-3 K			2-0 F8	0-0 1B		0-1 G5-4-3	5 0 1 1 0 1 4												
Bernie Williams, S OBP: 0.379, SLG: 0.514 (1, 8) C B B S S X	3-2 G3			1-0 G4-3		0-0 G3	1-2 1B			4 0 1 1 0 0 2												
Paul O'Neill, L OBP: 0.410, SLG: 0.463 (1, 9) C F B B S	2-3 K			1-1 G6-3 1B		4-0 HBP IBB	3-2 G4-6-3			3 0 1 0 0 1 2												
Cecil Fielder, R OBP: 0.351, SLG: 0.479 (1, 10) C B B X		1-1 G6-3		0-1 G6-3 1-2f		1-1 HBP		2-2 HR		3 1 1 2 0 0 1												
Tino Martinez, L OBP: 0.367, SLG: 0.479 (1, 3) C B F X	1-1 F7				1-3 K	0-1 G4-3		2-3 K		4 0 0 0 0 2 3												
Darryl Strawberry, L OBP: 0.372, SLG: 0.522 (1, 7) C C B B F	2-3 K				2-3 K		3-3 K	1-0 G6-3		3 0 0 0 0 3 0 1 0 0 0 0 0 0												
Ruben Rivera, R OBP: 0.377, SLG: 0.418 (7, 7) C C B B F																						
Charlie Hayes, R OBP: 0.299, SLG: 0.373 (1, 5) X			0-0 P3		1-0 F9		0-2 HR	3-3 K		4 1 1 1 0 1 0												
Mariano Duncan, R OBP: 0.339, SLG: 0.486 (1, 4) C B B B X			3-1 G4-3			1-2 G3 HBP 1B	1-1 2 1B 1B		3-2 P6	3 1 2 0 0 0 0 1 1 0 0 0 0 0												
Andy Fox, L OBP: 0.272, SLG: 0.248 (7, PR) (7, 4) C B B B X																						
Joe Girardi, R OBP: 0.355, SLG: 0.385 (1, 2) B X			1-0 2B			2-2 HBP G3 1B	0-1 2 1B 1B		4-2 2 G5-4-3 BB	3 1 3 0 1 0 0												
Inning Stats	R: 0 E: 0 K: 1 S: 7	H: 0 LOB: 0 BB: 0 P: 12	R: 0 E: 0 K: 1 S: 7	H: 0 LOB: 0 BB: 0 P: 11	R: 0 E: 0 K: 1 S: 7	H: 1 LOB: 1 BB: 0 P: 14	R: 0 E: 0 K: 0 S: 5	H: 1 LOB: 0 BB: 0 P: 7	R: 0 E: 0 K: 2 S: 7	H: 0 LOB: 0 BB: 0 P: 11	R: 1 E: 0 K: 0 S: 12	H: 2 LOB: 3 BB: 1 P: 22	R: 3 E: 0 K: 1 S: 21	H: 5 LOB: 2 BB: 0 P: 29	R: 1 E: 0 K: 2 S: 12	H: 1 LOB: 0 BB: 0 P: 20	R: 0 E: 0 K: 0 S: 7	H: 0 LOB: 0 BB: 1 P: 14	1B: 7 2B: 1 3B: 0 HR: 2	SF: 0 SAC: 0 DP: 3 HBP: 1	WP: 0 PB: 0 SB: 0 CS: 0	PA: 37
PITCHER	IP WLS BF H R ER SO BB IBB HBP BLK WP HR S P ERA WHIP																					
Ariel Prieto, R ERA: 4.15 (1, 1)	6.1 L 28 8 4 4 6 0 1 1 0 0 1 57 93 5.68 1.263																					
Buddy Groom, L ERA: 3.99 (7, 1)	1.0 4 2 1 1 1 0 0 0 0 0 1 17 25 9.00 2.000																					
Carlos Reyes, R ERA: 5.09 (8, 1)	1.2 5 0 0 0 0 1 1 0 0 0 0 0 11 22 0.00 0.600																					

New York Yankees @ Oakland Athletics
Oakland-Alameda County Coliseum, Oakland, CA

Mon Sep 02 1996, 3:33 AM PDT
Att. 20,159 - Sunny - 72 F

AB	34
R	5
H	10
RBI	5
BB	2
SO	8
LOB	12



WP: 0	PA: 37
-------	--------

ERA	WHIP
-----	------

Batter	1	2	3	4	5	6	7	8	9	AB R H RBI BB SO LOB
Jose Herrera, L OBP: 0.313, SLG: 0.377 (1, 9) BBB (9, 8)	4-0 CS BB		1-3 K			1-2 F7			1-0 FC4-6 1B	3 0 1 0 1 1 0
Tony Batista, R OBP: 0.316, SLG: 0.423 (1, 4) SAFE SAFE SAFE	1-3 K			0-1 P6		2-3 K			1-3 K	4 0 0 0 0 3 2
Jason Giambi, L OBP: 0.367, SLG: 0.512 (1, 7) SAFE BBB BBB	4-1 BB 1-2			4-1 BB			2-2 L6		1-2 FC4-6 1-2f	2 0 0 0 2 0 1
Mark McGwire, R OBP: 0.468, SLG: 0.757 (1, 3) SAFE BBB X	2-2 P2			0-1 F8			1-2 G5-3			3 0 0 0 0 0 2
Geronimo Berroa, R OBP: 0.336, SLG: 0.548 (1, 10)			1-0 F8		0-3 K		0-2 F8			3 0 0 0 0 1 1
Scott Brosius, R OBP: 0.414, SLG: 0.569 (1, 5)			2-2 P2		2-1 P4			1-1 G6-3		3 0 0 0 0 0 0
Terry Steinbach, R OBP: 0.338, SLG: 0.537 (1, 2)			1-3 K		0-3 K			1-0 F9		3 0 0 0 0 2 0
Kerwin Moore, S (1, 8)				0-1 F9		1-2 F9		2-2 P5		2 0 0 0 0 0 0
Matt Stairs, L OBP: 0.357, SLG: 0.543 (8, PH) (9, 9)										1 0 0 0 0 0 0
Mike Bordick, R OBP: 0.289, SLG: 0.303 (1, 6)			0-0 P3			1-1 F9			0-0 G6-3	3 0 0 0 0 0 0

Inning Stats	R: 0	H: 0	E: 0	K: 1	S: 7	R: 0	H: 0	E: 0	K: 1	S: 7	R: 0	H: 0	E: 0	K: 1	S: 7	R: 0	H: 0	E: 0	K: 1	S: 7	R: 0	H: 0	E: 0	K: 1	S: 7	R: 0	H: 0	E: 0	K: 1	S: 7	R: 0	H: 0	E: 0	K: 1	S: 7	R: 0	H: 0	E: 0	K: 1	S: 7	R: 0	H: 0	E: 0	K: 1	S: 7	R: 0	H: 0	E: 0	K: 1	S: 7							
PITCHER	IP	WLS	BF	H	R	ER	SO	BB	IBB	HBP	BLK	WP	HR	S	P	ERA	WHIP																																								
David Cone, R ERA: 1.72 (1, 1)	7.0	W	23	0	0	0	6	3	0	0	0	0	0	55	85	0.00	0.429																																								
42 Mariano Rivera, R ERA: 1.85 (8, 1)	2.0		7	1	0	0	1	0	0	0	0	0	0	19	26	0.00	0.500																																								

BOTTOM

New York Yankees @ Oakland Athletics
Oakland-Alameda County Coliseum, Oakland, CA

livebaseballscores.com

AB	27
R	0
H	1
RBI	0
BB	3
SO	7
LOB	6



WP: 0	PA: 30
PB: 0	
SB: 0	
CS: 1	

Mon Sep 02 1996, 3:33 AM PDT
Att. 20,159 - Sunny - 72 F

New York Yankees @ Oakland Athletics
Oakland-Alameda County Coliseum, Oakland, CA

Tue Sep 03 1996, 7:05 PM PDT
 Att. 11,621 - Unknown - 63 F

AB	36
R	9
H	12
RBI	9
BB	5
SO	6
LOB	13



WP:	1	PA:	43
PB:	0		
SB:	1		
CS:	0		

Batter	1	2	3	4	5	6	7	8	9	AB	R	H	RBI	BB	SO	LOB						
2 Derek Jeter, R (1, 6) OBP: 0.366, SLG: 0.413	1-2 F9		0-0 1B		3-3 K		4-2 1B SF7 BB	3-3 K		4	1	1	2	1	2	1						
Bernie Williams, S (1, 8) OBP: 0.381, SLG: 0.513	2-1 P6		3-3 K			4-2 HR BB	3-1 HR 1B	4-2 BB		3	2	1	0	2	1	0						
Paul O'Neill, L (1, 9) OBP: 0.408, SLG: 0.467	0-0 G4-3			0-0 P8		0-1 HR	0-2 SF7	0-2 G3		4	1	1	3	0	0	2						
Cecil Fielder, R (1, 3) OBP: 0.353, SLG: 0.480 Andy Fox, L (9, PR) OBP: 0.272, SLG: 0.248		3-2 F9		2-1 FC3-6 WP 1B		0-0 G6-3	4-2 HR BB	1-2 HR BB	1-2 FC6-4 1B	4	1	2	0	1	0	0						
Tino Martinez, L (1, 10) OBP: 0.369, SLG: 0.486		3-3 K		4-2 FC3-6 BB		0-2 G4-3 1B 2B	3-1 HR	2-3 HR	2-3 K	4	2	2	3	1	2	1						
Darryl Strawberry, L (1, 7) OBP: 0.365, SLG: 0.509 Ruben Rivera, R (7, 7) OBP: 0.377, SLG: 0.418 Tim Raines, S (9, PH) OBP: 0.350, SLG: 0.361		2-2 F8		0-1 FC3-6 FC5-4		1-2 G4-3	3-1 G1-4-3		2-1 L9	4	0	0	0	0	0	3						
Charlie Hayes, R (1, 5) OBP: 0.300, SLG: 0.373			0-1 SH5-4 1B 1B	0-1 FC5-4		1-0 FC5 1B	2-2 F8		0-0 FC6-4	5	1	2	1	0	0	3						
Mariano Duncan, R (1, 4) OBP: 0.341, SLG: 0.486			0-1 SH5-4 1B		0-2 G5-3	2-1 1B		0-1 P7		4	1	2	0	0	0	0						
Joe Girardi, R (1, 2) OBP: 0.355, SLG: 0.384			0-0 SH5-4		1-3 K	1-1 FC5		2-1 1B		3	0	1	0	0	1	2						
Inning Stats	R: 0 E: 0 K: 0 S: 6	H: 0 LOB: 0 BB: 0 P: 9	R: 0 E: 0 K: 1 S: 12	H: 0 LOB: 0 BB: 0 P: 20	R: 2 E: 0 K: 1 S: 10	H: 3 LOB: 0 BB: 0 P: 13	R: 0 E: 0 K: 0 S: 10	H: 1 LOB: 2 BB: 1 P: 16	R: 0 E: 0 K: 2 S: 10	H: 0 LOB: 0 BB: 0 P: 14	R: 3 E: 0 K: 0 S: 17	H: 4 LOB: 2 BB: 1 P: 26	R: 4 E: 0 K: 0 S: 18	H: 2 LOB: 0 BB: 2 P: 37	R: 0 E: 0 K: 1 S: 12	H: 1 LOB: 2 BB: 1 P: 21	R: 0 E: 0 K: 1 S: 9	H: 1 LOB: 1 BB: 0 P: 14	1B: 9 2B: 1 3B: 0 HR: 2	SF: 1 SAC: 1 DP: 0 HBP: 0	WP: 1 PA: 43	
PITCHER	IP	WLS	BF	H	R	ER	SO	BB	IBB	HBP	BLK	WP	HR	S	P	ERA	WHIP					
Don Wengert, R (1, 1) ERA: 4.97	5.2		25	7	5	5	4	2	0	0	0	1	1	61	91	7.94	1.588					
Jim Corsi, R (6, 1) ERA: 4.21	0.1		4	2	2	2	0	1	0	0	0	0	0	8	18	54.00	9.000					
Mike Mohler, L (7, 1) ERA: 3.63	0.2		4	1	2	2	0	1	0	0	0	0	1	9	19	27.00	3.000					
Mark Acre, R (7, 1) ERA: 6.27	1.0	W	5	1	0	0	1	1	0	0	0	0	0	14	25	0.00	2.000					
Doug Johns, L (8, 1) ERA: 5.8	1.1	S	5	1	0	0	1	0	0	0	0	0	0	12	17	0.00	0.750					

livebaseballscorecards.com

Batter	1	2	3	4	5	6	7	8	9	AB	R	H	RBI	BB	SO	LOB
Tony Batista, R OBP: 0.317, SLG: 0.430 (1, 4)	0-3 K		0-0 1B 3B		0-2 G4-3		1-2 G1-3			4	1	1	1	0	1	2
Scott Brosius, R OBP: 0.409, SLG: 0.569 (1, 5)	1-0 G3-1		1-0 1B		1-2 L8			2-3 K		4	0	1	1	0	1	0
Geronimo Berroa, R OBP: 0.342, SLG: 0.548 (1, 10)	0-3 K		0-1 F7			2-1 G5-4-3 1B		2-3 K		4	0	1	0	0	2	1
Mark McGwire, R OBP: 0.468, SLG: 0.751 (1, 3)		2-3 K		0-1 F9 2B 2B		0-2 F9		0-3 K		4	1	1	0	0	2	1
Terry Steinbach, R OBP: 0.336, SLG: 0.532 (1, 2)		2-3 K		0-0 F9		2-0 G5-4-3			0-1 G6-3	4	0	0	0	0	1	2
Brian Leshar, R OBP: 0.258, SLG: 0.500 (1, 9)		0-3 K		2-3 K			1-0 G4-3		3-1 2B	3	0	0	0	0	2	1
Matt Stairs, L OBP: 0.362, SLG: 0.556 (9, PH)										1	0	1	0	0	0	0
Jason Giambi, L OBP: 0.367, SLG: 0.510 (1, 7)			3-3 K	1-0 2B		1-0 2B	1-0 1B 1B		2-2 F9	4	0	2	1	0	1	1
Ernie Young, R OBP: 0.322, SLG: 0.416 (1, 8)			1-0 G6-3	2-0 G5-3			1-0 P3		2-1 L3	3	0	0	0	0	0	2
Jose Herrera, L OBP: 0.313, SLG: 0.376 (9, PH)										1	0	0	0	0	0	1
Mike Bordick, R OBP: 0.294, SLG: 0.306 (1, 6)			4-1 3B BB		0-1 G1-3		2-1 1B			2	1	1	0	1	0	0

Inning Stats	R: 0	H: 0	E: 0	K: 2	S: 7	LOB: 0	BB: 0	P: 8	R: 0	H: 0	E: 0	K: 3	S: 10	LOB: 0	BB: 0	P: 14	R: 2	H: 2	E: 0	K: 1	S: 9	LOB: 1	BB: 1	P: 18	R: 1	H: 2	E: 0	K: 1	S: 8	LOB: 1	BB: 0	P: 13	R: 0	H: 0	E: 0	K: 0	S: 8	LOB: 0	BB: 0	P: 9	R: 0	H: 1	E: 0	K: 0	S: 6	LOB: 0	BB: 0	P: 10	R: 0	H: 2	E: 0	K: 0	S: 8	LOB: 2	BB: 0	P: 14	R: 0	H: 0	E: 0	K: 3	S: 9	LOB: 0	BB: 0	P: 13	R: 0	H: 1	E: 0	K: 0	S: 9	LOB: 1	BB: 0	P: 16	1B: 4	2B: 3	3B: 1	HR: 0	SF: 0	SAC: 0	DP: 1	HBP: 0	WP: 0	PB: 0	SB: 0	CS: 0	PA: 35
--------------	------	------	------	------	------	--------	-------	------	------	------	------	------	-------	--------	-------	-------	------	------	------	------	------	--------	-------	-------	------	------	------	------	------	--------	-------	-------	------	------	------	------	------	--------	-------	------	------	------	------	------	------	--------	-------	-------	------	------	------	------	------	--------	-------	-------	------	------	------	------	------	--------	-------	-------	------	------	------	------	------	--------	-------	-------	-------	-------	-------	-------	-------	--------	-------	--------	-------	-------	-------	-------	--------

PITCHER	IP	WLS	BF	H	R	ER	SO	BB	IBB	HBP	BLK	WP	HR	S	P	ERA	WHIP
Andy Pettitte, L ERA: 4.21 (1, 1)	7.0	W	28	7	3	3	7	1	0	0	0	0	0	56	86	3.86	1.143
42 Mariano Rivera, R ERA: 1.83 (8, 1)	1.0		3	0	0	0	3	0	0	0	0	0	0	9	13	0.00	0.000
Dave Pavlas, R ERA: 2.93 (9, 1)	1.0		4	1	0	0	0	0	0	0	0	0	0	9	16	0.00	1.000

BOTTOM

New York Yankees @ Oakland Athletics
Oakland-Alameda County Coliseum, Oakland, CA

livebaseballscores.com

AB	34
R	3
H	8
RBI	3
BB	1
SO	10
LOB	11



Wed Sep 04 1996, 7:05 PM PDT
Att. 9,892 - Unknown - 64 F

Batter	1	2	3	4	5	6	7	8	9	AB	R	H	RBI	BB	SO	LOB
Tim Raines, S OBP: 0.362, SLG: 0.375 (1, 7)	0-1 BB SAFE 1B	4-1 FC5-4 1-2 BB		2-2 F9 2-3			4-2 BB			2	1	1	0	2	0	1
2 Derek Jeter, R OBP: 0.368, SLG: 0.413 (1, 6)	4-2 SAFE BB 1-2 L1-5 BB	0-0 FC5-4 1-2 2-3		0-1 P3			0-0 L7			3	0	0	0	1	0	4
Bernie Williams, S OBP: 0.379, SLG: 0.512 (1, 8)	2-3 K	0-1 F8					1-1 L4 G3			4	0	0	0	0	1	5
Cecil Fielder, R OBP: 0.356, SLG: 0.490 (1, 10)	4-2 BB 1-2 2-3 BB		3-2 HR			0-1 P6		1-1 HR		3	2	2	2	1	0	0
Tino Martinez, L OBP: 0.369, SLG: 0.489 (1, 3)	4-2 BB 1-2 2-3 3-H BB		0-1 G4-3			1-1 F9		2-1 F8		3	0	0	1	1	0	0
Charlie Hayes, R OBP: 0.299, SLG: 0.373 (1, 5)	2-1 L1-5		1-1 L8			1-2 K		1-3 K		4	0	0	0	0	2	3
Mariano Duncan, R OBP: 0.340, SLG: 0.491 Andy Fox, L OBP: 0.269, SLG: 0.246 (1, 4) (7, 4)		1-0 1B 3B	0-0 G6-3			2-2 G5-3		1-0 F8		3	1	1	0	0	0	0
Joe Girardi, R OBP: 0.355, SLG: 0.384 (1, 2)		0-0 FC5-4 BB 1B		3-1 E6 F9 S		2-3 K				3	0	1	1	0	1	0
Ruben Rivera, R OBP: 0.375, SLG: 0.404 Darryl Strawberry, L OBP: 0.363, SLG: 0.506 (1, 9) (7, PH) (8, 9)		2-1 F8		3-3 SAFE K			1-3 K			2	0	0	0	0	1	2
				1-2 SAFE K						1	0	0	0	0	1	0

Inning Stats	R: 1	H: 1	E: 0	LOB: 2	K: 1	S: 18	P: 34	R: 1	H: 2	E: 0	LOB: 2	K: 0	S: 8	P: 15	R: 0	H: 0	E: 1	LOB: 1	K: 1	S: 13	P: 21	R: 0	H: 0	E: 0	LOB: 0	K: 0	S: 6	P: 8	R: 0	H: 0	E: 0	LOB: 0	K: 2	S: 10	P: 15	R: 0	H: 0	E: 0	LOB: 1	K: 1	S: 9	P: 15	R: 1	H: 1	E: 0	LOB: 0	K: 1	S: 9	P: 14
PITCHER	IP	WLS	BF	H	R	ER	SO	BB	IBB	HBP	BLK	WP	HR	S	P	ERA	WHIP																																
Huck Flener, L ERA: 4.95 (1, 1)	1.1		10	3	2	2	1	4	0	0	0	0	0	23	46	13.50	5.250																																
Luis Andujar, R ERA: 7.71 (2, 1)	2.2		10	1	1	1	1	0	0	0	0	0	0	24	36	3.38	0.375																																
Bill Risley, R ERA: 4.3 (5, 1)	4.0	L	14	1	1	1	4	1	0	0	0	0	0	34	52	2.25	0.500																																


BOTTOM

Toronto Blue Jays @ New York Yankees
 Yankee Stadium, Bronx, NY

Fri Sep 06 1996, 7:05 PM EDT
 Att: 21,528 - Unknown - 70 F

AB	29
R	4
H	5
RBI	4
BB	5
SO	6
LOB	15

WP: 0 PA: 34
 PB: 0
 SB: 1
 CS: 0



1B	2B	3B	HR	SF	SAC	DP	HBP	WP	HR	S	P	ERA	WHIP
2	1	1	2	0	0	1	0	0	0	0	0		

Batter	1	2	3	4	5	6	7	8	9	AB R H RBI BB SO LOB	
Otis Nixon, S OBP: 0.373, SLG: 0.317 (1, 8) B X	1-0 2B 2B		0-2 CS 1B		3-1 L9		0-0 P5			4 1 2 0 0 0 2	
Shawn Green, L OBP: 0.341, SLG: 0.463 (1, 9) X	0-0 HR 2B		1-1 G3-1 1-2			0-0 G6-3		1-2 F8		4 1 1 1 0 0 1	
Joe Carter, R OBP: 0.312, SLG: 0.488 (1, 7) B X	1-0 HR 2H		2-3 K			3-3 K		1-0 G6-3		4 1 1 2 0 2 0	
John Olerud, L OBP: 0.388, SLG: 0.500 (1, 3) F C C	0-3 K			0-0 F8		4-2 2B BB		3-1 G4-3		3 0 0 0 1 1 0	
Ed Sprague, R OBP: 0.336, SLG: 0.497 (1, 5) B F X	1-1 G4-3			2-0 L6		0-0 2B		1-3 K		4 0 1 0 0 1 0	
Carlos Delgado, L OBP: 0.360, SLG: 0.500 (1, 10) C B B S C	2-3 K			2-3 K		2-2 G4-3		0-1 P5		4 0 0 0 0 2 2	
Alex Gonzalez, R OBP: 0.303, SLG: 0.392 (1, 6) B C B C		3-3 K			1-0 P6		4-1 FC4-6 BB		2-2 L8	3 0 0 0 1 1 0	
Sandy Martinez, L OBP: 0.282, SLG: 0.327 (1, 2) H T B		2-1 G4-3 HBP			1-2 K		0-0 FC4-6 WP 1-2f			2 0 0 0 0 1 1	
Tomas Perez, S OBP: 0.297, SLG: 0.319 (1, 4) X		0-0 G4-3 1-2f			4-1 BB		2-3 K 1-2			2 0 0 0 1 1 2	
Inning Stats	R: 3 E: 0 K: 2 S: 11 H: 3 LOB: 0 BB: 0 P: 16	R: 0 E: 0 K: 1 S: 5 H: 0 LOB: 0 BB: 0 P: 10	R: 0 E: 0 K: 1 S: 8 H: 1 LOB: 0 BB: 0 P: 11	R: 0 E: 0 K: 1 S: 6 H: 0 LOB: 0 BB: 0 P: 10	R: 0 E: 0 K: 1 S: 7 H: 0 LOB: 1 BB: 1 P: 16	R: 0 E: 0 K: 1 S: 18 H: 1 LOB: 2 BB: 1 P: 27	R: 0 E: 0 K: 1 S: 6 H: 0 LOB: 1 BB: 1 P: 12	R: 0 E: 0 K: 0 S: 6 H: 0 LOB: 0 BB: 0 P: 11	R: 0 E: 0 K: 1 S: 10 H: 0 LOB: 0 BB: 0 P: 13	1B: 1 2B: 3 3B: 0 HR: 1 SF: 0 SAC: 0 DP: 1 HBP: 1	WP: 1 PB: 0 SB: 0 CS: 1 PA: 34
PITCHER David Cone, R ERA: 2.0 (1, 1)	IP: 7.0 WLS: L BF: 28 H: 5 R: 3 ER: 3 SO: 8 BB: 3 IBB: 0 HBP: 1 BLK: 0 WP: 1 HR: 1 S: 61 P: 102 ERA: 3.86 WHIP: 1.143										
Jeff Nelson, R ERA: 4.71 (8, 1)	IP: 1.0 WLS: 3 BF: 0 H: 0 R: 0 ER: 0 SO: 0 BB: 0 IBB: 0 HBP: 0 BLK: 0 WP: 0 HR: 0 S: 6 P: 11 ERA: 0.00 WHIP: 0.000										
John Wetteland, R ERA: 3.35 (9, 1)	IP: 1.0 WLS: 3 BF: 0 H: 0 R: 0 ER: 0 SO: 1 BB: 0 IBB: 0 HBP: 0 BLK: 0 WP: 0 HR: 0 S: 10 P: 13 ERA: 0.00 WHIP: 0.000										

Toronto Blue Jays @ New York Yankees
 Yankee Stadium, Bronx, NY
 Sat Sep 07 1996, 7:05 PM EDT
 Att. 27,069 - Unknown - 77 F

AB	30
R	3
H	5
RBI	3
BB	3
SO	9
LOB	8



WP: 1	PA: 34
PB: 0	
SB: 0	
CS: 1	

PITCHER	IP	WLS	BF	H	R	ER	SO	BB	IBB	HBP	BLK	WP	HR	S	P	ERA	WHIP
David Cone, R	7.0	L	28	5	3	3	8	3	0	1	0	1	1	61	102	3.86	1.143
Jeff Nelson, R	1.0		3	0	0	0	0	0	0	0	0	0	0	6	11	0.00	0.000
John Wetteland, R	1.0		3	0	0	0	1	0	0	0	0	0	0	10	13	0.00	0.000

BOTTOM

Toronto Blue Jays @ New York Yankees
Yankee Stadium, Bronx, NY
Sun Sep 08 1996, 3:33 AM EDT
Att. 28,575 - Overcast - 73 F

livebaseballscorecards.com

AB 33
R 2
H 9
RBI 1
BB 4
SO 7
LOB 16



WP: 1 PA: 37
PB: 0
SB: 0
CS: 0

AB R H RBI BB SO LOB

5 0 3 0 0 0 1
3 0 0 0 0 0 3
1 0 1 0 0 0 0

3 0 0 0 1 3 0

4 0 0 0 0 0 3

2 0 1 0 2 1 0

4 1 2 0 0 1 1

4 1 2 0 0 0 2

3 0 0 0 1 1 3
0 0 0 0 0 0 0

2 0 0 0 0 0 1
1 0 0 1 0 0 1
0 0 0 0 0 0 0
1 0 0 0 0 1 1

1B: 8 SF: 0
2B: 2 SAC: 0
3B: 0 DP: 2
HR: 0 HBP: 0

Table with columns for Batter, Inning (1-9), and AB R H RBI BB SO LOB. Rows include players like Tim Raines, Wade Boggs, Paul O'Neill, Cecil Fielder, Tino Martinez, Bernie Williams, Derek Jeter, Jim Leyritz, Luis Sojo, etc. Each cell contains a batting order diagram and statistics.

Inning Stats table with columns for R, H, E, K, S, LOB, BB, P, etc. for each inning.

PITCHER table with columns for IP, WLS, BF, H, R, ER, SO, BB, IBB, HBP, BLK, WP, HR, S, P, ERA, WHIP for Erik Hanson, Paul Spoljaric, Tim Crabtree, and Mike Timlin.

Batter	1	2	3	4	5	6	7	8	9	AB R H RBI BB SO LOB	TOP											
Tim Raines, S (1, 7) OBP: 0.369, SLG: 0.394	1-0 F8		4-0 BB FC1-2 BB		3-3 K2-3		4-0 FC3-6 BB		3-2 G4-3	3 0 0 0 2 1 1												
Bernie Williams, S (1, 8) OBP: 0.377, SLG: 0.504	0-0 F8		2-0 FC1-2 BB		2-0 S 1B		2-1 FC3-6 E		4-1 WP 2B BB	4 2 1 1 1 0 5												
Paul O'Neill, L (1, 9) OBP: 0.404, SLG: 0.470 Ruben Rivera, R (7, PR) OBP: 0.384, SLG: 0.404	0-2 F9		1-3 K		2-3 K		3-2 E7 IBB		4-2 DI 2B BB	4 0 0 0 0 2 4 0 1 0 0 1 0 0												
Cecil Fielder, R (1, 10) OBP: 0.356, SLG: 0.484 Pat Kelly, R (9, PR) OBP: 0.200, SLG: 0.111			4-0 K		3-2 F8		4-0 IBB		2-2 SAFE 2B	0 0 0 0 0 0 0 0 0 0 0 0 0 0												
Tino Martinez, L (1, 3) OBP: 0.366, SLG: 0.480	0-2 P3		0-0 FC6			1-1 F8		1-2 G5-3	2-2 K	5 0 0 0 0 1 6												
Charlie Hayes, R (1, 5) OBP: 0.301, SLG: 0.373	0-0 G4-3				2-3 K		1-0 P3		2-2 F9	4 0 0 0 0 1 0												
Mariano Duncan, R (1, 4) OBP: 0.342, SLG: 0.490 Andy Fox, L (8, 4) OBP: 0.269, SLG: 0.246			1-1 2B 2 1B 1B		1-2 F8		2-3 K		0-0 F3	4 1 1 0 0 1 0 0 0 0 0 0 0 0												
Joe Girardi, R (1, 2) OBP: 0.349, SLG: 0.380			0-0 2 1B FC1-2 2B		1-0 F8		1-2 F9		0-1 F8	4 0 1 0 0 0 0												
2 Derek Jeter, R (1, 6) OBP: 0.372, SLG: 0.426			3-2 FC1-2 BB BB		2-0 S 1B		0-0 E6 FC3-6 E		0-2 F9	4 3 2 1 0 0 0												
Inning Stats	R: 0 E: 0 K: 0 S: 5	H: 0 LOB: 0 BB: 0 P: 6	R: 0 E: 0 K: 1 S: 10	H: 0 LOB: 0 BB: 0 P: 11	R: 2 E: 0 K: 1 S: 12	H: 3 LOB: 3 BB: 2 P: 27	R: 0 E: 0 K: 1 S: 9	H: 0 LOB: 0 BB: 0 P: 13	R: 1 E: 0 K: 2 S: 12	H: 2 LOB: 1 BB: 0 P: 24	R: 0 E: 0 K: 1 S: 6	H: 0 LOB: 0 BB: 0 P: 10	R: 2 E: 2 K: 0 S: 12	H: 0 LOB: 2 BB: 2 P: 27	R: 0 E: 0 K: 0 S: 7	H: 0 LOB: 0 BB: 0 P: 9	R: 2 E: 0 K: 1 S: 16	H: 1 LOB: 1 BB: 2 P: 31	1B: 4 2B: 2 3B: 0 HR: 0	SF: 0 SAC: 0 DP: 0 HBP: 0	WP: 2 PB: 0 SB: 3 CS: 0	PA: 41
PITCHER	IP WLS BF H R ER SO BB IBB HBP BLK WP HR S P ERA WHIP																					
Felipe Lira, R (1, 1) ERA: 5.26	6.2 L 29 5 5 3 6 3 0 0 0 0 0 0 60 104 4.05 1.200																					
Joey Eischen, L (7, 1) ERA: 4.43	0.1 3 0 0 0 0 0 1 0 0 0 0 0 6 14 0.00 0.000																					
Richie Lewis, R (8, 1) ERA: 4.41	1.2 8 1 2 2 0 2 0 0 0 1 0 20 35 10.80 1.800																					
Mike Myers, L (9, 1) ERA: 5.1	0.1 1 0 0 0 0 1 0 0 0 0 0 0 3 5 0.00 0.000																					

New York Yankees @ Detroit Tigers
Tiger Stadium, Detroit, MI
 Wed Sep 11 1996, 7:05 PM EDT
 Att: 9,775 - Unknown - 64 F

livebaseballscorecards.com

AB	32
R	7
H	5
RBI	2
BB	4
SO	6
LOB	16



Batter	1	2	3	4	5	6	7	8	9	AB R H RBI BB SO LOB
Kimera Barteo, R (1, 8) OBP: 0.339, SLG: 0.333 Curtis Pride, L (9, PH) OBP: 0.360, SLG: 0.500	1-1 G3	0-1 F9			1-1 SF8 1-2 1B	1-3 K			3-3 K	4 1 1 0 0 1 5 1 0 0 0 0 1 0
Damion Easley, R (1, 10) OBP: 0.310, SLG: 0.382 Eddie Williams, R (5, PH) OBP: 0.267, SLG: 0.307 Bobby Higginson, L (9, PH) OBP: 0.399, SLG: 0.573	2-2 L5 1B			4-2 BB	0-0 F9 2-3	3-3 K			1-3 K	1 0 1 0 1 0 0 2 0 0 0 0 1 4 1 0 0 0 0 1 0
Travis Fryman, R (1, 6) OBP: 0.322, SLG: 0.441	1-1 L5			1-2 G4-3 1B	1-1 SF8 1-2 3-H				2-3 K	3 0 1 1 0 1 1
Ruben Sierra, S (1, 7) OBP: 0.323, SLG: 0.383			4-0 1B BB	2-2 G4-3 1-2f	4-0 1B BB				1-0 P6	2 1 0 0 2 0 1
Tony Clark, S (1, 3) OBP: 0.294, SLG: 0.465			2-3 K		0-0 F9 1-3 2-H 1B				2-1 P5	4 0 1 1 0 1 1
Mark Lewis, R (1, 4) OBP: 0.335, SLG: 0.410			0-0 BB 1B 1-2 1B		1-1 G1-3 1B				1-2 F8	4 0 2 0 0 0 2
Melvin Nieves, S (1, 9) OBP: 0.329, SLG: 0.496			0-0 BB 1B 1-2 2-H 1B		2-0 G1-3				3-1 P6	4 0 1 1 0 0 1
Phil Hiatt, R (1, 5) OBP: 0.294, SLG: 0.375			2-3 K		0-0 G5-3				1-3 K	4 0 1 0 0 2 3
Brad Ausmus, R (1, 2) OBP: 0.289, SLG: 0.303			4-2 BB 1-2 2-3 BB		4-0 F9 SF8 BB				1-1 F9	1 1 0 0 2 0 0


Inning Stats	R: 0	H: 1	E: 0	K: 8	S: 8	LOB: 0	BB: 0	P: 12	R: 1	H: 2	E: 0	K: 2	S: 12	LOB: 3	BB: 2	P: 24	R: 0	H: 1	E: 0	K: 0	S: 13	LOB: 0	BB: 1	P: 20	R: 0	H: 1	E: 0	K: 0	S: 7	LOB: 1	BB: 0	P: 12	R: 2	H: 2	E: 0	K: 0	S: 8	LOB: 2	BB: 2	P: 18	R: 0	H: 1	E: 1	K: 1	S: 16	LOB: 2	BB: 0	P: 24	R: 0	H: 0	E: 0	K: 1	S: 6	LOB: 0	BB: 0	P: 11	R: 0	H: 0	E: 0	K: 1	S: 11	LOB: 0	BB: 0	P: 16	R: 0	H: 0	E: 0	K: 2	S: 8	LOB: 0	BB: 0	P: 13	1B: 8	SF: 1	2B: 0	SAC: 1	3B: 0	DP: 1	HR: 0	HBP: 0
--------------	------	------	------	------	------	--------	-------	-------	------	------	------	------	-------	--------	-------	-------	------	------	------	------	-------	--------	-------	-------	------	------	------	------	------	--------	-------	-------	------	------	------	------	------	--------	-------	-------	------	------	------	------	-------	--------	-------	-------	------	------	------	------	------	--------	-------	-------	------	------	------	------	-------	--------	-------	-------	------	------	------	------	------	--------	-------	-------	-------	-------	-------	--------	-------	-------	-------	--------

PITCHER	IP	WLS	BF	H	R	ER	SO	BB	IBB	HBP	BLK	WP	HR	S	P	ERA	WHIP
Jimmy Key, L (1, 1) ERA: 4.66	6.0	W	29	8	3	3	4	5	0	0	0	0	0	64	110	4.50	2.167
Brian Boehringer, R (7, 1) ERA: 5.68	1.0		3	0	0	0	1	0	0	0	0	0	0	6	11	0.00	0.000
42 Mariano Rivera, R (8, 1) ERA: 1.9	1.0		3	0	0	0	1	0	0	0	0	0	0	11	16	0.00	0.000
John Wetteland, R (9, 1) ERA: 3.23	1.0		3	0	0	0	2	0	0	0	0	0	0	8	13	0.00	0.000


BOTTOM

New York Yankees @ Detroit Tigers
 Tiger Stadium, Detroit, MI
 Wed Sep 11 1996, 7:05 PM EDT
 Att. 9,775 - Unknown - 64 F

AB	31
R	3
H	8
RBI	3
BB	5
SO	8
LOB	18



WP	HR	S	P	ERA	WHIP
0	0	0	0	0	0

Batter	1	2	3	4	5	6	7	8	9	AB R H RBI BB SO LOB	TOP											
2 Derek Jeter, R OBP: 0.372, SLG: 0.424 (1, 6)	1-2 G6-3		0-0 F9	0-2 CS	0-0 1B 1B	1-3 K		0-0 SF8	1-2 HR HBP	4 2 1 1 0 1 1												
Tim Raines, S OBP: 0.379, SLG: 0.389 (1, 7)	1-2 L4		4-1 HR BB		4-2 1B BB		4-1 G6-3 BB	4-1 S BB	2-3 HBP	2 2 0 0 4 1 3												
Bernie Williams, S OBP: 0.382, SLG: 0.518 (1, 8)	4-2 1B BB		1-0 HR		0-0 1B 1B		3-1 F7	4-0 BB	3-1 HR	4 2 3 8 2 0 1												
Cecil Fielder, R OBP: 0.355, SLG: 0.481 (1, 3)	0-2 1B		4-2 BB		1-1 F7		2-0 G6-3	3-1 G6-4	1-3 K	0 0 0 0 0 0 0												
Tino Martinez, L OBP: 0.365, SLG: 0.476 (1, 10)	2-3 K		0-2 F7		1-1 P3		4-0 IBB		2-2 F9	4 0 0 0 1 1 5												
Charlie Hayes, R OBP: 0.302, SLG: 0.379 (1, 5)			3-2 F7		2-1 F9		3-2 G4-3		1-2 HR	5 1 2 2 0 0 3												
Mariano Duncan, R OBP: 0.341, SLG: 0.490 Andy Fox, L OBP: 0.273, SLG: 0.268 (8, PR) (8, 4)			0-3 K		0-1 G3				2-1 HR	4 0 1 0 0 2 2 1 2 1 1 0 0 0	AB 33 R 12 H 12 RBI 12 BB 8 SO 7 LOB 18											
Joe Girardi, R OBP: 0.350, SLG: 0.380 (1, 2)			1-3 K		2-3 K		0-0 F9	1-1 2 SF8 G6-3 2B	2-2 HBP 1B HR 1B	5 1 2 0 0 2 0												
Ruben Rivera, R OBP: 0.397, SLG: 0.410 (1, 9)			4-2 HR BB		0-0 2 CS 1B		3-2 P4	2-1 G6-3	2-1 2 HBP HR 1B	4 2 2 0 1 0 3												
Inning Stats	R: 0 E: 0 K: 1 S: 18	H: 1 LOB: 2 BB: 1 P: 26	R: 0 E: 0 K: 2 S: 9	H: 0 LOB: 0 BB: 0 P: 13	R: 3 E: 0 K: 0 S: 14	H: 1 LOB: 1 BB: 3 P: 27	R: 0 E: 0 K: 1 S: 9	H: 1 LOB: 0 BB: 0 P: 11	R: 2 E: 0 K: 1 S: 13	H: 3 LOB: 2 BB: 1 P: 23	R: 0 E: 0 K: 1 S: 8	H: 0 LOB: 0 BB: 0 P: 12	R: 0 E: 1 K: 0 S: 7	H: 0 LOB: 2 BB: 2 P: 23	R: 1 E: 0 K: 0 S: 9	H: 2 LOB: 3 BB: 2 P: 23	R: 6 E: 0 K: 2 S: 25	H: 5 LOB: 0 BB: 0 P: 41	1B: 8 2B: 1 3B: 0 HR: 4	SF: 1 SAC: 0 DP: 0 HBP: 1	WP: 0 PB: 0 SB: 1 CS: 1	PA: 50
PITCHER Justin Thompson, L ERA: 4.2 A.J. Sager, R ERA: 5.02 Brian Williams, R ERA: 6.75 Jose Lima, R ERA: 6.02	IP WLS BF H R ER SO BB IBB HBP BLK WP HR S P ERA WHIP	4.2 L 24 6 5 5 4 5 0 0 0 0 1 60 95 9.64 2.357	2.1 11 2 1 1 2 1 1 0 0 0 0 0 21 44 3.86 1.286	1.0 5 0 0 0 0 0 2 0 0 0 0 0 6 19 0.00 2.000	1.0 9 5 6 6 2 0 0 0 1 0 0 3 25 41 54.00 5.000	PITCHER IP WLS BF H R ER SO BB IBB HBP BLK WP HR S P ERA WHIP																

New York Yankees @ Detroit Tigers
Tiger Stadium, Detroit, MI
 Thu Sep 12 1996, 3:33 AM EDT
 Att: 9,009 - Cloudy - 66 F

livebaseballscorecards.com

Batter	1	2	3	4	5	6	7	8	9	AB R H RBI BB SO LOB
Curtis Pride, L (1, 10) OBP: 0.358, SLG: 0.494 Shannon Penn, S (9, PH)	3-2 G6-3	4-1 BB		2-0 P6			1-3 K		1-3 K	3 0 0 0 1 1 0 1 0 0 0 0 1 1
Mark Lewis, R (1, 4) OBP: 0.335, SLG: 0.409	3-1 2B 1B	3-2 P4			1-0 G4-3		1-0 F9			4 1 1 0 0 0 2
Travis Fryman, R (1, 6) OBP: 0.325, SLG: 0.445	3-1 1B 1-H 2B SF9		2-1 1B FC 1B		3-1 1B		0-3 K			4 2 3 1 0 1 0
Bobby Higginson, L (1, 7) OBP: 0.402, SLG: 0.575	1-2 1B		2-1 FC 1B		1-3 K		3-2 1B			4 0 3 0 0 1 1
Tony Clark, S (1, 3) OBP: 0.291, SLG: 0.462	0-1 SF9		2-2 FC 1-2		0-0 G6-3		0-3 K			3 0 0 2 0 1 3
Melvin Nieves, S (1, 9) OBP: 0.326, SLG: 0.491	0-0 L6		3-3 K			2-3 K		2-3 K		4 0 0 0 0 3 3
Alan Trammell, R (1, 5) OBP: 0.277, SLG: 0.266 Fausto Cruz, R (9, PH) OBP: 0.294, SLG: 0.313		0-0 F9	2-3 K			2-1 G5-3		0-3 K	3 0 0 0 0 1 1 1 0 0 0 0 1 0	
Raul Casanova, S (1, 2) OBP: 0.186, SLG: 0.284		0-1 SH5-4 1B		1-3 K		1-1 G4-1		1-3 K	4 0 1 0 0 2 0	
Kimera Bartee, R (1, 8) OBP: 0.339, SLG: 0.329		1-1 SH5-4		1-3 K		2-3 K		4-1 DI BB	2 0 0 0 1 2 0	

Inning Stats	R: 2 E: 0 K: 0 S: 14	H: 3 LOB: 1 BB: 0 P: 24	R: 0 E: 0 K: 0 S: 9	H: 1 LOB: 2 BB: 1 P: 17	R: 1 E: 0 K: 2 S: 14	H: 2 LOB: 1 BB: 0 P: 25	R: 0 E: 0 K: 2 S: 8	H: 0 LOB: 0 BB: 0 P: 12	R: 0 E: 0 K: 1 S: 7	H: 1 LOB: 1 BB: 0 P: 12	R: 0 E: 0 K: 1 S: 9	H: 0 LOB: 0 BB: 0 P: 14	R: 0 E: 0 K: 2 S: 7	H: 0 LOB: 0 BB: 0 P: 11	R: 0 E: 0 K: 3 S: 13	H: 1 LOB: 1 BB: 0 P: 18	R: 0 E: 0 K: 3 S: 11	H: 0 LOB: 1 BB: 1 P: 17	1B: 7 2B: 1 3B: 0 HR: 0	SF: 2 SAC: 1 DP: 0 HBP: 0	WP: 0 PB: 0 SB: 0 CS: 0	PA: 37
--------------	-------------------------------	----------------------------------	------------------------------	----------------------------------	-------------------------------	----------------------------------	------------------------------	----------------------------------	------------------------------	----------------------------------	------------------------------	----------------------------------	------------------------------	----------------------------------	-------------------------------	----------------------------------	-------------------------------	----------------------------------	----------------------------------	------------------------------------	----------------------------------	--------

PITCHER	IP	WLS	BF	H	R	ER	SO	BB	IBB	HBP	BLK	WP	HR	S	P	ERA	WHIP
David Cone, R (1, 1) ERA: 2.21	7.0		29	7	3	3	8	1	0	0	0	0	0	68	115	3.86	1.143
42 Mariano Rivera, R (8, 1) ERA: 1.88	1.0		4	1	0	0	3	0	0	0	0	0	0	13	18	0.00	1.000
Jeff Nelson, R (9, 1) ERA: 4.48	1.0		4	0	0	0	3	1	0	0	0	0	0	11	17	0.00	1.000

BOTTOM

New York Yankees @ Detroit Tigers
Tiger Stadium, Detroit, MI
 Thu Sep 12 1996, 3:33 AM EDT
 Att. 9,009 - Cloudy - 66 F

AB	33
R	3
H	8
RBI	3
BB	2
SO	14
LOB	11



WP	HR	S	P	ERA	WHIP
0	0	0	0	0.00	1.000

Batter	1	2	3	4	5	6	7	8	9	AB R H RBI BB SO LOB	TOP											
Tim Raines, S (1, 7) OBP: 0.380, SLG: 0.396	3-2 G4-3 1B		1-0 G6-3		1-2 G4-3 1B 2B		2-3 K		2-1 P5	5 1 2 2 0 1 2												
Bernie Williams, S (1, 8) OBP: 0.381, SLG: 0.515	2-3 K		1-2 G3		1-0 G4-3		2-2 BB FC1-2 1B		0-2 F8	5 0 1 0 0 1 2												
Paul O'Neill, L (1, 9) OBP: 0.403, SLG: 0.469 Ruben Rivera, R (7, PR) OBP: 0.397, SLG: 0.410	1-2 G4-3			0-3 K	3-2 1B		1-1 FC1-2 BB			4 0 1 1 0 1 4 0 0 0 0 0 0 0												
Cecil Fielder, R (1, 10) OBP: 0.356, SLG: 0.480	1-3 K			4-2 1B BB	1-0 L9		4-1 BB			2 0 0 1 2 1 2												
Tino Martinez, L (1, 3) OBP: 0.364, SLG: 0.475		2-2 F7		1-2 G4-6-3 1B		0-0 G3		1-3 K		4 0 1 0 0 1 3												
Charlie Hayes, R (1, 5) OBP: 0.300, SLG: 0.376		2-2 G6-3		0-1 G4-6-3 1-2f		0-0 L8		0-0 F7		4 0 0 0 0 0 2												
Mariano Duncan, R (1, 4) OBP: 0.342, SLG: 0.490 Luis Sojo, R (8, 4) OBP: 0.242, SLG: 0.263		3-2 1B			0-0 2B 1B		2-3 K		2-2 G1-3	4 1 2 0 0 1 0 0 0 0 0 0 0 0												
Jim Leyritz, R (1, 2) OBP: 0.352, SLG: 0.386		1-3 K			1-3 K		0-0 1B FC1-2 1B		2-1 G4-3	4 0 1 0 0 2 2												
Derek Jeter, R (1, 6) OBP: 0.372, SLG: 0.425			1-1 F8		3-1 2B 1B		3-2 FC1-2 BB 1B		1-3 K	4 2 2 0 0 1 0												
Inning Stats	R: 0 E: 0 K: 2 S: 15	H: 1 LOB: 1 BB: 0 P: 22	R: 0 E: 0 K: 1 S: 13	H: 1 LOB: 1 BB: 0 P: 21	R: 0 E: 0 K: 0 S: 6	H: 0 LOB: 0 BB: 0 P: 9	R: 0 E: 0 K: 1 S: 10	H: 1 LOB: 1 BB: 1 P: 15	R: 3 E: 0 K: 1 S: 14	H: 4 LOB: 1 BB: 0 P: 24	R: 0 E: 0 K: 1 S: 5	H: 0 LOB: 0 BB: 0 P: 7	R: 1 E: 0 K: 2 S: 17	H: 3 LOB: 3 BB: 1 P: 30	R: 0 E: 0 K: 0 S: 6	H: 0 LOB: 0 BB: 0 P: 10	R: 0 E: 0 K: 1 S: 8	H: 0 LOB: 0 BB: 0 P: 11	1B: 9 2B: 1 3B: 0 HR: 0	SF: 0 SAC: 0 DP: 1 HBP: 0	WP: 0 PB: 0 SB: 0 CS: 0	PA: 38
PITCHER	IP WLS BF H R ER SO BB IBB HBP BLK WP HR S P ERA WHIP																					
Erik Hanson, R (1, 1) ERA: 5.75	6.2 L 31 10 4 4 7 2 0 0 0 0 0 0 76 123 5.40 1.800																					
Paul Spoljaric, L (7, 1) ERA: 3.24	0.1 1 0 0 0 1 0 0 0 0 0 0 0 4 5 0.00 0.000																					
Dane Johnson, R (8, 1) ERA:	2.0 6 0 0 0 1 0 0 0 0 0 0 0 14 21 0.00 0.000																					

New York Yankees @ Toronto Blue Jays
SkyDome, Toronto, ON
 Fri Sep 13 1996, 7:05 PM EDT
 Att: 31,227 - Dome - 68 F

livebaseballscorecards.com

AB	36
R	4
H	10
RBI	4
BB	2
SO	9
LOB	17



Batter	1	2	3	4	5	6	7	8	9	AB	R	H	RBI	BB	SO	LOB
Otis Nixon, S <small>OBP: 0.378, SLG: 0.324</small> (1, 8)	2-1 G5-3 		1-1 B3 			2-1 L8 		1-0 DI FC5 1B 		4	0	1	0	0	0	1
Jacob Brumfield, R <small>OBP: 0.326, SLG: 0.490</small> (1, 9)	0-0 F7 			2-3 K 		2-2 1B		1-1 FC5 	1-2 2-3f	4	0	1	0	0	1	2
Juan Samuel, R <small>OBP: 0.330, SLG: 0.488</small> (1, 3)	2-3 K 			0-0 G6-3 		3-3 K 		0-3 K 		4	0	0	0	0	3	3
Joe Carter, R <small>OBP: 0.312, SLG: 0.484</small> (1, 10)		2-2 L5 		0-0 F8 			1-2 G1-6-3 	2-2 G1-3 	2-3	4	0	0	0	0	0	2
Ed Sprague, R <small>OBP: 0.336, SLG: 0.508</small> (1, 5)		3-2 G6-3 			1-3 K 		1-1 F8 		0-3 K 	4	0	0	0	0	2	0
Charlie O'Brien, R <small>OBP: 0.332, SLG: 0.425</small> (1, 2)		1-3 K 			4-2 FC6-4 BB 		0-0 1B 2B	2-1 L7 		3	1	1	0	1	1	0
Robert Perez, R <small>OBP: 0.374, SLG: 0.436</small> Shawn Green, L <small>OBP: 0.345, SLG: 0.469</small> (9, PH)			0-0 G5-4-3 1B 		1-1 F9 		2-2 1B	2-2 K 		3	0	2	1	0	0	1
Alex Gonzalez, R <small>OBP: 0.298, SLG: 0.389</small> (1, 6)			0-0 G5-4-3 		0-0 FC6-4 		1-1 G5-3 			3	0	0	0	0	0	3
Tomas Perez, S <small>OBP: 0.300, SLG: 0.325</small> (1, 4)			0-2 1B			1-2 G5-3 		2-1 FC5 1B 		3	0	2	0	0	0	0

Inning Stats	R: 0	H: 0	E: 0	K: 1	S: 6	R: 0	H: 0	E: 0	K: 1	S: 13	R: 0	H: 2	E: 0	K: 0	S: 7	R: 0	H: 0	E: 0	K: 1	S: 5	R: 0	H: 0	E: 0	K: 1	S: 11	R: 0	H: 1	E: 0	K: 1	S: 11	R: 1	H: 2	E: 0	K: 0	S: 13	R: 0	H: 2	E: 0	K: 1	S: 11	R: 0	H: 0	E: 0	K: 2	S: 9	1B: 6	SF: 0	2B: 1	SAC: 0	3B: 0	DP: 1	HR: 0	HBP: 0	WP: 0	PA: 34
	0	0	0	1	6	0	0	0	1	13	0	2	0	0	7	0	0	0	1	5	0	0	0	1	11	0	1	0	0	1	1	2	0	0	13	0	2	0	0	11	0	0	0	9	6	0	1	0	0	0	0	0	34		

PITCHER	IP	WLS	BF	H	R	ER	SO	BB	IBB	HBP	BLK	WP	HR	S	P	ERA	WHIP
Andy Pettitte, L <small>ERA: 4.13</small>	(1, 1)	7.2	30	7	1	1	6	1	0	0	0	0	0	74	110	1.17	1.043
Jeff Nelson, R <small>ERA: 4.46</small>	(8, 1)	0.1	1	0	0	0	0	0	0	0	0	0	0	3	5	0.00	0.000
John Wetteland, R <small>ERA: 3.18</small>	(9, 1)	1.0	3	0	0	0	2	0	0	0	0	0	0	9	13	0.00	0.000

NEW YORK YANKEES @ TORONTO BLUE JAYS
 SkyDome, Toronto, ON
 Fri Sep 13 1996, 7:05 PM EDT
 Att: 31,227 - Dome - 68 F

AB	33
R	1
H	7
RBI	1
BB	1
SO	8
LOB	12

Batter	1	2	3	4	5	6	7	8	9	AB R H RBI BB SO LOB	TOP
Tim Raines, S (1, 7) OBP: 0.370, SLG: 0.383	2-3 		3-2 			2-0 		1-3 	0-0 	5 0 0 0 0 2 3	
Bernie Williams, S (1, 8) OBP: 0.381, SLG: 0.517	1-0 			0-0 		2-3 		1-1 		4 1 2 0 0 1 0	
Paul O'Neill, L (1, 9) OBP: 0.405, SLG: 0.472 Ruben Rivera, R (8, PR) OBP: 0.397, SLG: 0.410 (8, 9)	1-1 			2-0 		1-0 		1-1 		3 0 2 1 0 0 1 0 1 0 0 0 0 0	
Cecil Fielder, R (1, 10) OBP: 0.356, SLG: 0.478 Pat Kelly, R (8, PR) OBP: 0.200, SLG: 0.111	1-1 			1-0 		3-2 		1-1 		4 0 1 1 0 0 3 0 0 0 0 0 0 0	
Tino Martinez, L (1, 3) OBP: 0.363, SLG: 0.473		1-1 		2-2 			1-0 	1-2 	2-3 	4 0 1 0 0 1 0	
Charlie Hayes, R (1, 5) OBP: 0.300, SLG: 0.375		0-0 		2-1 			3-1 		1-2 	4 1 1 0 0 0 2	
Mariano Duncan, R (1, 4) OBP: 0.347, SLG: 0.499 Matt Howard, R (9, PR) OBP: 0.214, SLG: 0.264 Luis Sojo, R (9, 4) OBP: 0.242, SLG: 0.263		0-3 			0-2 		0-0 		0-0 	4 0 3 0 0 1 0 0 0 0 0 0 0 0 0 0 0 0 0 0 0	
Joe Girardi, R (1, 2) OBP: 0.347, SLG: 0.376			0-1 		1-2 		2-2 		0-2 	4 0 0 0 0 1 4	
Derek Jeter, R (1, 6) OBP: 0.372, SLG: 0.423			0-1 		1-0 			1-3 	2-0 	4 0 1 1 0 1 0	
Inning Stats	R: 0 H: 1 E: 0 LOB: 1 K: 1 BB: 0 S: 8 P: 13	R: 0 H: 0 E: 0 LOB: 0 K: 1 BB: 0 S: 6 P: 7	R: 0 H: 0 E: 0 LOB: 0 K: 0 BB: 0 S: 8 P: 11	R: 0 H: 2 E: 0 LOB: 2 K: 0 BB: 0 S: 14 P: 21	R: 0 H: 1 E: 0 LOB: 0 K: 1 BB: 0 S: 7 P: 8	R: 0 H: 0 E: 0 LOB: 1 K: 1 BB: 0 S: 9 P: 17	R: 0 H: 1 E: 1 LOB: 1 K: 0 BB: 0 S: 8 P: 14	R: 2 H: 3 E: 0 LOB: 2 K: 2 BB: 0 S: 15 P: 20	R: 1 H: 3 E: 0 LOB: 3 K: 1 BB: 0 S: 12 P: 17	1B: 7 SF: 0 2B: 4 SAC: 0 3B: 0 DP: 0 HR: 0 HBP: 1	WP: 0 PA: 38 PB: 0 SB: 0 CS: 2
PITCHER Pat Hentgen, R (1, 1) ERA: 3.42 Bill Risley, R (9, 1) ERA: 4.26	IP WLS BF H R ER SO BB IBB HBP BLK WP HR S P ERA WHIP 8.2 L 36 11 3 3 7 0 0 1 0 0 0 0 1 1 3.12 1.269										

New York Yankees @ Toronto Blue Jays
 SkyDome, Toronto, ON
 Sat Sep 14 1996, 3:33 AM EDT
 Att: 43,397 - Dome - 72 F

AB	36
R	3
H	11
RBI	3
BB	0
SO	7
LOB	13



Batter	1	2	3	4	5	6	7	8	9	AB R H RBI BB SO LOB	
Otis Nixon, S <small>OBP: 0.378, SLG: 0.324</small> (1, 8) B F B X	2-1 G5-4-3 1B		0-1 G6-3		1-3 K			1 SAFE X 0-0 SH1-3 1-2		3 0 1 0 0 1 0	
Jacob Brumfield, R <small>OBP: 0.325, SLG: 0.487</small> (1, 9) 1 SAFE 1 SAFE SAFE (8, 7) C B B X SAFE	1-1 G5-4-3 1-2f			1-0 S 2B 1B		2-3 K		1-3 K		4 1 1 0 0 2 2	
Juan Samuel, R <small>OBP: 0.325, SLG: 0.480</small> (1, 10) B B X Carlos Delgado, L <small>OBP: 0.359, SLG: 0.493</small> (8, PH)	2-0 L5			2-3 K		1-2 F9		1-2 G4-3		3 0 0 0 0 1 1 1 0 0 0 0 0 1	
Joe Carter, R <small>OBP: 0.310, SLG: 0.480</small> (1, 3)			3-1 F8		3-2 F9 1-2		2-0 P6		0-3 K		4 0 0 0 0 1 1
Ed Sprague, R <small>OBP: 0.337, SLG: 0.510</small> (1, 5)			1-1 1B		0-0 WP 2B 2-H		3-3 K		2-3 K		4 0 2 1 0 2 0
Charlie O'Brien, R <small>OBP: 0.335, SLG: 0.423</small> (1, 2) B B B X John Olerud, L <small>OBP: 0.383, SLG: 0.489</small> (9, PH)			2-1 F7		3-2 FC6 HBP 2-3		4-0 FC6 BB		0-3 K		1 0 0 0 1 0 1 1 0 0 0 0 1 0
Robert Perez, R <small>OBP: 0.370, SLG: 0.432</small> (1, 7) B B X Shawn Green, L <small>OBP: 0.344, SLG: 0.468</small> (7, PH) (8, 9)			1-2 G1-3		1-2 FC6 1-2f		3-3 K				2 0 0 0 0 0 3 1 0 0 0 0 1 1
Alex Gonzalez, R <small>OBP: 0.296, SLG: 0.386</small> (1, 6)			1-1 F8		1-3 K		2-1 FC6 1-2f				3 0 0 0 0 1 1
Tomas Perez, S <small>OBP: 0.300, SLG: 0.325</small> (1, 4)			1-0 G6-3		2-1 P5		1-1 SH1-3 1B				3 0 1 0 0 0 0

BOTTOM

New York Yankees @ Toronto Blue Jays
 SkyDome, Toronto, ON
 Sat Sep 14 1996, 3:33 AM EDT
 Att. 43,397 - Dome - 72 F

livebaseballscorecards.com

AB	30
R	1
H	5
RBI	1
BB	1
SO	10
LOB	11



Inning Stats	R: 0	H: 1	E: 0	LOB: 0	K: 0	BB: 0	S: 5	R: 0	H: 1	E: 0	LOB: 1	K: 0	BB: 0	S: 9	R: 0	H: 0	E: 0	LOB: 0	K: 0	BB: 0	S: 5	R: 1	H: 2	E: 0	LOB: 2	K: 1	BB: 0	S: 16	R: 0	H: 0	E: 0	LOB: 0	K: 2	BB: 0	S: 9	R: 0	H: 0	E: 0	LOB: 1	K: 2	BB: 1	S: 8	R: 0	H: 1	E: 0	LOB: 1	K: 1	BB: 0	S: 10	R: 0	H: 0	E: 0	LOB: 0	K: 3	BB: 0	S: 13	1B: 4	SF: 0	2B: 1	SAC: 1	3B: 0	DP: 1	HR: 0	HBP: 1	WP: 1	PA: 33
--------------	------	------	------	--------	------	-------	------	------	------	------	--------	------	-------	------	------	------	------	--------	------	-------	------	------	------	------	--------	------	-------	-------	------	------	------	--------	------	-------	------	------	------	------	--------	------	-------	------	------	------	------	--------	------	-------	-------	------	------	------	--------	------	-------	-------	-------	-------	-------	--------	-------	-------	-------	--------	-------	--------

PITCHER	IP	WLS	BF	H	R	ER	SO	BB	IBB	HBP	BLK	WP	HR	S	P	ERA	WHIP
Kenny Rogers, L <small>ERA: 4.94</small> (1, 1)	4.0		16	4	1	1	1	0	0	0	0	1	0	35	59	2.25	1.000
Brian Boehringer, R <small>ERA: 5.27</small> (5, 1)	3.0	W	10	0	0	0	5	1	0	0	0	0	0	24	45	0.00	0.333
42 Mariano Rivera, R <small>ERA: 1.86</small> (8, 1)	1.0		4	1	0	0	1	0	0	0	0	0	0	10	13	0.00	1.000
John Wetteland, R <small>ERA: 3.12</small> (9, 1)	1.0	S	3	0	0	0	3	0	0	0	0	0	0	13	15	0.00	0.000

Batter	1	2	3	4	5	6	7	8	9	AB R H RBI BB SO LOB	TOP	
Tim Raines, S (1, 7) OBP: 0.362, SLG: 0.373	2-3 		0-0 L4			1-1 G4-3		2-2 F9		4 0 0 0 0 1 1		
Bernie Williams, S (1, 8) OBP: 0.381, SLG: 0.514	4-0 L5-4 1B BB		2-1 F8			2-3 K		2-0 L7		3 0 0 0 1 1 1		
Paul O'Neill, L (1, 9) OBP: 0.405, SLG: 0.471 Ruben Rivera, R (9, PR) OBP: 0.397, SLG: 0.410	2-1 1-2 1B		1-1 F7			1-1 G6-3		4-0 2B BB		3 0 1 0 1 0 0 0 0 0 0 0 0 0		
Cecil Fielder, R (1, 10) OBP: 0.353, SLG: 0.475	1-2 L5-4			3-3 K			2-3 K		0-3 K	4 0 0 0 0 3 3		
Tino Martinez, L (1, 3) OBP: 0.363, SLG: 0.473 Andy Fox, L (9, PR) OBP: 0.273, SLG: 0.268		2-1 F8		1-2 L8			1-3 K		0-1 1-3 2B	4 0 1 0 0 1 0 0 0 0 0 0 0 0		
Charlie Hayes, R (1, 5) OBP: 0.301, SLG: 0.376		3-2 1B		1-2 F7			0-0 1B		2-3 K	4 0 2 0 0 1 3		
Mariano Duncan, R (1, 4) OBP: 0.343, SLG: 0.493		0-0 L7			1-2 F9		0-3 K		0-3 K	4 0 0 0 0 2 5		
Joe Girardi, R (1, 2) OBP: 0.347, SLG: 0.376		0-0 F9			1-2 F9			2-2 1B		3 0 1 0 0 0 1		
Derek Jeter, R (1, 6) OBP: 0.371, SLG: 0.429			0-1 HR		0-3 K			2-3 K		3 1 1 1 0 2 1		
Inning Stats	R: 0 H: 1 E: 0 LOB: 1 K: 1 BB: 1 S: 10 P: 19	R: 0 H: 1 E: 0 LOB: 1 K: 0 BB: 0 S: 7 P: 12	R: 1 H: 1 E: 0 LOB: 0 K: 0 BB: 0 S: 7 P: 10	R: 0 H: 0 E: 0 LOB: 0 K: 1 BB: 0 S: 11 P: 16	R: 0 H: 0 E: 0 LOB: 0 K: 1 BB: 0 S: 11 P: 13	R: 0 H: 0 E: 0 LOB: 0 K: 1 BB: 0 S: 7 P: 11	R: 0 H: 1 E: 0 LOB: 1 K: 3 BB: 0 S: 10 P: 13	R: 0 H: 1 E: 0 LOB: 1 K: 1 BB: 0 S: 13 P: 21	R: 0 H: 1 E: 0 LOB: 3 K: 3 BB: 1 S: 12 P: 18	1B: 4 SF: 0 2B: 2 SAC: 0 3B: 0 DP: 1 HR: 1 HBP: 0	WP: 0 PA: 34 PB: 0 SB: 0 CS: 0	
PITCHER Woody Williams, R (1, 1) ERA: 4.67 Mike Timlin, R (9, 1) ERA: 3.51	IP WLS BF H R ER SO BB IBB HBP BLK WP HR S P ERA WHIP 8.0 W 29 5 1 1 8 1 0 0 0 0 1 76 115 1.12 0.750 1.0 S 5 1 0 0 3 1 0 0 0 0 0 0 12 18 0.00 2.000											PITCHER IP WLS BF H R ER SO BB IBB HBP BLK WP HR S P ERA WHIP

New York Yankees @ Toronto Blue Jays
 SkyDome, Toronto, ON
 Sun Sep 15 1996, 3:33 AM EDT
 Att. 36,268 - Cloudy - 62 F

AB	32
R	1
H	6
RBI	1
BB	2
SO	11
LOB	15



New York Yankees @ Toronto Blue Jays
 SkyDome, Toronto, ON
 Mon Sep 16 1996, 7:05 PM EDT
 Att. 30,115 - Unknown - 63 F

AB	36
R	10
H	12
RBI	10
BB	4
SO	5
LOB	12



WP:	0	PA:	42
PB:	0		
SB:	0		
CS:	0		

AB R H RBI BB SO LOB

1	2	3	4	5	6	7	8	9	1B	2B	3B	SF	HR	WP	HR	S	P	ERA	WHIP		
1	2	0	0	3	0	0	1	2	6	0	0	0	4	3	0	0	0	1	0	0	
1	0	1	1	0	0	0	0	0	5	2	2	6	0	0	0	4	3	0	0	0	
3	0	0	0	0	1	0	0	0	4	0	1	0	0	0	0	0	0	0	0	0	
2	1	1	1	0	0	2	0	0	5	1	2	0	0	0	1	5	1	2	0	0	1
4	1	1	1	0	2	1	4	1	4	1	1	1	0	2	1	4	1	1	0	2	1
2	0	0	0	1	0	1	0	1	2	0	0	0	1	0	1	2	0	0	0	1	1
1	1	1	0	0	0	0	0	0	1	1	1	0	0	0	0	1	1	0	0	0	0
3	0	0	0	0	2	2	0	2	3	0	0	0	2	2	3	0	0	0	0	2	2
3	2	2	1	0	0	1	3	2	2	1	0	0	1	3	2	2	1	0	0	1	1
1	0	1	0	0	0	0	1	0	1	0	1	0	0	0	0	0	0	0	0	0	0

Batter	1	2	3	4	5	6	7	8	9
Wade Boggs, L (1, 5) OBP: 0.387, SLG: 0.387 Andy Fox, L (6, PR) OBP: 0.277, SLG: 0.272 (6, 5)	1-0 L5		4-1 HR BB		4-2 HR BB	4-0 BB		1-2 G3 1B	
Tim Raines, S (1, 7) OBP: 0.363, SLG: 0.411	1-2 G4-3		2-1 HR 1-H 2-H		1-1 HR 1-H 2-H	0-0 F8		2-2 G3 1-2 2-3	
Paul O'Neill, L (1, 9) OBP: 0.404, SLG: 0.468 Ruben Rivera, R (7, PH) OBP: 0.400, SLG: 0.460 (7, 9)	3-3 K		2-2 G4-3		2-1 P5		2-1 HR	2-2 F9	
Tino Martinez, L (1, 3) OBP: 0.362, SLG: 0.472 Mike Aldrete, L (7, 3) OBP: 0.314, SLG: 0.449		2-2 L8		1-1 F9	0-1 F8		2-2 G5-4-3 1B	1-0 F7	
Bernie Williams, S (1, 8) OBP: 0.381, SLG: 0.517		2-1 G4-6-3 1B		2-0 SF8 3B	1-2 G3		1-1 G5-4-3 1-2f	1-2 G5-3	
Darryl Strawberry, L (1, 10) OBP: 0.354, SLG: 0.491		3-2 G4-6-3 1-2f		1-1 SF8 3-H		3-2 G4-3 2 FC6-4 2B	2-3 K	3-3 K	
Mariano Duncan, R (1, 4) OBP: 0.343, SLG: 0.491 Luis Sojo, R (7, 4) OBP: 0.245, SLG: 0.266 (8, 6)			0-0 P2	4-1 BB		1-0 G4-3		1-1 1B G1-3 1B	
Jim Leyritz, R (1, 2) OBP: 0.351, SLG: 0.382			1-3 K	2-2 K		4-1 FC6-4 HBP		0-0 G1-3	
2 Derek Jeter, R (1, 6) OBP: 0.373, SLG: 0.432 Matt Howard, R (8, PH) OBP: 0.228, SLG: 0.278 (8, 4)			0-0 HR 1B		1-0 HR 2B	1-2 FC6-4 BB		3-2 G3 1B	

Inning Stats	R: 0	H: 0	E: 0	K: 1	S: 8	P: 13	R: 0	H: 1	E: 0	K: 0	S: 9	P: 16	R: 3	H: 2	E: 0	K: 1	S: 11	P: 20	R: 1	H: 1	E: 0	K: 1	S: 9	P: 19	R: 3	H: 2	E: 0	K: 0	S: 12	P: 21	R: 1	H: 1	E: 0	K: 0	S: 9	P: 22	R: 1	H: 2	E: 0	K: 1	S: 11	P: 18	R: 1	H: 3	E: 0	K: 0	S: 15	P: 24	R: 0	H: 0	E: 0	K: 1	S: 7	P: 12
--------------	------	------	------	------	------	-------	------	------	------	------	------	-------	------	------	------	------	-------	-------	------	------	------	------	------	-------	------	------	------	------	-------	-------	------	------	------	------	------	-------	------	------	------	------	-------	-------	------	------	------	------	-------	-------	------	------	------	------	------	-------

PITCHER	IP	WLS	BF	H	R	ER	SO	BB	IBB	HBP	BLK	WP	HR	S	P	ERA	WHIP
Paul Quantrill, R (1, 1) ERA: 5.33	5.0	L	23	6	7	7	3	3	0	0	0	0	2	49	89	12.60	1.800
Marty Janzen, R (6, 1) ERA: 6.91	1.0		6	1	1	1	0	1	0	1	0	0	0	9	22	9.00	2.000
Huck Flener, L (7, 1) ERA: 5.08	1.0		4	2	1	1	1	0	0	0	0	0	1	11	18	9.00	2.000
Jose Silva, R (8, 1) ERA: 13.5	1.0		6	3	1	1	0	0	0	0	0	0	0	15	24	9.00	3.000
Scott Brow, R (9, 1) ERA: 5.56	1.0		3	0	0	0	1	0	0	0	0	0	0	7	12	0.00	0.000

PITCHER	IP	WLS	BF	H	R	ER	SO	BB	IBB	HBP	BLK	WP	HR	S	P	ERA	WHIP
---------	----	-----	----	---	---	----	----	----	-----	-----	-----	----	----	---	---	-----	------

Batter	1	2	3	4	5	6	7	8	9	AB	R	H	RBI	BB	SO	LOB
Otis Nixon, S (1, 8) <small>OBP: 0.375, SLG: 0.323</small> Shannon Stewart, R (9, 8)	1-2 G4-3 ①			1-0 P9 ①		1-2 L9 ③			1-3 K ③	3	0	0	0	0	0	1
Jacob Brumfield, R (1, 9) <small>OBP: 0.323, SLG: 0.482</small>	3-3 K ②			1-0 G6-3 ②			3-2 F8 ①			3	0	0	0	0	1	0
Juan Samuel, R (1, 3) <small>OBP: 0.320, SLG: 0.472</small>	1-3 K ③			3-2 G6-3 ③			0-1 G4-3 ②			3	0	0	0	0	1	0
Joe Carter, R (1, 10) <small>OBP: 0.310, SLG: 0.483</small>			3-2 L9 ①		1-2 F6 ①		1-0 L8 ③			3	0	0	0	0	0	0
Ed Sprague, R (1, 5) <small>OBP: 0.333, SLG: 0.504</small> Felipe Crespo, S (9, 5) <small>OBP: 0.333, SLG: 0.125</small>			1-0 P3 ②		2-1 L7 ②			0-0 G5-3 ①		3	0	0	0	0	0	0
Charlie O'Brien, R (1, 2) <small>OBP: 0.335, SLG: 0.422</small> Julio Mosquera, R (9, 2) <small>OBP: 0.167, SLG: 0.182</small>			1-2 G1-3 ③		2-2 F8 ③			3-1 G6-4-3 1B		3	0	1	0	0	0	0
Robert Perez, R (1, 7) <small>OBP: 0.364, SLG: 0.425</small>			2-2 G1-3 ①		1-1 G5-3 ①			0-0 G6-4-3 ② ③		3	0	0	0	0	0	1
Alex Gonzalez, R (1, 6) <small>OBP: 0.292, SLG: 0.381</small>			3-2 L1 ②		2-3 K ②			0-0 F9 ①		3	0	0	0	0	1	0
Tomas Perez, S (1, 4) <small>OBP: 0.304, SLG: 0.329</small>			2-3 K ③		0-2 1B			1-2 G6-3 ②		3	0	1	0	0	1	0


Inning Stats	R: 0	H: 0	E: 0	LOB: 0	K: 2	BB: 0	S: 12	P: 17	R: 0	H: 0	E: 0	LOB: 0	K: 0	BB: 0	S: 10	P: 15	R: 0	H: 0	E: 0	LOB: 0	K: 1	BB: 0	S: 9	P: 16	R: 0	H: 0	E: 0	LOB: 0	K: 0	BB: 0	S: 5	P: 10	R: 0	H: 1	E: 0	LOB: 1	K: 1	BB: 0	S: 12	P: 16	R: 0	H: 0	E: 0	LOB: 0	K: 0	BB: 0	S: 6	P: 10	R: 0	H: 1	E: 0	LOB: 0	K: 0	BB: 0	S: 4	P: 7	R: 0	H: 0	E: 0	LOB: 0	K: 1	BB: 0	S: 7	P: 9	1B: 2	SF: 0	2B: 0	SAC: 0	3B: 0	DP: 1	HR: 0	HBP: 0	WP: 0	PA: 28
--------------	------	------	------	--------	------	-------	-------	-------	------	------	------	--------	------	-------	-------	-------	------	------	------	--------	------	-------	------	-------	------	------	------	--------	------	-------	------	-------	------	------	------	--------	------	-------	-------	-------	------	------	------	--------	------	-------	------	-------	------	------	------	--------	------	-------	------	------	------	------	------	--------	------	-------	------	------	-------	-------	-------	--------	-------	-------	-------	--------	-------	--------

PITCHER	IP	WLS	BF	H	R	ER	SO	BB	IBB	HBP	BLK	WP	HR	S	P	ERA	WHIP
Jimmy Key, L (1, 1) <small>ERA: 4.42</small>	8.0	W	25	2	0	0	4	0	0	0	0	0	0	66	104	0.00	0.250
David Weathers, R (9, 1) <small>ERA: 5.77</small>	1.0		3	0	0	0	1	0	0	0	0	0	0	7	9	0.00	0.000

BOTTOM

New York Yankees @ Toronto Blue Jays
 SkyDome, Toronto, ON
 Mon Sep 16 1996, 7:05 PM EDT
 Att: 30,115 - Unknown - 63 F

AB	28
R	0
H	2
RBI	0
BB	0
SO	5
LOB	2



PITCHER	IP	WLS	BF	H	R	ER	SO	BB	IBB	HBP	BLK	WP	HR	S	P	ERA	WHIP
---------	----	-----	----	---	---	----	----	----	-----	-----	-----	----	----	---	---	-----	------

Batter	1	2	3	4	5	6	7	8	9	10	AB	R	H	RBI	BB	SO	LOB
Wade Boggs, L OBP: 0.387, SLG: 0.386 Charlie Hayes, R OBP: 0.301, SLG: 0.375	1-1 G6-3		2-2 FC4-6 1B		0-1 FC6-4			3-1 F8		0-1 SH3	3	0	1	1	0	0	1
Tim Raines, S OBP: 0.359, SLG: 0.405	0-2 1B		1-1 FC4-6		2-2 3-H 3-3 K			0-0 G5-4-3		1-1 G4-3	5	0	1	0	0	1	4
Paul O'Neill, L OBP: 0.406, SLG: 0.469 Ruben Rivera, R OBP: 0.407, SLG: 0.469	2-0 FC4-6 1B		0-0 G5-3				0-1 G6-4-3 1B		4-2 BB BB	2-2 1B	3	0	2	0	1	0	1
Cecil Fielder, R OBP: 0.353, SLG: 0.472 Pat Kelly, R OBP: 0.200, SLG: 0.111	1-3 K			0-0 G6-3		1-0 G6-4-3			4-1 1B BB		3	0	0	0	1	1	3
Tino Martinez, L OBP: 0.360, SLG: 0.468	1-0 FC4-6			2-2 F7		1-0 F8			1-2 P2		4	0	0	0	0	0	4
Bernie Williams, S OBP: 0.382, SLG: 0.516		0-0 G6-4-3 1B		2-3 K			1-0 G4-3		1-1 G1-3 1B		4	0	2	1	0	1	0
Mariano Duncan, R OBP: 0.342, SLG: 0.491		0-0 G6-4-3			0-0 SH FC6-4 2B		2-2 K		0-2 G1-3		4	1	1	0	0	1	3
Jim Leyritz, R OBP: 0.349, SLG: 0.380 Darryl Strawberry, L OBP: 0.353, SLG: 0.489 Joe Girardi, R OBP: 0.346, SLG: 0.375		1-2 G6-3			0-1 SH FC6-4 G1-3 2B		1-1 G1-3		1-2 F9		1	0	0	0	0	0	0
2 Derek Jeter, R OBP: 0.374, SLG: 0.432			3-2 G4-3		0-0 G1-3			3-1 G5-4-3 1B		2-2 G4-3 SH3 1B	4	1	2	0	0	0	2

Inning Stats	R: 0	H: 2	R: 0	H: 1	R: 0	H: 1	R: 0	H: 0	R: 1	H: 1	R: 0	H: 1	R: 0	H: 0	R: 0	H: 1	R: 1	H: 2		
	E: 0	LOB: 2	E: 0	LOB: 0	E: 0	LOB: 1	E: 0	LOB: 0	E: 0	LOB: 1	E: 0	LOB: 0	E: 0	LOB: 0	E: 0	LOB: 0	E: 0	LOB: 3	R: 1	H: 2
	K: 1	BB: 0	K: 0	BB: 0	K: 0	BB: 0	K: 1	BB: 0	K: 1	BB: 0	K: 0	BB: 0	K: 0	BB: 0	K: 0	BB: 2	K: 0	BB: 2	R: 0	H: 1
	S: 10	P: 15	S: 5	P: 6	S: 11	P: 17	S: 8	P: 12	S: 9	P: 12	S: 4	P: 6	S: 6	P: 10	S: 5	P: 11	S: 16	P: 27	R: 0	H: 1


PITCHER	IP	WLS	BF	H	R	ER	SO	BB	IBB	HBP	BLK	WP	HR	S	P	ERA	WHIP
Scott Erickson, R ERA: 5.05	(1, 1)	7.0	27	7	1	1	4	0	0	0	0	0	0	55	83	1.29	1.000
Jesse Orosco, L ERA: 3.63	(8, 1)	1.0	2	0	0	0	0	0	0	0	0	0	0	3	6	0.00	0.000
Randy Myers, L ERA: 3.79	(9, 1)	0.1	3	0	1	1	0	2	0	0	0	0	0	7	16	27.00	6.000
Alan Mills, R ERA: 3.91	(9, 1)	1.1	L 7	3	1	1	0	0	0	0	0	0	0	20	27	6.75	2.250

BOTTOM

Baltimore Orioles @ New York Yankees
 Yankee Stadium, Bronx, NY
 Wed Sep 18 1996, 7:05 PM EDT
 Att. 40,775 - Unknown - 63 F

AB	35
R	3
H	10
RBI	3
BB	2
SO	4
LOB	22

WP: 0 PA: 39
 FB: 0
 SB: 0
 CS: 0



Batter	1	2	3	4	5	6	7	8	9	AB R H RBI BB SO LOB	TOP									
Brady Anderson, L (1, 8) OBP: 0.393, SLG: 0.633	0-0 F9		4-1 G5-4-3 BB		2-1 F7		1-0 F7		4-2 BB	3 0 0 0 2 0 2										
Roberto Alomar, S (1, 4) OBP: 0.415, SLG: 0.531	0-0 6-3		0-2 G5-4-3			2-2 G3-1 2B		4-1 HR BB	2-2 G3	4 1 1 0 1 0 3										
Todd Zeile, R (1, 5) OBP: 0.358, SLG: 0.458	0-0 1B			0-1 2B		1-0 G5-3		1-1 P4		4 0 2 0 0 0 2										
Rafael Palmeiro, L (1, 3) OBP: 0.382, SLG: 0.550	0-0 1-6-3			2-3 K		1-1 G3-1		2-2 HR		4 1 1 2 0 1 3										
Bobby Bonilla, S (1, 9) OBP: 0.367, SLG: 0.512		0-0 P2		0-0 G5-3		4-2 BB		2-0 P7		3 0 0 0 1 0 1										
Cal Ripken Jr., R (1, 6) OBP: 0.341, SLG: 0.458		0-0 5-3		2-1 G5-3		2-2 G3		0-0 HR		4 1 1 1 0 0 3										
Eddie Murray, S (1, 10) OBP: 0.330, SLG: 0.421		0-0 F7			1-2 P6		3-3 K	3-1 L8		4 0 0 0 0 1 0										
Pete Incaviglia, R (1, 7) OBP: 0.316, SLG: 0.463			1-1 G4-3		1-2 G1-3		0-0 2B		0-1 G6-3	3 0 1 0 0 0 0 1 0 0 0 0 0 0										
B.J. Surhoff, L (9, PH) OBP: 0.350, SLG: 0.482																				
Chris Hoiles, R (1, 2) OBP: 0.353, SLG: 0.484			4-1 BB BB		4-0 BB		1-3 K		2-3 K	2 0 0 0 2 2 1										
Inning Stats	R: 0 E: 0 K: 0 S: 4	H: 1 LOB: 1 BB: 0 P: 4	R: 0 E: 0 K: 0 S: 3	H: 0 LOB: 0 BB: 0 P: 3	R: 0 E: 0 K: 0 S: 7	H: 0 LOB: 1 BB: 2 P: 16	R: 0 E: 0 K: 1 S: 8	H: 1 LOB: 1 BB: 0 P: 12	R: 0 E: 0 K: 0 S: 8	H: 0 LOB: 1 BB: 1 P: 16	R: 0 E: 0 K: 2 S: 8	H: 1 LOB: 1 BB: 0 P: 13	R: 3 E: 0 K: 0 S: 10	H: 2 LOB: 0 BB: 1 P: 22	R: 0 E: 0 K: 1 S: 12	H: 0 LOB: 1 BB: 1 P: 20	1B: 1 2B: 3 3B: 0 HR: 2	SF: 0 SAC: 0 DP: 1 HBP: 0	WP: 0 PB: 0 SB: 0 CS: 0	PA: 38
PITCHER	IP WLS BF H R ER SO BB IBB HBP BLK WP HR S P ERA WHIP																			
Kenny Rogers, L (1, 1) ERA: 4.78	5.2 W 23 3 0 0 1 4 0 0 0 0 0 0 40 69 0.00 1.235																			
Brian Boehringer, R (6, 1) ERA: 5.65	2.0 10 3 3 3 2 1 0 0 0 0 0 2 19 35 13.50 2.000																			
Jeff Nelson, R (8, 1) ERA: 4.29	1.1 5 0 0 0 0 1 1 0 0 0 0 0 0 14 25 0.00 0.750																			

Baltimore Orioles @ New York Yankees
 Yankee Stadium, Bronx, NY
 Thu Sep 19 1996, 3:33 AM EDT
 Sunny - 72 F

livebaseballscorecards.com

AB	32
R	3
H	6
RBI	3
BB	6
SO	4
LOB	15



TOP

Baltimore Orioles @ New York Yankees
Yankee Stadium, Bronx, NY
Thu Sep 19 1996, 7:05 PM EDT
Att. 54,888 - Unknown - 70 F

livebaseballscorecards.com

AB 37
R 10
H 14
RBI 8
BB 8
SO 8
LOB 24



WP: 1 PA: 48
PB: 0
SB: 1
CS: 0

AB R H RBI BB SO LOB

4	2	2	1	1	0	1
5	2	2	1	0	2	2
5	1	3	4	1	1	1
3	0	1	0	2	0	2
4	0	1	1	1	1	4
0	1	0	0	0	0	0
5	0	1	1	0	1	6
4	2	2	0	1	2	2
3	1	1	0	1	0	2
2	0	0	0	0	1	2
2	1	1	0	1	0	2

Batter	1	2	3	4	5	6	7	8	9
Brady Anderson, L (1, 8) OBP: 0.395, SLG: 0.632	1-1 G3		1-0 S 2B HBP		4-2 BLK 1B BB	2-1 SF8 1B	1-1 G4-6-3		1-1 G5-6-3 1B
Roberto Alomar, S (1, 4) OBP: 0.414, SLG: 0.531	2-3 K		1-3 K		1-0 BLK 1B	0-2 SF8		2-2 1B 2B	3-1 G5-6-3 1B
Todd Zeile, R (1, 5) OBP: 0.361, SLG: 0.461	4-1 BB		0-1 E FC4-2 2B		1-2 G5-3 BB 1B	0-3 K		0-2 1B FC6-4 1B	1-0 F9
Rafael Palmeiro, L (1, 3) OBP: 0.384, SLG: 0.549	0-0 F7		1-2 FC4-2		4-2 G5-3 BB	4-0 BB IBB		1-2 FC6-4 1B	
Bobby Bonilla, S (1, 9) Mike Devereaux, R (8, PR) OBP: 0.367, SLG: 0.510 OBP: 0.307, SLG: 0.353		0-0 L7 BB 1B	1-3 K		1-2 G5-3	4-0 BB		1-0 FC6-4 2B	
Cal Ripken Jr., R (1, 6) OBP: 0.340, SLG: 0.458		2-3 K		0-0 P7	0-1 P4	0-1 P3		2-2 FC5 2B	
Eddie Murray, S (1, 10) OBP: 0.332, SLG: 0.424		4-2 BB		1-3 K		0-1 1B WP 2B	3-2 SH1-4 1B	1-3 K	
B.J. Surhoff, L (1, 7) OBP: 0.351, SLG: 0.481		1-2 L7		3-2 G4-3		0-0 WP BB 1B	0-1 SH1-4	4-0 IBB	
Mark Parent, R (1, 2) Chris Hoiles, R (6, PH) OBP: 0.248, SLG: 0.458 OBP: 0.355, SLG: 0.484		1-3 K		0-1 G4-3		4-0 1B WP SF8 BB	1-2 G4-6-3 1B	2-2 FC5	

Inning Stats	R: 0	H: 0	E: 0	K: 1	S: 7	P: 14	R: 0	H: 1	E: 0	K: 2	S: 12	P: 20	R: 1	H: 1	E: 1	K: 2	S: 12	P: 16	R: 0	H: 0	E: 0	K: 1	S: 7	P: 11	R: 2	H: 2	E: 0	K: 0	S: 18	P: 29	R: 3	H: 3	E: 0	K: 1	S: 13	P: 27	R: 1	H: 2	E: 0	K: 0	S: 11	P: 16	R: 3	H: 4	E: 0	K: 1	S: 20	P: 33	R: 0	H: 1	E: 0	K: 0	S: 5	P: 10
--------------	------	------	------	------	------	-------	------	------	------	------	-------	-------	------	------	------	------	-------	-------	------	------	------	------	------	-------	------	------	------	------	-------	-------	------	------	------	------	-------	-------	------	------	------	------	-------	-------	------	------	------	------	-------	-------	------	------	------	------	------	-------

PITCHER	IP	WLS	BF	H	R	ER	SO	BB	IBB	HBP	BLK	WP	HR	S	P	ERA	WHIP
David Cone, R (1, 1) ERA: 2.86	5.0		27	6	6	6	6	5	0	1	1	0	0	59	97	10.80	2.200
Graeme Lloyd, L (6, 1) ERA: 4.28	0.1		2	1	0	0	0	0	0	0	0	1	0	5	7	0.00	3.000
David Weathers, R (6, 1) ERA: 5.83	0.2		5	1	1	1	1	1	1	0	0	0	0	9	20	13.50	3.000
Dale Polley, L (7, 1) ERA: 7.91	0.1		1	0	0	0	0	0	0	0	0	0	0	2	2	0.00	0.000
Jeff Nelson, R (7, 1) ERA: 4.25	0.2		2	1	0	0	0	0	0	0	0	0	0	5	7	0.00	1.500

PITCHER	IP	WLS	BF	H	R	ER	SO	BB	IBB	HBP	BLK	WP	HR	S	P	ERA	WHIP
42 Mariano Rivera, R (8, 1) ERA: 2.08	0.1		5	4	3	3	0	0	0	0	0	0	0	14	20	81.00	12.000
Dave Pavlas, R (8, 1) ERA: 2.65	1.2		6	1	0	0	1	0	1	0	0	0	0	11	23	0.00	0.600

Batter	1	2	3	4	5	6	7	8	9	AB R H RBI BB SO LOB
2 Derek Jeter, R OBP: 0.373, SLG: 0.430 (1, 6)	3-1 HR 1B		1-0 HR 1B	0-0 F9		1-0 F8			1-2 F8	5 2 2 0 0 0 2
Tim Raines, S OBP: 0.368, SLG: 0.417 (1, 7)	0-1 L8		1-3 K	4-1 BB BB		2-0 G4-6-3 1-2f			4-1 HR BB	3 1 0 0 2 1 3
Bernie Williams, S OBP: 0.387, SLG: 0.527 (1, 8)	3-2 F8		1-1 P5	4-1 BB					1-1 HR 1-H	4 2 2 3 1 0 2
Cecil Fielder, R OBP: 0.354, SLG: 0.482 (1, 3)	1-2 HR 1-H		1-2 HR 1-H	1-1 F9					0-1 F7	5 2 2 4 0 1 3
Charlie Hayes, R OBP: 0.298, SLG: 0.372 (1, 5)	1-1 P4		2-3 K						2-3 K	4 0 0 0 0 2 0
Tino Martinez, L OBP: 0.356, SLG: 0.463 (9, PH)									3-3 K	1 0 0 0 0 1 0
Mariano Duncan, R OBP: 0.347, SLG: 0.495 (1, 10)		0-1 G5-3		0-0 1B 2B 1B		0-0 1B			1-3 K	4 1 2 0 0 1 0
Joe Girardi, R OBP: 0.347, SLG: 0.376 (1, 2)		0-0 1B		0-1 2B 1B		0-0 F9			1-2 K	4 1 2 0 0 1 1
Ruben Rivera, R OBP: 0.400, SLG: 0.456 (1, 9)		1-3 K		0-0 1B B3		0-3 K			1-0 G4-3	3 0 0 0 0 2 4
Mike Aldrete, L OBP: 0.311, SLG: 0.444 (8, PH) (9, 9)										1 0 0 0 0 0 0
Luis Sojo, R OBP: 0.249, SLG: 0.272 (1, 4)		1-2 G3		1-0 2B F9					1-1 F7	2 0 1 2 1 0 1
Wade Boggs, L OBP: 0.390, SLG: 0.395 (8, PH)				1-H 2-H 2B						1 0 0 0 0 0 0
Matt Howard, R OBP: 0.228, SLG: 0.278 (9, 4)										0 0 0 0 0 0 0


Inning Stats	R: 2 E: 0 K: 14 S: 14	H: 2 LOB: 0 BB: 0 P: 22	R: 0 E: 0 K: 10 S: 10	H: 1 LOB: 1 BB: 0 P: 12	R: 2 E: 0 K: 13 S: 13	H: 2 LOB: 0 BB: 0 P: 19	R: 2 E: 0 K: 10 S: 10	H: 3 LOB: 3 BB: 2 P: 20	R: 0 E: 0 K: 6 S: 6	H: 1 LOB: 1 BB: 0 P: 6	R: 0 E: 0 K: 4 S: 4	H: 0 LOB: 0 BB: 1 P: 11	R: 1 E: 0 K: 2 S: 17	H: 1 LOB: 0 BB: 0 P: 23	R: 0 E: 0 K: 8 S: 8	H: 0 LOB: 0 BB: 0 P: 11	R: 2 E: 0 K: 16 S: 16	H: 1 LOB: 0 BB: 1 P: 26	1B: 6 2B: 1 3B: 0 HR: 4	SF: 0 SAC: 0 DP: 1 HBP: 0
--------------	--------------------------------	----------------------------------	--------------------------------	----------------------------------	--------------------------------	----------------------------------	--------------------------------	----------------------------------	------------------------------	---------------------------------	------------------------------	----------------------------------	-------------------------------	----------------------------------	------------------------------	----------------------------------	--------------------------------	----------------------------------	----------------------------------	------------------------------------

BOTTOM

Baltimore Orioles @ New York Yankees
Yankee Stadium, Bronx, NY

Thu Sep 19 1996, 7:05 PM EDT
Att: 54,888 - Unknown - 70 F

AB	37
R	9
H	11
RBI	9
BB	4
SO	9
LOB	16



PITCHER	IP	WLS	BF	H	R	ER	SO	BB	IBB	HBP	BLK	WP	HR	S	P	ERA	WHIP
David Wells, L ERA: 4.89 (1, 1)	3.2		21	8	6	6	3	2	0	0	0	0	2	45	70	14.73	2.727
Terry Mathews, R ERA: 4.56 (4, 1)	3.1	W	12	2	1	1	3	1	0	0	0	0	1	29	43	2.70	0.900
Alan Mills, R ERA: 4.13 (8, 1)	1.2		7	1	2	2	2	1	0	0	0	0	1	19	29	10.80	1.200
Randy Myers, L ERA: 3.76 (9, 1)	0.1	S	1	0	0	0	1	0	0	0	0	0	0	5	8	0.00	0.000

Batter	1	2	3	4	5	6	7	8	9	AB R H RBI BB SO LOB
Wade Boggs, L OBP: 0.389, SLG: 0.394 (1, 5)	0-1 G1-3		0-0 G6-3		2-2 2B SF7 1B		0-2 G3-6-3			4 1 1 0 0 0 1
Bernie Williams, S OBP: 0.388, SLG: 0.528 (1, 8)	4-1 CS BB		1-1 E1		2-2 FC5 2B		1-1 G5-3			3 1 1 0 1 0 0
Paul O'Neill, L OBP: 0.405, SLG: 0.469 (1, 9)	4-1 BB BB		2-1 E2 2B		0-0 SF7		3-2 L9			2 0 1 2 1 0 0
Tino Martinez, L OBP: 0.357, SLG: 0.462 (1, 3)	4-2 BB BB		1-2 K		4-2 BB		0-3 K			2 0 0 0 2 2 1
Cecil Fielder, R OBP: 0.352, SLG: 0.479 (1, 10)	3-2 F4			0-0 P4	0-1 FC5		0-3 K			4 0 0 0 0 1 4
Darryl Strawberry, L OBP: 0.350, SLG: 0.478 (1, 7)		0-0 F6		2-2 G4-3		0-2 F9		0-0 FC4-6 1B		4 0 1 0 0 0 0
Mariano Duncan, R OBP: 0.348, SLG: 0.494 (1, 4)		2-2 G6-4-3 1B		4-1 BB		0-0 F9		0-0 F9		3 0 1 0 1 0 1
Joe Girardi, R OBP: 0.345, SLG: 0.373 (1, 2)		0-2 G6-4-3		0-1 P3		0-1 F9		2-0 FC4-6		3 0 0 0 0 0 2
Tim Raines, S OBP: 0.367, SLG: 0.415 (9, PH)		1-2f						1-2f		1 0 0 0 0 0 1
2 Derek Jeter, R OBP: 0.372, SLG: 0.429 (1, 6)			2-1 F9		0-0 F9		1-2 G3-6-3 1B		1-1 F9	4 0 1 0 0 0 1

Inning Stats		R: 0	H: 0	R: 0	H: 1	R: 1	H: 1	R: 0	H: 0	R: 1	H: 2	R: 0	H: 0	R: 0	H: 1	R: 0	H: 0	R: 0	H: 1	1B: 4	SF: 1	WP: 0	PA: 36
		E: 0	LOB: 2	E: 0	LOB: 0	E: 2	LOB: 1	E: 0	LOB: 1	E: 0	LOB: 2	E: 0	LOB: 0	E: 0	LOB: 0	E: 0	LOB: 1	E: 0	LOB: 1	2B: 2	SAC: 0	PB: 0	
		K: 0	BB: 3	K: 0	BB: 0	K: 1	BB: 0	K: 0	BB: 1	K: 0	BB: 1	K: 0	BB: 0	K: 0	BB: 0	K: 0	BB: 0	K: 0	BB: 0	3B: 0	DP: 2	SB: 0	
		S: 11	P: 26	S: 9	P: 11	S: 10	P: 16	S: 8	P: 14	S: 15	P: 23	S: 6	P: 6	S: 8	P: 10	S: 9	P: 12	S: 5	P: 8	HR: 0	HBP: 0	CS: 1	
PITCHER	IP WLS BF H R ER SO BB IBB HBP BLK WP HR S P ERA WHIP	49 Tim Wakefield, R (1, 1) 8.0 W 32 5 2 1 3 5 0 0 0 0 0 0 0 76 118 1.12 1.250	Heathcliff Slocumb, R (9, 1) 1.0 S 4 1 0 0 0 0 0 0 0 0 0 0 0 5 8 0.00 1.000																				

BOTTOM

Boston Red Sox @ New York Yankees
 Yankee Stadium, Bronx, NY
 Fri Sep 20 1996, 7:05 PM EDT
 Att: 39,883 - Unknown - 72 F

livebaseballscores.com

AB	30
R	2
H	6
RBI	2
BB	5
SO	3
LOB	11



BOTTOM

Boston Red Sox @ New York Yankees
Yankee Stadium, Bronx, NY

Sat Sep 21 1996, 3:33 AM EDT
Att. 54,599 - Sunny - 72 F

livebaseballscorecards.com

AB 48
R 12
H 20
RBI 12
BB 12
SO 6
LOB 35



WP: 0 PA: 61
PB: 0
SB: 1
CS: 0

AB R H RBI BB SO LOB

6 3 3 2 1 0 2

5 3 1 0 2 1 0

5 2 4 2 1 1 3

6 1 1 3 1 1 8

5 1 1 2 2 1 7

4 0 3 0 3 1 0

6 0 3 3 1 0 5

6 0 2 0 0 0 6

3 0 0 0 0 1 4
2 1 2 0 0 0 0
0 1 0 0 0 0 0
0 0 0 0 1 0 0
0 0 0 0 0 0 0

1B: 14 SF: 0
2B: 2 2B: 2 SAC: 1
3B: 0 K: 2 DP: 1
HR: 4 HBP: 0

Main table with columns for batter (1-10) and rows for individual players. Each cell contains a baseball diamond diagram with various annotations like 'HR', 'BB', 'G3', 'FC4-6', 'K', 'SH1-3', 'F7', 'P5', 'L6', 'E3', 'G3-1', 'G5-3', 'G6-3', 'FC5-4', 'G4-3', 'L8', 'L7', 'G1-3', 'L8', 'G3', '1B', 'IBB', '1B', '1B', 'IBB'.

Inning Stats table with columns for R, H, E, K, S, P, ER, LOB, BB, HBP, BLK, WP, HR, S, P, ERA, WHIP for each of the 9 innings.

PITCHER table with columns for pitcher name, IP, WLS, BF, H, R, ER, SO, BB, IBB, HBP, BLK, WP, HR, S, P, ERA, WHIP for Mike Maddux, Eric Gunderson, Pat Mahomes, Vaughn Eshelman, Mark Brandenburg, Heathcliff Slocumb, and Joe Hudson.

Batter column with names and statistics: Tim Raines, Wade Boggs, Paul O'Neill, Ruben Rivera, Cecil Fielder, Tino Martinez, Bernie Williams, Derek Jeter, Joe Girardi, Luis Sojo, Mariano Duncan, Andy Fox, Darryl Strawberry, Pat Kelly.

Inning Stats

PITCHER

Batter	1	2	3	4	5	6	7	8	9	10	11	AB R H RBI BB SO LOB	TOP																			
Darren Bragg, L OBP: 0.372, SLG: 0.408 (1, 8)	1-3 K	2-3 K			3-1 P6 1B		1-1 G6-3		3-2 1B 1B		3-2 P6	6 0 2 1 0 2 2	Boston Red Sox @ New York Yankees Yankee Stadium, Bronx, NY Mon Sep 23 1996, 7:05 PM EDT Att: 22,728 - Unknown - 63 F																			
Jeff Frye, R OBP: 0.379, SLG: 0.392 (1, 4)	3-2 G4-3		0-1 G5-3		1-1 P6 1-2			2-1 L8	1-1 SAFE K		4-1 1B BB	5 0 0 0 1 1 3																				
Mo Vaughn, L OBP: 0.419, SLG: 0.574 (1, 3)	2-2 1B 1B		4-1 1B BB		0-1 G3			4-2 1B BB	1-0 1-3 3-H 1B		1-2 1-2 2-H 1B	4 0 3 2 2 0 0																				
Jose Canseco, R OBP: 0.408, SLG: 0.606 (1, 10)	2-1 1B 1-2 1B		0-0 L8			1-1 F8		0-1 F4	1-0 P2		0-1 F7	6 0 1 0 0 0 6																				
Mike Greenwell, L OBP: 0.339, SLG: 0.447 (1, 7)	2-3 K		1-1 1-2 1B		3-2 G3			1-0 1-2 1B		2-2 G5-3		5 0 2 0 0 1 2																				
Nomar Garciaparra, R OBP: 0.290, SLG: 0.400 (1, 6)		1-3 K	1-2 F9		3-1 1B			2-2 G5-3		2-2 F9		5 0 1 0 0 1 4																				
Bill Haselman, R OBP: 0.336, SLG: 0.429 Troy O'Leary, L OBP: 0.327, SLG: 0.428 (1, 2) (9, PH) (9, 9)		2-1 E 2B		1-2 G6-3		1-1 SAFE G1-3			1-2 E4 18 L9 1B 1B		1-0 G3-1	3 1 1 0 0 0 1 2 1 0 0 0 0 0																				
Rudy Pemberton, R OBP: 0.484, SLG: 0.655 Wil Cordero, R OBP: 0.332, SLG: 0.405 Lee Tinsley, S OBP: 0.278, SLG: 0.292 Scott Hatteberg, L OBP: 0.333, SLG: 0.143 (1, 9) (9, PH) (9, PR) (9, 2)		0-0 E2 FC6-4 1B 2-H		0-2 P6		3-3 K		3-2 1B 1B 1B		4-2 SH3-4 1B BB	3 0 1 0 0 1 0 1 0 1 0 0 0 0 0 1 0 0 0 0 0 0 1 0 0 1 0 0																					
Arquimede Pozo, R OBP: 0.192, SLG: 0.271 18 Reggie Jefferson, S OBP: 0.384, SLG: 0.595 Jeff Manto, R OBP: 0.318, SLG: 0.383 Tony Rodriguez, R OBP: 0.292, SLG: 0.299 (1, 5) (9, PH) (9, 5) (11, PH) (11, 5)		1-0 FC6-4 1B		1-0 P2		1-2 G4-3			0-1 L9		1-1 SH3-4	3 0 0 0 0 0 1 1 0 0 0 0 0 2 0 0 0 0 0 0 0 0 0 0 0 0 0 0																				
Inning Stats	R: 0 E: 0 K: 2 S: 15	H: 2 LOB: 2 BB: 0 P: 25	R: 1 E: 1 K: 2 S: 12	H: 2 LOB: 1 BB: 0 P: 18	R: 0 E: 0 K: 0 S: 9	H: 1 LOB: 2 BB: 1 P: 15	R: 0 E: 0 K: 0 S: 8	H: 0 LOB: 0 BB: 0 P: 10	R: 0 E: 0 K: 0 S: 6	H: 1 LOB: 0 BB: 0 P: 10	R: 0 E: 0 K: 0 S: 9	H: 1 LOB: 1 BB: 0 P: 16		R: 0 E: 0 K: 1 S: 8	H: 0 LOB: 0 BB: 0 P: 13	R: 0 E: 0 K: 0 S: 10	H: 1 LOB: 2 BB: 1 P: 19	R: 2 E: 1 K: 1 S: 17	H: 3 LOB: 2 BB: 0 P: 28	R: 0 E: 0 K: 0 S: 8	H: 0 LOB: 0 BB: 0 P: 13	R: 1 E: 0 K: 0 S: 13	H: 1 LOB: 2 BB: 2 P: 26	1B: 11 2B: 1 3B: 0 HR: 0	SF: 0 SAC: 1 DP: 0 HBP: 0	WP: 0 PB: 0 SB: 2 CS: 0	PA: 49					
PITCHER	IP WLS BF H R ER SO BB IBB HBP BLK WP HR S P ERA WHIP															IP WLS BF H R ER SO BB IBB HBP BLK WP HR S P ERA WHIP																
Andy Pettitte, L ERA: 3.9 (1, 1)	8.0	33	8	1	0	5	2	0	0	0	0	0	0	0	77	126	0.00	1.250														
John Wetteland, R ERA: 2.92 (9, 1)	1.0	7	3	2	0	1	0	0	0	0	0	0	0	0	17	28	0.00	3.000														
Brian Boehringer, R ERA: 5.56 (10, 1)	1.2	L	7	0	1	1	0	2	0	0	0	0	0	0	16	33	5.40	1.200														
Graeme Lloyd, L ERA: 4.18 (11, 1)	0.0		1	1	0	0	0	0	0	0	0	0	0	0	3	4	∞	∞														
Jeff Nelson, R ERA: 4.48 (11, 1)	0.1		1	0	0	0	0	0	0	0	0	0	0	0	2	2	0.00	0.000														

AB	44
R	4
H	12
RBI	3
BB	4
SO	6
LOB	21



livebaseballscorecards.com

Batter	1	2	3	4	5	6	7	8	9	10	11	AB R H RBI BB SO LOB
Tim Raines, S OBP: 0.379, SLG: 0.450 (1, 7)	3-1 F8		2-1 G4-3		0-3 K		4-2 BB		1 SAFE 0-0 G4-3		1-1 BB 1B	5 0 1 0 1 1 1
Wade Boggs, L OBP: 0.387, SLG: 0.386 (1, 5)	1-3 K		3-2 L4		2-2 G4-3		0-0 G4-3		4-0 FC5-4 IBB		1-2 BB	4 0 0 0 2 1 3
Paul O'Neill, L OBP: 0.409, SLG: 0.475 (1, 9)	4-2 BB		4-1 BB						3-2 FC5-4		0-3 K	2 0 1 0 2 1 0
Ruben Rivera, R OBP: 0.395, SLG: 0.449 (8, PR)									1-2f 2-3			1 1 0 0 0 0 2
Cecil Fielder, R OBP: 0.348, SLG: 0.477 (11, PH)									1-2f 2-3			1 0 0 0 0 1 2
Bernie Williams, S OBP: 0.391, SLG: 0.532 (1, 8)	3-3 K		1-0 G3						1-1 G3		0-0 L7	6 0 0 0 0 1 7
Darryl Strawberry, L OBP: 0.359, SLG: 0.487 (1, 10)									3-2 WP 1B			5 1 3 0 0 2 0
Mike Aldrete, L OBP: 0.302, SLG: 0.430 (1, 3)									1-3 WP 2B			3 0 0 0 0 1 1
Charlie Hayes, R OBP: 0.298, SLG: 0.372 (8, PH)									4-0 WP 2B G3			0 0 0 0 0 0 0
Tino Martinez, L OBP: 0.361, SLG: 0.461 (8, PH)									2-3 3-H			1 0 1 0 1 0 0
2 Derek Jeter, R OBP: 0.377, SLG: 0.431 (1, 6)									1-1 G6-3			4 1 1 0 1 1 4
Jim Leyritz, R OBP: 0.355, SLG: 0.386 (1, 2)									1-0 G3			4 1 1 0 1 1 4
Andy Fox, L OBP: 0.280, SLG: 0.276 (1, 4)									1-0 E 1B			5 0 2 1 0 1 6
Luis Sojo, R OBP: 0.246, SLG: 0.268 (11, PH)									3-3 K			5 0 2 1 0 1 6
2 Derek Jeter, R OBP: 0.377, SLG: 0.431 (1, 6)									0-0 E 1B			4 0 2 0 0 1 1
Andy Fox, L OBP: 0.280, SLG: 0.276 (1, 4)									1-1 E5 1B			1 0 0 0 0 1 0
Luis Sojo, R OBP: 0.246, SLG: 0.268 (11, PH)									3-2 FC5-4 G4-3 1B			4 0 2 0 0 1 1

BOTTOM

Boston Red Sox @ New York Yankees
Yankee Stadium, Bronx, NY
 Mon Sep 23 1996, 7:05 PM EDT
 Att: 22,728 - Unknown - 63 F

livebaseballscores.com

AB	42
R	3
H	11
RBI	1
BB	7
SO	12
LOB	27



Inning Stats		PITCHER																PITCHER																
R: 0	H: 0	R: 1	H: 2	R: 0	H: 0	R: 0	H: 1	R: 0	H: 0	R: 0	H: 0	R: 0	H: 2	R: 2	H: 2	R: 0	H: 1	R: 0	H: 2	R: 0	H: 1	1B: 9	SF: 0	WP: 2	PA: 49									
E: 0	LOB: 1	E: 0	LOB: 1	E: 0	LOB: 1	E: 0	LOB: 1	E: 0	LOB: 0	E: 0	LOB: 0	E: 1	LOB: 3	E: 0	LOB: 2	E: 0	LOB: 2	E: 0	LOB: 1	E: 0	LOB: 2	2B: 2	SAC: 0	PB: 0										
K: 2	BB: 1	K: 3	BB: 0	K: 0	BB: 1	K: 0	BB: 1	K: 1	BB: 0	K: 2	BB: 0	K: 0	BB: 1	K: 1	BB: 1	K: 0	BB: 1	K: 2	BB: 0	K: 1	BB: 0	3B: 0	DP: 2	SB: 4										
S: 10	P: 21	S: 16	P: 26	S: 7	P: 17	S: 5	P: 12	S: 8	P: 10	S: 8	P: 13	S: 11	P: 19	S: 13	P: 27	S: 10	P: 21	S: 7	P: 11	S: 13	P: 20	HR: 0	HBP: 0	CS: 0										
PITCHER		IP	WLS	BF	H	R	ER	SO	BB	IBB	HBP	BLK	WP	HR	S	P	ERA	WHIP																
Roger Clemens, R ERA: 3.6 (1, 1)		7.0		29	5	1	1	8	4	0	0	0	0	0	65	118	1.29	1.286																
Vaughn Eshelman, L ERA: 7.17 (8, 1)		0.1		3	2	2	2	0	0	0	0	0	0	0	7	13	54.00	6.000																
Heathcliff Slocumb, R ERA: 3.1 (8, 1)		2.2	W	12	3	0	0	2	1	1	0	0	2	0	23	46	0.00	1.500																
Mark Brandenburg, R ERA: 3.58 (11, 1)		0.1		2	1	0	0	1	0	0	0	0	0	0	6	9	0.00	3.000																
Pat Mahomes, R ERA: 7.13 (11, 1)		0.2	S	3	0	0	0	1	1	0	0	0	0	0	7	11	0.00	1.500																

Batter	1	2	3	4	5	6	7	8	9	AB R H RBI BB SO LOB	TOP											
Fernando Vina, L (1, 4) OBP: 0.341, SLG: 0.392	0-1 F9		3-0 P4		0-1 1B		0-1 G4-3		1-2 F8	5 0 1 0 0 0 0	Milwaukee Brewers @ New York Yankees Yankee Stadium, Bronx, NY Wed Sep 25 1996, 3:33 AM EDT Unknown - 64 F											
Jeff Cirillo, R (1, 5) OBP: 0.388, SLG: 0.498 18 Todd Dunn, R (8, 8) OBP: 0.200, SLG: 0.200	3-3 K		1-1 F9		1-3 K		4-2 BB			3 0 0 0 1 2 2 0 0 0 0 0 0 0												
Dave Nilsson, L (1, 10) OBP: 0.406, SLG: 0.525	2-2 L3		4-1 BB		1-0 G4-6-3 1B		3-2 G4-3			3 0 1 0 1 0 1												
John Jaha, R (1, 3) Steve Sparks, R (8, 1)		3-2 HR	3-3 K		1-1 G4-6-3 1B		0-0 P3			4 1 1 1 0 1 4 0 0 0 0 0 0 0												
Jose Valentin, S (1, 6) Mark Loretta, R (7, 6) OBP: 0.327, SLG: 0.318		4-2 S F9 BB		2-1 F9 SF9 2B		1-3 K		0-3 K		2 1 1 0 1 1 0 1 0 0 0 0 1 0												
Marc Newfield, R (1, 7) Brian Banks, S (6, 7) OBP: 0.333, SLG: 0.667		1-2 SAFE SAFE F9		0-0 F9		1-3 K		2-1 2B		3 0 0 0 0 1 2 1 0 1 0 0 0 0												
Jeremy Burnitz, L (1, 9) OBP: 0.387, SLG: 0.479		2-3 K		1-0 SF9		4-1 BB		3-2 G5-3		2 0 0 1 1 1 2												
Gerald Williams, R (1, 8) Tim Unroe, R (8, 5) OBP: 0.357, SLG: 0.182		4-1 S BB		3-H 1-1 G5-3		1-1 F9		1-3 K		2 0 0 0 1 0 1 1 0 0 0 0 1 0												
Jesse Levis, L (1, 2) Kelly Stinnett, R (7, 2) OBP: 0.125, SLG: 0.045		1 SAFE 3-2 G4-3		4-0 1B 1B BB		2-2 F9		1-3 K		2 0 0 0 1 0 2 1 0 0 0 0 1 0												
Inning Stats	R: 0 E: 0 K: 1 S: 10	H: 0 LOB: 0 BB: 0 P: 15	R: 1 E: 0 K: 1 S: 18	H: 1 LOB: 2 BB: 2 P: 35	R: 0 E: 0 K: 1 S: 7	H: 0 LOB: 1 BB: 1 P: 18	R: 1 E: 0 K: 0 S: 6	H: 1 LOB: 0 BB: 0 P: 10	R: 0 E: 0 K: 1 S: 8	H: 2 LOB: 2 BB: 1 P: 15		R: 0 E: 0 K: 2 S: 9	H: 0 LOB: 1 BB: 1 P: 16	R: 0 E: 0 K: 0 S: 11	H: 0 LOB: 1 BB: 1 P: 20	R: 0 E: 0 K: 1 S: 10	H: 1 LOB: 1 BB: 0 P: 15	R: 0 E: 0 K: 2 S: 9	H: 0 LOB: 0 BB: 0 P: 12	1B: 2 2B: 2 3B: 0 HR: 1	SF: 1 SAC: 0 DP: 1 HBP: 0	WP: 0 PB: 0 SB: 2 CS: 0
PITCHER	IP WLS BF H R ER SO BB IBB HBP BLK WP HR S P ERA WHIP												IP WLS BF H R ER SO BB IBB HBP BLK WP HR S P ERA WHIP									
David Cone, R (1, 1) ERA: 2.88	6.0 W 26 4 2 2 6 5 0 0 0 0 1 58 109 3.00 1.500																					
David Weathers, R (7, 1) ERA: 5.59	2.0 8 1 0 0 1 1 0 0 0 0 0 21 35 0.00 1.000																					
Jeff Nelson, R (9, 1) ERA: 4.42	1.0 3 0 0 0 2 0 0 0 0 0 0 9 12 0.00 0.000																					

livebaseballscorecards.com

AB	30
R	2
H	5
RBI	2
BB	6
SO	9
LOB	14



Batter	1	2	3	4	5	6	7	8	9	AB	R	H	RBI	BB	SO	LOB
Luis Sojo, R OBP: 0.248, SLG: 0.271 (1, 6)	0-1 G5-3	0-0 L8		3-2 F7		3-2 2-H 1B				4	0	1	1	0	0	0
Jim Leyritz, R OBP: 0.356, SLG: 0.383 (1, 10)	4-2 1B BB		4-2 HR BB	1-3 K		1-0 G3				2	2	0	0	2	1	1
Darryl Strawberry, L OBP: 0.364, SLG: 0.508 (1, 9)	0-1 1B E 1B		2-0 1-H HR		2-0 P6		1-3 K			4	2	2	2	0	1	0
Cecil Fielder, R OBP: 0.349, SLG: 0.478 (1, 3)	2-2 F8		0-1 2B 2B		2-2 1B		1-3 K			4	1	2	0	0	1	2
Charlie Hayes, R OBP: 0.300, SLG: 0.375 (1, 5)	3-2 1-3 2-H 1B		0-0 2-H 2B		1-0 F8		1-0 F8			4	0	2	2	0	0	1
Ruben Rivera, R OBP: 0.398, SLG: 0.461 (1, 8)	1-1 E5 20 FC6-4		2-2 L6		0-0 F8			3-2 L8		4	0	0	0	0	0	3
20 Jorge Posada, S OBP: 0.125, SLG: 0.125 (1, 2)	1-0 FC6-4		0-3 K			1-0 G3 1B 1B		1-0 G3		4	1	1	0	0	1	3
Mike Aldrete, L OBP: 0.291, SLG: 0.412 (1, 7)		3-3 K	1-3 K			2-2 G3		1-1 G1-3		4	0	0	0	0	2	2
Andy Fox, L OBP: 0.281, SLG: 0.270 (1, 4)		2-1 G3		1-1 F8		3-3 K				3	0	0	0	0	1	1

Inning Stats	R: 2	H: 2	E: 1	K: 0	S: 16	LOB: 2	BB: 1	P: 27	R: 0	H: 0	E: 0	K: 1	S: 7	LOB: 0	BB: 0	P: 12	R: 3	H: 3	E: 0	K: 2	S: 15	LOB: 1	BB: 1	P: 24	R: 0	H: 0	E: 0	K: 1	S: 10	LOB: 0	BB: 0	P: 15	R: 0	H: 1	E: 0	K: 0	S: 7	LOB: 1	BB: 0	P: 12	R: 1	H: 2	E: 0	K: 1	S: 14	LOB: 1	BB: 0	P: 24	R: 0	H: 0	E: 0	K: 2	S: 7	LOB: 0	BB: 0	P: 10	R: 0	H: 0	E: 0	K: 0	S: 6	LOB: 0	BB: 0	P: 11
1B: 5	SF: 0	2B: 2	SAC: 0	3B: 0	DP: 0	HR: 1	HBP: 0	WP: 0	PA: 35	WP: 0	PA: 35	SB: 0	CS: 0																																																			

PITCHER	IP	WLS	BF	H	R	ER	SO	BB	IBB	HBP	BLK	WP	HR	S	P	ERA	WHIP
Scott Karl, L ERA: 4.86 (1, 1)	5.2	L	28	8	6	5	5	2	0	0	0	0	1	68	112	7.94	1.765
Bob Wickman, R ERA: 4.52 (6, 1)	2.1		7	0	0	0	2	0	0	0	0	0	0	14	23	0.00	0.000

Milwaukee Brewers @ New York Yankees
 Yankee Stadium, Bronx, NY
 Wed Sep 25 1996, 7:05 PM EDT
 Att: 37,947 - Unknown - 65 F

AB	33
R	6
H	8
RBI	5
BB	2
SO	7
LOB	13



Batter	1	2	3	4	5	6	7	8	9	AB R H RBI BB SO LOB	TOP											
Luis Sojo, R (1, 6) OBP: 0.251, SLG: 0.273	1-2 E5 G3		3-1 FC4-6 1B		3-2 PB 1B		2-1 G5-3		0-1 G6-4-3 1-2f	5 1 2 0 0 0 1												
Mariano Duncan, R (1, 10) OBP: 0.352, SLG: 0.501	3-2 G3		0-0 FC4-6 1-2f		1-2 1B		3-2 HR			4 1 2 2 0 0 2												
Darryl Strawberry, L (1, 7) OBP: 0.358, SLG: 0.497	2-3 K			0-1 P5	1-3 K		1-0 P4			4 0 0 0 0 2 2												
Cecil Fielder, R (1, 3) OBP: 0.350, SLG: 0.480	1-3 K			0-0 G6-3		1-2 G3 1B 2B		1-0 1B		4 1 2 0 0 1 1												
Charlie Hayes, R (1, 5) OBP: 0.299, SLG: 0.374		3-2 L6		1-0 2B 1B		2-3 K		2-1 L6		4 0 1 0 0 1 2												
Mike Aldrete, L (1, 9) OBP: 0.289, SLG: 0.416		0-2 F8		1-1 1B 2B		1-0 G3		2-2 F7		4 0 1 0 0 0 2												
Ruben Rivera, R (1, 8) OBP: 0.392, SLG: 0.450		0-1 G6-3		2-3 K		0-1 20 S 1B		2-2 P3		4 0 1 1 0 1 3												
20 Jorge Posada, S (1, 2) OBP: 0.083, SLG: 0.083			1-0 P4		2-3 K2-3	1-3 SAFE SAFE K 1B			0-0 G6-3	4 0 0 0 0 2 1												
Andy Fox, L (1, 4) OBP: 0.281, SLG: 0.269			1-3 K		1-1 G4-3		1-2 G6-3		2-2 G6-4-3 1B	4 0 1 0 0 1 0												
Inning Stats	R: 0 E: 1 K: 2 S: 14	H: 0 LOB: 1 BB: 0 P: 21	R: 0 E: 0 K: 0 S: 11	H: 0 LOB: 0 BB: 0 P: 14	R: 0 E: 0 K: 1 S: 7	H: 1 LOB: 1 BB: 0 P: 12	R: 0 E: 0 K: 1 S: 10	H: 2 LOB: 2 BB: 0 P: 14	R: 1 E: 0 K: 2 S: 15	H: 2 LOB: 1 BB: 0 P: 23	R: 1 E: 0 K: 2 S: 13	H: 2 LOB: 1 BB: 0 P: 18	R: 1 E: 0 K: 0 S: 9	H: 1 LOB: 0 BB: 0 P: 16	R: 0 E: 0 K: 0 S: 9	H: 1 LOB: 1 BB: 0 P: 16	R: 0 E: 0 K: 0 S: 7	H: 1 LOB: 0 BB: 0 P: 9	1B: 7 2B: 2 3B: 0 HR: 1	SF: 0 SAC: 0 DP: 1 HBP: 0	WP: 0 PB: 1 SB: 1 CS: 0	PA: 37
PITCHER	IP WLS BF H R ER SO BB IBB HBP BLK WP HR S P ERA WHIP																					
Mike Maddux, R (1, 1) ERA: 4.48	6.2 W 29 8 3 2 8 0 0 0 0 0 0 1 78 116 2.70 1.200																					
Vaughn Eshelman, L (7, 1) ERA: 7.14	0.1 1 0 0 0 0 0 0 0 0 0 0 0 1 2 0.00 0.000																					
Mark Brandenburg, R (8, 1) ERA: 3.53	1.0 4 1 0 0 0 0 0 0 0 0 0 0 9 16 0.00 1.000																					
Heathcliff Slocumb, R (9, 1) ERA: 3.06	1.0 S 3 1 0 0 0 0 0 0 0 0 0 0 7 9 0.00 1.000																					

New York Yankees @ Boston Red Sox
 Fenway Park, Boston, MA
 Thu Sep 26 1996, 7:05 PM EDT
 Att. 32,367 - Unknown - 63 F

livebaseballscorecards.com

AB	37
R	3
H	10
RBI	3
BB	0
SO	8
LOB	14



Batter	1	2	3	4	5	6	7	8	9
Darren Bragg, L OBP: 0.366, SLG: 0.400 (1, 8) C F B B F S	2-3 K	3-3 K			2-3 K 1B 1B		1-0 G4-3		
Jeff Frye, R OBP: 0.375, SLG: 0.391 (1, 4) C F B X	1-2 1B 2B	1-3 K2-3			1 SAFE 2-1 G5-3 1B 1-3 1B		1-0 G4-3		
Mo Vaughn, L OBP: 0.421, SLG: 0.587 (1, 3) B S B F X	3-2 G5-3		3-2 F8		2-1 G5-3 1B 1-2 3-H		0-0 6-3		
Jose Canseco, R OBP: 0.401, SLG: 0.591 (1, 10) C C D X	1-2 1B 1B 2-H		2-2 G5-3		2-2 G5-3 1-2 2-3		1-1 G5-3		
Mike Greenwell, L OBP: 0.339, SLG: 0.446 Lee Tinsley, S OBP: 0.277, SLG: 0.291 (1, 7) (9, 8) B X	1-0 1B 1B E		0-0 F8		1-3 K		0-2 F8		
Bill Haselman, R OBP: 0.332, SLG: 0.430 (1, 2) S B C X	1-2 E1 1B 1B 1-3 3-H			2-2 L1		2-1 F9		2-3 K	
Rudy Pemberton, R OBP: 0.525, SLG: 0.784 (1, 9) B S F X	1-2 1B 2-H 3-H		0-3 K		1-2 G5-3 2B				
Nomar Garciaparra, R OBP: 0.275, SLG: 0.447 (1, 6) 1 SAFE S 1 SAFE X	0-1 G6-3		0-0 G5-3		1-2 G5-3 2-3				
Jeff Manto, R OBP: 0.317, SLG: 0.363 (1, 5) C B B X		2-3 K			2-0 G5-3		3-1 G1-3		

AB	R	H	RBI	BB	SO	LOB
4	1	0	0	0	3	0
4	1	2	0	0	1	0
4	0	1	1	0	0	1
4	1	1	1	0	0	2
4	1	1	0	0	1	2
0	0	0	0	0	0	0
4	1	1	1	0	1	0
3	0	2	2	0	1	0
3	0	0	0	0	0	2
3	0	0	0	0	1	1

BOTTOM

New York Yankees @ Boston Red Sox
Fenway Park, Boston, MA
Thu Sep 26 1996, 7:05 PM EDT
Att: 32,367 - Unknown - 63 F

livebaseballscorecards.com

AB	33
R	5
H	8
RBI	5
BB	0
SO	8
LOB	8



1B: 6	SF: 0
2B: 2	SAC: 0
3B: 0	DP: 0
HR: 0	HBP: 0

WP: 1	PA: 33
PB: 0	
SB: 0	
CS: 0	

Inning	R	H	E	K	S	WLS	BF	H	R	ER	SO	BB	IBB	HBP	BLK	WP	HR	S	P	ERA	WHIP
1	4	5	1	22			27	8	5	4	7	0	0	0	0	1	0	71	112	6.00	1.333
2	0	0	0	10				0	0	0	0	0	0	0	0	0	0	10	13	0.00	0.000
3	0	0	0	7				0	0	0	0	0	0	0	0	0	0	10	13	0.00	0.000
4	0	0	0	13				0	0	0	0	0	0	0	0	0	0	10	13	0.00	0.000
5	1	2	0	14				0	0	0	0	0	0	0	0	0	0	10	13	0.00	0.000
6	0	1	0	10				0	0	0	0	0	0	0	0	0	0	10	13	0.00	0.000
7	0	0	0	5				0	0	0	0	0	0	0	0	0	0	10	13	0.00	0.000
8	0	0	0	13				0	0	0	0	0	0	0	0	0	0	10	13	0.00	0.000
9	0	0	0	5				0	0	0	0	0	0	0	0	0	0	10	13	0.00	0.000

PITCHER	IP	WLS	BF	H	R	ER	SO	BB	IBB	HBP	BLK	WP	HR	S	P	ERA	WHIP
Jimmy Key, L ERA: 4.68 (1, 1)	6.0	L	27	8	5	4	7	0	0	0	0	1	0	71	112	6.00	1.333
David Weathers, R ERA: 5.54 (7, 1)	0.2		2	0	0	0	0	0	0	0	0	0	0	2	4	0.00	0.000
Graeme Lloyd, L ERA: 4.15 (7, 1)	0.1		1	0	0	0	0	0	0	0	0	0	0	1	1	0.00	0.000
John Wetteland, R ERA: 2.87 (8, 1)	1.0		3	0	0	0	1	0	0	0	0	0	0	10	13	0.00	0.000

Batter	1	2	3	4	5	6	7	8	9	AB R H RBI BB SO LOB	TOP											
2 Derek Jeter, R OBP: 0.373, SLG: 0.429 (1, 6)	0-3 K		3-3 K		0-1 FC6-4		1-0 G4-3		1-1 L4	5 0 0 0 0 2 1												
Wade Boggs, L OBP: 0.388, SLG: 0.389 Andy Fox, L OBP: 0.279, SLG: 0.268 (1, 5) (7, 5) (8, 9)	1-0 2B		2-2 E3			2-2 G6-3	0-1 1B		0-1 G3-1	4 1 2 0 0 0 0 1 0 0 0 0 0 0												
Paul O'Neill, L OBP: 0.413, SLG: 0.479 Tim Raines, S OBP: 0.383, SLG: 0.467 (1, 9) (6, PR) (6, 7)	1-2 2B		3-3 K2-3			0-1 1B	0-0 G4-3		1-1 G3-1	3 0 2 1 0 1 1 2 1 0 0 0 0 0												
Cecil Fielder, R OBP: 0.351, SLG: 0.486 (1, 10)	1-3 K			1-0 G6-3		2-1 1B		2-2 HR		4 2 2 1 0 1 1												
Tino Martinez, L OBP: 0.364, SLG: 0.466 (1, 3)	2-2 G4-3			0-1 G6-3		2-2 L3		1-0 SH5-4		4 0 1 0 0 0 3												
Mike Aldrete, L OBP: 0.291, SLG: 0.413 (1, 7) (6, 9)		1-1 G5-3		0-0 F7		1-0 1B		3-1 E4		3 1 1 1 0 0 0 1 0 0 0 0 0 1												
Charlie Hayes, R OBP: 0.299, SLG: 0.374 (8, PH) (8, 5)						1-2 2-H 1B		1-2 SH5-4														
Joe Girardi, R OBP: 0.346, SLG: 0.376 (1, 2)		3-1 G6-3			4-2 FC6-4	3-2 1B		1-1 SH5-4		2 0 1 1 1 0 0												
Luis Sojo, R OBP: 0.251, SLG: 0.273 (1, 4)		2-3 K			1-2 FC6-4	1-2 1B		3-2 F9		4 0 1 1 0 1 3												
Ruben Rivera, R OBP: 0.376, SLG: 0.429 (1, 8)			2-3 K		1-3 K	3-3 K		2-2 F8		4 0 0 0 0 3 5												
Inning Stats	R: 1 E: 0 K: 2 S: 13	H: 2 LOB: 1 BB: 0 P: 18	R: 0 E: 0 K: 1 S: 7	H: 0 LOB: 0 BB: 0 P: 13	R: 0 E: 1 K: 3 S: 12	H: 0 LOB: 1 BB: 0 P: 22	R: 0 E: 0 K: 0 S: 4	H: 0 LOB: 0 BB: 0 P: 5	R: 0 E: 0 K: 1 S: 12	H: 0 LOB: 1 BB: 1 P: 18	R: 3 E: 0 K: 1 S: 21	H: 5 LOB: 2 BB: 0 P: 35	R: 0 E: 0 K: 0 S: 4	H: 1 LOB: 0 BB: 0 P: 5	R: 1 E: 1 K: 0 S: 16	H: 2 LOB: 2 BB: 0 P: 28	R: 0 E: 0 K: 0 S: 6	H: 0 LOB: 0 BB: 0 P: 8	1B: 7 2B: 2 3B: 0 HR: 1	SF: 0 SAC: 1 DP: 0 HBP: 0	WP: 0 PB: 0 SB: 0 CS: 0	PA: 39
PITCHER	IP WLS BF H R ER SO BB IBB HBP BLK WP HR S P ERA WHIP																					
Aaron Sele, R ERA: 5.32 (1, 1)	6.0 W 27 7 4 4 8 1 0 0 0 0 0 0 69 111 6.00 1.333																					
Kerry Lacy, R ERA: 3.38 (7, 1)	1.0 4 2 1 1 0 0 0 0 0 0 0 1 8 11 9.00 2.000																					
Vaughn Eshelman, L ERA: 7.14 (8, 1)	0.0 1 1 0 0 0 0 0 0 0 0 0 0 1 2 ∞ ∞																					
Pat Mahomes, R ERA: 7.16 (8, 1)	1.0 4 0 0 0 0 0 0 0 0 0 0 0 11 20 0.00 0.000																					
Heathcliff Slocumb, R ERA: 3.02 (9, 1)	1.0 S 3 0 0 0 0 0 0 0 0 0 0 0 6 8 0.00 0.000																					

New York Yankees @ Boston Red Sox
Fenway Park, Boston, MA
 Fri Sep 27 1996, 7:05 PM EDT
 Att. 32,573 - Unknown - 59 F

AB	37
R	5
H	10
RBI	5
BB	1
SO	8
LOB	15



Batter	1	2	3	4	5	6	7	8	9	AB R H RBI BB SO LOB	TOP														
Tim Raines, S (1, 7) OBP: 0.381, SLG: 0.460 C B F B C	1-3 		1-2 G4-3 		1 SAFE 4-1 1 B 1 SAFE B B F F B 1-2 FC4-6 BB 			2-1 G3-1 		3 0 0 0 1 1 0	New York Yankees @ Boston Red Sox Fenway Park, Boston, MA Sat Sep 28 1996, 3:33 AM EDT Att. 33,612 - Cloudy - 65 F														
Bernie Williams, S (1, 8) OBP: 0.392, SLG: 0.534 Ruben Rivera, R (8, PR) OBP: 0.376, SLG: 0.429 C B F B C B X	2-2 G4-3 		3-1 		1-3 K 			4-2 		3 1 1 1 1 1 2 0 1 0 0 0 0 0															
Paul O'Neill, L (1, 10) OBP: 0.411, SLG: 0.476 20 Jorge Posada, S (8, PH) OBP: 0.077, SLG: 0.077 B X	1-0 G3-1 		0-2 K 		2-2 FC4-6 			3-3 		3 0 0 0 0 1 2 1 0 0 0 0 1 1															
Darryl Strawberry, L (1, 9) OBP: 0.356, SLG: 0.490 B B T B T		2-3 K 		0-3 K2-3 		1-0 F9 		4-1 		3 0 0 0 1 2 0															
Charlie Hayes, R (1, 5) OBP: 0.300, SLG: 0.375 B B X		2-0 		1-3 K 		1-2 G4-3 		0-0 		4 1 2 1 0 1 0															
Mike Aldrete, L (1, 3) OBP: 0.298, SLG: 0.439 B S X		1-1 		4-2 		3-2 F7 		1-1 G1-3 		3 1 1 2 1 0 2															
2 Derek Jeter, R (1, 6) OBP: 0.371, SLG: 0.426 B T B C B		2-3 		1-3 		2-1 G6-3 		0-2 F9 		4 0 0 0 0 2 1															
Jim Leyritz, R (1, 2) OBP: 0.354, SLG: 0.380 Joe Girardi, R (6, 2) OBP: 0.345, SLG: 0.374 X	0-0 G6-3 			1-3 		3-1 L9 		3-2 G4-3 		2 0 0 0 0 1 0 2 0 0 0 0 0 0															
Andy Fox, L (1, 4) OBP: 0.279, SLG: 0.267 X			0-0 F6 		0-0 		1-0 G4-3 		2-3 			4 0 1 0 0 1 0													
Inning Stats	R: 0 E: 0 K: 1 S: 9	H: 0 LOB: 0 BB: 0 P: 13	R: 2 E: 0 K: 2 S: 11	H: 2 LOB: 0 BB: 0 P: 18	R: 1 E: 0 K: 1 S: 9	H: 1 LOB: 0 BB: 0 P: 13	R: 0 E: 0 K: 3 S: 13	H: 0 LOB: 1 BB: 1 P: 19	R: 0 E: 0 K: 2 S: 12	H: 1 LOB: 2 BB: 1 P: 20	R: 0 E: 0 K: 0 S: 7	H: 0 LOB: 0 BB: 0 P: 12	R: 0 E: 0 K: 0 S: 5	H: 0 LOB: 0 BB: 0 P: 11	R: 1 E: 0 K: 1 S: 12	H: 1 LOB: 2 BB: 2 P: 26	R: 0 E: 0 K: 1 S: 9	H: 0 LOB: 0 BB: 0 P: 14	1B: 3 2B: 0 3B: 0 HR: 2	SF: 0 SAC: 0 DP: 0 HBP: 0	WP: 0 PB: 0 SB: 2 CS: 0	PA: 36			
PITCHER	IP	WLS	BF	H	R	ER	SO	BB	IBB	HBP	BLK	WP	HR	S	P	ERA	WHIP								
Roger Clemens, R (1, 1) ERA: 3.63	7.2	L	32	5	4	4	10	4	0	0	0	0	2	76	129	4.70	1.174								
Vaughn Eshelman, L (8, 1) ERA: 7.11	0.1		1	0	0	0	0	0	0	0	0	0	0	2	3	0.00	0.000								
Mark Brandenburg, R (9, 1) ERA: 3.48	1.0		3	0	0	0	1	0	0	0	0	0	0	9	14	0.00	0.000								

livebaseballscorecards.com

AB	32
R	4
H	5
RBI	4
BB	4
SO	11
LOB	8



Batter	1	2	3	4	5	6	7	8	9	AB R H RBI BB SO LOB	TOP	
Tim Raines, S (1, 7) <small>B X</small> OBP: 0.383, SLG: 0.468 Ruben Rivera, R (1, 7) <small>B X</small> OBP: 0.381, SLG: 0.443 (6, 9)	1-0 1B G4-6-3 2B		2-2 F9		1-0 BB 1B	1-0 1-3 2-H 2B		2-1 F7		1 1 1 0 0 0 0 4 0 2 1 0 0 1		
Wade Boggs, L (1, 5) <small>B C S B X</small> OBP: 0.389, SLG: 0.389 Andy Fox, L (6, PH) <small>B C S B X</small> OBP: 0.276, SLG: 0.265 (6, 5)	3-2 G4-6-3 1B		2-1 CS	0-0 F7	4-0 BB 1B	0-1 F7		0-2 G6-3		2 0 1 0 1 0 0 2 0 0 0 0 0 2		
Paul O'Neill, L (1, 9) <small>C C X</small> OBP: 0.411, SLG: 0.474 Mike Aldrete, L (6, 7) <small>C C X</small> OBP: 0.301, SLG: 0.435	0-2 G4-6-3 1-2f		4-2 1B BB	2-0 F7		4-1 1B BB		1-2 G4-3		2 1 0 0 1 0 3 1 0 0 0 1 0 0		
Cecil Fielder, R (1, 10) <small>F B B S F F X</small> OBP: 0.350, SLG: 0.484 Darryl Strawberry, L (9, PH) <small>F B B S F F X</small> OBP: 0.359, SLG: 0.490	2-2 G6-3 3-H		0-0 G3 1B 1B	1-2 G4-3		3-2 F9		4-0 BB		4 0 1 0 0 0 3 0 0 0 0 1 0 0		
Tino Martinez, L (1, 3) <small>C B X</small> OBP: 0.364, SLG: 0.466 Jim Leyritz, R (6, 3) <small>C B X</small> OBP: 0.355, SLG: 0.381		1-1 F7		2-1 G3 1B 1-2 2-H		0-1 F8		3-2 1B 1-3		3 0 1 1 0 0 0 2 0 1 0 0 0 1		
Bernie Williams, S (1, 8) <small>B B B X</small> OBP: 0.391, SLG: 0.535		3-0 G3-1		1-0 G3 1-2 2-3		1-2 1B 3B		2-0 P4		4 1 1 0 0 0 4		
Mariano Duncan, R (1, 4) <small>B B X</small> OBP: 0.352, SLG: 0.500 Luis Sojo, R (6, 4) <small>B B X</small> OBP: 0.250, SLG: 0.272			0-0 P4		1-2 G4-3		0-2 20 BB 2B 1B 3-H		1-1 F9		3 1 1 1 0 0 2 1 0 0 0 0 0 2	
Joe Girardi, R (1, 2) <small>X</small> OBP: 0.346, SLG: 0.374 20 Jorge Posada, S (5, 2) <small>X</small> OBP: 0.133, SLG: 0.071			0-0 FC6-4 1B		1-3 K		4-2 2B BB 1-2		1-1 G3-1		2 0 1 0 0 1 0 1 0 0 0 1 0 0	
2 Derek Jeter, R (1, 6) <small>C F C F B X</small> OBP: 0.370, SLG: 0.430			1-2 FC6-4 CS 1-2f		3-1 HR		2-3 K		2-3 K		4 1 1 1 0 2 3	
Inning Stats	R: 1 H: 2 E: 0 LOB: 0 K: 0 BB: 0 S: 12 P: 18	R: 0 H: 0 E: 0 LOB: 0 K: 0 BB: 0 S: 4 P: 8	R: 0 H: 1 E: 0 LOB: 0 K: 0 BB: 0 S: 8 P: 13	R: 1 H: 2 E: 0 LOB: 2 K: 0 BB: 1 S: 10 P: 18	R: 1 H: 2 E: 0 LOB: 2 K: 1 BB: 1 S: 10 P: 22	R: 2 H: 3 E: 0 LOB: 2 K: 1 BB: 1 S: 18 P: 26	R: 0 H: 1 E: 0 LOB: 2 K: 0 BB: 1 S: 13 P: 26	R: 0 H: 0 E: 0 LOB: 0 K: 1 BB: 0 S: 8 P: 13	R: 0 H: 0 E: 0 LOB: 1 K: 0 BB: 1 S: 7 P: 13	1B: 7 SF: 0 2B: 2 SAC: 0 3B: 1 DP: 1 HR: 1 HBP: 0	WP: 0 PA: 42 PB: 0 SB: 0 CS: 1	
PITCHER	IP WLS BF H R ER SO BB IBB HBP BLK WP HR S P ERA WHIP Tom Gordon, R (1, 1) ERA: 5.59 Vaughn Eshelman, L (6, 1) ERA: 7.08 Mark Brandenburg, R (7, 1) ERA: 3.43 Pat Mahomes, R (8, 1) ERA: 6.91											PITCHER IP WLS BF H R ER SO BB IBB HBP BLK WP HR S P ERA WHIP

New York Yankees @ Boston Red Sox
 Fenway Park, Boston, MA
 Sun Sep 29 1996, 3:33 AM EDT
 Att. 32,563 - Cloudy - 67 F

livebaseballscorecards.com

AB	36
R	5
H	11
RBI	4
BB	5
SO	3
LOB	21



Batter	1	2	3	4	5	6	7	8	9	AB R H RBI BB SO LOB	BOTTOM
Darren Bragg, L OBP: 0.366, SLG: 0.405 (1, 8)	1-0 L7	2-2 SF8		2-1 F9		1-1 F8			0-0 FC6 18 1B SH1-3	4 1 1 1 0 0 1	New York Yankees @ Boston Red Sox Fenway Park, Boston, MA Sun Sep 29 1996, 3:33 AM EDT Att: 32,563 - Cloudy - 67 F
Jeff Frye, R OBP: 0.372, SLG: 0.389 (1, 4)	2-2 1B 2B	2-0 G4-3		2-0 F8		3-1 G5-3			0-0 SH1-3	4 1 1 0 0 0 2	
Mo Vaughn, L OBP: 0.420, SLG: 0.583 Wil Cordero, R OBP: 0.330, SLG: 0.404 Lee Tinsley, S OBP: 0.277, SLG: 0.291 (1, 10)	2-1 G6-3	0-0 L7			0-0 F9				1-1 FC6 18 1B DI 1B	3 0 0 0 0 0 2 2 0 1 0 0 0 1 0 0 0 0 0 0 0	
18 Reggie Jefferson, S OBP: 0.388, SLG: 0.593 (1, 3)	4-1 1B BB			1-1 P4		3-1 2B			3-2 1B	4 1 2 1 1 1 1	
Troy O'Leary, L OBP: 0.327, SLG: 0.427 Rudy Pemberton, R OBP: 0.556, SLG: 0.780 (1, 7)	0-0 1B			0-1 G4-3		2-3 K			2-2 G1-6-3 1B	3 0 1 1 0 1 1 1 0 1 0 0 0 0	
Bill Haselman, R OBP: 0.331, SLG: 0.439 Scott Hatteberg, L OBP: 0.357, SLG: 0.273 (1, 2)	1-0 1B			3-2 HR		3-3 K			2-2 G1-6-3	3 1 2 2 0 1 1 1 0 0 0 0 0 2	
Nomar Garciaparra, R OBP: 0.272, SLG: 0.471 (1, 6)	1-0 P3			0-2 2B					0-2 G1-3	4 0 1 0 0 0 2	
Trot Nixon, L OBP: 0.500, SLG: 0.750 (1, 9)		2-1 2B SF8 1B		0-3 K		3-1 2B			2-1 G4-3	4 2 2 0 0 1 1	
Arquimede Pozo, R OBP: 0.210, SLG: 0.310 (1, 5)		2-0 SF8 2B		0-1 L7		1-0 F8 2B			1-1 F9	4 0 2 1 0 0 0	

Inning Stats	R: 2	H: 3	E: 0	K: 10	S: 10	LOB: 2	BB: 21	P: 21	R: 1	H: 2	E: 0	K: 8	S: 8	LOB: 1	BB: 0	P: 16	R: 1	H: 2	E: 0	K: 13	S: 13	LOB: 0	BB: 0	P: 9	R: 0	H: 1	E: 0	K: 9	S: 9	LOB: 1	BB: 0	P: 17	R: 1	H: 2	E: 0	K: 8	S: 8	LOB: 1	BB: 0	P: 17	R: 0	H: 2	E: 0	K: 11	S: 11	LOB: 1	BB: 0	P: 16	R: 0	H: 0	E: 0	K: 7	S: 7	LOB: 0	BB: 10	R: 1	H: 2	E: 0	K: 7	S: 7	LOB: 2	BB: 11	1B: 7	2B: 6	3B: 0	HR: 1	SF: 1	SAC: 1	DP: 1	HBP: 0	WP: 0	PB: 0	SB: 0	CS: 0	PA: 40
--------------	------	------	------	-------	-------	--------	--------	-------	------	------	------	------	------	--------	-------	-------	------	------	------	-------	-------	--------	-------	------	------	------	------	------	------	--------	-------	-------	------	------	------	------	------	--------	-------	-------	------	------	------	-------	-------	--------	-------	-------	------	------	------	------	------	--------	--------	------	------	------	------	------	--------	--------	-------	-------	-------	-------	-------	--------	-------	--------	-------	-------	-------	-------	--------

PITCHER	IP	WLS	BF	H	R	ER	SO	BB	IBB	HBP	BLK	WP	HR	S	P	ERA	WHIP
Ricky Bones, R ERA: 6.22 (1, 1)	4.0		20	7	4	4	1	1	0	0	0	0	0	36	63	9.00	2.000
Billy Brewer, L ERA: 9.53 (5, 1)	2.0		9	3	1	1	2	0	0	0	0	0	0	17	34	4.50	1.500
Graeme Lloyd, L ERA: 4.29 (7, 1)	0.1		3	2	0	0	1	0	0	0	0	0	0	8	11	0.00	6.000
David Weathers, R ERA: 5.48 (7, 1)	1.0		2	0	0	0	0	0	0	0	0	0	0	6	8	0.00	0.000
Dale Polley, L ERA: 7.89 (8, 1)	0.2	L	3	1	1	1	0	0	0	0	0	0	0	5	8	13.50	1.500

livebaseballscorecards.com

AB	37
R	6
H	14
RBI	6
BB	1
SO	4
LOB	14



Batter	1	2	3	4	5	6	7	8	9	AB R H RBI BB SO LOB	TOP		
Darryl Hamilton, L (1, 8) C F B X	1-2 P6		0-0 G3		1-2 L5		0-0 G3-1			4 0 0 0 0 0 1			
Ivan Rodriguez, R (1, 2) OBP: 0.250, SLG: 0.250 X	0-0 G3-1			2-0 29 BB HR 1B	2-3 K		1-1 G4-3			4 1 1 0 0 1 0			
29 Rusty Greer, L (1, 7) OBP: 0.500, SLG: 0.333 C B B C B S R	3-3 K			4-2 1 SAFE 1 SAFE 1 SAFE 1B HR BB	3-2 1B		1-1 G4-3			3 1 1 0 1 1 0			
Juan Gonzalez, R (1, 9) OBP: 0.250, SLG: 1.000 C S X		0-2 G4-3		1-1 1-H 2-H HR	3-3 K		1-1 F8			4 1 1 3 0 1 1			
Will Clark, L (1, 3) OBP: 0.250, SLG: 0.250 B B B B X		3-2 F9		0-0 HR 1B		3-2 F8		2-1 F8		4 1 1 0 0 0 0			
Mickey Tettleton, S (1, 10) C B B T S		2-3 K		3-3 K		4-0 1B 1B BB		1-3 K		3 1 0 0 1 3 1			
Dean Palmer, R (1, 5) OBP: 0.500, SLG: 1.250 C B X			1-1 F9	1-1 1 SAFE 1 SAFE 1-H HR		2-2 1B 1B		1-3 K		4 1 2 2 0 1 0			
Mark McLemore, S (1, 4) OBP: 0.250, SLG: 0.250 C C B C X		1-3 K		1-1 G4-3		1-0 1B CS 1B		2-0 F8		4 0 1 1 0 1 0			
Kevin Elster, R (1, 6) OBP: 0.250, SLG: 0.500 B S X		1-2 2B		2-3 K		3-3 K		1-1 G6-3		4 0 1 0 0 2 2			
Inning Stats	R: 0 E: 0 K: 1 S: 7 H: 0 LOB: 0 BB: 0 P: 11	R: 0 E: 0 K: 1 S: 9 H: 0 LOB: 0 BB: 0 P: 14	R: 0 E: 0 K: 1 S: 9 H: 1 LOB: 1 BB: 0 P: 12	R: 5 E: 0 K: 2 S: 17 H: 4 LOB: 0 BB: 1 P: 31	R: 0 E: 0 K: 2 S: 15 H: 1 LOB: 1 BB: 0 P: 24	R: 1 E: 0 K: 1 S: 13 H: 2 LOB: 2 BB: 1 P: 26	R: 0 E: 0 K: 0 S: 5 H: 0 LOB: 0 BB: 0 P: 7	R: 0 E: 0 K: 1 S: 7 H: 0 LOB: 0 BB: 0 P: 11	R: 0 E: 0 K: 1 S: 6 H: 0 LOB: 0 BB: 0 P: 10	1B: 5 2B: 2 3B: 0 HR: 2 SF: 0 SAC: 0 DP: 1 HBP: 0	WP: 0 PB: 0 SB: 0 CS: 1 PA: 36		
PITCHER	IP WLS BF H R ER SO BB IBB HBP BLK WP HR S P ERA WHIP											PITCHER	IP WLS BF H R ER SO BB IBB HBP BLK WP HR S P ERA WHIP
David Cone, R (1, 1) ERA: 9.0	6.0 L 27 8 6 6 8 2 0 0 0 0 2 70 118 9.00 1.667												
Graeme Lloyd, L (7, 1) ERA:	1.0 3 0 0 0 0 0 0 0 0 0 0 0 5 7 0.00 0.000												
David Weathers, R (8, 1) ERA:	2.0 6 0 0 0 0 2 0 0 0 0 0 0 13 21 0.00 0.000												

Texas Rangers @ New York Yankees
Yankee Stadium, Bronx, NY
Tue Oct 01 1996, 7:05 PM EDT
Att. 57,205 - Unknown - 66 F

livebaseballscorecards.com

AB	34
R	6
H	8
RBI	6
BB	2
SO	10
LOB	5




Batter	1	2	3	4	5	6	7	8	9	AB R H RBI BB SO LOB
Tim Raines, S OBP: 0.200, SLG: 0.200 (1, 7)	2-1 G4-3 2B 1B		3-2 F8		1-3 K		0-0 F9		1-2 G4-3	5 1 1 0 0 1 1
Wade Boggs, L OBP: 0.200, SLG: 0.400 (1, 5)	0-0 G4-3 1-3 2B		1-1 G4-3		0-3 K		1-1 F7		0-1 F7	5 0 1 0 0 1 1
Paul O'Neill, L (1, 9)	0-2 G5-3		1-3 K		0-0 P5		2-1 P6			4 0 0 0 0 1 2
Bernie Williams, S OBP: 0.250, SLG: 0.250 (1, 8)	0-0 G4-3			0-2 G3		0-0 1B 1B		0-0 G3-1		4 0 1 1 0 0 1
Tino Martinez, L OBP: 0.750, SLG: 1.250 (1, 3)	0-1 F8			0-1 L9 1B 2B		1-2 BB 1-3 1B		1-2 2B		4 1 3 0 0 0 1
Darryl Strawberry, L (1, 10)				0-0 L9		1-3 K		2-2 L8		4 0 0 0 0 2 4
Mariano Duncan, R OBP: 0.500, SLG: 0.500 (1, 4)				0-0 1B 1B		1-3 K		0-0 G4-3		4 0 2 1 0 1 3
Joe Girardi, R OBP: 0.500, SLG: 0.333 (1, 2)				0-1 P6		4-1 BB			1-0 G6-3	3 0 1 0 1 0 1
2 Derek Jeter, R OBP: 0.250, SLG: 0.250 (1, 6)				0-3 K		2-2 P3			3-2 G4-3 1B	4 0 1 0 0 1 6

Inning Stats	R: 1	H: 2	E: 0	K: 10	S: 10	LOB: 1	BB: 0	P: 12	R: 0	H: 1	E: 0	K: 2	S: 10	LOB: 1	BB: 0	P: 12	R: 0	H: 0	E: 0	K: 1	S: 8	LOB: 0	BB: 0	P: 13	R: 1	H: 3	E: 0	K: 0	S: 10	LOB: 2	BB: 0	P: 13	R: 0	H: 0	E: 0	K: 2	S: 7	LOB: 0	BB: 0	P: 8	R: 0	H: 2	E: 0	K: 2	S: 14	LOB: 3	BB: 1	P: 23	R: 0	H: 0	E: 0	K: 0	S: 5	LOB: 0	BB: 0	P: 8	R: 0	H: 1	E: 0	K: 0	S: 10	LOB: 1	BB: 0	P: 13	R: 0	H: 1	E: 0	K: 0	S: 12	LOB: 1	BB: 0	P: 17	1B: 7	2B: 3	3B: 0	HR: 0	SF: 0	SAC: 0	DP: 0	HBP: 0	WP: 0	PB: 0	SB: 0	CS: 0	PA: 38
PITCHER John Burkett, R ERA: 2.0 (1, 1)	IP	WLS	BF	H	R	ER	SO	BB	IBB	HBP	BLK	WP	HR	S	P	ERA	WHIP	IP	WLS	BF	H	R	ER	SO	BB	IBB	HBP	BLK	WP	HR	S	P	ERA	WHIP																																																			

TEXAS RANGERS @ NEW YORK YANKEES
Yankee Stadium, Bronx, NY
 Tue Oct 01 1996, 7:05 PM EDT
 Att: 57,205 - Unknown - 66 F

AB 37
 R 2
 H 10
 RBI 2
 BB 1
 SO 7
 LOB 20



Batter	1	2	3	4	5	6	7	8	9	10	11	12	AB	R	H	RBI	BB	SO	LOB	TOP				
Darryl Hamilton, L OBP: 0.200, SLG: 0.200	(1, 8) 3-2 G6-3		(1, 2) 2-2 L6	(2) 0-1 L6			(1) 3-2 G4-3			(1) 0-0 G1		(1) 1-1 1B	6	0	2	0	0	0	3					
Ivan Rodriguez, R OBP: 0.222, SLG: 0.125	(1, 2) 4-2 BB		(2) 0-1 F9	(3) 0-0 FC5			(2) 0-3 K			(1) 2-1 SH3-4		(1) 1-3 K	4	0	0	0	1	2	4					
29 Rusty Greer, L OBP: 0.300, SLG: 0.125	(1, 7) 1-1 G1-6-3		(1) 4-1 HR				(3) 1-2 G4-3			(2) 3-2 G1		(2) 1-3 K	5	1	0	0	1	1	3					
Juan Gonzalez, R OBP: 0.500, SLG: 1.444	(1, 9)		(1) 1-0 HR				(2) 0-2 P3			(1) 1-1 G6-3		(1) 1-1 BB	5	2	3	4	1	0	0					
Will Clark, L OBP: 0.400, SLG: 0.250	(1, 3)		(1) 1-2 G4-3	(3) 4-1 FC6-4			(2) 2-2 WP			(2) 0-2 G4-3		(3) 4-0 IBB	4	0	1	0	2	0	2					
Dean Palmer, R OBP: 0.300, SLG: 0.600	(1, 5)		(2) 1-3 K	(3) 0-0 FC6-4			(3) 1-2 G4-3			(3) 1-1 F9		(3) 1-1 F9	6	0	1	0	0	1	5					
Mickey Tettleton, S (1, 10)			(3) 4-2 BB				(1) 2-3 K			(1) 1-1 P2		(1) 2-3 K	3	0	0	0	2	2	1					
Mark McLemore, S OBP: 0.125, SLG: 0.125	(1, 4)		(3) 1-3 K				(2) 0-0 SH1-3			(2) 1-0 L5		(2) 1-3 K	4	0	0	0	0	2	2					
Kevin Elster, R OBP: 0.333, SLG: 0.500	(1, 6)			(1) 0-0 HR			(3) 2-2 L8			(3) 2-1 F9		(3) 2-1 G1-3	4	1	1	0	1	0	1					
Inning Stats	R: 0 E: 0 K: 0 S: 9	H: 0 LOB: 0 BB: 1 P: 17	R: 1 E: 0 K: 2 S: 12	H: 1 LOB: 1 BB: 1 P: 20	R: 3 E: 0 K: 0 S: 10	H: 2 LOB: 1 BB: 2 P: 21	R: 0 E: 0 K: 0 S: 7	H: 0 LOB: 2 BB: 2 P: 15	R: 0 E: 0 K: 1 S: 7	H: 0 LOB: 0 BB: 0 P: 11	R: 0 E: 0 K: 1 S: 9	H: 0 LOB: 0 BB: 0 P: 13	R: 0 E: 0 K: 0 S: 7	H: 0 LOB: 0 BB: 0 P: 9	R: 0 E: 0 K: 0 S: 5	H: 1 LOB: 2 BB: 1 P: 20	R: 0 E: 0 K: 2 S: 10	H: 1 LOB: 1 BB: 0 P: 16	R: 0 E: 0 K: 2 S: 13	H: 2 LOB: 3 BB: 1 P: 22	1B: 5 2B: 1 3B: 0 HR: 2	SF: 0 SAC: 2 DP: 1 HBP: 0	WP: 1 PB: 0 SB: 0 CS: 0	PA: 51
PITCHER	IP	WLS	BF	H	R	ER	SO	BB	IBB	HBP	BLK	WP	HR	S	P	ERA	WHIP							
Andy Pettitte, L ERA: 5.68	(1, 1) 6.1		28	4	4	4	3	6	0	0	0	1	2	58	103	5.68	1.579							
42 Mariano Rivera, R ERA:	(7, 1) 2.2		8	0	0	0	1	0	0	0	0	0	0	18	25	0.00	0.000							
John Wetteland, R ERA:	(10, 1) 2.0		9	2	0	0	2	0	1	0	0	0	0	19	36	0.00	1.000							
Graeme Lloyd, L ERA:	(12, 1) 0.0		1	1	0	0	0	0	0	0	0	0	0	2	3	∞	∞							
Jeff Nelson, R ERA:	(12, 1) 0.2		3	1	0	0	2	0	0	0	0	0	0	9	12	0.00	1.500							
PITCHER	IP	WLS	BF	H	R	ER	SO	BB	IBB	HBP	BLK	WP	HR	S	P	ERA	WHIP							
Kenny Rogers, L ERA:	(12, 1) 0.0		1	0	0	0	0	0	0	0	0	0	0	0	4	∞	∞							
Brian Boehringer, R ERA:	(12, 1) 0.1	W	1	0	0	0	0	0	0	0	0	0	0	2	3	0.00	0.000							

Texas Rangers @ New York Yankees
 Yankee Stadium, Bronx, NY
 Wed Oct 02 1996, 7:05 PM EDT
 Att. 57,156 - Unknown - 67 F

AB	41
R	4
H	8
RBI	4
BB	8
SO	8
LOB	21



1B	5	SF	0
2B	1	SAC	2
3B	0	DP	1
HR	2	HBP	0

Batter	1	2	3	4	5	6	7	8	9	10	11	12	AB R H RBI BB SO LOB
Tim Raines, S OBP: 0.300, SLG: 0.222 (1, 7)	L6		P4				SH2-4		G5-3			SH BB	4 0 1 0 1 0 0
Wade Boggs, L OBP: 0.125, SLG: 0.250 Charlie Hayes, R (7, PH) (8, 5)	L7		G4-3		F7		SF8			P8		SH	3 0 0 0 0 0 2 1 0 0 1 0 0 0
Paul O'Neill, L OBP: 0.111, SLG: 0.111 (1, 9)			L1-3		F8		P5			G2-3			5 0 1 0 0 0 4
Bernie Williams, S OBP: 0.444, SLG: 0.286 (1, 8)	F7			G3-1		G4-3 BB		F7 1B 1B					3 1 1 0 2 0 1
Tino Martinez, L OBP: 0.444, SLG: 0.625 (1, 3)		FC5-4 BB BB		L9		G4-3		F7					4 1 0 0 1 1 3
Cecil Fielder, R OBP: 0.750, SLG: 1.667 Andy Fox, L (8, PR) Darryl Strawberry, L (11, PH)		FC5-4 BB				G6-3		L8-3 1B		G4-3			3 1 2 2 1 0 1 0 0 0 0 0 0 0 1 0 0 0 0 0 0
Mariano Duncan, R OBP: 0.222, SLG: 0.222 (1, 4)		FC5-4 FC1-6		K		F8		L8-3		G5-3			5 0 0 0 0 1 4
Jim Leyritz, R Joe Girardi, R OBP: 0.500, SLG: 0.250 (7, PR) (8, 2)		FC1-6			G4-3		SH2-4 SF8 HBP		F8				2 0 0 1 0 0 1 1 1 0 0 1 0 0
Derek Jeter, R OBP: 0.444, SLG: 0.556 (1, 6)		L4					SF8 SH2-4		G4-3		PO		5 1 3 0 0 0 1


Inning Stats	R: 0	H: 1	E: 0	LOB: 1	K: 0	BB: 0	S: 10	R: 1	H: 0	E: 0	LOB: 1	K: 0	BB: 2	S: 9	R: 0	H: 0	E: 0	LOB: 0	K: 0	BB: 0	S: 6	R: 1	H: 1	E: 0	LOB: 0	K: 1	BB: 0	S: 9	R: 0	H: 2	E: 0	LOB: 2	K: 0	BB: 0	S: 13	R: 0	H: 0	E: 0	LOB: 1	K: 0	BB: 1	S: 12	R: 1	H: 1	E: 0	LOB: 2	K: 0	BB: 0	S: 10	R: 1	H: 2	E: 0	LOB: 1	K: 0	BB: 0	S: 9	R: 0	H: 0	E: 0	LOB: 0	K: 0	BB: 0	S: 6	R: 0	H: 0	E: 0	LOB: 1	K: 1	BB: 1	S: 6	R: 0	H: 0	E: 0	LOB: 0	K: 0	BB: 0	S: 5	R: 1	H: 1	E: 1	LOB: 2	K: 0	BB: 1	S: 6	R: 1	H: 1	E: 1	LOB: 1	K: 0	BB: 1	S: 6	1B: 6	2B: 2	3B: 0	HR: 1	SF: 1	SAC: 2	DP: 1	HBP: 1	WP: 0	PA: 48
--------------	------	------	------	--------	------	-------	-------	------	------	------	--------	------	-------	------	------	------	------	--------	------	-------	------	------	------	------	--------	------	-------	------	------	------	------	--------	------	-------	-------	------	------	------	--------	------	-------	-------	------	------	------	--------	------	-------	-------	------	------	------	--------	------	-------	------	------	------	------	--------	------	-------	------	------	------	------	--------	------	-------	------	------	------	------	--------	------	-------	------	------	------	------	--------	------	-------	------	------	------	------	--------	------	-------	------	-------	-------	-------	-------	-------	--------	-------	--------	-------	--------

PITCHER	IP	WLS	BF	H	R	ER	SO	BB	IBB	HBP	BLK	WP	HR	S	P	ERA	WHIP
Ken Hill, R ERA: 4.5	6.0		27	5	3	3	1	3	0	1	0	0	1	64	104	4.50	1.333
Dennis Cook, L ERA:	1.0		3	0	0	0	0	0	0	0	0	0	0	5	10	0.00	0.000
Jeff Russell, R ERA: 3.86	2.1		8	2	1	1	0	0	0	0	0	0	0	16	25	3.86	0.857
Mike Stanton, L ERA:	1.2	L	8	1	1	0	1	3	0	0	0	0	0	15	33	0.00	2.400
Mike Henneman, R ERA:	0.0		1	0	0	0	0	0	0	0	0	0	0	1	1	∞	∞

TEXAS RANGERS @ NEW YORK YANKEES
Yankee Stadium, Bronx, NY
 Wed Oct 02 1996, 7:05 PM EDT
 Att: 57,156 - Unknown - 67 F

livebaseballscorecards.com

AB	37
R	5
H	8
RBI	4
BB	6
SO	2
LOB	17



Batter	1	2	3	4	5	6	7	8	9	AB R H RBI BB SO LOB	TOP											
2 Derek Jeter, R OBP: 0.462, SLG: 0.538 (1, 6) B F B B X	3-1 P9		2-3 K			4-1 2B BB		0-0 G4-3		4 1 2 0 0 1 1												
Tim Raines, S OBP: 0.357, SLG: 0.250 (1, 7) B B X	2-0 F9		1-1 CS	4-2 1B CS BB		3-2 1B		2-1 1B SF9 1B		3 1 1 0 1 0 2												
Bernie Williams, S OBP: 0.462, SLG: 0.700 (1, 8) C X	0-1 HR			3-2 1B CS		2-0 F8		3-2 1B G5-3 1B		3 1 2 2 0 0 2												
Cecil Fielder, R OBP: 0.375, SLG: 0.714 (1, 10) B C B F B F X	3-2 L4			2-3 K		1-1 L6		0-0 SF9		4 0 0 0 0 1 3												
Tino Martinez, L OBP: 0.385, SLG: 0.455 (1, 3) C X		0-1 G3		2-2 CS		0-1 F7		0-0 G5-3		3 0 0 0 1 0 0												
Mariano Duncan, R OBP: 0.395, SLG: 0.333 (1, 4) Luis Sojo, R (9, 4)		0-0 1B G1-6-3		2-1 L7		0-1 G4-3		4-0 1B IBB		3 0 2 1 0 0 0 0 0 0 0 0 0 0												
Paul O'Neill, L OBP: 0.083, SLG: 0.083 (1, 9) Ruben Rivera, R (9, PH) (9, 9)		0-2 G1-6-3		1-0 HBP G6-4-3		1-2 G5-3		0-0 1B		3 0 0 0 0 1 2 1 0 0 0 0 1 2												
Charlie Hayes, R (1, 5)			2-1 E6 CS G1-3		0-0 G6-4-3		1-3 K	3-3 K		3 0 0 0 0 0 0												
Joe Girardi, R OBP: 0.444, SLG: 0.167 (1, 2) C B 1 SAFE S X		1-2 G1-3		0-0 L8		0-1 F7				2 0 0 0 1 0 1												
Inning Stats	R: 1 E: 0 K: 0 S: 9	H: 1 LOB: 0 BB: 0 P: 17	R: 0 E: 0 K: 0 S: 6	H: 1 LOB: 0 BB: 0 P: 6	R: 0 E: 1 K: 1 S: 9	H: 0 LOB: 0 BB: 0 P: 15	R: 0 E: 0 K: 1 S: 10	H: 1 LOB: 1 BB: 1 P: 21	R: 0 E: 0 K: 0 S: 3	H: 0 LOB: 0 BB: 0 P: 6	R: 0 E: 0 K: 0 S: 9	H: 1 LOB: 2 BB: 1 P: 19	R: 0 E: 0 K: 0 S: 9	H: 0 LOB: 0 BB: 0 P: 10	R: 0 E: 0 K: 1 S: 6	H: 0 LOB: 0 BB: 0 P: 7	R: 2 E: 0 K: 1 S: 13	H: 3 LOB: 2 BB: 1 P: 25	1B: 6 2B: 1 3B: 0 HR: 1	SF: 1 SAC: 0 DP: 3 HBP: 1	WP: 0 PB: 0 SB: 0 CS: 2	PA: 36
PITCHER	IP WLS BF H R ER SO BB IBB HBP BLK WP HR S P ERA WHIP																					
Darren Oliver, L ERA: 3.38 (1, 1)	8.0 L 29 6 3 3 3 2 0 1 0 0 0 1 68 113 3.38 1.000																					
Mike Henneman, R ERA: (9, 1)	0.2 4 1 0 0 0 0 0 1 0 0 0 0 3 7 0.00 1.500																					
Mike Stanton, L ERA: (9, 1)	0.1 1 0 0 0 0 1 0 0 0 0 0 0 3 6 0.00 0.000																					

New York Yankees @ Texas Rangers
The Ballpark at Arlington, Arlington, TX
Fri Oct 04 1996, 8:05 PM EDT
Att: 50,860 - Unknown

livebaseballscorecards.com

AB 29
R 3
H 7
RBI 3
BB 3
SO 4
LOB 13



Batter	1	2	3	4	5	6	7	8	9	AB	R	H	RBI	BB	SO	LOB
Darryl Hamilton, L OBP: 0.200, SLG: 0.200 (1, 8)	F7		1B		G3		G1-3		K	5	0	1	0	0	1	4
Ivan Rodriguez, R OBP: 0.308, SLG: 0.333 (1, 2)	L4		1B		2B			G3		4	0	2	1	0	0	0
29 Rusty Greer, L OBP: 0.286, SLG: 0.167 (1, 7)	L8		G5-3		G3			L8 1B		4	0	1	0	0	0	3
Juan Gonzalez, R OBP: 0.500, SLG: 1.385 (1, 9)		FC4-6 1B		HR		F3		L8		4	1	2	1	0	0	1
Will Clark, L OBP: 0.357, SLG: 0.182 (1, 3)		K		G5-3		K		IBB		3	0	0	0	1	2	1
Dean Palmer, R OBP: 0.214, SLG: 0.429 (1, 5)		FC4-6 FC6-4		K		G4-3		K		4	0	0	0	0	2	3
Mickey Tettleton, S Damon Buford, R (9, PR)		FC6-4		F9			K		G1-3 SH5-4 BB	3	0	0	0	1	1	1
Mark McLemore, S OBP: 0.091, SLG: 0.091 (1, 4)			K		G6-3		L9		SH5-4	3	0	0	0	0	1	0
Kevin Elster, R Warren Newson, L (9, PH)			F3		2B BB		BB		G1-3	1	1	0	0	2	0	0
										1	0	0	0	0	0	2

Inning Stats	R: 0	H: 0	E: 0	K: 0	S: 14	R: 0	H: 1	E: 0	K: 1	S: 6	R: 0	H: 2	E: 0	K: 1	S: 18	R: 1	H: 1	E: 0	K: 1	S: 13	R: 1	H: 1	E: 0	K: 0	S: 12	R: 0	H: 0	E: 0	K: 1	S: 7	R: 0	H: 0	E: 0	K: 1	S: 10	R: 0	H: 1	E: 0	K: 1	S: 8	R: 0	H: 0	E: 0	K: 1	S: 9	R: 0	H: 0	E: 0	K: 1	S: 9	1B: 4	SF: 0	2B: 1	SAC: 1	3B: 0	DP: 0	HR: 1	HBP: 0	WP: 0	PA: 37
--------------	------	------	------	------	-------	------	------	------	------	------	------	------	------	------	-------	------	------	------	------	-------	------	------	------	------	-------	------	------	------	------	------	------	------	------	------	-------	------	------	------	------	------	------	------	------	------	------	------	------	------	------	------	-------	-------	-------	--------	-------	-------	-------	--------	-------	--------

PITCHER	IP	WLS	BF	H	R	ER	SO	BB	IBB	HBP	BLK	WP	HR	S	P	ERA	WHIP
Jimmy Key, L ERA: 3.6 (1, 1)	5.0		21	5	2	2	3	1	0	0	0	0	1	63	101	3.60	1.200
Jeff Nelson, R ERA: (6, 1)	3.0	W	12	1	0	0	3	1	1	0	0	0	0	25	41	0.00	0.667
John Wetteland, R ERA: (9, 1)	1.0	S	4	0	0	0	1	1	0	0	0	0	0	9	15	0.00	1.000

BOTTOM

New York Yankees @ Texas Rangers
The Ballpark at Arlington, Arlington, TX

livebaseballscorecards.com

AB	32
R	2
H	6
RBI	2
BB	4
SO	7
LOB	15



WP	PA	ERA	WHIP
0	37		

Fri Oct 04 1996, 8:05 PM EDT
Att. 50,860 - Unknown

New York Yankees @ Texas Rangers

The Ballpark at Arlington, Arlington, TX

Sat Oct 05 1996, 4:33 AM EDT
 Att: 50,066 - Overcast

livebaseballscorecards.com

AB	37
R	6
H	12
RBI	6
BB	3
SO	7
LOB	16



AB R H RBI BB SO LOB

TOP

Batter	1	2	3	4	5	6	7	8	9
Tim Raines, S OBP: 0.388, SLG: 0.250 (1, 7)	1-1 L7		1-0 F7	4-2 BB			1-1 1B SH5-3 1B	3-1 G6-4-3	
Wade Boggs, L OBP: 0.083, SLG: 0.167 (1, 5)	1-2 G6-3		1-2 F9	2-1 F8			0-0 SH5-3		1-2 K
Bernie Williams, S OBP: 0.500, SLG: 1.067 (1, 8)	0-3 K			1-1 WP S 1B	3-2 HR		2-1 L6		3-2 HR
Tino Martinez, L OBP: 0.389, SLG: 0.400 (1, 3)		1-2 G4-3		4-2 1B 1B	1-1 G3-1		3-2 1B 1B		0-1 G4-3
Cecil Fielder, R OBP: 0.417, SLG: 0.636 (1, 10)		2-3 K		0-0 1B 1B 2 FC5-4	3-2 F7		2-2 1B		1-3 K
Andy Fox, L (7, PR)				1-2 1B			1-2 1B		
Jim Leyritz, R (9, PH)				3-H 1B			3-H 1B		
Paul O'Neill, L OBP: 0.133, SLG: 0.133 (1, 9)		0-2 1B		3-2 L8	1-0 L9		1-0 1B		
Charlie Hayes, R OBP: 0.167, SLG: 0.200 (7, PH)							1-2 2-3 1B		
Ruben Rivera, R (7, 9)									
Mariano Duncan, R OBP: 0.353, SLG: 0.313 (1, 4)		1-3 K		1-0 FC5-4 1B		1-3 K	1-1 L8		
Luis Sojo, R (8, 4)				1-2 2-3 1B					
Joe Girardi, R OBP: 0.462, SLG: 0.222 (1, 2)			4-1 BB	0-1 FC5-4 1B		0-1 G5-3		0-3 K	
2 Derek Jeter, R OBP: 0.412, SLG: 0.471 (1, 6)			0-1 L8	2-0 FC5-4 BB		1-0 L8		2-0 G6-4-3 1B	

4	1	1	0	1	0	2
4	0	0	0	0	1	4
5	3	3	2	0	1	1
4	1	1	0	1	0	0
4	1	2	2	0	1	0
0	0	0	0	0	0	0
1	0	0	0	0	1	0
3	0	1	0	0	0	2
1	0	1	0	0	0	0
0	0	0	0	0	0	0
4	0	1	1	0	2	4
0	0	0	0	0	0	0
3	0	1	0	1	1	0
4	0	1	1	0	0	3

Inning Stats													Inning Stats																																																																																																																																		
R: 0	H: 0	R: 0	H: 1	R: 0	H: 0	R: 3	H: 4	R: 1	H: 1	R: 0	H: 0	R: 1	H: 4	R: 0	H: 1	R: 1	H: 1	1B: 10	SF: 0	WP: 1	PA: 41	E: 0	LOB: 0	E: 0	LOB: 1	E: 0	LOB: 1	E: 0	LOB: 3	E: 0	LOB: 0	E: 0	LOB: 0	E: 0	LOB: 0	E: 0	LOB: 0	2B: 0	SAC: 1	PB: 0		K: 1	BB: 0	K: 2	BB: 0	K: 0	BB: 1	K: 0	BB: 2	K: 0	BB: 0	K: 0	BB: 0	K: 0	BB: 0	K: 1	BB: 0	K: 2	BB: 0	3B: 0	DP: 1	SB: 1		S: 8	P: 10	S: 13	P: 17	S: 7	P: 13	S: 18	P: 35	S: 9	P: 17	S: 6	P: 8	S: 15	P: 25	S: 7	P: 12	S: 12	P: 17	HR: 2	HBP: 0	CS: 0																																																											
PITCHER													PITCHER																																																																																																																																		
Bobby Witt, R (1, 1)	IP: 3.1	WLS: 0	BF: 16	H: 4	R: 3	ER: 3	SO: 3	BB: 2	IBB: 0	HBP: 0	BLK: 0	WP: 1	HR: 0	S: 39	P: 60	ERA: 8.10	WHIP: 1.800	Jeff Russell, R (7, 1)	IP: 0.2	WLS: 0	BF: 3	H: 1	R: 0	ER: 0	SO: 1	BB: 0	IBB: 0	HBP: 0	BLK: 0	WP: 0	HR: 0	S: 7	P: 10	ERA: 0.00	WHIP: 1.500	Danny Patterson, R (4, 1)	IP: 0.1	WLS: 0	BF: 2	H: 1	R: 0	ER: 0	SO: 0	BB: 0	IBB: 0	HBP: 0	BLK: 0	WP: 0	HR: 0	S: 3	P: 5	ERA: 0.00	WHIP: 3.000	Mike Stanton, L (8, 1)	IP: 1.1	WLS: 0	BF: 4	H: 1	R: 1	ER: 1	SO: 1	BB: 0	IBB: 0	HBP: 0	BLK: 0	WP: 0	HR: 1	S: 11	P: 18	ERA: 6.75	WHIP: 0.750	Dennis Cook, L (4, 1)	IP: 0.1	WLS: 0	BF: 2	H: 0	R: 0	ER: 0	SO: 0	BB: 1	IBB: 0	HBP: 0	BLK: 0	WP: 0	HR: 0	S: 4	P: 10	ERA: 0.00	WHIP: 3.000	Mike Henneman, R (9, 1)	IP: 0.1	WLS: 0	BF: 1	H: 0	R: 0	ER: 0	SO: 1	BB: 0	IBB: 0	HBP: 0	BLK: 0	WP: 0	HR: 0	S: 3	P: 4	ERA: 0.00	WHIP: 0.000	Roger Pavlik, R (5, 1)	IP: 2.2	WLS: L	BF: 12	H: 4	R: 2	ER: 2	SO: 1	BB: 0	IBB: 0	HBP: 0	BLK: 0	WP: 0	HR: 1	S: 27	P: 45	ERA: 6.75	WHIP: 1.500	Ed Vosberg, L (7, 1)	IP: 0.0	WLS: 0	BF: 1	H: 1	R: 0	ER: 0	SO: 0	BB: 0	IBB: 0	HBP: 0	BLK: 0	WP: 0	HR: 0	S: 1	P: 2	ERA: ∞	WHIP: ∞

Batter	1	2	3	4	5	6	7	8	9	10	11	AB R H RBI BB SO LOB	TOP																								
Brady Anderson, L (1, 8) OBP: 0.407, SLG: 0.773	1-3 K		0-0 HR		4-0 BB		0-0 P4		2-1 2B		2-0 G4-3	5 1 2 1 1 1 0	Baltimore Orioles @ New York Yankees Yankee Stadium, Bronx, NY Wed Oct 09 1996, 3:33 AM EDT Att: 56,495 - Sunny - 66 F																								
Todd Zeile, R (1, 5) OBP: 0.296, SLG: 0.280	2-2 G5-3		0-0 G6-3		2-3 K		2-1 F7		2-1 F8		3-2 1B	6 0 1 0 0 1 3																									
Roberto Alomar, S (1, 4) OBP: 0.308, SLG: 0.391	2-3 K		0-1 F9		2-2 FC5		0-1 1B		3-3 K		3-3 K	6 0 1 0 0 3 4																									
Rafael Palmeiro, L (1, 3) OBP: 0.417, SLG: 0.650		4-1 2B G6-3 BB		0-0 HR		4-2 BB SF8 1B BB	2-1 1B		1-0 1B 1B			3 3 3 1 2 0 0																									
Bobby Bonilla, S (1, 9) OBP: 0.304, SLG: 0.474 Tony Tarasco, L (8, 9)		1-2 P2		1-1 G6-3		2-2 F7	3-0 F9		0-3 K			4 0 0 0 0 0 4 1 0 0 0 0 1 1																									
Cal Ripken Jr., R (1, 6) OBP: 0.458, SLG: 0.609		1-2 G6-3 2B		0-3 K		2-1 BB 1B		1-0 G2-3		2-2 P3		5 0 2 0 0 1 1																									
Eddie Murray, S (1, 10) OBP: 0.478, SLG: 0.421		2-2 G6-3		1-0 F7		4-1 BB 1B BB	1-2 2-3 BB	1-0 L8		2-2 1B		4 0 1 1 1 0 1																									
B.J. Surhoff, L (1, 7) OBP: 0.294, SLG: 0.875 Mike Devereaux, R (8, 7)		2-0 G4-3		0-0 G3		2-1 SF8	2-3 K	2-3 K		1-2 G4-3		3 0 0 1 0 1 1 1 0 0 0 0 0 2																									
Mark Parent, R (1, 2) OBP: 0.200, SLG: 0.200			1-2 G5-3		0-0 FC5 BLK 1B	1-0 L8			1-3 K		0-3 K	5 0 1 0 0 2 2																									
Inning Stats	R: 0 E: 0 K: 2 S: 10	H: 0 LOB: 0 BB: 0 P: 15	R: 1 E: 0 K: 0 S: 14	H: 1 LOB: 1 BB: 1 P: 24	R: 1 E: 0 K: 0 S: 9	H: 1 LOB: 0 BB: 0 P: 10	R: 1 E: 0 K: 1 S: 7	H: 1 LOB: 0 BB: 0 P: 9	R: 0 E: 0 K: 1 S: 11	H: 1 LOB: 2 BB: 1 P: 19	R: 1 E: 0 K: 0 S: 14	H: 1 LOB: 2 BB: 2 P: 29		R: 0 E: 0 K: 0 S: 6	H: 0 LOB: 0 BB: 0 P: 10	R: 0 E: 0 K: 2 S: 10	H: 1 LOB: 1 BB: 0 P: 18	R: 0 E: 0 K: 1 S: 18	H: 2 LOB: 2 BB: 0 P: 24	R: 0 E: 0 K: 2 S: 12	H: 1 LOB: 1 BB: 0 P: 20	1B: 7 2B: 2 3B: 0 HR: 2	SF: 1 SAC: 0 DP: 0 HBP: 0	WP: 0 PB: 0 SB: 0 CS: 0	PA: 48												
PITCHER	IP WLS BF H R ER SO BB IBB HBP BLK WP HR S P ERA WHIP																																				
Andy Pettitte, L (1, 1) ERA: 5.4	7.0	32	7	4	4	4	4	0	0	0	1	0	0	2	73	121	5.14	1.571																			
Jeff Nelson, R (8, 1) ERA:	1.0	3	0	0	0	1	0	0	0	0	0	0	0	6	10	0.00	0.000																				
John Wetteland, R (9, 1) ERA:	1.0	4	1	0	0	2	0	0	0	0	0	0	0	10	18	0.00	1.000																				
42 Mariano Rivera, R (10, 1) ERA:	2.0	W 9	3	0	0	3	0	0	0	0	0	0	0	30	44	0.00	1.500																				

livebaseballscores.com

AB	43
R	4
H	11
RBI	4
BB	4
SO	10
LOB	19



Batter	1	2	3	4	5	6	7	8	9	10	11	AB	R	H	RBI	BB	SO	LOB	BOTTOM								
Tim Raines, S OBP: 0.360, SLG: 0.318 (1, 7)	G1-3 G6-3 2B	F7			G6-3		L9	G4-3 1B		G5-4-3 1-2f		6	1	2	0	0	0	4	<p>Baltimore Orioles @ New York Yankees Yankee Stadium, Bronx, NY Wed Oct 09 1996, 3:33 AM EDT Att: 56,495 - Sunny - 66 F</p>								
Wade Boggs, L OBP: 0.111, SLG: 0.118 (1, 5)	G1-3 2-3		G6-3		K		2B BB	G4-3 1-2		P5		5	1	0	0	1	1	3									
Bernie Williams, S OBP: 0.542, SLG: 1.158 (1, 8)	G6-3 3-H		K		FC3-6 BB		BB 2B				HR	4	1	2	2	2	1	0									
Tino Martinez, L OBP: 0.348, SLG: 0.350 (1, 3)	G1-3				FC3-6 1-2f		K	L9				5	0	1	0	0	1	6									
Cecil Fielder, R OBP: 0.471, SLG: 0.538 Andy Fox, L (9, PR)		FC4-6 G5-3 BB	G5-3				G4-3				HBP BB	2	1	0	0	3	0	1									
Paul O'Neill, L OBP: 0.111, SLG: 0.111 (1, 9) Charlie Hayes, R OBP: 0.187, SLG: 0.200 (7, PH) Darryl Strawberry, L (7, PH) (8, 9)		E4 FC4-6 1-2		L8			F7	BB IBB		F8		3	0	0	0	0	0	1									
Mariano Duncan, R OBP: 0.364, SLG: 0.300 (1, 4)		FC4-6 1B G5-3 1-2f 2-3		G4-3			1B 1B	K			L6-4 HBP	4	0	1	0	0	1	5									
Jim Leyritz, R OBP: 0.250, SLG: 0.143 (1, 2) Mike Aldrete, L (9, PH) Joe Girardi, R (9, PH) (10, 2)		G5-3 1-2		K			FC6-4 1B			L6-4		4	0	1	1	0	2	1									
Derek Jeter, R OBP: 0.500, SLG: 0.682 (1, 6)					S 1B		FC6-4 1-2f				G5-4-3 1B	5	1	4	1	0	0	2									
Inning Stats	R: 1 E: 0 K: 0 S: 8	H: 1 LOB: 0 BB: 0 P: 10	R: 1 E: 1 K: 0 S: 10	H: 1 LOB: 2 BB: 1 P: 19	R: 0 E: 0 K: 1 S: 12	H: 1 LOB: 1 BB: 0 P: 15	R: 0 E: 0 K: 1 S: 9	H: 0 LOB: 0 BB: 0 P: 14	R: 0 E: 0 K: 1 S: 12	H: 1 LOB: 2 BB: 1 P: 22	R: 0 E: 0 K: 0 S: 6	H: 2 LOB: 2 BB: 0 P: 8	R: 1 E: 0 K: 2 S: 15	H: 1 LOB: 3 BB: 3 P: 31	R: 1 E: 0 K: 1 S: 10	H: 2 LOB: 2 BB: 1 P: 20	R: 0 E: 0 K: 0 S: 5	H: 0 LOB: 2 BB: 1 P: 12		R: 0 E: 0 K: 0 S: 8	H: 1 LOB: 0 BB: 0 P: 11	R: 1 E: 0 K: 0 S: 2	H: 1 LOB: 0 BB: 0 P: 3	1B: 7 2B: 3 3B: 0 HR: 2	SF: 0 SAC: 0 DP: 2 HBP: 1	WP: 0 PB: 0 SB: 1 CS: 0	PA: 48
PITCHER	IP	WLS	BF	H	R	ER	SO	BB	IBB	HBP	BLK	WP	HR	S	P	ERA	WHIP										
Scott Erickson, R ERA: 3.46 (1, 1)	6.1		30	7	3	2	3	3	0	0	0	0	0	61	97	2.84	1.579										
Jesse Orosco, L ERA: 27.0 (7, 1)	0.1		2	0	0	0	1	0	1	0	0	0	0	5	11	0.00	0.000										
Armando Benitez, R ERA: 3.6 (7, 1)	1.0		7	2	1	1	2	1	1	0	0	0	1	14	28	9.00	3.000										
Arthur Rhodes, L ERA: 6.75 (8, 1)	0.1		1	0	0	0	0	0	0	0	0	0	0	2	3	0.00	0.000										
Terry Mathews, R ERA: (9, 1)	0.1		3	0	0	0	0	1	0	1	0	0	0	4	10	0.00	3.000										
PITCHER	IP	WLS	BF	H	R	ER	SO	BB	IBB	HBP	BLK	WP	HR	S	P	ERA	WHIP										
Randy Myers, L ERA: 1.93 (9, 1)	1.2		5	2	1	1	0	0	0	0	0	0	1	11	16	5.40	1.200										

AB	40
R	5
H	11
RBI	5
BB	7
SO	6
LOB	26



livebaseballscores.com

Batter	1	2	3	4	5	6	7	8	9	AB R H RBI BB SO LOB	TOP																									
Brady Anderson, L OBP: 0.406, SLG: 0.692 (1, 8)	3-3 K		4-2 HR BB		1-2 F8	2-2 F7		0-0 1B SF9-3 1B		4 2 1 0 1 1 3																										
Todd Zeile, R OBP: 0.344, SLG: 0.414 (1, 5)	4-1 BB BB BB		3-1 HR 1-H		2-2 F9		3-2 G4-3	0-2 1B SF9-3 1B		4 1 2 2 1 0 0																										
Roberto Alomar, S OBP: 0.323, SLG: 0.444 (1, 4)	0-1 F8		2-2 L9		3-2 1B		0-1 HR 2B	0-2 1B SF9-3 1-2 3-H		4 1 2 1 0 0 1																										
Rafael Palmeiro, L OBP: 0.414, SLG: 0.708 (1, 3)	4-2 BB 1-2 BB		3-3 K		2-2 G4-3		3-1 HR 2-H	1-2 G3		4 1 1 2 1 1 1																										
Bobby Bonilla, S OBP: 0.286, SLG: 0.391 Tony Tarasco, L (9, 9)	4-1 BB 1-2 2-3 BB		2-3 K		0-3 K		2-3 K	3-3 K		4 0 0 0 1 4 0 0 0 0 0 0 0 0																										
Cal Ripken Jr., R OBP: 0.448, SLG: 0.571 (1, 6)	3-2 F8			3-2 FC6-4 1B		1-1 BB 1B 1B	0-1 E4 1B	2-2 G6-3		5 0 2 0 0 0 3																										
Eddie Murray, S OBP: 0.444, SLG: 0.391 (1, 10)		1-3 K		0-2 FC6-4 G3 WP 1-2		3-2 F9	0-0 FC6 1B			4 0 1 0 0 1 2																										
B.J. Surhoff, L OBP: 0.286, SLG: 0.750 Mike Devereaux, R (7, 7)		0-0 G3		1-0 G3		0-2 BB 1B	0-1 FC6			4 0 1 0 0 0 3 0 0 0 0 0 0 0																										
Chris Hoiles, R OBP: 0.400, SLG: 0.100 (1, 2)		0-1 G3-1		1-1 G5-3		4-2 BB	2-2 F9			3 0 0 0 1 0 1																										
Inning Stats	R: 0 E: 0 K: 1 S: 15	H: 0 LOB: 3 BB: 3 P: 33	R: 0 E: 0 K: 1 S: 8	H: 0 LOB: 0 BB: 0 P: 9	R: 2 E: 0 K: 2 S: 16	H: 1 LOB: 1 BB: 1 P: 30	R: 0 E: 0 K: 0 S: 9	H: 1 LOB: 1 BB: 0 P: 14	R: 0 E: 0 K: 1 S: 16	H: 2 LOB: 3 BB: 1 P: 26	R: 2 E: 1 K: 1 S: 17	H: 3 LOB: 2 BB: 0 P: 25	R: 1 E: 0 K: 0 S: 11	H: 2 LOB: 0 BB: 0 P: 13	R: 0 E: 0 K: 1 S: 9	H: 0 LOB: 0 BB: 0 P: 15	1B: 7 2B: 2 3B: 0 HR: 2	SF: 1 SAC: 0 DP: 1 HBP: 0	WP: 1 PB: 0 SB: 0 CS: 0	PA: 42																
PITCHER	IP WLS BF H R ER SO BB IBB HBP BLK WP HR S P ERA WHIP																																			
David Cone, R ERA: 6.0 (1, 1)	6.0		28	5	2	2	5	5	0	0	0	1	1	77	133	3.00	1.667																			
Jeff Nelson, R ERA: 4.5 (7, 1)	1.1	L	10	5	3	3	1	0	0	0	0	0	1	24	34	20.25	3.750																			
Graeme Lloyd, L ERA: (8, 1)	1.1		3	0	0	0	1	0	0	0	0	0	0	10	14	0.00	0.000																			
David Weathers, R ERA: (9, 1)	0.1		1	0	0	0	0	0	0	0	0	0	0	3	5	0.00	0.000																			

Baltimore Orioles @ New York Yankees
Yankee Stadium, Bronx, NY
 Thu Oct 10 1996, 3:33 AM EDT
 Att. 58,432 - Cloudy - 58 F

AB	36
R	5
H	10
RBI	5
BB	5
SO	7
LOB	14



WP: 1	PA: 42
PB: 0	
SB: 0	
CS: 0	

BOTTOM

Baltimore Orioles @ New York Yankees
Yankee Stadium, Bronx, NY
Thu Oct 10 1996, 3:33 AM EDT
Att. 58,432 - Cloudy - 58 F

livebaseballscorecards.com

AB 36
R 3
H 11
RBI 2
BB 4
SO 8
LOB 23



WP: 0 PA: 41
PB: 0
SB: 0
CS: 0

ERA WHIP

AB R H RBI BB SO LOB

5 1 2 0 0 2 2

4 1 1 0 1 1 2

3 0 2 1 2 1 2

5 0 1 1 0 0 6

4 0 0 0 0 0 4

4 0 1 0 0 1 1


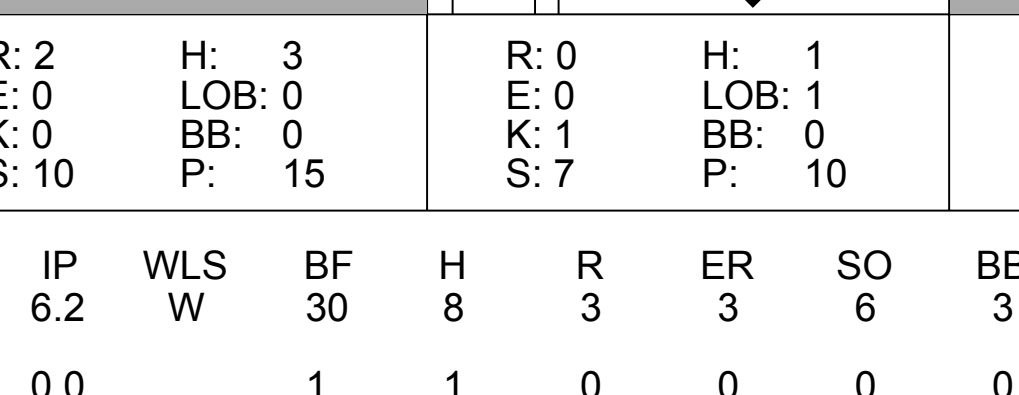
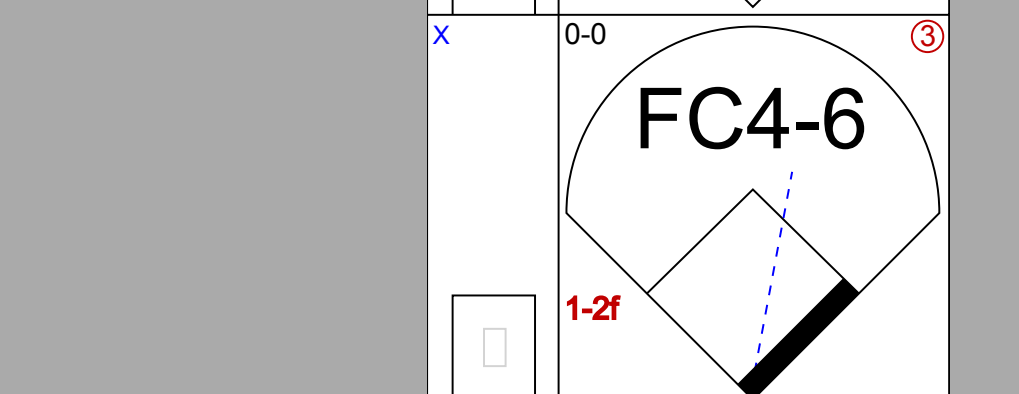
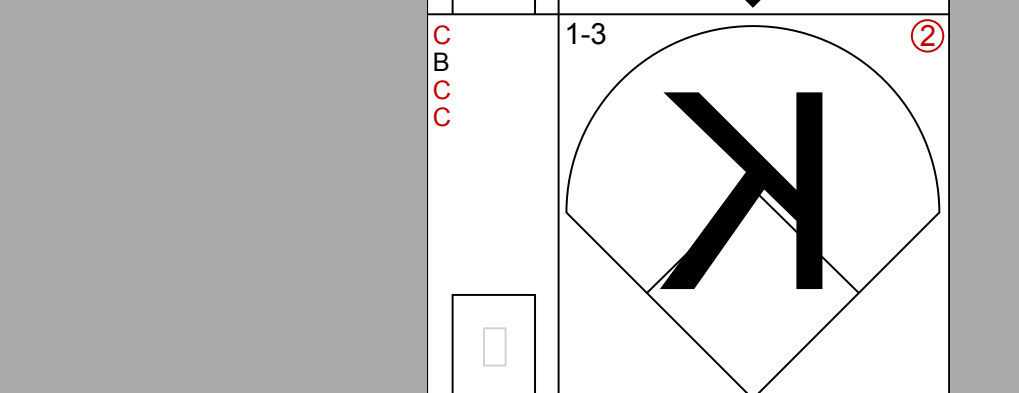
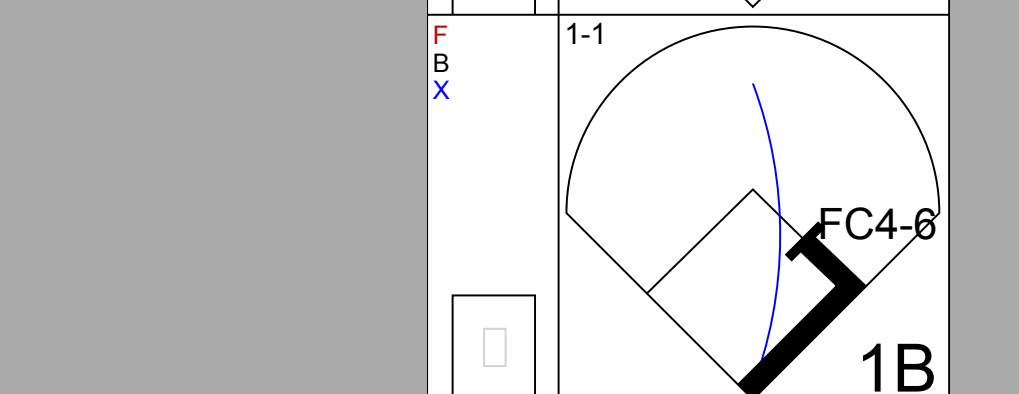
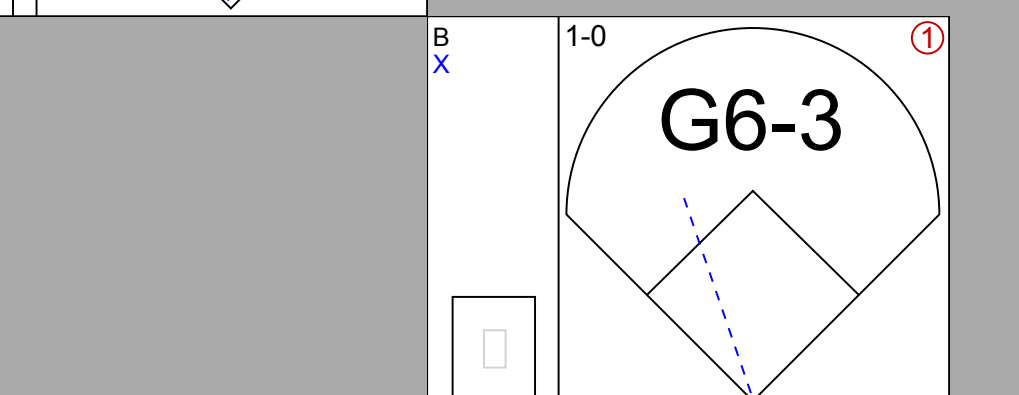
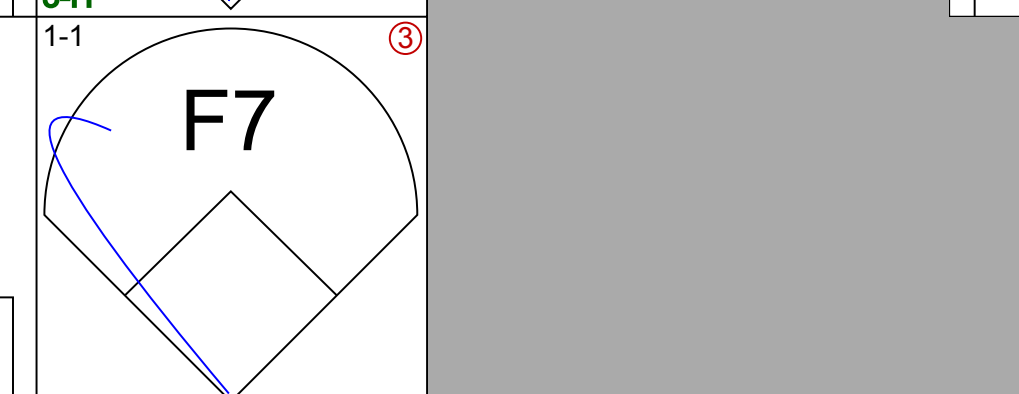
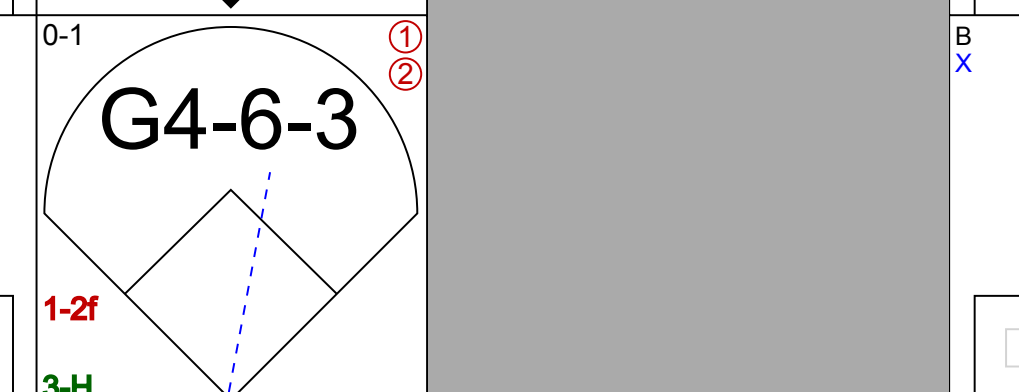
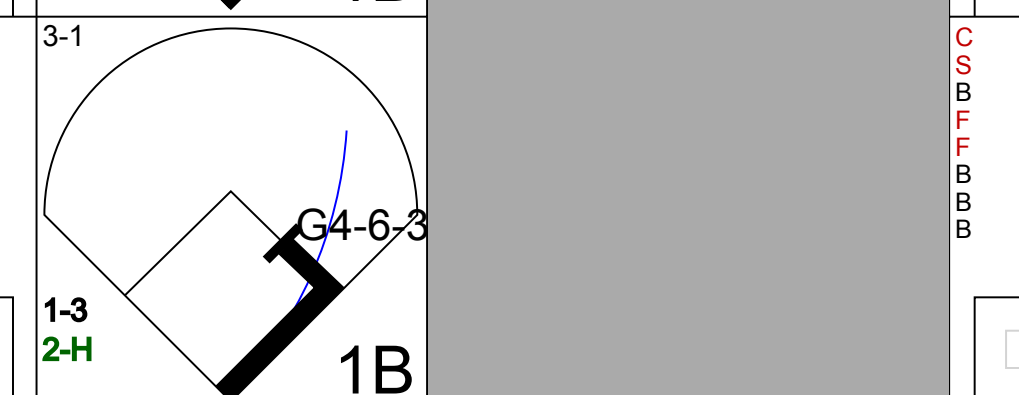
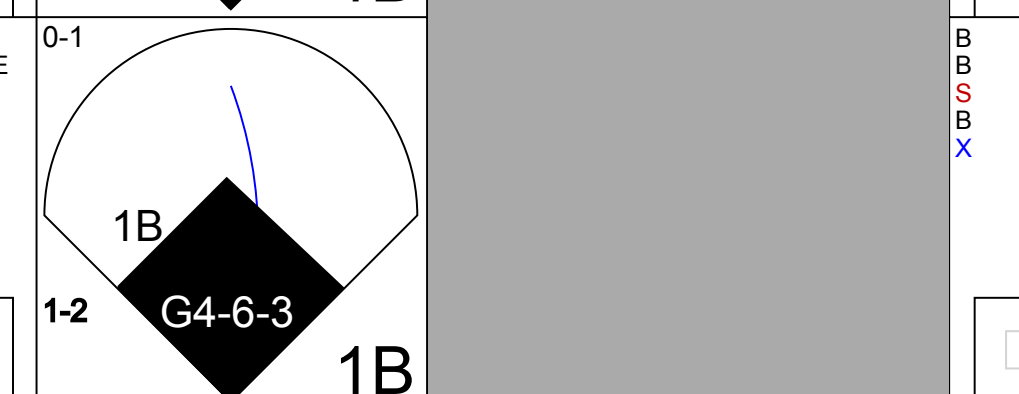
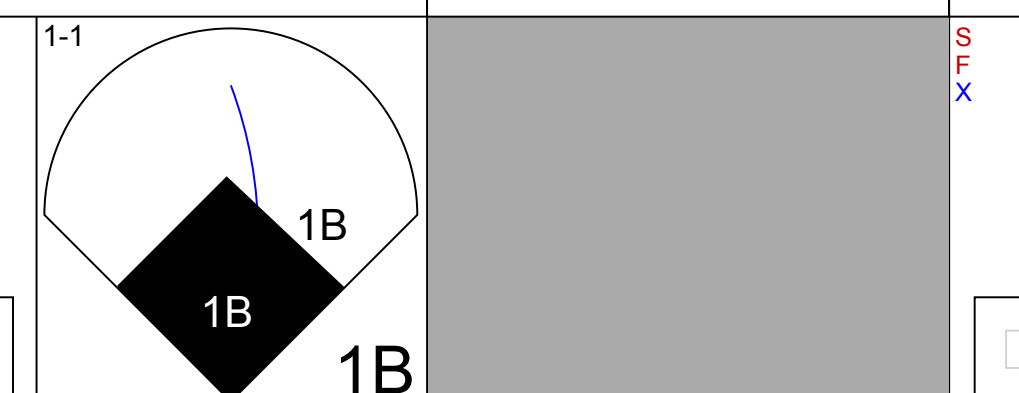

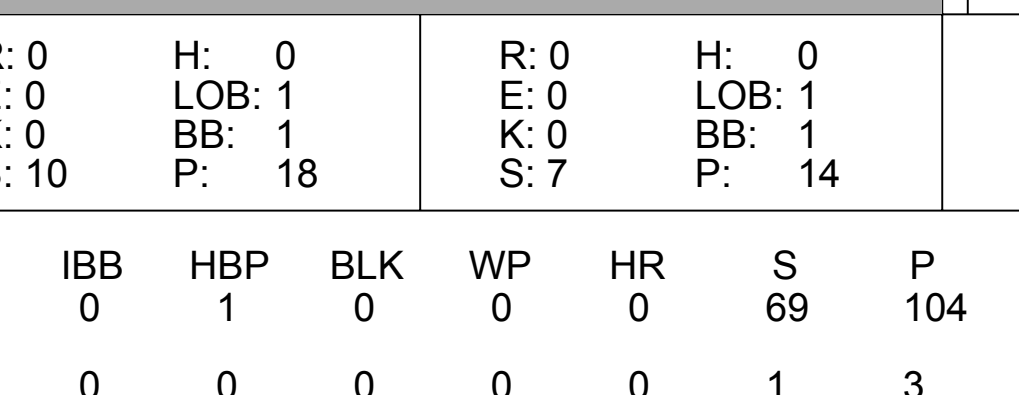

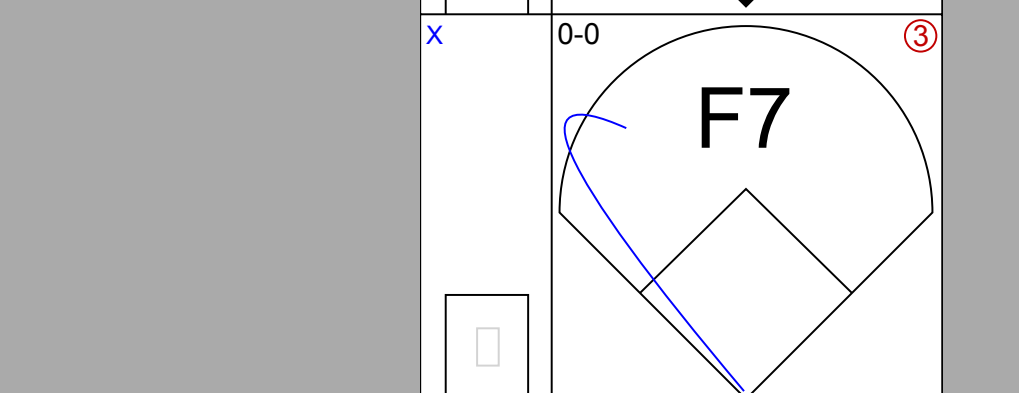
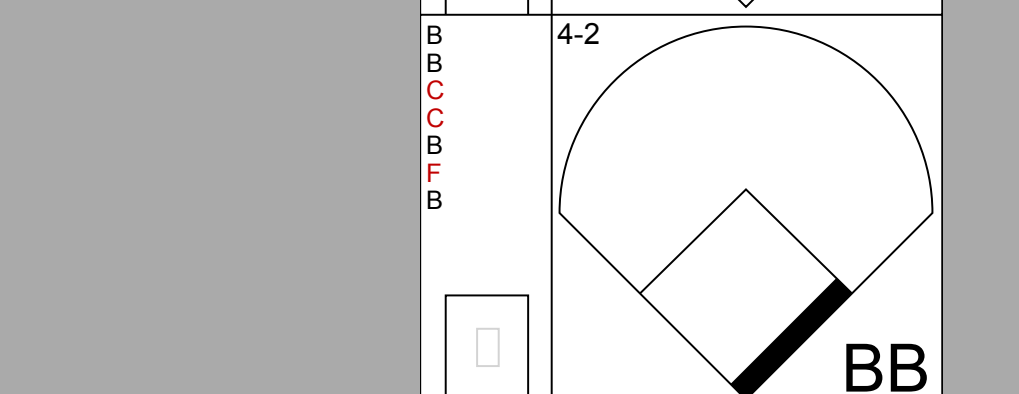
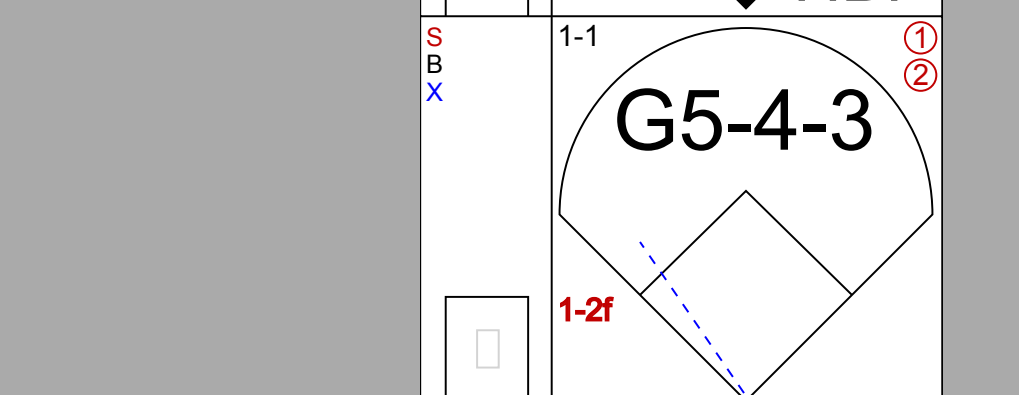
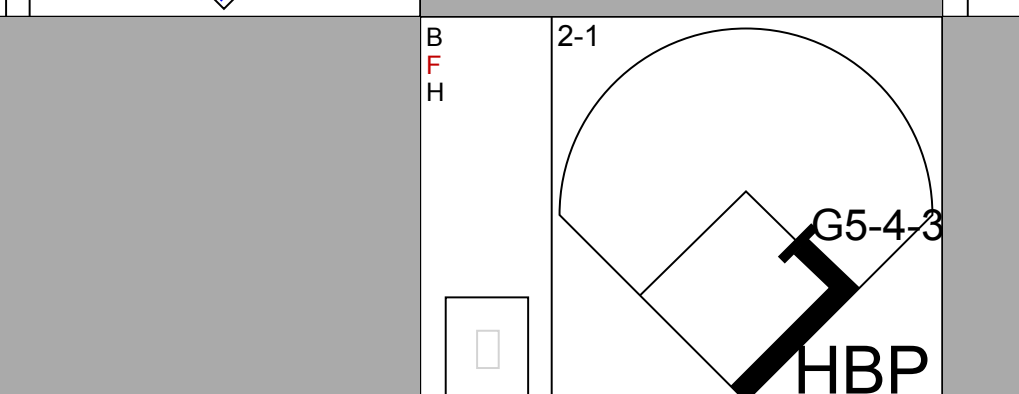
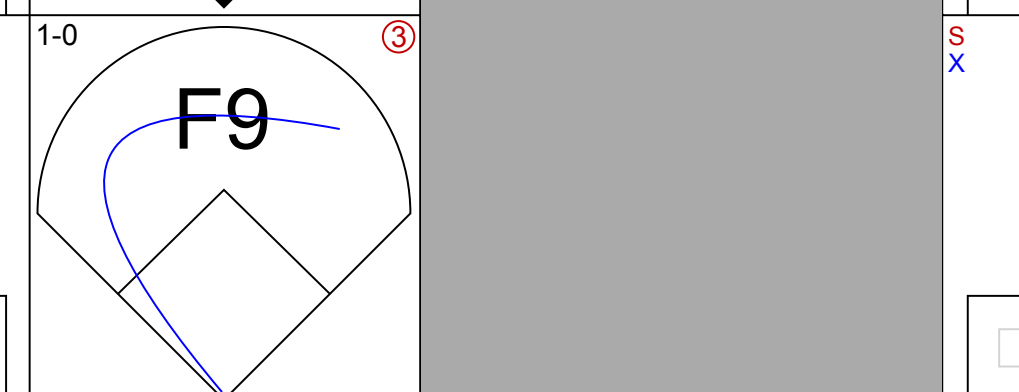
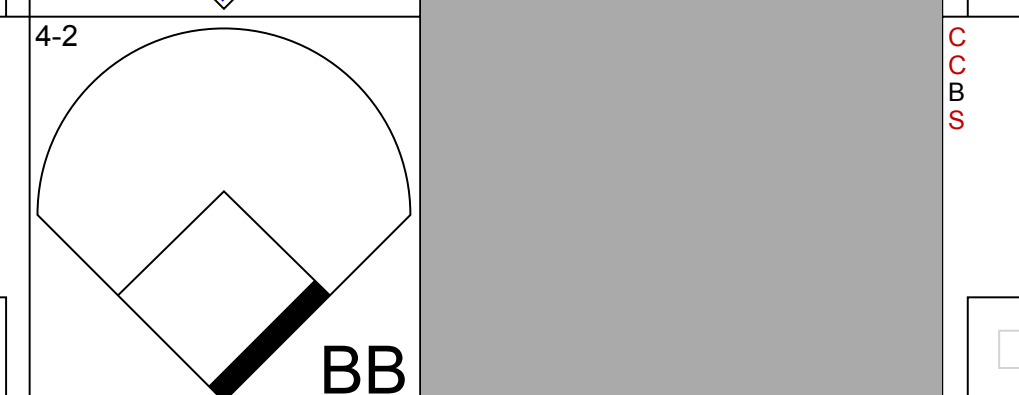
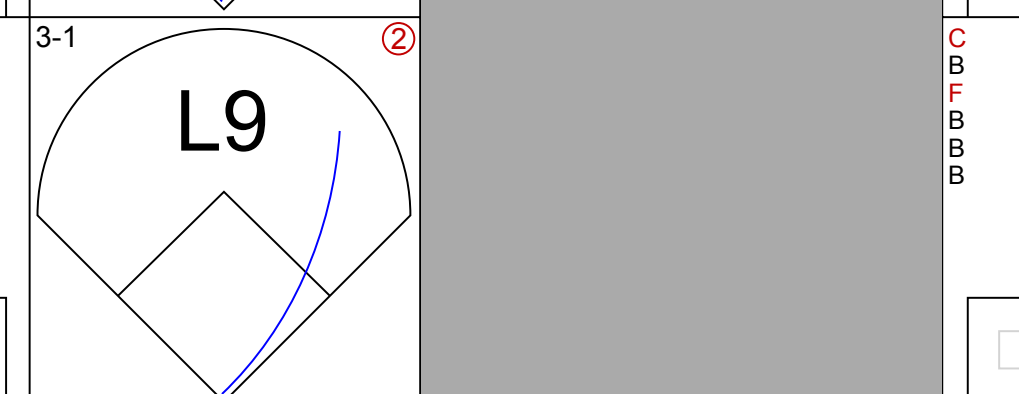
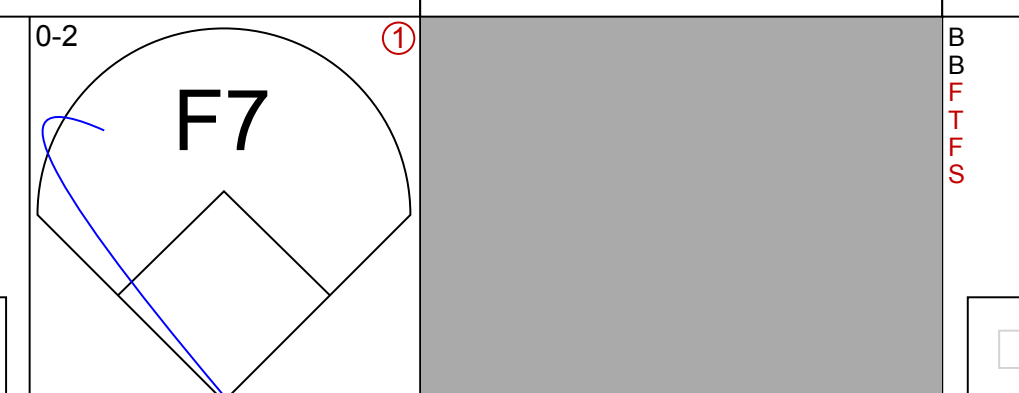

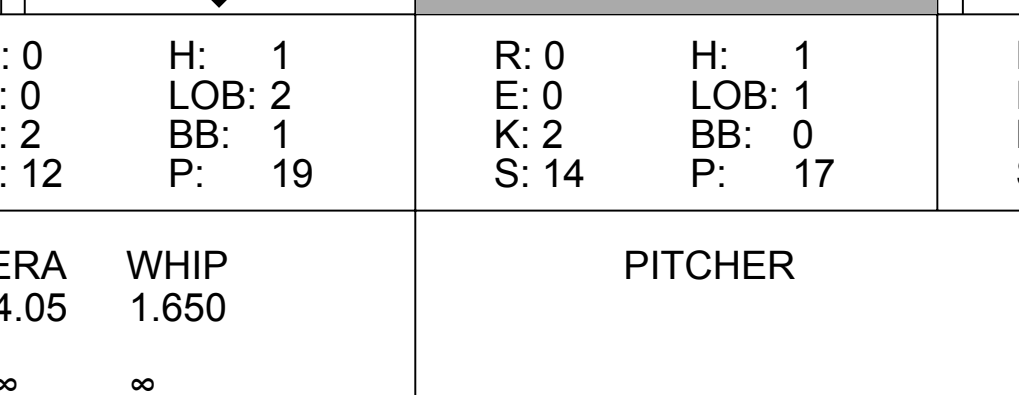
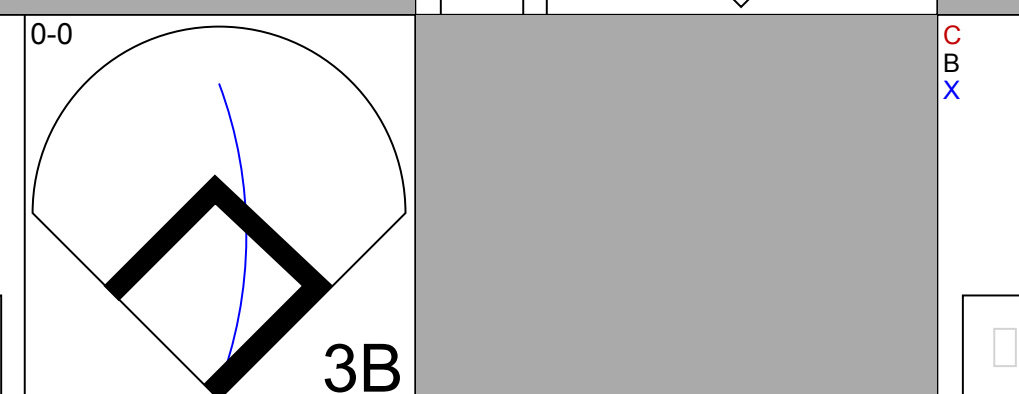
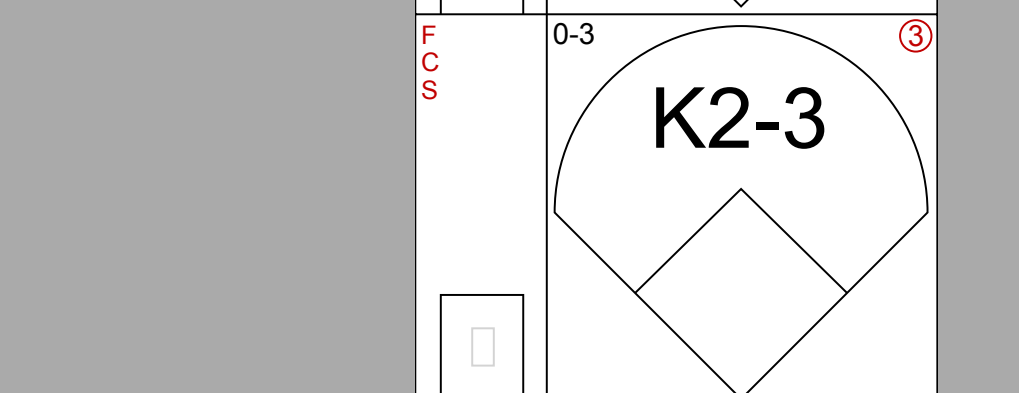
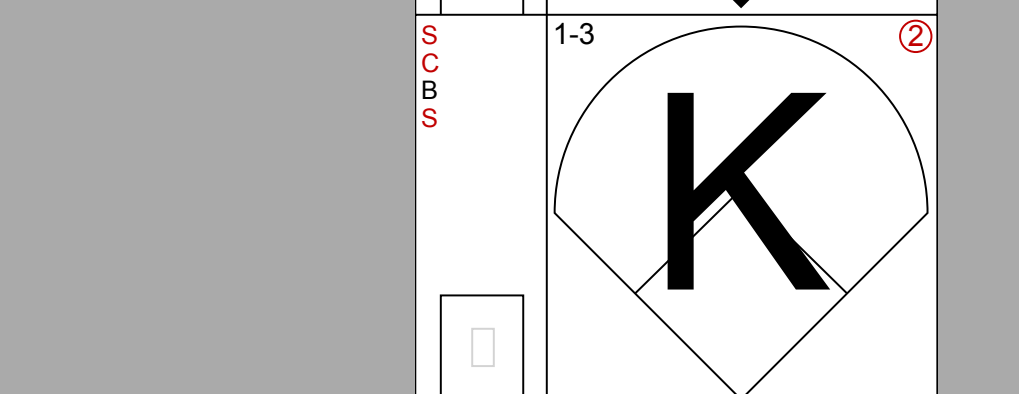
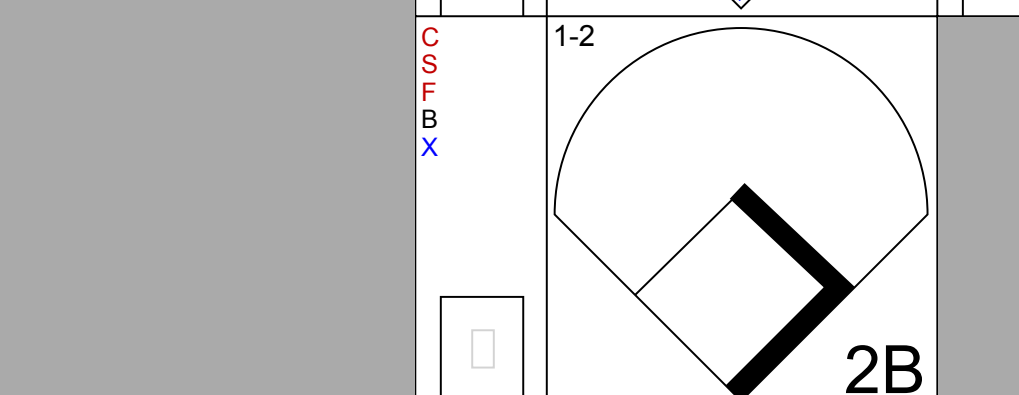
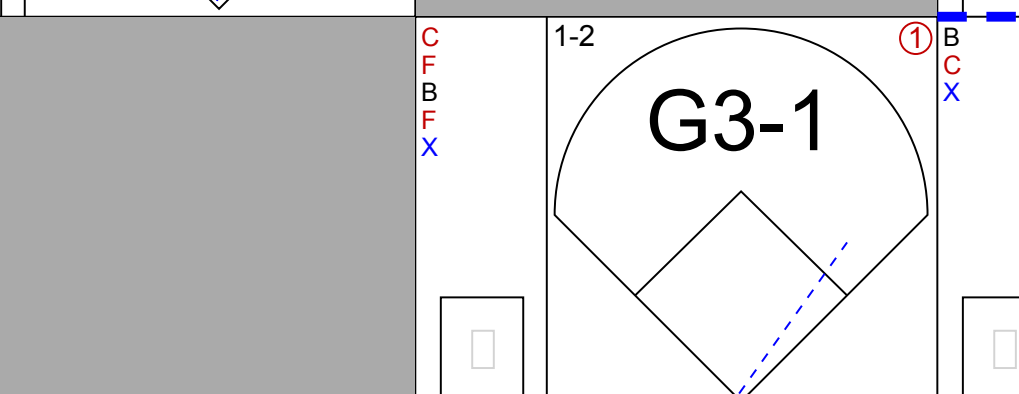
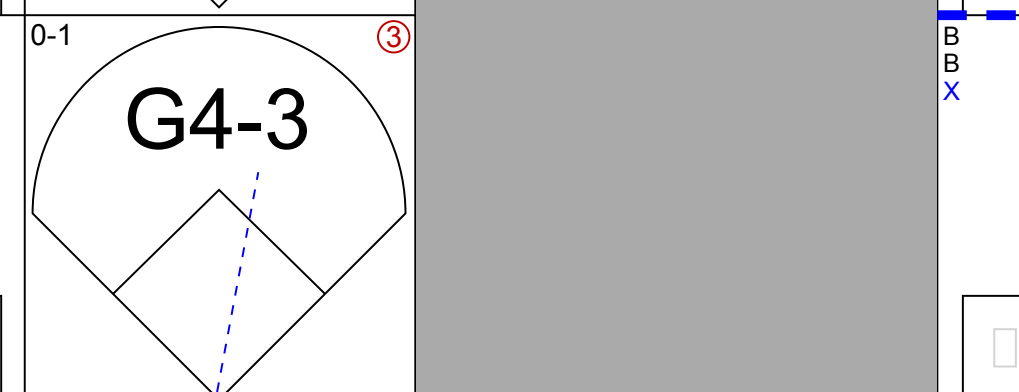
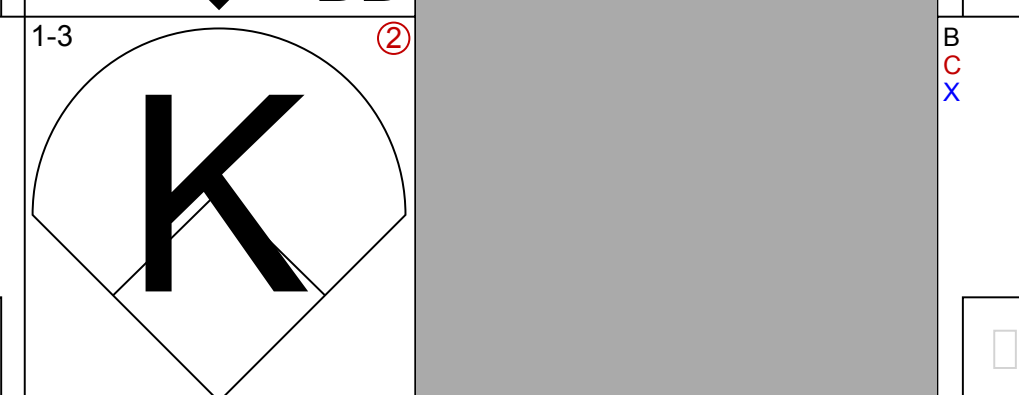
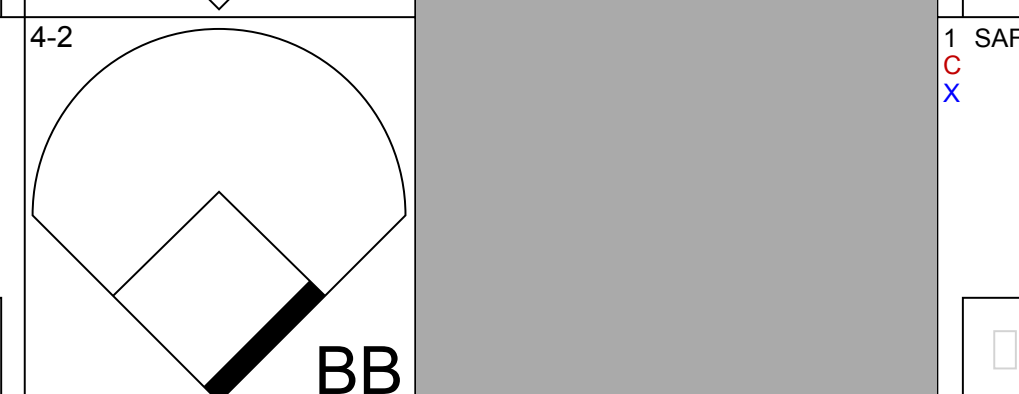
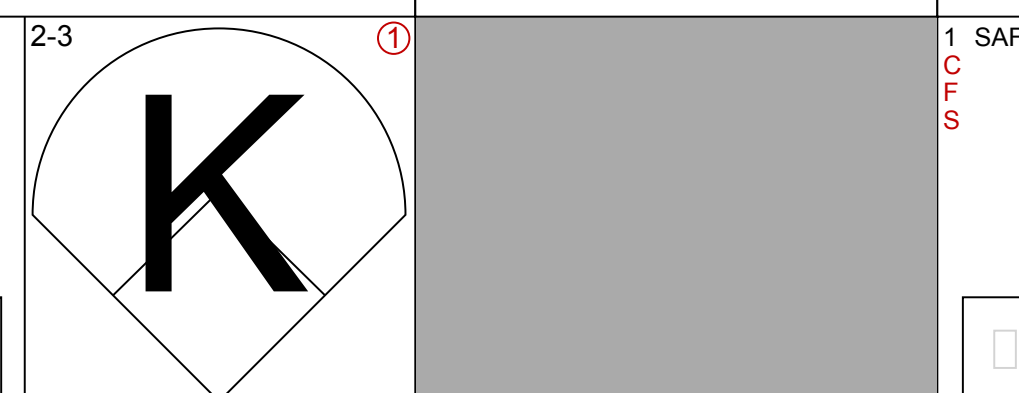
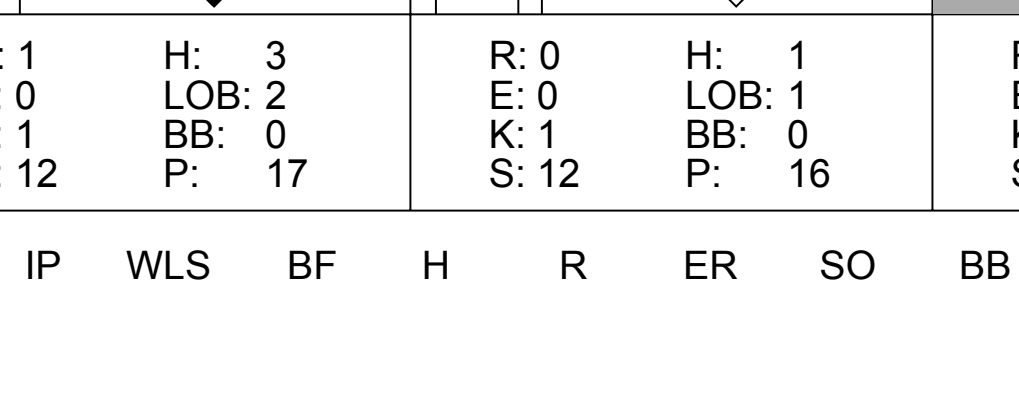
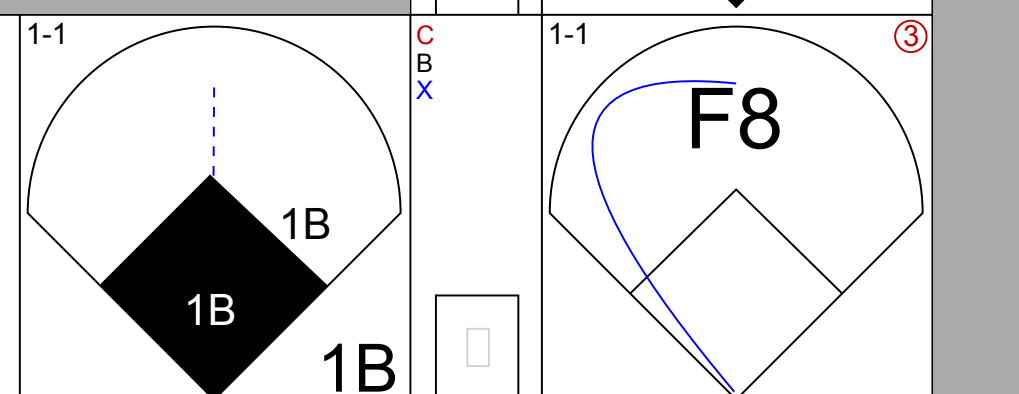
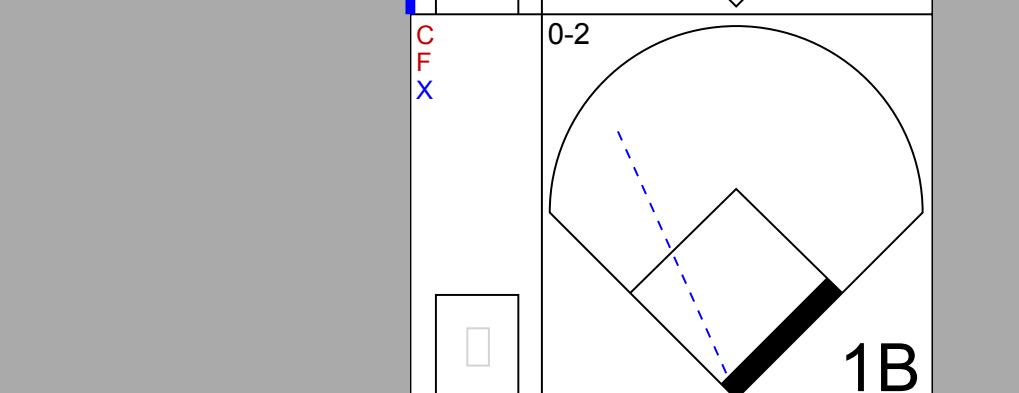
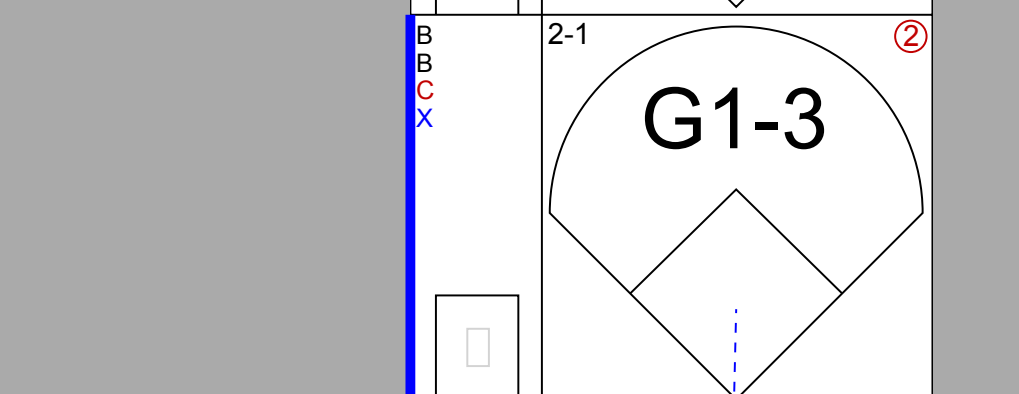
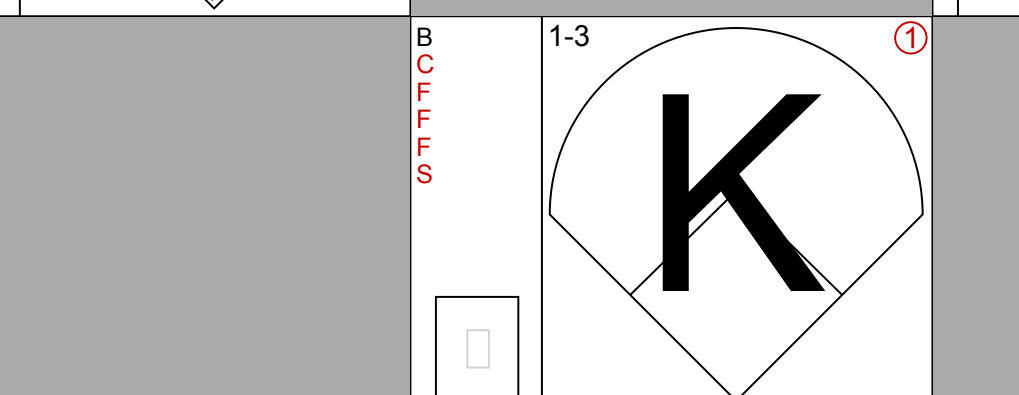
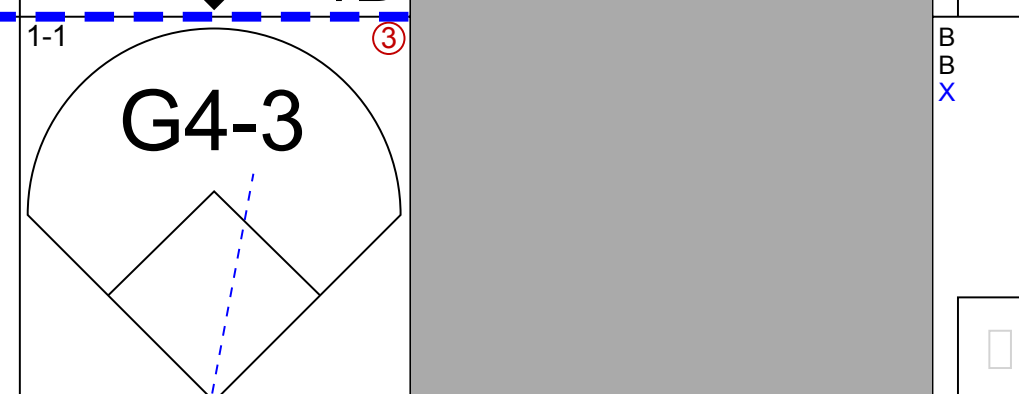
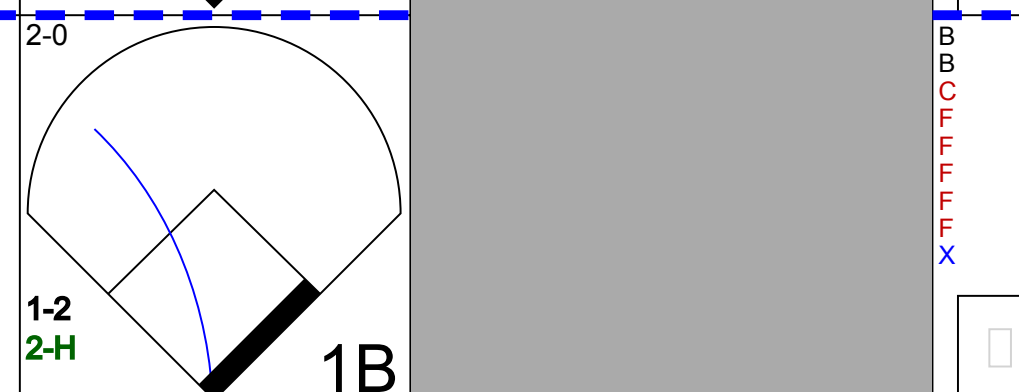
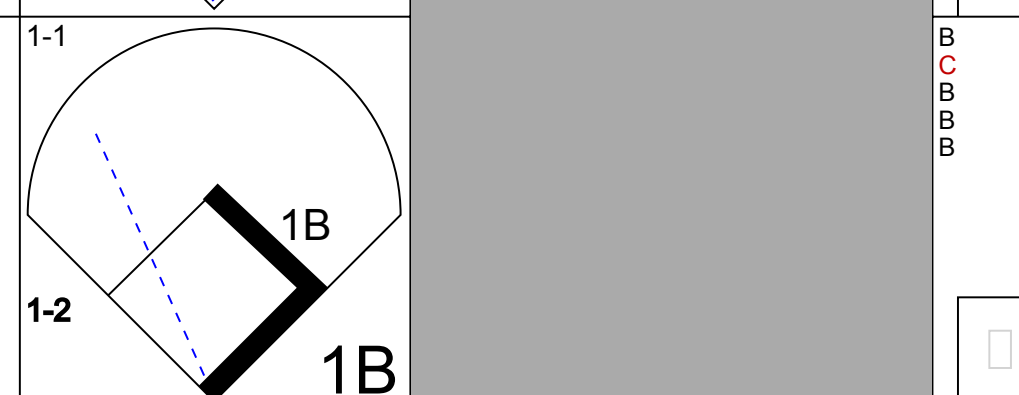
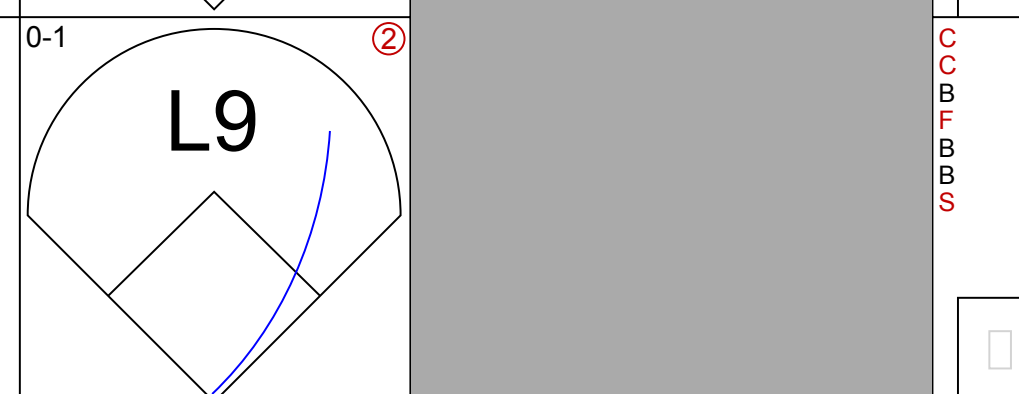
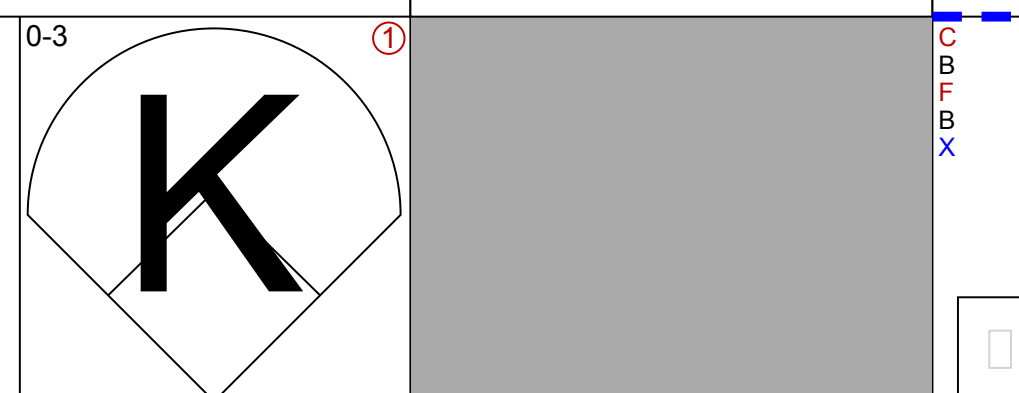
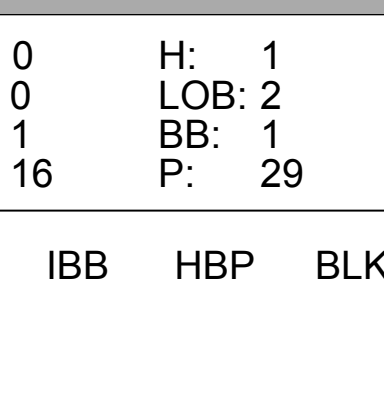

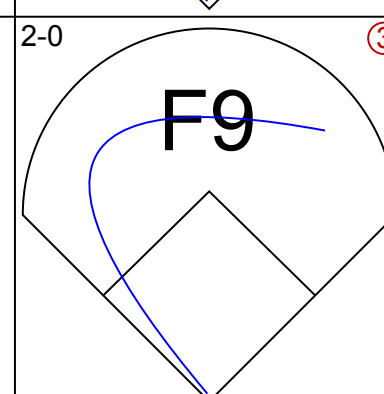
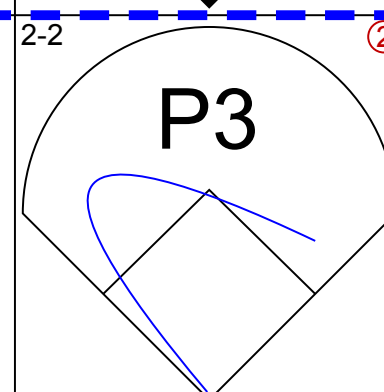
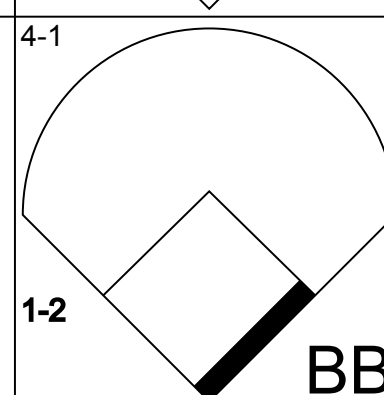
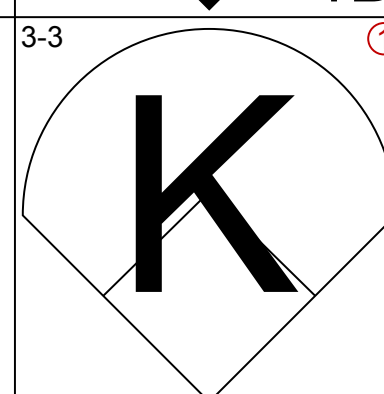
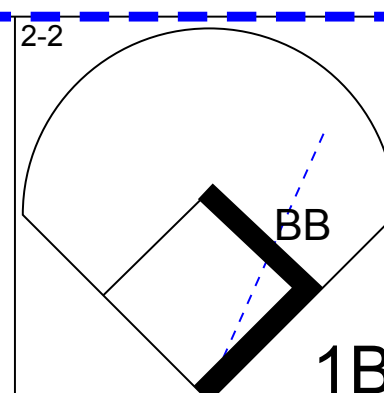
2 0 1 0 1 1 1

1 0 0 0 0 0 0

4 0 1 0 0 2 3

4 1 2 0 0 0 2

1B: 9 SF: 0
2B: 1 SAC: 0
3B: 1 DP: 2
HR: 0 HBP: 1



2 Derek Jeter, R
OBP: 0.481, SLG: 0.630

Tim Raines, S
OBP: 0.367, SLG: 0.308

Bernie Williams, S
OBP: 0.586, SLG: 1.091

Cecil Fielder, R
OBP: 0.409, SLG: 0.444

Tino Martinez, L
OBP: 0.321, SLG: 0.292

Mariano Duncan, R
OBP: 0.346, SLG: 0.333

Paul O'Neill, L
OBP: 0.190, SLG: 0.150

Jim Leyritz, R
OBP: 0.222, SLG: 0.125

Charlie Hayes, R
OBP: 0.200, SLG: 0.222

Joe Girardi, R
OBP: 0.444, SLG: 0.429

David Wells, L
ERA: 4.43

Alan Mills, R
ERA:

Jesse Orosco, L
ERA: 13.5

Randy Myers, L
ERA: 1.8

Armando Benitez, R
ERA: 3.18

Inning Stats

R: 2 H: 3

E: 0 LOB: 0

K: 0 BB: 0

S: 10 P: 15

R: 0 H: 1

E: 0 LOB: 1

K: 1 BB: 0

S: 7 P: 10

R: 0 H: 0

E: 0 LOB: 1

K: 0 BB: 1

S: 10 P: 18

R: 0 H: 1

E: 0 LOB: 2

K: 2 BB: 1

S: 12 P: 19

R: 1 H: 3

E: 0 LOB: 2

K: 1 BB: 0

S: 12 P: 17

R: 0 H: 1

E: 0 LOB: 1

K: 1 BB: 0

S: 16 P: 16

R: 0 H: 1

E: 0 LOB: 2

K: 1 BB: 1

S: 16 P: 29

R: 0 H: 1

E: 0 LOB: 1

K: 1 BB: 0

S: 12 P: 16

R: 0 H: 1

E: 0 LOB: 2

K: 1 BB: 1

S: 16 P: 29

R: 0 H: 1

E: 0 LOB: 2

K: 1 BB: 1

S: 16 P: 29

R: 0 H: 1

E: 0 LOB: 2

K: 1 BB: 1

S: 16 P: 29

R: 0 H: 1

E: 0 LOB: 2

K: 1 BB: 1

S: 16 P: 29

R: 0 H: 1

E: 0 LOB: 2

K: 1 BB: 1

S: 16 P: 29

R: 0 H: 1

E: 0 LOB: 2

K: 1 BB: 1

S: 16 P: 29

R: 0 H: 1

E: 0 LOB: 2

K: 1 BB: 1

S: 16 P: 29

R: 0 H: 1

E: 0 LOB: 2

K: 1 BB: 1

S: 16 P: 29

R: 0 H: 1

E: 0 LOB: 2

K: 1 BB: 1

S: 16 P: 29

R: 0 H: 1

E: 0 LOB: 2

K: 1 BB: 1

S: 16 P: 29

R: 0 H: 1

E: 0 LOB: 2

K: 1 BB: 1

S: 16 P: 29

R: 0 H: 1

E: 0 LOB: 2

K: 1 BB: 1

S: 16 P: 29

R: 0 H: 1

E: 0 LOB: 2

K: 1 BB: 1

S: 16 P: 29

R: 0 H: 1

E: 0 LOB: 2

K: 1 BB: 1

S: 16 P: 29

R: 0 H: 1

E: 0 LOB: 2

K: 1 BB: 1

S: 16 P: 29

R: 0 H: 1

E: 0 LOB: 2

K: 1 BB: 1

S: 16 P: 29

R: 0 H: 1

E: 0 LOB: 2

K: 1 BB: 1

S: 16 P: 29

R: 0 H: 1

E: 0 LOB: 2

K: 1 BB: 1

S: 16 P: 29

R: 0 H: 1

E: 0 LOB: 2

K: 1 BB: 1

S: 16 P: 29

R: 0 H: 1

E: 0 LOB: 2

K: 1 BB: 1

S: 16 P: 29

R: 0 H: 1

E: 0 LOB: 2

K: 1 BB: 1

S: 16 P: 29

R: 0 H: 1

E: 0 LOB: 2

K: 1 BB: 1

S: 16 P: 29

R: 0 H: 1

E: 0 LOB: 2

K: 1 BB: 1

S: 16 P: 29

R: 0 H: 1

E: 0 LOB: 2

K: 1 BB: 1

S: 16 P: 29

R: 0 H: 1

E: 0 LOB: 2

K: 1 BB: 1

S: 16 P: 29

R: 0 H: 1

E: 0 LOB: 2

K: 1 BB: 1

S: 16 P: 29

R: 0 H: 1

E: 0 LOB: 2

K: 1 BB: 1

S: 16 P: 29

R: 0 H: 1

E: 0 LOB: 2

K: 1 BB: 1

S: 16 P: 29

R: 0 H: 1

E: 0 LOB: 2

K: 1 BB: 1

S: 16 P: 29

R: 0 H: 1

E: 0 LOB: 2

K: 1 BB: 1

S: 16 P: 29

R: 0 H: 1

E: 0 LOB: 2

K: 1 BB: 1

S: 16 P: 29

R: 0 H: 1

Batter	1	2	3	4	5	6	7	8	9	AB R H RBI BB SO LOB	TOP		
1 Tim Raines, S (1, 7) OBP: 0.343, SLG: 0.290	1-1 FC6-4 1B		1-0 G3		0-0 G4-3			2-2 G4-3	0-1 SAFE G1-3	5 0 1 0 0 0 3			
2 Derek Jeter, R (1, 6) OBP: 0.452, SLG: 0.613	1-1 L9			1-3 K	2-2 P4			1-1 1B 2B		4 1 1 0 0 1 3			
3 Bernie Williams, S (1, 8) OBP: 0.576, SLG: 1.000	2-3 K			4-2 1B FC5-4 BB		3-1 G4-3		0-0 2B E 1B		3 2 1 1 1 1 1			
4 Tino Martinez, L (1, 3) OBP: 0.344, SLG: 0.357	2-0 FC6-4 1-2f			1-2 FC5-4 1B	1-2 G4-3			1-1 SAFE SAFE E5 HR 2B		4 1 2 0 0 0 1			
5 Cecil Fielder, R (1, 10) OBP: 0.385, SLG: 0.545				0-0 FC5-4 1-2f		1-3 K		1-0 2-H HR		4 1 1 3 0 2 1			
6 Darryl Strawberry, L (1, 9) OBP: 0.182, SLG: 0.100				3-3 K			0-1 F7	1-0 F8		4 0 1 0 0 1 1			
7 Mariano Duncan, R (1, 4) OBP: 0.300, SLG: 0.286 Luis Sojo, R (9, 4)							0-3 K2-3		1-0 F9	4 0 0 0 0 1 1 0 0 0 0 0 0 0	AB 34 R 5 H 8 RBI 4 BB 3 SO 7 LOB 13		
8 Charlie Hayes, R (1, 5) OBP: 0.286, SLG: 0.182				0-1 E6 G6-4-3	4-0 G4-3 1B BB		1-0 F8		4-2 BB	2 0 0 0 2 0 0			
9 Joe Girardi, R (1, 2) OBP: 0.409, SLG: 0.389				3-1 SAFE G6-4-3 1-2f	0-0 G4-3 1B		1-0 F7	0-3 SAFE K		4 0 1 0 0 1 2			
Inning Stats	R: 0 E: 0 K: 1 S: 8 H: 1 LOB: 1 BB: 0 P: 14	R: 0 E: 0 K: 1 S: 6 H: 1 LOB: 0 BB: 0 P: 10	R: 0 E: 1 K: 2 S: 5 H: 0 LOB: 0 BB: 0 P: 9	R: 1 E: 0 K: 2 S: 15 H: 1 LOB: 1 BB: 1 P: 24	R: 0 E: 0 K: 0 S: 7 H: 1 LOB: 2 BB: 1 P: 14	R: 0 E: 0 K: 1 S: 9 H: 0 LOB: 0 BB: 0 P: 14	R: 0 E: 0 K: 1 S: 6 H: 0 LOB: 0 BB: 0 P: 7	R: 4 E: 1 K: 0 S: 11 H: 4 LOB: 0 BB: 0 P: 18	R: 0 E: 0 K: 1 S: 8 H: 0 LOB: 1 BB: 1 P: 13	1B: 5 2B: 2 3B: 0 HR: 1 SF: 0 SAC: 0 DP: 2 HBP: 0	WP: 0 PB: 0 SB: 0 CS: 0 PA: 37		
PITCHER	IP WLS BF H R ER SO BB IBB HBP BLK WP HR S P ERA WHIP											PITCHER	IP WLS BF H R ER SO BB IBB HBP BLK WP HR S P ERA WHIP
35 Mike Mussina, R (1, 1) ERA: 5.27	7.2 L 32 8 5 5 6 2 0 0 0 0 0 1 66 108 5.87 1.304												
Jesse Orosco, L (8, 1) ERA: 12.0	0.1 1 0 0 0 0 0 0 0 0 0 0 1 2 0.00 0.000												
Terry Mathews, R (9, 1) ERA:	1.0 4 0 0 0 1 1 0 0 0 0 0 0 8 13 0.00 1.000												

New York Yankees @ Baltimore Orioles
 Oriole Park at Camden Yards, Baltimore, MD

Fri Oct 11 1996, 7:05 PM EDT
 Att. 48,635 - Unknown - 57 F

livebaseballscorecards.com



Batter	1	2	3	4	5	6	7	8	9	AB R H RBI BB SO LOB
Brady Anderson, L (1, 8) OBP: 0.389, SLG: 0.633	2-0 HR 1B		3-2 F8			1-3 K			2-3 K	4 1 1 0 0 2 0
Todd Zelle, R (1, 5) OBP: 0.333, SLG: 0.485	0-1 HR		3-0 G5-3			3-2 F9			1-2 G4-3	4 1 1 2 0 0 0
Roberto Alomar, S (1, 4) OBP: 0.286, SLG: 0.387	2-0 G5-3		2-1 F8			1-2 F9			0-2 G3	4 0 0 0 0 0 0
Rafael Palmeiro, L (1, 3) OBP: 0.375, SLG: 0.630	3-1 F8			2-0 G4-3			2-2 F9			3 0 0 0 0 0 0
Bobby Bonilla, S (1, 9) OBP: 0.258, SLG: 0.346	3-2 G6-3			2-1 P4			1-1 G6-3			3 0 0 0 0 0 0
Cal Ripken Jr., R (1, 6) OBP: 0.406, SLG: 0.516				3-1 P4			2-1 F8			3 0 0 0 0 1 0
Eddie Murray, S (1, 10) OBP: 0.433, SLG: 0.360					4-1 G3 BB			2-1 G3-1		2 0 0 0 1 1 0
B.J. Surhoff, L (1, 7) OBP: 0.292, SLG: 0.696					2-0 G3 1-2f			2-3 K		3 0 1 0 0 1 1
Chris Hoiles, R (1, 2) OBP: 0.333, SLG: 0.077					2-3 K			0-0 F8		3 0 0 0 0 1 1

Inning Stats	R: 2 E: 0 K: 10 S: 10	H: 2 LOB: 0 BB: 0 P: 20	R: 0 E: 0 K: 11 S: 11	H: 1 LOB: 1 BB: 0 P: 18	R: 0 E: 0 K: 6 S: 6	H: 0 LOB: 0 BB: 0 P: 14	R: 0 E: 0 K: 5 S: 5	H: 0 LOB: 0 BB: 0 P: 12	R: 0 E: 0 K: 1 S: 5	H: 0 LOB: 0 BB: 1 P: 13	R: 0 E: 0 K: 13 S: 13	H: 0 LOB: 0 BB: 0 P: 18	R: 0 E: 0 K: 7 S: 7	H: 0 LOB: 0 BB: 0 P: 12	R: 0 E: 0 K: 6 S: 6	H: 0 LOB: 0 BB: 0 P: 10	R: 0 E: 0 K: 9 S: 9	H: 0 LOB: 0 BB: 0 P: 12	1B: 2 2B: 0 3B: 0 HR: 1	SF: 0 SAC: 0 DP: 1 HBP: 0
--------------	--------------------------------	----------------------------------	--------------------------------	----------------------------------	------------------------------	----------------------------------	------------------------------	----------------------------------	------------------------------	----------------------------------	--------------------------------	----------------------------------	------------------------------	----------------------------------	------------------------------	----------------------------------	------------------------------	----------------------------------	----------------------------------	------------------------------------

PITCHER	IP	WLS	BF	H	R	ER	SO	BB	IBB	HBP	BLK	WP	HR	S	P	ERA	WHIP
Jimmy Key, L (1, 1) ERA: 2.77	8.0	W	27	3	2	2	5	1	0	0	0	0	1	63	117	2.25	0.500
John Wetteland, R (9, 1) ERA:	1.0	S	3	0	0	0	1	0	0	0	0	0	0	9	12	0.00	0.000


BOTTOM

New York Yankees @ Baltimore Orioles
 Oriole Park at Camden Yards, Baltimore, MD

Fri Oct 11 1996, 7:05 PM EDT
 Att: 48,635 - Unknown - 57 F

livebaseballscorecards.com

AB	29
R	2
H	3
RBI	2
BB	1
SO	6
LOB	2



WP: 0	PA: 30
PB: 0	
SB: 0	
CS: 0	

Batter	1	2	3	4	5	6	7	8	9	AB R H RBI BB SO LOB	TOP
2 Derek Jeter, R OBP: 0.417, SLG: 0.583 (1, 6) B X	1-0 F8 HR 2B		0-1 F7	2-2 F9			2-3 K		2-3 K	5 1 1 0 0 2 2	
Wade Boggs, L OBP: 0.087, SLG: 0.091 (1, 5) B F X	1-2 F8 2-3		2-3 K		0-0 F7			1-0 F8	0-0 L7	5 0 0 0 0 1 1	
Bernie Williams, S OBP: 0.568, SLG: 1.069 (1, 8) C X	0-1 HR		3-2 G3-1		1-0 G4-3			2-2 1B G5-3 2B		4 2 2 2 0 0 0	
Tino Martinez, L OBP: 0.333, SLG: 0.344 (1, 3) B F X	2-2 G4-3 3-H			0-0 L9	1-2 P5			2-2 G5-3 HR 2-3 1B		4 1 1 0 0 0 0	
Cecil Fielder, R OBP: 0.333, SLG: 0.462 (1, 10) C F S	0-3 K			2-0 G4-3		3-2 G4-3		0-2 G5-3 1-2 3-H		4 0 0 1 0 1 1	
Darryl Strawberry, L OBP: 0.333, SLG: 0.714 (1, 7) Tim Raines, S OBP: 0.343, SLG: 0.290 (8, 7)		0-1 HR		3-2 HR 1B		2-3 K		3-1 HR 2-H		4 3 3 3 0 1 0 0 0 0 0 0 0 0	
Paul O'Neill, L OBP: 0.240, SLG: 0.304 (1, 9) S C C B B S		1-3 K		2-1 HR 1-H		2-2 P5		4-0 BB		3 1 1 2 1 1 0	
Mariano Duncan, R OBP: 0.303, SLG: 0.323 (1, 4) Luis Sojo, R (7, 4) S X T B		1-1 G1-3		0-1 2B			0-0 G6-3	0-2 G4-3		3 0 1 0 0 0 0 1 0 0 0 0 0 1	
Joe Girardi, R OBP: 0.385, SLG: 0.333 (1, 2) B B B B C C X		3-2 F9		4-1 BB			2-3 K		0-3 K	3 0 0 0 1 2 0	
Inning Stats	R: 2 E: 0 K: 1 S: 12 H: 2 LOB: 0 BB: 0 P: 16	R: 1 E: 0 K: 1 S: 10 H: 1 LOB: 0 BB: 0 P: 15	R: 0 E: 0 K: 1 S: 8 H: 0 LOB: 0 BB: 0 P: 13	R: 2 E: 0 K: 0 S: 14 H: 3 LOB: 2 BB: 1 P: 27	R: 0 E: 0 K: 0 S: 7 H: 0 LOB: 0 BB: 0 P: 9	R: 0 E: 0 K: 1 S: 11 H: 0 LOB: 0 BB: 0 P: 18	R: 0 E: 0 K: 2 S: 8 H: 0 LOB: 0 BB: 0 P: 12	R: 3 E: 0 K: 0 S: 16 H: 3 LOB: 1 BB: 1 P: 28	R: 0 E: 0 K: 2 S: 7 H: 0 LOB: 0 BB: 0 P: 9	1B: 2 2B: 3 3B: 0 HR: 4 SF: 0 SAC: 0 DP: 0 HBP: 0	WP: 0 PB: 0 SB: 0 CS: 0 PA: 38
PITCHER Rocky Coppinger, R ERA: 8.44 (1, 1)	IP: 5.1 WLS: L BF: 23 H: 6 R: 5 ER: 5 SO: 3 BB: 1 IBB: 0 HBP: 0 BLK: 0 WP: 0 HR: 3 S: 55 P: 87 ERA: 8.44 WHIP: 1.312				PITCHER Terry Mathews, R ERA: (9, 1)	IP: 1.0 WLS: 3 BF: 3 H: 0 R: 0 ER: 0 SO: 2 BB: 0 IBB: 0 HBP: 0 BLK: 0 WP: 0 HR: 0 S: 7 P: 9 ERA: 0.00 WHIP: 0.000					
Arthur Rhodes, L ERA: 4.5 (6, 1)	0.2 2 0 0 0 1 0 0 0 0 0 0 0 0 7 11 0.00 0.000										
Alan Mills, R ERA: 6.75 (7, 1)	1.1 5 1 1 1 2 0 0 0 0 0 0 0 0 12 19 6.75 0.750										
Jesse Orosco, L ERA: 15.0 (8, 1)	0.0 1 1 0 0 0 0 0 0 0 0 0 0 0 4 6 ∞ ∞										
Armando Benitez, R ERA: 4.26 (8, 1)	0.2 4 1 2 2 0 1 0 0 0 0 0 0 0 1 8 15 27.00 3.000										

New York Yankees @ Baltimore Orioles
Oriole Park at Camden Yards, Baltimore, MD

Sat Oct 12 1996, 7:05 PM EDT
Att. 48,974 - Unknown - 65 F

AB	36
R	8
H	9
RBI	8
BB	2
SO	8
LOB	5



Batter	1	2	3	4	5	6	7	8	9	AB R H RBI BB SO LOB	TOP		
2 Derek Jeter, R OBP: 0.415, SLG: 0.561 (1, 6)	3-2 G6-3		0-0 1B E	2-2 1B S			2-0 P4	3-2 P4		5 1 2 0 0 0 3			
Wade Boggs, L OBP: 0.143, SLG: 0.148 (1, 5)	2-3 K		1-1 1-2 FC4-2 1B	3-2 G4-3			2-1 G4-3		0-1 1B	5 0 2 0 0 1 1			
Bernie Williams, S OBP: 0.548, SLG: 1.000 (1, 8)	1-1 2B		0-0 1-3 2-H HR FC4-2		2-3 K		1-0 S 1B		2-2 F9	5 1 2 0 0 1 2			
Tino Martinez, L OBP: 0.293, SLG: 0.297 (1, 3)	3-0 G6-3		1-0 1-2 HR FC4-2		1-1 L8		0-3 K		3-2 L7	5 1 0 0 0 1 5			
Cecil Fielder, R OBP: 0.353, SLG: 0.552 (1, 10)			0-1 HR 1-H 2-H		0-3 K			4-1 BB F7 BB	0-1 P4	3 1 1 3 1 2 0 0 0 0 0 0 0 0 1 0 0 0 0 0 1			
Andy Fox, L (8, PR)													
Charlie Hayes, R OBP: 0.267, SLG: 0.167 (9, PH)													
Darryl Strawberry, L OBP: 0.368, SLG: 0.824 (1, 7)			2-2 HR				3-2 G5-3		0-1 F7	3 1 1 1 1 0 1 0 0 0 0 0 0 0			
Tim Raines, S OBP: 0.343, SLG: 0.290 (8, 7)			2-2 HR										
Paul O'Neill, L OBP: 0.276, SLG: 0.308 (1, 9)			1-1 G3				1-2 WP 1B 1B		4-2 BB BB	3 0 1 0 1 0 1			
Jim Leyritz, R OBP: 0.308, SLG: 0.455 (1, 2)			3-2 HR				1-3 K		4-2 BB	3 1 1 1 1 2 1			
Luis Sojo, R OBP: 0.200, SLG: 0.200 (1, 4)			1-0 G4-3				1-2 K		1-2 2-3 BB				
			0-0 P4				1-2 2-H 1B		0-3 K	4 0 1 0 0 1 3			
Inning Stats	R: 0 E: 0 K: 1 S: 9 H: 1 LOB: 1 BB: 0 P: 18	R: 0 E: 0 K: 1 S: 7 H: 0 LOB: 0 BB: 1 P: 13	R: 6 E: 1 K: 0 S: 17 H: 5 LOB: 0 BB: 0 P: 26	R: 0 E: 0 K: 1 S: 16 H: 1 LOB: 1 BB: 0 P: 24	R: 0 E: 0 K: 2 S: 8 H: 0 LOB: 0 BB: 0 P: 11	R: 0 E: 0 K: 1 S: 13 H: 2 LOB: 2 BB: 0 P: 19	R: 0 E: 0 K: 1 S: 7 H: 1 LOB: 1 BB: 0 P: 12	R: 0 E: 0 K: 1 S: 13 H: 0 LOB: 3 BB: 3 P: 28	R: 0 E: 0 K: 0 S: 10 H: 1 LOB: 1 BB: 0 P: 15	1B: 7 2B: 1 3B: 0 HR: 3 SF: 0 SAC: 0 DP: 1 HBP: 0	WP: 1 PB: 0 SB: 2 CS: 0 PA: 41		
PITCHER	IP WLS BF H R ER SO BB IBB HBP BLK WP HR S P ERA WHIP											PITCHER	IP WLS BF H R ER SO BB IBB HBP BLK WP HR S P ERA WHIP
Scott Erickson, R ERA: 3.0 (1, 1)	5.0 L 23 7 6 1 5 1 0 0 0 0 0 3 57 92 1.80 1.600												
Arthur Rhodes, L ERA: 3.0 (6, 1)	1.0 4 2 0 0 1 0 0 0 0 0 1 0 13 19 0.00 2.000												
Alan Mills, R ERA: 3.86 (7, 1)	1.0 5 1 0 0 1 1 0 0 0 0 0 0 8 17 0.00 2.000												
Randy Myers, L ERA: 1.29 (8, 1)	2.0 9 1 0 0 1 2 0 0 0 0 0 0 22 38 0.00 1.500												

New York Yankees @ Baltimore Orioles
Oriole Park at Camden Yards, Baltimore, MD
 Sun Oct 13 1996, 3:33 AM EDT
 Att. 48,718 - Sunny - 77 F

livebaseballscorecards.com

AB	37
R	6
H	11
RBI	5
BB	4
SO	8
LOB	18



Batter	1	2	3	4	5	6	7	8	9	AB	R	H	RBI	BB	SO	LOB	
Brady Anderson, L OBP: 0.333, SLG: 0.500 (1, 8) B B X	2-0 G4-3 ①		2-1 L4 ③			1-1 F8 ②		0-0 G4-3 ③		4	0	0	0	0	0	1	
Todd Zelle, R OBP: 0.378, SLG: 0.561 (1, 5) B C F B X	2-2 P3 ②			0-0 FC5-4 1B		0-0 HR			4-1 FC4-6 BB	3	1	2	1	1	0	0	
Roberto Alomar, S OBP: 0.273, SLG: 0.375 (1, 4) C X	0-1 G5-3 ③			0-1 P4 ①		2-2 G5-3 ③			1-2 FC4-6 HR 1-2f	4	1	0	0	0	0	2	
Rafael Palmeiro, L OBP: 0.317, SLG: 0.500 (1, 3) F X		0-1 L1 ①		1-0 F8 ②			1-1 F8 ①		1-3 K	4	0	0	0	0	1	2	
Bobby Bonilla, S OBP: 0.225, SLG: 0.371 (1, 9) B B B X		2-1 G3-1 ②		2-0 FC5-4 1-2f			2-0 F9 ②		1-0 HR 1-H	4	1	1	2	0	0	1	
Cal Ripken Jr., R OBP: 0.375, SLG: 0.447 (1, 6) C B B C B X		2-3 K ③			2-2 G5-3 ①			1-3 K2-3 ③		2-2 G6-3 ③	4	0	0	0	0	2	0
Eddie Murray, S OBP: 0.429, SLG: 0.467 (1, 10) S C B X			1-2 G6-3 ①		0-1 G5-3 ②			3-1 HR		3	1	1	1	0	0	0	
B.J. Surhoff, L OBP: 0.333, SLG: 0.643 (1, 7) C B B F C B B B			4-2 BB		1-0 L4 ③			1-0 L8 ①		2	0	0	0	1	0	0	
Mark Parent, R OBP: 0.182, SLG: 0.182 (1, 2) B B B X			3-1 F7 ②			2-3 K ①			3-2 G5-3 ②	1	0	0	0	0	0	1	
Chris Hoiles, R OBP: 0.333, SLG: 0.316 (6, PH) (7, 2) C B B X										2	0	0	0	0	1	0	

Inning Stats	R: 0	H: 0	E: 0	LOB: 0	K: 0	S: 6	P: 10	R: 0	H: 0	E: 0	LOB: 0	K: 1	S: 7	R: 0	H: 0	E: 0	LOB: 1	K: 0	S: 11	R: 0	H: 1	E: 0	LOB: 1	K: 0	S: 5	R: 0	H: 0	E: 0	LOB: 0	K: 0	S: 6	R: 1	H: 1	E: 0	LOB: 0	K: 1	S: 9	R: 0	H: 0	E: 0	LOB: 0	K: 1	S: 7	R: 1	H: 1	E: 0	LOB: 0	K: 0	S: 9	R: 2	H: 1	E: 0	LOB: 0	K: 1	S: 11	1B: 1	SF: 0	2B: 0	SAC: 0	3B: 0	DP: 0	HR: 3	HBP: 0	WP: 0	PA: 33
--------------	------	------	------	--------	------	------	-------	------	------	------	--------	------	------	------	------	------	--------	------	-------	------	------	------	--------	------	------	------	------	------	--------	------	------	------	------	------	--------	------	------	------	------	------	--------	------	------	------	------	------	--------	------	------	------	------	------	--------	------	-------	-------	-------	-------	--------	-------	-------	-------	--------	-------	--------

PITCHER	IP	WLS	BF	H	R	ER	SO	BB	IBB	HBP	BLK	WP	HR	S	P	ERA	WHIP
Andy Pettitte, L ERA: 4.22 (1, 1)	8.0	W	28	3	2	2	3	1	0	0	0	0	2	60	100	2.25	0.500
John Wetteland, R ERA: 2.25 (9, 1)	1.0		5	1	2	2	1	1	0	0	0	0	1	11	20	18.00	2.000


BOTTOM

New York Yankees @ Baltimore Orioles
Oriole Park at Camden Yards, Baltimore, MD

Sun Oct 13 1996, 3:33 AM EDT
 Att. 48,718 - Sunny - 77 F

livebaseballscores.com

AB	31
R	4
H	4
RBI	4
BB	2
SO	4
LOB	7



Batter	1	2	3	4	5	6	7	8	9	AB	R	H	RBI	BB	SO	LOB	TOP										
Marquis Grissom, R (1, 8) OBP: 0.264, SLG: 0.327	2-0 F7		1-0 SH3 1B	3-2 F7		0-1 1B 10 SF7 1B		0-1 F8		5	2	2	1	0	0	0											
Mark Lemke, S (1, 4) OBP: 0.426, SLG: 0.512	2-2 P2		0-0 SH3	2-2 G3		0-0 1B		0-1 1B		4	0	2	1	0	0	0											
10 Chipper Jones, S (1, 5) OBP: 0.435, SLG: 0.500	2-0 L9		1-2 S 1B		3-2 F7	3-2 SF7		2-1 L4		4	1	1	3	0	0	1											
Fred McGriff, L (1, 3) OBP: 0.354, SLG: 0.643		1-3 K	1-0 BB HR 1B		2-2 HR	2-0 F8			2-3 K	5	2	2	2	0	2	1											
Javy Lopez, R (1, 2) OBP: 0.537, SLG: 0.857		1-2 HR 1B	4-2 HR BB		1-3 K		2-1 L8		1-1 F7	4	2	1	0	1	1	0											
Eddie Pérez, R (9, 2) OBP: 0.400, SLG: 0.250			1-2 HR BB							0	0	0	0	0	0	0											
Jermaine Dye, R (1, 9) OBP: 0.213, SLG: 0.295		3-2 L7	2-2 F7		2-1 F8		0-1 FC6-4 1B		3-3 K	5	0	1	0	0	1	3											
Andrew Jones, R (1, 7) OBP: 0.529, SLG: 1.077		3-2 HR 1B	3-2 HR			1-1 F7 E 1B	2-0 FC6-4			4	3	3	5	0	0	1											
Ryan Klesko, L (1, 10) OBP: 0.303, SLG: 0.393		1-1 G1-3	3-3 K			1-2 E4 1B	0-0 FC6			4	1	0	0	0	1	2											
Jeff Blauser, R (1, 6) OBP: 0.351, SLG: 0.241			1-2 SH3 1B	2-0 F8		3-1 F7		2-3 K		3	1	1	0	0	0	2											
Luis Polonia, L (8, PH)										1	0	0	0	0	1	0											
Rafael Belliard, R (8, 6) OBP: 0.667, SLG: 0.667										0	0	0	0	0	0	0											
Inning Stats	R: 0 E: 0 K: 0 S: 6	H: 0 LOB: 0 BB: 0 P: 12	R: 2 E: 0 K: 1 S: 14	H: 2 LOB: 0 BB: 0 P: 23	R: 6 E: 0 K: 1 S: 23	H: 5 LOB: 0 BB: 1 P: 39	R: 0 E: 0 K: 0 S: 10	H: 0 LOB: 0 BB: 0 P: 17	R: 1 E: 0 K: 1 S: 11	H: 1 LOB: 0 BB: 0 P: 19	R: 3 E: 1 K: 0 S: 14	H: 3 LOB: 1 BB: 0 P: 24	R: 0 E: 0 K: 0 S: 6	H: 1 LOB: 1 BB: 0 P: 10	R: 0 E: 0 K: 1 S: 9	H: 1 LOB: 1 BB: 0 P: 13	R: 0 E: 0 K: 2 S: 11	H: 0 LOB: 0 BB: 0 P: 17	1B: 10 2B: 0 3B: 0 HR: 3	SF: 1 SAC: 1 DP: 0 HBP: 0	WP: 0 PB: 0 SB: 1 CS: 0	PA: 42					
PITCHER	IP	WLS	BF	H	R	ER	SO	BB	IBB	HBP	BLK	WP	HR	S	P	ERA	WHIP										
Andy Pettitte, L (1, 1) ERA: 6.46	2.1	L	14	6	7	7	1	1	0	0	0	0	1	31	54	27.00	3.000										
Brian Boehringer, R (3, 1) ERA: 8.31	3.0		15	5	5	3	2	0	0	0	0	0	2	43	71	9.00	1.667										
David Weathers, R (6, 1) ERA:	1.2		6	1	0	0	0	0	0	0	0	0	0	10	19	0.00	0.600										
Jeff Nelson, R (8, 1) ERA: 3.86	1.0		4	1	0	0	1	0	0	0	0	0	0	9	13	0.00	1.000										
John Wetteland, R (9, 1) ERA: 2.0	1.0		3	0	0	0	2	0	0	0	0	0	0	11	17	0.00	0.000										

Atlanta Braves @ New York Yankees
 Yankee Stadium, Bronx, NY
 Sun Oct 20 1996, 7:05 PM EDT
 Att. 56,365 - Unknown - 53 F

livebaseballscorecards.com

AB	39
R	12
H	13
RBI	12
BB	1
SO	6
LOB	10



Batter	1	2	3	4	5	6	7	8	9	AB	R	H	RBI	BB	SO	LOB
2 Derek Jeter, R OBP: 0.400, SLG: 0.523 (1, 6)	1-0 P4	2-2 FC4-6			4-2 2B BB		1-3 K			3	1	0	0	1	1	3
Wade Boggs, L OBP: 0.188, SLG: 0.226 (1, 5)	0-1 G6-3		1-0 G6-3		1-1 1H 2B		0-1 1B			4	0	2	1	0	0	0
Bernie Williams, S OBP: 0.522, SLG: 0.919 (1, 8)	4-2 BB BB		3-3 K		0-0 F8		0-0 L4			3	0	0	0	1	1	3
Tino Martinez, L OBP: 0.311, SLG: 0.300 (1, 3)	4-2 1-2 BB		1-3 K		1-2 FC3-6 1B		2-1 G4-3			3	0	1	0	1	1	0
Cecil Fielder, R OBP: 0.316, SLG: 0.485 (1, 10)	2-2 F9			0-3 K	1-0 F8		1-0 F8			4	0	0	0	0	1	3
Darryl Strawberry, L OBP: 0.318, SLG: 0.700 (1, 7)		1-2 F7		2-2 G3	0-0 FC3-6 1-2		1-2 P2			3	0	0	0	0	0	1
Tim Raines, S OBP: 0.333, SLG: 0.281 (7, 7)										1	0	0	0	0	0	0
Paul O'Neill, L OBP: 0.281, SLG: 0.286 (1, 9)		4-1 BB BB		3-2 L8	3-2 P5		0-0 P9			2	0	0	0	1	0	1
Mike Aldrete, L OBP: 0.250, SLG: 0.154 (9, PH)										0	0	0	0	0	0	0
Charlie Hayes, R OBP: 0.250, SLG: 0.154 (9, PH)										1	0	0	0	0	0	0
Mariano Duncan, R OBP: 0.278, SLG: 0.294 (1, 4)		1-0 P4		2-2 F9	2-2 F9		0-1 G6-3		1-2 G6-3	3	0	0	0	0	0	1
Andy Fox, L OBP: 0.167, SLG: 0.167 (8, 4)										0	0	0	0	0	0	0
Luis Sojo, R OBP: 0.167, SLG: 0.167 (9, PH)										1	0	0	0	0	0	0
Jim Leyritz, R OBP: 0.353, SLG: 0.429 (1, 2)		4-1 2 FC4-6 BB		1-3 K	1-3 K		2-1 1B BB		0-1 F9	3	0	1	0	1	1	0

BOTTOM

Atlanta Braves @ New York Yankees
Yankee Stadium, Bronx, NY
 Sun Oct 20 1996, 7:05 PM EDT
 Att: 56,365 - Unknown - 53 F

livebaseballscorecards.com

AB	31
R	1
H	4
RBI	1
BB	5
SO	5
LOB	12



Inning Stats	R: 0	H: 0	E: 0	K: 10	S: 10	R: 0	H: 0	E: 0	K: 10	S: 10	R: 0	H: 0	E: 0	K: 1	S: 9	R: 1	H: 1	E: 0	K: 11	S: 11	R: 0	H: 1	E: 0	K: 8	S: 8	R: 0	H: 2	E: 0	K: 1	S: 10	R: 0	H: 0	E: 0	K: 6	S: 6	R: 0	H: 0	E: 0	K: 0	S: 6	R: 0	H: 0	E: 0	K: 0	S: 6	R: 0	H: 0	E: 0	K: 0	S: 6	1B: 3	2B: 1	3B: 0	HR: 0	SF: 0	SAC: 0	DP: 0	HBP: 0	WP: 0	PB: 0	SB: 0	CS: 0	PA: 36
--------------	------	------	------	-------	-------	------	------	------	-------	-------	------	------	------	------	------	------	------	------	-------	-------	------	------	------	------	------	------	------	------	------	-------	------	------	------	------	------	------	------	------	------	------	------	------	------	------	------	------	------	------	------	------	-------	-------	-------	-------	-------	--------	-------	--------	-------	-------	-------	-------	--------

PITCHER	IP	WLS	BF	H	R	ER	SO	BB	IBB	HBP	BLK	WP	HR	S	P	ERA	WHIP
29 John Smoltz, R ERA: 1.2 (1, 1)	6.0		25	2	1	1	4	5	0	0	0	0	0	57	103	1.50	1.167
Greg McMichael, R ERA: 6.23 (7, 1)	1.0		5	2	0	0	1	0	0	0	0	0	0	10	13	0.00	2.000
Denny Neagle, L ERA: 2.08 (8, 1)	1.0		3	0	0	0	0	0	0	0	0	0	0	6	10	0.00	0.000
Terrell Wade, L ERA: (9, 1)	0.2		2	0	0	0	0	0	0	0	0	0	0	4	5	0.00	0.000
Brad Clontz, R ERA: (9, 1)	0.1		1	0	0	0	0	0	0	0	0	0	0	2	2	0.00	0.000

Batter	1	2	3	4	5	6	7	8	9	AB R H RBI BB SO LOB	TOP
Marquis Grissom, R (1, 8) OBP: 0.276, SLG: 0.351	3-2 		2-1 	1-1 		1-0 			1-3 	5 1 2 1 0 1 2	
Mark Lemke, S (1, 4) OBP: 0.431, SLG: 0.532	0-0 		0-0 		0-0 	3-1 			2-2 	4 2 2 0 0 0 1	
10 Chipper Jones, S (1, 5) OBP: 0.440, SLG: 0.512	0-0 		4-2 		2-0 				2-3 	3 0 1 0 1 1 1	
Fred McGriff, L (1, 3) OBP: 0.365, SLG: 0.644	3-1 		1-2 		1-2 				0-3 	3 0 2 3 0 1 0	
Javy Lopez, R (1, 2) OBP: 0.511, SLG: 0.795	1-2 		3-1 		0-1 				2-1 	4 0 1 0 0 0 3	
Jermaine Dye, R (1, 9) OBP: 0.216, SLG: 0.292	2-2 			1-1 		0-0 			0-0 	4 0 1 0 0 0 3	
Andruw Jones, R (1, 7) OBP: 0.476, SLG: 0.875		2-1 		2-2 		2-0 			3-3 	3 0 0 0 0 1 1	
Terry Pendleton, S (1, 10) OBP: 0.167, SLG: 0.182		1 SAFE 		2-2 		0-0 			0-3 	4 1 1 0 0 1 2	
Jeff Blausler, R (1, 6) OBP: 0.350, SLG: 0.226 Luis Polonia, L (9, PH) Rafael Belliard, R (9, 6) OBP: 0.667, SLG: 0.667		0-0 		4-0 		2-1 			2-2 	2 0 0 0 1 0 2 1 0 0 0 0 0 0 0 0 0 0 0 0 0	
Inning Stats	R: 1 H: 3 E: 0 LOB: 2 K: 0 BB: 0 S: 13 P: 22	R: 0 H: 0 E: 0 LOB: 0 K: 0 BB: 0 S: 5 P: 8	R: 1 H: 2 E: 0 LOB: 1 K: 0 BB: 1 S: 10 P: 20	R: 0 H: 1 E: 1 LOB: 2 K: 0 BB: 1 S: 12 P: 22	R: 1 H: 2 E: 0 LOB: 1 K: 0 BB: 0 S: 9 P: 12	R: 1 H: 2 E: 0 LOB: 1 K: 0 BB: 0 S: 7 P: 15	R: 0 H: 0 E: 0 LOB: 0 K: 2 BB: 0 S: 8 P: 12	R: 0 H: 0 E: 0 LOB: 0 K: 2 BB: 0 S: 7 P: 10	R: 0 H: 0 E: 0 LOB: 0 K: 1 BB: 0 S: 10 P: 15	1B: 6 SF: 1 2B: 4 SAC: 1 3B: 0 DP: 2 HR: 0 HBP: 1	WP: 0 PA: 38 PB: 0 SB: 0 CS: 0
PITCHER Jimmy Key, L (1, 1) ERA: 3.79 Graeme Lloyd, L (7, 1) ERA: Jeff Nelson, R (7, 1) ERA: 3.24 42 Mariano Rivera, R (9, 1) ERA:	IP WLS BF H R ER SO BB IBB HBP BLK WP HR S P ERA WHIP 6.0 L 29 10 4 4 0 2 2 0 1 0 0 0 56 99 6.00 2.000 0.2 2 0 0 0 2 0 0 0 0 0 0 0 6 8 0.00 0.000 1.1 4 0 0 0 2 0 0 0 0 0 0 0 9 14 0.00 0.000 1.0 3 0 0 0 1 0 0 0 0 0 0 0 10 15 0.00 0.000	PITCHER IP WLS BF H R ER SO BB IBB HBP BLK WP HR S P ERA WHIP									

Atlanta Braves @ New York Yankees
 Yankee Stadium, Bronx, NY
 Mon Oct 21 1996, 7:05 PM EDT
 Att. 56,340 - Unknown - 55 F

livebaseballscorecards.com

AB	33
R	4
H	10
RBI	4
BB	2
SO	5
LOB	15



Batter	1	2	3	4	5	6	7	8	9	AB R H RBI BB SO LOB	TOP		
Tim Raines, S (1, 7) OBP: 0.356, SLG: 0.300	4-2 		1-1 G6-3 		2-2 F9-3 1B 		2-1 G4-3 		0-0 G3-1 	4 1 1 0 1 0 1			
2 Derek Jeter, R (1, 6) OBP: 0.423, SLG: 0.510	0-0 SH2-4 		3-2 L9 		2-3 			0-1 HR 1B 	4-1 	3 1 1 0 1 1 1			
Bernie Williams, S (1, 8) OBP: 0.473, SLG: 0.848	1-2 			0-0 E6 L9 BB 1B 	1-2 F9-3 			1-0 HR 	1-3 	5 2 2 3 0 1 2			
Cecil Fielder, R (1, 3) Andy Fox, L (8, PR) Tino Martinez, L (8, 3) OBP: 0.300, SLG: 0.273	1-1 G4-3 			4-2 BB BB 1B BB 		1-2 G5-3 		0-1 G6-3 1B 	4-1 	3 0 1 0 1 0 1 0 1 0 0 0 0 0 0 0 0 0 1 0 0			
Charlie Hayes, R (1, 5) OBP: 0.190, SLG: 0.111	3-3 			0-0 L9 		3-3 		0-1 G6-3 	0-3 	5 0 0 0 0 3 6			
Darryl Strawberry, L (1, 9) OBP: 0.346, SLG: 0.652		0-3 		0-0 FC5 BB 1B 		3-3 		4-0 		3 0 1 1 1 2 0			
Mariano Duncan, R (1, 4) Luis Sojo, R (7, 4) OBP: 0.286, SLG: 0.286		2-2 G1-3 		1-2 		0-0 G6-3 SH1-4 1B 		0-2 		3 0 1 0 0 1 2 1 0 1 1 0 0 0	AB 33 R 5 H 8 RBI 5 BB 6 SO 11 LOB 21		
Joe Girardi, R (1, 2) OBP: 0.344, SLG: 0.269		1-2 		4-1 		1-1 SH1-4 		1-3 		2 0 0 0 1 2 2			
David Cone, L (1, 1) Jim Leyritz, R (7, PH) 42 Mariano Rivera, R (7, 1) Graeme Lloyd, L (8, 1) John Wetteland, R (9, 1)			1-3 	0-0 FC5 		2-1 G6-3 		2-2 G4-3 		2 0 0 0 0 1 3 1 0 0 0 0 0 1 1 0 0 0 0 0 2 0 0 0 0 0 0 0 0 0 0 0 0 0 0			
Inning Stats	R: 1 H: 1 E: 0 LOB: 1 K: 1 BB: 1 S: 11 P: 20	R: 0 H: 0 E: 0 LOB: 0 K: 2 BB: 0 S: 9 P: 12	R: 0 H: 0 E: 0 LOB: 0 K: 1 BB: 0 S: 9 P: 14	R: 1 H: 1 E: 1 LOB: 3 K: 1 BB: 2 S: 12 P: 21	R: 0 H: 1 E: 0 LOB: 0 K: 1 BB: 0 S: 9 P: 14	R: 0 H: 0 E: 0 LOB: 0 K: 2 BB: 0 S: 11 P: 18	R: 0 H: 1 E: 0 LOB: 1 K: 0 BB: 0 S: 7 P: 12	R: 3 H: 4 E: 0 LOB: 2 K: 1 BB: 1 S: 17 P: 25	R: 0 H: 0 E: 0 LOB: 2 K: 2 BB: 2 S: 9 P: 18	1B: 6 SF: 0 2B: 2 SAC: 2 3B: 0 DP: 1 HR: 1 HBP: 0	WP: 0 PA: 41 PB: 0 SB: 0 CS: 0		
PITCHER	IP WLS BF H R ER SO BB IBB HBP BLK WP HR S P ERA WHIP											PITCHER	IP WLS BF H R ER SO BB IBB HBP BLK WP HR S P ERA WHIP
Tom Glavine, L (1, 1) ERA: 1.69	7.0 L 28 4 2 1 8 3 0 0 0 0 0 0 68 111 1.29 1.000												
Greg McMichael, R (8, 1) ERA: 12.46	0.0 3 3 3 3 0 0 0 0 0 0 0 1 5 6 ∞ ∞												
Brad Clontz, R (8, 1) ERA:	1.0 5 1 0 0 1 0 1 0 0 0 0 0 12 19 0.00 1.000												
Mike Bielecki, R (9, 1) ERA:	1.0 5 0 0 0 2 2 0 0 0 0 0 0 9 18 0.00 2.000												

New York Yankees @ Atlanta Braves
 Atlanta-Fulton County Stadium, Atlanta, GA

Tue Oct 22 1996, 7:05 PM EDT
 Att. 51,843 - Unknown - 70 F

livebaseballscorecards.com



Batter	1	2	3	4	5	6	7	8	9	AB	R	H	RBI	BB	SO	LOB
Marquis Grissom, R OBP: 0.306, SLG: 0.410 (1, 8)	1-2 G3-6-3 1B		3-2 P4			1-2 BB 10 BB 1B	3-2 CS	2-2 1B 3B		4	1	3	0	0	0	0
Mark Lemke, S OBP: 0.418, SLG: 0.510 (1, 4)	1 SAFE 2-1 G3-6-3 1-2f			3-2 F7		1-0 B3		3-2 1B		4	0	1	1	0	0	3
10 Chipper Jones, S OBP: 0.444, SLG: 0.500 (1, 5)	2-2 1B			2-2 G3-1		4-1 BB 1-2 2-3 BB		2-3 K		3	0	1	0	1	1	1
Fred McGriff, L OBP: 0.357, SLG: 0.604 (1, 3)	2-2 G3			4-1 BB		0-1 P6		1-1 F8		3	0	0	0	1	0	5
Ryan Klesko, L OBP: 0.297, SLG: 0.355 (1, 7)		0-0 G3-1		1-3 K		4-2 BB 1-2 2-3 3-H BB		0-3 K		3	0	0	1	1	2	2
Javy Lopez, R OBP: 0.490, SLG: 0.744 (1, 2)		1-0 G6-3			1-1 FC4-6 1B	0-1 P2		2-2 E6		4	0	1	0	0	0	3
Andruw Jones, R OBP: 0.400, SLG: 0.700 (1, 9)		3-3 K			3-2 FC4-6 CS 1-2f		0-1 P4		3-3 K	4	0	0	0	0	2	2
Jeff Blauser, R OBP: 0.318, SLG: 0.200 (1, 6)			0-0 P3		1 SAFE 1-3 K		3-2 F8		2-3 K	4	0	0	0	0	2	2
Tom Glavine, L OBP: 0.390, SLG: 0.556 (1, 1)			1-0 G1-3			4-2 10 BB 1B BB	4-1 CS BB		0-2 G4-3	1	1	0	0	1	0	0
Luis Polonia, L OBP: 0.390, SLG: 0.556 (7, PH)										0	0	0	0	1	0	0
Greg McMichael, R OBP: 0.390, SLG: 0.556 (8, 1)										0	0	0	0	0	0	0
Brad Clontz, R OBP: 0.390, SLG: 0.556 (8, 1)										0	0	0	0	0	0	0
Mike Bielecki, R OBP: 0.390, SLG: 0.556 (9, 1)										0	0	0	0	0	0	0
Terry Pendleton, S OBP: 0.194, SLG: 0.167 (9, PH)										1	0	0	0	0	0	1

Inning Stats	R: 0	H: 2	E: 0	K: 11	S: 11	R: 0	H: 0	E: 0	K: 5	S: 5	R: 0	H: 0	E: 0	K: 6	S: 6	R: 0	H: 0	E: 0	K: 1	S: 8	R: 1	H: 1	E: 0	K: 13	S: 13	R: 0	H: 0	E: 0	K: 9	S: 9	R: 1	H: 2	E: 0	K: 14	S: 14	R: 0	H: 0	E: 1	K: 17	S: 17	R: 0	H: 0	E: 1	K: 17	S: 17
	LOB: 1	BB: 0	BB: 18			LOB: 0	BB: 0	BB: 9			LOB: 1	BB: 1	BB: 20			LOB: 0	BB: 0	BB: 13			LOB: 3	BB: 3	BB: 27			LOB: 0	BB: 1	BB: 19			LOB: 1	BB: 1	BB: 22			LOB: 1	BB: 0	BB: 24			LOB: 1	BB: 0	BB: 24		

PITCHER	IP	WLS	BF	H	R	ER	SO	BB	IBB	HBP	BLK	WP	HR	S	P	ERA	WHIP
David Cone, R ERA: 4.5 (1, 1)	6.0	W	24	4	1	1	3	4	0	0	0	0	0	53	97	1.50	1.333
42 Mariano Rivera, R ERA: 0.82 (7, 1)	1.1		6	2	1	1	1	1	0	0	0	0	0	18	35	6.75	2.250
Graeme Lloyd, L ERA: (8, 1)	0.2		2	0	0	0	1	0	0	0	0	0	0	5	6	0.00	0.000
John Wetteland, R ERA: 1.8 (9, 1)	1.0	S	4	0	0	0	2	0	0	0	0	0	0	17	24	0.00	0.000


BOTTOM

New York Yankees @ Atlanta Braves
Atlanta-Fulton County Stadium, Atlanta, GA

Tue Oct 22 1996, 7:05 PM EDT
Att: 51,843 - Unknown - 70 F

AB	31
R	2
H	6
RBI	2
BB	5
SO	7
LOB	19

WP: 0 PA: 37
PB: 0
SB: 0
CS: 2



PITCHER	IP	WLS	BF	H	R	ER	SO	BB	IBB	HBP	BLK	WP	HR	S	P	ERA	WHIP
David Cone, R ERA: 4.5 (1, 1)	6.0	W	24	4	1	1	3	4	0	0	0	0	0	53	97	1.50	1.333
42 Mariano Rivera, R ERA: 0.82 (7, 1)	1.1		6	2	1	1	1	1	0	0	0	0	0	18	35	6.75	2.250
Graeme Lloyd, L ERA: (8, 1)	0.2		2	0	0	0	1	0	0	0	0	0	0	5	6	0.00	0.000
John Wetteland, R ERA: 1.8 (9, 1)	1.0	S	4	0	0	0	2	0	0	0	0	0	0	17	24	0.00	0.000

New York Yankees @ Atlanta Braves
 Atlanta-Fulton County Stadium, Atlanta, GA

Wed Oct 23 1996, 7:05 PM EDT
 Att. 51,881 - Unknown

AB 42
 R 8
 H 12
 RBI 6
 BB 9
 SO 9
 LOB 23



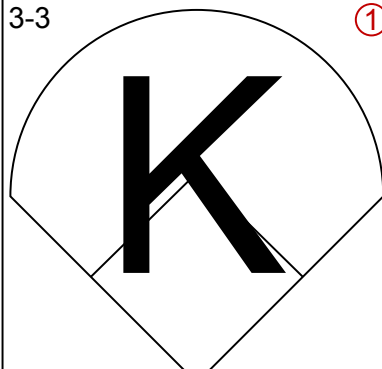
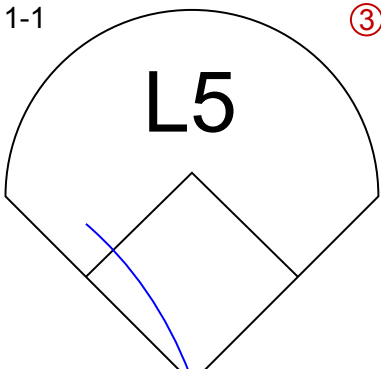
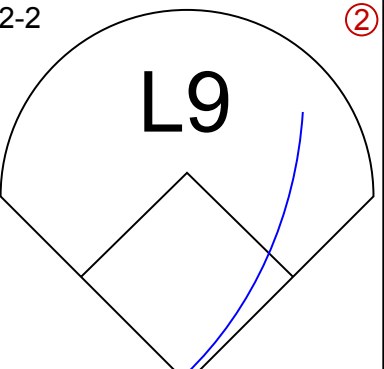
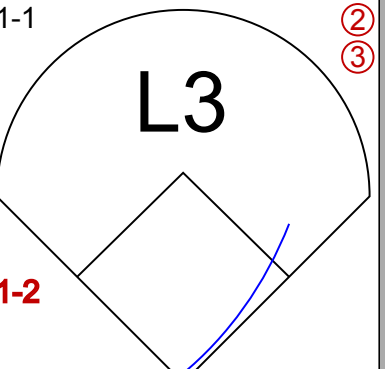
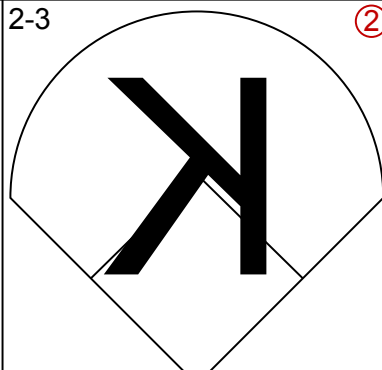
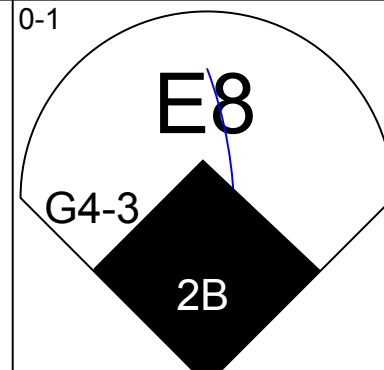
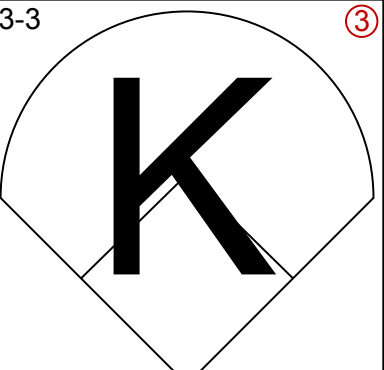
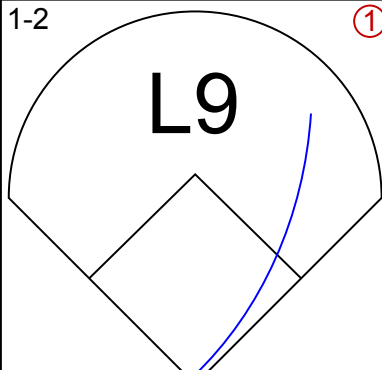
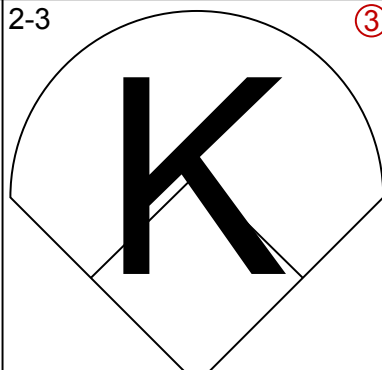
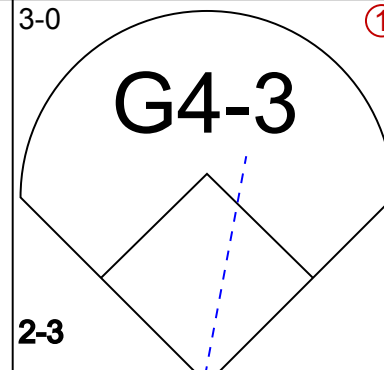
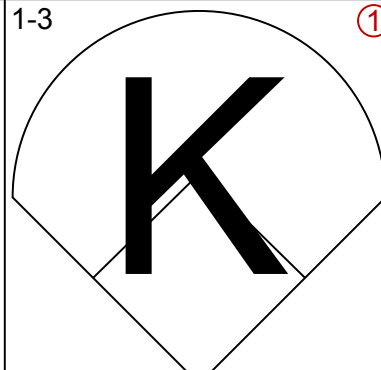
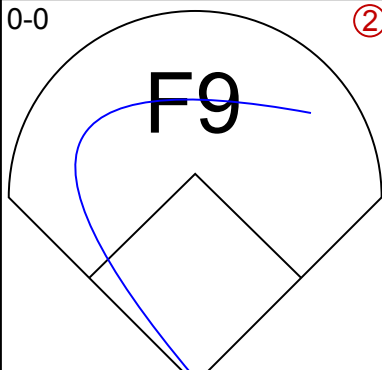
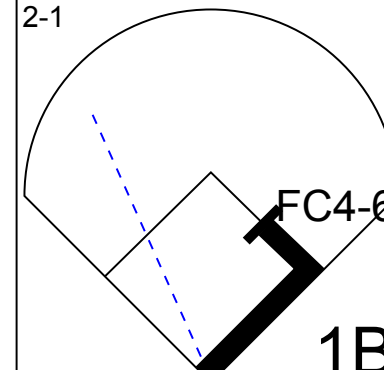
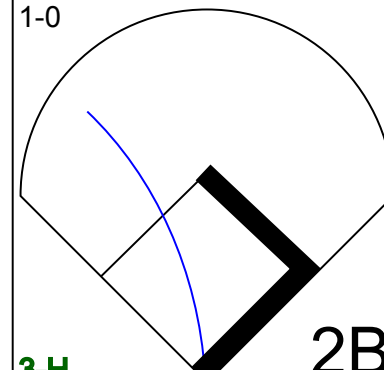
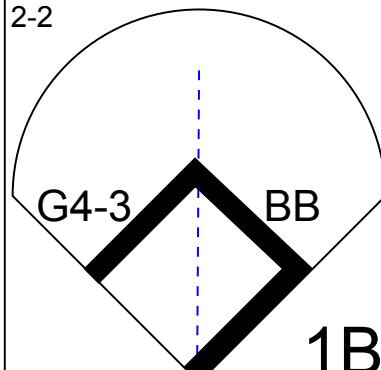
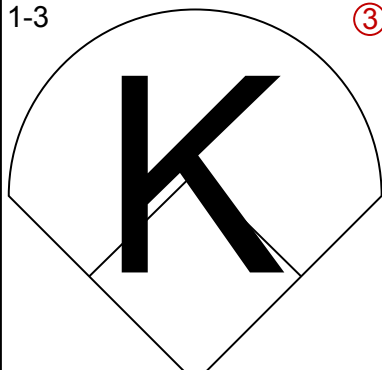
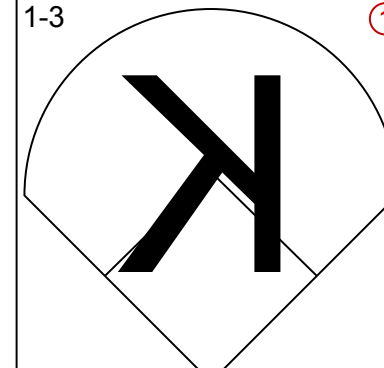
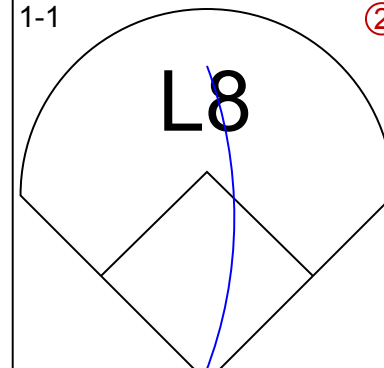
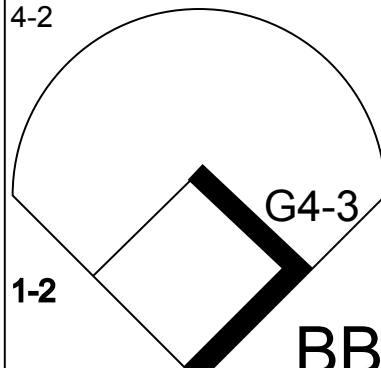
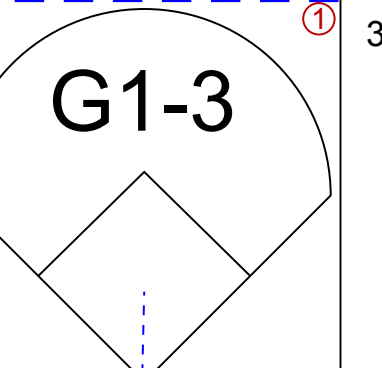
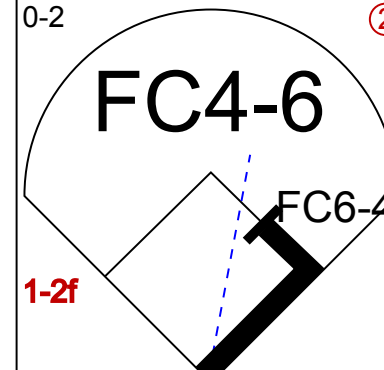
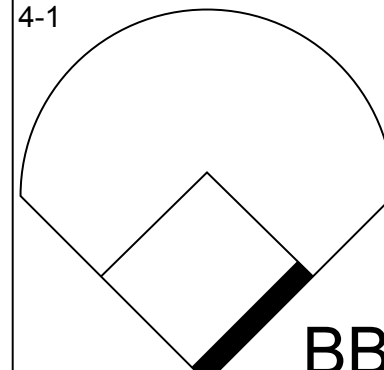
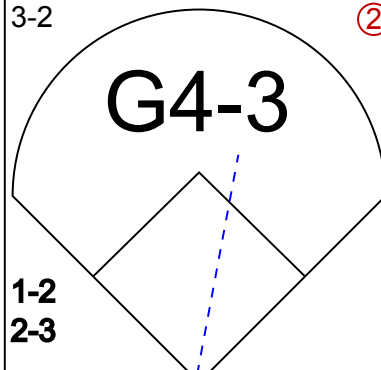
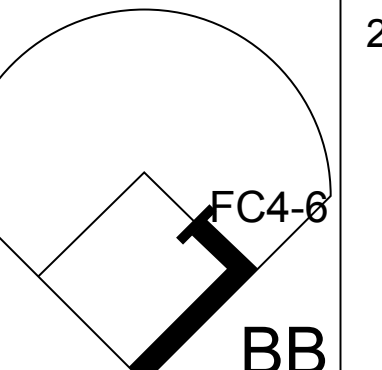
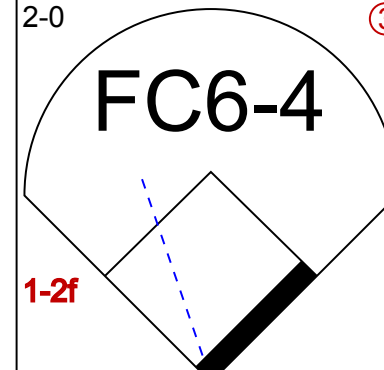
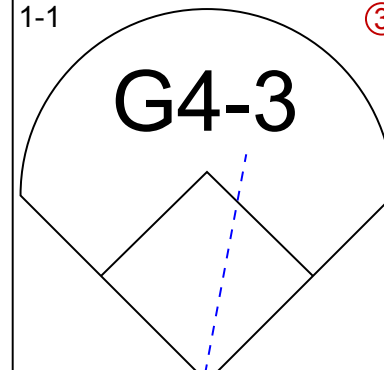
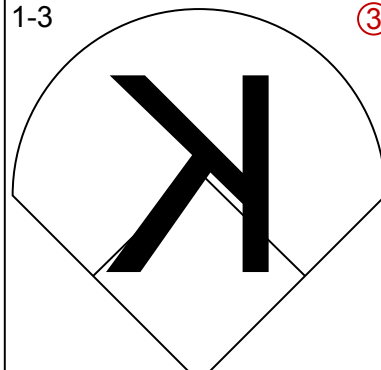
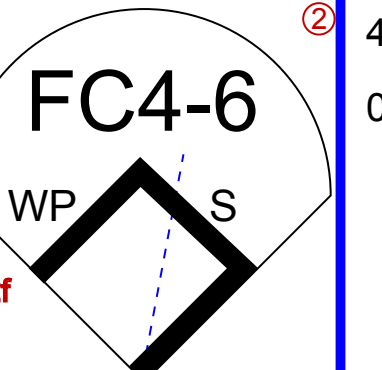
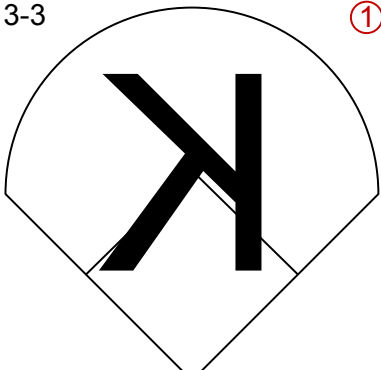
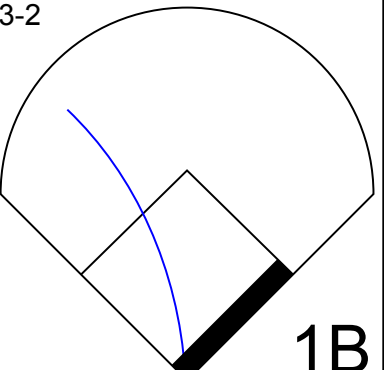
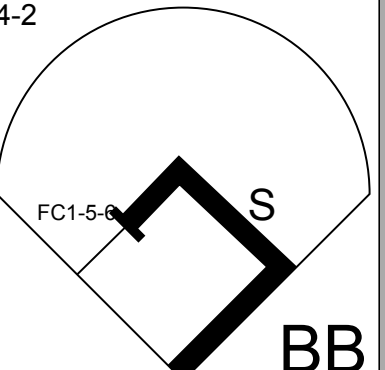
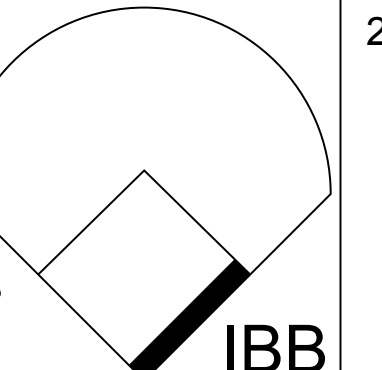
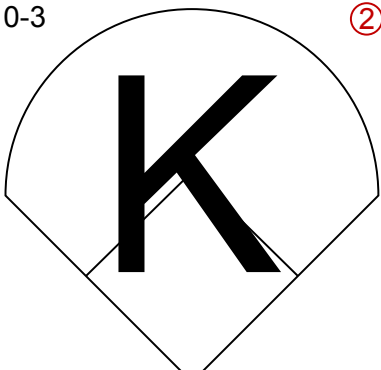
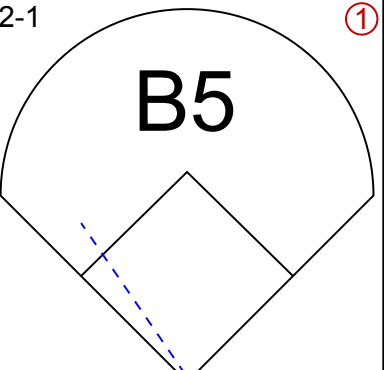
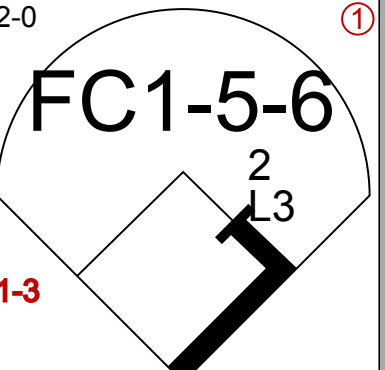
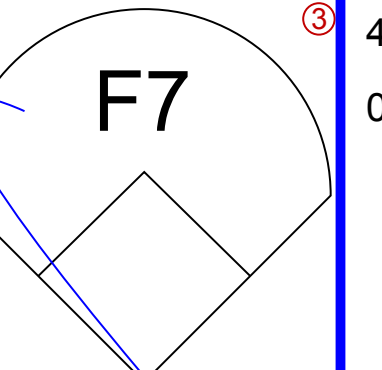

AB R H RBI BB SO LOB

TOP

Batter	1	2	3	4	5	6	7	8	9	10
Tim Raines, S OBP: 0.333, SLG: 0.267 (1, 7)	3-3 K		2-1 L9		0-0 F8		1-2 F9	0-0 G4-3		4-0 IBB 2B BB
2 Derek Jeter, R OBP: 0.448, SLG: 0.509 (1, 6)	3-3 K			4-1 G6-4-3 BB		1-2 BB 1B	4-2 BB		0-3 SAFE	2-2 BB IBB 1B
Bernie Williams, S OBP: 0.459, SLG: 0.780 (1, 8)	3-2 F9			0-0 G6-4-3 1-2f		4-1 1B BB	1-3 K		2-1 G5-3	4-0 E BB IBB
Cecil Fielder, R OBP: 0.373, SLG: 0.500 Andy Fox, L (9, PR) (9, 5) Wade Boggs, L OBP: 0.216, SLG: 0.229 (10, PH) (10, 5)		2-1 G4-3		4-2 BB BB		2-2 E9 1B	1-0 F7		0-0 1B 1B	4-2 E BB
Charlie Hayes, R OBP: 0.296, SLG: 0.217 (1, 5) (9, 3)		3-1 F9		4-1 BB		0-1 BB 1B		0-0 FC6-4 1B HR	0-0 1B	0-0 E3
Darryl Strawberry, L OBP: 0.375, SLG: 0.607 (1, 9)		3-1 G6-3		1-3 K		4-2 BB		1-1 FC6-4 1B	1-0 1B	3-3 K
Mariano Duncan, R OBP: 0.234, SLG: 0.244 (1, 4)			0-1 G4-3		0-0 G5-3		2-3 K	0-1 FC6-4 1B HR	0-1 L9	
Joe Girardi, R OBP: 0.324, SLG: 0.250 Paul O'Neill, L OBP: 0.270, SLG: 0.303 Jim Leyritz, R OBP: 0.350, SLG: 0.588 (1, 2) (6, PH) (6, 2)			1-0 G5-3		1-2 G1-3		2-3 K	2-2 HR		1-2 G5-3
Kenny Rogers, L Brian Boninger, S Luis Soto, R David Weathers, R Tino Martinez, L Jeff Nelson, R Mike Aldeete, L 42 Mariano Rivera, R Graeme Lloyd, L John Wetteland, R (1, 1) (1, 1) (1, 1) (1, 1) (1, 1) (1, 1) (1, 1) (1, 1)			1-1 1B		1-2 1B		1-3 K	0-1 G6-3		2-1 G6-3

Inning Stats	R: 0	H: 0	LOB: 0	R: 0	H: 0	LOB: 0	R: 0	H: 1	LOB: 1	R: 0	H: 0	LOB: 2	R: 0	H: 1	LOB: 1	R: 3	H: 0	LOB: 1	R: 0	H: 3	LOB: 3	R: 0	H: 3	LOB: 3	R: 2	H: 1	LOB: 3	R: 0	H: 0	LOB: 0	R: 0	H: 0	LOB: 0	R: 0	H: 0	LOB: 0	
	E: 0	BB: 0	P: 19	E: 0	BB: 0	P: 14	E: 0	BB: 0	P: 11	E: 0	BB: 3	P: 22	E: 0	BB: 0	P: 10	E: 1	BB: 2	P: 38	E: 0	BB: 1	P: 19	E: 0	BB: 0	P: 13	E: 1	BB: 3	P: 36	1B: 11	SF: 0	2B: 0	SAC: 0	3B: 0	DP: 1	HR: 1	HBP: 0	WP: 0	PA: 51

PITCHER	IP	WLS	BF	H	R	ER	SO	BB	IBB	HBP	BLK	WP	HR	S	P	ERA	WHIP
Denny Neagle, L ERA: 2.63 (1, 1)	5.0		23	5	3	2	3	4	0	0	0	0	0	50	9	3.60	1.800
Terrell Wade, L ERA: (6, 1)	0.0		1	0	0	0	0	1	0	0	0	0	2	6	∞	∞	
Mike Bielecki, R ERA: (6, 1)	2.0		7	0	0	0	4	1	0	0	0	0	22	34	0.00	0.500	
Mark Wohlers, R ERA: 2.89 (8, 1)	2.0		12	6	3	3	1	0	0	0	0	0	22	28	13.50	3.000	
Steve Avery, L ERA: 3.38 (10, 1)	0.2	L	6	1	2	1	0	2	1	0	0	0	12	29	13.50	4.500	
BRAD CLONTZ, R ERA: (10, 1)	0.1		2	0	0	0	0	0	0	0	0	0	0	1	7	0.00	0.000

Batter	1	2	3	4	5	6	7	8	9	AB R H RBI BB SO LOB	TOP	
2 Derek Jeter, R OBP: 0.419, SLG: 0.474 (1, 6)	3-3 		1-1 		2-2 SAFE 		1-1 			4 0 0 0 0 1 2		
Charlie Hayes, R OBP: 0.258, SLG: 0.185 (1, 5)	2-3 			0-1 	3-3 			1-2 		4 1 0 0 0 2 1		
Bernie Williams, S OBP: 0.431, SLG: 0.722 (1, 8)	2-3 			3-0 		1-3 		0-0 		4 0 0 0 0 2 1		
Cecil Fielder, R OBP: 0.400, SLG: 0.542 (1, 3) Tino Martinez, L OBP: 0.294, SLG: 0.267 (8, 3)		2-1 		1-0 		2-2 		1-3 		4 0 3 1 0 1 0 0 0 0 0 0 0 0		
Darryl Strawberry, L OBP: 0.361, SLG: 0.548 (1, 7)		1-3 		1-1 		4-2 		1-1 		3 0 0 0 1 1 2		
Paul O'Neill, L OBP: 0.293, SLG: 0.286 (1, 9)		0-2 		4-1 		3-2 		4-0 		2 0 0 0 2 0 3		
Mariano Duncan, R OBP: 0.216, SLG: 0.224 (1, 4) Luis Sojo, R OBP: 0.375, SLG: 0.375 (9, 4)		2-0 		1-1 		1-3 		1-2 		4 0 0 0 0 1 6 0 0 0 0 0 0 0	AB 31	
Jim Leyritz, R OBP: 0.417, SLG: 0.579 (1, 2)			3-3 		3-2 		4-2 		4-1 	2 0 1 0 2 1 0	R 1	
Andy Pettitte, L (1, 1) John Wetteland, R (9, 1)			0-3 		2-1 		2-0 SAFE 		0-1 	4 0 0 0 0 1 4 0 0 0 0 0 0 0	H 4	
Inning Stats	R: 0 H: 0 E: 0 LOB: 0 K: 3 BB: 0 S: 10 P: 17	R: 0 H: 1 E: 0 LOB: 1 K: 1 BB: 0 S: 10 P: 15	R: 0 H: 0 E: 0 LOB: 0 K: 2 BB: 0 S: 9 P: 13	R: 1 H: 1 E: 1 LOB: 2 K: 0 BB: 1 S: 9 P: 19	R: 0 H: 1 E: 0 LOB: 1 K: 1 BB: 0 S: 13 P: 23	R: 0 H: 1 E: 0 LOB: 2 K: 2 BB: 1 S: 16 P: 27	R: 0 H: 0 E: 0 LOB: 0 K: 0 BB: 1 S: 5 P: 12	R: 0 H: 0 E: 0 LOB: 0 K: 1 BB: 0 S: 7 P: 9	R: 0 H: 0 E: 0 LOB: 2 K: 0 BB: 2 S: 8 P: 18	1B: 3 SF: 0 2B: 2 SAC: 0 3B: 0 DP: 1 HR: 0 HBP: 0	WP: 1 PA: 36 PB: 0 SB: 2 CS: 0	
PITCHER 29 John Smoltz, R ERA: 0.95 (1, 1) Mark Wohlers, R ERA: 2.61 (9, 1)	IP WLS BF H R ER SO BB IBB HBP BLK WP HR S P ERA WHIP											PITCHER IP WLS BF H R ER SO BB IBB HBP BLK WP HR S P ERA WHIP
	8.0 L 31 4 1 0 10 3 0 0 0 0 0 0 79 135 0.00 0.875											

New York Yankees @ Atlanta Braves
Atlanta-Fulton County Stadium, Atlanta, GA

Thu Oct 24 1996, 7:05 PM EDT
Att. 51,881 - Unknown - 65 F

livebaseballscorecards.com

RBI 1
BB 5
SO 10
LOB 19

Batter	1	2	3	4	5	6	7	8	9	AB R H RBI BB SO LOB	TOP											
Marquis Grissom, R (1, 8) OBP: 0.329, SLG: 0.419	2-0 F7		2-1 G6-3		0-0 F8 1B		0-2 FC6-4		0-0 1-2 3-H 1B	5 0 2 1 0 0 2												
Mark Lemke, S (1, 4) OBP: 0.348, SLG: 0.415	0-1 G6-3		1-1 F8		1-0 F8 1-2		1-1 F8		3-2 P5	5 0 0 0 0 0 5												
10 Chipper Jones, S (1, 5) OBP: 0.433, SLG: 0.491	3-2 F9			3-1 F7		1-1 G4-3 2B		0-0 F8		4 0 1 0 0 0 0												
Fred McGriff, L (1, 3) OBP: 0.377, SLG: 0.596		2-2 G6-3		4-2 1B 1B BB		1-1 G4-3		1-1 G6-3		3 1 0 0 1 0 1												
Javy Lopez, R (1, 2) OBP: 0.443, SLG: 0.635		4-0		1-1 BB 1B		0-3 K		1-3 K		3 0 1 0 1 2 1												
Andruw Jones, R (1, 7) OBP: 0.486, SLG: 0.690 (6, 9)		3-3 SAFE K		2-2 BB 1B		4-1 BB		3-3 K		3 0 1 0 1 2 1												
Jermaine Dye, R (1, 9) OBP: 0.200, SLG: 0.250		3-2 F9		4-1 G6-3 BB		2-0 P8		0-1 1B 1B		1 0 0 1 1 0 1												
Ryan Klesko, L (6, PH) OBP: 0.317, SLG: 0.353 (6, 7)				1-2 2-3 3-H				1B 1B		2 1 1 0 0 0 2												
Terry Pendleton, S (1, 10) OBP: 0.222, SLG: 0.188			1-1 E4 CS		3-1 G6-3		4-0 FC6-4 BB		1-2 1B 1B	3 0 1 0 1 0 3												
Rafael Belliard, R (9, PR) OBP: 0.667, SLG: 0.667				1-2 2-3 3-H				1-3 1B 1B		0 0 0 0 0 0 0												
Jeff Blauser, R (1, 6) OBP: 0.302, SLG: 0.227			3-1 2B		3-2 L6		0-2 P4		1-3 K	3 0 1 0 0 0 1												
Luis Polonia, L (9, PH)										1 0 0 0 0 1 2												
Inning Stats	R: 0 E: 0 K: 0 S: 6	H: 0 LOB: 0 BB: 0 P: 11	R: 0 E: 0 K: 1 S: 9	H: 0 LOB: 1 BB: 1 P: 21	R: 0 E: 1 K: 0 S: 8	H: 1 LOB: 1 BB: 0 P: 15	R: 1 E: 0 K: 0 S: 12	H: 2 LOB: 2 BB: 2 P: 29	R: 0 E: 0 K: 1 S: 9	H: 1 LOB: 1 BB: 0 P: 9	R: 0 E: 0 K: 1 S: 9	H: 1 LOB: 2 BB: 1 P: 17	R: 0 E: 0 K: 0 S: 9	H: 0 LOB: 1 BB: 1 P: 14	R: 0 E: 0 K: 1 S: 6	H: 0 LOB: 0 BB: 0 P: 8	R: 1 E: 0 K: 2 S: 17	H: 3 LOB: 2 BB: 0 P: 25	1B: 6 2B: 2 3B: 0 HR: 0	SF: 0 SAC: 0 DP: 1 HBP: 0	WP: 0 PB: 0 SB: 0 CS: 1	PA: 38
PITCHER	IP WLS BF H R ER SO BB IBB HBP BLK WP HR S P ERA WHIP																					
Jimmy Key, L (1, 1) ERA: 3.33	5.1 W 22 5 1 1 1 3 0 0 0 0 0 0 44 91 1.69 1.500																					
David Weathers, R (6, 1) ERA: 0.82	0.1 2 0 0 0 1 1 0 0 0 0 0 0 4 8 0.00 3.000																					
Graeme Lloyd, L (6, 1) ERA:	0.1 1 0 0 0 0 0 0 0 0 0 0 0 1 3 0.00 0.000																					
42 Mariano Rivera, R (7, 1) ERA: 0.63	2.0 7 0 0 0 1 1 0 0 0 0 0 0 15 22 0.00 0.500																					
John Wetteland, R (9, 1) ERA: 2.19	1.0 S 6 3 1 1 2 0 0 0 0 0 0 0 17 25 9.00 3.000																					

Atlanta Braves @ New York Yankees
 Yankee Stadium, Bronx, NY
 Sat Oct 26 1996, 7:05 PM EDT
 Att. 56,375 - Unknown - 57 F

livebaseballscorecards.com

AB	33
R	2
H	8
RBI	2
BB	5
SO	5
LOB	19



Batter	1	2	3	4	5	6	7	8	9
2 Derek Jeter, R OBP: 0.409, SLG: 0.459 (1, 6) C B X	1-1 G1-3 ①		2-0 S 1B ②		1-0 SAFE 1-2f G5-4-3 ②			3-3 K ①	
Wade Boggs, L OBP: 0.200, SLG: 0.211 (1, 5) C F F B X Charlie Hayes, R OBP: 0.250, SLG: 0.179 (7, 5) F B B X	2-2 F9 ②		2-0 P B X 3-H P9 ②			0-2 G4-3 ①		2-1 G1-3 ②	
Bernie Williams, S OBP: 0.435, SLG: 0.707 (1, 8) F B C B B X	3-2 G3 ③		0-0 2-H 1B ②			1-1 F7 ②		2-2 S 1B ③	
Cecil Fielder, R OBP: 0.390, SLG: 0.519 (1, 10) B X		1-0 G3 ①	1-2 S F B X G2-3 ③			0-2 1B ③		0-2 G6-3 ③	
Tino Martinez, L OBP: 0.278, SLG: 0.250 (1, 3) C B F B X		2-3 K ②		1-2 F8 ①		2-1 L4 ③			
Darryl Strawberry, L OBP: 0.359, SLG: 0.515 (1, 7) B B X		1-1 G3 ③		1-3 K ②			4-1 G3-6-3 BB		
Paul O'Neill, L OBP: 0.295, SLG: 0.316 (1, 9) C B F B X			2-2 G4-3 3B 2B ②	0-0 G4-3 ③			1-1 SAFE F B X G3-6-3 ① ②		
Mariano Duncan, R OBP: 0.212, SLG: 0.220 (1, 4) Luis Sojo, R OBP: 0.400, SLG: 0.500 (4, 4) M S X			0-2 G4-3 ①		1-2 F9 ①		1-1 2B ②		
Joe Girardi, R OBP: 0.351, SLG: 0.355 (1, 2) X			0-0 2 1B 3B ③		1-1 2 G5-4-3 1B ③		0-0 G6-3 ③		

Inning Stats	R: 0	H: 0	E: 0	LOB: 0	K: 0	S: 9	P: 15	R: 0	H: 0	E: 0	LOB: 0	K: 1	S: 6	P: 10	R: 3	H: 4	E: 0	LOB: 1	K: 0	S: 14	P: 20	R: 0	H: 0	E: 0	LOB: 0	K: 1	S: 7	P: 9	R: 0	H: 1	E: 0	LOB: 0	K: 0	S: 6	P: 9	R: 0	H: 1	E: 0	LOB: 1	K: 0	S: 10	P: 13	R: 0	H: 1	E: 0	LOB: 1	K: 0	S: 6	P: 12	R: 0	H: 1	E: 0	LOB: 1	K: 1	S: 12	P: 19
--------------	------	------	------	--------	------	------	-------	------	------	------	--------	------	------	-------	------	------	------	--------	------	-------	-------	------	------	------	--------	------	------	------	------	------	------	--------	------	------	------	------	------	------	--------	------	-------	-------	------	------	------	--------	------	------	-------	------	------	------	--------	------	-------	-------

PITCHER	IP	WLS	BF	H	R	ER	SO	BB	IBB	HBP	BLK	WP	HR	S	P	ERA	WHIP
Greg Maddux, R ERA: 1.7 (1, 1)	7.2	L	30	8	3	3	3	1	0	0	0	0	0	66	103	3.52	1.174
Mark Wohlers, R ERA: 2.53 (8, 1)	0.1		1	0	0	0	0	0	0	0	0	0	0	4	4	0.00	0.000

BOTTOM

AB	R	H	RBI	BB	SO	LOB
4	1	1	1	0	1	1
3	0	0	0	0	0	1
1	0	0	0	0	0	0
4	0	2	1	0	0	0
4	0	1	0	0	0	2
3	0	0	0	0	1	1
2	0	0	0	1	1	0
3	1	1	0	0	0	1
1	0	0	0	0	0	1
2	0	1	0	0	0	0
3	1	2	1	0	0	1

AB	30
R	3
H	8
RBI	3
BB	1
SO	3
LOB	8



WP	PA	1B	SF	2B	SAC	3B	DP	HR	HBP
0	31	5	0	2	0	1	2	0	0

Atlanta Braves @ New York Yankees
Yankee Stadium, Bronx, NY
 Sat Oct 26 1996, 7:05 PM EDT
 Att: 56,375 - Unknown - 57 F

livebaseballscorecards.com