



New York Yankees - 1996

Batter	1	2	3	4	5	6	7	8	9	AB	R	H	RBI	BB	SO	LOB	TOP										
Wade Boggs, L (1, 5)	G4-3		F8		F7		F7		G4-3	5	0	0	0	0	0	1	New York Yankees @ Cleveland Indians Jacobs Field, Cleveland, OH Tue Apr 02 1996, 3:33 AM EST Att: 42,289 - Sunny - 38 F										
Mariano Duncan, R (1, 4) OBP: 0.400, SLG: 0.250	K		2B		G1-3			K	2B	4	2	1	0	1	2	0											
Paul O'Neill, L (1, 9) OBP: 0.800, SLG: 1.250	2B		2B		K			G4-3	1B	4	1	3	2	1	1	0											
Ruben Sierra, S (1, 10) OBP: 0.400, SLG: 0.600	P6		L8					G4-3	1B	5	1	2	1	0	0	2											
Tino Martinez, L (1, 3) OBP: 0.400, SLG: 0.250		FC4-6	G4-3					G4-3	L8	4	0	1	0	1	0	5											
Bernie Williams, S (1, 8) OBP: 0.250, SLG: 1.000		FC4-6			G6-3		F8			4	1	1	3	0	0	2											
Gerald Williams, R (1, 7)		F9			K		G1-3		K	4	0	0	0	0	2	2											
Joe Girardi, R (1, 2) OBP: 0.500, SLG: 0.333					K			G6-3	2S	3	1	1	0	1	1	0											
2 Derek Jeter, R (1, 6) OBP: 0.250, SLG: 1.000							F7		K	4	1	1	1	0	2	3											
Inning Stats	R: 0 H: 1 E: 0 K: 1 S: 7	H: 1 LOB: 1 BB: 0 P: 13	R: 0 H: 0 E: 0 K: 1 S: 11	H: 0 LOB: 2 BB: 2 P: 23	R: 1 H: 2 E: 0 K: 0 S: 12	H: 2 LOB: 1 BB: 0 P: 17	R: 0 H: 0 E: 0 K: 2 S: 9	H: 0 LOB: 0 BB: 0 P: 14	R: 1 H: 1 E: 0 K: 1 S: 13	H: 1 LOB: 0 BB: 0 P: 19	R: 0 H: 1 E: 0 K: 0 S: 11	H: 1 LOB: 1 BB: 0 P: 18	R: 0 H: 0 E: 0 K: 0 S: 8	H: 0 LOB: 0 BB: 0 P: 12	R: 3 H: 2 E: 0 K: 2 S: 14	H: 2 LOB: 2 BB: 1 P: 28		R: 2 H: 3 E: 0 K: 1 S: 14	H: 3 LOB: 2 BB: 1 P: 27	1B: 5 2B: 3 3B: 0 HR: 2	SF: 0 SAC: 0 DP: 0 HBP: 0	WP: 0 PB: 0 SB: 1 CS: 1	PA: 41				
PITCHER	IP	WLS	BF	H	R	ER	SO	BB	IBB	HBP	BLK	WP	HR	S	P	ERA	WHIP										
Dennis Martinez, R (1, 1) ERA: 2.57	7.0	L	28	5	2	2	5	2	0	0	0	0	1	71	116	2.57	1.000										
Alan Embree, L (8, 1) ERA: 27.0	1.0		6	2	3	3	2	1	0	0	0	0	1	14	28	27.00	3.000										
Eric Plunk, R (9, 1) ERA: 27.0	0.1		2	1	1	1	1	0	0	0	0	0	0	7	12	27.00	3.000										
Paul Assenmacher, L (9, 1) ERA: 13.5	0.2		5	2	1	1	0	0	1	0	0	0	0	7	15	13.50	3.000										

Batter	1	2	3	4	5	6	7	8	9	AB	R	H	RBI	BB	SO	LOB	BOTTOM										
Kenny Lofton, L (1, 8) OBP: 0.250, SLG: 0.250	F7		K		K			FC4-6		4	1	1	0	0	2	0	New York Yankees @ Cleveland Indians Jacobs Field, Cleveland, OH Tue Apr 02 1996, 3:33 AM EST Att: 42,289 - Sunny - 38 F										
Julio Franco, R (1, 3) OBP: 0.750, SLG: 0.500	G4-3		K				G4-6-3	1B		2	0	1	0	2	1	0											
Carlos Baerga, S (1, 4)	G4-3				F9		G4-6-3	1B		4	0	0	1	0	0	3											
Albert Belle, R (1, 7) OBP: 0.750, SLG: 0.500					F8			FC4-6		2	0	1	0	2	0	0											
Eddie Murray, S (1, 10)	F8				S		P5	1B		3	0	0	0	1	0	5											
Jim Thome, L (1, 5)		G3-6-1			BB			G4-3		2	0	0	0	2	0	2											
Manny Ramirez, R (1, 9)		G3-6-1			F9		K		P2	4	0	0	0	0	1	3											
Sandy Alomar Jr., R (1, 2) OBP: 0.333, SLG: 0.667 Jeremy Burnitz, L (9, PH)		G6-3			P3			G3		3	0	1	0	0	0	0											
Omar Vizquel, S (1, 6)					F8		G3		K	4	0	0	0	0	1	1											
Inning Stats	R: 0 H: 0 E: 0 K: 0 S: 10	H: 0 LOB: 0 BB: 1 P: 10	R: 0 H: 0 E: 0 K: 2 S: 10	H: 0 LOB: 0 BB: 0 P: 17	R: 0 H: 0 E: 0 K: 0 S: 9	H: 0 LOB: 2 BB: 2 P: 25	R: 0 H: 1 E: 0 K: 0 S: 8	H: 1 LOB: 1 BB: 1 P: 16	R: 0 H: 1 E: 0 K: 1 S: 10	H: 1 LOB: 1 BB: 0 P: 17	R: 1 H: 2 E: 0 K: 0 S: 17	H: 2 LOB: 2 BB: 1 P: 28	R: 0 H: 0 E: 0 K: 1 S: 6	H: 0 LOB: 0 BB: 0 P: 8	1B: 3 2B: 1 3B: 0 HR: 0	SF: 0 SAC: 0 DP: 2 HBP: 0		WP: 0 PB: 0 SB: 3 CS: 0	PA: 36								
PITCHER	IP	WLS	BF	H	R	ER	SO	BB	IBB	HBP	BLK	WP	HR	S	P	ERA	WHIP										
David Cone, R (1, 1) ERA	7.0	W	27	2	0	0	4	6	0	0	0	0	0	60	118	0.00	1.143										
Bob Wickman, R (8, 1) ERA: 27.0	0.1		4	2	1	1	0	1	0	0	0	0	0	11	18	27.00	9.000										
Steve Howe, L (8, 1) ERA	0.2		2	0	0	0	0	0	0	0	0	0	0	6	10	0.00	0.000										
John Wetteland, R (9, 1) ERA	1.0		3	0	0	0	1	0	0	0	0	0	0	6	8	0.00	0.000										

Batter	1	2	3	4	5	6	7	8	9	AB	R	H	RBI	BB	SO	LOB	TOP					
Wade Boggs, L (1.5) OBP: 0.283, SLG: 0.222	1-1 1B		1-1 E4		0-3 K	3-3 K		0-0 FC6-4		5	0	1	0	0	2	2						
Bernie Williams, S (1.8) OBP: 0.235, SLG: 0.357	1-0 L8		0-0 L9		4-1 G4-3 BB	4-1 BB			0-1 L7	3	0	0	0	2	0	2						
Paul O'Neill, L (1.9) OBP: 0.526, SLG: 0.563	2-1 1B		2-3 K		4-2 G4-3 BB	0-0 F8			1-0 F9 BB	4	0	2	0	1	1	3						
Ruben Sierra, S (1.10) OBP: 0.286, SLG: 0.308	1-0 F7			2-1 G1-3 2B	0-1 G4-3				4-2 1B	4	1	1	0	1	0	4						
Tino Martinez, L (1.3) OBP: 0.368, SLG: 0.143	0-1 G3			0-0 G1-3	4-2 BB				1-1 F9	4	0	0	0	1	0	5						
Jim Leyritz, R (1.2) OBP: 0.455, SLG: 0.556		0-1 G5-3		2-1 G5-3 2B	3-3 K				1-3 K	5	0	1	1	0	3	5						
Dion James, L (1.7) OBP: 0.286, SLG: 0.167		0-1 G4-3		4-1 G5-3 BB		0-0 2B		1-2 F8		3	1	1	0	1	0	0						
Mariano Duncan, R (1.4) OBP: 0.294, SLG: 0.250		0-3 K		2-2 G5-3		2-0 F8		2-0 FC6-4		4	0	1	0	0	1	3						
2 Derek Jeter, R (1.6) OBP: 0.500, SLG: 0.615			2-2 G3-1	0-0 G4-3		3-1 1B		1-3 K		4	0	1	0	0	1	3						
Inning Stats	R: 0 E: 0 K: 0 S: 8	H: 2 LOB: 2 BB: 0 P: 13	R: 0 E: 0 K: 1 S: 7	H: 0 LOB: 0 BB: 0 P: 7	R: 0 E: 1 K: 1 S: 9	H: 0 LOB: 1 BB: 0 P: 14	R: 1 E: 0 K: 0 S: 12	H: 2 LOB: 2 BB: 1 P: 22	R: 0 E: 0 K: 2 S: 18	H: 0 LOB: 3 BB: 3 P: 33	R: 0 E: 0 K: 1 S: 9	H: 0 LOB: 0 BB: 0 P: 8	R: 0 E: 0 K: 1 S: 9	H: 1 LOB: 1 BB: 1 P: 13	R: 0 E: 0 K: 1 S: 11	H: 1 LOB: 2 BB: 1 P: 18	1B: 7 2B: 1 3B: 0 HR: 0	SF: 0 SAC: 0 DP: 0 HBP: 0	WP: 0 PB: 0 CS: 0	PA: 42		
PITCHER	IP WLS BF H R ER SO BB IBB HBP BLK WP HR S P ERA WHIP	IP WLS BF H R ER SO BB IBB HBP BLK WP HR S P ERA WHIP	IP WLS BF H R ER SO BB IBB HBP BLK WP HR S P ERA WHIP	IP WLS BF H R ER SO BB IBB HBP BLK WP HR S P ERA WHIP	IP WLS BF H R ER SO BB IBB HBP BLK WP HR S P ERA WHIP	IP WLS BF H R ER SO BB IBB HBP BLK WP HR S P ERA WHIP	IP WLS BF H R ER SO BB IBB HBP BLK WP HR S P ERA WHIP	IP WLS BF H R ER SO BB IBB HBP BLK WP HR S P ERA WHIP	IP WLS BF H R ER SO BB IBB HBP BLK WP HR S P ERA WHIP	IP WLS BF H R ER SO BB IBB HBP BLK WP HR S P ERA WHIP	IP WLS BF H R ER SO BB IBB HBP BLK WP HR S P ERA WHIP	IP WLS BF H R ER SO BB IBB HBP BLK WP HR S P ERA WHIP	IP WLS BF H R ER SO BB IBB HBP BLK WP HR S P ERA WHIP	IP WLS BF H R ER SO BB IBB HBP BLK WP HR S P ERA WHIP	IP WLS BF H R ER SO BB IBB HBP BLK WP HR S P ERA WHIP	IP WLS BF H R ER SO BB IBB HBP BLK WP HR S P ERA WHIP	IP WLS BF H R ER SO BB IBB HBP BLK WP HR S P ERA WHIP	IP WLS BF H R ER SO BB IBB HBP BLK WP HR S P ERA WHIP	IP WLS BF H R ER SO BB IBB HBP BLK WP HR S P ERA WHIP	IP WLS BF H R ER SO BB IBB HBP BLK WP HR S P ERA WHIP	IP WLS BF H R ER SO BB IBB HBP BLK WP HR S P ERA WHIP	IP WLS BF H R ER SO BB IBB HBP BLK WP HR S P ERA WHIP

New York Yankees @ Texas Rangers
The Ballpark at Arlington, Arlington, TX
Sun Apr 07 1996, 4:33 AM EDT
Sunny - 72 F

AB 36
R 2
H 8
RBI 1
BB 6
SO 8
LOB 27



Batter	1	2	3	4	5	6	7	8	9	AB	R	H	RBI	BB	SO	LOB	BOTTOM					
Darryl Hamilton, L (1.8) OBP: 0.320, SLG: 0.364	4-1 2B	2-0 G4-3		1-3 K		1-2 K		0-1 SF9		4	2	1	0	1	2	1						
Ivan Rodriguez, R (1.2) OBP: 0.436, SLG: 0.429	0-0 L8		3-2 BB S	2-0 F9		1-0 1B		0-3 K		5	0	2	0	0	1	3						
Will Clark, L (1.3) OBP: 0.522, SLG: 0.529	0-0 PB		3-3 K	1-2 K		1-1 HR		1-2 SF9		4	1	2	2	0	1	2						
Juan Gonzalez, R (1.9) OBP: 0.550, SLG: 0.800	1-0 G5-3		2-2 BB		4-2 HR			3-3 K		1	0	0	0	0	0	1						
Warren Newson, L (5.9)										1	2	0	0	2	1	0						
Mickey Tettleton, S (1.10) OBP: 0.478, SLG: 0.438	3-3 K		4-2 BB		1-2 HR			2-3 K		3	1	1	3	1	2	2						
Dean Palmer, R (1.5) OBP: 0.143, SLG: 0.077	2-3 K		1-2 BB		1-H 2-H HR			1-2 K														
29 Rusty Greer, L (1.7) OBP: 0.500, SLG: 0.412		2-1 E6	0-2 G4-3		1-3 K			0-1 S		4	0	1	1	0	1	3						
Mark McLemore, S (1.4) OBP: 0.619, SLG: 0.462		1-1 G6-4-3		2-3 K		3-3 K		4-1 1B		3	0	0	0	1	2	1						
Kevin Elster, R (1.6) OBP: 0.211, SLG: 0.353		0-0 HR		4-2 BB		1-2 G6-3		0-0 F4		3	1	1	1	1	0	2						
Inning Stats	R: 1 E: 0 K: 1 S: 8	H: 1 LOB: 2 BB: 1 P: 16	R: 1 E: 1 K: 0 S: 6	H: 1 LOB: 0 BB: 0 P: 11	R: 0 E: 0 K: 2 S: 17	H: 1 LOB: 3 BB: 1 P: 30	R: 0 E: 0 K: 2 S: 10	H: 0 LOB: 1 BB: 1 P: 19	R: 3 E: 0 K: 2 S: 19	H: 2 LOB: 0 BB: 1 P: 32	R: 0 E: 0 K: 1 S: 10	H: 1 LOB: 1 BB: 0 P: 15	R: 1 E: 0 K: 0 S: 13	H: 1 LOB: 2 BB: 2 P: 24	R: 1 E: 1 K: 2 S: 12	H: 1 LOB: 0 BB: 0 P: 16	1B: 5 2B: 1 3B: 0 HR: 2	SF: 1 SAC: 0 DP: 1 HBP: 1	WP: 0 PB: 1 CS: 0	PA: 40		
PITCHER	IP WLS BF H R ER SO BB IBB HBP BLK WP HR S P ERA WHIP	IP WLS BF H R ER SO BB IBB HBP BLK WP HR S P ERA WHIP	IP WLS BF H R ER SO BB IBB HBP BLK WP HR S P ERA WHIP	IP WLS BF H R ER SO BB IBB HBP BLK WP HR S P ERA WHIP	IP WLS BF H R ER SO BB IBB HBP BLK WP HR S P ERA WHIP	IP WLS BF H R ER SO BB IBB HBP BLK WP HR S P ERA WHIP	IP WLS BF H R ER SO BB IBB HBP BLK WP HR S P ERA WHIP	IP WLS BF H R ER SO BB IBB HBP BLK WP HR S P ERA WHIP	IP WLS BF H R ER SO BB IBB HBP BLK WP HR S P ERA WHIP	IP WLS BF H R ER SO BB IBB HBP BLK WP HR S P ERA WHIP	IP WLS BF H R ER SO BB IBB HBP BLK WP HR S P ERA WHIP	IP WLS BF H R ER SO BB IBB HBP BLK WP HR S P ERA WHIP	IP WLS BF H R ER SO BB IBB HBP BLK WP HR S P ERA WHIP	IP WLS BF H R ER SO BB IBB HBP BLK WP HR S P ERA WHIP	IP WLS BF H R ER SO BB IBB HBP BLK WP HR S P ERA WHIP	IP WLS BF H R ER SO BB IBB HBP BLK WP HR S P ERA WHIP	IP WLS BF H R ER SO BB IBB HBP BLK WP HR S P ERA WHIP	IP WLS BF H R ER SO BB IBB HBP BLK WP HR S P ERA WHIP	IP WLS BF H R ER SO BB IBB HBP BLK WP HR S P ERA WHIP	IP WLS BF H R ER SO BB IBB HBP BLK WP HR S P ERA WHIP	IP WLS BF H R ER SO BB IBB HBP BLK WP HR S P ERA WHIP	IP WLS BF H R ER SO BB IBB HBP BLK WP HR S P ERA WHIP

New York Yankees @ Texas Rangers
The Ballpark at Arlington, Arlington, TX
Sun Apr 07 1996, 4:33 AM EDT
Sunny - 72 F

AB 32
R 7
H 8
RBI 7
BB 6
SO 11
LOB 21



Batter	1	2	3	4	5	6	7	8	9	AB	R	H	RBI	BB	SO	LOB	TOP			
Wade Boggs, L (1, 5) OBP: 0.281, SLG: 0.227										4	0	1	0	0	0	0				
Joe Girardi, R (1, 2) OBP: 0.357, SLG: 0.333										4	0	1	0	0	2	0				
Paul O'Neill, L (1, 9) OBP: 0.435, SLG: 0.450										4	0	0	0	0	1	1				
Ruben Sierra, S (1, 10) OBP: 0.278, SLG: 0.250										3	0	0	0	1	1	1				
Tino Martinez, L (1, 3) OBP: 0.348, SLG: 0.222										4	0	1	0	0	0	1				
Bernie Williams, S (1, 8) OBP: 0.286, SLG: 0.556										4	1	2	1	0	0	2				
Dion James, L (1, 7) OBP: 0.300, SLG: 0.222										3	0	1	0	0	1	1				
2 Derek Jeter, R (1, 6) OBP: 0.474, SLG: 0.533										2	0	0	0	0	0	1				
Andy Fox, L (1, 4) OBP: 0.281, SLG: 0.227										3	0	0	0	0	1	1				
Inning Stats	R: 0 E: 0 K: 1 S: 9	H: 2 LOB: 1 BB: 0 P: 16	R: 1 E: 0 K: 1 S: 10	H: 1 LOB: 1 BB: 0 P: 17	R: 0 E: 0 K: 1 S: 6	H: 0 LOB: 0 BB: 0 P: 8	R: 0 E: 0 K: 0 S: 5	H: 1 LOB: 2 BB: 1 P: 11	R: 0 E: 0 K: 1 S: 6	H: 0 LOB: 0 BB: 0 P: 12	R: 0 E: 0 K: 2 S: 9	H: 1 LOB: 1 BB: 0 P: 13	R: 0 E: 0 K: 0 S: 4	H: 0 LOB: 0 BB: 0 P: 6	R: 0 E: 0 K: 0 S: 7	H: 1 LOB: 1 BB: 0 P: 12	1B: 3 2B: 2 3B: 0 HR: 1	SF: 0 SAC: 0 DP: 0 HBP: 1	WP: 0 PB: 0 CS: 0	PA: 33
PITCHER	IP WLS BF H R ER SO BB IBB HBP BLK WP HR S P ERA WHIP																			
Roger Pavlik, R (1, 1) ERA: 1.93	8.0 W 29 5 1 1 6 1 0 1 0 0 1 58 97 1.12 0.750																			
Ed Vosberg, L (9, 1) ERA:	1.0 S 4 1 0 0 0 0 0 0 0 0 0 0 7 12 0.00 1.000																			

New York Yankees @ Texas Rangers
The Ballpark at Arlington, Arlington, TX
Sun Apr 07 1996, 8:05 PM EDT
Att: 36,248 - Unknown - 72 F

AB 31
R 1
H 6
RBI 1
BB 1
SO 6
LOB 8



Batter	1	2	3	4	5	6	7	8	9	AB	R	H	RBI	BB	SO	LOB	BOTTOM	
Darryl Hamilton, L (1, 8) OBP: 0.345, SLG: 0.385										4	1	2	0	0	0	0		
Mark McLemore, S (1, 4) OBP: 0.583, SLG: 0.438										3	0	1	0	0	0	1		
Will Clark, L (1, 3) OBP: 0.481, SLG: 0.450										3	0	0	0	1	2	3		
Mickey Tettleton, S (1, 10) OBP: 0.481, SLG: 0.474										3	1	1	0	1	1	2		
Warren Newson, L (1, 9) OBP: 0.714, SLG: 1.250										3	2	2	2	1	0	1		
Dean Palmer, R (1, 5) OBP: 0.167, SLG: 0.118										4	0	1	1	0	3	3		
29 Rusty Greer, L (1, 7) OBP: 0.462, SLG: 0.381										4	0	1	1	0	0	1		
Kurt Stillwell, S (1, 6) OBP: 0.211, SLG: 0.353										4	0	0	0	0	0	2		
Dave Valle, R (1, 2) OBP: 0.440, SLG: 0.409										1	0	0	0	0	0	0		
Inning Stats	R: 0 E: 0 K: 1 S: 11	H: 0 LOB: 1 BB: 1 P: 17	R: 1 E: 0 K: 1 S: 11	H: 1 LOB: 0 BB: 0 P: 18	R: 0 E: 0 K: 1 S: 9	H: 1 LOB: 1 BB: 0 P: 15	R: 0 E: 0 K: 1 S: 13	H: 1 LOB: 1 BB: 0 P: 21	R: 0 E: 0 K: 2 S: 15	H: 0 LOB: 2 BB: 1 P: 26	R: 0 E: 0 K: 0 S: 8	H: 0 LOB: 0 BB: 0 P: 15	R: 3 E: 0 K: 0 S: 15	H: 4 LOB: 2 BB: 1 P: 27	1B: 6 2B: 1 3B: 0 HR: 1	SF: 0 SAC: 1 DP: 0 HBP: 0	WP: 1 PB: 0 SB: 1 CS: 0	PA: 35
PITCHER	IP WLS BF H R ER SO BB IBB HBP BLK WP HR S P ERA WHIP																	
David Cone, R (1, 1) ERA: 0.64	7.0 L 5 2 3 3 0 0 1 0 0 0 0 0 9 17 40.50 3.000																	
Steve Howe, L (8, 1) ERA: 20.25	0.1 3 2 0 0 0 0 0 0 0 0 0 0 6 10 0.00 6.000																	
Jeff Nelson, R (8, 1) ERA:																		

New York Yankees @ Texas Rangers
The Ballpark at Arlington, Arlington, TX
Sun Apr 07 1996, 8:05 PM EDT
Att: 36,248 - Unknown - 72 F

AB 31
R 4
H 8
RBI 4
BB 3
SO 7
LOB 13



Batter	1	2	3	4	5	6	7	8	9	AB	R	H	RBI	BB	SO	LOB	TOP										
Bip Roberts, S (1.4) OBP: 0.321, SLG: 0.407	L9		G6-3			FC4-6 1B	G5-3			4	0	1	0	0	0	3	Kansas City Royals @ New York Yankees Yankee Stadium, Bronx, NY Tue Apr 09 1996, 3:33 AM EDT Att: 56,329 - Overcast - 38 F										
Tom Goodwin, L (1.7) OBP: 0.321, SLG: 0.269	K			CS 1B		FC4-6 FC6-4 1-2		G2-3		4	0	1	0	0	1	1											
Joe Vitiello, R (1.10) OBP: 0.375, SLG: 0.222	K			G3-1 1-2		FC6-4 1-2		K		4	0	0	0	0	2	2											
Bob Hamelin, L (1.3) OBP: 0.292, SLG: 0.111		K		G4-3			BB 1B	G3		4	1	1	0	0	1	0											
Mike Macfarlane, R (1.2) OBP: 0.263, SLG: 0.333		F8					K		P4	4	0	0	0	0	2	1											
Johnny Damon, L (1.8) OBP: 0.440, SLG: 0.609				PO BB		1B FC4-6 1B		BB 1B	K	2	2	1	0	2	1	0											
Joe Randa, R (1.5) Keith Lockhart, L (7.7, PH) OBP: 0.500, SLG: 0.467	PO		S SH3-4 1B		FC4-6 1B		1B BB		G4-3	2	0	2	0	0	0	0											
Michael Tucker, L (1.9) Les Norman, R (5.9, PR) OBP: 0.227, SLG: 0.150			SH3-4		FC4-6 1B					1	0	0	1	0	0	1											
Jon Nunnally, L (7.7, PH) OBP: 0.333, SLG: 0.333					FC4-6 CS					0	0	0	0	0	0	0											
Jose Offerman, S (1.6) Pat Lennon, R (7.7, PH) David Howard, S (7.6) OBP: 0.263, SLG: 0.222			K		CS		G4-1		K	1	0	0	0	0	1	2											
Inning Stats	R: 0 E: 0 K: 2 S: 7	H: 0 LOB: 0 BB: 0 P: 10	R: 0 E: 0 K: 1 S: 5	H: 0 LOB: 0 BB: 1 P: 13	R: 0 E: 0 K: 1 S: 8	H: 1 LOB: 0 BB: 0 P: 10	R: 0 E: 0 K: 0 S: 6	H: 1 LOB: 0 BB: 0 P: 11	R: 1 E: 0 K: 1 S: 9	H: 2 LOB: 1 BB: 0 P: 14	R: 0 E: 0 K: 0 S: 8	H: 1 LOB: 1 BB: 0 P: 17	R: 2 E: 0 K: 2 S: 15	H: 2 LOB: 2 BB: 2 P: 30	R: 0 E: 0 K: 1 S: 8	H: 0 LOB: 0 BB: 0 P: 14	R: 0 E: 0 K: 1 S: 8	H: 0 LOB: 0 BB: 0 P: 15	1B: 7 2B: 0 3B: 0 HR: 0	SF: 0 SAC: 1 DP: 0 HBP: 0	WP: 0 PB: 0 SB: 1 CS: 2	PA: 36					
PITCHER	IP	WLS	BF	H	R	ER	SO	BB	IBB	HBP	BLK	WP	HR	S	P	ERA	WHIP										
Andy Pettitte, L (1.1) ERA: 2.77	6.1	W	24	6	3	3	6	2	0	0	0	0	0	47	84	4.26	1.263										
Bob Wickman, R (7.1) ERA: 8.75	0.0		2	1	0	0	0	1	0	0	0	0	0	5	11	∞	∞										
Steve Howe, L (7.1) ERA: 9.0	1.2		5	0	0	0	2	0	0	0	0	0	0	14	24	0.00	0.000										
John Wetteland, R (9.1) ERA:	1.0		3	0	0	0	1	0	0	0	0	0	0	8	15	0.00	0.000										

Batter	1	2	3	4	5	6	7	8	9	AB	R	H	RBI	BB	SO	LOB	BOTTOM										
Wade Boggs, L (1.5) OBP: 0.250, SLG: 0.222	F8		P3		1B 1B	FC6-4 1-2		G6-3		5	1	1	0	0	0	4	Kansas City Royals @ New York Yankees Yankee Stadium, Bronx, NY Tue Apr 09 1996, 3:33 AM EDT Att: 56,329 - Overcast - 38 F										
Joe Girardi, R (1.2) OBP: 0.316, SLG: 0.353	F8		K		K		2B	E6		5	1	1	0	0	2	5											
Paul O'Neill, L (1.9) OBP: 0.393, SLG: 0.400	F7				1B		K	P4		5	0	1	2	0	1	2											
Jim Leyritz, R (1.10) OBP: 0.600, SLG: 0.833		G4-3 SF8 2B		G4-3 BB	1B		F9 1B			3	2	3	2	1	0	0											
Tino Martinez, L (1.3) OBP: 0.296, SLG: 0.182		G4-3		G4-3	L8		F9			4	0	0	0	0	0	5											
Bernie Williams, S (1.8) OBP: 0.280, SLG: 0.500		SF8		G5-3		F8	S 1B	BB		2	1	0	1	1	0	1											
Mariano Duncan, R (1.4) OBP: 0.286, SLG: 0.250		E5			K	E4 1B	1B			4	0	1	2	0	1	0											
Gerald Williams, R (1.7) OBP: 0.200, SLG: 0.214					1B 1B	L9		P6		4	1	2	0	0	0	2											
Derek Jeter, R (1.6) OBP: 0.478, SLG: 0.500					E6 1B			K		3	1	1	0	1	1	1											
Inning Stats	R: 0 E: 0 K: 0 S: 8	H: 0 LOB: 0 BB: 0 P: 14	R: 1 E: 1 K: 0 S: 4	H: 1 LOB: 1 BB: 0 P: 7	R: 0 E: 0 K: 1 S: 6	H: 1 LOB: 1 BB: 1 P: 13	R: 0 E: 0 K: 0 S: 9	H: 0 LOB: 1 BB: 1 P: 14	R: 3 E: 1 K: 2 S: 19	H: 4 LOB: 2 BB: 0 P: 33	R: 0 E: 1 K: 0 S: 8	H: 1 LOB: 2 BB: 0 P: 12	R: 3 E: 0 K: 1 S: 18	H: 3 LOB: 1 BB: 1 P: 31	R: 0 E: 1 K: 1 S: 9	H: 0 LOB: 1 BB: 0 P: 16		1B: 6 2B: 4 3B: 0 HR: 0	SF: 1 SAC: 0 DP: 0 HBP: 0	WP: 0 PB: 0 SB: 1 CS: 1	PA: 39						
PITCHER	IP	WLS	BF	H	R	ER	SO	BB	IBB	HBP	BLK	WP	HR	S	P	ERA	WHIP										
Chris Haney, L (1.1) ERA: 2.77	6.0	L	28	7	4	1	3	2	0	0	0	0	0	54	93	1.50	1.500										
Terry Clark, R (7.1) ERA: 7.1	0.1		3	2	2	2	1	0	0	0	0	0	0	5	7	54.00	6.000										
Mike Magnante, L (7.1) ERA: 4.15	0.1		2	0	0	0	0	1	0	0	0	0	0	4	11	0.00	3.000										
Julio Valera, R (7.1) ERA:	1.0		5	1	1	1	1	0	0	0	0	0	0	16	25	9.00	1.000										
Jason Jacome, L (8.1) ERA:	0.1		1	0	0	0	0	0	0	0	0	0	0	2	4	0.00	0.000										

Batter	1	2	3	4	5	6	7	8	9	AB	R	H	RBI	BB	SO	LOB	TOP										
Bip Roberts, S (1, 4) OBP: 0.313, SLG: 0.387 Keith Lockhart, L (7, 4) OBP: 0.500, SLG: 0.467 Les Norman, R (9, PH)	G5-3		B2-3 1B		K		G1-2-3		F8	4	0	1	0	0	1	4	Kansas City Royals @ New York Yankees Yankee Stadium, Bronx, NY Thu Apr 11 1996, 3:33 AM EDT Att: 17,519 - Sunny - 53 F livebaseballscorecards.com										
Tom Goodwin, L (1, 8) OBP: 0.281, SLG: 0.233 Jose Offerman, S (9, PH) OBP: 0.250, SLG: 0.211	K		B2-3			F8		L8	F8	4	0	0	0	0	1	1											
Pat Lennon, R (1, 7) OBP: 0.400, SLG: 0.333 Michael Tucker, L (8, PH) OBP: 0.261, SLG: 0.190	K		K			1B BB		1B 2B 1B		2	0	0	0	1	2	1											
Mike Macfarlane, R (1, 2)		G3-1 SF 2B		G6-3		G4-6-3 1B		F7		4	1	2	0	0	0	1											
Bob Hamelin, L (1, 3)		G3-1		G3		G4-6-3		2B 1B		4	1	1	0	0	0	3											
Joe Vithello, R (1, 10) OBP: 0.393, SLG: 0.300 Jon Nunnally, L (8, PR) OBP: 0.333, SLG: 0.333	SF			K			BB G1-2-3 BB	1B 2B		2	0	1	3	1	1	0											
Johnny Damon, L (1, 9) OBP: 0.414, SLG: 0.556	K				G3		1B BB	G1-3		4	0	1	0	0	1	2											
Joe Randa, R (1, 5) OBP: 0.333, SLG: 0.294	K			L4			1B BB	G6-3		3	0	0	0	1	1	1											
David Howard, S (1, 6) OBP: 0.471, SLG: 0.600			P5			1B		1B		4	0	2	0	0	1	3											
Inning Stats	R: 0 E: 0 K: 2 S: 8	H: 0 LOB: 0 BB: 0 P: 10	R: 1 E: 1 K: 2 S: 13	H: 1 LOB: 1 BB: 0 P: 19	R: 0 E: 0 K: 1 S: 8	H: 1 LOB: 1 BB: 0 P: 12	R: 0 E: 0 K: 1 S: 5	H: 1 LOB: 1 BB: 0 P: 7	R: 0 E: 0 K: 1 S: 15	H: 1 LOB: 1 BB: 0 P: 22	R: 0 E: 0 K: 0 S: 10	H: 1 LOB: 1 BB: 1 P: 18	R: 0 E: 0 K: 1 S: 14	H: 1 LOB: 2 BB: 2 P: 24	R: 2 E: 0 K: 0 S: 16	H: 3 LOB: 1 BB: 0 P: 24		R: 0 E: 0 K: 0 S: 11	H: 1 LOB: 1 BB: 0 P: 16	1B: 7 2B: 2 3B: 0 HR: 0	SF: 1 SAC: 0 DP: 2 HBP: 0	WP: 0 PB: 0 CS: 0	PA: 38				
PITCHER	IP	WLS	BF	H	R	ER	SO	BB	IBB	HBP	BLK	WP	HR	S	P	ERA	WHIP										
Jimmy Key, L (1, 1) ERA: 4.5	5.0	W	19	3	1	1	7	0	0	0	0	0	0	49	70	1.80	0.600										
42 Mariano Rivera, R (6, 1) ERA:	1.0		7	2	0	0	0	3	0	0	0	0	0	19	36	0.00	5.000										
Bob Wickman, R (7, 1) ERA: 9.0	1.2		7	3	2	2	1	0	0	0	0	0	0	19	27	10.80	1.800										
Steve Howe, L (8, 1) ERA: 6.23	1.1	S	5	1	0	0	0	0	0	0	0	0	0	13	19	0.00	0.750										

Batter	1	2	3	4	5	6	7	8	9	AB	R	H	RBI	BB	SO	LOB	BOTTOM										
Wade Boggs, L (1, 5) OBP: 0.313, SLG: 0.267	G6-4-3 1B	E 1B BB		1-2 1B		K				3	1	2	0	1	1	1	Kansas City Royals @ New York Yankees Yankee Stadium, Bronx, NY Thu Apr 11 1996, 3:33 AM EDT Att: 17,519 - Sunny - 53 F livebaseballscorecards.com										
Jim Leyritz, R (1, 7) OBP: 0.474, SLG: 0.625 Gerald Williams, R (8, 7) OBP: 0.200, SLG: 0.214	G6-4-3 1-2	E5 1B		P5			G6-3			4	0	0	0	0	0	4											
Paul O'Neill, L (1, 9) OBP: 0.375, SLG: 0.379	K			G4-3			K			4	0	1	1	0	2	2											
Ruben Sierra, S (1, 10) OBP: 0.318, SLG: 0.500		HR G4-3			G4-3		2B			4	1	2	1	0	0	2											
Tino Martinez, L (1, 3) OBP: 0.258, SLG: 0.154	G2-3		F9		F9		G6-3			4	0	0	0	0	0	1											
Bernie Williams, S (1, 8) OBP: 0.241, SLG: 0.417	G4-3		G4-3		G3			G1-3		4	0	0	0	0	0	0											
Joe Girardi, R (1, 2) OBP: 0.348, SLG: 0.381		1B 2S 1B	L7				SH3 1B	K		4	1	2	0	0	1	0											
Andy Fox, L (1, 4) OBP: 0.167, SLG: 0.167		BB 2S E 1B		K			SH3	G4-3		3	1	1	0	0	1	0											
2 Derek Jeter, R (1, 6) OBP: 0.500, SLG: 0.474		BB E BB					FC1-6-5			1	1	0	0	2	0	1											
Inning Stats	R: 0 E: 0 K: 1 S: 10	H: 1 LOB: 0 BB: 0 P: 16	R: 5 E: 1 K: 0 S: 19	H: 4 LOB: 2 BB: 2 P: 37	R: 0 E: 0 K: 0 S: 6	H: 0 LOB: 0 BB: 0 P: 7	R: 0 E: 0 K: 1 S: 12	H: 1 LOB: 1 BB: 1 P: 22	R: 0 E: 0 K: 0 S: 8	H: 0 LOB: 0 BB: 0 P: 11	R: 0 E: 0 K: 1 S: 8	H: 1 LOB: 1 BB: 0 P: 12	R: 0 E: 0 K: 1 S: 10	H: 1 LOB: 1 BB: 0 P: 17	R: 0 E: 0 K: 1 S: 8	H: 0 LOB: 0 BB: 0 P: 11		1B: 6 2B: 1 3B: 0 HR: 1	SF: 0 SAC: 1 DP: 1 HBP: 0	WP: 0 PB: 0 CS: 0	PA: 35						
PITCHER	IP	WLS	BF	H	R	ER	SO	BB	IBB	HBP	BLK	WP	HR	S	P	ERA	WHIP										
Tim Lincecum, R (1, 1) ERA: 3.55	5.0	L	24	6	5	2	2	3	0	0	0	0	0	55	93	3.60	1.800										
Jason Jacome, L (6, 1) ERA:	3.0		11	2	0	0	3	0	0	0	0	0	0	26	40	0.00	0.667										

Batter	1	2	3	4	5	6	7	8	9	AB	R	H	RBI	BB	SO	LOB	TOP			
Darryl Hamilton, L (1, 8) OBP: 0.302, SLG: 0.289										4	0	0	0	0	2	2				
Ivan Rodriguez, R (1, 2) OBP: 0.342, SLG: 0.400										4	0	0	0	0	1	0				
Will Clark, L (1, 3) OBP: 0.500, SLG: 0.586										2	0	1	0	2	0	0				
Juan Gonzalez, R (1, 9) OBP: 0.455, SLG: 0.571										4	0	1	0	0	1	2				
Mickey Tettleton, S (1, 10) OBP: 0.375, SLG: 0.419										3	1	0	0	1	3	4				
Dean Palmer, R (1, 5)										4	2	2	2	0	1	1				
29 Rusty Greer, L (1, 7) OBP: 0.385, SLG: 0.353										4	0	0	0	0	2	1				
Mark McLemore, S (1, 4) OBP: 0.432, SLG: 0.310										4	0	0	0	0	1	2				
Kevin Elster, R (1, 6) OBP: 0.250, SLG: 0.385										2	0	1	0	0	0	0				
Warren Newson, L (7, PH) OBP: 0.556, SLG: 0.833										1	0	0	1	0	0	1				
Kurt Stillwell, S (7, 6)										1	0	0	0	0	0	0				
Inning Stats	R: 0 E: 0 K: 2 S: 14	H: 1 LOB: 2 BB: 1 P: 21	R: 0 E: 0 K: 1 S: 10	H: 0 LOB: 0 BB: 0 P: 15	R: 0 E: 0 K: 0 S: 8	H: 0 LOB: 0 BB: 0 P: 14	R: 0 E: 0 K: 2 S: 9	H: 0 LOB: 1 BB: 1 P: 18	R: 0 E: 0 K: 2 S: 13	H: 1 LOB: 1 BB: 0 P: 21	R: 1 E: 1 K: 0 S: 10	H: 1 LOB: 1 BB: 0 P: 18	R: 0 E: 0 K: 1 S: 6	H: 0 LOB: 0 BB: 0 P: 11	R: 2 E: 0 K: 1 S: 13	H: 1 LOB: 0 BB: 1 P: 20	1B: 4 2B: 0 3B: 0 HR: 1	SF: 0 SAC: 0 DP: 0 HBP: 0	WP: 0 PB: 0 SB: 0 CS: 0	PA: 36
PITCHER	IP WLS BF H R ER SO BB IBB HBP BLK WP HR S P ERA WHIP																			
David Cone, R (1, 1) ERA: 0.43	7.0 W 28 4 1 0 9 2 0 0 0 0 0 0 74 120 0.00 0.857																			
Jeff Nelson, R (8, 1) ERA:	1.0 3 0 0 0 1 0 0 0 0 0 0 0 6 11 0.00 0.000																			
John Wetteland, R (9, 1) ERA: 6.0	1.0 S 5 1 2 2 1 1 0 0 0 0 0 1 13 20 18.00 2.000																			

Texas Rangers @ New York Yankees
Yankee Stadium, Bronx, NY
Fri Apr 12 1996, 7:05 PM EDT
Att: 20,238 - Unknown - 69 F

AB 33
R 3
H 5
RBI 3
BB 3
SO 11
LOB 13





Batter	1	2	3	4	5	6	7	8	9	AB	R	H	RBI	BB	SO	LOB	BOTTOM			
Wade Boggs, L (1, 5) OBP: 0.333, SLG: 0.250										2	1	0	0	2	0	1				
Mariano Duncan, R (1, 4) OBP: 0.280, SLG: 0.292										4	1	1	0	0	2	4				
Paul O'Neill, L (1, 9) OBP: 0.361, SLG: 0.344										3	0	0	1	1	1	3				
Ruben Sierra, S (1, 10) OBP: 0.346, SLG: 0.625										4	1	2	2	0	0	3				
Tino Martinez, L (1, 3) OBP: 0.257, SLG: 0.138										3	0	0	0	1	0	1				
Bernie Williams, S (1, 8) OBP: 0.273, SLG: 0.407										3	0	1	0	1	0	1				
Dion James, L (1, 7) OBP: 0.231, SLG: 0.167										3	0	0	0	0	0	3				
Gerald Williams, R (7, 7) OBP: 0.250, SLG: 0.267										1	0	1	0	0	0	0				
Joe Girardi, R (1, 2) OBP: 0.296, SLG: 0.320										4	1	0	0	0	0	4				
2 Derek Jeter, R (1, 6) OBP: 0.517, SLG: 0.571										2	0	1	1	0	0	0				
Inning Stats	R: 0 E: 0 K: 1 S: 7	H: 0 LOB: 1 BB: 1 P: 13	R: 0 E: 0 K: 0 S: 9	H: 0 LOB: 1 BB: 1 P: 16	R: 3 E: 0 K: 0 S: 11	H: 2 LOB: 0 BB: 1 P: 22	R: 1 E: 0 K: 1 S: 12	H: 1 LOB: 2 BB: 2 P: 20	R: 0 E: 0 K: 0 S: 6	H: 1 LOB: 0 BB: 0 P: 10	R: 0 E: 2 K: 1 S: 11	H: 0 LOB: 2 BB: 0 P: 19	R: 0 E: 0 K: 0 S: 6	H: 1 LOB: 1 BB: 0 P: 8	R: 0 E: 0 K: 0 S: 6	H: 1 LOB: 1 BB: 0 P: 8	1B: 3 2B: 1 3B: 1 HR: 1	SF: 0 SAC: 0 DP: 2 HBP: 1	WP: 0 PB: 0 SB: 0 CS: 1	PA: 35
PITCHER	IP WLS BF H R ER SO BB IBB HBP BLK WP HR S P ERA WHIP																			
Ken Hill, R (1, 1) ERA: 3.98	6.1 L 29 5 4 4 2 4 1 1 0 0 0 0 58 100 5.68 1.421																			
Dennis Cook, L (7, 1) ERA:	1.1 5 1 0 0 1 0 0 0 0 0 0 0 11 18 0.00 0.750																			
Matt Whiteside, R (8, 1) ERA: 6.75	0.1 1 0 0 0 0 0 0 0 0 0 0 0 1 1 0.00 0.000																			

Texas Rangers @ New York Yankees
Yankee Stadium, Bronx, NY
Fri Apr 12 1996, 7:05 PM EDT
Att: 20,238 - Unknown - 69 F

AB 29
R 4
H 6
RBI 4
BB 5
SO 3
LOB 20



Batter	1	2	3	4	5	6	7	8	9	AB	R	H	RBI	BB	SO	LOB	TOP								
Darryl Hamilton, L OBP: 0.327, SLG: 0.318	0-3 K		0-0 1B		1-0 L5	2-2 2B 1B		1-1 G6-3	0-0 1B	6	1	3	1	0	1	0	<p>Texas Rangers @ New York Yankees Yankee Stadium, Bronx, NY</p> <p>Sat Apr 13 1996, 3:33 AM EDT Att: 19,603 - Overcast - 52 F</p> <p>livebaseballscorecards.com</p> <p>AB 39 R 10 H 14 RBI 8 BB 6 SO 9 LOB 17</p> 								
Mark McLemore, S OBP: 0.419, SLG: 0.294	2-2 G4-3		0-0 F7		0-2 L7	4-2 2B BB		3-2 S BLK E 1B	1-0 G3	5	2	1	0	1	0	3									
Will Clark, L OBP: 0.489, SLG: 0.545	3-1 F7			2-0 2B 1B	4-1 BB 1B WP BB	2-3 K		2-1 L8		4	2	1	0	1	1	3									
Juan Gonzalez, R OBP: 0.486, SLG: 0.625 Damon Buford, R OBP: 0.500, SLG: 0.500		2-0 F9		3-1 2B 1B	0-0 WP BB	0-2 1B		0-1 G6-3		4	2	3	3	0	0	0									
Mickey Tettleton, S OBP: 0.422, SLG: 0.471 Lou Frazier, S	1-3 K			3-2 G4-3 2B	4-2 1B WP BB			1-0 S 2B 1B		3	0	2	1	2	1	0									
Dean Palmer, R OBP: 0.250, SLG: 0.281	1-2 1B			1-0 SF8	2-2 1B			3-0 G6-3		4	0	2	2	0	1	3									
29 Rusty Greer, L OBP: 0.364, SLG: 0.359	0-3 K			1-0 G4-3	0-1 P2			2-2 F9		5	1	1	1	0	1	4									
Dave Valle, R OBP: 0.429, SLG: 0.200 Ivan Rodriguez, R OBP: 0.400			2-3 K	4-0 BB		0-0 1B SH3-4 2B 1B		4-0 K		3	1	1	0	1	2	0									
Kevin Elster, R OBP: 0.219, SLG: 0.333			2-3 K	0-1 L8		0-0 SH3-4 2B 1B		2-2 P6		4	0	0	0	0	2	4									
Inning Stats	R: 0 E: 0 K: 1 S: 8	H: 0 LOB: 0 BB: 0 P: 13	R: 0 E: 0 K: 2 S: 12	H: 1 LOB: 1 BB: 0 P: 16	R: 0 E: 0 K: 2 S: 11	H: 1 LOB: 1 BB: 0 P: 15	R: 2 E: 0 K: 0 S: 11	H: 3 LOB: 2 BB: 1 P: 25	R: 2 E: 0 K: 0 S: 13	H: 2 LOB: 2 BB: 2 P: 24	R: 3 E: 0 K: 2 S: 16	H: 3 LOB: 2 BB: 2 P: 30	R: 0 E: 0 K: 1 S: 12	H: 0 LOB: 0 BB: 0 P: 16	R: 1 E: 0 K: 0 S: 11	H: 1 LOB: 0 BB: 0 P: 17		R: 2 E: 0 K: 1 S: 12	H: 3 LOB: 2 BB: 1 P: 24	1B: 11 2B: 3 3B: 0 HR: 0	SF: 1 SAC: 1 DP: 0 HBP: 0	WP: 1 PB: 0 SB: 2 CS: 0	PA: 47		
PITCHER	IP	WLS	BF	H	R	ER	SO	BB	IBB	HBP	BLK	WP	HR	S	P	ERA	WHIP								
Dwight Gooden, R ERA: 9.58	5.1	L	28	9	6	6	5	3	0	0	0	1	0	60	100	10.12	2.250								
42 Mariano Rivera, R ERA: 1.53	1.2		8	1	1	1	3	1	1	0	0	0	0	23	39	5.40	1.200								
Steve Howe, L ERA: 6.75	1.0		4	1	1	1	0	0	0	0	1	0	0	11	17	9.00	1.000								
Bob Wickman, R ERA: 11.25	1.0		7	3	2	2	1	0	1	0	0	0	0	12	24	18.00	3.000								


Batter	1	2	3	4	5	6	7	8	9	AB	R	H	RBI	BB	SO	LOB	BOTTOM								
Wade Boggs, L OBP: 0.341, SLG: 0.270	3-1 F8	1 SAFE 2-0 CS 1B			1-1 G4-3	2-2 L7		2-2 1B		5	0	2	2	0	0	2	<p>Texas Rangers @ New York Yankees Yankee Stadium, Bronx, NY</p> <p>Sat Apr 13 1996, 3:33 AM EDT Att: 19,603 - Overcast - 52 F</p> <p>livebaseballscorecards.com</p> <p>AB 37 R 6 H 11 RBI 5 BB 5 SO 5 LOB 19</p> 								
Jim Leyritz, R OBP: 0.417, SLG: 0.667	0-0 K	3-3 K			2-3 K	0-0 L7		3-1 F8		5	1	1	1	0	2	5									
Paul O'Neill, L OBP: 0.366, SLG: 0.351	1-0 BB E 1B		2-3 K		1-0 BB 1B	0-0 G3-1		1-0 G4-3		5	1	2	0	0	1	2									
Ruben Sierra, S OBP: 0.419, SLG: 0.630	4-0 FC3-6 BB		3-2 FC3-6 1B		4-2 BB		0-1 L8		1-2 1B	3	0	2	0	2	0	0									
Tino Martinez, L OBP: 0.225, SLG: 0.118	1-1 FC3-6		0-0 FC3-6		1-1 G4-3		0-1 G4-3		2-3 K	5	0	0	0	0	1	5									
Bernie Williams, S OBP: 0.263, SLG: 0.355	3-2 G3		2-0 G4-3			4-1 1B 2B 1B BB		1-0 G1-3		4	1	0	0	1	0	3									
Joe Girardi, R OBP: 0.323, SLG: 0.345		2-1 G3		1-1 G6-3		1-2 2B 1B 1B		1-1 2B G3 1B 1B		4	2	2	0	0	0	0									
Andy Fox, L OBP: 0.300, SLG: 0.222		4-2 2B 1B BB		2-3 K		0-1 2B 1B		3-2 G3		3	1	1	0	1	1	1									
2 Derek Jeter, R OBP: 0.515, SLG: 0.542		4-2 CS 1B BB		0-0 G6-3		3-2 1B		0-0 F8		3	0	1	2	1	0	1									
Inning Stats	R: 2 E: 1 K: 0 S: 9	H: 2 LOB: 1 BB: 1 P: 21	R: 1 E: 0 K: 1 S: 12	H: 1 LOB: 1 BB: 2 P: 27	R: 0 E: 0 K: 1 S: 9	H: 1 LOB: 0 BB: 0 P: 16	R: 0 E: 0 K: 1 S: 6	H: 0 LOB: 0 BB: 0 P: 9	R: 0 E: 0 K: 1 S: 10	H: 1 LOB: 2 BB: 1 P: 19	R: 2 E: 0 K: 0 S: 16	H: 3 LOB: 2 BB: 1 P: 26	R: 0 E: 0 K: 0 S: 5	H: 0 LOB: 0 BB: 0 P: 6	R: 1 E: 0 K: 0 S: 13	H: 2 LOB: 1 BB: 0 P: 20		R: 0 E: 0 K: 1 S: 12	H: 1 LOB: 1 BB: 0 P: 18	1B: 10 2B: 0 3B: 0 HR: 1	SF: 0 SAC: 0 DP: 0 HBP: 0	WP: 0 PB: 0 SB: 2 CS: 2	PA: 42		
PITCHER	IP	WLS	BF	H	R	ER	SO	BB	IBB	HBP	BLK	WP	HR	S	P	ERA	WHIP								
Roger Pavlik, R ERA: 2.84	5.0	W	24	5	4	3	4	5	0	0	0	0	0	47	97	5.40	2.000								
Gil Heredia, R ERA: 1.99	2.2		12	4	2	2	0	0	0	0	0	0	0	27	38	6.75	1.500								
Ed Vosberg, L ERA:	1.1	S	6	2	0	0	1	0	0	0	0	0	0	18	27	0.00	1.500								


Batter	1	2	3	4	5	6	7	8	9	AB	R	H	RBI	BB	SO	LOB	TOP					
Bernie Williams, S (1, 8) OBP: 0.250, SLG: 0.317	G5-3		F9		G5-4-3		K			4	0	0	0	0	1	4	New York Yankees @ Milwaukee Brewers Milwaukee County Stadium, Milwaukee, WI Tue Apr 16 1996, 8:05 PM EDT Alt. 7, 059 - Unknown - 49 F					
Joe Girardi, R (1, 2) OBP: 0.286, SLG: 0.303	G5-3		G5-4-3			F7		G5-3		4	0	0	0	0	0	1						
Tino Martinez, L (1, 3) OBP: 0.245, SLG: 0.167	K			G4-3		L7		1B		4	0	1	0	0	1	0						
Ruben Sierra, S (1, 10)		G5-3		F9		P2		P5		4	0	0	0	0	0	1						
Jim Leyritz, R (1, 5) OBP: 0.394, SLG: 0.552	G6-3			FC5-4 BB			2B SF9 1B	G4-3		3	1	1	0	1	0	1						
Mariano Duncan, R (1, 7) OBP: 0.353, SLG: 0.485	E 1B			FC5-4 1-2F			B2	1B 2B		4	1	2	0	0	0	2						
Gerald Williams, R (1, 9) OBP: 0.360, SLG: 0.609	E5					E 1B	SF9 2 1B 2B	G5-3		4	1	2	0	0	0	2						
Robert Eenhoorn, R (1, 4) OBP: 0.200, SLG: 0.333	F9					E6 2 FC5-4 1B	SF9	2 G6-4-3 1B		2	0	1	1	0	0	2						
Wade Boggs, L (9, PH) OBP: 0.357, SLG: 0.289	F9					2-3 3-H 1B		2-H 1B		1	0	1	1	0	0	0						
Derek Jeter, R (1, 6) OBP: 0.524, SLG: 0.516				G5-4-3 1B		FC5-4 1-2F 1B	2-3 3-H 1B	G6-4-3		4	0	2	1	0	0	3						
Inning Stats	R: 0 E: 0 K: 1 S: 10	H: 0 LOB: 0 BB: 0 P: 13	R: 0 E: 1 K: 0 S: 10	H: 1 LOB: 2 BB: 0 P: 15	R: 0 E: 0 K: 0 S: 6	H: 1 LOB: 0 BB: 0 P: 7	R: 0 E: 0 K: 0 S: 9	H: 0 LOB: 1 BB: 1 P: 17	R: 0 E: 1 K: 0 S: 12	H: 2 LOB: 1 BB: 0 P: 20	R: 0 E: 0 K: 0 S: 7	H: 0 LOB: 0 BB: 0 P: 12	R: 2 E: 0 K: 1 S: 14	H: 3 LOB: 1 BB: 0 P: 21	R: 0 E: 0 K: 0 S: 9	H: 1 LOB: 1 BB: 0 P: 14	R: 1 E: 0 K: 0 S: 9	H: 2 LOB: 0 BB: 0 P: 13	1B: 8 2B: 2 3B: 0 HR: 0	SF: 1 SAC: 0 DP: 3 HBP: 0	WP: 0 PB: 0 SB: 0 CS: 0	PA: 36
PITCHER	IP	WLS	BF	H	R	ER	SO	BB	IBB	HBP	BLK	WP	HR	S	P	ERA	WHIP					
Scott Karl, L (1, 1) ERA: 3.27	7.0	W	28	7	2	2	2	1	0	0	0	0	0	68	105	2.57	1.143					
Mark Kiefer, R (8, 1) ERA: 9.0	1.1		6	2	1	1	0	0	0	0	0	0	0	15	21	6.75	1.500					
Graeme Lloyd, L (9, 1) ERA: 3.6	0.2		2	1	0	0	0	0	0	0	0	0	0	3	6	0.00	1.500					

Batter	1	2	3	4	5	6	7	8	9	AB	R	H	RBI	BB	SO	LOB	BOTTOM				
Pat Listach, S (1, 4) OBP: 0.242, SLG: 0.226	G6-3			1B HR						4	1	3	1	0	0	0	New York Yankees @ Milwaukee Brewers Milwaukee County Stadium, Milwaukee, WI Tue Apr 16 1996, 8:05 PM EDT Alt. 7, 059 - Unknown - 49 F				
Jeff Cirillo, R (1, 5) OBP: 0.250, SLG: 0.343	1B			1B		P4				4	2	2	0	0	1	4					
Kevin Seitzer, R (1, 10) OBP: 0.458, SLG: 0.700	1B			1B		G4-3				4	1	2	3	0	0	2					
Greg Vaughn, R (1, 7) OBP: 0.333, SLG: 0.625	1B			HR		G4-3				4	0	1	1	0	1	0					
John Jaha, R (1, 3) OBP: 0.375, SLG: 0.350	F9					F9				4	0	0	0	0	1	2					
Matt Mieske, R (1, 9) OBP: 0.250, SLG: 0.231	K			3B 2B		G5-3				4	1	1	0	0	2	2					
Mike Matheny, R (1, 2) OBP: 0.333, SLG: 0.515				G5-3		G2-3				3	0	0	0	1	1	1					
Jose Valentin, S (1, 6) OBP: 0.372, SLG: 0.525				1B 1B		FC6-4 1B				4	1	3	1	0	0	0					
David Hulse, L (1, 8) OBP: 0.273, SLG: 0.238	F7			K		FC6-4 1B				4	0	0	0	0	1	3					
Inning Stats	R: 1 E: 0 K: 1 S: 17	H: 3 LOB: 2 BB: 0 P: 25	R: 0 E: 0 K: 1 S: 12	H: 2 LOB: 1 BB: 1 P: 21	R: 0 E: 0 K: 0 S: 10	H: 0 LOB: 0 BB: 0 P: 14	R: 5 E: 0 K: 2 S: 23	H: 5 LOB: 0 BB: 0 P: 34	R: 0 E: 0 K: 0 S: 6	H: 0 LOB: 0 BB: 0 P: 6	R: 0 E: 0 K: 0 S: 9	H: 2 LOB: 2 BB: 0 P: 12	R: 0 E: 0 K: 2 S: 11	H: 0 LOB: 0 BB: 0 P: 18	R: 0 E: 0 K: 1 S: 11	H: 0 LOB: 0 BB: 0 P: 15		1B: 9 2B: 1 3B: 1 HR: 1	SF: 0 SAC: 0 DP: 0 HBP: 0	WP: 0 PB: 0 SB: 0 CS: 1	PA: 36
PITCHER	IP	WLS	BF	H	R	ER	SO	BB	IBB	HBP	BLK	WP	HR	S	P	ERA	WHIP				
Jimmy Key, L (1, 1) ERA: 7.24	3.2	L	21	10	6	6	3	1	0	0	0	0	0	18	23	0.00	0.857				
Bob Wickman, R (4, 1) ERA: 8.14	2.1		9	2	0	0	1	0	0	0	0	0	0	11	18	0.00	0.000				
Jeff Nelson, R (7, 1) ERA:	1.0		3	0	0	0	2	0	0	0	0	0	0	11	18	0.00	0.000				
42 Mariano Rivera, R (8, 1) ERA: 1.59	1.0		3	0	0	0	1	0	0	0	0	0	0	11	15	0.00	0.000				

Batter	1	2	3	4	5	6	7	8	9	AB	R	H	RBI	BB	SO	LOB	TOP			
Tim Raines, S (1, 7) OBP: 0.500, SLG: 0.750 Robert Eenhoorn, R (7, 4) OBP: 0.200, SLG: 0.333 Dion James, L (8, PH) OBP: 0.231, SLG: 0.167 Jim Leyritz, R (8, PH) OBP: 0.382, SLG: 0.533 (8, 7)	G4-3		1-2 1B		2-2 2B		3-2 F8	1-3 K		4	0	2	0	0	0	0	New York Yankees @ Milwaukee Brewers Milwaukee County Stadium, Milwaukee, WI Wed Apr 17 1996, 4:33 AM EDT Att: 7,124 - Sunny - 50 F			
Wade Boggs, L (1, 5) OBP: 0.340, SLG: 0.262	L8		2-0 F7		0-0 G6-3		1-1 G6-3		4-1 G4-3 BB	4	0	0	0	1	0	3				
Paul O'Neill, L (1, 10) OBP: 0.408, SLG: 0.372	1B		0-0 P3		0-1 F9			4-1 G3-4 2B BB	1-1 G4-6-3	4	1	1	0	1	0	4				
Ruben Sierra, S (1, 9) OBP: 0.333, SLG: 0.450	F7			1-0 G4-3		1-1 G4-3		1-2 G3-4	1-0 G5-3	5	0	0	0	0	0	2				
Tino Martinez, L (1, 3) OBP: 0.283, SLG: 0.200		1-0 G4-3		3-2 F9 BB 1B		2-0 BB 1B		1-2 2B 1B HBP		3	2	2	0	0	0	0				
Bernie Williams, S (1, 8) OBP: 0.288, SLG: 0.349	G4-3		2-1 G4-3		4-0 F9 BB		4-2 FC4-6 BB	1-1 1B 2B 2B		2	1	1	1	2	0	0				
Mariano Duncan, R (1, 4) OBP: 0.342, SLG: 0.459 (7, 7) (8, 4)	L9		2-2 L9		1-1 F9		2-2 FC4-6	1-2 2B 1B		4	0	1	1	0	0	3				
Joe Girardi, R (1, 2) OBP: 0.282, SLG: 0.324			2-2 FC6-5 2B		0-0 L8		1-0 L8	1-2 L4		4	0	1	0	0	0	5				
Derek Jeter, R (1, 6) OBP: 0.500, SLG: 0.486			0-0 FC6-5 1B		1-2 G6-3		1-3 K	0-2 1B		4	0	1	1	0	1	1				
Inning Stats	R: 0 E: 0 K: 0 S: 8	H: 1 LOB: 1 BB: 0 P: 10	R: 0 E: 0 K: 0 S: 8	H: 0 LOB: 0 BB: 0 P: 13	R: 0 E: 0 K: 0 S: 8	H: 2 LOB: 2 BB: 0 P: 14	R: 0 E: 0 K: 0 S: 9	H: 1 LOB: 2 BB: 0 P: 18	R: 0 E: 0 K: 0 S: 11	H: 1 LOB: 1 BB: 1 P: 21	R: 0 E: 0 K: 1 S: 9	H: 0 LOB: 0 BB: 0 P: 14	R: 3 E: 0 K: 1 S: 24	H: 3 LOB: 2 BB: 1 P: 34	R: 0 E: 0 K: 0 S: 4	H: 0 LOB: 0 BB: 1 P: 10	1B: 6 2B: 3 3B: 0 HR: 0	SF: 0 SAC: 0 DP: 1 HBP: 1	WP: 0 PB: 0 CS: 0	PA: 40
PITCHER	IP WLS BF H R ER SO BB IBB HBP BLK WP HR S P ERA WHIP																			
Ricky Bones, R (1, 1) ERA: 4.15	7.1 W 33 7 4 3 1 3 0 1 0 0 0 0 71 118 3.68 1.364																			
Cris Carpenter, R (8, 1) ERA: 11.25	0.1 3 2 0 0 0 0 0 0 0 0 0 0 12 14 0.00 6.000																			
Kevin Wickander, L (8, 1) ERA:	0.1 2 0 0 0 1 1 0 0 0 0 0 0 4 9 0.00 3.000																			
Graeme Lloyd, L (9, 1) ERA: 3.0	1.0 2 0 0 0 0 0 0 0 0 0 0 0 3 5 0.00 0.000																			

Batter	1	2	3	4	5	6	7	8	9	AB	R	H	RBI	BB	SO	LOB	BOTTOM	
Chuck Carr, S (1, 8) OBP: 0.367, SLG: 0.481 David Hulse, L (8, 8) OBP: 0.261, SLG: 0.227	1B SF9	G3-6				2B 1B		G4-3		4	2	2	0	0	0	3	New York Yankees @ Milwaukee Brewers Milwaukee County Stadium, Milwaukee, WI Wed Apr 17 1996, 4:33 AM EDT Att: 7,124 - Sunny - 50 F	
Fernando Vina, L (1, 4) OBP: 0.350, SLG: 0.667	1B 2B 1B		1-1 G4-3 1B		1-3 FC6-4 2B		1-2 K		4	2	3	0	0	1	2			
Kevin Seitzer, R (1, 3) OBP: 0.462, SLG: 0.698	SF9		2-1 G4-3		1-1 FC6-4 1B		0-1 F9 WP 1B		3	1	2	2	0	0	1			
Greg Vaughn, R (1, 7) OBP: 0.346, SLG: 0.595 Matt Mieske, R (8, 9) OBP: 0.250, SLG: 0.231	K		4-2 S BB		FC6-4 FC5-4		4-2 F9 1B BB		2	1	0	1	2	1	2			
John Jaha, R (1, 10) OBP: 0.365, SLG: 0.341	2B 1B		3-2 F7		1-2 FC5-4		2-2 F9		4	1	1	0	0	0	4			
Jose Valentin, S (1, 6) OBP: 0.383, SLG: 0.545	WP 2B		1-1 K		1-3 P4		2-2 1B		4	1	2	4	0	1	1			
Turner Ward, S (1, 9) OBP: 0.292, SLG: 0.300 (8, 7)	G6-3		0-0 P6		4-2 1B BB		1-2 K		3	0	0	0	1	1	0			
Jeff Cirillo, R (1, 5) OBP: 0.250, SLG: 0.333		1-2 F9		2-2 E8		1-1 G6-3		3-1 G6-3		4	0	1	0	0	0			
Mike Matheny, R (1, 2) OBP: 0.325, SLG: 0.486		1-1 G3-6 1B		3-3 K		1-3 K		1-2 G6-3		4	0	1	0	0	2	3		
Inning Stats	R: 4 E: 0 K: 1 S: 15	H: 4 LOB: 0 BB: 0 P: 27	R: 0 E: 0 K: 0 S: 7	H: 1 LOB: 0 BB: 0 P: 9	R: 0 E: 0 K: 2 S: 13	H: 0 LOB: 1 BB: 0 P: 20	R: 0 E: 1 K: 2 S: 12	H: 0 LOB: 1 BB: 0 P: 19	R: 0 E: 0 K: 2 S: 19	H: 1 LOB: 2 BB: 1 P: 26	R: 2 E: 0 K: 1 S: 16	H: 2 LOB: 0 BB: 1 P: 26	R: 0 E: 0 K: 0 S: 8	H: 0 LOB: 0 BB: 0 P: 14	1B: 10 2B: 2 3B: 0 HR: 0	SF: 1 SAC: 0 DP: 2 HBP: 0	WP: 2 PB: 0 CS: 0	PA: 37
PITCHER	IP WLS BF H R ER SO BB IBB HBP BLK WP HR S P ERA WHIP																	
David Cone, R (1, 1) ERA: 2.42	5.0 L 24 9 6 6 3 1 0 0 0 0 1 0 35 52 9.00 2.500																	
42 Mariano Rivera, R (6, 1) ERA: 3.52	2.0 10 3 2 2 3 2 0 0 0 0 0 0 8 14 0.00 0.000																	
Steve Howe, L (8, 1) ERA: 5.68	1.0 3 0 0 0 0 0 0 0 0 0 0 0 8 14 0.00 0.000																	

Batter	1	2	3	4	5	6	7	8	9	AB	R	H	RBI	BB	SO	LOB	TOP										
Tim Raines, S OBP: 0.333, SLG: 0.444 (1, 7)	F8		F8				G3		K	5	0	1	0	0	1	0	New York Yankees @ Minnesota Twins Hubert H. Humphrey Metrodome, Minneapolis, MN Fri Apr 19 1996, 8:05 PM EDT Att: 20,279 - Dome - 68 F livebaseballscorecards.com										
Wade Boggs, L OBP: 0.353, SLG: 0.267 (1, 5)	F8		G4-3				1B			3	0	1	0	1	0	0											
Paul O'Neill, L OBP: 0.415, SLG: 0.404 (1, 9)				G3-1	F7					4	0	2	0	0	0	2											
Ruben Sierra, S OBP: 0.327, SLG: 0.419 (1, 10)	G1-3			F9						3	0	0	0	1	0	3											
Tino Martinez, L OBP: 0.281, SLG: 0.204 (1, 3)		G3-1			G4-3					4	1	1	0	0	0	3											
Bernie Williams, S OBP: 0.286, SLG: 0.340 (1, 8)		G4-3				G4-3				4	0	1	0	0	0	0											
Mariano Duncan, R OBP: 0.357, SLG: 0.488 (1, 4)						L9				4	0	2	1	0	0	0											
Joe Girardi, R OBP: 0.256, SLG: 0.293 (1, 2)										4	0	0	0	0	0	3											
Derek Jeter, R OBP: 0.460, SLG: 0.436 (1, 6)			K							4	0	0	0	0	4	0											
Inning Stats	R: 0 E: 0 K: 0 S: 7	H: 1 LOB: 1 BB: 0 P: 11	R: 0 E: 0 K: 0 S: 10	H: 1 LOB: 1 BB: 0 P: 13	R: 0 E: 0 K: 1 S: 12	H: 0 LOB: 0 BB: 0 P: 20	R: 1 E: 0 K: 0 S: 13	H: 3 LOB: 2 BB: 0 P: 20	R: 0 E: 0 K: 0 S: 16	H: 2 LOB: 3 BB: 1 P: 27	R: 0 E: 0 K: 0 S: 11	H: 1 LOB: 2 BB: 1 P: 20	R: 0 E: 0 K: 0 S: 6	H: 0 LOB: 0 BB: 0 P: 9	R: 0 E: 0 K: 2 S: 7	H: 0 LOB: 0 BB: 0 P: 11		1B: 6 2B: 2 3B: 0 HR: 0	SF: 0 SAC: 0 DP: 0 HBP: 0	WP: 0 PA: 37 SB: 0 CS: 0							
PITCHER	IP	WLS	BF	H	R	ER	SO	BB	IBB	HBP	BLK	WP	HR	S	P	ERA	WHIP										
Frankie Rodriguez, R ERA: 5.24 (1, 1)	7.0	W	31	8	1	1	3	2	0	0	0	0	0	76	120	1.29	1.429										
Eddie Guardado, L ERA: 7.27 (8, 1)	1.0		3	0	0	0	0	0	0	0	0	0	0	6	9	0.00	0.000										
Pat Mahomes, R ERA: 3.27 (9, 1)	1.0		3	0	0	0	2	0	0	0	0	0	0	7	11	0.00	0.000										

Batter	1	2	3	4	5	6	7	8	9	AB	R	H	RBI	BB	SO	LOB	BOTTOM										
Chuck Knoblauch, R OBP: 0.365, SLG: 0.456 (1, 4)	1B	G6-3		G3						5	1	3	0	0	0	2	New York Yankees @ Minnesota Twins Hubert H. Humphrey Metrodome, Minneapolis, MN Fri Apr 19 1996, 8:05 PM EDT Att: 20,279 - Dome - 68 F livebaseballscorecards.com										
Matt Lawton, L OBP: 0.333, SLG: 0.240 (1, 9)	1B		G6-3	2B						3	0	1	0	1	1	1											
Paul Molitor, R OBP: 0.410, SLG: 0.509 (1, 10)										4	1	2	4	1	0	3											
Dave Hollins, S OBP: 0.434, SLG: 0.523 (1, 5)	K		K							5	0	0	0	0	3	7											
Marty Cordova, R OBP: 0.462, SLG: 0.696 (1, 7)	G5-4-3									4	0	2	1	0	1	2											
Greg Myers, L OBP: 0.255, SLG: 0.295 (1, 2)										3	1	1	0	1	1	2											
Roberto Kelly, R OBP: 0.306, SLG: 0.302 (1, 8)										3	2	1	0	1	1	2											
Scott Stahoviak, L OBP: 0.421, SLG: 0.706 (1, 3)										3	2	2	1	1	1	1											
Pat Meares, R OBP: 0.340, SLG: 0.581 (1, 6)										4	0	0	0	0	1	4											
Inning Stats	R: 1 E: 0 K: 1 S: 13	H: 3 LOB: 1 BB: 0 P: 19	R: 2 E: 0 K: 0 S: 10	H: 2 LOB: 0 BB: 1 P: 19	R: 1 E: 0 K: 1 S: 11	H: 1 LOB: 1 BB: 1 P: 20	R: 2 E: 0 K: 1 S: 21	H: 1 LOB: 2 BB: 3 P: 39	R: 0 E: 0 K: 3 S: 14	H: 1 LOB: 1 BB: 0 P: 19	R: 0 E: 1 K: 1 S: 10	H: 1 LOB: 0 BB: 0 P: 16	R: 0 E: 0 K: 2 S: 9	H: 1 LOB: 1 BB: 0 P: 15	R: 1 E: 0 K: 0 S: 13	H: 2 LOB: 2 BB: 0 P: 26		1B: 8 2B: 4 3B: 0 HR: 0	SF: 0 SAC: 0 DP: 2 HBP: 1	WP: 0 PA: 40 SB: 0 CS: 0							
PITCHER	IP	WLS	BF	H	R	ER	SO	BB	IBB	HBP	BLK	WP	HR	S	P	ERA	WHIP										
Dwight Gooden, R ERA: 11.48 (1, 1)	3.0	L	17	6	6	6	2	4	0	0	0	0	0	37	69	18.00	3.333										
42 Mariano Rivera, R ERA: 2.53 (4, 1)	3.0		13	3	0	0	5	1	0	0	0	0	0	42	63	0.00	1.333										
Bob Wickman, R ERA: 5.4 (7, 1)	1.0		4	1	0	0	2	0	0	0	0	0	0	9	15	0.00	1.000										
Jeff Nelson, R ERA: 1.59 (8, 1)	1.0		6	2	1	1	0	0	0	1	0	0	0	13	26	9.00	2.000										

Batter	1	2	3	4	5	6	7	8	9	AB	R	H	RBI	BB	SO	LOB	TOP
Tim Raines, S (1, 7) <small>OBP: 0.286, SLG: 0.357</small> Gerald Williams, R (9, 7) <small>OBP: 0.360, SLG: 0.609</small>	 								5 1 1 0 0 1 2 0 0 0 0 0 0 0								
Wade Boggs, L (1, 5) <small>OBP: 0.395, SLG: 0.300</small>										5	1	2	0	0	0	0	
Paul O'Neill, L (1, 9) <small>OBP: 0.431, SLG: 0.442</small>										5	1	3	1	0	1	2	
Ruben Sierra, S (1, 10) <small>OBP: 0.352, SLG: 0.563</small>										5	2	3	4	0	1	1	
Tino Martinez, L (1, 3) <small>OBP: 0.306, SLG: 0.226</small>										4	0	2	0	1	0	2	
Bernie Williams, S (1, 8) <small>OBP: 0.279, SLG: 0.327</small>										5	1	1	0	0	0	6	
Jim Leyritz, R (1, 2) Joe Girardi, R (8, 2) <small>OBP: 0.256, SLG: 0.293</small>										4	1	2	1	0	1	2	
Andy Fox, L (1, 4) <small>OBP: 0.316, SLG: 0.235</small>										4	0	1	0	0	2	1	
Derek Jeter, R (1, 6) <small>OBP: 0.444, SLG: 0.419</small>										4	0	1	0	0	1	2	
Inning Stats	R: 1 H: 3 E: 1 K: 0 S: 11	H: 3 R: 2 E: 0 K: 0 S: 18	H: 1 R: 4 E: 0 K: 1 S: 10	H: 3 R: 1 E: 0 K: 1 S: 18	H: 1 R: 2 E: 0 K: 0 S: 7	H: 1 R: 0 E: 0 K: 0 S: 9	H: 1 R: 0 E: 0 K: 0 S: 13	H: 0 R: 0 E: 0 K: 2 S: 10	H: 2 R: 1 E: 0 K: 0 S: 12	H: 4 R: 2 E: 0 K: 0 S: 16	1B: 11 2B: 2 3B: 0 HR: 3	SF: 0 SAC: 0 DP: 1 HBP: 0	WP: 2 PB: 1 CS: 0	PA: 42			
PITCHER	IP WLS BF H R ER SO BB IBB HBP BLK WP HR S P ERA WHIP	IP WLS BF H R ER SO BB IBB HBP BLK WP HR S P ERA WHIP	IP WLS BF H R ER SO BB IBB HBP BLK WP HR S P ERA WHIP	IP WLS BF H R ER SO BB IBB HBP BLK WP HR S P ERA WHIP	IP WLS BF H R ER SO BB IBB HBP BLK WP HR S P ERA WHIP	IP WLS BF H R ER SO BB IBB HBP BLK WP HR S P ERA WHIP	IP WLS BF H R ER SO BB IBB HBP BLK WP HR S P ERA WHIP	IP WLS BF H R ER SO BB IBB HBP BLK WP HR S P ERA WHIP	IP WLS BF H R ER SO BB IBB HBP BLK WP HR S P ERA WHIP	IP WLS BF H R ER SO BB IBB HBP BLK WP HR S P ERA WHIP	IP WLS BF H R ER SO BB IBB HBP BLK WP HR S P ERA WHIP	IP WLS BF H R ER SO BB IBB HBP BLK WP HR S P ERA WHIP	IP WLS BF H R ER SO BB IBB HBP BLK WP HR S P ERA WHIP	IP WLS BF H R ER SO BB IBB HBP BLK WP HR S P ERA WHIP	IP WLS BF H R ER SO BB IBB HBP BLK WP HR S P ERA WHIP	IP WLS BF H R ER SO BB IBB HBP BLK WP HR S P ERA WHIP	IP WLS BF H R ER SO BB IBB HBP BLK WP HR S P ERA WHIP
Rick Aguilera, R (1, 1) <small>ERA: 12.0</small>	3.0	16	7	4	4	2	0	0	0	0	0	2	39	59	12.00	2.333	
Dan Neault, R (4, 1) <small>ERA: 1.0</small>	3.0	12	3	0	0	3	1	0	0	0	2	0	29	44	0.00	1.333	
Eddie Guardado, L (7, 1) <small>ERA: 7.2</small>	1.1	L	5	1	1	1	2	0	0	0	0	0	14	21	6.75	0.750	
Erik Bennett, R (8, 1) <small>ERA: 6.75</small>	1.0		5	2	1	1	0	0	0	0	0	0	11	16	9.00	2.000	
Dave Stevens, R (9, 1) <small>ERA: 7.5</small>	0.2		4	3	1	1	0	0	0	0	0	1	13	16	13.50	4.500	

New York Yankees @ Minnesota Twins
 Hubert H. Humphrey Metrodome, Minneapolis, MN

AB 41
 R 7
 H 16
 RBI 6
 BB 1
 SO 7
 LOB 18



Sat Apr 20 1996, 8:05 PM EDT
 Att: 24,586 - Dome - 70 F

New York Yankees @ Minnesota Twins
 Hubert H. Humphrey Metrodome, Minneapolis, MN

AB 35
 R 6
 H 10
 RBI 5
 BB 4
 SO 7
 LOB 14



Sat Apr 20 1996, 8:05 PM EDT
 Att: 24,586 - Dome - 70 F

Batter	1	2	3	4	5	6	7	8	9	AB	R	H	RBI	BB	SO	LOB	TOP				
Wade Boggs, L (1,5) OBP: 0.367, SLG: 0.370 Robert Eenhoorn, R (7,5) OBP: 0.167, SLG: 0.250	F7		E		L4		1B	L9		4	2	2	1	0	0	0	New York Yankees @ Minnesota Twins Hubert H. Humphrey Metrodome, Minneapolis, MN Sun Apr 21 1996, 4:33 AM EDT Att: 20,115 - Dome - 68 F livebaseballscorecards.com				
Bernie Williams, S (1,8) OBP: 0.288, SLG: 0.321	BB		E4		L7		K	BB		4	1	1	0	1	1	2					
Paul O'Neill, L (1,9) OBP: 0.444, SLG: 0.500 Dion James, L (8,9) OBP: 0.231, SLG: 0.167	G4-6-3		HR		F8		2B	K		4	2	2	4	1	1	1					
Ruben Sierra, S (1,10) OBP: 0.373, SLG: 0.604	G4-6-3		HR				SF9	1B		0	0	0	0	0	0	0					
Tino Martinez, L (1,3) OBP: 0.299, SLG: 0.214							1B	G1-3		5	1	3	0	0	0	3					
Mariano Duncan, R (1,4) OBP: 0.348, SLG: 0.467							1B			3	0	0	1	1	1	1					
Joe Girardi, R (1,2) OBP: 0.250, SLG: 0.283							1B			4	1	1	0	0	1	2					
Gerald Williams, R (1,7) OBP: 0.367, SLG: 0.630							1B			5	1	1	1	0	1	3					
Andy Fox, L (1,6) OBP: 0.304, SLG: 0.200							1B			4	0	1	2	0	1	1					
Inning Stats	R: 0 E: 0 K: 0 S: 9	H: 1 LOB: 1 BB: 1 P: 17	R: 0 E: 0 K: 1 S: 7	H: 0 LOB: 0 BB: 0 P: 9	R: 4 E: 1 K: 1 S: 12	H: 3 LOB: 1 BB: 1 P: 24	R: 0 E: 0 K: 2 S: 9	H: 0 LOB: 0 BB: 0 P: 11	R: 0 E: 0 K: 0 S: 8	H: 1 LOB: 0 BB: 0 P: 17	R: 5 E: 1 K: 1 S: 22	H: 5 LOB: 1 BB: 0 P: 32	R: 0 E: 0 K: 1 S: 6	H: 0 LOB: 1 BB: 0 P: 11	R: 0 E: 0 K: 0 S: 6	H: 1 LOB: 1 BB: 0 P: 10	1B: 5 2B: 3 3B: 2 HR: 1	SF: 1 SAC: 1 DP: 1 HBP: 1	WP: 0 PB: 0 CS: 0	PA: 44	
PITCHER	IP	WLS	BF	H	R	ER	SO	BB	IBB	HBP	BLK	WP	HR	S	P	ERA	WHIP				
Brad Radke, R (1,1) ERA: 3.38	6.0	L	28	6	5	4	4	3	0	1	0	0	1	58	96	6.00	1.500				
Eddie Guardado, L (7,1) ERA: 7.59	0.2		4	2	1	1	1	0	0	0	0	0	0	9	12	13.50	3.000				
Pat Mahomes, R (7,1) ERA: 3.18	0.1		4	2	3	0	0	0	0	0	0	0	0	9	13	0.00	6.000				
Erik Bennett, R (8,1) ERA: 5.56	2.0		8	1	0	0	1	1	0	0	0	0	0	12	21	0.00	1.000				

Batter	1	2	3	4	5	6	7	8	9	AB	R	H	RBI	BB	SO	LOB	BOTTOM				
Chuck Knoblauch, R (1,4) OBP: 0.366, SLG: 0.429 Chip Hale, L (8,4) OBP: 0.500, SLG: 0.400	E6		G2-3				BB	BB		3	0	1	0	0	0	1	New York Yankees @ Minnesota Twins Hubert H. Humphrey Metrodome, Minneapolis, MN Sun Apr 21 1996, 4:33 AM EDT Att: 20,115 - Dome - 68 F livebaseballscorecards.com				
Jeff Reboulet, R (1,6) OBP: 0.227, SLG: 0.150	F8						BB	L8		4	0	0	0	1	0	4					
Paul Molitor, R (1,10) OBP: 0.400, SLG: 0.476	P3						BB	G6-4-3		3	1	0	0	1	0	2					
Marty Cordova, R (1,7) OBP: 0.514, SLG: 0.700							BB	BB		3	2	2	2	1	0	0					
Dave Hollins, S (1,5) OBP: 0.403, SLG: 0.451							BB	1B		2	0	0	0	2	0	2					
Ron Coomer, R (1,3) OBP: 0.304, SLG: 0.400 Scott Stahoviak, L (7,PH) OBP: 0.410, SLG: 0.686							BB	BB		2	0	0	0	0	1	1					
Pat Meares, R (8,PH) OBP: 0.373, SLG: 0.617							BB	1B		1	0	1	1	0	0	0					
Roberto Kelly, R (1,8) OBP: 0.429, SLG: 0.277 Rich Becker, L (7,PH) OBP: 0.184, SLG: 0.118							BB	G3		1	0	0	0	1	0	0					
Matt Lawton, L (1,9) OBP: 0.324, SLG: 0.228							BB			2	0	0	0	0	0	2					
Mike Durant, R (1,2) OBP: 0.429, SLG: 0.364 Greg Myers, L (8,PH) OBP: 0.265, SLG: 0.326							BB	F8		1	0	0	0	0	0	0					
Inning Stats	R: 0 E: 1 K: 0 S: 4	H: 0 LOB: 0 BB: 0 P: 5	R: 0 E: 0 K: 1 S: 9	H: 0 LOB: 0 BB: 1 P: 15	R: 0 E: 0 K: 0 S: 9	H: 0 LOB: 1 BB: 1 P: 17	R: 0 E: 0 K: 0 S: 12	H: 0 LOB: 0 BB: 0 P: 19	R: 0 E: 0 K: 0 S: 8	H: 1 LOB: 1 BB: 1 P: 15	R: 1 E: 0 K: 1 S: 9	H: 1 LOB: 0 BB: 0 P: 16	R: 4 E: 0 K: 1 S: 21	H: 2 LOB: 2 BB: 4 P: 45	R: 0 E: 0 K: 0 S: 6	H: 1 LOB: 1 BB: 0 P: 10	1B: 4 2B: 1 3B: 0 HR: 0	SF: 0 SAC: 0 DP: 2 HBP: 0	WP: 2 PB: 1 CS: 2	PA: 38	
PITCHER	IP	WLS	BF	H	R	ER	SO	BB	IBB	HBP	BLK	WP	HR	S	P	ERA	WHIP				
Kenny Rogers, L (1,1) ERA: 4.7	5.1	W	20	1	0	0	1	5	0	0	0	0	0	46	86	0.00	1.125				
Jeff Neison, R (6,1) ERA: 4.7	2.0		8	1	3	3	2	2	0	0	0	2	0	21	39	13.50	1.500				
Steve Howe, L (8,1) ERA: 8.1	0.1		4	1	1	1	0	2	0	0	0	0	0	9	20	27.00	9.000				
Bob Wickman, R (8,1) ERA: 3.97	1.1		6	2	1	1	0	0	0	0	0	0	0	9	16	6.75	1.500				





Batter	1	2	3	4	5	6	7	8	9	AB	R	H	RBI	BB	SO	LOB	TOP					
Wade Boggs, L (1,5) OBP: 0.362, SLG: 0.365	F7		F8		L8		F8			4	0	0	0	0	0	1	New York Yankees @ Kansas City Royals Kauffman Stadium, Kansas City, MO Tue Apr 23 1996, 7:05 PM CDT Att: 12,536 - Unknown - 63 F livebaseballscorecards.com					
Bernie Williams, S (1,8) OBP: 0.293, SLG: 0.349	F7		B1-3		HR		G3-1			4	1	1	2	0	0	0						
Paul O'Neill, L (1,9) OBP: 0.444, SLG: 0.531	F8			CS	2B		F7			4	0	2	0	0	0	0						
Ruben Sierra, S (1,10) OBP: 0.368, SLG: 0.567		G1-3		P3		WP	2B			4	0	1	0	0	1	2						
Tino Martinez, L (1,3) OBP: 0.329, SLG: 0.254		G3-1		BB	BB	WP	BB			2	0	1	0	2	0	0						
Tim Lincecum, S (1,7) OBP: 0.381, SLG: 0.450		1B		FC6-4	BB	F8				3	0	1	0	1	0	4						
Mariano Duncan, R (1,4) OBP: 0.327, SLG: 0.415		1B		FC6-4		G4-3				3	0	1	0	1	0	4						
Joe Girardi, R (1,2) OBP: 0.281, SLG: 0.333		G6-3			L4					3	0	0	0	0	0	5						
2 Derek Jeter, R (1,6) OBP: 0.435, SLG: 0.412			K		FC6-4	HR	L9			4	1	0	0	0	1	1						
Inning Stats	R: 0 E: 0 K: 0 S: 7	H: 0 LOB: 0 BB: 0 P: 12	R: 0 E: 0 K: 0 S: 12	H: 2 LOB: 2 BB: 0 P: 22	R: 0 E: 0 K: 1 S: 7	H: 0 LOB: 0 BB: 0 P: 10	R: 0 E: 0 K: 0 S: 9	H: 1 LOB: 2 BB: 2 P: 22	R: 2 E: 0 K: 0 S: 9	H: 1 LOB: 0 BB: 0 P: 17	R: 0 E: 0 K: 0 S: 8	H: 1 LOB: 2 BB: 1 P: 16	R: 0 E: 0 K: 0 S: 5	H: 0 LOB: 0 BB: 0 P: 6	R: 0 E: 0 K: 1 S: 10	H: 2 LOB: 1 BB: 0 P: 14	R: 0 E: 0 K: 0 S: 5	H: 0 LOB: 0 BB: 1 P: 11	1B: 3 2B: 3 3B: 0 HR: 1	SF: 0 SAC: 0 DP: 2 HBP: 1	WP: 1 PB: 0 SB: 0 CS: 1	PA: 36
PITCHER	IP	WLS	BF	H	R	ER	SO	BB	IBB	HBP	BLK	WP	HR	S	P	ERA	WHIP					
Mark Gubicza, R (1,1) ERA: 5.23	7.0	W	29	5	2	2	1	3	0	1	0	1	1	57	105	2.57	1.143					
Jeff Montgomery, R (8,1) ERA:	2.0	S	7	2	0	0	1	1	0	0	0	0	0	15	25	0.00	1.500					

Batter	1	2	3	4	5	6	7	8	9	AB	R	H	RBI	BB	SO	LOB	BOTTOM				
Bip Roberts, S (1,4) OBP: 0.360, SLG: 0.429	F8			FC1-6	BB	G5-3	1B			3	0	1	1	1	0	0	New York Yankees @ Kansas City Royals Kauffman Stadium, Kansas City, MO Tue Apr 23 1996, 7:05 PM CDT Att: 12,536 - Unknown - 63 F livebaseballscorecards.com				
Les Norman, R (1,9) OBP: 0.125, SLG: 0.125	G6-3			FC1-6	HR	F8	S			3	1	0	0	0	0	1					
Michael Tucker, L (7,PH) OBP: 0.328, SLG: 0.390				1-2	HR		1B			1	0	1	0	0	0	0					
Pat Lenton, R (1,7) OBP: 0.379, SLG: 0.375	K			F9		2B	1B			4	1	1	0	0	1	3					
Joe Vitiello, R (1,10) OBP: 0.419, SLG: 0.447		K			HR					3	1	2	3	0	1	0					
Johnny Damon, L (8,PH) OBP: 0.303, SLG: 0.380				1-H	HR					1	0	0	0	0	0	0					
Mike Macfarlane, R (1,2) OBP: 0.239, SLG: 0.318		K		E6		P6				3	0	0	0	1	1	1					
Jose Offerman, S (1,3) OBP: 0.214, SLG: 0.220		G6-3		G1-3		G4-3	FC4	BB		4	0	0	0	0	0	2					
David Howard, S (1,6) OBP: 0.317, SLG: 0.364			F8			K	F7	S		4	0	1	0	0	1	0					
Joe Randa, R (1,5) OBP: 0.313, SLG: 0.286			F8			G5-3	S	G6-3		3	1	0	0	1	0	2					
Tom Goodwin, L (1,8) OBP: 0.250, SLG: 0.222			G6-3			G4-3		1B	2B	3	1	1	1	0	0	0					
Inning Stats	R: 0 E: 0 K: 1 S: 6	H: 0 LOB: 0 BB: 0 P: 11	R: 0 E: 0 K: 2 S: 7	H: 0 LOB: 0 BB: 0 P: 10	R: 0 E: 0 K: 0 S: 8	H: 0 LOB: 0 BB: 0 P: 11	R: 2 E: 1 K: 0 S: 11	H: 1 LOB: 1 BB: 1 P: 17	R: 0 E: 0 K: 1 S: 5	H: 0 LOB: 0 BB: 0 P: 7	R: 1 E: 0 K: 0 S: 16	H: 2 LOB: 1 BB: 0 P: 27	R: 2 E: 0 K: 0 S: 21	H: 3 LOB: 2 BB: 1 P: 31	R: 0 E: 0 K: 0 S: 7	H: 1 LOB: 2 BB: 1 P: 16	1B: 4 2B: 2 3B: 0 HR: 1	SF: 0 SAC: 0 DP: 0 HBP: 0	WP: 0 PB: 0 SB: 3 CS: 0	PA: 35	
PITCHER	IP	WLS	BF	H	R	ER	SO	BB	IBB	HBP	BLK	WP	HR	S	P	ERA	WHIP				
Jimmy Key, L (1,1) ERA: 7.08	6.2	L	27	4	5	5	4	2	0	0	0	0	0	66	103	6.75	0.900				
Bob Wickman, R (7,1) ERA: 3.55	1.1		8	3	0	0	0	1	0	0	0	0	0	15	27	0.00	3.000				

Batter	1	2	3	4	5	6	7	8	9	AB	R	H	RBI	BB	SO	LOB	TOP				
Kenny Lofton, L OBP: 0.382, SLG: 0.423 (1, 8)	L7	1B			K		G3	P6		5	0	1	1	0	1	0	Cleveland Indians @ New York Yankees Yankee Stadium, Bronx, NY Wed Apr 24 1996, 7:05 PM EDT Att: 20,187 - Unknown - 61 F				
Julio Franco, R OBP: 0.371, SLG: 0.392 (1, 3)	G1-3	PO	F9		G6-3		FC4-6 BB	K		4	0	0	0	1	1	0					
Carlos Baerga, S OBP: 0.326, SLG: 0.405 (1, 4)	1B		F9		F8		FC4-6 PB	G6-3		5	0	1	0	0	0	1					
Albert Belle, R OBP: 0.395, SLG: 0.676 (1, 7)	K		FC4-6 1B		P4		FC5-4 BB	K		4	0	1	0	1	2	1					
Eddie Murray, S OBP: 0.272, SLG: 0.225 (1, 10)		G4-3	FC4-6		BB HR 1B		FC5-4	2B		5	1	2	0	0	0	3					
Manny Ramirez, R OBP: 0.356, SLG: 0.631 (1, 9)	1B 2B				FC4-6 1B		HR BB	2B BB		3	3	2	0	2	1	1					
Jim Thome, L OBP: 0.473, SLG: 0.564 (1, 5)	FC3-6 1B BB				F7		HR	HR		3	3	2	4	1	0	1					
Sandy Alomar Jr., R OBP: 0.345, SLG: 0.423 (1, 2)	FC3-6 1B				FC4-6		G6-3 BB	G1-3		3	0	1	1	1	0	2					
Omar Vizquel, S OBP: 0.306, SLG: 0.463 (1, 6)	FC3-6 PO 1B				G2-3		G6-3	HR		4	1	1	2	0	0	4					
Inning Stats	R: 0 E: 0 K: 1 S: 6	H: 1 LOB: 1 BB: 0 P: 6	R: 2 E: 0 K: 0 S: 5	H: 3 LOB: 1 BB: 1 P: 9	R: 0 E: 0 K: 0 S: 4	H: 1 LOB: 1 BB: 0 P: 4	R: 0 E: 0 K: 0 S: 4	H: 0 LOB: 0 BB: 0 P: 4	R: 3 E: 0 K: 0 S: 4	H: 2 LOB: 0 BB: 2 P: 12	R: 0 E: 0 K: 0 S: 3	H: 0 LOB: 2 BB: 2 P: 11	R: 3 E: 0 K: 1 S: 7	H: 2 LOB: 1 BB: 1 P: 11	R: 0 E: 0 K: 2 S: 8	H: 1 LOB: 1 BB: 0 P: 8	1B: 6 2B: 3 3B: 0 HR: 2	SF: 0 SAC: 0 DP: 1 HBP: 0	WP: 0 PB: 1 SB: 0 CS: 0	PA: 43	
PITCHER	IP	WLS	BF	H	R	ER	SO	BB	IBB	HBP	BLK	WP	HR	S	P	ERA	WHIP				
Scott Kamieniecki, R ERA: 8.44 (1, 1)	5.1	W	25	8	5	5	2	2	0	0	0	0	1	27	35	8.44	1.875				
Jeff Nelson, R ERA: 5.79 (6, 1)	1.2		9	1	2	2	0	4	0	0	0	0	0	5	21	10.80	3.000				
John Wetteland, R ERA: 6.43 (8, 1)	2.0		8	2	1	1	3	0	0	0	0	0	1	14	14	4.50	1.000				

Batter	1	2	3	4	5	6	7	8	9	AB	R	H	RBI	BB	SO	LOB	BOTTOM				
Wade Boggs, L OBP: 0.365, SLG: 0.358 (1, 5)	1B	G4-3		K	FC5-4 BB		G6-3			4	1	1	0	1	1	2	Cleveland Indians @ New York Yankees Yankee Stadium, Bronx, NY Wed Apr 24 1996, 7:05 PM EDT Att: 20,187 - Unknown - 61 F				
Bernie Williams, S OBP: 0.300, SLG: 0.353 (1, 8)	K	F7		S HR 1B	FC5-4			CS 1B		5	1	2	1	0	1	3					
Paul O'Neill, L OBP: 0.455, SLG: 0.529 (1, 9)	FC6-4 1B	L7		HR 1B			1B BB	F9		4	2	2	0	1	0	1					
Gerald Williams, R OBP: 0.344, SLG: 0.586 (9, 9)	1B			HR 1B						0	0	0	0	0	0	0					
Ruben Sierra, S OBP: 0.370, SLG: 0.569 (1, 10)	FC6-4 1B	P5		K			F8	2B		5	0	2	1	0	1	3					
Tino Martinez, L OBP: 0.321, SLG: 0.294 (1, 3)	FC6-4 1B			L7	HR		K	G6-3		5	2	1	3	0	1	4					
Tim Lincecum, S OBP: 0.400, SLG: 0.435 (1, 7)	1B 2B BB			G3	P3		1B			3	1	1	0	1	0	0					
Mariano Duncan, R OBP: 0.339, SLG: 0.439 (1, 4)	2B 1B			E8	F8 2B		G5-3			4	1	2	2	0	0	2					
Joe Girardi, R OBP: 0.279, SLG: 0.316 (1, 2)	2B BB			G4-3	F8			F7		3	1	0	0	1	0	2					
Derek Jeter, R OBP: 0.439, SLG: 0.418 (1, 6)	E9 1B			G4-3	K			G3-1		4	1	2	2	0	1	1					
Inning Stats	R: 6 E: 1 K: 1 S: 10	H: 5 LOB: 1 BB: 2 P: 18	R: 0 E: 0 K: 0 S: 3	H: 0 LOB: 0 BB: 0 P: 3	R: 0 E: 1 K: 0 S: 4	H: 0 LOB: 1 BB: 0 P: 4	R: 4 E: 0 K: 2 S: 11	H: 4 LOB: 0 BB: 0 P: 11	R: 0 E: 0 K: 1 S: 6	H: 1 LOB: 2 BB: 1 P: 10	R: 0 E: 0 K: 0 S: 3	H: 0 LOB: 0 BB: 0 P: 3	R: 0 E: 0 K: 0 S: 4	H: 2 LOB: 1 BB: 0 P: 4	1B: 10 2B: 2 3B: 0 HR: 1	SF: 0 SAC: 0 DP: 0 HBP: 0	WP: 0 PB: 0 SB: 0 CS: 1	PA: 41			
PITCHER	IP	WLS	BF	H	R	ER	SO	BB	IBB	HBP	BLK	WP	HR	S	P	ERA	WHIP				
Dennis Martinez, R ERA: 4.99 (4, 1)	3.0	L	18	6	7	6	1	2	0	0	0	0	1	16	20	13.50	2.500				
Eric Plunk, R ERA: 4.66 (6, 1)	2.0		9	2	0	0	1	1	0	0	0	0	0	10	14	0.00	1.500				
Paul Assenmacher, L ERA: 3.86 (8, 1)	1.0		3	1	0	0	0	0	0	0	0	0	0	3	3	0.00	1.000				

Batter	1	2	3	4	5	6	7	8	9	AB	R	H	RBI	BB	SO	LOB	TOP										
Kenny Lofton, L OBP: 0.362, SLG: 0.398 (1, 8)	G4-3	G4-3		L7			F8		FC6-4	5	0	0	0	0	0	3	Cleveland Indians @ New York Yankees Yankee Stadium, Bronx, NY Thu Apr 25 1996, 7:05 PM EDT Att: 18,580 - Unknown - 64 F										
Julio Franco, R OBP: 0.397, SLG: 0.423 (1, 10)	WP 1B 2B		1B	1B	G6-4-3 1B		K		CS	4	1	3	0	0	1	0											
Carlos Baerga, S OBP: 0.322, SLG: 0.398 (1, 4)	F7		G5-4-3 1B		K			P4		4	0	1	0	0	1	2											
Albert Belle, R OBP: 0.400, SLG: 0.701 (1, 7)	WP 1B BB		P5		G6-4-3 1-2			HR		3	2	1	1	1	0	3											
Eddie Murray, S OBP: 0.282, SLG: 0.240 (1, 3)	FC6-4 1B		G5-4-3		F9			1B		4	0	2	2	0	0	2											
Manny Ramirez, R OBP: 0.364, SLG: 0.618 (1, 9)	FC6-4				G6-3			FC4 BB		3	1	1	0	1	0	1											
Sandy Alomar Jr., R OBP: 0.359, SLG: 0.429 (1, 2)			K	G4-3 1B				FC4		4	0	2	1	0	1	1											
Scott Leius, R (1, 5)	G5-3			F9			K		G4-3	4	0	0	0	0	1	2											
Omar Vizquel, S OBP: 0.316, SLG: 0.465 (1, 6)				G4-3			G4-3		FC6-4 1B	4	0	2	0	0	0	1											
Inning Stats	R: 2 E: 0 K: 0 S: 5	H: 2 LOB: 1 BB: 1 P: 9	R: 0 E: 0 K: 1 S: 6	H: 1 LOB: 1 BB: 0 P: 6	R: 0 E: 0 K: 0 S: 4	H: 2 LOB: 1 BB: 0 P: 4	R: 1 E: 0 K: 0 S: 5	H: 2 LOB: 1 BB: 0 P: 5	R: 0 E: 0 K: 1 S: 6	H: 1 LOB: 0 BB: 0 P: 6	R: 0 E: 0 K: 1 S: 5	H: 0 LOB: 0 BB: 0 P: 5	R: 1 E: 0 K: 0 S: 4	H: 2 LOB: 1 BB: 1 P: 8	R: 0 E: 0 K: 0 S: 3	H: 1 LOB: 0 BB: 0 P: 3		1B: 10 2B: 1 3B: 0 HR: 1	SF: 0 SAC: 0 DP: 2 HBP: 0	WP: 1 PB: 0 SB: 2 CS: 1	PA: 38						
PITCHER	IP	WLS	BF	H	R	ER	SO	BB	IBB	HBP	BLK	WP	HR	S	P	ERA	WHIP										
Andy Pettitte, L ERA: 3.09 (1, 1)	7.2	L	32	11	4	4	4	1	0	0	0	1	1	39	43	4.70	1.565										
Bob Wickman, R ERA: 3.39 (8, 1)	0.2		4	1	0	0	0	1	0	0	0	0	0	3	7	0.00	3.000										
Steve Howe, L ERA: 7.36 (9, 1)	0.2		1	0	0	0	0	0	0	0	0	0	0	1	1	0.00	0.000										
Batter	1	2	3	4	5	6	7	8	9	AB	R	H	RBI	BB	SO	LOB	BOTTOM										
Wade Boggs, L OBP: 0.367, SLG: 0.357 (1, 5)	F8				SF9		SH5-4 1B		G6-3	3	0	1	1	1	0	0	Cleveland Indians @ New York Yankees Yankee Stadium, Bronx, NY Thu Apr 25 1996, 7:05 PM EDT Att: 18,580 - Unknown - 64 F										
Bernie Williams, S OBP: 0.298, SLG: 0.347 (1, 8)	F7		P4		1B		SH5-4 1B		G4-3	4	0	1	1	0	0	2											
Paul O'Neill, L OBP: 0.463, SLG: 0.521 Gerald Williams, R OBP: 0.344, SLG: 0.586 (9, PR)	G1-3				1B				BB	3	0	1	0	2	0	0											
Ruben Sierra, S OBP: 0.346, SLG: 0.529 (1, 10)		F8		L6	K		K		F9	5	0	0	0	0	2	5											
Tino Martinez, L OBP: 0.329, SLG: 0.361 (1, 3)		F9			2B				G4-3	4	1	2	1	0	0	2											
Tim Lincecum, S OBP: 0.414, SLG: 0.423 (1, 7)		G1-3		K			HR		S 1B	3	0	1	0	1	1												
Jim Leyritz, R OBP: 0.405, SLG: 0.605 (1, 2)				G6-3 SH1-3 1B			L4		G5-3	4	1	2	0	0	0	2											
Andy Fox, L OBP: 0.308, SLG: 0.217 (1, 4)				SH1-3			E7 SF9 1B		F7	3	1	1	0	0	0	2											
Derek Jeter, R OBP: 0.414, SLG: 0.390 (1, 6)				G6-3			K		K	4	0	0	0	0	2	5											
Inning Stats	R: 0 E: 0 K: 0 S: 3	H: 0 LOB: 0 BB: 0 P: 3	R: 0 E: 0 K: 0 S: 3	H: 0 LOB: 0 BB: 0 P: 3	R: 0 E: 0 K: 0 S: 4	H: 1 LOB: 2 BB: 1 P: 8	R: 0 E: 0 K: 1 S: 6	H: 1 LOB: 1 BB: 0 P: 6	R: 2 E: 1 K: 2 S: 11	H: 4 LOB: 2 BB: 0 P: 11	R: 1 E: 1 K: 0 S: 4	H: 1 LOB: 1 BB: 1 P: 8	R: 0 E: 0 K: 1 S: 6	H: 1 LOB: 2 BB: 1 P: 10	R: 0 E: 0 K: 1 S: 6	H: 1 LOB: 1 BB: 0 P: 6		R: 0 E: 0 K: 0 S: 3	H: 0 LOB: 1 BB: 1 P: 7	1B: 7 2B: 1 3B: 0 HR: 1	SF: 1 SAC: 2 DP: 0 HBP: 0	WP: 0 PB: 0 SB: 1 CS: 0	PA: 40				
PITCHER	IP	WLS	BF	H	R	ER	SO	BB	IBB	HBP	BLK	WP	HR	S	P	ERA	WHIP										
Jack McDowell, R ERA: 2.04 (1, 1)	6.2		31	8	3	3	4	2	1	0	0	0	0	1	1	4.05	1.500										
Jim Poole, L ERA: 3.52 (7, 1)	0.1	W	1	0	0	0	0	0	0	0	0	0	0	1	1	0.00	0.000										
Julian Tavarez, R ERA: 2.57 (8, 1)	1.0		4	1	0	0	1	0	0	0	0	0	0	6	6	0.00	1.000										
Jose Mesa, R ERA: 1.64 (9, 1)	1.0	S	4	0	0	0	0	1	0	0	0	0	0	3	7	0.00	1.000										

Batter	1	2	3	4	5	6	7	8	9	AB	R	H	RBI	BB	SO	LOB	TOP					
Chuck Knoblauch, R (1, 4) OBP: 0.415, SLG: 0.475										3	0	2	0	2	0	0						
Jeff Reboulet, R (1, 3) OBP: 0.245, SLG: 0.212										4	0	0	0	0	0	7						
Chip Hale, L (9, PH) OBP: 0.500, SLG: 0.778										1	0	0	0	0	0	0						
Paul Molitor, R (1, 10) OBP: 0.442, SLG: 0.548										5	1	3	0	0	0	3						
Marty Cordova, R (1, 7) OBP: 0.484, SLG: 0.600										5	0	1	0	0	0	5						
Dave Hollins, S (1, 5) OBP: 0.424, SLG: 0.544										2	1	1	1	2	1	0						
Ron Coomer, R (1, 9) OBP: 0.306, SLG: 0.438										3	0	0	0	0	0	4						
Matt Lawton, L (6, 9) OBP: 0.341, SLG: 0.264										1	0	0	0	0	0	0						
Roberto Kelly, R (1, 8) OBP: 0.324, SLG: 0.333										4	1	1	0	0	2	3						
Pat Meares, R (1, 6) OBP: 0.373, SLG: 0.591										3	1	1	2	1	0	0						
Mike Durant, R (1, 2) OBP: 0.458, SLG: 0.450										3	0	2	0	0	0	0						
Greg Myers, L (8, PH) OBP: 0.328, SLG: 0.433										1	0	0	0	0	0	0						
Inning Stats	R: 0 E: 0 K: 0 S: 3	H: 1 LOB: 0 BB: 0 P: 3	R: 3 E: 0 K: 0 S: 7	H: 4 LOB: 2 BB: 1 P: 11	R: 0 E: 0 K: 0 S: 4	H: 1 LOB: 2 BB: 1 P: 8	R: 0 E: 0 K: 0 S: 4	H: 1 LOB: 1 BB: 0 P: 4	R: 1 E: 0 K: 1 S: 6	H: 2 LOB: 1 BB: 1 P: 10	R: 0 E: 0 K: 0 S: 4	H: 1 LOB: 0 BB: 2 P: 12	R: 0 E: 0 K: 2 S: 7	H: 0 LOB: 0 BB: 0 P: 7	R: 0 E: 0 K: 0 S: 3	H: 0 LOB: 0 BB: 0 P: 3	R: 0 E: 0 K: 0 S: 3	H: 1 LOB: 0 BB: 0 P: 3	1B: 7 2B: 2 3B: 0 HR: 2	SF: 0 SAC: 0 DP: 2 HBP: 0	WP: 0 PB: 0 CS: 1	PA: 40
PITCHER	IP	WLS	BF	H	R	ER	SO	BB	IBB	HBP	BLK	WP	HR	S	P	ERA	WHIP					
Kenny Rogers, L (1, 1) ERA: 3.48	5.0		27	10	4	4	1	4	0	0	0	0	2	25	41	7.20	2.800					
42 Mariano Rivera, R (6, 1) ERA: 1.52	3.0	W	10	0	0	0	2	1	0	0	0	0	0	13	17	0.00	0.333					
John Wetteland, R (9, 1) ERA: 5.63	1.0	S	3	1	0	0	0	0	0	0	0	0	0	3	3	0.00	1.000					

Minnesota Twins @ New York Yankees
Yankee Stadium, Bronx, NY
Fri Apr 26 1996, 7:05 PM EDT
Att: 14,450 - Unknown - 60 F

AB	35
R	4
H	11
RBI	3
BB	5
SO	3
LOB	22



Batter	1	2	3	4	5	6	7	8	9	AB	R	H	RBI	BB	SO	LOB	BOTTOM					
Tim Raines, S (1, 7) OBP: 0.406, SLG: 0.393										2	1	0	0	1	0	2						
Gerald Williams, R (7, PH) OBP: 0.333, SLG: 0.567										1	0	0	0	0	1	0						
Wade Boggs, L (1, 5) OBP: 0.348, SLG: 0.338										4	0	0	0	0	1	3						
Paul O'Neill, L (1, 9) OBP: 0.465, SLG: 0.533										4	1	2	0	0	0	0						
Ruben Sierra, S (1, 10) OBP: 0.354, SLG: 0.521										3	1	1	1	1	0	0						
Tino Martinez, L (1, 3) OBP: 0.326, SLG: 0.347										3	1	0	0	1	0	2						
Bernie Williams, S (1, 8) OBP: 0.307, SLG: 0.408										4	1	2	4	0	0	2						
Jim Leyritz, R (1, 2) OBP: 0.413, SLG: 0.595										4	0	2	0	0	1	3						
Mariano Duncan, R (1, 4) OBP: 0.339, SLG: 0.433										3	0	1	0	0	0	2						
2 Derek Jeter, R (1, 6) OBP: 0.403, SLG: 0.377										2	0	0	0	0	0	1						
Inning Stats	R: 0 E: 0 K: 1 S: 5	H: 0 LOB: 0 BB: 0 P: 5	R: 0 E: 0 K: 0 S: 3	H: 0 LOB: 0 BB: 0 P: 3	R: 0 E: 0 K: 0 S: 5	H: 2 LOB: 2 BB: 0 P: 5	R: 0 E: 0 K: 0 S: 3	H: 0 LOB: 0 BB: 0 P: 3	R: 0 E: 0 K: 0 S: 4	H: 1 LOB: 1 BB: 0 P: 4	R: 5 E: 0 K: 0 S: 6	H: 4 LOB: 2 BB: 2 P: 14	R: 0 E: 0 K: 1 S: 5	H: 0 LOB: 0 BB: 0 P: 5	R: 0 E: 0 K: 1 S: 6	H: 1 LOB: 2 BB: 1 P: 10	R: 0 E: 0 K: 1 S: 6	H: 1 LOB: 1 BB: 1 P: 10	1B: 5 2B: 2 3B: 0 HR: 1	SF: 0 SAC: 1 DP: 1 HBP: 0	WP: 0 PB: 0 CS: 0	PA: 34
PITCHER	IP	WLS	BF	H	R	ER	SO	BB	IBB	HBP	BLK	WP	HR	S	P	ERA	WHIP					
Brad Radke, R (1, 1) ERA: 4.1	5.1	L	24	6	5	5	1	2	0	0	0	0	1	24	32	8.44	1.500					
Dan Naulty, R (6, 1) ERA: 0.59	1.0		3	1	0	0	0	0	0	0	0	0	0	3	3	0.00	1.000					
Eddie Guardado, L (7, 1) ERA: 5.79	1.1		6	1	0	0	1	0	1	0	0	0	0	7	11	0.00	0.750					
Dave Stevens, R (8, 1) ERA: 6.14	0.1		1	0	0	0	1	0	0	0	0	0	0	3	3	0.00	0.000					

Minnesota Twins @ New York Yankees
Yankee Stadium, Bronx, NY
Fri Apr 26 1996, 7:05 PM EDT
Att: 14,450 - Unknown - 60 F

AB	30
R	5
H	8
RBI	5
BB	3
SO	3
LOB	15



Batter	1	2	3	4	5	6	7	8	9	10	AB	R	H	RBI	BB	SO	LOB					
Chuck Knoblauch, R OBP: 0.410, SLG: 0.465 (1, 4)	G5-3		1-1 CS 1B		1-2 G5-3		1-2 SAFE F8		2-3 K	0-0 1B	6	0	2	1	0	1	1					
Matt Lawton, L OBP: 0.319, SLG: 0.244 (1, 9)	G3		2-1 SAFE F8		2-3 K		1-2 F9		2-1 F9	1-2 2-3 3-H 1B	6	0	0	0	0	1	5					
Paul Molitor, R OBP: 0.430, SLG: 0.528 (1, 10)	G4-3		3-2 SAFE G6-3		0-3 K		1-1 FC5-4 1B		1-3 K	1-3 K	5	0	1	0	0	2	1					
Marty Cordova, R OBP: 0.493, SLG: 0.618 (1, 7)		3-2 F7 2B		2-0 FC4-6 1B		3-3 K		1-2 SAFE FC5-4 1B		2-1 1B 1B	5	3	3	0	0	1	1					
Greg Myers, L OBP: 0.319, SLG: 0.415 (1, 2)	F7		1-1 FC4-6 1B		0-1 G1-3		1-3 SAFE K		0-0 1B 1B	0-0 1B 1B	5	1	1	0	0	1	2					
Dave Hollins, S OBP: 0.444, SLG: 0.563 (1, 5)		1-1 2B		1-1 L7			4-2 1B 1B		2-1 BB HBP	2-1 1B 1B	3	2	2	1	1	0	1					
Roberto Kelly, R OBP: 0.361, SLG: 0.355 Chip Hale, L OBP: 0.545, SLG: 0.800 Rich Becker, L OBP: 0.174, SLG: 0.098 (10, PH) (10, PR) (10, 8)		2-1 HBP		2-2 1B			1-2 S 1B		4-0 BB	2-1 BB 1B	2	1	2	0	1	0	0					
Scott Stahoviak, L OBP: 0.404, SLG: 0.674 Jeff Reboulet, R OBP: 0.256, SLG: 0.229 (8, PH) (8, 3)		1-3 K		2-3 K			0-2 G1-3		2-2 G6-3	0-1 1B BB	3	0	0	0	0	2	6					
Pat Meares, R OBP: 0.375, SLG: 0.571 (1, 6)		0-3 K		3-3 K			3-0 1B		1-3 K	1-2 2-3 3-H 1B	4	0	1	2	1	3	2					
Inning Stats	R: 0 E: 0 K: 0 S: 9	H: 0 LOB: 0 BB: 0 P: 13	R: 1 E: 0 K: 2 S: 15	H: 2 LOB: 2 BB: 0 P: 23	R: 0 E: 0 K: 0 S: 8	H: 1 LOB: 0 BB: 0 P: 14	R: 0 E: 0 K: 2 S: 11	H: 2 LOB: 2 BB: 0 P: 18	R: 0 E: 0 K: 2 S: 8	H: 0 LOB: 0 BB: 0 P: 15	R: 0 E: 0 K: 2 S: 16	H: 2 LOB: 1 BB: 1 P: 26	R: 1 E: 0 K: 1 S: 14	H: 1 LOB: 2 BB: 1 P: 25	R: 0 E: 0 K: 2 S: 9	H: 0 LOB: 0 BB: 0 P: 14	R: 4 E: 0 K: 1 S: 17	H: 6 LOB: 2 BB: 1 P: 29	1B: 12 2B: 3 3B: 0 HR: 0	SF: 0 SAC: 0 DP: 1 HBP: 2	WP: 1 PB: 0 SB: 2 CS: 1	PA: 47
PITCHER	IP	WLS	BF	H	R	ER	SO	BB	IBB	HBP	BLK	WP	HR	S	P	ERA	WHIP					
Dwight Gooden, R ERA: 3.38 Scott Kamieniecki, R ERA: 3.45 Steve Howe, L ERA: 6.75 John Wetteland, R ERA: 5.0 Bob Wickman, R ERA: 5.65 (1, 1) (7, 1) (8, 1) (9, 1) (10, 1)	6.0		23	5	1	1	7	0	0	0	0	0	0	60	94	1.50	0.833					


TOP

Minnesota Twins @ New York Yankees
Yankee Stadium, Bronx, NY

Sat. Apr. 27 1996, 3:33 AM EDT
Alt. 20.025 - Sunny - 65 F

livebaseballscorecards.com

AB	42
R	8
H	14
RBI	7
BB	3
SO	11
LOB	21



Batter	1	2	3	4	5	6	7	8	9	10	AB	R	H	RBI	BB	SO	LOB					
2 Derek Jeter, R OBP: 0.410, SLG: 0.359 (1, 6)	G5-4-3 BB		0-0 L4	0-0 L7			1-0 G6-3		4-2 SH1-4 BB	4-0 1B	3	0	0	0	3	0	1					
Jim Leyritz, R OBP: 0.412, SLG: 0.565 (9, 2)	G5-4-3		4-1 1B BB		3-3 K		2-1 G5-3		0-0 SH1-4	0-2 1B	4	0	1	0	1	1	1					
Paul O'Neill, L OBP: 0.467, SLG: 0.525 (1, 9)	G1-3		0-0 1B		0-0 1B		1-1 L6		4-0 IBB	1-1 L6	5	0	2	0	1	0	3					
Ruben Sierra, S OBP: 0.352, SLG: 0.506 (1, 10)		0-1 2B G5-3 1B		0-3 K		2-2 L7		2-0 2B 1B	3-3 K	0-1 F8	6	1	2	0	0	2	8					
Tino Martinez, L OBP: 0.319, SLG: 0.350 (1, 3)		2-1 G5-3 2B		3-2 G3		3-2 F8		2-1 F9	1-1 L7		5	0	1	0	0	0	4					
Bernie Williams, S OBP: 0.333, SLG: 0.430 (1, 8)		4-2 G5-3 BB		2-1 HR 1B		2-2 G5-3		3-2 2B 2B	4-2 2B SF8 BB		3	3	2	0	2	0	0					
Mariano Duncan, R OBP: 0.358, SLG: 0.508 (1, 4)		0-1 G5-3		1-0 L4		2-1 S 2B		2-0 3B	2-2 SF8 1B 2B		5	1	3	1	0	0	3					
Gerald Williams, R OBP: 0.333, SLG: 0.636 Tim Raines, S OBP: 0.412, SLG: 0.393 (8, PH) (9, 7)		1-2 2-3 3-H P6		0-2 HR		1-3 K		4-2 BB	2-2 SF8		3	1	1	2	0	1	2					
Joe Girardi, R OBP: 0.281, SLG: 0.333 Wade Boggs, L OBP: 0.353, SLG: 0.342 (8, PH) (9, 5)		2-0 F7		1-2 HR		2-3 L8		0-1 G4-3	1-2 1B 2B 1B		3	0	1	0	0	0	1					
Inning Stats	R: 0 E: 0 K: 0 S: 5	H: 0 LOB: 0 BB: 1 P: 11	R: 1 E: 0 K: 0 S: 9	H: 2 LOB: 1 BB: 1 P: 17	R: 0 E: 0 K: 1 S: 10	H: 1 LOB: 2 BB: 1 P: 15	R: 2 E: 0 K: 0 S: 11	H: 3 LOB: 1 BB: 0 P: 19	R: 0 E: 0 K: 1 S: 12	H: 1 LOB: 1 BB: 0 P: 20	R: 0 E: 0 K: 0 S: 5	H: 0 LOB: 0 BB: 0 P: 9	R: 1 E: 0 K: 0 S: 12	H: 3 LOB: 2 BB: 1 P: 25	R: 0 E: 0 K: 1 S: 8	H: 0 LOB: 2 BB: 2 P: 20	R: 2 E: 0 K: 0 S: 20	H: 3 LOB: 3 BB: 2 P: 34	1B: 7 2B: 5 3B: 1 HR: 1	SF: 1 SAC: 1 DP: 2 HBP: 0	WP: 0 PB: 0 SB: 1 CS: 0	PA: 49
PITCHER	IP	WLS	BF	H	R	ER	SO	BB	IBB	HBP	BLK	WP	HR	S	P	ERA	WHIP					
Rich Robertson, L ERA: 6.6 Eddie Guardado, L ERA: 6.14 Dan Naulty, R ERA: 0.57 Erik Bennett, R ERA: 6.0 Dave Stevens, R ERA: 6.48 (1, 1) (8, 1) (8, 1) (9, 1) (10, 1)	7.0		30	8	3	3	3	3	3	0	0	0	0	64	111	3.86	1.571					


BOTTOM

Minnesota Twins @ New York Yankees
Yankee Stadium, Bronx, NY

Sat. Apr. 27 1996, 3:33 AM EDT
Alt. 20.025 - Sunny - 65 F

livebaseballscorecards.com

AB	39
R	6
H	14
RBI	5
BB	8
SO	4
LOB	25



Batter	1	2	3	4	5	6	7	8	9	AB	R	H	RBI	BB	SO	LOB	TOP				
Chuck Knoblauch R (1, 4) OBP: 0.419, SLG: 0.467										4	0	2	0	1	1	2	Minnesota Twins @ New York Yankees Yankee Stadium, Bronx, NY Sun Apr 28 1996, 3:33 AM EDT Att: 24,793 - Sunny - 64 F				
Jeff Reboulet R (1, 3) OBP: 0.233, SLG: 0.205										4	0	0	0	0	1	3					
Paul Molitor R (1, 10)										4	0	1	0	0	0	1					
Marty Cordova R (1, 7) OBP: 0.493, SLG: 0.603										3	1	1	0	1	2	1					
Dave Hollins S (1, 5) OBP: 0.436, SLG: 0.587										4	1	1	2	0	2	1					
Roberto Kelly R (1, 8) OBP: 0.373, SLG: 0.359										2	1	1	0	1	1	0					
Chip Hale L (9, PH) OBP: 0.500, SLG: 0.727										1	0	0	0	0	0	0					
Ron Coomer R (1, 9) OBP: 0.282, SLG: 0.400										3	0	0	0	0	1	3					
Rich Becker L (6, 9) OBP: 0.191, SLG: 0.098										0	0	0	0	1	0	0					
Pat Meares R (1, 6) OBP: 0.369, SLG: 0.568										4	0	1	1	0	2	3					
Mike Durant R (1, 2) OBP: 0.423, SLG: 0.409										2	0	0	0	0	0	1					
Greg Myers L (7, PH) OBP: 0.324, SLG: 0.433										2	0	1	0	0	0	0					
Inning Stats	R: 0 E: 0 K: 2 S: 11	H: 1 LOB: 0 BB: 0 P: 16	R: 0 E: 0 K: 1 S: 8	H: 0 LOB: 2 BB: 2 P: 19	R: 0 E: 0 K: 0 S: 8	H: 1 LOB: 0 BB: 0 P: 15	R: 3 E: 0 K: 0 S: 16	H: 4 LOB: 1 BB: 0 P: 30	R: 0 E: 0 K: 3 S: 15	H: 0 LOB: 0 BB: 0 P: 21	R: 0 E: 0 K: 1 S: 15	H: 0 LOB: 1 BB: 1 P: 23	R: 0 E: 0 K: 1 S: 8	H: 0 LOB: 2 BB: 1 P: 11	R: 0 E: 0 K: 1 S: 19	H: 1 LOB: 2 BB: 1 P: 28	1B: 5 2B: 2 3B: 0 HR: 1	SF: 0 SAC: 0 DP: 1 HBP: 0	WP: 0 PB: 0 CS: 1	PA: 38	
PITCHER	IP	WLS	BF	H	R	ER	SO	BB	IBB	HBP	BLK	WP	HR	S	P	ERA	WHIP				
Jimmy Key L (1, 1) ERA: 6.75	5.0		22	7	3	3	4	2	0	0	0	0	1	50	91	5.40	1.800				
42 Mariano Rivera R (6, 1) ERA: 1.37	3.0	W	10	0	0	0	5	1	0	0	0	0	0	38	55	0.00	0.333				
John Wetteland R (9, 1) ERA: 4.5	1.0	S	5	1	0	0	1	1	0	0	0	0	0	19	28	0.00	2.000				

Batter	1	2	3	4	5	6	7	8	9	AB	R	H	RBI	BB	SO	LOB	BOTTOM				
Tim Raines S (1, 7) OBP: 0.395, SLG: 0.355										3	0	0	0	1	0	0	Minnesota Twins @ New York Yankees Yankee Stadium, Bronx, NY Sun Apr 28 1996, 3:33 AM EDT Att: 24,793 - Sunny - 64 F				
Gerald Williams R (8, 7) OBP: 0.351, SLG: 0.647										1	0	1	1	0	0	0					
Wade Boggs L (1, 5) OBP: 0.356, SLG: 0.346										5	1	2	0	0	0	2					
Paul O'Neill L (1, 9) OBP: 0.479, SLG: 0.566										3	2	2	1	1	0	1					
Ruben Sierra S (1, 10) OBP: 0.348, SLG: 0.488										3	0	0	0	1	0	4					
Tino Martinez L (1, 3) OBP: 0.316, SLG: 0.345										4	0	1	1	0	2	2					
Bernie Williams S (1, 8) OBP: 0.351, SLG: 0.432										2	2	1	1	2	0	0					
Mariano Duncan R (1, 4) OBP: 0.380, SLG: 0.536										4	1	3	1	0	0	2					
Joe Girardi R (1, 2) OBP: 0.279, SLG: 0.328										4	0	1	1	0	2	2					
2 Derek Jeter R (1, 6) OBP: 0.390, SLG: 0.338										4	0	0	0	0	1	4					
Inning Stats	R: 2 E: 0 K: 0 S: 13	H: 4 LOB: 2 BB: 0 P: 22	R: 0 E: 0 K: 1 S: 12	H: 0 LOB: 1 BB: 1 P: 23	R: 0 E: 0 K: 1 S: 6	H: 0 LOB: 1 BB: 1 P: 16	R: 0 E: 0 K: 2 S: 10	H: 1 LOB: 1 BB: 0 P: 14	R: 0 E: 0 K: 0 S: 9	H: 1 LOB: 1 BB: 0 P: 15	R: 1 E: 0 K: 0 S: 10	H: 2 LOB: 1 BB: 1 P: 18	R: 1 E: 0 K: 1 S: 7	H: 1 LOB: 1 BB: 1 P: 15	R: 2 E: 0 K: 0 S: 12	H: 2 LOB: 1 BB: 1 P: 21	1B: 9 2B: 2 3B: 0 HR: 1	SF: 0 SAC: 0 DP: 2 HBP: 0	WP: 0 PB: 1 CS: 1	PA: 38	
PITCHER	IP	WLS	BF	H	R	ER	SO	BB	IBB	HBP	BLK	WP	HR	S	P	ERA	WHIP				
Frankie Rodriguez R (1, 1) ERA: 6.68	6.2	L	31	9	4	4	4	4	0	0	0	0	1	64	120	5.40	1.950				
Eddie Guardado L (7, 1) ERA: 6.0	0.1		1	0	0	0	1	0	0	0	0	0	0	3	3	0.00	0.000				
Pat Mahomes R (8, 1) ERA: 6.92	1.0		6	2	2	2	0	1	0	0	0	0	0	12	21	18.00	3.000				

AB	33
R	3
H	8
RBI	3
BB	4
SO	10
LOB	15



AB	33
R	6
H	11
RBI	6
BB	5
SO	5
LOB	17



Batter	1	2	3	4	5	6	7	8	9	AB	R	H	RBI	BB	SO	LOB	TOP										
2 Derek Jeter, R OBP: 0.398, SLG: 0.342 (1, 6)										5	2	2	0	1	2	4	New York Yankees @ Baltimore Orioles Oriole Park at Camden Yards, Baltimore, MD Tue Apr 30 1996, 7:05 PM EDT Att: 43,117 - Unknown - 61 F										
Jim Leyritz, R OBP: 0.411, SLG: 0.600 (1, 5) Andy Fox, L OBP: 0.333, SLG: 0.250 (7, 5)										4	1	1	2	1	1	2											
Paul O'Neill, L OBP: 0.500, SLG: 0.600 (1, 9)										2	2	1	2	4	0	0											
Ruben Sierra, S OBP: 0.337, SLG: 0.466 (1, 10)										6	0	1	1	0	1	6											
Tino Martinez, L OBP: 0.327, SLG: 0.389 (1, 3)										6	2	3	3	0	1	3											
Bernie Williams, S OBP: 0.369, SLG: 0.435 (1, 8)										4	1	2	0	2	2	1											
Mariano Duncan, R OBP: 0.377, SLG: 0.520 (1, 4)										6	1	2	0	0	3	4											
Gerald Williams, R OBP: 0.372, SLG: 0.667 (1, 7)										5	2	2	1	1	0	3											
Joe Girardi, R OBP: 0.284, SLG: 0.329 (1, 2)										6	2	2	3	0	0	6											
Inning Stats	R: 2 E: 0 K: 2 S: 10	H: 3 LOB: 1 BB: 0 P: 10	R: 2 E: 0 K: 2 S: 10	H: 3 LOB: 3 BB: 2 P: 18	R: 0 E: 0 K: 2 S: 8	H: 1 LOB: 2 BB: 1 P: 12	R: 0 E: 0 K: 1 S: 5	H: 0 LOB: 0 BB: 0 P: 5	R: 5 E: 0 K: 1 S: 10	H: 5 LOB: 1 BB: 1 P: 14	R: 0 E: 0 K: 0 S: 4	H: 1 LOB: 2 BB: 1 P: 8	R: 3 E: 0 K: 1 S: 7	H: 2 LOB: 0 BB: 1 P: 11	R: 1 E: 1 K: 1 S: 7	H: 1 LOB: 3 BB: 2 P: 15		R: 0 E: 0 K: 0 S: 4	H: 1 LOB: 2 BB: 1 P: 8	1B: 12 2B: 2 3B: 0 HR: 3	SF: 0 SAC: 0 DP: 0 HBP: 0	WP: 0 PB: 0 SB: 2 CS: 0	PA: 54				
PITCHER	IP	WLS	BF	H	R	ER	SO	BB	IBB	HBP	BLK	WP	HR	S	P	ERA	WHIP										
Arthur Rhodes, L ERA: 3.72 (1, 1)	4.1		26	10	7	7	8	3	0	0	0	0	1	39	51	14.54	3.000										
Jimmy Myers, R ERA: 3.75 (5, 1)	0.1		3	2	2	2	0	0	0	0	0	0	1	3	3	54.00	6.000										
Jesse Orosco, L ERA: 17.55 (5, 1)	0.2		4	1	0	0	0	1	0	0	0	0	0	3	7	0.00	3.000										
Keith Shepherd, R ERA: 6.23 (6, 1)	2.1	L	15	3	4	3	2	3	1	0	0	0	1	15	31	11.57	2.571										
Roger McDowell, R ERA: 1.53 (8, 1)	1.1		6	1	0	0	0	1	0	0	0	0	0	5	9	0.00	1.500										

Batter	1	2	3	4	5	6	7	8	9	AB	R	H	RBI	BB	SO	LOB	BOTTOM										
Brady Anderson, L OBP: 0.426, SLG: 0.740 (1, 8)										4	2	1	0	1	0	1	New York Yankees @ Baltimore Orioles Oriole Park at Camden Yards, Baltimore, MD Tue Apr 30 1996, 7:05 PM EDT Att: 43,117 - Unknown - 61 F										
Roberto Alomar, S OBP: 0.441, SLG: 0.558 (1, 4)										4	2	2	0	1	0	0											
Rafael Palmeiro, L OBP: 0.385, SLG: 0.490 (1, 3)										3	1	1	2	1	1	0											
Bobby Bonilla, S OBP: 0.261, SLG: 0.297 (1, 5)										4	1	1	2	1	1	3											
Cal Ripken Jr., R OBP: 0.318, SLG: 0.396 (1, 6)										5	1	2	2	0	0	1											
B.J. Surhoff, L OBP: 0.356, SLG: 0.567 (1, 10)										5	1	2	1	0	1	1											
Mike Devereaux, R OBP: 0.350, SLG: 0.426 (1, 9)										5	0	0	0	0	0	3											
Chris Hoiles, R OBP: 0.318, SLG: 0.520 (1, 2) Gregg Zaun, S OBP: 0.253, SLG: 0.176 (6, 2)										3	1	1	1	0	0	1											
Jeffrey Hammonds, R OBP: 0.311, SLG: 0.424 (1, 7)										4	1	1	0	0	2	1											
Inning Stats	R: 3 E: 1 K: 0 S: 6	H: 3 LOB: 1 BB: 1 P: 10	R: 6 E: 0 K: 0 S: 9	H: 6 LOB: 1 BB: 1 P: 13	R: 0 E: 0 K: 1 S: 6	H: 1 LOB: 2 BB: 1 P: 10	R: 0 E: 0 K: 0 S: 3	H: 0 LOB: 0 BB: 0 P: 3	R: 0 E: 0 K: 1 S: 5	H: 0 LOB: 0 BB: 0 P: 5	R: 0 E: 0 K: 1 S: 5	H: 0 LOB: 1 BB: 1 P: 9	R: 1 E: 1 K: 1 S: 7	H: 1 LOB: 0 BB: 0 P: 7	R: 0 E: 0 K: 0 S: 3	H: 0 LOB: 0 BB: 0 P: 3		R: 0 E: 0 K: 1 S: 5	H: 0 LOB: 0 BB: 0 P: 5	1B: 8 2B: 1 3B: 1 HR: 1	SF: 1 SAC: 0 DP: 0 HBP: 0	WP: 1 PB: 0 SB: 0 CS: 0	PA: 43				
PITCHER	IP	WLS	BF	H	R	ER	SO	BB	IBB	HBP	BLK	WP	HR	S	P	ERA	WHIP										
Andy Pettitte, L ERA: 5.0 (1, 1)	1.0		13	8	0	0	0	2	0	0	0	0	1	11	19	72.00	10.000										
Scott Kamieniecki, R ERA: 5.91 (2, 1)	4.0		15	2	0	0	2	1	0	0	0	1	0	18	22	0.00	0.750										
Jeff Nelson, R ERA: 5.23 (6, 1)	1.0	W	6	1	1	0	1	1	0	0	0	0	0	7	11	0.00	2.000										
42 Mariano Rivera, R ERA: 1.25 (7, 1)	2.0		6	0	0	0	1	0	0	0	0	0	0	8	8	0.00	0.000										
John Wetteland, R ERA: 4.05 (9, 1)	1.0	S	3	0	0	0	1	0	0	0	0	0	0	5	5	0.00	0.000										

AB 45
R 13
H 17
RBI 13
BB 9
SO 10
LOB 29



AB 38
R 10
H 11
RBI 9
BB 4
SO 5
LOB 12



Batter	1	2	3	4	5	6	7	8	9	10	11	12	13	14	15	AB	R	H	RBI	BB	SO	LOB	TOP	
Wade Boggs, L OBP: 0.357, SLG: 0.348 (1, 9)																8	1	3	0	0	1	6		
2 Derek Jeter, R OBP: 0.400, SLG: 0.333 (1, 6)																5	2	1	0	1	3	2		
Paul O'Neill, L OBP: 0.473, SLG: 0.554 (1, 9)																7	0	0	0	1	0	6		
Ruben Sierra, S OBP: 0.340, SLG: 0.441 (1, 10)																5	1	0	0	3	0	4		
Tino Martinez, L OBP: 0.321, SLG: 0.412 (1, 3)																7	2	2	5	0	2	3		
Bernie Williams, S OBP: 0.387, SLG: 0.505 (1, 8)																8	2	5	1	0	2	1		
Mariano Duncan, R OBP: 0.378, SLG: 0.513 Andy Fox, L OBP: 0.345, SLG: 0.240 (1, 4)																5	2	2	0	0	2	2		
Gerard Williams, R OBP: 0.331, SLG: 0.745 (1, 7)																8	1	6	3	0	1	2		
Joe Girardi, R OBP: 0.284, SLG: 0.316 (1, 2)																6	0	1	1	1	0	6		
Inning Stats	R: 0 E: 0 K: 1 S: 6	H: 1 LOB: 1 BB: 0 P: 6	R: 3 E: 1 K: 0 S: 8	H: 3 LOB: 0 BB: 0 P: 6	R: 0 E: 0 K: 0 S: 3	H: 0 LOB: 0 BB: 0 P: 3	R: 1 E: 0 K: 1 S: 8	H: 3 LOB: 2 BB: 0 P: 8	R: 1 E: 0 K: 1 S: 6	H: 1 LOB: 1 BB: 1 P: 10	R: 0 E: 0 K: 0 S: 3	H: 0 LOB: 0 BB: 0 P: 3	R: 0 E: 0 K: 2 S: 8	H: 1 LOB: 2 BB: 1 P: 12	R: 0 E: 1 K: 0 S: 4	H: 1 LOB: 2 BB: 1 P: 8	R: 0 E: 0 K: 1 S: 6	H: 1 LOB: 1 BB: 0 P: 6	R: 5 E: 0 K: 0 S: 7	H: 4 LOB: 1 BB: 0 P: 12	1B: 15 2B: 3 3B: 0 HR: 3	SF: 1 SAC: 3 DP: 2 HBP: 1	WP: 0 PB: 0 CS: 1	PA: 72
PITCHER	IP: 7.0 WLS: 0.2 BF: 32 H: 10 R: 6 ER: 6 SO: 4 BB: 0 IBB: 1 HBP: 0 BLK: 0 WP: 0 HR: 2 S: 39 P: 43 ERA: 4.4 WHIP: 1.429	IP: 8.1 WLS: 0.2 BF: 4 H: 2 R: 0 ER: 0 SO: 1 BB: 0 IBB: 0 HBP: 0 BLK: 0 WP: 0 HR: 0 S: 5 P: 9 ERA: 0.00 WHIP: 4.500	IP: 8.1 WLS: 2.1 BF: 7 H: 0 R: 0 ER: 0 SO: 3 BB: 0 IBB: 0 HBP: 0 BLK: 0 WP: 0 HR: 13 S: 13 P: 13 ERA: 0.00 WHIP: 0.000	IP: 11.1 WLS: 2.0 BF: 11 H: 2 R: 0 ER: 0 SO: 2 BB: 2 IBB: 1 HBP: 0 BLK: 0 WP: 0 HR: 12 S: 24 P: 24 ERA: 0.00 WHIP: 2.000	IP: 13.1 WLS: 2.0 BF: 11 H: 3 R: 2 ER: 2 SO: 1 BB: 0 IBB: 1 HBP: 1 BLK: 0 WP: 0 HR: 0 S: 11 P: 16 ERA: 9.00 WHIP: 1.500	PITCHER	IP: 15.1 WLS: 1.0 BF: 7 H: 3 R: 3 ER: 3 SO: 0 BB: 0 IBB: 1 HBP: 0 BLK: 0 WP: 0 HR: 1 S: 6 P: 10 ERA: 5.54 WHIP: 3.000																	

New York Yankees @ Baltimore Orioles
 Oriole Park at Camden Yards, Baltimore, MD
 Wed May 01 1996, 7:05 PM EDT
 Att. 47,472 - Unknown - 67 F

AB 60
 R 11
 H 20
 RBI 10
 BB 7
 SO 11
 LOB 33

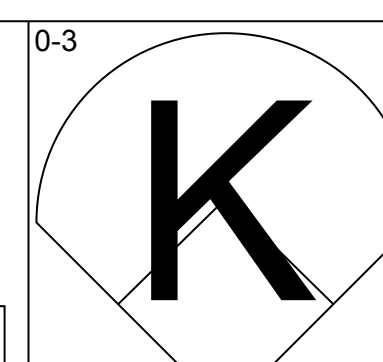
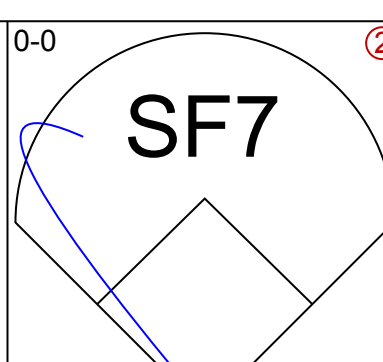
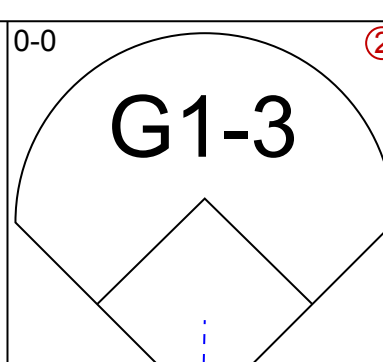
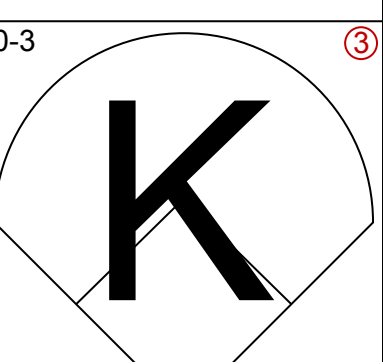
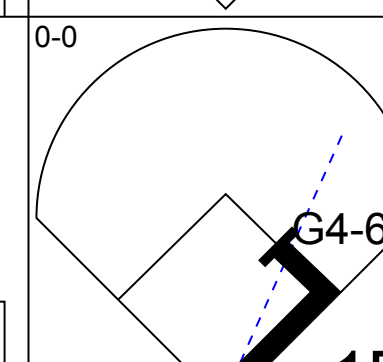
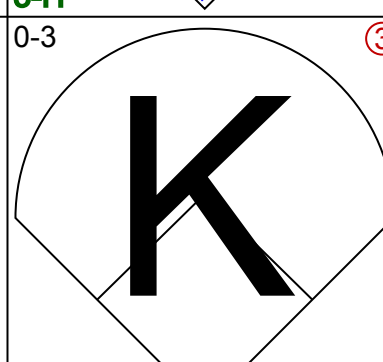
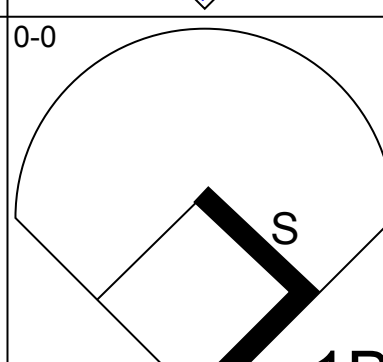
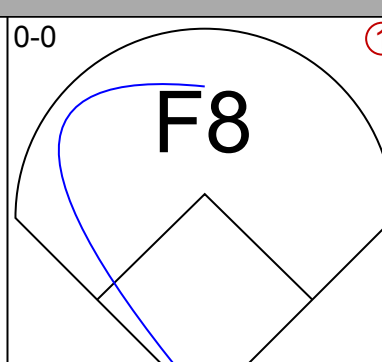
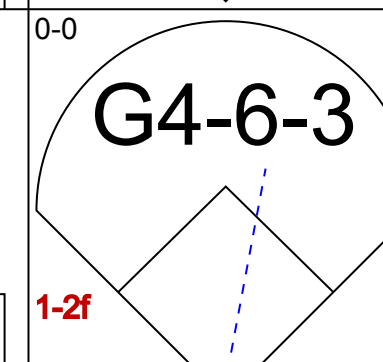
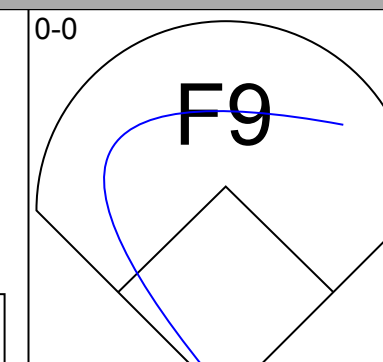
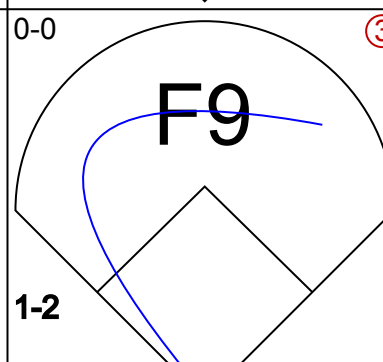
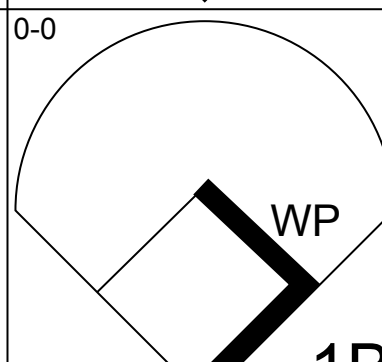
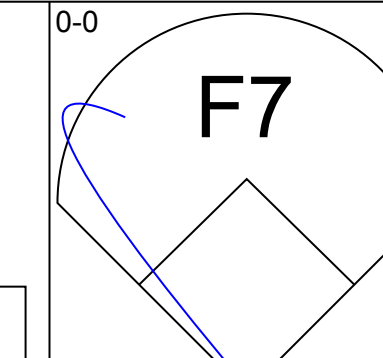
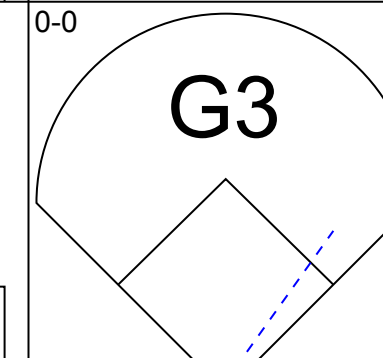
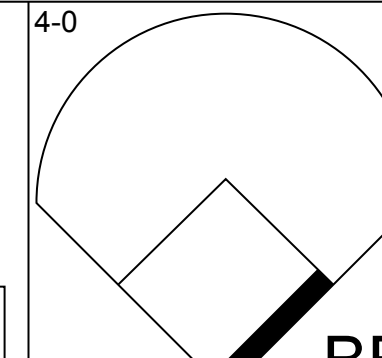
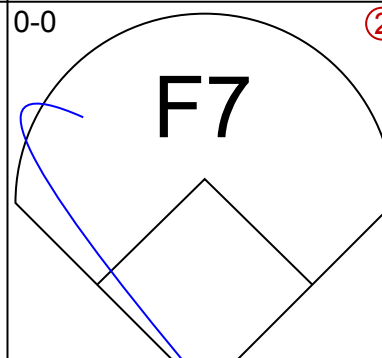
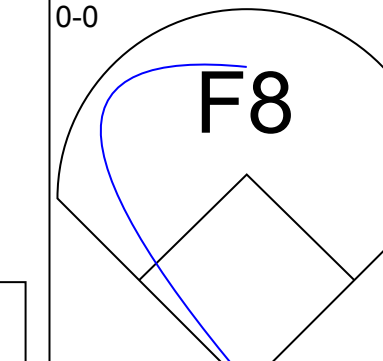
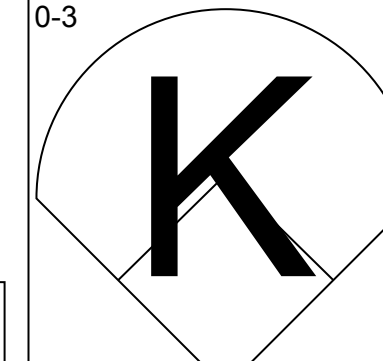
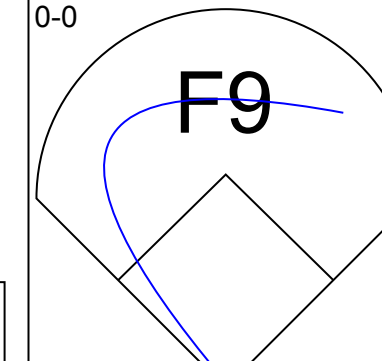
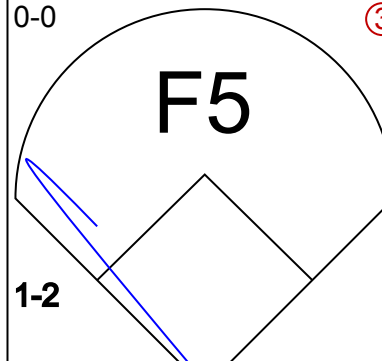
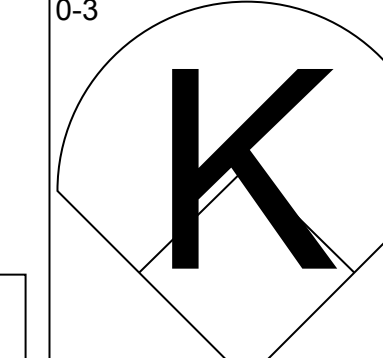
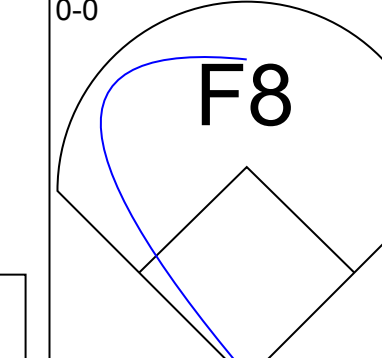
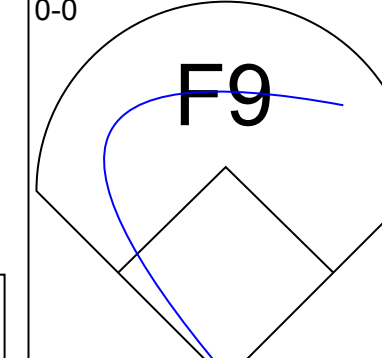
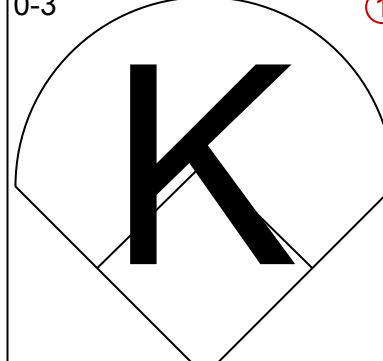
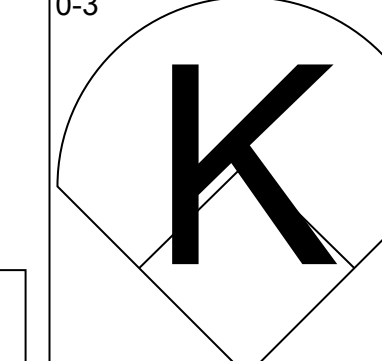
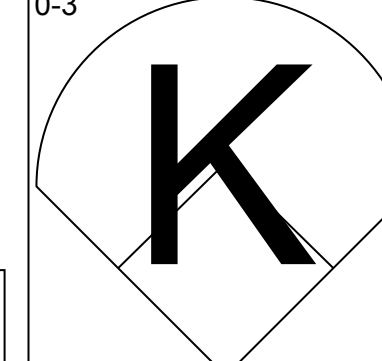
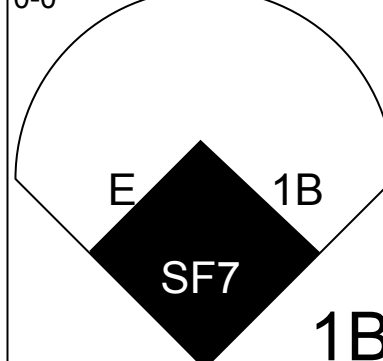
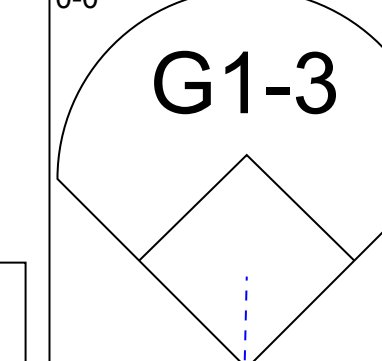
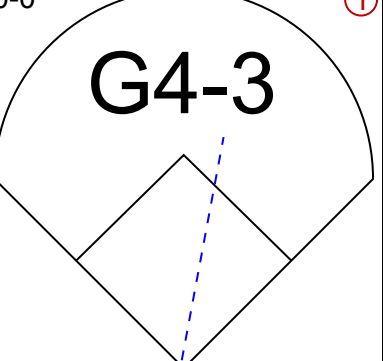
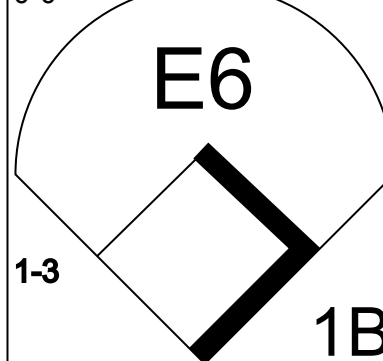
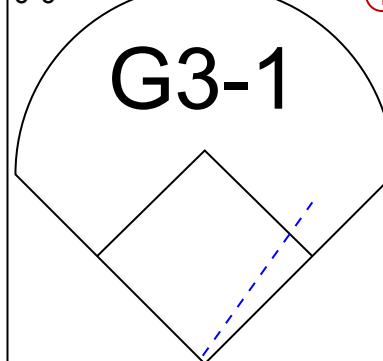
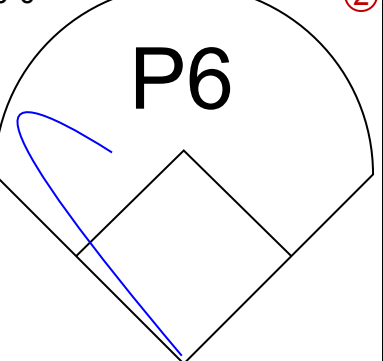


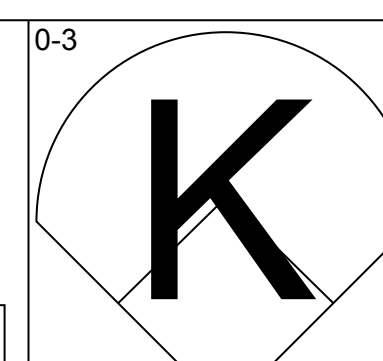
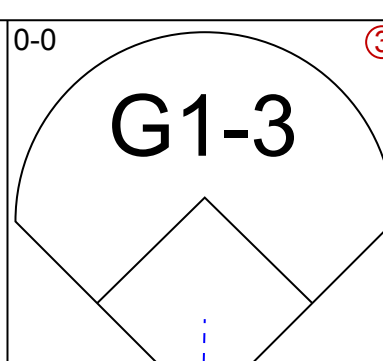
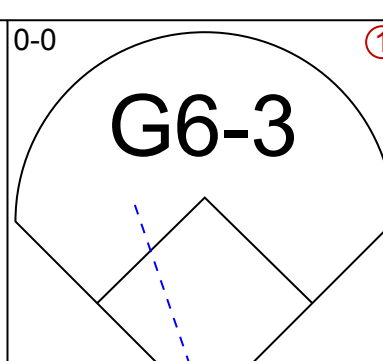
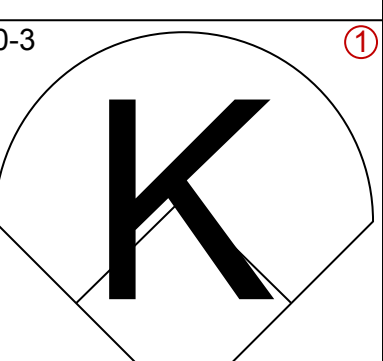
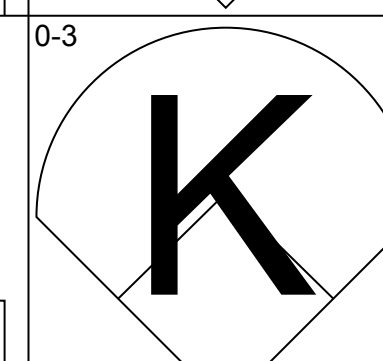
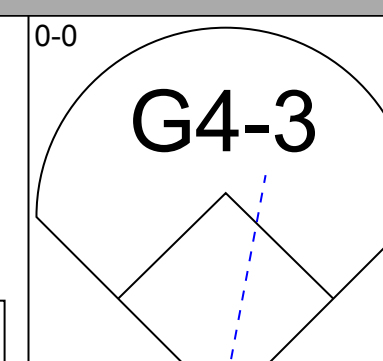
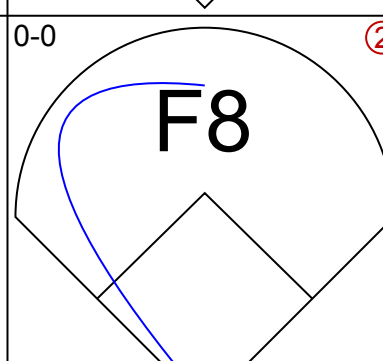
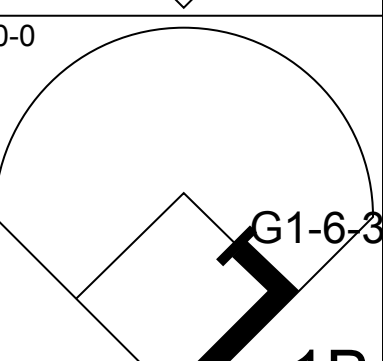
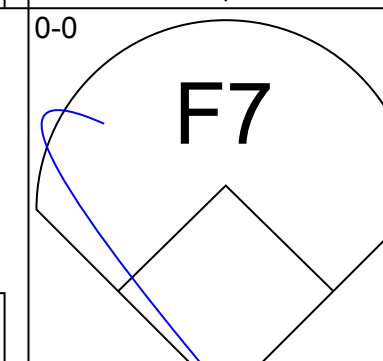
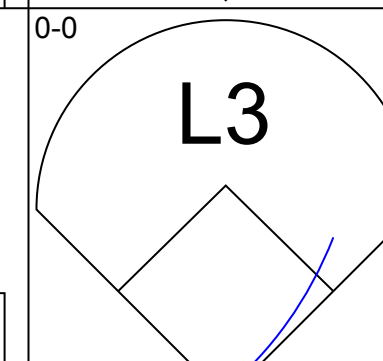
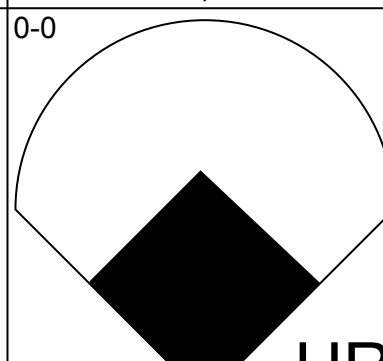
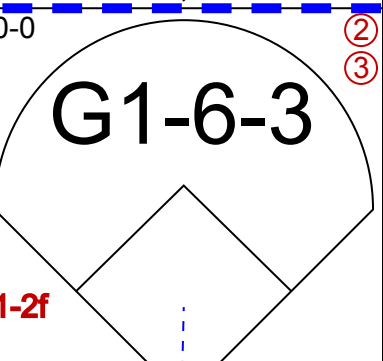
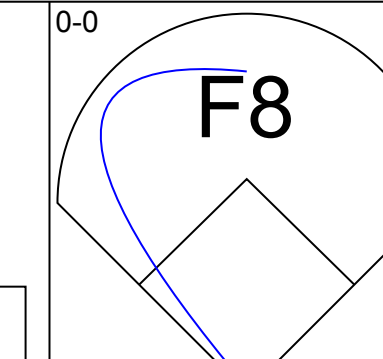
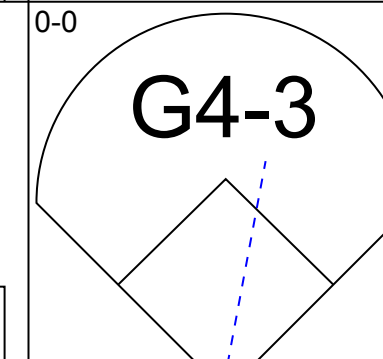
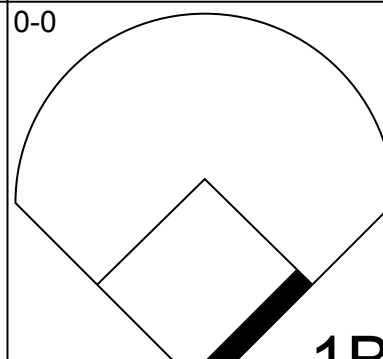
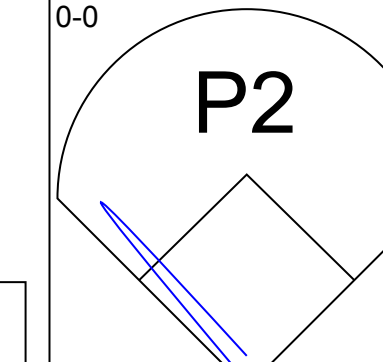
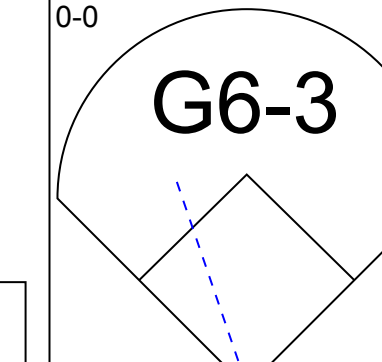
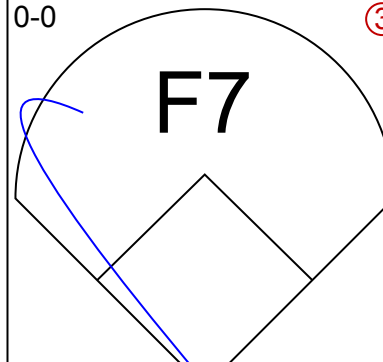
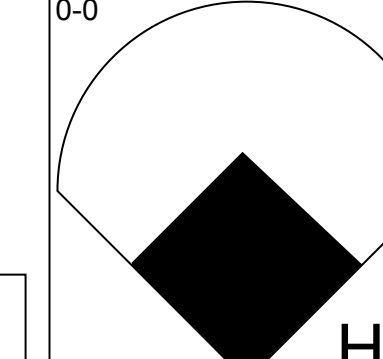
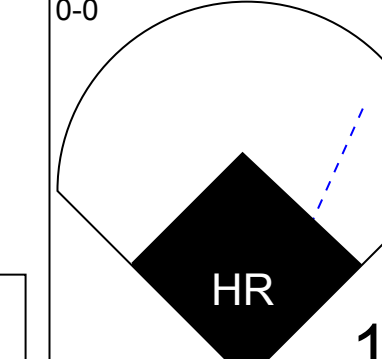
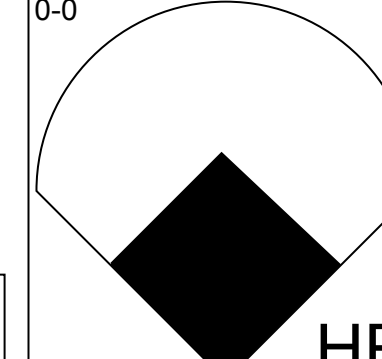
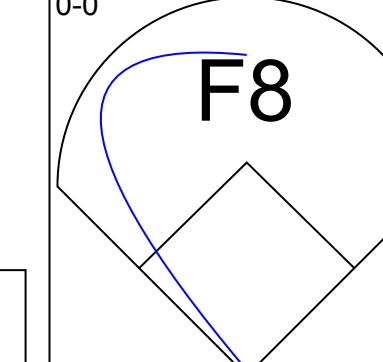
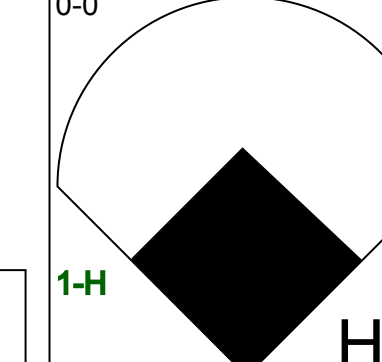
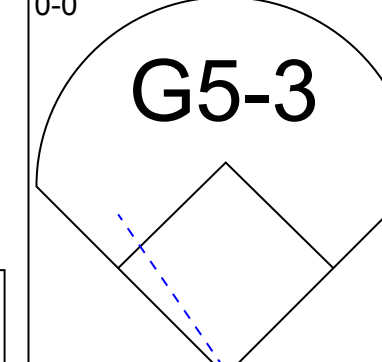
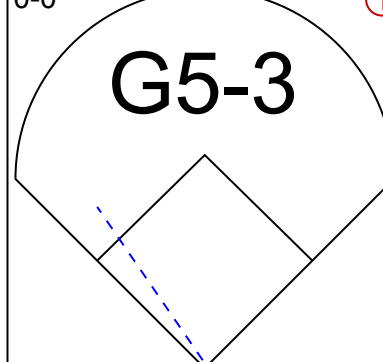
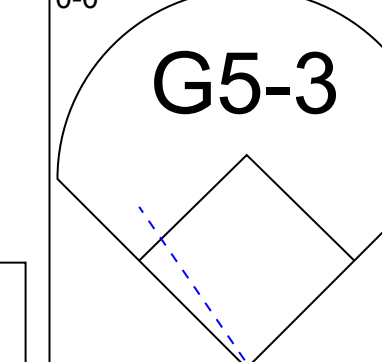
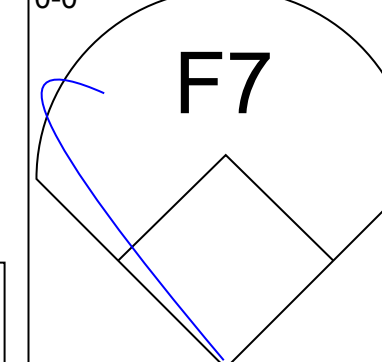
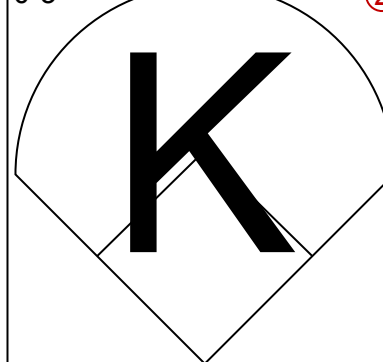
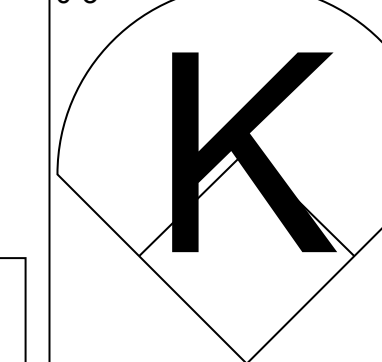
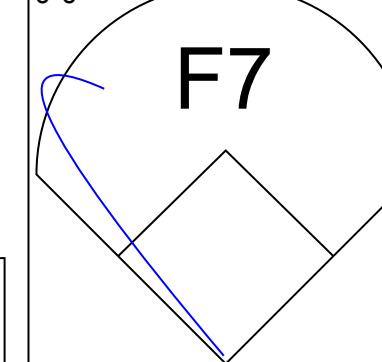
Batter	1	2	3	4	5	6	7	8	9	10	11	12	13	14	15	AB	R	H	RBI	BB	SO	LOB	BOTTOM			
Brady Anderson, L OBP: 0.423, SLG: 0.736 (1, 8)																6	1	1	1	2	3	5				
Roberto Alomar, S OBP: 0.429, SLG: 0.550 (1, 4)																7	1	2	1	0	0	4				
Rafael Palmeiro, L OBP: 0.392, SLG: 0.475 (1, 3)																5	1	1	0	3	0	2				
Bobby Bonilla, S OBP: 0.262, SLG: 0.296 (1, 9)																7	0	2	0	0	2	5				
Cal Ripken Jr., R OBP: 0.325, SLG: 0.400 Manny Alexander, R OBP: 0.143, SLG: 0.143 (8, 9)																4	0	2	2	0	0	0				
B.J. Surhoff, L OBP: 0.351, SLG: 0.539 (1, 5)																5	1	0	0	2	0	6				
Mike Devereaux, R OBP: 0.333, SLG: 0.404 Tony Tarasco, L OBP: 0.254, SLG: 0.255 (8, 9)																3	0	0	0	0	1	3				
Chris Hoiles, R OBP: 0.314, SLG: 0.513 Gregg Zaun, S OBP: 0.320, SLG: 0.364 (5, 2)																1	0	0	0	0	1	1				
Jeffrey Hammonds, R OBP: 0.313, SLG: 0.411 (1, 7)																5	0	1	0	1	1	4				
Inning Stats	R: 1 E: 0 K: 0 S: 4	H: 1 LOB: 0 BB: 0 P: 4	R: 0 E: 1 K: 0 S: 8	H: 0 LOB: 0 BB: 1 P: 6	R: 0 E: 0 K: 0 S: 2	H: 0 LOB: 0 BB: 0 P: 5	R: 2 E: 1 K: 0 S: 6	H: 2 LOB: 2 BB: 0 P: 10	R: 0 E: 0 K: 0 S: 4	H: 1 LOB: 1 BB: 0 P: 4	R: 0 E: 0 K: 0 S: 4	H: 2 LOB: 2 BB: 0 P: 4	R: 1 E: 1 K: 1 S: 6	H: 0 LOB: 3 BB: 2 P: 10	R: 0 E: 0 K: 0 S: 4	H: 1 LOB: 2 BB: 1 P: 8	R: 0 E: 0 K: 1 S: 3	H: 1 LOB: 0 BB: 0 P: 3	R: 0 E: 0 K: 1 S: 5	H: 1 LOB: 1 BB: 0 P: 5	R: 0 E: 0 K: 0 S: 6	H: 1 LOB: 1 BB: 0 P: 6	1B: 10 2B: 2 3B: 0 HR: 2	SF: 1 SAC: 2 DP: 2 HBP: 0	WP: 2 PB: 0 CS: 3	PA: 66
PITCHER	IP: 5.0 WLS: 1.1 BF: 21 H: 3 R: 5 ER: 5 SO: 5 BB: 3 IBB: 0 HBP: 0 BLK: 0 WP: 0 HR: 2 S: 28 P: 40 ERA: 9.00 WHIP: 1.200	IP: 6.1 WLS: 0.2 BF: 2 H: 0 R: 0 ER: 0 SO: 0 BB: 0 IBB: 0 HBP: 0 BLK: 0 WP: 0 HR: 2 S: 2 P: 2 ERA: 0.00 WHIP: 0.000	IP: 7.1 WLS: 0.2 BF: 2 H: 0 R: 0 ER: 0 SO: 0 BB: 0 IBB: 0 HBP: 0 BLK: 0 WP: 0 HR: 4 S: 4 P: 4 ERA: 0.00 WHIP: 2.000	IP: 8.1 WLS: 1.0 BF: 4 H: 2 R: 0 ER: 0 SO: 1 BB: 1 HBP: 0 BLK: 0 WP: 0 HR: 4 S: 6 P: 14 ERA: 0.00 WHIP: 1.000	IP: 9.1 WLS: 1.0 BF: 6 H: 0 R: 1 ER: 1 SO: 1 BB: 1 HBP: 0 BLK: 0 WP: 0 HR: 6 S: 14 P: 14 ERA: 0.00 WHIP: 1.000	PITCHER	IP: 10.1 WLS: 3.0 BF: 16 H: 3 R: 0 ER: 0 SO: 2 BB: 2 IBB: 2 HBP: 0 BLK: 0 WP: 1 HR: 0 S: 16 P: 32 ERA: 0.00 WHIP: 1.667																			

New York Yankees @ Baltimore Orioles
 Oriole Park at Camden Yards, Baltimore, MD
 Wed May 01 1996, 7:05 PM EDT
 Att. 47,472 - Unknown - 67 F


AB 54
 R 6
 H 13
 RBI 6
 BB 9
 SO 10
 LOB 38



Batter	1	2	3	4	5	6	7	8	9	AB	R	H	RBI	BB	SO	LOB	TOP			
Tony Phillips, S OBP: 0.383, SLG: 0.440 (1, 7)										3	0	0	1	0	2	0	Chicago White Sox @ New York Yankees Yankee Stadium, Bronx, NY Thu May 02 1996, 7:05 PM EDT Att: 19,773 - Unknown - 68 F			
Ray Durham, S OBP: 0.378, SLG: 0.535 (1, 4)										4	0	2	0	0	1	1				
Frank Thomas, R OBP: 0.465, SLG: 0.692 (1, 3)										4	0	1	0	0	0	2				
Harold Baines, L OBP: 0.380, SLG: 0.525 (1, 10)										3	0	0	0	1	0	1				
Robin Ventura, L OBP: 0.293, SLG: 0.362 (1, 5)										4	0	0	0	0	1	2				
Danny Tartabull, R OBP: 0.317, SLG: 0.370 (1, 9)										3	0	0	0	0	1	1				
Ron Karkovics, R OBP: 0.280, SLG: 0.324 Chad Kreuter, S OBP: 0.414, SLG: 0.391 (7, PH) (7, 2)										2	0	0	0	0	2	0				
Darren Lewis, R OBP: 0.397, SLG: 0.328 (1, 8)										3	1	1	0	0	0	0				
Ozzie Guillen, L OBP: 0.264, SLG: 0.357 (1, 6)										3	0	1	0	0	0	0				
Inning Stats	R: 0 E: 0 K: 1 S: 5	H: 1 LOB: 0 BB: 0 P: 5	R: 0 E: 0 K: 1 S: 5	H: 0 LOB: 0 BB: 0 P: 5	R: 1 E: 1 K: 2 S: 9	H: 2 LOB: 1 BB: 0 P: 9	R: 0 E: 0 K: 1 S: 5	H: 0 LOB: 0 BB: 0 P: 5	R: 0 E: 0 K: 1 S: 4	H: 1 LOB: 1 BB: 0 P: 4	R: 0 E: 0 K: 1 S: 5	H: 0 LOB: 1 BB: 1 P: 9	R: 0 E: 0 K: 1 S: 5	H: 0 LOB: 0 BB: 0 P: 5	R: 0 E: 0 K: 0 S: 4	H: 1 LOB: 1 BB: 0 P: 4		1B: 5 2B: 0 3B: 0 HR: 0	SF: 1 SAC: 0 DP: 1 HBP: 0	WP: 1 PB: 0 SB: 1 CS: 0
PITCHER David Cone, R ERA: 2.03 (1, 1)	IP: 9.0 WLS: W BF: 32 H: 5 R: 1 ER: 0 SO: 8 BB: 1 IBB: 0 HBP: 0 BLK: 0 WP: 1 HR: 0 S: 47 P: 51 ERA: 0.00 WHIP: 0.667															PITCHER IP: 9.0 WLS: W BF: 32 H: 5 R: 1 ER: 0 SO: 8 BB: 1 IBB: 0 HBP: 0 BLK: 0 WP: 1 HR: 0 S: 47 P: 51 ERA: 0.00 WHIP: 0.667				

Batter	1	2	3	4	5	6	7	8	9	AB	R	H	RBI	BB	SO	LOB	BOTTOM			
2 Derek Jeter, R OBP: 0.384, SLG: 0.317 (1, 6)										4	0	0	0	0	2	0	Chicago White Sox @ New York Yankees Yankee Stadium, Bronx, NY Thu May 02 1996, 7:05 PM EDT Att: 19,773 - Unknown - 68 F			
Wade Boggs, L OBP: 0.353, SLG: 0.344 (1, 5)										4	0	1	0	0	1	0				
Paul O'Neill, L OBP: 0.465, SLG: 0.573 (1, 9)										4	1	1	1	0	0	1				
Tino Martinez, L OBP: 0.322, SLG: 0.410 (1, 3)										3	0	1	0	0	0	0				
Bernie Williams, S OBP: 0.377, SLG: 0.490 (1, 8)										3	0	0	0	0	0	1				
Ruben Sierra, S OBP: 0.358, SLG: 0.521 (1, 10)										3	3	3	2	0	0	0				
Jim Leyritz, R OBP: 0.407, SLG: 0.642 (1, 2)										3	1	1	2	0	0	0				
Gerald Williams, R OBP: 0.407, SLG: 0.700 (1, 7)										3	0	0	0	0	0	0				
Andy Fox, L OBP: 0.313, SLG: 0.214 (1, 4)										3	0	0	0	0	2	0				
Inning Stats	R: 0 E: 0 K: 2 S: 7	H: 0 LOB: 0 BB: 0 P: 7	R: 1 E: 0 K: 0 S: 4	H: 1 LOB: 0 BB: 0 P: 4	R: 0 E: 0 K: 1 S: 5	H: 0 LOB: 0 BB: 0 P: 5	R: 0 E: 0 K: 0 S: 3	H: 0 LOB: 0 BB: 0 P: 3	R: 2 E: 0 K: 1 S: 7	H: 2 LOB: 0 BB: 0 P: 7	R: 1 E: 0 K: 0 S: 5	H: 2 LOB: 1 BB: 0 P: 5	R: 1 E: 0 K: 0 S: 4	H: 1 LOB: 0 BB: 0 P: 4	R: 0 E: 0 K: 1 S: 5	H: 1 LOB: 0 BB: 0 P: 5		1B: 3 2B: 0 3B: 0 HR: 4	SF: 0 SAC: 0 DP: 1 HBP: 0	WP: 0 PB: 0 SB: 0 CS: 0
PITCHER Alex Fernandez, R ERA: 3.78 Larry Thomas, L ERA: 2.7 (8, 1)	IP: 7.1 WLS: L BF: 29 H: 7 R: 5 ER: 5 SO: 5 BB: 0 IBB: 0 HBP: 0 BLK: 0 WP: 0 HR: 4 S: 39 P: 39 ERA: 6.14 WHIP: 0.955															PITCHER IP: 8.1 WLS: L BF: 34 H: 8 R: 4 ER: 1 SO: 1 BB: 1 IBB: 0 HBP: 0 BLK: 0 WP: 0 HR: 1 S: 41 P: 41 ERA: 0.00 WHIP: 0.000				

AB	30
R	1
H	5
RBI	1
BB	1
SO	8
LOB	8



Batter	1	2	3	4	5	6	7	8	9	AB	R	H	RBI	BB	SO	LOB	TOP				
Tony Phillips, S OBP: 0.387, SLG: 0.438	K		S BB 1B		BB BB	BB BB	K			3	0	1	0	1	2	0	Chicago White Sox @ New York Yankees Yankee Stadium, Bronx, NY Fri May 03 1996, 7:05 PM EDT Att: 15,599 - Unknown - 56 F				
Ray Durham, S OBP: 0.373, SLG: 0.517	F7		L4-6 S BB		BB BB	P4		E3 G3		3	0	0	0	1	0	1					
Frank Thomas, R OBP: 0.458, SLG: 0.673	BB		K		BB BB	F4		L7		3	0	0	0	1	1	4					
Harold Baines, L OBP: 0.375, SLG: 0.506	G3		L4-6 2-3		BB BB	L9-4 BB		G3		3	0	0	0	1	0	4					
Robin Ventura, L OBP: 0.300, SLG: 0.355		L7		BB BB	BB BB	F9		BB		2	0	0	0	2	0	1					
Dave Martinez, L OBP: 0.310, SLG: 0.423	F7			BB BB	BB BB	1B		F8		4	0	1	0	0	0	3					
Chad Kreuter, S OBP: 0.394, SLG: 0.346	2B BB			BB BB	BB BB	L9-4 2-3		F8		3	0	0	0	1	1	3					
Darren Lewis, R OBP: 0.395, SLG: 0.344				BB BB	BB BB		G1-3		P3	3	0	1	0	0	1	1					
Jose Munoz, S OBP: 0.476, SLG: 0.389	1-3 2B			BB BB	BB BB					1	0	0	0	0	0	0					
Ozzie Guillen, L OBP: 0.253, SLG: 0.341	G3-1			BB BB	BB BB	F9		F7		4	0	0	0	0	0	2					
Inning Stats	R: 0 E: 0 K: 1 S: 5	H: 0 LOB: 1 BB: 1 P: 9	R: 0 E: 0 K: 0 S: 4	H: 1 LOB: 2 BB: 1 P: 8	R: 0 E: 0 K: 1 S: 5	H: 1 LOB: 1 BB: 1 P: 9	R: 0 E: 0 K: 2 S: 7	H: 0 LOB: 1 BB: 1 P: 11	R: 0 E: 0 K: 0 S: 3	H: 1 LOB: 1 BB: 1 P: 7	R: 0 E: 0 K: 1 S: 5	H: 0 LOB: 0 BB: 0 P: 5	R: 0 E: 1 K: 0 S: 4	H: 0 LOB: 2 BB: 1 P: 8	R: 0 E: 0 K: 0 S: 3	H: 0 LOB: 0 BB: 0 P: 3	1B: 2 2B: 3 3B: 0 HR: 0	SF: 0 SAC: 0 DP: 2 HBP: 0	WP: 0 PB: 0 SB: 2 CS: 0	PA: 36	
PITCHER	IP	WLS	BF	H	R	ER	SO	BB	IBB	HBP	BLK	WP	HR	S	P	ERA	WHIP				
Dwight Gooden, R ERA: 6.39	6.0		25	3	0	0	4	6	0	0	0	0	0	27	51	0.00	1.500				
42 Mariano Rivera, R ERA: 1.14	2.0	W	8	0	0	0	1	1	0	0	0	0	0	9	13	0.00	0.500				
John Wetteland, R ERA: 3.46	1.0	S	3	0	0	0	0	0	0	0	0	0	0	3	3	0.00	0.000				

Batter	1	2	3	4	5	6	7	8	9	AB	R	H	RBI	BB	SO	LOB	BOTTOM				
Tim Raines, S OBP: 0.357, SLG: 0.314	F8		F8 2-3		G4-3		G3			4	0	0	0	0	0	2	Chicago White Sox @ New York Yankees Yankee Stadium, Bronx, NY Fri May 03 1996, 7:05 PM EDT Att: 15,599 - Unknown - 56 F				
Gerald Williams, R OBP: 0.407, SLG: 0.700										0	0	0	0	0	0	0					
Wade Boggs, L OBP: 0.368, SLG: 0.354	G3 1B		BB		G4-3			G4-3 E 1B		3	1	2	0	1	0	0					
Paul O'Neill, L OBP: 0.466, SLG: 0.566	G3 1B		F7-1-5 3-H		FC6-4 BB			G4-3		3	0	1	0	1	0	3					
Tino Martinez, L OBP: 0.328, SLG: 0.408	G3			F8 BB 1B		K		1B E BB		3	0	1	0	1	1	3					
Bernie Williams, S OBP: 0.381, SLG: 0.485	K			F8 BB		FC6-4 1-2		E7 1B 1B		3	1	1	1	1	1	3					
Ruben Sierra, S OBP: 0.354, SLG: 0.505		F8		K		K		1B IBB		3	0	0	0	1	2	3					
Joe Girardi, R OBP: 0.294, SLG: 0.325	K			F8 BB		FC5-4 1B		S 1B		4	0	2	1	0	1	2					
Andy Fox, L OBP: 0.278, SLG: 0.188	K			G4-3		FC5-4 1-2		F9		4	0	0	0	0	1	5					
2 Derek Jeter, R OBP: 0.382, SLG: 0.329			F8 F7-1-5 2B		F8		F9			3	0	1	0	0	0	1					
Inning Stats	R: 0 E: 0 K: 1 S: 7	H: 2 LOB: 2 BB: 0 P: 7	R: 0 E: 0 K: 2 S: 7	H: 0 LOB: 0 BB: 0 P: 7	R: 0 E: 0 K: 0 S: 3	H: 1 LOB: 1 BB: 1 P: 7	R: 0 E: 0 K: 1 S: 6	H: 1 LOB: 2 BB: 1 P: 10	R: 0 E: 0 K: 0 S: 3	H: 0 LOB: 0 BB: 0 P: 3	R: 0 E: 0 K: 2 S: 7	H: 0 LOB: 1 BB: 1 P: 11	R: 0 E: 0 K: 0 S: 4	H: 1 LOB: 1 BB: 0 P: 4	R: 2 E: 1 K: 0 S: 5	H: 3 LOB: 2 BB: 2 P: 13	1B: 7 2B: 2 3B: 0 HR: 0	SF: 0 SAC: 0 DP: 1 HBP: 0	WP: 0 PB: 0 SB: 2 CS: 0	PA: 35	
PITCHER	IP	WLS	BF	H	R	ER	SO	BB	IBB	HBP	BLK	WP	HR	S	P	ERA	WHIP				
James Baldwin, R ERA: 2.12	7.0		28	5	0	0	0	3	0	0	0	0	0	37	49	0.00	1.143				
Larry Thomas, L ERA: 3.48	0.1	L	3	1	2	2	0	1	0	0	0	0	0	2	6	54.00	6.000				
Matt Karchner, R ERA: 2.16	0.2		4	2	0	0	0	0	1	0	0	0	0	3	7	0.00	3.000				

Batter	1	2	3	4	5	6	7	8	9	AB	R	H	RBI	BB	SO	LOB	TOP					
Tony Phillips, S OBP: 0.394, SLG: 0.440 (1, 7)										4	3	2	0	1	2	0	Chicago White Sox @ New York Yankees Yankee Stadium, Bronx, NY Sat May 04 1996, 3:33 AM EDT Att: 20,661 - Overcast - 53 F					
Ray Durham, S OBP: 0.353, SLG: 0.511 (1, 4)										3	3	1	0	2	0	0						
Frank Thomas, R OBP: 0.463, SLG: 0.664 (1, 3)										3	2	1	1	2	0	2						
Danny Tartabull, R OBP: 0.327, SLG: 0.379 Harold Baines, L OBP: 0.376, SLG: 0.541 (8, PH)										3	0	2	2	0	0	1						
Chris Snopce, R OBP: 0.321, SLG: 0.692 Robin Ventura, L OBP: 0.303, SLG: 0.352 (8, PH)										2	2	1	5	0	0	1						
Lyle Mouton, R OBP: 0.333, SLG: 0.333 Dave Martinez, L OBP: 0.333, SLG: 0.444 (8, PH)										3	1	1	0	0	0	2						
Ron Karkovics, R OBP: 0.287, SLG: 0.333 (1, 2)										1	0	0	0	1	1	0						
Darren Lewis, R OBP: 0.375, SLG: 0.323 (1, 8)										3	0	0	0	0	1	4						
Ozzie Guillen, L OBP: 0.242, SLG: 0.326 (1, 6)										4	0	1	1	1	2	4						
Inning Stats	R: 0 E: 0 K: 1 S: 9	H: 0 LOB: 0 BB: 0 P: 14	R: 0 E: 0 K: 0 S: 13	H: 1 LOB: 0 BB: 0 P: 21	R: 0 E: 0 K: 0 S: 9	H: 0 LOB: 0 BB: 1 P: 15	R: 0 E: 0 K: 1 S: 11	H: 0 LOB: 1 BB: 1 P: 20	R: 0 E: 0 K: 1 S: 14	H: 2 LOB: 1 BB: 0 P: 24	R: 2 E: 1 K: 0 S: 14	H: 2 LOB: 1 BB: 1 P: 27	R: 0 E: 0 K: 1 S: 7	H: 0 LOB: 0 BB: 0 P: 8	R: 4 E: 1 K: 1 S: 18	H: 3 LOB: 2 BB: 2 P: 31		R: 4 E: 0 K: 3 S: 19	H: 3 LOB: 1 BB: 2 P: 34	1B: 8 2B: 2 3B: 0 HR: 1	SF: 0 SAC: 1 DP: 2 HBP: 0	WP: 0 PB: 0 SB: 0 CS: 1
PITCHER	IP WLS BF H R ER SO BB IBB HBP BLK WP HR S P ERA WHIP																					
Jimmy Key, L ERA: 6.53 (1, 1)	5.0 20 4 3 3 3 3 0 0 0 0 0 0 62 107 5.40 1.400																					
Bob Wickman, R ERA: 4.59 (6, 1)	2.0 7 1 0 0 1 0 0 0 0 0 0 0 15 22 0.00 0.500																					
Jeff Nelson, R ERA: 7.15 (8, 1)	0.0 L 3 2 3 3 0 1 0 0 0 0 0 0 9 16 ∞ ∞																					
Steve Howe, L ERA: 7.27 (8, 1)	0.0 1 0 0 0 0 0 0 0 0 0 0 0 1 2 ∞ ∞																					
Jim Mecir, R ERA: 7.2 (8, 1)	2.0 13 4 5 5 4 2 1 0 0 0 0 1 27 47 22.50 3.000																					

Batter	1	2	3	4	5	6	7	8	9	AB	R	H	RBI	BB	SO	LOB	BOTTOM			
2 Derek Jeter, R OBP: 0.393, SLG: 0.337 (1, 6)										4	0	1	1	1	0	4	Chicago White Sox @ New York Yankees Yankee Stadium, Bronx, NY Sat May 04 1996, 3:33 AM EDT Att: 20,661 - Overcast - 53 F			
Jim Leyritz, R OBP: 0.381, SLG: 0.596 Wade Boggs, L OBP: 0.364, SLG: 0.351 (8, 5)										4	0	0	0	0	1	3				
Paul O'Neill, L OBP: 0.463, SLG: 0.553 (1, 9)										4	0	1	0	1	1	1				
Ruben Sierra, S OBP: 0.356, SLG: 0.519 (1, 10)										5	1	2	0	0	0	3				
Tino Martinez, L OBP: 0.339, SLG: 0.406 (1, 3)										3	1	1	0	2	1	2				
Bernie Williams, S OBP: 0.382, SLG: 0.505 (1, 8)										4	2	1	1	1	0	4				
Mariano Duncan, R OBP: 0.394, SLG: 0.518 Andy Fox, L OBP: 0.297, SLG: 0.212 (7, PR)										3	0	1	2	1	1	2				
Gerald Williams, R OBP: 0.390, SLG: 0.655 (1, 7)										5	1	1	1	0	1	5				
Joe Girardi, R OBP: 0.300, SLG: 0.321 (1, 2)										4	0	1	0	1	1	3				
Inning Stats	R: 0 E: 0 K: 0 S: 9	H: 0 LOB: 0 BB: 1 P: 17	R: 0 E: 0 K: 1 S: 9	H: 1 LOB: 1 BB: 1 P: 16	R: 0 E: 0 K: 1 S: 13	H: 2 LOB: 0 BB: 0 P: 19	R: 0 E: 0 K: 1 S: 15	H: 0 LOB: 3 BB: 3 P: 30	R: 2 E: 1 K: 0 S: 10	H: 2 LOB: 1 BB: 0 P: 16	R: 2 E: 0 K: 1 S: 12	H: 2 LOB: 1 BB: 1 P: 17	R: 0 E: 1 K: 0 S: 9	H: 0 LOB: 0 BB: 0 P: 11	R: 1 E: 0 K: 1 S: 13	H: 3 LOB: 2 BB: 0 P: 20		1B: 5 2B: 4 3B: 0 HR: 1	SF: 0 SAC: 0 DP: 1 HBP: 0	WP: 0 PB: 0 SB: 0 CS: 0
PITCHER	IP WLS BF H R ER SO BB IBB HBP BLK WP HR S P ERA WHIP																			
Wilson Alvarez, L ERA: 3.63 (7, 1)	1.1 W 6 1 0 0 0 0 0 0 0 0 0 0 13 15 0.00 0.750																			
Larry Thomas, L ERA: 0.38 (8, 1)	0.1 1 0 0 0 0 0 0 0 0 0 0 0 3 4 0.00 0.000																			
Roberto Hernandez, R ERA: 0.54 (9, 1)	1.0 6 3 1 1 1 1 0 0 0 0 0 0 13 20 9.00 3.000																			

Batter	1	2	3	4	5	6	7	8	9	AB	R	H	RBI	BB	SO	LOB	TOP										
Chad Curtis, R OBP: 0.356, SLG: 0.338 (1, 7)	4-1 1B HBP BB	0-2 G4-3			3-1 P2			3-1 F8		3	1	0	0	1	0	0											
Alan Trammell, R OBP: 0.307, SLG: 0.317 (1, 4)	1-2 HBP BB 1B	0-1 F9			0-0 G5-3			1-1 P2		4	1	1	0	0	0	0											
Melvin Nieves, S OBP: 0.327, SLG: 0.500 (1, 9)	2-3 K		0-3 K			1-3 K		0-3 K		4	0	0	0	0	4	2											
Cecil Fielder, R OBP: 0.329, SLG: 0.475 (1, 3)	4-2 BB		1-3 K		2-1 L7			4-0 BB		0	1	0	0	0	0	0											
Travis Fryman, R OBP: 0.338, SLG: 0.469 (1, 5)	1-2 P6		1-1 G5-3		0-1 L7			1-1 G6-3		4	0	0	0	0	0	4											
Eddie Williams, R OBP: 0.321, SLG: 0.398 Fausto Cruz, R (9, PH)	3-2 1B HBP		0-3 K		0-1 G6-3			1-2 G5-3		2	0	0	1	0	1	0											
Chris Gomez, R OBP: 0.414, SLG: 0.333 (1, 6)	0-0 1B		1-3 K		0-0 L9					3	0	1	2	0	1	0											
John Flaherty, R OBP: 0.255, SLG: 0.356 (1, 2)	1-1 F8		0-1 G5-3		1-0 F9					3	0	0	0	0	0	2											
Kimera Batee, R OBP: 0.190, SLG: 0.190 (1, 8)		2-3 K		0-2 G6-3				3-3 K		3	0	0	0	0	2	0											
Inning Stats	R: 3 E: 0 K: 1 S: 20	H: 2 LOB: 2 BB: 2 P: 36	R: 0 E: 0 K: 1 S: 8	H: 0 LOB: 0 BB: 0 P: 10	R: 0 E: 0 K: 2 S: 9	H: 0 LOB: 0 BB: 0 P: 11	R: 0 E: 0 K: 0 S: 8	H: 0 LOB: 0 BB: 0 P: 9	R: 0 E: 0 K: 0 S: 7	H: 0 LOB: 0 BB: 0 P: 10	R: 0 E: 0 K: 0 S: 4	H: 0 LOB: 0 BB: 0 P: 5	R: 0 E: 0 K: 1 S: 8	H: 0 LOB: 0 BB: 1 P: 15	R: 0 E: 0 K: 1 S: 8	H: 0 LOB: 1 BB: 1 P: 14	1B: 2 2B: 0 3B: 0 HR: 0	SF: 0 SAC: 0 DP: 0 HBP: 1	WP: 0 PB: 0 SB: 0 CS: 0	PA: 33							
PITCHER	IP	WLS	BF	H	R	ER	SO	BB	IBB	HBP	BLK	WP	HR	S	P	ERA	WHIP										
Dwight Gooden, R ERA: 5.67 Bob Wickman, R ERA: 4.87	(1, 1)	8.0	W	29	2	3	3	8	2	0	1	0	0	72	107	3.38	0.500										
(9, 1)	1.0	4	0	0	0	0	1	1	0	0	0	0	0	8	14	0.00	1.000										

Detroit Tigers @ New York Yankees
Yankee Stadium, Bronx, NY
Wed May 08 1996, 7:05 PM EDT
Att: 18,729 - Unknown - 59 F

AB 27
R 3
H 2
RBI 3
BB 1
SO 8
LOB 9



Batter	1	2	3	4	5	6	7	8	9	AB	R	H	RBI	BB	SO	LOB	BOTTOM										
Tim Raines, S OBP: 0.375, SLG: 0.404 (1, 7)	4-1 2B SF7 BB	1-2 E S 1B		1-2 HR	2-1 G4-3		0-0 F7			4	3	2	1	1	0	1											
Wade Boggs, L OBP: 0.402, SLG: 0.426 Robert Eenhoorn, R OBP: 0.167, SLG: 0.111 (8, 4)	2-2 SF7 FC4 2B	2-1 3B 1B		4-1 F7 1B BB		0-1 F8 BB 1B	3-1 G6-4-3			4	4	3	1	1	0	1											
Paul O'Neill, L OBP: 0.486, SLG: 0.586 (1, 9)	1-1 SF7	2-2 3B 1B		3-1 1B SF7 1B		0-0 L8		0-1 G6-3		4	1	2	2	0	0	1											
Ruben Sierra, S OBP: 0.372, SLG: 0.513 (1, 10)	2-3 BB E BB	1-1 G1-3		0-1 F7		4-2 BB BB		1-2 G1-3		3	0	0	0	2	0	3											
Tino Martinez, L OBP: 0.345, SLG: 0.388 (1, 3)	0-1 FC4 BB	3-0 G3-1		0-0 1B 3H 1B		3-1 F8		3-1 HR 1B		5	1	2	2	0	0	4											
Bernie Williams, S OBP: 0.373, SLG: 0.508 (1, 8)	1-2 L8		1-2 G4-3		0-0 SF7		4-2 BB BB		1-0 HR	3	1	1	3	1	0	2											
Joe Girardi, R OBP: 0.314, SLG: 0.326 (1, 2)	4-2 BB		1-2 G6-3 1B		3-2 1B		4-0 BB		1-3 K	3	0	2	1	2	1	0											
Andy Fox, L OBP: 0.267, SLG: 0.175 (8, 5)	1-1 F8		2-0 G6-3		0-3 K		3-2 G3			4	0	0	0	0	1	7											
2 Derek Jeter, R OBP: 0.390, SLG: 0.371 (1, 6)		2-3 K	3-1 1B		0-1 G5-3		2-2 E6			4	0	1	0	0	1	0											
Inning Stats	R: 2 E: 1 K: 0 S: 18	H: 1 LOB: 3 BB: 3 P: 34	R: 2 E: 0 K: 1 S: 16	H: 3 LOB: 1 BB: 0 P: 27	R: 0 E: 0 K: 0 S: 10	H: 2 LOB: 2 BB: 0 P: 17	R: 3 E: 0 K: 0 S: 14	H: 4 LOB: 2 BB: 1 P: 25	R: 0 E: 0 K: 1 S: 7	H: 0 LOB: 0 BB: 0 P: 9	R: 1 E: 0 K: 0 S: 13	H: 1 LOB: 3 BB: 3 P: 31	R: 0 E: 1 K: 0 S: 7	H: 0 LOB: 0 BB: 0 P: 12	R: 2 E: 0 K: 1 S: 14	H: 2 LOB: 0 BB: 0 P: 20	1B: 9 2B: 1 3B: 1 HR: 2	SF: 2 SAC: 0 DP: 1 HBP: 0	WP: 0 PB: 0 SB: 1 CS: 0	PA: 43							
PITCHER	IP	WLS	BF	H	R	ER	SO	BB	IBB	HBP	BLK	WP	HR	S	P	ERA	WHIP										
Greg Keagle, R ERA: 7.5 Gregg Olson, R ERA: Brian Williams, R ERA: 9.64	(1, 1)	5.2	L	33	11	8	8	2	6	0	0	0	0	75	133	12.71	3.000										
(6, 1)	1.1	5	0	0	0	0	1	0	0	0	0	0	0	10	22	0.00	0.750										
(8, 1)	1.0	5	2	2	2	1	0	0	0	0	0	0	1	14	20	18.00	2.000										

Detroit Tigers @ New York Yankees
Yankee Stadium, Bronx, NY
Wed May 08 1996, 7:05 PM EDT
Att: 18,729 - Unknown - 59 F

AB 34
R 10
H 13
RBI 10
BB 7
SO 3
LOB 19



Batter	1	2	3	4	5	6	7	8	9	AB	R	H	RBI	BB	SO	LOB	TOP					
Chad Curtis, R OBP: 0.360, SLG: 0.350 (1, 8)	L8		G5-3					G3		4	0	2	0	0	0	0	Detroit Tigers @ New York Yankees Yankee Stadium, Bronx, NY Thu May 09 1996, 7:05 PM EDT Att: 13,098 - Unknown - 58 F					
Mark Lewis, R OBP: 0.343, SLG: 0.526 (1, 4)	F8		HR		CS			G3		4	1	1	0	0	0	1						
Travis Fryman, R OBP: 0.336, SLG: 0.485 (1, 5)	K		HR					G6-3		4	1	1	2	0	1	1						
Cecil Fielder, R OBP: 0.333, SLG: 0.524 (1, 3)			L8						F9	0	2	0	0	0	0	0						
Melvin Nieves, S OBP: 0.324, SLG: 0.490 Kimera Barteo, R OBP: 0.190, SLG: 0.190 (9, 8)					L4			K		4	0	1	0	0	2	0						
Eddie Williams, R OBP: 0.318, SLG: 0.392 (1, 10)					G6-3				K	0	0	0	0	0	0	0						
Danny Bautista, R OBP: 0.304, SLG: 0.414 (9, 9)					G4-3				CS	3	0	0	0	0	2	1						
Mark Parent, R OBP: 0.205, SLG: 0.432 (1, 2)					G1-3					3	0	0	0	0	0	1						
Chris Gomez, R OBP: 0.393, SLG: 0.314 (1, 6)			G4-3							3	0	0	0	0	2	0						
Inning Stats	R: 0 E: 0 K: 1 S: 8	H: 0 LOB: 0 BB: 0 P: 13	R: 1 E: 0 K: 1 S: 15	H: 2 LOB: 1 BB: 0 P: 24	R: 2 E: 0 K: 0 S: 10	H: 2 LOB: 0 BB: 0 P: 18	R: 0 E: 0 K: 0 S: 4	H: 0 LOB: 0 BB: 0 P: 10	R: 0 E: 0 K: 1 S: 9	H: 1 LOB: 0 BB: 0 P: 16	R: 1 E: 0 K: 1 S: 10	H: 1 LOB: 0 BB: 0 P: 19	R: 0 E: 0 K: 1 S: 7	H: 0 LOB: 0 BB: 0 P: 8	R: 0 E: 0 K: 1 S: 9	H: 1 LOB: 1 BB: 0 P: 14	R: 0 E: 0 K: 1 S: 12	H: 1 LOB: 0 BB: 0 P: 22	1B: 4 2B: 1 3B: 0 HR: 3	SF: 0 SAC: 0 DP: 0 HBP: 0	WP: 0 PB: 0 SB: 0 CS: 2	PA: 35
PITCHER	IP	WLS	BF	H	R	ER	SO	BB	IBB	HBP	BLK	WP	HR	S	P	ERA	WHIP					
Jimmy Key, L ERA: 6.27	(1, 1)	7.0	L	26	6	4	4	5	0	0	0	0	3	63	108	5.14	0.857					
Bob Wickman, R ERA: 4.43	(8, 1)	2.0		7	2	0	0	2	0	0	0	0	0	21	36	0.00	1.000					

Batter	1	2	3	4	5	6	7	8	9	AB	R	H	RBI	BB	SO	LOB	BOTTOM				
Tim Raines, S OBP: 0.377, SLG: 0.404 (1, 7)	G6-4-3			L1		F7			G6-3	5	1	2	0	0	0	7	Detroit Tigers @ New York Yankees Yankee Stadium, Bronx, NY Thu May 09 1996, 7:05 PM EDT Att: 13,098 - Unknown - 58 F				
Wade Boggs, L OBP: 0.302, SLG: 0.425 (1, 5)	G6-4-3				G6-3			E1		5	0	2	0	0	0	2					
Paul O'Neill, L OBP: 0.476, SLG: 0.567 (1, 9)				F7		P6		G6-3		4	0	0	0	1	0	4					
Ruben Sierra, S OBP: 0.366, SLG: 0.500 (1, 10)	F7			K		F9				5	0	1	1	0	2	2					
Tino Martinez, L OBP: 0.340, SLG: 0.381 (1, 3)				K				P5		5	0	1	0	0	1	2					
Bernie Williams, S OBP: 0.377, SLG: 0.508 (1, 8)					G6-3			G6-3		4	1	2	0	0	0	1					
Joe Girardi, R OBP: 0.321, SLG: 0.343 (1, 2)					G6-3					4	0	2	0	0	0	2					
Andy Fox, L OBP: 0.271, SLG: 0.186 Jim Leyritz, R OBP: 0.377, SLG: 0.565 (8, PH) (9, 4)										3	0	1	0	0	0	3					
Derek Jeter, R OBP: 0.402, SLG: 0.374 (1, 6)										0	0	0	0	1	0	0					
Inning Stats	R: 0 E: 0 K: 0 S: 5	H: 1 LOB: 1 BB: 1 P: 12	R: 1 E: 0 K: 0 S: 9	H: 3 LOB: 2 BB: 0 P: 14	R: 0 E: 0 K: 2 S: 11	H: 1 LOB: 1 BB: 0 P: 14	R: 0 E: 0 K: 0 S: 4	H: 1 LOB: 2 BB: 1 P: 9	R: 0 E: 0 K: 0 S: 9	H: 2 LOB: 3 BB: 1 P: 15	R: 0 E: 0 K: 1 S: 6	H: 1 LOB: 0 BB: 0 P: 8	R: 0 E: 0 K: 0 S: 10	H: 1 LOB: 2 BB: 1 P: 21	R: 1 E: 1 K: 0 S: 12	H: 2 LOB: 1 BB: 0 P: 23	1B: 11 2B: 1 3B: 0 HR: 0	SF: 0 SAC: 0 DP: 3 HBP: 0	WP: 0 PB: 0 SB: 1 CS: 0	PA: 41	
PITCHER	IP	WLS	BF	H	R	ER	SO	BB	IBB	HBP	BLK	WP	HR	S	P	ERA	WHIP				
Greg Gohr, R ERA: 6.1	(1, 1)	8.0	W	37	11	2	2	3	4	0	0	0	0	66	116	2.25	1.875				
Mike Myers, L ERA: 5.89	(9, 1)	1.0	S	4	1	0	0	0	0	0	0	0	0	9	17	0.00	1.000				

Batter	1	2	3	4	5	6	7	8	9	AB	R	H	RBI	BB	SO	LOB	TOP					
Tim Raines, S OBP: 0.354, SLG: 0.375 (1, 7)	G4-3		G6-3		K			F7		4	0	0	0	0	1	0	New York Yankees @ Chicago White Sox Comiskey Park, Chicago, IL Fri May 10 1996, 8:05 PM EDT Att: 15,784 - Unknown - 42 F					
Wade Boggs, L OBP: 0.398, SLG: 0.418 Robert Eenhoorn, R OBP: 0.154, SLG: 0.100 Joe Girardi, R OBP: 0.318, SLG: 0.340 (8, PH)	F7		G3-1			F3		G4-3		2	0	0	0	0	0	0						
Paul O'Neill, L OBP: 0.490, SLG: 0.579 (1, 9)	2B		BB			2B		BB		1	1	1	0	3	0	0						
Ruben Sierra, S OBP: 0.363, SLG: 0.500 (1, 10)	K		K			PB 1-H G4-3		F7		4	1	1	1	0	2	3						
Tino Martinez, L OBP: 0.331, SLG: 0.369 (1, 3)		P5		K		G4-3		E6 FC6-4		4	0	0	1	0	1	0						
Bernie Williams, S OBP: 0.373, SLG: 0.496 (1, 8)	F7 BB		G4-3			G4-3		F7		3	0	0	0	1	0	1						
Jim Leyritz, R OBP: 0.370, SLG: 0.538 (8, 5)			G5-3					FC6-4 1B		3	0	0	0	1	0	1						
Andy Fox, L OBP: 0.255, SLG: 0.174 (5, 4) (8, 4)	F7					F7		P6		3	0	0	0	0	0	2						
Gerald Williams, R OBP: 0.446, SLG: 0.724 (9, PH)	2-3							1-2 1B		1	0	1	0	0	0	0						
2 Derek Jeter, R OBP: 0.389, SLG: 0.360 (1, 6)	G1-3					F8		F9		4	0	0	0	0	0	4						
Inning Stats	R: 0 E: 0 K: 1 S: 6	H: 1 LOB: 1 BB: 0 P: 6	R: 0 E: 0 K: 0 S: 3	H: 0 LOB: 2 BB: 2 P: 11	R: 0 E: 0 K: 1 S: 5	H: 0 LOB: 1 BB: 1 P: 9	R: 0 E: 0 K: 1 S: 5	H: 0 LOB: 0 BB: 0 P: 5	R: 0 E: 0 K: 0 S: 4	H: 1 LOB: 0 BB: 1 P: 8	R: 0 E: 0 K: 0 S: 3	H: 0 LOB: 0 BB: 0 P: 3	R: 0 E: 0 K: 0 S: 3	H: 0 LOB: 1 BB: 1 P: 7	R: 0 E: 1 K: 0 S: 5	H: 1 LOB: 2 BB: 0 P: 5	1B: 1 2B: 2 3B: 0 HR: 0	SF: 0 SAC: 0 DP: 0 HBP: 0	WP: 0 PB: 1 CS: 0	PA: 36		
PITCHER	IP WLS BF H R ER SO BB IBB HBP BLK WP HR S P ERA WHIP	IP WLS BF H R ER SO BB IBB HBP BLK WP HR S P ERA WHIP	IP WLS BF H R ER SO BB IBB HBP BLK WP HR S P ERA WHIP	IP WLS BF H R ER SO BB IBB HBP BLK WP HR S P ERA WHIP	IP WLS BF H R ER SO BB IBB HBP BLK WP HR S P ERA WHIP	IP WLS BF H R ER SO BB IBB HBP BLK WP HR S P ERA WHIP	IP WLS BF H R ER SO BB IBB HBP BLK WP HR S P ERA WHIP	IP WLS BF H R ER SO BB IBB HBP BLK WP HR S P ERA WHIP	IP WLS BF H R ER SO BB IBB HBP BLK WP HR S P ERA WHIP	IP WLS BF H R ER SO BB IBB HBP BLK WP HR S P ERA WHIP	IP WLS BF H R ER SO BB IBB HBP BLK WP HR S P ERA WHIP	IP WLS BF H R ER SO BB IBB HBP BLK WP HR S P ERA WHIP	IP WLS BF H R ER SO BB IBB HBP BLK WP HR S P ERA WHIP	IP WLS BF H R ER SO BB IBB HBP BLK WP HR S P ERA WHIP	IP WLS BF H R ER SO BB IBB HBP BLK WP HR S P ERA WHIP	IP WLS BF H R ER SO BB IBB HBP BLK WP HR S P ERA WHIP	IP WLS BF H R ER SO BB IBB HBP BLK WP HR S P ERA WHIP	IP WLS BF H R ER SO BB IBB HBP BLK WP HR S P ERA WHIP	IP WLS BF H R ER SO BB IBB HBP BLK WP HR S P ERA WHIP	IP WLS BF H R ER SO BB IBB HBP BLK WP HR S P ERA WHIP	IP WLS BF H R ER SO BB IBB HBP BLK WP HR S P ERA WHIP	
Kevin Tapani, R ERA: 3.95 Matt Karchner, R ERA: 1.8 Roberto Hernandez, R ERA: 0.48 (1, 1) (8, 1) (9, 1)	7.0 W 27 2 2 1 4 4 0 0 0 0 0 0 31 47 1.29 0.857	1.0 S 5 1 0 0 0 0 0 0 0 0 0 0 3 7 0.00 1.000	1.0 S 5 1 0 0 0 0 0 0 0 0 0 0 5 5 0.00 1.000																			

AB	31
R	2
H	3
RBI	2
BB	5
SO	4
LOB	11

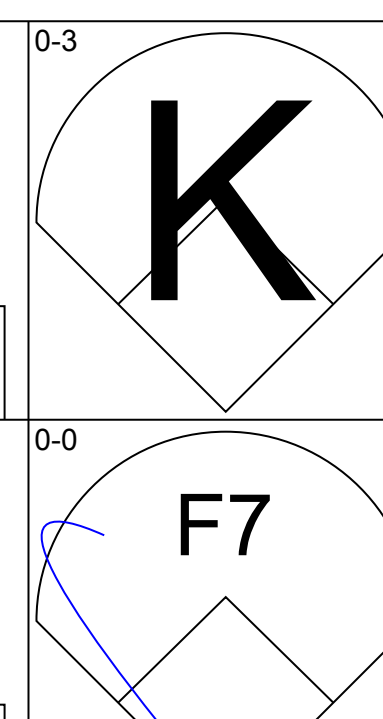
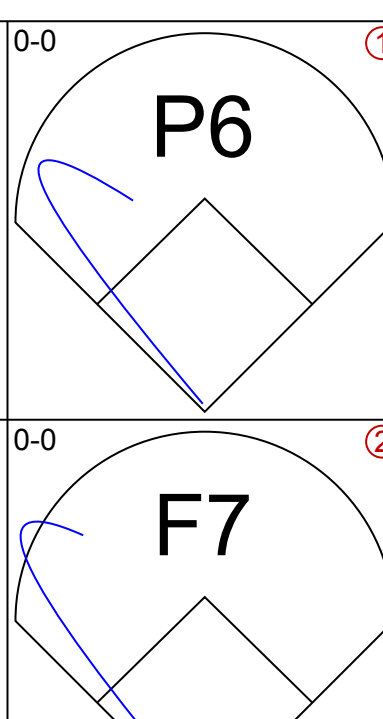
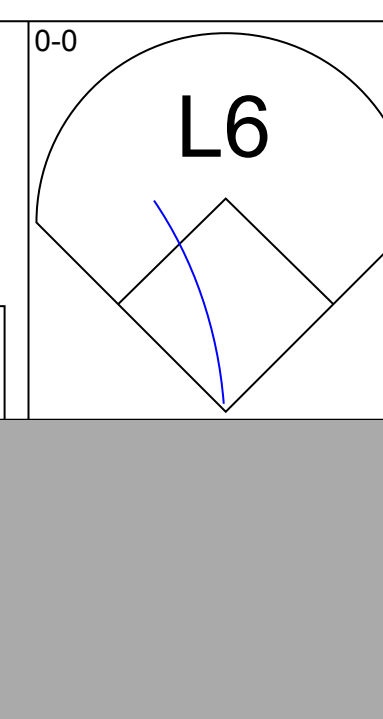
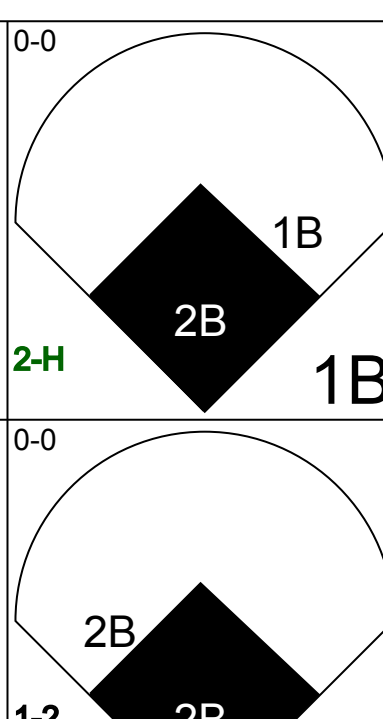
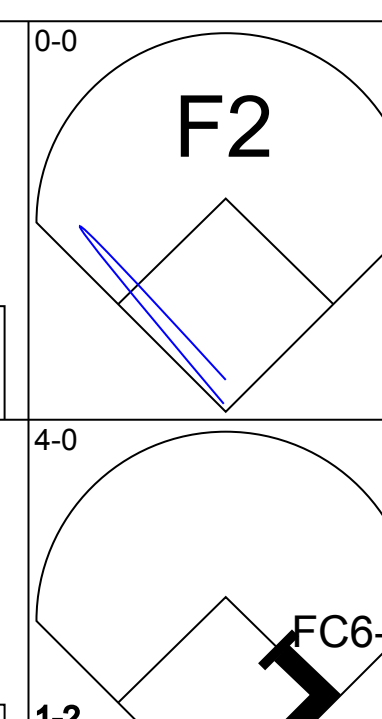
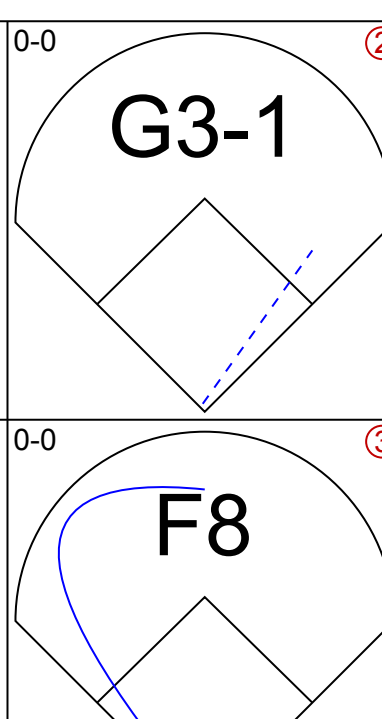
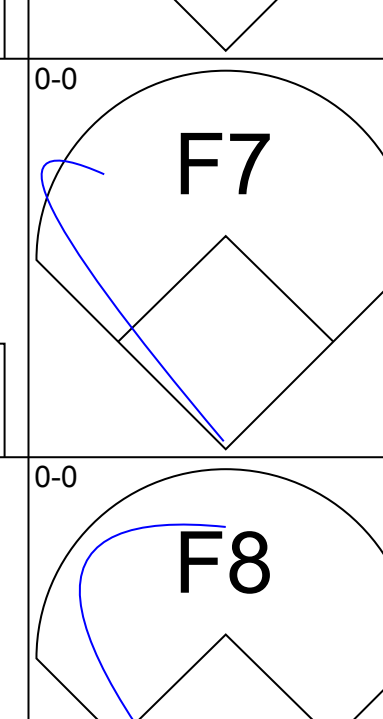
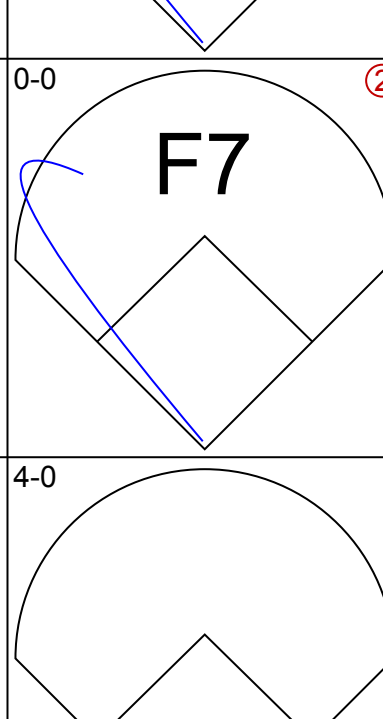
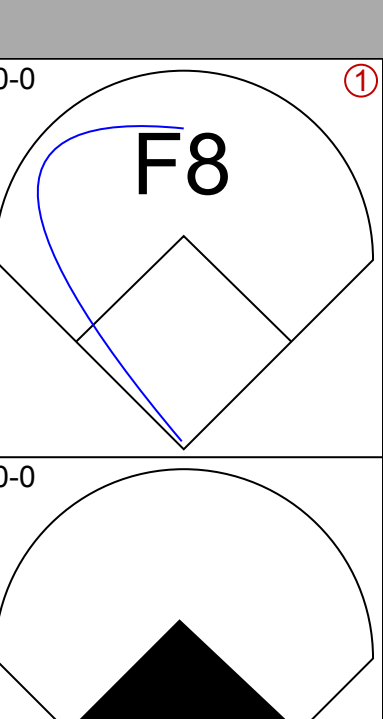
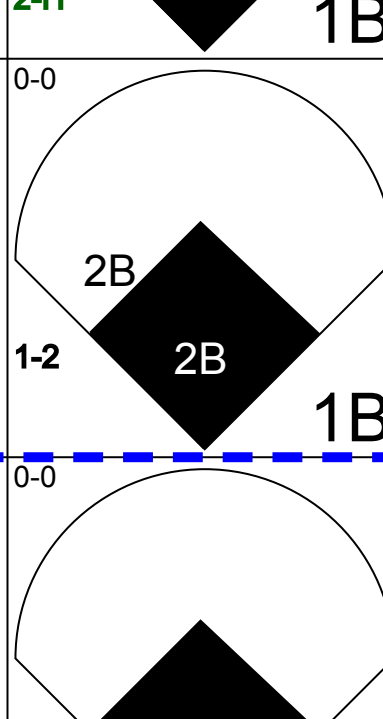
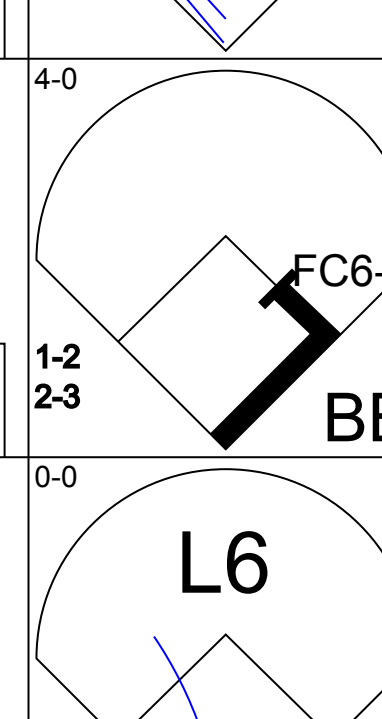
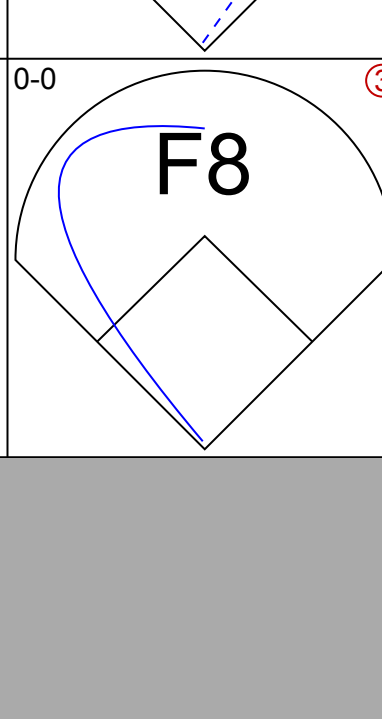
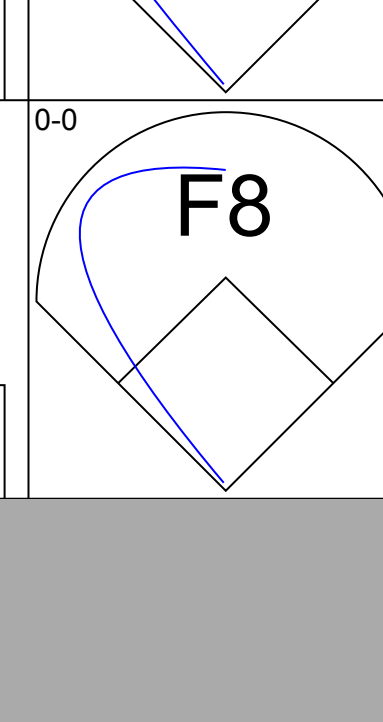
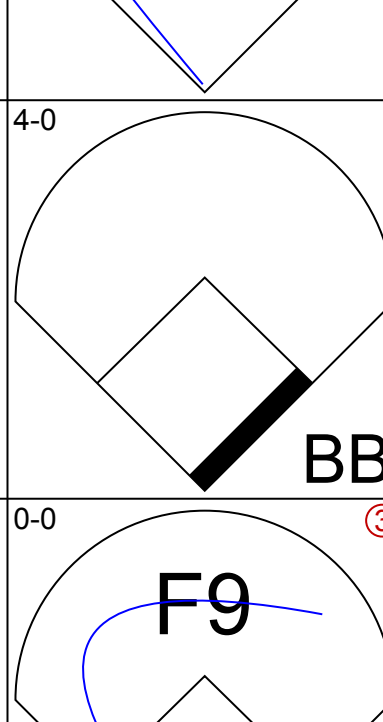
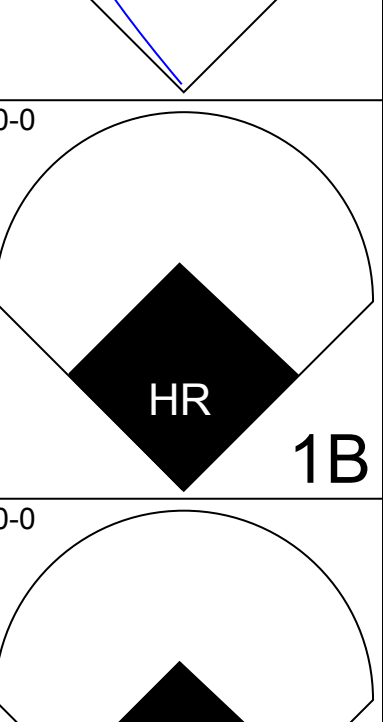
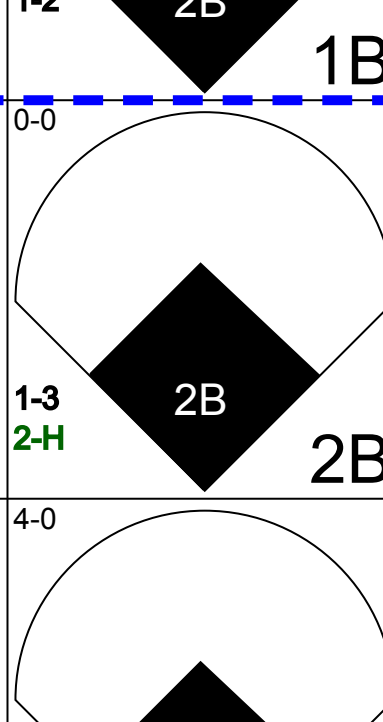
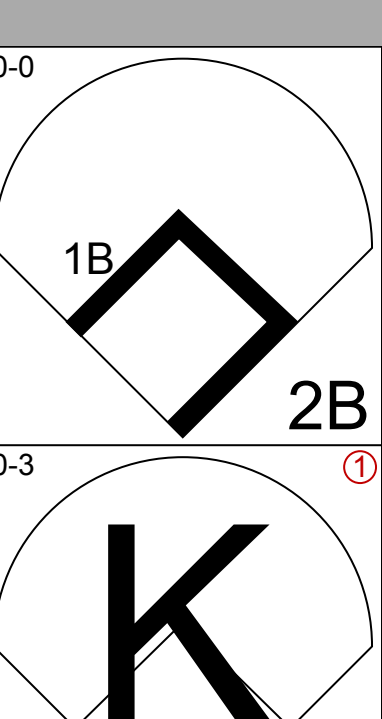
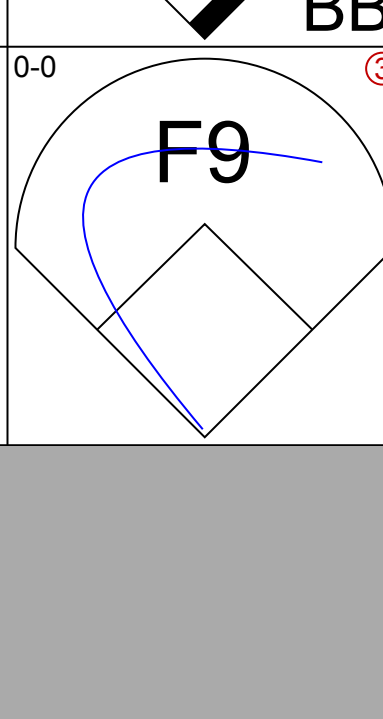
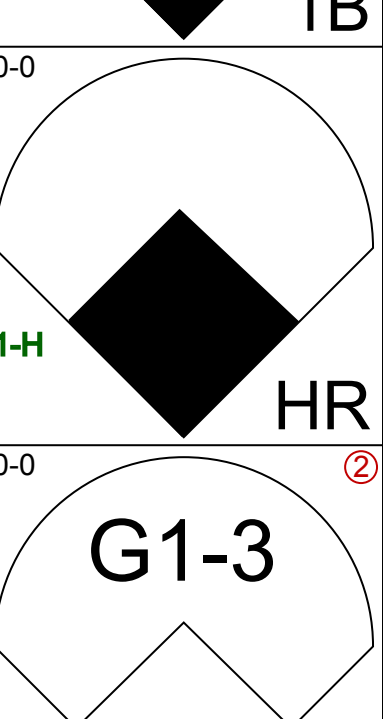
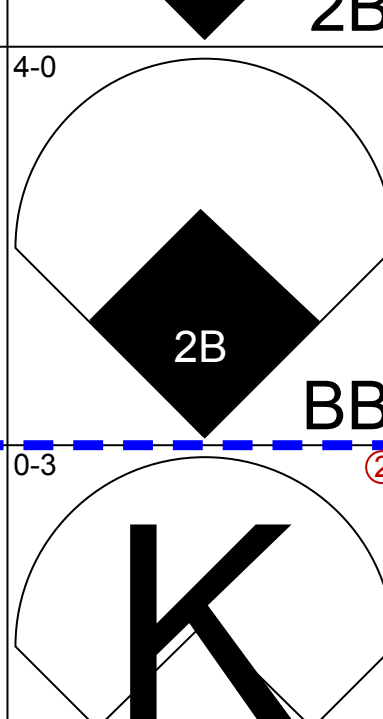
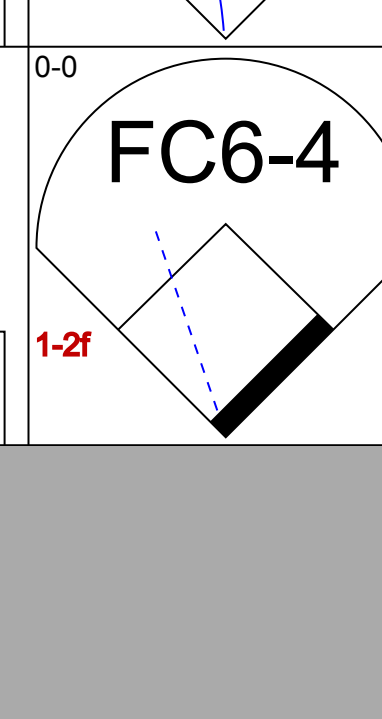
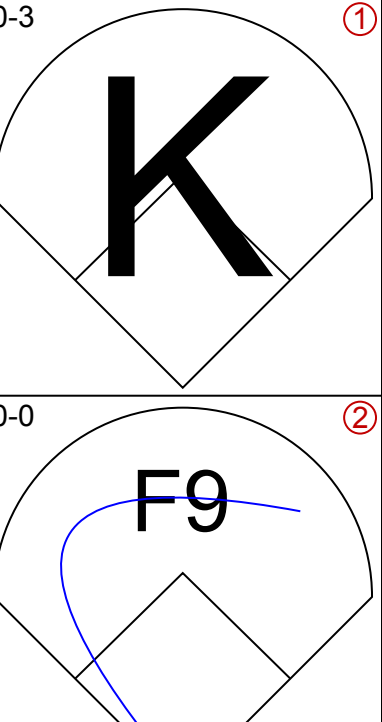
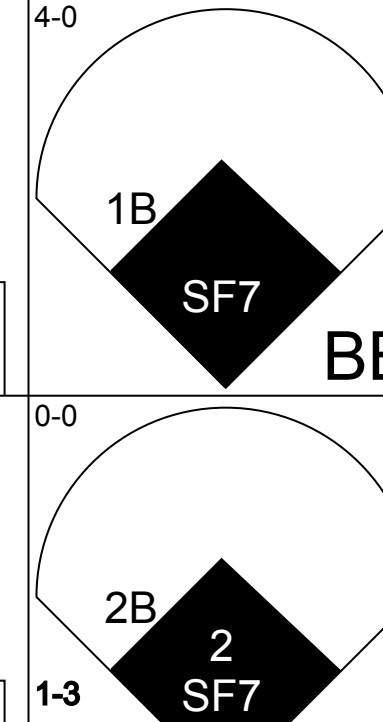
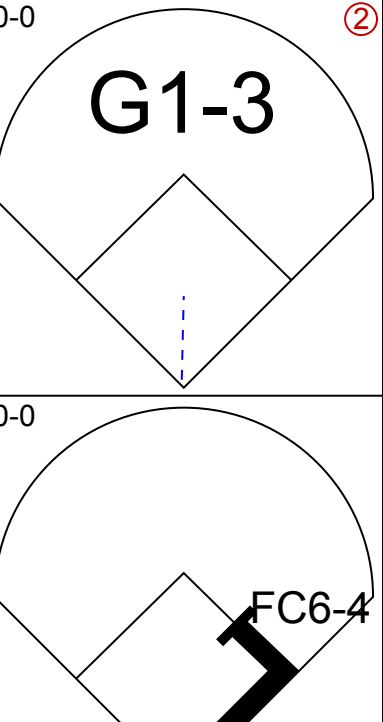
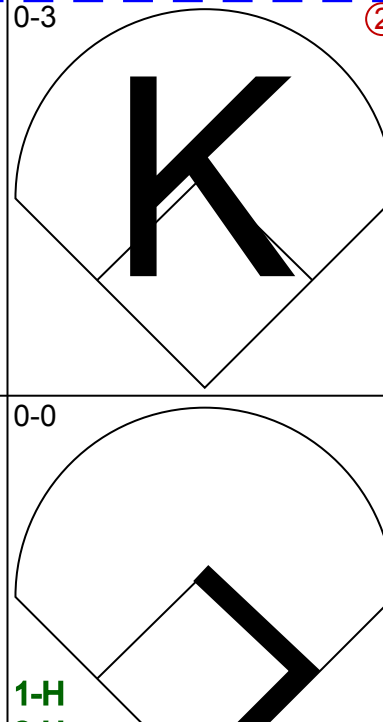
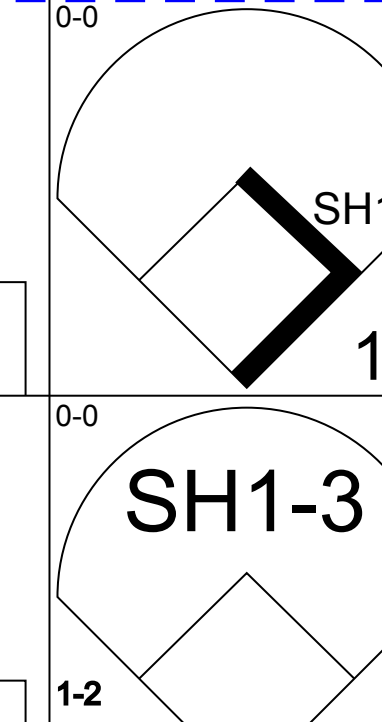
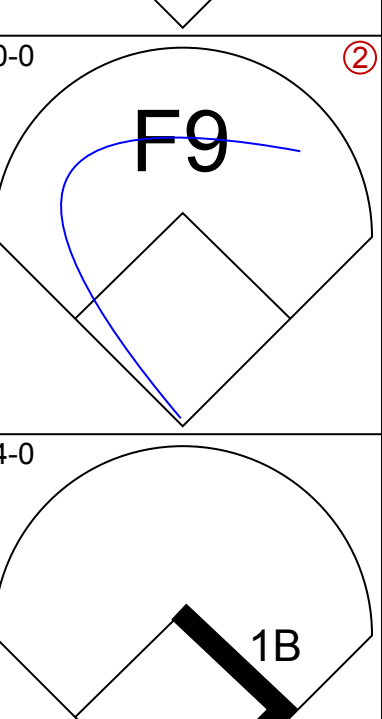
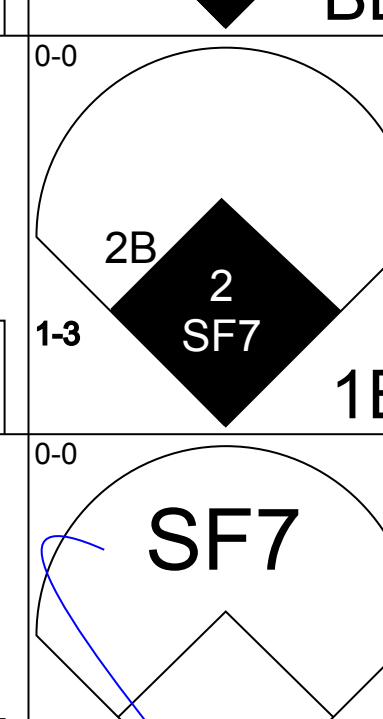
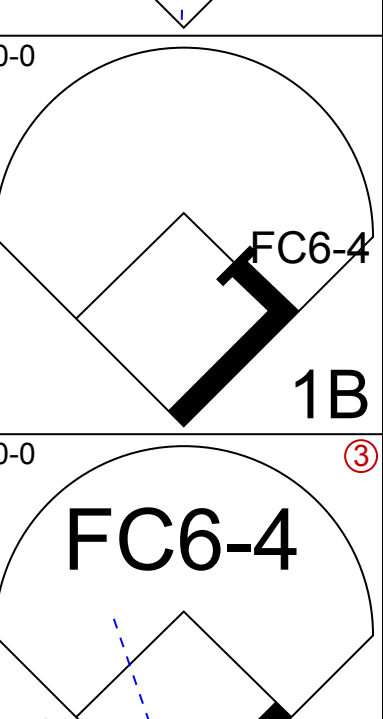
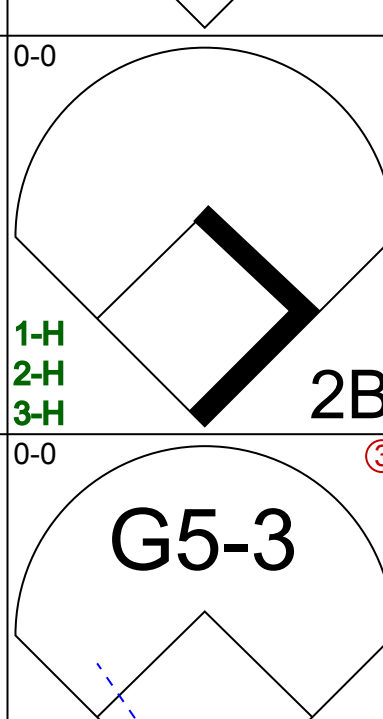
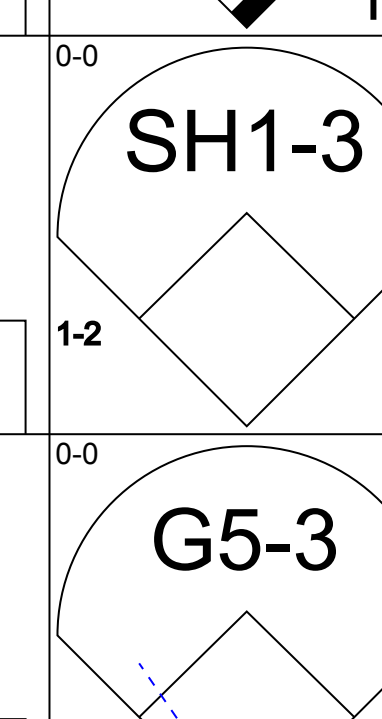
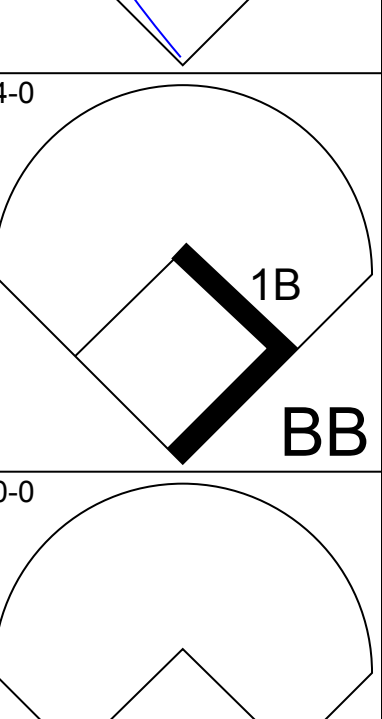
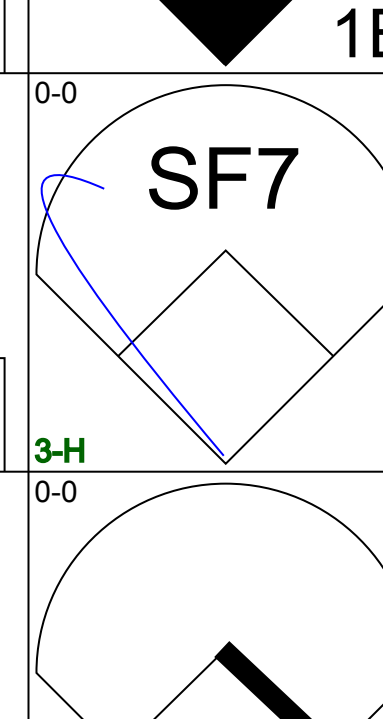
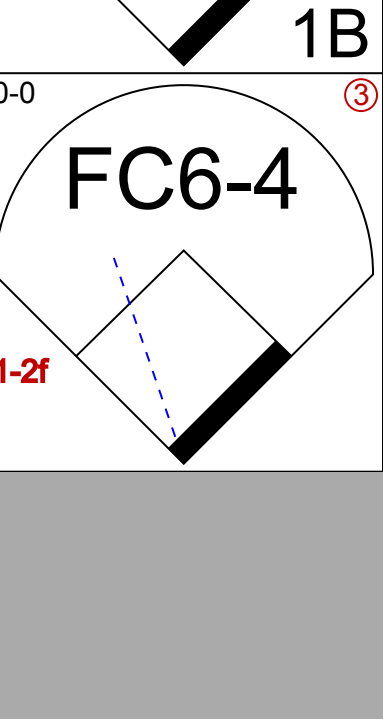
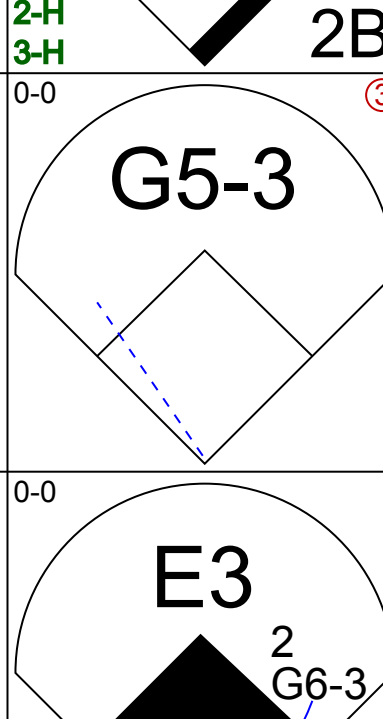
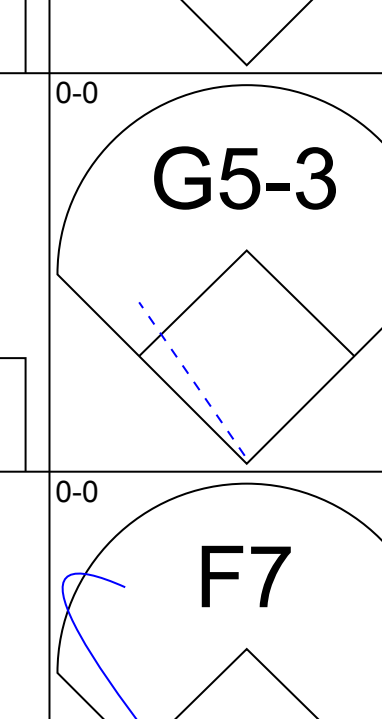
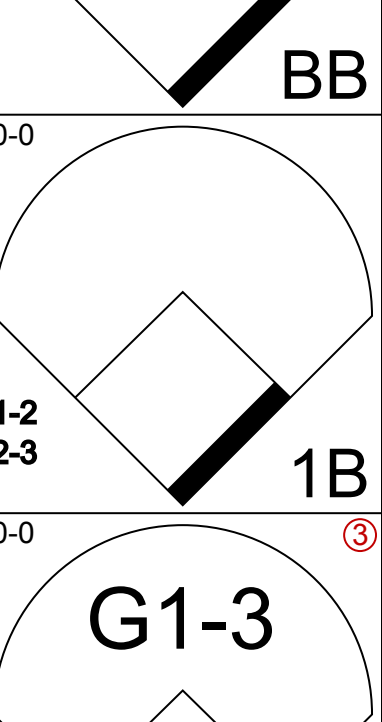
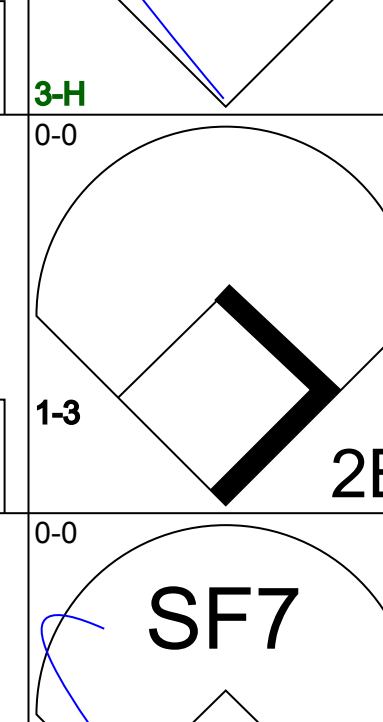

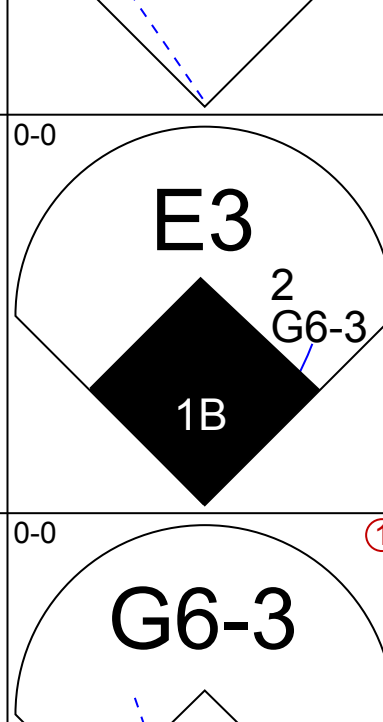
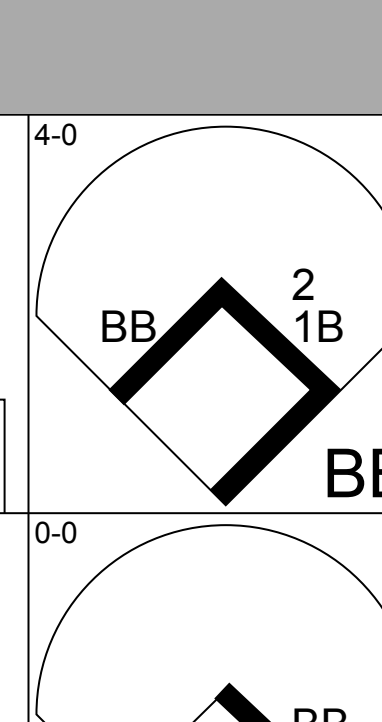

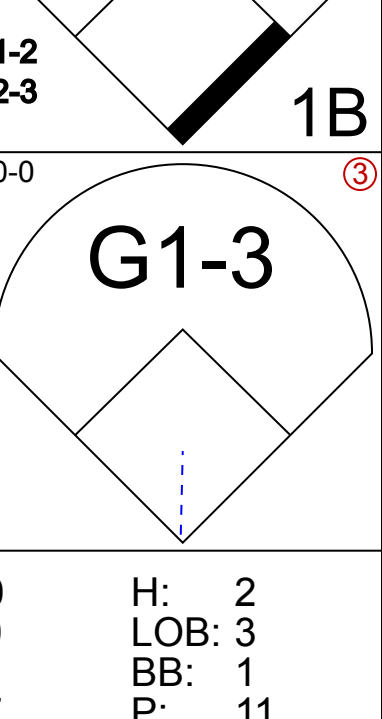
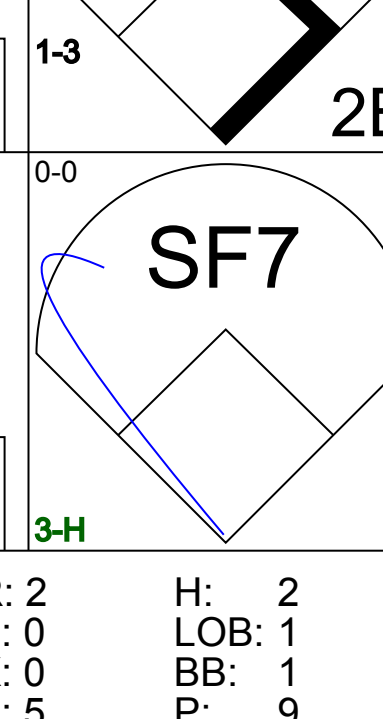
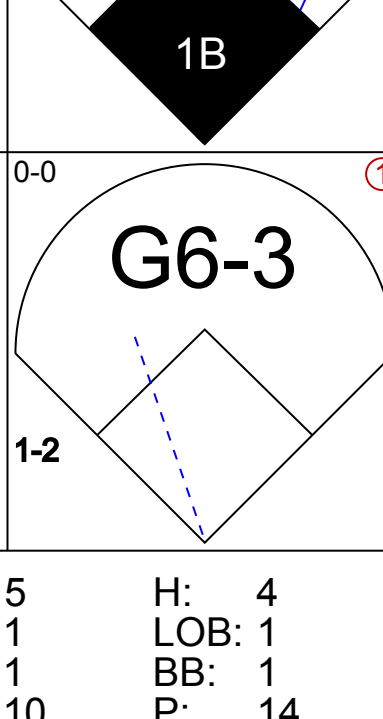
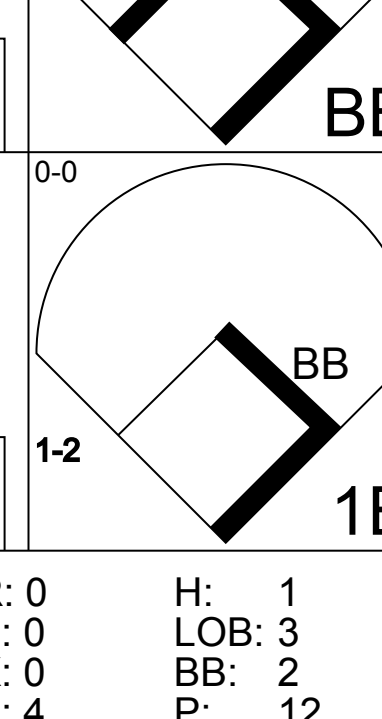
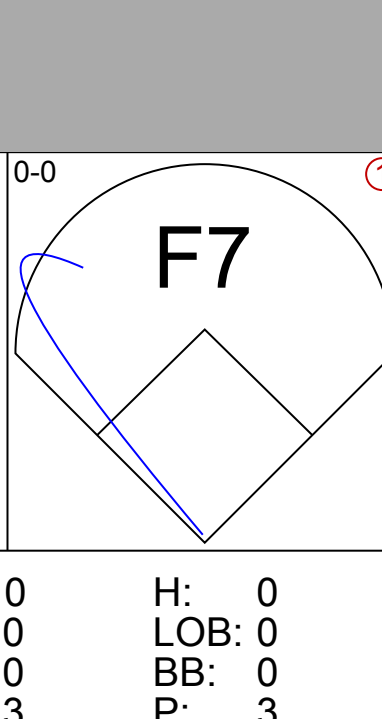


Batter	1	2	3	4	5	6	7	8	9	AB	R	H	RBI	BB	SO	LOB	BOTTOM					
Tony Phillips, S OBP: 0.380, SLG: 0.406 (1, 7)	G5-3	SF9		F9		K				3	0	0	1	0	1	2	New York Yankees @ Chicago White Sox Comiskey Park, Chicago, IL Fri May 10 1996, 8:05 PM EDT Att: 15,784 - Unknown - 42 F					
Ray Durham, S OBP: 0.389, SLG: 0.523 (1, 4)	PB BB BB	G5-3		1B 1-3 1B		G4-3				3	1	1	1	1	0	1						
Frank Thomas, R OBP: 0.462, SLG: 0.635 (1, 3)	BB FC6-4 BB	G5-3		1-3 3-H 1B		WP BB				2	1	1	1	2	0	1						
Chris Snopce, R OBP: 0.333, SLG: 0.600 Robin Ventura, L OBP: 0.311, SLG: 0.370 (7, PH) (8, 5)	FC6-4 BB		P6	F3		K				2	0	0	0	1	0	2						
Danny Tartabull, R OBP: 0.325, SLG: 0.391 (1, 10)	1-2 2-3 3-H BB		F9			G1-3				3	0	0	1	1	0	1						
Lyle Mouton, R OBP: 0.304, SLG: 0.300 Dave Martinez, L OBP: 0.324, SLG: 0.397 (1, 9) (8, 9)	FC6-4		K2-3	G1-3				G3-1		3	0	0	1	0	1	2						
Ron Karkovics, R OBP: 0.276, SLG: 0.299 (1, 2)	FC6-4			E5 F9 1B 1B		K		F8		4	1	0	0	0	1	2						
Darren Lewis, R OBP: 0.344, SLG: 0.307 (1, 8)		1B SF9 2B		F7		G6-3		K		4	1	1	0	0	1	1						
Ozzie Guillen, L OBP: 0.250, SLG: 0.324 (1, 6)		G5-3		1B 1-2 1B		G6-3				3	1	2	0	0	0	0						
Inning Stats	R: 2 E: 0 K: 0 S: 3	H: 0 LOB: 2 BB: 4 P: 19	R: 1 E: 0 K: 0 S: 5	H: 2 LOB: 1 BB: 0 P: 5	R: 0 E: 0 K: 1 S: 5	H: 0 LOB: 0 BB: 0 P: 5	R: 2 E: 1 K: 0 S: 7	H: 3 LOB: 2 BB: 0 P: 7	R: 0 E: 0 K: 1 S: 5	H: 0 LOB: 0 BB: 0 P: 5	R: 0 E: 0 K: 1 S: 5	H: 0 LOB: 1 BB: 1 P: 9	R: 0 E: 0 K: 1 S: 5	H: 0 LOB: 0 BB: 0 P: 5	R: 0 E: 0 K: 1 S: 5	H: 0 LOB: 0 BB: 0 P: 5		1B: 4 2B: 1 3B: 0 HR: 0	SF: 1 SAC: 0 DP: 0 HBP: 0	WP: 1 PB: 1 CS: 0	PA: 35	
PITCHER	IP WLS BF H R ER SO BB IBB HBP BLK WP HR S P ERA WHIP	IP WLS BF H R ER SO BB IBB HBP BLK WP HR S P ERA WHIP	IP WLS BF H R ER SO BB IBB HBP BLK WP HR S P ERA WHIP	IP WLS BF H R ER SO BB IBB HBP BLK WP HR S P ERA WHIP	IP WLS BF H R ER SO BB IBB HBP BLK WP HR S P ERA WHIP	IP WLS BF H R ER SO BB IBB HBP BLK WP HR S P ERA WHIP	IP WLS BF H R ER SO BB IBB HBP BLK WP HR S P ERA WHIP	IP WLS BF H R ER SO BB IBB HBP BLK WP HR S P ERA WHIP	IP WLS BF H R ER SO BB IBB HBP BLK WP HR S P ERA WHIP	IP WLS BF H R ER SO BB IBB HBP BLK WP HR S P ERA WHIP	IP WLS BF H R ER SO BB IBB HBP BLK WP HR S P ERA WHIP	IP WLS BF H R ER SO BB IBB HBP BLK WP HR S P ERA WHIP	IP WLS BF H R ER SO BB IBB HBP BLK WP HR S P ERA WHIP	IP WLS BF H R ER SO BB IBB HBP BLK WP HR S P ERA WHIP	IP WLS BF H R ER SO BB IBB HBP BLK WP HR S P ERA WHIP	IP WLS BF H R ER SO BB IBB HBP BLK WP HR S P ERA WHIP	IP WLS BF H R ER SO BB IBB HBP BLK WP HR S P ERA WHIP	IP WLS BF H R ER SO BB IBB HBP BLK WP HR S P ERA WHIP	IP WLS BF H R ER SO BB IBB HBP BLK WP HR S P ERA WHIP	IP WLS BF H R ER SO BB IBB HBP BLK WP HR S P ERA WHIP	IP WLS BF H R ER SO BB IBB HBP BLK WP HR S P ERA WHIP	
Andy Pettitte, L ERA: 4.41 Jim Mecir, R ERA: 4.15 Paul Gibson, L ERA: (1, 1) (5, 1) (8, 1)	4.0 L 22 0 0 0 3 4 0 0 0 1 0 0 20 36 6.75 2.250	3.0 10 0 0 0 3 1 0 0 0 1 0 0 15 19 0.00 0.333	1.0 3 0 0 0 1 0 0 0 0 0 0 0 5 5 0.00 0.000																			



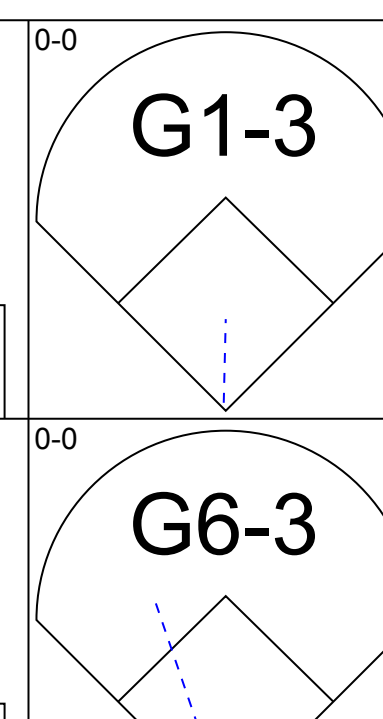
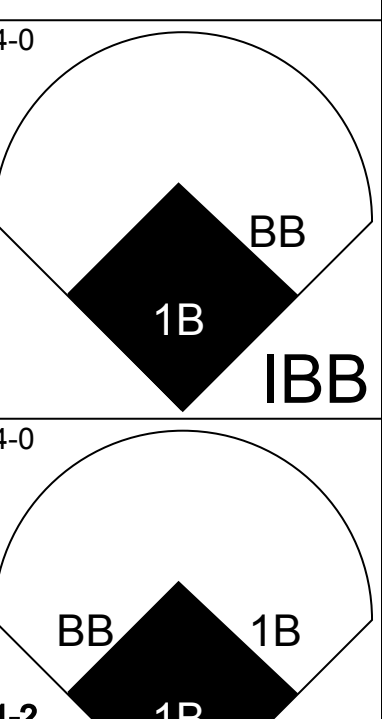
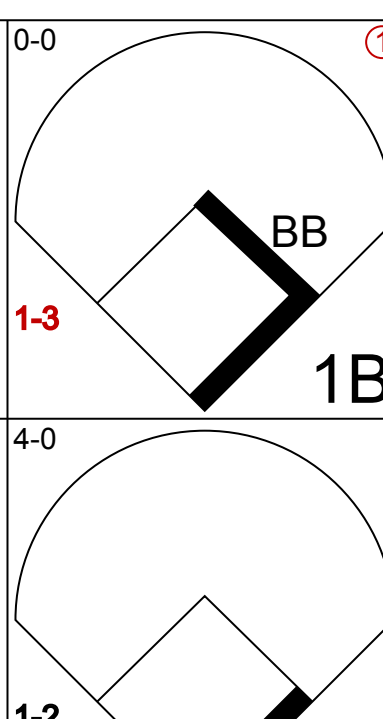
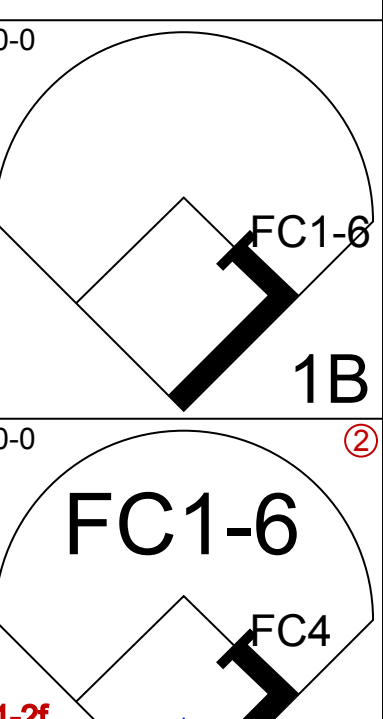
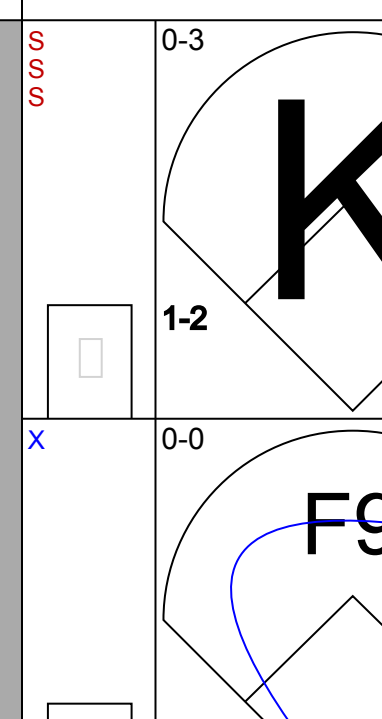
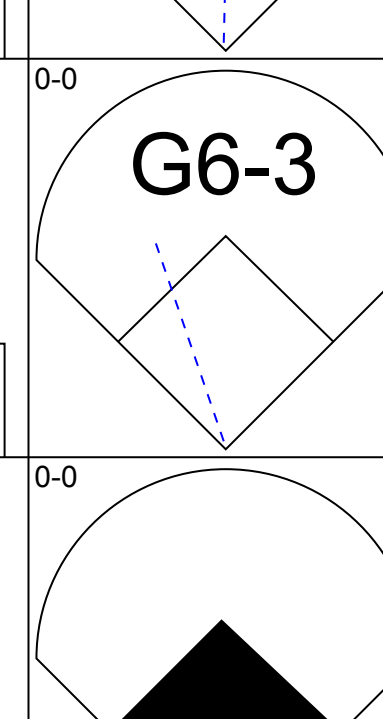
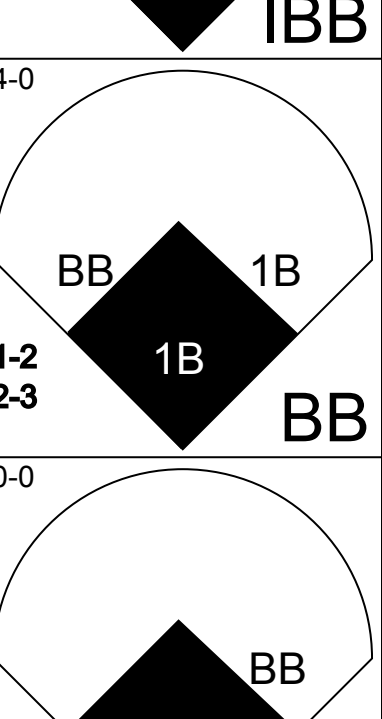
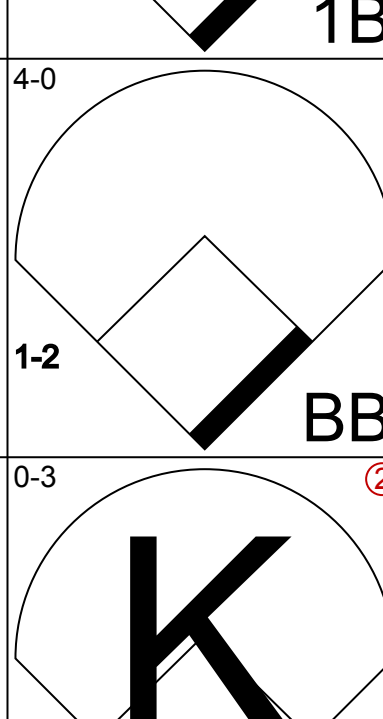
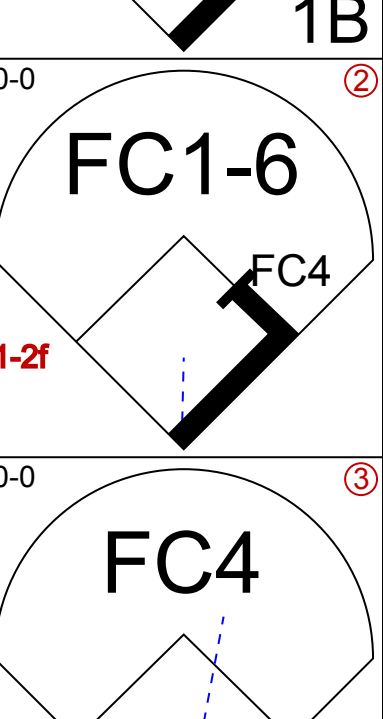
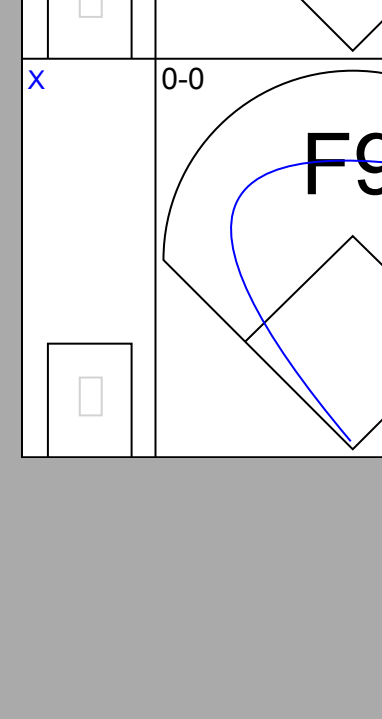
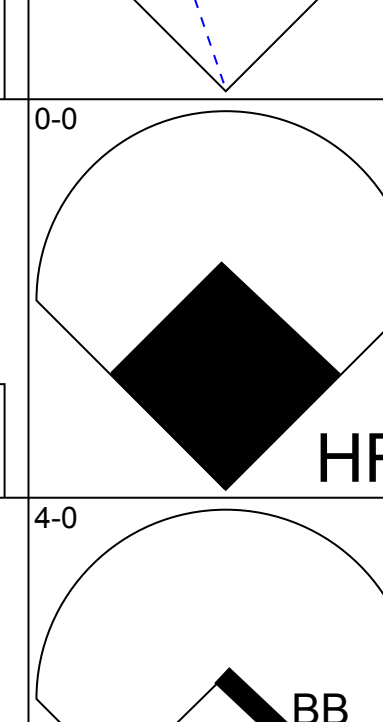
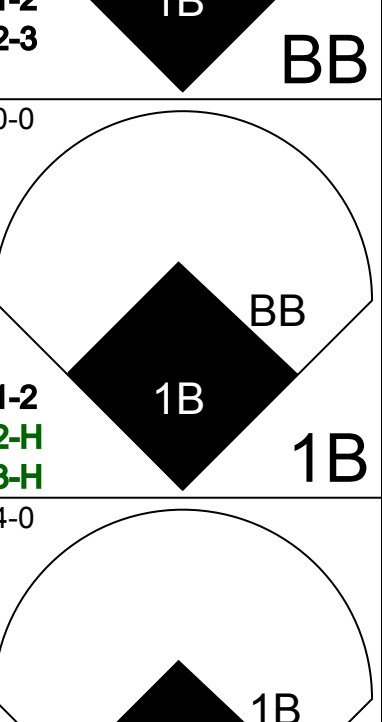
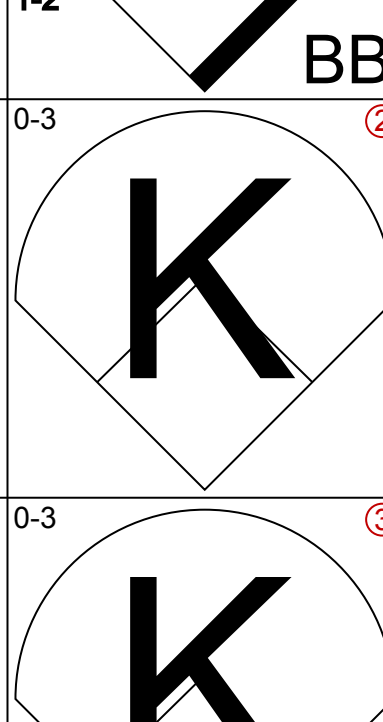
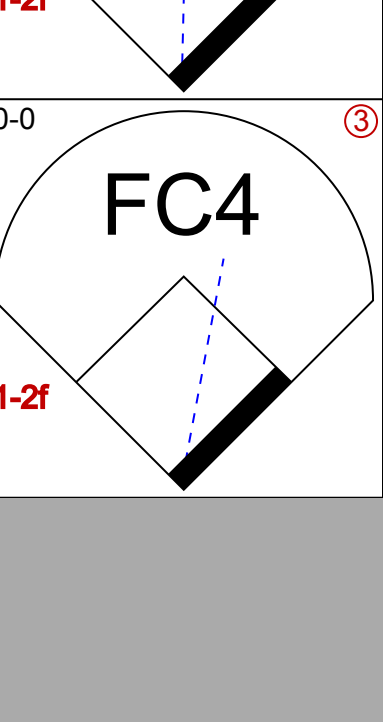
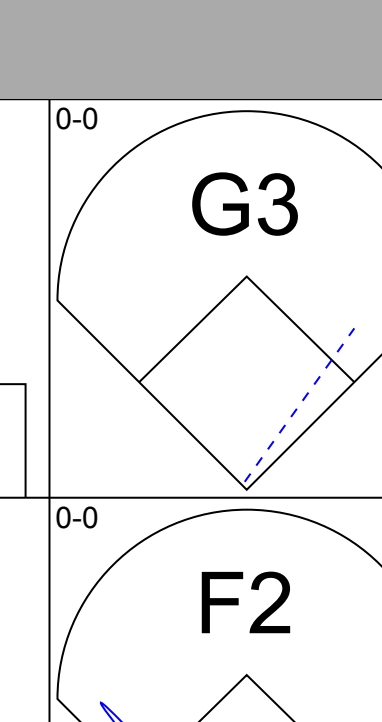
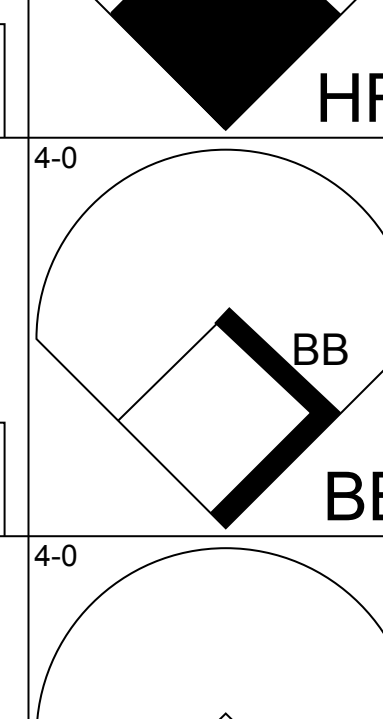
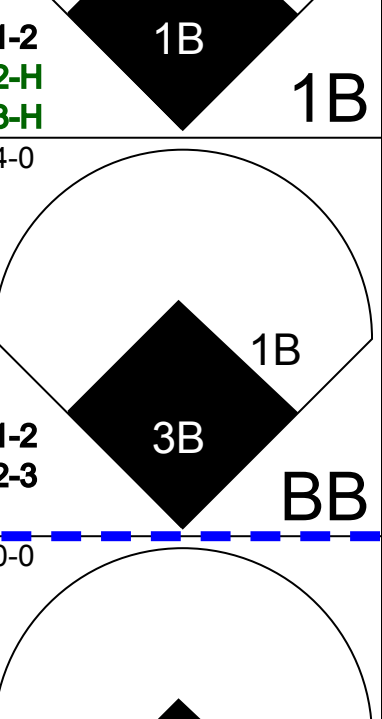

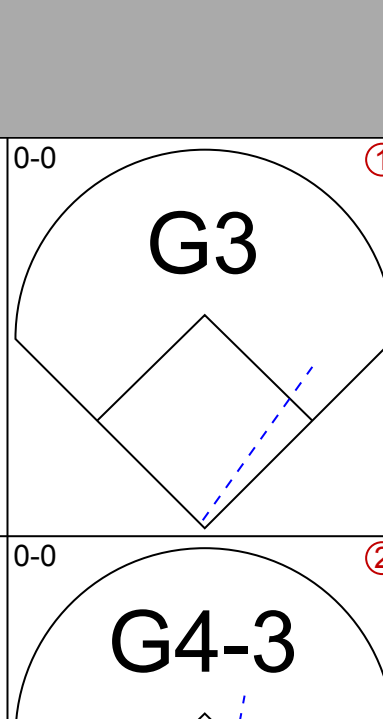
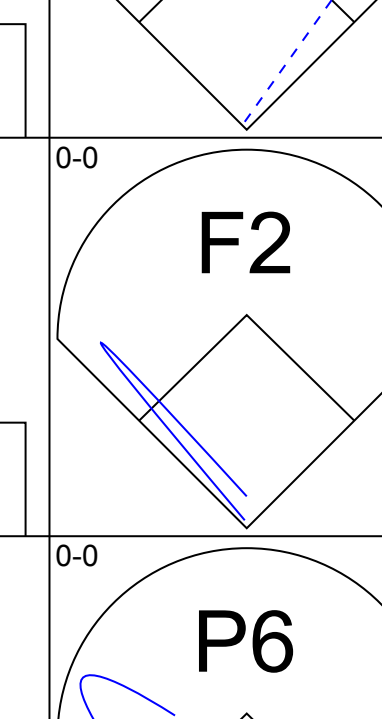
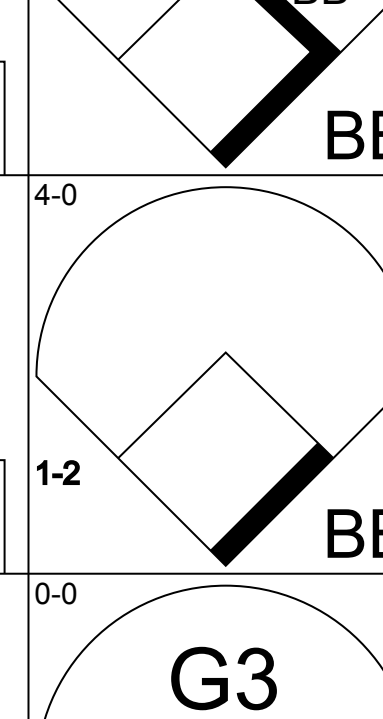
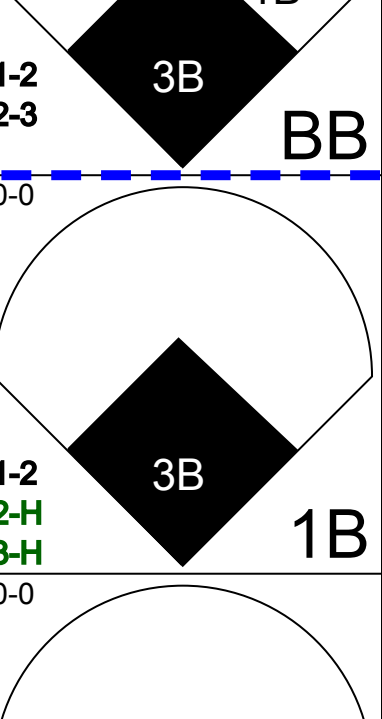
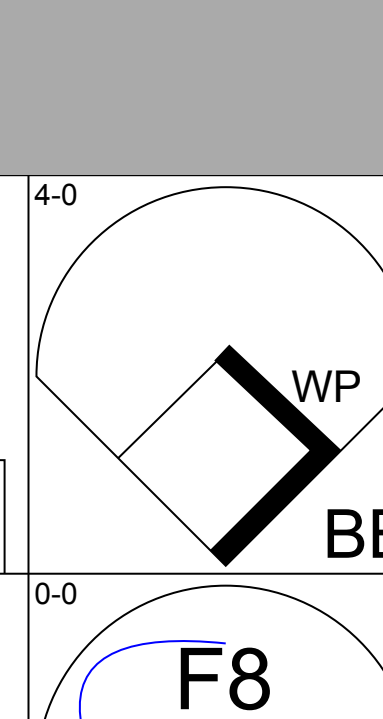
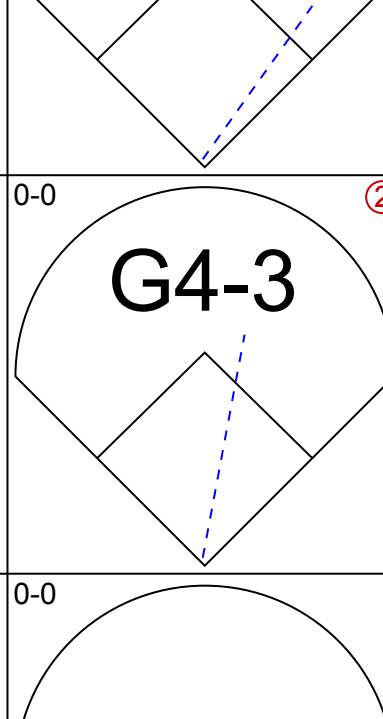
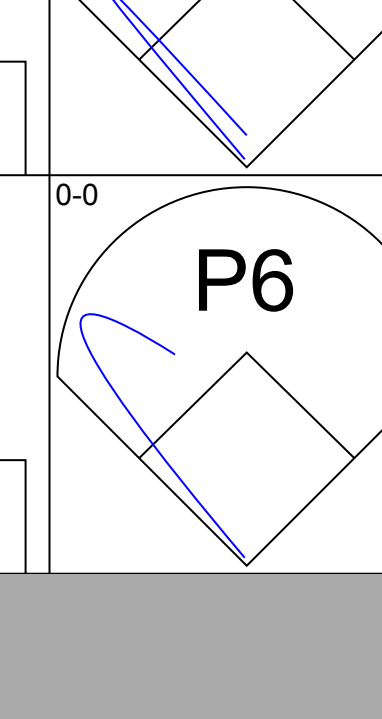
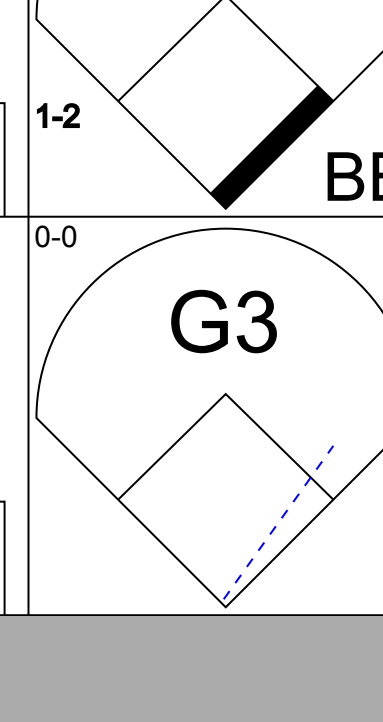
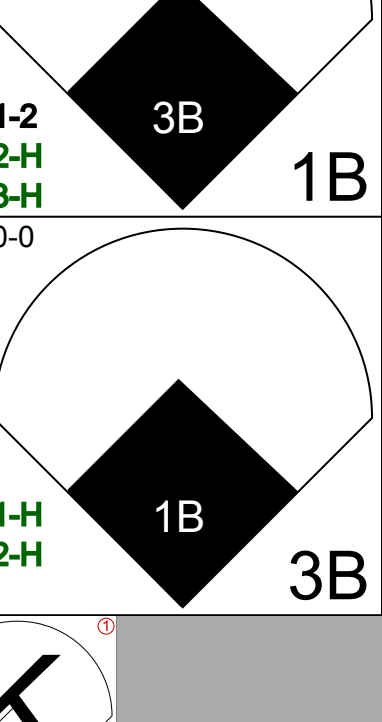
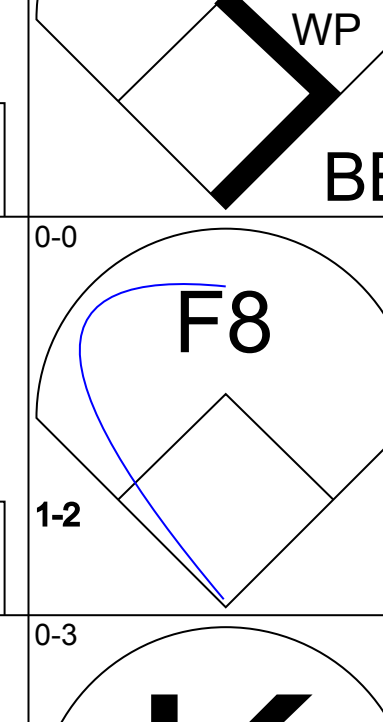
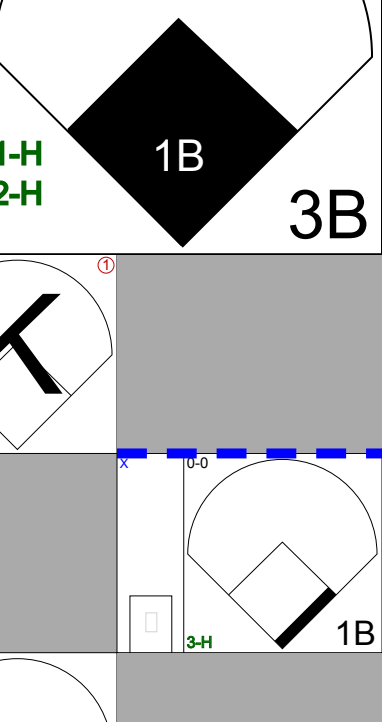
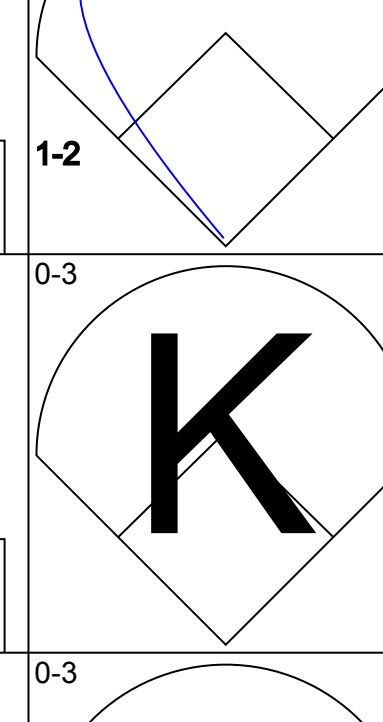
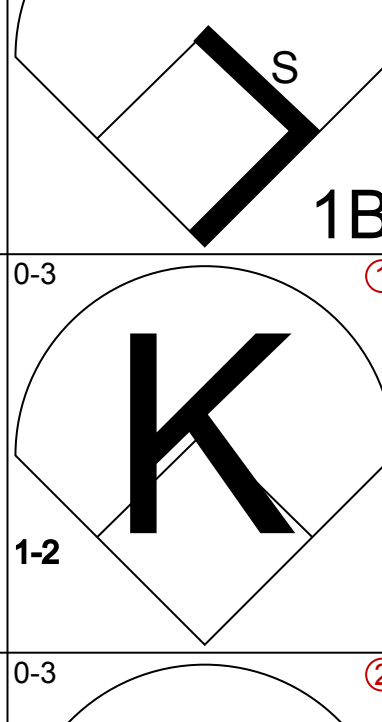
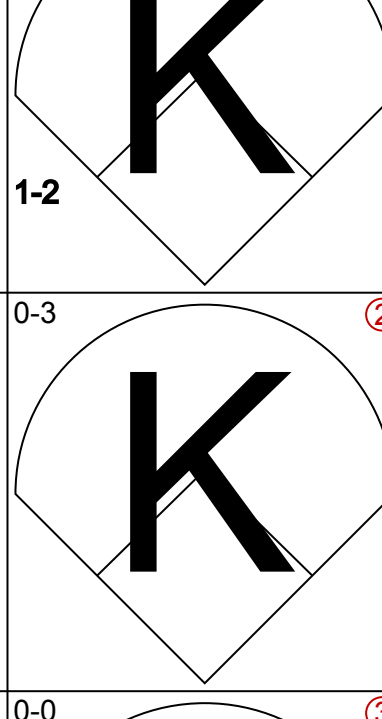
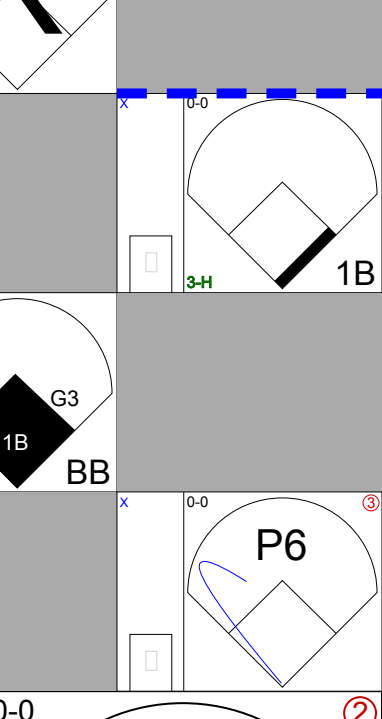
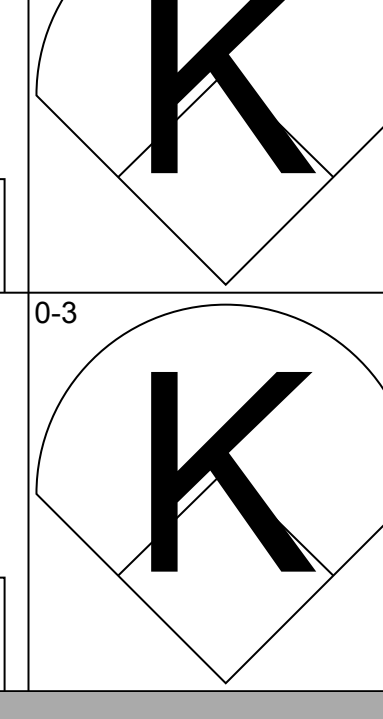
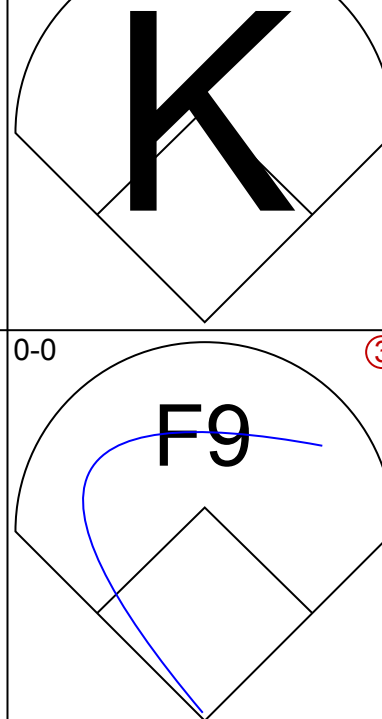
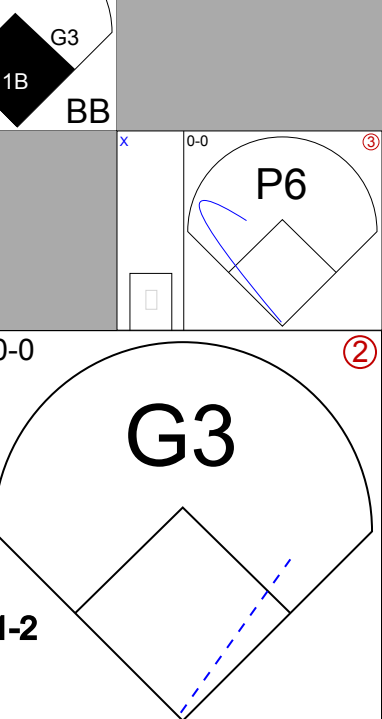
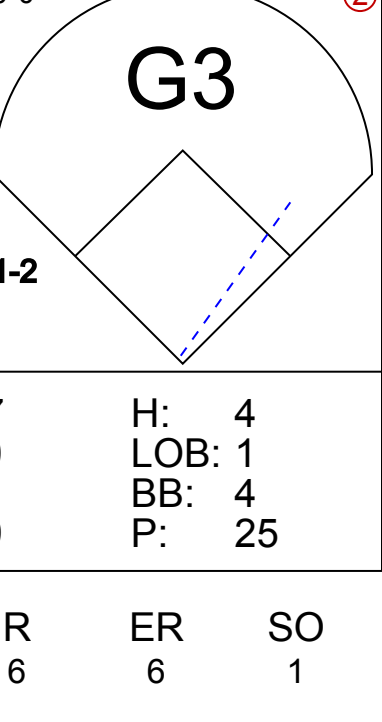
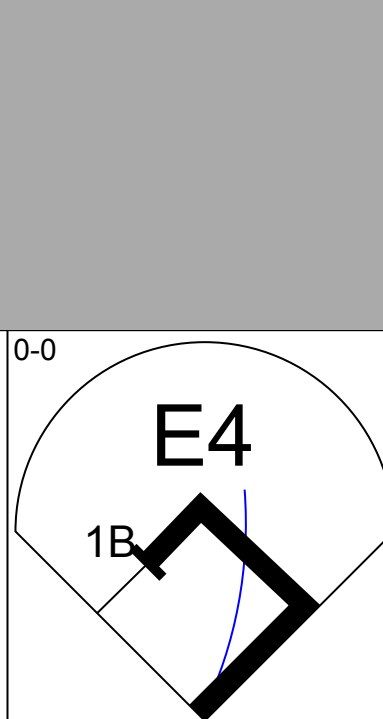
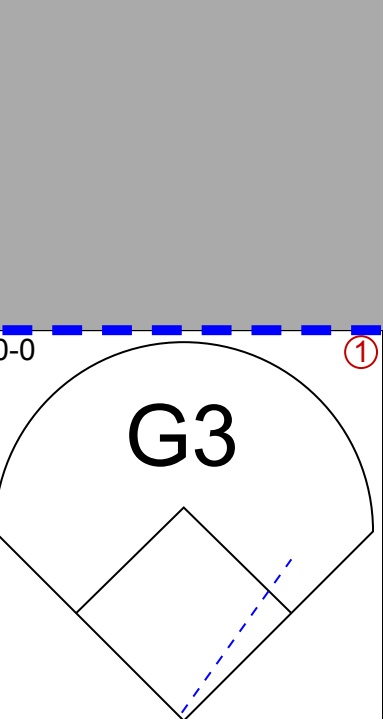
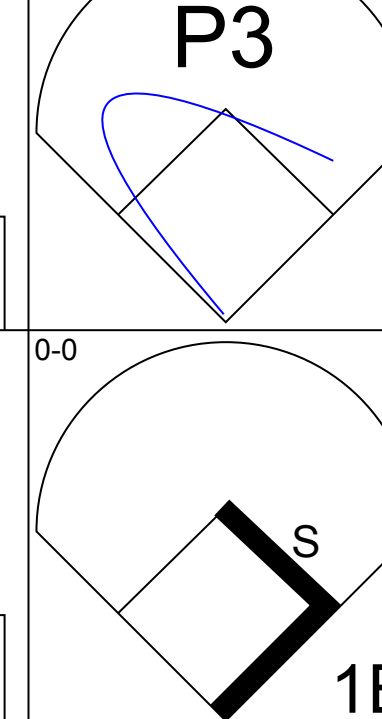
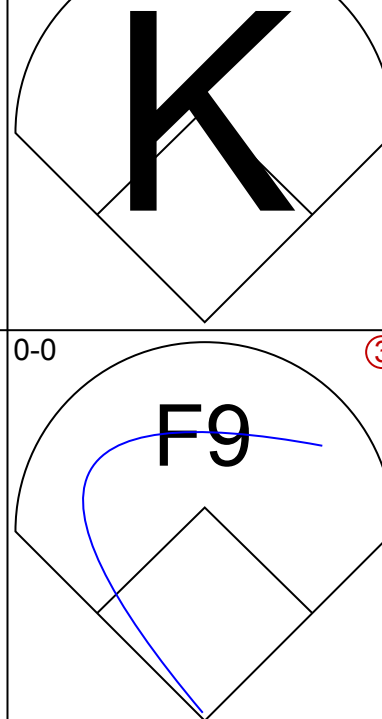
Batter	1	2	3	4	5	6	7	8	9	AB	R	H	RBI	BB	SO	LOB	TOP	
Tim Raines, S (1, 7) OBP: 0.386, SLG: 0.390										3	2	1	2	0	0		New York Yankees @ Chicago White Sox Comiskey Park, Chicago, IL Sat May 11 1996, 8:05 PM EDT Att: 25,722 - Unknown - 47 F livebaseballscorecards.com	
Joe Girardi, R (1, 2) OBP: 0.322, SLG: 0.343										5	0	2	0	0	1	5		
Paul O'Neill, L (1, 9) OBP: 0.481, SLG: 0.563										5	0	1	1	0	0	4		
Ruben Sierra, S (1, 10) OBP: 0.351, SLG: 0.485										4	0	0	1	0	0	2		
Jim Leyritz, R (1, 5) OBP: 0.372, SLG: 0.515										3	1	0	0	1	0	3		
Gerald Williams, R (1, 8) OBP: 0.443, SLG: 0.746										5	2	2	1	0	1	3		
2 Derek Jeter, R (1, 6) OBP: 0.385, SLG: 0.357										4	0	1	0	0	0	2		
Tim McIntosh, R (1, 3) Tino Martinez, L (7, PH) OBP: 0.333, SLG: 0.366										2	0	0	0	0	0	1		
Robert Eenhoorn, R (1, 4) Andy Fox, L (7, PH) OBP: 0.264, SLG: 0.170										1	0	0	0	1	0	1		
Inning Stats	R: 1 E: 0 K: 0 S: 6	H: 3 LOB: 2 BB: 0 P: 6	R: 0 E: 0 K: 0 S: 3	H: 0 LOB: 0 BB: 0 P: 3	R: 1 E: 0 K: 0 S: 4	H: 1 LOB: 1 BB: 1 P: 8	R: 0 E: 0 K: 0 S: 4	H: 1 LOB: 0 BB: 0 P: 4	R: 0 E: 0 K: 1 S: 6	H: 1 LOB: 2 BB: 1 P: 10	R: 2 E: 1 K: 0 S: 5	H: 1 LOB: 2 BB: 2 P: 14	R: 0 E: 0 K: 1 S: 5	H: 0 LOB: 1 BB: 1 P: 9	1B: 7 2B: 0 3B: 0 HR: 1	SF: 1 SAC: 0 DP: 0 HBP: 1		WP: 0 PB: 0 CS: 0
PITCHER	IP WLS BF H R ER SO BB IBB HBP BLK WP HR S P ERA WHIP																	
Joe Magrane, L (1, 1) ERA: 5.23	6.0	25	6	3	3	0	1	0	0	0	0	0	0	1	24	28	4.50	1.167
41 Bill Simas, R (7, 1) ERA: 5.3	0.2	4	1	0	0	1	1	0	0	0	0	0	0	5	9	0.00	3.000	
Larry Thomas, L (7, 1) ERA: 3.0	0.1	1	0	0	0	0	0	0	0	0	0	0	0	1	1	0.00	0.000	
Matt Karchner, R (8, 1) ERA: 1.71	1.0	8	1	2	0	0	2	0	1	0	0	0	0	5	14	0.00	3.000	
Kirk McCaskill, R (9, 1) ERA: 7.71	1.0	W 4	0	0	0	1	1	0	0	0	0	0	0	5	9	0.00	1.000	

Batter	1	2	3	4	5	6	7	8	9	AB	R	H	RBI	BB	SO	LOB	BOTTOM			
Tony Phillips, S (1, 7) OBP: 0.393, SLG: 0.423										4	1	3	2	1	0	2	New York Yankees @ Chicago White Sox Comiskey Park, Chicago, IL Sat May 11 1996, 8:05 PM EDT Att: 25,722 - Unknown - 47 F livebaseballscorecards.com			
Robin Ventura, L (1, 5) OBP: 0.307, SLG: 0.358										4	0	0	0	1	1	4				
Frank Thomas, R (1, 3) OBP: 0.460, SLG: 0.620										3	1	0	0	2	2	2				
Danny Tartabull, R (1, 9) OBP: 0.323, SLG: 0.381										3	0	0	0	1	1	4				
Dave Martinez, L (8, 9) OBP: 0.333, SLG: 0.406										1	1	1	0	0	0	0				
Lyle Mouton, R (1, 10) Harold Baines, L (7, PH) OBP: 0.306, SLG: 0.326										3	0	1	1	0	0	3				
Chris Snopce, R (1, 6) Ozzie Guillen, L (7, PH) OBP: 0.310, SLG: 0.553										3	0	0	0	0	1	2				
Ron Karkovics, R (1, 2) OBP: 0.275, SLG: 0.308										4	2	1	0	0	0	0				
Ray Durham, S (1, 4) OBP: 0.388, SLG: 0.518										3	0	1	0	0	0	0				
Darren Lewis, R (1, 8) OBP: 0.351, SLG: 0.308										3	1	1	0	1	1	2				
Inning Stats	R: 0 E: 0 K: 0 S: 3	H: 0 LOB: 2 BB: 2 P: 11	R: 0 E: 1 K: 1 S: 6	H: 0 LOB: 1 BB: 0 P: 6	R: 2 E: 0 K: 1 S: 7	H: 2 LOB: 1 BB: 1 P: 11	R: 1 E: 0 K: 0 S: 5	H: 3 LOB: 1 BB: 0 P: 5	R: 0 E: 0 K: 0 S: 3	H: 0 LOB: 1 BB: 1 P: 7	R: 1 E: 0 K: 2 S: 8	H: 1 LOB: 1 BB: 0 P: 8	R: 0 E: 0 K: 2 S: 9	H: 1 LOB: 2 BB: 1 P: 13	R: 2 E: 0 K: 0 S: 2	H: 2 LOB: 0 BB: 0 P: 2	1B: 6 2B: 3 3B: 0 HR: 1	SF: 0 SAC: 1 DP: 1 HBP: 0	WP: 1 PB: 1 CS: 0	PA: 41
PITCHER	IP WLS BF H R ER SO BB IBB HBP BLK WP HR S P ERA WHIP																			
Kenny Rogers, L (1, 1) ERA: 4.88	6.0	29	6	4	4	2	5	0	0	0	0	0	0	1	28	48	6.00	1.833		
Jeff Nelson, R (7, 1) ERA: 4.79	1.2	7	1	1	0	3	0	0	0	0	0	0	0	13	13	0.00	0.600			
John Wetteland, R (8, 1) ERA: 4.4	0.1	L 5	3	2	2	1	1	0	0	0	0	0	1	6	10	54.00	12.000			

Batter	1	2	3	4	5	6	7	8	9	AB	R	H	RBI	BB	SO	LOB	TOP																					
Tim Raines, S OBP: 0.368, SLG: 0.369 (1, 7)										6	1	1	1	0	1	3	New York Yankees @ Chicago White Sox Comiskey Park, Chicago, IL Sun May 12, 1996, 4:33 AM EDT Att: 17,405 - Cloudy - 53 F																					
Wade Boggs, L OBP: 0.393, SLG: 0.409 (1, 5)										5	1	1	0	1	0	0																						
Paul O'Neill, L OBP: 0.484, SLG: 0.569 (1, 9)										4	2	2	1	1	0	3																						
Tino Martinez, L OBP: 0.342, SLG: 0.400 (1, 3)										4	2	2	2	1	0	4																						
Ruben Sierra, S OBP: 0.353, SLG: 0.478 (1, 10)										4	1	1	0	1	2	4																						
Joe Girardi, R OBP: 0.336, SLG: 0.367 (1, 2)										4	1	3	3	0	0	1																						
Gerald Williams, R OBP: 0.427, SLG: 0.712 (1, 8)										3	0	0	1	1	0	3																						
Andy Fox, L OBP: 0.293, SLG: 0.216 (1, 4)										4	1	2	0	1	0	1																						
2 Derek Jeter, R OBP: 0.379, SLG: 0.353 (1, 6)										4	0	1	1	0	0	4																						
Inning Stats	R: 0 E: 0 K: 1 S: 5	H: 0 LOB: 0 BB: 0 P: 5	R: 0 E: 0 K: 1 S: 7	H: 2 LOB: 3 BB: 1 P: 11	R: 0 E: 0 K: 0 S: 3	H: 0 LOB: 1 BB: 1 P: 7	R: 2 E: 0 K: 0 S: 5	H: 2 LOB: 1 BB: 1 P: 9	R: 2 E: 0 K: 0 S: 6	H: 3 LOB: 1 BB: 0 P: 6	R: 5 E: 1 K: 1 S: 10	H: 4 LOB: 1 BB: 1 P: 14	R: 0 E: 0 K: 0 S: 4	H: 1 LOB: 3 BB: 2 P: 12	R: 0 E: 0 K: 0 S: 4	H: 1 LOB: 1 BB: 0 P: 4	R: 0 E: 0 K: 0 S: 3	H: 0 LOB: 0 BB: 0 P: 3	1B: 8 2B: 4 3B: 0 HR: 1	SF: 2 SAC: 1 DP: 0 HBP: 0	WP: 0 PB: 0 CS: 0	PA: 47																
PITCHER	IP	WLS	BF	H	R	ER	SO	BB	IBB	HBP	BLK	WP	HR	S	P	ERA	WHIP	PITCHER				IP	WLS	BF	H	R	ER	SO	BB	IBB	HBP	BLK	WP	HR	S	P	ERA	WHIP
Alex Fernandez, R ERA: 3.69 (1, 1)	5.1		29	9	7	6	2	3	0	0	0	0	1	30	42	10.12	2.250																					
Larry Thomas, L ERA: 4.5 (6, 1)	0.0	L	2	1	0	0	0	1	0	0	0	0	0	1	5	∞	∞																					
41 Bill Simas, R ERA: 4.87 (6, 1)	1.2		9	2	2	1	1	2	0	0	0	0	0	9	17	5.40	2.400																					
Brian Keyser, R ERA: 1.52 (8, 1)	2.0		7	1	0	0	0	0	0	0	0	0	0	7	7	0.00	0.500																					

AB	38
R	9
H	13
RBI	9
BB	6
SO	3
LOB	23



Batter	1	2	3	4	5	6	7	8	9	AB	R	H	RBI	BB	SO	LOB	BOTTOM																					
Tony Phillips, S OBP: 0.399, SLG: 0.426 (1, 7)										4	1	2	0	1	1	1	New York Yankees @ Chicago White Sox Comiskey Park, Chicago, IL Sun May 12, 1996, 4:33 AM EDT Att: 17,405 - Cloudy - 53 F																					
Darren Lewis, R OBP: 0.354, SLG: 0.296 (1, 8)										3	1	0	0	2	0	2																						
Frank Thomas, R OBP: 0.458, SLG: 0.634 (1, 3)										5	2	2	3	0	1	3																						
Harold Baines, L OBP: 0.385, SLG: 0.549 (1, 10)										3	1	0	0	2	1	2																						
Robin Ventura, L OBP: 0.317, SLG: 0.357 (1, 5)										3	1	1	2	2	0	0																						
Dave Martinez, L OBP: 0.351, SLG: 0.449 (1, 9)										5	1	3	2	0	0	3																						
Ron Karkovics, R ERA: 8.15 (9, PH)										4	0	1	1	0	3	2																						
Jose Munoz, S OBP: 0.435, SLG: 0.350 (9, PH)										1	0	0	0	0	1	1																						
Ray Durham, S OBP: 0.381, SLG: 0.500 (1, 4)										4	1	0	0	1	2	3																						
Ozzie Guillen, L OBP: 0.246, SLG: 0.315 (1, 6)										5	0	1	0	0	0	2																						
Inning Stats	R: 1 E: 0 K: 0 S: 4	H: 1 LOB: 2 BB: 2 P: 12	R: 7 E: 0 K: 1 S: 9	H: 4 LOB: 4 BB: 4 P: 25	R: 0 E: 0 K: 2 S: 8	H: 1 LOB: 2 BB: 1 P: 12	R: 0 E: 0 K: 2 S: 7	H: 0 LOB: 1 BB: 1 P: 11	R: 0 E: 0 K: 0 S: 4	H: 1 LOB: 1 BB: 0 P: 4	R: 0 E: 0 K: 1 S: 6	H: 1 LOB: 1 BB: 0 P: 6	R: 0 E: 0 K: 1 S: 6	H: 1 LOB: 1 BB: 0 P: 6	R: 0 E: 0 K: 0 S: 3	R: 0 E: 0 K: 2 S: 8	H: 1 LOB: 1 BB: 0 P: 8	1B: 8 2B: 0 3B: 1 HR: 1	SF: 0 SAC: 0 DP: 0 HBP: 0	WP: 1 PB: 0 SB: 2 CS: 0	PA: 45																	
PITCHER	IP	WLS	BF	H	R	ER	SO	BB	IBB	HBP	BLK	WP	HR	S	P	ERA	WHIP	PITCHER				IP	WLS	BF	H	R	ER	SO	BB	IBB	HBP	BLK	WP	HR	S	P	ERA	WHIP
Scott Kamieniecki, R ERA: 8.15 (1, 1)	1.2		13	2	6	6	1	5	1	0	0	0	0	0	0	33	32.40	4.200																				
Paul Gibson, L ERA: 18.0 (2, 1)	0.0		2	2	1	1	0	0	0	0	0	0	0	2	2	∞	∞																					
Jim Mecir, R ERA: 3.27 (2, 1)	2.1		11	2	1	1	4	2	0	0	0	1	0	17	25	3.86	1.714																					
Bob Wickman, R ERA: 4.13 (5, 1)	1.2	W	7	2	0	0	0	0	0	0	0	0	0	7	7	0.00	1.200																					
42 Mariano Rivera, R ERA: 0.96 (6, 1)	2.1		8	1	0	0	2	0	0	0	0	0	0	12	12	0.00	0.429																					

AB	37
R	8
H	10
RBI	8
BB	8
SO	9
LOB	19



Batter	1	2	3	4	5	6	7	8	9	AB	R	H	RBI	BB	SO	LOB	TOP		
Darren Bragg, L (1, 7) OBP: 0.408, SLG: 0.614	L8-6-3 BB		F8			E3 G4-3		K		3	0	0	0	1	1	0			
Alex Rodriguez, R (1, 6) OBP: 0.360, SLG: 0.684	L8-6-3					G4-3		BB	WP G3 BB	2	0	0	0	2	0	2			
Ken Griffey Jr., L (1, 8) OBP: 0.356, SLG: 0.519						K			G3	3	0	0	0	1	2	3			
Edgar Martinez, R (1, 10) OBP: 0.450, SLG: 0.686 Rich Amaral, R (9, PR) OBP: 0.311, SLG: 0.286	L9				P3	L8			BB	3	0	0	0	1	0	2			
Jay Buhner, R (1, 9) OBP: 0.388, SLG: 0.554									K	4	0	0	0	0	2	2			
Paul Sorrento, L (1, 3) OBP: 0.341, SLG: 0.566																			
Dan Wilson, R (1, 2) OBP: 0.310, SLG: 0.504																			
Joey Cora, S (1, 4) OBP: 0.267, SLG: 0.369																			
Russ Davis, R (1, 5) OBP: 0.331, SLG: 0.389 Doug Strange, S (8, PH) OBP: 0.324, SLG: 0.419 (8, 5)																			
Inning Stats	R: 0 E: 0 K: 0 S: 8	H: 0 LOB: 1 BB: 2 P: 19	R: 0 E: 0 K: 0 S: 8	H: 0 LOB: 1 BB: 1 P: 14	R: 0 E: 0 K: 1 S: 8	H: 0 LOB: 1 BB: 1 P: 15	R: 0 E: 0 K: 1 S: 8	H: 0 LOB: 0 BB: 0 P: 12	R: 0 E: 0 K: 0 S: 8	H: 0 LOB: 0 BB: 0 P: 13	R: 0 E: 0 K: 1 S: 7	H: 0 LOB: 1 BB: 0 P: 10	R: 0 E: 0 K: 0 S: 8	H: 0 LOB: 0 BB: 0 P: 14	R: 0 E: 0 K: 1 S: 8	H: 0 LOB: 2 BB: 2 P: 24	1B: 0 2B: 1 3B: 0 HR: 0	SF: 0 SAC: 0 DP: 1 HBP: 0	WP: 1 PA: 33 CS: 0
PITCHER Dwight Gooden, R (1, 1) ERA: 4.46	IP: 9.0 WLS: W BF: 33 H: 0 R: 0 ER: 0 SO: 5 BB: 6 IBB: 0 HBP: 0 BLK: 0 WP: 1 HR: 0 S: 74 P: 134 ERA: 0.00 WHIP: 0.667																		

Seattle Mariners @ New York Yankees
Yankee Stadium, Bronx, NY
Tue May 14 1996, 7:05 PM EDT
Att: 20,786 - Unknown - 58 F

AB 27
R 0
H 0
RBI 0
BB 6
SO 5
LOB 13

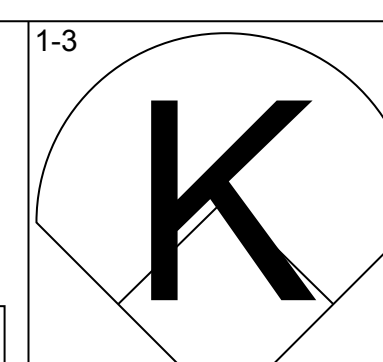
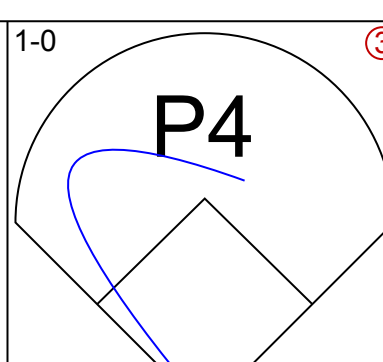
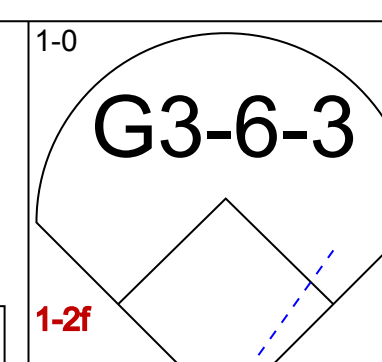
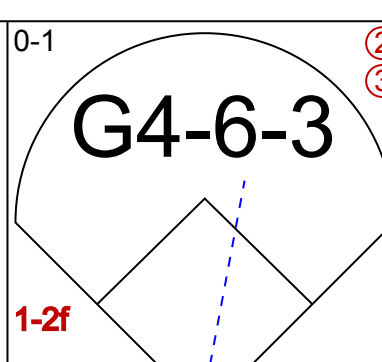
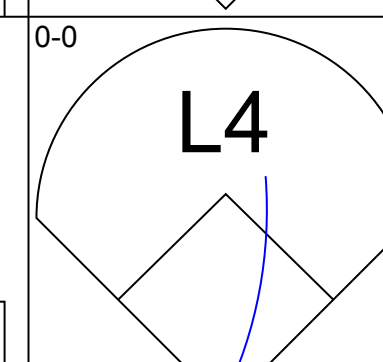
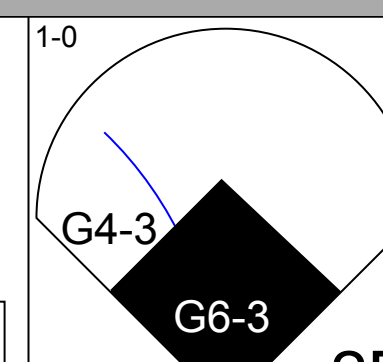
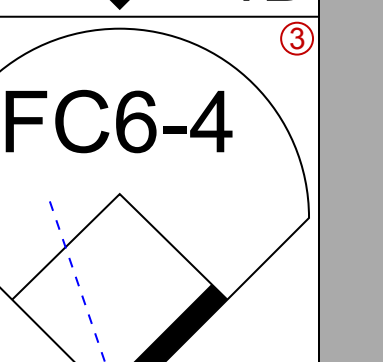
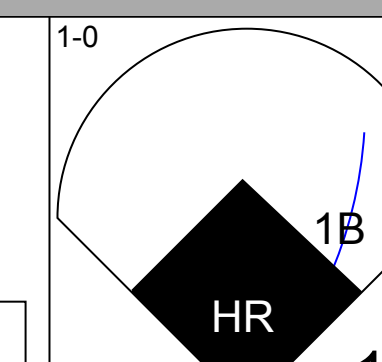
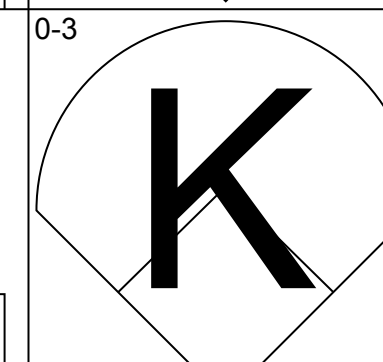
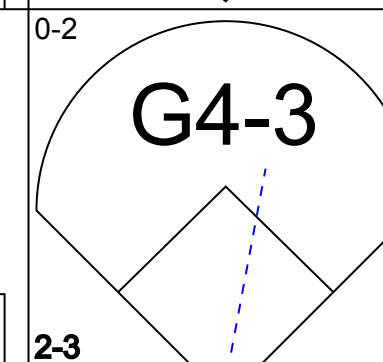
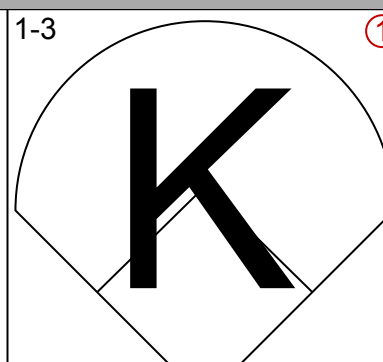
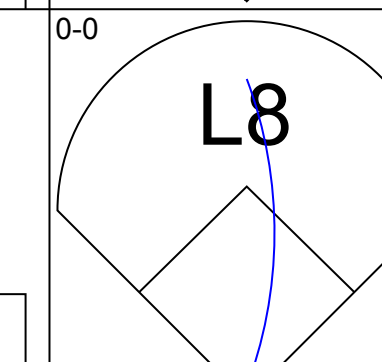
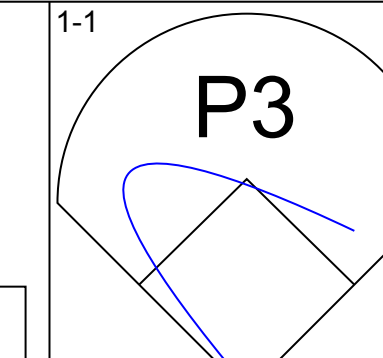
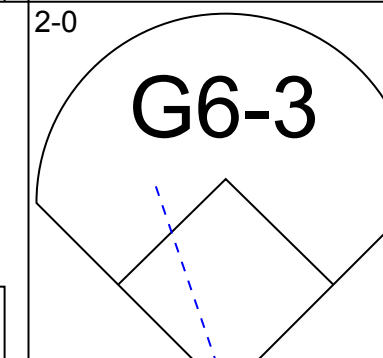
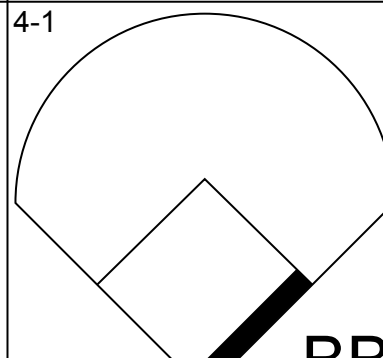
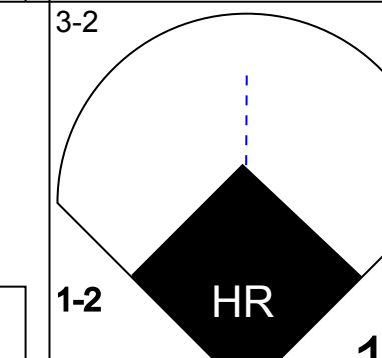
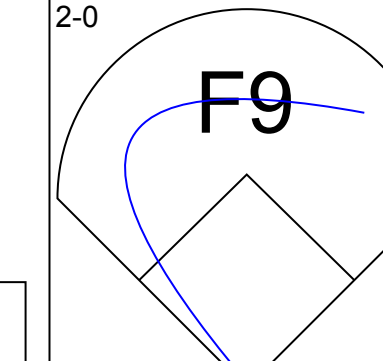
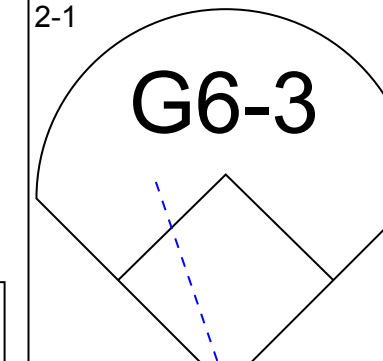
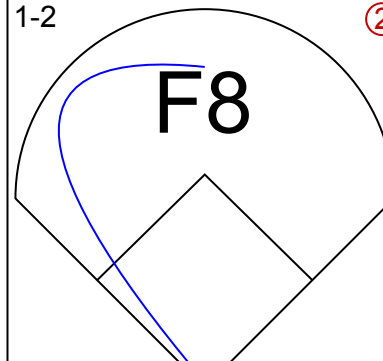
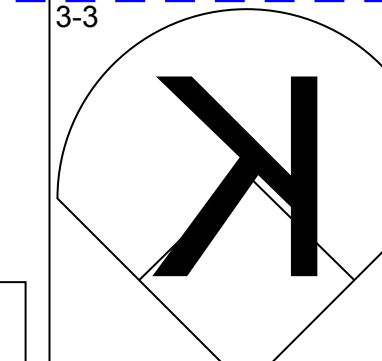
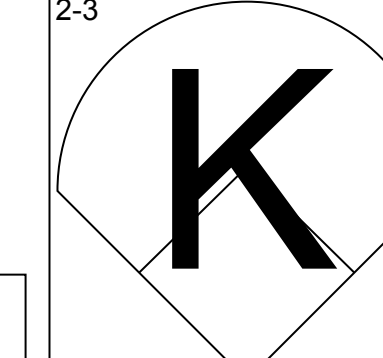
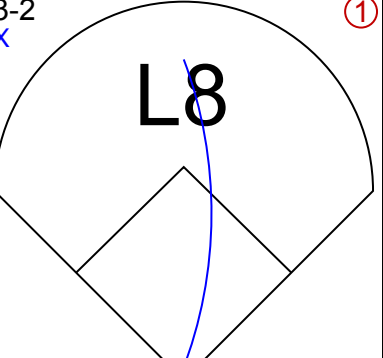
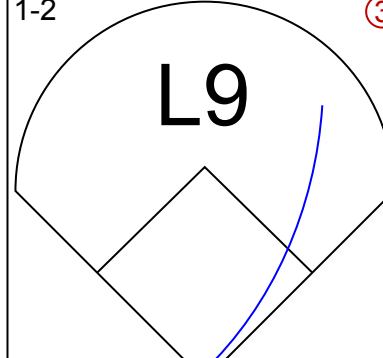
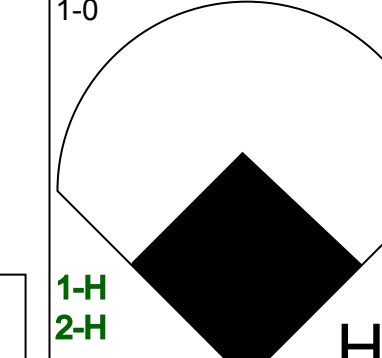
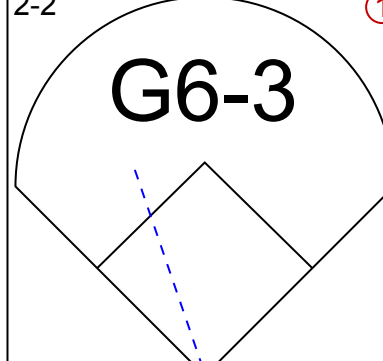
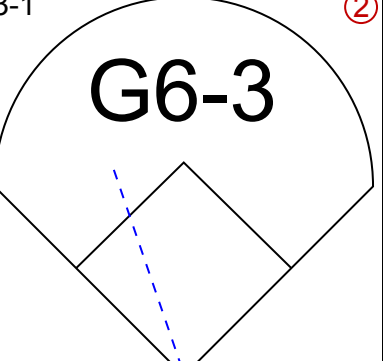
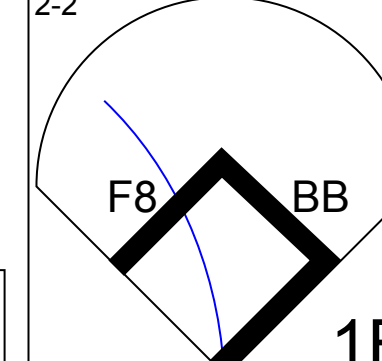
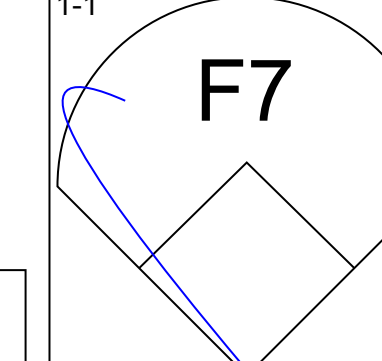
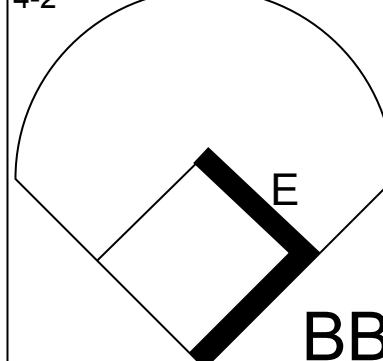
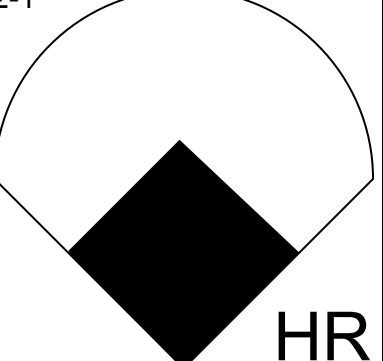
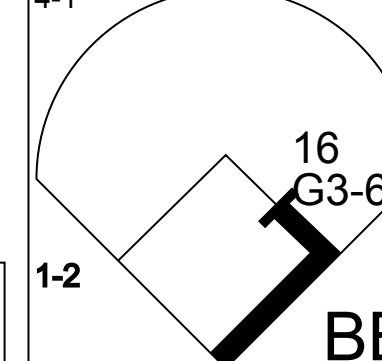
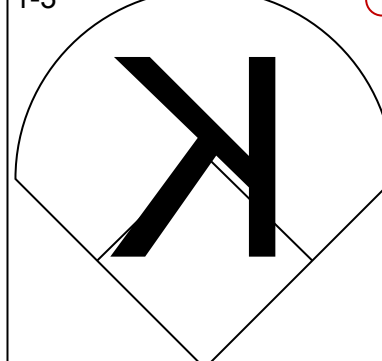
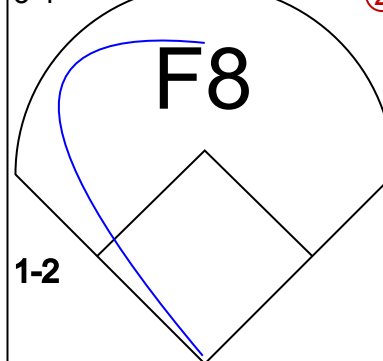
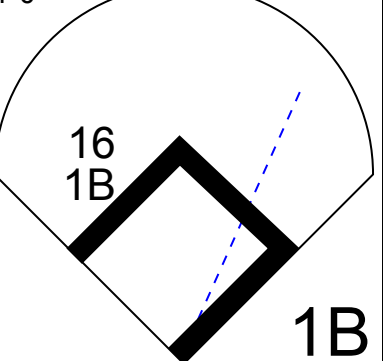
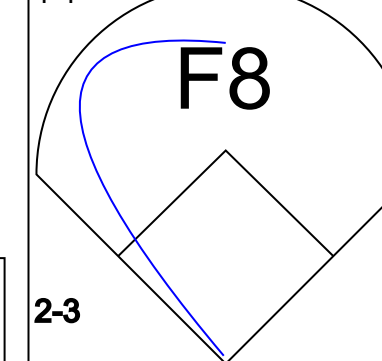
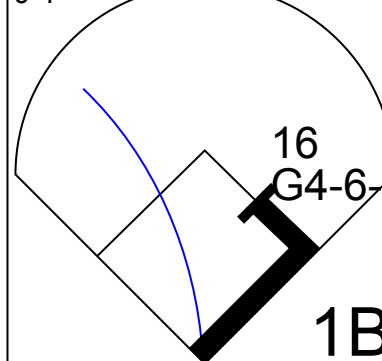


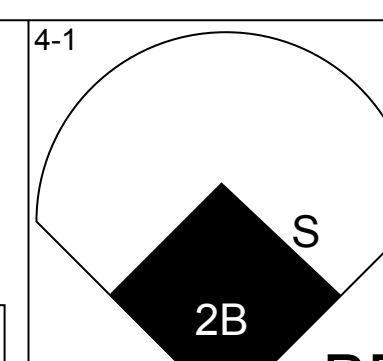
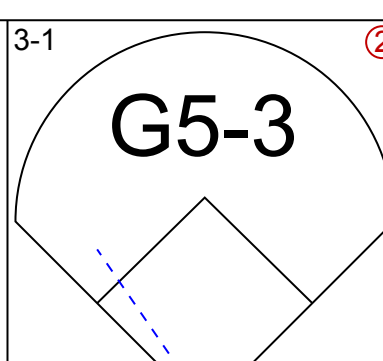
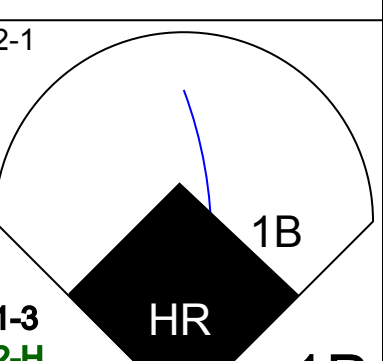
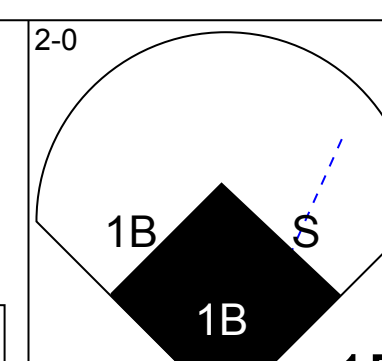
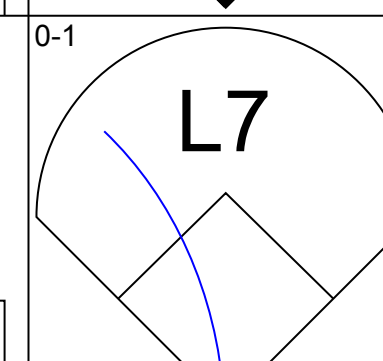
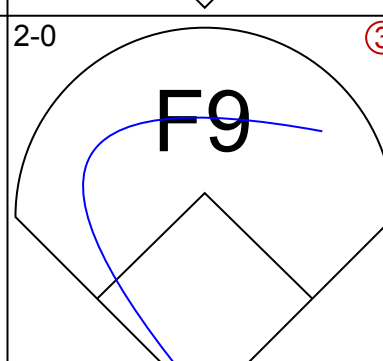
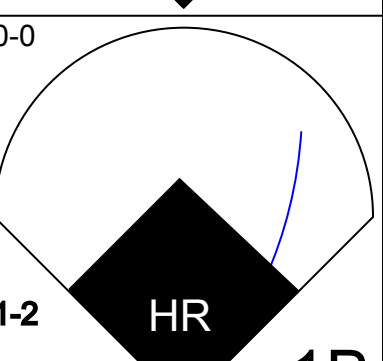
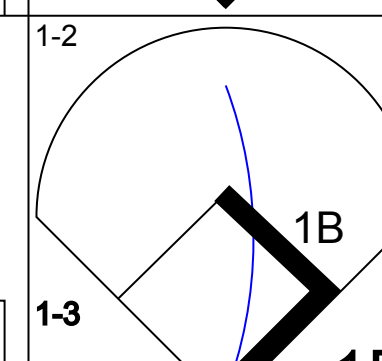

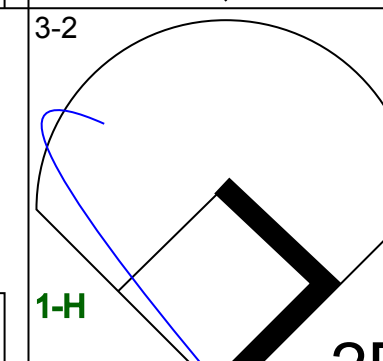
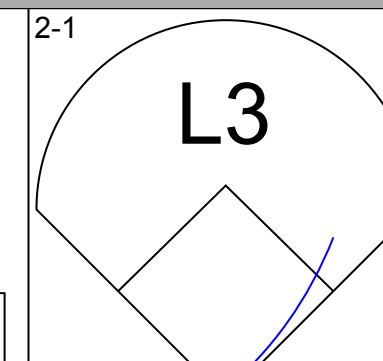
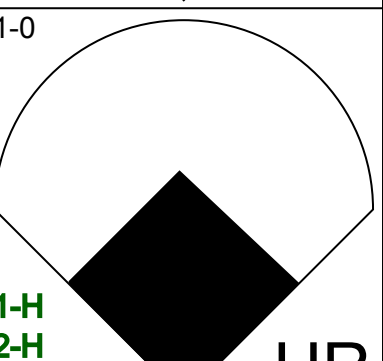
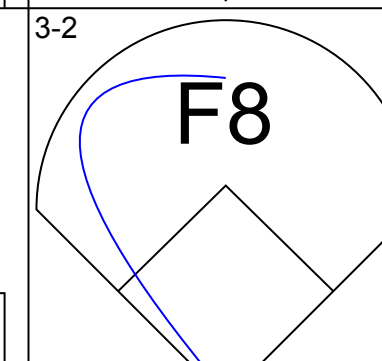
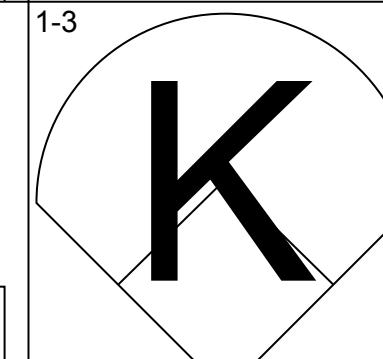
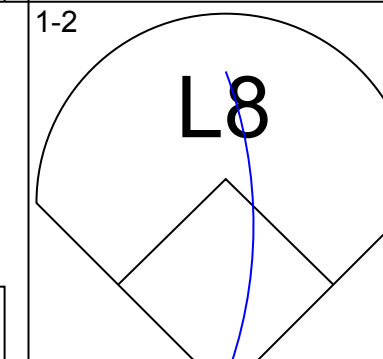
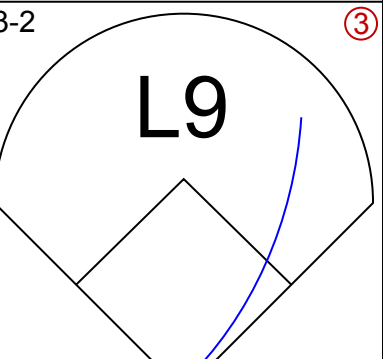
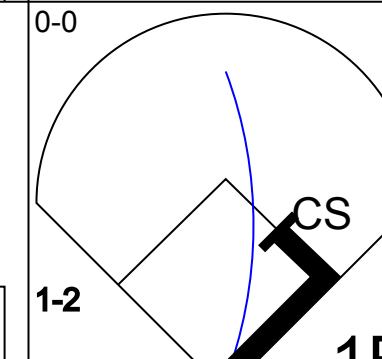

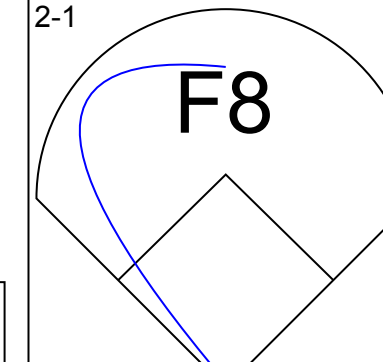
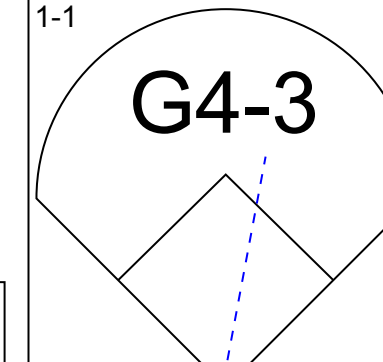
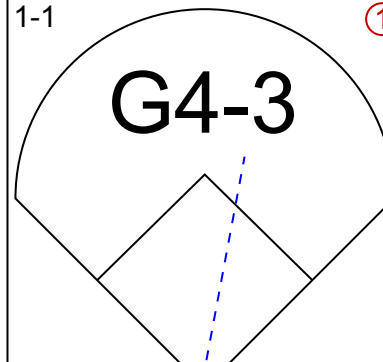
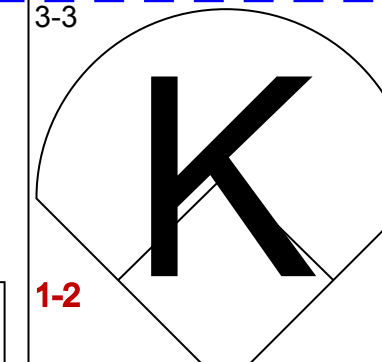
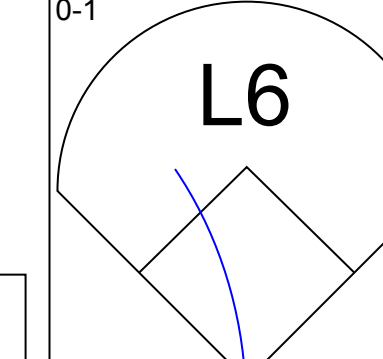
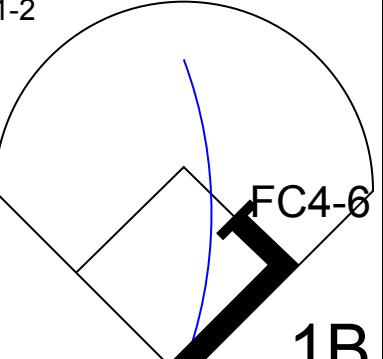
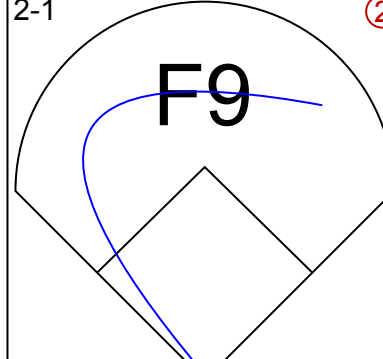
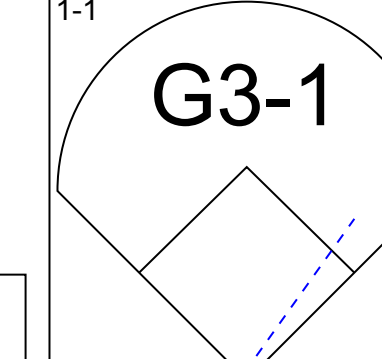
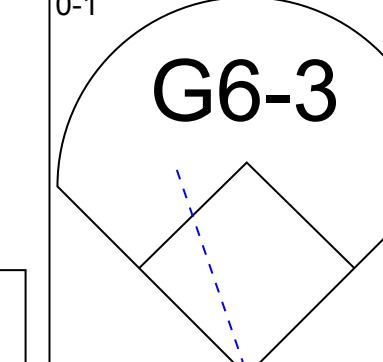

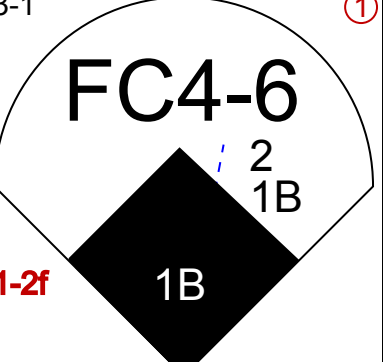
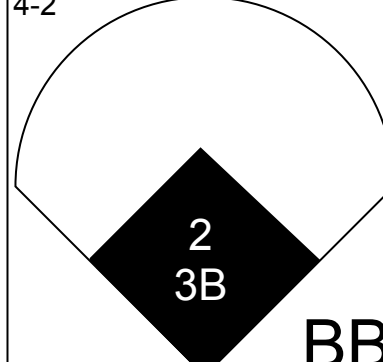
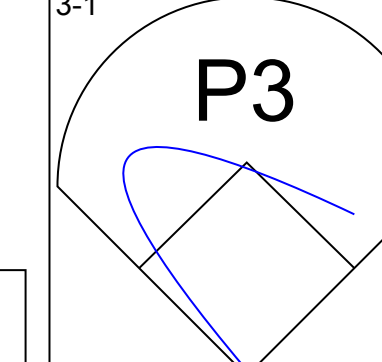
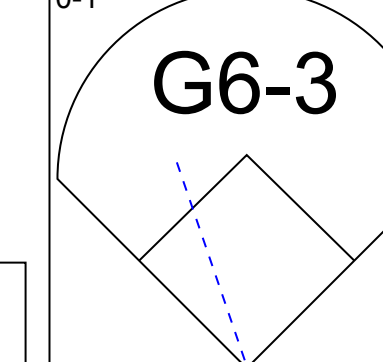
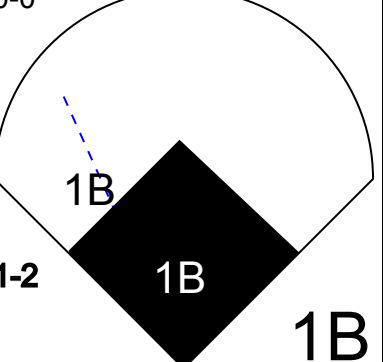
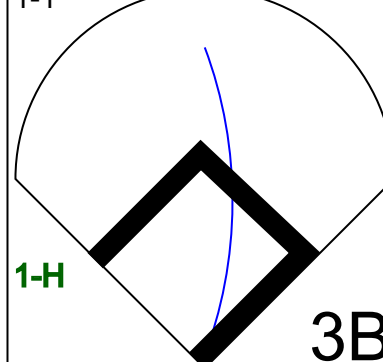

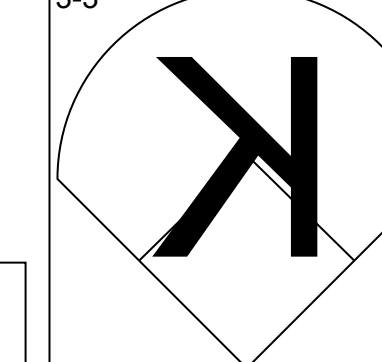
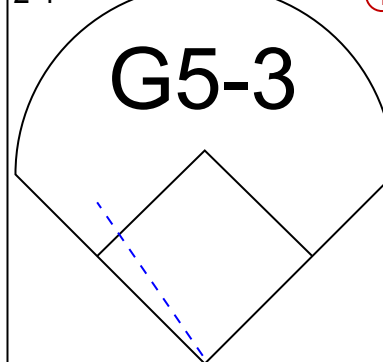
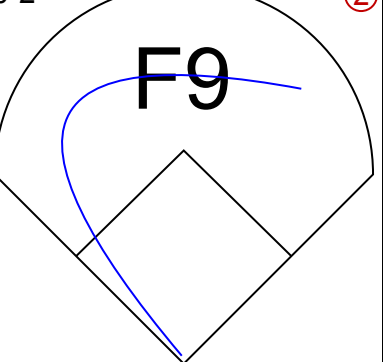
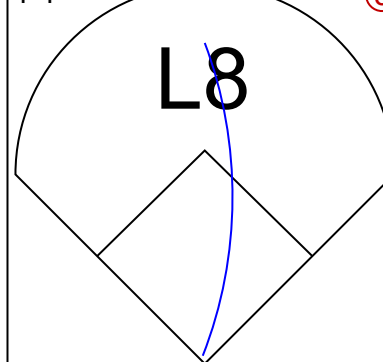
Batter	1	2	3	4	5	6	7	8	9	AB	R	H	RBI	BB	SO	LOB	BOTTOM		
Wade Boggs, L (1, 5) OBP: 0.396, SLG: 0.412	F8					G3-1 1B SF8 1B	F8			4	1	2	0	0	0	1			
Joe Girardi, R (1, 2) OBP: 0.341, SLG: 0.366	F9					SF8 1B G3-1 1B				3	1	1	0	1	0	1			
Paul O'Neill, L (1, 9) OBP: 0.479, SLG: 0.560	L9					G3-1 1B	P5			4	0	1	0	0	0	4			
Ruben Sierra, S (1, 7) OBP: 0.350, SLG: 0.468						G6-4-3 1B		F8		3	0	0	0	1	1	1			
Tino Martinez, L (1, 3) OBP: 0.333, SLG: 0.391	G4-3					G4-3		G3		3	0	0	1	0	0	0			
Jim Leyritz, R (1, 10) OBP: 0.378, SLG: 0.514						G4-3		K		4	0	2	1	0	1	0			
Gerald Williams, R (1, 8) OBP: 0.436, SLG: 0.701										1	0	0	0	2	0	2			
Robert Eenhoorn, R (1, 4) OBP: 0.176, SLG: 0.077 Andy Fox, L (7, PH) OBP: 0.288, SLG: 0.212 (8, 4)	CS									1	0	0	0	1	1	0			
2 Derek Jeter, R (1, 6) OBP: 0.378, SLG: 0.352										3	0	1	0	0	1	1			
Inning Stats	R: 0 E: 0 K: 0 S: 9	H: 0 LOB: 0 BB: 0 P: 15	R: 0 E: 0 K: 1 S: 12	H: 1 LOB: 1 BB: 1 P: 26	R: 0 E: 0 K: 1 S: 9	H: 1 LOB: 1 BB: 0 P: 11	R: 0 E: 0 K: 0 S: 4	H: 1 LOB: 0 BB: 0 P: 10	R: 0 E: 0 K: 1 S: 14	H: 0 LOB: 2 BB: 2 P: 22	R: 2 E: 0 K: 0 S: 14	H: 3 LOB: 2 BB: 1 P: 25	R: 0 E: 0 K: 1 S: 10	H: 1 LOB: 2 BB: 1 P: 22	R: 0 E: 0 K: 1 S: 8	H: 0 LOB: 0 BB: 0 P: 10	1B: 7 2B: 0 3B: 0 HR: 0	SF: 1 SAC: 0 DP: 1 HBP: 0	WP: 0 PA: 34 CS: 2
PITCHER Sterling Hitchcock, L (1, 1) ERA: 4.64 Michael Jackson, R (6, 1) ERA: 5.09 Tim Davis, L (7, 1) ERA: 6.0 Edwin Hurtado, R (8, 1) ERA: 7.76	IP: 5.2 WLS: L BF: 24 H: 6 R: 2 ER: 2 SO: 3 BB: 3 IBB: 1 HBP: 0 BLK: 0 WP: 0 HR: 0 S: 106 P: 106 ERA: 3.18 WHIP: 1.588																		

Seattle Mariners @ New York Yankees
Yankee Stadium, Bronx, NY
Tue May 14 1996, 7:05 PM EDT
Att: 20,786 - Unknown - 58 F

AB 27
R 2
H 7
RBI 2
BB 5
SO 4
LOB 10



Batter	1	2	3	4	5	6	7	8	9	AB	R	H	RBI	BB	SO	LOB	TOP						
16 Garret Anderson, L OBP: 0.294, SLG: 0.429										5	0	1	0	0	1	4	California Angels @ New York Yankees Yankee Stadium, Bronx, NY Fri May 17 1996, 7:05 PM EDT Att: 19,087 - Unknown - 71 F						
Don Slaught, R OBP: 0.375, SLG: 0.544										4	2	2	0	0	0	2							
Jim Edmonds, L OBP: 0.388, SLG: 0.651										4	0	0	0	0	2	2							
Tim Salmon, R OBP: 0.353, SLG: 0.427										3	1	1	1	1	0	0							
Chili Davis, S OBP: 0.371, SLG: 0.508										4	0	0	0	0	1	3							
Tim Wallach, R OBP: 0.328, SLG: 0.456 Jack Howell, L OBP: 0.310, SLG: 0.585										3	0	0	0	0	1	1							
J.T. Snow, L OBP: 0.374, SLG: 0.369										4	0	1	0	0	0	0							
Randy Velarde, R OBP: 0.356, SLG: 0.417										2	1	1	1	2	1	0							
Gary Disarcina, R OBP: 0.215, SLG: 0.216 Mike Aldrete, L OBP: 0.313, SLG: 0.593										3	0	1	0	0	0	3							
Inning Stats	R: 0 E: 0 K: 2 S: 7	H: 0 LOB: 0 BB: 0 P: 8	R: 0 E: 0 K: 1 S: 7	H: 0 LOB: 0 BB: 0 P: 12	R: 0 E: 1 K: 0 S: 10	H: 0 LOB: 1 BB: 1 P: 20	R: 1 E: 0 K: 0 S: 7	H: 1 LOB: 0 BB: 0 P: 12	R: 1 E: 0 K: 0 S: 17	H: 3 LOB: 2 BB: 0 P: 28	R: 0 E: 0 K: 1 S: 11	H: 0 LOB: 1 BB: 1 P: 18	R: 0 E: 0 K: 0 S: 7	H: 1 LOB: 1 BB: 1 P: 15	R: 3 E: 0 K: 1 S: 14	H: 3 LOB: 0 BB: 0 P: 23		R: 0 E: 0 K: 1 S: 7	H: 1 LOB: 0 BB: 0 P: 8	1B: 6 2B: 1 3B: 0 HR: 2	SF: 0 SAC: 0 DP: 2 HBP: 0	WP: 0 PB: 0 SB: 0 CS: 0	PA: 37
PITCHER	IP	WLS	BF	H	R	ER	SO	BB	IBB	HBP	BLK	WP	HR	S	P	ERA	WHIP						
Andy Pettitte, L ERA: 4.47	(1, 1)	7.1	W	31	7	4	4	4	3	0	0	0	0	1	72	123	4.91	1.364					
Jeff Nelson, R ERA: 5.5	(8, 1)	0.2		3	1	1	1	1	0	0	0	0	0	1	8	13	13.50	1.500					
42 Mariano Rivera, R ERA: 0.89	(9, 1)	1.0	S	3	1	0	0	1	0	0	0	0	0	0	7	8	0.00	1.000					

Batter	1	2	3	4	5	6	7	8	9	AB	R	H	RBI	BB	SO	LOB	BOTTOM						
Tim Raines, S OBP: 0.400, SLG: 0.380										3	3	2	1	1	0	0	California Angels @ New York Yankees Yankee Stadium, Bronx, NY Fri May 17 1996, 7:05 PM EDT Att: 19,087 - Unknown - 71 F						
Joe Girardi, R OBP: 0.351, SLG: 0.370										4	1	2	1	0	0	1							
Paul O'Neill, L OBP: 0.486, SLG: 0.589										4	1	2	4	0	0	2							
Ruben Sierra, S OBP: 0.339, SLG: 0.452										4	0	1	1	0	1	1							
Tino Martinez, L OBP: 0.324, SLG: 0.377										4	0	0	0	0	1	3							
Jim Leyritz, R OBP: 0.379, SLG: 0.519 Andy Fox, L OBP: 0.274, SLG: 0.200										3	0	1	0	0	0	0							
Gerald Williams, R OBP: 0.430, SLG: 0.676										3	2	0	0	1	0	1							
2 Derek Jeter, R OBP: 0.377, SLG: 0.364										4	1	2	1	0	1	0							
Matt Howard, R OBP: 0.377, SLG: 0.364										3	0	0	0	0	0	3							
Inning Stats	R: 1 E: 0 K: 1 S: 13	H: 1 LOB: 1 BB: 1 P: 23	R: 0 E: 0 K: 0 S: 6	H: 0 LOB: 0 BB: 0 P: 6	R: 0 E: 0 K: 0 S: 5	H: 0 LOB: 0 BB: 0 P: 12	R: 0 E: 0 K: 0 S: 7	H: 0 LOB: 0 BB: 0 P: 11	R: 5 E: 0 K: 0 S: 17	H: 5 LOB: 0 BB: 0 P: 27	R: 1 E: 0 K: 0 S: 10	H: 1 LOB: 1 BB: 1 P: 19	R: 1 E: 0 K: 1 S: 13	H: 3 LOB: 2 BB: 0 P: 22	R: 0 E: 0 K: 1 S: 7	H: 0 LOB: 0 BB: 0 P: 14		1B: 7 2B: 2 3B: 1 HR: 1	SF: 0 SAC: 0 DP: 1 HBP: 0	WP: 0 PB: 0 SB: 2 CS: 1	PA: 35		
PITCHER	IP	WLS	BF	H	R	ER	SO	BB	IBB	HBP	BLK	WP	HR	S	P	ERA	WHIP						
Jim Abbott, L ERA: 5.81	(1, 1)	5.2	L	26	7	7	7	1	2	0	0	0	0	1	56	95	11.12	1.588					
Jeff Schmidt, R ERA: 13.5	(6, 1)	0.2		5	3	1	1	0	0	0	0	0	0	0	11	18	13.50	4.500					
Mark Holzemer, L ERA: 8.03	(7, 1)	0.2		1	0	0	0	1	0	0	0	0	0	4	7	0.00	0.000						
Lee Smith, R ERA: 2.0	(8, 1)	1.0		3	0	0	0	1	0	0	0	0	0	7	14	0.00	0.000						

Batter	1	2	3	4	5	6	7	8	9	AB	R	H	RBI	BB	SO	LOB	TOP				
Rex Hudler, R OBP: 0.361, SLG: 0.625 (1, 4)	G6-3 1B		P6				SF8		FC5-4 1B	4	1	2	1	0	0	2	California Angels @ New York Yankees Yankee Stadium, Bronx, NY Sat May 18 1996, 3:33 AM EDT Att: 22,821 - Overcast - 58 F				
Jim Edmonds, L OBP: 0.389, SLG: 0.641 (1, 8)	G6-3 1-2		P6				3-H 4-1		1-2 1B	4	0	1	0	1	1	4					
Tim Wallach, R OBP: 0.328, SLG: 0.450 (7, PH) Jack Howell, L OBP: 0.295, SLG: 0.558 (7, 5)	G5-3			FC5 1B					P6	3	0	1	0	0	1	3					
Chili Davis, S OBP: 0.378, SLG: 0.507 (1, 10)	F7			1-2 1B			F9		BB 16 G1-2-3 BB	4	0	2	1	1	0	1					
Tim Salmon, R OBP: 0.349, SLG: 0.419 (1, 9)				K			L8		1-2 BB 1B	5	0	1	0	0	2	4					
J.T. Snow, L OBP: 0.365, SLG: 0.359 (1, 3)	G1-3			F9			F7		F4	4	0	0	0	0	0	4					
Randy Velarde, R OBP: 0.359, SLG: 0.415 (1, 6)	F8			FC5					1-2 BB 1B	3	1	1	0	1	0	2					
16 Garret Anderson, L OBP: 0.299, SLG: 0.438 (1, 7)				1-2 2-3f 1B					1-1 G1-2-3	4	1	2	0	0	0	3					
Don Slaught, R OBP: 0.382, SLG: 0.533 (1, 2)	F9			F9			G6-3		FC5-4 1B	3	0	1	1	1	0	2					
Inning Stats	R: 0 E: 0 K: 0 S: 5	H: 1 LOB: 1 BB: 0 P: 5	R: 0 E: 0 K: 1 S: 6	H: 0 LOB: 0 BB: 0 P: 7	R: 0 E: 0 K: 0 S: 8	H: 1 LOB: 1 BB: 0 P: 8	R: 0 E: 0 K: 1 S: 12	H: 2 LOB: 2 BB: 0 P: 18	R: 0 E: 0 K: 2 S: 12	H: 0 LOB: 0 BB: 0 P: 12	R: 2 E: 0 K: 1 S: 13	H: 2 LOB: 1 BB: 1 P: 23	R: 0 E: 0 K: 0 S: 13	H: 1 LOB: 2 BB: 2 P: 27	R: 1 E: 0 K: 0 S: 12	H: 3 LOB: 2 BB: 0 P: 16	1B: 10 2B: 1 3B: 0 HR: 0	SF: 1 SAC: 0 DP: 1 HBP: 0	WP: 0 PB: 0 SB: 0 CS: 0	PA: 41	
PITCHER	IP	WLS	BF	H	R	ER	SO	BB	IBB	HBP	BLK	WP	HR	S	P	ERA	WHIP				
Kenny Rogers, L ERA: 4.46 (1, 1)	6.2	W	29	7	2	2	4	2	0	0	0	0	0	62	86	2.70	1.350				
Jeff Nelson, R ERA: 5.5 (7, 1)	0.1		3	1	0	0	1	1	0	0	0	0	0	8	18	0.00	6.000				
Jim Mecir, R ERA: 3.46 (8, 1)	0.1		2	0	0	0	0	1	0	0	0	0	0	6	12	0.00	3.000				
Steve Howe, L ERA: 6.97 (8, 1)	1.1		6	3	1	1	0	0	0	0	0	0	0	11	15	6.75	2.250				
42 Mariano Rivera, R ERA: 0.89 (9, 1)	0.1	S	1	0	0	0	0	0	0	0	0	0	0	3	4	0.00	0.000				
Batter	1	2	3	4	5	6	7	8	9	AB	R	H	RBI	BB	SO	LOB	BOTTOM				
Tim Raines, S OBP: 0.400, SLG: 0.387 (1, 7)	K		G4-3 2B				P4		L8	4	1	1	0	1	1	0	California Angels @ New York Yankees Yankee Stadium, Bronx, NY Sat May 18 1996, 3:33 AM EDT Att: 22,821 - Overcast - 58 F				
Matt Howard, R OBP: 0.143, SLG: 0.143 (1, 4)	P3		G4-3 2-3				F4			4	1	1	1	0	0	1					
Paul O'Neill, L OBP: 0.486, SLG: 0.590 (1, 9)	WP HBP		K				G4-3			3	1	1	2	0	1	1					
Tino Martinez, L OBP: 0.328, SLG: 0.396 (1, 3)	1-3 BB		K				L7		HR	3	1	1	1	1	1	2					
Ruben Sierra, S OBP: 0.337, SLG: 0.443 (1, 10)	G3-1			F8			G4-3			3	1	0	0	1	0	2					
Jim Leyritz, R OBP: 0.374, SLG: 0.500 (1, 2)	G6-3			K			K			3	1	0	0	0	2	0					
Gerald Williams, R OBP: 0.433, SLG: 0.679 (1, 8)	2 CS 1B			G5-3			K			4	0	2	2	0	1	0					
2 Derek Jeter, R OBP: 0.381, SLG: 0.359 (1, 6)	1-2 BB			FC4-6 BB			E6 SH5-3			2	1	0	0	1	1	0					
Andy Fox, L OBP: 0.262, SLG: 0.190 (1, 5)	FC4-6 1-2f			SH5-3			G1-3		G4-3	3	0	0	0	0	0	3					
Inning Stats	R: 0 E: 0 K: 1 S: 10	H: 0 LOB: 2 BB: 1 P: 21	R: 0 E: 0 K: 0 S: 10	H: 1 LOB: 1 BB: 1 P: 15	R: 0 E: 0 K: 2 S: 8	H: 1 LOB: 0 BB: 0 P: 11	R: 0 E: 0 K: 1 S: 11	H: 0 LOB: 0 BB: 0 P: 17	R: 6 E: 1 K: 0 S: 18	H: 3 LOB: 2 BB: 2 P: 36	R: 0 E: 0 K: 0 S: 7	H: 0 LOB: 0 BB: 0 P: 11	R: 1 E: 0 K: 2 S: 12	H: 1 LOB: 0 BB: 0 P: 15	R: 0 E: 0 K: 1 S: 8	H: 0 LOB: 0 BB: 0 P: 12	1B: 2 2B: 3 3B: 0 HR: 1	SF: 0 SAC: 1 DP: 0 HBP: 3	WP: 2 PB: 0 SB: 0 CS: 1	PA: 37	
PITCHER	IP	WLS	BF	H	R	ER	SO	BB	IBB	HBP	BLK	WP	HR	S	P	ERA	WHIP				
Shad Williams, R ERA: 3.86 (1, 1)	4.2	L	24	4	6	2	4	3	1	2	0	0	0	50	88	3.86	1.500				
Shawn Boskie, R ERA: 4.91 (5, 1)	0.1		3	1	0	0	0	0	0	1	0	1	0	7	12	0.00	3.000				
Brad Pennington, L ERA: 2.57 (6, 1)	1.0		3	0	0	0	0	0	0	0	0	0	0	7	11	0.00	0.000				
Mike James, R ERA: 1.88 (7, 1)	1.0		4	1	1	1	2	0	0	0	0	0	1	12	15	9.00	1.000				
Troy Percival, R ERA: 1.62 (8, 1)	1.0		3	0	0	0	1	0	0	0	0	0	0	8	12	0.00	0.000				

Batter	1	2	3	4	5	6	7	8	9	AB	R	H	RBI	BB	SO	LOB	TOP										
Ernie Young, R OBP: 0.331, SLG: 0.462 (1, 8)										4	0	0	0	0	2	1											
Brent Gates, S OBP: 0.326, SLG: 0.349 (1, 4)										4	0	2	0	0	0	0											
Jason Giambi, L OBP: 0.435, SLG: 0.611 (1, 5)										4	0	1	0	0	0	2											
Geronimo Berroa, R OBP: 0.263, SLG: 0.438 (1, 10)										3	0	0	0	1	1	1											
Phil Plantier, L OBP: 0.301, SLG: 0.311 (1, 7)										4	0	0	0	0	0	2											
Terry Steinbach, R OBP: 0.354, SLG: 0.521 (1, 2)										4	1	1	0	0	3	0											
Torey Lovullo, S OBP: 0.346, SLG: 0.478 (1, 3)										4	2	2	2	0	1	0											
Mike Bordick, R OBP: 0.346, SLG: 0.319 (1, 6)										3	0	0	0	0	1	1											
Jose Herrera, L OBP: 0.364, SLG: 0.452 (1, 9)										3	0	1	1	0	0	0											
Inning Stats	R: 0 E: 0 K: 1 S: 15	H: 1 LOB: 2 BB: 1 P: 24	R: 0 E: 0 K: 2 S: 9	H: 0 LOB: 0 BB: 0 P: 10	R: 0 E: 0 K: 0 S: 10	H: 1 LOB: 1 BB: 0 P: 15	R: 0 E: 0 K: 1 S: 6	H: 0 LOB: 0 BB: 0 P: 12	R: 1 E: 0 K: 2 S: 10	H: 2 LOB: 0 BB: 0 P: 16	R: 0 E: 0 K: 1 S: 10	H: 0 LOB: 0 BB: 0 P: 17	R: 2 E: 0 K: 0 S: 9	H: 2 LOB: 0 BB: 0 P: 14	R: 0 E: 0 K: 1 S: 8	H: 1 LOB: 1 BB: 0 P: 11	R: 0 E: 0 K: 1 S: 6	H: 0 LOB: 0 BB: 0 P: 8	1B: 4 2B: 2 3B: 0 HR: 1	SF: 0 SAC: 0 DP: 0 HBP: 0	WP: 0 PB: 0 SB: 0 CS: 1	PA: 35					
PITCHER	IP	WLS	BF	H	R	ER	SO	BB	IBB	HBP	BLK	WP	HR	S	P	ERA	WHIP										
Dwight Gooden, R ERA: 4.38 (1, 1)	7.0	W	27	6	3	3	7	1	0	0	0	0	1	69	108	3.86	1.000										
42 Mariano Rivera, R ERA: 0.63 (8, 1)	2.0		7	1	0	0	1	0	0	0	0	0	0	14	19	0.00	0.500										

Oakland Athletics @ New York Yankees
Yankee Stadium, Bronx, NY
Tue May 21 1996, 7:05 PM EDT
Att: 15,614 - Unknown - 76 F

AB 33
R 3
H 7
RBI 3
BB 1
SO 8
LOB 7



Batter	1	2	3	4	5	6	7	8	9	AB	R	H	RBI	BB	SO	LOB	BOTTOM										
Tim Lincecum, S OBP: 0.390, SLG: 0.405 (1, 10)										5	2	2	1	0	0	2											
Wade Boggs, L OBP: 0.396, SLG: 0.410 (1, 5)										5	1	3	1	0	0	0											
Paul O'Neill, L OBP: 0.489, SLG: 0.580 (1, 9)										3	1	2	1	2	1	1											
Tino Martinez, L OBP: 0.330, SLG: 0.395 (1, 3)										5	0	2	1	0	0	3											
Ruben Sierra, S OBP: 0.337, SLG: 0.437 (1, 7)										5	0	2	1	0	1	4											
Joe Girardi, R OBP: 0.362, SLG: 0.381 (1, 2)										4	1	3	0	0	0	0											
Gerald Williams, R OBP: 0.434, SLG: 0.651 (1, 8)										4	1	1	0	1	0	4											
2 Derek Jeter, R OBP: 0.380, SLG: 0.346 (1, 6)										2	0	0	0	2	1	3											
Matt Howard, R OBP: 0.143, SLG: 0.154 (1, 4)										3	1	1	0	0	0	4											
Jim Leyritz, R OBP: 0.375, SLG: 0.494 (7, PH)										1	0	1	2	0	0	0											
Andy Fox, L OBP: 0.262, SLG: 0.190 (8, 4)										0	0	0	0	0	0	0											
Inning Stats	R: 1 E: 0 K: 1 S: 13	H: 2 LOB: 1 BB: 0 P: 19	R: 0 E: 0 K: 0 S: 6	H: 1 LOB: 1 BB: 1 P: 13	R: 0 E: 0 K: 0 S: 8	H: 2 LOB: 2 BB: 1 P: 13	R: 0 E: 0 K: 1 S: 7	H: 0 LOB: 0 BB: 0 P: 10	R: 4 E: 0 K: 0 S: 21	H: 6 LOB: 3 BB: 1 P: 35	R: 0 E: 0 K: 0 S: 6	H: 0 LOB: 1 BB: 1 P: 12	R: 2 E: 0 K: 0 S: 10	H: 3 LOB: 2 BB: 1 P: 17	R: 0 E: 0 K: 1 S: 14	H: 3 LOB: 3 BB: 0 P: 21	1B: 16 2B: 0 3B: 0 HR: 1	SF: 0 SAC: 1 DP: 3 HBP: 0	WP: 0 PB: 0 SB: 0 CS: 0	PA: 43							
PITCHER	IP	WLS	BF	H	R	ER	SO	BB	IBB	HBP	BLK	WP	HR	S	P	ERA	WHIP										
Carlos Reyes, R ERA: 6.02 (1, 1)	4.0	L	23	11	5	5	2	2	0	0	1	1	49	78	11.25	3.250											
John Briscoe, R ERA: 3.79 (5, 1)	2.1		13	3	2	2	0	2	1	0	0	0	0	21	39	7.71	2.143										
Mark Acre, R ERA: 6.94 (7, 1)	1.2		7	3	0	0	1	0	0	0	0	0	0	15	23	0.00	1.800										

Oakland Athletics @ New York Yankees
Yankee Stadium, Bronx, NY
Tue May 21 1996, 7:05 PM EDT
Att: 15,614 - Unknown - 76 F


AB 37
R 7
H 17
RBI 7
BB 5
SO 3
LOB 21



Batter	1	2	3	4	5	6	7	8	9	AB	R	H	RBI	BB	SO	LOB	TOP										
Ernie Young, R OBP: 0.319, SLG: 0.444 (1, 8)	G5-3		P2		K		P2		G6-3	5	0	0	0	0	1	4											
Mike Bordick, R OBP: 0.338, SLG: 0.309 (1, 6)	L7			G5-3		G6-3		K		4	0	0	0	0	1	0											
Terry Steinbach, R OBP: 0.346, SLG: 0.507 (1, 2)	G6-3			G5-3		K		K		4	0	0	0	0	2	0											
Mark McGwire, R OBP: 0.449, SLG: 0.641 (1, 3)		K		P5		HR		F8		4	1	1	1	0	1	0											
Gerónimo Berroa, R OBP: 0.281, SLG: 0.506 (1, 9)		HR			HR	FC6-4		HR		4	3	4	3	0	0	0											
Jose Herrera, L OBP: 0.364, SLG: 0.452 (9, 9)						1B				0	0	0	0	0	0	0											
Pedro Muñoz, R OBP: 0.321, SLG: 0.436 (1, 10)	K				1B	FC6-4		G1-3		4	0	1	0	0	1	1											
Allen Battle, R OBP: 0.285, SLG: 0.257 (1, 7)	L5				1B	BB		L6		2	0	0	0	2	0	0											
Torey Lovullo, S OBP: 0.379, SLG: 0.615 (1, 5)			F9		1B	SH1-3		SH1-3		3	1	2	1	0	0	0											
Brent Gates, S OBP: 0.326, SLG: 0.349 (1, 4)			G6-3		F8			G1-3		0	0	0	0	0	0	0											
Rafael Bourquain, R OBP: 0.097, SLG: 0.130 (2, 4)								2B		4	0	1	0	0	0	3											
Inning Stats	R: 0 H: 0 E: 0 K: 0 S: 9	H: 0 LOB: 0 BB: 0 P: 15	R: 1 H: 1 E: 0 K: 2 S: 9	LOB: 0 BB: 0 P: 17	R: 0 H: 0 E: 0 K: 0 S: 4	LOB: 0 BB: 0 P: 8	R: 0 H: 0 E: 0 K: 0 S: 3	LOB: 0 BB: 0 P: 4	R: 1 H: 3 E: 0 K: 1 S: 15	LOB: 2 BB: 1 P: 26	R: 1 H: 2 E: 0 K: 0 S: 13	LOB: 1 BB: 0 P: 18	R: 0 H: 0 E: 0 K: 0 S: 4	LOB: 0 BB: 1 P: 10	R: 0 H: 0 E: 0 K: 2 S: 7	LOB: 0 BB: 0 P: 9	R: 2 H: 3 E: 0 K: 0 S: 14	LOB: 1 BB: 0 P: 21	1B: 3 2B: 1 3B: 0 HR: 5	SF: 0 SAC: 1 DP: 0 HBP: 0	WP: 0 PB: 0 SB: 0 CS: 0	PA: 37					
PITCHER	IP	WLS	BF	H	R	ER	SO	BB	IBB	HBP	BLK	WP	HR	S	P	ERA	WHIP										
Andy Pettitte, L ERA: 4.41 (1, 1)	7.0	L	28	6	3	3	4	2	0	0	0	0	3	57	98	3.86	1.143										
Bob Wickman, R ERA: 5.17 (8, 1)	1.2		8	3	2	2	2	0	0	0	0	0	2	18	26	10.80	1.800										
Jim Mecir, R ERA: 3.14 (9, 1)	0.1		1	0	0	0	0	0	0	0	0	0	0	3	4	0.00	0.000										

Oakland Athletics @ New York Yankees
 Yankee Stadium, Bronx, NY
 Wed May 22 1996, 7:05 PM EDT
 Att: 18,544 - Unknown - 74 F


AB 34
 R 5
 H 9
 RBI 5
 BB 2
 SO 6
 LOB 8





Batter	1	2	3	4	5	6	7	8	9	AB	R	H	RBI	BB	SO	LOB	BOTTOM										
Wade Boggs, L OBP: 0.386, SLG: 0.399 (1, 5)	G6-3		G5-3			G4-3		G1-3		4	0	0	0	0	0	0											
Joe Girardi, R OBP: 0.352, SLG: 0.369 (1, 2)	G6-3		F8			K			L8	4	0	0	0	0	1	0											
Paul O'Neill, L OBP: 0.489, SLG: 0.575 (1, 9)	1B BB		F7			G1-3			G5-4-3 1B	3	1	1	0	1	0	0											
Ruben Sierra, S OBP: 0.335, SLG: 0.432 (1, 7)	1B		F9			G4-3			G5-4-3	4	0	1	0	0	0	1											
Tino Martinez, L OBP: 0.330, SLG: 0.394 (1, 3)	1B		F7			K				3	0	1	1	0	1	0											
Jim Leyritz, R OBP: 0.374, SLG: 0.489 (1, 10)	G4-3		L4			1B				3	0	1	0	0	0	2											
Gerald Williams, R OBP: 0.422, SLG: 0.629 (1, 8)		G6-3			L5			F7		3	0	0	0	0	0	1											
2 Derek Jeter, R OBP: 0.380, SLG: 0.345 (1, 6)		G6-4-3 1B			L3			G3		3	0	1	0	0	0	0											
Matt Howard, R OBP: 0.125, SLG: 0.133 (1, 4)		G6-4-3			G5-3					2	0	0	0	0	0	1											
20 Jorge Posada, S (8, PH)										1	0	0	0	0	1	0											
Andy Fox, L OBP: 0.262, SLG: 0.190 (9, 4)										0	0	0	0	0	0	0											
Inning Stats	R: 1 H: 2 E: 0 K: 0 S: 12	H: 2 LOB: 2 BB: 1 P: 23	R: 0 H: 1 E: 0 K: 0 S: 14	LOB: 0 BB: 0 P: 17	R: 0 H: 0 E: 0 K: 0 S: 5	LOB: 0 BB: 0 P: 9	R: 0 H: 0 E: 0 K: 0 S: 8	LOB: 0 BB: 0 P: 13	R: 0 H: 0 E: 0 K: 1 S: 7	LOB: 0 BB: 0 P: 7	R: 0 H: 1 E: 0 K: 1 S: 9	LOB: 1 BB: 0 P: 13	R: 0 H: 0 E: 0 K: 1 S: 6	LOB: 0 BB: 0 P: 11	R: 0 H: 0 E: 0 K: 1 S: 5	LOB: 0 BB: 0 P: 6	R: 0 H: 1 E: 0 K: 0 S: 5	LOB: 0 BB: 0 P: 6	1B: 5 2B: 0 3B: 0 HR: 0	SF: 0 SAC: 0 DP: 2 HBP: 0	WP: 0 PB: 0 SB: 0 CS: 0	PA: 31					
PITCHER	IP	WLS	BF	H	R	ER	SO	BB	IBB	HBP	BLK	WP	HR	S	P	ERA	WHIP										
Steve Wojciechowski, L ERA: 3.16 (1, 1)	6.2	W	24	4	1	1	2	1	0	0	0	0	0	60	92	1.35	0.750										
Billy Taylor, R ERA: 3.48 (7, 1)	0.2		2	0	0	0	0	0	0	0	0	0	0	2	3	0.00	0.000										
Mike Mohler, L ERA: 1.03 (8, 1)	1.2	S	5	1	0	0	1	0	0	0	0	0	0	10	15	0.00	0.600										

Oakland Athletics @ New York Yankees
 Yankee Stadium, Bronx, NY
 Wed May 22 1996, 7:05 PM EDT
 Att: 18,544 - Unknown - 74 F

AB 30
 R 1
 H 5
 RBI 1
 BB 1
 SO 3
 LOB 5



Batter	1	2	3	4	5	6	7	8	9	AB	R	H	RBI	BB	SO	LOB	TOP			
Allen Battle, R (1, 7) OBP: 0.283, SLG: 0.250 Jason Giambi, L (9, PH) OBP: 0.433, SLG: 0.607	G4-3		G6-3		F8				K	3	0	0	0	1	0	0	Oakland Athletics @ New York Yankees Yankee Stadium, Bronx, NY Thu May 23 1996, 3:33 AM EDT Att. 19,315 - Sunny - 78 F			
Mike Bordick, R (1, 6) OBP: 0.327, SLG: 0.299	G6-3			F9	G6-3		F9		K	5	0	0	0	0	1	3				
Geronimo Berroa, R (1, 9) OBP: 0.291, SLG: 0.515				1B HBP	1B		L4			3	1	2	0	1	0	2				
Mark McGwire, R (1, 3) OBP: 0.441, SLG: 0.617	F8			HBP 1B	G1-3			F7		3	1	0	0	0	0	2				
Pedro Munoz, R (1, 10) OBP: 0.319, SLG: 0.429		F4		SF8 HBP		F7		F8		4	1	1	0	0	0	0				
Ernie Young, R (1, 8) OBP: 0.324, SLG: 0.441	G6-3			1B		G4-3				3	0	1	1	0	0	0				
Torey Lovullo, S (1, 5) OBP: 0.333, SLG: 0.552	F9			HBP		G6-3		F8		3	0	0	1	0	0	1				
George Williams, S (1, 2) OBP: 0.286, SLG: 0.306			P2	1B					P5	4	0	2	1	0	0	0				
Rafael Bourquigal, R (1, 4) OBP: 0.090, SLG: 0.120 Phil Plantier, L (9, PH) OBP: 0.307, SLG: 0.311			L5	K			SH3-4			2	0	0	0	0	1	2				
							SH3-4			0	0	0	0	0	1	0				
Inning Stats	R: 0 E: 0 K: 0 S: 10	H: 0 LOB: 1 BB: 1 P: 19	R: 0 E: 0 K: 0 S: 5	H: 0 LOB: 0 BB: 0 P: 9	R: 0 E: 0 K: 0 S: 7	H: 0 LOB: 0 BB: 0 P: 10	R: 3 E: 0 K: 1 S: 13	H: 3 LOB: 2 BB: 0 P: 19	R: 0 E: 0 K: 0 S: 7	H: 0 LOB: 0 BB: 0 P: 10	R: 0 E: 0 K: 0 S: 9	H: 1 LOB: 2 BB: 1 P: 17	R: 0 E: 0 K: 0 S: 11	H: 1 LOB: 1 BB: 1 P: 18	R: 0 E: 0 K: 2 S: 11	H: 0 LOB: 1 BB: 1 P: 18		1B: 5 2B: 1 3B: 0 HR: 0	SF: 1 SAC: 1 DP: 0 HBP: 2	WP: 0 PB: 0 SB: 2 CS: 0
PITCHER	IP WLS BF H R ER SO BB IBB HBP BLK WP HR S P ERA WHIP																			
Kenny Rogers, L (1, 1) ERA: 4.25 John Wetteland, R (9, 1) ERA: 3.95	8.0 W 34 6 3 3 1 2 0 0 0 0 0 0 0 0 67 111 3.38 1.000																			
	1.0 S 4 0 0 0 2 1 0 0 0 0 0 0 0 0 11 18 0.00 1.000																			

Batter	1	2	3	4	5	6	7	8	9	AB	R	H	RBI	BB	SO	LOB	BOTTOM			
Wade Boggs, L (1, 5) OBP: 0.399, SLG: 0.408	1B		G4-3				FC6-4			4	0	3	1	1	0	0	Oakland Athletics @ New York Yankees Yankee Stadium, Bronx, NY Thu May 23 1996, 3:33 AM EDT Att. 19,315 - Sunny - 78 F			
Mariano Duncan, R (1, 4) OBP: 0.367, SLG: 0.494 Andy Fox, L (9, 4) OBP: 0.262, SLG: 0.190	K		G6-3	P5			SH1-3			4	0	0	0	0	2	6				
Paul O'Neill, L (1, 9) OBP: 0.490, SLG: 0.571	1B		G4-3	G4-3			FC6-4			3	0	1	0	1	0	3				
Ruben Sierra, S (1, 10) OBP: 0.344, SLG: 0.436	1B			1B			FC6-4			3	1	2	0	1	0	2				
Tino Martinez, L (1, 3) OBP: 0.328, SLG: 0.390	L8			1B			FC6-4			4	1	1	0	0	1	5				
Jim Leyritz, R (1, 2) OBP: 0.369, SLG: 0.478			G6-4-3	1B						4	0	1	0	0	1	3				
Gerald Williams, R (1, 7) OBP: 0.415, SLG: 0.613		G6-4-3		2B			G5-3			4	1	1	1	0	1	1				
Ruben Rivera, R (1, 8) OBP: 1.000, SLG: 1.500				2B						2	1	2	2	1	0	0				
Derek Jeter, R (1, 6) OBP: 0.382, SLG: 0.350	K			1B			G6-3			4	0	2	0	0	1	2				
										1B										
Inning Stats	R: 0 E: 0 K: 1 S: 11	H: 3 LOB: 2 BB: 0 P: 15	R: 0 E: 0 K: 1 S: 9	H: 1 LOB: 1 BB: 1 P: 17	R: 0 E: 0 K: 0 S: 8	H: 0 LOB: 0 BB: 0 P: 13	R: 3 E: 0 K: 0 S: 15	H: 5 LOB: 3 BB: 1 P: 25	R: 0 E: 0 K: 1 S: 4	H: 0 LOB: 0 BB: 1 P: 10	R: 0 E: 0 K: 0 S: 5	H: 1 LOB: 0 BB: 0 P: 10	R: 0 E: 0 K: 0 S: 9	H: 1 LOB: 2 BB: 1 P: 17	R: 1 E: 0 K: 3 S: 14	H: 2 LOB: 2 BB: 0 P: 21		1B: 12 2B: 1 3B: 0 HR: 0	SF: 0 SAC: 1 DP: 3 HBP: 1	WP: 1 PB: 0 SB: 0 CS: 0
PITCHER	IP WLS BF H R ER SO BB IBB HBP BLK WP HR S P ERA WHIP																			
Buddy Groom, L (1, 1) ERA: 3.6 Todd Van Poppel, R (4, 1) ERA: 8.62 Jim Corsi, R (6, 1) ERA: 5.74 Billy Taylor, R (8, 1) ERA: 4.09 Mike Motier, L (8, 1) ERA: 1.01	3.1 7 1 0 0 1 1 1 0 0 0 0 0 0 10 23 0.00 1.200																			
	2.0 8 2 0 0 0 0 0 1 0 0 0 0 0 9 15 13.50 1.500																			
	0.2 L 4 1 1 1 2 0 0 0 1 0 0 0 0 5 6 0.00 3.000																			

Batter	1	2	3	4	5	6	7	8	9	AB	R	H	RBI	BB	SO	LOB	TOP				
Wade Boggs, L (1,5) OBP: 0.382, SLG: 0.391	G3	SF8			F9		F8		F8	4	0	0	1	0	0	0	New York Yankees @ Seattle Mariners The Kingdome, Seattle, WA Sat May 25 1996, 10:05 PM EDT Att. 57,173 - Dome - 68 F livebaseballscorecards.com				
Joe Girardi, R (1,2) OBP: 0.344, SLG: 0.355	K	K			G5-3		1B			4	0	1	0	0	2	0					
Paul O'Neill, L (1,9) OBP: 0.493, SLG: 0.556	K			G4-6-3	1B		L6			2	0	0	0	2	1	1					
Tino Martinez, L (1,3) OBP: 0.330, SLG: 0.386		BB		F7					G4-3	4	1	2	0	0	0	1					
Ruben Sierra, S (1,10) OBP: 0.347, SLG: 0.435		BB		G4-6-3						3	1	1	0	1	0	3					
Mariano Duncan, R (1,4) OBP: 0.378, SLG: 0.526		BB								4	1	2	2	0	2	1					
Andy Fox, L (8,4) OBP: 0.262, SLG: 0.190		BB								0	0	0	0	0	0	0					
Gerald Williams, R (1,7) OBP: 0.421, SLG: 0.606		BB		G1-3					F9	4	1	1	0	0	1	2					
Ruben Rivera, R (1,8) OBP: 0.667, SLG: 0.625		BB								3	1	1	1	1	2	0					
Derek Jeter, R (1,6) OBP: 0.376, SLG: 0.367		BB							G4-3	3	0	0	1	0	1	2					
Inning Stats	R: 0 E: 0 K: 2 S: 9	H: 0 LOB: 0 BB: 0 P: 14	R: 5 E: 0 K: 1 S: 17	H: 4 LOB: 0 BB: 1 P: 26	R: 0 E: 0 K: 0 S: 9	H: 0 LOB: 0 BB: 1 P: 16	R: 0 E: 0 K: 1 S: 10	H: 1 LOB: 2 BB: 1 P: 18	R: 0 E: 0 K: 0 S: 12	H: 0 LOB: 0 BB: 0 P: 11	R: 0 E: 0 K: 0 S: 5	H: 1 LOB: 0 BB: 0 P: 10	R: 0 E: 0 K: 1 S: 8	H: 1 LOB: 1 BB: 0 P: 12	R: 0 E: 0 K: 1 S: 7	H: 0 LOB: 0 BB: 0 P: 10	1B: 6 2B: 3 3B: 0 HR: 0	SF: 2 SAC: 0 DP: 2 HBP: 0	WP: 0 PB: 0 SB: 2 CS: 1	PA: 37	
PITCHER	IP	WLS	BF	H	R	ER	SO	BB	IBB	HBP	BLK	WP	HR	S	P	ERA	WHIP				
Edwin Hurtado, R (1,1) ERA: 7.36	3.1	L	17	5	5	5	3	3	0	0	0	0	0	40	66	13.50	2.400				
Salomon Torres, R (4,1) ERA:	5.2		20	3	0	0	6	1	0	0	0	0	0	46	72	0.00	0.706				

Batter	1	2	3	4	5	6	7	8	9	AB	R	H	RBI	BB	SO	LOB	BOTTOM				
Darren Bragg, L (1,7) OBP: 0.413, SLG: 0.544	E4		FC4		1B		P4		CS	4	2	1	0	1	0	1	New York Yankees @ Seattle Mariners The Kingdome, Seattle, WA Sat May 25 1996, 10:05 PM EDT Att. 57,173 - Dome - 68 F livebaseballscorecards.com				
Alex Rodriguez, R (1,6) OBP: 0.382, SLG: 0.659	G3		BB		1B		G1-3		K	5	1	2	1	0	1	2					
Ken Griffey Jr., L (1,8) OBP: 0.395, SLG: 0.618	F8		BB		1B				K	5	1	2	2	0	2	3					
Edgar Martinez, R (1,10) OBP: 0.448, SLG: 0.678	K				K				BB	4	0	1	0	0	2	2					
Jay Buhner, R (1,9) OBP: 0.395, SLG: 0.617										2	0	0	0	0	1	0					
Rich Amaral, R (6,7) OBP: 0.344, SLG: 0.338										1	0	0	0	0	1	0					
Doug Strange, S (8,PH) OBP: 0.310, SLG: 0.395										1	0	0	0	0	1	2					
Paul Sorrento, L (1,3) OBP: 0.371, SLG: 0.566	G3									3	0	1	0	1	1	0					
Dan Wilson, R (1,2) OBP: 0.323, SLG: 0.507	G3		FC6		1B				IBB	3	0	1	1	0	0	1					
Joey Cora, S (1,4) OBP: 0.258, SLG: 0.342			G1-3				G3		L6	4	0	0	0	0	0	3					
Russ Davis, R (1,5) OBP: 0.329, SLG: 0.397							F9			3	0	1	0	0	1	0					
Luis Sojo, R (8,PH) OBP: 0.273, SLG: 0.308			FC4		1B				P3	1	0	0	0	0	0	0					
Inning Stats	R: 0 E: 1 K: 1 S: 11	H: 0 LOB: 1 BB: 0 P: 16	R: 0 E: 0 K: 0 S: 5	H: 0 LOB: 0 BB: 0 P: 7	R: 1 E: 0 K: 1 S: 10	H: 2 LOB: 1 BB: 0 P: 12	R: 0 E: 0 K: 1 S: 10	H: 1 LOB: 0 BB: 0 P: 12	R: 2 E: 0 K: 2 S: 12	H: 3 LOB: 1 BB: 0 P: 28	R: 0 E: 0 K: 0 S: 9	H: 0 LOB: 0 BB: 0 P: 13	R: 0 E: 0 K: 1 S: 20	H: 2 LOB: 2 BB: 1 P: 32	R: 0 E: 0 K: 2 S: 15	H: 0 LOB: 1 BB: 1 P: 25	1B: 6 2B: 3 3B: 0 HR: 0	SF: 1 SAC: 0 DP: 0 HBP: 0	WP: 0 PB: 0 SB: 3 CS: 1	PA: 39	
PITCHER	IP	WLS	BF	H	R	ER	SO	BB	IBB	HBP	BLK	WP	HR	S	P	ERA	WHIP				
Ramiro Mendoza, R (1,1) ERA: 4.5	6.0	W	26	7	3	3	6	0	1	0	0	0	0	63	91	4.50	1.167				
42 Mariano Rivera, R (7,1) ERA: 1.04	2.0		9	2	1	1	2	0	1	0	0	0	0	29	45	4.50	1.000				
John Wetteland, R (8,1) ERA: 3.63	1.0	S	4	0	0	0	2	1	0	0	0	0	0	15	25	0.00	1.000				

Batter	1	2	3	4	5	6	7	8	9	AB	R	H	RBI	BB	SO	LOB	TOP					
Wade Boggs, L (1,5) OBP: 0.379, SLG: 0.388	L8		P6				G3-1			4	0	1	1	0	0	0	New York Yankees @ Seattle Mariners The Kingdome, Seattle, WA Sun May 26 1996, 10:05 PM EDT Att: 42,410 - Dome - 68 F AB 31 R 3 H 7 RBI 3 BB 3 SO 1 LOB 12					
Joe Girardi, R (1,2) OBP: 0.335, SLG: 0.345	G5-3		G6-3		G6-4-3			F8		4	0	0	0	0	0	1						
Paul O'Neill, L (1,9) OBP: 0.493, SLG: 0.552			P4					F7		3	0	1	0	1	0	0						
Tino Martinez, L (1,3) OBP: 0.323, SLG: 0.377	F7							G6-3		4	0	0	0	0	0	1						
Ruben Sierra, S (1,10) OBP: 0.360, SLG: 0.450										3	2	3	0	1	0	0						
Mariano Duncan, R (1,4) OBP: 0.363, SLG: 0.505										4	0	0	0	0	0	4						
Gerald Williams, R (1,7) OBP: 0.415, SLG: 0.588										3	0	0	1	0	0	2						
Ruben Rivera, R (1,8) OBP: 0.667, SLG: 0.600										2	0	1	1	1	0	2						
Bernie Williams, S (9, PH) OBP: 0.371, SLG: 0.492										1	0	0	0	0	1	0						
2 Derek Jeter, R (1,6) OBP: 0.376, SLG: 0.373										3	1	1	0	0	0	2						
Inning Stats	R: 0 E: 0 K: 0 S: 9	H: 0 LOB: 1 BB: 1 P: 18	R: 1 E: 1 K: 0 S: 9	H: 2 LOB: 1 BB: 0 P: 16	R: 0 E: 0 K: 0 S: 8	H: 0 LOB: 2 BB: 0 P: 14	R: 0 E: 0 K: 0 S: 10	H: 0 LOB: 2 BB: 1 P: 18	R: 1 E: 0 K: 0 S: 5	H: 3 LOB: 1 BB: 0 P: 8	R: 0 E: 0 K: 0 S: 10	H: 1 LOB: 1 BB: 0 P: 15	R: 0 E: 0 K: 0 S: 6	H: 0 LOB: 0 BB: 1 P: 14	R: 0 E: 0 K: 0 S: 5	H: 0 LOB: 0 BB: 0 P: 6	R: 1 E: 0 K: 1 S: 8	H: 1 LOB: 0 BB: 0 P: 12	1B: 5 2B: 2 3B: 0 HR: 0	SF: 0 SAC: 0 DP: 2 HBP: 1	WP: 0 PB: 0 CS: 0	PA: 35
PITCHER	IP WLS BF H R ER SO BB IBB HBP BLK WP HR S P ERA WHIP	IP WLS BF H R ER SO BB IBB HBP BLK WP HR S P ERA WHIP																				
Paul Menhart, R (1,1) ERA: 6.82	6.2	W	27	6	2	1	0	3	0	1	0	0	0	0	54	98	1.35	1.350				
Tim Davis, L (7,1) ERA: 4.66	0.1		1	0	0	0	0	0	0	0	0	0	0	0	3	5	0.00	0.000				
Norm Charlton, L (8,1) ERA: 3.38	2.0	S	7	1	1	1	1	0	0	0	0	0	0	0	13	18	4.50	0.500				

Batter	1	2	3	4	5	6	7	8	9	AB	R	H	RBI	BB	SO	LOB	BOTTOM					
Darren Bragg, L (1,9) OBP: 0.393, SLG: 0.514	G1-3									4	0	0	0	0	3	3	New York Yankees @ Seattle Mariners The Kingdome, Seattle, WA Sun May 26 1996, 10:05 PM EDT Att: 42,410 - Dome - 68 F AB 32 R 4 H 8 RBI 4 BB 4 SO 5 LOB 18					
Alex Rodriguez, R (1,6) OBP: 0.400, SLG: 0.700										4	2	4	1	0	0	0						
Ken Griffey Jr., L (1,8) OBP: 0.393, SLG: 0.608										3	1	0	0	1	0	2						
Edgar Martinez, R (1,10) OBP: 0.454, SLG: 0.700										3	1	2	3	1	0	0						
Paul Sorrento, L (1,3) OBP: 0.368, SLG: 0.556										4	0	1	0	0	0	4						
Doug Strange, S (1,7) OBP: 0.285, SLG: 0.357										4	0	0	0	0	1	5						
Rich Amaral, R (8,7) OBP: 0.344, SLG: 0.338										0	0	0	0	0	0	0						
Dan Wilson, R (1,2) OBP: 0.327, SLG: 0.500										2	0	0	0	2	0	0						
Luis Sojo, R (1,5) OBP: 0.263, SLG: 0.297										4	0	0	0	0	0	2						
Joey Cora, S (1,4) OBP: 0.258, SLG: 0.340										4	0	1	0	0	1	2						
Inning Stats	R: 3 E: 0 K: 0 S: 11	H: 2 LOB: 0 BB: 1 P: 23	R: 0 E: 0 K: 1 S: 5	H: 0 LOB: 1 BB: 1 P: 13	R: 1 E: 0 K: 1 S: 13	H: 2 LOB: 1 BB: 0 P: 18	R: 0 E: 0 K: 2 S: 12	H: 0 LOB: 1 BB: 1 P: 21	R: 0 E: 0 K: 0 S: 11	H: 1 LOB: 2 BB: 1 P: 23	R: 0 E: 0 K: 1 S: 10	H: 1 LOB: 0 BB: 0 P: 13	R: 0 E: 0 K: 0 S: 9	H: 2 LOB: 2 BB: 0 P: 13	R: 0 E: 0 K: 0 S: 6	H: 0 LOB: 0 BB: 0 P: 9	R: 0 E: 0 K: 0 S: 6	H: 0 LOB: 0 BB: 0 P: 9	1B: 4 2B: 2 3B: 0 HR: 2	SF: 0 SAC: 0 DP: 0 HBP: 0	WP: 1 PB: 0 CS: 0	PA: 36
PITCHER	IP WLS BF H R ER SO BB IBB HBP BLK WP HR S P ERA WHIP	IP WLS BF H R ER SO BB IBB HBP BLK WP HR S P ERA WHIP																				
Dwight Gooden, R (1,1) ERA: 4.55	6.0	L	28	6	4	4	5	3	1	0	1	0	0	0	0	111	6.00	1.500				
Jeff Nelson, R (7,1) ERA: 6.0	0.0		1	1	0	0	0	0	0	0	0	0	0	0	3	4	∞	∞				
Steve Howe, L (7,1) ERA: 6.57	1.0		4	1	0	0	0	0	0	0	0	0	0	6	9	0.00	1.000					
Jim Mecir, R (8,1) ERA: 2.65	1.0		3	0	0	0	0	0	0	0	0	0	0	6	9	0.00	0.000					

Batter	1	2	3	4	5	6	7	8	9	AB	R	H	RBI	BB	SO	LOB	TOP								
Wade Boggs, L (1, 5) OBP: 0.393, SLG: 0.399 Andy Fox, L (8, FR) OBP: 0.273, SLG: 0.190 (8, 5)										3	2	2	1	3	0	1	0	1							
Bernie Williams, S (1, 8) OBP: 0.386, SLG: 0.504										7	3	5	3	0	0	3	0	3							
Paul O'Neill, L (1, 9) OBP: 0.344, SLG: 0.536 Gerald Williams, R (8, 9) OBP: 0.415, SLG: 0.588										5	1	0	0	1	3	9	0	0							
Ruben Sierra, S (1, 10) OBP: 0.360, SLG: 0.449										5	2	2	2	0	0	6	0	6							
Tino Martinez, L (1, 3) OBP: 0.333, SLG: 0.400										5	2	3	3	1	0	3	0	3							
Jim Leyritz, R (1, 2) OBP: 0.368, SLG: 0.465										4	1	0	1	2	0	3	0	3							
Mariano Duncan, R (1, 4) Matt Howard, R (5, FR) OBP: 0.167, SLG: 0.125 (5, 4)										4	1	1	1	0	0	3	0	3							
Ruben Rivera, R (1, 7) OBP: 0.667, SLG: 0.714										4	2	2	2	2	2	4	0	4							
Derek Jeter, R (1, 6) OBP: 0.374, SLG: 0.365										3	1	0	1	2	1	3	0	3							
Inning Stats	R: 0 E: 0 K: 1 S: 14	H: 2 LOB: 2 BB: 0 P: 22	R: 0 E: 0 K: 0 S: 7	H: 0 LOB: 1 BB: 1 P: 14	R: 3 E: 1 K: 0 S: 13	H: 2 LOB: 1 BB: 1 P: 25	R: 1 E: 0 K: 2 S: 18	H: 2 LOB: 2 BB: 1 P: 31	R: 8 E: 2 K: 1 S: 23	H: 6 LOB: 4 BB: 4 P: 42	R: 0 E: 0 K: 1 S: 10	H: 0 LOB: 1 BB: 1 P: 20	R: 0 E: 0 K: 1 S: 12	H: 1 LOB: 2 BB: 1 P: 20	R: 4 E: 0 K: 0 S: 18	H: 2 LOB: 1 BB: 2 P: 32	R: 0 E: 0 K: 0 S: 13	H: 0 LOB: 2 BB: 1 P: 20	1B: 11 2B: 3 3B: 0 HR: 1	SF: 2 SAC: 0 DP: 0 HBP: 1	WP: 1 PB: 0 SB: 1 CS: 0	PA: 56			
PITCHER	IP	WLS	BF	H	R	ER	SO	BB	IBB	HBP	BLK	WP	HR	S	P	ERA	WHIP								
Jim Abbott, L (1, 1) ERA: 6.82	4.0	L	25	8	7	6	3	4	0	0	0	0	0	56	100	13.50	3.000								
Todd Frohwrith, R (5, 1) ERA: 11.12	0.1		6	4	4	4	0	1	0	0	0	0	0	11	15	108.00	15.000								
Brad Pennington, L (5, 1) ERA: 4.5	2.2		15	1	3	3	3	6	0	0	0	1	0	31	68	10.12	2.625								
Mark Holzemer, L (8, 1) ERA: 8.5	1.0		5	2	2	2	0	0	0	0	0	0	1	17	23	18.00	2.000								
Mike James, R (9, 1) ERA: 1.71	1.0		5	0	0	0	0	1	0	1	0	0	0	13	20	0.00	1.000								
Batter	1	2	3	4	5	6	7	8	9	AB	R	H	RBI	BB	SO	LOB	BOTTOM								
Rex Hudler, R (1, 8) OBP: 0.396, SLG: 0.738 Damion Easley, R (8, 8)										4	1	1	0	0	2	1	1								
Don Slaught, R (1, 2) OBP: 0.375, SLG: 0.526 Jorge Fabregas, L (5, 2) OBP: 0.308, SLG: 0.301										1	0	1	0	1	0	0	0								
Tim Salmon, R (1, 9) OBP: 0.344, SLG: 0.416 Mike Aldrete, L (9, 9) OBP: 0.286, SLG: 0.533										4	0	0	0	0	1	3	0								
Chili Davis, S (1, 10) OBP: 0.384, SLG: 0.531										4	1	1	2	0	1	0	0								
Tim Wallach, R (1, 5) OBP: 0.325, SLG: 0.458										3	1	1	1	1	0	0	0								
J.T. Snow, L (1, 3) OBP: 0.350, SLG: 0.355										3	1	1	0	1	1	1	0								
16 Garret Anderson, L (1, 7) OBP: 0.312, SLG: 0.446										4	1	2	0	0	0	2	0								
Randy Velarde, R (1, 4) OBP: 0.360, SLG: 0.391										3	0	1	0	1	1	0	0								
Gary Disarcina, R (1, 6) OBP: 0.239, SLG: 0.247										4	0	1	1	0	0	3	0								
Inning Stats	R: 2 E: 0 K: 0 S: 9	H: 3 LOB: 0 BB: 0 P: 16	R: 0 E: 0 K: 1 S: 5	H: 1 LOB: 0 BB: 0 P: 8	R: 0 E: 0 K: 0 S: 11	H: 0 LOB: 1 BB: 1 P: 16	R: 3 E: 1 K: 2 S: 18	H: 2 LOB: 1 BB: 2 P: 28	R: 0 E: 0 K: 1 S: 6	H: 0 LOB: 0 BB: 0 P: 11	R: 0 E: 0 K: 0 S: 9	H: 2 LOB: 2 BB: 0 P: 13	R: 0 E: 0 K: 2 S: 9	H: 0 LOB: 0 BB: 0 P: 13	R: 0 E: 0 K: 1 S: 9	H: 0 LOB: 1 BB: 1 P: 18	R: 0 E: 0 K: 0 S: 11	H: 1 LOB: 1 BB: 0 P: 18	1B: 7 2B: 0 3B: 0 HR: 2	SF: 0 SAC: 0 DP: 2 HBP: 0	WP: 0 PB: 0 SB: 0 CS: 0	PA: 38			
PITCHER	IP	WLS	BF	H	R	ER	SO	BB	IBB	HBP	BLK	WP	HR	S	P	ERA	WHIP								
Andy Pettitte, L (1, 1) ERA: 4.48	7.0	W	30	8	5	4	6	3	0	0	0	0	2	67	105	5.14	1.571								
Jeff Nelson, R (8, 1) ERA: 5.73	1.0		4	0	0	0	1	1	0	0	0	0	0	9	18	0.00	1.000								
Paul Gibson, L (9, 1) ERA: 6.23	1.0		4	1	0	0	0	0	0	0	0	0	0	11	18	0.00	1.000								

New York Yankees @ California Angels
Anaheim Stadium, Anaheim, CA
Mon May 27 1996, 10:05 PM EDT
Att: 20,926 - Unknown - 68 F

AB 41
R 16
H 15
RBI 14
BB 12
SO 6
LOB 35



New York Yankees @ California Angels
Anaheim Stadium, Anaheim, CA
Mon May 27 1996, 10:05 PM EDT
Att: 20,926 - Unknown - 68 F

AB 34
R 5
H 9
RBI 4
BB 4
SO 7
LOB 12




Batter	1	2	3	4	5	6	7	8	9	AB	R	H	RBI	BB	SO	LOB	TOP					
Wade Boggs, L (1, 5) OBP: 0.390, SLG: 0.392	G4-3		G4-3		1-2 BB			G4-3		3	0	0	0	1	0	0	New York Yankees @ California Angels Anaheim Stadium, Anaheim, CA Tue May 28 1996, 10:05 PM EDT Att: 17,284 - Unknown - 65 F					
Bernie Williams, S (1, 8) OBP: 0.389, SLG: 0.500	G2 WP BB		K		1-2 L4			G3-6-3 1B		3	0	1	0	1	1	2						
Paul O'Neill, L (1, 9) OBP: 0.479, SLG: 0.526	G2				4-1 G4-3 G4-3 BB			G3-6-3 1B		3	0	0	0	1	0	2						
Tino Martinez, L (1, 3) OBP: 0.336, SLG: 0.402	G3-1				0-0 G4-3			G6-4-3 1B		4	0	2	0	0	0	2						
Ruben Sierra, S (1, 10)			G3-1		0-0 G4-3			G6-4-3 1B		4	0	0	0	0	0	3						
Jim Leyritz, R (1, 2) OBP: 0.394, SLG: 0.467			K		0-0 G4-3			F7		4	0	1	0	0	1	2						
Mariano Duncan, R (1, 4) OBP: 0.345, SLG: 0.477			E5		0-0 E6			G6-3		4	0	0	0	0	1	2						
Ruben Rivera, R (1, 7) OBP: 0.583, SLG: 0.588			F9		1-0 G5-4-3			L8		3	0	0	0	0	0	3						
Andy Fox, L (1, 6) OBP: 0.275, SLG: 0.197			G4-3		0-0 S 1B			G3-1		3	0	1	0	0	0	1						
Inning Stats	R: 0 E: 0 K: 0 S: 10	H: 0 LOB: 1 BB: 1 P: 20	R: 0 E: 1 K: 1 S: 7	H: 0 LOB: 1 BB: 0 P: 11	R: 0 E: 0 K: 1 S: 8	H: 0 LOB: 0 BB: 1 P: 11	R: 0 E: 0 K: 0 S: 4	H: 0 LOB: 0 BB: 1 P: 8	R: 0 E: 1 K: 0 S: 8	H: 1 LOB: 2 BB: 1 P: 12	R: 0 E: 0 K: 0 S: 5	H: 1 LOB: 1 BB: 0 P: 11	R: 0 E: 0 K: 0 S: 10	H: 1 LOB: 0 BB: 0 P: 14	R: 0 E: 0 K: 0 S: 6	H: 1 LOB: 0 BB: 0 P: 10	R: 0 E: 0 K: 1 S: 10	H: 1 LOB: 0 BB: 0 P: 16	1B: 4 2B: 1 3B: 0 HR: 0	SF: 0 SAC: 0 DP: 3 HBP: 0	WP: 1 PB: 0 SB: 1 CS: 0	PA: 34
PITCHER Jason Grimsley, R (1, 1) ERA: 4.5	IP: 9.0 WLS: W BF: 34 H: 5 R: 0 ER: 0 SO: 3 BB: 3 IBB: 0 HBP: 0 BLK: 0 WP: 1 HR: 0 S: 68 P: 113 ERA: 0.00 WHIP: 0.889																					


Batter	1	2	3	4	5	6	7	8	9	AB	R	H	RBI	BB	SO	LOB	BOTTOM					
Rex Hudler, R (1, 8) OBP: 0.379, SLG: 0.705	F8		FC4-6			G4-3			E6 2B BB	4	1	0	0	0	0	2	New York Yankees @ California Angels Anaheim Stadium, Anaheim, CA Tue May 28 1996, 10:05 PM EDT Att: 17,284 - Unknown - 65 F					
Randy Velarde, R (1, 4) OBP: 0.397, SLG: 0.394	K				F8	G6-3		G6-3 2B	4	0	1	0	0	1	1							
Tim Salmon, R (1, 9) OBP: 0.343, SLG: 0.410	G5-3				K			L5	3	0	0	0	1	1	0							
Chili Davis, S (1, 10)			G5-3		K			G6-3	3	0	0	1	1	1	0							
J.T. Snow, L (1, 3) OBP: 0.345, SLG: 0.349			F8		F7			G5-3	3	0	0	0	0	0	0							
16 Garret Anderson, L (1, 7) OBP: 0.312, SLG: 0.444			K		G4-3			G4-6-3 1B	3	0	1	0	0	1	0							
Tim Wallach, R (1, 5) OBP: 0.313, SLG: 0.440			K		G6-3			K	3	0	0	0	0	2	1							
Jorge Fabregas, L (1, 2) OBP: 0.308, SLG: 0.295			G3-1			G4-3 SH1-4 BB		G4-6-3 1B	2	0	0	0	1	0	1							
Gary Disarcina, R (1, 6) OBP: 0.236, SLG: 0.244			E6		SH1-4			F8	2	0	0	0	0	0	0							
Inning Stats	R: 0 E: 0 K: 1 S: 9	H: 0 LOB: 0 BB: 0 P: 13	R: 0 E: 0 K: 1 S: 5	H: 0 LOB: 0 BB: 0 P: 9	R: 0 E: 1 K: 1 S: 8	H: 0 LOB: 1 BB: 0 P: 11	R: 0 E: 0 K: 2 S: 9	H: 0 LOB: 0 BB: 0 P: 16	R: 0 E: 0 K: 0 S: 6	H: 0 LOB: 0 BB: 1 P: 10	R: 0 E: 0 K: 0 S: 7	H: 0 LOB: 1 BB: 1 P: 14	R: 0 E: 0 K: 0 S: 7	H: 0 LOB: 0 BB: 0 P: 14	R: 0 E: 0 K: 1 S: 10	H: 1 LOB: 3 BB: 2 P: 16	R: 1 E: 1 K: 0 S: 5	H: 1 LOB: 2 BB: 2 P: 16	1B: 1 2B: 1 3B: 0 HR: 0	SF: 0 SAC: 1 DP: 1 HBP: 0	WP: 0 PB: 0 SB: 0 CS: 0	PA: 31
PITCHER Kenny Rogers, L (1, 1) ERA: 3.55	IP: 8.1 WLS: L BF: 31 H: 2 R: 1 ER: 0 SO: 6 BB: 2 IBB: 1 HBP: 0 BLK: 0 WP: 0 HR: 0 S: 66 P: 119 ERA: 0.00 WHIP: 0.480																					

Batter	1	2	3	4	5	6	7	8	9	AB	R	H	RBI	BB	SO	LOB	TOP			
Wade Boggs, L (1, 5) OBP: 0.399, SLG: 0.398	4-0 1B BB		0-0 L1			0-0 G1-3 1B	0-0 1B 1-H		0-0 F9-3 1B	4	1	3	0	1	0	0	New York Yankees @ Oakland Athletics Oakland-Alameda County Coliseum, Oakland, CA Fri May 31 1996, 7:05 PM PDT Att: 13,279 - Unknown - 70 F livebaseballscorecards.com			
Joe Girardi, R (1, 2) OBP: 0.335, SLG: 0.344	0-0 1-2 1B		0-0 G6-3			0-0 F9	0-0 G1-3		0-0 F9-3 1-2	5	0	1	0	0	0	3				
Paul O'Neill, L (1, 9) OBP: 0.473, SLG: 0.534	0-3 K		0-0 F7			0-0 G1-3 1-2		0-0 HR		4	1	1	1	0	1	3				
Bernie Williams, S (1, 8) OBP: 0.394, SLG: 0.493	0-0 F7			0-0 G3		0-0 2B 2H 1B		4-0 1B SF8 BB		3	1	1	1	1	0	2				
Tino Martinez, L (1, 3) OBP: 0.338, SLG: 0.411	0-0 F5			0-0 G3-1		0-0 1-3 2B		0-0 G5-3 1B		4	0	2	0	0	0	2				
Mariano Duncan, R (1, 4) OBP: 0.331, SLG: 0.456		0-0 F9		0-0 F9		0-0 G5-3		0-0 SF8		3	0	0	1	0	0	2				
Andy Fox, L (8, 4) OBP: 0.275, SLG: 0.197										0	0	0	0	0	0	0				
Gerald Williams, R (1, 10) OBP: 0.409, SLG: 0.573		0-0 G5-3			1-0 2 1-4-3 HBP		0-0 G6-3	0-0 G5-3 1-2		3	0	0	0	0	0	1				
Ruben Rivera, R (1, 7) OBP: 0.581, SLG: 0.682		4-0 BB			0-0 F9		0-0 HR	0-3 K		3	1	1	1	1	1	2				
2 Derek Jeter, R (1, 6) OBP: 0.371, SLG: 0.354		0-0 G4-3			0-0 L4-3 1-2		4-0 1B S BB		0-3 K	3	0	0	0	1	1	2				
Inning Stats	R: 0 E: 0 K: 1 S: 6	H: 1 LOB: 2 BB: 1 P: 10	R: 0 E: 0 K: 0 S: 3	H: 0 LOB: 1 BB: 1 P: 7	R: 0 E: 0 K: 0 S: 3	H: 0 LOB: 0 BB: 0 P: 3	R: 0 E: 0 K: 0 S: 2	H: 0 LOB: 0 BB: 0 P: 3	R: 1 E: 0 K: 0 S: 6	H: 3 LOB: 2 BB: 0 P: 6	R: 1 E: 0 K: 0 S: 4	H: 2 LOB: 1 BB: 1 P: 8	R: 2 E: 0 K: 1 S: 7	H: 2 LOB: 1 BB: 1 P: 11	R: 0 E: 0 K: 1 S: 5	H: 1 LOB: 0 BB: 0 P: 5	1B: 6 2B: 3 3B: 0 HR: 2	SF: 1 SAC: 0 DP: 2 HBP: 1	WP: 0 PB: 0 SB: 1 CS: 0	PA: 38
PITCHER	IP WLS BF H R ER SO BB IBB HBP BLK WP HR S P ERA WHIP	IP WLS BF H R ER SO BB IBB HBP BLK WP HR S P ERA WHIP																		
Doug Johns, L (1, 1) ERA: 5.11	6.2 L 28 6 2 2 1 3 0 0 0 0 0 1 26 39 2.70 1.350																			
Billy Taylor, R (7, 1) ERA: 3.07	0.1 1 0 0 0 0 0 0 0 0 0 0 0 0 1 1 1 0.00 0.000																			
Buddy Groom, L (8, 1) ERA: 3.81	0.0 3 2 2 2 0 1 0 0 0 0 0 0 0 1 2 6 ∞ ∞																			
Jim Corsi, R (8, 1) ERA: 4.43	1.0 3 0 0 0 1 0 0 0 0 0 0 0 0 5 5 0.00 0.000																			
Todd Van Poppel, R (9, 1) ERA: 8.64	1.0 3 1 0 0 1 0 0 0 0 0 0 0 0 5 5 0.00 1.000																			

Batter	1	2	3	4	5	6	7	8	9	AB	R	H	RBI	BB	SO	LOB	BOTTOM			
Allen Battle, R (1, 7) OBP: 0.312, SLG: 0.256	4-0 CS BB		0-0 L7		0-0 G6-3			0-3 K		2	0	0	0	1	0	1	New York Yankees @ Oakland Athletics Oakland-Alameda County Coliseum, Oakland, CA Fri May 31 1996, 7:05 PM PDT Att: 13,279 - Unknown - 70 F livebaseballscorecards.com			
Phil Plantier, L (8, 7) OBP: 0.300, SLG: 0.292	0-3 K 1-2		0-0 F9			0-0 G4-3		0-0 F8		4	0	0	0	0	1	2				
Mike Bordick, R (1, 6) OBP: 0.321, SLG: 0.304	0-3 K		0-0 F9			0-3 K		0-0 F5		4	0	0	0	0	2	0				
Jason Giambi, L (1, 5) OBP: 0.394, SLG: 0.531	0-3 K			0-0 F9		0-3 K		0-3 K		3	1	1	0	1	2	0				
Mark McGwire, R (1, 3) OBP: 0.470, SLG: 0.702		4-0 2B G6-3 BB		0-0 1B				0-0 F7		4	0	0	0	0	2	2				
Geromimo Berroa, R (1, 9) OBP: 0.299, SLG: 0.522		0-0 L8		0-3 K		0-3 K		0-0 F7		3	0	1	0	0	1					
Terry Steinbach, R (1, 2) OBP: 0.328, SLG: 0.476		0-0 1-3 2B		0-0 P5		0-0 L9				3	0	1	0	0	0	1				
Pedro Munoz, R (1, 10) OBP: 0.302, SLG: 0.446		0-0 G6-3 3-H			0-3 K		0-3 K			3	0	0	1	0	2	1				
Ernie Young, R (1, 8) OBP: 0.304, SLG: 0.397		0-0 G6-3			0-3 K			4-0 BB		2	0	0	0	1	1	1				
Brent Gates, S (1, 4) OBP: 0.314, SLG: 0.349			0-0 F8					0-0 F7		3	0	1	0	0	0	1				
Inning Stats	R: 0 E: 0 K: 2 S: 6	H: 0 LOB: 0 BB: 1 P: 10	R: 1 E: 0 K: 0 S: 4	H: 1 LOB: 1 BB: 1 P: 8	R: 0 E: 0 K: 0 S: 3	H: 0 LOB: 0 BB: 0 P: 3	R: 0 E: 0 K: 1 S: 6	H: 1 LOB: 1 BB: 0 P: 6	R: 0 E: 0 K: 2 S: 8	H: 1 LOB: 1 BB: 0 P: 8	R: 0 E: 0 K: 2 S: 7	H: 0 LOB: 0 BB: 0 P: 7	R: 0 E: 0 K: 1 S: 5	H: 0 LOB: 1 BB: 1 P: 9	R: 0 E: 0 K: 1 S: 5	H: 0 LOB: 0 BB: 0 P: 5	1B: 1 2B: 3 3B: 0 HR: 0	SF: 0 SAC: 0 DP: 1 HBP: 0	WP: 0 PB: 0 SB: 0 CS: 1	PA: 32
PITCHER	IP WLS BF H R ER SO BB IBB HBP BLK WP HR S P ERA WHIP	IP WLS BF H R ER SO BB IBB HBP BLK WP HR S P ERA WHIP																		
Jimmy Key, L (1, 1) ERA: 6.41	6.0 W 22 6 0 0 3 2 0 0 0 0 0 0 34 42 1.50 0.833																			
42 Mariano Rivera, R (7, 1) ERA: 0.98	2.0 7 0 0 0 3 1 0 0 0 0 0 0 12 16 0.00 0.500																			
John Wetteland, R (9, 1) ERA: 3.26	1.0 S 3 0 0 0 1 0 0 0 0 0 0 0 5 5 0.00 0.000																			



Batter	1	2	3	4	5	6	7	8	9	AB	R	H	RBI	BB	SO	LOB	TOP										
Wade Boggs, L (1,5) OBP: 0.304, SLG: 0.400	4-0 1B BB		0-0 G4-3				0-0 1B 2B 1B		0-0 WP 2B 1B	4	2	2	1	1	1	0	<p>New York Yankees @ Oakland Athletics Oakland-Alameda County Coliseum, Oakland, CA</p> <p>Sat Jun 01 1996, 3:33 AM PDT Att: 21,354 - Sunny - 75 F</p> <p>livebaseballscores.com</p> <p>AB 33 R 6 H 10 RBI 6 BB 5 SO 11 LOB 17</p> 										
Mariano Duncan, R (1,4) OBP: 0.333, SLG: 0.454 Matt Howard, R (9,4) OBP: 0.167, SLG: 0.125	0-0 1B		0-0 G4-3				0-0 2B 1B		0-3 K 1B	5	1	2	0	0	1	1											
Paul O'Neill, L (1,9) OBP: 0.476, SLG: 0.536	0-3 K		0-0 G4-3				0-0 1B 2B		4-0 2B BB	3	2	1	2	2	1	2											
Tino Martinez, L (1,3) OBP: 0.344, SLG: 0.418	0-0 F8						0-0 1B BB		0-0 2B	4	0	2	2	1	0	3											
Ruben Sierra, S (1,10) OBP: 0.343, SLG: 0.423	0-3 K						0-0 1B		0-3 K K	5	0	1	0	0	3	4											
Jim Levritz, R (1,2) OBP: 0.357, SLG: 0.445		1-0 HBP					0-0 G1-3 1B		0-0 K	2	0	0	1	0	1	1											
Gerald Williams, R (1,7) OBP: 0.405, SLG: 0.561		0-3 K					0-3 K		0-0 F8 1B	4	0	1	0	0	2	2											
Ruben Rivera, R (1,8) OBP: 0.571, SLG: 0.680		0-3 K					0-0 SH5-4 1B 2B		0-3 K	3	1	1	0	1	2	2											
Andy Fox, L (1,6) OBP: 0.264, SLG: 0.188		0-0 F7					0-0 SH5-4 2B		0-0 P3	3	0	0	0	0	0	2											
Inning Stats	R: 0 E: 0 K: 2 S: 8	H: 1 LOB: 2 BB: 1 P: 12	R: 0 E: 0 K: 2 S: 7	H: 0 LOB: 1 BB: 0 P: 8	R: 0 E: 0 K: 0 S: 3	H: 0 LOB: 0 BB: 0 P: 3	R: 0 E: 0 K: 1 S: 6	H: 1 LOB: 1 BB: 0 P: 6	R: 4 E: 0 K: 0 S: 7	H: 5 LOB: 1 BB: 1 P: 11	R: 0 E: 0 K: 0 S: 2	H: 0 LOB: 0 BB: 1 P: 6	R: 0 E: 0 K: 1 S: 5	H: 0 LOB: 1 BB: 1 P: 9	R: 0 E: 0 K: 3 S: 10	H: 1 LOB: 1 BB: 0 P: 10	R: 2 E: 0 K: 2 S: 9	H: 2 LOB: 1 BB: 1 P: 13	1B: 7 2B: 4 3B: 0 HR: 0	SF: 1 SAC: 1 DP: 2 HBP: 1	WP: 1 PB: 0 SB: 0 CS: 0	PA: 41					
PITCHER	IP	WLS	BF	H	R	ER	SO	BB	IBB	HBP	BLK	WP	HR	S	P	ERA	WHIP										
Bobby Chouinard, R (1,1) ERA: 8.1	5.0	L	24	7	4	4	5	2	0	1	0	0	0	31	40	7.20	1.800										
Carlos Reyes, R (6,1) ERA: 6.02	3.0		11	1	0	0	4	2	0	0	0	0	0	17	25	0.00	1.000										
Mike Mohler, L (9,1) ERA: 1.8	1.0		6	2	2	2	2	1	0	0	0	1	0	9	13	18.00	3.000										

Batter	1	2	3	4	5	6	7	8	9	AB	R	H	RBI	BB	SO	LOB	BOTTOM										
Allen Battle, R (1,7) OBP: 0.306, SLG: 0.250 Jose Herrera, L (6,PH) OBP: 0.317, SLG: 0.357	0-3 K	0-0 F8		0-0 B5-3				0-0 G5-3		3	0	0	0	0	1	2	<p>New York Yankees @ Oakland Athletics Oakland-Alameda County Coliseum, Oakland, CA</p> <p>Sat Jun 01 1996, 3:33 AM PDT Att: 21,354 - Sunny - 75 F</p> <p>livebaseballscores.com</p> <p>AB 36 R 3 H 10 RBI 3 BB 6 SO 10 LOB 26</p> 										
Rafael Bourquigal, R (8,PH) OBP: 0.172, SLG: 0.179 Phil Plantier, L (9,7) OBP: 0.300, SLG: 0.292									4-0 1B BB	4	1	3	0	1	1	1											
Brent Gates, S (1,4) OBP: 0.325, SLG: 0.363	0-0 1B		0-0 BB 1B					0-0 2B	0-3 K	4	1	3	0	1	1	1											
Geronimo Berroa, R (1,9) OBP: 0.302, SLG: 0.518 (7,7) (9,9)	0-0 L8		0-0 BB 1B					0-0 G1-3	0-3 K	5	0	2	0	0	1	2											
Mark McGwire, R (1,3) OBP: 0.467, SLG: 0.694	0-0 F9		0-3 K					0-0 2B	4-0 BB	4	0	1	1	1	1	5											
Terry Steinbach, R (1,2) OBP: 0.325, SLG: 0.468		0-0 1B PB G6-3 1B	0-0 F7					0-3 K	0-0 F9	5	1	1	0	0	1	6											
Pedro Munoz, R (1,10) OBP: 0.308, SLG: 0.446 George Williams, S (3,PH) OBP: 0.302, SLG: 0.296		4-0 G6-3 1B BB	4-0 BB 1B	1-2 2-3 BB				0-0 F7	0-3 K	0	0	0	0	1	0	0											
Ernie Young, R (1,8) OBP: 0.309, SLG: 0.419		0-0 G6-3 1B	0-3 K					0-0 HR	0-3 K	4	1	2	1	0	2	3											
Torey Lovullo, S (1,5) OBP: 0.277, SLG: 0.405		0-0 G6-3		0-3 K				0-0 G6-3	0-0 G4-3	4	0	0	1	0	1	2											
Mike Bordick, R (1,6) OBP: 0.325, SLG: 0.304		1-2 2-3 3-H		0-0 G1-3				0-3 K	0-0 1B	3	0	1	0	1	1	0											
Inning Stats	R: 0 E: 0 K: 1 S: 6	H: 1 LOB: 1 BB: 0 P: 6	R: 1 E: 0 K: 0 S: 4	H: 2 LOB: 2 BB: 2 P: 12	R: 0 E: 0 K: 2 S: 9	H: 2 LOB: 3 BB: 1 P: 13	R: 0 E: 0 K: 1 S: 5	H: 0 LOB: 0 BB: 0 P: 5	R: 1 E: 0 K: 1 S: 7	H: 2 LOB: 1 BB: 0 P: 7	R: 1 E: 0 K: 2 S: 8	H: 1 LOB: 1 BB: 1 P: 12	R: 0 E: 0 K: 2 S: 7	H: 0 LOB: 1 BB: 1 P: 11	R: 0 E: 0 K: 1 S: 6	H: 1 LOB: 1 BB: 0 P: 6	R: 0 E: 0 K: 0 S: 4	H: 1 LOB: 2 BB: 1 P: 8	1B: 7 2B: 2 3B: 0 HR: 1	SF: 0 SAC: 0 DP: 0 HBP: 0	WP: 0 PB: 1 SB: 0 CS: 0	PA: 42					
PITCHER	IP	WLS	BF	H	R	ER	SO	BB	IBB	HBP	BLK	WP	HR	S	P	ERA	WHIP										
Andy Pettitte, L (1,1) ERA: 4.52	5.1	W	26	8	3	3	5	3	0	0	0	0	0	33	45	5.06	2.062										
Bob Wickman, R (6,1) ERA: 4.59	1.2		7	0	0	0	4	2	0	0	0	0	0	13	21	0.00	1.200										
Jeff Nelson, R (8,1) ERA: 5.56	0.2		3	1	0	0	1	0	0	0	0	0	0	5	5	0.00	1.500										
Steve Howe, L (8,1) ERA: 5.93	0.1		1	0	0	0	0	0	0	0	0	0	0	1	1	0.00	0.000										
John Wetteland, R (9,1) ERA: 3.1	1.0	S	5	1	0	0	0	1	0	0	0	0	0	4	8	0.00	2.000										

Batter	1	2	3	4	5	6	7	8	9	AB	R	H	RBI	BB	SO	LOB	TOP								
Wade Boggs, L (1, 5) OBP: 0.399, SLG: 0.400 Matt Howard, R (9, 4) OBP: 0.167, SLG: 0.125	G6-3	F7		F7			F7		FC6 1B 2B	5	1	1	1	0	0	2									
Joe Girardi, R (1, 2) OBP: 0.331, SLG: 0.335	HR BB		G6-3		F7		G6-3		FC6 1B	4	2	0	0	1	0	1									
Paul O'Neill, L (1, 9) OBP: 0.474, SLG: 0.530	F7		G4-3		FC4-6 BB		G6-3		1B 1B G4-6-3 1B	4	1	1	1	1	0	1									
Bernie Williams, S (1, 10) OBP: 0.400, SLG: 0.517	HR				F8		K		G4-6-3 1B 1B	5	1	3	3	0	1	1									
Tino Martinez, L (1, 3) OBP: 0.345, SLG: 0.433	G1-6-3		P1		FC4-6				G4-6-3 1B	5	1	2	1	0	0	2									
Mariano Duncan, R (1, 4) OBP: 0.323, SLG: 0.439 Andy Fox, L (8, 4) OBP: 0.260, SLG: 0.185		F8		K			K		G4-3 G4-6-3	4	0	0	0	0	2	0									
Gerald Williams, R (1, 7) OBP: 0.404, SLG: 0.555		E7 SF7		WP S 1B			P4		G4-3	5	3	2	0	0	0	1									
Ruben Rivera, R (1, 8) OBP: 0.536, SLG: 0.643		SF7		K			P4		2 S 2 PB 1B	3	1	1	1	0	1	1									
2 Derek Jeter, R (1, 6) OBP: 0.379, SLG: 0.366		S 1B		S BB			F8		1-H 2-H 2B	3	1	2	0	1	0	0									
Inning Stats	R: 2 E: 0 K: 0 S: 4	H: 1 LOB: 0 BB: 1 P: 8	R: 1 E: 1 K: 0 S: 5	H: 1 LOB: 1 BB: 0 P: 5	R: 0 E: 0 K: 0 S: 4	H: 1 LOB: 1 BB: 0 P: 4	R: 1 E: 0 K: 2 S: 8	H: 1 LOB: 1 BB: 1 P: 12	R: 0 E: 0 K: 0 S: 3	H: 0 LOB: 0 BB: 0 P: 7	R: 0 E: 0 K: 1 S: 5	H: 0 LOB: 0 BB: 0 P: 5	R: 0 E: 0 K: 0 S: 3	H: 0 LOB: 0 BB: 0 P: 3	R: 1 E: 0 K: 1 S: 6	H: 1 LOB: 0 BB: 0 P: 6	R: 6 E: 0 K: 0 S: 10	H: 7 LOB: 1 BB: 0 P: 10	1B: 8 2B: 2 3B: 0 HR: 2	SF: 1 SAC: 0 DP: 1 HBP: 0	WP: 1 PB: 1 SB: 9 CS: 0	PA: 43			
PITCHER	IP	WLS	BF	H	R	ER	SO	BB	IBB	HBP	BLK	WP	HR	S	P	ERA	WHIP								
Steve Wojciechowski, L (1, 1) ERA: 4.2	5.0	L	23	4	4	3	2	3	0	0	0	1	1	24	36	5.40	1.400								
Todd Van Poppel, R (6, 1) ERA: 7.71	3.0		10	1	1	1	2	0	0	0	0	0	1	14	14	3.00	0.333								
Billy Taylor, R (9, 1) ERA: 4.91	0.0		3	3	3	3	0	0	0	0	0	0	0	3	3	∞	∞								
Buddy Groom, L (9, 1) ERA: 4.6	1.0		7	4	3	3	0	0	0	0	0	0	0	7	7	27.00	4.000								

New York Yankees @ Oakland Athletics
Oakland-Alameda County Coliseum, Oakland, CA
Sun Jun 02 1996, 3:33 AM PDT
Att: 26,331 - Sunny - 78 F

AB 39
R 11
H 12
RBI 7
BB 3
SO 4
LOB 11



Batter	1	2	3	4	5	6	7	8	9	AB	R	H	RBI	BB	SO	LOB	BOTTOM								
Ernie Young, R (1, 8) OBP: 0.306, SLG: 0.419	K		SH1-3 G5-3 2B		F9		K		K	5	1	1	0	0	3	1									
Brent Gates, S (1, 4) OBP: 0.329, SLG: 0.371	G5-3		SH1-3				G3			4	0	2	0	0	0	1									
Geronimo Berroa, R (1, 9) OBP: 0.300, SLG: 0.508	BB 1B BB		G5-3		F8		F8		K	4	0	0	1	1	1	2									
Mark McGwire, R (1, 3) OBP: 0.472, SLG: 0.714	1B BB						F7		P6	4	2	2	1	1	0	1									
Terry Steinbach, R (1, 2) OBP: 0.333, SLG: 0.472	1B		G6-3						1B HBP 1B	3	1	2	0	1	0	0									
George Williams, S (1, 10) OBP: 0.296, SLG: 0.293					G4-3		F8		F8	4	0	1	0	0	0	3									
Torey Lovullo, S (1, 5) OBP: 0.275, SLG: 0.378			F8		G6-3		L7		1B HBP	3	0	0	0	0	0	2									
Allen Battle, R (1, 7) OBP: 0.299, SLG: 0.244 Phil Phanter, L (8, PH) OBP: 0.300, SLG: 0.292 Mike Bordick, R (8, PH) OBP: 0.328, SLG: 0.308			P4		P6		G3		1B HBP 1B	3	0	0	0	0	0	1									
Rafael Bourquigal, R (1, 6) OBP: 0.188, SLG: 0.226 Jose Herrera, L (8, PH) OBP: 0.329, SLG: 0.368			F9		G6-3				1B	3	0	1	0	0	0	1									
Inning Stats	R: 0 E: 0 K: 1 S: 5	H: 1 LOB: 2 BB: 2 P: 13	R: 0 E: 0 K: 0 S: 4	H: 1 LOB: 0 BB: 0 P: 4	R: 2 E: 0 K: 0 S: 5	H: 2 LOB: 0 BB: 0 P: 5	R: 0 E: 0 K: 0 S: 3	H: 0 LOB: 0 BB: 0 P: 3	R: 0 E: 0 K: 0 S: 4	H: 1 LOB: 1 BB: 0 P: 4	R: 0 E: 0 K: 0 S: 3	H: 0 LOB: 1 BB: 1 P: 7	R: 0 E: 0 K: 1 S: 6	H: 1 LOB: 0 BB: 0 P: 6	R: 2 E: 0 K: 0 S: 6	H: 4 LOB: 2 BB: 0 P: 7	R: 0 E: 0 K: 2 S: 8	H: 1 LOB: 1 BB: 0 P: 8	1B: 7 2B: 3 3B: 0 HR: 1	SF: 0 SAC: 1 DP: 0 HBP: 1	WP: 0 PB: 0 SB: 0 CS: 0	PA: 40			
PITCHER	IP	WLS	BF	H	R	ER	SO	BB	IBB	HBP	BLK	WP	HR	S	P	ERA	WHIP								
Kenny Rogers, L (1, 1) ERA: 3.47	6.1	W	27	6	2	2	1	3	0	0	0	0	0	26	38	2.84	1.421								
42 Mariano Rivera, R (7, 1) ERA: 1.42	1.1		7	2	2	2	1	0	0	1	0	0	0	8	9	13.50	1.500								
Steve Howe, L (8, 1) ERA: 5.93	0.0		1	1	0	0	0	0	0	0	0	0	0	1	1	∞	∞								
John Wetteland, R (8, 1) ERA: 2.91	1.1	S	5	2	0	0	2	0	0	0	0	0	0	9	9	0.00	1.500								

New York Yankees @ Oakland Athletics
Oakland-Alameda County Coliseum, Oakland, CA
Sun Jun 02 1996, 3:33 AM PDT
Att: 26,331 - Sunny - 78 F

AB 35
R 4
H 11
RBI 4
BB 3
SO 4
LOB 12



Batter	1	2	3	4	5	6	7	8	9	AB	R	H	RBI	BB	SO	LOB	TOP
Otis Nixon, S (1, 8) <small>OBP: 0.374, SLG: 0.313</small> Jacob Brumfield, R (8, 8) <small>OBP: 0.313, SLG: 0.500</small>										3	2	2	0	1	0	0	
Domingo Cadeno, S (1, 4) <small>OBP: 0.343, SLG: 0.381</small>										5	2	2	1	0	1	4	
Carlos Delgado, L (1, 10) <small>OBP: 0.373, SLG: 0.483</small>										5	0	2	1	0	3	5	
Joe Carter, R (1, 7) <small>OBP: 0.359, SLG: 0.575</small>										5	0	1	0	0	0	4	
Ed Sprague, R (1, 5) <small>OBP: 0.360, SLG: 0.521</small>										5	0	1	2	0	1	3	
John Olerud, L (1, 3) <small>OBP: 0.402, SLG: 0.500</small>										2	0	0	0	3	0	0	
Shawn Green, L (1, 9) <small>OBP: 0.287, SLG: 0.350</small>										4	0	0	0	0	1	6	
Sandy Martinez, L (1, 2) <small>OBP: 0.270, SLG: 0.292</small> Thomas Perez, S (8, PR) <small>OBP: 0.167, SLG: 0.167</small> Charlie O'Brien, R (8, 2) <small>OBP: 0.373, SLG: 0.516</small>										3	0	1	0	1	2	0	
Alex Gonzalez, R (1, 6) <small>OBP: 0.279, SLG: 0.405</small>										4	0	1	0	0	2	1	
Inning Stats	R: 2 H: 3 E: 0 K: 0 S: 15	R: 0 H: 0 E: 0 K: 2 S: 11	R: 0 H: 1 E: 0 K: 2 S: 13	R: 0 H: 0 E: 0 K: 1 S: 11	R: 2 H: 2 E: 0 K: 2 S: 13	R: 0 H: 1 E: 0 K: 1 S: 9	R: 0 H: 1 E: 0 K: 0 S: 15	R: 0 H: 2 E: 0 K: 2 S: 17	R: 0 H: 0 E: 0 K: 0 S: 8	1B: 7 2B: 3 3B: 0 HR: 0	SF: 0 SAC: 1 DP: 0 HBP: 0	WP: 1 PA: 42 SB: 0 CS: 1					
PITCHER	IP: 5.2 WLS: W BF: 28 ERA: 4.72	H: 7 R: 4 ER: 4 SO: 8 BB: 3 IBB: 1 HBP: 0 BLK: 0 WP: 1 HR: 0 S: 71 P: 123 ERA: 6.35 WHIP: 1.765	PITCHER	IP: 6.1 WLS: 2 BF: 1 ERA: 5.79	H: 1 R: 0 ER: 0 SO: 2 BB: 0 IBB: 0 HBP: 0 BLK: 0 WP: 0 HR: 2 S: 31 P: 39 ERA: 0.00 WHIP: 3.000	IP: 7.1 WLS: 9 BF: 2 ERA: 1.35	H: 2 R: 0 ER: 0 SO: 2 BB: 0 IBB: 0 HBP: 0 BLK: 0 WP: 0 HR: 0 S: 12 P: 12 ERA: 0.00 WHIP: 0.000										

Toronto Blue Jays @ New York Yankees
 Yankee Stadium, Bronx, NY
 Tue Jun 04 1996, 7:05 PM EDT
 Att: 17,368 - Unknown - 69 F

AB	36
R	4
H	10
RBI	4
BB	5
SO	10
LOB	23



Batter	1	2	3	4	5	6	7	8	9	AB	R	H	RBI	BB	SO	LOB	BOTTOM
Wade Boggs, L (1, 5) <small>OBP: 0.401, SLG: 0.418</small>										4	2	2	2	0	1	0	
Joe Girardi, R (1, 2) <small>OBP: 0.326, SLG: 0.329</small>										3	0	0	0	0	1	0	
Paul O'Neill, L (1, 9) <small>OBP: 0.470, SLG: 0.522</small>										3	0	0	0	1	0	1	
Bernie Williams, S (1, 10) <small>OBP: 0.397, SLG: 0.510</small>										4	0	1	1	0	0	1	
Tino Martinez, L (1, 3) <small>OBP: 0.343, SLG: 0.429</small>										4	1	1	0	0	0	0	
Mariano Duncan, R (1, 4) <small>OBP: 0.331, SLG: 0.468</small> Andy Fox, L (9, 4) <small>OBP: 0.260, SLG: 0.185</small>										3	1	2	2	0	0	0	
Gerald Williams, R (1, 7) <small>OBP: 0.403, SLG: 0.549</small>										3	0	1	0	0	0	1	
Ruben Rivera, R (1, 8) <small>OBP: 0.500, SLG: 0.581</small>										3	0	0	0	0	1	2	
Derek Jeter, R (1, 6) <small>OBP: 0.378, SLG: 0.365</small>										3	1	1	0	0	0	1	
Inning Stats	R: 0 H: 0 E: 0 K: 0 S: 12	R: 4 H: 4 E: 0 K: 2 S: 19	R: 0 H: 0 E: 0 K: 0 S: 8	R: 0 H: 1 E: 0 K: 0 S: 6	R: 1 H: 2 E: 0 K: 0 S: 9	R: 0 H: 1 E: 0 K: 0 S: 9	R: 0 H: 0 E: 0 K: 1 S: 5	R: 0 H: 0 E: 0 K: 0 S: 3	R: 0 H: 0 E: 0 K: 0 S: 3	1B: 6 2B: 0 3B: 0 HR: 2	SF: 0 SAC: 1 DP: 0 HBP: 0	WP: 0 PA: 33 SB: 0 CS: 1					
PITCHER	IP: 8.0 WLS: L BF: 32 ERA: 5.74	H: 8 R: 5 ER: 5 SO: 3 BB: 1 IBB: 0 HBP: 0 BLK: 0 WP: 0 HR: 2 S: 71 P: 115 ERA: 5.62 WHIP: 1.125	PITCHER	IP: 8.0 WLS: L BF: 32 ERA: 5.74	H: 8 R: 5 ER: 5 SO: 3 BB: 1 IBB: 0 HBP: 0 BLK: 0 WP: 0 HR: 2 S: 71 P: 115 ERA: 5.62 WHIP: 1.125												

Toronto Blue Jays @ New York Yankees
 Yankee Stadium, Bronx, NY
 Tue Jun 04 1996, 7:05 PM EDT
 Att: 17,368 - Unknown - 69 F

AB	30
R	5
H	8
RBI	5
BB	1
SO	3
LOB	6



Batter	1	2	3	4	5	6	7	8	9	AB	R	H	RBI	BB	SO	LOB	TOP					
Jacob Brumfield, R OBP: 0.314, SLG: 0.487										5	1	1	0	1	0	2	Toronto Blue Jays @ New York Yankees Yankee Stadium, Bronx, NY Wed Jun 05 1996, 7:05 PM EDT Att: 17,142 - Unknown - 78 F					
Alex Gonzalez, R OBP: 0.391, SLG: 0.426										5	3	3	2	1	0	2						
Juan Samuel, R OBP: 0.274, SLG: 0.486										5	2	2	2	0	0	1						
Joe Carter, R OBP: 0.361, SLG: 0.571										3	1	1	1	0	0	1						
John Olerud, L OBP: 0.400, SLG: 0.497										1	1	0	0	0	0	0						
Ed Sprague, R OBP: 0.365, SLG: 0.535										4	2	3	1	0	0	0						
Robert Perez, R OBP: 0.315, SLG: 0.373										5	0	0	1	0	0	3						
Charlie O'Brien, R OBP: 0.365, SLG: 0.495										4	0	0	0	1	2	4						
Domingo Cedeño, S OBP: 0.345, SLG: 0.388										5	1	2	0	0	2	3						
Tomas Perez, S OBP: 0.294, SLG: 0.353										5	1	3	0	0	0	3						
Inning Stats	R: 4 E: 1 K: 0 S: 20	H: 4 LOB: 2 BB: 1 P: 33	R: 0 E: 0 K: 0 S: 6	H: 1 LOB: 1 BB: 0 P: 8	R: 0 E: 0 K: 1 S: 10	H: 0 LOB: 1 BB: 1 P: 19	R: 2 E: 0 K: 0 S: 11	H: 2 LOB: 0 BB: 0 P: 18	R: 2 E: 1 K: 1 S: 20	H: 3 LOB: 1 BB: 0 P: 28	R: 4 E: 0 K: 0 S: 14	H: 3 LOB: 1 BB: 1 P: 24	R: 0 E: 0 K: 0 S: 3	H: 0 LOB: 0 BB: 0 P: 6	R: 0 E: 0 K: 0 S: 6	H: 0 LOB: 0 BB: 0 P: 10	R: 0 E: 0 K: 2 S: 16	H: 1 LOB: 2 BB: 1 P: 29	1B: 9 2B: 3 3B: 0 HR: 2	SF: 0 SAC: 0 DP: 0 HBP: 1	WP: 0 PB: 1 CS: 0	PA: 47
PITCHER	IP WLS BF H R ER SO BB IBB HBP BLK WP HR S P ERA WHIP																					
Jimmy Key, L ERA: 7.06	(1, 1) 4.2 L 26 9 8 7 2 2 0 0 0 0 0 1 58 91 13.50 2.357																					
Mark Hutton, R ERA: 13.5	(5, 1) 0.1 5 2 3 3 0 1 0 0 1 0 0 0 14 28 81.00 9.000																					
Bob Wickman, R ERA: 4.71	(6, 1) 1.0 5 2 1 1 0 0 0 0 0 0 0 1 9 11 9.00 2.000																					
Steve Howe, L ERA: 5.06	(7, 1) 2.0 6 0 0 0 0 0 0 0 0 0 0 0 9 16 0.00 0.000																					
Jeff Nelson, R ERA: 5.32	(9, 1) 1.0 5 1 0 0 2 1 0 0 0 0 0 0 16 29 0.00 2.000																					

Batter	1	2	3	4	5	6	7	8	9	AB	R	H	RBI	BB	SO	LOB	BOTTOM					
Wade Boggs, L OBP: 0.398, SLG: 0.415										4	1	1	0	0	0	0	Toronto Blue Jays @ New York Yankees Yankee Stadium, Bronx, NY Wed Jun 05 1996, 7:05 PM EDT Att: 17,142 - Unknown - 78 F					
Matt Howard, R OBP: 0.211, SLG: 0.235										4	1	1	0	1	0	1						
Joe Girardi, R OBP: 0.328, SLG: 0.327										4	1	1	0	1	0	2						
Paul O'Neill, L OBP: 0.469, SLG: 0.516										4	0	0	0	0	1	5						
Tino Martinez, L OBP: 0.338, SLG: 0.421										4	0	1	2	1	1	0						
Andy Fox, L OBP: 0.257, SLG: 0.182										4	0	1	2	1	1	0						
Ruben Sierra, S OBP: 0.344, SLG: 0.420										3	1	1	0	0	0	3						
Mariano Duncan, R OBP: 0.331, SLG: 0.465										4	1	2	0	0	1	3						
Jim Leyritz, R OBP: 0.354, SLG: 0.441										3	0	0	1	0	2	1						
Gerald Williams, R OBP: 0.406, SLG: 0.556										4	1	2	0	0	1	3						
Ruben Rivera, R OBP: 0.457, SLG: 0.529										3	0	0	1	0	2	1						
2 Derek Jeter, R OBP: 0.380, SLG: 0.386										4	2	2	2	0	1	1						
Inning Stats	R: 0 E: 0 K: 0 S: 8	H: 0 LOB: 1 BB: 1 P: 17	R: 1 E: 0 K: 1 S: 13	H: 2 LOB: 0 BB: 0 P: 16	R: 2 E: 0 K: 0 S: 11	H: 2 LOB: 1 BB: 1 P: 19	R: 0 E: 0 K: 1 S: 9	H: 0 LOB: 0 BB: 0 P: 15	R: 1 E: 1 K: 2 S: 19	H: 2 LOB: 3 BB: 1 P: 30	R: 1 E: 0 K: 0 S: 10	H: 1 LOB: 0 BB: 0 P: 17	R: 0 E: 0 K: 1 S: 8	H: 0 LOB: 0 BB: 0 P: 11	R: 2 E: 1 K: 2 S: 14	H: 3 LOB: 1 BB: 0 P: 22	R: 0 E: 0 K: 0 S: 6	H: 0 LOB: 0 BB: 0 P: 6	1B: 7 2B: 2 3B: 0 HR: 1	SF: 1 SAC: 0 DP: 0 HBP: 0	WP: 2 PB: 0 CS: 0	PA: 41
PITCHER	IP WLS BF H R ER SO BB IBB HBP BLK WP HR S P ERA WHIP																					
Pat Hentgen, R ERA: 4.0	(1, 1) 6.0 W 29 7 5 4 4 3 0 0 0 0 0 0 70 114 6.00 1.667																					
Tony Castillo, L ERA: 4.09	(7, 1) 1.0 3 0 0 0 1 0 0 0 0 0 0 0 8 11 0.00 0.000																					
Tim Crabtree, R ERA: 1.69	(8, 1) 1.0 6 3 2 2 2 0 0 0 0 0 0 0 14 22 18.00 3.000																					
Mike Timlin, R ERA: 3.86	(9, 1) 1.0 3 0 0 0 0 0 0 0 0 0 0 0 6 6 0.00 0.000																					

AB	42
R	12
H	14
RBI	9
BB	4
SO	4
LOB	19



AB	37
R	7
H	10
RBI	6
BB	3
SO	7
LOB	16



Batter	1	2	3	4	5	6	7	8	9	AB	R	H	RBI	BB	SO	LOB	TOP					
Otis Nixon, S (1, 8) <small>OBP: 0.373, SLG: 0.318</small> Juan Samuel, R (7, 9) <small>OBP: 0.270, SLG: 0.479</small>										3	0	1	0	0	1	0	Toronto Blue Jays @ New York Yankees Yankee Stadium, Bronx, NY Thu Jun 06 1996, 7:05 PM EDT Att: 18,475 - Unknown - 74 F					
Alex Gonzalez, R (1, 6) <small>OBP: 0.285, SLG: 0.418</small>										4	0	0	0	0	3	3						
Carlos Delgado, L (1, 3) <small>OBP: 0.367, SLG: 0.474</small>										4	0	0	0	0	0	0						
Joe Carter, R (1, 10) <small>OBP: 0.359, SLG: 0.564</small>										3	1	0	0	1	1	0						
Ed Sprague, R (1, 5) <small>OBP: 0.371, SLG: 0.546</small>										3	0	2	0	1	0	0						
Jacob Brumfield, R (1, 9) <small>OBP: 0.304, SLG: 0.470</small>										4	0	0	1	0	0	3						
Charlie O'Brien, R (1, 2) <small>OBP: 0.361, SLG: 0.485</small>										4	0	1	0	0	2	2						
Robert Perez, R (1, 7) <small>OBP: 0.333, SLG: 0.389</small>										3	0	2	0	0	0	1						
Tomás Pérez, S (1, 4) <small>OBP: 0.250, SLG: 0.300</small>										3	0	0	0	0	1	2						
Inning Stats	R: 0 E: 0 K: 2 S: 10	H: 0 LOB: 0 BB: 0 P: 12	R: 0 E: 0 K: 0 S: 9	H: 0 LOB: 0 BB: 0 P: 11	R: 0 E: 0 K: 2 S: 16	H: 2 LOB: 0 BB: 0 P: 20	R: 0 E: 0 K: 1 S: 9	H: 0 LOB: 1 BB: 1 P: 14	R: 0 E: 0 K: 0 S: 8	H: 1 LOB: 0 BB: 0 P: 12	R: 0 E: 0 K: 1 S: 9	H: 0 LOB: 0 BB: 0 P: 16	R: 0 E: 0 K: 1 S: 10	H: 1 LOB: 1 BB: 0 P: 17	R: 0 E: 0 K: 0 S: 6	H: 1 LOB: 1 BB: 0 P: 7	R: 1 E: 0 K: 1 S: 13	H: 1 LOB: 1 BB: 1 P: 19	1B: 3 2B: 3 3B: 0 HR: 0	SF: 0 SAC: 0 DP: 1 HBP: 0	WP: 0 PB: 0 SB: 0 CS: 0	PA: 34
PITCHER	IP WLS BF H R ER SO BB IBB HBP BLK WP HR S P ERA WHIP																					
Andy Pettitte, L (1, 1) <small>ERA: 4.15</small>	9.0 W 34 6 1 1 8 2 0 0 0 0 0 0 90 128 1.00 0.889																					

Batter	1	2	3	4	5	6	7	8	9	AB	R	H	RBI	BB	SO	LOB	BOTTOM			
Wade Boggs, L (1, 5) <small>OBP: 0.400, SLG: 0.417</small> Matt Howard, R (8, FH) <small>OBP: 0.200, SLG: 0.222</small>										4	2	2	0	0	0	0	Toronto Blue Jays @ New York Yankees Yankee Stadium, Bronx, NY Thu Jun 06 1996, 7:05 PM EDT Att: 18,475 - Unknown - 74 F			
Bernie Williams, S (1, 8) <small>OBP: 0.404, SLG: 0.529</small>										4	1	3	2	0	1	0				
Paul O'Neill, L (1, 9) <small>OBP: 0.465, SLG: 0.510</small>										4	1	1	1	0	1	2				
Tino Martínez, L (1, 3) <small>OBP: 0.340, SLG: 0.427</small>										4	1	2	2	0	1	0				
Ruben Sierra, S (1, 10) <small>OBP: 0.338, SLG: 0.411</small>										4	0	0	0	0	2	2				
Jim Leyritz, R (1, 2) <small>OBP: 0.359, SLG: 0.434</small>										2	1	0	0	2	1	0				
Mariano Duncan, R (1, 4) <small>OBP: 0.338, SLG: 0.470</small> Andy Fox, L (7, PR) <small>OBP: 0.267, SLG: 0.239</small>										3	0	2	0	0	1	0				
Gerald Williams, R (1, 7) <small>OBP: 0.408, SLG: 0.554</small>										4	0	2	0	0	0	1				
Derek Jeter, R (1, 6) <small>OBP: 0.378, SLG: 0.383</small>										4	1	1	0	0	1	4				
Inning Stats	R: 0 E: 0 K: 1 S: 9	H: 1 LOB: 0 BB: 0 P: 14	R: 0 E: 0 K: 2 S: 10	H: 1 LOB: 0 BB: 0 P: 16	R: 2 E: 0 K: 1 S: 18	H: 4 LOB: 1 BB: 0 P: 27	R: 0 E: 0 K: 0 S: 9	H: 0 LOB: 0 BB: 0 P: 12	R: 0 E: 0 K: 0 S: 11	H: 0 LOB: 0 BB: 0 P: 17	R: 0 E: 0 K: 0 S: 6	H: 1 LOB: 0 BB: 0 P: 11	R: 0 E: 0 K: 2 S: 17	H: 2 LOB: 3 BB: 1 P: 26	R: 6 E: 0 K: 2 S: 26	H: 6 LOB: 1 BB: 1 P: 46	1B: 10 2B: 4 3B: 0 HR: 1	SF: 0 SAC: 0 DP: 3 HBP: 0	WP: 0 PB: 0 SB: 0 CS: 1	PA: 37
PITCHER	IP WLS BF H R ER SO BB IBB HBP BLK WP HR S P ERA WHIP																			
Paul Quantrill, R (1, 1) <small>ERA: 5.69</small> Woody Williams, R (7, 1) <small>ERA: 7.71</small> Paul Spoljaric, L (8, 1) <small>ERA: 18.0</small>	6.2 L 26 8 2 2 2 0 0 0 0 0 0 0 10 14 2.70 1.350	0.1 3 2 2 2 0 0 0 0 0 0 0 0 10 14 54.00 6.000	1.0 8 4 4 4 2 0 1 0 0 0 0 1 21 39 36.00 4.000																	

AB 32
R 1
H 6
RBI 1
BB 2
SO 8
LOB 12



AB 35
R 8
H 14
RBI 8
BB 2
SO 9
LOB 10




Batter	1	2	3	4	5	6	7	8	9	AB	R	H	RBI	BB	SO	LOB	TOP					
Wade Boggs, L (1, 5) OBP: 0.405, SLG: 0.421	G4-3		G3							5	1	3	0	0	0	0	New York Yankees @ Detroit Tigers Tiger Stadium, Detroit, MI Fri Jun 07 1996, 7:05 PM EDT Att: 16,350 - Unknown - 75 F					
Bernie Williams, S (1, 8) OBP: 0.404, SLG: 0.538	G4-6-3 1B		G5-3							5	1	2	2	0	2							
Paul O'Neill, L (1, 9) OBP: 0.464, SLG: 0.508	G4-6-3 1-2									5	0	2	1	0	1							
Tino Martinez, L (1, 3) OBP: 0.341, SLG: 0.429										4	0	1	0	1	1							
Ruben Sierra, S (1, 10) OBP: 0.343, SLG: 0.428										4	1	2	1	1	0							
Mariano Duncan, R (1, 4) OBP: 0.326, SLG: 0.453										5	0	0	0	0	3							
Joe Girardi, R (1, 2) OBP: 0.335, SLG: 0.327										0	0	0	0	2	0							
Jim Leyritz, R (5, 2) OBP: 0.353, SLG: 0.426										2	0	0	0	0	1							
Gerald Williams, R (1, 7) OBP: 0.404, SLG: 0.541										3	1	0	0	1	1							
2 Derek Jeter, R (1, 6) OBP: 0.376, SLG: 0.376										3	1	0	0	1	0							
Inning Stats	R: 0 E: 0 K: 0 S: 5	H: 1 LOB: 0 BB: 0 P: 7	R: 1 E: 0 K: 2 S: 10	H: 1 LOB: 1 BB: 1 P: 21	R: 0 E: 0 K: 0 S: 6	H: 0 LOB: 0 BB: 0 P: 12	R: 0 E: 0 K: 1 S: 16	H: 2 LOB: 3 BB: 1 P: 25	R: 3 E: 0 K: 0 S: 13	H: 3 LOB: 1 BB: 1 P: 21	R: 1 E: 0 K: 1 S: 18	H: 1 LOB: 1 BB: 1 P: 32	R: 0 E: 0 K: 3 S: 11	H: 1 LOB: 2 BB: 1 P: 22	R: 0 E: 0 K: 1 S: 8	H: 1 LOB: 1 BB: 0 P: 11	R: 0 E: 0 K: 1 S: 7	H: 0 LOB: 1 BB: 1 P: 18	1B: 7 2B: 1 3B: 1 HR: 1	SF: 0 SAC: 0 DP: 1 HBP: 0	WP: 1 PB: 0 SB: 1 CS: 0	PA: 42
PITCHER	IP	WLS	BF	H	R	ER	SO	BB	IBB	HBP	BLK	WP	HR	S	P	ERA	WHIP					
Brian Williams, R (1, 1) ERA: 6.13	6.0		29	8	5	5	4	4	0	0	0	0	1	68	118	7.50	2.000					
Mike Myers, L (7, 1) ERA: 5.23	0.1		3	1	0	0	1	1	0	0	0	0	0	5	13	0.00	6.000					
Richie Lewis, R (7, 1) ERA: 3.29	2.2	W	10	1	0	0	4	1	0	0	0	1	0	21	38	0.00	0.750					

Batter	1	2	3	4	5	6	7	8	9	AB	R	H	RBI	BB	SO	LOB	BOTTOM					
Curtis Pride, L (1, 7) OBP: 0.382, SLG: 0.519	G4-3 2B									5	2	4	1	0	1	2	New York Yankees @ Detroit Tigers Tiger Stadium, Detroit, MI Fri Jun 07 1996, 7:05 PM EDT Att: 16,350 - Unknown - 75 F					
Chad Curtis, R (1, 8) OBP: 0.324, SLG: 0.317	G4-3									4	0	0	1	0	0	3						
Tony Clark, S (9, PH)	2-3									1	0	0	0	0	1	1						
Travis Fryman, R (1, 5) OBP: 0.339, SLG: 0.474	G6-3									5	1	3	2	0	1	1						
Cecil Fielder, R (1, 3) OBP: 0.343, SLG: 0.484										4	0	1	0	0	2	3						
Bobby Higginson, L (1, 9) OBP: 0.341, SLG: 0.432										4	0	1	1	0	1	2						
Eddie Williams, R (1, 10) OBP: 0.307, SLG: 0.380										4	1	0	0	0	1	1						
Raul Casanova, S (1, 2) OBP: 0.190, SLG: 0.375										4	0	1	0	0	1	0						
Mark Lewis, R (1, 4) OBP: 0.343, SLG: 0.482										4	1	2	1	0	1	0						
Chris Gomez, R (1, 6) OBP: 0.359, SLG: 0.287										3	1	1	0	1	0	3						
Kimera Barteo, R (9, PR) OBP: 0.189, SLG: 0.167										0	0	0	0	0	0	0						
Inning Stats	R: 0 E: 0 K: 1 S: 13	H: 1 LOB: 0 BB: 0 P: 19	R: 1 E: 1 K: 1 S: 16	H: 2 LOB: 2 BB: 0 P: 24	R: 1 E: 0 K: 0 S: 10	H: 2 LOB: 1 BB: 0 P: 17	R: 1 E: 0 K: 1 S: 9	H: 2 LOB: 1 BB: 0 P: 14	R: 0 E: 0 K: 1 S: 7	H: 1 LOB: 0 BB: 0 P: 10	R: 0 E: 0 K: 2 S: 17	H: 2 LOB: 1 BB: 1 P: 29	R: 0 E: 0 K: 1 S: 6	H: 0 LOB: 0 BB: 0 P: 7	R: 1 E: 0 K: 1 S: 9	H: 3 LOB: 1 BB: 0 P: 10	1B: 10 2B: 3 3B: 0 HR: 0	SF: 0 SAC: 0 DP: 1 HBP: 0	WP: 0 PB: 0 SB: 0 CS: 0	PA: 39		
PITCHER	IP	WLS	BF	H	R	ER	SO	BB	IBB	HBP	BLK	WP	HR	S	P	ERA	WHIP					
Ramiro Mendoza, R (1, 1) ERA: 5.74	6.0		27	8	4	3	5	1	0	0	0	0	0	63	99	4.50	1.500					
42 Mariano Rivera, R (7, 1) ERA: 1.5	2.0		8	2	1	1	3	0	0	0	0	0	0	21	30	4.50	1.000					
Jeff Nelson, R (9, 1) ERA: 5.55	0.2	L	4	3	1	1	1	0	0	0	0	0	0	9	10	13.50	4.500					

Batter	1	2	3	4	5	6	7	8	9	AB	R	H	RBI	BB	SO	LOB	TOP				
Wade Boggs, L OBP: 0.397, SLG: 0.413 Mariano Duncan, R OBP: 0.324, SLG: 0.449	F7	G4-3		G6-3		F7		FC6-4		4	0	0	0	0	0	4					
Matt Howard, R OBP: 0.280, SLG: 0.409	FC5-4 1B		L9				G4-3			4	3	2	1	1	0	0					
Paul O'Neill, L OBP: 0.463, SLG: 0.505	FC5-4 1B		F8		G3		P5			5	1	2	0	0	0	0					
Bernie Williams, S OBP: 0.409, SLG: 0.576	FC5-4 1B						E7			5	2	3	3	0	0	2					
Tino Martinez, L OBP: 0.343, SLG: 0.441 Andy Fox, L OBP: 0.267, SLG: 0.239	K		F9				F9			5	1	2	1	0	1	2					
Ruben Sierra, S OBP: 0.345, SLG: 0.424										4	0	1	0	1	0	3					
Jim Leyritz, R OBP: 0.348, SLG: 0.415										3	0	0	1	0	0	2					
Ruben Rivera, R OBP: 0.431, SLG: 0.474										4	0	0	0	1	0	4					
2 Derek Jeter, R OBP: 0.378, SLG: 0.379										4	0	2	0	0	0	2					
Inning Stats	R: 1 E: 0 K: 1 S: 13	H: 2 LOB: 1 BB: 0 P: 23	R: 0 E: 0 K: 0 S: 9	H: 0 LOB: 2 BB: 2 P: 19	R: 1 E: 0 K: 0 S: 9	H: 1 LOB: 0 BB: 0 P: 14	R: 0 E: 0 K: 0 S: 10	H: 1 LOB: 2 BB: 0 P: 15	R: 3 E: 0 K: 0 S: 15	H: 3 LOB: 0 BB: 0 P: 23	R: 0 E: 1 K: 0 S: 9	H: 0 LOB: 1 BB: 0 P: 15	R: 0 E: 0 K: 0 S: 10	H: 2 LOB: 2 BB: 0 P: 16	R: 2 E: 0 K: 0 S: 11	H: 3 LOB: 2 BB: 1 P: 19	1B: 8 2B: 0 3B: 0 HR: 4	SF: 1 SAC: 0 DP: 0 HBP: 1	WP: 0 PB: 0 SB: 1 CS: 0	PA: 44	
PITCHER	IP	WLS	BF	H	R	ER	SO	BB	IBB	HBP	BLK	WP	HR	S	P	ERA	WHIP				
Tom Urbani, L ERA: 8.44	4.1		23	7	5	5	1	2	0	1	0	0	4	50	85	10.38	2.077				
Gregg Olson, R ERA: 5.31	2.2	W	9	0	0	0	0	0	0	0	0	0	0	23	34	0.00	0.000				
Mike Walker, R ERA: 7.45	1.0		8	4	2	2	0	1	0	0	0	0	0	14	24	18.00	5.000				
Mike Myers, L ERA: 5.17	0.1		2	1	0	0	0	0	0	0	0	0	0	3	5	0.00	3.000				
Richie Lewis, R ERA: 3.23	0.2	S	2	0	0	0	0	0	0	0	0	0	0	4	6	0.00	0.000				
Batter	1	2	3	4	5	6	7	8	9	AB	R	H	RBI	BB	SO	LOB	BOTTOM				
Chad Curtis, R OBP: 0.330, SLG: 0.323	HBP	F9	L9							5	1	3	1	0	0	3					
Mark Lewis, R OBP: 0.336, SLG: 0.474	F9	SF9								4	0	0	1	0	1	3					
Travis Fryman, R OBP: 0.341, SLG: 0.474 Alan Trammell, R OBP: 0.302, SLG: 0.286	HBP	PO	F7	G1-3						0	1	0	0	0	0	0					
Cecil Fielder, R OBP: 0.349, SLG: 0.491										3	0	2	2	1	1	0					
Eddie Williams, R OBP: 0.313, SLG: 0.381 Bobby Higginson, L OBP: 0.346, SLG: 0.438										2	1	1	0	1	0	1					
Tony Clark, S OBP: 0.200, SLG: 0.200										4	0	1	1	0	2	3					
Chris Gomez, R OBP: 0.355, SLG: 0.279										3	1	0	0	1	1	2					
John Flaherty, R OBP: 0.295, SLG: 0.390										4	2	2	3	0	1	0					
Kimera Barteo, R OBP: 0.244, SLG: 0.225										4	1	3	1	0	0	0					
Inning Stats	R: 3 E: 0 K: 0 S: 14	H: 3 LOB: 1 BB: 1 P: 24	R: 1 E: 0 K: 0 S: 9	H: 2 LOB: 0 BB: 0 P: 17	R: 4 E: 0 K: 1 S: 16	H: 3 LOB: 1 BB: 2 P: 28	R: 0 E: 0 K: 0 S: 8	H: 1 LOB: 1 BB: 0 P: 13	R: 0 E: 0 K: 0 S: 10	H: 0 LOB: 0 BB: 0 P: 15	R: 0 E: 0 K: 0 S: 7	H: 1 LOB: 0 BB: 0 P: 12	R: 0 E: 0 K: 1 S: 8	H: 1 LOB: 1 BB: 0 P: 12	R: 1 E: 0 K: 3 S: 17	H: 2 LOB: 1 BB: 0 P: 23	1B: 11 2B: 2 3B: 0 HR: 0	SF: 1 SAC: 0 DP: 1 HBP: 1	WP: 0 PB: 0 SB: 2 CS: 1	PA: 39	
PITCHER	IP	WLS	BF	H	R	ER	SO	BB	IBB	HBP	BLK	WP	HR	S	P	ERA	WHIP				
Kenny Rogers, L ERA: 4.53	2.2	L	18	8	8	8	1	3	0	1	0	0	0	37	66	27.00	4.125				
Bob Wickman, R ERA: 4.31	3.1		11	2	0	0	1	0	0	0	0	0	0	27	43	0.00	0.600				
Jeff Nelson, R ERA: 5.47	2.0		9	3	1	1	4	0	0	0	0	0	0	25	35	4.50	1.500				


New York Yankees @ Detroit Tigers
Tiger Stadium, Detroit, MI
Sat Jun 08 1996, 3:33 AM EDT
Att: 20,173 - Sunny - 76 F

AB 39
R 7
H 12
RBI 6
BB 3
SO 1
LOB 21



New York Yankees @ Detroit Tigers
Tiger Stadium, Detroit, MI
Sat Jun 08 1996, 3:33 AM EDT
Att: 20,173 - Sunny - 76 F

AB 33
R 7
H 13
RBI 9
BB 3
SO 6
LOB 12



WP: 0
PB: 0
SB: 2
CS: 1

Batter	1	2	3	4	5	6	7	8	9	AB	R	H	RBI	BB	SO	LOB	TOP								
Wade Boggs, L (1, 10) OBP: 0.314, SLG: 0.439	L9		G4-3	F7			G3		PB	5	1	2	1	0	0	0	New York Yankees @ Toronto Blue Jays SkyDome, Toronto, ON Wed Jun 12 1996, 3:33 AM EDT Att: 44,238 - Sunny - 72 F								
Bernie Williams, S (1, 8) OBP: 0.409, SLG: 0.556	1B		PB	1B			G3		1B	4	1	1	0	1	2	2									
Paul O'Neill, L (1, 9) OBP: 0.455, SLG: 0.495	1B		F7				G4-3			5	0	1	1	0	1	2									
Tino Martinez, L (1, 3) OBP: 0.351, SLG: 0.467	P4		1B	PB			F9			4	1	2	0	1	0	2									
Ruben Sierra, S (1, 7) OBP: 0.341, SLG: 0.407	G4-3		E	1B						4	0	1	0	1	1	4									
Jim Leyritz, R (1, 2)			E5							3	0	2	1	1	1	2									
2 Derek Jeter, R (1, 6) OBP: 0.378, SLG: 0.384			1B	L9						4	0	0	0	0	1	4									
Andy Fox, L (1, 5) OBP: 0.278, SLG: 0.259	G3									3	0	0	0	0	1	1									
Gerald Williams, R (8, PH) OBP: 0.397, SLG: 0.529										1	0	0	0	0	0	1									
Tim McIntosh, R (8, 5)										0	0	0	0	0	0	0									
Matt Howard, R (1, 4) OBP: 0.206, SLG: 0.290	G5-3			L9						4	1	0	0	0	1	1									
Inning Stats	R: 0 E: 0 K: 0 S: 8	H: 1 LOB: 2 BB: 1 P: 17	R: 0 E: 0 K: 1 S: 8	H: 1 LOB: 1 BB: 0 P: 13	R: 2 E: 1 K: 0 S: 10	H: 3 LOB: 2 BB: 1 P: 17	R: 0 E: 0 K: 1 S: 9	H: 0 LOB: 0 BB: 0 P: 10	R: 0 E: 0 K: 2 S: 11	H: 2 LOB: 2 BB: 0 P: 17	R: 0 E: 0 K: 1 S: 5	H: 0 LOB: 0 BB: 0 P: 8	R: 1 E: 0 K: 0 S: 13	H: 1 LOB: 0 BB: 0 P: 18	R: 0 E: 0 K: 1 S: 9	H: 0 LOB: 1 BB: 1 P: 16	R: 1 E: 1 K: 2 S: 15	H: 1 LOB: 2 BB: 1 P: 29	1B: 7 2B: 2 3B: 0 HR: 0	SF: 0 SAC: 0 DP: 0 HBP: 0	WP: 1 PB: 2 SB: 0 CS: 0	PA: 41			
PITCHER	IP	WLS	BF	H	R	ER	SO	BB	IBB	HBP	BLK	WP	HR	S	P	ERA	WHIP								
Marty Janzen, R (1, 1) ERA: 5.51	7.0	W	31	8	3	2	5	1	1	0	0	1	0	64	100	2.57	1.286								
Tony Castillo, L (8, 1) ERA: 3.79	2.0		10	1	1	0	3	2	0	0	0	0	0	24	45	0.00	1.500								

AB	37
R	4
H	9
RBI	3
BB	4
SO	8
LOB	19



Batter	1	2	3	4	5	6	7	8	9	AB	R	H	RBI	BB	SO	LOB	BOTTOM								
Jacob Brumfield, R (1, 8) OBP: 0.301, SLG: 0.447	G5-3		HR	2B					L9	4	2	1	0	1	1	1	New York Yankees @ Toronto Blue Jays SkyDome, Toronto, ON Wed Jun 12 1996, 3:33 AM EDT Att: 44,238 - Sunny - 72 F								
Domingo Cadeno, S (1, 4) OBP: 0.340, SLG: 0.379	G4-3		B2						F9	5	0	1	1	0	0	2									
Carlos Delgado, L (1, 10) OBP: 0.371, SLG: 0.498	K		HR							2	1	1	3	2	1	0									
Joe Carter, R (1, 7) OBP: 0.354, SLG: 0.562				SF7						4	0	1	1	0	3	2									
Ed Sprague, R (1, 5) OBP: 0.364, SLG: 0.544	FC4-6		G5-3							3	0	0	0	0	1	4									
John Olerud, L (1, 3) OBP: 0.386, SLG: 0.478	FC4-6		F9							4	1	2	0	0	0	1									
Shawn Green, L (1, 9) OBP: 0.290, SLG: 0.383	FC4-6			HR						4	1	2	1	0	0	2									
Sandy Martinez, L (1, 2) OBP: 0.272, SLG: 0.319	G1-3		G6-3							4	1	2	0	0	0	4									
Alex Gonzalez, R (1, 6) OBP: 0.288, SLG: 0.410				G6-3						4	1	2	1	0	0	2									
Inning Stats	R: 0 E: 0 K: 1 S: 10	H: 0 LOB: 0 BB: 0 P: 12	R: 0 E: 0 K: 1 S: 10	H: 1 LOB: 2 BB: 0 P: 16	R: 3 E: 0 K: 0 S: 13	H: 4 LOB: 1 BB: 0 P: 17	R: 3 E: 0 K: 1 S: 16	H: 3 LOB: 2 BB: 1 P: 27	R: 0 E: 0 K: 1 S: 8	H: 0 LOB: 1 BB: 1 P: 13	R: 0 E: 0 K: 0 S: 9	H: 1 LOB: 1 BB: 0 P: 13	R: 0 E: 0 K: 1 S: 10	H: 0 LOB: 1 BB: 1 P: 19	R: 0 E: 0 K: 1 S: 10	H: 0 LOB: 1 BB: 1 P: 19		1B: 6 2B: 4 3B: 0 HR: 2	SF: 1 SAC: 0 DP: 1 HBP: 2	WP: 0 PB: 0 SB: 1 CS: 0	PA: 40				
PITCHER	IP	WLS	BF	H	R	ER	SO	BB	IBB	HBP	BLK	WP	HR	S	P	ERA	WHIP								
Ramiro Mendoza, R (1, 1) ERA: 7.58	3.1	L	20	8	6	6	2	1	0	1	0	0	0	32	44	3.38	1.500								
Bob Wickman, R (4, 1) ERA: 4.25	2.2		12	3	1	1	3	1	0	1	0	0	0	19	32	0.00	1.000								
Mark Hutton, R (7, 1) ERA: 8.44	2.0		8	1	0	0	1	1	0	0	0	0	0	19	32	0.00	1.000								

AB	34
R	7
H	12
RBI	7
BB	3
SO	6
LOB	18



Batter	1	2	3	4	5	6	7	8	9	AB	R	H	RBI	BB	SO	LOB	TOP										
Kenny Lofton, L OBP: 0.382, SLG: 0.430										4	0	2	0	0	1	2	Cleveland Indians @ New York Yankees Yankee Stadium, Bronx, NY Fri Jun 14 1996, 7:05 PM EDT Att: 32,580 - Unknown - 82 F										
Julio Franco, R OBP: 0.419, SLG: 0.481										3	0	0	0	0	0	2											
Albert Belle, R OBP: 0.413, SLG: 0.687										3	0	1	0	1	0	1											
Eddie Murray, S OBP: 0.349, SLG: 0.397											4	0	0	0	0	2											
Jim Thome, L OBP: 0.441, SLG: 0.598											4	2	2	1	0	1		0									
Manny Ramirez, R OBP: 0.386, SLG: 0.565											3	0	0	0	0	1		1									
Jerome Burnitz, L OBP: 0.405, SLG: 0.483											1	1	1	1	0	0		0									
Carlos Baerga, S OBP: 0.295, SLG: 0.401											4	0	1	0	0	0		1									
Tony Peña, R OBP: 0.375, SLG: 0.386											3	0	1	1	0	0		0									
Wayne Kirby, L OBP: 0.333, SLG: 0.313											1	0	0	0	0	0		1									
Omar Vizquel, S OBP: 0.347, SLG: 0.385											3	0	1	0	0	0	0										
Inning Stats	R: 0 E: 0 K: 0 S: 10	H: 2 LOB: 1 BB: 0 P: 14	R: 1 E: 1 K: 1 S: 16	H: 3 LOB: 2 BB: 0 P: 25	R: 0 E: 0 K: 0 S: 5	H: 0 LOB: 0 BB: 1 P: 11	R: 1 E: 0 K: 1 S: 8	H: 1 LOB: 0 BB: 0 P: 11	R: 0 E: 0 K: 0 S: 13	H: 1 LOB: 0 BB: 0 P: 20	R: 0 E: 0 K: 0 S: 9	H: 0 LOB: 0 BB: 0 P: 16	R: 0 E: 0 K: 0 S: 6	H: 0 LOB: 0 BB: 0 P: 12	R: 0 E: 0 K: 0 S: 9	H: 2 LOB: 1 BB: 0 P: 15	1B: 6 2B: 1 3B: 0 HR: 2	SF: 0 SAC: 0 DP: 1 HBP: 1	WP: 0 PB: 0 SB: 0 CS: 1	PA: 35							
PITCHER	IP	WLS	BF	H	R	ER	SO	BB	IBB	HBP	BLK	WP	HR	S	P	ERA	WHIP										
Dwight Gooden, R ERA: 4.09	8.0	W	30	7	2	2	2	1	0	1	0	0	1	76	126	2.25	1.000										
John Wetteland, R ERA: 3.38	1.0	S	5	2	1	1	1	0	0	0	0	0	1	9	15	9.00	2.000										

Batter	1	2	3	4	5	6	7	8	9	AB	R	H	RBI	BB	SO	LOB	BOTTOM										
Wade Boggs, L OBP: 0.417, SLG: 0.438										1	0	1	1	2	0	0	Cleveland Indians @ New York Yankees Yankee Stadium, Bronx, NY Fri Jun 14 1996, 7:05 PM EDT Att: 32,580 - Unknown - 82 F										
Bernie Williams, S OBP: 0.398, SLG: 0.538										3	0	0	0	1	1	4											
Paul O'Neill, L OBP: 0.442, SLG: 0.478										4	0	0	0	0	1	2											
Tino Martinez, L OBP: 0.348, SLG: 0.464										4	1	1	0	0	1	0											
Ruben Sierra, S OBP: 0.344, SLG: 0.407										2	0	0	0	1	1	0											
Ruben Rivera, R OBP: 0.410, SLG: 0.426										1	0	0	0	0	1	0											
Mike Aldrete, L OBP: 0.220, SLG: 0.364										4	1	0	0	0	0	2											
Joe Girardi, R OBP: 0.339, SLG: 0.333										2	1	1	0	1	0	0											
2 Derek Jeter, R OBP: 0.377, SLG: 0.387										3	0	1	2	0	0	1											
Andy Fox, L OBP: 0.290, SLG: 0.286										3	1	2	1	0	0	0											
Inning Stats	R: 0 E: 0 K: 2 S: 10	H: 1 LOB: 0 BB: 0 P: 16	R: 0 E: 0 K: 1 S: 8	H: 0 LOB: 0 BB: 0 P: 10	R: 2 E: 0 K: 0 S: 13	H: 2 LOB: 1 BB: 1 P: 23	R: 0 E: 0 K: 1 S: 9	H: 0 LOB: 0 BB: 0 P: 13	R: 0 E: 0 K: 0 S: 10	H: 1 LOB: 2 BB: 1 P: 15	R: 2 E: 0 K: 0 S: 8	H: 2 LOB: 2 BB: 2 P: 16	R: 0 E: 0 K: 0 S: 6	H: 0 LOB: 1 BB: 1 P: 11	R: 0 E: 0 K: 1 S: 6	H: 0 LOB: 0 BB: 0 P: 10	1B: 5 2B: 2 3B: 0 HR: 0	SF: 1 SAC: 0 DP: 1 HBP: 0	WP: 0 PB: 0 SB: 1 CS: 1	PA: 33							
PITCHER	IP	WLS	BF	H	R	ER	SO	BB	IBB	HBP	BLK	WP	HR	S	P	ERA	WHIP										
Chad Ogea, R ERA: 8.14	5.2	L	24	5	4	4	4	3	0	0	0	0	0	55	86	6.35	1.412										
Eric Plunk, R ERA: 2.55	1.0		5	1	0	0	0	2	0	0	0	0	0	7	15	0.00	3.000										
Jim Poole, L ERA: 2.55	0.2		2	0	0	0	0	0	0	0	0	0	0	3	6	0.00	0.000										
Paul Shuey, R ERA: 8.22	0.2		2	0	0	0	1	0	0	0	0	0	0	5	7	0.00	0.000										


Batter	1	2	3	4	5	6	7	8	9	AB	R	H	RBI	BB	SO	LOB	TOP					
Kenny Lofton, L (1, 8) OBP: 0.382, SLG: 0.437										5	2	2	0	0	1	3	Cleveland Indians @ New York Yankees Yankee Stadium, Bronx, NY Sat Jun 15 1996, 3:33 AM EDT Att: 42,032 - Sunny - 82 F					
Jeromy Burnitz, L (9, 8) OBP: 0.405, SLG: 0.483										0	0	0	0	0	0	0						
Julio Franco, R (1, 3) OBP: 0.422, SLG: 0.485										4	1	2	1	1	0	3						
Herbert Perry, R (9, 3) OBP: 0.167, SLG: 0.182										0	0	0	0	0	0	0						
Albert Belle, R (1, 7) OBP: 0.413, SLG: 0.689										5	1	2	2	0	2	3						
Eddie Murray, S (1, 10) OBP: 0.346, SLG: 0.395										4	1	1	1	0	1	2						
Jim Thome, L (1, 5) OBP: 0.444, SLG: 0.611										4	2	2	2	1	2	2						
Carlos Baerga, S (1, 4) OBP: 0.300, SLG: 0.413										4	1	2	2	1	0	3						
Manny Ramirez, R (1, 9) OBP: 0.386, SLG: 0.575										5	1	2	2	0	1	2	AB 38 R 10 H 14 RBI 10 BB 4 SO 7 LOB 20					
Sandy Alomar Jr., R (1, 2) OBP: 0.311, SLG: 0.402										4	1	0	0	1	0	2						
Omar Vizquel, S (1, 6) OBP: 0.347, SLG: 0.385										3	0	1	0	0	0	0						
Inning Stats	R: 1 E: 0 K: 1 S: 16	H: 2 LOB: 2 BB: 1 P: 30	R: 0 E: 0 K: 0 S: 7	H: 0 LOB: 0 BB: 0 P: 11	R: 1 E: 0 K: 0 S: 16	H: 1 LOB: 0 BB: 1 P: 21	R: 2 E: 0 K: 0 S: 6	H: 1 LOB: 0 BB: 1 P: 15	R: 1 E: 0 K: 3 S: 19	H: 3 LOB: 2 BB: 0 P: 20	R: 1 E: 0 K: 1 S: 13	H: 2 LOB: 1 BB: 0 P: 22	R: 1 E: 0 K: 1 S: 12	H: 1 LOB: 1 BB: 1 P: 17	R: 2 E: 0 K: 1 S: 8	H: 2 LOB: 0 BB: 1 P: 17		1B: 6 2B: 5 3B: 0 HR: 3	SF: 1 SAC: 1 DP: 1 HBP: 0	WP: 0 PB: 0 SB: 3 CS: 0	PA: 44	
PITCHER	IP	WLS	BF	H	R	ER	SO	BB	IBB	HBP	BLK	WP	HR	S	P	ERA		WHIP				
Brian Boehringer, R (1, 1) ERA: 10.8	5.0	L	24	7	6	6	4	2	0	0	0	0	2	66	108	10.80		1.800				
Bob Wickman, R (6, 1) ERA: 4.26	2.0		10	4	1	1	1	0	0	0	0	0	0	22	38	4.50		2.000				
Jim Mecir, R (8, 1) ERA: 2.89	1.0		5	1	1	1	1	1	0	0	0	0	0	12	17	9.00		2.000				
Mark Hutton, R (9, 1) ERA: 9.95	1.0		5	2	2	2	1	1	0	0	0	0	1	8	17	18.00	3.000					

Batter	1	2	3	4	5	6	7	8	9	AB	R	H	RBI	BB	SO	LOB	BOTTOM						
Wade Boggs, L (1, 5) OBP: 0.410, SLG: 0.430										4	0	0	0	0	0	1	Cleveland Indians @ New York Yankees Yankee Stadium, Bronx, NY Sat Jun 15 1996, 3:33 AM EDT Att: 42,032 - Sunny - 82 F						
Bernie Williams, S (1, 8) OBP: 0.400, SLG: 0.537										4	0	2	0	0	0	0							
Paul O'Neill, L (1, 9) OBP: 0.439, SLG: 0.476										3	0	1	1	0	0	1							
Tino Martinez, L (1, 3) OBP: 0.343, SLG: 0.456										4	0	0	0	0	1	3							
Ruben Sierra, S (1, 10) OBP: 0.346, SLG: 0.415										3	1	1	0	1	0	0							
Jim Leyritz, R (1, 2) OBP: 0.360, SLG: 0.404										4	1	2	1	0	0	0							
Derek Jeter, R (1, 6) OBP: 0.370, SLG: 0.380										4	0	0	0	0	0	3							
Gerald Williams, R (1, 7) OBP: 0.400, SLG: 0.542										4	0	2	1	0	1	1							
Andy Fox, L (1, 4) OBP: 0.292, SLG: 0.287										3	1	1	0	0	0	1	AB 33 R 3 H 9 RBI 3 BB 1 SO 2 LOB 10						
Inning Stats	R: 0 E: 0 K: 1 S: 11	H: 1 LOB: 1 BB: 0 P: 16	R: 1 E: 0 K: 0 S: 7	H: 2 LOB: 0 BB: 1 P: 15	R: 1 E: 0 K: 0 S: 10	H: 2 LOB: 1 BB: 0 P: 18	R: 1 E: 0 K: 0 S: 11	H: 1 LOB: 0 BB: 0 P: 18	R: 0 E: 0 K: 0 S: 4	H: 0 LOB: 0 BB: 0 P: 6	R: 0 E: 0 K: 0 S: 5	H: 0 LOB: 0 BB: 0 P: 8	R: 0 E: 0 K: 0 S: 10	H: 1 LOB: 1 BB: 0 P: 13	R: 0 E: 0 K: 0 S: 7	H: 1 LOB: 1 BB: 0 P: 13		R: 0 E: 0 K: 1 S: 10	H: 1 LOB: 0 BB: 0 P: 15	1B: 6 2B: 2 3B: 1 HR: 0	SF: 1 SAC: 0 DP: 1 HBP: 0	WP: 0 PB: 0 SB: 0 CS: 1	PA: 36
PITCHER	IP	WLS	BF	H	R	ER	SO	BB	IBB	HBP	BLK	WP	HR	S	P	ERA		WHIP					
Charles Nagy, R (1, 1) ERA: 3.72	7.0	W	27	7	3	3	1	1	0	0	0	0	0	58	94	3.86		1.143					
Paul Assenmacher, L (8, 1) ERA: 1.59	1.0		4	1	0	0	0	0	0	0	0	0	0	7	13	0.00		1.000					
Julian Tavarez, R (9, 1) ERA: 9.95	1.0		4	1	0	0	1	0	0	0	0	0	0	10	15	0.00		1.000					

Batter	1	2	3	4	5	6	7	8	9	AB	R	H	RBI	BB	SO	LOB	TOP										
Kenny Lofton, L OBP: 0.382, SLG: 0.436	G3		PB BB 1B		F7	K				5	0	2	0	0	1	2	Cleveland Indians @ New York Yankees Yankee Stadium, Bronx, NY Sun Jun 16 1996, 3:33 AM EDT Att: 51,180 - Sunny - 81 F										
Julio Franco, R OBP: 0.421, SLG: 0.481	G6-3		PB BB 1B		L8 HR 1B	K				4	1	1	0	1	2	4											
Albert Belle, R OBP: 0.413, SLG: 0.682	FC6-4 BB		K		L8 HR 1B					4	1	1	0	1	2	2											
Eddie Murray, S OBP: 0.343, SLG: 0.391	FC6-4				L8					5	0	1	0	0	1	3											
Manny Ramirez, R OBP: 0.386, SLG: 0.585			K		FC6-4 BB E 1B					5	1	2	3	0	2	1											
Carlos Baerga, S OBP: 0.295, SLG: 0.407	F9				G5-3					4	0	0	0	1	0	1											
Tony Peña, R OBP: 0.388, SLG: 0.379										1	0	0	0	2	0	0											
Jeremy Burnitz, L OBP: 0.421, SLG: 0.533										1	1	1	0	0	0	0											
Sandy Alomar Jr., R OBP: 0.311, SLG: 0.402										0	0	0	0	0	0	0											
Alvaro Espinoza, R OBP: 0.318, SLG: 0.439										3	0	1	0	0	1	3											
Jim Thome, L OBP: 0.443, SLG: 0.608			G1-4-3		K					1	0	0	0	0	1	1											
Omar Vizquel, S OBP: 0.349, SLG: 0.387					FC5					4	0	2	1	0	0	5											
Inning Stats	R: 0 E: 0 K: 0 S: 7	H: 0 LOB: 1 BB: 1 P: 14	R: 0 E: 0 K: 1 S: 7	H: 0 LOB: 0 BB: 0 P: 12	R: 0 E: 0 K: 1 S: 15	H: 2 LOB: 2 BB: 1 P: 25	R: 0 E: 1 K: 1 S: 12	H: 1 LOB: 3 BB: 2 P: 24	R: 3 E: 0 K: 2 S: 15	H: 3 LOB: 0 BB: 0 P: 25	R: 0 E: 0 K: 2 S: 14	H: 1 LOB: 2 BB: 1 P: 21	R: 0 E: 0 K: 2 S: 15	H: 0 LOB: 0 BB: 0 P: 22	R: 1 E: 0 K: 2 S: 14	H: 3 LOB: 2 BB: 0 P: 22	R: 0 E: 0 K: 1 S: 13	H: 1 LOB: 1 BB: 0 P: 20	1B: 9 2B: 1 3B: 0 HR: 1	SF: 0 SAC: 0 DP: 0 HBP: 0	WP: 0 PB: 1 SB: 0 CS: 1	PA: 42					
PITCHER	IP	WLS	BF	H	R	ER	SO	BB	IBB	HBP	BLK	WP	HR	S	P	ERA	WHIP										
Andy Pettitte, L ERA: 4.3	5.0	W	24	6	3	3	3	4	0	0	0	0	1	56	100	5.40	2.000										
42 Mariano Rivera, R ERA: 1.54	2.2		12	3	1	1	5	1	0	0	0	0	0	39	59	3.38	1.500										
Steve Howe, L ERA: 5.94	0.0		1	1	0	0	0	0	0	0	0	0	0	1	1	∞	∞										
John Wetteland, R ERA: 3.21	1.1	S	5	1	0	0	2	0	0	0	0	0	0	16	25	0.00	0.750										

Batter	1	2	3	4	5	6	7	8	9	AB	R	H	RBI	BB	SO	LOB	BOTTOM										
Wade Boggs, L OBP: 0.314, SLG: 0.432	BB 1B 1B		F8 1B E		F8	CS	G4-3			4	2	2	0	1	0	1	Cleveland Indians @ New York Yankees Yankee Stadium, Bronx, NY Sun Jun 16 1996, 3:33 AM EDT Att: 51,180 - Sunny - 81 F										
Bernie Williams, S OBP: 0.408, SLG: 0.549	BB 1B		E 1B				2B FC6-2-1 1B			5	1	4	1	0	0	3											
Paul O'Neill, L OBP: 0.440, SLG: 0.479	1B BB		F8 1B		F8		FC6-2-1 2B			3	0	1	0	1	0	3											
Tino Martinez, L OBP: 0.345, SLG: 0.457			E9 FC5 1B				FC6-2-1 2B			4	0	2	3	0	1	2											
Ruben Sierra, S OBP: 0.345, SLG: 0.410	G4-6-3						2B K			3	0	0	0	1	2	3											
Mariano Duncan, R OBP: 0.308, SLG: 0.441										3	0	0	0	0	0	3											
2 Derek Jeter, R OBP: 0.369, SLG: 0.378	G4-3		FC5		G1-3					1	0	0	0	0	0	0											
Joe Girardi, R OBP: 0.342, SLG: 0.337										4	1	2	0	0	0	0											
Gerald Williams, R OBP: 0.402, SLG: 0.541										4	1	2	0	0	0	1											
Andy Fox, L OBP: 0.286, SLG: 0.281										2	0	0	1	0	0	1											
Jim Leyritz, R OBP: 0.358, SLG: 0.401										1	0	0	0	0	0	2											
Matt Howard, R OBP: 0.206, SLG: 0.290										0	0	0	0	0	0	0											
Inning Stats	R: 2 E: 0 K: 0 S: 10	H: 3 LOB: 0 BB: 1 P: 20	R: 0 E: 0 K: 0 S: 6	H: 0 LOB: 0 BB: 0 P: 7	R: 1 E: 1 K: 0 S: 14	H: 3 LOB: 3 BB: 1 P: 25	R: 2 E: 1 K: 0 S: 11	H: 2 LOB: 1 BB: 0 P: 16	R: 0 E: 0 K: 2 S: 14	H: 0 LOB: 0 BB: 0 P: 19	R: 0 E: 0 K: 0 S: 9	H: 1 LOB: 0 BB: 0 P: 14	R: 0 E: 0 K: 1 S: 14	H: 2 LOB: 2 BB: 0 P: 23	R: 0 E: 0 K: 0 S: 13	H: 2 LOB: 3 BB: 1 P: 21	1B: 11 2B: 2 3B: 0 HR: 0	SF: 0 SAC: 1 DP: 1 HBP: 0	WP: 0 PB: 0 SB: 0 CS: 1	PA: 39							
PITCHER	IP	WLS	BF	H	R	ER	SO	BB	IBB	HBP	BLK	WP	HR	S	P	ERA	WHIP										
Dennis Martinez, R ERA: 4.45	3.2	L	20	8	5	3	0	1	1	0	0	0	0	39	65	7.36	2.455										
Greg Swindell, L ERA: 6.84	3.1		12	3	0	0	3	0	0	0	0	0	0	39	59	0.00	0.900										
Julian Tavarez, R ERA: 3.52	0.1		3	2	0	0	0	0	0	0	0	0	0	9	13	0.00	6.000										
Paul Assenmacher, L ERA: 1.56	0.1		2	0	0	0	0	0	1	0	0	0	0	3	7	0.00	0.000										
Paul Shuey, R ERA: 7.66	0.1		1	0	0	0	0	0	0	0	0	0	0	1	1	0.00	0.000										

AB	37
R	4
H	11
RBI	4
BB	5
SO	10
LOB	22
C	

AB	34
R	5
H	13
RBI	5
BB	3
SO	3
LOB	19
	

Batter	1	2	3	4	5	6	7	8	9	AB	R	H	RBI	BB	SO	LOB	TOP										
Chuck Knoblauch, R OBP: 0.446, SLG: 0.517	3-2 WP 2B	3-1 1B		1-1 G5-3		4-2 BB			1-0 F9	4	1	2	0	1	0	0	Minnesota Twins @ New York Yankees Yankee Stadium, Bronx, NY Mon Jun 17 1996, 7:05 PM EDT Att: 16,189 - Unknown - 77 F										
Scott Stahovick, L OBP: 0.430, SLG: 0.579	1-2 2B	1-0 2B			2-1 1B	2-3 BB			2-0 G5-3	5	2	3	1	0	1	1											
Paul Molitor, R OBP: 0.381, SLG: 0.470	0-0 WP 2B	0-0 2B			0-1 G4-3 1B				2-3 BB	4	2	2	2	1	1	1											
Marty Cordova, R OBP: 0.387, SLG: 0.468	3-0 FC3-6 2B	0-0 1B			1-2 G4-3 1B				2-3 BB	4	0	1	1	0	1	3											
Greg Myers, L OBP: 0.332, SLG: 0.508	1-1 FC3-6 2B				2-1 G4-3 1B				0-3 BB	4	0	1	1	0	2	2											
Roberto Kelly, R OBP: 0.379, SLG: 0.438	2-1 2B				3-3 G4-6-3 1B				0-1 G1-3	4	0	1	0	0	1	2											
Dave Hollins, S OBP: 0.351, SLG: 0.371	0-1 G3-4				2-2 L7				0-1 G4-3	4	1	1	0	0	0	2											
Ron Coomer, R OBP: 0.387, SLG: 0.569	4-0 BB				0-0 G4-3				2-2 F9	3	0	1	0	1	0	0											
Pat Meares, R OBP: 0.300, SLG: 0.406	1-1 G6-3				0-0 G4-3				1-1 G4-3	4	0	0	0	0	0	4											
Inning Stats	R: 3 E: 0 K: 0 S: 17	H: 5 LOB: 3 BB: 1 P: 32	R: 0 E: 0 K: 0 S: 5	H: 2 LOB: 1 BB: 0 P: 9	R: 0 E: 0 K: 2 S: 9	H: 0 LOB: 0 BB: 0 P: 15	R: 0 E: 0 K: 0 S: 4	H: 0 LOB: 0 BB: 0 P: 5	R: 2 E: 0 K: 0 S: 11	H: 3 LOB: 0 BB: 0 P: 18	R: 1 E: 0 K: 1 S: 14	H: 2 LOB: 1 BB: 1 P: 24	R: 0 E: 0 K: 2 S: 11	H: 0 LOB: 1 BB: 1 P: 17	R: 0 E: 0 K: 0 S: 9	H: 0 LOB: 0 BB: 0 P: 10	1B: 8 2B: 4 3B: 0 HR: 0	SF: 0 SAC: 0 DP: 2 HBP: 0	WP: 2 PB: 0 CS: 0	PA: 39							
PITCHER	IP	WLS	BF	H	R	ER	SO	BB	IBB	HBP	BLK	WP	HR	S	P	ERA	WHIP										
Ramiro Mendoza, R ERA: 8.1	4.1	L	23	10	5	5	2	1	0	0	0	2	0	44	75	10.38	2.538										
Bob Wickman, R ERA: 4.3	1.2	6	2	1	1	1	1	1	0	0	0	0	0	16	28	5.40	1.800										
Jim Mecir, R ERA: 2.61	2.0	7	0	0	0	2	1	0	0	0	0	0	0	20	29	0.00	0.500										
Jeff Nelson, R ERA: 5.16	1.0	3	0	0	0	1	0	0	0	0	0	0	0	5	10	0.00	0.000										

Batter	1	2	3	4	5	6	7	8	9	AB	R	H	RBI	BB	SO	LOB	BOTTOM										
Wade Boggs, L OBP: 0.410, SLG: 0.424	2-0 F7								2-2 L6	4	0	0	0	1	0	3	Minnesota Twins @ New York Yankees Yankee Stadium, Bronx, NY Mon Jun 17 1996, 7:05 PM EDT Att: 16,189 - Unknown - 77 F										
Joe Girardi, R OBP: 0.348, SLG: 0.341	1-0 F9								1-0 BB	4	0	2	1	1	0	0											
Paul O'Neill, L OBP: 0.436, SLG: 0.471	2-0 F7								4-2 BB	4	0	0	0	1	0	4											
Andy Fox, L OBP: 0.286, SLG: 0.281									1-2 2-3 BB	0	0	0	0	0	0	0											
Bernie Williams, S OBP: 0.409, SLG: 0.551									3-2 F7	5	0	2	0	0	0	4											
Tino Martinez, L OBP: 0.347, SLG: 0.458									1-2 BB	4	0	2	0	0	0	0											
Jim Leyritz, R OBP: 0.397, SLG: 0.396									1-3 BB	2	1	0	0	1	2	2											
Ruben Sierra, S OBP: 0.343, SLG: 0.408									4-2 BB	1	0	0	0	0	1	2											
Mariano Duncan, R OBP: 0.319, SLG: 0.445									1-1 BB	3	2	2	0	1	0	2											
Gerald Williams, R OBP: 0.399, SLG: 0.533									0-0 BB	4	0	1	0	0	0	3											
Derek Jeter, R OBP: 0.367, SLG: 0.380									1-3 BB	4	0	1	2	0	2	3											
Inning Stats	R: 0 E: 0 K: 0 S: 3	H: 0 LOB: 0 BB: 0 P: 8	R: 0 E: 0 K: 1 S: 7	H: 0 LOB: 0 BB: 0 P: 12	R: 0 E: 0 K: 1 S: 15	H: 0 LOB: 3 BB: 3 P: 31	R: 0 E: 0 K: 1 S: 9	H: 2 LOB: 1 BB: 0 P: 11	R: 0 E: 0 K: 0 S: 5	H: 0 LOB: 0 BB: 0 P: 10	R: 0 E: 0 K: 0 S: 6	H: 1 LOB: 0 BB: 0 P: 7	R: 2 E: 0 K: 0 S: 26	H: 2 LOB: 1 BB: 1 P: 39	R: 0 E: 0 K: 1 S: 9	H: 2 LOB: 2 BB: 0 P: 12	R: 1 E: 0 K: 1 S: 20	H: 3 LOB: 3 BB: 1 P: 32	1B: 8 2B: 2 3B: 0 HR: 0	SF: 0 SAC: 0 DP: 2 HBP: 0	WP: 0 PB: 0 CS: 0	PA: 40					
PITCHER	IP	WLS	BF	H	R	ER	SO	BB	IBB	HBP	BLK	WP	HR	S	P	ERA	WHIP										
Scott Aldred, L ERA: 7.46	6.2	W	27	5	2	2	3	4	0	0	0	0	0	9	12	0.00	2.000										
Mike Milchin, L ERA: 3.69	1.0	5	2	0	0	0	0	0	0	0	0	0	0	9	12	0.00	2.000										
Mike Trombley, R ERA: 1.64	0.2	4	2	1	1	1	2	0	0	0	0	0	0	11	14	13.50	3.000										
Eddie Guardado, L ERA: 4.74	0.1	3	1	0	0	0	0	1	0	0	0	0	0	8	15	0.00	6.000										
Dan Naulty, R ERA: 2.79	0.1	S	1	0	0	0	0	0	0	0	0	0	0	4	7	0.00	0.000										

AB 36
R 6
H 12
RBI 5
BB 3
SO 6
LOB 15



AB 35
R 3
H 10
RBI 3
BB 5
SO 5
LOB 23



Batter	1	2	3	4	5	6	7	8	9	AB	R	H	RBI	BB	SO	LOB	TOP			
Chuck Knoblauch R (1,4) OBP: 0.443, SLG: 0.517	G6-3		G6-3					F8		4	0	1	0	0	0	0	Minnesota Twins @ New York Yankees Yankee Stadium, Bronx, NY Tue Jun 18 1996, 7:05 PM EDT Att: 17,593 - Unknown - 73 F			
Rich Becker L (1,8) OBP: 0.355, SLG: 0.412	K		K					G3-1		4	0	0	0	0	2	1				
Paul Molitor R (1,10) OBP: 0.382, SLG: 0.470	1B							L9		4	0	2	0	0	0	1				
Marty Cordova R (1,7) OBP: 0.389, SLG: 0.466	L8									3	0	1	0	1	0	1				
Dave Hollins S (1,5)										4	0	1	0	0	0	1				
Ron Coomer R (1,3) OBP: 0.378, SLG: 0.554										3	0	0	0	0	1	3				
Chip Hale L (9, PH) OBP: 0.476, SLG: 0.595	G6-3							L7		1	0	0	0	0	0	1				
Roberto Kelly R (1,9) OBP: 0.378, SLG: 0.438										3	0	1	0	0	1	3				
Scott Stahoviak L (9, PH) OBP: 0.428, SLG: 0.575										1	0	0	0	0	0	1				
Matt Walbeck S (1,2)										3	0	0	0	0	1	4				
Pat Meares R (1,6) OBP: 0.296, SLG: 0.401										3	0	0	0	0	0	0				
Inning Stats	R: 0 E: 0 K: 1 S: 7	H: 1 LOB: 1 BB: 0 P: 10	R: 0 E: 0 K: 1 S: 8	H: 1 LOB: 1 BB: 0 P: 14	R: 0 E: 0 K: 1 S: 5	H: 0 LOB: 0 BB: 0 P: 8	R: 0 E: 0 K: 2 S: 14	H: 3 LOB: 3 BB: 0 P: 17	R: 0 E: 0 K: 0 S: 10	H: 1 LOB: 1 BB: 0 P: 14	R: 0 E: 0 K: 0 S: 8	H: 0 LOB: 0 BB: 0 P: 10	R: 0 E: 0 K: 0 S: 6	H: 0 LOB: 0 BB: 0 P: 10	R: 0 E: 0 K: 0 S: 12	H: 0 LOB: 1 BB: 1 P: 22	1B: 5 2B: 1 3B: 0 HR: 0	SF: 0 SAC: 0 DP: 0 HBP: 0	WP: 0 PB: 0 CS: 0	PA: 34
PITCHER	IP WLS BF H R ER SO BB IBB HBP BLK WP HR S P ERA WHIP																			
Kenny Rogers L (1,1) ERA: 3.98	8.0 W 31 6 0 0 5 1 0 0 0 0 0 0 67 100 0.00 0.875																			
John Wetteland R (9,1) ERA: 3.1	1.0 S 3 0 0 0 0 0 0 0 0 0 0 0 9 15 0.00 0.000																			

AB	33
R	0
H	6
RBI	0
BB	1
SO	5
LOB	16



Batter	1	2	3	4	5	6	7	8	9	AB	R	H	RBI	BB	SO	LOB	BOTTOM	
Wade Boggs L (1,5) OBP: 0.305, SLG: 0.419	L4									3	0	0	0	0	0	0	Minnesota Twins @ New York Yankees Yankee Stadium, Bronx, NY Tue Jun 18 1996, 7:05 PM EDT Att: 17,593 - Unknown - 73 F	
Derek Jeter R (1,6) OBP: 0.363, SLG: 0.375	G6-3									3	0	0	0	0	0	0		
Paul O'Neill L (1,9) OBP: 0.435, SLG: 0.473	F7									3	1	1	0	0	0	0		
Tino Martinez L (1,3) OBP: 0.347, SLG: 0.468										3	1	1	2	0	0	0		
Bernie Williams S (1,8) OBP: 0.403, SLG: 0.542										3	0	0	0	0	0	0		
Ruben Sierra S (1,10) OBP: 0.340, SLG: 0.403										3	0	0	0	0	1	0		
Jim Leyritz R (1,2) OBP: 0.351, SLG: 0.388										3	0	0	0	0	1	0		
Gerald Williams R (1,7) OBP: 0.398, SLG: 0.529										3	0	1	0	0	1	0		
Andy Fox L (1,4) OBP: 0.277, SLG: 0.272										3	0	0	0	0	0	1		
Inning Stats	R: 0 E: 0 K: 0 S: 6	H: 0 LOB: 0 BB: 0 P: 8	R: 0 E: 0 K: 0 S: 4	H: 0 LOB: 0 BB: 0 P: 4	R: 0 E: 0 K: 0 S: 5	H: 0 LOB: 0 BB: 0 P: 7	R: 0 E: 0 K: 0 S: 6	H: 0 LOB: 0 BB: 0 P: 8	R: 0 E: 0 K: 1 S: 6	H: 0 LOB: 0 BB: 0 P: 8	R: 2 E: 0 K: 0 S: 10	H: 2 LOB: 0 BB: 0 P: 14	R: 0 E: 0 K: 1 S: 9	H: 1 LOB: 1 BB: 0 P: 13	1B: 1 2B: 1 3B: 0 HR: 1	SF: 0 SAC: 0 DP: 0 HBP: 0		WP: 0 PB: 0 CS: 0
PITCHER	IP WLS BF H R ER SO BB IBB HBP BLK WP HR S P ERA WHIP																	
Brad Radke R (1,1) ERA: 4.37	8.0 L 27 3 2 2 3 0 0 0 0 0 0 1 59 78 2.25 0.375																	

AB	27
R	2
H	3
RBI	2
BB	0
SO	3
LOB	1



Batter	1	2	3	4	5	6	7	8	9	AB	R	H	RBI	BB	SO	LOB	TOP				
2 Derek Jeter, R OBP: 0.361, SLG: 0.373 (1, 6)	1-2 1B	1-0 G6-3	2-2 1B		1-1 FC4-6			2-3 K	2-2 L7	6	1	3	0	0	1	5					
Bernie Williams, S OBP: 0.395, SLG: 0.531 (1, 8)	2-2 1B	1-2 1B	1-1 L7		1-0 FC4-6			1-3 K		5	1	2	1	0	1	2					
Paul O'Neill, L OBP: 0.435, SLG: 0.466 (1, 9)	0-1 1B	1-0 F7		0-0 G4-3					4-2 2B	4	1	1	1	1	1	1					
Tino Martinez, L OBP: 0.349, SLG: 0.473 (1, 3)	2-2 1B		2-2 L7	0-2 1B				1-2 F9	0-1 2B	5	1	3	1	0	0	0					
Ruben Sierra, S OBP: 0.345, SLG: 0.415 (1, 7)	1-3 K		2-0 1B	1-0 F9				0-3 K	0-0 2B	5	1	2	2	0	2	3					
Gerald Williams, R OBP: 0.398, SLG: 0.532 (9, 7)			2B 1B						2B	0	0	0	0	0	0	0					
Mike Aldrete, L OBP: 0.285, SLG: 0.396 (1, 10)	0-3 K		0-0 1B	4-1 BB				3-2 K	0-0 P4	3	1	1	0	1	2	2					
Joe Girardi, R OBP: 0.348, SLG: 0.337 (9, PH)			1-3 SF8	1-2 BB					2B	1	0	0	0	0	0	1					
Mariano Duncan, R OBP: 0.325, SLG: 0.447 (9, PR)	1-2 G3		1-0 HR	0-0 G5-3				0-3 K	1-2 BB	5	1	2	1	0	1	4					
Matt Howard, R OBP: 0.206, SLG: 0.290 (9, 4)			2-3 1B						2-3 1B	0	0	0	0	0	0	0					
Jim Leyritz, R OBP: 0.347, SLG: 0.380 (1, 2)		1-1 G5-3	0-0 SF8		1-0 F4			0-0 F9	4-1 BB	3	0	0	1	1	0	0					
Andy Fox, L OBP: 0.284, SLG: 0.320 (1, 5)	0-1 2B	1-0 G6-3	1-0 HR		2-2 G4-3			1-2 1B	0-0 F7	5	2	3	2	0	0	3					
Inning Stats	R: 2 E: 0 K: 2 S: 27	H: 4 LOB: 2 BB: 0 P: 34	R: 1 E: 0 K: 0 S: 9	H: 2 LOB: 1 BB: 0 P: 13	R: 4 E: 0 K: 0 S: 14	H: 5 LOB: 1 BB: 0 P: 23	R: 0 E: 0 K: 0 S: 7	H: 1 LOB: 2 BB: 1 P: 12	R: 0 E: 0 K: 2 S: 10	H: 0 LOB: 0 BB: 0 P: 13	R: 0 E: 0 K: 2 S: 8	H: 0 LOB: 0 BB: 0 P: 11	R: 0 E: 0 K: 2 S: 12	H: 1 LOB: 0 BB: 0 P: 15	R: 2 E: 0 K: 0 S: 17	H: 3 LOB: 3 BB: 2 P: 28	1B: 11 2B: 5 3B: 0 HR: 1	SF: 1 SAC: 0 DP: 0 HBP: 0	WP: 0 PB: 0 SB: 0 CS: 1	PA: 46	
PITCHER	IP WLS BF H R ER SO	IP WLS BF H R ER SO	IP WLS BF H R ER SO	IP WLS BF H R ER SO	IP WLS BF H R ER SO	IP WLS BF H R ER SO	IP WLS BF H R ER SO	IP WLS BF H R ER SO	IP WLS BF H R ER SO	IP WLS BF H R ER SO	IP WLS BF H R ER SO	IP WLS BF H R ER SO	IP WLS BF H R ER SO	IP WLS BF H R ER SO	IP WLS BF H R ER SO	IP WLS BF H R ER SO	ERA WHIP	ERA WHIP			
Julian Tavarez, R ERA: 4.83 (1, 1)	2.2 L	18 10	7 7	2 2	0 0	0 0	0 0	0 0	1 45	62 23.62	3.750										
Greg Swindell, L ERA: 6.21 (3, 1)	5.1 L	23 6	2 2	6 6	2 2	0 0	0 0	0 0	0 57	83 3.38	1.500										
Paul Assenmacher, L ERA: 2.75 (9, 1)	1.0 L	5 1	0 0	0 0	0 0	1 1	0 0	0 0	0 10	17 0.00	2.000										

New York Yankees @ Cleveland Indians
Jacobs Field, Cleveland, OH
Fri Jun 21 1996, 7:05 PM EDT
Att: 42,454 - Unknown - 78 F

AB 42
R 9
H 17
RBI 9
BB 3
SO 8
LOB 21



Batter	1	2	3	4	5	6	7	8	9	AB	R	H	RBI	BB	SO	LOB	BOTTOM				
Kenny Lofton, L OBP: 0.381, SLG: 0.433 (1, 8)	2-2 G3-1		1-0 FC6-4		1-0 SH1-3		0-0 1B		1-3 K	4	0	1	0	0	1	3					
Omar Vizquel, S OBP: 0.357, SLG: 0.409 (1, 6)	1-3 K			1-2 L8	2-1 G4-3		0-1 1B		0-2 G3-1	5	0	1	1	0	1	3					
Julio Franco, R OBP: 0.424, SLG: 0.495 (1, 3)	1-2 G6-3			4-1 FC4-6	0-3 K		3-3 K			3	1	0	0	1	2	3					
Jim Thome, L OBP: 0.449, SLG: 0.614 (1, 5)		4-2 G5-4-3		1-2 FC4-6	1-2 HBP		0-3 K		2-1 G3-1	2	0	0	0	1	1	0					
Manny Ramirez, R OBP: 0.378, SLG: 0.566 (1, 9)		0-1 G5-4-3		1-1 FC4-6	1-2 2B		0-3 K		1-3 K	4	1	0	0	0	2	3					
Eddie Murray, S OBP: 0.337, SLG: 0.392 (1, 10)		1-1 L7		2-1 E3	1-2 2B		0-2 G4-3		2-2 L7	4	0	0	0	0	0	1					
Carlos Baerga, S OBP: 0.297, SLG: 0.401 (1, 4)			1-0 F7		1-3 2B		1-2 1B		1-1 G6-3	4	1	2	1	0	0	0					
Jeromy Burnitz, L OBP: 0.458, SLG: 0.632 (1, 7)			1-0 G3-1		1-2 K		3-3 K		4-0 1B	3	0	0	0	1	2	3					
Sandy Alomar Jr., R OBP: 0.329, SLG: 0.411 (1, 2)			1-0 FC6-4		0-2 G4-3		0-1 F8		2-2 1B	4	0	3	0	0	0	1					
Inning Stats	R: 0 E: 0 K: 1 S: 13	H: 0 LOB: 0 BB: 0 P: 17	R: 0 E: 0 K: 0 S: 7	H: 0 LOB: 1 BB: 1 P: 12	R: 0 E: 0 K: 0 S: 4	H: 1 LOB: 0 BB: 0 P: 8	R: 2 E: 1 K: 1 S: 14	H: 1 LOB: 2 BB: 1 P: 24	R: 0 E: 0 K: 2 S: 9	H: 0 LOB: 0 BB: 0 P: 9	R: 1 E: 0 K: 2 S: 17	H: 3 LOB: 2 BB: 0 P: 24	R: 0 E: 0 K: 1 S: 9	H: 0 LOB: 0 BB: 0 P: 14	R: 0 E: 0 K: 1 S: 11	H: 1 LOB: 1 BB: 1 P: 19	1B: 6 2B: 1 3B: 0 HR: 0	SF: 0 SAC: 1 DP: 1 HBP: 1	WP: 0 PB: 0 SB: 0 CS: 0	PA: 38	
PITCHER	IP WLS BF H R ER SO	IP WLS BF H R ER SO	IP WLS BF H R ER SO	IP WLS BF H R ER SO	IP WLS BF H R ER SO	IP WLS BF H R ER SO	IP WLS BF H R ER SO	IP WLS BF H R ER SO	IP WLS BF H R ER SO	IP WLS BF H R ER SO	IP WLS BF H R ER SO	IP WLS BF H R ER SO	IP WLS BF H R ER SO	IP WLS BF H R ER SO	IP WLS BF H R ER SO	IP WLS BF H R ER SO	ERA WHIP	ERA WHIP			
Ramiro Mendoza, R ERA: 6.67 (1, 1)	5.0 W	21 3	2 0	3 3	0 0	0 0	0 0	0 0	0 49	75 0.00	1.000										
42 Mariano Rivera, R ERA: 1.53 (6, 1)	3.0 L	12 3	1 1	5 5	0 0	0 0	0 0	0 0	0 35	47 3.00	1.000										
Jeff Nelson, R ERA: 4.73 (9, 1)	1.0 L	5 1	0 0	0 1	1 1	0 0	0 0	0 0	0 11	19 0.00	2.000										

New York Yankees @ Cleveland Indians
Jacobs Field, Cleveland, OH
Fri Jun 21 1996, 7:05 PM EDT
Att: 42,454 - Unknown - 78 F

AB 33
R 3
H 7
RBI 2
BB 3
SO 9
LOB 17



Batter	1	2	3	4	5	6	7	8	9	AB	R	H	RBI	BB	SO	LOB	TOP								
Wade Boggs, L (1, 5) OBP: 0.313, SLG: 0.417	G4-3		F9						G4-3	5	2	2	1	1	0	0	New York Yankees @ Cleveland Indians Jacobs Field, Cleveland, OH Sat Jun 22 1996, 3:33 AM EDT Att: 42,461 - Overcast - 83 F								
Bernie Williams, S (1, 8) OBP: 0.394, SLG: 0.521	F8			G6-3			F8		G3	4	1	0	0	2	0	3									
Paul O'Neill, L (1, 9) OBP: 0.440, SLG: 0.473	G6-3				2B				G3	5	1	3	3	1	0	0									
Tino Martinez, L (1, 3) OBP: 0.350, SLG: 0.471		P6		G1-3						5	2	2	1	0	0	3									
Ruben Sierra, S (1, 7) OBP: 0.353, SLG: 0.445 Gerald Williams, R (8, PR) OBP: 0.398, SLG: 0.532 (8, 7)				G1-3						4	2	3	4	1	0	1									
Mike Aldrete, L (1, 10) OBP: 0.287, SLG: 0.385										0	0	0	0	0	0	0									
Mariano Duncan, R (1, 4) Andy Fox, L (8, 4) OBP: 0.284, SLG: 0.320										4	1	1	0	1	0	4									
Joe Girardi, R (1, 2) OBP: 0.354, SLG: 0.346										5	1	2	0	0	1	5									
2 Derek Jeter, R (1, 6) OBP: 0.354, SLG: 0.366										0	0	0	0	0	0	0									
Inning Stats	R: 0 E: 0 K: 0 S: 3	H: 0 LOB: 0 BB: 0 P: 3	R: 0 E: 0 K: 0 S: 4	H: 1 LOB: 1 BB: 0 P: 4	R: 0 E: 0 K: 1 S: 5	H: 0 LOB: 0 BB: 0 P: 5	R: 0 E: 0 K: 0 S: 4	H: 1 LOB: 1 BB: 0 P: 4	R: 0 E: 0 K: 0 S: 3	H: 0 LOB: 0 BB: 0 P: 3	R: 9 E: 2 K: 0 S: 11	H: 8 LOB: 2 BB: 3 P: 23	R: 1 E: 0 K: 1 S: 7	H: 2 LOB: 3 BB: 2 P: 15	R: 1 E: 0 K: 1 S: 7	H: 2 LOB: 3 BB: 2 P: 15		R: 0 E: 0 K: 0 S: 3	H: 0 LOB: 0 BB: 0 P: 3	1B: 11 2B: 3 3B: 0 HR: 2	SF: 1 SAC: 0 DP: 1 HBP: 0	WP: 1 PB: 0 SB: 0 CS: 0	PA: 48		
PITCHER	IP	WLS	BF	H	R	ER	SO	BB	IBB	HBP	BLK	WP	HR	S	P	ERA	WHIP								
Dennis Martinez, R (1, 1) ERA: 4.76	5.1	L	24	8	6	6	1	1	0	0	0	0	1	25	29	10.12	1.688								
Eric Plunk, R (6, 1) ERA: 2.92	0.1		5	2	1	1	0	2	0	0	0	1	0	3	11	27.00	12.000								
Alan Embree, L (6, 1) ERA: 5.23	0.2		6	3	3	3	0	1	0	0	0	0	1	5	9	40.50	6.000								
Paul Shuey, R (7, 1) ERA: 5.84	1.2		10	2	1	1	2	2	1	0	0	0	0	11	23	5.40	2.400								
Jim Poole, L (9, 1) ERA: 3.0	1.0		3	0	0	0	0	0	0	0	0	0	0	3	3	0.00	0.000								

AB 40
R 11
H 15
RBI 11
BB 7
SO 3
LOB 22



Batter	1	2	3	4	5	6	7	8	9	AB	R	H	RBI	BB	SO	LOB	BOTTOM								
Kenny Lofton, L (1, 8) OBP: 0.383, SLG: 0.429	L3	F8		E		2B			L8	3	1	0	0	3	1	3	New York Yankees @ Cleveland Indians Jacobs Field, Cleveland, OH Sat Jun 22 1996, 3:33 AM EDT Att: 42,461 - Overcast - 83 F								
Omar Vizquel, S (1, 6) OBP: 0.356, SLG: 0.411	L3		K	E7		1B	G4-3		F7	6	1	2	2	0	1	2									
Julio Franco, R (1, 3) OBP: 0.424, SLG: 0.493 Alvaro Espinoza, R (7, 3) OBP: 0.298, SLG: 0.419	K		G1-3			1B	G3-1			3	1	1	1	1	1	0									
Albert Belle, R (1, 7) OBP: 0.408, SLG: 0.665										5	1	3	1	0	2	3									
Manny Ramirez, R (1, 9) OBP: 0.378, SLG: 0.565										4	1	1	1	1	3	4									
Eddie Murray, S (1, 10) OBP: 0.338, SLG: 0.404										5	1	2	2	0	1	1									
Carlos Baerga, S (1, 4) OBP: 0.302, SLG: 0.402										4	2	2	0	1	1	3									
Jim Thome, L (1, 5) OBP: 0.452, SLG: 0.620										3	0	1	1	2	0	2									
Tony Peña, R (1, 2) OBP: 0.383, SLG: 0.371 Jeromy Burnitz, L (9, PH) OBP: 0.449, SLG: 0.615										3	1	0	0	1	0	6									
Inning Stats	R: 0 E: 0 K: 1 S: 4	H: 0 LOB: 1 BB: 1 P: 8	R: 2 E: 1 K: 1 S: 9	H: 3 LOB: 2 BB: 0 P: 9	R: 0 E: 0 K: 2 S: 8	H: 1 LOB: 1 BB: 0 P: 8	R: 3 E: 1 K: 2 S: 9	H: 2 LOB: 3 BB: 4 P: 25	R: 0 E: 0 K: 1 S: 5	H: 0 LOB: 1 BB: 1 P: 9	R: 3 E: 0 K: 0 S: 6	H: 4 LOB: 3 BB: 3 P: 18	R: 0 E: 0 K: 1 S: 5	H: 0 LOB: 0 BB: 0 P: 5	R: 0 E: 0 K: 2 S: 7	H: 0 LOB: 0 BB: 0 P: 7		R: 1 E: 0 K: 0 S: 5	H: 2 LOB: 1 BB: 0 P: 5	1B: 7 2B: 5 3B: 1 HR: 1	SF: 0 SAC: 0 DP: 2 HBP: 0	WP: 0 PB: 0 SB: 0 CS: 0	PA: 47		
PITCHER	IP	WLS	BF	H	R	ER	SO	BB	IBB	HBP	BLK	WP	HR	S	P	ERA	WHIP								
Kenny Rogers, L (1, 1) ERA: 4.27	3.1		20	6	5	4	4	4	0	0	0	0	0	24	40	10.80	3.000								
Bob Wickman, R (4, 1) ERA: 4.13	0.2		3	0	0	0	2	1	0	0	0	0	0	6	10	0.00	1.500								
Billy Brewer, L (5, 1) ERA: 27.0	1.0	W	7	2	3	3	1	2	0	0	0	0	0	7	15	27.00	4.000								
Mark Hutton, R (6, 1) ERA: 6.75	3.0		12	2	0	0	3	2	0	0	0	0	0	16	24	0.00	1.333								
John Wetteland, R (9, 1) ERA: 3.48	1.0	S	5	2	1	1	0	0	0	0	0	0	0	5	5	9.00	2.000								

AB 38
R 9
H 12
RBI 8
BB 9
SO 10
LOB 25





Batter	1	2	3	4	5	6	7	8	9	AB	R	H	RBI	BB	SO	LOB	TOP										
Wade Boggs, L (1.5) OBP: 0.309, SLG: 0.421	G5-3		E4		L1		SF9		K	5	1	2	0	1	0		New York Yankees @ Cleveland Indians Jacobs Field, Cleveland, OH Sun Jun 23 1996, 3:33 AM EDT Att: 41,767 - Sunny - 66 F										
Bernie Williams, S (1.8) OBP: 0.395, SLG: 0.532	K		FC5-6			HR				3	1	1	1	1	1												
Paul O'Neill, L (1.9) OBP: 0.441, SLG: 0.486	HR		L9-3			1B		SF9		3	1	2	2	0	0	1											
Tino Martinez, L (1.3) OBP: 0.351, SLG: 0.480	BB				HR		G4-6-3	F9		3	1	1	1	1	0	2											
Ruben Sierra, S (1.7) OBP: 0.352, SLG: 0.440 Gerald Williams, R (8.7) OBP: 0.398, SLG: 0.532	G1-3				G5-3				P5	3	0	0	0	1	0	1											
Jim Levritz, R (1.10) OBP: 0.339, SLG: 0.370		P4			F9				P3	4	0	0	0	0	0	1											
Joe Girardi, R (1.2) OBP: 0.352, SLG: 0.344		K			G6-3				K	4	1	1	0	0	2	0											
2 Derek Jeter, R (1.6) OBP: 0.357, SLG: 0.366					F9				K	3	1	1	0	1	1	0											
Andy Fox, L (1.4) OBP: 0.277, SLG: 0.311		G3			L8				G6-3	3	0	0	0	0	0	1											
Inning Stats	R: 1 E: 0 K: 1 S: 13	H: 1 LOB: 1 BB: 1 P: 21	R: 0 E: 0 K: 1 S: 13	H: 1 LOB: 1 BB: 0 P: 22	R: 0 E: 1 K: 0 S: 5	H: 0 LOB: 0 BB: 0 P: 6	R: 1 E: 0 K: 0 S: 7	H: 1 LOB: 0 BB: 0 P: 11	R: 0 E: 0 K: 0 S: 7	H: 0 LOB: 0 BB: 0 P: 15	R: 1 E: 0 K: 0 S: 7	H: 2 LOB: 1 BB: 1 P: 14	R: 3 E: 0 K: 0 S: 13	H: 2 LOB: 1 BB: 2 P: 27	R: 0 E: 0 K: 1 S: 8	H: 0 LOB: 0 BB: 0 P: 13	R: 0 E: 0 K: 2 S: 9	H: 0 LOB: 0 BB: 0 P: 13	1B: 3 2B: 1 3B: 1 HR: 3	SF: 1 SAC: 1 DP: 2 HBP: 0	WP: 0 PB: 0 SB: 1 CS: 1	PA: 37					
PITCHER	IP	WLS	BF	H	R	ER	SO	BB	IBB	HBP	BLK	WP	HR	S	P	ERA	WHIP										
Jack McDowell, R (1.1) ERA: 4.46	6.1	L	28	7	6	6	2	3	0	0	0	0	3	59	104	8.53	1.579										
Alan Embree, L (7.1) ERA: 5.09	0.2		3	0	0	0	0	0	1	0	0	0	0	6	12	0.00	0.000										
Chad Ogea, R (8.1) ERA: 6.9	2.0		6	0	0	0	3	0	0	0	0	0	0	17	26	0.00	0.000										



Batter	1	2	3	4	5	6	7	8	9	AB	R	H	RBI	BB	SO	LOB	BOTTOM										
Kenny Lofton, L (1.8) OBP: 0.383, SLG: 0.430	2B	E4					L9	SF7		4	1	2	1	0	0	1	New York Yankees @ Cleveland Indians Jacobs Field, Cleveland, OH Sun Jun 23 1996, 3:33 AM EDT Att: 41,767 - Sunny - 66 F										
Omar Vizquel, S (1.6) OBP: 0.357, SLG: 0.415	1B				G6-3			G4-3		5	1	2	1	0	1	5											
Carlos Baerga, S (1.4) OBP: 0.303, SLG: 0.415	P2					F9			E4	5	1	2	2	0	0	1											
Albert Belle, R (1.7) OBP: 0.408, SLG: 0.658	G5-3				K				P3	3	1	0	0	2	1	3											
Jim Thome, L (1.5) OBP: 0.451, SLG: 0.613	BB				K				FC3-6	4	0	1	1	1	2	3											
Eddie Murray, S (1.10) OBP: 0.332, SLG: 0.396	K				F8				K	5	0	0	0	0	2	6											
Manny Ramirez, R (1.9) OBP: 0.374, SLG: 0.558 Jerome Burnitz, L (6. PH) OBP: 0.460, SLG: 0.615		G1-3			G1-3				SH1-4	3	0	0	0	0	0	0											
Sandy Alomar Jr., R (1.2) OBP: 0.336, SLG: 0.415									1B	3	0	2	0	1	0	0											
Alvaro Espinoza, R (1.3) OBP: 0.280, SLG: 0.391					F9				SH1-4	3	0	0	0	0	0	2											
Inning Stats	R: 1 E: 0 K: 1 S: 14	H: 2 LOB: 2 BB: 1 P: 21	R: 0 E: 1 K: 1 S: 15	H: 0 LOB: 2 BB: 1 P: 26	R: 0 E: 0 K: 2 S: 10	H: 1 LOB: 1 BB: 0 P: 17	R: 0 E: 0 K: 0 S: 11	H: 2 LOB: 2 BB: 0 P: 16	R: 1 E: 0 K: 0 S: 8	H: 1 LOB: 0 BB: 1 P: 15	R: 0 E: 0 K: 0 S: 9	H: 0 LOB: 0 BB: 0 P: 12	R: 2 E: 0 K: 1 S: 14	H: 2 LOB: 1 BB: 1 P: 28	R: 1 E: 0 K: 0 S: 10	H: 1 LOB: 1 BB: 1 P: 17	R: 0 E: 1 K: 1 S: 9	H: 0 LOB: 1 BB: 0 P: 15	1B: 6 2B: 2 3B: 0 HR: 1	SF: 1 SAC: 1 DP: 1 HBP: 0	WP: 0 PB: 0 SB: 3 CS: 0	PA: 42					
PITCHER	IP	WLS	BF	H	R	ER	SO	BB	IBB	HBP	BLK	WP	HR	S	P	ERA	WHIP										
Dwight Gooden, R (1.1) ERA: 4.21	6.1	W	30	8	4	4	4	3	0	0	0	0	1	75	121	5.68	1.737										
Bob Wickman, R (7.1) ERA: 4.13	0.0		1	0	0	0	0	1	0	0	0	0	0	1	5	∞	∞										
Dale Polley, L (7.1) ERA:	0.2		2	0	0	0	1	0	0	0	0	0	0	5	9	0.00	0.000										
Jeff Nelson, R (8.1) ERA: 4.86	1.0	S	5	1	1	1	0	1	0	0	0	0	0	10	17	9.00	2.000										
John Wetteland, R (9.1) ERA: 3.38	1.0		4	0	0	0	1	0	0	0	0	0	0	9	15	0.00	0.000										



Batter	1	2	3	4	5	6	7	8	9	AB	R	H	RBI	BB	SO	LOB	TOP				
Wade Boggs, L (1, 5) OBP: 0.307, SLG: 0.418	3-1 FC3-6 1B		2-1 G1-3		1-3 K		2-1 G6-4-3 1-2f			4	0	1	0	0	1	2	<p>New York Yankees @ Minnesota Twins Hubert H. Humphrey Metrodome, Minneapolis, MN Mon Jun 24 1996, 8:05 PM EDT Att: 20,488 - Dome - 68 F</p> <p>livebaseballscores.com</p> <p>AB 33 R 0 H 8 RBI 0 BB 3 SO 4 LOB 17</p> 				
Mariano Duncan, R (1, 4) OBP: 0.320, SLG: 0.435	0-1 P4		0-3 K		0-0 G4-3 1-2			1-2 G5-3		4	0	0	0	0	1	2					
Paul O'Neill, L (1, 9) OBP: 0.441, SLG: 0.490	3-1 FC3-6 1-2f BB		2-0 2B		3-3 K			2-2 G1-3 1B		4	0	2	0	0	1	2					
Bernie Williams, S (1, 8) OBP: 0.397, SLG: 0.527	4-2 FC5-4 1-2 BB		0-0 P3		4-0 G1-6-3 BB			1-1 G1-3		2	0	0	0	2	0	2					
Tino Martinez, L (1, 3) OBP: 0.347, SLG: 0.474	1-2 FC5-4 1-2f		1-1 G4-3		1-2 G1-6-3 1-2f			0-1 G3-1		4	0	0	0	0	0	4					
Ruben Sierra, S (1, 10)		2-0 G5-3		0-0 L6		3-2 1B		1-2 P4		4	0	1	0	0	0	0					
Jim Leyritz, R (1, 2) OBP: 0.342, SLG: 0.373	0-1 FC6-4 1B		3-1 FC5-4 1B		3-3 K			2-1 G1-3		4	0	2	0	0	1	1					
Gerald Williams, R (1, 7) OBP: 0.394, SLG: 0.525	2-1 F8		0-0 FC5-4 1-2f		3-2 F7			2-2 1B		4	0	1	0	0	0	2					
2 Derek Jeter, R (1, 6) OBP: 0.359, SLG: 0.366	0-0 FC6-4 1-2f			4-1 G4-3 BB		2-2 G6-4-3 1B		0-0 P3		3	0	1	0	1	0	2					
Inning Stats	R: 0 E: 0 K: 0 S: 12	H: 1 LOB: 2 BB: 1 P: 23	R: 0 E: 0 K: 0 S: 6	H: 1 LOB: 1 BB: 0 P: 10	R: 0 E: 0 K: 1 S: 7	H: 1 LOB: 1 BB: 0 P: 11	R: 0 E: 0 K: 0 S: 6	H: 1 LOB: 1 BB: 0 P: 10	R: 0 E: 0 K: 2 S: 9	H: 0 LOB: 1 BB: 1 P: 17	R: 0 E: 0 K: 1 S: 12	H: 1 LOB: 1 BB: 1 P: 23	R: 0 E: 0 K: 0 S: 13	H: 1 LOB: 0 BB: 0 P: 20	R: 0 E: 0 K: 0 S: 10	H: 1 LOB: 1 BB: 0 P: 14	R: 0 E: 0 K: 0 S: 10	H: 1 LOB: 1 BB: 0 P: 15	1B: 7 2B: 1 3B: 0 HR: 0	SF: 0 SAC: 0 DP: 2 HBP: 0	WP: 0 PA: 36 CS: 0
PITCHER Rich Robertson, L (1, 1) ERA: 4.35	IP: 9.0 WLS: W BF: 36 H: 8 R: 0 ER: 0 SO: 4 BB: 3 IBB: 0 HBP: 0 BLK: 0 WP: 0 HR: 0 S: 85 P: 143 ERA: 0.00 WHIP: 1.222															PITCHER					

Batter	1	2	3	4	5	6	7	8	9	AB	R	H	RBI	BB	SO	LOB	BOTTOM										
Chuck Knoblauch, R (1, 4) OBP: 0.436, SLG: 0.496	2-0 F7		0-1 2B 1B		4-2 S E BB		2-2 G5-3			3	2	1	0	1	0	0	<p>New York Yankees @ Minnesota Twins Hubert H. Humphrey Metrodome, Minneapolis, MN Mon Jun 24 1996, 8:05 PM EDT Att: 20,488 - Dome - 68 F</p> <p>livebaseballscores.com</p> <p>AB 29 R 3 H 6 RBI 2 BB 7 SO 6 LOB 15</p> 										
Pat Meares, R (1, 6) OBP: 0.296, SLG: 0.398	0-2 G3		1-0 1-H 2B		1-2 E1 1B		2-2 G6-3			4	0	2	1	0	0	0											
Paul Moltitor, R (1, 3) OBP: 0.380, SLG: 0.455	1-1 G6-3		1-1 F7		0-0 G5-3		4-1 BB			3	0	0	0	1	0	2											
Marty Cordova, R (1, 7) OBP: 0.396, SLG: 0.482		2-2 G4-3		4-2 G6-4-3 BB		0-1 S 2B 1B	0-3 K			3	1	1	0	1	1	1											
Ron Coomer, R (1, 9) OBP: 0.360, SLG: 0.521	1-1 G1-3		0-2 G6-4-3 1-2f		3-2 P6		1-3 K			4	0	0	0	0	1	2											
Matt Lawton, L (9, 9) OBP: 0.314, SLG: 0.239										0	0	0	0	0	0	0											
Dave Hollins, S (1, 5) OBP: 0.356, SLG: 0.388	0-1 1B		4-1 BB		0-2 FC6-4 1-H 2B		4-1 BB BB			2	0	2	1	2	0	0											
Roberto Kelly, R (1, 10) OBP: 0.370, SLG: 0.429	0-1 G5-3		2-3 K		4-2 FC6-4 BB		4-1 BB BB			2	0	0	0	0	1	2											
Chip Hale, L (6, PH) OBP: 0.467, SLG: 0.564										0	0	0	0	1	0	0											
Jeff Reboulet, R (8, PH) OBP: 0.302, SLG: 0.217										0	0	0	0	1	0	0											
Rich Becker, L (1, 8) OBP: 0.342, SLG: 0.394			0-3 K		0-1 G6-3		0-0 FC6-4 FC6		1-3 K	4	0	0	0	0	2	4											
Matt Walbeck, S (1, 2) OBP: 0.200, SLG: 0.250			1-2 F8		1-0 F9		1-1 FC6		2-3 K	4	0	0	0	0	1	4											
Inning Stats	R: 0 E: 0 K: 0 S: 6	H: 0 LOB: 0 BB: 0 P: 9	R: 0 E: 0 K: 0 S: 11	H: 1 LOB: 1 BB: 0 P: 14	R: 1 E: 0 K: 1 S: 12	H: 2 LOB: 1 BB: 0 P: 14	R: 0 E: 0 K: 1 S: 14	H: 0 LOB: 1 BB: 2 P: 24	R: 1 E: 1 K: 0 S: 9	H: 1 LOB: 1 BB: 1 P: 15	R: 1 E: 0 K: 0 S: 15	H: 2 LOB: 2 BB: 1 P: 23	R: 0 E: 0 K: 1 S: 11	H: 0 LOB: 1 BB: 1 P: 19	R: 0 E: 0 K: 3 S: 12	H: 0 LOB: 2 BB: 2 P: 24	1B: 4 2B: 2 3B: 0 HR: 0	SF: 0 SAC: 0 DP: 1 HBP: 0	WP: 0 PA: 36 CS: 0								
PITCHER Andy Pettitte, L (1, 1) ERA: 4.25	IP: 5.1 WLS: L BF: 24 H: 6 R: 3 ER: 2 SO: 2 BB: 3 IBB: 0 HBP: 0 BLK: 0 WP: 0 HR: 0 S: 60 P: 87 ERA: 3.38 WHIP: 1.688															PITCHER											
Bob Wickman, R (6, 1) ERA: 4.07	0.2	3	0	0	0	0	0	0	0	7	12	0.00	1.500														
Billy Brewer, L (7, 1) ERA: 9.0	2.0	9	0	0	0	4	3	0	0	23	43	0.00	1.500														

Batter	1	2	3	4	5	6	7	8	9	AB	R	H	RBI	BB	SO	LOB	TOP				
Wade Boggs, L (1,5) OBP: 0.307, SLG: 0.416										4	0	1	0	1	0	3					
Bernie Williams, S (1,8) OBP: 0.397, SLG: 0.536										4	1	1	1	1	1	3					
Paul O'Neill, L (1,9) OBP: 0.438, SLG: 0.483										4	0	0	0	1	0	2					
Tino Martinez, L (1,3) OBP: 0.348, SLG: 0.474										4	0	1	0	1	1	2					
Ruben Sierra, S (1,7) OBP: 0.346, SLG: 0.430										4	0	0	0	0	1	5					
Mike Aldrete, L (1,10) OBP: 0.270, SLG: 0.370										2	0	0	0	1	1	0					
Jim Levritz, R (7,PH) OBP: 0.341, SLG: 0.371										1	0	0	0	0	0	1					
Joe Girardi, R (1,2) OBP: 0.350, SLG: 0.347										4	0	1	0	0	1	1					
2 Derek Jeter, R (1,6) OBP: 0.357, SLG: 0.368										4	0	1	0	0	0	2					
Andy Fox, L (1,4) OBP: 0.293, SLG: 0.308										1	0	0	0	3	0	1					
Inning Stats	R: 0 E: 0 K: 2 S: 12	H: 1 LOB: 2 BB: 1 P: 20	R: 0 E: 0 K: 2 S: 10	H: 1 LOB: 1 BB: 0 P: 16	R: 0 E: 0 K: 1 S: 12	H: 1 LOB: 2 BB: 1 P: 22	R: 0 E: 0 K: 0 S: 7	H: 0 LOB: 3 BB: 3 P: 21	R: 0 E: 0 K: 0 S: 3	H: 0 LOB: 0 BB: 0 P: 6	R: 0 E: 0 K: 0 S: 11	H: 1 LOB: 2 BB: 1 P: 21	R: 1 E: 0 K: 0 S: 16	H: 1 LOB: 1 BB: 1 P: 24	R: 0 E: 0 K: 0 S: 6	H: 0 LOB: 1 BB: 1 P: 13	R: 0 E: 0 K: 0 S: 8	H: 0 LOB: 0 BB: 0 P: 11	1B: 1 2B: 3 3B: 0 HR: 1	SF: 0 SAC: 0 DP: 0 HBP: 0	WP: 0 PA: 40 CS: 0
PITCHER	IP WLS BF H R ER SO BB IBB HBP BLK WP HR S P ERA WHIP																				
Frankie Rodriguez, R (1,1) ERA: 5.4	5.2 W 27 4 0 0 5 6 0 0 0 0 0 1 53 104 0.00 1.765																				
Scott Aldred, L (6,1) ERA: 7.44	1.0 5 1 1 1 0 1 0 0 0 0 0 1 15 23 9.00 2.000																				
Dan Naulty, R (7,1) ERA: 9.38	1.0 4 0 0 0 0 1 0 0 0 0 0 0 7 13 0.00 1.000																				
Eddie Guardado, L (8,1) ERA: 4.46	1.1 4 0 0 0 0 0 0 0 0 0 0 0 10 14 0.00 0.000																				

New York Yankees @ Minnesota Twins
Hubert H. Humphrey Metrodome, Minneapolis, MN
Tue Jun 25 1996, 4:33 AM EDT
Dome - 68 F

AB 32
R 1
H 5
RBI 1
BB 8
SO 5
LOB 20





Batter	1	2	3	4	5	6	7	8	9	AB	R	H	RBI	BB	SO	LOB	BOTTOM			
Chuck Knoblauch, R (1,4) OBP: 0.439, SLG: 0.496										4	1	2	0	1	0	2				
Rich Becker, L (1,8) OBP: 0.335, SLG: 0.394										5	1	1	0	0	0	3				
Paul Molitor, R (1,10) OBP: 0.383, SLG: 0.456										4	0	2	0	1	0	2				
Marty Cordova, R (1,7) OBP: 0.396, SLG: 0.484										3	2	1	1	1	1	3				
Scott Stahoviak, L (1,3) OBP: 0.431, SLG: 0.556										4	0	1	1	1	0	4				
Dave Hollins, S (1,5) OBP: 0.361, SLG: 0.400										3	2	1	2	2	1	2				
Greg Myers, L (1,2) OBP: 0.333, SLG: 0.505										4	0	2	2	0	0	3				
Pat Meares, R (1,6) OBP: 0.295, SLG: 0.396										4	0	1	0	0	1	2				
Matt Lawton, L (1,9) OBP: 0.311, SLG: 0.239										4	0	1	0	0	1	2				
Inning Stats	R: 0 E: 0 K: 0 S: 7	H: 0 LOB: 0 BB: 0 P: 9	R: 2 E: 0 K: 0 S: 8	H: 1 LOB: 1 BB: 1 P: 16	R: 2 E: 0 K: 1 S: 20	H: 3 LOB: 3 BB: 2 P: 34	R: 0 E: 0 K: 0 S: 8	H: 2 LOB: 2 BB: 0 P: 12	R: 2 E: 0 K: 1 S: 9	H: 2 LOB: 1 BB: 1 P: 15	R: 0 E: 0 K: 1 S: 14	H: 1 LOB: 2 BB: 1 P: 21	R: 0 E: 0 K: 0 S: 14	H: 2 LOB: 2 BB: 0 P: 21	R: 0 E: 0 K: 1 S: 14	H: 1 LOB: 2 BB: 1 P: 23	1B: 8 2B: 3 3B: 0 HR: 1	SF: 1 SAC: 0 DP: 0 HBP: 0	WP: 0 PA: 42 CS: 0	
PITCHER	IP WLS BF H R ER SO BB IBB HBP BLK WP HR S P ERA WHIP																			
Brian Boehringer, R (1,1) ERA: 10.29	4.1 L 25 8 6 6 1 3 1 0 0 0 0 1 47 79 12.46 2.538																			
Mark Hutton, R (6,1) ERA: 4.85	3.2 17 4 0 0 3 2 0 0 0 0 0 0 47 72 0.00 1.636																			

New York Yankees @ Minnesota Twins
Hubert H. Humphrey Metrodome, Minneapolis, MN
Tue Jun 25 1996, 4:33 AM EDT
Dome - 68 F

AB 35
R 6
H 12
RBI 6
BB 6
SO 4
LOB 23



Batter	1	2	3	4	5	6	7	8	9	AB	R	H	RBI	BB	SO	LOB	TOP					
2 Derek Jeter, R OBP: 0.356, SLG: 0.366 (1, 6)	F9	FC4-6 1B		F8		SH		G6-3		4	0	1	1	0	0	2	New York Yankees @ Minnesota Twins Hubert H. Humphrey Metrodome, Minneapolis, MN Tue Jun 25 1996, 8:05 PM EDT Att: 16,641 - Dome - 68 F AB 35 R 6 H 12 RBI 6 BB 2 SO 3 LOB 17 					
Mariano Duncan, R OBP: 0.324, SLG: 0.443 Andy Fox, L OBP: 0.291, SLG: 0.305 (1, 4) (7, 5)	1B	FC4-6 2B				K		K		4	2	2	0	0	1	2						
Paul O'Neill, L OBP: 0.440, SLG: 0.481 (1, 9)	1B	E BB				2B		G1-3		3	2	1	0	1	0	1						
Bernie Williams, S OBP: 0.401, SLG: 0.555 (1, 8)	E 1B					G4-3 2B		F8		5	1	3	3	0	0	1						
Tino Martinez, L OBP: 0.346, SLG: 0.471 (1, 3)	L7			F7		SF9 2B				4	0	1	1	0	0	2						
Ruben Sierra, S OBP: 0.344, SLG: 0.427 (1, 10)	E7 1B			P6		G4-3				4	0	1	1	0	0	2						
Jim Leyritz, R OBP: 0.344, SLG: 0.370 (1, 2)	FC6-4 BB			F8		G5-3				3	0	1	0	1	0	1						
Gerald Williams, R OBP: 0.391, SLG: 0.524 (1, 7)	FC6-4			P4		SH5-3 2B		F7		4	1	1	0	0	0	4						
Matt Howard, R OBP: 0.216, SLG: 0.294 (1, 5) (7, 4)				P6		SH5-3				3	0	1	0	0	1	0						
Inning Stats	R: 2 E: 1 K: 0 S: 18	H: 3 LOB: 3 BB: 2 P: 32	R: 0 E: 0 K: 1 S: 9	H: 1 LOB: 1 BB: 0 P: 13	R: 1 E: 0 K: 0 S: 9	H: 1 LOB: 0 BB: 0 P: 15	R: 0 E: 0 K: 0 S: 5	H: 0 LOB: 0 BB: 0 P: 10	R: 2 E: 0 K: 1 S: 11	H: 2 LOB: 1 BB: 0 P: 20	R: 1 E: 0 K: 1 S: 10	H: 1 LOB: 0 BB: 0 P: 14	R: 0 E: 0 K: 0 S: 8	H: 1 LOB: 1 BB: 0 P: 10	R: 0 E: 0 K: 1 S: 11	H: 2 LOB: 2 BB: 0 P: 19		R: 0 E: 0 K: 0 S: 9	H: 1 LOB: 0 BB: 0 P: 13	1B: 8 2B: 4 3B: 0 HR: 1	SF: 1 SAC: 2 DP: 1 HBP: 1	WP: 0 SB: 1 CS: 0
PITCHER	IP	WLS	BF	H	R	ER	SO	BB	IBB	HBP	BLK	WP	HR	S	P	ERA	WHIP					
Dan Serafini, L ERA: 10.38 Greg Hansell, R ERA: 4.4	(1, 1) (5, 1)	4.1 4.2	L 18	23 5	7 1	5 1	5 2	1 0	1 0	2 0	0 0	0 0	0 0	0 0	43 66	10.38 1.93	2.077 1.071					

Batter	1	2	3	4	5	6	7	8	9	AB	R	H	RBI	BB	SO	LOB	BOTTOM					
Rich Becker, L OBP: 0.338, SLG: 0.391 (1, 8)	G4-3			FC6-4 1B		G1-6-3				4	0	1	0	0	1	1	New York Yankees @ Minnesota Twins Hubert H. Humphrey Metrodome, Minneapolis, MN Tue Jun 25 1996, 8:05 PM EDT Att: 16,641 - Dome - 68 F AB 34 R 2 H 8 RBI 1 BB 1 SO 8 LOB 15 					
Jeff Reboulet, R OBP: 0.300, SLG: 0.218 (1, 5) (7, 6)	G6-3			K				F9		4	0	1	0	0	1	1						
Paul Molitor, R OBP: 0.382, SLG: 0.453 (1, 10)	F9			FC6-4 1B				K		4	0	1	0	0	1	1						
Scott Stahoviak, L OBP: 0.432, SLG: 0.554 (1, 3)				K				K		4	1	2	0	0	2	3						
Marty Cordova, R OBP: 0.394, SLG: 0.481 (1, 7)				E6 1B		F8		P3		4	1	1	0	0	0	3						
Chip Hale, L OBP: 0.429, SLG: 0.512 (1, 4) (7, 5)				G4-3		G6-3				4	0	0	1	0	0	2						
Pat Meares, R OBP: 0.297, SLG: 0.397 Chuck Knoblauch, R OBP: 0.439, SLG: 0.494 (1, 6) (7, 4)				1B F9-2 1B		K				2	0	1	0	0	1	0						
Matt Lawton, L OBP: 0.309, SLG: 0.240 (1, 9)						G4-3				4	0	1	0	0	1	1						
Matt Walbeck, S OBP: 0.174, SLG: 0.217 (1, 2)						G6-3				3	0	0	0	0	1	3						
Inning Stats	R: 0 E: 0 K: 0 S: 7	H: 0 LOB: 0 BB: 0 P: 12	R: 2 E: 1 K: 0 S: 6	H: 4 LOB: 1 BB: 0 P: 11	R: 0 E: 0 K: 2 S: 12	H: 1 LOB: 1 BB: 0 P: 20	R: 0 E: 0 K: 1 S: 5	H: 0 LOB: 0 BB: 0 P: 8	R: 0 E: 0 K: 0 S: 5	H: 0 LOB: 0 BB: 0 P: 9	R: 0 E: 0 K: 1 S: 15	H: 2 LOB: 2 BB: 0 P: 22	R: 0 E: 0 K: 3 S: 9	H: 0 LOB: 1 BB: 1 P: 16	R: 0 E: 0 K: 1 S: 14	H: 1 LOB: 1 BB: 0 P: 19		R: 0 E: 0 K: 0 S: 8	H: 0 LOB: 0 BB: 0 P: 12	1B: 8 2B: 1 3B: 0 HR: 0	SF: 0 SAC: 0 DP: 1 HBP: 0	WP: 0 SB: 0 CS: 0
PITCHER	IP	WLS	BF	H	R	ER	SO	BB	IBB	HBP	BLK	WP	HR	S	P	ERA	WHIP					
Ramiro Mendoza, R ERA: 6.21 42 Mariano Rivera, R ERA: 1.54 Jeff Nelson, R ERA: 4.72	(1, 1) (6, 1) (9, 1)	5.0 3.0 1.0	W 11 3	21 1	2 0	2 0	3 5	0 1	0 0	0 0	0 0	0 0	0 0	8 33	12	0.00 0.00 0.00	0.667 1.400 0.000					

Batter	1	2	3	4	5	6	7	8	9	AB	R	H	RBI	BB	SO	LOB	TOP				
Wade Boggs, L (1, 10) OBP: 0.308, SLG: 0.421										4	0	2	0	0	1	1	New York Yankees @ Minnesota Twins Hubert H. Humphrey Metrodome, Minneapolis, MN Wed Jun 26 1996, 4:33 AM EDT Att: 19,116 - Dome				
2 Derek Jeter, R (1, 6) OBP: 0.358, SLG: 0.371										2	0	1	1	1	0	1					
Paul O'Neill, L (1, 9) OBP: 0.435, SLG: 0.474										4	0	0	0	0	1	4					
Bernie Williams, S (1, 8) OBP: 0.399, SLG: 0.562										4	1	1	1	0	2	3					
Tino Martinez, L (1, 3) OBP: 0.341, SLG: 0.465										4	0	0	0	0	1	0					
Ruben Sierra, S (1, 7) OBP: 0.340, SLG: 0.420										4	0	0	0	0	2	0					
Mariano Duncan, R (1, 4) OBP: 0.317, SLG: 0.433										4	0	0	0	0	2	0					
Joe Girardi, R (1, 2) OBP: 0.350, SLG: 0.352										3	1	1	0	0	0	0					
Andy Fox, L (1, 5) OBP: 0.286, SLG: 0.299										2	0	0	0	0	0	0					
Mike Aldrete, L (8, PH) OBP: 0.266, SLG: 0.364										1	0	0	0	0	0	1					
Matt Howard, R (8, 5) OBP: 0.216, SLG: 0.294										0	0	0	0	0	0	0					
Inning Stats	R: 0 H: 1 E: 0 K: 2 S: 12	H: 1 LOB: 1 BB: 0 P: 19	R: 0 H: 0 E: 0 K: 1 S: 8	H: 0 LOB: 0 BB: 0 P: 11	R: 0 H: 1 E: 0 K: 0 S: 13	H: 1 LOB: 1 BB: 0 P: 23	R: 0 H: 0 E: 0 K: 1 S: 9	H: 0 LOB: 0 BB: 0 P: 13	R: 0 H: 0 E: 0 K: 2 S: 12	H: 0 LOB: 0 BB: 0 P: 17	R: 0 H: 1 E: 0 K: 0 S: 9	H: 1 LOB: 2 BB: 1 P: 15	R: 0 H: 0 E: 0 K: 1 S: 8	H: 0 LOB: 0 BB: 0 P: 11	R: 1 H: 1 E: 0 K: 1 S: 11	H: 1 LOB: 1 BB: 0 P: 16	R: 1 H: 1 E: 0 K: 1 S: 10	H: 1 LOB: 0 BB: 0 P: 13	1B: 1 2B: 3 3B: 0 HR: 1	SF: 1 SAC: 0 DP: 0 HBP: 0	WP: 0 PA: 34 SB: 0 CS: 0
PITCHER	IP	WLS	BF	H	R	ER	SO	BB	IBB	HBP	BLK	WP	HR	S	P	ERA	WHIP				
Rick Aguilera, R (1, 1) ERA: 5.4	7.1		28	4	1	1	7	1	0	0	0	0	0	77	119	1.23	0.682				
Mike Trombley, R (8, 1) ERA: 1.99	0.1		1	0	0	0	0	0	0	0	0	0	0	2	3	0.00	0.000				
Eddie Guardado, L (8, 1) ERA: 4.57	1.0	L	4	1	1	1	1	0	0	0	0	0	1	10	13	9.00	1.000				
Dave Stevens, R (9, 1) ERA: 4.22	0.1		1	0	0	0	1	0	0	0	0	0	0	3	3	0.00	0.000				

AB	32
R	2
H	5
RBI	2
BB	1
SO	9
LOB	10



Batter	1	2	3	4	5	6	7	8	9	AB	R	H	RBI	BB	SO	LOB	BOTTOM				
Chuck Knoblauch, R (1, 4) OBP: 0.435, SLG: 0.489										5	1	1	0	0	1	3	New York Yankees @ Minnesota Twins Hubert H. Humphrey Metrodome, Minneapolis, MN Wed Jun 26 1996, 4:33 AM EDT Att: 19,116 - Dome				
Jeff Reboulet, R (1, 6) OBP: 0.304, SLG: 0.235									5	0	2	1	0	2	2						
Paul Molitor, R (1, 10) OBP: 0.377, SLG: 0.447									4	0	0	0	0	1	2						
Marty Cordova, R (1, 7) OBP: 0.392, SLG: 0.477									4	0	1	0	0	2	2						
Dave Hollins, S (1, 5) OBP: 0.366, SLG: 0.401									2	0	1	0	2	0	1						
Ron Coomer, R (1, 3) OBP: 0.380, SLG: 0.516									3	0	1	0	0	0	3						
Scott Stahoviak, L (8, PH) OBP: 0.430, SLG: 0.551									1	0	0	0	0	0	2						
Roberto Kelly, R (1, 9) OBP: 0.369, SLG: 0.428										3	0	1	0	0	0	1					
Chip Hale, L (9, PH) OBP: 0.440, SLG: 0.523										1	0	1	0	0	0	0					
Pat Meares, R (9, PR) OBP: 0.297, SLG: 0.397										0	0	0	0	0	0	0					
Matt Lawton, L (1, 8) OBP: 0.307, SLG: 0.240										4	0	1	0	0	0	3					
Matt Walbeck, S (1, 2) OBP: 0.154, SLG: 0.192										3	0	0	0	0	0	3					
Greg Myers, L (9, PH) OBP: 0.336, SLG: 0.507										1	0	1	0	0	0	0					
Inning Stats	R: 1 H: 2 E: 0 K: 0 S: 18	H: 2 LOB: 2 BB: 1 P: 27	R: 0 H: 1 E: 0 K: 1 S: 10	H: 1 LOB: 1 BB: 0 P: 13	R: 0 H: 0 E: 0 K: 1 S: 11	H: 0 LOB: 0 BB: 0 P: 15	R: 0 H: 2 E: 0 K: 0 S: 7	H: 2 LOB: 2 BB: 0 P: 13	R: 0 H: 0 E: 0 K: 1 S: 10	H: 0 LOB: 0 BB: 0 P: 14	R: 0 H: 2 E: 0 K: 0 S: 5	H: 2 LOB: 1 BB: 0 P: 12	R: 0 H: 0 E: 0 K: 2 S: 15	H: 0 LOB: 0 BB: 0 P: 11	R: 0 H: 1 E: 0 K: 2 S: 15	H: 1 LOB: 2 BB: 1 P: 26	R: 0 H: 2 E: 0 K: 1 S: 12	H: 2 LOB: 2 BB: 0 P: 19	1B: 9 2B: 1 3B: 0 HR: 0	SF: 0 SAC: 0 DP: 1 HBP: 0	WP: 0 PA: 38 SB: 1 CS: 0
PITCHER	IP	WLS	BF	H	R	ER	SO	BB	IBB	HBP	BLK	WP	HR	S	P	ERA	WHIP				
Jimmy Key, L (1, 1) ERA: 6.08	7.0		28	7	1	1	3	1	0	0	0	0	0	67	105	1.29	1.143				
Jeff Nelson, R (8, 1) ERA: 4.63	0.2		4	1	0	0	2	1	0	0	0	0	0	12	21	0.00	3.000				
Dale Polley, L (8, 1) ERA:	0.1	W	1	0	0	0	0	0	0	0	0	0	0	3	5	0.00	0.000				
John Wetteland, R (9, 1) ERA: 3.27	1.0	S	5	2	0	0	1	0	0	0	0	0	0	12	19	0.00	2.000				

AB	36
R	1
H	10
RBI	1
BB	2
SO	6
LOB	22



Batter	1	2	3	4	5	6	7	8	9	AB	R	H	RBI	BB	SO	LOB	TOP				
Brady Anderson, L (1, 8) OBP: 0.410, SLG: 0.669	2-2 G1-3		2-2 P6				0-0 G4-3		4-0 IBB	4	0	0	0	1	0	3	Baltimore Orioles @ New York Yankees Yankee Stadium, Bronx, NY Thu Jun 27 1996, 7:05 PM EDT Att: 34,161 - Unknown - 82 F				
Mike Devereaux, R (1, 7) OBP: 0.317, SLG: 0.333	1-1 FC6-4 1B			0-0 SH1-3 1B			2-1 G4-3		1-1 G4-3 1B	5	2	3	0	0	1	3					
Roberto Alomar, S (1, 4) OBP: 0.432, SLG: 0.546	1-1 FC6-4 1-2			1-0 SH1-3 1-2			1-3 K		0-0 G4-3 1-2	3	0	0	0	0	1	2					
Rafael Palmeiro, L (1, 3) OBP: 0.399, SLG: 0.554	2-0 G4-3			0-0 E 2H 1B			2-2 F7		2-0 F9	4	0	1	1	0	0	2					
Bobby Bonilla, S (1, 9) OBP: 0.346, SLG: 0.407		1-1 G3		0-0 E4 1-2			0-0 F8		0-0 2H 1B	4	0	1	1	0	0	1					
Cal Ripken Jr., R (1, 6) OBP: 0.383, SLG: 0.500		0-1 F8		3-1 P4			2-1 SH5-3 BB 1B		1-1 F7	4	0	1	0	0	0	3					
B.J. Surhoff, L (1, 5) OBP: 0.338, SLG: 0.502		1-1 G4-3		1-3 K			4-1 SH5-3 BB 1-2		0-0 G4-3	3	0	0	0	1	1	2					
Chris Hoiles, R (1, 2) OBP: 0.336, SLG: 0.428				0-0 G5-3			0-0 F7		4-2 SH5-3 BB S	2	0	0	0	1	0	0					
Manny Alexander, R (9, PR) OBP: 0.167							1-2 2-3			0	0	0	0	0	0	0					
Mark Smith, R (1, 10) OBP: 0.231, SLG: 0.373				2-0 P6			1-1 G4-3 1B		3-2 F7	3	0	1	0	0	0	2					
Luis Polonia, L (9, PH) OBP: 0.271, SLG: 0.307							2-0 G1-3		1-2 F7	1	0	0	0	0	0	1					
Inning Stats	R: 0 E: 0 K: 0 S: 8	H: 1 LOB: 1 BB: 0 P: 14	R: 0 E: 0 K: 0 S: 6	H: 0 LOB: 0 BB: 0 P: 8	R: 0 E: 0 K: 0 S: 6	H: 0 LOB: 0 BB: 0 P: 10	R: 1 E: 1 K: 1 S: 9	H: 2 LOB: 2 BB: 0 P: 14	R: 0 E: 0 K: 0 S: 14	H: 0 LOB: 0 BB: 0 P: 11	R: 0 E: 0 K: 0 S: 6	H: 1 LOB: 2 BB: 1 P: 14	R: 1 E: 0 K: 1 S: 7	H: 2 LOB: 1 BB: 0 P: 11	R: 0 E: 0 K: 1 S: 12	H: 0 LOB: 2 BB: 2 P: 25	1B: 7 2B: 0 3B: 0 HR: 0	SF: 0 SAC: 2 DP: 0 HBP: 0	WP: 0 PB: 0 SB: 1 CS: 0	PA: 38	
PITCHER	IP WLS BF H R ER SO BB IBB HBP BLK WP HR S P ERA WHIP	7.2 W 32 7 2 2 2 1 0 0 0 0 0 62 101 2.35 1.043	0.1 1 0 0 0 0 0 0 0 0 0 0 0 2 3 0.00 0.000	1.0 S 5 0 0 0 1 1 1 0 0 0 0 12 25 0.00 1.000																	

AB	33
R	2
H	7
RBI	2
BB	3
SO	3
LOB	19



Batter	1	2	3	4	5	6	7	8	9	AB	R	H	RBI	BB	SO	LOB	BOTTOM	
Wade Boggs, L (1, 5) OBP: 0.406, SLG: 0.416	3-1 E6 G4-3 1B						2-1 FC4 G4-6-3			3	1	0	0	1	0	2	Baltimore Orioles @ New York Yankees Yankee Stadium, Bronx, NY Thu Jun 27 1996, 7:05 PM EDT Att: 34,161 - Unknown - 82 F	
Derek Jeter, R (1, 6) OBP: 0.353, SLG: 0.365	3-2 G4-3 2-3		2-2 G4-3				1-0 G3 1-2 2-3		3-2 G4-6-3 1-2	4	0	0	0	0	0	4		
Paul O'Neill, L (1, 9) OBP: 0.436, SLG: 0.475	1-0 FC5-4 3H 1B		0-0 G3 1B				0-2 G4-3		0-2 G3	4	0	2	1	0	0	2		
Bernie Williams, S (1, 8) OBP: 0.400, SLG: 0.570	1-1 FC5-4 FC8-4 1-2		0-0 G3 1-2				1-2 1B 3B		2-1 G6-4-3 1B	4	1	2	0	0	0	2		
Tino Martinez, L (1, 3) OBP: 0.340, SLG: 0.462	0-0 FC8-4 1-2			2-3 K			0-0 G4-3 G6-3 3H 1B		0-1 G6-4-3 1-2	4	0	1	1	0	1	2		
Ruben Sierra, S (1, 7) OBP: 0.337, SLG: 0.416			0-3 K				0-1 G6-3 1-2			3	0	0	0	0	1	1		
Gerald Williams, R (9, 7) OBP: 0.391, SLG: 0.524				0-0 L7			3-1 G4-3 2-3			0	0	0	0	0	0	0		
Mike Aldrete, L (1, 10) OBP: 0.269, SLG: 0.379			0-0 1B 2B				0-3 K2-3			3	1	1	0	0	1	1		
Mariano Duncan, R (1, 4) OBP: 0.317, SLG: 0.431			1-0 L9				1-0 FC6-4 G3 1B		3-0 G5-3	3	0	1	0	0	0	2		
Andy Fox, L (7, 4) OBP: 0.286, SLG: 0.299							0-0 FC6-4 G3 S 1B			0	0	0	0	0	0	0		
Joe Girardi, R (1, 2) OBP: 0.355, SLG: 0.354			1-0 S 2H 1B				0-0 FC6-4 G3 S 1-2		4-1 FC4 BB	2	0	1	1	1	0	1		
Inning Stats	R: 1 E: 1 K: 0 S: 9	H: 1 LOB: 1 BB: 0 P: 17	R: 1 E: 0 K: 1 S: 8	H: 2 LOB: 1 BB: 0 P: 13	R: 0 E: 0 K: 2 S: 9	H: 0 LOB: 0 BB: 0 P: 11	R: 0 E: 0 K: 0 S: 11	H: 1 LOB: 2 BB: 1 P: 17	R: 1 E: 0 K: 0 S: 9	H: 2 LOB: 1 BB: 0 P: 16	R: 0 E: 0 K: 0 S: 6	H: 0 LOB: 0 BB: 1 P: 15	R: 0 E: 0 K: 0 S: 8	H: 1 LOB: 0 BB: 0 P: 10	1B: 6 2B: 1 3B: 1 HR: 0	SF: 0 SAC: 0 DP: 3 HBP: 0	WP: 0 PB: 0 SB: 2 CS: 0	PA: 32
PITCHER	IP WLS BF H R ER SO BB IBB HBP BLK WP HR S P ERA WHIP	8.0 L 32 8 3 2 3 2 0 0 0 0 0 65 106 2.25 1.250																

AB	30
R	3
H	8
RBI	3
BB	2
SO	3
LOB	17



Batter	1	2	3	4	5	6	7	8	9	AB	R	H	RBI	BB	SO	LOB	TOP					
Roberto Alomar, S (1,4) OBP: 0.434, SLG: 0.550 Billy Ripken, R (9,4) OBP: 0.311, SLG: 0.429	F7		1B		2B	F9			G1-3	5	3	3	0	0	0	1						
Brady Anderson, L (1,8) OBP: 0.404, SLG: 0.657	F9		F9		G1-3		G3		G1-3	5	0	0	0	0	0	3						
Cal Ripken Jr., R (1,6) OBP: 0.366, SLG: 0.505	P2		1B		HR		G5-3		HR	5	2	3	3	0	0	0						
Rafael Palmeiro, L (1,3)		FC5-4	G3		HR		1B		HR	4	2	3	4	1	0	1						
Bobby Bonilla, S (1,10) OBP: 0.350, SLG: 0.409		FC5-4			F8		1B		L9	4	0	2	0	1	0	0						
B.J. Surhoff, L (1,5) OBP: 0.340, SLG: 0.500		K			FC6-4		K		HBP	5	0	2	0	0	3	5						
Mike Devereaux, R (1,9) OBP: 0.319, SLG: 0.337		FC5-4			FC6-4		2B		HBP	4	0	1	0	0	0	3						
Luis Polonia, L (1,7) OBP: 0.268, SLG: 0.295		G4-3			L3		G6-3		G1-3	4	0	0	0	1	0	6						
Gregg Zaun, S (1,2) OBP: 0.305, SLG: 0.333					K		G1-3		P6	4	0	0	0	0	2	2						
Inning Stats	R: 0 E: 0 K: 0 S: 7	H: 0 LOB: 0 BB: 0 P: 11	R: 0 E: 0 K: 1 S: 9	H: 1 LOB: 2 BB: 1 P: 19	R: 1 E: 0 K: 1 S: 19	H: 2 LOB: 1 BB: 0 P: 25	R: 0 E: 0 K: 0 S: 9	H: 1 LOB: 1 BB: 0 P: 16	R: 3 E: 0 K: 1 S: 16	H: 4 LOB: 1 BB: 0 P: 28	R: 0 E: 0 K: 1 S: 11	H: 1 LOB: 2 BB: 1 P: 17	R: 0 E: 0 K: 1 S: 16	H: 1 LOB: 2 BB: 1 P: 23	R: 0 E: 0 K: 1 S: 7	H: 0 LOB: 1 BB: 1 P: 13	R: 3 E: 0 K: 0 S: 16	H: 4 LOB: 2 BB: 0 P: 23	1B: 9 2B: 4 3B: 0 HR: 2	SF: 0 SAC: 0 DP: 1 HBP: 1	WP: 0 PB: 0 SB: 1 CS: 1	PA: 44
PITCHER	IP	WLS	BF	H	R	ER	SO	BB	IBB	HBP	BLK	WP	HR	S	P	ERA	WHIP					
Dwight Gooden, R (1,1) ERA: 4.33	6.0		28	9	4	4	3	1	0	0	0	0	1	71	116	6.00	1.667					
42 Mariano Rivera, R (7,1) ERA: 1.96	2.1	L	12	4	3	3	2	2	0	0	0	0	1	32	47	11.57	2.571					
Bob Wickman, R (9,1) ERA: 4.01	0.2		4	1	0	0	0	0	0	1	0	0	0	7	12	0.00	1.500					

Baltimore Orioles @ New York Yankees
Yankee Stadium, Bronx, NY
Fri Jun 28 1996, 7:05 PM EDT
Att: 43,515 - Unknown - 79 F

AB 40
R 7
H 14
RBI 7
BB 3
SO 5
LOB 21



Batter	1	2	3	4	5	6	7	8	9	AB	R	H	RBI	BB	SO	LOB	BOTTOM					
Wade Boggs, L (1,5) OBP: 0.403, SLG: 0.416	G4-3		P6		K					5	0	1	1	0	2	3						
Joe Girardi, R (1,2) OBP: 0.360, SLG: 0.361	FC5-4		1B		K			L8		4	1	2	0	1	1	1						
Paul O'Neill, L (1,9) OBP: 0.438, SLG: 0.473	FC5-4		E		G4-3-6-4			G1-3		3	0	1	1	2	0	1						
Bernie Williams, S (1,8) OBP: 0.400, SLG: 0.564	FC5-4		E		F7			L8		4	0	1	0	1	0	4						
Tino Martinez, L (1,3) OBP: 0.341, SLG: 0.461	G1-3		K		BB			G4-6-3		5	1	2	0	0	1	6						
Ruben Sierra, S (1,10) OBP: 0.335, SLG: 0.413		G6-3	E6		FC4			K		4	0	1	0	0	1	3						
Mariano Duncan, R (1,4) OBP: 0.316, SLG: 0.424 Matt Howard, R (9,4) OBP: 0.216, SLG: 0.294		K	L9		FC4			F9		3	0	0	0	1	1	4						
Gerald Williams, R (1,7) OBP: 0.383, SLG: 0.515		K			G5-3			K		3	0	0	1	0	2	1						
2 Derek Jeter, R (1,6) OBP: 0.355, SLG: 0.371			BB		E7			G4-3		4	2	2	0	0	0	2						
Inning Stats	R: 0 E: 0 K: 0 S: 11	H: 1 LOB: 2 BB: 1 P: 17	R: 0 E: 0 K: 2 S: 11	H: 0 LOB: 0 BB: 0 P: 14	R: 2 E: 1 K: 1 S: 18	H: 2 LOB: 3 BB: 2 P: 31	R: 1 E: 1 K: 1 S: 14	H: 2 LOB: 2 BB: 1 P: 25	R: 1 E: 0 K: 1 S: 12	H: 2 LOB: 2 BB: 1 P: 21	R: 0 E: 0 K: 0 S: 7	H: 1 LOB: 0 BB: 0 P: 11	R: 0 E: 0 K: 2 S: 13	H: 1 LOB: 1 BB: 0 P: 15	R: 0 E: 0 K: 1 S: 10	H: 0 LOB: 0 BB: 0 P: 15	R: 0 E: 0 K: 0 S: 9	H: 1 LOB: 0 BB: 0 P: 13	1B: 7 2B: 3 3B: 0 HR: 0	SF: 1 SAC: 0 DP: 2 HBP: 0	WP: 0 PB: 1 SB: 0 CS: 0	PA: 41
PITCHER	IP	WLS	BF	H	R	ER	SO	BB	IBB	HBP	BLK	WP	HR	S	P	ERA	WHIP					
Rick Krivda, L (1,1) ERA: 4.31	4.0		24	7	4	3	4	4	0	0	0	0	0	56	92	6.75	2.750					
Alan Mills, R (5,1) ERA: 4.58	0.2		3	0	0	0	0	1	0	0	0	0	0	6	10	0.00	1.500					
Arthur Rhodes, L (5,1) ERA: 3.64	3.1	W	11	2	0	0	4	0	0	0	0	0	0	34	47	0.00	0.600					
Randy Myers, L (9,1) ERA: 2.7	1.0	S	3	1	0	0	0	0	0	0	0	0	0	9	13	0.00	1.000					

Baltimore Orioles @ New York Yankees
Yankee Stadium, Bronx, NY
Fri Jun 28 1996, 7:05 PM EDT
Att: 43,515 - Unknown - 79 F

AB 35
R 4
H 10
RBI 3
BB 5
SO 8
LOB 25



Batter	1	2	3	4	5	6	7	8	9	AB	R	H	RBI	BB	SO	LOB	TOP										
Roberto Alomar, S (1, 10) OBP: 0.429, SLG: 0.543										4	0	0	0	0	1	0											
Billy Ripken, R (1, 4) OBP: 0.309, SLG: 0.420										4	1	1	0	0	0	0											
Cal Ripken Jr., R (1, 6) OBP: 0.365, SLG: 0.502										4	1	1	0	0	1	0											
Rafael Palmeiro, L (1, 3) OBP: 0.400, SLG: 0.570										4	0	0	0	0	1	2											
Bobby Bonilla, S (1, 9) OBP: 0.355, SLG: 0.424										4	1	3	3	0	0	0											
B.J. Surhoff, L (1, 5) OBP: 0.338, SLG: 0.496										4	0	1	0	0	0	1											
Mike Devereaux, R (1, 8) OBP: 0.318, SLG: 0.332										3	0	0	0	1	1	3											
Chris Hoiles, R (1, 2) OBP: 0.332, SLG: 0.421										3	0	0	0	0	2	1											
Mark Smith, R (1, 7) OBP: 0.218, SLG: 0.352										3	0	0	0	0	1	0											
Inning Stats	R: 0 E: 0 K: 2 S: 7	H: 0 LOB: 0 BB: 0 P: 11	R: 0 E: 0 K: 0 S: 10	H: 1 LOB: 1 BB: 0 P: 14	R: 0 E: 0 K: 2 S: 10	H: 0 LOB: 0 BB: 0 P: 13	R: 0 E: 0 K: 0 S: 5	H: 0 LOB: 0 BB: 0 P: 11	R: 0 E: 0 K: 0 S: 6	H: 0 LOB: 0 BB: 1 P: 16	R: 0 E: 0 K: 0 S: 7	H: 2 LOB: 2 BB: 0 P: 17	R: 0 E: 0 K: 1 S: 8	H: 0 LOB: 0 BB: 0 P: 11	R: 3 E: 0 K: 2 S: 16	H: 3 LOB: 0 BB: 0 P: 25	1B: 5 2B: 0 3B: 0 HR: 1	SF: 0 SAC: 0 DP: 0 HBP: 0	WP: 0 PA: 34 PB: 0 SB: 0 CS: 0								
PITCHER	IP	WLS	BF	H	R	ER	SO	BB	IBB	HBP	BLK	WP	HR	S	P	ERA	WHIP										
Andy Pettitte, L (1, 1) ERA: 3.98	7.0	W	25	3	0	0	4	1	0	0	0	0	0	56	97	0.00	0.571										
Jeff Nelson, R (8, 1) ERA: 4.55	1.0		5	2	2	2	1	0	0	0	0	0	0	15	21	18.00	2.000										
Dale Polley, L (9, 1) ERA:	0.1		1	0	0	0	1	0	0	0	0	0	0	3	5	0.00	0.000										
John Wetteland, R (9, 1) ERA: 3.38	0.2	S	3	1	1	1	1	0	0	0	0	0	1	6	10	13.50	1.500										

Baltimore Orioles @ New York Yankees
Yankee Stadium, Bronx, NY
Sat Jun 29 1996, 3:33 AM EDT
Att. 45,295 - Overcast - 76 F

AB 33
R 3
H 6
RBI 3
BB 1
SO 7
LOB 7



Batter	1	2	3	4	5	6	7	8	9	AB	R	H	RBI	BB	SO	LOB	BOTTOM										
Wade Boggs, L (1, 5) OBP: 0.306, SLG: 0.421										4	0	2	0	1	0	3											
Derek Jeter, R (1, 6) OBP: 0.353, SLG: 0.367										3	0	0	0	1	1	2											
Paul O'Neill, L (1, 9) OBP: 0.442, SLG: 0.475										3	2	2	0	1	0	1											
Bernie Williams, S (1, 8) OBP: 0.401, SLG: 0.566										3	1	1	0	1	1	4											
Tino Martinez, L (1, 3) OBP: 0.343, SLG: 0.465										4	1	2	2	0	0	2											
Ruben Sierra, S (1, 10) OBP: 0.334, SLG: 0.411										4	0	1	1	0	1	1											
Jim Leyritz, R (1, 2) OBP: 0.346, SLG: 0.368										1	0	0	0	0	1	0											
Joe Girardi, R (4, PR) OBP: 0.357, SLG: 0.358										2	0	0	0	0	0	2											
Gerald Williams, R (1, 7) OBP: 0.380, SLG: 0.514										4	0	1	1	0	0	0											
Andy Fox, L (1, 4) OBP: 0.276, SLG: 0.288										4	0	0	0	0	0	3											
Inning Stats	R: 0 E: 0 K: 0 S: 11	H: 0 LOB: 2 BB: 2 P: 19	R: 0 E: 0 K: 2 S: 11	H: 0 LOB: 0 BB: 0 P: 15	R: 0 E: 0 K: 0 S: 14	H: 1 LOB: 0 BB: 0 P: 19	R: 3 E: 0 K: 0 S: 16	H: 4 LOB: 3 BB: 0 P: 23	R: 1 E: 0 K: 2 S: 17	H: 3 LOB: 2 BB: 0 P: 22	R: 0 E: 0 K: 0 S: 11	H: 1 LOB: 3 BB: 2 P: 21	R: 0 E: 0 K: 0 S: 7	H: 0 LOB: 0 BB: 0 P: 7	R: 0 E: 0 K: 0 S: 7	H: 0 LOB: 0 BB: 0 P: 9	1B: 5 2B: 4 3B: 0 HR: 0	SF: 0 SAC: 0 DP: 1 HBP: 1	WP: 1 PA: 37 PB: 0 SB: 0 CS: 0								
PITCHER	IP	WLS	BF	H	R	ER	SO	BB	IBB	HBP	BLK	WP	HR	S	P	ERA	WHIP										
35 Mike Mussina, R (1, 1) ERA: 5.04	6.0	L	31	9	4	4	4	4	0	1	0	0	0	80	119	6.00	2.167										
Jimmy Haynes, R (7, 1) ERA: 7.05	2.0		6	0	0	0	0	0	0	0	0	0	0	14	16	0.00	0.000										

Baltimore Orioles @ New York Yankees
Yankee Stadium, Bronx, NY
Sat Jun 29 1996, 3:33 AM EDT
Att. 45,295 - Overcast - 76 F

AB 32
R 4
H 9
RBI 4
BB 4
SO 4
LOB 18



Batter	1	2	3	4	5	6	7	8	9	AB R H RBI BB SO LOB	TOP											
Roberto Alomar, S (1,4) OBP: 0.433, SLG: 0.554 Billy Ripken, R (6,4) OBP: 0.305, SLG: 0.416	3-2 G3-6-3 1B		3-2 HR	0-3 K		4-1 HR BB		1-1 L3		3 2 2 1 1 1 0 1 0 0 0 0 0 1	Baltimore Orioles @ New York Yankees Yankee Stadium, Bronx, NY Sun Jun 30 1996, 3:33 AM EDT Att: 40,200 - Overcast - 64 F											
Brady Anderson, L (1,8) OBP: 0.401, SLG: 0.659	1-2 G3-6-3 1-2f		1-1 P4	1-3 K		0-2 HR		2-0 F9		5 1 1 3 0 1 1												
Cal Ripken Jr., R (1,6) OBP: 0.365, SLG: 0.500	2-2 2B 1B		2-3 K	0-0 1B		2-1 G5-3		0-0 G6-3		5 1 2 0 0 1 0												
Rafael Palmeiro, L (1,3) OBP: 0.403, SLG: 0.570	1-2 1-H 2B		4-2 1B BB	1-2 L8		1-1 HBP		0-0 G4-3		3 1 1 1 1 0 1												
Bobby Bonilla, S (1,10) OBP: 0.353, SLG: 0.420	0-0 G1-3		2-2 1B 1B		0-1 P5	3-0 G1-3		2-2 G3		5 1 1 0 0 0 2												
B.J. Surhoff, L (1,5) OBP: 0.341, SLG: 0.496		2-2 FC4-6 1B	0-0 1B BB		3-3 K		1-2 G4-3			4 1 2 1 0 1 0												
Mike Devereaux, R (1,9) OBP: 0.316, SLG: 0.326		1-1 P4 1B	4-0 1B S BB		3-2 G6-3		2-1 G6-3			3 1 0 0 1 0 1												
Luis Polonia, L (1,7) OBP: 0.276, SLG: 0.296		0-0 FC4-6 1-2f FC6-4	0-2 1-3 2-H 3-H 3-3 S 1B		4-1 HR BB		1-1 G6-3			3 1 1 2 1 0 1												
Chris Hoiles, R (1,2) OBP: 0.330, SLG: 0.418		0-2 FC6-4 1-2f	1-2 K		0-0 F8		1-0 L3 1B			4 0 1 0 0 1 3												
Inning Stats	R: 1 E: 0 K: 0 S: 18	H: 3 LOB: 1 BB: 0 P: 25	R: 0 E: 0 K: 0 S: 9	H: 1 LOB: 1 BB: 0 P: 12	R: 5 E: 0 K: 2 S: 22	H: 4 LOB: 1 BB: 2 P: 41	R: 0 E: 0 K: 1 S: 12	H: 1 LOB: 1 BB: 0 P: 14	R: 0 E: 0 K: 1 S: 9	H: 0 LOB: 0 BB: 0 P: 15		R: 3 E: 0 K: 0 S: 10	H: 1 LOB: 1 BB: 2 P: 24	R: 0 E: 0 K: 0 S: 7	H: 0 LOB: 0 BB: 0 P: 11	R: 0 E: 0 K: 0 S: 4	H: 1 LOB: 0 BB: 0 P: 8	R: 0 E: 0 K: 0 S: 6	H: 0 LOB: 0 BB: 0 P: 8	1B: 8 2B: 2 3B: 0 HR: 2	SF: 0 SAC: 0 DP: 2 HBP: 1	WP: 0 PB: 0 SB: 2 CS: 0
PITCHER	IP WLS BF H R ER SO BB IBB HBP BLK WP HR S P ERA WHIP											PITCHER	IP WLS BF H R ER SO BB IBB HBP BLK WP HR S P ERA WHIP									
Ramiro Mendoza, R (1,1) ERA: 7.25	2.2 L	17 8	6 6	6 1	1 2	0 0	0 0	0 0	0 0	0 0	1 1	44 70	20.25 3.750									
Mark Hutton, R (3,1) ERA: 5.74	2.2	12 2	3 0	3 0	4 0	2 0	0 0	0 0	0 0	0 0	1 32	51 10.12	1.500									
Bob Wickman, R (6,1) ERA: 3.81	2.2	9 1	1 0	0 0	0 0	0 0	0 0	1 0	0 0	0 0	15 29	0.00 0.375										
Jeff Nelson, R (9,1) ERA: 4.82	1.0	3 0	0 0	0 0	0 0	0 0	0 0	0 0	0 0	6 8	0.00 0.000											

AB	36
R	9
H	11
RBI	8
BB	4
SO	5
LOB	10



Batter	1	2	3	4	5	6	7	8	9	AB R H RBI BB SO LOB	BOTTOM									
Derek Jeter, R (1,6) OBP: 0.352, SLG: 0.365	2-2 G6-3		2-2 F8			0-2 G5-3		0-2 FC5-4 20 1B		4 0 1 0 0 0 0	Baltimore Orioles @ New York Yankees Yankee Stadium, Bronx, NY Sun Jun 30 1996, 3:33 AM EDT Att: 40,200 - Overcast - 64 F									
Joe Girardi, R (1,2) OBP: 0.352, SLG: 0.353 20 Jorge Posada, S (7,2)	3-2 G5-3		1-2 F8			3-2 G5-3		2-2 FC5-4 1-2f		3 0 0 0 0 0 0 1 0 0 0 0 0 1										
Paul O'Neill, L (1,9) OBP: 0.437, SLG: 0.469	1-1 L8			1-2 L7		1-0 G4-3		0-0 F7		4 0 0 0 0 0 0										
Bernie Williams, S (1,8) OBP: 0.406, SLG: 0.579		0-1 G4-3		1-0 1B		1-2 HR		4-0 G4-3 BB		3 1 2 1 1 0 0										
Tino Martinez, L (1,3) OBP: 0.340, SLG: 0.460 Mike Aldrete, L (8,3) OBP: 0.265, SLG: 0.373		3-1 F7		2-0 F8		1-1 G6-3		1-1 G4-3 1-2f		3 0 0 0 0 0 1 1 0 0 0 0 0 1										
Ruben Sierra, S (1,10) OBP: 0.334, SLG: 0.410		0-0 FC5 HBP 1B		3-2 P6		1-0 F8				3 0 1 0 0 0 1										
Mariano Duncan, R (1,4) OBP: 0.316, SLG: 0.419		1-2 HBP			1-2 G4-3		0-2 K			2 0 0 0 0 1 0										
Gerald Williams, R (1,7) OBP: 0.374, SLG: 0.506		2-0 FC5 2-3f			0-0 G6-3			0-2 G6-3		3 0 0 0 0 0 2										
Matt Howard, R (1,5) OBP: 0.200, SLG: 0.270			1-3 K		0-0 F7			0-2 F7		3 0 0 0 0 1 0										
Inning Stats	R: 0 E: 0 K: 0 S: 12	H: 0 LOB: 0 BB: 0 P: 18	R: 0 E: 0 K: 0 S: 9	H: 1 LOB: 2 BB: 0 P: 15	R: 0 E: 0 K: 1 S: 14	H: 0 LOB: 0 BB: 0 P: 18	R: 0 E: 0 K: 0 S: 9	H: 1 LOB: 1 BB: 0 P: 16	R: 0 E: 0 K: 0 S: 5	H: 0 LOB: 0 BB: 0 P: 6		R: 1 E: 0 K: 1 S: 9	H: 1 LOB: 0 BB: 0 P: 12	R: 0 E: 0 K: 0 S: 16	H: 1 LOB: 1 BB: 0 P: 18	R: 0 E: 0 K: 0 S: 3	H: 0 LOB: 0 BB: 1 P: 8	1B: 3 2B: 0 3B: 0 HR: 1	SF: 0 SAC: 0 DP: 1 HBP: 1	WP: 0 PB: 0 SB: 0 CS: 0
PITCHER	IP WLS BF H R ER SO BB IBB HBP BLK WP HR S P ERA WHIP											PITCHER	IP WLS BF H R ER SO BB IBB HBP BLK WP HR S P ERA WHIP							
David Wells, L (1,1) ERA: 5.17	9.0 W	32 4	1 1	1 1	2 2	1 0	0 1	0 0	0 0	1 85	123 1.00	0.556								

AB	30
R	1
H	4
RBI	1
BB	1
SO	2
LOB	6



Batter	1	2	3	4	5	6	7	8	9	AB	R	H	RBI	BB	SO	LOB	TOP				
Jeff Frye, R OBP: 0.376, SLG: 0.292	1-2 G6-4-3 1B			2-1 L9		1-1 L6		1-1 P6		4	0	1	0	0	0	0	Boston Red Sox @ New York Yankees Yankee Stadium, Bronx, NY Mon Jul 01 1996, 7:05 PM EDT Att: 27,734 - Unknown - 77 F				
John Valentin, R OBP: 0.373, SLG: 0.455	2-1 G6-4-3 1-2			4-2 BB		4-2 BB		0-0 1B		2	0	1	0	2	0	1					
Mo Vaughn, L OBP: 0.439, SLG: 0.631	0-0 F8			2-1 F8		4-1 FC4		0-0 BB		3	0	1	0	1	0	1					
Jose Canseco, R OBP: 0.399, SLG: 0.637		3-1 G3		3-3 K		0-0 FC4		0-3 K		4	0	0	0	0	2	5					
Tim Lincecum, R OBP: 0.406, SLG: 0.532		2-1 G1-3			2-1 L4		2-1 P6		4-0 BB	3	0	0	0	1	0	0					
Mike Stanley, R OBP: 0.388, SLG: 0.480		2-2 L7			3-2 1B		2-2 1B		2-3 K	4	0	2	0	0	1	3					
18 Reggie Jefferson, S OBP: 0.401, SLG: 0.656			0-1 L8		0-3 K		3-3 K		2-3 K	4	0	0	0	0	3	2					
Jose Malave, R OBP: 0.265, SLG: 0.388			1-3 K		1-1 F8		1-2 1B		1-0 F9	4	0	1	0	0	1	1					
Lee Tinsley, S OBP: 0.283, SLG: 0.261			2-3 K			2-2 P3		0-1 F9		3	0	0	0	0	1	2					
Troy O'Leary, L OBP: 0.331, SLG: 0.410									1-1 F7	1	0	0	0	0	0	0					
Inning Stats	R: 0 E: 0 K: 0 S: 6	H: 1 LOB: 0 BB: 0 P: 9	R: 0 E: 0 K: 0 S: 7	H: 0 LOB: 0 BB: 0 P: 14	R: 0 E: 0 K: 2 S: 8	H: 0 LOB: 0 BB: 1 P: 11	R: 0 E: 0 K: 1 S: 10	H: 1 LOB: 1 BB: 0 P: 21	R: 0 E: 0 K: 0 S: 10	H: 0 LOB: 2 BB: 2 P: 21	R: 0 E: 0 K: 1 S: 13	H: 2 LOB: 2 BB: 0 P: 21	R: 0 E: 0 K: 2 S: 11	H: 2 LOB: 3 BB: 1 P: 18	R: 0 E: 0 K: 1 S: 6	H: 0 LOB: 0 BB: 0 P: 10	1B: 6 2B: 0 3B: 0 HR: 0	SF: 0 SAC: 0 DP: 1 HBP: 0	WP: 0 PB: 0 SB: 0 CS: 0	PA: 36	
PITCHER	IP WLS BF H R ER SO BB IBB HBP BLK WP HR S P ERA WHIP	7.0 W 27 4 0 0 5 3 0 0 0 0 0 65 114 0.00 1.000	1.0 S 3 0 0 0 1 0 0 0 0 0 6 10 0.00 0.000																		

AB	32
R	0
H	6
RBI	0
BB	4
SO	8
LOB	15





Batter	1	2	3	4	5	6	7	8	9	AB	R	H	RBI	BB	SO	LOB	BOTTOM			
Wade Boggs, L OBP: 0.413, SLG: 0.421	4-0 FC6-4 BB			4-1 G4-3 BB	4-2 BB		4-1 SH3-4 IBB			0	0	0	0	4	0	0	Boston Red Sox @ New York Yankees Yankee Stadium, Bronx, NY Mon Jul 01 1996, 7:05 PM EDT Att: 27,734 - Unknown - 77 F			
Joe Girardi, R OBP: 0.348, SLG: 0.348	0-1 FC6-4 1-2			1-1 G6-3	0-0 G5-3		0-0 SH3-4			3	0	0	1	0	0	5				
Paul O'Neill, L OBP: 0.435, SLG: 0.466	1-2 L6-3 1-2			1-2 G4-3		3-2 G6-3 1B		2-1 L8		4	0	1	0	0	0	3				
Bernie Williams, S OBP: 0.408, SLG: 0.576		2-2 L7		4-0 BB		1-0 G6-3		1-0 FC6-4 1B		3	0	1	0	1	0	1				
Tino Martinez, L OBP: 0.340, SLG: 0.457		1-1 G4-3		0-3 K		1-2 HBP		1-0 FC6-4 CS		2	0	0	0	0	1	2				
Gerald Williams, R OBP: 0.372, SLG: 0.503								1-2 CS		1	0	0	0	0	0	1				
Ruben Sierra, S OBP: 0.333, SLG: 0.408		2-2 G4-3			1-0 1B CS		2-0 G4-3		2-2 P4	4	0	1	0	0	0	2				
John Wetteland, R										0	0	0	0	0	0	0				
Mike Aldrete, L OBP: 0.282, SLG: 0.435			0-1 G6-3		1-1 CS G5-3 1B		3-2 HR		0-1 CS	3	1	2	1	0	0	0				
2 Derek Jeter, R OBP: 0.349, SLG: 0.361			2-1 F9		1-0 G5-3		2-1 F9			3	0	0	0	0	0	2				
Andy Fox, L OBP: 0.286, SLG: 0.286			3-2 L5		4-2 BB		4-2 SH3-4 BB			1	1	0	0	2	0	0				
Inning Stats	R: 0 E: 0 K: 0 S: 6	H: 0 LOB: 0 BB: 1 P: 11	R: 0 E: 0 K: 0 S: 8	H: 0 LOB: 0 BB: 0 P: 13	R: 0 E: 0 K: 1 S: 9	H: 0 LOB: 2 BB: 2 P: 19	R: 0 E: 0 K: 0 S: 14	H: 2 LOB: 3 BB: 2 P: 25	R: 0 E: 0 K: 0 S: 7	H: 1 LOB: 1 BB: 0 P: 14	R: 2 E: 0 K: 0 S: 15	H: 1 LOB: 1 BB: 2 P: 30	R: 0 E: 0 K: 0 S: 6	H: 1 LOB: 0 BB: 0 P: 10	1B: 4 2B: 1 3B: 0 HR: 1	SF: 0 SAC: 1 DP: 2 HBP: 1	WP: 0 PB: 0 SB: 1 CS: 3	PA: 34		
PITCHER	IP WLS BF H R ER SO BB IBB HBP BLK WP HR S P ERA WHIP	7.0 L 30 4 2 1 1 6 1 1 0 0 6 10 0.00 1.000																		



Batter	1	2	3	4	5	6	7	8	9	AB	R	H	RBI	BB	SO	LOB	TOP										
Fernando Vina, L (1, 4) OBP: 0.378, SLG: 0.442	1-2 2B 1B		0-1 1B 2B		2-2 L9			3-2 G1-3		4	1	2	0	0	0	0	Milwaukee Brewers @ New York Yankees Yankee Stadium, Bronx, NY Thu Jul 04 1996, 3:33 AM EDT Att: 24,243 - Overcast - 70 F										
Kevin Seitzer, R (1, 3) OBP: 0.447, SLG: 0.517	0-3 K		0-1 G5-4-3 2-3 1B			0-2 F9		1-3 K		4	0	1	0	0	2	1											
Greg Vaughn, R (1, 7) OBP: 0.395, SLG: 0.582	1-0 F7		1-1 G5-4-3 1-2			3-2 F9			2-3 K	4	0	0	0	0	1	3											
John Jaha, R (1, 10) OBP: 0.389, SLG: 0.514	2-2 1-H 2B			0-1 F7			2-3 K		1-2 F7	4	0	1	1	0	1	0											
Matt Mieske, R (1, 9) OBP: 0.342, SLG: 0.509		3-2 1B CS 2B		1-3 K			2-0 F9		3-3 K	4	0	1	0	0	2	0											
Jeff Cirillo, R (1, 5) OBP: 0.399, SLG: 0.509		0-0 G6-3		0-1 1B			2-2 1B			3	0	2	0	0	0	1											
Jose Valentin, S (1, 6) OBP: 0.339, SLG: 0.482		1-2 2-3 1B		2-3 K2-3			1-1 P4			3	0	1	0	0	1	2											
Danny Perez, R (1, 8) OBP: 0.339, SLG: 0.482		1-1 P3		1-1 F9			0-2 F6			3	0	0	0	0	0	3											
Mike Matheny, R (1, 2) OBP: 0.255, SLG: 0.338 Jesse Lewis, L (8, PH) OBP: 0.292, SLG: 0.259		0-1 CS 3-H		0-2 F7			2-2 P5		3-2 G6-3	2	0	0	0	0	0	0	Brewers										
Inning Stats	R: 1 E: 0 K: 1 S: 10	H: 2 LOB: 1 BB: 0 P: 14	R: 0 E: 0 K: 0 S: 10	H: 2 LOB: 1 BB: 0 P: 15	R: 0 E: 0 K: 0 S: 9	H: 2 LOB: 1 BB: 0 P: 10	R: 0 E: 0 K: 2 S: 13	H: 1 LOB: 1 BB: 0 P: 16	R: 0 E: 0 K: 0 S: 9	H: 0 LOB: 0 BB: 0 P: 14	R: 0 E: 0 K: 1 S: 10	H: 0 LOB: 0 BB: 0 P: 15	R: 0 E: 0 K: 0 S: 10	H: 1 LOB: 1 BB: 0 P: 15	R: 0 E: 0 K: 1 S: 9	H: 0 LOB: 0 BB: 0 P: 16		1B: 5 2B: 3 3B: 0 HR: 0	SF: 0 SAC: 0 DP: 1 HBP: 0	WP: 0 PB: 0 CS: 1	PA: 33						
PITCHER	IP	WLS	BF	H	R	ER	SO	BB	IBB	HBP	BLK	WP	HR	S	P	ERA	WHIP										
Andy Pettitte, L (1, 1) ERA: 3.81	7.0	W	26	8	1	1	4	0	0	0	0	0	0	71	99	1.29	1.143										
42 Mariano Rivera, R (8, 1) ERA: 1.99	1.0		3	0	0	0	1	0	0	0	0	0	0	9	16	0.00	0.000										
John Wetteland, R (9, 1) ERA: 3.11	1.0	S	3	0	0	0	2	0	0	0	0	0	0	9	15	0.00	0.000										

Batter	1	2	3	4	5	6	7	8	9	AB	R	H	RBI	BB	SO	LOB	BOTTOM										
Wade Boggs, L (1, 5) OBP: 0.305, SLG: 0.411	0-2 G4-3		1-0 F8		1-2 G3-6-3 1-2		3-2 F8			4	0	0	0	0	0	3	Milwaukee Brewers @ New York Yankees Yankee Stadium, Bronx, NY Thu Jul 04 1996, 3:33 AM EDT Att: 24,243 - Overcast - 70 F										
2 Derek Jeter, R (1, 6) OBP: 0.356, SLG: 0.380 Matt Howard, R (9, 4) OBP: 0.200, SLG: 0.270	1-0 F7		2-1 G4-3			3-2 HR	2-2 FC6-4 1-2			4	1	1	1	0	0	2											
Paul O'Neill, L (1, 9) OBP: 0.438, SLG: 0.475	1-0 HR		4-1 BB			0-1 G6-3		1-0 BB 1B HBP		2	2	1	1	1	0	0											
Bernie Williams, S (1, 8) OBP: 0.412, SLG: 0.585	1-3 K		1-0 L7			0-1 1B		4-1 F9 1B BB		3	0	1	0	1	1	1											
Tino Martinez, L (1, 3) OBP: 0.339, SLG: 0.455		1-2 F9		0-1 G3-1		1-0 F8		0-2 1B 1B		4	0	1	1	0	0	1											
Ruben Sierra, S (1, 10) OBP: 0.333, SLG: 0.408		0-0 1B 2B		1-0 L7		1-1 F9		1-0 F9		4	1	1	0	0	0	3											
Jim Leyritz, R (1, 2) OBP: 0.340, SLG: 0.357		1-2 G5-3		1-2 L8			3-2 P3	2-2 P3		4	0	0	0	0	0	3											
Mariano Duncan, R (1, 4) OBP: 0.318, SLG: 0.420 Andy Fox, L (7, PR) OBP: 0.283, SLG: 0.283		0-0 2-H 1B			2-3 K		0-0 E6	0-0 F6		3	0	1	1	0	1	0											
Gerald Williams, R (1, 7) OBP: 0.374, SLG: 0.503		0-0 G6-3		1-2 G3-6-3 1B			4-0 FC6-4 BB			2	0	1	0	1	0	1	Yankees										
Inning Stats	R: 1 E: 0 K: 1 S: 8	H: 1 LOB: 0 BB: 0 P: 11	R: 1 E: 0 K: 0 S: 10	H: 2 LOB: 1 BB: 0 P: 12	R: 0 E: 0 K: 0 S: 5	H: 0 LOB: 1 BB: 1 P: 13	R: 0 E: 0 K: 0 S: 6	H: 0 LOB: 0 BB: 0 P: 8	R: 0 E: 0 K: 1 S: 10	H: 1 LOB: 0 BB: 0 P: 14	R: 1 E: 0 K: 0 S: 12	H: 2 LOB: 1 BB: 0 P: 17	R: 0 E: 1 K: 0 S: 10	H: 0 LOB: 2 BB: 1 P: 22	R: 1 E: 0 K: 0 S: 9	H: 1 LOB: 2 BB: 1 P: 17		1B: 4 2B: 1 3B: 0 HR: 2	SF: 0 SAC: 0 DP: 1 HBP: 1	WP: 0 PB: 0 CS: 0	PA: 35						
PITCHER	IP	WLS	BF	H	R	ER	SO	BB	IBB	HBP	BLK	WP	HR	S	P	ERA	WHIP										
Scott Karl, L (1, 1) ERA: 4.5	7.0	L	30	6	4	4	2	2	0	1	0	0	0	61	98	5.14	1.143										
Graeme Lloyd, L (8, 1) ERA: 2.17	1.0		5	1	0	0	0	1	0	0	0	0	0	9	16	0.00	2.000										

Batter	1	2	3	4	5	6	7	8	9	AB	R	H	RBI	BB	SO	LOB	TOP			
Fernando Vina, L (1,4) OBP: 0.378, SLG: 0.440	G1-3		HR 1B				G3		G3	4	0	1	0	0	0	0	Milwaukee Brewers @ New York Yankees Yankee Stadium, Bronx, NY Fri Jul 05 1996, 7:05 PM EDT Att: 26,699 - Unknown - 81 F AB 35 R 3 H 10 RBI 3 BB 3 SO 8 LOB 18 			
Kevin Seitzer, R (1,10) OBP: 0.447, SLG: 0.524	F8		HR				K		G6-3	5	1	2	1	0	1	0				
Dave Nilsson, L (1,9) OBP: 0.413, SLG: 0.592				HBP BB			G6-3			3	0	2	0	2	0	0				
Greg Vaughn, R (1,7) OBP: 0.394, SLG: 0.576	F7									3	0	0	0	0	1	3				
Mark Loretta, R (8,6) OBP: 0.365, SLG: 0.328					L7				K	1	0	0	0	0	0	1				
John Jaha, R (1,3) OBP: 0.387, SLG: 0.511					FC6-4				L8	4	0	1	0	0	1	4				
Jose Valentin, S (1,6) OBP: 0.341, SLG: 0.490										3	1	1	1	1	1	2				
Danny Perez, R (8,7)									HR	0	0	0	0	0	0	0				
Jeff Cirillo, R (1,5) OBP: 0.397, SLG: 0.506					P4					4	1	1	0	0	2	2				
Kevin Koslowski, L (1,8) OBP: 0.298, SLG: 0.381					L9					4	0	2	1	0	0	2				
Mike Matheny, R (1,2) OBP: 0.252, SLG: 0.333										3	0	0	0	0	2	3				
Jesse Levis, L (8,PH) OBP: 0.289, SLG: 0.256	P3								P5	1	0	0	0	0	0	1				
Inning Stats	R: 0 E: 0 K: 0 S: 9	H: 1 LOB: 1 BB: 0 P: 13	R: 0 E: 0 K: 1 S: 18	H: 1 LOB: 2 BB: 1 P: 27	R: 1 E: 0 K: 2 S: 17	H: 2 LOB: 2 BB: 1 P: 31	R: 0 E: 0 K: 1 S: 7	H: 0 LOB: 0 BB: 0 P: 11	R: 0 E: 0 K: 2 S: 10	H: 1 LOB: 1 BB: 0 P: 18	R: 0 E: 0 K: 1 S: 7	H: 0 LOB: 0 BB: 0 P: 12	R: 2 E: 0 K: 1 S: 19	H: 3 LOB: 1 BB: 0 P: 26	R: 0 E: 0 K: 0 S: 9	H: 1 LOB: 1 BB: 0 P: 15	1B: 7 2B: 0 3B: 1 HR: 2	SF: 0 SAC: 0 DP: 0 HBP: 2	WP: 0 PB: 0 SB: 0 CS: 0	PA: 40
PITCHER	IP WLS BF H R ER SO BB IBB HBP BLK WP HR S P ERA WHIP																			
Dwight Gooden, R (1,1) ERA: 4.2	5.0 W 23 5 1 1 4 3 0 2 0 0 1 64 105 1.80 1.600																			
Bob Wickman, R (6,1) ERA: 3.51	2.0 7 1 0 0 3 0 0 0 0 0 0 17 30 0.00 0.500																			
Jeff Nelson, R (8,1) ERA: 5.03	1.0 6 3 2 2 1 0 0 0 0 0 0 1 19 26 18.00 3.000																			
Mark Hutton, R (9,1) ERA: 5.4	1.0 4 1 0 0 0 0 0 0 0 0 0 9 15 0.00 1.000																			

Batter	1	2	3	4	5	6	7	8	9	AB	R	H	RBI	BB	SO	LOB	BOTTOM			
Wade Boggs, L (1,5) OBP: 0.406, SLG: 0.415	L3		G5-3	G3						4	1	2	0	0	0	2	Milwaukee Brewers @ New York Yankees Yankee Stadium, Bronx, NY Fri Jul 05 1996, 7:05 PM EDT Att: 26,699 - Unknown - 81 F AB 36 R 12 H 15 RBI 12 BB 3 SO 2 LOB 14 			
Andy Fox, L (8,5) OBP: 0.281, SLG: 0.281										1	0	0	0	0	0	0				
Joe Girardi, R (1,2) OBP: 0.351, SLG: 0.352	L3									4	2	3	2	0	0	1				
Paul O'Neill, L (1,9) OBP: 0.437, SLG: 0.474										3	0	1	1	1	0	2				
Gerald Williams, R (6,PR) OBP: 0.374, SLG: 0.503										0	0	0	0	0	0	0				
Bernie Williams, S (1,8) OBP: 0.412, SLG: 0.582	G6-3									5	1	2	1	0	0	3				
Tino Martinez, L (1,3) OBP: 0.337, SLG: 0.449										4	1	0	0	1	1	2				
Ruben Sierra, S (1,7) OBP: 0.331, SLG: 0.406										4	1	1	1	0	0	2				
Mike Aldrete, L (1,10) OBP: 0.312, SLG: 0.515										4	2	3	4	0	0	0				
Mariano Duncan, R (1,4) OBP: 0.327, SLG: 0.452										4	3	3	2	0	1	1				
Derek Jeter, R (1,6) OBP: 0.354, SLG: 0.375										3	1	0	1	1	0	1				
Inning Stats	R: 0 E: 0 K: 0 S: 6	H: 1 LOB: 1 BB: 1 P: 14	R: 0 E: 0 K: 0 S: 4	H: 0 LOB: 0 BB: 0 P: 8	R: 1 E: 1 K: 0 S: 10	H: 2 LOB: 2 BB: 0 P: 17	R: 4 E: 0 K: 0 S: 15	H: 4 LOB: 1 BB: 1 P: 26	R: 0 E: 0 K: 1 S: 5	H: 1 LOB: 0 BB: 0 P: 6	R: 0 E: 0 K: 1 S: 10	H: 1 LOB: 0 BB: 0 P: 16	R: 6 E: 0 K: 0 S: 16	H: 4 LOB: 0 BB: 1 P: 29	R: 1 E: 0 K: 1 S: 11	H: 3 LOB: 2 BB: 0 P: 19	1B: 10 2B: 3 3B: 1 HR: 2	SF: 2 SAC: 1 DP: 1 HBP: 0	WP: 0 PB: 0 SB: 1 CS: 1	PA: 43
PITCHER	IP WLS BF H R ER SO BB IBB HBP BLK WP HR S P ERA WHIP																			
Ricky Bones, R (1,1) ERA: 5.8	6.0 L 28 9 6 6 1 2 0 1 0 0 0 1 53 90 9.00 1.833																			
Ramon Garcia, R (7,1) ERA: 5.88	1.0 8 3 5 5 0 0 1 0 0 0 0 1 13 26 45.00 3.000																			
Marshall Boze, R (8,1) ERA: 8.49	1.0 6 3 1 1 1 0 0 0 0 0 0 0 11 19 9.00 3.000																			

Batter	1	2	3	4	5	6	7	8	9	AB	R	H	RBI	BB	SO	LOB	TOP				
Fernando Vina, L (1, 4) OBP: 0.378, SLG: 0.438	L8		FC4-6 1B		SH1-3			G4-3		3	0	1	0	0	0	1					
Jeff Cirillo, R (1, 5) OBP: 0.395, SLG: 0.502	1B		FC4-6 L9-3 1-2f		L6			G6-3		4	0	1	0	0	0	2					
Kevin Seitzer, R (1, 10) OBP: 0.447, SLG: 0.523	1B		L9-3							3	0	1	0	1	1	1					
Dave Nilsson, L (1, 7) OBP: 0.410, SLG: 0.582 Kevin Koslowski, L (9, PR) OBP: 0.296, SLG: 0.381	K				G3			FC3-6 BB		3	0	0	0	1	1	3					
Greg Vaughn, R (1, 8) OBP: 0.392, SLG: 0.571	L7				F8			G5-4-3		4	0	1	0	0	0	3					
John Jaha, R (1, 3) OBP: 0.389, SLG: 0.510					1B			G4-3		4	0	2	0	0	1	2					
Matt Mieske, R (1, 9) OBP: 0.336, SLG: 0.500					G6-3			F9		4	0	0	0	0	0	4					
Mark Loretta, R (1, 6) OBP: 0.369, SLG: 0.333 Jose Valentin, S (7, PH) OBP: 0.340, SLG: 0.488										2	0	1	0	0	1	1					
Mike Matheny, R (1, 2) OBP: 0.251, SLG: 0.332 Jesse Levis, L (8, PH) OBP: 0.297, SLG: 0.265					SH1-3 SH1 1B					1	0	0	0	0	1	1					
Inning Stats	R: 0 E: 0 K: 1 S: 10	H: 2 LOB: 2 BB: 0 P: 18	R: 0 E: 0 K: 2 S: 11	H: 1 LOB: 1 BB: 0 P: 18	R: 0 E: 0 K: 0 S: 9	H: 1 LOB: 0 BB: 0 P: 16	R: 0 E: 0 K: 0 S: 9	H: 1 LOB: 1 BB: 0 P: 14	R: 0 E: 0 K: 1 S: 6	H: 0 LOB: 0 BB: 1 P: 11	R: 0 E: 0 K: 1 S: 6	H: 0 LOB: 0 BB: 0 P: 9	R: 0 E: 0 K: 0 S: 6	H: 1 LOB: 0 BB: 0 P: 8	R: 0 E: 0 K: 1 S: 17	H: 1 LOB: 2 BB: 1 P: 26	1B: 8 2B: 1 3B: 0 HR: 0	SF: 0 SAC: 2 DP: 3 HBP: 0	WP: 0 PB: 0 CS: 0	PA: 34	
PITCHER	IP	WLS	BF	H	R	ER	SO	BB	IBB	HBP	BLK	WP	HR	S	P	ERA	WHIP				
Jimmy Key, L (1, 1) ERA: 5.05	6.0	W	23	6	0	0	4	1	0	0	0	0	0	53	90	0.00	1.167				
42 Mariano Rivera, R (7, 1) ERA: 1.5	2.0		6	1	0	0	1	0	0	0	0	0	0	12	17	0.00	0.500				
John Wetteland, R (9, 1) ERA: 3.03	1.0	S	5	1	0	0	1	1	0	0	0	0	0	17	26	0.00	2.000				

Milwaukee Brewers @ New York Yankees
Yankee Stadium, Bronx, NY
Sat Jul 06 1996, 7:05 PM EDT
Att: 24,033 - Unknown - 87 F

AB 30
R 0
H 8
RBI 0
BB 2
SO 6
LOB 18



Batter	1	2	3	4	5	6	7	8	9	AB	R	H	RBI	BB	SO	LOB	BOTTOM				
Wade Boggs, L (1, 5) OBP: 0.304, SLG: 0.413	G5-3	P6			1B	F8		CS		4	1	1	0	0	0	4					
Joe Girardi, R (1, 2) OBP: 0.362, SLG: 0.365	CS		G4-3 BB		1B	F9-2 1B		G6-3 1B		3	1	3	0	1	0	0					
Paul O'Neill, L (1, 9) OBP: 0.443, SLG: 0.475	WP		G4-3 BB		1B	1-2 2-H		G6-3 BB		1	0	1	1	3	0	0					
Bernie Williams, S (1, 8) OBP: 0.410, SLG: 0.575	BB		G4-3		F9-2			G6-3		3	0	0	0	1	0	6					
Tino Martinez, L (1, 3) OBP: 0.339, SLG: 0.448	G1-3				G3			1B		3	0	1	1	1	0	3					
Ruben Sierra, S (1, 7) OBP: 0.333, SLG: 0.407 Gerald Williams, R (8, 7) OBP: 0.374, SLG: 0.503		G6-4-3 1B	G4-3			1B		K		4	0	2	0	0	1	3					
Mike Aldrete, L (1, 10) OBP: 0.316, SLG: 0.514 Jim Leyritz, R (6, PH) OBP: 0.337, SLG: 0.353		G6-4-3 1B			K			L7		2	0	1	0	0	1	0					
2 Derek Jeter, R (1, 6) OBP: 0.350, SLG: 0.370	G6-4-3				G5-3			G6-3		4	0	0	0	0	1	3					
Andy Fox, L (1, 4) OBP: 0.295, SLG: 0.291					G5-3			CS		3	0	2	0	1	0	0					
Inning Stats	R: 0 E: 0 K: 0 S: 8	H: 1 LOB: 2 BB: 2 P: 18	R: 0 E: 0 K: 0 S: 11	H: 2 LOB: 2 BB: 1 P: 26	R: 0 E: 0 K: 0 S: 6	H: 0 LOB: 3 BB: 3 P: 20	R: 0 E: 0 K: 1 S: 6	H: 0 LOB: 0 BB: 0 P: 11	R: 1 E: 0 K: 0 S: 7	H: 3 LOB: 1 BB: 0 P: 11	R: 0 E: 0 K: 2 S: 11	H: 2 LOB: 2 BB: 0 P: 15	R: 1 E: 0 K: 1 S: 6	H: 2 LOB: 1 BB: 1 P: 15	R: 0 E: 0 K: 0 S: 9	H: 1 LOB: 0 BB: 0 P: 14	1B: 10 2B: 2 3B: 0 HR: 0	SF: 0 SAC: 0 DP: 4 HBP: 0	WP: 1 PB: 0 CS: 2	PA: 37	
PITCHER	IP	WLS	BF	H	R	ER	SO	BB	IBB	HBP	BLK	WP	HR	S	P	ERA	WHIP				
Steve Sparks, R (1, 1) ERA: 6.43	5.0	L	24	7	1	1	1	6	0	0	0	0	0	41	90	1.80	2.600				
Angel Miranda, L (6, 1) ERA: 4.79	3.0		12	4	1	1	3	1	0	0	0	0	0	23	40	3.00	1.667				

Milwaukee Brewers @ New York Yankees
Yankee Stadium, Bronx, NY
Sat Jul 06 1996, 7:05 PM EDT
Att: 24,033 - Unknown - 87 F

AB 29
R 2
H 11
RBI 2
BB 7
SO 4
LOB 20



Batter	1	2	3	4	5	6	7	8	9	AB	R	H	RBI	BB	SO	LOB	TOP					
Fernando Vina, L (1.4) OBP: 0.376, SLG: 0.434	2-1 SH1-3 1B HBP		3-2 K		1-3 K		0-1 FC4-6			3	1	0	0	0	2	2						
Jeff Cirillo, R (1.5) OBP: 0.393, SLG: 0.498	0-1 SH1-3 1B		2-2 G6-3		1-2 F8			1-2 G6-3		4	1	1	0	0	0	0						
Kevin Seitzer, R (1.3) OBP: 0.446, SLG: 0.519	0-0 SH1-3		0-0 G6-3			2-3 K		4-0 1B WP BB		2	1	0	0	1	1	0						
Dave Nilsson, L (1.7) OBP: 0.411, SLG: 0.580 Kevin Koslowski, L (8, PR) OBP: 0.296, SLG: 0.381	0-0 G6-3 1B			2-3 K		2-2 G3		0-0 WP 1B		4	0	2	2	0	1	0						
Greg Vaughn, R (1.8) OBP: 0.388, SLG: 0.564	1-0 G6-3			3-2 L7		1-0 P5		3-3 K		4	0	0	0	0	1	2						
John Jaha, R (1.10) OBP: 0.393, SLG: 0.516		3-1 2B		3-2 2B 1B			4-2 1B BB			3	1	2	0	1	1	2						
Jose Valentin, S (1.6) OBP: 0.339, SLG: 0.489		0-0 F2		3-2 1-H 2B			2-3 K		3-3 K	4	0	1	1	0	2	2						
Matt Mieske, R (1.9) OBP: 0.335, SLG: 0.495		1-1 F9		3-0 F7			0-0 FC4-6 1B		2-3 K	4	0	1	0	0	1	2						
Mike Matheny, R (1.2) OBP: 0.247, SLG: 0.326		2-2 L9			0-0 G5-3		1-3 K		0-0 G4-3	4	0	0	0	0	1	3						
Inning Stats	R: 2 E: 0 K: 0 S: 6	H: 2 LOB: 0 BB: 0 P: 9	R: 0 E: 0 K: 0 S: 8	H: 1 LOB: 1 BB: 0 P: 14	R: 0 E: 0 K: 1 S: 10	H: 0 LOB: 0 BB: 0 P: 15	R: 1 E: 0 K: 1 S: 15	H: 2 LOB: 1 BB: 0 P: 29	R: 0 E: 0 K: 1 S: 7	H: 0 LOB: 0 BB: 0 P: 9	R: 0 E: 0 K: 2 S: 11	H: 1 LOB: 2 BB: 1 P: 19	R: 1 E: 0 K: 2 S: 10	H: 1 LOB: 2 BB: 1 P: 19	R: 0 E: 0 K: 2 S: 7	H: 0 LOB: 0 BB: 0 P: 12	1B: 5 2B: 2 3B: 0 HR: 0	SF: 0 SAC: 1 DP: 1 HBP: 1	WP: 1 PB: 0 CS: 0	PA: 36		
PITCHER	IP WLS BF H R ER SO BB IBB HBP BLK WP HR S P ERA WHIP	IP WLS BF H R ER SO BB IBB HBP BLK WP HR S P ERA WHIP	IP WLS BF H R ER SO BB IBB HBP BLK WP HR S P ERA WHIP	IP WLS BF H R ER SO BB IBB HBP BLK WP HR S P ERA WHIP	IP WLS BF H R ER SO BB IBB HBP BLK WP HR S P ERA WHIP	IP WLS BF H R ER SO BB IBB HBP BLK WP HR S P ERA WHIP	IP WLS BF H R ER SO BB IBB HBP BLK WP HR S P ERA WHIP	IP WLS BF H R ER SO BB IBB HBP BLK WP HR S P ERA WHIP	IP WLS BF H R ER SO BB IBB HBP BLK WP HR S P ERA WHIP	IP WLS BF H R ER SO BB IBB HBP BLK WP HR S P ERA WHIP	IP WLS BF H R ER SO BB IBB HBP BLK WP HR S P ERA WHIP	IP WLS BF H R ER SO BB IBB HBP BLK WP HR S P ERA WHIP	IP WLS BF H R ER SO BB IBB HBP BLK WP HR S P ERA WHIP	IP WLS BF H R ER SO BB IBB HBP BLK WP HR S P ERA WHIP	IP WLS BF H R ER SO BB IBB HBP BLK WP HR S P ERA WHIP	IP WLS BF H R ER SO BB IBB HBP BLK WP HR S P ERA WHIP	IP WLS BF H R ER SO BB IBB HBP BLK WP HR S P ERA WHIP	IP WLS BF H R ER SO BB IBB HBP BLK WP HR S P ERA WHIP	IP WLS BF H R ER SO BB IBB HBP BLK WP HR S P ERA WHIP	IP WLS BF H R ER SO BB IBB HBP BLK WP HR S P ERA WHIP	IP WLS BF H R ER SO BB IBB HBP BLK WP HR S P ERA WHIP	IP WLS BF H R ER SO BB IBB HBP BLK WP HR S P ERA WHIP

Milwaukee Brewers @ New York Yankees
Yankee Stadium, Bronx, NY
Sun Jul 07 1996, 3:33 AM EDT
Att: 35,242 - Sunny - 81 F

AB 32
R 4
H 7
RBI 3
BB 2
SO 10
LOB 13



Batter	1	2	3	4	5	6	7	8	9	AB	R	H	RBI	BB	SO	LOB	BOTTOM					
Wade Boggs, L (1.5) OBP: 0.401, SLG: 0.410	1-0 F6		1-0 F6		2-0 FC6 1B			1-1 G5-3	1-3 K	5	0	1	0	0	1	4						
Bernie Williams, S (1.8) OBP: 0.404, SLG: 0.567	0-0 F7		0-1 G4-3		1-1 FC6			1-1 G3		4	0	0	0	0	0	3						
Paul O'Neill, L (1.9) OBP: 0.441, SLG: 0.471	2-1 F7			4-1 FC4-6 BB		0-0 G4-3		0-3 K		3	0	0	0	1	1	0						
Tino Martinez, L (1.3) OBP: 0.341, SLG: 0.461		2-0 2B		2-2 F7		2-1 F4			2-2 HR	4	1	2	1	0	0	1						
Darryl Strawberry, L (1.10) OBP: 0.329, SLG: 0.402		0-0 L9		3-1 FC4-6		1-1 G3-1			0-1 F9	4	0	0	0	0	0	2						
Ruben Sierra, S (1.7) OBP: 0.329, SLG: 0.402		0-0 L4		3-2 G1-3			1-2 G6-3		1-1 G6-3	4	0	0	0	0	0	2						
Mariano Duncan, R (1.4) OBP: 0.335, SLG: 0.458			3-2 K		0-0 G1-6-3 1B		0-0 1B		0-2 2B BB 1B	4	0	3	0	0	1	1						
Joe Girardi, R (1.2) OBP: 0.360, SLG: 0.360			0-1 G5-3		0-1 G1-6-3		0-1 F7		4-2 2B BB	3	0	0	0	1	0	2						
2 Derek Jeter, R (1.6) OBP: 0.355, SLG: 0.375			2-2 1B		3-1 1B		0-3 K		2-2 1B	4	0	3	0	0	1	1						
Inning Stats	R: 0 E: 0 K: 0 S: 4	H: 0 LOB: 0 BB: 0 P: 7	R: 0 E: 0 K: 1 S: 6	H: 1 LOB: 1 BB: 0 P: 11	R: 0 E: 0 K: 0 S: 9	H: 1 LOB: 1 BB: 0 P: 12	R: 0 E: 0 K: 0 S: 9	H: 0 LOB: 1 BB: 1 P: 21	R: 0 E: 0 K: 0 S: 8	H: 3 LOB: 2 BB: 0 P: 14	R: 0 E: 0 K: 1 S: 9	H: 1 LOB: 1 BB: 0 P: 10	R: 0 E: 0 K: 1 S: 7	H: 0 LOB: 0 BB: 0 P: 9	R: 1 E: 0 K: 1 S: 18	H: 3 LOB: 3 BB: 1 P: 28	1B: 7 2B: 1 3B: 0 HR: 1	SF: 0 SAC: 0 DP: 1 HBP: 0	WP: 0 PB: 0 CS: 0	PA: 37		
PITCHER	IP WLS BF H R ER SO BB IBB HBP BLK WP HR S P ERA WHIP	IP WLS BF H R ER SO BB IBB HBP BLK WP HR S P ERA WHIP	IP WLS BF H R ER SO BB IBB HBP BLK WP HR S P ERA WHIP	IP WLS BF H R ER SO BB IBB HBP BLK WP HR S P ERA WHIP	IP WLS BF H R ER SO BB IBB HBP BLK WP HR S P ERA WHIP	IP WLS BF H R ER SO BB IBB HBP BLK WP HR S P ERA WHIP	IP WLS BF H R ER SO BB IBB HBP BLK WP HR S P ERA WHIP	IP WLS BF H R ER SO BB IBB HBP BLK WP HR S P ERA WHIP	IP WLS BF H R ER SO BB IBB HBP BLK WP HR S P ERA WHIP	IP WLS BF H R ER SO BB IBB HBP BLK WP HR S P ERA WHIP	IP WLS BF H R ER SO BB IBB HBP BLK WP HR S P ERA WHIP	IP WLS BF H R ER SO BB IBB HBP BLK WP HR S P ERA WHIP	IP WLS BF H R ER SO BB IBB HBP BLK WP HR S P ERA WHIP	IP WLS BF H R ER SO BB IBB HBP BLK WP HR S P ERA WHIP	IP WLS BF H R ER SO BB IBB HBP BLK WP HR S P ERA WHIP	IP WLS BF H R ER SO BB IBB HBP BLK WP HR S P ERA WHIP	IP WLS BF H R ER SO BB IBB HBP BLK WP HR S P ERA WHIP	IP WLS BF H R ER SO BB IBB HBP BLK WP HR S P ERA WHIP	IP WLS BF H R ER SO BB IBB HBP BLK WP HR S P ERA WHIP	IP WLS BF H R ER SO BB IBB HBP BLK WP HR S P ERA WHIP	IP WLS BF H R ER SO BB IBB HBP BLK WP HR S P ERA WHIP	IP WLS BF H R ER SO BB IBB HBP BLK WP HR S P ERA WHIP

Milwaukee Brewers @ New York Yankees
Yankee Stadium, Bronx, NY
Sun Jul 07 1996, 3:33 AM EDT
Att: 35,242 - Sunny - 81 F

AB 35
R 1
H 9
RBI 1
BB 2
SO 4
LOB 16



Batter	1	2	3	4	5	6	7	8	9	AB	R	H	RBI	BB	SO	LOB	TOP			
Wade Boggs, L (1, 5) OBP: 0.396, SLG: 0.404	1-2 F9		3-2 F8			1-0 F7		3-1 F9		4	0	0	0	0	0	0	New York Yankees @ Baltimore Orioles Oriole Park at Camden Yards, Baltimore, MD Thu Jul 11 1996, 7:05 PM EDT Att: 46,760 - Unknown - 83 F livebaseballscorecards.com			
Bernie Williams, S (1, 8) OBP: 0.406, SLG: 0.564	2-2 G1-3		2-2 G4-3			4-2 2B BB		3-0 E 1B		3	0	1	0	1	0	0				
Paul O'Neill, L (1, 9) Andy Fox, L (8, PR) OBP: 0.295, SLG: 0.291	1-2 G3			1-0 F8		0-0 2B		1-1 E5		4	0	1	0	0	0	1				
Tino Martinez, L (1, 3) OBP: 0.340, SLG: 0.467		1-1 HR		1-3 K			1-2 P5	0-1 F9		4	1	1	1	0	1	2				
Darryl Strawberry, L (1, 10)		1-3 K		2-0 F8			3-1 G4-3		4-1 SH3-4 BB	3	0	0	0	1	1	0				
Ruben Sierra, S (1, 7) OBP: 0.329, SLG: 0.398		1-2 F8			3-3 K		1-2 F8		4-1 SH3-4 BB	3	0	0	0	1	1	0				
Mariano Duncan, R (1, 4) Gerald Williams, R (8, 9) OBP: 0.374, SLG: 0.503		0-1 1B 2B		1-2 G6-3			2-2 SH1-4 2 HR 1B	0-1 SH3-4		3	2	2	0	0	0	0				
Joe Girardi, R (1, 2) OBP: 0.360, SLG: 0.360		1-1 2 CS 1B		3-2 F9			0-0 SH1-4	2-1 B1-3		3	0	1	1	0	0	2				
2 Derek Jeter, R (1, 6) OBP: 0.353, SLG: 0.384		0-1 CS	0-1 P3			0-0 G5-3		0-2 HR	2-2 G6-3	4	1	1	2	0	0	2				
Inning Stats	R: 0 E: 0 K: 0 S: 10	H: 0 LOB: 0 BB: 0 P: 14	R: 2 E: 0 K: 1 S: 14	H: 3 LOB: 0 BB: 0 P: 18	R: 0 E: 0 K: 0 S: 9	H: 0 LOB: 0 BB: 0 P: 14	R: 0 E: 0 K: 1 S: 5	H: 0 LOB: 0 BB: 0 P: 9	R: 0 E: 0 K: 1 S: 12	H: 1 LOB: 2 BB: 1 P: 12	R: 0 E: 0 K: 0 S: 9	H: 0 LOB: 0 BB: 0 P: 14	R: 2 E: 1 K: 0 S: 14	H: 3 LOB: 2 BB: 0 P: 23	R: 0 E: 0 K: 0 S: 9	H: 0 LOB: 2 BB: 2 P: 21		1B: 3 2B: 2 3B: 0 HR: 2	SF: 0 SAC: 0 DP: 0 HBP: 0	WP: 0 PB: 0 SB: 0 CS: 1
PITCHER	IP WLS BF H R ER SO BB IBB HBP BLK WP HR S P ERA WHIP																			
35 Mike Mussina, R (1, 1) ERA: 4.86	7.2 L 29 7 4 4 3 1 0 0 0 0 0 2 76 118 4.70 1.043																			
Jesse Orosco, L (8, 1) ERA: 5.74	0.1 3 0 0 0 0 1 0 0 0 0 0 0 5 10 0.00 3.000																			
Roger McDowell, R (9, 1) ERA: 3.59	1.0 4 0 0 0 0 1 0 0 0 0 0 0 8 16 0.00 1.000																			

Batter	1	2	3	4	5	6	7	8	9	AB	R	H	RBI	BB	SO	LOB	BOTTOM					
Roberto Alomar, S (1, 4) OBP: 0.421, SLG: 0.532	1-0 G6-4-3 1B		1-2 G6-3		2-0 F9		1-2 G5-3			4	0	1	0	0	0	1	New York Yankees @ Baltimore Orioles Oriole Park at Camden Yards, Baltimore, MD Thu Jul 11 1996, 7:05 PM EDT Att: 46,760 - Unknown - 83 F livebaseballscorecards.com					
Brady Anderson, L (1, 8) OBP: 0.402, SLG: 0.671	1-0 F8		1-1 L6			4-1 FC4-6 BB		2-3 K		3	0	0	0	1	1	1						
Cal Ripken Jr., R (1, 6) OBP: 0.356, SLG: 0.488	2-2 G6-4-3 1-2		0-1 1B			0-1 FC4-6 1B		0-1 F8		4	0	1	0	0	0	2						
Rafael Palmeiro, L (1, 3) OBP: 0.394, SLG: 0.554		4-2 1B BB	2-2 F9			0-3 K		4-0 BB		2	1	0	0	2	1	2						
Bobby Bonilla, S (1, 9) OBP: 0.352, SLG: 0.431		4-1 1B SF8 BB		3-2 F9		3-1 E8		1-0 P5		3	1	1	0	1	0	1						
B.J. Surhoff, L (1, 5) OBP: 0.348, SLG: 0.502		0-0 1B		0-1 G4-6-3 1B		0-2 G6-3			1-3 K	4	0	2	1	0	1	2						
Mike Devereaux, R (1, 7) OBP: 0.325, SLG: 0.352		2-2 SF8		1-1 G4-6-3 1-2			1-0 G5-3		4-2 BB	2	0	0	1	1	0	1						
Chris Hoiles, R (1, 2) OBP: 0.332, SLG: 0.425		0-2 P6			2-2 P3		2-2 1B		0-3 K	4	0	1	0	0	1	2						
Mark Smith, R (1, 10) Luis Polonia, L (8, PH) OBP: 0.282, SLG: 0.316		3-1 F9			2-3 K		0-2 F8		2-3 K	3	0	0	0	0	1	2						
Inning Stats	R: 0 E: 0 K: 0 S: 5	H: 1 LOB: 0 BB: 0 P: 9	R: 2 E: 0 K: 0 S: 12	H: 1 LOB: 1 BB: 2 P: 25	R: 0 E: 0 K: 0 S: 11	H: 1 LOB: 1 BB: 0 P: 15	R: 0 E: 0 K: 1 S: 7	H: 1 LOB: 0 BB: 0 P: 11	R: 0 E: 0 K: 1 S: 9	H: 0 LOB: 0 BB: 0 P: 15	R: 0 E: 1 K: 1 S: 11	H: 1 LOB: 2 BB: 1 P: 18	R: 0 E: 0 K: 0 S: 11	H: 1 LOB: 1 BB: 0 P: 15	R: 0 E: 0 K: 1 S: 6	H: 0 LOB: 1 BB: 1 P: 13		R: 0 E: 0 K: 3 S: 12	H: 0 LOB: 1 BB: 1 P: 19	1B: 6 2B: 0 3B: 0 HR: 0	SF: 1 SAC: 0 DP: 2 HBP: 0	WP: 0 PB: 0 SB: 0 CS: 0
PITCHER	IP WLS BF H R ER SO BB IBB HBP BLK WP HR S P ERA WHIP																					
Jimmy Key, L (1, 1) ERA: 4.84	7.0 W 28 8 2 2 2 3 0 0 0 0 0 0 66 108 2.57 1.286																					
42 Mariano Rivera, R (8, 1) ERA: 1.77	1.0 4 0 0 0 0 1 1 0 0 0 0 0 6 13 0.00 1.000																					
John Wetteland, R (9, 1) ERA: 2.95	1.0 S 4 0 0 0 0 3 1 0 0 0 0 0 0 12 19 0.00 1.000																					

Batter	1	2	3	4	5	6	7	8	9	AB	R	H	RBI	BB	SO	LOB	TOP										
2 Derek Jeter, R OBP: 0.352, SLG: 0.386 (1, 6)	G6-3			G5-3			G3		G6-3	4	1	1	0	0	0	1	New York Yankees @ Baltimore Orioles Oriole Park at Camden Yards, Baltimore, MD Sat Jul 13 1996, 3:33 AM EDT Sunny - 87 F livebaseballscorecards.com										
Mariano Duncan, R OBP: 0.343, SLG: 0.471 (1, 4)	K			G5-4-3 1B			G3			4	0	2	1	0	1	AB 31 R 3 H 6 RBI 2 BB 1 SO 8 LOB 9											
Bernie Williams, S OBP: 0.404, SLG: 0.558 (1, 8)	G6-3			G5-4-3 1-2			E5			3	0	0	0	1	0	AB 31 R 3 H 6 RBI 2 BB 1 SO 8 LOB 9											
Tino Martinez, L OBP: 0.336, SLG: 0.462 (1, 3)		K			K		G3-6-3 1-2		P5	4	0	0	0	0	2	3											
Ruben Sierra, S OBP: 0.325, SLG: 0.393 (1, 7)		F8			F9				F8	4	0	0	0	0	1	2											
Darryl Strawberry, L (1, 10)		K			G5-3				F9	3	0	0	0	0	1	0											
Jim Leyritz, R OBP: 0.337, SLG: 0.353 (1, 2)				K			G6-4-3 1B			3	0	1	0	0	1	0											
Andy Fox, L OBP: 0.295, SLG: 0.291 (9, 5)				K			G6-4-3 1-2			0	0	0	0	0	0	0											
Gerald Williams, R OBP: 0.374, SLG: 0.511 (1, 9)				K			G6-4-3 1-2		1B 3B	3	1	1	0	0	1	1											
Matt Howard, R OBP: 0.190, SLG: 0.256 (1, 5)				K			G4-3		2B 1B	2	0	0	0	0	1	0											
Joe Girardi, R OBP: 0.362, SLG: 0.362 (9, PH)				K					2B 1B	1	1	1	1	0	0	0											
Inning Stats	R: 0 E: 0 K: 1 S: 9	H: 0 LOB: 0 BB: 0 P: 12	R: 0 E: 0 K: 2 S: 10	H: 0 LOB: 0 BB: 0 P: 13	R: 0 E: 0 K: 3 S: 10	H: 0 LOB: 0 BB: 0 P: 15	R: 0 E: 0 K: 0 S: 8	H: 1 LOB: 0 BB: 0 P: 13	R: 0 E: 0 K: 1 S: 10	H: 0 LOB: 0 BB: 0 P: 14	R: 0 E: 0 K: 0 S: 7	H: 1 LOB: 0 BB: 0 P: 12	R: 1 E: 1 K: 0 S: 8	H: 1 LOB: 0 BB: 0 P: 12	R: 0 E: 0 K: 1 S: 8	H: 0 LOB: 0 BB: 0 P: 13	R: 2 E: 0 K: 0 S: 10	H: 3 LOB: 2 BB: 1 P: 19	1B: 3 2B: 2 3B: 1 HR: 0	SF: 0 SAC: 0 DP: 3 HBP: 0	WP: 0 PB: 0 SB: 0 CS: 0	PA: 32					
PITCHER	IP	WLS	BF	H	R	ER	SO	BB	IBB	HBP	BLK	WP	HR	S	P	ERA	WHIP										
David Wells, L ERA: 5.07 (1, 1)	8.1	L	29	6	3	2	8	0	0	0	0	0	0	77	116	2.16	0.720										
Arthur Rhodes, L ERA: 3.42 (9, 1)	0.2		3	0	0	0	0	0	1	0	0	0	0	3	7	0.00	0.000										

Batter	1	2	3	4	5	6	7	8	9	AB	R	H	RBI	BB	SO	LOB	BOTTOM										
Roberto Alomar, S OBP: 0.418, SLG: 0.527 (1, 10)	G6-3	K			K		G6-3		G4-3 1B	5	0	1	0	0	2	3	New York Yankees @ Baltimore Orioles Oriole Park at Camden Yards, Baltimore, MD Sat Jul 13 1996, 3:33 AM EDT Sunny - 87 F livebaseballscorecards.com										
Brady Anderson, L OBP: 0.399, SLG: 0.673 (1, 8)	K		K		HR		G3		G4-3 1-2	5	1	1	2	0	2	1											
Cal Ripken Jr., R OBP: 0.358, SLG: 0.488 (1, 6)	1B		G4-3		G6-3		BB 1B			4	0	2	0	0	0	0											
Rafael Palmeiro, L OBP: 0.395, SLG: 0.552 (1, 3)	1B		K		K		BB			3	0	1	0	1	2	0											
Bobby Bonilla, S OBP: 0.354, SLG: 0.432 (1, 9)	P6			G4-6-3 1B		E9 G4-3 1B	G5-3			4	0	2	0	0	0	4											
B.J. Surhoff, L OBP: 0.347, SLG: 0.496 (1, 5)		FC6-4 BB		G4-6-3 1-2		G4-3		F8		3	0	0	0	1	0	2											
Mike Devereaux, R OBP: 0.328, SLG: 0.351 (1, 7)	FC6-4 1B		FC6-4 1B		FC6-4 1B		BB		K	3	0	1	0	1	1	1											
Chris Hoiles, R OBP: 0.331, SLG: 0.422 (1, 2)	FC5-2-6 1B		FC6-4		FC6-4		K		F9	4	0	1	0	0	1	3											
Billy Ripken, R OBP: 0.295, SLG: 0.394 (1, 4)	FC5-2-6				HR		P3		P4	3	1	1	0	0	0	4											
Luis Polonia, L OBP: 0.280, SLG: 0.313 (9, PH)					1B					1	0	0	0	0	0	0											
Inning Stats	R: 0 E: 0 K: 1 S: 13	H: 2 LOB: 2 BB: 0 P: 22	R: 0 E: 0 K: 1 S: 12	H: 1 LOB: 2 BB: 1 P: 24	R: 0 E: 0 K: 2 S: 9	H: 0 LOB: 0 BB: 0 P: 17	R: 0 E: 0 K: 0 S: 7	H: 2 LOB: 1 BB: 0 P: 10	R: 2 E: 0 K: 2 S: 15	H: 2 LOB: 0 BB: 0 P: 21	R: 0 E: 1 K: 1 S: 8	H: 1 LOB: 2 BB: 1 P: 16	R: 0 E: 0 K: 0 S: 11	H: 1 LOB: 2 BB: 1 P: 18	R: 0 E: 0 K: 1 S: 7	H: 0 LOB: 0 BB: 0 P: 11	R: 0 E: 0 K: 0 S: 11	H: 1 LOB: 0 BB: 0 P: 16	1B: 9 2B: 0 3B: 0 HR: 1	SF: 0 SAC: 0 DP: 2 HBP: 0	WP: 0 PB: 0 SB: 0 CS: 0	PA: 38					
PITCHER	IP	WLS	BF	H	R	ER	SO	BB	IBB	HBP	BLK	WP	HR	S	P	ERA	WHIP										
Kenny Rogers, L ERA: 4.15 (1, 1)	6.2		31	9	2	2	7	3	0	0	0	0	0	4	4	0.00	0.000										
Bob Wickman, R ERA: 3.53 (7, 1)	0.1	1	0	0	0	0	0	0	0	0	0	0	0	4	4	0.00	0.000										
Jeff Nelson, R ERA: 4.79 (8, 1)	1.0	W	3	0	0	0	1	0	0	0	0	0	0	7	11	0.00	0.000										
John Wetteland, R ERA: 2.88 (9, 1)	1.0	S	3	1	0	0	0	0	0	0	0	0	0	11	16	0.00	1.000										

Batter	1	2	3	4	5	6	7	8	9	AB	R	H	RBI	BB	SO	LOB	TOP							
Wade Boggs, L (1, 5) OBP: 0.392, SLG: 0.400	1-1 G6-3		2-2 L1-3		3-1 G6-3			1-0 G4-6-3 BB		3	0	0	0	1	0	3	New York Yankees @ Baltimore Orioles Oriole Park at Camden Yards, Baltimore, MD Sun Jul 14 1996, 3:33 AM EDT Att: 47,658 - Sunny - 95 F							
Bernie Williams, S (1, 8) OBP: 0.396, SLG: 0.542	0-3 K			2-2 G4-3		0-1 G6-3		0-0 G4-6-3		4	0	0	0	0	1	2								
Paul O'Neill, L (1, 9) OBP: 0.439, SLG: 0.467	3-1 G4-3			2-0 G4-3		4-0 G4-3 BB			0-0 WP 1B	3	1	1	0	1	0	0								
Tino Martinez, L (1, 3) OBP: 0.333, SLG: 0.455		0-0 G4-3		1-2 L8		0-1 G4-3			1-1 SAFE F7	4	0	0	0	0	0	2								
Darryl Strawberry, L (1, 10) OBP: 0.300, SLG: 0.611		1-1 S 1B			2-2 E SH 2B		0-3 K		2-3 K	4	2	2	0	0	2	1								
Mike Aldrete, L (1, 7) OBP: 0.321, SLG: 0.507 Gerald Williams, R (7, 7) OBP: 0.376, SLG: 0.508	1-1 G6-4-3 1B			3-2 E4 WP SH		3-1 G1-3		4-0 1B E IBB		3	0	1	1	0	0	1								
Mariano Duncan, R (1, 4) OBP: 0.296, SLG: 0.286 Ruben Sierra, S (9, PH) OBP: 0.327, SLG: 0.395 Matt Howard, R (9, 4) OBP: 0.190, SLG: 0.256	0-0 G6-4-3			0-3 K		2-0 G4-3		2-1 E7 1B		3	0	0	0	0	1	3								
Joe Girardi, R (1, 2) OBP: 0.360, SLG: 0.357			1-1 G5-3		1-0 SH 2 WP		0-1 G1-3		4-1 BB	2	0	0	1	1	0	0								
2 Derek Jeter, R (1, 6) OBP: 0.353, SLG: 0.387			0-1 L1-3 1B		1-2 3-H 2-2 G5-3		4-2 BB BB		3-3 K	3	0	1	0	1	1	4								
Inning Stats	R: 0 E: 0 K: 1 S: 7	H: 0 LOB: 0 BB: 0 P: 11	R: 1 E: 0 K: 0 S: 6	H: 2 LOB: 0 BB: 0 P: 8	R: 0 E: 0 K: 0 S: 7	H: 1 LOB: 0 BB: 0 P: 10	R: 0 E: 0 K: 0 S: 9	H: 0 LOB: 0 BB: 0 P: 14	R: 1 E: 1 K: 1 S: 19	H: 1 LOB: 2 BB: 0 P: 30	R: 0 E: 0 K: 0 S: 4	H: 0 LOB: 0 BB: 1 P: 8	R: 0 E: 0 K: 1 S: 6	H: 0 LOB: 0 BB: 0 P: 11	R: 0 E: 0 K: 0 S: 5	H: 0 LOB: 1 BB: 2 P: 13		R: 2 E: 1 K: 2 S: 12	H: 2 LOB: 2 BB: 2 P: 28	1B: 5 2B: 2 3B: 0 HR: 0	SF: 0 SAC: 1 DP: 4 HBP: 0	WP: 2 PB: 0 SB: 1 CS: 0	PA: 36	
PITCHER	IP WLS BF H R ER SO BB IBB HBP BLK WP HR S P ERA WHIP	8.0 L 30 5 3 2 3 3 0 0 0 0 1 0 64 106 2.25 1.000	0.2 3 0 0 0 1 0 1 0 0 0 0 0 5 12 0.00 0.000	0.1 3 1 1 0 1 1 0 0 0 0 0 0 6 15 0.00 6.000																				

AB	30
R	4
H	6
RBI	3
BB	5
SO	5
LOB	16



Batter	1	2	3	4	5	6	7	8	9	AB	R	H	RBI	BB	SO	LOB	BOTTOM							
Brady Anderson, L (1, 8) OBP: 0.401, SLG: 0.668	4-1 SH5-3 HBP		1-1 G3		1-2 G2-3			3-3 K		3	0	0	0	0	1	2	New York Yankees @ Baltimore Orioles Oriole Park at Camden Yards, Baltimore, MD Sun Jul 14 1996, 3:33 AM EDT Att: 47,658 - Sunny - 95 F							
Billy Ripken, R (1, 4) OBP: 0.291, SLG: 0.379 Roberto Alomar, S (8, PH) OBP: 0.422, SLG: 0.528 Manny Alexander, R (9, 4) OBP: 0.226, SLG: 0.162	0-0 SH5-3		2-2 G5-3		0-0 G6-3		3-2 G1-3			2	0	0	0	0	0	2								
Cal Ripken Jr., R (1, 6) OBP: 0.357, SLG: 0.494	3-2 P6			0-0 1B 2B		2-2 P6		1-3 K		4	1	1	0	0	1	1								
Rafael Palmeiro, L (1, 3) OBP: 0.396, SLG: 0.545	1-2 G3			0-3 K		1-0 1B 1B			1-1 F8	4	0	1	0	0	1	2								
Bobby Bonilla, S (1, 10) OBP: 0.350, SLG: 0.429		1-2 F7		0-2 G5-3		2-2 L9			0-0 1B 1B	4	0	1	0	0	0	2								
B.J. Surhoff, L (1, 5) OBP: 0.350, SLG: 0.495		2-0 G5-4-3 1B		0-0 2-H 1B		0-2 CS 1B			0-0 L4	4	0	3	1	0	0	1								
Mike Devereaux, R (1, 9) OBP: 0.323, SLG: 0.345 Luis Polonia, L (9, PH) OBP: 0.289, SLG: 0.317	0-1 G5-4-3			2-3 K		2-0 CS		2-1 G4-3		3	0	0	0	0	1	2								
Chris Hoiles, R (1, 2) OBP: 0.335, SLG: 0.423 Gregg Zaun, S (9, 2) OBP: 0.306, SLG: 0.340			2-1 G3 1B		4-1 G2-3 BB		1-2 P3		2-1 L9	2	0	1	0	1	0	0								
Mark Smith, R (1, 7) OBP: 0.209, SLG: 0.354			1-3 K		0-2 F7		1-0 G6-3			3	0	0	0	0	1	2								
Inning Stats	R: 0 E: 0 K: 0 S: 9	H: 0 LOB: 1 BB: 0 P: 17	R: 0 E: 0 K: 0 S: 6	H: 1 LOB: 0 BB: 0 P: 9	R: 0 E: 0 K: 1 S: 11	H: 1 LOB: 1 BB: 0 P: 17	R: 1 E: 0 K: 2 S: 13	H: 2 LOB: 1 BB: 0 P: 15	R: 0 E: 0 K: 0 S: 13	H: 0 LOB: 1 BB: 1 P: 18	R: 0 E: 0 K: 0 S: 14	H: 2 LOB: 1 BB: 0 P: 21	R: 0 E: 0 K: 0 S: 6	H: 0 LOB: 0 BB: 0 P: 10	R: 0 E: 0 K: 2 S: 11	H: 0 LOB: 0 BB: 0 P: 18		R: 0 E: 0 K: 0 S: 9	H: 2 LOB: 2 BB: 0 P: 14	1B: 7 2B: 1 3B: 0 HR: 0	SF: 0 SAC: 1 DP: 1 HBP: 1	WP: 0 PB: 0 SB: 0 CS: 1	PA: 36	
PITCHER	IP WLS BF H R ER SO BB IBB HBP BLK WP HR S P ERA WHIP	7.0 W 27 6 1 1 3 1 0 1 0 0 0 11 18 0.00 0.000	1.0 3 0 0 0 2 0 0 0 0 0 0 0 9 14 0.00 2.000																					

AB	32
R	1
H	8
RBI	1
BB	1
SO	5
LOB	16



Batter	1	2	3	4	5	6	7	8	9	AB	R	H	RBI	BB	SO	LOB	TOP					
2 Derek Jeter, R OBP: 0.356, SLG: 0.391										4	1	2	0	1	0	0	New York Yankees @ Boston Red Sox Fenway Park, Boston, MA Mon Jul 15 1996, 7:05 PM EDT Att: 33,263 - Unknown - 77 F					
Bernie Williams, S OBP: 0.399, SLG: 0.543										5	1	3	0	0	0	1						
Paul O'Neill, L OBP: 0.439, SLG: 0.463										3	0	0	0	2	0	4						
Darryl Strawberry, L OBP: 0.360, SLG: 0.591										4	2	2	1	1	1	2						
Tino Martinez, L OBP: 0.339, SLG: 0.466										5	2	4	2	0	0	2						
Mariano Duncan, R OBP: 0.339, SLG: 0.463											5	0	2	2	0	1		2				
Jim Leyritz, R OBP: 0.335, SLG: 0.350										4	0	1	1	0	0	2						
Gerald Williams, R OBP: 0.369, SLG: 0.497										4	0	0	0	0	1	3						
Andy Fox, L OBP: 0.290, SLG: 0.279										3	0	0	0	0	3	1						
Joe Girardi, R OBP: 0.359, SLG: 0.356										1	0	0	0	0	0	0						
Inning Stats	R: 3 E: 0 K: 0 S: 16	H: 4 LOB: 1 BB: 0 P: 22	R: 0 E: 0 K: 1 S: 7	H: 1 LOB: 0 BB: 0 P: 10	R: 2 E: 0 K: 0 S: 14	H: 5 LOB: 2 BB: 0 P: 17	R: 0 E: 0 K: 2 S: 12	H: 1 LOB: 1 BB: 1 P: 21	R: 1 E: 0 K: 1 S: 9	H: 2 LOB: 1 BB: 0 P: 13	R: 0 E: 0 K: 0 S: 14	H: 0 LOB: 2 BB: 2 P: 22	R: 0 E: 0 K: 2 S: 10	H: 0 LOB: 0 BB: 0 P: 12	R: 0 E: 0 K: 0 S: 5	H: 0 LOB: 1 BB: 1 P: 13	R: 0 E: 0 K: 0 S: 6	H: 1 LOB: 0 BB: 0 P: 7	1B: 11 2B: 3 3B: 0 HR: 0	SF: 0 SAC: 0 DP: 2 HBP: 0	WP: 0 PB: 0 SB: 2 CS: 0	PA: 43
PITCHER	IP WLS BF H R ER SO BB IBB HBP BLK WP HR S P ERA WHIP																					
49 Tim Wakefield, R ERA: 6.45	5.0 W 27 13 6 6 4 1 0 0 0 0 0 0 58 83 10.80 2.800																					
Vaughn Eshelman, L ERA: 7.85	2.1 10 0 0 0 2 3 0 0 0 0 0 0 26 42 0.00 1.286																					
Joe Hudson, R ERA: 4.97	0.1 1 0 0 0 0 0 0 0 0 0 0 0 1 3 0.00 0.000																					
Mike Stanton, L ERA: 3.17	0.2 3 1 0 0 0 0 0 0 0 0 0 0 5 6 0.00 1.500																					
Heathcliff Stocumb, R ERA: 3.09	0.2 S 1 0 0 0 0 0 0 0 0 0 0 0 3 3 0.00 0.000																					

Batter	1	2	3	4	5	6	7	8	9	AB	R	H	RBI	BB	SO	LOB	BOTTOM					
Jeff Frye, R OBP: 0.355, SLG: 0.303										5	2	3	2	0	1	1	New York Yankees @ Boston Red Sox Fenway Park, Boston, MA Mon Jul 15 1996, 7:05 PM EDT Att: 33,263 - Unknown - 77 F					
John Valentin, R OBP: 0.383, SLG: 0.460										5	1	2	1	0	0	3						
Mo Vaughn, L OBP: 0.431, SLG: 0.622										4	0	1	1	1	1	3						
Jose Canseco, R OBP: 0.421, SLG: 0.654										4	0	2	1	0	1	2						
Tim Lincecum, R OBP: 0.389, SLG: 0.506										4	0	0	0	0	1	3						
18 Reggie Jefferson, S OBP: 0.415, SLG: 0.682										4	2	2	1	0	1	0						
Jose Malave, R OBP: 0.281, SLG: 0.419										0	0	0	0	0	0	0						
Mike Stanley, R OBP: 0.399, SLG: 0.512										2	1	0	0	2	0	0						
Troy O'Leary, L OBP: 0.325, SLG: 0.400										4	1	2	1	0	0	1						
Lee Tinsley, S OBP: 0.282, SLG: 0.268										4	1	1	0	0	1	2						
Inning Stats	R: 1 E: 0 K: 2 S: 15	H: 2 LOB: 1 BB: 0 P: 25	R: 4 E: 0 K: 0 S: 16	H: 4 LOB: 0 BB: 1 P: 26	R: 1 E: 0 K: 2 S: 14	H: 1 LOB: 0 BB: 0 P: 19	R: 1 E: 1 K: 1 S: 14	H: 2 LOB: 2 BB: 0 P: 22	R: 0 E: 0 K: 0 S: 7	H: 0 LOB: 1 BB: 1 P: 13	R: 1 E: 0 K: 0 S: 12	H: 2 LOB: 2 BB: 1 P: 18	R: 0 E: 0 K: 1 S: 12	H: 1 LOB: 0 BB: 0 P: 19	R: 0 E: 0 K: 0 S: 10	H: 1 LOB: 1 BB: 0 P: 19	R: 0 E: 0 K: 0 S: 6	H: 1 LOB: 0 BB: 0 P: 7	1B: 8 2B: 4 3B: 0 HR: 1	SF: 0 SAC: 0 DP: 1 HBP: 0	WP: 0 PB: 0 SB: 1 CS: 1	PA: 40
PITCHER	IP WLS BF H R ER SO BB IBB HBP BLK WP HR S P ERA WHIP																					
Ramiro Mendoza, R ERA: 8.05	2.0 L 18 4 3 2 3 2 0 0 0 0 0 1 42 66 4.91 1.636																					
Mark Hutton, R ERA: 5.31	3.1 9 3 0 0 1 0 0 0 0 0 0 0 27 44 0.00 1.286																					
Jeff Nelson, R ERA: 4.53	2.1 3 0 0 0 1 0 0 0 0 0 0 0 27 44 0.00 1.286																					



Batter	1	2	3	4	5	6	7	8	9	AB	R	H	RBI	BB	SO	LOB	TOP								
2 Derek Jeter, R OBP: 0.354, SLG: 0.392	1-1 F8	1-0 1B		1-1 F9		1-3 K		2-3 K		5	0	1	1	0	2	1									
Bernie Williams, S OBP: 0.402, SLG: 0.541	2-3 K	0-0 2B			0-1 B5		4-2 2B	4-1 2B		3	1	1	1	2	1	0									
Paul O'Neill, L OBP: 0.441, SLG: 0.469	1-0 P5	1-0 L8			4-2 2B		3-0 2B	2-2 2B		4	1	2	2	1	0	2									
Darryl Strawberry, L OBP: 0.400, SLG: 0.600		3-2 F8	3-3 K		0-1 G4-3		4-0 L3	4-0 G3-6-1		3	0	1	1	2	1	0									
Tino Martinez, L OBP: 0.338, SLG: 0.461		0-0 G6-3	4-2 BB		0-1 G4-3		0-1 L3	0-0 G3-6-1		4	0	0	0	1	0	6									
Mike Aldrete, L OBP: 0.333, SLG: 0.500	4-2 1B	1-3 K			4-2 BB		1-2 G1-3		2-0 G6-3	1	1	0	0	2	1	1									
Gerald Williams, R OBP: 0.366, SLG: 0.492	1-3 1B	1-3 K			1-3 BB					2	0	0	0	0	0	1									
Joe Girardi, R OBP: 0.363, SLG: 0.358	2-0 1B	1-3 K			1-3 K			1-1 1B	4-0 1B	4	2	2	0	1	2	3									
Andy Fox, L OBP: 0.294, SLG: 0.283	3-1 1B	1-2 1B		1-0 F8		2-3 K		0-1 E5	3-1 G4-6-3	5	2	2	1	0	1	1									
Matt Howard, R OBP: 0.213, SLG: 0.273	1-1 2B	1-3 1B		0-3 K		3-2 P5		0-1 BB	1-2 G4-6-3	5	2	2	3	0	1	2									
Inning Stats	R: 0 E: 0 K: 1 S: 6	H: 0 LOB: 0 BB: 0 P: 10	R: 4 E: 0 K: 0 S: 15	H: 5 LOB: 2 BB: 1 P: 30	R: 0 E: 0 K: 3 S: 16	H: 0 LOB: 1 BB: 1 P: 25	R: 0 E: 0 K: 1 S: 6	H: 0 LOB: 0 BB: 0 P: 8	R: 1 E: 0 K: 2 S: 15	H: 1 LOB: 2 BB: 2 P: 24	R: 0 E: 0 K: 2 S: 10	H: 0 LOB: 0 BB: 0 P: 16	R: 1 E: 0 K: 0 S: 9	H: 1 LOB: 1 BB: 2 P: 21	R: 3 E: 1 K: 1 S: 14	H: 3 LOB: 2 BB: 2 P: 27	R: 0 E: 0 K: 0 S: 6	H: 1 LOB: 1 BB: 1 P: 16	1B: 7 2B: 5 3B: 0 HR: 0	SF: 0 SAC: 0 DP: 3 HBP: 0	WP: 0 PB: 0 SB: 0 CS: 0	PA: 45			
PITCHER	IP	WLS	BF	H	R	ER	SO	BB	IBB	HBP	BLK	WP	HR	S	P	ERA	WHIP								
Roger Clemens, R ERA: 4.12	6.0	L	30	7	6	6	8	5	0	0	0	0	0	72	124	9.00	2.000								
Eric Gunderson, L ERA: 4.55	0.2		2	0	0	0	0	1	0	0	0	0	0	2	6	0.00	1.500								
Rich Garcés, R ERA: 5.59	0.2		8	3	3	2	1	1	1	0	0	0	0	16	30	27.00	6.000								
Joe Hudson, R ERA: 4.67	1.2		5	1	0	0	0	1	0	0	0	0	0	7	17	0.00	1.200								

New York Yankees @ Boston Red Sox
Fenway Park, Boston, MA
Tue Jul 16 1996, 7:05 PM EDT
Att: 34,676 - Unknown - 86 F

AB 36
R 9
H 11
RBI 9
BB 9
SO 9
LOB 17



Batter	1	2	3	4	5	6	7	8	9	AB	R	H	RBI	BB	SO	LOB	BOTTOM								
Jeff Frye, R OBP: 0.357, SLG: 0.308	3-2 HR	4-1 BB		2-2 F7			2-3 K		1-1 G6-3	4	1	1	0	1	1	1									
John Valentin, R OBP: 0.390, SLG: 0.465	4-0 HR	4-2 FC6-5		2-2 1B			3-1 G4-3		2-0 PB	3	1	3	1	2	0	0									
Mo Vaughn, L OBP: 0.428, SLG: 0.615	2-2 K	4-2 BB		3-3 K			0-2 G4-3		3-3 K	4	0	0	1	1	3	5									
Jose Canseco, R OBP: 0.416, SLG: 0.645	1-0 P3	FC6-5			2-3 K		1-2 F9			4	0	0	0	0	1	6									
Tim Lincecum, R OBP: 0.387, SLG: 0.513	0-0 HR			3-1 F9			2-1 G6-3		1-0 F8	4	1	1	3	0	0	0									
Mike Stanley, R OBP: 0.397, SLG: 0.508	0-1 G5-3			1-1 FC4-6			0-2 G6-3		0-3 K	4	0	1	0	0	1	0									
Kevin Mitchell, R OBP: 0.328, SLG: 0.355		2-0 F9	3-2 F8				3-1 F9		0-2 G4-3	4	0	0	0	0	0	1									
Jose Malave, R OBP: 0.276, SLG: 0.411		0-2 G1-3	0-2 FC4-6				1-1 G1-6-3		0-1 G6-3	2	0	0	0	0	0	1									
Troy O'Leary, L OBP: 0.324, SLG: 0.399										1	0	0	0	0	0	0									
Jeff Manto, R OBP: 0.350, SLG: 0.529										1	1	1	0	0	0	0									
Lee Tinsley, S OBP: 0.282, SLG: 0.263		3-2 E		1-3 K			1-1 G3		0-1 G1-3	3	1	0	0	0	1	1									
Inning Stats	R: 3 E: 0 K: 1 S: 11	H: 2 LOB: 0 BB: 1 P: 21	R: 1 E: 0 K: 0 S: 16	H: 5 LOB: 3 BB: 3 P: 35	R: 0 E: 0 K: 2 S: 16	H: 1 LOB: 1 BB: 0 P: 18	R: 0 E: 0 K: 2 S: 16	H: 1 LOB: 0 BB: 0 P: 24	R: 0 E: 0 K: 0 S: 8	H: 0 LOB: 0 BB: 0 P: 12	R: 0 E: 0 K: 0 S: 6	H: 0 LOB: 0 BB: 0 P: 11	R: 0 E: 0 K: 1 S: 12	H: 1 LOB: 1 BB: 0 P: 18	R: 0 E: 0 K: 1 S: 7	H: 0 LOB: 0 BB: 0 P: 8	R: 1 E: 0 K: 1 S: 10	H: 2 LOB: 1 BB: 0 P: 16	1B: 4 2B: 2 3B: 0 HR: 1	SF: 0 SAC: 0 DP: 0 HBP: 1	WP: 0 PB: 1 SB: 1 CS: 0	PA: 39			
PITCHER	IP	WLS	BF	H	R	ER	SO	BB	IBB	HBP	BLK	WP	HR	S	P	ERA	WHIP								
Jimmy Key, L ERA: 4.97	5.0	W	24	4	4	4	4	4	0	0	0	0	0	62	110	7.20	1.600								
Bob Wickman, R ERA: 3.64	1.0		3	0	0	0	0	0	0	0	0	0	0	6	11	0.00	0.000								
42 Mariano Rivera, R ERA: 1.66	2.0		7	1	0	0	2	0	0	0	0	0	0	19	26	0.00	0.500								
Dale Polley, L ERA: 3.38	1.0		5	2	1	1	1	0	0	0	0	0	0	10	16	9.00	2.000								

New York Yankees @ Boston Red Sox
Fenway Park, Boston, MA
Tue Jul 16 1996, 7:05 PM EDT
Att: 34,676 - Unknown - 86 F

AB 34
R 5
H 7
RBI 5
BB 4
SO 7
LOB 15



Batter	1	2	3	4	5	6	7	8	9	AB	R	H	RBI	BB	SO	LOB	TOP					
Wade Boggs, L (1,5) OBP: 0.393, SLG: 0.404 Jim Levitz, R (7,PH) OBP: 0.330, SLG: 0.344 (7,5)	4-0 BB		0-1 G4-3		3-1 F7		1-0 1B		1-0 F8	2	0	0	0	1	0	1	New York Yankees @ Milwaukee Brewers Milwaukee County Stadium, Milwaukee, WI Thu Jul 18, 1996, 8:05 PM EDT Att: 19,079 - Unknown - 88 F livebaseballscorecards.com					
Bernie Williams, S (1,8) OBP: 0.400, SLG: 0.545 Gerald Williams, R (7,PH) OBP: 0.367, SLG: 0.503 (7,8)	3-3 K		0-0 G6-3		1-1 F9		0-2 P2		0-1 3B	3	0	0	0	0	1	2						
Paul O'Neill, L (1,9) OBP: 0.443, SLG: 0.479 Mike Aldrete, L (7,9) OBP: 0.344, SLG: 0.494	2-2 F9			1-2 G3		1-0 G4-3		4-2 1B HBP BB	2-1 L6	3	0	0	0	0	0	1						
Darryl Strawberry, L (1,10) OBP: 0.415, SLG: 0.545 (8,9)	2-3 K			0-0 F9 1B		4-0 BB		2-2 1B	1-0 G3	3	2	1	0	1	1	2						
Tino Martinez, L (1,3) OBP: 0.342, SLG: 0.460		2-3 K		1-2 F9 2B		3-1 F8		2-2 F7		4	0	0	0	0	1	4						
Ruben Sierra, S (1,7) OBP: 0.331, SLG: 0.409		0-0 G5-4-3 1B		2-0 FC6-4 1B			1-2 G6-3	1-1 FC6-4 1B		4	0	3	1	0	0	0						
Mariano Duncan, R (1,4) OBP: 0.437, SLG: 0.464 Matt Howard, R (7,PH) OBP: 0.224, SLG: 0.283 (7,4)	2-1 G5-4-3			3-H FC6-4			3-2 F8	2-2 FC6-4 1B		2	0	0	0	0	0	2						
Joe Girardi, R (1,2) OBP: 0.364, SLG: 0.367			3-1 G4-3 2B		2-1 F7		2-1 1B 2B	0-0 FC6-4		4	1	2	0	0	0	2						
Derek Jeter, R (1,6) OBP: 0.353, SLG: 0.392 Andy Fox, L (7,PH) OBP: 0.297, SLG: 0.282 (7,6)	1-2 K		1-3 K		1-1 F8		0-2 1B	1-1 G3		2	0	0	0	0	1	1						
										2	0	1	0	0	0	2						
Inning Stats	R: 0 E: 0 K: 2 S: 9	H: 0 LOB: 1 BB: 1 P: 20	R: 0 E: 0 K: 1 S: 10	H: 1 LOB: 0 BB: 0 P: 14	R: 0 E: 0 K: 1 S: 8	H: 1 LOB: 1 BB: 0 P: 12	R: 1 E: 0 K: 0 S: 11	H: 2 LOB: 1 BB: 0 P: 15	R: 0 E: 0 K: 0 S: 6	H: 0 LOB: 0 BB: 1 P: 12	R: 0 E: 0 K: 0 S: 5	H: 0 LOB: 1 BB: 1 P: 14	R: 1 E: 0 K: 0 S: 16	H: 3 LOB: 2 BB: 0 P: 23	R: 2 E: 0 K: 0 S: 16	H: 2 LOB: 2 BB: 1 P: 28	R: 0 E: 0 K: 0 S: 6	H: 1 LOB: 1 BB: 0 P: 10	1B: 6 2B: 3 3B: 1 HR: 0	SF: 0 SAC: 0 DP: 1 HBP: 1	WP: 0 PB: 0 SB: 0 CS: 0	PA: 40
PITCHER	IP WLS BF H R ER SO BB IBB HBP BLK WP HR S P ERA WHIP																					
Scott Karl, L (1,1) ERA: 4.95	7.0 W 30 7 3 3 4 3 0 0 0 0 0 0 67 116 3.86 1.429																					
Ramon Garcia, R (8,1) ERA: 6.0	1.0 6 2 1 1 0 0 0 1 0 0 0 0 14 22 9.00 2.000																					
Ricky Bones, R (9,1) ERA: 6.15	1.0 4 1 0 0 0 0 0 0 0 0 0 0 6 10 0.00 1.000																					

Batter	1	2	3	4	5	6	7	8	9	AB	R	H	RBI	BB	SO	LOB	BOTTOM					
Fernando Vina, L (1,4) OBP: 0.373, SLG: 0.435	0-2 F8 1B		0-1 BB FC2-5 2B 1B		1-0 G3		0-0 F8	2-2 HR	3-2 SF7	5	2	3	3	0	0	4	New York Yankees @ Milwaukee Brewers Milwaukee County Stadium, Milwaukee, WI Thu Jul 18, 1996, 8:05 PM EDT Att: 19,079 - Unknown - 88 F livebaseballscorecards.com					
Jeff Cirillo, R (1,5) OBP: 0.403, SLG: 0.500 Mark Loretta, R (7,5) OBP: 0.347, SLG: 0.313	0-1 F8		1-0 FC2-5 2B			3-H 1B	2-2 G5-3	0-1 1B		4	2	1	1	1	0	3						
Kevin Seitzer, R (1,10) OBP: 0.497 Mike Matheny, R (7,PH) OBP: 0.250, SLG: 0.335	2-3 K		4-1 2B SF8 BB				0-1 F8	1-1 F9		2	2	1	2	2	1	1						
Dave Nilsson, L (1,9) OBP: 0.429, SLG: 0.585 (7,3)	3-2 G1-3		2-0 SF8 2B				2-0 G4-3	1-1 FC5		6	1	2	3	0	0	5						
Greg Vaughn, R (1,7) OBP: 0.392, SLG: 0.595 David Hulse, L (7,PR) OBP: 0.322, SLG: 0.300 (8,7)		4-0 FC3-6 BB	3-2 SF8		2-2 G6-3		1-0 WP 2B 2B	2-0 1B		3	1	2	2	1	0	1						
John Jaha, R (1,3) OBP: 0.395, SLG: 0.527 Matt Mieske, R (6,PH) OBP: 0.331, SLG: 0.496 (7,9)	1 SAFE 4-1 FC3-6 BB		2-3 SF8		3-2 E6 BB		4-2 WP 2B BB	3-2 G5-3		2	1	0	0	1	0	2						
Jose Valentin, S (1,6) OBP: 0.348, SLG: 0.496	1-1 FC3-6		1-1 F8		1-1 F8		4-2 BB E	2-3 K	4-0 2B E BB	3	2	0	0	2	1	4						
Pat Listach, S (1,8) OBP: 0.346, SLG: 0.358	2-2 F7-4		2-2 F7-4		0-3 K		0-0 E6 BB BB	0-1 G3 HR	2-1 E SF7 2B	5	3	2	3	0	1	3						
Jesse Levis, L (1,2) OBP: 0.358, SLG: 0.295			4-2 FC2-5 1B		1-1 K		4-1 BB BB	1-2 G3	0-0 E1	3	1	1	1	2	0	2						
										3	1	1	1	2	0	2						
Inning Stats	R: 0 E: 0 K: 1 S: 13	H: 1 LOB: 1 BB: 0 P: 18	R: 0 E: 0 K: 0 S: 7	H: 0 LOB: 2 BB: 2 P: 18	R: 3 E: 0 K: 0 S: 12	H: 2 LOB: 1 BB: 2 P: 26	R: 0 E: 0 K: 1 S: 8	H: 1 LOB: 0 BB: 0 P: 11	R: 7 E: 2 K: 0 S: 25	H: 3 LOB: 2 BB: 4 P: 46	R: 4 E: 0 K: 1 S: 19	H: 3 LOB: 1 BB: 1 P: 31	R: 0 E: 0 K: 0 S: 8	H: 1 LOB: 0 BB: 0 P: 15	R: 2 E: 1 K: 0 S: 12	H: 2 LOB: 2 BB: 1 P: 23	R: 0 E: 0 K: 0 S: 6	H: 1 LOB: 1 BB: 0 P: 10	1B: 7 2B: 6 3B: 0 HR: 1	SF: 2 SAC: 0 DP: 1 HBP: 0	WP: 2 PB: 0 SB: 1 CS: 0	PA: 49
PITCHER	IP WLS BF H R ER SO BB IBB HBP BLK WP HR S P ERA WHIP																					
Dwight Gooden, R (1,1) ERA: 4.67	4.2 L 29 6 10 5 2 8 0 0 0 0 2 1 23 35 9.64 3.000																					
Jim Mecir, R (5,1) ERA: 4.13	1.1 9 4 4 4 1 1 0 0 0 0 2 1 23 35 27.00 3.750																					
Dale Polley, L (7,1) ERA: 7.36	1.0 7 2 2 2 0 1 0 0 0 0 0 0 11 24 18.00 3.000																					
Mike Aldrete, L (8,1) ERA:	1.0 4 1 0 0 0 0 0 0 0 0 0 0 9 14 0.00 1.000																					

Batter	1	2	3	4	5	6	7	8	9	AB	R	H	RBI	BB	SO	LOB	TOP					
Wade Boggs, L (1,5) OBP: 0.396, SLG: 0.407	G3		G6-3				1B		1B	5	1	3	0	0	0	0	New York Yankees @ Milwaukee Brewers Milwaukee County Stadium, Milwaukee, WI Fri Jul 19 1996, 8:05 PM EDT Att: 19,300 - Unknown - 65 F					
Bernie Williams, S (1,8) OBP: 0.397, SLG: 0.551	L8		G1-3		P5		1B		SF7	4	1	1	4	0	0	2						
Paul O'Neill, L (1,9) OBP: 0.440, SLG: 0.475	L8		L9				K		K	5	0	1	1	0	2	1						
Darryl Strawberry, L (1,10) OBP: 0.370, SLG: 0.474		P6			K		P6		G4-3	5	0	0	0	0	1	3						
Tino Martinez, L (1,3) OBP: 0.341, SLG: 0.458		F9		G1-3	P5		F8			4	0	1	0	0	0	2						
Ruben Sierra, S (1,7) OBP: 0.336, SLG: 0.411		1B		G1-3		K		G6-3		3	0	2	0	1	1	0						
Mariano Duncan, R (1,4) OBP: 0.336, SLG: 0.460		1B		G1-3		G5-3		G6-3		4	0	1	0	0	0	3						
Jim Leyritz, R (1,2) OBP: 0.330, SLG: 0.341										2	0	0	0	1	1	2						
Mike Aldrete, L (8,PH) OBP: 0.341, SLG: 0.487										1	0	0	0	0	0	0						
Joe Girardi, R (8,2) OBP: 0.364, SLG: 0.367										0	0	0	0	0	0	0						
2 Derek Jeter, R (1,6) OBP: 0.357, SLG: 0.400										4	3	3	0	0	1	3						
Inning Stats	R: 0 E: 0 K: 0 S: 9	H: 0 LOB: 0 BB: 0 P: 13	R: 0 E: 0 K: 1 S: 11	H: 2 LOB: 3 BB: 1 P: 21	R: 0 E: 0 K: 0 S: 9	H: 0 LOB: 0 BB: 0 P: 14	R: 0 E: 0 K: 1 S: 15	H: 1 LOB: 2 BB: 1 P: 25	R: 1 E: 0 K: 1 S: 18	H: 3 LOB: 2 BB: 0 P: 31	R: 0 E: 0 K: 1 S: 9	H: 0 LOB: 0 BB: 0 P: 12	R: 3 E: 0 K: 1 S: 16	H: 3 LOB: 0 BB: 0 P: 29	R: 0 E: 0 K: 0 S: 9	H: 1 LOB: 0 BB: 0 P: 14	R: 1 E: 0 K: 1 S: 9	H: 2 LOB: 1 BB: 0 P: 13	1B: 10 2B: 1 3B: 0 HR: 1	SF: 1 SAC: 0 DP: 1 HBP: 0	WP: 0 PB: 0 CS: 0	PA: 40
PITCHER	IP	WLS	BF	H	R	ER	SO	BB	IBB	HBP	BLK	WP	HR	S	P	ERA	WHIP					
21 Cal Eldred, R (1,1) ERA: 3.0	5.0	W	23	6	1	1	3	2	0	0	0	0	0	62	104	1.80	1.600					
Angel Miranda, L (6,1) ERA: 4.99	2.0	10	4	3	3	2	0	0	0	0	0	0	1	27	46	13.50	2.000					
Ramon Garcia, R (8,1) ERA: 5.87	1.0	2	0	0	0	0	0	0	0	0	0	0	0	7	9	0.00	0.000					
Mike Fetters, R (9,1) ERA: 2.12	1.0	S	5	2	1	1	1	0	0	0	0	0	0	9	13	9.00	2.000					

Batter	1	2	3	4	5	6	7	8	9	AB	R	H	RBI	BB	SO	LOB	BOTTOM				
Pat Listach, S (1,8) OBP: 0.347, SLG: 0.360	G6-3									4	1	1	2	1	0	0	New York Yankees @ Milwaukee Brewers Milwaukee County Stadium, Milwaukee, WI Fri Jul 19 1996, 8:05 PM EDT Att: 19,300 - Unknown - 65 F				
David Hulse, L (9,8) OBP: 0.322, SLG: 0.300		1B		L7				G4-3		0	0	0	0	0	0	0					
Jeff Cirillo, R (1,5) OBP: 0.403, SLG: 0.500		1B						G1-3		4	1	1	0	1	1	3					
Kevin Seitzer, R (1,3) OBP: 0.435, SLG: 0.494		1B						G1-3		4	1	1	1	0	0	2					
Dave Nilsson, L (1,10) OBP: 0.434, SLG: 0.586		1B						1B		3	2	2	0	1	0	0					
Greg Vaughn, R (1,7) OBP: 0.396, SLG: 0.595		1B						1B		3	0	2	2	1	0	1					
Matt Mieske, R (1,9) OBP: 0.325, SLG: 0.487		1B						1B		4	0	0	0	0	1	4					
Jose Valentin, S (1,6) OBP: 0.353, SLG: 0.497										3	1	2	1	1	0	0					
Mark Loretta, R (1,4) OBP: 0.342, SLG: 0.310										4	1	1	0	0	0	3					
Mike Matheny, R (1,2) OBP: 0.247, SLG: 0.331										3	0	0	0	0	1	1					
Inning Stats	R: 2 E: 0 K: 0 S: 18	H: 2 LOB: 1 BB: 1 P: 31	R: 4 E: 0 K: 0 S: 13	H: 4 LOB: 2 BB: 2 P: 28	R: 0 E: 0 K: 1 S: 10	H: 0 LOB: 0 BB: 0 P: 13	R: 0 E: 0 K: 1 S: 8	H: 1 LOB: 1 BB: 0 P: 12	R: 0 E: 0 K: 0 S: 5	H: 1 LOB: 0 BB: 0 P: 9	R: 0 E: 0 K: 1 S: 7	H: 1 LOB: 2 BB: 1 P: 12	R: 1 E: 1 K: 0 S: 13	H: 1 LOB: 2 BB: 1 P: 19	R: 0 E: 0 K: 0 S: 7	H: 0 LOB: 0 BB: 0 P: 10	1B: 8 2B: 2 3B: 0 HR: 0	SF: 0 SAC: 1 DP: 1 HBP: 0	WP: 1 PB: 1 CS: 0	PA: 38	
PITCHER	IP	WLS	BF	H	R	ER	SO	BB	IBB	HBP	BLK	WP	HR	S	P	ERA	WHIP				
Andy Pettitte, L (1,1) ERA: 3.89	7.0	L	35	10	7	6	3	4	1	0	0	0	0	74	124	7.71	2.000				
Bob Wickman, R (8,1) ERA: 3.82	1.0	3	0	0	0	0	0	0	0	0	0	0	0	7	10	0.00	0.000				

Batter	1	2	3	4	5	6	7	8	9	AB	R	H	RBI	BB	SO	LOB	TOP					
Darryl Hamilton, L (1, 8) OBP: 0.354, SLG: 0.376	G4-3		G3-1			P2			G4-3	4	0	0	0	0	0	2						
Ivan Rodriguez, R (1, 2) OBP: 0.355, SLG: 0.505	G3-1			G6-3		G1-3			F7	4	0	0	0	0	0	1						
29 Rusty Greer, L (1, 7) OBP: 0.398, SLG: 0.517	F8			F8					G4-3	4	0	0	0	0	0	0						
Juan Gonzalez, R (1, 10) OBP: 0.398, SLG: 0.685		G6-3		F6					F8	3	0	0	0	0	0	0						
Dean Palmer, R (1, 5) OBP: 0.362, SLG: 0.545		G6-3			G4-6-3 BB				K	2	0	0	0	1	1	0						
Lee Stevens, L (1, 3) OBP: 0.500, SLG: 0.929					G4-6-3				K	3	0	0	0	0	2	1						
Mark McLemore, S (1, 4) OBP: 0.402, SLG: 0.414						G3			E4	3	0	1	0	0	0	0						
Warren Newson, L (1, 9) OBP: 0.353, SLG: 0.465									E4	3	0	0	0	0	2	2						
Kevin Elster, R (1, 6) OBP: 0.336, SLG: 0.489									G6-4-3	3	0	1	0	0	1	3						
Inning Stats	R: 0 E: 0 K: 0 S: 4	H: 0 LOB: 0 BB: 7	R: 0 E: 0 K: 1 S: 6	H: 0 LOB: 0 BB: 12	R: 0 E: 0 K: 2 S: 10	H: 1 LOB: 1 BB: 0 P: 16	R: 0 E: 0 K: 0 S: 7	H: 0 LOB: 0 BB: 0 P: 9	R: 0 E: 0 K: 0 S: 4	H: 0 LOB: 0 BB: 1 P: 11	R: 0 E: 0 K: 1 S: 11	H: 1 LOB: 1 BB: 0 P: 18	R: 0 E: 0 K: 1 S: 7	H: 0 LOB: 0 BB: 0 P: 11	R: 0 E: 2 K: 1 S: 12	H: 0 LOB: 1 BB: 0 P: 16	R: 0 E: 0 K: 0 S: 7	H: 0 LOB: 0 BB: 0 P: 11	1B: 0 2B: 2 3B: 0 HR: 0	SF: 0 SAC: 0 DP: 2 HBP: 0	WP: 0 PB: 0 SB: 1 CS: 0	PA: 30
PITCHER	IP	WLS	BF	H	R	ER	SO	BB	IBB	HBP	BLK	WP	HR	S	P	ERA	WHIP					
Dwight Gooden, R (1, 1) ERA: 4.38	7.0	W	23	2	0	0	5	1	0	0	0	0	0	49	84	0.00	0.429					
42 Mariano Rivera, R (8, 1) ERA: 1.57	1.0		4	0	0	0	1	0	0	0	0	0	0	12	16	0.00	0.000					
Dale Polley, L (9, 1) ERA: 5.4	1.0		3	0	0	0	0	0	0	0	0	0	0	7	11	0.00	0.000					

Texas Rangers @ New York Yankees
Yankee Stadium, Bronx, NY
Tue Jul 23 1996, 7:05 PM EDT
Att: 22,814 - Unknown - 69 F

AB	29
R	0
H	2
RBI	0
BB	1
SO	6
LOB	9



Batter	1	2	3	4	5	6	7	8	9	AB	R	H	RBI	BB	SO	LOB	BOTTOM					
Wade Boggs, L (1, 5) OBP: 0.392, SLG: 0.401	F8		G6-3		G4-3			G6-3		5	1	1	0	0	0	1						
Joe Girardi, R (1, 2) OBP: 0.368, SLG: 0.379			G6-3				L5			5	1	3	1	0	0	1						
Paul O'Neill, L (1, 9) OBP: 0.436, SLG: 0.466								F7		3	3	2	0	2	0	1						
Tino Martinez, L (1, 3) OBP: 0.347, SLG: 0.460			G3-6-3							4	0	2	2	0	1	4						
Ruben Sierra, S (1, 7) OBP: 0.333, SLG: 0.415										3	0	1	1	1	0	1						
Darryl Strawberry, L (1, 10) OBP: 0.381, SLG: 0.420										2	0	1	1	2	1	1						
2 Derek Jeter, R (1, 6) OBP: 0.354, SLG: 0.397										4	0	0	1	0	0	7						
Gerald Williams, R (1, 8) OBP: 0.360, SLG: 0.493										4	0	0	0	0	1	3						
Andy Fox, L (1, 4) OBP: 0.299, SLG: 0.279										4	1	1	0	0	1	0						
Inning Stats	R: 0 E: 0 K: 0 S: 5	H: 1 LOB: 1 BB: 1 P: 13	R: 0 E: 0 K: 0 S: 6	H: 1 LOB: 0 BB: 0 P: 10	R: 0 E: 0 K: 0 S: 4	H: 0 LOB: 0 BB: 0 P: 6	R: 1 E: 0 K: 1 S: 13	H: 2 LOB: 1 BB: 0 P: 22	R: 0 E: 0 K: 2 S: 11	H: 0 LOB: 0 BB: 0 P: 14	R: 2 E: 0 K: 1 S: 9	H: 3 LOB: 2 BB: 1 P: 19	R: 2 E: 0 K: 0 S: 14	H: 2 LOB: 3 BB: 3 P: 33	R: 1 E: 0 K: 0 S: 11	H: 2 LOB: 1 BB: 0 P: 14	R: 0 E: 0 K: 0 S: 7	H: 0 LOB: 0 BB: 0 P: 11	1B: 8 2B: 3 3B: 0 HR: 0	SF: 0 SAC: 0 DP: 1 HBP: 0	WP: 1 PB: 0 SB: 0 CS: 0	PA: 39
PITCHER	IP	WLS	BF	H	R	ER	SO	BB	IBB	HBP	BLK	WP	HR	S	P	ERA	WHIP					
Roger Pavlik, R (1, 1) ERA: 4.53	6.2	L	29	8	4	4	4	1	1	0	0	0	0	54	93	5.40	1.350					
Dennis Cook, L (7, 1) ERA: 3.54	0.0		4	1	1	1	0	2	1	0	0	0	0	6	19	∞	∞					
Gil Heredia, R (7, 1) ERA: 6.14	1.1		6	2	1	1	0	0	0	0	0	1	0	13	19	6.75	1.500					

Texas Rangers @ New York Yankees
Yankee Stadium, Bronx, NY
Tue Jul 23 1996, 7:05 PM EDT
Att: 22,814 - Unknown - 69 F

AB	34
R	6
H	11
RBI	6
BB	5
SO	4
LOB	19




Batter	1	2	3	4	5	6	7	8	9	AB R H RBI BB SO LOB	TOP												
Jose Offerman, S OBP: 0.366, SLG: 0.369 (1, 3)										5 1 2 0 1 1 5	Kansas City Royals @ New York Yankees Yankee Stadium, Bronx, NY Thu Jul 25 1996, 7:05 PM EDT Att: 23,475 - Unknown - 76 F AB 37 R 7 H 13 RBI 7 BB 6 SO 4 LOB 24 												
Tom Goodwin, L OBP: 0.336, SLG: 0.341 (1, 8)										4 0 0 0 0 0 2													
Keith Lockhart, L OBP: 0.341, SLG: 0.435 (1, 4)										5 0 0 0 0 1 2													
Bip Roberts, S OBP: 0.352, SLG: 0.391 (1, 10)										4 2 2 1 1 0 1													
Craig Paquette, R OBP: 0.294, SLG: 0.463 (1, 5)										4 3 3 0 1 0 0													
Johnny Damon, L OBP: 0.335, SLG: 0.408 (1, 9)										4 0 3 0 1 1 2													
29 Mike Sweeney, R OBP: 0.500, SLG: 0.500 (1, 2)										4 1 2 2 1 0 3													
Michael Tucker, L OBP: 0.318, SLG: 0.398 (1, 7)										4 0 0 2 0 1 7													
David Howard, S OBP: 0.306, SLG: 0.330 (1, 6)										3 0 1 2 1 0 2													
Inning Stats	R: 0 E: 0 K: 0 S: 9	H: 1 LOB: 1 BB: 0 P: 14	R: 1 E: 0 K: 1 S: 15	H: 3 LOB: 2 BB: 0 P: 21	R: 0 E: 0 K: 1 S: 11	H: 0 LOB: 0 BB: 0 P: 15	R: 0 E: 0 K: 0 S: 11	H: 1 LOB: 1 BB: 0 P: 15	R: 0 E: 0 K: 0 S: 11	H: 0 LOB: 0 BB: 0 P: 16	R: 2 E: 0 K: 0 S: 7	H: 3 LOB: 2 BB: 1 P: 20	R: 1 E: 0 K: 1 S: 11	H: 1 LOB: 2 BB: 2 P: 24	R: 1 E: 0 K: 0 S: 6	H: 2 LOB: 1 BB: 0 P: 7	R: 2 E: 0 K: 1 S: 18	H: 2 LOB: 3 BB: 3 P: 39	1B: 10 2B: 3 3B: 0 HR: 0	SF: 1 SAC: 2 DP: 0 HBP: 0	WP: 0 PB: 0 SB: 0 CS: 0	PA: 46	
PITCHER	IP WLS BF H R ER SO BB IBB HBP BLK WP HR S P ERA WHIP											PITCHER	IP WLS BF H R ER SO BB IBB HBP BLK WP HR S P ERA WHIP										
Mark Hutton, R ERA: 5.04 (1, 1)	5.1 L 23 6 3 3 2 1 0 0 0 0 0 0 60 92 5.06 1.312																						
Bob Wickman, R ERA: 3.95 (6, 1)	1.1 9 3 1 1 0 2 0 0 0 0 0 0 12 27 6.75 3.750																						
Jim Mecir, R ERA: 4.21 (7, 1)	1.1 6 2 1 1 1 0 0 0 0 0 0 0 9 13 6.75 1.500																						
Billy Brewer, L ERA: 12.27 (9, 1)	0.2 7 2 2 2 1 3 0 0 0 0 0 0 15 35 27.00 7.500																						
Dale Polley, L ERA: 5.69 (9, 1)	0.1 1 0 0 0 0 0 0 0 0 0 0 0 3 4 0.00 0.000																						
Batter	1	2	3	4	5	6	7	8	9	AB R H RBI BB SO LOB	BOTTOM												
Wade Boggs, L OBP: 0.396, SLG: 0.403 (1, 5)										4 0 1 0 1 1 4	Kansas City Royals @ New York Yankees Yankee Stadium, Bronx, NY Thu Jul 25 1996, 7:05 PM EDT Att: 23,475 - Unknown - 76 F AB 35 R 0 H 8 RBI 0 BB 2 SO 3 LOB 22 												
Joe Girardi, R OBP: 0.374, SLG: 0.374 (1, 2)										4 0 0 0 0 0 2													
Paul O'Neill, L OBP: 0.430, SLG: 0.457 (1, 9)										4 0 0 0 0 1 3													
Bernie Williams, S OBP: 0.395, SLG: 0.540 (1, 8)										3 0 0 0 1 0 2													
Tino Martinez, L OBP: 0.347, SLG: 0.460 (1, 3)										4 0 2 0 0 0 1													
Ruben Sierra, S OBP: 0.332, SLG: 0.411 (1, 10)										4 0 1 0 0 0 1													
Mariano Duncan, R OBP: 0.328, SLG: 0.444 (1, 4)										4 0 1 0 0 0 3													
Gerald Williams, R OBP: 0.352, SLG: 0.481 (1, 7)										4 0 0 0 0 1 4													
2 Derek Jeter, R OBP: 0.360, SLG: 0.404 (1, 6)										4 0 3 0 0 0 2													
Inning Stats	R: 0 E: 0 K: 0 S: 6	H: 0 LOB: 1 BB: 1 P: 13	R: 0 E: 0 K: 0 S: 11	H: 2 LOB: 2 BB: 0 P: 16	R: 0 E: 0 K: 0 S: 7	H: 1 LOB: 1 BB: 0 P: 12	R: 0 E: 0 K: 0 S: 8	H: 1 LOB: 1 BB: 0 P: 10	R: 0 E: 1 K: 0 S: 8	H: 1 LOB: 1 BB: 0 P: 15	R: 0 E: 0 K: 0 S: 5	H: 0 LOB: 0 BB: 0 P: 8	R: 0 E: 0 K: 1 S: 9	H: 1 LOB: 0 BB: 0 P: 11	R: 0 E: 0 K: 1 S: 9	H: 0 LOB: 1 BB: 1 P: 15	R: 0 E: 0 K: 1 S: 9	H: 2 LOB: 2 BB: 0 P: 12	1B: 8 2B: 0 3B: 0 HR: 0	SF: 0 SAC: 0 DP: 1 HBP: 0	WP: 0 PB: 0 SB: 0 CS: 0	PA: 37	
PITCHER	IP WLS BF H R ER SO BB IBB HBP BLK WP HR S P ERA WHIP											PITCHER	IP WLS BF H R ER SO BB IBB HBP BLK WP HR S P ERA WHIP										
50 José Rosado, L ERA: 3.0 (1, 1)	7.2 W 30 6 0 0 2 1 0 0 0 0 0 0 13 21 0.00 0.913																						
Hipolito Pichardo, R ERA: 5.17 (8, 1)	1.1 7 2 0 0 1 1 0 0 0 0 0 0 13 21 0.00 2.250																						

Batter	1	2	3	4	5	6	7	8	9	AB	R	H	RBI	BB	SO	LOB	TOP								
Jose Offerman, S OBP: 0.367, SLG: 0.369 (1, 4)	4-2 BB		3-1 1-2 1B		2-3 K			3-2 G1-3		3	0	1	0	1	1	0									
Joe Randa, R OBP: 0.341, SLG: 0.406 (1, 5)	0-3 K		1-3 K			1-0 G6-3			1-2 1B 2B	4	1	1	0	0	2	3									
Bip Roberts, S OBP: 0.350, SLG: 0.389 (1, 8)	2-2 F7		3-2 G6-3			0-0 F8			2-1 FC1-6 1B	4	0	1	0	0	0	3									
Mike Macfarlane, R OBP: 0.335, SLG: 0.531 (1, 2)	3-2 F8			1-0 L4		0-0 L5			1-0 FC1-6 1B	4	0	1	1	0	0	1									
Craig Paquette, R OBP: 0.293, SLG: 0.463 (1, 7)		1-3 K		3-2 2B			3-2 G6-3		1-1 FC1-6	4	0	1	0	0	1	2									
29 Mike Sweeney, R OBP: 0.433, SLG: 0.417 (1, 10)		2-2 F8		1-2 F8			2-3 K		1-1 P2	4	0	0	0	0	1	3									
Johnny Damon, L OBP: 0.336, SLG: 0.403 (1, 9)		2-0 F9		0-0 F9			1-3 K		0-1 F9	4	0	0	0	0	1	3									
Bob Hamelin, L OBP: 0.405, SLG: 0.429 (1, 3)			0-2 FC4-6 1B		1-1 F7			0-1 F7		3	0	1	0	0	0	0									
David Howard, S OBP: 0.303, SLG: 0.327 (1, 6)			3-2 FC4-6 1B		0-0 G1-3			2-1 G4-3		3	0	0	0	0	0	1									
Inning Stats	R: 0 E: 0 K: 1 S: 14	H: 0 LOB: 1 BB: 1 P: 23	R: 0 E: 0 K: 1 S: 7	H: 0 LOB: 0 BB: 0 P: 12	R: 0 E: 0 K: 1 S: 16	H: 2 LOB: 2 BB: 0 P: 26	R: 0 E: 0 K: 0 S: 8	H: 1 LOB: 1 BB: 0 P: 13	R: 0 E: 0 K: 1 S: 6	H: 0 LOB: 0 BB: 0 P: 9	R: 0 E: 0 K: 0 S: 3	H: 0 LOB: 0 BB: 0 P: 4	R: 0 E: 0 K: 2 S: 10	H: 0 LOB: 0 BB: 0 P: 16	R: 0 E: 0 K: 0 S: 8	H: 0 LOB: 2 BB: 0 P: 13	R: 1 E: 0 K: 0 S: 13	H: 3 LOB: 2 BB: 0 P: 19	1B: 4 2B: 2 3B: 0 HR: 0	SF: 0 SAC: 0 DP: 0 HBP: 0	WP: 0 PB: 0 SB: 0 CS: 0	PA: 34			
PITCHER	IP	WLS	BF	H	R	ER	SO	BB	IBB	HBP	BLK	WP	HR	S	P	ERA	WHIP								
Jimmy Key, L ERA: 4.56 (1, 1)	7.0	W	25	3	0	0	6	1	0	0	0	0	0	64	103	0.00	0.571								
Jeff Nelson, R ERA: 4.47 (8, 1)	1.0		3	0	0	0	0	0	0	0	0	0	0	8	13	0.00	0.000								
Dale Polley, L ERA: 5.68 (9, 1)	1.0		6	3	1	1	0	0	0	0	0	0	0	13	19	9.00	3.000								

Kansas City Royals @ New York Yankees
 Yankee Stadium, Bronx, NY
 Fri Jul 26 1996, 7:05 PM EDT
 Att: 23,782 - Unknown - 78 F

livebaseballscorecards.com

AB 33
 R 1
 H 6
 RBI 1
 BB 1
 SO 6
 LOB 16




Batter	1	2	3	4	5	6	7	8	9	AB	R	H	RBI	BB	SO	LOB	BOTTOM									
2 Derek Jeter, R OBP: 0.362, SLG: 0.403 (1, 6)	1-0 1B		0-1 P4	1-0 HR 1B		4-0 WP G5-3 BB		0-2 G6-3		5	2	2	2	1	0	2										
Joe Girardi, R OBP: 0.369, SLG: 0.385 (1, 2)	1-0 1B	0-0 1B	0-1 1B	1-3 2H 3H 1B		0-0 G5-3		0-0 1B		5	3	4	1	0	0	1										
Bernie Williams, S OBP: 0.399, SLG: 0.550 (1, 8)	1-0 F8 1B	3-1 G5-3	4-1 1B	3-1 HR		3-3 K		0-0 1B		5	2	3	3	1	1	2										
Tino Martinez, L OBP: 0.351, SLG: 0.463 (1, 3)	0-1 1B	1-1 1B	1-0 1B	1-2 L3		2-3 K		1-3 K		4	2	3	3	0	0	0										
Mike Aldrete, L OBP: 0.330, SLG: 0.469 (5, 3)	1-2 SF7 1B	2-1 1B	1-3 2H 1B	1-2 FC4-6 1B		0-0 K		0-0 K		2	0	0	0	0	2	3										
Ruben Sierra, S OBP: 0.331, SLG: 0.408 (1, 7)	0-0 F8	0-0 1B	1-0 FC4-6	1-1 F8		0-2 G6-3				5	0	1	0	0	0	4										
Mariano Duncan, R OBP: 0.337, SLG: 0.455 (1, 5)	0-2 1B	0-0 1B		3-1 HBP 1B	1-1 1B SF8 2B		1-0 G6-3			5	3	4	2	0	0	0										
Jim Leyritz, R OBP: 0.339, SLG: 0.344 (1, 10)	4-0 1B	1-2 P3		2-1 1B	0-0 G6-4-3 1B		1-1 1B			3	1	2	0	1	0	2										
Gerald Williams, R OBP: 0.349, SLG: 0.478 (1, 9)	0-2 SF7	0-0 F7		0-1 2B 1B	1-2 SF8		2-2 P4			3	1	1	3	0	0	3										
Pat Kelly, R OBP: 0.500, SLG: 0.333 Andy Fox, L OBP: 0.297, SLG: 0.277 (1, 4)	1-2 FC6-4 1B		0-3 K	4-2 2B SF8 BB	1-1 G6-4-3		0-1 G4-3			3	1	1	1	1	1	1										
Inning Stats	R: 5 E: 0 K: 0 S: 24	H: 6 LOB: 2 BB: 1 P: 36	R: 2 E: 0 K: 0 S: 11	H: 4 LOB: 2 BB: 0 P: 16	R: 1 E: 0 K: 1 S: 11	H: 2 LOB: 1 BB: 1 P: 17	R: 6 E: 0 K: 0 S: 17	H: 4 LOB: 0 BB: 1 P: 30	R: 1 E: 0 K: 0 S: 8	H: 2 LOB: 0 BB: 0 P: 11	R: 0 E: 0 K: 2 S: 7	H: 0 LOB: 1 BB: 1 P: 16	R: 0 E: 0 K: 0 S: 10	H: 1 LOB: 1 BB: 0 P: 14	R: 0 E: 0 K: 1 S: 11	H: 2 LOB: 2 BB: 0 P: 12	1B: 18 2B: 2 3B: 0 HR: 1	SF: 3 SAC: 0 DP: 1 HBP: 1	WP: 1 PB: 0 SB: 0 CS: 0	PA: 49						
PITCHER	IP	WLS	BF	H	R	ER	SO	BB	IBB	HBP	BLK	WP	HR	S	P	ERA	WHIP									
Chris Haney, L ERA: 4.9 (1, 1)	1.1	L	15	10	7	7	1	2	0	1	0	0	1	32	52	23.62	3.000									
Julio Valera, R ERA: 6.46 (2, 1)	2.2		17	6	7	7	1	2	0	1	0	0	0	1	32	52	23.62	3.000								
Mike Magnante, L ERA: 5.1 (5, 1)	2.0		8	2	1	1	2	1	0	0	0	1	0	15	27	4.50	1.500									
Jeff Montgomery, R ERA: 3.83 (7, 1)	1.0		4	1	0	0	0	0	0	0	0	0	0	10	14	0.00	1.000									
Jason Jacome, L ERA: 4.25 (8, 1)	1.0		5	2	0	0	1	0	0	0	0	0	0	11	12	0.00	2.000									

Kansas City Royals @ New York Yankees
 Yankee Stadium, Bronx, NY
 Fri Jul 26 1996, 7:05 PM EDT
 Att: 23,782 - Unknown - 78 F

livebaseballscorecards.com

AB 41
 R 15
 H 21
 RBI 15
 BB 4
 SO 4
 LOB 18



Batter	1	2	3	4	5	6	7	8	9	AB	R	H	RBI	BB	SO	LOB	TOP																					
Jose Offerman, S OBP: 0.369, SLG: 0.376 (1, 3)	1-0 B5-3		2-2 1-H HR		0-1 G4-3			0-1 CS 1B		4	1	2	2	0	0	1																						
Tom Goodwin, L OBP: 0.337, SLG: 0.342 (1, 8)	2-1 F8		1-2 PB S 1B			1-3 K		3-2 F7		4	0	1	0	0	1	1																						
Keith Lockhart, L OBP: 0.334, SLG: 0.426 (1, 5)	0-0 F7		2-1 F9			3-2 F9			0-0 P3	4	0	0	0	0	0	1																						
Bip Roberts, S OBP: 0.357, SLG: 0.392 (1, 4)		0-0 F8		1-1 G1-3		2-1 2B 1B			1-3 K	4	0	1	0	0	1	0																						
Bob Hamelin, L OBP: 0.400, SLG: 0.429 (1, 10)		3-1 F7		1-1 P5		0-0 1-H 2B			2-3 K	4	0	1	0	0	1	0																						
Johnny Damon, L OBP: 0.335, SLG: 0.399 (1, 9)		0-2 L4		2-0 P5			1-0 F8			3	0	0	0	0	0	0																						
Michael Tucker, L OBP: 0.317, SLG: 0.396 (1, 7)			2-1 P6		0-0 FC5-4 1B		2-0 G3			3	0	1	0	0	0	0																						
Mike Macfarlane, R OBP: 0.324, SLG: 0.513 (1, 2)			1-0 G6-3		1-1 FC5-4 B1-3		1-1 G5-3			3	0	0	0	0	0	1																						
David Howard, S OBP: 0.303, SLG: 0.325 (1, 6)			2-0 HR 1B		0-1 B1-3			3-1 F7		3	1	1	0	0	0	1																						
Inning Stats	R: 0 E: 0 K: 0 S: 4	H: 0 LOB: 0 BB: 0 P: 7	R: 0 E: 0 K: 0 S: 6	H: 0 LOB: 0 BB: 0 P: 9	R: 2 E: 0 K: 0 S: 13	H: 3 LOB: 1 BB: 0 P: 22	R: 0 E: 0 K: 0 S: 5	H: 0 LOB: 0 BB: 0 P: 9	R: 0 E: 0 K: 1 S: 7	H: 1 LOB: 1 BB: 0 P: 8	R: 0 E: 0 K: 1 S: 9	H: 2 LOB: 2 BB: 0 P: 15	R: 0 E: 0 K: 0 S: 4	H: 0 LOB: 0 BB: 0 P: 8	R: 0 E: 0 K: 0 S: 7	H: 1 LOB: 0 BB: 0 P: 13	R: 0 E: 0 K: 2 S: 8	H: 0 LOB: 0 BB: 0 P: 11	1B: 5 2B: 1 3B: 0 HR: 1	SF: 0 SAC: 0 DP: 0 HBP: 0	WP: 0 PB: 1 SB: 1 CS: 1	PA: 32																
PITCHER	IP	WLS	BF	H	R	ER	SO	BB	IBB	HBP	BLK	WP	HR	S	P	ERA	WHIP	PITCHER				IP	WLS	BF	H	R	ER	SO	BB	IBB	HBP	BLK	WP	HR	S	P	ERA	WHIP
Dwight Gooden, R ERA: 4.24 (1, 1)	8.0		29	7	2	2	1	0	0	0	0	0	1	55	91	2.25	0.875																					
John Wetteland, R ERA: 3.21 (9, 1)	1.0	W	3	0	0	0	2	0	0	0	0	0	0	8	11	0.00	0.000																					

Kansas City Royals @ New York Yankees
Yankee Stadium, Bronx, NY
Sun Jul 28 1996, 3:33 AM EDT
Att: 35,658 - Sunny - 76 F

AB	32
R	2
H	7
RBI	2
BB	0
SO	3
LOB	5



Batter	1	2	3	4	5	6	7	8	9	AB	R	H	RBI	BB	SO	LOB	BOTTOM																					
Wade Boggs, L OBP: 0.394, SLG: 0.405 (1, 5)	1-0 F7		3-1 G4-3			3-2 F9		4-1 FC6-4 BB		3	0	0	0	1	0	0																						
Bernie Williams, S OBP: 0.399, SLG: 0.544 (1, 8)	3-2 G4-3		4-0 BB			4-2 BB		0-0 FC6-4		2	0	0	0	2	0	1																						
Paul O'Neill, L OBP: 0.427, SLG: 0.449 (1, 9)	2-2 G3		2-2 F7			0-1 F8		2-3 K		4	0	0	0	0	1	3																						
Tino Martinez, L OBP: 0.358, SLG: 0.464 (9, PR)		4-2 2B G4-3 BB		2-0 G4-3 1B		2-1 F9		4-1 HR BB		2	1	1	0	2	0	1																						
Gerald Williams, R OBP: 0.346, SLG: 0.476 (9, PR)										0	1	0	0	0	0	0																						
Darryl Strawberry, L OBP: 0.373, SLG: 0.452 (1, 10)		1-3 K		1-3 K		2-2 S 1B		3-2 1-H HR		4	1	2	2	0	2	2																						
Ruben Sierra, S OBP: 0.328, SLG: 0.406 (1, 7)		0-0 2B		0-1 G4-6-3		0-3 K				3	0	1	0	0	1	2																						
Jim Leyritz, R OBP: 0.335, SLG: 0.338 (1, 2)		1-1 G4-3			2-3 K		0-3 K			3	0	0	1	0	2	2																						
2 Derek Jeter, R OBP: 0.363, SLG: 0.404 (1, 6)		3-H F8			0-0 CS 1B		0-2 G1-3			3	0	1	0	0	0	2																						
Andy Fox, L OBP: 0.293, SLG: 0.273 (8, PH)			1-1 P5		1-2 P4			1-3 K		2	0	0	0	0	0	1																						
Mike Aldrete, L OBP: 0.326, SLG: 0.463 (9, 4)					1-2					1	0	0	0	0	1	0																						
Matt Howard, R OBP: 0.224, SLG: 0.283 (9, 4)										0	0	0	0	0	0	0																						
Inning Stats	R: 0 E: 0 K: 0 S: 8	H: 0 LOB: 0 BB: 0 P: 14	R: 1 E: 0 K: 1 S: 14	H: 1 LOB: 1 BB: 1 P: 21	R: 0 E: 0 K: 0 S: 9	H: 0 LOB: 1 BB: 1 P: 19	R: 0 E: 0 K: 1 S: 6	H: 1 LOB: 0 BB: 0 P: 9	R: 0 E: 0 K: 1 S: 8	H: 1 LOB: 0 BB: 0 P: 10	R: 0 E: 0 K: 0 S: 11	H: 0 LOB: 1 BB: 1 P: 20	R: 0 E: 0 K: 2 S: 13	H: 1 LOB: 1 BB: 0 P: 15	R: 0 E: 0 K: 2 S: 11	H: 0 LOB: 1 BB: 1 P: 17	R: 2 E: 0 K: 0 S: 4	H: 1 LOB: 1 BB: 1 P: 11	1B: 3 2B: 1 3B: 0 HR: 1	SF: 0 SAC: 0 DP: 1 HBP: 0	WP: 0 PB: 0 SB: 1 CS: 1	PA: 32																
PITCHER	IP	WLS	BF	H	R	ER	SO	BB	IBB	HBP	BLK	WP	HR	S	P	ERA	WHIP	PITCHER				IP	WLS	BF	H	R	ER	SO	BB	IBB	HBP	BLK	WP	HR	S	P	ERA	WHIP
Kevin Appier, R ERA: 3.38 (1, 1)	8.0		30	4	1	1	7	4	0	0	0	0	0	80	125	1.12	1.000																					
Jason Jacome, L ERA: 4.69 (9, 1)	0.0	L	2	1	2	2	0	1	0	0	0	0	1	4	11	∞	∞																					


Kansas City Royals @ New York Yankees
Yankee Stadium, Bronx, NY
Sun Jul 28 1996, 3:33 AM EDT
Att: 35,658 - Sunny - 76 F


AB	27
R	3
H	5
RBI	3
BB	5
SO	7
LOB	14



Batter	1	2	3	4	5	6	7	8	9	AB	R	H	RBI	BB	SO	LOB	TOP					
Wade Boggs, L (1.5) OBP: 0.398, SLG: 0.406	1-2 HR 1B		4-0 BB		1-2 F8			4-1 BB		2	1	1	0	2	0	1	<p>New York Yankees @ Texas Rangers The Ballpark at Arlington, Arlington, TX</p> <p>Tue Jul 30 1996, 8:05 PM EDT Att: 39,637 - Unknown - 86 F</p> <p>livebaseballscorecards.com</p>					
Bernie Williams, S (1.8) OBP: 0.396, SLG: 0.539 Gerald Williams, R (7.8) OBP: 0.346, SLG: 0.474	3-2 F7		1-3 K		0-0 F7			0-0 G5-3		3	0	0	0	0	1	2						
Paul O'Neill, L (1.9) OBP: 0.425, SLG: 0.455	3-1 HR		1-3 K		1-0 G6-3			3-2 F7		4	1	1	2	0	1	1						
Tino Martinez, L (1.3) OBP: 0.356, SLG: 0.460 Mike Aldrete, L (6.3) OBP: 0.333, SLG: 0.482	2-1 F7			1-3 K		2-3 K		2-1 F9 2B		3	0	0	0	0	2	0						
Darryl Strawberry, L (1.10) OBP: 0.354, SLG: 0.424	0-3 K		3-1 F8		3-1 L8			1-1 F9		4	0	0	0	0	1	1						
Ruben Sierra, S (1.7) OBP: 0.325, SLG: 0.402		2-0 L8		1-3 K		0-0 G4-3		1-3 K		4	0	0	0	0	2	1						
Mariano Duncan, R (1.4) OBP: 0.337, SLG: 0.452 Matt Howard, R (6.4) OBP: 0.220, SLG: 0.277		2-3 K		0-0 L3		1-0 F9				2	0	0	0	0	1	0						
Jim Leyritz, R (1.2) OBP: 0.335, SLG: 0.338	3-2 F7			0-3 K				1-0 FC1-6 1B		3	0	1	0	0	1	0						
2 Derek Jeter, R (1.6) OBP: 0.364, SLG: 0.404 Andy Fox, L (6.6) OBP: 0.291, SLG: 0.271			1-2 G4-3		3-2 1B			0-0 FC1-6 BB		2	0	1	0	0	0	0						
										1	0	0	0	0	0	1						
Inning Stats	R: 2 E: 0 K: 1 S: 13	H: 2 LOB: 0 BB: 0 P: 22	R: 0 E: 0 K: 1 S: 9	H: 0 LOB: 0 BB: 1 P: 16	R: 0 E: 0 K: 2 S: 11	H: 0 LOB: 1 BB: 1 P: 18	R: 0 E: 0 K: 2 S: 9	H: 0 LOB: 0 BB: 0 P: 14	R: 0 E: 0 K: 1 S: 11	H: 1 LOB: 1 BB: 0 P: 15	R: 0 E: 0 K: 0 S: 6	H: 0 LOB: 0 BB: 0 P: 9	R: 0 E: 0 K: 0 S: 4	H: 0 LOB: 0 BB: 0 P: 8	R: 0 E: 0 K: 0 S: 4	H: 1 LOB: 1 BB: 1 P: 9	R: 0 E: 0 K: 1 S: 10	H: 1 LOB: 1 BB: 0 P: 17	1B: 3 2B: 1 3B: 0 HR: 1	SF: 0 SAC: 0 DP: 1 HBP: 0	WP: 0 PB: 0 SB: 0 CS: 0	PA: 33
PITCHER Bobby Witt, R (1.1) ERA: 5.6	IP: 9.0 WLS: W BF: 33 H: 5 R: 2 ER: 2 SO: 9 BB: 2 IBB: 0 HBP: 0 BLK: 0 WP: 0 HR: 1 S: 77 P: 128 ERA: 2.00 WHIP: 0.778																					

Batter	1	2	3	4	5	6	7	8	9	AB	R	H	RBI	BB	SO	LOB	BOTTOM
Darryl Hamilton, L (1.8) OBP: 0.356, SLG: 0.383	2-1 HR 1B		1-3 K		0-0 2B 1B		2-1 29 HR 1B	4-2 BB		5	3	3	2	1	1	2	<p>New York Yankees @ Texas Rangers The Ballpark at Arlington, Arlington, TX</p> <p>Tue Jul 30 1996, 8:05 PM EDT Att: 39,637 - Unknown - 86 F</p> <p>livebaseballscorecards.com</p>
Ivan Rodriguez, R (1.2) OBP: 0.357, SLG: 0.513 Damon Buford, R (7.7) OBP: 0.328, SLG: 0.441	0-2 HR	1-1 G6-3	1-1 2B		4-1 29 HR BB		1-2 2-3 BB	0-2 F7		3	2	2	4	1	0	0	
29 Rusty Greer, L (1.7) OBP: 0.384, SLG: 0.510 Rene Gonzales, R (7.7) OBP: 0.305, SLG: 0.378	2-3 K		F8		0-0 HR		0-1 F7			4	1	1	4	0	1	1	
Juan Gonzalez, R (1.9) OBP: 0.399, SLG: 0.695 Warren Newson, L (8.9) OBP: 0.351, SLG: 0.456	1-1 2B 1B		0-0 HR	0-1 G6-3 1B	2-1 2B		0-0 HR			5	3	5	2	0	0	0	
Mickey Tettleton, S (1.10) OBP: 0.372, SLG: 0.458	1-3 K		4-1 1B 1B BB	2-0 G6-3 1B	3-1 F7		3-3 K			4	1	0	0	1	2	3	
Dean Palmer, R (1.5) OBP: 0.386, SLG: 0.544 Dave Valle, R (8.2) OBP: 0.365, SLG: 0.418	0-1 1B 2B		1-2 1B 1B 1B	3-3 K		1-1 L1		1-0 2B 1B		4	2	2	0	0	1	0	
Lee Stevens, L (1.3) OBP: 0.357, SLG: 0.564	0-0 1B		2-3 K		1-3 K		1-0 G5-3			5	0	2	2	0	2	2	
Mark McLemore, S (1.4) OBP: 0.395, SLG: 0.399	L8		0-0 1B 1B 1B	1-1 1B	1-2 G3		3-2 1B 1B			5	1	2	1	0	1	3	
Kevin Elster, R (1.6) OBP: 0.339, SLG: 0.484		2-3 K	1-1 1B 2B 1B	1-1 1B	1-1 BB 29 HR 1B		3-2 FC4-6 1B			5	2	3	0	0	2	2	
										1B: 13 2B: 4 3B: 0 HR: 4	SF: 0 SAC: 0 DP: 1 HBP: 0	WP: 0 PB: 0 SB: 0 CS: 0	PA: 47				
Inning Stats	R: 4 E: 0 K: 2 S: 19	H: 5 LOB: 1 BB: 0 P: 26	R: 0 E: 0 K: 2 S: 10	H: 0 LOB: 0 BB: 0 P: 14	R: 6 E: 0 K: 1 S: 18	H: 6 LOB: 1 BB: 1 P: 28	R: 0 E: 0 K: 1 S: 6	H: 1 LOB: 0 BB: 0 P: 11	R: 4 E: 0 K: 0 S: 16	H: 4 LOB: 1 BB: 1 P: 30	R: 0 E: 0 K: 0 S: 11	H: 2 LOB: 2 BB: 0 P: 21	R: 1 E: 0 K: 1 S: 10	H: 1 LOB: 0 BB: 0 P: 14	R: 0 E: 0 K: 2 S: 18	H: 2 LOB: 3 BB: 1 P: 26	
PITCHER Andy Pettitte, L (1.1) ERA: 4.42 Jim Mecir, R (3.1) ERA: 5.14 Bob Wickman, R (6.1) ERA: 3.8 Dale Polley, L (7.1) ERA: 6.14 Jeff Nelson, R (8.1) ERA: 4.38	IP: 2.2 WLS: L BF: 19 H: 10 R: 10 ER: 10 SO: 5 BB: 1 IBB: 0 HBP: 0 BLK: 0 WP: 0 HR: 2 S: 27 P: 48 ERA: 15.43 WHIP: 3.000																

Batter	1	2	3	4	5	6	7	8	9	AB	R	H	RBI	BB	SO	LOB	TOP										
2 Derek Jeter, R OBP: 0.365, SLG: 0.404	G6-3		E3		G6-3					5	0	2	0	0	0	1	<p>New York Yankees @ Texas Rangers The Ballpark at Arlington, Arlington, TX</p> <p>Wed Jul 31 1996, 8:05 PM EDT Att: 30,645 - Unknown - 87 F</p> <p>livebaseballscores.com</p> <p>AB 37 R 2 H 11 RBI 2 BB 1 SO 7 LOB 19</p> 										
Joe Girardi, R OBP: 0.365, SLG: 0.384	G3-1		G5-4-3		G5-3		P4		1B	5	0	1	0	0	1	5											
Paul O'Neill, L OBP: 0.424, SLG: 0.453	G3-1								K	4	1	1	0	0	2	1											
Bernie Williams, S OBP: 0.394, SLG: 0.535	L9									4	1	1	0	0	0	1											
Tino Martinez, L OBP: 0.355, SLG: 0.457			K		K					3	0	0	0	1	3	2											
Ruben Sierra, S OBP: 0.327, SLG: 0.403	F9									4	0	2	0	0	0	0											
Mariano Duncan, R OBP: 0.344, SLG: 0.465										4	0	3	2	0	1	2											
Gerald Williams, R OBP: 0.342, SLG: 0.467										3	0	0	0	0	0	4											
Wade Boggs, L OBP: 0.397, SLG: 0.405	E6								G4-3	1	0	0	0	0	0	0											
Matt Howard, R OBP: 0.226, SLG: 0.280										3	0	1	0	0	0	3											
Daryl Strawberry, L OBP: 0.350, SLG: 0.418									L8	1	0	0	0	0	0	0											
Inning Stats	R: 0 E: 0 K: 0 S: 7	H: 1 LOB: 1 BB: 0 P: 11	R: 0 E: 1 K: 1 S: 13	H: 1 LOB: 2 BB: 0 P: 17	R: 0 E: 1 K: 0 S: 5	H: 1 LOB: 0 BB: 0 P: 6	R: 2 E: 0 K: 1 S: 15	H: 4 LOB: 2 BB: 0 P: 23	R: 0 E: 0 K: 1 S: 7	H: 0 LOB: 0 BB: 0 P: 10	R: 0 E: 0 K: 0 S: 7	H: 2 LOB: 2 BB: 0 P: 10	R: 0 E: 0 K: 2 S: 14	H: 1 LOB: 2 BB: 1 P: 24	R: 0 E: 0 K: 1 S: 9	H: 1 LOB: 1 BB: 0 P: 12	1B: 8 2B: 3 3B: 0 HR: 0	SF: 0 SAC: 0 DP: 1 HBP: 0	WP: 0 PB: 1 SB: 0 CS: 0	PA: 38							
PITCHER	IP	WLS	BF	H	R	ER	SO	BB	IBB	HBP	BLK	WP	HR	S	P	ERA	WHIP										
Darren Oliver, L ERA: 4.43	(1, 1)	7.0	W	29	9	2	2	4	0	0	0	0	0	61	86	2.57	1.286										
Dennis Cook, L ERA: 3.75	(8, 1)	0.2		4	1	0	0	1	1	0	0	0	0	10	17	0.00	3.000										
Jeff Russell, R ERA: 3.82	(8, 1)	0.1		1	0	0	0	1	0	0	0	0	0	4	7	0.00	0.000										
Danny Patterson, R ERA:	(9, 1)	1.0		4	1	0	0	1	0	0	0	0	0	9	12	0.00	1.000										

Batter	1	2	3	4	5	6	7	8	9	AB	R	H	RBI	BB	SO	LOB	BOTTOM										
Darryl Hamilton, L OBP: 0.355, SLG: 0.380	L9		SH1		F7					3	1	0	0	1	0	3	<p>New York Yankees @ Texas Rangers The Ballpark at Arlington, Arlington, TX</p> <p>Wed Jul 31 1996, 8:05 PM EDT Att: 30,645 - Unknown - 87 F</p> <p>livebaseballscores.com</p> <p>AB 30 R 9 H 9 RBI 8 BB 10 SO 10 LOB 21</p> 										
Ivan Rodriguez, R OBP: 0.382, SLG: 0.521	K		HR		HR					3	3	2	2	2	1	0											
29 Rusty Greer, L OBP: 0.386, SLG: 0.509										3	0	1	0	2	2	5											
Juan Gonzalez, R OBP: 0.402, SLG: 0.702										4	1	2	4	1	0	3											
Mickey Tettleton, S OBP: 0.370, SLG: 0.454										5	0	1	1	0	2	6											
Dean Palmer, R OBP: 0.367, SLG: 0.551										3	1	1	1	1	1	0											
Lee Stevens, L OBP: 0.326, SLG: 0.512										4	0	0	0	0	2	3											
Mark McLemore, S OBP: 0.396, SLG: 0.399										3	0	1	0	1	2	0											
Rene Gonzales, R OBP: 0.326, SLG: 0.382										2	3	1	0	2	0	1											
Inning Stats	R: 0 E: 0 K: 2 S: 10	H: 1 LOB: 2 BB: 1 P: 17	R: 0 E: 0 K: 3 S: 9	H: 0 LOB: 0 BB: 0 P: 12	R: 3 E: 0 K: 1 S: 12	H: 1 LOB: 2 BB: 2 P: 24	R: 0 E: 1 K: 1 S: 6	H: 0 LOB: 0 BB: 0 P: 7	R: 2 E: 0 K: 0 S: 17	H: 3 LOB: 1 BB: 0 P: 29	R: 1 E: 0 K: 0 S: 6	H: 1 LOB: 0 BB: 1 P: 12	R: 2 E: 0 K: 1 S: 18	H: 2 LOB: 2 BB: 3 P: 33	R: 1 E: 0 K: 2 S: 11	H: 1 LOB: 3 BB: 3 P: 27		1B: 6 2B: 0 3B: 0 HR: 3	SF: 0 SAC: 1 DP: 3 HBP: 0	WP: 0 PB: 0 SB: 0 CS: 0	PA: 41						
PITCHER	IP	WLS	BF	H	R	ER	SO	BB	IBB	HBP	BLK	WP	HR	S	P	ERA	WHIP										
Jimmy Key, L ERA: 4.83	(1, 1)	5.1	L	26	6	6	6	7	4	0	0	0	0	16	31	13.50	3.750										
Bob Wickman, R ERA: 3.99	(6, 1)	1.1		7	2	2	2	0	3	0	0	0	0	9	17	13.50	3.000										
Dale Polley, L ERA: 6.75	(7, 1)	0.2		4	1	1	1	1	1	0	0	0	0	7	17	0.00	3.000										
Jeff Nelson, R ERA: 4.32	(8, 1)	0.2		4	0	0	0	2	2	0	0	0	0	7	17	0.00	3.000										

Batter	1	2	3	4	5	6	7	8	9	AB	R	H	RBI	BB	SO	LOB	TOP								
Wade Boggs, L (1, 5) OBP: 0.395, SLG: 0.400	F7	BB			G1-3	CS	G4-3		F7	4	0	0	0	1	0	0									
Bernie Williams, S (1, 8) OBP: 0.390, SLG: 0.528	G3	BB			F7		G4-3		K	5	0	0	0	0	2	2									
Paul O'Neill, L (1, 9) OBP: 0.428, SLG: 0.457	FC5-4				L8					3	0	2	0	2	0	0									
Cecil Fielder, R (1, 10) OBP: 0.353, SLG: 0.475	FC5-4				G1-4-3				2B	5	1	1	0	0	0	4									
Tino Martinez, L (1, 3)		1B			K				F8	4	2	2	0	0	1	0									
Darryl Strawberry, L (1, 7) Gerald Williams, R (8, 7) OBP: 0.389, SLG: 0.429 OBP: 0.342, SLG: 0.467	2B				F7				1B	3	3	2	1	1	0	0									
Mariano Duncan, R (1, 4) Andy Fox, L (7, 4) OBP: 0.289, SLG: 0.270	F7				2B				BB	2	0	1	1	0	0	2									
Joe Girardi, R (1, 2) OBP: 0.370, SLG: 0.392	2B				G5-3				K	1	0	0	0	0	1	1									
2 Derek Jeter, R (1, 6) OBP: 0.361, SLG: 0.400	B1				L8				FC6-4	4	0	0	0	0	1	4									
Inning Stats	R: 0 E: 0 K: 0 S: 8	H: 1 LOB: 1 BB: 0 P: 16	R: 2 E: 0 K: 1 S: 13	H: 3 LOB: 2 BB: 1 P: 23	R: 0 E: 0 K: 1 S: 7	H: 0 LOB: 0 BB: 1 P: 15	R: 0 E: 0 K: 0 S: 8	H: 1 LOB: 1 BB: 0 P: 9	R: 0 E: 0 K: 0 S: 5	H: 0 LOB: 0 BB: 0 P: 8	R: 3 E: 0 K: 1 S: 17	H: 4 LOB: 0 BB: 0 P: 21	R: 0 E: 0 K: 0 S: 15	H: 0 LOB: 1 BB: 1 P: 23	R: 1 E: 0 K: 1 S: 12	H: 1 LOB: 1 BB: 0 P: 19	R: 0 E: 0 K: 1 S: 11	H: 1 LOB: 1 BB: 0 P: 15	1B: 8 2B: 3 3B: 0 HR: 0	SF: 1 SAC: 0 DP: 1 HBP: 0	WP: 0 PB: 0 SB: 2 CS: 1	PA: 41			
PITCHER	IP	WLS	BF	H	R	ER	SO	BB	IBB	HBP	BLK	WP	HR	S	P	ERA	WHIP								
Ken Hill, R (1, 1) ERA: 3.76	7.0	L	31	9	5	5	3	3	0	0	0	0	0	73	115	6.43	1.714								
Mike Stanton, L (8, 1) ERA: 3.92	1.0		5	1	1	1	1	1	0	0	0	0	0	12	19	9.00	2.000								
Gil Heredia, R (9, 1) ERA: 5.91	1.0		4	1	0	0	1	0	0	0	0	0	0	11	15	0.00	1.000								

New York Yankees @ Texas Rangers
The Ballpark at Arlington, Arlington, TX
Thu Aug 01, 1996, 8:05 PM EDT
Att: 34,855 - Unknown - 95 F

AB 35
R 6
H 11
RBI 6
BB 4
SO 5
LOB 14



Batter	1	2	3	4	5	6	7	8	9	AB	R	H	RBI	BB	SO	LOB	BOTTOM								
Darryl Hamilton, L (1, 8) OBP: 0.356, SLG: 0.380	L8				K				F7	5	1	2	0	0	1	1									
Ivan Rodriguez, R (1, 2) Dave Valle, R (8, FR) OBP: 0.381, SLG: 0.519 OBP: 0.365, SLG: 0.418	G4-3				F8				1B	4	0	1	0	0	0	1									
29 Rusty Greer, L (1, 7) OBP: 0.390, SLG: 0.512	1B				HR				1B	4	2	3	1	0	0	0									
Juan Gonzalez, R (1, 9) OBP: 0.403, SLG: 0.711	P4				HR				2B	4	1	2	3	0	0	1									
Mickey Tettleton, S (1, 10) OBP: 0.366, SLG: 0.450	G6-3				F9				SF7	3	0	0	1	0	0	0									
Dean Palmer, R (1, 5) OBP: 0.383, SLG: 0.545	K2-3				K				P2	4	0	0	0	0	2	1									
Lee Stevens, L (1, 3) OBP: 0.320, SLG: 0.489	G4-3				G5-3				K	4	0	1	0	0	1	0									
Mark McLemore, S (1, 4) OBP: 0.395, SLG: 0.395	G6-3				P4				BB	3	0	0	0	1	0	1									
Kevin Elster, R (1, 6) OBP: 0.335, SLG: 0.478	G2-3				G6-3				F9	4	0	0	0	0	1	1									
Inning Stats	R: 0 E: 0 K: 0 S: 9	H: 1 LOB: 0 BB: 0 P: 13	R: 0 E: 0 K: 1 S: 6	H: 0 LOB: 0 BB: 0 P: 9	R: 0 E: 0 K: 0 S: 8	H: 1 LOB: 1 BB: 0 P: 14	R: 2 E: 0 K: 1 S: 15	H: 2 LOB: 0 BB: 0 P: 23	R: 0 E: 0 K: 1 S: 6	H: 0 LOB: 0 BB: 0 P: 9	R: 0 E: 0 K: 0 S: 7	H: 0 LOB: 0 BB: 0 P: 12	R: 0 E: 0 K: 0 S: 9	H: 1 LOB: 1 BB: 0 P: 11	R: 3 E: 0 K: 0 S: 26	H: 4 LOB: 1 BB: 0 P: 36	R: 0 E: 0 K: 2 S: 9	H: 0 LOB: 1 BB: 1 P: 16	1B: 7 2B: 1 3B: 0 HR: 1	SF: 1 SAC: 0 DP: 0 HBP: 0	WP: 0 PB: 0 SB: 1 CS: 0	PA: 37			
PITCHER	IP	WLS	BF	H	R	ER	SO	BB	IBB	HBP	BLK	WP	HR	S	P	ERA	WHIP								
Kenny Rogers, L (1, 1) ERA: 4.52	5.2	W	21	4	2	2	3	0	0	0	0	0	0	48	76	3.18	0.706								
42 Mariano Rivera, R (6, 1) ERA: 1.52	1.2		10	5	3	3	0	0	0	0	0	0	0	32	44	16.20	3.000								
John Wetteland, R (8, 1) ERA: 3.1	1.2	S	6	0	0	0	2	1	0	0	0	0	0	15	23	0.00	0.600								

New York Yankees @ Texas Rangers
The Ballpark at Arlington, Arlington, TX
Thu Aug 01, 1996, 8:05 PM EDT
Att: 34,855 - Unknown - 95 F

AB 35
R 5
H 9
RBI 5
BB 1
SO 5
LOB 6



Batter	1	2	3	4	5	6	7	8	9	10	AB	R	H	RBI	BB	SO	LOB	TOP						
Wade Boggs, L (1,5) OBP: 0.393, SLG: 0.398	F8			F8		L3		CS	G3-6		4	0	1	0	0	0	1							
Bernie Williams, S (1,8) OBP: 0.388, SLG: 0.524	K			K					G3-6		4	0	1	0	0	2	1							
Paul O'Neill, L (1,9) OBP: 0.424, SLG: 0.453	G4-3			E3		G3			G3		4	0	0	0	0	0	1							
Cecil Fielder, R (1,10) OBP: 0.352, SLG: 0.480				L6							4	1	1	1	0	2	1							
Tino Martinez, L (1,3) OBP: 0.353, SLG: 0.453											4	0	0	0	0	2	0							
Daryl Strawberry, L (1,7) OBP: 0.352, SLG: 0.465											4	0	0	0	0	2	0							
Gerald Williams, R (10,7) OBP: 0.342, SLG: 0.467											0	0	0	0	0	0	0							
Joe Girardi, R (1,2) OBP: 0.371, SLG: 0.394											4	1	2	0	0	1	0							
2 Derek Jeter, R (1,6) OBP: 0.360, SLG: 0.407											4	1	1	2	0	0	1							
Andy Fox, L (1,4) OBP: 0.294, SLG: 0.276											4	0	2	0	0	1	0							
Inning Stats	R: 0 E: 0 K: 1 S: 9	H: 0 LOB: 0 BB: 0 P: 11	R: 0 E: 0 K: 2 S: 9	H: 0 LOB: 0 BB: 0 P: 13	R: 0 E: 0 K: 1 S: 7	H: 0 LOB: 0 BB: 0 P: 10	R: 0 E: 1 K: 1 S: 9	H: 0 LOB: 1 BB: 0 P: 11	R: 0 E: 0 K: 1 S: 13	H: 1 LOB: 1 BB: 0 P: 19	R: 0 E: 0 K: 2 S: 10	H: 0 LOB: 0 BB: 0 P: 18	R: 0 E: 0 K: 1 S: 9	H: 1 LOB: 0 BB: 0 P: 12	R: 0 E: 0 K: 0 S: 12	H: 1 LOB: 0 BB: 0 P: 18	R: 3 E: 0 K: 1 S: 15	H: 3 LOB: 0 BB: 0 P: 24	1B: 6 2B: 1 3B: 0 HR: 2	SF: 0 SAC: 0 DP: 2 HBP: 0	WP: 0 PB: 0 SB: 1 CS: 1	PA: 37		
PITCHER	IP 9.0	WLS 30	H 5	R 0	ER 0	SO 9	BB 0	IBB 0	HBP 0	BLK 0	WP 0	HR 0	S 90	P 124	ERA 0.00	WHIP 0.556								
Kevin Appier, R ERA: 3.16	(1,1)																							
Jeff Montgomery, R ERA: 4.28	(10,1)	1.0	W	6	3	3	3	1	0	0	0	0	0	0	1	15	24	27.00	3.000					

New York Yankees @ Kansas City Royals
Kauffman Stadium, Kansas City, MO

AB 36
R 3
H 8
RBI 3
BB 0
SO 10
LOB 5



WP: 0 PA: 37

Fri Aug 02 1996, 7:05 PM CDT
Att: 28,618 - Unknown - 78 F

livebaseballscores.com

Batter	1	2	3	4	5	6	7	8	9	10	AB	R	H	RBI	BB	SO	LOB	BOTTOM						
Jose Offerman, S (1,3) OBP: 0.371, SLG: 0.373	F9					F8					4	1	2	1	1	0	0							
Tom Goodwin, L (1,8) OBP: 0.338, SLG: 0.339											4	0	1	0	0	0	3							
Craig Paquette, R (10,7) OBP: 0.290, SLG: 0.451											1	0	0	0	0	1	2							
Keith Lockhart, L (1,5) OBP: 0.341, SLG: 0.435											5	0	2	2	0	0	1							
Bip Roberts, S (1,4) OBP: 0.347, SLG: 0.377											4	0	0	0	0	1	2							
Michael Tucker, L (1,7) OBP: 0.317, SLG: 0.393											4	0	1	0	0	1	0							
Kevin Young, R (10, PR) OBP: 0.293, SLG: 0.434											0	1	0	0	0	0	0							
Bob Hamelin, L (1,10) OBP: 0.397, SLG: 0.424											4	0	1	0	0	1	1							
Kevin Young, R (10, PR) OBP: 0.293, SLG: 0.434											0	1	0	0	0	0	0							
Johnny Damon, L (1,9) OBP: 0.334, SLG: 0.402											3	0	0	0	1	0	1							
Mike Macfarlane, R (1,2) OBP: 0.328, SLG: 0.508											0	1	0	0	0	0	0							
Les Norman, R (10, PR) OBP: 0.229, SLG: 0.129											2	0	0	0	0	0	0							
David Howard, S (1,6) OBP: 0.288, SLG: 0.315											1	1	1	1	0	0	0							
29 Mike Sweeney, R (10, PH) OBP: 0.452, SLG: 0.441											1	1	1	1	0	0	0							
Inning Stats	R: 0 E: 0 K: 0 S: 9	H: 1 LOB: 1 BB: 0 P: 14	R: 0 E: 0 K: 0 S: 6	H: 0 LOB: 0 BB: 0 P: 10	R: 0 E: 0 K: 0 S: 8	H: 0 LOB: 1 BB: 1 P: 13	R: 0 E: 0 K: 1 S: 12	H: 2 LOB: 1 BB: 0 P: 18	R: 0 E: 0 K: 0 S: 3	H: 0 LOB: 0 BB: 0 P: 9	R: 0 E: 0 K: 0 S: 11	H: 0 LOB: 0 BB: 0 P: 15	R: 0 E: 0 K: 2 S: 10	H: 0 LOB: 0 BB: 0 P: 14	R: 0 E: 0 K: 0 S: 10	H: 1 LOB: 2 BB: 0 P: 15	R: 0 E: 0 K: 0 S: 7	H: 0 LOB: 0 BB: 0 P: 13	R: 4 E: 0 K: 1 S: 18	H: 4 LOB: 2 BB: 1 P: 28	1B: 6 2B: 2 3B: 0 HR: 0	SF: 0 SAC: 0 DP: 1 HBP: 1	WP: 0 PB: 0 SB: 0 CS: 0	PA: 39
PITCHER	IP 9.0	WLS 32	H 4	R 0	ER 0	SO 3	BB 2	IBB 0	HBP 1	BLK 0	WP 0	HR 0	S 76	P 121	ERA 0.00	WHIP 0.667								
Dwight Gooden, R ERA: 3.94	(1,1)																							
42 Mariano Rivera, R ERA: 2.28	(10,1)	0.2	L	7	4	4	4	1	1	0	0	0	0	0	0	18	28	54.00	7.500					

New York Yankees @ Kansas City Royals
Kauffman Stadium, Kansas City, MO

AB 35
R 4
H 8
RBI 4
BB 3
SO 4
LOB 11



WP: 0 PA: 39

Fri Aug 02 1996, 7:05 PM CDT
Att: 28,618 - Unknown - 78 F

livebaseballscores.com

Batter	1	2	3	4	5	6	7	8	9	AB	R	H	RBI	BB	SO	LOB	TOP				
Wade Boggs, L (1.5) OBP: 0.389, SLG: 0.394	G6-3		L8			G6-3		G1-3		4	0	0	0	0	0	0	New York Yankees @ Kansas City Royals Kauffman Stadium, Kansas City, MO Sat Aug 03 1996, 7:05 PM CDT Att: 29,355 - Unknown - 83 F livebaseballscorecards.com				
Bernie Williams, S (1.8) OBP: 0.388, SLG: 0.526 Gerald Williams, R (6.8) OBP: 0.340, SLG: 0.465	G3-1			K				K		3	0	1	0	0	1	0					
Paul O'Neill, L (1.9) OBP: 0.425, SLG: 0.461	F8					G4-3			HR	4	1	2	1	0	0	1					
Cecil Fielder, R (1.3) OBP: 0.351, SLG: 0.485		F9		K					HR	4	1	1	1	0	1	1					
Darryl Strawberry, L (1.7) OBP: 0.337, SLG: 0.385	P6			G6-3			K			4	0	0	0	0	1	1					
Mike Aldrete, L (1.10) OBP: 0.320, SLG: 0.460	F7					G4-3				4	0	0	0	0	2	0					
Joe Girardi, R (1.2) OBP: 0.369, SLG: 0.391 Jim Leyritz, R (5.2) OBP: 0.338, SLG: 0.357			K		L9					2	0	0	0	0	1	0					
Derek Jeter, R (1.6) OBP: 0.361, SLG: 0.412 Matt Howard, R (6.4) OBP: 0.222, SLG: 0.275					G5-3		G6-3			2	1	1	0	0	0	0					
Andy Fox, L (1.4) OBP: 0.289, SLG: 0.270			G3			G3-1		G4-3		3	0	0	1	0	0	0					
Inning Stats	R: 0 E: 0 K: 0 S: 8	H: 0 LOB: 0 BB: 0 P: 13	R: 0 E: 0 K: 0 S: 5	H: 0 LOB: 0 BB: 0 P: 6	R: 1 E: 0 K: 1 S: 8	H: 1 LOB: 0 BB: 0 P: 12	R: 0 E: 0 K: 2 S: 11	H: 1 LOB: 1 BB: 0 P: 15	R: 0 E: 0 K: 1 S: 6	H: 0 LOB: 0 BB: 0 P: 8	R: 2 E: 0 K: 1 S: 10	H: 2 LOB: 0 BB: 0 P: 15	R: 0 E: 0 K: 1 S: 9	H: 0 LOB: 0 BB: 0 P: 11	R: 1 E: 0 K: 1 S: 11	H: 1 LOB: 0 BB: 0 P: 14		1B: 1 2B: 1 3B: 1 HR: 3	SF: 0 SAC: 0 DP: 0 HBP: 0	WP: 0 PB: 0 SB: 0 CS: 0	PA: 33
PITCHER	IP	WLS	BF	H	R	ER	SO	BB	IBB	HBP	BLK	WP	HR	S	P	ERA	WHIP				
Doug Linton, R (1.1) ERA: 5.56	7.0	W	26	5	3	3	5	0	0	0	0	0	2	56	80	3.86	0.714				
Mike Magnante, L (8.1) ERA: 4.38	1.0		3	0	0	0	1	0	0	0	0	0	0	9	11	0.00	0.000				
Tim Pugh, R (9.1) ERA: 7.11	1.0		4	1	1	1	1	0	0	0	0	0	1	11	14	9.00	1.000				

Batter	1	2	3	4	5	6	7	8	9	AB	R	H	RBI	BB	SO	LOB	BOTTOM				
Jose Offerman, S (1.3) OBP: 0.376, SLG: 0.377 Les Norman, R (5.8) OBP: 0.216, SLG: 0.121	G3 SF6 1B				G1-3					2	3	2	2	1	0	0	New York Yankees @ Kansas City Royals Kauffman Stadium, Kansas City, MO Sat Aug 03 1996, 7:05 PM CDT Att: 29,355 - Unknown - 83 F livebaseballscorecards.com				
Johnny Damon, L (1.8) OBP: 0.337, SLG: 0.404 Kevin Young, R (5.8) OBP: 0.286, SLG: 0.423	G3			E BB			K			3	1	2	2	0	0	1					
Keith Lockhart, L (1.5) OBP: 0.342, SLG: 0.433				G1-3			F7			4	0	1	1	1	1	1					
Bip Roberts, S (1.4) OBP: 0.342, SLG: 0.373 Joe Randa, R (7.5) OBP: 0.347, SLG: 0.414	SF6			G4-3			F7			3	0	0	2	0	0	2					
Craig Paquette, R (1.7) OBP: 0.296, SLG: 0.462	F9									3	1	1	1	2	1	1					
Michael Tucker, L (1.9) OBP: 0.322, SLG: 0.393										3	2	1	0	1	1	2					
29 Mike Sweeney, R (1.10) OBP: 0.435, SLG: 0.447	P3			G6-3			F8			4	1	1	0	0	0	3					
Mike Macfarlane, R (1.2) OBP: 0.331, SLG: 0.510	K			PO			F7			3	1	1	2	1	1	1					
David Howard, S (1.6) OBP: 0.303, SLG: 0.324										4	2	3	0	0	0	1					
Inning Stats	R: 1 E: 0 K: 0 S: 12	H: 1 LOB: 1 BB: 1 P: 21	R: 3 E: 0 K: 1 S: 20	H: 4 LOB: 2 BB: 0 P: 29	R: 0 E: 0 K: 1 S: 7	H: 1 LOB: 0 BB: 0 P: 11	R: 7 E: 1 K: 0 S: 24	H: 5 LOB: 1 BB: 3 P: 49	R: 0 E: 0 K: 1 S: 6	H: 0 LOB: 0 BB: 0 P: 8	R: 0 E: 0 K: 2 S: 13	H: 1 LOB: 1 BB: 1 P: 24	R: 0 E: 0 K: 2 S: 13	H: 1 LOB: 1 BB: 0 P: 17	R: 0 E: 0 K: 1 S: 7	H: 0 LOB: 1 BB: 1 P: 13		1B: 8 2B: 3 3B: 0 HR: 1	SF: 1 SAC: 0 DP: 0 HBP: 1	WP: 1 PB: 0 SB: 1 CS: 0	PA: 43
PITCHER	IP	WLS	BF	H	R	ER	SO	BB	IBB	HBP	BLK	WP	HR	S	P	ERA	WHIP				
David Weathers, R (1.1) ERA: 4.93	1.2	L	11	4	4	4	1	1	0	0	0	0	0	19	34	27.00	4.500				
Bob Wickman, R (2.1) ERA: 4.46	1.1		9	4	4	4	1	2	0	0	0	0	0	13	17	0.00	1.000				
Jim Mecir, R (4.1) ERA: 5.52	3.0		14	3	3	3	2	2	0	0	0	0	1	35	63	9.00	1.667				
Jeff Nelson, R (7.1) ERA: 4.24	1.0		4	1	0	0	2	0	0	0	0	0	0	13	17	0.00	1.000				
Dale Polley, L (8.1) ERA: 6.0	1.0		4	0	0	0	1	1	0	0	0	0	0	7	13	0.00	1.000				

Batter	1	2	3	4	5	6	7	8	9	AB	R	H	RBI	BB	SO	LOB	TOP										
2 Derek Jeter, R OBP: 0.363, SLG: 0.413	1-1 F7 HBP		0-1 F7-4 1B	0-0 1B		2-2 G6-3			1-1 G6-3	4	0	2	1	0	0	2	New York Yankees @ Kansas City Royals Kauffman Stadium, Kansas City, MO Sun Aug 04 1996, 3:33 AM CDT Att: 24,624 - Sunny - 87 F livebaseballscorecards.com										
Wade Boggs, L OBP: 0.365, SLG: 0.389	1-2 F7		0-1 B1	2-0 F7			1-2 F9		0-0 G6-3	5	0	0	0	0	0	3											
Paul O'Neill, L OBP: 0.425, SLG: 0.468	0-0 HR		1-0 F7-4		1-2 G6-3		1-2 1B		1-3 K	5	1	2	1	0	1	1											
Cecil Fielder, R OBP: 0.352, SLG: 0.485	3-2 1B			0-1 1B 2B 1B	0-2 P4		2-3 K			4	1	2	0	0	1	1											
Bernie Williams, S OBP: 0.386, SLG: 0.522	3-1 F7			2-2 1B 2B 1B	1-2 F7		1-2 K			4	1	1	0	0	1	2											
Tino Martinez, L OBP: 0.356, SLG: 0.454		1-3 K		2-1 2B SF7 1B		4-2 2B BB		1-2 1B		3	1	2	0	1	1	0											
Mariano Duncan, R Andy Fox, L OBP: 0.287, SLG: 0.268	2-1 F9		0-1 2B		1-2 2B		1-2 F7		1-2 F7	3	1	2	2	0	0	0											
Jim Leyritz, R OBP: 0.340, SLG: 0.356	4-1 BB		1-3 2H 3H 2B	1-2 G5-3		2-3 K		2-2 G6-4-3 1B		3	0	1	0	1	1	4											
Gerald Williams, R OBP: 0.335, SLG: 0.459	2-2 L4		0-0 SF7		1-3 K		1-3 K		2-0 G6-4-3	3	0	0	1	0	1	5											
Inning Stats	R: 1 E: 0 K: 0 S: 10	H: 2 LOB: 1 BB: 0 P: 18	R: 0 E: 0 K: 1 S: 9	H: 0 LOB: 1 BB: 1 P: 18	R: 0 E: 0 K: 0 S: 5	H: 1 LOB: 0 BB: 0 P: 6	R: 4 E: 0 K: 0 S: 15	H: 5 LOB: 1 BB: 0 P: 22	R: 0 E: 0 K: 0 S: 9	H: 0 LOB: 0 BB: 0 P: 11	R: 0 E: 0 K: 2 S: 21	H: 1 LOB: 2 BB: 1 P: 31	R: 0 E: 0 K: 2 S: 12	H: 1 LOB: 1 BB: 0 P: 16	R: 0 E: 0 K: 0 S: 10	H: 2 LOB: 1 BB: 0 P: 16		R: 0 E: 0 K: 1 S: 6	H: 0 LOB: 0 BB: 0 P: 8	1B: 9 2B: 3 3B: 0 HR: 1	SF: 1 SAC: 0 DP: 2 HBP: 1	WP: 0 PB: 0 SB: 0 CS: 0	PA: 39				
PITCHER	IP	WLS	BF	H	R	ER	SO	BB	IBB	HBP	BLK	WP	HR	S	P	ERA	WHIP										
50 José Rosado, L ERA: 3.15	4.0	L	20	8	5	5	1	1	0	0	0	0	0	39	64	11.25	2.250										
Rick Huisman, R ERA: 1.5	2.0		8	1	0	0	2	1	0	0	0	0	0	30	42	0.00	1.000										
Mike Magnante, L ERA: 4.84	1.1		6	2	0	0	2	0	0	0	0	0	0	18	24	0.00	1.500										
Tim Pugh, R ERA: 6.97	1.0		3	1	0	0	0	0	0	0	0	0	0	6	11	0.00	1.000										
Jason Jacome, L ERA: 4.6	0.2		2	0	0	0	1	0	0	0	0	0	0	4	5	0.00	0.000										

Batter	1	2	3	4	5	6	7	8	9	AB	R	H	RBI	BB	SO	LOB	BOTTOM										
Jose Offerman, S OBP: 0.375, SLG: 0.378	1-1 P4		2-3 K		1-3 K			3-2 2B		4	0	1	0	0	2	1	New York Yankees @ Kansas City Royals Kauffman Stadium, Kansas City, MO Sun Aug 04 1996, 3:33 AM CDT Att: 24,624 - Sunny - 87 F livebaseballscorecards.com										
Johnny Damon, L OBP: 0.333, SLG: 0.400	2-3 K		0-1 F7		1-1 G3		1-3 K			4	0	0	0	0	2	1											
Craig Paquette, R OBP: 0.295, SLG: 0.462	2-1 2B		2-2 G5-3		0-0 G4-3		2-3 K			4	0	1	0	0	1	1											
Bob Hamelin, L OBP: 0.399, SLG: 0.426	2-3 K		2-1 1B		2-3 K			1-1 FC4-3-6 1B 1B		4	1	2	0	0	2	1											
29 Mike Sweeney, R OBP: 0.408, SLG: 0.415 Tom Goodwin, L OBP: 0.336, SLG: 0.338	2-2 G6-3		0-3 K		2-3 K		1-1 K		0-0 F8	3	0	0	0	0	2	1											
Kevin Young, R OBP: 0.295, SLG: 0.444 Keith Lockhart, L OBP: 0.344, SLG: 0.435	0-3 K		0-0 FC4-6 G5-3 2B		1-1 1B		0-1 FC4-3-6 1B		1-2 1B	1	0	1	0	0	0	0											
Les Norman, R OBP: 0.225, SLG: 0.114 Bip Roberts, S OBP: 0.341, SLG: 0.371	2-3 K		4-1 FC4-6 BB		1-3 K		1-2 FC4-3-6 DI 1B		1-2 FC4-3-6	2	0	0	0	1	2	1											
Joe Randa, R OBP: 0.343, SLG: 0.409 Michael Tucker, L OBP: 0.324, SLG: 0.395	1-1 G2-3		1-2 FC4-6 G5-3		1-2 FC4-6 G5-3		2-1 F9		2-1 1B	3	0	0	0	0	0	3											
David Howard, S OBP: 0.299, SLG: 0.320	1-3 K		3-2 G5-3		3-3 K		0-1 G4-3			4	0	0	1	0	2	2											
Inning Stats	R: 0 E: 0 K: 2 S: 11	H: 1 LOB: 1 BB: 0 P: 18	R: 0 E: 0 K: 2 S: 9	H: 0 LOB: 0 BB: 0 P: 13	R: 0 E: 0 K: 2 S: 8	H: 0 LOB: 0 BB: 0 P: 12	R: 0 E: 0 K: 1 S: 11	H: 1 LOB: 1 BB: 0 P: 15	R: 1 E: 0 K: 1 S: 13	H: 1 LOB: 1 BB: 1 P: 22	R: 0 E: 0 K: 1 S: 6	H: 0 LOB: 0 BB: 0 P: 9	R: 0 E: 0 K: 2 S: 10	H: 1 LOB: 1 BB: 0 P: 16	R: 0 E: 0 K: 3 S: 16	H: 1 LOB: 1 BB: 0 P: 25		R: 2 E: 0 K: 0 S: 13	H: 3 LOB: 1 BB: 0 P: 17	1B: 5 2B: 3 3B: 0 HR: 0	SF: 0 SAC: 0 DP: 0 HBP: 0	WP: 0 PB: 0 SB: 0 CS: 0	PA: 36				
PITCHER	IP	WLS	BF	H	R	ER	SO	BB	IBB	HBP	BLK	WP	HR	S	P	ERA	WHIP										
Andy Pettitte, L ERA: 4.27	7.0	W	26	4	1	1	11	1	0	0	0	0	0	68	105	1.29	0.714										
Jeff Nelson, R ERA: 4.15	1.0		4	1	0	0	3	0	0	0	0	0	0	16	25	0.00	1.000										
John Wetteland, R ERA: 3.4	1.0		6	3	2	2	0	0	0	0	0	0	0	13	17	18.00	3.000										



Batter	1	2	3	4	5	6	7	8	9	AB	R	H	RBI	BB	SO	LOB	TOP								
2 Derek Jeter, R OBP: 0.369, SLG: 0.418 (1, 6)										5	3	4	0	0	0	0	New York Yankees @ Kansas City Royals Kauffman Stadium, Kansas City, MO Mon Aug 05 1996, 7:05 PM CDT Att: 22,865 - Unknown - 90 F livebaseballscorecards.com								
Joe Girardi, R OBP: 0.371, SLG: 0.392 (1, 2)										4	0	2	1	0	0	2									
Paul O'Neill, L OBP: 0.422, SLG: 0.467 (1, 9)										5	0	1	1	0	1	4									
Cecil Fielder, R OBP: 0.357, SLG: 0.484 (1, 3)										1	1	0	0	4	1	1									
Bernie Williams, S OBP: 0.387, SLG: 0.519 (1, 8)										4	0	1	2	1	1	4									
Mariano Duncan, R OBP: 0.349, SLG: 0.479 (1, 4)										4	0	2	1	0	2	4									
Andy Fox, L OBP: 0.286, SLG: 0.267 (7, 4)										1	0	0	0	0	2										
Jim Leyritz, R OBP: 0.330, SLG: 0.353 (1, 10)										2	0	0	0	0	2	2									
Darryl Strawberry, L OBP: 0.330, SLG: 0.375 (6, PH)										2	0	0	0	0	1	2									
Gerald Williams, R OBP: 0.333, SLG: 0.455 (1, 7)										4	0	1	0	0	0	0									
Matt Howard, R OBP: 0.214, SLG: 0.264 (1, 5)										2	0	0	0	0	0	1									
Wade Boggs, L OBP: 0.385, SLG: 0.389 (7, PH)										2	1	1	0	0	0	0									
Inning Stats	R: 0 E: 0 K: 0 S: 3	H: 1 LOB: 0 BB: 0 P: 4	R: 0 E: 0 K: 2 S: 9	H: 0 LOB: 1 BB: 1 P: 17	R: 0 E: 0 K: 0 S: 11	H: 0 LOB: 0 BB: 0 P: 15	R: 0 E: 0 K: 2 S: 10	H: 1 LOB: 1 BB: 0 P: 16	R: 0 E: 0 K: 1 S: 8	H: 2 LOB: 1 BB: 0 P: 14	R: 2 E: 0 K: 1 S: 18	H: 3 LOB: 2 BB: 1 P: 32	R: 2 E: 0 K: 1 S: 28	H: 3 LOB: 3 BB: 2 P: 45	R: 0 E: 0 K: 1 S: 8	H: 0 LOB: 0 BB: 0 P: 13	R: 1 E: 0 K: 0 S: 11	H: 2 LOB: 2 BB: 1 P: 21	1B: 11 2B: 2 3B: 0 HR: 0	SF: 0 SAC: 1 DP: 2 HBP: 0	WP: 0 PB: 0 SB: 0 CS: 1	PA: 42			
PITCHER	IP	WLS	BF	H	R	ER	SO	BB	IBB	HBP	BLK	WP	HR	S	P	ERA	WHIP								
Chris Haney, L ERA: 4.88 (1, 1)	5.2		24	7	2	2	6	2	0	0	0	0	0	56	94	3.18	1.588								
Hipolito Pichardo, R ERA: 5.36 (6, 1)	1.0	L	8	3	2	2	0	2	0	0	0	0	0	28	44	18.00	5.000								
Rick Huisman, R ERA: 2.31 (7, 1)	1.2		6	1	1	1	2	0	0	0	0	0	0	19	29	5.40	0.600								
Jason Jacome, L ERA: 4.53 (9, 1)	0.2		4	1	0	0	0	0	1	0	0	0	0	3	10	0.00	1.500								


Batter	1	2	3	4	5	6	7	8	9	AB	R	H	RBI	BB	SO	LOB	BOTTOM								
Jose Offerman, S OBP: 0.376, SLG: 0.385 (1, 4)										4	0	2	0	0	0	0	New York Yankees @ Kansas City Royals Kauffman Stadium, Kansas City, MO Mon Aug 05 1996, 7:05 PM CDT Att: 22,865 - Unknown - 90 F livebaseballscorecards.com								
Tom Goodwin, L OBP: 0.333, SLG: 0.335 (1, 8)										4	0	0	0	0	0	2									
Bip Roberts, S OBP: 0.337, SLG: 0.366 (1, 9)										4	0	0	0	0	2	1									
Mike Macfarlane, R OBP: 0.330, SLG: 0.518 (1, 10)										4	1	1	1	0	0	1									
Craig Paquette, R OBP: 0.296, SLG: 0.458 (1, 7)										2	1	0	0	1	0	0									
Michael Tucker, L OBP: 0.326, SLG: 0.397 (9, PH)										1	0	1	0	0	0	0									
29 Mike Sweeney, R OBP: 0.396, SLG: 0.386 (1, 2)										3	0	0	0	1	1	2									
Kevin Young, R OBP: 0.315, SLG: 0.451 (1, 3)										1	0	1	0	1	0	0									
Johnny Damon, L OBP: 0.332, SLG: 0.398 (7, PH)										2	0	0	0	0	0	2									
Joe Randa, R OBP: 0.340, SLG: 0.405 (1, 5)										2	0	0	1	0	1	3									
Keith Lockhart, L OBP: 0.346, SLG: 0.435 (7, PH)										0	0	0	0	1	0	0									
David Howard, S OBP: 0.298, SLG: 0.318 (1, 6)										2	0	0	0	0	0	3									
Bob Hamelin, L OBP: 0.397, SLG: 0.424 (7, PH)										1	0	0	0	0	0	2									
Inning Stats	R: 0 E: 0 K: 0 S: 8	H: 0 LOB: 0 BB: 0 P: 13	R: 2 E: 1 K: 0 S: 14	H: 1 LOB: 1 BB: 2 P: 26	R: 0 E: 0 K: 1 S: 7	H: 0 LOB: 0 BB: 0 P: 7	R: 0 E: 0 K: 0 S: 3	H: 0 LOB: 0 BB: 0 P: 6	R: 0 E: 0 K: 1 S: 7	H: 1 LOB: 0 BB: 0 P: 12	R: 0 E: 0 K: 1 S: 10	H: 1 LOB: 1 BB: 0 P: 15	R: 0 E: 0 K: 0 S: 10	H: 0 LOB: 2 BB: 2 P: 18	R: 0 E: 0 K: 0 S: 12	H: 1 LOB: 0 BB: 0 P: 15	R: 0 E: 0 K: 1 S: 11	H: 1 LOB: 1 BB: 0 P: 17	1B: 3 2B: 2 3B: 1 HR: 1	SF: 0 SAC: 0 DP: 3 HBP: 0	WP: 0 PB: 0 SB: 0 CS: 0	PA: 34			
PITCHER	IP	WLS	BF	H	R	ER	SO	BB	IBB	HBP	BLK	WP	HR	S	P	ERA	WHIP								
Jimmy Key, L ERA: 4.66 (1, 1)	6.0		22	3	2	1	3	2	0	0	0	0	0	49	79	1.50	0.833								
42 Mariano Rivera, R ERA: 2.22 (7, 1)	2.0		8	1	0	0	0	2	0	0	0	0	0	22	33	0.00	1.500								
John Wetteland, R ERA: 3.33 (9, 1)	1.0	S	4	1	0	0	1	0	0	0	0	0	0	11	17	0.00	1.000								

Batter	1	2	3	4	5	6	7	8	9	10	AB	R	H	RBI	BB	SO	LOB	
Tony Phillips, S OBP: 0.417, SLG: 0.420 (1, 7)	G3-1	L7			G4-3					E6	4	1	1	0	1	0	0	
Ray Durham, S OBP: 0.361, SLG: 0.426 (1, 4)	G1-3						L8			F9	4	0	0	0	0	1	2	
Frank Thomas, R OBP: 0.464, SLG: 0.608 Chris Snopce, R OBP: 0.305, SLG: 0.526 Lyle Mouton, R OBP: 0.369, SLG: 0.443 (10, PH) (10, 9)	2B									BB	2	1	1	0	2	1	0	
Harold Baines, L OBP: 0.389, SLG: 0.527 (1, 10)										BB	5	1	2	2	0	1	3	
Robin Ventura, L OBP: 0.376, SLG: 0.526 (8, 3) (10, 5)										WP	4	1	0	0	1	2	2	
Dave Martinez, L OBP: 0.375, SLG: 0.449 (1, 9) (10, 3)										WP	4	1	0	0	1	2	3	
Darren Lewis, R OBP: 0.325, SLG: 0.309 (1, 8)										1B	5	1	3	2	0	0	1	
Ron Karkovics, R OBP: 0.275, SLG: 0.375 (1, 2)										2B	5	1	3	3	0	0	2	
Ozzie Guillen, L OBP: 0.279, SLG: 0.360 (1, 6)										2B	5	0	0	0	0	1	3	
Inning Stats	R: 1 E: 0 K: 1 S: 12	H: 1 LOB: 1 BB: 1 P: 20	R: 2 E: 0 K: 0 S: 8	H: 1 LOB: 0 BB: 1 P: 15	R: 0 E: 0 K: 3 S: 11	H: 1 LOB: 1 BB: 0 P: 16	R: 0 E: 0 K: 1 S: 10	H: 1 LOB: 1 BB: 1 P: 18	R: 0 E: 0 K: 1 S: 9	H: 0 LOB: 0 BB: 1 P: 13	R: 0 E: 0 K: 1 S: 5	H: 1 LOB: 0 BB: 0 P: 7	R: 0 E: 0 K: 0 S: 8	H: 1 LOB: 1 BB: 0 P: 13	R: 5 E: 1 K: 1 S: 24	H: 4 LOB: 1 BB: 2 P: 43	1B: 5 2B: 3 3B: 1 HR: 1	SF: 0 SAC: 0 DP: 1 HBP: 1

PITCHER	IP	WLS	BF	H	R	ER	SO	BB	IBB	HBP	BLK	WP	HR	S	P	ERA	WHIP
Dwight Gooden, R ERA: 3.93	7.0		29	5	3	3	6	4	0	0	0	0	0	5	7	3.86	1.286
42 Mariano Rivera, R ERA: 2.19	1.0		3	0	0	0	1	0	0	0	0	0	0	8	13	0.00	1.000
John Wetteland, R ERA: 3.27	1.0		4	1	0	0	0	0	0	0	0	0	0	11	19	54.00	6.000
Jeff Nelson, R ERA: 4.47	0.1	L	3	1	2	2	0	1	0	0	0	0	0	6	13	0.00	6.000
Dale Polley, L ERA: 7.71	0.1		3	1	0	0	1	1	0	0	0	0	0	6	13	0.00	6.000

Chicago White Sox @ New York Yankees
Yankee Stadium, Bronx, NY
Wed Aug 07 1996, 7:05 PM EDT
Att: 31,098 - Unknown - 78 F

AB 38
R 8
H 10
RBI 7
BB 6
SO 8
LOB 16




Batter	1	2	3	4	5	6	7	8	9	10	AB	R	H	RBI	BB	SO	LOB	
2 Derek Jeter, R OBP: 0.367, SLG: 0.419 (1, 6)	L9									E4	4	1	0	1	0	0	3	
Wade Boggs, L OBP: 0.389, SLG: 0.401 (1, 5)	L5									2B	5	1	2	1	0	1	3	
Paul O'Neill, L OBP: 0.419, SLG: 0.462 (1, 9)	F8									2B	5	0	0	0	0	1	2	
Cecil Fielder, R OBP: 0.354, SLG: 0.477 (1, 10)										K	4	0	0	1	1	1	0	
Tino Martinez, L OBP: 0.352, SLG: 0.446 (1, 3)										2B	5	0	0	0	0	1	2	
Bernie Williams, S OBP: 0.383, SLG: 0.526 (1, 8)										K	5	1	1	1	0	0	2	
Darryl Strawberry, L OBP: 0.363, SLG: 0.500 (1, 7)										HR	2	1	1	0	2	0	0	
Mariano Duncan, R OBP: 0.348, SLG: 0.474 (1, 4)										1B	4	0	2	0	0	0	3	
Joe Girardi, R OBP: 0.365, SLG: 0.385 (1, 2)										1B	4	0	1	0	0	0	4	
Inning Stats	R: 0 E: 0 K: 0 S: 9	H: 0 LOB: 0 BB: 0 P: 12	R: 1 E: 0 K: 0 S: 8	H: 1 LOB: 0 BB: 0 P: 12	R: 0 E: 0 K: 1 S: 6	H: 1 LOB: 1 BB: 0 P: 8	R: 0 E: 0 K: 0 S: 12	H: 0 LOB: 2 BB: 0 P: 17	R: 1 E: 0 K: 0 S: 6	H: 1 LOB: 0 BB: 0 P: 9	R: 1 E: 1 K: 0 S: 12	H: 1 LOB: 2 BB: 1 P: 23	R: 0 E: 0 K: 0 S: 11	H: 0 LOB: 1 BB: 0 P: 17	R: 1 E: 1 K: 2 S: 14	H: 1 LOB: 2 BB: 1 P: 23	1B: 4 2B: 2 3B: 0 HR: 1	SF: 1 SAC: 0 DP: 0 HBP: 0

PITCHER	IP	WLS	BF	H	R	ER	SO	BB	IBB	HBP	BLK	WP	HR	S	P	ERA	WHIP
Alex Fernandez, R ERA: 3.77	8.0		32	6	3	2	2	1	0	0	0	0	0	65	99	2.25	0.875
Roberto Hernandez, R ERA: 1.19	2.0	W	10	1	1	0	2	2	0	0	0	1	0	25	40	0.00	1.500

Chicago White Sox @ New York Yankees
Yankee Stadium, Bronx, NY
Wed Aug 07 1996, 7:05 PM EDT
Att: 31,098 - Unknown - 78 F

AB 38
R 4
H 7
RBI 4
BB 3
SO 4
LOB 19



Batter	1	2	3	4	5	6	7	8	9	AB	R	H	RBI	BB	SO	LOB	TOP										
Tony Phillips, S OBP: 0.417, SLG: 0.418 (1, 7)										4	0	1	0	1	3	1	Chicago White Sox @ New York Yankees Yankee Stadium, Bronx, NY Thu Aug 08 1996, 3:33 AM EDT Att: 35,898 - Sunny - 79 F										
Norberto Martin, R OBP: 0.391, SLG: 0.448 Ray Durham, S OBP: 0.360, SLG: 0.425 (1, 4)										3	0	1	0	1	0	1											
Frank Thomas, R OBP: 0.462, SLG: 0.603 (1, 3)										3	0	0	0	1	1	2											
Harold Baines, L OBP: 0.385, SLG: 0.521 (1, 10)										4	0	0	0	0	1	4											
Robin Ventura, L OBP: 0.374, SLG: 0.523 (1, 5)										4	1	1	0	0	1	0											
Dave Martinez, L OBP: 0.377, SLG: 0.453 (1, 9)										4	1	2	0	0	0	0											
Darren Lewis, R OBP: 0.330, SLG: 0.326 (1, 8)										3	2	2	3	1	0	0											
Ron Karkovice, R OBP: 0.271, SLG: 0.370 (1, 2)										4	0	0	0	0	3	3											
Ozzie Guillen, L OBP: 0.278, SLG: 0.359 (1, 6)										4	0	1	1	0	0	0											
Inning Stats	R: 0 E: 0 K: 1 S: 7	H: 0 LOB: 0 BB: 0 P: 10	R: 0 E: 0 K: 1 S: 12	H: 1 LOB: 2 BB: 1 P: 24	R: 0 E: 0 K: 1 S: 11	H: 0 LOB: 2 BB: 2 P: 24	R: 3 E: 0 K: 0 S: 13	H: 4 LOB: 1 BB: 0 P: 21	R: 0 E: 0 K: 1 S: 6	H: 0 LOB: 0 BB: 0 P: 10	R: 0 E: 0 K: 1 S: 7	H: 0 LOB: 0 BB: 0 P: 9	R: 0 E: 0 K: 1 S: 9	H: 1 LOB: 2 BB: 1 P: 15	R: 1 E: 0 K: 2 S: 12	H: 1 LOB: 0 BB: 0 P: 17		R: 0 E: 0 K: 1 S: 7	H: 1 LOB: 0 BB: 0 P: 9	1B: 5 2B: 3 3B: 0 HR: 1	SF: 0 SAC: 0 DP: 1 HBP: 0	WP: 0 PB: 0 SB: 3 CS: 0	PA: 38				
PITCHER	IP	WLS	BF	H	R	ER	SO	BB	IBB	HBP	BLK	WP	HR	S	P	ERA	WHIP										
David Weathers, R ERA: 5.05 (1, 1)	3.2		19	5	3	3	3	3	0	0	0	0	0	42	77	7.36	2.182										
Bob Wickman, R ERA: 4.39 (4, 1)	2.2	W	10	1	0	0	2	1	0	0	0	0	0	19	30	0.00	0.750										
Jeff Nelson, R ERA: 4.44 (7, 1)	0.1		1	0	0	0	1	0	0	0	0	0	0	3	4	0.00	0.000										
Dale Polley, L ERA: 7.84 42 Mariano Rivera, R ERA: 2.16 (8, 1)	1.0	S	4	1	0	0	2	0	0	0	0	0	0	10	13	9.00	1.000										

Batter	1	2	3	4	5	6	7	8	9	AB	R	H	RBI	BB	SO	LOB	BOTTOM										
2 Derek Jeter, R OBP: 0.367, SLG: 0.417 (1, 6)										4	1	1	0	1	2	0	Chicago White Sox @ New York Yankees Yankee Stadium, Bronx, NY Thu Aug 08 1996, 3:33 AM EDT Att: 35,898 - Sunny - 79 F										
Wade Boggs, L OBP: 0.391, SLG: 0.403 (1, 5)										3	2	1	0	2	0	1											
Paul O'Neill, L OBP: 0.419, SLG: 0.459 (1, 9)										4	0	1	0	1	0	3											
Cecil Fielder, R OBP: 0.355, SLG: 0.480 (1, 10)										4	1	2	2	0	2	2											
Tino Martinez, L OBP: 0.358, SLG: 0.452 (1, 3)										3	1	3	2	2	0	0											
Bernie Williams, S OBP: 0.383, SLG: 0.523 (1, 8)										4	1	1	0	1	1	7											
Daryl Strawberry, L OBP: 0.371, SLG: 0.573 Gerald Williams, R OBP: 0.332, SLG: 0.453 (1, 7)										3	2	2	4	0	0	2											
Joe Girardi, R OBP: 0.363, SLG: 0.382 (1, 2)										1	0	0	0	0	1	1											
Andy Fox, L OBP: 0.277, SLG: 0.258 (1, 4)										4	0	0	0	0	0	1											
Inning Stats	R: 2 E: 0 K: 0 S: 10	H: 3 LOB: 2 BB: 1 P: 22	R: 0 E: 0 K: 0 S: 9	H: 0 LOB: 0 BB: 0 P: 12	R: 4 E: 0 K: 0 S: 16	H: 3 LOB: 1 BB: 3 P: 35	R: 0 E: 0 K: 3 S: 15	H: 1 LOB: 3 BB: 2 P: 28	R: 1 E: 0 K: 1 S: 10	H: 1 LOB: 0 BB: 0 P: 13	R: 0 E: 0 K: 1 S: 7	H: 0 LOB: 0 BB: 0 P: 12	R: 0 E: 0 K: 0 S: 7	H: 1 LOB: 1 BB: 0 P: 12	R: 1 E: 0 K: 0 S: 15	H: 2 LOB: 3 BB: 2 P: 26		R: 0 E: 0 K: 0 S: 7	H: 0 LOB: 0 BB: 0 P: 9	1B: 6 2B: 3 3B: 0 HR: 2	SF: 1 SAC: 0 DP: 1 HBP: 0	WP: 1 PB: 0 SB: 0 CS: 0	PA: 42				
PITCHER	IP	WLS	BF	H	R	ER	SO	BB	IBB	HBP	BLK	WP	HR	S	P	ERA	WHIP										
Luis Andujar, R ERA: 6.97 (1, 1)	3.0	L	18	6	6	6	0	4	0	0	0	0	0	35	69	18.00	3.333										
Mike Bertotti, L ERA: 3.86 (4, 1)	4.2		21	4	2	2	5	3	0	0	0	1	1	49	80	3.86	1.500										
41 Bill Simas, R ERA: 4.75 (8, 1)	0.1		3	1	0	0	0	1	0	0	0	0	0	5	11	0.00	6.000										

AB	34
R	4
H	8
RBI	4
BB	4
SO	9
LOB	12




AB	33
R	8
H	11
RBI	8
BB	8
SO	5
LOB	18



Batter	1	2	3	4	5	6	7	8	9	AB	R	H	RBI	BB	SO	LOB	TOP								
Damon Easley, R OBP: 0.297, SLG: 0.394	1-2 HR		3-1 F9				1-1 SF9		1-3 K	5	1	3	4	0	1	1									
Brad Ausmus, R OBP: 0.287, SLG: 0.284	0-0 G5-3		1-0 P3				2-3 K			4	1	0	0	1	2	5									
Travis Fryman, R OBP: 0.320, SLG: 0.438	3-1 G6-3			0-2 1B	2-1 1B			0-1 HR		5	3	3	1	0	1	0									
Ruben Sierra, S OBP: 0.330, SLG: 0.414	1-1 G4-3			1-0 F8	4-0 1B	2-1 G3		1-0 G4-3		4	2	1	0	1	0	0									
Tony Clark, S OBP: 0.317, SLG: 0.508		1-0 G6-3		0-0 HR	0-1 FC4	1-3 K		4-2 FC6-4		4	2	2	3	1	1	0									
Eddie Williams, R OBP: 0.289, SLG: 0.335		0-3 K		3-2 F8	1-1 FC4		2-2 P3	1-1 FC6-4		5	1	0	1	0	1	4									
Phil Nevin, R OBP: 0.333, SLG: 0.333		1-0 G6-3		2-2 L6	2-3 FC4		2-0 BB	2-2 F8		2	0	0	0	0	0	2									
Bobby Higginson, L OBP: 0.304, SLG: 0.588				1-2 BB	1-2 BB		1-1 SF9	1-1 F8		2	1	1	0	1	0	1									
Andujar Cedeno, R OBP: 0.255, SLG: 0.344			0-0 SH1-3	3-0 HR	2-2 FC4		1-1 SF9	0-2 F8		5	2	3	4	0	0	2									
Kimera Barteo, R OBP: 0.333, SLG: 0.306			0-0 SH1-3	1-3 K	4-2 1B		4-2 BB	1-0 F8		2	0	0	0	2	1	0									
Inning Stats	R: 1 E: 0 K: 0 S: 8	H: 1 LOB: 0 BB: 0 P: 13	R: 0 E: 0 K: 1 S: 5	H: 0 LOB: 0 BB: 0 P: 7	R: 0 E: 0 K: 1 S: 5	H: 1 LOB: 1 BB: 0 P: 9	R: 4 E: 0 K: 1 S: 15	H: 4 LOB: 0 BB: 0 P: 25	R: 6 E: 0 K: 1 S: 24	H: 4 LOB: 0 BB: 4 P: 50	R: 0 E: 0 K: 2 S: 9	H: 0 LOB: 0 BB: 0 P: 14	R: 1 E: 0 K: 1 S: 14	H: 2 LOB: 2 BB: 1 P: 26	R: 1 E: 0 K: 0 S: 11	H: 1 LOB: 1 BB: 0 P: 19	R: 0 E: 0 K: 1 S: 7	H: 0 LOB: 0 BB: 0 P: 9	1B: 9 2B: 1 3B: 0 HR: 3	SF: 1 SAC: 1 DP: 0 HBP: 0	WP: 0 PB: 0 SB: 2 CS: 1	PA: 46			
PITCHER	IP	WLS	BF	H	R	ER	SO	BB	IBB	HBP	BLK	WP	HR	S	P	ERA	WHIP								
Jimmy Key, L ERA: 5.17	4.1	L	23	9	9	9	2	1	1	0	0	0	2	41	72	18.69	2.308								
Bob Wickman, R ERA: 4.5	2.2		15	3	3	3	4	3	0	0	0	0	0	39	72	10.12	2.250								
Dale Polley, L ERA: 7.3	2.0		8	1	1	1	1	1	0	0	0	0	1	18	28	4.50	1.000								

Detroit Tigers @ New York Yankees
Yankee Stadium, Bronx, NY
Sat Aug 10 1996, 3:33 AM EDT
Att: 28,863 - Unknown - 81 F


AB 38
R 13
H 13
RBI 13
BB 6
SO 7
LOB 15

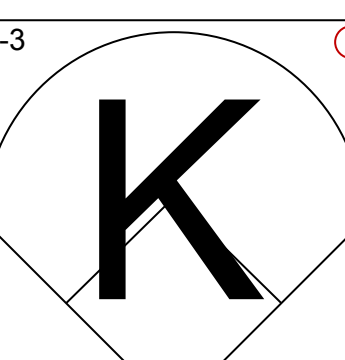
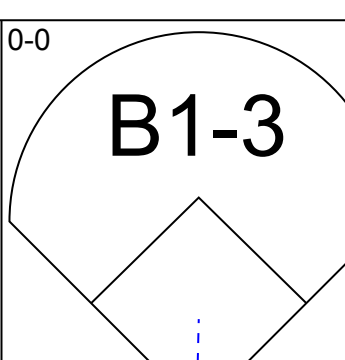
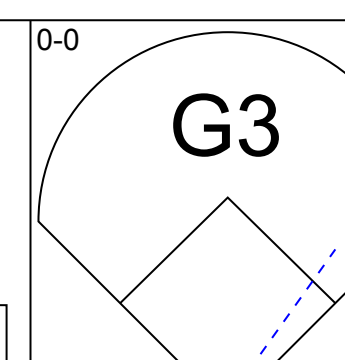
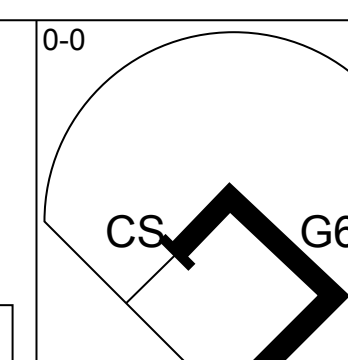
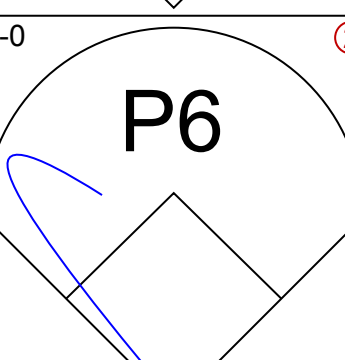
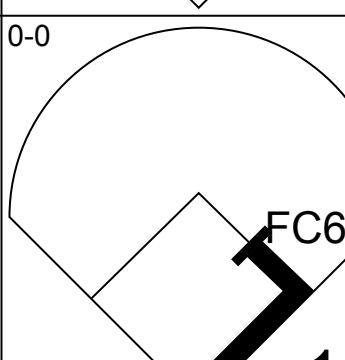
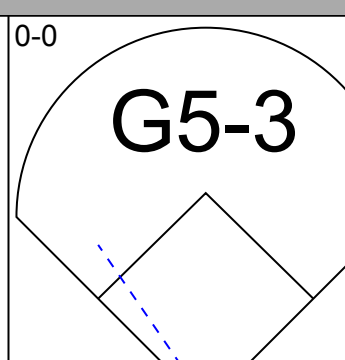
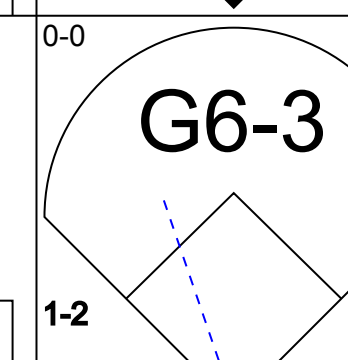
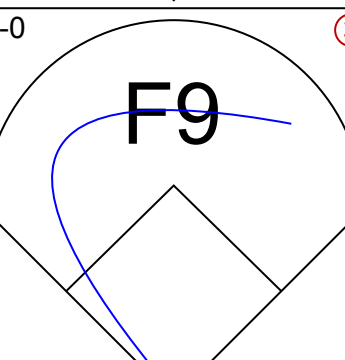
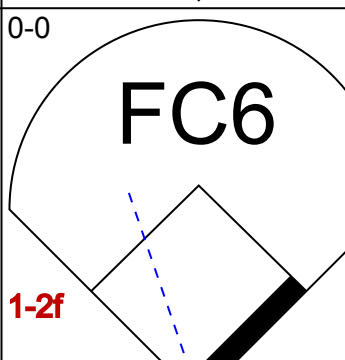
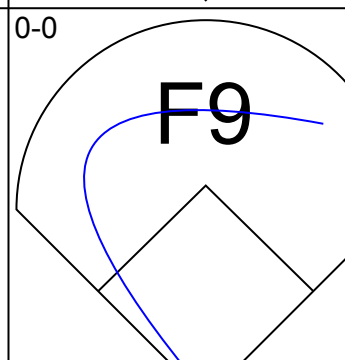
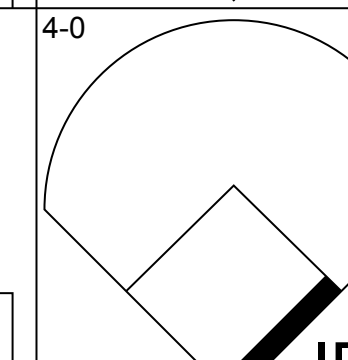
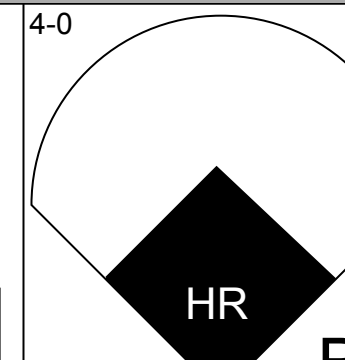
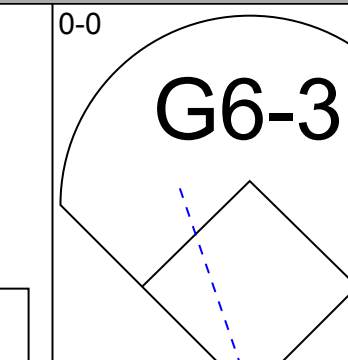
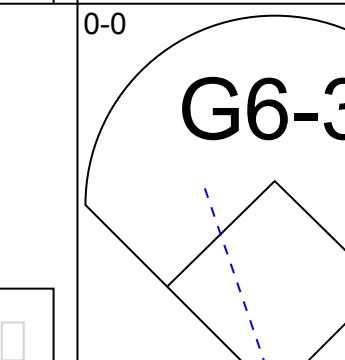
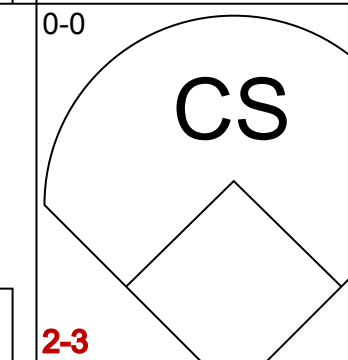
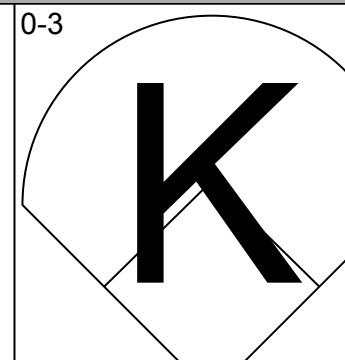
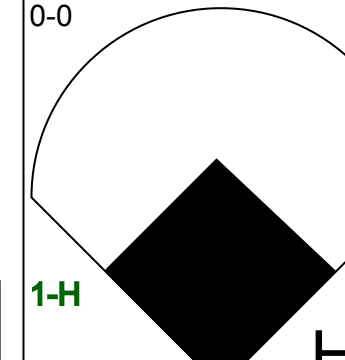
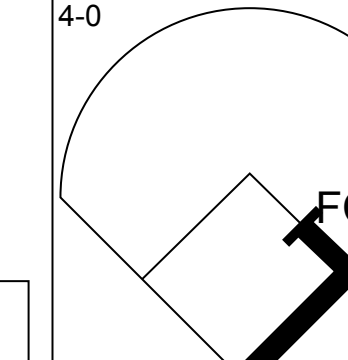
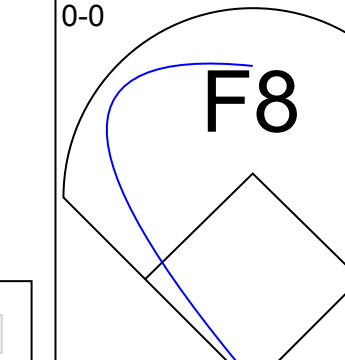
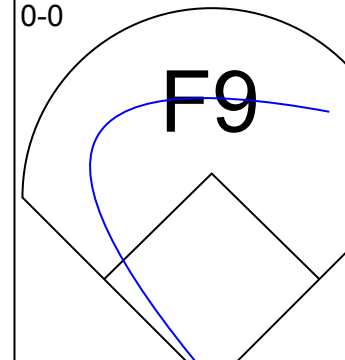
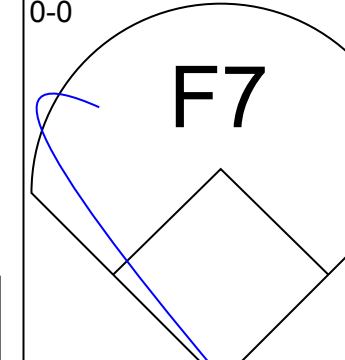
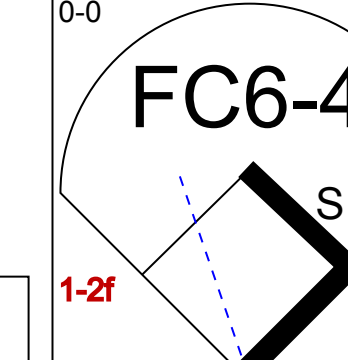
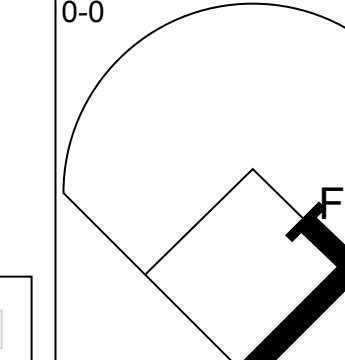
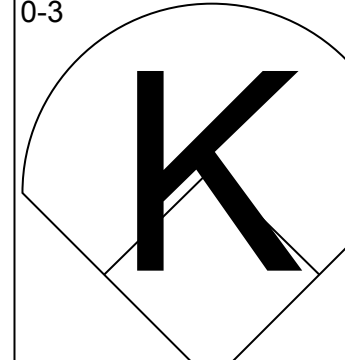
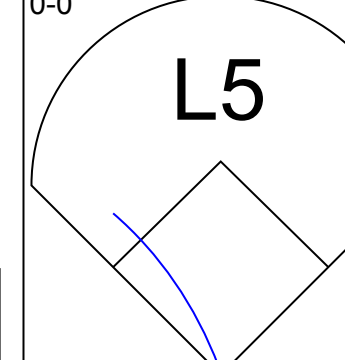
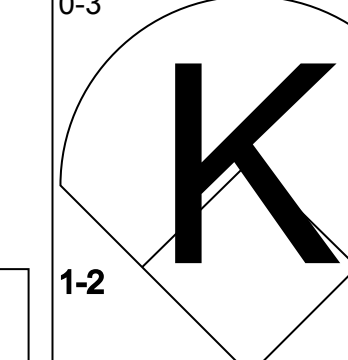
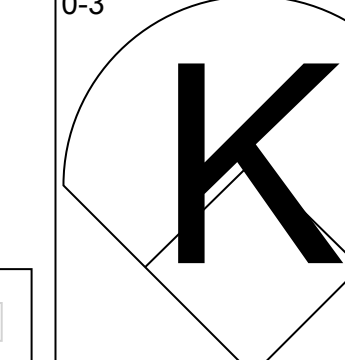
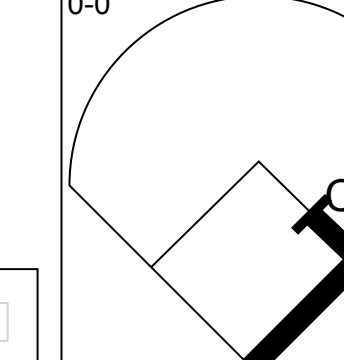
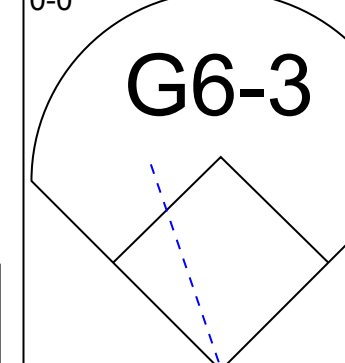
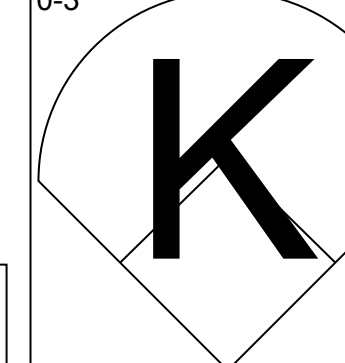
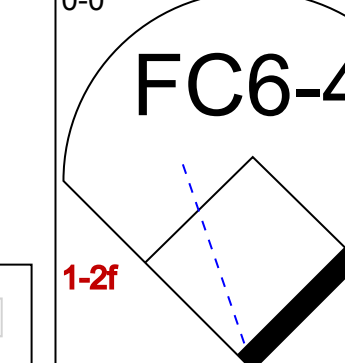
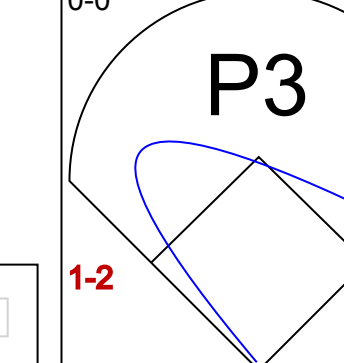
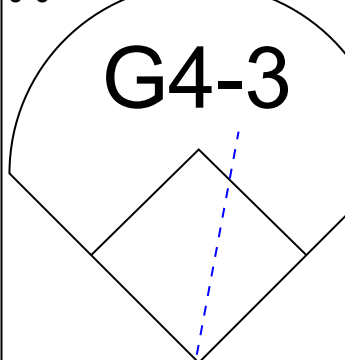
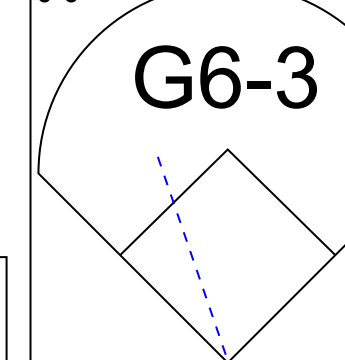
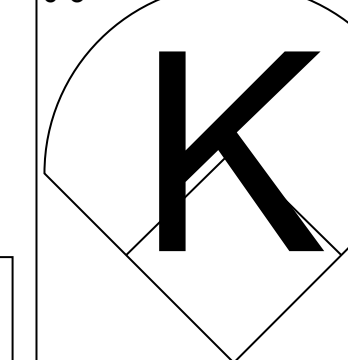
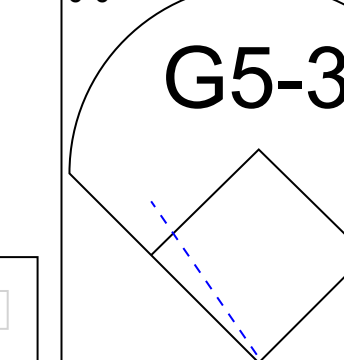


Batter	1	2	3	4	5	6	7	8	9	AB	R	H	RBI	BB	SO	LOB	BOTTOM								
Derek Jeter, R OBP: 0.366, SLG: 0.415	2-0 G6-4-3		3-2 E	0-0 SF7				1-1 L9		4	1	2	1	0	1	1									
Wade Boggs, L OBP: 0.394, SLG: 0.404	2-1 F9		1-1 E7	1-0 CS	2-0 FC4-6		4-0 1B		3-2 G6-3	4	1	2	1	1	0	1									
Bernie Williams, S OBP: 0.380, SLG: 0.520	2-1 G6-4-3		2-2 SF8		0-0 FC4-6		0-0 L8		2-1 G6-3	4	1	0	1	0	0	3									
Cecil Fielder, R OBP: 0.358, SLG: 0.485		1-1 G6-3	4-0 IBB		4-1 BB		1-1 1B		2-3 K	3	0	1	0	2	1	0									
Tino Martinez, L OBP: 0.361, SLG: 0.462		2-0 F7	2-0 2B		0-0 1B		2-3 K			4	0	2	2	0	1	2									
Darryl Strawberry, L OBP: 0.383, SLG: 0.547		3-2 CS	3-3 K		0-0 SF8		2-1 G4-3			3	0	1	1	0	1	3									
Mariano Duncan, R OBP: 0.347, SLG: 0.482		0-2 CS	0-0 HR	2-2 FC5-4	2-1 G6-3		1-2 G6-3			4	2	2	1	0	0	2									
Jim Leyritz, R OBP: 0.344, SLG: 0.357			4-2 2B	1-0 FC5-4		1-3 K		2-0 1B		3	1	2	0	1	1	0									
Gerald Williams, R OBP: 0.327, SLG: 0.445			0-2 L7	1-2 FC5-4		0-0 G5-3		0-1 L9		4	0	0	0	0	0	4									
Inning Stats	R: 0 E: 0 K: 0 S: 5	H: 1 LOB: 0 BB: 0 P: 11	R: 0 E: 0 K: 0 S: 11	H: 1 LOB: 0 BB: 0 P: 17	R: 5 E: 1 K: 1 S: 20	H: 4 LOB: 1 BB: 2 P: 39	R: 1 E: 0 K: 0 S: 9	H: 2 LOB: 0 BB: 0 P: 14	R: 1 E: 0 K: 0 S: 7	H: 2 LOB: 2 BB: 1 P: 15	R: 0 E: 0 K: 2 S: 8	H: 0 LOB: 0 BB: 0 P: 10	R: 0 E: 0 K: 1 S: 8	H: 1 LOB: 2 BB: 1 P: 17	R: 0 E: 0 K: 0 S: 9	H: 1 LOB: 1 BB: 0 P: 13	R: 0 E: 0 K: 1 S: 10	H: 0 LOB: 0 BB: 0 P: 17	1B: 10 2B: 1 3B: 0 HR: 1	SF: 3 SAC: 0 DP: 1 HBP: 0	WP: 0 PB: 0 SB: 0 CS: 2	PA: 42			
PITCHER	IP	WLS	BF	H	R	ER	SO	BB	IBB	HBP	BLK	WP	HR	S	P	ERA	WHIP								
C.J. Nitkowski, L ERA: 8.57	3.0		17	8	6	6	1	1	0	0	0	0	0	23	40	2.70	1.500								
Richie Lewis, R ERA: 3.89	3.1	W	14	3	1	1	2	2	0	0	0	0	0	5	9	0.00	0.000								
Mike Myers, L ERA: 5.19	0.2		2	0	0	0	1	0	0	0	0	0	0	9	13	0.00	1.000								
Joey Eischen, L ERA: 4.28	1.0		4	1	0	0	0	0	0	0	0	0	0	9	17	0.00	0.000								
Gregg Olson, R ERA: 4.09	1.0		3	0	0	0	1	0	0	0	0	0	0	10	17	0.00	0.000								

Detroit Tigers @ New York Yankees
Yankee Stadium, Bronx, NY
Sat Aug 10 1996, 3:33 AM EDT
Att: 28,863 - Unknown - 81 F


AB 33
R 6
H 12
RBI 7
BB 4
SO 5
LOB 16

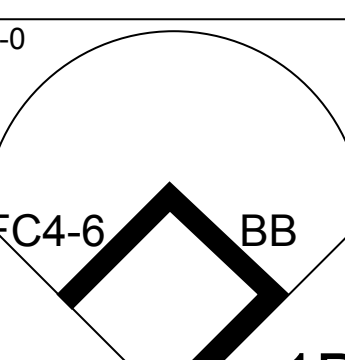
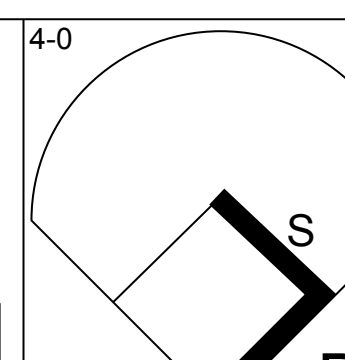
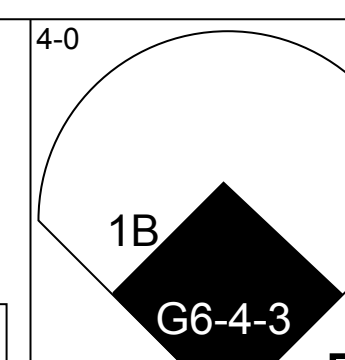
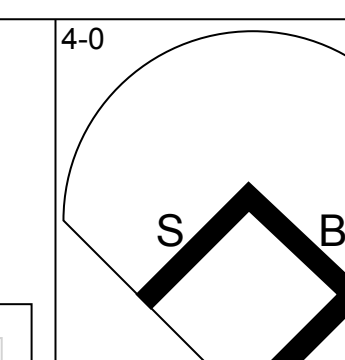
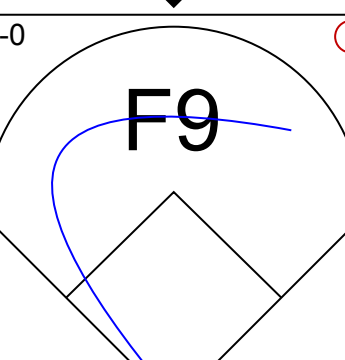
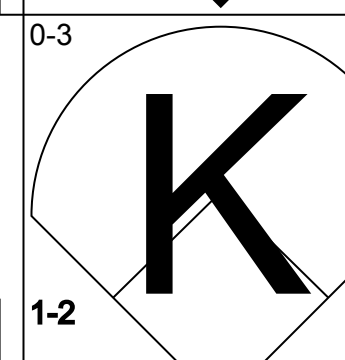
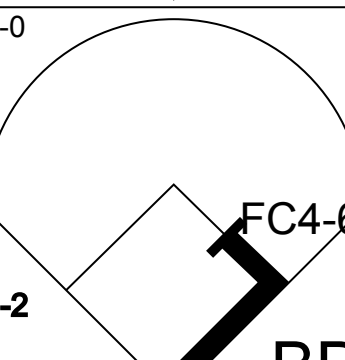
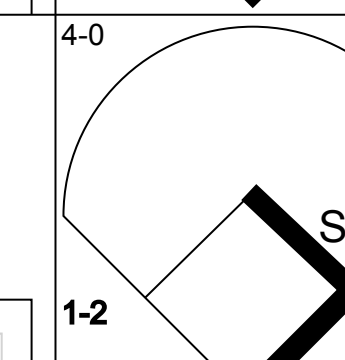
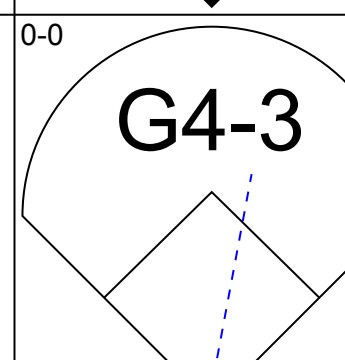
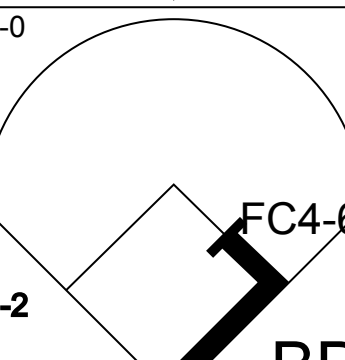
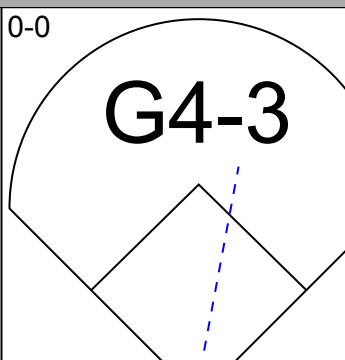
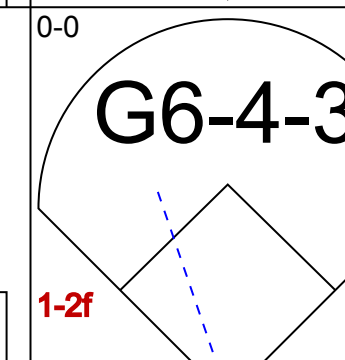
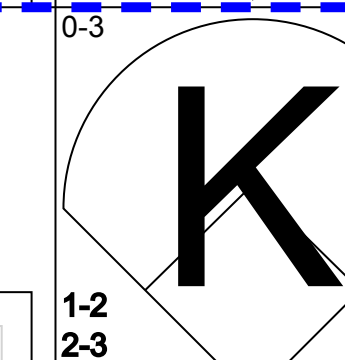
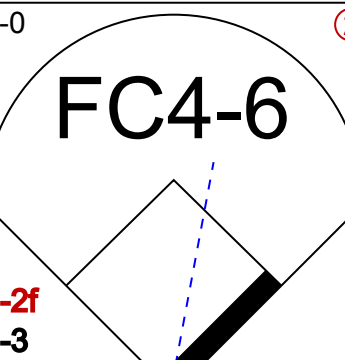
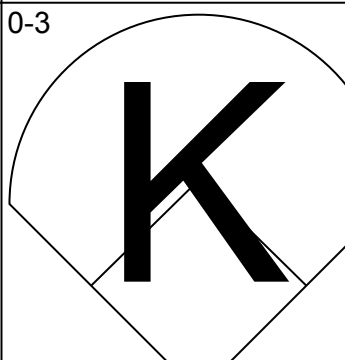
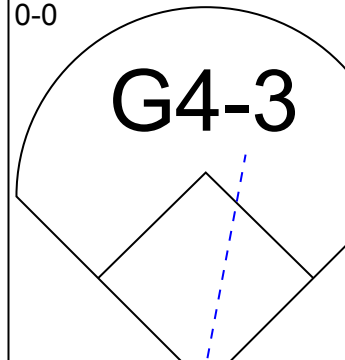
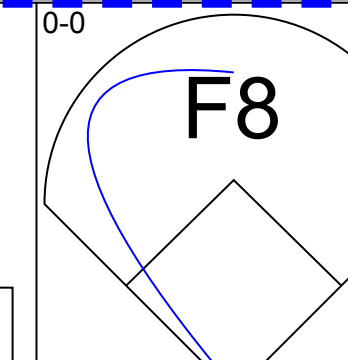
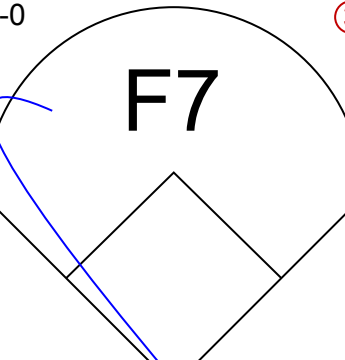
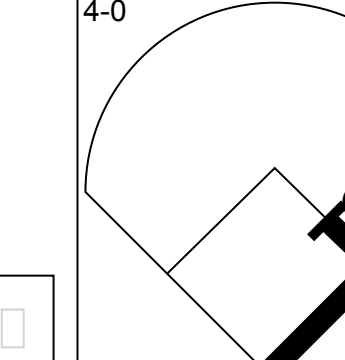
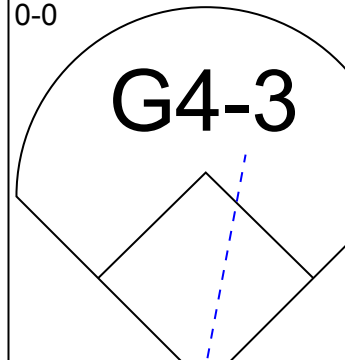
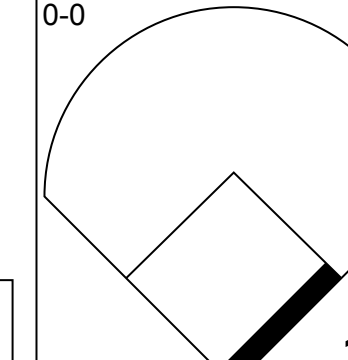
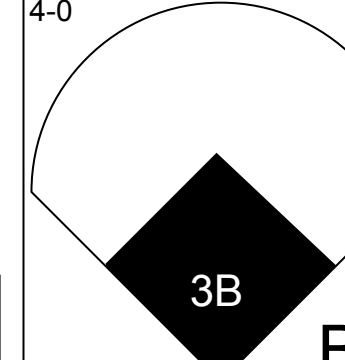
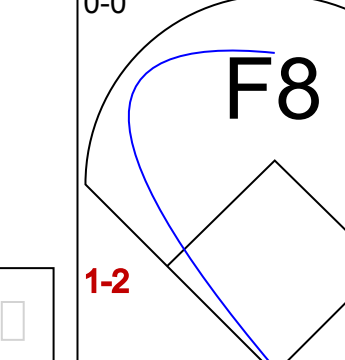
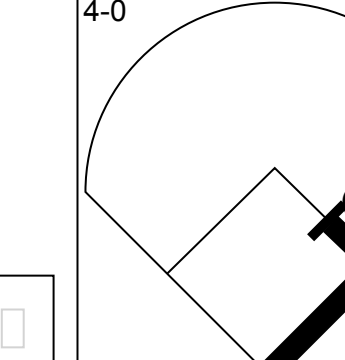
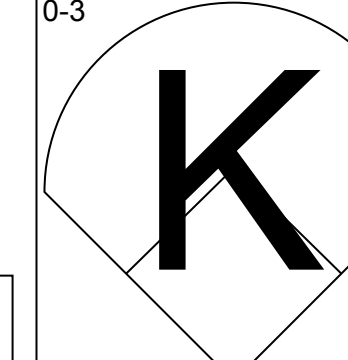
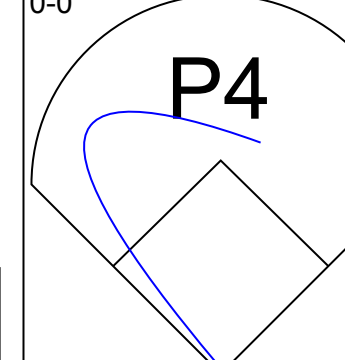
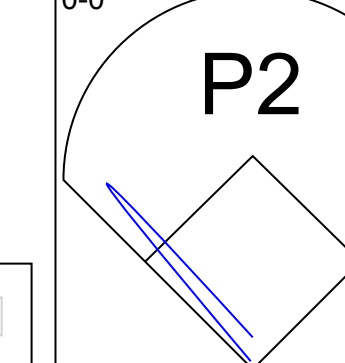
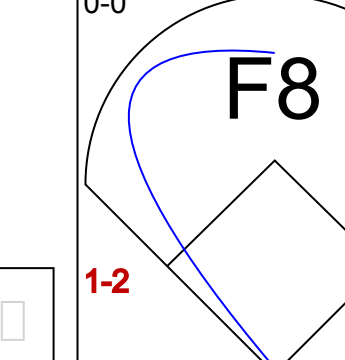
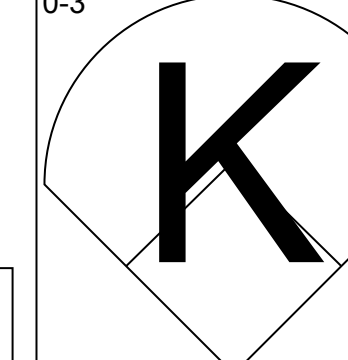
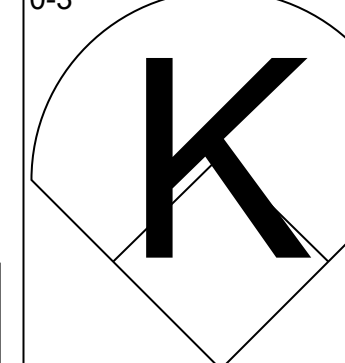
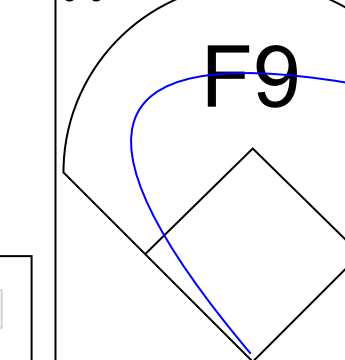
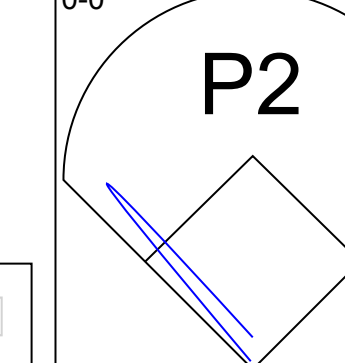
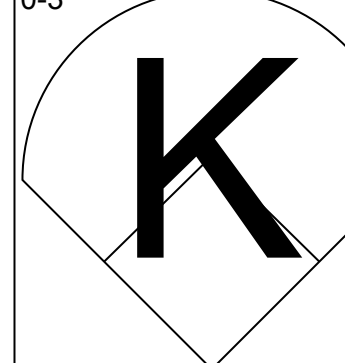
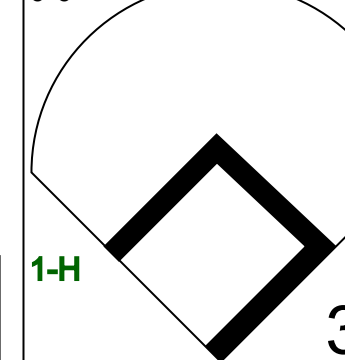
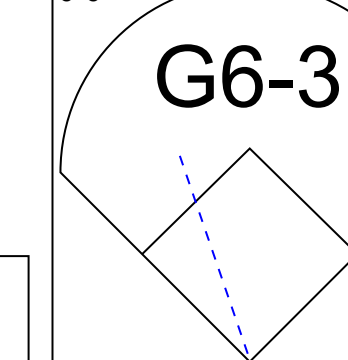
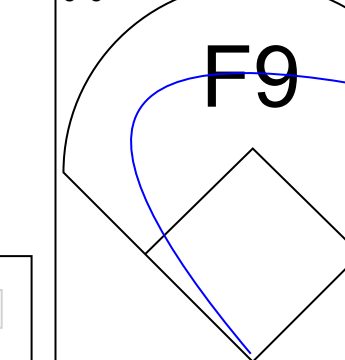
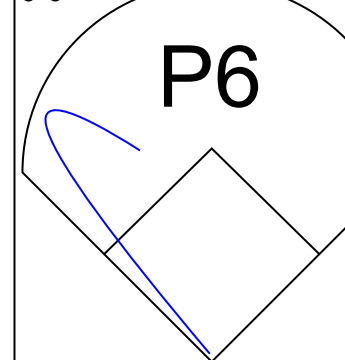


Batter	1	2	3	4	5	6	7	8	9	10	AB	R	H	RBI	BB	SO	LOB
2 Derek Jeter, R OBP: 0.367, SLG: 0.415 (1, 6)											4	0	1	0	0	1	0
Wade Boggs, L OBP: 0.395, SLG: 0.402 (1, 5)											4	0	1	0	0	0	1
Paul O'Neill, L OBP: 0.419, SLG: 0.455 (1, 9)											3	0	0	0	1	0	1
Cecil Fielder, R OBP: 0.358, SLG: 0.491 (1, 10)											3	1	0	0	1	1	0
Tino Martinez, L OBP: 0.364, SLG: 0.472 (1, 3)											3	1	1	2	1	0	0
Bernie Williams, S OBP: 0.377, SLG: 0.515 (1, 8)											4	0	1	0	0	1	1
Darryl Strawberry, L OBP: 0.364, SLG: 0.539 (1, 7)											4	0	1	0	0	2	2
Mariano Duncan, R OBP: 0.341, SLG: 0.473 (1, 4)											4	0	0	0	0	1	2
Joe Girardi, R OBP: 0.358, SLG: 0.373 (1, 2)											4	0	0	0	0	1	0
Inning Stats	R: 0 E: 0 K: 1 S: 5	H: 0 LOB: 0 BB: 0 P: 5	R: 2 E: 0 K: 2 S: 4	H: 1 LOB: 0 BB: 1 P: 8	R: 0 E: 0 K: 1 S: 5	H: 1 LOB: 1 BB: 1 P: 9	R: 0 E: 0 K: 1 S: 3	H: 0 LOB: 0 BB: 0 P: 3	R: 0 E: 0 K: 1 S: 6	H: 1 LOB: 1 BB: 0 P: 6	R: 0 E: 0 K: 1 S: 7	H: 0 LOB: 0 BB: 0 P: 7	R: 0 E: 0 K: 2 S: 3	H: 1 LOB: 0 BB: 0 P: 3	1B: 4 2B: 0 3B: 0 HR: 1	SF: 0 SAC: 0 DP: 0 HBP: 0	WP: 0 PA: 37
PITCHER	IP WLS BF H R ER SO BB IBB HBP BLK WP HR S P ERA WHIP	IP WLS BF H R ER SO BB IBB HBP BLK WP HR S P ERA WHIP															
Alex Fernandez, R ERA: 3.68 Roberto Hernandez, R ERA: 1.15	(1, 1) 9.0 1.0 W 3 1 0 0 0 2 1 0 0 0 0 1 44 56 2.00 0.667	(10, 1) 1.0 W 3 1 0 0 0 0 0 0 0 0 0 0 3 3 0.00 1.000															

New York Yankees @ Chicago White Sox
Comiskey Park, Chicago, IL
Mon Aug 12 1996, 8:05 PM EDT
Att: 32,492 - Unknown - 78 F


AB 33
R 2
H 5
RBI 2
BB 3
SO 7
LOB 7

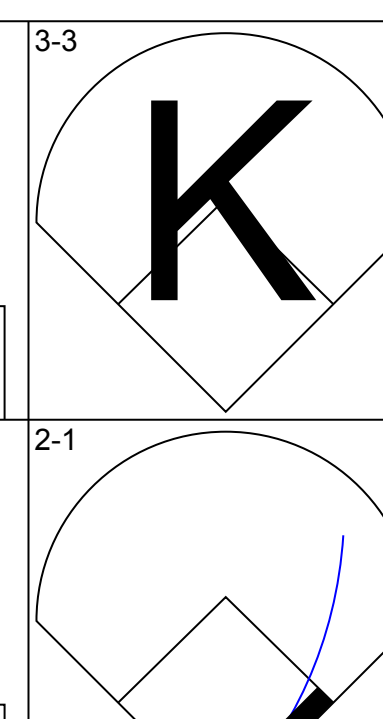
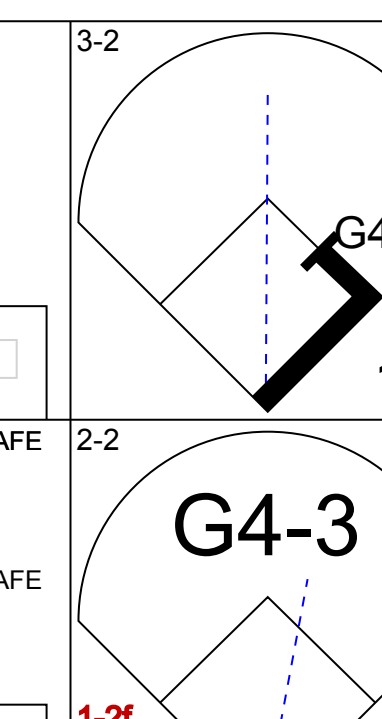
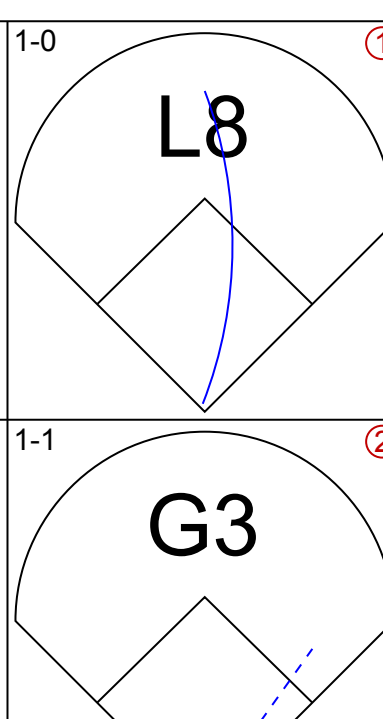
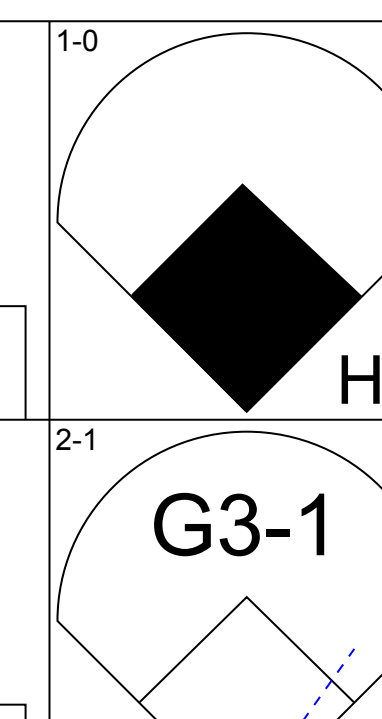
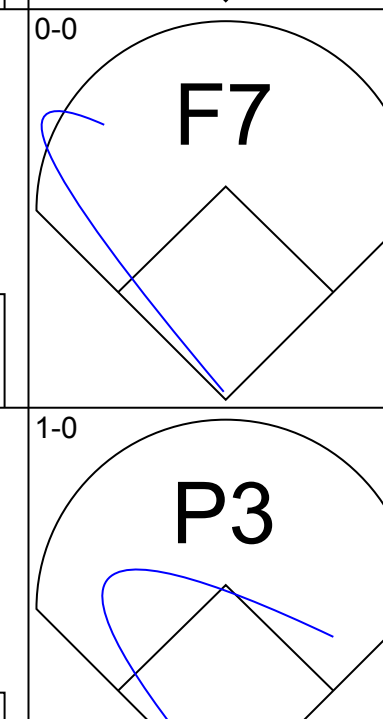

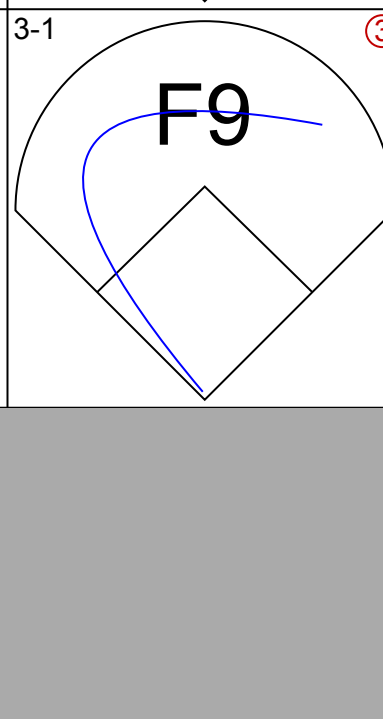
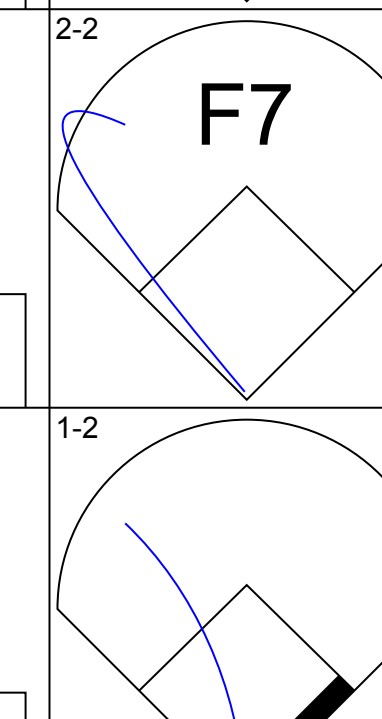

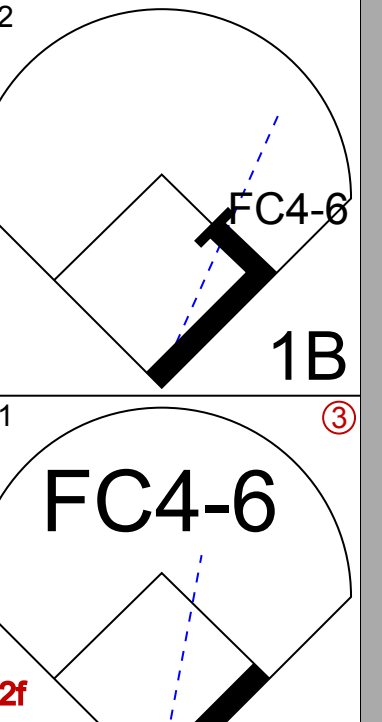

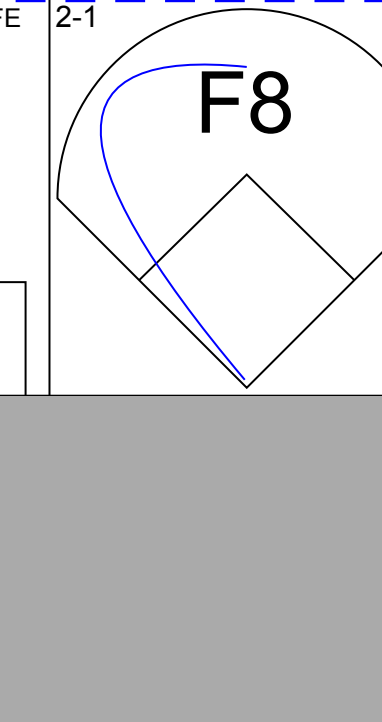


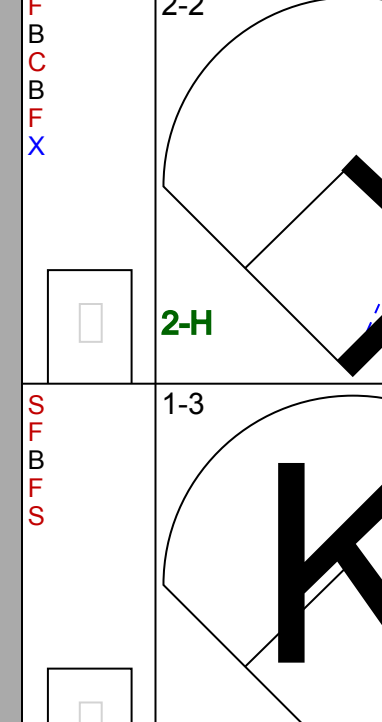

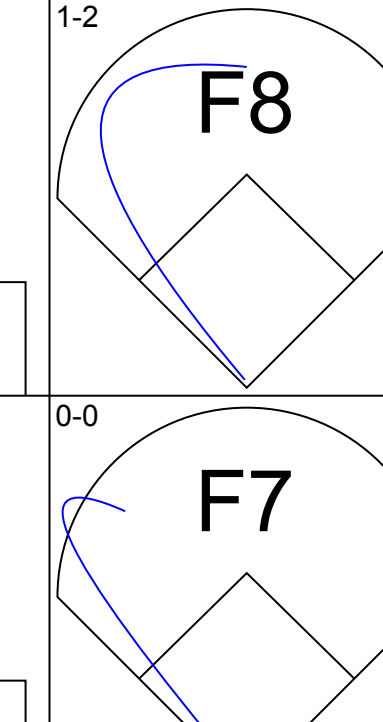
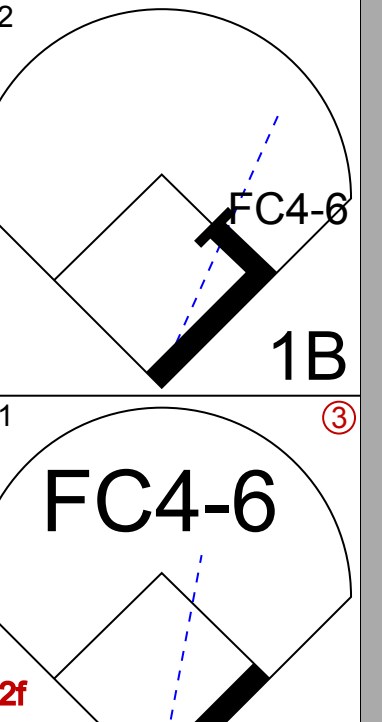
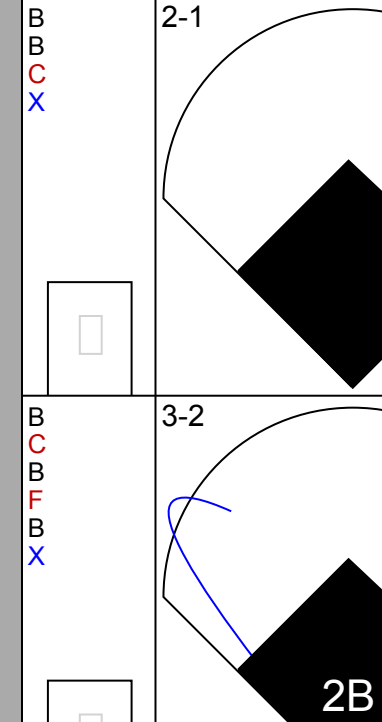
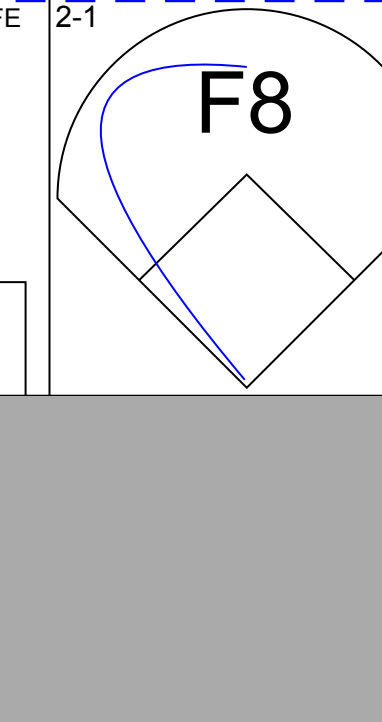
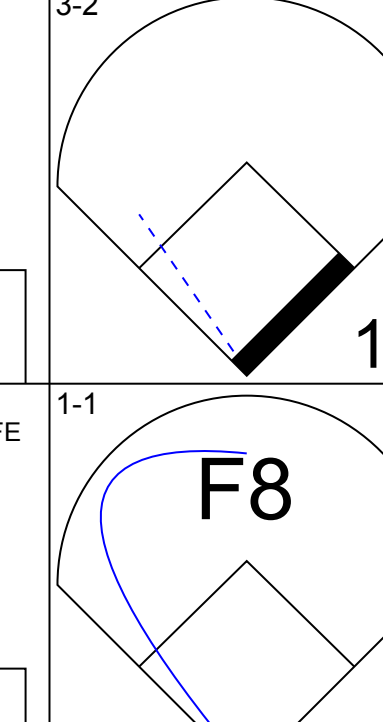

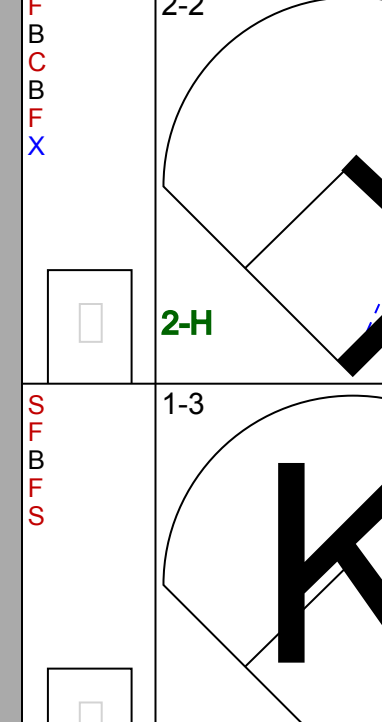
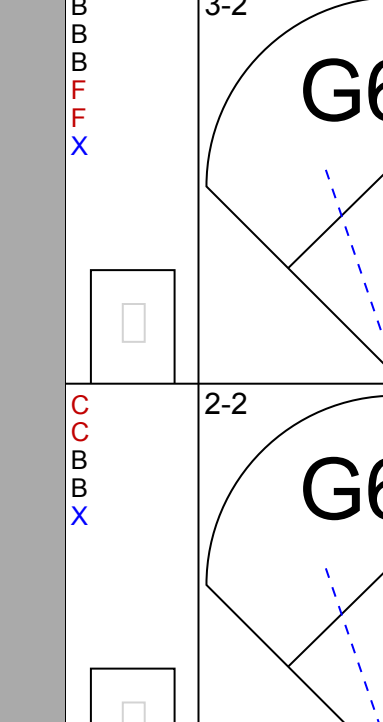
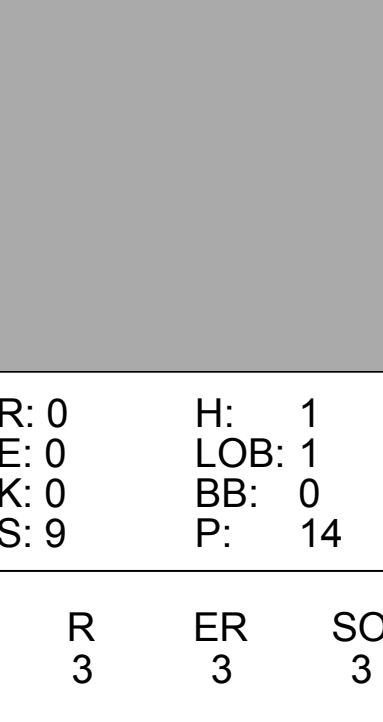
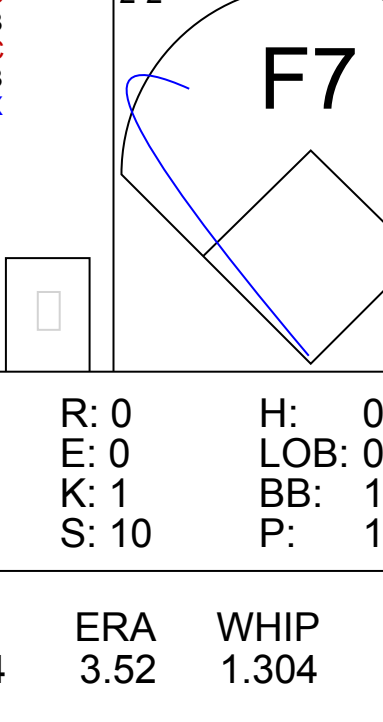
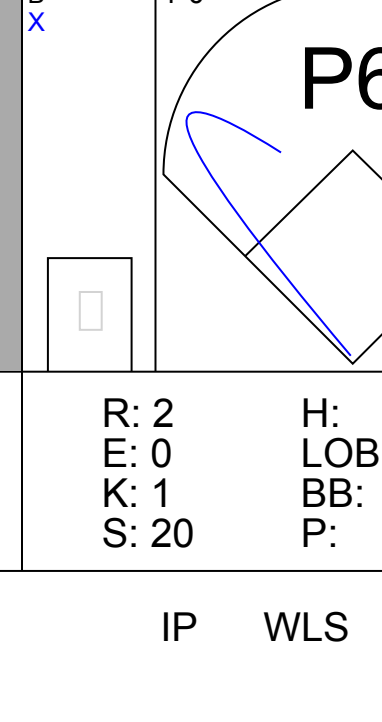

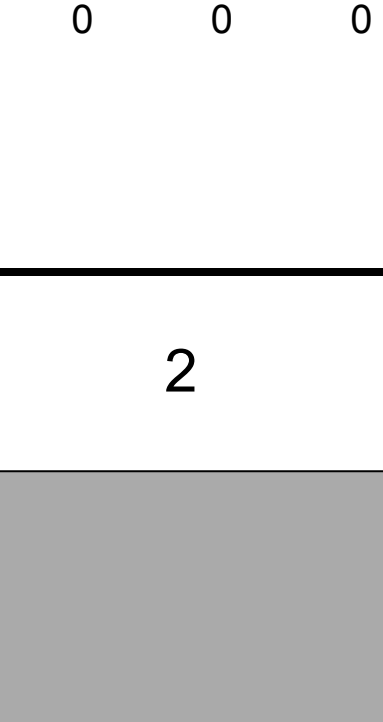
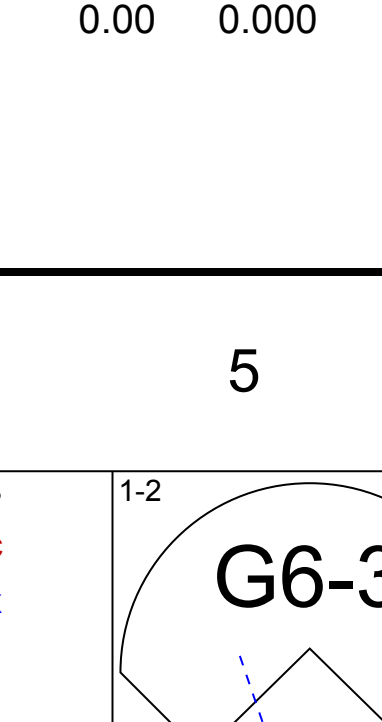
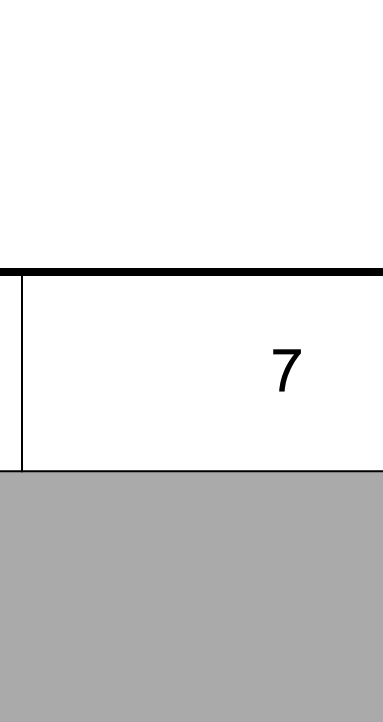
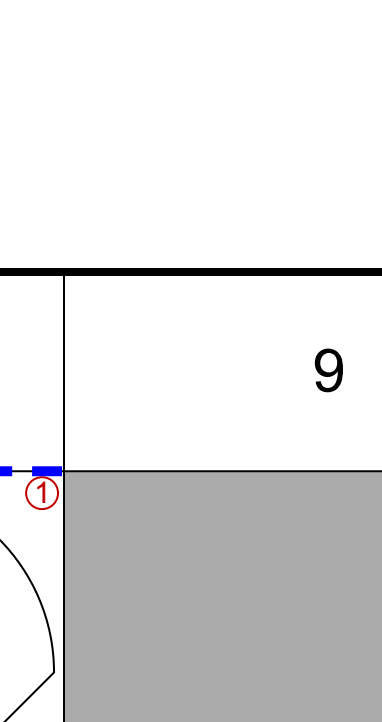
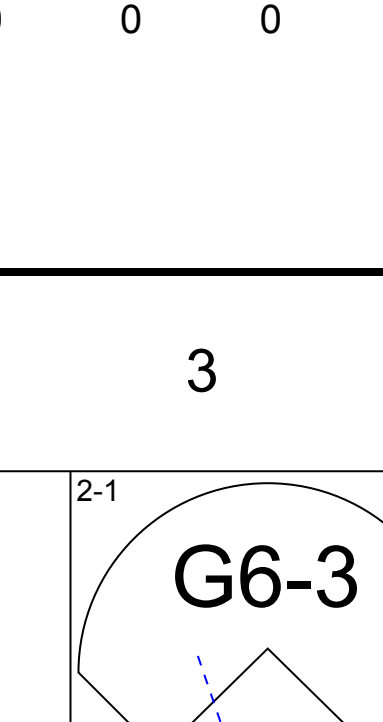
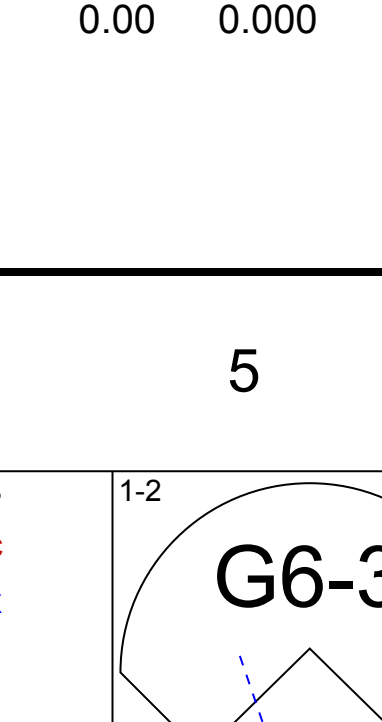
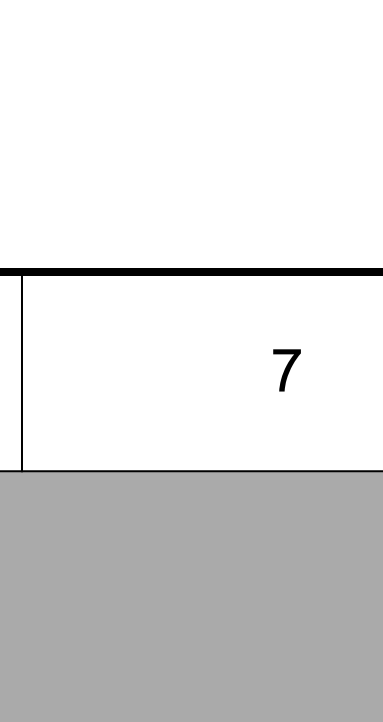


Batter	1	2	3	4	5	6	7	8	9	10	AB	R	H	RBI	BB	SO	LOB						
Tony Phillips, S OBP: 0.422, SLG: 0.417 (1, 7)											1	1	1	0	4	0	0						
Ray Durham, S OBP: 0.364, SLG: 0.428 (1, 4)											4	0	1	0	1	1	4						
Frank Thomas, R OBP: 0.468, SLG: 0.603 (1, 3)											4	0	0	0	1	1	3						
Harold Baines, L OBP: 0.385, SLG: 0.518 (1, 10)											5	1	1	1	0	1	2						
Robin Ventura, L OBP: 0.373, SLG: 0.521 (1, 5)											4	0	1	0	0	1	2						
Dave Martinez, L OBP: 0.387, SLG: 0.483 (1, 9)											2	1	0	0	2	1	1						
Darren Lewis, R OBP: 0.322, SLG: 0.315 (1, 8)											4	0	1	0	0	1	3						
Ron Karkovics, R OBP: 0.274, SLG: 0.372 (1, 2)											4	0	0	0	0	2	2						
Ozzie Guillen, L OBP: 0.276, SLG: 0.359 (1, 6)											4	0	1	1	0	0	1						
Inning Stats	R: 0 E: 0 K: 0 S: 4	H: 1 LOB: 2 BB: 1 P: 8	R: 1 E: 0 K: 2 S: 8	H: 1 LOB: 2 BB: 2 P: 16	R: 0 E: 0 K: 2 S: 7	H: 0 LOB: 0 BB: 0 P: 7	R: 0 E: 0 K: 0 S: 4	H: 1 LOB: 1 BB: 0 P: 4	R: 1 E: 0 K: 0 S: 3	H: 1 LOB: 0 BB: 1 P: 7	R: 0 E: 0 K: 0 S: 2	H: 0 LOB: 0 BB: 0 P: 6	R: 0 E: 0 K: 1 S: 5	H: 0 LOB: 2 BB: 2 P: 13	R: 0 E: 0 K: 2 S: 8	H: 1 LOB: 1 BB: 0 P: 8	R: 0 E: 0 K: 1 S: 5	H: 0 LOB: 1 BB: 1 P: 9	R: 1 E: 0 K: 0 S: 2	H: 1 LOB: 0 BB: 0 P: 2	1B: 4 2B: 0 3B: 1 HR: 1	SF: 0 SAC: 0 DP: 1 HBP: 0	WP: 0 PA: 40
PITCHER	IP WLS BF H R ER SO BB IBB HBP BLK WP HR S P ERA WHIP	IP WLS BF H R ER SO BB IBB HBP BLK WP HR S P ERA WHIP																					
Dwight Gooden, R ERA: 3.88 Jeff Nelson, R ERA: 4.33 42 Mariano Rivera, R ERA: 2.1 John Wetteland, R ERA: 3.42	(1, 1) 6.2 0.1 2.0 0.1 L 2 1 1 1 0 0 0 0 0 1 30 58 2.70 1.650	(7, 1) 0.1 8 1 0 0 3 1 0 0 0 0 0 0 1 3 3 0.00 0.000	(8, 1) 2.0 8 1 0 0 3 1 0 0 0 0 0 0 13 17 0.00 1.000	(10, 1) 0.1 L 2 1 1 1 0 0 0 0 0 0 0 1 2 2 27.00 3.000																			

New York Yankees @ Chicago White Sox
Comiskey Park, Chicago, IL
Mon Aug 12 1996, 8:05 PM EDT
Att: 32,492 - Unknown - 78 F

AB 32
R 3
H 6
RBI 2
BB 8
SO 8
LOB 18




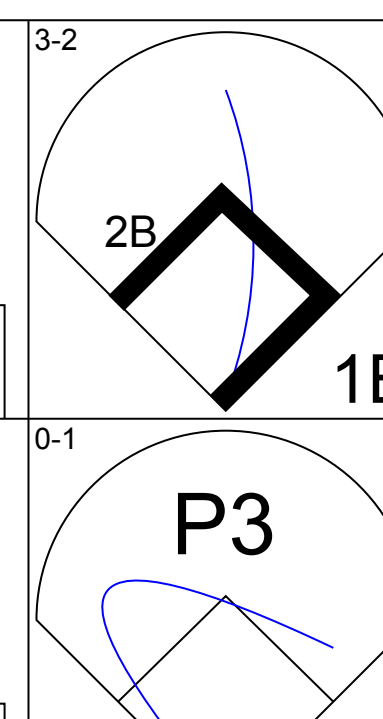
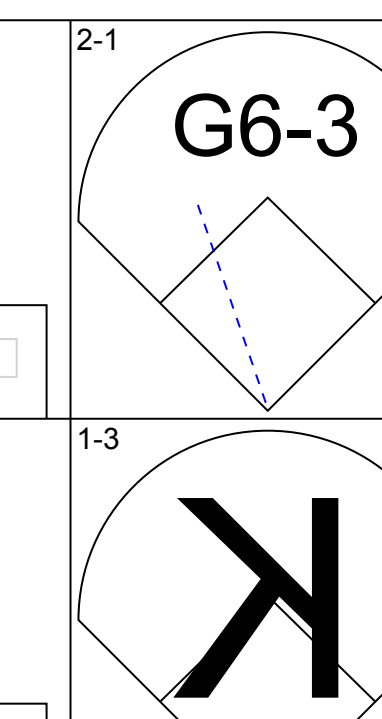
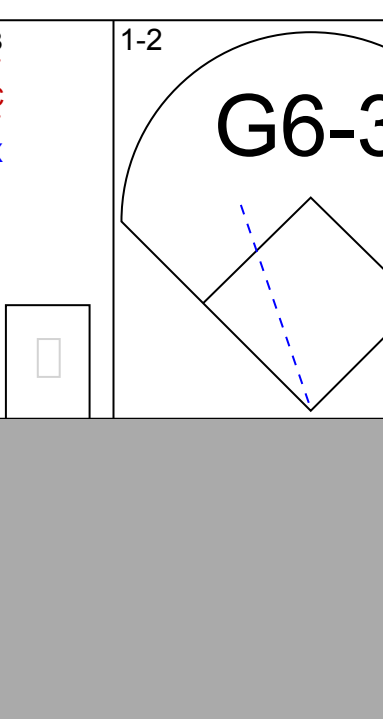
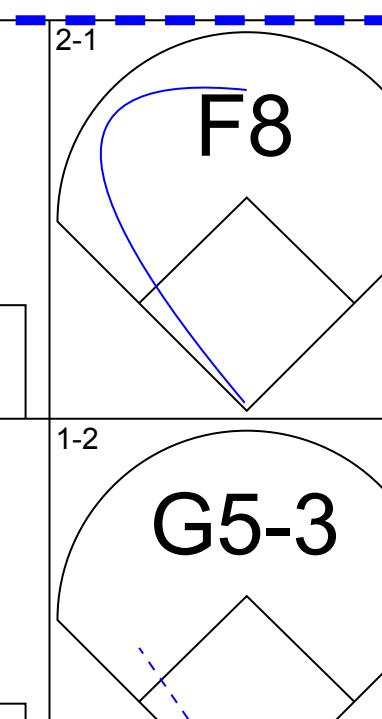
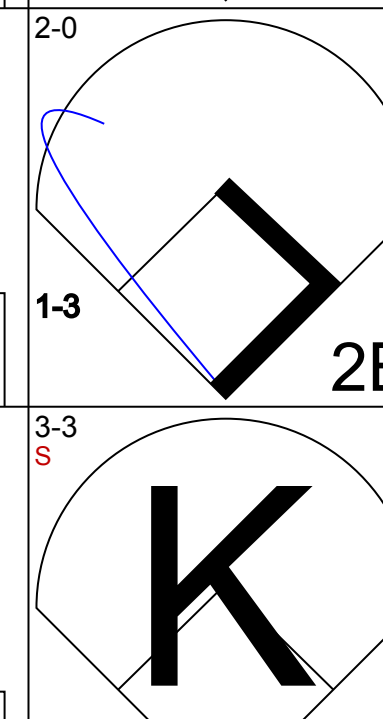

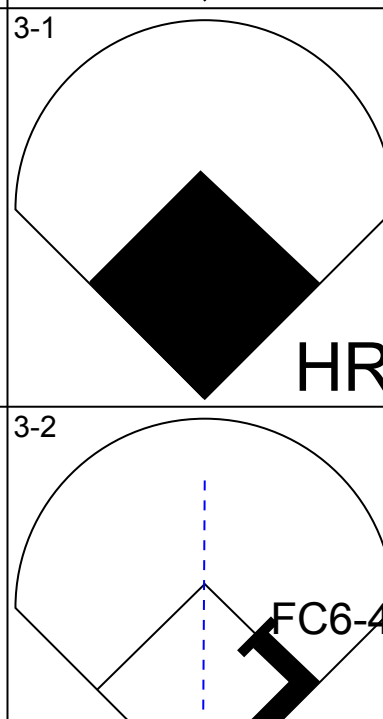
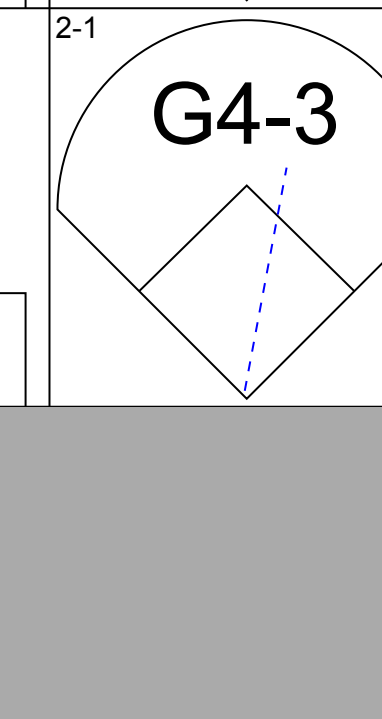
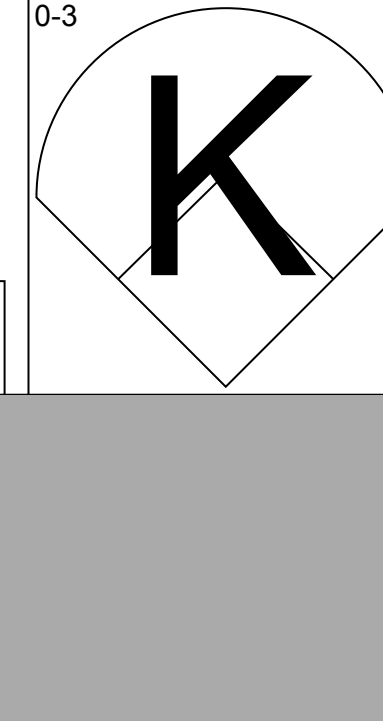
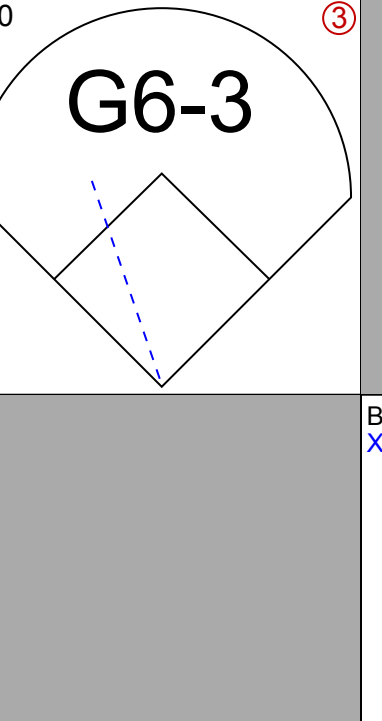
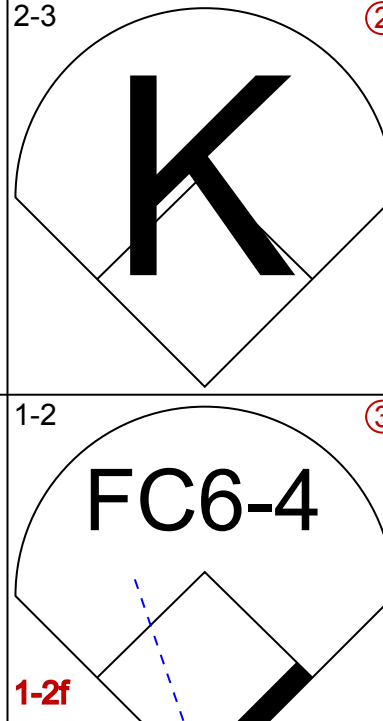






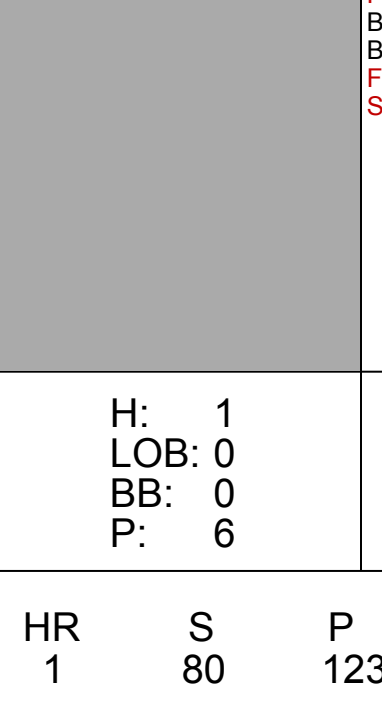


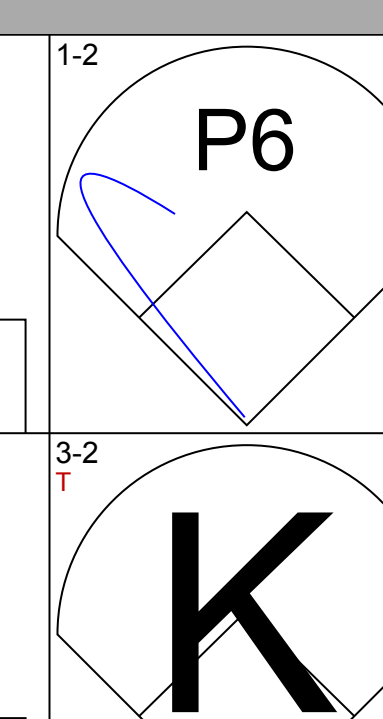
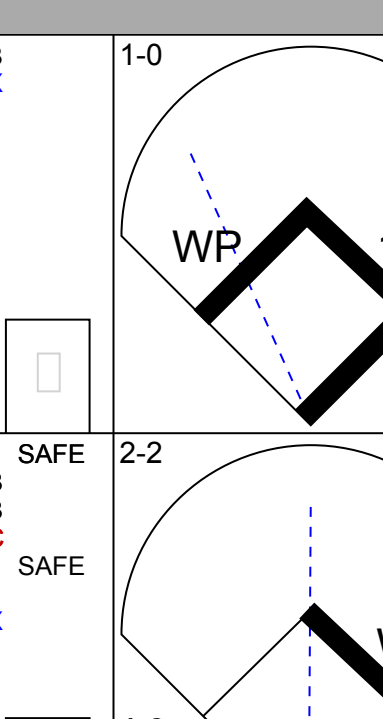
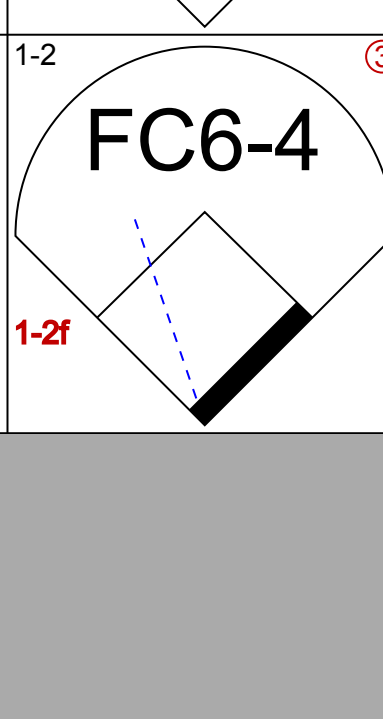

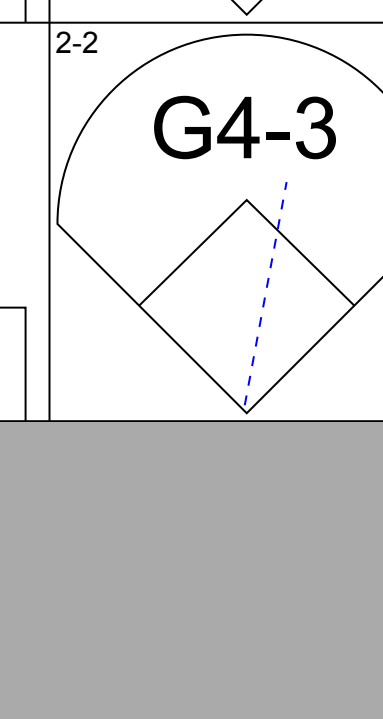
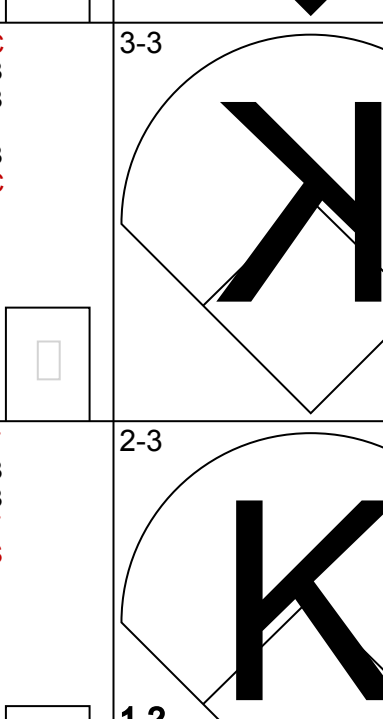
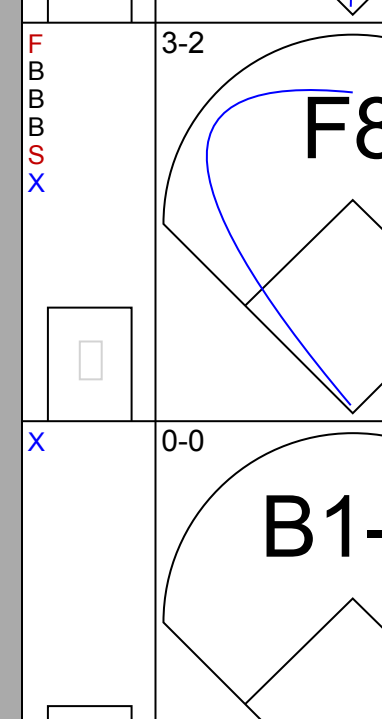

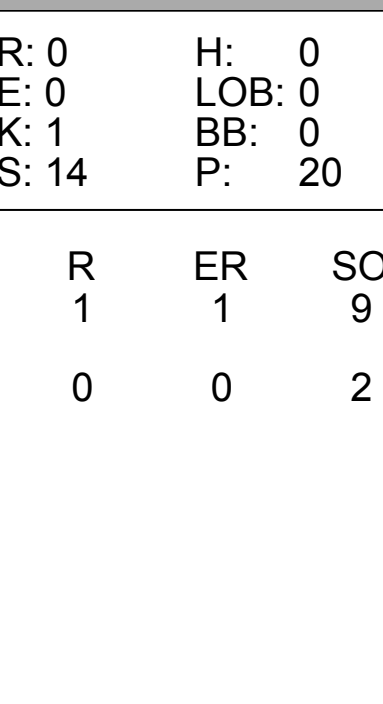
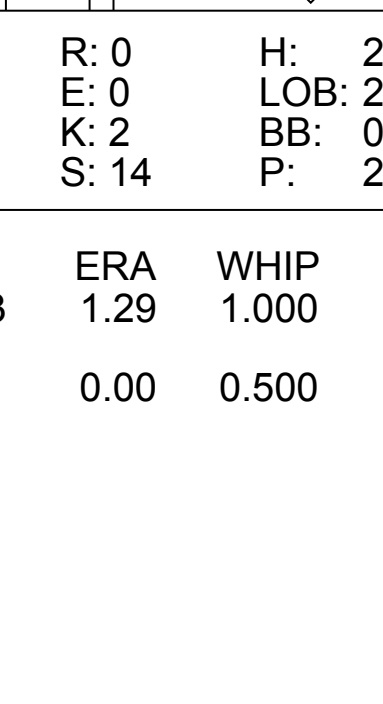
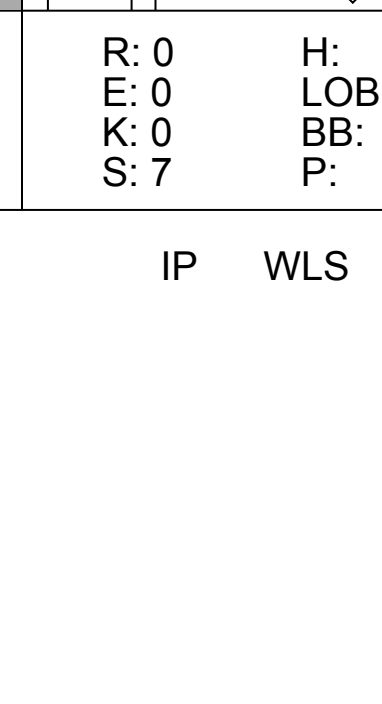
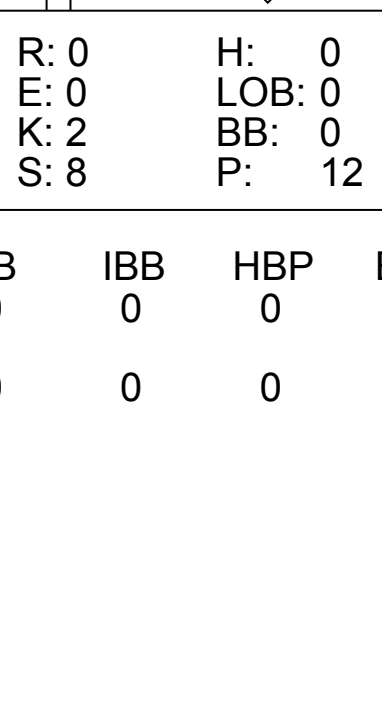
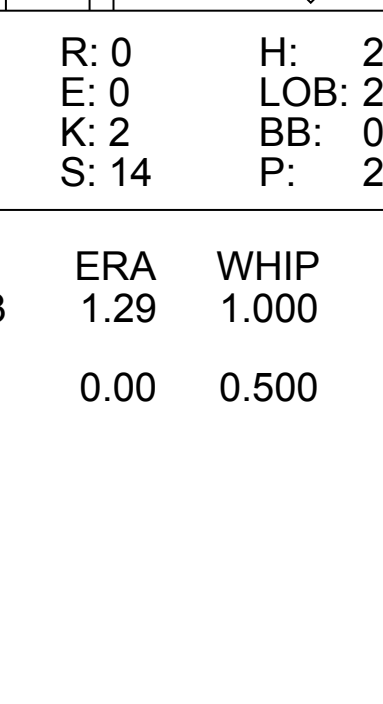
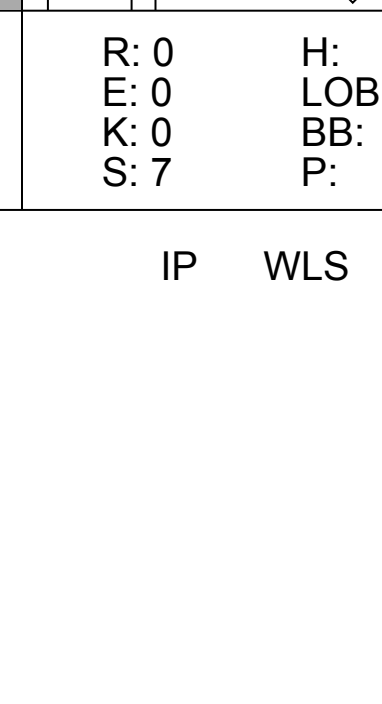
Batter	1	2	3	4	5	6	7	8	9	AB	R	H	RBI	BB	SO	LOB	TOP			
2 Derek Jeter, R OBP: 0.372, SLG: 0.429			 1B							4	1	2	1	0	1	0				
Wade Boggs, L OBP: 0.393, SLG: 0.400			 1-2f							4	0	1	0	0	0	1				
Paul O'Neill, L OBP: 0.415, SLG: 0.457										4	0	0	0	0	0	1				
Cecil Fielder, R OBP: 0.354, SLG: 0.484 Andy Fox, L (8, PR) OBP: 0.273, SLG: 0.253										4	0	1	0	0	0	1				
Tino Martinez, L OBP: 0.369, SLG: 0.479				 1B						4	1	2	1	0	0	1				
Bernie Williams, S OBP: 0.375, SLG: 0.520				 1-2f						4	1	1	0	0	0	1				
Daryl Strawberry, L OBP: 0.367, SLG: 0.637 Gerald Williams, R (7, 7) OBP: 0.324, SLG: 0.441				 BB			 2-H			2	0	2	1	1	0	0				
Jim Leyritz, R OBP: 0.339, SLG: 0.351				 1-2						4	0	0	0	0	2	3				
Pat Kelly, R OBP: 0.300, SLG: 0.222										3	0	0	0	0	0	1				
Inning Stats	R: 0 E: 0 K: 1 S: 7	H: 1 LOB: 1 BB: 0 P: 13	R: 0 E: 0 K: 0 S: 9	H: 1 LOB: 1 BB: 0 P: 14	R: 0 E: 0 K: 0 S: 9	H: 1 LOB: 0 BB: 0 P: 14	R: 0 E: 0 K: 0 S: 10	H: 0 LOB: 0 BB: 1 P: 17	R: 0 E: 0 K: 0 S: 5	H: 0 LOB: 0 BB: 0 P: 10	R: 2 E: 0 K: 1 S: 20	H: 3 LOB: 1 BB: 0 P: 32	R: 1 E: 0 K: 0 S: 12	H: 2 LOB: 1 BB: 0 P: 20	R: 0 E: 0 K: 0 S: 8	H: 0 LOB: 0 BB: 0 P: 14	1B: 5 2B: 2 3B: 0 HR: 2	SF: 0 SAC: 0 DP: 1 HBP: 0	WP: 0 PB: 0 CS: 1	PA: 35
PITCHER	IP	WLS	BF	H	R	ER	SO	BB	IBB	HBP	BLK	WP	HR	S	P	ERA	WHIP			
James Baldwin, R ERA: 3.83	(1, 1)	7.2	L	31	9	3	3	1	0	0	0	0	2	80	134	3.52	1.304			
Larry Thomas, L ERA: 3.45	(8, 1)	0.1		1	0	0	0	0	0	0	0	0	0	2	4	0.00	0.000			
Jeff Darwin, R ERA: 2.25	(9, 1)	1.0		3	0	0	0	0	0	0	0	0	0	8	14	0.00	0.000			

New York Yankees @ Chicago White Sox
Comiskey Park, Chicago, IL
Wed Aug 14 1996, 4:33 AM EDT
Att: 23,350 - Cloudy - 82 F

livebaseballscorecards.com

AB 34
R 3
H 9
RBI 3
BB 1
SO 3
LOB 9




Batter	1	2	3	4	5	6	7	8	9	AB	R	H	RBI	BB	SO	LOB	BOTTOM					
Tony Phillips, S OBP: 0.420, SLG: 0.414	 1B									4	0	1	0	0	0	2						
Ray Durham, S OBP: 0.361, SLG: 0.424										4	0	0	0	0	2	1						
Frank Thomas, R OBP: 0.472, SLG: 0.613				 1B						4	1	3	1	0	0	0						
Lyle Mouton, R OBP: 0.372, SLG: 0.443 Dave Martinez, L (9, PH) OBP: 0.398, SLG: 0.461				 1-2f		 1B				3	0	1	0	0	1	3						
Danny Tartabull, R OBP: 0.326, SLG: 0.434 Harold Baines, L (9, PH) OBP: 0.385, SLG: 0.524										3	0	0	0	0	2	3						
Chris Snopce, R OBP: 0.303, SLG: 0.515 Robin Ventura, L (9, PH) OBP: 0.373, SLG: 0.527					 1B	 1-2f				3	0	1	0	0	0	1						
Norberto Martin, R OBP: 0.369, SLG: 0.444 Ozzie Guillen, L (9, PH) OBP: 0.275, SLG: 0.362					 1B					3	0	1	0	0	1	0						
Pat Borders, R OBP: 0.281, SLG: 0.338										3	0	0	0	0	1	2						
Darren Lewis, R OBP: 0.319, SLG: 0.312					 1-2 2-3					3	0	0	0	0	2	2						
Inning Stats	R: 0 E: 0 K: 2 S: 18	H: 2 LOB: 2 BB: 0 P: 26	R: 0 E: 0 K: 1 S: 14	H: 0 LOB: 0 BB: 0 P: 20	R: 0 E: 0 K: 2 S: 8	H: 0 LOB: 0 BB: 0 P: 12	R: 0 E: 0 K: 0 S: 4	H: 1 LOB: 0 BB: 0 P: 6	R: 0 E: 0 K: 2 S: 14	H: 2 LOB: 2 BB: 0 P: 23	R: 1 E: 0 K: 0 S: 15	H: 2 LOB: 1 BB: 0 P: 25	R: 0 E: 0 K: 0 S: 7	H: 0 LOB: 0 BB: 0 P: 11	R: 0 E: 0 K: 0 S: 8	H: 0 LOB: 0 BB: 0 P: 13	R: 0 E: 0 K: 2 S: 8	H: 1 LOB: 1 BB: 0 P: 12	1B: 6 2B: 1 3B: 0 HR: 1	SF: 0 SAC: 0 DP: 1 HBP: 0	WP: 1 PB: 0 CS: 0	PA: 34
PITCHER	IP	WLS	BF	H	R	ER	SO	BB	IBB	HBP	BLK	WP	HR	S	P	ERA	WHIP					
Andy Pettitte, L ERA: 4.3	(1, 1)	7.0	W	27	7	1	1	1	0	0	0	0	1	80	123	1.29	1.000					
42 Mariano Rivera, R ERA: 2.05	(8, 1)	2.0	S	7	1	0	0	2	0	0	0	0	0	16	25	0.00	0.500					

New York Yankees @ Chicago White Sox
Comiskey Park, Chicago, IL
Wed Aug 14 1996, 4:33 AM EDT
Att: 23,350 - Cloudy - 82 F

livebaseballscorecards.com

AB 34
R 1
H 8
RBI 1
BB 0
SO 11
LOB 15



Batter	1	2	3	4	5	6	7	8	9	AB	R	H	RBI	BB	SO	LOB	TOP								
Rich Amaral, R OBP: 0.406, SLG: 0.366 Joey Cora, S OBP: 0.336, SLG: 0.416	4-0 BB G6-3		2-2 BB 2B	1-1 BB 1B		3-3 K	1-2 G4-3		3-2 L3	3	1	2	0	1	1	0	Seattle Mariners @ New York Yankees Yankee Stadium, Bronx, NY Fri Aug 16 1996, 7:05 PM EDT Att: 50,724 - Unknown - 80 F livebaseballscorecards.com								
Alex Rodriguez, R OBP: 0.414, SLG: 0.638	1-1 G6-3		2-3 K	1-1 BB 1B		1-2 BB 1B	1-0 G5-3		2-2 L3	6	1	2	0	0	1	5									
Ken Griffey Jr., L OBP: 0.387, SLG: 0.642	1-3 K		3-2 P5	4-2 E BB		0-3 K		2-1 G1-3 HBP		3	1	0	1	1	2	2									
Edgar Martinez, R OBP: 0.461, SLG: 0.647		1-2 G6-3	4-1 BB BB	1-2 E7		4-2 BB BB		2-2 G1-3		3	0	0	0	2	0	2									
Jay Buhner, R OBP: 0.376, SLG: 0.573		2-2 1B 2B	4-2 BB	0-3 K		0-0 G6-3		2-3 K		4	0	1	0	1	2	5									
Brian Hunter, R OBP: 0.378, SLG: 0.503 Mark Whiten, S OBP: 0.363, SLG: 0.421	4-1 1B BB		0-0 F7		2-2 G5-3		2-2 HR	4-0 2B IBB		2	0	0	0	1	0	3									
Jeff Manto, R OBP: 0.300, SLG: 0.333 Doug Strange, S	3-3 K		0-0 1B BB 1B		2-2 G1-6-3		1-1 G3	3-2 2B		3	1	1	0	0	1	2									
John Marzano, R OBP: 0.383, SLG: 0.357	2-0 1B		0-0 F8		4-1 BB		0-0 G4-3 HBP	1-2 G4-3		4	0	2	0	1	0	2									
Andy Sheets, R OBP: 0.281, SLG: 0.278 Paul Sorrento, L	3-2 L9		2-3 K		3-1 F9		1-2 G4-3 HBP	3-2 L6		3	0	0	0	0	1	5									
Inning Stats	R: 0 E: 0 K: 1 S: 5	H: 0 LOB: 0 BB: 1 P: 11	R: 0 E: 0 K: 1 S: 17	H: 2 LOB: 3 BB: 1 P: 32	R: 0 E: 0 K: 1 S: 13	H: 1 LOB: 3 BB: 2 P: 28	R: 3 E: 1 K: 2 S: 18	H: 3 LOB: 2 BB: 1 P: 28	R: 0 E: 0 K: 0 S: 10	H: 0 LOB: 1 BB: 1 P: 21	R: 0 E: 0 K: 2 S: 12	H: 1 LOB: 2 BB: 1 P: 20	R: 1 E: 0 K: 0 S: 13	H: 2 LOB: 2 BB: 0 P: 19	R: 2 E: 0 K: 1 S: 17	H: 1 LOB: 1 BB: 1 P: 31		R: 0 E: 0 K: 0 S: 11	H: 1 LOB: 0 BB: 0 P: 19	1B: 7 2B: 4 3B: 0 HR: 1	SF: 0 SAC: 0 DP: 2 HBP: 2	WP: 0 PB: 0 SB: 0 CS: 0	PA: 47		
PITCHER	IP	WLS	BF	H	R	ER	SO	BB	IBB	HBP	BLK	WP	HR	S	P	ERA	WHIP								
Jimmy Key, L ERA: 5.04	5.0		27	6	3	1	5	6	0	0	0	0	0	63	120	1.80	2.400								
Bob Wickman, R ERA: 4.5	2.0		11	3	1	1	2	1	0	1	0	0	1	25	39	4.50	2.000								
Dale Polley, L ERA: 8.53	0.0	L	1	0	1	1	0	0	0	1	0	0	0	1	3	∞	∞								
Jeff Nelson, R ERA: 4.34	2.0		8	2	1	1	1	0	1	0	0	0	0	27	47	4.50	1.000								

Batter	1	2	3	4	5	6	7	8	9	AB	R	H	RBI	BB	SO	LOB	BOTTOM								
Derek Jeter, R OBP: 0.373, SLG: 0.427	0-0 1B 1B		1-1 L7		4-1 2B 1B BB		2-1 F7		1-2 G5-3	4	2	1	0	1	0	0	Seattle Mariners @ New York Yankees Yankee Stadium, Bronx, NY Fri Aug 16 1996, 7:05 PM EDT Att: 50,724 - Unknown - 80 F livebaseballscorecards.com								
Wade Boggs, L OBP: 0.393, SLG: 0.400 Andy Fox, L OBP: 0.273, SLG: 0.253	0-1 1B		1-0 F6		1-3 K		2-2 L7		0-2 1B	5	1	2	0	0	1	1									
Paul O'Neill, L OBP: 0.415, SLG: 0.455	0-0 1B SF8		1-1 F7		0-0 P3		4-2 BB		0-0 F8	4	1	1	1	1	0	2									
Cecil Fielder, R OBP: 0.355, SLG: 0.485	2-2 SF8 1B		2-2 P2		3-1 1B 2B		1-1 G6-3		2-2 K	5	0	2	1	0	1	2									
Bernie Williams, S OBP: 0.380, SLG: 0.525	1-0 FC6-4 1B		2-1 BB		4-0 1B IBB		4-0 G5-3 2B BB			2	1	2	0	2	0	0									
Tino Martinez, L OBP: 0.368, SLG: 0.477	0-1 F7		0-0 P5		0-1 1B		1-3 K		1-3 K	4	0	1	1	0	1	5									
Mariano Duncan, R OBP: 0.332, SLG: 0.462	3-2 SF8		3-2 G6-3		1-3 K		3-2 G5-3			3	0	0	1	0	1	1									
Joe Girardi, R OBP: 0.350, SLG: 0.368 Darryl Strawberry, L OBP: 0.372, SLG: 0.550	1-1 FC6-4		1-3 K2-3		1-0 G5-3		1-0 G5-3		1-0 2B	3	0	0	0	0	1	2									
Gerald Williams, R OBP: 0.320, SLG: 0.435 Tim Raines, S OBP: 0.366, SLG: 0.400 Jim Leyritz, R OBP: 0.339, SLG: 0.351	2-0 G1-3		2-1 F7		2-3 K		2-3 G3-1			3	0	0	0	0	1	0									
Inning Stats	R: 3 E: 0 K: 0 S: 16	H: 5 LOB: 2 BB: 0 P: 23	R: 0 E: 0 K: 0 S: 4	H: 0 LOB: 0 BB: 0 P: 8	R: 0 E: 0 K: 0 S: 8	H: 1 LOB: 1 BB: 0 P: 13	R: 0 E: 0 K: 1 S: 9	H: 0 LOB: 0 BB: 0 P: 15	R: 1 E: 0 K: 1 S: 11	H: 2 LOB: 2 BB: 2 P: 23	R: 0 E: 0 K: 2 S: 9	H: 0 LOB: 0 BB: 1 P: 13	R: 0 E: 0 K: 0 S: 9	H: 0 LOB: 1 BB: 1 P: 18	R: 1 E: 0 K: 1 S: 12	H: 1 LOB: 1 BB: 1 P: 21		R: 0 E: 0 K: 1 S: 11	H: 1 LOB: 1 BB: 0 P: 14	1B: 7 2B: 3 3B: 0 HR: 0	SF: 1 SAC: 0 DP: 0 HBP: 0	WP: 0 PB: 0 SB: 0 CS: 0	PA: 40		
PITCHER	IP	WLS	BF	H	R	ER	SO	BB	IBB	HBP	BLK	WP	HR	S	P	ERA	WHIP								
Sterling Hitchcock, L ERA: 5.26	7.1		33	8	5	5	5	3	1	0	0	0	0	69	121	6.14	1.500								
Bobby Ayala, R ERA: 5.52	1.0		5	2	0	0	0	0	0	0	0	0	0	16	21	0.00	2.000								
Norm Charlton, L ERA: 5.15	0.1		1	0	0	0	0	0	0	0	0	0	0	1	1	0.00	0.000								
Michael Jackson, R ERA: 4.04	0.1	S	1	0	0	0	1	0	0	0	0	0	0	3	5	0.00	0.000								

AB	37
R	6
H	11
RBI	4
BB	8
SO	8
LOB	28



AB	35
R	5
H	10
RBI	5
BB	4
SO	6
LOB	14



Batter	1	2	3	4	5	6	7	8	9	AB	R	H	RBI	BB	SO	LOB	TOP										
Rich Amaral, R OBP: 0.409, SLG: 0.368 (1, 7)	 1B	 L7		 1B	 BB			 G6-3		4	2	2	0	1	0	0											
Alex Rodriguez, R OBP: 0.414, SLG: 0.643 (1, 6)	 HR		 1B	 SF9	 K			 G6-3		4	2	2	3	0	1	3											
Ken Griffey Jr., L OBP: 0.389, SLG: 0.649 (1, 8)	 G4-3		 1B	 HR				 F8	 2B	5	3	3	2	0	0	0											
Edgar Martinez, R OBP: 0.463, SLG: 0.649 (1, 10)	 1B		 HR	 G4-3				 K	 SF8	5	1	3	1	0	1	1											
Jay Buhner, R OBP: 0.376, SLG: 0.578 (1, 9)	 BB		 HR	 K				 K	 SF8	3	1	1	4	1	2	1											
Brian Hunter, R OBP: 0.373, SLG: 0.493 (1, 3)	 P3		 F6		 WP			 F8	 F8	5	0	1	0	0	0	3											
Jeff Manto, R OBP: 0.295, SLG: 0.385 (1, 5)	 P3		 F7		 BB			 G5-3	 F8	4	0	0	0	1	0	3											
John Marzano, R OBP: 0.365, SLG: 0.338 (1, 2)		 G6-3	 G5-3		 F9			 G5-3		4	0	0	0	0	0	2											
Andy Sheets, R OBP: 0.286, SLG: 0.275 (1, 4)		 G5-3			 HBP			 F8		1	0	0	0	0	0	0											
Joey Cora, S OBP: 0.335, SLG: 0.414 (4, 4)								 G4-3		2	1	0	0	0	0	2											
Inning Stats	R: 2 E: 0 K: 0 S: 17	H: 3 LOB: 2 BB: 1 P: 26	R: 0 E: 0 K: 0 S: 7	H: 0 LOB: 0 BB: 0 P: 10	R: 4 E: 0 K: 0 S: 16	H: 4 LOB: 0 BB: 0 P: 28	R: 3 E: 0 K: 1 S: 13	H: 2 LOB: 1 BB: 0 P: 24	R: 0 E: 0 K: 1 S: 13	H: 1 LOB: 3 BB: 0 P: 25	R: 0 E: 0 K: 0 S: 11	H: 0 LOB: 0 BB: 0 P: 16	R: 0 E: 0 K: 0 S: 7	H: 0 LOB: 0 BB: 0 P: 10	R: 0 E: 0 K: 0 S: 7	H: 0 LOB: 0 BB: 0 P: 13	R: 1 E: 0 K: 0 S: 9	H: 2 LOB: 1 BB: 0 P: 14	1B: 8 2B: 1 3B: 0 HR: 3	SF: 2 SAC: 0 DP: 0 HBP: 1	WP: 1 PB: 0 CS: 0	PA: 43					
PITCHER	IP	WLS	BF	H	R	ER	SO	BB	IBB	HBP	BLK	WP	HR	S	P	ERA	WHIP										
Kenny Rogers, L ERA: 4.52 (1, 1)	3.0	L	19	8	8	8	0	1	0	1	0	0	2	44	71	24.00	3.000										
Jim Mecir, R ERA: 4.7 (4, 1)	1.2		9	2	1	1	1	2	0	0	0	1	1	17	35	5.40	2.400										
Dave Pavlas, R ERA: (5, 1)	2.1		7	0	0	0	3	0	0	0	0	0	0	23	33	0.00	0.000										
Dale Polley, L ERA: 8.56 (8, 1)	1.0		4	1	1	1	0	0	0	0	0	0	0	9	18	9.00	1.000										
Bob Wickman, R ERA: 4.54 (9, 1)	1.0		4	1	0	0	0	0	0	0	0	0	0	7	9	0.00	1.000										
Batter	1	2	3	4	5	6	7	8	9	AB	R	H	RBI	BB	SO	LOB	BOTTOM										
2 Derek Jeter, R OBP: 0.370, SLG: 0.423 (1, 6)	 G6-3		 G1-3		 G1-3			 F9		4	0	0	0	0	0	2											
Wade Boggs, L OBP: 0.394, SLG: 0.403 (1, 5)	 L4			 1B	 2B			 K		4	0	2	2	0	1	0											
Paul O'Neill, L OBP: 0.412, SLG: 0.451 (1, 9)	 K			 1-2	 G3-1				 G6-3	4	0	0	0	0	1	2											
Cecil Fielder, R OBP: 0.354, SLG: 0.483 (1, 3)		 F4		 1B				 K	 F7	4	0	1	0	0	1	0											
Bernie Williams, S OBP: 0.381, SLG: 0.532 (1, 8)		 F9		 1B				 HR	 G4-3	4	1	2	1	0	0	0											
Tim Lincecum, S OBP: 0.381, SLG: 0.393 (1, 7)		 1B		 1-2				 F4	 G3	4	0	1	0	0	0	2											
Darryl Strawberry, L OBP: 0.376, SLG: 0.545 (1, 10)		 K			 BB			 1B	 K	3	0	1	0	1	2	1											
Mariano Duncan, R OBP: 0.331, SLG: 0.459 (1, 4)			 G4-3		 2B			 1-2	 G5-3	4	1	1	0	0	0	1											
Joe Girardi, R OBP: 0.353, SLG: 0.364 (1, 2)			 K		 2B			 F9		3	1	0	0	0	1	2											
Inning Stats	R: 0 E: 0 K: 1 S: 9	H: 0 LOB: 0 BB: 0 P: 14	R: 0 E: 0 K: 1 S: 9	H: 1 LOB: 0 BB: 0 P: 14	R: 0 E: 0 K: 1 S: 7	H: 0 LOB: 0 BB: 0 P: 9	R: 0 E: 0 K: 0 S: 11	H: 3 LOB: 2 BB: 0 P: 17	R: 2 E: 0 K: 0 S: 9	H: 2 LOB: 1 BB: 1 P: 16	R: 1 E: 0 K: 1 S: 7	H: 2 LOB: 1 BB: 0 P: 9	R: 0 E: 0 K: 0 S: 4	H: 0 LOB: 0 BB: 0 P: 6	R: 0 E: 0 K: 1 S: 8	H: 0 LOB: 0 BB: 0 P: 11	1B: 6 2B: 1 3B: 0 HR: 1	SF: 0 SAC: 0 DP: 1 HBP: 0	WP: 0 PB: 0 CS: 0	PA: 35							
PITCHER	IP	WLS	BF	H	R	ER	SO	BB	IBB	HBP	BLK	WP	HR	S	P	ERA	WHIP										
Jamie Moyer, L ERA: 4.08 (1, 1)	7.1	W	30	8	3	3	5	1	0	0	0	0	1	61	90	3.68	1.227										
Chris Bosio, R ERA: 6.0 (8, 1)	1.2		5	0	0	0	1	0	0	0	0	0	0	10	15	0.00	0.000										

Seattle Mariners @ New York Yankees
Yankee Stadium, Bronx, NY
Sat Aug 17 1996, 3:33 AM EDT
Att: 51,729 - Sunny - 80 F

AB 37
R 10
H 12
RBI 10
BB 3
SO 4
LOB 15



Seattle Mariners @ New York Yankees
Yankee Stadium, Bronx, NY
Sat Aug 17 1996, 3:33 AM EDT
Att: 51,729 - Sunny - 80 F

AB 34
R 3
H 8
RBI 3
BB 1
SO 6
LOB 10



Batter	1	2	3	4	5	6	7	8	9	AB	R	H	RBI	BB	SO	LOB	TOP			
Rich Amaral, R OBP: 0.404, SLG: 0.362	G5-3		G4-3			F7		F9		4	0	0	0	0	0	1	Seattle Mariners @ New York Yankees Yankee Stadium, Bronx, NY Mon Aug 19 1996, 7:05 PM EDT Att: 33,994 - Unknown - 76 F livebaseballscorecards.com			
Alex Rodriguez, R OBP: 0.414, SLG: 0.647	G6-3		K					G6-3		4	1	1	1	0	1	0				
Ken Griffey Jr., L OBP: 0.393, SLG: 0.654	HR		G4-3						G6-3	3	1	1	0	1	0	0				
Edgar Martinez, R OBP: 0.467, SLG: 0.652	HR								G3	2	1	0	0	2	0	1				
Jay Buhner, R OBP: 0.374, SLG: 0.577	HR								G6-3	4	1	1	3	0	1	2				
Brian Hunter, R OBP: 0.388, SLG: 0.484	F7								G6-3	4	0	0	0	0	0	2				
Dan Wilson, R OBP: 0.353, SLG: 0.472		G6-3								2	0	0	0	1	0	0				
Jeff Manto, R OBP: 0.286, SLG: 0.370		F9								3	0	0	0	0	1	1				
Joey Cora, S OBP: 0.335, SLG: 0.412										2	0	0	0	0	1	1				
Chris Widger, R (8, PH)										1	0	0	0	0	0	0				
Andy Sheets, R OBP: 0.286, SLG: 0.275										0	0	0	0	0	0	0				
Inning Stats	R: 3 E: 0 K: 0 S: 11	H: 2 LOB: 0 BB: 1 P: 23	R: 0 E: 0 K: 1 S: 9	H: 0 LOB: 0 BB: 0 P: 13	R: 0 E: 0 K: 1 S: 10	H: 0 LOB: 0 BB: 1 P: 16	R: 0 E: 0 K: 0 S: 6	H: 0 LOB: 0 BB: 1 P: 13	R: 0 E: 0 K: 1 S: 10	H: 0 LOB: 0 BB: 1 P: 16	R: 1 E: 0 K: 1 S: 13	H: 1 LOB: 0 BB: 0 P: 18	R: 0 E: 0 K: 0 S: 5	H: 0 LOB: 0 BB: 0 P: 9	R: 0 E: 0 K: 0 S: 6	H: 0 LOB: 1 BB: 1 P: 10	1B: 1 2B: 0 3B: 0 HR: 2	SF: 0 SAC: 0 DP: 1 HBP: 0	WP: 0 SB: 0 CS: 0	PA: 33
PITCHER Andy Pettitte, L ERA: 4.28	IP: 9.0 WLS: W BF: 33 H: 3 R: 4 ER: 4 SO: 4	BB: 4 IBB: 0 HBP: 0 BLK: 0	WP: 0 HR: 2 S: 75 P: 127	ERA: 4.00 WHIP: 0.778																

Batter	1	2	3	4	5	6	7	8	9	AB	R	H	RBI	BB	SO	LOB	BOTTOM			
Tim Lincecum, S OBP: 0.388, SLG: 0.398	G4-3		G4-3	K	K		F8			5	0	0	0	0	2	4	Seattle Mariners @ New York Yankees Yankee Stadium, Bronx, NY Mon Aug 19 1996, 7:05 PM EDT Att: 33,994 - Unknown - 76 F livebaseballscorecards.com			
Wade Boggs, L OBP: 0.392, SLG: 0.401	G4-3		1B		1B	G6-3		G4-3		5	2	2	0	0	0	0				
Daryl Strawberry, L OBP: 0.389, SLG: 0.533			1B							5	0	3	0	0	0	1				
Gerald Williams, R OBP: 0.320, SLG: 0.435			1B							0	1	0	0	0	0	0				
Cecil Fielder, R OBP: 0.359, SLG: 0.493			1B							5	2	4	1	0	0	1				
Andy Fox, L OBP: 0.273, SLG: 0.253	F7		1B							0	1	0	0	0	0	0				
Tino Martinez, L OBP: 0.375, SLG: 0.486										4	2	3	5	1	0	0				
Bernie Williams, S OBP: 0.382, SLG: 0.534										4	2	1	1	1	0	5				
2 Derek Jeter, R OBP: 0.371, SLG: 0.427										3	0	1	2	1	0	0				
Jim Leyritz, R OBP: 0.341, SLG: 0.358										4	0	2	1	0	0	1				
Pat Kelly, R OBP: 0.188, SLG: 0.133										4	0	0	0	0	3	4				
Inning Stats	R: 0 E: 0 K: 0 S: 7	H: 1 LOB: 1 BB: 0 P: 13	R: 1 E: 0 K: 0 S: 9	H: 1 LOB: 0 BB: 0 P: 17	R: 1 E: 0 K: 1 S: 15	H: 3 LOB: 3 BB: 1 P: 22	R: 0 E: 0 K: 1 S: 8	H: 1 LOB: 1 BB: 0 P: 10	R: 4 E: 0 K: 2 S: 21	H: 5 LOB: 2 BB: 1 P: 31	R: 1 E: 0 K: 0 S: 9	H: 1 LOB: 0 BB: 0 P: 16	R: 1 E: 0 K: 1 S: 12	H: 1 LOB: 1 BB: 1 P: 18	R: 2 E: 0 K: 0 S: 11	H: 3 LOB: 2 BB: 0 P: 13	1B: 11 2B: 2 3B: 0 HR: 3	SF: 0 SAC: 0 DP: 1 HBP: 0	WP: 1 SB: 0 CS: 0	PA: 42
PITCHER Rafael Carmona, R ERA: 4.7	IP: 4.1 WLS: L BF: 25 H: 10 R: 6 ER: 6 SO: 2	BB: 1 IBB: 1 HBP: 0 BLK: 0	WP: 1 HR: 1 S: 51 P: 84	ERA: 12.46 WHIP: 2.538																
Chris Bosio, R ERA: 6.25	IP: 3.2 WLS: L BF: 17 H: 6 R: 4 ER: 4 SO: 3	BB: 1 IBB: 0 HBP: 0 BLK: 0	WP: 0 HR: 2 S: 41 P: 56	ERA: 9.82 WHIP: 1.909																

Batter	1	2	3	4	5	6	7	8	9	AB	R	H	RBI	BB	SO	LOB	TOP										
Randy Velarde, R OBP: 0.376, SLG: 0.416 (1, 4)										4	0	1	0	1	2	0	California Angels @ New York Yankees Yankee Stadium, Bronx, NY Wed Aug 21 1996, 3:33 AM EDT Att: 27,811 - Cloudy - 74 F										
Gary Disarcina, R OBP: 0.288, SLG: 0.345 (1, 6)										4	1	2	1	0	0	0											
Tim Salmon, R OBP: 0.381, SLG: 0.514 (1, 9)										4	1	0	0	1	3	3											
Chili Davis, S OBP: 0.393, SLG: 0.524 (1, 10)										4	2	3	4	0	0	0											
Rex Hudler, R OBP: 0.351, SLG: 0.586 Jim Edmonds, L OBP: 0.392, SLG: 0.605 (1, 8)										3	0	1	0	0	0	2											
16 Garret Anderson, L OBP: 0.322, SLG: 0.424 (1, 7)										4	0	0	0	0	0	3											
Todd Greene, R OBP: 0.120, SLG: 0.208 (1, 2)										4	1	0	0	0	0	2											
J.T. Snow, L OBP: 0.339, SLG: 0.383 (1, 3)										3	1	0	0	1	1	0											
George Arias, R OBP: 0.294, SLG: 0.341 (1, 5)										4	1	1	1	0	1	0											
Inning Stats	R: 2 E: 0 K: 1 S: 8	H: 3 LOB: 1 BB: 0 P: 8	R: 0 E: 0 K: 0 S: 3	H: 0 LOB: 0 BB: 0 P: 3	R: 0 E: 0 K: 1 S: 5	H: 1 LOB: 0 BB: 0 P: 5	R: 0 E: 0 K: 0 S: 4	H: 1 LOB: 1 BB: 0 P: 4	R: 0 E: 0 K: 2 S: 7	H: 0 LOB: 0 BB: 0 P: 7	R: 0 E: 1 K: 0 S: 6	H: 0 LOB: 1 BB: 0 P: 6	R: 0 E: 0 K: 0 S: 3	H: 0 LOB: 0 BB: 0 P: 3	R: 0 E: 0 K: 2 S: 7	H: 0 LOB: 0 BB: 0 P: 7	R: 5 E: 0 K: 0 S: 7	H: 4 LOB: 2 BB: 3 P: 19	1B: 6 2B: 1 3B: 1 HR: 2	SF: 0 SAC: 1 DP: 1 HBP: 0	WP: 1 PB: 0 SB: 1 CS: 0	PA: 39					
PITCHER	IP	WLS	BF	H	R	ER	SO	BB	IBB	HBP	BLK	WP	HR	S	P	ERA	WHIP										
Jimmy Key, L ERA: 4.9 (1, 1)	7.0	L	26	5	2	2	5	0	0	0	0	0	1	36	36	2.57	0.714										
Jeff Nelson, R ERA: 4.5 (8, 1)	1.0		5	1	2	2	2	1	0	0	0	0	1	8	12	18.00	2.000										
Dale Polley, L ERA: 9.82 (9, 1)	0.2		4	1	0	0	0	1	0	0	0	0	0	3	7	0.00	3.000										
Bob Wickman, R ERA: 4.67 (9, 1)	0.1		4	2	3	3	0	1	0	0	0	1	0	3	7	81.00	9.000										

Batter	1	2	3	4	5	6	7	8	9	AB	R	H	RBI	BB	SO	LOB	BOTTOM										
2 Derek Jeter, R OBP: 0.371, SLG: 0.432 (1, 6)										4	1	2	1	0	0	2	California Angels @ New York Yankees Yankee Stadium, Bronx, NY Wed Aug 21 1996, 3:33 AM EDT Att: 27,811 - Cloudy - 74 F										
Wade Boggs, L OBP: 0.391, SLG: 0.397 (1, 5)										4	0	1	0	1	1	5											
Darryl Strawberry, L OBP: 0.381, SLG: 0.523 (1, 7)										5	0	1	0	0	1	5											
Cecil Fielder, R OBP: 0.358, SLG: 0.487 (1, 10)										4	0	0	0	0	1	3											
Tino Martinez, L OBP: 0.375, SLG: 0.484 Gerald Williams, R OBP: 0.319, SLG: 0.433 (1, 3)										4	0	1	0	0	0	0											
Bernie Williams, S OBP: 0.383, SLG: 0.530 (1, 8)										3	0	1	0	1	0	1											
Paul O'Neill, L OBP: 0.415, SLG: 0.460 (1, 9)										4	0	3	0	0	0	1											
Mariano Duncan, R OBP: 0.339, SLG: 0.479 Andy Fox, L OBP: 0.271, SLG: 0.252 (1, 4)										3	0	1	0	0	0	3											
Tim Raines, S OBP: 0.235, SLG: 0.133 Pat Kelly, R OBP: 0.357, SLG: 0.383 (1, 2)										4	0	3	0	0	0	1											
Inning Stats	R: 1 E: 0 K: 0 S: 3	H: 1 LOB: 0 BB: 1 P: 7	R: 0 E: 0 K: 0 S: 4	H: 1 LOB: 0 BB: 0 P: 4	R: 0 E: 0 K: 1 S: 7	H: 2 LOB: 2 BB: 0 P: 7	R: 0 E: 0 K: 0 S: 5	H: 3 LOB: 2 BB: 0 P: 5	R: 0 E: 0 K: 0 S: 2	H: 0 LOB: 0 BB: 1 P: 6	R: 0 E: 0 K: 0 S: 5	H: 1 LOB: 2 BB: 0 P: 5	R: 0 E: 0 K: 0 S: 5	H: 2 LOB: 2 BB: 0 P: 5	R: 0 E: 0 K: 2 S: 8	H: 1 LOB: 1 BB: 0 P: 8	1B: 10 2B: 3 3B: 0 HR: 1	SF: 0 SAC: 1 DP: 3 HBP: 0	WP: 0 PB: 0 SB: 0 CS: 1	PA: 39							
PITCHER	IP	WLS	BF	H	R	ER	SO	BB	IBB	HBP	BLK	WP	HR	S	P	ERA	WHIP										
Jason Dickson, R ERA: 1.42 (1, 1)	6.1	W	28	10	1	1	1	2	0	0	0	0	1	28	36	1.42	1.895										
Mike Holtz, L ERA: 0.53 (7, 1)	1.0		4	1	0	0	0	0	0	0	0	0	0	4	4	0.00	1.000										
Troy Percival, R ERA: 2.08 (8, 1)	1.2	S	7	2	0	0	2	0	0	0	0	0	0	11	11	0.00	1.200										

Batter	1	2	3	4	5	6	7	8	9	AB	R	H	RBI	BB	SO	LOB	TOP			
Randy Velarde, R OBP: 0.377, SLG: 0.417 (1, 4)										4	2	1	0	2	0	1	California Angels @ New York Yankees Yankee Stadium, Bronx, NY Thu Aug 22 1996, 7:05 PM EDT Att: 27,191 - Unknown - 82 F AB 41 R 12 H 14 RBI 11 BB 7 SO 3 LOB 21			
Jim Edmonds, L OBP: 0.397, SLG: 0.614 (1, 8)										4	3	2	3	2	0	1				
Tim Salmon, R OBP: 0.360, SLG: 0.511 Orlando Palmeiro, L OBP: 0.342, SLG: 0.354 (8, PH) (8, 9)						K				3	0	0	0	1	1	3				
Chili Davis, S OBP: 0.397, SLG: 0.527 (1, 10)										3	1	2	1	2	0	0				
16 Garret Anderson, L OBP: 0.321, SLG: 0.421 (1, 7)			K							5	2	1	2	0	1	4				
George Arias, R OBP: 0.292, SLG: 0.337 (1, 5)					K					5	0	1	1	0	1	5				
Gary Disarcina, R OBP: 0.292, SLG: 0.353 (1, 6)										5	2	3	2	0	0	1				
J.T. Snow, L OBP: 0.339, SLG: 0.383 Rex Hudler, R OBP: 0.351, SLG: 0.586 (9, 3)										5	1	2	1	0	0	1				
Todd Greene, R OBP: 0.167, SLG: 0.241 (1, 2)										5	1	2	1	0	0	2				
Inning Stats	R: 5 E: 0 K: 0 S: 18	H: 4 LOB: 1 BB: 2 P: 39	R: 0 E: 0 K: 0 S: 5	H: 0 LOB: 0 BB: 0 P: 5	R: 0 E: 0 K: 1 S: 7	H: 0 LOB: 0 BB: 0 P: 9	R: 0 E: 0 K: 0 S: 5	H: 0 LOB: 0 BB: 0 P: 9	R: 1 E: 0 K: 1 S: 8	H: 2 LOB: 2 BB: 1 P: 18	R: 0 E: 0 K: 0 S: 5	H: 1 LOB: 1 BB: 0 P: 7	R: 0 E: 0 K: 0 S: 8	H: 1 LOB: 1 BB: 0 P: 13	R: 0 E: 0 K: 0 S: 7	H: 1 LOB: 3 BB: 2 P: 19		1B: 8 2B: 5 3B: 1 HR: 0	SF: 0 SAC: 0 DP: 0 HBP: 0	WP: 1 PB: 0 SB: 0 CS: 0
PITCHER	IP WLS BF H R ER SO BB IBB HBP BLK WP HR S P ERA WHIP																			
Kenny Rogers, L ERA: 4.96 (1, 1)	5.0 L 28 9 10 10 2 3 1 0 0 0 1 0 48 89 18.00 2.400																			
Dave Pavias, R ERA: 2.7 (6, 1)	3.0 14 4 2 1 1 1 0 0 0 0 0 27 43 3.00 1.667																			
Dale Polley, L ERA: 9.19 (9, 1)	1.0 6 1 0 0 0 2 0 0 0 0 0 7 19 0.00 3.000																			

Batter	1	2	3	4	5	6	7	8	9	AB	R	H	RBI	BB	SO	LOB	BOTTOM					
2 Derek Jeter, R OBP: 0.370, SLG: 0.429 (1, 6)			K							3	0	0	0	1	1	0	California Angels @ New York Yankees Yankee Stadium, Bronx, NY Thu Aug 22 1996, 7:05 PM EDT Att: 27,191 - Unknown - 82 F AB 30 R 3 H 6 RBI 3 BB 3 SO 4 LOB 8					
Joe Girardi, R OBP: 0.353, SLG: 0.379 (1, 2)										4	0	0	0	0	0	1						
Paul O'Neill, L OBP: 0.415, SLG: 0.467 (1, 9)										4	2	2	1	0	0	0						
Cecil Fielder, R OBP: 0.357, SLG: 0.485 (1, 10)										4	0	1	0	0	0	1						
Bernie Williams, S OBP: 0.386, SLG: 0.531 (1, 8)										3	1	2	0	1	0	0						
Tino Martinez, L OBP: 0.375, SLG: 0.483 Andy Fox, L OBP: 0.275, SLG: 0.252 (8, 5)										3	0	1	0	0	1	2						
Tim Raines, S OBP: 0.372, SLG: 0.386 (1, 7)										2	0	0	2	0	0	1						
Jim Leyritz, R OBP: 0.345, SLG: 0.372 (8, 3)										4	0	0	0	0	2	3						
Pat Kelly, R OBP: 0.200, SLG: 0.111 (1, 4)										3	0	0	0	0	0	0						
Inning Stats	R: 0 E: 0 K: 0 S: 6	H: 0 LOB: 0 BB: 0 P: 9	R: 1 E: 0 K: 1 S: 9	H: 2 LOB: 1 BB: 0 P: 15	R: 0 E: 0 K: 1 S: 8	H: 0 LOB: 0 BB: 0 P: 14	R: 1 E: 0 K: 0 S: 11	H: 3 LOB: 1 BB: 0 P: 16	R: 0 E: 0 K: 0 S: 6	H: 0 LOB: 0 BB: 0 P: 10	R: 0 E: 0 K: 0 S: 5	H: 0 LOB: 0 BB: 0 P: 8	R: 0 E: 0 K: 1 S: 7	H: 0 LOB: 0 BB: 0 P: 9	R: 0 E: 0 K: 0 S: 5	H: 0 LOB: 1 BB: 1 P: 11		R: 1 E: 0 K: 1 S: 9	H: 1 LOB: 2 BB: 2 P: 21	1B: 5 2B: 0 3B: 0 HR: 1	SF: 2 SAC: 0 DP: 1 HBP: 0	WP: 0 PB: 0 SB: 0 CS: 0
PITCHER	IP WLS BF H R ER SO BB IBB HBP BLK WP HR S P ERA WHIP																					
Chuck Finley, L ERA: 4.61 (1, 1)	7.0 W 25 5 2 2 3 0 0 0 0 0 0 14 32 2.57 0.714																					
Greg Gohr, R ERA: 7.13 (8, 1)	2.0 10 1 1 1 1 3 0 0 0 0 0 0 14 32 4.50 2.000																					

Batter	1	2	3	4	5	6	7	8	9	AB	R	H	RBI	BB	SO	LOB	TOP										
Tony Batista, R OBP: 0.319, SLG: 0.384 (1,4)	G5-3		K			1B 2B	FC4-6		HBP 1B BB	4	2	1	0	1	1	1	Oakland Athletics @ New York Yankees Yankee Stadium, Bronx, NY Sun Aug 25 1996, 3:33 AM EDT Att: 50,808 - Sunny - 80 F AB 35 R 6 H 10 RBI 6 BB 5 SO 10 LOB 17										
Jason Giambi, L OBP: 0.397, SLG: 0.519 (1,7)	K		G4-3			2B 1B	G4-3		K	4	1	1	0	0	1	1											
Phil Plantier, L OBP: 0.306, SLG: 0.350 (7,7)	K					2B 1B	G4-3		K	1	0	0	0	0	1	1											
Scott Brosius, R OBP: 0.429, SLG: 0.601 (1,5)	K				F8	F8			K	4	0	0	0	0	2	2											
Mark McGwire, R OBP: 0.477, SLG: 0.771 (1,3)		HR				1B BB	1B 2B		BB BB	3	2	3	4	2	0	0											
Gerónimo Berroa, R OBP: 0.338, SLG: 0.553 (1,10)		FC6 BB				1B BB	1B		FC6-4 1B	4	0	2	0	1	1	3											
Brian Leshar, R OBP: 0.500, SLG: 0.333 (1,9)	K				G6-4-3	G6-4-3				3	0	1	1	1	1	3											
Ernie Young, R OBP: 0.316, SLG: 0.407 (1,8)	F8					G6-4-3	G6-4-3		K	4	0	0	0	0	1	5											
Mike Bordick, R OBP: 0.291, SLG: 0.306 (9,PH)	FC6					K				3	0	0	0	0	1	1											
Matt Stairs, L OBP: 0.355, SLG: 0.545 (9,PH)										1	1	1	1	0	0	0											
Rafael Bourquard, R OBP: 0.290, SLG: 0.310 (9,6)										0	0	0	0	0	0	0											
Izzy Molina, R OBP: 0.357, SLG: 0.385 (1,2)			P2			P2			K	4	0	1	0	0	1	0											
Inning Stats	R: 0 E: 0 K: 2 S: 9	H: 0 LOB: 0 BB: 0 P: 14	R: 1 E: 0 K: 1 S: 10	H: 1 LOB: 1 BB: 1 P: 17	R: 0 E: 0 K: 1 S: 14	H: 0 LOB: 0 BB: 0 P: 20	R: 0 E: 0 K: 0 S: 9	H: 1 LOB: 1 BB: 1 P: 15	R: 0 E: 0 K: 1 S: 9	H: 0 LOB: 0 BB: 0 P: 12	R: 3 E: 0 K: 0 S: 15	H: 5 LOB: 1 BB: 0 P: 22	R: 0 E: 0 K: 0 S: 12	H: 1 LOB: 2 BB: 0 P: 20	R: 0 E: 0 K: 3 S: 18	H: 0 LOB: 2 BB: 2 P: 33	R: 2 E: 0 K: 2 S: 14	H: 2 LOB: 2 BB: 1 P: 23	1B: 7 2B: 1 3B: 0 HR: 2	SF: 0 SAC: 0 DP: 2 HBP: 1	WP: 0 PB: 0 SB: 0 CS: 0	PA: 41					
PITCHER	IP	WLS	BF	H	R	ER	SO	BB	IBB	HBP	BLK	WP	HR	S	P	ERA	WHIP										
Andy Pettitte, L ERA: 4.32 (1,1)	7.0		29	8	4	4	5	2	0	0	0	0	1	78	120	5.14	1.429										
Jeff Nelson, R ERA: 4.75 (8,1)	1.1	L	8	1	2	2	4	3	0	0	0	0	1	26	48	13.50	3.000										
Dale Polley, L ERA: 8.82 (9,1)	0.1		1	0	0	1	1	0	0	0	0	0	0	3	3	0.00	0.000										
Dave Pavias, R ERA: 2.53 (9,1)	0.1		3	1	0	0	0	0	0	1	0	0	0	3	5	0.00	3.000										

Batter	1	2	3	4	5	6	7	8	9	AB	R	H	RBI	BB	SO	LOB	BOTTOM										
Derek Jeter, R OBP: 0.368, SLG: 0.423 (1,6)	1B G4-3		G6-3		G4-3		G4-3		FC6-4	5	1	1	0	0	0	3	Oakland Athletics @ New York Yankees Yankee Stadium, Bronx, NY Sun Aug 25 1996, 3:33 AM EDT Att: 50,808 - Sunny - 80 F AB 35 R 4 H 10 RBI 4 BB 0 SO 3 LOB 16										
Wade Boggs, L OBP: 0.390, SLG: 0.398 (1,5)	F7		G4-3		G6-3		G1-3			4	0	0	0	0	0	3											
Darryl Strawberry, L OBP: 0.371, SLG: 0.528 (1,7)	G4-3				K				F7	4	1	1	1	0	1	1											
Cecil Fielder, R OBP: 0.356, SLG: 0.490 (1,3)	1B 2H		F7						F8	4	0	2	1	0	0	0											
Tino Martinez, L OBP: 0.370, SLG: 0.480 (1,10)	G3				K		L8		HR	4	1	1	1	0	1	2											
Bernie Williams, S OBP: 0.387, SLG: 0.529 (1,8)		G3-1			G4-3 1B		K		G4-3	4	1	1	0	0	1	1											
Paul O'Neill, L OBP: 0.415, SLG: 0.470 (1,9)					G4-3		F8		G3	4	0	1	0	0	0	2											
Jim Leyritz, R OBP: 0.352, SLG: 0.378 (7,PR)										2	0	2	1	0	0	0											
Joe Girardi, R OBP: 0.351, SLG: 0.376 (8,2)									FC6-4 1B	1	0	1	0	0	0	0											
Luis Sojo, R OBP: 0.243, SLG: 0.266 (9,PH)										2	0	0	0	0	0	3											
Tim Raines, S OBP: 0.369, SLG: 0.382 (9,PH)									F7	1	0	0	0	0	0	1											
Inning Stats	R: 1 E: 0 K: 0 S: 9	H: 2 LOB: 1 BB: 0 P: 16	R: 0 E: 0 K: 0 S: 6	H: 1 LOB: 0 BB: 0 P: 10	R: 1 E: 0 K: 0 S: 8	H: 1 LOB: 0 BB: 0 P: 13	R: 1 E: 0 K: 1 S: 13	H: 2 LOB: 1 BB: 0 P: 20	R: 0 E: 0 K: 1 S: 7	H: 0 LOB: 0 BB: 0 P: 9	R: 0 E: 0 K: 1 S: 10	H: 1 LOB: 1 BB: 0 P: 15	R: 0 E: 0 K: 0 S: 8	H: 1 LOB: 2 BB: 0 P: 12	R: 1 E: 0 K: 0 S: 9	H: 1 LOB: 0 BB: 0 P: 15	R: 0 E: 0 K: 0 S: 9	H: 1 LOB: 1 BB: 0 P: 12	1B: 7 2B: 1 3B: 0 HR: 2	SF: 0 SAC: 1 DP: 1 HBP: 1	WP: 0 PB: 0 SB: 0 CS: 0	PA: 37					
PITCHER	IP	WLS	BF	H	R	ER	SO	BB	IBB	HBP	BLK	WP	HR	S	P	ERA	WHIP										
Willie Adams, R ERA: 4.38 (1,1)	6.2		28	8	3	3	3	0	0	0	0	0	1	58	91	4.05	1.200										
Mike Monner, L ERA: 3.31 (7,1)	1.2	W	6	1	1	1	0	0	0	0	0	0	1	14	22	5.40	0.600										
Mark Acre, R ERA: 6.14 (9,1)	0.2	S	3	1	0	0	0	0	0	0	0	0	0	7	9	0.00	1.500										



Batter	1	2	3	4	5	6	7	8	9	AB	R	H	RBI	BB	SO	LOB	TOP										
Tim Raines, S OBP: 0.365, SLG: 0.377	G6-3		1B		K			K		4	0	1	0	0	2	2	New York Yankees @ Seattle Mariners The Kingdome, Seattle, WA Mon Aug 26 1996, 10:05 PM EDT Att: 32,857 - Dome - 68 F										
2 Derek Jeter, R OBP: 0.367, SLG: 0.420	G5-3		K			P4		CS BB		3	0	0	0	1	1												
Bernie Williams, S OBP: 0.386, SLG: 0.525	BB			G5-3		G6-3		F8		3	0	0	0	1	0												
Cecil Fielder, R OBP: 0.354, SLG: 0.486	K			P3		K			K2-3	4	0	0	0	0	3	1											
Tino Martinez, L OBP: 0.369, SLG: 0.481		F7		K					G4-3	4	1	1	0	0	1	0											
Daryl Strawberry, L OBP: 0.371, SLG: 0.524	G6-3				K					3	0	1	0	0	1	0											
Ruben Rivera, R OBP: 0.403, SLG: 0.417									K	1	0	0	0	0	1	0											
Mariano Duncan, R OBP: 0.335, SLG: 0.476	K				G4-3			SF4		2	0	0	1	0	1	0											
Jim Leyritz, R OBP: 0.352, SLG: 0.377			F8			G5-3				3	0	1	0	0	0	1											
Luis Sojo, R OBP: 0.244, SLG: 0.267			B2				F7			3	0	1	0	0	0	2											
Inning Stats	R: 0 E: 0 K: 1 S: 10	H: 0 LOB: 1 BB: 1 P: 19	R: 0 E: 0 K: 1 S: 7	H: 0 LOB: 0 BB: 0 P: 9	R: 0 E: 0 K: 1 S: 9	H: 1 LOB: 1 BB: 0 P: 14	R: 0 E: 0 K: 1 S: 8	H: 0 LOB: 0 BB: 0 P: 13	R: 0 E: 0 K: 2 S: 15	H: 2 LOB: 2 BB: 0 P: 26	R: 0 E: 0 K: 1 S: 7	H: 0 LOB: 0 BB: 0 P: 15	R: 1 E: 0 K: 0 S: 12	H: 2 LOB: 2 BB: 0 P: 21	R: 0 E: 0 K: 1 S: 8	H: 0 LOB: 0 BB: 1 P: 14	R: 0 E: 0 K: 2 S: 10	H: 0 LOB: 0 BB: 0 P: 14	1B: 4 2B: 1 3B: 0 HR: 0	SF: 1 SAC: 0 DP: 0 HBP: 0	WP: 0 PB: 0 SB: 1 CS: 1	PA: 33					
PITCHER	IP	WLS	BF	H	R	ER	SO	BB	IBB	HBP	BLK	WP	HR	S	P	ERA	WHIP										
Sterling Hitchcock, L ERA: 5.18	(1, 1)	7.0	27	5	1	1	7	1	0	0	0	0	0	68	117	1.29	0.857										
Bobby Ayala, R ERA: 5.29	(8, 1)	1.1	W	4	0	0	2	1	0	0	0	0	0	12	18	0.00	0.750										
Norm Charlton, L ERA: 4.63	(9, 1)	0.2	S	2	0	0	1	0	0	0	0	0	0	6	10	0.00	0.000										

Batter	1	2	3	4	5	6	7	8	9	AB	R	H	RBI	BB	SO	LOB	BOTTOM										
Rich Amaral, R OBP: 0.393, SLG: 0.351	K		F9		K					3	0	0	0	0	2	2	New York Yankees @ Seattle Mariners The Kingdome, Seattle, WA Mon Aug 26 1996, 10:05 PM EDT Att: 32,857 - Dome - 68 F										
Joey Cora, S OBP: 0.332, SLG: 0.403										1	0	0	0	0	0	1											
Alex Rodriguez, R OBP: 0.416, SLG: 0.662				F8	F8			F9		4	0	1	0	0	0	2											
Ken Griffey Jr., L OBP: 0.388, SLG: 0.643	L3			2B		P2		BB BB		3	2	1	0	1	0	1											
Edgar Martinez, R OBP: 0.471, SLG: 0.638	G3-1				2B			BB BB		3	0	2	1	1	0	1											
Jay Buhner, R OBP: 0.367, SLG: 0.558					K			BB BB		4	0	1	1	0	3	2											
Brian Hunter, R OBP: 0.359, SLG: 0.467								BB BB		3	0	0	0	0	0	2											
Doug Strange, S OBP: 0.285, SLG: 0.313	F9							BB BB		1	0	1	0	0	0	0											
Paul Sorrento, L OBP: 0.372, SLG: 0.530								BB BB		0	0	0	0	0	0	0											
Dan Wilson, R OBP: 0.350, SLG: 0.462	G6-3				SH1-4 1B			G6-3		4	0	1	0	0	0	2											
Mark Whiten, S OBP: 0.377, SLG: 0.441			L7		SH1-4 1B					3	0	2	0	0	0	0											
Andy Sheets, R OBP: 0.273, SLG: 0.273			F8		SH1-4					2	0	0	0	0	0	1											
Inning Stats	R: 0 E: 0 K: 1 S: 16	H: 1 LOB: 1 BB: 0 P: 24	R: 0 E: 0 K: 1 S: 6	H: 0 LOB: 0 BB: 0 P: 11	R: 0 E: 0 K: 0 S: 6	H: 0 LOB: 0 BB: 0 P: 9	R: 1 E: 0 K: 1 S: 9	H: 2 LOB: 1 BB: 0 P: 14	R: 0 E: 0 K: 1 S: 12	H: 2 LOB: 2 BB: 0 P: 17	R: 0 E: 0 K: 1 S: 12	H: 1 LOB: 1 BB: 0 P: 17	R: 0 E: 0 K: 0 S: 7	H: 1 LOB: 1 BB: 0 P: 12	R: 1 E: 0 K: 0 S: 10	H: 2 LOB: 2 BB: 2 P: 20	1B: 6 2B: 2 3B: 1 HR: 0	SF: 0 SAC: 1 DP: 0 HBP: 0	WP: 0 PB: 0 SB: 0 CS: 0	PA: 34							
PITCHER	IP	WLS	BF	H	R	ER	SO	BB	IBB	HBP	BLK	WP	HR	S	P	ERA	WHIP										
Jimmy Key, L ERA: 4.89	(1, 1)	0.1	2	1	0	0	1	0	0	0	0	0	0	8	14	0.00	3.000										
Brian Boehringer, R ERA: 5.6	(1, 1)	7.0	27	6	1	1	4	0	0	0	0	0	0	63	94	1.29	0.857										
Graeme Lloyd, L ERA: 3.31	(8, 1)	0.0	L	1	0	0	0	1	0	0	0	0	0	2	6	∞	∞										
Dave Pavlas, R ERA: 2.38	(8, 1)	0.2	4	2	1	1	0	1	0	0	0	0	0	5	10	13.50	4.500										

AB	30
R	1
H	5
RBI	1
BB	2
SO	10
LOB	8



AB	31
R	2
H	9
RBI	2
BB	2
SO	5
LOB	14



Batter	1	2	3	4	5	6	7	8	9	AB	R	H	RBI	BB	SO	LOB	TOP																					
2 Derek Jeter, R OBP: 0.366, SLG: 0.418 (1, 6)	G4-3		1B		G1-3		G5-3			4	0	1	0	0	0	0	New York Yankees @ Seattle Mariners The Kingdome, Seattle, WA Tue Aug 27 1996, 10:05 PM EDT Att: 32,975 - Dome - 68 F																					
Wade Boggs, L OBP: 0.385, SLG: 0.396 (1, 5)	L7		1B			K		G4-3		4	0	1	1	0	1	0																						
Paul O'Neill, L OBP: 0.414, SLG: 0.470 (1, 9)	F7		F9			HR	2B	K		4	1	1	0	0	1	2																						
Cecil Fielder, R OBP: 0.353, SLG: 0.484 (1, 10)		G5-3		G6-3		F9		1B		4	0	1	0	0	0	1																						
Bernie Williams, S OBP: 0.385, SLG: 0.522 (1, 8)	G6-3			L6		HR	IBB	P4		3	1	0	0	1	0	1																						
Tino Martinez, L OBP: 0.370, SLG: 0.487 (1, 3)	G4-3			1B		HR		P3		4	1	2	3	0	0	0																						
Daryl Strawberry, L OBP: 0.370, SLG: 0.517 (1, 7)			CS	1B				G1-3		2	0	0	0	1	1	1																						
Ruben Rivera, R OBP: 0.403, SLG: 0.417 (6, 7)			BB		G3					0	0	0	0	0	0	0																						
Tim Lincecum, S OBP: 0.382, SLG: 0.374 (9, PH)						K				1	0	0	0	0	0	0																						
Mariano Duncan, R OBP: 0.334, SLG: 0.473 (1, 4)			2B	1B		G1-3		G4-3		4	1	1	0	0	0	0																						
Joe Girardi, R OBP: 0.348, SLG: 0.372 (1, 2)			K		L3		G1-3			3	0	0	0	0	1	2																						
Inning Stats	R: 0 E: 0 K: 0 S: 6	H: 0 LOB: 0 BB: 0 P: 10	R: 0 E: 0 K: 0 S: 9	H: 0 LOB: 0 BB: 0 P: 15	R: 1 E: 0 K: 1 S: 12	H: 3 LOB: 2 BB: 1 P: 21	R: 0 E: 0 K: 0 S: 6	H: 1 LOB: 1 BB: 0 P: 10	R: 0 E: 0 K: 0 S: 5	H: 0 LOB: 0 BB: 0 P: 7	R: 3 E: 0 K: 2 S: 14	H: 2 LOB: 0 BB: 1 P: 29	R: 0 E: 0 K: 0 S: 9	H: 0 LOB: 0 BB: 0 P: 13	R: 0 E: 0 K: 1 S: 12	H: 1 LOB: 1 BB: 0 P: 22	R: 0 E: 0 K: 0 S: 8	H: 0 LOB: 0 BB: 0 P: 9	1B: 5 2B: 1 3B: 0 HR: 1	SF: 0 SAC: 0 DP: 0 HBP: 0	WP: 0 PB: 0 CS: 1	PA: 35																
PITCHER	IP	WLS	BF	H	R	ER	SO	BB	IBB	HBP	BLK	WP	HR	S	P	ERA	WHIP	PITCHER				IP	WLS	BF	H	R	ER	SO	BB	IBB	HBP	BLK	WP	HR	S	P	ERA	WHIP
Jamie Moyer, L ERA: 4.12 (1, 1)	6.0	W	25	6	4	4	3	1	1	0	0	0	1	52	92	6.00	1.167					6.0	W	25	6	4	4	3	1	1	0	0	0	1	52	92	6.00	1.167
Rafael Carmona, R ERA: 4.57 (7, 1)	1.0		3	0	0	0	0	0	0	0	0	0	0	9	13	0.00	0.000					1.0		3	0	0	0	0	0	0	0	0	0	9	13	0.00	0.000	
Norm Charlton, L ERA: 4.53 (8, 1)	1.1		5	1	0	0	1	0	0	0	0	0	0	15	25	0.00	0.750					1.1		5	1	0	0	1	0	0	0	0	15	25	0.00	0.750		
Michael Jackson, R ERA: 3.99 (9, 1)	0.2		2	0	0	0	0	0	0	0	0	0	0	5	6	0.00	0.000					0.2		2	0	0	0	0	0	0	0	5	6	0.00	0.000			

AB	33
R	4
H	7
RBI	4
BB	2
SO	4
LOB	7



Batter	1	2	3	4	5	6	7	8	9	AB	R	H	RBI	BB	SO	LOB	BOTTOM																					
Rich Amaral, R OBP: 0.394, SLG: 0.362 (1, 4)	F7		F8			HR		S		3	2	1	1	1	0	0	New York Yankees @ Seattle Mariners The Kingdome, Seattle, WA Tue Aug 27 1996, 10:05 PM EDT Att: 32,975 - Dome - 68 F																					
Joey Cora, S OBP: 0.332, SLG: 0.403 (9, 4)								SF9	BB	0	0	0	0	0	0	0																						
Alex Rodriguez, R OBP: 0.417, SLG: 0.662 (1, 6)	F7		K			G3-1	1B	S	BB	3	2	1	0	1	1	0																						
Ken Griffey Jr., L OBP: 0.387, SLG: 0.640 (1, 8)					K	G3-1		SF9		2	0	0	1	0	1	1																						
Edgar Martinez, R OBP: 0.471, SLG: 0.636 (1, 10)	F8			G6-3		HR	1B	HR	BB	3	1	1	1	1	0	1																						
Jay Buhner, R OBP: 0.368, SLG: 0.559 (1, 9)			K		1B	HR	1B	SF8		3	1	2	1	0	1	0																						
Brian Hunter, R OBP: 0.395, SLG: 0.462 (1, 3)						HR	1B	G1-3		2	0	0	0	0	1	1																						
Doug Strange, S OBP: 0.285, SLG: 0.313 (6, PH)	G6-3									0	0	0	0	0	0	0																						
Jeff Manto, R OBP: 0.320, SLG: 0.417 (6, PH)										1	1	1	3	0	0	0																						
Paul Sorrento, L OBP: 0.372, SLG: 0.528 (7, 3)						HR				1	0	0	0	0	0	1																						
Dan Wilson, R OBP: 0.349, SLG: 0.459 (1, 2)						K	E5			3	0	0	0	1	2	0																						
Mark Whiten, S OBP: 0.373, SLG: 0.436 (1, 7)		L4				L5	L7			4	0	0	0	0	1	2																						
Andy Sheets, R OBP: 0.263, SLG: 0.262 (1, 5)			K			K	K			4	0	0	0	0	4	1																						
Inning Stats	R: 0 E: 0 K: 0 S: 7	H: 0 LOB: 1 BB: 0 P: 13	R: 0 E: 0 K: 1 S: 6	H: 0 LOB: 1 BB: 1 P: 12	R: 0 E: 0 K: 2 S: 10	H: 0 LOB: 0 BB: 0 P: 17	R: 0 E: 0 K: 2 S: 11	H: 1 LOB: 1 BB: 0 P: 19	R: 0 E: 0 K: 2 S: 7	H: 0 LOB: 0 BB: 0 P: 8	R: 5 E: 1 K: 1 S: 12	H: 5 LOB: 1 BB: 0 P: 22	R: 2 E: 0 K: 0 S: 14	H: 0 LOB: 1 BB: 3 P: 33	R: 0 E: 0 K: 3 S: 9	H: 0 LOB: 0 BB: 0 P: 12	1B: 3 2B: 1 3B: 0 HR: 2	SF: 2 SAC: 0 DP: 0 HBP: 1	WP: 0 PB: 0 CS: 0	PA: 36																		
PITCHER	IP	WLS	BF	H	R	ER	SO	BB	IBB	HBP	BLK	WP	HR	S	P	ERA	WHIP	PITCHER				IP	WLS	BF	H	R	ER	SO	BB	IBB	HBP	BLK	WP	HR	S	P	ERA	WHIP
Kenny Rogers, L ERA: 4.97 (1, 1)	5.1		22	4	3	3	7	1	0	1	0	0	1	45	73	5.06	0.938					5.1		22	4	3	3	7	1	0	1	45	73	5.06	0.938			
Jeff Nelson, R ERA: 4.9 (6, 1)	0.0		1	1	0	0	0	0	0	0	0	0	0	1	3							0.0		1	1	0	0	0	0	0	1	3						
Graeme Lloyd, L ERA: 3.76 (6, 1)	1.0	L	8	1	4	4	1	3	0	0	0	0	1	15	37	36.00	4.000					1.0	L	8	1	4	4	1	3	0	0	0	1	15	37	36.00	4.000	
Dale Polley, L ERA: 8.47 (7, 1)	0.2		2	0	0	0	0	0	0	0	0	0	0	6	11	0.00	0.000					0.2		2	0	0	0	0	0	0	6	11	0.00	0.000				
42 Mariano Rivera, R ERA: 1.91 (8, 1)	1.0		3	0	0	0	3	0	0	0	0	0	0	9	12	0.00	0.000					1.0		3	0	0	0	3	0	0	0	9	12	0.00	0.000			



Batter	1	2	3	4	5	6	7	8	9	AB	R	H	RBI	BB	SO	LOB	TOP										
Tim Raines, S (1, 7) OBP: 0.364, SLG: 0.369	G5-3		FC6-4		K		1B		BB	4	0	1	0	1	1	2	New York Yankees @ Seattle Mariners The Kingdome, Seattle, WA Wed Aug 28 1996, 10:05 PM EDT Att: 30,952 - Dome - 68 F										
Wade Boggs, L (1, 5) OBP: 0.385, SLG: 0.396	L7		SF8		1B		F7		BB	3	0	1	2	1	0	2											
Paul O'Neill, L (1, 9) Ruben Rivera, R (8, PH) OBP: 0.391, SLG: 0.400 (8, 9)	K		FC4-6		F7			K	F8	3	0	0	0	0	1	2											
Cecil Fielder, R (1, 10) OBP: 0.354, SLG: 0.484					K			P4		4	0	2	0	0	1	0											
Bernie Williams, S (1, 8) OBP: 0.382, SLG: 0.517					G5-3			G5-3		4	0	0	0	0	0	2											
Tino Martinez, L (1, 3) OBP: 0.373, SLG: 0.487					FC5					2	0	1	0	2	0	0											
Derek Jeter, R (1, 6) OBP: 0.367, SLG: 0.419					1B					4	1	2	0	0	0	3											
Joe Girardi, R (1, 2) OBP: 0.347, SLG: 0.371					SF8					4	1	1	0	0	0	4											
Luis Sojo, R (1, 4) OBP: 0.244, SLG: 0.266					1B					4	0	1	0	0	0	2											
Inning Stats	R: 0 E: 0 K: 1 S: 9	H: 0 LOB: 0 BB: 0 P: 18	R: 0 E: 0 K: 0 S: 10	H: 2 LOB: 1 BB: 0 P: 13	R: 1 E: 0 K: 0 S: 9	H: 2 LOB: 1 BB: 0 P: 13	R: 0 E: 0 K: 1 S: 10	H: 1 LOB: 2 BB: 1 P: 17	R: 0 E: 0 K: 0 S: 4	H: 1 LOB: 1 BB: 0 P: 6	R: 0 E: 0 K: 0 S: 7	H: 2 LOB: 2 BB: 0 P: 11	R: 0 E: 0 K: 1 S: 7	H: 0 LOB: 0 BB: 0 P: 11	R: 1 E: 1 K: 0 S: 17	H: 0 LOB: 3 BB: 3 P: 31		1B: 9 2B: 0 3B: 0 HR: 0	SF: 1 SAC: 0 DP: 2 HBP: 0	WP: 0 PB: 0 SB: 0 CS: 0	PA: 39						
PITCHER	IP	WLS	BF	H	R	ER	SO	BB	IBB	HBP	BLK	WP	HR	S	P	ERA	WHIP										
Terry Mulholland, L (1, 1) ERA: 4.74	7.0	W	29	9	1	1	3	1	0	0	0	0	0	68	102	1.29	1.429										
Tim Davis, L (8, 1) ERA: 4.35	1.2		6	0	1	0	1	1	0	0	0	0	0	10	18	0.00	0.600										
40 Greg McCarthy, L (9, 1) ERA:	0.1		4	0	0	0	0	2	0	0	0	0	0	14	24	0.00	6.000										

Batter	1	2	3	4	5	6	7	8	9	AB	R	H	RBI	BB	SO	LOB	BOTTOM										
Joey Cora, S (1, 4) OBP: 0.335, SLG: 0.404	P2									4	2	2	0	0	0	1	New York Yankees @ Seattle Mariners The Kingdome, Seattle, WA Wed Aug 28 1996, 10:05 PM EDT Att: 30,952 - Dome - 68 F										
Andy Sheets, R (8, FR) OBP: 0.263, SLG: 0.262 (9, 4)	F9									0	1	0	0	0	0	0											
Alex Rodriguez, R (1, 6) OBP: 0.418, SLG: 0.669	F7									4	2	2	2	1	0	0											
Ken Griffey Jr., L (1, 8) OBP: 0.391, SLG: 0.640	1B									2	2	1	0	3	1	1											
Edgar Martinez, R (1, 10) OBP: 0.470, SLG: 0.633	BB									2	0	0	2	2	1	2											
Jay Buhner, R (1, 9) OBP: 0.368, SLG: 0.563	K									4	1	1	3	0	1	6											
Paul Sorrento, L (1, 3) OBP: 0.371, SLG: 0.525										4	0	1	1	0	2	0											
Mark Whiten, S (1, 7) OBP: 0.372, SLG: 0.443										4	1	1	1	0	1	0											
Doug Strange, S (1, 5) OBP: 0.290, SLG: 0.341										4	1	2	1	0	0	0											
John Marzano, R (1, 2) OBP: 0.337, SLG: 0.310										4	0	0	0	0	0	1											
Dan Wilson, R (8, 2) OBP: 0.349, SLG: 0.459	L7									0	0	0	0	0	0	0											
Inning Stats	R: 0 E: 0 K: 1 S: 13	H: 1 LOB: 2 BB: 1 P: 28	R: 1 E: 0 K: 0 S: 9	H: 2 LOB: 0 BB: 0 P: 18	R: 1 E: 0 K: 1 S: 10	H: 1 LOB: 2 BB: 1 P: 20	R: 2 E: 0 K: 0 S: 10	H: 2 LOB: 3 BB: 3 P: 27	R: 0 E: 0 K: 1 S: 6	H: 0 LOB: 0 BB: 0 P: 10	R: 4 E: 0 K: 1 S: 12	H: 3 LOB: 1 BB: 1 P: 24	R: 0 E: 0 K: 1 S: 5	H: 0 LOB: 0 BB: 0 P: 7	R: 2 E: 0 K: 1 S: 8	H: 1 LOB: 1 BB: 0 P: 15	1B: 4 2B: 2 3B: 0 HR: 4	SF: 1 SAC: 0 DP: 0 HBP: 2	WP: 1 PB: 0 SB: 1 CS: 0	PA: 41							
PITCHER	IP	WLS	BF	H	R	ER	SO	BB	IBB	HBP	BLK	WP	HR	S	P	ERA	WHIP										
Dwight Gooden, R (1, 1) ERA: 4.53	5.2	L	32	9	8	8	3	5	1	1	0	0	3	57	123	12.71	2.471										
Jeff Nelson, R (6, 1) ERA: 4.94	1.1		5	0	1	1	2	0	0	1	0	0	0	8	13	6.75	0.000										
Dale Polley, L (8, 1) ERA: 8.5	1.0		4	1	1	1	1	0	0	0	0	0	1	8	13	9.00	1.000										



Batter	1	2	3	4	5	6	7	8	9	AB	R	H	RBI	BB	SO	LOB	TOP				
Wade Boggs, L (1.5) OBP: 0.388, SLG: 0.395 Andy Fox, L (8, PR) OBP: 0.276, SLG: 0.253 (8.5)	L3		P7		G6-3			1B		4	0	1	0	0	0	2	New York Yankees @ California Angels Anaheim Stadium, Anaheim, CA Thu Aug 29 1996, 10:05 PM EDT Att: 19,755 - Unknown - 90 F livebaseballscorecards.com				
Bernie Williams, S (1.8) OBP: 0.383, SLG: 0.521	F8		L9		2H			1B		4	0	2	1	0	0	1					
Daryl Strawberry, L (1.7) OBP: 0.397, SLG: 0.507 Ruben Rivera, R (8.7)	BB				F7			F7		3	0	0	0	1	0	3					
Cecil Fielder, R (1.10) OBP: 0.352, SLG: 0.480	K				F7			K		4	0	0	0	0	3	3					
Tino Martinez, L (1.3) OBP: 0.370, SLG: 0.483	K				G3			F8		4	0	0	0	0	2	2					
Paul O'Neill, L (1.9) OBP: 0.413, SLG: 0.466	G6-3				FC6-4			G6-3		3	0	1	0	1	0	0					
Mariano Duncan, R (1.4) Luis Sojo, R (8.4) OBP: 0.244, SLG: 0.265	K				FC6-4			G6-3		3	1	0	0	0	1	1					
Joe Girardi, R (1.2) OBP: 0.349, SLG: 0.379					1-H			L7		3	1	1	2	1	1	1					
2 Derek Jeter, R (1.6) OBP: 0.367, SLG: 0.418	K				G6-3			K		4	1	1	0	0	2	2					
Inning Stats	R: 0 E: 0 K: 1 S: 7	H: 0 LOB: 1 BB: 1 P: 18	R: 0 E: 0 K: 2 S: 7	H: 0 LOB: 3 BB: 0 P: 8	R: 0 E: 0 K: 1 S: 8	H: 0 LOB: 1 BB: 1 P: 18	R: 0 E: 0 K: 0 S: 5	H: 0 LOB: 0 BB: 0 P: 8	R: 3 E: 0 K: 0 S: 18	H: 3 LOB: 1 BB: 1 P: 36	R: 0 E: 0 K: 2 S: 8	H: 0 LOB: 0 BB: 0 P: 13	R: 0 E: 0 K: 1 S: 5	H: 2 LOB: 2 BB: 0 P: 5	R: 0 E: 0 K: 1 S: 11	H: 1 LOB: 1 BB: 0 P: 11		1B: 4 2B: 0 3B: 1 HR: 1	SF: 0 SAC: 0 DP: 0 HBP: 0	WP: 0 PB: 0 CS: 0	PA: 36
PITCHER	IP	WLS	BF	H	R	ER	SO	BB	IBB	HBP	BLK	WP	HR	S	P	ERA	WHIP				
Pep Harris, R (1.1) ERA: 6.14	4.2		20	3	3	3	4	3	0	0	0	0	1	42	83	5.79	1.286				
Mike Holtz, L (5.1) ERA: 0.71	2.1	W	7	0	0	0	3	0	0	0	0	0	0	16	23	0.00	0.000				
Jason Grimsley, R (8.1) ERA: 7.01	2.0		9	3	0	0	2	0	0	0	0	0	0	19	29	0.00	1.500				

Batter	1	2	3	4	5	6	7	8	9	AB	R	H	RBI	BB	SO	LOB	BOTTOM				
Randy Velarde, R (1.4) OBP: 0.375, SLG: 0.413	E8	1B			HR			K		4	2	2	1	1	2	1	New York Yankees @ California Angels Anaheim Stadium, Anaheim, CA Thu Aug 29 1996, 10:05 PM EDT Att: 19,755 - Unknown - 90 F livebaseballscorecards.com				
Jim Edmonds, L (1.8) OBP: 0.396, SLG: 0.625	B1	K			HR			K		5	2	2	3	0	2	5					
Chili Davis, S (1.10) OBP: 0.395, SLG: 0.517	16 HR	BB			F7			G3		3	2	0	0	2	0	4					
J.T. Snow, L (1.3) OBP: 0.338, SLG: 0.388	16 HR	BB			L7			16 2B		4	3	2	1	1	1	3					
16 Garret Anderson, L (1.7) OBP: 0.319, SLG: 0.424	HR				F8			2B		5	3	3	7	0	0	0					
Jack Howell, L (1.5) OBP: 0.313, SLG: 0.510 George Arias, R (6.5) OBP: 0.281, SLG: 0.322	P6				G1-3			F8		3	0	0	0	0	0	0					
Orlando Palmeiro, L (1.9) OBP: 0.375, SLG: 0.408	G5-3				K			2B		4	0	2	2	1	1	0					
Jorge Fabregas, L (1.2) OBP: 0.329, SLG: 0.328	BB	2B			K			G3		5	0	1	0	0	1	3					
Gary Disarcina, R (1.6) OBP: 0.294, SLG: 0.357	BB	1B			S			1B		5	2	3	0	0	2	1					
Inning Stats	R: 4 E: 1 K: 0 S: 14	H: 2 LOB: 0 BB: 2 P: 27	R: 0 E: 0 K: 2 S: 18	H: 2 LOB: 3 BB: 1 P: 30	R: 0 E: 0 K: 1 S: 12	H: 0 LOB: 0 BB: 0 P: 16	R: 3 E: 0 K: 1 S: 17	H: 3 LOB: 0 BB: 0 P: 26	R: 0 E: 0 K: 0 S: 10	H: 0 LOB: 1 BB: 1 P: 14	R: 5 E: 0 K: 1 S: 13	H: 5 LOB: 1 BB: 1 P: 22	R: 0 E: 0 K: 3 S: 11	H: 0 LOB: 1 BB: 0 P: 16	R: 2 E: 0 K: 1 S: 10	H: 3 LOB: 1 BB: 0 P: 19		1B: 5 2B: 7 3B: 1 HR: 2	SF: 0 SAC: 0 DP: 0 HBP: 0	WP: 2 PB: 0 CS: 0	PA: 45
PITCHER	IP	WLS	BF	H	R	ER	SO	BB	IBB	HBP	BLK	WP	HR	S	P	ERA	WHIP				
Wally Whitehurst, R (1.1) ERA: 6.75	1.0	L	9	4	4	4	0	2	0	0	0	0	1	19	34	36.000	6.000				
Brian Boehringer, R (2.1) ERA: 5.97	4.1		19	4	4	4	5	2	0	0	0	0	1	56	85	8.31	1.385				
Graeme Lloyd, L (6.1) ERA: 4.44	0.0		4	3	3	3	0	0	1	0	0	1	0	3	8	∞	∞				
Dave Pavlas, R (6.1) ERA: 3.21	2.2		13	4	3	3	4	0	0	0	0	1	0	27	43	10.12	1.500				

Batter	1	2	3	4	5	6	7	8	9	AB	R	H	RBI	BB	SO	LOB	TOP										
Wade Boggs, L (1, 5) OBP: 0.388, SLG: 0.394 Andy Fox, L (4, 5) OBP: 0.273, SLG: 0.250	4-0 2B 6-3 BB	0-0 F8			0-0 4-3		0-0 3-1			1	1	0	0	1	0	1											
Bernie Williams, S (1, 8) OBP: 0.380, SLG: 0.517	0-0 F9		0-0 1-3		0-0 2-3			0-0 F8		4	0	0	0	0	0	1											
Paul O'Neill, L (1, 9) OBP: 0.413, SLG: 0.468	0-0 1-3 HR		0-0 F9		0-0 F8			0-0 1B		4	1	2	0	0	0	0											
Cecil Fielder, R (1, 10) OBP: 0.349, SLG: 0.476	0-0 6-3		0-3 K		0-3 K			0-3 K		4	0	0	1	0	3	2											
Tino Martinez, L (1, 3) OBP: 0.369, SLG: 0.487	0-0 2H HR			0-0 F7		0-0 G3		0-3 K		4	1	1	2	0	1	1											
Daryl Strawberry, L (1, 7) OBP: 0.372, SLG: 0.526 Ruben Rivera, R (7, 7) OBP: 0.385, SLG: 0.392	0-0 3-1			4-0 CS BB			0-0 HR		0-3 K	2	1	1	1	1	0	0											
Mariano Duncan, R (1, 4) OBP: 0.333, SLG: 0.481		0-0 2B		0-0 1-2 HR			0-0 P6		0-3 K	4	1	2	1	0	1	0											
Jim Leyritz, R (1, 2) OBP: 0.351, SLG: 0.388		0-3 K		0-0 4-3			0-0 HR		0-0 L1	4	1	1	1	0	1	1											
2 Derek Jeter, R (1, 6) OBP: 0.364, SLG: 0.415		0-0 5-3			0-0 F8		0-3 K			3	0	0	0	0	1	1											
Inning Stats	R: 3 E: 0 K: 0 S: 5	H: 2 LOB: 0 BB: 1 P: 9	R: 0 E: 0 K: 1 S: 6	H: 1 LOB: 1 BB: 0 P: 6	R: 0 E: 0 K: 1 S: 5	H: 0 LOB: 0 BB: 0 P: 5	R: 1 E: 0 K: 0 S: 3	H: 1 LOB: 0 BB: 1 P: 7	R: 0 E: 0 K: 0 S: 3	H: 0 LOB: 0 BB: 0 P: 3	R: 0 E: 0 K: 1 S: 5	H: 0 LOB: 0 BB: 0 P: 5	R: 2 E: 0 K: 1 S: 7	H: 2 LOB: 0 BB: 0 P: 7	R: 0 E: 0 K: 2 S: 8	H: 1 LOB: 1 BB: 0 P: 8	R: 0 E: 0 K: 2 S: 7	H: 0 LOB: 0 BB: 0 P: 7	1B: 1 2B: 2 3B: 0 HR: 4	SF: 0 SAC: 0 DP: 0 HBP: 0	WP: 0 PB: 0 CS: 1	PA: 35					
PITCHER	IP	WLS	BF	H	R	ER	SO	BB	IBB	HBP	BLK	WP	HR	S	P	ERA	WHIP										
Dennis Springer, R (1, 1) ERA: 5.4	6.1	L	26	6	6	6	3	2	0	0	0	0	4	30	38	8.53	1.263										
Chuck McElroy, L (7, 1) ERA: 4.02	1.2		6	1	0	0	3	0	0	0	0	0	0	12	12	0.00	0.600										
Mike James, R (9, 1) ERA: 2.78	1.0		3	0	0	0	2	0	0	0	0	0	0	7	7	0.00	0.000										

New York Yankees @ California Angels
Anaheim Stadium, Anaheim, CA
Fri Aug 30 1996, 10:05 PM EDT
Att: 27,084 - Unknown - 88 F

AB 33
R 6
H 7
RBI 6
BB 2
SO 8
LOB 7

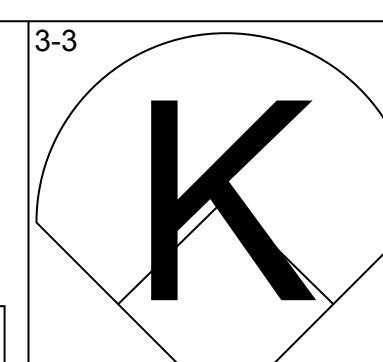
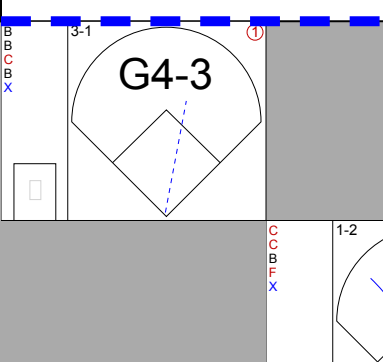
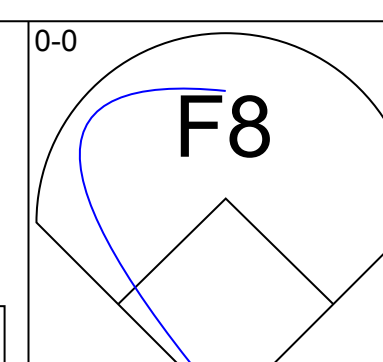
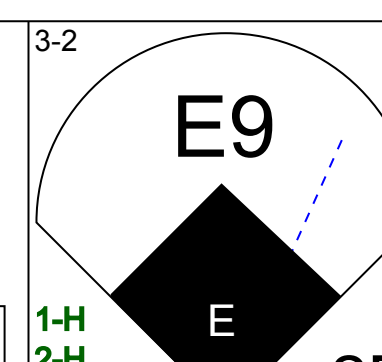
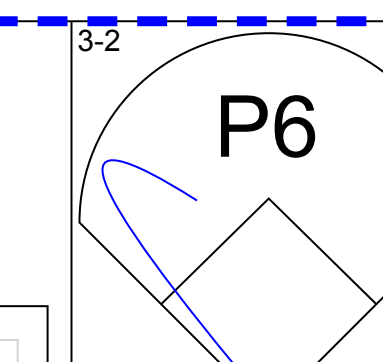
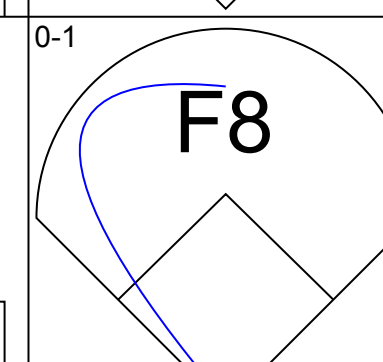
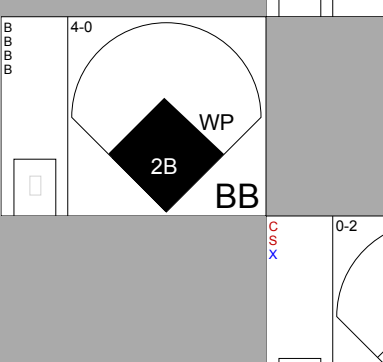
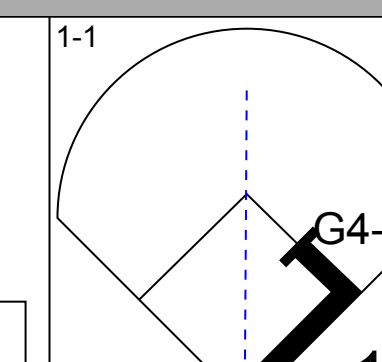
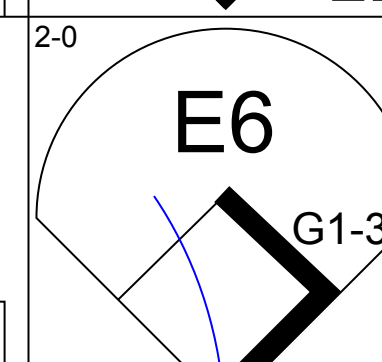
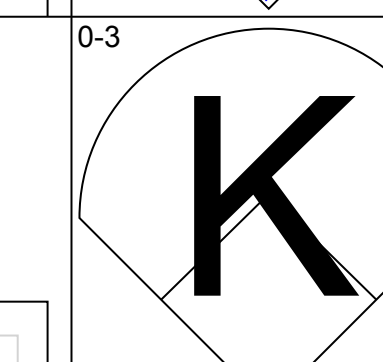
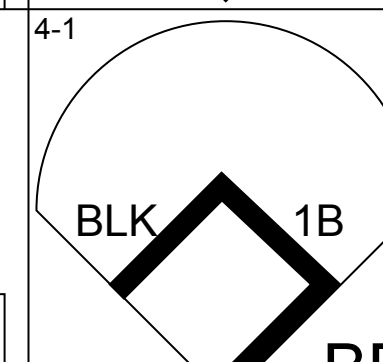
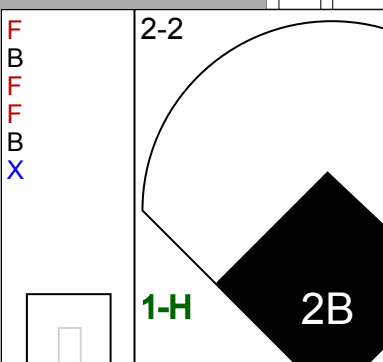
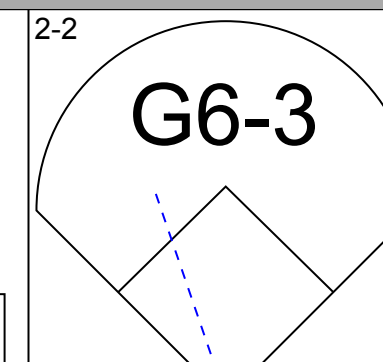
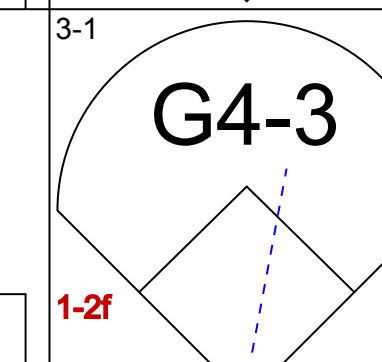
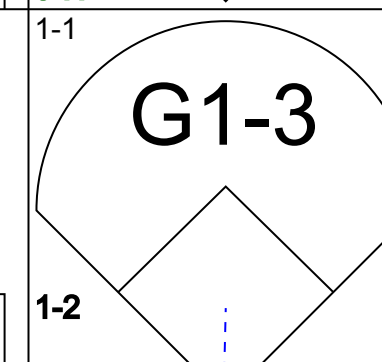
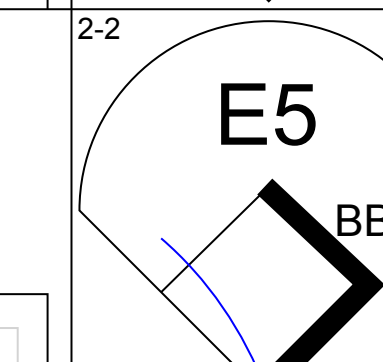
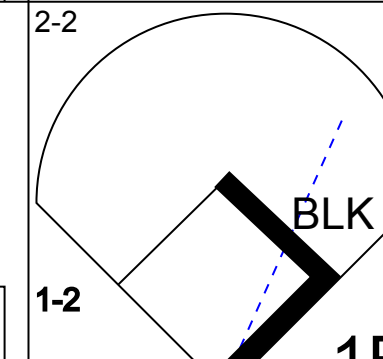
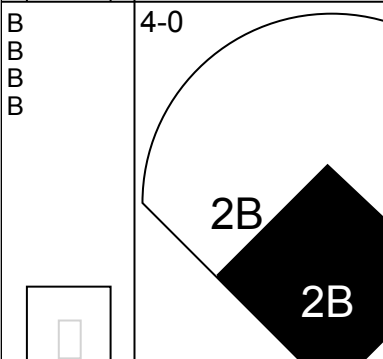
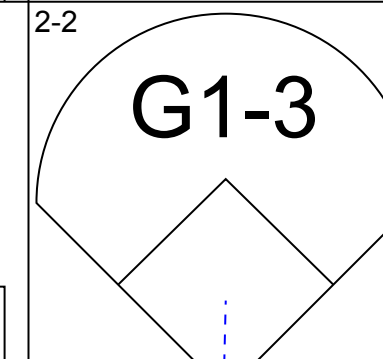
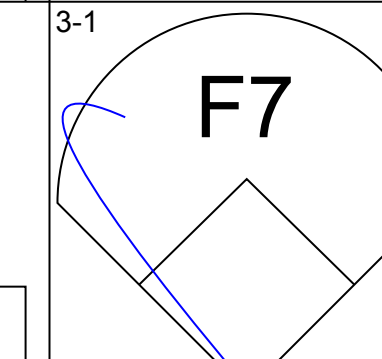
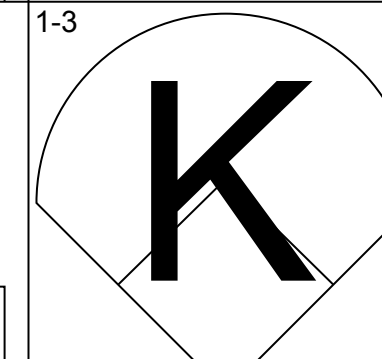
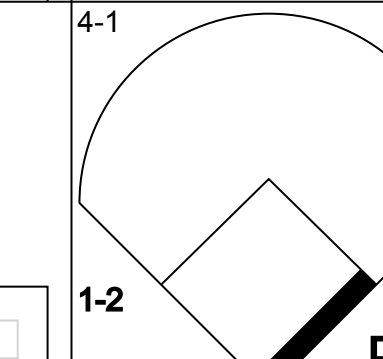
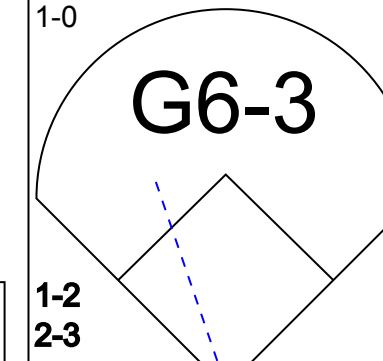
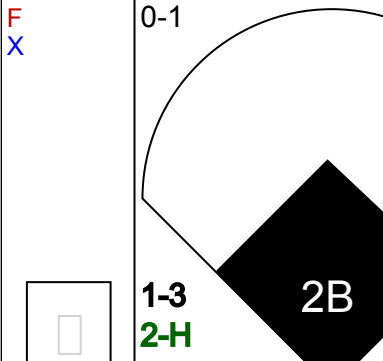
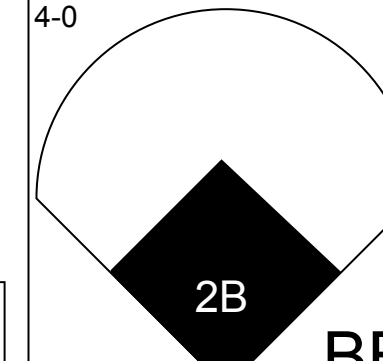
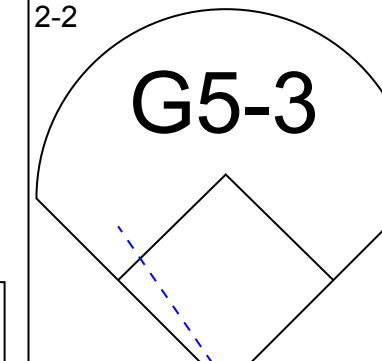
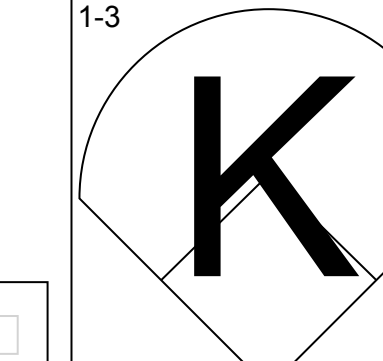

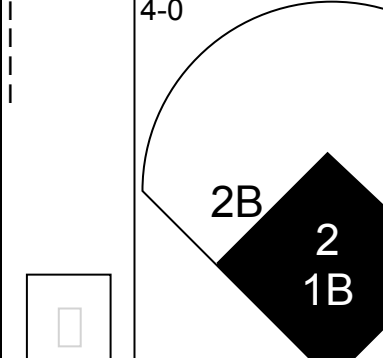
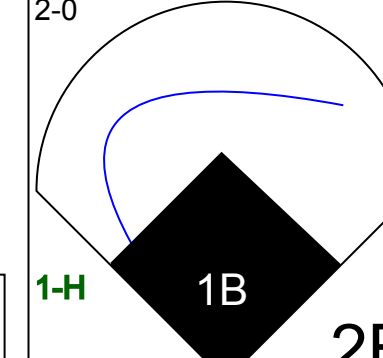



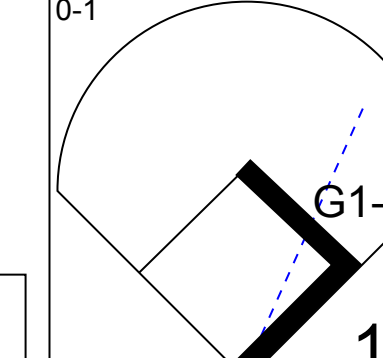
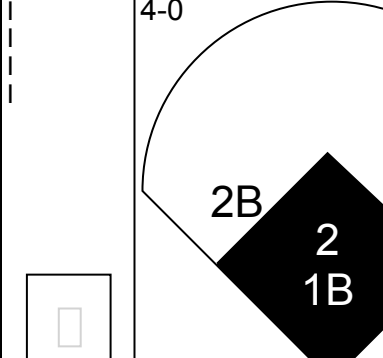
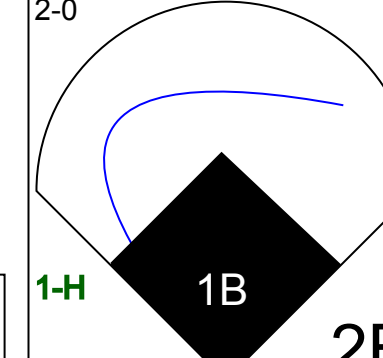




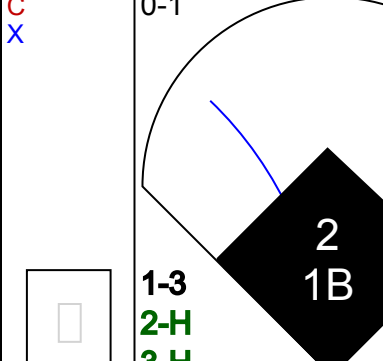
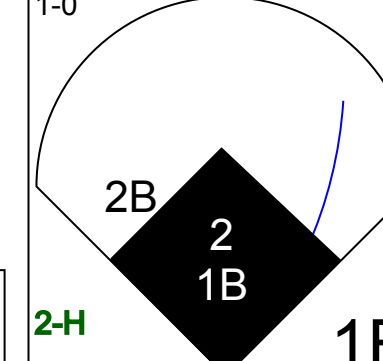




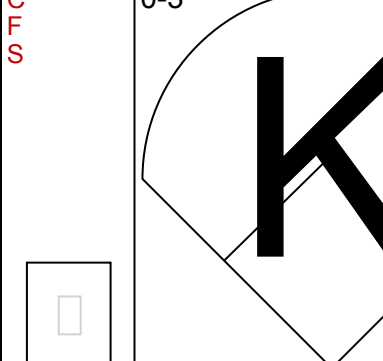
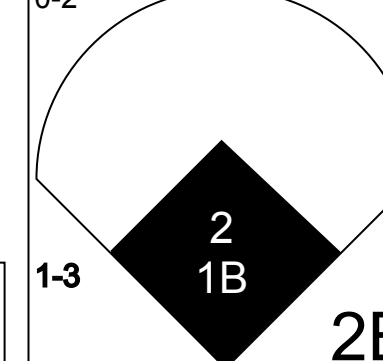

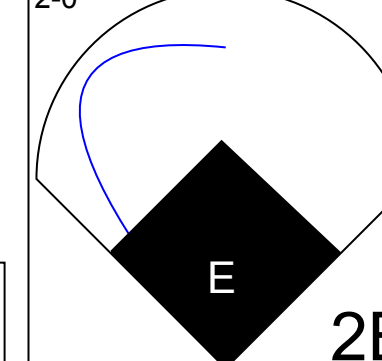


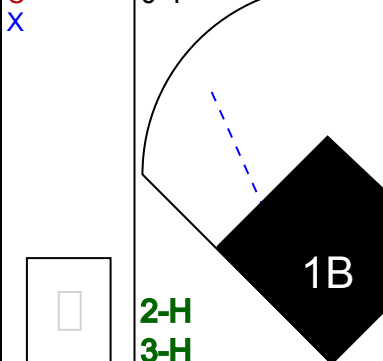
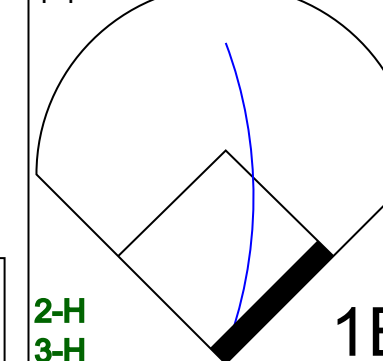

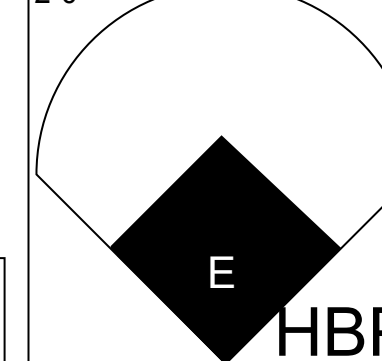



Batter	1	2	3	4	5	6	7	8	9	AB	R	H	RBI	BB	SO	LOB	BOTTOM										
Randy Velarde, R (1, 4) OBP: 0.377, SLG: 0.422	0-0 4-3 2B		0-0 F8	0-0 6-3			0-0 HR		4-0 BB	4	1	2	1	1	0	1											
Jim Edmonds, L (1, 8) OBP: 0.393, SLG: 0.625	0-0 4-3		0-0 3B		0-0 P5		0-3 K		0-3 K	5	0	1	0	0	2	2											
Tim Salmon, R (1, 9) OBP: 0.378, SLG: 0.503	0-0 1-3		1-0 HBP		0-0 E6 FC4-6		0-0 F9			3	0	0	0	0	0	1											
Chili Davis, S (1, 10) OBP: 0.394, SLG: 0.513	4-0 BB		0-3 K		0-0 F7		0-0 6-3			3	0	0	0	1	1	3											
16 Garret Anderson, L (1, 7) OBP: 0.316, SLG: 0.420	0-3 K2-3		0-3 K		0-0 FC4-6			0-3 K		4	0	0	0	0	3	5											
J.T. Snow, L (1, 3) OBP: 0.335, SLG: 0.385		0-3 K		0-3 K		0-0 F8		0-0 5-3		4	0	0	0	0	2	0											
Gary Disarcina, R (1, 6) OBP: 0.295, SLG: 0.359		0-0 1-3		0-0 F9 1B		0-0 L6 1B		0-0 5-3		4	1	2	0	0	0	0											
Jorge Fabregas, L (1, 2) OBP: 0.332, SLG: 0.332		0-0 WP 1B		0-0 F9		0-0 1-2 1B			0-0 6-3	4	0	2	0	0	0	1											
George Arias, R (1, 5) OBP: 0.281, SLG: 0.323 Jack Howell, L (9, PH) OBP: 0.310, SLG: 0.505		0-0 F8		0-0 3H 1B		0-0 L6		0-3 K		3	0	1	1	0	0	3											
Inning Stats	R: 0 E: 0 K: 1 S: 6	H: 1 LOB: 2 BB: 1 P: 10	R: 0 E: 0 K: 1 S: 6	H: 1 LOB: 1 BB: 0 P: 6	R: 0 E: 0 K: 2 S: 8	H: 1 LOB: 2 BB: 0 P: 9	R: 1 E: 0 K: 1 S: 7	H: 2 LOB: 1 BB: 0 P: 7	R: 0 E: 1 K: 0 S: 4	H: 0 LOB: 1 BB: 0 P: 4	R: 0 E: 0 K: 0 S: 4	H: 2 LOB: 1 BB: 0 P: 4	R: 1 E: 0 K: 1 S: 6	H: 1 LOB: 0 BB: 0 P: 6	R: 0 E: 0 K: 1 S: 5	H: 0 LOB: 0 BB: 0 P: 5	R: 0 E: 0 K: 2 S: 7	H: 0 LOB: 1 BB: 1 P: 11	1B: 5 2B: 2 3B: 1 HR: 1	SF: 0 SAC: 0 DP: 1 HBP: 1	WP: 1 PB: 0 CS: 0	PA: 38					
PITCHER	IP	WLS	BF	H	R	ER	SO	BB	IBB	HBP	BLK	WP	HR	S	P	ERA	WHIP										
Andy Pettitte, L (1, 1) ERA: 4.23	8.0	W	34	8	2	2	7	1	0	1	0	0	1	46	51	2.25	1.125										
42 Mariano Rivera, R (9, 1) ERA: 1.89	1.0		4	0	0	0	2	1	0	0	0	0	0	7	11	0.00	1.000										

New York Yankees @ California Angels
Anaheim Stadium, Anaheim, CA
Fri Aug 30 1996, 10:05 PM EDT
Att: 27,084 - Unknown - 88 F

AB 35
R 2
H 8
RBI 2
BB 2
SO 9
LOB 16

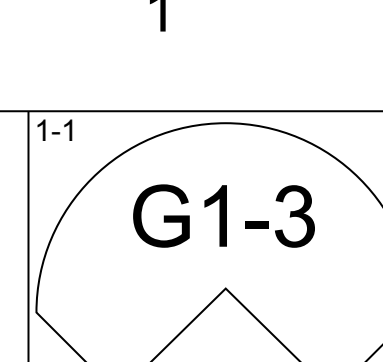
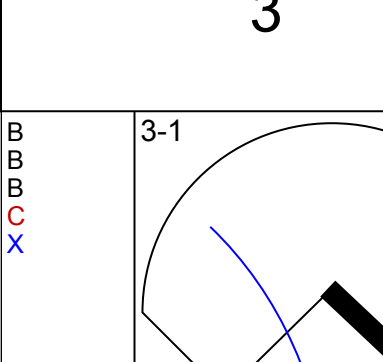
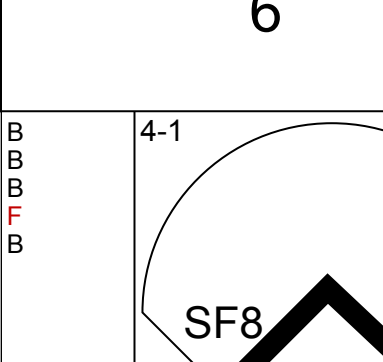
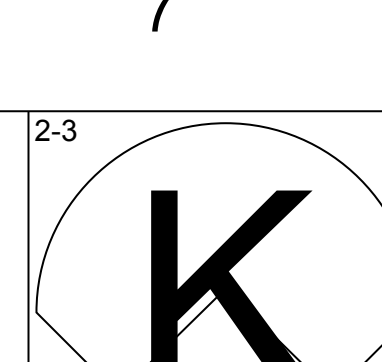
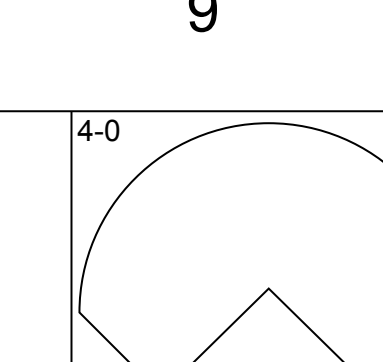
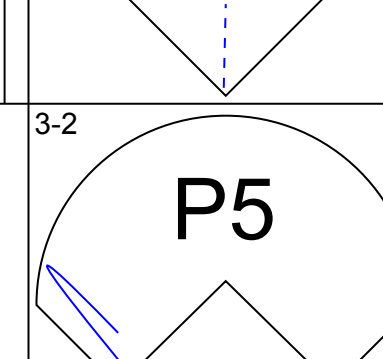
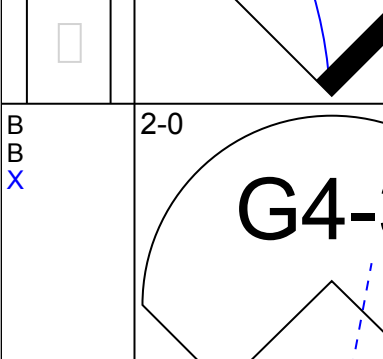
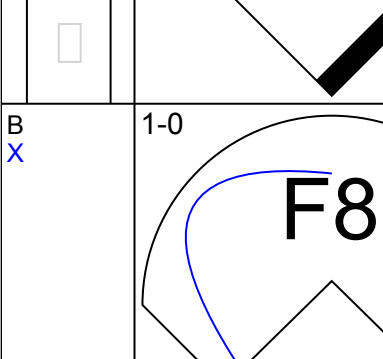
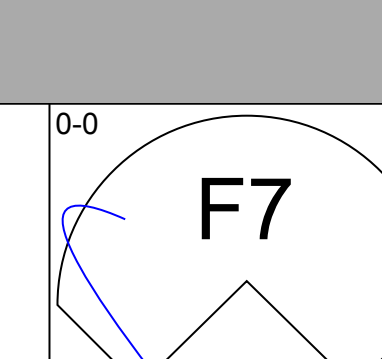
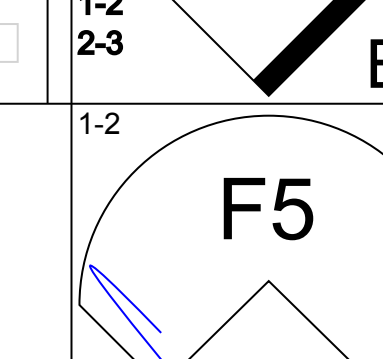
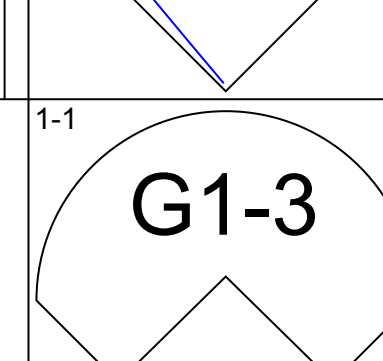
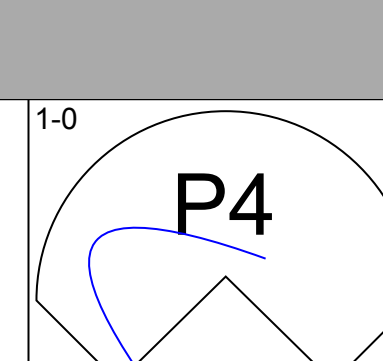
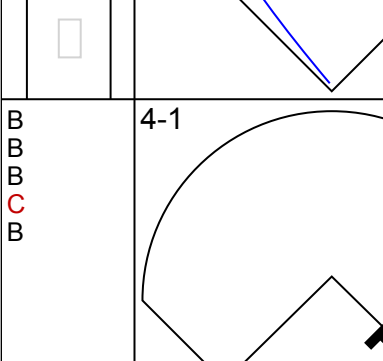
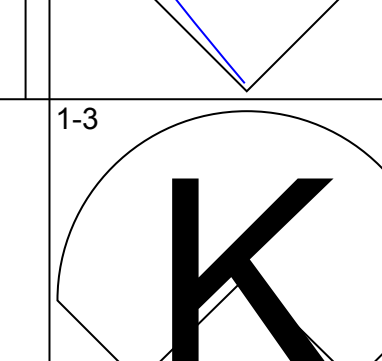
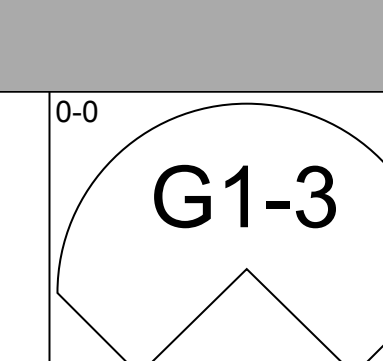
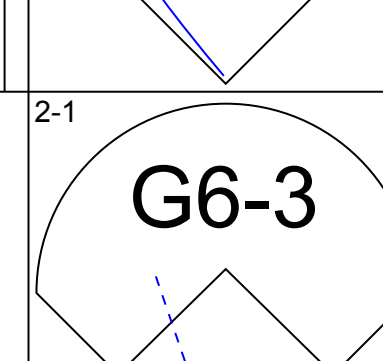
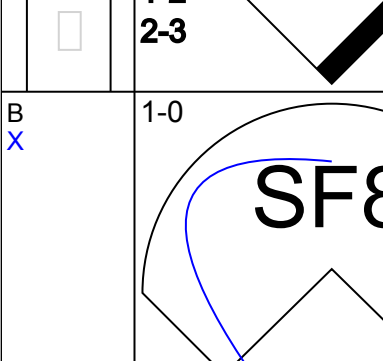
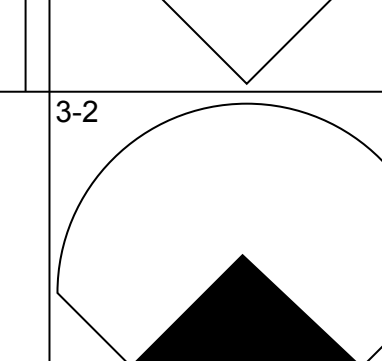

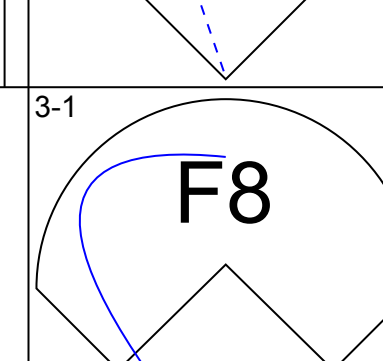
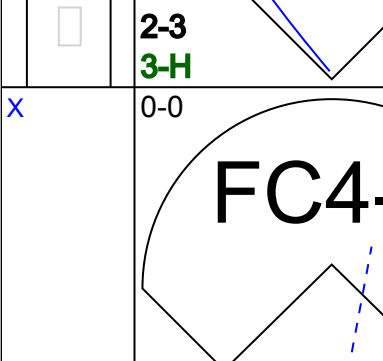
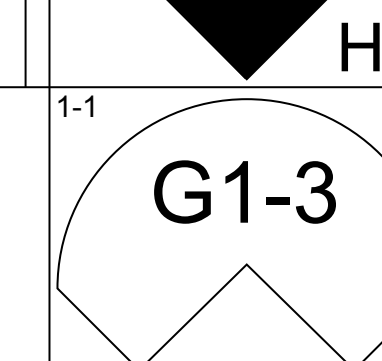

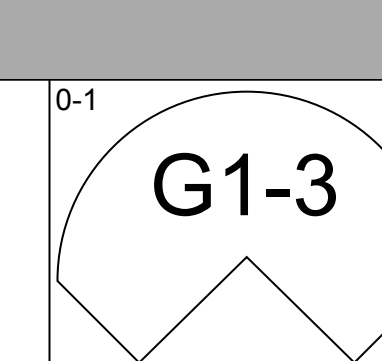
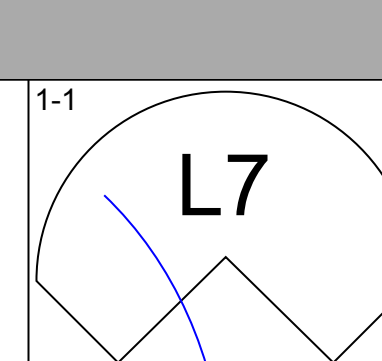
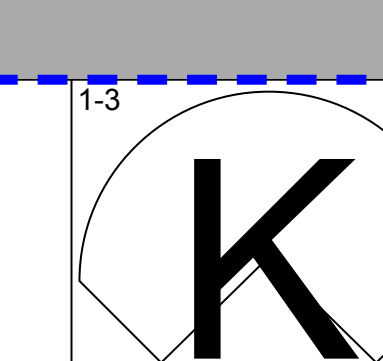
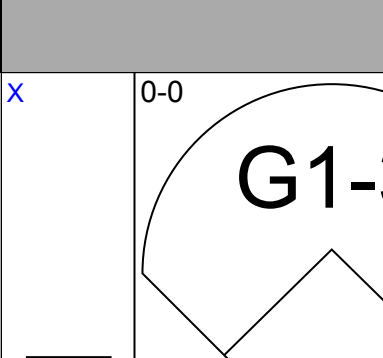
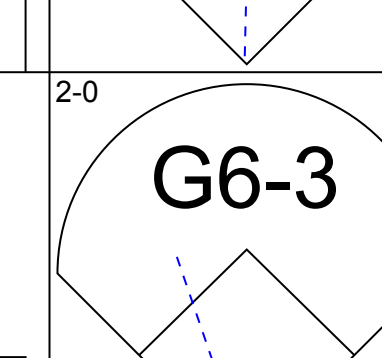
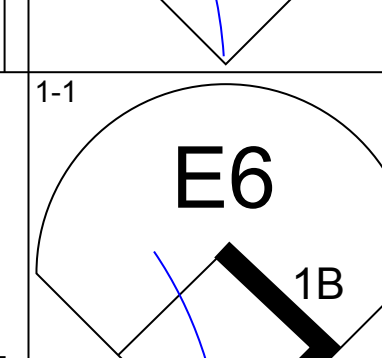
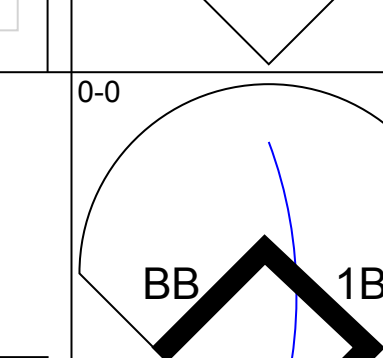
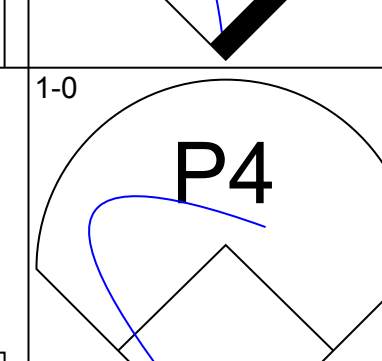
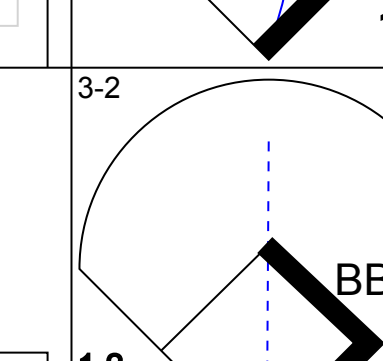
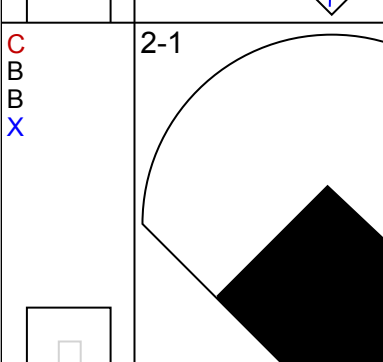
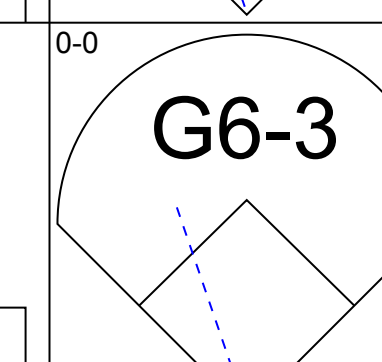
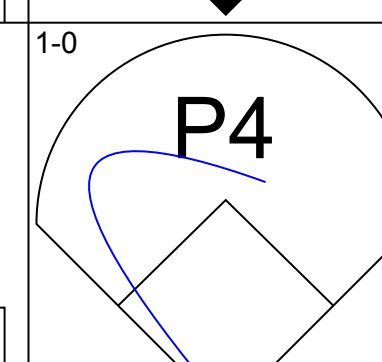
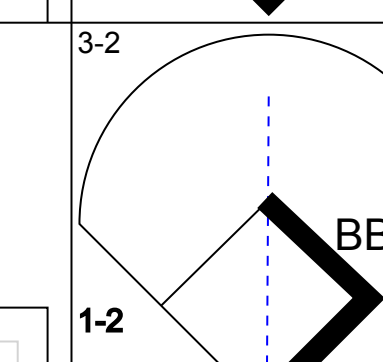

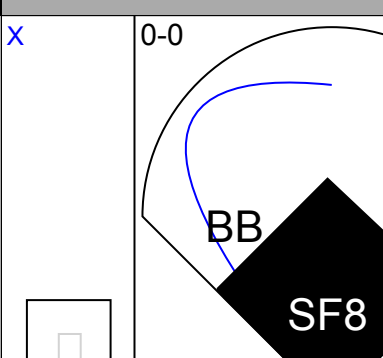
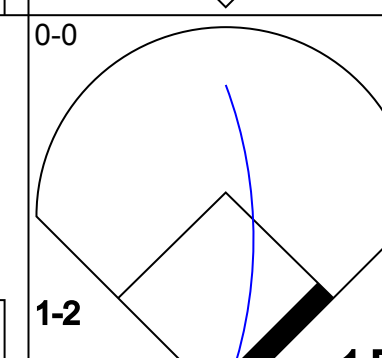
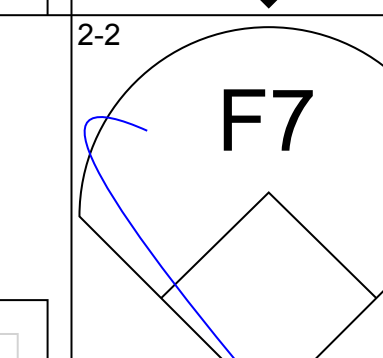


Batter	1	2	3	4	5	6	7	8	9	AB	R	H	RBI	BB	SO	LOB	TOP			
Tim Raines, S OBP: 0.362, SLG: 0.376										6	1	2	3	0	1	1				
Joe Girardi, R OBP: 0.348, SLG: 0.377										5	1	1	1	1	1	1				
Paul O'Neill, L OBP: 0.412, SLG: 0.468										5	1	1	1	1	0	2				
Tino Martinez, L OBP: 0.371, SLG: 0.485										4	1	1	0	2	1	1				
Bernie Williams, S OBP: 0.381, SLG: 0.519										2	2	1	1	1	0	2				
Ruben Rivera, R OBP: 0.382, SLG: 0.426										3	0	1	0	0	1	3				
Daryl Strawberry, L OBP: 0.379, SLG: 0.532										4	2	2	1	1	0	1				
Charlie Hayes, R OBP: 0.302, SLG: 0.371										5	2	2	3	0	2	1				
Mariano Duncan, R OBP: 0.337, SLG: 0.489										5	2	3	0	0	1	3				
2 Derek Jeter, R OBP: 0.367, SLG: 0.416										4	2	2	4	0	0	2				
Inning Stats	R: 0 E: 0 K: 1 S: 12	H: 1 LOB: 2 BB: 1 P: 22	R: 0 E: 0 K: 1 S: 7	H: 1 LOB: 1 BB: 0 P: 10	R: 7 E: 0 K: 1 S: 22	H: 5 LOB: 1 BB: 3 P: 40	R: 4 E: 0 K: 0 S: 17	H: 4 LOB: 1 BB: 1 P: 29	R: 0 E: 0 K: 0 S: 6	H: 1 LOB: 0 BB: 0 P: 13	R: 3 E: 2 K: 1 S: 15	H: 2 LOB: 1 BB: 0 P: 28	R: 0 E: 0 K: 0 S: 8	H: 1 LOB: 1 BB: 0 P: 12	R: 0 E: 1 K: 2 S: 16	H: 0 LOB: 2 BB: 1 P: 26	1B: 8 2B: 8 3B: 1 HR: 0	SF: 0 SAC: 0 DP: 2 HBP: 1	WP: 1 PB: 0 SB: 0 CS: 0	PA: 50
PITCHER	IP	WLS	BF	H	R	ER	SO	BB	IBB	HBP	BLK	WP	HR	S	P	ERA	WHIP			
Jason Dickson, R ERA: 6.75	2.2	L	18	6	7	7	3	3	1	0	1	1	0	34	64	23.62	3.375			
Greg Gohr, R ERA: 7.13	2.1		13	6	4	4	0	1	0	0	0	0	0	30	50	15.43	3.000			
Jason Grimsley, R ERA: 6.99	3.0		14	4	3	2	2	0	0	1	0	0	0	28	45	6.00	1.333			
Troy Percival, R ERA: 2.0	1.0		5	0	0	0	2	1	0	0	0	0	0	16	26	0.00	1.000			

New York Yankees @ California Angels
 Anaheim Stadium, Anaheim, CA
 Sat Aug 31 1996, 10:05 PM EDT
 Att: 28,749 - Unknown - 76 F

AB	43
R	14
H	16
RBI	14
BB	6
SO	7
LOB	17

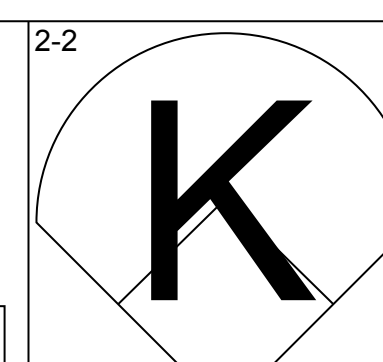
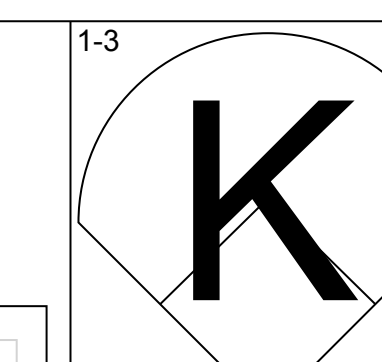
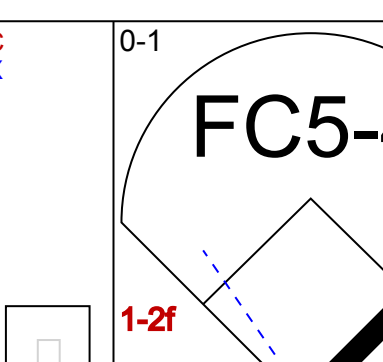
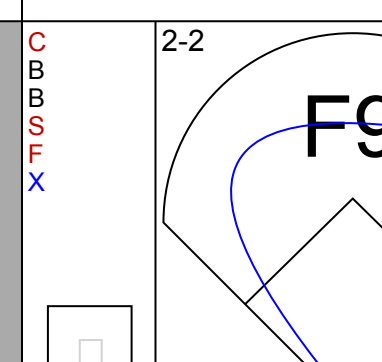
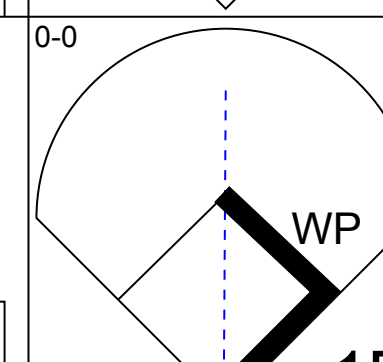
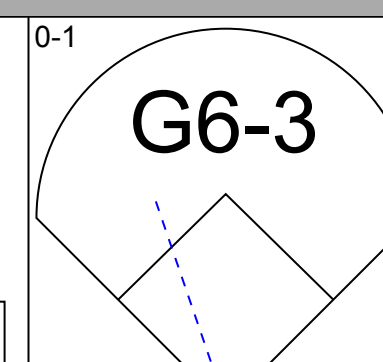
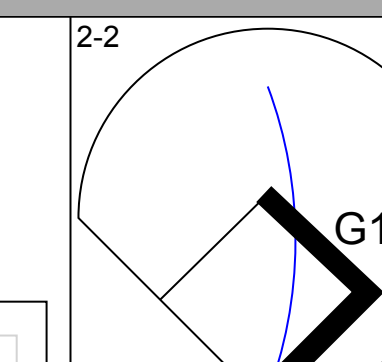
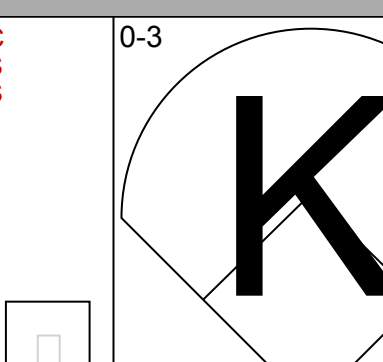
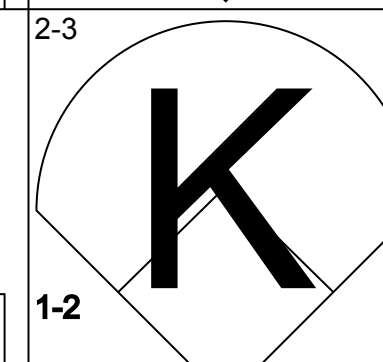
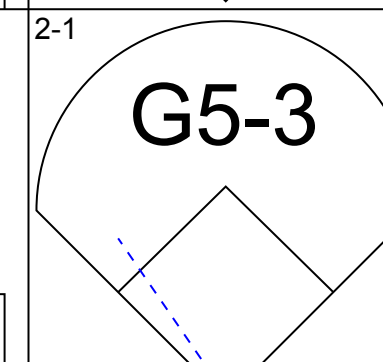
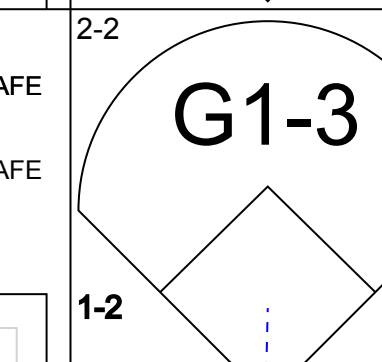
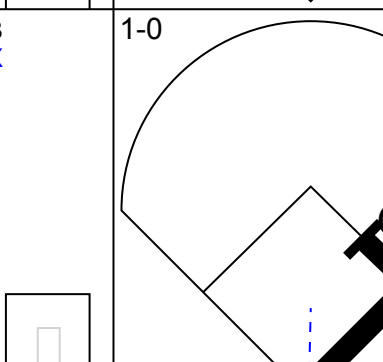
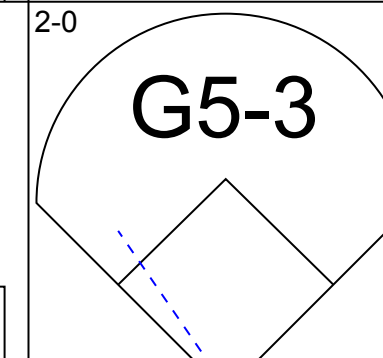
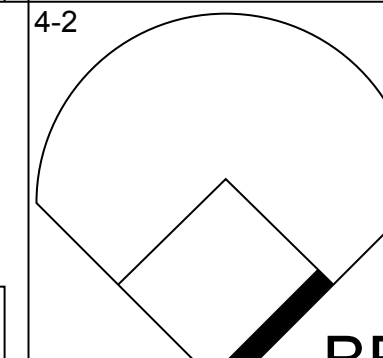
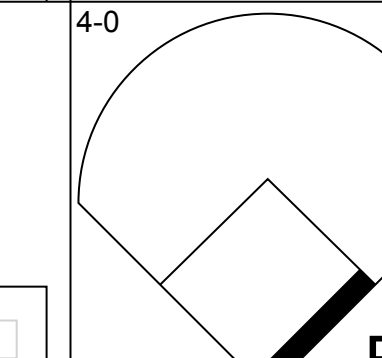
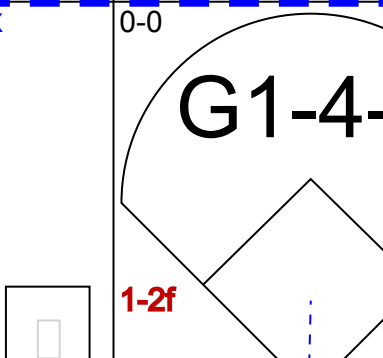
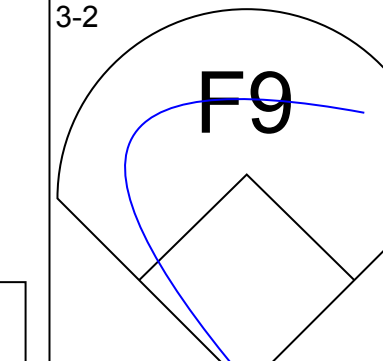
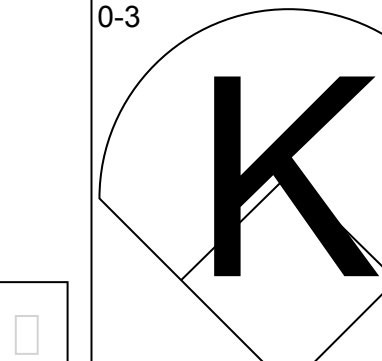
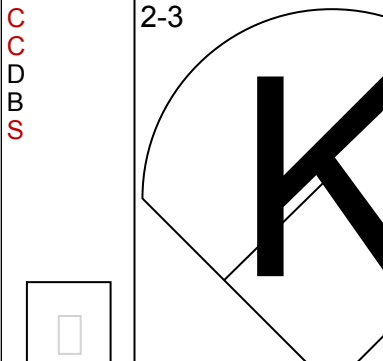
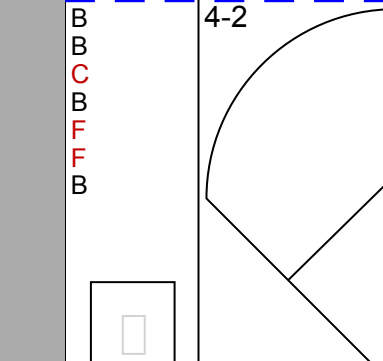
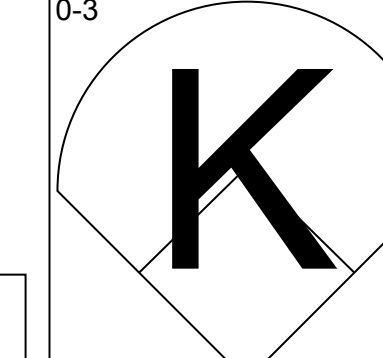
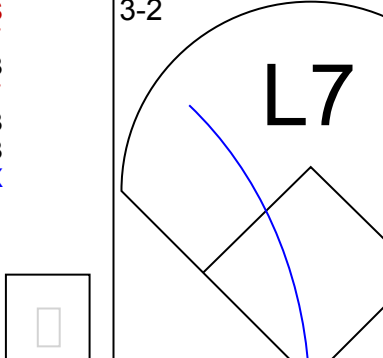
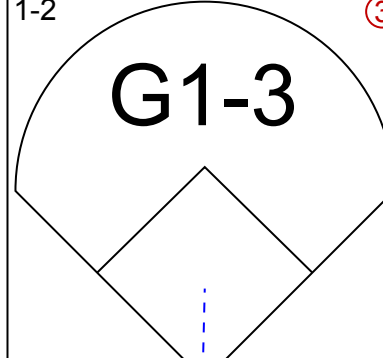
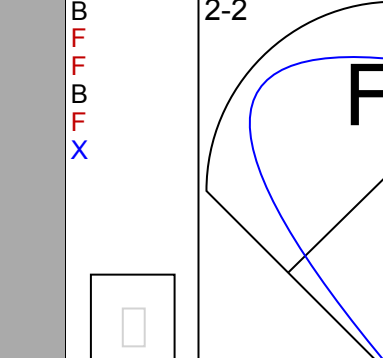
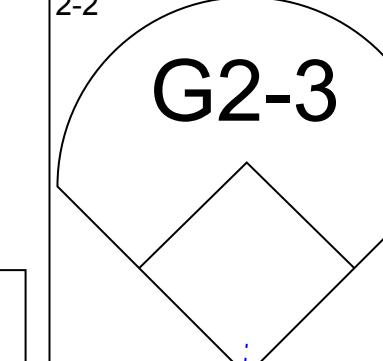
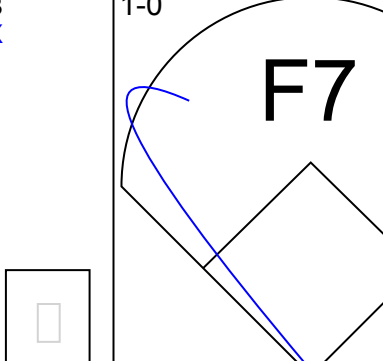
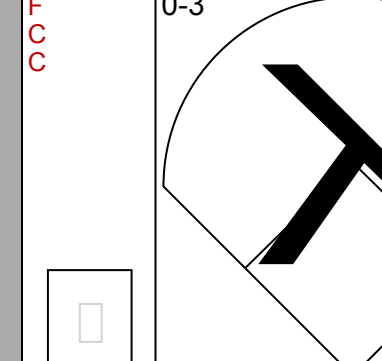
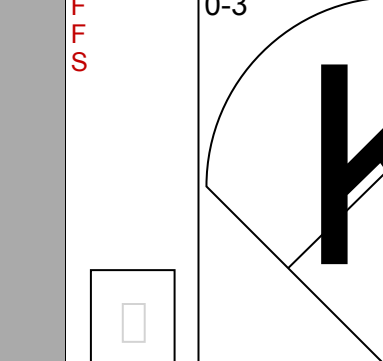
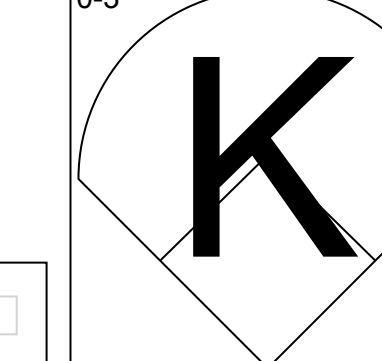
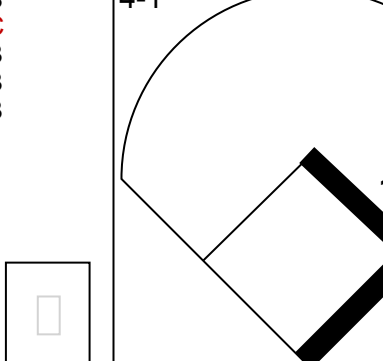
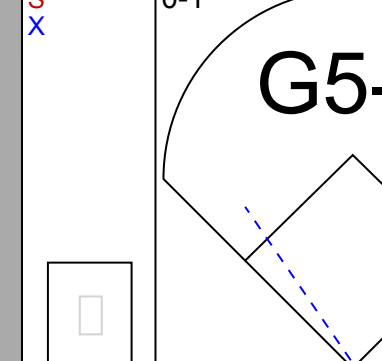
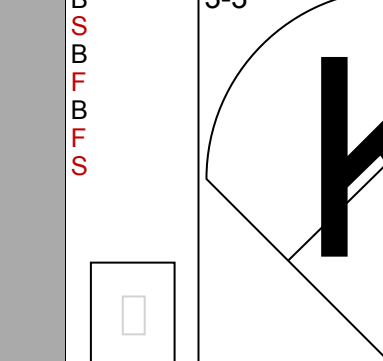
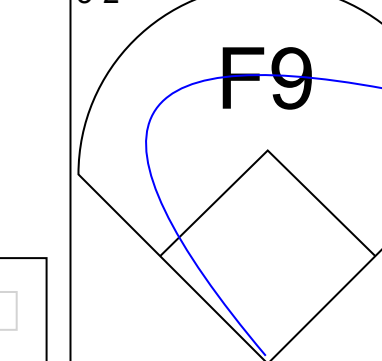
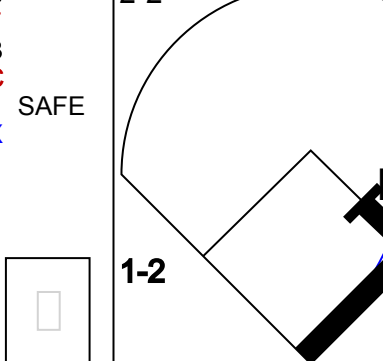
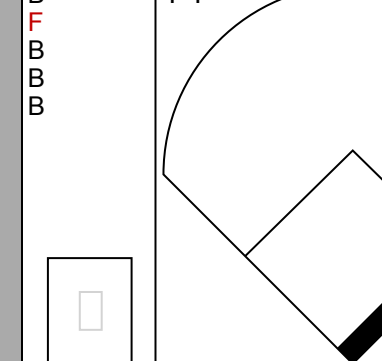


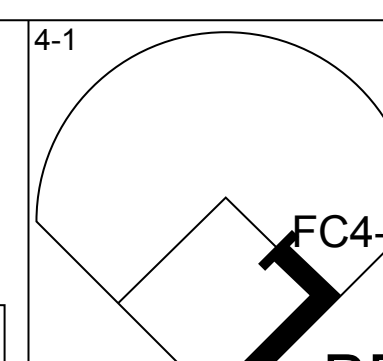
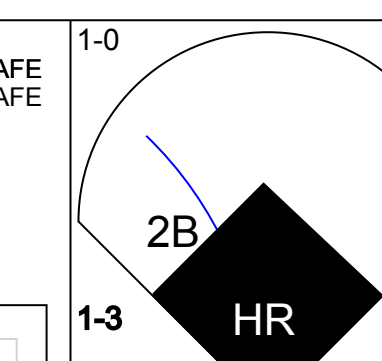
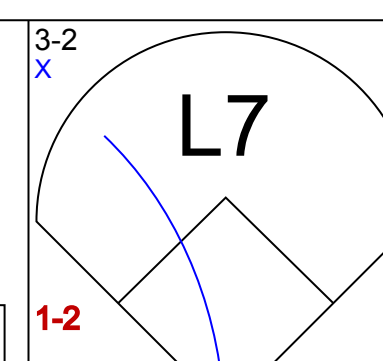
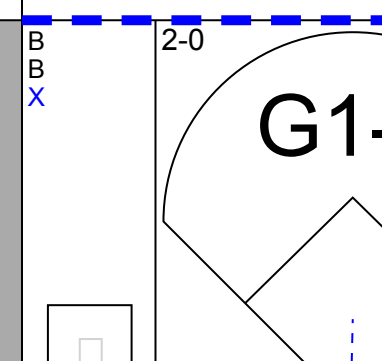
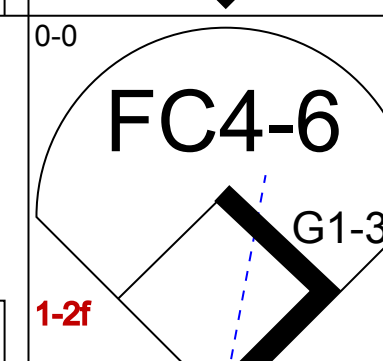
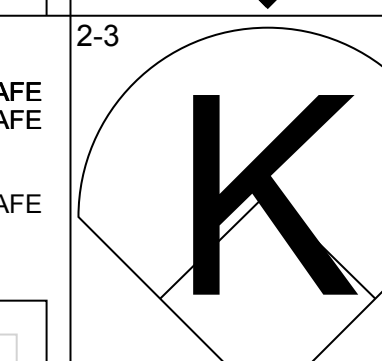
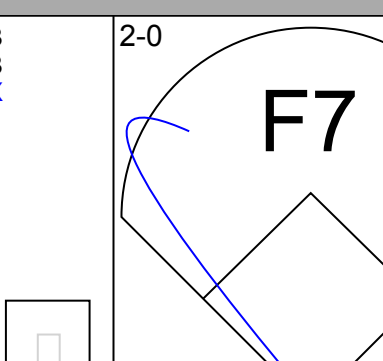
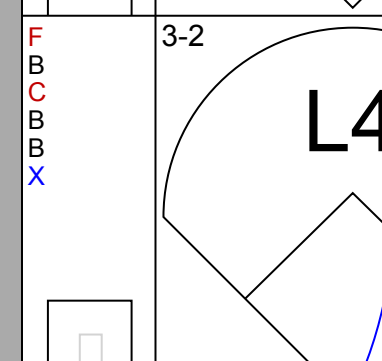
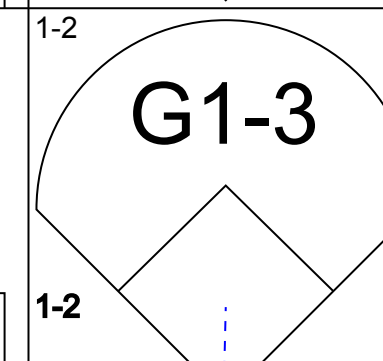
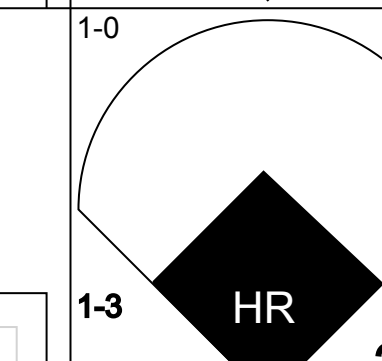
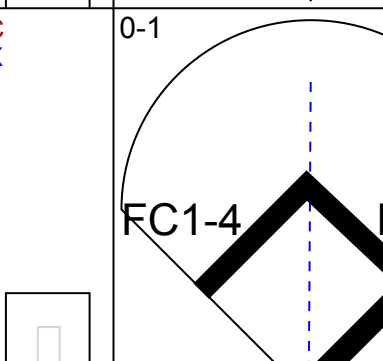
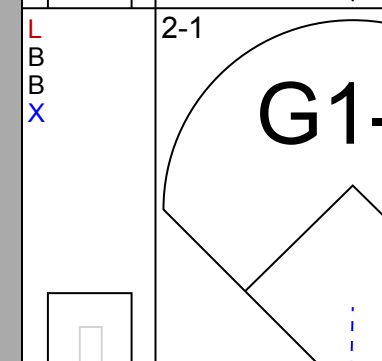
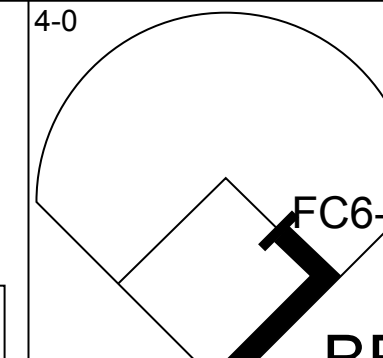
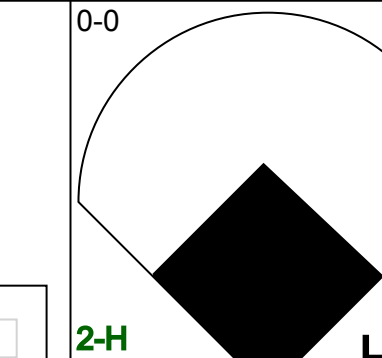
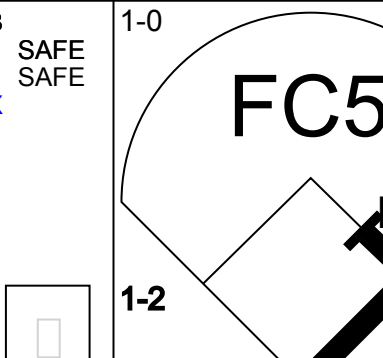
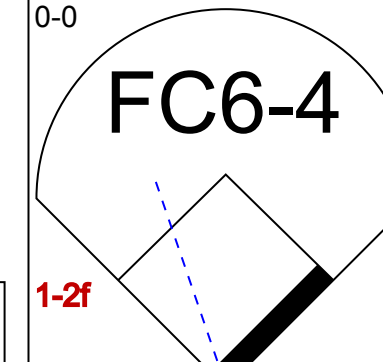
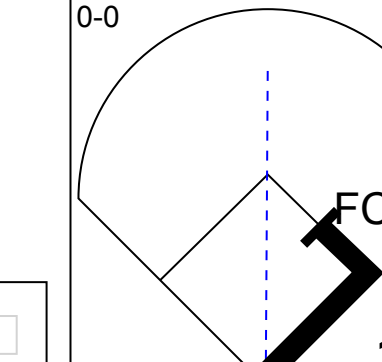
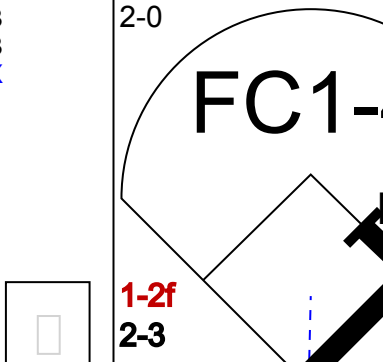
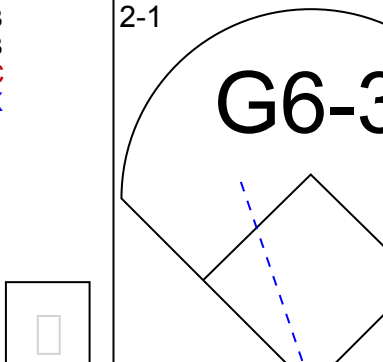

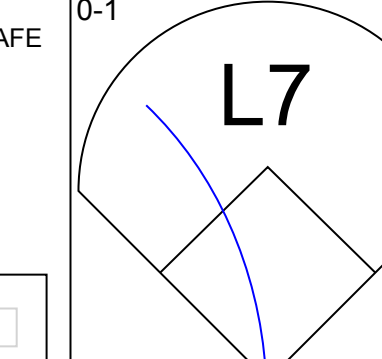
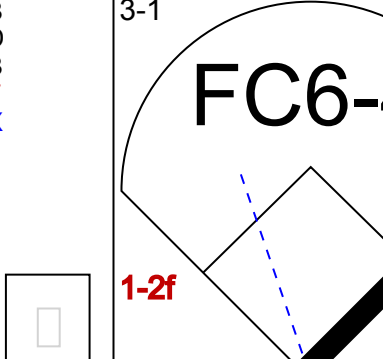
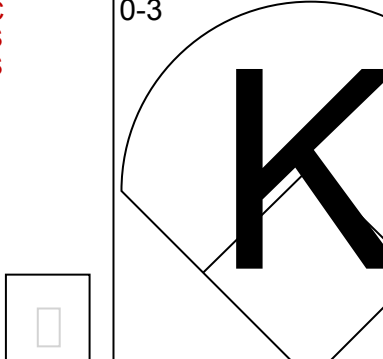
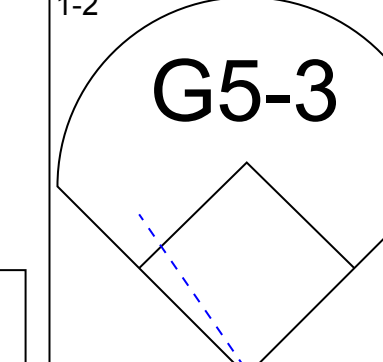
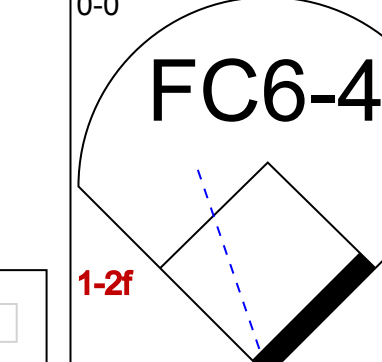


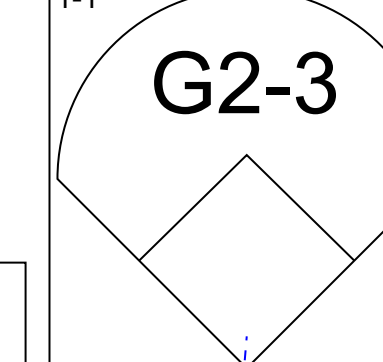

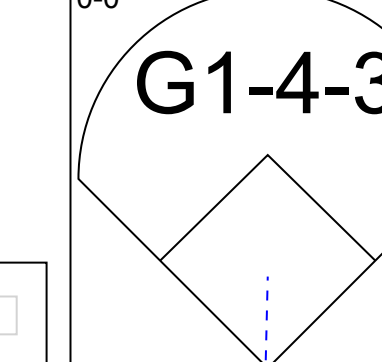

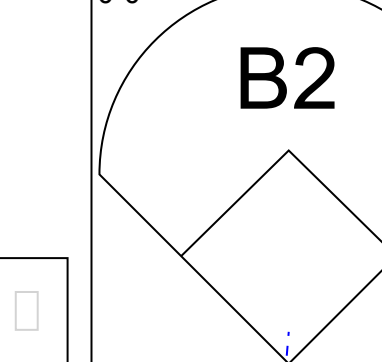
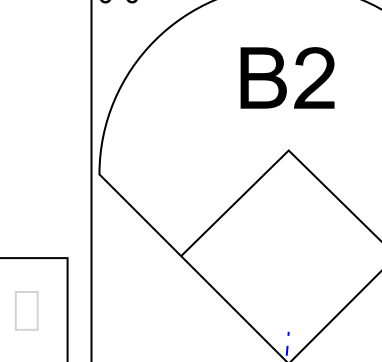
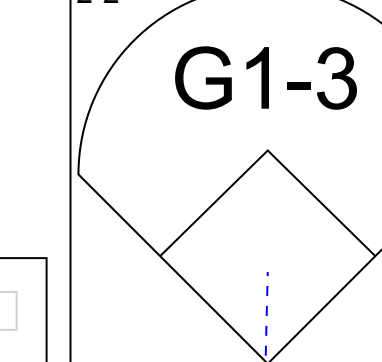
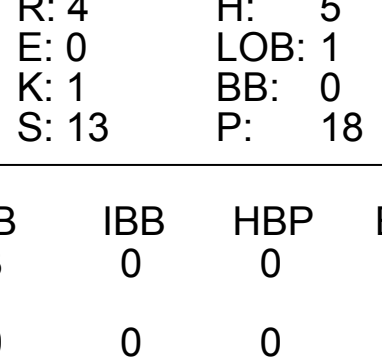
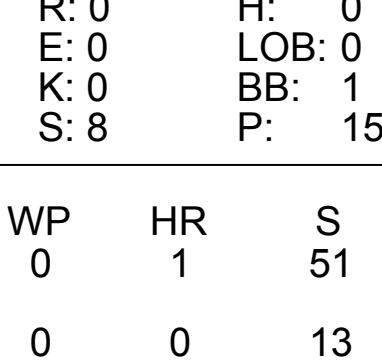
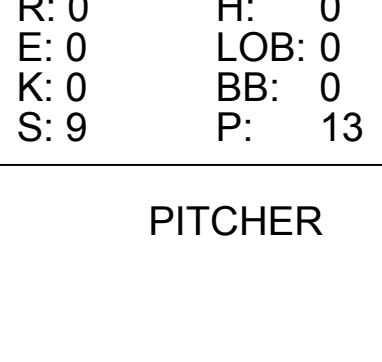
Batter	1	2	3	4	5	6	7	8	9	AB	R	H	RBI	BB	SO	LOB	BOTTOM					
Randy Velarde, R OBP: 0.380, SLG: 0.424										3	0	1	0	2	1	2						
Jim Edmonds, L OBP: 0.390, SLG: 0.619										3	0	0	0	0	0	3						
Orlando Palmeiro, L OBP: 0.366, SLG: 0.397										2	0	0	0	0	0	3						
Tim Salmon, R OBP: 0.377, SLG: 0.500										3	0	0	0	1	1	0						
Chili Davis, S OBP: 0.393, SLG: 0.519										3	1	1	2	0	0	0						
Rex Hudler, R OBP: 0.342, SLG: 0.562										4	0	0	0	0	0	2						
16 Garret Anderson, L OBP: 0.314, SLG: 0.417										4	0	0	0	0	2	0						
Gary Disarcina, R OBP: 0.294, SLG: 0.357										2	0	0	0	0	0	0						
Dick Schofield, R OBP: 0.500, SLG: 0.500										2	0	1	0	0	0	0						
George Arias, R OBP: 0.286, SLG: 0.342										4	1	2	1	0	0	1						
Todd Greene, R OBP: 0.179, SLG: 0.263										4	1	2	0	0	0	2						
Inning Stats	R: 0 E: 0 K: 0 S: 8	H: 0 LOB: 0 BB: 0 P: 13	R: 0 E: 0 K: 1 S: 7	H: 0 LOB: 0 BB: 0 P: 9	R: 1 E: 0 K: 0 S: 7	H: 2 LOB: 1 BB: 0 P: 14	R: 0 E: 0 K: 0 S: 5	H: 0 LOB: 0 BB: 0 P: 11	R: 0 E: 0 K: 0 S: 4	H: 0 LOB: 0 BB: 0 P: 6	R: 1 E: 0 K: 0 S: 6	H: 1 LOB: 2 BB: 2 P: 16	R: 0 E: 1 K: 1 S: 11	H: 1 LOB: 2 BB: 0 P: 16	R: 1 E: 0 K: 1 S: 9	H: 1 LOB: 0 BB: 0 P: 14	R: 0 E: 0 K: 1 S: 14	H: 2 LOB: 3 BB: 1 P: 25	1B: 3 2B: 2 3B: 0 HR: 2	SF: 1 SAC: 0 DP: 0 HBP: 0	WP: 0 PB: 0 SB: 0 CS: 0	PA: 38
PITCHER	IP	WLS	BF	H	R	ER	SO	BB	IBB	HBP	BLK	WP	HR	S	P	ERA	WHIP					
Jimmy Key, L ERA: 4.8	8.0	W	32	5	3	3	3	2	0	0	0	0	2	57	99	3.38	0.875					
Dale Polley, L ERA: 8.05	1.0		6	2	0	0	1	1	0	0	0	0	0	14	25	0.00	3.000					

New York Yankees @ California Angels
 Anaheim Stadium, Anaheim, CA
 Sat Aug 31 1996, 10:05 PM EDT
 Att: 28,749 - Unknown - 76 F

AB	34
R	3
H	7
RBI	3
BB	3
SO	4
LOB	13



Batter	1	2	3	4	5	6	7	8	9	AB	R	H	RBI	BB	SO	LOB	TOP									
Tim Raines, S OBP: 0.352, SLG: 0.364										4	0	0	0	0	2	3	<p>New York Yankees @ California Angels Anaheim Stadium, Anaheim, CA</p> <p>Sun Sep 01 1996, 6:33 AM EDT Att: 19,384 - Sunny - 84 F</p> <p>livebaseballscores.com</p>									
2 Derek Jeter, R OBP: 0.368, SLG: 0.416										4	0	2	0	0	1	0										
Bernie Williams, S OBP: 0.380, SLG: 0.516										4	0	1	0	0	1	2										
Cecil Fielder, R OBP: 0.350, SLG: 0.474										2	0	0	0	2	0	2										
Tino Martinez, L OBP: 0.370, SLG: 0.482										3	0	0	0	1	2	3										
Charlie Hayes, R OBP: 0.300, SLG: 0.368										4	0	0	0	0	1	3										
Paul O'Neill, L OBP: 0.410, SLG: 0.464										4	0	0	0	0	2	1										
Mariano Duncan, R OBP: 0.336, SLG: 0.485										3	0	0	0	1	2	1										
Jim Leyritz, R OBP: 0.354, SLG: 0.389										2	0	1	0	1	0	0										
Inning Stats	R: 0 E: 0 K: 2 S: 9	H: 1 LOB: 1 BB: 0 P: 15	R: 0 E: 0 K: 1 S: 9	H: 0 LOB: 0 BB: 0 P: 14	R: 0 E: 0 K: 2 S: 11	H: 0 LOB: 0 BB: 0 P: 15	R: 0 E: 0 K: 1 S: 11	H: 0 LOB: 1 BB: 1 P: 17	R: 0 E: 0 K: 0 S: 12	H: 1 LOB: 2 BB: 1 P: 23	R: 0 E: 0 K: 1 S: 10	H: 0 LOB: 1 BB: 1 P: 16	R: 0 E: 0 K: 1 S: 5	H: 1 LOB: 0 BB: 0 P: 6	R: 0 E: 0 K: 2 S: 14	H: 0 LOB: 1 BB: 1 P: 23	1B: 4 2B: 0 3B: 0 HR: 0	SF: 0 SAC: 0 DP: 1 HBP: 0	WP: 1 PB: 0 SB: 0 CS: 0	PA: 35						
PITCHER	IP	WLS	BF	H	R	ER	SO	BB	IBB	HBP	BLK	WP	HR	S	P	ERA	WHIP									
Chuck Finley, L ERA: 4.34	(1, 1)	7.1	W	30	4	0	0	9	4	0	0	0	1	0	77	126	0.00	1.091								
Mike James, R ERA: 2.75	(8, 1)	0.2		1	0	0	0	0	0	0	0	0	0	0	1	1	0.00	0.000								
Troy Percival, R ERA: 1.97	(9, 1)	1.0		4	0	0	0	2	1	0	0	0	0	0	14	23	0.00	1.000								

Batter	1	2	3	4	5	6	7	8	9	AB	R	H	RBI	BB	SO	LOB	BOTTOM									
Randy Velarde, R OBP: 0.380, SLG: 0.423										3	1	1	0	1	0	1	<p>New York Yankees @ California Angels Anaheim Stadium, Anaheim, CA</p> <p>Sun Sep 01 1996, 6:33 AM EDT Att: 19,384 - Sunny - 84 F</p> <p>livebaseballscores.com</p>									
Jim Edmonds, L OBP: 0.386, SLG: 0.612										4	0	0	0	0	1	3										
Rex Hudler, R OBP: 0.343, SLG: 0.567										3	1	2	1	0	0	1										
Orlando Palmeiro, L OBP: 0.361, SLG: 0.392									1	0	0	0	0	0	0	0										
Tim Salmon, R OBP: 0.378, SLG: 0.505										3	1	1	3	1	0	1										
George Arias, R OBP: 0.285, SLG: 0.340										4	0	1	0	0	0	4										
Todd Greene, R OBP: 0.163, SLG: 0.238										4	0	0	0	0	1	3										
J.T. Snow, L OBP: 0.333, SLG: 0.383										3	0	0	0	0	0	1										
Jorge Fabregas, L OBP: 0.332, SLG: 0.329										2	0	0	0	1	0	0										
Gary Disarcina, R OBP: 0.294, SLG: 0.357										3	1	1	0	0	0	1										
Inning Stats	R: 0 E: 0 K: 0 S: 8	H: 0 LOB: 2 BB: 2 P: 17	R: 0 E: 0 K: 0 S: 6	H: 0 LOB: 0 BB: 0 P: 8	R: 4 E: 0 K: 1 S: 13	H: 5 LOB: 1 BB: 0 P: 18	R: 0 E: 0 K: 0 S: 8	H: 0 LOB: 0 BB: 1 P: 15	R: 0 E: 0 K: 0 S: 9	H: 0 LOB: 0 BB: 0 P: 13	R: 0 E: 0 K: 1 S: 7	H: 0 LOB: 0 BB: 0 P: 9	R: 0 E: 0 K: 0 S: 6	H: 0 LOB: 0 BB: 0 P: 13	R: 0 E: 0 K: 1 S: 7	H: 0 LOB: 0 BB: 0 P: 9	1B: 4 2B: 1 3B: 0 HR: 1	SF: 0 SAC: 0 DP: 0 HBP: 0	WP: 0 PB: 0 SB: 0 CS: 1	PA: 33						
PITCHER	IP	WLS	BF	H	R	ER	SO	BB	IBB	HBP	BLK	WP	HR	S	P	ERA	WHIP									
Kenny Rogers, L ERA: 5.0	(1, 1)	6.0	L	27	4	4	4	1	3	0	0	0	0	0	51	86	6.00	1.500								
Jeff Nelson, R ERA: 4.79	(7, 1)	2.0		6	0	0	0	1	0	0	0	0	0	13	22	0.00	0.000									

Batter	1	2	3	4	5	6	7	8	9	AB	R	H	RBI	BB	SO	LOB	TOP					
2 Derek Jeter, R OBP: 0.366, SLG: 0.414	L9		K			F8	1B		G5-4-3	5	0	1	1	0	1	4						
Bernie Williams, S OBP: 0.379, SLG: 0.514	G3			G4-3		G3	1B			4	0	1	1	0	0	2						
Paul O'Neill, L OBP: 0.410, SLG: 0.463	K			G6-3		G4-6-3	1B			3	0	1	0	1	1	2						
Cecil Fielder, R OBP: 0.351, SLG: 0.479		G6-3		G6-3		HBP				3	1	1	2	0	0	1						
Tino Martinez, L OBP: 0.367, SLG: 0.479	F7					G4-3				4	0	0	0	0	2	3						
Darryl Strawberry, L OBP: 0.372, SLG: 0.522										3	0	0	0	0	3	0						
Ruben Rivera, R OBP: 0.377, SLG: 0.418										1	0	0	0	0	0	0						
Charlie Hayes, R OBP: 0.299, SLG: 0.373				P3		F9				4	1	1	1	0	1	0						
Mariano Duncan, R OBP: 0.339, SLG: 0.486				G4-3		G3	1B			3	1	2	0	0	0	0						
Andy Fox, L OBP: 0.272, SLG: 0.248						HBP	1B			1	1	0	0	0	0	0						
Joe Girardi, R OBP: 0.355, SLG: 0.385						HBP	G3			3	1	3	0	1	0	0						
Inning Stats	R: 0 H: 0 E: 0 K: 1 S: 7	H: 0 LOB: 0 BB: 0 P: 12	R: 0 H: 0 E: 0 K: 1 S: 7	H: 0 LOB: 0 BB: 0 P: 11	R: 0 H: 1 E: 0 K: 1 S: 7	H: 1 LOB: 1 BB: 0 P: 14	R: 0 H: 1 E: 0 K: 2 S: 5	H: 1 LOB: 0 BB: 0 P: 7	R: 0 H: 0 E: 0 K: 2 S: 7	H: 0 LOB: 0 BB: 0 P: 11	R: 1 H: 2 E: 0 K: 0 S: 12	H: 2 LOB: 3 BB: 1 P: 22	R: 3 H: 5 E: 0 K: 1 S: 21	H: 5 LOB: 2 BB: 0 P: 29	R: 1 H: 1 E: 0 K: 2 S: 12	H: 1 LOB: 0 BB: 1 P: 20	R: 0 H: 0 E: 0 K: 0 S: 7	H: 0 LOB: 0 BB: 1 P: 14	1B: 7 2B: 1 3B: 0 HR: 2	SF: 0 SAC: 0 DP: 3 HBP: 1	WP: 0 PB: 0 SB: 0 CS: 0	PA: 37
PITCHER	IP	WLS	BF	H	R	ER	SO	BB	IBB	HBP	BLK	WP	HR	S	P	ERA	WHIP					
Ariel Prieto, R ERA: 4.15	6.1	L	28	8	4	4	6	0	1	1	0	0	1	57	93	5.68	1.263					
Buddy Groom, L ERA: 3.99	1.0		4	2	1	1	1	0	0	0	0	0	1	17	25	9.00	2.000					
Carlos Reyes, R ERA: 5.09	1.2		5	0	0	0	1	1	0	0	0	0	0	11	22	0.00	0.600					

New York Yankees @ Oakland Athletics
Oakland-Alameda County Coliseum, Oakland, CA

AB 34
R 5
H 10
RBI 5
BB 2
SO 8
LOB 12



Mon Sep 02 1996, 3:33 AM PDT
Att: 20,159 - Sunny - 72 F

Batter	1	2	3	4	5	6	7	8	9	AB	R	H	RBI	BB	SO	LOB	BOTTOM					
Jose Herrera, L OBP: 0.313, SLG: 0.377	CS		K			F7			FC4-6	3	0	1	0	1	1	0						
Tony Batista, R OBP: 0.316, SLG: 0.423	K			P6		K			K	4	0	0	0	0	3	2						
Jason Giambi, L OBP: 0.367, SLG: 0.512						L6			FC4-6	2	0	0	0	2	0	1						
Mark McGwire, R OBP: 0.468, SLG: 0.757	P2					F8				3	0	0	0	0	0	2						
Geronimo Berroa, R OBP: 0.336, SLG: 0.548						K			F8	3	0	0	0	0	1	1						
Scott Brosius, R OBP: 0.414, SLG: 0.569									G6-3	3	0	0	0	0	0	0						
Terry Steinbach, R OBP: 0.338, SLG: 0.537									F9	3	0	0	0	0	2	0						
Kerwin Moore, S										2	0	0	0	0	0	0						
Matt Stairs, L OBP: 0.357, SLG: 0.543									P5	1	0	0	0	0	0	0						
Mike Bordick, R OBP: 0.289, SLG: 0.303									G6-3	3	0	0	0	0	0	0						
Inning Stats	R: 0 H: 0 E: 0 K: 1 S: 7	H: 0 LOB: 2 BB: 2 P: 18	R: 0 H: 0 E: 0 K: 1 S: 7	H: 0 LOB: 0 BB: 0 P: 11	R: 0 H: 0 E: 0 K: 1 S: 7	H: 0 LOB: 0 BB: 0 P: 8	R: 0 H: 0 E: 0 K: 1 S: 8	H: 0 LOB: 1 BB: 1 P: 12	R: 0 H: 0 E: 0 K: 1 S: 8	H: 0 LOB: 0 BB: 0 P: 11	R: 0 H: 0 E: 0 K: 1 S: 8	H: 0 LOB: 0 BB: 0 P: 12	R: 0 H: 0 E: 0 K: 0 S: 10	H: 0 LOB: 0 BB: 0 P: 13	R: 0 H: 0 E: 0 K: 0 S: 7	H: 0 LOB: 0 BB: 0 P: 11	R: 0 H: 1 E: 0 K: 1 S: 12	H: 1 LOB: 1 BB: 0 P: 15	1B: 1 2B: 0 3B: 0 HR: 0	SF: 0 SAC: 0 DP: 0 HBP: 0	WP: 0 PB: 0 SB: 0 CS: 1	PA: 30
PITCHER	IP	WLS	BF	H	R	ER	SO	BB	IBB	HBP	BLK	WP	HR	S	P	ERA	WHIP					
David Cone, R ERA: 1.72	7.0	W	23	0	0	0	6	3	0	0	0	0	0	19	26	0.00	0.429					
42 Mariano Rivera, R ERA: 1.85	2.0		7	1	0	0	1	0	0	0	0	0	0	19	26	0.00	0.500					

New York Yankees @ Oakland Athletics
Oakland-Alameda County Coliseum, Oakland, CA

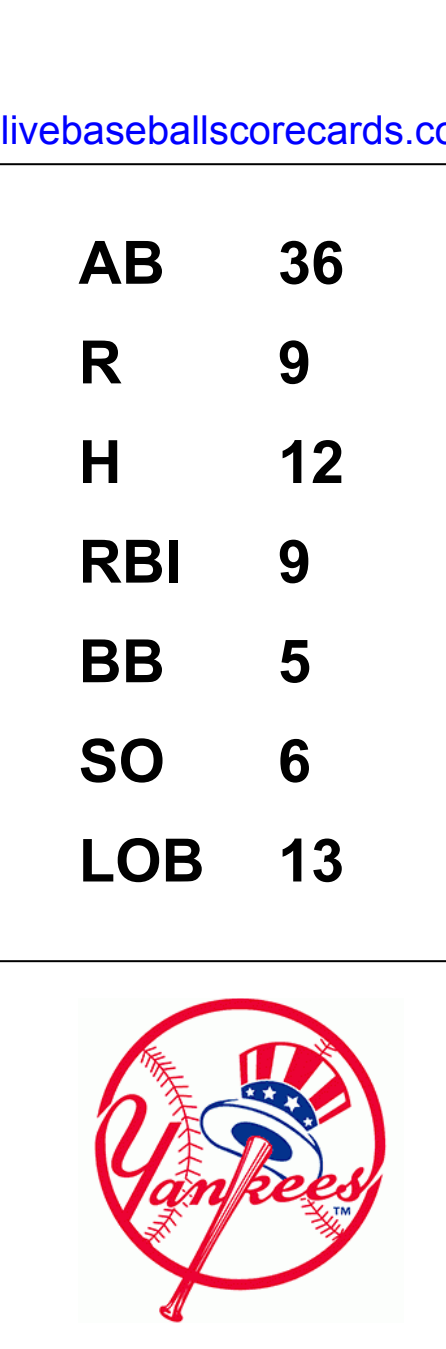
AB 27
R 0
H 1
RBI 0
BB 3
SO 7
LOB 6





Mon Sep 02 1996, 3:33 AM PDT
Att: 20,159 - Sunny - 72 F

Batter	1	2	3	4	5	6	7	8	9	AB	R	H	RBI	BB	SO	LOB	TOP										
2 Derek Jeter, R OBP: 0.366, SLG: 0.413	F9		K		K		1B SF7 BB	K		4	1	1	2	1	2	1	New York Yankees @ Oakland Athletics Oakland-Alameda County Coliseum, Oakland, CA Tue Sep 03 1996, 7:05 PM PDT Att: 11,621 - Unknown - 63 F										
Bernie Williams, S OBP: 0.381, SLG: 0.513	P6		K			HR BB	HR BB		3	2	1	0	2	1	0												
Paul O'Neill, L OBP: 0.408, SLG: 0.467	G4-3				P8		SF7	G3	4	1	1	3	0	0	2												
Cecil Fielder, R OBP: 0.353, SLG: 0.480 Andy Fox, L OBP: 0.272, SLG: 0.248	F9		FC3-6 WP		G6-3		HR BB	FC6-4	4	1	2	0	1	0	0												
Tino Martinez, L OBP: 0.369, SLG: 0.486	K		FC3-6		G4-3		HR BB	K	4	2	2	3	1	2	1												
Darryl Strawberry, L OBP: 0.359, SLG: 0.509 Ruben Rivera, R OBP: 0.377, SLG: 0.418 Tim Lincecum, S OBP: 0.350, SLG: 0.361	F8		FC3-6		G4-3		G1-4-3	L9	4	0	0	0	0	0	3												
Charlie Hayes, R OBP: 0.300, SLG: 0.373			SH5-4		FC5-4		F8	FC6-4	5	1	2	1	0	0	3												
Mariano Duncan, R OBP: 0.341, SLG: 0.486			SH5-4		G5-3		P7		4	1	2	0	0	0	0												
Joe Girardi, R OBP: 0.355, SLG: 0.384			SH5-4		K		FC5		3	0	1	0	0	1	2												
Inning Stats	R: 0 E: 0 K: 0 S: 6	H: 0 LOB: 0 BB: 0 P: 9	R: 0 E: 0 K: 1 S: 12	H: 0 LOB: 0 BB: 0 P: 20	R: 2 E: 0 K: 1 S: 10	H: 3 LOB: 0 BB: 0 P: 13	R: 0 E: 0 K: 0 S: 10	H: 1 LOB: 2 BB: 0 P: 16	R: 0 E: 0 K: 2 S: 10	H: 0 LOB: 0 BB: 0 P: 14	R: 3 E: 0 K: 0 S: 17	H: 4 LOB: 2 BB: 1 P: 26	R: 4 E: 0 K: 0 S: 18	H: 2 LOB: 0 BB: 2 P: 37	R: 0 E: 0 K: 1 S: 12	H: 1 LOB: 2 BB: 0 P: 21		R: 0 E: 0 K: 1 S: 9	H: 1 LOB: 1 BB: 0 P: 14	1B: 9 2B: 1 3B: 0 HR: 2	SF: 1 SAC: 1 DP: 0 HBP: 0	WP: 1 PB: 0 SB: 1 CS: 0	PA: 43				
PITCHER	IP	WLS	BF	H	R	ER	SO	BB	IBB	HBP	BLK	WP	HR	S	P	ERA	WHIP										
Don Wengert, R ERA: 4.97	(1, 1)	5.2	25	7	5	5	4	2	0	0	0	1	1	61	91	7.94	1.588										
Jim Corsi, R ERA: 4.21	(6, 1)	0.1	4	2	2	2	0	1	0	0	0	0	0	8	18	54.00	9.000										
Mike Mohler, L ERA: 3.63	(7, 1)	0.2	4	1	2	2	0	1	0	0	0	0	1	9	19	27.00	3.000										
Mark Acree, R ERA: 6.27	(7, 1)	1.0	W	5	1	0	0	1	0	0	0	0	0	14	25	0.00	2.000										
Doug Johns, L ERA: 5.8	(8, 1)	1.1	S	5	1	0	0	1	0	0	0	0	0	12	17	0.00	0.750										

Batter	1	2	3	4	5	6	7	8	9	AB	R	H	RBI	BB	SO	LOB	BOTTOM										
Tony Batista, R OBP: 0.318, SLG: 0.422	K		FC5		P4		BB BB		5	1	2	1	0	1	4	New York Yankees @ Oakland Athletics Oakland-Alameda County Coliseum, Oakland, CA Tue Sep 03 1996, 7:05 PM PDT Att: 11,621 - Unknown - 63 F											
Scott Brosius, R OBP: 0.411, SLG: 0.572	HR		K		F8		F3	K	5	1	1	1	0	2	6												
Jason Giambi, L OBP: 0.366, SLG: 0.508 Kerwin Moore, S	F8		K		K		BB BB	F7	4	1	0	0	1	2	1												
Mark McGwire, R OBP: 0.470, SLG: 0.753	F8		1B		1B		1B	K	3	3	1	0	2	1	0												
Geronomo Berroa, R OBP: 0.342, SLG: 0.550			G5-4-3		1B		SF9	1B	3	2	3	1	2	0	0												
Terry Steinbach, R OBP: 0.339, SLG: 0.536	G5-4-3		1B		1B		SF9	1B	4	1	2	3	0	1	2												
Brian Leshar, R OBP: 0.286, SLG: 0.560	G3		E6		1B		K	K	5	0	1	2	0	2	4												
Ernie Young, R OBP: 0.324, SLG: 0.419	F8		F8		1B		K	SH1-4	3	1	1	0	1	1	1												
Mike Bordick, R OBP: 0.291, SLG: 0.305	FC5		1B		1B		G3-1	SH1-4	3	0	2	1	0	0	0												
Inning Stats	R: 1 E: 0 K: 1 S: 12	H: 1 LOB: 0 BB: 0 P: 20	R: 0 E: 0 K: 0 S: 11	H: 1 LOB: 0 BB: 0 P: 19	R: 0 E: 0 K: 1 S: 15	H: 1 LOB: 1 BB: 0 P: 24	R: 3 E: 1 K: 1 S: 21	H: 3 LOB: 3 BB: 2 P: 43	R: 2 E: 0 K: 2 S: 19	H: 2 LOB: 1 BB: 1 P: 29	R: 3 E: 0 K: 1 S: 18	H: 2 LOB: 3 BB: 3 P: 34	R: 1 E: 0 K: 1 S: 10	H: 2 LOB: 1 BB: 0 P: 15	R: 0 E: 0 K: 3 S: 11		H: 1 LOB: 1 BB: 0 P: 18	1B: 10 2B: 2 3B: 0 HR: 1	SF: 1 SAC: 1 DP: 1 HBP: 0	WP: 1 PB: 0 SB: 0 CS: 0	PA: 43						
PITCHER	IP	WLS	BF	H	R	ER	SO	BB	IBB	HBP	BLK	WP	HR	S	P	ERA	WHIP										
Dwight Gooden, R ERA: 4.88	(1, 1)	4.2	25	8	6	5	4	3	0	0	0	0	1	75	132	9.64	2.357										
Ricky Bones, R ERA: 5.98	(5, 1)	1.0	7	1	3	3	1	3	0	0	0	0	0	12	25	27.00	4.000										
Dave Pavlas, R ERA: 0.14	(6, 1)	0.1	2	1	0	0	1	0	0	0	0	1	0	9	12	0.00	3.000										
Brian Boehringer, R ERA: 5.88	(7, 1)	2.0	L	9	3	1	1	4	0	0	0	0	0	21	33	4.50	1.500										



Batter	1	2	3	4	5	6	7	8	9	AB	R	H	RBI	BB	SO	LOB	TOP								
Tim Raines, S OBP: 0.351, SLG: 0.373	G3	SF7		2B		G4-3		2B		4	1	2	2	0	0	1	<p>New York Yankees @ Oakland Athletics Oakland-Alameda County Coliseum, Oakland, CA</p> <p>Wed Sep 04 1996, 7:05 PM PDT Alt: 9,892 - Unknown - 64 F</p> <p>livebaseballscores.com</p> <p>AB 40 R 10 H 16 RBI 10 BB 3 SO 3 LOB 17</p> 								
Wade Boggs, L OBP: 0.397, SLG: 0.391 Charlie Hayes, R OBP: 0.302, SLG: 0.377	K	G4-3		BB		F7		2B		3	0	0	0	1	1	2									
Paul O'Neill, L OBP: 0.409, SLG: 0.474 Ruben Rivera, R OBP: 0.386, SLG: 0.418	G3		HR					G5-4-3	G5-4-3	4	1	2	1	0	0	2									
Cecil Fielder, R OBP: 0.354, SLG: 0.478		F9	1B	G6-3		FC3-6		G5-4-3	G5-4-3	4	1	1	0	1	0	3									
Tino Martinez, L OBP: 0.370, SLG: 0.491		2B	BB			FC3-6		G5-4-3	F7	5	2	2	1	0	0	2									
Bernie Williams, S OBP: 0.382, SLG: 0.516		F9		HR		G3-1		2B	2B	5	1	2	0	0	0	3									
Mariano Duncan, R OBP: 0.270, SLG: 0.247 Andy Fox, L		2B		K		F8		K	P8	4	1	1	1	0	2	2									
Jim Leyritz, R OBP: 0.355, SLG: 0.393		2B				G5-3		G1-3	G3	5	2	2	2	0	0	1									
Derek Jeter, R OBP: 0.369, SLG: 0.416		SF7		P4		G4-3		2B	1B	4	1	3	1	0	0	0									
Inning Stats	R: 0 E: 0 K: 1 S: 9	H: 0 LOB: 0 BB: 0 P: 15	R: 4 E: 0 K: 0 S: 18	H: 4 LOB: 1 BB: 1 P: 32	R: 2 E: 0 K: 1 S: 12	H: 2 LOB: 2 BB: 1 P: 18	R: 0 E: 0 K: 0 S: 8	H: 1 LOB: 2 BB: 1 P: 18	R: 0 E: 0 K: 0 S: 6	H: 1 LOB: 1 BB: 0 P: 8	R: 0 E: 0 K: 0 S: 7	H: 1 LOB: 0 BB: 0 P: 15	R: 0 E: 0 K: 0 S: 4	H: 1 LOB: 0 BB: 0 P: 6	R: 4 E: 0 K: 1 S: 16	H: 5 LOB: 1 BB: 1 P: 32		R: 0 E: 0 K: 0 S: 8	H: 1 LOB: 1 BB: 0 P: 14	1B: 8 2B: 6 3B: 0 HR: 2	SF: 1 SAC: 0 DP: 2 HBP: 0	WP: 0 PB: 0 SB: 1 CS: 0	PA: 44		
PITCHER	IP	WLS	BF	H	R	ER	SO	BB	IBB	HBP	BLK	WP	HR	S	P	ERA	WHIP								
Dave Telgheder, R ERA: 4.94	2.1	L	14	6	6	6	1	1	0	0	0	0	2	34	57	23.14	3.000								
Carlos Reyes, R ERA: 4.94	3.1		14	3	0	0	1	1	0	0	0	0	0	23	43	0.00	1.200								
Buddy Groom, L ERA: 3.91	1.1		4	1	0	0	0	0	0	0	0	0	0	7	12	0.00	0.750								
Jim Corsi, R ERA: 4.62	0.1		4	3	3	3	1	0	0	0	0	0	0	8	14	81.00	9.000								
Doug Johns, L ERA: 5.83	0.2		4	2	1	1	0	1	0	0	0	0	0	8	18	13.50	4.500								
PITCHER	IP	WLS	BF	H	R	ER	SO	BB	IBB	HBP	BLK	WP	HR	S	P	ERA	WHIP								
Mike Mohler, L ERA: 3.88	1.0		4	1	0	0	0	0	0	0	0	0	0	8	14	0.00	1.000								

Batter	1	2	3	4	5	6	7	8	9	AB	R	H	RBI	BB	SO	LOB	BOTTOM								
Tony Batista, R OBP: 0.317, SLG: 0.430	K		1B		G4-3		G1-3			4	1	1	1	0	1	2	<p>New York Yankees @ Oakland Athletics Oakland-Alameda County Coliseum, Oakland, CA</p> <p>Wed Sep 04 1996, 7:05 PM PDT Alt: 9,892 - Unknown - 64 F</p> <p>livebaseballscores.com</p> <p>AB 34 R 3 H 8 RBI 3 BB 1 SO 10 LOB 11</p> 								
Scott Brosius, R OBP: 0.405, SLG: 0.569	G3-1		3B		L8			K		4	0	1	1	0	1	0									
Geronimo Berroa, R OBP: 0.342, SLG: 0.548	K		1B		F7		G5-4-3	K		4	0	1	0	0	2	1									
Mark McGwire, R OBP: 0.468, SLG: 0.751		K		F9	2B		F9	K		4	1	1	0	0	2	1									
Terry Steinbach, R OBP: 0.336, SLG: 0.532		K		F9		G5-4-3		G6-3		4	0	0	0	0	1	2									
Brian Leshar, R OBP: 0.298, SLG: 0.500 Matt Stairs, L OBP: 0.362, SLG: 0.556		K		K		G4-3		2B		3	0	0	0	0	2	1									
Jason Giambi, L OBP: 0.367, SLG: 0.510			K		2B		1B	F9		4	0	2	1	0	1	1									
Ernie Young, R OBP: 0.322, SLG: 0.416 Jose Herrera, L OBP: 0.315, SLG: 0.376			G6-3		G5-3		P3	L3		3	0	0	0	0	0	2									
Mike Bordick, R OBP: 0.294, SLG: 0.306			3B		G1-3		1B			2	1	1	0	1	0	0									
Inning Stats	R: 0 E: 0 K: 2 S: 7	H: 0 LOB: 0 BB: 0 P: 8	R: 0 E: 0 K: 3 S: 10	H: 0 LOB: 0 BB: 0 P: 14	R: 2 E: 0 K: 1 S: 9	H: 2 LOB: 1 BB: 1 P: 18	R: 1 E: 0 K: 1 S: 8	H: 2 LOB: 1 BB: 0 P: 13	R: 0 E: 0 K: 0 S: 8	H: 0 LOB: 0 BB: 0 P: 9	R: 0 E: 0 K: 0 S: 6	H: 1 LOB: 0 BB: 0 P: 10	R: 0 E: 0 K: 0 S: 8	H: 2 LOB: 2 BB: 0 P: 14	R: 0 E: 0 K: 3 S: 9	H: 0 LOB: 0 BB: 0 P: 13		R: 0 E: 0 K: 0 S: 9	H: 1 LOB: 1 BB: 0 P: 16	1B: 4 2B: 3 3B: 1 HR: 0	SF: 0 SAC: 0 DP: 1 HBP: 0	WP: 0 PB: 0 SB: 0 CS: 0	PA: 35		
PITCHER	IP	WLS	BF	H	R	ER	SO	BB	IBB	HBP	BLK	WP	HR	S	P	ERA	WHIP								
Andy Pettitte, L ERA: 4.21	1.0		3	0	0	0	3	0	0	0	0	0	0	9	13	0.00	0.000								
Mariano Rivera, R ERA: 1.53	1.0		4	1	0	0	0	0	0	0	0	0	0	9	16	0.00	1.000								
Dave Pavias, R ERA: 2.93	1.0		4	1	0	0	0	0	0	0	0	0	0	9	16	0.00	1.000								

Batter	1	2	3	4	5	6	7	8	9	AB	R	H	RBI	BB	SO	LOB	TOP					
Otis Nixon, S <small>OBP: 0.372, SLG: 0.314</small> (1, 8)										3	0	2	1	1	0	1	Toronto Blue Jays @ New York Yankees Yankee Stadium, Bronx, NY Fri Sep 06 1996, 7:05 PM EDT Att: 21,528 - Unknown - 70 F livebaseballscores.com					
Jacob Brunfield, R <small>OBP: 0.330, SLG: 0.503</small> (1, 9) (7, 7)										4	0	0	0	0	1	5						
Juan Samuel, R <small>OBP: 0.316, SLG: 0.481</small> (1, 3)										4	0	0	0	0	1	3						
Joe Carter, R <small>OBP: 0.312, SLG: 0.485</small> (1, 10)										4	0	2	0	0	0	0						
Ed Sprague, R <small>OBP: 0.337, SLG: 0.497</small> (1, 5)										4	0	1	0	0	1	1						
Robert Perez, R <small>OBP: 0.380, SLG: 0.447</small> Shawn Green, L <small>OBP: 0.341, SLG: 0.463</small> (7, PH) (7, 9)										2	0	0	0	0	1	2						
Charlie O'Brien, R Sandy Martinez, L <small>OBP: 0.281, SLG: 0.330</small> (1, 2) (2, 2)										1	0	0	0	0	0	2						
Alex Gonzalez, R <small>OBP: 0.304, SLG: 0.395</small> (1, 6)										3	0	0	0	1	1	0						
Miguel Cairo, R John Olerud, L Tomas Perez, S <small>OBP: 0.296, SLG: 0.322</small> (1, 4) (7, PH) (7, PR) (7, 4)										1	0	1	0	1	0	0						
Carlos Delgado, L <small>OBP: 0.363, SLG: 0.505</small> (9, PH)										1	0	0	0	0	0	0						
Inning Stats	R: 0 E: 0 K: 0 S: 10	H: 0 LOB: 0 BB: 1 P: 17	R: 0 E: 0 K: 1 S: 11	H: 2 LOB: 1 BB: 0 P: 18	R: 0 E: 0 K: 0 S: 8	H: 1 LOB: 0 BB: 0 P: 11	R: 0 E: 0 K: 0 S: 11	H: 1 LOB: 1 BB: 0 P: 16	R: 1 E: 0 K: 0 S: 11	H: 2 LOB: 2 BB: 1 P: 22	R: 0 E: 0 K: 0 S: 4	H: 0 LOB: 0 BB: 0 P: 6	R: 2 E: 0 K: 2 S: 24	H: 3 LOB: 2 BB: 1 P: 40	R: 0 E: 0 K: 2 S: 10	H: 0 LOB: 0 BB: 0 P: 12		R: 0 E: 0 K: 2 S: 9	H: 0 LOB: 0 BB: 0 P: 12	1B: 7 2B: 3 3B: 0 HR: 1	SF: 0 SAC: 1 DP: 3 HBP: 0	WP: 0 PA: 36 CS: 0
PITCHER	IP WLS BF H R ER SO BB IBB HBP BLK WP HR S P ERA WHIP																					
Jimmy Key, L <small>ERA: 4.67</small> 42 Mariano Rivera, R <small>ERA: 1.96</small> (1, 1) (7, 1)	6.0 W 23 6 1 1 1 2 0 0 0 0 1 55 90 1.50 1.333																					

Batter	1	2	3	4	5	6	7	8	9	AB	R	H	RBI	BB	SO	LOB	BOTTOM			
Tim Raines, S <small>OBP: 0.362, SLG: 0.375</small> (1, 7)										2	1	1	0	2	0	1	Toronto Blue Jays @ New York Yankees Yankee Stadium, Bronx, NY Fri Sep 06 1996, 7:05 PM EDT Att: 21,528 - Unknown - 70 F livebaseballscores.com			
Derek Jeter, R <small>OBP: 0.368, SLG: 0.413</small> (1, 6)										3	0	0	0	1	0	4				
Bernie Williams, S <small>OBP: 0.379, SLG: 0.512</small> (1, 8)										4	0	0	0	0	1	5				
Cecil Fielder, R <small>OBP: 0.356, SLG: 0.490</small> (1, 10)										3	2	2	2	1	0	0				
Tino Martinez, L <small>OBP: 0.369, SLG: 0.489</small> (1, 3)										3	0	0	1	1	0	0				
Charlie Hayes, R <small>OBP: 0.295, SLG: 0.373</small> (1, 5)										4	0	0	0	0	2	3				
Mariano Duncan, R Andy Fox, L <small>OBP: 0.269, SLG: 0.246</small> (1, 4) (7, 4)										3	1	1	0	0	0	0				
Joe Girardi, R <small>OBP: 0.355, SLG: 0.384</small> (1, 2)										3	0	1	1	0	1	0				
Ruben Rivera, R Daryl Strawberry, L <small>OBP: 0.375, SLG: 0.404</small> <small>OBP: 0.363, SLG: 0.506</small> (1, 9) (7, PH) (8, 9)										2	0	0	0	0	1	2				
Inning Stats	R: 1 E: 0 K: 1 S: 18	H: 1 LOB: 2 BB: 3 P: 34	R: 1 E: 0 K: 0 S: 8	H: 2 LOB: 1 BB: 1 P: 15	R: 1 E: 0 K: 0 S: 8	H: 1 LOB: 0 BB: 0 P: 12	R: 0 E: 1 K: 1 S: 13	H: 0 LOB: 1 BB: 0 P: 21	R: 0 E: 0 K: 0 S: 6	H: 0 LOB: 0 BB: 0 P: 8	R: 0 E: 0 K: 2 S: 10	H: 0 LOB: 0 BB: 0 P: 15	R: 0 E: 0 K: 1 S: 9	H: 0 LOB: 1 BB: 1 P: 15	R: 1 E: 0 K: 1 S: 9	H: 1 LOB: 0 BB: 0 P: 14		1B: 2 2B: 1 3B: 1 HR: 2	SF: 0 SAC: 0 DP: 1 HBP: 0	WP: 0 PA: 34 CS: 0
PITCHER	IP WLS BF H R ER SO BB IBB HBP BLK WP HR S P ERA WHIP																			
Huck Flener, L <small>ERA: 4.95</small> Luis Andujar, R <small>ERA: 7.71</small> Bill Risley, R <small>ERA: 4.3</small> (1, 1) (2, 1) (5, 1)	1.1 10 1 1 1 1 0 0 0 0 0 1 24 36 3.38 0.375																			

Batter	1	2	3	4	5	6	7	8	9	AB	R	H	RBI	BB	SO	LOB	TOP		
Otis Nixon, S <small>OBP: 0.373, SLG: 0.317</small> 										4	1	2	0	0	0	2			
Shawn Green, L <small>OBP: 0.341, SLG: 0.463</small> 										4	1	1	1	0	0	1			
Joe Carter, R <small>OBP: 0.312, SLG: 0.488</small> 										4	1	1	2	0	2	0			
John Olerud, L <small>OBP: 0.388, SLG: 0.500</small> 										3	0	0	0	1	1	0			
Ed Sprague, R <small>OBP: 0.336, SLG: 0.497</small> 										4	0	1	0	0	1	0			
Carlos Delgado, L <small>OBP: 0.380, SLG: 0.500</small> 										4	0	0	0	0	2	2			
Alex Gonzalez, R <small>OBP: 0.303, SLG: 0.392</small> 										3	0	0	0	1	1	0			
Sandy Martinez, L <small>OBP: 0.282, SLG: 0.327</small> 										2	0	0	0	0	1	1			
Tomas Perez, S <small>OBP: 0.297, SLG: 0.319</small> 										2	0	0	0	1	1	2			
Inning Stats	R: 3 H: 3 E: 0 K: 2 S: 11	H: 3 LOB: 0 BB: 0 P: 16	R: 0 H: 0 E: 0 K: 1 S: 5	H: 0 LOB: 0 BB: 0 P: 10	R: 0 H: 1 E: 0 K: 1 S: 8	H: 1 LOB: 0 BB: 0 P: 11	R: 0 H: 0 E: 0 K: 1 S: 6	H: 0 LOB: 1 BB: 1 P: 10	R: 0 H: 1 E: 0 K: 1 S: 18	H: 1 LOB: 2 BB: 1 P: 27	R: 0 H: 0 E: 0 K: 1 S: 6	H: 0 LOB: 1 BB: 1 P: 12	R: 0 H: 0 E: 0 K: 1 S: 6	H: 0 LOB: 0 BB: 0 P: 11	R: 0 H: 0 E: 0 K: 1 S: 10	H: 0 LOB: 0 BB: 0 P: 13	1B: 1 2B: 3 3B: 0 HR: 1	SF: 0 SAC: 0 DP: 1 HBP: 1	WP: 1 PA: 34 SB: 0 CS: 0
PITCHER	IP WLS BF H R ER SO BB IBB HBP BLK WP HR S P ERA WHIP																		
David Cone, R <small>ERA: 2.0</small>	7.0 L 28 5 3 3 8 3 0 1 0 1 1 61 102 3.86 1.143																		
Jeff Nelson, R <small>ERA: 4.71</small>	1.0 3 0 0 0 0 0 0 0 0 0 0 6 11 0.00 0.000																		
John Wetteland, R <small>ERA: 3.35</small>	1.0 3 0 0 0 1 0 0 0 0 0 0 10 13 0.00 0.000																		

Toronto Blue Jays @ New York Yankees
 Yankee Stadium, Bronx, NY
 Sat Sep 07 1996, 7:05 PM EDT
 Att: 27,069 - Unknown - 77 F

AB	30
R	3
H	5
RBI	3
BB	3
SO	9
LOB	8



Batter	1	2	3	4	5	6	7	8	9	AB	R	H	RBI	BB	SO	LOB	BOTTOM				
Tim Raines, S <small>OBP: 0.359, SLG: 0.394</small> 										4	1	1	2	0	0	0					
Wade Boggs, L <small>OBP: 0.386, SLG: 0.390</small> 										4	0	1	0	0	1	1					
Andy Fox, L <small>OBP: 0.269, SLG: 0.246</small> 										0	0	0	0	0	0	0					
Darryl Strawberry, L <small>OBP: 0.360, SLG: 0.500</small> 										4	0	1	0	0	1	2					
Cecil Fielder, R <small>OBP: 0.356, SLG: 0.489</small> 										4	0	1	0	0	0	2					
Tino Martinez, L <small>OBP: 0.366, SLG: 0.485</small> 										4	0	0	0	0	0	2					
Bernie Williams, S <small>OBP: 0.376, SLG: 0.507</small> 										4	0	0	0	0	0	0					
Mariano Duncan, R <small>OBP: 0.342, SLG: 0.491</small> 										4	0	2	0	0	0	0					
Joe Girardi, R <small>OBP: 0.352, SLG: 0.381</small> 										3	0	0	0	0	1	2					
2 Derek Jeter, R <small>OBP: 0.368, SLG: 0.413</small> 										3	1	1	0	0	1	1					
Inning Stats	R: 0 H: 0 E: 1 K: 0 S: 12	H: 1 LOB: 0 BB: 0 P: 21	R: 0 H: 1 E: 0 K: 1 S: 11	H: 1 LOB: 0 BB: 0 P: 19	R: 0 H: 0 E: 0 K: 1 S: 10	H: 0 LOB: 0 BB: 0 P: 14	R: 0 H: 0 E: 0 K: 0 S: 3	H: 0 LOB: 0 BB: 0 P: 6	R: 0 H: 1 E: 0 K: 0 S: 6	H: 1 LOB: 1 BB: 0 P: 9	R: 0 H: 2 E: 0 K: 1 S: 12	H: 2 LOB: 2 BB: 0 P: 19	R: 0 H: 0 E: 0 K: 0 S: 4	H: 0 LOB: 0 BB: 0 P: 6	R: 2 H: 3 E: 0 K: 1 S: 14	H: 3 LOB: 1 BB: 0 P: 22	R: 0 H: 0 E: 0 K: 0 S: 4	H: 0 LOB: 0 BB: 0 P: 5	1B: 6 2B: 0 3B: 0 HR: 1	SF: 0 SAC: 0 DP: 1 HBP: 0	WP: 0 PA: 34 SB: 1 CS: 0
PITCHER	IP WLS BF H R ER SO BB IBB HBP BLK WP HR S P ERA WHIP																				
Paul Quantrill, R <small>ERA: 5.04</small>	6.0 W 23 4 0 0 3 0 0 0 0 0 0 54 88 0.00 0.667																				
Tim Lincecum, R <small>ERA: 2.59</small>	1.0 5 2 2 2 0 0 0 0 0 0 1 11 15 18.00 2.000																				
Paul Spoljaric, L <small>ERA: 3.38</small>	0.1 2 1 0 0 1 0 0 0 0 0 0 4 7 0.00 3.000																				
Mike Timlin, R <small>ERA: 3.72</small>	1.2 S 4 0 0 0 0 0 0 0 0 0 0 7 11 0.00 0.000																				

Toronto Blue Jays @ New York Yankees
 Yankee Stadium, Bronx, NY
 Sat Sep 07 1996, 7:05 PM EDT
 Att: 27,069 - Unknown - 77 F


AB	34
R	2
H	7
RBI	2
BB	0
SO	4
LOB	10




Batter	1	2	3	4	5	6	7	8	9	AB	R	H	RBI	BB	SO	LOB	TOP		
Otis Nixon, S (1, 8) <small>OBP: 0.372, SLG: 0.317</small>	B3		G2-3		G4-3		1B			4	0	1	0	0	0	0	Toronto Blue Jays @ New York Yankees Yankee Stadium, Bronx, NY Sun Sep 08 1996, 3:33 AM EDT Att: 28,575 - Overcast - 73 F		
Jacob Brumfield, R (1, 9) <small>OBP: 0.326, SLG: 0.497</small>	K		G5-3		G5-3		F7			4	0	0	0	0	1	1			
Juan Samuel, R (1, 10) <small>OBP: 0.316, SLG: 0.475</small> Carlos Delgado, L (8, PH) <small>OBP: 0.359, SLG: 0.499</small>	K			1B HR BB	K			P2		2	1	0	0	1	2	0			
Joe Carter, R (1, 3) <small>OBP: 0.313, SLG: 0.488</small>		P5		1-1 SAFE SAFE 1-1 SAFE SAFE 1-1 SAFE SAFE	1B HR		FC5-4 1B		F8		4	1	2	0	0	0		0	
Ed Sprague, R (1, 5) <small>OBP: 0.337, SLG: 0.509</small>		HR		1-1 H 2H	HR	FC5-4 1-2		K		4	2	2	4	0	1	1			
Robert Perez, R (1, 7) <small>OBP: 0.374, SLG: 0.439</small> John Olerud, L (9, PH) <small>OBP: 0.387, SLG: 0.499</small>		P5		L8		K		F8		3	0	0	0	0	1	1			
Charlie O'Brien, R (1, 2) <small>OBP: 0.328, SLG: 0.427</small>		1B		F7		F7		G5-3		3	0	1	0	1	0	1			
Alex Gonzalez, R (1, 6) <small>OBP: 0.301, SLG: 0.389</small>		L7		K		G4-3		K		4	0	0	0	0	2	2			
Miguel Cairo, R (1, 4) <small>OBP: 0.250, SLG: 0.333</small>			K2-3		G5-3		G4-3			3	0	0	0	0	1	1			
Inning Stats	R: 0 E: 0 K: 2 S: 8	H: 0 LOB: 0 BB: 0 P: 10	R: 1 E: 0 K: 0 S: 16	H: 2 LOB: 1 BB: 0 P: 26	R: 0 E: 0 K: 1 S: 5	H: 0 LOB: 0 BB: 0 P: 7	R: 3 E: 0 K: 1 S: 15	H: 2 LOB: 1 BB: 2 P: 28	R: 0 E: 0 K: 1 S: 8	H: 1 LOB: 1 BB: 0 P: 9	R: 0 E: 0 K: 0 S: 11	H: 1 LOB: 1 BB: 0 P: 16	R: 0 E: 0 K: 1 S: 6	H: 0 LOB: 0 BB: 0 P: 12	R: 0 E: 0 K: 1 S: 10	H: 0 LOB: 0 BB: 0 P: 16		1B: 4 2B: 0 3B: 0 HR: 2 SF: 0 SAC: 0 DP: 0 HBP: 0	WP: 0 PB: 0 CS: 0
PITCHER Andy Pettitte, L (1, 1) <small>ERA: 4.25</small> Jeff Nelson, R (8, 1) <small>ERA: 4.57</small>	IP: 7.0 WLS: L BF: 29	H: 6 R: 4 ER: 4 SO: 6	BB: 2 IBB: 0 HBP: 0 BLK: 0	WP: 0 HR: 2 S: 69 P: 105	ERA: 5.14 WHIP: 1.143														

Batter	1	2	3	4	5	6	7	8	9	AB	R	H	RBI	BB	SO	LOB	BOTTOM				
Tim Raines, S (1, 7) <small>OBP: 0.366, SLG: 0.401</small>	L8		1B		1-2 1B		1B 1B		L3		5	0	3	0	0	0	1				
Wade Boggs, L (1, 5) <small>OBP: 0.384, SLG: 0.388</small> Charlie Hayes, R (7, PH) <small>OBP: 0.301, SLG: 0.375</small>	F7		P4		L9		BB 1B			3	0	0	0	0	0	3					
Paul O'Neill, L (1, 9) <small>OBP: 0.408, SLG: 0.471</small>	K			K		K		BB		3	0	0	0	1	3	0					
Cecil Fielder, R (1, 10) <small>OBP: 0.353, SLG: 0.485</small>		F9		G5-3		L9		L8		4	0	0	0	0	0	3					
Tino Martinez, L (1, 3) <small>OBP: 0.369, SLG: 0.485</small>		1B BB		BB		1B		K		2	0	1	0	2	1	0					
Bernie Williams, S (1, 8) <small>OBP: 0.377, SLG: 0.507</small>		G6-4-3 1B		G6-3			G3 1B	K		4	1	2	0	0	1	1					
2 Derek Jeter, R (1, 6) <small>OBP: 0.369, SLG: 0.415</small>		G6-4-3 1-2			FC6-4 1B		G3 WP 2B	G5-3		4	1	2	0	0	0	2					
Jim Leyritz, R (1, 2) <small>OBP: 0.354, SLG: 0.388</small> Joe Girardi, R (9, PR) <small>OBP: 0.352, SLG: 0.381</small>			P3		FC6-4 FC6-4 1-2		K		L3 BB	3	0	0	0	1	1	3					
Luis Sojo, R (1, 4) <small>OBP: 0.242, SLG: 0.263</small> Mike Adrele, L (7, PH) <small>OBP: 0.317, SLG: 0.455</small> Andy Fox, L (8, 4) <small>OBP: 0.259, SLG: 0.246</small> Darryl Strawberry, L (9, PH) <small>OBP: 0.359, SLG: 0.497</small>			P3		FC6-4 1-2		G3		K	2	0	0	0	0	0	1					
Inning Stats	R: 0 E: 0 K: 1 S: 8	H: 0 LOB: 0 BB: 0 P: 14	R: 0 E: 0 K: 0 S: 12	H: 1 LOB: 1 BB: 1 P: 20	R: 0 E: 0 K: 0 S: 11	H: 1 LOB: 1 BB: 0 P: 19	R: 0 E: 0 K: 1 S: 10	H: 0 LOB: 1 BB: 1 P: 16	R: 0 E: 0 K: 0 S: 9	H: 2 LOB: 2 BB: 0 P: 14	R: 0 E: 0 K: 1 S: 6	H: 1 LOB: 1 BB: 0 P: 10	R: 2 E: 0 K: 1 S: 23	H: 4 LOB: 3 BB: 1 P: 37	R: 0 E: 0 K: 2 S: 7	H: 0 LOB: 0 BB: 0 P: 12	R: 0 E: 0 K: 1 S: 6	H: 0 LOB: 1 BB: 1 P: 12	1B: 8 2B: 2 3B: 0 HR: 0 SF: 0 SAC: 0 DP: 2 HBP: 0	WP: 1 PB: 0 CS: 0	PA: 37
PITCHER Erik Hanson, R (1, 1) <small>ERA: 5.76</small> Paul Spoljaric, L (7, 1) <small>ERA: 3.58</small> Tim Crabtree, R (7, 1) <small>ERA: 2.54</small> Mike Timlin, R (9, 1) <small>ERA: 3.85</small>	IP: 6.2 WLS: W BF: 28	H: 8 R: 2 ER: 2 SO: 4	BB: 2 IBB: 0 HBP: 0 BLK: 0	WP: 1 HR: 0 S: 71 P: 116	ERA: 2.70 WHIP: 1.500																

AB 33
R 4
H 6
RBI 4
BB 2
SO 8
LOB 7




AB 33
R 2
H 9
RBI 1
BB 4
SO 7
LOB 16



Batter	1	2	3	4	5	6	7	8	9	AB	R	H	RBI	BB	SO	LOB	TOP								
Tim Raines, S OBP: 0.369, SLG: 0.394 (1, 7)	F8		FC1-2 BB		K2-3		FC3-6 BB		G4-3	3	0	0	0	2	1	1									
Bernie Williams, S OBP: 0.377, SLG: 0.504 (1, 8)	F8		FC1-2 BB				FC3-6 E		WP 2B	4	2	1	1	1	0	5									
Paul O'Neill, L OBP: 0.342, SLG: 0.470 Ruben Rivera, R OBP: 0.384, SLG: 0.404 (7, PR) (7, 9)	F9		K		K		E7 IBB		DI 2B	4	0	0	0	0	2	4									
Cecil Fielder, R OBP: 0.356, SLG: 0.484 Pat Kelly, R OBP: 0.200, SLG: 0.111 (9, PR)		K			F8				2B	0	0	0	0	0	0	0									
Tino Martinez, L OBP: 0.366, SLG: 0.480 (1, 3)	P3		FC6				F8		K	5	0	0	0	0	1	6									
Charlie Hayes, R OBP: 0.301, SLG: 0.373 (1, 5)	G4-3				K		P3		F9	4	0	0	0	0	1	0									
Mariano Duncan, R Andy Fox, L OBP: 0.269, SLG: 0.246 (8, 4)			2B 2B		F8		K		F3	4	1	1	0	0	1	0									
Joe Girardi, R OBP: 0.349, SLG: 0.380 (1, 2)			FC1-2 2B		F8				F8	4	0	1	0	0	0	0									
Derek Jeter, R OBP: 0.372, SLG: 0.426 (1, 6)			FC1-2 BB				E6 FC3-6 E		F9	4	3	2	1	0	0	0									
Inning Stats	R: 0 E: 0 K: 0 S: 5	H: 0 LOB: 0 BB: 0 P: 6	R: 0 E: 0 K: 1 S: 10	H: 0 LOB: 0 BB: 0 P: 11	R: 2 E: 0 K: 1 S: 12	H: 3 LOB: 3 BB: 2 P: 27	R: 0 E: 0 K: 1 S: 9	H: 0 LOB: 0 BB: 0 P: 13	R: 1 E: 0 K: 2 S: 12	H: 2 LOB: 1 BB: 0 P: 24	R: 0 E: 0 K: 1 S: 6	H: 0 LOB: 0 BB: 0 P: 10	R: 2 E: 2 K: 0 S: 12	H: 0 LOB: 2 BB: 2 P: 27	R: 0 E: 0 K: 0 S: 7	H: 0 LOB: 0 BB: 0 P: 9	R: 2 E: 0 K: 1 S: 16	H: 1 LOB: 1 BB: 2 P: 31	1B: 4 2B: 2 3B: 0 HR: 0	SF: 0 SAC: 0 DP: 0 HBP: 0	WP: 2 PB: 0 SB: 3 CS: 0	PA: 41			
PITCHER	IP	WLS	BF	H	R	ER	SO	BB	IBB	HBP	BLK	WP	HR	S	P	ERA	WHIP								
Felipe Lira, R ERA: 5.26 (1, 1)	6.2	L	29	5	5	3	6	3	0	0	0	0	0	60	104	4.05	1.200								
Joey Eischen, L ERA: 4.43 (7, 1)	0.1		3	0	0	0	0	0	1	0	0	0	0	6	14	0.00	0.000								
Richie Lewis, R ERA: 4.41 (8, 1)	1.2		8	1	2	2	0	2	0	0	0	1	0	20	35	10.80	1.800								
Mike Myers, L ERA: 5.1 (9, 1)	0.1		1	0	0	0	1	0	0	0	0	0	0	3	5	0.00	0.000								

New York Yankees @ Detroit Tigers
Tiger Stadium, Detroit, MI
Wed Sep 11 1996, 7:05 PM EDT
Att: 9,775 - Unknown - 64 F

AB 32
R 7
H 5
RBI 2
BB 4
SO 6
LOB 16



Batter	1	2	3	4	5	6	7	8	9	AB	R	H	RBI	BB	SO	LOB	BOTTOM								
Kimera Barteo, R OBP: 0.339, SLG: 0.333 Curtis Pride, L OBP: 0.360, SLG: 0.500 (9, PH)	G3				SF8 1B		K		K	4	1	1	0	0	1	5									
Damon Easley, R OBP: 0.310, SLG: 0.382 Eddie Williams, R OBP: 0.267, SLG: 0.307 Bobby Higginson, L OBP: 0.399, SLG: 0.573 (9, PH)	L5 1B		1B		F9		K		K	1	0	1	0	1	0	0									
Travis Fryman, R OBP: 0.322, SLG: 0.441 (1, 6)	L5		G4-3 1B		SF8		K			3	0	1	1	0	1	1									
Ruben Sierra, S OBP: 0.323, SLG: 0.383 (1, 7)		1B BB	G4-3		1B		P6			2	1	0	0	2	0	1									
Tony Clark, S OBP: 0.294, SLG: 0.465 (1, 3)	K				F9		P5			4	0	1	1	0	1	1									
Mark Lewis, R OBP: 0.335, SLG: 0.410 (1, 4)	BB 1B		BB 1B		G1-3		P4		F8	4	0	2	0	0	0	2									
Melvin Nieves, S OBP: 0.329, SLG: 0.496 (1, 9)		BB 1B			G1-3		E6 SH1-4 1B		P6	4	0	1	1	0	0	1									
Phil Hiatt, R OBP: 0.294, SLG: 0.375 (1, 5)		K			G5-3		SH1-4 1B		K	4	0	1	0	0	2	3									
Brad Ausmus, R OBP: 0.289, SLG: 0.303 (1, 2)					F9 BB		SH1-4		F9	1	1	0	0	2	0	0									
Inning Stats	R: 0 E: 0 K: 0 S: 8	H: 1 LOB: 0 BB: 0 P: 12	R: 1 E: 0 K: 2 S: 12	H: 2 LOB: 2 BB: 2 P: 24	R: 0 E: 0 K: 0 S: 13	H: 1 LOB: 1 BB: 0 P: 20	R: 0 E: 0 K: 0 S: 7	H: 1 LOB: 1 BB: 0 P: 12	R: 2 E: 0 K: 0 S: 8	H: 2 LOB: 2 BB: 2 P: 18	R: 0 E: 1 K: 2 S: 16	H: 1 LOB: 2 BB: 0 P: 24	R: 0 E: 0 K: 1 S: 6	H: 0 LOB: 0 BB: 0 P: 11	R: 0 E: 0 K: 1 S: 11	H: 0 LOB: 0 BB: 0 P: 16	R: 0 E: 0 K: 2 S: 8	H: 0 LOB: 0 BB: 0 P: 13	1B: 8 2B: 0 3B: 0 HR: 0	SF: 1 SAC: 1 DP: 1 HBP: 0	WP: 0 PB: 0 SB: 0 CS: 0	PA: 38			
PITCHER	IP	WLS	BF	H	R	ER	SO	BB	IBB	HBP	BLK	WP	HR	S	P	ERA	WHIP								
Jimmy Key, L ERA: 4.66 (1, 1)	6.0	W	29	8	3	3	4	5	0	0	0	0	0	64	110	4.50	2.167								
Brian Boehringer, R ERA: 5.68 (7, 1)	1.0		3	0	0	0	1	0	0	0	0	0	0	6	11	0.00	0.000								
42 Mariano Rivera, R ERA: 1.19 (8, 1)	1.0		3	0	0	0	1	0	0	0	0	0	0	11	16	0.00	0.000								
John Wetteland, R ERA: 3.23 (9, 1)	1.0		3	0	0	0	2	0	0	0	0	0	0	8	13	0.00	0.000								

New York Yankees @ Detroit Tigers
Tiger Stadium, Detroit, MI
Wed Sep 11 1996, 7:05 PM EDT
Att: 9,775 - Unknown - 64 F

AB 31
R 3
H 8
RBI 3
BB 5
SO 8
LOB 18



Batter	1	2	3	4	5	6	7	8	9	AB	R	H	RBI	BB	SO	LOB	TOP		
2 Derek Jeter, R OBP: 0.372, SLG: 0.424	G6-3		F9	CS	BB	K		SF8	HR	4	2	1	1	0	1	1			
Tim Lincecum, S OBP: 0.379, SLG: 0.389	L4		HR		BB		G6-3	S	HBP	2	2	0	0	4	1	3			
Bernie Williams, S OBP: 0.382, SLG: 0.518	BB		HR		BB		F7		HR	4	2	3	8	2	0	1			
Cecil Fielder, R OBP: 0.355, SLG: 0.481	BB						G6-3	G6-4	K	0	0	0	0	0	0	0			
Tino Martinez, L OBP: 0.365, SLG: 0.476	K		F7						F9	4	0	0	0	1	1	5			
Charlie Hayes, R OBP: 0.302, SLG: 0.379			F9				G4-3		HR	5	1	2	2	0	0	3			
Mariano Duncan, R OBP: 0.341, SLG: 0.490										4	0	1	0	0	2	2			
Andy Fox, L OBP: 0.273, SLG: 0.268										1	2	1	1	0	0	0			
Joe Girardi, R OBP: 0.350, SLG: 0.380										5	1	2	0	0	2	0			
Ruben Rivera, R OBP: 0.397, SLG: 0.410			HR						HR	4	2	2	0	1	0	3			
Inning Stats	R: 0 E: 0 K: 1 S: 18	H: 1 LOB: 2 BB: 1 P: 26	R: 0 E: 0 K: 2 S: 9	H: 0 LOB: 0 BB: 0 P: 13	R: 3 E: 0 K: 0 S: 14	H: 1 LOB: 1 BB: 3 P: 27	R: 0 E: 0 K: 1 S: 9	H: 1 LOB: 0 BB: 0 P: 11	R: 2 E: 0 K: 1 S: 13	H: 3 LOB: 2 BB: 1 P: 23	R: 0 E: 1 K: 0 S: 7	H: 0 LOB: 2 BB: 2 P: 23	R: 0 E: 0 K: 0 S: 9	H: 2 LOB: 3 BB: 2 P: 23	R: 6 E: 0 K: 2 S: 25	H: 5 LOB: 0 BB: 0 P: 41	1B: 8 2B: 1 3B: 0 HR: 4	SF: 1 SAC: 0 DP: 0 HBP: 1	WP: 0 PA: 50 PB: 0 SB: 1 CS: 1
PITCHER	IP	WLS	BF	H	R	ER	SO	BB	IBB	HBP	BLK	WP	HR	S	P	ERA	WHIP		
Justin Thompson, L ERA: 4.2	4.2	L	24	6	5	5	4	5	0	0	0	0	1	60	95	9.64	2.357		
A.J. Sager, R ERA: 5.02	2.1		11	2	1	1	2	1	1	0	0	0	0	21	44	3.86	1.286		
Brian Williams, R ERA: 6.75	1.0		5	0	0	0	2	0	0	0	0	0	0	6	19	0.00	2.000		
Jose Lima, R ERA: 6.02	1.0		9	5	6	6	2	0	0	1	0	0	3	25	41	54.00	5.000		

New York Yankees @ Detroit Tigers
Tiger Stadium, Detroit, MI
Thu Sep 12 1996, 3:33 AM EDT
Att: 9,009 - Cloudy - 66 F

AB 33
R 12
H 12
RBI 12
BB 8
SO 7
LOB 18



Batter	1	2	3	4	5	6	7	8	9	AB	R	H	RBI	BB	SO	LOB	BOTTOM				
Curtis Pride, L OBP: 0.358, SLG: 0.494	G6-3			P6			K		K	3	0	0	0	1	1	0					
Shannon Penn, S ERA: 5.02										1	0	0	0	0	1	1					
Mark Lewis, R OBP: 0.335, SLG: 0.409	BB						F9			4	1	1	0	0	0	2					
Travis Fryman, R OBP: 0.325, SLG: 0.445	BB									4	2	3	1	0	1	0					
Bobby Higginson, L OBP: 0.302, SLG: 0.575	BB									4	0	3	0	0	1	1					
Tony Clark, S OBP: 0.291, SLG: 0.462	BB									3	0	0	2	0	1	3					
Melvin Nieves, S OBP: 0.326, SLG: 0.491	L6									4	0	0	0	0	3	3					
Alan Trammell, R OBP: 0.277, SLG: 0.266										3	0	0	0	0	1	1					
Fausto Cruz, R OBP: 0.294, SLG: 0.313										1	0	0	0	0	1	0					
Raul Casanova, S OBP: 0.186, SLG: 0.284										4	0	1	0	0	2	0					
Kimera Barteaux, R OBP: 0.339, SLG: 0.329										2	0	0	0	1	2	0					
Inning Stats	R: 2 E: 0 K: 0 S: 14	H: 3 LOB: 1 BB: 0 P: 24	R: 0 E: 0 K: 0 S: 9	H: 1 LOB: 2 BB: 1 P: 17	R: 1 E: 0 K: 2 S: 14	H: 2 LOB: 1 BB: 0 P: 25	R: 0 E: 0 K: 2 S: 8	H: 0 LOB: 0 BB: 0 P: 12	R: 0 E: 0 K: 1 S: 7	H: 1 LOB: 1 BB: 0 P: 12	R: 0 E: 0 K: 1 S: 9	H: 0 LOB: 0 BB: 0 P: 14	R: 0 E: 0 K: 2 S: 7	H: 0 LOB: 0 BB: 0 P: 11	R: 0 E: 0 K: 3 S: 13	H: 1 LOB: 1 BB: 0 P: 18	R: 0 E: 0 K: 3 S: 11	H: 0 LOB: 1 BB: 1 P: 17	1B: 7 2B: 1 3B: 0 HR: 0	SF: 2 SAC: 1 DP: 0 HBP: 0	WP: 0 PA: 37 PB: 0 SB: 0 CS: 0
PITCHER	IP	WLS	BF	H	R	ER	SO	BB	IBB	HBP	BLK	WP	HR	S	P	ERA	WHIP				
David Cone, R ERA: 2.21	7.0	W	29	7	3	3	8	1	0	0	0	0	0	68	115	3.86	1.143				
42 Mariano Rivera, R ERA: 1.99	1.0		4	1	0	0	3	0	0	0	0	0	0	13	18	0.00	1.000				
Jeff Nelson, R ERA: 4.48	1.0		4	0	0	0	3	1	0	0	0	0	0	11	17	0.00	1.000				

New York Yankees @ Detroit Tigers
Tiger Stadium, Detroit, MI
Thu Sep 12 1996, 3:33 AM EDT
Att: 9,009 - Cloudy - 66 F

AB 33
R 3
H 8
RBI 3
BB 2
SO 14
LOB 11



Batter	1	2	3	4	5	6	7	8	9	AB	R	H	RBI	BB	SO	LOB	TOP					
Tim Raines, S OBP: 0.370, SLG: 0.383 (1, 7)										5	0	0	0	0	2	3	New York Yankees @ Toronto Blue Jays SkyDome, Toronto, ON Sat Sep 14 1996, 3:33 AM EDT Att: 43,397 - Dome - 72 F					
Bernie Williams, S OBP: 0.381, SLG: 0.517 (1, 8)										4	1	2	0	0	1	0						
Paul O'Neill, L OBP: 0.347, SLG: 0.472 Ruben Rivera, R OBP: 0.397, SLG: 0.410 (6, PR) (8, 9)										3	0	2	1	0	0	1						
Cecil Fielder, R OBP: 0.356, SLG: 0.478 Pat Kelly, R OBP: 0.200, SLG: 0.111 (8, PR)										4	0	1	1	0	0	3						
Tino Martinez, L OBP: 0.363, SLG: 0.473 (1, 3)										4	0	1	0	0	1	0						
Charlie Hayes, R OBP: 0.300, SLG: 0.375 (1, 5)										4	1	1	0	0	0	2						
Mariano Duncan, R OBP: 0.214, SLG: 0.264 Luis Sojo, R OBP: 0.242, SLG: 0.263 (9, PR)										4	0	3	0	0	1	0						
Joe Girardi, R OBP: 0.347, SLG: 0.376 (1, 2)										4	0	0	0	0	1	4						
Derek Jeter, R OBP: 0.372, SLG: 0.423 (1, 6)										4	0	1	1	0	1	0						
Inning Stats	R: 0 E: 0 K: 1 S: 8	H: 1 LOB: 1 BB: 0 P: 13	R: 0 E: 0 K: 1 S: 6	H: 0 LOB: 0 BB: 0 P: 7	R: 0 E: 0 K: 0 S: 8	H: 0 LOB: 0 BB: 0 P: 11	R: 0 E: 0 K: 0 S: 14	H: 2 LOB: 2 BB: 0 P: 21	R: 0 E: 0 K: 1 S: 7	H: 1 LOB: 1 BB: 0 P: 8	R: 0 E: 1 K: 0 S: 9	H: 0 LOB: 1 BB: 0 P: 17	R: 0 E: 0 K: 0 S: 8	H: 1 LOB: 1 BB: 0 P: 14	R: 2 E: 0 K: 2 S: 15	H: 3 LOB: 2 BB: 0 P: 20		R: 1 E: 0 K: 1 S: 12	H: 3 LOB: 3 BB: 0 P: 17	1B: 7 2B: 4 3B: 0 HR: 0	SF: 0 SAC: 0 DP: 0 HBP: 1	WP: 0 PB: 0 SB: 0 CS: 2
PITCHER	IP WLS BF H R ER SO BB IBB HBP BLK WP HR S P ERA WHIP																					
Pat Hentgen, R ERA: 3.42 Bill Riskey, R ERA: 4.26 (1, 1) (9, 1)	8.2 L 36 11 3 3 7 0 0 0 0 0 0 0 1 1 3.12 1.269																					

Batter	1	2	3	4	5	6	7	8	9	AB	R	H	RBI	BB	SO	LOB	BOTTOM					
Otis Nixon, S OBP: 0.378, SLG: 0.324 (1, 8)										3	0	1	0	0	1	0	New York Yankees @ Toronto Blue Jays SkyDome, Toronto, ON Sat Sep 14 1996, 3:33 AM EDT Att: 43,397 - Dome - 72 F					
Jacob Brunfield, R OBP: 0.325, SLG: 0.487 (1, 9) (8, 7)										4	1	1	0	0	2	2						
Juan Samuel, R OBP: 0.370, SLG: 0.480 Carlos Delgado, L OBP: 0.359, SLG: 0.493 (6, PH)										3	0	0	0	0	1	1						
Joe Carter, R OBP: 0.310, SLG: 0.480 (1, 3)										4	0	0	0	0	1	1						
Ed Sprague, R OBP: 0.337, SLG: 0.510 (1, 5)										4	0	2	1	0	2	0						
Charlie O'Brien, R OBP: 0.335, SLG: 0.423 John Olerud, L OBP: 0.383, SLG: 0.489 (1, 2) (9, PH)										1	0	0	0	1	0	1						
Robert Perez, R OBP: 0.370, SLG: 0.432 Shawn Green, L OBP: 0.344, SLG: 0.468 (7, PH) (8, 9)										2	0	0	0	0	0	3						
Alex Gonzalez, R OBP: 0.296, SLG: 0.386 (1, 6)										3	0	0	0	0	1	1						
Tomas Perez, S OBP: 0.300, SLG: 0.325 (1, 4)										3	0	1	0	0	0	0						
Inning Stats	R: 0 E: 0 K: 0 S: 5	H: 1 LOB: 0 BB: 0 P: 10	R: 0 E: 0 K: 0 S: 9	H: 1 LOB: 1 BB: 0 P: 16	R: 0 E: 0 K: 0 S: 5	H: 0 LOB: 0 BB: 0 P: 7	R: 1 E: 0 K: 1 S: 16	H: 2 LOB: 2 BB: 0 P: 26	R: 0 E: 0 K: 2 S: 9	H: 0 LOB: 0 BB: 0 P: 13	R: 0 E: 0 K: 1 S: 7	H: 0 LOB: 0 BB: 0 P: 12	R: 0 E: 0 K: 2 S: 8	H: 0 LOB: 1 BB: 1 P: 20	R: 0 E: 0 K: 1 S: 10	H: 1 LOB: 1 BB: 0 P: 13		R: 0 E: 0 K: 3 S: 13	H: 0 LOB: 0 BB: 0 P: 15	1B: 4 2B: 1 3B: 0 HR: 0	SF: 0 SAC: 1 DP: 1 HBP: 1	WP: 1 PB: 0 SB: 1 CS: 0
PITCHER	IP WLS BF H R ER SO BB IBB HBP BLK WP HR S P ERA WHIP																					
Kenny Rogers, L ERA: 4.84 Brian Boehringer, R ERA: 5.27 42 Mariano Rivera, R ERA: 1.86 John Wetteland, R ERA: 3.12 (1, 1) (5, 1) (8, 1) (9, 1)	4.0 W 10 0 0 0 5 1 0 0 0 0 0 0 0 24 45 0.00 0.333																					

Batter	1	2	3	4	5	6	7	8	9	AB	R	H	RBI	BB	SO	LOB	TOP			
Tim Raines, S OBP: 0.362, SLG: 0.373			L4			G4-3		F9		4	0	0	0	0	1	1				
Bernie Williams, S OBP: 0.381, SLG: 0.514	L5-4 BB		F8			K		L7		3	0	0	0	1	1	1				
Paul O'Neill, L OBP: 0.405, SLG: 0.471 Ruben Rivera, R OBP: 0.397, SLG: 0.410	SAFE 1B		F7			G6-3			2B BB	3	0	1	0	1	0	0				
Cecil Fielder, R OBP: 0.353, SLG: 0.475	L5-4			K					K	4	0	0	0	0	3	3				
Tino Martinez, L OBP: 0.363, SLG: 0.473 Andy Fox, L OBP: 0.273, SLG: 0.268		F8		L8						4	0	1	0	0	1	0				
Charlie Hayes, R OBP: 0.301, SLG: 0.376				F7						4	0	2	0	0	1	3				
Mariano Duncan, R OBP: 0.343, SLG: 0.493				L7		F9			K	4	0	0	0	0	2	5				
Joe Girardi, R OBP: 0.347, SLG: 0.376				F9						3	0	1	0	0	0	1				
2 Derek Jeter, R OBP: 0.371, SLG: 0.429										3	1	1	1	0	2	1				
Inning Stats	R: 0 E: 0 K: 1 S: 10	H: 1 LOB: 1 BB: 1 P: 19	R: 0 E: 0 K: 0 S: 7	H: 1 LOB: 1 BB: 0 P: 12	R: 1 E: 0 K: 0 S: 7	H: 1 LOB: 0 BB: 0 P: 10	R: 0 E: 0 K: 1 S: 11	H: 0 LOB: 0 BB: 0 P: 16	R: 0 E: 0 K: 1 S: 11	H: 0 LOB: 0 BB: 0 P: 13	R: 0 E: 0 K: 3 S: 10	H: 1 LOB: 1 BB: 0 P: 13	R: 0 E: 0 K: 1 S: 13	H: 1 LOB: 1 BB: 0 P: 21	R: 0 E: 0 K: 3 S: 12	H: 1 LOB: 3 BB: 1 P: 18	1B: 4 2B: 2 3B: 0 HR: 1	SF: 0 SAC: 0 DP: 1 HBP: 0	WP: 0 PB: 0 SB: 0 CS: 0	PA: 34
PITCHER	IP	WLS	BF	H	R	ER	SO	BB	IBB	HBP	BLK	WP	HR	S	P	ERA	WHIP			
Woody Williams, R ERA: 4.67	8.0	W	29	5	1	1	8	1	0	0	0	0	1	76	115	1.12	0.750			
Mike Timlin, R ERA: 3.51	1.0	S	5	1	0	0	3	1	0	0	0	0	0	12	18	0.00	2.000			

New York Yankees @ Toronto Blue Jays
SkyDome, Toronto, ON
Sun Sep 15 1996, 3:33 AM EDT
Att: 36,268 - Cloudy - 62 F

AB 32
R 1
H 6
RBI 1
BB 2
SO 11
LOB 15



Batter	1	2	3	4	5	6	7	8	9	AB	R	H	RBI	BB	SO	LOB	BOTTOM				
Otis Nixon, S OBP: 0.377, SLG: 0.325	G1-3		G1-3	FC4						4	0	1	0	0	0	4					
Shawn Green, L OBP: 0.341, SLG: 0.463	G3		G4-3				L8			4	0	0	1	0	1	2					
Joe Carter, R OBP: 0.311, SLG: 0.486	G5-3		HBP 1B				HR		G3-1	4	1	2	2	0	0	1					
John Olerud, L OBP: 0.384, SLG: 0.487							G4-3			2	0	0	0	0	1	0					
Ed Sprague, R OBP: 0.334, SLG: 0.506								F8		4	0	0	0	0	3	3					
Carlos Delgado, L OBP: 0.380, SLG: 0.496										4	0	2	0	0	1	1					
Alex Gonzalez, R OBP: 0.294, SLG: 0.383										4	0	0	0	0	1	3					
Sandy Martinez, L OBP: 0.288, SLG: 0.333										3	1	2	0	0	1	0					
Tomás Perez, S OBP: 0.304, SLG: 0.329										3	1	2	0	0	0	0					
Inning Stats	R: 0 E: 0 K: 0 S: 6	H: 0 LOB: 0 BB: 0 P: 8	R: 0 E: 0 K: 1 S: 8	H: 0 LOB: 1 BB: 0 P: 13	R: 2 E: 0 K: 1 S: 22	H: 3 LOB: 2 BB: 0 P: 30	R: 0 E: 0 K: 0 S: 9	H: 3 LOB: 2 BB: 0 P: 12	R: 1 E: 0 K: 0 S: 6	H: 1 LOB: 0 BB: 0 P: 7	R: 0 E: 0 K: 2 S: 9	H: 0 LOB: 0 BB: 0 P: 16	R: 0 E: 0 K: 1 S: 9	H: 1 LOB: 1 BB: 0 P: 16	R: 0 E: 0 K: 3 S: 11	H: 1 LOB: 1 BB: 0 P: 19	1B: 5 2B: 4 3B: 0 HR: 1	SF: 0 SAC: 0 DP: 1 HBP: 2	WP: 0 PB: 0 SB: 1 CS: 0	PA: 34	
PITCHER	IP	WLS	BF	H	R	ER	SO	BB	IBB	HBP	BLK	WP	HR	S	P	ERA	WHIP				
Ramiro Mendoza, R ERA: 7.74	5.0	L	23	7	3	3	2	0	0	0	0	0	0	1	51	70	5.40	1.400			
Graeme Lloyd, L ERA: 4.31	1.2		6	1	0	0	3	0	0	0	0	0	0	16	27	0.00	0.600				
Jeff Nelson, R ERA: 4.37	1.1		5	1	0	0	3	0	0	0	0	0	0	13	24	0.00	0.750				

New York Yankees @ Toronto Blue Jays
SkyDome, Toronto, ON
Sun Sep 15 1996, 3:33 AM EDT
Att: 36,268 - Cloudy - 62 F


AB 32
R 3
H 9
RBI 3
BB 0
SO 8
LOB 14




Batter	1	2	3	4	5	6	7	8	9	AB	R	H	RBI	BB	SO	LOB	TOP					
Wade Boggs, L (1,5) OBP: 0.387, SLG: 0.387 Andy Fox, L (6,FR) OBP: 0.277, SLG: 0.272	L5		HR		HR			G3		1	2	0	0	3	0	0	New York Yankees @ Toronto Blue Jays SkyDome, Toronto, ON Mon Sep 16 1996, 7:05 PM EDT Att: 30,115 - Unknown - 63 F					
Tim Lincecum, S (1,7) OBP: 0.363, SLG: 0.411	G4-3		HR		HR		F8	G3		5	2	2	6	0	0	4						
Paul O'Neill, L (1,9) OBP: 0.404, SLG: 0.468 Ruben Rivera, R (7,PH) OBP: 0.400, SLG: 0.460	K		G4-3		P5			F9		3	0	0	0	0	1	0						
Tino Martinez, L (1,3) OBP: 0.362, SLG: 0.472 Mike Aldrete, L (7,3) OBP: 0.314, SLG: 0.449		L8			F9	F8		G5-4-3	F7	4	0	1	0	0	0	0						
Bernie Williams, S (1,8) OBP: 0.381, SLG: 0.517		G4-6-3			G3			G5-4-3	G5-3	5	1	2	0	0	0	1						
Daryl Strawberry, L (1,10) OBP: 0.354, SLG: 0.491		G4-6-3			SF8			K	K	4	1	1	1	0	2	1						
Mariano Duncan, R (1,4) OBP: 0.343, SLG: 0.491 Luis Sojo, R (7,4) OBP: 0.245, SLG: 0.266			P2		G4-3			G1-3		2	0	0	0	1	0	1						
Jim Leyritz, R (1,2) OBP: 0.351, SLG: 0.382			K		K			G1-3		3	0	0	0	0	2	2						
Derek Jeter, R (1,6) OBP: 0.373, SLG: 0.432 Matt Howard, R (8,PH) OBP: 0.228, SLG: 0.278			HR		HR			G3		3	2	2	1	0	0	1						
										1	0	1	0	0	0	0						
Inning Stats	R: 0 E: 0 K: 1 S: 8	H: 0 LOB: 0 BB: 0 P: 13	R: 0 E: 0 K: 0 S: 9	H: 1 LOB: 0 BB: 0 P: 16	R: 3 E: 0 K: 1 S: 11	H: 2 LOB: 0 BB: 1 P: 20	R: 1 E: 0 K: 1 S: 9	H: 1 LOB: 1 BB: 1 P: 19	R: 3 E: 0 K: 0 S: 12	H: 2 LOB: 0 BB: 1 P: 21	R: 1 E: 0 K: 0 S: 9	H: 1 LOB: 2 BB: 1 P: 22	R: 1 E: 0 K: 1 S: 11	H: 2 LOB: 0 BB: 0 P: 18	R: 1 E: 0 K: 0 S: 15	H: 3 LOB: 2 BB: 0 P: 24	R: 0 E: 0 K: 1 S: 7	H: 0 LOB: 0 BB: 0 P: 12	1B: 6 2B: 2 3B: 1 HR: 3	SF: 1 SAC: 0 DP: 2 HBP: 1	WP: 0 PB: 0 SB: 0 CS: 0	PA: 42
PITCHER	IP WLS BF H R ER SO BB IBB HBP BLK WP HR S P ERA WHIP																					
Paul Quantrill, R (1,1) ERA: 5.33	5.0 L 23 6 7 7 3 3 0 0 0 0 0 2 49 89 12.60 1.800																					
Marty Janzen, R (6,1) ERA: 6.91	1.0 6 1 1 1 0 1 0 0 1 0 0 0 9 22 9.00 2.000																					
Huck Flener, L (7,1) ERA: 5.08	1.0 4 2 1 1 0 0 0 0 0 0 0 1 11 18 9.00 2.000																					
Jose Silva, R (8,1) ERA: 13.5	1.0 6 3 1 1 0 0 0 0 0 0 0 0 15 24 9.00 3.000																					
Scott Brown, R (9,1) ERA: 5.59	1.0 3 0 0 0 1 0 0 0 0 0 0 0 7 12 0.00 0.000																					

Batter	1	2	3	4	5	6	7	8	9	AB	R	H	RBI	BB	SO	LOB	BOTTOM			
Otis Nixon, S (1,8) OBP: 0.375, SLG: 0.323 Shannon Stewart, R (9,8)	G4-3			P9		L9			K	3	0	0	0	0	0	1	New York Yankees @ Toronto Blue Jays SkyDome, Toronto, ON Mon Sep 16 1996, 7:05 PM EDT Att: 30,115 - Unknown - 63 F			
Jacob Brumfield, R (1,9) OBP: 0.323, SLG: 0.482	K			G6-3				F8		3	0	0	0	0	1	0				
Juan Samuel, R (1,3) OBP: 0.320, SLG: 0.472	K			G6-3				G4-3		3	0	0	0	0	1	0				
Joe Carter, R (1,10) OBP: 0.310, SLG: 0.483		L9			F6			L8		3	0	0	0	0	0	0				
Ed Sprague, R (1,5) OBP: 0.333, SLG: 0.504 Felipe Crespo, S (9,5) OBP: 0.333, SLG: 0.125		P3			L7			G5-3		3	0	0	0	0	0	0				
Charlie O'Brien, R (1,2) OBP: 0.335, SLG: 0.422 Julio Mosquera, R (9,2) OBP: 0.167, SLG: 0.182		G1-3			F8			G6-4-3		3	0	1	0	0	0	0				
Robert Perez, R (1,7) OBP: 0.364, SLG: 0.425			G1-3			G5-3		G6-4-3		3	0	0	0	0	0	1				
Alex Gonzalez, R (1,6) OBP: 0.292, SLG: 0.381			L1			K			F9	3	0	0	0	0	1	0				
Tomas Perez, S (1,4) OBP: 0.304, SLG: 0.329			K					G6-3		3	0	1	0	0	1	0				
Inning Stats	R: 0 E: 0 K: 2 S: 12	H: 0 LOB: 0 BB: 0 P: 17	R: 0 E: 0 K: 0 S: 10	H: 0 LOB: 0 BB: 0 P: 15	R: 0 E: 0 K: 1 S: 9	H: 0 LOB: 0 BB: 0 P: 16	R: 0 E: 0 K: 0 S: 5	H: 0 LOB: 0 BB: 0 P: 10	R: 0 E: 0 K: 1 S: 12	H: 1 LOB: 1 BB: 0 P: 16	R: 0 E: 0 K: 0 S: 6	H: 0 LOB: 0 BB: 0 P: 10	R: 0 E: 0 K: 0 S: 4	H: 1 LOB: 0 BB: 0 P: 7	R: 0 E: 0 K: 1 S: 7	H: 0 LOB: 0 BB: 0 P: 9	1B: 2 2B: 0 3B: 0 HR: 0	SF: 0 SAC: 0 DP: 1 HBP: 0	WP: 0 PB: 0 SB: 0 CS: 0	PA: 28
PITCHER	IP WLS BF H R ER SO BB IBB HBP BLK WP HR S P ERA WHIP																			
Jimmy Key, L (1,1) ERA: 4.42	8.0 W 25 2 0 0 4 0 0 0 0 0 0 7 9 0.00 0.250																			
David Weathers, R (9,1) ERA: 5.77	1.0 3 0 0 0 1 0 0 0 0 0 0 0 7 9 0.00 0.000																			

AB 36
R 10
H 12
RBI 10
BB 4
SO 5
LOB 12



AB 28
R 0
H 2
RBI 0
BB 0
SO 5
LOB 2



Batter	1	2	3	4	5	6	7	8	9	10	AB	R	H	RBI	BB	SO	LOB	TOP	
Brady Anderson, L OBP: 0.393, SLG: 0.637	(1, 8) 2-1 SH5-3 G4-3 2B		(1, 1) F7			(1, 0) G1 SH5-3 1B		(1, 3-2) P3			4	1	2	0	0	0	1	Baltimore Orioles @ New York Yankees Yankee Stadium, Bronx, NY Wed Sep 18 1996, 7:05 PM EDT Att. 40,775 - Unknown - 63 F	
Roberto Alomar, S OBP: 0.415, SLG: 0.531	(1, 4) 0-0 SH5-3		(1, 2-3) K			(1, 0-0) SH5-3		(1, 0-0) G5-3			2	0	0	0	0	1			
Todd Zeile, R OBP: 0.357, SLG: 0.456	(1, 5) 2-1 G4-3		(1, 2-1) L9			(1, 0-1) G1		(1, 0-0) G5-3			4	0	0	1	0	0	2		
Rafael Palmeiro, L OBP: 0.383, SLG: 0.547	(1, 3) 1-0 F7					(1, 0-0) G5-3					4	0	0	0	0	0	1		
Bobby Bonilla, S OBP: 0.388, SLG: 0.514	(1, 9) 3-3 K2-3					(1, 1-2) G5-3					4	1	1	0	0	1	0		
Mike Devereaux, R OBP: 0.307, SLG: 0.353	(9, 9) 4-2 WP BB					(1, 2-2) 2B 1B					0	0	0	0	0	0	0		
Cal Ripken Jr., R OBP: 0.341, SLG: 0.455	(1, 6) 2-3 K					(1, 1-1) 1B 2B					3	0	1	0	1	1	0		
Eddie Murray, S OBP: 0.332, SLG: 0.424	(1, 10) 2-3 K					(1, 1-1) F8					4	0	1	1	0	1	1		
B.J. Surhoff, L OBP: 0.350, SLG: 0.483	(1, 7) 2-3 K					(1, 1-1) G1-6-3 1B					4	0	0	0	0	1	3		
Mark Parent, R OBP: 0.252, SLG: 0.465	(1, 2) 4-2 BB					(1, 2-0) G5-3					3	0	0	0	1	1	1		
Inning Stats	R: 1 E: 0 K: 0 S: 6	H: 1 LOB: 0 BB: 0 P: 11	R: 0 E: 0 K: 3 S: 18	H: 0 LOB: 1 BB: 1 P: 29	R: 0 E: 0 K: 1 S: 9	H: 0 LOB: 1 BB: 1 P: 18	R: 0 E: 0 K: 1 S: 9	H: 1 LOB: 1 BB: 0 P: 5	R: 1 E: 0 K: 0 S: 9	H: 3 LOB: 1 BB: 0 P: 16	R: 0 E: 0 K: 0 S: 6	H: 0 LOB: 0 BB: 0 P: 9	R: 0 E: 0 K: 0 S: 7	H: 0 LOB: 0 BB: 0 P: 11	R: 0 E: 0 K: 0 S: 10	H: 0 LOB: 0 BB: 0 P: 14	1B: 3 2B: 2 3B: 0 HR: 0	SF: 0 SAC: 2 DP: 1 HBP: 0	WP: 1 PA: 36
PITCHER	IP WLS BF H R ER SO BB IBB HBP BLK WP HR S P ERA WHIP																		
Andy Pettite, L ERA: 4.05	(1, 1) 8.1 31 5 2 2 6 2 0 0 0 1 0 75 120 2.16 0.840																		
42 Mariano Rivera, R ERA: 1.83	(9, 1) 1.2 W 5 0 0 0 0 0 0 0 0 0 0 14 19 0.00 0.000																		

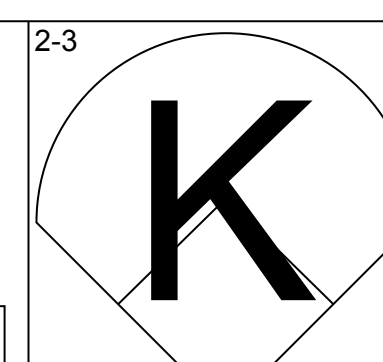
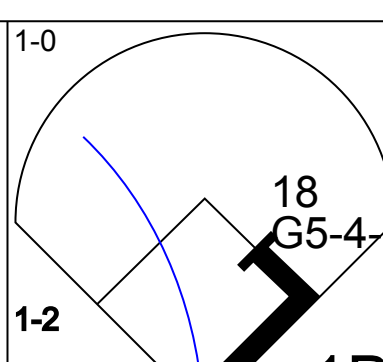
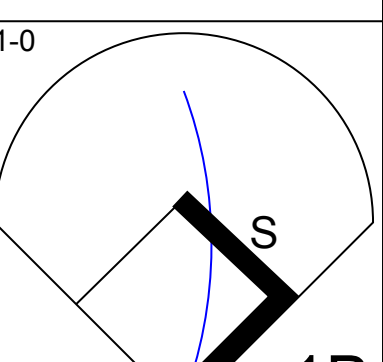
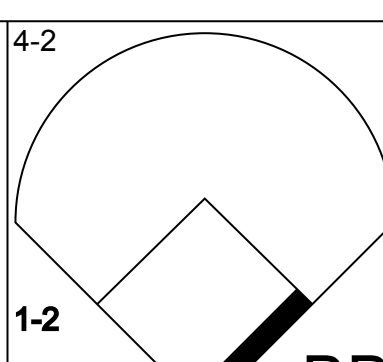
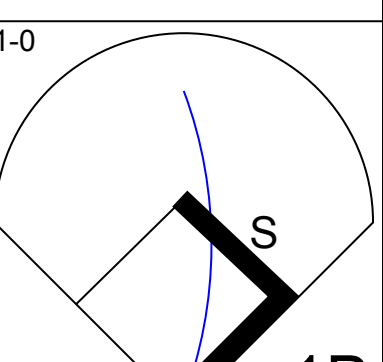
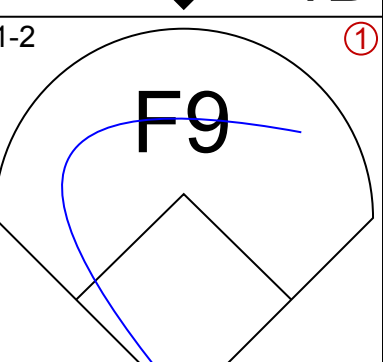
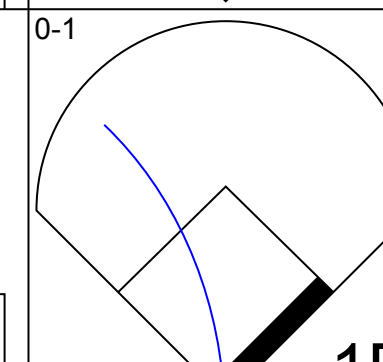
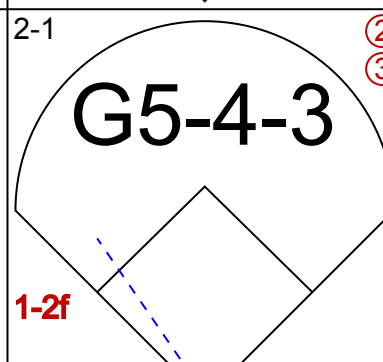
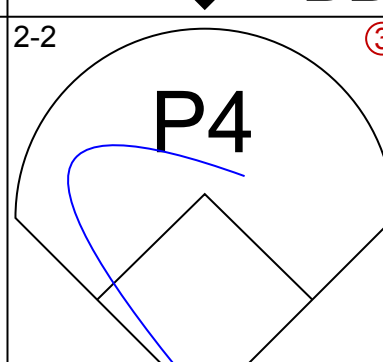
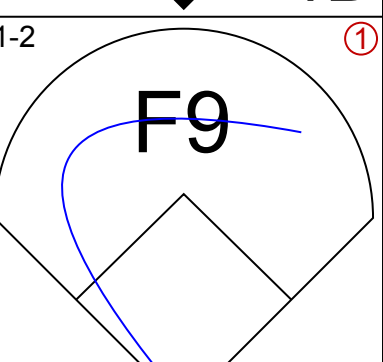
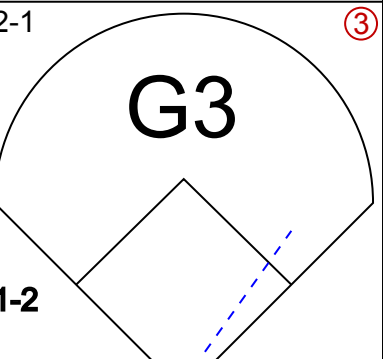
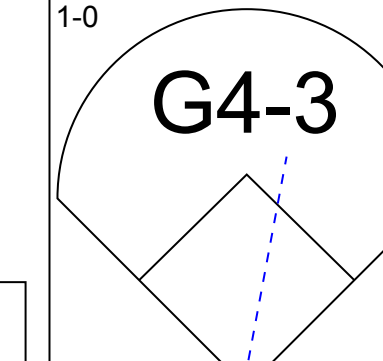
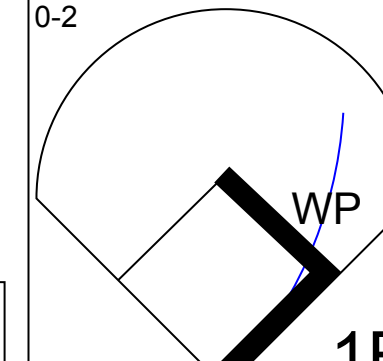

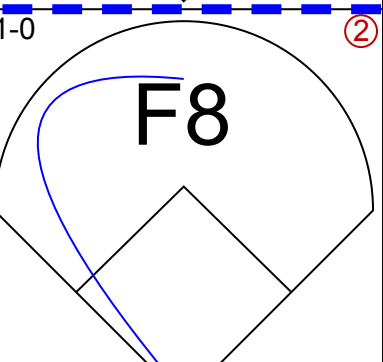
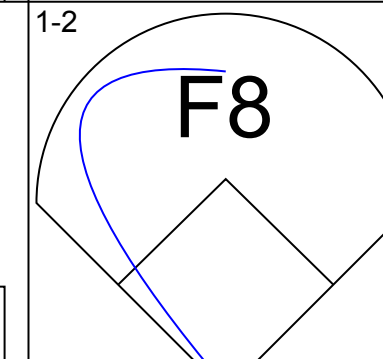
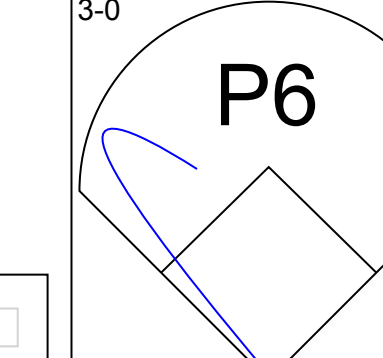
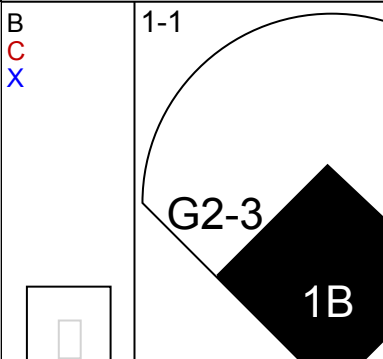
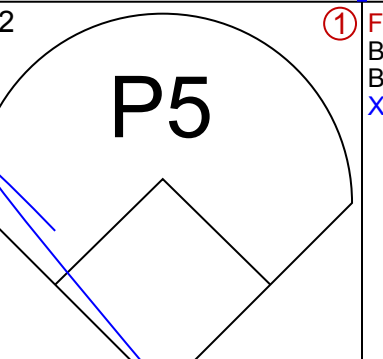
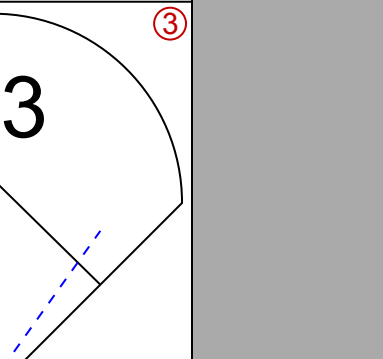
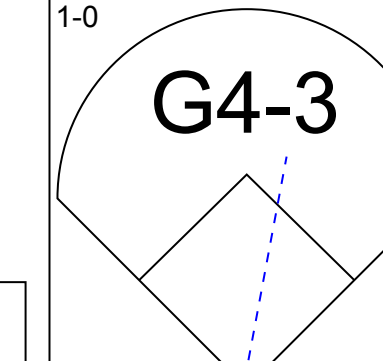
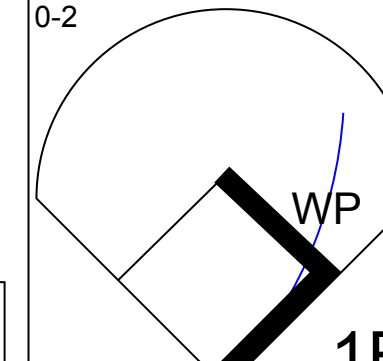
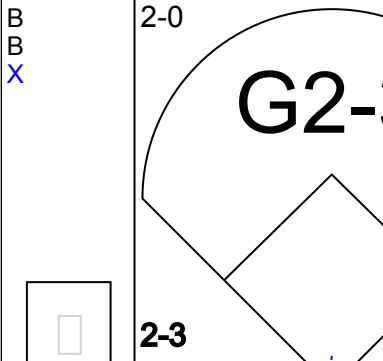
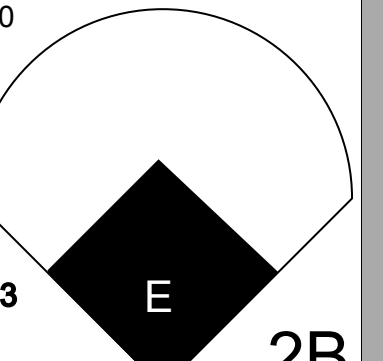

Batter	1	2	3	4	5	6	7	8	9	10	AB	R	H	RBI	BB	SO	LOB	BOTTOM			
Wade Boggs, L OBP: 0.387, SLG: 0.386	(1, 5) 1-1 G6-3		(1, 2-2) FC4-6 1B					(1, 3-1) F8			3	0	1	1	0	0	1	Baltimore Orioles @ New York Yankees Yankee Stadium, Bronx, NY Wed Sep 18 1996, 7:05 PM EDT Att. 40,775 - Unknown - 63 F			
Charlie Hayes, R OBP: 0.301, SLG: 0.375	(8, PH) 0-2 1B		(1, 1-1) FC4-6					(1, 0-0) G5-4-3			5	0	1	0	0	1	4				
Tim Lincecum, S OBP: 0.359, SLG: 0.405	(1, 7) 2-0 1B		(1, 0-0) G5-3					(1, 0-1) G6-4-3 1B			3	0	2	0	1	0	1				
Paul O'Neill, L OBP: 0.406, SLG: 0.469	(1, 9) 1-3 1B							(1, 4-1) BB 1B			1	1	1	1	0	0	0				
Ruben Rivera, R OBP: 0.407, SLG: 0.469	(9, PR) 1-3 1B							(1, 1-2) BB 1B			0	0	0	0	0	0	0				
Cecil Fielder, R OBP: 0.353, SLG: 0.472	(1, 10) K							(1, 1-2) BB			4	0	0	0	0	0	4				
Pat Kelly, R OBP: 0.200, SLG: 0.111	(9, PR) K							(1, 1-2) BB			4	0	2	1	0	1	0				
Tino Martinez, L OBP: 0.360, SLG: 0.466	(1, 3) 1-2 FC4-6							(1, 1-1) G1-3 1B			4	1	1	0	0	1	3				
Bernie Williams, S OBP: 0.382, SLG: 0.516	(1, 8) 0-0 G6-4-3 1B							(1, 1-3) 2H 1B			1	0	0	0	0	0	0				
Mariano Duncan, R OBP: 0.342, SLG: 0.491	(1, 4) 0-0 G6-4-3							(1, 0-2) G1-3			4	1	1	0	0	1	3				
Jim Leyritz, R OBP: 0.340, SLG: 0.380	(1, 2) 1-2 G6-3							(1, 1-2) F9			1	0	0	0	0	0	0				
Darryl Strawberry, L OBP: 0.355, SLG: 0.489	(7, PH) 0-0 G6-3							(1, 0-0) G5-4-3 1B			1	0	0	0	0	0	0				
Joe Girardi, R OBP: 0.346, SLG: 0.375	(8, 2) 2-3 SH FC6-4 G1-3							(1, 3-1) G4-3 1B			1	0	0	0	0	0	3				
2 Derek Jeter, R OBP: 0.374, SLG: 0.432	(1, 6) 3-2 G4-3							(1, 2-2) G4-3 1B			4	1	2	0	0	0	2				
Inning Stats	R: 0 E: 0 K: 1 S: 10	H: 2 LOB: 2 BB: 0 P: 15	R: 0 E: 0 K: 0 S: 5	H: 1 LOB: 0 BB: 0 P: 6	R: 0 E: 0 K: 0 S: 11	H: 1 LOB: 1 BB: 1 P: 17	R: 0 E: 0 K: 1 S: 8	H: 0 LOB: 0 BB: 0 P: 12	R: 1 E: 0 K: 1 S: 9	H: 1 LOB: 1 BB: 0 P: 12	R: 0 E: 0 K: 0 S: 4	H: 1 LOB: 0 BB: 0 P: 6	R: 0 E: 0 K: 0 S: 5	H: 1 LOB: 0 BB: 0 P: 11	R: 1 E: 0 K: 0 S: 16	H: 1 LOB: 3 BB: 2 P: 27	R: 1 E: 0 K: 0 S: 11	H: 2 LOB: 1 BB: 0 P: 16	1B: 9 2B: 1 3B: 0 HR: 0	SF: 0 SAC: 2 DP: 3 HBP: 0	WP: 0 PA: 39
PITCHER	IP WLS BF H R ER SO BB IBB HBP BLK WP HR S P ERA WHIP																				
Scott Erickson, R ERA: 5.05	(1, 1) 7.0 27 7 1 1 4 0 0 0 0 0 0 55 83 1.29 1.000																				
Jesse Orosco, L ERA: 3.63	(8, 1) 1.0 2 0 0 0 0 0 0 0 0 0 0 3 6 0.00 0.000																				
Randy Myers, L ERA: 3.79	(9, 1) 0.1 3 0 1 1 0 2 0 0 0 0 0 7 16 27.00 6.000																				
Alan Mills, R ERA: 3.91	(9, 1) 1.1 L 7 3 1 1 0 0 0 0 0 0 0 0 20 27 6.75 2.250																				

Batter	1	2	3	4	5	6	7	8	9	AB	R	H	RBI	BB	SO	LOB	TOP		
Brady Anderson, L (1, 8) OBP: 0.393, SLG: 0.633	F9		G5-4-3 BB		F7		F7		BB	3	0	0	0	2	0	2	Baltimore Orioles @ New York Yankees Yankee Stadium, Bronx, NY Thu Sep 19 1996, 3:33 AM EDT Sunny - 72 F		
Roberto Alomar, S (1, 4) OBP: 0.415, SLG: 0.531	6-3		G5-4-3 1-2			G3-1 2B		HR BB	G3	4	1	1	0	1	0	3			
Todd Zeile, R (1, 5) OBP: 0.358, SLG: 0.458	1B					G5-3		P4		4	0	2	0	0	0	2			
Rafael Palmeiro, L (1, 3) OBP: 0.382, SLG: 0.550	1-6-3					G3-1 2-3		HR 1-H		4	1	1	2	0	1	3			
Bobby Bonilla, S (1, 9) OBP: 0.367, SLG: 0.512		P2			G5-3			P7		3	0	0	0	1	0	1			
Cal Ripken Jr., R (1, 6) OBP: 0.341, SLG: 0.458	5-3				G5-3			BB		4	1	1	1	0	0	3			
Eddie Murray, S (1, 10) OBP: 0.330, SLG: 0.421	F7					P6		K	L8	4	0	0	0	0	1	0			
Pete Incaviglia, R (1, 7) OBP: 0.316, SLG: 0.463			G4-3		G1-3				G6-3	3	0	1	0	0	0	0			
B.J. Surhoff, L (9, PH) OBP: 0.350, SLG: 0.482										1	0	0	0	0	0	0			
Chris Hoiles, R (1, 2) OBP: 0.353, SLG: 0.484			BB BB			BB		K	K	2	0	0	0	2	2	1			
Inning Stats	R: 0 E: 0 K: 0 S: 4	H: 1 LOB: 1 BB: 0 P: 4	R: 0 E: 0 K: 0 S: 3	H: 0 LOB: 0 BB: 0 P: 3	R: 0 E: 0 K: 0 S: 7	H: 0 LOB: 1 BB: 2 P: 16	R: 0 E: 0 K: 1 S: 8	H: 1 LOB: 1 BB: 0 P: 12	R: 0 E: 0 K: 0 S: 13	H: 0 LOB: 1 BB: 1 P: 16	R: 0 E: 0 K: 2 S: 13	H: 1 LOB: 2 BB: 0 P: 23	R: 0 E: 0 K: 2 S: 10	H: 2 LOB: 0 BB: 1 P: 22	R: 0 E: 0 K: 1 S: 12	H: 0 LOB: 1 BB: 1 P: 20	1B: 1 2B: 3 3B: 0 HR: 2	SF: 0 SAC: 0 DP: 1 HBP: 0	WP: 0 PA: 38 PB: 0 SB: 0 CS: 0
PITCHER	IP	WLS	BF	H	R	ER	SO	BB	IBB	HBP	BLK	WP	HR	S	P	ERA	WHIP		
Kenny Rogers, L (1, 1) ERA: 4.76	5.2	W	23	3	0	0	1	4	0	0	0	0	0	40	69	0.00	1.235		
Brian Boehringer, R (6, 1) ERA: 5.65	2.0		10	3	3	3	2	1	0	0	0	0	2	19	35	13.50	2.000		
Jeff Nelson, R (8, 1) ERA: 4.29	1.1		5	0	0	0	1	1	0	0	0	0	0	14	25	0.00	0.750		

Batter	1	2	3	4	5	6	7	8	9	AB	R	H	RBI	BB	SO	LOB	BOTTOM		
Tim Lincecum, S (1, 7) OBP: 0.368, SLG: 0.424	CS 1B BB	BB 1B BB		HR		2B 1B 1B	K	K2-3		4	2	2	1	2	2	2	Baltimore Orioles @ New York Yankees Yankee Stadium, Bronx, NY Thu Sep 19 1996, 3:33 AM EDT Sunny - 72 F		
Wade Boggs, L (1, 5) OBP: 0.391, SLG: 0.396	CS 1B	BB 1B		WP 2B		1B 1B 2B	P6			4	1	4	1	0	0	0			
Andy Fox, L (7, 5) OBP: 0.275, SLG: 0.271	CS 1B	BB 1B		2B		1B 1B 2B				1	0	0	0	0	0	0			
Paul O'Neill, L (1, 9) OBP: 0.405, SLG: 0.467	K			K		G1-3				3	0	0	0	1	2	5			
Ruben Rivera, R (7, 9) OBP: 0.415, SLG: 0.477	BB 1B	BB		K		1B				1	0	1	0	0	0	0			
Tino Martinez, L (1, 3) OBP: 0.357, SLG: 0.464	K	L9		P5		P7	G4-3			5	0	0	0	0	1	8			
Bernie Williams, S (1, 8) OBP: 0.385, SLG: 0.515		G3 2B BB		PB BB		1B 1B IBB		S 1B BB		1	3	0	0	4	1	1			
Darryl Strawberry, L (1, 10) OBP: 0.352, SLG: 0.483	G3 1B BB		L7		L7	1B 1B		K		2	1	0	0	1	0	1			
Cecil Fielder, R (6, PH) OBP: 0.353, SLG: 0.472	G3 1B BB		L7		L7	1B 1B		K		2	1	1	1	0	1	1			
Mariano Duncan, R (1, 4) OBP: 0.345, SLG: 0.495	G3	G6-3		2B		1B 1B		1B 1B		5	0	3	3	0	0	3			
Jim Leyritz, R (1, 2) OBP: 0.354, SLG: 0.382	K			BB		K		1B		4	0	2	1	1	2	3			
Derek Jeter, R (1, 6) OBP: 0.372, SLG: 0.430	BB 1B		K		F8	K		K		5	1	1	2	0	3	7			
Inning Stats	R: 0 E: 0 K: 2 S: 7	H: 1 LOB: 1 BB: 1 P: 11	R: 3 E: 0 K: 1 S: 11	H: 2 LOB: 3 BB: 4 P: 29	R: 0 E: 0 K: 1 S: 8	H: 0 LOB: 2 BB: 2 P: 18	R: 1 E: 0 K: 2 S: 16	H: 2 LOB: 1 BB: 0 P: 24	R: 0 E: 0 K: 1 S: 9	H: 1 LOB: 1 BB: 0 P: 14	R: 4 E: 0 K: 1 S: 13	H: 5 LOB: 2 BB: 1 P: 26	R: 0 E: 0 K: 1 S: 8	H: 1 LOB: 1 BB: 0 P: 14	R: 1 E: 0 K: 3 S: 17	H: 2 LOB: 2 BB: 1 P: 34	1B: 10 2B: 4 3B: 0 HR: 1	SF: 0 SAC: 0 DP: 1 HBP: 0	WP: 1 PA: 46 PB: 1 SB: 1 CS: 2
PITCHER	IP	WLS	BF	H	R	ER	SO	BB	IBB	HBP	BLK	WP	HR	S	P	ERA	WHIP		
35 Mike Mussina, R (1, 1) ERA: 4.85	2.0	L	13	3	3	3	3	5	0	0	0	1	1	33	56	3.00	1.667		
Archie Corbin, R (3, 1) ERA: 2.0	3.0		14	3	1	1	4	2	0	0	0	0	0	6	17	40.50	3.000		
Mike Michin, L (6, 1) ERA: 7.89	0.2		5	2	3	3	0	0	1	0	0	0	0	7	9	27.00	9.000		
Terry Mathews, R (6, 1) ERA: 4.66	0.1		4	3	1	1	1	0	0	0	0	0	0	7	9	27.00	9.000		
Nerio Rodriguez, R (7, 1) ERA: 5.4	1.1		8	3	1	1	2	1	0	0	0	0	0	18	36	6.75	3.000		

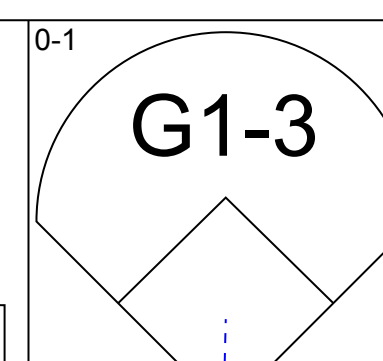
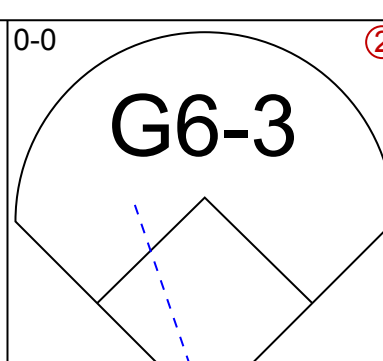

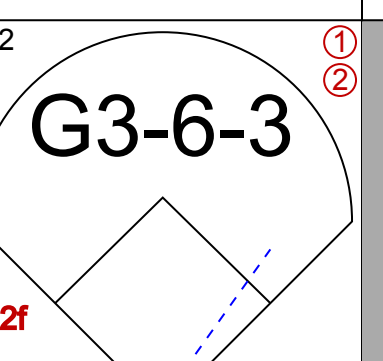
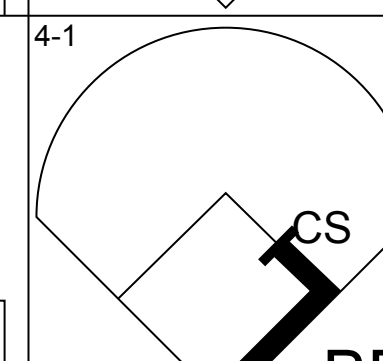

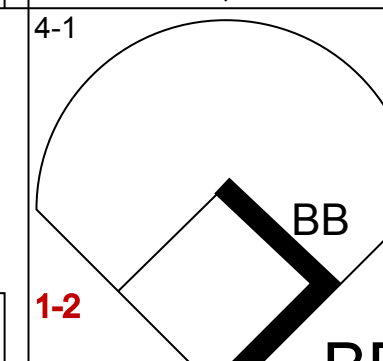
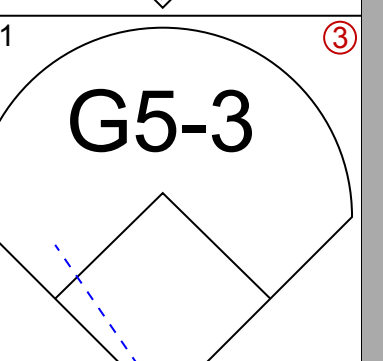
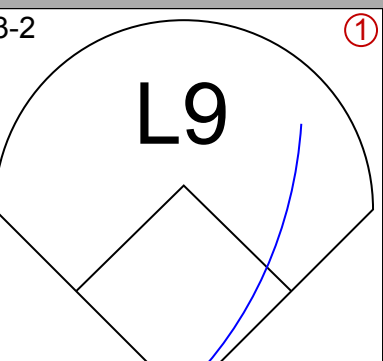
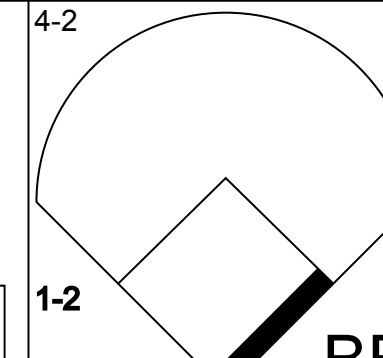
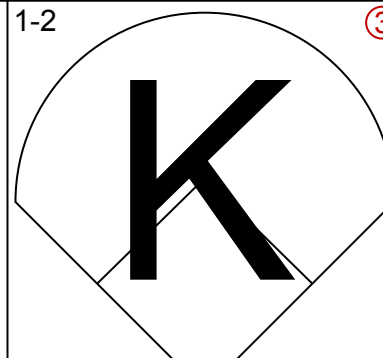
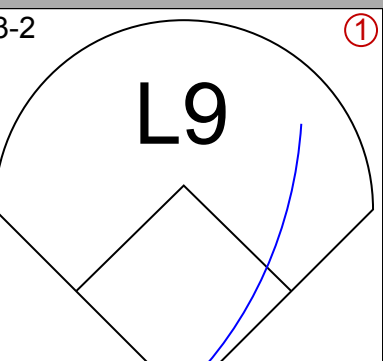
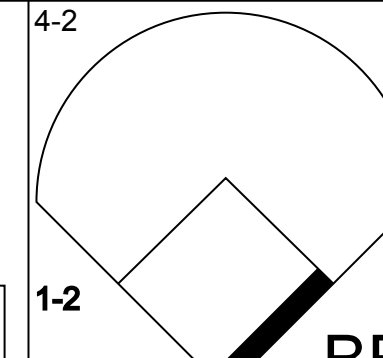
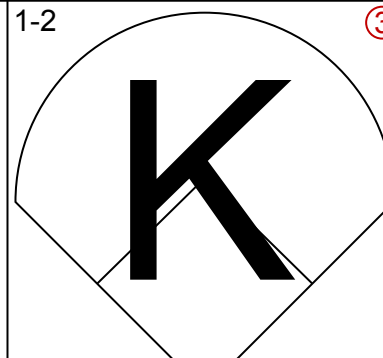
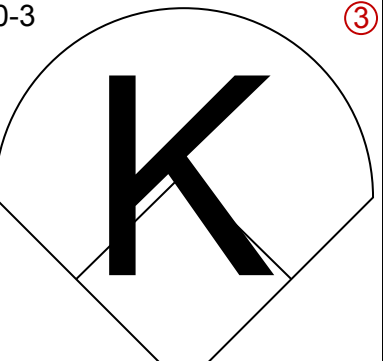
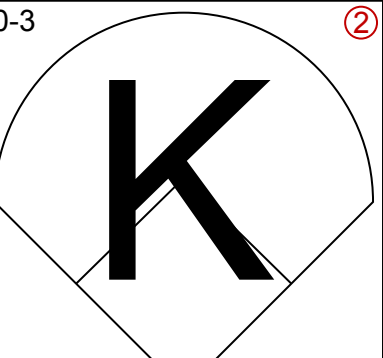
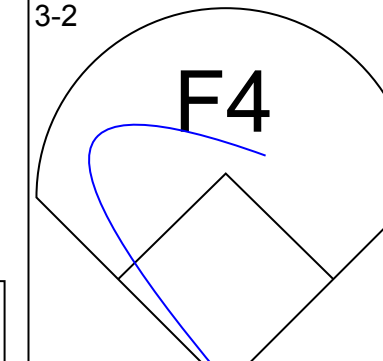

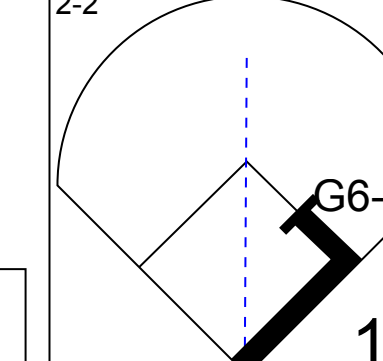
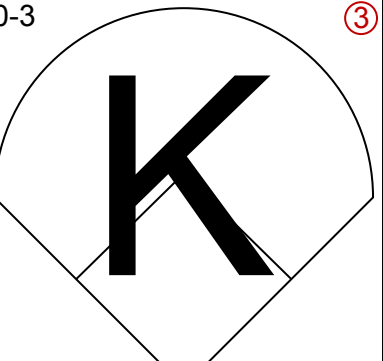

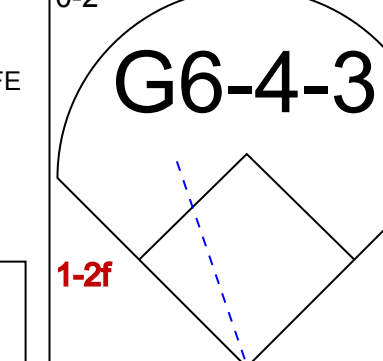
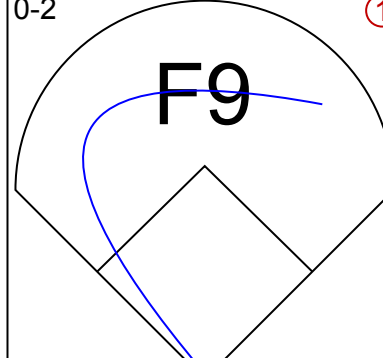

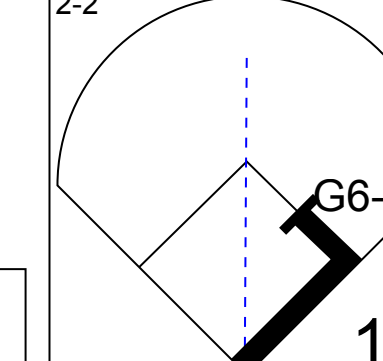
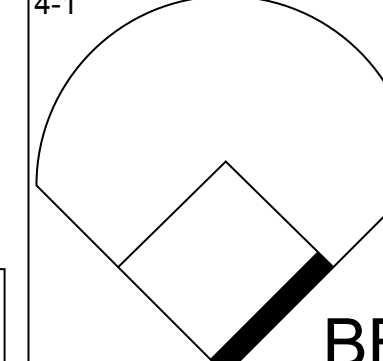
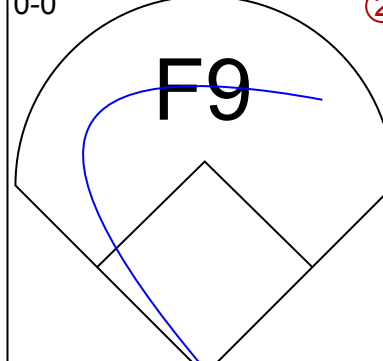
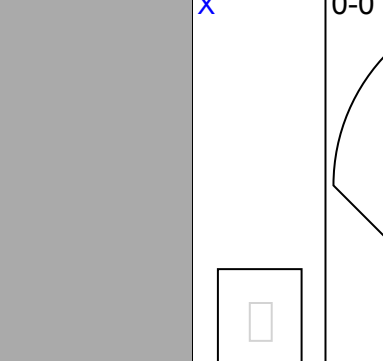

Batter	1	2	3	4	5	6	7	8	9	AB	R	H	RBI	BB	SO	LOB	TOP																			
Brady Anderson, L (1, 8) OBP: 0.395, SLG: 0.632	G3		HBP			1B	G4-6-3		1B	4	2	2	1	1	0	1	Baltimore Orioles @ New York Yankees Yankee Stadium, Bronx, NY Thu Sep 19 1996, 7:05 PM EDT Att: 54,888 - Unknown - 70 F livebaseballscorecards.com																			
Roberto Alomar, S (1, 4) OBP: 0.414, SLG: 0.531	K		K			1B		1B	G5-6-3	5	2	2	1	0	2	2																				
Todd Zeile, R (1, 5) OBP: 0.361, SLG: 0.461	BB		2B			1B		1B	F9	5	1	3	4	1	1	1																				
Rafael Palmeiro, L (1, 3) OBP: 0.384, SLG: 0.549	F7		2B			1B		1B	FC6-4	3	0	1	0	2	0	2																				
Bobby Bonilla, S (1, 9) OBP: 0.367, SLG: 0.510 Mike Devereaux, R (8, PR) OBP: 0.307, SLG: 0.353	1B		K			1B		2B	FC6-4	4	0	1	1	1	1	4																				
Cal Ripken Jr., R (1, 6) OBP: 0.340, SLG: 0.458	K					BB		2B	FC6-4	0	1	0	0	0	0	0																				
Eddie Murray, S (1, 10) OBP: 0.332, SLG: 0.424	BB					2B		1B	FC5	5	0	1	1	0	1	6																				
B.J. Surhoff, L (1, 7) OBP: 0.351, SLG: 0.481	L7					1B		1B	FC5	4	2	2	0	1	2	2																				
Mark Parent, R (1, 2) OBP: 0.248, SLG: 0.458 Chris Hoiles, R (6, PH) OBP: 0.355, SLG: 0.484	K					1B		1B	FC5	3	1	1	0	1	0	2																				
Inning Stats	R: 0 E: 0 K: 1 S: 7	H: 0 LOB: 1 BB: 1 P: 14	R: 0 E: 0 K: 2 S: 12	H: 1 LOB: 2 BB: 1 P: 20	R: 1 E: 1 K: 2 S: 12	H: 1 LOB: 1 BB: 0 P: 16	R: 0 E: 0 K: 1 S: 7	H: 0 LOB: 0 BB: 0 P: 11	R: 2 E: 0 K: 0 S: 18	H: 2 LOB: 2 BB: 2 P: 29	R: 3 E: 0 K: 1 S: 13	H: 3 LOB: 3 BB: 3 P: 27	R: 1 E: 0 K: 0 S: 11	H: 2 LOB: 0 BB: 0 P: 16	R: 3 E: 0 K: 1 S: 20	H: 4 LOB: 2 BB: 1 P: 33		R: 0 E: 0 K: 0 S: 5	H: 1 LOB: 0 BB: 0 P: 10	1B: 10 2B: 4 3B: 0 HR: 0	SF: 1 SAC: 1 DP: 2 HBP: 1	WP: 1 PB: 0 SB: 1 CS: 0	PA: 48													
PITCHER	IP	WLS	BF	H	R	ER	SO	BB	IBB	HBP	BLK	WP	HR	S	P	ERA	WHIP	PITCHER		IP	WLS	BF	H	R	ER	SO	BB	IBB	HBP	BLK	WP	HR	S	P	ERA	WHIP
David Cone, R (1, 1) ERA: 2.86	5.0		27	6	6	6	6	5	0	1	1	0	0	59	97	10.80	2.200	42 Mariano Rivera, R (8, 1) ERA: 2.08		0.1	L	5	4	3	3	0	0	0	0	0	14	20	81.00	12.000		
Graeme Lloyd, L (6, 1) ERA: 4.29	0.1		2	1	0	0	0	0	0	0	0	1	0	5	7	0.00	3.000	Dave Pavia, R (8, 1) ERA: 2.65		1.2		6	1	0	0	1	0	1	0	0	11	23	0.00	0.600		
David Weathers, R (6, 1) ERA: 5.83	0.2		5	1	1	1	1	1	1	0	0	0	0	9	20	13.50	3.000																			
Dale Polley, L (7, 1) ERA: 7.91	0.1		1	0	0	0	0	0	0	0	0	0	0	2	2	0.00	0.000																			
Jeff Nelson, R (7, 1) ERA: 4.25	0.2		2	1	0	0	0	0	0	0	0	0	0	5	7	0.00	1.500																			

Batter	1	2	3	4	5	6	7	8	9	AB	R	H	RBI	BB	SO	LOB	BOTTOM																			
2 Derek Jeter, R (1, 6) OBP: 0.373, SLG: 0.430	HR		HR			F8			F8	5	2	2	0	0	0	2	Baltimore Orioles @ New York Yankees Yankee Stadium, Bronx, NY Thu Sep 19 1996, 7:05 PM EDT Att: 54,888 - Unknown - 70 F livebaseballscorecards.com																			
Tim Lincecum, S (1, 7) OBP: 0.388, SLG: 0.417	L8		K			G4-6-3			HR	3	1	0	0	2	1	3																				
Bernie Williams, S (1, 8) OBP: 0.387, SLG: 0.527	F8		P5						HR	4	2	2	3	1	0	2																				
Cecil Fielder, R (1, 3) OBP: 0.354, SLG: 0.482	HR		HR			F9			K	5	2	2	4	0	1	3																				
Charlie Hayes, R (1, 5) OBP: 0.298, SLG: 0.372 Tino Martinez, L (9, PH) OBP: 0.356, SLG: 0.463	P4		K			F9			K	4	0	0	0	0	2	0																				
Mariano Duncan, R (1, 10) OBP: 0.347, SLG: 0.495	G5-3					1B			K	4	1	2	0	0	1	0																				
Joe Girardi, R (1, 2) OBP: 0.347, SLG: 0.376	1B					1B			K	4	1	2	0	0	1	1																				
Ruben Rivera, R (1, 9) OBP: 0.400, SLG: 0.456 Mike Aldrete, L (8, PH) OBP: 0.311, SLG: 0.444	K					B3			G4-3	3	0	0	0	0	2	4																				
Luis Sojo, R (1, 4) OBP: 0.249, SLG: 0.272 Wade Boggs, L (8, PH) OBP: 0.390, SLG: 0.395 Matt Howard, R (9, 4) OBP: 0.228, SLG: 0.278	G3					2B			F7	2	0	1	2	1	0	1																				
Inning Stats	R: 2 E: 0 K: 0 S: 14	H: 2 LOB: 0 BB: 0 P: 22	R: 0 E: 0 K: 1 S: 10	H: 1 LOB: 1 BB: 0 P: 12	R: 2 E: 0 K: 2 S: 13	H: 2 LOB: 0 BB: 0 P: 19	R: 2 E: 0 K: 0 S: 10	H: 3 LOB: 3 BB: 2 P: 20	R: 0 E: 0 K: 1 S: 6	H: 1 LOB: 1 BB: 0 P: 6	R: 0 E: 0 K: 0 S: 4	H: 0 LOB: 0 BB: 1 P: 11	R: 1 E: 0 K: 2 S: 17	H: 1 LOB: 0 BB: 0 P: 23	R: 0 E: 0 K: 1 S: 8	H: 0 LOB: 0 BB: 0 P: 11		R: 2 E: 0 K: 2 S: 16	H: 1 LOB: 0 BB: 1 P: 26	1B: 6 2B: 1 3B: 0 HR: 4	SF: 0 SAC: 0 DP: 1 HBP: 0	WP: 0 PB: 0 SB: 0 CS: 0	PA: 41													
PITCHER	IP	WLS	BF	H	R	ER	SO	BB	IBB	HBP	BLK	WP	HR	S	P	ERA	WHIP	PITCHER		IP	WLS	BF	H	R	ER	SO	BB	IBB	HBP	BLK	WP	HR	S	P	ERA	WHIP
David Wells, L (1, 1) ERA: 4.89	3.2		21	8	6	6	3	2	0	0	0	0	1	29	43	2.70	0.900	Alan Mills, R (8, 1) ERA: 4.13		1.2		7	1	2	2	2	1	0	0	0	1	19	29	10.80	1.200	
Terry Mathews, R (4, 1) ERA: 4.56	3.1	W	12	2	1	1	3	1	0	0	0	0	0	29	43	2.70	0.900	Randy Myers, L (9, 1) ERA: 3.76		0.1	S	1	0	0	0	1	0	0	0	0	5	8	0.00	0.000		

Batter	1	2	3	4	5	6	7	8	9	AB	R	H	RBI	BB	SO	LOB	TOP					
Darren Bragg, L (1, 8) OBP: 0.374, SLG: 0.411										4	0	2	0	1	1	1	Boston Red Sox @ New York Yankees Yankee Stadium, Bronx, NY Fri Sep 20 1996, 7:05 PM EDT Att: 39,883 - Unknown - 72 F					
Jeff Fyfe, R (1, 4) OBP: 0.382, SLG: 0.394										5	0	0	0	0	0	7						
18 Reggie Jefferson, S (1, 10) Jose Canseco, R (8, PH) OBP: 0.416, SLG: 0.621										3	1	1	0	0	0	3						
Mo Vaughn, L (1, 3) OBP: 0.416, SLG: 0.576										1	0	0	0	0	0	1						
Mike Greenwell, L (1, 7) Lee Tinsley, S (8, 8) OBP: 0.333, SLG: 0.439 OBP: 0.275, SLG: 0.289										4	1	2	0	0	0	1						
John Valentin, R (1, 5) Jeff Manto, R (7, 5) OBP: 0.374, SLG: 0.436 OBP: 0.318, SLG: 0.391										2	1	1	1	2	0	0						
Troy O'Leary, L (1, 9) OBP: 0.328, SLG: 0.430										4	0	1	1	1	0	3						
Bill Haselman, R (1, 2) OBP: 0.335, SLG: 0.404										3	0	0	0	0	1	5						
Nomar Garciaparra, R (1, 6) OBP: 0.304, SLG: 0.404										3	0	2	1	1	0	2						
Inning Stats	R: 0 E: 0 K: 1 S: 11	H: 1 LOB: 1 BB: 0 P: 15	R: 0 E: 0 K: 0 S: 12	H: 0 LOB: 1 BB: 1 P: 22	R: 0 E: 0 K: 0 S: 11	H: 1 LOB: 1 BB: 1 P: 21	R: 0 E: 0 K: 1 S: 12	H: 1 LOB: 2 BB: 1 P: 22	R: 0 E: 0 K: 0 S: 11	H: 1 LOB: 3 BB: 1 P: 16	R: 2 E: 0 K: 1 S: 21	H: 4 LOB: 3 BB: 1 P: 34	R: 2 E: 1 K: 0 S: 14	H: 1 LOB: 2 BB: 1 P: 28	R: 0 E: 0 K: 0 S: 7	H: 1 LOB: 1 BB: 0 P: 12		R: 0 E: 0 K: 0 S: 6	H: 0 LOB: 0 BB: 0 P: 11	1B: 7 2B: 3 3B: 0 HR: 0	SF: 0 SAC: 0 DP: 1 HBP: 2	WP: 1 PB: 0 SB: 3 CS: 0
PITCHER	IP	WLS	BF	H	R	ER	SO	BB	IBB	HBP	BLK	WP	HR	S	P	ERA	WHIP					
Dwight Gooden, R (1, 1) ERA: 4.84	5.1	2	24	6	2	2	2	3	0	0	0	1	0	61	104	3.38	1.688					
Brian Boehringer, R (6, 1) ERA: 5.56	0.2	5	2	0	0	1	1	1	0	0	0	0	0	17	26	0.00	4.500					
Dale Polley, L (7, 1) ERA: 9.24	0.1	L	3	1	2	1	0	0	0	1	0	0	0	6	11	27.00	3.000					
David Weathers, R (7, 1) ERA: 5.76	1.0	6	1	0	0	0	1	1	0	1	0	0	0	12	23	0.00	2.000					
Graeme Lloyd, L (8, 1) ERA: 4.2	1.0	3	0	0	0	0	0	0	0	0	0	0	0	6	10	0.00	0.000					
Dave Pavalas, R (9, 1) ERA: 2.55	0.2	2	0	0	0	0	0	0	0	0	0	0	0	3	7	0.00	0.000					

AB	36
R	4
H	10
RBI	3
BB	5
SO	3
LOB	26



Batter	1	2	3	4	5	6	7	8	9	AB	R	H	RBI	BB	SO	LOB	BOTTOM				
Wade Boggs, L (1, 5) OBP: 0.389, SLG: 0.394										4	1	1	0	0	0	1	Boston Red Sox @ New York Yankees Yankee Stadium, Bronx, NY Fri Sep 20 1996, 7:05 PM EDT Att: 39,883 - Unknown - 72 F				
Bernie Williams, S (1, 8) OBP: 0.388, SLG: 0.528										3	1	1	0	1	0	0					
Paul O'Neill, L (1, 9) OBP: 0.405, SLG: 0.469										2	0	1	2	1	0	0					
Tino Martinez, L (1, 3) OBP: 0.357, SLG: 0.462										2	0	0	0	2	2	1					
Cecil Fielder, R (1, 10) OBP: 0.352, SLG: 0.479										4	0	0	0	0	1	4					
Daryl Strawberry, L (1, 7) OBP: 0.350, SLG: 0.478										4	0	1	0	0	0	0					
Mariano Duncan, R (1, 4) OBP: 0.348, SLG: 0.494										3	0	1	0	1	0	1					
Joe Girardi, R (1, 2) OBP: 0.345, SLG: 0.373										3	0	0	0	0	0	2					
Tim Lincecum, S (9, PH) OBP: 0.387, SLG: 0.415										1	0	0	0	0	0	1					
2 Derek Jeter, R (1, 6) OBP: 0.372, SLG: 0.429										4	0	1	0	0	0	1					
Inning Stats	R: 0 E: 0 K: 0 S: 11	H: 0 LOB: 3 BB: 3 P: 26	R: 0 E: 0 K: 0 S: 9	H: 1 LOB: 0 BB: 0 P: 11	R: 1 E: 2 K: 1 S: 10	H: 1 LOB: 1 BB: 0 P: 16	R: 0 E: 0 K: 0 S: 8	H: 0 LOB: 1 BB: 1 P: 14	R: 1 E: 0 K: 0 S: 15	H: 2 LOB: 2 BB: 1 P: 23	R: 0 E: 0 K: 0 S: 6	H: 0 LOB: 0 BB: 0 P: 6	R: 0 E: 0 K: 2 S: 9	H: 1 LOB: 0 BB: 0 P: 10	R: 0 E: 0 K: 0 S: 5	H: 1 LOB: 1 BB: 0 P: 8	1B: 4 2B: 2 3B: 0 HR: 0	SF: 1 SAC: 0 DP: 2 HBP: 0	WP: 0 PB: 0 SB: 0 CS: 1	PA: 36	
PITCHER	IP	WLS	BF	H	R	ER	SO	BB	IBB	HBP	BLK	WP	HR	S	P	ERA	WHIP				
49 Tim Wakefield, R (1, 1) ERA: 5.11	8.0	W	32	5	2	1	3	5	0	0	0	0	0	76	118	1.12	1.250				
Heathcliff Slocumb, R (9, 1) ERA: 3.17	1.0	S	4	1	0	0	0	0	0	0	0	0	0	5	8	0.00	1.000				

AB	30
R	2
H	6
RBI	2
BB	5
SO	3
LOB	11



Batter	1	2	3	4	5	6	7	8	9	AB	R	H	RBI	BB	SO	LOB	TOP				
Darren Bragg, L (1, 8) OBP: 0.373, SLG: 0.409	P5		G4-6-3		G1-4-3			L4		4	0	0	0	0	0	1	Boston Red Sox @ New York Yankees Yankee Stadium, Bronx, NY Sun Sep 22 1996, 3:33 AM EDT Att: 34,422 - Overcast - 63 F				
Jeff Eves, R (1, 4) OBP: 0.382, SLG: 0.397	18 1B		K		P4			18 G3		4	1	2	0	0	1	0					
18 Reggie Jefferson, S (1, 10) OBP: 0.365, SLG: 0.597	2H				2B			G3		4	1	2	1	0	0	1					
Mo Vaughn, L (1, 3) OBP: 0.416, SLG: 0.572	F7				G4-3			G4-3		4	1	1	1	0	1	2					
Mike Greenwell, L (1, 7) OBP: 0.338, SLG: 0.448 Lee Tinsley, S (9, PR) OBP: 0.278, SLG: 0.292	F7				P3					4	0	2	0	0	0	2					
Nomar Garciaparra, R (1, 6) OBP: 0.297, SLG: 0.417 Jose Canseco, R (9, PH) OBP: 0.412, SLG: 0.614		G4-3			G4-3			G6-3		3	0	0	0	0	0	2					
Troy O'Leary, L (1, 9) OBP: 0.328, SLG: 0.430		K			2B			F7		4	0	1	1	0	2	1					
Bill Haselman, R (1, 2) OBP: 0.336, SLG: 0.426		G5-3			K			K		3	0	0	0	0	2	1					
Arquimedez Pozo, R (1, 5) OBP: 0.204, SLG: 0.289					G4-6-3			G6-3		3	0	1	0	0	1	0					
Inning Stats	R: 1 E: 0 K: 0 S: 8	H: 2 LOB: 1 BB: 0 P: 11	R: 0 E: 0 K: 1 S: 7	H: 0 LOB: 0 BB: 0 P: 11	R: 0 E: 0 K: 1 S: 9	H: 1 LOB: 0 BB: 0 P: 13	R: 2 E: 0 K: 1 S: 13	H: 3 LOB: 1 BB: 0 P: 20	R: 0 E: 0 K: 0 S: 6	H: 1 LOB: 1 BB: 0 P: 8	R: 0 E: 0 K: 2 S: 10	H: 0 LOB: 0 BB: 0 P: 13	R: 0 E: 0 K: 1 S: 14	H: 1 LOB: 1 BB: 0 P: 20	R: 0 E: 0 K: 1 S: 9	H: 1 LOB: 1 BB: 0 P: 11		1B: 3 2B: 6 3B: 0 HR: 0	SF: 0 SAC: 0 DP: 1 HBP: 0	WP: 0 PB: 0 SB: 0 CS: 1	PA: 34
PITCHER	IP	WLS	BF	H	R	ER	SO	BB	IBB	HBP	BLK	WP	HR	S	P	ERA	WHIP				
Ramiro Mendoza, R (1, 1) ERA: 7.35	6.0		24	7	3	3	3	0	0	0	0	0	0	51	76	4.50	1.167				
42 Mariano Rivera, R (7, 1) ERA: 2.04	2.0	W	7	1	0	0	3	0	0	0	0	0	0	24	33	0.00	0.500				
John Wetteland, R (9, 1) ERA: 2.97	1.0	S	3	1	0	0	1	0	0	0	0	0	0	9	11	0.00	1.000				

Batter	1	2	3	4	5	6	7	8	9	AB	R	H	RBI	BB	SO	LOB	BOTTOM				
Tim Raines, S (1, 7) OBP: 0.380, SLG: 0.457	2B	F8			3B			SH5-3		4	2	3	0	0	0	2	Boston Red Sox @ New York Yankees Yankee Stadium, Bronx, NY Sun Sep 22 1996, 3:33 AM EDT Att: 34,422 - Overcast - 63 F				
Wade Boggs, L (1, 5) OBP: 0.388, SLG: 0.389	F7		F7		P2		SH5-3		3	0	0	0	0	0	3						
Paul O'Neill, L (1, 9) OBP: 0.407, SLG: 0.475 Ruben Rivera, R (9, 9) OBP: 0.400, SLG: 0.456	K		K		P5		SF9		3	0	0	1	0	2	3						
Bernie Williams, S (1, 8) OBP: 0.395, SLG: 0.538	1H		F8		3B		IBB		3	0	2	3	1	0	0						
Cecil Fielder, R (1, 10) OBP: 0.349, SLG: 0.477	L8				F7		K		4	0	0	0	0	1	4						
Tino Martinez, L (1, 3) OBP: 0.359, SLG: 0.460		G3			G5-3			G4-3		4	0	2	0	0	0						
Mariano Duncan, R (1, 4) OBP: 0.350, SLG: 0.494 Luis Sojo, R (9, 4) OBP: 0.246, SLG: 0.269		G5-3			G5-3			K		4	0	1	0	0	1						
Joe Girardi, R (1, 2) OBP: 0.342, SLG: 0.369		G5-3			G1-3			G4-3		4	0	0	0	0	3						
2 Derek Jeter, R (1, 6) OBP: 0.376, SLG: 0.432					1B			SH5-3		3	2	2	0	1	1						
Inning Stats	R: 1 E: 0 K: 1 S: 15	H: 2 LOB: 1 BB: 0 P: 25	R: 0 E: 0 K: 0 S: 9	H: 1 LOB: 2 BB: 1 P: 17	R: 0 E: 0 K: 1 S: 7	H: 0 LOB: 0 BB: 0 P: 11	R: 0 E: 0 K: 0 S: 8	H: 1 LOB: 1 BB: 0 P: 12	R: 2 E: 0 K: 1 S: 16	H: 3 LOB: 1 BB: 0 P: 20	R: 0 E: 0 K: 0 S: 7	H: 0 LOB: 0 BB: 0 P: 11	R: 1 E: 0 K: 0 S: 8	H: 2 LOB: 2 BB: 1 P: 15	R: 0 E: 0 K: 2 S: 14	H: 1 LOB: 1 BB: 0 P: 21		1B: 8 2B: 1 3B: 1 HR: 0	SF: 1 SAC: 1 DP: 0 HBP: 0	WP: 0 PB: 0 SB: 1 CS: 0	PA: 36
PITCHER	IP	WLS	BF	H	R	ER	SO	BB	IBB	HBP	BLK	WP	HR	S	P	ERA	WHIP				
Aaron Sele, R (1, 1) ERA: 5.29	8.0	L	36	10	4	4	5	1	1	0	0	0	0	84	132	4.50	1.375				

Batter	1	2	3	4	5	6	7	8	9	AB	R	H	RBI	BB	SO	LOB	TOP					
Luis Sojo, R OBP: 0.251, SLG: 0.273 (1, 6)	1-2 E5 G3		3-1 FC4-6 1B		3-2 PB 1B		2-1 G5-3		0-1 G6-4-3 1-2f	5	1	2	0	0	0	1						
Mariano Duncan, R OBP: 0.352, SLG: 0.501 (1, 10)	3-2 G3		0-0 FC4-6 1-2f		1-2 1-H 1B		3-2 HR			4	1	2	2	0	0	2						
Darryl Strawberry, L OBP: 0.350, SLG: 0.497 (1, 7)	2-3 K			0-1 P5	1-3 K					4	0	0	0	0	2	2						
Cecil Fielder, R OBP: 0.350, SLG: 0.480 (1, 3)	1-3 K			0-0 G6-3		1-2 G3 1B		1-0 1B		4	1	2	0	0	1	1						
Charlie Hayes, R OBP: 0.299, SLG: 0.374 (1, 5)		3-2 L6		1-0 2B 1B		2-3 K		2-1 L6		4	0	1	0	0	1	2						
Mike Aldrete, L OBP: 0.285, SLG: 0.416 (1, 9)	0-2 F8			1-1 1B		1-0 G3		2-2 F7		4	0	1	0	0	0	2						
Ruben Rivera, R OBP: 0.392, SLG: 0.450 (1, 8)	0-1 G6-3			2-3 K		0-1 20 1B		2-2 P3		4	0	1	1	0	1	3						
20 Jorge Posada, S OBP: 0.083, SLG: 0.083 (1, 2)			1-0 P4		2-3 K2-3				0-0 G6-3	4	0	0	0	0	2	1						
Andy Fox, L OBP: 0.281, SLG: 0.269 (1, 4)	1-3 K			1-1 G4-3		1-2 G6-3		2-2 G6-4-3 1B		4	0	1	0	0	1	0						
Inning Stats	R: 0 E: 1 K: 2 S: 14	H: 0 LOB: 1 BB: 0 P: 21	R: 0 E: 0 K: 0 S: 11	H: 0 LOB: 0 BB: 0 P: 14	R: 0 E: 0 K: 1 S: 7	H: 1 LOB: 1 BB: 0 P: 12	R: 0 E: 0 K: 1 S: 10	H: 2 LOB: 2 BB: 0 P: 14	R: 1 E: 0 K: 2 S: 15	H: 2 LOB: 1 BB: 0 P: 23	R: 1 E: 0 K: 0 S: 9	H: 1 LOB: 0 BB: 0 P: 16	R: 0 E: 0 K: 0 S: 9	H: 1 LOB: 1 BB: 0 P: 16	R: 0 E: 0 K: 0 S: 7	H: 1 LOB: 0 BB: 0 P: 9	1B: 7 2B: 2 3B: 0 HR: 1	SF: 0 SAC: 0 DP: 1 HBP: 0	WP: 0 PB: 1 SB: 1 CS: 0	PA: 37		
PITCHER	IP	WLS	BF	H	R	ER	SO	BB	IBB	HBP	BLK	WP	HR	S	P	ERA	WHIP					
Mike Maddux, R ERA: 4.48	(1, 1)	6.2	W	29	8	3	2	8	0	0	0	0	0	1	78	116	2.70	1.200				
Vaughn Eshelman, L ERA: 7.14	(7, 1)	0.1		1	0	0	0	0	0	0	0	0	0	1	2	0.00	0.000					
Mark Brandenburg, R ERA: 3.93	(8, 1)	1.0	S	4	1	0	0	0	0	0	0	0	0	9	16	0.00	1.000					
Heathcliff Slocumb, R ERA: 3.06	(9, 1)	1.0	S	3	1	0	0	0	0	0	0	0	0	7	9	0.00	1.000					

New York Yankees @ Boston Red Sox
Fenway Park, Boston, MA
Thu Sep 26 1996, 7:05 PM EDT
Att: 32,367 - Unknown - 63 F

AB 37
R 3
H 10
RBI 3
BB 0
SO 8
LOB 14

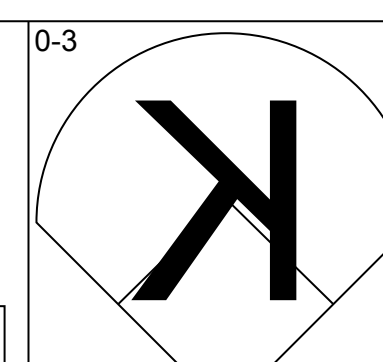
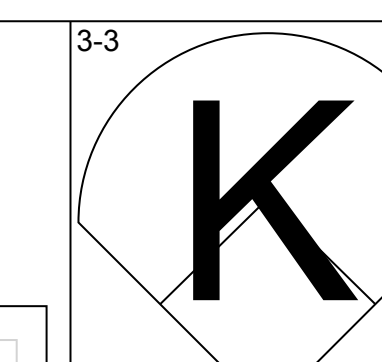
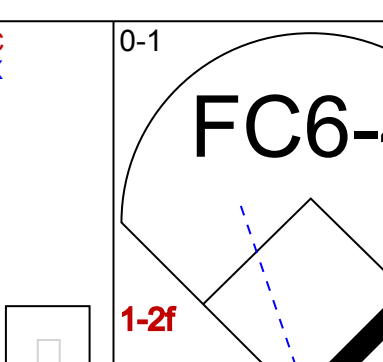
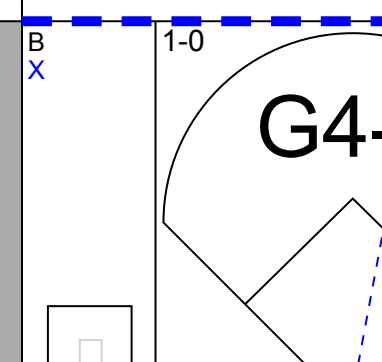
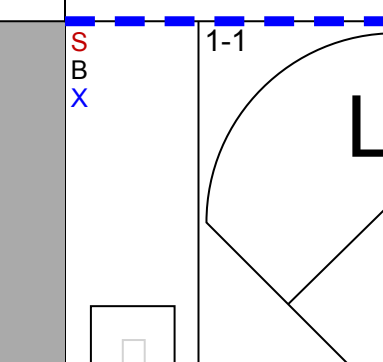
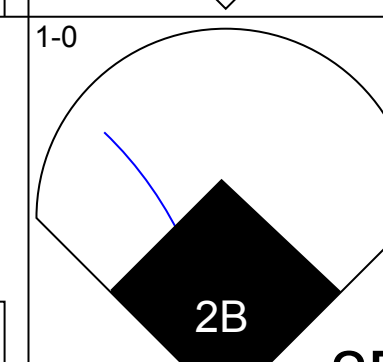
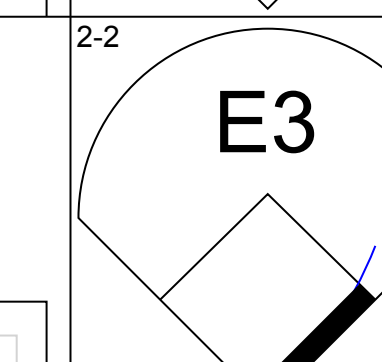
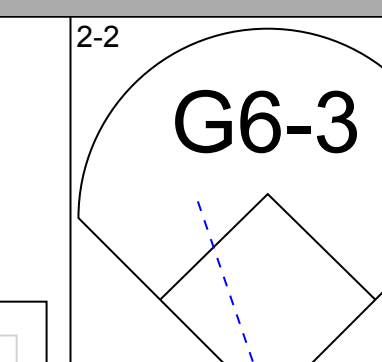
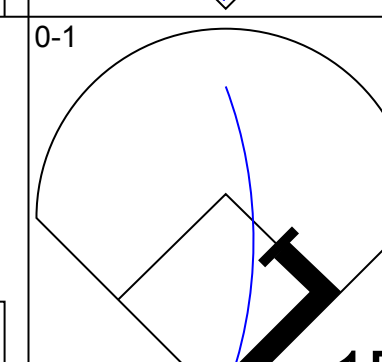
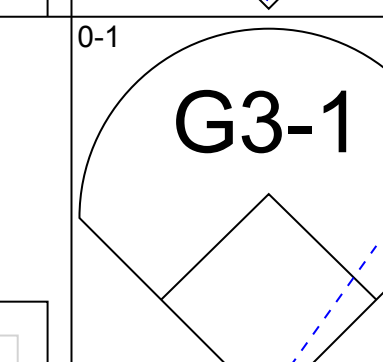
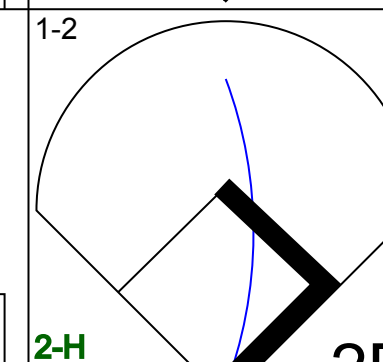
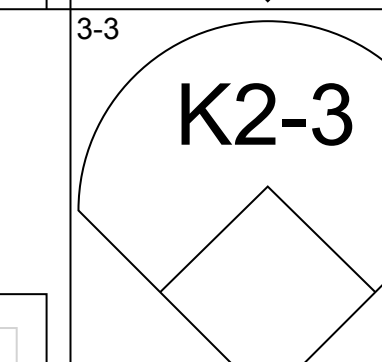
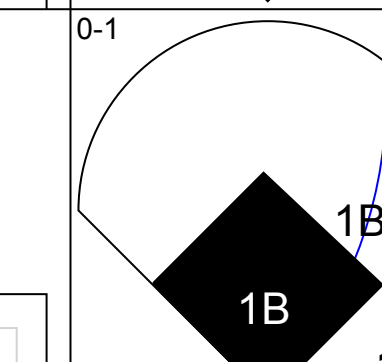
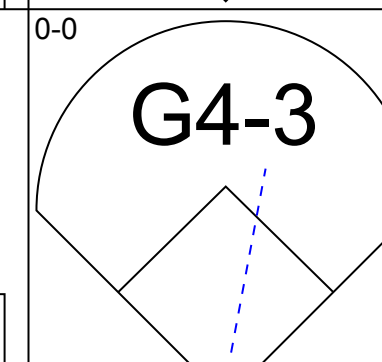
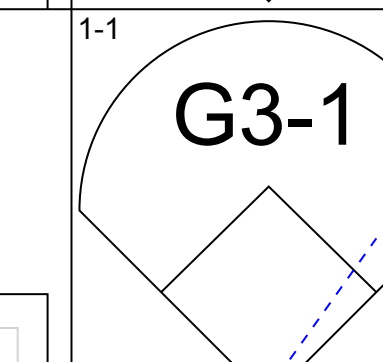
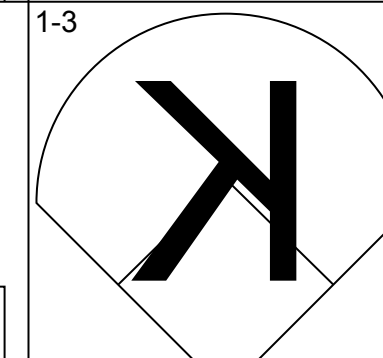
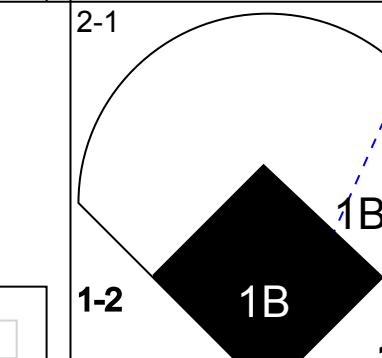

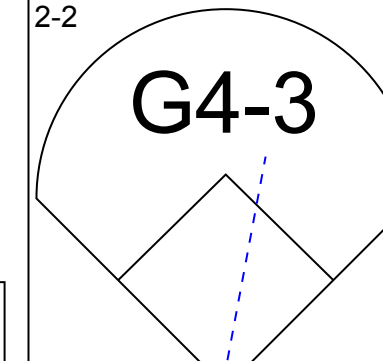
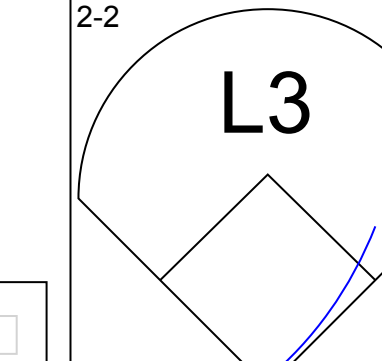

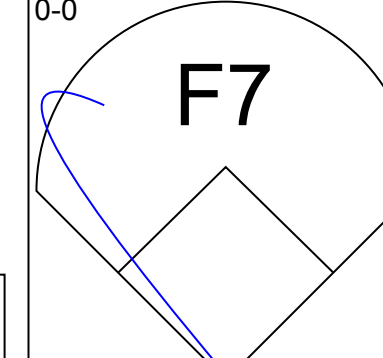
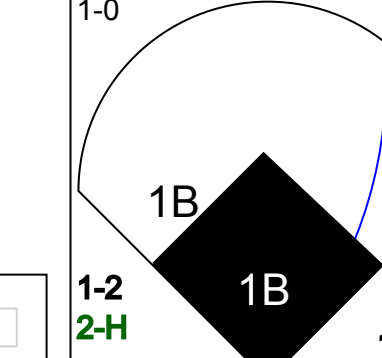
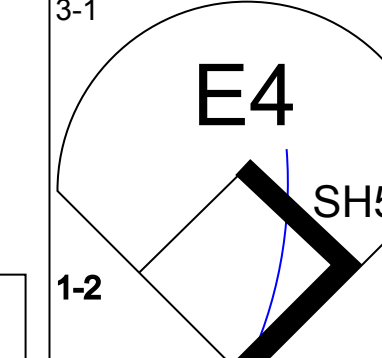


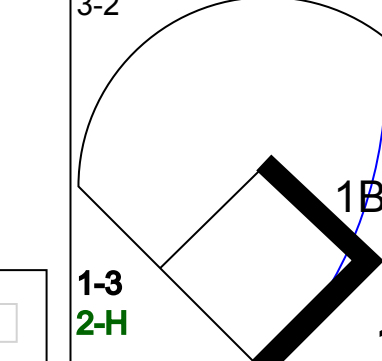
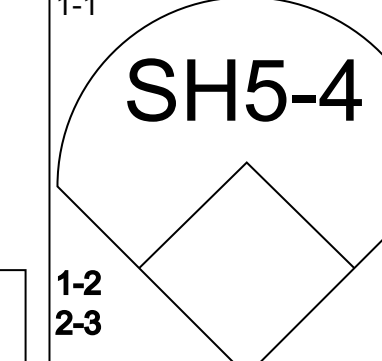
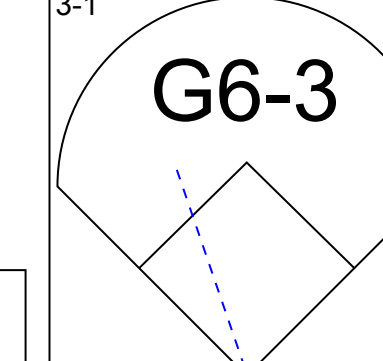

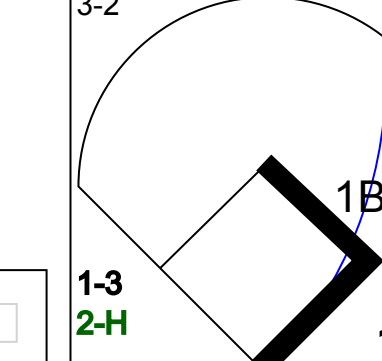
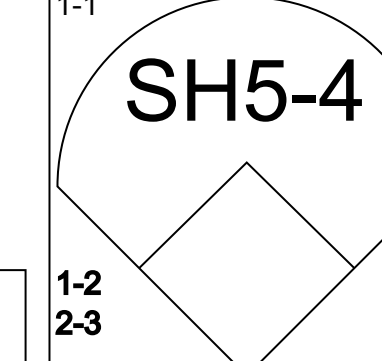
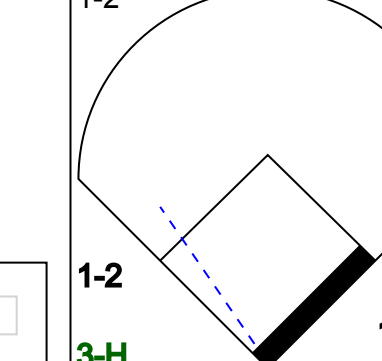
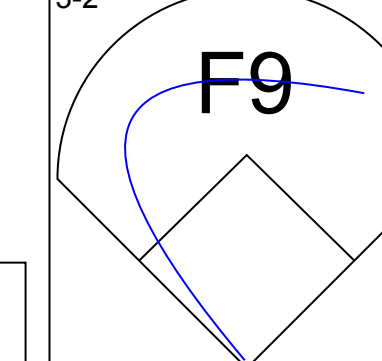
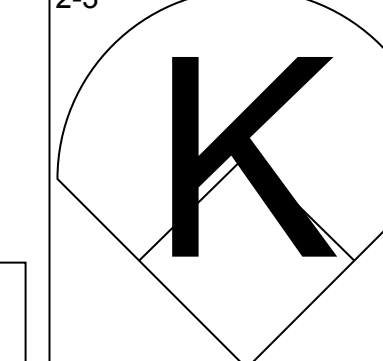
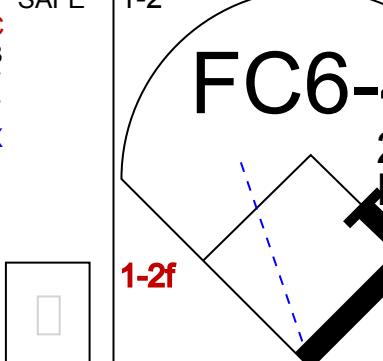
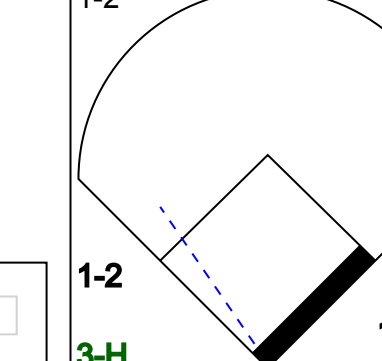
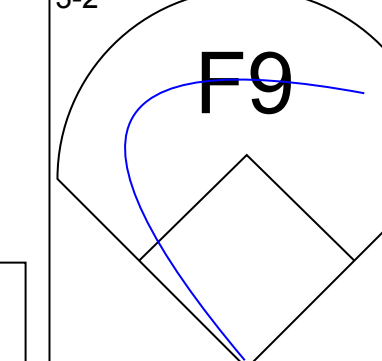

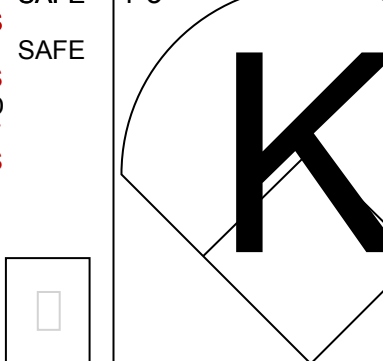
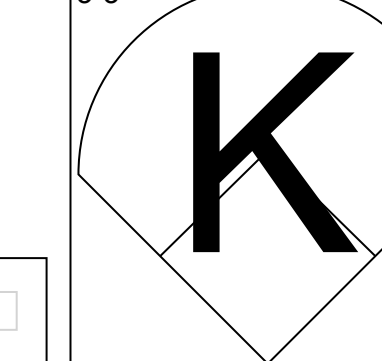
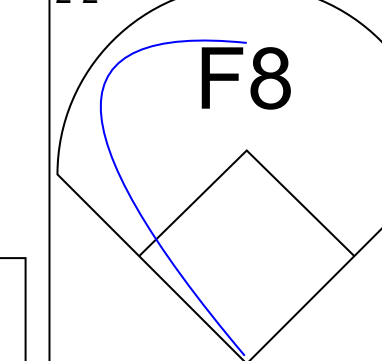
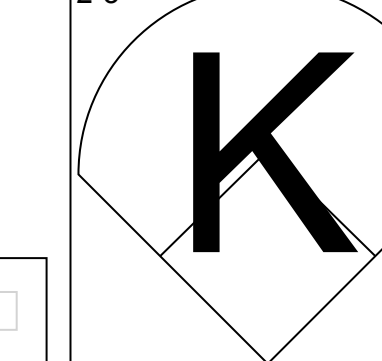
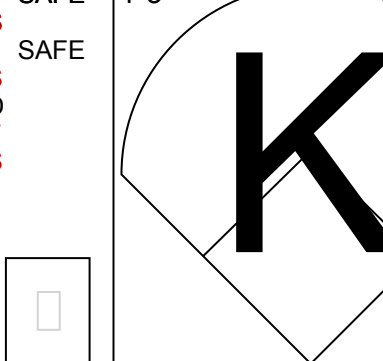
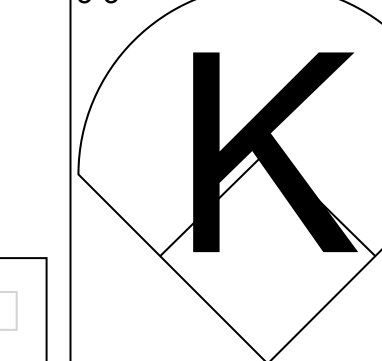
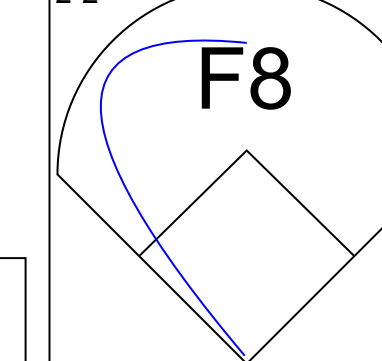


Batter	1	2	3	4	5	6	7	8	9	AB	R	H	RBI	BB	SO	LOB	BOTTOM				
Darren Bragg, L OBP: 0.368, SLG: 0.400 (1, 8)	2-3 K						1-0 G4-3			4	1	0	0	0	3	0					
Jeff Eves, R OBP: 0.375, SLG: 0.391 (1, 4)	1-2 1B		1-3 K2-3		1 SAFE G5-3 1B		1-0 G4-3			4	1	2	0	0	1	0					
Mo Vaughn, L OBP: 0.421, SLG: 0.587 (1, 3)	3-2 G5-3		3-2 F8		2-1 G5-3 1B		0-0 6-3			4	0	1	1	0	0	1					
Jose Canseco, R OBP: 0.401, SLG: 0.591 (1, 10)	1-2 1B		2-2 G5-3		2-2 G5-3			1-1 G5-3		4	1	1	1	0	0	2					
Mike Greenwell, L OBP: 0.339, SLG: 0.446 (1, 7)	1-0 E		0-0 F8		1-3 K			0-2 F8		4	1	1	0	0	1	2					
Lee Tinsley, S OBP: 0.277, SLG: 0.291 (9, 8)	1-3 1B									0	0	0	0	0	0	0					
Bill Haselman, R OBP: 0.332, SLG: 0.430 (1, 2)	1-2 E1			2-2 L1		2-1 F9		2-3 K		4	1	1	1	0	1	0					
Rudy Pemberton, R OBP: 0.525, SLG: 0.784 (1, 9)	1-3 1B			0-3 K		1-2 G5-3				3	0	2	2	0	1	0					
Nomar Garciaparra, R OBP: 0.275, SLG: 0.447 (1, 6)	1 SAFE G6-3			0-0 G5-3		1-2 G5-3		2-3		3	0	0	0	0	0	2					
Jeff Manto, R OBP: 0.317, SLG: 0.363 (1, 5)			2-3 K		2-0 G5-3		3-1 G1-3			3	0	0	0	0	1	1					
Inning Stats	R: 4 E: 1 K: 1 S: 22	H: 5 LOB: 1 BB: 0 P: 32	R: 0 E: 0 K: 3 S: 10	H: 0 LOB: 0 BB: 0 P: 16	R: 0 E: 0 K: 0 S: 8	H: 0 LOB: 0 BB: 0 P: 13	R: 0 E: 0 K: 1 S: 7	H: 0 LOB: 0 BB: 0 P: 9	R: 1 E: 0 K: 2 S: 14	H: 2 LOB: 2 BB: 0 P: 25	R: 0 E: 0 K: 0 S: 10	H: 1 LOB: 1 BB: 0 P: 17	R: 0 E: 0 K: 0 S: 3	H: 0 LOB: 0 BB: 0 P: 5	R: 0 E: 0 K: 1 S: 10	H: 0 LOB: 0 BB: 0 P: 13	1B: 6 2B: 2 3B: 0 HR: 0	SF: 0 SAC: 0 DP: 0 HBP: 0	WP: 1 PB: 0 SB: 0 CS: 0	PA: 33	
PITCHER	IP	WLS	BF	H	R	ER	SO	BB	IBB	HBP	BLK	WP	HR	S	P	ERA	WHIP				
Jimmy Key, L ERA: 4.68	(1, 1)	6.0	L	27	8	5	4	7	0	0	0	0	0	2	4	6.00	1.333				
David Weathers, R ERA: 5.54	(7, 1)	0.2		2	0	0	0	0	0	0	0	0	0	2	4	0.00	0.000				
Graeme Lloyd, L ERA: 4.15	(7, 1)	0.1		1	0	0	0	0	0	0	0	0	0	1	1	0.00	0.000				
John Wetteland, R ERA: 2.87	(8, 1)	1.0	S	3	0	0	0	1	0	0	0	0	0	10	13	0.00	0.000				

New York Yankees @ Boston Red Sox
Fenway Park, Boston, MA
Thu Sep 26 1996, 7:05 PM EDT
Att: 32,367 - Unknown - 63 F

AB 33
R 5
H 8
RBI 5
BB 0
SO 8
LOB 8

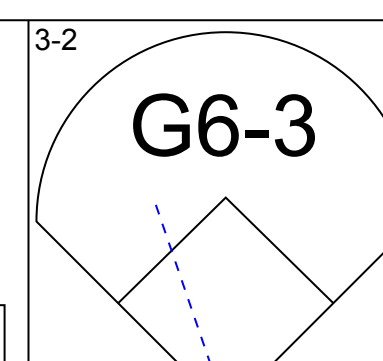
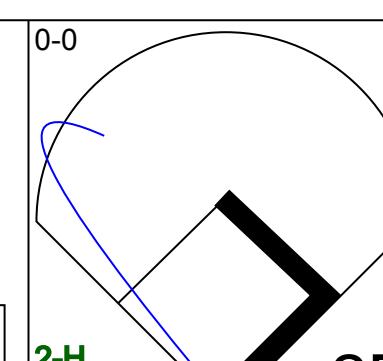
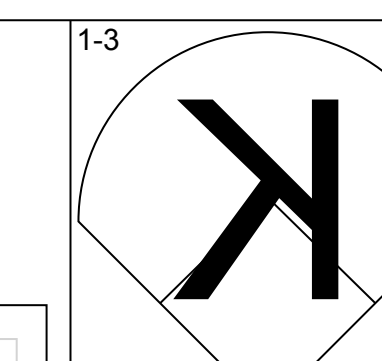
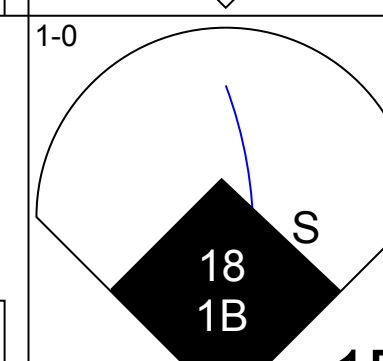

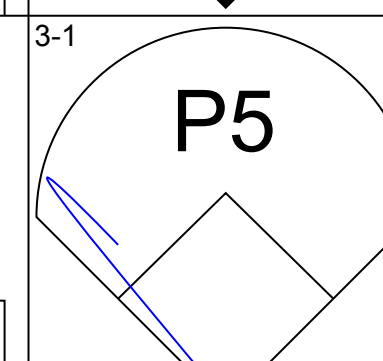
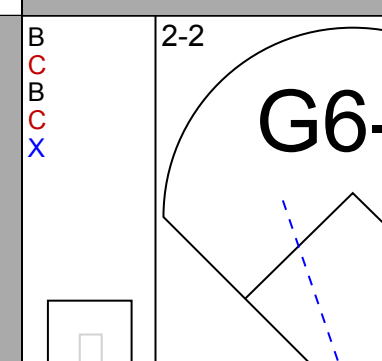
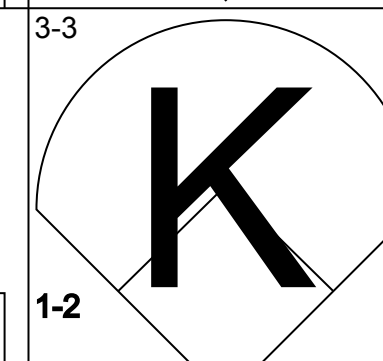
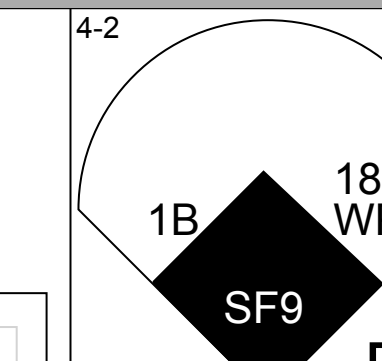
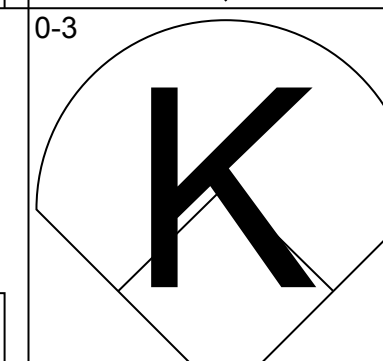

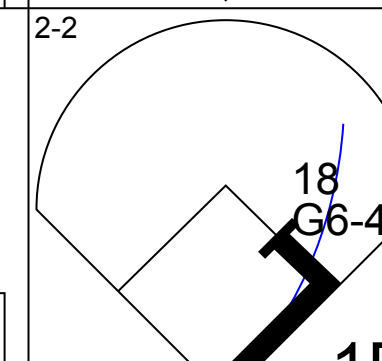
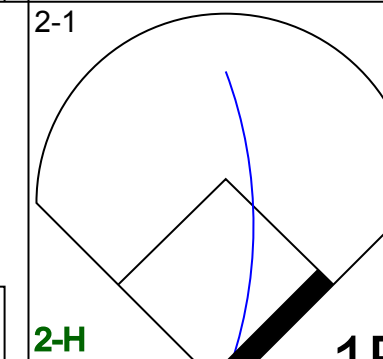
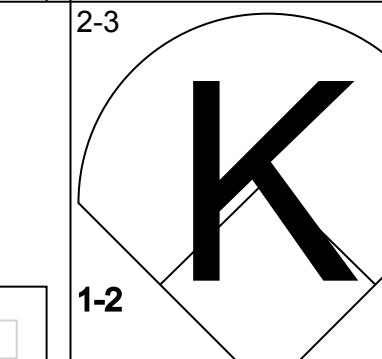
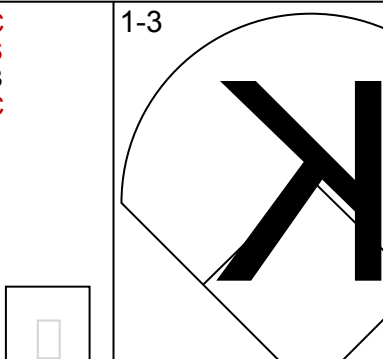
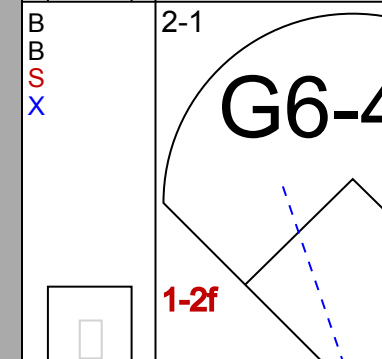
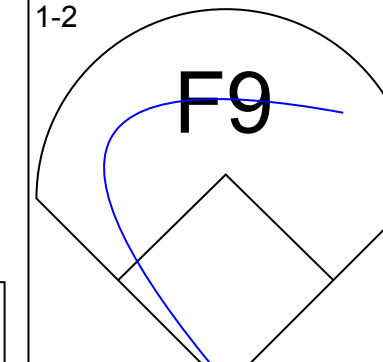
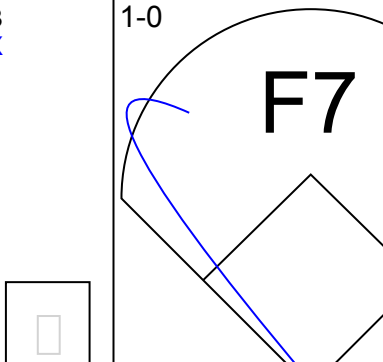
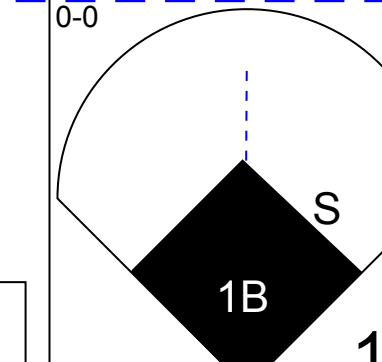
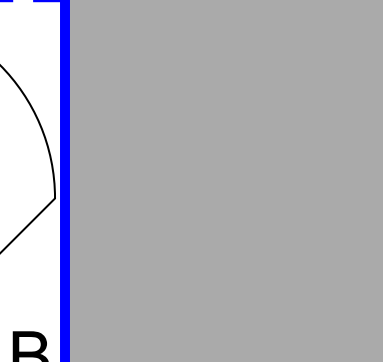
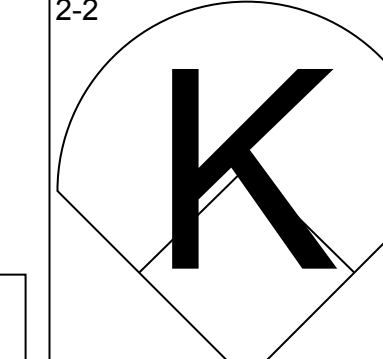
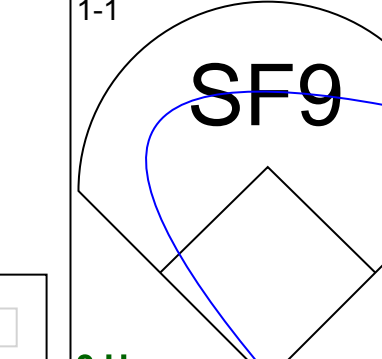
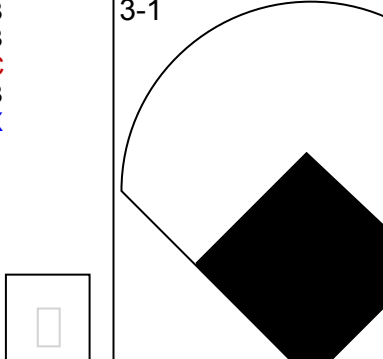
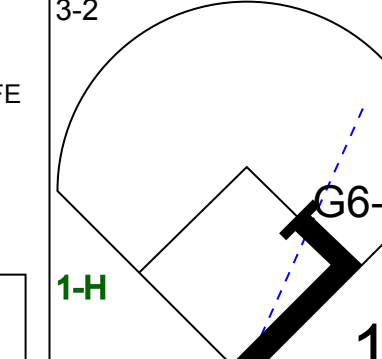
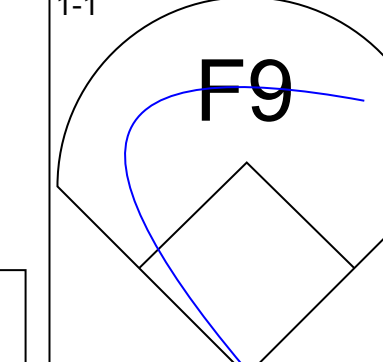
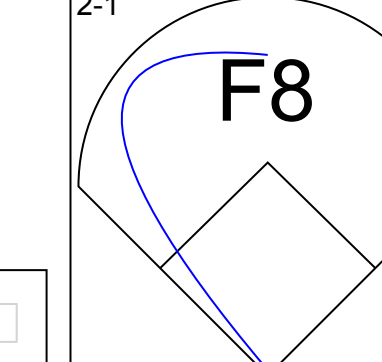
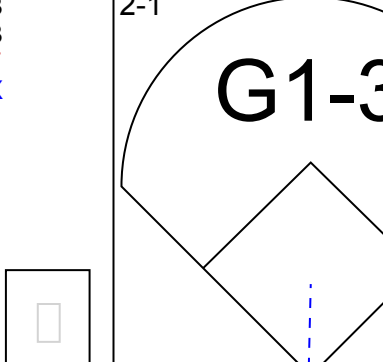
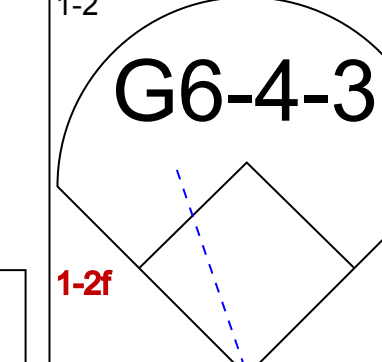
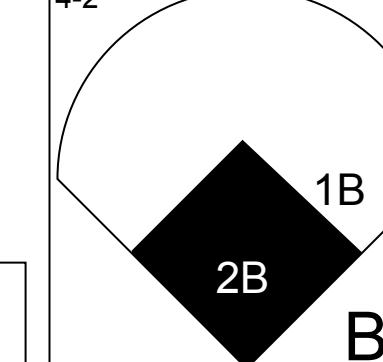
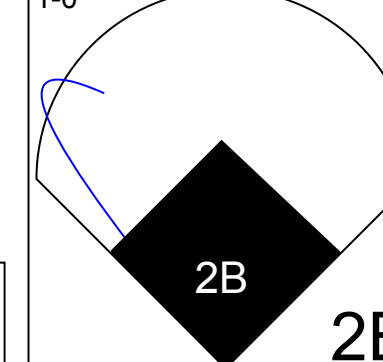
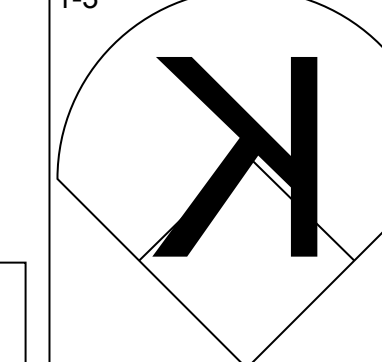
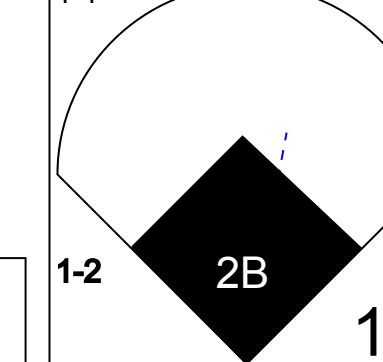
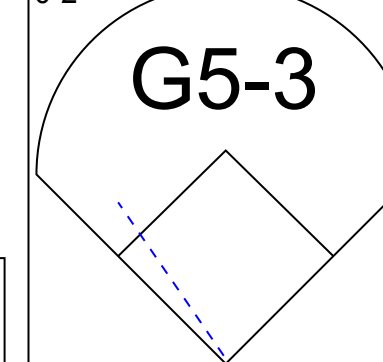
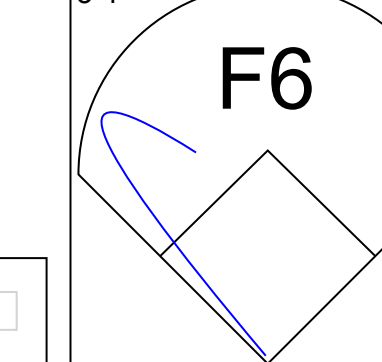


Batter	1	2	3	4	5	6	7	8	9	AB	R	H	RBI	BB	SO	LOB	TOP					
2 Derek Jeter, R OBP: 0.373, SLG: 0.429 (1, 6)										5	0	0	0	0	2	1						
Wade Boggs, L OBP: 0.388, SLG: 0.389 (1, 5)										4	1	2	0	0	0	0						
Andy Fox, L OBP: 0.279, SLG: 0.268 (7, 5)										1	0	0	0	0	0	0						
Paul O'Neill, L OBP: 0.413, SLG: 0.479 (1, 9)										3	0	2	1	0	1	1						
Tim Lincecum, S OBP: 0.383, SLG: 0.467 (6, PR)										2	1	0	0	0	0	0						
Cecil Fielder, R OBP: 0.351, SLG: 0.486 (1, 10)										4	2	2	1	0	1	1						
Tino Martinez, L OBP: 0.364, SLG: 0.466 (1, 3)										4	0	1	0	0	0	3						
Mike Aldrete, L OBP: 0.291, SLG: 0.413 (1, 7)										3	1	1	1	0	0	0						
Charlie Hayes, R OBP: 0.299, SLG: 0.374 (6, PH)										1	0	0	0	0	0	1						
Joe Girardi, R OBP: 0.346, SLG: 0.376 (1, 2)										2	0	1	1	1	0	0						
Luis Sojo, R OBP: 0.251, SLG: 0.273 (1, 4)										4	0	1	1	0	1	3						
Ruben Rivera, R OBP: 0.376, SLG: 0.429 (1, 8)										4	0	0	0	0	3	5						
Inning Stats	R: 1 E: 0 K: 2 S: 13	H: 2 LOB: 1 BB: 0 P: 18	R: 0 E: 0 K: 1 S: 7	H: 0 LOB: 0 BB: 0 P: 13	R: 0 E: 1 K: 3 S: 12	H: 0 LOB: 1 BB: 0 P: 22	R: 0 E: 0 K: 0 S: 4	H: 0 LOB: 0 BB: 0 P: 5	R: 0 E: 0 K: 1 S: 12	H: 0 LOB: 1 BB: 1 P: 18	R: 3 E: 0 K: 1 S: 21	H: 5 LOB: 2 BB: 0 P: 35	R: 0 E: 0 K: 0 S: 4	H: 1 LOB: 0 BB: 0 P: 5	R: 1 E: 1 K: 0 S: 16	H: 2 LOB: 2 BB: 0 P: 28	R: 0 E: 0 K: 0 S: 6	H: 0 LOB: 0 BB: 0 P: 8	1B: 7 2B: 2 3B: 0 HR: 1	SF: 0 SAC: 1 DP: 0 HBP: 0	WP: 0 PB: 0 SB: 0 CS: 0	PA: 39
PITCHER	IP	WLS	BF	H	R	ER	SO	BB	IBB	HBP	BLK	WP	HR	S	P	ERA	WHIP					
Aaron Sele, R ERA: 5.32 (1, 1)	6.0	W	27	7	4	4	8	1	0	0	0	0	0	69	111	6.00	1.333					
Kerry Lacy, R ERA: 3.38 (7, 1)	1.0		4	2	1	1	0	0	0	0	0	0	1	8	11	9.00	2.000					
Vaughn Eshelman, L ERA: 7.14 (8, 1)	0.0		1	1	0	0	0	0	0	0	0	0	0	1	2	∞	∞					
Pat Mahomes, R ERA: 7.16 (8, 1)	1.0		4	0	0	0	0	0	0	0	0	0	0	11	20	0.00	0.000					
Heathcliff Stocumb, R ERA: 3.02 (9, 1)	1.0	S	3	0	0	0	0	0	0	0	0	0	0	6	8	0.00	0.000					

New York Yankees @ Boston Red Sox
Fenway Park, Boston, MA
Fri Sep 27 1996, 7:05 PM EDT
Att: 32,573 - Unknown - 59 F

AB 37
R 5
H 10
RBI 5
BB 1
SO 8
LOB 15

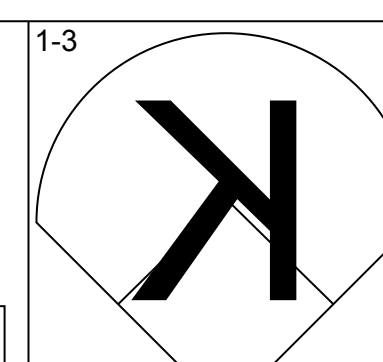
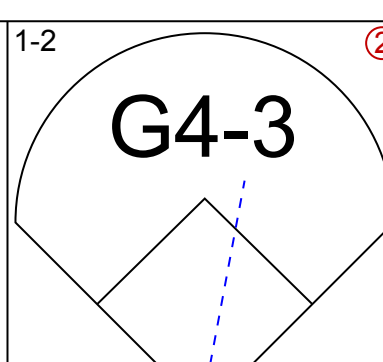
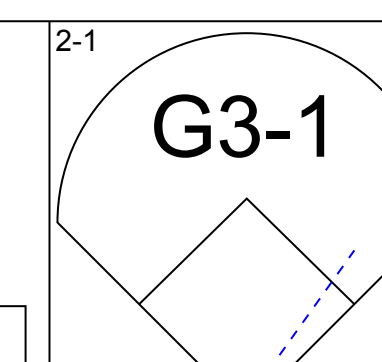
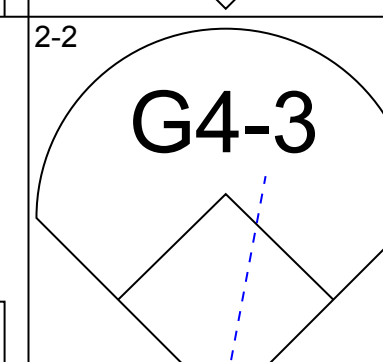
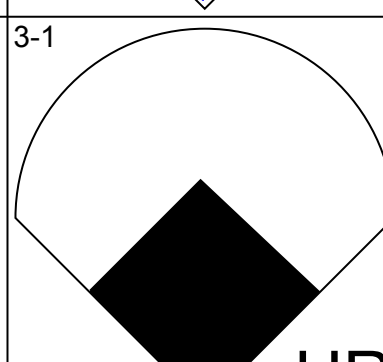
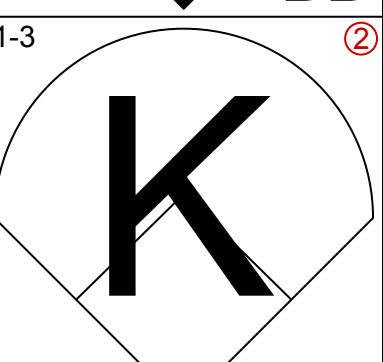
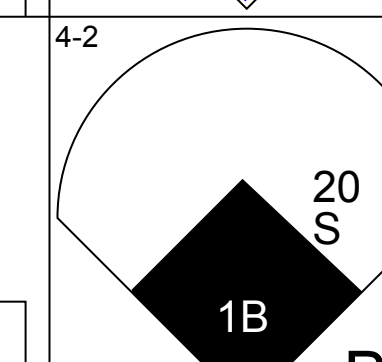
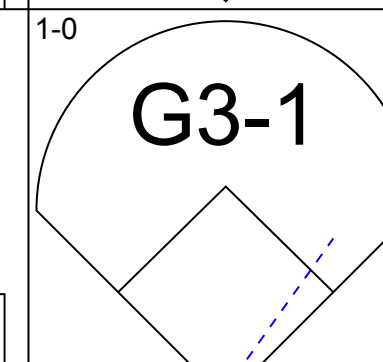
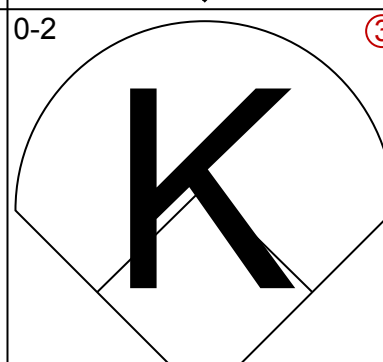
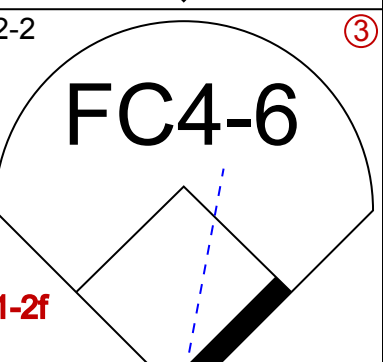
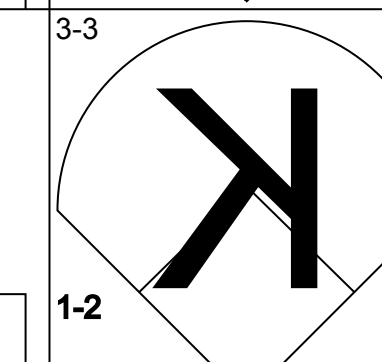
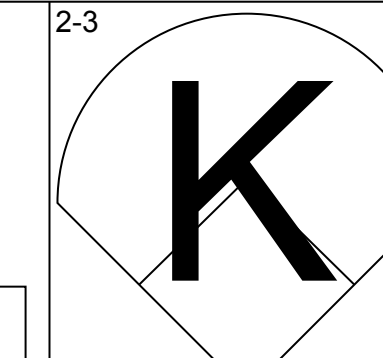
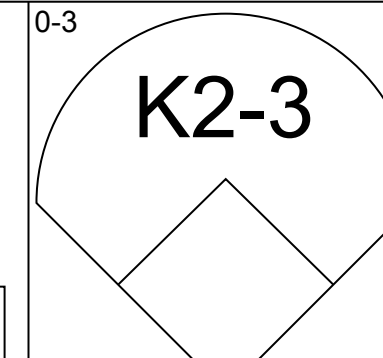
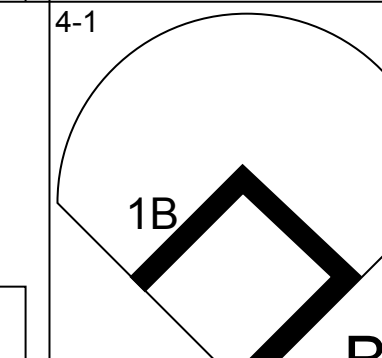
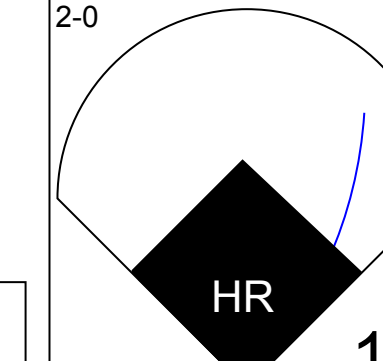
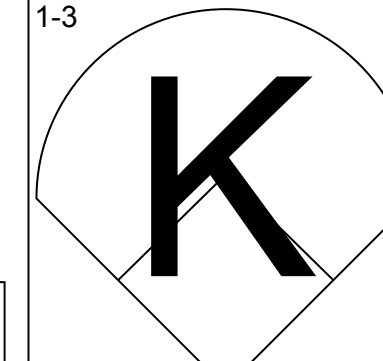
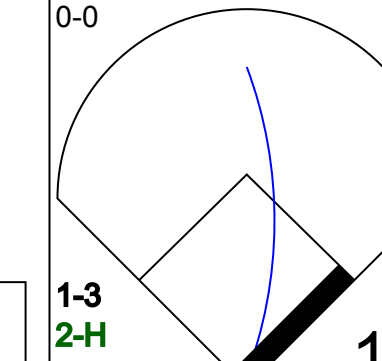
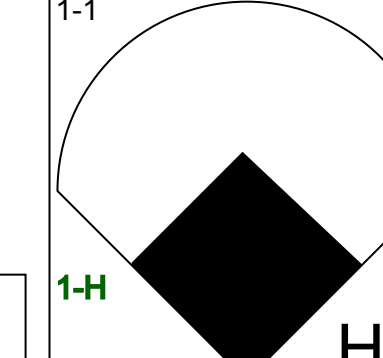
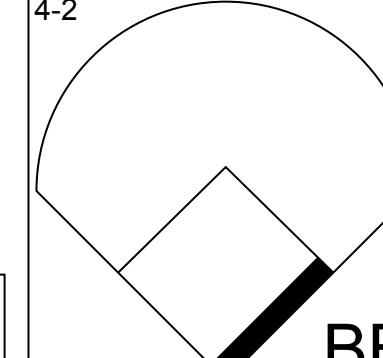
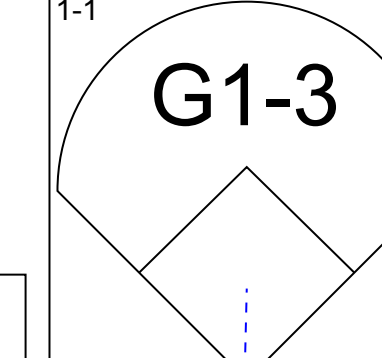
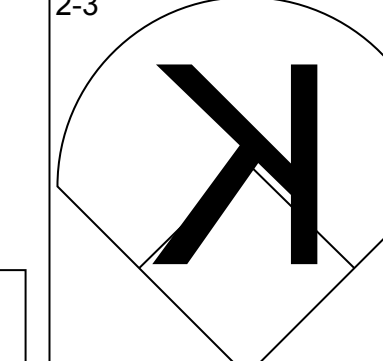
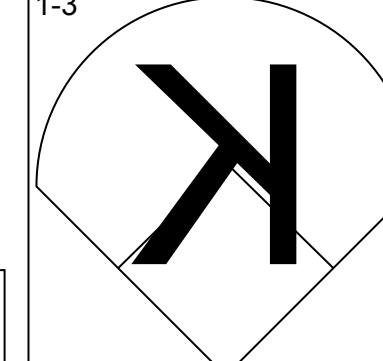

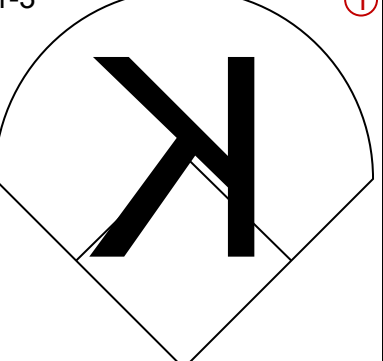
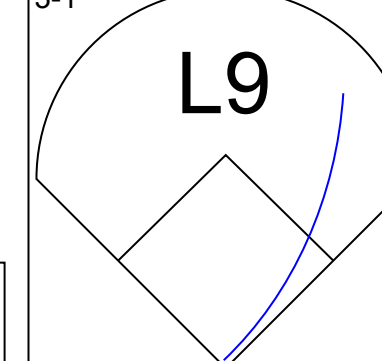
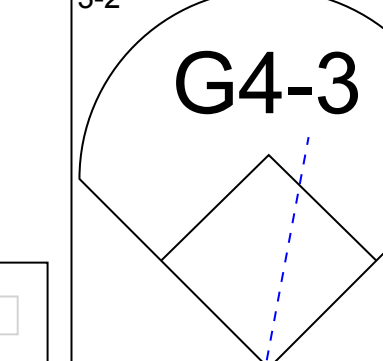
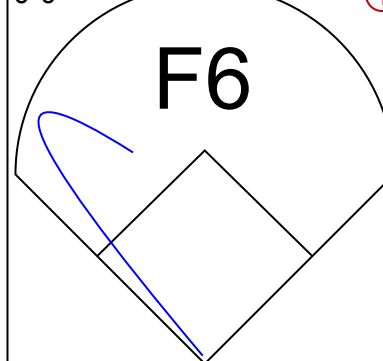
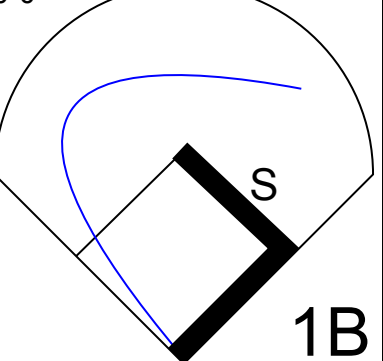



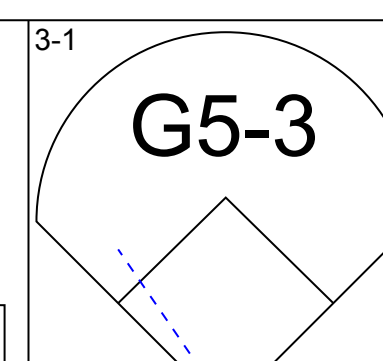
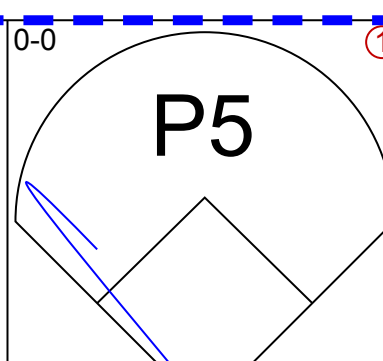
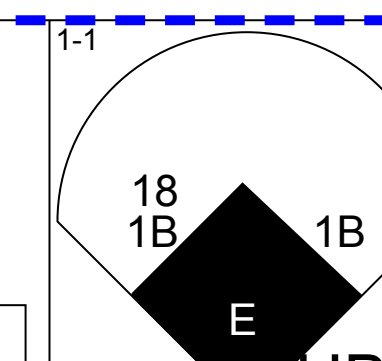
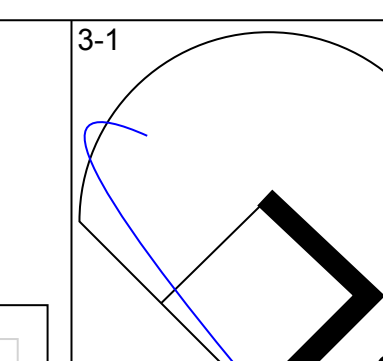
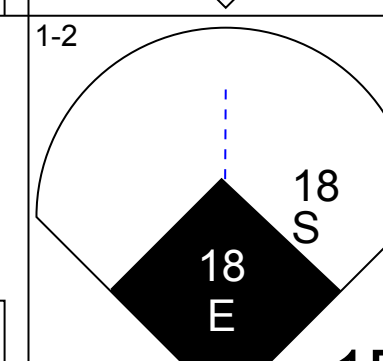
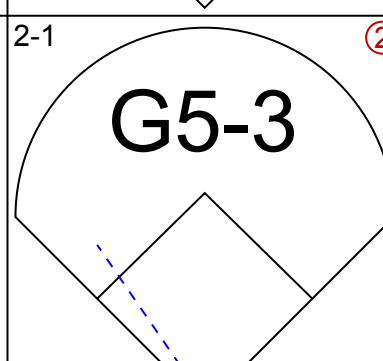
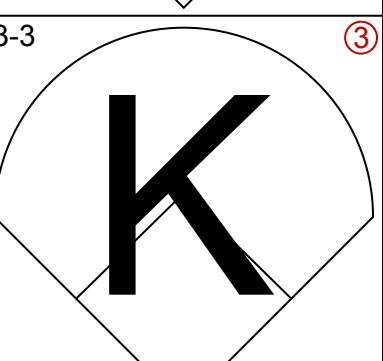
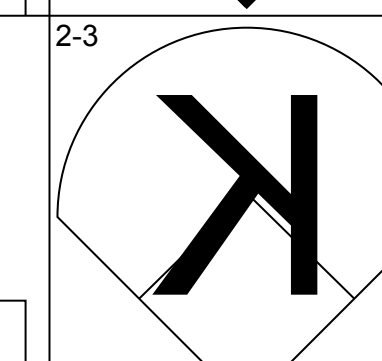
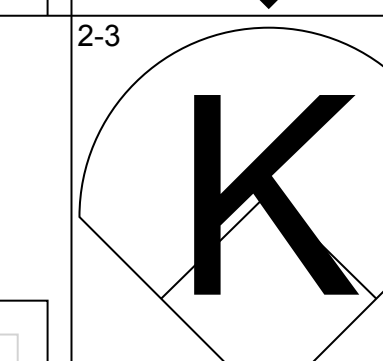
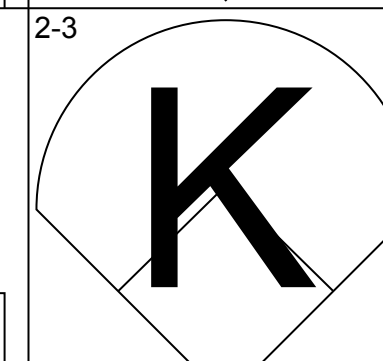
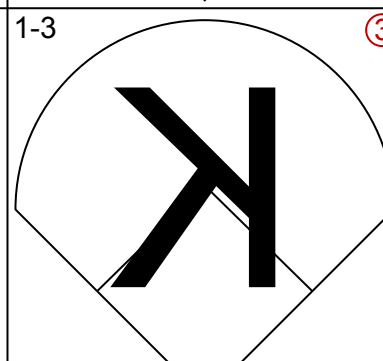

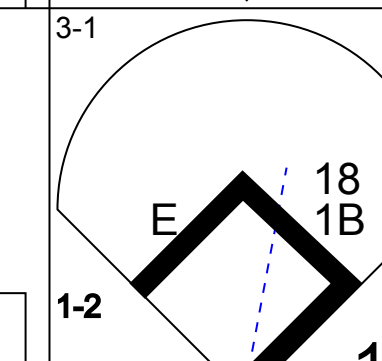
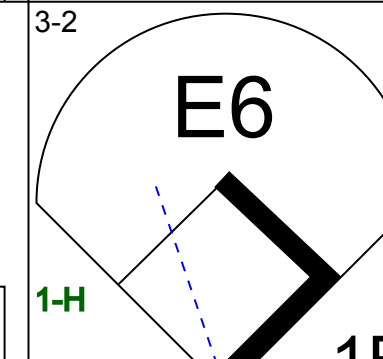
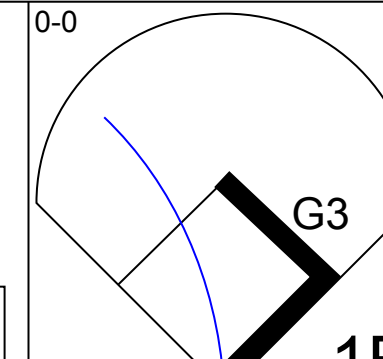
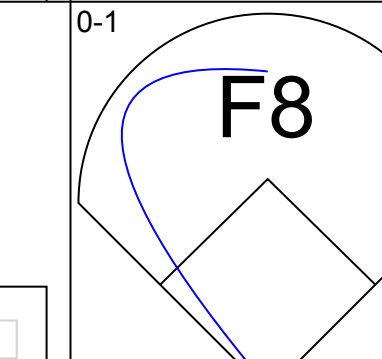
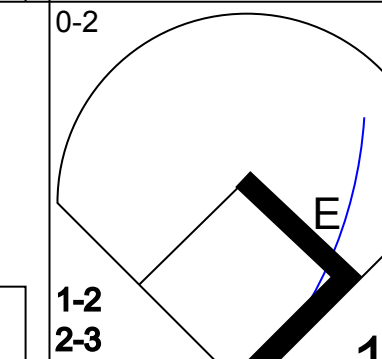
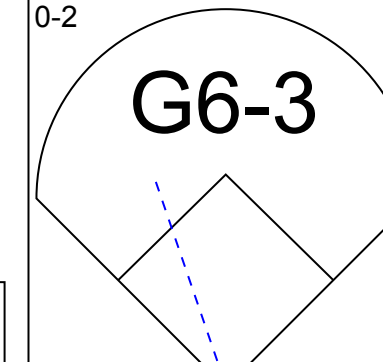
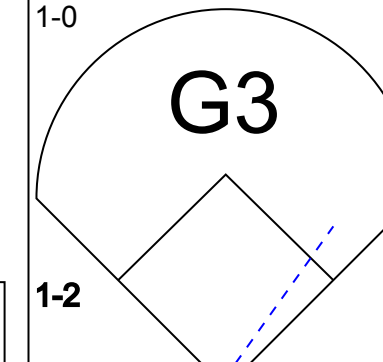
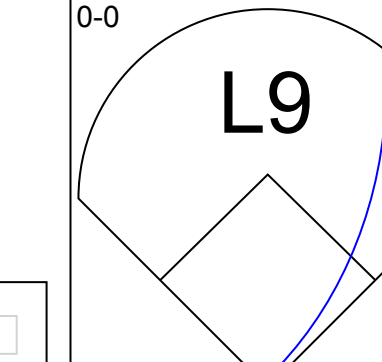
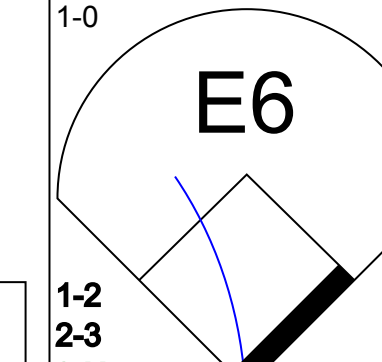
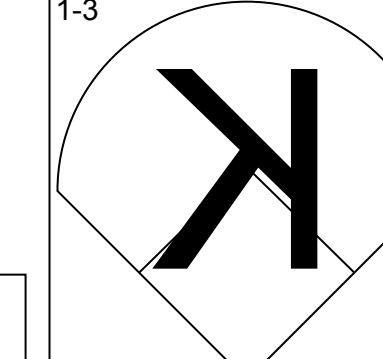
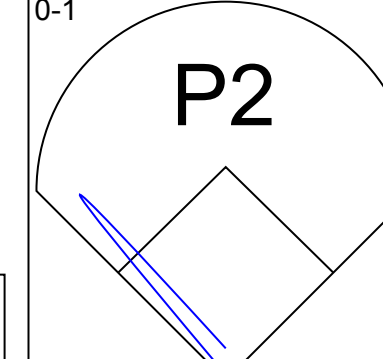
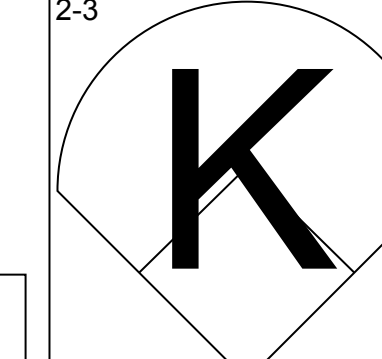

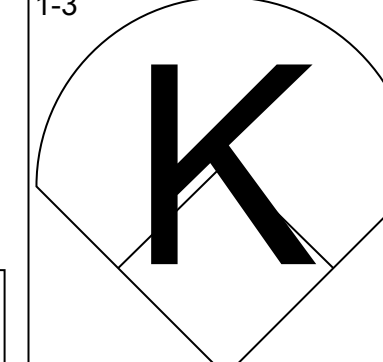
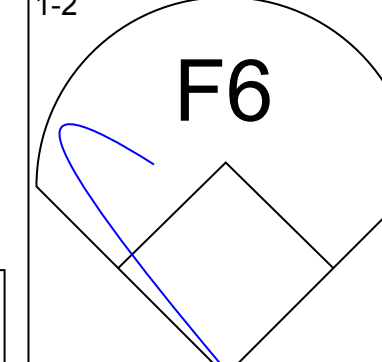
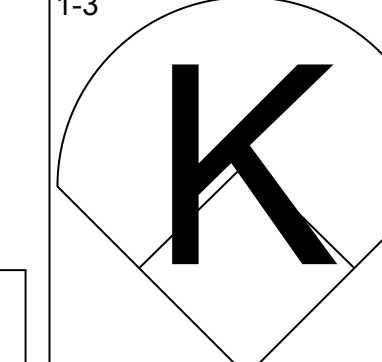
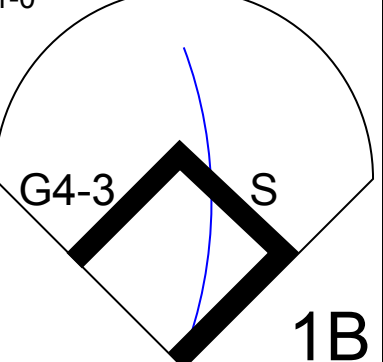
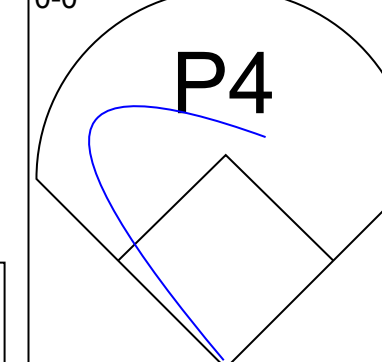
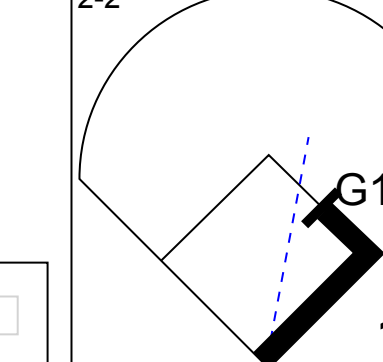

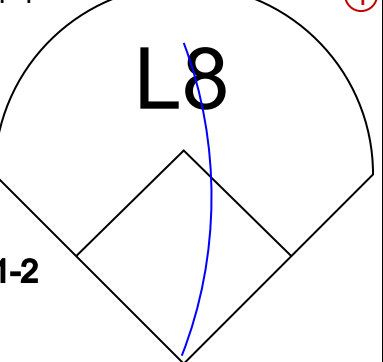
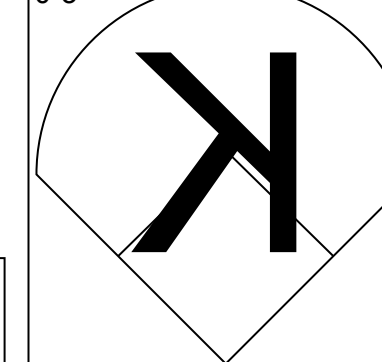
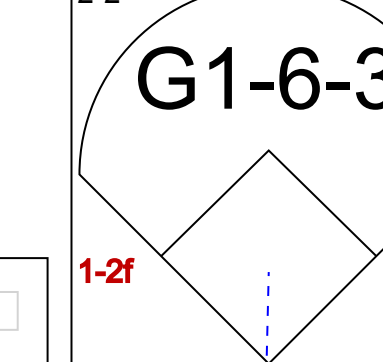
Batter	1	2	3	4	5	6	7	8	9	AB	R	H	RBI	BB	SO	LOB	BOTTOM				
Darren Bragg, L OBP: 0.368, SLG: 0.406 (1, 8)										4	0	2	3	0	1	0					
Jeff Fyfe, R OBP: 0.374, SLG: 0.389 (1, 4)										4	1	1	0	0	1	2					
Mo Vaughn, L OBP: 0.421, SLG: 0.586 (1, 10)										3	1	1	0	1	2	2					
18 Reggie Jefferson, S OBP: 0.381, SLG: 0.590 (1, 3)										4	0	1	1	0	2	2					
Mike Greenwell, L OBP: 0.341, SLG: 0.447 (1, 7)										4	0	2	0	0	0	1					
Lee Tinsley, S OBP: 0.277, SLG: 0.291 (8, PR)										0	1	0	0	0	0	0					
Nomar Garciaparra, R OBP: 0.288, SLG: 0.464 (1, 6)										3	1	2	3	0	1	0					
Troy O'Leary, L OBP: 0.327, SLG: 0.428 (1, 9)										4	0	0	0	0	0	2					
Scott Hatteberg, L OBP: 0.385, SLG: 0.300 (1, 2)										3	2	1	0	1	1	1					
Arquimedez Pozo, R OBP: 0.200, SLG: 0.275 (1, 5)										3	1	1	0	0	0	1					
Inning Stats	R: 1 E: 0 K: 1 S: 12	H: 2 LOB: 1 BB: 0 P: 22	R: 2 E: 0 K: 2 S: 15	H: 2 LOB: 1 BB: 1 P: 26	R: 1 E: 0 K: 1 S: 10	H: 1 LOB: 1 BB: 1 P: 19	R: 1 E: 0 K: 1 S: 11	H: 2 LOB: 0 BB: 0 P: 15	R: 0 E: 0 K: 1 S: 9	H: 0 LOB: 0 BB: 0 P: 15	R: 0 E: 0 K: 0 S: 8	H: 1 LOB: 0 BB: 0 P: 14	R: 1 E: 0 K: 1 S: 11	H: 2 LOB: 1 BB: 0 P: 15	R: 0 E: 0 K: 0 S: 6	H: 0 LOB: 0 BB: 0 P: 8	1B: 7 2B: 3 3B: 0 HR: 1	SF: 1 SAC: 0 DP: 2 HBP: 0	WP: 1 PB: 0 SB: 2 CS: 0	PA: 35	
PITCHER	IP	WLS	BF	H	R	ER	SO	BB	IBB	HBP	BLK	WP	HR	S	P	ERA	WHIP				
Dwight Gooden, R ERA: 5.01 (1, 1)	5.0	L	25	8	6	6	6	2	0	0	0	0	0	17	29	0.00	0.500				
Dave Pavius, R ERA: 2.39 (6, 1)	2.0		6	1	0	0	1	0	0	0	0	0	0	1	1	∞	∞				
Graeme Lloyd, L ERA: 4.31 (8, 1)	0.0		1	1	1	1	0	0	0	0	0	0	0	1	1	∞	∞				
Jeff Nelson, R ERA: 4.36 (8, 1)	1.0		3	1	0	0	1	0	0	0	0	0	0	10	14	0.00	1.000				

New York Yankees @ Boston Red Sox
Fenway Park, Boston, MA
Fri Sep 27 1996, 7:05 PM EDT
Att: 32,573 - Unknown - 59 F

AB 32
R 7
H 11
RBI 7
BB 2
SO 8
LOB 11



Batter	1	2	3	4	5	6	7	8	9	AB	R	H	RBI	BB	SO	LOB	TOP					
Tim Raines, S OBP: 0.381, SLG: 0.460 (1, 7)										3	0	0	0	1	1	0	New York Yankees @ Boston Red Sox Fenway Park, Boston, MA Sat Sep 28 1996, 3:33 AM EDT Att: 33,612 - Cloudy - 65 F					
Bernie Williams, S OBP: 0.392, SLG: 0.534 Ruben Rivera, R (8, PR) OBP: 0.376, SLG: 0.429 (8, 8)										3	1	1	1	1	1	2						
Paul O'Neill, L OBP: 0.411, SLG: 0.476 20 Jorge Posada, S (8, PH) OBP: 0.077, SLG: 0.077										3	0	0	0	0	1	2						
Darryl Strawberry, L OBP: 0.356, SLG: 0.490 (1, 9)										3	0	0	0	1	2	0						
Charlie Hayes, R OBP: 0.300, SLG: 0.375 (1, 5)										4	1	2	1	0	1	0						
Mike Aldrete, L OBP: 0.298, SLG: 0.439 (1, 3)										3	1	1	2	1	0	2						
2 Derek Jeter, R OBP: 0.371, SLG: 0.426 (1, 6)										4	0	0	0	0	2	1						
Jim Leyritz, R OBP: 0.354, SLG: 0.380 Joe Girardi, R OBP: 0.345, SLG: 0.374 (6, 2)										2	0	0	0	0	1	0						
Andy Fox, L OBP: 0.279, SLG: 0.267 (1, 4)										4	0	1	0	0	1	0						
Inning Stats	R: 0 E: 0 K: 1 S: 9	H: 0 LOB: 0 BB: 0 P: 13	R: 2 E: 0 K: 2 S: 11	H: 2 LOB: 0 BB: 0 P: 18	R: 1 E: 0 K: 1 S: 9	H: 1 LOB: 0 BB: 0 P: 13	R: 0 E: 0 K: 3 S: 13	H: 0 LOB: 1 BB: 1 P: 19	R: 0 E: 0 K: 2 S: 12	H: 1 LOB: 2 BB: 1 P: 20	R: 0 E: 0 K: 0 S: 7	H: 0 LOB: 0 BB: 0 P: 12	R: 0 E: 0 K: 0 S: 5	H: 0 LOB: 0 BB: 0 P: 11	R: 1 E: 0 K: 1 S: 12	H: 1 LOB: 2 BB: 2 P: 26		R: 0 E: 0 K: 1 S: 9	H: 0 LOB: 0 BB: 0 P: 14	1B: 3 2B: 0 3B: 0 HR: 2	SF: 0 SAC: 0 DP: 0 HBP: 0	WP: 0 PB: 0 CS: 0
PITCHER	IP	WLS	BF	H	R	ER	SO	BB	IBB	HBP	BLK	WP	HR	S	P	ERA	WHIP					
Roger Clemens, R ERA: 3.63	(1, 1)	7.2	L	32	5	4	4	10	4	0	0	0	0	2	76	129	4.70	1.174				
Vaughn Eshelman, L ERA: 7.11	(8, 1)	0.1		1	0	0	0	0	0	0	0	0	0	2	3	0.00	0.000					
Mark Brandenburg, R ERA: 3.48	(9, 1)	1.0		3	0	0	1	0	0	0	0	0	0	9	14	0.00	0.000					

Batter	1	2	3	4	5	6	7	8	9	AB	R	H	RBI	BB	SO	LOB	BOTTOM				
Darren Bragg, L OBP: 0.368, SLG: 0.407 (1, 8)										4	1	1	0	0	0	1	New York Yankees @ Boston Red Sox Fenway Park, Boston, MA Sat Sep 28 1996, 3:33 AM EDT Att: 33,612 - Cloudy - 65 F				
Jeff Fyfe, R OBP: 0.373, SLG: 0.388 Jose Canseco, R (8, PH) OBP: 0.400, SLG: 0.589										4	1	1	0	0	2	2					
Mo Vaughn, L OBP: 0.422, SLG: 0.585 (1, 3)										4	0	2	0	0	2	1					
18 Reggie Jefferson, S OBP: 0.385, SLG: 0.592 (1, 10)										4	0	3	0	0	0	1					
Mike Greenwell, L OBP: 0.336, SLG: 0.441 Lee Tinsley, S (8, PR) OBP: 0.277, SLG: 0.291 (9, 8)										4	0	0	1	0	0	5					
Nomar Garciaparra, R OBP: 0.273, SLG: 0.470 (1, 6)										4	0	0	0	0	2	5					
Bill Haselman, R OBP: 0.327, SLG: 0.423 (1, 2)										4	0	0	0	0	2	4					
Rudy Pemberton, R OBP: 0.545, SLG: 0.775 (1, 9)										3	0	2	0	1	0	0					
Arquimede Pozo, R OBP: 0.190, SLG: 0.259 Troy O'Leary, L (8, PH) OBP: 0.237, SLG: 0.427										3	0	0	0	0	1	2					
Inning Stats	R: 1 E: 1 K: 1 S: 14	H: 2 LOB: 1 BB: 0 P: 23	R: 0 E: 0 K: 1 S: 12	H: 0 LOB: 1 BB: 1 P: 18	R: 0 E: 0 K: 1 S: 6	H: 0 LOB: 0 BB: 0 P: 9	R: 0 E: 0 K: 1 S: 7	H: 1 LOB: 1 BB: 0 P: 9	R: 0 E: 0 K: 0 S: 6	H: 1 LOB: 1 BB: 0 P: 8	R: 0 E: 0 K: 1 S: 7	H: 0 LOB: 0 BB: 0 P: 8	R: 1 E: 1 K: 3 S: 19	H: 2 LOB: 3 BB: 0 P: 29	R: 0 E: 0 K: 1 S: 12	H: 2 LOB: 1 BB: 0 P: 21		1B: 8 2B: 1 3B: 0 HR: 0	SF: 0 SAC: 0 DP: 1 HBP: 1	WP: 0 PB: 0 CS: 0	PA: 38
PITCHER	IP	WLS	BF	H	R	ER	SO	BB	IBB	HBP	BLK	WP	HR	S	P	ERA	WHIP				
Andy Pettitte, L ERA: 3.87	(1, 1)	2.0		9	2	1	0	2	1	0	0	0	0	26	41	0.00	1.500				
Ramiro Mendoza, R ERA: 6.79	(3, 1)	4.0	W	15	3	0	0	3	0	0	0	0	0	28	40	0.00	0.750				
Brian Boehringer, R ERA: 5.44	(7, 1)	1.0		3	0	0	0	1	0	0	0	0	0	7	8	0.00	0.000				
42 Mariano Rivera, R ERA: 2.09	(8, 1)	1.0		7	2	1	1	3	0	0	0	0	0	19	29	0.00	2.000				
John Wetteland, R ERA: 2.83	(9, 1)	1.0	S	4	2	0	0	1	0	0	0	0	0	12	21	0.00	2.000				

Batter	1	2	3	4	5	6	7	8	9	AB	R	H	RBI	BB	SO	LOB	TOP			
Tim Raines, S OBP: 0.383, SLG: 0.468 Ruben Rivera, R OBP: 0.381, SLG: 0.443										1 1 1 0 0 0 0	4	0	2	1	0	0	1			
Wade Boggs, L OBP: 0.388, SLG: 0.389 Andy Fox, L OBP: 0.276, SLG: 0.265										2 0 1 0 1 0 0	2	0	0	0	0	0	2			
Paul O'Neill, L OBP: 0.411, SLG: 0.474 Mike Aldrete, L OBP: 0.301, SLG: 0.435										2 1 0 0 1 0 3	1	0	0	0	1	0	0			
Cecil Fielder, R OBP: 0.352, SLG: 0.484 Darryl Strawberry, L OBP: 0.359, SLG: 0.490										4 0 1 0 0 0 3	0	0	0	0	1	0	0			
Tino Martinez, L OBP: 0.364, SLG: 0.466 Jim Levritz, R OBP: 0.355, SLG: 0.381										3 0 1 1 0 0 0	2	0	1	0	0	0	1			
Bernie Williams, S OBP: 0.391, SLG: 0.535										4 1 1 0 0 0 4										
Mariano Duncan, R Luis Sojo, R OBP: 0.250, SLG: 0.272										3 1 1 1 0 0 2	1	0	0	0	0	0	2			
Joe Girardi, R OBP: 0.346, SLG: 0.374 20 Jorge Posada, S OBP: 0.153, SLG: 0.071										2 0 1 0 0 1 0	1	0	0	0	1	0	0			
2 Derek Jeter, R OBP: 0.370, SLG: 0.430										4 1 1 1 0 2 3										
Inning Stats	R: 1 E: 0 K: 0 S: 12	H: 2 LOB: 0 BB: 0 P: 18	R: 0 E: 0 K: 0 S: 4	H: 0 LOB: 0 BB: 0 P: 8	R: 0 E: 0 K: 0 S: 8	H: 1 LOB: 0 BB: 0 P: 13	R: 1 E: 0 K: 0 S: 10	H: 2 LOB: 2 BB: 1 P: 18	R: 1 E: 0 K: 1 S: 18	H: 3 LOB: 2 BB: 1 P: 26	R: 0 E: 0 K: 0 S: 13	H: 1 LOB: 2 BB: 1 P: 26	R: 0 E: 0 K: 1 S: 8	H: 0 LOB: 0 BB: 0 P: 13	R: 0 E: 0 K: 0 S: 7	H: 0 LOB: 1 BB: 1 P: 13	1B: 7 2B: 2 3B: 1 HR: 1	SF: 0 SAC: 0 DP: 1 HBP: 0	WP: 0 PB: 0 SB: 0 CS: 1	PA: 42
PITCHER	IP WLS BF H R ER SO BB IBB HBP BLK WP HR S P ERA WHIP																			
Tom Gordon, R ERA: 5.98	(1, 1) 5.2 28 10 5 5 2 3 0 0 0 0 0 1 60 103 7.94 2.294																			
Vaughn Estelmann, L ERA: 7.08	(6, 1) 0.1 2 0 0 0 0 0 1 0 0 0 0 0 0 3 7 0.00 3.000																			
Mark Brandenburg, R ERA: 3.43	(7, 1) 1.0 4 1 0 0 0 0 0 0 0 0 0 0 0 12 21 0.00 1.000																			
Pat Mahomes, R ERA: 6.91	(8, 1) 2.0 W 7 0 0 0 0 1 1 0 0 0 0 0 0 15 26 0.00 0.500																			

New York Yankees @ Boston Red Sox
Fenway Park, Boston, MA
Sun Sep 29 1996, 3:33 AM EDT
Att: 32,563 - Cloudy - 67 F

livebaseballscores.com

AB 36
R 5
H 11
RBI 4
BB 5
SO 3
LOB 21




Batter	1	2	3	4	5	6	7	8	9	AB	R	H	RBI	BB	SO	LOB	BOTTOM					
Darren Bragg, L OBP: 0.368, SLG: 0.405										4 1 1 1 0 0 1												
Jeff Eves, R OBP: 0.372, SLG: 0.389										4 1 1 0 0 0 2												
Mo Vaughn, L OBP: 0.420, SLG: 0.583 Wil Cordero, R OBP: 0.330, SLG: 0.404 Lee Tinsley, S OBP: 0.277, SLG: 0.291										3 0 0 0 0 0 2												
18 Reggie Jefferson, S OBP: 0.388, SLG: 0.593										4 1 2 1 1 1 1												
Troy O'Leary, L OBP: 0.327, SLG: 0.427 Rudy Pemberton, R OBP: 0.556, SLG: 0.780										3 0 1 1 0 1 1												
Bill Haselman, R OBP: 0.331, SLG: 0.439 Scott Hatteberg, L OBP: 0.357, SLG: 0.273										3 1 2 2 0 1 1												
Nomar Garciaparra, R OBP: 0.272, SLG: 0.471										4 0 1 0 0 0 2												
Trot Nixon, L OBP: 0.500, SLG: 0.750										4 2 2 0 0 1 1												
Arquimedez Pozo, R OBP: 0.210, SLG: 0.310										4 0 2 1 0 0 0												
Inning Stats	R: 2 E: 0 K: 0 S: 10	H: 3 LOB: 2 BB: 1 P: 21	R: 1 E: 0 K: 0 S: 8	H: 2 LOB: 1 BB: 0 P: 16	R: 1 E: 0 K: 1 S: 13	H: 2 LOB: 1 BB: 0 P: 17	R: 0 E: 0 K: 0 S: 5	H: 0 LOB: 0 BB: 0 P: 9	R: 0 E: 0 K: 2 S: 9	H: 1 LOB: 1 BB: 0 P: 17	R: 1 E: 0 K: 0 S: 8	H: 2 LOB: 1 BB: 0 P: 17	R: 0 E: 0 K: 1 S: 11	H: 2 LOB: 1 BB: 0 P: 16	R: 0 E: 0 K: 0 S: 7	H: 0 LOB: 0 BB: 0 P: 10	R: 1 E: 0 K: 0 S: 7	H: 2 LOB: 2 BB: 0 P: 11	1B: 7 2B: 6 3B: 0 HR: 1	SF: 1 SAC: 1 DP: 1 HBP: 0	WP: 0 PB: 0 SB: 0 CS: 0	PA: 40
PITCHER	IP WLS BF H R ER SO BB IBB HBP BLK WP HR S P ERA WHIP																					
Ricky Bones, R ERA: 6.22	(1, 1) 4.0 20 7 4 4 1 2 0 0 0 0 0 0 0 17 34 4.50 1.500																					
Billy Brewer, L ERA: 9.53	(5, 1) 2.0 9 3 1 1 2 0 0 0 0 0 0 0 8 11 0.00 6.000																					
Graeme Lloyd, L ERA: 4.29	(7, 1) 0.1 3 2 0 0 0 1 0 0 0 0 0 0 6 8 0.00 0.000																					
David Weathers, R ERA: 5.48	(7, 1) 1.0 2 0 0 0 0 0 0 0 0 0 0 0 6 8 0.00 0.000																					
Dale Polley, L ERA: 7.89	(8, 1) 0.2 L 3 1 1 1 0 0 0 0 0 0 0 0 5 8 13.50 1.500																					
PITCHER	IP WLS BF H R ER SO BB IBB HBP BLK WP HR S P ERA WHIP																					
Dave Pavia, R ERA: 2.35	(9, 1) 0.1 3 1 0 0 0 0 0 0 0 0 0 0 6 10 0.00 3.000																					

New York Yankees @ Boston Red Sox
Fenway Park, Boston, MA
Sun Sep 29 1996, 3:33 AM EDT
Att: 32,563 - Cloudy - 67 F

livebaseballscores.com

AB 37
R 6
H 14
RBI 6
BB 1
SO 4
LOB 14



Batter	1	2	3	4	5	6	7	8	9	AB	R	H	RBI	BB	SO	LOB	TOP							
Darryl Hamilton, L (1, 8)	P6		G3		L5		G3-1			4	0	0	0	0	0	1								
Ivan Rodriguez, R (1, 2) OBP: 0.250, SLG: 0.250	G3-1			2-0	K		G4-3			4	1	1	0	0	1	0								
29 Rusty Greer, L (1, 7) OBP: 0.500, SLG: 0.333	K			4-2	1B		G4-3			3	1	1	0	1	1	0								
Juan Gonzalez, R (1, 9) OBP: 0.250, SLG: 1.000		G4-3		1-1	HR			F8		4	1	1	3	0	1	1								
Will Clark, L (1, 3) OBP: 0.250, SLG: 0.250	F9			0-0	HR		F8			4	1	1	0	0	0	0								
Mickey Tettleton, S (1, 10)	K			3-3	K		1B			3	1	0	0	1	3	1								
Dean Palmer, R (1, 5) OBP: 0.500, SLG: 1.250			F9	1-1	HR		1B			4	1	2	2	0	1	0								
Mark McLemore, S (1, 4) OBP: 0.250, SLG: 0.250			K	1-3	G4-3			F8		4	0	1	1	0	1	0								
Kevin Elster, R (1, 6) OBP: 0.250, SLG: 0.500			K	1-2	2B		K			4	0	1	0	0	2	2								
Inning Stats	R: 0 E: 0 K: 1 S: 7	H: 0 LOB: 0 BB: 0 P: 11	R: 0 E: 0 K: 1 S: 9	H: 0 LOB: 0 BB: 0 P: 14	R: 0 E: 0 K: 1 S: 9	H: 1 LOB: 0 BB: 0 P: 12	R: 5 E: 0 K: 2 S: 17	H: 4 LOB: 0 BB: 1 P: 31	R: 0 E: 0 K: 1 S: 15	H: 1 LOB: 1 BB: 0 P: 24	R: 1 E: 0 K: 1 S: 13	H: 2 LOB: 2 BB: 1 P: 26	R: 0 E: 0 K: 1 S: 5	H: 0 LOB: 0 BB: 0 P: 7	R: 0 E: 0 K: 1 S: 7	H: 0 LOB: 0 BB: 0 P: 11	R: 0 E: 0 K: 1 S: 6	H: 0 LOB: 0 BB: 0 P: 10	1B: 5 2B: 2 3B: 0 HR: 2	SF: 0 SAC: 0 DP: 1 HBP: 0	WP: 0 PB: 0 SB: 0 CS: 1	PA: 36		
PITCHER	IP	WLS	BF	H	R	ER	SO	BB	IBB	HBP	BLK	WP	HR	S	P	ERA	WHIP							
David Cone, R (1, 1) ERA: 9.0	6.0	L	27	8	6	6	8	2	0	0	0	0	2	70	118	9.00	1.667							
Graeme Lloyd, L (7, 1) ERA:	1.0		3	0	0	0	0	0	0	0	0	0	0	5	7	0.00	0.000							
David Weathers, R (8, 1) ERA:	2.0		6	0	0	0	2	0	0	0	0	0	0	13	21	0.00	0.000							

Texas Rangers @ New York Yankees
Yankee Stadium, Bronx, NY
Tue Oct 01 1996, 7:05 PM EDT
Att: 57,205 - Unknown - 66 F

AB	34
R	6
H	8
RBI	6
BB	2
SO	10
LOB	5



Batter	1	2	3	4	5	6	7	8	9	AB	R	H	RBI	BB	SO	LOB	BOTTOM							
Tim Raines, S (1, 7) OBP: 0.200, SLG: 0.200	2B G4-3 1B		F8		K		F9		G4-3	5	1	1	0	0	1	1								
Wade Boggs, L (1, 5) OBP: 0.200, SLG: 0.400	G4-3 2B		G4-3		K		F7		F7	5	0	1	0	0	1	1								
Paul O'Neill, L (1, 9)	G5-3		K		P5		P6			4	0	0	0	0	1	2								
Bernie Williams, S (1, 8) OBP: 0.250, SLG: 0.250	G4-3			0-2	G3		1B		G3-1	4	0	1	1	0	0	1								
Tino Martinez, L (1, 3) OBP: 0.750, SLG: 1.250	F8			0-1	L9 1B 2B		BB 1B		2B	4	1	3	0	0	0	1								
Darryl Strawberry, L (1, 10)			K		L9		K		L8	4	0	0	0	0	2	4								
Mariano Duncan, R (1, 4) OBP: 0.500, SLG: 0.500				0-0	1B		K		G4-3	4	0	2	1	0	1	3								
Joe Girardi, R (1, 2) OBP: 0.500, SLG: 0.333		P6		0-1	2 FC4-3 1B		BB		G6-3	3	0	1	0	1	0	1								
2 Derek Jeter, R (1, 6) OBP: 0.250, SLG: 0.250		K		0-3	FC4-3 1-2		P3		G4-3 1B	4	0	1	0	0	1	6								
Inning Stats	R: 1 E: 0 K: 0 S: 10	H: 2 LOB: 1 BB: 0 P: 12	R: 0 E: 0 K: 2 S: 10	H: 1 LOB: 1 BB: 0 P: 12	R: 0 E: 0 K: 1 S: 8	H: 0 LOB: 0 BB: 0 P: 13	R: 1 E: 0 K: 0 S: 10	H: 3 LOB: 2 BB: 0 P: 13	R: 0 E: 0 K: 2 S: 7	H: 0 LOB: 0 BB: 0 P: 8	R: 0 E: 0 K: 2 S: 14	H: 2 LOB: 3 BB: 1 P: 23	R: 0 E: 0 K: 0 S: 5	H: 0 LOB: 0 BB: 0 P: 8	R: 0 E: 0 K: 0 S: 10	H: 1 LOB: 1 BB: 0 P: 13	R: 0 E: 0 K: 0 S: 12	H: 1 LOB: 1 BB: 0 P: 17	1B: 7 2B: 3 3B: 0 HR: 0	SF: 0 SAC: 0 DP: 0 HBP: 0	WP: 0 PB: 0 SB: 0 CS: 0	PA: 38		
PITCHER	IP	WLS	BF	H	R	ER	SO	BB	IBB	HBP	BLK	WP	HR	S	P	ERA	WHIP							
John Burkett, R (1, 1) ERA: 2.0	9.0	W	38	10	2	2	7	1	0	0	0	0	0	86	119	2.00	1.222							

Texas Rangers @ New York Yankees
Yankee Stadium, Bronx, NY
Tue Oct 01 1996, 7:05 PM EDT
Att: 57,205 - Unknown - 66 F


AB	37
R	2
H	10
RBI	2
BB	1
SO	7
LOB	20



Batter	1	2	3	4	5	6	7	8	9	10	11	12	AB	R	H	RBI	BB	SO	LOB	
Darryl Hamilton, L (1.8) OBP: 0.200, SLG: 0.200	G6-3		L6	L6			G4-3			SH3-4 1B		1B	6	0	2	0	0	0	3	
Ivan Rodriguez, R (1.2) OBP: 0.222, SLG: 0.125	BB		F9	FC5			K			SH3-4		K	4	0	0	0	1	2	4	
29 Rusty Greer, L (1.7) OBP: 0.300, SLG: 0.125	G1-6-3		HR				G4-3			G1		K	5	1	0	0	1	1	3	
Juan Gonzalez, R (1.9) OBP: 0.500, SLG: 1.444		HR	HR				P3			G6-3		BB	5	2	3	4	1	0	0	
Will Clark, L (1.3) OBP: 0.400, SLG: 0.250	G4-3		FC6-4 BB				G4-3			G4-3		1B	4	0	1	0	2	0	2	
Dean Palmer, R (1.5) OBP: 0.300, SLG: 0.600	K		FC6-4				G4-3			F9		BB	6	0	1	0	0	1	5	
Mickey Tettleton, S (1.10)							K					1B	3	0	0	0	2	2	1	
Mark McLemore, S (1.4) OBP: 0.125, SLG: 0.125	K		SH1-3				G5-3			L5		K	4	0	0	0	0	2	2	
Kevin Elster, R (1.6) OBP: 0.333, SLG: 0.500			F9 HR				L8			F9		G1-3	4	1	1	0	1	0	1	
Inning Stats	R: 0 E: 0 K: 9 S: 9	H: 0 LOB: 0 BB: 1 P: 17	R: 1 E: 0 K: 2 S: 12	H: 1 LOB: 1 BB: 1 P: 20	R: 3 E: 0 K: 0 S: 10	H: 2 LOB: 1 BB: 2 P: 21	R: 0 E: 0 K: 0 S: 7	H: 0 LOB: 0 BB: 2 P: 15	R: 0 E: 0 K: 1 S: 7	H: 0 LOB: 0 BB: 0 P: 11	R: 0 E: 0 K: 1 S: 9	H: 0 LOB: 0 BB: 0 P: 9	R: 0 E: 0 K: 0 S: 5	H: 1 LOB: 2 BB: 1 P: 20	R: 0 E: 0 K: 2 S: 10	H: 1 LOB: 3 BB: 1 P: 22	1B: 5 2B: 1 3B: 0 HR: 2	SF: 0 SAC: 2 DP: 1 HBP: 0	WP: 1 PB: 0 SB: 0 CS: 0	PA: 51
PITCHER	IP WLS BF H R ER SO BB IBB HBP BLK WP HR S P 103 ERA WHIP	IP WLS BF H R ER SO BB IBB HBP BLK WP HR S P 104 ERA WHIP	IP WLS BF H R ER SO BB IBB HBP BLK WP HR S P 104 ERA WHIP	IP WLS BF H R ER SO BB IBB HBP BLK WP HR S P 104 ERA WHIP	IP WLS BF H R ER SO BB IBB HBP BLK WP HR S P 104 ERA WHIP	IP WLS BF H R ER SO BB IBB HBP BLK WP HR S P 104 ERA WHIP	IP WLS BF H R ER SO BB IBB HBP BLK WP HR S P 104 ERA WHIP	IP WLS BF H R ER SO BB IBB HBP BLK WP HR S P 104 ERA WHIP	IP WLS BF H R ER SO BB IBB HBP BLK WP HR S P 104 ERA WHIP	IP WLS BF H R ER SO BB IBB HBP BLK WP HR S P 104 ERA WHIP	IP WLS BF H R ER SO BB IBB HBP BLK WP HR S P 104 ERA WHIP	IP WLS BF H R ER SO BB IBB HBP BLK WP HR S P 104 ERA WHIP	IP WLS BF H R ER SO BB IBB HBP BLK WP HR S P 104 ERA WHIP	IP WLS BF H R ER SO BB IBB HBP BLK WP HR S P 104 ERA WHIP	IP WLS BF H R ER SO BB IBB HBP BLK WP HR S P 104 ERA WHIP	IP WLS BF H R ER SO BB IBB HBP BLK WP HR S P 104 ERA WHIP	IP WLS BF H R ER SO BB IBB HBP BLK WP HR S P 104 ERA WHIP	IP WLS BF H R ER SO BB IBB HBP BLK WP HR S P 104 ERA WHIP	IP WLS BF H R ER SO BB IBB HBP BLK WP HR S P 104 ERA WHIP	IP WLS BF H R ER SO BB IBB HBP BLK WP HR S P 104 ERA WHIP

Texas Rangers @ New York Yankees
Yankee Stadium, Bronx, NY
Wed Oct 02 1996, 7:05 PM EDT
Att. 57,156 - Unknown - 67 F

AB 41
R 4
H 8
RBI 4
BB 8
SO 8
LOB 21



Batter	1	2	3	4	5	6	7	8	9	10	11	12	AB	R	H	RBI	BB	SO	LOB									
Tim Lincecum, S (1.7) OBP: 0.300, SLG: 0.222	L6		P4				SH2-4			G5-3		SH BB	4	0	1	0	1	0	0									
Wade Boggs, L (1.5) OBP: 0.125, SLG: 0.250	L7		G4-3				SF8			P8		SH	3	0	0	0	0	0	2									
Charlie Hayes, R (7. PH) (8.5)													1	0	0	1	0	0	0									
Paul O'Neill, L (1.9) OBP: 0.111, SLG: 0.111	1B		L1-3				P5			G2-3			5	0	1	0	0	0	4									
Bernie Williams, S (1.8) OBP: 0.444, SLG: 0.286	F7						G3-1			G4-3		BB	3	1	1	0	2	0	1									
Tino Martinez, L (1.3) OBP: 0.444, SLG: 0.625		FC5-4 BB					L9			G4-3		F7	4	1	0	0	1	1	3									
Cecil Fielder, R (1.10) OBP: 0.750, SLG: 1.667													3	1	2	2	1	0	1									
Andy Fox, L (8. PR)													0	0	0	0	0	0	0									
Darryl Strawberry, L (11. PH)													1	0	0	0	0	0	0									
Mariano Duncan, R (1.4) OBP: 0.222, SLG: 0.222		FC5-4 BB					K			F8		L8-3	5	0	0	0	0	1	4									
Jim Leyritz, R (1.2) OBP: 0.500, SLG: 0.250		FC1-6					G4-3			F8		G5-3	2	0	0	1	0	0	1									
Joe Girardi, R (7. PR) (8.2)													1	1	0	0	1	0	0									
2 Derek Jeter, R (1.6) OBP: 0.444, SLG: 0.556	L4									G4-3		PO	5	1	3	0	0	0	1									
Inning Stats	R: 0 E: 0 K: 10 S: 10	H: 1 LOB: 1 BB: 0 P: 15	R: 1 E: 0 K: 9 S: 9	H: 0 LOB: 1 BB: 2 P: 17	R: 0 E: 0 K: 0 S: 9	H: 0 LOB: 0 BB: 0 P: 9	R: 1 E: 0 K: 1 S: 9	H: 1 LOB: 0 BB: 0 P: 15	R: 0 E: 0 K: 0 S: 13	H: 2 LOB: 2 BB: 1 P: 19	R: 0 E: 0 K: 0 S: 12	H: 0 LOB: 0 BB: 0 P: 21	R: 1 E: 0 K: 0 S: 10	H: 1 LOB: 2 BB: 1 P: 18	R: 1 E: 0 K: 0 S: 9	H: 2 LOB: 1 BB: 0 P: 13	R: 0 E: 0 K: 0 S: 6	H: 0 LOB: 0 BB: 0 P: 10	R: 0 E: 0 K: 1 S: 5	H: 0 LOB: 1 BB: 1 P: 12	R: 0 E: 0 K: 0 S: 5	H: 0 LOB: 0 BB: 1 P: 13	R: 1 E: 1 K: 0 S: 6	H: 1 LOB: 2 BB: 1 P: 11	1B: 6 2B: 2 3B: 0 HR: 1	SF: 1 SAC: 2 DP: 1 HBP: 1	WP: 0 PB: 0 SB: 0 CS: 0	PA: 48
PITCHER	IP WLS BF H R ER SO BB IBB HBP BLK WP HR S P 104 ERA WHIP	IP WLS BF H R ER SO BB IBB HBP BLK WP HR S P 104 ERA WHIP	IP WLS BF H R ER SO BB IBB HBP BLK WP HR S P 104 ERA WHIP	IP WLS BF H R ER SO BB IBB HBP BLK WP HR S P 104 ERA WHIP	IP WLS BF H R ER SO BB IBB HBP BLK WP HR S P 104 ERA WHIP	IP WLS BF H R ER SO BB IBB HBP BLK WP HR S P 104 ERA WHIP	IP WLS BF H R ER SO BB IBB HBP BLK WP HR S P 104 ERA WHIP	IP WLS BF H R ER SO BB IBB HBP BLK WP HR S P 104 ERA WHIP	IP WLS BF H R ER SO BB IBB HBP BLK WP HR S P 104 ERA WHIP	IP WLS BF H R ER SO BB IBB HBP BLK WP HR S P 104 ERA WHIP	IP WLS BF H R ER SO BB IBB HBP BLK WP HR S P 104 ERA WHIP	IP WLS BF H R ER SO BB IBB HBP BLK WP HR S P 104 ERA WHIP	IP WLS BF H R ER SO BB IBB HBP BLK WP HR S P 104 ERA WHIP	IP WLS BF H R ER SO BB IBB HBP BLK WP HR S P 104 ERA WHIP	IP WLS BF H R ER SO BB IBB HBP BLK WP HR S P 104 ERA WHIP	IP WLS BF H R ER SO BB IBB HBP BLK WP HR S P 104 ERA WHIP	IP WLS BF H R ER SO BB IBB HBP BLK WP HR S P 104 ERA WHIP	IP WLS BF H R ER SO BB IBB HBP BLK WP HR S P 104 ERA WHIP	IP WLS BF H R ER SO BB IBB HBP BLK WP HR S P 104 ERA WHIP	IP WLS BF H R ER SO BB IBB HBP BLK WP HR S P 104 ERA WHIP								

Texas Rangers @ New York Yankees
Yankee Stadium, Bronx, NY
Wed Oct 02 1996, 7:05 PM EDT
Att. 57,156 - Unknown - 67 F

AB 37
R 5
H 8
RBI 4
BB 6
SO 2
LOB 17



Batter	1	2	3	4	5	6	7	8	9	AB	R	H	RBI	BB	SO	LOB	TOP								
2 Derek Jeter, R OBP: 0.462, SLG: 0.538 (1, 6)										4	1	2	0	0	1	1									
Tim Lincecum, S OBP: 0.357, SLG: 0.250 (1, 7)										3	1	1	0	1	0	2									
Bernie Williams, S OBP: 0.462, SLG: 0.700 (1, 8)										3	1	2	2	0	0	2									
Cecil Fielder, R OBP: 0.375, SLG: 0.714 (1, 10)										4	0	0	0	0	1	3									
Tino Martinez, L OBP: 0.385, SLG: 0.455 (1, 3)										3	0	0	0	1	0	0									
Mariano Duncan, R OBP: 0.385, SLG: 0.333 Luis Sojo, R (9, 4)										3	0	2	1	0	0	0									
Paul O'Neill, L OBP: 0.083, SLG: 0.083 Ruben Rivera, R (9, PH)										3	0	0	0	0	1	2									
Charlie Hayes, R (1, 5)										3	0	0	0	0	0	0									
Joe Girardi, R OBP: 0.444, SLG: 0.167 (1, 2)										2	0	0	0	1	0	1									
Inning Stats	R: 1 E: 0 K: 0 S: 9	H: 1 LOB: 0 BB: 0 P: 17	R: 0 E: 0 K: 0 S: 6	H: 1 LOB: 0 BB: 0 P: 6	R: 0 E: 1 K: 1 S: 9	H: 0 LOB: 0 BB: 0 P: 15	R: 0 E: 0 K: 1 S: 10	H: 1 LOB: 1 BB: 1 P: 21	R: 0 E: 0 K: 0 S: 3	H: 0 LOB: 0 BB: 0 P: 6	R: 0 E: 0 K: 0 S: 9	H: 1 LOB: 2 BB: 1 P: 19	R: 0 E: 0 K: 0 S: 9	H: 0 LOB: 0 BB: 0 P: 10	R: 0 E: 0 K: 1 S: 6	H: 0 LOB: 0 BB: 0 P: 7	R: 2 E: 0 K: 1 S: 13	H: 3 LOB: 2 BB: 1 P: 25	1B: 6 2B: 1 3B: 0 HR: 1	SF: 1 SAC: 0 DP: 3 HBP: 1	WP: 0 PB: 0 CS: 2	PA: 36			
PITCHER	IP	WLS	BF	H	R	ER	SO	BB	IBB	HBP	BLK	WP	HR	S	P	ERA	WHIP								
Darren Oliver, L ERA: 3.38 (1, 1)	8.0	L	29	6	3	3	3	2	0	1	0	0	1	68	113	3.38	1.000								
Mike Henneman, R ERA: (9, 1)	0.2		4	1	0	0	0	0	1	0	0	0	0	3	7	0.00	1.500								
Mike Stanton, L ERA: (9, 1)	0.1		1	0	0	0	1	0	0	0	0	0	0	3	6	0.00	0.000								

New York Yankees @ Texas Rangers
The Ballpark at Arlington, Arlington, TX
Fri Oct 04 1996, 8:05 PM EDT
Att: 50,860 - Unknown

AB 29
R 3
H 7
RBI 3
BB 3
SO 4
LOB 13



Batter	1	2	3	4	5	6	7	8	9	AB	R	H	RBI	BB	SO	LOB	BOTTOM								
Darryl Hamilton, L OBP: 0.200, SLG: 0.200 (1, 8)										5	0	1	0	0	1	4									
Ivan Rodriguez, R OBP: 0.306, SLG: 0.333 (1, 2)										4	0	2	1	0	0	0									
29 Rusty Greer, L OBP: 0.286, SLG: 0.167 (1, 7)										4	0	1	0	0	0	3									
Juan Gonzalez, R OBP: 0.500, SLG: 1.385 (1, 9)										4	1	2	1	0	0	1									
Will Clark, L OBP: 0.357, SLG: 0.182 (1, 3)										3	0	0	0	1	2	1									
Dean Palmer, R OBP: 0.214, SLG: 0.429 (1, 5)										4	0	0	0	0	2	3									
Mickey Tettleton, S Damon Buford, R (9, PR)										3	0	0	0	1	1	1									
Mark McLemore, S OBP: 0.091, SLG: 0.091 (1, 4)										3	0	0	0	0	1	0									
Kevin Elster, R OBP: 0.417, SLG: 0.444 Warren Newson, L (9, PH)										1	1	0	0	2	0	0									
Inning Stats	R: 0 E: 0 K: 0 S: 14	H: 0 LOB: 0 BB: 0 P: 20	R: 0 E: 0 K: 1 S: 6	H: 1 LOB: 0 BB: 0 P: 11	R: 0 E: 0 K: 1 S: 18	H: 2 LOB: 0 BB: 0 P: 25	R: 1 E: 0 K: 0 S: 13	H: 1 LOB: 0 BB: 0 P: 21	R: 1 E: 0 K: 0 S: 12	H: 1 LOB: 1 BB: 1 P: 24	R: 0 E: 0 K: 1 S: 7	H: 0 LOB: 0 BB: 0 P: 9	R: 0 E: 0 K: 1 S: 10	H: 0 LOB: 1 BB: 1 P: 16	R: 0 E: 0 K: 1 S: 8	H: 1 LOB: 1 BB: 1 P: 16	R: 0 E: 0 K: 1 S: 9	H: 0 LOB: 2 BB: 1 P: 15	1B: 4 2B: 1 3B: 0 HR: 1	SF: 0 SAC: 1 DP: 0 HBP: 0	WP: 0 PB: 0 CS: 0	PA: 37			
PITCHER	IP	WLS	BF	H	R	ER	SO	BB	IBB	HBP	BLK	WP	HR	S	P	ERA	WHIP								
Jimmy Key, L ERA: 3.6 (1, 1)	5.0		21	5	2	2	3	1	0	0	0	0	0	25	41	0.00	0.667								
Jeff Nelson, R ERA: (6, 1)	3.0	W	12	1	0	0	3	1	1	0	0	0	0	9	15	0.00	1.000								
John Wetteland, R ERA: (9, 1)	1.0	S	4	0	0	0	1	1	0	0	0	0	0	9	15	0.00	1.000								

New York Yankees @ Texas Rangers
The Ballpark at Arlington, Arlington, TX
Fri Oct 04 1996, 8:05 PM EDT
Att: 50,860 - Unknown

AB 32
R 2
H 6
RBI 2
BB 4
SO 7
LOB 15



Batter	1	2	3	4	5	6	7	8	9	10	11	AB	R	H	RBI	BB	SO	LOB	TOP							
Brady Anderson, L OBP: 0.407, SLG: 0.773	K		HR		BB		P4		2B		G4-3	5	1	2	1	1	1	0								
Todd Zelle, R OBP: 0.296, SLG: 0.280	G5-3		G6-3		K		F7		F8			6	0	1	0	0	1	3								
Roberto Alomar, S OBP: 0.308, SLG: 0.391	K		F9		FC5		1B		K		K	6	0	1	0	0	3	4								
Rafael Palmeiro, L OBP: 0.417, SLG: 0.650		2B G6-3 BB		HR		BB SF8 BB	1B				1B	3	3	3	1	2	0	0								
Bobby Bonilla, S OBP: 0.304, SLG: 0.474 Tony Tarasco, L (8, 9)	P2		G6-3		G6-3		F7		F9			4	0	0	0	0	0	4								
Cal Ripken Jr, R OBP: 0.458, SLG: 0.609	G6-3 2B		K		K		1B		G2-3		P3	5	0	2	0	0	1	1								
Eddie Murray, S OBP: 0.478, SLG: 0.421	G6-3		F7		F7		BB		L8		1B	4	0	1	1	1	0	1								
B.J. Surhoff, L OBP: 0.294, SLG: 0.875 Mike Devereaux, R (8, 7)	G4-3		G3		G3		SF8		K		G4-3	3	0	0	1	0	1	1								
Mark Parent, R OBP: 0.200, SLG: 0.200			G5-3		FC5 BLK 1B		L8		K		K	5	0	1	0	0	2	2								
Inning Stats	R: 0 E: 0 K: 2 S: 10	H: 0 LOB: 0 BB: 0 P: 15	R: 1 E: 0 K: 0 S: 14	H: 1 LOB: 1 BB: 1 P: 24	R: 1 E: 0 K: 0 S: 9	H: 1 LOB: 0 BB: 0 P: 10	R: 1 E: 0 K: 1 S: 7	H: 1 LOB: 0 BB: 0 P: 9	R: 0 E: 0 K: 1 S: 11	H: 1 LOB: 2 BB: 1 P: 19	R: 0 E: 0 K: 0 S: 8	H: 2 LOB: 2 BB: 0 P: 15	R: 0 E: 0 K: 1 S: 6	H: 0 LOB: 0 BB: 0 P: 10	R: 0 E: 0 K: 2 S: 10	H: 1 LOB: 1 BB: 0 P: 18	R: 0 E: 0 K: 1 S: 18	H: 2 LOB: 2 BB: 0 P: 24	R: 0 E: 0 K: 2 S: 12	H: 1 LOB: 1 BB: 0 P: 20	1B: 7 2B: 2 3B: 0 HR: 2	SF: 1 SAC: 0 DP: 0 HBP: 0	WP: 0 PB: 0 SB: 0 CS: 0	PA: 48		
PITCHER	IP 7.0	WLS 32	BF 7	H 4	R 4	ER 4	SO 4	BB 0	IBB 0	HBP 0	BLK 0	WP 0	HR 0	S 73	P 121	ERA 5.14	WHIP 1.571									
Andy Pettite, L ERA: 5.4	1.0	3	0	0	0	1	0	0	0	0	0	0	0	6	10	0.00	0.000									
Jeff Nelson, R ERA:	1.0	4	1	0	0	2	0	0	0	0	0	0	0	10	18	0.00	1.000									
John Wetteland, R ERA:	2.0	W	9	3	0	0	3	0	0	0	0	0	0	30	44	0.00	1.500									

Baltimore Orioles @ New York Yankees
Yankee Stadium, Bronx, NY
Wed Oct 09 1996, 3:33 AM EDT
Att: 56,495 - Sunny - 66 F

livebaseballscores.com

AB 43
R 4
H 11
RBI 4
BB 4
SO 10
LOB 19



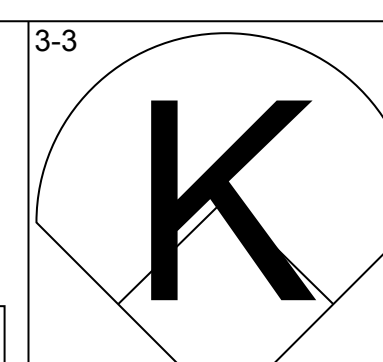
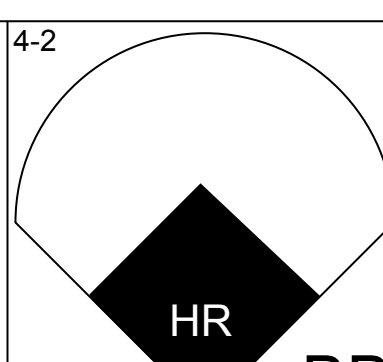
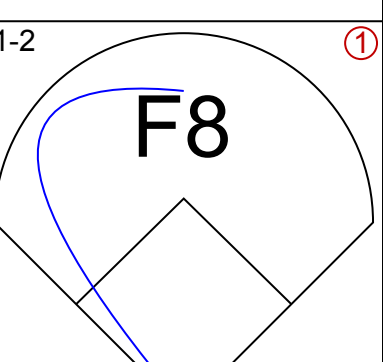
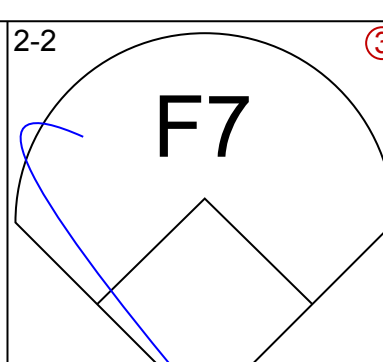
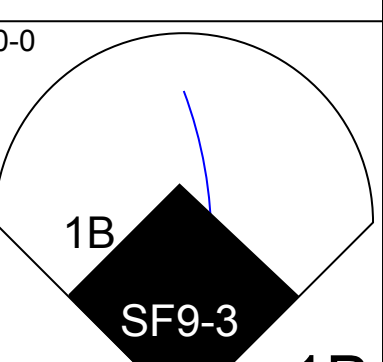
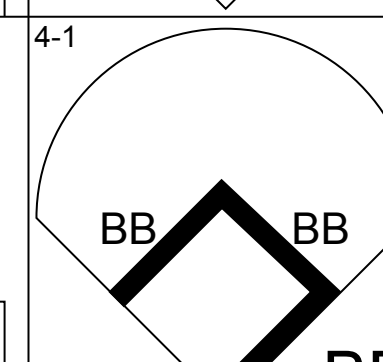
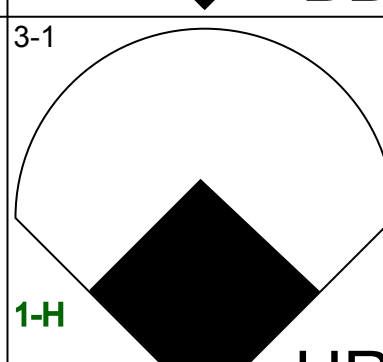
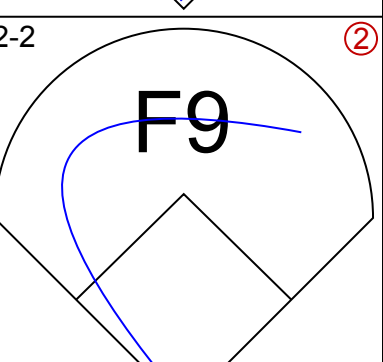
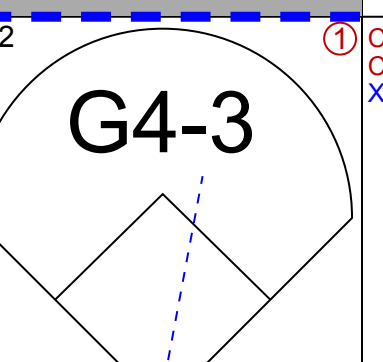
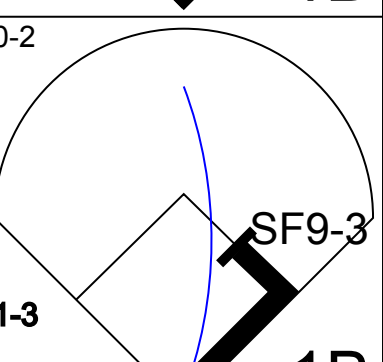
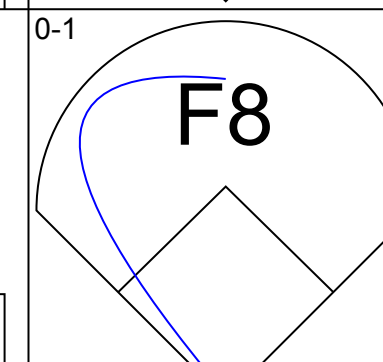
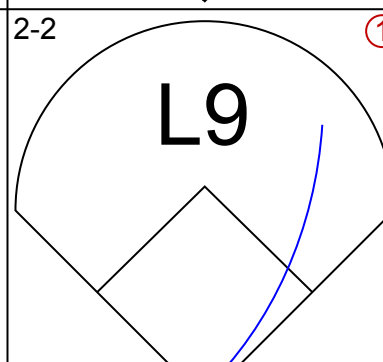
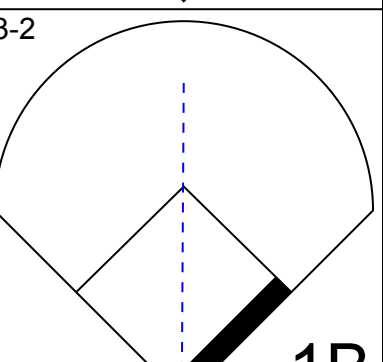
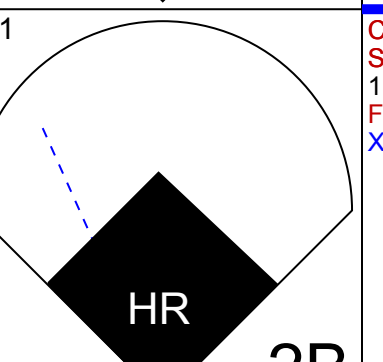
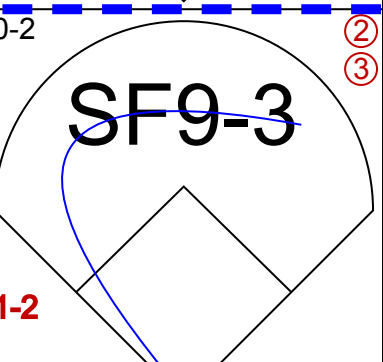
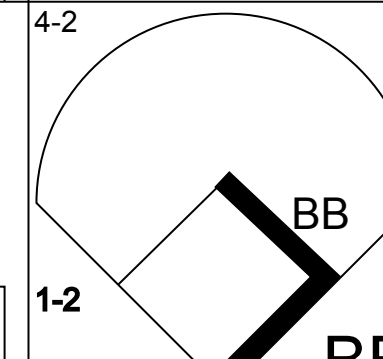
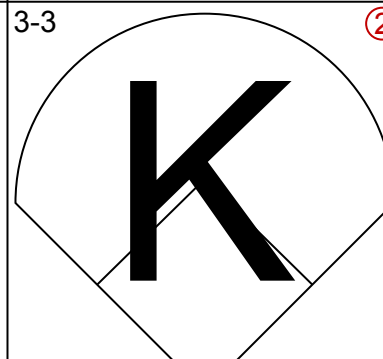
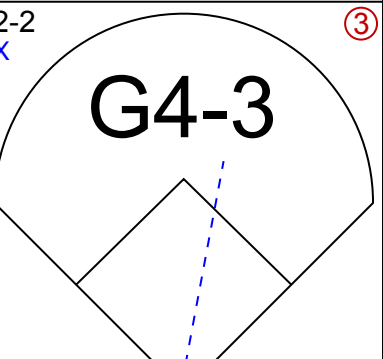
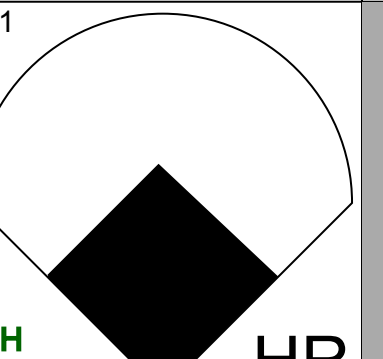
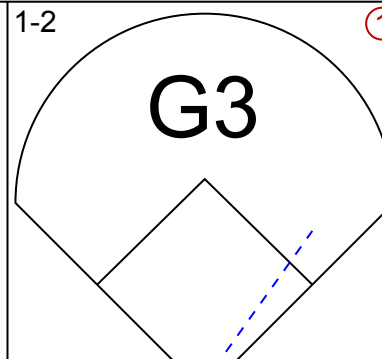
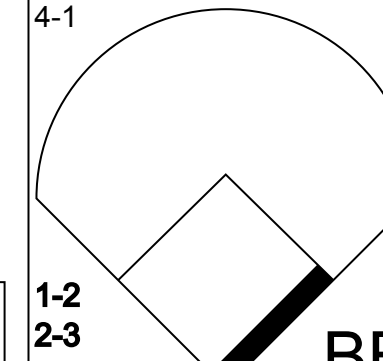
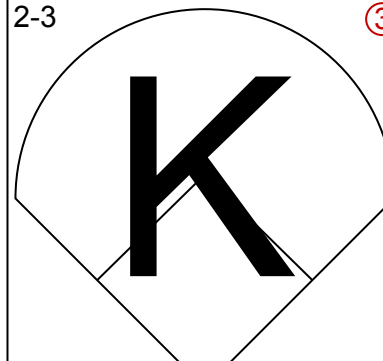
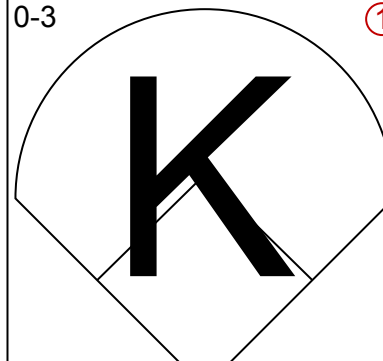

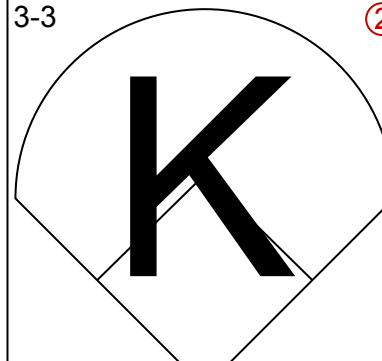
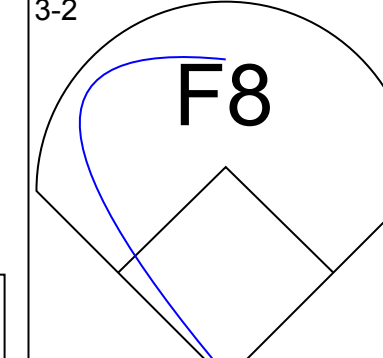
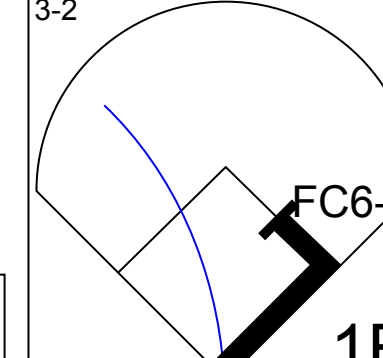
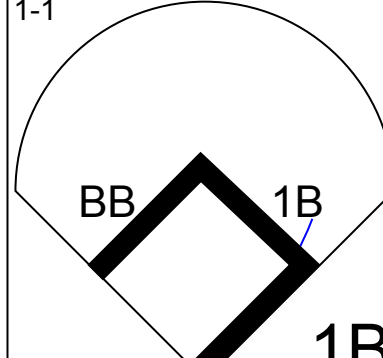
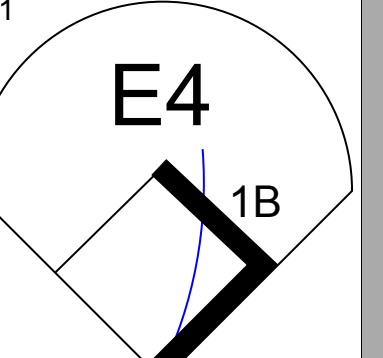
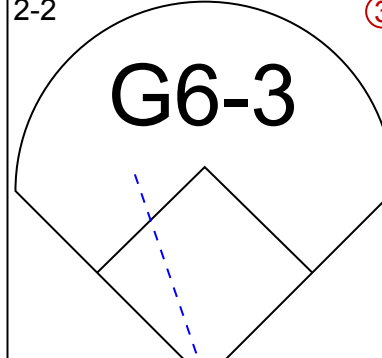
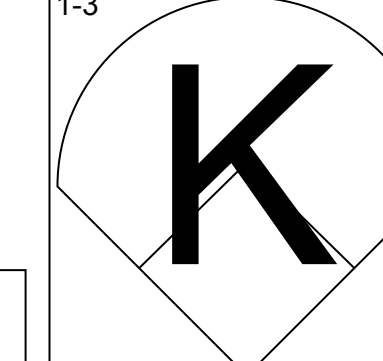
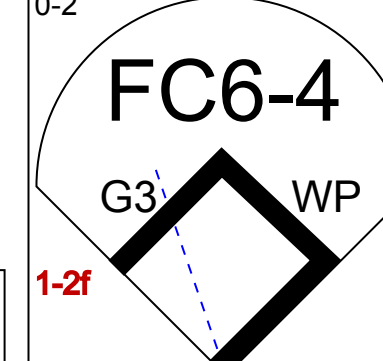
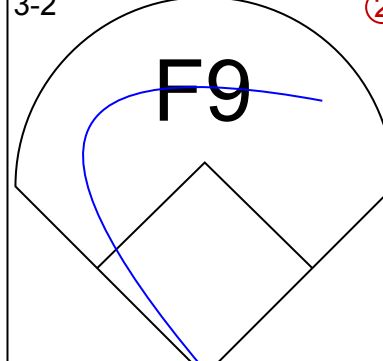
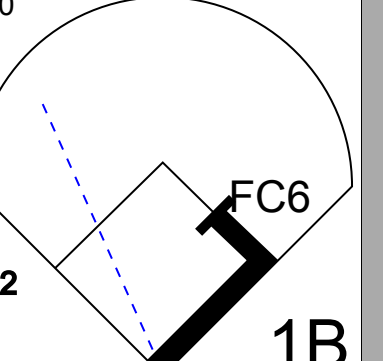
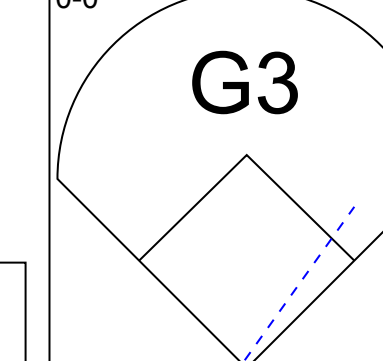
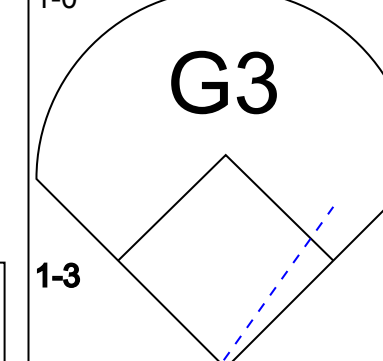
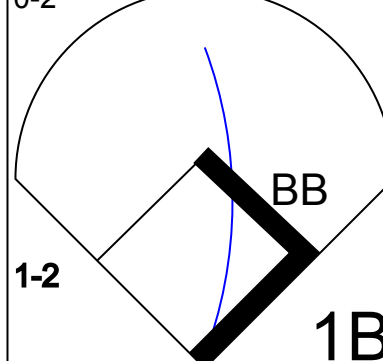
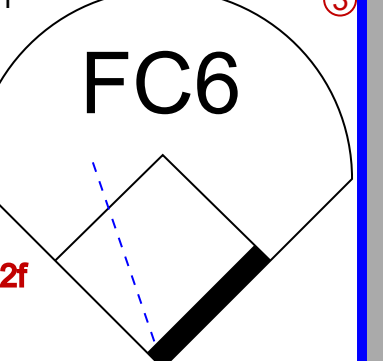
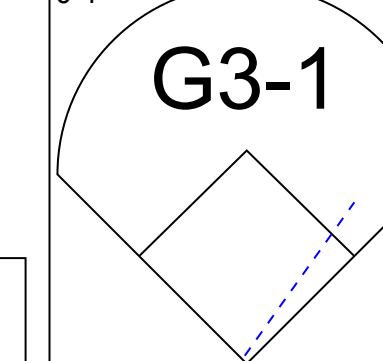
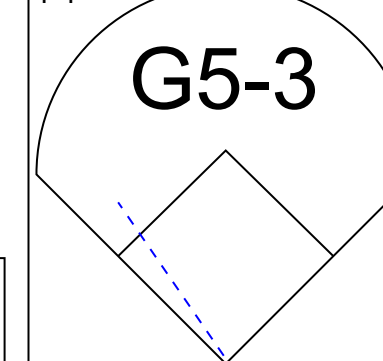
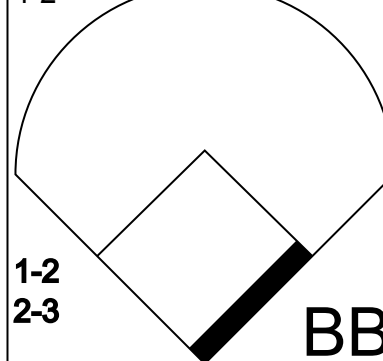

Batter	1	2	3	4	5	6	7	8	9	10	11	AB	R	H	RBI	BB	SO	LOB	BOTTOM						
Tim Lincecum, S OBP: 0.360, SLG: 0.318	G1-3 G6-3 2B	F7			G6-3		L9		G4-3 1B		G5-4-3	6	1	2	0	0	0	4							
Wade Boggs, L OBP: 0.111, SLG: 0.118	G1-3		G6-3		K		G4-3		G4-3		P5	5	1	0	0	1	1	3							
Bernie Williams, S OBP: 0.542, SLG: 1.158	G6-3		K		FC3-6 BB		2B BB		IBB		HR	4	1	2	2	2	1	0							
Tino Martinez, L OBP: 0.348, SLG: 0.350	G1-3		1B		FC3-6		K		L9			5	0	1	0	0	1	6							
Cecil Fielder, R OBP: 0.471, SLG: 0.538 Andy Fox, L (9, PR)		FC4-6 G5-3 BB	G5-3		G4-3		BB IBB		HBP BB			2	1	0	0	3	0	1							
Paul O'Neill, L OBP: 0.111, SLG: 0.111 Charlie Hayes, R OBP: 0.161, SLG: 0.200 Darryl Strawberry, L (8, 9)	E4	FC4-6	L8		F7		BB		F8			3	0	0	0	0	0	1							
Mariano Duncan, R OBP: 0.384, SLG: 0.300	FC4-6 G5-3		G4-3		G4-3		K		L6-4 HBP			4	0	1	0	0	1	5							
Jim Leyritz, R OBP: 0.250, SLG: 0.143 Mike Aldrete, L (9, PH) Joe Girardi, R OBP: 0.429, SLG: 0.200 (10, 2)	G5-3		K		K		FC6-4 1B		L6-4 HBP			4	0	1	1	0	2	1							
Derek Jeter, R OBP: 0.500, SLG: 0.682	1B		1B		FC6-4		HR		G5-4-3 1B			5	1	4	1	0	0	2							
Inning Stats	R: 1 E: 0 K: 0 S: 8	H: 1 LOB: 0 BB: 0 P: 10	R: 1 E: 1 K: 0 S: 10	H: 1 LOB: 2 BB: 1 P: 19	R: 0 E: 0 K: 1 S: 12	H: 1 LOB: 1 BB: 0 P: 15	R: 0 E: 0 K: 1 S: 9	H: 0 LOB: 0 BB: 0 P: 14	R: 0 E: 0 K: 0 S: 6	H: 2 LOB: 2 BB: 0 P: 8	R: 1 E: 0 K: 2 S: 15	H: 1 LOB: 3 BB: 3 P: 31	R: 1 E: 0 K: 1 S: 10	H: 2 LOB: 2 BB: 1 P: 20	R: 0 E: 0 K: 0 S: 5	H: 0 LOB: 2 BB: 1 P: 12	R: 0 E: 0 K: 0 S: 8	H: 1 LOB: 0 BB: 0 P: 11	R: 1 E: 0 K: 0 S: 2	H: 1 LOB: 0 BB: 0 P: 3	1B: 7 2B: 3 3B: 0 HR: 2	SF: 0 SAC: 0 DP: 2 HBP: 1	WP: 0 PB: 0 SB: 1 CS: 0	PA: 48	
PITCHER	IP 6.1	WLS 30	BF 7	H 3	R 3	ER 2	SO 3	BB 3	IBB 0	HBP 0	BLK 0	WP 0	HR 0	S 61	P 97	ERA 2.84	WHIP 1.579								
Scott Erickson, R ERA: 3.46	0.1	2	0	0	0	1	0	0	0	0	0	0	0	5	11	0.00	0.000								
Jesse Orosco, L ERA: 27.0	1.0	7	2	1	1	2	1	1	0	0	0	0	0	14	28	9.00	3.000								
Armando Benitez, R ERA: 3.6	0.1	1	0	0	0	0	0	0	0	0	0	0	0	2	3	0.00	0.000								
Arthur Rhodes, L ERA: 6.75	0.1	3	0	0	0	0	1	0	1	0	0	0	0	4	10	0.00	3.000								

Baltimore Orioles @ New York Yankees
Yankee Stadium, Bronx, NY
Wed Oct 09 1996, 3:33 AM EDT
Att: 56,495 - Sunny - 66 F

livebaseballscores.com

AB 40
R 5
H 11
RBI 5
BB 7
SO 6
LOB 26

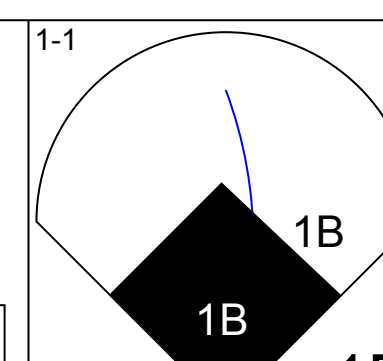
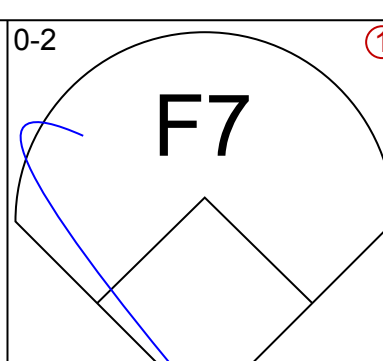
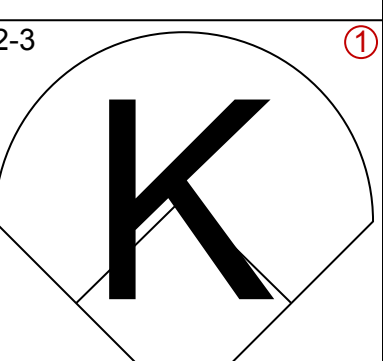
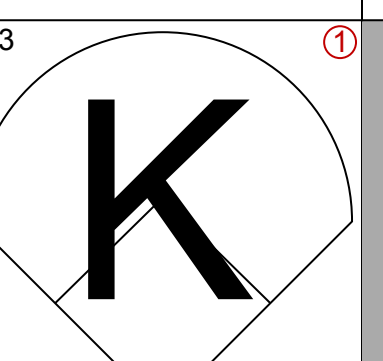
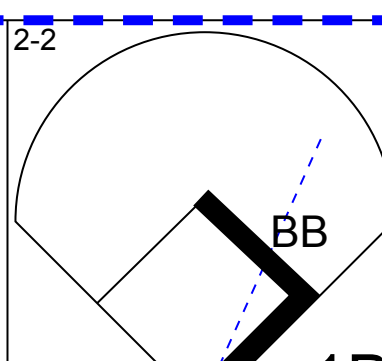
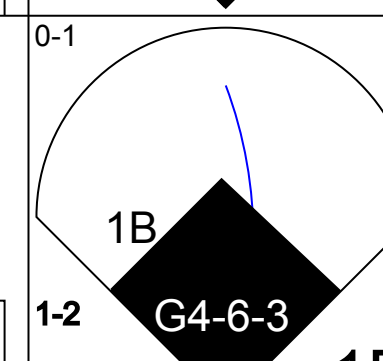
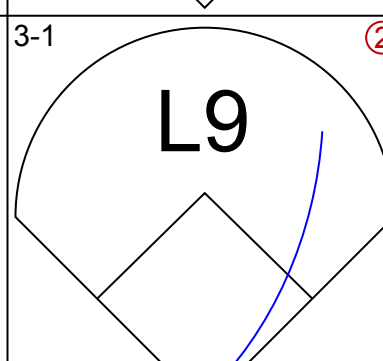
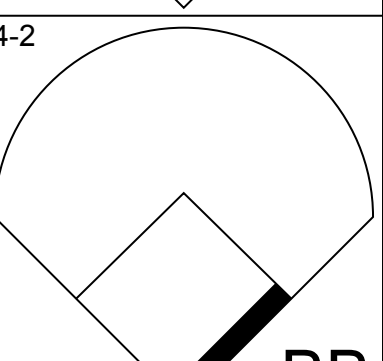
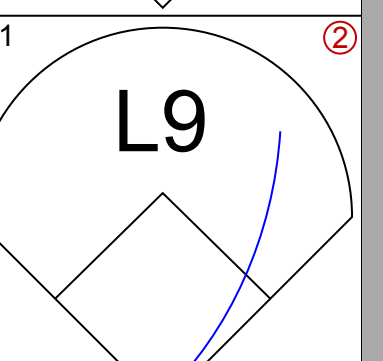
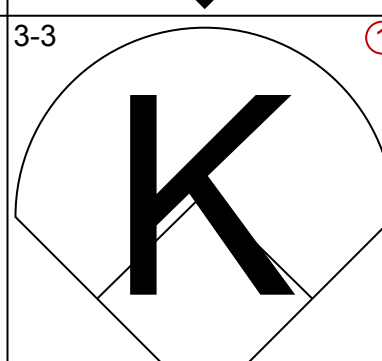
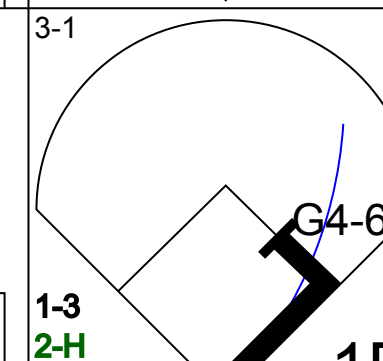
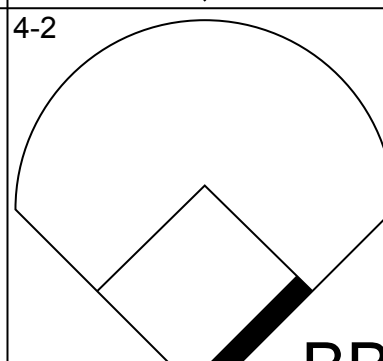
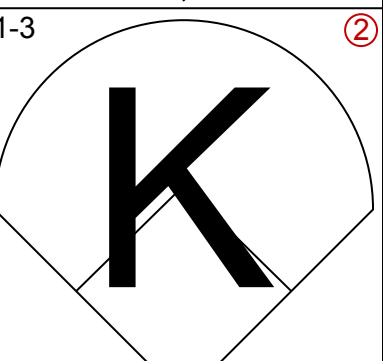
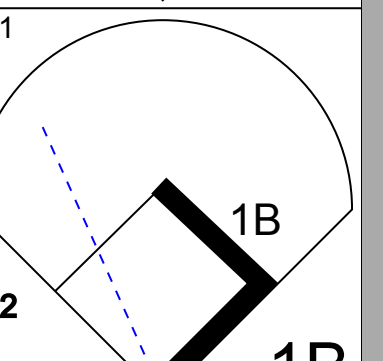
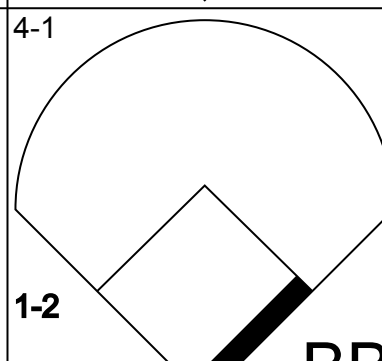
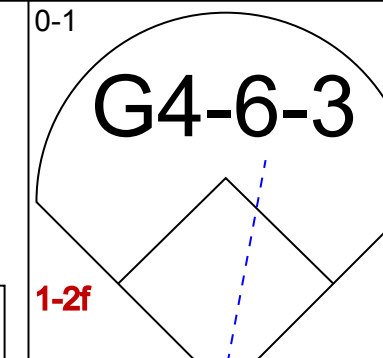
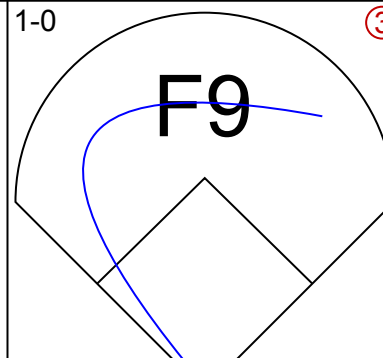
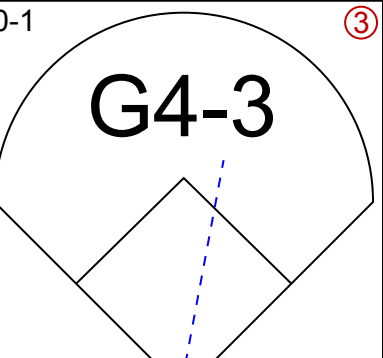
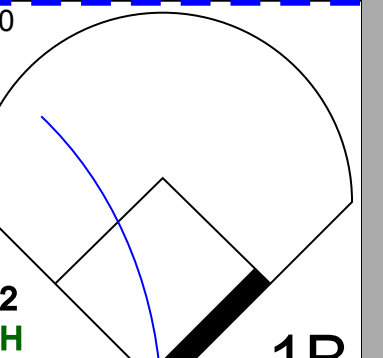
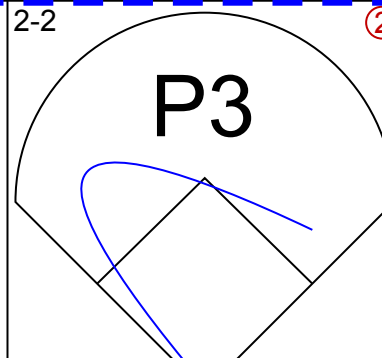
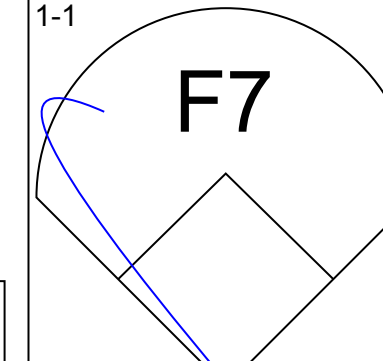
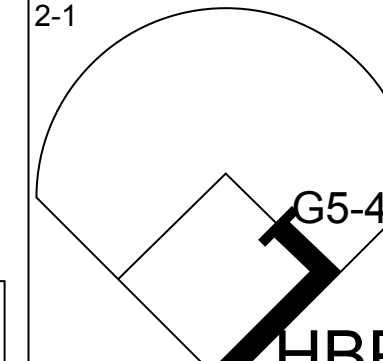
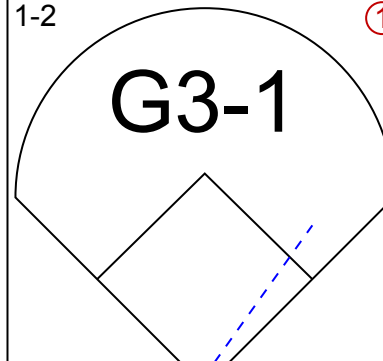
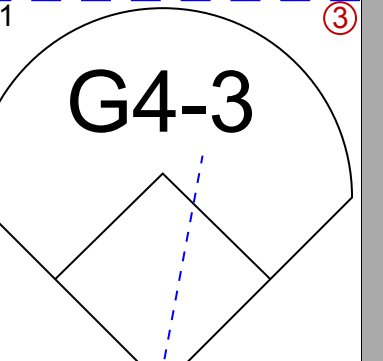
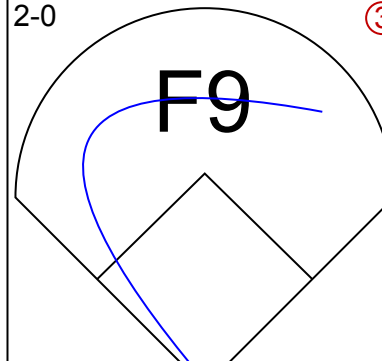
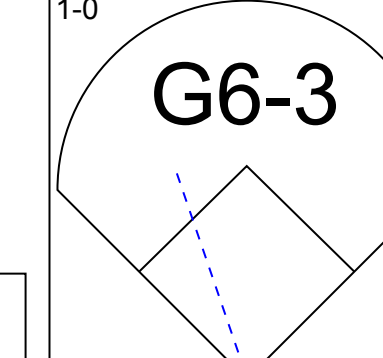
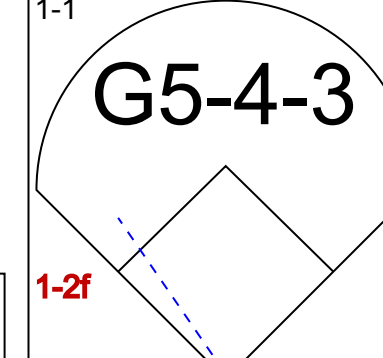
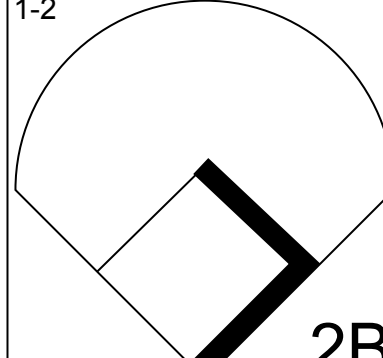
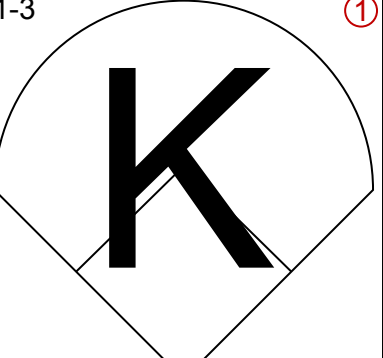
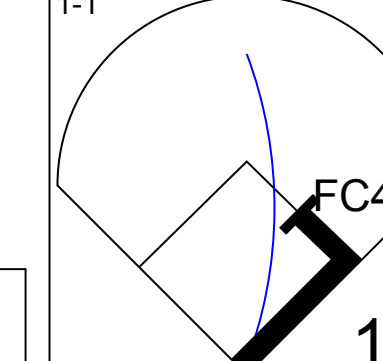
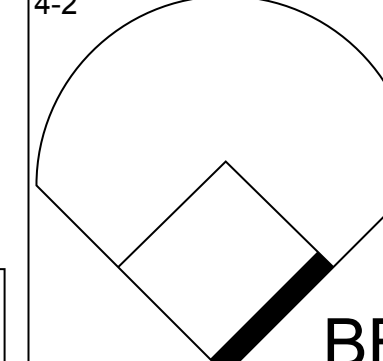
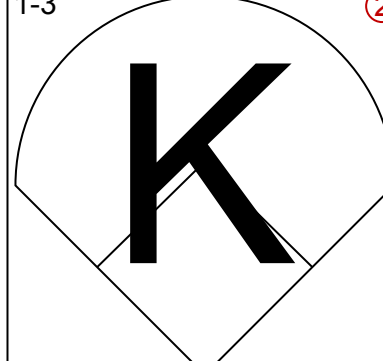
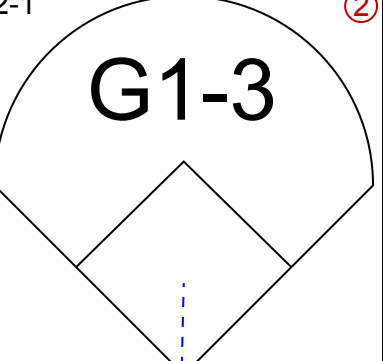
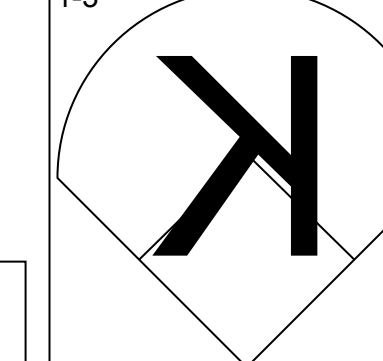
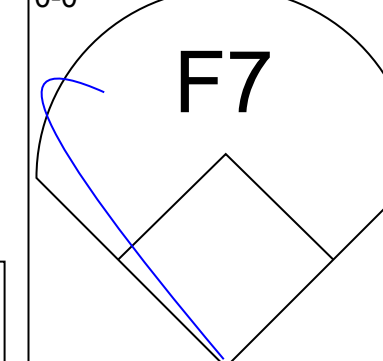
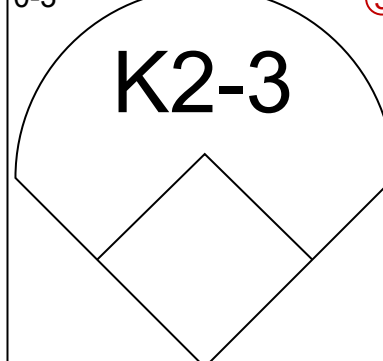
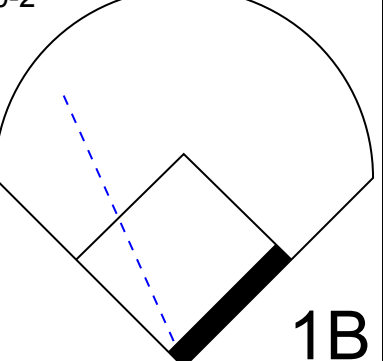
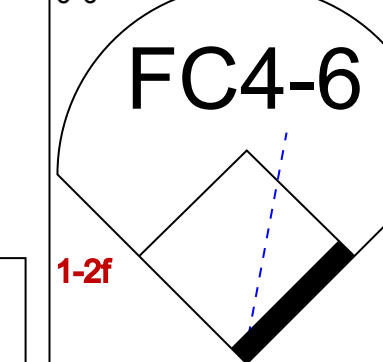


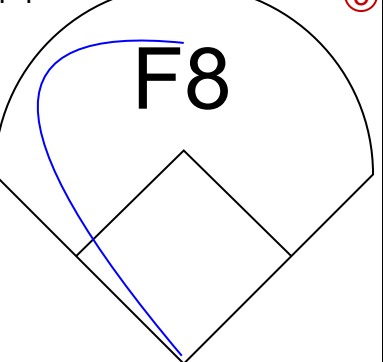
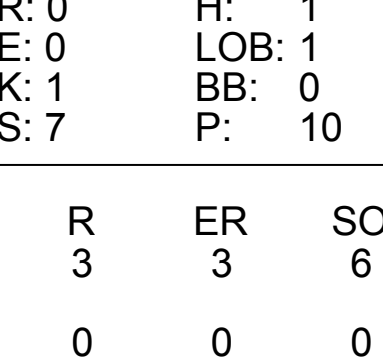
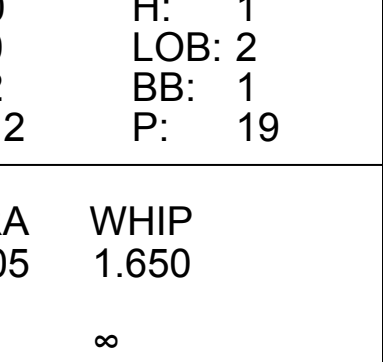
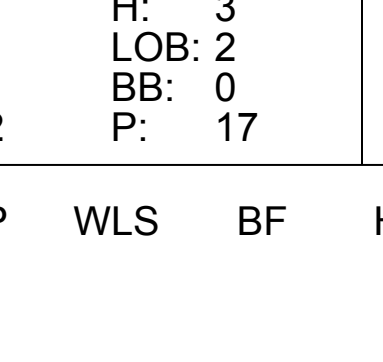
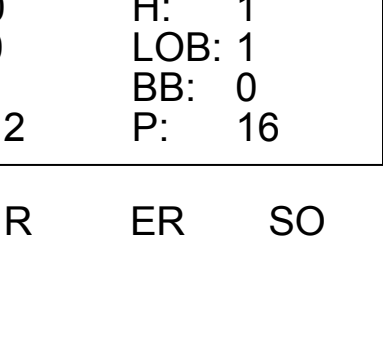


Batter	1	2	3	4	5	6	7	8	9	AB	R	H	RBI	BB	SO	LOB	TOP				
Brady Anderson, L OBP: 0.406, SLG: 0.692 (1, 8)			 BB					 1B		4	2	1	0	1	1	3					
Todd Zeile, R OBP: 0.344, SLG: 0.414 (1, 5)			 1-H					 1B		4	1	2	2	1	0	0					
Roberto Alomar, S OBP: 0.323, SLG: 0.444 (1, 4)							 2B	 1B		4	1	2	1	0	0	1					
Rafael Palmeiro, L OBP: 0.414, SLG: 0.708 (1, 3)							 2-H			4	1	1	2	1	1	1					
Bobby Bonilla, S OBP: 0.286, SLG: 0.391 Tony Tarasco, L (9, 9)										4	0	0	0	1	4	0					
Cal Ripken Jr., R OBP: 0.448, SLG: 0.571 (1, 6)				 1B		 1B	 1B			5	0	2	0	0	0	3					
Eddie Murray, S OBP: 0.444, SLG: 0.391 (1, 10)				 G3 WP 1-2			 1B			4	0	1	0	0	1	2					
B.J. Surhoff, L OBP: 0.286, SLG: 0.750 Mike Devereaux, R (7, 7)						 1B	 1-2			4	0	1	0	0	0	3					
Chris Hoiles, R OBP: 0.400, SLG: 0.100 (1, 2)						 1-2 2-3				3	0	0	0	1	0	1					
Inning Stats	R: 0 E: 0 K: 1 S: 15	H: 0 LOB: 3 BB: 3 P: 33	R: 0 E: 0 K: 1 S: 8	H: 0 LOB: 0 BB: 0 P: 9	R: 2 E: 0 K: 2 S: 16	H: 1 LOB: 0 BB: 1 P: 30	R: 0 E: 0 K: 0 S: 9	H: 1 LOB: 1 BB: 0 P: 14	R: 0 E: 0 K: 1 S: 16	H: 2 LOB: 3 BB: 1 P: 26	R: 2 E: 1 K: 1 S: 17	H: 3 LOB: 2 BB: 0 P: 25	R: 1 E: 0 K: 0 S: 11	H: 2 LOB: 0 BB: 0 P: 13	R: 0 E: 0 K: 1 S: 9	H: 0 LOB: 0 BB: 0 P: 15	1B: 7 2B: 2 3B: 0 HR: 2	SF: 1 SAC: 0 DP: 1 HBP: 0	WP: 1 PB: 0 SB: 0 CS: 0	PA: 42	
PITCHER	IP	WLS	BF	H	R	ER	SO	BB	IBB	HBP	BLK	WP	HR	S	P	ERA	WHIP				
David Cone, R ERA: 6.0 (1, 1)	6.0		28	5	2	2	5	5	0	0	0	1	1	77	133	3.00	1.667				
Jeff Nelson, R ERA: 4.5 (7, 1)	1.1	L	10	5	3	3	1	0	0	0	0	0	1	24	34	20.25	3.750				
Graeme Lloyd, L ERA: (8, 1)	1.1		3	0	0	0	1	0	0	0	0	0	0	10	14	0.00	0.000				
David Weathers, R ERA: (9, 1)	0.1		1	0	0	0	0	0	0	0	0	0	0	3	5	0.00	0.000				

Baltimore Orioles @ New York Yankees
Yankee Stadium, Bronx, NY
Thu Oct 10 1996, 3:33 AM EDT
Att: 58,432 - Cloudy - 58 F

AB 36
R 5
H 10
RBI 5
BB 5
SO 7
LOB 14



Batter	1	2	3	4	5	6	7	8	9	AB	R	H	RBI	BB	SO	LOB	BOTTOM				
Derek Jeter, R OBP: 0.481, SLG: 0.630 (1, 6)									 1B	5	1	2	0	0	2	2					
Tim Lincecum, S OBP: 0.367, SLG: 0.308 (1, 7)										4	1	1	0	1	1	2					
Bernie Williams, S OBP: 0.586, SLG: 1.091 (1, 8)							 1B		 1B	3	0	2	1	2	1	2					
Cecil Fielder, R OBP: 0.409, SLG: 0.444 (1, 10)							 1-2 2-H			5	0	1	1	0	0	6					
Tino Martinez, L OBP: 0.321, SLG: 0.292 (1, 3)				 HBP						4	0	0	0	0	0	4					
Mariano Duncan, R OBP: 0.346, SLG: 0.333 (1, 4)				 1-2						4	0	1	0	0	1	1					
Paul O'Neill, L OBP: 0.190, SLG: 0.150 (1, 9)										2	0	1	0	1	1	1					
Jim Leyritz, R OBP: 0.222, SLG: 0.125 (8, PH) (9, 9)										1	0	0	0	0	0	0					
Charlie Hayes, R OBP: 0.200, SLG: 0.222 (1, 5)								 1B		4	0	1	0	0	2	3					
Joe Girardi, R OBP: 0.444, SLG: 0.429 (1, 2)							 1B			4	1	2	0	0	0	2					
Inning Stats	R: 2 E: 0 K: 0 S: 10	H: 3 LOB: 0 BB: 0 P: 15	R: 0 E: 0 K: 1 S: 7	H: 1 LOB: 0 BB: 0 P: 10	R: 0 E: 0 K: 0 S: 10	H: 0 LOB: 1 BB: 1 P: 18	R: 0 E: 0 K: 0 S: 7	H: 0 LOB: 1 BB: 1 P: 14	R: 0 E: 0 K: 2 S: 12	H: 1 LOB: 2 BB: 0 P: 17	R: 1 E: 0 K: 1 S: 12	H: 3 LOB: 2 BB: 0 P: 17	R: 0 E: 0 K: 1 S: 12	H: 1 LOB: 1 BB: 0 P: 16	R: 0 E: 0 K: 1 S: 16	H: 1 LOB: 2 BB: 1 P: 29	1B: 9 2B: 1 3B: 1 HR: 0	SF: 0 SAC: 0 DP: 2 HBP: 1	WP: 0 PB: 0 SB: 0 CS: 0	PA: 41	
PITCHER	IP	WLS	BF	H	R	ER	SO	BB	IBB	HBP	BLK	WP	HR	S	P	ERA	WHIP				
David Wells, L ERA: 4.43 (1, 1)	6.2	W	30	8	3	3	6	3	0	1	0	0	0	69	104	4.05	1.650				
Alan Mills, R ERA: (7, 1)	0.0		1	1	0	0	0	0	0	0	0	0	0	1	3	∞	∞				
Jesse Orosco, L ERA: 13.5 (7, 1)	1.1		5	1	0	0	1	0	0	0	0	0	0	14	19	0.00	0.750				
Randy Myers, L ERA: 1.8 (9, 1)	0.1	S	3	1	0	0	1	1	0	0	0	0	0	8	17	0.00	6.000				
Armando Benitez, R ERA: 3.18 (9, 1)	0.2		2	0	0	0	0	0	0	0	0	0	0	8	12	0.00	0.000				

Baltimore Orioles @ New York Yankees
Yankee Stadium, Bronx, NY
Thu Oct 10 1996, 3:33 AM EDT
Att: 58,432 - Cloudy - 58 F

AB 36
R 3
H 11
RBI 2
BB 4
SO 8
LOB 23



Batter	1	2	3	4	5	6	7	8	9	AB R H RBI BB SO LOB	TOP											
Tim Raines, S (1, 7) OBP: 0.343, SLG: 0.290	1-1 FC6-4 1B		1-0 G3		0-0 G4-3			2-2 G4-3	0-1 G1-3	5 0 1 0 0 0 3	New York Yankees @ Baltimore Orioles Oriole Park at Camden Yards, Baltimore, MD Fri Oct 11 1996, 7:05 PM EDT Att: 48,635 - Unknown - 57 F livebaseballscorecards.com											
2 Derek Jeter, R (1, 6) OBP: 0.452, SLG: 0.613	1-1 L9			1-3 K	2-2 P4			1-1 1B		4 1 1 0 0 1 3												
Bernie Williams, S (1, 8) OBP: 0.576, SLG: 1.000	2-3 K			4-2 1B FC5-4 BB		3-1 G4-3		0-0 2B E		3 2 1 1 1 1 1												
Tino Martinez, L (1, 3) OBP: 0.344, SLG: 0.357	2-0 FC6-4			1-2 FC5-4 1B	1-2 G4-3			1-1 E5		4 1 2 0 0 0 1												
Cecil Fielder, R (1, 10) OBP: 0.385, SLG: 0.545		0-3 K		0-0 FC5-4 1B		1-3 K		1-0 HR		4 1 1 3 0 2 1												
Daryl Strawberry, L (1, 9) OBP: 0.152, SLG: 0.100		3-1 G6-4-3 1B		3-3 K			0-1 F7	1-0 F8		4 0 1 0 0 1 1												
Mariano Duncan, R (1, 4) Luis Sojo, R (9, 4) OBP: 0.300, SLG: 0.286		1-0 G6-4-3			1-1 F9		0-3 K2-3		1-0 F9	4 0 0 0 0 1 1 0 0 0 0 0 0 0												
Charlie Hayes, R (1, 5) OBP: 0.286, SLG: 0.182			0-1 E6		4-0 G4-3 1B BB		1-0 F8			2 0 0 0 2 0 0												
Joe Girardi, R (1, 2) OBP: 0.409, SLG: 0.389			3-1 G6-4-3		0-0 G4-3 1B			1-0 F7	0-3 K	4 0 1 0 0 1 2												
Inning Stats	R: 0 E: 0 K: 1 S: 8	H: 1 LOB: 1 BB: 0 P: 14	R: 0 E: 0 K: 1 S: 6	H: 1 LOB: 0 BB: 0 P: 10	R: 0 E: 1 K: 0 S: 5	H: 0 LOB: 0 BB: 0 P: 9	R: 1 E: 0 K: 2 S: 15	H: 1 LOB: 1 BB: 1 P: 24	R: 0 E: 0 K: 0 S: 7	H: 1 LOB: 2 BB: 1 P: 14		R: 0 E: 0 K: 1 S: 9	H: 0 LOB: 0 BB: 0 P: 14	R: 0 E: 0 K: 1 S: 6	H: 0 LOB: 0 BB: 0 P: 7	R: 4 E: 1 K: 0 S: 11	H: 4 LOB: 0 BB: 0 P: 18	R: 0 E: 0 K: 1 S: 8	H: 0 LOB: 1 BB: 1 P: 13	1B: 5 2B: 2 3B: 0 HR: 1	SF: 0 SAC: 0 DP: 2 HBP: 0	WP: 0 PB: 0 SB: 0 CS: 0
PITCHER	IP WLS BF H R ER SO BB IBB HBP BLK WP HR S P ERA WHIP											IP WLS BF H R ER SO BB IBB HBP BLK WP HR S P ERA WHIP										
35 Mike Mussina, R (1, 1) ERA: 5.27	7.2 L 32 8 5 5 6 2 0 0 0 0 0 1 66 108 5.87 1.304																					
Jesse Orosco, L (8, 1) ERA: 12.0	0.1 1 0 0 0 0 0 0 0 0 0 0 0 1 2 0.00 0.000																					
Terry Mathews, R (9, 1) ERA:	1.0 4 0 0 0 1 1 0 0 0 0 0 0 8 13 0.00 1.000																					

Batter	1	2	3	4	5	6	7	8	9	AB R H RBI BB SO LOB	BOTTOM											
Brady Anderson, L (1, 8) OBP: 0.389, SLG: 0.633	2-0 HR 1B		3-2 F8			1-3 K			2-3 K	4 1 1 0 0 2 0	New York Yankees @ Baltimore Orioles Oriole Park at Camden Yards, Baltimore, MD Fri Oct 11 1996, 7:05 PM EDT Att: 48,635 - Unknown - 57 F livebaseballscorecards.com											
Todd Zeile, R (1, 5) OBP: 0.333, SLG: 0.485	0-1 HR		3-0 G5-3			3-2 F9			1-2 G4-3	4 1 1 2 0 0 0												
Roberto Alomar, S (1, 4) OBP: 0.286, SLG: 0.387	2-0 G5-3		2-1 F8			1-2 F9			0-2 G3	4 0 0 0 0 0 0												
Rafael Palmeiro, L (1, 3) OBP: 0.375, SLG: 0.630	3-1 F8			2-0 G4-3		2-2 F9				3 0 0 0 0 0 0												
Bobby Bonilla, S (1, 9) OBP: 0.258, SLG: 0.346	3-2 G6-3			2-1 P4		1-1 G6-3				3 0 0 0 0 0 0												
Cal Ripken Jr., R (1, 6) OBP: 0.406, SLG: 0.516		3-3 K		3-1 P4		2-1 F8				3 0 0 0 0 1 0												
Eddie Murray, S (1, 10) OBP: 0.433, SLG: 0.360		3-3 K			4-1 G3 BB			2-1 G3-1		2 0 0 0 1 1 0												
B.J. Surhoff, L (1, 7) OBP: 0.292, SLG: 0.696		0-2 1B			2-0 G3			2-3 K		3 0 1 0 0 1 1												
Chris Hoiles, R (1, 2) OBP: 0.333, SLG: 0.077		1-0 L7			2-3 K			0-0 F8		3 0 0 0 0 1 1												
Inning Stats	R: 2 E: 0 K: 0 S: 10	H: 2 LOB: 0 BB: 0 P: 20	R: 0 E: 0 K: 2 S: 11	H: 1 LOB: 0 BB: 0 P: 18	R: 0 E: 0 K: 0 S: 6	H: 0 LOB: 0 BB: 0 P: 14	R: 0 E: 0 K: 0 S: 5	H: 0 LOB: 0 BB: 0 P: 12	R: 0 E: 0 K: 1 S: 5	H: 0 LOB: 0 BB: 1 P: 13		R: 0 E: 0 K: 1 S: 13	H: 0 LOB: 0 BB: 0 P: 18	R: 0 E: 0 K: 0 S: 7	H: 0 LOB: 0 BB: 0 P: 12	R: 0 E: 0 K: 1 S: 6	H: 0 LOB: 0 BB: 0 P: 10	R: 0 E: 0 K: 1 S: 9	H: 0 LOB: 0 BB: 0 P: 12	1B: 2 2B: 0 3B: 0 HR: 1	SF: 0 SAC: 0 DP: 1 HBP: 0	WP: 0 PB: 0 SB: 0 CS: 0
PITCHER	IP WLS BF H R ER SO BB IBB HBP BLK WP HR S P ERA WHIP											IP WLS BF H R ER SO BB IBB HBP BLK WP HR S P ERA WHIP										
Jimmy Key, L (1, 1) ERA: 2.77	8.0 W 27 3 2 2 5 1 0 0 0 0 0 0 9 117 2.25 0.500																					
John Wetteland, R (9, 1) ERA:	1.0 S 3 0 0 0 1 0 0 0 0 0 0 0 9 12 0.00 0.000																					

Batter	1	2	3	4	5	6	7	8	9	AB	R	H	RBI	BB	SO	LOB	TOP					
2 Derek Jeter, R OBP: 0.417, SLG: 0.583										5	1	1	0	0	2	2						
Wade Boggs, L OBP: 0.097, SLG: 0.091										5	0	0	0	0	1	1						
Bernie Williams, S OBP: 0.568, SLG: 1.069										4	2	2	2	0	0	0						
Tino Martinez, L OBP: 0.333, SLG: 0.344										4	1	1	0	0	0	0						
Cecil Fielder, R OBP: 0.333, SLG: 0.462										4	0	0	1	0	1	1						
Darryl Strawberry, L OBP: 0.333, SLG: 0.714 Tim Raines, S OBP: 0.343, SLG: 0.290										4	3	3	3	0	1	0						
Paul O'Neill, L OBP: 0.240, SLG: 0.304										3	1	1	2	1	1	0						
Mariano Duncan, R OBP: 0.303, SLG: 0.323 Luis Sojo, R (7.4)										3	0	1	0	0	0	0						
Joe Girardi, R OBP: 0.385, SLG: 0.333										3	0	0	0	1	2	0						
Inning Stats	R: 2 E: 0 K: 1 S: 12	H: 2 LOB: 0 BB: 0 P: 16	R: 1 E: 0 K: 1 S: 10	H: 1 LOB: 0 BB: 0 P: 15	R: 0 E: 0 K: 1 S: 8	H: 0 LOB: 0 BB: 0 P: 13	R: 2 E: 0 K: 0 S: 14	H: 3 LOB: 2 BB: 1 P: 27	R: 0 E: 0 K: 0 S: 7	H: 0 LOB: 0 BB: 0 P: 9	R: 0 E: 0 K: 1 S: 11	H: 0 LOB: 0 BB: 0 P: 18	R: 0 E: 0 K: 2 S: 8	H: 0 LOB: 0 BB: 0 P: 12	R: 3 E: 0 K: 0 S: 16	H: 3 LOB: 1 BB: 1 P: 28	R: 0 E: 0 K: 2 S: 7	H: 0 LOB: 0 BB: 0 P: 9	1B: 2 2B: 3 3B: 0 HR: 4	SF: 0 SAC: 0 DP: 0 HBP: 0	WP: 0 PB: 0 SB: 0 CS: 0	PA: 38
PITCHER	IP	WLS	BF	H	R	ER	SO	BB	IBB	HBP	BLK	WP	HR	S	P	ERA	WHIP					
Rocky Coppinger, R ERA: 8.44	5.1	L	23	6	5	5	3	1	0	0	0	0	3	55	87	8.44	1.312					
Arthur Rhodes, L ERA: 4.5	0.2		2	0	0	0	1	0	0	0	0	0	0	7	11	0.00	0.000					
Alan Mills, R ERA: 6.75	1.1		5	1	1	1	2	0	0	0	0	0	0	12	19	6.75	0.750					
Jesse Orosco, L ERA: 15.0	0.0		1	1	0	0	0	0	0	0	0	0	0	4	6	∞	∞					
Amando Benitez, R ERA: 4.25	0.2		4	1	2	2	0	1	0	0	0	0	1	8	15	27.00	3.000					

New York Yankees @ Baltimore Orioles
Oriole Park at Camden Yards, Baltimore, MD

AB 36
R 8
H 9
RBI 8
BB 2
SO 8
LOB 5



WP: 0 PA: 38
PB: 0
SB: 0
CS: 0

New York Yankees @ Baltimore Orioles
Oriole Park at Camden Yards, Baltimore, MD

AB 37
R 4
H 11
RBI 4
BB 3
SO 6
LOB 24



WP: 1 PA: 41
PB: 0
SB: 0
CS: 0

Batter	1	2	3	4	5	6	7	8	9	AB	R	H	RBI	BB	SO	LOB	BOTTOM				
Brady Anderson, L OBP: 0.366, SLG: 0.559										4	1	0	0	1	1	5					
Todd Zeile, R OBP: 0.341, SLG: 0.474										5	0	2	0	0	0	4					
Roberto Alomar, S OBP: 0.300, SLG: 0.417										5	0	2	0	0	1	2					
Rafael Palmeiro, L OBP: 0.351, SLG: 0.567										3	0	0	1	1	2	3					
Bobby Bonilla, S OBP: 0.222, SLG: 0.290										5	0	0	0	0	0	5					
Cal Ripken Jr., R OBP: 0.417, SLG: 0.500										3	1	1	0	1	0	1					
Pete Incaviglia, R OBP: 0.286, SLG: 0.286 Eddie Murray, S OBP: 0.438, SLG: 0.370										2	1	1	0	0	0	0					
Mike Devereaux, R B.J. Surhoff, L OBP: 0.333, SLG: 0.692										1	0	0	0	0	1	0					
Chris Hoiles, R OBP: 0.364, SLG: 0.353										4	1	2	2	0	1	4					
Inning Stats	R: 1 E: 0 K: 1 S: 13	H: 1 LOB: 1 BB: 1 P: 25	R: 0 E: 0 K: 1 S: 10	H: 0 LOB: 0 BB: 0 P: 17	R: 1 E: 0 K: 1 S: 12	H: 3 LOB: 2 BB: 0 P: 22	R: 2 E: 0 K: 0 S: 14	H: 2 LOB: 1 BB: 1 P: 25	R: 0 E: 0 K: 0 S: 7	H: 1 LOB: 1 BB: 0 P: 12	R: 0 E: 0 K: 0 S: 11	H: 1 LOB: 1 BB: 0 P: 19	R: 0 E: 0 K: 2 S: 15	H: 3 LOB: 3 BB: 0 P: 19	R: 0 E: 0 K: 1 S: 12	H: 0 LOB: 0 BB: 0 P: 18	1B: 9 2B: 1 3B: 0 HR: 1	SF: 1 SAC: 0 DP: 0 HBP: 0	WP: 1 PB: 0 SB: 0 CS: 0	PA: 41	
PITCHER	IP	WLS	BF	H	R	ER	SO	BB	IBB	HBP	BLK	WP	HR	S	P	ERA	WHIP				
Kenny Rogers, L ERA: 10.8	3.0		16	5	4	4	3	2	0	0	0	0	0	27	45	0.00	1.125				
David Weathers, R ERA	2.2	W	11	3	0	0	0	0	0	0	0	0	0	2	3	0.00	0.000				
Graeme Lloyd, L ERA	0.1		1	0	0	0	0	0	0	0	0	0	0	2	3	0.00	0.000				
42 Mariano Rivera, R ERA	2.0		10	3	0	0	2	1	0	0	0	0	0	23	35	0.00	2.000				
John Wetteland, R ERA	1.0		3	0	0	0	1	0	0	0	0	0	0	12	18	0.00	0.000				

WP: 1 PA: 41
PB: 0
SB: 0
CS: 0

Batter	1	2	3	4	5	6	7	8	9	AB	R	H	RBI	BB	SO	LOB	TOP								
2 Derek Jeter, R OBP: 0.415, SLG: 0.561 (1, 6)	G6-3		E 1B	S 1B			P4	P4		5	1	2	0	0	0	3	New York Yankees @ Baltimore Orioles Oriole Park at Camden Yards, Baltimore, MD Sun Oct 13 1996, 3:33 AM EDT Att: 48,718 - Sunny - 77 F								
Wade Boggs, L OBP: 0.143, SLG: 0.148 (1, 5)	K		F FC4-2 1B	G4-3			G4-3			5	0	2	0	0	1	1									
Bernie Williams, S OBP: 0.548, SLG: 1.000 (1, 8)			E4 FC4-2 HR				S 1B			5	1	2	0	0	1	2									
Tino Martinez, L OBP: 0.293, SLG: 0.297 (1, 3)	G6-3		F FC4-2 HR				K			5	1	0	0	0	1	5									
Cecil Fielder, R OBP: 0.353, SLG: 0.552 (8, PR)										3	1	1	3	1	2	0									
Andy Fox, L OBP: 0.267, SLG: 0.167 (9, PH)										0	0	0	0	0	0	0									
Charlie Hayes, R OBP: 0.267, SLG: 0.167 (9, PH)										1	0	0	0	0	0	1									
Daryl Strawberry, L OBP: 0.359, SLG: 0.824 (8, 7)										3	1	1	1	1	0	1									
Tim Lincecum, S OBP: 0.343, SLG: 0.290 (8, 7)										0	0	0	0	0	0	0									
Paul O'Neill, L OBP: 0.276, SLG: 0.308 (1, 9)										3	0	1	0	1	0	1									
Jim Leyritz, R OBP: 0.308, SLG: 0.455 (1, 2)										3	1	1	1	1	2	1									
Luis Sojo, R OBP: 0.200, SLG: 0.200 (1, 4)										4	0	1	0	0	1	3									
Inning Stats	R: 0 E: 0 K: 1 S: 9	H: 1 LOB: 1 BB: 0 P: 18	R: 0 E: 0 K: 1 S: 7	H: 0 LOB: 0 BB: 1 P: 13	R: 6 E: 1 K: 0 S: 17	H: 5 LOB: 0 BB: 0 P: 26	R: 0 E: 0 K: 1 S: 16	H: 1 LOB: 1 BB: 0 P: 24	R: 0 E: 0 K: 2 S: 8	H: 0 LOB: 0 BB: 0 P: 11	R: 0 E: 0 K: 1 S: 13	H: 2 LOB: 2 BB: 0 P: 19	R: 0 E: 0 K: 1 S: 7	H: 1 LOB: 1 BB: 0 P: 12	R: 0 E: 0 K: 1 S: 13	H: 0 LOB: 3 BB: 3 P: 28	R: 0 E: 0 K: 0 S: 10	H: 1 LOB: 1 BB: 0 P: 15	1B: 7 2B: 1 3B: 0 HR: 3	SF: 0 SAC: 0 DP: 1 HBP: 0	WP: 1 PB: 0 SB: 2 CS: 0	PA: 41			
PITCHER	IP	WLS	BF	H	R	ER	SO	BB	IBB	HBP	BLK	WP	HR	S	P	ERA	WHIP								
Scott Erickson, R ERA: 3.0 (1, 1)	5.0	L	23	7	6	1	5	1	0	0	0	0	3	57	92	1.80	1.600								
Arthur Rhodes, L ERA: 3.0 (6, 1)	1.0		4	2	0	0	1	0	0	0	0	1	0	13	19	0.00	2.000								
Alan Mills, R ERA: 3.86 (7, 1)	1.0		5	1	0	0	1	1	0	0	0	0	0	8	17	0.00	2.000								
Randy Myers, L ERA: 1.29 (8, 1)	2.0		9	1	0	0	1	2	0	0	0	0	0	22	38	0.00	1.500								

Batter	1	2	3	4	5	6	7	8	9	AB	R	H	RBI	BB	SO	LOB	BOTTOM								
Brady Anderson, L OBP: 0.333, SLG: 0.500 (1, 8)	G4-3		L4					G4-3		4	0	0	0	0	0	1	New York Yankees @ Baltimore Orioles Oriole Park at Camden Yards, Baltimore, MD Sun Oct 13 1996, 3:33 AM EDT Att: 48,718 - Sunny - 77 F								
Todd Zeile, R OBP: 0.378, SLG: 0.561 (1, 5)	P3									3	1	2	1	1	0	0									
Roberto Alomar, S OBP: 0.273, SLG: 0.375 (1, 4)	G5-3									4	1	0	0	0	0	2									
Rafael Palmeiro, L OBP: 0.317, SLG: 0.500 (1, 3)										4	0	0	0	0	1	2									
Bobby Bonilla, S OBP: 0.225, SLG: 0.371 (1, 9)										4	1	1	2	0	0	1									
Cal Ripken Jr., R OBP: 0.375, SLG: 0.447 (1, 6)										4	0	0	0	0	2	0									
Eddie Murray, S OBP: 0.429, SLG: 0.467 (1, 10)										3	1	1	1	0	0	0									
B.J. Surhoff, L OBP: 0.333, SLG: 0.643 (1, 7)										2	0	0	0	1	0	0									
Mark Parent, R OBP: 0.182, SLG: 0.182 (1, 2)										1	0	0	0	0	0	1									
Chris Hoiles, R OBP: 0.333, SLG: 0.316 (7, 2)										2	0	0	0	0	1	0									
Inning Stats	R: 0 E: 0 K: 0 S: 6	H: 0 LOB: 0 BB: 0 P: 10	R: 0 E: 0 K: 1 S: 7	H: 0 LOB: 0 BB: 0 P: 11	R: 0 E: 0 K: 0 S: 11	H: 0 LOB: 1 BB: 1 P: 21	R: 0 E: 0 K: 0 S: 5	H: 1 LOB: 1 BB: 0 P: 8	R: 0 E: 0 K: 1 S: 6	H: 0 LOB: 0 BB: 0 P: 9	R: 1 E: 0 K: 1 S: 9	H: 1 LOB: 0 BB: 0 P: 14	R: 0 E: 0 K: 1 S: 7	H: 0 LOB: 0 BB: 0 P: 11	R: 1 E: 0 K: 0 S: 9	H: 1 LOB: 0 BB: 0 P: 16	R: 2 E: 0 K: 1 S: 11	H: 1 LOB: 1 BB: 1 P: 20	1B: 1 2B: 0 3B: 0 HR: 3	SF: 0 SAC: 0 DP: 0 HBP: 0	WP: 0 PB: 0 SB: 0 CS: 0	PA: 33			
PITCHER	IP	WLS	BF	H	R	ER	SO	BB	IBB	HBP	BLK	WP	HR	S	P	ERA	WHIP								
Andy Pettitte, L ERA: 4.22 (1, 1)	8.0	W	28	3	2	2	3	1	0	0	0	0	1	11	20	18.00	2.000								
John Wetteland, R ERA: 2.25 (9, 1)	1.0		5	1	2	2	1	1	0	0	0	0	1	11	20	18.00	2.000								

AB	37
R	6
H	11
RBI	5
BB	4
SO	8
LOB	18



AB	31
R	4
H	4
RBI	4
BB	2
SO	4
LOB	7



Batter	1	2	3	4	5	6	7	8	9	AB	R	H	RBI	BB	SO	LOB	TOP								
Marquis Grissom, R OBP: 0.264, SLG: 0.327	F7		SH3 10 1B	F7		F7		F8		5	2	2	1	0	0	0	Atlanta Braves @ New York Yankees Yankee Stadium, Bronx, NY Sun Oct 20 1996, 7:05 PM EDT Att: 56,365 - Unknown - 53 F								
Mark Lemko, S OBP: 0.426, SLG: 0.512	P2		SH3	G3						4	0	2	1	0	0	0									
10 Chipper Jones, S OBP: 0.435, SLG: 0.500	L9		1B		F7	SF7		L4		4	1	1	3	0	0	1									
Fred McGriff, L OBP: 0.354, SLG: 0.643		K	HR			F8			K	5	2	2	2	0	2	1									
Javy Lopez, R OBP: 0.537, SLG: 0.857		HR							F7	4	2	1	0	1	1	0									
Eddie Pérez, R OBP: 0.400, SLG: 0.250		1B	HR							0	0	0	0	0	0	0									
Jermaine Dye, R OBP: 0.213, SLG: 0.295	L7		F7		F8				K	5	0	1	0	0	1	3									
Andruw Jones, R OBP: 0.529, SLG: 1.077		HR	HR							4	3	3	5	0	0	1									
Ryan Klesko, L OBP: 0.303, SLG: 0.393	G1-3		K			E4		FC6		4	1	0	0	0	1	2									
Jeff Blausler, R OBP: 0.351, SLG: 0.241					F8					3	1	1	0	0	0	2									
Luis Polonia, L (8, PH)						F7				1	0	0	0	0	1	0									
Rafael Belliard, R OBP: 0.667, SLG: 0.667			SH3 10 1B							0	0	0	0	0	0	0									
Inning Stats	R: 0 E: 0 K: 0 S: 6	H: 0 LOB: 0 BB: 0 P: 12	R: 2 E: 0 K: 1 S: 14	H: 2 LOB: 0 BB: 0 P: 23	R: 6 E: 0 K: 1 S: 23	H: 5 LOB: 0 BB: 1 P: 39	R: 0 E: 0 K: 0 S: 10	H: 0 LOB: 0 BB: 0 P: 17	R: 1 E: 0 K: 1 S: 11	H: 1 LOB: 0 BB: 0 P: 19	R: 3 E: 1 K: 0 S: 14	H: 3 LOB: 1 BB: 0 P: 24	R: 0 E: 0 K: 0 S: 6	H: 1 LOB: 1 BB: 0 P: 10	R: 0 E: 0 K: 1 S: 9	H: 1 LOB: 1 BB: 0 P: 13	R: 0 E: 0 K: 2 S: 11	H: 0 LOB: 0 BB: 0 P: 17	1B: 10 2B: 0 3B: 0 HR: 3	SF: 1 SAC: 1 DP: 0 HBP: 0	WP: 0 PB: 0 SB: 1 CS: 0	PA: 42			
PITCHER	IP	WLS	BF	H	R	ER	SO	BB	IBB	HBP	BLK	WP	HR	S	P	ERA	WHIP								
Andy Pettite, L ERA: 6.48	2.1	L	14	6	7	7	1	1	0	0	0	0	1	31	54	27.00	3.000								
Brian Boehringer, R ERA: 8.31	3.0		15	5	5	3	2	0	0	0	0	0	2	43	71	9.00	1.667								
David Weathers, R ERA:	1.2		6	1	0	0	0	0	0	0	0	0	0	10	19	0.00	0.600								
Jeff Nelson, R ERA: 3.86	1.0		4	1	0	0	1	0	0	0	0	0	0	9	13	0.00	1.000								
John Weteland, R ERA: 2.0	1.0		3	0	0	0	2	0	0	0	0	0	0	11	17	0.00	0.000								

Batter	1	2	3	4	5	6	7	8	9	AB	R	H	RBI	BB	SO	LOB	BOTTOM								
2 Derek Jeter, R OBP: 0.400, SLG: 0.523	P4	FC4-6								3	1	0	0	1	1	3	Atlanta Braves @ New York Yankees Yankee Stadium, Bronx, NY Sun Oct 20 1996, 7:05 PM EDT Att: 56,365 - Unknown - 53 F								
Wade Boggs, L OBP: 0.188, SLG: 0.226	G6-3		G6-3							4	0	2	1	0	0	0									
Bernie Williams, S OBP: 0.522, SLG: 0.919	BB									3	0	0	0	1	1	3									
Tino Martinez, L OBP: 0.311, SLG: 0.300	BB									3	0	1	0	1	1	0									
Cecil Fielder, R OBP: 0.316, SLG: 0.485	F9									4	0	0	0	0	1	3									
Darryl Strawberry, L OBP: 0.318, SLG: 0.700										3	0	0	0	0	0	1									
Tim Lincecum, S OBP: 0.333, SLG: 0.281	F7									1	0	0	0	0	0	0									
Paul O'Neill, L OBP: 0.281, SLG: 0.286										2	0	0	0	1	0	1									
Mike Aldrete, L										0	0	0	0	0	0	0									
Charlie Hayes, R OBP: 0.250, SLG: 0.154										1	0	0	0	0	0	0									
Mariano Duncan, R OBP: 0.278, SLG: 0.294										3	0	0	0	0	0	1									
Andy Fox, L										0	0	0	0	0	0	0									
Luis Sojo, R OBP: 0.167, SLG: 0.167										1	0	0	0	0	0	0									
Jim Leyritz, R OBP: 0.353, SLG: 0.429										3	0	1	0	1	1	0									
Inning Stats	R: 0 E: 0 K: 0 S: 10	H: 0 LOB: 2 BB: 2 P: 21	R: 0 E: 0 K: 0 S: 10	H: 0 LOB: 2 BB: 2 P: 22	R: 0 E: 0 K: 2 S: 9	H: 0 LOB: 0 BB: 0 P: 14	R: 0 E: 0 K: 1 S: 9	H: 0 LOB: 0 BB: 0 P: 14	R: 1 E: 0 K: 1 S: 11	H: 1 LOB: 1 BB: 1 P: 19	R: 0 E: 0 K: 0 S: 8	H: 1 LOB: 1 BB: 0 P: 13	R: 0 E: 0 K: 1 S: 10	H: 2 LOB: 2 BB: 0 P: 13	R: 0 E: 0 K: 0 S: 6	H: 0 LOB: 0 BB: 0 P: 10	R: 0 E: 0 K: 0 S: 6	H: 0 LOB: 0 BB: 0 P: 7	1B: 3 2B: 1 3B: 0 HR: 0	SF: 0 SAC: 0 DP: 0 HBP: 0	WP: 0 PB: 0 SB: 0 CS: 0	PA: 36			
PITCHER	IP	WLS	BF	H	R	ER	SO	BB	IBB	HBP	BLK	WP	HR	S	P	ERA	WHIP								
29 John Smoltz, R ERA: 1.2	6.0	W	25	2	1	1	4	5	0	0	0	0	0	57	103	1.50	1.167								
Greg McMichael, R ERA: 6.23	1.0		5	2	0	0	1	0	0	0	0	0	0	10	13	0.00	2.000								
Denny Neagle, L ERA: 2.08	1.0		3	0	0	0	0	0	0	0	0	0	0	6	10	0.00	0.000								
Terrell Wade, L ERA:	0.2		2	0	0	0	0	0	0	0	0	0	0	4	5	0.00	0.000								
Brad Clontz, R ERA:	0.1		1	0	0	0	0	0	0	0	0	0	0	2	2	0.00	0.000								



Batter	1	2	3	4	5	6	7	8	9	AB	R	H	RBI	BB	SO	LOB	TOP			
Marquis Grissom, R OBP: 0.276, SLG: 0.351	F7		SH1-4 1B 2B	G4-3					K	5	1	2	1	0	1	2	Atlanta Braves @ New York Yankees Yankee Stadium, Bronx, NY Mon Oct 21 1996, 7:05 PM EDT Att: 56,340 - Unknown - 55 F			
Mark Lemke, S OBP: 0.451, SLG: 0.532	1B 2B		SH1-4		SF9 10 2B	F9		G6-3	4	2	2	0	0	0	1					
10 Chipper Jones, S OBP: 0.440, SLG: 0.512	G1-3		1B BB		SF9			K	3	0	1	0	1	1	1					
Fred McGriff, L OBP: 0.365, SLG: 0.644	1B		G1-4-3		SF9			K	3	0	2	3	0	1	0					
Javy Lopez, R OBP: 0.511, SLG: 0.795	1B		G1-4-3		G6-3			G4-3	4	0	1	0	0	0	3					
Jermaine Dye, R OBP: 0.216, SLG: 0.292	F9		G4-3	E7 G4-3 1B	F9			G4-3	4	0	1	0	0	0	3					
Andruw Jones, R OBP: 0.476, SLG: 0.875		G4-6-3 HBP	G6-3	G6-3	F8			K	3	0	0	0	0	1	1					
Terry Pendleton, S OBP: 0.167, SLG: 0.182		P3	G4-3	G4-3	G6-3 1B 2B			K	4	1	1	0	0	1	2					
Jeff Blausler, R OBP: 0.350, SLG: 0.226		G4-6-3			G6-3			G4-3	2	0	0	0	1	0	2					
Luis Polonia, L (9, PH)									1	0	0	0	0	0	0					
Rafael Belliard, R OBP: 0.667, SLG: 0.667									0	0	0	0	0	0	0					
Inning Stats	R: 1 E: 0 K: 0 S: 13	H: 3 LOB: 2 BB: 0 P: 22	R: 0 E: 0 K: 0 S: 5	H: 0 LOB: 0 BB: 0 P: 8	R: 1 E: 0 K: 0 S: 10	H: 2 LOB: 1 BB: 1 P: 20	R: 0 E: 1 K: 0 S: 12	H: 1 LOB: 2 BB: 1 P: 22	R: 1 E: 0 K: 0 S: 9	H: 2 LOB: 1 BB: 0 P: 12	R: 0 E: 0 K: 2 S: 8	H: 0 LOB: 0 BB: 0 P: 12	R: 0 E: 0 K: 2 S: 7	H: 0 LOB: 0 BB: 0 P: 10	R: 0 E: 0 K: 1 S: 10	H: 0 LOB: 0 BB: 0 P: 15	1B: 6 2B: 4 3B: 0 HR: 0	SF: 1 SAC: 1 DP: 2 HBP: 1	WP: 0 PB: 0 SB: 0 CS: 0	PA: 38
PITCHER	IP WLS BF H R ER SO BB IBB HBP BLK WP HR S P ERA WHIP	IP WLS BF H R ER SO BB IBB HBP BLK WP HR S P ERA WHIP	IP WLS BF H R ER SO BB IBB HBP BLK WP HR S P ERA WHIP	IP WLS BF H R ER SO BB IBB HBP BLK WP HR S P ERA WHIP	IP WLS BF H R ER SO BB IBB HBP BLK WP HR S P ERA WHIP	IP WLS BF H R ER SO BB IBB HBP BLK WP HR S P ERA WHIP	IP WLS BF H R ER SO BB IBB HBP BLK WP HR S P ERA WHIP	IP WLS BF H R ER SO BB IBB HBP BLK WP HR S P ERA WHIP	IP WLS BF H R ER SO BB IBB HBP BLK WP HR S P ERA WHIP	IP WLS BF H R ER SO BB IBB HBP BLK WP HR S P ERA WHIP	IP WLS BF H R ER SO BB IBB HBP BLK WP HR S P ERA WHIP	IP WLS BF H R ER SO BB IBB HBP BLK WP HR S P ERA WHIP	IP WLS BF H R ER SO BB IBB HBP BLK WP HR S P ERA WHIP	IP WLS BF H R ER SO BB IBB HBP BLK WP HR S P ERA WHIP	IP WLS BF H R ER SO BB IBB HBP BLK WP HR S P ERA WHIP	IP WLS BF H R ER SO BB IBB HBP BLK WP HR S P ERA WHIP				
Jimmy Key, L ERA: 3.79	6.0	L	29	10	4	4	0	0	2	0	0	0	0	0	0	0	6.00	2.000		
Graeme Lloyd, L ERA:	0.2		2	0	0	0	2	0	0	0	0	0	0	0	0	0	0.00	0.000		
Jeff Nelson, R ERA: 3.24	1.1		4	0	0	0	2	0	0	0	0	0	0	0	0	0	0.00	0.000		
42 Mariano Rivera, R ERA:	1.0		3	0	0	0	1	0	0	0	0	0	0	0	0	0	0.00	0.000		

AB	33
R	4
H	10
RBI	4
BB	2
SO	5
LOB	15



Batter	1	2	3	4	5	6	7	8	9	AB	R	H	RBI	BB	SO	LOB	BOTTOM			
Tim Raines, S OBP: 0.350, SLG: 0.306	G3-1		FC3-6 CS 1-2			G4-6-3 1B				4	0	2	0	0	0	1	Atlanta Braves @ New York Yankees Yankee Stadium, Bronx, NY Mon Oct 21 1996, 7:05 PM EDT Att: 56,340 - Unknown - 55 F			
Wade Boggs, L OBP: 0.194, SLG: 0.229	1B		G1-3			G4-6-3		G4-3	4	0	1	0	0	0	4					
Bernie Williams, S OBP: 0.480, SLG: 0.829	L7			L3		G4-3			4	0	0	0	0	1	2					
Tino Martinez, L OBP: 0.286, SLG: 0.273	G3			G1-3				K	4	0	0	0	0	2	1					
Cecil Fielder, R OBP: 0.333, SLG: 0.486			G1-3	G6-3				K	4	0	2	0	0	0	0					
Andy Fox, L (9, PR)						FC1-6 1B		DI 1B	0	0	0	0	0	0	0					
Paul O'Neill, L OBP: 0.276, SLG: 0.313		G3-1 2B		G3		FC1-6		K	4	0	1	0	0	1	2					
Mariano Duncan, R OBP: 0.256, SLG: 0.270		G3-1							3	0	0	0	0	1	2					
Joe Girardi, R OBP: 0.345, SLG: 0.292		G1-3							3	0	0	0	0	0	1					
2 Derek Jeter, R OBP: 0.417, SLG: 0.522			FC3-6 HBP			G4-6-3 1B		G5-3	2	0	1	0	0	0	0					
Inning Stats	R: 0 E: 0 K: 0 S: 7	H: 1 LOB: 1 BB: 0 P: 11	R: 0 E: 0 K: 0 S: 6	H: 1 LOB: 1 BB: 0 P: 7	R: 0 E: 0 K: 0 S: 7	H: 0 LOB: 0 BB: 0 P: 10	R: 0 E: 0 K: 0 S: 5	H: 0 LOB: 0 BB: 0 P: 6	R: 0 E: 0 K: 0 S: 7	H: 0 LOB: 0 BB: 0 P: 11	R: 0 E: 0 K: 2 S: 13	H: 1 LOB: 1 BB: 0 P: 14	R: 0 E: 0 K: 0 S: 9	H: 1 LOB: 1 BB: 0 P: 11	R: 0 E: 0 K: 3 S: 12	H: 1 LOB: 2 BB: 0 P: 18	1B: 6 2B: 1 3B: 0 HR: 0	SF: 0 SAC: 0 DP: 1 HBP: 1	WP: 0 PB: 0 SB: 0 CS: 1	PA: 33
PITCHER	IP WLS BF H R ER SO BB IBB HBP BLK WP HR S P ERA WHIP	IP WLS BF H R ER SO BB IBB HBP BLK WP HR S P ERA WHIP	IP WLS BF H R ER SO BB IBB HBP BLK WP HR S P ERA WHIP	IP WLS BF H R ER SO BB IBB HBP BLK WP HR S P ERA WHIP	IP WLS BF H R ER SO BB IBB HBP BLK WP HR S P ERA WHIP	IP WLS BF H R ER SO BB IBB HBP BLK WP HR S P ERA WHIP	IP WLS BF H R ER SO BB IBB HBP BLK WP HR S P ERA WHIP	IP WLS BF H R ER SO BB IBB HBP BLK WP HR S P ERA WHIP	IP WLS BF H R ER SO BB IBB HBP BLK WP HR S P ERA WHIP	IP WLS BF H R ER SO BB IBB HBP BLK WP HR S P ERA WHIP	IP WLS BF H R ER SO BB IBB HBP BLK WP HR S P ERA WHIP	IP WLS BF H R ER SO BB IBB HBP BLK WP HR S P ERA WHIP	IP WLS BF H R ER SO BB IBB HBP BLK WP HR S P ERA WHIP	IP WLS BF H R ER SO BB IBB HBP BLK WP HR S P ERA WHIP	IP WLS BF H R ER SO BB IBB HBP BLK WP HR S P ERA WHIP					
Greg Maddux, R ERA: 1.23	8.0	W	29	6	0	0	2	0	0	0	0	0	0	0	0	0	0.00	0.750		
Mark Wohlers, R ERA:	1.0		4	1	0	0	3	0	0	0	0	0	0	0	0	0	0.00	1.000		



Batter	1	2	3	4	5	6	7	8	9	AB	R	H	RBI	BB	SO	LOB	TOP				
Tim Raines, S OBP: 0.356, SLG: 0.300	4-2 SH2-4 1B		1-1 G6-3		2-2 F9-3 1B		2-1 G4-3		0-0 G3-1	4	1	1	0	1	0	1					
2 Derek Jeter, R OBP: 0.423, SLG: 0.510	0-0 SH2-4		3-2 L9		1 SAFE 2-3 K			0-1 HR 1B	4-1 BB BB	3	1	1	0	1	1	1					
Bernie Williams, S OBP: 0.473, SLG: 0.848	1-2 G4-3 2H 1B			0-0 E6 L9 1B	1-2 F9-3			1 SAFE 1-0 HR 1B	1-3 K	5	2	2	3	0	1	2					
Cecil Fielder, R OBP: 0.348, SLG: 0.500 Andy Fox, L (8, PR)	1-1 G4-3			4-2 BB 1B BB		1-2 G5-3		0-1 G6-3 1B 2B	4-1 BB BB	3	0	1	0	1	0	1					
Tino Martinez, L OBP: 0.300, SLG: 0.273	1-2 K			0-0 L9		3-3 K		0-1 G6-3	0-3 K	5	0	0	0	0	3	6					
Charlie Hayes, R OBP: 0.190, SLG: 0.111	3-3 K			0-0 L9		3-3 K		0-1 G6-3	0-3 K	3	0	1	1	1	2	0					
Daryl Strawberry, L OBP: 0.346, SLG: 0.652		0-3 K		0-0 FC5 BB 1B		3-3 K		4-0 1B IBB		3	0	1	1	1	2	0					
Mariano Duncan, R OBP: 0.262, SLG: 0.275 Luis Sojo, R OBP: 0.286, SLG: 0.286		2-2 G1-3		2-2 K			0-0 G6-3 SH1-4 1B	0-2 1-2 3H 1B		3	0	1	0	0	1	2					
Joe Girardi, R OBP: 0.344, SLG: 0.269		1-2 K		4-1 K			1-1 SH1-4	1-3 K		2	0	0	0	1	2	2					
David Cone, L (1, 1)			1-3 K		0-0 FC5		2-1 G6-3	2-2 G4-3		2	0	0	0	0	1	3					
Jim Leyritz, R OBP: 0.333, SLG: 0.400 42 Mariano Rivera, R Graeme Lloyd, L John Wetteland, R				1-2 2-3 BB			2-3 K			1	0	0	0	0	0	1					
				1-2 2-3 BB			1-2 K			1	0	0	0	0	2						
				2-3 BB			2-3 K			0	0	0	0	0	0	0					
				2-3 BB			2-3 K			0	0	0	0	0	0	0					
Inning Stats	R: 1 E: 0 K: 1 S: 11	H: 1 LOB: 1 BB: 1 P: 20	R: 0 E: 0 K: 2 S: 9	H: 0 LOB: 0 BB: 0 P: 12	R: 0 E: 0 K: 1 S: 9	H: 0 LOB: 0 BB: 0 P: 14	R: 1 E: 1 K: 1 S: 12	H: 1 LOB: 3 BB: 2 P: 21	R: 0 E: 0 K: 2 S: 11	H: 0 LOB: 0 BB: 0 P: 18	R: 0 E: 0 K: 0 S: 7	H: 1 LOB: 1 BB: 0 P: 12	R: 3 E: 0 K: 2 S: 17	H: 4 LOB: 2 BB: 2 P: 25	R: 0 E: 0 K: 2 S: 9	H: 0 LOB: 2 BB: 2 P: 18	1B: 6 2B: 2 3B: 0 HR: 1	SF: 0 SAC: 2 DP: 1 HBP: 0	WP: 0 SB: 0 CS: 0	PA: 41	
PITCHER	IP WLS BF H R ER SO BB IBB HBP BLK WP HR S P ERA WHIP	7.0 L 28 4 2 1 8 3 0 0 0 0 0 0 68 111 1.29 1.000	0.0 3 3 3 3 0 0 0 0 0 0 0 1 5 6 ∞ ∞	1.0 5 1 0 0 1 0 1 0 0 0 0 0 12 19 0.00 1.000	1.0 5 0 0 0 2 2 0 0 0 0 0 0 9 18 0.00 2.000																

New York Yankees @ Atlanta Braves
Atlanta-Fulton County Stadium, Atlanta, GA
Tue Oct 22 1996, 7:05 PM EDT
Att: 51,843 - Unknown - 70 F

AB 33
R 5
H 8
RBI 5
BB 6
SO 11
LOB 21

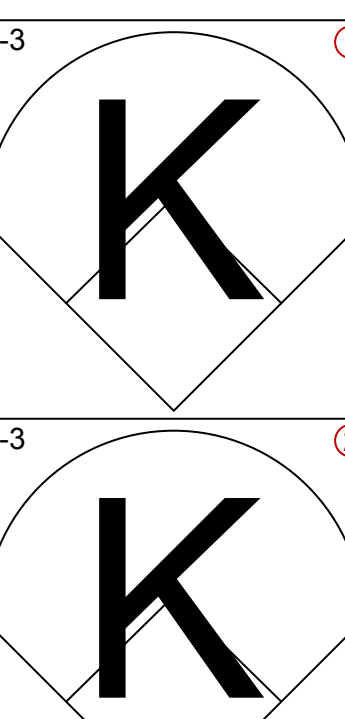
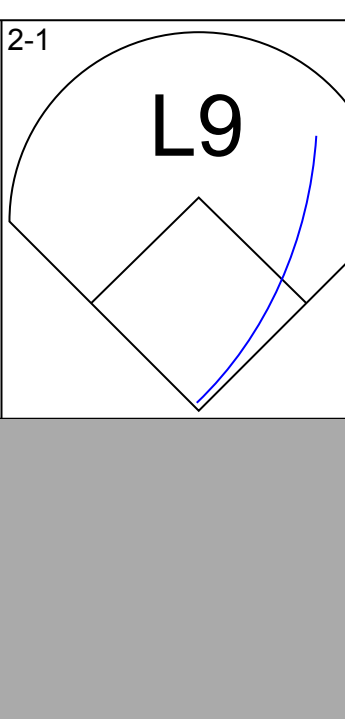
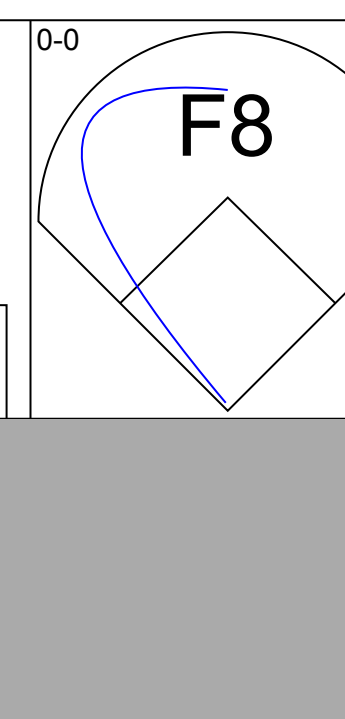
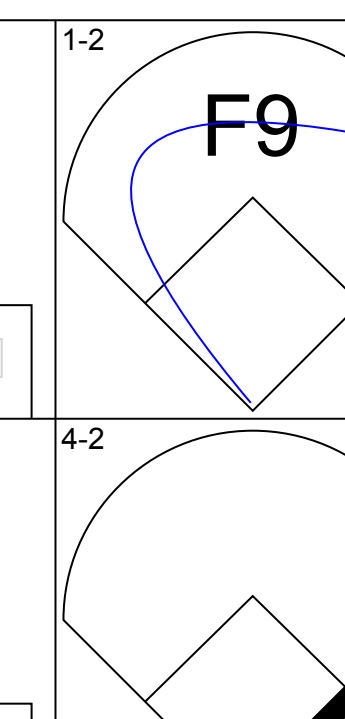
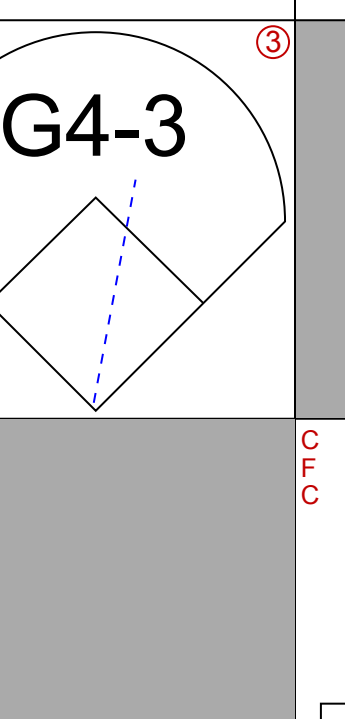
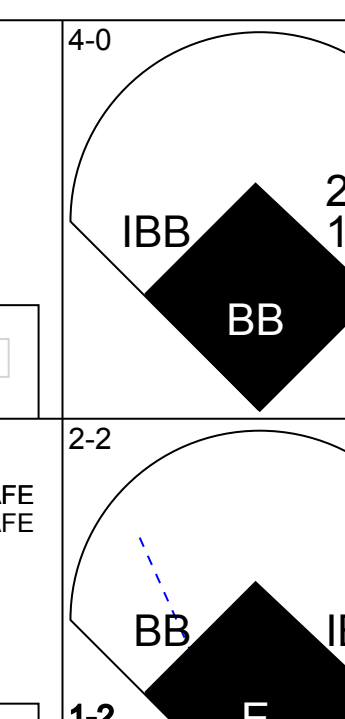
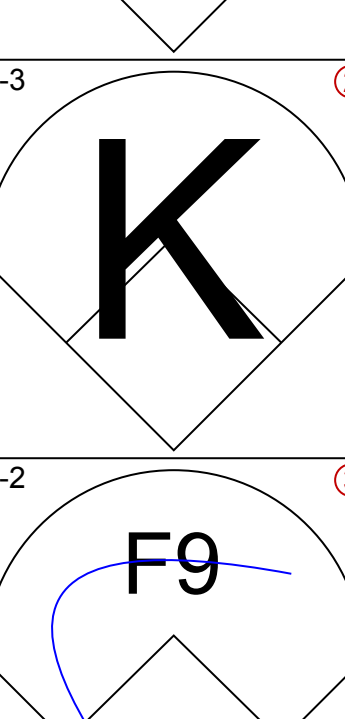
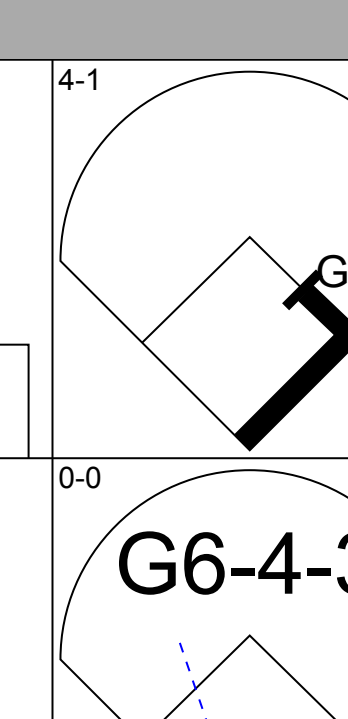
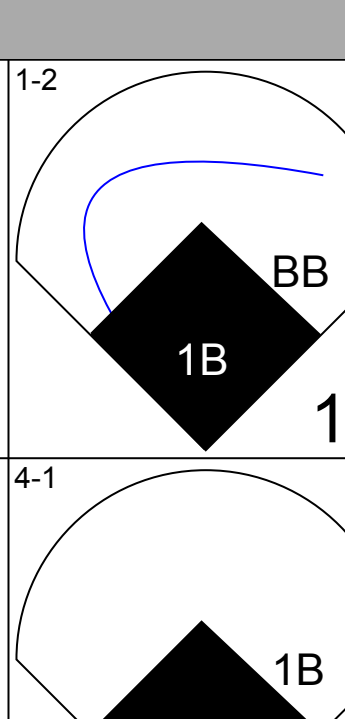
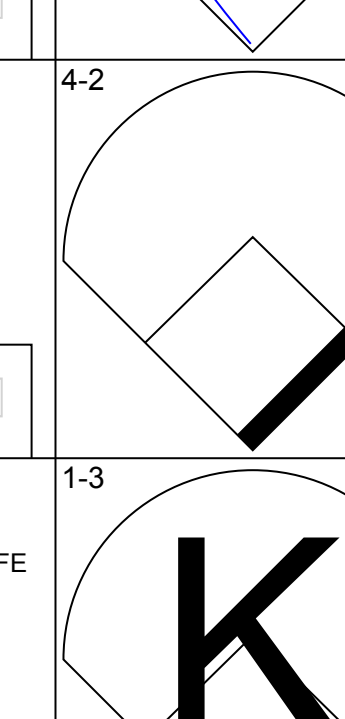
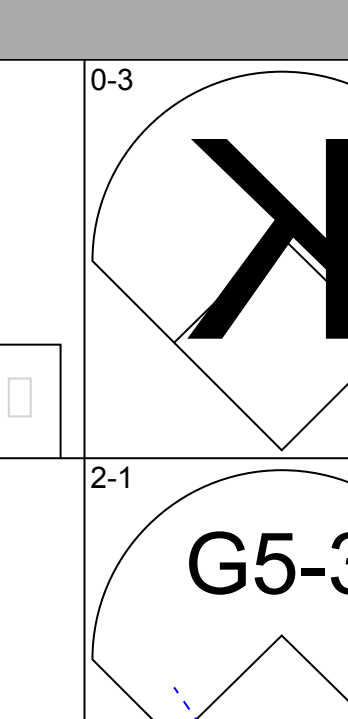
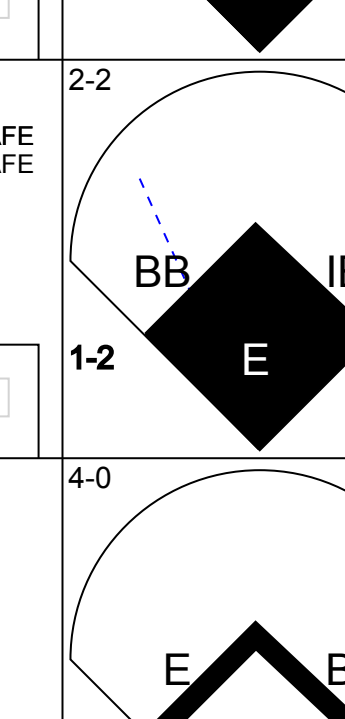
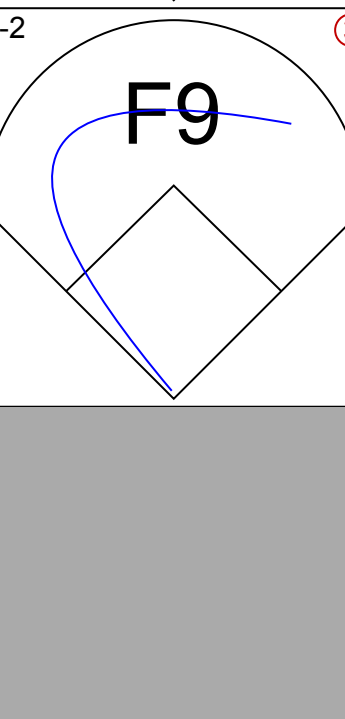
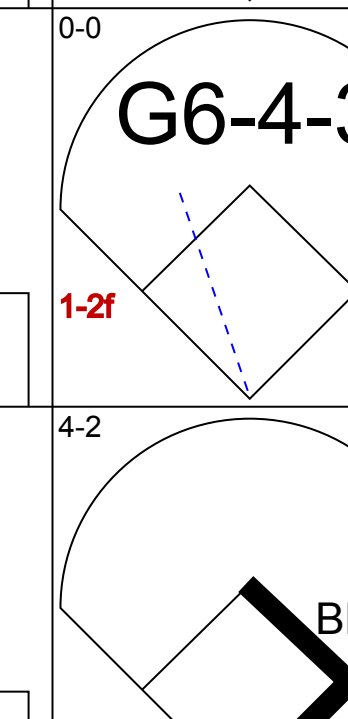
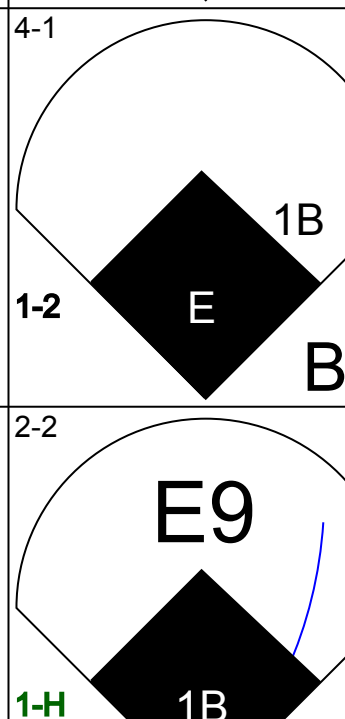
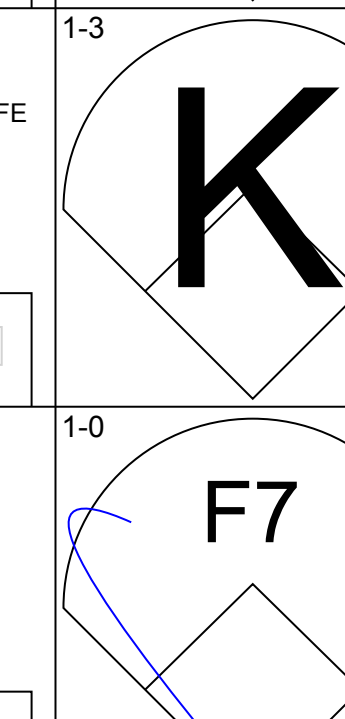
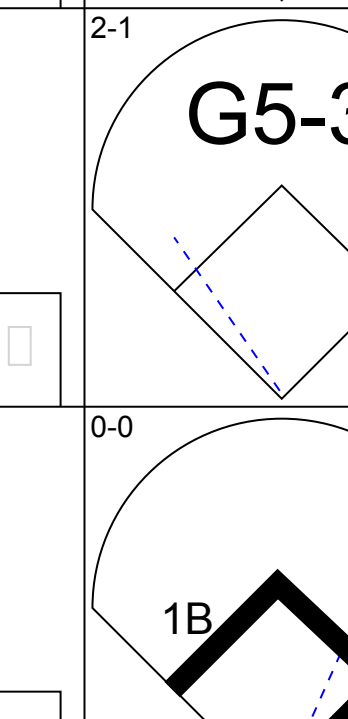
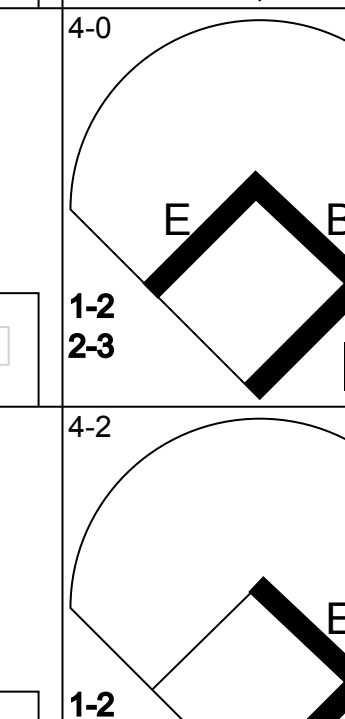
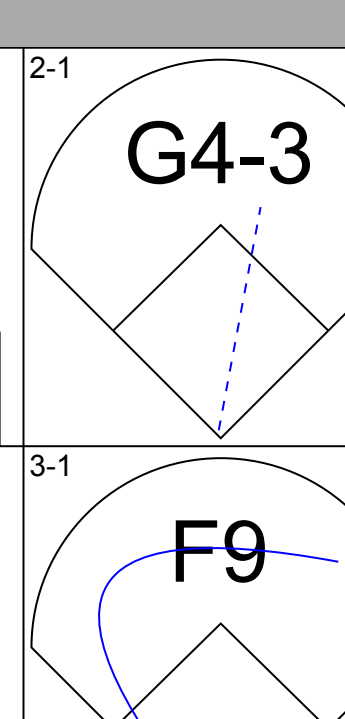
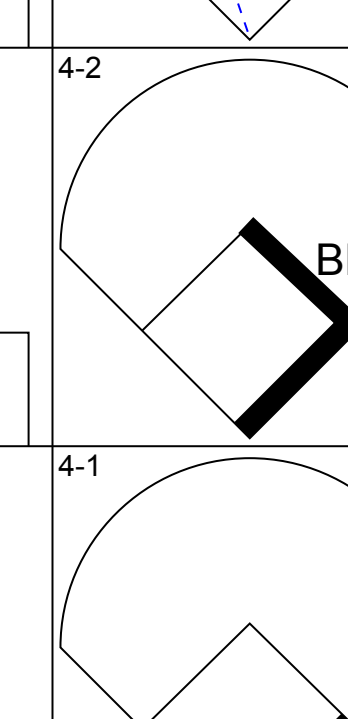
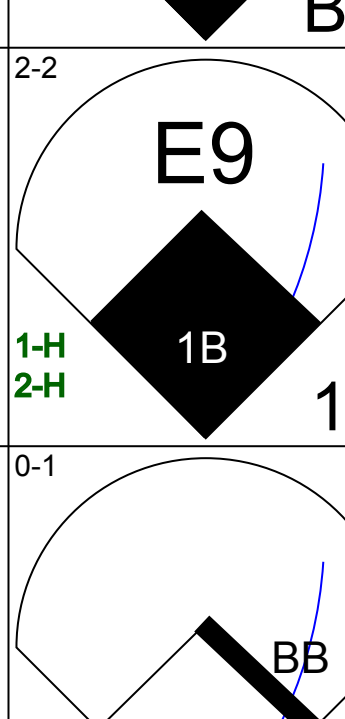
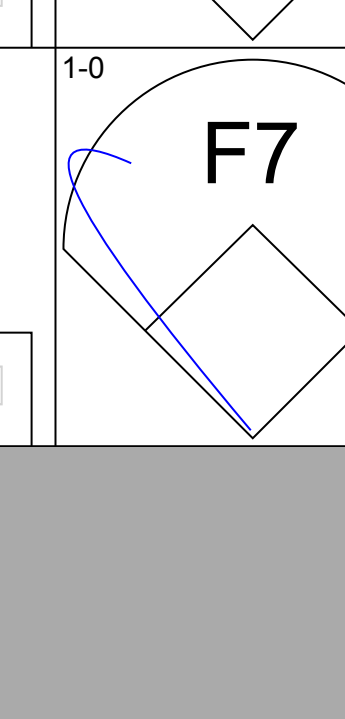
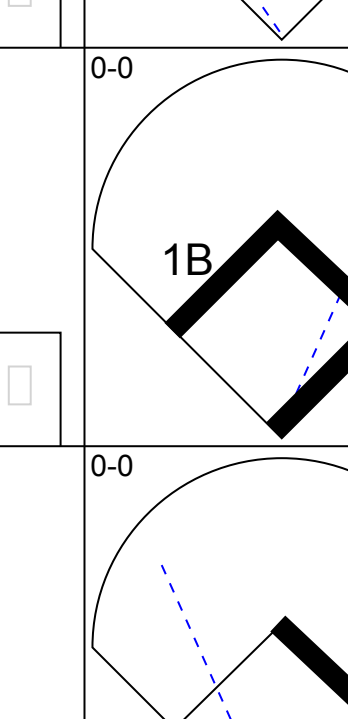
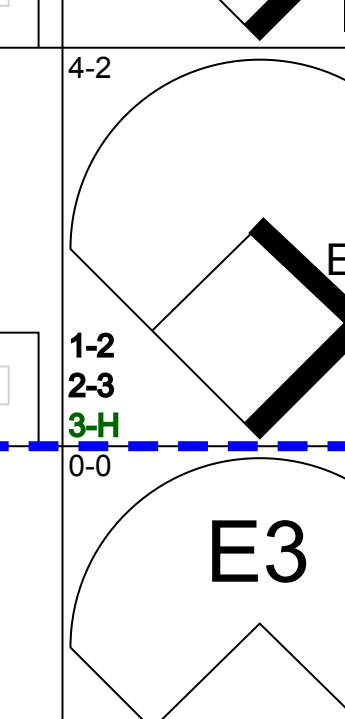
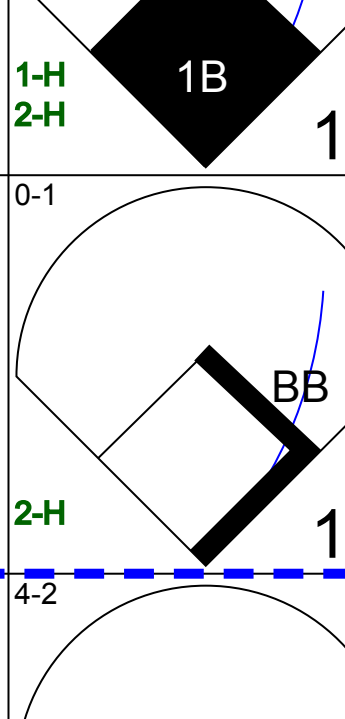
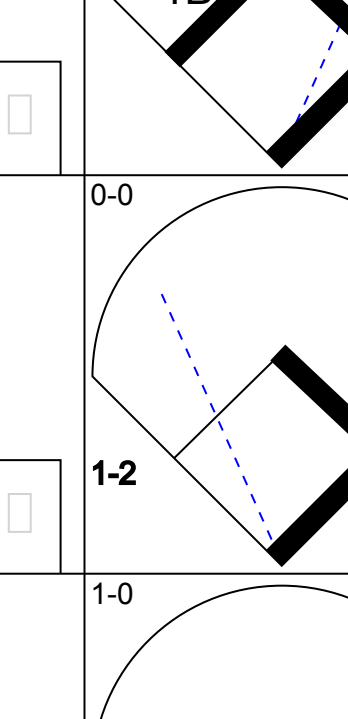
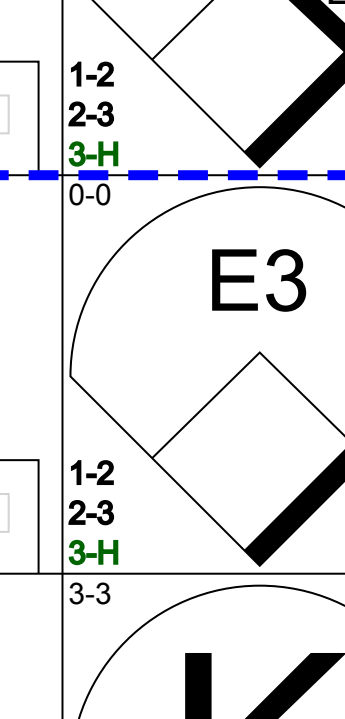
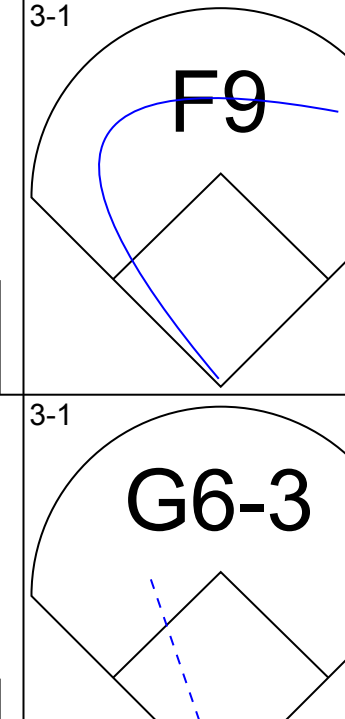
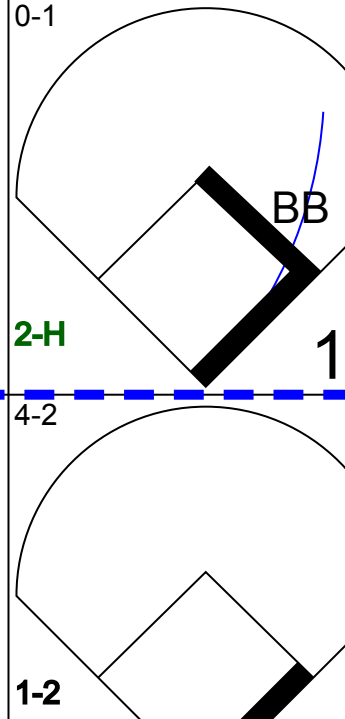
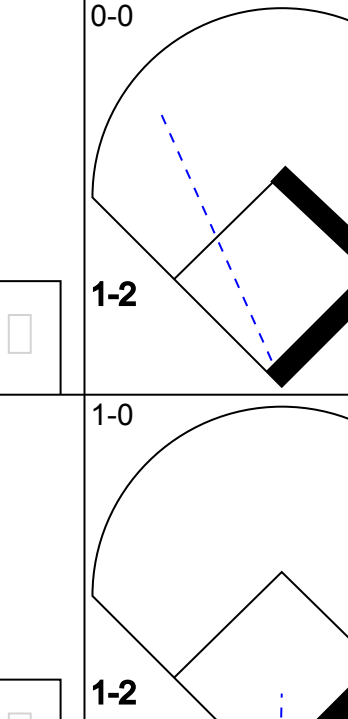
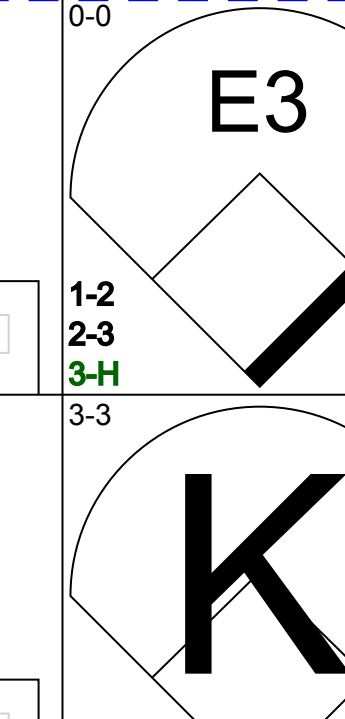
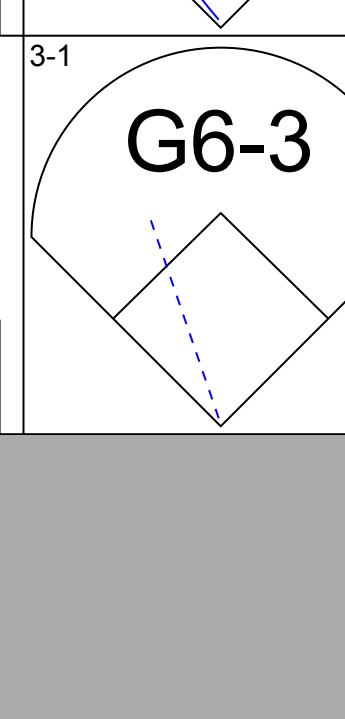
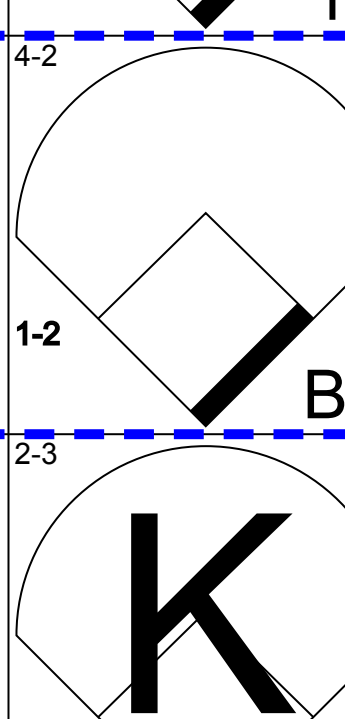
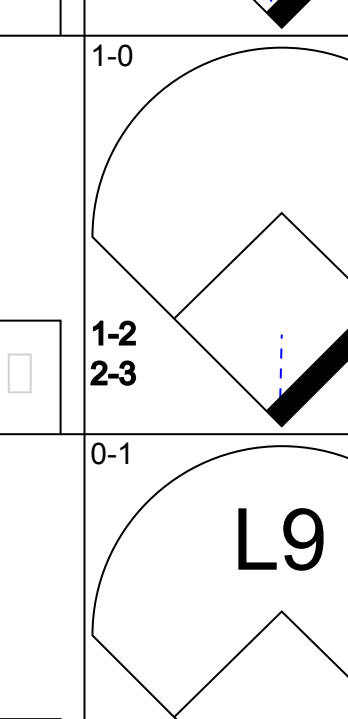
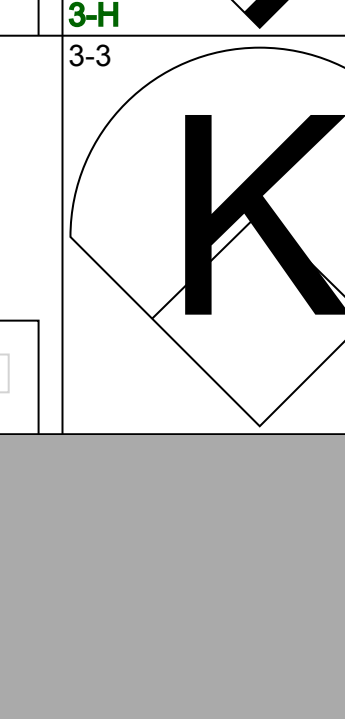
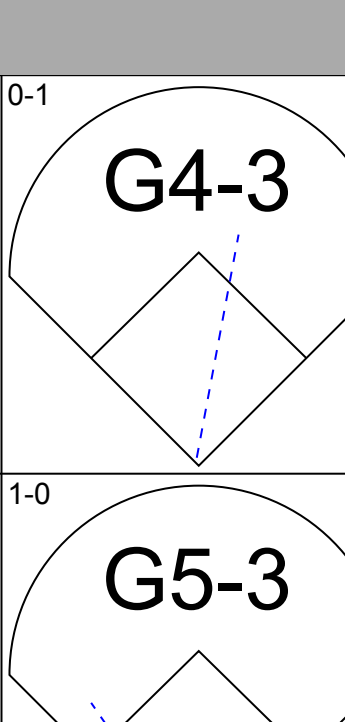
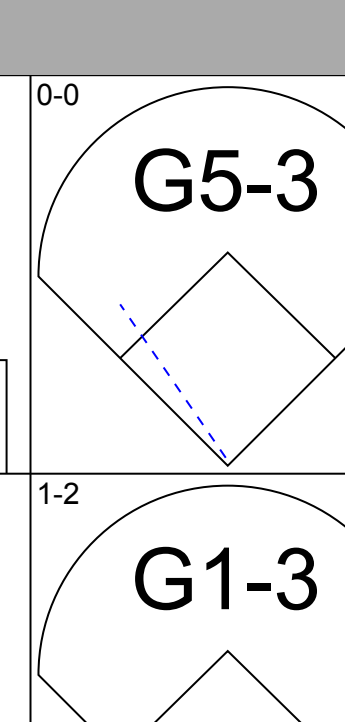
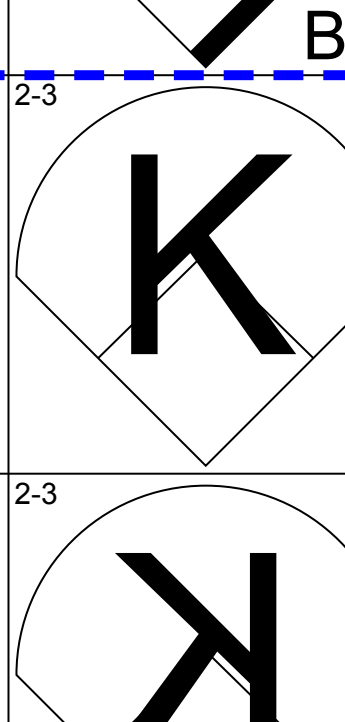
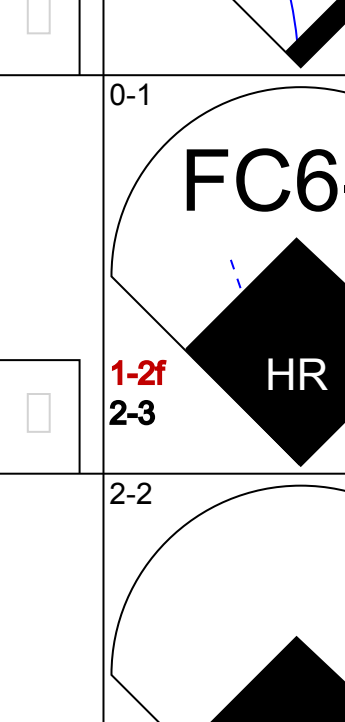
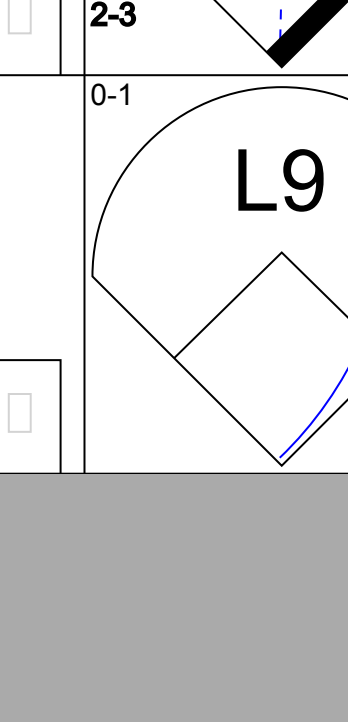
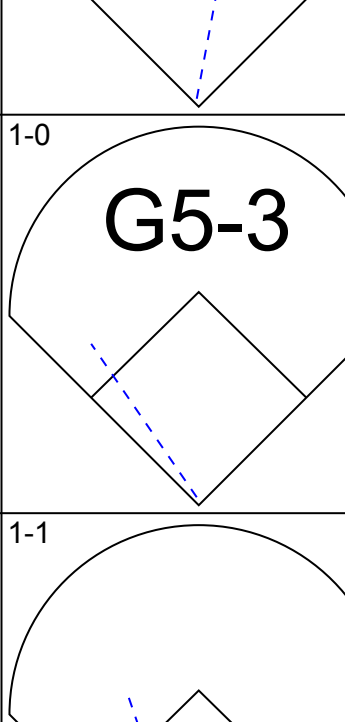
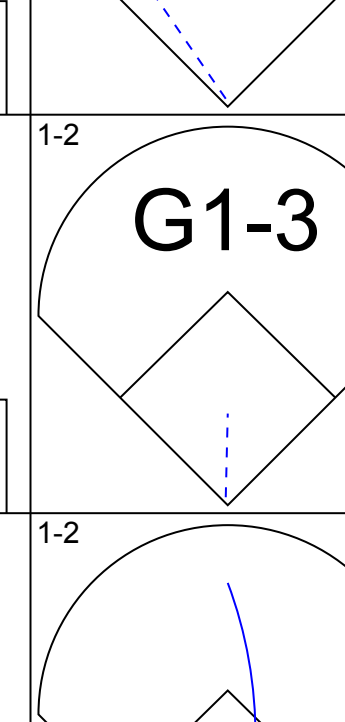
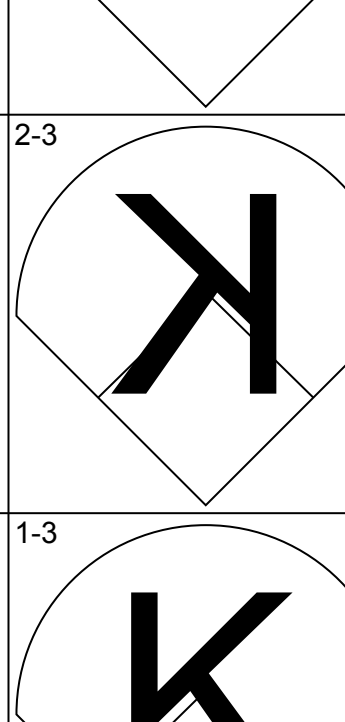
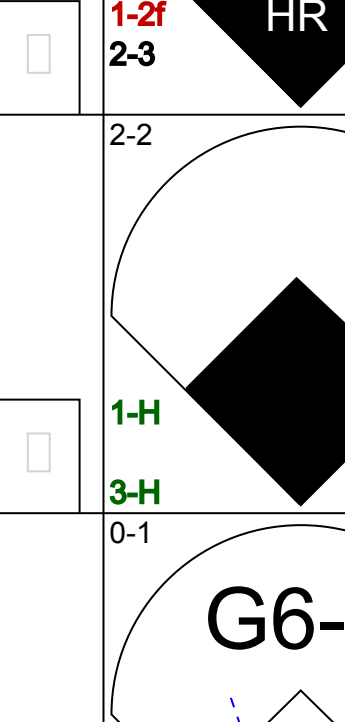
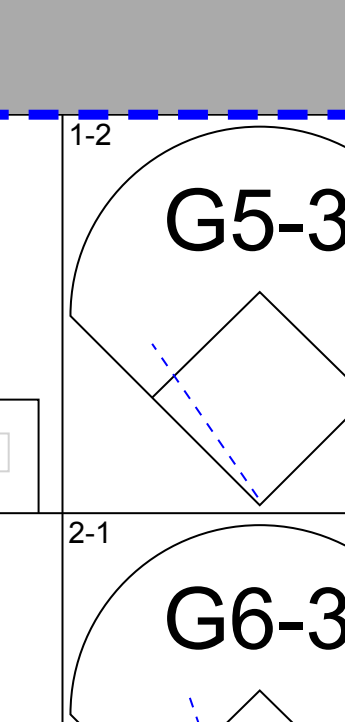
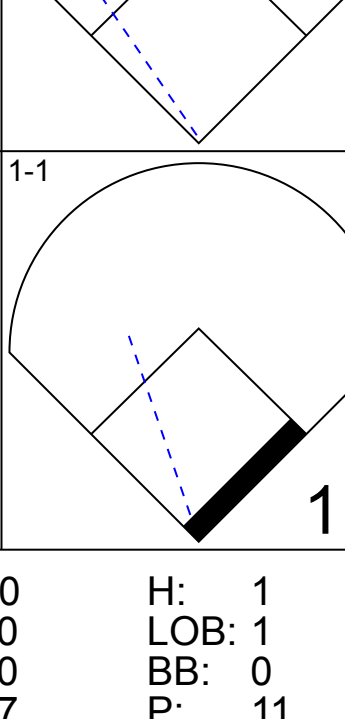
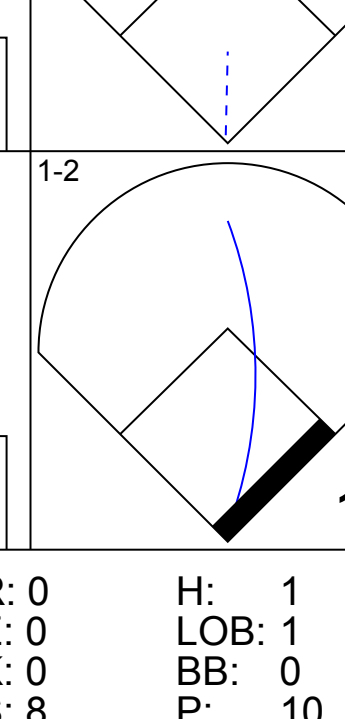
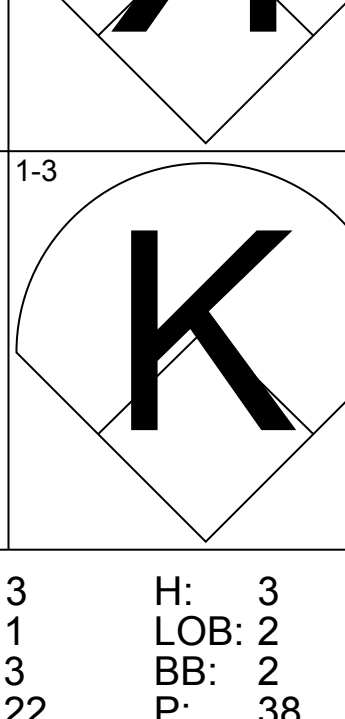
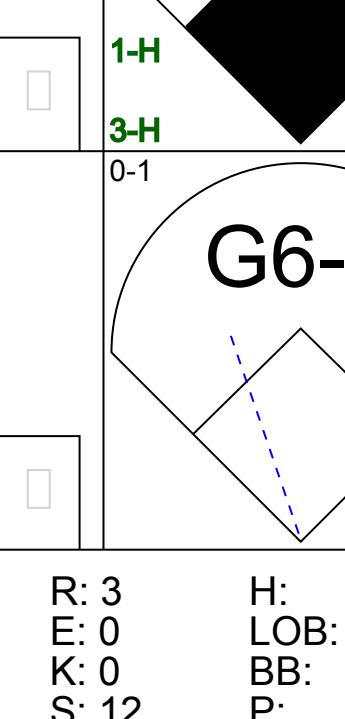
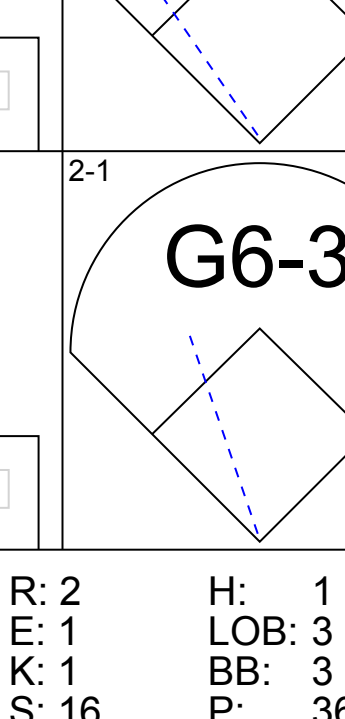


Batter	1	2	3	4	5	6	7	8	9	AB	R	H	RBI	BB	SO	LOB	BOTTOM					
Marquis Grissom, R OBP: 0.306, SLG: 0.410	1-2 G3-6-3 1B		3-2 P4			1-2 BB 10 BB 1B	3-2 CS	2-2 1B 3B		4	1	3	0	0	0	0						
Mark Lemke, S OBP: 0.418, SLG: 0.510	1 SAFE 2-1 G3-6-3 1-2f			3-2 F7		1-0 B3		3-2 1B		4	0	1	1	0	0	3						
10 Chipper Jones, S OBP: 0.444, SLG: 0.500	2-2 1B			2-2 G3-1		4-1 BB BB		3-H 2-3 K		3	0	1	0	1	1	1						
Fred McGriff, L OBP: 0.357, SLG: 0.604	2-2 G3			4-1 BB		0-1 P6		1-1 F8		3	0	0	0	1	0	5						
Ryan Klesko, L OBP: 0.297, SLG: 0.355		0-0 G3-1		1-3 K		4-2 BB		0-3 K		3	0	0	1	1	2	2						
Javy Lopez, R OBP: 0.490, SLG: 0.744	1-0 G6-3				1-1 FC4-6 1B	0-1 P2		2-2 E6		4	0	1	0	0	0	3						
Andruw Jones, R OBP: 0.400, SLG: 0.700	3-3 K			3-2 FC4-6 CS			0-1 P4		3-3 K	4	0	0	0	0	2	2						
Jeff Blauser, R OBP: 0.318, SLG: 0.200			0-0 P3		1 SAFE 1-3 K		3-2 F8		2-3 K	4	0	0	0	0	2	2						
Tom Glavine, L OBP: 0.300, SLG: 0.556 Luis Polonia, L Greg McMichael, R Brad Clontz, R Mike Bielecki, R Terry Pendleton, S OBP: 0.154, SLG: 0.167			1-0 G1-3		4-2 10 BB 1B BB		4-1 CS BB		0-2 G4-3	1	1	0	0	1	0	0						
										0	0	0	0	0	1	0						
										0	0	0	0	0	0	0						
										0	0	0	0	0	0	0						
										0	0	0	0	0	0	0						
										0	0	0	0	0	0	0						
										1	0	0	0	0	0	1						
Inning Stats	R: 0 E: 0 K: 0 S: 11	H: 2 LOB: 1 BB: 0 P: 18	R: 0 E: 0 K: 1 S: 5	H: 0 LOB: 0 BB: 0 P: 9	R: 0 E: 0 K: 0 S: 6	H: 0 LOB: 0 BB: 0 P: 10	R: 0 E: 0 K: 1 S: 10	H: 0 LOB: 1 BB: 1 P: 20	R: 0 E: 0 K: 0 S: 8	H: 1 LOB: 0 BB: 0 P: 13	R: 1 E: 0 K: 0 S: 13	H: 1 LOB: 3 BB: 3 P: 27	R: 0 E: 0 K: 0 S: 9	H: 0 LOB: 1 BB: 1 P: 19	R: 1 E: 0 K: 2 S: 14	H: 2 LOB: 1 BB: 0 P: 22	R: 0 E: 1 K: 2 S: 17	H: 0 LOB: 1 BB: 0 P: 24	1B: 5 2B: 0 3B: 1 HR: 0	SF: 0 SAC: 0 DP: 1 HBP: 0	WP: 0 SB: 0 CS: 2	PA: 37
PITCHER	IP WLS BF H R ER SO BB IBB HBP BLK WP HR S P ERA WHIP	6.0 W 24 4 1 1 3 4 0 0 0 0 0 0 53 97 1.50 1.333	1.1 6 2 1 1 1 1 0 0 0 0 0 0 5 6 6.75 2.250	0.2 2 0 0 0 1 0 0 0 0 0 0 0 5 6 0.00 0.000	1.0 S 4 0 0 0 2 0 0 0 0 0 0 17 24 0.00 0.000																	

New York Yankees @ Atlanta Braves
Atlanta-Fulton County Stadium, Atlanta, GA
Tue Oct 22 1996, 7:05 PM EDT
Att: 51,843 - Unknown - 70 F

AB 31
R 2
H 6
RBI 2
BB 5
SO 7
LOB 19

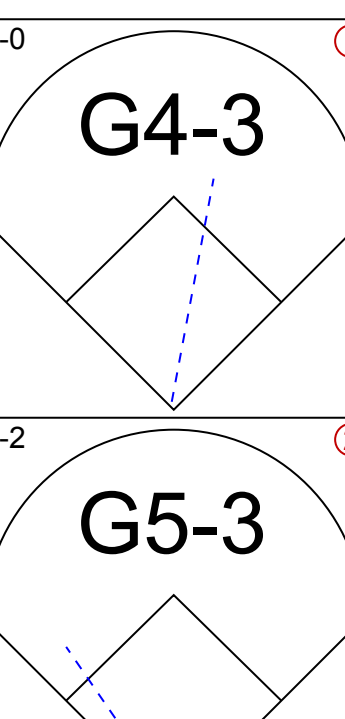
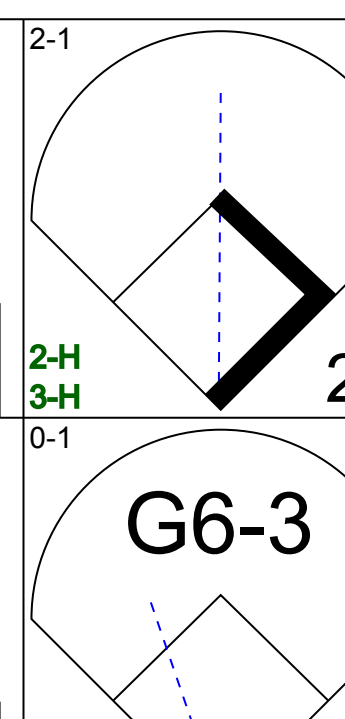
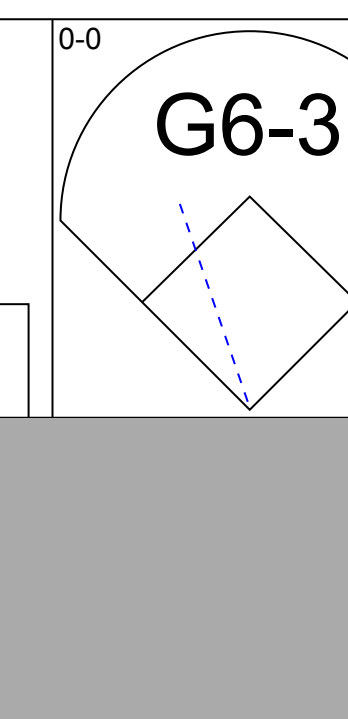
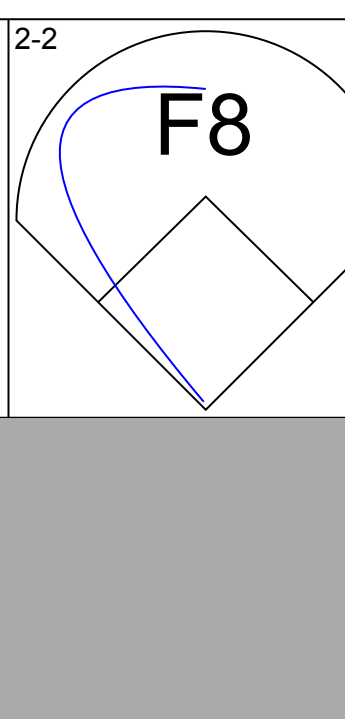
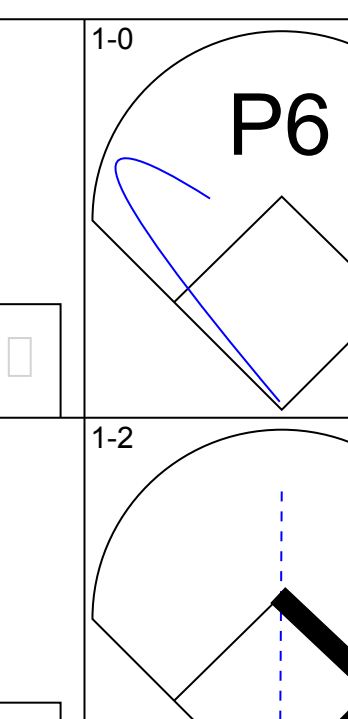
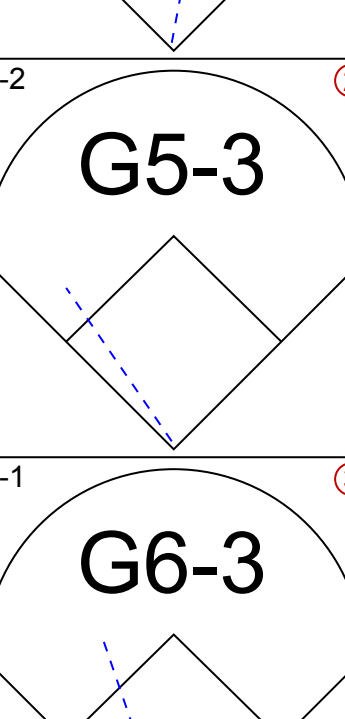
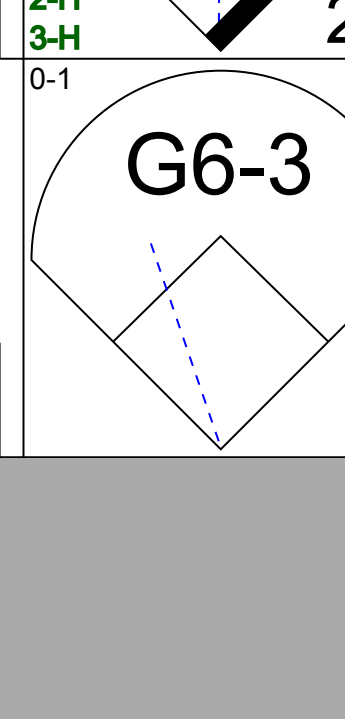
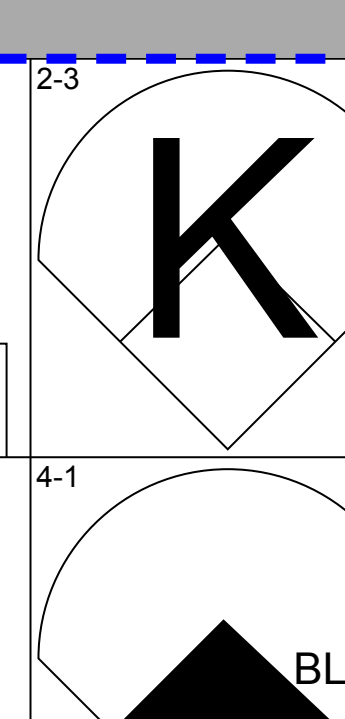
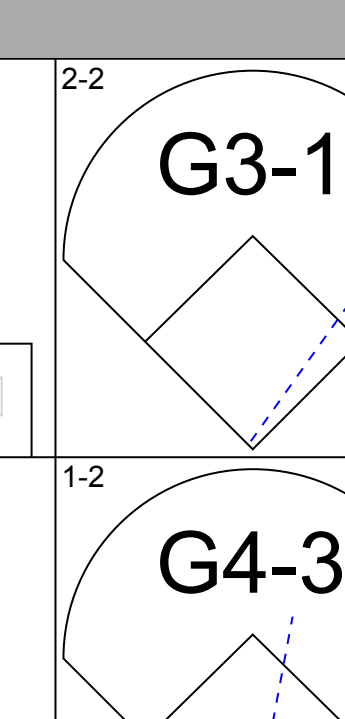
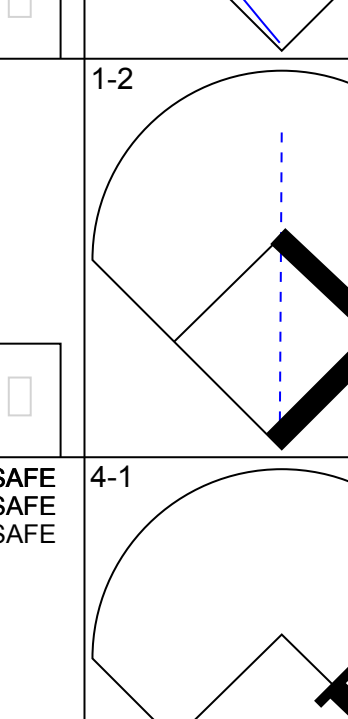
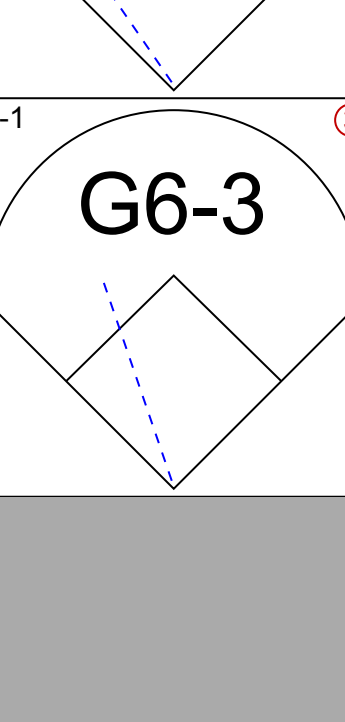
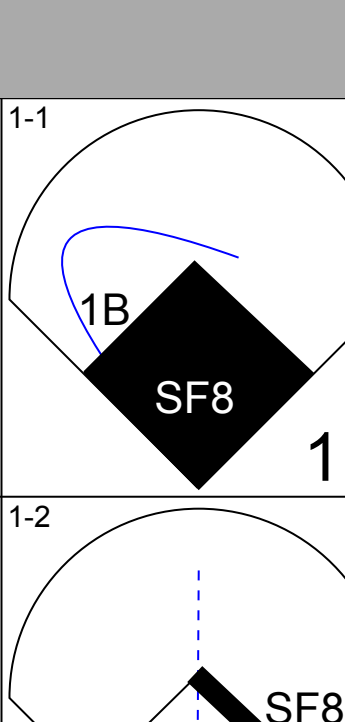
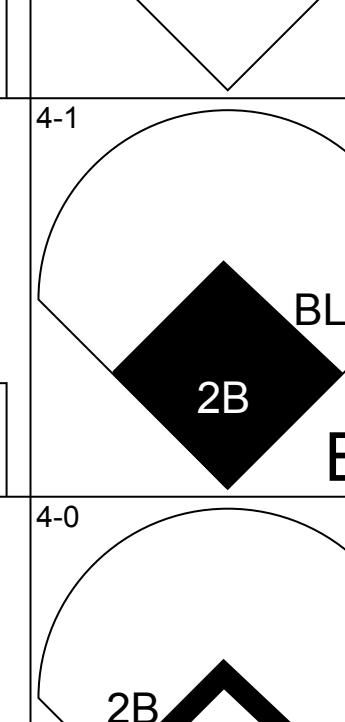
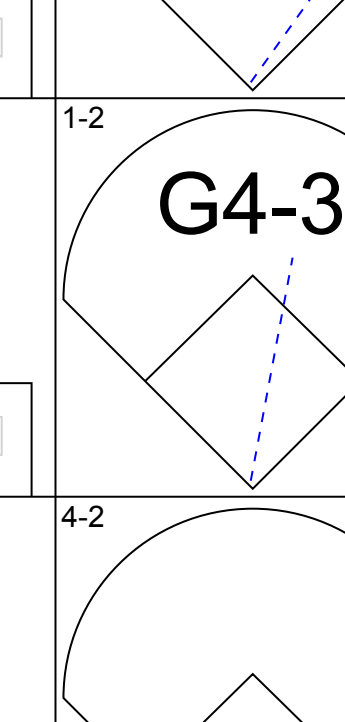
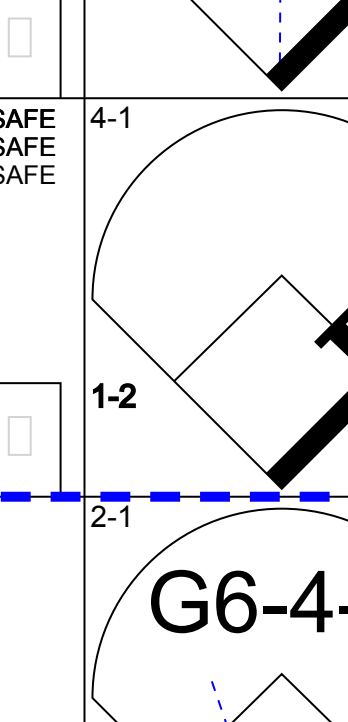

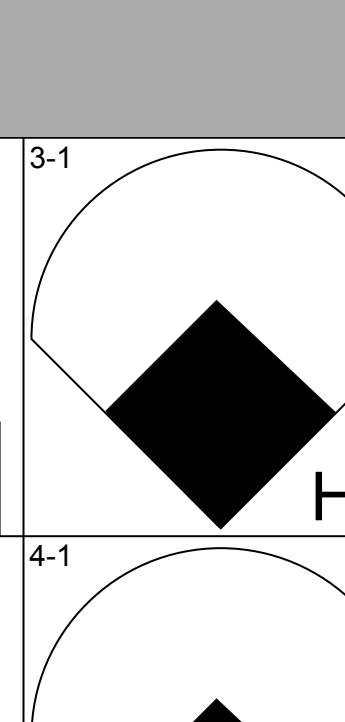
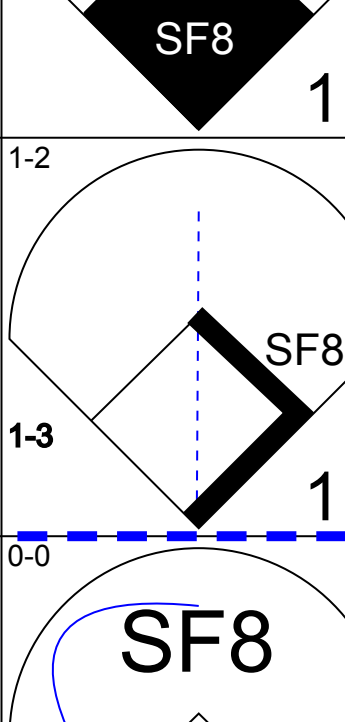
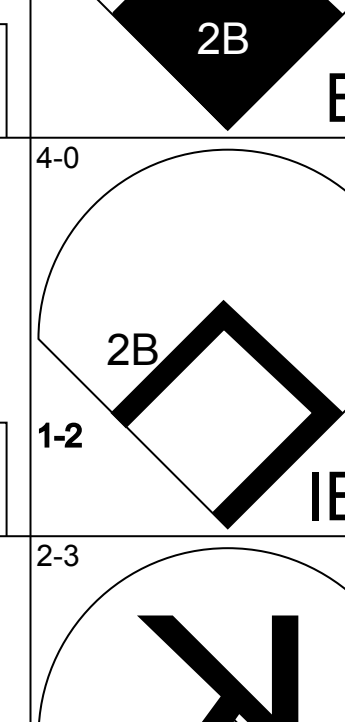
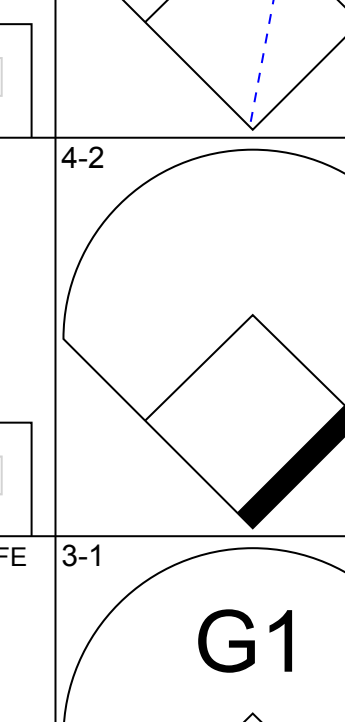
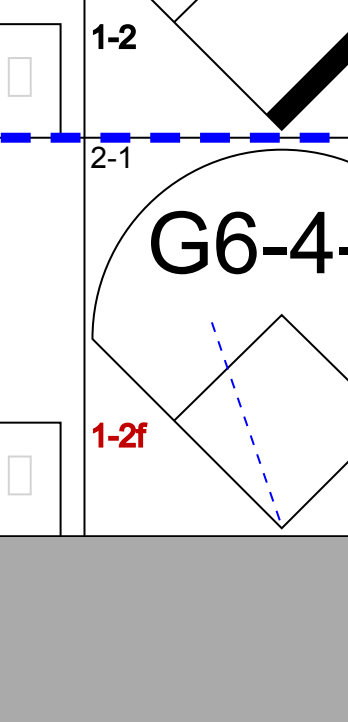

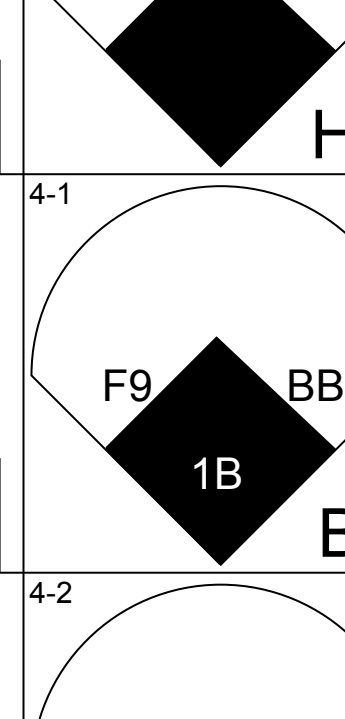
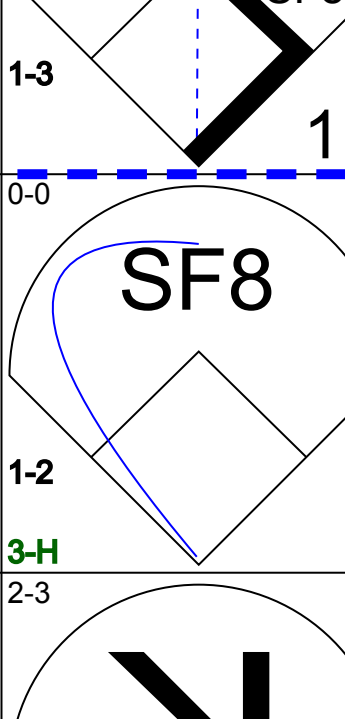
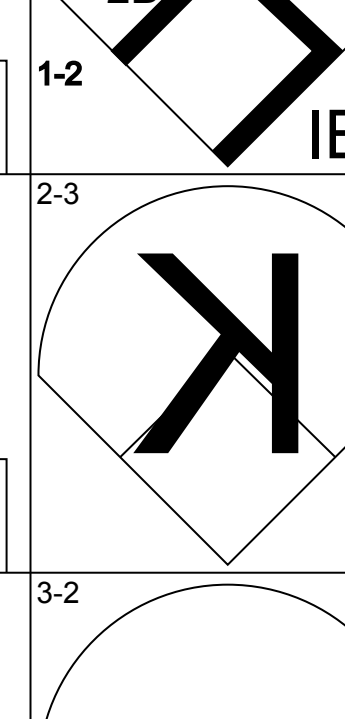
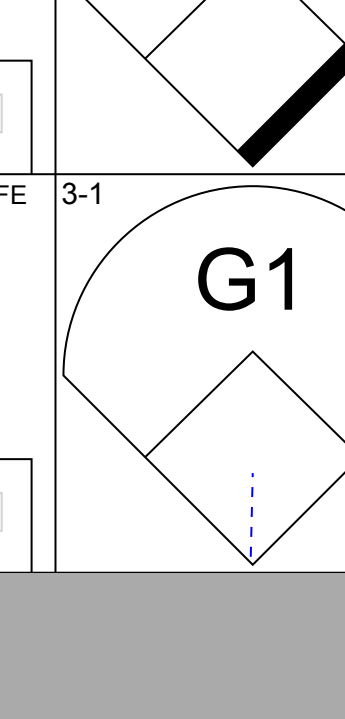

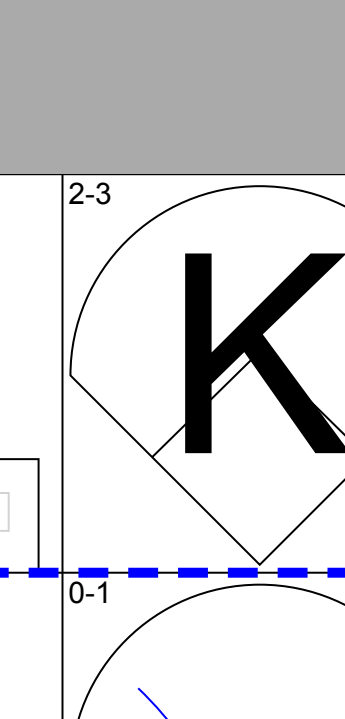
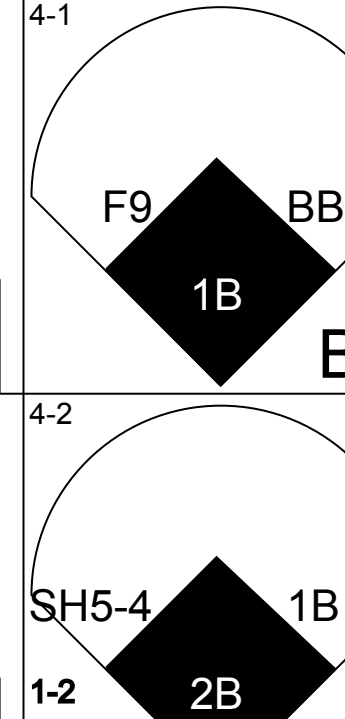
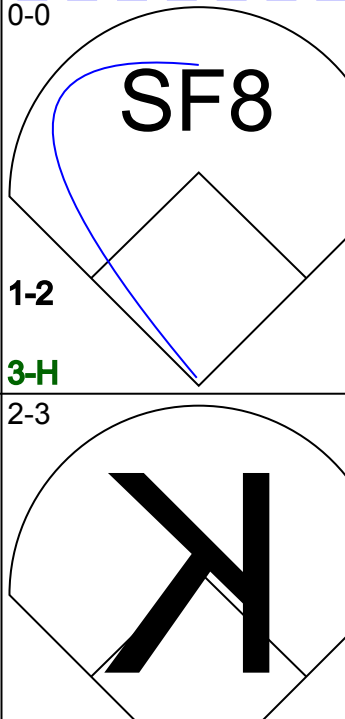
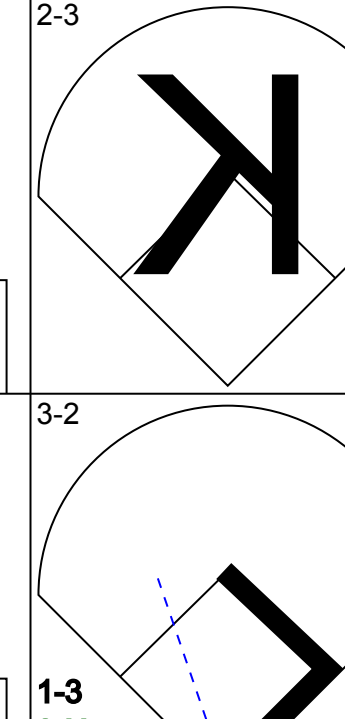

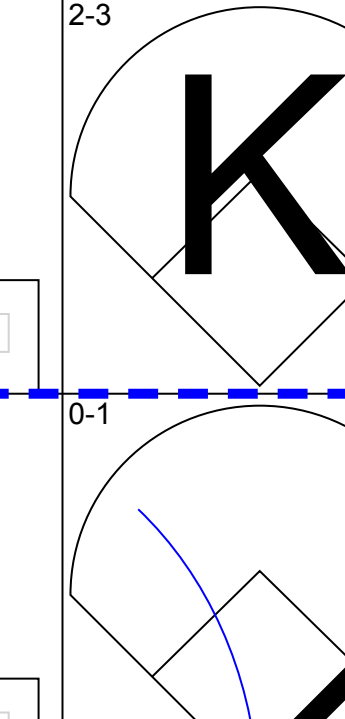
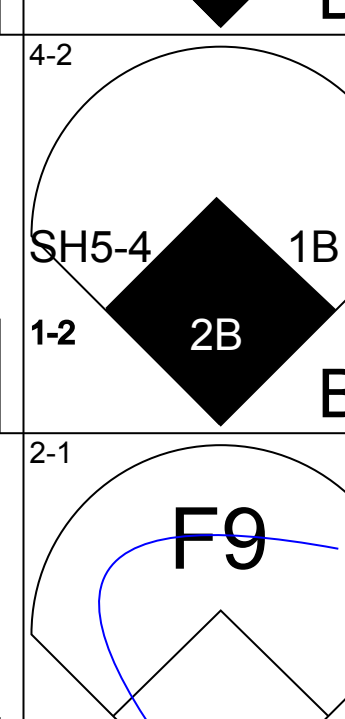
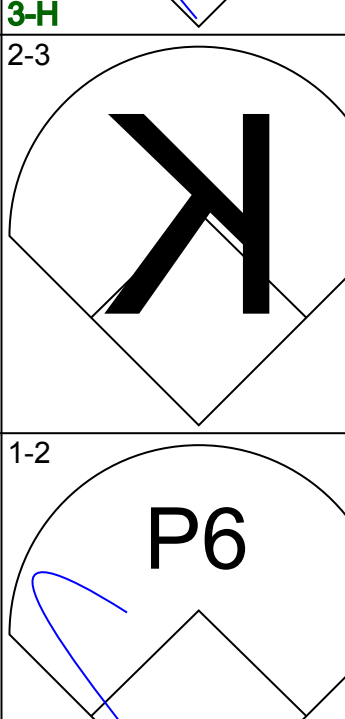
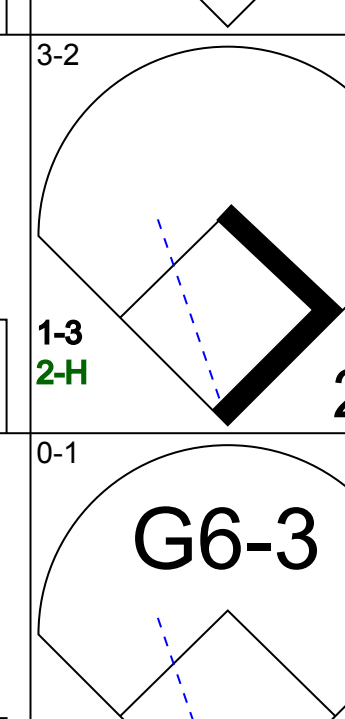


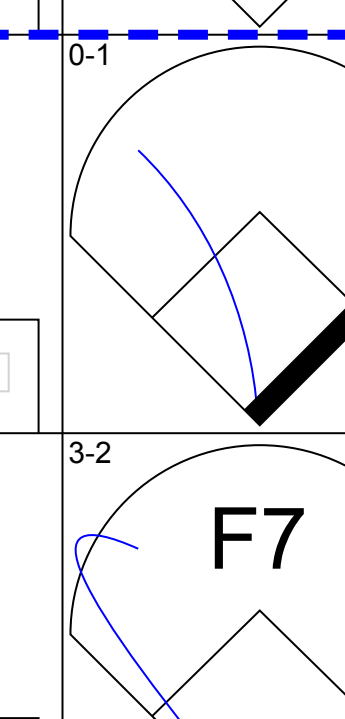

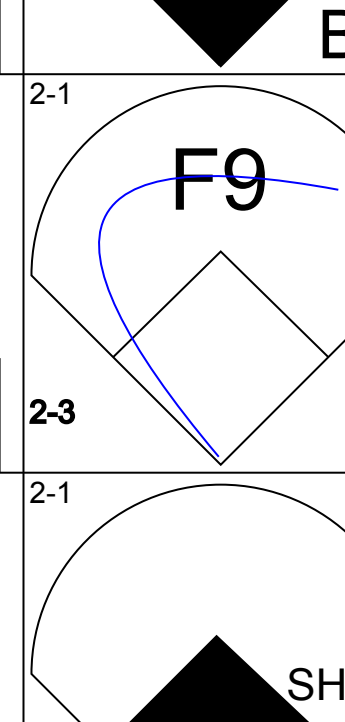
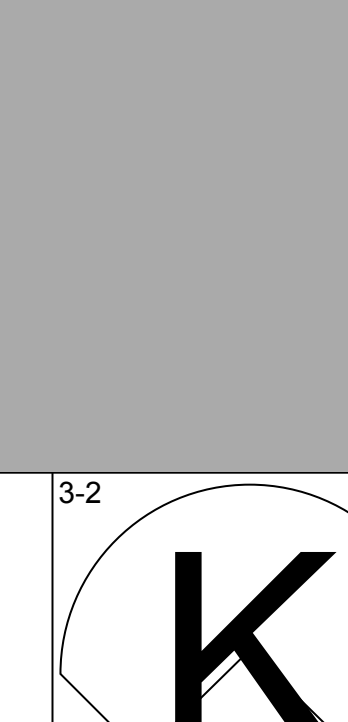
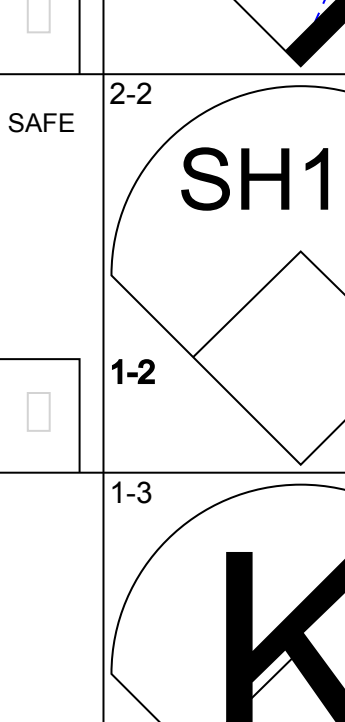
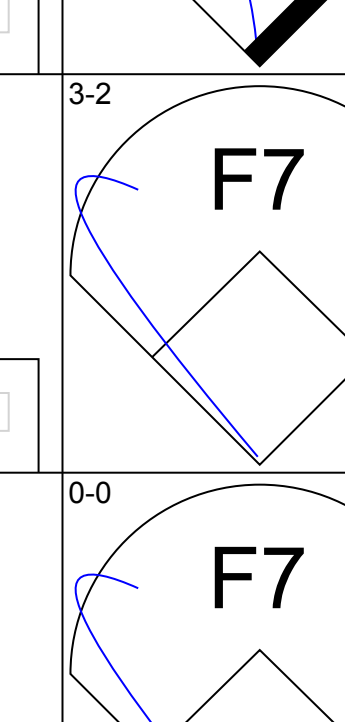
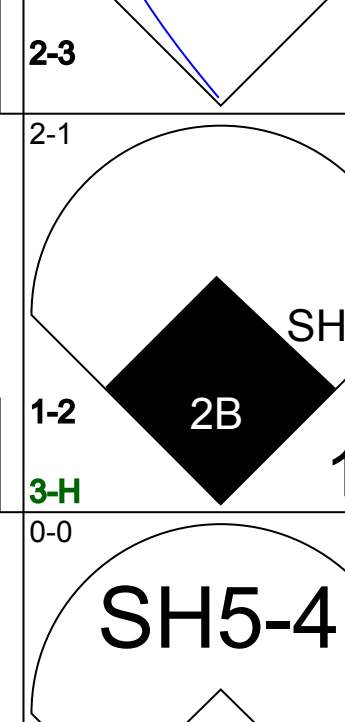
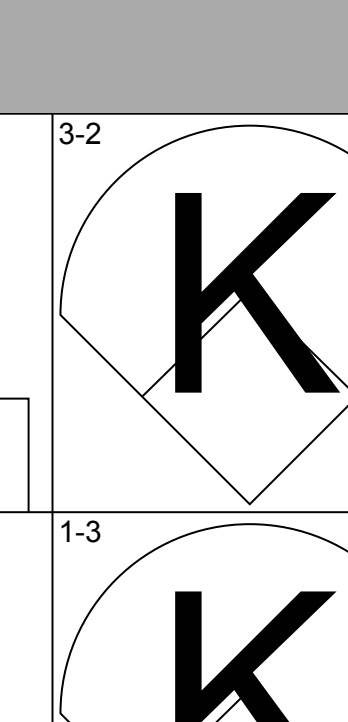
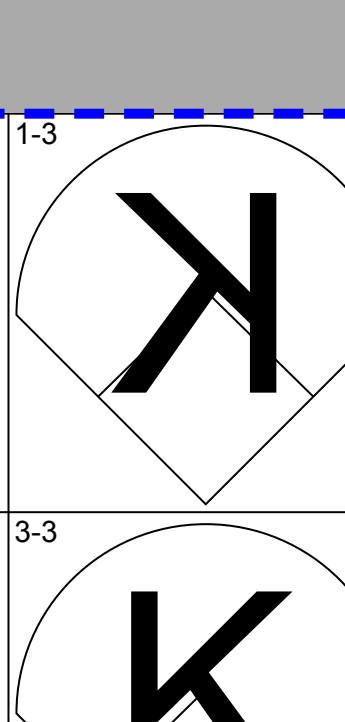
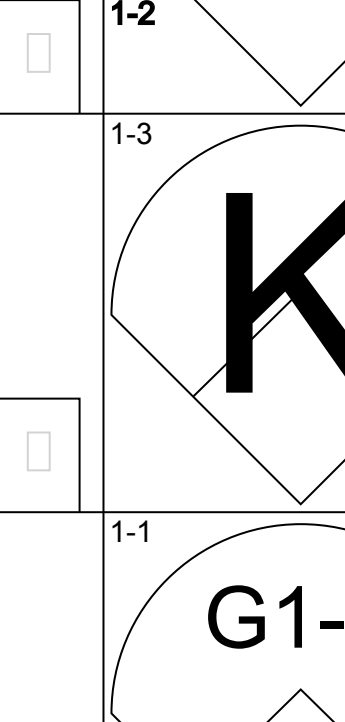
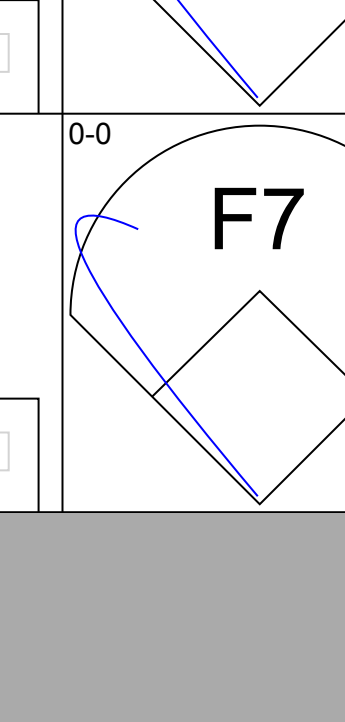
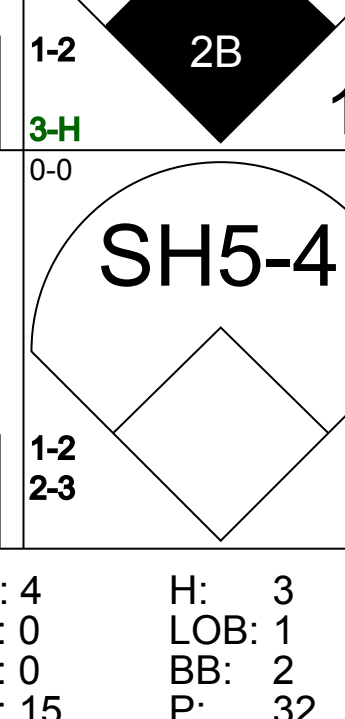
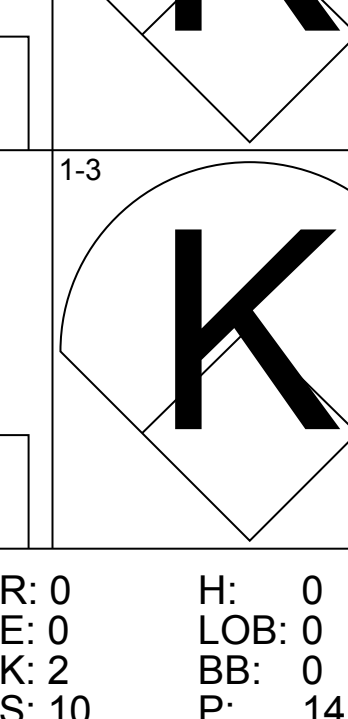
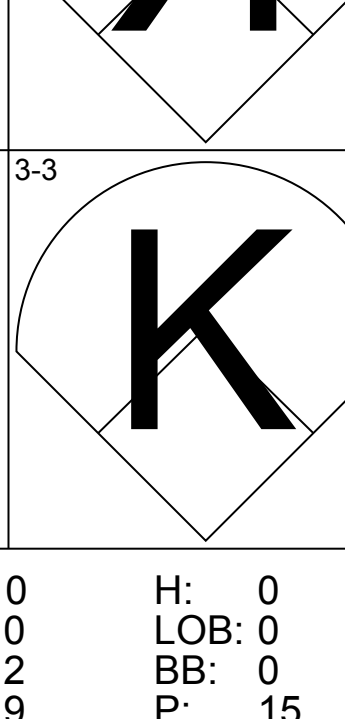
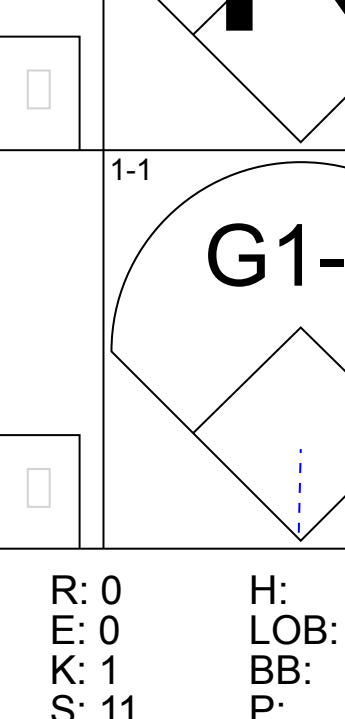
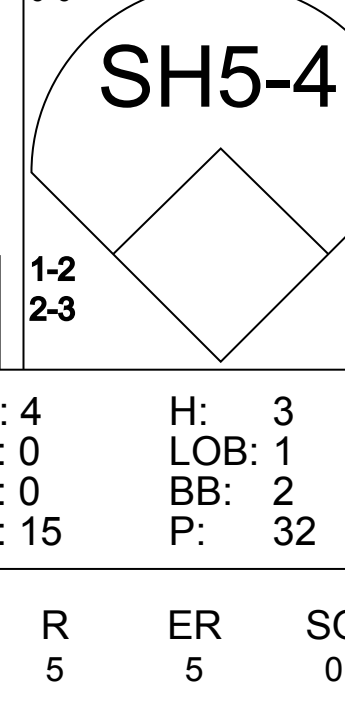
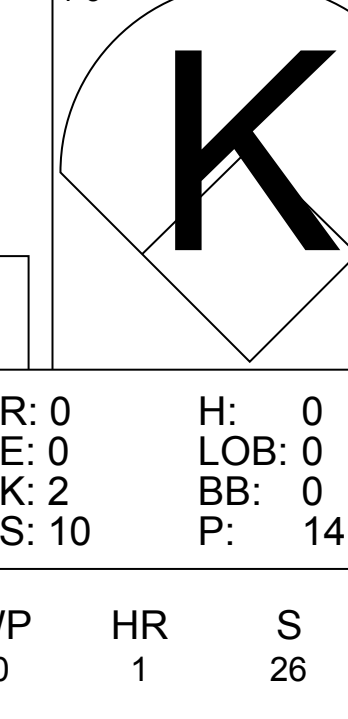
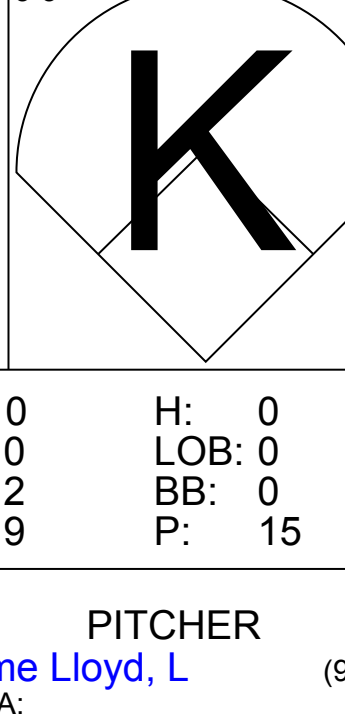


Batter	1	2	3	4	5	6	7	8	9	10	AB	R	H	RBI	BB	SO	LOB	TOP	
Tim Raines, S OBP: 0.333, SLG: 0.267 (1, 7)											5	1	0	0	1	1	2		
2 Derek Jeter, R OBP: 0.448, SLG: 0.509 (1, 6)											4	2	2	0	2	2	0		
Bernie Williams, S OBP: 0.459, SLG: 0.780 (1, 8)											4	1	0	0	2	1	2		
Cecil Fielder, R OBP: 0.373, SLG: 0.500 Andy Fox, L (9, PR) (9, 5)											4	1	2	1	1	0	1		
Wade Boggs, L OBP: 0.216, SLG: 0.229 (10, PH) (10, 5)											0	0	0	0	0	0	0		
Charlie Hayes, R OBP: 0.256, SLG: 0.217 (1, 5) (9, 3)											5	1	3	1	1	0	2		
Daryl Strawberry, L OBP: 0.375, SLG: 0.607 (1, 9)											5	0	2	0	1	2	5		
Mariano Duncan, R OBP: 0.234, SLG: 0.244 (1, 4)											5	1	0	0	0	1	7		
Joe Girardi, R OBP: 0.324, SLG: 0.250 Paul O'Neill, L OBP: 0.270, SLG: 0.303 Jim Leyritz, R OBP: 0.350, SLG: 0.588 (1, 2) (6, PH) (6, 2)											2	0	0	0	0	0	0		
Kenny Rogers, L Brian Boudreau, S Luis Sepulveda, R David Weathers, R The McGraw, L Jeff Nelson, R Mike Adams, L 42 Mariano Rivera, R Graeme Lloyd, L John Wetteland, R ++ ++ ++ ++ ++ ++ ++ ++ ++ ++ ++											1	0	0	0	0	0	0		
Inning Stats	R: 0 E: 0 K: 2 S: 10	H: 0 LOB: 0 BB: 0 P: 19	R: 0 E: 0 K: 0 S: 6	H: 0 LOB: 0 BB: 0 P: 14	R: 0 E: 0 K: 0 S: 7	H: 1 LOB: 1 BB: 0 P: 11	R: 0 E: 0 K: 1 S: 9	H: 0 LOB: 2 BB: 3 P: 22	R: 0 E: 0 K: 3 S: 22	H: 3 LOB: 2 BB: 2 P: 38	R: 0 E: 0 K: 1 S: 10	H: 0 LOB: 1 BB: 1 P: 19	R: 3 E: 0 K: 0 S: 12	H: 3 LOB: 0 BB: 0 P: 15	R: 0 E: 0 K: 1 S: 7	H: 3 LOB: 3 BB: 3 P: 36	1B: 11 2B: 0 3B: 0 HR: 1	SF: 0 SAC: 0 DP: 1 HBP: 0	WP: 0 PA: 51 PB: 0 SB: 0 CS: 0
PITCHER	IP 5.0	WLS 23	H 5	R 3	ER 2	SO 3	BB 4	IBB 0	HBP 0	BLK 0	WP 0	HR 0	S 50	P 93	ERA 3.60	WHIP 1.800			
Denny Neagle, L ERA: 2.63																			
Terrell Wade, L ERA:	0.0	1	0	0	0	0	1	0	0	0	0	0	2	6	∞	∞			
Mike Bielecki, R ERA:	2.0	7	0	0	0	4	1	0	0	0	0	0	22	34	0.00	0.500			
Mark Wohlers, R ERA: 2.89	2.0	12	6	3	3	1	0	0	0	0	1	22	28	13.50	3.000				
Steve Avery, L ERA: 3.39	0.2	L	6	1	2	1	0	2	1	0	0	0	12	29	13.50	4.500			

New York Yankees @ Atlanta Braves
Atlanta-Fulton County Stadium, Atlanta, GA
Wed Oct 23 1996, 7:05 PM EDT
Att: 51,881 - Unknown

AB 42
R 8
H 12
RBI 6
BB 9
SO 9
LOB 23

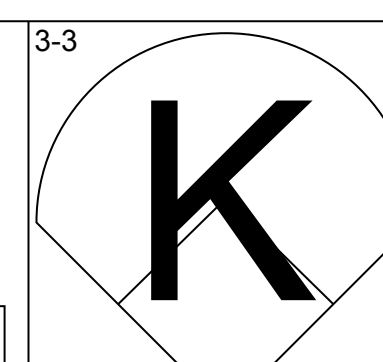
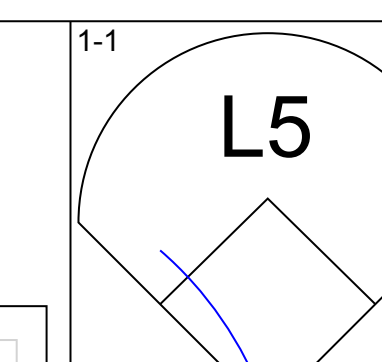
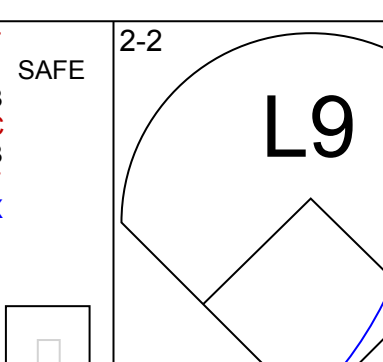
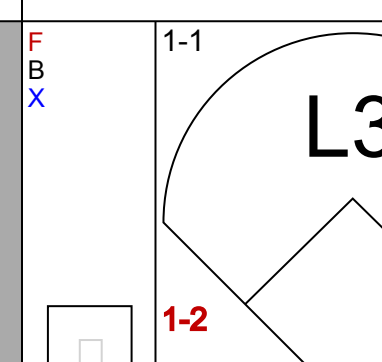
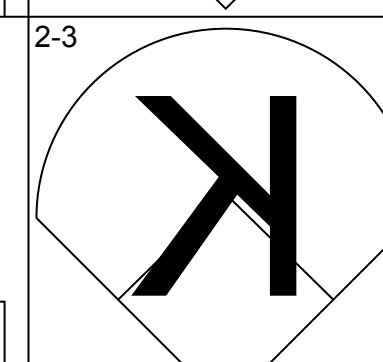
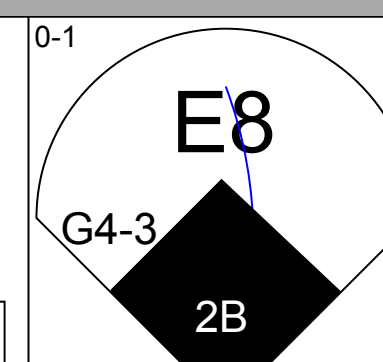
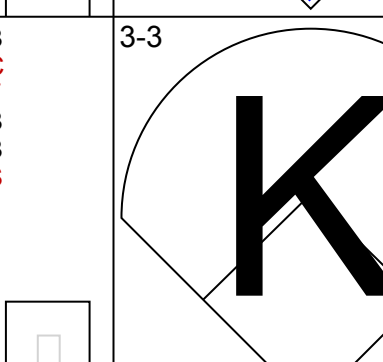
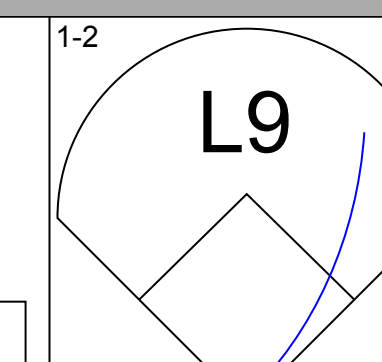
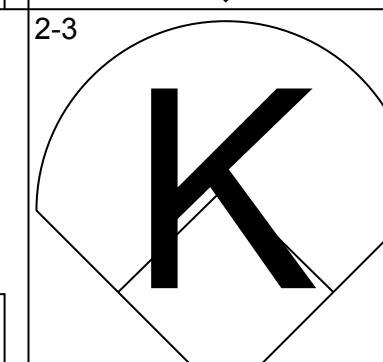
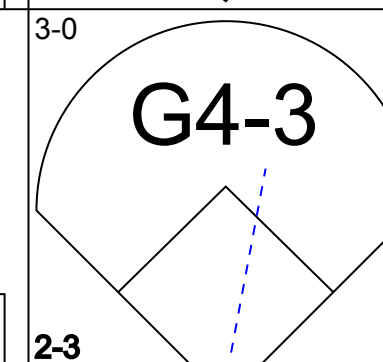
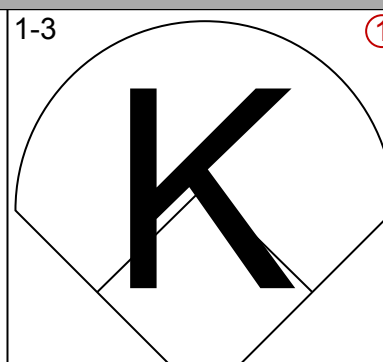
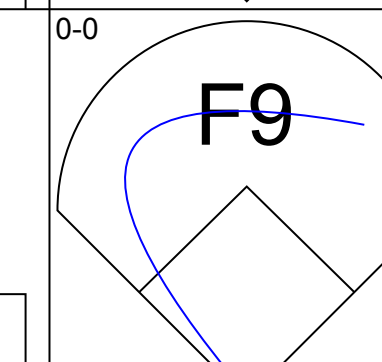
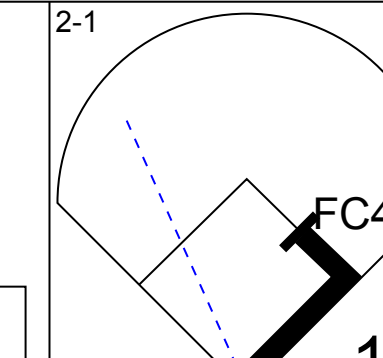
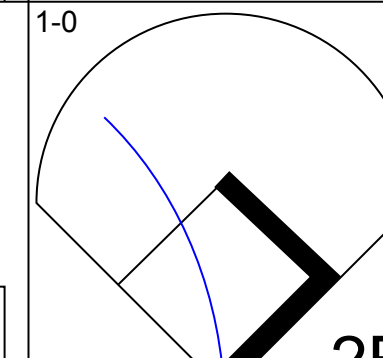
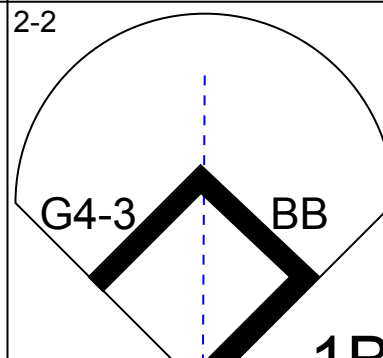
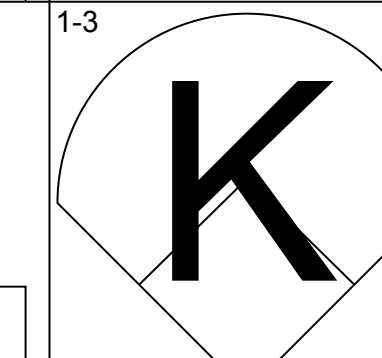
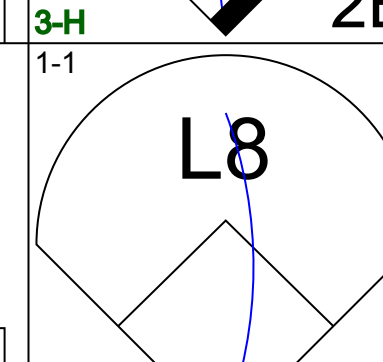

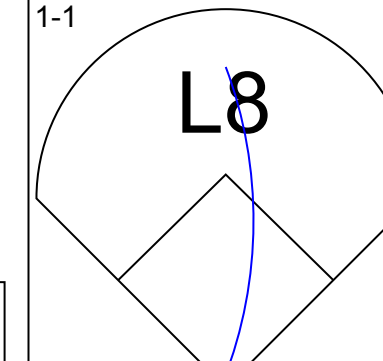
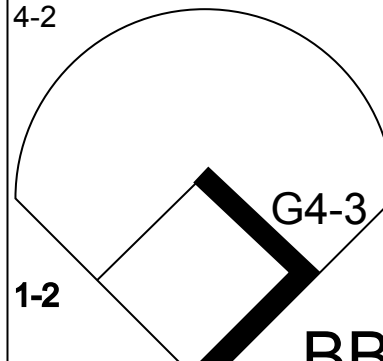
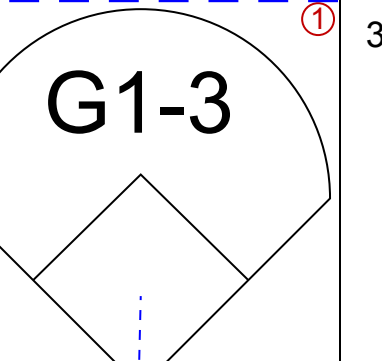
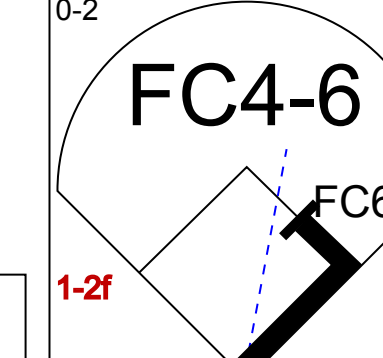
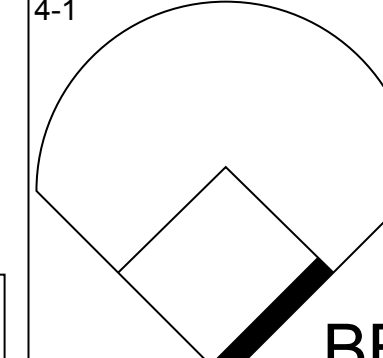
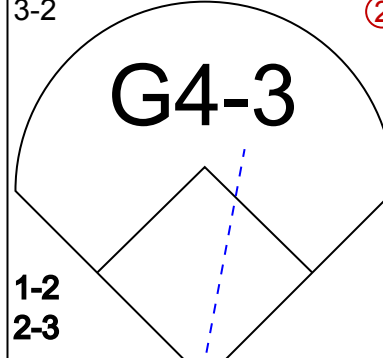
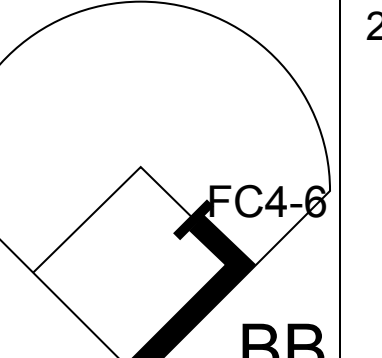
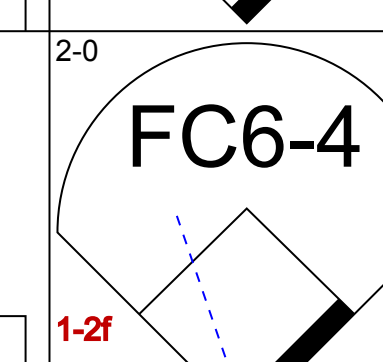
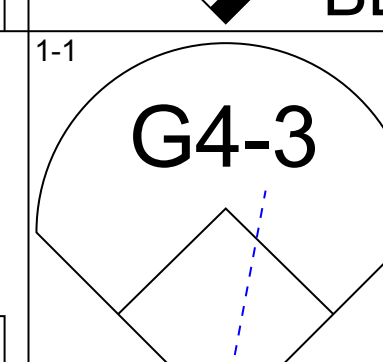
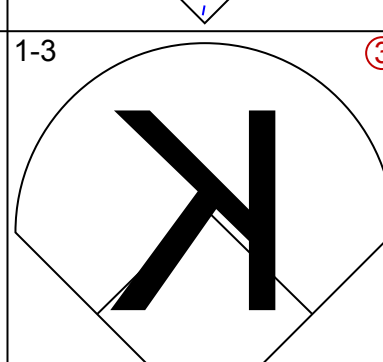
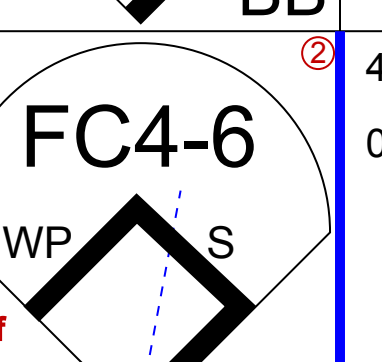
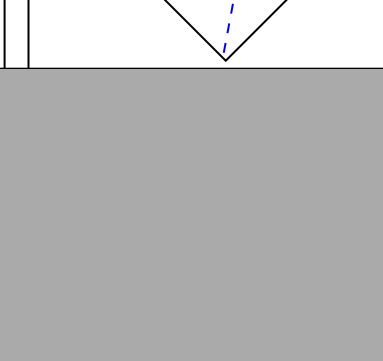
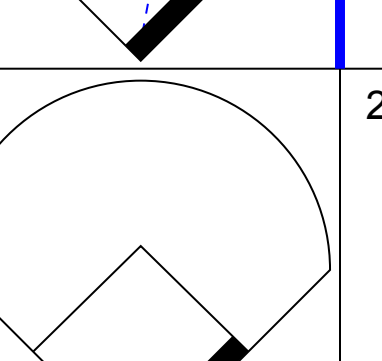
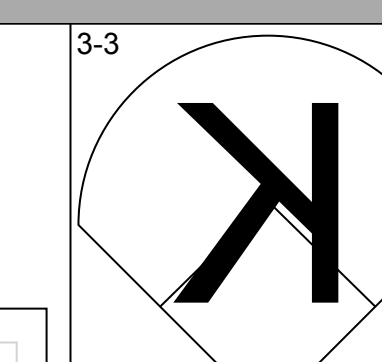
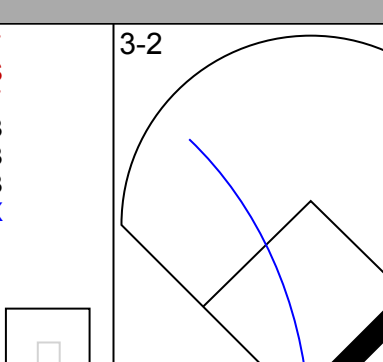
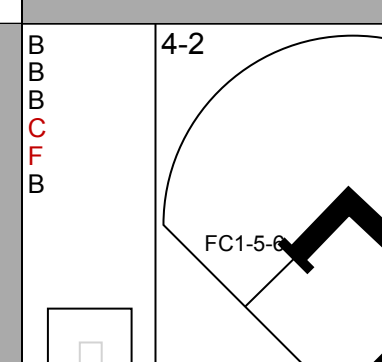
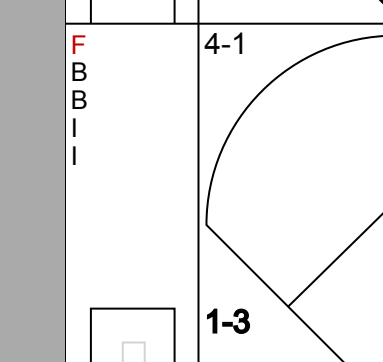
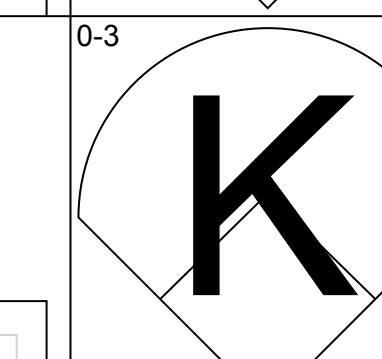
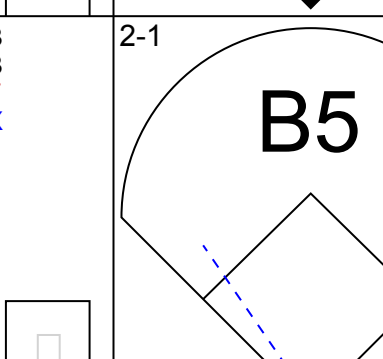
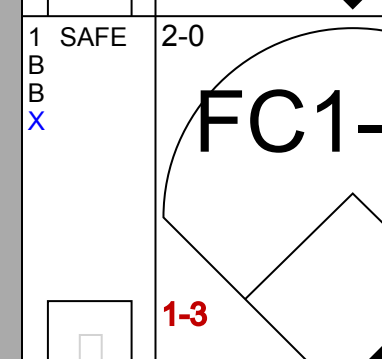
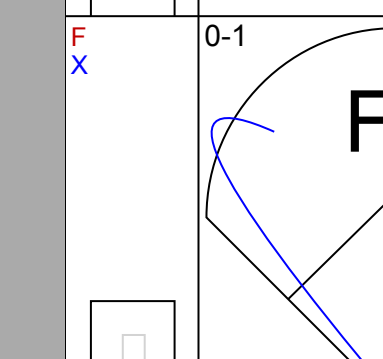


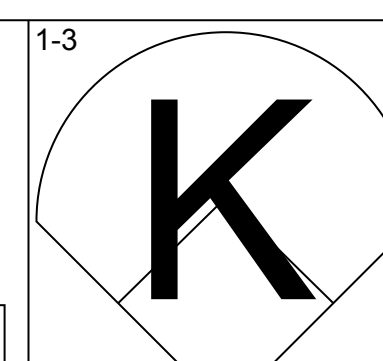
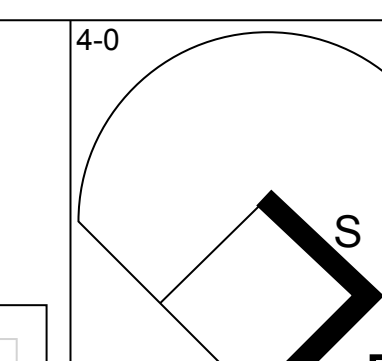
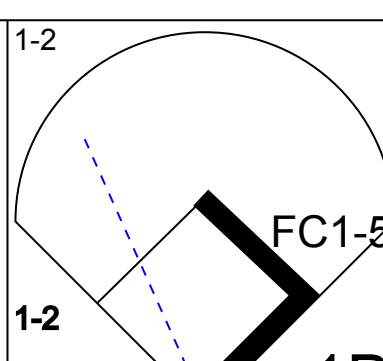
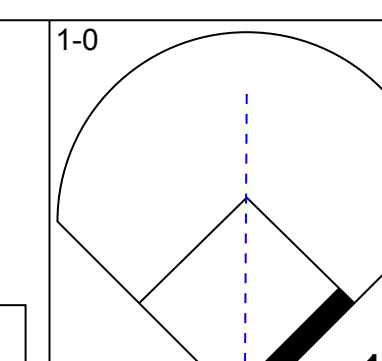
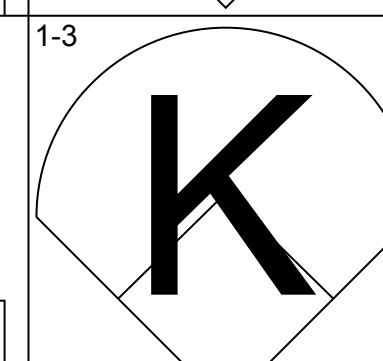
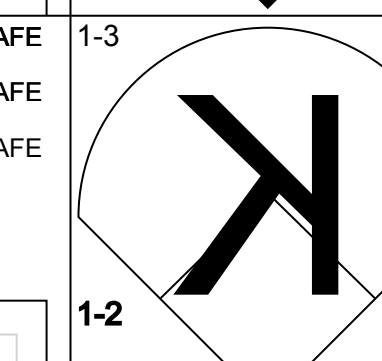
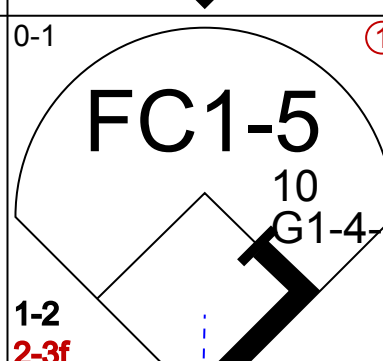
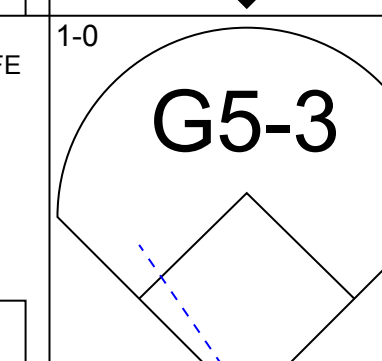
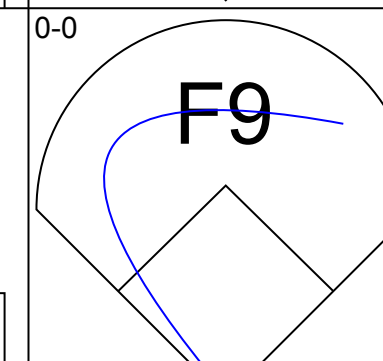
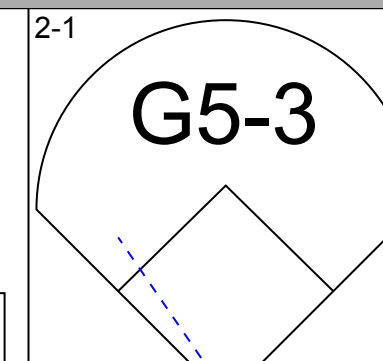
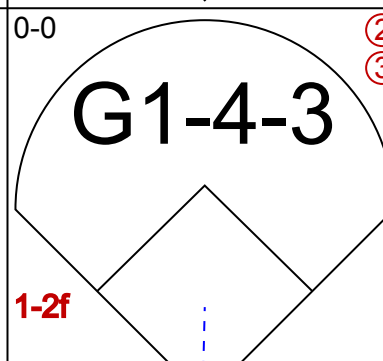
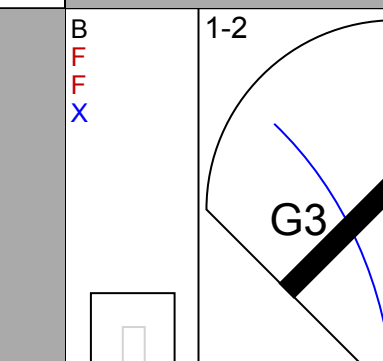
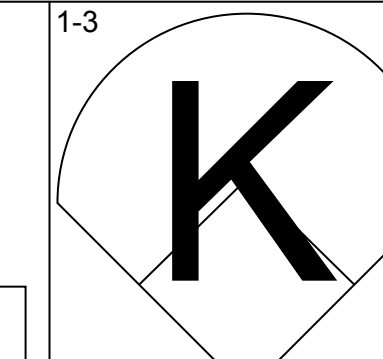
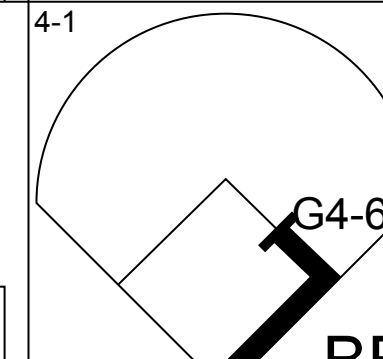
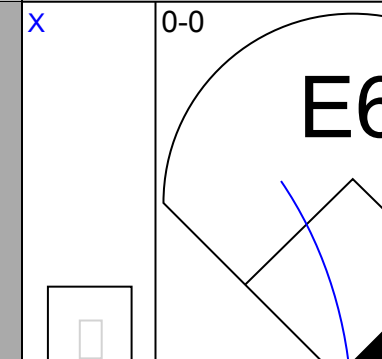
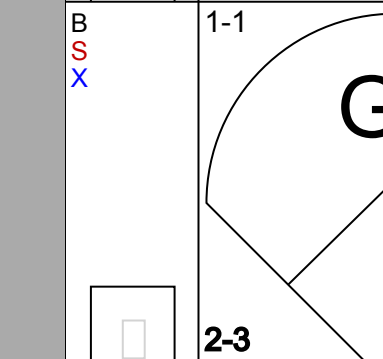
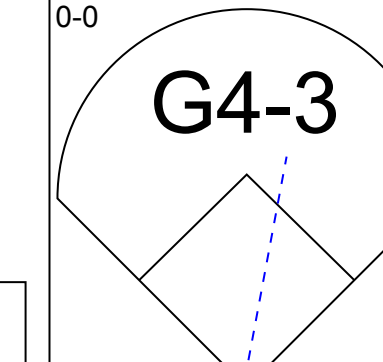
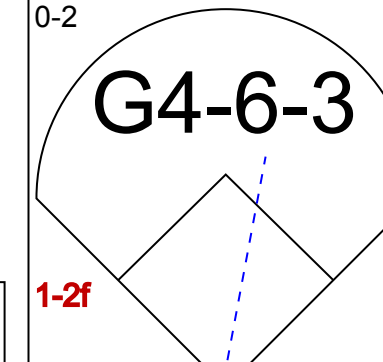
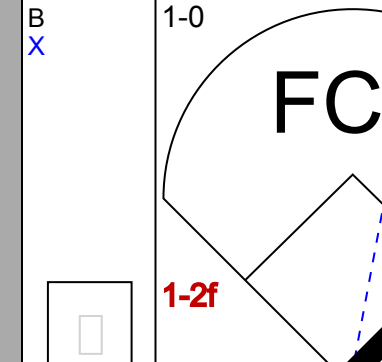
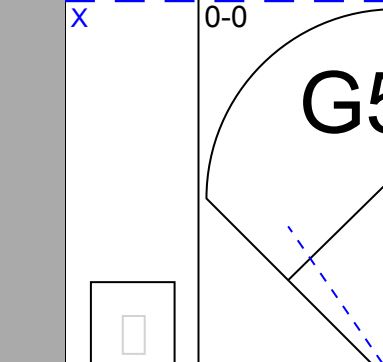
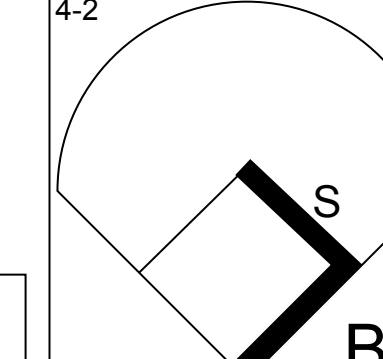
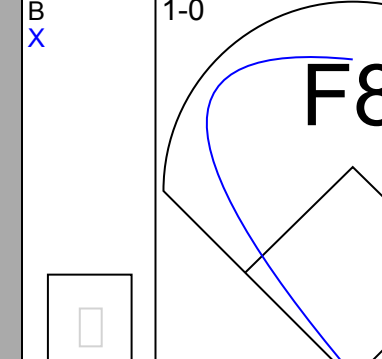
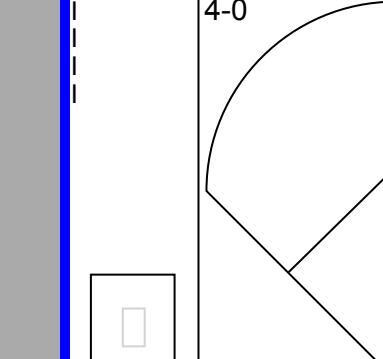
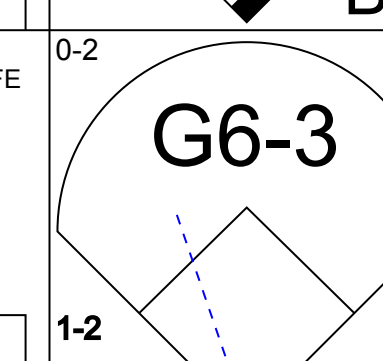
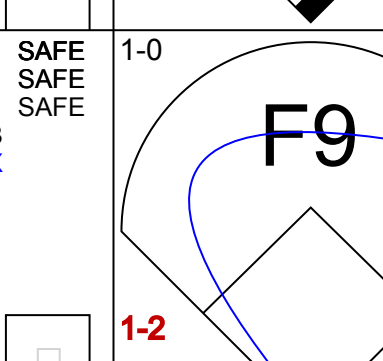
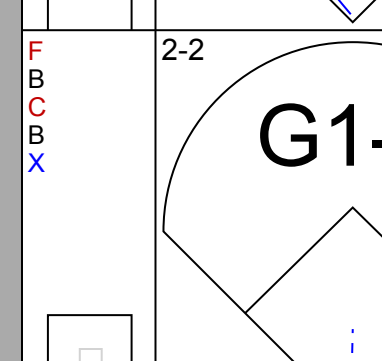
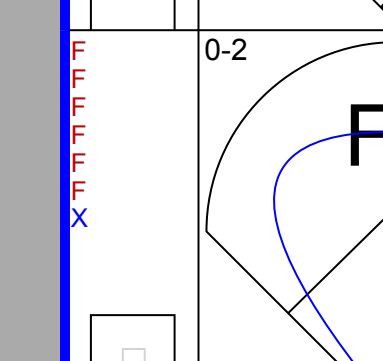
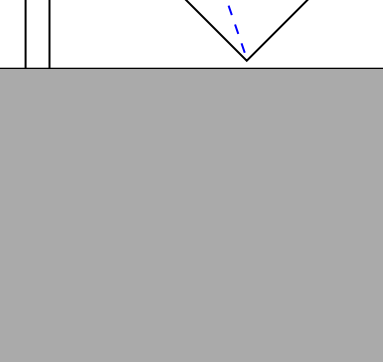
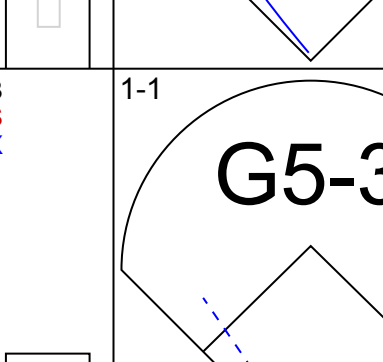
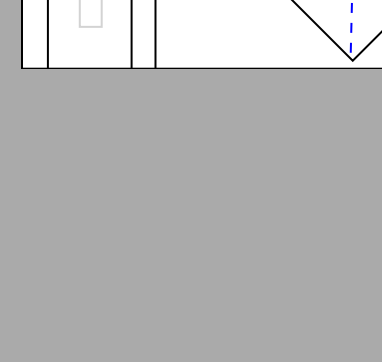
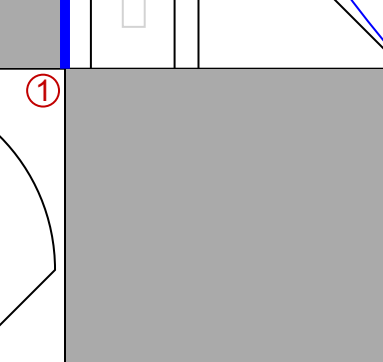
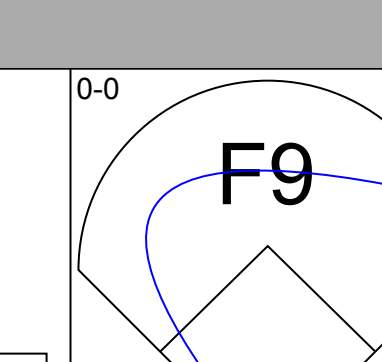
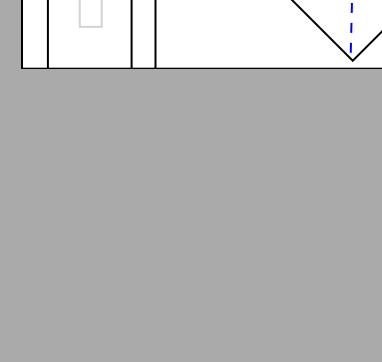
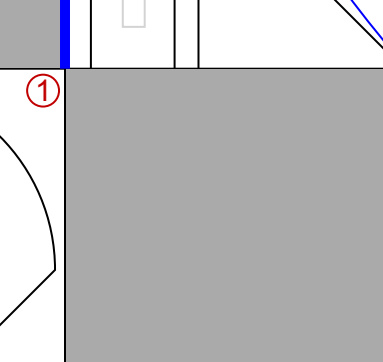
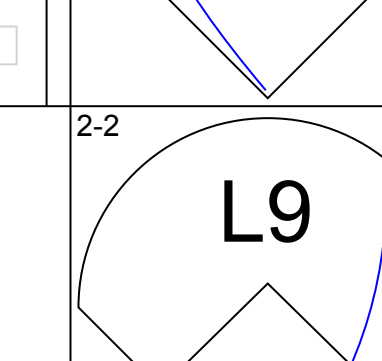
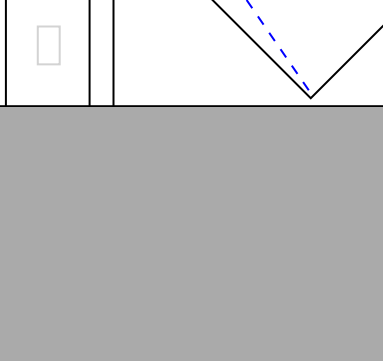
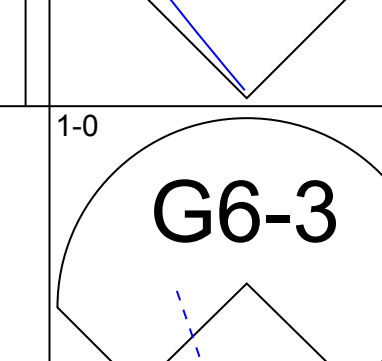
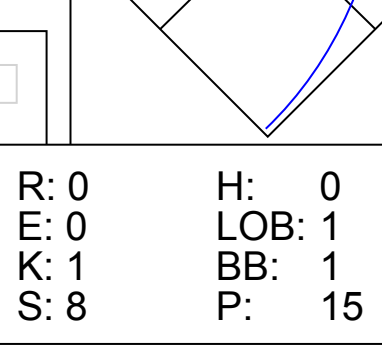
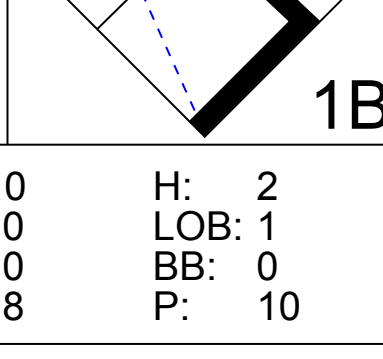
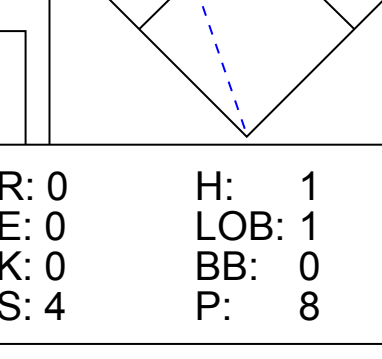


Batter	1	2	3	4	5	6	7	8	9	10	AB	R	H	RBI	BB	SO	LOB	BOTTOM			
Marquis Grissom, R OBP: 0.299, SLG: 0.409 (1, 8)											5	0	1	2	0	0	0				
Mark Lemke, S OBP: 0.400, SLG: 0.482 (1, 4)											5	0	1	0	0	1	1				
10 Chipper Jones, S OBP: 0.458, SLG: 0.489 (1, 5) (9, 6)											3	2	1	0	2	0	0				
Fred McGriff, L OBP: 0.393, SLG: 0.667 Brad Clontz, R (1, 3) (10, 1)											3	1	2	1	2	0	2				
Javy Lopez, R OBP: 0.472, SLG: 0.711 Mark Wohlers, R (1, 2) (8, 1)											0	0	0	0	0	0	0				
Steve Avery, L (10, 1) Ryan Klesko, L OBP: 0.289, SLG: 0.344 (10, 3)											0	0	0	0	0	0	0				
Andruw Jones, R OBP: 0.467, SLG: 0.750 (1, 7)											4	1	3	1	1	1	1				
Jermaine Dye, R OBP: 0.200, SLG: 0.269 (1, 9)											4	0	0	0	0	0	6				
Jeff Blauser, R OBP: 0.319, SLG: 0.211 Rafael Belliard, R OBP: 0.667, SLG: 0.667 Luis Polonia, L (1, 6) (7, 6) (8, PH)											3	1	1	1	0	2	0				
Terry Pendleton, S OBP: 0.143, SLG: 0.154 (9, 5)											1	0	0	0	0	1	0				
Denny Neagle, L OBP: 0.333, SLG: 0.333 Terrell Wade, L (6, 1) Mike Bielecki, R (6, 1) Eddie Pérez, R OBP: 0.333, SLG: 0.200 (8, 2)											0	0	0	0	0	0	0				
Inning Stats	R: 0 E: 0 K: 0 S: 6	H: 0 LOB: 0 BB: 0 P: 13	R: 4 E: 0 K: 0 S: 15	H: 3 LOB: 1 BB: 2 P: 32	R: 1 E: 0 K: 1 S: 12	H: 2 LOB: 1 BB: 0 P: 17	R: 0 E: 0 K: 2 S: 10	H: 0 LOB: 0 BB: 0 P: 14	R: 1 E: 0 K: 2 S: 14	H: 1 LOB: 2 BB: 2 P: 29	R: 0 E: 0 K: 2 S: 9	H: 0 LOB: 1 BB: 1 P: 20	R: 0 E: 0 K: 1 S: 11	H: 1 LOB: 1 BB: 0 P: 15	R: 0 E: 0 K: 0 S: 7	H: 1 LOB: 1 BB: 1 P: 15	R: 0 E: 0 K: 1 S: 10	H: 1 LOB: 1 BB: 0 P: 15	1B: 6 2B: 2 3B: 0 HR: 1	SF: 1 SAC: 2 DP: 1 HBP: 0	WP: 0 PA: 44 PB: 0 SB: 0 CS: 0
PITCHER	IP 2.0	WLS 13	H 5	R 5	ER 5	SO 3	BB 2	IBB 0	HBP 0	BLK 0	WP 0	HR 1	S 26	P 52	ERA 22.50	WHIP 3.500					
Kenny Rogers, L ERA: 14.54																					
Brian Boehringer, R ERA: 5.68	2.0	6	0	0	0	3	0	0	0	0	0	0	17	24	0.00	0.000					
David Weathers, R ERA: 0.84	1.0	6	1	1	1	2	1	1	0	1	0	0	14	29	9.00	2.000					
Jeff Nelson, R ERA: 2.61	2.0	7	0	0	0	2	1	0	0	0	0	0	19	35	0.00	0.500					
42 Mariano Rivera, R ERA: 0.73	1.1	7	2	0	0	1	1	0	0	0	0	0	16	26	0.00	2.250					
PITCHER	IP 1.0	WLS 2	H 0	R 0	ER 0	SO 1	BB 0	IBB 0	HBP 0	BLK 0	WP 0	HR 0	S 5	P 10	ERA 0.00	WHIP 0.000					
Graeme Lloyd, L ERA:	0.2	W	3	1	0	0	0	0	0	0	0	0	7	9	0.00	1.500					
John Wetteland, R ERA: 1.69																					

New York Yankees @ Atlanta Braves
Atlanta-Fulton County Stadium, Atlanta, GA
Wed Oct 23 1996, 7:05 PM EDT
Att: 51,881 - Unknown


AB 35
R 6
H 9
RBI 6
BB 6
SO 9
LOB 16




Batter	1	2	3	4	5	6	7	8	9	AB	R	H	RBI	BB	SO	LOB	TOP			
2 Derek Jeter, R OBP: 0.419, SLG: 0.474										4	0	0	0	0	1	2	New York Yankees @ Atlanta Braves Atlanta-Fulton County Stadium, Atlanta, GA Thu Oct 24 1996, 7:05 PM EDT Att: 51,881 - Unknown - 65 F			
Charlie Hayes, R OBP: 0.255, SLG: 0.185										4	1	0	0	0	2	1				
Bernie Williams, S OBP: 0.431, SLG: 0.722										4	0	0	0	0	2	1				
Cecil Fielder, R OBP: 0.400, SLG: 0.542										4	0	3	1	0	1	0				
Tino Martinez, L OBP: 0.294, SLG: 0.267										0	0	0	0	0	0	0				
Darryl Strawberry, L OBP: 0.361, SLG: 0.548										3	0	0	0	1	1	2				
Paul O'Neill, L OBP: 0.293, SLG: 0.286										2	0	0	0	2	0	3				
Mariano Duncan, R OBP: 0.216, SLG: 0.224										4	0	0	0	0	1	6				
Luis Sojo, R OBP: 0.375, SLG: 0.375										0	0	0	0	0	0	0				
Jim Leyritz, R OBP: 0.417, SLG: 0.579										2	0	1	0	2	1	0				
Andy Pettitte, L John Wetteland, R										4	0	0	0	0	1	4				
Inning Stats	R: 0 E: 0 K: 3 S: 10	H: 0 LOB: 0 BB: 0 P: 17	R: 0 E: 0 K: 1 S: 10	H: 1 LOB: 1 BB: 0 P: 15	R: 0 E: 0 K: 2 S: 9	H: 0 LOB: 0 BB: 1 P: 13	R: 1 E: 1 K: 0 S: 9	H: 1 LOB: 2 BB: 1 P: 19	R: 0 E: 0 K: 1 S: 16	H: 1 LOB: 1 BB: 0 P: 23	R: 0 E: 0 K: 0 S: 5	H: 0 LOB: 0 BB: 1 P: 12	R: 0 E: 0 K: 1 S: 7	H: 0 LOB: 0 BB: 2 P: 9	R: 0 E: 0 K: 0 S: 8	H: 0 LOB: 2 BB: 2 P: 18	1B: 3 2B: 2 3B: 0 HR: 0	SF: 0 SAC: 0 DP: 1 HBP: 0	WP: 1 PB: 0 CS: 0	PA: 36
PITCHER	IP	WLS	BF	H	R	ER	SO	BB	IBB	HBP	BLK	WP	HR	S	P	ERA	WHIP			
29 John Smoltz, R ERA: 0.95	8.0	L	31	4	1	0	10	3	0	0	0	0	0	79	135	0.00	0.875			
Mark Wohlers, R ERA: 2.61	1.0	S	5	0	0	0	0	1	1	0	0	1	0	8	18	0.00	1.000			

Batter	1	2	3	4	5	6	7	8	9	AB	R	H	RBI	BB	SO	LOB	BOTTOM			
Marquis Grissom, R OBP: 0.324, SLG: 0.420										3	0	2	0	1	1	0	New York Yankees @ Atlanta Braves Atlanta-Fulton County Stadium, Atlanta, GA Thu Oct 24 1996, 7:05 PM EDT Att: 51,881 - Unknown - 65 F			
Mark Lemke, S OBP: 0.375, SLG: 0.450										4	0	0	0	0	2	4				
10 Chipper Jones, S OBP: 0.444, SLG: 0.490										4	0	1	0	0	0	2				
Fred McGriff, L OBP: 0.385, SLG: 0.630										3	0	0	0	1	1	1				
Javy Lopez, R OBP: 0.439, SLG: 0.653										4	0	0	0	0	0	3				
Andruw Jones, R OBP: 0.485, SLG: 0.731										2	0	1	0	1	0	1				
Ryan Klesko, L OBP: 0.308, SLG: 0.344										0	0	0	0	1	0	0				
Jermaine Dye, R OBP: 0.273, SLG: 0.273										3	0	0	0	0	0	3				
Luis Polonia, L OBP: 0.200, SLG: 0.200										1	0	0	0	0	0	2				
Jeff Blausler, R OBP: 0.300, SLG: 0.195										3	0	0	0	0	0	0				
29 John Smoltz, R OBP: 0.273, SLG: 0.273										2	0	1	0	0	0	0				
Mike Mordecai, R OBP: 0.200, SLG: 0.200										1	0	0	0	0	0	0				
Mark Wohlers, R ERA: 1.59										0	0	0	0	0	0	0				
Inning Stats	R: 0 E: 0 K: 2 S: 8	H: 0 LOB: 0 BB: 0 P: 10	R: 0 E: 0 K: 1 S: 9	H: 0 LOB: 1 BB: 1 P: 14	R: 0 E: 0 K: 1 S: 8	H: 0 LOB: 1 BB: 1 P: 15	R: 0 E: 0 K: 0 S: 6	H: 0 LOB: 0 BB: 1 P: 12	R: 0 E: 0 K: 0 S: 5	H: 1 LOB: 0 BB: 0 P: 10	R: 0 E: 0 K: 0 S: 8	H: 0 LOB: 1 BB: 0 P: 10	R: 0 E: 0 K: 0 S: 4	H: 1 LOB: 1 BB: 0 P: 8	R: 0 E: 0 K: 0 S: 13	H: 1 LOB: 2 BB: 1 P: 19	1B: 4 2B: 1 3B: 0 HR: 0	SF: 0 SAC: 0 DP: 2 HBP: 0	WP: 0 PB: 0 CS: 1	PA: 34
PITCHER	IP	WLS	BF	H	R	ER	SO	BB	IBB	HBP	BLK	WP	HR	S	P	ERA	WHIP			
Andy Pettitte, L ERA: 4.78	8.1	W	31	5	0	0	4	3	0	0	0	0	0	59	96	0.00	0.960			
John Wetteland, R ERA: 1.59	0.2	S	3	0	0	0	0	0	1	0	0	0	0	8	12	0.00	0.000			



Batter	1	2	3	4	5	6	7	8	9	AB	R	H	RBI	BB	SO	LOB	TOP										
Marquis Grissom, R OBP: 0.329, SLG: 0.419	F7		G6-3				FC6-4			5	0	2	1	0	0	2	<p>Atlanta Braves @ New York Yankees Yankee Stadium, Bronx, NY</p> <p>Sat Oct 26 1996, 7:05 PM EDT Att: 56,375 - Unknown - 57 F</p> <p>livebaseballscorecards.com</p> <p>AB 33 R 2 H 8 RBI 2 BB 5 SO 5 LOB 19</p> 										
Mark Lemke, S OBP: 0.348, SLG: 0.415	G6-3		F8				F8		P5	5	0	0	0	0	0	5											
10 Chipper Jones, S OBP: 0.433, SLG: 0.491	F9								F8	4	0	1	0	0	0	0											
Fred McGriff, L OBP: 0.377, SLG: 0.596		G6-3							G6-3	3	1	0	0	1	0	1											
Javy Lopez, R OBP: 0.443, SLG: 0.635										3	0	1	0	1	2	1											
Andruw Jones, R OBP: 0.486, SLG: 0.690										3	0	1	0	1	2	1											
Jermaine Dye, R OBP: 0.200, SLG: 0.250										1	0	0	1	1	0	1											
Ryan Klesko, L OBP: 0.317, SLG: 0.353										2	1	1	0	0	0	2											
Terry Pendleton, S OBP: 0.222, SLG: 0.188										3	0	1	0	1	0	3											
Rafael Bellard, R OBP: 0.667, SLG: 0.667										0	0	0	0	0	0	0											
Jeff Blauser, R OBP: 0.302, SLG: 0.227										3	0	1	0	0	0	1											
Luis Polonia, L										1	0	0	0	0	1	2											
Inning Stats	R: 0 E: 0 K: 0 S: 6	H: 0 LOB: 0 BB: 0 P: 11	R: 0 E: 0 K: 1 S: 9	H: 0 LOB: 1 BB: 1 P: 21	R: 0 E: 1 K: 0 S: 8	H: 1 LOB: 0 BB: 0 P: 15	R: 1 E: 0 K: 0 S: 12	H: 2 LOB: 2 BB: 2 P: 29	R: 0 E: 0 K: 1 S: 9	H: 1 LOB: 1 BB: 1 P: 17	R: 0 E: 0 K: 0 S: 9	H: 0 LOB: 1 BB: 1 P: 14	R: 0 E: 0 K: 1 S: 6	H: 0 LOB: 0 BB: 0 P: 8	R: 1 E: 0 K: 2 S: 17	H: 3 LOB: 2 BB: 0 P: 25	1B: 6 2B: 2 3B: 0 HR: 0	SF: 0 SAC: 0 DP: 1 HBP: 0	WP: 0 PB: 0 SB: 0 CS: 1	PA: 38							
PITCHER	IP	WLS	BF	H	R	ER	SO	BB	IBB	HBP	BLK	WP	HR	S	P	ERA	WHIP										
Jimmy Key, L ERA: 3.33	5.1	W	22	5	1	1	1	3	0	0	0	0	0	44	91	1.69	1.500										
David Weathers, R ERA: 0.82	0.1		2	0	0	0	1	1	0	0	0	0	0	4	8	0.00	3.000										
Graeme Lloyd, L ERA:	0.1		1	0	0	0	0	0	0	0	0	0	0	1	3	0.00	0.000										
42 Mariano Rivera, R ERA: 0.63	2.0		7	0	0	0	1	1	0	0	0	0	0	15	22	0.00	0.500										
John Wetteland, R ERA: 2.19	1.0	S	6	3	1	1	2	0	0	0	0	0	0	17	25	9.00	3.000										

Batter	1	2	3	4	5	6	7	8	9	AB	R	H	RBI	BB	SO	LOB	BOTTOM										
2 Derek Jeter, R OBP: 0.409, SLG: 0.459	G1-3									4	1	1	1	0	1	1	<p>Atlanta Braves @ New York Yankees Yankee Stadium, Bronx, NY</p> <p>Sat Oct 26 1996, 7:05 PM EDT Att: 56,375 - Unknown - 57 F</p> <p>livebaseballscorecards.com</p> <p>AB 30 R 3 H 8 RBI 3 BB 1 SO 3 LOB 8</p> 										
Wade Boggs, L OBP: 0.200, SLG: 0.211	F9									3	0	0	0	0	0	1											
Charlie Hayes, R OBP: 0.250, SLG: 0.179										1	0	0	0	0	0	0											
Bernie Williams, S OBP: 0.435, SLG: 0.707	G3									4	0	2	1	0	0	0											
Cecil Fielder, R OBP: 0.390, SLG: 0.519										4	0	1	0	0	0	2											
Tino Martinez, L OBP: 0.278, SLG: 0.250										3	0	0	0	0	1	1											
Darryl Strawberry, L OBP: 0.359, SLG: 0.515										2	0	0	0	1	1	0											
Paul O'Neill, L OBP: 0.295, SLG: 0.316										3	1	1	0	0	0	1											
Mariano Duncan, R OBP: 0.212, SLG: 0.220										1	0	0	0	0	0	1											
Luis Sojo, R OBP: 0.400, SLG: 0.500										2	0	1	0	0	0	0											
Joe Girardi, R OBP: 0.351, SLG: 0.355										3	1	2	1	0	0	1											
Inning Stats	R: 0 E: 0 K: 0 S: 9	H: 0 LOB: 0 BB: 0 P: 15	R: 0 E: 0 K: 1 S: 6	H: 0 LOB: 0 BB: 0 P: 10	R: 3 E: 0 K: 0 S: 14	H: 4 LOB: 1 BB: 0 P: 20	R: 0 E: 0 K: 1 S: 7	H: 0 LOB: 0 BB: 0 P: 9	R: 0 E: 0 K: 0 S: 6	H: 1 LOB: 1 BB: 0 P: 9	R: 0 E: 0 K: 0 S: 10	H: 1 LOB: 1 BB: 1 P: 13	R: 0 E: 0 K: 0 S: 6	H: 1 LOB: 1 BB: 1 P: 12	R: 0 E: 0 K: 1 S: 12	H: 1 LOB: 0 BB: 0 P: 19	1B: 5 2B: 2 3B: 1 HR: 0	SF: 0 SAC: 0 DP: 2 HBP: 0	WP: 0 PB: 0 SB: 0 CS: 0	PA: 31							
PITCHER	IP	WLS	BF	H	R	ER	SO	BB	IBB	HBP	BLK	WP	HR	S	P	ERA	WHIP										
Greg Maddux, R ERA: 1.7	7.2	L	30	8	3	3	3	1	0	0	0	0	0	66	103	3.52	1.174										
Mark Wohlers, R ERA: 2.53	0.1		1	0	0	0	0	0	0	0	0	0	0	4	4	0.00	0.000										