


New York Yankees - 1997

Batter	1	2	3	4	5	6	7	8	9	AB	R	H	RBI	BB	SO	LOB	TOP					
2 Derek Jeter, R OBP: 0.273, SLG: 0.111 (1, 6)	G5-3	G5-3		E3		FC3-2 BB	F9		HBP	5	1	1	1	1	0	2						
Wade Boggs, L OBP: 0.545, SLG: 0.286 (1, 5)	HR BB	F8		F7		FC3-2 BB		BB 1B		3	3	0	0	4	0	3						
Bernie Williams, S OBP: 0.455, SLG: 0.286 (1, 8)	HR BB			HR BB		FC3-2 BB		L6		3	3	0	1	4	0	3						
Tino Martinez, L OBP: 0.545, SLG: 1.400 (1, 3)	HR			HR		FC3-2 BB		BB		6	5	4	7	1	1	6						
Cecil Fielder, R OBP: 0.300, SLG: 0.375 (1, 10)	E5			G4-3		P4		BB 1B		5	1	1	2	1	0	3						
Paul O'Neill, L OBP: 0.500, SLG: 0.444 (1, 9)	1B			F8		1B		K		6	0	3	1	0	1	4						
Darryl Strawberry, L (7, PH) Mark Whiten, S OBP: 1.000, SLG: 1.000 (7, 7)	F8			F8		F9		BB 1B		3	0	0	0	0	0	3						
Mariano Duncan, R OBP: 0.333, SLG: 0.400 (6, PR) Pat Kelly, R OBP: 0.697, SLG: 1.000 (6, 4)	K			G6-3		BB 2 BB		K		2	0	0	0	1	1	2						
20 Jorge Posada, S OBP: 0.167, SLG: 0.167 (1, 2)				F8		F7		G3		6	0	1	1	0	1	6						
Inning Stats	R: 3 E: 1 K: 1 S: 21	H: 2 LOB: 2 BB: 2 P: 34	R: 0 E: 0 K: 0 S: 8	H: 0 LOB: 0 BB: 0 P: 12	R: 2 E: 0 K: 0 S: 9	H: 1 LOB: 0 BB: 1 P: 19	R: 0 E: 1 K: 0 S: 9	H: 0 LOB: 1 BB: 0 P: 15	R: 1 E: 0 K: 0 S: 10	H: 2 LOB: 1 BB: 0 P: 16	R: 0 E: 0 K: 2 S: 15	H: 2 LOB: 2 BB: 0 P: 25	R: 2 E: 0 K: 1 S: 17	H: 2 LOB: 3 BB: 3 P: 33	R: 7 E: 0 K: 1 S: 29	H: 5 LOB: 3 BB: 3 P: 52	1B: 9 2B: 2 3B: 0 HR: 3	SF: 0 SAC: 0 DP: 0 HBP: 1	WP: 0 PB: 0 SB: 0 CS: 2	PA: 58		
PITCHER	IP WLS BF H R ER SO BB IBB HBP BLK WP HR S P ERA WHIP	5.0 L 25 5 6 6 1 3 0 0 0 0 0 3 57 96 10.80 1.600	0.1 4 0 1 1 0 3 0 0 0 0 0 0 5 18 27.00 9.000	1.2 9 2 1 1 2 2 0 0 0 0 0 0 23 43 5.40 2.400	1.0 7 2 1 1 1 2 0 0 0 0 0 0 15 27 9.00 4.000	0.1 8 3 7 7 0 2 0 1 0 0 0 0 15 29 169.00 15.000																
PITCHER	IP WLS BF H R ER SO BB IBB HBP BLK WP HR S P ERA WHIP	0.2 5 2 0 0 1 1 0 0 0 0 0 0 5 14 23 0.00 4.500																				

New York Yankees @ Seattle Mariners
The Kingdome, Seattle, WA
Wed Apr 02 1997, 10:05 PM EST
Att: 30,951 - Dome

AB 44
R 16
H 14
RBI 16
BB 13
SO 5
LOB 34



Batter	1	2	3	4	5	6	7	8	9	AB	R	H	RBI	BB	SO	LOB	BOTTOM				
Rich Amaral, R OBP: 0.500, SLG: 0.500 (1, 7) Alvaro Espinoza, R (9, PH)	G5-3	1B		1B		F8			F9	4	0	2	0	0	0	0					
Alex Rodriguez, R OBP: 0.222, SLG: 0.333 (1, 6)	G5-3	K		P3		F8			2B	5	0	1	0	0	1	3					
Ken Griffey Jr., L OBP: 0.500, SLG: 1.375 (9, PH) Lee Tinsley, S	BB 1B			F8 1B		P6		L4		4	2	2	0	0	0	1					
Edgar Martinez, R OBP: 0.250, SLG: 0.143 (1, 10)	1B BB			F8		G5-3		F9		3	0	0	0	1	0	1					
Jay Buhner, R OBP: 0.375, SLG: 0.167 (1, 9)	1B			G5-3		BB BB		K		3	0	1	1	1	1	1					
Mike Blowers, R (1, 3)	G6-3			1B BB		K		F9		3	0	0	0	1	1	3					
Dan Wilson, R OBP: 0.429, SLG: 0.500 (1, 2)				G5-3		1B		F8		3	0	1	1	1	0	0					
Russ Davis, R OBP: 0.286, SLG: 0.714 (1, 5)				FC5-4 1B		K		K		4	0	1	0	0	3	4					
Brent Gates, S (1, 4)	FC5-4 1B			L5		G1-3		G5-3		4	0	0	0	0	0	1					
Inning Stats	R: 1 E: 0 K: 0 S: 10	H: 2 LOB: 2 BB: 1 P: 20	R: 0 E: 0 K: 1 S: 17	H: 2 LOB: 0 BB: 0 P: 24	R: 1 E: 0 K: 1 S: 13	H: 2 LOB: 2 BB: 1 P: 26	R: 0 E: 0 K: 0 S: 10	H: 1 LOB: 1 BB: 0 P: 12	R: 0 E: 0 K: 2 S: 15	H: 0 LOB: 0 BB: 2 P: 29	R: 0 E: 0 K: 0 S: 8	H: 0 LOB: 0 BB: 0 P: 15	R: 0 E: 0 K: 1 S: 6	H: 0 LOB: 0 BB: 0 P: 9	R: 0 E: 0 K: 1 S: 12	H: 1 LOB: 1 BB: 0 P: 18	1B: 6 2B: 2 3B: 0 HR: 0	SF: 0 SAC: 0 DP: 0 HBP: 0	WP: 0 PB: 0 SB: 0 CS: 0	PA: 39	
PITCHER	IP WLS BF H R ER SO BB IBB HBP BLK WP HR S P ERA WHIP	6.0 W 29 7 2 2 4 4 0 0 0 0 0 0 14 24 3.00 1.833	2.0 6 0 0 0 2 0 0 0 0 0 0 0 14 24 0.00 0.000	1.0 4 1 0 0 1 0 0 0 0 0 0 0 12 18 0.00 1.000																	
PITCHER	IP WLS BF H R ER SO BB IBB HBP BLK WP HR S P ERA WHIP																				

New York Yankees @ Seattle Mariners
The Kingdome, Seattle, WA
Wed Apr 02 1997, 10:05 PM EST
Att: 30,951 - Dome

AB 35
R 2
H 8
RBI 2
BB 4
SO 7
LOB 15




Batter	1	2	3	4	5	6	7	8	9	AB R H RBI BB SO LOB	TOP									
2 Derek Jeter, R OBP: 0.438, SLG: 0.538	G6-3		2B				S		G1-6-3	4 1 3 0 1 0 0	New York Yankees @ Oakland Athletics Oakland-Alameda County Coliseum, Oakland, CA Fri Apr 04 1997, 7:05 PM PST Att: 17,330 - Unknown - 58 F livebaseballscores.com									
Wade Boggs, L OBP: 0.507, SLG: 0.300	G4-6-3		BB				SF8		K	3 0 1 1 1 1 2										
Bernie Williams, S OBP: 0.313, SLG: 0.167	G4-6-3		BB				G4-3		G1-6-3	5 0 0 0 0 1 5										
Tino Martinez, L OBP: 0.600, SLG: 1.231							G3-1			3 1 2 0 1 0 0										
Cecil Fielder, R OBP: 0.214, SLG: 0.250	G4-6-3						FC6-4			4 0 0 0 0 0 4										
Paul O'Neill, L OBP: 0.500, SLG: 0.538							G3-1			4 0 2 0 0 0 0										
Darryl Strawberry, L OBP: 0.500, SLG: 0.538							G4-3			3 0 0 0 1 0 3										
Mariano Duncan, R OBP: 0.500, SLG: 0.667										4 0 3 1 0 0 0										
Pat Kelly, R OBP: 0.697, SLG: 1.000										0 0 0 0 0 0 0										
20 Jorge Posada, S OBP: 0.100, SLG: 0.100										4 0 0 0 0 0 5										
Inning Stats	R: 0 E: 0 K: 0 S: 5	H: 1 LOB: 0 BB: 0 P: 9	R: 0 E: 0 K: 0 S: 5	H: 2 LOB: 1 BB: 0 P: 8	R: 0 E: 0 K: 0 S: 6	H: 1 LOB: 2 BB: 1 P: 13	R: 1 E: 0 K: 0 S: 12	H: 3 LOB: 2 BB: 0 P: 19	R: 0 E: 0 K: 0 S: 10	H: 1 LOB: 1 BB: 0 P: 12	R: 1 E: 0 K: 0 S: 8	H: 1 LOB: 0 BB: 0 P: 12	R: 0 E: 0 K: 0 S: 6	H: 1 LOB: 2 BB: 1 P: 10	R: 0 E: 0 K: 1 S: 5	H: 0 LOB: 0 BB: 1 P: 11	1B: 7 2B: 3 3B: 1 HR: 0	SF: 1 SAC: 0 DP: 3 HBP: 0	WP: 0 PB: 0 SB: 1 CS: 0	PA: 39
PITCHER	IP WLS BF H R ER SO BB IBB HBP BLK WP HR S P ERA WHIP											IP WLS BF H R ER SO BB IBB HBP BLK WP HR S P ERA WHIP								
Steve Karsay, R ERA: 2.45	(1, 1) 7.1 32 10 2 2 1 2 2 0 0 0 0 0 0 55 94 2.46 1.636																			
Billy Brewer, L ERA: 27.0	(8, 1) 0.1 2 0 0 0 0 1 0 0 0 0 0 0 2 6 0.00 3.000																			
Mark Acree, R ERA:	(8, 1) 0.1 W 2 1 0 0 0 0 0 0 0 0 0 0 2 2 0.00 3.000																			
Billy Taylor, R ERA:	(9, 1) 1.0 S 3 0 0 0 1 1 0 0 0 0 0 0 5 11 0.00 1.000																			

Batter	1	2	3	4	5	6	7	8	9	AB R H RBI BB SO LOB	BOTTOM									
Tony Batista, R OBP: 0.286, SLG: 0.182	1B		K				L9		FC4-6	3 1 1 0 2 1 0	New York Yankees @ Oakland Athletics Oakland-Alameda County Coliseum, Oakland, CA Fri Apr 04 1997, 7:05 PM PST Att: 17,330 - Unknown - 58 F livebaseballscores.com									
Scott Brosius, R OBP: 0.287, SLG: 0.357	K		L8				F8		FC4-6	5 0 1 0 0 1 4										
Jose Canseco, R OBP: 0.200, SLG: 0.077	K		F9				L5		L7	5 0 0 0 0 2 5										
Mark McGwire, R OBP: 0.462, SLG: 0.800	1B						F9			2 0 0 0 2 0 1										
Geronimo Berroa, R OBP: 0.692, SLG: 1.400							FC5-2		HR	3 1 3 1 1 0 0										
Jason Giambi, L OBP: 0.385, SLG: 0.545							F7		HR	3 1 1 2 0 1 3										
Damon Mashore, R ERA:							FC5-2		HR	0 0 0 0 0 0 0										
Ernie Young, R OBP: 0.385, SLG: 0.583							FC5-2		K2-3	4 0 1 0 0 2 3										
Scott Spiezio, S OBP: 0.385, SLG: 0.545							L3		1B	4 1 1 0 0 1 5										
Izzy Molina, R OBP: 0.250, SLG: 0.250							G3-1		FC4-6	4 0 1 1 0 1 3										
Inning Stats	R: 1 E: 0 K: 3 S: 19	H: 2 LOB: 2 BB: 1 P: 25	R: 0 E: 0 K: 2 S: 8	H: 0 LOB: 0 BB: 0 P: 13	R: 0 E: 0 K: 1 S: 8	H: 0 LOB: 0 BB: 0 P: 10	R: 0 E: 0 K: 0 S: 8	H: 2 LOB: 2 BB: 0 P: 11	R: 0 E: 0 K: 1 S: 10	H: 1 LOB: 3 BB: 1 P: 20	R: 0 E: 0 K: 1 S: 7	H: 1 LOB: 1 BB: 0 P: 8	R: 3 E: 0 K: 1 S: 17	H: 3 LOB: 2 BB: 2 P: 30	R: 0 E: 0 K: 1 HR: 1	H: 0 LOB: 0 DP: 0 HBP: 1	1B: 5 2B: 3 3B: 0 HR: 1	SF: 0 SAC: 0 DP: 0 HBP: 1	WP: 0 PB: 0 SB: 2 CS: 0	PA: 39
PITCHER	IP WLS BF H R ER SO BB IBB HBP BLK WP HR S P ERA WHIP											IP WLS BF H R ER SO BB IBB HBP BLK WP HR S P ERA WHIP								
David Wells, L ERA: 1.29	(1, 1) 7.0 31 6 1 1 8 3 0 1 0 0 0 0 1 10 19 81.00 9.000																			
David Weathers, R ERA: 11.57	(8, 1) 0.1 L 4 2 3 3 1 1 0 0 0 0 0 0 1 10 19 81.00 9.000																			
Jeff Nelson, R ERA:	(8, 1) 0.2 4 1 0 0 0 1 0 0 0 0 0 0 7 11 0.00 3.000																			


Batter	1	2	3	4	5	6	7	8	9	AB	R	H	RBI	BB	SO	LOB	TOP											
2 Derek Jeter, R OBP: 0.500, SLG: 0.632										6	2	4	1	0	1	3	New York Yankees @ Oakland Athletics Oakland-Alameda County Coliseum, Oakland, CA Sat Apr 05 1997, 3:33 AM PST Att: 25,438 - Sunny - 62 F											
Charlie Hayes, R OBP: 0.667, SLG: 0.750										4	2	2	0	2	0	1												
Bernie Williams, S OBP: 0.364, SLG: 0.235										5	1	2	2	1	1	4												
Cecil Fielder, R OBP: 0.250, SLG: 0.200										4	1	0	1	2	1	5												
Tino Martinez, L OBP: 0.500, SLG: 1.000										4	0	1	1	0	0	3												
Mark Whiten, S OBP: 0.625, SLG: 0.500										3	1	0	0	1	1	2												
Paul O'Neill, L OBP: 0.579, SLG: 0.813										3	2	2	4	2	0	1												
20 Jorge Posada, S OBP: 0.200, SLG: 0.200										5	1	2	0	0	0	3												
Pat Kelly, R OBP: 0.400, SLG: 0.500										2	0	0	0	0	1	1												
Darryl Strawberry, L Luis Sojo, R										0	0	0	0	1	0	0												
Inning Stats	R: 0 E: 0 K: 1 S: 10	H: 0 LOB: 2 BB: 2 P: 22	R: 0 E: 0 K: 1 S: 10	H: 0 LOB: 1 BB: 0 P: 17	R: 6 E: 0 K: 0 S: 21	H: 4 LOB: 0 BB: 2 P: 41	R: 0 E: 0 K: 1 S: 9	H: 1 LOB: 1 BB: 0 P: 15	R: 0 E: 0 K: 0 S: 11	H: 1 LOB: 3 BB: 2 P: 24	R: 0 E: 0 K: 1 S: 9	H: 1 LOB: 2 BB: 1 P: 16	R: 2 E: 0 K: 0 S: 11	H: 2 LOB: 1 BB: 1 P: 26	R: 2 E: 0 K: 1 S: 15	H: 3 LOB: 2 BB: 1 P: 27	1B: 9 2B: 3 3B: 0 HR: 1	SF: 3 SAC: 0 DP: 1 HBP: 1	WP: 0 PB: 0 SB: 1 CS: 0	PA: 49								
PITCHER	IP	WLS	BF	H	R	ER	SO	BB	IBB	HBP	BLK	WP	HR	S	P	ERA	WHIP											
Mike Mohler, L	(1, 1)	3.0	L	19	5	6	6	2	4	0	1	0	0	1	42	81	18.00	3.000										
Don Wengert, R	(4, 1)	3.0		12	2	0	0	1	2	0	0	0	0	0	26	47	0.00	1.333										
Buddy Groom, L	(7, 1)	1.0		5	1	0	0	1	1	0	0	0	0	0	9	16	0.00	2.000										
Richie Lewis, R	(8, 1)	0.1		4	2	2	2	0	1	0	0	0	0	0	8	20	54.00	9.000										
Billy Brewer, L	(8, 1)	1.2		9	3	2	2	1	1	0	0	0	0	0	18	33	10.80	2.400										

Batter	1	2	3	4	5	6	7	8	9	AB	R	H	RBI	BB	SO	LOB	BOTTOM											
Tony Batista, R OBP: 0.316, SLG: 0.200										4	2	1	0	0	1	2	New York Yankees @ Oakland Athletics Oakland-Alameda County Coliseum, Oakland, CA Sat Apr 05 1997, 3:33 AM PST Att: 25,438 - Sunny - 62 F											
Scott Brosius, R OBP: 0.211, SLG: 0.278										4	0	0	0	0	0	2												
Jose Canseco, R OBP: 0.263, SLG: 0.353										4	1	2	3	0	0	0												
Mark McGwire, R OBP: 0.471, SLG: 0.769										3	0	1	0	1	1	1												
Geronimo Berroa, R OBP: 0.647, SLG: 1.357										4	1	2	1	0	0	2												
Jason Giambi, L OBP: 0.412, SLG: 0.600										4	0	2	0	0	0	1												
Ernie Young, R OBP: 0.313, SLG: 0.467										3	0	0	0	0	1	2												
Matt Stairs, L OBP: 1.000, SLG: 1.000										1	0	1	0	0	0	0												
Scott Spiezio, S OBP: 0.353, SLG: 0.667										4	1	1	1	1	0	3												
Izzy Molina, R OBP: 0.143, SLG: 0.143										3	0	0	0	0	0	0												
George Williams, S OBP: 0.667, SLG: 0.500										1	0	0	0	0	1	2												
Inning Stats	R: 1 E: 0 K: 0 S: 8	H: 2 LOB: 0 BB: 0 P: 14	R: 0 E: 0 K: 2 S: 10	H: 1 LOB: 1 BB: 0 P: 15	R: 2 E: 0 K: 1 S: 8	H: 1 LOB: 0 BB: 0 P: 15	R: 2 E: 0 K: 0 S: 10	H: 2 LOB: 0 BB: 0 P: 19	R: 0 E: 0 K: 0 S: 5	H: 0 LOB: 0 BB: 0 P: 6	R: 0 E: 0 K: 0 S: 10	H: 1 LOB: 1 BB: 1 P: 20	R: 0 E: 0 K: 1 S: 8	H: 0 LOB: 0 BB: 0 P: 11	R: 0 E: 0 K: 0 S: 6	H: 1 LOB: 1 BB: 0 P: 14	R: 0 E: 0 K: 3 S: 16	H: 2 LOB: 2 BB: 0 P: 25	1B: 5 2B: 2 3B: 0 HR: 3	SF: 0 SAC: 0 DP: 2 HBP: 1	WP: 0 PB: 0 SB: 2 CS: 0	PA: 37						
PITCHER	IP	WLS	BF	H	R	ER	SO	BB	IBB	HBP	BLK	WP	HR	S	P	ERA	WHIP											
Dwight Gooden, R	(1, 1)	5.2	W	23	6	5	5	3	1	0	0	0	0	1	45	78	7.94	1.235										
Graeme Lloyd, L	(6, 1)	0.0		1	1	0	0	0	0	0	0	0	0	1	3	-	-											
Brian Boehringer, R	(6, 1)	2.0		7	1	0	0	1	0	0	0	0	0	17	28	0.00	0.500											
42 Mariano Rivera, R	(8, 1)	1.1	S	6	2	0	0	3	0	0	0	0	0	18	30	0.00	1.500											

AB 37
R 10
H 13
RBI 10
BB 9
SO 5
LOB 25



AB 35
R 5
H 10
RBI 5
BB 1
SO 7
LOB 15



Batter	1	2	3	4	5	6	7	8	9	AB	R	H	RBI	BB	SO	LOB	TOP					
2 Derek Jeter, R OBP: 0.500, SLG: 0.609	F8		1B			G5-3		1B G1-4-3		4	0	2	0	0	0	0						
Wade Boggs, L OBP: 0.450, SLG: 0.286	F7		L8			G1-3		G1-4-3		4	0	1	0	0	0	2						
Bernie Williams, S OBP: 0.385, SLG: 0.300	2B		L9			G1-3		1B		3	0	1	0	1	0	2						
Tino Martinez, L OBP: 0.500, SLG: 0.900	G3-1				G4-3			BB		3	0	1	0	1	0	1						
Cecil Fielder, R OBP: 0.250, SLG: 0.211		G4-3 1B		P4		P6		L8		4	0	1	0	0	0	5						
Paul O'Neill, L OBP: 0.522, SLG: 0.700		G4-3 1B		P6			G4-3		F7	4	0	1	0	0	0	0						
Darryl Strawberry, L OBP: 0.522, SLG: 0.700		G4-3			G4-3		G1-4-3		G3-1	4	0	0	0	0	0	2						
Mariano Duncan, R OBP: 0.357, SLG: 0.462		G5-3			G4-3		K		G6-3	4	0	0	0	0	1	1						
Joe Girardi, R OBP: 0.167, SLG: 0.167			F8		G1-4-3			B5-3		3	0	0	0	0	0	0						
Inning Stats	R: 0 E: 0 K: 0 S: 11	H: 1 LOB: 1 BB: 0 P: 16	R: 0 E: 0 K: 0 S: 7	H: 2 LOB: 1 BB: 0 P: 12	R: 0 E: 0 K: 0 S: 8	H: 1 LOB: 1 BB: 0 P: 13	R: 0 E: 0 K: 0 S: 5	H: 0 LOB: 0 BB: 0 P: 6	R: 0 E: 0 K: 0 S: 7	H: 0 LOB: 0 BB: 0 P: 8	R: 0 E: 0 K: 1 S: 10	H: 1 LOB: 2 BB: 1 P: 20	R: 0 E: 0 K: 1 S: 8	H: 0 LOB: 0 BB: 0 P: 11	R: 0 E: 0 K: 0 S: 14	H: 2 LOB: 3 BB: 1 P: 26	R: 0 E: 0 K: 0 S: 7	H: 0 LOB: 0 BB: 0 P: 10	1B: 6 2B: 1 3B: 0 HR: 0	SF: 0 SAC: 0 DP: 1 HBP: 0	WP: 0 PB: 0 SB: 0 CS: 0	PA: 35
PITCHER	IP	WLS	BF	H	R	ER	SO	BB	IBB	HBP	BLK	WP	HR	S	P	ERA	WHIP					
Dave Telgheder, R ERA: 0.00	(1, 1)	7.2	30	6	0	0	1	1	1	0	0	0	0	67	105	0.00	0.913					
Buddy Groom, L ERA: 6.75	(8, 1)	0.0	1	1	0	0	0	0	0	0	0	0	0	1	3	∞	∞					
Mark Acre, R ERA: 0.00	(8, 1)	0.1	W	1	0	0	0	0	0	0	0	0	0	2	4	0.00	0.000					
Billy Taylor, R ERA: 0.00	(9, 1)	1.0	S	3	0	0	0	0	0	0	0	0	0	7	10	0.00	0.000					

New York Yankees @ Oakland Athletics
Oakland-Alameda County Coliseum, Oakland, CA

AB 33
R 0
H 7
RBI 0
BB 2
SO 1
LOB 13



WP: 0 PA: 35
PB: 0
SB: 0
CS: 0

Batter	1	2	3	4	5	6	7	8	9	AB	R	H	RBI	BB	SO	LOB	BOTTOM					
Tony Batista, R OBP: 0.304, SLG: 0.211	P3		F9			F9		E E 1B		4	1	1	0	0	0	1						
Scott Brosius, R OBP: 0.174, SLG: 0.227	L7			K		K		L9		4	0	0	0	0	2	3						
Jose Canseco, R OBP: 0.261, SLG: 0.333	K			L9 1B		K		E5 E		4	1	1	1	0	2	2						
Mark McGwire, R OBP: 0.524, SLG: 0.733		F8		L9 1B			BB BB	E E IBB		2	0	1	0	2	0	0						
Geronimo Berroa, R OBP: 0.571, SLG: 1.118		K		L9			BB	K		3	0	0	0	1	2	5						
Jason Giambi, L OBP: 0.333, SLG: 0.474					K		BB			4	0	0	0	0	2	5						
Izzy Molina, R OBP: 0.143, SLG: 0.143	F9				K		K	E3 WP		0	0	0	0	0	0	0						
Ernie Young, R OBP: 0.276, SLG: 0.412					G5-3					2	0	0	0	0	1	0						
Matt Stairs, L OBP: 0.500, SLG: 0.500						K		F8		1	0	0	0	0	0	2						
Damon Mashore, R OBP: 0.143, SLG: 0.143										0	0	0	0	0	1	0						
Scott Spiezio, S OBP: 0.333, SLG: 0.556				G4-3 PB BB		P6		L8	F9	3	0	0	0	1	0	5						
George Williams, S OBP: 0.583, SLG: 0.556				G4-3		K				3	0	1	0	0	1	1						
Rafael Bourdigal, R								1B E 2B		0	1	0	0	0	0	0						
Inning Stats	R: 0 E: 0 K: 1 S: 10	H: 0 LOB: 0 BB: 0 P: 13	R: 0 E: 0 K: 1 S: 9	H: 0 LOB: 0 BB: 0 P: 14	R: 0 E: 0 K: 0 S: 7	H: 0 LOB: 1 BB: 1 P: 14	R: 0 E: 0 K: 2 S: 16	H: 2 LOB: 2 BB: 0 P: 28	R: 0 E: 0 K: 2 S: 7	H: 0 LOB: 0 BB: 0 P: 12	R: 0 E: 0 K: 2 S: 11	H: 0 LOB: 0 BB: 0 P: 17	R: 0 E: 0 K: 1 S: 10	H: 0 LOB: 2 BB: 2 P: 21	R: 3 E: 2 K: 1 S: 16	H: 2 LOB: 2 BB: 2 P: 37	R: 0 E: 0 K: 0 S: 7	H: 0 LOB: 0 BB: 0 P: 10	1B: 3 2B: 1 3B: 0 HR: 0	SF: 0 SAC: 0 DP: 0 HBP: 0	WP: 1 PB: 1 SB: 0 CS: 0	PA: 35
PITCHER	IP	WLS	BF	H	R	ER	SO	BB	IBB	HBP	BLK	WP	HR	S	P	ERA	WHIP					
David Cone, R ERA: 2.77	(1, 1)	7.0	26	2	0	0	9	3	0	0	0	0	0	10	21	13.50	3.000					
Jeff Nelson, R ERA: 4.5	(8, 1)	0.2	L	6	2	3	1	0	1	0	0	0	0	3	6	∞	∞					
Mike Stanton, L ERA: 10.13	(8, 1)	0.0	1	0	0	0	0	0	0	0	0	0	0	3	6	∞	∞					
David Weathers, R ERA: 10.13	(8, 1)	0.1	2	0	0	0	0	1	0	0	0	1	0	3	10	0.00	3.000					

New York Yankees @ Oakland Athletics
Oakland-Alameda County Coliseum, Oakland, CA

AB 30
R 3
H 4
RBI 1
BB 5
SO 10
LOB 24



WP: 1 PA: 35
PB: 1
SB: 0
CS: 0

Batter	1	2	3	4	5	6	7	8	9	AB	R	H	RBI	BB	SO	LOB	TOP										
2 Derek Jeter, R OBP: 0.591, SLG: 0.686 Luis Sojo, R (8, FH) (8, 6)	0-0 FC5-4 1B	0-0 SH BB	4-0 E 1B BB	0-3 K		2-1 F9		1-1 P6		3	1	1	1	1	1	3											
Wade Boggs, L OBP: 0.468, SLG: 0.455 Charlie Hayes, R OBP: 0.500, SLG: 0.500	1-0 FC5-4 1B	4-2 3-H BB	1-1 E8 1B 1B	2-1 F8		1-0 G4-3		1-1 G6-3		4	1	2	2	1	0	3											
Bernie Williams, S OBP: 0.419, SLG: 0.375	1-2 FC5-4 G3-6-3 1-2 2-3	2-1 SF8 BB	1B 1B SF7 BB		0-1 G4-3		2-3 K	4-0 FC4-6 BB		3	1	0	1	2	1	2											
Tino Martinez, L OBP: 0.390, SLG: 0.649	2-0 G3-6-3 1-2	0-0 F8	2-0 SF7 E 1B		0-0 G4-3		1-2 1B	0-3 K		6	1	2	1	0	1	5											
Cecil Fielder, R OBP: 0.195, SLG: 0.167		2-3 K	K		0-1 P2		1-3 K	1-1 FC4-6 1-2		6	0	1	1	0	3	2											
Paul O'Neill, L OBP: 0.526, SLG: 0.818		1-1 1B	1B			0-0 1B		2-2 F7		4	2	3	1	0	0	1											
Mark Whiten, S OBP: 0.667, SLG: 0.632		1-0 1B	1B			2-2 1B		4-2 FC6-4 BB		4	2	4	1	1	0	0											
Mariano Duncan, R OBP: 0.435, SLG: 0.545		1-2 2B	2B			0-0 1B		0-0 FC6-4 1-2		5	2	3	3	0	1	3											
20 Jorge Posada, S OBP: 0.250, SLG: 0.250		0-0 2B	2B		3-3 K		0-0 P5	2-1 F8		5	2	2	1	0	1	4											
Inning Stats	R: 0 E: 0 K: 0 S: 6	H: 2 LOB: 1 BB: 0 P: 10	R: 4 E: 1 K: 1 S: 17	H: 4 LOB: 2 BB: 1 P: 28	R: 8 E: 2 K: 2 S: 21	H: 8 LOB: 2 BB: 2 P: 41	R: 0 E: 0 K: 0 S: 8	H: 0 LOB: 0 BB: 0 P: 13	R: 0 E: 0 K: 0 S: 5	H: 0 LOB: 0 BB: 0 P: 5	R: 0 E: 0 K: 0 S: 9	H: 3 LOB: 3 BB: 0 P: 14	R: 0 E: 0 K: 2 S: 13	H: 1 LOB: 1 BB: 0 P: 19	R: 0 E: 0 K: 0 S: 8	H: 0 LOB: 1 BB: 1 P: 15	R: 0 E: 0 K: 1 S: 9	H: 0 LOB: 1 BB: 1 P: 15	1B: 15 2B: 3 HR: 0	SF: 2 SAC: 1 DP: 1 HBP: 0	WP: 0 PB: 0 SB: 0 CS: 0	PA: 50					
PITCHER	IP	WLS	BF	H	R	ER	SO	BB	IBB	HBP	BLK	WP	HR	S	P	ERA	WHIP										
Allen Watson, L ERA: 13.5	2.1	L	18	10	8	7	2	1	0	0	0	0	0	34	54	27.00	4.714										
Dennis Springer, R ERA: 10.29	5.2		28	8	4	4	5	3	0	0	0	0	0	53	91	6.35	1.941										
Mike Holtz, L ERA:	1.0		4	0	0	0	1	1	0	0	0	0	0	9	15	0.00	1.000										

New York Yankees @ Anaheim Angels
Anaheim Stadium, Anaheim, CA
Wed Apr 09 1997, 10:05 PM EDT
Att: 19,242 - Unknown - 60 F

AB 42
R 12
H 18
RBI 12
BB 5
SO 8
LOB 24



Batter	1	2	3	4	5	6	7	8	9	AB	R	H	RBI	BB	SO	LOB	BOTTOM										
Craig Grebeck, R OBP: 0.286, SLG: 0.091	4-1 16 G4-3 BB		1-0 F9	2-0 F7			0-1 F9		1-1 G6-3	4	0	0	0	1	0	3											
16 Garret Anderson, L OBP: 0.417, SLG: 0.486	0-1 G4-3 1-2		1-2 G4-3		0-2 G1-6-3		0-2 FC3-6 1-2			4	0	0	0	0	0	3											
Dave Hollins, S OBP: 0.378, SLG: 0.441	1-1 1B			0-1 E6 1B 1B	0-2 G5-3		2-3 K			4	1	2	0	0	1	1											
Tim Salmon, R OBP: 0.359, SLG: 0.313	2-3 K			3-2 1B 1B	0-0 1B			0-1 F9		4	1	2	0	0	1	1											
Jim Edmonds, L OBP: 0.361, SLG: 0.567		2-2 F9		3-2 1B 2B 1B	0-1 F7			0-0 F8		4	1	1	1	0	0	1											
Jim Leyritz, R OBP: 0.375, SLG: 0.500		0-0 L6		1-2 2B G4-3 1B		2-1 G6-3		1-0 L4		4	1	1	1	0	0	0											
Eddie Murray, S OBP: 0.384, SLG: 0.353		1-1 G1-3		0-0 G4-3 1-3 2-H 2B		0-0 F8		4-1 WP G4-3 BB		3	1	1	1	1	0	0											
Todd Greene, R OBP: 0.273, SLG: 0.222			1-1 G1-3	0-3 K		0-0 G4-3			0-0 L6	4	0	0	0	0	1	3											
Gary Disarcina, R OBP: 0.394, SLG: 0.531			0-1 2B	1-1 G4-3			0-0 16 FC3-6 1B		2-1 G4-3 1-H	4	0	2	2	0	0	1											
Inning Stats	R: 0 E: 0 K: 1 S: 8	H: 1 LOB: 1 BB: 1 P: 15	R: 0 E: 0 K: 0 S: 6	H: 0 LOB: 0 BB: 0 P: 9	R: 0 E: 0 K: 0 S: 8	H: 1 LOB: 1 BB: 0 P: 11	R: 4 E: 1 K: 1 S: 21	H: 5 LOB: 1 BB: 0 P: 31	R: 0 E: 0 K: 0 S: 9	H: 1 LOB: 1 BB: 0 P: 9	R: 0 E: 0 K: 0 S: 4	H: 0 LOB: 0 BB: 0 P: 6	R: 0 E: 0 K: 1 S: 9	H: 1 LOB: 1 BB: 0 P: 11	R: 0 E: 0 K: 0 S: 4	H: 0 LOB: 0 BB: 0 P: 5	R: 1 E: 0 K: 0 S: 6	H: 0 LOB: 0 BB: 1 P: 13	1B: 7 2B: 2 HR: 0	SF: 0 SAC: 0 DP: 1 HBP: 0	WP: 2 PB: 0 SB: 0 CS: 0	PA: 37					
PITCHER	IP	WLS	BF	H	R	ER	SO	BB	IBB	HBP	BLK	WP	HR	S	P	ERA	WHIP										
David Wells, L ERA: 3.38	9.0	W	37	9	5	5	3	2	0	0	0	1	0	75	110	5.00	1.222										

New York Yankees @ Anaheim Angels
Anaheim Stadium, Anaheim, CA
Wed Apr 09 1997, 10:05 PM EDT
Att: 19,242 - Unknown - 60 F

AB 35
R 5
H 9
RBI 5
BB 2
SO 3
LOB 13



Batter	1	2	3	4	5	6	7	8	9	AB	R	H	RBI	BB	SO	LOB	TOP								
Tony Batista, R (1, 6) OBP: 0.256, SLG: 0.200 George Williams, S (9, PH) OBP: 0.478, SLG: 0.313	G6-3		F9		1B		F8		F8	4	0	1	0	0	0	1									
Scott Brosius, R (1, 5) OBP: 0.279, SLG: 0.243	G1-3			1B	1B					2	2	1	0	2	0	0									
Jose Canseco, R (1, 10) OBP: 0.340, SLG: 0.476	G6-3			SF7	1B		F7			4	0	2	0	0	0	2									
Mark McGwire, R (1, 3) OBP: 0.477, SLG: 0.719			F9		K		K			3	0	0	1	0	2	4									
Gerónimo Berroa, R (1, 9) OBP: 0.500, SLG: 0.811		E4								3	0	1	0	1	1	0									
Jason Giambi, L (1, 7) OBP: 0.302, SLG: 0.474	G4-3			SF7			F7		G2-6-3	3	0	0	1	0	0	3									
Ernie Young, R (1, 8) OBP: 0.250, SLG: 0.250 Dave Magadan, L (9, PH) OBP: 0.571, SLG: 0.400 Damon Mashore, R (9, PR) OBP: 0.500, SLG: 0.500			K				G6-3			2	0	0	0	1	1	0									
Scott Spiezio, S (1, 4) OBP: 0.293, SLG: 0.405				F9					P6	3	0	0	0	1	0	4									
Izzy Molina, R (1, 2) OBP: 0.118, SLG: 0.118 Matt Stairs, L (9, PH) OBP: 0.400, SLG: 0.250			F9		G4-3		F9		P5	3	0	0	0	0	0	1									
Inning Stats	R: 0 E: 0 K: 0 S: 6	H: 0 LOB: 0 BB: 0 P: 8	R: 0 E: 1 K: 0 S: 5	H: 0 LOB: 0 BB: 0 P: 7	R: 0 E: 0 K: 1 S: 12	H: 0 LOB: 1 BB: 1 P: 17	R: 1 E: 0 K: 1 S: 13	H: 2 LOB: 3 BB: 2 P: 23	R: 0 E: 0 K: 1 S: 19	H: 2 LOB: 2 BB: 0 P: 22	R: 0 E: 0 K: 0 S: 5	H: 0 LOB: 0 BB: 0 P: 10	R: 0 E: 0 K: 0 S: 6	H: 0 LOB: 0 BB: 0 P: 12	R: 1 E: 0 K: 0 S: 7	H: 1 LOB: 1 BB: 2 P: 16	R: 0 E: 0 K: 0 S: 12	H: 1 LOB: 1 BB: 0 P: 16	1B: 5 2B: 1 3B: 0 HR: 0	SF: 2 SAC: 0 DP: 1 HBP: 0	WP: 0 PB: 0 SB: 0 CS: 1	PA: 37			
PITCHER	IP	WLS	BF	H	R	ER	SO	BB	IBB	HBP	BLK	WP	HR	S	P	ERA	WHIP								
Andy Pettite, L (1, 1) ERA: 2.79	7.0	W	28	4	1	1	4	3	0	0	0	0	0	66	99	1.29	1.000								
Brian Boehringer, R (8, 1) ERA: 1.42	0.1		4	1	1	1	0	2	0	0	0	0	0	6	15	27.00	9.000								
Mike Stanton, L (8, 1) ERA:	0.2		1	0	0	0	0	0	0	0	0	0	0	1	1	0.00	0.000								
42 Mariano Rivera, R (9, 1) ERA: 2.25	1.0	S	4	1	0	0	0	0	0	0	0	0	0	12	16	0.00	1.000								

Oakland Athletics @ New York Yankees
Yankee Stadium, Bronx, NY
Sun Apr 13 1997, 3:33 AM EDT
Cloudy - 54 F

AB 30
R 2
H 6
RBI 2
BB 5
SO 4
LOB 17



Batter	1	2	3	4	5	6	7	8	9	AB	R	H	RBI	BB	SO	LOB	BOTTOM								
2 Derek Jeter, R (1, 6) OBP: 0.529, SLG: 0.682	1B				F9					4	2	2	1	0	1	1									
Wade Boggs, L (1, 5) OBP: 0.452, SLG: 0.452	1B		F9		G3-1		F9			4	0	1	0	0	0	0									
Bernie Williams, S (1, 8) OBP: 0.423, SLG: 0.500	F7									4	1	3	1	0	0	2									
Tino Martinez, L (1, 3) OBP: 0.360, SLG: 0.622	SF8				G4-3		L7			3	0	1	1	0	0	1									
Cecil Fielder, R (1, 10) OBP: 0.200, SLG: 0.200			F8						G5-3	4	0	2	0	0	0	1									
Paul O'Neill, L (1, 9) OBP: 0.466, SLG: 0.714	G3				L4		F8		G3	4	0	0	0	0	0	3									
Mark Whiten, S (1, 7) OBP: 0.636, SLG: 0.600					K					3	0	1	0	1	1	1									
Mariano Duncan, R (1, 4) OBP: 0.414, SLG: 0.481 Pat Kelly, R (8, 4) OBP: 0.273, SLG: 0.300		F7								3	0	1	0	0	1	2									
Joe Girardi, R (1, 2) OBP: 0.167, SLG: 0.261		P3								3	0	0	0	0	0	2									
Inning Stats	R: 1 E: 0 K: 0 S: 16	H: 3 LOB: 2 BB: 0 P: 28	R: 0 E: 0 K: 1 S: 13	H: 0 LOB: 1 BB: 1 P: 22	R: 0 E: 0 K: 0 S: 8	H: 2 LOB: 1 BB: 0 P: 16	R: 0 E: 0 K: 1 S: 7	H: 1 LOB: 0 BB: 0 P: 11	R: 1 E: 0 K: 0 S: 9	H: 1 LOB: 0 BB: 0 P: 15	R: 0 E: 0 K: 1 S: 8	H: 1 LOB: 1 BB: 0 P: 10	R: 1 E: 0 K: 0 S: 15	H: 2 LOB: 1 BB: 0 P: 19	R: 0 E: 0 K: 0 S: 6	H: 1 LOB: 1 BB: 0 P: 7	1B: 6 2B: 2 3B: 1 HR: 2	SF: 1 SAC: 0 DP: 0 HBP: 0	WP: 1 PB: 0 SB: 1 CS: 1	PA: 35					
PITCHER	IP	WLS	BF	H	R	ER	SO	BB	IBB	HBP	BLK	WP	HR	S	P	ERA	WHIP								
Dave Telgheder, R (1, 1) ERA: 1.56	6.2	L	30	10	3	3	3	1	0	0	0	0	1	75	120	4.05	1.650								
Buddy Groom, L (7, 1) ERA: 10.13	0.1		1	0	0	0	0	0	0	0	0	0	0	1	1	0.00	0.000								
Don Wengert, R (8, 1) ERA: 4.82	1.0		4	1	0	0	0	0	0	0	0	0	0	6	7	0.00	1.000								

Oakland Athletics @ New York Yankees
Yankee Stadium, Bronx, NY
Sun Apr 13 1997, 3:33 AM EDT
Cloudy - 54 F


AB 33
R 3
H 11
RBI 3
BB 1
SO 3
LOB 14



Batter	1	2	3	4	5	6	7	8	9	AB	R	H	RBI	BB	SO	LOB	TOP				
2 Derek Jeter, R OBP: 0.471, SLG: 0.542	0-3 K	2-0 1B		1-2 E4 HR	1-3 K			3-3 K		5	1	1	0	0	3	3					
Wade Boggs, L OBP: 0.412, SLG: 0.368	4-0 FC3-6 BB	1-2 F7		1-2 F9		2-3 K		1-2 F9		4	0	0	0	1	1	4					
Bernie Williams, S OBP: 0.366, SLG: 0.397	1-2 FC3-6 BB 1B		1-1 G4-3	1-1 HR 1B		3-2 F7		1-2 G3 1B		5	1	2	1	0	0	1					
Tino Martinez, L OBP: 0.348, SLG: 0.613	0-0 BB 1B		4-2 BB	1-1 HR		1-2 G4-3		2-2 G3		4	1	2	3	1	0	1					
Cecil Fielder, R OBP: 0.206, SLG: 0.194	4-0 BB		1-1 L7	3-3 K			0-1 G5-3		2-3 K	4	0	0	0	1	2	2					
Paul O'Neill, L OBP: 0.467, SLG: 0.679 Tim Raines, S	2-3 K		4-1 BB	1-2 BB		2-2 1B 2B		1-1 G5-3		3	0	1	0	1	1	3					
Mark Whiten, S OBP: 0.480, SLG: 0.595		0-0 F8	1-3 K		0-0 G6-3		2-2 G6-3			4	0	0	0	0	1	3					
Mariano Duncan, R OBP: 0.439, SLG: 0.474		1-3 K		1-2 G5-3		0-0 1B		0-1 G6-3		4	0	1	0	0	1	0					
20 Jorge Posada, S OBP: 0.393, SLG: 0.333		4-0 BB 2B		1-2 F9 1B HBP		1-3 K		2-0 F7		2	1	0	0	1	1	2					
Inning Stats	R: 0 E: 0 K: 2 S: 10	H: 1 LOB: 3 BB: 2 P: 21	R: 0 E: 0 K: 1 S: 8	H: 1 LOB: 2 BB: 1 P: 16	R: 0 E: 0 K: 1 S: 10	H: 0 LOB: 2 BB: 2 P: 21	R: 4 E: 1 K: 1 S: 19	H: 2 LOB: 0 BB: 0 P: 28	R: 0 E: 0 K: 2 S: 11	H: 2 LOB: 2 BB: 0 P: 15	R: 0 E: 0 K: 0 S: 7	H: 0 LOB: 0 BB: 0 P: 10	R: 0 E: 0 K: 1 S: 6	H: 0 LOB: 1 BB: 0 P: 11	R: 0 E: 0 K: 1 S: 13	H: 1 LOB: 1 BB: 0 P: 19	1B: 5 2B: 1 3B: 0 HR: 1	SF: 0 SAC: 0 DP: 0 HBP: 1	WP: 0 PB: 0 CS: 0	PA: 41	
PITCHER	IP	WLS	BF	H	R	ER	SO	BB	IBB	HBP	BLK	WP	HR	S	P	ERA	WHIP				
Jeff D'Amico, R ERA: 4.0	4.0		23	4	4	0	5	5	0	1	0	0	1	47	86	0.00	2.250				
Jose Mercedes, R ERA: 1.5	3.0	W	11	2	0	0	3	0	0	0	0	0	0	28	41	0.00	0.667				
Bob Wickman, R ERA: 8.1	1.0		3	0	0	0	1	0	0	0	0	0	0	6	11	0.00	0.000				
Doug Jones, R ERA: 9.1	1.0	S	4	1	0	0	1	0	0	0	0	0	0	13	19	0.00	1.000				

New York Yankees @ Milwaukee Brewers
Milwaukee County Stadium, Milwaukee, WI
Wed Apr 16 1997, 8:05 PM EDT
Att. 7,263 - Unknown - 40 F


AB 35
R 4
H 7
RBI 4
BB 5
SO 10
LOB 19



Batter	1	2	3	4	5	6	7	8	9	AB	R	H	RBI	BB	SO	LOB	BOTTOM				
Fernando Vina, L OBP: 0.319, SLG: 0.413	1-2 SH1-3 2B	1-0 E HBP		1-2 1B		2-0 BB 1B	1-2 G3-1			4	0	3	2	0	0	2					
Jeff Cirillo, R OBP: 0.405, SLG: 0.394	0-1 SH1-3	2-3 K		1-1 P3		0-1 F9		1-0 G5-3		4	0	0	0	0	1	2					
Dave Nilsson, L OBP: 0.333, SLG: 0.306	4-0 WP BB		4-2 FC5-4 BB		0-0 F8	4-0 BB		2-2 2B		2	0	1	0	3	0	0					
John Jaha, R OBP: 0.268, SLG: 0.351	2-3 K		1-2 FC5-4 S		0-1 F7	3-2 P3		4-2 BB		4	0	0	0	1	1	5					
Marc Newfield, R OBP: 0.409, SLG: 0.368 Chuck Carr, S OBP: 0.100, SLG: 0.150	0-0 F9		0-1 L9		4-2 BB		2-1 G5-3	3-1 P6		3	0	0	0	1	0	3					
Jeromy Burnitz, L OBP: 0.482, SLG: 0.533		0-1 HR	3-3 K		2-2 G5-3		1-2 3B 3B	2-2 F8		5	2	2	1	0	1	4					
Mark Loretta, R OBP: 0.467, SLG: 0.455		4-1 1B PB E BB		0-2 HR 1B		4-1 1B BB		0-0 3B		2	3	2	1	2	0	0					
Gerald Williams, R OBP: 0.333, SLG: 0.472		2-1 G3-6-3 1B		0-0 P5		0-0 1B 1B		3-2 P6		4	1	2	0	0	0	2					
Jesse Levis, L OBP: 0.500, SLG: 0.700 Matt Mieske, R	1-0 G3-6-3		1-0 G3-6-3		0-1 HR		0-0 1B 1B	4-0 IBB		3	1	2	2	0	0	2					
Mike Matheny, R OBP: 0.304, SLG: 0.409			1-2 HR							0	0	0	0	0	0	0					
Inning Stats	R: 0 E: 0 K: 1 S: 10	H: 1 LOB: 2 BB: 1 P: 17	R: 2 E: 1 K: 1 S: 9	H: 2 LOB: 1 BB: 1 P: 19	R: 0 E: 0 K: 1 S: 10	H: 0 LOB: 1 BB: 1 P: 18	R: 2 E: 0 K: 0 S: 11	H: 3 LOB: 0 BB: 0 P: 13	R: 0 E: 0 K: 0 S: 8	H: 0 LOB: 1 BB: 1 P: 14	R: 2 E: 0 K: 0 S: 11	H: 3 LOB: 2 BB: 2 P: 24	R: 1 E: 0 K: 0 S: 13	H: 2 LOB: 2 BB: 1 P: 24	R: 0 E: 0 K: 0 S: 16	H: 1 LOB: 2 BB: 1 P: 28	1B: 6 2B: 2 3B: 2 HR: 2	SF: 0 SAC: 1 DP: 1 HBP: 1	WP: 1 PB: 1 CS: 0	PA: 42	
PITCHER	IP	WLS	BF	H	R	ER	SO	BB	IBB	HBP	BLK	WP	HR	S	P	ERA	WHIP				
David Cone, R ERA: 3.12	6.0	L	31	9	6	5	3	6	0	1	0	0	0	10	16	13.50	3.000				
David Weathers, R ERA: 8.1	0.2		4	2	1	1	0	0	0	0	0	0	0	11	19	0.00	1.500				
Graeme Lloyd, L ERA: 8.1	0.2		4	1	0	0	0	0	1	0	0	0	0	8	17	0.00	1.500				
Brian Boehringer, R ERA: 3.86	0.2		3	0	0	0	0	1	0	0	0	0	0	8	17	0.00	1.500				

New York Yankees @ Milwaukee Brewers
Milwaukee County Stadium, Milwaukee, WI
Wed Apr 16 1997, 8:05 PM EDT
Att. 7,263 - Unknown - 40 F

AB 32
R 7
H 12
RBI 6
BB 8
SO 3
LOB 22



Batter	1	2	3	4	5	6	7	8	9	AB	R	H	RBI	BB	SO	LOB	TOP											
Tim Raines, S (1, 7)	G5-3		P6			L1-4 BB		2-4	K	3	0	1	2	1	0		New York Yankees @ Milwaukee Brewers Milwaukee County Stadium, Milwaukee, WI Thu Apr 17 1997, 4:33 AM EDT Att: 8,018 - Sunny - 41 F											
Wade Boggs, L OBP: 0.383, SLG: 0.333	G4-3		P5	P6					G4-3	4	0	0	0	1	0	3												
Bernie Williams, S OBP: 0.368, SLG: 0.397			G4-3	F7		L1-4			1B	5	0	2	0	0	0	5												
Tino Martinez, L OBP: 0.338, SLG: 0.576	G3			F8	F8				1B	4	0	0	0	1	1	1												
Cecil Fielder, R OBP: 0.233, SLG: 0.200									K	3	2	1	0	2	2	2												
Mark Whiten, S OBP: 0.483, SLG: 0.587									K	4	1	1	0	0	1	2												
2 Derek Jeter, R OBP: 0.473, SLG: 0.525										2	1	0	0	2	0	1												
Joe Girardi, R OBP: 0.257, SLG: 0.333										4	0	4	3	0	0	0												
Luis Sojo, R										3	0	0	0	1	0	2												
Inning Stats	R: 0 H: 1 E: 0 K: 0 S: 9	H: 1 LOB: 1 BB: 14	R: 1 H: 1 E: 0 K: 0 S: 9	H: 1 LOB: 1 BB: 18	R: 0 H: 0 E: 0 K: 0 S: 6	H: 0 LOB: 0 BB: 9	R: 3 H: 2 E: 0 K: 0 S: 19	H: 2 LOB: 3 BB: 4 P: 9	R: 0 H: 2 E: 0 K: 1 S: 12	H: 2 LOB: 2 BB: 1 P: 22	R: 0 H: 0 E: 0 K: 0 S: 7	H: 0 LOB: 1 BB: 2 P: 20	R: 0 H: 0 E: 0 K: 2 S: 13	H: 0 LOB: 0 BB: 0 P: 19	R: 0 H: 1 E: 0 K: 0 S: 6	H: 1 LOB: 1 BB: 0 P: 9		R: 0 H: 1 E: 0 K: 2 S: 13	H: 2 LOB: 2 BB: 1 P: 26	1B: 6 2B: 3 3B: 0 HR: 0	SF: 0 SAC: 0 DP: 1 HBP: 0	WP: 0 PB: 0 CS: 0	PA: 41					
PITCHER	IP	WLS	BF	H	R	ER	SO	BB	IBB	HBP	BLK	WP	HR	S	P	ERA	WHIP											
Jamie McAndrew, R ERA: 6.48	(1, 1)	3.1	19	4	4	4	0	5	0	0	0	0	0	0	37	74	10.80	2.700										
Ron Villone, L ERA: 2.45	(4, 1)	2.2	11	2	0	0	1	3	0	0	0	0	0	25	49	0.00	1.875											
Angel Miranda, L ERA:	(7, 1)	2.2	11	2	0	0	3	1	0	0	0	0	0	29	49	0.00	1.125											
Bob Wickman, R ERA:	(9, 1)	0.1	W	1	0	0	0	0	0	0	0	0	0	3	5	0.00	0.000											

Batter	1	2	3	4	5	6	7	8	9	AB	R	H	RBI	BB	SO	LOB	BOTTOM										
Fernando Vina, L OBP: 0.327, SLG: 0.451			F9						FC1-6	5	2	2	1	0	0	1	New York Yankees @ Milwaukee Brewers Milwaukee County Stadium, Milwaukee, WI Thu Apr 17 1997, 4:33 AM EDT Att: 8,018 - Sunny - 41 F										
Jeff Cirillo, R OBP: 0.383, SLG: 0.351			G6-3						E1	4	0	0	0	1	0	2											
Dave Nilsson, L OBP: 0.340, SLG: 0.300			L7						BB	4	0	1	0	1	1	0											
John Jaha, R OBP: 0.304, SLG: 0.366									BB	4	1	2	1	1	1	2											
Matt Mieske, R OBP: 0.429, SLG: 0.500									BB	4	0	2	0	0	1	3											
Marc Newfield, R OBP: 0.423, SLG: 0.364									BB	3	0	1	1	1	0	2											
Chuck Carr, S OBP: 0.100, SLG: 0.150									BB	0	0	0	0	0	0	0											
Mark Loretta, R OBP: 0.421, SLG: 0.490									K	4	1	1	0	0	1	4											
Gerald Williams, R OBP: 0.326, SLG: 0.450									K	4	0	1	0	0	2	3											
Mike Matheny, R OBP: 0.308, SLG: 0.440									BB	3	1	1	1	0	0	1											
Jeromy Burnitz, L OBP: 0.462, SLG: 0.533									BB	0	0	0	0	0	0	0											
Eddy Diaz, R OBP: 1.000, SLG: 1.000									BB	1	0	1	0	0	0	0											
Inning Stats	R: 1 H: 2 E: 1 K: 2 S: 13	H: 0 LOB: 0 BB: 1 P: 20	R: 0 H: 0 E: 0 K: 1 S: 7	H: 0 LOB: 0 BB: 0 P: 11	R: 0 H: 0 E: 0 K: 0 S: 6	H: 0 LOB: 0 BB: 0 P: 11	R: 0 H: 1 E: 0 K: 0 S: 9	H: 1 LOB: 1 BB: 1 P: 15	R: 0 H: 1 E: 0 K: 1 S: 8	H: 1 LOB: 0 BB: 0 P: 11	R: 0 H: 1 E: 0 K: 1 S: 11	H: 1 LOB: 1 BB: 0 P: 16	R: 2 H: 3 E: 0 K: 1 S: 12	H: 3 LOB: 1 BB: 0 P: 19	R: 1 H: 3 E: 0 K: 1 S: 15	H: 3 LOB: 2 BB: 0 P: 23	R: 1 H: 1 E: 1 K: 0 S: 8	H: 1 LOB: 3 BB: 2 P: 18	1B: 9 2B: 2 3B: 1 HR: 0	SF: 0 SAC: 0 DP: 2 HBP: 0	WP: 1 PB: 0 CS: 0	PA: 40					
PITCHER	IP	WLS	BF	H	R	ER	SO	BB	IBB	HBP	BLK	WP	HR	S	P	ERA	WHIP										
Andy Pettite, L ERA: 2.77	(1, 1)	6.2	28	8	3	2	5	2	0	0	0	0	0	65	101	2.70	1.500										
Jeff Nelson, R ERA: 5.63	(7, 1)	0.1	1	0	0	0	0	0	0	0	0	0	0	1	2	0.00	0.000										
Mike Stanton, L ERA:	(8, 1)	0.1	1	0	0	0	0	0	0	0	0	0	0	1	1	0.00	0.000										
Brian Boehringer, R ERA: 4.7	(8, 1)	0.2	5	3	1	1	1	0	0	0	0	0	0	14	22	13.50	4.500										
Graeme Lloyd, L ERA:	(9, 1)	0.1	L	4	1	1	0	1	0	0	0	0	0	8	14	0.00	6.000										
PITCHER	IP	WLS	BF	H	R	ER	SO	BB	IBB	HBP	BLK	WP	HR	S	P	ERA	WHIP										
David Weathers, R ERA: 8.1	(9, 1)	0.0	1	0	0	0	0	1	0	0	0	0	0	0	4	0.00	0.000										

Batter	1	2	3	4	5	6	7	8	9	AB	R	H	RBI	BB	SO	LOB	TOP			
Tim Raines, S OBP: 0.294, SLG: 0.083 (1, 7)										5	3	1	0	1	2	1	New York Yankees @ Chicago White Sox Comiskey Park, Chicago, IL Fri Apr 18 1997, 8:05 PM EDT Att: 18,603 - Unknown - 51 F			
Wade Boggs, L OBP: 0.426, SLG: 0.370 (1, 5)										4	2	3	0	1	0	0				
Bernie Williams, S OBP: 0.383, SLG: 0.426 (1, 8)										5	1	3	4	0	0	1				
Tino Martinez, L OBP: 0.342, SLG: 0.614 (1, 3)										4	2	2	2	0	0	3				
Cecil Fielder, R OBP: 0.244, SLG: 0.206 (1, 10)										3	0	1	1	1	0	1				
Mark Whiten, S OBP: 0.441, SLG: 0.549 (1, 9)										5	1	1	1	0	2	4				
Derek Jeter, R OBP: 0.456, SLG: 0.492 (1, 6)										4	0	0	0	1	2	3				
Mariano Duncan, R OBP: 0.435, SLG: 0.488 (1, 4)										5	0	2	0	0	0	1				
Joe Girardi, R OBP: 0.275, SLG: 0.351 (1, 2)										4	1	1	0	1	0	2				
Inning Stats	R: 5 E: 1 K: 1 S: 20	H: 6 LOB: 1 BB: 0 P: 25	R: 2 E: 1 K: 0 S: 9	H: 1 LOB: 1 BB: 1 P: 19	R: 2 E: 0 K: 0 S: 8	H: 2 LOB: 2 BB: 2 P: 19	R: 0 E: 0 K: 1 S: 7	H: 0 LOB: 1 BB: 1 P: 14	R: 0 E: 0 K: 1 S: 12	H: 2 LOB: 1 BB: 0 P: 20	R: 0 E: 0 K: 0 S: 5	H: 1 LOB: 0 BB: 7	R: 0 E: 0 K: 1 S: 10	H: 1 LOB: 2 BB: 0 P: 21	R: 0 E: 0 K: 1 S: 10	H: 1 LOB: 1 BB: 0 P: 15		1B: 10 2B: 3 3B: 0 HR: 1	SF: 2 SAC: 0 DP: 0 HBP: 0	WP: 1 PB: 0 CS: 2
PITCHER	IP WLS BF H R ER SO BB IBB HBP BLK WP HR S P ERA WHIP																			
Jaime Navarro, R ERA: 5.63 (1, 1)	3.0 L 22 9 9 6 1 3 0 0 0 0 1 0 37 63 18.00 4.000																			
Carlos Castillo, R ERA: 2.08 (4, 1)	4.0 15 3 1 1 2 1 0 0 0 0 0 1 34 55 2.25 1.000																			
Tony Castillo, L ERA: 5.0 (8, 1)	1.0 5 1 0 0 1 1 0 0 0 0 0 0 10 21 0.00 2.000																			
Roberto Hernandez, R ERA: 8.44 (9, 1)	1.0 4 1 0 0 2 0 0 0 0 0 0 0 10 15 0.00 1.000																			

Batter	1	2	3	4	5	6	7	8	9	AB	R	H	RBI	BB	SO	LOB	BOTTOM					
Tony Phillips, S OBP: 0.465, SLG: 0.429 (1, 9)										5	1	0	0	0	0	2	New York Yankees @ Chicago White Sox Comiskey Park, Chicago, IL Fri Apr 18 1997, 8:05 PM EDT Att: 18,603 - Unknown - 51 F					
Ray Durham, S OBP: 0.395, SLG: 0.455 (1, 4)									4	1	1	0	1	1	1							
Frank Thomas, R OBP: 0.388, SLG: 0.291 (1, 3)									4	1	1	1	1	0	1							
Albert Belle, R OBP: 0.231, SLG: 0.344 (1, 7)									5	0	1	0	0	1	3							
Harold Baines, L OBP: 0.404, SLG: 0.404 (1, 10)									4	1	2	0	1	1	2							
Chris Snopce, R OBP: 0.339, SLG: 0.415 (1, 5)									4	0	2	1	0	0	2							
Dave Martinez, L OBP: 0.233, SLG: 0.293 (1, 8)									4	0	1	2	0	1	3							
Tony Peña, R OBP: 0.188, SLG: 0.077 (1, 2)									3	0	0	0	1	3	1							
Ozzie Guillen, L OBP: 0.275, SLG: 0.354 (1, 6)									4	0	2	0	0	0	3							
Inning Stats	R: 0 E: 0 K: 1 S: 10	H: 0 LOB: 0 BB: 0 P: 13	R: 0 E: 1 K: 1 S: 16	H: 0 LOB: 2 BB: 2 P: 26	R: 0 E: 0 K: 0 S: 10	H: 1 LOB: 1 BB: 0 P: 16	R: 0 E: 0 K: 1 S: 12	H: 1 LOB: 1 BB: 0 P: 19	R: 4 E: 0 K: 1 S: 13	H: 5 LOB: 1 BB: 1 P: 24	R: 0 E: 0 K: 1 S: 9	H: 1 LOB: 1 BB: 0 P: 15	R: 0 E: 0 K: 0 S: 13	H: 1 LOB: 1 BB: 0 P: 18	R: 0 E: 0 K: 1 S: 9	H: 0 LOB: 0 BB: 0 P: 13		R: 0 E: 1 K: 1 S: 18	H: 1 LOB: 2 BB: 1 P: 32	1B: 8 2B: 2 3B: 0 HR: 0	SF: 0 SAC: 0 DP: 0 HBP: 0	WP: 0 PB: 0 CS: 0
PITCHER	IP WLS BF H R ER SO BB IBB HBP BLK WP HR S P ERA WHIP																					
Ramiro Mendoza, R ERA: 9.31 (1, 1)	5.0 W 25 7 4 4 4 3 0 0 0 0 0 0 61 98 7.20 2.000																					
Jeff Nelson, R ERA: 4.5 (6, 1)	2.0 8 2 0 0 1 0 0 0 0 0 0 0 22 33 0.00 1.000																					
Mike Stanton, L ERA: (8, 1)	1.0 3 0 0 0 1 0 0 0 0 0 0 0 9 13 0.00 0.000																					
Brian Boehringer, R ERA: 4.15 (9, 1)	1.0 5 1 0 0 1 1 0 0 0 0 0 0 18 32 0.00 2.000																					



Batter	1	2	3	4	5	6	7	8	9	AB	R	H	RBI	BB	SO	LOB	TOP								
2 Derek Jeter, R OBP: 0.458, SLG: 0.485	G6-3		BB		1-2			K		3	0	1	0	1	1	0	New York Yankees @ Chicago White Sox Comiskey Park, Chicago, IL Sat Apr 19 1997, 8:05 PM EDT Att: 24,976 - Unknown - 57 F livebaseballscorecards.com								
Joe Girardi, R OBP: 0.273, SLG: 0.341	P4		F9		L6			FC1-4 HR		4	1	1	0	0	0	3									
Bernie Williams, S OBP: 0.400, SLG: 0.429	BB		K					FC1-4 1B		2	0	1	0	2	1	1									
Cecil Fielder, R OBP: 0.244, SLG: 0.197	BB							FC1-4 1B		3	0	0	0	1	2	3									
Pat Kelly, R OBP: 0.395, SLG: 0.300	BB							FC1-4 HR		0	1	0	0	0	0	0									
Tino Martinez, L OBP: 0.337, SLG: 0.635	F9							HR		4	1	1	3	0	1	3									
Mark Whiten, S OBP: 0.423, SLG: 0.519								K		3	0	0	0	1	2	2									
Mariano Duncan, R OBP: 0.408, SLG: 0.457	FC5-4									3	0	0	0	0	1	1									
Tim Raines, S OBP: 0.278, SLG: 0.077	G6-4-3							F8		1	0	0	0	0	0	0									
Charlie Hayes, R OBP: 0.400, SLG: 0.409	G6-4-3							P3		4	0	0	0	0	1	1									
Luis Sojo, R OBP: 0.400, SLG: 0.409			G5-3					F7		3	0	0	0	1	1	0									
Inning Stats	R: 0 E: 0 K: 0 S: 12	H: 0 LOB: 2 BB: 2 P: 26	R: 0 E: 0 K: 0 S: 7	H: 0 LOB: 0 BB: 1 P: 12	R: 0 E: 0 K: 1 S: 12	H: 0 LOB: 1 BB: 1 P: 22	R: 0 E: 0 K: 2 S: 8	H: 0 LOB: 0 BB: 0 P: 11	R: 0 E: 0 K: 0 S: 14	H: 1 LOB: 2 BB: 1 P: 24	R: 0 E: 0 K: 3 S: 14	H: 0 LOB: 1 BB: 1 P: 22	R: 0 E: 0 K: 3 S: 10	H: 0 LOB: 0 BB: 0 P: 15	R: 3 E: 2 K: 2 S: 15	H: 3 LOB: 1 BB: 0 P: 23	R: 0 E: 0 K: 0 S: 8	H: 0 LOB: 0 BB: 0 P: 9	1B: 3 2B: 0 3B: 0 HR: 1	SF: 0 SAC: 0 DP: 1 HBP: 0	WP: 0 PB: 0 CS: 0	PA: 36			
PITCHER	IP	WLS	BF	H	R	ER	SO	BB	IBB	HBP	BLK	WP	HR	S	P	ERA	WHIP								
Wilson Alvarez, L ERA: 3.95	(1, 1)	6.0	24	1	0	0	5	6	0	0	0	0	0	67	117	0.00	1.167								
Al Levine, R ERA: 5.0	(7, 1)	1.2	7	2	2	2	4	0	0	0	0	0	0	19	29	10.80	1.200								
Tony Castillo, L ERA: 8.64	(8, 1)	1.1	L	5	1	1	1	1	0	0	0	0	1	14	18	6.75	0.750								

Batter	1	2	3	4	5	6	7	8	9	AB	R	H	RBI	BB	SO	LOB	BOTTOM								
Tony Phillips, S OBP: 0.459, SLG: 0.424	FC6-4 1B		SH2-3		G3			L5		3	0	1	0	0	0	1	New York Yankees @ Chicago White Sox Comiskey Park, Chicago, IL Sat Apr 19 1997, 8:05 PM EDT Att: 24,976 - Unknown - 57 F livebaseballscorecards.com								
Ray Durham, S OBP: 0.358, SLG: 0.431	F9		E		K			F8		3	1	0	0	1	1	1									
Frank Thomas, R OBP: 0.380, SLG: 0.293	K		SF8		F9			G4-6-3 1B		3	0	1	1	0	1	1									
Albert Belle, R OBP: 0.217, SLG: 0.323	FC6-4		E7		G6-3			G4-6-3		4	0	0	0	0	0	2									
Lyle Mouton, R OBP: 0.100, SLG: 0.100	E9		K		G4-3			G3-1		3	0	0	0	0	1	1									
Harold Baines, L OBP: 0.397, SLG: 0.396	1B				G6-3			K		1	0	0	0	0	0	0									
Chris Snopce, R OBP: 0.318, SLG: 0.386	F8		E5		G6-3			K		4	0	0	0	0	1	1									
Norberto Martin, R OBP: 0.389, SLG: 0.588	CS		B2		F9			G4-3		3	0	1	0	0	0	1									
Ozzie Guillen, L OBP: 0.289, SLG: 0.347	1B				G4-3			G4-3		1	0	0	0	0	0	0									
Ron Karkovice, R OBP: 0.222, SLG: 0.375	K		L4		G5-3			G4-3		3	0	0	0	0	1	3									
Darren Lewis, R OBP: 0.250, SLG: 0.182	E1		E1		E1			E1		3	1	1	0	0	0	1									
Inning Stats	R: 0 E: 1 K: 1 S: 8	H: 1 LOB: 1 BB: 0 P: 15	R: 0 E: 1 K: 1 S: 13	H: 1 LOB: 2 BB: 0 P: 20	R: 2 E: 2 K: 1 S: 10	H: 1 LOB: 1 BB: 1 P: 22	R: 0 E: 1 K: 0 S: 9	H: 0 LOB: 1 BB: 0 P: 13	R: 0 E: 0 K: 1 S: 7	H: 0 LOB: 0 BB: 0 P: 11	R: 0 E: 0 K: 0 S: 7	H: 0 LOB: 0 BB: 0 P: 10	R: 0 E: 1 K: 0 S: 4	H: 0 LOB: 1 BB: 0 P: 6	R: 0 E: 0 K: 0 S: 11	H: 1 LOB: 0 BB: 0 P: 15	R: 0 E: 0 K: 1 S: 6	H: 0 LOB: 0 BB: 0 P: 8	1B: 4 2B: 1 3B: 0 HR: 0	SF: 1 SAC: 1 DP: 2 HBP: 0	WP: 1 PB: 0 CS: 1	PA: 34			
PITCHER	IP	WLS	BF	H	R	ER	SO	BB	IBB	HBP	BLK	WP	HR	S	P	ERA	WHIP								
Kenny Rogers, L ERA: 4.43	(1, 1)	7.1	W	29	3	2	0	4	0	0	0	0	0	60	99	0.00	0.545								
42 Mariano Rivera, R ERA: 3.39	(8, 1)	1.2	S	5	1	0	0	1	0	0	0	0	0	15	21	0.00	0.600								

Batter	1	2	3	4	5	6	7	8	9	AB	R	H	RBI	BB	SO	LOB	TOP								
2 Derek Jeter, R OBP: 0.498, SLG: 0.506 (1, 6)	1-2 1B		0-2 3B			2-2 G4-6-3 1-2f		4-2 1B BB	2-2 1B	4	1	3	0	1	0	1									
Wade Boggs, L OBP: 0.408, SLG: 0.345 (1, 5)	3-2 F8		3-1 F7			1-0 F7		3-1 1B BB	4-2 1B	4	0	1	1	0	0	2									
Pat Kelly, R OBP: 0.429, SLG: 0.300 (8, FR) (8, 4)	1 SAFE F8							1-H 2B 1B	1-2 BB	0	1	0	0	1	0	0									
Bernie Williams, S OBP: 0.417, SLG: 0.443 (1, 8)	0-1 P4			3-2 G6-4-3 1B				3-0 G4-3 1-2	2-3 K	5	0	1	0	0	1	4									
Tino Martinez, L OBP: 0.355, SLG: 0.639 (1, 3)	3-2 F9			1-0 F9				2-2 HR 1B	4-0 2B IBB	3	1	1	0	1	0	2									
Cecil Fielder, R OBP: 0.267, SLG: 0.234 (1, 10)		0-1 L8		1-0 G6-4-3 1-2f				1-2 L6	2-0 2B	4	0	1	1	0	0	2									
Paul O'Neill, L OBP: 0.471, SLG: 0.721 (1, 9)		3-3 K			0-0 G3			2-1 HR	4-0 IBB	3	1	1	2	1	1	0									
Mark Whiten, S OBP: 0.406, SLG: 0.475 (1, 7)		2-1 G1-4-3			0-0 G4-3			4-2 BB	2-2 G4-3	3	0	0	0	1	0	3									
Joe Girardi, R OBP: 0.250, SLG: 0.311 (1, 2)			2-3 K		1-0 P4			0-1 F8	2-3 K	4	0	0	0	0	2	1									
Luis Sojo, R OBP: 0.150, SLG: 0.059 (1, 4)			2-1 P4			0-2 G4-6-3 1B		1-1 G4-3	3-3 K	2	0	1	0	0	0	0									
Tim Raines, S OBP: 0.280, SLG: 0.105 (8, PH)										1	0	0	0	0	0	0									
Charlie Hayes, R OBP: 0.385, SLG: 0.391 (8, 5)										1	0	0	0	0	1	0									
Inning Stats	R: 0 E: 0 K: 0 S: 12	H: 1 LOB: 1 BB: 0 P: 19	R: 0 E: 0 K: 1 S: 7	H: 0 LOB: 0 BB: 12 P: 12	R: 0 E: 0 K: 1 S: 10	H: 1 LOB: 1 BB: 0 P: 17	R: 0 E: 0 K: 0 S: 6	H: 1 LOB: 0 BB: 0 P: 11	R: 0 E: 0 K: 0 S: 3	H: 0 LOB: 0 BB: 0 P: 4	R: 0 E: 0 K: 0 S: 8	H: 1 LOB: 0 BB: 0 P: 11	R: 2 E: 0 K: 0 S: 14	H: 2 LOB: 1 BB: 1 P: 26	R: 2 E: 0 K: 0 S: 11	H: 2 LOB: 3 BB: 3 P: 34	R: 0 E: 0 K: 3 S: 17	H: 1 LOB: 2 BB: 1 P: 30	1B: 6 2B: 1 3B: 1 HR: 1	SF: 0 SAC: 0 DP: 2 HBP: 0	WP: 0 PB: 0 SB: 1 CS: 1	PA: 39			
PITCHER	IP	WLS	BF	H	R	ER	SO	BB	IBB	HBP	BLK	WP	HR	S	P	ERA	WHIP								
Doug Drabek, R ERA: 7.04 (1, 1)	7.2	L	31	7	4	4	2	2	1	0	0	0	1	67	122	4.70	1.174								
41 Bill Simas, R ERA: 1.23 (8, 1)	1.1		8	2	0	0	3	1	1	0	0	0	0	21	42	0.00	2.250								

New York Yankees @ Chicago White Sox
Comiskey Park, Chicago, IL
Mon Apr 21 1997, 8:05 PM EDT
Att: 16,694 - Unknown - 44 F

AB 34
R 4
H 9
RBI 4
BB 5
SO 5
LOB 15





Batter	1	2	3	4	5	6	7	8	9	AB	R	H	RBI	BB	SO	LOB	BOTTOM								
Tony Phillips, S OBP: 0.455, SLG: 0.410 (1, 9)			4-2 FC3-6 BB		4-1 S 1B BB	2-1 F9		1-1 B2-3		0	0	0	0	0	0	0									
Darren Lewis, R OBP: 0.263, SLG: 0.125 (1, PH) (2, 8)										3	1	0	0	2	1	2									
Ray Durham, S OBP: 0.392, SLG: 0.424 (1, 4)	2-1 G5-4-3 1B		1 SAFE FC3-6 CS 1-2f		1-3 K			4-1 S G6-3 BB	1-1 G3	4	1	1	0	1	1	2									
Frank Thomas, R OBP: 0.402, SLG: 0.318 (1, 3)			1 SAFE 4-1 BB		2-2 2H 1B			1-0 G6-3	4-1 1B BB	3	0	1	1	2	0	2									
Norberto Martin, R OBP: 0.428, SLG: 0.579 (9, PR)	0-0 G5-4-3 1-2f		1 SAFE 1-2 BB		1-2 1B			1-2 BB		0	0	0	0	0	0	0									
Albert Belle, R OBP: 0.250, SLG: 0.338 (1, 7)		4-2 BB 1B BB		4-1 BB		1-2 G6-3		2-3 K	2-0 F9	3	0	0	0	2	1	3									
Harold Baines, L OBP: 0.409, SLG: 0.400 (1, 10)		1-0 BB		0-0 G4-1				4-0 F7	0-1 1B	4	0	2	0	1	0	2									
Chris Snopce, R OBP: 0.312, SLG: 0.403 (1, 5)		1-2 1B			2-3 K			0-0 G1-3	1-2 1B	5	0	1	1	0	3	4									
Dave Martinez, L OBP: 0.239, SLG: 0.297 (1, 8) (2, 9)		0-3 K			0-1 G4-3			1-2 3H 1-3 1B	1-3 K	3	1	1	0	1	1	2									
Ron Karkovics, R OBP: 0.250, SLG: 0.417 (1, 2)		4-0 BB			1-2 2-3 BB			2-0 1B 2B		3	1	1	0	1	1	2									
Chad Kreuter, S OBP: 0.306, SLG: 0.455 (8, PH) (9, 2)		1-3 K			2-3 K			0-0 2H 1B	0-3 K2-3	1	0	0	0	0	1	0									
Ozzie Guillen, L OBP: 0.323, SLG: 0.404 (1, 6)		1-0 G4-3			3-1 L9			0-0 2H 1B	0-1 G4-3	4	0	1	0	0	0	3									
Inning Stats	R: 0 E: 0 K: 1 S: 8	H: 1 LOB: 0 BB: 0 P: 11	R: 0 E: 0 K: 2 S: 10	H: 1 LOB: 3 BB: 2 P: 21	R: 0 E: 0 K: 2 S: 12	H: 0 LOB: 0 BB: 3 P: 24	R: 0 E: 0 K: 2 S: 8	H: 0 LOB: 0 BB: 0 P: 12	R: 1 E: 0 K: 0 S: 13	H: 1 LOB: 1 BB: 1 P: 24	R: 1 E: 0 K: 0 S: 8	H: 3 LOB: 2 BB: 0 P: 12	R: 1 E: 0 K: 2 S: 10	H: 1 LOB: 2 BB: 2 P: 22	R: 0 E: 0 K: 1 S: 8	H: 0 LOB: 0 BB: 0 P: 9	R: 0 E: 0 K: 1 S: 9	H: 1 LOB: 2 BB: 1 P: 17	1B: 7 2B: 1 3B: 0 HR: 0	SF: 0 SAC: 0 DP: 1 HBP: 0	WP: 0 PB: 0 SB: 3 CS: 1	PA: 42			
PITCHER	IP	WLS	BF	H	R	ER	SO	BB	IBB	HBP	BLK	WP	HR	S	P	ERA	WHIP								
David Cone, R ERA: 3.27 (1, 1)	7.0	W	34	7	3	3	8	7	0	0	0	0	0	69	126	3.86	2.000								
Jeff Nelson, R ERA: 3.99 (8, 1)	1.0		3	0	0	0	1	0	0	0	0	0	0	8	9	0.00	0.000								
42 Mariano Rivera, R ERA: 3.09 (9, 1)	1.0	S	5	1	0	0	1	1	0	0	0	0	0	9	17	0.00	2.000								

New York Yankees @ Chicago White Sox
Comiskey Park, Chicago, IL
Mon Apr 21 1997, 8:05 PM EDT
Att: 16,694 - Unknown - 44 F

AB 33
R 3
H 8
RBI 3
BB 9
SO 10
LOB 23



Batter	1	2	3	4	5	6	7	8	9	AB	R	H	RBI	BB	SO	LOB	TOP					
Mark Loretta, R (1, 6) OBP: 0.306, SLG: 0.258	F8		F9		G5-3			G6-4-3		4	0	0	0	0	0	1	<p>Milwaukee Brewers @ New York Yankees Yankee Stadium, Bronx, NY Tue Apr 22 1997, 7:05 PM EDT Att: 18,018 - Unknown - 59 F</p> <p>AB 31 R 2 H 6 RBI 2 BB 1 SO 3 LOB 8</p> 					
Jeff Cirillo, R (1, 5) OBP: 0.377, SLG: 0.400	HR		BB			F9		G6-3		3	1	1	1	1	0	0						
Dave Nilsson, L (1, 10) OBP: 0.369, SLG: 0.375	2B		1B			K			P7	4	0	2	0	0	1	0						
John Jaha, R (1, 3) OBP: 0.323, SLG: 0.527	2B		G1-4-3			HR		G5-3		4	1	2	1	0	0	2						
Matt Mieske, R (1, 9) OBP: 0.429, SLG: 0.364	K				G3			G6-3		4	0	0	0	0	1	2						
Marc Newfield, R (1, 7) OBP: 0.390, SLG: 0.389	G6-3				G6-3			F9		3	0	1	0	0	0	2						
Gerald Williams, R (1, 8) OBP: 0.345, SLG: 0.392		P3			G6-3			F8		3	0	0	0	0	0	1						
Eddy Diaz, R (1, 4) OBP: 0.154, SLG: 0.154	F8				F8			L8		3	0	0	0	0	0	0						
Jesse Levis, L (1, 2) OBP: 0.412, SLG: 0.533	F7				K			E4		3	0	0	0	0	1	0						
Inning Stats	R: 1 E: 0 K: 1 S: 14	H: 3 LOB: 2 BB: 0 P: 19	R: 0 E: 0 K: 0 S: 11	H: 0 LOB: 0 BB: 0 P: 17	R: 0 E: 0 K: 0 S: 10	H: 1 LOB: 1 BB: 1 P: 20	R: 0 E: 0 K: 0 S: 9	H: 1 LOB: 0 BB: 0 P: 12	R: 0 E: 0 K: 1 S: 6	H: 0 LOB: 0 BB: 0 P: 6	R: 1 E: 0 K: 1 S: 10	H: 1 LOB: 0 BB: 0 P: 17	R: 0 E: 0 K: 0 S: 3	H: 0 LOB: 0 BB: 0 P: 6	R: 0 E: 1 K: 0 S: 10	H: 0 LOB: 0 BB: 0 P: 14	R: 0 E: 0 K: 0 S: 6	H: 0 LOB: 0 BB: 0 P: 11	1B: 3 2B: 1 3B: 0 HR: 2	SF: 0 SAC: 0 DP: 3 HBP: 0	WP: 0 PB: 0 CS: 0	PA: 32
PITCHER Andy Pettitte, L (1, 1) ERA: 2.57	IP: 9.0 WLS: W BF: 32 H: 6 R: 2 ER: 2 SO: 3 BB: 1 IBB: 0 HBP: 0 BLK: 0 WP: 0 HR: 2 S: 79 P: 122 ERA: 2.00 WHIP: 0.778															PITCHER						

Batter	1	2	3	4	5	6	7	8	9	AB	R	H	RBI	BB	SO	LOB	BOTTOM			
Tim Raines, S (1, 7) OBP: 0.300, SLG: 0.130	F8	L6		F8	1B	PB				4	1	1	0	1	0	2	<p>Milwaukee Brewers @ New York Yankees Yankee Stadium, Bronx, NY Tue Apr 22 1997, 7:05 PM EDT Att: 18,018 - Unknown - 59 F</p> <p>AB 37 R 10 H 14 RBI 9 BB 6 SO 4 LOB 17</p> 			
Wade Boggs, L (1, 5) OBP: 0.421, SLG: 0.373	G4-3				BB			F8		4	2	2	0	1	0	0				
Luis Sojo, R (8, 5) OBP: 0.150, SLG: 0.059			BB		SF7	2B				0	0	0	0	0	0	0				
Bernie Williams, S (1, 8) OBP: 0.436, SLG: 0.463	2B		BB		CS	BB				3	1	2	1	2	0	1				
Tino Martinez, L (1, 3) OBP: 0.378, SLG: 0.640	BB		BB		FC6-4	BB				3	1	2	2	2	0	1				
Cecil Fielder, R (1, 10) OBP: 0.263, SLG: 0.232	FC5-4		P4		BB			F9		5	1	1	1	0	0	8				
Paul O'Neill, L (1, 9) OBP: 0.459, SLG: 0.719		E	SF7		E3	1B		L8		3	2	1	1	0	0	2				
Mark Whiten, S (7, 9) OBP: 0.400, SLG: 0.467		2B			1B					1	0	0	0	0	0	0				
2 Derek Jeter, R (1, 6) OBP: 0.455, SLG: 0.488	L9		CS		G6-3	1B		K		5	1	1	2	0	2	1				
Joe Girardi, R (1, 2) OBP: 0.264, SLG: 0.320	E6				F9	1B		L9		5	1	2	2	0	0	0				
Pat Kelly, R (1, 4) OBP: 0.444, SLG: 0.357	K				1B					4	0	2	0	0	2	2				
Inning Stats	R: 0 E: 0 K: 0 S: 7	H: 1 LOB: 2 BB: 1 P: 13	R: 1 E: 1 K: 1 S: 10	H: 1 LOB: 1 BB: 0 P: 18	R: 1 E: 0 K: 0 S: 9	H: 1 LOB: 1 BB: 2 P: 23	R: 0 E: 0 K: 0 S: 8	H: 1 LOB: 1 BB: 0 P: 12	R: 8 E: 1 K: 1 S: 25	H: 7 LOB: 2 BB: 2 P: 50	R: 0 E: 0 K: 1 S: 12	H: 3 LOB: 2 BB: 0 P: 15	R: 0 E: 0 K: 0 S: 14	H: 0 LOB: 1 BB: 1 P: 21	R: 0 E: 0 K: 1 S: 6	H: 0 LOB: 0 BB: 0 P: 11	1B: 11 2B: 3 3B: 0 HR: 0	SF: 1 SAC: 0 DP: 0 HBP: 0	WP: 1 PB: 1 CS: 1	PA: 45
PITCHER Jeff D'Amico, R (1, 1) ERA: 5.4	IP: 4.1 WLS: L BF: 26 H: 9 R: 8 ER: 6 SO: 1 BB: 3 IBB: 0 HBP: 0 BLK: 0 WP: 0 HR: 0 S: 46 P: 88 ERA: 12.46 WHIP: 2.769															PITCHER				
Jamie McAndrew, R (5, 1) ERA: 6.55	IP: 2.2 WLS: L BF: 15 H: 5 R: 2 ER: 1 SO: 2 BB: 3 IBB: 0 HBP: 0 BLK: 0 WP: 1 HR: 0 S: 39 P: 64 ERA: 3.38 WHIP: 3.000																			
Ron Villone, L (8, 1) ERA: 4.76	IP: 1.0 WLS: L BF: 3 H: 0 R: 0 ER: 0 SO: 1 BB: 0 IBB: 0 HBP: 0 BLK: 0 WP: 0 HR: 0 S: 6 P: 11 ERA: 0.00 WHIP: 0.000																			

Batter	1	2	3	4	5	6	7	8	9	AB	R	H	RBI	BB	SO	LOB	TOP								
Chuck Carr, S OBP: 0.080, SLG: 0.120 (1, 8)			SH1-3		G5-3		G3		F9	4	0	0	0	0	1	0	Milwaukee Brewers @ New York Yankees Yankee Stadium, Bronx, NY Wed Apr 23 1997, 3:33 AM EDT Att: 22,704 - Overcast - 60 F								
Jeff Cirillo, R OBP: 0.394, SLG: 0.407 (1, 5)	G6-3		BLK 1B				F9		1B	4	1	2	2	1	0	0									
Dave Nilsson, L OBP: 0.357, SLG: 0.350 (1, 3)			P6				F7		K	4	0	0	0	1	2	3									
John Jaha, R OBP: 0.348, SLG: 0.534 (1, 10)	K		1B							3	1	2	1	1	1	1									
Matt Mieske, R OBP: 0.389, SLG: 0.333 (1, 9)		G4-3	G3							4	0	1	0	0	0	2									
Marc Newfield, R OBP: 0.400, SLG: 0.368 (1, 7)		K			K					2	0	0	0	2	2	0									
Mark Loretta, R OBP: 0.232, SLG: 0.235 (8, PH)										3	1	0	0	0	1	2									
Jeremy Burnitz, L OBP: 0.460, SLG: 0.564 (8, PH)										0	0	0	0	0	0	0									
Gerald Williams, R OBP: 0.339, SLG: 0.385 (8, PH)										1	0	0	0	0	0	2									
Tim Unroe, R (8, 4)										0	0	0	0	0	0	0									
Eddy Diaz, R OBP: 0.235, SLG: 0.313 (8, 6)			SH1-3 1B		F8				FC6	3	1	1	2	1	0	2									
Mike Matheny, R OBP: 0.350, SLG: 0.432 (1, 2)			SH1-3 1B							4	1	1	0	0	0	1									
Inning Stats	R: 0 E: 0 K: 2 S: 10	H: 0 LOB: 1 BB: 1 P: 16	R: 0 E: 0 K: 2 S: 8	H: 0 LOB: 0 BB: 0 P: 11	R: 3 E: 0 K: 0 S: 12	H: 3 LOB: 1 BB: 1 P: 21	R: 0 E: 0 K: 1 S: 8	H: 0 LOB: 0 BB: 0 P: 11	R: 0 E: 0 K: 1 S: 9	H: 0 LOB: 1 BB: 1 P: 16	R: 2 E: 0 K: 0 S: 14	H: 3 LOB: 1 BB: 1 P: 24	R: 0 E: 0 K: 0 S: 5	H: 0 LOB: 0 BB: 0 P: 7	R: 0 E: 0 K: 0 S: 9	H: 0 LOB: 2 BB: 2 P: 20	R: 0 E: 0 K: 1 S: 10	H: 1 LOB: 1 BB: 0 P: 12	1B: 6 2B: 0 3B: 1 HR: 0	SF: 0 SAC: 1 DP: 0 HBP: 0	WP: 0 PB: 0 CS: 0	PA: 39			
PITCHER	IP	WLS	BF	H	R	ER	SO	BB	IBB	HBP	BLK	WP	HR	S	P	ERA	WHIP								
Kenny Rogers, L ERA: 5.15 (1, 1)	6.0	W	27	6	5	5	6	4	0	0	1	0	0	61	99	7.50	1.667								
Jeff Nelson, R ERA: 3.55 (7, 1)	1.0		3	0	0	0	0	0	0	0	0	0	0	5	7	0.00	0.000								
Brian Boehringer, R ERA: 3.55 (8, 1)	0.1		3	0	0	0	0	2	0	0	0	0	0	5	15	0.00	6.000								
Graeme Lloyd, L ERA: (8, 1)	1.2	S	6	1	0	0	1	0	0	0	0	0	0	14	17	0.00	0.600								

Batter	1	2	3	4	5	6	7	8	9	AB	R	H	RBI	BB	SO	LOB	BOTTOM								
Tim Raines, S OBP: 0.314, SLG: 0.148 (1, 7)	F7	F8					G5-3			4	1	1	0	1	0	1	Milwaukee Brewers @ New York Yankees Yankee Stadium, Bronx, NY Wed Apr 23 1997, 3:33 AM EDT Att: 22,704 - Overcast - 60 F								
2 Derek Jeter, R OBP: 0.452, SLG: 0.494 (1, 6)	G6-3	FC1 1B		G6-4-3 1B		WP 2B			F8 SF9 2B	5	3	2	1	0	0	2									
Bernie Williams, S OBP: 0.453, SLG: 0.488 (1, 8)	HBP 1B	G5-3 1B				WP 2B			F8 2B	4	2	3	1	1	0	1									
Tino Martinez, L OBP: 0.388, SLG: 0.652 (1, 3)	HBP 1B					WP 2B			SF9	3	1	2	5	1	1	1									
Cecil Fielder, R OBP: 0.280, SLG: 0.244 (1, 10)	BB 1B	G5-3				K				4	1	2	0	0	1	3									
Paul O'Neill, L OBP: 0.456, SLG: 0.691 (1, 9)	BB 1B					G6-3 1B			G3	4	0	1	2	1	0	2									
Charlie Hayes, R OBP: 0.367, SLG: 0.346 (1, 5)						K				3	0	0	0	1	2	2									
Mariano Duncan, R OBP: 0.415, SLG: 0.460 (1, 4)										4	0	2	1	0	0	0									
Luis Sojo, R OBP: 0.150, SLG: 0.059 (8, 4)										0	0	0	0	0	0	0									
20 Jorge Posada, S OBP: 0.368, SLG: 0.267 (1, 2)		FC1 1B				2B 1B			G5-3	2	2	0	0	1	1	1									
Inning Stats	R: 3 E: 0 K: 0 S: 15	H: 3 LOB: 2 BB: 2 P: 28	R: 2 E: 0 K: 0 S: 18	H: 2 LOB: 1 BB: 0 P: 29	R: 0 E: 0 K: 1 S: 8	H: 1 LOB: 1 BB: 0 P: 16	R: 0 E: 0 K: 1 S: 7	H: 2 LOB: 1 BB: 0 P: 12	R: 0 E: 0 K: 1 S: 6	H: 1 LOB: 0 BB: 0 P: 7	R: 4 E: 0 K: 2 S: 13	H: 2 LOB: 4 BB: 4 P: 33	R: 0 E: 0 K: 0 S: 4	H: 0 LOB: 0 BB: 0 P: 8	R: 1 E: 0 K: 0 S: 10	H: 2 LOB: 1 BB: 0 P: 13	1B: 10 2B: 3 3B: 0 HR: 0	SF: 1 SAC: 0 DP: 3 HBP: 2	WP: 2 PB: 0 CS: 0	PA: 42					
PITCHER	IP	WLS	BF	H	R	ER	SO	BB	IBB	HBP	BLK	WP	HR	S	P	ERA	WHIP								
Ben McDonald, R ERA: 4.73 (1, 1)	5.1	L	28	9	7	7	3	4	0	0	0	0	0	1	2	11.81	2.438								
Bryce Florie, R ERA: 6.0 (6, 1)	0.0		1	1	0	0	0	0	0	0	0	0	0	1	2	∞	∞								
Angel Miranda, L ERA: 1.0 (6, 1)	1.2		8	1	2	2	2	1	1	0	0	2	0	14	29	10.80	1.200								
Doug Jones, R ERA: 2.57 (8, 1)	1.0		5	2	1	1	0	0	0	0	0	0	0	10	13	9.00	2.000								

Batter	1	2	3	4	5	6	7	8	9	AB R H RBI BB SO LOB	TOP												
Tony Phillips, S OBP: 0.482, SLG: 0.397 Darren Lewis, R OBP: 0.300, SLG: 0.125	1-1 1B BB HBP	4-0 S 1B HR BB		2-2 FC6-4 1B		3-2 1B 1B	2-3 K		4-1 FC3-6 BB	3 2 2 0 1 1 0 0 0 0 0 1 0 0	Chicago White Sox @ New York Yankees Yankee Stadium, Bronx, NY Fri Apr 25 1997, 7:05 PM EDT Att: 24,648 - Unknown - 62 F AB 43 R 9 H 16 RBI 9 BB 5 SO 6 LOB 26												
Ray Durham, S OBP: 0.385, SLG: 0.407	0-2 L8	1-2 S HR 1B		2-2 FC6-4		1-0 BB 1B 1B	4-1 1B BB		0-0 FC3-6 1B	5 2 2 1 1 0 4													
Frank Thomas, R OBP: 0.449, SLG: 0.418	4-2 1B BB	1-2 1-H 2-H HR		3-2 F9		2-0 1B BB 1B	0-0 G4-3 1B		1-2 1B	5 2 4 4 1 0 2													
Albert Belle, R OBP: 0.260, SLG: 0.345	1-3 K	1-3 K			0-1 HR	4-2 1B 1B 1B	3-2 G4-3		3-3 K	5 2 1 1 1 3 6													
Lyle Mouton, R OBP: 0.429, SLG: 0.542	0-0 1-2 2-3 1B		0-0 F8		1-1 G6-3 WP 1B	1-0 1B 1B 1B		1-1 F8		5 0 3 1 0 0 0													
Chris Snopce, R OBP: 0.301, SLG: 0.384	2-1 F9		3-2 F9		1-2 F9	1-0 1B		0-1 L8		5 0 1 1 0 0 4													
Dave Martinez, L OBP: 0.296, SLG: 0.368		2-0 G4-3		1-2 L7		2-0 G6-3	0-1 1-2 2-3 3-H 1B		1-0 1B	5 0 2 1 0 0 1													
Tony Peña, R OBP: 0.190, SLG: 0.111		0-0 G4-3		0-1 FC6-4 1B		2-1 G6-3	1-3 K		0-3 K	5 0 1 0 0 2 5													
Ozzie Guillen, L OBP: 0.303, SLG: 0.357		2-2 E7 1B		1-0 F7			G4-3		0-2 G4-3	5 1 0 0 0 0 4													
Inning Stats	R: 0 E: 0 K: 1 S: 13	H: 1 LOB: 3 BB: 1 P: 21	R: 4 E: 1 K: 1 S: 15	H: 2 LOB: 0 BB: 1 P: 26	R: 0 E: 0 K: 0 S: 9	H: 0 LOB: 0 BB: 0 P: 13	R: 0 E: 0 K: 0 S: 13	H: 2 LOB: 2 BB: 0 P: 21	R: 1 E: 0 K: 0 S: 14	H: 2 LOB: 1 BB: 0 P: 20		R: 4 E: 0 K: 1 S: 18	H: 6 LOB: 3 BB: 1 P: 33	R: 0 E: 0 K: 1 S: 8	H: 1 LOB: 1 BB: 1 P: 17	R: 0 E: 0 K: 1 S: 8	H: 1 LOB: 1 BB: 0 P: 10	R: 0 E: 0 K: 1 S: 12	H: 1 LOB: 2 BB: 1 P: 20	1B: 14 2B: 0 3B: 0 HR: 2	SF: 0 SAC: 0 DP: 1 HBP: 1	WP: 1 PB: 0 SB: 2 CS: 0	PA: 49
PITCHER	IP WLS BF H R ER SO BB IBB HBP BLK WP HR S P ERA WHIP											PITCHER	IP WLS BF H R ER SO BB IBB HBP BLK WP HR S P ERA WHIP										
David Wells, L ERA: 4.26	(1, 1) 5.0 L 26 7 5 1 2 2 2 0 1 0 1 2 64 101 1.80 1.800																						
David Weathers, R ERA: 10.0	(6, 1) 0.1 8 6 4 4 0 1 0 0 0 0 0 14 26 108.00 21.000																						
Brian Boehringer, R ERA: 2.93	(6, 1) 2.2 10 2 0 0 3 1 0 0 0 0 0 20 34 0.00 1.125																						
Mike Stanton, L ERA: 2.84	(9, 1) 1.0 5 1 0 0 1 1 0 0 0 0 0 12 20 0.00 2.000																						

Batter	1	2	3	4	5	6	7	8	9	AB R H RBI BB SO LOB	BOTTOM												
2 Derek Jeter, R OBP: 0.463, SLG: 0.505	2-2 BB 1B		2-1 G6-4-3 1B			2-1 G6-3		1-1 E SF7 1B		4 1 3 0 0 0 0	Chicago White Sox @ New York Yankees Yankee Stadium, Bronx, NY Fri Apr 25 1997, 7:05 PM EDT Att: 24,648 - Unknown - 62 F AB 31 R 3 H 5 RBI 2 BB 3 SO 6 LOB 15												
Charlie Hayes, R OBP: 0.324, SLG: 0.300	3-2 F7		2-2 G6-4-3			1-1 F9		1-1 F9		4 0 0 0 0 0 4													
Bernie Williams, S OBP: 0.455, SLG: 0.477	4-2 BB			1-0 E6 WP G3		4-0 BB		0-0 E6		2 0 0 0 2 0 1													
Tino Martinez, L OBP: 0.374, SLG: 0.630	0-0 P6			2-1 G3		0-1 G4-3		3-1 SF7		3 0 0 1 0 0 4													
Cecil Fielder, R OBP: 0.269, SLG: 0.233	0-3 K			2-2 F9			0-2 F7		3-H 3-3 K	4 0 0 0 0 2 4													
Paul O'Neill, L OBP: 0.439, SLG: 0.662 Tim Raines, S OBP: 0.306, SLG: 0.143		3-3 K		1-1 F7			0-0 F7		3-3 K	3 0 0 0 0 1 1 1 0 0 0 0 1 0													
Mark Whiten, S OBP: 0.405, SLG: 0.508		0-3 K			4-2 G6-4-3 BB		3-1 HR		0-0 F8	3 1 1 1 1 1 0													
Mariano Duncan, R OBP: 0.386, SLG: 0.426		0-3 K			0-2 G6-4-3		2-1 G4-3		0-0 F9	4 0 0 0 0 1 1													
20 Jorge Posada, S OBP: 0.366, SLG: 0.273			0-1 F8		1-2 G5-3			0-1 2 1B E 1B		3 1 1 0 0 0 0													
Inning Stats	R: 0 E: 0 K: 1 S: 16	H: 1 LOB: 2 BB: 1 P: 24	R: 0 E: 0 K: 3 S: 10	H: 0 LOB: 0 BB: 0 P: 13	R: 0 E: 0 K: 0 S: 7	H: 1 LOB: 0 BB: 0 P: 11	R: 0 E: 0 K: 0 S: 8	H: 0 LOB: 1 BB: 0 P: 14	R: 0 E: 0 K: 0 S: 10	H: 0 LOB: 0 BB: 1 P: 15		R: 0 E: 0 K: 0 S: 6	H: 0 LOB: 1 BB: 1 P: 13	R: 1 E: 0 K: 0 S: 9	H: 1 LOB: 0 BB: 0 P: 14	R: 2 E: 1 K: 1 S: 13	H: 2 LOB: 1 BB: 0 P: 21	R: 0 E: 0 K: 1 S: 5	H: 0 LOB: 0 BB: 0 P: 8	1B: 4 2B: 0 3B: 0 HR: 1	SF: 1 SAC: 0 DP: 2 HBP: 0	WP: 1 PB: 0 SB: 0 CS: 0	PA: 35
PITCHER	IP WLS BF H R ER SO BB IBB HBP BLK WP HR S P ERA WHIP											PITCHER	IP WLS BF H R ER SO BB IBB HBP BLK WP HR S P ERA WHIP										
Wilson Alvarez, L ERA: 3.34	(1, 1) 7.2 W 31 5 3 3 1 4 3 0 0 0 0 1 75 118 1.17 1.043																						
Carlos Castillo, R ERA: 1.54	(8, 1) 1.1 4 0 0 0 2 0 0 0 0 0 0 9 15 0.00 0.000																						

Batter	1	2	3	4	5	6	7	8	9	AB	R	H	RBI	BB	SO	LOB	TOP					
Tony Phillips, S OBP: 0.459, SLG: 0.390 (1, 5)	L7		BB		K		F7		G4-3 1B	4	0	1	0	1	1	1	Chicago White Sox @ New York Yankees Yankee Stadium, Bronx, NY Sat Apr 26 1997, 3:33 AM EDT Att: 28,817 - Sunny - 63 F					
Ray Durham, S OBP: 0.395, SLG: 0.412 (1, 4)	1B		K						G4-3 1-2	4	0	2	0	1	1	2						
Frank Thomas, R OBP: 0.437, SLG: 0.398 (1, 3)	K				F9 BB		F8		F9	4	0	0	0	1	1	3						
Albert Belle, R OBP: 0.260, SLG: 0.374 (1, 7)		G1-6-3			F9		G4-3		HR	4	1	1	1	0	0	1						
Harold Baines, L OBP: 0.413, SLG: 0.388 (1, 10)		BB			L7		2B 1B		BB 1B	3	0	2	0	1	0	1						
Lyle Mouton, R OBP: 0.438, SLG: 0.556 (1, 9)	K				K		2B		BB	3	0	1	0	1	2	2						
Dave Martinez, L OBP: 0.282, SLG: 0.350 (1, 8)					F9		F7		F7	4	0	0	0	0	1	5						
Chad Kreuter, S OBP: 0.294, SLG: 0.467 (1, 2)			K				1B 2B		L6	4	1	1	0	0	2	4						
Ozzie Guillen, L OBP: 0.300, SLG: 0.351 (1, 6)			K				1B 2H 1B		G3-1	4	0	1	1	0	1	2						
Inning Stats	R: 0 E: 0 K: 1 S: 9	H: 1 LOB: 0 BB: 0 P: 17	R: 0 E: 0 K: 1 S: 9	H: 0 LOB: 1 BB: 1 P: 17	R: 0 E: 0 K: 3 S: 13	H: 0 LOB: 1 BB: 1 P: 25	R: 0 E: 0 K: 1 S: 7	H: 0 LOB: 1 BB: 1 P: 14	R: 1 E: 0 K: 1 S: 10	H: 3 LOB: 2 BB: 0 P: 17	R: 0 E: 0 K: 2 S: 12	H: 2 LOB: 1 BB: 0 P: 19	R: 0 E: 0 K: 0 S: 9	H: 0 LOB: 1 BB: 1 P: 14	R: 1 E: 0 K: 0 S: 12	H: 2 LOB: 2 BB: 1 P: 20	R: 0 E: 0 K: 0 S: 8	H: 1 LOB: 0 BB: 0 P: 16	1B: 6 2B: 2 3B: 0 HR: 1	SF: 0 SAC: 0 DP: 1 HBP: 0	WP: 0 PB: 0 SB: 0 CS: 0	PA: 39
PITCHER	IP	WLS	BF	H	R	ER	SO	BB	IBB	HBP	BLK	WP	HR	S	P	ERA	WHIP					
David Cone, R ERA: 2.93 (1, 1)	7.0	W	30	6	1	1	9	4	0	0	0	0	0	69	123	1.29	1.429					
Jeff Nelson, R ERA: 4.29 (8, 1)	0.0		3	2	1	1	0	1	0	0	0	0	1	7	13	∞	∞					
Graeme Lloyd, L ERA: (8, 1)	0.1		1	0	0	0	0	0	0	0	0	0	0	1	1	0.00	0.000					
42 Mariano Rivera, R ERA: 2.7 (8, 1)	1.2	S	5	1	0	0	0	0	0	0	0	0	0	12	22	0.00	0.600					

Batter	1	2	3	4	5	6	7	8	9	AB	R	H	RBI	BB	SO	LOB	BOTTOM				
Tim Lincecum, S OBP: 0.366, SLG: 0.303 (1, 7)	1B BB 2B	BLK 1B	F8			S 1B 1B		G4-3 1B 2B		5	3	4	0	0	0	3	Chicago White Sox @ New York Yankees Yankee Stadium, Bronx, NY Sat Apr 26 1997, 3:33 AM EDT Att: 28,817 - Sunny - 63 F				
Wade Boggs, L OBP: 0.420, SLG: 0.365 (1, 5)	BB 1B BB	L7			1B	F7		G4-3		4	1	1	0	1	0	3					
Bernie Williams, S OBP: 0.461, SLG: 0.484 (1, 8)	1B BB 1B	P6			K	F9 BLK 1B		G3 HR 1B		5	3	3	2	0	1	2					
Tino Martinez, L OBP: 0.375, SLG: 0.646 (1, 3)	1B BB				HR	F9		G3		4	1	1	2	1	1	3					
Paul O'Neill, L OBP: 0.437, SLG: 0.640 (1, 9)	K				G4-3	K		HR IBB		4	1	1	0	1	2	4					
Cecil Fielder, R OBP: 0.303, SLG: 0.326 (1, 10)	1B				2B			HR		5	1	5	5	0	0	0					
2 Derek Jeter, R OBP: 0.442, SLG: 0.479 (1, 6)	K				G1-3	G1-3		F9		5	0	0	0	0	1	6					
Joe Girardi, R OBP: 0.281, SLG: 0.321 (1, 2)	K				IBB	F8		1B		3	0	1	0	1	1	3					
Pat Kelly, R OBP: 0.364, SLG: 0.278 (1, 4)		B1-3			P2	K		L6		4	0	0	0	0	1	5					
Inning Stats	R: 3 E: 0 K: 3 S: 17	H: 3 LOB: 2 BB: 2 P: 29	R: 0 E: 0 K: 0 S: 11	H: 1 LOB: 1 BB: 0 P: 17	R: 1 E: 0 K: 0 S: 12	H: 3 LOB: 3 BB: 1 P: 25	R: 0 E: 0 K: 2 S: 11	H: 1 LOB: 1 BB: 0 P: 15	R: 0 E: 0 K: 1 S: 11	H: 1 LOB: 1 BB: 0 P: 15	R: 2 E: 0 K: 0 S: 13	H: 2 LOB: 0 BB: 0 P: 21	R: 0 E: 0 K: 0 S: 12	H: 2 LOB: 1 BB: 0 P: 16	R: 4 E: 0 K: 0 S: 11	H: 3 LOB: 0 BB: 1 P: 20	1B: 10 2B: 5 3B: 0 HR: 2	SF: 0 SAC: 0 DP: 1 HBP: 0	WP: 0 PB: 0 SB: 2 CS: 0	PA: 43	
PITCHER	IP	WLS	BF	H	R	ER	SO	BB	IBB	HBP	BLK	WP	HR	S	P	ERA	WHIP				
James Baldwin, R ERA: 5.08 (1, 1)	5.0	L	28	10	5	5	6	2	1	0	1	0	0	64	104	9.00	2.400				
Mike Bertotti, L ERA: 9.0 (6, 1)	1.0		4	1	1	1	1	0	0	0	1	0	0	11	18	9.00	1.000				
41 Bill Simas, R ERA: 0.96 (7, 1)	1.0		4	2	0	0	0	0	0	0	0	0	0	12	16	0.00	2.000				
Carlos Castillo, R ERA: 4.26 (8, 1)	1.0		7	3	4	4	0	0	1	0	0	0	1	11	20	36.00	3.000				

Batter	1	2	3	4	5	6	7	8	9	AB	R	H	RBI	BB	SO	LOB	TOP					
Tony Phillips, S OBP: 0.441, SLG: 0.370 (1, 9) C S	1-3 K			3-2 G6-3		0-0 G1-3		0-2 G4-3		4	0	0	0	0	1	1	Chicago White Sox @ New York Yankees Yankee Stadium, Bronx, NY Sun Apr 27 1997, 3:33 AM EDT Att: 36,133 - Sunny - 66 F livebaseballscorecards.com					
Ray Durham, S OBP: 0.391, SLG: 0.393 (1, 4) B X	1-0 P4			1-2 F9		1-1 G5-3		1-2 L7		4	0	0	0	0	1							
Frank Thomas, R OBP: 0.439, SLG: 0.430 (1, 3) B F X	1-1 F9			3-1 HR		4-0 2B BB		1-3 K		3	1	1	1	1	1							
Albert Belle, R OBP: 0.269, SLG: 0.400 (1, 7)		2-1 P4		1-2 2B		2-2 2B		2-3 K		4	0	2	0	0	1	0						
Lyle Mouton, R OBP: 0.389, SLG: 0.484 (1, 10)		2-3 K		1-1 G5-3		1-3 K		0-0 F9		4	0	0	0	0	2	3						
Chris Snopce, R OBP: 0.302, SLG: 0.373 Dave Martinez, L (9, PH) OBP: 0.279, SLG: 0.346		2-2 K			4-2 FC4-6 BB		1-0 G6-3		3-3 K		2	0	0	0	1	1						
Norberto Martin, R OBP: 0.360, SLG: 0.478 (1, 6)			1-0 G4-3		1-0 FC4-6		2-2 F8			3	0	0	0	0	0	1						
Ron Karkovics, R OBP: 0.231, SLG: 0.340 (1, 2)			2-3 K		2-2 F8		1-0 G6-3			3	0	0	0	0	1	1						
Darren Lewis, R OBP: 0.304, SLG: 0.158 (1, 8)			1-0 G4-3		2-3 K			2-2 G4-3 1B		3	0	1	0	0	1	1						
Inning Stats	R: 0 E: 0 K: 1 S: 6	H: 0 LOB: 0 BB: 0 P: 9	R: 0 E: 0 K: 2 S: 9	H: 0 LOB: 0 BB: 0 P: 15	R: 0 E: 0 K: 1 S: 5	H: 0 LOB: 0 BB: 0 P: 9	R: 1 E: 0 K: 0 S: 16	H: 2 LOB: 1 BB: 0 P: 25	R: 0 E: 0 K: 1 S: 10	H: 0 LOB: 1 BB: 1 P: 19	R: 0 E: 0 K: 0 S: 10	H: 1 LOB: 2 BB: 0 P: 18	R: 0 E: 0 K: 0 S: 7	H: 0 LOB: 0 BB: 0 P: 11	R: 0 E: 0 K: 1 S: 16	H: 1 LOB: 1 BB: 0 P: 20	R: 0 E: 0 K: 2 S: 8	H: 0 LOB: 0 BB: 0 P: 13	1B: 1 2B: 2 3B: 0 HR: 1	SF: 0 SAC: 0 DP: 0 HBP: 0	WP: 0 PB: 0 SB: 0 CS: 0	PA: 33
PITCHER	IP	WLS	BF	H	R	ER	SO	BB	IBB	HBP	BLK	WP	HR	S	P	ERA	WHIP					
Andy Pettitte, L ERA: 2.32	(1, 1)	7.2	W	29	4	1	1	6	2	0	0	0	0	1	76	122	1.17	0.783				
Jeff Nelson, R ERA: 3.86	(8, 1)	1.1		4	0	0	0	3	0	0	0	0	0	0	11	17	0.00	0.000				

Batter	1	2	3	4	5	6	7	8	9	AB	R	H	RBI	BB	SO	LOB	BOTTOM					
Tim Raines, S OBP: 0.370, SLG: 0.297 (1, 7) B X	1-0 G3		3-1 G3	4-2 BB BB		1-0 G5-3		2-2 1B		4	0	1	1	1	0	1	Chicago White Sox @ New York Yankees Yankee Stadium, Bronx, NY Sun Apr 27 1997, 3:33 AM EDT Att: 36,133 - Sunny - 66 F livebaseballscorecards.com					
Wade Boggs, L OBP: 0.419, SLG: 0.358 (1, 5) B C X	1-1 L9		1-1 2B 1B	4-1 BB		3-2 G1-3		1-3 K		4	1	1	0	1	1	3						
Bernie Williams, S OBP: 0.454, SLG: 0.485 (1, 8) B C X	2-2 G4-3		0-0 2B	2-2 K		0-0 G5-3				4	1	1	0	0	1	2						
Tino Martinez, L OBP: 0.371, SLG: 0.626 (1, 3)		2-0 E4 FC4-6	4-0 2B IBB		3-2 F9		2-0 G3			3	1	0	0	1	0	0						
Paul O'Neill, L OBP: 0.440, SLG: 0.684 (1, 9)		2-1 FC4-6 2B 2 G3 1-2F	2-0 1-H 2-H 3-H 2B		2-0 HR		1-1 P6			4	2	2	4	0	0	1						
Cecil Fielder, R OBP: 0.319, SLG: 0.347 (1, 10)		1-0 2 G3 1-3 2B	1-1 F7		1-2 2 G4-3 1B			2-1 2 FC5-4 HBP		3	0	2	0	0	0	1						
Derek Jeter, R OBP: 0.436, SLG: 0.465 (1, 6)		2-1 G3		4-2 SH1-3 BLK SH1-4 BB		3-2 G4-3		1-2 FC5-4 1B		3	2	0	1	1	0	3						
Mariano Duncan, R OBP: 0.383, SLG: 0.421 Luis Sojo, R OBP: 0.150, SLG: 0.059 (8, 4)		2-1 F8		2-1 SH1-3		0-1 G3-1 S 1B		1-0 L6		3	0	1	0	0	0	2						
Joe Girardi, R OBP: 0.283, SLG: 0.321 (1, 2)			0-0 F9		0-0 SH1-4		1-0 G3-1		1-2 1B	3	0	1	1	0	0	1						
Inning Stats	R: 0 E: 0 K: 0 S: 6	H: 0 LOB: 0 BB: 0 P: 10	R: 1 E: 1 K: 0 S: 8	H: 1 LOB: 1 BB: 0 P: 17	R: 3 E: 0 K: 0 S: 9	H: 3 LOB: 1 BB: 1 P: 20	R: 1 E: 0 K: 1 S: 11	H: 0 LOB: 2 BB: 3 P: 27	R: 1 E: 0 K: 0 S: 10	H: 2 LOB: 0 BB: 0 P: 19	R: 0 E: 0 K: 0 S: 7	H: 1 LOB: 1 BB: 0 P: 12	R: 0 E: 0 K: 0 S: 4	H: 0 LOB: 0 BB: 0 P: 7	R: 1 E: 0 K: 1 S: 16	H: 2 LOB: 2 BB: 0 P: 24	R: 1 E: 0 K: 2 S: 8	H: 0 LOB: 0 BB: 0 P: 13	1B: 5 2B: 3 3B: 0 HR: 1	SF: 0 SAC: 2 DP: 1 HBP: 1	WP: 0 PB: 0 SB: 1 CS: 0	PA: 38
PITCHER	IP	WLS	BF	H	R	ER	SO	BB	IBB	HBP	BLK	WP	HR	S	P	ERA	WHIP					
Doug Drabek, R ERA: 7.43	(1, 1)	3.2	L	20	4	5	4	0	3	1	0	1	0	31	69	9.82	1.909					
Danny Darwin, R ERA: 2.16	(4, 1)	1.2		7	3	1	1	1	0	0	0	0	0	8	15	0.00	0.000					
Tony Castillo, L ERA: 7.36	(6, 1)	1.2		5	0	0	0	0	0	0	0	0	0	8	15	0.00	0.000					
Al Levine, R ERA: 4.76	(8, 1)	0.2		3	0	1	1	0	0	0	0	0	0	6	10	13.50	0.000					
Roberto Hernandez, R ERA: 5.19	(8, 1)	0.1		3	2	0	0	1	0	0	0	0	0	10	14	0.00	6.000					



Batter	1	2	3	4	5	6	7	8	9	AB	R	H	RBI	BB	SO	LOB	TOP										
Rich Amaral, R (1, 7) OBP: 0.486, SLG: 0.467 Joey Cora, S (9, PH) OBP: 0.348, SLG: 0.347										2	0	0	0	1	1	0	Seattle Mariners @ New York Yankees Yankee Stadium, Bronx, NY Mon Apr 28 1997, 7:05 PM EDT Att: 20,054 - Unknown - 63 F										
Alex Rodriguez, R (1, 6) OBP: 0.398, SLG: 0.541										5	0	1	0	0	0	3											
Ken Griffey Jr., L (1, 8) OBP: 0.445, SLG: 0.851										5	1	2	0	0	0	1											
Edgar Martinez, R (1, 10) OBP: 0.398, SLG: 0.522										3	2	1	2	1	0	1											
Jay Buhner, R (1, 9) OBP: 0.391, SLG: 0.360										4	1	2	1	0	1	0											
Mike Blowers, R (1, 3) OBP: 0.208, SLG: 0.318 (8, 5)										4	0	1	1	0	0	1											
Dan Wilson, R (1, 2) OBP: 0.407, SLG: 0.450										3	1	0	0	1	0	1											
Russ Davis, R (1, 5) OBP: 0.404, SLG: 0.582 (8, PH) Paul Sorrento, L (8, 3) OBP: 0.300, SLG: 0.423 (8, 3)										2	0	1	0	1	0	0											
Alvaro Espinoza, R (1, 4) OBP: 0.267, SLG: 0.267 Brent Gates, S (5, PH) OBP: 0.313, SLG: 0.321 (5, 4)										2	0	1	1	0	0	0											
Inning Stats	R: 0 E: 0 K: 1 S: 9	H: 1 LOB: 1 BB: 0 P: 13	R: 1 E: 0 K: 0 S: 15	H: 3 LOB: 3 BB: 1 P: 31	R: 2 E: 0 K: 0 S: 10	H: 2 LOB: 0 BB: 0 P: 15	R: 0 E: 0 K: 0 S: 6	H: 0 LOB: 0 BB: 1 P: 12	R: 2 E: 0 K: 1 S: 19	H: 3 LOB: 3 BB: 2 P: 34	R: 0 E: 0 K: 0 S: 7	H: 0 LOB: 0 BB: 0 P: 11	R: 0 E: 0 K: 1 S: 8	H: 0 LOB: 0 BB: 0 P: 12	R: 0 E: 0 K: 1 S: 6	H: 0 LOB: 0 BB: 0 P: 11		R: 0 E: 0 K: 0 S: 16	H: 0 LOB: 0 BB: 0 P: 19	1B: 7 2B: 1 3B: 0 HR: 1	SF: 0 SAC: 0 DP: 2 HBP: 1	WP: 1 PB: 0 SB: 0 CS: 1	PA: 40				
PITCHER	IP	WLS	BF	H	R	ER	SO	BB	IBB	HBP	BLK	WP	HR	S	P	ERA	WHIP										
Kenny Rogers, L (1, 1) ERA: 5.81	4.2		26	9	5	5	1	4	0	0	0	1	1	56	101	9.64	2.786										
Jim Mecir, R (5, 1) ERA:	2.1		7	0	0	0	2	0	0	0	0	0	0	18	27	0.00	0.000										
Jeff Nelson, R (8, 1) ERA: 3.6	1.0	W	3	0	0	0	1	0	0	0	0	0	0	6	11	0.00	0.000										
42 Mariano Rivera, R (9, 1) ERA: 2.51	1.0	S	3	0	0	0	0	0	0	0	0	0	0	16	19	0.00	0.000										

Batter	1	2	3	4	5	6	7	8	9	AB	R	H	RBI	BB	SO	LOB	BOTTOM										
Tim Raines, S (1, 7) OBP: 0.392, SLG: 0.341										4	1	2	2	1	1	2	Seattle Mariners @ New York Yankees Yankee Stadium, Bronx, NY Mon Apr 28 1997, 7:05 PM EDT Att: 20,054 - Unknown - 63 F										
Derek Jeter, R (1, 6) OBP: 0.418, SLG: 0.442										5	0	0	0	0	1	6											
Bernie Williams, S (1, 8) OBP: 0.352, SLG: 0.475										4	1	1	0	1	1	2											
Tino Martinez, L (1, 3) OBP: 0.372, SLG: 0.615										5	0	2	1	0	0	1											
Cecil Fielder, R (1, 10) OBP: 0.325, SLG: 0.363 Pat Kelly, R (7, PR) OBP: 0.364, SLG: 0.278										4	1	2	1	0	1	1											
Paul O'Neill, L (1, 9) OBP: 0.442, SLG: 0.675										4	0	2	1	0	1	1											
Mariano Duncan, R (1, 4) OBP: 0.391, SLG: 0.417 Luis Sojo, R (9, 4) OBP: 0.150, SLG: 0.059										3	1	1	0	1	1	2											
Charlie Hayes, R (1, 5) OBP: 0.342, SLG: 0.303										3	0	1	0	1	0	4											
Joe Girardi, R (1, 2) OBP: 0.297, SLG: 0.383										4	1	2	1	0	1	4											
Inning Stats	R: 1 E: 1 K: 1 S: 14	H: 2 LOB: 1 BB: 0 P: 23	R: 0 E: 0 K: 1 S: 12	H: 2 LOB: 3 BB: 1 P: 21	R: 0 E: 0 K: 1 S: 7	H: 0 LOB: 0 BB: 0 P: 9	R: 0 E: 0 K: 1 S: 10	H: 1 LOB: 2 BB: 1 P: 17	R: 0 E: 0 K: 0 S: 7	H: 0 LOB: 0 BB: 0 P: 14	R: 2 E: 0 K: 1 S: 18	H: 3 LOB: 2 BB: 1 P: 32	R: 2 E: 0 K: 0 S: 14	H: 3 LOB: 2 BB: 1 P: 28	R: 1 E: 0 K: 2 S: 13	H: 2 LOB: 1 BB: 0 P: 24		R: 0 E: 0 K: 2 S: 16	H: 0 LOB: 1 BB: 0 P: 19	1B: 10 2B: 2 3B: 0 HR: 1	SF: 0 SAC: 0 DP: 1 HBP: 0	WP: 0 PB: 0 SB: 1 CS: 0	PA: 40				
PITCHER	IP	WLS	BF	H	R	ER	SO	BB	IBB	HBP	BLK	WP	HR	S	P	ERA	WHIP										
Jeff Fassero, L (1, 1) ERA: 2.85	6.0		29	8	3	3	0	3	0	0	0	0	0	68	116	4.50	1.833										
40 Greg McCarthy, L (7, 1) ERA: 3.72	0.0		2	1	2	2	0	1	0	0	0	0	0	3	8	∞	∞										
Bobby Ayala, R (7, 1) ERA: 5.63	2.0	L	9	4	1	1	2	0	0	0	0	0	1	24	44	4.50	2.000										

Batter	1	2	3	4	5	6	7	8	9	AB	R	H	RBI	BB	SO	LOB	TOP										
Joey Cora, S OBP: 0.351, SLG: 0.350 (1, 4)										5	0	2	0	0	1	4	Seattle Mariners @ New York Yankees Yankee Stadium, Bronx, NY Tue Apr 29 1997, 7:05 PM EDT Att: 21,955 - Unknown - 69 F livebaseballscores.com AB 35 R 7 H 12 RBI 7 BB 4 SO 7 LOB 17 										
Alex Rodriguez, R OBP: 0.392, SLG: 0.534 (1, 6)										5	1	2	0	0	1	3											
Ken Griffey Jr., L OBP: 0.426, SLG: 0.808 (1, 8)										5	0	0	0	0	1	3											
Edgar Martinez, R OBP: 0.398, SLG: 0.510 (1, 10)										4	2	1	0	1	1	1											
Jay Buhner, R OBP: 0.391, SLG: 0.356 (1, 9)										4	1	1	0	1	1	1											
Paul Sorrento, L OBP: 0.305, SLG: 0.425 Rich Amaral, R OBP: 0.486, SLG: 0.469 (7, PH) (7, 3) (6, 7)										2	1	1	0	0	1	0											
Dan Wilson, R OBP: 0.411, SLG: 0.446 (1, 2)										3	1	1	0	1	0	1											
Russ Davis, R OBP: 0.419, SLG: 0.610 (1, 5)										3	0	3	4	0	0	0											
Lee Tinsley, S OBP: 0.266, SLG: 0.288 Mike Blowers, R OBP: 0.200, SLG: 0.318 (8, PH) (6, 3)										2	0	0	0	1	1	2											
										0	0	0	1	0	0	0											
Inning Stats	R: 0 E: 0 K: 1 S: 6	H: 0 LOB: 0 BB: 0 P: 8	R: 0 E: 0 K: 2 S: 9	H: 0 LOB: 0 BB: 0 P: 13	R: 0 E: 0 K: 1 S: 7	H: 1 LOB: 1 BB: 0 P: 8	R: 0 E: 0 K: 1 S: 12	H: 1 LOB: 1 BB: 0 P: 15	R: 1 E: 0 K: 0 S: 10	H: 2 LOB: 0 BB: 0 P: 14	R: 0 E: 0 K: 0 S: 8	H: 1 LOB: 0 BB: 0 P: 11	R: 1 E: 0 K: 0 S: 13	H: 2 LOB: 2 BB: 2 P: 26	R: 5 E: 0 K: 2 S: 19	H: 5 LOB: 2 BB: 2 P: 35	R: 0 E: 0 K: 0 S: 8	H: 0 LOB: 0 BB: 0 P: 11	1B: 11 2B: 1 3B: 0 HR: 0	SF: 2 DP: 2 HBP: 0	WP: 1 PB: 0 SB: 1 CS: 0	PA: 41					
PITCHER	IP	WLS	BF	H	R	ER	SO	BB	IBB	HBP	BLK	WP	HR	S	P	ERA	WHIP										
Ramiro Mendoza, R ERA: 6.89 Mike Stanton, L ERA: 2.7 Brian Boehringer, R ERA: 2.87 Jim Mecir, R ERA: 15.0 Graeme Lloyd, L ERA:	6.0	23	7	2	2	5	0	0	0	0	0	0	0	56	75	3.00	1.167										
	0.1	1	0	0	0	0	0	0	0	0	0	0	0	2	4	0.00	0.000										
	0.1	3	0	0	0	0	2	0	0	0	0	1	0	3	11	0.00	6.000										
	0.2	L 8	4	5	5	1	1	1	0	0	0	0	0	16	30	67.50	7.500										
	1.2	6	1	0	0	1	0	0	0	0	0	0	0	15	21	0.00	0.600										

Batter	1	2	3	4	5	6	7	8	9	AB	R	H	RBI	BB	SO	LOB	BOTTOM										
Tim Raines, S OBP: 0.375, SLG: 0.311 (1, 7)										4	0	0	0	1	1	1	Seattle Mariners @ New York Yankees Yankee Stadium, Bronx, NY Tue Apr 29 1997, 7:05 PM EDT Att: 21,955 - Unknown - 69 F livebaseballscores.com AB 37 R 5 H 9 RBI 5 BB 4 SO 4 LOB 20 										
Wade Boggs, L OBP: 0.340, SLG: 0.380 (1, 5)										4	2	3	0	1	0	2											
Bernie Williams, S OBP: 0.450, SLG: 0.509 (1, 8)										5	2	2	3	0	1	4											
Tino Martinez, L OBP: 0.373, SLG: 0.606 (1, 3)										5	0	2	2	0	0	1											
Paul O'Neill, L OBP: 0.420, SLG: 0.636 (1, 9)										5	0	0	0	0	1	4											
Cecil Fielder, R OBP: 0.331, SLG: 0.356 (1, 10)										2	0	0	0	2	0	1											
2 Derek Jeter, R OBP: 0.405, SLG: 0.426 (1, 6)										4	0	0	0	0	0	5											
Mariano Duncan, R OBP: 0.388, SLG: 0.413 Pat Kelly, R OBP: 0.364, SLG: 0.278 (7, PR) (8, 4)										3	0	1	0	0	0	0											
Mark Whiten, S OBP: 0.413, SLG: 0.516 (9, PH)										1	1	1	0	0	0	0											
Joe Girardi, R OBP: 0.279, SLG: 0.359 (1, 2)										4	0	0	0	0	1	2											
Inning Stats	R: 0 E: 0 K: 0 S: 9	H: 1 LOB: 1 BB: 0 P: 18	R: 0 E: 0 K: 0 S: 7	H: 0 LOB: 0 BB: 0 P: 10	R: 0 E: 0 K: 1 S: 7	H: 0 LOB: 0 BB: 0 P: 10	R: 2 E: 1 K: 0 S: 12	H: 2 LOB: 1 BB: 0 P: 20	R: 0 E: 0 K: 0 S: 6	H: 0 LOB: 0 BB: 0 P: 9	R: 0 E: 0 K: 0 S: 13	H: 2 LOB: 3 BB: 1 P: 23	R: 0 E: 0 K: 1 S: 8	H: 1 LOB: 2 BB: 1 P: 16	R: 0 E: 0 K: 1 S: 11	H: 0 LOB: 1 BB: 1 P: 17	R: 3 E: 0 K: 1 S: 14	H: 3 LOB: 1 BB: 1 P: 23	1B: 7 2B: 1 3B: 0 HR: 1	SF: 0 DP: 0 HBP: 0	WP: 0 PB: 0 SB: 0 CS: 0	PA: 41					
PITCHER	IP	WLS	BF	H	R	ER	SO	BB	IBB	HBP	BLK	WP	HR	S	P	ERA	WHIP										
Jamie Moyer, L ERA: 3.18 Scott Sanders, R ERA: 9.12 40 Greg McCarthy, L ERA: 3.27 Bob Wells, R ERA: 11.05 Norm Charlton, L ERA: 4.5	5.2	23	5	2	2	1	0	0	0	0	0	0	0	9	19	0.00	4.500										
	1.1	W 4	0	0	0	0	2	0	0	0	0	0	0	9	14	0.00	0.000										
	1.0	6	1	2	2	1	2	0	0	0	0	0	0	15	27	18.00	3.000										
	0.1	3	2	1	1	0	0	0	0	0	0	0	0	5	6	27.00	6.000										

Batter	1	2	3	4	5	6	7	8	9	AB	R	H	RBI	BB	SO	LOB	TOP										
Rich Amaral, R (1, 7) OBP: 0.439, SLG: 0.429	G6-3		K		SF9		F7			3	0	0	1	0	1	1	Seattle Mariners @ New York Yankees Yankee Stadium, Bronx, NY Wed Apr 30 1997, 7:05 PM EDT Att: 25,708 - Unknown - 66 F										
Alex Rodriguez, R (1, 6) OBP: 0.380, SLG: 0.517	G4-3			K	G5-3			K		4	0	0	0	0	2	1											
Ken Griffey Jr., L (1, 8) OBP: 0.420, SLG: 0.786	K			1B		K		F9		4	0	1	0	0	2	0											
Edgar Martinez, R (1, 10) OBP: 0.393, SLG: 0.500	G6-3			1B		G6-3		K		4	0	1	0	0	1	0											
Jay Buhner, R (1, 9) OBP: 0.403, SLG: 0.404	FC5-4			1B					HR	4	1	3	1	0	0	2											
Mike Blowers, R (1, 3) OBP: 0.179, SLG: 0.280	F8									3	0	0	0	0	2	4											
Joey Cora, S (9, PH) OBP: 0.347, SLG: 0.346									G4-3	1	0	0	0	0	0	0											
Dan Wilson, R (1, 2) OBP: 0.418, SLG: 0.465	FC5-4									3	1	2	0	0	0	1											
Paul Sorrento, L (9, PH) OBP: 0.301, SLG: 0.420										1	0	0	0	0	0	0											
Russ Davis, R (1, 5) OBP: 0.402, SLG: 0.581			K				F8		K	4	0	0	0	0	3	2											
Alvaro Espinoza, R (1, 4) OBP: 0.278, SLG: 0.333			G5-3				G1-3			3	0	1	0	0	0	1											
Inning Stats	R: 0 E: 0 K: 1 S: 11	H: 0 LOB: 0 BB: 0 P: 15	R: 0 E: 0 K: 0 S: 9	H: 1 LOB: 1 BB: 0 P: 10	R: 0 E: 0 K: 2 S: 11	H: 0 LOB: 0 BB: 0 P: 16	R: 0 E: 0 K: 2 S: 16	H: 2 LOB: 2 BB: 0 P: 25	R: 1 E: 0 K: 1 S: 18	H: 2 LOB: 1 BB: 0 P: 24	R: 0 E: 0 K: 2 S: 11	H: 1 LOB: 1 BB: 0 P: 17	R: 0 E: 0 K: 0 S: 7	H: 1 LOB: 1 BB: 0 P: 10	R: 0 E: 0 K: 2 S: 7	H: 0 LOB: 0 BB: 0 P: 10	R: 1 E: 0 K: 1 S: 9	H: 1 LOB: 0 BB: 0 P: 12	1B: 5 2B: 2 3B: 0 HR: 1	SF: 1 SAC: 0 DP: 0 HBP: 0	WP: 0 PB: 0 SB: 0 CS: 0	PA: 35					
PITCHER	IP	WLS	BF	H	R	ER	SO	BB	IBB	HBP	BLK	WP	HR	S	P	ERA	WHIP										
David Wells, L (1, 1) ERA: 3.66	7.2	W	30	7	1	1	9	0	0	0	0	0	0	87	122	1.17	0.913										
Jeff Nelson, R (8, 1) ERA: 3.52	0.1		1	0	0	0	1	0	0	0	0	0	0	3	5	0.00	0.000										
42 Mariano Rivera, R (9, 1) ERA: 2.93	1.0	S	4	1	1	1	1	0	0	0	0	0	1	9	12	9.00	1.000										

Batter	1	2	3	4	5	6	7	8	9	AB	R	H	RBI	BB	SO	LOB	BOTTOM										
Tim Lincecum, S (1, 7) OBP: 0.367, SLG: 0.367	HR		F8		G3-1		G6-3			4	1	1	1	0	0	1	Seattle Mariners @ New York Yankees Yankee Stadium, Bronx, NY Wed Apr 30 1997, 7:05 PM EDT Att: 25,708 - Unknown - 66 F										
Wade Boggs, L (1, 5) OBP: 0.442, SLG: 0.378	G6-3		G5-3		P6		1B			3	0	1	0	1	0	1											
Bernie Williams, S (1, 8) OBP: 0.444, SLG: 0.500	G6-3		K			F8	G4-3			4	1	1	0	0	1	3											
Tino Martinez, L (1, 3) OBP: 0.377, SLG: 0.628	G3-1				G6-4-3		F8		HR	4	1	2	1	0	0	1											
Paul O'Neill, L (1, 9) OBP: 0.413, SLG: 0.615			K		G6-4-3		E		F8	3	0	0	0	1	1	1											
Cecil Fielder, R (1, 10) OBP: 0.336, SLG: 0.355			2 HBP		1B		E5		F8	3	0	1	0	0	0	1											
2 Derek Jeter, R (1, 6) OBP: 0.415, SLG: 0.427			G6-3		FC6-4		K		S	2	0	1	0	1	1	2											
Mariano Duncan, R (1, 4) OBP: 0.371, SLG: 0.394			G6-3		FC6-4		G6-3			3	0	0	0	0	0	6											
Luis Sojo, R (8, 4) OBP: 0.190, SLG: 0.059										0	0	0	0	1	0	0											
Joe Girardi, R (1, 2) OBP: 0.278, SLG: 0.353					G5-3		G5-3		F8	4	0	1	0	0	0	2											
Inning Stats	R: 1 E: 0 K: 0 S: 10	H: 1 LOB: 1 BB: 1 P: 19	R: 0 E: 0 K: 1 S: 8	H: 1 LOB: 1 BB: 0 P: 16	R: 0 E: 0 K: 1 S: 12	H: 1 LOB: 1 BB: 0 P: 18	R: 0 E: 0 K: 0 S: 8	H: 2 LOB: 2 BB: 0 P: 13	R: 0 E: 0 K: 1 S: 4	H: 0 LOB: 0 BB: 0 P: 8	R: 1 E: 2 K: 1 S: 11	H: 1 LOB: 2 BB: 1 P: 23	R: 0 E: 0 K: 0 S: 8	H: 1 LOB: 1 BB: 0 P: 15	R: 1 E: 0 K: 0 S: 16	H: 1 LOB: 2 BB: 2 P: 30	1B: 6 2B: 0 3B: 0 HR: 2	SF: 0 SAC: 0 DP: 3 HBP: 2	WP: 0 PB: 0 SB: 1 CS: 0	PA: 36							
PITCHER	IP	WLS	BF	H	R	ER	SO	BB	IBB	HBP	BLK	WP	HR	S	P	ERA	WHIP										
Dennis Martinez, R (1, 1) ERA: 5.46	7.0	L	30	7	2	1	3	1	0	0	0	0	1	61	112	1.29	1.143										
40 Greg McCarthy, L (8, 1) ERA: 3.97	0.1		2	1	1	1	0	0	0	0	0	0	1	5	9	27.00	3.000										
Scott Sanders, R (8, 1) ERA: 8.88	0.2		4	0	0	0	0	2	0	0	0	0	0	11	21	0.00	3.000										

Batter	1	2	3	4	5	6	7	8	9	AB	R	H	RBI	BB	SO	LOB	TOP			
Tim Raines, S OBP: 0.369, SLG: 0.353	L8								SF8	2	1	0	1	2	0	0	New York Yankees @ Kansas City Royals Kauffman Stadium, Kansas City, MO Fri May 02 1997, 7:05 PM CDT Att: 24,258 - Unknown - 52 F livebaseballscorecards.com			
Wade Boggs, L OBP: 0.324, SLG: 0.359 Charlie Hayes, R OBP: 0.359, SLG: 0.303	F9		P5				G3-1	F4	2B BB	4	0	0	0	0	0	2				
Bernie Williams, S OBP: 0.457, SLG: 0.540								HR	BB	3	2	2	2	2	1	2				
Tino Martinez, L OBP: 0.381, SLG: 0.650 Mark Whiten, S OBP: 0.421, SLG: 0.538	K							HR	BB	4	1	2	2	0	2	1				
Cecil Fielder, R OBP: 0.333, SLG: 0.345 Pat Kelly, R OBP: 0.348, SLG: 0.263		L4							BB	3	0	0	0	1	0	1				
Paul O'Neill, L OBP: 0.396, SLG: 0.589	P5									4	1	0	0	0	0	1				
Derek Jeter, R OBP: 0.406, SLG: 0.416	G4-3									3	1	0	0	0	0	0				
Mariano Duncan, R OBP: 0.356, SLG: 0.377 Luis Sojo, R OBP: 0.227, SLG: 0.111			G5-3					F8		3	0	0	0	0	0	0				
Joe Girardi, R OBP: 0.276, SLG: 0.347			L5					G6-3		4	1	1	1	0	0	0				
Inning Stats	R: 0 E: 0 K: 1 S: 9	H: 0 LOB: 1 BB: 1 P: 17	R: 0 E: 0 K: 0 S: 7	H: 0 LOB: 0 BB: 0 P: 11	R: 0 E: 0 K: 0 S: 6	H: 0 LOB: 1 BB: 1 P: 13	R: 2 E: 0 K: 0 S: 9	H: 2 LOB: 0 BB: 0 P: 14	R: 0 E: 0 K: 0 S: 4	H: 1 LOB: 1 BB: 1 P: 18	R: 0 E: 0 K: 0 S: 5	H: 0 LOB: 0 BB: 0 P: 11	R: 2 E: 0 K: 1 S: 13	H: 1 LOB: 0 BB: 1 P: 25	R: 5 E: 2 K: 2 S: 20	H: 3 LOB: 3 BB: 2 P: 38		1B: 3 2B: 2 3B: 0 HR: 2	SF: 1 SAC: 1 DP: 0 HBP: 0	WP: 0 PB: 0 SB: 1 CS: 0
PITCHER	IP WLS BF H R ER SO BB IBB HBP BLK WP HR S P ERA WHIP																			
Jim Pittsley, R ERA: 4.82	(1, 1) 7.2 L 30 4 4 4 1 4 0 0 0 0 0 2 59 113 4.70 1.043																			
Jamie Walker, L ERA: 9.0	(8, 1) 0.1 3 0 2 2 0 1 1 0 0 0 0 0 5 13 54.00 3.000																			
Randy Veres, R ERA: 2.13	(9, 1) 0.1 4 2 2 0 0 0 0 0 0 0 0 0 9 13 0.00 6.000																			
Mitch Williams, L ERA: 10.38	(9, 1) 0.2 4 1 1 0 2 1 0 0 0 0 0 0 9 17 0.00 3.000																			

Batter	1	2	3	4	5	6	7	8	9	AB	R	H	RBI	BB	SO	LOB	BOTTOM					
Jose Offerman, S OBP: 0.400, SLG: 0.613	F7								SH1-4	3	0	1	0	1	1	1	New York Yankees @ Kansas City Royals Kauffman Stadium, Kansas City, MO Fri May 02 1997, 7:05 PM CDT Att: 24,258 - Unknown - 52 F livebaseballscorecards.com					
Bjo Roberts, S OBP: 0.411, SLG: 0.484 David Howard, S OBP: 0.375, SLG: 0.471	L1		G3-1						K	3	0	0	0	0	1	3						
Jay Bell, R OBP: 0.357, SLG: 0.525										3	0	0	0	1	1	4						
Jeff King, R OBP: 0.472, SLG: 0.532	L7									3	0	1	0	1	0	2						
Chili Davis, S OBP: 0.388, SLG: 0.474										3	0	1	0	1	2	1						
Scott Cooper, L OBP: 0.320, SLG: 0.429 Craig Paquette, R OBP: 0.283, SLG: 0.426		G4-3								3	0	1	0	0	0	2						
Tim Spehr, R OBP: 0.167, SLG: 0.364 29 Mike Sweeney, R OBP: 0.267, SLG: 0.357										2	0	0	0	0	1	0						
Tom Goodwin, L OBP: 0.242, SLG: 0.200										2	0	0	0	0	0	3						
Johnny Damon, L OBP: 0.364, SLG: 0.481										2	0	2	1	0	0	1						
Inning Stats	R: 0 E: 0 K: 0 S: 7	H: 0 LOB: 1 BB: 1 P: 12	R: 0 E: 0 K: 2 S: 9	H: 0 LOB: 0 BB: 0 P: 12	R: 0 E: 0 K: 0 S: 8	H: 1 LOB: 1 BB: 0 P: 13	R: 0 E: 1 K: 0 S: 13	H: 0 LOB: 1 BB: 1 P: 23	R: 1 E: 0 K: 2 S: 12	H: 1 LOB: 2 BB: 2 P: 23	R: 0 E: 0 K: 1 S: 12	H: 2 LOB: 1 BB: 0 P: 20	R: 0 E: 0 K: 1 S: 10	H: 1 LOB: 2 BB: 1 P: 18	R: 0 E: 0 K: 0 S: 10	H: 1 LOB: 1 BB: 1 P: 17		R: 0 E: 0 K: 1 S: 13	H: 1 LOB: 1 BB: 0 P: 22	1B: 6 2B: 3 3B: 0 HR: 0	SF: 0 SAC: 1 DP: 3 HBP: 0	WP: 0 PB: 0 SB: 0 CS: 0
PITCHER	IP WLS BF H R ER SO BB IBB HBP BLK WP HR S P ERA WHIP																					
David Cone, R ERA: 2.68	(1, 1) 7.0 W 30 5 1 1 6 5 0 0 0 0 0 0 6 71 1.29 1.429																					
Jeff Nelson, R ERA: 3.52	(8, 1) 0.0 2 1 0 0 0 1 0 0 0 0 0 0 6 10 ∞ ∞																					
Mike Stanton, L ERA: 2.45	(8, 1) 0.2 1 0 0 0 0 0 0 0 0 0 0 0 2 3 0.00 0.000																					
42 Mariano Rivera, R ERA: 2.7	(8, 1) 1.1 S 5 1 0 0 1 0 0 0 0 0 0 0 15 26 0.00 0.750																					

Batter	1	2	3	4	5	6	7	8	9	AB	R	H	RBI	BB	SO	LOB	TOP			
Tim Raines, S (1, 7) OBP: 0.377, SLG: 0.352	G3		1B				G4-3			3	0	1	0	1	0	0	New York Yankees @ Kansas City Royals Kauffman Stadium, Kansas City, MO Sat May 03 1997, 7:05 PM CDT Att: 25,585 - Unknown - 61 F livebaseballscorecards.com			
Wade Boggs, L (1, 5) OBP: 0.417, SLG: 0.354	P6		1B			F9	K			4	0	1	0	0	1	1				
Bernie Williams, S (1, 8) OBP: 0.451, SLG: 0.530	G3-1		G1-3			1B FC6-4 1B		G6-3		4	1	1	0	0	0	2				
Tino Martinez, L (1, 3) OBP: 0.384, SLG: 0.642		G1-3 BB		G4-3		FC6-4 1B		F7		3	0	1	0	1	0	0				
Cecil Fielder, R (1, 10) Pat Kelly, R (8, PR) OBP: 0.338, SLG: 0.351 OBP: 0.348, SLG: 0.263	G1-3			P2		FC6-4 1B				4	0	2	0	0	0	1				
Paul O'Neill, L (1, 9) OBP: 0.393, SLG: 0.576	L7			FC6-4 1B		K		G4-3		0	0	0	0	0	0	0				
2 Derek Jeter, R (1, 6) OBP: 0.394, SLG: 0.402	G5-3			FC6-4		FC6-4				4	0	1	0	0	0	4				
Mariano Duncan, R (1, 4) OBP: 0.351, SLG: 0.370			L4 1B		L3	FC6-4		G6-3		4	0	1	0	0	0	2				
Joe Girardi, R (1, 2) Mark Whiten, S (9, PH) OBP: 0.266, SLG: 0.333 OBP: 0.416, SLG: 0.530	L4			G5-3		G5-3		K		3	0	0	0	0	0	1				
										1	0	0	0	0	1	0				
Inning Stats	R: 0 E: 0 K: 0 S: 8	H: 0 LOB: 0 BB: 0 P: 14	R: 0 E: 0 K: 0 S: 9	H: 0 LOB: 1 BB: 1 P: 16	R: 0 E: 0 K: 0 S: 9	H: 3 LOB: 2 BB: 0 P: 13	R: 0 E: 0 K: 0 S: 9	H: 1 LOB: 1 BB: 0 P: 16	R: 0 E: 0 K: 1 S: 11	H: 0 LOB: 1 BB: 0 P: 16	R: 0 E: 0 K: 0 S: 6	H: 0 LOB: 0 BB: 0 P: 9	R: 0 E: 0 K: 0 S: 6	H: 1 LOB: 0 BB: 0 P: 8	R: 0 E: 0 K: 1 S: 5	H: 0 LOB: 0 BB: 0 P: 8	1B: 8 2B: 1 3B: 0 HR: 0	SF: 0 SAC: 0 DP: 1 HBP: 0	WP: 0 PB: 0 CS: 0	PA: 36
PITCHER Tim Belcher, R (1, 1) ERA: 2.31	IP: 9.0 WLS: W BF: 36 H: 8 R: 1 ER: 1 SO: 3 BB: 2 IBB: 0 HBP: 0 BLK: 0 WP: 0 HR: 0 S: 73 P: 116 ERA: 1.00 WHIP: 1.111																			

Batter	1	2	3	4	5	6	7	8	9	AB	R	H	RBI	BB	SO	LOB	BOTTOM			
Jose Offerman, S (1, 4) OBP: 0.385, SLG: 0.571	P3		2B 1B		G4-3		G3			4	0	1	0	0	0	0	New York Yankees @ Kansas City Royals Kauffman Stadium, Kansas City, MO Sat May 03 1997, 7:05 PM CDT Att: 25,585 - Unknown - 61 F livebaseballscorecards.com			
Jay Bell, R (1, 6) OBP: 0.382, SLG: 0.529	G6-3 BB		2B			F8		G6-3		3	0	1	1	1	0	0				
Jeff King, R (1, 3) OBP: 0.464, SLG: 0.513	G6-3		BB			E6 1B 2B		F9		3	1	0	0	1	0	1				
Chili Davis, S (1, 10) OBP: 0.394, SLG: 0.467		K	G1-3			2B 1B				3	0	1	0	1	1	3				
Joe Vitiello, R (1, 7) Johnny Damon, L (6, PR) OBP: 0.464, SLG: 0.435 OBP: 0.357, SLG: 0.472	G6-3				F8			L9		3	0	1	1	0	0	0				
Jermaine Dye, R (1, 9) OBP: 0.200, SLG: 0.231	K				G4-3		G5-3			3	0	0	0	0	1	2				
Craig Paquette, R (1, 5) OBP: 0.284, SLG: 0.423					G5-3		F9			3	0	1	0	0	0	2				
29 Mike Sweeney, R (1, 2) OBP: 0.242, SLG: 0.323			G6-3			P5		L6		3	0	0	0	0	0	1				
Tom Goodwin, L (1, 8) OBP: 0.245, SLG: 0.204			1B 2B 1B			K		G5-3		3	1	1	0	0	1	0				
Inning Stats	R: 0 E: 0 K: 0 S: 5	H: 0 LOB: 0 BB: 1 P: 11	R: 0 E: 0 K: 2 S: 10	H: 0 LOB: 0 BB: 0 P: 18	R: 1 E: 0 K: 0 S: 11	H: 4 LOB: 3 BB: 1 P: 21	R: 0 E: 0 K: 0 S: 4	H: 0 LOB: 0 BB: 0 P: 5	R: 0 E: 0 K: 1 S: 6	H: 0 LOB: 0 BB: 0 P: 7	R: 1 E: 0 K: 0 S: 13	H: 2 LOB: 2 BB: 0 P: 22	R: 0 E: 0 K: 0 S: 8	H: 0 LOB: 0 BB: 0 P: 13	R: 0 E: 0 K: 0 S: 7	H: 0 LOB: 1 BB: 1 P: 14	1B: 4 2B: 2 3B: 0 HR: 0	SF: 0 SAC: 0 DP: 2 HBP: 0	WP: 0 PB: 0 CS: 0	PA: 32
PITCHER Andy Pettitte, L (1, 1) ERA: 2.13	IP: 8.0 WLS: L BF: 32 H: 6 R: 2 ER: 1 SO: 3 BB: 3 IBB: 0 HBP: 0 BLK: 0 WP: 0 HR: 0 S: 64 P: 111 ERA: 1.12 WHIP: 1.125																			

Batter	1	2	3	4	5	6	7	8	9	AB	R	H	RBI	BB	SO	LOB	TOP			
Tim Raines, S (1, 7) OBP: 0.400, SLG: 0.390	1-0 SH2-3 SF9 2B		0-0 F8	1-1 G6-3 1B	4-0 BB		2-2 G6-3	3-1 1B		5	2	3	2	1	0	0				
2 Derek Jeter, R (1, 6) OBP: 0.394, SLG: 0.410	0-0 SH2-3		1-0 HR	1-0 G6-3 1B	3-2 F9		2-0 G4-3	0-3 K		5	1	2	1	0	1	4				
Bernie Williams, S (1, 8) OBP: 0.446, SLG: 0.549	3-2 SF9		0-0 HR	1-2 G6-3 1B		1-2 L9		0-1 HR 1B	2-1 G1-6-3	5	2	2	3	0	0	2				
Tino Martinez, L (1, 3) OBP: 0.403, SLG: 0.696	2-1 F7		1-2 HR	3-2 HR 1B		4-1 BB BB		2-1 HR 1B	2-0 1B	5	3	4	4	1	0	0				
Cecil Fielder, R (1, 10) OBP: 0.345, SLG: 0.373		4-2 1B BB	4-0 FC3-6 BB	1-3 HR		1-3 K		0-1 F4	1-1 F8	4	1	1	2	2	1	2				
Mark Whiten, S (1, 9) OBP: 0.422, SLG: 0.521		1-2 1B	0-2 FC3-6 1B	1-3 K		4-2 FC6-4 BB		1-2 K	0-0 1B	5	0	2	0	1	2	1				
Charlie Hayes, R (1, 5) OBP: 0.356, SLG: 0.289		1-3 K	0-0 1B		0-0 F8	1-0 FC6-4		4-1 20 1B BB	2-3 K	5	1	1	0	1	2	6				
20 Jorge Posada, S (1, 2) OBP: 0.391, SLG: 0.421		2-0 L9	0-0 G5-3		2-0 2B		3-2 HR	0-1 BB 1B		5	2	3	1	0	0	4				
Pat Kelly, R (1, 4) OBP: 0.357, SLG: 0.261		1-3 K		0-0 1B 2 1B 1B		1-3 K		3-2 P3	4-0 1B BB	4	1	1	0	1	2	3				
Inning Stats	R: 1 E: 0 K: 0 S: 8	H: 1 LOB: 2 BB: 0 P: 14	R: 0 E: 0 K: 2 S: 15	H: 1 LOB: 2 BB: 1 P: 24	R: 3 E: 0 K: 0 S: 11	H: 4 LOB: 2 BB: 1 P: 17	R: 4 E: 0 K: 1 S: 20	H: 5 LOB: 0 BB: 1 P: 31	R: 0 E: 0 K: 1 S: 11	H: 0 LOB: 2 BB: 2 P: 22	R: 1 E: 0 K: 0 S: 10	H: 1 LOB: 0 BB: 0 P: 20	R: 4 E: 0 K: 2 S: 17	H: 4 LOB: 2 BB: 2 P: 31	R: 0 E: 0 K: 1 S: 9	H: 2 LOB: 2 BB: 0 P: 16	1B: 11 2B: 3 HR: 5	SF: 1 SAC: 1 HBP: 0	WP: 0 PB: 0 CS: 0	PA: 52
PITCHER	IP WLS BF H R ER SO	IP WLS BF H R ER SO	IP WLS BF H R ER SO	IP WLS BF H R ER SO	IP WLS BF H R ER SO	IP WLS BF H R ER SO	IP WLS BF H R ER SO	IP WLS BF H R ER SO	IP WLS BF H R ER SO	IP WLS BF H R ER SO	IP WLS BF H R ER SO	IP WLS BF H R ER SO	IP WLS BF H R ER SO	IP WLS BF H R ER SO	IP WLS BF H R ER SO	IP WLS BF H R ER SO	ERA WHIP	ERA WHIP		
Glendon Rusch, L (1, 1) ERA: 6.48	3.2 L	22 10	7 7	2 2	2 2	0 0	0 0	0 0	2 46	74	17.18	3.273								
Jim Converse, R (4, 1) ERA: 4.15	3.1 W	16 3	2 2	2 3	3 0	0 0	0 0	0 0	2 37	72	5.40	1.800								
Jeff Montgomery, R (8, 1) ERA: 20.25	1.0	9 4	4 4	4 2	2 0	0 0	0 0	0 0	1 17	31	36.00	6.000								
Hipolito Pichardo, R (9, 1) ERA:	1.0	5 2	0 0	0 1	0 0	0 0	0 0	0 0	0 9	16	0.00	2.000								



New York Yankees @ Kansas City Royals
Kauffman Stadium, Kansas City, MO
Sun May 04 1997, 3:33 AM CDT
Att: 30,034 - Sunny - 67 F

AB 43
R 13
H 19
RBI 13
BB 7
SO 8
LOB 22

Batter	1	2	3	4	5	6	7	8	9	AB	R	H	RBI	BB	SO	LOB	BOTTOM					
Jose Offerman, S (1, 4) OBP: 0.386, SLG: 0.526	1-0 G3		4-0 1B FC6-4 BB		4-2 S BB	2-2 FC6-4		1-1 L9		3	1	0	0	2	0	4						
Jay Bell, R (1, 6) OBP: 0.364, SLG: 0.523	3-2 F6		2-0 FC6-4 BB 1B		3-3 K		1-3 K	1-0 1B		5	0	2	2	0	2	1						
Jeff King, R (1, 3) OBP: 0.453, SLG: 0.488	2-1 G4-3		4-1 FC6-4 BB		1-3 K		2-1 G6-3	3-1 F7		4	0	0	0	1	1	3						
Chili Davis, S (1, 10) OBP: 0.387, SLG: 0.444		3-2 G1-3	1-1 FC6-4 BB		2-3 K		4-2 BB BB		2-3 K	3	0	0	1	1	1	3						
Scott Cooper, L (9, PH) OBP: 0.308, SLG: 0.409			1-2 2-3 3-H							1	0	0	0	0	1	0						
Joe Vitiello, R (1, 7) OBP: 0.475, SLG: 0.429		1-1 L8	4-1 BB		3-3 K		4-2 BB BB	1-2 BB	1-2 BB	3	1	1	0	2	1	0						
Craig Parquette, R (1, 5) OBP: 0.280, SLG: 0.406		2-0 L6	1-3 K		2-3 K		4-1 BB	1-2 BB	1-3 K	4	0	0	0	1	3	4						
Jermaine Dye, R (1, 9) OBP: 0.222, SLG: 0.318			0-0 E5 1B	2-2 F4		1-0 1B 1B	1-3 K	1-0 HR 1B		5	2	2	2	0	1	3						
Tim Spehr, R (1, 2) OBP: 0.176, SLG: 0.313			2-2 F9	1-3 K		1-2 1B		1-1 L7	2-2 G5-3	5	0	1	0	0	1	1						
Tom Goodwin, L (1, 8) OBP: 0.257, SLG: 0.211			4-2 BB	1-1 G6-3		0-0 FC6-4 1B		2-2 1B		2	1	1	0	1	0	0						
29 Mike Sweeney, R (8, PH) OBP: 0.205, SLG: 0.344			1-2 1B			1-2 2-3				1	0	1	0	0	0	0						
Johnny Damon, L (9, 8) OBP: 0.357, SLG: 0.472			1-2 1B			1-2 2-3				0	0	0	0	0	0	0						
Inning Stats	R: 0 E: 0 K: 0 S: 13	H: 0 LOB: 0 BB: 0 P: 19	R: 0 E: 0 K: 0 S: 6	H: 0 LOB: 0 BB: 0 P: 12	R: 3 E: 1 K: 1 S: 15	H: 1 LOB: 3 BB: 4 P: 37	R: 0 E: 0 K: 1 S: 10	H: 0 LOB: 0 BB: 0 P: 14	R: 0 E: 0 K: 3 S: 14	H: 0 LOB: 1 BB: 1 P: 24	R: 0 E: 0 K: 2 S: 15	H: 3 LOB: 3 BB: 0 P: 24	R: 0 E: 0 K: 0 S: 15	H: 0 LOB: 3 BB: 3 P: 31	R: 0 E: 0 K: 0 S: 11	H: 2 LOB: 2 BB: 0 P: 19	R: 2 E: 0 K: 2 S: 14	H: 2 LOB: 0 BB: 0 P: 21	1B: 7 2B: 0 3B: 0 HR: 1	SF: 0 SAC: 0 DP: 0 HBP: 0	WP: 0 PB: 0 CS: 0	PA: 44
PITCHER	IP WLS BF H R ER SO	IP WLS BF H R ER SO	IP WLS BF H R ER SO	IP WLS BF H R ER SO	IP WLS BF H R ER SO	IP WLS BF H R ER SO	IP WLS BF H R ER SO	IP WLS BF H R ER SO	IP WLS BF H R ER SO	IP WLS BF H R ER SO	IP WLS BF H R ER SO	IP WLS BF H R ER SO	IP WLS BF H R ER SO	IP WLS BF H R ER SO	IP WLS BF H R ER SO	IP WLS BF H R ER SO	ERA WHIP	ERA WHIP				
Kenny Rogers, L (1, 1) ERA: 5.61	2.2	14 3	1 0	0 0	4 0	0 0	0 0	0 0	31 64	3.38	1.875											
Brian Boehringer, R (3, 1) ERA: 2.37	3.1	W 14	3 0	0 7	1 0	0 0	0 0	0 0	42 66	0.00	1.200											
Jeff Nelson, R (7, 1) ERA: 3.31	1.0	6 0	0 0	2 2	3 0	0 0	0 0	0 0	15 31	0.00	3.000											
Graeme Lloyd, L (8, 1) ERA:	1.0	5 2	0 0	0 0	0 0	0 0	0 0	0 0	11 19	0.00	2.000											
Jim Meier, R (9, 1) ERA: 15.75	1.0	5 2	2 2	2 2	0 0	0 0	0 0	0 1	14 21	18.00	2.000											



New York Yankees @ Kansas City Royals
Kauffman Stadium, Kansas City, MO
Sun May 04 1997, 3:33 AM CDT
Att: 30,034 - Sunny - 67 F

AB 36
R 5
H 8
RBI 5
BB 8
SO 11
LOB 19

Batter	1	2	3	4	5	6	7	8	9	AB	R	H	RBI	BB	SO	LOB	TOP								
Chuck Knoblauch , R (1, 4) OBP: 0.421, SLG: 0.432	G4-3		FC6-4		HR		1B	F7	IBB	4	2	1	2	2	0	1	Minnesota Twins @ New York Yankees Yankee Stadium, Bronx, NY Mon May 05 1997, 7:05 PM EDT Att: 16,599 - Unknown - 62 F								
Rich Becker , L (1, 8) OBP: 0.320, SLG: 0.287	K		FC4-6		BB		L8	F7		6	0	2	0	0	1	4									
Paul Molitor , R (1, 10) OBP: 0.311, SLG: 0.352	P3			F9	BB		BB	1B	IBB	3	0	1	0	2	0	0									
Matt Lawton , L (1, 7) OBP: 0.407, SLG: 0.487		K		F8			K			5	1	1	1	0	3	4									
Terry Steinbach , R (1, 2) OBP: 0.301, SLG: 0.333	F9			G5-3		HR			G6-3	4	1	1	1	1	0	0									
Brent Bredle , L (1, 3) OBP: 0.347, SLG: 0.338					L6					3	0	0	0	0	0	0									
Greg Colbrunn , R (7, PH) OBP: 0.288, SLG: 0.412	G1					G6-3		FC3-2	G1-3	2	0	0	0	0	0	3									
Roberto Kelly , R (1, 9) OBP: 0.333, SLG: 0.458			L7		HR	G3		FC5-4	E	3	2	2	1	2	0	0									
Todd Walker , L (1, 5) OBP: 0.314, SLG: 0.325					F7		G3	FC5-4	E6	3	1	1	0	0	0	2									
Denny Hocking , S (7, PH) OBP: 0.351, SLG: 0.412			1B	FC6-4	2B				2B	2	1	0	0	0	0	3									
Pat Meares , R (1, 6) OBP: 0.317, SLG: 0.489						L5		F4		5	1	3	3	0	0	1									
Inning Stats	R: 0 E: 0 K: 1 S: 7	H: 0 LOB: 0 BB: 0 P: 9	R: 0 E: 0 K: 1 S: 6	H: 0 LOB: 0 BB: 0 P: 7	R: 1 E: 0 K: 0 S: 8	H: 2 LOB: 1 BB: 0 P: 11	R: 0 E: 0 K: 0 S: 9	H: 0 LOB: 0 BB: 0 P: 16	R: 3 E: 0 K: 1 S: 22	H: 4 LOB: 2 BB: 1 P: 37	R: 1 E: 0 K: 0 S: 10	H: 2 LOB: 1 BB: 0 P: 17	R: 2 E: 0 K: 0 S: 14	H: 2 LOB: 3 BB: 3 P: 29	R: 0 E: 0 K: 1 S: 9	H: 1 LOB: 2 BB: 1 P: 16	R: 2 E: 1 K: 0 S: 13	H: 1 LOB: 2 BB: 2 P: 24	1B: 4 2B: 5 3B: 0 HR: 3	SF: 0 SAC: 0 DP: 0 HBP: 0	WP: 0 PB: 0 CS: 0	PA: 47			
PITCHER	IP	WLS	BF	H	R	ER	SO	BB	IBB	HBP	BLK	WP	HR	S	P	ERA	WHIP								
Ramiro Mendoza , R (1, 1) ERA: 7.08	4.2		21	6	4	4	2	1	0	0	0	0	2	49	74	7.71	1.500								
Jim Mecir , R (5, 1) ERA: 15.88	1.2	L	9	3	3	3	1	1	0	0	0	0	1	19	34	16.20	2.400								
Mike Stanton , L (7, 1) ERA: 2.35	0.1		4	1	0	0	0	2	0	0	0	0	0	7	16	0.00	9.000								
Graeme Lloyd , L (7, 1) ERA:	2.1		13	2	2	0	1	1	2	0	0	0	0	23	42	0.00	1.286								
Batter	1	2	3	4	5	6	7	8	9	AB	R	H	RBI	BB	SO	LOB	BOTTOM								
Tim Raines , S (1, 7) OBP: 0.388, SLG: 0.375	G4-3		F8		CS			G5-3	F8	5	0	1	0	0	0	2	Minnesota Twins @ New York Yankees Yankee Stadium, Bronx, NY Mon May 05 1997, 7:05 PM EDT Att: 16,599 - Unknown - 62 F								
Wade Boggs , L (1, 5) OBP: 0.411, SLG: 0.341	FC6-4		F7		G4-3			G4-3		3	0	0	0	1	0	1									
Bernie Williams , S (1, 8) OBP: 0.441, SLG: 0.540	FC6-4			1B	F7			G4-3		4	1	1	0	0	0	1									
Tino Martinez , L (1, 3) OBP: 0.412, SLG: 0.721	CS			2B			F6		F9	4	3	3	1	0	0	0									
Cecil Fielder , R (1, 10) OBP: 0.350, SLG: 0.383				SF8			L5		2	1	1	1	1	1	0	0									
Paul O'Neill , L (1, 9) OBP: 0.375, SLG: 0.553				K			G4-3			4	0	0	0	0	1	4									
Derek Jeter , R (1, 6) OBP: 0.397, SLG: 0.432	G4-3				1B		F8			3	2	1	3	1	0	1									
Mariano Duncan , R (1, 4) OBP: 0.346, SLG: 0.364					2B		G6-3		K	4	1	1	1	0	1	1									
Pat Kelly , R (9, PR) OBP: 0.357, SLG: 0.261	G4-3				1B					0	0	0	0	0	0	0									
Joe Girardi , R (1, 2) OBP: 0.268, SLG: 0.346							K			3	0	1	2	0	1	0									
Mark Whiten , S (9, PH) OBP: 0.417, SLG: 0.514			G5-3							1	0	0	0	0	1	1									
Inning Stats	R: 0 E: 0 K: 0 S: 4	H: 2 LOB: 1 BB: 0 P: 11	R: 1 E: 0 K: 0 S: 10	H: 2 LOB: 1 BB: 0 P: 13	R: 0 E: 0 K: 0 S: 6	H: 0 LOB: 0 BB: 0 P: 11	R: 4 E: 0 K: 1 S: 12	H: 4 LOB: 1 BB: 1 P: 21	R: 0 E: 0 K: 0 S: 6	H: 0 LOB: 0 BB: 0 P: 7	R: 0 E: 0 K: 0 S: 4	H: 0 LOB: 0 BB: 0 P: 6	R: 0 E: 0 K: 1 S: 10	H: 0 LOB: 0 BB: 0 P: 12	R: 0 E: 0 K: 0 S: 5	H: 0 LOB: 0 BB: 0 P: 8	R: 3 E: 0 K: 2 S: 16	H: 2 LOB: 2 BB: 1 P: 23	1B: 5 2B: 2 3B: 0 HR: 2	SF: 1 SAC: 0 DP: 0 HBP: 0	WP: 1 PB: 0 CS: 2	PA: 38			
PITCHER	IP	WLS	BF	H	R	ER	SO	BB	IBB	HBP	BLK	WP	HR	S	P	ERA	WHIP								
Frankie Rodriguez , R (1, 1) ERA: 8.1	4.0		18	6	5	5	1	2	0	0	0	0	0	32	56	11.25	2.000								
Greg Swindell , L (5, 1) ERA: 3.86	4.0	W	13	2	1	1	1	0	0	0	0	0	0	27	35	2.25	0.500								
Rick Aguilera , R (9, 1) ERA: 7.43	1.0		6	1	2	2	2	1	0	0	0	1	1	14	21	18.00	2.000								

Batter	1	2	3	4	5	6	7	8	9	AB	R	H	RBI	BB	SO	LOB	TOP					
Chuck Knoblauch, R OBP: 0.416, SLG: 0.421 (1, 4)	F9		S BB		P4			P2		3	0	0	0	1	0	1	Minnesota Twins @ New York Yankees Yankee Stadium, Bronx, NY Tue May 06 1997, 7:05 PM EDT Att: 13,939 - Unknown - 58 F					
Roberto Kelly, R OBP: 0.329, SLG: 0.444 (1, 9)	G6-3		K					G5-3		4	0	1	0	0	1	1						
Paul Molitor, R OBP: 0.292, SLG: 0.328 (1, 10)	G6-3		K					G1-3		4	0	0	0	0	1	2						
Terry Steinbach, R OBP: 0.290, SLG: 0.319 (1, 2)		G6-3			F9				K	4	0	0	0	0	1	0						
Ron Coomer, R OBP: 0.382, SLG: 0.538 (1, 5)		2B G4-3 1B			G1-6-3 1B			2B SF7 1B		4	2	4	0	0	0	0						
Greg Colbrunn, R OBP: 0.296, SLG: 0.436 (1, 3)		G4-3 2B			G1-6-3 1-2f			F7		4	0	2	0	0	0	2						
Matt Lawton, L OBP: 0.403, SLG: 0.479 (1, 8)		G4-3			B5-3 1B			F7		4	0	1	1	0	0	4						
Pat Meares, R OBP: 0.308, SLG: 0.479 (1, 6)		F9			B5-3			SF7		2	0	0	1	0	0	2						
Denny Hocking, S OBP: 0.333, SLG: 0.389 (1, 7)			G5-3		G1-3			F9		3	0	0	0	0	0	2						
Inning Stats	R: 0 E: 0 K: 0 S: 7	H: 0 LOB: 0 BB: 0 P: 9	R: 1 E: 0 K: 0 S: 6	H: 2 LOB: 1 BB: 0 P: 8	R: 0 E: 0 K: 2 S: 11	H: 0 LOB: 1 BB: 1 P: 20	R: 0 E: 0 K: 0 S: 4	H: 1 LOB: 0 BB: 0 P: 7	R: 0 E: 0 K: 0 S: 9	H: 1 LOB: 1 BB: 0 P: 11	R: 0 E: 0 K: 0 S: 5	H: 1 LOB: 0 BB: 0 P: 6	R: 1 E: 0 K: 0 S: 13	H: 2 LOB: 1 BB: 0 P: 17	R: 0 E: 0 K: 1 S: 4	H: 0 LOB: 0 BB: 0 P: 4	R: 0 E: 0 K: 1 S: 13	H: 1 LOB: 1 BB: 0 P: 15	1B: 6 2B: 2 3B: 0 HR: 0	SF: 1 SAC: 0 DP: 2 HBP: 0	WP: 0 PB: 0 SB: 1 CS: 0	PA: 34
PITCHER David Wells, L ERA: 3.35 (1, 1)	IP: 9.0 WLS: W BF: 34 H: 8 R: 2 ER: 2 SO: 3 BB: 1 IBB: 0 HBP: 0 BLK: 0 WP: 0 HR: 0 S: 72 P: 97 ERA: 2.00 WHIP: 1.000															PITCHER IP: WLS: BF: H: R: ER: SO: BB: IBB: HBP: BLK: WP: HR: S: P: ERA: WHIP:						

Batter	1	2	3	4	5	6	7	8	9	AB	R	H	RBI	BB	SO	LOB	BOTTOM			
2 Derek Jeter, R OBP: 0.400, SLG: 0.453 (1, 6)	HR		G6-3		1B BB	FC5-4 1-2f				3	1	1	1	1	0	1	Minnesota Twins @ New York Yankees Yankee Stadium, Bronx, NY Tue May 06 1997, 7:05 PM EDT Att: 13,939 - Unknown - 58 F			
Charlie Hayes, R OBP: 0.347, SLG: 0.286 (1, 5)	G1-3		F9		1B	K				4	0	1	0	0	1	1				
Bernie Williams, S OBP: 0.436, SLG: 0.538 (1, 8)	F9		2B		F8			F7		4	0	1	0	0	0	2				
Tino Martinez, L OBP: 0.414, SLG: 0.714 (1, 3)	G5-3		F7		1B HR	1B		1B		4	1	2	0	0	0	1				
Cecil Fielder, R OBP: 0.354, SLG: 0.382 (1, 10)		WP HR BB			F9	HR 1B		P5		3	2	1	0	1	0	1				
Paul O'Neill, L OBP: 0.375, SLG: 0.570 (1, 9)		K			L7	HR		F8		4	1	1	3	0	1	2				
Mark Whiten, S OBP: 0.420, SLG: 0.566 (1, 7)		HR			K	G6-3 1B		G3		4	2	2	2	0	1	0				
Mariano Duncan, R OBP: 0.333, SLG: 0.350 (1, 4) Luis Sojo, R OBP: 0.217, SLG: 0.105 (7, 4)	F7				G3	G6-3		G6-3		3	0	0	0	0	0	1				
Joe Girardi, R OBP: 0.267, SLG: 0.341 (1, 2)	G4-3				F8	FC5-4 1B		F9		4	0	1	1	0	0	0				
Inning Stats	R: 1 E: 0 K: 0 S: 11	H: 1 LOB: 0 BB: 0 P: 17	R: 2 E: 0 K: 1 S: 14	H: 1 LOB: 0 BB: 1 P: 26	R: 0 E: 0 K: 0 S: 5	H: 1 LOB: 1 BB: 0 P: 10	R: 0 E: 0 K: 1 S: 9	H: 0 LOB: 0 BB: 0 P: 14	R: 0 E: 0 K: 0 S: 8	H: 1 LOB: 2 BB: 1 P: 19	R: 4 E: 0 K: 1 S: 21	H: 5 LOB: 1 BB: 0 P: 33	R: 0 E: 0 K: 0 S: 9	H: 1 LOB: 1 BB: 0 P: 17	R: 0 E: 0 K: 0 S: 6	H: 0 LOB: 0 BB: 0 P: 8	1B: 5 2B: 2 3B: 0 HR: 3	SF: 0 SAC: 0 DP: 0 HBP: 0	WP: 1 PB: 0 SB: 0 CS: 0	PA: 36
PITCHER Scott Aldred, L ERA: 6.28 (1, 1) Mike Trombley, R ERA: 4.05 (6, 1)	IP: 5.0 WLS: L BF: 24 H: 7 R: 6 ER: 6 SO: 2 BB: 2 IBB: 0 HBP: 0 BLK: 0 WP: 1 HR: 3 S: 57 P: 100 ERA: 10.80 WHIP: 1.800															PITCHER IP: WLS: BF: H: R: ER: SO: BB: IBB: HBP: BLK: WP: HR: S: P: ERA: WHIP:				

Batter	1	2	3	4	5	6	7	8	9	AB	R	H	RBI	BB	SO	LOB	TOP																					
Mark McLemore, S (1, 4) OBP: 0.271, SLG: 0.206 Billy Ripken, R (4, 4) OBP: 0.364, SLG: 0.400	0-2 F7 1B	0-0 1B		1-3 K			4-2 1B BB		0-0 G6-3	3	0	1	0	0	1	0																						
Ivan Rodriguez, R (1, 2) OBP: 0.387, SLG: 0.496	2-2 1B 2B		0-0 E4 2B		1-0 P6		0-1 1B		4-2 BB	4	2	2	0	1	0	0																						
29 Rusty Greer, L (1, 7) OBP: 0.292, SLG: 0.452	3-3 K		1-3 K		2-2 F8		1-3 K		3-2 F6	5	0	0	0	0	3	5																						
Juan Gonzalez, R (1, 10) OBP: 0.292, SLG: 0.455	2-1 2H 1B		2-3 K		2-2 1B		0-3 K		0-2 F8	5	0	2	1	0	2	4																						
Willi Clark, L (1, 3) OBP: 0.423, SLG: 0.467	0-3 K		4-2 2B BB		3-2 G3		0-3 K			3	0	0	0	1	2	4																						
Dean Palmer, R (1, 5) OBP: 0.397, SLG: 0.467		1-3 K	0-1 1-3 2H 2B			1-0 F4		2-1 F8		4	0	1	1	0	1	0																						
Lee Stevens, L (1, 9) OBP: 0.359, SLG: 0.500		3-2 1B 1B	1-2 G4-3			0-0 E9 PB CS 1B		0-1 1B		4	0	3	0	0	0	2																						
Damon Buford, R (1, 8) OBP: 0.301, SLG: 0.337		3-3 K		2-2 P3		4-0 BB		0-1 F7		3	0	0	0	1	1	2																						
Benji Gil, R (1, 6) OBP: 0.282, SLG: 0.292		4-1 1B BB		0-0 F8		2-3 K		1-3 K		3	0	0	0	1	2	3																						
Inning Stats	R: 1 E: 0 K: 2 S: 14	H: 2 LOB: 1 BB: 0 P: 21	R: 0 E: 0 K: 2 S: 13	H: 2 LOB: 2 BB: 1 P: 24	R: 1 E: 1 K: 2 S: 14	H: 1 LOB: 2 BB: 1 P: 22	R: 0 E: 0 K: 1 S: 7	H: 0 LOB: 0 BB: 0 P: 10	R: 0 E: 0 K: 0 S: 12	H: 1 LOB: 1 BB: 0 P: 20	R: 0 E: 1 K: 1 S: 5	H: 1 LOB: 2 BB: 1 P: 12	R: 0 E: 0 K: 3 S: 13	H: 1 LOB: 2 BB: 1 P: 18	R: 0 E: 0 K: 1 S: 9	H: 1 LOB: 1 BB: 0 P: 12	R: 0 E: 0 K: 0 S: 15	H: 0 LOB: 1 BB: 1 P: 22	1B: 7 2B: 3 3B: 0 HR: 0	SF: 0 SAC: 0 DP: 1 HBP: 0	WP: 1 PB: 1 SB: 1 CS: 1	PA: 40																
PITCHER	IP	WLS	BF	H	R	ER	SO	BB	IBB	HBP	BLK	WP	HR	S	P	ERA	WHIP	PITCHER				IP	WLS	BF	H	R	ER	SO	BB	IBB	HBP	BLK	WP	HR	S	P	ERA	WHIP
David Cone, R (1, 1) ERA: 2.55	6.0	W	27	7	2	1	8	3	0	0	0	1	0	65	109	1.50	1.667																					
Jeff Nelson, R (7, 1) ERA: 2.55	2.0		9	2	0	0	4	1	0	0	0	0	0	22	30	0.00	1.500																					
42 Mariano Rivera, R (9, 1) ERA: 2.55	1.0	S	4	0	0	0	0	1	0	0	0	0	0	15	22	0.00	1.000																					

Texas Rangers @ New York Yankees
Yankee Stadium, Bronx, NY
Wed May 07 1997, 7:05 PM EDT
Att: 18,778 - Unknown - 54 F

AB 35
R 2
H 9
RBI 2
BB 5
SO 12
LOB 20



Batter	1	2	3	4	5	6	7	8	9	AB	R	H	RBI	BB	SO	LOB	BOTTOM																					
Tim Lincecum, S (1, 7) OBP: 0.393, SLG: 0.394	4-1 S BB			3-0 2B			3-1 G3			2	0	1	1	1	0	0																						
Wade Boggs, L (1, 5) OBP: 0.396, SLG: 0.326	3-2 G6-3 1-2		3-3 K		1-1 L7		1-1 G6-3			4	0	0	0	0	1	3																						
Bernie Williams, S (1, 8) OBP: 0.425, SLG: 0.522	0-2 L5		3-3 K		2-2 G4-3		1-1 G6-3			4	0	0	0	0	1	1																						
Tino Martinez, L (1, 3) OBP: 0.410, SLG: 0.723	3-3 K		0-0 HR		3-3 K		1-1 G4-3			4	1	1	1	0	2	1																						
Cecil Fielder, R (1, 10) OBP: 0.351, SLG: 0.378		3-1 2B 1B	0-0 F3		1-0 P6		0-3 K			4	1	1	0	0	1	0																						
Paul O'Neill, L (1, 9) OBP: 0.374, SLG: 0.564		0-0 2B 1B	2-1 G4-3		0-0 F7		0-0 G6-3			3	1	1	0	0	0	0																						
2 Derek Jeter, R (1, 6) OBP: 0.405, SLG: 0.458		2-1 2B 1B		3-2 CS 1B		2-2 G4-3				3	1	2	0	0	0	0																						
Joe Girardi, R (1, 2) OBP: 0.270, SLG: 0.353		0-0 G4-3		1-1 G1-3		1-1 G6-3				3	1	1	2	0	0	1																						
Luis Sojo, R (1, 4) OBP: 0.231, SLG: 0.136		1-3 2H 3H G4-3		0-0 2B 1B		0-0 G6-3				3	0	1	1	0	0	1																						
Inning Stats	R: 0 E: 0 K: 1 S: 10	H: 0 LOB: 1 BB: 1 P: 20	R: 4 E: 0 K: 1 S: 17	H: 4 LOB: 0 BB: 0 P: 30	R: 1 E: 0 K: 1 S: 7	H: 1 LOB: 0 BB: 0 P: 12	R: 0 E: 0 K: 0 S: 9	H: 3 LOB: 2 BB: 0 P: 17	R: 0 E: 0 K: 1 S: 9	H: 0 LOB: 0 BB: 0 P: 15	R: 0 E: 0 K: 0 S: 6	H: 0 LOB: 0 BB: 0 P: 9	R: 0 E: 0 K: 0 S: 5	H: 0 LOB: 0 BB: 0 P: 9	R: 0 E: 0 K: 1 S: 7	H: 0 LOB: 0 BB: 0 P: 9	R: 0 E: 0 K: 0 S: 15	H: 0 LOB: 1 BB: 0 P: 22	1B: 5 2B: 2 3B: 0 HR: 1	SF: 1 SAC: 0 DP: 0 HBP: 0	WP: 0 PB: 0 SB: 1 CS: 1	PA: 32																
PITCHER	IP	WLS	BF	H	R	ER	SO	BB	IBB	HBP	BLK	WP	HR	S	P	ERA	WHIP	PITCHER				IP	WLS	BF	H	R	ER	SO	BB	IBB	HBP	BLK	WP	HR	S	P	ERA	WHIP
John Burkett, R (1, 1) ERA: 4.03	7.0	L	29	8	5	5	4	1	0	0	0	0	0	63	112	6.43	1.286																					
Eric Gunderson, L (8, 1) ERA: 0.77	1.0		3	0	0	0	1	0	0	0	0	0	0	7	9	0.00	0.000																					

Texas Rangers @ New York Yankees
Yankee Stadium, Bronx, NY
Wed May 07 1997, 7:05 PM EDT
Att: 18,778 - Unknown - 54 F

AB 30
R 5
H 8
RBI 5
BB 1
SO 5
LOB 7



Batter	1	2	3	4	5	6	7	8	9	AB	R	H	RBI	BB	SO	LOB	TOP				
Mark McLemore, S (1, 4) OBP: 0.268, SLG: 0.206	G5-3		L8		G5-3			1B 2B 1B	FC4-6 1B	5	1	1	0	0	0	1	Texas Rangers @ New York Yankees Yankee Stadium, Bronx, NY Thu May 08 1997, 7:05 PM EDT Att: 17,483 - Unknown - 62 F livebaseballscorecards.com				
Ivan Rodriguez, R (1, 2) OBP: 0.395, SLG: 0.500	G1-3			FC4-6 1B	G4-3			2B 1B	FC4-6 1B	5	1	3	1	0	0	0					
29 Rusty Greer, L (1, 7) OBP: 0.423, SLG: 0.454	L5			G3				F8		4	0	1	0	1	0	3					
Juan Gonzalez, R (1, 10) OBP: 0.276, SLG: 0.385		G5-3		FC4-6 BB				F7	K	4	0	0	0	1	2	6					
Willi Clark, L (1, 3) OBP: 0.427, SLG: 0.476				FC4-6 1B	G4-3					3	0	1	1	1	0	3					
Mike Simms, R (1, 9) OBP: 0.333, SLG: 0.697										3	0	1	1	0	2	1					
Warren Newson, L (8, PH) OBP: 0.385, SLG: 0.400		K								1	0	0	0	0	1	2					
Damon Buford, R (1, 8) OBP: 0.299, SLG: 0.333										4	0	1	0	0	2	3					
Billy Ripken, R (1, 5) OBP: 0.333, SLG: 0.364										3	0	0	0	0	0	1					
Lee Stevens, L (9, PH) OBP: 0.356, SLG: 0.519				P4	G5-3					1	1	1	0	0	0	0					
Benji Gil, R (1, 6) OBP: 0.284, SLG: 0.307										3	1	1	0	0	2	0					
Dean Palmer, R (9, PH) OBP: 0.372, SLG: 0.472				K						1	0	1	1	0	0	0					
Inning Stats	R: 0 E: 0 K: 0 S: 6	H: 0 LOB: 0 BB: 0 P: 6	R: 0 E: 0 K: 1 S: 8	H: 0 LOB: 1 BB: 1 P: 14	R: 0 E: 0 K: 1 S: 7	H: 0 LOB: 0 BB: 0 P: 9	R: 1 E: 0 K: 1 S: 13	H: 2 LOB: 2 BB: 1 P: 23	R: 0 E: 0 K: 1 S: 8	H: 1 LOB: 1 BB: 0 P: 17	R: 0 E: 0 K: 1 S: 7	H: 1 LOB: 0 BB: 0 P: 12	R: 2 E: 0 K: 1 S: 17	H: 4 LOB: 2 BB: 0 P: 23	R: 1 E: 0 K: 2 S: 21	H: 3 LOB: 3 BB: 1 P: 33	1B: 7 2B: 5 3B: 0 HR: 0	SF: 0 SAC: 0 DP: 1 HBP: 0	WP: 0 PB: 0 SB: 0 CS: 0	PA: 40	
PITCHER	IP	WLS	BF	H	R	ER	SO	BB	IBB	HBP	BLK	WP	HR	S	P	ERA	WHIP				
Andy Pettitte, L (1, 1) ERA: 2.33	7.1	W	30	7	3	3	6	2	0	0	0	0	0	70	105	3.68	1.227				
42 Mariano Rivera, R (8, 1) ERA: 2.73	1.2	S	10	4	1	1	3	1	0	0	0	0	0	29	43	5.40	3.000				

Batter	1	2	3	4	5	6	7	8	9	AB	R	H	RBI	BB	SO	LOB	BOTTOM				
Tim Lincecum, S (1, 7) OBP: 0.398, SLG: 0.400				FC6-4 1B	FC6 1B					4	0	2	0	0	2	0	Texas Rangers @ New York Yankees Yankee Stadium, Bronx, NY Thu May 08 1997, 7:05 PM EDT Att: 17,483 - Unknown - 62 F livebaseballscorecards.com				
2 Derek Jeter, R (1, 6) OBP: 0.401, SLG: 0.452	G4-3			FC6-4 BB	FC6			2B BLK	1B	4	2	1	0	0	0	2					
Bernie Williams, S (1, 8) OBP: 0.433, SLG: 0.540	F9			1B E	BB			2B	2B	3	2	2	0	1	0	0					
Tino Martinez, L (1, 3) OBP: 0.413, SLG: 0.714				P4				2B	2B	3	0	1	0	1	1	3					
Cecil Fielder, R (1, 10) OBP: 0.355, SLG: 0.377				G6-4-3 1B	E8			2B	IBB	3	0	1	1	1	0	3					
Paul O'Neill, L (1, 9) OBP: 0.376, SLG: 0.566										3	0	1	1	1	2	0					
Charlie Hayes, R (1, 5) OBP: 0.358, SLG: 0.370				G6-4-3 1B	K			G4-3		4	1	2	1	0	1	4					
Joe Girardi, R (1, 2) OBP: 0.258, SLG: 0.337				G6-4-3				G4-3		4	0	0	0	0	1	3					
Luis Sojo, R (1, 4) OBP: 0.200, SLG: 0.115				F9				G6-3		4	0	0	0	0	1	0					
Inning Stats	R: 0 E: 0 K: 1 S: 6	H: 0 LOB: 0 BB: 0 P: 10	R: 0 E: 0 K: 1 S: 8	H: 1 LOB: 0 BB: 0 P: 11	R: 0 E: 0 K: 0 S: 4	H: 1 LOB: 0 BB: 0 P: 5	R: 2 E: 1 K: 1 S: 12	H: 2 LOB: 2 BB: 2 P: 26	R: 0 E: 0 K: 1 S: 9	H: 1 LOB: 1 BB: 0 P: 13	R: 1 E: 0 K: 0 S: 10	H: 2 LOB: 2 BB: 1 P: 18	R: 1 E: 0 K: 1 S: 9	H: 2 LOB: 2 BB: 1 P: 14	R: 1 E: 0 K: 2 S: 10	H: 1 LOB: 0 BB: 0 P: 16		1B: 6 2B: 3 3B: 0 HR: 1	SF: 0 SAC: 0 DP: 2 HBP: 0	WP: 0 PB: 0 SB: 0 CS: 0	PA: 36
PITCHER	IP	WLS	BF	H	R	ER	SO	BB	IBB	HBP	BLK	WP	HR	S	P	ERA	WHIP				
Darren Oliver, L (1, 1) ERA: 4.75	5.1	L	24	7	3	2	5	2	1	0	0	0	0	46	79	3.38	1.688				
Danny Patterson, R (6, 1) ERA: 2.16	1.2		8	2	1	1	1	0	1	0	1	0	0	12	18	5.40	1.200				
Xavier Hernandez, R (8, 1) ERA: 2.96	1.0		4	1	1	1	2	0	0	0	0	0	1	10	16	9.00	1.000				

Batter	1	2	3	4	5	6	7	8	9	AB	R	H	RBI	BB	SO	LOB	TOP										
Jose Offerman, S (1, 4) OBP: 0.338, SLG: 0.391	3-2 FC6-4 1B	1-3 K			0-1 G4-3		3-3 K		1-1 FC6-4	5	0	1	0	0	2	5											
Jay Bell, R (1, 6) OBP: 0.374, SLG: 0.546	1-2 FC6-4 1B	0-1 WP 1B			0-3 K			1-1 G5-3		4	1	1	0	0	1	1											
Bip Roberts, S (1, 7) OBP: 0.416, SLG: 0.481	1-0 1B	1-0 G3			0-0 FC5-4 1B			1-1 G5-3		4	0	2	0	0	0	2											
Jeff King, R (1, 3) OBP: 0.406, SLG: 0.463	0-1 P4				0-0 FC5-4			1-2 G6-3		4	0	0	0	0	0	3											
Chili Davis, S (1, 10) OBP: 0.416, SLG: 0.422	3-2 S 1B				0-3 K			0-0 1B 1B		3	0	2	1	1	1	0											
Craig Panuette, R (1, 5) OBP: 0.246, SLG: 0.353	3-1 G6-3				0-2 G5-3			0-0 G5-4-3		4	0	0	0	0	1	4											
Tim Spehr, R (1, 2) Scott Cooper, L (0, PH) OBP: 0.263, SLG: 0.353					0-0 F7			0-2 G4-3		3	0	0	0	0	0	0											
Tom Goodwin, L (1, 8) OBP: 0.302, SLG: 0.291					2-2 G4-3			1-1 FC4-6 1B		4	1	3	0	0	0	0											
Johnny Damon, L (1, 9) OBP: 0.375, SLG: 0.464					0-0 G3			0-1 FC4-6 CS		4	0	2	1	0	0	1											
Inning Stats	R: 1 E: 0 K: 0 S: 18	H: 3 LOB: 2 BB: 0 P: 29	R: 1 E: 0 K: 1 S: 12	H: 3 LOB: 2 BB: 0 P: 16	R: 0 E: 0 K: 1 S: 8	H: 0 LOB: 0 BB: 0 P: 9	R: 0 E: 0 K: 1 S: 8	H: 0 LOB: 0 BB: 0 P: 13	R: 0 E: 0 K: 1 S: 7	H: 1 LOB: 1 BB: 0 P: 7	R: 0 E: 0 K: 0 S: 5	H: 0 LOB: 0 BB: 1 P: 9	R: 0 E: 0 K: 1 S: 8	H: 1 LOB: 1 BB: 0 P: 12	R: 0 E: 0 K: 0 S: 9	H: 0 LOB: 0 BB: 0 P: 12	R: 0 E: 0 K: 1 S: 12	H: 3 LOB: 3 BB: 0 P: 17	1B: 10 2B: 1 3B: 1 HR: 0	SF: 0 SAC: 0 DP: 2 HBP: 0	WP: 1 PB: 0 SB: 1 CS: 1	PA: 37					
PITCHER	IP	WLS	BF	H	R	ER	SO	BB	IBB	HBP	BLK	WP	HR	S	P	ERA	WHIP										
Ramiro Mendoza, R (1, 1) ERA: 5.72	8.0	W	31	8	2	2	4	1	0	0	0	1	0	75	107	2.25	1.125										
42 Mariano Rivera, R (9, 1) ERA: 2.66	1.0	S	6	3	0	0	1	0	0	0	0	0	0	12	17	0.00	3.000										

Kansas City Royals @ New York Yankees
Yankee Stadium, Bronx, NY
Sat May 10 1997, 3:33 AM EDT
Att: 25,007 - Overcast - 57 F

AB 36
R 2
H 11
RBI 2
BB 1
SO 5
LOB 17



Batter	1	2	3	4	5	6	7	8	9	AB	R	H	RBI	BB	SO	LOB	BOTTOM										
Tim Raines, S (1, 7) OBP: 0.388, SLG: 0.400	2-2 F7				3-3 K				2-1 F7	4	0	0	0	0	1	2											
Wade Boggs, L (1, 5) OBP: 0.393, SLG: 0.337	1-1 2B				2-2 L7			1-1 WP 1B		4	1	2	0	0	0	0											
Bernie Williams, S (1, 8) OBP: 0.431, SLG: 0.555	3-3 K				1-2 S BB G4-3 1B			2-0 1B S		4	3	2	2	0	1	1											
Tino Martinez, L (1, 3) OBP: 0.418, SLG: 0.707	0-3 K2-3				4-0 G4-3 S BB			2-3 K		3	0	0	0	1	2	2											
Cecil Fielder, R (1, 10) OBP: 0.344, SLG: 0.362					1-2 K			1-1 1B		4	0	1	1	0	2	2											
Paul O'Neill, L (1, 9) OBP: 0.376, SLG: 0.580					1-0 G4-3			2-2 L8		4	1	1	2	0	1	2											
2 Derek Jeter, R (1, 6) OBP: 0.398, SLG: 0.465					2-3 3-H F8			0-0 FC5-4 1B		3	0	1	0	0	0	1											
Mariano Duncan, R (1, 4) Luis Sojo, R (8, 4) OBP: 0.322, SLG: 0.349 OBP: 0.194, SLG: 0.111					2-0 G1-3			2-1 L6		3	0	0	0	0	1	1											
20 Jorge Posada, S (1, 2) OBP: 0.388, SLG: 0.415					1-2 P5			2-0 FC5-4		3	0	1	0	0	0	1											
Inning Stats	R: 0 E: 0 K: 2 S: 14	H: 1 LOB: 1 BB: 0 P: 20	R: 1 E: 0 K: 0 S: 6	H: 1 LOB: 0 BB: 0 P: 13	R: 0 E: 0 K: 0 S: 10	H: 0 LOB: 0 BB: 0 P: 16	R: 1 E: 0 K: 1 S: 11	H: 1 LOB: 1 BB: 1 P: 22	R: 0 E: 0 K: 2 S: 8	H: 1 LOB: 1 BB: 0 P: 16	R: 1 E: 1 K: 1 S: 14	H: 1 LOB: 1 BB: 0 P: 23	R: 0 E: 0 K: 0 S: 6	H: 1 LOB: 1 BB: 0 P: 12	R: 2 E: 0 K: 2 S: 10	H: 2 LOB: 0 BB: 0 P: 20	1B: 5 2B: 2 3B: 0 HR: 2	SF: 0 SAC: 0 DP: 1 HBP: 0	WP: 1 PB: 0 SB: 3 CS: 1	PA: 33							
PITCHER	IP	WLS	BF	H	R	ER	SO	BB	IBB	HBP	BLK	WP	HR	S	P	ERA	WHIP										
Kevin Appier, R (1, 1) ERA: 2.19	7.0	L	28	6	3	2	6	1	0	0	0	0	1	69	122	2.57	1.000										
Mitch Williams, L (8, 1) ERA: 10.8	1.0		5	2	2	2	2	0	0	0	0	1	1	10	20	18.00	2.000										

Kansas City Royals @ New York Yankees
Yankee Stadium, Bronx, NY
Sat May 10 1997, 3:33 AM EDT
Att: 25,007 - Overcast - 57 F

AB 32
R 5
H 8
RBI 5
BB 1
SO 8
LOB 12




Batter	1	2	3	4	5	6	7	8	9	AB	R	H	RBI	BB	SO	LOB	TOP			
Jose Offerman, S (1, 4) OBP: 0.346, SLG: 0.397	0-2 CS SH2-3 1B			3-2 L9			2-2 1B	1-3 K		4	0	2	0	0	1	1				
Tom Goodwin, L (1, 8) OBP: 0.295, SLG: 0.283	0-0 SH2-3 1-2			0-3 K			2-3 K		0-0 F7	3	0	0	0	0	2	1				
Jay Bell, R (1, 6) OBP: 0.371, SLG: 0.534	3-3 K 2-3			1-1 F7			0-0 P4		4-2 BB	3	0	0	0	1	1	2				
Jeff King, R (1, 3) OBP: 0.401, SLG: 0.450		0-0 P3			4-2 29 G6-3 BB		1-2 P5		1-3 K	3	0	0	0	1	1	2				
Chili Davis, S (1, 10) OBP: 0.410, SLG: 0.414		3-2 F9			1-0 F9			0-0 2B G6-3 1B	0-2 G3	4	1	1	0	0	0	2				
29 Mike Sweeney, R (1, 2) OBP: 0.285, SLG: 0.311		0-0 L9			0-0 G6-3 1-2			0-1 P4		3	0	0	0	0	0	2				
Jermaine Dye, R (1, 9) OBP: 0.213, SLG: 0.317			0-0 F9			2-1 F8		0-0 1B 2B		3	1	1	0	0	0	0				
Craig Paquette, R (1, 5) OBP: 0.240, SLG: 0.345			1-3 K			1-3 K		0-0 G6-3		3	0	0	1	0	2	1				
Johnny Damon, L (1, 7) OBP: 0.365, SLG: 0.451 (8, PH) Joe Vitiello, R (8, PH) David Howard, S (8, PR) OBP: 0.362, SLG: 0.453 (8, 7)			1-1 G4-3			2-2 G3		3-H 0-0 2-H 1B		2	0	0	0	0	0	0				
Inning Stats	R: 0 E: 0 K: 1 S: 10	H: 1 LOB: 0 BB: 0 P: 13	R: 0 E: 0 K: 0 S: 5	H: 0 LOB: 0 BB: 0 P: 8	R: 0 E: 0 K: 1 S: 6	H: 0 LOB: 0 BB: 0 P: 8	R: 0 E: 0 K: 1 S: 9	H: 0 LOB: 0 BB: 0 P: 13	R: 0 E: 0 K: 1 S: 8	H: 0 LOB: 0 BB: 0 P: 11	R: 0 E: 0 K: 1 S: 11	H: 1 LOB: 1 BB: 0 P: 16	R: 2 E: 0 K: 1 S: 10	H: 3 LOB: 1 BB: 0 P: 11	R: 0 E: 0 K: 1 S: 13	H: 0 LOB: 1 BB: 1 P: 18	1B: 4 2B: 1 3B: 0 HR: 0	SF: 0 SAC: 1 DP: 1 HBP: 0	WP: 0 PB: 0 SB: 0 CS: 1	PA: 32
PITCHER	IP WLS BF H R ER SO BB IBB HBP BLK WP HR S P ERA WHIP	8.1 W 29 5 2 2 6 1 0 0 0 0 0 66 94 2.16 0.720	0.2 S 3 0 0 0 1 1 0 0 0 0 0 12 17 0.00 1.500	PITCHER																
David Wells, L (1, 1) ERA: 3.18 42 Mariano Rivera, R (9, 1) ERA: 2.57																				

Kansas City Royals @ New York Yankees
 Yankee Stadium, Bronx, NY
 Sun May 11, 1997, 3:33 AM EDT
 Att: 25,705 - Sunny - 51 F

livebaseballscorecards.com

AB 29
 R 2
 H 5
 RBI 2
 BB 2
 SO 7
 LOB 11



Batter	1	2	3	4	5	6	7	8	9	AB	R	H	RBI	BB	SO	LOB	BOTTOM			
Tim Raines, S (1, 7) OBP: 0.392, SLG: 0.398	1-0 FC6-4 1B		2-3 K		1-1 F9		4-2 2 2B BB			3	1	1	0	1	1	0				
2 Derek Jeter, R (1, 6) OBP: 0.394, SLG: 0.466	0-2 FC6-4 BB 1B 1-2		2-2 F9		2-2 F9		1-0 1-H 2B			4	1	1	1	0	0	1				
Bernie Williams, S (1, 8) OBP: 0.438, SLG: 0.580	1-2 FC4-6 BB 1B		3-0 HR		2-2 1B		2-1 G5-3			4	1	3	1	0	0	1				
Tino Martinez, L (1, 3) OBP: 0.420, SLG: 0.698	4-1 FC4-6 BB		0-2 F7		1-1 F9		4-1 BB			2	0	0	0	2	0	1				
Cecil Fielder, R (1, 10) OBP: 0.341, SLG: 0.359	0-1 FC4-6 1-2 2-3 BB			3-2 F9 1B 1B		0-0 P6		3-1 G1-3		4	0	1	1	0	0	4				
Paul O'Neill, L (1, 9) OBP: 0.365, SLG: 0.561	2-3 K			2-3 K		2-3 K		3-3 K		4	0	0	0	0	4	3				
Charlie Hayes, R (1, 5) OBP: 0.397, SLG: 0.365		0-3 K		0-0 FC5-4 1B		4-0 BB		4-2 BB		2	0	1	0	2	1	0				
Mariano Duncan, R (1, 4) OBP: 0.312, SLG: 0.337 Luis Sojo, R (8, 4) OBP: 0.188, SLG: 0.107		2-0 F9		1-1 F9		0-0 F9		1-3 K		3	0	0	0	0	0	3				
Joe Girardi, R (1, 2) OBP: 0.243, SLG: 0.313		2-2 G6-3		2-2 FC5-4 1-2		2-2 P4		0-1 B2-3		4	0	0	0	0	0	3				
Inning Stats	R: 1 E: 0 K: 1 S: 15	H: 2 LOB: 2 BB: 1 P: 23	R: 0 E: 0 K: 1 S: 8	H: 0 LOB: 0 BB: 0 P: 12	R: 1 E: 0 K: 1 S: 13	H: 1 LOB: 0 BB: 0 P: 20	R: 0 E: 0 K: 1 S: 13	H: 2 LOB: 2 BB: 0 P: 21	R: 0 E: 0 K: 1 S: 10	H: 1 LOB: 1 BB: 0 P: 16	R: 0 E: 0 K: 1 S: 5	H: 0 LOB: 1 BB: 1 P: 11	R: 1 E: 0 K: 0 S: 15	H: 1 LOB: 2 BB: 2 P: 31	R: 0 E: 0 K: 2 S: 11	H: 0 LOB: 1 BB: 1 P: 19	1B: 5 2B: 1 3B: 0 HR: 1	SF: 0 SAC: 0 DP: 0 HBP: 0	WP: 0 PB: 0 SB: 1 CS: 0	PA: 36
PITCHER	IP WLS BF H R ER SO BB IBB HBP BLK WP HR S P ERA WHIP	6.1 L 29 7 3 3 5 3 0 0 0 0 0 74 120 4.26 1.579	0.1 2 0 0 0 0 1 0 0 0 0 0 3 9 0.00 3.000	1.1 5 0 0 0 2 1 0 0 0 0 0 13 24 0.00 0.750	PITCHER															
50 José Rosado, L (1, 1) ERA: 2.38 Jamie Walker, L (7, 1) ERA: 9.23 Jeff Montgomery, R (7, 1) ERA: 12.46																				

Kansas City Royals @ New York Yankees
 Yankee Stadium, Bronx, NY
 Sun May 11, 1997, 3:33 AM EDT
 Att: 25,705 - Sunny - 51 F

livebaseballscorecards.com


AB 31
 R 3
 H 7
 RBI 3
 BB 5
 SO 7
 LOB 17



Batter	1	2	3	4	5	6	7	8	9	10	11	12	AB	R	H	RBI	BB	SO	LOB	TOP		
Tim Raines, S OBP: 0.393, SLG: 0.402 (1.10)	G4-3		G4-3	G4-3					FC1-5 1B		F9		6	0	2	0	0	0	1			
Wade Boggs, L OBP: 0.402, SLG: 0.330 (9, PR) Scott Pose, L OBP: 0.406, SLG: 0.352 (9, S)	FC6-4 BB		G2-3 2B BB	G4-3		P6			FC3-6 FC1-5 2B BB				2	1	0	0	3	0	3			
Bernie Williams, S OBP: 0.432, SLG: 0.575 (1.8)	FC6-4 WP		G2-3		G4-3		F7		FC1-5 FC3-6				5	0	0	0	1	0	4			
Tino Martinez, L OBP: 0.427, SLG: 0.730 (1.3)	P5						G3		FC3-6 2B		CS		6	1	2	2	0	1	3			
Paul O'Neill, L OBP: 0.392, SLG: 0.603 (1.9)							L8						5	1	2	2	1	1	0			
Mariano Duncan, R OBP: 0.309, SLG: 0.340 (1.4) Luis Sojo, R OBP: 0.188, SLG: 0.107 (12, 4)													6	1	1	0	0	3	5			
2 Derek Jeter, R OBP: 0.390, SLG: 0.483 (1.6)													6	1	2	1	0	1	0			
Mark Whiten, S OBP: 0.417, SLG: 0.539 (1.7)													5	0	3	0	0	0	1			
Joe Girardi, R OBP: 0.230, SLG: 0.303 (1.2)													5	0	0	0	0	0	5			
Inning Stats	R: 0 E: 0 K: 0 S: 11	H: 0 LOB: 1 BB: 1 P: 19	R: 1 E: 0 K: 1 S: 11	H: 2 LOB: 1 BB: 0 P: 19	R: 1 E: 0 K: 1 S: 9	H: 1 LOB: 2 BB: 2 P: 21	R: 1 E: 2 K: 0 S: 11	H: 1 LOB: 1 BB: 0 P: 15	R: 1 E: 0 K: 0 S: 7	H: 1 LOB: 1 BB: 0 P: 11	R: 0 E: 0 K: 0 S: 5	H: 0 LOB: 0 BB: 0 P: 9	R: 0 E: 0 K: 0 S: 11	H: 1 LOB: 3 BB: 1 P: 19	R: 0 E: 0 K: 1 S: 4	H: 0 LOB: 0 BB: 1 P: 9	R: 1 E: 0 K: 1 S: 9	H: 1 LOB: 0 BB: 0 P: 13	1B: 5 2B: 6 3B: 0 HR: 2	SF: 0 SAC: 0 DP: 1 HBP: 0	WP: 1 PB: 0 SB: 1 CS: 1	PA: 53
PITCHER	IP WLS BF H R ER SO BB IBB HBP BLK WP HR S P ERA WHIP	Frankie Rodriguez, R ERA: 6.75 Greg Swindell, L ERA: 4.67 Rick Aguilera, R ERA: 5.89 Eddie Guardado, L ERA: 6.1 Dan Naulty, R ERA: 5.4	IP WLS BF H R ER SO BB IBB HBP BLK WP HR S P ERA WHIP	Frankie Rodriguez, R ERA: 6.75 Greg Swindell, L ERA: 4.67 Rick Aguilera, R ERA: 5.89 Eddie Guardado, L ERA: 6.1 Dan Naulty, R ERA: 5.4	IP WLS BF H R ER SO BB IBB HBP BLK WP HR S P ERA WHIP	Frankie Rodriguez, R ERA: 6.75 Greg Swindell, L ERA: 4.67 Rick Aguilera, R ERA: 5.89 Eddie Guardado, L ERA: 6.1 Dan Naulty, R ERA: 5.4	IP WLS BF H R ER SO BB IBB HBP BLK WP HR S P ERA WHIP	Frankie Rodriguez, R ERA: 6.75 Greg Swindell, L ERA: 4.67 Rick Aguilera, R ERA: 5.89 Eddie Guardado, L ERA: 6.1 Dan Naulty, R ERA: 5.4	IP WLS BF H R ER SO BB IBB HBP BLK WP HR S P ERA WHIP	Frankie Rodriguez, R ERA: 6.75 Greg Swindell, L ERA: 4.67 Rick Aguilera, R ERA: 5.89 Eddie Guardado, L ERA: 6.1 Dan Naulty, R ERA: 5.4	IP WLS BF H R ER SO BB IBB HBP BLK WP HR S P ERA WHIP	Frankie Rodriguez, R ERA: 6.75 Greg Swindell, L ERA: 4.67 Rick Aguilera, R ERA: 5.89 Eddie Guardado, L ERA: 6.1 Dan Naulty, R ERA: 5.4	IP WLS BF H R ER SO BB IBB HBP BLK WP HR S P ERA WHIP	Frankie Rodriguez, R ERA: 6.75 Greg Swindell, L ERA: 4.67 Rick Aguilera, R ERA: 5.89 Eddie Guardado, L ERA: 6.1 Dan Naulty, R ERA: 5.4	IP WLS BF H R ER SO BB IBB HBP BLK WP HR S P ERA WHIP	Frankie Rodriguez, R ERA: 6.75 Greg Swindell, L ERA: 4.67 Rick Aguilera, R ERA: 5.89 Eddie Guardado, L ERA: 6.1 Dan Naulty, R ERA: 5.4	IP WLS BF H R ER SO BB IBB HBP BLK WP HR S P ERA WHIP	Frankie Rodriguez, R ERA: 6.75 Greg Swindell, L ERA: 4.67 Rick Aguilera, R ERA: 5.89 Eddie Guardado, L ERA: 6.1 Dan Naulty, R ERA: 5.4	IP WLS BF H R ER SO BB IBB HBP BLK WP HR S P ERA WHIP	Frankie Rodriguez, R ERA: 6.75 Greg Swindell, L ERA: 4.67 Rick Aguilera, R ERA: 5.89 Eddie Guardado, L ERA: 6.1 Dan Naulty, R ERA: 5.4		

New York Yankees @ Minnesota Twins
 Hubert H. Humphrey Metrodome, Minneapolis, MN
 Wed May 14 1997, 4:33 AM EDT
 Att. 17,660 - Dome - 68 F


AB 47
 R 6
 H 12
 RBI 5
 BB 5
 SO 7
 LOB 22





Batter	1	2	3	4	5	6	7	8	9	10	11	12	AB	R	H	RBI	BB	SO	LOB	BOTTOM				
Chuck Knoblauch, R OBP: 0.435, SLG: 0.415 (1.4)	P5												4	1	1	0	2	1	2					
Matt Lawton, L OBP: 0.377, SLG: 0.450 (1.7)	P6												6	0	2	2	0	0	3					
Paul Molitor, R OBP: 0.327, SLG: 0.337 (1.10)													3	0	1	0	2	1	1					
Terry Steinbach, R OBP: 0.295, SLG: 0.350 (1.2)													5	0	0	0	1	4	7					
Greg Colburn, R OBP: 0.330, SLG: 0.400 (7, PH) Brent Bledsoe, S OBP: 0.330, SLG: 0.380 (7, PH) Pat Meares, R OBP: 0.330, SLG: 0.441 (8, S) Todd Walker, L OBP: 0.280, SLG: 0.299 (10, PH)													3	1	1	0	0	2	2					
Ron Coomer, R OBP: 0.315, SLG: 0.429 (8, 3)													6	1	2	0	0	1	4					
Roberto Kelly, R OBP: 0.340, SLG: 0.400 (12, PH) Greg Myers, L OBP: 0.333, SLG: 0.333 (12, PH)													5	0	0	0	0	0	3					
Rich Becker, L OBP: 0.329, SLG: 0.281 (1.8)													5	1	2	0	1	2	1					
Denny Hocking, S OBP: 0.350, SLG: 0.403 (8, 5)													5	1	3	1	0	1	2					
Inning Stats	R: 0 E: 0 K: 1 S: 7	H: 1 LOB: 1 BB: 0 P: 11	R: 2 E: 0 K: 1 S: 14	H: 3 LOB: 1 BB: 0 P: 25	R: 0 E: 0 K: 3 S: 16	H: 1 LOB: 2 BB: 1 P: 27	R: 0 E: 0 K: 2 S: 9	H: 0 LOB: 0 BB: 0 P: 12	R: 0 E: 0 K: 2 S: 13	H: 1 LOB: 1 BB: 0 P: 16	R: 0 E: 0 K: 1 S: 9	H: 0 LOB: 0 BB: 0 P: 13	R: 0 E: 0 K: 0 S: 7	H: 0 LOB: 0 BB: 0 P: 10	R: 0 E: 0 K: 0 S: 5	H: 1 LOB: 0 BB: 0 P: 8	R: 0 E: 0 K: 0 S: 10	H: 0 LOB: 3 BB: 3 P: 25	R: 0 E: 0 K: 1 S: 10	H: 2 LOB: 0 BB: 0 P: 13	1B: 13 2B: 0 3B: 0 HR: 0	SF: 0 SAC: 2 DP: 1 HBP: 0	WP: 0 PB: 1 SB: 2 CS: 0	PA: 54
PITCHER	IP WLS BF H R ER SO BB IBB HBP BLK WP HR S P ERA WHIP	Andy Pettitte, L ERA: 2.07 Jeff Nelson, R ERA: 3.1 Mike Stanton, L ERA: 1.74 Jim Meacr, R ERA: 1.29 Brian Boehringer, R ERA: 1.99	IP WLS BF H R ER SO BB IBB HBP BLK WP HR S P ERA WHIP	Andy Pettitte, L ERA: 2.07 Jeff Nelson, R ERA: 3.1 Mike Stanton, L ERA: 1.74 Jim Meacr, R ERA: 1.29 Brian Boehringer, R ERA: 1.99	IP WLS BF H R ER SO BB IBB HBP BLK WP HR S P ERA WHIP	Andy Pettitte, L ERA: 2.07 Jeff Nelson, R ERA: 3.1 Mike Stanton, L ERA: 1.74 Jim Meacr, R ERA: 1.29 Brian Boehringer, R ERA: 1.99	IP WLS BF H R ER SO BB IBB HBP BLK WP HR S P ERA WHIP	Andy Pettitte, L ERA: 2.07 Jeff Nelson, R ERA: 3.1 Mike Stanton, L ERA: 1.74 Jim Meacr, R ERA: 1.29 Brian Boehringer, R ERA: 1.99	IP WLS BF H R ER SO BB IBB HBP BLK WP HR S P ERA WHIP	Andy Pettitte, L ERA: 2.07 Jeff Nelson, R ERA: 3.1 Mike Stanton, L ERA: 1.74 Jim Meacr, R ERA: 1.29 Brian Boehringer, R ERA: 1.99	IP WLS BF H R ER SO BB IBB HBP BLK WP HR S P ERA WHIP	Andy Pettitte, L ERA: 2.07 Jeff Nelson, R ERA: 3.1 Mike Stanton, L ERA: 1.74 Jim Meacr, R ERA: 1.29 Brian Boehringer, R ERA: 1.99	IP WLS BF H R ER SO BB IBB HBP BLK WP HR S P ERA WHIP	Andy Pettitte, L ERA: 2.07 Jeff Nelson, R ERA: 3.1 Mike Stanton, L ERA: 1.74 Jim Meacr, R ERA: 1.29 Brian Boehringer, R ERA: 1.99	IP WLS BF H R ER SO BB IBB HBP BLK WP HR S P ERA WHIP	Andy Pettitte, L ERA: 2.07 Jeff Nelson, R ERA: 3.1 Mike Stanton, L ERA: 1.74 Jim Meacr, R ERA: 1.29 Brian Boehringer, R ERA: 1.99	IP WLS BF H R ER SO BB IBB HBP BLK WP HR S P ERA WHIP	Andy Pettitte, L ERA: 2.07 Jeff Nelson, R ERA: 3.1 Mike Stanton, L ERA: 1.74 Jim Meacr, R ERA: 1.29 Brian Boehringer, R ERA: 1.99	IP WLS BF H R ER SO BB IBB HBP BLK WP HR S P ERA WHIP	Andy Pettitte, L ERA: 2.07 Jeff Nelson, R ERA: 3.1 Mike Stanton, L ERA: 1.74 Jim Meacr, R ERA: 1.29 Brian Boehringer, R ERA: 1.99	IP WLS BF H R ER SO BB IBB HBP BLK WP HR S P ERA WHIP	Andy Pettitte, L ERA: 2.07 Jeff Nelson, R ERA: 3.1 Mike Stanton, L ERA: 1.74 Jim Meacr, R ERA: 1.29 Brian Boehringer, R ERA: 1.99		

New York Yankees @ Minnesota Twins
 Hubert H. Humphrey Metrodome, Minneapolis, MN
 Wed May 14 1997, 4:33 AM EDT
 Att. 17,660 - Dome - 68 F

AB 46
 R 5
 H 13
 RBI 4
 BB 6
 SO 13
 LOB 27



Batter	1	2	3	4	5	6	7	8	9	AB	R	H	RBI	BB	SO	LOB	TOP									
Tim Raines, S OBP: 0.393, SLG: 0.412	G3	K				1B		G4-6-3		5	1	2	2	0	1	2	<p>New York Yankees @ Texas Rangers The Ballpark at Arlington, Arlington, TX Thu May 15 1997, 8:05 PM EDT Att: 35,488 - Unknown - 71 F</p> <p>livebaseballscores.com</p> <p>AB 38 R 8 H 11 RBI 7 BB 3 SO 2 LOB 11</p> 									
Wade Boggs, L OBP: 0.394, SLG: 0.324	P6	L8			L7	1B		F9		5	0	1	1	0	0	2										
Bernie Williams, S OBP: 0.431, SLG: 0.567	HR		G3-1		F7	1B		L9		4	1	1	0	1	0	1										
Tino Martinez, L OBP: 0.421, SLG: 0.712	HR		F7		G3-1	G3		F7		4	1	0	0	1	0	3										
Cecil Fielder, R OBP: 0.343, SLG: 0.381	HR				G4-3	G4-3		G4-3		5	1	2	3	0	0	0										
Paul O'Neill, L OBP: 0.386, SLG: 0.593	1B		L8		G4-3	L4-3				4	0	1	0	0	0	1										
Derek Jeter, R OBP: 0.397, SLG: 0.457	G4-3				G5-3	1B		K		4	1	1	0	0	1	1										
Mariano Duncan, R OBP: 0.315, SLG: 0.340		G6-3			F9	1B		G4-6-3		3	2	1	0	1	0	0										
Luis Sojo, R OBP: 0.186, SLG: 0.107						1B		BB		0	0	0	0	0	0	0										
Joe Girardi, R OBP: 0.239, SLG: 0.310	1B				G1-3	1B		E4		4	1	2	1	0	0	1										
Inning Stats	R: 3 E: 0 K: 0 S: 8	H: 2 LOB: 1 BB: 2 P: 21	R: 0 E: 0 K: 1 S: 10	H: 1 LOB: 1 BB: 0 P: 14	R: 0 E: 0 K: 0 S: 8	H: 1 LOB: 1 BB: 0 P: 12	R: 0 E: 0 K: 0 S: 4	H: 0 LOB: 0 BB: 0 P: 5	R: 0 E: 0 K: 0 S: 7	H: 1 LOB: 1 BB: 0 P: 10	R: 0 E: 0 K: 1 S: 9	H: 0 LOB: 0 BB: 0 P: 13	R: 1 E: 1 K: 0 S: 10	H: 0 LOB: 0 BB: 1 P: 17	R: 0 E: 0 K: 0 S: 9	H: 0 LOB: 0 BB: 0 P: 11	1B: 9 2B: 1 3B: 0 HR: 1	SF: 0 SAC: 0 DP: 1 HBP: 0	WP: 0 PB: 0 SB: 0 CS: 0	PA: 41						
PITCHER	IP	WLS	BF	H	R	ER	SO	BB	IBB	HBP	BLK	WP	HR	S	P	ERA	WHIP									
Jose Alberro, R ERA: 11.12	(1, 1)	0.2	L	5	1	3	3	0	2	0	0	0	0	1	4	14	40.50	4.500								
Matt Whiteside, L ERA: 8.14	(1, 1)	5.0		23	8	4	4	1	0	0	0	1	0	0	46	67	7.20	1.600								
Eric Gunderson, L ERA: 0.63	(6, 1)	2.1		10	2	1	0	1	1	0	0	0	0	25	41	0.00	1.286									
Ed Vosberg, L ERA: 9.0	(9, 1)	1.0		3	0	0	0	0	0	0	0	0	0	9	11	0.00	0.000									

Batter	1	2	3	4	5	6	7	8	9	AB	R	H	RBI	BB	SO	LOB	BOTTOM								
Damon Buford, R OBP: 0.326, SLG: 0.350	1B	K		K						4	1	2	0	0	2	2	<p>New York Yankees @ Texas Rangers The Ballpark at Arlington, Arlington, TX Thu May 15 1997, 8:05 PM EDT Att: 35,488 - Unknown - 71 F</p> <p>livebaseballscores.com</p> <p>AB 34 R 2 H 9 RBI 2 BB 0 SO 6 LOB 14</p> 								
Ivan Rodriguez, R OBP: 0.376, SLG: 0.466	F9	1B			G6-3			K		4	0	1	0	0	1	3									
29 Rusty Greer, L OBP: 0.417, SLG: 0.431	1B	G1-3			G4-3			G1-3		4	1	1	0	0	0	4									
Juan Gonzalez, R OBP: 0.344, SLG: 0.545	SF9	1B		G6-3		K		F3		4	0	1	1	0	1	0									
Willi Clark, L OBP: 0.477, SLG: 0.573	1B			G3-1				F8		3	0	1	0	0	0	0									
Dean Palmer, R OBP: 0.333, SLG: 0.437	SF9			F9		G6-4-3		G6-3		3	0	0	1	0	0	1									
Mike Devereaux, R ERA: 4.86	G6-3			G4-3		G6-3				3	0	0	0	0	0	2									
Domingo Cedenio, S OBP: 0.222, SLG: 0.125								F7		1	0	0	0	0	0	0									
Billy Ripken, R OBP: 0.310, SLG: 0.340				G1-3				K		3	0	2	0	0	0	0									
Warren Newson, L OBP: 0.362, SLG: 0.348								1B		1	0	0	0	0	1	0									
Benji Gil, R OBP: 0.272, SLG: 0.323										3	0	1	0	0	1	2									
Lee Stevens, L OBP: 0.351, SLG: 0.554								F8		1	0	0	0	0	0	0									
Inning Stats	R: 2 E: 0 K: 0 S: 14	H: 4 LOB: 2 BB: 0 P: 23	R: 0 E: 0 K: 1 S: 8	H: 2 LOB: 2 BB: 0 P: 12	R: 0 E: 0 K: 0 S: 7	H: 0 LOB: 0 BB: 0 P: 12	R: 0 E: 0 K: 1 S: 12	H: 1 LOB: 1 BB: 0 P: 16	R: 0 E: 0 K: 0 S: 6	H: 0 LOB: 0 BB: 0 P: 8	R: 0 E: 0 K: 0 S: 3	H: 0 LOB: 2 BB: 0 P: 7	R: 0 E: 0 K: 2 S: 11	H: 2 LOB: 2 BB: 0 P: 16	R: 0 E: 0 K: 0 S: 9	H: 0 LOB: 0 BB: 0 P: 13	R: 0 E: 0 K: 1 S: 7	H: 0 LOB: 0 BB: 0 P: 10	1B: 8 2B: 1 3B: 0 HR: 0	SF: 1 SAC: 0 DP: 1 HBP: 1	WP: 0 PB: 0 SB: 0 CS: 0	PA: 36			
PITCHER	IP	WLS	BF	H	R	ER	SO	BB	IBB	HBP	BLK	WP	HR	S	P	ERA	WHIP								
Kenny Rogers, L ERA: 4.86	(1, 1)	6.1	W	28	9	2	2	4	0	0	1	0	0	57	90	2.84	1.421								
Jeff Nelson, R ERA: 2.86	(7, 1)	1.2		5	0	0	0	1	0	0	0	0	0	13	17	0.00	0.000								
Brian Boehringer, R ERA: 1.9	(9, 1)	1.0		3	0	0	0	1	0	0	0	0	0	7	10	0.00	0.000								

Batter	1	2	3	4	5	6	7	8	9	AB	R	H	RBI	BB	SO	LOB	TOP				
Tim Raines, S (1, 7) OBP: 0.388, SLG: 0.400	G3-1		BB		P5		G3			3	0	0	0	1	0	1	<p>New York Yankees @ Texas Rangers The Ballpark at Arlington, Arlington, TX Fri May 16 1997, 8:05 PM EDT Att: 42,420 - Unknown - 77 F</p> <p>livebaseballscores.com</p>				
Wade Boggs, L (1, 5) OBP: 0.405, SLG: 0.327	G6-3		BB			1B		G6-3		2	0	1	0	2	0	0					
Bernie Williams, S (1, 8) OBP: 0.432, SLG: 0.563	G6-3		K			FC6-4		G4-3		3	0	1	0	1	1	3					
Tino Martinez, L (1, 3) OBP: 0.412, SLG: 0.695	G6-3		G4-3			K		F7		4	0	0	0	0	1	7					
Cecil Fielder, R (1, 10) OBP: 0.335, SLG: 0.371		K			G4-3		K		G6-3	4	0	0	0	0	2	2					
Paul O'Neill, L (1, 9) OBP: 0.385, SLG: 0.580	G4-3				L5		FC6-4			3	0	0	0	1	0	2					
Derek Jeter, R (1, 6) OBP: 0.379, SLG: 0.446	G6-3				G4-3			G6-3		4	0	0	0	0	0	1					
Mariano Duncan, R (1, 4) OBP: 0.321, SLG: 0.355			BB			G6-3			K	4	0	2	0	0	1	1					
Jorge Posada, S (1, 2) OBP: 0.365, SLG: 0.386			L8			G4-3		G6-3		3	0	0	0	0	0	2					
Inning Stats	R: 0 E: 0 K: 0 S: 7	H: 1 LOB: 1 BB: 1 P: 16	R: 0 E: 0 K: 1 S: 10	H: 0 LOB: 0 BB: 0 P: 15	R: 0 E: 0 K: 1 S: 9	H: 1 LOB: 3 BB: 2 P: 22	R: 0 E: 0 K: 0 S: 6	H: 0 LOB: 0 BB: 0 P: 7	R: 0 E: 0 K: 0 S: 3	H: 1 LOB: 2 BB: 1 P: 21	R: 0 E: 0 K: 0 S: 7	H: 1 LOB: 1 BB: 0 P: 8	R: 0 E: 0 K: 1 S: 5	H: 0 LOB: 0 BB: 1 P: 10	R: 0 E: 0 K: 1 S: 11	H: 0 LOB: 1 BB: 1 P: 20	1B: 3 2B: 1 3B: 0 HR: 0	SF: 0 SAC: 0 DP: 1 HBP: 0	WP: 0 PB: 0 CS: 0	PA: 35	
PITCHER	IP	WLS	BF	H	R	ER	SO	BB	IBB	HBP	BLK	WP	HR	S	P	ERA	WHIP				
Julio Santana, R (1, 1) ERA: 4.4	6.1	W	26	4	0	0	4	4	0	0	0	0	0	51	92	0.00	1.263				
Danny Patterson, R (7, 1) ERA: 1.54	2.2	S	9	0	0	0	1	1	0	0	0	0	0	19	34	0.00	0.375				

Batter	1	2	3	4	5	6	7	8	9	AB	R	H	RBI	BB	SO	LOB	BOTTOM				
Damon Buford, R (1, 8) OBP: 0.324, SLG: 0.372	P3				G5-3			F8		4	1	1	2	0	0	0	<p>New York Yankees @ Texas Rangers The Ballpark at Arlington, Arlington, TX Fri May 16 1997, 8:05 PM EDT Att: 42,420 - Unknown - 77 F</p> <p>livebaseballscores.com</p>				
Ivan Rodriguez, R (1, 2) OBP: 0.373, SLG: 0.461	L4				G6-3		L9	FC6-4		4	0	1	0	0	0	0					
Will Clark, L (1, 3) OBP: 0.468, SLG: 0.591	L3				F7			K		4	1	1	1	0	1	1					
Juan Gonzalez, R (1, 10) OBP: 0.338, SLG: 0.542		K			L8			FC6-4		4	1	1	0	0	1	1					
Dean Palmer, R (1, 5) OBP: 0.333, SLG: 0.431		P6			G5-3			29 HR		2	1	0	0	1	0	0					
Mike Simms, R (1, 9) OBP: 0.317, SLG: 0.622										2	0	0	0	0	0	0					
29 Rusty Greer, L (7, PH) OBP: 0.421, SLG: 0.457		F8								1	1	1	3	0	0	0					
Mike Devereaux, R (1, 7) OBP: 0.264, SLG: 0.250										2	0	0	0	0	0	0					
Warren Newson, L (7, PH) OBP: 0.356, SLG: 0.340					F9		P4	G4-3		1	0	0	0	0	0	0					
Billy Ripken, R (1, 4) OBP: 0.311, SLG: 0.357					F7			G5-3		3	1	1	0	0	0	0					
Benji Gil, R (1, 6) OBP: 0.264, SLG: 0.313					P8			K		3	0	0	0	0	1	1					
Inning Stats	R: 0 E: 0 K: 0 S: 6	H: 0 LOB: 0 BB: 0 P: 7	R: 0 E: 0 K: 1 S: 10	H: 0 LOB: 0 BB: 0 P: 17	R: 0 E: 0 K: 0 S: 11	H: 0 LOB: 0 BB: 0 P: 15	R: 0 E: 0 K: 0 S: 10	H: 0 LOB: 0 BB: 0 P: 15	R: 2 E: 0 K: 0 S: 9	H: 2 LOB: 0 BB: 0 P: 16	R: 4 E: 0 K: 1 S: 19	H: 3 LOB: 1 BB: 1 P: 28	R: 0 E: 0 K: 1 S: 10	H: 1 LOB: 1 BB: 0 P: 18	1B: 1 2B: 2 3B: 0 HR: 3	SF: 0 SAC: 0 DP: 0 HBP: 0	WP: 0 PB: 0 CS: 0	PA: 31			
PITCHER	IP	WLS	BF	H	R	ER	SO	BB	IBB	HBP	BLK	WP	HR	S	P	ERA	WHIP				
David Wells, L (1, 1) ERA: 3.45	6.0	L	22	4	4	4	1	0	0	0	0	0	1	23	39	9.00	1.500				
Jim Mecir, R (7, 1) ERA: 10.8	2.0		9	2	2	2	2	1	0	0	0	0	1	23	39	9.00	1.500				

Batter	1	2	3	4	5	6	7	8	9	AB	R	H	RBI	BB	SO	LOB	TOP					
Tim Raines, S OBP: 0.402, SLG: 0.419 (1, 7)										5	3	3	0	1	0	2						
Wade Boggs, L OBP: 0.491, SLG: 0.321 (1, 5)										5	1	1	0	1	0	6						
Bernie Williams, S OBP: 0.446, SLG: 0.573 (7, PR)										4	2	4	4	1	0	0						
Scott Pose, L OBP: 0.333, SLG: 0.333 (7, 8)										1	0	1	0	0	0	0						
Tino Martinez, L OBP: 0.405, SLG: 0.694 (1, 3)										6	1	1	3	0	0	6						
Cecil Fielder, R OBP: 0.346, SLG: 0.389 (1, 10)										6	1	4	1	0	0	2						
Paul O'Neill, L OBP: 0.395, SLG: 0.601 (1, 9)										5	2	3	2	1	1	2						
Derek Jeter, R OBP: 0.372, SLG: 0.434 (1, 6)										5	0	0	0	1	2	5						
Mariano Duncan, R OBP: 0.316, SLG: 0.348 (1, 4)										5	0	1	0	0	0	3						
Luis Sojo, R OBP: 0.182, SLG: 0.103 (8, 4)										1	0	0	0	0	0	3						
Jorge Posada, S OBP: 0.386, SLG: 0.396 (1, 2)										4	1	2	1	1	0	1						
Inning Stats	R: 6 E: 1 K: 0 S: 27	H: 6 LOB: 2 BB: 1 P: 44	R: 0 E: 0 K: 0 S: 8	H: 3 LOB: 2 BB: 0 P: 13	R: 2 E: 0 K: 0 S: 10	H: 3 LOB: 1 BB: 1 P: 18	R: 0 E: 0 K: 0 S: 10	H: 0 LOB: 0 BB: 0 P: 16	R: 0 E: 0 K: 0 S: 10	H: 0 LOB: 1 BB: 1 P: 20	R: 1 E: 0 K: 1 S: 11	H: 2 LOB: 2 BB: 1 P: 17	R: 1 E: 1 K: 0 S: 11	H: 2 LOB: 2 BB: 0 P: 16	R: 1 E: 0 K: 1 S: 8	H: 2 LOB: 2 BB: 1 P: 15	R: 0 E: 0 K: 1 S: 16	H: 2 LOB: 3 BB: 1 P: 25	1B: 16 2B: 2 3B: 0 HR: 2	SF: 0 SAC: 0 DP: 2 HBP: 0	WP: 0 PB: 0 CS: 0	PA: 53
PITCHER	IP	WLS	BF	H	R	ER	SO	BB	IBB	HBP	BLK	WP	HR	S	P	ERA	WHIP					
John Burkett, R ERA: 4.47 (1, 1)	1.2	L	15	9	6	6	0	1	0	0	0	0	2	34	56	32.40	6.000					
Jose Albers, R ERA: 9.29 (2, 1)	5.0		24	7	4	4	1	3	0	0	0	0	0	49	81	7.20	2.000					
Eric Gunderson, L ERA: 1.15 (7, 1)	1.1		8	2	1	1	1	1	0	0	0	0	0	12	22	6.75	2.250					
Ed Vosberg, L ERA: 8.1 (9, 1)	1.0		6	2	0	0	1	1	0	0	0	0	0	16	25	0.00	3.000					

New York Yankees @ Texas Rangers
The Ballpark at Arlington, Arlington, TX
Sat May 17 1997, 8:05 PM EDT
Att: 46,625 - Unknown - 81 F

AB	47
R	11
H	20
RBI	11
BB	6
SO	3
LOB	30





Batter	1	2	3	4	5	6	7	8	9	AB	R	H	RBI	BB	SO	LOB	BOTTOM					
Domingo Cedeño, S OBP: 0.214, SLG: 0.083 (1, 4)										4	1	0	0	1	1	2						
Ivan Rodriguez, R OBP: 0.388, SLG: 0.481 (1, 2)										4	1	4	2	0	0	0						
Billy Ripken, R OBP: 0.323, SLG: 0.368 (8, 5)										1	0	1	0	0	0	0						
29 Rusty Greer, L OBP: 0.423, SLG: 0.458 (1, 7)										4	0	2	1	0	0	2						
Mike Simms, R OBP: 0.333, SLG: 0.632 (8, 9)										1	0	1	1	0	0	0						
Juan Gonzalez, R OBP: 0.333, SLG: 0.540 (1, 10)										4	0	1	1	0	2	5						
Warren Newson, L OBP: 0.350, SLG: 0.333 (9, PH)										1	0	0	0	0	1	2						
Willi Clark, L OBP: 0.492, SLG: 0.567 (1, 3)										4	0	0	0	0	0	5						
Henry Mercedes, R OBP: 0.400, SLG: 0.556 (8, 2)										1	0	0	0	0	1	2						
Dean Palmer, R OBP: 0.327, SLG: 0.421 (1, 5)										3	0	0	0	0	0	0						
Mike Devereaux, R OBP: 0.259, SLG: 0.245 (8, 7)										1	0	0	0	0	0	0						
Lee Stevens, L OBP: 0.339, SLG: 0.533 (1, 9)										4	0	0	0	0	2	1						
Damon Buford, R OBP: 0.321, SLG: 0.368 (1, 8)										4	0	1	0	0	1	1						
Benji Gil, R OBP: 0.282, SLG: 0.333 (1, 6)										3	3	2	0	1	0	1						
Inning Stats	R: 1 E: 0 K: 0 S: 12	H: 2 LOB: 1 BB: 0 P: 15	R: 0 E: 0 K: 1 S: 10	H: 1 LOB: 0 BB: 0 P: 16	R: 0 E: 0 K: 2 S: 12	H: 2 LOB: 2 BB: 0 P: 15	R: 0 E: 1 K: 1 S: 8	H: 0 LOB: 0 BB: 0 P: 12	R: 1 E: 0 K: 0 S: 10	H: 2 LOB: 1 BB: 0 P: 12	R: 0 E: 0 K: 0 S: 6	H: 0 LOB: 0 BB: 0 P: 8	R: 2 E: 0 K: 1 S: 15	H: 2 LOB: 2 BB: 2 P: 26	R: 0 E: 0 K: 1 S: 7	H: 0 LOB: 0 BB: 0 P: 13	R: 1 E: 0 K: 2 S: 19	H: 3 LOB: 2 BB: 0 P: 28	1B: 9 2B: 3 3B: 0 HR: 0	SF: 0 SAC: 0 DP: 1 HBP: 0	WP: 0 PB: 0 CS: 0	PA: 41
PITCHER	IP	WLS	BF	H	R	ER	SO	BB	IBB	HBP	BLK	WP	HR	S	P	ERA	WHIP					
Ramiro Mendoza, R ERA: 5.4 (1, 1)	5.0	W	22	7	2	2	4	0	0	0	0	0	0	52	70	3.60	1.400					
Mike Stanton, L ERA: 3.09 (6, 1)	1.1		8	2	2	2	0	2	0	0	0	0	0	17	29	13.50	3.000					
Jeff Nelson, R ERA: 2.66 (7, 1)	1.2		5	0	0	0	2	0	0	0	0	0	0	11	18	0.00	0.000					
Brian Boehringer, R ERA: 2.19 (9, 1)	1.0		6	3	1	1	2	0	0	0	0	0	0	19	28	9.00	3.000					

New York Yankees @ Texas Rangers
The Ballpark at Arlington, Arlington, TX
Sat May 17 1997, 8:05 PM EDT
Att: 46,625 - Unknown - 81 F

AB	39
R	5
H	12
RBI	5
BB	2
SO	8
LOB	21



Batter	1	2	3	4	5	6	7	8	9	AB	R	H	RBI	BB	SO	LOB	TOP										
Tim Raines, S OBP: 0.402, SLG: 0.418 (1, 7)	G6-3		K		L8				E7	5	0	2	0	0	1	2	<p>New York Yankees @ Texas Rangers The Ballpark at Arlington, Arlington, TX Sun May 18 1997, 4:33 AM EDT Att: 46,850 - Sunny - 83 F</p> <p>livebaseballscorecards.com</p> <p>AB 36 R 2 H 9 RBI 2 BB 5 SO 6 LOB 27</p> 										
2 Derek Jeter, R OBP: 0.373, SLG: 0.433 (1, 6)	G6-3		1B		FC3-6		G6-3		L9	5	0	2	0	0	0	4											
Bernie Williams, S OBP: 0.450, SLG: 0.569 (1, 8)	BB		1B		FC3-6		BB		K	3	0	1	0	2	1	3											
Tino Martinez, L OBP: 0.405, SLG: 0.684 (1, 3) Scott Pose, L (9, PR) OBP: 0.333, SLG: 0.333	G4-3		K		1B		F8		BB	4	0	1	1	1	1	5											
Cecil Fielder, R OBP: 0.337, SLG: 0.377 (1, 10)		L4	L7		P4		F8		K	5	0	0	0	0	1	8											
Charlie Hayes, R OBP: 0.411, SLG: 0.404 (1, 5) (8, 4)	HR				G4-3		F8			3	1	1	1	1	0	1											
Mark Whiten, S OBP: 0.411, SLG: 0.522 (1, 9)	G5-3				G5-3		BB		G6-3	3	0	0	0	1	0	0											
20 Jorge Posada, S OBP: 0.363, SLG: 0.365 (1, 2)	K				K		FC1-5		L7	4	0	0	0	0	2	2											
Luis Sojo, R OBP: 0.222, SLG: 0.156 (1, 4) Wade Boggs, L (8, PH) OBP: 0.399, SLG: 0.318 (8, 5)	1B		1B		FC3-6	2B	P3		P6	3	1	2	0	0	0	2											
					1B	1B				1	0	0	0	0	0	0											
Inning Stats	R: 0 E: 0 K: 0 S: 11	H: 0 LOB: 1 BB: 1 P: 19	R: 1 E: 0 K: 1 S: 14	H: 1 LOB: 0 BB: 0 P: 19	R: 0 E: 0 K: 2 S: 18	H: 3 LOB: 3 BB: 0 P: 24	R: 0 E: 0 K: 1 S: 10	H: 0 LOB: 0 BB: 0 P: 16	R: 1 E: 0 K: 0 S: 14	H: 3 LOB: 2 BB: 0 P: 20	R: 0 E: 0 K: 0 S: 15	H: 1 LOB: 3 BB: 1 P: 28	R: 0 E: 0 K: 0 S: 5	H: 0 LOB: 1 BB: 1 P: 12	R: 0 E: 1 K: 2 S: 11	H: 0 LOB: 0 BB: 0 P: 9	R: 0 E: 1 K: 2 S: 11	H: 1 LOB: 2 BB: 1 P: 19	1B: 8 2B: 0 3B: 0 HR: 1	SF: 0 SAC: 0 DP: 0 HBP: 0	WP: 1 PB: 1 CS: 0	PA: 41					
PITCHER	IP	WLS	BF	H	R	ER	SO	BB	IBB	HBP	BLK	WP	HR	S	P	ERA	WHIP										
Darren Oliver, L ERA: 4.83 (1, 1)	5.0	W	24	7	2	2	4	2	0	0	0	1	1	68	103	3.60	1.800										
Xavier Hernandez, R ERA: 4.24 (6, 1)	3.0		12	1	0	0	0	2	0	0	0	0	0	25	44	0.00	1.000										
John Wetteland, R ERA: 1.56 (9, 1)	1.0	S	5	1	0	0	2	1	0	0	0	0	0	11	19	0.00	2.000										

Batter	1	2	3	4	5	6	7	8	9	AB	R	H	RBI	BB	SO	LOB	BOTTOM										
Warren Newson, L OBP: 0.359, SLG: 0.346 (1, 7) (8, 9)	WP		K		G5-4-3				K	4	1	2	0	0	2	2	<p>New York Yankees @ Texas Rangers The Ballpark at Arlington, Arlington, TX Sun May 18 1997, 4:33 AM EDT Att: 46,850 - Sunny - 83 F</p> <p>livebaseballscorecards.com</p> <p>AB 31 R 4 H 8 RBI 3 BB 0 SO 9 LOB 9</p> 										
Ivan Rodriguez, R OBP: 0.385, SLG: 0.481 (1, 2)	HR		L5		G5-4-3				F9	4	1	1	1	0	0	3											
29 Rusty Greer, L OBP: 0.419, SLG: 0.466 (1, 8) (8, 7)	K		K		K				L3	4	0	1	0	0	2	1											
Juan Gonzalez, R OBP: 0.329, SLG: 0.567 (1, 10)	HR		K		K				L7	4	1	1	2	0	1	1											
Willi Clark, L OBP: 0.441, SLG: 0.550 (1, 3)	G4-3		L8		L8				K	3	0	0	0	0	1	0											
Dean Palmer, R OBP: 0.325, SLG: 0.418 (1, 5) Billy Ripken, R OBP: 0.313, SLG: 0.356 (3, 5)	F9				L9				P6	1	0	0	0	0	0	0											
Lee Stevens, L OBP: 0.347, SLG: 0.546 (1, 9) Damon Buford, R (7, PR) OBP: 0.321, SLG: 0.368 (8, 8)			1B		K				E9	3	0	2	0	0	1	0											
Domingo Cedeno, S OBP: 0.176, SLG: 0.067 (1, 4)		F8			G6-3				B1-3	3	0	0	0	0	0	1											
Benji Gil, R OBP: 0.283, SLG: 0.333 (1, 6)									K	3	0	1	0	0	2	1											
Inning Stats	R: 3 E: 0 K: 1 S: 13	H: 3 LOB: 0 BB: 0 P: 24	R: 0 E: 0 K: 1 S: 12	H: 2 LOB: 0 BB: 0 P: 17	R: 0 E: 0 K: 2 S: 7	H: 0 LOB: 0 BB: 0 P: 8	R: 0 E: 0 K: 1 S: 6	H: 0 LOB: 0 BB: 0 P: 9	R: 0 E: 0 K: 1 S: 7	H: 1 LOB: 0 BB: 0 P: 9	R: 0 E: 0 K: 1 S: 7	H: 0 LOB: 0 BB: 0 P: 9	R: 1 E: 1 K: 1 S: 7	H: 1 LOB: 1 BB: 0 P: 12	R: 0 E: 0 K: 1 S: 9	H: 1 LOB: 1 BB: 0 P: 10	R: 0 E: 0 K: 1 S: 9	H: 1 LOB: 1 BB: 0 P: 10	1B: 4 2B: 2 3B: 1 HR: 1	SF: 0 SAC: 0 DP: 1 HBP: 0	WP: 1 PB: 0 CS: 0	PA: 31					
PITCHER	IP	WLS	BF	H	R	ER	SO	BB	IBB	HBP	BLK	WP	HR	S	P	ERA	WHIP										
David Cone, R ERA: 2.51 (1, 1)	8.0	L	31	8	4	3	9	0	0	0	0	1	1	68	98	3.38	1.000										

Batter	1	2	3	4	5	6	7	8	9	AB	R	H	RBI	BB	SO	LOB	TOP				
Otis Nixon, S <small>OBP: 0.320, SLG: 0.271</small> (1, 8)											3	1	0	0	0	0	0	Toronto Blue Jays @ New York Yankees Yankee Stadium, Bronx, NY Tue May 20 1997, 7:05 PM EDT Att: 20,220 - Unknown - 67 F			
Orlando Merced, S <small>OBP: 0.322, SLG: 0.415</small> (1, 9)										4	0	1	1	0	1	1					
Joe Carter, R <small>OBP: 0.308, SLG: 0.396</small> (1, 3)										4	0	1	1	0	0	1					
Ed Sprague, R <small>OBP: 0.353, SLG: 0.539</small> Tilson Brito, R <small>OBP: 0.217, SLG: 0.217</small> (4, 5)										2	0	1	0	0	0	0					
Jacob Brumfield, R <small>OBP: 0.274, SLG: 0.356</small> (1, 7)										4	0	2	0	0	1	2					
Robert Perez, R <small>OBP: 0.235, SLG: 0.382</small> Carlos Delgado, L <small>OBP: 0.366, SLG: 0.545</small> (9, PH)										3	0	1	0	0	0	3					
Benito Santiago, R <small>OBP: 0.235, SLG: 0.321</small> (1, 2)										3	0	0	0	1	1	2					
Alex Gonzalez, R <small>OBP: 0.299, SLG: 0.370</small> (1, 6)										3	0	0	0	1	1	3					
Carlos Garcia, R <small>OBP: 0.233, SLG: 0.265</small> (1, 4)										4	1	1	0	0	1	2					
Inning Stats	R: 0 H: 0 E: 0 K: 0 S: 9	H: 0 LOB: 0 BB: 0 P: 12	R: 0 H: 2 E: 0 K: 0 S: 13	LOB: 2 BB: 1 P: 22	R: 0 H: 0 E: 0 K: 1 S: 11	LOB: 0 BB: 0 P: 15	R: 0 H: 1 E: 0 K: 0 S: 7	LOB: 1 BB: 0 P: 8	R: 0 H: 0 E: 0 K: 1 S: 8	LOB: 0 BB: 0 P: 12	R: 1 H: 1 E: 2 K: 0 S: 7	LOB: 1 BB: 0 P: 11	R: 0 H: 1 E: 0 K: 0 S: 3	LOB: 0 BB: 0 P: 5	R: 1 H: 2 E: 0 K: 3 S: 13	LOB: 1 BB: 1 P: 18	R: 0 H: 1 E: 0 K: 3 S: 11		LOB: 2 BB: 1 P: 18	1B: 7 2B: 1 3B: 0 HR: 0	SF: 0 SAC: 1 DP: 3 HBP: 0
PITCHER	IP: 8.0 WLS: L BF: 31 ERA: 2.5	H: 7 R: 2 ER: 1 SO: 2	BB: 1 IBB: 0 HBP: 0 BLK: 0	WP: 0 HR: 0 S: 71 P: 103	ERA: 1.12 WHIP: 1.000	IP: 1.0 WLS: W BF: 5 ERA: 2.35	H: 1 R: 0 ER: 0 SO: 3	BB: 1 IBB: 0 HBP: 0 BLK: 0	WP: 0 HR: 0 S: 11 P: 18	ERA: 0.00 WHIP: 2.000											

Batter	1	2	3	4	5	6	7	8	9	AB	R	H	RBI	BB	SO	LOB	BOTTOM				
Tim Lincecum, S <small>OBP: 0.397, SLG: 0.412</small> (1, 7)										4	0	1	0	0	1	0	Toronto Blue Jays @ New York Yankees Yankee Stadium, Bronx, NY Tue May 20 1997, 7:05 PM EDT Att: 20,220 - Unknown - 67 F				
Wade Boggs, L <small>OBP: 0.397, SLG: 0.307</small> (1, 5)										4	0	0	0	0	2	1					
Bernie Williams, S <small>OBP: 0.446, SLG: 0.562</small> (1, 8)										4	0	1	0	0	1	1					
Tino Martinez, L <small>OBP: 0.402, SLG: 0.672</small> (1, 3)										3	0	0	0	1	0	1					
Cecil Fielder, R <small>OBP: 0.335, SLG: 0.373</small> Joe Girardi, R <small>OBP: 0.239, SLG: 0.310</small> (9, PR)										4	0	1	0	0	1	3					
Paul O'Neill, L <small>OBP: 0.392, SLG: 0.589</small> (1, 9)										3	0	0	0	1	2	1					
Derek Jeter, R <small>OBP: 0.377, SLG: 0.436</small> 2										3	0	2	0	0	0	0					
Mariano Duncan, R <small>OBP: 0.308, SLG: 0.339</small> (1, 4)										3	0	0	0	0	1	1					
Jorge Posada, S <small>OBP: 0.344, SLG: 0.345</small> 20										3	0	0	0	0	0	0					
Inning Stats	R: 0 H: 1 E: 0 K: 1 S: 10	H: 0 LOB: 0 BB: 0 P: 22	R: 0 H: 0 E: 0 K: 1 S: 5	LOB: 0 BB: 0 P: 8	R: 0 H: 0 E: 0 K: 1 S: 7	LOB: 0 BB: 0 P: 10	R: 0 H: 2 E: 0 K: 0 S: 9	LOB: 2 BB: 1 P: 19	R: 0 H: 0 E: 0 K: 1 S: 10	LOB: 0 BB: 0 P: 14	R: 0 H: 0 E: 0 K: 1 S: 8	LOB: 0 BB: 0 P: 14	R: 0 H: 1 E: 0 K: 1 S: 7	LOB: 1 BB: 0 P: 8	R: 0 H: 0 E: 0 K: 1 S: 6	LOB: 0 BB: 0 P: 8		R: 0 H: 1 E: 0 K: 1 S: 10	LOB: 1 BB: 0 P: 16	1B: 5 2B: 0 3B: 0 HR: 0	SF: 0 SAC: 0 DP: 0 HBP: 0
PITCHER	IP: 9.0 WLS: W BF: 33 ERA: 2.49	H: 5 R: 0 ER: 0 SO: 8	BB: 1 IBB: 1 HBP: 0 BLK: 0	WP: 0 HR: 0 S: 72 P: 119	ERA: 0.00 WHIP: 0.667																

Batter	1	2	3	4	5	6	7	8	9	AB	R	H	RBI	BB	SO	LOB	TOP							
Otis Nixon, S <small>OBP: 0.324, SLG: 0.278</small> <small>(1, 8)</small>	G6-3		1B														3	1	1	0	1	1	0	
Orlando Merced, S <small>OBP: 0.320, SLG: 0.411</small> <small>(1, 9)</small>	K		1B														4	1	1	0	0	0	1	1
Joe Carter, R <small>OBP: 0.312, SLG: 0.399</small> <small>(1, 3)</small>	1B		1B														4	1	2	1	0	0	0	1
Ed Sprague, R <small>OBP: 0.358, SLG: 0.558</small> Carlos Delgado, L <small>OBP: 0.363, SLG: 0.541</small> <small>(8, PH)</small>	G6-3		HR														2	1	1	3	1	0	1	1
Jacob Brumfield, R <small>OBP: 0.273, SLG: 0.349</small> <small>(1, 7)</small>			HR														4	0	1	0	0	0	0	2
Benito Santiago, R <small>OBP: 0.236, SLG: 0.318</small> <small>(1, 2)</small>	G5-3																4	0	1	0	0	0	1	0
Alex Gonzalez, R <small>OBP: 0.291, SLG: 0.360</small> <small>(1, 6)</small>	G1-3																4	0	0	0	0	0	1	1
Tilson Brito, R <small>OBP: 0.222, SLG: 0.222</small> <small>(1, 5)</small>																	4	0	1	0	0	0	1	0
Carlos Garcia, R <small>OBP: 0.235, SLG: 0.266</small> <small>(1, 4)</small>																	3	0	1	0	0	0	0	1
Inning Stats	R: 0 E: 0 K: 1 S: 10	H: 1 LOB: 1 BB: 0 P: 16	R: 0 E: 0 K: 0 S: 6	H: 0 LOB: 0 BB: 0 P: 7	R: 4 E: 0 K: 0 S: 14	H: 4 LOB: 0 BB: 1 P: 26	R: 0 E: 0 K: 0 S: 9	H: 1 LOB: 1 BB: 0 P: 13	R: 0 E: 0 K: 1 S: 8	H: 1 LOB: 2 BB: 1 P: 16	R: 0 E: 0 K: 1 S: 7	H: 0 LOB: 0 BB: 0 P: 11	R: 0 E: 0 K: 2 S: 12	H: 1 LOB: 0 BB: 0 P: 17	R: 0 E: 0 K: 2 S: 8	H: 0 LOB: 0 BB: 0 P: 15	1B: 7 2B: 1 3B: 0 HR: 1	SF: 0 SAC: 0 DP: 1 HBP: 0	WP: 0 PB: 0 CS: 2	PA: 36				
PITCHER	IP WLS BF H R ER SO BB IBB HBP BLK WP HR S P ERA WHIP																							
Kenny Rogers, L <small>ERA: 4.97</small> <small>(1, 1)</small>	7.0 L 29 8 4 4 3 2 0 0 0 0 0 1 60 97 5.14 1.429																							
Brian Boehringer, R <small>ERA: 2.03</small> <small>(8, 1)</small>	2.0 6 1 0 0 2 0 0 0 0 0 0 0 20 32 0.00 0.500																							

Toronto Blue Jays @ New York Yankees
 Yankee Stadium, Bronx, NY
 Wed May 21 1997, 7:05 PM EDT
 Att: 19,863 - Unknown - 60 F

AB	33
R	4
H	9
RBI	4
BB	2
SO	5
LOB	7



Batter	1	2	3	4	5	6	7	8	9	AB	R	H	RBI	BB	SO	LOB	BOTTOM						
Tim Lincecum, S <small>OBP: 0.386, SLG: 0.398</small> <small>(1, 7)</small>	K2-3		G4-3														4	0	0	0	0	2	2
Wade Boggs, L <small>OBP: 0.380, SLG: 0.316</small> <small>(1, 5)</small>	2B		G6-3														3	0	1	1	1	0	1
Bernie Williams, S <small>OBP: 0.438, SLG: 0.549</small> <small>(1, 8)</small>	K																4	0	0	0	0	3	3
Tino Martinez, L <small>OBP: 0.394, SLG: 0.658</small> <small>(1, 3)</small>	G3-1																4	0	0	0	0	0	1
Paul O'Neill, L <small>OBP: 0.388, SLG: 0.577</small> <small>(1, 9)</small>			WP														3	0	0	0	1	1	0
Cecil Fielder, R <small>OBP: 0.338, SLG: 0.373</small> <small>(1, 10)</small>																	3	0	1	0	1	1	0
Derek Jeter, R <small>OBP: 0.372, SLG: 0.429</small> <small>(1, 6)</small>																	3	0	0	0	0	2	3
Mariano Duncan, R <small>OBP: 0.309, SLG: 0.339</small> <small>(1, 4)</small>																	3	1	1	0	0	2	1
Joe Girardi, R <small>OBP: 0.242, SLG: 0.310</small> <small>(1, 2)</small>																	3	0	1	0	0	2	0
Inning Stats	R: 0 E: 0 K: 2 S: 9	H: 1 LOB: 1 BB: 0 P: 13	R: 0 E: 0 K: 1 S: 13	H: 0 LOB: 2 BB: 2 P: 26	R: 0 E: 0 K: 1 S: 7	H: 0 LOB: 0 BB: 0 P: 9	R: 0 E: 0 K: 2 S: 9	H: 0 LOB: 0 BB: 0 P: 13	R: 0 E: 0 K: 3 S: 11	H: 0 LOB: 1 BB: 1 P: 17	R: 0 E: 0 K: 1 S: 14	H: 1 LOB: 1 BB: 0 P: 18	R: 1 E: 0 K: 0 S: 9	H: 2 LOB: 1 BB: 0 P: 12	R: 0 E: 0 K: 1 S: 8	H: 0 LOB: 0 BB: 0 P: 10	1B: 3 2B: 1 3B: 0 HR: 0	SF: 0 SAC: 0 DP: 1 HBP: 0	WP: 1 PB: 0 CS: 0	PA: 33			
PITCHER	IP WLS BF H R ER SO BB IBB HBP BLK WP HR S P ERA WHIP																						
Roger Clemens, R <small>ERA: 1.86</small> <small>(1, 1)</small>	8.0 W 30 4 1 1 12 3 0 0 0 0 0 0 85 126 1.12 0.875																						
Dan Plesac, L <small>ERA: 6.0</small> <small>(9, 1)</small>	0.2 2 0 0 0 0 0 0 0 0 0 0 4 5 0.00 0.000																						
Mike Timlin, R <small>ERA: 2.41</small> <small>(9, 1)</small>	0.1 1 0 0 0 1 0 0 0 0 0 0 4 5 0.00 0.000																						

Toronto Blue Jays @ New York Yankees
 Yankee Stadium, Bronx, NY
 Wed May 21 1997, 7:05 PM EDT
 Att: 19,863 - Unknown - 60 F

AB	30
R	1
H	4
RBI	1
BB	3
SO	13
LOB	11



Batter	1	2	3	4	5	6	7	8	9	AB	R	H	RBI	BB	SO	LOB	TOP																					
Jeff Frye, R OBP: 0.371, SLG: 0.349 (1, 4)	F9		L5	G5-3		F9	F9		E6	6	0	1	1	0	0	1																						
Darren Bragg, L OBP: 0.368, SLG: 0.542 (1, 8)	L6		G1-3		K		G4-3		F8	6	0	1	0	0	1	2																						
Wil Cordero, R OBP: 0.354, SLG: 0.457 (1, 7)			1B	1B	HR	1B		G5-3	1B	6	1	5	0	0	0	0																						
Mo Vaughn, L OBP: 0.429, SLG: 0.561 (1, 3)	G4-3			1B	HR	1B			L8	5	2	3	1	1	0	3																						
Mike Stanley, R OBP: 0.353, SLG: 0.410 18 Reggie Jefferson, S OBP: 0.337, SLG: 0.543 (6, PH)		2B	G3		HR	K		1B		2	2	1	3	1	0	2																						
Tim Lincecum, R OBP: 0.385, SLG: 0.523 (1, 5)	G4-3				HR	1B	G5-3		F8	6	1	4	0	0	0	6																						
Rudy Pemberton, R OBP: 0.362, SLG: 0.431 (1, 9)	G4-3			WP	1B					4	0	1	1	0	0	3																						
Bill Haselman, R OBP: 0.331, SLG: 0.435 (1, 2)	P4			F9	1B	F9		G6-3		5	0	1	1	0	0	5																						
Mike Benjamin, R OBP: 0.333, SLG: 0.444 (1, 6)	F8			B1-3	K				F8	5	1	1	0	0	1	7																						
Inning Stats	R: 0 E: 0 K: 0 S: 8	H: 1 LOB: 1 BB: 0 P: 10	R: 1 E: 0 K: 0 S: 13	H: 1 LOB: 1 BB: 1 P: 20	R: 0 E: 0 K: 0 S: 15	H: 2 LOB: 2 BB: 0 P: 19	R: 1 E: 0 K: 0 S: 7	H: 1 LOB: 1 BB: 0 P: 12	R: 3 E: 0 K: 2 S: 17	H: 5 LOB: 2 BB: 0 P: 24	R: 0 E: 0 K: 1 S: 12	H: 2 LOB: 1 BB: 1 P: 23	R: 1 E: 0 K: 0 S: 12	H: 2 LOB: 1 BB: 0 P: 22	R: 2 E: 0 K: 0 S: 14	H: 4 LOB: 2 BB: 0 P: 25	R: 0 E: 1 K: 0 S: 12	H: 1 LOB: 3 BB: 1 P: 25	1B: 12 2B: 5 3B: 0 HR: 2	SF: 0 SAC: 0 DP: 0 HBP: 1	WP: 1 PB: 0 SB: 0 CS: 0	PA: 51																
PITCHER	IP	WLS	BF	H	R	ER	SO	BB	IBB	HBP	BLK	WP	HR	S	P	ERA	WHIP	PITCHER				IP	WLS	BF	H	R	ER	SO	BB	IBB	HBP	BLK	WP	HR	S	P	ERA	WHIP
David Wells, L ERA: 3.84 (1, 1)	5.1	L	31	12	5	5	2	2	0	1	0	1	1	65	98	8.44	2.625																					
Jim Mecir, R ERA: 10.32 (6, 1)	1.1		6	2	1	1	1	0	0	0	0	0	0	18	30	6.75	1.500																					
Graeme Lloyd, L ERA: 1.54 (7, 1)	1.1		8	4	2	2	0	0	0	0	0	0	1	15	27	13.50	3.000																					
Mike Stanton, L ERA: 2.84 (9, 1)	1.0		6	1	0	0	0	1	0	0	0	0	0	12	25	0.00	2.000																					
Batter	1	2	3	4	5	6	7	8	9	AB	R	H	RBI	BB	SO	LOB	BOTTOM																					
2 Derek Jeter, R OBP: 0.363, SLG: 0.418 (1, 6)	G6-3		F9		G4-3		G2-3		F8	5	0	0	0	0	0	3																						
Charlie Hayes, R OBP: 0.416, SLG: 0.400 (1, 5) (8, 4)	G6-3			1B			F7			3	1	1	0	1	0	1																						
Bernie Williams, S OBP: 0.434, SLG: 0.548 (1, 8)	G6-3			K	K			G4-3	1B	4	1	1	0	0	2	3																						
Tino Martinez, L OBP: 0.387, SLG: 0.644 (1, 3)		L6		F7		L7		G4-3		4	0	0	0	0	0	2																						
Cecil Fielder, R OBP: 0.342, SLG: 0.376 (1, 10)	F7			1B		G5-3		G4-6-3	1B	4	0	2	1	0	0	0																						
Paul O'Neill, L OBP: 0.397, SLG: 0.588 (1, 9)				1B				G4-6-3		4	0	3	1	0	0	1																						
Mark Whiten, S OBP: 0.396, SLG: 0.500 (1, 7)				K	K2-3					4	0	0	0	0	4	4																						
20 Jorge Posada, S OBP: 0.353, SLG: 0.373 (1, 2)			G3-1		G4-3		G2-3		P6	4	0	2	0	0	0	0																						
Luis Sojo, R OBP: 0.211, SLG: 0.147 Wade Boggs, L OBP: 0.392, SLG: 0.314 (7, PH) (8, 5)					P6		G2-3			2	0	0	0	0	1	1																						
Inning Stats	R: 0 E: 0 K: 0 S: 7	H: 0 LOB: 0 BB: 0 P: 8	R: 0 E: 0 K: 1 S: 9	H: 1 LOB: 1 BB: 0 P: 15	R: 0 E: 0 K: 1 S: 8	H: 0 LOB: 0 BB: 0 P: 10	R: 1 E: 0 K: 2 S: 13	H: 3 LOB: 2 BB: 0 P: 20	R: 0 E: 0 K: 1 S: 10	H: 1 LOB: 1 BB: 1 P: 17	R: 0 E: 0 K: 1 S: 10	H: 1 LOB: 1 BB: 0 P: 14	R: 0 E: 0 K: 0 S: 10	H: 1 LOB: 1 BB: 0 P: 16	R: 1 E: 0 K: 0 S: 8	H: 2 LOB: 0 BB: 0 P: 16	R: 0 E: 0 K: 1 S: 9	H: 0 LOB: 1 BB: 1 P: 16	1B: 6 2B: 3 3B: 0 HR: 0	SF: 0 SAC: 0 DP: 1 HBP: 0	WP: 0 PB: 0 SB: 1 CS: 0	PA: 37																
PITCHER	IP	WLS	BF	H	R	ER	SO	BB	IBB	HBP	BLK	WP	HR	S	P	ERA	WHIP	PITCHER				IP	WLS	BF	H	R	ER	SO	BB	IBB	HBP	BLK	WP	HR	S	P	ERA	WHIP
Tom Gordon, R ERA: 3.53 (1, 1)	7.0	W	29	7	1	1	6	1	0	0	0	0	0	67	100	1.29	1.143																					
Kerry Lacy, R ERA: 2.7 (8, 1)	1.0		4	2	1	1	0	0	0	0	0	0	0	8	16	9.00	2.000																					
Jim Corsi, R ERA: 6.63 (9, 1)	1.0		4	0	0	0	1	1	0	0	0	0	0	9	16	0.00	1.000																					

Boston Red Sox @ New York Yankees
 Yankee Stadium, Bronx, NY
 Thu May 22 1997, 3:33 AM EDT
 Att: 28,255 - Cloudy - 57 F

AB 47
 R 8
 H 19
 RBI 7
 BB 3
 SO 3
 LOB 32



Boston Red Sox @ New York Yankees
 Yankee Stadium, Bronx, NY
 Thu May 22 1997, 3:33 AM EDT
 Att: 28,255 - Cloudy - 57 F

AB 35
 R 2
 H 9
 RBI 2
 BB 2
 SO 7
 LOB 16



Batter	1	2	3	4	5	6	7	8	9	AB	R	H	RBI	BB	SO	LOB	TOP										
Brady Anderson, L (1, 8) OBP: 0.478, SLG: 0.526	0-0 HR		0-2 G4-3		2-1 P4		1-0 SH1-4 1B 2B	0-1 G3-1		5	2	2	3	0	0	1											
Jeff Reboulet, R (1, 4) OBP: 0.295, SLG: 0.275	1-3 K		1-2 G5-3		0-0 G4-6-3		0-1 SH1-4		1-0 F7	4	0	0	0	0	1	1											
Cal Ripken Jr., R (1, 5) OBP: 0.330, SLG: 0.459	1-2 F4			4-0 S 1B BB		1-2 G6-3	2-1 G2-3 1B		1-1 G6-3	4	2	1	0	1	0	0											
Rafael Palmeiro, L (1, 10) OBP: 0.344, SLG: 0.479	1-0 1B			2-0 1B S 1B		0-1 L8	1-0 G2-3		1-0 1B	5	0	3	0	0	0	2											
Chris Hoiles, R (1, 3) OBP: 0.423, SLG: 0.496	2-3 K			3-3 K		1-2 G5-3	4-0 1B		2-0 F7	4	0	0	0	1	2	4											
Randy Myers, L (9, 1)				1-2 2-3			1B IBB			0	0	0	0	0	0	0											
B.J. Surhoff, L (1, 7) OBP: 0.396, SLG: 0.566		2-1 L6		1-2 BB 1B			1B 1B			4	1	3	3	0	0	0											
Jeffrey Hammonds, R (1, 9) OBP: 0.312, SLG: 0.380		0-0 F8		2-3 3-H 4-1 G4-6-3 BB			K			2	1	0	0	2	1	2											
Lenny Webster, R (1, 2) OBP: 0.281, SLG: 0.286		2-1 G4-3		0-2 G4-6-3			0-0 WP 2B 1B	3-2 G3		4	1	1	1	0	0	3											
Mike Bordick, R (1, 6) OBP: 0.265, SLG: 0.263				1-2 G1-3			4-2 2B BB	3-3 K		2	1	1	0	1	0	0											
Roberto Alomar, S (8, PH) OBP: 0.313, SLG: 0.361							1-2 3-H 2B BB			1	0	0	0	0	1	0											
Inning Stats	R: 1 E: 0 K: 2 S: 11	H: 2 LOB: 1 BB: 0 P: 16	R: 0 E: 0 K: 0 S: 5	H: 0 LOB: 0 BB: 0 P: 9	R: 0 E: 0 K: 0 S: 10	H: 0 LOB: 0 BB: 0 P: 12	R: 1 E: 0 K: 1 S: 12	H: 2 LOB: 2 BB: 2 P: 26	R: 0 E: 0 K: 0 S: 4	H: 0 LOB: 0 BB: 0 P: 6	R: 0 E: 0 K: 0 S: 8	H: 0 LOB: 0 BB: 0 P: 10	R: 6 E: 0 K: 1 S: 19	H: 5 LOB: 2 BB: 3 P: 40	R: 0 E: 0 K: 1 S: 9	H: 0 LOB: 0 BB: 0 P: 15	R: 0 E: 0 K: 0 S: 5	H: 1 LOB: 1 BB: 0 P: 10	1B: 9 2B: 1 3B: 0 HR: 1	SF: 0 SAC: 1 DP: 2 HBP: 0	WP: 1 PB: 0 SB: 2 CS: 0	PA: 41					
PITCHER	IP	WLS	BF	H	R	ER	SO	BB	IBB	HBP	BLK	WP	HR	S	P	ERA	WHIP										
Andy Pettitte, L (1, 1) ERA: 3.12	6.0	L	28	8	7	7	3	4	0	0	0	1	1	59	98	10.50	2.000										
Jeff Nelson, R (7, 1) ERA: 3.65	0.1		2	1	0	0	0	0	0	0	0	0	0	4	6	0.00	3.000										
Graeme Lloyd, L (7, 1) ERA: 2.25	0.1		3	1	1	0	0	0	1	0	0	0	0	3	9	27.00	3.000										
Jim Mecir, R (7, 1) ERA: 8.16	2.1		8	1	0	0	2	0	0	0	0	0	0	17	31	0.00	0.429										

Baltimore Orioles @ New York Yankees
Yankee Stadium, Bronx, NY
Mon May 26 1997, 3:33 AM EDT
Att: 40,296 - Sunny - 62 F

AB 35
R 8
H 11
RBI 7
BB 5
SO 5
LOB 13



Batter	1	2	3	4	5	6	7	8	9	AB	R	H	RBI	BB	SO	LOB	BOTTOM										
Tim Raines, S (1, 7) OBP: 0.390, SLG: 0.420	2-2 G5-3		2-1 2 G6-3 3B	4-1 2B BB		0-1 F9			0-2 K	4	1	1	2	1	1	2											
Derek Jeter, R (1, 6) OBP: 0.357, SLG: 0.405	4-1 S BB		3-2 G6-3	2-1 1B		3-3 K	2-1 K		2-3 K	4	0	1	3	1	2	2											
Bernie Williams, S (1, 8) OBP: 0.430, SLG: 0.545	3-3 K		0-0 HR	2-1 G3-1		3-3 K			2-1 L7	5	1	1	1	0	2	5											
Tino Martinez, L (1, 3) OBP: 0.376, SLG: 0.619	2-1 P3		1-1 G3		0-0 P5		1-2 G5-3			4	0	0	0	0	0	1											
Cecil Fielder, R (1, 10) OBP: 0.341, SLG: 0.370		1-2 FC5-4 1B	2-3 K		2-0 WP 1B		2-2 F8			4	0	2	0	0	1	0											
Paul O'Neill, L (1, 9) OBP: 0.392, SLG: 0.562		1-2 L7		0-0 G3-1	1-1 F7		0-0 F7			4	0	0	0	0	0	2											
Charlie Hayes, R (1, 5) OBP: 0.393, SLG: 0.408		1-1 FC5-4		0-1 BB 2B 1B	3-3 K		1-3 K			4	1	1	0	0	2	2											
Mariano Duncan, R (1, 4) OBP: 0.308, SLG: 0.359		1-0 CS	1-1 1B 3B	2-2 F7		2-2 S BB 1B	1-3 K			4	1	2	0	0	1	1											
Joe Girardi, R (1, 2) OBP: 0.268, SLG: 0.336			0-0 1B 3B	1-1 BB 2B		1-2 BB				3	2	2	0	1	1	0											
Inning Stats	R: 0 E: 0 K: 1 S: 11	H: 0 LOB: 1 BB: 1 P: 22	R: 0 E: 0 K: 0 S: 9	H: 1 LOB: 0 BB: 0 P: 13	R: 4 E: 0 K: 1 S: 17	H: 4 LOB: 0 BB: 0 P: 25	R: 2 E: 0 K: 0 S: 14	H: 3 LOB: 2 BB: 1 P: 25	R: 0 E: 0 K: 1 S: 7	H: 1 LOB: 1 BB: 0 P: 13	R: 0 E: 0 K: 2 S: 16	H: 1 LOB: 2 BB: 1 P: 28	R: 0 E: 0 K: 0 S: 9	H: 0 LOB: 0 BB: 0 P: 12	R: 0 E: 0 K: 3 S: 9	H: 0 LOB: 0 BB: 0 P: 13	R: 0 E: 0 K: 2 S: 8	H: 0 LOB: 0 BB: 0 P: 12	1B: 8 2B: 0 3B: 1 HR: 1	SF: 0 SAC: 0 DP: 0 HBP: 0	WP: 1 PB: 0 SB: 3 CS: 1	PA: 40					
PITCHER	IP	WLS	BF	H	R	ER	SO	BB	IBB	HBP	BLK	WP	HR	S	P	ERA	WHIP										
Scott Erickson, R (1, 1) ERA: 2.94	5.0		25	9	6	6	3	2	0	0	0	0	0	16	28	0.00	2.000										
Shawn Boskie, R (6, 1) ERA: 8.31	1.0	W	5	1	0	0	2	1	0	0	0	0	0	9	12	0.00	0.000										
Jesse Orosco, L (7, 1) ERA: 0.69	1.0		3	0	0	0	0	0	0	0	0	0	0	9	13	0.00	0.000										
Armando Benitez, R (8, 1) ERA: 3.93	1.0		3	0	0	0	3	0	0	0	0	0	0	9	13	0.00	0.000										
Randy Myers, L (9, 1) ERA: 1.27	1.0	S	3	0	0	0	2	0	0	0	0	0	0	8	12	0.00	0.000										

Baltimore Orioles @ New York Yankees
Yankee Stadium, Bronx, NY
Mon May 26 1997, 3:33 AM EDT
Att: 40,296 - Sunny - 62 F

AB 36
R 6
H 10
RBI 6
BB 3
SO 10
LOB 15



Batter	1	2	3	4	5	6	7	8	9	AB	R	H	RBI	BB	SO	LOB	TOP					
2 Derek Jeter, R OBP: 0.349, SLG: 0.388 (1, 6)										5	0	0	0	0	0	0	New York Yankees @ Toronto Blue Jays SkyDome, Toronto, ON Wed May 28 1997, 7:05 PM EDT Att: 32,338 - Unknown - 65 F					
Charlie Hayes, R OBP: 0.374, SLG: 0.395 (1, 5)										5	1	1	0	0	3	0						
Bernie Williams, S OBP: 0.429, SLG: 0.529 (1, 8)										3	2	0	0	2	1	0						
Tino Martinez, L OBP: 0.383, SLG: 0.642 (1, 3)										4	2	2	2	0	1	2						
Paul O'Neill, L OBP: 0.400, SLG: 0.560 (1, 9)										2	1	0	0	2	0	1						
Cecil Fielder, R OBP: 0.341, SLG: 0.361 (8, FR)										3	0	1	1	1	0	2						
Scott Pose, L OBP: 0.333, SLG: 0.333 (8, FR)										0	0	0	0	0	0	0						
Mark Whiten, S OBP: 0.395, SLG: 0.485 (1, 7)										4	0	2	2	0	0	1						
Mariano Duncan, R OBP: 0.299, SLG: 0.348 (1, 4)										4	0	0	0	0	2	5						
Luis Sojo, R OBP: 0.262, SLG: 0.211 (8, 4)										0	0	0	0	0	0	0						
20 Jorge Posada, S OBP: 0.316, SLG: 0.328 (1, 2)										4	0	0	0	0	3	4						
Inning Stats	R: 0 E: 0 K: 1 S: 5	H: 0 LOB: 0 BB: 0 P: 8	R: 0 E: 0 K: 0 S: 7	H: 0 LOB: 1 BB: 1 P: 15	R: 0 E: 0 K: 0 S: 8	H: 0 LOB: 0 BB: 0 P: 14	R: 3 E: 1 K: 3 S: 16	H: 2 LOB: 2 BB: 2 P: 32	R: 2 E: 0 K: 0 S: 11	H: 1 LOB: 1 BB: 2 P: 27	R: 0 E: 0 K: 2 S: 7	H: 0 LOB: 0 BB: 0 P: 9	R: 0 E: 0 K: 1 S: 8	H: 0 LOB: 0 BB: 0 P: 13	R: 1 E: 0 K: 1 S: 18	H: 3 LOB: 2 BB: 0 P: 24	R: 0 E: 0 K: 2 S: 11	H: 0 LOB: 0 BB: 0 P: 16	1B: 5 2B: 0 3B: 0 HR: 1	SF: 0 SAC: 0 DP: 0 HBP: 0	WP: 1 PB: 0 SB: 0 CS: 0	PA: 39
PITCHER	IP WLS BF H R ER SO BB IBB HBP BLK WP HR S P ERA WHIP																					
Juan Guzman, R ERA: 4.87 (1, 1)	7.0 L 30 3 5 4 7 5 0 0 0 0 1 1 62 118 5.14 1.143																					
Dan Plesac, L ERA: 5.93 (8, 1)	0.1 2 1 1 1 0 0 0 0 0 0 0 0 8 10 27.00 3.000																					
Paul Quantrill, R ERA: 2.1 (8, 1)	0.2 4 2 0 0 1 0 0 0 0 0 0 0 10 14 0.00 3.000																					
Mike Timlin, R ERA: 2.38 (9, 1)	1.0 3 0 0 0 2 0 0 0 0 0 0 0 11 16 0.00 0.000																					

Batter	1	2	3	4	5	6	7	8	9	AB	R	H	RBI	BB	SO	LOB	BOTTOM			
Jacob Brumfield, R OBP: 0.241, SLG: 0.293 (1, 8)										4	0	0	0	0	2	3	New York Yankees @ Toronto Blue Jays SkyDome, Toronto, ON Wed May 28 1997, 7:05 PM EDT Att: 32,338 - Unknown - 65 F			
Juan Samuel, R OBP: 0.282, SLG: 0.231 (1, 10)										3	0	0	0	1	2	3				
Joe Carter, R OBP: 0.311, SLG: 0.406 (1, 3)										3	1	1	3	1	0	1				
Ed Sprague, R OBP: 0.342, SLG: 0.540 (1, 5)										4	0	0	0	0	2	3				
Ruben Sierra, S OBP: 0.316, SLG: 0.417 (1, 9)										4	0	1	0	0	1	1				
Benito Santiago, R OBP: 0.236, SLG: 0.297 (1, 2)										4	0	0	0	0	2	1				
Robert Perez, R OBP: 0.225, SLG: 0.375 (1, 7)										3	1	1	0	0	1	0				
Orlando Merced, S OBP: 0.318, SLG: 0.423 (9, PH)										1	0	0	0	0	0	0				
Alex Gonzalez, R OBP: 0.301, SLG: 0.363 (1, 6)										3	1	1	1	0	0	0				
Tilson Brito, R OBP: 0.281, SLG: 0.258 (1, 4)										2	1	1	0	0	0	0				
Inning Stats	R: 0 E: 0 K: 2 S: 11	H: 0 LOB: 0 BB: 0 P: 16	R: 0 E: 0 K: 0 S: 8	H: 0 LOB: 0 BB: 0 P: 12	R: 4 E: 0 K: 3 S: 18	H: 3 LOB: 0 BB: 0 P: 24	R: 0 E: 0 K: 0 S: 9	H: 1 LOB: 0 BB: 0 P: 11	R: 0 E: 0 K: 1 S: 10	H: 0 LOB: 1 BB: 1 P: 20	R: 0 E: 0 K: 2 S: 9	H: 0 LOB: 0 BB: 0 P: 15	R: 0 E: 0 K: 0 S: 8	H: 1 LOB: 2 BB: 1 P: 17	R: 0 E: 0 K: 2 S: 7	H: 0 LOB: 0 BB: 0 P: 11	1B: 2 2B: 2 3B: 0 HR: 1	SF: 0 SAC: 0 DP: 1 HBP: 1	WP: 0 PB: 0 SB: 0 CS: 0	PA: 34
PITCHER	IP WLS BF H R ER SO BB IBB HBP BLK WP HR S P ERA WHIP																			
David Wells, L ERA: 3.93 (1, 1)	7.2 W 29 5 4 4 8 1 0 1 0 0 1 1 75 113 4.70 0.783																			
42 Mariano Rivera, R ERA: 2.13 (8, 1)	1.1 S 5 0 0 0 2 1 0 0 0 0 0 0 10 20 0.00 0.750																			

Batter	1	2	3	4	5	6	7	8	9	AB	R	H	RBI	BB	SO	LOB	TOP								
Tim Raines, S (1, 7) OBP: 0.394, SLG: 0.406										5	0	1	1	0	0	3	New York Yankees @ Boston Red Sox Fenway Park, Boston, MA Fri May 30 1997, 7:05 PM EDT Att: 32,341 - Unknown - 70 F								
2 Derek Jeter, R (1, 6) OBP: 0.346, SLG: 0.387										4	0	0	0	0	1	3									
Bernie Williams, S (1, 8) OBP: 0.425, SLG: 0.517										2	1	1	0	2	0	0									
Tino Martinez, L (1, 3)										4	0	0	0	0	3	3									
Cecil Fielder, R (1, 10) OBP: 0.346, SLG: 0.369										3	1	2	0	1	1	0									
Paul O'Neill, L (1, 9) OBP: 0.389, SLG: 0.540										4	1	1	1	0	0	3									
Charlie Hayes, R (1, 5) OBP: 0.379, SLG: 0.400										4	1	2	0	0	0	1									
Mariano Duncan, R (1, 4) OBP: 0.298, SLG: 0.346										4	0	1	1	0	0	2									
20 Jorge Posada, S (1, 2) OBP: 0.313, SLG: 0.324										4	0	1	1	0	0	1									
Inning Stats	R: 0 E: 0 K: 0 S: 7	H: 1 LOB: 0 BB: 0 P: 9	R: 0 E: 0 K: 2 S: 8	H: 0 LOB: 0 BB: 0 P: 12	R: 0 E: 0 K: 0 S: 7	H: 0 LOB: 0 BB: 0 P: 10	R: 0 E: 0 K: 1 S: 10	H: 0 LOB: 1 BB: 1 P: 16	R: 0 E: 0 K: 0 S: 9	H: 1 LOB: 1 BB: 0 P: 15	R: 0 E: 0 K: 0 S: 7	H: 0 LOB: 0 BB: 0 P: 12	R: 4 E: 0 K: 2 S: 20	H: 5 LOB: 2 BB: 1 P: 31	R: 0 E: 0 K: 0 S: 7	H: 1 LOB: 1 BB: 1 P: 16	R: 0 E: 1 K: 0 S: 10	H: 1 LOB: 1 BB: 0 P: 13	1B: 9 2B: 0 3B: 0 HR: 0	SF: 0 SAC: 0 DP: 2 HBP: 0	WP: 1 PB: 1 SB: 0 CS: 0	PA: 37			
PITCHER	IP	WLS	BF	H	R	ER	SO	BB	IBB	HBP	BLK	WP	HR	S	P	ERA	WHIP								
Chris Hammond, L (1, 1) ERA: 5.33	6.1	W	26	6	4	4	4	2	0	0	0	1	0	60	95	5.68	1.263								
Kerry Lacy, R (7, 1) ERA: 2.3	2.2		11	3	0	0	1	1	0	0	0	0	0	25	39	0.00	1.500								

AB	34
R	4
H	9
RBI	4
BB	3
SO	5
LOB	16



Batter	1	2	3	4	5	6	7	8	9	AB	R	H	RBI	BB	SO	LOB	BOTTOM								
Nomar Garciaparra, R (1, 6) OBP: 0.318, SLG: 0.449										5	1	2	0	0	0	1	New York Yankees @ Boston Red Sox Fenway Park, Boston, MA Fri May 30 1997, 7:05 PM EDT Att: 32,341 - Unknown - 70 F								
Darren Daulton, L (1, 8) OBP: 0.380, SLG: 0.490										4	1	2	1	1	0	1									
Wil Cordero, R (1, 7) OBP: 0.368, SLG: 0.493										5	1	2	3	0	2	2									
Mo Vaughn, L (1, 3) OBP: 0.427, SLG: 0.599										4	3	4	3	1	0	0									
18 Reggie Jefferson, S (1, 10) OBP: 0.333, SLG: 0.527										4	0	1	0	0	0	4									
Mike Stanley, R (8, PH) OBP: 0.387, SLG: 0.461										1	0	1	0	0	0	0									
Tim Lincecum, R (1, 5) OBP: 0.401, SLG: 0.528										2	1	1	0	0	0	1									
Jeff Frye, R (6, PH) OBP: 0.341, SLG: 0.333										2	0	0	0	0	0	1									
Troy O'Leary, L (1, 9) OBP: 0.333, SLG: 0.448										4	1	2	1	0	0	1									
Rudy Pemberton, R (6, PH) OBP: 0.344, SLG: 0.407										1	0	0	0	0	0	0									
John Valentin, R (1, 4) OBP: 0.306, SLG: 0.354										4	1	2	1	0	0	2									
Scott Hatteberg, L (1, 2) OBP: 0.358, SLG: 0.492										4	1	1	1	0	0	2									
Inning Stats	R: 0 E: 0 K: 0 S: 7	H: 3 LOB: 2 BB: 0 P: 10	R: 1 E: 1 K: 0 S: 10	H: 2 LOB: 1 BB: 0 P: 17	R: 1 E: 0 K: 1 S: 11	H: 2 LOB: 1 BB: 0 P: 15	R: 6 E: 0 K: 0 S: 24	H: 7 LOB: 2 BB: 0 P: 42	R: 1 E: 0 K: 1 S: 10	H: 1 LOB: 2 BB: 2 P: 25	R: 0 E: 0 K: 0 S: 4	H: 0 LOB: 0 BB: 0 P: 8	R: 0 E: 0 K: 0 S: 8	H: 1 LOB: 1 BB: 0 P: 10	R: 1 E: 0 K: 0 S: 9	H: 2 LOB: 0 BB: 0 P: 12	1B: 11 2B: 1 3B: 0 HR: 6	SF: 0 SAC: 0 DP: 2 HBP: 1	WP: 0 PB: 0 SB: 0 CS: 0	PA: 43					
PITCHER	IP	WLS	BF	H	R	ER	SO	BB	IBB	HBP	BLK	WP	HR	S	P	ERA	WHIP								
Ramiro Mendoza, R (1, 1) ERA: 5.48	1.2	L	12	4	3	3	1	2	0	1	0	0	3	26	51	16.20	3.600								
Danny Rios, R (4, 1) ERA: 16.2	2.0		7	1	0	0	0	0	0	0	0	0	0	12	18	0.00	0.500								
Jim Mecir, R (6, 1) ERA: 7.41	1.0		4	2	1	1	0	0	0	0	0	0	1	9	12	9.00	2.000								

AB	40
R	10
H	18
RBI	10
BB	2
SO	2
LOB	15



Batter	1	2	3	4	5	6	7	8	9	AB	R	H	RBI	BB	SO	LOB	TOP																			
Scott Pose, L (1, 8) OBP: 0.375, SLG: 0.429 Bernie Williams, S (8, 8) OBP: 0.425, SLG: 0.517	L6		1B BB	G3				FC4-6 1B		4	1	2	1	0	4		New York Yankees @ Boston Red Sox Fenway Park, Boston, MA Sat May 31 1997, 3:33 AM EDT Att: 32,736 - Sunny - 74 F																			
Tim Lincecum, S (1, 7) OBP: 0.394, SLG: 0.405	F8		BB		G4-3	K		1B		5	0	2	2	0	1	1																				
Paul O'Neill, L (1, 9) OBP: 0.394, SLG: 0.575	K		P5		HR			1B		5	2	3	3	0	1	2																				
Tino Martinez, L (1, 3) OBP: 0.375, SLG: 0.630		K	BB		F9		G4-3	K		4	0	0	0	1	2	2																				
Cecil Fielder, R (1, 10) OBP: 0.348, SLG: 0.363 Mark Whiten, S (9, PR) OBP: 0.395, SLG: 0.485	FC4-6 BB		K		G4-3		G6-3		2 HBP BB	3	0	0	0	2	1	3																				
Wade Boggs, L (1, 5) OBP: 0.389, SLG: 0.300	FC4-6			G1-3		L3	L3		F7	5	0	0	0	0	0	2																				
Derek Jeter, R (1, 6) OBP: 0.351, SLG: 0.386	G5-3			1B BB		S G4-3 2B 1B		K	1-2 HBP	3	1	1	0	1	1	1																				
Joe Girardi, R (1, 2) OBP: 0.264, SLG: 0.321			PB G3 1B HBP	L9		G4-3		K FC4-6 1B	2-3	4	2	0	0	0	2	4																				
Luis Sojo, R (1, 4) OBP: 0.314, SLG: 0.261			G3	G3		S 2B BB		FC4-6 1B	F8	4	1	2	0	1	0	3																				
Inning Stats	R: 0 E: 0 K: 1 S: 7	H: 0 LOB: 0 BB: 0 P: 12	R: 0 E: 0 K: 1 S: 11	H: 0 LOB: 1 BB: 1 P: 16	R: 1 E: 0 K: 1 S: 11	H: 1 LOB: 3 BB: 2 P: 22	R: 0 E: 0 K: 0 S: 8	H: 1 LOB: 2 BB: 1 P: 13	R: 1 E: 0 K: 0 S: 10	H: 1 LOB: 0 BB: 0 P: 13	R: 2 E: 0 K: 1 S: 16	H: 2 LOB: 1 BB: 1 P: 28	R: 1 E: 0 K: 0 S: 8	H: 1 LOB: 0 BB: 0 P: 11	R: 2 E: 0 K: 3 S: 24	H: 3 LOB: 2 BB: 0 P: 34		R: 0 E: 0 K: 1 S: 11	H: 0 LOB: 2 BB: 1 P: 22	1B: 6 2B: 1 3B: 0 HR: 2	SF: 0 SAC: 0 DP: 0 HBP: 2	WP: 0 PB: 2 CS: 0	PA: 45													
PITCHER	IP	WLS	BF	H	R	ER	SO	BB	IBB	HBP	BLK	WP	HR	S	P	ERA	WHIP	PITCHER		IP	WLS	BF	H	R	ER	SO	BB	IBB	HBP	BLK	WP	HR	S	P	ERA	WHIP
49 Tim Wakefield, R (1, 1) ERA: 5.21 Rich Garcias, R (8, 1) ERA: 3.39	7.0	L	33	6	5	5	4	5	0	1	0	0	2	71	115	6.43	1.571			2.0		12	3	2	0	4	1	0	1	0	0	0	35	56	0.00	2.000



Batter	1	2	3	4	5	6	7	8	9	AB	R	H	RBI	BB	SO	LOB	BOTTOM																			
Nomar Garciaparra, R (1, 6) OBP: 0.317, SLG: 0.450	G4-3		G4-6-3			G5-3		1B 2B		4	0	1	2	0	0	1	New York Yankees @ Boston Red Sox Fenway Park, Boston, MA Sat May 31 1997, 3:33 AM EDT Att: 32,736 - Sunny - 74 F																			
Darren Daulton, L (1, 8) OBP: 0.388, SLG: 0.503	2B			WP 1B		K		S 1B		4	0	3	0	0	1	0																				
Wil Cordero, R (1, 7) OBP: 0.362, SLG: 0.483	K			K		K		G5-3		4	0	0	0	0	3	4																				
Mo Vaughn, L (1, 3) OBP: 0.420, SLG: 0.586	K			K		L9		K		4	0	0	0	0	3	4																				
Mike Stanley, R (1, 10) OBP: 0.386, SLG: 0.451 Troy O'Leary, L (9, PH) OBP: 0.320, SLG: 0.444		K2-3			BB	G6-3		F7		2	0	0	0	1	1	0																				
Tim Lincecum, R (1, 5) OBP: 0.393, SLG: 0.517	F8			P4		P3		K		4	0	0	0	0	1	2																				
John Valentin, R (1, 4) OBP: 0.299, SLG: 0.345			P3			P4		L9		4	0	0	0	0	1	0																				
Bill Haselman, R (1, 2) OBP: 0.324, SLG: 0.427			FC5-4 1B			F8		PB 2B		3	1	2	0	0	0	0																				
Rudy Pemberton, R (1, 9) OBP: 0.344, SLG: 0.404			FC5-4 G4-6-3			K		PB 2B		3	1	1	0	0	1	1																				
Inning Stats	R: 0 E: 0 K: 2 S: 10	H: 1 LOB: 1 BB: 0 P: 15	R: 0 E: 0 K: 1 S: 9	H: 0 LOB: 0 BB: 0 P: 14	R: 0 E: 0 K: 0 S: 6	H: 1 LOB: 0 BB: 0 P: 7	R: 0 E: 0 K: 2 S: 11	H: 1 LOB: 2 BB: 1 P: 18	R: 0 E: 0 K: 1 S: 9	H: 0 LOB: 0 BB: 0 P: 9	R: 0 E: 0 K: 2 S: 9	H: 0 LOB: 0 BB: 0 P: 15	R: 0 E: 0 K: 0 S: 4	H: 0 LOB: 0 BB: 0 P: 6	R: 2 E: 0 K: 1 S: 16	H: 4 LOB: 2 BB: 0 P: 22		R: 0 E: 0 K: 2 S: 9	H: 0 LOB: 0 BB: 0 P: 11	1B: 4 2B: 3 3B: 0 HR: 0	SF: 0 SAC: 0 DP: 1 HBP: 0	WP: 1 PB: 1 CS: 0	PA: 34													
PITCHER	IP	WLS	BF	H	R	ER	SO	BB	IBB	HBP	BLK	WP	HR	S	P	ERA	WHIP	PITCHER		IP	WLS	BF	H	R	ER	SO	BB	IBB	HBP	BLK	WP	HR	S	P	ERA	WHIP
Andy Pettitte, L (1, 1) ERA: 3.06 Jeff Nelson, R (8, 1) ERA: 3.14	7.1	W	29	7	2	2	8	1	0	0	0	0	0	14	18	0.00	1.091			1.2		5	0	0	0	3	0	0	0	0	0	14	18	0.00	0.000	



Batter	1	2	3	4	5	6	7	8	9	AB	R	H	RBI	BB	SO	LOB	TOP		
Scott Pose, L (1, 7) <small>OBP: 0.333, SLG: 0.357</small> Mark Whiten, S (8, PH) <small>OBP: 0.408, SLG: 0.519</small>	 2-1 FC3-6 SF7 1B	 2-3 K		 1-1 G3		 0-1 G3-1		 0-2 1B	 0-0 G5-3	4	1	1	0	0	1	4			
Luis Sojo, R (1, 4) <small>OBP: 0.322, SLG: 0.283</small>	 4-2 FC3-6 BB	 1-2 G6-3			 0-1 G4-3		 2-1 G6-3	 0-0 2B		4	0	1	0	1	0	1			
Bernie Williams, S (1, 8) <small>OBP: 0.431, SLG: 0.520</small>	 0-1 FC3-6 1B		 1-1 CS 1B		 4-0 1B BB		 0-1 1B 2B	 4-0 IBB		3	2	2	0	2	0	2			
Tino Martinez, L (1, 10) <small>OBP: 0.379, SLG: 0.619</small>	 4-1 1B BB		 0-1 L6 1B		 0-2 L9 BB		 3-2 2B 1B	 0-1 F9 IBB		4	0	1	0	1	0	4			
Paul O'Neill, L (1, 9) <small>OBP: 0.398, SLG: 0.578</small>	 3-2 SF7 BB		 0-0 F8 1B		 1-1 1B		 1-2 2B		 0-2 FC6-4 2B	4	1	3	2	0	0	1			
Cecil Fielder, R (1, 3) <small>OBP: 0.346, SLG: 0.359</small>	 3-1 1B		 1-0 CS 1B	 2-3 K		 0-0 F7 IBB		 4-0 G6-4-3 IBB	 3-2 G6-3 1B	4	0	1	1	1	1	3			
Wade Boggs, L (1, 5) <small>OBP: 0.365, SLG: 0.321</small> Charlie Hayes, R (7, PH) <small>OBP: 0.381, SLG: 0.395</small>	 1-1 F8 1B		 2-2 20 BB 1B		 0-0 FC4-6 1B		 1-1 G6-4-3 1B	 4-1 FC6-4 BB	 4-1 FC6-4 BB	3	0	2	0	0	0	2			
2 Derek Jeter, R (1, 6) <small>OBP: 0.349, SLG: 0.378</small>		 0-0 2B		 1-3 K		 1-0 FC4-6 20 S 1B		 4-1 20 CS BB	 0-0 FC6-4 20 2B BB	4	0	1	1	1	1	3			
20 Jorge Posada, S (1, 2) <small>OBP: 0.318, SLG: 0.333</small>		 1-3 K		 4-2 BB		 3-3 K		 3-2 E6 1B	 2-2 1B 2B	4	1	1	0	1	2	3			
Inning Stats	R: 2 H: 2 E: 0 K: 0 S: 15	WLS: 2 BF: 31 LOB: 2 BB: 2 P: 30	R: 0 H: 1 E: 0 K: 2 S: 11	R: 0 H: 1 E: 0 K: 0 S: 5	R: 0 H: 1 E: 0 K: 2 S: 16	R: 0 H: 1 E: 0 K: 0 S: 8	R: 0 H: 1 E: 0 K: 1 S: 8	R: 1 H: 3 E: 0 K: 0 S: 12	R: 1 H: 2 E: 1 K: 0 S: 11	R: 1 H: 2 E: 0 K: 0 S: 12	R: 1 H: 2 E: 0 K: 0 S: 12	R: 1 H: 2 E: 0 K: 0 S: 12	R: 1 H: 2 E: 0 K: 0 S: 12	R: 1 H: 2 E: 0 K: 0 S: 12	R: 1 H: 2 E: 0 K: 0 S: 12	R: 1 H: 2 E: 0 K: 0 S: 12	1B: 9 2B: 5 3B: 0 HR: 0	SF: 1 SAC: 0 DP: 1 HBP: 0	WP: 0 PA: 47
PITCHER	Aaron Sele, R (1, 1) <small>ERA: 5.34</small> Vaughn Eshelman, L (7, 1) <small>ERA: 8.1</small>	IP: 6.1 WLS: L BF: 31	H: 9 R: 3 ER: 3 SO: 5	BB: 4 IBB: 0 HBP: 0 BLK: 0	WP: 0 HR: 0 S: 70 P: 115	ERA: 4.26 WHIP: 2.053	PITCHER	IP: 7.1 WLS: L BF: 31	H: 10 R: 5 ER: 5 SO: 6	BB: 2 IBB: 2 HBP: 0 BLK: 0	WP: 0 HR: 0 S: 28 P: 54	ERA: 3.38 WHIP: 2.625							

New York Yankees @ Boston Red Sox
 Fenway Park, Boston, MA
 Mon Jun 02 1997, 7:05 PM EDT
 Att: 31,329 - Unknown - 57 F

AB	37
R	5
H	14
RBI	5
BB	8
SO	5
LOB	28



Batter	1	2	3	4	5	6	7	8	9	AB	R	H	RBI	BB	SO	LOB	BOTTOM		
Nomar Garciaparra, R (1, 6) <small>OBP: 0.318, SLG: 0.457</small>	 0-3 K		 0-0 G3		 0-0 WP 2B		 0-0 F8 2B			4	0	1	0	0	1	1			
Darren Daulton, L (1, 8) <small>OBP: 0.391, SLG: 0.494</small>	 3-3 K			 1-0 FC6-4 1B	 1-2 G4-3 2B		 1-2 G4-3 2B			4	0	1	0	0	1	2			
Wil Cordero, R (1, 7) <small>OBP: 0.353, SLG: 0.468</small>	 3-3 K			 2-1 FC6-4 1B BB	 3-3 K			 0-3 K		4	1	0	0	0	3	2			
Mo Vaughn, L (1, 3) <small>OBP: 0.426, SLG: 0.579</small>		 0-2 G6-3 1B		 3-2 BB BB 1B		 2-2 G5-3 1B		 2-1 18 G4-6-3 1B		4	0	3	0	0	0	0			
Mike Stanley, R (1, 10) <small>OBP: 0.386, SLG: 0.459</small> 18 Reggie Jefferson, S (8, PH) <small>OBP: 0.328, SLG: 0.516</small>		 2-2 F9 1B		 1-0 P4 1B		 2-0 F7 1B		 0-0 G4-6-3 1B		3	0	0	0	0	0	3			
Tim Lincecum, R (1, 5) <small>OBP: 0.387, SLG: 0.497</small>		 1-3 K		 4-0 BB BB		 3-2 G5-3 1B		 1-2 F9 1B		3	0	0	0	1	1	1			
John Valentin, R (1, 4) <small>OBP: 0.308, SLG: 0.348</small>			 0-0 WP S G6-3 1B	 4-2 1-2 2-3 3-H BB		 2-1 L6 1B		 1-0 1B		3	1	2	1	1	0	1			
Bill Haselman, R (1, 2) <small>OBP: 0.324, SLG: 0.423</small> Shane Mack, R (7, PR) <small>OBP: 0.364, SLG: 0.367</small> Scott Hatteberg, L (8, 2) <small>OBP: 0.347, SLG: 0.469</small>			 2-1 G6-3 1B	 1-3 K		 0-0 1B		 3-3 1B	 3-2 F7 1B	3	0	1	1	0	1	3			
Rudy Pemberton, R (1, 9) <small>OBP: 0.314, SLG: 0.365</small> Troy O'Leary, L (8, PH) <small>OBP: 0.316, SLG: 0.435</small>			 1-3 K		 2-2 F9 1B		 0-0 FC2-3-6 1B	 1-3 K		3	0	0	0	0	1	1			
Inning Stats	R: 0 H: 0 E: 0 K: 3 S: 12	WLS: W BF: 29 LOB: 0 BB: 0 P: 18	R: 0 H: 0 E: 0 K: 1 S: 10	R: 0 H: 0 E: 0 K: 1 S: 7	R: 1 H: 1 E: 0 K: 1 S: 14	R: 0 H: 1 E: 0 K: 1 S: 11	R: 0 H: 1 E: 0 K: 0 S: 11	R: 0 H: 1 E: 0 K: 0 S: 7	R: 0 H: 1 E: 0 K: 1 S: 7	R: 0 H: 1 E: 0 K: 1 S: 7	R: 0 H: 1 E: 0 K: 1 S: 12	R: 0 H: 1 E: 0 K: 1 S: 12	R: 0 H: 1 E: 0 K: 1 S: 12	R: 0 H: 1 E: 0 K: 1 S: 12	R: 0 H: 1 E: 0 K: 1 S: 12	R: 0 H: 1 E: 0 K: 1 S: 12	1B: 7 2B: 1 3B: 0 HR: 0	SF: 0 SAC: 0 DP: 1 HBP: 0	WP: 2 PA: 36
PITCHER	David Wells, L (1, 1) <small>ERA: 3.81</small> Jeff Nelson, R (8, 1) <small>ERA: 3.19</small> 42 Mariano Rivera, R (9, 1) <small>ERA: 2.22</small>	IP: 7.0 WLS: W BF: 29	H: 6 R: 2 ER: 2 SO: 7	BB: 2 IBB: 0 HBP: 0 BLK: 0	WP: 2 HR: 0 S: 72 P: 116	ERA: 2.57 WHIP: 1.143	PITCHER	IP: 1.0 WLS: S BF: 4	H: 1 R: 0 ER: 0 SO: 1	BB: 0 IBB: 0 HBP: 0 BLK: 0	WP: 0 HR: 0 S: 7 P: 9	ERA: 0.00 WHIP: 1.000	PITCHER	IP: 1.0 WLS: S BF: 4	H: 1 R: 0 ER: 0 SO: 1	BB: 0 IBB: 0 HBP: 0 BLK: 0	WP: 0 HR: 0 S: 12 P: 18	ERA: 0.00 WHIP: 1.000	

New York Yankees @ Boston Red Sox
 Fenway Park, Boston, MA
 Mon Jun 02 1997, 7:05 PM EDT
 Att: 31,329 - Unknown - 57 F

AB	34
R	2
H	8
RBI	2
BB	2
SO	9
LOB	17



Batter	1	2	3	4	5	6	7	8	9	AB	R	H	RBI	BB	SO	LOB	TOP																	
Scott Pose, L (1, 7) OBP: 0.278, SLG: 0.294 Charlie Hayes, R (7, PH) OBP: 0.373, SLG: 0.418 20 Jorge Posada, S (7, 2) OBP: 0.326, SLG: 0.342	G4-3		F8			P6	HR	1B		3	0	0	0	0	0	0	New York Yankees @ Baltimore Orioles Oriole Park at Camden Yards, Baltimore, MD Wed Jun 04 1997, 7:05 PM EDT Att: 47,748 - Unknown - 73 F livebaseballscorecards.com																	
Wade Boggs, L (1, 5) OBP: 0.388, SLG: 0.331 Pat Kelly, R (8, FR) OBP: 0.357, SLG: 0.261	BB		F8			G3-1	G3-1	1B		4	0	2	0	1	0	0																		
Bernie Williams, S (1, 8) OBP: 0.430, SLG: 0.526	BB					G3-1	BB	K		4	0	1	0	1	2	4																		
Tino Martinez, L (1, 3) OBP: 0.376, SLG: 0.603	G3		F7			G5-3	FC6	BB		3	0	0	0	2	0	3																		
Paul O'Neill, L (1, 9) OBP: 0.389, SLG: 0.560		G6-4-3	F8			G3-1	FC6			5	0	1	0	0	1	4																		
Cecil Fielder, R (1, 10) OBP: 0.353, SLG: 0.375	G6-4-3				F9	BB	1B	HR		5	2	2	1	0	0	2																		
2 Derek Jeter, R (1, 6) OBP: 0.351, SLG: 0.379	G5-3				K	BB	HR	1B		5	1	2	0	0	1	0																		
Luis Sojo, R (1, 4) OBP: 0.362, SLG: 0.333			P4			HR	BB	E6		5	2	3	0	0	0	2																		
Joe Girardi, R (1, 2) OBP: 0.275, SLG: 0.329 Mark Whiten, S (7, PH) OBP: 0.397, SLG: 0.496	G3		G3		G1-3	HR	BB	G4-3		2	0	0	0	0	0	1																		
Inning Stats	R: 0 E: 0 K: 1 S: 13	H: 0 LOB: 1 BB: 1 P: 21	R: 0 E: 0 K: 0 S: 9	H: 1 LOB: 0 BB: 0 P: 14	R: 0 E: 0 K: 0 S: 8	H: 0 LOB: 0 BB: 0 P: 9	R: 0 E: 0 K: 0 S: 9	H: 0 LOB: 1 BB: 1 P: 18	R: 0 E: 0 K: 1 S: 11	H: 1 LOB: 1 BB: 0 P: 16	R: 0 E: 0 K: 0 S: 12	H: 1 LOB: 1 BB: 0 P: 18	R: 5 E: 0 K: 0 S: 22	H: 5 LOB: 2 BB: 2 P: 36	R: 2 E: 1 K: 1 S: 15	H: 4 LOB: 2 BB: 0 P: 24		R: 0 E: 0 K: 1 S: 17	H: 1 LOB: 2 BB: 1 P: 28	1B: 10 2B: 1 3B: 0 HR: 2	SF: 0 SAC: 0 DP: 1 HBP: 0	WP: 0 PB: 0 SB: 0 CS: 0	PA: 44											
PITCHER	IP WLS BF H R ER SO BB IBB HBP BLK WP HR S P ERA WHIP																																	
35 Mike Mussina, R (1, 1) ERA: 3.66	6.1	25	5	2	2	2	2	2	0	0	0	0	0	0	65	101	2.84	1.105																
Terry Matthews, R (7, 1) ERA: 4.95	0.0	2	1	0	0	0	1	0	0	0	0	0	0	0	5	10	∞	∞																
Jesse Orosco, L (7, 1) ERA: 1.2	0.2	W	5	2	3	3	0	1	0	0	0	0	0	1	14	21	40.50	4.500																
Armando Benitez, R (8, 1) ERA: 3.91	1.0	S	7	4	2	2	1	0	0	0	0	0	0	1	15	24	18.00	4.000																
Randy Myers, L (9, 1) ERA: 1.11	1.0	S	5	1	0	0	1	1	0	0	0	0	0	0	17	28	0.00	2.000																

Batter	1	2	3	4	5	6	7	8	9	AB	R	H	RBI	BB	SO	LOB	BOTTOM																
Brady Anderson, L (1, 8) OBP: 0.451, SLG: 0.503	F9		BB		F8		E	K		5	1	2	1	0	1	0	New York Yankees @ Baltimore Orioles Oriole Park at Camden Yards, Baltimore, MD Wed Jun 04 1997, 7:05 PM EDT Att: 47,748 - Unknown - 73 F livebaseballscorecards.com																
Jeff Reboulet, R (1, 4) OBP: 0.318, SLG: 0.281	F7		G6-4-3		B2-3		E	G6-3		4	1	1	0	1	0	0																	
Cal Ripken Jr., R (1, 5) OBP: 0.340, SLG: 0.481	BB		G6-4-3		HR		FC5	L9		4	2	1	1	1	0	5																	
Rafael Palmeiro, L (1, 3) OBP: 0.339, SLG: 0.479	P4		F9		P6		SF8	FC6-4		4	1	1	2	0	0	1																	
Jeffrey Hammonds, R (1, 9) OBP: 0.320, SLG: 0.439		S	F9		SH2-4		SH2-4	SF8		2	2	1	1	1	0	0																	
B.J. Surhoff, L (1, 7) OBP: 0.418, SLG: 0.564	1B		G3		SH2-4		SH2-4	FC6-4		1	1	0	0	2	0	0																	
Pete Incaviglia, R (1, 10) OBP: 0.336, SLG: 0.414 Roberto Alomar, S (7, PH) OBP: 0.349, SLG: 0.415 Lenny Webster, R (7, PH) OBP: 0.273, SLG: 0.250	K		G6-3		K		FC6-4	1B		3	0	0	0	0	2	3																	
Chris Hoiles, R (1, 2) OBP: 0.434, SLG: 0.497	1B		K		K		1B	1B		4	1	3	2	0	1	0																	
Mike Bordick, R (1, 6) OBP: 0.273, SLG: 0.294	BB		G4-3		F9		G5-3			4	0	1	1	0	0	3																	
Inning Stats	R: 0 E: 0 K: 0 S: 8	H: 0 LOB: 1 BB: 1 P: 15	R: 3 E: 0 K: 1 S: 12	H: 3 LOB: 3 BB: 3 P: 34	R: 0 E: 0 K: 0 S: 5	H: 0 LOB: 0 BB: 0 P: 7	R: 0 E: 0 K: 1 S: 7	H: 0 LOB: 0 BB: 0 P: 9	R: 1 E: 0 K: 0 S: 7	H: 1 LOB: 0 BB: 0 P: 11	R: 1 E: 0 K: 1 S: 10	H: 2 LOB: 1 BB: 0 P: 19	R: 4 E: 1 K: 0 S: 15	H: 4 LOB: 2 BB: 1 P: 29	R: 0 E: 0 K: 1 S: 9	H: 0 LOB: 0 BB: 0 P: 15		1B: 6 2B: 3 3B: 0 HR: 1	SF: 1 SAC: 1 DP: 1 HBP: 0	WP: 0 PB: 0 SB: 1 CS: 0	PA: 39												
PITCHER	IP WLS BF H R ER SO BB IBB HBP BLK WP HR S P ERA WHIP																																
Andy Pettitte, L (1, 1) ERA: 3.35	6.0		4	5	5	3	4	0	1	0	0	0	0	11	23	54.00	9.000																
Jeff Nelson, R (7, 1) ERA: 3.73	0.1	L	6	3	4	2	0	0	0	0	0	0	0	7	11	0.00	1.000																
Graeme Lloyd, L (7, 1) ERA: 2.57	1.0		0	0	0	1	0	0	0	0	0	0	0	6	10	0.00	0.000																
Jim Mecir, R (8, 1) ERA: 6.55	0.2		0	0	0	0	0	0	0	0	0	0	0	6	10	0.00	0.000																



Batter	1	2	3	4	5	6	7	8	9	AB	R	H	RBI	BB	SO	LOB	TOP										
Gerald Williams, R OBP: 0.329, SLG: 0.413	F9		BB		G5-3		K		G6-3	4	0	0	0	1	1	1	Milwaukee Brewers @ New York Yankees Yankee Stadium, Bronx, NY Fri Jun 06 1997, 7:05 PM EDT Att: 24,578 - Unknown - 63 F										
Jeremy Burnitz, L OBP: 0.433, SLG: 0.543	G2-3		K		BB		G3			3	0	0	0	1	1												
Jeff Cirillo, R OBP: 0.382, SLG: 0.440	F7		G1-3		L5		G5-3			4	0	0	0	0	0	3											
Dave Nilsson, L OBP: 0.375, SLG: 0.433		K			1B		K		P5	4	0	1	0	0	2	0											
18 Todd Dunn, R OBP: 0.250, SLG: 0.583 Antone Williamson, L OBP: 0.333, SLG: 0.354	F7		K		1B		HR		BB	3	1	1	1	0	1	1											
Mark Loretta, R OBP: 0.388, SLG: 0.411		3B			G6-4-3		E		F7	2	1	1	0	2	0	1											
Matt Mieske, R OBP: 0.333, SLG: 0.423 Jeff Huson, L OBP: 0.296, SLG: 0.280	1B		3B		G6-4-3		E		K	2	1	1	1	1	0	2											
Jose Valentin, S OBP: 0.346, SLG: 0.407			1B				E3		K	4	0	1	1	0	1	2											
Mike Matheny, R OBP: 0.301, SLG: 0.373 Jesse Levis, L OBP: 0.338, SLG: 0.333	F9				2B		G5-4-3		G1-3	3	0	1	0	0	0	3											
										1	0	0	0	0	0	0											
Inning Stats	R: 0 E: 0 K: 0 S: 9	H: 0 LOB: 0 BB: 0 P: 15	R: 2 E: 0 K: 1 S: 14	H: 2 LOB: 1 BB: 1 P: 22	R: 0 E: 0 K: 1 S: 10	H: 0 LOB: 1 BB: 1 P: 17	R: 0 E: 0 K: 1 S: 9	H: 2 LOB: 1 BB: 0 P: 16	R: 0 E: 0 K: 0 S: 14	H: 1 LOB: 2 BB: 1 P: 23	R: 1 E: 0 K: 1 S: 12	H: 1 LOB: 2 BB: 2 P: 28	R: 0 E: 0 K: 1 S: 9	H: 0 LOB: 0 BB: 0 P: 15	R: 0 E: 0 K: 1 S: 10	H: 0 LOB: 1 BB: 1 P: 15	R: 0 E: 0 K: 1 S: 10	H: 0 LOB: 0 BB: 0 P: 11	1B: 3 2B: 1 3B: 1 HR: 1	SF: 0 SAC: 0 DP: 2 HBP: 0	WP: 0 PB: 0 CS: 0	PA: 37					
PITCHER	IP	WLS	BF	H	R	ER	SO	BB	IBB	HBP	BLK	WP	HR	S	P	ERA	WHIP										
Kenny Rogers, L ERA: 5.61	5.1	W	24	6	3	3	4	4	0	0	0	0	1	65	111	5.06	1.875										
Jim Mecir, R ERA: 8.29	1.0		4	0	0	0	1	1	0	0	0	0	0	7	17	0.00	1.000										
Mike Stanton, L ERA: 1.74	1.0		3	0	0	0	0	0	0	0	0	0	0	7	11	0.00	0.000										
Jeff Nelson, R ERA: 3.66	0.2		3	0	0	0	1	1	0	0	0	0	0	8	12	0.00	1.500										
42 Mariano Rivera, R ERA: 2.15	1.0	S	3	0	0	0	1	0	0	0	0	0	0	10	11	0.00	0.000										

Batter	1	2	3	4	5	6	7	8	9	AB	R	H	RBI	BB	SO	LOB	BOTTOM										
Scott Pose, L OBP: 0.304, SLG: 0.286	FC6-4		G6-3		BB		FC1-6		G3	4	1	1	0	1	0	1	Milwaukee Brewers @ New York Yankees Yankee Stadium, Bronx, NY Fri Jun 06 1997, 7:05 PM EDT Att: 24,578 - Unknown - 63 F										
Wade Boggs, L OBP: 0.370, SLG: 0.329	FC6-4		G6-3		L8		1B		G6-3	4	1	1	0	1	0	3											
Bernie Williams, S OBP: 0.429, SLG: 0.521	FC5-4		G6-3		FC5-4		1B		G3-1	4	0	1	1	1	0	2											
Tino Martinez, L OBP: 0.378, SLG: 0.605	G4-3		2B		FC5-4		1B		1B	4	0	2	1	0	0	4											
Cecil Fielder, R OBP: 0.355, SLG: 0.388		HR	K		FC5-4		BB		G6-4-3	3	1	1	1	1	1	4											
Paul O'Neill, L OBP: 0.395, SLG: 0.571	F9		2B		FC5-4		CS		2B	3	2	2	0	1	0	1											
2 Derek Jeter, R OBP: 0.353, SLG: 0.387	F9		3B		G6-3		CS		BB	3	1	1	1	1	0	2											
Luis Sojo, R OBP: 0.370, SLG: 0.338	CS		SF9		F9		BB		BB	2	0	1	2	1	0	1											
Joe Girardi, R OBP: 0.280, SLG: 0.329	G4-3		BB		BB		FC1-6		K	3	0	1	0	1	1	3											
										1B: 6 2B: 4 3B: 1 HR: 1	SF: 1 SAC: 0 DP: 2 HBP: 0	WP: 0 PB: 1 CS: 3	PA: 39														
PITCHER	IP	WLS	BF	H	R	ER	SO	BB	IBB	HBP	BLK	WP	HR	S	P	ERA	WHIP										
Jose Mercedes, R ERA: 5.21	3.1	L	18	5	5	4	1	4	0	0	0	0	1	42	80	10.80	2.700										
Angel Miranda, L ERA: 3.66	2.0		13	5	1	1	0	2	0	0	0	0	0	24	45	4.50	3.500										
Bryce Florie, R ERA: 4.57	2.2		8	1	0	0	1	2	0	0	0	0	0	19	40	0.00	1.125										

AB	31
R	3
H	6
RBI	3
BB	6
SO	7
LOB	15



AB	30
R	6
H	11
RBI	6
BB	8
SO	2
LOB	21



Batter	1	2	3	4	5	6	7	8	9	AB	R	H	RBI	BB	SO	LOB	TOP																					
Gerald Williams, R (1, 8) OBP: 0.323, SLG: 0.405	1-2 F9		1-1 P4			0-0 F8		1-0 L6		4	0	0	0	0	0	2																						
Jeremy Burnitz, L (1, 9) OBP: 0.424, SLG: 0.529	1-0 P5			1-2 G4-3		1-3 K		2-2 G4-3		4	0	0	0	0	1	1																						
Jeff Cirillo, R (1, 5) OBP: 0.380, SLG: 0.436	0-3 K			1-0 L5		2-2 1B			1-2 G1-3	4	0	1	0	0	1	0																						
Dave Nilsson, L (1, 3) OBP: 0.369, SLG: 0.425		1-0 L7		3-2 L7		2-1 P6			3-3 K	4	0	0	0	0	1	1																						
1B Todd Dunn, R (1, 10) OBP: 0.267, SLG: 0.533 Jeff Huson, L (9, PH) OBP: 0.291, SLG: 0.275		2-3 K			0-0 1B		2-3 K		1-3 K	3	0	1	0	0	2	0																						
Mark Loretta, R (1, 4) OBP: 0.382, SLG: 0.403		0-1 P4			1-3 K		2-0 G4-3			3	0	0	0	0	1	1																						
Matt Mieske, R (1, 7) OBP: 0.333, SLG: 0.421			2-2 F9		1-0 E1		2-2 F7			3	0	1	0	0	0	0																						
Jose Valentin, S (1, 6) OBP: 0.346, SLG: 0.405			0-3 K		2-3 K			0-1 1B		3	0	1	0	0	2	2																						
Mike Matheny, R (1, 2) OBP: 0.295, SLG: 0.364			1-1 E4		2-3 K			0-0 L8		3	0	0	0	0	1	3																						
Inning Stats	R: 0 H: 0 E: 0 K: 1 S: 9	H: 0 LOB: 0 BB: 0 P: 11	R: 0 H: 0 E: 0 K: 1 S: 7	H: 0 LOB: 0 BB: 0 P: 10	R: 0 H: 0 E: 1 K: 1 S: 10	H: 0 LOB: 1 BB: 0 P: 14	R: 0 H: 0 E: 0 K: 0 S: 8	H: 0 LOB: 0 BB: 0 P: 13	R: 0 H: 2 E: 1 K: 3 S: 11	H: 1 LOB: 2 BB: 0 P: 17	R: 0 H: 0 E: 0 K: 1 S: 11	H: 0 LOB: 0 BB: 0 P: 17	R: 0 H: 1 E: 0 K: 0 S: 7	H: 1 LOB: 1 BB: 0 P: 10	R: 0 H: 0 E: 0 K: 2 S: 11	H: 0 LOB: 0 BB: 0 P: 16	1B: 4 2B: 0 3B: 0 HR: 0	SF: 0 SAC: 0 DP: 0 HBP: 0	WP: 0 PB: 0 CS: 0	PA: 32																		
PITCHER	IP	WLS	BF	H	R	ER	SO	BB	IBB	HBP	BLK	WP	HR	S	P	ERA	WHIP	PITCHER				IP	WLS	BF	H	R	ER	SO	BB	IBB	HBP	BLK	WP	HR	S	P	ERA	WHIP
David Wells, L (1, 1) ERA: 3.47	8.0	W	29	4	0	0	8	0	0	0	0	0	0	72	106	0.00	0.500																					
42 Mariano Rivera, R (9, 1) ERA: 2.08	1.0	S	3	0	0	0	2	0	0	0	0	0	0	11	16	0.00	0.000																					

Milwaukee Brewers @ New York Yankees
Yankee Stadium, Bronx, NY
Sat Jun 07 1997, 3:33 AM EDT
Att: 28,074 - Overcast - 61 F

AB 32
R 0
H 4
RBI 0
BB 0
SO 10
LOB 10



Batter	1	2	3	4	5	6	7	8	9	AB	R	H	RBI	BB	SO	LOB	BOTTOM																					
2 Derek Jeter, R (1, 6) OBP: 0.355, SLG: 0.384	3-3 K			2-2 L4		4-1 BB		4-2 G1-6-3		2	0	0	0	2	1	0																						
Luis Sojo, R (1, 4) OBP: 0.351, SLG: 0.319	2-1 P4			1-2 G5-3		0-1 L4		1-2 G1-6-3		4	0	0	0	0	0	2																						
Bernie Williams, S (1, 8) OBP: 0.425, SLG: 0.515	1-1 F9			2-1 G5-3			3-2 L5			3	0	0	0	0	0	0																						
Cecil Fielder, R (1, 3) OBP: 0.355, SLG: 0.387 Andy Fox, L (7, PR)		1-2 L7			2-3 K		0-2 2B			3	0	1	0	0	1	0																						
Tino Martinez, L (8, 3) OBP: 0.378, SLG: 0.605							1B			0	1	0	0	0	0	0																						
Paul O'Neill, L (1, 9) OBP: 0.394, SLG: 0.566		4-2 F8-4			1-0 G4-3		3-1 L7			2	0	0	0	1	0	1																						
Charlie Hayes, R (1, 5) OBP: 0.381, SLG: 0.447		0-2 F8-4			0-0 2B		2-1 1B			3	1	2	1	0	0	1																						
Mark Whiten, S (1, 7) OBP: 0.396, SLG: 0.491				0-0 G5-3		1-0 G1-3		1-0 1B		3	0	1	1	0	0	1																						
Mariano Duncan, R (1, 10) OBP: 0.293, SLG: 0.338				2-0 G4-6-3			1-0 F8		2-2 F9	3	0	1	0	0	0	1																						
Joe Girardi, R (1, 2) OBP: 0.275, SLG: 0.322				0-0 G4-6-3			2-1 F9		1-0 G5-3	3	0	0	0	0	0	1																						
Inning Stats	R: 0 H: 0 E: 0 K: 1 S: 9	H: 0 LOB: 0 BB: 0 P: 15	R: 0 H: 0 E: 0 K: 0 S: 9	H: 0 LOB: 1 BB: 1 P: 14	R: 0 H: 1 E: 0 K: 0 S: 3	H: 0 LOB: 0 BB: 0 P: 5	R: 0 H: 0 E: 0 K: 0 S: 9	H: 0 LOB: 0 BB: 0 P: 14	R: 0 H: 1 E: 0 K: 1 S: 7	H: 1 LOB: 1 BB: 0 P: 11	R: 0 H: 0 E: 0 K: 0 S: 6	H: 0 LOB: 1 BB: 1 P: 13	R: 2 H: 3 E: 0 K: 0 S: 15	H: 3 LOB: 1 BB: 0 P: 26	R: 0 H: 0 E: 0 K: 0 S: 7	H: 0 LOB: 0 BB: 1 P: 13	1B: 3 2B: 3 3B: 0 HR: 0	SF: 0 SAC: 0 DP: 3 HBP: 0	WP: 0 PB: 0 CS: 0	PA: 29																		
PITCHER	IP	WLS	BF	H	R	ER	SO	BB	IBB	HBP	BLK	WP	HR	S	P	ERA	WHIP	PITCHER				IP	WLS	BF	H	R	ER	SO	BB	IBB	HBP	BLK	WP	HR	S	P	ERA	WHIP
Scott Karl, L (1, 1) ERA: 4.6	7.0	L	26	5	2	2	2	2	0	0	0	0	0	58	98	2.57	1.000																					
Bob Wickman, R (8, 1) ERA: 3.71	1.0		3	0	0	0	0	1	0	0	0	0	0	7	13	0.00	1.000																					

Milwaukee Brewers @ New York Yankees
Yankee Stadium, Bronx, NY
Sat Jun 07 1997, 3:33 AM EDT
Att: 28,074 - Overcast - 61 F

AB 26
R 2
H 5
RBI 2
BB 3
SO 2
LOB 7



Batter	1	2	3	4	5	6	7	8	9	AB	R	H	RBI	BB	SO	LOB	TOP			
Ray Durham, S OBP: 0.345, SLG: 0.359	G4-3			G4-3		K				4	1	1	0	0	1	1	Chicago White Sox @ New York Yankees Yankee Stadium, Bronx, NY Tue Jun 10 1997, 7:05 PM EDT Att: 28,079 - Unknown - 86 F			
Mike Cameron, R OBP: 0.330, SLG: 0.333	G1-4-3 1B			K		F8				4	0	2	0	0	1	1				
25 Jeff Abbott, R	G1-4-3 1-2			L9						4	0	0	0	0	1	3				
Albert Belle, R OBP: 0.355, SLG: 0.537		K			F7					4	0	1	1	0	2	0				
Lyle Mouton, R OBP: 0.372, SLG: 0.462 Harold Baines, L OBP: 0.362, SLG: 0.429	P3				FC5-4 1B					3	0	1	0	0	0	0				
Chris Snopce, R OBP: 0.278, SLG: 0.306	G6-3				FC5-4 1-2					3	0	0	0	0	0	1				
Dave Martinez, L OBP: 0.341, SLG: 0.437 Jorge Fabregas, L OBP: 0.202, SLG: 0.253				L8						2	0	0	0	0	0	1				
Ron Karkovics, R OBP: 0.265, SLG: 0.321				G5-3						3	0	0	0	0	0	1				
Ozzie Guillen, L OBP: 0.322, SLG: 0.323	P4				G6-3					1	0	1	0	0	0	0				
										3	0	1	0	0	0	1				
Inning Stats	R: 0 E: 0 K: 0 S: 8	H: 1 LOB: 0 BB: 0 P: 11	R: 0 E: 0 K: 1 S: 7	H: 0 LOB: 0 BB: 0 P: 11	R: 0 E: 0 K: 1 S: 9	H: 0 LOB: 0 BB: 0 P: 16	R: 0 E: 0 K: 1 S: 6	H: 0 LOB: 0 BB: 0 P: 10	R: 0 E: 0 K: 1 S: 9	H: 1 LOB: 1 BB: 0 P: 10	R: 0 E: 0 K: 1 S: 6	H: 0 LOB: 0 BB: 0 P: 8	R: 0 E: 0 K: 0 S: 10	H: 1 LOB: 1 BB: 0 P: 14	R: 1 E: 0 K: 1 S: 10	H: 3 LOB: 1 BB: 0 P: 12	1B: 7 2B: 0 3B: 0 HR: 0	SF: 0 SAC: 0 DP: 2 HBP: 0	WP: 0 PB: 0 SB: 1 CS: 0	PA: 32
PITCHER Andy Pettitte, L ERA: 3.14	IP: 9.0 WLS: W BF: 32 H: 7 R: 1 ER: 1 SO: 5 BB: 0 IBB: 0 HBP: 0 BLK: 0 WP: 0 HR: 0 S: 73 P: 105 ERA: 1.00 WHIP: 0.778															PITCHER				

Batter	1	2	3	4	5	6	7	8	9	AB	R	H	RBI	BB	SO	LOB	BOTTOM			
2 Derek Jeter, R OBP: 0.367, SLG: 0.400 Pat Kelly, R OBP: 0.367, SLG: 0.320	S 1B BB		G3 1B BB	SF8 3B	2B HR 1B	1B 2B		P5		3	4	3	0	1	0	0	Chicago White Sox @ New York Yankees Yankee Stadium, Bronx, NY Tue Jun 10 1997, 7:05 PM EDT Att: 28,079 - Unknown - 86 F			
Wade Boggs, L OBP: 0.378, SLG: 0.340 Andy Fox, L	G3-1 1B 1H		G3 1B BB	BB BB	HR 2B	1B		G4-3		3	3	3	2	2	0	0				
Bernie Williams, S OBP: 0.425, SLG: 0.522	G3		G3	BB BB	HR					4	1	1	3	1	0	3				
Tino Martinez, L OBP: 0.380, SLG: 0.612	G3-1		1B IBB	SF8	1B 1B			F7		3	0	1	1	1	0	1				
Cecil Fielder, R OBP: 0.354, SLG: 0.383	FC4-6 1B		BB 1B	P6	P3			BB WP BB		4	1	2	3	1	0	3				
Paul O'Neill, L OBP: 0.395, SLG: 0.573 Scott Pose, L OBP: 0.286, SLG: 0.240	FC4-6 1-2		BB		F7			WP BB		3	0	1	0	1	0	1				
Mark Whiten, S OBP: 0.388, SLG: 0.479			G3-1	K				P5		5	1	1	0	0	2	6				
Luis Sojo, R OBP: 0.353, SLG: 0.364	F8		L6		HR			FC4-6 1B		5	1	2	2	0	1	3				
Joe Girardi, R OBP: 0.262, SLG: 0.306	G3-1			P4	E3 2B 2B			FC4-6 1-2		5	1	0	0	0	0	1				
										5	1	0	0	0	0	1				
Inning Stats	R: 2 E: 0 K: 0 S: 13	H: 2 LOB: 1 BB: 1 P: 26	R: 0 E: 0 K: 0 S: 6	H: 0 LOB: 0 BB: 0 P: 8	R: 2 E: 0 K: 1 S: 17	H: 2 LOB: 3 BB: 3 P: 35	R: 1 E: 0 K: 0 S: 15	H: 1 LOB: 2 BB: 2 P: 29	R: 6 E: 1 K: 1 S: 20	H: 7 LOB: 2 BB: 0 P: 30	R: 0 E: 0 K: 1 S: 12	H: 2 LOB: 2 BB: 0 P: 16	R: 1 E: 0 K: 0 S: 8	H: 0 LOB: 1 BB: 2 P: 23	R: 0 E: 0 K: 0 S: 6	H: 1 LOB: 1 BB: 0 P: 12	1B: 10 2B: 2 3B: 1 HR: 2	SF: 1 SAC: 0 DP: 0 HBP: 0	WP: 2 PB: 0 SB: 1 CS: 0	PA: 47
PITCHER Jaime Navarro, R ERA: 5.08 Carlos Castillo, R ERA: 4.5 Matt Karchner, R ERA: 3.38	IP: 4.1 WLS: L BF: 28 H: 8 R: 9 ER: 9 SO: 1 BB: 2 IBB: 0 HBP: 0 BLK: 0 WP: 1 HR: 1 S: 29 P: 54 ERA: 6.75 WHIP: 3.000															PITCHER				



Batter	1	2	3	4	5	6	7	8	9	AB	R	H	RBI	BB	SO	LOB	TOP					
Ray Durham, S OBP: 0.339, SLG: 0.352	L6	F9		F9		G3			P4	5	0	0	0	0	0	1						
Norberto Martin, R OBP: 0.319, SLG: 0.380	1B		1B			K			G4-3	4	2	2	0	1	1	0						
25 Jeff Abbott, R OBP: 0.250, SLG: 0.250	FC6-4		1B			E9			F8	4	2	2	0	0	0	1						
Albert Belle, R OBP: 0.354, SLG: 0.532	1B		F9			P4			G6-3	4	0	1	0	0	0	3						
Lyle Mouton, R OBP: 0.385, SLG: 0.467	1B		G6-4-3			BB			G1-3	3	0	2	2	1	0	0						
Mike Cameron, R OBP: 0.326, SLG: 0.321	P4		G6-4-3			BB			G6-3	3	0	0	0	1	0	4						
Dave Martinez, L OBP: 0.339, SLG: 0.432			FC6-4			F7			F7	2	0	0	1	1	0	0						
Chris Snopce, R OBP: 0.278, SLG: 0.323	FC6-4					K			K	4	1	1	1	0	2	3						
Ron Karkovics, R OBP: 0.257, SLG: 0.310	L9		G1-3			G5-3			L5	3	0	0	0	0	0	1						
Jorge Fabregas, L OBP: 0.200, SLG: 0.250										1	0	0	0	0	0	0						
Inning Stats	R: 1 E: 0 K: 0 S: 23	H: 3 LOB: 2 BB: 0 P: 32	R: 0 E: 0 K: 0 S: 8	H: 0 LOB: 1 BB: 1 P: 14	R: 1 E: 0 K: 0 S: 6	H: 3 LOB: 1 BB: 0 P: 12	R: 1 E: 0 K: 0 S: 12	H: 1 LOB: 0 BB: 0 P: 20	R: 2 E: 1 K: 1 S: 10	H: 1 LOB: 2 BB: 3 P: 26	R: 0 E: 0 K: 0 S: 6	H: 0 LOB: 0 BB: 0 P: 9	R: 0 E: 0 K: 0 S: 6	H: 0 LOB: 0 BB: 0 P: 9	R: 0 E: 0 K: 1 S: 8	H: 0 LOB: 0 BB: 0 P: 12	R: 0 E: 0 K: 0 S: 8	H: 0 LOB: 0 BB: 0 P: 10	1B: 7 2B: 0 3B: 0 HR: 1	SF: 1 SAC: 0 DP: 1 HBP: 0	WP: 0 PB: 0 SB: 0 CS: 0	PA: 38
PITCHER	IP	WLS	BF	H	R	ER	SO	BB	IBB	HBP	BLK	WP	HR	S	P	ERA	WHIP					
Kenny Rogers, L ERA: 5.86	4.2		25	8	5	5	0	3	1	0	0	0	1	56	99	9.64	2.357					
Ramiro Mendoza, R ERA: 5.51	2.2		8	0	0	0	2	0	0	0	0	0	0	17	26	0.00	0.000					
Mike Stanton, L ERA: 1.61	0.2	W	2	0	0	0	1	0	0	0	0	0	0	6	9	0.00	0.000					
42 Mariano Rivera, R ERA: 1.95	1.0	S	3	0	0	0	0	0	0	0	0	0	0	8	10	0.00	0.000					

Chicago White Sox @ New York Yankees
Yankee Stadium, Bronx, NY
Wed Jun 11 1997, 7:05 PM EDT
Att: 22,190 - Unknown - 85 F

AB 33
R 5
H 8
RBI 4
BB 4
SO 3
LOB 13



Batter	1	2	3	4	5	6	7	8	9	AB	R	H	RBI	BB	SO	LOB	BOTTOM					
2 Derek Jeter, R OBP: 0.364, SLG: 0.394	G5-3		P4			E			FC5-2	4	1	0	0	1	1	6						
Wade Boggs, L OBP: 0.376, SLG: 0.335	G4-3					F7				2	0	0	0	1	0	1						
Charlie Hayes, R OBP: 0.391, SLG: 0.447			BB							0	0	0	1	2	0	0						
Bernie Williams, S OBP: 0.421, SLG: 0.520	K		F7			1B			G2-3	5	1	1	1	0	1	7						
Tino Martinez, L OBP: 0.385, SLG: 0.618			2B			HR			F8	4	1	3	1	0	0	0						
Cecil Fielder, R OBP: 0.357, SLG: 0.395	F8					P6				3	1	1	2	1	0	2						
Andy Fox, L OBP: 0.286, SLG: 0.240						G4-6-3				0	1	0	0	0	0	0						
Paul O'Neill, L OBP: 0.393, SLG: 0.567	G1-3					G4-3				4	0	1	0	0	0	2						
Scott Pose, L OBP: 0.286, SLG: 0.240										0	1	0	0	0	0	0						
Mark Whiten, S OBP: 0.385, SLG: 0.480	G6-3					F8				4	0	1	1	0	0	1						
Luis Sojo, R OBP: 0.364, SLG: 0.367						F9																
Pat Kelly, R OBP: 0.397, SLG: 0.320			BB			G6-3				2	0	1	0	1	0	0						
Joe Girardi, R OBP: 0.263, SLG: 0.307	F9					F7				3	0	1	1	0	0	1						
Inning Stats	R: 0 E: 0 K: 1 S: 7	H: 0 LOB: 0 BB: 0 P: 10	R: 0 E: 0 K: 0 S: 10	H: 1 LOB: 1 BB: 0 P: 19	R: 0 E: 0 K: 0 S: 9	H: 1 LOB: 2 BB: 1 P: 20	R: 0 E: 0 K: 0 S: 5	H: 1 LOB: 0 BB: 0 P: 6	R: 0 E: 1 K: 0 S: 17	H: 0 LOB: 0 BB: 1 P: 26	R: 0 E: 0 K: 1 S: 7	H: 0 LOB: 2 BB: 2 P: 16	R: 3 E: 0 K: 0 S: 18	H: 3 LOB: 3 BB: 3 P: 36	1B: 5 2B: 3 3B: 0 HR: 1	SF: 0 SAC: 1 DP: 1 HBP: 0	WP: 0 PB: 0 SB: 0 CS: 0	PA: 39				
PITCHER	IP	WLS	BF	H	R	ER	SO	BB	IBB	HBP	BLK	WP	HR	S	P	ERA	WHIP					
Doug Drabek, R ERA: 6.11	5.1		23	6	4	4	1	2	0	0	0	0	1	51	89	6.75	1.500					
Tony Castillo, L ERA: 7.59	0.2		2	0	0	0	0	0	0	0	0	0	0	2	4	0.00	0.000					
Matt Karchner, R ERA: 3.21	0.2		3	0	0	0	1	1	0	0	0	0	0	5	10	0.00	1.500					
Chuck McElroy, L ERA: 4.97	0.2	L	6	2	3	3	0	2	0	0	0	0	0	11	24	40.50	6.000					
Roberto Hernandez, R ERA: 2.27	0.2		5	1	0	0	0	1	1	0	0	0	0	9	18	0.00	3.000					



Chicago White Sox @ New York Yankees
Yankee Stadium, Bronx, NY
Wed Jun 11 1997, 7:05 PM EDT
Att: 22,190 - Unknown - 85 F


AB 31
R 7
H 9
RBI 7
BB 7
SO 2
LOB 20




Batter	1	2	3	4	5	6	7	8	9	AB	R	H	RBI	BB	SO	LOB	TOP			
2 Derek Jeter, R OBP: 0.366, SLG: 0.388										5	1	1	1	1	3	2	New York Yankees @ Florida Marlins Pro Player Stadium, Miami, FL Sun Jun 15 1997, 3:33 AM EDT Att: 42,845 - Cloudy - 88 F			
Wade Boggs, L OBP: 0.377, SLG: 0.335 Mike Stanton, L OBP: 0.285, SLG: 0.335 42 Mariano Rivera, R OBP: 0.376, SLG: 0.602										5	0	2	0	0	0	2				
Bernie Williams, S OBP: 0.426, SLG: 0.514										4	1	1	1	1	1	1				
Tino Martinez, L OBP: 0.376, SLG: 0.602										5	0	0	0	0	1	4				
Paul O'Neill, L OBP: 0.396, SLG: 0.566										3	3	2	1	2	0	2				
Mark Whiten, S OBP: 0.373, SLG: 0.451										3	1	0	0	2	0	3				
Pat Kelly, R OBP: 0.444, SLG: 0.333										2	2	1	0	3	0	0				
Joe Girardi, R OBP: 0.271, SLG: 0.302										2	0	1	3	2	0	1				
Kenny Rogers, L OBP: 0.285, SLG: 0.335 Cecil Fielder, R OBP: 0.350, SLG: 0.545 Ramiro Mendoza, R OBP: 0.285, SLG: 0.333 Chad Curtis, R OBP: 0.285, SLG: 0.333 Graeme Lloyd, L OBP: 0.285, SLG: 0.333 Jeff Nelson, R OBP: 0.285, SLG: 0.333 Charlie Hayes, R OBP: 0.285, SLG: 0.333										1	0	0	0	0	0	1				
Inning Stats	R: 0 E: 0 K: 1 S: 12	H: 2 LOB: 2 BB: 0 P: 17	R: 0 E: 0 K: 0 S: 11	H: 0 LOB: 1 BB: 1 P: 19	R: 0 E: 0 K: 2 S: 9	H: 0 LOB: 0 BB: 0 P: 15	R: 1 E: 0 K: 1 S: 10	H: 0 LOB: 2 BB: 2 P: 31	R: 0 E: 0 K: 1 S: 9	H: 0 LOB: 1 BB: 1 P: 15	R: 0 E: 0 K: 0 S: 10	H: 0 LOB: 0 BB: 0 P: 15	R: 2 E: 0 K: 0 S: 16	H: 4 LOB: 2 BB: 0 P: 24	R: 4 E: 0 K: 0 S: 15	H: 2 LOB: 3 BB: 3 P: 31		1B: 8 2B: 1 3B: 0 HR: 0	SF: 1 SAC: 0 DP: 1 HBP: 0	WP: 2 PB: 0 SB: 1 CS: 0
PITCHER	IP WLS BF H R ER SO BB IBB HBP BLK WP HR S P ERA WHIP	IP WLS BF H R ER SO BB IBB HBP BLK WP HR S P ERA WHIP																		
Pat Rapp, R ERA: 3.98	3.1 17 2 1 1 4 5 0 0 0 1 0 40 77 2.70 2.100																			
Rob Stanifer, R ERA: 3.5	1.0 4 1 1 1 0 1 0 0 0 0 0 8 17 9.00 2.000																			
Felix Heredia, L ERA: 2.05	2.2 10 0 0 0 1 2 0 0 0 0 0 23 41 0.00 0.750																			
Jay Powell, R ERA: 2.43	0.2 6 4 2 2 0 0 0 0 0 1 0 14 20 27.00 6.000																			
Dennis Cook, L ERA: 2.1	0.2 L 5 1 3 3 0 1 1 0 0 0 0 7 20 40.50 3.000																			
Robb Nen, R ERA: 4.75	0.2 4 1 1 1 0 1 0 0 0 0 0 10 15 13.50 3.000																			

Batter	1	2	3	4	5	6	7	8	9	AB	R	H	RBI	BB	SO	LOB	BOTTOM					
John Cangelosi, S OBP: 0.357, SLG: 0.319										4	1	1	0	1	1	2	New York Yankees @ Florida Marlins Pro Player Stadium, Miami, FL Sun Jun 15 1997, 3:33 AM EDT Att: 42,845 - Cloudy - 88 F					
Edgar Renteria, R OBP: 0.305, SLG: 0.311									4	2	1	0	1	1	1							
Kurt Abbott, R OBP: 0.315, SLG: 0.481										3	0	0	0	0	2							
Gary Sheffield, R OBP: 0.455, SLG: 0.422										3	2	1	1	1	0	0						
Moises Alou, R OBP: 0.393, SLG: 0.502										4	0	2	3	0	2	0						
Bobby Bonilla, S OBP: 0.385, SLG: 0.483 Robb Nen, R ERA: 4.75									4	0	0	0	0	2	2							
Jeff Conine, R OBP: 0.329, SLG: 0.367									3	0	1	0	1	0	1							
Charles Johnson, R OBP: 0.328, SLG: 0.369									4	0	1	0	0	0	2							
Pat Rapp, R ERA: 3.98 Rob Stanifer, R ERA: 3.5 Felix Heredia, L ERA: 2.05 Jay Powell, R ERA: 2.43 Dennis Cook, L ERA: 2.1 John Cangelosi, S ERA: 3.19 Luis Castillo, S ERA: 3.54									1	0	0	0	0	0	0							
Inning Stats	R: 3 E: 0 K: 1 S: 14	H: 1 LOB: 1 BB: 3 P: 29	R: 0 E: 0 K: 0 S: 11	H: 1 LOB: 1 BB: 0 P: 17	R: 1 E: 0 K: 0 S: 11	H: 2 LOB: 2 BB: 1 P: 20	R: 0 E: 0 K: 1 S: 10	H: 0 LOB: 0 BB: 0 P: 19	R: 0 E: 0 K: 2 S: 10	H: 0 LOB: 0 BB: 0 P: 12	R: 0 E: 0 K: 1 S: 12	H: 2 LOB: 2 BB: 0 P: 16	R: 1 E: 0 K: 1 S: 8	H: 1 LOB: 0 BB: 0 P: 14	R: 0 E: 0 K: 1 S: 7	H: 0 LOB: 0 BB: 0 P: 10		R: 0 E: 0 K: 1 S: 16	H: 0 LOB: 0 BB: 0 P: 23	1B: 3 2B: 3 3B: 0 HR: 1	SF: 0 SAC: 2 DP: 0 HBP: 0	WP: 1 PB: 0 SB: 1 CS: 0
PITCHER	IP WLS BF H R ER SO BB IBB HBP BLK WP HR S P ERA WHIP	IP WLS BF H R ER SO BB IBB HBP BLK WP HR S P ERA WHIP																				
Kenny Rogers, L ERA: 6.1	3.0 17 4 4 4 1 4 0 0 0 0 0 36 66 12.00 2.667																					
Ramiro Mendoza, R ERA: 5.29	2.0 6 0 0 0 3 0 0 0 0 0 0 20 31 0.00 0.000																					
Graeme Lloyd, L ERA: 2.93	1.1 7 3 1 1 1 0 0 0 0 0 0 15 22 6.75 2.250																					
Jeff Nelson, R ERA: 3.38	0.2 2 0 0 0 1 0 0 0 0 0 1 5 8 0.00 0.000																					
Mike Stanton, L ERA: 1.54	1.0 W 3 0 0 0 1 0 0 0 0 0 0 7 10 0.00 0.000																					

Batter	1	2	3	4	5	6	7	8	9	AB	R	H	RBI	BB	SO	LOB	TOP		
2 Derek Jeter, R OBP: 0.360, SLG: 0.382	0-1 SAFE P4	1-1 SAFE SF8		1-1 SAFE L7			2-3 K		1-0 FC4-6 3B	4	1	0	2	0	1	2	New York Yankees @ Florida Marlins Pro Player Stadium, Miami, FL Sun Jun 15 1997, 7:05 PM EDT Att: 42,153 - Unknown - 84 F		
Pat Kelly, R OBP: 0.463, SLG: 0.400	4-1 2B	3-H 4-2 BB			0-1 L7		3-2 F8		3-H 2-1 3B	3	1	1	1	2	0	0			
Bernie Williams, S OBP: 0.422, SLG: 0.511	1 SAFE 1-1 2B	2-2 1-H 2B			3-2 G4-3		1-3 K		1-2 G4-3	5	1	1	1	0	1	3			
Cecil Fielder, R OBP: 0.359, SLG: 0.387	3-3 K				0-3 K				3-3 K	4	0	0	0	0	4	1			
Paul O'Neill, L OBP: 0.398, SLG: 0.569	0-1 2H 2B			3-2 G1-3					3-2 L7	4	0	2	1	0	0	0			
Charlie Hayes, R OBP: 0.397, SLG: 0.442	0-1 G6-3			0-3 K					1-2 P6	4	0	1	0	0	1	1			
Chad Curtis, R OBP: 0.386, SLG: 0.571		1-0 20 1B 2 SF8 2B			4-2 BB				4-1 20 1B 2 FC4-6 BB	2	2	1	0	2	1	2			
20 Jorge Posada, S OBP: 0.344, SLG: 0.363		1-2 BB		1 SAFE 2-3 SAFE K					1-0 2 FC4-6 1B	4	0	3	0	0	1	1			
Dwight Gooden, R Wade Boggs, L Ramiro Mendoza, R Jeff Nelson, R Tino Martinez, L 42 Mariano Rivera, R		1-3 K		0-0 B2					1-3 K	2	0	0	0	0	0	1			
Inning Stats	R: 2 E: 0 K: 1 S: 13	H: 2 LOB: 1 BB: 1 P: 22	R: 1 E: 0 K: 1 S: 15	H: 2 LOB: 2 BB: 1 P: 25	R: 0 E: 0 K: 2 S: 10	H: 0 LOB: 0 BB: 0 P: 15	R: 0 E: 0 K: 1 S: 10	H: 0 LOB: 1 BB: 1 P: 17	R: 0 E: 0 K: 1 S: 9	H: 3 LOB: 2 BB: 0 P: 19	R: 0 E: 0 K: 2 S: 11	H: 0 LOB: 0 BB: 0 P: 18	R: 0 E: 0 K: 1 S: 12	H: 2 LOB: 1 BB: 1 P: 22	1B: 5 2B: 3 3B: 1 HR: 0	SF: 1 SAC: 0 DP: 0 HBP: 0		WP: 0 PA: 39 CS: 0	
PITCHER	IP WLS BF H R ER SO BB IBB HBP BLK WP HR S P ERA WHIP																		
Livan Hernandez, R ERA: 5.4	(1, 1) 5.0 22 4 3 3 6 3 0 0 0 0 0 0 57 91 5.40 1.400																		
Mark Hutton, R ERA: 4.99	(6, 1) 2.0 8 3 0 0 4 0 0 0 0 0 0 0 22 34 0.00 1.500																		
Rob Stanifer, R ERA: 3.32	(8, 1) 1.0 3 0 0 0 1 0 0 0 0 0 0 0 11 18 0.00 0.000																		
Robb Nen, R ERA: 5.17	(9, 1) 1.0 W 6 2 2 2 1 1 0 0 0 0 0 0 12 22 18.00 3.000																		
Batter	1	2	3	4	5	6	7	8	9	AB	R	H	RBI	BB	SO	LOB	BOTTOM		
Luis Castillo, S OBP: 0.325, SLG: 0.301	3-2 S 1B		2-2 G5-3		2-2 F7		3-2 FC6-1-5 1B G3-2		1-2 G1-3	5	0	1	0	0	0	1	New York Yankees @ Florida Marlins Pro Player Stadium, Miami, FL Sun Jun 15 1997, 7:05 PM EDT Att: 42,153 - Unknown - 84 F		
Edgar Renteria, R OBP: 0.316, SLG: 0.318	0-0 F9		3-2 G4-6-3 1B		4-1 WP G3 BB		0-2 2-3 1B		1-0 2B E 1B	4	1	3	0	1	0	1			
Cliff Floyd, L OBP: 0.371, SLG: 0.392	3-3 1-2 K		0-0 G4-6-3 1-2		1-1 G3		0-1 G3-2		1-0 E 2B	5	1	1	0	0	1	5			
Gary Sheffield, R OBP: 0.454, SLG: 0.414	2-1 P2			3-1 L7		4-2 BB			0-1 P3	3	0	0	0	2	0	1			
Moises Alou, R OBP: 0.386, SLG: 0.491		0-0 P4		1-0 G6-3		2-3 K			0-1 E6 S 2B	5	1	0	1	0	1	3			
Bobby Bonilla, S OBP: 0.383, SLG: 0.476		2-2 G3-1		4-2 2B BB			1-1 P5		1-2 F7	3	1	0	0	1	0	1			
Jim Eisenreich, L Robb Nen, R		4-0 2B BB		3-2 1-H 2B			2-2 G4-3		4-1 2B BB	2	1	1	1	2	0	0			
Gregg Zaun, S OBP: 0.418, SLG: 0.455		1 SAFE 3-1 2B		2-0 P6			0-1 G4-3		2-1 1-H 2H 2B	4	0	2	2	0	0	1			
Livan Hernandez, R John Cangelosi, S Mark Hutton, R John Wehner, R Rob Stanifer, R Jeff Conine, R		1-3 K		1-0 HR			1-0 FC6-1 2B		3-3 K	1	0	0	0	0	1	2			
Inning Stats	R: 0 E: 0 K: 1 S: 11	H: 1 LOB: 0 BB: 0 P: 19	R: 0 E: 0 K: 1 S: 11	H: 1 LOB: 2 BB: 1 P: 21	R: 0 E: 0 K: 0 S: 7	H: 1 LOB: 0 BB: 0 P: 12	R: 1 E: 0 K: 0 S: 9	H: 1 LOB: 1 BB: 1 P: 22	R: 1 E: 0 K: 1 S: 13	H: 0 LOB: 0 BB: 0 P: 10	R: 0 E: 0 K: 0 S: 9	H: 2 LOB: 1 BB: 0 P: 13	R: 2 E: 1 K: 1 S: 11	H: 1 LOB: 1 BB: 1 P: 20	R: 2 E: 1 K: 0 S: 8	H: 2 LOB: 2 BB: 1 P: 15		1B: 4 2B: 6 3B: 0 HR: 1	SF: 0 SAC: 0 DP: 2 HBP: 0
PITCHER	IP WLS BF H R ER SO BB IBB HBP BLK WP HR S P ERA WHIP																		
Dwight Gooden, R ERA: 5.91	(1, 1) 5.0 23 5 2 2 3 4 0 0 0 0 0 0 16 23 0.00 1.000																		
Ramiro Mendoza, R ERA: 5.08	(6, 1) 2.0 7 2 0 0 0 0 0 0 0 0 0 0 16 23 0.00 1.000																		
Jeff Nelson, R ERA: 3.28	(8, 1) 1.0 6 1 2 0 1 1 0 0 0 0 0 0 11 20 0.00 2.000																		
42 Mariano Rivera, R ERA: 2.14	(9, 1) 0.1 L 5 2 2 1 0 0 0 1 0 0 0 0 0 8 15 27.00 6.000																		

Batter	1	2	3	4	5	6	7	8	9	AB	R	H	RBI	BB	SO	LOB	TOP								
Lance Johnson, L (1, 8) OBP: 0.390, SLG: 0.340	G6-3	F8			K		G1-3		FC4-6	5	0	0	0	0	1	5	New York Mets @ New York Yankees Yankee Stadium, Bronx, NY Mon Jun 16 1997, 7:05 PM EDT Att: 56,188 - Unknown - 69 F AB 33 R 6 H 9 RBI 5 BB 3 SO 4 LOB 13 								
Bernard Gilkey, R (1, 7) OBP: 0.318, SLG: 0.347	2B	F9			CS		1B		SF7	3	1	2	1	1	0	1									
John Olerud, L (1, 3) OBP: 0.406, SLG: 0.531	1B		L9		CS		G1-3		F9	5	1	2	3	0	0	1									
Todd Hundley, S (1, 2) OBP: 0.429, SLG: 0.602	1B	S			G5-4-3		K		F7	2	1	0	0	2	1	2									
Butch Huskey, R (1, 10) OBP: 0.319, SLG: 0.514	S				G5-4-3				G5-3	4	0	2	1	0	0	1									
Carl Everett, S (1, 9) OBP: 0.298, SLG: 0.429	K				P3		P4		F8	4	0	0	0	0	1	2									
Carlos Baerga, S (1, 4) OBP: 0.309, SLG: 0.386	G4-1				G4-3				L8	4	0	0	0	0	0	1									
Matt Franco, L (1, 5) OBP: 0.408, SLG: 0.469		F8			K		G1-3		FC4-6	4	2	2	0	0	1	0									
Luis Lopez, S (1, 6) OBP: 0.304, SLG: 0.158					G5-3		G1-3		SH	2	1	1	0	0	0	0									
Inning Stats	R: 3 E: 0 K: 1 S: 15	H: 3 LOB: 1 BB: 1 P: 24	R: 0 E: 0 K: 0 S: 5	H: 0 LOB: 1 BB: 0 P: 9	R: 0 E: 0 K: 0 S: 6	H: 0 LOB: 0 BB: 1 P: 12	R: 0 E: 0 K: 1 S: 7	H: 0 LOB: 0 BB: 0 P: 9	R: 0 E: 0 K: 1 S: 7	H: 1 LOB: 0 BB: 0 P: 10	R: 0 E: 0 K: 1 S: 9	H: 1 LOB: 1 BB: 0 P: 15	R: 2 E: 0 K: 0 S: 13	H: 3 LOB: 2 BB: 1 P: 24	R: 0 E: 0 K: 0 S: 6	H: 0 LOB: 0 BB: 0 P: 9	R: 1 E: 1 K: 0 S: 10	H: 1 LOB: 1 BB: 0 P: 16	1B: 7 2B: 2 3B: 0 HR: 0	SF: 1 SAC: 1 DP: 1 HBP: 1	WP: 0 PB: 0 SB: 2 CS: 1	PA: 40			
PITCHER	IP	WLS	BF	H	R	ER	SO	BB	IBB	HBP	BLK	WP	HR	S	P	ERA	WHIP								
Andy Pettitte, L (1, 1) ERA: 3.35	7.0	L	31	8	5	5	4	3	0	1	0	0	0	62	103	6.43	1.571								
Graeme Lloyd, L (8, 1) ERA: 2.6	2.0		8	1	1	0	0	0	0	0	0	0	0	16	25	0.00	0.500								

Batter	1	2	3	4	5	6	7	8	9	AB	R	H	RBI	BB	SO	LOB	BOTTOM								
Derek Jeter, R (1, 6) OBP: 0.358, SLG: 0.379	E8		K		F9			G6-3	K	5	0	1	0	0	2	4	New York Mets @ New York Yankees Yankee Stadium, Bronx, NY Mon Jun 16 1997, 7:05 PM EDT Att: 56,188 - Unknown - 69 F AB 35 R 0 H 9 RBI 0 BB 2 SO 8 LOB 20 								
Pat Kelly, R (1, 4) OBP: 0.444, SLG: 0.382	G5-3		K				K	FC5-4		4	0	1	0	0	2	2									
Paul O'Neill, L (1, 9) OBP: 0.399, SLG: 0.566	K				G4-3			FC5-4		3	0	1	0	1	1	1									
Cecil Fielder, R (1, 10) OBP: 0.358, SLG: 0.388	K						K	FC5-4		4	0	1	0	0	2	4									
Tino Martinez, L (1, 3) OBP: 0.370, SLG: 0.590		G4-3			G5-3		P4	F8		4	0	0	0	0	0	4									
Charlie Hayes, R (1, 5) OBP: 0.400, SLG: 0.439		L8			L4					3	0	1	0	1	0	1									
Mark Whiten, S (1, 7) OBP: 0.369, SLG: 0.445		G4-3			K		P4		FC5-4	4	0	1	0	0	1	1									
Chad Curtis, R (1, 8) OBP: 0.354, SLG: 0.513			G5-3		F9		F9		FC5-4	4	0	0	0	0	0	2									
Joe Girardi, R (1, 2) OBP: 0.281, SLG: 0.318					E4		G1-3			4	0	3	0	0	0	1									
Inning Stats	R: 0 E: 1 K: 2 S: 8	H: 1 LOB: 1 BB: 0 P: 11	R: 0 E: 0 K: 0 S: 4	H: 0 LOB: 0 BB: 0 P: 5	R: 0 E: 0 K: 2 S: 9	H: 1 LOB: 1 BB: 0 P: 13	R: 0 E: 0 K: 0 S: 6	H: 1 LOB: 1 BB: 0 P: 12	R: 0 E: 1 K: 1 S: 6	H: 1 LOB: 1 BB: 0 P: 8	R: 0 E: 0 K: 2 S: 13	H: 0 LOB: 1 BB: 1 P: 21	R: 0 E: 0 K: 0 S: 7	H: 0 LOB: 1 BB: 1 P: 12	R: 0 E: 0 K: 0 S: 14	H: 2 LOB: 2 BB: 0 P: 24	R: 0 E: 0 K: 1 S: 10	H: 3 LOB: 2 BB: 0 P: 13	1B: 7 2B: 2 3B: 0 HR: 0	SF: 0 SAC: 0 DP: 0 HBP: 0	WP: 0 PB: 0 SB: 0 CS: 0	PA: 37			
PITCHER	IP	WLS	BF	H	R	ER	SO	BB	IBB	HBP	BLK	WP	HR	S	P	ERA	WHIP								
Dave Milick, R (1, 1) ERA: 4.2	9.0	W	37	9	0	0	8	2	0	0	0	0	0	77	119	0.00	1.222								

Batter	1	2	3	4	5	6	7	8	9	AB	R	H	RBI	BB	SO	LOB	TOP										
Lance Johnson, L (1,8) OBP: 0.394, SLG: 0.346	0-1 G4-3 1B		3-1 E1 HR 1B			1-1 G6-3		1-2 G4-3		4	1	2	0	0	0	1											
Bernard Gilkey, R (1,7) OBP: 0.317, SLG: 0.358	0-0 G4-3 1-2f		1-0 1-H HR			1-2 F9			2-3 K	4	1	1	2	0	1	1											
John Olerud, L (1,3) OBP: 0.403, SLG: 0.526	2-2 F7		1-0 F8			1-3 K			0-2 1B	4	0	1	0	0	1	0											
Todd Hundley, S (1,2) OBP: 0.422, SLG: 0.590		3-2 F7			1-2 P5				2-1 F7	4	0	0	0	0	0	1											
Butch Huskey, R (1,10) OBP: 0.313, SLG: 0.503		1-0 P4			2-3 K				2-2 F9	4	0	0	0	0	1	1											
Carl Everett, S (1,9) OBP: 0.294, SLG: 0.422		2-2 L5			2-3 K					3	0	0	0	0	2	0											
Carlos Baerga, S (1,4) OBP: 0.309, SLG: 0.385			2-1 G5-3 1B			1-3 K			0-1 G4-3	3	0	1	0	0	1	0											
Matt Franco, L (1,5) OBP: 0.405, SLG: 0.463			1-0 G5-3 1B			2-0 G6-3			2-2 G3	3	1	1	0	0	0	0											
Luis Lopez, S (1,6) OBP: 0.308, SLG: 0.227			1-1 G5-3 1-2 2-3f			0-0 F8			2-1 2B	3	0	1	0	0	0	2											
Inning Stats	R: 0 E: 0 K: 0 S: 7	H: 1 LOB: 0 BB: 0 P: 9	R: 0 E: 0 K: 0 S: 11	H: 0 LOB: 0 BB: 0 P: 17	R: 3 E: 1 K: 0 S: 9	H: 4 LOB: 0 BB: 0 P: 18	R: 0 E: 0 K: 2 S: 12	H: 0 LOB: 0 BB: 0 P: 17	R: 0 E: 0 K: 1 S: 5	H: 0 LOB: 0 BB: 0 P: 8	R: 0 E: 0 K: 1 S: 8	H: 0 LOB: 0 BB: 0 P: 11	R: 0 E: 0 K: 1 S: 11	H: 0 LOB: 0 BB: 0 P: 17	R: 0 E: 0 K: 0 S: 10	H: 1 LOB: 1 BB: 0 P: 15	R: 0 E: 0 K: 1 S: 12	H: 1 LOB: 1 BB: 0 P: 18	1B: 5 2B: 1 3B: 0 HR: 1	SF: 0 SAC: 0 DP: 2 HBP: 0	WP: 0 PB: 0 SB: 0 CS: 0	PA: 32					
PITCHER	IP	WLS	BF	H	R	ER	SO	BB	IBB	HBP	BLK	WP	HR	S	P	ERA	WHIP										
David Wells, L (1,1) ERA: 3.47	8.0	W	28	6	3	3	5	0	0	0	0	0	1	73	112	3.38	0.750										
42 Mariano Rivera, R (9,1) ERA: 2.08	1.0	S	4	1	0	0	1	0	0	0	0	0	0	12	18	0.00	1.000										

New York Mets @ New York Yankees
Yankee Stadium, Bronx, NY
Tue Jun 17 1997, 7:05 PM EDT
Att: 56,253 - Unknown - 69 F

AB	32
R	3
H	7
RBI	2
BB	0
SO	6
LOB	6



Batter	1	2	3	4	5	6	7	8	9	AB	R	H	RBI	BB	SO	LOB	BOTTOM										
2 Derek Jeter, R (1,6) OBP: 0.362, SLG: 0.386	2-1 1B	3-2 2B		1-2 G6-3		0-1 FC6-4 1B		0-0 G1-3		5	1	3	2	0	0	0											
Luis Sojo, R (1,4) OBP: 0.357, SLG: 0.364	2-2 P3	2-1 1B		1-1 1B		0-0 FC6-4 1-2f		4-1 F8 BB		4	0	2	1	1	0	3											
Paul O'Neill, L (1,9) OBP: 0.403, SLG: 0.565	2-0 F8	0-0 BB		1-2 G4-3		0-1 E 1B		4-2 BB		4	1	2	0	1	0	2											
Cecil Fielder, R (1,10) OBP: 0.356, SLG: 0.384	2-3 K	4-0 1B			2-3 K		2-2 E5 1B	1-1 F8		3	0	0	0	1	2	2											
Pat Kelly, R (7, PR) OBP: 0.435, SLG: 0.371		1-2 BB				1-2 SF9 1B		2-3 F7		1	1	0	0	0	0	2											
Tino Martinez, L (1,3) OBP: 0.367, SLG: 0.581		2B BB			1-1 G4-3		1-1 P6	1-2 F7		4	1	0	0	1	0	7											
Charlie Hayes, R (1,5) OBP: 0.402, SLG: 0.450		1-0 1B		0-0 G1-3		0-3 K		0-1 E9 SF9 1B		2	0	1	0	0	0	0											
Wade Boggs, L (4,5) OBP: 0.376, SLG: 0.335		1-3 1B								2	0	1	1	0	1	0											
Mark Whiten, S (1,7) OBP: 0.373, SLG: 0.439		4-0 1B		3-1 G4-3		0-3 K		4-2 BB		2	1	0	0	2	1	0											
Chad Curtis, R (1,8) OBP: 0.346, SLG: 0.500		1-3 K		2-3 K		1-0 FC1-6 1B		0-1 SF9		3	0	1	1	0	2	3											
Joe Girardi, R (1,2) OBP: 0.280, SLG: 0.316		1-2 2B			3-2 G4-3		1-1 FC1-6 2B	0-2 G5-3		4	1	1	1	0	0	3											
Inning Stats	R: 0 E: 0 K: 1 S: 11	H: 1 LOB: 1 BB: 0 P: 19	R: 4 E: 0 K: 1 S: 16	H: 5 LOB: 3 BB: 3 P: 39	R: 0 E: 0 K: 1 S: 6	H: 0 LOB: 0 BB: 0 P: 11	R: 0 E: 0 K: 0 S: 13	H: 1 LOB: 1 BB: 0 P: 19	R: 0 E: 0 K: 2 S: 8	H: 0 LOB: 0 BB: 0 P: 11	R: 0 E: 0 K: 1 S: 9	H: 2 LOB: 2 BB: 0 P: 11	R: 2 E: 2 K: 0 S: 16	H: 2 LOB: 2 BB: 1 P: 23	R: 0 E: 0 K: 0 S: 9	H: 0 LOB: 2 BB: 2 P: 19	1B: 8 2B: 3 3B: 0 HR: 0	SF: 1 SAC: 0 DP: 0 HBP: 0	WP: 0 PB: 0 SB: 0 CS: 0	PA: 41							
PITCHER	IP	WLS	BF	H	R	ER	SO	BB	IBB	HBP	BLK	WP	HR	S	P	ERA	WHIP										
Aramando Reynoso, R (1,1) ERA: 3.05	1.2	L	11	5	4	4	2	2	0	0	0	0	0	23	47	21.60	4.200										
Cory Lidle, R (2,1) ERA: 3.2	4.1		20	5	2	0	4	1	0	0	0	0	0	45	70	0.00	1.385										
Ricardo Jordan, L (7,1) ERA: 4.61	0.1		3	1	0	0	0	1	0	0	0	0	0	6	11	0.00	6.000										
Greg McMichael, R (7,1) ERA: 2.43	0.2		2	0	0	0	0	0	0	0	0	0	0	5	5	0.00	0.000										
Takashi Kashiwada, L (8,1) ERA: 5.52	1.0		5	0	0	0	0	2	0	0	0	0	0	9	19	0.00	2.000										

New York Mets @ New York Yankees
Yankee Stadium, Bronx, NY
Tue Jun 17 1997, 7:05 PM EDT
Att: 56,253 - Unknown - 69 F

AB	34
R	6
H	11
RBI	6
BB	6
SO	6
LOB	22



Batter	1	2	3	4	5	6	7	8	9	AB R H RBI BB SO LOB	TOP											
2 Derek Jeter, R OBP: 0.366, SLG: 0.397	1-1 2B	2-2 BB BB 1B		0-0 1B		2-3 K		3-3 K		5 1 3 0 0 2 0	New York Yankees @ Cleveland Indians Jacobs Field, Cleveland, OH Fri Jun 20 1997, 7:05 PM EDT Att: 43,019 - Unknown - 84 F											
Pat Kelly, R OBP: 0.412, SLG: 0.375	1-0 1B	1-0 L8		3-1 G5-3		1-3 K		0-3 K		5 1 1 1 0 2 3												
Paul O'Neill, L OBP: 0.414, SLG: 0.565	1-0 1B	4-1 BB		4-1 IBB		2-1 2B		4-1 FC6-4 1B SF8 BB		2 1 2 1 3 0 0												
Cecil Fielder, R OBP: 0.358, SLG: 0.394 Scott Pose, L OBP: 0.276, SLG: 0.231	0-2 G6-3	4-2 BB		3-2 P6		2-3 K		1-2 FC6-4 1B		4 0 1 1 1 1 4 0 0 0 0 0 0 0												
Tino Martinez, L OBP: 0.362, SLG: 0.578	1-2 HR	2-1 F7			0-0 L3		0-1 L7	1-0 FC6-4 2B		5 2 1 1 0 0 5												
Wade Boggs, L OBP: 0.374, SLG: 0.349	2-2 2B		1-1 G3		3-1 E4 1B SF8		1-2 1B	1-2 SF8		4 1 2 1 0 0 0												
Mark Whiten, S OBP: 0.376, SLG: 0.438	2-3 K		2-2 G4-3		0-0 1B		1-0 F9	2-1 2B		5 0 2 1 0 1 2												
Chad Curtis, R OBP: 0.317, SLG: 0.510		3-2 L6	0-0 L4		1-0 SF8		1-0 P2	2-3 K		4 0 0 1 0 1 3												
20 Jorge Posada, S OBP: 0.340, SLG: 0.349		4-0 BB 2B BB		2-0 F7	2-3 K			2-2 G1-3		3 1 0 0 1 1 1												
Inning Stats	R: 3 E: 0 K: 1 S: 17	H: 5 LOB: 1 BB: 0 P: 25	R: 1 E: 0 K: 0 S: 20	H: 1 LOB: 3 BB: 3 P: 40	R: 0 E: 0 K: 0 S: 7	H: 0 LOB: 0 BB: 0 P: 10	R: 0 E: 0 K: 0 S: 11	H: 1 LOB: 2 BB: 1 P: 23	R: 1 E: 1 K: 1 S: 8	H: 1 LOB: 1 BB: 0 P: 14	R: 0 E: 0 K: 3 S: 14	H: 1 LOB: 1 BB: 0 P: 21	R: 0 E: 0 K: 0 S: 7	H: 1 LOB: 1 BB: 0 P: 10	R: 0 E: 0 K: 2 S: 13	H: 0 LOB: 0 BB: 1 P: 18	R: 2 E: 0 K: 1 S: 13	H: 2 LOB: 2 BB: 1 P: 24	1B: 6 2B: 5 3B: 0 HR: 1	SF: 2 SAC: 0 DP: 1 HBP: 0	WP: 0 PB: 0 SB: 2 CS: 0	PA: 44
PITCHER	IP WLS BF H R ER SO BB IBB HBP BLK WP HR S P ERA WHIP											PITCHER	IP WLS BF H R ER SO BB IBB HBP BLK WP HR S P ERA WHIP									
Charles Nagy, R ERA: 3.85	1.2 L 13 6 4 4 1 3 0 0 0 0 0 1 35 61 21.60 5.400																					
Jose Mesa, R ERA: 5.84	4.1 18 3 1 0 4 0 1 0 0 0 0 42 72 0.00 0.692																					
Alvin Morman, L ERA: 1.35	1.0 4 1 0 0 0 0 0 0 0 0 0 7 10 0.00 1.000																					
Albie Lopez, R ERA: 6.44	1.0 3 0 0 0 2 0 0 0 0 0 0 13 18 0.00 0.000																					
Michael Jackson, R ERA: 2.78	1.0 6 2 2 2 1 1 0 0 0 0 0 13 24 18.00 3.000																					
Batter	1	2	3	4	5	6	7	8	9	AB R H RBI BB SO LOB	BOTTOM											
Marquis Grissom, R OBP: 0.302, SLG: 0.309	0-3 K		1-0 1B E		2-1 G1-3			4-2 G4-6-3 BB		3 1 1 0 1 1 0	New York Yankees @ Cleveland Indians Jacobs Field, Cleveland, OH Fri Jun 20 1997, 7:05 PM EDT Att: 43,019 - Unknown - 84 F											
Julio Franco, R OBP: 0.385, SLG: 0.385	1-1 FC3-6 1B		1-1 E9 G3 1B		3-2 F8		2-2 G4-6-3		4 0 2 0 0 0 1													
Jim Thome, L OBP: 0.427, SLG: 0.565	2-1 FC3-6 HBP 1-2		2-1 P6		0-0 G3		1-1 P6		4 0 0 0 0 0 2													
Manny Ramirez, R OBP: 0.404, SLG: 0.502	3-2 HBP		2-2 G3		1-2 1B			0-3 K		3 0 1 0 0 1 1												
David Justice, L OBP: 0.441, SLG: 0.665	2-3 K		4-0 G3-6 BB		3-1 F7			0-1 P4		3 0 0 0 1 1 3												
Matt Williams, R OBP: 0.282, SLG: 0.447		0-0 G3-1		1-2 L6		0-0 S 1B		0-0 P6		4 0 1 0 0 0 1												
Brian Giles, L OBP: 0.369, SLG: 0.425		1-0 G3-1		2-2 G3-6		3-1 F7				3 0 0 0 0 0 2												
Pat Borders, R OBP: 0.339, SLG: 0.481		4-2 BB		0-2 G4-3		2-3 K				2 0 0 0 1 1 1												
Omar Vizquel, S OBP: 0.336, SLG: 0.368		2-0 P3		1-0 G1-3		2-2 L7				3 0 0 0 0 0 2												
Inning Stats	R: 0 E: 0 K: 2 S: 12	H: 1 LOB: 2 BB: 0 P: 20	R: 0 E: 0 K: 0 S: 6	H: 0 LOB: 1 BB: 1 P: 13	R: 1 E: 1 K: 0 S: 8	H: 2 LOB: 1 BB: 0 P: 14	R: 0 E: 0 K: 0 S: 7	H: 0 LOB: 0 BB: 1 P: 14	R: 0 E: 0 K: 1 S: 9	H: 1 LOB: 1 BB: 0 P: 16	R: 0 E: 0 K: 0 S: 7	H: 0 LOB: 0 BB: 1 P: 14	R: 0 E: 0 K: 1 S: 6	H: 0 LOB: 0 BB: 0 P: 6	1B: 5 2B: 0 3B: 0 HR: 0	SF: 0 SAC: 0 DP: 2 HBP: 1	WP: 0 PB: 1 SB: 1 CS: 0	PA: 33				
PITCHER	IP WLS BF H R ER SO BB IBB HBP BLK WP HR S P ERA WHIP											PITCHER	IP WLS BF H R ER SO BB IBB HBP BLK WP HR S P ERA WHIP									
Dwight Gooden, R ERA: 3.78	6.0 W 23 4 1 0 2 2 0 1 0 0 0 50 88 0.00 1.000																					
Jeff Nelson, R ERA: 3.11	2.0 7 1 0 0 1 1 0 0 0 0 0 16 30 0.00 1.000																					
Ramiro Mendoza, R ERA: 4.99	1.0 3 0 0 0 1 0 0 0 0 0 0 6 6 0.00 0.000																					



Batter	1	2	3	4	5	6	7	8	9	AB	R	H	RBI	BB	SO	LOB	TOP					
2 Derek Jeter, R OBP: 0.363, SLG: 0.394 (1, 6)	G5-3		G4-3 1B		K		K		K								5 0 1 0 0 3 2					
Pat Kelly, R OBP: 0.418, SLG: 0.409 (1, 4)	G4-3 1B		G4-3			L9 1B 2B	K										4 1 2 0 0 1 3					
Paul O'Neill, L OBP: 0.411, SLG: 0.558 (1, 9)	L3					L9		L5									3 0 0 0 1 0 2					
Cecil Fielder, R OBP: 0.360, SLG: 0.393 (1, 3)		FC4-6 BB	G4-3			L9 1B 1B		K									3 0 1 1 1 1 1					
Tino Martinez, L OBP: 0.361, SLG: 0.577 (1, 10)	FC4-6 G6-4-3				F8	L9											4 0 1 0 0 0 2					
Wade Boggs, L OBP: 0.372, SLG: 0.346 (1, 5)	G6-4-3				G3-1			F8									4 0 1 0 0 0 2					
Mark Whiten, S OBP: 0.374, SLG: 0.433 (1, 7)					G4-3												4 1 1 0 0 0 2					
Chad Curtis, R OBP: 0.328, SLG: 0.528 (1, 8)								F8									4 1 2 0 0 1 0					
Joe Girardi, R OBP: 0.284, SLG: 0.311 (1, 2)																	3 1 1 1 1 1 1					
Inning Stats	R: 0 E: 0 K: 0 S: 7	H: 1 LOB: 0 BB: 0 P: 11	R: 0 E: 0 K: 0 S: 4	H: 0 LOB: 0 BB: 1 P: 10	R: 3 E: 0 K: 0 S: 16	H: 4 LOB: 1 BB: 1 P: 25	R: 0 E: 0 K: 0 S: 5	H: 0 LOB: 0 BB: 0 P: 10	R: 0 E: 0 K: 2 S: 11	H: 0 LOB: 0 BB: 0 P: 11	R: 1 E: 0 K: 0 S: 10	H: 3 LOB: 2 BB: 0 P: 15	R: 0 E: 0 K: 1 S: 11	H: 0 LOB: 1 BB: 1 P: 19	R: 0 E: 0 K: 1 S: 11	H: 1 LOB: 1 BB: 0 P: 17	R: 0 E: 0 K: 2 S: 10	H: 1 LOB: 1 BB: 0 P: 16	1B: 7 2B: 4 3B: 0 HR: 0	SF: 0 SAC: 0 DP: 3 HBP: 0	WP: 1 PB: 0 SB: 1 CS: 0	PA: 37
PITCHER	IP	WLS	BF	H	R	ER	SO	BB	IBB	HBP	BLK	WP	HR	S	P	ERA	WHIP					
Orel Hershiser, R ERA: 4.5 (1, 1)	6.0	W	25	8	4	4	2	2	0	0	0	1	0	53	82	6.00	1.667					
Albie Lopez, R ERA: 6.15 (7, 1)	2.0		8	1	0	0	3	1	0	0	0	0	0	22	36	0.00	1.000					
Jason Jacome, L ERA: 8.22 (9, 1)	1.0		4	1	0	0	2	0	0	0	0	0	0	10	16	0.00	1.000					

New York Yankees @ Cleveland Indians
Jacobs Field, Cleveland, OH
Sat Jun 21 1997, 3:33 AM EDT
Att: 43,006 - Overcast - 90 F

AB	34
R	4
H	10
RBI	2
BB	3
SO	7
LOB	15



Batter	1	2	3	4	5	6	7	8	9	AB	R	H	RBI	BB	SO	LOB	BOTTOM				
Marquis Grissom, R OBP: 0.304, SLG: 0.309 (1, 8)	CS 1B		BB 2B BB		G5-3	SF9		G5-3									3 1 1 1 1 0 3				
Julio Franco, R OBP: 0.389, SLG: 0.384 (1, 4)																	3 3 1 0 2 2 1				
Tony Fernandez, S OBP: 0.309, SLG: 0.377 (9, 6)																	0 0 0 0 0 0 0				
Jim Thome, L OBP: 0.426, SLG: 0.570 (1, 3)																	5 1 2 2 0 3 3				
Manny Ramirez, R OBP: 0.412, SLG: 0.532 (1, 9)																	5 2 4 6 0 0 1				
David Justice, L OBP: 0.436, SLG: 0.654 (1, 10)																	5 1 1 0 0 0 3				
Sandy Alomar Jr., R OBP: 0.408, SLG: 0.624 (1, 2)																	4 1 1 1 0 0 0				
Matt Williams, R OBP: 0.281, SLG: 0.448 (1, 5)																	4 1 1 1 0 1 0				
Brian Giles, L OBP: 0.373, SLG: 0.427 (1, 7)																	4 1 2 0 0 1 0				
Omar Vizquel, S OBP: 0.342, SLG: 0.376 (1, 6)																	3 2 2 0 1 0 2				
Casey Candaele, S OBP: 0.346, SLG: 0.360 (9, 4)																	0 0 0 0 0 0 0				
Inning Stats	R: 1 E: 0 K: 0 S: 8	H: 3 LOB: 1 BB: 0 P: 14	R: 0 E: 0 K: 1 S: 5	H: 0 LOB: 0 BB: 0 P: 8	R: 4 E: 0 K: 0 S: 16	H: 2 LOB: 0 BB: 3 P: 34	R: 0 E: 0 K: 1 S: 10	H: 1 LOB: 1 BB: 0 P: 13	R: 0 E: 0 K: 2 S: 14	H: 1 LOB: 1 BB: 0 P: 21	R: 2 E: 1 K: 1 S: 14	H: 2 LOB: 1 BB: 0 P: 25	R: 2 E: 1 K: 1 S: 14	H: 3 LOB: 0 BB: 0 P: 21	R: 4 E: 0 K: 1 S: 12	H: 3 LOB: 0 BB: 1 P: 25	1B: 8 2B: 6 3B: 0 HR: 1	SF: 1 SAC: 0 DP: 1 HBP: 0	WP: 0 PB: 0 SB: 1 CS: 1	PA: 41	
PITCHER	IP	WLS	BF	H	R	ER	SO	BB	IBB	HBP	BLK	WP	HR	S	P	ERA	WHIP				
Andy Pettitte, L ERA: 3.59 (1, 1)	5.1	L	27	9	7	5	4	3	0	0	0	0	0	61	104	8.44	2.250				
Jim Mecir, R ERA: 6.57 (6, 1)	1.2		7	3	2	1	2	0	0	0	0	0	0	20	32	5.40	1.800				
Graeme Lloyd, L ERA: 4.42 (8, 1)	1.0		7	3	4	4	1	0	1	0	0	0	1	12	25	36.00	3.000				


New York Yankees @ Cleveland Indians
Jacobs Field, Cleveland, OH
Sat Jun 21 1997, 3:33 AM EDT
Att: 43,006 - Overcast - 90 F

AB	36
R	13
H	15
RBI	11
BB	4
SO	7
LOB	13



Batter	1	2	3	4	5	6	7	8	9	AB	R	H	RBI	BB	SO	LOB	TOP									
2 Derek Jeter, R OBP: 0.362, SLG: 0.393 (1, 6)	L7		K		SF8					3	0	1	1	0	1	0	New York Yankees @ Cleveland Indians Jacobs Field, Cleveland, OH Sun Jun 22 1997, 3:33 AM EDT Att: 42,912 - Sunny - 75 F									
Pat Kelly, R OBP: 0.407, SLG: 0.396 (1, 4)	K			L6			F8			4	0	1	1	0	1											
Paul O'Neill, L OBP: 0.406, SLG: 0.549 (1, 9)	G4-3			G6-3	G5-3			G4-3		4	0	0	0	0	2											
Cecil Fielder, R OBP: 0.358, SLG: 0.388 (1, 10)		K				K		L6		3	0	0	0	1	2	0										
Tino Martinez, L OBP: 0.359, SLG: 0.576 (1, 3)							G4-3	F8		4	0	1	0	0	1	1										
Charlie Hayes, R OBP: 0.412, SLG: 0.460 (1, 5)										4	1	3	0	0	0	1										
Mariano Duncan, R OBP: 0.291, SLG: 0.336 (1, 7)										4	1	1	0	0	0	3										
Chad Curtis, R OBP: 0.324, SLG: 0.509 (1, 8)										4	0	1	0	0	0	1										
Joe Girardi, R OBP: 0.280, SLG: 0.306 (1, 2)										3	0	0	0	0	0	3										
Inning Stats	R: 0 E: 0 K: 1 S: 6	H: 0 LOB: 0 BB: 0 P: 10	R: 0 E: 0 K: 1 S: 8	H: 1 LOB: 1 BB: 0 P: 16	R: 0 E: 0 K: 1 S: 11	H: 0 LOB: 1 BB: 1 P: 16	R: 0 E: 0 K: 1 S: 11	H: 0 LOB: 1 BB: 1 P: 20	R: 2 E: 0 K: 0 S: 15	H: 4 LOB: 2 BB: 0 P: 25	R: 0 E: 0 K: 1 S: 14	H: 1 LOB: 1 BB: 0 P: 21	R: 0 E: 0 K: 0 S: 8	H: 0 LOB: 0 BB: 0 P: 13	R: 0 E: 0 K: 0 S: 6	H: 1 LOB: 0 BB: 0 P: 8		R: 0 E: 0 K: 0 S: 7	H: 1 LOB: 0 BB: 0 P: 9	1B: 7 2B: 1 3B: 0 HR: 0	SF: 1 SAC: 0 DP: 1 HBP: 0	WP: 0 PB: 0 SB: 0 CS: 0	PA: 35			
PITCHER	IP	WLS	BF	H	R	ER	SO	BB	IBB	HBP	BLK	WP	HR	S	P	ERA	WHIP									
Brian Anderson, L ERA: 1.69 (1, 1)	7.0	W	29	7	2	2	5	1	0	0	0	0	0	0	73	121	2.57	1.143								
Paul Assenmacher, L ERA: 6.62 (8, 1)	1.0		3	0	0	0	0	0	0	0	0	0	0	6	8	0.00	0.000									
Michael Jackson, R ERA: 2.7 (9, 1)	1.0	S	3	1	0	0	0	0	0	0	0	0	0	7	9	0.00	1.000									

AB 33
R 2
H 8
RBI 2
BB 1
SO 5
LOB 12



Batter	1	2	3	4	5	6	7	8	9	AB	R	H	RBI	BB	SO	LOB	BOTTOM								
Marquis Grissom, R OBP: 0.307, SLG: 0.313 (1, 8)			F8		G6-3					4	1	2	1	0	0	0	New York Yankees @ Cleveland Indians Jacobs Field, Cleveland, OH Sun Jun 22 1997, 3:33 AM EDT Att: 42,912 - Sunny - 75 F								
Kevin Seitzer, R OBP: 0.313, SLG: 0.333 (1, 3)			G5-3		L9					4	0	1	0	0	1	1									
Julio Franco, R OBP: 0.388, SLG: 0.383 (1, 4)										3	1	1	0	0	0	1									
Tony Fernandez, S OBP: 0.307, SLG: 0.375 (8, 4)										1	0	0	0	0	0	0									
Manny Ramirez, R OBP: 0.421, SLG: 0.541 (1, 9)										2	1	2	0	2	0	0									
David Justice, L OBP: 0.430, SLG: 0.642 (1, 10)										4	0	0	0	0	0	4									
Sandy Alomar Jr., R OBP: 0.409, SLG: 0.637 (1, 2)										4	1	2	3	0	0	2									
Matt Williams, R OBP: 0.282, SLG: 0.447 (1, 5)										3	0	1	0	0	0	0									
Brian Giles, L OBP: 0.365, SLG: 0.416 (1, 7)										3	0	0	0	0	0	1									
Omar Vizquel, S OBP: 0.342, SLG: 0.379 (1, 6)										3	1	1	0	0	0	0									
Inning Stats	R: 1 E: 0 K: 0 S: 7	H: 2 LOB: 1 BB: 1 P: 16	R: 0 E: 0 K: 0 S: 17	H: 2 LOB: 1 BB: 0 P: 21	R: 0 E: 0 K: 0 S: 9	H: 0 LOB: 0 BB: 0 P: 13	R: 3 E: 0 K: 0 S: 7	H: 3 LOB: 0 BB: 0 P: 12	R: 0 E: 0 K: 0 S: 12	H: 0 LOB: 1 BB: 1 P: 21	R: 1 E: 0 K: 1 S: 9	H: 2 LOB: 1 BB: 0 P: 12	R: 0 E: 0 K: 0 S: 12	H: 1 LOB: 1 BB: 0 P: 21	R: 0 E: 0 K: 0 S: 12	H: 1 LOB: 1 BB: 0 P: 21	1B: 7 2B: 2 3B: 0 HR: 1	SF: 0 SAC: 0 DP: 1 HBP: 0	WP: 0 PB: 0 SB: 0 CS: 1	PA: 34					
PITCHER	IP	WLS	BF	H	R	ER	SO	BB	IBB	HBP	BLK	WP	HR	S	P	ERA	WHIP								
David Wells, L ERA: 3.68 (1, 1)	4.0	L	17	7	4	4	0	1	0	0	0	0	0	40	62	9.00	2.000								
Kenny Rogers, L ERA: 5.91 (5, 1)	4.0		16	3	1	1	1	1	0	0	0	0	0	40	67	2.25	1.000								

AB 31
R 5
H 10
RBI 4
BB 2
SO 1
LOB 9



Batter	1	2	3	4	5	6	7	8	9	AB	R	H	RBI	BB	SO	LOB	TOP				
2 Derek Jeter, R OBP: 0.363, SLG: 0.398 (1, 6)	G4-3		HR 3B	BB		P3			K	4	1	1	0	1	1	1					
Mariano Duncan, R OBP: 0.284, SLG: 0.327 Luis Sojo, R OBP: 0.346, SLG: 0.351 (1, 4) (7, 4)	K		G1-3	K			F8		F9	4	0	0	0	0	2	3					
Paul O'Neill, L OBP: 0.402, SLG: 0.540 (1, 9)	G6-3		HR BB			F8		F7	K	4	1	0	0	1	1	0					
Cecil Fielder, R OBP: 0.363, SLG: 0.403 (1, 10)		2B G4-3 1B	HR			G1-3		BB		3	2	2	3	1	0	0					
Tino Martinez, L OBP: 0.361, SLG: 0.589 (1, 3)	G4-3 2B		P5			HR		G3-1		4	1	2	1	0	0	1					
Wade Boggs, L OBP: 0.365, SLG: 0.339 (1, 5)	G4-3		L9			HR		G3-4-1	K	4	0	0	1	0	1	1					
Mark Whiten, S OBP: 0.382, SLG: 0.434 (1, 7)						G3-1 BB		G6-3		2	0	1	0	2	0	0					
Chad Curtis, R OBP: 0.333, SLG: 0.500 (1, 8)			P3			BB 1B		P4		3	0	1	0	1	0	2					
Joe Girardi, R OBP: 0.275, SLG: 0.300 (1, 2)	G6-4-3		G3-1			K		G6-3		4	0	0	0	0	1	6					
Inning Stats	R: 0 H: 0 E: 0 K: 1 S: 8	H: 0 LOB: 0 BB: 0 P: 12	R: 1 H: 2 E: 0 K: 0 S: 17	H: 2 LOB: 2 BB: 2 P: 31	R: 3 H: 2 E: 0 K: 0 S: 8	H: 2 LOB: 0 BB: 1 P: 18	R: 0 H: 0 E: 0 K: 1 S: 11	H: 0 LOB: 2 BB: 2 P: 25	R: 1 H: 1 E: 0 K: 0 S: 10	H: 1 LOB: 1 BB: 0 P: 14	R: 0 H: 0 E: 0 K: 0 S: 7	H: 0 LOB: 1 BB: 1 P: 15	R: 0 H: 1 E: 0 K: 1 S: 8	H: 1 LOB: 1 BB: 0 P: 12	R: 0 H: 0 E: 0 K: 2 S: 7	H: 0 LOB: 0 BB: 0 P: 9	1B: 3 2B: 1 3B: 1 HR: 2	SF: 0 SAC: 0 DP: 1 HBP: 0	WP: 0 PB: 0 SB: 2 CS: 0	PA: 39	
PITCHER	IP	WLS	BF	H	R	ER	SO	BB	IBB	HBP	BLK	WP	HR	S	P	ERA	WHIP				
Felipe Lira, R ERA: 5.22 (1, 1)	7.0	L	32	6	5	5	3	6	0	0	0	0	2	70	132	6.43	1.714				
Kevin Jarvis, R ERA: 10.8 (8, 1)	1.0		4	1	0	0	1	0	0	0	0	0	0	8	12	0.00	1.000				
Todd Jones, R ERA: 3.86 (9, 1)	1.0		3	0	0	0	2	0	0	0	0	0	0	7	9	0.00	0.000				

New York Yankees @ Detroit Tigers
Tiger Stadium, Detroit, MI
Mon Jun 23 1997, 7:05 PM EDT
Att: 14,556 - Unknown - 84 F

AB	33
R	5
H	7
RBI	5
BB	6
SO	6
LOB	14



Batter	1	2	3	4	5	6	7	8	9	AB	R	H	RBI	BB	SO	LOB	BOTTOM					
Brian Hunter, R OBP: 0.298, SLG: 0.322 (1, 8)	S BB	L8				K			K	3	0	0	0	1	2	2						
Curtis Pride, L OBP: 0.316, SLG: 0.333 (1, 7)	F7		K			K			K	4	0	0	0	0	3	1						
Travis Fryman, R OBP: 0.349, SLG: 0.452 (1, 5)	K		K			P4			K	4	0	0	0	0	3	1						
Tony Clark, S OBP: 0.378, SLG: 0.549 (1, 3)	G4-3		K			K			G4-3	4	0	0	0	0	2	1						
Bob Hamelin, L OBP: 0.433, SLG: 0.604 (1, 10)		HR				F9			F7	4	1	1	1	0	0	0						
Melvin Nieves, S OBP: 0.351, SLG: 0.448 (1, 9)		K				K2-3			K	4	0	0	0	0	4	0						
Raul Casanova, S OBP: 0.346, SLG: 0.377 (1, 2)		WP 2B				1B			G1-3	3	0	2	0	0	0	0						
Damon Easley, R OBP: 0.354, SLG: 0.450 (1, 4)						K			HR	2	1	1	1	1	1	1						
Deivi Cruz, R OBP: 0.223, SLG: 0.296 Orlando Miller, R OBP: 0.267, SLG: 0.407 (1, 6) (7, PH) (8, 6)	K		G4-3						K	2	0	0	0	0	1	2						
Inning Stats	R: 0 H: 0 E: 0 K: 1 S: 9	H: 0 LOB: 1 BB: 1 P: 16	R: 1 H: 2 E: 0 K: 2 S: 13	H: 2 LOB: 2 BB: 1 P: 21	R: 0 H: 0 E: 0 K: 3 S: 9	H: 0 LOB: 0 BB: 0 P: 13	R: 0 H: 1 E: 0 K: 2 S: 12	H: 1 LOB: 1 BB: 0 P: 18	R: 0 H: 0 E: 0 K: 2 S: 10	H: 0 LOB: 0 BB: 0 P: 14	R: 0 H: 0 E: 0 K: 1 S: 8	H: 0 LOB: 0 BB: 0 P: 12	R: 1 H: 1 E: 0 K: 2 S: 9	H: 1 LOB: 0 BB: 0 P: 14	R: 0 H: 0 E: 0 K: 3 S: 12	H: 0 LOB: 0 BB: 0 P: 19	R: 0 H: 0 E: 0 K: 1 S: 12	H: 0 LOB: 0 BB: 0 P: 19	1B: 1 2B: 1 3B: 0 HR: 2	SF: 0 SAC: 0 DP: 0 HBP: 0	WP: 1 PB: 0 SB: 1 CS: 0	PA: 33
PITCHER	IP	WLS	BF	H	R	ER	SO	BB	IBB	HBP	BLK	WP	HR	S	P	ERA	WHIP					
David Cone, R ERA: 2.21 (1, 1)	8.0	W	30	4	2	2	16	2	0	0	0	0	2	82	127	2.25	0.750					
42 Mariano Rivera, R ERA: 2.02 (9, 1)	1.0	S	3	0	0	0	1	0	0	0	0	0	0	12	19	0.00	0.000					

New York Yankees @ Detroit Tigers
Tiger Stadium, Detroit, MI
Mon Jun 23 1997, 7:05 PM EDT
Att: 14,556 - Unknown - 84 F

AB	31
R	2
H	4
RBI	2
BB	2
SO	17
LOB	8




Batter	1	2	3	4	5	6	7	8	9	AB	R	H	RBI	BB	SO	LOB	TOP					
2 Derek Jeter, R OBP: 0.362, SLG: 0.393 (1, 6)	G6-3		FC6-4 2B			L9	FC6-4		FC6-4 HBP	4	1	0	0	1	0	2	New York Yankees @ Detroit Tigers Tiger Stadium, Detroit, MI Tue Jun 24 1997, 7:05 PM EDT Att: 15,872 - Unknown - 90 F					
Mariano Duncan, R OBP: 0.277, SLG: 0.318 (1, 4)	K		K			P3			FC6-4	4	0	0	0	0	3	3						
Luis Sojo, R OBP: 0.349, SLG: 0.354 (6, 4)									G4-6-3 1B	2	0	1	0	0	0	1						
Paul O'Neill, L OBP: 0.405, SLG: 0.544 (1, 9)									G4-6-3 1B	4	1	2	1	1	1	1						
Cecil Fielder, R OBP: 0.361, SLG: 0.397 (1, 10)	P2		G5-3						F9	4	1	0	0	0	1	2						
Tino Martinez, L OBP: 0.370, SLG: 0.620 (1, 3)										5	4	5	4	0	0	0						
Wade Boggs, L OBP: 0.382, SLG: 0.332 (1, 5)	K									4	1	0	0	1	2	2						
Mark Whiten, S OBP: 0.388, SLG: 0.442 (1, 7)	K									4	3	2	2	1	2	1						
Chad Curtis, R OBP: 0.351, SLG: 0.569 (1, 8)	FC5-4									5	1	3	5	0	0	1						
20 Jorge Posada, S OBP: 0.343, SLG: 0.337 (1, 2)									G6-3	3	0	0	0	2	0	2						
Inning Stats	R: 0 E: 0 K: 1 S: 9	H: 0 LOB: 1 BB: 1 P: 16	R: 0 E: 0 K: 2 S: 12	H: 1 LOB: 1 BB: 0 P: 18	R: 1 E: 0 K: 1 S: 12	H: 1 LOB: 1 BB: 1 P: 20	R: 2 E: 0 K: 1 S: 13	H: 3 LOB: 2 BB: 1 P: 23	R: 3 E: 0 K: 0 S: 11	H: 3 LOB: 1 BB: 1 P: 22	R: 3 E: 0 K: 1 S: 11	H: 2 LOB: 0 BB: 0 P: 19	R: 0 E: 0 K: 1 S: 5	H: 0 LOB: 1 BB: 1 P: 9	R: 0 E: 0 K: 0 S: 10	H: 1 LOB: 0 BB: 0 P: 14	R: 3 E: 0 K: 1 S: 19	H: 2 LOB: 1 BB: 1 P: 33	1B: 6 2B: 4 3B: 0 HR: 3	SF: 0 SAC: 0 DP: 1 HBP: 2	WP: 0 PB: 0 SB: 1 CS: 0	PA: 47
PITCHER	IP	WLS	BF	H	R	ER	SO	BB	IBB	HBP	BLK	WP	HR	S	P	ERA	WHIP					
Omar Olivares, R ERA: 3.77 (1, 1)	4.2		26	8	6	5	7	4	0	0	0	0	0	58	96	9.64	2.571					
Jose Bautista, R ERA: 5.97 (5, 1)	1.1		7	2	3	3	0	0	0	1	0	0	1	13	22	20.25	1.500					
Dan Miceli, R ERA: 5.55 (7, 1)	2.0		7	1	0	0	1	1	0	0	0	0	0	15	23	0.00	1.000					
Mike Myers, L ERA: 5.91 (9, 1)	0.1	L	3	1	2	2	1	1	0	0	0	0	1	10	17	54.00	6.000					
Doug Brocail, R ERA: 5.66 (9, 1)	0.1		3	1	1	1	0	0	0	1	0	0	1	8	15	27.00	3.000					
PITCHER	IP	WLS	BF	H	R	ER	SO	BB	IBB	HBP	BLK	WP	HR	S	P	ERA	WHIP					
Kevin Jarvis, R ERA: 10.67 (9, 1)	0.1		1	0	0	0	0	0	0	0	0	0	0	1	1	0.00	0.000					


AB	39
R	12
H	13
RBI	12
BB	6
SO	9
LOB	15



Batter	1	2	3	4	5	6	7	8	9	AB	R	H	RBI	BB	SO	LOB	BOTTOM					
Brian Hunter, R OBP: 0.296, SLG: 0.317 (1, 8)	FC6-4 HBP		G6-3			G6-3	G3-1		L9	4	1	0	0	0	0	0	New York Yankees @ Detroit Tigers Tiger Stadium, Detroit, MI Tue Jun 24 1997, 7:05 PM EDT Att: 15,872 - Unknown - 90 F					
Curtis Pride, L OBP: 0.328, SLG: 0.356 (1, 9)	E4 FC6-4		G3-1			PB 1B SF8 BB			1B 3B	4	2	2	0	1	0	1						
Travis Fryman, R OBP: 0.354, SLG: 0.459 (1, 5)	FC6-4 CS		2B			SF8 PB 1B			1B 1B	5	1	3	1	0	1	2						
Tony Clark, S OBP: 0.378, SLG: 0.545 (1, 3)	F7		BB			SF8			K	2	0	0	1	2	1	3						
Bob Hamelin, L OBP: 0.422, SLG: 0.583 (1, 10)	CS		P5			G4-3			HR 1B	5	1	1	1	0	1	5						
Raul Casanova, S OBP: 0.355, SLG: 0.414 (1, 2)						G1-3			G4-3 1B	5	2	3	1	0	1	2						
Phil Nevin, R OBP: 0.354, SLG: 0.405 (1, 7)									G4-3 1B	3	0	1	0	0	1	1						
Melvin Nieves, S OBP: 0.352, SLG: 0.463 (7, PH)									G4-3	2	1	1	3	0	0	1						
Damion Easley, R OBP: 0.359, SLG: 0.466 (1, 4)	F7					FC5-4 1B			P4	5	1	3	2	0	0	2						
Orlando Miller, R OBP: 0.229, SLG: 0.344 (1, 6)	G5-3					FC5-4			F8	5	0	0	0	0	0	4						
Inning Stats	R: 1 E: 1 K: 0 S: 9	H: 0 LOB: 0 BB: 0 P: 16	R: 1 E: 0 K: 1 S: 9	H: 2 LOB: 1 BB: 0 P: 11	R: 0 E: 0 K: 0 S: 8	H: 1 LOB: 2 BB: 1 P: 16	R: 0 E: 0 K: 0 S: 11	H: 1 LOB: 1 BB: 0 P: 15	R: 1 E: 0 K: 0 S: 11	H: 1 LOB: 1 BB: 1 P: 18	R: 2 E: 0 K: 1 S: 8	H: 2 LOB: 0 BB: 0 P: 15	R: 4 E: 0 K: 2 S: 24	H: 5 LOB: 1 BB: 0 P: 34	R: 0 E: 0 K: 1 S: 12	H: 1 LOB: 2 BB: 1 P: 22	R: 0 E: 0 K: 0 S: 11	H: 1 LOB: 1 BB: 0 P: 17	1B: 8 2B: 2 3B: 1 HR: 3	SF: 1 SAC: 0 DP: 0 HBP: 1	WP: 0 PB: 1 SB: 0 CS: 1	PA: 46
PITCHER	IP	WLS	BF	H	R	ER	SO	BB	IBB	HBP	BLK	WP	HR	S	P	ERA	WHIP					
Ramiro Mendoza, R ERA: 5.15 (1, 1)	5.1		26	7	5	4	2	2	0	0	0	0	0	3	6	0.00	0.000					
Jim Mecir, R ERA: 6.39 (6, 1)	0.2		2	0	0	0	0	0	0	0	0	0	0	3	6	0.00	0.000					
Mike Stanton, L ERA: 2.42 (7, 1)	0.2		5	3	3	3	2	0	0	0	0	0	0	18	26	40.50	4.500					
Jeff Nelson, R ERA: 3.26 (7, 1)	1.0		7	3	1	1	1	0	1	0	0	0	1	16	27	9.00	3.000					
Graeme Lloyd, L ERA: 4.34 (8, 1)	0.1	W	1	0	0	0	0	0	0	0	0	0	0	2	3	0.00	0.000					
PITCHER	IP	WLS	BF	H	R	ER	SO	BB	IBB	HBP	BLK	WP	HR	S	P	ERA	WHIP					
42 Mariano Rivera, R ERA: 1.96 (9, 1)	1.0		4	1	0	0	0	0	0	0	0	0	0	11	17	0.00	1.000					



Batter	1	2	3	4	5	6	7	8	9	AB	R	H	RBI	BB	SO	LOB	TOP										
Marquis Grissom, R (1, 8) OBP: 0.303, SLG: 0.302	1-1 L9		1-0 G4-3			2-0 G4-3		1-0 G5-4-3		4	0	0	0	0	0	2	Cleveland Indians @ New York Yankees Yankee Stadium, Bronx, NY Fri Jun 27 1997, 7:05 PM EDT Att: 35,837 - Unknown - 82 F livebaseballscores.com AB 32 R 2 H 7 RBI 2 BB 0 SO 7 LOB 10 										
Kevin Seitzer, R (1, 10) OBP: 0.315, SLG: 0.333	2-1 G6-3			2-1 G6-3		3-2 1B			2-3 K	4	0	1	1	0	1	0											
Jim Thome, L (1, 3) OBP: 0.432, SLG: 0.619	3-3 K			3-1 G3		3-H F7			1-0 HR	4	1	1	1	0	1	1											
Manny Ramirez, R (1, 9) OBP: 0.419, SLG: 0.533		1-0 G4-3		2-2 G4-3		1-2 P4			2-3 K	4	0	0	0	0	1	1											
Sandy Alomar Jr., R (1, 2) OBP: 0.408, SLG: 0.624		0-2 1B			2-1 1B				1-2 F9	4	0	2	0	0	0	0											
Matt Williams, R (1, 5) OBP: 0.280, SLG: 0.447		0-0 P3			0-0 F8				1-0 G6-3	3	0	0	0	0	0	2											
Julio Franco, R (1, 4) OBP: 0.384, SLG: 0.376									3-3 K	3	0	0	0	0	3	2											
Brian Giles, L (1, 7) OBP: 0.383, SLG: 0.443									0-3 K	2	0	1	0	0	0	1											
Trendad Hubbard, R (8, PH) OBP: 0.250, SLG: 0.250										1	0	0	0	0	1	0											
Omar Vizquel, S (1, 6) OBP: 0.339, SLG: 0.375									2-1 G5-4-3	3	1	2	0	0	0	1											
Inning Stats	R: 0 E: 0 K: 1 S: 7	H: 0 LOB: 0 BB: 0 P: 13	R: 0 E: 0 K: 1 S: 8	H: 1 LOB: 1 BB: 0 P: 10	R: 0 E: 0 K: 0 S: 3	H: 1 LOB: 0 BB: 0 P: 8	R: 0 E: 0 K: 0 S: 8	H: 0 LOB: 0 BB: 0 P: 15	R: 0 E: 0 K: 1 S: 8	H: 1 LOB: 1 BB: 0 P: 13	R: 1 E: 0 K: 0 S: 14	H: 2 LOB: 1 BB: 0 P: 21	R: 0 E: 0 K: 1 S: 6	H: 0 LOB: 0 BB: 0 P: 10	R: 0 E: 0 K: 1 S: 6	H: 1 LOB: 0 BB: 0 P: 9	R: 1 E: 0 K: 2 S: 18	H: 1 LOB: 0 BB: 0 P: 24	1B: 6 2B: 0 3B: 0 HR: 1	SF: 0 SAC: 0 DP: 2 HBP: 0	WP: 1 SB: 0 CS: 0	PA: 32					
PITCHER	IP	WLS	BF	H	R	ER	SO	BB	IBB	HBP	BLK	WP	HR	S	P	ERA	WHIP										
Dwight Gooden, R (1, 1) ERA: 3.04	7.0	W	25	5	1	1	4	0	0	0	0	1	0	54	90	1.29	0.714										
Mike Stanton, L (8, 1) ERA: 2.25	1.0		3	1	0	0	1	0	0	0	0	0	0	6	9	0.00	1.000										
42 Mariano Rivera, R (9, 1) ERA: 2.09	1.0	S	4	1	1	1	2	0	0	0	0	0	1	18	24	9.00	1.000										

Batter	1	2	3	4	5	6	7	8	9	AB	R	H	RBI	BB	SO	LOB	BOTTOM										
2 Derek Jeter, R (1, 6) OBP: 0.364, SLG: 0.394	0-0 E	0-0 E1			1-1 G4-6-3		2-1 G3			4	1	2	0	0	0	2	Cleveland Indians @ New York Yankees Yankee Stadium, Bronx, NY Fri Jun 27 1997, 7:05 PM EDT Att: 35,837 - Unknown - 82 F livebaseballscores.com AB 29 R 3 H 7 RBI 3 BB 2 SO 6 LOB 9 										
Pat Kelly, R (1, 4) OBP: 0.364, SLG: 0.345	2-2 E5	3-3 K			2-2 G5-3			0-3 K		4	1	0	0	0	2	3											
Paul O'Neill, L (1, 9) OBP: 0.407, SLG: 0.545	3-2 E7		3-3 K			0-0 F8		4-2 G4-6-3		3	1	1	2	1	1	0											
Cecil Fielder, R (1, 10) OBP: 0.355, SLG: 0.393	0-0 G5-3		3-3 K			1-0 L6		0-0 G4-6-3		4	0	0	1	0	1	1											
Tino Martinez, L (1, 3) OBP: 0.372, SLG: 0.623	3-H G4-3		0-0 F8			4-0 BB				2	0	0	0	1	0	0											
Wade Boggs, L (1, 5) OBP: 0.381, SLG: 0.332	3-2 G3			1-0 G4-6-3		1-1 F7				3	0	1	0	0	0	1											
Mark Whiten, S (1, 7) OBP: 0.374, SLG: 0.423		0-0 F8		1-0 G4-6-3			3-1 G4-3			3	0	0	0	0	0	1											
Chad Curtis, R (1, 8) OBP: 0.333, SLG: 0.528		1-2 G4-3		0-2 K			0-0 1B			3	0	1	0	0	1	0											
Joe Girardi, R (1, 2) OBP: 0.286, SLG: 0.308		0-1 1B			0-1 G4-6-3		2-3 K			3	0	2	0	0	1	1											
Inning Stats	R: 3 E: 2 K: 0 S: 15	H: 2 LOB: 0 BB: 0 P: 25	R: 0 E: 1 K: 1 S: 13	H: 2 LOB: 2 BB: 0 P: 17	R: 0 E: 0 K: 2 S: 9	H: 0 LOB: 0 BB: 0 P: 15	R: 0 E: 0 K: 1 S: 5	H: 1 LOB: 0 BB: 0 P: 7	R: 0 E: 0 K: 0 S: 7	H: 1 LOB: 0 BB: 0 P: 10	R: 0 E: 0 K: 0 S: 4	H: 0 LOB: 1 BB: 1 P: 10	R: 0 E: 0 K: 1 S: 10	H: 1 LOB: 1 BB: 0 P: 15	R: 0 E: 0 K: 1 S: 9	H: 0 LOB: 0 BB: 1 P: 13		1B: 6 2B: 1 3B: 0 HR: 0	SF: 0 SAC: 0 DP: 3 HBP: 0	WP: 0 SB: 1 CS: 0	PA: 31						
PITCHER	IP	WLS	BF	H	R	ER	SO	BB	IBB	HBP	BLK	WP	HR	S	P	ERA	WHIP										
Orel Hershiser, R (1, 1) ERA: 4.26	8.0	L	31	7	3	1	6	2	0	0	0	0	0	72	112	1.12	1.125										

Batter	1	2	3	4	5	6	7	8	9	AB	R	H	RBI	BB	SO	LOB	TOP								
Marquis Grissom, R OBP: 0.315, SLG: 0.324	1-1 E 2B	2-2 F8-4 1B		0-0 FC6-4 1B		1-1 1B 2B	2-3 K		2-1 FC3-2-5-1 1B	6	1	5	3	0	1	1									
Tony Fernandez, S OBP: 0.302, SLG: 0.365	1-0 P3	0-0 1B		2-0 FC6-4 1B		1-1 1B 2B	2-2 L5		1-2 FC3-2-5-1 1B	6	1	2	1	0	0	5									
Kevin Seitzer, R OBP: 0.316, SLG: 0.333	2-0 L6	2-2 F8-4		2-2 1B		1-1 1B 1B		2-3 K	0-2 G3-1	6	1	2	1	0	1	5									
Manny Ramirez, R OBP: 0.419, SLG: 0.534	3-0 F9		0-0 2B 1B	2-3 K		0-0 L9		3-2 G4-3 2B		5	1	2	0	0	1	5									
Sandy Alomar Jr., R OBP: 0.412, SLG: 0.628		0-1 HR 1B	0-0 G1-6-3 2B		0-1 F8	2-1 HR 1B		1-1 G4-3		5	2	3	1	0	0	1									
Matt Williams, R OBP: 0.289, SLG: 0.475		1-2 HR	0-0 G1-6-3 1B		2-2 1B	1-2 HR		1-2 G5-3		5	2	4	6	0	0	1									
Julio Franco, R OBP: 0.381, SLG: 0.370		4-0 FC2-5 BB	0-0 G1-6-3		1-0 L7	0-2 F7			1-3 K	4	0	0	0	1	1	3	AB 44								
Trenidad Hubbard, R OBP: 0.308, SLG: 0.333		4-1 S FC2-5 1B BB	1-1 F8		2-2 G4-3	2-0 L9			1-2 1B 2B	4	2	1	0	1	0	2	R 12								
Omar Vizquel, S OBP: 0.340, SLG: 0.371	1-1 FC2-5 1B			2-2 P3		0-0 E5 2B 1B	4-2 CS BB		1-2 1B HBP	3	2	0	0	1	0	2	H 19								
Inning Stats	R: 0 E: 1 K: 0 S: 5	H: 1 LOB: 1 BB: 0 P: 12	R: 4 E: 0 K: 0 S: 17	H: 4 LOB: 1 BB: 2 P: 31	R: 1 E: 0 K: 0 S: 6	H: 3 LOB: 1 BB: 0 P: 7	R: 0 E: 0 K: 1 S: 13	H: 2 LOB: 2 BB: 0 P: 21	R: 0 E: 0 K: 0 S: 9	H: 1 LOB: 1 BB: 0 P: 14	R: 6 E: 1 K: 0 S: 18	H: 5 LOB: 0 BB: 0 P: 26	R: 0 E: 0 K: 1 S: 9	H: 0 LOB: 0 BB: 1 P: 17	R: 0 E: 0 K: 1 S: 11	H: 1 LOB: 1 BB: 0 P: 18	R: 1 E: 0 K: 1 S: 17	H: 2 LOB: 2 BB: 0 P: 23	1B: 12 2B: 6 HR: 2	SF: 0 SAC: 0 DP: 2 HBP: 1	WP: 0 PB: 0 SB: 3 CS: 1	PA: 48			
PITCHER	IP	WLS	BF	H	R	ER	SO	BB	IBB	HBP	BLK	WP	HR	S	P	ERA	WHIP	PITCHER							
David Wells, L ERA: 4.0	3.0		17	8	5	5	0	2	0	0	0	0	1	28	50	15.00	3.333								
Kenny Rogers, L ERA: 6.18	2.1	L	15	7	5	4	1	0	0	0	0	0	0	32	50	15.43	3.000								
Jim Mecir, R ERA: 6.33	1.2		6	1	1	1	1	1	0	0	0	0	1	17	28	5.40	1.200								
Jeff Nelson, R ERA: 3.32	2.0		10	3	1	1	2	0	0	1	0	0	0	28	41	4.50	1.500								

Cleveland Indians @ New York Yankees
Yankee Stadium, Bronx, NY
Sat Jun 28 1997, 3:33 AM EDT
Att: 41,085 - Sunny - 85 F

AB 44
R 12
H 19
RBI 12
BB 3
SO 4
LOB 25



Batter	1	2	3	4	5	6	7	8	9	AB	R	H	RBI	BB	SO	LOB	BOTTOM								
Derek Jeter, R OBP: 0.367, SLG: 0.397	2-0 F8	2-1 1B		0-0 CS 1B		0-0 G5-4-3 1B		2-3 K		5	0	3	2	0	1	0									
Pat Kelly, R OBP: 0.343, SLG: 0.322	3-2 F9	1-2 P5		1-2 K		1-2 G5-4-3		1-2 F8		4	0	0	0	0	1	4									
Wade Boggs, L OBP: 0.360, SLG: 0.330										1	0	0	0	0	0	0									
Luis Sojo, R OBP: 0.345, SLG: 0.350										0	0	0	0	0	0	0									
Paul O'Neill, L OBP: 0.410, SLG: 0.544	1-1 HR 1B		4-2 HR BB		0-1 E1 BB BB	1-0 1B 1B		3-3 K		4	2	2	1	1	1	0									
Cecil Fielder, R OBP: 0.362, SLG: 0.406	4-2 HR BB		2-2 HR		4-2 BB BB	0-1 BB 1B		2-3 K		3	2	2	2	2	1	0									
Tino Martinez, L OBP: 0.375, SLG: 0.635	1-2 HR		1-2 P6		1-2 BB BB	1-3 BB 1B				4	1	2	3	1	1	2									
Charlie Hayes, R OBP: 0.400, SLG: 0.463	1-1 HR		1-2 P6		0-3 K	4-0 BB		1-2 BB		4	1	2	3	1	1	2									
Charlie Hayes, R OBP: 0.400, SLG: 0.463	0-2 L4		2-1 L5		1-3 K	2-3 K		0-1 F9		5	0	0	0	0	2	6									
Mark Whiten, S OBP: 0.374, SLG: 0.419		1-0 G6-3 2B 1B	3-2 G1-3		4-2 BB BB	1-2 BB		1-2 F8		4	1	1	0	1	0	1	AB 37								
Chad Curtis, R OBP: 0.341, SLG: 0.520		0-0 G6-3 1B		4-1 G5-3 2B BB	0-2 G5-3			3-2 F9		3	1	1	0	1	0	3	R 8								
20 Jorge Posada, S OBP: 0.340, SLG: 0.333		0-1 G6-3		2-1 G5-3		2-2 G5-4-3 2B 1B		0-0 G4-3		4	1	1	0	0	0	3	H 12								
Inning Stats	R: 3 E: 0 K: 0 S: 14	H: 2 LOB: 0 BB: 1 P: 25	R: 1 E: 0 K: 0 S: 9	H: 3 LOB: 0 BB: 0 P: 13	R: 2 E: 0 K: 0 S: 14	H: 1 LOB: 0 BB: 1 P: 26	R: 1 E: 0 K: 1 S: 7	H: 1 LOB: 0 BB: 1 P: 15	R: 0 E: 0 K: 2 S: 16	H: 0 LOB: 3 BB: 2 P: 25	R: 1 E: 0 K: 1 S: 14	H: 4 LOB: 3 BB: 1 P: 24	R: 0 E: 0 K: 0 S: 8	H: 0 LOB: 0 BB: 0 P: 12	R: 0 E: 0 K: 2 S: 11	H: 0 LOB: 0 BB: 0 P: 17	R: 0 E: 0 K: 1 S: 10	H: 1 LOB: 1 BB: 0 P: 16	1B: 9 2B: 1 3B: 0 HR: 2	SF: 0 SAC: 0 DP: 2 HBP: 0	WP: 0 PB: 0 SB: 1 CS: 1	PA: 43			
PITCHER	IP	WLS	BF	H	R	ER	SO	BB	IBB	HBP	BLK	WP	HR	S	P	ERA	WHIP	PITCHER							
Brian Anderson, L ERA: 3.7	3.0		16	6	0	6	0	2	0	0	0	0	2	37	64	18.00	2.667								
Eric Plunk, R ERA: 6.09	2.0	W	10	1	1	1	3	3	0	0	0	0	0	23	40	4.50	2.000								
Albie Lopez, R ERA: 6.08	3.0		13	4	1	1	3	1	0	0	0	0	0	33	53	3.00	1.667								
Michael Jackson, R ERA: 2.56	1.0		4	1	0	0	1	0	0	0	0	0	0	10	16	0.00	1.000								

Cleveland Indians @ New York Yankees
Yankee Stadium, Bronx, NY
Sat Jun 28 1997, 3:33 AM EDT
Att: 41,085 - Sunny - 85 F


AB 37
R 8
H 12
RBI 8
BB 6
SO 7
LOB 19



Batter	1	2	3	4	5	6	7	8	9	10	AB	R	H	RBI	BB	SO	LOB	TOP			
Jeff Blausler, R OBP: 0.442, SLG: 0.575 (1, 6)	F4		K			F9		BB		HBP 1B	4	0	1	0	1	1	1				
Michael Tucker, L OBP: 0.368, SLG: 0.476 (1, 9)	G1-3			B2				G3-1		HBP 1B	4	0	0	0	0	1	2				
10 Chipper Jones, S OBP: 0.381, SLG: 0.595 (1, 5)				K						G5-3	5	0	2	0	0	2	2				
Fred McGriff, L OBP: 0.362, SLG: 0.419 (1, 3)	1B			G4-3						1B	3	0	0	0	1	2	2				
Andrew Jones, R OBP: 0.375, SLG: 0.438 (1, 8)											3	0	1	0	1	2	0				
Javy Lopez, R OBP: 0.369, SLG: 0.563 (1, 2)		G6-3									4	0	1	0	0	0	4				
Mike Mordecai, R OBP: 0.288, SLG: 0.283 (1, 10)											4	0	0	0	0	0	3				
Danny Bautista, R OBP: 0.182, SLG: 0.182 (1, 7)				K							4	0	0	0	0	2	0				
Tony Graffanino, R OBP: 0.352, SLG: 0.426 (1, 4)											3	0	1	0	1	1	0				
Inning Stats	R: 0 E: 0 K: 1 S: 7	H: 1 LOB: 1 BB: 0 P: 7	R: 0 E: 0 K: 1 S: 7	H: 0 LOB: 0 BB: 0 P: 9	R: 0 E: 0 K: 2 S: 8	H: 1 LOB: 0 BB: 0 P: 12	R: 0 E: 0 K: 1 S: 6	H: 0 LOB: 0 BB: 0 P: 8	R: 0 E: 0 K: 0 S: 7	H: 0 LOB: 2 BB: 2 P: 11	R: 0 E: 0 K: 0 S: 12	H: 1 LOB: 2 BB: 1 P: 17	R: 0 E: 0 K: 0 S: 9	H: 0 LOB: 2 BB: 2 P: 21	R: 0 E: 0 K: 1 S: 12	H: 1 LOB: 2 BB: 1 P: 22	R: 0 E: 0 K: 2 S: 13	H: 1 LOB: 2 BB: 0 P: 23	1B: 6 2B: 0 3B: 0 HR: 0	SF: 0 SAC: 0 DP: 1 HBP: 1	WP: 0 PA: 39 PB: 0 SB: 0 CS: 0
PITCHER	IP 5.0	WLS 18	BF 16	H 3	R 0	ER 0	SO 6	BB 0	IBB 0	HBP 0	BLK 0	WP 0	HR 0	S 38	P 52	ERA 0.00	WHIP 0.600				
Andy Pettitte, L ERA: 3.32 (6, 1)	4.0	18	2	0	0	3	4	0	0	0	0	0	0	40	71	0.00	1.500				
Kenny Rogers, L ERA: 5.9 (10, 1)	1.0	5	1	0	0	2	0	0	1	0	0	0	0	13	23	0.00	1.000				
Mike Stanton, L ERA: 3.07																					

Atlanta Braves @ New York Yankees
 Yankee Stadium, Bronx, NY
 Mon Jun 30 1997, 7:05 PM EDT
 Att: 39,887 - Unknown - 82 F


AB 34
 R 0
 H 6
 RBI 0
 BB 4
 SO 11
 LOB 14



Batter	1	2	3	4	5	6	7	8	9	10	AB	R	H	RBI	BB	SO	LOB	BOTTOM	
2 Derek Jeter, R OBP: 0.368, SLG: 0.398 (1, 6)	1B		FC6-4			G5-3		FC5-4		1B	5	0	2	0	0	0	3		
Luis Sojo, R OBP: 0.358, SLG: 0.358 (1, 4)	L9					P3		G4-3		1B	5	0	2	1	0	0	3		
Paul O'Neill, L OBP: 0.417, SLG: 0.547 Scott Pose, L OBP: 0.276, SLG: 0.231 (9, PR) (10, 9)	G4-3									1B	3	0	2	0	1	0	1		
Cecil Fielder, R OBP: 0.354, SLG: 0.404 Pat Kelly, R OBP: 0.343, SLG: 0.322 (9, PR)										1B	0	0	0	0	0	0	0		
Tino Martinez, L OBP: 0.377, SLG: 0.638 (1, 3)										1B	3	0	1	0	1	1	4		
Charlie Hayes, R OBP: 0.356, SLG: 0.485 (1, 5)										1B	4	0	1	0	0	0	5		
Mark Whiten, S OBP: 0.363, SLG: 0.403 (1, 7)										1B	4	0	1	0	0	1	5		
Chad Curtis, R OBP: 0.333, SLG: 0.488 (1, 8)										1B	4	0	1	0	0	1	0		
Joe Girardi, R OBP: 0.307, SLG: 0.320 (1, 2)										1B	2	1	2	0	2	0	0		
Inning Stats	R: 0 E: 0 K: 0 S: 6	H: 1 LOB: 0 BB: 1 P: 10	R: 0 E: 0 K: 0 S: 2	H: 0 LOB: 0 BB: 1 P: 7	R: 0 E: 0 K: 1 S: 7	H: 0 LOB: 1 BB: 1 P: 16	R: 0 E: 0 K: 1 S: 11	H: 2 LOB: 1 BB: 0 P: 15	R: 0 E: 0 K: 0 S: 8	H: 1 LOB: 0 BB: 2 P: 11	R: 0 E: 0 K: 0 S: 5	H: 1 LOB: 1 BB: 0 P: 10	R: 0 E: 0 K: 1 S: 12	H: 2 LOB: 3 BB: 0 P: 17	R: 1 E: 0 K: 1 S: 13	H: 4 LOB: 2 BB: 0 P: 21	1B: 12 2B: 0 3B: 0 HR: 0	SF: 0 SAC: 0 DP: 5 HBP: 0	WP: 0 PA: 38 PB: 0 SB: 1 CS: 1
PITCHER	IP 9.0	WLS 33	BF 8	H 8	R 0	ER 0	SO 3	BB 4	IBB 0	HBP 0	BLK 0	WP 0	HR 0	S 74	P 126	ERA 0.00	WHIP 1.333		
Tom Glavine, L ERA: 2.57 (10, 1)	0.2	5	4	1	1	1	0	0	0	0	0	0	0	13	21	13.50	6.000		
Mike Bielecki, R ERA: 3.2																			

Atlanta Braves @ New York Yankees
 Yankee Stadium, Bronx, NY
 Mon Jun 30 1997, 7:05 PM EDT
 Att: 39,887 - Unknown - 82 F

AB 34
 R 1
 H 12
 RBI 1
 BB 4
 SO 4
 LOB 23



Batter	1	2	3	4	5	6	7	8	9	AB	R	H	RBI	BB	SO	LOB	TOP								
Jeff Blausler R (1,6) OBP: 0.438, SLG: 0.568										5	0	1	0	0	2	3									
Michael Tucker L (1,9) OBP: 0.370, SLG: 0.476										4	0	2	0	0	0	1									
10 Chipper Jones S (1,5) OBP: 0.377, SLG: 0.498										4	0	0	0	0	2	4									
Fred McGriff L (1,3) OBP: 0.361, SLG: 0.417										4	1	1	0	0	1	2									
Ryan Klesko L (1,7) OBP: 0.322, SLG: 0.482 Danny Bautista R (8,7) OBP: 0.182, SLG: 0.182										4	1	2	2	0	0	0									
Andruw Jones R (1,8) OBP: 0.377, SLG: 0.451										4	1	2	0	0	1	1									
Javy Lopez R (1,2) OBP: 0.368, SLG: 0.562										4	0	1	1	0	0	2									
Keith Lockhart L (1,10) OBP: 0.291, SLG: 0.427										4	0	1	0	0	0	2									
Mark Lemke S (1,4) OBP: 0.275, SLG: 0.296										4	0	0	0	0	1	3									
Inning Stats	R: 0 E: 0 K: 0 S: 8	H: 2 LOB: 1 BB: 0 P: 13	R: 0 E: 0 K: 1 S: 11	H: 0 LOB: 0 BB: 0 P: 16	R: 0 E: 0 K: 2 S: 12	H: 2 LOB: 2 BB: 0 P: 19	R: 0 E: 0 K: 0 S: 9	H: 1 LOB: 1 BB: 0 P: 13	R: 0 E: 1 K: 2 S: 10	H: 0 LOB: 1 BB: 0 P: 15	R: 2 E: 0 K: 0 S: 11	H: 3 LOB: 1 BB: 0 P: 12	R: 0 E: 0 K: 0 S: 6	H: 0 LOB: 0 BB: 0 P: 8	R: 0 E: 0 K: 2 S: 11	H: 0 LOB: 0 BB: 0 P: 16	R: 1 E: 0 K: 0 S: 10	H: 2 LOB: 1 BB: 0 P: 16	1B: 5 2B: 4 3B: 0 HR: 1	SF: 0 SAC: 0 DP: 1 HBP: 0	WP: 0 PB: 1 SB: 0 CS: 0	PA: 37			
PITCHER	IP	WLS	BF	H	R	ER	SO	BB	IBB	HBP	BLK	WP	HR	S	P	ERA	WHIP								
Ramiro Mendoza R (1,1) ERA: 4.87	7.0	L	29	8	2	2	5	0	0	0	0	0	1	67	96	2.57	1.143								
Graeme Lloyd L (8,1) ERA: 4.12	1.0		3	0	0	0	2	0	0	0	0	0	0	11	16	0.00	0.000								
Jim Mecir R (9,1) ERA: 6.43	1.0		5	2	1	1	0	0	0	0	0	0	0	10	16	9.00	2.000								

Atlanta Braves @ New York Yankees
Yankee Stadium, Bronx, NY
Tue Jul 01 1997, 7:05 PM EDT
Att: 39,596 - Unknown - 76 F

AB 37
R 3
H 10
RBI 3
BB 0
SO 7
LOB 18



Batter	1	2	3	4	5	6	7	8	9	AB	R	H	RBI	BB	SO	LOB	BOTTOM								
2 Derek Jeter R (1,6) OBP: 0.374, SLG: 0.402										4	0	3	1	1	0	1									
Luis Sojo R (1,4) OBP: 0.347, SLG: 0.345										4	0	0	0	0	0	7									
Paul O'Neill L (1,9) OBP: 0.412, SLG: 0.539										4	0	0	0	0	1	1									
Cecil Fielder R (1,10) OBP: 0.363, SLG: 0.399 Pat Kelly R (8, PR) OBP: 0.343, SLG: 0.322										3	0	0	0	0	1	1									
Tino Martinez L (1,3) OBP: 0.375, SLG: 0.636										4	0	1	0	0	1	1									
Charlie Hayes R (1,5) OBP: 0.392, SLG: 0.485										4	0	1	0	0	0	3									
Mark Whiten S (1,7) OBP: 0.361, SLG: 0.397										3	0	0	0	1	1	1									
Chad Curtis R (1,8) OBP: 0.350, SLG: 0.488										2	1	1	0	2	1	1									
20 Jorge Posada S (1,2) OBP: 0.327, SLG: 0.319										4	0	0	0	0	1	5									
Inning Stats	R: 0 E: 0 K: 0 S: 12	H: 1 LOB: 1 BB: 0 P: 21	R: 0 E: 0 K: 0 S: 5	H: 0 LOB: 0 BB: 0 P: 9	R: 1 E: 1 K: 0 S: 10	H: 2 LOB: 0 BB: 0 P: 16	R: 0 E: 0 K: 2 S: 8	H: 0 LOB: 0 BB: 0 P: 8	R: 0 E: 0 K: 1 S: 12	H: 1 LOB: 3 BB: 2 P: 21	R: 0 E: 0 K: 1 S: 13	H: 1 LOB: 2 BB: 0 P: 16	R: 0 E: 0 K: 0 S: 8	H: 1 LOB: 2 BB: 1 P: 17	R: 0 E: 0 K: 0 S: 12	H: 0 LOB: 0 BB: 0 P: 18	R: 0 E: 0 K: 2 S: 11	H: 0 LOB: 1 BB: 1 P: 18	1B: 4 2B: 2 3B: 0 HR: 0	SF: 0 SAC: 0 DP: 0 HBP: 1	WP: 1 PB: 0 SB: 0 CS: 1	PA: 37			
PITCHER	IP	WLS	BF	H	R	ER	SO	BB	IBB	HBP	BLK	WP	HR	S	P	ERA	WHIP								
Denny Neagle L (1,1) ERA: 3.14	7.2		32	6	1	1	4	3	0	1	0	0	0	79	125	1.17	1.174								
Mark Wohlers R (8,1) ERA: 2.29	1.1	S	5	0	0	0	2	1	0	0	0	0	0	12	19	0.00	0.750								

Atlanta Braves @ New York Yankees
Yankee Stadium, Bronx, NY
Tue Jul 01 1997, 7:05 PM EDT
Att: 39,596 - Unknown - 76 F

AB 32
R 1
H 6
RBI 1
BB 4
SO 6
LOB 21



Batter	1	2	3	4	5	6	7	8	9	AB	R	H	RBI	BB	SO	LOB	TOP								
Jeff Blausler, R (1, 6) OBP: 0.439, SLG: 0.569	4-2 FC5-4 BB		1-0 10 1B 2B		2-2 F8		1-0 FC2-6			3	1	1	0	1	0	1									
Michael Tucker, L (1, 9) OBP: 0.371, SLG: 0.473	0-0 FC5-4 10 CS		4-1 10 1B BB		4-2 10 1B BB		1-3 K			2	0	0	0	2	1	2									
10 Chipper Jones, S (1, 5) OBP: 0.378, SLG: 0.498	2-1 G4-3		0-0 FC6-4 1-3 2-H 1B		2-1 FC6-4 1-3 1B		1-1 F6			4	0	2	1	0	0	2									
Fred McGriff, L (1, 3) OBP: 0.357, SLG: 0.411		2-3 K	2-2 FC6-4 1-2		1-0 F7		1-3 K			4	0	0	0	0	2	2									
Ryan Klesko, L (1, 7) OBP: 0.328, SLG: 0.496	1-1 HBP			1-1 1B		1-2 HR		0-0 G1-3		3	1	2	1	0	0	0									
Danny Bautista, R (8, 7) OBP: 0.182, SLG: 0.182	1-3 K			1-0 L5		2-3 K		0-3 K		4	0	0	0	0	3	2									
Andruw Jones, R (1, 8) OBP: 0.370, SLG: 0.441	1-3 K			0-1 P5		2-0 1B		0-2 G5-3		4	0	1	0	0	1	2									
Keith Lockhart, L (1, 10) OBP: 0.289, SLG: 0.418	1-3 K			0-1 P5		0-1 1B		0-2 G5-3		4	0	1	0	0	1	2									
Eddie Pérez, R (1, 2) OBP: 0.298, SLG: 0.391			0-3 K	2-1 P6		0-1 G1-3		1-3 K		4	0	0	0	0	2	2									
Mark Lemke, S (1, 4) OBP: 0.275, SLG: 0.295			1-2 G3		1-1 G6-3		1-0 FC2-6 1B		0-0 F7	4	0	1	0	0	0	0									
Inning Stats	R: 0 E: 0 K: 0 S: 7	H: 0 LOB: 0 BB: 1 P: 13	R: 0 E: 0 K: 3 S: 10	H: 0 LOB: 1 BB: 0 P: 15	R: 1 E: 0 K: 1 S: 12	H: 2 LOB: 2 BB: 1 P: 20	R: 0 E: 0 K: 0 S: 7	H: 1 LOB: 1 BB: 0 P: 11	R: 0 E: 0 K: 0 S: 10	H: 1 LOB: 2 BB: 1 P: 19	R: 1 E: 0 K: 1 S: 10	H: 2 LOB: 1 BB: 0 P: 16	R: 0 E: 0 K: 2 S: 9	H: 0 LOB: 0 BB: 0 P: 13	R: 0 E: 0 K: 2 S: 7	H: 0 LOB: 0 BB: 0 P: 8	R: 0 E: 0 K: 1 S: 9	H: 0 LOB: 0 BB: 0 P: 10	1B: 5 2B: 1 3B: 0 HR: 1	SF: 0 SAC: 0 DP: 0 HBP: 1	WP: 0 PB: 0 SB: 0 CS: 1	PA: 36			
PITCHER	IP	WLS	BF	H	R	ER	SO	BB	IBB	HBP	BLK	WP	HR	S	P	ERA	WHIP								
Dwight Gooden, R (1, 1) ERA: 2.93	7.0	L	30	7	2	2	6	3	0	1	0	0	1	65	107	2.57	1.429								
Graeme Lloyd, L (8, 1) ERA: 3.99	0.2		2	0	0	0	1	0	0	0	0	0	0	4	5	0.00	0.000								
Jeff Nelson, R (8, 1) ERA: 3.07	1.1		4	0	0	0	2	0	0	0	0	0	0	12	13	0.00	0.000								

Atlanta Braves @ New York Yankees
Yankee Stadium, Bronx, NY
Wed Jul 02 1997, 3:33 AM EDT
Att: 36,606 - Unknown - 75 F

AB 32
R 2
H 7
RBI 2
BB 3
SO 9
LOB 13



Batter	1	2	3	4	5	6	7	8	9	AB	R	H	RBI	BB	SO	LOB	BOTTOM								
2 Derek Jeter, R (1, 6) OBP: 0.370, SLG: 0.397	0-3 K			1-1 G5-3			1-3 K		1-0 G4-3	4	0	0	0	0	2	1									
Joe Girardi, R (1, 2) OBP: 0.308, SLG: 0.320	0-1 G4-3			2-1 G6-4-3 1B			0-3 K			3	0	1	0	0	1	0									
Paul O'Neill, L (1, 9) OBP: 0.408, SLG: 0.533	3-2 G4-3			0-0 G6-4-3			0-1 G4-3			3	0	0	0	0	0	1									
Cecil Fielder, R (1, 10) OBP: 0.359, SLG: 0.395		0-1 G6-3			1-2 G4-3			0-3 K		3	0	0	0	0	1	0									
Tino Martinez, L (1, 3) OBP: 0.372, SLG: 0.630		0-3 K			2-1 G3-1			2-1 F8		3	0	0	0	0	1	0									
Wade Boggs, L (1, 5) OBP: 0.355, SLG: 0.325		1-2 G6-3			1-0 P5			0-1 F9		3	0	0	0	0	0	0									
Mark Whiten, S (1, 7) OBP: 0.360, SLG: 0.396				1-1 F8 G4-3 1B			1-0 G4-3		0-3 K	3	0	1	0	0	1	0									
Chad Curtis, R (1, 8) OBP: 0.350, SLG: 0.483				0-0 G4-3			1-3 K		1-0 1B	3	0	1	0	0	1	1									
Pat Kelly, R (1, 4) OBP: 0.333, SLG: 0.311				2-1 F8			0-0 G1-3		2-3 K	2	0	0	0	0	0	1									
Bernie Williams, S (8, PH) OBP: 0.421, SLG: 0.510				2-3						1	0	0	0	0	1	1									
Inning Stats	R: 0 E: 0 K: 1 S: 8	H: 0 LOB: 0 BB: 0 P: 11	R: 0 E: 0 K: 1 S: 8	H: 0 LOB: 0 BB: 0 P: 9	R: 0 E: 0 K: 0 S: 5	H: 1 LOB: 0 BB: 0 P: 8	R: 0 E: 0 K: 0 S: 5	H: 1 LOB: 0 BB: 0 P: 8	R: 0 E: 0 K: 0 S: 6	H: 0 LOB: 0 BB: 0 P: 10	R: 0 E: 0 K: 1 S: 5	H: 0 LOB: 0 BB: 0 P: 7	R: 0 E: 0 K: 2 S: 8	H: 0 LOB: 0 BB: 0 P: 9	R: 0 E: 0 K: 1 S: 7	H: 0 LOB: 0 BB: 0 P: 9	R: 0 E: 0 K: 2 S: 9	H: 1 LOB: 1 BB: 0 P: 13	1B: 3 2B: 0 3B: 0 HR: 0	SF: 0 SAC: 0 DP: 1 HBP: 0	WP: 0 PB: 0 SB: 0 CS: 0	PA: 28			
PITCHER	IP	WLS	BF	H	R	ER	SO	BB	IBB	HBP	BLK	WP	HR	S	P	ERA	WHIP								
Greg Maddux, R (1, 1) ERA: 2.36	9.0	W	28	3	0	0	8	0	0	0	0	0	0	61	84	0.00	0.333								

Atlanta Braves @ New York Yankees
Yankee Stadium, Bronx, NY
Wed Jul 02 1997, 3:33 AM EDT
Att: 36,606 - Unknown - 75 F

AB 28
R 0
H 3
RBI 0
BB 0
SO 8
LOB 5



Batter	1	2	3	4	5	6	7	8	9	AB R H RBI BB SO LOB	TOP									
2 Derek Jeter, R OBP: 0.367, SLG: 0.394										5 0 1 0 0 2 3	New York Yankees @ Toronto Blue Jays SkyDome, Toronto, ON Thu Jul 03 1997, 7:05 PM EDT Att: 31,227 - Dome - 72 F									
Wade Boggs, L OBP: 0.352, SLG: 0.322										5 0 1 0 0 1 2										
Bernie Williams, S OBP: 0.419, SLG: 0.504										3 0 0 0 1 0 1										
Tino Martinez, L OBP: 0.371, SLG: 0.625										4 1 1 0 0 1 3										
Paul O'Neill, L OBP: 0.406, SLG: 0.529										4 0 1 0 0 1 0										
Cecil Fielder, R OBP: 0.358, SLG: 0.393										4 1 1 0 0 0 2										
Chad Curtis, R OBP: 0.364, SLG: 0.506										2 1 2 1 1 0 0										
Joe Girardi, R OBP: 0.316, SLG: 0.333										4 0 3 1 0 0 0										
Pat Kelly, R OBP: 0.329, SLG: 0.302										2 0 0 1 1 1 3										
Inning Stats	R: 0 E: 0 K: 1 S: 6	H: 1 LOB: 1 BB: 0 P: 6	R: 1 E: 1 K: 0 S: 9	H: 2 LOB: 2 BB: 1 P: 17	R: 0 E: 0 K: 1 S: 7	H: 0 LOB: 0 BB: 0 P: 12	R: 1 E: 0 K: 0 S: 9	H: 2 LOB: 1 BB: 0 P: 13	R: 0 E: 0 K: 1 S: 8	H: 3 LOB: 2 BB: 0 P: 20	R: 0 E: 0 K: 1 S: 8	H: 1 LOB: 1 BB: 1 P: 13	R: 0 E: 0 K: 1 S: 6	H: 1 LOB: 0 BB: 0 P: 11	R: 0 E: 0 K: 0 S: 8	H: 0 LOB: 1 BB: 1 P: 13	1B: 8 2B: 2 HR: 0	SF: 2 SAC: 0 HBP: 0	WP: 0 PB: 0 SB: 1 CS: 1	PA: 39
PITCHER	IP WLS BF H R ER SO BB IBB HBP BLK WP HR S P ERA WHIP																			
Woody Williams, R ERA: 4.59	(1, 1) 6.0 L 27 8 3 3 4 1 0 0 0 0 0 50 78 4.50 1.500																			
Paul Spoljaric, L ERA: 3.38	(7, 1) 1.0 4 1 0 0 1 1 0 0 0 0 0 8 13 0.00 2.000																			
Paul Quantrill, R ERA: 1.66	(8, 1) 1.2 6 1 0 0 1 1 0 0 0 0 0 11 21 0.00 1.200																			
Dan Plesac, L ERA: 4.5	(9, 1) 0.1 1 0 0 0 0 0 0 0 0 0 0 3 3 0.00 0.000																			

Batter	1	2	3	4	5	6	7	8	9	AB R H RBI BB SO LOB	BOTTOM									
Otis Nixon, S OBP: 0.362, SLG: 0.299										3 0 1 0 1 0 0	New York Yankees @ Toronto Blue Jays SkyDome, Toronto, ON Thu Jul 03 1997, 7:05 PM EDT Att: 31,227 - Dome - 72 F									
Orlando Merced, S OBP: 0.356, SLG: 0.440										4 1 2 0 0 0 2										
Joe Carter, R OBP: 0.293, SLG: 0.387										4 0 0 0 0 2 4										
Carlos Delgado, L OBP: 0.358, SLG: 0.558										4 0 1 1 0 3 3										
Ed Sprague, R OBP: 0.312, SLG: 0.444										4 0 0 0 0 2 1										
Shawn Green, L OBP: 0.323, SLG: 0.467										3 0 0 0 1 2 1										
Charlie O'Brien, R OBP: 0.344, SLG: 0.438										4 0 2 0 0 0 1										
Alex Gonzalez, R OBP: 0.286, SLG: 0.383										3 0 0 0 1 2 1										
Carlos Garcia, R OBP: 0.250, SLG: 0.299										3 0 0 0 0 0 2										
Inning Stats	R: 0 E: 0 K: 1 S: 7	H: 0 LOB: 1 BB: 1 P: 12	R: 0 E: 0 K: 0 S: 9	H: 1 LOB: 2 BB: 1 P: 15	R: 0 E: 0 K: 1 S: 10	H: 1 LOB: 0 BB: 0 P: 12	R: 0 E: 0 K: 1 S: 6	H: 0 LOB: 0 BB: 1 P: 11	R: 0 E: 0 K: 1 S: 8	H: 2 LOB: 1 BB: 0 P: 13	R: 0 E: 0 K: 2 S: 9	H: 0 LOB: 0 BB: 0 P: 12	R: 0 E: 0 K: 2 S: 10	H: 1 LOB: 0 BB: 0 P: 13	R: 0 E: 0 K: 3 S: 11	H: 1 LOB: 1 BB: 0 P: 16	1B: 3 2B: 3 HR: 0	SF: 0 SAC: 0 HBP: 0	WP: 1 PB: 0 SB: 1 CS: 1	PA: 36
PITCHER	IP WLS BF H R ER SO BB IBB HBP BLK WP HR S P ERA WHIP																			
David Wells, L ERA: 3.82	(1, 1) 7.1 W 29 5 1 1 6 3 0 0 0 0 0 68 104 1.23 1.091																			
Jeff Nelson, R ERA: 3.05	(8, 1) 0.1 1 0 0 0 1 0 0 0 0 0 0 3 4 0.00 0.000																			
Mike Stanton, L ERA: 3.03	(8, 1) 0.1 1 0 0 0 1 0 0 0 0 1 0 0 3 3 0.00 0.000																			
42 Mariano Rivera, R ERA: 1.96	(9, 1) 1.0 S 4 1 0 0 3 0 0 0 0 0 0 11 16 0.00 1.000																			

Batter	1	2	3	4	5	6	7	8	9	AB	R	H	RBI	BB	SO	LOB	TOP										
2 Derek Jeter, R OBP: 0.396, SLG: 0.395										4	0	1	0	0	2	0	New York Yankees @ Toronto Blue Jays SkyDome, Toronto, ON Fri Jul 04 1997, 7:05 PM EDT Att: 34,134 - Dome - 72 F										
Wade Boggs, L OBP: 0.346, SLG: 0.315										4	0	0	0	0	2	1											
Bernie Williams, S OBP: 0.415, SLG: 0.498										3	0	0	0	0	1	1											
Tino Martinez, L OBP: 0.371, SLG: 0.622										3	0	1	0	0	1	1											
Paul O'Neill, L OBP: 0.402, SLG: 0.523										3	0	0	0	0	1	1											
Cecil Fielder, R OBP: 0.381, SLG: 0.392										1	0	0	0	2	1	0											
Mark Whiten, S OBP: 0.360, SLG: 0.396										0	0	0	0	0	0	0											
Chad Curtis, R OBP: 0.355, SLG: 0.489										3	0	0	0	0	1	2											
Joe Girardi, R OBP: 0.311, SLG: 0.329										3	0	0	0	0	1	2											
Pat Kelly, R OBP: 0.321, SLG: 0.292										2	0	0	0	0	1	0											
Luis Sojo, R OBP: 0.344, SLG: 0.342										1	0	0	0	0	0	0											
Inning Stats	R: 0 H: 1 E: 0 K: 2 S: 10	H: 1 LOB: 1 BB: 0 P: 17	R: 0 H: 0 E: 0 K: 2 S: 10	LOB: 0 BB: 0 P: 18	R: 0 H: 0 E: 0 K: 2 S: 9	LOB: 0 BB: 0 P: 16	R: 0 H: 0 E: 0 K: 1 S: 8	LOB: 1 BB: 1 P: 9	R: 0 H: 0 E: 0 K: 1 S: 7	LOB: 1 BB: 1 P: 14	R: 0 H: 1 E: 0 K: 0 S: 10	LOB: 0 BB: 0 P: 15	R: 0 H: 0 E: 0 K: 0 S: 6	LOB: 1 BB: 1 P: 12	R: 0 H: 0 E: 0 K: 2 S: 13	LOB: 0 BB: 0 P: 19	1B: 1 2B: 1 3B: 0 HR: 0	SF: 0 SAC: 0 DP: 2 HBP: 0	WP: 0 PB: 0 SB: 0 CS: 0	PA: 29							
PITCHER	IP	WLS	BF	H	R	ER	SO	BB	IBB	HBP	BLK	WP	HR	S	P	ERA	WHIP										
Juan Guzman, R ERA: 4.13	(1, 1)	5.0		17	1	0	0	8	1	0	0	0	0	44	74	0.00	0.400										
Kelvin Escobar, R ERA: 1.09	(6, 1)	4.0	W	12	1	0	0	3	1	0	0	0	0	39	60	0.00	0.500										

AB	27
R	0
H	2
RBI	0
BB	2
SO	11
LOB	8



Batter	1	2	3	4	5	6	7	8	9	AB	R	H	RBI	BB	SO	LOB	BOTTOM										
Otis Nixon, S OBP: 0.364, SLG: 0.301										4	0	2	0	0	2	0	New York Yankees @ Toronto Blue Jays SkyDome, Toronto, ON Fri Jul 04 1997, 7:05 PM EDT Att: 34,134 - Dome - 72 F										
Orlando Merced, S OBP: 0.355, SLG: 0.447										4	1	1	1	0	0	3											
Joe Carter, R OBP: 0.290, SLG: 0.383										3	0	0	0	0	0	1											
Carlos Delgado, L OBP: 0.361, SLG: 0.556										1	0	0	0	2	1	0											
Ed Sprague, R OBP: 0.312, SLG: 0.443										3	0	1	0	0	0	2											
Shawn Green, L OBP: 0.329, SLG: 0.468										2	0	1	0	1	1	1											
Charlie O'Brien, R OBP: 0.336, SLG: 0.426										3	0	0	0	0	1	3											
Alex Gonzalez, R OBP: 0.290, SLG: 0.384										2	0	1	0	1	0	0											
Carlos Garcia, R OBP: 0.247, SLG: 0.296										3	0	0	0	0	2	2											
Inning Stats	R: 0 H: 1 E: 0 K: 0 S: 7	H: 1 LOB: 0 BB: 0 P: 10	R: 0 H: 1 E: 0 K: 0 S: 8	LOB: 1 BB: 1 P: 13	R: 0 H: 0 E: 0 K: 2 S: 7	LOB: 0 BB: 0 P: 11	R: 0 H: 0 E: 0 K: 0 S: 7	LOB: 1 BB: 1 P: 16	R: 0 H: 0 E: 0 K: 1 S: 11	LOB: 2 BB: 2 P: 20	R: 1 H: 1 E: 0 K: 2 S: 14	LOB: 0 BB: 0 P: 19	R: 0 H: 1 E: 0 K: 1 S: 8	LOB: 0 BB: 0 P: 11	R: 0 H: 2 E: 0 K: 1 S: 9	LOB: 1 BB: 0 P: 16		1B: 5 2B: 0 3B: 0 HR: 1	SF: 0 SAC: 0 DP: 3 HBP: 0	WP: 1 PB: 0 SB: 0 CS: 2	PA: 30						
PITCHER	IP	WLS	BF	H	R	ER	SO	BB	IBB	HBP	BLK	WP	HR	S	P	ERA	WHIP										
David Cone, R ERA: 2.55	(1, 1)	7.1	L	28	6	1	1	7	4	0	0	0	0	69	112	1.23	1.364										
Graeme Lloyd, L ERA: 3.95	(8, 1)	0.2		1	0	0	0	0	0	0	0	0	0	2	4	0.00	0.000										

AB	25
R	1
H	6
RBI	1
BB	4
SO	7
LOB	12



Batter	1	2	3	4	5	6	7	8	9	AB	R	H	RBI	BB	SO	LOB	TOP					
2 Derek Jeter, R OBP: 0.369, SLG: 0.397 (1, 6)										4	1	2	0	1	1	2	New York Yankees @ Toronto Blue Jays SkyDome, Toronto, ON Sat Jul 05 1997, 3:33 AM EDT Att: 44,206 - Dome - 72 F					
Luis Sojo, R OBP: 0.349, SLG: 0.347 Pat Kelly, R OBP: 0.329, SLG: 0.303 (1, 4) (7, 4)										4	1	2	2	0	0	2						
Bernie Williams, S OBP: 0.412, SLG: 0.493 (1, 8)										5	1	1	1	0	1	5						
Tino Martinez, L OBP: 0.371, SLG: 0.621 (1, 3)										4	1	1	2	1	0	3						
Cecil Fielder, R OBP: 0.370, SLG: 0.406 (1, 10)										2	1	2	1	3	0	0						
Paul O'Neill, L OBP: 0.402, SLG: 0.524 (1, 9)										5	0	2	2	0	2	3						
Charlie Hayes, R OBP: 0.397, SLG: 0.471 (1, 5)										4	0	0	0	1	2	5						
Chad Curtis, R OBP: 0.339, SLG: 0.464 (1, 7)										5	1	0	0	0	0	3						
Joe Girardi, R OBP: 0.318, SLG: 0.335 (1, 2)										5	1	3	0	0	1	2						
Inning Stats	R: 0 E: 0 K: 0 S: 9	H: 1 LOB: 1 BB: 0 P: 17	R: 0 E: 0 K: 0 S: 8	H: 1 LOB: 1 BB: 1 P: 15	R: 0 E: 0 K: 0 S: 7	H: 1 LOB: 1 BB: 0 P: 9	R: 0 E: 0 K: 2 S: 8	H: 0 LOB: 1 BB: 1 P: 15	R: 1 E: 0 K: 1 S: 17	H: 3 LOB: 2 BB: 0 P: 23	R: 1 E: 0 K: 0 S: 10	H: 1 LOB: 0 BB: 0 P: 19	R: 3 E: 0 K: 1 S: 17	H: 4 LOB: 2 BB: 2 P: 29	R: 3 E: 1 K: 3 S: 20	H: 3 LOB: 2 BB: 1 P: 32		R: 0 E: 0 K: 0 S: 7	H: 0 LOB: 0 BB: 1 P: 14	1B: 11 2B: 2 3B: 0 HR: 1	SF: 0 SAC: 0 DP: 2 HBP: 0	WP: 0 PB: 0 SB: 0 CS: 2
PITCHER	IP WLS BF H R ER SO BB IBB HBP BLK WP HR S P ERA WHIP																					
Pat Hentgen, R ERA: 3.27 (1, 1)	6.2 L 32 10 5 5 3 4 0 0 0 0 0 1 70 119 6.75 2.100																					
Paul Spoljaric, L ERA: 3.35 (7, 1)	0.1 2 1 0 0 1 0 0 0 0 0 0 0 6 8 0.00 3.000																					
Paul Quantrill, R ERA: 1.64 (8, 1)	0.2 5 2 3 0 2 0 0 0 0 0 0 0 13 19 0.00 3.000																					
Dan Plesac, L ERA: 4.44 (8, 1)	0.1 3 1 0 0 1 0 1 0 0 0 0 0 7 13 0.00 3.000																					
Luis Andujar, R ERA: 7.09 (9, 1)	1.0 3 0 0 0 0 1 0 0 0 0 0 0 7 14 0.00 1.000																					

Batter	1	2	3	4	5	6	7	8	9	AB	R	H	RBI	BB	SO	LOB	BOTTOM			
Otis Nixon, S OBP: 0.360, SLG: 0.298 (1, 8)										3	0	0	0	0	1	1	New York Yankees @ Toronto Blue Jays SkyDome, Toronto, ON Sat Jul 05 1997, 3:33 AM EDT Att: 44,206 - Dome - 72 F			
Orlando Merced, S OBP: 0.354, SLG: 0.443 (1, 9)										3	0	0	0	1	1	0				
Joe Carter, R OBP: 0.290, SLG: 0.381 (1, 10)										4	0	1	0	0	0	2				
Carlos Delgado, L OBP: 0.359, SLG: 0.549 (1, 3)										3	0	0	0	1	1	1				
Ed Sprague, R OBP: 0.309, SLG: 0.438 (1, 5)										4	0	0	0	0	2	2				
Shawn Green, L OBP: 0.335, SLG: 0.471 (1, 7)										3	0	2	0	0	0	0				
Benito Santiago, R OBP: 0.229, SLG: 0.273 (1, 2)										3	0	1	0	0	0	3				
Alex Gonzalez, R OBP: 0.287, SLG: 0.380 (1, 6)										3	0	0	0	0	1	3				
Tilson Brito, R OBP: 0.352, SLG: 0.325 (1, 4)										3	0	2	0	0	0	0				
Inning Stats	R: 0 E: 0 K: 0 S: 3	H: 0 LOB: 0 BB: 0 P: 4	R: 0 E: 0 K: 1 S: 12	H: 1 LOB: 2 BB: 1 P: 24	R: 0 E: 0 K: 0 S: 8	H: 1 LOB: 1 BB: 1 P: 15	R: 0 E: 0 K: 0 S: 8	H: 0 LOB: 0 BB: 0 P: 11	R: 0 E: 0 K: 2 S: 9	H: 0 LOB: 0 BB: 0 P: 14	R: 0 E: 0 K: 0 S: 7	H: 1 LOB: 0 BB: 0 P: 15	R: 0 E: 0 K: 1 S: 7	H: 0 LOB: 0 BB: 0 P: 10	R: 0 E: 0 K: 1 S: 7	H: 1 LOB: 1 BB: 0 P: 12		1B: 5 2B: 1 3B: 0 HR: 0	SF: 0 SAC: 1 DP: 1 HBP: 0	WP: 0 PB: 0 SB: 0 CS: 0
PITCHER	IP WLS BF H R ER SO BB IBB HBP BLK WP HR S P ERA WHIP																			
Andy Pettitte, L ERA: 3.1 (1, 1)	9.0 W 32 6 0 0 6 2 0 0 0 0 0 0 68 116 0.00 0.889																			

Batter	1	2	3	4	5	6	7	8	9	AB	R	H	RBI	BB	SO	LOB	TOP			
2 Derek Jeter, R OBP: 0.365, SLG: 0.392 (1, 6)	G5-3		G6-4-3			F9		L9		4	0	0	0	0	0	1				
Joe Girardi, R OBP: 0.316, SLG: 0.338 (1, 2)	G5-3		K			G4-3		G4-3		4	0	1	0	0	1	0				
Bernie Williams, S OBP: 0.410, SLG: 0.489 (1, 8)	1B			K		G4-3		K		4	0	1	0	0	2	1				
Tino Martinez, L OBP: 0.370, SLG: 0.619 (1, 3)	K			2B		K		K		4	0	1	0	0	3	2				
Paul O'Neill, L OBP: 0.402, SLG: 0.521 (1, 9)				G6-3						2	0	0	0	1	1	1				
Mark Whiten, S OBP: 0.360, SLG: 0.396 (7, 9)				BB						0	0	0	0	0	0	0				
Cecil Fielder, R OBP: 0.397, SLG: 0.402 (1, 10)	G6-3			K				G4-3		3	0	0	0	0	1	2				
Charlie Hayes, R OBP: 0.360, SLG: 0.461 (1, 5)								F9		3	0	0	0	0	1	1				
Chad Curtis, R OBP: 0.331, SLG: 0.450 (1, 7)	G5-3					F9		F9		3	0	0	0	0	0	1				
Pat Kelly, R OBP: 0.333, SLG: 0.309 (1, 4)						K		L7		2	0	1	0	0	1	0				
Wade Boggs, L OBP: 0.344, SLG: 0.314 (8, PH)										1	0	0	0	0	0	0				
Inning Stats	R: 0 E: 0 K: 1 S: 8	H: 1 LOB: 1 BB: 0 P: 12	R: 0 E: 0 K: 0 S: 7	H: 0 LOB: 1 BB: 1 P: 14	R: 0 E: 0 K: 1 S: 7	H: 1 LOB: 0 BB: 0 P: 10	R: 0 E: 0 K: 2 S: 11	H: 1 LOB: 1 BB: 0 P: 14	R: 0 E: 0 K: 1 S: 7	H: 0 LOB: 0 BB: 0 P: 11	R: 0 E: 0 K: 1 S: 8	H: 0 LOB: 1 BB: 0 P: 13	R: 0 E: 0 K: 1 S: 8	H: 0 LOB: 0 BB: 0 P: 12	R: 0 E: 0 K: 2 S: 9	H: 0 LOB: 0 BB: 0 P: 13	1B: 2 2B: 2 3B: 0 HR: 0	SF: 0 SAC: 0 DP: 1 HBP: 0	WP: 0 PB: 0 SB: 0 CS: 0	PA: 31
PITCHER Roger Clemens, R ERA: 1.69 (1, 1)	IP: 9.0 WLS: W BF: 31 H: 4 R: 0 ER: 0 SO: 10 BB: 1 IBB: 0 HBP: 0 BLK: 0 WP: 0 HR: 0 S: 72 P: 109 ERA: 0.00 WHIP: 0.556															PITCHER				

New York Yankees @ Toronto Blue Jays
SkyDome, Toronto, ON
Sun Jul 06 1997, 3:33 AM EDT
Att: 41,137 - Sunny - 84 F

AB	30
R	0
H	4
RBI	0
BB	1
SO	10
LOB	9



Batter	1	2	3	4	5	6	7	8	9	AB	R	H	RBI	BB	SO	LOB	BOTTOM			
Otis Nixon, S OBP: 0.359, SLG: 0.298 (1, 8)	G1-3	FC5-4			F7		G4-3			4	0	1	0	0	0	2				
Orlando Merced, S OBP: 0.353, SLG: 0.440 (1, 9)	F8				L9		G4-3			4	0	1	0	0	0	1				
Joe Carter, R OBP: 0.289, SLG: 0.378 (1, 7)	G3-1				F8		G3			3	0	0	0	1	0	2				
Carlos Delgado, L OBP: 0.361, SLG: 0.548 (1, 3)										4	1	2	0	0	2	1				
Ed Sprague, R OBP: 0.311, SLG: 0.435 (1, 5)										2	1	0	0	2	0	2				
Shawn Green, L OBP: 0.333, SLG: 0.472 (1, 10)										4	0	1	1	0	1	3				
Charlie O'Brien, R OBP: 0.341, SLG: 0.423 (1, 2)										3	0	1	0	0	0	2				
Alex Gonzalez, R OBP: 0.287, SLG: 0.376 (1, 6)										3	0	0	0	1	1	3				
Tilson Brito, R OBP: 0.340, SLG: 0.318 (1, 4)										2	0	0	1	0	0	0				
Inning Stats	R: 0 E: 0 K: 0 S: 9	H: 0 LOB: 0 BB: 0 P: 12	R: 2 E: 0 K: 0 S: 15	H: 2 LOB: 2 BB: 2 P: 27	R: 0 E: 0 K: 0 S: 8	H: 2 LOB: 2 BB: 0 P: 12	R: 0 E: 0 K: 0 S: 8	H: 0 LOB: 0 BB: 0 P: 13	R: 0 E: 0 K: 1 S: 10	H: 0 LOB: 1 BB: 1 P: 19	R: 0 E: 0 K: 2 S: 7	H: 0 LOB: 1 BB: 0 P: 13	R: 0 E: 0 K: 0 S: 13	H: 1 LOB: 0 BB: 0 P: 17	R: 0 E: 0 K: 1 S: 14	H: 1 LOB: 2 BB: 1 P: 22	1B: 5 2B: 1 3B: 0 HR: 0	SF: 1 SAC: 0 DP: 0 HBP: 1	WP: 0 PB: 0 SB: 1 CS: 0	PA: 35
PITCHER Ramiro Mendoza, R ERA: 4.6 (1, 1)	IP: 7.2 WLS: L BF: 34 H: 6 R: 2 ER: 2 SO: 4 BB: 4 IBB: 0 HBP: 1 BLK: 0 WP: 0 HR: 0 S: 82 P: 131 ERA: 2.35 WHIP: 1.304															PITCHER				
Jeff Nelson, R ERA: 3.02 (8, 1)	IP: 0.1 WLS: 1 BF: 1 H: 0 R: 0 ER: 0 SO: 0 BB: 0 IBB: 0 HBP: 0 BLK: 0 WP: 0 HR: 2 S: 4 P: 4 ERA: 0.00 WHIP: 0.000															PITCHER				

New York Yankees @ Toronto Blue Jays
SkyDome, Toronto, ON
Sun Jul 06 1997, 3:33 AM EDT
Att: 41,137 - Sunny - 84 F

AB	29
R	2
H	6
RBI	2
BB	4
SO	4
LOB	16



Batter	1	2	3	4	5	6	7	8	9	AB	R	H	RBI	BB	SO	LOB	TOP								
Brian Hunter, R (1, 8) OBP: 0.319, SLG: 0.348	G6-3		G6-3				G4-3										4 0 0 0 1 1 2								
Bobby Higginson, L (1, 9) OBP: 0.380, SLG: 0.485	K																2 0 1 1 1 1 1 0								
Melvin Nieves, S (7, PH) OBP: 0.356, SLG: 0.477	K																2 0 1 0 0 1 1 0								
Travis Fryman, R (1, 5) OBP: 0.362, SLG: 0.488	K																2 0 0 0 1 2 2 2								
Phil Nevin, R (7, 5) OBP: 0.367, SLG: 0.485	K																2 0 0 0 0 2 2 2								
Tony Clark, S (1, 3) OBP: 0.410, SLG: 0.579		P2															3 1 1 1 1 1 1 0								
Bob Hamelin, L (1, 10) OBP: 0.401, SLG: 0.548	K																3 0 1 0 1 1 1 3								
Damion Easley, R (1, 4) OBP: 0.383, SLG: 0.487	K																4 0 0 0 0 2 2 2								
Curtis Pride, L (1, 7) OBP: 0.329, SLG: 0.353																	3 1 0 0 1 1 1 2								
Raul Casanova, S (1, 2) OBP: 0.327, SLG: 0.403																	3 1 2 0 0 0 0 0								
Matt Walbeck, S (8, 2) OBP: 0.376, SLG: 0.467																	1 0 1 0 0 0 0 0								
Deivi Cruz, R (1, 6) OBP: 0.233, SLG: 0.296																	4 0 1 1 1 0 0 2								
Inning Stats	R: 0 E: 0 K: 2 S: 9	H: 0 LOB: 0 BB: 0 P: 12	R: 0 E: 0 K: 2 S: 9	H: 0 LOB: 0 BB: 0 P: 10	R: 1 E: 0 K: 1 S: 11	H: 2 LOB: 2 BB: 2 P: 23	R: 0 E: 0 K: 3 S: 11	H: 1 LOB: 1 BB: 0 P: 17	R: 1 E: 0 K: 1 S: 15	H: 2 LOB: 3 BB: 2 P: 26	R: 0 E: 0 K: 0 S: 5	H: 0 LOB: 0 BB: 0 P: 7	R: 0 E: 0 K: 1 S: 5	H: 0 LOB: 0 BB: 0 P: 10	R: 1 E: 0 K: 1 S: 16	H: 1 LOB: 1 BB: 1 P: 30	R: 0 E: 0 K: 1 S: 10	H: 2 LOB: 2 BB: 1 P: 17	1B: 5 2B: 2 3B: 0 HR: 1	SF: 0 SAC: 0 DP: 1 HBP: 0	WP: 0 PB: 0 SB: 1 CS: 0	PA: 39			
PITCHER	IP	WLS	BF	H	R	ER	SO	BB	IBB	HBP	BLK	WP	HR	S	P	ERA	WHIP								
Hideki Irabu, R (1, 1) ERA: 2.7	6.2	W	28	5	2	2	9	4	0	0	0	0	0	62	99	2.70	1.350								
Jeff Nelson, R (7, 1) ERA: 3.13	1.1		6	1	1	1	2	1	0	0	0	0	1	19	36	6.75	1.500								
Graeme Lloyd, L (9, 1) ERA: 3.68	1.0		5	2	0	0	1	1	0	0	0	0	0	10	17	0.00	3.000								

Detroit Tigers @ New York Yankees
Yankee Stadium, Bronx, NY
Thu Jul 10 1997, 7:05 PM EDT
Att: 51,901 - Unknown - 79 F

AB 33
R 3
H 8
RBI 3
BB 6
SO 12
LOB 15



Batter	1	2	3	4	5	6	7	8	9	AB	R	H	RBI	BB	SO	LOB	BOTTOM								
Derek Jeter, R (1, 6) OBP: 0.371, SLG: 0.398	G1-6-3																5 3 4 0 0 1 0								
Luis Sojo, R (1, 4) OBP: 0.353, SLG: 0.352	G1-6-3																4 1 2 0 0 0 3								
Pat Kelly, R (7, PH) OBP: 0.341, SLG: 0.319	G1-6-3																1 0 1 0 0 0 0								
Bernie Williams, S (1, 8) OBP: 0.407, SLG: 0.484																	3 2 0 1 1 1 4								
Tino Martinez, L (1, 3) OBP: 0.373, SLG: 0.626	F8																3 3 1 3 2 0 2								
Paul O'Neill, L (1, 9) OBP: 0.402, SLG: 0.521																	4 0 1 2 1 0 0								
Cecil Fielder, R (1, 10) OBP: 0.382, SLG: 0.395																	5 0 0 0 0 4 5								
Charlie Hayes, R (1, 5) OBP: 0.350, SLG: 0.455																	4 0 1 2 1 0 0								
Chad Curtis, R (1, 7) OBP: 0.344, SLG: 0.446																	1 0 0 1 3 0 0								
Joe Girardi, R (1, 2) OBP: 0.315, SLG: 0.333																	3 1 0 0 1 0 7								
Inning Stats	R: 0 E: 0 K: 0 S: 8	H: 1 LOB: 1 BB: 1 P: 14	R: 0 E: 0 K: 0 S: 4	H: 0 LOB: 0 BB: 0 P: 5	R: 4 E: 1 K: 0 S: 15	H: 2 LOB: 0 BB: 1 P: 26	R: 0 E: 0 K: 1 S: 9	H: 0 LOB: 1 BB: 1 P: 16	R: 3 E: 0 K: 1 S: 11	H: 4 LOB: 3 BB: 2 P: 23	R: 3 E: 0 K: 1 S: 14	H: 2 LOB: 3 BB: 4 P: 35	R: 0 E: 0 K: 2 S: 11	H: 1 LOB: 1 BB: 0 P: 16	R: 0 E: 0 K: 1 S: 9	H: 0 LOB: 0 BB: 0 P: 17	1B: 8 2B: 1 3B: 0 HR: 1	SF: 1 SAC: 0 DP: 1 HBP: 0	WP: 0 PB: 0 SB: 0 CS: 0	PA: 43					
PITCHER	IP	WLS	BF	H	R	ER	SO	BB	IBB	HBP	BLK	WP	HR	S	P	ERA	WHIP								
Omar Olivares, R (1, 1) ERA: 4.62	4.1	L	23	6	7	3	1	1	0	0	0	0	0	13	22	18.00	4.000								
Jose Bautista, R (5, 1) ERA: 5.97	1.0		7	3	2	2	1	1	0	0	0	0	0	7	24	27.00	12.000								
Roberto Duran, L (6, 1) ERA: 6.75	0.1		5	0	1	1	1	4	0	0	0	0	0	12	17	0.00	0.750								
Doug Brocail, R (6, 1) ERA: 5.1	1.1		5	1	0	0	2	0	0	0	0	0	0	9	17	0.00	0.000								
Todd Jones, R (8, 1) ERA: 3.41	1.0		3	0	0	0	1	0	0	0	0	0	0	9	17	0.00	0.000								

Detroit Tigers @ New York Yankees
Yankee Stadium, Bronx, NY
Thu Jul 10 1997, 7:05 PM EDT
Att: 51,901 - Unknown - 79 F

AB 33
R 10
H 10
RBI 9
BB 9
SO 6
LOB 21



Batter	1	2	3	4	5	6	7	8	9	AB	R	H	RBI	BB	SO	LOB	TOP				
Brian Hunter, R OBP: 0.318, SLG: 0.346 (1, 8)	G5-3		E6 G6-3				F8			4	0	1	0	0	0	1	Detroit Tigers @ New York Yankees Yankee Stadium, Bronx, NY Fri Jul 11, 1997, 7:05 PM EDT Att: 27,135 - Unknown - 81 F livebaseballscorecards.com				
Damon Easley, R OBP: 0.380, SLG: 0.482 Curtis Pride, L OBP: 0.327, SLG: 0.350 Jody Reed, R OBP: 0.291, SLG: 0.219 (1, 4) (8, PH) (8, 4)	K		G6-3				K	K	3	0	0	0	0	2	3						
Travis Fryman, R OBP: 0.360, SLG: 0.489 (1, 5)	2B		L5				F7	F9	4	0	1	0	0	0	3						
Tony Clark, S OBP: 0.406, SLG: 0.572 (1, 3)	L9							L8	4	0	0	0	0	0	1						
Phil Nevin, R OBP: 0.366, SLG: 0.476 Raul Casanova, S OBP: 0.325, SLG: 0.400 (1, 10) (9, PH)	K							K	2	0	0	0	1	1	0						
Melvin Nieves, S OBP: 0.355, SLG: 0.473 (1, 9)	G6-3							G6-3	4	0	1	0	0	0	0						
Bobby Higginson, L OBP: 0.365, SLG: 0.490 (1, 7)	2B							BB	3	0	2	0	1	0	1						
Matt Walbeck, S OBP: 0.341, SLG: 0.412 (1, 2)	G5-3							K	4	0	0	0	0	2	3						
Orlando Miller, R OBP: 0.304, SLG: 0.431 (1, 6)			F8					1B	2	0	1	0	0	0	0						
								1B													
Inning Stats	R: 0 E: 0 K: 1 S: 9	H: 1 LOB: 1 BB: 0 P: 13	R: 0 E: 0 K: 1 S: 16	H: 1 LOB: 1 BB: 0 P: 26	R: 0 E: 1 K: 0 S: 11	H: 0 LOB: 1 BB: 0 P: 15	R: 0 E: 0 K: 0 S: 10	H: 1 LOB: 1 BB: 0 P: 18	R: 0 E: 0 K: 0 S: 13	H: 0 LOB: 2 BB: 0 P: 22	R: 0 E: 0 K: 0 S: 6	H: 2 LOB: 1 BB: 0 P: 12	R: 0 E: 0 K: 1 S: 8	H: 0 LOB: 0 BB: 0 P: 11	R: 0 E: 0 K: 2 S: 9	H: 0 LOB: 1 BB: 1 P: 16	1B: 4 2B: 2 3B: 0 HR: 0	SF: 0 SAC: 0 DP: 1 HBP: 1	WP: 0 PB: 0 SB: 0 CS: 0	PA: 35	
PITCHER	IP	WLS	BF	H	R	ER	SO	BB	IBB	HBP	BLK	WP	HR	S	P	ERA	WHIP				
Andy Pettitte, L ERA: 2.94 Jeff Nelson, R ERA: 3.09 42 Mariano Rivera, R ERA: 1.91 (1, 1) (8, 1) (9, 1)	7.0	W	28	6	0	0	4	1	0	1	0	0	0	72	114	0.00	1.000				

Batter	1	2	3	4	5	6	7	8	9	AB	R	H	RBI	BB	SO	LOB	BOTTOM				
2 Derek Jeter, R OBP: 0.372, SLG: 0.395 (1, 6)	G6-4-3 1B BB	G6-4-3					K			2	1	0	0	2	1	1	Detroit Tigers @ New York Yankees Yankee Stadium, Bronx, NY Fri Jul 11, 1997, 7:05 PM EDT Att: 27,135 - Unknown - 81 F livebaseballscorecards.com				
Luis Sojo, R OBP: 0.343, SLG: 0.341 (1, 4)	G6-4-3		F7	F7			G4-3		4	0	0	0	0	0	3						
Bernie Williams, S OBP: 0.405, SLG: 0.481 (1, 8)	BB 1B		G6-3				L4	G5-3	4	1	1	1	0	0	0						
Tino Martinez, L OBP: 0.374, SLG: 0.632 (1, 3)	S 1B BB			HR			F9	F7	3	1	1	1	1	0	0						
Paul O'Neill, L OBP: 0.406, SLG: 0.522 (1, 9)	S 1B			BB				G6-3	3	0	2	1	1	0	0						
Charlie Hayes, R OBP: 0.371, SLG: 0.443 (1, 5)	K		L7				F8	F4	4	0	0	0	0	1	4						
Wade Boggs, L OBP: 0.344, SLG: 0.319 (1, 10)	G4-3							G6-3	3	0	1	0	0	0	2						
Chad Curtis, R OBP: 0.336, SLG: 0.433 (1, 7)		G5-3		FC1-6-5 G4-3			P3		3	0	0	0	0	0	1						
Joe Girardi, R OBP: 0.316, SLG: 0.333 (1, 2)				G4-3			K		3	0	1	0	0	1	1						
Inning Stats	R: 2 E: 0 K: 1 S: 12	H: 2 LOB: 2 BB: 2 P: 29	R: 0 E: 0 K: 0 S: 3	H: 1 LOB: 0 BB: 0 P: 4	R: 1 E: 0 K: 0 S: 7	H: 1 LOB: 1 BB: 1 P: 17	R: 0 E: 0 K: 0 S: 14	H: 1 LOB: 2 BB: 1 P: 24	R: 0 E: 0 K: 1 S: 5	H: 0 LOB: 0 BB: 0 P: 5	R: 0 E: 0 K: 1 S: 9	H: 0 LOB: 0 BB: 0 P: 14	R: 0 E: 0 K: 0 S: 7	H: 0 LOB: 0 BB: 0 P: 9	R: 0 E: 0 K: 0 S: 9	H: 0 LOB: 0 BB: 0 P: 9	1B: 4 2B: 1 3B: 0 HR: 1	SF: 0 SAC: 0 DP: 1 HBP: 0	WP: 0 PB: 0 SB: 3 CS: 0	PA: 33	
PITCHER	IP	WLS	BF	H	R	ER	SO	BB	IBB	HBP	BLK	WP	HR	S	P	ERA	WHIP				
Brian Moehler, R ERA: 4.2 Mike Myers, L ERA: 5.79 (1, 1) (8, 1)	7.0	L	30	6	3	3	3	4	0	0	0	0	0	7	9	0.00	0.000				

Batter	1	2	3	4	5	6	7	8	9	AB	R	H	RBI	BB	SO	LOB	TOP								
Brian Hunter, R OBP: 0.320, SLG: 0.348 (1, 8)										4	0	2	0	0	1	1	Detroit Tigers @ New York Yankees Yankee Stadium, Bronx, NY Sat Jul 12 1997, 3:33 AM EDT Att: 39,681 - Sunny - 85 F								
Bobby Higginson, L OBP: 0.397, SLG: 0.487 (1, 7)										2	0	0	0	2	0	1									
Travis Fryman, R OBP: 0.359, SLG: 0.484 (1, 5)										3	0	0	0	1	1	2									
Tony Clark, S OBP: 0.402, SLG: 0.565 (1, 3)										4	0	0	0	0	1	1									
Bob Hamelin, L OBP: 0.406, SLG: 0.569 (9, PH)										2	1	1	1	1	1	0									
Phil Nevin, R OBP: 0.371, SLG: 0.476 (9, PH)										0	0	0	0	1	0	0									
Melvin Nieves, S OBP: 0.350, SLG: 0.466 (1, 9)										4	0	0	0	0	4	3									
Raul Casanova, S OBP: 0.317, SLG: 0.390 (1, 2)										4	0	0	0	0	2	3									
Damion Easley, R OBP: 0.363, SLG: 0.482 (1, 4)										2	1	1	0	1	1	0									
Deivi Cruz, R OBP: 0.231, SLG: 0.293 (8, PH)										2	0	0	0	0	1	1									
Curtis Pride, L OBP: 0.327, SLG: 0.350 (8, PH)										0	0	0	0	0	0	0									
Orlando Miller, R OBP: 0.298, SLG: 0.423 (8, 6)										1	0	0	0	0	1	1									
Inning Stats	R: 0 E: 0 K: 1 S: 7	H: 0 LOB: 0 BB: 0 P: 12	R: 0 E: 0 K: 2 S: 8	H: 0 LOB: 0 BB: 0 P: 14	R: 0 E: 0 K: 1 S: 9	H: 1 LOB: 0 BB: 0 P: 13	R: 0 E: 0 K: 0 S: 6	H: 1 LOB: 0 BB: 0 P: 10	R: 1 E: 0 K: 3 S: 13	H: 1 LOB: 0 BB: 0 P: 21	R: 0 E: 0 K: 2 S: 16	H: 1 LOB: 2 BB: 1 P: 29	R: 0 E: 0 K: 1 S: 8	H: 0 LOB: 1 BB: 1 P: 18	R: 1 E: 0 K: 1 S: 11	H: 0 LOB: 0 BB: 2 P: 23	R: 0 E: 0 K: 2 S: 18	H: 0 LOB: 2 BB: 2 P: 31	1B: 3 2B: 1 3B: 0 HR: 1	SF: 0 SAC: 0 DP: 1 HBP: 0	WP: 0 PB: 1 CS: 1 CS: 3	PA: 35			
PITCHER	IP	WLS	BF	H	R	ER	SO	BB	IBB	HBP	BLK	WP	HR	S	P	ERA	WHIP								
David Cone, R ERA: 2.48 (1, 1)	7.0	W	26	4	2	1	10	3	0	0	0	0	1	70	124	1.29	1.000								
Mike Stanton, L ERA: 2.9 (8, 1)	1.1		6	0	0	0	1	3	0	0	0	0	0	18	36	0.00	2.250								
42 Mariano Rivera, R ERA: 1.88 (9, 1)	0.2	S	2	0	0	0	2	0	0	0	0	0	0	8	11	0.00	0.000								

Batter	1	2	3	4	5	6	7	8	9	AB	R	H	RBI	BB	SO	LOB	BOTTOM								
2 Derek Jeter, R OBP: 0.373, SLG: 0.398 (1, 6)										5	2	2	1	0	1	1	Detroit Tigers @ New York Yankees Yankee Stadium, Bronx, NY Sat Jul 12 1997, 3:33 AM EDT Att: 39,681 - Sunny - 85 F								
Luis Sojo, R OBP: 0.355, SLG: 0.369 (1, 4)										4	1	3	1	0	0	0									
Bernie Williams, S OBP: 0.408, SLG: 0.481 (1, 8)										4	1	2	0	1	0	3									
Tino Martinez, L OBP: 0.374, SLG: 0.630 (1, 3)										4	0	1	0	1	0	2									
Paul O'Neill, L OBP: 0.407, SLG: 0.522 (1, 9)										2	1	1	1	1	0	0									
Charlie Hayes, R OBP: 0.374, SLG: 0.451 (1, 5)										4	0	2	2	0	0	3									
Wade Boggs, L OBP: 0.347, SLG: 0.322 (1, 10)										4	0	2	0	0	1	0									
Pat Kelly, R OBP: 0.341, SLG: 0.319 (8, PR)										0	0	0	0	0	0	0									
Mark Whiten, S OBP: 0.363, SLG: 0.400 (1, 7)										3	1	1	0	1	0	1									
Joe Girardi, R OBP: 0.315, SLG: 0.332 (1, 2)										4	0	1	0	0	2	3									
Inning Stats	R: 0 E: 0 K: 1 S: 12	H: 1 LOB: 1 BB: 0 P: 15	R: 0 E: 0 K: 1 S: 7	H: 0 LOB: 0 BB: 0 P: 10	R: 0 E: 0 K: 0 S: 13	H: 2 LOB: 2 BB: 1 P: 22	R: 1 E: 0 K: 1 S: 18	H: 4 LOB: 2 BB: 0 P: 27	R: 0 E: 0 K: 0 S: 10	H: 2 LOB: 3 BB: 1 P: 20	R: 0 E: 0 K: 1 S: 7	H: 0 LOB: 0 BB: 0 P: 12	R: 2 E: 0 K: 0 S: 13	H: 2 LOB: 2 BB: 2 P: 27	R: 3 E: 0 K: 0 S: 13	H: 4 LOB: 1 BB: 0 P: 23	R: 0 E: 0 K: 2 S: 13	H: 4 LOB: 1 BB: 0 P: 23	1B: 10 2B: 4 3B: 1 HR: 0	SF: 1 SAC: 1 DP: 0 HBP: 0	WP: 2 PB: 0 CS: 2	PA: 40			
PITCHER	IP	WLS	BF	H	R	ER	SO	BB	IBB	HBP	BLK	WP	HR	S	P	ERA	WHIP								
Felipe Lira, R ERA: 5.5 (7, 1)	0.1	L	2	0	0	0	0	1	0	0	0	0	0	5	12	0.00	3.000								
Mike Myers, L ERA: 5.72 (7, 1)	1.0		7	5	3	3	0	0	0	0	0	1	0	13	23	27.00	5.000								
Dan Miceli, R ERA: 6.02 (8, 1)	0.1		1	0	0	0	0	0	0	0	0	0	0	2	3	0.00	0.000								

AB	28
R	2
H	4
RBI	1
BB	6
SO	13
LOB	13




AB	34
R	6
H	15
RBI	5
BB	4
SO	4
LOB	13



Batter	1	2	3	4	5	6	7	8	9	AB	R	H	RBI	BB	SO	LOB	TOP								
Brian Hunter, R OBP: 0.326, SLG: 0.351 (1, 8)	4-1 HR BB		4-2 S 2B BB		2-2 FC6-4 S 1B 1-2		3-2 1B 1B		1 SAFE 0-0 S 1B	3	2	2	0	2	0	1									
Bobby Higginson, L OBP: 0.374, SLG: 0.507 (7, 7)	2-0 HR		1-2 2B		2-1 1B 1-H		1-1 FC6-4 1B		2-0 F8 2-3	5	1	4	3	0	0	2									
Travis Fryman, R OBP: 0.397, SLG: 0.478 (1, 5)	0-1 P4		4-1 BB		0-0 L7		2-1 FC6-4		2-3 K	4	0	0	0	1	1	5									
Tony Clark, S OBP: 0.400, SLG: 0.559 (1, 3)	1-0 G3		1-2 G3-1						0-0 L9	3	0	0	0	1	0	2									
Bob Hamelin, L OBP: 0.396, SLG: 0.553 (1, 10)		3-3 K		1-2 G3					2-3 K	4	0	0	0	0	2	1									
Damion Easley, R OBP: 0.394, SLG: 0.484 (1, 4)		4-2 G4-6-3 BB		0-2 G6-3					1-0 2B	3	0	1	0	1	1	1									
Curtis Pride, L OBP: 0.327, SLG: 0.350 Melvin Nieves, S OBP: 0.349, SLG: 0.464 (7, 9)		1-0 G4-6-3		0-0 CS 1B					0-0 F6	3	0	1	0	0	0	2									
Raul Casanova, S OBP: 0.333, SLG: 0.401 (1, 2)			1-0 G4-6-3 1B	0-1 CS	4-1 FC6-4 BB				0-1 FC3-6 1B	3	0	3	0	1	0	0									
Deivi Cruz, R OBP: 0.227, SLG: 0.288 (1, 6)			1-2 G4-6-3		0-0 F7				0-0 FC3-6 F8 1B	4	0	0	0	0	0	4									
Inning Stats	R: 1 E: 0 K: 0 S: 5	H: 1 LOB: 0 BB: 1 P: 12	R: 0 E: 0 K: 1 S: 7	H: 0 LOB: 0 BB: 1 P: 15	R: 1 E: 0 K: 0 S: 14	H: 2 LOB: 2 BB: 2 P: 26	R: 0 E: 0 K: 0 S: 8	H: 1 LOB: 0 BB: 0 P: 9	R: 1 E: 0 K: 0 S: 9	H: 1 LOB: 1 BB: 1 P: 17	R: 0 E: 0 K: 1 S: 9	H: 0 LOB: 1 BB: 1 P: 22	R: 0 E: 0 K: 0 S: 9	H: 3 LOB: 2 BB: 0 P: 15	R: 0 E: 0 K: 1 S: 6	H: 1 LOB: 1 BB: 0 P: 9	R: 0 E: 0 K: 1 S: 8	H: 2 LOB: 2 BB: 0 P: 12	1B: 8 2B: 2 3B: 0 HR: 1	SF: 0 SAC: 0 DP: 3 HBP: 0	WP: 0 PB: 0 SB: 3 CS: 1	PA: 40			
PITCHER	IP	WLS	BF	H	R	ER	SO	BB	IBB	HBP	BLK	WP	HR	S	P	ERA	WHIP								
Dwight Gooden, R ERA: 3.19 (1, 1)	6.0	L	25	5	3	3	2	6	0	0	0	0	1	52	101	4.50	1.833								
Ramiro Mendoza, R ERA: 4.54 (7, 1)	1.0		5	3	0	0	0	0	0	0	0	0	0	9	15	0.00	3.000								
Graeme Lloyd, L ERA: 3.42 (8, 1)	1.2		8	3	0	0	1	0	0	0	0	0	0	11	16	0.00	1.800								
Jeff Nelson, R ERA: 3.04 (9, 1)	0.1		1	0	0	0	1	0	0	0	0	0	0	3	5	0.00	0.000								

Detroit Tigers @ New York Yankees
Yankee Stadium, Bronx, NY
Sun Jul 13 1997, 3:33 AM EDT
Att: 36,679 - Sunny - 86 F


AB 33
R 3
H 11
RBI 3
BB 6
SO 4
LOB 19



Batter	1	2	3	4	5	6	7	8	9	AB	R	H	RBI	BB	SO	LOB	BOTTOM								
Derek Jeter, R OBP: 0.371, SLG: 0.397 (1, 6)	2-2 G5-3		0-1 BB 1B		0-2 G5-3		3-1 P4			4	0	1	0	0	0	1									
Luis Sojo, R OBP: 0.352, SLG: 0.361 (1, 4)	1-3 K		4-1 BB 2-3		0-0 G5-3				2-1 G5-3	3	0	0	0	1	1	0									
Bernie Williams, S OBP: 0.404, SLG: 0.476 Chad Curtis, R OBP: 0.333, SLG: 0.429 (7, 8)	2-1 P6		0-0 G4-3		1-0 G3-1				1-1 G6-3	3	0	0	0	0	0	3									
Tino Martinez, L OBP: 0.376, SLG: 0.635 (1, 3)		2-2 G4-3		1-1 1B 1B					2-2 G4-1 3B	4	1	2	0	0	0	0									
Paul O'Neill, L OBP: 0.405, SLG: 0.518 (1, 9)		1-2 G4-3		2-2 1B 1B					3-1 L8	4	0	1	0	0	0	1									
Cecil Fielder, R OBP: 0.358, SLG: 0.390 (1, 10)		2-1 G6-3		0-3 K					0-3 K	4	0	0	0	0	2	2									
Charlie Hayes, R OBP: 0.353, SLG: 0.455 (1, 5)			2-1 F9	2-2 FC6-4 1B					2-2 G4-3 1B	3	0	2	1	1	0	0									
Mark Whiten, S OBP: 0.361, SLG: 0.397 (1, 7)			0-0 FC6-4 1B	0-0 P6					1-2 G4-3	4	0	1	0	0	1	4									
Joe Girardi, R OBP: 0.311, SLG: 0.328 Wade Boggs, L OBP: 0.345, SLG: 0.321 (9, PH)			2-1 FC6-4 BB 2B	1-1 FC6-4					2-3 K	3	0	0	0	0	0	4									
Inning Stats	R: 0 E: 0 K: 1 S: 8	H: 0 LOB: 0 BB: 0 P: 13	R: 0 E: 0 K: 0 S: 8	H: 0 LOB: 0 BB: 0 P: 13	R: 0 E: 0 K: 0 S: 9	H: 2 LOB: 3 BB: 1 P: 17	R: 1 E: 0 K: 1 S: 16	H: 3 LOB: 2 BB: 0 P: 22	R: 0 E: 0 K: 0 S: 5	H: 0 LOB: 0 BB: 0 P: 6	R: 0 E: 0 K: 0 S: 6	H: 0 LOB: 1 BB: 1 P: 8	R: 0 E: 0 K: 1 S: 13	H: 0 LOB: 1 BB: 1 P: 22	R: 0 E: 0 K: 0 S: 9	H: 1 LOB: 1 BB: 0 P: 17	R: 0 E: 0 K: 2 S: 13	H: 1 LOB: 1 BB: 0 P: 18	1B: 6 2B: 0 3B: 1 HR: 0	SF: 0 SAC: 0 DP: 0 HBP: 0	WP: 0 PB: 0 SB: 0 CS: 0	PA: 36			
PITCHER	IP	WLS	BF	H	R	ER	SO	BB	IBB	HBP	BLK	WP	HR	S	P	ERA	WHIP								
Willie Blair, R ERA: 4.34 (1, 1)	7.0		28	5	1	1	3	2	0	0	0	0	0	4	7	0.00	1.000								
Doug Brocail, R ERA: 5.02 (8, 1)	0.2		2	0	0	0	0	0	0	0	0	0	0	4	7	0.00	0.000								
Mike Myers, L ERA: 5.65 (8, 1)	0.1		2	1	0	0	0	0	0	0	0	0	0	5	10	0.00	3.000								
Todd Jones, R ERA: 3.32 (9, 1)	1.0	S	4	1	0	0	2	0	0	0	0	0	0	13	18	0.00	1.000								

Detroit Tigers @ New York Yankees
Yankee Stadium, Bronx, NY
Sun Jul 13 1997, 3:33 AM EDT
Att: 36,679 - Sunny - 86 F

AB 34
R 1
H 7
RBI 1
BB 2
SO 5
LOB 16



Batter	1	2	3	4	5	6	7	8	9	10	AB	R	H	RBI	BB	SO	LOB	TOP	
Marquis Grissom, R OBP: 0.326, SLG: 0.361 (1, 8)	1-2 1B		0-2 K		2-2 SAFE F7			0-0 G4-3 1B 2B		0-2 HR	5	2	3	1	0	1	1	Cleveland Indians @ New York Yankees Yankee Stadium, Bronx, NY Mon Jul 14 1997, 7:05 PM EDT Att: 27,812 - Unknown - 92 F	
Kevin Seitzer, R OBP: 0.316, SLG: 0.370 Jim Thome, L OBP: 0.442, SLG: 0.651 (10, PH) (10, 3)	2-1 SAFE F4		2-0 2B		0-0 1B			1-0 G4-3		1-3 K	4	0	2	0	0	0	2		
Julio Franco, R OBP: 0.369, SLG: 0.366 (1, 10)	1-1 SAFE F8		0-2 G6-3		1-3 SAFE K			1-1 SAFE 1B		2-1 E4	5	0	1	1	0	1	3		
Manny Ramirez, R OBP: 0.408, SLG: 0.540 (1, 9)	1-2 SAFE G5-3			1-3 K			1-2 L7		1-3 SAFE F8	0-0 F8	5	0	0	0	0	1	4		
David Justice, L OBP: 0.434, SLG: 0.647 (1, 7)		0-0 F7		0-1 G6-4-3 1B			0-0 SAFE F9		0-0 SAFE F9		4	0	1	0	0	0	2		
Matt Williams, R OBP: 0.289, SLG: 0.489 (1, 5)		1-1 HR		0-0 G6-4-3 1-2r			1-2 3B		2-3 K		4	1	2	1	0	1	1		
Sandy Alomar Jr., R OBP: 0.395, SLG: 0.586 (1, 2)	1-1 F6			1-0 SH3 1B			0-1 F8		1-1 F4		4	0	1	0	0	0	1		
Tony Fernandez, S OBP: 0.317, SLG: 0.388 (1, 4)	2-2 G4-3			0-0 SH3			0-1 G5-3		3-3 K		3	0	0	0	0	1	1		
Omar Vizquel, S OBP: 0.342, SLG: 0.384 (1, 6)			3-2 G5-3		0-0 P2		0-3 K		0-2 G6-3		4	0	0	0	0	1	2		
Inning Stats	R: 0 E: 0 K: 0 S: 10	H: 1 LOB: 1 BB: 0 P: 15	R: 1 E: 0 K: 0 S: 8	H: 1 LOB: 0 BB: 0 P: 12	R: 0 E: 0 K: 1 S: 13	H: 1 LOB: 0 BB: 0 P: 8	R: 0 E: 0 K: 0 S: 7	H: 1 LOB: 1 BB: 0 P: 10	R: 0 E: 0 K: 1 S: 13	H: 1 LOB: 1 BB: 0 P: 14	R: 1 E: 0 K: 0 S: 6	H: 2 LOB: 1 BB: 0 P: 11	R: 0 E: 0 K: 2 S: 9	H: 0 LOB: 0 BB: 0 P: 15	R: 1 E: 1 K: 1 S: 16	H: 1 LOB: 1 BB: 0 P: 19	1B: 5 2B: 2 3B: 1 HR: 2		SF: 0 SAC: 1 DP: 1 HBP: 0
PITCHER	IP 7.1	WLS 30	BF 9	H 2	R 2	ER 2	SO 4	BB 0	IBB 0	HBP 0	BLK 0	WP 0	HR 1	S 70	P 93	ERA 2.46	WHIP 1.227		
David Wells, L ERA: 3.74	(1, 1)																		
Jeff Nelson, R ERA: 2.94	(8, 1)	1.2	5	0	0	0	2	0	0	0	0	0	0	11	20	0.00	0.000		
42 Mariano Rivera, R ERA: 2.05	(10, 1)	1.0	L	5	1	1	1	1	0	0	0	0	0	1	16	19	9.00	1.000	

AB	39
R	3
H	10
RBI	3
BB	0
SO	7
LOB	17



Batter	1	2	3	4	5	6	7	8	9	10	AB	R	H	RBI	BB	SO	LOB	BOTTOM	
2 Derek Jeter, R OBP: 0.369, SLG: 0.394 (1, 6)	1-1 1B G6-3		2-2 F8		0-2 L8			3-2 L9		0-3 K	5	1	1	0	0	1	2	Cleveland Indians @ New York Yankees Yankee Stadium, Bronx, NY Mon Jul 14 1997, 7:05 PM EDT Att: 27,812 - Unknown - 92 F	
Luis Sojo, R OBP: 0.358, SLG: 0.372 (1, 4)	2-2 G6-3 1B		0-2 L8		2-2 2B			3-2 L7			4	1	2	0	0	0	0		
Paul O'Neill, L OBP: 0.406, SLG: 0.516 (1, 9)	0-0 G6-3 1-2r			1-0 G4-6-3 1B			2-3 K		2-0 G4-6-3 1B		4	0	2	0	0	1	2		
Tino Martinez, L OBP: 0.377, SLG: 0.631 (1, 3)	4-2 FC6-4 BB		3-1 G4-6-3		4-0 2B IBB			1-2 G4-6-3		1-2r	2	0	0	0	2	0	2		
Cecil Fielder, R OBP: 0.337, SLG: 0.392 (1, 10)	1-0 FC6-4 1-2r			2-1 G6-3			0-0 2B		1-1 G6-3		4	0	1	1	0	0	1		
Charlie Hayes, R OBP: 0.374, SLG: 0.444 (1, 5)		1-0 G4-3		3-2 G1-3			3-1 G5-3		0-3 K		4	0	0	0	0	1	2		
Mark Whiten, S OBP: 0.354, SLG: 0.389 (1, 7)		2-0 F8		0-3 K			2-3 K		3-2 L3		4	0	0	0	0	2	2		
Chad Curtis, R OBP: 0.338, SLG: 0.431 (1, 8)		0-2 G5-3			0-0 20 S 1B			0-0 20 G6-3 1B		0-0 F8	4	0	2	0	0	0	0		
20 Jorge Posada, S OBP: 0.327, SLG: 0.313 Wade Boggs, L OBP: 0.344, SLG: 0.319 (10, PH)			3-2 F9		4-1 BB			1-1 G6-3		3-2 F6	2	0	0	0	1	0	1		
Inning Stats	R: 1 E: 0 K: 0 S: 11	H: 2 LOB: 1 BB: 1 P: 19	R: 0 E: 0 K: 0 S: 5	H: 0 LOB: 0 BB: 0 P: 8	R: 0 E: 0 K: 0 S: 11	H: 1 LOB: 0 BB: 0 P: 11	R: 0 E: 0 K: 0 S: 5	H: 1 LOB: 2 BB: 1 P: 11	R: 1 E: 0 K: 2 S: 13	H: 2 LOB: 2 BB: 1 P: 26	R: 0 E: 0 K: 0 S: 6	H: 1 LOB: 0 BB: 0 P: 10	R: 0 E: 0 K: 1 S: 9	H: 0 LOB: 0 BB: 0 P: 13	R: 0 E: 0 K: 1 S: 7	H: 0 LOB: 0 BB: 0 P: 10	1B: 6 2B: 2 3B: 0 HR: 0		SF: 0 SAC: 0 DP: 4 HBP: 0
PITCHER	IP 5.1	WLS 22	BF 22	H 5	R 2	ER 2	SO 2	BB 2	IBB 1	HBP 0	BLK 0	WP 0	HR 0	S 50	P 87	ERA 3.38	WHIP 1.312		
Terry Clark, R ERA: 3.38	(1, 1)																		
Jose Mesa, R ERA: 3.67	(6, 1)	2.0	7	2	0	0	1	0	0	0	0	0	0	16	28	0.00	1.000		
Alvin Morman, L ERA: 0.93	(8, 1)	0.2	2	1	0	0	0	0	0	0	0	0	0	5	8	0.00	1.500		
Michael Jackson, R ERA: 2.11	(9, 1)	2.0	W	6	0	0	0	2	0	0	0	0	0	16	23	0.00	0.000		

AB	34
R	2
H	8
RBI	1
BB	3
SO	5
LOB	12



Batter	1	2	3	4	5	6	7	8	9	AB	R	H	RBI	BB	SO	LOB	TOP					
Marquis Grissom, R OBP: 0.333, SLG: 0.381										5	1	4	2	0	0	2	Cleveland Indians @ New York Yankees Yankee Stadium, Bronx, NY Tue Jul 15 1997, 3:33 AM EDT Att: 34,503 - Overcast - 90 F					
Omar Vizquel, S OBP: 0.340, SLG: 0.361 Damian Jackson, R (8, 6)										5	1	1	0	0	0	4						
Jim Thome, L OBP: 0.439, SLG: 0.641										4	0	0	0	1	3	2						
Manny Ramirez, R OBP: 0.411, SLG: 0.543										4	0	2	0	1	1	3						
David Justice, L OBP: 0.430, SLG: 0.638										5	1	1	0	0	2	3						
Matt Williams, R OBP: 0.290, SLG: 0.497										5	1	2	3	0	0	2						
Brian Giles, L OBP: 0.376, SLG: 0.500										4	0	1	0	1	0	3						
Pat Borders, R OBP: 0.378, SLG: 0.493										3	0	0	0	1	0	1						
Tony Fernandez, S OBP: 0.325, SLG: 0.406										3	2	2	1	0	0	3						
Inning Stats	R: 0 E: 0 K: 1 S: 10	H: 1 LOB: 0 BB: 0 P: 15	R: 0 E: 0 K: 1 S: 8	H: 0 LOB: 1 BB: 1 P: 16	R: 1 E: 0 K: 1 S: 12	H: 2 LOB: 0 BB: 0 P: 17	R: 0 E: 0 K: 0 S: 7	H: 2 LOB: 3 BB: 0 P: 10	R: 4 E: 0 K: 1 S: 11	H: 4 LOB: 0 BB: 0 P: 16	R: 0 E: 0 K: 2 S: 6	H: 1 LOB: 1 BB: 1 P: 12	R: 0 E: 0 K: 2 S: 12	H: 2 LOB: 0 BB: 0 P: 18	R: 1 E: 0 K: 0 S: 10	H: 1 LOB: 2 BB: 1 P: 19	R: 0 E: 0 K: 0 S: 6	H: 0 LOB: 1 BB: 1 P: 10	1B: 8 2B: 2 3B: 0 HR: 3	SF: 0 SAC: 0 DP: 2 HBP: 2	WP: 1 PB: 0 SB: 0 CS: 0	PA: 44
PITCHER	IP WLS BF H R ER SO BB IBB HBP BLK WP HR S P ERA WHIP																					
Hideki Irabu, R ERA: 5.4	(1, 1) 5.0 W 25 9 5 5 4 1 0 1 1 0 3 48 74 9.00 2.000																					
Ramiro Mendoza, R ERA: 4.42	(6, 1) 4.0 S 19 4 1 1 2 3 0 1 0 1 0 34 59 2.25 1.750																					

Batter	1	2	3	4	5	6	7	8	9	AB	R	H	RBI	BB	SO	LOB	BOTTOM			
2 Derek Jeter, R OBP: 0.367, SLG: 0.391										5	1	1	0	0	1	4	Cleveland Indians @ New York Yankees Yankee Stadium, Bronx, NY Tue Jul 15 1997, 3:33 AM EDT Att: 34,503 - Overcast - 90 F			
Pat Kelly, R OBP: 0.345, SLG: 0.315										4	2	1	1	1	0					
Paul O'Neill, L OBP: 0.409, SLG: 0.523										5	2	3	1	0	1					
Tino Martinez, L OBP: 0.375, SLG: 0.634										5	1	1	3	0	1	3				
Cecil Fielder, R OBP: 0.357, SLG: 0.392										5	1	2	0	0	1	3				
Charlie Hayes, R OBP: 0.377, SLG: 0.457										4	2	2	2	0	1					
Chad Curtis, R OBP: 0.343, SLG: 0.459										2	2	1	3	1	0	0				
Joe Girardi, R OBP: 0.318, SLG: 0.339										4	0	3	2	0	0	0				
Scott Pose, L OBP: 0.333, SLG: 0.333										4	1	3	0	0	0	0				
Inning Stats	R: 0 E: 0 K: 0 S: 6	H: 0 LOB: 0 BB: 0 P: 9	R: 2 E: 0 K: 0 S: 7	H: 2 LOB: 1 BB: 1 P: 15	R: 6 E: 0 K: 0 S: 27	H: 9 LOB: 2 BB: 0 P: 40	R: 0 E: 0 K: 2 S: 12	H: 0 LOB: 0 BB: 0 P: 18	R: 0 E: 0 K: 1 S: 7	H: 0 LOB: 0 BB: 0 P: 11	R: 0 E: 0 K: 1 S: 10	H: 0 LOB: 0 BB: 0 P: 12	R: 4 E: 0 K: 1 S: 24	H: 5 LOB: 2 BB: 1 P: 37	R: 0 E: 0 K: 1 S: 12	H: 1 LOB: 1 BB: 0 P: 19	1B: 10 2B: 5 3B: 0 HR: 2	SF: 1 SAC: 0 DP: 0 HBP: 0	WP: 1 PB: 0 SB: 1 CS: 0	PA: 41
PITCHER	IP WLS BF H R ER SO BB IBB HBP BLK WP HR S P ERA WHIP																			
Charles Nagy, R ERA: 4.58	(1, 1) 2.1 L 15 8 8 8 0 0 0 0 0 0 0 39 57 0.00 0.545																			
David Weathers, R ERA: 7.36	(3, 1) 3.2 13 2 0 0 4 0 0 0 0 0 0 31 46 10.80 3.000																			
Alvin Morman, L ERA: 2.7	(7, 1) 0.1 3 1 2 2 0 1 0 0 0 0 0 5 10 54.00 6.000																			
Eric Plunk, R ERA: 6.02	(7, 1) 1.2 10 5 2 2 2 0 0 0 0 1 1 31 46 10.80 3.000																			

Batter	1	2	3	4	5	6	7	8	9	AB	R	H	RBI	BB	SO	LOB	TOP					
2 Derek Jeter, R OBP: 0.370, SLG: 0.395 (1, 6)										4	2	2	0	1	0	2	New York Yankees @ Chicago White Sox Comiskey Park, Chicago, IL Wed Jul 16 1997, 8:05 PM EDT Att: 26,144 - Unknown - 91 F livebaseballscores.com					
Luis Sojo, R OBP: 0.353, SLG: 0.364 (1, 4)										3	1	0	0	1	0	2						
Paul O'Neill, L OBP: 0.409, SLG: 0.519 (1, 9)										4	2	1	1	1	0	2						
Tino Martinez, L OBP: 0.380, SLG: 0.652 (1, 3)										4	2	3	5	1	0	0						
Charlie Hayes, R OBP: 0.372, SLG: 0.450 (1, 5)										5	2	1	0	0	0	5						
Mariano Duncan, R OBP: 0.281, SLG: 0.323 (7, PR)										3	1	2	2	1	1	0						
Scott Pose, L OBP: 0.324, SLG: 0.323 (7, 7)										1	0	0	0	0	0							
Wade Boggs, L OBP: 0.350, SLG: 0.338 (1, 10)										3	1	2	2	1	0	1						
Chad Curtis, R OBP: 0.338, SLG: 0.448 (1, 8)										5	0	1	1	0	0	3						
Joe Girardi, R OBP: 0.319, SLG: 0.335 (1, 2)										3	0	0	0	2	0	1						
Inning Stats	R: 3 E: 0 K: 0 S: 15	H: 4 LOB: 1 BB: 0 P: 19	R: 0 E: 0 K: 0 S: 3	H: 0 LOB: 0 BB: 1 P: 8	R: 1 E: 0 K: 0 S: 11	H: 1 LOB: 0 BB: 0 P: 15	R: 1 E: 0 K: 0 S: 9	H: 1 LOB: 1 BB: 1 P: 14	R: 0 E: 0 K: 1 S: 7	H: 0 LOB: 0 BB: 0 P: 8	R: 0 E: 0 K: 1 S: 8	H: 0 LOB: 1 BB: 1 P: 14	R: 5 E: 0 K: 0 S: 13	H: 5 LOB: 2 BB: 2 P: 23	R: 0 E: 0 K: 0 S: 9	H: 0 LOB: 3 BB: 3 P: 25	R: 1 E: 0 K: 0 S: 6	H: 1 LOB: 0 BB: 0 P: 10	1B: 7 2B: 2 3B: 0 HR: 3	SF: 0 SAC: 2 DP: 2 HBP: 0	WP: 0 PB: 0 CS: 0	PA: 45
PITCHER	IP WLS BF H R ER SO BB IBB HBP BLK WP HR S P ERA WHIP																					
Wilson Alvarez, L ERA: 3.13 (1, 1)	6.1 L 32 9 10 10 1 5 0 0 0 0 0 2 63 98 14.21 2.211																					
41 Bill Simas, R ERA: 4.05 (7, 1)	1.2 9 2 0 0 0 3 0 0 0 0 0 0 12 28 0.00 3.000																					
Tony Castillo, L ERA: 5.71 (9, 1)	1.0 4 1 1 1 0 0 0 0 0 0 0 1 6 10 9.00 1.000																					

Batter	1	2	3	4	5	6	7	8	9	AB	R	H	RBI	BB	SO	LOB	BOTTOM					
Norberto Martin, R OBP: 0.315, SLG: 0.370 (1, 4)										4	2	2	0	0	0	0	New York Yankees @ Chicago White Sox Comiskey Park, Chicago, IL Wed Jul 16 1997, 8:05 PM EDT Att: 26,144 - Unknown - 91 F livebaseballscores.com					
Mike Cameron, R OBP: 0.352, SLG: 0.456 (1, 8)										4	2	2	1	0	1	0						
Frank Thomas, R OBP: 0.476, SLG: 0.669 (1, 3)										4	0	1	3	0	0	0						
Albert Belle, R OBP: 0.353, SLG: 0.527 (1, 7)										4	0	1	0	0	0	1						
Lyle Mouton, R OBP: 0.314, SLG: 0.393 (1, 9)										4	1	2	0	0	1	0						
Harold Baines, L OBP: 0.372, SLG: 0.458 (1, 10)										3	0	1	1	0	0	2						
Darren Lewis, R OBP: 0.303, SLG: 0.211 (9, FH)										1	0	0	0	0	0	0						
Chris Snopce, R OBP: 0.277, SLG: 0.340 (1, 5)										4	0	0	0	0	0	1						
Tony Peña, R OBP: 0.270, SLG: 0.200 (1, 2)										3	0	0	0	1	0	1						
Ozzie Guillen, L OBP: 0.308, SLG: 0.345 (1, 6)										4	0	0	0	0	0	1						
Inning Stats	R: 0 E: 0 K: 0 S: 16	H: 0 LOB: 0 BB: 0 P: 21	R: 1 E: 0 K: 0 S: 13	H: 3 LOB: 1 BB: 0 P: 19	R: 2 E: 0 K: 0 S: 18	H: 4 LOB: 2 BB: 0 P: 28	R: 0 E: 0 K: 0 S: 5	H: 0 LOB: 0 BB: 0 P: 7	R: 2 E: 0 K: 0 S: 8	H: 2 LOB: 0 BB: 0 P: 12	R: 0 E: 0 K: 0 S: 5	H: 0 LOB: 0 BB: 0 P: 8	R: 0 E: 0 K: 1 S: 5	H: 0 LOB: 0 BB: 0 P: 9	R: 0 E: 0 K: 1 S: 6	H: 0 LOB: 0 BB: 0 P: 9	R: 0 E: 0 K: 0 S: 5	H: 0 LOB: 1 BB: 1 P: 12	1B: 6 2B: 2 3B: 1 HR: 0	SF: 0 SAC: 0 DP: 0 HBP: 0	WP: 0 PB: 0 CS: 1	PA: 36
PITCHER	IP WLS BF H R ER SO BB IBB HBP BLK WP HR S P ERA WHIP																					
Andy Pettitte, L ERA: 3.12 (1, 1)	6.1 W 27 9 5 5 0 0 0 0 0 0 0 0 66 97 7.11 1.421																					
Jeff Nelson, R ERA: 2.84 (7, 1)	1.2 5 0 0 0 2 0 0 0 0 0 0 0 10 16 0.00 0.000																					
Mike Stanton, L ERA: 2.81 (9, 1)	1.0 4 0 0 0 0 1 0 0 0 0 0 0 5 12 0.00 1.000																					

Batter	1	2	3	4	5	6	7	8	9	AB	R	H	RBI	BB	SO	LOB	TOP				
2 Derek Jeter, R OBP: 0.368, SLG: 0.391 (1, 6)	G5-3	E5		L6		G4-3			G5-3 HBP	4	0	0	0	0	0	1	New York Yankees @ Chicago White Sox Comiskey Park, Chicago, IL Thu Jul 17 1997, 8:05 PM EDT Att: 31,923 - Unknown - 90 F				
Luis Sojo, R OBP: 0.354, SLG: 0.366 (1, 4)	1B SF8	P2		F8			G1-6-3 1B	G5-3	5	1	2	0	0	0	3						
Paul O'Neill, L OBP: 0.409, SLG: 0.520 (1, 9)	1-3 1B			F8	G4-3 SF8 2B		G1-6-3 1-2	L5	5	1	2	0	0	0	2						
Tino Martinez, L OBP: 0.376, SLG: 0.646 (1, 3)	SF8			E4 1B F8 2B	G4-3		G4-3		3	1	0	1	0	0	1						
Charlie Hayes, R OBP: 0.365, SLG: 0.442 (1, 5)	F9			F8	SF8			G6-3	3	0	0	1	0	0	2						
Wade Boggs, L OBP: 0.380, SLG: 0.350 (1, 10)										4	1	4	0	0	0	0					
Pat Kelly, R OBP: 0.345, SLG: 0.315 (8, FR)		E FC6-4 1B		2B	1B			S 1B	0	0	0	0	0	0	0						
Chad Curtis, R OBP: 0.343, SLG: 0.454 (1, 8)		E5 FC6-4 1B		1-3 2B	1B			G6-3 BB	3	0	1	1	1	0	2						
Joe Girardi, R OBP: 0.314, SLG: 0.329 (1, 2)		FC6-4 1B		G1-3				G6-3	4	0	0	1	0	0	5						
Scott Pose, L OBP: 0.289, SLG: 0.286 (1, 7)		FC1-5-2 1B		G4-3				G4-3	4	0	0	0	0	0	1						
Inning Stats	R: 1 E: 0 K: 0 S: 12	H: 2 LOB: 1 BB: 0 P: 18	R: 1 E: 2 K: 0 S: 16	H: 1 LOB: 2 BB: 0 P: 24	R: 1 E: 1 K: 0 S: 11	H: 2 LOB: 0 BB: 0 P: 15	R: 0 E: 0 K: 0 S: 7	H: 0 LOB: 1 BB: 0 P: 9	R: 1 E: 0 K: 0 S: 11	H: 2 LOB: 1 BB: 0 P: 19	R: 0 E: 0 K: 0 S: 8	H: 1 LOB: 0 BB: 0 P: 11	R: 0 E: 0 K: 0 S: 9	H: 1 LOB: 2 BB: 1 P: 16	R: 0 E: 0 K: 0 S: 7	H: 0 LOB: 1 BB: 0 P: 11	1B: 7 2B: 2 3B: 0 HR: 0	SF: 2 SAC: 0 DP: 2 HBP: 1	WP: 0 PB: 0 CS: 4	PA: 39	
PITCHER	IP	WLS	BF	H	R	ER	SO	BB	IBB	HBP	BLK	WP	HR	S	P	ERA	WHIP				
Danny Darwin, R ERA: 3.78 (1, 1)	5.0	L	25	7	4	2	0	0	0	0	0	0	0	57	85	3.60	1.400				
Chuck McElroy, L ERA: 4.06 (6, 1)	2.0		6	1	0	0	0	0	0	0	0	0	0	15	23	0.00	0.500				
Matt Karchner, R ERA: 1.88 (8, 1)	1.0		4	1	0	0	0	1	0	0	0	0	0	9	16	0.00	2.000				
Roberto Hernandez, R ERA: 2.74 (9, 1)	1.0		4	0	0	0	0	0	0	1	0	0	0	7	11	0.00	0.000				


Batter	1	2	3	4	5	6	7	8	9	AB	R	H	RBI	BB	SO	LOB	BOTTOM					
Ray Durham, S OBP: 0.322, SLG: 0.364 (1, 4)	K			G4-3		FC6-4 1B S	K			4	0	0	0	0	2	3	New York Yankees @ Chicago White Sox Comiskey Park, Chicago, IL Thu Jul 17 1997, 8:05 PM EDT Att: 31,923 - Unknown - 90 F					
Dave Martinez, L OBP: 0.359, SLG: 0.432 (1, 9)	K			F8 BB 1B		S 1B		K	4	0	2	0	0	2	0							
Frank Thomas, R OBP: 0.474, SLG: 0.662 (1, 3)	L8			4-1 1B		F7 1B		K	3	0	0	0	1	1	1							
Albert Belle, R OBP: 0.352, SLG: 0.527 (1, 7)		K		F8 2B		1B 2B		P3	4	1	1	0	0	1	2							
Harold Baines, L OBP: 0.371, SLG: 0.456 (1, 10)	L6			K		FC6-4 1B 1B		G5-3	4	1	1	1	0	1	2							
Jorge Fabregas, L OBP: 0.270, SLG: 0.333 (1, 2)									3	0	1	0	1	0	0							
Darren Lewis, R OBP: 0.303, SLG: 0.211 (9, FR)	G5-3							1B BB	0	0	0	0	0	0	0							
Mike Cameron, R OBP: 0.349, SLG: 0.451 (1, 8)				K		F7 1B		FC6-4 1B	4	0	1	0	0	1	2							
Chris Snopce, R OBP: 0.274, SLG: 0.336 (1, 5)				F9		F8		K	3	0	0	0	0	1	2							
Norberto Martin, R OBP: 0.312, SLG: 0.367 (9, PH)				F8		K		F8	1	0	0	0	0	0	2							
Ozzie Guillen, L OBP: 0.310, SLG: 0.347 (1, 6)				G3		FC6-4 1B		FC6-4	4	0	2	1	0	0	2							
Inning Stats	R: 0 E: 0 K: 2 S: 8	H: 0 LOB: 0 BB: 0 P: 16	R: 0 E: 0 K: 1 S: 8	H: 0 LOB: 0 BB: 0 P: 14	R: 0 E: 0 K: 1 S: 12	H: 0 LOB: 0 BB: 0 P: 17	R: 0 E: 0 K: 1 S: 9	H: 1 LOB: 2 BB: 1 P: 19	R: 0 E: 0 K: 0 S: 5	H: 0 LOB: 0 BB: 0 P: 10	R: 0 E: 0 K: 0 S: 13	H: 2 LOB: 1 BB: 0 P: 21	R: 2 E: 0 K: 2 S: 20	H: 4 LOB: 2 BB: 0 P: 24	R: 0 E: 0 K: 2 S: 7	H: 0 LOB: 0 BB: 0 P: 14	R: 0 E: 0 K: 0 S: 16	H: 1 LOB: 2 BB: 1 P: 24	1B: 7 2B: 1 3B: 0 HR: 0	SF: 0 SAC: 0 DP: 0 HBP: 0	WP: 0 PB: 0 CS: 0	PA: 36
PITCHER	IP	WLS	BF	H	R	ER	SO	BB	IBB	HBP	BLK	WP	HR	S	P	ERA	WHIP					
David Cone, R ERA: 2.49 (1, 1)	6.2	W	27	7	2	2	6	1	0	0	0	0	0	71	116	2.70	1.200					
Mike Stanton, L ERA: 2.79 (7, 1)	0.2		2	0	0	0	2	0	0	0	0	0	0	7	10	0.00	0.000					
Jeff Nelson, R ERA: 2.81 (8, 1)	0.2		2	0	0	0	1	0	0	0	0	0	0	4	9	0.00	0.000					
42 Mariano Rivera, R ERA: 2.0 (9, 1)	1.0	S	5	1	0	0	0	1	0	0	0	0	0	16	24	0.00	2.000					




Batter	1	2	3	4	5	6	7	8	9	AB	R	H	RBI	BB	SO	LOB	TOP			
2 Derek Jeter, R OBP: 0.368, SLG: 0.391 (1, 6)										5	1	2	0	0	2	2	New York Yankees @ Milwaukee Brewers Milwaukee County Stadium, Milwaukee, WI Fri Jul 18 1997, 8:05 PM EDT Att: 24,071 - Unknown - 79 F livebaseballscorecards.com			
Luis Sojo, R OBP: 0.346, SLG: 0.356 (1, 4)										4	0	0	0	0	1	3				
Ivan Cruz, L (9, FH)										1	0	0	0	0	0	1				
Paul O'Neill, L OBP: 0.412, SLG: 0.533 (1, 9)										4	2	3	2	0	0	1				
Tino Martinez, L OBP: 0.373, SLG: 0.639 (1, 3)										4	0	0	0	0	1	2				
Charlie Hayes, R OBP: 0.368, SLG: 0.440 (1, 5)										3	0	1	0	1	0	0				
Wade Boggs, L OBP: 0.383, SLG: 0.350 (1, 10)										3	0	1	0	1	0	1				
Pat Kelly, R OBP: 0.345, SLG: 0.315 (8, PR)										0	0	0	0	0	0	0				
Chad Curtis, R OBP: 0.347, SLG: 0.480 (1, 8)										4	1	2	2	0	0	2				
Mark Whiten, S OBP: 0.348, SLG: 0.381 (1, 7)										4	0	0	0	0	2	4				
20 Jorge Posada, S OBP: 0.333, SLG: 0.323 (1, 2)										3	0	1	0	1	0	0				
Inning Stats	R: 2 E: 0 K: 0 S: 18	H: 3 LOB: 1 BB: 0 P: 27	R: 0 E: 0 K: 0 S: 5	H: 0 LOB: 0 BB: 0 P: 8	R: 0 E: 0 K: 3 S: 11	H: 1 LOB: 1 BB: 0 P: 16	R: 0 E: 0 K: 1 S: 10	H: 2 LOB: 1 BB: 0 P: 15	R: 0 E: 0 K: 0 S: 8	H: 0 LOB: 0 BB: 0 P: 11	R: 1 E: 0 K: 1 S: 10	H: 2 LOB: 1 BB: 0 P: 18	R: 1 E: 1 K: 0 S: 13	H: 1 LOB: 3 BB: 2 P: 27	R: 0 E: 0 K: 1 S: 6	H: 0 LOB: 0 BB: 1 P: 12	1B: 7 2B: 2 3B: 0 HR: 2	SF: 0 SAC: 0 DP: 1 HBP: 0	WP: 2 PB: 0 CS: 1	PA: 38
PITCHER	IP WLS BF H R ER SO BB IBB HBP BLK WP HR S P ERA WHIP																			
Jeff D'Amico, R ERA: 4.34 (1, 1)	6.1 W 27 9 3 3 5 0 0 0 0 1 0 2 66 103 4.26 1.421																			
Bob Wickman, R ERA: 2.77 (7, 1)	0.2 2 0 0 0 0 0 0 0 0 0 0 0 2 5 0.00 0.000																			
Ron Villone, L ERA: 5.33 (8, 1)	0.1 1 1 1 0 0 2 0 0 0 0 0 2 0 7 27.00 9.000																			
Mike Fetters, R ERA: 3.62 (8, 1)	1.2 S 5 0 0 0 1 1 0 0 0 0 0 0 0 12 0.00 0.600																			

Batter	1	2	3	4	5	6	7	8	9	AB	R	H	RBI	BB	SO	LOB	BOTTOM	
Fernando Vina, L OBP: 0.344, SLG: 0.483 (1, 4)										4	1	1	0	1	0	1	New York Yankees @ Milwaukee Brewers Milwaukee County Stadium, Milwaukee, WI Fri Jul 18 1997, 8:05 PM EDT Att: 24,071 - Unknown - 79 F livebaseballscorecards.com	
Jack Voigt, R OBP: 0.307, SLG: 0.588 (1, 7)										5	1	1	1	0	0	4		
Jeff Cirillo, R OBP: 0.367, SLG: 0.440 (1, 5)										4	2	2	1	1	0	2		
Dave Nilsson, L OBP: 0.355, SLG: 0.439 (1, 3)										2	0	1	1	1	0	1		
Jeremy Burnitz, L OBP: 0.397, SLG: 0.556 (1, 9)										4	1	2	3	0	1	2		
Jose Valentin, S OBP: 0.322, SLG: 0.421 (1, 6)										3	0	0	0	1	0	1		
Gerald Williams, R OBP: 0.298, SLG: 0.375 (1, 8)										4	0	1	0	0	0	2		
Marc Newfield, R OBP: 0.302, SLG: 0.306 (1, 10)										3	0	1	0	1	1	1		
Mark Loretta, R OBP: 0.359, SLG: 0.397 (8, PR)										0	0	0	0	0	0	0		
Jesse Levis, L OBP: 0.345, SLG: 0.321 (1, 2)										3	1	2	0	0	0	1		
Mike Matheny, R OBP: 0.282, SLG: 0.352 (8, 2)										1	0	0	0	0	1	1		
Inning Stats	R: 1 E: 0 K: 1 S: 9	H: 1 LOB: 1 BB: 1 P: 18	R: 0 E: 0 K: 0 S: 5	H: 0 LOB: 1 BB: 1 P: 13	R: 0 E: 0 K: 0 S: 9	H: 2 LOB: 1 BB: 0 P: 14	R: 4 E: 1 K: 0 S: 12	H: 3 LOB: 0 BB: 1 P: 23	R: 0 E: 0 K: 1 S: 7	H: 1 LOB: 0 BB: 0 P: 10	R: 1 E: 0 K: 0 S: 21	H: 2 LOB: 2 BB: 1 P: 32	R: 0 E: 0 K: 1 S: 11	H: 2 LOB: 2 BB: 0 P: 13	1B: 8 2B: 0 3B: 0 HR: 3	SF: 1 SAC: 0 DP: 0 HBP: 0	WP: 0 PB: 0 CS: 0	PA: 39
PITCHER	IP WLS BF H R ER SO BB IBB HBP BLK WP HR S P ERA WHIP																	
Dwight Gooden, R ERA: 3.89 (1, 1)	5.0 L 24 6 5 5 1 4 0 0 0 0 0 2 44 84 9.00 2.000																	
Kenny Rogers, L ERA: 5.6 (6, 1)	3.0 15 5 1 1 2 1 0 0 0 0 0 1 39 55 3.00 2.000																	

Batter	1	2	3	4	5	6	7	8	9	AB	R	H	RBI	BB	SO	LOB	TOP					
2 Derek Jeter, R OBP: 0.370, SLG: 0.395										4	2	2	0	0	0	2	New York Yankees @ Milwaukee Brewers Milwaukee County Stadium, Milwaukee, WI Sat Jul 19 1997, 8:05 PM EDT Att: 38,156 - Unknown - 73 F					
Pat Kelly, R OBP: 0.359, SLG: 0.364										4	2	2	1	0	0	2						
Paul O'Neill, L OBP: 0.417, SLG: 0.537										5	1	4	4	0	0	1						
Tino Martinez, L OBP: 0.371, SLG: 0.633										5	0	1	0	0	2	5						
Ivan Cruz, L OBP: 0.167, SLG: 0.167										5	0	1	1	0	3	4						
Wade Boggs, L OBP: 0.397, SLG: 0.350										3	0	1	0	2	0	2						
Chad Curtis, R OBP: 0.342, SLG: 0.465										4	0	0	1	1	0	4						
Joe Girardi, R OBP: 0.312, SLG: 0.324										4	0	0	0	0	0	4						
Scott Pose, L OBP: 0.326, SLG: 0.325										5	3	3	0	0	0	1						
Inning Stats	R: 2 H: 4 E: 0 K: 0 S: 24	H: 4 LOB: 2 BB: 1 P: 35	R: 0 H: 0 E: 0 K: 0 S: 2	H: 0 LOB: 0 BB: 0 P: 5	R: 2 H: 3 E: 0 K: 1 S: 15	H: 3 LOB: 2 BB: 1 P: 23	R: 1 H: 2 E: 0 K: 0 S: 8	H: 2 LOB: 1 BB: 0 P: 9	R: 0 H: 0 E: 0 K: 1 S: 9	H: 0 LOB: 0 BB: 0 P: 15	R: 1 H: 1 E: 2 K: 0 S: 14	H: 1 LOB: 1 BB: 0 P: 18	R: 0 H: 1 E: 0 K: 2 S: 9	H: 1 LOB: 2 BB: 1 P: 16	R: 2 H: 3 E: 0 K: 1 S: 15	H: 3 LOB: 2 BB: 0 P: 22	R: 0 H: 0 E: 0 K: 0 S: 5	H: 0 LOB: 0 BB: 0 P: 8	1B: 12 2B: 1 3B: 0 HR: 1	SF: 0 SAC: 1 DP: 2 HBP: 2	WP: 0 PB: 0 CS: 0	PA: 45
PITCHER	IP WLS BF H R ER SO BB IBB HBP BLK WP HR S P ERA WHIP																					
Jose Mercedes, R ERA: 4.78	(1, 1) 4.0 L 22 9 5 5 1 2 0 0 1 0 0 1 49 72 11.25 2.750																					
Joel Adamson, L ERA: 4.5	(5, 1) 3.0 13 2 1 0 3 1 0 0 0 0 0 0 32 49 0.00 1.000																					
Al Reyes, R ERA: 12.0	(8, 1) 2.0 10 3 2 2 1 0 0 0 1 0 0 0 20 30 9.00 1.500																					
Batter	1	2	3	4	5	6	7	8	9	AB	R	H	RBI	BB	SO	LOB	BOTTOM					
Fernando Vina, L OBP: 0.338, SLG: 0.484										4	0	1	0	0	1	1	New York Yankees @ Milwaukee Brewers Milwaukee County Stadium, Milwaukee, WI Sat Jul 19 1997, 8:05 PM EDT Att: 38,156 - Unknown - 73 F					
Jose Valentin, S OBP: 0.317, SLG: 0.414										4	0	0	0	0	1	2						
Jeff Cirillo, R OBP: 0.364, SLG: 0.436										3	0	0	0	0	0	1						
Mark Loretta, R OBP: 0.358, SLG: 0.395										1	0	0	0	0	0	1						
Dave Nilsson, L OBP: 0.353, SLG: 0.435										3	0	0	0	0	1	1						
Jeff Huson, L OBP: 0.307, SLG: 0.280										0	0	0	0	0	0	0						
Jack Voigt, R OBP: 0.308, SLG: 0.592										3	0	1	0	0	0	0						
Gerald Williams, R OBP: 0.296, SLG: 0.372										3	0	0	0	0	0	1						
Matt Mieske, R OBP: 0.311, SLG: 0.381										3	0	0	0	0	0	1						
Marc Newfield, R OBP: 0.297, SLG: 0.299										3	0	0	0	0	1	1						
Mike Matheny, R OBP: 0.279, SLG: 0.348										2	0	0	0	0	0	0						
Kelly Stinnett, R OBP: 0.286, SLG: 0.308										1	0	1	0	0	0	0						
Inning Stats	R: 0 H: 1 E: 0 K: 1 S: 9	H: 1 LOB: 1 BB: 0 P: 13	R: 0 H: 0 E: 0 K: 0 S: 5	H: 0 LOB: 0 BB: 0 P: 10	R: 0 H: 0 E: 0 K: 1 S: 8	H: 0 LOB: 0 BB: 0 P: 12	R: 0 H: 0 E: 0 K: 0 S: 6	H: 0 LOB: 0 BB: 0 P: 10	R: 0 H: 0 E: 0 K: 0 S: 10	H: 1 LOB: 1 BB: 0 P: 16	R: 0 H: 0 E: 0 K: 0 S: 5	H: 0 LOB: 0 BB: 0 P: 8	R: 0 H: 0 E: 0 K: 0 S: 6	H: 0 LOB: 0 BB: 0 P: 7	R: 0 H: 0 E: 0 K: 0 S: 5	H: 0 LOB: 0 BB: 0 P: 7	R: 0 H: 1 E: 0 K: 2 S: 11	H: 1 LOB: 1 BB: 0 P: 15	1B: 1 2B: 2 3B: 0 HR: 0	SF: 0 SAC: 0 DP: 0 HBP: 0	WP: 1 PB: 0 CS: 0	PA: 30
PITCHER	IP WLS BF H R ER SO BB IBB HBP BLK WP HR S P ERA WHIP																					
David Wells, L ERA: 3.48	(1, 1) 9.0 W 30 3 0 0 4 0 0 0 0 0 1 0 65 98 0.00 0.333																					

Batter	1	2	3	4	5	6	7	8	9	AB	R	H	RBI	BB	SO	LOB	TOP			
2 Derek Jeter, R OBP: 0.369, SLG: 0.393	G6-3	CS	G4-6-3 1B		G5-3			G5-3		4	0	1	0	0	0	1	New York Yankees @ Milwaukee Brewers Milwaukee County Stadium, Milwaukee, WI Sun Jul 20 1997, 8:05 PM EDT Att: 29,333 - Unknown - 85 F livebaseballscores.com			
Pat Kelly, R OBP: 0.365, SLG: 0.383	2B		K			G5-3		1B		4	1	2	0	0	1					
Paul O'Neill, L OBP: 0.418, SLG: 0.539	1B	2B	G4-6-3					K		4	1	2	1	0	1	2				
Tino Martinez, L OBP: 0.367, SLG: 0.626	F8			G4-3			F9		G3-1	4	0	0	0	0	2					
Charlie Hayes, R OBP: 0.365, SLG: 0.436	1B			F9			F8		P4	4	0	1	1	0	0	1				
Mariano Duncan, R OBP: 0.281, SLG: 0.321	G4-3			F8						4	0	1	0	0	1	1				
Chad Curtis, R OBP: 0.340, SLG: 0.466		P3				2B			K	4	0	1	0	0	1	1				
Mark Whiten, S OBP: 0.343, SLG: 0.375		G5-3				K				3	0	0	0	0	1	1				
Joe Girardi, R OBP: 0.313, SLG: 0.321					L9				G6-3	2	0	0	0	1	0	1				
Inning Stats	R: 2 H: 3 E: 0 K: 0 S: 12	H: 3 LOB: 1 BB: 0 P: 20	R: 0 H: 0 E: 0 K: 0 S: 8	H: 0 LOB: 0 BB: 1 P: 17	R: 0 H: 1 E: 0 K: 1 S: 7	H: 0 LOB: 0 BB: 0 P: 10	R: 0 H: 0 E: 0 K: 0 S: 6	H: 0 LOB: 0 BB: 0 P: 9	R: 0 H: 1 E: 0 K: 1 S: 8	H: 1 LOB: 1 BB: 0 P: 15	R: 0 H: 0 E: 0 K: 1 S: 7	H: 0 LOB: 0 BB: 0 P: 10	R: 0 H: 1 E: 0 K: 1 S: 7	H: 1 LOB: 1 BB: 0 P: 12	R: 0 H: 1 E: 0 K: 1 S: 7	H: 1 LOB: 1 BB: 0 P: 8	1B: 5 2B: 3 3B: 0 HR: 0	SF: 0 SAC: 0 DP: 1 HBP: 0	WP: 0 PB: 0 SB: 0 CS: 1	PA: 35
PITCHER Scott Karl, L ERA: 4.99	IP: 9.0 WLS: W BF: 34 H: 8 R: 2 ER: 2 SO: 5 BB: 1 IBB: 0 HBP: 0 BLK: 0 WP: 0 HR: 0 S: 71 P: 118 ERA: 2.00 WHIP: 1.000															PITCHER				

Batter	1	2	3	4	5	6	7	8	9	AB	R	H	RBI	BB	SO	LOB	BOTTOM			
Fernando Vina, L OBP: 0.333, SLG: 0.485	G4-3		1B		G4-3	L7				4	1	1	0	0	0	0	New York Yankees @ Milwaukee Brewers Milwaukee County Stadium, Milwaukee, WI Sun Jul 20 1997, 8:05 PM EDT Att: 29,333 - Unknown - 85 F livebaseballscores.com			
Jeff Huson, L OBP: 0.305, SLG: 0.278										4	0	1	0	0	0	2				
Matt Mieske, R OBP: 0.311, SLG: 0.381	1B		P5		G4-3			G3		0	0	0	0	0	0	0				
Jeff Cirillo, R OBP: 0.365, SLG: 0.435	F9		HR			2B		F7		3	2	1	2	1	0	1				
Dave Nilsson, L OBP: 0.354, SLG: 0.448	F9		HR					G4-3		4	1	2	3	0	0	1				
Jeremy Burnitz, L OBP: 0.395, SLG: 0.550		L9	F9					K		3	0	0	0	1	1	0				
Jose Valentin, S OBP: 0.316, SLG: 0.409			F8		G4-3			F8		3	0	0	0	1	0	2				
Gerald Williams, R OBP: 0.295, SLG: 0.374		F8			G6-3			K		4	1	1	0	0	1	1				
Marc Newfield, R OBP: 0.292, SLG: 0.293		L9			K			K		3	0	0	0	0	2	2				
Mike Matheny, R OBP: 0.281, SLG: 0.350			1B		P4			SH1-3		2	1	1	1	0	0	0				
Inning Stats	R: 0 H: 1 E: 0 K: 0 S: 5	H: 1 LOB: 1 BB: 0 P: 10	R: 0 H: 0 E: 0 K: 0 S: 7	H: 0 LOB: 1 BB: 1 P: 13	R: 4 H: 4 E: 0 K: 0 S: 19	H: 4 LOB: 0 BB: 0 P: 28	R: 0 H: 0 E: 0 K: 1 S: 6	H: 0 LOB: 0 BB: 0 P: 9	R: 1 H: 1 E: 0 K: 0 S: 15	H: 1 LOB: 2 BB: 2 P: 26	R: 1 H: 1 E: 0 K: 1 S: 10	H: 1 LOB: 0 BB: 0 P: 17	R: 0 H: 0 E: 0 K: 0 S: 6	H: 0 LOB: 0 BB: 0 P: 10	R: 0 H: 0 E: 0 K: 2 S: 8	H: 0 LOB: 0 BB: 0 P: 15	1B: 3 2B: 3 3B: 0 HR: 1	SF: 0 SAC: 1 DP: 0 HBP: 0	WP: 0 PB: 0 SB: 1 CS: 0	PA: 34
PITCHER Hideki Irabu, R ERA: 6.38 Graeme Lloyd, L ERA: 3.24	IP: 6.2 WLS: L BF: 30 H: 7 R: 6 ER: 6 SO: 2 BB: 3 IBB: 0 HBP: 0 BLK: 0 WP: 0 HR: 1 S: 65 P: 108 ERA: 8.10 WHIP: 1.500															PITCHER				

Batter	1	2	3	4	5	6	7	8	9	AB	R	H	RBI	BB	SO	LOB	TOP			
Tony Phillips, S (1, 10) OBP: 0.408, SLG: 0.411	G4-3		F8					K		4	0	0	0	0	1	4	Anaheim Angels @ New York Yankees Yankee Stadium, Bronx, NY Tue Jul 22 1997, 7:05 PM EDT Att: 25,816 - Unknown - 78 F			
Darin Erstad, L (1, 3) OBP: 0.348, SLG: 0.447	P6			P5	G4-3			G3 1B BB		3	1	0	0	1	0	2				
Dave Hollins, S (1, 5) OBP: 0.377, SLG: 0.440	K							G3		4	0	1	0	0	2	2				
Jim Edmonds, L (1, 8) OBP: 0.356, SLG: 0.491		L3						F8		2	0	0	0	2	0	0				
Tim Salmon, R (1, 9) OBP: 0.400, SLG: 0.500	K							F8		4	0	1	2	0	2	2				
16 Garret Anderson, L (1, 7) OBP: 0.340, SLG: 0.385	G4-3							G3		4	0	0	0	0	1	4				
Jim Leyritz, R (1, 2) OBP: 0.363, SLG: 0.429																				
Luis Alicea, S (1, 4) OBP: 0.395, SLG: 0.432			K					P5		4	0	0	0	0	2	2				
Gary Disarcina, R (1, 6) OBP: 0.291, SLG: 0.364			P6							4	1	2	0	0	0	1				
Inning Stats	R: 0 E: 0 K: 1 S: 11	H: 0 LOB: 0 BB: 0 P: 17	R: 0 E: 0 K: 1 S: 5	H: 0 LOB: 0 BB: 0 P: 7	R: 0 E: 0 K: 1 S: 9	H: 0 LOB: 1 BB: 1 P: 17	R: 0 E: 0 K: 2 S: 11	H: 1 LOB: 2 BB: 1 P: 19	R: 0 E: 0 K: 1 S: 15	H: 2 LOB: 2 BB: 0 P: 24	R: 0 E: 0 K: 1 S: 7	H: 0 LOB: 0 BB: 0 P: 10	R: 2 E: 0 K: 1 S: 12	H: 2 LOB: 2 BB: 2 P: 28	R: 0 E: 0 K: 0 S: 7	H: 0 LOB: 0 BB: 0 P: 11	1B: 5 2B: 0 3B: 0 HR: 0	SF: 0 SAC: 0 DP: 0 HBP: 0	WP: 0 PB: 0 SB: 1 CS: 0	PA: 36
PITCHER	IP	WLS	BF	H	R	ER	SO	BB	IBB	HBP	BLK	WP	HR	S	P	ERA	WHIP			
David Cone, R (1, 1) ERA: 2.49	7.2	W	32	5	2	2	9	4	0	0	0	0	0	73	124	2.35	1.174			
Graeme Lloyd, L (8, 1) ERA: 3.09	1.1		4	0	0	0	0	0	0	0	0	0	0	9	16	0.00	0.000			

Batter	1	2	3	4	5	6	7	8	9	AB	R	H	RBI	BB	SO	LOB	BOTTOM			
2 Derek Jeter, R (1, 6) OBP: 0.370, SLG: 0.393	F8							G1-3		4	1	1	1	0	0	2	Anaheim Angels @ New York Yankees Yankee Stadium, Bronx, NY Tue Jul 22 1997, 7:05 PM EDT Att: 25,816 - Unknown - 78 F			
Luis Sojo, R (7, 6) OBP: 0.344, SLG: 0.353		FC6-4 S HR						F9		1	0	0	0	0	0	0				
Pat Kelly, R (1, 4) OBP: 0.371, SLG: 0.427	K							P4		5	1	2	3	0	1	1				
Paul O'Neill, L (1, 9) OBP: 0.423, SLG: 0.550										3	3	2	1	2	0	0				
Tino Martinez, L (1, 3) OBP: 0.372, SLG: 0.626										2	1	1	1	1	0	0				
Ivan Cruz, L (7, PH) OBP: 0.250, SLG: 0.250										2	0	1	0	0	0	2				
Charlie Hayes, R (1, 5) OBP: 0.359, SLG: 0.426										4	0	0	0	0	0	4				
Wade Boggs, L (1, 10) OBP: 0.373, SLG: 0.359										3	2	2	1	1	1	0				
Chad Curtis, R (1, 8) OBP: 0.352, SLG: 0.478										2	1	2	1	1	0	0				
Joe Girardi, R (1, 2) OBP: 0.307, SLG: 0.315										4	0	1	1	0	1	5				
Scott Pose, L (1, 7) OBP: 0.333, SLG: 0.289										3	0	0	0	1	1	1				
Inning Stats	R: 1 E: 0 K: 1 S: 10	H: 2 LOB: 1 BB: 0 P: 11	R: 5 E: 0 K: 0 S: 12	H: 4 LOB: 0 BB: 1 P: 23	R: 0 E: 0 K: 1 S: 11	H: 0 LOB: 1 BB: 1 P: 18	R: 0 E: 0 K: 0 S: 6	H: 1 LOB: 0 BB: 0 P: 9	R: 3 E: 0 K: 1 S: 15	H: 2 LOB: 1 BB: 2 P: 29	R: 0 E: 0 K: 0 S: 4	H: 0 LOB: 0 BB: 0 P: 10	R: 0 E: 0 K: 1 S: 7	H: 2 LOB: 2 BB: 1 P: 12	R: 0 E: 0 K: 0 S: 15	H: 1 LOB: 2 BB: 1 P: 27	1B: 7 2B: 3 3B: 0 HR: 2	SF: 1 SAC: 0 DP: 1 HBP: 0	WP: 1 PB: 0 SB: 1 CS: 1	PA: 41
PITCHER	IP	WLS	BF	H	R	ER	SO	BB	IBB	HBP	BLK	WP	HR	S	P	ERA	WHIP			
Dennis Springer, R (1, 1) ERA: 6.31	4.1	L	24	8	9	9	2	4	0	0	0	0	0	47	80	18.69	2.769			
Kevin Gross, R (5, 1) ERA: 5.92	2.2		11	3	0	0	2	1	0	0	0	0	0	18	32	0.00	1.500			
Shad Williams, R (8, 1) ERA:	1.0		5	1	0	0	0	1	0	0	0	0	0	15	27	0.00	2.000			


Batter	1	2	3	4	5	6	7	8	9	AB R H RBI BB SO LOB	TOP									
Joey Cora, S OBP: 0.393, SLG: 0.501 (1, 4)	P6		G5-3 1B 2B	1B HR BB		G1-3			G6-3	4 2 1 0 1 0 0	Seattle Mariners @ New York Yankees Yankee Stadium, Bronx, NY Fri Jul 25 1997, 7:05 PM EDT Att: 46,282 - Unknown - 80 F									
Alex Rodriguez, R OBP: 0.363, SLG: 0.508 (1, 6)	2B		G5-3	HR 1B		K			L5	5 1 2 3 0 1 1										
Ken Griffey Jr., L OBP: 0.371, SLG: 0.609 (1, 8)	F8		P6	HR			F7		G1-3	5 1 1 3 0 0 2										
Edgar Martinez, R OBP: 0.451, SLG: 0.526 (1, 10)	BB		1B	K			1B			3 0 2 1 1 1 0										
Jay Buhner, R OBP: 0.389, SLG: 0.510 (1, 9)	K		F7	G6-3			F9			4 0 0 0 0 1 4										
Dan Wilson, R OBP: 0.343, SLG: 0.436 (1, 2)		P4		HR	G6-3		F7			4 1 1 1 0 0 1										
Mike Blowers, R OBP: 0.351, SLG: 0.410 (1, 3)										4 1 2 0 0 1 0										
Paul Sorrento, L OBP: 0.344, SLG: 0.526 (8, 3)	L4-3 1B			2B 1B	G6-3			K		0 0 0 0 0 0 0										
Russ Davis, R OBP: 0.344, SLG: 0.517 (1, 5)		L4-3		K	K			G4-1		4 0 0 0 0 2 2										
José Cruz Jr., S OBP: 0.309, SLG: 0.527 (1, 7)			2B G5-3 BB	1B 2B		G6-3		G6-3		3 2 1 0 1 0 0										
Inning Stats	R: 0 H: 1 E: 0 K: 1 S: 15	H: 1 LOB: 2 BB: 1 P: 25	R: 0 H: 1 E: 0 K: 0 S: 8	H: 1 LOB: 0 BB: 0 P: 12	R: 2 H: 2 E: 0 K: 0 S: 13	H: 2 LOB: 1 BB: 1 P: 25	R: 6 H: 5 E: 0 K: 2 S: 20	H: 5 LOB: 0 BB: 1 P: 28	R: 0 H: 0 E: 0 K: 1 S: 11	H: 0 LOB: 0 BB: 0 P: 14	R: 0 H: 1 E: 0 K: 0 S: 10	H: 1 LOB: 1 BB: 0 P: 19	R: 0 H: 0 E: 0 K: 1 S: 5	H: 0 LOB: 0 BB: 0 P: 9	R: 0 H: 0 E: 0 K: 0 S: 10	H: 0 LOB: 0 BB: 0 P: 15	1B: 5 2B: 4 3B: 0 HR: 2	SF: 0 SAC: 0 DP: 1 HBP: 0	WP: 0 PB: 0 SB: 0 CS: 0	PA: 39
PITCHER	IP WLS BF H R ER SO BB IBB HBP BLK WP HR S P ERA WHIP											IP WLS BF H R ER SO BB IBB HBP BLK WP HR S P ERA WHIP								
David Wells, L ERA: 3.93 (1, 1)	3.1 L 21 9 8 8 2 3 0 0 0 0 0 2 51 83 21.60 3.600																			
Ramiro Mendoza, R ERA: 4.39 (4, 1)	0.2 2 0 0 0 1 0 0 0 0 0 0 5 7 0.00 0.000																			
Kenny Rogers, L ERA: 5.49 (5, 1)	5.0 16 1 0 0 3 0 0 0 0 0 0 43 68 0.00 0.200																			

AB	36
R	8
H	10
RBI	8
BB	3
SO	6
LOB	10



Batter	1	2	3	4	5	6	7	8	9	AB R H RBI BB SO LOB	BOTTOM							
Derek Jeter, R OBP: 0.370, SLG: 0.390 (1, 6)	G5-3		G6-3			F9		F8		4 0 0 0 0 0 1	Seattle Mariners @ New York Yankees Yankee Stadium, Bronx, NY Fri Jul 25 1997, 7:05 PM EDT Att: 46,282 - Unknown - 80 F							
Pat Kelly, R OBP: 0.372, SLG: 0.423 (1, 4)	CS 1B		K			G6-3		1B		4 0 2 0 0 1 0								
Paul O'Neill, L OBP: 0.419, SLG: 0.546 (1, 9)	K		G3-1			2B		K		4 0 1 0 0 2 3								
Tino Martinez, L OBP: 0.370, SLG: 0.617 (1, 3)		G4-3		G1-3		G4-3		P3		4 0 0 0 0 0 3								
Charlie Hayes, R OBP: 0.364, SLG: 0.441 (1, 5)		G5-3		F8		G6-3		G3 1B 1B		4 0 1 0 0 0 0								
Wade Boggs, L OBP: 0.377, SLG: 0.361 (1, 10)		1B 1B		G3-1		FC3-6 BB		G3 1B		3 1 2 0 1 0 0								
Chad Curtis, R OBP: 0.353, SLG: 0.479 (1, 8)		1B 1B			G5-3	FC3-6 1-2		K		4 0 1 0 0 1 3								
Joe Girardi, R OBP: 0.306, SLG: 0.314 (1, 2)		1B			F8	K		G3		4 0 1 1 0 1 3								
Scott Pose, L OBP: 0.333, SLG: 0.292 (1, 7)		1B						1B 1B		3 0 1 0 0 0 2								
Mark Whiten, S OBP: 0.342, SLG: 0.373 (9, PH)		G5-3			P5			G4-3		1 0 0 0 0 0 2								
Inning Stats	R: 0 H: 1 E: 0 K: 1 S: 6	H: 3 LOB: 2 BB: 0 P: 25	R: 0 H: 0 E: 0 K: 1 S: 8	H: 0 LOB: 0 BB: 0 P: 15	R: 0 H: 0 E: 0 K: 0 S: 5	H: 0 LOB: 0 BB: 0 P: 6	R: 0 H: 1 E: 0 K: 0 S: 7	H: 1 LOB: 1 BB: 0 P: 14	R: 0 H: 0 E: 0 K: 1 S: 7	H: 0 LOB: 1 BB: 1 P: 14	R: 0 H: 2 E: 0 K: 1 S: 16	H: 2 LOB: 2 BB: 0 P: 24	R: 0 H: 2 E: 0 K: 1 S: 13	H: 2 LOB: 2 BB: 0 P: 23	1B: 8 2B: 2 3B: 0 HR: 0	SF: 0 SAC: 0 DP: 1 HBP: 0	WP: 0 PB: 0 SB: 0 CS: 1	PA: 36
PITCHER	IP WLS BF H R ER SO BB IBB HBP BLK WP HR S P ERA WHIP											IP WLS BF H R ER SO BB IBB HBP BLK WP HR S P ERA WHIP						
Jamie Moyer, L ERA: 4.51 (1, 1)	7.1 W 29 7 1 0 0 1 1 0 0 0 0 64 105 1.23 1.091																	
Mark Holzemer, L ERA: 9.0 (8, 1)	0.2 2 0 0 0 1 0 0 0 0 0 0 7 11 0.00 0.000																	
Norm Charlton, L ERA: 7.8 (9, 1)	1.0 5 2 0 0 1 0 0 0 0 0 0 13 23 0.00 2.000																	

AB	35
R	1
H	9
RBI	1
BB	1
SO	5
LOB	17



Batter	1	2	3	4	5	6	7	8	9	AB	R	H	RBI	BB	SO	LOB	TOP				
Joey Cora, S (1, 4) <small>OBP: 0.391, SLG: 0.497</small>										5	2	1	0	0	1	1	Seattle Mariners @ New York Yankees Yankee Stadium, Bronx, NY Sat Jul 26 1997, 3:33 AM EDT Att: 54,664 - Sunny - 85 F				
Alex Rodriguez, R (1, 6) <small>OBP: 0.366, SLG: 0.520</small>										5	1	3	3	0	0	1					
Ken Griffey Jr., L (1, 8) <small>OBP: 0.369, SLG: 0.611</small>										5	1	1	2	0	1	2					
Edgar Martinez, R (1, 10) <small>OBP: 0.447, SLG: 0.520</small>										4	0	0	0	0	1	1					
Jay Buhner, R (1, 9) <small>OBP: 0.390, SLG: 0.517</small>										3	2	1	1	1	1	0					
Paul Sorrento, L (1, 3) <small>OBP: 0.349, SLG: 0.532</small>										4	1	3	0	0	0	0					
José Cruz Jr., S (1, 7) Dan Wilson, R (9, 2) <small>OBP: 0.343, SLG: 0.436</small>										4	1	1	3	0	0	2					
Russ Davis, R (1, 5) <small>OBP: 0.340, SLG: 0.510</small>										4	0	0	0	0	0	1					
John Marzano, R (1, 2) Rob Ducey, L (9, PH) <small>OBP: 0.304, SLG: 0.424</small>										3	1	1	0	0	0	0					
Inning Stats	R: 1 H: 0 E: 1 K: 1 S: 9	H: 0 LOB: 0 BB: 0 P: 14	R: 5 H: 4 E: 0 K: 0 S: 16	LOB: 0 BB: 1 P: 27	R: 0 H: 0 E: 0 K: 0 S: 6	LOB: 0 BB: 0 P: 11	R: 0 H: 0 E: 0 K: 0 S: 9	LOB: 0 BB: 0 P: 14	R: 0 H: 1 E: 0 K: 0 S: 12	LOB: 0 BB: 0 P: 18	R: 1 H: 2 E: 0 K: 0 S: 9	LOB: 0 BB: 0 P: 12	R: 2 H: 2 E: 0 K: 0 S: 11	LOB: 0 BB: 0 P: 15	R: 0 H: 1 E: 0 K: 1 S: 11	LOB: 1 BB: 0 P: 17		R: 0 H: 1 E: 0 K: 2 S: 13	LOB: 1 BB: 0 P: 20	1B: 5 2B: 2 3B: 0 HR: 4	SF: 0 SAC: 0 DP: 1 HBP: 0
PITCHER	IP WLS BF H R ER SO BB IBB HBP BLK WP HR S P ERA WHIP																				
Hideki Irabu, R (1, 1) <small>ERA: 7.97</small>	2.0 L 12 4 6 5 1 1 0 0 0 0 2 25 41 22.50 2.500																				
Ramiro Mendoza, R (3, 1) <small>ERA: 4.36</small>	4.2 17 4 2 2 0 0 0 0 0 0 1 43 64 3.86 0.857																				
Graeme Lloyd, L (7, 1) <small>ERA: 3.38</small>	0.1 2 1 1 1 0 0 0 0 0 0 1 4 6 27.00 3.000																				
Jeff Nelson, R (8, 1) <small>ERA: 2.65</small>	1.0 4 1 0 0 1 0 0 0 0 0 0 11 17 0.00 1.000																				
42 Mariano Rivera, R (9, 1) <small>ERA: 1.99</small>	1.0 4 1 0 0 2 0 0 0 0 0 0 13 20 0.00 1.000																				
Batter	1	2	3	4	5	6	7	8	9	AB	R	H	RBI	BB	SO	LOB	BOTTOM				
2 Derek Jeter, R (1, 6) <small>OBP: 0.370, SLG: 0.392</small>										5	1	2	0	0	1	2	Seattle Mariners @ New York Yankees Yankee Stadium, Bronx, NY Sat Jul 26 1997, 3:33 AM EDT Att: 54,664 - Sunny - 85 F				
Luis Sojo, R (1, 4) <small>OBP: 0.339, SLG: 0.348</small>										5	0	1	0	0	0	3					
Paul O'Neill, L (1, 9) <small>OBP: 0.422, SLG: 0.553</small>										3	2	1	3	2	0	1					
Tino Martinez, L (1, 3) <small>OBP: 0.372, SLG: 0.632</small>										5	2	3	3	0	0	1					
Charlie Hayes, R (1, 5) <small>OBP: 0.362, SLG: 0.434</small>										3	0	0	0	1	1	3					
Wade Boggs, L (1, 10) <small>OBP: 0.375, SLG: 0.363</small>										4	1	1	0	0	1	1					
Chad Curtis, R (1, 8) <small>OBP: 0.350, SLG: 0.473</small>										4	0	1	1	0	1	0					
Joe Girardi, R (1, 2) <small>OBP: 0.303, SLG: 0.311</small>										3	0	0	0	0	0	1					
Ivan Cruz, L (9, PH) 20 Jorge Posada, S (9, 2) <small>OBP: 0.333, SLG: 0.250</small> <small>OBP: 0.331, SLG: 0.320</small>										0	0	0	0	1	0	0					
Scott Pose, L (1, 7) <small>OBP: 0.328, SLG: 0.288</small>										4	1	1	0	0	0	2					
Inning Stats	R: 0 H: 1 E: 0 K: 0 S: 8	H: 0 LOB: 0 BB: 0 P: 11	R: 0 H: 0 E: 0 K: 2 S: 7	H: 0 LOB: 0 BB: 0 P: 9	R: 4 H: 4 E: 0 K: 0 S: 12	H: 4 LOB: 0 BB: 0 P: 18	R: 0 H: 2 E: 0 K: 0 S: 11	H: 2 LOB: 3 BB: 1 P: 18	R: 1 H: 2 E: 0 K: 0 S: 11	H: 2 LOB: 1 BB: 0 P: 18	R: 2 H: 1 E: 0 K: 0 S: 10	H: 1 LOB: 0 BB: 2 P: 23	R: 0 H: 0 E: 0 K: 1 S: 10	H: 0 LOB: 1 BB: 1 P: 20	R: 0 H: 0 E: 0 K: 0 S: 9	H: 0 LOB: 0 BB: 0 P: 13	1B: 5 2B: 2 3B: 0 HR: 3	SF: 0 SAC: 0 DP: 1 HBP: 0	WP: 0 PA: 40 CS: 0		
PITCHER	IP WLS BF H R ER SO BB IBB HBP BLK WP HR S P ERA WHIP																				
Bob Wolcott, R (1, 1) <small>ERA: 5.16</small>	4.2 21 6 4 4 3 1 0 0 0 0 0 1 2 7.71 1.500																				
Mark Holzemer, L (5, 1) <small>ERA: 9.0</small>	0.0 1 1 0 0 0 0 0 0 0 0 0 1 2 0.00 0.000																				
Felipe Lira, R (5, 1) <small>ERA: 5.99</small>	1.2 10 3 3 3 0 2 0 0 0 0 1 21 41 16.20 3.000																				
Bobby Ayala, R (7, 1) <small>ERA: 4.88</small>	2.0 W 6 0 0 0 1 1 0 0 0 0 0 17 30 0.00 0.500																				
Norm Charlton, L (9, 1) <small>ERA: 7.89</small>	0.2 S 2 0 0 0 0 0 0 0 0 0 0 7 9 0.00 0.000																				

Batter	1	2	3	4	5	6	7	8	9	AB	R	H	RBI	BB	SO	LOB	TOP	
Joey Cora, S OBP: 0.388, SLG: 0.493 (1, 4)			SH5-4 1-2 2-3					G5-3 1-1		3	0	0	0	0	2	0	Seattle Mariners @ New York Yankees Yankee Stadium, Bronx, NY Sun Jul 27 1997, 3:33 AM EDT Att: 49,550 - Cloudy - 83 F	
Alex Rodriguez, R OBP: 0.365, SLG: 0.517 (1, 6)	G4-3 0-0		1B 2-3 3-H		G3 3-2			G1-3 0-1		4	1	1	1	0	0	0		
Ken Griffey Jr., L OBP: 0.373, SLG: 0.613 (1, 8)	1B 1-1		1B 1-H 3-H		F8 0-0			1B 1-2		4	0	3	2	0	0	0		
Edgar Martinez, R OBP: 0.445, SLG: 0.517 (1, 10)	K 1-3		F7 1-2					FC6-4 0-0		4	0	1	0	0	1	2		
Jay Buhner, R OBP: 0.397, SLG: 0.511 (1, 9)		K 2-3	K 1-3					FC6-4 1-1		4	0	0	0	0	2	3		
Dan Wilson, R OBP: 0.340, SLG: 0.431 (1, 2)	G4-3 1-0			F9 1-1		P3 2-1		F8 1-1		4	0	0	0	0	0	0		
Russ Davis, R OBP: 0.336, SLG: 0.504 (1, 5)	K 2-3			G3 2-2				L7 2-2		4	0	0	0	0	2	0		
José Cruz Jr., S OBP: 0.317, SLG: 0.543 Rob Ducey, L OBP: 0.304, SLG: 0.424 (1, 7) (9, 7)			SH5-4 1B 1B		G5-4-3 1B			K 1-3		4	1	3	0	0	1	0		
Rich Amaral, R OBP: 0.313, SLG: 0.309 (1, 3)			1B 1B SH5-4		L8 0-2		G5-4-3 1-2			3	1	1	0	0	0	2		
Inning Stats	R: 0 E: 0 K: 2 S: 11	H: 1 LOB: 1 BB: 0 P: 13	R: 0 E: 0 K: 2 S: 9	H: 0 LOB: 0 BB: 0 P: 14	R: 3 E: 0 K: 1 S: 19	H: 4 LOB: 1 BB: 0 P: 25	R: 0 E: 0 K: 0 S: 11	H: 1 LOB: 1 BB: 0 P: 15	R: 0 E: 0 K: 1 S: 8	H: 1 LOB: 0 BB: 0 P: 9	R: 0 E: 0 K: 0 S: 11	H: 2 LOB: 2 BB: 0 P: 14	R: 0 E: 0 K: 1 S: 8	H: 0 LOB: 0 BB: 0 P: 12	1B: 9 2B: 0 3B: 0 HR: 0	SF: 0 SAC: 1 DP: 1 HBP: 0		WP: 0 PB: 0 SB: 1 CS: 0
PITCHER	IP WLS BF H R ER SO BB IBB HBP BLK WP HR S P ERA WHIP	IP WLS BF H R ER SO BB IBB HBP BLK WP HR S P ERA WHIP	IP WLS BF H R ER SO BB IBB HBP BLK WP HR S P ERA WHIP	IP WLS BF H R ER SO BB IBB HBP BLK WP HR S P ERA WHIP	IP WLS BF H R ER SO BB IBB HBP BLK WP HR S P ERA WHIP	IP WLS BF H R ER SO BB IBB HBP BLK WP HR S P ERA WHIP	IP WLS BF H R ER SO BB IBB HBP BLK WP HR S P ERA WHIP	IP WLS BF H R ER SO BB IBB HBP BLK WP HR S P ERA WHIP	IP WLS BF H R ER SO BB IBB HBP BLK WP HR S P ERA WHIP	IP WLS BF H R ER SO BB IBB HBP BLK WP HR S P ERA WHIP	IP WLS BF H R ER SO BB IBB HBP BLK WP HR S P ERA WHIP	IP WLS BF H R ER SO BB IBB HBP BLK WP HR S P ERA WHIP	IP WLS BF H R ER SO BB IBB HBP BLK WP HR S P ERA WHIP	IP WLS BF H R ER SO BB IBB HBP BLK WP HR S P ERA WHIP	IP WLS BF H R ER SO BB IBB HBP BLK WP HR S P ERA WHIP	IP WLS BF H R ER SO BB IBB HBP BLK WP HR S P ERA WHIP	IP WLS BF H R ER SO BB IBB HBP BLK WP HR S P ERA WHIP	
Andy Pettitte, L ERA: 3.18 Jeff Nelson, R ERA: 2.99 (1, 1) (8, 1)	7.2 L 31	1.1 4 0	0 0 0	1 0 1	0 0 0	0 0 0	0 0 0	10 15	0.00 0.000									

AB	34
R	3
H	9
RBI	3
BB	0
SO	8
LOB	7



Batter	1	2	3	4	5	6	7	8	9	AB	R	H	RBI	BB	SO	LOB	BOTTOM					
2 Derek Jeter, R OBP: 0.369, SLG: 0.388 (1, 6)	G5-3 1-2		F8 0-0					G6-3 2-2		4	0	0	0	1	0	3	Seattle Mariners @ New York Yankees Yankee Stadium, Bronx, NY Sun Jul 27 1997, 3:33 AM EDT Att: 49,550 - Cloudy - 83 F					
Pat Kelly, R OBP: 0.364, SLG: 0.412 (1, 4)	G4-3 1-0			1B 1B	K 0-2			G4-3 0-1		5	0	1	0	0	1	5						
Paul O'Neill, L OBP: 0.417, SLG: 0.546 (1, 9)	G3-1 1-2			K 1-3	FC6-4 1-0			G4-3 1-1		4	0	0	0	0	1	5						
Tino Martinez, L OBP: 0.371, SLG: 0.628 Scott Pose, L OBP: 0.326, SLG: 0.288 (1, 3) (8, PR) (9, 7)		P2 0-2		F7 2-2				G5-3 1-2		4	0	1	0	0	0	1						
Charlie Hayes, R OBP: 0.361, SLG: 0.431 (1, 5)		L1 0-2			G4-3 1-0			G4-3 2-1		4	0	1	0	0	1	1						
Mariano Duncan, R OBP: 0.270, SLG: 0.308 Ivan Cruz, L OBP: 0.300, SLG: 0.222 (1, 7) (8, FH) (9, 3)				K 1-3	K 1-3			G6-3 2-1		3	0	0	0	0	2	2						
Wade Boggs, L OBP: 0.377, SLG: 0.365 (1, 10)			K 0-3					G5-3 1-1		4	1	2	0	0	2	1						
Chad Curtis, R OBP: 0.359, SLG: 0.484 (1, 8)					G5-3 2-2			G5-3 4-2		3	1	2	0	1	0	1						
Joe Girardi, R OBP: 0.307, SLG: 0.318 (1, 2)			L7 2-1					G6-3 0-0		3	0	2	2	0	0	1						
Inning Stats	R: 0 E: 0 K: 0 S: 7	H: 0 LOB: 0 BB: 0 P: 10	R: 0 E: 0 K: 1 S: 9	H: 0 LOB: 0 BB: 0 P: 10	R: 0 E: 0 K: 1 S: 9	H: 1 LOB: 1 BB: 0 P: 12	R: 0 E: 0 K: 2 S: 12	H: 2 LOB: 2 BB: 0 P: 17	R: 0 E: 0 K: 1 S: 13	H: 2 LOB: 3 BB: 1 P: 24	R: 0 E: 0 K: 0 S: 7	H: 0 LOB: 0 BB: 0 P: 12	R: 2 E: 0 K: 0 S: 12	H: 2 LOB: 1 BB: 1 P: 19	R: 0 E: 0 K: 2 S: 13	H: 1 LOB: 1 BB: 0 P: 18		R: 0 E: 0 K: 0 S: 10	H: 1 LOB: 1 BB: 0 P: 15	1B: 7 2B: 2 3B: 0 HR: 0	SF: 0 SAC: 1 DP: 0 HBP: 0	WP: 0 PB: 0 SB: 0 CS: 0
PITCHER	IP WLS BF H R ER SO BB IBB HBP BLK WP HR S P ERA WHIP	IP WLS BF H R ER SO BB IBB HBP BLK WP HR S P ERA WHIP	IP WLS BF H R ER SO BB IBB HBP BLK WP HR S P ERA WHIP	IP WLS BF H R ER SO BB IBB HBP BLK WP HR S P ERA WHIP	IP WLS BF H R ER SO BB IBB HBP BLK WP HR S P ERA WHIP	IP WLS BF H R ER SO BB IBB HBP BLK WP HR S P ERA WHIP	IP WLS BF H R ER SO BB IBB HBP BLK WP HR S P ERA WHIP	IP WLS BF H R ER SO BB IBB HBP BLK WP HR S P ERA WHIP	IP WLS BF H R ER SO BB IBB HBP BLK WP HR S P ERA WHIP	IP WLS BF H R ER SO BB IBB HBP BLK WP HR S P ERA WHIP	IP WLS BF H R ER SO BB IBB HBP BLK WP HR S P ERA WHIP	IP WLS BF H R ER SO BB IBB HBP BLK WP HR S P ERA WHIP	IP WLS BF H R ER SO BB IBB HBP BLK WP HR S P ERA WHIP	IP WLS BF H R ER SO BB IBB HBP BLK WP HR S P ERA WHIP	IP WLS BF H R ER SO BB IBB HBP BLK WP HR S P ERA WHIP	IP WLS BF H R ER SO BB IBB HBP BLK WP HR S P ERA WHIP						
Jeff Fassero, L ERA: 4.1 Bob Wells, R ERA: 5.49 (1, 1) (8, 1)	7.0 S 31	2.0 7 1	0 0 0	2 0 2	0 0 0	0 0 0	0 0 0	21 30	0.00 0.500													



Batter	1	2	3	4	5	6	7	8	9	AB	R	H	RBI	BB	SO	LOB	TOP																	
Scott Spiezio, S (1, 4) OBP: 0.297, SLG: 0.385										3	0	0	0	1	1	0	Oakland Athletics @ New York Yankees Yankee Stadium, Bronx, NY Mon Jul 28 1997, 7:05 PM EDT Att: 25,570 - Unknown - 85 F																	
Dave Magadan, L (1, 5) OBP: 0.397, SLG: 0.375										3	0	1	1	1	0	1																		
Matt Stairs, L (1, 10) OBP: 0.464, SLG: 0.747										3	0	1	0	1	0	1																		
Mark McGwire, R (1, 3) OBP: 0.384, SLG: 0.638										4	0	0	0	0	2	5																		
Jason Giambi, L (1, 7) OBP: 0.363, SLG: 0.498										4	0	0	0	0	0	0																		
Scott Brosius, R (1, 9) OBP: 0.281, SLG: 0.323										4	1	1	0	0	1	0																		
Brent Mayne, L (1, 2) OBP: 0.290, SLG: 0.311										4	0	1	0	0	0	1																		
Ernie Young, R (1, 8) OBP: 0.273, SLG: 0.281									3	2	2	2	0	0	1																			
Tony Batista, R (1, 6) OBP: 0.259, SLG: 0.329									3	0	0	0	0	0	1																			
Inning Stats	R: 0 E: 0 K: 1 S: 11	H: 1 LOB: 1 BB: 0 P: 13	R: 0 E: 0 K: 0 S: 8	H: 0 LOB: 0 BB: 0 P: 11	R: 1 E: 0 K: 1 S: 14	H: 1 LOB: 2 BB: 2 P: 27	R: 2 E: 0 K: 0 S: 11	H: 2 LOB: 0 BB: 0 P: 16	R: 0 E: 0 K: 2 S: 9	H: 0 LOB: 0 BB: 0 P: 14	R: 0 E: 0 K: 0 S: 8	H: 1 LOB: 0 BB: 0 P: 11	R: 0 E: 0 K: 0 S: 8	H: 1 LOB: 1 BB: 1 P: 16	R: 0 E: 0 K: 0 S: 6	H: 0 LOB: 0 BB: 0 P: 10		1B: 3 2B: 3 3B: 0 HR: 1	SF: 0 SAC: 0 DP: 2 HBP: 0	WP: 0 PB: 0 SB: 0 CS: 0	PA: 34													
PITCHER	IP WLS BF H R ER SO BB IBB HBP BLK WP HR S P ERA WHIP																																	
David Cone, R (1, 1) ERA: 2.53	8.0	31	6	3	3	4	3	0	0	0	0	0	0	1	77	121	3.38	1.125																
42 Mariano Rivera, R (9, 1) ERA: 1.91	1.0	W	3	0	0	0	0	0	0	0	0	0	0	0	6	10	0.00	0.000																

Batter	1	2	3	4	5	6	7	8	9	AB	R	H	RBI	BB	SO	LOB	BOTTOM																	
2 Derek Jeter, R (1, 6) OBP: 0.368, SLG: 0.387										4	0	1	0	0	0	3	Oakland Athletics @ New York Yankees Yankee Stadium, Bronx, NY Mon Jul 28 1997, 7:05 PM EDT Att: 25,570 - Unknown - 85 F																	
Pat Kelly, R (1, 4) OBP: 0.355, SLG: 0.400										3	0	0	0	0	3	2																		
Mark Whiten, S (8, 7) OBP: 0.343, SLG: 0.374										2	0	1	1	0	0	0																		
Paul O'Neill, L (1, 9) OBP: 0.416, SLG: 0.543										4	1	1	0	0	1	1																		
Tino Martinez, L (1, 3) OBP: 0.372, SLG: 0.626										3	0	1	0	1	0	0																		
Charlie Hayes, R (1, 5) OBP: 0.359, SLG: 0.442										4	1	1	2	0	0	2																		
Wade Boggs, L (1, 10) OBP: 0.376, SLG: 0.363										2	1	0	0	2	0	1																		
Chad Curtis, R (1, 8) OBP: 0.373, SLG: 0.494										1	0	1	0	2	0	0																		
Joe Girardi, R (1, 2) OBP: 0.306, SLG: 0.317										4	0	1	1	0	1	6																		
Scott Pose, L (1, 7) OBP: 0.317, SLG: 0.278										2	0	0	0	0	0	0																		
Luis Sojo, R (7, PH) OBP: 0.341, SLG: 0.346										1	1	0	0	1	0	2																		
Inning Stats	R: 0 E: 0 K: 1 S: 9	H: 0 LOB: 0 BB: 0 P: 13	R: 1 E: 0 K: 0 S: 12	H: 2 LOB: 1 BB: 0 P: 18	R: 0 E: 1 K: 1 S: 14	H: 0 LOB: 1 BB: 0 P: 18	R: 0 E: 0 K: 0 S: 8	H: 0 LOB: 2 BB: 2 P: 21	R: 0 E: 0 K: 1 S: 9	H: 1 LOB: 0 BB: 0 P: 13	R: 0 E: 0 K: 1 S: 9	H: 0 LOB: 0 BB: 0 P: 12	R: 1 E: 0 K: 0 S: 12	H: 1 LOB: 1 BB: 1 P: 23	R: 1 E: 0 K: 1 S: 17	H: 2 LOB: 3 BB: 2 P: 32	R: 1 E: 0 K: 0 S: 3	H: 1 LOB: 1 BB: 1 P: 8	1B: 5 2B: 1 3B: 0 HR: 1	SF: 0 SAC: 1 DP: 1 HBP: 1	WP: 0 PB: 0 SB: 0 CS: 0	PA: 39												
PITCHER	IP WLS BF H R ER SO BB IBB HBP BLK WP HR S P ERA WHIP																																	
Brad Rigby, R (1, 1) ERA: 4.62	5.0	20	3	1	1	3	2	0	0	0	0	0	0	0	7	10	0.00	0.000																
Mike Mohler, L (6, 1) ERA: 6.1	0.2	2	0	0	0	1	0	0	0	0	0	0	0	0	7	10	0.00	0.000																
Dane Johnson, R (6, 1) ERA: 3.56	0.1	4	1	1	1	0	1	0	1	0	0	0	0	9	15	27.00	6.000																	
Buddy Groom, L (7, 1) ERA: 5.03	1.1	5	2	1	1	0	0	0	0	0	0	0	0	13	21	6.75	1.500																	
Billy Taylor, R (8, 1) ERA: 4.67	0.2	4	0	0	0	1	1	1	0	0	0	0	0	9	21	0.00	1.500																	



Batter	1	2	3	4	5	6	7	8	9	AB	R	H	RBI	BB	SO	LOB	TOP								
Scott Spiezio, S OBP: 0.296, SLG: 0.382	F7	F7		SF8 WP 1B		P4		G5-3		5	0	1	0	0	0	1									
Dave Magadan, L OBP: 0.397, SLG: 0.372	FC4-6 BB		BB 1B	K		G1-3			G1-3	4	1	1	0	1	1	2									
Matt Stairs, L OBP: 0.463, SLG: 0.739	FC4-6 1B 2B		F7	SF8						3	1	1	1	1	0	2									
Mark McGwire, R OBP: 0.382, SLG: 0.632	2B 1B		K	K						5	0	1	0	0	4	4									
Jose Canseco, R OBP: 0.322, SLG: 0.456	1-3 2H 2B		BB 1B BB							3	1	1	1	2	2	1									
Jason Giambi, L OBP: 0.382, SLG: 0.495	K		1B BB			P4				2	0	0	0	1	1	2									
Pat Lennon, R OBP: 0.379, SLG: 0.354	K		1-2 2-3 BB							1	0	0	0	0	1	2									
Scott Brosius, R OBP: 0.263, SLG: 0.323		G5-3	1-2 2-H 3-H 1B			S HBP				3	0	1	2	0	1	2									
Ernie Young, R OBP: 0.271, SLG: 0.279		1B	F7			K				4	0	1	0	0	2	3									
Brent Mayne, L OBP: 0.291, SLG: 0.311		L7								3	1	1	0	0	0	1									
Tony Batista, R OBP: 0.287, SLG: 0.327				WP 1B SF8 1B						1	0	0	0	0	1	0									
Izzy Molina, R OBP: 0.159, SLG: 0.161						G4-3				0	0	0	0	0	0	0									
Inning Stats	R: 1 E: 0 K: 1 S: 7	H: 2 LOB: 2 BB: 1 P: 11	R: 0 E: 0 K: 0 S: 7	H: 1 LOB: 1 BB: 0 P: 12	R: 2 E: 0 K: 1 S: 19	H: 2 LOB: 2 BB: 2 P: 36	R: 1 E: 0 K: 2 S: 12	H: 2 LOB: 1 BB: 0 P: 21	R: 0 E: 0 K: 0 S: 9	H: 0 LOB: 1 BB: 0 P: 12	R: 0 E: 0 K: 0 S: 6	H: 0 LOB: 0 BB: 0 P: 8	R: 0 E: 0 K: 3 S: 17	H: 0 LOB: 2 BB: 2 P: 30	R: 0 E: 0 K: 2 S: 14	H: 0 LOB: 0 BB: 0 P: 20	R: 0 E: 0 K: 2 S: 11	H: 1 LOB: 1 BB: 0 P: 14	1B: 7 2B: 1 3B: 0 HR: 0	SF: 1 SAC: 0 DP: 0 HBP: 1	WP: 1 PB: 0 SB: 2 CS: 0	PA: 41			
PITCHER	IP	WLS	BF	H	R	ER	SO	BB	IBB	HBP	BLK	WP	HR	S	P	ERA	WHIP								
Dwight Gooden, R ERA: 4.35	(1, 1)	5.0	W	26	7	4	4	6	3	0	1	0	0	54	92	7.20	2.000								
Kenny Rogers, L ERA: 5.44	(6, 1)	1.0		4	0	0	0	0	1	0	0	0	0	7	13	0.00	1.000								
Jeff Nelson, R ERA: 2.57	(7, 1)	0.1		2	0	0	0	1	0	0	0	0	0	7	12	0.00	3.000								
Mike Stanton, L ERA: 2.45	(7, 1)	1.2		5	0	0	0	4	0	0	0	0	0	23	33	0.00	0.000								
42 Mariano Rivera, R ERA: 1.88	(9, 1)	1.0	S	4	1	0	0	2	0	0	0	0	0	11	14	0.00	1.000								

Oakland Athletics @ New York Yankees
 Yankee Stadium, Bronx, NY
 Tue Jul 29 1997, 7:05 PM EDT
 Att: 33,341 - Unknown - 80 F


AB 34
 R 4
 H 8
 RBI 4
 BB 5
 SO 13
 LOB 20



Batter	1	2	3	4	5	6	7	8	9	AB	R	H	RBI	BB	SO	LOB	BOTTOM								
2 Derek Jeter, R OBP: 0.369, SLG: 0.387	1B HR	1B SF7 BB		K			G6-3			3	2	1	0	1	1	0									
Luis Sojo, R OBP: 0.351, SLG: 0.352	1B HR	1B F9 HBP 1B		P4						3	1	2	2	1	0	0									
Paul O'Neill, L OBP: 0.414, SLG: 0.550	1B HR	SF7		G3			F8			3	1	1	4	0	0	1									
Tino Martinez, L OBP: 0.371, SLG: 0.622	F9				G3		F9			3	0	0	0	0	0	1									
Ivan Cruz, L OBP: 0.357, SLG: 0.333		F9		P5						3	0	1	0	1	0	2									
Pat Kelly, R OBP: 0.355, SLG: 0.400	2B						1B SF9 BB			0	1	0	0	0	0	0									
Wade Boggs, L OBP: 0.377, SLG: 0.361	F7	F9		F8				1B		4	0	1	0	0	0	3									
Chad Curtis, R OBP: 0.365, SLG: 0.484	K		G2-3			G6-3		SF9		3	0	0	1	0	1	1									
Joe Girardi, R OBP: 0.309, SLG: 0.320		2B 1B 1B	G5-3			G5-3		G4-6-3 1B		4	1	2	0	0	0	0									
Scott Pose, L OBP: 0.313, SLG: 0.276		2B 1B	G1-3			G1-3		G4-6-3		4	1	1	0	0	0	2									
Inning Stats	R: 3 E: 0 K: 1 S: 19	H: 4 LOB: 1 BB: 0 P: 30	R: 3 E: 0 K: 0 S: 12	H: 3 LOB: 2 BB: 1 P: 23	R: 0 E: 0 K: 0 S: 5	H: 0 LOB: 0 BB: 0 P: 9	R: 0 E: 0 K: 1 S: 6	H: 0 LOB: 0 BB: 0 P: 12	R: 0 E: 0 K: 0 S: 9	H: 0 LOB: 0 BB: 0 P: 17	R: 0 E: 0 K: 0 S: 8	H: 0 LOB: 0 BB: 0 P: 12	R: 0 E: 0 K: 0 S: 6	H: 0 LOB: 1 BB: 1 P: 14	R: 1 E: 0 K: 0 S: 10	H: 2 LOB: 2 BB: 1 P: 21	R: 0 E: 0 K: 0 S: 11	H: 1 LOB: 1 BB: 0 P: 14	1B: 7 2B: 1 3B: 0 HR: 1	SF: 2 SAC: 0 DP: 1 HBP: 1	WP: 0 PB: 0 SB: 0 CS: 0	PA: 36			
PITCHER	IP	WLS	BF	H	R	ER	SO	BB	IBB	HBP	BLK	WP	HR	S	P	ERA	WHIP								
Carlos Reyes, R ERA: 5.02	(1, 1)	1.0	L	11	7	6	1	0	0	0	0	0	0	25	42	54.00	8.000								
Tim Kubinski, L ERA: 2.7	(2, 1)	4.0		13	0	0	0	1	0	0	1	0	0	26	49	0.00	0.000								
Gary Haught, R ERA: 5.59	(6, 1)	2.0		9	1	1	1	0	2	0	0	0	0	20	38	4.50	1.500								
Dane Johnson, R ERA: 3.45	(8, 1)	1.0		3	1	0	0	0	0	0	0	0	0	4	9	0.00	1.000								

Oakland Athletics @ New York Yankees
 Yankee Stadium, Bronx, NY
 Tue Jul 29 1997, 7:05 PM EDT
 Att: 33,341 - Unknown - 80 F

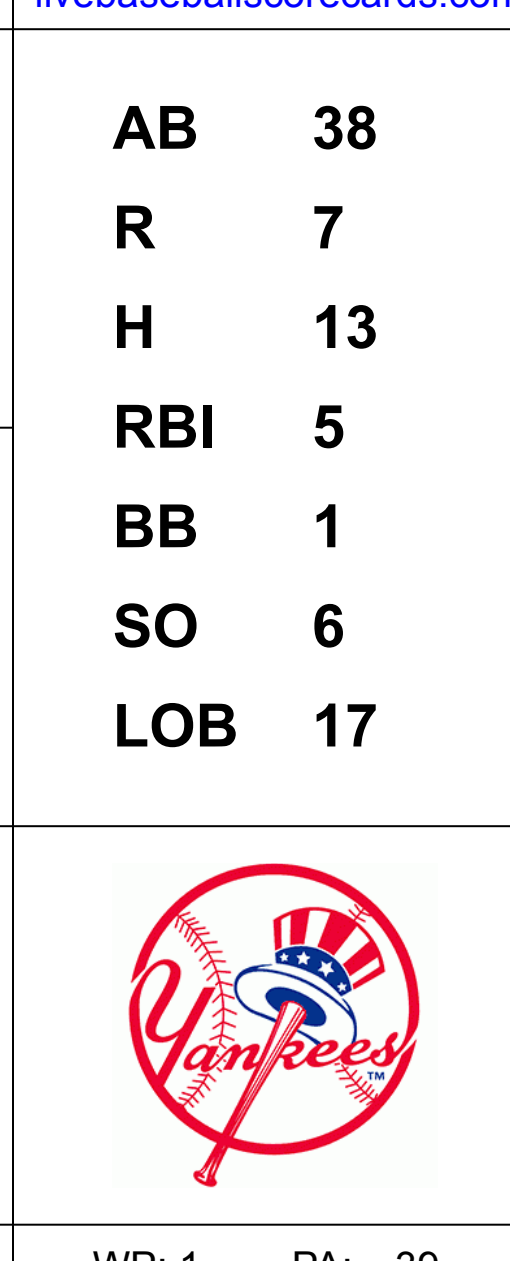
AB 30
 R 7
 H 9
 RBI 7
 BB 3
 SO 2
 LOB 10



Batter	1	2	3	4	5	6	7	8	9	AB	R	H	RBI	BB	SO	LOB	TOP			
Mark Bellhorn, S OBP: 0.345, SLG: 0.378	(1, 5) K		(3, 3) K		(0, 3) K			(1, 3) K		4	0	0	0	0	4	3	Oakland Athletics @ New York Yankees Yankee Stadium, Bronx, NY Wed Jul 30 1997, 3:33 AM EDT Att: 35,480 - Sunny - 76 F			
Tony Batista, R OBP: 0.251, SLG: 0.318	(1, 6) P3			(2, 2) G6-3		(2, 3) K		(1, 2) F7		4	0	0	0	0	1	1				
Pat Lennon, R OBP: 0.374, SLG: 0.341	(1, 7) K			(4, 2) BB		(1, 3) K			(1, 2) G1-3	3	0	0	0	1	2	0				
Mark McGwire, R OBP: 0.383, SLG: 0.628		(4, 2) FC3-6 BB		(0, 0) F8		(0, 0) G5-3			(4, 1) BB	2	0	0	0	2	0	1				
Jose Canseco, R OBP: 0.322, SLG: 0.456	(1, 10) FC3-6			(2, 3) K			(1, 3) K		(1, 3) K	0	0	0	0	0	0	0				
Matt Stairs, L OBP: 0.456, SLG: 0.726	(2, PH)									3	0	0	0	0	2	2				
Jason Giambi, L OBP: 0.361, SLG: 0.494	(9, PH)									1	0	0	0	0	1	1				
Scott Brosius, R OBP: 0.261, SLG: 0.320	(1, 9) K				(1, 3) K		(1, 1) P3		(1, 0) L8	4	0	0	0	0	2	2				
Scott Spiezio, S OBP: 0.296, SLG: 0.382	(1, 4) K				(2, 2) 1B S		(0, 3) K			3	0	1	0	0	2	1				
Ernie Young, R OBP: 0.260, SLG: 0.266	(1, 8) G5-3				(3, 3) K			(2, 3) K		3	0	0	0	0	2	1				
Izzy Molina, R OBP: 0.182, SLG: 0.185	(1, 2) F8				(1, 1) 1B			(0, 0) 1B		3	0	2	0	0	0	0				
Inning Stats	R: 0 H: 0 E: 0 K: 2 S: 9	H: 0 LOB: 0 BB: 0 P: 12	R: 0 H: 0 E: 0 K: 2 S: 15	H: 0 LOB: 1 BB: 1 P: 19	R: 0 H: 0 E: 0 K: 1 S: 10	H: 0 LOB: 0 BB: 0 P: 14	R: 0 H: 0 E: 0 K: 1 S: 13	H: 2 LOB: 2 BB: 0 P: 21	R: 0 H: 0 E: 0 K: 2 S: 15	H: 0 LOB: 0 BB: 0 P: 10	R: 0 H: 0 E: 0 K: 2 S: 8	H: 0 LOB: 0 BB: 0 P: 10	R: 0 H: 1 E: 0 K: 2 S: 10	H: 1 LOB: 1 BB: 0 P: 14	R: 0 H: 0 E: 0 K: 1 S: 9	H: 0 LOB: 1 BB: 1 P: 16	1B: 3 2B: 0 3B: 0 HR: 0	SF: 0 SAC: 0 DP: 0 HBP: 0	WP: 0 PB: 0 SB: 1 CS: 0	PA: 33
PITCHER David Wells, L ERA: 3.68	(1, 1)	IP: 9.0 WLS: W BF: 33 H: 3 R: 0 ER: 0 SO: 16 BB: 3 IBB: 0 HBP: 0 BLK: 0 WP: 0 HR: 0 S: 96 P: 138 ERA: 0.00 WHIP: 0.667																		

Batter	1	2	3	4	5	6	7	8	9	AB	R	H	RBI	BB	SO	LOB	BOTTOM			
2 Derek Jeter, R OBP: 0.371, SLG: 0.392	(1, 6) G4-3 WP	(0, 1) 2B		(0, 0) 1B		(0, 0) L8		(2, 1) G6-3		5	3	3	0	0	0	0	Oakland Athletics @ New York Yankees Yankee Stadium, Bronx, NY Wed Jul 30 1997, 3:33 AM EDT Att: 35,480 - Sunny - 76 F			
Luis Sojo, R OBP: 0.363, SLG: 0.390	(1, 4) G4-3	(0, 0) G6-3		(1, 2) G3		(1, 2) 1B		(0, 0) HR		5	1	4	2	0	0	1				
Paul O'Neill, L OBP: 0.414, SLG: 0.546	(1, 9) HR	(1, 1) G6-3		(0, 2) G3		(1, 0) F7		(3, 2) G5-3		4	1	1	1	1	0	2				
Tino Martinez, L OBP: 0.372, SLG: 0.628	(1, 3) HR	(3, 3) K		(1, 2) F7		(2, 2) FC4-6		(1, 3) 1B		4	1	2	2	0	1	3				
Ivan Cruz, L OBP: 0.333, SLG: 0.313	(1, 10) 1B		(2, 3) K	(3, 2) G3		(2, 2) FC4-6				4	0	1	0	0	1	4				
Wade Boggs, L OBP: 0.373, SLG: 0.357	(1, 5) F9		(2, 2) E7	(0, 1) F8			(0, 1) G5-3			3	1	0	0	0	0	3				
Pat Kelly, R OBP: 0.352, SLG: 0.396	(5, 4) F9		(2, 2) E							1	0	0	0	0	0	0				
Chad Curtis, R OBP: 0.363, SLG: 0.478	(1, 8) 1B		(0, 1) F7		(0, 0) P4		(1, 1) G5-3			4	0	1	0	0	0	1				
Joe Girardi, R OBP: 0.308, SLG: 0.319	(1, 2) L8		(1, 1) E6		(1, 3) K		(1, 3) K			4	0	1	0	0	2	2				
Scott Pose, L OBP: 0.294, SLG: 0.258			(2, 3) K	(2, 2) G1-3				(2, 1) G4-3		4	0	0	0	0	2	1				
Inning Stats	R: 3 H: 4 E: 0 K: 0 S: 17	H: 4 LOB: 2 BB: 1 P: 32	R: 1 H: 2 E: 0 K: 2 S: 13	H: 2 LOB: 1 BB: 0 P: 19	R: 1 H: 1 E: 2 K: 1 S: 14	H: 1 LOB: 0 BB: 0 P: 21	R: 1 H: 3 E: 0 K: 0 S: 14	H: 0 LOB: 2 BB: 0 P: 19	R: 0 H: 0 E: 0 K: 2 S: 10	H: 0 LOB: 0 BB: 0 P: 14	R: 0 H: 2 E: 0 K: 0 S: 12	H: 0 LOB: 0 BB: 0 P: 18	R: 0 H: 0 E: 0 K: 1 S: 8	H: 0 LOB: 0 BB: 0 P: 10	R: 1 H: 1 E: 0 K: 0 S: 8	H: 1 LOB: 0 BB: 0 P: 15	1B: 9 2B: 2 3B: 0 HR: 2	SF: 0 SAC: 0 DP: 0 HBP: 0	WP: 1 PB: 0 SB: 0 CS: 0	PA: 39
PITCHER Steve Karsay, R ERA: 5.94	(1, 1)	IP: 3.0 WLS: L BF: 20 H: 9 R: 6 ER: 5 SO: 3 BB: 1 IBB: 0 HBP: 0 BLK: 0 WP: 1 HR: 1 S: 48 P: 77 ERA: 15.00 WHIP: 3.333																		
Don Wengert, R ERA: 5.65	(4, 1)	4.0 15 3 0 0 3 0 0 0 0 0 0 40 56 0.00 0.750																		
Buddy Groom, L ERA: 5.13	(8, 1)	1.0 4 1 1 1 0 0 0 0 0 0 1 8 15 9.00 1.000																		

AB	30
R	0
H	3
RBI	0
BB	3
SO	16
LOB	12



Batter	1	2	3	4	5	6	7	8	9	AB	R	H	RBI	BB	SO	LOB	TOP					
Chuck Knoblauch, R OBP: 0.403, SLG: 0.422										4	1	1	0	0	1	1	Minnesota Twins @ New York Yankees Yankee Stadium, Bronx, NY Sat Aug 02 1997, 3:33 AM EDT Att: 33,261 - Sunny - 85 F					
Denny Hocking, S OBP: 0.305, SLG: 0.349										4	0	0	0	0	2	2						
Paul Molitor, R OBP: 0.361, SLG: 0.453										4	1	2	2	0	1	1						
Terry Steinbach, R OBP: 0.323, SLG: 0.434										3	0	0	0	1	0	1						
Matt Lawton, L OBP: 0.335, SLG: 0.380										4	0	0	0	0	1	1						
Ron Coomer, R OBP: 0.343, SLG: 0.445										4	0	0	0	0	1	1						
Scott Stahoviak, L OBP: 0.324, SLG: 0.482										4	2	2	1	0	2	1						
Marty Cordova, R OBP: 0.314, SLG: 0.448										2	0	0	0	1	2	1						
Rich Becker, L OBP: 0.353, SLG: 0.402										2	1	1	2	1	1	1						
Inning Stats	R: 1 E: 0 K: 1 S: 11	H: 2 LOB: 0 BB: 0 P: 14	R: 1 E: 0 K: 1 S: 11	H: 1 LOB: 0 BB: 0 P: 15	R: 0 E: 0 K: 2 S: 10	H: 0 LOB: 1 BB: 1 P: 18	R: 0 E: 0 K: 2 S: 11	H: 0 LOB: 1 BB: 1 P: 19	R: 0 E: 0 K: 1 S: 10	H: 0 LOB: 0 BB: 1 P: 18	R: 1 E: 0 K: 1 S: 8	H: 1 LOB: 0 BB: 0 P: 12	R: 2 E: 0 K: 2 S: 15	H: 2 LOB: 0 BB: 0 P: 21	R: 0 E: 0 K: 0 S: 10	H: 0 LOB: 0 BB: 0 P: 13	R: 0 E: 0 K: 1 S: 11	H: 0 LOB: 0 BB: 0 P: 17	1B: 3 2B: 1 3B: 0 HR: 3	SF: 0 SAC: 0 DP: 2 HBP: 0	WP: 2 PB: 0 CS: 1	PA: 34
PITCHER	IP	WLS	BF	H	R	ER	SO	BB	IBB	HBP	BLK	WP	HR	S	P	ERA	WHIP					
David Cone, R ERA: 2.69	(1, 1)	7.0	L	28	6	5	5	10	3	0	0	0	2	3	76	117	6.43	1.286				
Jeff Nelson, R ERA: 2.53	(8, 1)	1.0		3	0	0	0	0	0	0	0	0	0	10	13	0.00	0.000					
Mike Stanton, L ERA: 2.39	(9, 1)	1.0		3	0	0	0	1	0	0	0	0	0	11	17	0.00	0.000					

Batter	1	2	3	4	5	6	7	8	9	AB	R	H	RBI	BB	SO	LOB	BOTTOM					
2 Derek Jeter, R OBP: 0.373, SLG: 0.397										3	1	1	1	1	1	0	Minnesota Twins @ New York Yankees Yankee Stadium, Bronx, NY Sat Aug 02 1997, 3:33 AM EDT Att: 33,261 - Sunny - 85 F					
Luis Sojo, R OBP: 0.358, SLG: 0.384										4	0	1	1	0	0	1						
Bernie Williams, S OBP: 0.409, SLG: 0.493										4	1	3	1	0	0	1						
Tino Martinez, L OBP: 0.366, SLG: 0.617										4	0	0	0	0	0	3						
Paul O'Neill, L OBP: 0.409, SLG: 0.537										4	0	0	0	0	1	1						
Charlie Hayes, R OBP: 0.397, SLG: 0.451										3	1	1	0	1	0	0						
Wade Boggs, L OBP: 0.371, SLG: 0.355										4	0	1	0	0	1	3						
Chad Curtis, R OBP: 0.368, SLG: 0.479										4	1	2	1	0	0	1						
Joe Girardi, R OBP: 0.303, SLG: 0.314										4	0	0	0	0	1	2						
Inning Stats	R: 0 E: 0 K: 1 S: 8	H: 1 LOB: 1 BB: 0 P: 14	R: 0 E: 0 K: 0 S: 14	H: 1 LOB: 1 BB: 0 P: 20	R: 0 E: 0 K: 0 S: 9	H: 0 LOB: 0 BB: 1 P: 15	R: 0 E: 0 K: 0 S: 7	H: 1 LOB: 2 BB: 1 P: 18	R: 2 E: 0 K: 0 S: 14	H: 3 LOB: 1 BB: 0 P: 23	R: 0 E: 0 K: 2 S: 8	H: 0 LOB: 0 BB: 0 P: 12	R: 0 E: 0 K: 0 S: 10	H: 0 LOB: 0 BB: 0 P: 15	R: 1 E: 0 K: 0 S: 6	H: 1 LOB: 0 BB: 0 P: 7	R: 1 E: 0 K: 1 S: 8	H: 2 LOB: 0 BB: 0 P: 13	1B: 7 2B: 0 3B: 1 HR: 1	SF: 0 SAC: 0 DP: 1 HBP: 0	WP: 1 PB: 0 CS: 1	PA: 36
PITCHER	IP	WLS	BF	H	R	ER	SO	BB	IBB	HBP	BLK	WP	HR	S	P	ERA	WHIP					
Shane Bowers, R ERA: 2.7	(1, 1)	4.1		20	6	2	2	1	2	0	0	0	0	1	27	85	4.15	1.846				
Greg Swindell, L ERA: 3.47	(5, 1)	3.2	W	12	1	1	1	2	0	0	0	0	0	1	27	39	2.46	0.273				
Rick Aguilera, R ERA: 3.99	(9, 1)	1.0	S	4	2	1	1	1	0	0	0	0	1	0	8	13	9.00	2.000				

Batter	1	2	3	4	5	6	7	8	9	AB	R	H	RBI	BB	SO	LOB	TOP										
Chuck Knoblauch, R (1, 4) OBP: 0.403, SLG: 0.425	1-1 F8		1-3 K2-3		0-1 2B	1-1 SH2-3		3-2 SF9	4 1 2 2 0 1 0								Minnesota Twins @ New York Yankees Yankee Stadium, Bronx, NY Sun Aug 03 1997, 3:33 AM EDT Att: 36,896 - Cloudy - 84 F										
Rich Becker, L (1, 8) OBP: 0.345, SLG: 0.395	2-3 K		3-3 K		3-3 K	0-2 L7		3-2 F7	5 0 0 0 0 3 3																		
Paul Molitor, R (1, 10) OBP: 0.363, SLG: 0.453	0-0 2B		2-3 K		4-0 IBB	2-1 SH2-3		1-H	2 0 1 1 1 1 0																		
Roberto Kelly, R (1, 9) OBP: 0.341, SLG: 0.436	1-1 2B			1-1 G6-3	0-0 G5-3		0-2 G6-3		4 0 1 0 0 0 3																		
Scott Stahoviak, L (1, 3) OBP: 0.328, SLG: 0.476	3-1 G4-3			4-1 G4-3		2-2 1B		1-2 G1-3	2 1 0 0 1 0 2																		
Ron Coomer, R (1, 5) OBP: 0.342, SLG: 0.443		1-0 F8		0-2 G4-3		1-0 1B		0-3 K	4 0 1 0 0 1 1																		
Marty Cordova, R (1, 7) OBP: 0.309, SLG: 0.441		3-3 K		1-1 E3		0-1 SF8		3-3 K	3 1 0 1 0 2 0																		
Greg Myers, L (1, 2) OBP: 0.313, SLG: 0.404		1-1 HR		4-1 FC3-6		0-1 F8		2-3 K	3 1 1 1 1 1 1																		
Pat Meares, R (1, 6) OBP: 0.328, SLG: 0.430		1-2 L6		1-2 FC3-6		2-1 G1-3		1-0 SF9	4 1 1 0 0 0 3																		
Inning Stats	R: 0 E: 0 K: 1 S: 10	H: 2 LOB: 2 BB: 0 P: 17	R: 1 E: 0 K: 1 S: 9	H: 1 LOB: 0 BB: 0 P: 15	R: 0 E: 0 K: 3 S: 12	H: 0 LOB: 0 BB: 1 P: 18	R: 0 E: 0 K: 0 S: 6	H: 0 LOB: 0 BB: 1 P: 11	R: 1 E: 1 K: 1 S: 13	H: 1 LOB: 3 BB: 2 P: 26	R: 1 E: 0 K: 0 S: 11	H: 1 LOB: 1 BB: 0 P: 16	R: 1 E: 0 K: 0 S: 10	H: 1 LOB: 0 BB: 0 P: 13	R: 0 E: 0 K: 2 S: 11	H: 0 LOB: 0 BB: 0 P: 15	R: 1 E: 0 K: 1 S: 13	H: 1 LOB: 0 BB: 0 P: 22	1B: 3 2B: 2 3B: 1 HR: 1	SF: 2 SAC: 1 DP: 1 HBP: 1	WP: 0 PB: 0 CS: 0	PA: 38					
PITCHER	IP	WLS	BF	H	R	ER	SO	BB	IBB	HBP	BLK	WP	HR	S	P	ERA	WHIP										
Dwight Gooden, R (1, 1) ERA: 4.29	5.0	W	24	5	3	2	6	2	1	1	0	0	1	55	95	3.60	1.400										
Ramiro Mendoza, R (6, 1) ERA: 4.35	2.0		7	1	1	1	0	0	0	0	0	0	0	16	21	4.50	0.500										
Jeff Nelson, R (8, 1) ERA: 2.48	1.0		3	0	0	0	2	0	0	0	0	0	0	11	15	0.00	0.000										
42 Mariano Rivera, R (9, 1) ERA: 2.02	1.0	S	4	1	1	1	1	0	0	0	0	0	0	13	22	9.00	1.000										

Batter	1	2	3	4	5	6	7	8	9	AB	R	H	RBI	BB	SO	LOB	BOTTOM										
2 Derek Jeter, R (1, 6) OBP: 0.372, SLG: 0.395	2-2 G1-3		1-0 F8		1-0 1B	0-1 G6-3			4 1 1 0 0 0 2								Minnesota Twins @ New York Yankees Yankee Stadium, Bronx, NY Sun Aug 03 1997, 3:33 AM EDT Att: 36,896 - Cloudy - 84 F										
Wade Boggs, L (1, 10) OBP: 0.374, SLG: 0.353	1-1 G1-3		3-2 L8		1-2 HR				4 1 1 0 0 0 2																		
Bernie Williams, S (1, 8) OBP: 0.413, SLG: 0.515				3-2 HR	2-2 HR				3 2 2 4 1 1 0																		
Scott Pose, L (9, 7) OBP: 0.294, SLG: 0.258	0-3 K				1-2 HR				0 0 0 0 0 0 0																		
Tino Martinez, L (1, 3) OBP: 0.367, SLG: 0.615		4-2 G4-6-3		0-0 HR	0-0 F7		2-3 K		3 1 1 0 1 1 1																		
Paul O'Neill, L (1, 9) OBP: 0.410, SLG: 0.540		2-3 K		2-2 2B	0-2 2B		3-2 F7		4 1 2 0 0 1 2																		
Charlie Hayes, R (1, 5) OBP: 0.351, SLG: 0.442		2-2 G4-6-3		1-3 K	3-3 K		1-2 P6		4 0 0 0 0 2 4																		
Chad Curtis, R (1, 7) OBP: 0.376, SLG: 0.485			4-1 2B	1-0 2B	2-0 L8		4-1 2B		2 0 1 1 2 0 1																		
20 Jorge Posada, S (1, 2) OBP: 0.328, SLG: 0.318			0-2 1B	2-1 L3		1-1 F7		3-2 G3	4 0 1 0 0 0 2																		
Pat Kelly, R (1, 4) OBP: 0.341, SLG: 0.382			0-0 B1		2-3 K		0-2 F9		4 0 0 0 0 2 4																		
Inning Stats	R: 0 E: 0 K: 1 S: 8	H: 0 LOB: 0 BB: 0 P: 11	R: 0 E: 0 K: 1 S: 11	H: 0 LOB: 1 BB: 1 P: 19	R: 0 E: 0 K: 0 S: 10	H: 1 LOB: 2 BB: 1 P: 18	R: 3 E: 1 K: 2 S: 19	H: 4 LOB: 1 BB: 0 P: 30	R: 3 E: 0 K: 1 S: 15	H: 4 LOB: 1 BB: 0 P: 24	R: 0 E: 0 K: 0 S: 7	H: 0 LOB: 0 BB: 0 P: 8	R: 0 E: 0 K: 1 S: 11	H: 0 LOB: 1 BB: 1 P: 23	R: 0 E: 0 K: 1 S: 10	H: 0 LOB: 1 BB: 1 P: 21	1B: 5 2B: 2 3B: 0 HR: 2	SF: 0 SAC: 0 DP: 1 HBP: 0	WP: 0 PB: 0 CS: 0	PA: 36							
PITCHER	IP	WLS	BF	H	R	ER	SO	BB	IBB	HBP	BLK	WP	HR	S	P	ERA	WHIP										
LaTroy Hawkins, R (1, 1) ERA: 6.69	4.0	L	21	8	6	5	4	2	0	0	0	0	2	55	89	11.25	2.500										
Frankie Rodriguez, R (5, 1) ERA: 4.98	2.0		7	1	0	0	1	0	0	0	0	0	0	15	21	0.00	0.500										
Eddie Guardado, L (7, 1) ERA: 0.45	1.0		4	0	0	0	1	1	0	0	0	0	0	11	23	0.00	1.000										
Mike Trombley, R (8, 1) ERA: 4.72	1.0		4	0	0	0	1	1	0	0	0	0	0	10	21	0.00	1.000										

AB	31
R	5
H	7
RBI	5
BB	3
SO	9
LOB	13



AB	32
R	6
H	9
RBI	5
BB	4
SO	7
LOB	18



Batter	1	2	3	4	5	6	7	8	9	AB	R	H	RBI	BB	SO	LOB	TOP									
2 Derek Jeter, R OBP: 0.369, SLG: 0.391	1-3 		1-3 			3-0 		1-3 		5	0	0	0	0	3	2	New York Yankees @ Kansas City Royals Kauffman Stadium, Kansas City, MO Mon Aug 04 1997, 7:05 PM CDT Att: 29,613 - Unknown - 86 F livebaseballscorecards.com									
Luis Sojo, R OBP: 0.354, SLG: 0.375	2-3 		1-2 		4-2 		0-1 		2-1 	4	0	0	0	1	1	0										
Bernie Williams, S OBP: 0.413, SLG: 0.511	1-2 		2-2 		4-2 		2-1 		0-0 	4	1	1	0	1	0	0										
Tino Martinez, L OBP: 0.367, SLG: 0.612	1-2 			2-2 	1-2 		4-0 		0-3 	4	0	1	0	1	1	3										
Paul O'Neill, L OBP: 0.410, SLG: 0.547 Scott Pose, L OBP: 0.294, SLG: 0.258	1-1 			2-2 		2-0 		0-0 		4	1	2	2	0	0	2										
Charlie Hayes, R OBP: 0.354, SLG: 0.471	1-0 			0-2 		1-0 		1-0 		4	2	2	2	0	0	2										
Pete Incaviglia, R OBP: 0.317, SLG: 0.384		2-2 		0-0 		0-0 		2-1 		4	0	0	0	0	0	0										
Chad Curtis, R OBP: 0.378, SLG: 0.483		1-1 			0-0 	3-2 		4-2 		3	1	1	0	1	0	0										
Joe Girardi, R OBP: 0.304, SLG: 0.317		0-1 			0-0 	2-2 		1-1 		3	0	1	1	0	0	0										
Inning Stats	R: 1 E: 0 K: 2 S: 15	H: 3 LOB: 2 BB: 0 P: 22	R: 0 E: 0 K: 0 S: 7	H: 0 LOB: 0 BB: 0 P: 10	R: 0 E: 0 K: 1 S: 12	H: 0 LOB: 0 BB: 0 P: 16	R: 1 E: 0 K: 0 S: 13	H: 1 LOB: 3 BB: 0 P: 17	R: 0 E: 0 K: 0 S: 12	H: 1 LOB: 3 BB: 2 P: 24	R: 2 E: 0 K: 0 S: 11	H: 2 LOB: 0 BB: 0 P: 19	R: 0 E: 1 K: 0 S: 6	H: 0 LOB: 2 BB: 1 P: 13	R: 1 E: 0 K: 1 S: 12	H: 1 LOB: 1 BB: 1 P: 21		R: 0 E: 0 K: 1 S: 6	H: 0 LOB: 0 BB: 0 P: 8	1B: 4 2B: 1 3B: 0 HR: 3	SF: 0 SAC: 1 DP: 0 HBP: 0	WP: 0 PB: 0 SB: 1 CS: 1	PA: 40			
PITCHER	IP	WLS	BF	H	R	ER	SO	BB	IBB	HBP	BLK	WP	HR	S	P	ERA	WHIP									
Glendon Rusch, L ERA: 6.06	(1, 1)	6.0	L	27	7	4	4	3	2	0	0	0	0	3	70	108	6.00	1.500								
Mike Perez, R ERA: 2.53	(7, 1)	0.2		4	0	0	0	0	1	0	0	0	0	0	5	12	0.00	1.500								
Jamie Walker, L ERA: 5.74	(7, 1)	1.0		5	1	1	0	0	1	0	0	0	0	8	16	9.00	2.000									
Hector Carrasco, R ERA: 3.84	(8, 1)	1.1		4	0	0	0	2	0	0	0	0	0	11	14	0.00	0.000									

Batter	1	2	3	4	5	6	7	8	9	AB	R	H	RBI	BB	SO	LOB	BOTTOM									
Bip Roberts, S OBP: 0.355, SLG: 0.384 Joe Vitello, R OBP: 0.326, SLG: 0.386	1-1 		1-1 			2-3 		2-1 		3	0	0	0	0	1	0	New York Yankees @ Kansas City Royals Kauffman Stadium, Kansas City, MO Mon Aug 04 1997, 7:05 PM CDT Att: 29,613 - Unknown - 86 F livebaseballscorecards.com									
Jose Offerman, S OBP: 0.369, SLG: 0.404	4-2 			1-3 		1-3 		3-2 		3	1	1	0	1	2	0										
Jay Bell, R OBP: 0.365, SLG: 0.471	2-2 			0-1 		0-0 		0-0 		4	0	1	0	0	0	2										
Chili Davis, S OBP: 0.396, SLG: 0.489	0-1 			0-0 		1-2 		1-2 		4	1	1	0	0	0	2										
Dean Palmer, R OBP: 0.311, SLG: 0.437		0-1 		1-3 		0-3 		1-0 		4	1	1	0	0	2	1										
Jeff King, R OBP: 0.342, SLG: 0.421		2-0 			1-2 		2-3 		3-1 	4	0	0	1	0	1	1										
29 Mike Sweeney, R OBP: 0.317, SLG: 0.397		1-0 			1-2 			1-0 	3-2 	4	1	1	2	0	0	0										
Johnny Damon, L OBP: 0.348, SLG: 0.411			2-1 		0-2 			3-2 	1-2 	4	0	2	0	0	0	0										
Yamil Benitez, R OBP: 0.370, SLG: 0.698			0-0 		1-2 			1-1 		3	0	0	0	0	0	2										
Inning Stats	R: 0 E: 0 K: 0 S: 9	H: 0 LOB: 1 BB: 1 P: 16	R: 0 E: 0 K: 0 S: 4	H: 0 LOB: 0 BB: 0 P: 7	R: 0 E: 0 K: 0 S: 5	H: 0 LOB: 0 BB: 0 P: 8	R: 0 E: 0 K: 2 S: 9	H: 1 LOB: 1 BB: 0 P: 11	R: 0 E: 0 K: 0 S: 14	H: 1 LOB: 1 BB: 0 P: 17	R: 0 E: 0 K: 2 S: 7	H: 0 LOB: 0 BB: 0 P: 10	R: 0 E: 0 K: 2 S: 9	H: 0 LOB: 0 BB: 0 P: 12	R: 0 E: 0 K: 0 S: 8	H: 1 LOB: 0 BB: 0 P: 15		R: 4 E: 1 K: 0 S: 16	H: 4 LOB: 0 BB: 0 P: 28	1B: 6 2B: 0 3B: 0 HR: 1	SF: 0 SAC: 0 DP: 0 HBP: 0	WP: 0 PB: 0 SB: 0 CS: 0	PA: 35			
PITCHER	IP	WLS	BF	H	R	ER	SO	BB	IBB	HBP	BLK	WP	HR	S	P	ERA	WHIP									
David Wells, L ERA: 3.66	(1, 1)	8.1	W	32	6	3	3	6	1	0	0	0	0	73	109	3.24	0.840									
Jeff Nelson, R ERA: 2.02	(9, 1)	0.1		2	1	1	0	0	0	0	0	0	0	1	5	11	27.00	3.000								
42 Mariano Rivera, R ERA: 2.01	(9, 1)	0.1	S	1	0	0	0	0	0	0	0	0	0	3	4	0.00	0.000									

Batter	1	2	3	4	5	6	7	8	9	AB	R	H	RBI	BB	SO	LOB	TOP										
2 Derek Jeter, R OBP: 0.368, SLG: 0.390 (1, 6)										4	0	1	0	0	0	0	New York Yankees @ Kansas City Royals Kauffman Stadium, Kansas City, MO Tue Aug 05 1997, 7:05 PM CDT Att: 21,073 - Unknown - 77 F livebaseballscores.com										
Luis Sojo, R OBP: 0.362, SLG: 0.385 (1, 4)										3	2	2	0	1	0	1											
Bernie Williams, S OBP: 0.416, SLG: 0.513 (1, 8)										3	1	2	0	1	1	1											
Tino Martinez, L OBP: 0.369, SLG: 0.613 (1, 3)										4	1	2	1	0	2	2											
Paul O'Neill, L OBP: 0.409, SLG: 0.544 (1, 9)										4	0	1	2	0	0	4											
Charlie Hayes, R OBP: 0.355, SLG: 0.462 (1, 5)										4	0	0	0	0	1	1											
Wade Boggs, L OBP: 0.368, SLG: 0.352 (1, 10)										4	0	1	0	0	0	0											
Pat Kelly, R OBP: 0.341, SLG: 0.382 (0, PR)										0	0	0	0	0	0	0											
Chad Curtis, R OBP: 0.371, SLG: 0.472 (1, 7)										4	0	0	0	0	2	1											
Joe Girardi, R OBP: 0.300, SLG: 0.313 (1, 2)										4	0	0	0	0	0	1											
Inning Stats	R: 3 E: 0 K: 1 S: 15	H: 3 LOB: 1 BB: 1 P: 26	R: 0 E: 0 K: 0 S: 7	H: 0 LOB: 0 BB: 0 P: 9	R: 0 E: 0 K: 1 S: 12	H: 1 LOB: 2 BB: 1 P: 20	R: 0 E: 0 K: 1 S: 8	H: 0 LOB: 0 BB: 0 P: 10	R: 0 E: 0 K: 1 S: 10	H: 1 LOB: 1 BB: 0 P: 13	R: 0 E: 0 K: 1 S: 7	H: 0 LOB: 0 BB: 0 P: 10	R: 0 E: 0 K: 0 S: 8	H: 0 LOB: 0 BB: 0 P: 11	R: 1 E: 0 K: 0 S: 16	H: 3 LOB: 2 BB: 0 P: 25	R: 0 E: 0 K: 1 S: 8	H: 1 LOB: 1 BB: 0 P: 10	1B: 7 2B: 3 3B: 0 HR: 0	SF: 0 SAC: 0 DP: 1 HBP: 0	WP: 1 PB: 0 SB: 0 CS: 1	PA: 36					
PITCHER	IP	WLS	BF	H	R	ER	SO	BB	IBB	HBP	BLK	WP	HR	S	P	ERA	WHIP										
Kevin Appier, R ERA: 3.12 (1, 1)	7.1	L	30	7	4	4	5	2	0	0	1	1	0	74	109	4.91	1.227										
Matt Whisenant, L ERA: 8.14 (0, 1)	0.1		2	1	0	0	0	0	0	0	0	0	0	7	12	0.00	3.000										
Gregg Olson, R ERA: 6.31 (0, 1)	1.1		5	1	0	0	1	0	0	0	0	0	0	10	13	0.00	0.750										

Batter	1	2	3	4	5	6	7	8	9	AB	R	H	RBI	BB	SO	LOB	BOTTOM										
Jose Offerman, S OBP: 0.369, SLG: 0.407 (1, 4)										5	1	2	0	0	2	3	New York Yankees @ Kansas City Royals Kauffman Stadium, Kansas City, MO Tue Aug 05 1997, 7:05 PM CDT Att: 21,073 - Unknown - 77 F livebaseballscores.com										
Johnny Damon, L OBP: 0.349, SLG: 0.411 (1, 8)										5	0	2	1	0	1	1											
Jay Bell, R OBP: 0.363, SLG: 0.467 (1, 6)										5	0	1	0	0	1	2											
Chili Davis, S OBP: 0.396, SLG: 0.486 (1, 10)										4	0	1	0	1	1	2											
Dean Palmer, R OBP: 0.315, SLG: 0.439 (1, 5)										3	0	2	0	1	0	2											
Jeff King, R OBP: 0.341, SLG: 0.422 (1, 3)										4	0	1	0	0	2	3											
Yamil Benitez, R OBP: 0.340, SLG: 0.638 (1, 9)										4	0	0	0	0	1	2											
Joe Vitiello, R OBP: 0.331, SLG: 0.398 (1, 7)										4	0	2	0	0	0	3											
29 Mike Sweeney, R OBP: 0.315, SLG: 0.388 (1, 2)										3	0	0	0	0	1	3											
Inning Stats	R: 1 E: 0 K: 1 S: 17	H: 3 LOB: 2 BB: 1 P: 28	R: 0 E: 0 K: 1 S: 10	H: 1 LOB: 1 BB: 0 P: 16	R: 0 E: 0 K: 0 S: 8	H: 0 LOB: 0 BB: 0 P: 8	R: 0 E: 1 K: 0 S: 8	H: 0 LOB: 1 BB: 1 P: 12	R: 0 E: 0 K: 0 S: 13	H: 2 LOB: 2 BB: 0 P: 22	R: 0 E: 0 K: 0 S: 10	H: 2 LOB: 2 BB: 0 P: 14	R: 0 E: 0 K: 2 S: 12	H: 2 LOB: 2 BB: 0 P: 18	R: 0 E: 0 K: 3 S: 12	H: 1 LOB: 2 BB: 0 P: 18		R: 0 E: 0 K: 2 S: 10	H: 0 LOB: 0 BB: 0 P: 14	1B: 8 2B: 3 3B: 0 HR: 0	SF: 0 SAC: 0 DP: 1 HBP: 1	WP: 0 PB: 0 SB: 0 CS: 1	PA: 40				
PITCHER	IP	WLS	BF	H	R	ER	SO	BB	IBB	HBP	BLK	WP	HR	S	P	ERA	WHIP										
Kenny Rogers, L ERA: 5.26 (1, 1)	5.0	W	22	6	1	1	2	2	0	0	0	0	0	31	45	0.00	1.875										
Ramiro Mendoza, R ERA: 4.23 (0, 1)	2.2		14	5	0	0	4	0	0	1	0	0	0	7	11	0.00	0.000										
Mike Stanton, L ERA: 2.35 (0, 1)	0.2		2	0	0	0	2	0	0	0	0	0	0	6	8	0.00	0.000										
42 Mariano Rivera, R ERA: 1.98 (0, 1)	0.2		2	0	0	0	1	0	0	0	0	0	0	6	8	0.00	0.000										

Batter	1	2	3	4	5	6	7	8	9	AB	R	H	RBI	BB	SO	LOB	TOP								
2 Derek Jeter, R OBP: 0.372, SLG: 0.392 (1, 6)	4-2 BB		1-2 L4		2-2 1B	1-0 FC4-6 HBP		0-1 1B		3	0	2	0	1	0	1	<p>New York Yankees @ Texas Rangers The Ballpark at Arlington, Arlington, TX</p> <p>Wed Aug 06 1997, 8:05 PM EDT Att: 34,067 - Unknown - 83 F</p> <p>livebaseballscores.com</p>								
Luis Sojo, R OBP: 0.358, SLG: 0.377 (1, 4)	2-3 SAFE		4-0 BB		2-1 F7	1-1 FC4-6		0-0 G6-3		4	0	0	0	1	1	5									
Bernie Williams, S OBP: 0.419, SLG: 0.513 (1, 8)	1-0 F7		4-2 BB		0-0 1B			0-0 G1-6-3 1B		4	0	2	0	1	1	1									
Charlie Hayes, R OBP: 0.351, SLG: 0.452 (1, 5)	2-2 SAFE		0-0 P5		0-0 G6-4-3			0-0 L4		5	0	0	0	0	0	7									
Tino Martinez, L OBP: 0.373, SLG: 0.621 (1, 3)		3-1 1B	3-2 G4-3			2-1 HR		3-2 G1-6-3 1B		4	1	3	1	1	0	3									
Pete Incaviglia, R OBP: 0.317, SLG: 0.383 (1, 10)	0-0 F7				0-0 FC1-4 1B			3-2 G1-6-3		3	0	1	0	0	1	1									
Paul O'Neill, L OBP: 0.407, SLG: 0.541 (7, PH)								1-2 2-3		2	0	0	0	0	0	3									
Chad Curtis, R OBP: 0.369, SLG: 0.483 (1, 7)	0-2 P4				2-3 K			1-3 K2-3		4	1	1	1	0	2	4									
Mark Whiten, S OBP: 0.342, SLG: 0.372 (1, 9)	0-0 G1-3				1-1 FC1-4 E			2-1 2 HBP 1B		4	0	1	0	0	0	2									
Joe Girardi, R OBP: 0.299, SLG: 0.312 (1, 2)			1-0 BB		2-1 P9			0-0 F9		4	0	1	0	0	0	2									
Inning Stats	R: 0 E: 0 K: 1 S: 12	H: 0 LOB: 1 BB: 1 P: 21	R: 0 E: 0 K: 0 S: 9	H: 1 LOB: 1 BB: 0 P: 12	R: 0 E: 0 K: 0 S: 15	H: 1 LOB: 3 BB: 2 P: 28	R: 0 E: 1 K: 1 S: 8	H: 1 LOB: 1 BB: 0 P: 13	R: 0 E: 0 K: 0 S: 8	H: 2 LOB: 1 BB: 0 P: 12	R: 2 E: 0 K: 1 S: 15	H: 3 LOB: 2 BB: 0 P: 25	R: 0 E: 0 K: 1 S: 12	H: 2 LOB: 2 BB: 0 P: 19	R: 0 E: 0 K: 0 S: 6	H: 1 LOB: 1 BB: 0 P: 9	R: 0 E: 0 K: 1 S: 15	H: 0 LOB: 1 BB: 1 P: 23	1B: 9 2B: 0 3B: 0 HR: 2	SF: 0 SAC: 0 DP: 1 HBP: 1	WP: 0 PB: 0 CS: 0	PA: 42			
PITCHER	IP	WLS	BF	H	R	ER	SO	BB	IBB	HBP	BLK	WP	HR	S	P	ERA	WHIP								
Darren Oliver, L ERA: 4.0 (1, 1)	6.0	W	29	8	2	2	3	3	0	1	0	0	2	67	111	3.00	1.833								
Danny Patterson, R ERA: 3.59 (7, 1)	2.0		9	3	0	0	1	0	0	0	0	0	0	18	28	0.00	1.500								
John Wetteland, R ERA: 2.51 (9, 1)	1.0		4	0	0	0	1	1	0	0	0	0	0	15	23	0.00	1.000								

Batter	1	2	3	4	5	6	7	8	9	AB	R	H	RBI	BB	SO	LOB	BOTTOM								
Damon Buford, R OBP: 0.276, SLG: 0.324 (1, 8)	2-3 K		0-3 K		3-2 G4-3			0-0 G5-3		4	0	0	0	0	2	1	<p>New York Yankees @ Texas Rangers The Ballpark at Arlington, Arlington, TX</p> <p>Wed Aug 06 1997, 8:05 PM EDT Att: 34,067 - Unknown - 83 F</p> <p>livebaseballscores.com</p>								
Ivan Rodriguez, R OBP: 0.397, SLG: 0.494 (1, 2)	1-1 29 1B		0-0 G3-1			2-1 29 1B		0-0 29 SF8		4	3	3	0	0	0	0									
29 Rusty Greer, L OBP: 0.416, SLG: 0.526 (1, 7)	0-0 FC6-4 1B		3-2 G4-3			2-1 F8		1-1 SF8 HBP		4	1	2	0	0	0	1									
Jim Leyritz, R OBP: 0.367, SLG: 0.414 (1, 10)	4-2 FC6-4 BB				4-2 FC4-6 1B			2-2 WP WP		1	2	1	1	2	0	0									
Will Clark, L OBP: 0.412, SLG: 0.514 (1, 3)	1-1 FC6-4				0-0 FC4-6			2-2 SF8		3	0	2	2	0	0	2									
Mike Simms, R OBP: 0.284, SLG: 0.449 (1, 9)	0-1 FC5-4				0-0 FC4-6			1-0 SF7		3	0	1	2	0	0	4									
Warren Newson, L OBP: 0.357, SLG: 0.486 (9, 9)					1-2 2-3 1B			2-3 3-H		0	0	0	0	0	0	0									
Fernando Tatis, R OBP: 0.220, SLG: 0.447 (1, 5)		1-2 F9			0-1 G5-4-3			3-H 2-2		3	0	0	0	1	0	4									
Domingo Cedenio, S OBP: 0.321, SLG: 0.372 (1, 4)		0-1 G5-3				1-1 P4		1-0 G6-3		4	0	1	1	0	0	0									
Benji Gil, R OBP: 0.262, SLG: 0.316 (1, 6)			3-2 G5-3			4-1 G4-3 BB		0-1 F8		2	0	0	0	1	0	0									
Inning Stats	R: 1 E: 0 K: 1 S: 14	H: 2 LOB: 2 BB: 1 P: 22	R: 0 E: 0 K: 0 S: 11	H: 0 LOB: 0 BB: 0 P: 15	R: 0 E: 0 K: 1 S: 8	H: 1 LOB: 1 BB: 1 P: 10	R: 0 E: 0 K: 0 S: 6	H: 1 LOB: 1 BB: 1 P: 14	R: 2 E: 0 K: 0 S: 13	H: 4 LOB: 1 BB: 0 P: 23	R: 0 E: 0 K: 0 S: 4	H: 0 LOB: 0 BB: 0 P: 5	R: 3 E: 0 K: 0 S: 17	H: 3 LOB: 2 BB: 1 P: 30	R: 0 E: 0 K: 0 S: 15	H: 0 LOB: 1 BB: 1 P: 23	1B: 10 2B: 0 3B: 0 HR: 0	SF: 2 SAC: 0 DP: 3 HBP: 1	WP: 2 PB: 0 CS: 0	PA: 35					
PITCHER	IP	WLS	BF	H	R	ER	SO	BB	IBB	HBP	BLK	WP	HR	S	P	ERA	WHIP								
Andy Pettitte, L ERA: 3.25 (1, 1)	7.0	L	30	5	5	5	2	3	0	0	0	0	0	65	104	6.43	1.714								
Jim Mecir, R ERA: 6.07 (8, 1)	0.0		1	0	0	0	0	0	0	1	0	0	0	2	4	∞	∞								
Graeme Lloyd, L ERA: 3.25 (8, 1)	1.0		4	1	1	1	0	1	0	0	0	2	0	12	22	9.00	2.000								

Batter	1	2	3	4	5	6	7	8	9	AB	R	H	RBI	BB	SO	LOB	TOP											
2 Derek Jeter, R OBP: 0.372, SLG: 0.398	0-1 HR		1-0 F9		1-2 CS 1B		1-3 K	2-2 L4		5	1	2	1	0	1	2												
Luis Sojo, R OBP: 0.359, SLG: 0.378	1-1 L8		2-1 HR 1B		1-0 F8		0-1 1B		2-1 G4-3	5	1	2	0	0	0	1												
Bernie Williams, S OBP: 0.424, SLG: 0.525	0-0 G3-1		1-2 HR		4-2 BB		0-0 1B		1-0 G3 BB 1B	4	1	3	2	1	0	0												
Tino Martinez, L OBP: 0.375, SLG: 0.618	4-1 BB		4-2 1B BB		1-2 G3-1		0-1 P9		4-2 G3 BB	2	0	0	0	3	0	3												
Paul O'Neill, L OBP: 0.405, SLG: 0.537	1-1 F7		2-2 BB		1-3 1B		2-0 F7		3-2 G3	5	0	1	0	0	0	5												
Charlie Hayes, R OBP: 0.346, SLG: 0.447		3-2 F7	0-1 F9		0-0 2B SF8 1B		2-3 K		1-3 K	5	1	1	0	0	2	4												
Wade Boggs, L OBP: 0.370, SLG: 0.361		1-2 F9		2-1 F8		3-1 SF8 2B		1-1 G1-3 2B		4	0	2	0	0	0	0												
Scott Pose, L OBP: 0.294, SLG: 0.258										0	0	0	0	0	0	0												
Chad Curtis, R OBP: 0.371, SLG: 0.481		4-1 CS BB		3-3 K		0-0 SF8		4-0 G1-3 BB		1	0	0	1	2	1	0												
Joe Girardi, R OBP: 0.295, SLG: 0.308		2-1 CS	0-1 F8		0-0 G1-3		3-2 K		2-1 G1-3	4	0	0	0	0	1	3												
Inning Stats	R: 1 E: 0 K: 0 S: 8	H: 1 LOB: 1 BB: 1 P: 14	R: 0 E: 0 K: 0 S: 9	H: 0 LOB: 0 BB: 1 P: 19	R: 2 E: 0 K: 0 S: 16	H: 3 LOB: 2 BB: 1 P: 26	R: 0 E: 0 K: 1 S: 6	H: 0 LOB: 0 BB: 0 P: 11	R: 0 E: 0 K: 0 S: 9	H: 1 LOB: 1 BB: 0 P: 16	R: 1 E: 0 K: 1 S: 10	H: 2 LOB: 1 BB: 0 P: 19	R: 0 E: 0 K: 1 S: 9	H: 2 LOB: 2 BB: 0 P: 12	R: 0 E: 0 K: 1 S: 10	H: 1 LOB: 2 BB: 1 P: 21	R: 0 E: 0 K: 1 S: 12	H: 1 LOB: 2 BB: 1 P: 23	1B: 7 2B: 2 3B: 0 HR: 2	SF: 1 SAC: 0 DP: 0 HBP: 0	WP: 0 PB: 0 CS: 2	PA: 43						
PITCHER	IP	WLS	BF	H	R	ER	SO	BB	IBB	HBP	BLK	WP	HR	S	P	ERA	WHIP											
Bobby Witt, R ERA: 4.1	(1, 1)	6.1	L	30	9	4	4	3	4	0	0	0	0	2	64	112	5.68	2.053										
Scott Bailes, L ERA:	(7, 1)	0.2		2	0	0	0	0	0	0	0	0	0	0	3	5	0.00	0.000										
Matt Whiteside, R ERA: 6.85	(8, 1)	0.2		4	1	0	0	1	1	0	0	0	0	0	7	16	0.00	3.000										
Terry Clark, R ERA: 6.08	(8, 1)	0.1		1	0	0	0	0	0	0	0	0	0	0	3	5	0.00	0.000										
Eric Gunderson, L ERA: 2.91	(9, 1)	1.0		5	1	0	0	1	1	0	0	0	0	0	12	23	0.00	2.000										
Batter	1	2	3	4	5	6	7	8	9	AB	R	H	RBI	BB	SO	LOB	BOTTOM											
Tom Goodwin, L OBP: 0.314, SLG: 0.341	1-0 F8		4-2 WP 1B BB		3-1 F8		3-2 SH1-3 HBP	0-0 FC4-6		2	1	0	0	1	0	0												
Jim Levritz, R OBP: 0.369, SLG: 0.414										0	0	0	0	0	0	0												
Damon Buford, R OBP: 0.276, SLG: 0.324										0	0	0	0	0	0	0												
Mike Simms, R OBP: 0.282, SLG: 0.444										1	0	0	0	0	0	3												
Mark McLemore, S OBP: 0.348, SLG: 0.341	1-3 K		1-0 1H 2H 1B		2-1 G4-3		2-2 G4-3		1-1 SH1-3	3	0	1	2	0	1	0												
29 Rusty Greer, L OBP: 0.413, SLG: 0.521	1-1 G4-3		2-1 G4-3		2-2 G4-3		3-3 K		1-1 F8	4	0	0	0	0	1	4												
Will Clark, L OBP: 0.408, SLG: 0.508		2-2 F8		1-3 K		0-1 F8		1-1 F8		4	0	0	0	0	1	3												
Ivan Rodriguez, R OBP: 0.384, SLG: 0.489		0-0 G4-3		1-0 L8		1-3 K G4-3 1B		1-3 K 1B G3-1		4	0	0	0	0	2	0												
Lee Stevens, L OBP: 0.325, SLG: 0.477		2-1 G4-3		2-3 K		2-1 G4-3 1B		1-0 G3-1		4	0	1	0	0	1	1												
Warren Newson, L OBP: 0.360, SLG: 0.479			4-1 WP 1B S BB		2-2 G5-3		1-1 G4-3		4-2 1B BB	2	1	0	0	2	0	2												
Fernando Tatis, R OBP: 0.200, SLG: 0.405			1-3 K		3-2 G6-3		3-3 K		0-3 K	4	0	0	0	0	3	5												
Benji Gil, R OBP: 0.260, SLG: 0.313			2-3 K		1-3 K		1-0 K 3B		1-1 FC4-6 1B	2	0	0	0	0	2	1												
Domingo Cedeno, S OBP: 0.327, SLG: 0.388										2	0	2	0	0	0	0												
Inning Stats	R: 0 E: 0 K: 1 S: 6	H: 0 LOB: 0 BB: 0 P: 9	R: 0 E: 0 K: 0 S: 6	H: 0 LOB: 0 BB: 0 P: 10	R: 2 E: 0 K: 2 S: 12	H: 1 LOB: 1 BB: 2 P: 26	R: 0 E: 0 K: 2 S: 7	H: 0 LOB: 0 BB: 0 P: 11	R: 0 E: 0 K: 1 S: 9	H: 0 LOB: 0 BB: 0 P: 15	R: 0 E: 0 K: 0 S: 7	H: 0 LOB: 0 BB: 0 P: 14	R: 0 E: 0 K: 2 S: 12	H: 1 LOB: 2 BB: 0 P: 19	R: 0 E: 0 K: 1 S: 10	H: 1 LOB: 3 BB: 1 P: 21	R: 0 E: 0 K: 2 S: 14	H: 1 LOB: 3 BB: 1 P: 21	1B: 3 2B: 0 3B: 1 HR: 0	SF: 0 SAC: 1 DP: 0 HBP: 1	WP: 2 PB: 1 CS: 0	PA: 37						
PITCHER	IP	WLS	BF	H	R	ER	SO	BB	IBB	HBP	BLK	WP	HR	S	P	ERA	WHIP											
David Cone, R ERA: 2.88	(1, 1)	7.0	W	27	3	2	2	8	2	0	0	0	0	60	106	2.57	0.714											
Mike Stanton, L ERA: 2.29	(8, 1)	1.0		4	0	0	0	1	0	0	1	0	0	9	17	0.00	0.000											
42 Mariano Rivera, R ERA: 1.94	(9, 1)	1.0	S	6	1	0	0	2	1	0	0	0	0	14	21	0.00	2.000											

New York Yankees @ Texas Rangers
The Ballpark at Arlington, Arlington, TX
Thu Aug 07 1997, 8:05 PM EDT
Att: 39,918 - Unknown - 65 F

AB 35
R 4
H 11
RBI 4
BB 6
SO 5
LOB 18



New York Yankees @ Texas Rangers
The Ballpark at Arlington, Arlington, TX
Thu Aug 07 1997, 8:05 PM EDT
Att: 39,918 - Unknown - 65 F

AB 32
R 2
H 4
RBI 2
BB 3
SO 11
LOB 19



Batter	1	2	3	4	5	6	7	8	9	AB	R	H	RBI	BB	SO	LOB	TOP				
2 Derek Jeter, R OBP: 0.371, SLG: 0.399 (1, 6)	G4-3		F7-2 1B		FC6-4 1-2		P3			4	0	1	0	0	0	3	New York Yankees @ Minnesota Twins Hubert H. Humphrey Metrodome, Minneapolis, MN Fri Aug 08 1997, 8:05 PM EDT Att: 24,201 - Dome - 69 F livebaseballscorecards.com				
Luis Sojo, R OBP: 0.362, SLG: 0.380 (1, 4) (6, 3)	G1					G4-3 1B	K			4	1	2	0	0	1	2					
Bernie Williams, S OBP: 0.420, SLG: 0.520 Mark Whiten, S OBP: 0.345, SLG: 0.375 (6, 9)	F8		F7-2 1B			G4-3		G1-6-3 1B		3	0	0	0	0	3						
Tino Martinez, L OBP: 0.375, SLG: 0.616 Pat Kelly, R OBP: 0.339, SLG: 0.378 (6, 4)		BLK 1B		P6		K		G1-6-3 1-2		3	0	1	0	0	1						
Paul O'Neill, L OBP: 0.407, SLG: 0.537 Scott Pose, L OBP: 0.304, SLG: 0.270 (6, 7)		K		G5-4-3 BB		2H 1B		1B		2	0	1	1	1	1						
Charlie Hayes, R OBP: 0.347, SLG: 0.444 (1, 5)		BLK 1B		G5-4-3 1-2		K		F9		4	0	1	0	0	1						
Wade Boggs, L OBP: 0.368, SLG: 0.363 (1, 10)		K				G3-1		F9		4	0	1	0	0	1						
Chad Curtis, R OBP: 0.369, SLG: 0.476 (6, 8)		F8				F9		20 BB 1B		4	0	1	0	0	1						
20 Jorge Posada, S OBP: 0.333, SLG: 0.318 (1, 2)			F7			2 FC6-4 1B		K		3	0	1	0	1	1						
Inning Stats	R: 0 E: 0 K: 0 S: 7	H: 0 LOB: 0 BB: 0 P: 9	R: 0 E: 0 K: 2 S: 16	H: 2 LOB: 2 BB: 0 P: 24	R: 0 E: 0 K: 0 S: 8	H: 2 LOB: 1 BB: 0 P: 14	R: 0 E: 0 K: 0 S: 4	H: 0 LOB: 0 BB: 1 P: 9	R: 1 E: 0 K: 2 S: 14	H: 2 LOB: 1 BB: 0 P: 23	R: 0 E: 0 K: 1 S: 10	H: 2 LOB: 2 BB: 1 P: 21	R: 0 E: 0 K: 0 S: 10	H: 2 LOB: 1 BB: 0 P: 12	R: 0 E: 0 K: 2 S: 7	H: 0 LOB: 0 BB: 0 P: 10		1B: 9 2B: 3 3B: 0 HR: 0	SF: 0 SAC: 0 DP: 3 HBP: 0	WP: 0 PB: 0 CS: 0	PA: 36
PITCHER	IP	WLS	BF	H	R	ER	SO	BB	IBB	HBP	BLK	WP	HR	S	P	ERA	WHIP				
LaTroy Hawkins, R ERA: 6.04 (1, 1)	6.1	W	27	9	1	1	4	2	0	0	1	0	0	62	104	1.42	1.737				
Mike Trombley, R ERA: 4.59 (7, 1)	2.2		9	2	0	0	3	0	0	0	0	0	0	22	31	0.00	0.750				

Batter	1	2	3	4	5	6	7	8	9	AB	R	H	RBI	BB	SO	LOB	BOTTOM				
Chuck Knoblauch, R OBP: 0.404, SLG: 0.444 (1, 4)			1B 1-2 HBP					1B		4	1	3	2	0	1	0	New York Yankees @ Minnesota Twins Hubert H. Humphrey Metrodome, Minneapolis, MN Fri Aug 08 1997, 8:05 PM EDT Att: 24,201 - Dome - 69 F livebaseballscorecards.com				
Matt Lawton, L OBP: 0.352, SLG: 0.396 (1, 7)			P4		F7			F8		4	1	1	1	0	0	3					
Paul Molitor, R OBP: 0.360, SLG: 0.445 (1, 10)			1B		G1-3			G4-3 1B		5	1	3	1	0	0	3					
Greg Myers, L OBP: 0.320, SLG: 0.408 Terry Steinbach, R OBP: 0.319, SLG: 0.426 (9, 2)		G6-3	G3			G3		G4-3		5	1	1	2	0	0	4					
Roberto Kelly, R OBP: 0.340, SLG: 0.444 Darrin Jackson, R OBP: 0.273, SLG: 0.365 (7, 8)		IHR 2B				K		K		4	1	1	2	0	3	0					
Scott Stahowiak, L OBP: 0.314, SLG: 0.444 (1, 3)		G4-3				K		K		3	0	0	0	1	2	0					
Pat Meares, R OBP: 0.326, SLG: 0.420 (1, 6)		FC4 1B			L4			K		4	1	1	0	0	1	1					
Rich Becker, L OBP: 0.359, SLG: 0.414 (1, 8) (7, 9)		1B 1-2 HBP				G3-1		K		4	1	1	1	0	2	0					
Denny Hocking, S OBP: 0.314, SLG: 0.353 (1, 5)		HBP 1B				K		G6-3		3	2	2	0	1	0	0					
Inning Stats	R: 6 E: 0 K: 1 S: 31	H: 7 LOB: 3 BB: 1 P: 52	R: 0 E: 0 K: 1 S: 7	H: 0 LOB: 1 BB: 1 P: 15	R: 1 E: 0 K: 1 S: 18	H: 2 LOB: 2 BB: 0 P: 25	R: 0 E: 0 K: 2 S: 8	H: 0 LOB: 0 BB: 0 P: 10	R: 2 E: 0 K: 0 S: 14	H: 2 LOB: 0 BB: 0 P: 22	R: 0 E: 0 K: 2 S: 11	H: 0 LOB: 0 BB: 0 P: 17	R: 0 E: 0 K: 0 S: 8	H: 2 LOB: 1 BB: 0 P: 15	R: 0 E: 0 K: 0 S: 7	H: 2 LOB: 0 BB: 0 P: 14		1B: 8 2B: 3 3B: 0 HR: 2	SF: 0 SAC: 0 DP: 1 HBP: 2	WP: 0 PB: 0 CS: 0	PA: 40
PITCHER	IP	WLS	BF	H	R	ER	SO	BB	IBB	HBP	BLK	WP	HR	S	P	ERA	WHIP				
Dwight Gooden, R ERA: 5.18 (1, 1)	0.2	L	11	7	6	6	1	1	0	1	0	0	0	28	48	81.00	12.000				
Jim Mecir, R ERA: 6.25 (5, 1)	3.1		14	2	1	1	4	1	0	1	0	0	0	36	54	2.70	0.900				
Graeme Lloyd, L ERA: 3.52 (8, 1)	3.0		11	2	2	2	4	0	0	0	0	0	1	33	54	6.00	0.667				
Ramiro Mendoza, R ERA: 4.18 (6, 1)	1.0		4	2	0	0	0	0	0	0	0	0	0	7	14	0.00	2.000				

Batter	1	2	3	4	5	6	7	8	9	AB	R	H	RBI	BB	SO	LOB	TOP									
2 Derek Jeter, R OBP: 0.370, SLG: 0.397	1-1 G5-3		3-3 K		3-3 K			4-2 E S 2B BB		3	1	0	0	1	2	0	New York Yankees @ Minnesota Twins Hubert H. Humphrey Metrodome, Minneapolis, MN Sat Aug 09 1997, 8:05 PM EDT Att: 42,151 - Dome - 70 F livebaseballscorecards.com									
Luis Sojo, R OBP: 0.360, SLG: 0.383	2-2 G4-3		1-3 K		3-2 L6			1-2 1-H 2B		4	0	1	1	0	1	0										
Bernie Williams, S OBP: 0.421, SLG: 0.526	0-2 2B			2-0 1B 2B		1-0 F8		0-0 P4		4	1	2	0	0	0	1										
Tino Martinez, L OBP: 0.374, SLG: 0.613	1-1 L3		1-2 1B G1-3 2H 1B		0-2 G3-1		0-2 G4-3			4	0	1	1	0	0	2										
Paul O'Neill, L OBP: 0.403, SLG: 0.531		0-3 K		3-2 G1-3 1-2		1-2 G6-3		2-3 K		4	0	0	0	0	2	1										
Charlie Hayes, R OBP: 0.353, SLG: 0.461		0-0 FC6-4 1B		0-2 1B		2-3 K		1-2 HR		4	1	3	1	0	1	0										
Wade Boggs, L OBP: 0.365, SLG: 0.359		1-2 FC6-4 1-2		2-2 K		1-2 G5-3		3-3 K		3	0	0	0	0	1	3										
Pete Incaviglia, R OBP: 0.315, SLG: 0.380		0-2 F9		2-2 G5-3		0-0 F9		1-0 HR		4	1	1	1	0	0	3										
Chad Curtis, R OBP: 0.367, SLG: 0.487																										
Joe Girardi, R OBP: 0.292, SLG: 0.304			2-2 F8		1-3 K			0-1 G5-3 F9		4	0	0	0	0	1	0										
Inning Stats	R: 0 E: 0 K: 0 S: 10	H: 1 LOB: 1 BB: 0 P: 14	R: 0 E: 0 K: 1 S: 10	H: 1 LOB: 1 BB: 0 P: 11	R: 0 E: 0 K: 2 S: 10	H: 0 LOB: 0 BB: 0 P: 16	R: 1 E: 0 K: 1 S: 18	H: 3 LOB: 2 BB: 0 P: 28	R: 0 E: 0 K: 0 S: 13	H: 0 LOB: 0 BB: 0 P: 20	R: 0 E: 0 K: 0 S: 7	H: 0 LOB: 0 BB: 0 P: 9	R: 0 E: 0 K: 1 S: 9	H: 0 LOB: 0 BB: 0 P: 12	R: 1 E: 0 K: 0 S: 13	H: 1 LOB: 1 BB: 1 P: 18	R: 2 E: 0 K: 2 S: 12	H: 2 LOB: 0 BB: 0 P: 19	1B: 3 2B: 3 3B: 0 HR: 2	SF: 0 SAC: 0 DP: 0 HBP: 0	WP: 0 PB: 0 SB: 1 CS: 1	PA: 36				
PITCHER	IP	WLS	BF	H	R	ER	SO	BB	IBB	HBP	BLK	WP	HR	S	P	ERA	WHIP									
Brad Radke, R ERA: 3.29	(1, 1)	8.0	L	31	6	2	7	1	0	0	0	0	0	90	128	2.25	0.875									
Greg Swindell, L ERA: 3.4	(9, 1)	0.1		2	1	1	1	0	0	0	0	0	0	1	6	9	27.00	3.000								
Frankie Rodriguez, R ERA: 4.83	(9, 1)	0.2		3	1	1	1	0	0	0	0	0	0	1	6	10	13.50	1.500								

Batter	1	2	3	4	5	6	7	8	9	AB	R	H	RBI	BB	SO	LOB	BOTTOM								
Chuck Knoblauch, R OBP: 0.403, SLG: 0.442	0-1 F7		2-0 G6-3 S 1B			2-1 P5		0-0 F7		4	0	1	0	0	0	0	New York Yankees @ Minnesota Twins Hubert H. Humphrey Metrodome, Minneapolis, MN Sat Aug 09 1997, 8:05 PM EDT Att: 42,151 - Dome - 70 F livebaseballscorecards.com								
Darin Jackson, R OBP: 0.272, SLG: 0.361	0-0 FC5-4 1B 1B		3-2 G6-3 1-3		1-2 L6		1-2 G5-3			4	1	1	0	0	0	1									
Paul Moltor, R OBP: 0.361, SLG: 0.444	0-0 FC5-4 1B		1-2 F6		4-2 BB		1-1 G6-3			3	0	1	0	1	0	1									
Terry Steinbach, R OBP: 0.319, SLG: 0.423	2-1 FC5-4 1B 1-2 2-3			2-0 CS 1B		0-1 F7		2-2 P6		4	0	1	0	0	0	3									
Ron Coomer, R OBP: 0.331, SLG: 0.427	0-2 F9 1-3 3H 1B			0-1 F9			0-0 P4		0-2 G6-3	4	0	1	1	0	0	1									
Greg Colbrunn, R OBP: 0.311, SLG: 0.422		2-2 CS 1B		1-3 K 1-2		1-0 FC5-4 1B		1-2 G3-1		3	0	2	0	0	1	1									
Rich Becker, L OBP: 0.358, SLG: 0.413		2-3 K				1-2 F8		1-2 FC5-4 2B		3	0	0	0	0	1	2									
Roberto Kelly, R OBP: 0.336, SLG: 0.438		1-1 G5-3				0-0 G5-3		2-1 FC5-4 2B		3	0	1	0	0	0	1									
Marty Cordova, R OBP: 0.310, SLG: 0.439						0-3 K1-3		1-3 2B		3	0	0	0	0	1	2									
Pat Meares, R OBP: 0.323, SLG: 0.417			0-1 G5-3				0-0 F7			3	0	0	0	0	1	2									
Inning Stats	R: 1 E: 0 K: 0 S: 10	H: 3 LOB: 2 BB: 0 P: 12	R: 0 E: 0 K: 1 S: 9	H: 1 LOB: 0 BB: 0 P: 14	R: 0 E: 0 K: 1 S: 7	H: 1 LOB: 0 BB: 0 P: 10	R: 0 E: 0 K: 1 S: 7	H: 0 LOB: 0 BB: 0 P: 8	R: 0 E: 0 K: 0 S: 11	H: 0 LOB: 1 BB: 1 P: 18	R: 0 E: 0 K: 0 S: 9	H: 2 LOB: 2 BB: 0 P: 13	R: 0 E: 0 K: 0 S: 8	H: 0 LOB: 0 BB: 0 P: 10	R: 0 E: 0 K: 0 S: 10	H: 0 LOB: 0 BB: 0 P: 13	1B: 7 2B: 1 3B: 0 HR: 0	SF: 0 SAC: 0 DP: 0 HBP: 0	WP: 0 PB: 0 SB: 1 CS: 2	PA: 33					
PITCHER	IP	WLS	BF	H	R	ER	SO	BB	IBB	HBP	BLK	WP	HR	S	P	ERA	WHIP								
David Wells, L ERA: 3.54	(1, 1)	7.2	W	29	8	1	3	1	0	0	0	0	0	69	98	1.17	1.174								
Jeff Nelson, R ERA: 2.51	(8, 1)	0.1		1	0	0	0	0	0	0	0	0	0	2	3	0.00	0.000								
42 Mariano Rivera, R ERA: 1.9	(9, 1)	1.0	S	3	0	0	0	0	0	0	0	0	0	10	13	0.00	0.000								

Batter	1	2	3	4	5	6	7	8	9	AB	R	H	RBI	BB	SO	LOB	TOP										
2 Derek Jeter, R OBP: 0.372, SLG: 0.398	F9		FC6-4				PO		E4	6	0	3	0	0	0	2	New York Yankees @ Minnesota Twins Hubert H. Humphrey Metrodome, Minneapolis, MN Sun Aug 10 1997, 4:33 AM EDT Att: 28,580 - Dome - 70 F livebaseballscores.com										
Luis Sojo, R OBP: 0.352, SLG: 0.373	F9	G5-3		G6-3	FC6-4			SH3-4	P6	5	0	0	0	0	4												
Bernie Williams, S OBP: 0.423, SLG: 0.532	1B		F8	1B		G4-3				4	2	2	0	1	0												
Tino Martinez, L OBP: 0.372, SLG: 0.608	1B		E4	P6		G6-3		P6		5	2	1	1	0	0												
Paul O'Neill, L OBP: 0.407, SLG: 0.533	1B		HR	BB				G4-3		4	2	3	1	1	0												
Charlie Hayes, R OBP: 0.357, SLG: 0.466	2B		HR	BB		F8			K	4	1	2	2	1	1												
Chad Curtis, R OBP: 0.372, SLG: 0.505	K		HR	G5-3					2B	5	2	3	4	0	1												
Pete Incaviglia, R OBP: 0.308, SLG: 0.370			G6-3		F8		K		K	4	0	0	0	0	1												
Wade Boggs, L OBP: 0.354, SLG: 0.358										1	0	0	0	0	1												
Joe Girardi, R OBP: 0.293, SLG: 0.309										5	0	2	1	0	1												
Inning Stats	R: 3 E: 0 K: 1 S: 13	H: 4 LOB: 1 BB: 0 P: 24	R: 0 E: 0 K: 0 S: 7	H: 1 LOB: 1 BB: 0 P: 11	R: 4 E: 1 K: 0 S: 18	H: 3 LOB: 1 BB: 1 P: 30	R: 1 E: 0 K: 0 S: 14	H: 2 LOB: 2 BB: 1 P: 23	R: 0 E: 0 K: 1 S: 11	H: 1 LOB: 1 BB: 0 P: 15	R: 0 E: 0 K: 1 S: 10	H: 1 LOB: 1 BB: 0 P: 12	R: 0 E: 0 K: 0 S: 7	H: 1 LOB: 2 BB: 1 P: 14	R: 1 E: 1 K: 2 S: 14	H: 2 LOB: 2 BB: 0 P: 21	1B: 11 2B: 4 3B: 0 HR: 1	SF: 0 SAC: 1 DP: 0 HBP: 0	WP: 1 PB: 0 SB: 1 CS: 0	PA: 48							
PITCHER	IP	WLS	BF	H	R	ER	SO	BB	IBB	HBP	BLK	WP	HR	S	P	ERA	WHIP										
Travis Miller, L ERA: 9.42	2.2	L	18	8	7	6	1	1	0	0	0	1	1	35	60	20.25	3.375										
Todd Ritchie, R ERA: 4.72	4.1		18	5	1	1	2	1	0	0	0	0	0	49	71	2.08	1.385										
Mike Trombley, R ERA: 4.57	0.1		3	1	0	0	0	0	0	0	0	0	0	4	10	0.00	3.000										
Eddie Guardado, L ERA: 3.31	0.2		2	0	0	0	0	0	0	0	0	0	0	3	4	0.00	0.000										
Rick Aquilera, R ERA: 4.01	1.0		6	2	1	1	2	0	0	0	0	0	0	14	21	9.00	2.000										
Batter	1	2	3	4	5	6	7	8	9	AB	R	H	RBI	BB	SO	LOB	BOTTOM										
Chuck Knoblauch, R OBP: 0.401, SLG: 0.440	G4-3		F9		G6-3	F8				5	0	1	0	0	0	4	New York Yankees @ Minnesota Twins Hubert H. Humphrey Metrodome, Minneapolis, MN Sun Aug 10 1997, 4:33 AM EDT Att: 28,580 - Dome - 70 F livebaseballscores.com										
Roberto Kelly, R OBP: 0.336, SLG: 0.441										3	0	1	1	0	1	0											
Matt Lawton, L OBP: 0.355, SLG: 0.401	K		SF9		G4-3		2B			1	1	1	0	1	0	0											
Paul Molitor, R OBP: 0.359, SLG: 0.445	F8		SF9		G6-3		2B			4	0	1	2	0	0	3											
Terry Steinbach, R OBP: 0.320, SLG: 0.426		K	G5-3							5	1	2	0	0	2	2											
Ron Coomer, R OBP: 0.329, SLG: 0.424		P3			E5	FC6-4				5	1	1	0	0	1	2											
Greg Colbrunn, R OBP: 0.313, SLG: 0.423										2	0	1	0	0	0	1											
Scott Stahoviak, L OBP: 0.316, SLG: 0.460					P4					2	1	1	2	0	1	1											
Damian Miller, R OBP: 0.357, SLG: 0.411										1	0	0	0	0	0	2											
Marty Cordova, R OBP: 0.311, SLG: 0.438		L7								3	0	1	1	1	1	1											
Darrin Jackson, R OBP: 0.278, SLG: 0.367										1	1	1	0	0	0	0											
Rich Becker, L OBP: 0.357, SLG: 0.411					G4-3					4	0	1	0	0	1	4											
Pat Meares, R OBP: 0.326, SLG: 0.417										2	1	1	0	0	0	2											
Denny Hocking, S OBP: 0.313, SLG: 0.351					G6-3					1	0	0	0	0	0	1											
Inning Stats	R: 0 E: 0 K: 1 S: 9	H: 0 LOB: 0 BB: 0 P: 14	R: 0 E: 0 K: 1 S: 11	H: 1 LOB: 1 BB: 0 P: 18	R: 2 E: 0 K: 0 S: 14	H: 2 LOB: 1 BB: 0 P: 27	R: 0 E: 1 K: 0 S: 7	H: 1 LOB: 2 BB: 0 P: 8	R: 0 E: 0 K: 1 S: 10	H: 0 LOB: 0 BB: 0 P: 12	R: 2 E: 0 K: 1 S: 13	H: 4 LOB: 1 BB: 0 P: 20	R: 1 E: 0 K: 3 S: 12	H: 2 LOB: 1 BB: 0 P: 18	R: 0 E: 0 K: 1 S: 18	H: 1 LOB: 3 BB: 2 P: 30	R: 1 E: 0 K: 0 S: 17	H: 2 LOB: 1 BB: 0 P: 26	1B: 8 2B: 4 3B: 0 HR: 1	SF: 2 SAC: 0 DP: 0 HBP: 1	WP: 0 PB: 0 SB: 0 CS: 0	PA: 44					
PITCHER	IP	WLS	BF	H	R	ER	SO	BB	IBB	HBP	BLK	WP	HR	S	P	ERA	WHIP										
Kenny Rogers, L ERA: 5.28	3.0		13	3	2	2	1	0	0	0	0	0	1	32	44	9.00	2.333										
Ramiro Mendoza, R ERA: 4.34	3.0	W	17	7	3	3	1	0	0	0	0	0	1	32	44	9.00	2.333										
Jeff Nelson, R ERA: 2.58	0.2		2	0	0	0	2	0	0	0	0	0	0	6	9	0.00	0.000										
Mike Stanton, L ERA: 2.43	1.1		9	3	1	1	2	2	0	0	0	0	0	28	43	6.75	3.750										
42 Mariano Rivera, R ERA: 1.87	1.0	S	3	0	0	0	0	0	0	0	0	0	0	11	18	0.00	0.000										

Batter	1	2	3	4	5	6	7	8	9	AB	R	H	RBI	BB	SO	LOB	TOP					
Bip Roberts, S OBP: 0.391, SLG: 0.376 (1, 7)	G4-3		G5-3					L7		4	1	1	0	1	0	0	Kansas City Royals @ New York Yankees Yankee Stadium, Bronx, NY Tue Aug 12, 1997, 7:05 PM EDT Att: 31,452 - Unknown - 75 F					
Jose Offerman, S OBP: 0.388, SLG: 0.410 (1, 4)	G4-3			L4	F6				1B	5	1	1	0	0	1	2						
Jay Bell, R OBP: 0.366, SLG: 0.473 (1, 6)	K2-3				G5-3					5	2	3	0	0	1	1						
Chili Davis, S OBP: 0.398, SLG: 0.497 (1, 10)		G4-3								3	1	1	1	2	0	1						
Dean Palmer, R OBP: 0.317, SLG: 0.443 (1, 5)										5	1	3	4	0	1	2						
Jeff King, R OBP: 0.346, SLG: 0.431 (1, 3)										4	0	1	0	1	1	4						
Johnny Damon, L OBP: 0.345, SLG: 0.391 (1, 8)										3	0	0	0	2	1	3						
29 Mike Sweeney, R OBP: 0.325, SLG: 0.385 (1, 2)										5	0	2	1	0	1	3						
Yamil Benitez, R OBP: 0.301, SLG: 0.522 (1, 9)										4	0	0	0	0	2	4						
David Howard, S OBP: 0.287, SLG: 0.325 (8, 9)										0	0	0	0	0	0	0						
Inning Stats	R: 0 E: 0 K: 1 S: 7	H: 0 LOB: 0 BB: 0 P: 9	R: 0 E: 0 K: 1 S: 8	H: 1 LOB: 1 BB: 0 P: 15	R: 0 E: 0 K: 1 S: 8	H: 0 LOB: 0 BB: 0 P: 10	R: 2 E: 0 K: 1 S: 17	H: 3 LOB: 3 BB: 2 P: 29	R: 0 E: 0 K: 0 S: 11	H: 0 LOB: 1 BB: 1 P: 19	R: 1 E: 0 K: 2 S: 13	H: 2 LOB: 1 BB: 0 P: 20	R: 2 E: 0 K: 1 S: 19	H: 3 LOB: 2 BB: 1 P: 30	R: 0 E: 0 K: 1 S: 9	H: 0 LOB: 0 BB: 0 P: 13	R: 1 E: 0 K: 0 S: 19	H: 3 LOB: 3 BB: 2 P: 36	1B: 9 2B: 2 3B: 0 HR: 1	SF: 0 SAC: 0 DP: 0 HBP: 0	WP: 1 PB: 0 CS: 2	PA: 44
PITCHER	IP WLS BF H R ER SO BB IBB HBP BLK WP HR S P ERA WHIP																					
David Cone, R ERA: 2.84 (1, 1)	6.1 L 30 8 5 5 7 3 0 0 0 0 1 75 118 7.11 1.737																					
Jeff Nelson, R ERA: 2.51 (7, 1)	1.2 7 1 0 0 1 0 1 0 0 0 0 17 27 0.00 0.600																					
Mike Stanton, L ERA: 2.66 (9, 1)	0.0 3 1 1 0 0 0 0 0 0 0 0 8 13 ∞ ∞																					
Jim Mecir, R ERA: 5.88 (9, 1)	1.0 4 0 0 0 0 2 0 0 0 1 0 11 23 0.00 2.000																					

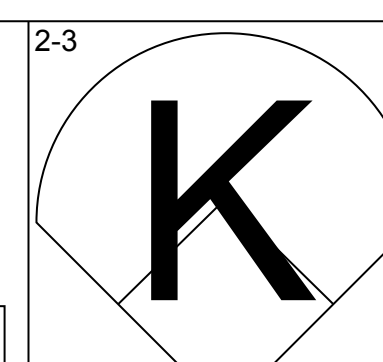
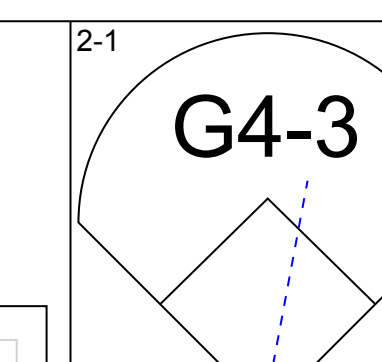
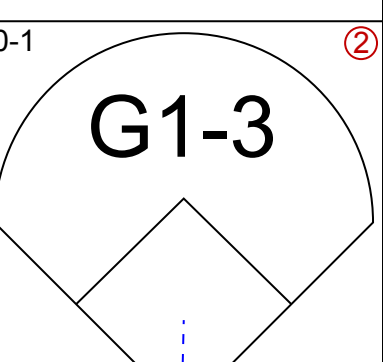
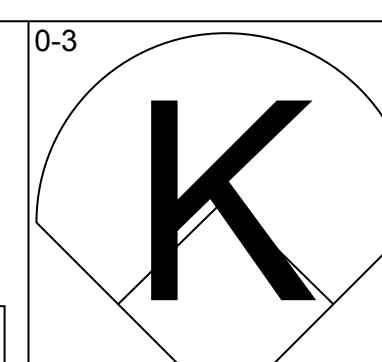
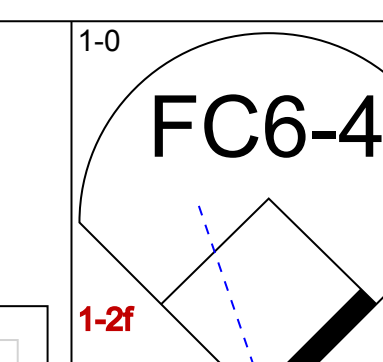

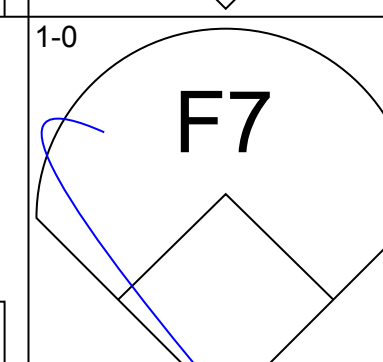
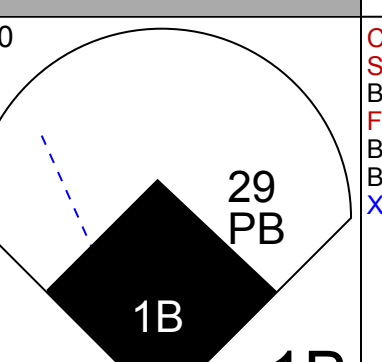
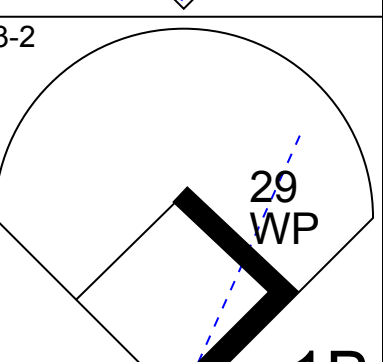
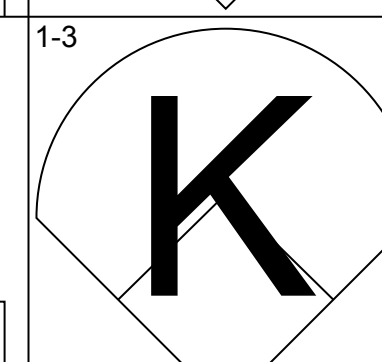
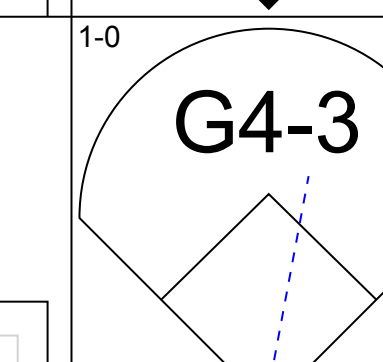
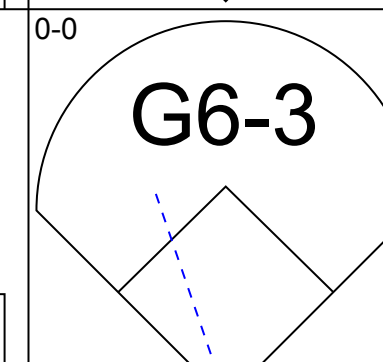
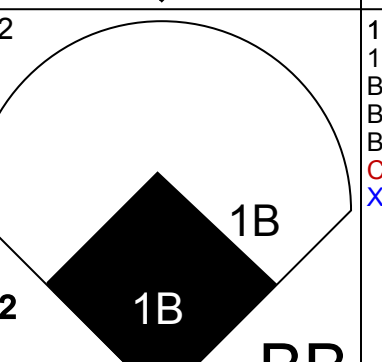
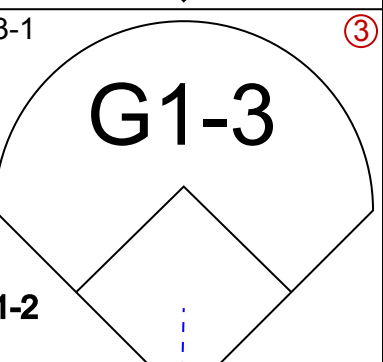
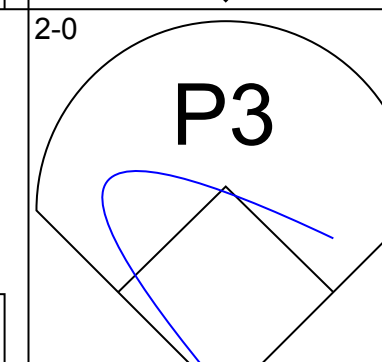
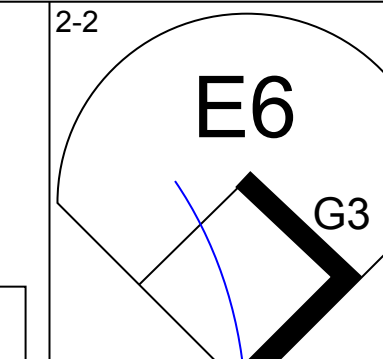
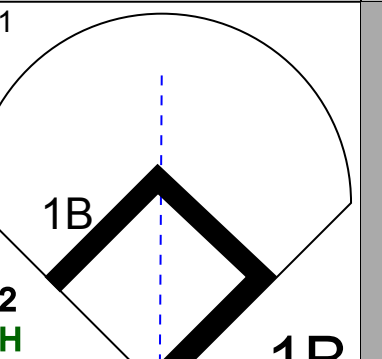
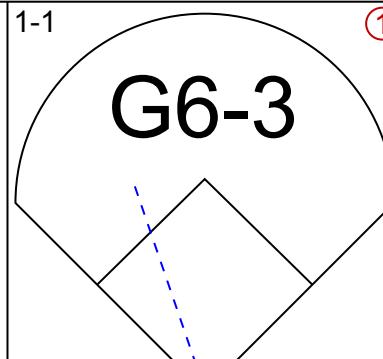
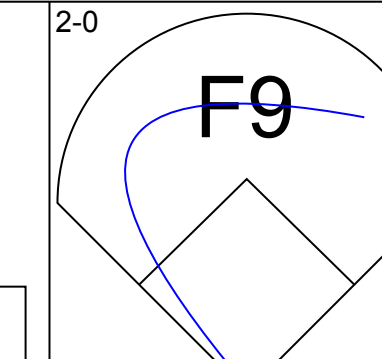

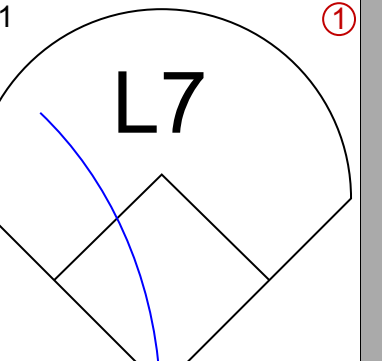
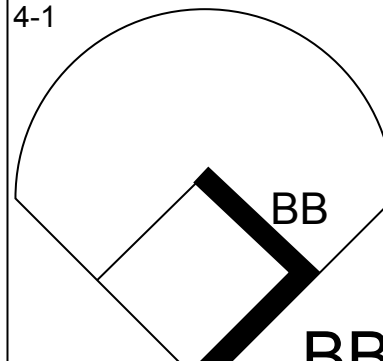
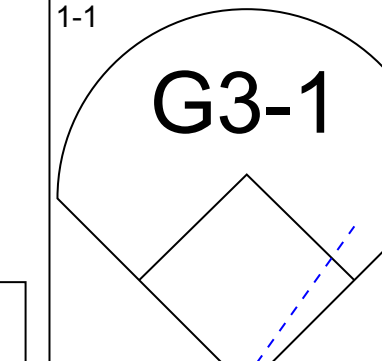

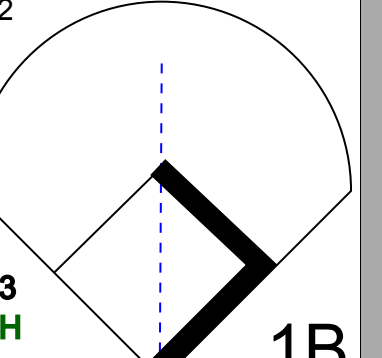
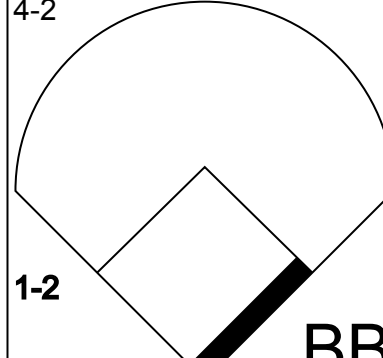
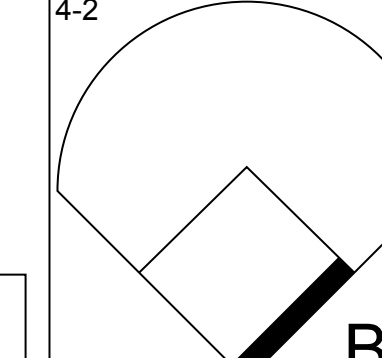


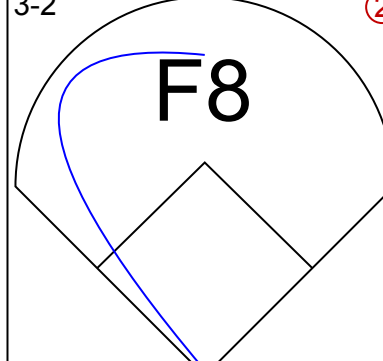
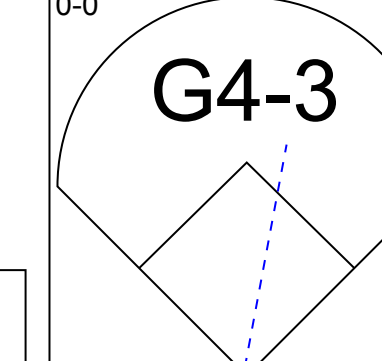
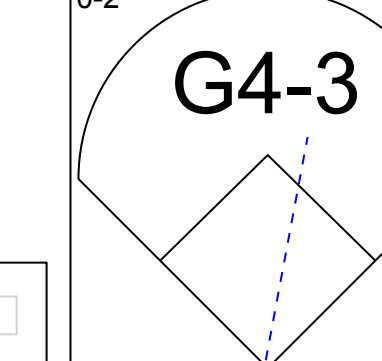

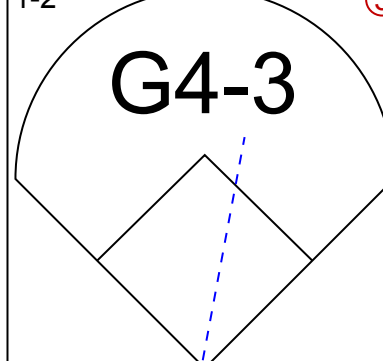
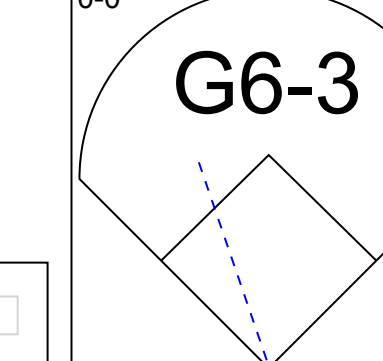
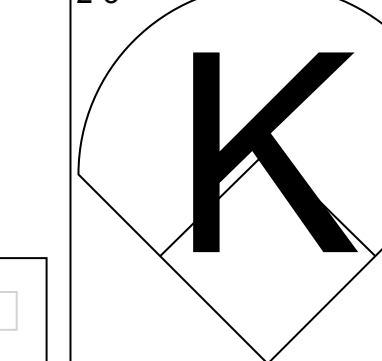
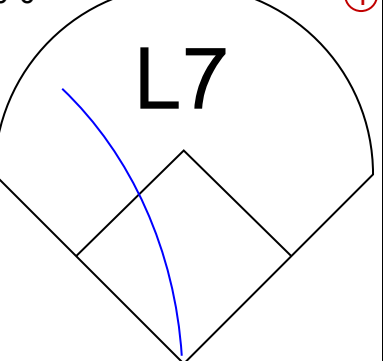
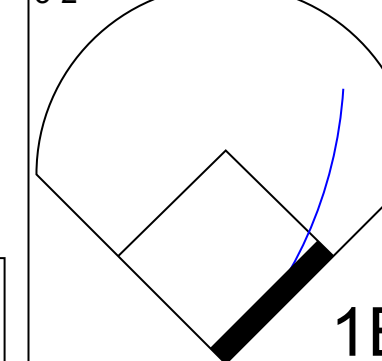
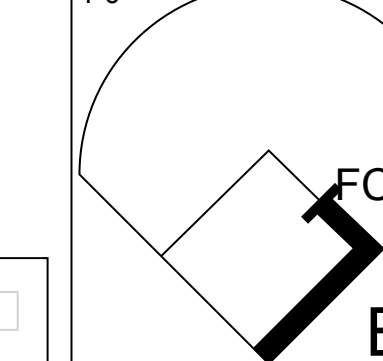
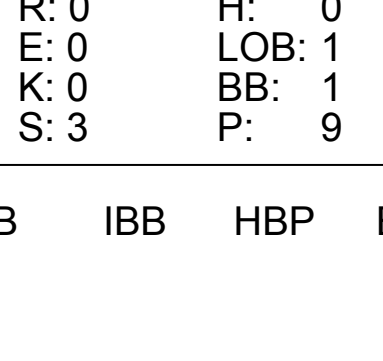
Batter	1	2	3	4	5	6	7	8	9	AB	R	H	RBI	BB	SO	LOB	BOTTOM					
2 Derek Jeter, R OBP: 0.372, SLG: 0.397 (1, 6)	F8	G5-3							G3-1	3	0	0	0	1	0	2	Kansas City Royals @ New York Yankees Yankee Stadium, Bronx, NY Tue Aug 12, 1997, 7:05 PM EDT Att: 31,452 - Unknown - 75 F					
Luis Sojo, R OBP: 0.374, SLG: 0.374 (1, 4)	G4-3								L9	5	0	1	1	0	0	2						
Bernie Williams, S OBP: 0.424, SLG: 0.538 (1, 8)										4	1	2	2	0	1	0						
Tino Martinez, L OBP: 0.375, SLG: 0.610 (1, 3)										3	0	0	0	2	0	1						
Paul O'Neill, L OBP: 0.406, SLG: 0.528 (1, 9)										4	0	0	0	0	2	4						
Charlie Hayes, R OBP: 0.353, SLG: 0.461 (1, 5)										4	0	1	0	0	0	3						
Chad Curtis, R OBP: 0.387, SLG: 0.527 (1, 7)										4	1	2	0	0	1	0						
Mark Whiten, S OBP: 0.360, SLG: 0.386 (1, 10)										3	1	2	0	0	0	2						
Joe Girardi, R OBP: 0.297, SLG: 0.313 (1, 2)										4	1	3	1	0	0	1						
Inning Stats	R: 1 E: 0 K: 0 S: 10	H: 1 LOB: 1 BB: 1 P: 18	R: 0 E: 0 K: 0 S: 7	H: 1 LOB: 2 BB: 0 P: 12	R: 0 E: 0 K: 1 S: 9	H: 0 LOB: 0 BB: 0 P: 12	R: 0 E: 0 K: 2 S: 10	H: 0 LOB: 0 BB: 0 P: 14	R: 2 E: 0 K: 1 S: 19	H: 3 LOB: 3 BB: 2 P: 34	R: 1 E: 0 K: 0 S: 11	H: 3 LOB: 1 BB: 0 P: 16	R: 0 E: 0 K: 0 S: 9	H: 0 LOB: 0 BB: 0 P: 13	R: 0 E: 0 K: 0 S: 10	H: 2 LOB: 1 BB: 0 P: 15		R: 0 E: 0 K: 0 S: 10	H: 1 LOB: 1 BB: 0 P: 14	1B: 10 2B: 1 3B: 0 HR: 1	SF: 1 SAC: 1 DP: 2 HBP: 1	WP: 0 PB: 0 CS: 0
PITCHER	IP WLS BF H R ER SO BB IBB HBP BLK WP HR S P ERA WHIP																					
50 José Rosado, L ERA: 4.11 (1, 1)	5.0 W 26 7 4 4 4 3 0 0 0 0 0 62 100 7.20 2.000																					
Mike Perez, R ERA: 2.2 (6, 1)	1.0 3 1 0 0 0 0 0 0 0 0 0 4 6 0.00 1.000																					
Larry Casian, L ERA: 5.4 (7, 1)	1.0 3 0 0 0 0 0 0 0 0 0 0 9 13 0.00 0.000																					
Gregg Olson, R ERA: 5.86 (8, 1)	1.0 4 2 0 0 0 0 0 0 0 0 0 10 15 0.00 2.000																					
Jeff Montgomery, R ERA: 4.91 (9, 1)	1.0 S 4 1 0 0 0 0 0 0 0 0 0 10 14 0.00 1.000																					

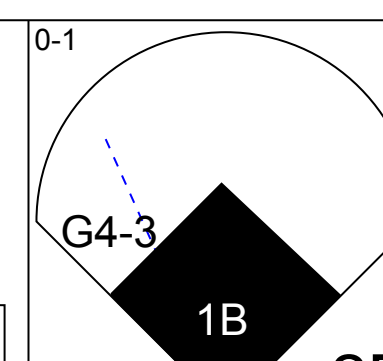
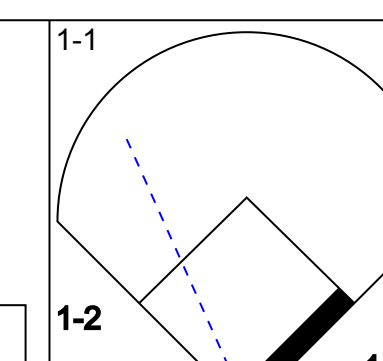
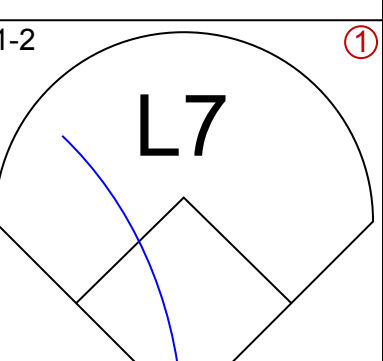
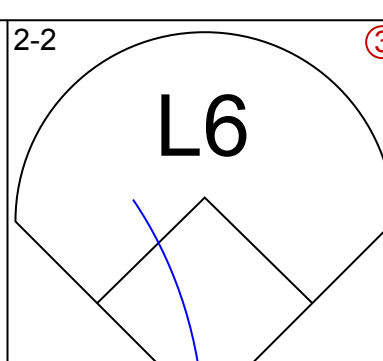
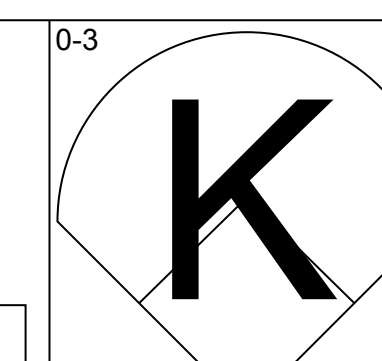

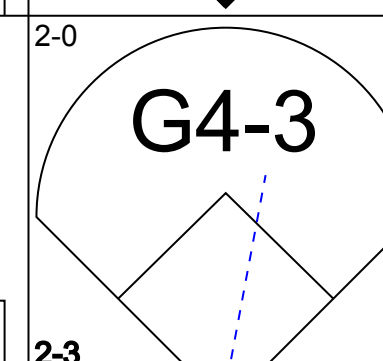
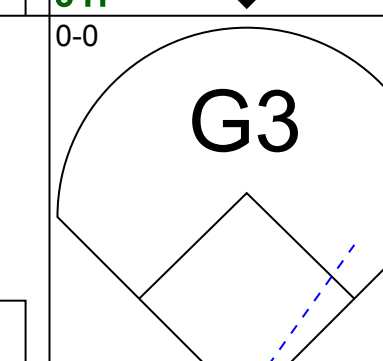
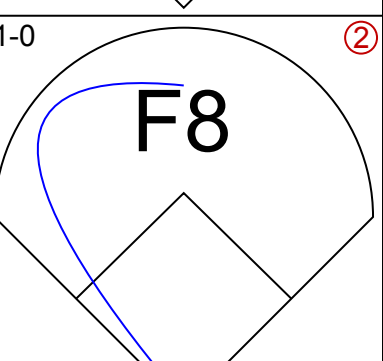
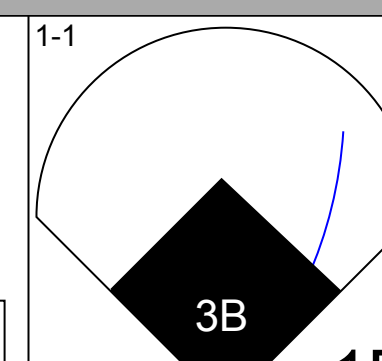

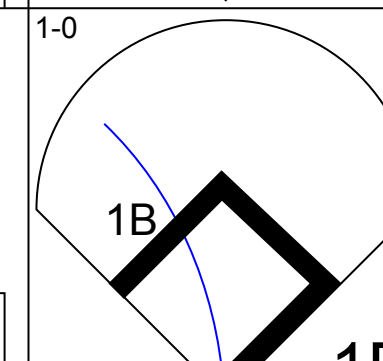
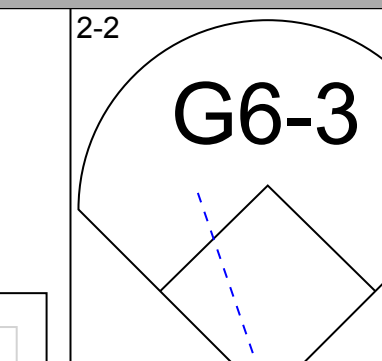
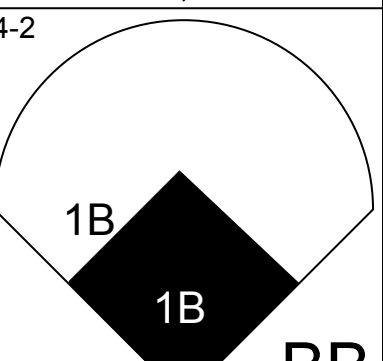

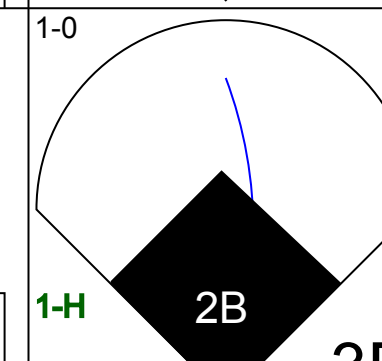

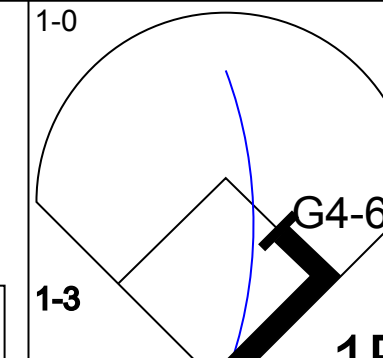
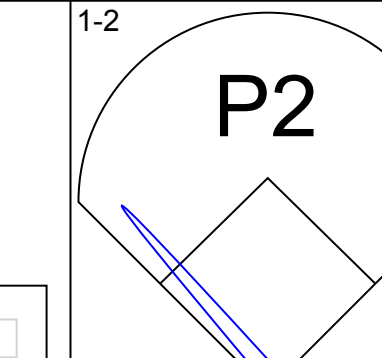
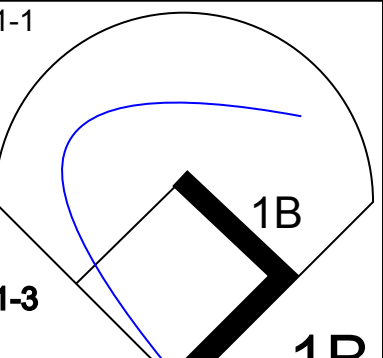

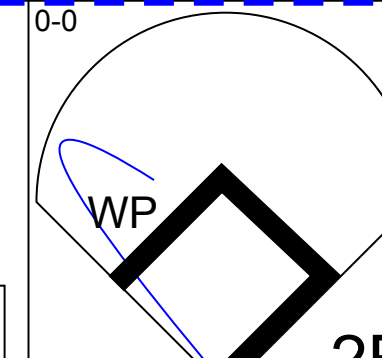

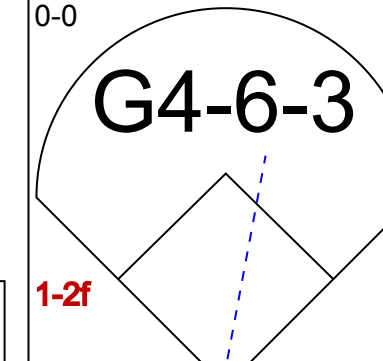
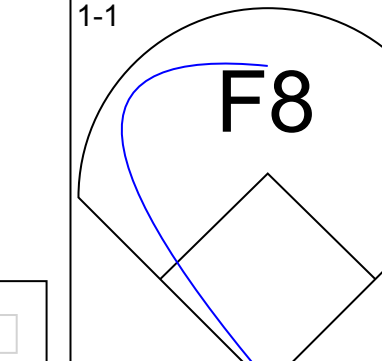
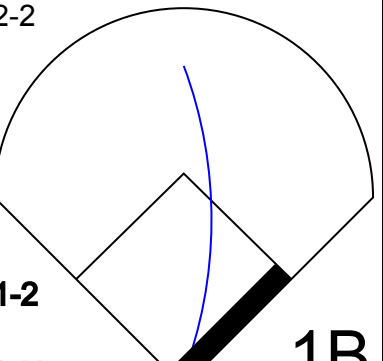

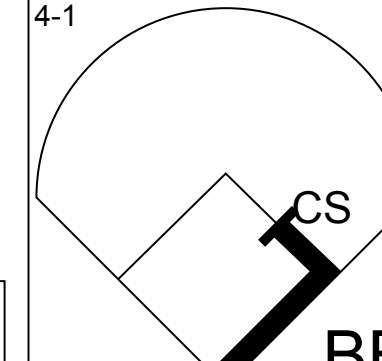

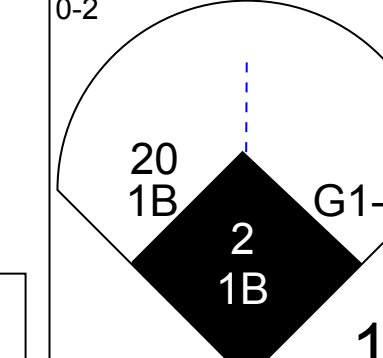

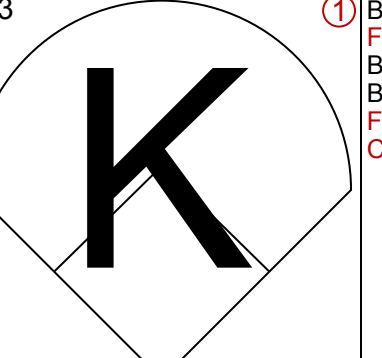
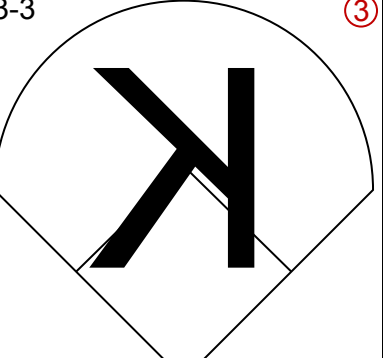
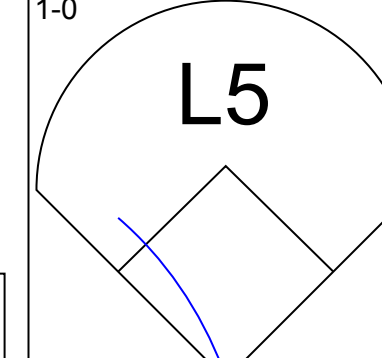



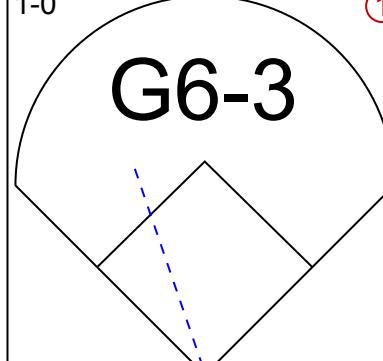
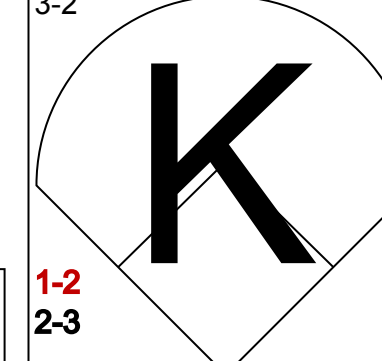

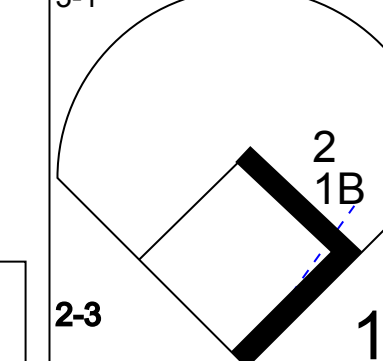

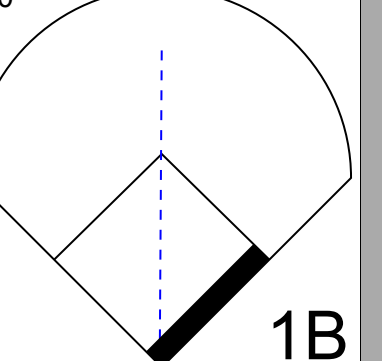
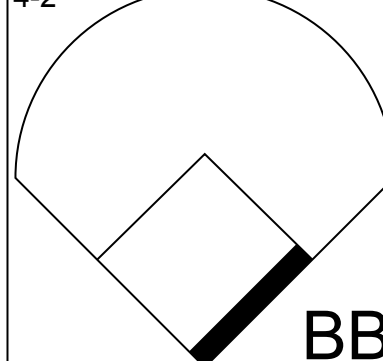
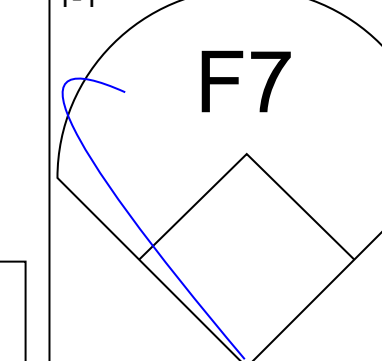




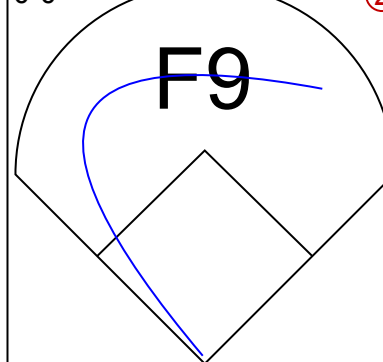
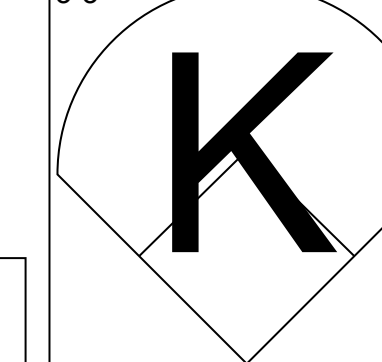

Batter	1	2	3	4	5	6	7	8	9	AB	R	H	RBI	BB	SO	LOB	TOP											
Jose Offerman, S OBP: 0.367, SLG: 0.409 Bip Roberts, S OBP: 0.350, SLG: 0.379	3-3 K		0-0 G5-3		1-1 SF7		3-2 1B 2B		0-1 G6-4-3	1	0	0	0	0	1	0	Kansas City Royals @ New York Yankees Yankee Stadium, Bronx, NY Wed Aug 13 1997, 3:33 AM EDT Att: 31,418 - Overcast - 74 F											
Johnny Damon, L OBP: 0.345, SLG: 0.396	4-2 BB		1-1 1B		3-H 1-2 2B		0-0 F6		2-2 L5	4	0	2	0	1	0	1												
Jay Bell, R OBP: 0.365, SLG: 0.471	1-3 K		2-0 F8		2-2 F9		1-2 G3-6-3 1B			4	0	1	0	0	1	3												
Chili Davis, S OBP: 0.397, SLG: 0.503	1-3 K				0-2 F8		0-1 HR		0-1 G3-6-3	4	1	1	1	0	1	3												
Jeff King, R OBP: 0.343, SLG: 0.427		2-3 K			2-1 F7		0-1 G6-3		0-1 G6-3	4	0	0	0	0	1	0												
Jermaine Dye, R OBP: 0.248, SLG: 0.325		1-1 G4-3			0-2 F7		4-2 1B BB		2-1 1B	3	0	1	0	1	0	0												
Yamil Benitez, R OBP: 0.299, SLG: 0.507		0-0 1B			2-3 K		2-2 F8		0-2 F7	4	0	1	0	0	1	2												
Mike Macfarlane, R OBP: 0.278, SLG: 0.338		3-1 F6			0-0 1B		0-2 1B		1-0 L7	4	1	2	0	0	0	2												
David Howard, S OBP: 0.287, SLG: 0.325 Shane Halter, R OBP: 0.353, SLG: 0.393			1-1 F8		2-2 SF7 3B		2-2 F8		1-1 G6-4-3 1B	0	0	0	0	0	0	0												
Inning Stats	R: 0 E: 0 K: 3 S: 14	H: 0 LOB: 1 BB: 1 P: 23	R: 0 E: 0 K: 1 S: 8	H: 1 LOB: 1 BB: 0 P: 14	R: 0 E: 0 K: 0 S: 6	H: 1 LOB: 1 BB: 0 P: 10	R: 0 E: 0 K: 0 S: 8	H: 0 LOB: 0 BB: 0 P: 10	R: 2 E: 0 K: 1 S: 16	H: 3 LOB: 1 BB: 0 P: 24	R: 1 E: 0 K: 0 S: 15	H: 2 LOB: 2 BB: 1 P: 24	R: 0 E: 0 K: 0 S: 9	H: 2 LOB: 1 BB: 0 P: 13	R: 0 E: 0 K: 0 S: 8	H: 1 LOB: 1 BB: 0 P: 11	R: 0 E: 0 K: 0 S: 8	H: 1 LOB: 0 BB: 0 P: 11	1B: 7 2B: 2 3B: 1 HR: 1	SF: 1 SAC: 0 DP: 2 HBP: 0	WP: 0 PB: 0 SB: 0 CS: 0	PA: 38						
PITCHER	IP	WLS	BF	H	R	ER	SO	BB	IBB	HBP	BLK	WP	HR	S	P	ERA	WHIP											
Hideki Irabu, R ERA: 7.36	(1, 1)	5.1	W	24	6	3	3	5	2	0	0	0	0	1	58	92	5.06	1.500										
Ramiro Mendoza, R ERA: 4.29	(6, 1)	1.0		6	3	0	0	0	0	0	0	0	0	0	16	24	0.00	3.000										
Jeff Nelson, R ERA: 2.44	(7, 1)	1.2		5	1	0	0	0	0	0	0	0	0	0	10	13	0.00	0.600										
Graeme Lloyd, L ERA: 3.41	(9, 1)	1.0		3	1	0	0	0	0	0	0	0	0	0	8	11	0.00	1.000										

Batter	1	2	3	4	5	6	7	8	9	AB	R	H	RBI	BB	SO	LOB	BOTTOM											
2 Derek Jeter, R OBP: 0.372, SLG: 0.398	2-1 G5-3	4-2 L6-4 BB BB		1-0 G5-3		1-2 2-H 2B			1-0 G1-3	4	0	1	1	1	0	2	Kansas City Royals @ New York Yankees Yankee Stadium, Bronx, NY Wed Aug 13 1997, 3:33 AM EDT Att: 31,418 - Overcast - 74 F											
Tim Raines, S OBP: 0.400, SLG: 0.396	2-0 G4-3	4-1 BB BB			2-2 L7		0-0 F8		4-2 BB	3	0	0	1	2	0	1												
Bernie Williams, S OBP: 0.422, SLG: 0.532	4-1 1B BB	1-0 L6-4			2-3 K		G4-3 G6-3			4	1	0	0	1	1	6												
Tino Martinez, L OBP: 0.375, SLG: 0.614	1-2 1B		0-0 F9		3-0 HR		1-0 E1 1B		0-2 P3	5	2	2	1	0	0	0												
Paul O'Neill, L OBP: 0.410, SLG: 0.537	0-0 FC5-4 1B		1-0 HR		0-1 1B		4-2 BB WP BB		2-0 L7	4	2	3	2	1	0	0												
Chad Curtis, R OBP: 0.387, SLG: 0.522	1-1 FC5-4		4-2 HR BB		1-1 K		1-0 WP BB 1B		1-2 P3	4	1	1	1	1	1	3												
Wade Boggs, L OBP: 0.369, SLG: 0.361		2-1 FC6-4 1B	1-2 F8		0-0 SH3 2B		4-2 1B BB			3	2	2	0	1	0	1												
Luis Sojo, R OBP: 0.353, SLG: 0.374		1-0 FC6-4 BB 1B		2-2 G4-3		0-0 SH3		2-0 2B 1B		3	1	1	1	0	0	1												
Joe Girardi, R OBP: 0.300, SLG: 0.318		1-0 BB 2B 1B		1-2 G4-3		0-0 G5-3		1-3 2-H 3-H 3-2 2B		4	0	2	1	0	0	1												
Inning Stats	R: 1 E: 0 K: 0 S: 10	H: 2 LOB: 2 BB: 1 P: 20	R: 1 E: 0 K: 0 S: 9	H: 2 LOB: 2 BB: 2 P: 22	R: 1 E: 0 K: 0 S: 8	H: 1 LOB: 0 BB: 1 P: 14	R: 0 E: 0 K: 0 S: 7	H: 0 LOB: 0 BB: 0 P: 11	R: 1 E: 0 K: 2 S: 12	H: 2 LOB: 1 BB: 0 P: 21	R: 1 E: 0 K: 0 S: 7	H: 2 LOB: 1 BB: 0 P: 8	R: 4 E: 1 K: 0 S: 17	H: 3 LOB: 3 BB: 3 P: 37	R: 0 E: 0 K: 0 S: 8	H: 0 LOB: 0 BB: 0 P: 11	1B: 8 2B: 3 3B: 0 HR: 2	SF: 0 SAC: 1 DP: 1 HBP: 0	WP: 1 PB: 1 SB: 0 CS: 1	PA: 42								
PITCHER	IP	WLS	BF	H	R	ER	SO	BB	IBB	HBP	BLK	WP	HR	S	P	ERA	WHIP											
Tim Belcher, R ERA: 4.88	(1, 1)	5.2	L	28	9	5	5	2	4	0	0	0	0	0	9	19	40.50	4.500										
Matt Whisenant, L ERA: 7.71	(6, 1)	0.2		6	1	4	3	0	2	0	0	0	0	0	9	19	0.00	4.500										
Hector Carrasco, R ERA: 3.95	(7, 1)	0.2		5	2	0	0	0	1	0	0	0	0	9	19	0.00	4.500											
Jamie Walker, L ERA: 5.1	(8, 1)	1.0		3	0	0	0	0	0	0	0	0	0	8	11	0.00	0.000											

Batter	1	2	3	4	5	6	7	8	9	AB	R	H	RBI	BB	SO	LOB	TOP										
Bip Roberts, S OBP: 0.351, SLG: 0.379 (1, 5)	G6-3			FC4			CS		K	5	0	2	0	0	1	1	Kansas City Royals @ New York Yankees Yankee Stadium, Bronx, NY Thu Aug 14 1997, 7:05 PM EDT Att: 28,991 - Unknown - 78 F										
Shane Halter, R OBP: 0.347, SLG: 0.385 (1, 8)	1B	1B					F9			4	1	1	0	0	2	3											
Jay Bell, R OBP: 0.364, SLG: 0.469 (1, 6)	2B	1B					CS	F7		4	1	1	0	0	0	0											
Chili Davis, S OBP: 0.402, SLG: 0.528 (1, 10)	2B									4	2	4	4	0	0	0											
Jeff King, R OBP: 0.342, SLG: 0.424 (1, 3)	BB							F9		3	0	0	0	1	1	1											
Jermaine Dye, R OBP: 0.248, SLG: 0.347 (1, 9)	K									4	1	1	1	0	1	3											
29 Mike Sweeney, R OBP: 0.317, SLG: 0.374 (1, 2)	FC6-4							L8		4	0	0	0	0	0	2											
Yamil Benitez, R OBP: 0.288, SLG: 0.487 Johnny Damon, L OBP: 0.346, SLG: 0.395 (1, 7)		G1							P4	3	0	0	0	0	2	0											
Jed Hansen, R OBP: 0.400, SLG: 0.250 (1, 4)	CS	1B							G6-3	1	0	0	0	0	0	0											
Inning Stats	R: 2 E: 0 K: 1 S: 16	H: 3 LOB: 2 BB: 1 P: 25	R: 0 E: 0 K: 1 S: 14	H: 1 LOB: 2 BB: 1 P: 22	R: 0 E: 0 K: 1 S: 8	H: 1 LOB: 1 BB: 0 P: 10	R: 0 E: 0 K: 1 S: 10	H: 0 LOB: 0 BB: 0 P: 11	R: 1 E: 0 K: 1 S: 8	H: 1 LOB: 0 BB: 0 P: 13	R: 0 E: 0 K: 1 S: 8	H: 1 LOB: 0 BB: 0 P: 12	R: 2 E: 0 K: 0 S: 12	H: 2 LOB: 0 BB: 0 P: 20	R: 0 E: 0 K: 1 S: 10	H: 0 LOB: 0 BB: 0 P: 15		1B: 6 2B: 2 3B: 0 HR: 3	SF: 0 SAC: 0 DP: 1 HBP: 0	WP: 0 PB: 0 SB: 0 CS: 2	PA: 38						
PITCHER	IP	WLS	BF	H	R	ER	SO	BB	IBB	HBP	BLK	WP	HR	S	P	ERA	WHIP										
David Wells, L ERA: 3.6 (1, 1)	7.1	W	31	9	4	4	7	2	0	0	0	0	2	77	113	4.91	1.500										
Mike Stanton, L ERA: 2.55 (8, 1)	0.1		2	1	1	1	0	0	0	0	0	0	1	4	7	27.00	3.000										
42 Mariano Rivera, R ERA: 1.82 (8, 1)	1.1	S	4	0	0	0	1	0	0	0	0	0	0	13	18	0.00	0.000										

Batter	1	2	3	4	5	6	7	8	9	AB	R	H	RBI	BB	SO	LOB	BOTTOM										
2 Derek Jeter, R OBP: 0.375, SLG: 0.399 (1, 6)	L5						2B			4	3	2	1	1	0	0	Kansas City Royals @ New York Yankees Yankee Stadium, Bronx, NY Thu Aug 14 1997, 7:05 PM EDT Att: 28,991 - Unknown - 78 F										
Tim Lincecum, S OBP: 0.411, SLG: 0.421 (1, 10)	G4-3	1B					1B			5	2	4	3	0	0	2											
Bernie Williams, S OBP: 0.419, SLG: 0.526 (1, 8)	G4-3						L8			4	1	0	0	1	0	6											
Tino Martinez, L OBP: 0.377, SLG: 0.614 (1, 3)	BB	1B					P6			5	0	3	4	0	0	1											
Paul O'Neill, L OBP: 0.410, SLG: 0.535 (1, 9)							K			4	0	1	1	1	1	1											
Charlie Hayes, R OBP: 0.346, SLG: 0.454 (1, 5)							G6-3			4	0	0	0	0	3	4											
Chad Curtis, R OBP: 0.389, SLG: 0.519 (1, 7)							F8			3	1	1	0	1	0	0											
Luis Sojo, R OBP: 0.355, SLG: 0.372 Pat Kelly, R OBP: 0.341, SLG: 0.381 (1, 4)										1	0	0	0	0	0	0											
Pat Kelly, R OBP: 0.341, SLG: 0.381 (6, PR)										1	1	1	0	0	0	0											
Joe Girardi, R OBP: 0.302, SLG: 0.318 (1, 2)										3	2	1	0	1	0	1											
Inning Stats	R: 1 E: 0 K: 1 S: 15	H: 2 LOB: 2 BB: 1 P: 26	R: 0 E: 0 K: 0 S: 8	H: 0 LOB: 0 BB: 0 P: 11	R: 0 E: 0 K: 0 S: 11	H: 1 LOB: 1 BB: 0 P: 20	R: 0 E: 0 K: 1 S: 8	H: 0 LOB: 0 BB: 0 P: 12	R: 1 E: 0 K: 0 S: 6	H: 2 LOB: 2 BB: 0 P: 11	R: 0 E: 0 K: 1 S: 7	H: 0 LOB: 0 BB: 0 P: 10	R: 5 E: 0 K: 1 S: 20	H: 5 LOB: 3 BB: 3 P: 38	R: 3 E: 0 K: 0 S: 19	H: 3 LOB: 1 BB: 1 P: 29	1B: 11 2B: 2 3B: 0 HR: 0	SF: 0 SAC: 1 DP: 1 HBP: 1	WP: 2 PB: 0 SB: 1 CS: 0	PA: 41							
PITCHER	IP	WLS	BF	H	R	ER	SO	BB	IBB	HBP	BLK	WP	HR	S	P	ERA	WHIP										
Ricky Bones, R ERA: 7.62 (1, 1)	5.0		21	5	2	2	2	1	0	1	0	0	0	18	34	3.60	1.200										
Gregg Olson, R ERA: 7.14 (6, 1)	1.1	L	9	2	5	5	1	2	1	0	0	0	0	18	34	33.75	3.000										
Larry Casian, L ERA: 5.4 (7, 1)	0.0		2	2	0	0	0	0	0	0	0	0	0	5	6	∞	∞										
Mike Perez, R ERA: 3.57 (7, 1)	1.1		7	3	3	3	1	1	0	0	0	1	0	18	30	20.25	3.000										
Matt Whisenant, L ERA: 7.45 (8, 1)	0.1		2	1	0	0	0	0	0	0	0	1	0	5	7	0.00	3.000										

Batter	1	2	3	4	5	6	7	8	9	AB	R	H	RBI	BB	SO	LOB	TOP					
Tom Goodwin, L (1, 8) OBP: 0.308, SLG: 0.338										5	0	0	0	0	2	2	<p>Texas Rangers @ New York Yankees Yankee Stadium, Bronx, NY Fri Aug 15 1997, 7:05 PM EDT Att: 36,231 - Unknown - 76 F</p> <p>livebaseballscores.com</p> <p>AB 33 R 2 H 5 RBI 2 BB 5 SO 7 LOB 20</p> 					
Mark McLemore, S (1, 4) OBP: 0.340, SLG: 0.331										5	1	2	0	0	1	2						
29 Rusty Greer, L (1, 7) OBP: 0.411, SLG: 0.518										3	1	0	0	1	0	2						
Juan Gonzalez, R (1, 9) OBP: 0.321, SLG: 0.557										4	0	1	1	0	0	0						
Willi Clark, L (1, 3) OBP: 0.405, SLG: 0.504										3	0	0	0	1	0	3						
Ivan Rodriguez, R (1, 2) OBP: 0.382, SLG: 0.480										2	0	1	1	2	1	1						
Lee Stevens, L (1, 10) OBP: 0.325, SLG: 0.487										4	0	0	0	0	1	6						
Fernando Tatis, R (1, 5) OBP: 0.257, SLG: 0.443										4	0	0	0	0	1	4						
Benji Gil, R (1, 6) OBP: 0.263, SLG: 0.325										3	0	1	0	0	1	0						
Jim Levritz, R (9, PH) OBP: 0.386, SLG: 0.428										0	0	0	0	1	0	0						
Inning Stats	R: 0 E: 0 K: 1 S: 7	H: 0 LOB: 0 BB: 0 P: 10	R: 0 E: 1 K: 1 S: 12	H: 0 LOB: 1 BB: 0 P: 21	R: 0 E: 0 K: 1 S: 8	H: 0 LOB: 0 BB: 0 P: 12	R: 2 E: 0 K: 2 S: 19	H: 3 LOB: 2 BB: 1 P: 30	R: 0 E: 0 K: 0 S: 9	H: 1 LOB: 1 BB: 0 P: 15	R: 0 E: 0 K: 0 S: 14	H: 0 LOB: 2 BB: 2 P: 27	R: 0 E: 0 K: 1 S: 11	H: 1 LOB: 1 BB: 0 P: 17	R: 0 E: 0 K: 0 S: 8	H: 0 LOB: 1 BB: 1 P: 15	R: 0 E: 0 K: 0 S: 3	H: 0 LOB: 1 BB: 1 P: 9	1B: 5 2B: 0 3B: 0 HR: 0	SF: 0 SAC: 0 DP: 0 HBP: 0	WP: 1 PB: 1 SB: 0 CS: 0	PA: 38
PITCHER	IP	WLS	BF	H	R	ER	SO	BB	IBB	HBP	BLK	WP	HR	S	P	ERA	WHIP					
Dwight Gooden, R (1, 1) ERA: 4.97	6.0	W	26	4	2	2	5	3	0	0	0	1	0	69	115	3.00	1.167					
Mike Stanton, L (7, 1) ERA: 2.72	2.0		8	1	0	0	2	1	0	0	0	0	0	19	32	0.00	1.000					
42 Mariano Rivera, R (9, 1) ERA: 1.79	1.0	S	4	0	0	0	0	1	0	0	0	0	0	3	9	0.00	1.000					

Batter	1	2	3	4	5	6	7	8	9	AB	R	H	RBI	BB	SO	LOB	BOTTOM					
2 Derek Jeter, R (1, 6) OBP: 0.375, SLG: 0.401										5	1	2	1	0	1	1	<p>Texas Rangers @ New York Yankees Yankee Stadium, Bronx, NY Fri Aug 15 1997, 7:05 PM EDT Att: 36,231 - Unknown - 76 F</p> <p>livebaseballscores.com</p> <p>AB 34 R 5 H 12 RBI 5 BB 3 SO 6 LOB 17</p> 					
Tim Lincecum, S (1, 10) OBP: 0.407, SLG: 0.417										4	1	1	0	0	0	3						
Bernie Williams, S (1, 8) OBP: 0.422, SLG: 0.533										3	2	2	2	1	0	0						
Tino Martinez, L (1, 3) OBP: 0.380, SLG: 0.617										4	0	3	1	0	0	0						
Paul O'Neill, L (1, 9) OBP: 0.411, SLG: 0.533										3	0	1	1	1	0	2						
Charlie Hayes, R (1, 5) OBP: 0.347, SLG: 0.451										4	1	1	0	0	2	4						
Chad Curtis, R (1, 7) OBP: 0.383, SLG: 0.509										4	0	0	0	0	2	3						
20 Jorge Posada, S (1, 2) OBP: 0.346, SLG: 0.327										3	0	2	0	1	0	0						
Pat Kelly, R (1, 4) OBP: 0.331, SLG: 0.368										4	0	0	0	0	1	4						
Inning Stats	R: 1 E: 0 K: 0 S: 6	H: 3 LOB: 1 BB: 0 P: 10	R: 1 E: 0 K: 0 S: 14	H: 3 LOB: 2 BB: 0 P: 19	R: 0 E: 0 K: 2 S: 8	H: 0 LOB: 0 BB: 0 P: 12	R: 0 E: 0 K: 2 S: 12	H: 1 LOB: 1 BB: 0 P: 16	R: 1 E: 0 K: 1 S: 15	H: 2 LOB: 2 BB: 1 P: 27	R: 0 E: 0 K: 0 S: 8	H: 0 LOB: 1 BB: 1 P: 15	R: 2 E: 0 K: 1 S: 10	H: 3 LOB: 2 BB: 1 P: 20	R: 0 E: 0 K: 2 S: 9	H: 0 LOB: 0 BB: 0 P: 13	R: 0 E: 0 K: 0 S: 3	H: 0 LOB: 0 BB: 0 P: 9	1B: 9 2B: 3 3B: 1 HR: 0	SF: 0 SAC: 0 DP: 2 HBP: 0	WP: 1 PB: 0 SB: 0 CS: 1	PA: 37
PITCHER	IP	WLS	BF	H	R	ER	SO	BB	IBB	HBP	BLK	WP	HR	S	P	ERA	WHIP					
Terry Clark, R (1, 1) ERA: 5.63	6.0	L	30	11	5	5	3	2	0	0	0	0	0	66	104	7.50	2.167					
Scott Bailes, L (7, 1) ERA: 2.45	0.0		2	1	0	0	0	1	0	0	0	0	0	2	6	∞	∞					
Rick Helling, R (7, 1) ERA: 4.23	2.0		5	0	0	0	3	0	0	0	0	1	0	14	22	0.00	0.000					

Batter	1	2	3	4	5	6	7	8	9	10	AB	R	H	RBI	BB	SO	LOB					
Damon Buford, R OBP: 0.275, SLG: 0.320 Tom Goodwin, L OBP: 0.307, SLG: 0.336	G6-3		G5-3	G6-4-3			SF9 BB 1B		G4-3	G1-3	4	0	1	0	0	0	2					
Ivan Rodriguez, R OBP: 0.363, SLG: 0.478	K		2B 1B		E5		BB		K		4	1	1	1	1	2	0					
29 Rusty Greer, L OBP: 0.411, SLG: 0.516	1B		2B 1B		P4				G6-3		5	1	2	0	0	1	4					
Juan Gonzalez, R OBP: 0.325, SLG: 0.562	1B		2B		F8		SF9			SH1-3 1B	4	1	3	3	0	0	1					
Jim Leyritz, R OBP: 0.382, SLG: 0.423	K		E5		L6		K			SH1-3 1B	4	0	0	0	0	2	6					
Fernando Tatis, R OBP: 0.256, SLG: 0.432 Domingo Cedenzo, S OBP: 0.328, SLG: 0.392		F7	K			L3 1B		G1-6-3		2B 1B	4	0	1	0	0	1	2					
Lee Stevens, L OBP: 0.328, SLG: 0.498 Danny Patterson, R OBP: 1.000, SLG: 2.000		G3-1				K				G4-3 1B 2B	4	1	2	1	0	1	3					
Billy Ripken, R OBP: 0.303, SLG: 0.379	G5-4-3					L3		G1-3		G4-3	5	0	0	0	0	1	3					
Benji Gil, R OBP: 0.269, SLG: 0.328			G5-3 1B				E5 1B SF9	G1-3			4	2	2	1	1	0	0					
Inning Stats	R: 0 E: 0 K: 2 S: 16	H: 2 LOB: 2 BB: 0 P: 24	R: 0 E: 0 K: 0 S: 6	H: 1 LOB: 0 BB: 0 P: 7	R: 3 E: 1 K: 1 S: 25	H: 3 LOB: 2 BB: 1 P: 40	R: 0 E: 0 K: 1 S: 9	H: 1 LOB: 0 BB: 0 P: 10	R: 0 E: 0 K: 1 S: 7	H: 1 LOB: 0 BB: 0 P: 9	R: 1 E: 1 K: 2 S: 13	H: 1 LOB: 2 BB: 1 P: 22	R: 1 E: 0 K: 0 S: 12	H: 1 LOB: 0 BB: 0 P: 14	R: 0 E: 0 K: 1 S: 8	H: 0 LOB: 0 BB: 0 P: 12	R: 3 E: 0 K: 0 S: 17	H: 4 LOB: 1 BB: 0 P: 25	1B: 11 2B: 3 3B: 0 HR: 1	SF: 1 SAC: 1 DP: 3 HBP: 0	WP: 0 PB: 0 SB: 1 CS: 0	PA: 46
PITCHER	IP 6.0	WLS 28	H 9	R 4	ER 3	SO 5	BB 1	IBB 0	HBP 0	BLK 0	WP 0	HR 0	S 73	P 105	ERA 4.50	WHIP 1.667						
Andy Pettitte, L ERA: 3.16 Jeff Nelson, R ERA: 2.51 42 Mariano Rivera, R ERA: 1.76 Ramiro Mendoza, R ERA: 4.53	(1, 1) (7, 1) (9, 1) (10, 1)	2.0 1.0 1.0	8 3 7	1 0 4	1 0 3	2 0 3	1 0 0	0 0 0	0 0 0	0 0 0	0 0 0	0 0 0	1 8 17	22 12 25	30 0.00 27.00	4.50 0.000 4.000						


TOP

Texas Rangers @ New York Yankees
Yankee Stadium, Bronx, NY

Sat Aug 16 1997, 3:33 AM EDT
Att. 41,634 - Cloudy - 85 F

livebaseballscores.com

AB 42
R 8
H 14
RBI 8
BB 2
SO 8
LOB 22



Batter	1	2	3	4	5	6	7	8	9	10	AB	R	H	RBI	BB	SO	LOB							
2 Derek Jeter, R OBP: 0.373, SLG: 0.399	G5-3		G5-3		1-2 2-H 1B		K	G4-3			5	0	1	1	0	1	2							
Tim Lincecum, S OBP: 0.402, SLG: 0.407	P4		G6-3		P2		1B SF8 BB		F7		4	1	0	0	1	0	2							
Bernie Williams, S OBP: 0.422, SLG: 0.534	2B		G5-3		F7		CS 1B		F7		5	0	2	0	0	0	2							
Tino Martinez, L OBP: 0.378, SLG: 0.613	F8			G3-1		3B BB	SF8		L7		3	1	0	1	1	0	1							
Mike Stanley, R OBP: 0.391, SLG: 0.506		G5-3		L7		3B BB	CS	K		F7	4	1	0	0	1	1	0							
Charlie Hayes, R OBP: 0.344, SLG: 0.444		S BB		F8		K		G5-3		K	4	0	0	0	1	2	2							
Chad Curtis, R OBP: 0.383, SLG: 0.518		L7			2B BB	K		HR		G6-3	4	2	1	1	1	1	3							
Joe Girardi, R OBP: 0.310, SLG: 0.331		BB			2B BB		WP	2B			2	0	2	2	2	0	0							
Pat Kelly, R OBP: 0.324, SLG: 0.358 Darryl Strawberry, L OBP: 0.378, SLG: 0.518 Homer Bush, R OBP: 0.378, SLG: 0.518	(1, 4) (8, PH) (8, PR) (9, 4)	F8			K		K				3	0	0	0	0	2	5							
Inning Stats	R: 0 E: 0 K: 0 S: 11	H: 1 LOB: 1 BB: 0 P: 15	R: 0 E: 0 K: 0 S: 8	H: 0 LOB: 2 BB: 2 P: 20	R: 0 E: 0 K: 0 S: 6	H: 0 LOB: 0 BB: 0 P: 9	R: 0 E: 0 K: 0 S: 4	H: 0 LOB: 0 BB: 0 P: 6	R: 1 E: 0 K: 1 S: 16	H: 1 LOB: 1 BB: 2 P: 31	R: 2 E: 0 K: 3 S: 12	H: 1 LOB: 0 BB: 2 P: 27	R: 1 E: 0 K: 1 S: 11	H: 1 LOB: 0 BB: 1 P: 23	R: 1 E: 0 K: 1 S: 16	H: 2 LOB: 2 BB: 1 P: 24	R: 0 E: 0 K: 0 S: 11	H: 0 LOB: 0 BB: 0 P: 14	R: 0 E: 0 K: 1 S: 7	H: 0 LOB: 0 BB: 0 P: 11	1B: 2 2B: 2 3B: 1 HR: 1	SF: 1 SAC: 0 DP: 0 HBP: 0	WP: 1 PB: 0 SB: 1 CS: 1	PA: 44
PITCHER	IP 5.0	WLS 23	H 7	R 2	ER 3	SO 1	BB 6	IBB 0	HBP 0	BLK 0	WP 0	HR 0	S 46	P 90	ERA 6.75	WHIP 2.250								
Darren Oliver, L ERA: 3.99 Matt Whiteside, R ERA: 6.46 Eric Gunderson, L ERA: 2.66 Danny Patterson, R ERA: 3.67 Danny Patterson, R ERA: 3.67	(1, 1) (6, 1) (7, 1) (7, 1) (8, 1)	1.1 0.1 1.1 1.1	7 1 6 6	2 0 2 2	1 0 1 1	4 0 1 1	1 0 1 1	0 0 0 0	0 0 0 0	0 0 0 0	0 0 1 1	0 0 1 1	0 0 17 17	19 4 26 26	6.75 0.000 6.75 6.75	2.250 0.000 2.250 2.250								


BOTTOM

Texas Rangers @ New York Yankees
Yankee Stadium, Bronx, NY

Sat Aug 16 1997, 3:33 AM EDT
Att. 41,634 - Cloudy - 85 F

livebaseballscores.com

AB 34
R 5
H 6
RBI 5
BB 8
SO 7
LOB 17



Batter	1	2	3	4	5	6	7	8	9	AB	R	H	RBI	BB	SO	LOB	TOP			
Tom Goodwin, L (1, 8) OBP: 0.304, SLG: 0.333	F7		K		G1-3			K		4	0	0	0	0	2	1				
Mark McLemore, S (1, 4) OBP: 0.339, SLG: 0.330	G4-3		L7			L8		1B		4	0	1	0	0	0	0				
29 Rusty Greer, L (1, 7) Damon Buford, R (8, PH) OBP: 0.274, SLG: 0.319	BB				1B	G4-3		K		2	0	2	0	1	0	0				
Juan Gonzalez, R (1, 10) OBP: 0.324, SLG: 0.558	BB				1B	G4-3		K		3	0	0	0	1	1	2				
Lee Stevens, L (1, 3) OBP: 0.327, SLG: 0.493	K				L8					3	0	0	0	1	1	4				
Ivan Rodriguez, R (1, 2) OBP: 0.380, SLG: 0.474		G6-3			K					4	0	0	0	0	1	2				
Warren Newson, L (1, 9) OBP: 0.344, SLG: 0.481		G6-3			G1-3			K		3	0	0	0	1	1	1				
Fernando Tatis, R (1, 5) OBP: 0.247, SLG: 0.416					G1-3					3	0	0	0	0	1	1				
Billy Ripken, R (8, 5) OBP: 0.303, SLG: 0.379		K			G1-3			G5-3		0	0	0	0	0	0	0				
Benji Gil, R (1, 6) OBP: 0.267, SLG: 0.325					G1-3					2	0	0	0	0	0	1				
Domingo Cedeño, S (8, PH) OBP: 0.326, SLG: 0.390					G1-3			K		1	0	0	0	0	1	0				
Inning Stats	R: 0 E: 0 K: 1 S: 10	H: 0 LOB: 2 BB: 2 P: 21	R: 0 E: 0 K: 1 S: 7	H: 0 LOB: 0 BB: 0 P: 13	R: 0 E: 0 K: 1 S: 6	H: 0 LOB: 0 BB: 0 P: 9	R: 0 E: 0 K: 1 S: 8	H: 1 LOB: 1 BB: 0 P: 13	R: 0 E: 0 K: 0 S: 8	H: 0 LOB: 1 BB: 1 P: 14	R: 0 E: 0 K: 0 S: 6	H: 0 LOB: 0 BB: 0 P: 10	R: 0 E: 0 K: 3 S: 11	H: 1 LOB: 1 BB: 0 P: 12	R: 0 E: 0 K: 2 S: 9	H: 0 LOB: 1 BB: 1 P: 19	1B: 2 2B: 1 3B: 0 HR: 0	SF: 0 SAC: 0 DP: 0 HBP: 0	WP: 0 PB: 0 SB: 0 CS: 0	PA: 34
PITCHER	IP WLS BF H R ER SO BB IBB HBP BLK WP HR S P ERA WHIP																			
David Cone, R (1, 1) ERA: 2.82	1.0	5	0	0	0	1	2	0	0	0	0	0	0	10	21	0.00	2.000			
Ramiro Mendoza, R (2, 1) ERA: 4.29	6.0	W 21	2	0	0	3	1	0	0	0	0	0	0	43	73	0.00	0.500			
Kenny Rogers, L (8, 1) ERA: 5.18	2.0	8	1	0	0	5	1	0	0	0	0	0	0	20	31	0.00	1.000			

Texas Rangers @ New York Yankees
Yankee Stadium, Bronx, NY
Sun Aug 17 1997, 3:33 AM EDT
Att: 42,002 - Cloudy - 87 F

AB 30
R 0
H 3
RBI 0
BB 4
SO 9
LOB 13





Batter	1	2	3	4	5	6	7	8	9	AB	R	H	RBI	BB	SO	LOB	BOTTOM			
2 Derek Jeter, R (1, 6) OBP: 0.373, SLG: 0.397	S		BB		K		L7			3	2	0	0	2	1	4				
Tim Lincecum, S (1, 10) OBP: 0.407, SLG: 0.419	L3		BB			F9		G3-1		5	2	3	3	0	0	0				
Bernie Williams, S (1, 8) OBP: 0.422, SLG: 0.535	L3		BB			G4-3		K		5	1	2	1	0	1	1				
Tino Martinez, L (1, 3) OBP: 0.378, SLG: 0.611	F8		BB			P6		F9		5	1	2	1	0	0	1				
Paul O'Neill, L (1, 9) OBP: 0.409, SLG: 0.539		F7			G4-3		SF8			3	1	1	3	0	0	1				
Charlie Hayes, R (1, 5) OBP: 0.350, SLG: 0.450		G6-3			F7		FC5			3	0	2	0	1	0	1				
Chad Curtis, R (1, 7) OBP: 0.381, SLG: 0.514		G6-3			G5-3		FC5			4	0	1	0	0	0	3				
Joe Girardi, R (1, 2) OBP: 0.309, SLG: 0.328		G6-3			G1-3		L5			3	0	0	0	1	0	3				
Rey Sanchez, R (1, 4) OBP: 0.291, SLG: 0.311							L7			4	1	2	0	0	1	3				
Inning Stats	R: 1 E: 0 K: 0 S: 11	H: 1 LOB: 1 BB: 1 P: 21	R: 0 E: 0 K: 0 S: 10	H: 1 LOB: 0 BB: 0 P: 16	R: 3 E: 0 K: 0 S: 12	H: 3 LOB: 1 BB: 1 P: 20	R: 0 E: 0 K: 1 S: 7	H: 1 LOB: 0 BB: 0 P: 9	R: 2 E: 0 K: 0 S: 12	H: 4 LOB: 2 BB: 0 P: 22	R: 0 E: 0 K: 0 S: 3	H: 0 LOB: 0 BB: 0 P: 5	R: 2 E: 0 K: 1 S: 18	H: 3 LOB: 3 BB: 2 P: 33	R: 0 E: 0 K: 1 S: 10	H: 0 LOB: 0 BB: 0 P: 17	1B: 9 2B: 4 3B: 0 HR: 1	SF: 1 SAC: 0 DP: 1 HBP: 0	WP: 0 PB: 0 SB: 1 CS: 0	PA: 40
PITCHER	IP WLS BF H R ER SO BB IBB HBP BLK WP HR S P ERA WHIP																			
Bobby Witt, R (1, 1) ERA: 4.25	6.1	L 33	12	8	8	1	3	0	0	0	0	0	0	66	112	11.37	2.368			
Scott Bailes, L (7, 1) ERA: 1.69	1.2	7	1	0	0	2	1	0	0	0	0	0	0	17	31	0.00	1.200			

Texas Rangers @ New York Yankees
Yankee Stadium, Bronx, NY
Sun Aug 17 1997, 3:33 AM EDT
Att: 42,002 - Cloudy - 87 F

AB 35
R 8
H 13
RBI 8
BB 4
SO 3
LOB 17



Batter	1	2	3	4	5	6	7	8	9	AB	R	H	RBI	BB	SO	LOB	TOP										
2 Derek Jeter, R OBP: 0.373, SLG: 0.395 Homer Bush, R (6, FH) (6, 4)	G6-3	FC6-4				P3			G5-3	2	0	0	0	1	0	1	New York Yankees @ Anaheim Angels Anaheim Stadium, Anaheim, CA Tue Aug 19 1997, 10:05 PM EDT Att: 22,596 - Unknown - 75 F AB 33 R 4 H 7 RBI 4 BB 7 SO 4 LOB 15 										
Chad Curtis, R (1, 7) OBP: 0.378, SLG: 0.511 (6, 8)	K		K	F7					G4-3	5	0	1	0	0	2	2											
Bernie Williams, S OBP: 0.419, SLG: 0.530 Tim Raines, S (6, FH) (6, 7)	G6-3		G6-3	P6		G4-3			1B	3	0	0	0	0	0	2											
Tino Martinez, L OBP: 0.377, SLG: 0.606 (1, 3)		G4-3	WP 1B						G1-4-3	4	1	0	0	1	1	1											
Mike Stanley, R OBP: 0.399, SLG: 0.515 (1, 10)		BB 1B	1B	1B		G3 2B			G6-3 BB	2	1	2	0	2	0	0											
Paul O'Neill, L OBP: 0.408, SLG: 0.536 (1, 9)						G3			G6-3	4	0	1	1	0	1	3											
Charlie Hayes, R OBP: 0.348, SLG: 0.447 (1, 5)		1B		F8		G1-3			F7	4	1	1	0	0	0	3											
Joe Girardi, R OBP: 0.309, SLG: 0.326 20 Jorge Posada, S OBP: 0.344, SLG: 0.325 (6, 2)		1B				G6-3			G3-1	2	1	0	0	1	0	0											
Rey Sanchez, R OBP: 0.299, SLG: 0.313 (6, 6)		1B							G4-3	2	0	1	3	2	0	0											
Inning Stats	R: 0 E: 0 K: 1 S: 7	H: 0 LOB: 0 BB: 0 P: 10	R: 3 E: 0 K: 1 S: 14	H: 3 LOB: 1 BB: 1 P: 25	R: 1 E: 0 K: 1 S: 16	H: 1 LOB: 2 BB: 2 P: 29	R: 0 E: 0 K: 0 S: 5	H: 0 LOB: 2 BB: 1 P: 15	R: 0 E: 0 K: 1 S: 8	H: 1 LOB: 1 BB: 0 P: 11	R: 0 E: 0 K: 0 S: 10	H: 1 LOB: 2 BB: 1 P: 22	R: 0 E: 0 K: 0 S: 4	H: 0 LOB: 0 BB: 1 P: 9	R: 0 E: 0 K: 0 S: 8	H: 0 LOB: 0 BB: 0 P: 13		R: 0 E: 0 K: 0 S: 5	H: 1 LOB: 1 BB: 0 P: 6	1B: 5 2B: 2 3B: 0 HR: 0	SF: 0 SAC: 0 DP: 1 HBP: 0	WP: 1 PB: 0 SB: 0 CS: 0	PA: 40				
PITCHER Chuck Finley, L ERA: 4.23 Jason Dickson, R ERA: 3.54	IP	WLS	BF	H	R	ER	SO	BB	IBB	HBP	BLK	WP	HR	S	P	ERA	WHIP										
	2.2		14	3	4	4	3	3	0	0	0	1	0	32	56	13.50	2.250										
	6.1	W	26	4	0	0	1	4	0	0	0	0	0	45	84	0.00	1.263										

Batter	1	2	3	4	5	6	7	8	9	AB	R	H	RBI	BB	SO	LOB	BOTTOM										
Rickey Henderson, R OBP: 0.428, SLG: 0.374 (1, 10)			P3						G5-3	3	2	1	0	1	0	0	New York Yankees @ Anaheim Angels Anaheim Stadium, Anaheim, CA Tue Aug 19 1997, 10:05 PM EDT Att: 22,596 - Unknown - 75 F AB 36 R 12 H 12 RBI 11 BB 4 SO 6 LOB 16 										
Darin Erstad, L OBP: 0.385, SLG: 0.466 (1, 3)			G4-3			G1-3 1-H			G4-3	5	1	3	2	0	0	0											
Dave Hollins, S OBP: 0.370, SLG: 0.433 Luis Alicaia, S OBP: 0.371, SLG: 0.389 (6, 4)		FC6				G6-3			FC6-4 BB	3	2	0	1	0	1	4											
Tim Salmon, R OBP: 0.409, SLG: 0.518 (1, 9)		16 2B				G1-3			FC6-4 16 G4-3	4	3	2	3	1	0	2											
16 Garret Anderson, L OBP: 0.337, SLG: 0.406 (1, 7)		1B				G6-3			G4-3	5	1	1	1	0	2	3											
Todd Greene, R OBP: 0.333, SLG: 0.566 (1, 2)		1B				G4-3 G3			K	4	2	2	2	1	2	1											
Jim Edmonds, L OBP: 0.365, SLG: 0.507 Orlando Palmeiro, L OBP: 0.298, SLG: 0.252 (8, 8)		G6-4-3				G3			K	4	0	2	2	0	1	1											
Craig Grebeck, R OBP: 0.366, SLG: 0.386 (8, 5)		G6-4-3				G4-3			G3	4	0	0	0	0	0	0											
Gary Disarcina, R OBP: 0.279, SLG: 0.329 (1, 6)		1B				G4-3			P4	4	1	1	0	0	0	2											
Inning Stats	R: 7 E: 0 K: 1 S: 23	H: 7 LOB: 2 BB: 2 P: 34	R: 2 E: 0 K: 1 S: 13	H: 2 LOB: 1 BB: 1 P: 23	R: 2 E: 0 K: 1 S: 9	H: 1 LOB: 0 BB: 0 P: 18	R: 0 E: 0 K: 0 S: 11	H: 1 LOB: 1 BB: 0 P: 14	R: 1 E: 0 K: 0 S: 11	H: 1 LOB: 1 BB: 0 P: 18	R: 0 E: 0 K: 2 S: 9	H: 0 LOB: 0 BB: 0 P: 12	R: 0 E: 0 K: 0 S: 5	H: 0 LOB: 0 BB: 0 P: 9	R: 0 E: 0 K: 1 S: 11	H: 0 LOB: 1 BB: 1 P: 17		1B: 6 2B: 4 3B: 0 HR: 2	SF: 0 SAC: 0 DP: 1 HBP: 2	WP: 0 PB: 0 SB: 1 CS: 0	PA: 42						
PITCHER David Wells, L ERA: 4.13 Graeme Lloyd, L ERA: 3.29 Wade Boggs, R ERA:	IP	WLS	BF	H	R	ER	SO	BB	IBB	HBP	BLK	WP	HR	S	P	ERA	WHIP										
	3.0	L	23	10	11	11	3	3	0	1	0	0	0	36	53	2.25	0.500										
	1.0		4	0	0	0	1	1	0	0	0	0	0	11	17	0.00	1.000										

Batter	1	2	3	4	5	6	7	8	9	AB R H RBI BB SO LOB	TOP									
2 Derek Jeter, R OBP: 0.373, SLG: 0.395	G6-3		1B			K			K	5 1 2 0 0 2 1	New York Yankees @ Anaheim Angels Anaheim Stadium, Anaheim, CA Wed Aug 20 1997, 6:33 AM EDT Unknown - 88 F livebaseballscores.com									
Tim Lincecum, S OBP: 0.405, SLG: 0.416 Chad Curtis, R OBP: 0.380, SLG: 0.511	G3		1B			F8			BB	4 1 1 0 0 1 2 0 0 0 0 1 0 0										
Bernie Williams, S OBP: 0.416, SLG: 0.526	2B		P6			K			P6	5 1 1 0 0 1 4										
Tino Martinez, L OBP: 0.377, SLG: 0.606	1B		1B			F8			F7	5 1 2 2 0 0 1										
Paul O'Neill, L OBP: 0.409, SLG: 0.536	1B		1B			K			K	4 0 2 2 0 2 0										
Darryl Strawberry, L OBP: 0.190, SLG: 0.056	L7		K						K	4 1 1 0 0 2 3										
Wade Boggs, L OBP: 0.367, SLG: 0.363		G6-3	FC3-6			20 HR			G3	4 1 1 0 0 0 2										
20 Jorge Posada, S OBP: 0.341, SLG: 0.347	F7					HR			G6-3	4 1 1 3 0 0 0										
Rey Sanchez, R OBP: 0.298, SLG: 0.316	K					F8			P4	4 0 1 0 0 1 0										
Inning Stats	R: 2 E: 0 K: 0 S: 14	H: 3 LOB: 1 BB: 0 P: 23	R: 0 E: 0 K: 1 S: 7	H: 0 LOB: 0 BB: 0 P: 8	R: 2 E: 0 K: 1 S: 15	H: 4 LOB: 2 BB: 0 P: 23	R: 0 E: 0 K: 1 S: 12	H: 1 LOB: 1 BB: 0 P: 15	R: 0 E: 0 K: 2 S: 6	H: 0 LOB: 0 BB: 0 P: 9	R: 0 E: 0 K: 0 S: 8	H: 0 LOB: 0 BB: 0 P: 9	R: 0 E: 0 K: 0 S: 6	H: 0 LOB: 0 BB: 0 P: 7	R: 0 E: 0 K: 1 S: 12	H: 0 LOB: 1 BB: 1 P: 19	1B: 8 2B: 3 HR: 1	SF: 0 SAC: 0 DP: 0 HBP: 0	WP: 0 PB: 0 CS: 0	PA: 40
PITCHER	IP WLS BF H R ER SO BB IBB HBP BLK WP HR S P ERA WHIP											PITCHER	IP WLS BF H R ER SO BB IBB HBP BLK WP HR S P ERA WHIP							
Ken Hill, R ERA: 5.61	(1, 1) 5.0 L 26 11 7 7 4 0 0 0 0 0 1 61 91 12.60 2.200																			
Darrell May, L ERA: 4.36	(6, 1) 4.0 14 1 0 0 5 1 0 0 0 0 0 34 46 0.00 0.500																			

Batter	1	2	3	4	5	6	7	8	9	AB R H RBI BB SO LOB	BOTTOM											
Rickey Henderson, R OBP: 0.426, SLG: 0.382	P3		K						HR	4 1 1 2 1 1 0	New York Yankees @ Anaheim Angels Anaheim Stadium, Anaheim, CA Wed Aug 20 1997, 6:33 AM EDT Unknown - 88 F livebaseballscores.com											
Darin Erstad, L OBP: 0.394, SLG: 0.465	K		1B						G4-3	5 1 1 0 0 2 3												
Tim Salmon, R OBP: 0.408, SLG: 0.516	BB		K						F8	4 0 1 0 0 1 1												
Jim Edmonds, L OBP: 0.366, SLG: 0.505	1B		1B						G4-3	3 0 1 1 1 0 0												
16 Garret Anderson, L OBP: 0.335, SLG: 0.402	BB		1B						F7	4 0 0 0 0 0 3												
Todd Greene, R OBP: 0.328, SLG: 0.556 Chad Kreuter, S OBP: 0.322, SLG: 0.368	G2-3		G3						G4-3	2 0 0 0 0 1 0 1 0 0 0 1 0 0												
Jack Howell, L OBP: 0.323, SLG: 0.547	K		K						G6-3	3 0 0 0 1 1 1												
Luis Alicea, S OBP: 0.372, SLG: 0.389	WP		1B						P4	3 0 1 0 1 0 1												
Gary Disarcina, R OBP: 0.278, SLG: 0.331	G6-3		FC5						HR	4 1 1 0 0 0 4												
Inning Stats	R: 0 E: 0 K: 1 S: 18	H: 1 LOB: 2 BB: 1 P: 32	R: 0 E: 0 K: 2 S: 13	H: 1 LOB: 1 BB: 0 P: 18	R: 1 E: 0 K: 2 S: 12	H: 2 LOB: 1 BB: 0 P: 18	R: 0 E: 0 K: 1 S: 16	H: 0 LOB: 3 BB: 3 P: 31	R: 0 E: 0 K: 0 S: 5	H: 0 LOB: 0 BB: 0 P: 9	R: 0 E: 0 K: 0 S: 10	H: 0 LOB: 1 BB: 1 P: 17	R: 0 E: 0 K: 0 S: 10	H: 0 LOB: 0 BB: 0 P: 15	R: 0 E: 0 K: 0 S: 6	H: 0 LOB: 0 BB: 0 P: 9	R: 2 E: 0 K: 0 S: 11	H: 2 LOB: 0 BB: 0 P: 16	1B: 3 2B: 2 HR: 1	SF: 0 SAC: 0 DP: 0 HBP: 0	WP: 1 PB: 0 CS: 0	PA: 38
PITCHER	IP WLS BF H R ER SO BB IBB HBP BLK WP HR S P ERA WHIP											PITCHER	IP WLS BF H R ER SO BB IBB HBP BLK WP HR S P ERA WHIP									
Dwight Gooden, R ERA: 4.67	(1, 1) 6.0 W 27 4 1 1 6 5 0 0 0 0 0 74 125 1.50 1.500																					
Ramiro Mendoza, R ERA: 4.31	(7, 1) 3.0 S 11 2 2 2 0 0 0 0 0 0 0 1 27 40 6.00 0.667																					

Batter	1	2	3	4	5	6	7	8	9	AB	R	H	RBI	BB	SO	LOB	TOP									
2 Derek Jeter, R OBP: 0.375, SLG: 0.409	1-0 HR	1-1 E5 FC4-6 BB		1-0 E9 G3 1B		0-0 G3-1 2-3		3-2 HR		5	2	3	4	0	0	1										
Tim Lincecum, S OBP: 0.400, SLG: 0.407	1-0 F8	4-0 FC4-6 BB		0-2 G5-3		3-3 K		0-2 F9		4	0	0	0	1	1	2										
Bernie Williams, S OBP: 0.416, SLG: 0.524	2-1 2B	0-2 FC4-6 G5-4-3		2-1 G3			0-0 F8	0-0 1B		5	1	2	0	0	0	3										
Mike Stanley, R OBP: 0.400, SLG: 0.517	1-2 1B	1-0 G5-4-3		3-3 K			4-2 BB	1-0 F8		3	0	1	1	1	1	3										
Tino Martinez, L OBP: 0.376, SLG: 0.605	1-1 2B									1	0	0	0	0	0	1										
Paul O'Neill, L OBP: 0.407, SLG: 0.532	2-2 P2			1-2 FC6-4 1B		1-0 L4		2-3 K	1-0 L7	5	0	1	0	0	1	2										
Charlie Hayes, R OBP: 0.346, SLG: 0.443	0-1 1B			1-1 FC6-4 G6-3 HBP 1-2		3-2 P4		2-2 F9	0-0 P4	5	0	1	0	0	0	2										
Chad Curtis, R OBP: 0.384, SLG: 0.507		4-2 2B HR BB		2-2 G6-3 HBP		2-2 F8		0-1 E5 FC1-5 1B	2-2 HBP	2	1	0	0	1	0	0										
Joe Girardi, R OBP: 0.313, SLG: 0.333		1-2 HR 2B		1-2 G6-3		0-0 G3-1 SH1-3 1B		0-2 FC1-5 1B	0-0 G6-3	5	2	3	0	0	0	3										
Rey Sanchez, R OBP: 0.299, SLG: 0.330		0-0 HR		2-3 K		2-0 SH1-3		0-1 FC1-5 2 HR		3	2	1	3	0	1	4										
Inning Stats	R: 2 E: 0 K: 0 S: 13	H: 4 LOB: 2 BB: 0 P: 20	R: 3 E: 1 K: 0 S: 13	H: 2 LOB: 1 BB: 2 P: 24	R: 0 E: 0 K: 1 S: 14	H: 1 LOB: 2 BB: 0 P: 21	R: 0 E: 1 K: 1 S: 11	H: 1 LOB: 1 BB: 0 P: 17	R: 0 E: 0 K: 0 S: 9	H: 0 LOB: 0 BB: 0 P: 15	R: 0 E: 0 K: 1 S: 6	H: 1 LOB: 1 BB: 0 P: 11	R: 0 E: 0 K: 1 S: 11	H: 0 LOB: 1 BB: 1 P: 19	R: 3 E: 1 K: 0 S: 16	H: 3 LOB: 1 BB: 0 P: 20	R: 0 E: 0 K: 0 S: 5	H: 0 LOB: 1 BB: 0 P: 8	1B: 7 2B: 2 3B: 0 HR: 3	SF: 0 SAC: 1 DP: 1 HBP: 2	WP: 0 PB: 0 SB: 0 CS: 0	PA: 44				
PITCHER	IP	WLS	BF	H	R	ER	SO	BB	IBB	HBP	BLK	WP	HR	S	P	ERA	WHIP									
Mark Langston, L ERA: 3.85	(1, 1)	1.0	L	11	6	5	5	0	2	0	0	0	0	2	22	39	45.00	8.000								
Shigetoshi Hasegawa, R ERA: 3.96	(2, 1)	6.2		28	6	3	2	4	1	0	1	0	0	1	70	106	2.70	1.050								
Mike Holtz, L ERA: 1.64	(8, 1)	0.2		2	0	0	0	0	0	0	0	0	0	2	4	0.00	0.000									
Mike James, R ERA: 4.98	(9, 1)	0.2		3	0	0	0	0	0	0	1	0	0	0	4	6	0.00	0.000								

New York Yankees @ Anaheim Angels
Anaheim Stadium, Anaheim, CA
Wed Aug 20 1997, 10:05 PM EDT
Att: 32,343 - Unknown - 80 F

AB 38
R 8
H 12
RBI 8
BB 3
SO 4
LOB 21



Batter	1	2	3	4	5	6	7	8	9	AB	R	H	RBI	BB	SO	LOB	BOTTOM								
Rickey Henderson, R OBP: 0.422, SLG: 0.377	2-3 K		2-3 K		2-3 K		3-3 K			4	0	0	0	0	4	3									
Darin Erstad, L OBP: 0.385, SLG: 0.466	4-1 1B BB		1-2 F8		0-2 L8		0-2 HR 2B			3	1	1	0	1	0	0									
Dave Hollins, S OBP: 0.371, SLG: 0.434	0-0 G4-6-3 1B			0-0 E1 16 G3 BLK 1B		2-3 K		0-0 G3		4	1	2	0	0	1	1									
Tim Salmon, R OBP: 0.407, SLG: 0.520	0-0 G4-6-3			2-3 K		1-2 G4-3		2-1 HR		4	1	1	2	0	1	3									
16 Garret Anderson, L OBP: 0.334, SLG: 0.403		1-0 F7		1-1 G3		1-2 BLK G3 2B		1-2 K		4	1	1	0	0	1	1									
Jim Edmonds, L OBP: 0.385, SLG: 0.510		1-0 HR		2-2 G3-1		3-3 K		1-1 G1-3		4	1	1	1	0	1	1									
Chad Kreuter, S OBP: 0.316, SLG: 0.359		0-0 G4-3			2-3 K		0-0 G3		0-1 G4-3	4	0	0	1	0	1	0									
Luis Alicea, S OBP: 0.371, SLG: 0.387			2-3 K		1-0 G4-3		3-H 1B		0-1 L3	4	0	1	0	0	1	0									
Gary Disarcina, R OBP: 0.280, SLG: 0.335				2-2 F8		0-0 2B		0-1 1B		4	0	2	0	0	0	0									
Inning Stats	R: 0 E: 0 K: 1 S: 6	H: 1 LOB: 1 BB: 1 P: 12	R: 1 E: 0 K: 1 S: 6	H: 1 LOB: 0 BB: 0 P: 10	R: 0 E: 0 K: 1 S: 13	H: 0 LOB: 0 BB: 0 P: 18	R: 1 E: 1 K: 1 S: 11	H: 1 LOB: 0 BB: 0 P: 16	R: 0 E: 0 K: 2 S: 8	H: 1 LOB: 1 BB: 0 P: 13	R: 0 E: 0 K: 1 S: 10	H: 0 LOB: 0 BB: 0 P: 13	R: 1 E: 0 K: 2 S: 14	H: 3 LOB: 2 BB: 0 P: 21	R: 2 E: 0 K: 1 S: 11	H: 2 LOB: 0 BB: 0 P: 16	R: 0 E: 0 K: 0 S: 6	H: 0 LOB: 0 BB: 0 P: 7	1B: 4 2B: 3 3B: 0 HR: 2	SF: 0 SAC: 0 DP: 1 HBP: 0	WP: 0 PB: 0 SB: 0 CS: 0	PA: 36			
PITCHER	IP	WLS	BF	H	R	ER	SO	BB	IBB	HBP	BLK	WP	HR	S	P	ERA	WHIP								
Hideki Irabu, R ERA: 6.4	(1, 1)	6.2	W	27	7	3	2	8	1	0	0	0	2	65	97	2.70	1.200								
Jeff Nelson, R ERA: 2.79	(7, 1)	0.2		4	2	2	2	1	0	0	0	0	1	9	14	27.00	3.000								
Mike Stanton, L ERA: 2.68	(8, 1)	0.2		2	0	0	0	1	0	0	0	0	0	5	8	0.00	0.000								
42 Mariano Rivera, R ERA: 1.73	(9, 1)	1.0	S	3	0	0	0	0	0	0	0	0	0	6	7	0.00	0.000								

New York Yankees @ Anaheim Angels
Anaheim Stadium, Anaheim, CA
Wed Aug 20 1997, 10:05 PM EDT
Att: 32,343 - Unknown - 80 F

AB 35
R 5
H 9
RBI 4
BB 1
SO 10
LOB 9



Batter	1	2	3	4	5	6	7	8	9	10	11	12	AB	R	H	RBI	BB	SO	LOB	TOP
2 Derek Jeter, R OBP: 0.377, SLG: 0.412	1-1 G5-3		0-0 E		1-3 K			0-1 CS 1B		2-1 F8		0-1 1-2 3-H 1B	6	1	3	1	0	1	1	
Wade Boggs, L OBP: 0.363, SLG: 0.358 Charlie Hayes, R OBP: 0.344, SLG: 0.440	2-1 F8		1-0 E3			1-1 G6-3		3-2 G6-3 1-2		0-0 G4-3		1-2 G6-3	4	0	0	0	0	0	1	
Bernie Williams, S OBP: 0.416, SLG: 0.529	0-0 HR		1-0 P6			0-0 P5			4-2 2B BB		0-3 K		4	1	1	1	1	1	1	
Tino Martinez, L OBP: 0.378, SLG: 0.613	0-2 P6				0-0 F8		1-2 1B		3-0 1-3 2B		1-1 HR		5	1	3	1	0	0	0	
Paul O'Neill, L OBP: 0.403, SLG: 0.526		0-0 L7		1-1 G1-3		1-1 G3			0-0 G4-3		0-2 G5-3		5	0	0	0	0	0	3	
Darryl Strawberry, L OBP: 0.197, SLG: 0.548 Mike Stanley, R OBP: 0.356, SLG: 0.513	2-0 P4		1-0 G4-3				1-1 F7		0-3 K		1-2 F9		3	0	0	0	0	0	0	
Chad Curtis, R OBP: 0.381, SLG: 0.498	0-1 F7				1-1 P3		1-1 CS HBP		1-0 P4		2-2 G4-3		4	0	0	0	0	0	2	
Joe Girardi, R OBP: 0.312, SLG: 0.331		2-0 G5-3		0-0 G5-3			1-3 K			0-0 G6-3		0-1 1B 2B 1B	5	1	1	0	0	1	1	
Rey Sanchez, R OBP: 0.301, SLG: 0.336			0-0 L9					3-2 G5-3		2-3 K		3-2 1B 2B 1B	5	0	2	0	0	1	0	
Inning Stats	R: 1 E: 0 K: 0 S: 9	H: 1 LOB: 0 BB: 12	R: 0 E: 0 K: 0 S: 4	H: 0 LOB: 0 BB: 6	R: 1 E: 1 K: 0 S: 5	H: 1 LOB: 1 BB: 9	R: 0 E: 0 K: 0 S: 4	H: 0 LOB: 0 BB: 6	R: 0 E: 0 K: 1 S: 7	H: 1 LOB: 1 BB: 9	R: 0 E: 0 K: 1 S: 8	H: 1 LOB: 2 BB: 16	R: 0 E: 0 K: 1 S: 9	H: 1 LOB: 0 BB: 0 P: 10	R: 1 E: 0 K: 0 S: 19	H: 3 LOB: 2 BB: 26	1B: 5 2B: 3 3B: 0 HR: 2	SF: 0 SAC: 0 DP: 0 HBP: 1	WP: 0 PB: 0 SB: 0 CS: 2	PA: 47
PITCHER	IP WLS BF H R ER SO BB IBB HBP BLK WP HR S P ERA WHIP	Dennis Springer, R ERA: 4.83	8.0 0.1 2 1 0 0 0 0 0 0 0 0 0 0 2 5 0.00 3.000	Mike Holtz, L ERA: 1.62	1.2 5 0 0 0 2 0 0 0 0 0 0 0 0 10 15 0.00 0.000	Troy Percival, R ERA: 4.05	1.0 4 1 1 1 1 0 0 0 0 0 0 0 0 1 9 10 9.00 1.000	Darrell May, L ERA: 4.5	1.0 L 6 3 1 1 0 0 0 0 0 0 0 0 0 19 26 9.00 3.000	PITCHER	IP WLS BF H R ER SO BB IBB HBP BLK WP HR S P ERA WHIP									

New York Yankees @ Anaheim Angels
Anaheim Stadium, Anaheim, CA

Thu Aug 21 1997, 10:05 PM EDT
Att: 27,102 - Unknown - 75 F

AB 45
R 4
H 10
RBI 3
BB 1
SO 5
LOB 13



Batter	1	2	3	4	5	6	7	8	9	10	11	12	AB	R	H	RBI	BB	SO	LOB	BOTTOM						
Rickey Henderson, R OBP: 0.423, SLG: 0.593 Orlando Palmeiro, L OBP: 0.303, SLG: 0.252	1-2 G6-3		0-0 G4-6-3 1-2			3-2 S 2B		4-2 CS BB		0-1 SH2-3		4-2 BB BB	3	0	1	0	1	0	1							
Tony Phillips, S OBP: 0.386, SLG: 0.400	2-2 1B 2B			0-2 F8		4-2 BB BB		1-2 CS 1-2		4-0 1B 1B		4-1 BB BB	3	2	2	0	3	0	0							
Darin Erstad, L OBP: 0.364, SLG: 0.465	3-2 G5-4-3 2-H 1B			0-3 K		0-3 K		2-3 K		1-1 16 FC3-6 1B 1-3 1B		2-2 F9	6	0	2	1	0	2	6							
Tim Salmon, R OBP: 0.404, SLG: 0.518	0-0 G5-4-3 1-2			2-3 K			1-0 2B		1-3 K		0-3 K	2-2 G6-3	6	0	1	0	0	3	5							
Dave Hollins, S OBP: 0.371, SLG: 0.436			1-3 K			1-3 K		1-3 K		0-0 16 FC3-6 1B 1-2 3-H		1-2 2B 2B	5	1	2	1	0	3	1							
16 Garret Anderson, L OBP: 0.333, SLG: 0.401		1-1 G4-3		0-1 G6-4-3 1B		0-1 L6		1-1 L6		3-1 FC3-6 1-2 2-3		1-3 K	5	0	1	0	0	1	4							
Chad Kreuter, S OBP: 0.316, SLG: 0.355 Jim Edmonds, L OBP: 0.364, SLG: 0.509 Chris Turner, R OBP: 1.000, SLG: 2.000	4-2 CS BB			0-0 G6-4-3 1-2		0-3 K		0-3 K		0-1 F9		1-0 1B 2B	2	0	0	0	1	1	2							
Craig Grebeck, R OBP: 0.368, SLG: 0.381	1-0 CS		4-2 G4-6-3 BB			1-1 G6-3		3-2 F9		1-1 G5-3		3-2 1B 2B	4	0	1	0	1	0	0							
Gary Disarcina, R OBP: 0.279, SLG: 0.333			1-1 P6			0-0 F7		1-1 G6-3		1-1 SH2-3 1B		0-2 G4-3	5	0	1	0	0	0	1							
Inning Stats	R: 1 E: 0 K: 0 S: 10	H: 2 LOB: 0 BB: 16	R: 0 E: 0 K: 1 S: 7	H: 0 LOB: 0 BB: 14	R: 0 E: 0 K: 1 S: 7	H: 0 LOB: 0 BB: 12	R: 0 E: 0 K: 2 S: 10	H: 0 LOB: 0 BB: 7	R: 0 E: 0 K: 1 S: 6	H: 1 LOB: 0 BB: 7	R: 0 E: 0 K: 2 S: 9	H: 1 LOB: 1 BB: 1	R: 0 E: 0 K: 1 S: 11	H: 0 LOB: 1 BB: 20	R: 1 E: 0 K: 1 S: 11	H: 3 LOB: 2 BB: 16	R: 0 E: 0 K: 0 S: 8	H: 1 LOB: 2 BB: 15	R: 1 E: 0 K: 0 S: 14	H: 3 LOB: 2 BB: 20	R: 0 E: 0 K: 0 S: 12	H: 0 LOB: 2 BB: 24	1B: 7 2B: 5 3B: 0 HR: 0	SF: 0 SAC: 1 DP: 3 HBP: 0	WP: 0 PB: 0 SB: 1 CS: 2	PA: 51
PITCHER	IP WLS BF H R ER SO BB IBB HBP BLK WP HR S P ERA WHIP	Andy Pettitte, L ERA: 3.08	8.0 1.0 6 3 1 1 1 0 0 0 0 0 0 0 11 16 9.00 3.000	42 Mariano Rivera, R ERA: 1.85	2.2 W 14 4 1 1 2 2 1 0 0 0 0 0 31 54 3.38 2.250	Mike Stanton, L ERA: 2.72	0.1 S 1 0 0 0 0 0 0 0 0 0 0 0 3 5 0.00 0.000	PITCHER	IP WLS BF H R ER SO BB IBB HBP BLK WP HR S P ERA WHIP																	

New York Yankees @ Anaheim Angels
Anaheim Stadium, Anaheim, CA

Thu Aug 21 1997, 10:05 PM EDT
Att: 27,102 - Unknown - 75 F

AB 41
R 3
H 12
RBI 3
BB 7
SO 10
LOB 22



Batter	1	2	3	4	5	6	7	8	9	AB	R	H	RBI	BB	SO	LOB	TOP								
2 Derek Jeter, R OBP: 0.376, SLG: 0.417 (1, 6)										4	1	1	2	0	1	3	New York Yankees @ Seattle Mariners The Kingdome, Seattle, WA Fri Aug 22 1997, 10:05 PM EDT Att: 57,351 - Dome - 72 F								
Tim Lincecum, S OBP: 0.393, SLG: 0.400 (1, 7)										3	0	0	1	0	0	0									
Bernie Williams, S OBP: 0.414, SLG: 0.534 (1, 8)										4	1	1	1	0	1	1									
Tino Martinez, L OBP: 0.377, SLG: 0.609 (1, 3)										3	0	0	0	0	1	0									
Mike Stanley, R OBP: 0.396, SLG: 0.509 (1, 10)										4	0	1	0	0	2	0									
Charlie Hayes, R OBP: 0.340, SLG: 0.434 (1, 5)										4	0	0	0	0	2	2									
Chad Curtis, R OBP: 0.379, SLG: 0.498 (1, 9)										4	1	1	0	0	2	0									
Joe Girardi, R OBP: 0.311, SLG: 0.330 (1, 2)										4	1	1	1	0	1	0									
Rey Sanchez, R OBP: 0.304, SLG: 0.339 (1, 4)										4	1	2	0	0	0	0									
Inning Stats	R: 0 E: 0 K: 1 S: 10	H: 0 LOB: 0 BB: 0 P: 15	R: 0 E: 0 K: 2 S: 9	H: 0 LOB: 0 BB: 0 P: 15	R: 2 E: 0 K: 1 S: 17	H: 3 LOB: 1 BB: 0 P: 28	R: 0 E: 0 K: 2 S: 12	H: 0 LOB: 0 BB: 0 P: 17	R: 0 E: 1 K: 1 S: 9	H: 0 LOB: 1 BB: 0 P: 14	R: 0 E: 0 K: 0 S: 8	H: 1 LOB: 2 BB: 0 P: 15	R: 2 E: 0 K: 2 S: 9	H: 2 LOB: 0 BB: 0 P: 12	R: 1 E: 0 K: 1 S: 7	H: 1 LOB: 0 BB: 0 P: 12	R: 0 E: 0 K: 2 S: 9	H: 0 LOB: 0 BB: 0 P: 14	1B: 4 2B: 1 3B: 0 HR: 2	SF: 1 SAC: 0 DP: 0 HBP: 1	WP: 1 PB: 0 CS: 0	PA: 36			
PITCHER	IP	WLS	BF	H	R	ER	SO	BB	IBB	HBP	BLK	WP	HR	S	P	ERA	WHIP								
Jeff Fassero, L ERA: 3.92 (1, 1)	7.1	W	31	7	5	5	7	0	0	1	0	1	2	77	121	6.14	0.955								
Bobby Ayala, R ERA: 4.99 (8, 1)	1.2		5	0	0	0	3	0	0	0	0	0	0	13	21	0.00	0.000								

AB	34
R	5
H	7
RBI	5
BB	0
SO	10
LOB	6



Batter	1	2	3	4	5	6	7	8	9	AB	R	H	RBI	BB	SO	LOB	BOTTOM								
Rich Amaral, R OBP: 0.317, SLG: 0.305 (1, 4)										5	1	2	0	0	2	4	New York Yankees @ Seattle Mariners The Kingdome, Seattle, WA Fri Aug 22 1997, 10:05 PM EDT Att: 57,351 - Dome - 72 F								
Roberto Kelly, R OBP: 0.338, SLG: 0.444 (1, 7)										5	0	2	1	0	0	1									
Ken Griffey Jr., L OBP: 0.377, SLG: 0.620 (1, 8)										3	0	0	0	1	0	3									
Edgar Martinez, R OBP: 0.455, SLG: 0.540 (1, 10)										3	1	1	0	2	1	4									
Alex Rodriguez, R OBP: 0.351, SLG: 0.505 (1, 6)										5	2	3	3	0	1	1									
Jay Buhner, R OBP: 0.372, SLG: 0.484 (1, 9)										2	3	0	0	2	0	2									
Rob Ducey, L OBP: 0.304, SLG: 0.442 (9, 9)										0	0	0	0	0	0	0									
Mike Blowers, R ERA: 5.5 (1, 3)										2	0	2	1	1	0	0									
Paul Sorrento, L OBP: 0.333, SLG: 0.514 (7, PH) (8, 3)										2	1	1	2	0	0	1									
Russ Davis, R OBP: 0.316, SLG: 0.488 (1, 5)										4	0	0	0	0	1	5									
John Marzano, R OBP: 0.382, SLG: 0.400 (1, 2)										4	1	3	2	0	0	0									
Inning Stats	R: 3 E: 0 K: 0 S: 9	H: 2 LOB: 1 BB: 1 P: 18	R: 0 E: 0 K: 0 S: 7	H: 1 LOB: 1 BB: 1 P: 14	R: 0 E: 0 K: 0 S: 8	H: 0 LOB: 0 BB: 1 P: 14	R: 3 E: 0 K: 0 S: 17	H: 5 LOB: 3 BB: 0 P: 26	R: 1 E: 0 K: 2 S: 15	H: 2 LOB: 2 BB: 1 P: 28	R: 0 E: 0 K: 1 S: 10	H: 0 LOB: 1 BB: 1 P: 17	R: 2 E: 1 K: 2 S: 18	H: 2 LOB: 2 BB: 1 P: 29	R: 0 E: 0 K: 0 S: 8	H: 2 LOB: 1 BB: 0 P: 12	1B: 11 2B: 1 3B: 0 HR: 2	SF: 0 SAC: 0 DP: 3 HBP: 2	WP: 0 PB: 0 CS: 0	PA: 44					
PITCHER	IP	WLS	BF	H	R	ER	SO	BB	IBB	HBP	BLK	WP	HR	S	P	ERA	WHIP								
Kenny Rogers, L ERA: 5.5 (1, 1)	3.2	L	21	8	6	6	0	3	0	2	0	0	1	36	64	14.73	3.000								
Brian Boehringer, R ERA: 3.86 (4, 1)	2.2		14	3	3	3	4	3	0	0	0	0	1	39	71	10.12	2.250								
Graeme Lloyd, L ERA: 3.13 (7, 1)	1.2		8	3	0	0	1	0	0	0	0	0	0	17	23	0.00	1.800								

AB	35
R	9
H	14
RBI	9
BB	6
SO	5
LOB	21



Batter	1	2	3	4	5	6	7	8	9	10	11	AB	R	H	RBI	BB	SO	LOB	TOP			
2 Derek Jeter, R OBP: 0.376, SLG: 0.416	E1 BB BB	G5-3		1B 2B	1B BB		E1 2B SH5-4	G3			1B 2B WP	6	2	2	1	1	0	4				
Chad Curtis, R OBP: 0.361, SLG: 0.496	L8		1B 2B	1B	HBP BB		SH5-4	G5-3			K	5	1	2	1	1	1	4				
Bernie Williams, S OBP: 0.419, SLG: 0.535	K		1B 2B	1B	HBP BB		2B IBB		F8		2B 1B	5	2	3	2	1	1	1				
Tino Martinez, L OBP: 0.376, SLG: 0.606	BB BB		F8	K	K		1B 2B		K		K	6	0	1	2	1	4	10				
Paul O'Neill, L OBP: 0.401, SLG: 0.523	BB		K	K			K		G4-3		2B	6	0	1	2	1	4	7				
Darryl Strawberry, L OBP: 0.379, SLG: 0.620 Mike Stanley, R OBP: 0.362, SLG: 0.504	K		1H 2H 2B		K		K	F7			F8	4	0	1	2	0	3	3				
Charlie Hayes, R OBP: 0.339, SLG: 0.432			F9		2B BB		K				F8	6	1	2	0	0	2	1				
20 Jorge Posada, S OBP: 0.355, SLG: 0.361	F7			1B 2B BB	F8		1B 2E 1B	G3			FC6-4 BB	4	2	2	0	2	0	2				
Rey Sanchez, R OBP: 0.309, SLG: 0.345	P4		F9		2B HBP		SH5-4 2E 2B 1B	G3			FC6-4	5	2	2	0	1	0	3				
Inning Stats	R: 0 E: 1 K: 2 S: 20	H: 0 LOB: 3 BB: 2 P: 35	R: 0 E: 0 K: 0 S: 11	H: 1 LOB: 1 BB: 0 P: 17	R: 2 E: 0 K: 1 S: 16	H: 3 LOB: 1 BB: 0 P: 24	R: 1 E: 0 K: 2 S: 18	H: 3 LOB: 3 BB: 1 P: 29	R: 2 E: 0 K: 2 S: 20	H: 3 LOB: 2 BB: 1 P: 27	R: 0 E: 0 K: 1 S: 11	H: 1 LOB: 2 BB: 1 P: 21	R: 0 E: 0 K: 1 S: 7	H: 0 LOB: 0 BB: 0 P: 10	R: 0 E: 0 K: 1 S: 8	H: 0 LOB: 1 BB: 1 P: 17	R: 2 E: 0 K: 2 S: 13	H: 3 LOB: 1 BB: 0 P: 15	1B: 11 2B: 5 3B: 0 HR: 0	SF: 0 SAC: 1 DP: 0 HBP: 1	WP: 1 PB: 0 SB: 0 CS: 0	PA: 60
PITCHER	IP WLS BF H R ER SO	IP WLS BF H R ER SO	IP WLS BF H R ER SO	IP WLS BF H R ER SO	IP WLS BF H R ER SO	IP WLS BF H R ER SO	IP WLS BF H R ER SO	IP WLS BF H R ER SO	IP WLS BF H R ER SO	IP WLS BF H R ER SO	IP WLS BF H R ER SO	IP WLS BF H R ER SO	IP WLS BF H R ER SO	IP WLS BF H R ER SO	IP WLS BF H R ER SO	IP WLS BF H R ER SO	IP WLS BF H R ER SO	IP WLS BF H R ER SO	ERA WHIP	ERA WHIP		
Omar Olivares, R ERA: 4.65	1.1	2.1	12	2	2	2	6	2	0	1	0	0	0	0	34	60	7.71	1.714				
Paul Spoljaric, L ERA: 3.51	4.1	0.2	6	2	3	2	1	0	1	0	0	0	0	10	20	27.00	3.000					
Mike Timlin, R ERA: 3.15	6.1	0.2	11	2	0	0	3	1	0	0	0	0	0	26	43	0.00	1.125					
Norm Charlton, L ERA: 6.87	7.1	2.2	10	3	2	2	3	1	0	0	0	1	0	21	32	9.00	2.000					
Heathcliff Slocumb, R ERA: 5.68	10.1	2.0	L	10	3	2	2	3	1	0	0	0	0	0	0	0	0	0				

New York Yankees @ Seattle Mariners
The Kingdom, Seattle, WA
Sat Aug 23 1997, 6:33 AM EDT
Att: 57,262 - Dome - 72 F

AB 50
R 10
H 16
RBI 10
BB 8
SO 16
LOB 38



Batter	1	2	3	4	5	6	7	8	9	10	11	AB	R	H	RBI	BB	SO	LOB	BOTTOM					
Joey Cora, S OBP: 0.376, SLG: 0.463	3B BB		G4-3		2B 2B	SF8		G4-3		SH1-4		3	2	1	1	1	0	0						
Roberto Kelly, R OBP: 0.335, SLG: 0.449	F8		K		P3	L5				F8		6	1	1	1	0	1	3						
Ken Griffey Jr., L OBP: 0.380, SLG: 0.628	L9		HR		1B 2B		G3		HR			5	2	3	2	1	0	1						
Edgar Martinez, R OBP: 0.458, SLG: 0.545 Rich Amaral, R OBP: 0.317, SLG: 0.305 Jay Buhner, R OBP: 0.373, SLG: 0.484	2B 3B		P6		1B		FC4-6 BB		1B IBB		BB IBB	3	1	2	2	2	0	0						
Alex Rodriguez, R OBP: 0.350, SLG: 0.505	2B		K		F7		FC4-6		1B IBB		K	6	0	2	1	0	2	5						
Paul Serrano, L OBP: 0.337, SLG: 0.512 John Marzano, R OBP: 0.377, SLG: 0.394	G1-3		2B 1B		F7		IBB		IBB		K	3	0	1	0	2	0	2						
Russ Davis, R OBP: 0.314, SLG: 0.490			G5-3		K		HR		K		F9	6	1	1	1	0	3	6						
Rob Ducey, L OBP: 0.318, SLG: 0.465 Mike Blowers, R OBP: 0.385, SLG: 0.445	K				2B		S SH3 SF8 BB		G5-3		K	4	1	2	0	1	1	3						
Dan Wilson, R OBP: 0.323, SLG: 0.424	K		G5-3		G5-3		SH3		G6-3		BB SH1-4 1B	4	0	1	0	0	1	3						
Inning Stats	R: 2 E: 0 K: 0 S: 11	H: 2 LOB: 1 BB: 1 P: 22	R: 0 E: 0 K: 2 S: 8	H: 0 LOB: 0 BB: 0 P: 11	R: 1 E: 0 K: 1 S: 8	H: 1 LOB: 1 BB: 0 P: 12	R: 0 E: 0 K: 2 S: 15	H: 2 LOB: 2 BB: 0 P: 22	R: 2 E: 0 K: 0 S: 15	H: 3 LOB: 1 BB: 0 P: 24	R: 0 E: 0 K: 1 S: 8	H: 0 LOB: 2 BB: 0 P: 20	R: 0 E: 0 K: 0 S: 8	H: 1 LOB: 1 BB: 0 P: 13	R: 1 E: 0 K: 1 S: 12	H: 3 LOB: 3 BB: 2 P: 24	R: 0 E: 0 K: 1 S: 14	H: 1 LOB: 3 BB: 1 P: 30	R: 0 E: 0 K: 2 S: 8	H: 0 LOB: 0 BB: 0 P: 10	1B: 5 2B: 5 3B: 1 HR: 3	SF: 1 SAC: 2 DP: 0 HBP: 0	WP: 1 PB: 0 SB: 3 CS: 1	PA: 53
PITCHER	IP WLS BF H R ER SO	IP WLS BF H R ER SO	IP WLS BF H R ER SO	IP WLS BF H R ER SO	IP WLS BF H R ER SO	IP WLS BF H R ER SO	IP WLS BF H R ER SO	IP WLS BF H R ER SO	IP WLS BF H R ER SO	IP WLS BF H R ER SO	IP WLS BF H R ER SO	IP WLS BF H R ER SO	IP WLS BF H R ER SO	IP WLS BF H R ER SO	IP WLS BF H R ER SO	IP WLS BF H R ER SO	IP WLS BF H R ER SO	IP WLS BF H R ER SO	ERA WHIP	ERA WHIP				
Ramiro Mendoza, R ERA: 4.68	1.1	1.0	3	0	0	0	0	0	0	4	8	0.00	0.000											
Graeme Lloyd, L ERA: 3.05	6.1	1.2	7	1	0	0	1	1	1	0	0	0	0	15	31	0.00	1.200							
Jeff Nelson, R ERA: 6.87	7.1	2.0	W	13	4	1	1	2	1	3	0	0	1	1	26	54	4.50	2.500						
42 Mariano Rivera, R ERA: 1.94	9.1	1.0	S	3	0	0	0	2	0	0	0	0	0	8	10	0.00	0.000							
Mike Stanton, L ERA: 2.86	11.1																							

New York Yankees @ Seattle Mariners
The Kingdom, Seattle, WA
Sat Aug 23 1997, 6:33 AM EDT
Att: 57,262 - Dome - 72 F


AB 42
R 8
H 14
RBI 8
BB 8
SO 10
LOB 23




Batter	1	2	3	4	5	6	7	8	9	AB	R	H	RBI	BB	SO	LOB	TOP										
2 Derek Jeter, R OBP: 0.375, SLG: 0.412 (1, 6)	F7		K				K		G4-3	4	0	0	0	1	2	4	New York Yankees @ Seattle Mariners The Kingdome, Seattle, WA Sun Aug 24 1997, 6:33 AM EDT Att: 54,391 - Dome - 72 F										
Tim Lincecum, S OBP: 0.386, SLG: 0.392 (1, 10)	F8			K	E4		K			4	0	0	0	0	2	2											
Bernie Williams, S OBP: 0.415, SLG: 0.530 (1, 8)	L5			L9	K				G4-3	4	0	0	0	0	1	2											
Tino Martinez, L OBP: 0.377, SLG: 0.603 (1, 3)		BB					P5		K	2	0	0	0	2	1	0											
Paul O'Neill, L OBP: 0.398, SLG: 0.519 (1, 9)	F8			K			P4		L3	4	0	0	0	0	1	2											
Charlie Hayes, R OBP: 0.341, SLG: 0.431 (1, 5)	F9						G5-3		FC6-4	3	1	1	0	1	0	1											
Chad Curtis, R OBP: 0.383, SLG: 0.508 (1, 7)	K								K	4	2	2	1	0	2	2											
Joe Girardi, R OBP: 0.310, SLG: 0.329 (1, 2)			K				SH5-4		G6-3	2	0	0	0	0	1	0											
Darryl Strawberry, L OBP: 0.207, SLG: 0.154 (9, PH)									FC6-4	1	0	1	0	0	0	0											
Homer Bush, R ERA: 4.46 (9, PR)									1B	0	0	0	0	0	0	0											
Rey Sanchez, R OBP: 0.312, SLG: 0.352 (1, 4)							L8		FC6-4	4	0	2	0	0	0	4											
Inning Stats	R: 0 E: 0 K: 0 S: 6	H: 0 LOB: 0 BB: 0 P: 9	R: 0 E: 0 K: 1 S: 10	H: 0 LOB: 1 BB: 1 P: 17	R: 0 E: 0 K: 2 S: 10	H: 1 LOB: 1 BB: 0 P: 13	R: 0 E: 0 K: 2 S: 10	H: 0 LOB: 1 BB: 1 P: 18	R: 2 E: 1 K: 1 S: 12	H: 1 LOB: 2 BB: 2 P: 26	R: 0 E: 0 K: 0 S: 3	H: 0 LOB: 0 BB: 0 P: 5	R: 1 E: 0 K: 2 S: 11	H: 2 LOB: 1 BB: 0 P: 17	R: 0 E: 0 K: 1 S: 6	H: 0 LOB: 0 BB: 0 P: 7	R: 0 E: 0 K: 1 S: 11	H: 2 LOB: 2 BB: 0 P: 19	1B: 4 2B: 2 3B: 0 HR: 1	SF: 0 SAC: 1 DP: 1 HBP: 0	WP: 0 PB: 0 SB: 0 CS: 1	PA: 37					
PITCHER	IP	WLS	BF	H	R	ER	SO	BB	IBB	HBP	BLK	WP	HR	S	P	ERA	WHIP										
27 Ken Cloude, R ERA: 4.37 (1, 1)	6.1		27	4	3	1	6	4	0	0	0	0	1	56	96	1.42	1.263										
Bobby Ayala, R ERA: 4.46 (7, 1)	2.0	W	8	2	0	0	4	0	0	0	0	0	0	20	29	0.00	1.000										
Mike Timlin, R ERA: 3.12 (9, 1)	0.2	S	2	0	0	0	0	0	0	0	0	0	0	3	6	0.00	0.000										


Batter	1	2	3	4	5	6	7	8	9	AB	R	H	RBI	BB	SO	LOB	BOTTOM										
Joey Cora, S OBP: 0.373, SLG: 0.459 (1, 4)	K		G5-3		G5-3		F7			4	0	0	0	0	1	1	New York Yankees @ Seattle Mariners The Kingdome, Seattle, WA Sun Aug 24 1997, 6:33 AM EDT Att: 54,391 - Dome - 72 F										
Roberto Kelly, R OBP: 0.330, SLG: 0.442 (1, 7)	G6-3			G5-3		F7	K			4	0	0	0	0	1	0											
Ken Griffey Jr., L OBP: 0.381, SLG: 0.631 (1, 8)		1B		G3-1		1B			P6	4	1	2	0	0	0	0											
Edgar Martinez, R OBP: 0.455, SLG: 0.540 (1, 10)	K			F8		K			G6-3	4	0	0	0	0	2	2											
Alex Rodriguez, R OBP: 0.350, SLG: 0.503 (1, 6)			K		F8				E6	4	0	1	1	0	1	0											
Jay Buhner, R OBP: 0.372, SLG: 0.489 (1, 9)		K				HR	P4		K	4	1	1	1	0	2	2											
Russ Davis, R OBP: 0.315, SLG: 0.489 (1, 5)			K							1	0	0	0	1	1	0											
Andy Sheets, R (6, 5)										0	1	0	0	1	0	0											
Mike Blowers, R OBP: 0.387, SLG: 0.455 (1, 3)				P2					SH3-4	2	1	1	0	0	0	0											
Dan Wilson, R OBP: 0.325, SLG: 0.433 (1, 2)			F7							3	1	2	3	0	0	0											
Inning Stats	R: 0 E: 0 K: 2 S: 10	H: 1 LOB: 1 BB: 0 P: 17	R: 0 E: 0 K: 3 S: 13	H: 0 LOB: 0 BB: 0 P: 18	R: 0 E: 0 K: 0 S: 6	H: 0 LOB: 0 BB: 0 P: 10	R: 0 E: 0 K: 0 S: 4	H: 0 LOB: 0 BB: 0 P: 8	R: 2 E: 0 K: 0 S: 9	H: 3 LOB: 1 BB: 1 P: 17	R: 1 E: 0 K: 1 S: 10	H: 2 LOB: 1 BB: 0 P: 16	R: 2 E: 0 K: 1 S: 13	H: 1 LOB: 0 BB: 1 P: 22	R: 0 E: 1 K: 1 S: 10	H: 0 LOB: 1 BB: 0 P: 13	1B: 3 2B: 1 3B: 1 HR: 2	SF: 0 SAC: 1 DP: 0 HBP: 0	WP: 0 PB: 0 SB: 0 CS: 0	PA: 33							
PITCHER	IP	WLS	BF	H	R	ER	SO	BB	IBB	HBP	BLK	WP	HR	S	P	ERA	WHIP										
David Wells, L ERA: 4.19 (1, 1)	8.0	L	33	7	5	5	8	2	0	0	0	0	2	75	121	5.62	1.125										


AB 32
R 3
H 6
RBI 1
BB 4
SO 10
LOB 17



AB 30
R 5
H 7
RBI 5
BB 2
SO 8
LOB 5



Batter	1	2	3	4	5	6	7	8	9	AB	R	H	RBI	BB	SO	LOB	TOP											
2 Derek Jeter, R OBP: 0.376, SLG: 0.413	F9		G3				K			4	1	1	1	1	1	1	New York Yankees @ Oakland Athletics Oakland-Alameda County Coliseum, Oakland, CA Wed Aug 27 1997, 7:05 PM PDT Att: 18,079 - Unknown - 72 F AB 37 R 7 H 14 RBI 7 BB 6 SO 6 LOB 25 											
Chad Curtis, R OBP: 0.376, SLG: 0.504	F7		G5-3			F8		G6-3		5	0	0	0	0	0	5												
Bernie Williams, S OBP: 0.418, SLG: 0.536			G5-3					K		5	1	3	2	0	1	0												
Tino Martinez, L OBP: 0.381, SLG: 0.612	K							G4-3		3	2	1	0	2	1	1												
Mike Stanley, R OBP: 0.394, SLG: 0.502										4	2	2	1	1	1	2												
Paul O'Neill, L OBP: 0.401, SLG: 0.524										5	0	4	1	0	0	2												
Charlie Hayes, R OBP: 0.339, SLG: 0.421										2	0	0	1	2	0	2												
Joe Girardi, R OBP: 0.320, SLG: 0.343										5	0	2	1	0	1	7												
Rey Sanchez, R OBP: 0.320, SLG: 0.359	L7									4	1	1	0	0	1	5												
Inning Stats	R: 0 E: 0 K: 1 S: 12	H: 1 LOB: 1 BB: 0 P: 20	R: 1 E: 0 K: 0 S: 13	H: 2 LOB: 1 BB: 1 P: 22	R: 0 E: 0 K: 0 S: 6	H: 0 LOB: 0 BB: 0 P: 8	R: 2 E: 0 K: 2 S: 20	H: 3 LOB: 2 BB: 2 P: 38	R: 2 E: 0 K: 0 S: 11	H: 3 LOB: 1 BB: 1 P: 22	R: 2 E: 0 K: 0 S: 13	H: 1 LOB: 1 BB: 0 P: 15	R: 0 E: 0 K: 1 S: 7	H: 0 LOB: 0 BB: 0 P: 11	R: 0 E: 0 K: 1 S: 11	H: 1 LOB: 1 BB: 1 P: 21	1B: 10 2B: 4 3B: 0 HR: 0	SF: 1 SAC: 0 DP: 3 HBP: 0	WP: 0 PB: 0 SB: 2 CS: 0	PA: 44								
PITCHER	IP	WLS	BF	H	R	ER	SO	BB	IBB	HBP	BLK	WP	HR	S	P	ERA	WHIP											
Andrew Lorraine, L ERA: 6.6	(1, 1)	4.0	21	7	4	4	3	3	0	0	0	0	0	0	52	91	9.00	2.500										
Mike Mohler, L ERA: 5.59	(5, 1)	0.0	3	2	0	0	0	1	0	0	0	0	0	6	12	∞	∞											
Aaron Small, R ERA: 4.29	(5, 1)	2.0	9	3	3	3	0	0	1	0	0	0	0	17	29	13.50	1.500											
Billy Taylor, R ERA: 4.47	(7, 1)	2.0	7	1	0	0	2	0	0	0	0	0	0	16	26	0.00	0.500											
T.J. Mathews, R ERA: 2.55	(9, 1)	1.0	W	4	1	0	0	1	1	0	0	0	0	11	21	0.00	2.000											

Batter	1	2	3	4	5	6	7	8	9	AB	R	H	RBI	BB	SO	LOB	BOTTOM										
Jason McDonald, S OBP: 0.316, SLG: 0.380	P6								E9	5	1	2	0	1	2	0	New York Yankees @ Oakland Athletics Oakland-Alameda County Coliseum, Oakland, CA Wed Aug 27 1997, 7:05 PM PDT Att: 18,079 - Unknown - 72 F AB 38 R 8 H 15 RBI 7 BB 8 SO 11 LOB 26 										
Mark Bellhorn, S OBP: 0.355, SLG: 0.412										3	1	0	0	2	1	3											
Dave Magadan, L OBP: 0.218, SLG: 0.414										5	2	5	2	0	0	0											
Brian Leshar, R OBP: 0.233, SLG: 0.321										0	1	0	0	0	0	0											
Matt Stairs, L OBP: 0.421, SLG: 0.661										3	1	1	2	2	1	1											
Jason Giambi, L OBP: 0.358, SLG: 0.482										3	1	2	0	2	0	2											
Brent Mayne, L OBP: 0.313, SLG: 0.339										2	0	0	0	1	0	4											
George Williams, S OBP: 0.394, SLG: 0.387										2	0	1	1	0	1	2											
Scott Spiezio, S OBP: 0.283, SLG: 0.359										5	0	2	1	0	2	6											
Ernie Young, R OBP: 0.296, SLG: 0.360										5	1	2	1	0	3	4											
Miguel Tejada, R OBP: 0.376, SLG: 0.504	F7									5	0	0	0	0	1	4											
Inning Stats	R: 3 E: 0 K: 0 S: 19	H: 5 LOB: 3 BB: 2 P: 37	R: 1 E: 0 K: 3 S: 11	H: 1 LOB: 0 BB: 0 P: 16	R: 0 E: 0 K: 0 S: 7	H: 1 LOB: 0 BB: 0 P: 11	R: 2 E: 0 K: 1 S: 18	H: 2 LOB: 3 BB: 3 P: 40	R: 0 E: 0 K: 2 S: 12	H: 1 LOB: 2 BB: 1 P: 18	R: 0 E: 0 K: 2 S: 17	H: 1 LOB: 1 BB: 1 P: 26	R: 0 E: 1 K: 1 S: 8	H: 1 LOB: 1 BB: 0 P: 11	R: 1 E: 0 K: 2 S: 17	H: 2 LOB: 3 BB: 1 P: 27	R: 1 E: 1 K: 0 S: 5	H: 1 LOB: 0 BB: 0 P: 7	1B: 11 2B: 2 3B: 0 HR: 3	SF: 0 SAC: 0 DP: 1 HBP: 0	WP: 0 PB: 0 SB: 1 CS: 0	PA: 46					
PITCHER	IP	WLS	BF	H	R	ER	SO	BB	IBB	HBP	BLK	WP	HR	S	P	ERA	WHIP										
Hideki Irabu, R ERA: 7.07	(1, 1)	3.1	18	8	5	5	3	2	0	0	0	0	0	38	68	13.50	3.000										
Kenny Rogers, L ERA: 5.49	(4, 1)	2.0	14	3	1	1	3	5	0	0	0	0	0	38	68	4.50	4.000										
Mike Stanton, L ERA: 2.72	(6, 1)	2.1	11	3	1	1	4	1	0	0	0	0	0	28	42	3.86	1.714										
Jeff Nelson, R ERA: 2.65	(8, 1)	0.2	L	3	1	1	0	1	0	0	0	0	0	8	12	0.00	1.500										

Batter	1	2	3	4	5	6	7	8	9	AB R H RBI BB SO LOB	TOP									
Mark Grudzielanek, R OBP: 0.312, SLG: 0.394	0-1 G4-3		1-0 G5-3		0-0 G5-3		0-3 K		1-1 2B	5 0 1 1 0 1 1	Montreal Expos @ New York Yankees Yankee Stadium, Bronx, NY Fri Aug 29 1997, 7:05 PM EDT Att: 33,893 - Unknown - 74 F									
Mike Lansing, R OBP: 0.359, SLG: 0.491	0-0 1B		0-0 1B 2B		2-0 2B		0-1 G6-3		0-1 L8	5 1 3 1 0 0 1										
Jose Vidro, S OBP: 0.310, SLG: 0.337	1-0 1B		1-2 F8		4-1 G4-6-3 BB		3-3 K			3 0 1 0 1 1 1										
David Segui, S OBP: 0.384, SLG: 0.482	3-2 G4-3		0-0 1B		3-2 G4-6-3		1-3 K			4 0 1 1 0 1 3										
Darrin Fletcher, L OBP: 0.320, SLG: 0.536 Chris Widger, R OBP: 0.284, SLG: 0.414		1-0 F7	1-0 FC4-6 1B		2-1 G1-3		3-3 K			4 0 1 0 0 1 0 0 0 0 0 0 0 0										
Rondell White, R OBP: 0.319, SLG: 0.466		0-1 G6-3	0-2 FC4-6		2-2 HBP		2-3 K			3 0 0 0 0 1 2										
F.P. Santangelo, S OBP: 0.386, SLG: 0.388		1-2 G3		2-1 G4-3		0-2 L7		1-3 K		4 0 0 0 0 1 1										
Doug Strange, S OBP: 0.325, SLG: 0.425			2-0 HR		4-1 BB		1-2 BB		0-0 E4 2B	3 2 1 1 1 0 0										
Ryan McGuire, L OBP: 0.336, SLG: 0.416			2-2 G5-3 2B 1B		1-1 G5-3		0-0 L9		0-1 G4-3	4 1 1 0 0 0 3										
Inning Stats	R: 0 E: 0 K: 0 S: 8	H: 2 LOB: 1 BB: 0 P: 12	R: 0 E: 0 K: 0 S: 6	H: 0 LOB: 0 BB: 0 P: 8	R: 3 E: 0 K: 0 S: 16	H: 5 LOB: 2 BB: 0 P: 23	R: 0 E: 0 K: 0 S: 5	H: 0 LOB: 0 BB: 0 P: 9	R: 0 E: 0 K: 0 S: 10	H: 1 LOB: 1 BB: 1 P: 15		R: 0 E: 0 K: 0 S: 10	H: 0 LOB: 0 BB: 0 P: 11	R: 0 E: 0 K: 3 S: 10	H: 0 LOB: 0 BB: 0 P: 16	R: 1 E: 1 K: 1 S: 10	H: 1 LOB: 1 BB: 0 P: 12	1B: 5 2B: 3 3B: 0 HR: 1	SF: 0 SAC: 0 DP: 1 HBP: 1	WP: 0 PB: 0 SB: 1 CS: 0
PITCHER	IP WLS BF H R ER SO BB IBB HBP BLK WP HR S P ERA WHIP											IP WLS BF H R ER SO BB IBB HBP BLK WP HR S P ERA WHIP								
Dwight Gooden, R ERA: 4.6	(1, 1) 7.0 30 8 3 3 2 2 0 1 0 0 1 59 96 3.86 1.429																			
Mike Stanton, L ERA: 2.56	(8, 1) 1.0 3 0 0 0 3 0 0 0 0 0 0 10 16 0.00 0.000																			
42 Mariano Rivera, R ERA: 1.91	(9, 1) 1.0 L 5 1 1 0 1 0 0 0 0 0 0 10 12 0.00 1.000																			

Batter	1	2	3	4	5	6	7	8	9	AB R H RBI BB SO LOB	BOTTOM									
2 Derek Jeter, R OBP: 0.373, SLG: 0.409	0-0 G4-3		2-2 G5-3		1-1 F8		1-0 G6-3		2-3 K	5 0 0 0 0 1 1	Montreal Expos @ New York Yankees Yankee Stadium, Bronx, NY Fri Aug 29 1997, 7:05 PM EDT Att: 33,893 - Unknown - 74 F									
Wade Boggs, L OBP: 0.363, SLG: 0.359	1-2 F7		1-1 F8		1-2 2B SF9 1B		0-0 FC6-4 1B		3-2 G2-3	5 1 2 0 0 0 0										
Bernie Williams, S OBP: 0.419, SLG: 0.538	3-1 1B		0-1 L5-3		0-1 SF9 2B		1-0 FC6-4 2B SF8			4 1 2 0 0 0 1										
Tino Martinez, L OBP: 0.380, SLG: 0.612	1-2 F9			0-1 G3-1		2-2 SF9		3-1 SF8 2B		3 0 1 1 0 0 1										
Mike Stanley, R OBP: 0.395, SLG: 0.503 Homer Bush, R OBP: 0.500, SLG: 0.500		3-2 F8		3-2 G4-3 2B		2-3 K		4-0 HBP IBB		3 0 1 0 1 1 1 0 0 0 0 0 0 0										
Paul O'Neill, L OBP: 0.396, SLG: 0.520		3-2 P5		0-0 G4-3		0-1 G4-3		1-2 SF8		3 0 0 1 0 0 2										
Chad Curtis, R OBP: 0.377, SLG: 0.500		4-1 2B 2B BB		0-1 G6-3			3-2 G6-3		2-1 HBP	2 1 0 0 1 0 1										
20 Jorge Posada, S OBP: 0.356, SLG: 0.378		1-0 1B 2B			0-1 G6-3			2-0 F7		4 0 2 1 0 0 3										
Rey Sanchez, R OBP: 0.316, SLG: 0.353		0-0 B2-3			0-0 G4-3		1-1 G5-3		2-1 F9	4 0 0 0 0 0 2										
Inning Stats	R: 0 E: 0 K: 0 S: 9	H: 1 LOB: 1 BB: 0 P: 14	R: 1 E: 0 K: 0 S: 10	H: 1 LOB: 1 BB: 1 P: 21	R: 0 E: 0 K: 0 S: 7	H: 0 LOB: 0 BB: 0 P: 10	R: 0 E: 0 K: 0 S: 8	H: 1 LOB: 0 BB: 0 P: 11	R: 0 E: 0 K: 1 S: 13	H: 2 LOB: 1 BB: 0 P: 18		R: 0 E: 0 K: 0 S: 9	H: 1 LOB: 1 BB: 0 P: 17	R: 1 E: 0 K: 0 S: 9	H: 2 LOB: 3 BB: 1 P: 22	R: 0 E: 0 K: 1 S: 10	H: 0 LOB: 0 BB: 0 P: 17	1B: 3 2B: 5 3B: 0 HR: 0	SF: 2 SAC: 0 DP: 0 HBP: 1	WP: 0 PB: 0 SB: 0 CS: 0
PITCHER	IP WLS BF H R ER SO BB IBB HBP BLK WP HR S P ERA WHIP											IP WLS BF H R ER SO BB IBB HBP BLK WP HR S P ERA WHIP								
Carlos Perez, L ERA: 4.34	(1, 1) 7.0 29 7 3 3 1 1 0 0 0 0 0 62 98 3.86 1.143																			
Steve Kline, L ERA: 7.09	(8, 1) 0.2 4 1 0 0 0 0 0 1 0 0 0 6 15 0.00 1.500																			
Anthony Telford, R ERA: 2.51	(8, 1) 0.1 W 2 0 0 0 0 0 0 0 1 0 0 0 2 6 0.00 0.000																			
Ugueth Urbina, R ERA: 3.95	(9, 1) 1.0 S 3 0 0 0 1 0 0 0 0 0 0 10 17 0.00 0.000																			

Batter	1	2	3	4	5	6	7	8	9	AB	R	H	RBI	BB	SO	LOB	TOP				
Mark Grudzielanek, R OBP: 0.313, SLG: 0.394 (1, 6)	0-3 K	1-2 FC6-4		0-2 1B		0-0 F8			1-0 2B 1B	5	0	2	1	0	1	2					
Mike Lansing, R OBP: 0.355, SLG: 0.486 (1, 4)	0-3 K		1-3 K	0-0 G2-3			0-0 P3		1-3 K	5	0	0	0	0	3	3					
Vladimir Guerrero, R OBP: 0.363, SLG: 0.486 (1, 9)	0-2 G3-1		0-2 G6-3		0-2 P6		0-1 2B		0-0 2B	5	0	2	1	0	0	0					
David Segui, S OBP: 0.384, SLG: 0.479 (1, 3)		0-0 1B HR	1-0 E6 HR		1-2 G6-3		2-3 K		4-0 IBB	4	2	1	0	1	1	1					
Rondell White, R OBP: 0.321, SLG: 0.475 (1, 8)		1-1 1B HR	0-0 HR		0-2 2B		2-3 K		3-3 K	5	2	3	2	0	2	4					
Darwin Fletcher, L OBP: 0.318, SLG: 0.541 (1, 2)		0-1 HR	2-1 P5		0-3 K2-3			0-0 L4	2-1 F7	5	1	1	3	0	1	4					
Jose Vidro, S OBP: 0.317, SLG: 0.337 (1, 10)		4-0 FC6-4 BB		0-2 G6-3		0-0 FC5-4 1B		0-2 G1-3		3	0	1	0	1	0	0					
F.P. Santangelo, S OBP: 0.385, SLG: 0.386 (1, 7)		0-3 K		1-2 WP 1B		2-2 FC5-4 1-2		0-1 G6-3		4	1	1	0	0	1	2					
Doug Strange, S OBP: 0.324, SLG: 0.420 (1, 5)		1-0 P2		1-3 K		1-0 FC5-4 1-2			4-2 1B BB	3	1	0	0	1	1	3					
Inning Stats	R: 0 E: 0 K: 2 S: 11	H: 0 LOB: 0 BB: 0 P: 11	R: 3 E: 0 K: 1 S: 10	H: 3 LOB: 1 BB: 1 P: 16	R: 2 E: 1 K: 1 S: 11	H: 1 LOB: 0 BB: 0 P: 15	R: 1 E: 0 K: 1 S: 16	H: 2 LOB: 1 BB: 0 P: 18	R: 0 E: 0 K: 1 S: 12	H: 1 LOB: 1 BB: 0 P: 13	R: 0 E: 0 K: 2 S: 10	H: 1 LOB: 1 BB: 0 P: 14	R: 0 E: 0 K: 0 S: 6	H: 0 LOB: 0 BB: 0 P: 6	R: 1 E: 0 K: 2 S: 12	H: 2 LOB: 3 BB: 2 P: 27	1B: 6 2B: 3 3B: 0 HR: 2	SF: 0 SAC: 0 DP: 0 HBP: 0	WP: 1 PB: 0 CS: 0	PA: 42	
PITCHER	IP WLS BF H R ER SO BB IBB HBP BLK WP HR S P ERA WHIP	IP WLS BF H R ER SO BB IBB HBP BLK WP HR S P ERA WHIP	IP WLS BF H R ER SO BB IBB HBP BLK WP HR S P ERA WHIP	IP WLS BF H R ER SO BB IBB HBP BLK WP HR S P ERA WHIP	IP WLS BF H R ER SO BB IBB HBP BLK WP HR S P ERA WHIP	IP WLS BF H R ER SO BB IBB HBP BLK WP HR S P ERA WHIP	IP WLS BF H R ER SO BB IBB HBP BLK WP HR S P ERA WHIP	IP WLS BF H R ER SO BB IBB HBP BLK WP HR S P ERA WHIP	IP WLS BF H R ER SO BB IBB HBP BLK WP HR S P ERA WHIP	IP WLS BF H R ER SO BB IBB HBP BLK WP HR S P ERA WHIP	IP WLS BF H R ER SO BB IBB HBP BLK WP HR S P ERA WHIP	IP WLS BF H R ER SO BB IBB HBP BLK WP HR S P ERA WHIP	IP WLS BF H R ER SO BB IBB HBP BLK WP HR S P ERA WHIP	IP WLS BF H R ER SO BB IBB HBP BLK WP HR S P ERA WHIP	IP WLS BF H R ER SO BB IBB HBP BLK WP HR S P ERA WHIP	IP WLS BF H R ER SO BB IBB HBP BLK WP HR S P ERA WHIP	IP WLS BF H R ER SO BB IBB HBP BLK WP HR S P ERA WHIP	IP WLS BF H R ER SO BB IBB HBP BLK WP HR S P ERA WHIP	IP WLS BF H R ER SO BB IBB HBP BLK WP HR S P ERA WHIP	IP WLS BF H R ER SO BB IBB HBP BLK WP HR S P ERA WHIP	IP WLS BF H R ER SO BB IBB HBP BLK WP HR S P ERA WHIP

Montreal Expos @ New York Yankees
Yankee Stadium, Bronx, NY
Sat Aug 30 1997, 3:33 AM EDT
Att: 40,362 - Sunny - 79 F

AB 39
R 7
H 11
RBI 7
BB 3
SO 10
LOB 19



Batter	1	2	3	4	5	6	7	8	9	AB	R	H	RBI	BB	SO	LOB	BOTTOM					
2 Derek Jeter, R OBP: 0.372, SLG: 0.408 (1, 6)	1-1 G4-3 1B		1-3 K			2-0 G6-3		2-1 G6-3		4	0	1	1	0	1	1						
Tim Lincecum, S OBP: 0.391, SLG: 0.396 (1, 10)	0-0 F7			4-2 FC5-4 BB		2-2 G6-3		0-1 G3		3	0	0	0	1	0	2						
Bernie Williams, S OBP: 0.415, SLG: 0.533 (1, 8)	2-2 G4-3			0-0 FC5-4 G6-3 1-2			1-3 K		1-1 G3-1	4	0	0	0	0	1	2						
Tino Martinez, L OBP: 0.379, SLG: 0.609 (1, 3)	2-3 K			0-2 G6-3 1-2			0-3 K		0-0 FC6-4 1B	4	0	1	0	0	2	2						
Paul O'Neill, L OBP: 0.395, SLG: 0.516 (1, 9)		0-0 G1-3		1-2 G4-3			0-0 F8		1-3 K	4	0	0	0	0	1	2						
Chad Curtis, R OBP: 0.376, SLG: 0.500 (1, 7)		3-3 K			1-0 L7			0-0 1B 2B	1-2 FC6-4	4	1	1	0	0	1	1						
Wade Boggs, L OBP: 0.363, SLG: 0.359 (1, 5)		0-1 F8			1-0 L9			0-0 2B 2 G6-3 1B		3	1	1	0	0	0	0						
Joe Girardi, R OBP: 0.317, SLG: 0.340 (1, 2)			0-3 K		1-3 K			2-3 K		3	0	0	0	0	3	2						
Rey Sanchez, R OBP: 0.316, SLG: 0.357 (1, 4)			2-2 F8			0-3 K		1-0 2B		3	0	1	1	0	1	0						
Inning Stats	R: 0 E: 0 K: 1 S: 10	H: 1 LOB: 1 BB: 0 P: 15	R: 0 E: 0 K: 1 S: 8	H: 0 LOB: 0 BB: 0 P: 11	R: 0 E: 0 K: 2 S: 9	H: 0 LOB: 0 BB: 0 P: 12	R: 0 E: 0 K: 0 S: 12	H: 0 LOB: 1 BB: 1 P: 17	R: 0 E: 0 K: 1 S: 5	H: 0 LOB: 0 BB: 0 P: 8	R: 0 E: 0 K: 1 S: 7	H: 0 LOB: 0 BB: 0 P: 11	R: 0 E: 0 K: 2 S: 7	H: 0 LOB: 0 BB: 0 P: 8	R: 2 E: 0 K: 1 S: 11	H: 3 LOB: 1 BB: 0 P: 16	R: 0 E: 0 K: 1 S: 10	H: 1 LOB: 1 BB: 0 P: 13	1B: 3 2B: 2 3B: 0 HR: 0	SF: 0 SAC: 0 DP: 0 HBP: 0	WP: 0 PB: 0 CS: 0	PA: 33
PITCHER	IP WLS BF H R ER SO BB IBB HBP BLK WP HR S P ERA WHIP	IP WLS BF H R ER SO BB IBB HBP BLK WP HR S P ERA WHIP	IP WLS BF H R ER SO BB IBB HBP BLK WP HR S P ERA WHIP	IP WLS BF H R ER SO BB IBB HBP BLK WP HR S P ERA WHIP	IP WLS BF H R ER SO BB IBB HBP BLK WP HR S P ERA WHIP	IP WLS BF H R ER SO BB IBB HBP BLK WP HR S P ERA WHIP	IP WLS BF H R ER SO BB IBB HBP BLK WP HR S P ERA WHIP	IP WLS BF H R ER SO BB IBB HBP BLK WP HR S P ERA WHIP	IP WLS BF H R ER SO BB IBB HBP BLK WP HR S P ERA WHIP	IP WLS BF H R ER SO BB IBB HBP BLK WP HR S P ERA WHIP	IP WLS BF H R ER SO BB IBB HBP BLK WP HR S P ERA WHIP	IP WLS BF H R ER SO BB IBB HBP BLK WP HR S P ERA WHIP	IP WLS BF H R ER SO BB IBB HBP BLK WP HR S P ERA WHIP	IP WLS BF H R ER SO BB IBB HBP BLK WP HR S P ERA WHIP	IP WLS BF H R ER SO BB IBB HBP BLK WP HR S P ERA WHIP	IP WLS BF H R ER SO BB IBB HBP BLK WP HR S P ERA WHIP	IP WLS BF H R ER SO BB IBB HBP BLK WP HR S P ERA WHIP	IP WLS BF H R ER SO BB IBB HBP BLK WP HR S P ERA WHIP	IP WLS BF H R ER SO BB IBB HBP BLK WP HR S P ERA WHIP	IP WLS BF H R ER SO BB IBB HBP BLK WP HR S P ERA WHIP	IP WLS BF H R ER SO BB IBB HBP BLK WP HR S P ERA WHIP	

Montreal Expos @ New York Yankees
Yankee Stadium, Bronx, NY
Sat Aug 30 1997, 3:33 AM EDT
Att: 40,362 - Sunny - 79 F

AB 32
R 2
H 5
RBI 2
BB 1
SO 10
LOB 12



Batter	1	2	3	4	5	6	7	8	9	AB	R	H	RBI	BB	SO	LOB	TOP										
Mark Grudzielanek, R OBP: 0.316, SLG: 0.396	0-0 1B		0-0 G6-3			1-0 L5		3-1 1B S	0-1 1B	5	1	3	0	0	0	0											
Mike Lansing, R OBP: 0.354, SLG: 0.483	0-1 L6		1-1 L5			1-2 E1 G5-3 1B		2-2 1B BB	3-3 K	5	1	1	0	0	1	2											
Vladimir Guerrero, R OBP: 0.362, SLG: 0.483	1-0 F9		1-0 G2-3			0-2 1B		0-3 K		4	0	1	0	0	1	3											
David Segui, S OBP: 0.383, SLG: 0.475	3-3 K					1-1 G5-3		4-1 BB 1B	1-2 BB	3	0	0	0	1	1	3											
Rondell White, R OBP: 0.323, SLG: 0.476		0-0 F8 1B		0-1 P4			2-2 L5	1-2 BB 1B		4	0	2	2	0	0	0											
Jose Vidro, S OBP: 0.324, SLG: 0.337	1-3 K		3-1 F8			3-2 WP 1B		4-1 1B	1-2 2-H 3-H	3	0	1	0	1	1	1											
Chris Widger, R Darrin Fletcher, L OBP: 0.317, SLG: 0.539	2-2 F8				0-0 G5-3		1-1 G6-3	1-3 K		3	0	0	0	0	0	2											
F.P. Santangelo, S OBP: 0.383, SLG: 0.383	4-0 BB				3-1 F8		0-3 K		2-2 G4-3	3	0	0	0	1	1	1											
Doug Strange, S OBP: 0.323, SLG: 0.418	2-3 K				3-1 G5-3			3-2 1B	1-2 G4-3	4	0	1	0	0	1	2											
Inning Stats	R: 0 E: 0 K: 1 S: 7	H: 1 LOB: 1 BB: 0 P: 11	R: 0 E: 0 K: 2 S: 12	H: 1 LOB: 2 BB: 1 P: 21	R: 0 E: 0 K: 0 S: 4	H: 0 LOB: 0 BB: 0 P: 6	R: 0 E: 0 K: 0 S: 6	H: 0 LOB: 0 BB: 0 P: 12	R: 0 E: 1 K: 0 S: 11	H: 1 LOB: 1 BB: 0 P: 14	R: 0 E: 0 K: 1 S: 12	H: 1 LOB: 1 BB: 0 P: 18	R: 2 E: 0 K: 2 S: 22	H: 4 LOB: 3 BB: 2 P: 40	R: 0 E: 0 K: 1 S: 14	H: 1 LOB: 1 BB: 0 P: 20	1B: 9 2B: 0 3B: 0 HR: 0	SF: 0 SAC: 0 DP: 1 HBP: 0	WP: 1 PB: 0 SB: 2 CS: 0	PA: 38							
PITCHER	IP	WLS	BF	H	R	ER	SO	BB	IBB	HBP	BLK	WP	HR	S	P	ERA	WHIP										
Andy Pettitte, L ERA: 2.95	7.1	W	28	6	1	1	4	1	0	0	0	1	0	62	104	1.23	0.955										
Jeff Nelson, R ERA: 2.97	0.1		2	1	0	0	1	0	0	0	0	0	0	7	9	0.00	3.000										
Mike Stanton, L ERA: 2.66	0.0		2	1	1	1	0	1	0	0	0	0	0	5	10	∞	∞										
42 Mariano Rivera, R ERA: 1.87	1.1	S	6	1	0	0	2	1	0	0	0	0	0	19	30	0.00	1.500										

Montreal Expos @ New York Yankees
Yankee Stadium, Bronx, NY
Sun Aug 31 1997, 3:33 AM EDT
Att: 55,707 - Sunny - 74 F

AB 35
R 2
H 9
RBI 2
BB 3
SO 7
LOB 17



Batter	1	2	3	4	5	6	7	8	9	AB	R	H	RBI	BB	SO	LOB	BOTTOM										
2 Derek Jeter, R OBP: 0.371, SLG: 0.405	4-0 1B WP G4-3 BB		0-1 G5-3			1-1 F9		3-3 K		3	1	0	0	1	1	2											
Wade Boggs, L OBP: 0.359, SLG: 0.354	2-2 G4-3		3-2 L7			0-0 L9		1-0 L8		4	0	0	0	0	0	1											
Bernie Williams, S OBP: 0.416, SLG: 0.540	1-0 S 1B		3-0 HR			1-2 G4-3		0-1 G6-3		4	1	2	1	0	0	0											
Tino Martinez, L OBP: 0.380, SLG: 0.608	1-3 K		2-1 F8			1-0 G6-4-3 1B		2-1 CS 1B		4	0	2	0	0	1	1											
Paul O'Neill, L OBP: 0.397, SLG: 0.516	4-0 BB				0-1 G6-3 S 1B		0-1 G6-4-3	3-2 CS		2	0	1	0	1	0	1											
Darryl Strawberry, L OBP: 0.188, SLG: 0.138	0-3 K				2-2 P6		2-3 K			3	0	0	0	0	2	3											
Chad Curtis, R OBP: 0.375, SLG: 0.498		3-2 F8			1-2 G6-3		0-1 1B 1B			3	1	1	0	0	0	1											
Joe Girardi, R OBP: 0.317, SLG: 0.340		3-1 F8			0-0 F7		1-2 1B			3	0	1	0	0	0	1											
Rey Sanchez, R OBP: 0.316, SLG: 0.357		1-0 L8			2-1 G5-3		2-2 1B			3	0	1	1	0	0	0											
Inning Stats	R: 1 E: 0 K: 2 S: 13	H: 1 LOB: 2 BB: 2 P: 25	R: 0 E: 0 K: 0 S: 6	H: 0 LOB: 0 BB: 0 P: 13	R: 1 E: 0 K: 0 S: 8	H: 1 LOB: 0 BB: 0 P: 16	R: 0 E: 0 K: 0 S: 9	H: 1 LOB: 1 BB: 0 P: 12	R: 0 E: 0 K: 0 S: 5	H: 0 LOB: 0 BB: 0 P: 8	R: 0 E: 0 K: 0 S: 6	H: 1 LOB: 0 BB: 0 P: 8	R: 1 E: 0 K: 2 S: 15	H: 3 LOB: 1 BB: 0 P: 21	R: 0 E: 0 K: 0 S: 7	H: 1 LOB: 0 BB: 0 P: 13	1B: 7 2B: 0 3B: 0 HR: 1	SF: 0 SAC: 0 DP: 1 HBP: 0	WP: 1 PB: 0 SB: 2 CS: 2	PA: 32							
PITCHER	IP	WLS	BF	H	R	ER	SO	BB	IBB	HBP	BLK	WP	HR	S	P	ERA	WHIP										
Mike Johnson, R ERA: 6.99	6.0	L	23	4	2	2	2	2	0	0	0	0	0	15	21	9.00	3.000										
Shayne Bennett, R ERA: 4.91	1.0		5	3	1	1	2	0	0	0	0	0	0	7	13	0.00	1.000										
Steve Kline, L ERA: 6.92	1.0		3	1	0	0	0	0	0	0	0	0	0	7	13	0.00	1.000										

Montreal Expos @ New York Yankees
Yankee Stadium, Bronx, NY
Sun Aug 31 1997, 3:33 AM EDT
Att: 55,707 - Sunny - 74 F

AB 29
R 3
H 8
RBI 2
BB 2
SO 4
LOB 10



Batter	1	2	3	4	5	6	7	8	9	AB	R	H	RBI	BB	SO	LOB	TOP				
2 Derek Jeter, R OBP: 0.369, SLG: 0.403 (1, 6)										4	0	0	0	0	4	2					
Wade Boggs, L OBP: 0.361, SLG: 0.356 (1, 5)										4	0	2	1	0	1	0					
Bernie Williams, S OBP: 0.417, SLG: 0.542 (1, 8)										4	0	2	0	0	0	0					
Tino Martinez, L OBP: 0.378, SLG: 0.603 (1, 3)										4	0	0	0	0	3	4					
Paul O'Neill, L OBP: 0.394, SLG: 0.512 (1, 9)										4	0	0	0	0	3	0					
Chad Curtis, R OBP: 0.374, SLG: 0.498 (1, 7)										4	0	1	0	0	1	0					
Joe Girardi, R OBP: 0.315, SLG: 0.337 Charlie Hayes, R OBP: 0.338, SLG: 0.394 (9, PH)										3	0	0	0	0	1	1					
Rey Sanchez, R OBP: 0.320, SLG: 0.364 (1, 4)										3	1	2	0	0	1	1					
Hideki Irabu, R Brian Boehringer, S Tim Raines, S Graeme Lloyd, L Scott Pose, L Ramiro Mendoza, R (1, 1) (4, 1) (6, PH) (6, 1) (8, PH) (8, 1)										1	0	0	0	0	0	1					
Inning Stats	R: 0 E: 0 K: 2 S: 7	H: 0 LOB: 0 BB: 0 P: 9	R: 0 E: 0 K: 3 S: 9	H: 0 LOB: 0 BB: 0 P: 13	R: 0 E: 0 K: 1 S: 8	H: 1 LOB: 1 BB: 0 P: 11	R: 0 E: 0 K: 1 S: 8	H: 0 LOB: 0 BB: 0 P: 11	R: 0 E: 0 K: 2 S: 20	H: 3 LOB: 2 BB: 0 P: 31	R: 0 E: 0 K: 2 S: 12	H: 1 LOB: 1 BB: 0 P: 19	R: 0 E: 0 K: 3 S: 14	H: 2 LOB: 2 BB: 0 P: 19	R: 0 E: 0 K: 0 S: 8	H: 0 LOB: 0 BB: 0 P: 12	1B: 4 2B: 3 3B: 0 HR: 0	SF: 0 SAC: 0 DP: 0 HBP: 0	WP: 0 PB: 0 SB: 0 CS: 0	PA: 34	
PITCHER	IP	WLS	BF	H	R	ER	SO	BB	IBB	HBP	BLK	WP	HR	S	P	ERA	WHIP				
Curt Schilling, R ERA: 2.86 Ricky Bottalico, R ERA: 4.1	(1, 1)	8.0	W	31	7	1	16	0	0	0	0	0	0	86	124	1.12	0.875				
(9, 1)	1.0	3	0	0	0	0	0	0	0	0	0	0	0	8	12	0.00	0.000				

New York Yankees @ Philadelphia Phillies
Veterans Stadium, Philadelphia, PA
Mon Sep 01 1997, 3:33 AM EDT
Att: 50,869 - Cloudy - 81 F

AB 34
R 1
H 7
RBI 1
BB 0
SO 16
LOB 10





Batter	1	2	3	4	5	6	7	8	9	AB	R	H	RBI	BB	SO	LOB	BOTTOM				
Midre Cummings, L OBP: 0.328, SLG: 0.416 (1, 8)										3	0	1	0	1	0	0					
Mickey Morandini, L OBP: 0.360, SLG: 0.394 (1, 4)										4	1	3	0	0	0	2					
Scott Rolen, R OBP: 0.387, SLG: 0.486 (1, 5)										4	1	2	1	0	1	4					
Rico Brogna, L OBP: 0.287, SLG: 0.416 (1, 3)										4	0	0	0	0	1	4					
Mike Lieberthal, R OBP: 0.318, SLG: 0.470 (1, 2)										2	0	1	2	2	0	0					
Billy McMillon, L OBP: 0.218, SLG: 0.314 (1, 7)										4	0	0	0	0	2	4					
Tony Barron, R ERA: 7.68 Ruben Amaro Jr, S OBP: 0.316, SLG: 0.315 (9, 9)										4	1	1	1	0	2	0					
Kevin Stocker, S OBP: 0.339, SLG: 0.355 (1, 6)										4	1	2	0	0	0	0					
Curt Schilling, R OBP: 0.211, SLG: 0.217 Mike Robertson, L OBP: 0.353, SLG: 0.333 Ricky Bottalico, L (9, 1)										3	1	1	0	0	2	1					
Inning Stats	R: 2 E: 0 K: 2 S: 14	H: 3 LOB: 1 BB: 0 P: 18	R: 0 E: 0 K: 2 S: 14	H: 2 LOB: 3 BB: 1 P: 21	R: 0 E: 0 K: 1 S: 6	H: 0 LOB: 0 BB: 1 P: 13	R: 3 E: 0 K: 0 S: 17	H: 5 LOB: 1 BB: 0 P: 22	R: 0 E: 0 K: 1 S: 10	H: 0 LOB: 0 BB: 0 P: 13	R: 0 E: 0 K: 1 S: 9	H: 0 LOB: 0 BB: 0 P: 12	R: 0 E: 0 K: 0 S: 9	H: 1 LOB: 2 BB: 1 P: 20	R: 0 E: 0 K: 1 S: 8	H: 0 LOB: 0 BB: 0 P: 10	1B: 9 2B: 1 3B: 0 HR: 1	SF: 0 SAC: 0 DP: 0 HBP: 0	WP: 2 PB: 0 SB: 0 CS: 1	PA: 36	
PITCHER	IP	WLS	BF	H	R	ER	SO	BB	IBB	HBP	BLK	WP	HR	S	P	ERA	WHIP				
Hideki Irabu, R ERA: 7.68 Brian Boehringer, R ERA: 3.51 Graeme Lloyd, L ERA: 3.02 Ramiro Mendoza, R ERA: 4.64	(1, 1)	3.0	L	19	9	5	5	2	0	0	0	0	0	16	21	0.00	0.500				
(6, 1)	2.0	8	1	0	0	1	0	1	0	0	0	0	0	18	32	0.00	0.500				
(8, 1)	1.0	3	0	0	0	1	0	0	0	0	0	0	0	8	10	0.00	0.000				

New York Yankees @ Philadelphia Phillies
Veterans Stadium, Philadelphia, PA
Mon Sep 01 1997, 3:33 AM EDT
Att: 50,869 - Cloudy - 81 F

AB 33
R 5
H 11
RBI 4
BB 3
SO 8
LOB 15



Batter	1	2	3	4	5	6	7	8	9	AB	R	H	RBI	BB	SO	LOB	TOP					
2 Derek Jeter, R OBP: 0.369, SLG: 0.402 (1, 6)	G5-3			CS 1B			G5-3			3	0	1	0	0	0	0	New York Yankees @ Philadelphia Phillies Veterans Stadium, Philadelphia, PA Tue Sep 02 1997, 7:05 PM EDT Att: 37,258 - Unknown - 82 F					
Rey Sanchez, R OBP: 0.316, SLG: 0.360 (1, 4)	G1-3			1 SAFE 1 SAFE 1 SAFE 1 SAFE			L9			3	0	0	0	0	0	1						
Bernie Williams, S OBP: 0.414, SLG: 0.538 (1, 8)	F8			1 SAFE 1 SAFE 1 SAFE 1 SAFE			G5-3			3	0	0	0	0	0	1						
Tino Martinez, L OBP: 0.376, SLG: 0.600 (1, 3)		L9				G5-3				3	0	0	0	0	0	0						
Paul O'Neill, L OBP: 0.393, SLG: 0.510 (1, 9)	G6-3					G3-1				3	0	1	0	0	0	0						
Chad Curtis, R OBP: 0.370, SLG: 0.493 (1, 7)	P6					F9				3	0	0	0	0	0	1						
Charlie Hayes, R OBP: 0.336, SLG: 0.418 (1, 5)						G6-3				3	0	1	0	0	0	0						
Joe Girardi, R OBP: 0.313, SLG: 0.334 (1, 2)						L9				3	0	0	0	0	0	1						
Kenny Rogers, L OBP: 0.337, SLG: 0.396 (1, 1)						G4-3				2	0	0	0	0	0	0						
Jeff Nelson, R OBP: 0.387, SLG: 0.392 (8, 1)						G5-3				0	0	0	0	0	0	0						
Tim Raines, S OBP: 0.387, SLG: 0.392 (9, PH)										1	0	0	0	0	1	0						
Inning Stats	R: 0 E: 0 K: 0 S: 5	H: 0 LOB: 0 BB: 0 P: 8	R: 0 E: 0 K: 0 S: 4	H: 0 LOB: 0 BB: 0 P: 6	R: 0 E: 0 K: 0 S: 12	H: 0 LOB: 0 BB: 0 P: 16	R: 0 E: 0 K: 0 S: 9	H: 1 LOB: 0 BB: 0 P: 12	R: 0 E: 0 K: 0 S: 6	H: 0 LOB: 0 BB: 0 P: 12	R: 0 E: 0 K: 0 S: 4	H: 0 LOB: 0 BB: 0 P: 5	R: 0 E: 0 K: 0 S: 5	H: 0 LOB: 0 BB: 0 P: 7	R: 0 E: 0 K: 0 S: 4	H: 1 LOB: 0 BB: 0 P: 8		R: 0 E: 0 K: 1 S: 7	H: 1 LOB: 0 BB: 0 P: 10	1B: 3 2B: 0 3B: 0 HR: 0	SF: 0 SAC: 0 DP: 2 HBP: 0	WP: 0 PB: 0 CS: 1
PITCHER Mike Grace, R ERA: 1.13 (1, 1)	IP: 9.0 WLS: W BF: 27 H: 3 R: 0 ER: 0 SO: 1 BB: 0 IBB: 0 HBP: 0 BLK: 0 WP: 0 HR: 0 S: 56 P: 84 ERA: 0.00 WHIP: 0.333															PITCHER	IP: 9.0 WLS: W BF: 27 H: 3 R: 0 ER: 0 SO: 1 BB: 0 IBB: 0 HBP: 0 BLK: 0 WP: 0 HR: 0 S: 56 P: 84 ERA: 0.00 WHIP: 0.333					

Batter	1	2	3	4	5	6	7	8	9	AB	R	H	RBI	BB	SO	LOB	BOTTOM				
Rex Hudler, R OBP: 0.237, SLG: 0.264 (1, 8)	G6-3									4	1	2	1	0	0	0	New York Yankees @ Philadelphia Phillies Veterans Stadium, Philadelphia, PA Tue Sep 02 1997, 7:05 PM EDT Att: 37,258 - Unknown - 82 F				
Ruben Amaro Jr, S OBP: 0.316, SLG: 0.315 (8, 8)										0	0	0	0	0	0	0					
Mickey Morandini, L OBP: 0.379, SLG: 0.393 (1, 4)	G4-3									4	1	1	0	0	0	1					
Gregg Jefferies, S OBP: 0.337, SLG: 0.396 (1, 7)										4	0	4	1	0	0	0					
Billy McMillon, L OBP: 0.218, SLG: 0.314 (6, PR)										0	1	0	0	0	0	0					
Scott Rolen, R OBP: 0.388, SLG: 0.485 (1, 5)	G4-3									3	1	1	1	1	0	2					
Mike Lieberthal, R OBP: 0.315, SLG: 0.465 (1, 2)										4	0	0	0	0	1	5					
Rico Brogna, L OBP: 0.287, SLG: 0.414 (1, 3)	G4-3									3	0	0	0	1	0	1					
Tony Barron, R OBP: 0.310, SLG: 0.473 (1, 9)	G6-3									4	1	1	0	0	0	3					
Kevin Stocker, S OBP: 0.338, SLG: 0.354 (1, 6)										4	0	1	2	0	0	1					
Mike Grace, R ERA: 2.96 (1, 1)	F9									4	0	0	0	0	2	3					
Inning Stats	R: 0 E: 0 K: 0 S: 10	H: 1 LOB: 1 BB: 0 P: 15	R: 0 E: 0 K: 0 S: 6	H: 0 LOB: 0 BB: 0 P: 10	R: 2 E: 0 K: 0 S: 13	H: 4 LOB: 2 BB: 0 P: 18	R: 0 E: 0 K: 0 S: 5	H: 0 LOB: 0 BB: 0 P: 9	R: 0 E: 0 K: 1 S: 7	H: 0 LOB: 0 BB: 0 P: 11	R: 0 E: 0 K: 0 S: 10	H: 1 LOB: 1 BB: 0 P: 17	R: 1 E: 0 K: 0 S: 15	H: 2 LOB: 1 BB: 0 P: 20	R: 2 E: 0 K: 2 S: 15	H: 2 LOB: 2 BB: 2 P: 29		1B: 9 2B: 1 3B: 0 HR: 0	SF: 0 SAC: 0 DP: 0 HBP: 0	WP: 1 PB: 0 CS: 0	PA: 36
PITCHER Kenny Rogers, L ERA: 5.46 (1, 1)	IP: 7.0 WLS: L BF: 30 H: 9 R: 4 ER: 4 SO: 1 BB: 0 IBB: 0 HBP: 0 BLK: 0 WP: 0 HR: 0 S: 67 P: 102 ERA: 5.14 WHIP: 1.286															PITCHER		IP: 7.0 WLS: L BF: 30 H: 9 R: 4 ER: 4 SO: 1 BB: 0 IBB: 0 HBP: 0 BLK: 0 WP: 0 HR: 0 S: 67 P: 102 ERA: 5.14 WHIP: 1.286			
Jeff Nelson, R ERA: 2.96 (8, 1)	IP: 1.0 WLS: 6 BF: 1 H: 1 R: 1 ER: 1 SO: 2 BB: 1 IBB: 0 HBP: 0 BLK: 0 WP: 1 HR: 0 S: 14 P: 27 ERA: 9.00 WHIP: 2.000															PITCHER		IP: 1.0 WLS: 6 BF: 1 H: 1 R: 1 ER: 1 SO: 2 BB: 1 IBB: 0 HBP: 0 BLK: 0 WP: 1 HR: 0 S: 14 P: 27 ERA: 9.00 WHIP: 2.000			

Batter	1	2	3	4	5	6	7	8	9	AB	R	H	RBI	BB	SO	LOB	TOP										
2 Derek Jeter, R OBP: 0.371, SLG: 0.404	2-2 1B BB 1B	0-1 L9			3-2 HR 1B		4-2 G5-3 BB			3	2	2	0	1	0	0											
Chad Curtis, R OBP: 0.369, SLG: 0.500	2-3 K	1-0 L7			2-2 1-H HR		0-2 G5-3	1-2		4	1	1	2	0	1	2											
Bernie Williams, S OBP: 0.415, SLG: 0.538	2-0 BB 20 BB 1B			3-2 CS 1B		2-1 G5-3	2-1 P5			4	1	2	0	0	0	1											
Tino Martinez, L OBP: 0.375, SLG: 0.597	0-0 L8			2-2 1-2 1B		1-3 K		3-2 G6-3		4	0	1	0	0	1	2											
Paul O'Neill, L OBP: 0.392, SLG: 0.508	0-0 20 BB 1B			3-3 K		2-1 G1-3		0-0 F7		4	0	1	0	0	1	2											
Charlie Hayes, R OBP: 0.337, SLG: 0.414	4-0 20 BB BB			1-0 G6-3		3-2 G6-3		1-3 K		3	0	0	1	1	1	1											
Jeff Nelson, R Mike Stanton, L	1-2 2-3 3-H									0	0	0	0	0	0	0											
20 Jorge Posada, S Brian Boehringer, S Graeme Lloyd, L Andy Fox, L	1-2 2-3 3-H			2-2 G6-3		4-2 G4-3 BB			3-3 K	1	0	0	1	2	0	0											
Rey Sanchez, R OBP: 0.312, SLG: 0.355	0-3 K			0-1 L9		0-1 G4-3		1-2 K		4	0	0	0	0	2	4											
Dwight Gooden, R Joe Girardi, R OBP: 0.311, SLG: 0.332		0-0 F8		1-0 G5-3			1-0 L8		1-2 G6-3	2	0	0	0	0	0	0											
Inning Stats	R: 2 E: 0 K: 2 S: 14	H: 3 LOB: 3 BB: 2 P: 28	R: 0 E: 0 K: 0 S: 4	H: 0 LOB: 0 BB: 0 P: 5	R: 0 E: 0 K: 1 S: 13	H: 2 LOB: 1 BB: 0 P: 22	R: 0 E: 0 K: 0 S: 6	H: 0 LOB: 0 BB: 0 P: 9	R: 2 E: 0 K: 1 S: 14	H: 2 LOB: 0 BB: 1 P: 24	R: 0 E: 0 K: 0 S: 9	H: 0 LOB: 0 BB: 1 P: 16	R: 0 E: 0 K: 1 S: 7	H: 0 LOB: 0 BB: 0 P: 11	R: 0 E: 0 K: 2 S: 9	H: 0 LOB: 0 BB: 0 P: 14	1B: 6 2B: 1 3B: 0 HR: 1	SF: 0 SAC: 0 DP: 2 HBP: 0	WP: 0 PB: 0 SB: 0 CS: 1	PA: 36							
PITCHER	IP	WLS	BF	H	R	ER	SO	BB	IBB	HBP	BLK	WP	HR	S	P	ERA	WHIP										
Tyler Green, R ERA: 5.4	(1, 1)	5.0	23	7	4	4	4	2	0	0	0	0	1	51	88	7.20	1.800										
Garrett Stephenson, R ERA: 3.59	(6, 1)	1.0	3	0	0	0	0	1	0	0	0	0	0	9	16	0.00	1.000										
Ken Ryan, R ERA: 12.0	(7, 1)	1.0	4	0	0	0	0	1	0	0	0	0	0	9	16	0.00	1.000										
Ryan Karp, L ERA: 1.17	(8, 1)	1.0	3	0	0	0	1	0	0	0	0	0	0	7	11	0.00	0.000										
Jerry Spradlin, R ERA: 4.99	(9, 1)	1.0	W	3	0	0	0	2	0	0	0	0	0	9	14	0.00	0.000										

New York Yankees @ Philadelphia Phillies
Veterans Stadium, Philadelphia, PA
Wed Sep 03 1997, 7:05 PM EDT
Att: 38,352 - Unknown - 67 F

AB 32
R 4
H 7
RBI 4
BB 4
SO 7
LOB 12





Batter	1	2	3	4	5	6	7	8	9	AB	R	H	RBI	BB	SO	LOB	BOTTOM										
Midre Cummings, L OBP: 0.331, SLG: 0.419	4-1 L4 1B BB		1-0 P6		2-1 2B		2-2 G4-3	1-3 K2-3		3	0	1	0	1	0	0											
Rex Hudler, R OBP: 0.234, SLG: 0.261										1	0	0	0	0	1	2											
Jerry Spradlin, S										0	0	0	0	0	0	0											
Mickey Morandini, L OBP: 0.377, SLG: 0.391	1-3 K		3-3 K		0-3 K		1-3 K		1-0 FC6 1B	5	0	1	0	0	4	2											
Gregg Jefferies, S OBP: 0.339, SLG: 0.400	1-1 1-2 1B			2-2 G3 G3-1 1B		3-2 G3		3-1 2B	2-2 FC6 1B 1B 1B	5	2	3	0	0	0	2											
Scott Rolen, R OBP: 0.388, SLG: 0.483	3-2 L4			3-0 G3		0-0 G5-3		4-0 2B	1-2 BB 1B 1B	4	0	1	0	1	0	3											
Rico Brogna, L OBP: 0.288, SLG: 0.414				2-0 G3-1		3-2 1B 3B 1B		2-2 F8	0-0 BB 1B	5	1	2	1	0	0	2											
Mike Lieberthal, R OBP: 0.318, SLG: 0.463		4-1 WP G4-3 BB		4-2 FC6-4 BB		0-0 L6		4-1 WP SH1-4 BB	1-3 K	2	0	0	0	3	1	4											
Tony Barron, R OBP: 0.317, SLG: 0.469		2-2 G4-3		0-2 FC6-4		2-2 3B 1B		1-1 SH1-4	4-0 BB	3	1	1	1	1	0	2											
Kevin Stocker, S OBP: 0.339, SLG: 0.367		1-0 G4-3				2-1 HR		1-1 K	0-3 BB	4	1	2	3	0	1	2											
Tyler Green, R ERA: 5.35, SLG: 0.412	(1, 1)	5.2	26	7	4	4	3	3	0	0	0	0	1	66	112	6.35	1.765										
Brian Boehringer, R ERA: 3.41	(6, 1)	1.0	5	1	0	0	2	0	1	0	0	0	0	16	26	0.00	1.000										
Graeme Lloyd, L ERA: 3.0	(7, 1)	0.1	1	0	0	0	0	0	0	0	0	0	0	3	5	0.00	0.000										
Jeff Nelson, R ERA: 2.93	(8, 1)	0.2	4	0	0	0	1	1	0	1	0	1	0	7	15	0.00	1.500										
Mike Stanton, L ERA: 2.78	(8, 1)	1.0	L	7	3	1	1	2	1	0	0	0	0	14	24	9.00	4.000										
PITCHER	IP	WLS	BF	H	R	ER	SO	BB	IBB	HBP	BLK	WP	HR	S	P	ERA	WHIP										
Dwight Gooden, R ERA: 4.72	(1, 1)	5.2	26	7	4	4	3	3	0	0	0	0	1	66	112	6.35	1.765										
Brian Boehringer, R ERA: 3.41	(6, 1)	1.0	5	1	0	0	2	0	1	0	0	0	0	16	26	0.00	1.000										
Graeme Lloyd, L ERA: 3.0	(7, 1)	0.1	1	0	0	0	0	0	0	0	0	0	0	3	5	0.00	0.000										
Jeff Nelson, R ERA: 2.93	(8, 1)	0.2	4	0	0	0	1	1	0	1	0	1	0	7	15	0.00	1.500										
Mike Stanton, L ERA: 2.78	(8, 1)	1.0	L	7	3	1	1	2	1	0	0	0	0	14	24	9.00	4.000										
Inning Stats	R: 0 E: 0 K: 1 S: 10	H: 1 LOB: 1 BB: 1 P: 19	R: 0 E: 0 K: 0 S: 8	H: 0 LOB: 1 BB: 1 P: 15	R: 0 E: 0 K: 1 S: 6	H: 0 LOB: 0 BB: 0 P: 11	R: 1 E: 0 K: 0 S: 13	H: 1 LOB: 1 BB: 1 P: 24	R: 1 E: 0 K: 1 S: 16	H: 2 LOB: 1 BB: 0 P: 24	R: 2 E: 0 K: 1 S: 16	H: 3 LOB: 1 BB: 0 P: 22	R: 0 E: 0 K: 1 S: 16	H: 1 LOB: 2 BB: 1 P: 28	R: 0 E: 0 K: 2 S: 10	H: 0 LOB: 2 BB: 1 P: 19	R: 1 E: 0 K: 1 S: 11	H: 3 LOB: 3 BB: 1 P: 20	1B: 7 2B: 3 3B: 1 HR: 1	SF: 0 SAC: 1 DP: 1 HBP: 1	WP: 2 PB: 0 SB: 1 CS: 0	PA: 43					

New York Yankees @ Philadelphia Phillies
Veterans Stadium, Philadelphia, PA
Wed Sep 03 1997, 7:05 PM EDT
Att: 38,352 - Unknown - 67 F

AB 35
R 5
H 11
RBI 5
BB 6
SO 8
LOB 20



Batter	1	2	3	4	5	6	7	8	9	AB	R	H	RBI	BB	SO	LOB	TOP										
Brady Anderson, L OBP: 0.402, SLG: 0.478	0-2 FC4-6 3B	2-2 G3		1-0 1B WP 1B		1-1 P5	0-1 1B		0-3 K	6	2	3	2	0	1	2											
Aaron Ledesma, R OBP: 0.423, SLG: 0.468	4-0 FC4-6 BB		1-0 SF7 3B	1-2 WP S 1B		0-1 F9	1-2 F9		1-1 E5 2B	5	2	2	1	1	0	3											
B.J. Surhoff, L OBP: 0.348, SLG: 0.465	1-1 FC4-6 1-2 3-H		0-2 SF7	1-3 F9		0-0 G4-3	1-0 L3		3-3 K	5	0	0	2	0	1	6											
Geronimo Berroa, R OBP: 0.377, SLG: 0.473	3-3 K		2-3 K		4-2 1B FC6-4 BB		0-1 WP HR 1B	1-2 BB 1B	3-0 1B 2B	5	3	3	1	1	2	1											
Cal Ripken Jr., R OBP: 0.344, SLG: 0.430	2-2 FC1-6-4 1-2		0-3 K		2-2 FC6-4 1B		1-3 K	1-0 BB 1B	0-1 G6-3	6	0	2	0	0	2	3											
Rafael Palmeiro, L OBP: 0.327, SLG: 0.483		1-0 2B		1-0 F6	1-3 K		2-2 HR	3-1 P4		5	2	2	2	0	1	4											
Jeffrey Hammonds, R OBP: 0.320, SLG: 0.483	1-1 F8		2-0 E9 1B	2-0 FC6-4 1-2 3-H	1-0 FC6-4 1B		4-2 1B DI BB	4-0 G5-3 BB	1-2 2-3 BB	3	2	0	1	2	0	2	AB 43 R 13 H 15 RBI 12 BB 6 SO 8 LOB 27										
Chris Hoiles, R OBP: 0.385, SLG: 0.437	2-2 2B		1-3 K	1-3 F9			2-1 1B	4-2 1B BB	1-2 2-3 3-H BB	4	1	2	2	1	1	2											
Mike Bordick, R OBP: 0.274, SLG: 0.302	0-2 L4		4-0 1B BB		1-2 E1		0-0 1B	0-1 G5-3 2-3		4	1	1	1	1	0	4											
Inning Stats	R: 1 E: 0 K: 1 S: 12	H: 1 LOB: 1 BB: 1 P: 22	R: 1 E: 0 K: 0 S: 12	H: 2 LOB: 1 BB: 0 P: 18	R: 1 E: 0 K: 2 S: 10	H: 1 LOB: 0 BB: 0 P: 13	R: 3 E: 1 K: 1 S: 13	H: 2 LOB: 1 BB: 1 P: 26	R: 1 E: 0 K: 1 S: 10	H: 1 LOB: 1 BB: 1 P: 18	R: 0 E: 1 K: 0 S: 8	H: 0 LOB: 1 BB: 0 P: 10	R: 4 E: 0 K: 1 S: 19	H: 5 LOB: 2 BB: 1 P: 30	R: 1 E: 0 K: 0 S: 10	H: 2 LOB: 2 BB: 2 P: 23	R: 1 E: 1 K: 2 S: 11	H: 1 LOB: 1 BB: 0 P: 18	1B: 9 2B: 3 HR: 1	SF: 1 SAC: 0 DP: 1 HBP: 0	WP: 2 PB: 0 SB: 2 CS: 0	PA: 50					
PITCHER	IP	WLS	BF	H	R	ER	SO	BB	IBB	HBP	BLK	WP	HR	S	P	ERA	WHIP										
Andy Pettitte, L ERA: 2.98	(1, 1)	1.0	5	1	1	1	1	1	0	0	0	0	0	12	22	9.00	2.000										
Hideki Irabu, R ERA: 7.99	(2, 1)	5.1	L	29	8	9	6	5	3	0	0	2	1	63	102	10.12	2.062										
Danny Rios, R ERA: 19.29	(7, 1)	0.2		7	5	2	2	0	0	0	0	0	0	13	19	27.00	7.500										
Graeme Lloyd, L ERA: 3.0	(8, 1)	2.0		9	1	1	0	2	2	0	0	0	0	17	35	0.00	1.500										
Batter	1	2	3	4	5	6	7	8	9	AB	R	H	RBI	BB	SO	LOB	BOTTOM										
Tim Raines, S OBP: 0.392, SLG: 0.397	3-1 1B 1B	1-2 1B		3-2 F8			2-2 G1-3	3-2 2 DI 1B		5	1	3	0	0	0	2											
Derek Jeter, R OBP: 0.371, SLG: 0.406	1-3 K	1-2 F9		3-1 1B			3-1 1B HR	2-2 F8		5	2	2	1	0	1	3											
Bernie Williams, S OBP: 0.417, SLG: 0.537	3-1 BB BB 1B		2-3 K	3-2 F7			3-2 HR 1B	1-2 HR 1B	1-2 2B 1B	5	3	3	0	0	1	1											
Tino Martinez, L OBP: 0.373, SLG: 0.591	2-2 BB BB 1B		1-2 P4	1-1 G6-4-3 1B			1-3 K	3-2 P2		5	0	2	2	0	1	3											
Mike Stanley, R OBP: 0.397, SLG: 0.517	4-1 BB BB		3-3 K	3-1 G6-4-3			3-2 HR	2-1 2B		4	1	2	4	1	1	1											
Chad Curtis, R OBP: 0.365, SLG: 0.495	2-2 P5		2-2 G4-3 2B	2-2 G4-3 2B			1-1 G6-3	1-3 K	0-1 G5-3	5	1	1	0	0	1	4											
Charlie Hayes, R OBP: 0.334, SLG: 0.407	4-2 BB		0-0 G4-3	0-0 G4-3			2-2 F9	3-2 F8	2-0 G6-3	4	0	0	1	1	0	2	AB 41 R 9 H 16 RBI 9 BB 2 SO 5 LOB 20										
20 Jorge Posada, S OBP: 0.353, SLG: 0.364	1-2 L8		3-2 G2-3	3-2 G2-3			2-2 F8	1-0 G4-3		4	0	0	0	0	0	4											
Rey Sanchez, R OBP: 0.321, SLG: 0.370		2-2 G6-3		0-1 2B			1-1 G1-3 2 1B 2B	1-1 1B		4	1	3	1	0	0	0											
Inning Stats	R: 2 E: 0 K: 1 S: 20	H: 3 LOB: 3 BB: 2 P: 40	R: 0 E: 0 K: 0 S: 9	H: 1 LOB: 0 BB: 0 P: 13	R: 0 E: 0 K: 2 S: 10	H: 0 LOB: 0 BB: 0 P: 16	R: 1 E: 0 K: 0 S: 17	H: 2 LOB: 1 BB: 0 P: 25	R: 1 E: 0 K: 0 S: 11	H: 2 LOB: 0 BB: 0 P: 21	R: 0 E: 0 K: 0 S: 10	H: 0 LOB: 0 BB: 0 P: 15	R: 4 E: 0 K: 2 S: 24	H: 4 LOB: 0 BB: 0 P: 38	R: 0 E: 0 K: 0 S: 15	H: 2 LOB: 2 BB: 0 P: 25	R: 1 E: 0 K: 0 S: 11	H: 2 LOB: 1 BB: 0 P: 19	1B: 10 2B: 5 HR: 1	SF: 0 SAC: 0 DP: 1 HBP: 0	WP: 0 PB: 0 SB: 0 CS: 0	PA: 43					
PITCHER	IP	WLS	BF	H	R	ER	SO	BB	IBB	HBP	BLK	WP	HR	S	P	ERA	WHIP										
Jimmy Key, L ERA: 3.08	(1, 1)	5.0	W	23	8	4	4	3	2	0	0	0	0	67	115	7.20	2.000										
Shawn Boskie, R ERA: 6.03	(6, 1)	1.1		7	3	3	3	0	0	0	0	0	0	24	38	20.25	2.250										
Jesse Orosco, L ERA: 2.49	(7, 1)	0.1		2	1	1	1	1	0	0	0	0	1	7	11	27.00	3.000										
Alan Mills, R ERA: 4.13	(7, 1)	1.1		6	2	0	0	1	0	0	0	0	0	18	29	0.00	1.500										
Randy Myers, L ERA: 1.97	(9, 1)	1.0		5	2	1	1	0	0	0	0	0	0	11	19	9.00	2.000										

Baltimore Orioles @ New York Yankees
Yankee Stadium, Bronx, NY
Fri Sep 05 1997, 7:05 PM EDT
Att: 46,568 - Unknown - 74 F

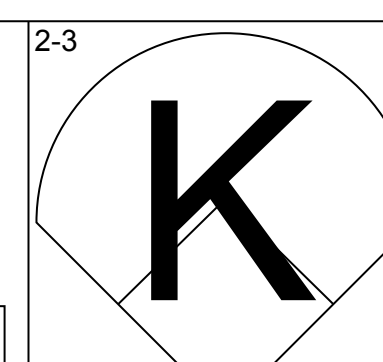
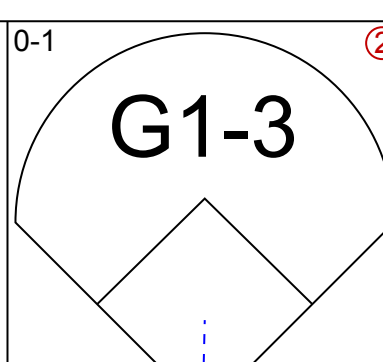
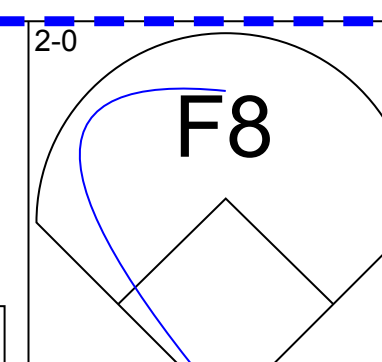
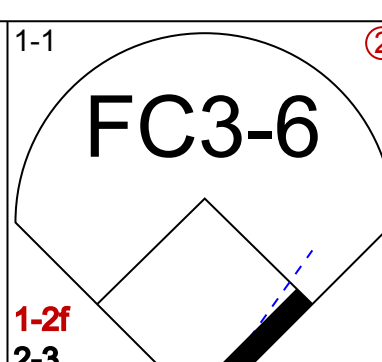
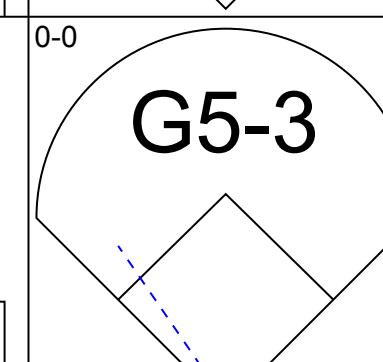
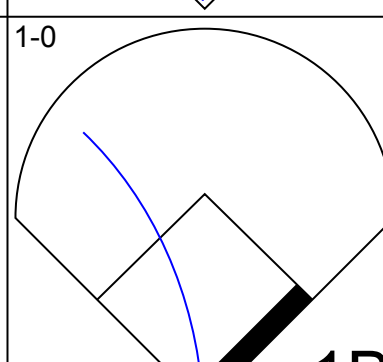
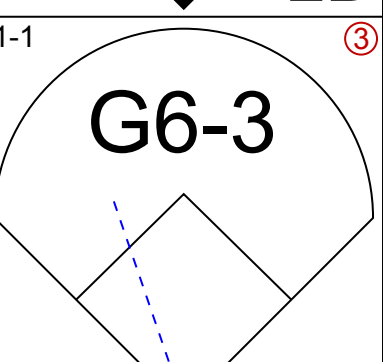
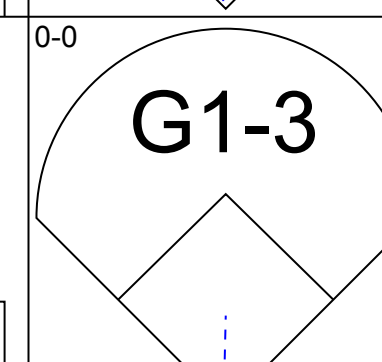
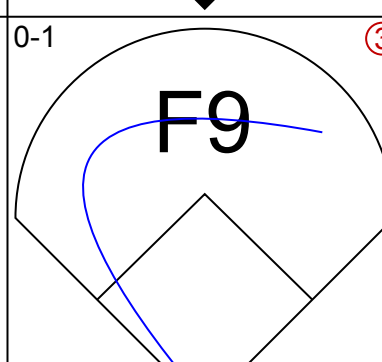
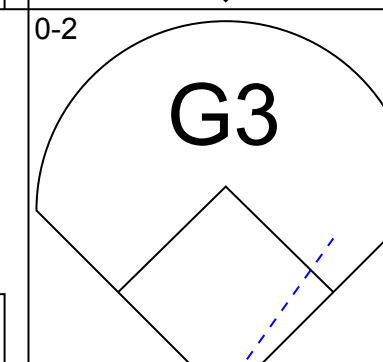
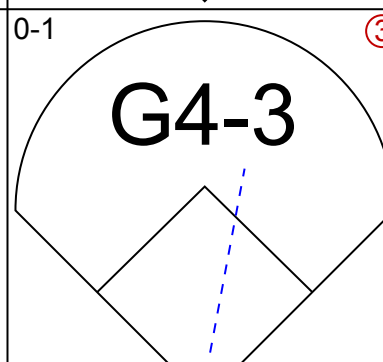
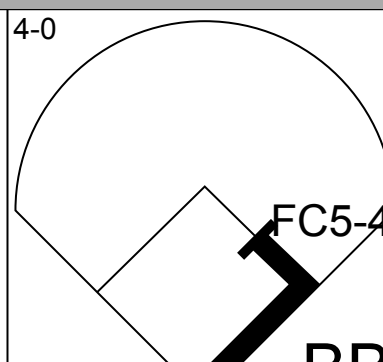
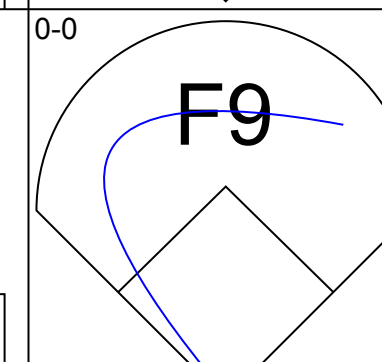
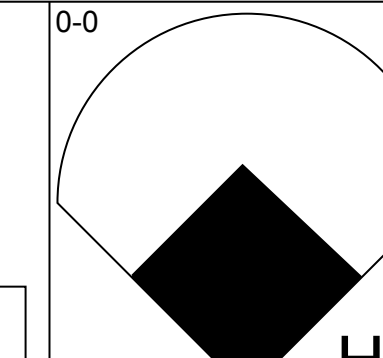
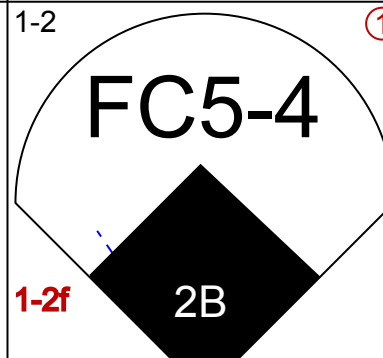
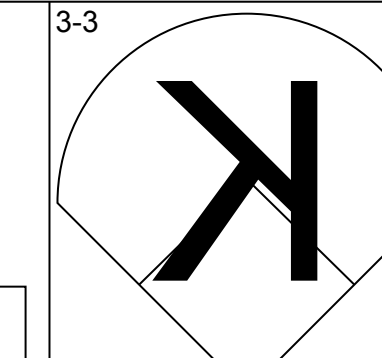
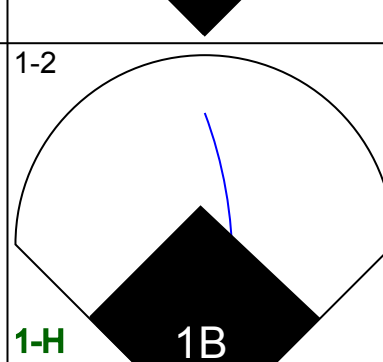
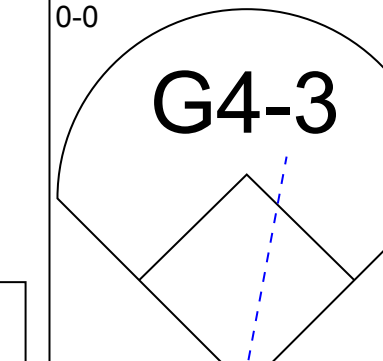
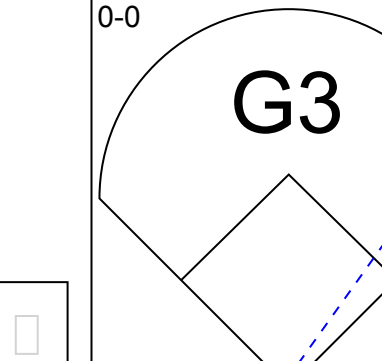
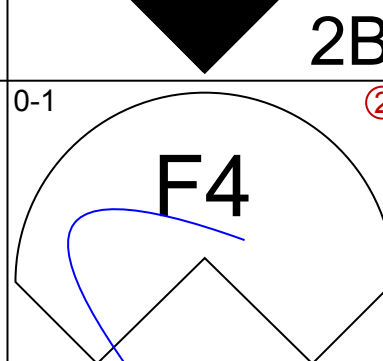
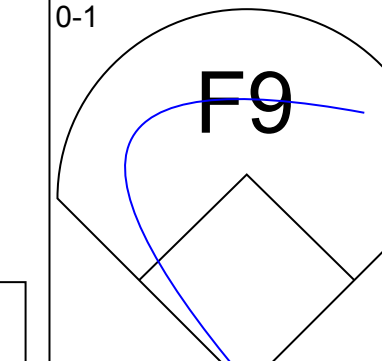
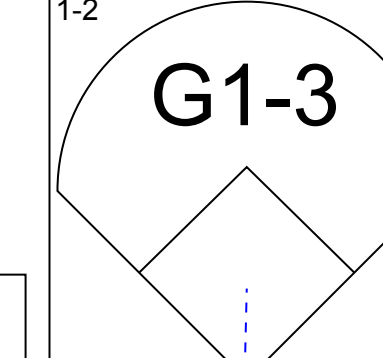
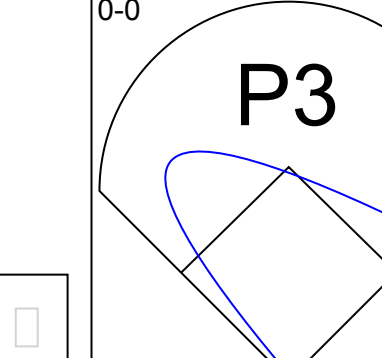
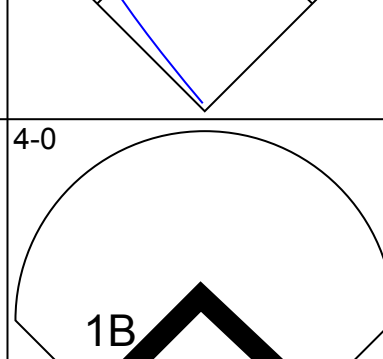
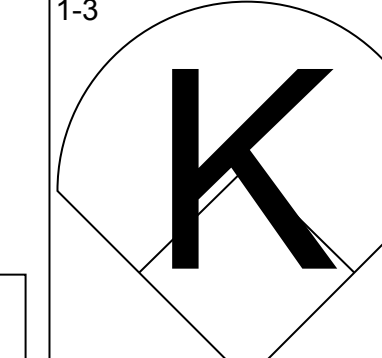
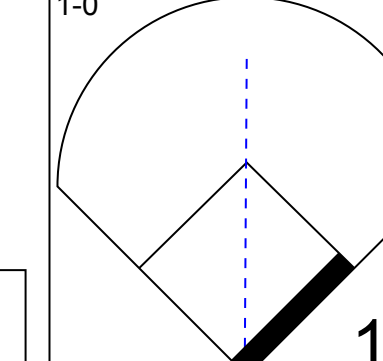
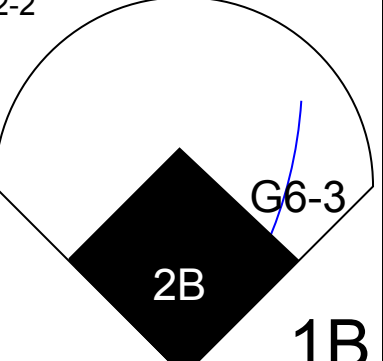
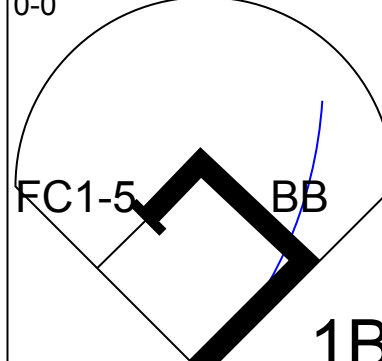
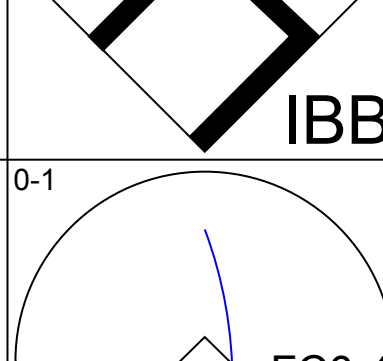
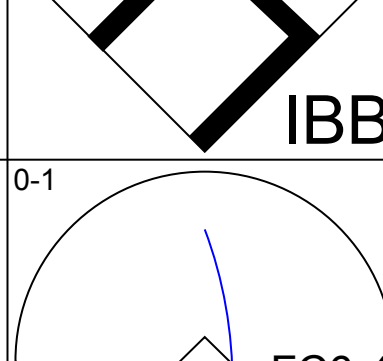
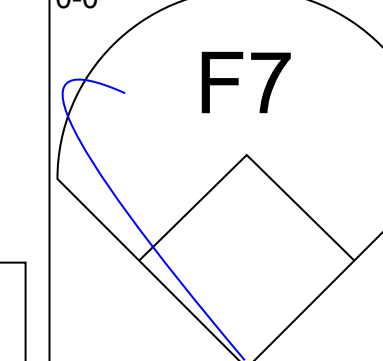
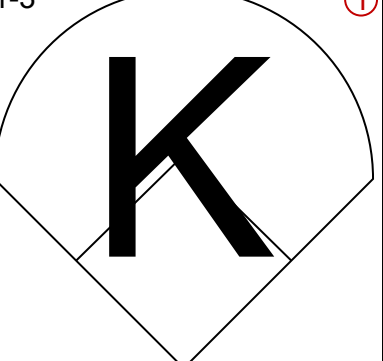
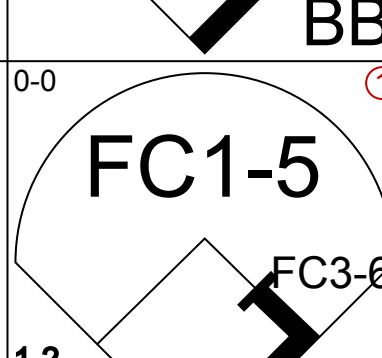
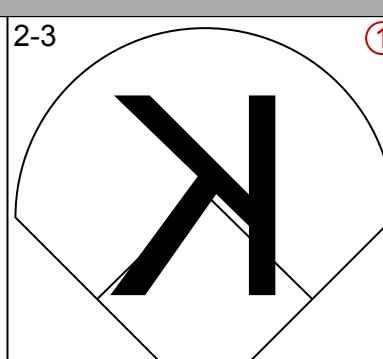
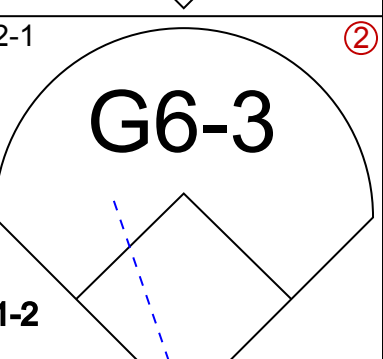
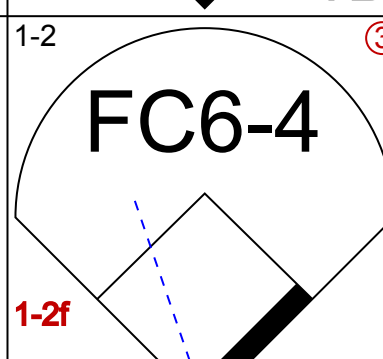
AB 43
R 13
H 15
RBI 12
BB 6
SO 8
LOB 27

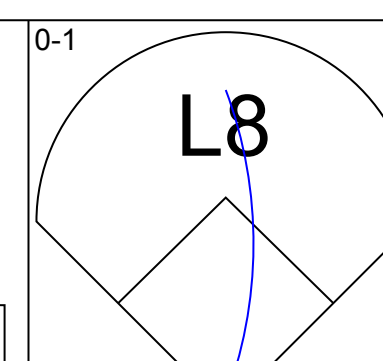
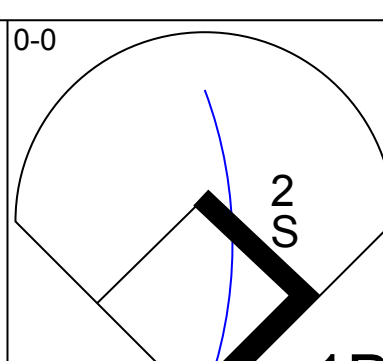
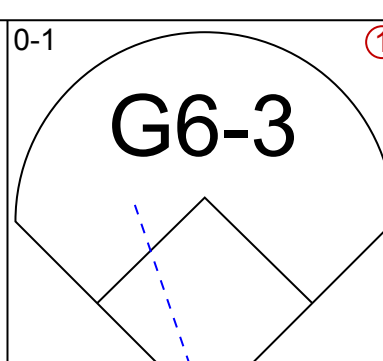
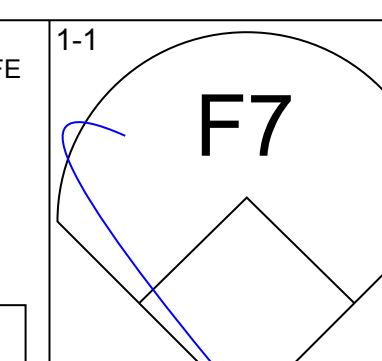
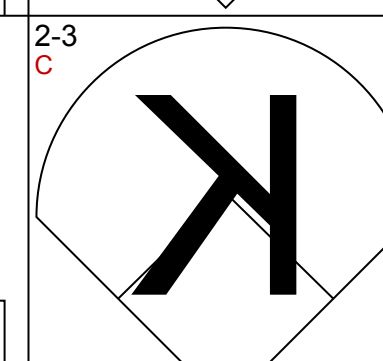
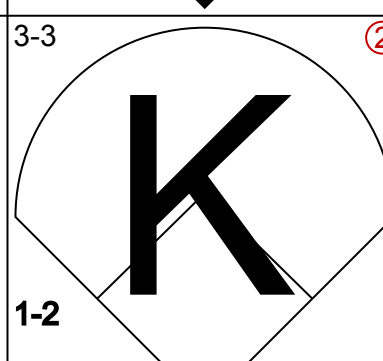
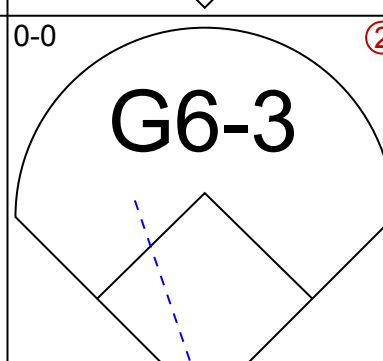
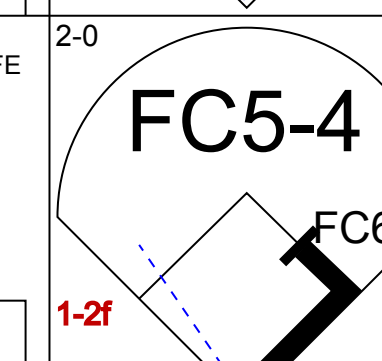
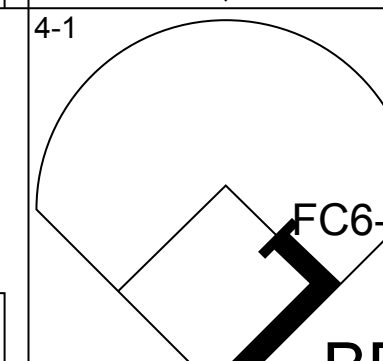
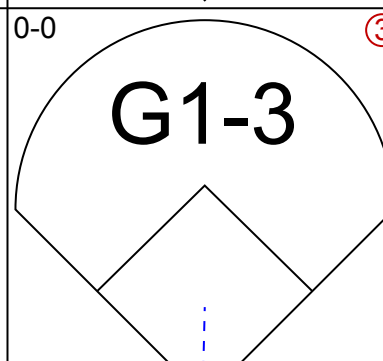
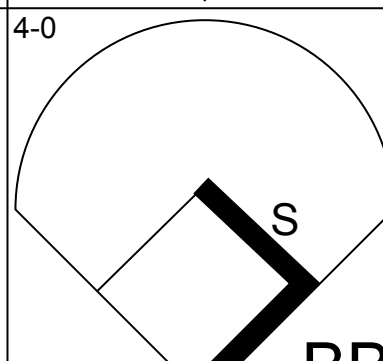
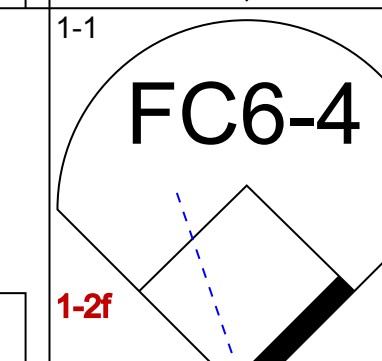
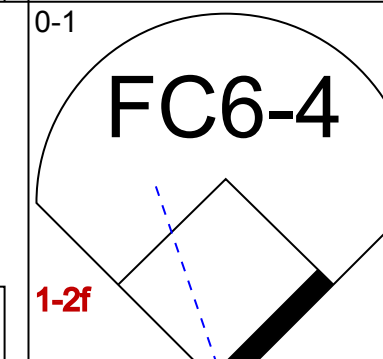
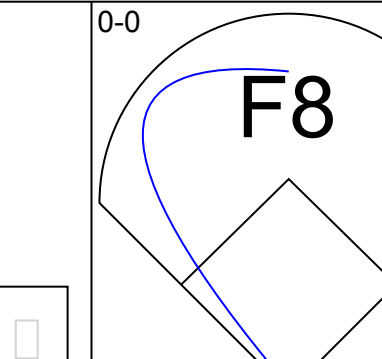
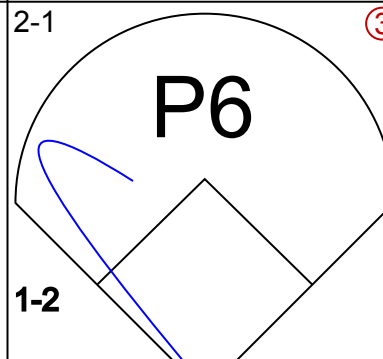
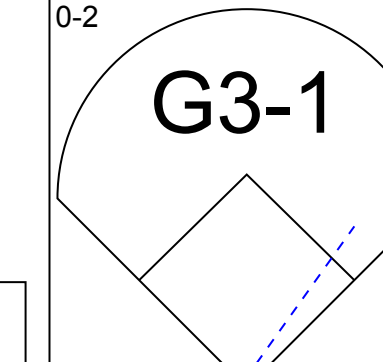
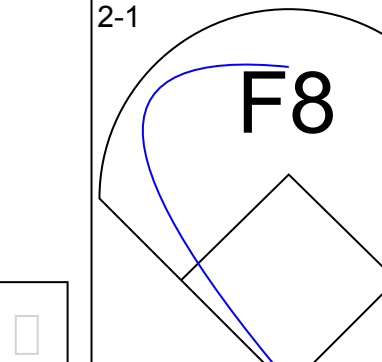
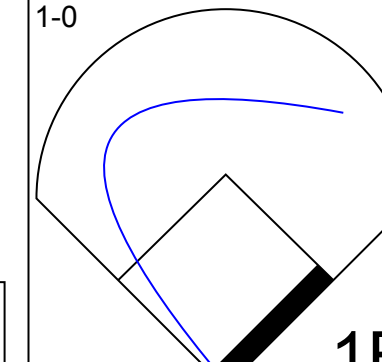
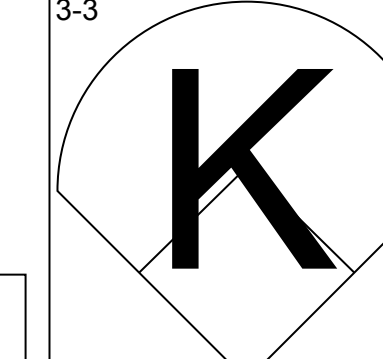
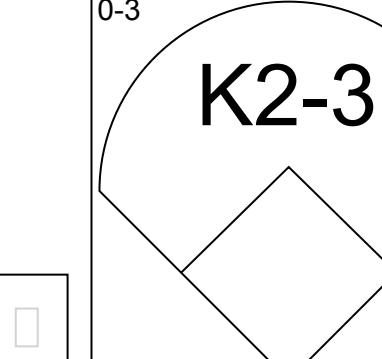
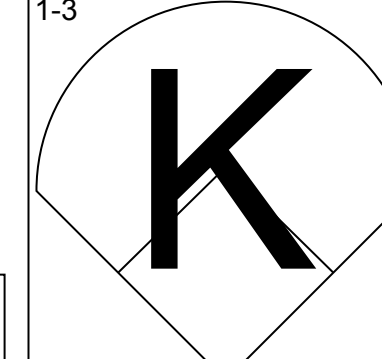
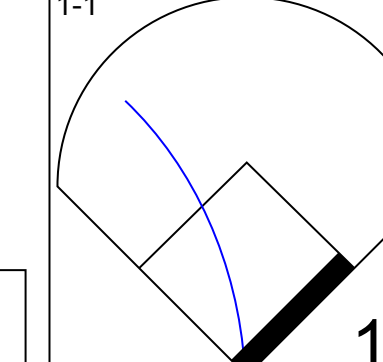
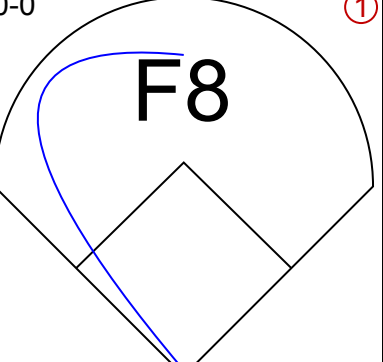
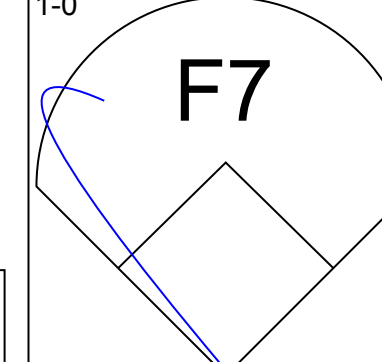
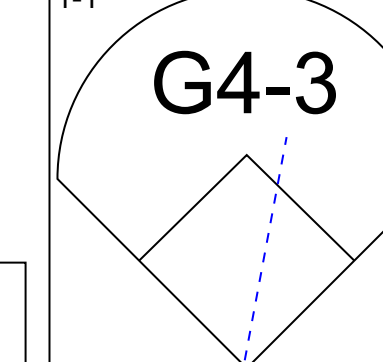
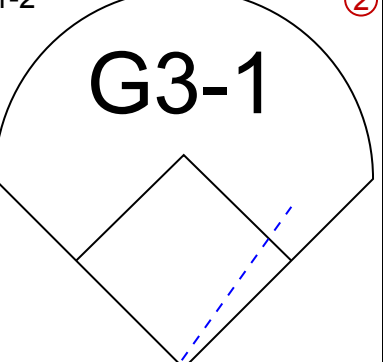
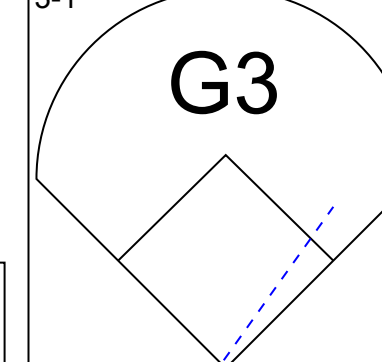
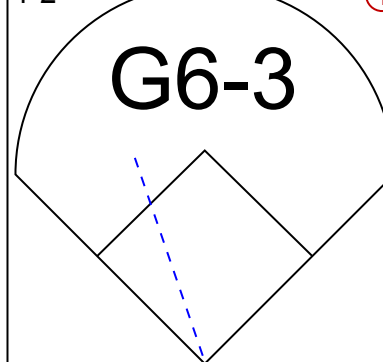
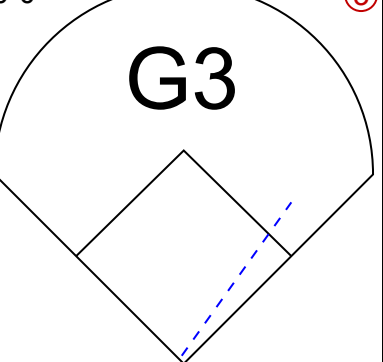
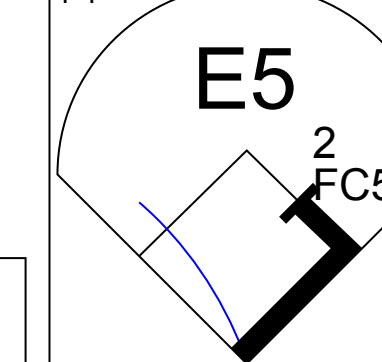


Baltimore Orioles @ New York Yankees
Yankee Stadium, Bronx, NY
Fri Sep 05 1997, 7:05 PM EDT
Att: 46,568 - Unknown - 74 F

AB 41
R 9
H 16
RBI 9
BB 2
SO 5
LOB 20




Batter	1	2	3	4	5	6	7	8	9	AB	R	H	RBI	BB	SO	LOB	TOP		
Brady Anderson, L (1, 8) OBP: 0.400, SLG: 0.477										5	0	1	1	0	1	2	Baltimore Orioles @ New York Yankees Yankee Stadium, Bronx, NY Sat Sep 06 1997, 3:33 AM EDT Att: 52,535 - Overcast - 73 F		
Aaron Ledesma, R (1, 4) OBP: 0.408, SLG: 0.448										5	0	1	0	0	0	3			
B.J. Surhoff, L (1, 7) OBP: 0.347, SLG: 0.462										3	0	0	0	1	0	1			
Geronomo Berroa, R (1, 9) OBP: 0.376, SLG: 0.477										4	2	1	1	0	1	1			
Jerome Walton, R (8, 9) OBP: 0.457, SLG: 0.387										0	0	0	0	0	0	0			
Rafael Palmeiro, L (1, 3) OBP: 0.327, SLG: 0.484										4	1	1	1	0	0	0			
Cal Ripken Jr., R (1, 5) OBP: 0.342, SLG: 0.426										4	0	0	0	0	1	1			
Harold Baines, L (1, 10) OBP: 0.372, SLG: 0.452										3	1	3	0	1	0	0			
Jeffrey Hammonds, R (9, PR) OBP: 0.320, SLG: 0.493										0	0	0	0	0	0	0			
Lenny Webster, R (1, 2) OBP: 0.331, SLG: 0.386										3	0	1	1	1	1	2			
Mike Bordick, R (1, 6) OBP: 0.272, SLG: 0.299										4	0	0	0	0	1	5			
Inning Stats	R: 0 E: 0 K: 1 S: 7	H: 0 LOB: 0 BB: 0 P: 9	R: 1 E: 0 K: 0 S: 7	H: 2 LOB: 1 BB: 0 P: 9	R: 0 E: 0 K: 1 S: 8	H: 1 LOB: 1 BB: 0 P: 11	R: 0 E: 0 K: 0 S: 4	H: 0 LOB: 0 BB: 0 P: 6	R: 1 E: 0 K: 1 S: 13	H: 2 LOB: 1 BB: 0 P: 21	R: 0 E: 0 K: 0 S: 3	H: 0 LOB: 0 BB: 0 P: 5	R: 0 E: 0 K: 2 S: 8	H: 0 LOB: 0 BB: 0 P: 12	R: 0 E: 0 K: 0 S: 11	H: 1 LOB: 2 BB: 1 P: 16	1B: 5 2B: 2 3B: 0 HR: 1	SF: 0 SAC: 0 DP: 0 HBP: 0	WP: 0 PA: 38 PB: 0 SB: 0 CS: 0
PITCHER	IP	WLS	BF	H	R	ER	SO	BB	IBB	HBP	BLK	WP	HR	S	P	ERA	WHIP		
Ramiro Mendoza, R (1, 1) ERA: 4.71	6.0	L	27	7	4	4	3	1	1	0	0	0	1	52	80	6.00	1.333		
Brian Boehringer, R (7, 1) ERA: 3.16	2.0		6	0	0	0	2	0	0	0	0	0	0	11	17	0.00	0.000		
42 Mariano Rivera, R (9, 1) ERA: 1.84	1.0		5	1	0	0	0	1	0	0	0	0	0	11	16	0.00	2.000		

Batter	1	2	3	4	5	6	7	8	9	AB	R	H	RBI	BB	SO	LOB	BOTTOM		
Tim Raines, S (1, 7) OBP: 0.389, SLG: 0.394										4	0	1	0	0	0	1	Baltimore Orioles @ New York Yankees Yankee Stadium, Bronx, NY Sat Sep 06 1997, 3:33 AM EDT Att: 52,535 - Overcast - 73 F		
Derek Jeter, R (1, 6) OBP: 0.368, SLG: 0.403										4	0	0	0	0	2	2			
Bernie Williams, S (1, 8) OBP: 0.418, SLG: 0.535										2	0	0	0	2	0	2			
Tino Martinez, L (1, 3) OBP: 0.372, SLG: 0.590										4	1	1	0	0	0	2			
Paul O'Neill, L (1, 9) OBP: 0.392, SLG: 0.507										4	0	1	0	0	0	1			
Mike Stanley, R (1, 10) OBP: 0.392, SLG: 0.512										3	0	0	1	0	3	1			
Wade Boggs, L (1, 5) OBP: 0.359, SLG: 0.355										4	0	1	0	0	0	1			
20 Jorge Posada, S (1, 2) OBP: 0.346, SLG: 0.356										3	0	0	0	0	0	2			
Rey Sanchez, R (1, 4) OBP: 0.317, SLG: 0.366										3	0	0	0	0	0	0			
Inning Stats	R: 0 E: 0 K: 1 S: 13	H: 0 LOB: 1 BB: 1 P: 19	R: 0 E: 0 K: 1 S: 10	H: 1 LOB: 0 BB: 0 P: 15	R: 0 E: 0 K: 1 S: 11	H: 1 LOB: 1 BB: 0 P: 15	R: 0 E: 0 K: 1 S: 6	H: 0 LOB: 0 BB: 0 P: 8	R: 0 E: 0 K: 0 S: 5	H: 0 LOB: 0 BB: 1 P: 11	R: 0 E: 0 K: 1 S: 7	H: 1 LOB: 1 BB: 0 P: 13	R: 0 E: 1 K: 0 S: 7	H: 0 LOB: 1 BB: 0 P: 12	R: 0 E: 0 K: 0 S: 7	H: 0 LOB: 0 BB: 0 P: 12		1B: 3 2B: 1 3B: 0 HR: 0	SF: 1 SAC: 0 DP: 0 HBP: 0
PITCHER	IP	WLS	BF	H	R	ER	SO	BB	IBB	HBP	BLK	WP	HR	S	P	ERA	WHIP		
Scott Erickson, R (1, 1) ERA: 3.3	9.0	W	34	4	1	1	5	2	0	0	0	0	0	71	111	1.00	0.667		




Batter	1	2	3	4	5	6	7	8	9	AB	R	H	RBI	BB	SO	LOB	TOP								
Tim Raines, S OBP: 0.383, SLG: 0.403 Chad Curtis, R OBP: 0.363, SLG: 0.488	1-3 K		3-2 L9		0-2 L9		1-1 P6		4-1 1B BB	4	0	0	0	0	1	1									
Wade Boggs, L OBP: 0.366, SLG: 0.371	3-2 1B SF9 2B		1-1 SF8			2-2 1B 2B	2-1 G5-3		1-2 1B	4	2	3	1	0	0	0									
Paul O'Neill, L OBP: 0.394, SLG: 0.513	1-0 PO 2-3 1B		0-0 F7			4-1 1B BB	0-3 K		2-2 L5	4	1	1	0	1	1	3									
Bernie Williams, S OBP: 0.417, SLG: 0.541	2-1 SF9			2-2 K		2-0 1B G5-4-3 1B			2-3 K	3	1	1	2	0	2	0									
Tino Martinez, L OBP: 0.372, SLG: 0.586	1-2 PO 1-2 1-2	2-1 F9		0-1 P4		1-0 G5-4-3 1B	1-3 2-H 1B		4-2 G6-4-3 BB	3	0	1	1	1	0	0									
Mike Stanley, R OBP: 0.391, SLG: 0.508		1-1 1B		1-3 K		1-2 G5-4-3	1-2 1-2 1B		0-0 G6-4-3	4	0	1	0	0	1	2									
Derek Jeter, R OBP: 0.370, SLG: 0.406		2-0 F7			1-0 WP G6-3 2B	1-1 20 S 2B 1B			1-1 G1-3	4	2	2	0	0	0	1	AB 34								
Jorge Posada, S OBP: 0.348, SLG: 0.392		2-0 F7			3-3 K	2-2 SAFE SAFE 1B 2B			1-1 G4-3	4	1	1	1	0	1	2	R 8								
Rey Sanchez, R OBP: 0.320, SLG: 0.371			1-1 L9 SF8 2B		2-2 G6-3	1-0 1B			1-0 1B BB	4	1	3	2	0	0	0	H 13								
Inning Stats	R: 1 E: 0 K: 1 S: 14	H: 2 LOB: 0 BB: 0 P: 22	R: 0 E: 0 K: 0 S: 6	H: 1 LOB: 1 BB: 0 P: 13	R: 1 E: 0 K: 0 S: 8	H: 1 LOB: 0 BB: 0 P: 13	R: 0 E: 0 K: 2 S: 12	H: 0 LOB: 0 BB: 0 P: 15	R: 1 E: 0 K: 1 S: 10	H: 1 LOB: 0 BB: 0 P: 16	R: 5 E: 0 K: 0 S: 17	H: 6 LOB: 1 BB: 1 P: 30	R: 0 E: 0 K: 1 S: 7	H: 0 LOB: 0 BB: 0 P: 10	R: 0 E: 0 K: 1 S: 6	H: 0 LOB: 0 BB: 1 P: 12	R: 0 E: 0 K: 0 S: 12	H: 2 LOB: 3 BB: 1 P: 22	1B: 8 2B: 5 3B: 0 HR: 0	SF: 2 SAC: 0 DP: 2 HBP: 0	WP: 1 PB: 0 SB: 1 CS: 0	PA: 40			
PITCHER	IP	WLS	BF	H	R	ER	SO	BB	IBB	HBP	BLK	WP	HR	S	P	ERA	WHIP	PITCHER							
Bret Saberhagen, R ERA: 7.41	(1, 1)	5.0	19	5	3	3	4	0	0	0	0	1	0	50	79	5.40	1.000								
Steve Avery, L ERA: 8.89	(6, 1)	0.0	4	3	4	4	0	1	0	0	0	0	0	6	15	∞	∞								
Derek Lowe, R ERA: 6.71	(6, 1)	1.0	L	4	3	1	1	0	0	0	0	0	0	11	15	9.00	3.000								
Ron Mahay, L ERA: 2.33	(7, 1)	1.1		5	0	0	2	1	0	0	0	0	0	12	21	0.00	0.750								
Joe Hudson, R ERA: 3.34	(8, 1)	1.2		7	2	0	0	1	0	0	0	0	0	13	23	0.00	1.800								

New York Yankees @ Boston Red Sox
Fenway Park, Boston, MA
Tue Sep 09 1997, 7:05 PM EDT
Att: 32,355 - Unknown - 64 F



Batter	1	2	3	4	5	6	7	8	9	AB	R	H	RBI	BB	SO	LOB	BOTTOM								
Nomar Garciaparra, R OBP: 0.347, SLG: 0.529	1-0 L9		1-0 G1-3	1-0 1B 1B		0-0 F8		2-0 L9		5	1	1	2	0	0	0									
John Valentin, R OBP: 0.378, SLG: 0.519	1-2 G5-3		2-1 G5-3	1-2 1B 1B			0-0 F8 1B 1B		0-0 F7	5	0	2	1	0	0	0									
Mo Vaughn, L OBP: 0.424, SLG: 0.570	4-1 BB		2-1 L7	2-1 1B 1B			0-2 SAFE F9		1-2 G3-1	4	0	1	1	1	0	1									
18 Reggie Jefferson, S OBP: 0.380, SLG: 0.512	3-2 G6-3			1-2 2-H 1B			2-2 BB 1B		0-0 G6-3	5	1	2	0	0	1	3									
Wil Cordero, R OBP: 0.315, SLG: 0.436		0-0 G6-3		2-0 F7	2-3 K		0-0 F8			4	0	0	0	0	1	3									
Troy O'Leary, L OBP: 0.383, SLG: 0.502		3-2 BB 1B		1-0 F7	2-0 F7		4-2 BB			3	1	1	0	1	0	1									
Scott Hatteberg, L OBP: 0.354, SLG: 0.417		4-1 BB 1B		0-2 E7 1B 1B	0-1 G1-3		1-2 BB			3	1	1	0	1	0	3	AB 35								
Jeff Frye, R OBP: 0.337, SLG: 0.410		1-2 G6-4-3 1B		4-0 BB 1B BB			2-1 F9		2-1 G5-3	3	1	1	1	1	0	0	R 6								
Darren Bragg, L OBP: 0.340, SLG: 0.388		0-0 G6-4-3		4-2 1B BB			0-0 G6-3		1-1 G4-3	3	1	0	0	1	0	2	H 9								
Inning Stats	R: 0 E: 0 K: 0 S: 9	H: 0 LOB: 1 BB: 1 P: 18	R: 1 E: 0 K: 0 S: 11	H: 2 LOB: 1 BB: 1 P: 19	R: 0 E: 0 K: 0 S: 5	H: 0 LOB: 0 BB: 0 P: 10	R: 5 E: 1 K: 1 S: 18	H: 5 LOB: 2 BB: 2 P: 34	R: 0 E: 0 K: 1 S: 6	H: 0 LOB: 0 BB: 0 P: 10	R: 0 E: 0 K: 0 S: 4	H: 0 LOB: 0 BB: 0 P: 6	R: 0 E: 0 K: 0 S: 15	H: 2 LOB: 3 BB: 1 P: 22	R: 0 E: 0 K: 0 S: 5	H: 0 LOB: 0 BB: 0 P: 10	R: 0 E: 0 K: 0 S: 6	H: 0 LOB: 0 BB: 0 P: 7	1B: 9 2B: 0 3B: 0 HR: 0	SF: 0 SAC: 0 DP: 1 HBP: 0	WP: 0 PB: 0 SB: 0 CS: 0	PA: 40			
PITCHER	IP	WLS	BF	H	R	ER	SO	BB	IBB	HBP	BLK	WP	HR	S	P	ERA	WHIP	PITCHER							
Dwight Gooden, R ERA: 5.15	(1, 1)	3.2	21	7	6	6	0	4	0	0	0	0	0	14	20	0.00	0.429								
Wille Banks, R ERA: 2.72	(4, 1)	2.1	W	8	1	0	0	0	0	0	0	0	0	19	31	0.00	1.000								
Mike Stanton, L ERA: 2.72	(7, 1)	2.0		8	1	0	0	1	0	0	0	0	0	19	31	0.00	1.000								
42 Mariano Rivera, R ERA: 1.81	(9, 1)	1.0	S	3	0	0	0	0	0	0	0	0	0	6	7	0.00	0.000								

New York Yankees @ Boston Red Sox
Fenway Park, Boston, MA
Tue Sep 09 1997, 7:05 PM EDT
Att: 32,355 - Unknown - 64 F



Batter	1	2	3	4	5	6	7	8	9	AB	R	H	RBI	BB	SO	LOB	TOP								
Tim Raines, S OBP: 0.380, SLG: 0.398	G4-3		G3		F9		2H 1B		P6	5	0	1	1	0	0	1	New York Yankees @ Boston Red Sox Fenway Park, Boston, MA Wed Sep 10 1997, 7:05 PM EDT Att: 31,011 - Unknown - 66 F livebaseballscorecards.com								
Wade Boggs, L OBP: 0.397, SLG: 0.385	HR		2B		L9		L7			4	1	2	1	0	0	2									
Paul O'Neill, L OBP: 0.391, SLG: 0.509	L8		F9		G5-3		G6-3			4	0	0	0	0	0	1									
Bernie Williams, S OBP: 0.413, SLG: 0.536	G6-3			K		K		K1-3		4	0	0	0	0	3	0									
Tino Martinez, L OBP: 0.373, SLG: 0.584		F9		1B		E2		2B 1B BB		3	0	1	0	1	0	0									
Mike Stanley, R OBP: 0.385, SLG: 0.505 Andy Fox, L (8, FR)	G5-3		K		F4		2B 1B			4	0	1	0	0	1	2									
2 Derek Jeter, R OBP: 0.369, SLG: 0.407	2B		P6				G6-3		K2-3	4	0	1	0	0	1	3									
20 Jorge Posada, S OBP: 0.351, SLG: 0.386	L3			HBP			G1-3 1B BB		G4-3	2	1	0	0	1	0	1									
Rey Sanchez, R OBP: 0.316, SLG: 0.366	G4-3			K		G1-3		K		4	0	0	0	0	2	2									
Inning Stats	R: 1 E: 0 K: 0 S: 10	H: 1 LOB: 0 BB: 0 P: 13	R: 0 E: 0 K: 0 S: 7	H: 1 LOB: 1 BB: 0 P: 10	R: 0 E: 0 K: 0 S: 11	H: 1 LOB: 1 BB: 0 P: 16	R: 0 E: 0 K: 2 S: 12	H: 1 LOB: 1 BB: 0 P: 20	R: 0 E: 0 K: 1 S: 9	H: 0 LOB: 1 BB: 0 P: 18	R: 0 E: 1 K: 1 S: 11	H: 0 LOB: 1 BB: 0 P: 17	R: 1 E: 0 K: 0 S: 10	H: 1 LOB: 1 BB: 1 P: 19	R: 0 E: 0 K: 2 S: 15	H: 1 LOB: 3 BB: 1 P: 24	R: 0 E: 0 K: 1 S: 5	H: 0 LOB: 0 BB: 0 P: 8	1B: 3 2B: 2 3B: 0 HR: 1	SF: 0 SAC: 0 DP: 0 HBP: 1	WP: 0 PB: 1 SB: 1 CS: 0	PA: 37			
PITCHER	IP	WLS	BF	H	R	ER	SO	BB	IBB	HBP	BLK	WP	HR	S	P	ERA	WHIP								
Aaron Sele, R ERA: 5.6	(1, 1)	6.2	W	27	4	2	2	4	1	0	1	0	1	68	108	2.70	0.750								
Jim Corsi, R ERA: 2.77	(7, 1)	0.0		1	1	0	0	0	0	0	0	0	0	1	3	∞	∞								
Ron Mahay, L ERA: 2.29	(7, 1)	0.1		1	0	0	0	0	0	0	0	0	0	1	2	0.00	0.000								
Tom Gordon, R ERA: 3.48	(8, 1)	2.0	S	8	1	0	0	3	1	0	0	0	0	20	32	0.00	1.000								

Batter	1	2	3	4	5	6	7	8	9	AB	R	H	RBI	BB	SO	LOB	BOTTOM								
Nomar Garciaparra, R OBP: 0.346, SLG: 0.526	G6-3		L8		2B 1B		F9		G6-3	5	1	1	1	0	0	2	New York Yankees @ Boston Red Sox Fenway Park, Boston, MA Wed Sep 10 1997, 7:05 PM EDT Att: 31,011 - Unknown - 66 F livebaseballscorecards.com								
John Valentin, R OBP: 0.379, SLG: 0.520	K		F7		1B 2B		1B 1B BB			3	1	1	0	1	1	1									
Mo Vaughn, L OBP: 0.426, SLG: 0.571	FC4-6 1B				1B		1B 1B G5-3		1B	4	1	3	0	0	1	2									
Wil Cordero, R OBP: 0.314, SLG: 0.435	FC4-6				K		G5-3			4	0	1	1	0	1	4									
18 Reggie Jefferson, S OBP: 0.381, SLG: 0.512		G3		1B		P2		1B		4	0	2	1	0	0	2									
Bill Haselman, R OBP: 0.283, SLG: 0.381	G5-3				K		G5-3		P4	4	0	0	0	0	1	4									
Troy O'Leary, L OBP: 0.364, SLG: 0.502	K				F8		2B 1B		1B	4	1	2	1	0	1	2									
Jeff Frye, R OBP: 0.341, SLG: 0.415					SH1-3 1B BB		G5-3 1B		F9	3	1	2	1	1	0	0									
Michael Coleman, R OBP: 0.154, SLG: 0.231					P3		G5-3		F4	3	0	0	0	0	0	2									
Inning Stats	R: 0 E: 0 K: 1 S: 9	H: 1 LOB: 0 BB: 0 P: 16	R: 0 E: 0 K: 1 S: 9	H: 0 LOB: 0 BB: 0 P: 13	R: 0 E: 0 K: 0 S: 7	H: 1 LOB: 1 BB: 0 P: 11	R: 0 E: 0 K: 2 S: 12	H: 2 LOB: 2 BB: 0 P: 17	R: 2 E: 0 K: 1 S: 11	H: 3 LOB: 1 BB: 1 P: 19	R: 1 E: 0 K: 0 S: 11	H: 2 LOB: 1 BB: 0 P: 15	R: 2 E: 0 K: 0 S: 13	H: 3 LOB: 2 BB: 1 P: 22	R: 0 E: 0 K: 0 S: 7	H: 0 LOB: 0 BB: 0 P: 8	1B: 10 2B: 2 3B: 0 HR: 0	SF: 0 SAC: 1 DP: 0 HBP: 0	WP: 0 PB: 0 SB: 1 CS: 0	PA: 37					
PITCHER	IP	WLS	BF	H	R	ER	SO	BB	IBB	HBP	BLK	WP	HR	S	P	ERA	WHIP								
David Wells, L ERA: 4.28	(1, 1)	7.0	L	34	12	5	5	5	2	0	0	0	0	72	113	6.43	2.000								
Jeff Nelson, R ERA: 2.99	(8, 1)	1.0		3	0	0	0	0	0	0	0	0	0	7	8	0.00	0.000								

Batter	1	2	3	4	5	6	7	8	9	AB	R	H	RBI	BB	SO	LOB	TOP								
2 Derek Jeter, R OBP: 0.367, SLG: 0.406										6	1	1	3	0	2	3	New York Yankees @ Baltimore Orioles Oriole Park at Camden Yards, Baltimore, MD Thu Sep 11 1997, 7:05 PM EDT Att: 47,066 - Unknown - 70 F								
Wade Boggs, L OBP: 0.388, SLG: 0.387 Andy Fox, L (7.5)										3	2	1	1	1	1	1									
Paul O'Neill, L OBP: 0.390, SLG: 0.513 Scott Pose, L OBP: 0.310, SLG: 0.266										4	1	1	3	0	1	2									
Bernie Williams, S OBP: 0.413, SLG: 0.534										2	1	0	1	2	0	0									
Tino Martinez, L OBP: 0.371, SLG: 0.581										5	1	1	1	0	1	2									
Mike Stanley, R OBP: 0.385, SLG: 0.505										4	2	1	0	1	1	1									
Chad Curtis, R OBP: 0.366, SLG: 0.490										5	3	3	1	0	0	1									
20 Jorge Posada, S OBP: 0.343, SLG: 0.378										3	0	0	1	0	0	3									
Rey Sanchez, R OBP: 0.320, SLG: 0.375										4	2	3	2	0	0	1									
Inning Stats	R: 0 E: 0 K: 2 S: 9	H: 0 LOB: 0 BB: 0 P: 13	R: 0 E: 0 K: 1 S: 6	H: 0 LOB: 0 BB: 0 P: 11	R: 2 E: 1 K: 0 S: 13	H: 2 LOB: 1 BB: 0 P: 24	R: 0 E: 0 K: 1 S: 9	H: 0 LOB: 0 BB: 0 P: 16	R: 1 E: 0 K: 1 S: 9	H: 1 LOB: 0 BB: 0 P: 13	R: 9 E: 0 K: 1 S: 32	H: 6 LOB: 1 BB: 4 P: 60	R: 1 E: 0 K: 0 S: 12	H: 2 LOB: 1 BB: 0 P: 18	R: 1 E: 0 K: 0 S: 10	H: 0 LOB: 1 BB: 2 P: 21	R: 0 E: 1 K: 0 S: 10	H: 0 LOB: 1 BB: 0 P: 15	1B: 6 2B: 4 3B: 0 HR: 1	SF: 3 SAC: 1 DP: 0 HBP: 0	WP: 1 PB: 0 SB: 1 CS: 0	PA: 46			
PITCHER	IP	WLS	BF	H	R	ER	SO	BB	IBB	HBP	BLK	WP	HR	S	P	ERA	WHIP								
Jimmy Key, L ERA: 3.28	5.1	L	25	6	8	6	6	1	1	0	0	0	0	57	99	10.12	1.312								
Brian Williams, R ERA: 5.14	0.1		4	2	1	1	0	1	0	0	0	0	0	10	21	27.00	9.000								
Terry Mathews, R ERA: 4.31	0.1		3	1	3	3	0	1	0	0	0	0	1	11	17	81.00	6.000								
Nerio Rodriguez, R ERA: 7.5	3.0		14	2	2	2	0	2	0	0	0	1	0	32	54	6.00	1.333								

Batter	1	2	3	4	5	6	7	8	9	AB	R	H	RBI	BB	SO	LOB	BOTTOM								
Brady Anderson, L OBP: 0.401, SLG: 0.478 Tony Tarasco, L OBP: 0.311, SLG: 0.396										3	0	1	0	0	0	0	New York Yankees @ Baltimore Orioles Oriole Park at Camden Yards, Baltimore, MD Thu Sep 11 1997, 7:05 PM EDT Att: 47,066 - Unknown - 70 F								
Aaron Ledesma, R OBP: 0.434, SLG: 0.472										2	2	1	0	2	0	0									
B.J. Surhoff, L OBP: 0.347, SLG: 0.458 Jerome Walton, R OBP: 0.442, SLG: 0.410										2	0	0	0	0	0	2									
Geronimo Berroa, R OBP: 0.376, SLG: 0.480										4	0	1	1	0	2	4									
Rafael Palmeiro, L OBP: 0.323, SLG: 0.474 David Dellucci, L OBP: 0.345, SLG: 0.375										3	0	0	0	0	0	4									
Cal Ripken Jr., R OBP: 0.338, SLG: 0.427 Jeff Reboulet, R OBP: 0.305, SLG: 0.330										2	0	0	0	0	0	0									
Jeffrey Hammonds, R OBP: 0.325, SLG: 0.496										4	0	0	0	0	1	3									
Chris Hoiles, R OBP: 0.382, SLG: 0.427 Mel Rosario, S (8.2)										3	0	1	0	0	0	0									
Mike Bordick, R OBP: 0.272, SLG: 0.301										4	0	0	0	0	0	2									
Inning Stats	R: 0 E: 0 K: 1 S: 10	H: 1 LOB: 2 BB: 1 P: 17	R: 0 E: 0 K: 0 S: 4	H: 0 LOB: 0 BB: 0 P: 10	R: 0 E: 0 K: 0 S: 6	H: 0 LOB: 0 BB: 0 P: 8	R: 0 E: 0 K: 0 S: 9	H: 0 LOB: 0 BB: 0 P: 15	R: 0 E: 0 K: 0 S: 6	H: 0 LOB: 0 BB: 0 P: 9	R: 1 E: 1 K: 0 S: 15	H: 2 LOB: 2 BB: 0 P: 21	R: 0 E: 0 K: 0 S: 14	H: 2 LOB: 2 BB: 0 P: 18	R: 1 E: 0 K: 3 S: 15	H: 2 LOB: 1 BB: 1 P: 26	R: 0 E: 0 K: 0 S: 8	H: 0 LOB: 0 BB: 0 P: 9	1B: 6 2B: 1 3B: 0 HR: 0	SF: 0 SAC: 0 DP: 0 HBP: 0	WP: 0 PB: 0 SB: 0 CS: 0	PA: 37			
PITCHER	IP	WLS	BF	H	R	ER	SO	BB	IBB	HBP	BLK	WP	HR	S	P	ERA	WHIP								
Andy Pettite, L ERA: 2.89	7.0	W	28	5	1	0	1	1	0	0	0	0	0	64	98	0.00	0.857								
Brian Boehringer, R ERA: 3.23	2.0		9	2	1	1	3	1	0	0	0	0	0	23	35	4.50	1.500								

Batter	1	2	3	4	5	6	7	8	9	AB	R	H	RBI	BB	SO	LOB	TOP		
2 Derek Jeter, R OBP: 0.366, SLG: 0.402	0-3 K		1-2 G1-3			3-2 G4-3			1-1 E4	4	0	0	0	0	1	1	New York Yankees @ Baltimore Orioles Oriole Park at Camden Yards, Baltimore, MD Sat Sep 13 1997, 3:33 AM EDT Att: 47,696 - Sunny - 81 F		
Chad Curtis, R OBP: 0.364, SLG: 0.483	0-3 K			2-2 P7			1-0 L8	2-0 F8	4	0	0	0	0	1	2				
Paul O'Neill, L OBP: 0.389, SLG: 0.508	2-3 K			1-3 K			0-0 G5-3	0-0 FC5-4	4	0	1	1	0	2	0				
Bernie Williams, S OBP: 0.414, SLG: 0.538		0-1 G4-3		1-2 P6			1-2 G4-3	2-1 FC5-4	4	0	0	0	0	0	2				
Tino Martinez, L OBP: 0.373, SLG: 0.580		0-1 BB			0-1 G3-1			3-2 F8		3	0	1	0	0	0				
Mike Stanley, R OBP: 0.386, SLG: 0.500		4-2 BB			3-3 K			2-1 L6		2	0	0	0	1	1				
Charlie Hayes, R OBP: 0.351, SLG: 0.403		1-2 BB			3-3 K			1-0 G5-3		3	0	0	0	0	1				
20 Jorge Posada, S OBP: 0.343, SLG: 0.364			0-3 K			0-0 G1-3			0-3 K	3	0	0	0	0	2				
Rey Sanchez, R OBP: 0.317, SLG: 0.373			1-3 K			1-1 G5-3			1-1 2E	3	1	1	0	0	1				
Inning Stats	R: 0 H: 0 E: 0 K: 3 S: 10	H: 0 LOB: 0 BB: 0 P: 12	R: 0 H: 1 E: 0 K: 0 S: 11	LOB: 1 BB: 1 P: 16	R: 0 H: 0 E: 0 K: 1 S: 9	LOB: 0 BB: 0 P: 11	R: 0 H: 0 E: 0 K: 2 S: 10	H: 0 LOB: 0 BB: 0 P: 14	R: 0 H: 0 E: 0 K: 0 S: 6	H: 0 LOB: 0 BB: 0 P: 10	R: 0 H: 0 E: 0 K: 0 S: 5	H: 0 LOB: 0 BB: 0 P: 7	R: 0 H: 0 E: 0 K: 0 S: 7	H: 0 LOB: 0 BB: 0 P: 13	R: 1 H: 2 E: 1 K: 1 S: 11	H: 2 LOB: 2 BB: 0 P: 17	1B: 3 2B: 0 3B: 0 HR: 0	SF: 0 SAC: 0 DP: 1 HBP: 0	WP: 0 PA: 31 SB: 0 CS: 0
PITCHER 35 Mike Mussina, R ERA: 3.15	IP: 9.0 WLS: W BF: 31 H: 3 R: 1 ER: 0 SO: 9 BB: 1 IBB: 0 HBP: 0 BLK: 0 WP: 0 HR: 0 S: 79 P: 116 ERA: 0.00 WHIP: 0.444																		

AB	30
R	1
H	3
RBI	1
BB	1
SO	9
LOB	7




Batter	1	2	3	4	5	6	7	8	9	AB	R	H	RBI	BB	SO	LOB	BOTTOM		
Jeffrey Hammonds, R OBP: 0.324, SLG: 0.493	0-1 2B	2-2 P4			1-0 G5-3		3-2 F8			4	1	1	0	0	0	0	New York Yankees @ Baltimore Orioles Oriole Park at Camden Yards, Baltimore, MD Sat Sep 13 1997, 3:33 AM EDT Att: 47,696 - Sunny - 81 F		
Roberto Alomar, S OBP: 0.368, SLG: 0.444	1 SAFE HR	4-2 BB			1-1 G5-6-3			1-3 K		3	1	1	1	1	1	0			
Jerome Walton, R OBP: 0.429, SLG: 0.467	2-0 G1-3	0-1 P6			0-2 HR			0-0 L1-3		4	1	2	1	0	0	2			
Geronimo Berroa, R OBP: 0.372, SLG: 0.474	1-2 G5-3		1-1 F8		1-0 G6-3			1-1 L1-3		4	0	0	0	0	0	2			
Rafael Palmeiro, L OBP: 0.323, SLG: 0.476	1-0 2H		1-2 G3-1			0-0 G1-3		2-1 F9		4	1	1	2	0	0	1			
Cal Ripken Jr., R OBP: 0.337, SLG: 0.424	3-1 HR		1-2 F9			2-1 G6-3				3	1	1	0	0	0	0			
B.J. Surhoff, L OBP: 0.349, SLG: 0.465	2-1 1H				0-0 F9		1-2 F7			3	1	1	2	0	0	0			
Chris Hoiles, R OBP: 0.379, SLG: 0.421	1-0 P3				0-2 L8			2-3 K		3	0	0	0	0	1	0			
Mike Bordick, R OBP: 0.274, SLG: 0.303		0-2 F8			0-0 L5			0-0 G5-3		3	0	0	0	0	0	0			
Inning Stats	R: 5 H: 5 E: 0 K: 0 S: 13	H: 5 LOB: 0 BB: 0 P: 23	R: 0 H: 0 E: 0 K: 0 S: 10	H: 0 LOB: 1 BB: 1 P: 16	R: 0 H: 0 E: 0 K: 0 S: 8	H: 0 LOB: 0 BB: 0 P: 11	R: 0 H: 0 E: 0 K: 0 S: 5	H: 0 LOB: 0 BB: 0 P: 5	R: 1 H: 1 E: 0 K: 0 S: 7	H: 1 LOB: 0 BB: 0 P: 10	R: 0 H: 0 E: 0 K: 0 S: 6	H: 0 LOB: 0 BB: 0 P: 9	R: 0 H: 0 E: 0 K: 1 S: 7	H: 0 LOB: 0 BB: 0 P: 12	R: 0 H: 1 E: 0 K: 1 S: 8	H: 1 LOB: 1 BB: 0 P: 12	1B: 3 2B: 1 3B: 0 HR: 3	SF: 0 SAC: 0 DP: 0 HBP: 0	WP: 0 PA: 32 SB: 0 CS: 0
PITCHER Kenny Rogers, L ERA: 5.39	IP: 8.0 WLS: L BF: 32 H: 7 R: 6 ER: 6 SO: 2 BB: 1 IBB: 0 HBP: 0 BLK: 0 WP: 0 HR: 3 S: 64 P: 98 ERA: 6.75 WHIP: 1.000																		


AB	31
R	6
H	7
RBI	6
BB	1
SO	2
LOB	5



Batter	1	2	3	4	5	6	7	8	9	AB R H RBI BB SO LOB	TOP											
2 Derek Jeter, R OBP: 0.367, SLG: 0.402	3-2 CS 1B			1-0 G4-3	3-1 G5-3		2-2 BB 1B		1-1 G4-3	5 1 2 0 0 0 0	New York Yankees @ Baltimore Orioles Oriole Park at Camden Yards, Baltimore, MD Sun Sep 14 1997, 7:05 PM EDT Att: 47,264 - Unknown - 79 F livebaseballscorecards.com											
Wade Boggs, L OBP: 0.376, SLG: 0.397 Andy Fox, L OBP: 0.400, SLG: 0.250	1-2 SAFE K			1-1 1B 2B	2-2 G6-3		4-2 BB 1B SF7 BB	0-1 G4-3	3 1 1 0 1 1 1 1 1 0 0 0 0 0													
Paul O'Neill, L OBP: 0.391, SLG: 0.510	3-2 G6-3			1-0 1B 2B 1B		1-2 2B 2B	2-3 K	4-1 BB	4 2 2 0 1 1 2													
Bernie Williams, S OBP: 0.416, SLG: 0.541				0-2 2B 1B		0-0 BB 2B	3-2 1-3 2H 1B	2-3 K	5 1 3 3 0 1 1													
Tino Martinez, L OBP: 0.372, SLG: 0.580				0-3 K		2-3 K	1-1 SF7		3 0 1 3 0 2 1													
Mike Stanley, R OBP: 0.385, SLG: 0.497				0-0 L5		4-2 HR BB	3-3 G3		2 1 0 0 2 0 1													
Chad Curtis, R OBP: 0.363, SLG: 0.490				1-2 G5-3	1-2 F9		0-0 HR	0-2 F8	4 1 1 2 0 0 2													
20 Jorge Posada, S OBP: 0.341, SLG: 0.357				3-1 L8	3-3 K		4-1 BB	1-2 G3-1	3 0 0 0 1 1 2													
Rey Sanchez, R OBP: 0.313, SLG: 0.368				0-0 G4-3		2-3 K	1-2 P3	0-3 K	4 0 0 0 0 2 1													
Inning Stats	R: 0 E: 0 K: 1 S: 11	H: 1 LOB: 0 BB: 0 P: 18	R: 0 E: 0 K: 1 S: 5	H: 0 LOB: 0 BB: 0 P: 6	R: 0 E: 0 K: 0 S: 6	H: 0 LOB: 0 BB: 0 P: 10	R: 3 E: 0 K: 1 S: 15	H: 4 LOB: 2 BB: 1 P: 29	R: 0 E: 0 K: 1 S: 8	H: 0 LOB: 0 BB: 0 P: 15	R: 3 E: 0 K: 1 S: 14	H: 3 LOB: 1 BB: 2 P: 26	R: 2 E: 0 K: 1 S: 16	H: 2 LOB: 1 BB: 1 P: 29	R: 0 E: 0 K: 1 S: 10	H: 0 LOB: 0 BB: 0 P: 11	R: 0 E: 0 K: 1 S: 8	H: 0 LOB: 1 BB: 1 P: 15	1B: 5 2B: 4 3B: 0 HR: 1	SF: 1 SAC: 0 DP: 0 HBP: 0	WP: 0 PB: 0 SB: 0 CS: 1	PA: 40
PITCHER	IP WLS BF H R ER SO BB IBB HBP BLK WP HR S P ERA WHIP											PITCHER	IP WLS BF H R ER SO BB IBB HBP BLK WP HR S P ERA WHIP									
Scott Kamieniecki, R ERA: 4.01	(1, 1) 5.0 L 20 5 3 3 4 1 0 0 0 0 0 0 45 78 5.40 1.200											Brian Williams, R ERA: 4.08	(9, 1) 1.0 4 0 0 0 1 1 0 0 0 0 0 0 8 15 0.00 1.000									
Arthur Rhodes, L ERA: 3.0	(6, 1) 0.2 4 2 2 2 1 0 0 0 0 0 0 1 16 27.00 4.500																					
Alan Mills, R ERA: 5.08	(6, 1) 0.1 5 2 3 3 0 2 0 0 0 0 0 1 12 23 81.00 12.000																					
Jesse Orosco, L ERA: 2.4	(7, 1) 0.2 3 1 0 0 1 0 0 0 0 0 0 8 14 0.00 1.500																					
Terry Mathews, R ERA: 4.21	(7, 1) 1.1 4 0 0 0 1 0 0 0 0 0 0 0 11 13 0.00 0.000																					

Batter	1	2	3	4	5	6	7	8	9	AB R H RBI BB SO LOB	BOTTOM											
Brady Anderson, L OBP: 0.400, SLG: 0.474	1-2 L6	2-0 F9				2-3 K	3-1 HBP		4-2 DI BB	3 0 0 0 1 1 1	New York Yankees @ Baltimore Orioles Oriole Park at Camden Yards, Baltimore, MD Sun Sep 14 1997, 7:05 PM EDT Att: 47,264 - Unknown - 79 F livebaseballscorecards.com											
Roberto Alomar, S OBP: 0.372, SLG: 0.450 Aaron Ledesma, R OBP: 0.435, SLG: 0.473	0-0 BB 1B	3-2 1B			2-1 G4-3 2B	0-1 G5-3		2-2 L7	4 1 3 0 0 0 3 1 0 0 0 0 0 1													
B.J. Surhoff, L OBP: 0.348, SLG: 0.463	1-0 BB 1B	1-0 G4-3			2-2 G4-3		1-3 K	0-3 K	5 0 1 0 0 2 4													
Geronimo Berroa, R OBP: 0.370, SLG: 0.470	2-3 K		0-0 F7		1-2 G4-3		4-1 BB	2-1 F8	4 0 0 0 1 1 4													
Rafael Palmeiro, L OBP: 0.324, SLG: 0.474	4-2 BB BB		1-2 F9		4-2 BB 1B WP BB		0-0 F7		2 1 0 0 2 0 1													
Cal Ripken Jr., R OBP: 0.336, SLG: 0.422 Jeff Reboulet, R OBP: 0.304, SLG: 0.329	4-2 BB		3-3 K		3-2 F9		0-3 K		3 0 0 1 1 2 2 0 0 0 0 0 0 0													
Harold Baines, L OBP: 0.376, SLG: 0.462	1-2 K			3-2 G6-4-3 1B		0-1 WP BB 1B	3-2 G4-3		4 0 2 0 0 1 3													
Lenny Webster, R OBP: 0.331, SLG: 0.378 Charlie Greene, R		2-1 1B 1B		3-3 K		0-1 P2	0-0 G6-3		4 0 1 0 0 1 3 0 0 0 0 0 0 0													
Mike Bordick, R OBP: 0.274, SLG: 0.301		1-0 SAFE F7		2-0 G6-4-3		4-2 WP BB	1-0 L8		3 0 0 0 1 0 2													
Inning Stats	R: 1 E: 0 K: 2 S: 18	H: 2 LOB: 2 BB: 2 P: 33	R: 0 E: 0 K: 0 S: 8	H: 2 LOB: 2 BB: 0 P: 17	R: 0 E: 0 K: 1 S: 7	H: 0 LOB: 0 BB: 0 P: 11	R: 0 E: 0 K: 1 S: 7	H: 1 LOB: 0 BB: 0 P: 15	R: 0 E: 0 K: 0 S: 13	H: 1 LOB: 1 BB: 0 P: 20	R: 1 E: 0 K: 0 S: 15	H: 1 LOB: 3 BB: 2 P: 29	R: 0 E: 0 K: 2 S: 9	H: 0 LOB: 1 BB: 1 P: 14	R: 0 E: 0 K: 0 S: 7	H: 0 LOB: 0 BB: 0 P: 11	R: 0 E: 0 K: 1 S: 10	H: 0 LOB: 1 BB: 1 P: 18	1B: 6 2B: 1 3B: 0 HR: 0	SF: 0 SAC: 0 DP: 1 HBP: 1	WP: 1 PB: 0 SB: 0 CS: 0	PA: 40
PITCHER	IP WLS BF H R ER SO BB IBB HBP BLK WP HR S P ERA WHIP											PITCHER	IP WLS BF H R ER SO BB IBB HBP BLK WP HR S P ERA WHIP									
Dwight Gooden, R ERA: 5.04	(1, 1) 5.1 W 25 7 2 2 5 3 0 0 0 0 0 0 4 8 3.38 1.875																					
Brian Boehringer, R ERA: 3.2	(6, 1) 0.1 2 0 0 0 0 1 0 0 0 0 0 0 4 8 0.00 3.000																					
Mike Stanton, L ERA: 2.55	(6, 1) 2.1 9 0 0 0 2 1 0 1 0 1 0 19 31 0.00 0.429																					
Jeff Nelson, R ERA: 2.82	(9, 1) 1.0 4 0 0 0 1 1 0 0 0 0 0 0 10 18 0.00 1.000																					

Batter	1	2	3	4	5	6	7	8	9	AB	R	H	RBI	BB	SO	LOB	TOP										
Nomar Garciaparra, R OBP: 0.349, SLG: 0.540	G5-3		K					F8		5	0	2	1	0	1	0	Boston Red Sox @ New York Yankees Yankee Stadium, Bronx, NY Mon Sep 15 1997, 7:05 PM EDT Att: 25,873 - Unknown - 76 F AB 39 R 6 H 12 RBI 6 BB 1 SO 10 LOB 14 										
John Valentin, R OBP: 0.377, SLG: 0.515	P4		G3-1 2B 1B					L8	G5-3	5	1	1	0	0	0	3											
Mo Vaughn, L OBP: 0.421, SLG: 0.557	L4		G3-1					F8	F9	5	0	0	0	0	1	2											
Wil Cordero, R OBP: 0.311, SLG: 0.427									F9	5	1	2	1	0	2	0											
18 Reggie Jefferson, S OBP: 0.372, SLG: 0.499									F9	4	1	1	1	0	0	1											
Bill Haselman, R OBP: 0.291, SLG: 0.398									F9	3	1	2	0	1	1	1											
Troy O'Leary, L OBP: 0.365, SLG: 0.506									F9	4	1	2	2	0	1	1											
Jeff Frye, R OBP: 0.346, SLG: 0.423									F9	4	1	2	1	0	1	2											
Michael Coleman, R OBP: 0.190, SLG: 0.238									F9	4	0	0	0	0	3	4											
Inning Stats	R: 0 E: 0 K: 0 S: 8	H: 0 LOB: 0 BB: 0 P: 11	R: 1 E: 0 K: 2 S: 18	H: 3 LOB: 2 BB: 0 P: 22	R: 2 E: 0 K: 2 S: 18	H: 3 LOB: 1 BB: 0 P: 22	R: 0 E: 0 K: 0 S: 9	H: 2 LOB: 2 BB: 0 P: 14	R: 0 E: 0 K: 1 S: 9	H: 0 LOB: 0 BB: 0 P: 13	R: 3 E: 0 K: 1 S: 13	H: 4 LOB: 1 BB: 0 P: 18	R: 0 E: 0 K: 2 S: 9	H: 0 LOB: 1 BB: 1 P: 17	R: 0 E: 0 K: 1 S: 8	H: 0 LOB: 0 BB: 0 P: 10	R: 0 E: 0 K: 1 S: 9	H: 0 LOB: 0 BB: 0 P: 10	1B: 8 2B: 4 3B: 0 HR: 0	SF: 0 SAC: 0 DP: 0 HBP: 0	WP: 0 PB: 0 SB: 1 CS: 0	PA: 40					
PITCHER	IP	WLS	BF	H	R	ER	SO	BB	IBB	HBP	BLK	WP	HR	S	P	ERA	WHIP										
David Wells, L ERA: 4.43	(1, 1)	5.1	28	12	6	6	6	0	0	0	0	0	0	73	97	10.12	2.250										
Brian Boehringer, R ERA: 3.0	(6, 1)	2.2	9	0	0	0	3	1	0	0	0	0	0	19	32	0.00	0.375										
42 Mariano Rivera, R ERA: 1.78	(9, 1)	1.0	W	3	0	0	1	0	0	0	0	0	0	9	10	0.00	0.000										

Batter	1	2	3	4	5	6	7	8	9	AB	R	H	RBI	BB	SO	LOB	BOTTOM										
Tim Lincecum, S OBP: 0.389, SLG: 0.424	F8		1B 2B							3	2	2	2	1	0	0	Boston Red Sox @ New York Yankees Yankee Stadium, Bronx, NY Mon Sep 15 1997, 7:05 PM EDT Att: 25,873 - Unknown - 76 F AB 34 R 7 H 11 RBI 7 BB 6 SO 2 LOB 18 										
Wade Boggs, L OBP: 0.371, SLG: 0.391	G4-3		G6-3	G1-3						5	0	0	0	0	0	4											
Paul O'Neill, L OBP: 0.394, SLG: 0.510										2	2	1	0	3	0	0											
Bernie Williams, S OBP: 0.415, SLG: 0.540	F7									5	1	2	1	0	0	3											
Tino Martinez, L OBP: 0.372, SLG: 0.583										4	1	1	3	1	0	2											
Chad Curtis, R OBP: 0.361, SLG: 0.486										5	0	1	0	0	1	3											
2 Derek Jeter, R OBP: 0.370, SLG: 0.495										4	1	3	1	0	0	1											
20 Jorge Posada, S OBP: 0.344, SLG: 0.356										3	0	1	0	1	0	2											
Andy Fox, L OBP: 0.286, SLG: 0.167										2	0	0	0	0	1	2											
Ivan Cruz, L OBP: 0.316, SLG: 0.294										1	0	0	0	0	0	1											
Rey Sanchez, R OBP: 0.313, SLG: 0.368										0	0	0	0	0	0	0											
Inning Stats	R: 0 E: 0 K: 0 S: 8	H: 0 LOB: 1 BB: 1 P: 14	R: 0 E: 0 K: 1 S: 13	H: 1 LOB: 2 BB: 1 P: 21	R: 4 E: 0 K: 0 S: 15	H: 3 LOB: 1 BB: 1 P: 25	R: 1 E: 0 K: 0 S: 9	H: 1 LOB: 0 BB: 0 P: 14	R: 0 E: 0 K: 0 S: 4	H: 1 LOB: 0 BB: 0 P: 7	R: 1 E: 0 K: 0 S: 11	H: 2 LOB: 1 BB: 0 P: 18	R: 0 E: 0 K: 0 S: 10	H: 1 LOB: 1 BB: 0 P: 15	R: 0 E: 0 K: 0 S: 12	H: 1 LOB: 2 BB: 1 P: 21	R: 1 E: 0 K: 1 S: 8	H: 1 LOB: 2 BB: 2 P: 18	1B: 8 2B: 1 3B: 0 HR: 2	SF: 1 SAC: 1 DP: 1 HBP: 1	WP: 0 PB: 0 SB: 0 CS: 0	PA: 43					
PITCHER	IP	WLS	BF	H	R	ER	SO	BB	IBB	HBP	BLK	WP	HR	S	P	ERA	WHIP										
Bret Saberhagen, R ERA: 8.14	(1, 1)	4.0	21	5	5	5	1	3	0	1	0	0	0	45	74	11.25	2.000										
Derek Lowe, R ERA: 6.68	(5, 1)	1.2	7	3	1	1	0	0	0	0	0	0	0	13	20	5.40	1.800										
Ron Mahay, L ERA: 2.05	(6, 1)	1.0	4	1	0	0	0	0	0	0	0	0	0	9	16	0.00	1.000										
Mark Brandenburg, R ERA: 6.03	(7, 1)	1.0	5	1	0	0	0	1	0	0	0	0	0	12	21	0.00	2.000										
Jim Corsi, R ERA: 2.88	(8, 1)	1.0	L	6	1	1	1	1	1	0	0	0	0	11	22	9.00	2.000										

Batter	1	2	3	4	5	6	7	8	9	AB	R	H	RBI	BB	SO	LOB	TOP					
Nomar Garciaparra, R OBP: 0.348, SLG: 0.542	G5-3		G4-3		K					4	0	1	0	0	1	2	Boston Red Sox @ New York Yankees Yankee Stadium, Bronx, NY Tue Sep 16 1997, 7:05 PM EDT Sunny - 80 F livebaseballscorecards.com					
John Valentin, R OBP: 0.375, SLG: 0.512	K		E5		G5-4-3			F4		4	0	0	0	0	1	3						
Mo Vaughn, L OBP: 0.422, SLG: 0.557								K		4	0	2	0	0	2	1						
Wil Cordero, R OBP: 0.309, SLG: 0.424								K		4	0	0	0	0	0	3						
18 Reggie Jefferson, S OBP: 0.368, SLG: 0.494										4	0	0	0	0	4	0						
Bill Haselman, R OBP: 0.287, SLG: 0.392 Scott Hatteberg, L OBP: 0.349, SLG: 0.419										3	0	0	0	0	2	0						
Troy O'Leary, L OBP: 0.365, SLG: 0.504										1	0	0	0	0	0	0						
Jeff Frye, R OBP: 0.346, SLG: 0.422										3	0	1	0	0	1	1						
Darren Bragg, L OBP: 0.335, SLG: 0.381										2	0	0	0	0	1	0						
Inning Stats	R: 0 E: 0 K: 1 S: 9	H: 1 LOB: 1 BB: 0 P: 12	R: 0 E: 0 K: 3 S: 13	H: 1 LOB: 1 BB: 0 P: 19	R: 0 E: 1 K: 1 S: 11	H: 1 LOB: 2 BB: 0 P: 15	R: 0 E: 0 K: 2 S: 7	H: 0 LOB: 0 BB: 0 P: 13	R: 0 E: 1 K: 1 S: 10	H: 1 LOB: 1 BB: 0 P: 11	R: 0 E: 0 K: 1 S: 10	H: 0 LOB: 0 BB: 0 P: 15	R: 0 E: 0 K: 1 S: 6	H: 0 LOB: 0 BB: 0 P: 11	R: 0 E: 0 K: 1 S: 10	H: 1 LOB: 1 BB: 0 P: 13		R: 0 E: 0 K: 1 S: 7	H: 0 LOB: 0 BB: 0 P: 9	1B: 4 2B: 0 3B: 1 HR: 0	SF: 0 SAC: 1 DP: 1 HBP: 0	WP: 0 PB: 0 SB: 0 CS: 0
PITCHER	IP	WLS	BF	H	R	ER	SO	BB	IBB	HBP	BLK	WP	HR	S	P	ERA	WHIP					
Andy Pettitte, L ERA: 2.79	8.0	W	30	5	0	0	12	0	0	0	0	0	0	76	109	0.00	0.625					
42 Mariano Rivera, R ERA: 1.76	1.0	S	3	0	0	0	1	0	0	0	0	0	0	7	9	0.00	0.000					

Batter	1	2	3	4	5	6	7	8	9	AB	R	H	RBI	BB	SO	LOB	BOTTOM				
Tim Lincecum, S OBP: 0.391, SLG: 0.425 Chad Curtis, R OBP: 0.360, SLG: 0.484	P6									4	1	2	0	0	1	0	Boston Red Sox @ New York Yankees Yankee Stadium, Bronx, NY Tue Sep 16 1997, 7:05 PM EDT Sunny - 80 F livebaseballscorecards.com				
Wade Boggs, L OBP: 0.371, SLG: 0.391	F7									5	1	2	0	0	0	2					
Paul O'Neill, L OBP: 0.396, SLG: 0.511										3	0	2	1	1	0	1					
Bernie Williams, S OBP: 0.414, SLG: 0.536										3	0	0	1	1	1	3					
Tino Martinez, L OBP: 0.375, SLG: 0.582										1	0	0	0	3	0	2					
Cecil Fielder, R OBP: 0.356, SLG: 0.390										4	0	1	0	0	2	3					
2 Derek Jeter, R OBP: 0.369, SLG: 0.405										4	0	1	0	0	1	4					
20 Jorge Posada, S OBP: 0.347, SLG: 0.362										3	0	1	0	1	2	1					
Rey Sanchez, R OBP: 0.311, SLG: 0.365										3	0	0	0	0	1	3					
Inning Stats	R: 0 E: 0 K: 0 S: 9	H: 1 LOB: 2 BB: 1 P: 17	R: 0 E: 0 K: 3 S: 9	H: 0 LOB: 0 BB: 0 P: 13	R: 0 E: 0 K: 1 S: 9	H: 1 LOB: 1 BB: 1 P: 20	R: 0 E: 0 K: 1 S: 8	H: 1 LOB: 1 BB: 1 P: 17	R: 0 E: 0 K: 1 S: 13	H: 1 LOB: 1 BB: 0 P: 18	R: 0 E: 0 K: 1 S: 12	H: 1 LOB: 2 BB: 2 P: 27	R: 2 E: 0 K: 1 S: 16	H: 3 LOB: 2 BB: 1 P: 26	R: 0 E: 0 K: 0 S: 10	H: 1 LOB: 1 BB: 0 P: 17		1B: 7 2B: 3 3B: 0 HR: 0	SF: 0 SAC: 1 DP: 1 HBP: 0	WP: 0 PB: 0 SB: 1 CS: 0	PA: 38
PITCHER	IP	WLS	BF	H	R	ER	SO	BB	IBB	HBP	BLK	WP	HR	S	P	ERA	WHIP				
Aaron Sele, R ERA: 5.4	6.0	L	27	4	2	2	7	4	1	0	0	0	0	60	112	9.00	2.000				
John Waddell, R ERA: 4.56	2.0	L	11	4	2	2	1	0	1	0	0	0	0	26	43	9.00	2.000				

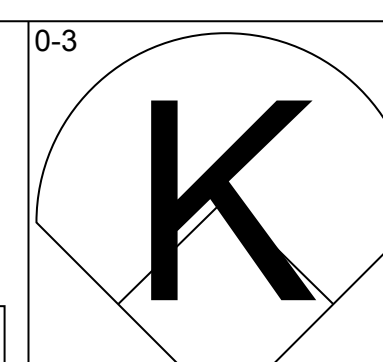
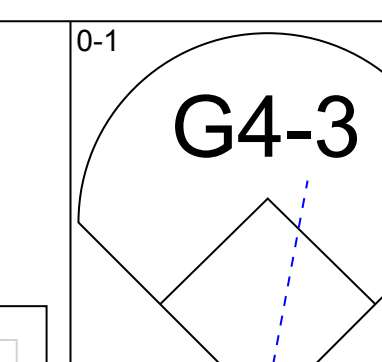
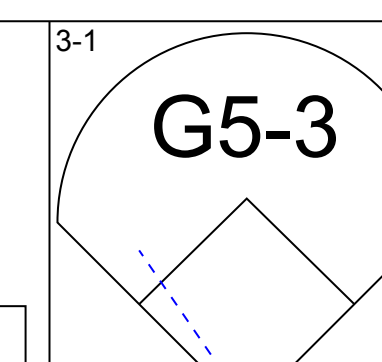
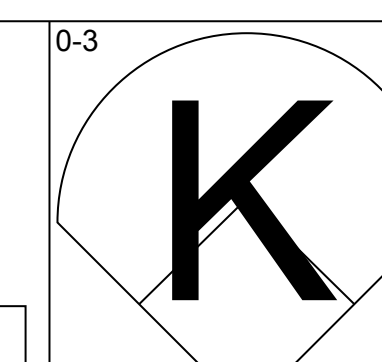
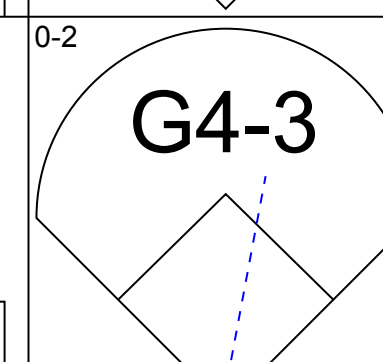
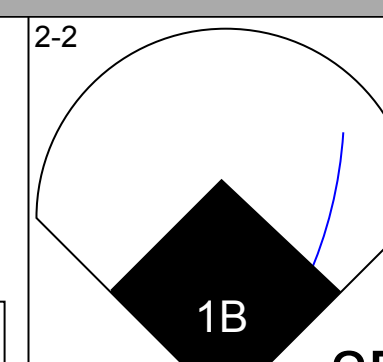
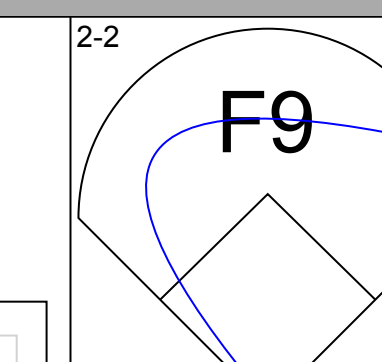
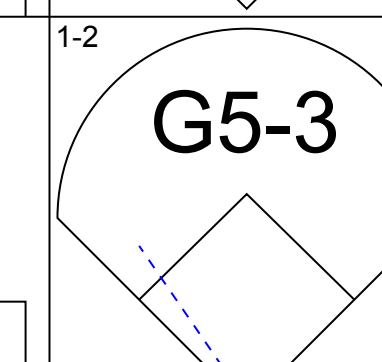
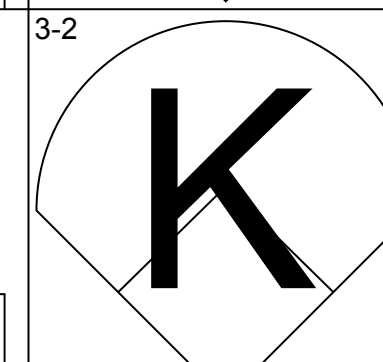
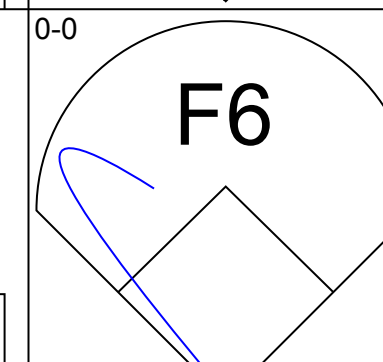
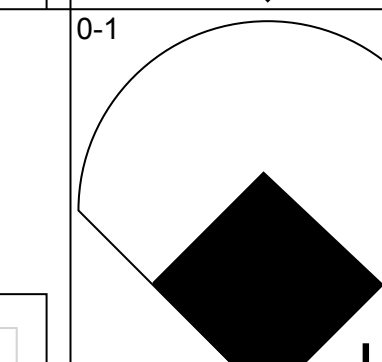
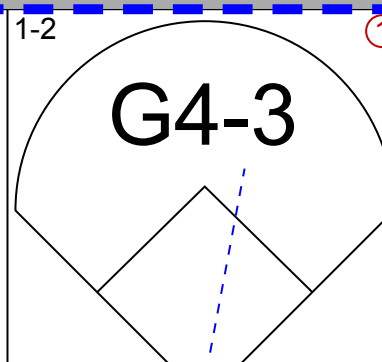
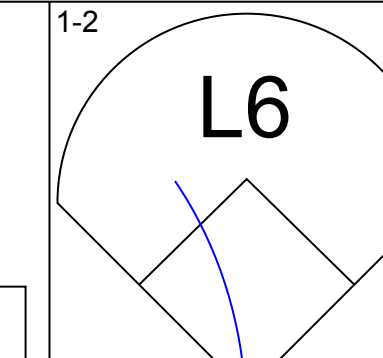
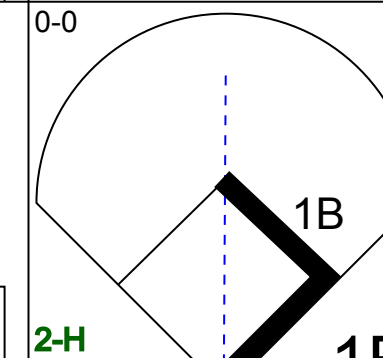
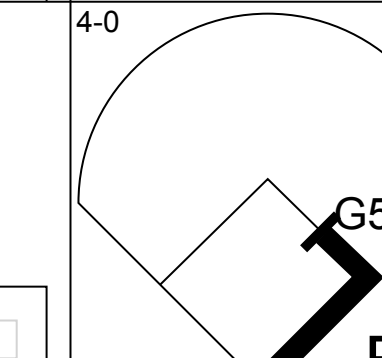
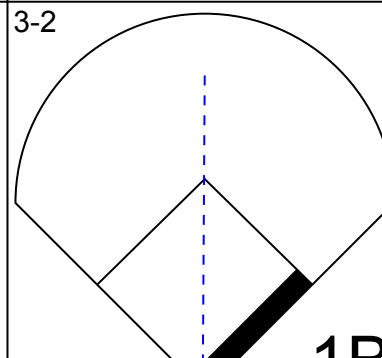
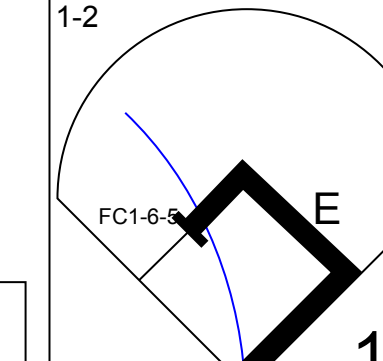
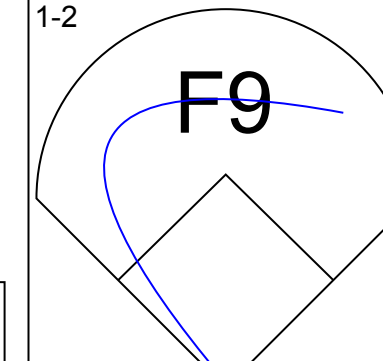
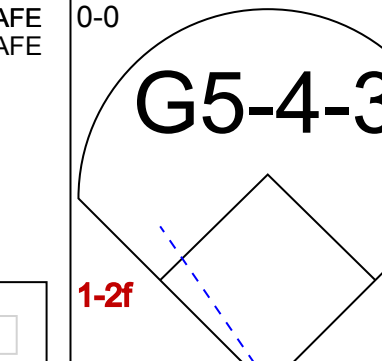
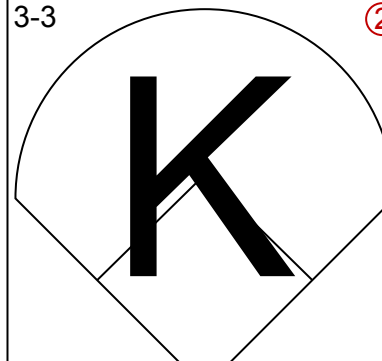
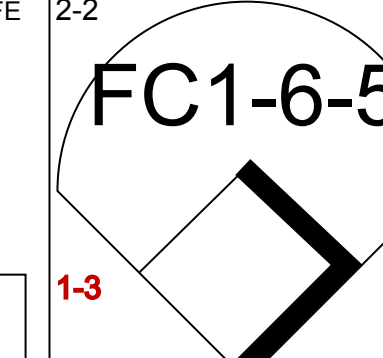
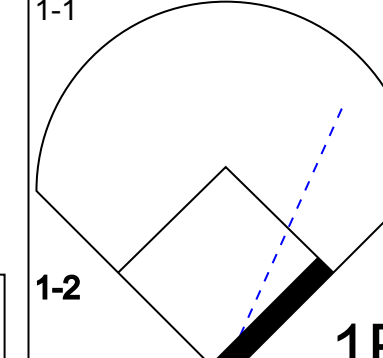
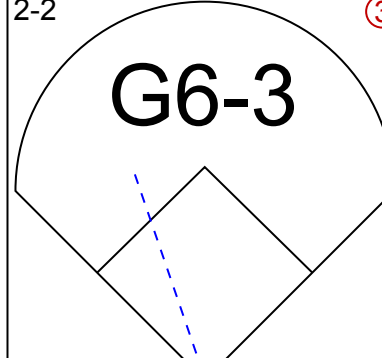
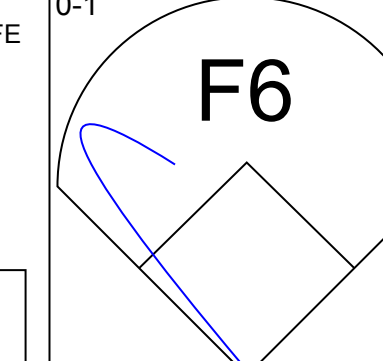
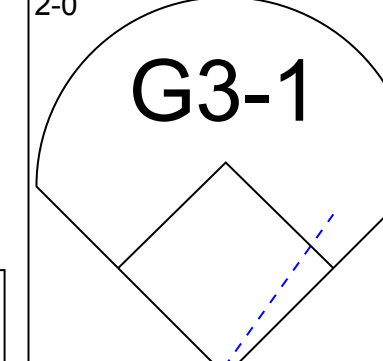
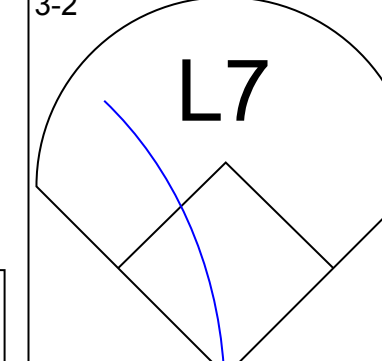
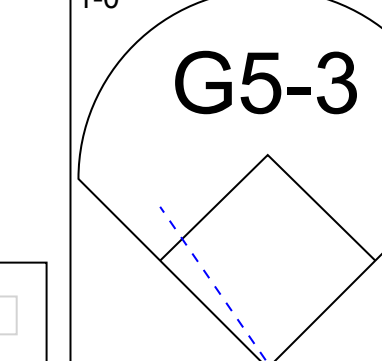
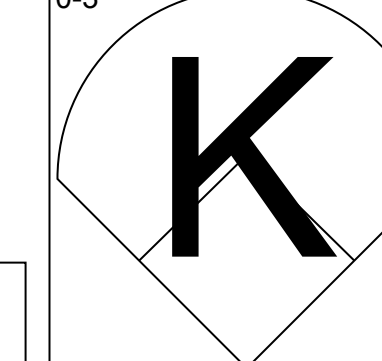
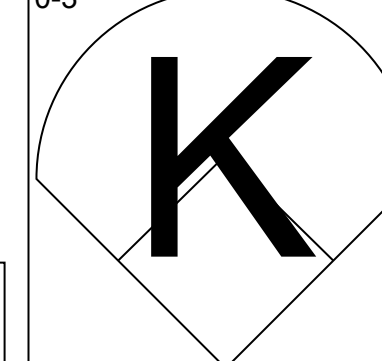
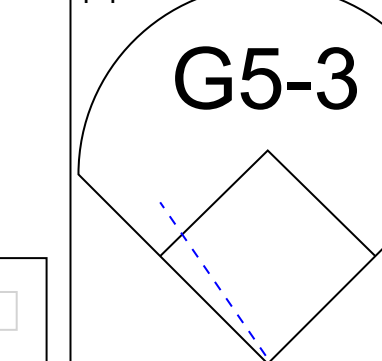
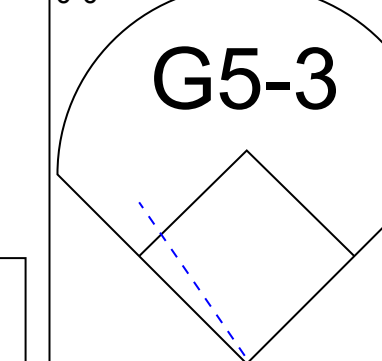
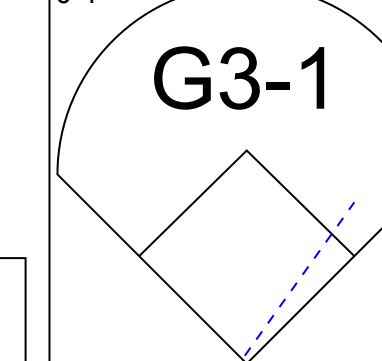
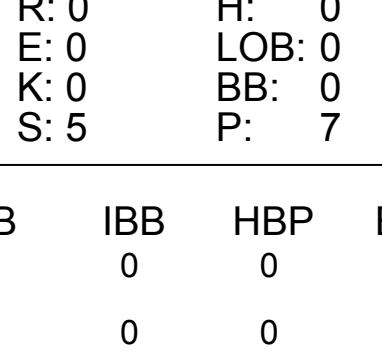
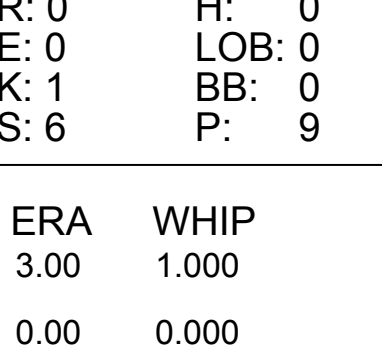


Batter	1	2	3	4	5	6	7	8	9	AB	R	H	RBI	BB	SO	LOB	TOP				
Jeff Frye, R OBP: 0.349, SLG: 0.431 (1, 4)	1-1 BB HBP	1-0 G4-3		0-2 E4 G6-3			2-1 3B		1-0 2B	4	0	2	2	0	0	2	Boston Red Sox @ New York Yankees Yankee Stadium, Bronx, NY Tue Sep 16 1997, 7:05 PM EDT Att: 29,145 - Unknown - 78 F				
John Valentin, R OBP: 0.375, SLG: 0.509 (1, 5)	4-2 BB SAFE	4-1 BB		0-0 G6-3 1-2f			1-3 K		1-3 K	3	0	0	0	2	2	4					
Mo Vaughn, L OBP: 0.419, SLG: 0.552 (1, 10)	2-2 F7	0-1 L9			2-2 G4-3		2-0 F6			4	0	0	0	0	0	5					
18 Reggie Jefferson, S OBP: 0.365, SLG: 0.490 (1, 3)	0-0 L8		3-1 F7		1-3 K			2-3 K		4	0	0	0	0	2	2					
Wil Cordero, R OBP: 0.309, SLG: 0.421 (1, 7)	4-0 FC6 BB		0-0 G5-3		2-2 F9			1-3 K		3	0	0	0	1	1	0					
Troy O'Leary, L OBP: 0.382, SLG: 0.500 (1, 9)	0-0 FC6 1-2f		1-1 P5			0-3 K		0-0 G4-3		4	0	0	0	0	1	3					
Scott Hatteberg, L OBP: 0.353, SLG: 0.424 (1, 2)		1-1 2B G4-3 1B		1-2 E 2B		4-0 G6-4-3 BB		1-1 F7		3	2	2	0	1	0	0					
Mike Benjamin, R OBP: 0.287, SLG: 0.360 (1, 6)		2-1 L9		0-2 G6-3		0-0 G6-4-3 1-2f		0-0 F9		4	0	0	0	0	0	3					
Darren Bragg, L OBP: 0.338, SLG: 0.388 (1, 8)		1-0 G4-3 2B		0-0 E7 2H 1B			0-0 F7		2-2 2B	4	1	3	1	0	0	0					
Inning Stats	R: 0 E: 0 K: 0 S: 8	H: 0 LOB: 3 BB: 2 P: 19	R: 1 E: 0 K: 0 S: 9	H: 2 LOB: 2 BB: 1 P: 18	R: 0 E: 0 K: 0 S: 5	H: 0 LOB: 0 BB: 0 P: 9	R: 1 E: 2 K: 0 S: 13	H: 2 LOB: 1 BB: 0 P: 14	R: 0 E: 0 K: 1 S: 13	H: 0 LOB: 0 BB: 1 P: 18	R: 0 E: 0 K: 1 S: 4	H: 1 LOB: 1 BB: 0 P: 8	R: 0 E: 0 K: 2 S: 7	H: 0 LOB: 0 BB: 0 P: 10	R: 1 E: 0 K: 1 S: 11	H: 2 LOB: 1 BB: 0 P: 16	1B: 2 2B: 4 3B: 1 HR: 0	SF: 0 SAC: 0 DP: 2 HBP: 1	WP: 0 PB: 0 SB: 0 CS: 0	PA: 38	
PITCHER	IP WLS BF H R ER SO BB IBB HBP BLK WP HR S P ERA WHIP	6.2 W 29 5 2 2 3 4 0 1 0 0 0 58 95 2.70 1.350	1.1 L 4 0 0 0 2 0 0 0 0 0 0 8 13 0.00 0.000	1.0 S 5 2 1 1 1 0 0 0 0 0 0 11 16 9.00 2.000	PITCHER										IP WLS BF H R ER SO BB IBB HBP BLK WP HR S P ERA WHIP						
Willie Banks, R ERA: 2.0 (1, 1)											6.2 W 29 5 2 2 3 4 0 1 0 0 0 58 95 2.70 1.350										
Mike Stanton, L ERA: 2.47 (7, 1)											1.1 L 4 0 0 0 2 0 0 0 0 0 0 8 13 0.00 0.000										
42 Mariano Rivera, R ERA: 1.86 (9, 1)											1.0 S 5 2 1 1 1 0 0 0 0 0 0 11 16 9.00 2.000										

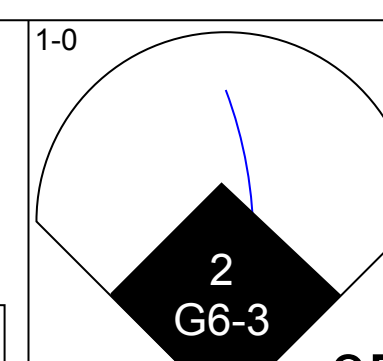
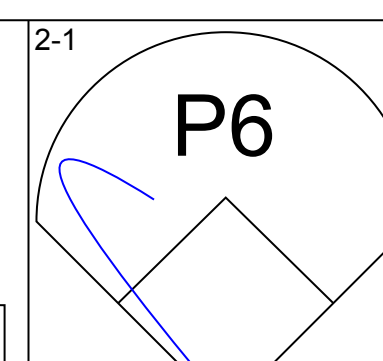
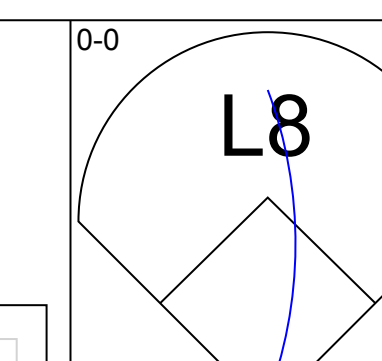
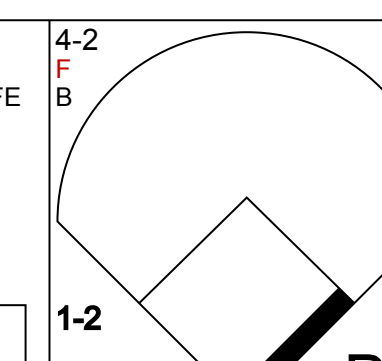
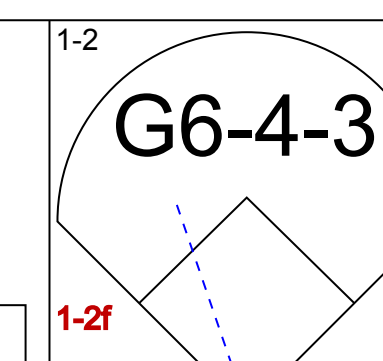

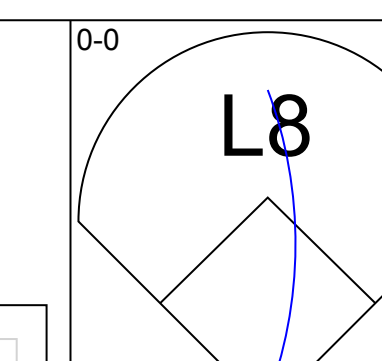
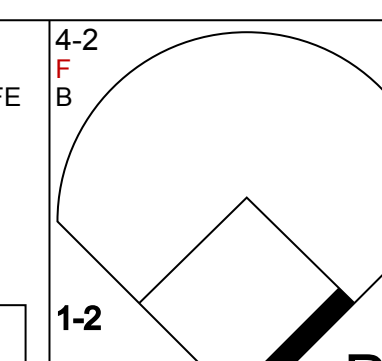
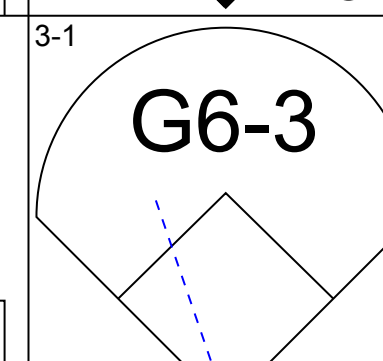
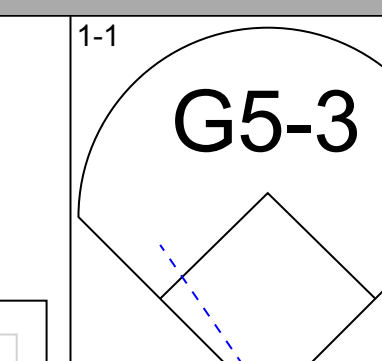
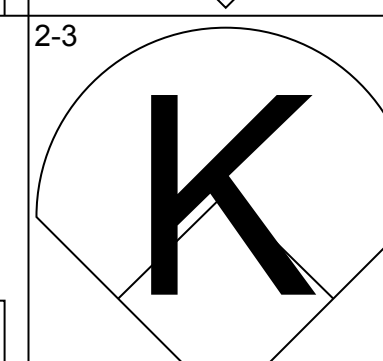
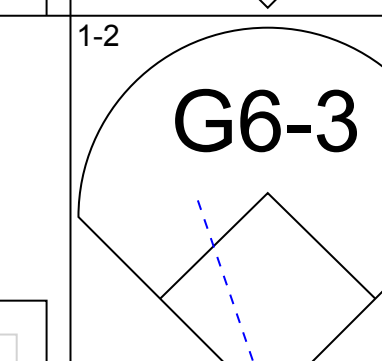
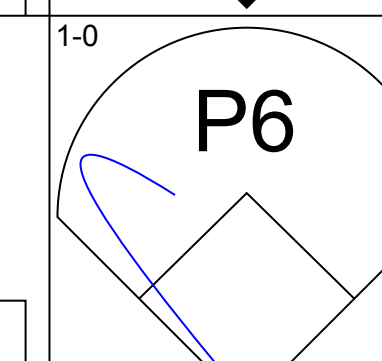
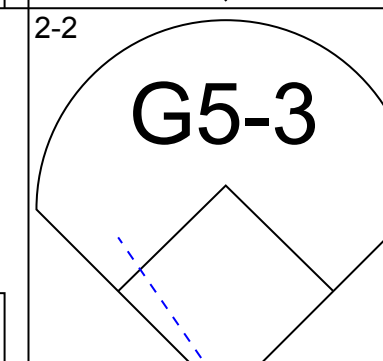
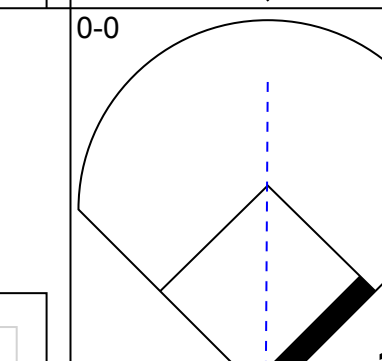
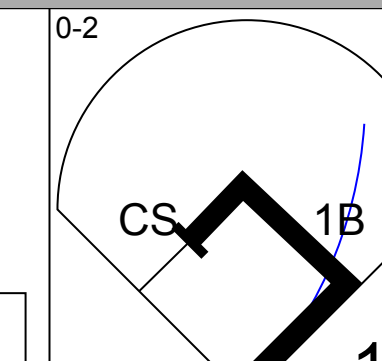
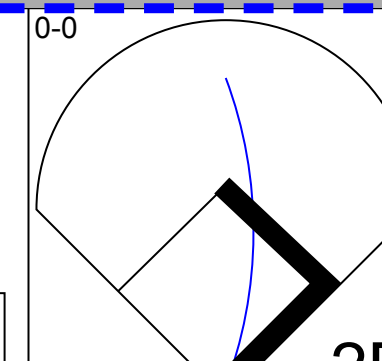
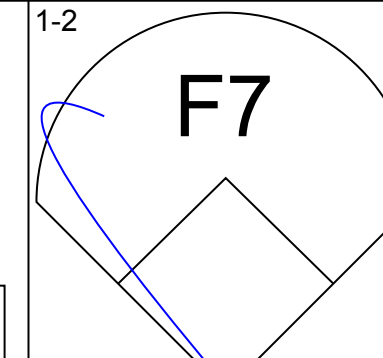
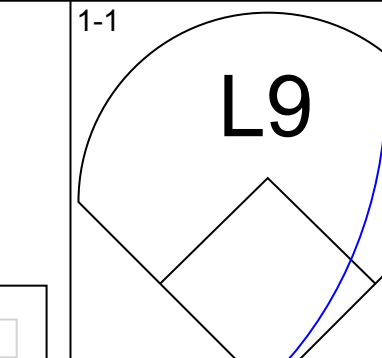
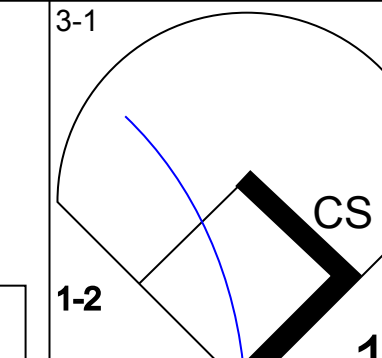
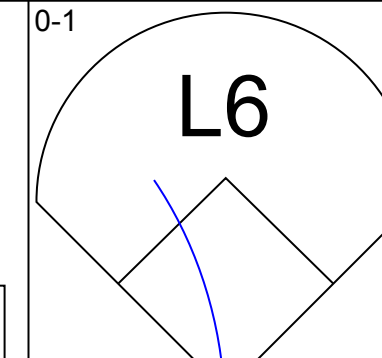
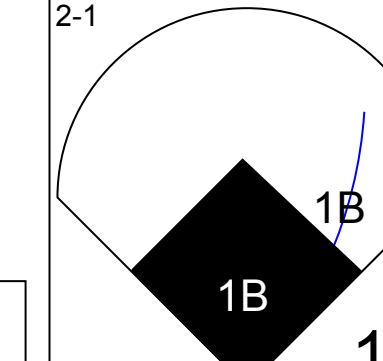
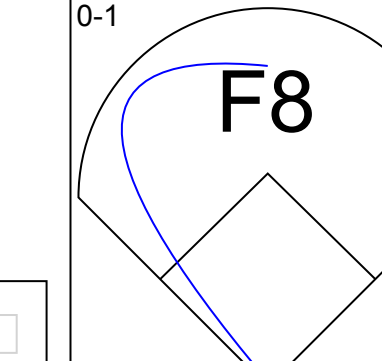
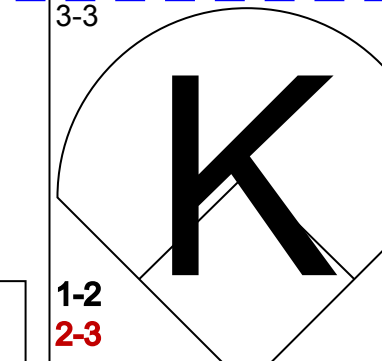
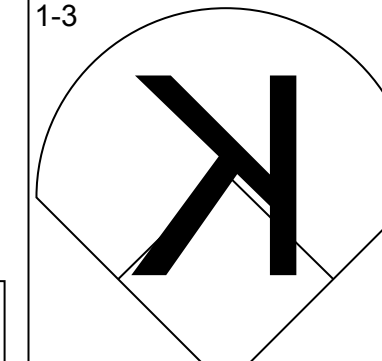
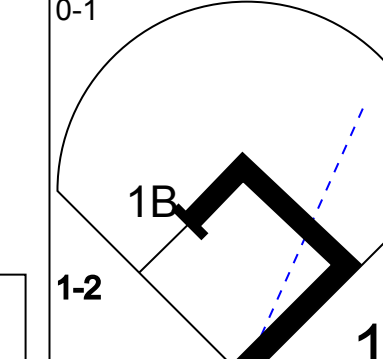
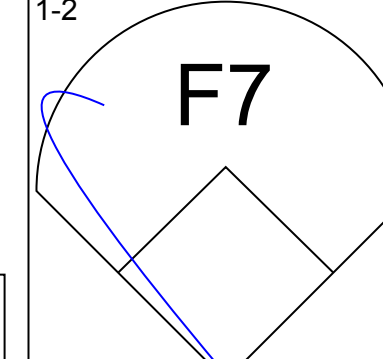
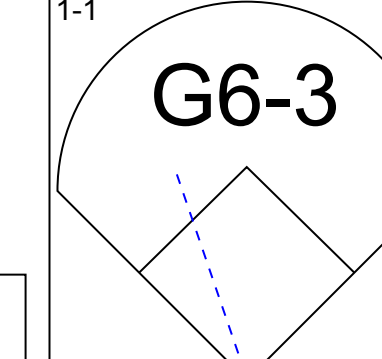
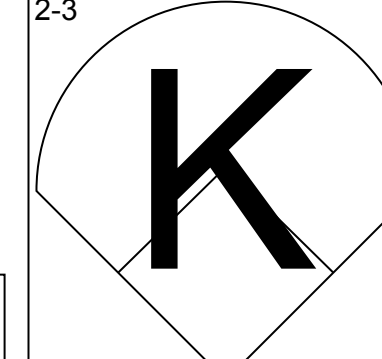
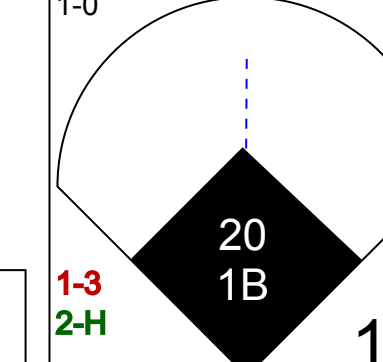
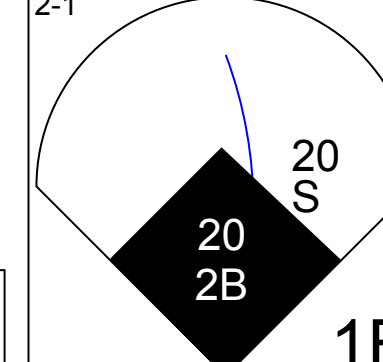

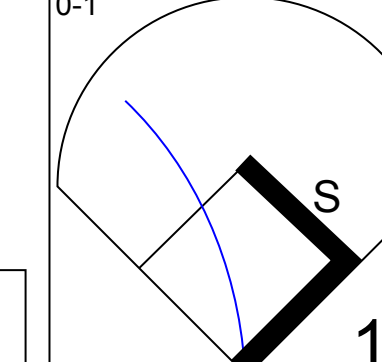
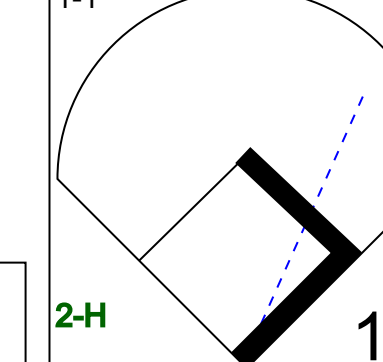
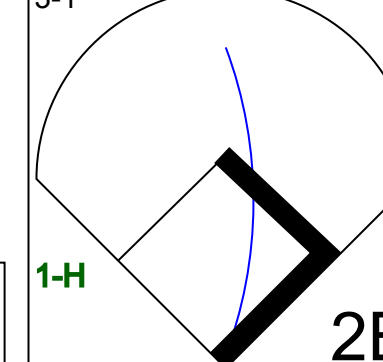

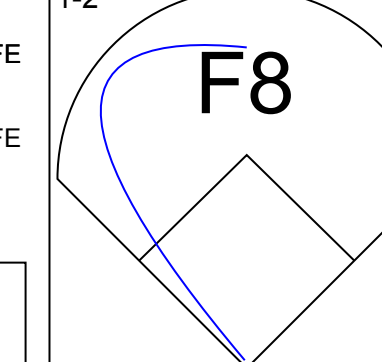
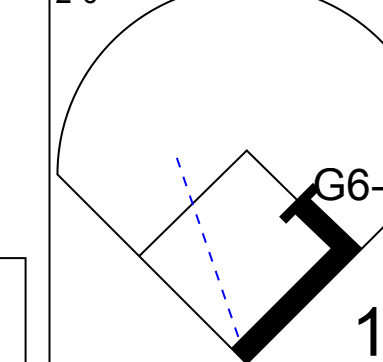
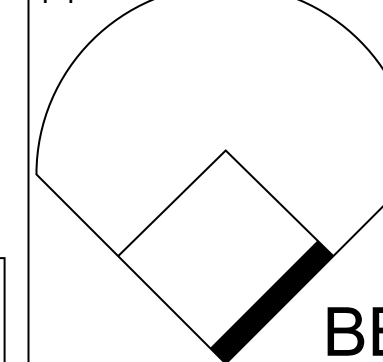
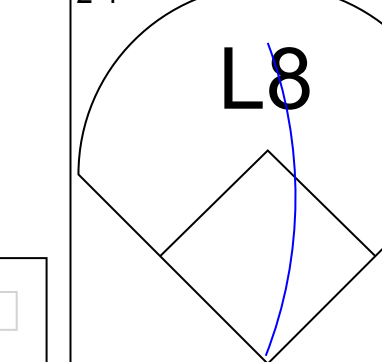
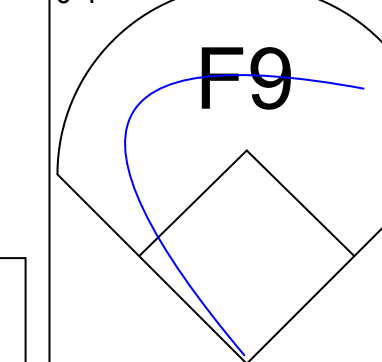
AB	33
R	3
H	7
RBI	3
BB	4
SO	6
LOB	19



Batter	1	2	3	4	5	6	7	8	9	AB	R	H	RBI	BB	SO	LOB	BOTTOM				
Scott Pose, L OBP: 0.303, SLG: 0.290 (1, 9)	0-3 K		1-1 L8		2-1 SH1-4 2H 3B		1-2 L5			4	1	1	1	0	1	2	Boston Red Sox @ New York Yankees Yankee Stadium, Bronx, NY Tue Sep 16 1997, 7:05 PM EDT Att: 29,145 - Unknown - 78 F				
Rey Sanchez, R OBP: 0.311, SLG: 0.368 (1, 4)	2-2 P4			3-1 2B	2-0 SH1-4		2-1 G5-3 1-2			3	1	1	1	0	0	1					
Mike Stanley, R OBP: 0.390, SLG: 0.500 (1, 3)	0-1 F8			3-2 G4-3 2H 1B	0-1 1B			0-3 K		4	1	2	1	0	1	0					
Bernie Williams, S OBP: 0.411, SLG: 0.532 (1, 8)		1-1 F8		1-1 G4-3	2-2 L3			1-1 G5-3		4	0	0	0	0	0	2					
Cecil Fielder, R OBP: 0.358, SLG: 0.391 (1, 10)		3-3 K		1-1 1B		3-2 G6-3		1-1 FC6-4 1B		4	0	2	1	0	1	0					
Ivan Cruz, L OBP: 0.316, SLG: 0.294 (8, PR)		1-3 K		2-2 K			0-0 F8		1-1 FC6-4 1-2f	4	0	0	0	0	2	2					
Charlie Hayes, R OBP: 0.326, SLG: 0.398 (1, 5)										4	0	0	0	0	2	2					
Chad Curtis, R OBP: 0.359, SLG: 0.483 (1, 7)			2-0 G2-3 1B		2-0 F9			0-0 G4-3		3	0	1	0	0	0	1					
Andy Fox, L OBP: 0.400, SLG: 0.444 (1, 6)			1-3 K		1-0 3B 2B		0-2 S 1B			3	1	2	0	0	1	1					
Mike Figga, R (1, 2)			2-2 G2-3 1-2		3-2 K		1-3 K			3	0	0	0	0	2	3					
Inning Stats	R: 0 E: 0 K: 1 S: 8	H: 0 LOB: 0 BB: 0 P: 10	R: 0 E: 0 K: 2 S: 9	H: 0 LOB: 0 BB: 0 P: 14	R: 0 E: 0 K: 1 S: 9	H: 1 LOB: 1 BB: 0 P: 15	R: 2 E: 0 K: 1 S: 15	H: 3 LOB: 1 BB: 0 P: 27	R: 2 E: 0 K: 1 S: 13	H: 3 LOB: 1 BB: 0 P: 22	R: 0 E: 0 K: 0 S: 5	H: 0 LOB: 0 BB: 0 P: 8	R: 0 E: 0 K: 1 S: 11	H: 1 LOB: 1 BB: 0 P: 15	R: 0 E: 0 K: 1 S: 9	H: 1 LOB: 1 BB: 0 P: 12	1B: 5 2B: 3 3B: 1 HR: 0	SF: 0 SAC: 1 DP: 0 HBP: 0	WP: 0 PB: 0 SB: 1 CS: 0	PA: 33	
PITCHER	IP WLS BF H R ER SO BB IBB HBP BLK WP HR S P ERA WHIP	4.1 L 19 6 4 4 6 0 0 0 0 0 0 7 10 0.00 1.500	0.2 L 3 1 0 0 0 0 0 0 0 0 0 7 10 0.00 1.500	3.0 L 11 2 0 0 2 0 0 0 0 0 0 25 35 0.00 0.667	PITCHER										IP WLS BF H R ER SO BB IBB HBP BLK WP HR S P ERA WHIP						
Robinson Checo, R ERA: 8.31 (1, 1)											4.1 L 19 6 4 4 6 0 0 0 0 0 0 7 10 0.00 1.500										
Joe Hudson, R ERA: 3.29 (5, 1)											0.2 L 3 1 0 0 0 0 0 0 0 0 0 7 10 0.00 1.500										
Steve Avery, L ERA: 6.63 (6, 1)											3.0 L 11 2 0 0 2 0 0 0 0 0 0 25 35 0.00 0.667										



Batter	1	2	3	4	5	6	7	8	9	AB	R	H	RBI	BB	SO	LOB	TOP					
Brian Hunter, R OBP: 0.333, SLG: 0.358 (1, 8)										4	0	0	0	0	2	0	Detroit Tigers @ New York Yankees Yankee Stadium, Bronx, NY Wed Sep 17 1997, 7:05 PM EDT Att: 19,331 - Unknown - 72 F					
Damion Easley, R OBP: 0.397, SLG: 0.469 (1, 4) (8, 6)										4	1	1	0	0	0	0						
Bobby Higginson, L OBP: 0.373, SLG: 0.526 (1, 7)										4	1	1	1	0	1	1						
Tony Clark, S OBP: 0.386, SLG: 0.523 (1, 3)										3	0	2	1	1	0	0						
Travis Fryman, R OBP: 0.328, SLG: 0.439 (1, 5)										4	0	1	0	0	1	3						
Bob Hamelin, L OBP: 0.371, SLG: 0.500 (1, 10)										4	0	1	0	0	1	2						
Raul Casanova, S OBP: 0.307, SLG: 0.342 (1, 2)										3	0	0	0	0	0	3						
Jimmy Hurst, R OBP: 0.250, SLG: 0.143 (7, PH)										2	0	0	0	0	1	0						
Melvin Nieves, S OBP: 0.315, SLG: 0.450 (7, 9)										1	0	0	0	0	1	0						
Deivi Cruz, R OBP: 0.285, SLG: 0.316 (8, PH)										2	0	0	0	0	0	0						
Frank Catalanotto, L OBP: 0.359, SLG: 0.458 (8, 4)										1	0	0	0	0	0	0						
Inning Stats	R: 0 E: 0 K: 2 S: 9	H: 0 LOB: 0 BB: 0 P: 12	R: 0 E: 1 K: 0 S: 12	H: 1 LOB: 1 BB: 0 P: 16	R: 0 E: 0 K: 0 S: 5	H: 0 LOB: 0 BB: 0 P: 7	R: 1 E: 0 K: 0 S: 13	H: 3 LOB: 2 BB: 0 P: 19	R: 0 E: 0 K: 1 S: 6	H: 0 LOB: 0 BB: 0 P: 9	R: 1 E: 0 K: 0 S: 6	H: 1 LOB: 0 BB: 1 P: 12	R: 0 E: 0 K: 2 S: 9	H: 0 LOB: 0 BB: 0 P: 13	R: 0 E: 0 K: 1 S: 8	H: 0 LOB: 0 BB: 0 P: 9	R: 0 E: 0 K: 1 S: 17	H: 1 LOB: 1 BB: 0 P: 26	1B: 4 2B: 1 3B: 0 HR: 1	SF: 0 SAC: 0 DP: 1 HBP: 0	WP: 0 PB: 0 SB: 0 CS: 0	PA: 33
PITCHER	IP	WLS	BF	H	R	ER	SO	BB	IBB	HBP	BLK	WP	HR	S	P	ERA	WHIP					
Ramiro Mendoza, R ERA: 4.37 (1, 1)	6.0	W	23	5	2	2	3	1	0	0	0	0	1	51	75	3.00	1.000					
Jeff Nelson, R ERA: 2.75 (7, 1)	2.0		6	0	0	0	3	0	0	0	0	0	0	17	22	0.00	0.000					
Brian Boehringer, R ERA: 2.93 (9, 1)	1.0		4	1	0	0	1	0	0	0	0	0	0	17	26	0.00	1.000					

Batter	1	2	3	4	5	6	7	8	9	AB	R	H	RBI	BB	SO	LOB	BOTTOM				
Tim Raines, S OBP: 0.388, SLG: 0.430 (1, 7)										4	1	1	0	0	0	4	Detroit Tigers @ New York Yankees Yankee Stadium, Bronx, NY Wed Sep 17 1997, 7:05 PM EDT Att: 19,331 - Unknown - 72 F				
Scott Pose, L OBP: 0.312, SLG: 0.290 (7, 7)										0	0	0	0	1	0	0					
2 Derek Jeter, R OBP: 0.397, SLG: 0.402 (1, 6)										5	0	0	1	0	1	4					
Paul O'Neill, L OBP: 0.399, SLG: 0.514 (1, 9)										4	0	3	0	0	0	0					
Tino Martinez, L OBP: 0.374, SLG: 0.580 (1, 3)										4	0	1	0	0	0	2					
Mike Stanley, R OBP: 0.389, SLG: 0.497 (1, 10)										4	1	1	0	0	2	4					
Charlie Hayes, R OBP: 0.327, SLG: 0.396 (1, 5)										4	0	1	0	0	1	2					
Chad Curtis, R OBP: 0.366, SLG: 0.492 (1, 8)										4	3	4	1	0	0	0					
20 Jorge Posada, S OBP: 0.355, SLG: 0.395 (1, 2)										4	1	3	4	0	0	1					
Andy Fox, L OBP: 0.429, SLG: 0.417 (1, 4)										3	0	1	0	1	0	1					
Inning Stats	R: 1 E: 0 K: 0 S: 10	H: 1 LOB: 0 BB: 0 P: 17	R: 2 E: 0 K: 0 S: 11	H: 5 LOB: 1 BB: 0 P: 18	R: 0 E: 0 K: 0 S: 7	H: 1 LOB: 1 BB: 0 P: 9	R: 1 E: 0 K: 1 S: 13	H: 2 LOB: 2 BB: 1 P: 27	R: 0 E: 0 K: 1 S: 10	H: 2 LOB: 1 BB: 0 P: 17	R: 2 E: 0 K: 0 S: 12	H: 2 LOB: 1 BB: 0 P: 20	R: 0 E: 0 K: 2 S: 10	H: 1 LOB: 0 BB: 0 P: 13	R: 0 E: 0 K: 0 S: 15	H: 1 LOB: 2 BB: 1 P: 21	1B: 10 2B: 4 3B: 1 HR: 1	SF: 0 SAC: 0 DP: 2 HBP: 0	WP: 0 PB: 0 SB: 2 CS: 2	PA: 38	
PITCHER	IP	WLS	BF	H	R	ER	SO	BB	IBB	HBP	BLK	WP	HR	S	P	ERA	WHIP				
Brian Moehler, R ERA: 4.67 (1, 1)	4.0	L	22	11	4	4	1	1	0	0	0	0	0	46	79	9.00	3.000				
Kevin Jarvis, R ERA: 7.39 (5, 1)	2.0		7	2	2	2	1	0	0	0	0	0	1	17	29	9.00	1.000				
Roberto Duran, L ERA: 6.14 (7, 1)	1.0		4	1	0	0	2	0	0	0	0	0	0	10	13	0.00	1.000				
Eddie Gallard, R ERA: 6.14 (8, 1)	1.0		5	1	0	0	0	1	0	0	0	0	0	15	21	0.00	2.000				

Batter	1	2	3	4	5	6	7	8	9	10	11	AB	R	H	RBI	BB	SO	LOB	TOP					
Brian Hunter, R OBP: 0.334, SLG: 0.357 (1, 8)												4	1	1	0	1	1	2						
Bobby Higginson, L OBP: 0.376, SLG: 0.524 (10, 7)												4	1	1	0	2	0	3						
Travis Fryman, R OBP: 0.326, SLG: 0.438 (1, 5)												6	0	1	0	0	2	6						
Tony Clark, S OBP: 0.386, SLG: 0.520 (1, 3)													5	1	1	0	1	1	2					
Damion Easley, R OBP: 0.360, SLG: 0.472 (1, 4)													5	2	3	2	1	0	0					
Phil Nevin, R OBP: 0.313, SLG: 0.416 Melvin Nieves, S OBP: 0.313, SLG: 0.448 (10, 9)													4	2	2	4	0	1	0					
Bubba Trammell, R OBP: 0.336, SLG: 0.402 Bob Hamelin, L OBP: 0.372, SLG: 0.498 (8, PH)												3	1	2	1	0	1	0						
Matt Walbeck, S OBP: 0.328, SLG: 0.358 Kimera Bartee, R (9, PR) Marcus Jensen, S OBP: 0.228, SLG: 0.214 Raul Casanova, S OBP: 0.306, SLG: 0.340 (10, 2)												4	0	2	0	0	0	1						
Deivi Cruz, R OBP: 0.267, SLG: 0.318 (1, 6)												5	0	2	1	0	1	1						
Inning Stats	R: 0 E: 0 K: 1 S: 4	H: 1 LOB: 0 BB: 0 P: 7	R: 0 E: 0 K: 0 S: 5	H: 0 LOB: 0 BB: 0 P: 9	R: 1 E: 0 K: 0 S: 13	H: 3 LOB: 1 BB: 1 P: 26	R: 3 E: 0 K: 1 S: 18	H: 4 LOB: 1 BB: 0 P: 23	R: 0 E: 0 K: 0 S: 7	H: 1 LOB: 0 BB: 1 P: 11	R: 2 E: 0 K: 1 S: 10	H: 1 LOB: 1 BB: 1 P: 18	R: 0 E: 0 K: 1 S: 7	H: 0 LOB: 0 BB: 0 P: 11	R: 1 E: 1 K: 0 S: 11	H: 2 LOB: 2 BB: 0 P: 16	R: 0 E: 0 K: 1 S: 13	H: 1 LOB: 1 BB: 1 P: 24	R: 2 E: 0 K: 1 S: 18	H: 1 LOB: 2 BB: 3 P: 37	1B: 10 2B: 4 3B: 0 HR: 1	SF: 0 SAC: 1 DP: 3 HBP: 0	WP: 0 PB: 0 SB: 0 CS: 1	PA: 52
PITCHER	IP 6.0	WLS 27	BF 27	H 10	R 6	ER 6	SO 2	BB 2	IBB 0	HBP 0	BLK 0	WP 0	HR 0	S 57	P 94	ERA 9.00	WHIP 2.000							
Kenny Rogers, L ERA: 5.54 (7, 1)	2.0	7	1	0	0	4	0	0	0	0	0	0	0	18	29	0.00	0.500							
42 Mariano Rivera, R ERA: 1.97 (10, 1)	1.0	5	2	1	1	0	0	0	0	0	0	0	0	11	16	9.00	2.000							
Joe Borowski, R ERA: 4.15 (10, 1)	2.0	L	12	2	2	2	2	3	1	0	0	0	0	31	61	9.00	2.500							

Detroit Tigers @ New York Yankees
Yankee Stadium, Bronx, NY
Thu Sep 18 1997, 7:05 PM EDT
Att: 18,600 - Unknown - 77 F

livebaseballscores.com

AB 44
R 9
H 15
RBI 8
BB 6
SO 8
LOB 20

Batter	1	2	3	4	5	6	7	8	9	10	11	AB	R	H	RBI	BB	SO	LOB	BOTTOM					
2 Derek Jeter, R OBP: 0.368, SLG: 0.402 (1, 6)												5	1	2	1	1	1	1						
Chad Curtis, R OBP: 0.369, SLG: 0.495 Tim Lincecum, S OBP: 0.387, SLG: 0.429 (11, 7)												4	0	2	2	1	0	1						
Paul O'Neill, L OBP: 0.399, SLG: 0.514 Scott Pose, L OBP: 0.316, SLG: 0.296 (8, 9)												4	0	2	1	0	0	2						
Bernie Williams, S OBP: 0.410, SLG: 0.538 (1, 8)												6	1	2	1	0	2	4						
Tino Martinez, L OBP: 0.374, SLG: 0.579 Mike Stanley, R OBP: 0.388, SLG: 0.494 (6, 3)													3	1	1	0	0	2						
Cecil Fielder, R OBP: 0.358, SLG: 0.388 (1, 10)													3	0	0	0	2	2						
Charlie Hayes, R OBP: 0.325, SLG: 0.393 (1, 5)												5	1	1	0	0	0	6						
20 Jorge Posada, S OBP: 0.351, SLG: 0.390 (1, 2)													5	1	1	1	0	0	1					
Andy Fox, L OBP: 0.368, SLG: 0.313 (1, 4)												4	2	0	0	1	0	0						
Inning Stats	R: 0 E: 0 K: 1 S: 13	H: 1 LOB: 1 BB: 0 P: 21	R: 0 E: 0 K: 1 S: 10	H: 1 LOB: 1 BB: 0 P: 16	R: 0 E: 0 K: 1 S: 14	H: 0 LOB: 1 BB: 1 P: 23	R: 6 E: 0 K: 1 S: 20	H: 5 LOB: 2 BB: 3 P: 39	R: 0 E: 0 K: 0 S: 7	H: 0 LOB: 0 BB: 0 P: 11	R: 0 E: 0 K: 0 S: 6	H: 1 LOB: 2 BB: 1 P: 13	R: 1 E: 2 K: 0 S: 10	H: 1 LOB: 0 BB: 0 P: 17	R: 0 E: 0 K: 1 S: 8	H: 2 LOB: 2 BB: 1 P: 15	R: 0 E: 0 K: 0 S: 6	H: 1 LOB: 1 BB: 0 P: 11	R: 0 E: 0 K: 0 S: 6	H: 0 LOB: 0 BB: 0 P: 9	1B: 9 2B: 2 3B: 0 HR: 1	SF: 0 SAC: 0 DP: 0 HBP: 0	WP: 0 PB: 0 SB: 1 CS: 1	PA: 51
PITCHER	IP 3.1	WLS 18	BF 18	H 5	R 3	ER 5	SO 3	BB 3	IBB 0	HBP 0	BLK 0	WP 0	HR 1	S 47	P 80	ERA 13.50	WHIP 2.400							
A.J. Sager, R ERA: 4.39 (4, 1)	3.2	16	3	1	1	1	1	2	0	0	0	0	0	30	54	2.46	1.364							
Doug Brocail, R ERA: 3.24 (8, 1)	1.1	7	3	1	0	0	0	0	1	0	0	0	0	13	26	0.00	2.250							
Todd Jones, R ERA: 2.85 (9, 1)	1.2	W	6	1	0	0	1	0	0	0	0	0	0	11	17	0.00	0.600							
Dan Miceli, R ERA: 5.09 (11, 1)	1.0	S	3	0	0	0	0	0	0	0	0	0	0	6	9	0.00	0.000							

Detroit Tigers @ New York Yankees
Yankee Stadium, Bronx, NY
Thu Sep 18 1997, 7:05 PM EDT
Att: 18,600 - Unknown - 77 F

livebaseballscores.com


AB 44
R 7
H 12
RBI 6
BB 6
SO 5
LOB 21

Batter	1	2	3	4	5	6	7	8	9	AB	R	H	RBI	BB	SO	LOB	TOP					
Shannon Stewart, R (1, 8) OBP: 0.355, SLG: 0.385	G5-3		CS	L9		BB		WP 2B BB		2	1	0	0	2	0	0						
Carlos Garcia, R (1, 4) OBP: 0.256, SLG: 0.314	F8			G6-3		BB		L4-6 1-H 2-H 2B		4	0	2	2	0	0	0						
José Cruz Jr., S (1, 7) OBP: 0.317, SLG: 0.512	K			K		BB		L4-6		4	0	0	0	0	2	2						
Joe Carter, R (1, 10) OBP: 0.286, SLG: 0.397		F9			G5-3				P2	4	0	0	0	0	0	0						
Carlos Delgado, L (1, 3) OBP: 0.343, SLG: 0.529		F8			BB 1B				K	4	0	1	0	0	2	0						
Benito Santiago, R (1, 2) OBP: 0.270, SLG: 0.381		F8			K				K	4	1	1	1	0	2	1						
Shawn Green, L (1, 9) OBP: 0.340, SLG: 0.473				G4-3		BB 1B			K	3	0	1	0	0	1	0						
Felipe Crespo, S (1, 5) OBP: 0.360, SLG: 0.522									WP 2B BB	2	1	1	0	1	1	2						
Alex Gonzalez, R (1, 6) OBP: 0.309, SLG: 0.403				FC6-4 CS					B2	3	0	0	0	0	0	2						
Inning Stats	R: 0 E: 0 K: 1 S: 5	H: 0 LOB: 0 BB: 0 P: 9	R: 0 E: 0 K: 0 S: 4	H: 0 LOB: 0 BB: 0 P: 9	R: 0 E: 0 K: 0 S: 7	H: 1 LOB: 0 BB: 0 P: 9	R: 0 E: 0 K: 1 S: 5	H: 0 LOB: 0 BB: 0 P: 9	R: 0 E: 0 K: 2 S: 13	H: 2 LOB: 2 BB: 0 P: 20	R: 0 E: 0 K: 0 S: 5	H: 1 LOB: 1 BB: 1 P: 11	R: 1 E: 0 K: 2 S: 11	H: 1 LOB: 0 BB: 0 P: 19	R: 2 E: 0 K: 0 S: 12	H: 1 LOB: 0 BB: 2 P: 25	R: 0 E: 0 K: 2 S: 10	H: 0 LOB: 0 BB: 0 P: 12	1B: 4 2B: 2 3B: 0 HR: 1	SF: 0 SAC: 0 DP: 1 HBP: 0	WP: 2 PB: 0 SB: 0 CS: 1	PA: 34
PITCHER	IP	WLS	BF	H	R	ER	SO	BB	IBB	HBP	BLK	WP	HR	S	P	ERA	WHIP					
Dwight Gooden, R (1, 1) ERA: 4.94	7.1	L	29	6	3	3	6	3	0	0	0	2	1	59	107	3.68	1.227					
Jeff Nelson, R (8, 1) ERA: 2.72	0.2		1	0	0	0	0	0	0	0	0	0	0	3	4	0.00	0.000					
Brian Boehringer, R (9, 1) ERA: 2.86	1.0		3	0	0	0	2	0	0	0	0	0	0	10	12	0.00	0.000					

Toronto Blue Jays @ New York Yankees
Yankee Stadium, Bronx, NY
Fri Sep 19 1997, 7:05 PM EDT
Att: 31,195 - Unknown - 78 F

livebaseballscores.com

AB 30
R 3
H 6
RBI 3
BB 3
SO 8
LOB 7




Batter	1	2	3	4	5	6	7	8	9	AB	R	H	RBI	BB	SO	LOB	BOTTOM					
Tim Raines, S (1, 7) OBP: 0.384, SLG: 0.421	L4		G3		BB FC6		F9		K	4	0	0	0	1	1	2						
2 Derek Jeter, R (1, 6) OBP: 0.368, SLG: 0.400	F8				FC6		G1-3 BB		G6-3	3	0	0	0	2	0	1						
Paul O'Neill, L (1, 9) OBP: 0.397, SLG: 0.510	K2-3		G4-3		K		G1-3			4	0	0	0	0	2	5						
Bernie Williams, S (1, 8) OBP: 0.407, SLG: 0.533		K					F8		K	4	0	0	0	0	3	2						
Mike Stanley, R (1, 3) OBP: 0.387, SLG: 0.491		F9			E5 1B		BB 1B		F7	4	0	1	0	0	0	0						
Cecil Fielder, R (1, 10) OBP: 0.359, SLG: 0.389					K		P4		1B	4	0	2	0	0	1	2						
Charlie Hayes, R (1, 5) OBP: 0.327, SLG: 0.395		F9			1B		1B		F8	4	0	2	0	0	0	2						
20 Jorge Posada, S (1, 2) OBP: 0.350, SLG: 0.386					K		K		K	4	0	1	0	0	3	5						
Rey Sanchez, R (1, 4) OBP: 0.313, SLG: 0.369			FC5-4 G3				CS 1B		K	4	0	2	0	0	1	1						
Inning Stats	R: 0 E: 0 K: 1 S: 6	H: 0 LOB: 0 BB: 0 P: 9	R: 0 E: 0 K: 1 S: 12	H: 1 LOB: 1 BB: 0 P: 17	R: 0 E: 0 K: 0 S: 11	H: 1 LOB: 2 BB: 1 P: 19	R: 0 E: 1 K: 3 S: 16	H: 1 LOB: 2 BB: 0 P: 25	R: 0 E: 0 K: 1 S: 9	H: 1 LOB: 1 BB: 1 P: 13	R: 0 E: 0 K: 1 S: 10	H: 2 LOB: 2 BB: 0 P: 17	R: 0 E: 0 K: 1 S: 16	H: 1 LOB: 2 BB: 1 P: 26	R: 0 E: 0 K: 1 S: 20	H: 1 LOB: 1 BB: 0 P: 27	R: 0 E: 0 K: 2 S: 11	H: 0 LOB: 0 BB: 0 P: 17	1B: 8 2B: 0 3B: 0 HR: 0	SF: 0 SAC: 0 DP: 0 HBP: 0	WP: 0 PB: 0 SB: 0 CS: 1	PA: 38
PITCHER	IP	WLS	BF	H	R	ER	SO	BB	IBB	HBP	BLK	WP	HR	S	P	ERA	WHIP					
Omar Daal, L (1, 1) ERA: 7.39	6.0	W	26	6	0	0	7	2	0	0	0	0	0	64	100	0.00	1.333					
Tim Lincecum, R (7, 1) ERA: 6.75	0.1		3	1	0	0	0	1	0	0	0	0	0	10	16	0.00	6.000					
Dan Plesac, L (7, 1) ERA: 3.88	0.2		2	0	0	0	1	0	0	0	0	0	0	6	10	0.00	0.000					
Paul Quantrill, R (8, 1) ERA: 2.04	1.0		4	1	0	0	1	0	0	0	0	0	0	20	27	0.00	1.000					
Kelvim Escobar, R (9, 1) ERA: 2.45	1.0	S	3	0	0	0	2	0	0	0	0	0	0	11	17	0.00	0.000					

Toronto Blue Jays @ New York Yankees
Yankee Stadium, Bronx, NY
Fri Sep 19 1997, 7:05 PM EDT
Att: 31,195 - Unknown - 78 F

livebaseballscores.com

AB 35
R 0
H 8
RBI 0
BB 3
SO 11
LOB 20




Batter	1	2	3	4	5	6	7	8	9	10	11	AB	R	H	RBI	BB	SO	LOB	TOP					
Shannon Stewart, R OBP: 0.369, SLG: 0.425	G6-3		SF7 3B					SH1-3 BB		SH1-4 1B		4	1	3	0	1	0	0						
Carlos Garcia, R OBP: 0.297, SLG: 0.315	S 1B		SF7					SH1-3		SH1-4		2	0	1	1	0	1	1						
José Cruz Jr., S OBP: 0.313, SLG: 0.505	K		G6-3					K		K		5	0	0	0	0	3	3						
Joe Carter, R OBP: 0.285, SLG: 0.395	G5-3		G3					G5-3		P6		5	0	1	0	0	0	3						
Carlos Delgado, L OBP: 0.343, SLG: 0.526		1B 1B		K				P2		P4		4	1	1	0	1	1	0						
Benito Santiago, R OBP: 0.272, SLG: 0.380		1B E 1B		K				K		G1-6-3 BB		4	1	1	0	1	3	2						
Jacob Brumfield, R OBP: 0.288, SLG: 0.286				K								0	0	0	0	0	0	0						
Charlie O'Brien, R OBP: 0.311, SLG: 0.350				K								0	0	0	0	0	0	0						
Shawn Green, L OBP: 0.341, SLG: 0.472				K				F7		G1-6-3		5	0	2	1	0	1	1						
Felipe Crespo, S OBP: 0.345, SLG: 0.481		F7						G1-3				4	0	1	0	0	0	2						
Alex Gonzalez, R OBP: 0.366, SLG: 0.399		P4-3						K		F8		4	0	0	0	0	1	3						
Inning Stats	R: 0 E: 0 K: 1 S: 13	H: 1 LOB: 1 BB: 0 P: 19	R: 2 E: 1 K: 0 S: 10	H: 3 LOB: 1 BB: 0 P: 17	R: 1 E: 0 K: 0 S: 10	H: 1 LOB: 0 BB: 0 P: 15	R: 0 E: 0 K: 3 S: 11	H: 0 LOB: 0 BB: 0 P: 16	R: 0 E: 0 K: 1 S: 8	H: 1 LOB: 2 BB: 1 P: 16	R: 0 E: 0 K: 1 S: 7	H: 0 LOB: 0 BB: 0 P: 11	R: 0 E: 0 K: 1 S: 8	H: 0 LOB: 1 BB: 1 P: 14	R: 0 E: 0 K: 1 S: 10	H: 2 LOB: 2 BB: 0 P: 15	R: 0 E: 0 K: 1 S: 11	H: 1 LOB: 1 BB: 0 P: 19	R: 0 E: 0 K: 0 S: 9	H: 0 LOB: 1 BB: 1 P: 17	1B: 8 2B: 2 3B: 2 HR: 0	SF: 1 SAC: 2 DP: 3 HBP: 0	WP: 0 PB: 0 SB: 2 CS: 1	PA: 43
PITCHER	IP ERA WLS BF H R ER SO BB IBB HBP BLK WP HR S P ERA WHIP	David Cone, R ERA: 2.84	Hideki Irabu, R ERA: 7.47	Mike Stanton, L ERA: 2.43	Jeff Nelson, R ERA: 2.69	42 Mariano Rivera, R ERA: 1.94	PITCHER	IP ERA WLS BF H R ER SO BB IBB HBP BLK WP HR S P ERA WHIP	Willie Banks, R ERA: 1.64															

Toronto Blue Jays @ New York Yankees
Yankee Stadium, Bronx, NY
Sat Sep 20 1997, 3:33 AM EDT
Alt. 38,332 - Overcast - 82 F

livebaseballscorecards.com

AB 37
R 3
H 10
RBI 2
BB 3
SO 10
LOB 15




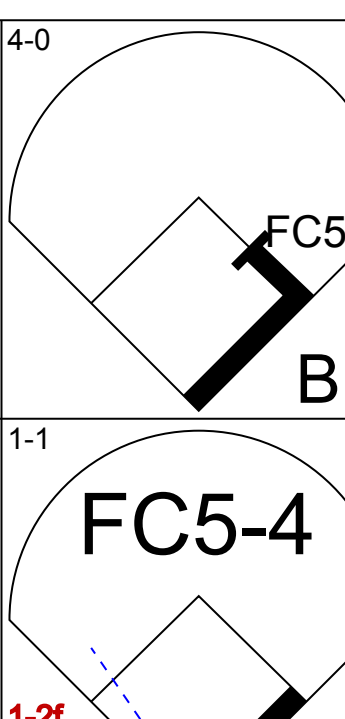
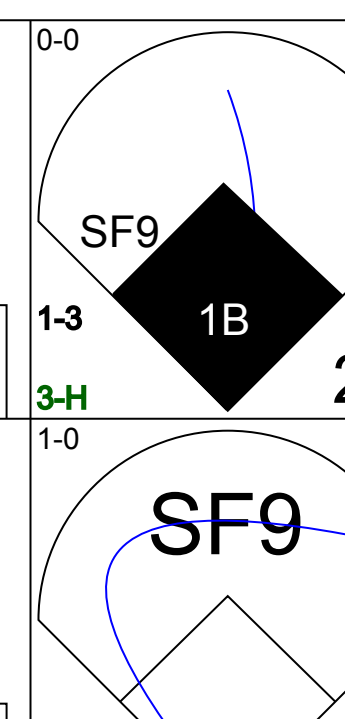
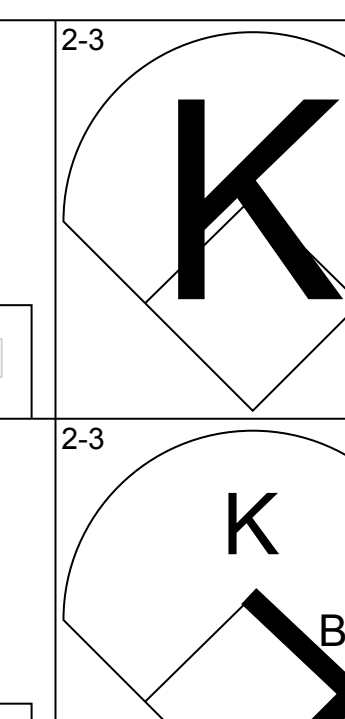
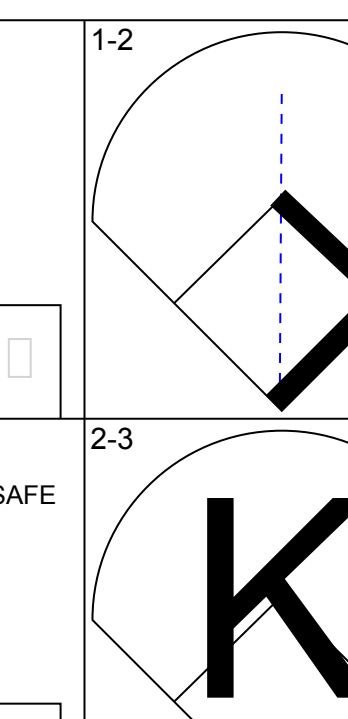
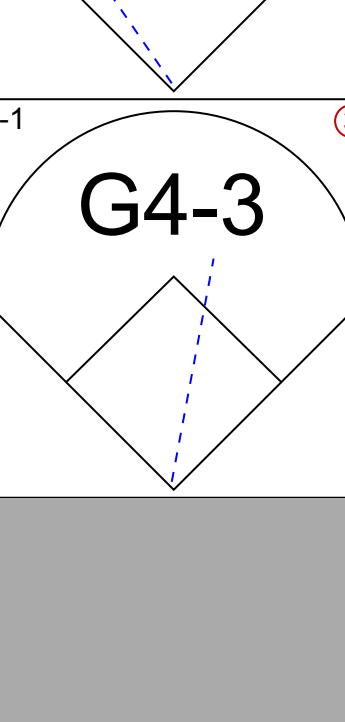

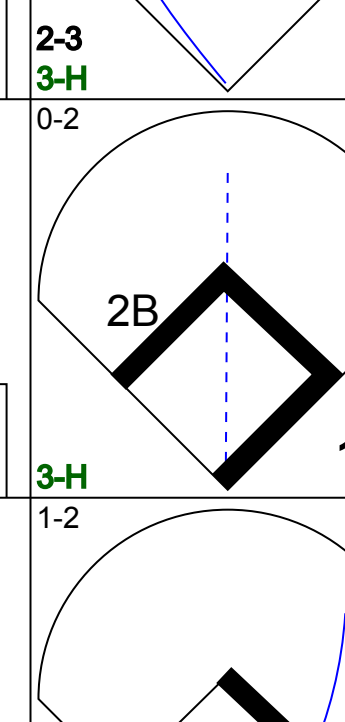
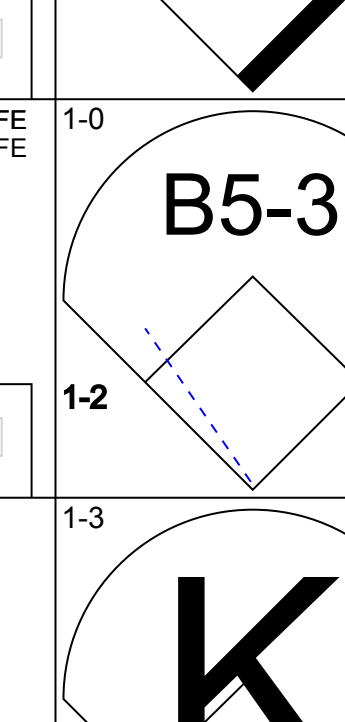
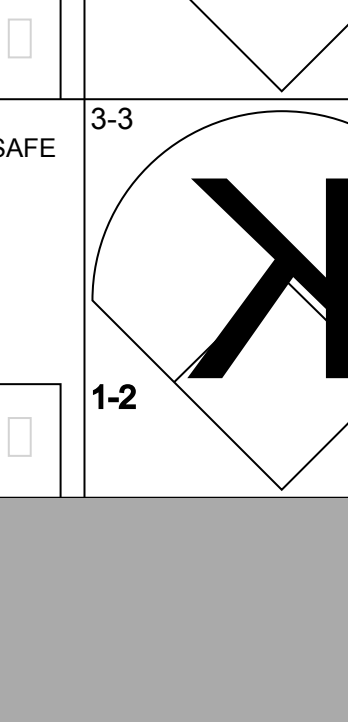

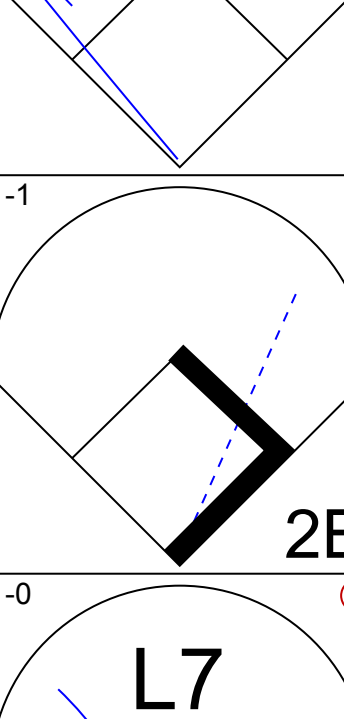
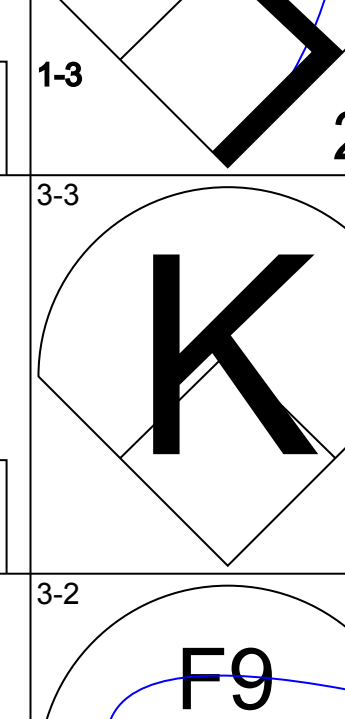


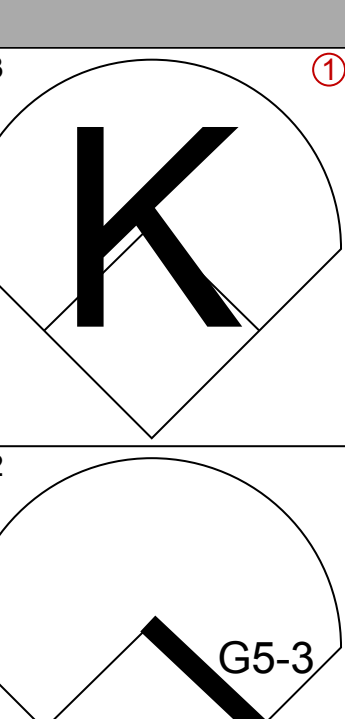
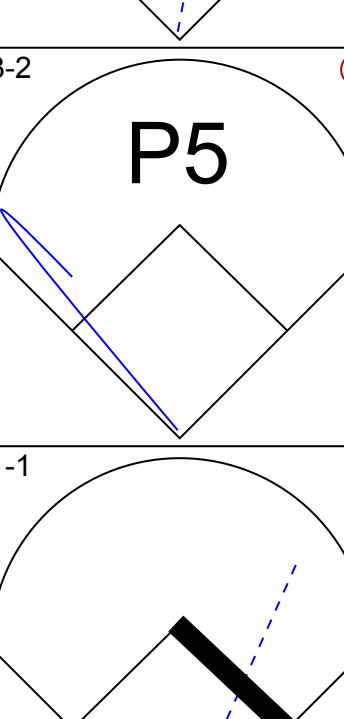
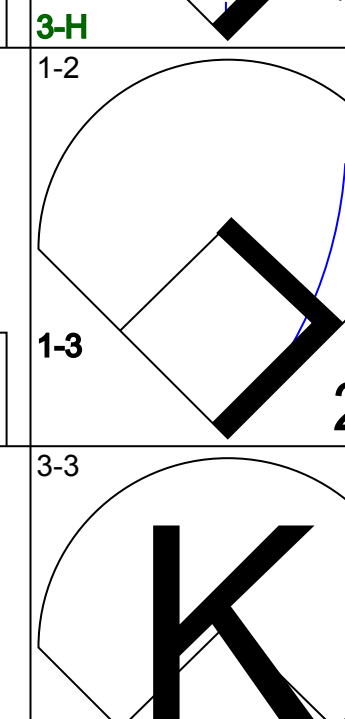
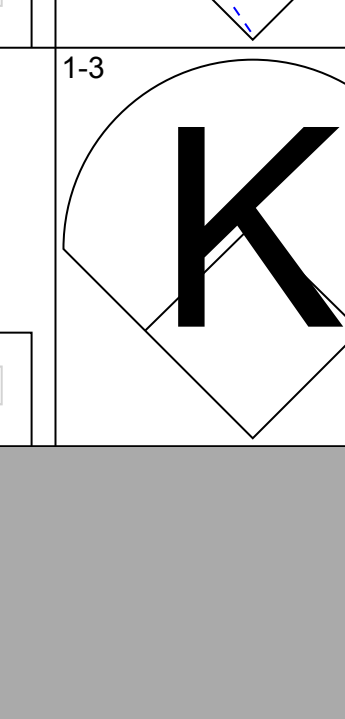
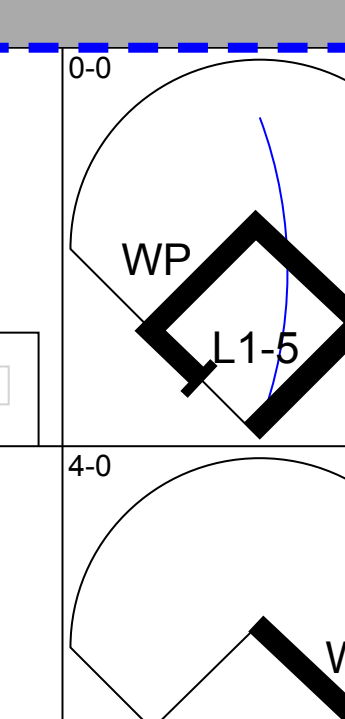
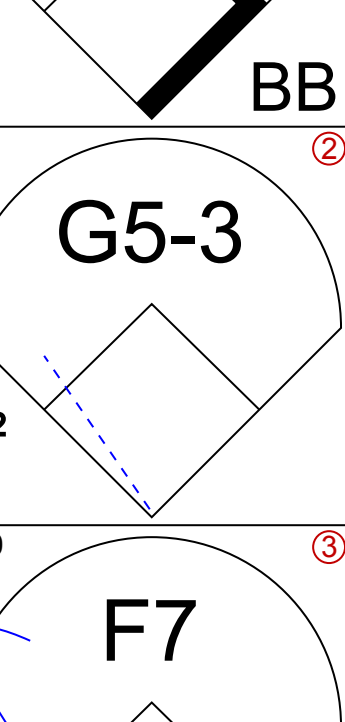
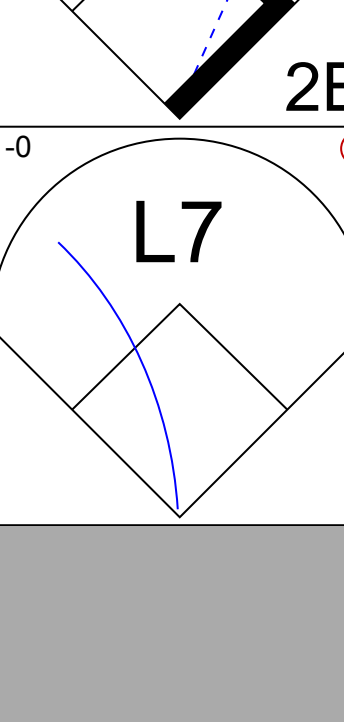
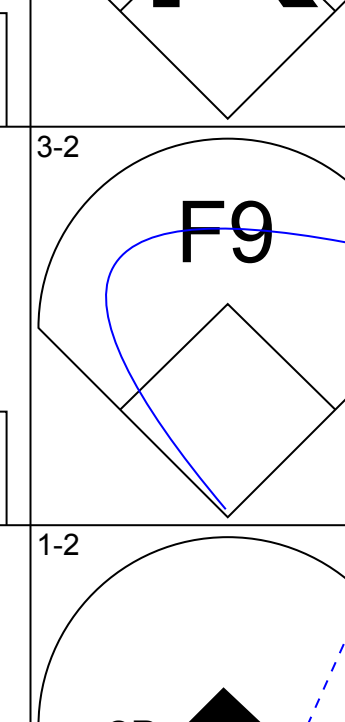
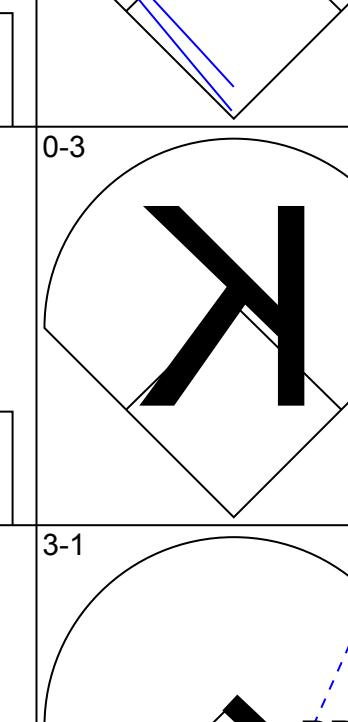
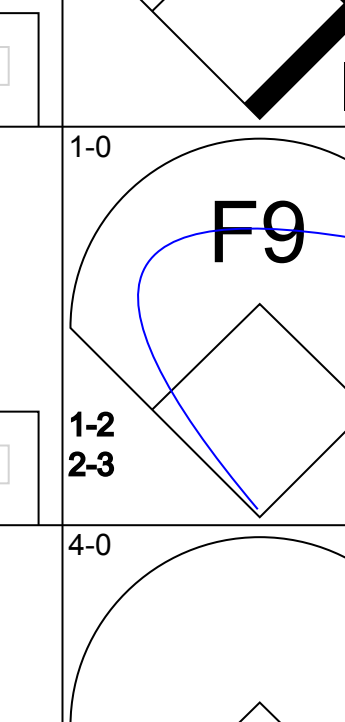


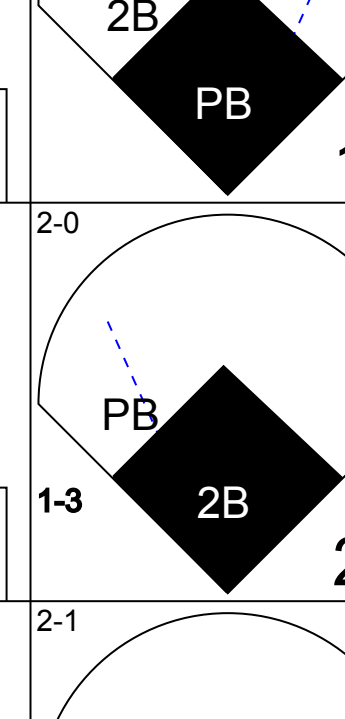
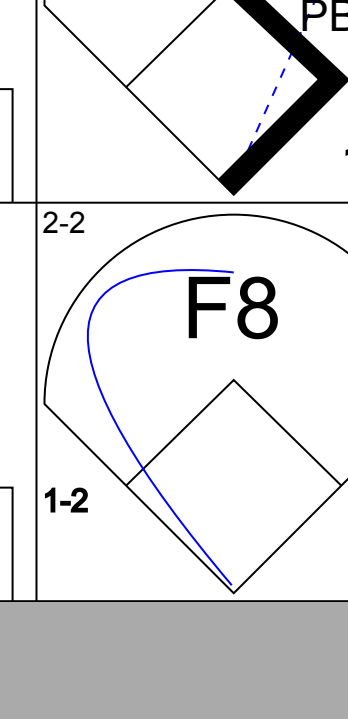
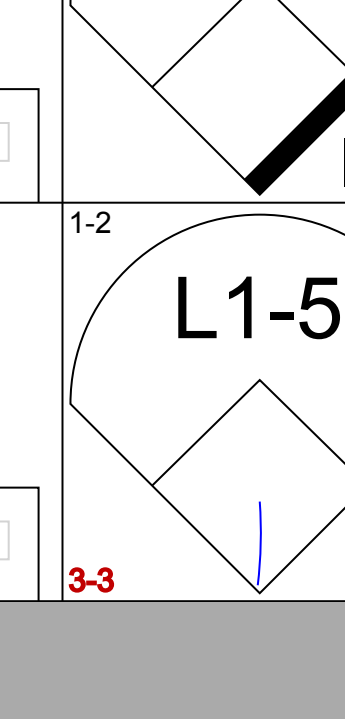
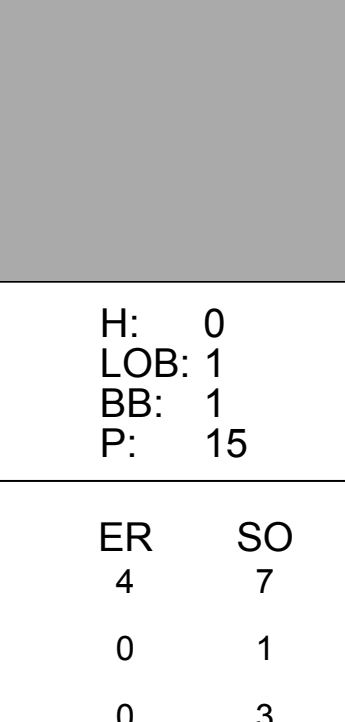
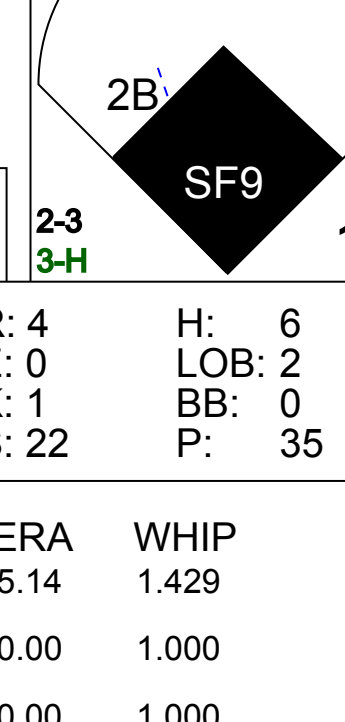
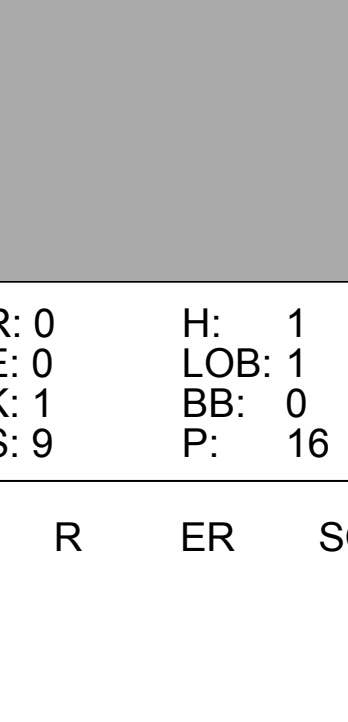
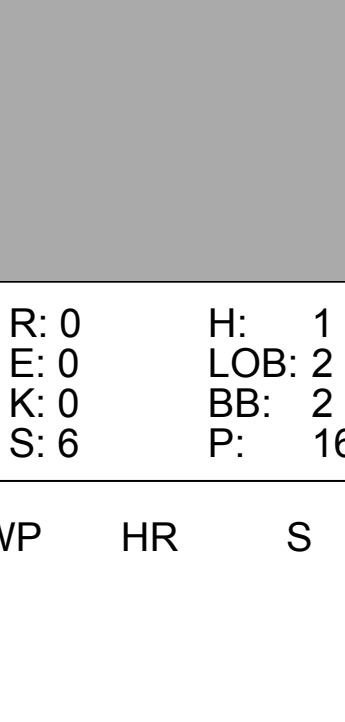
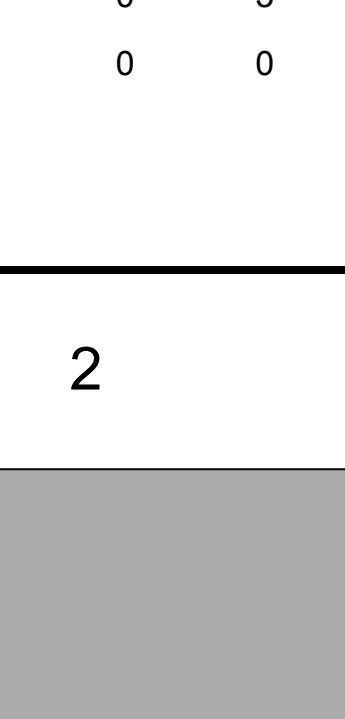
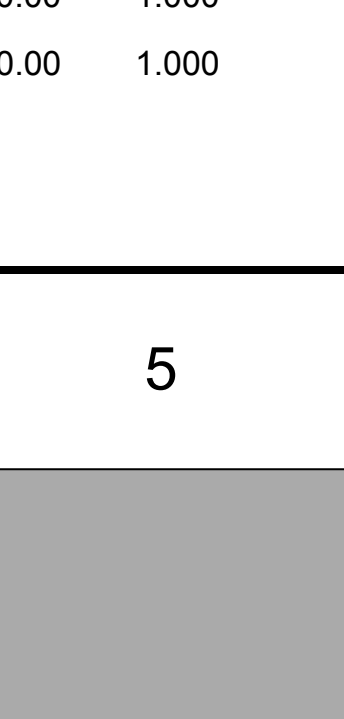
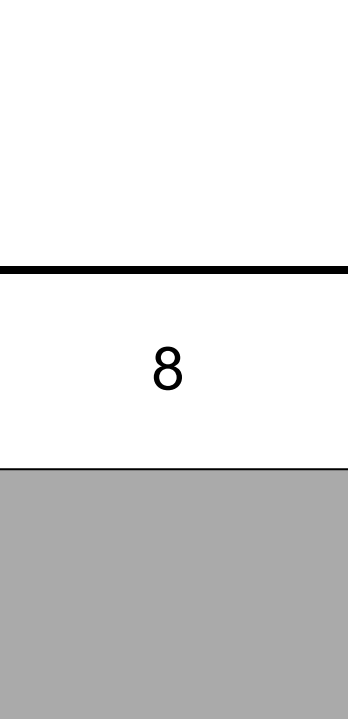
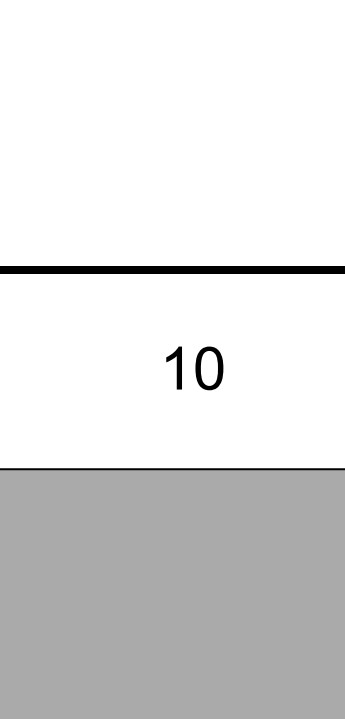
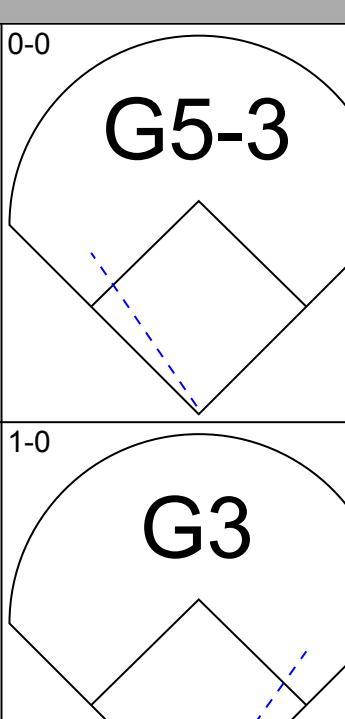
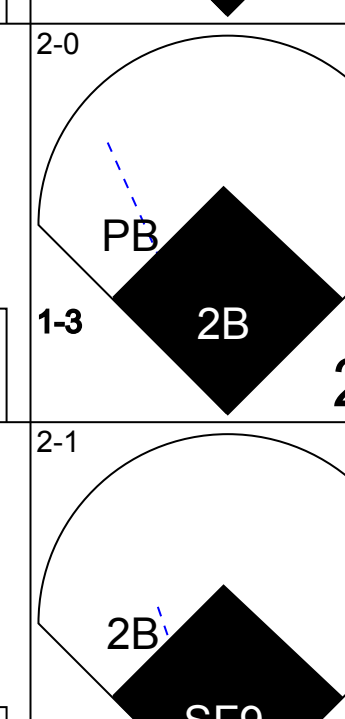
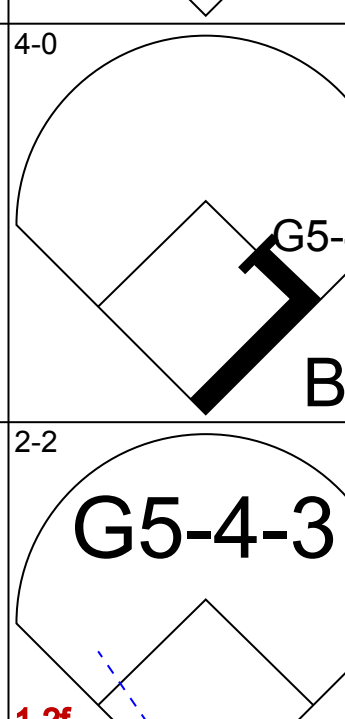
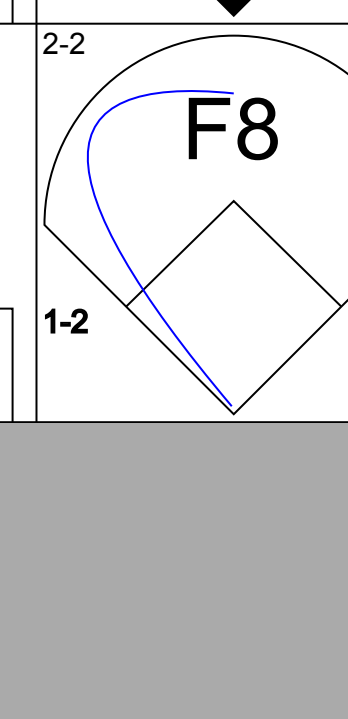
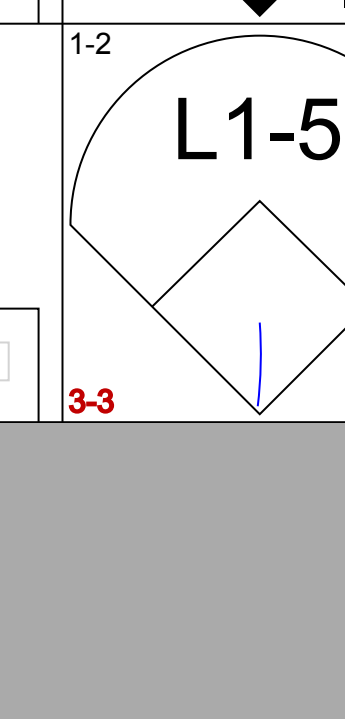
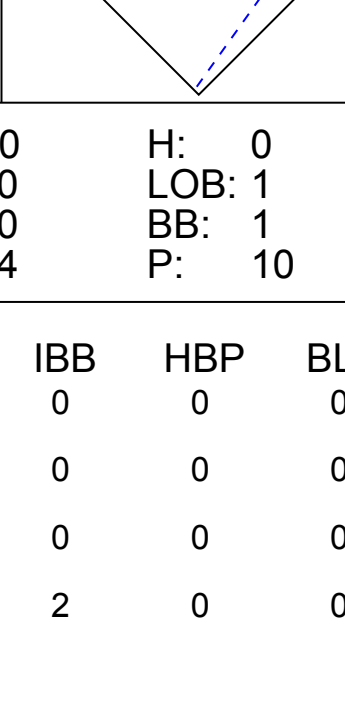
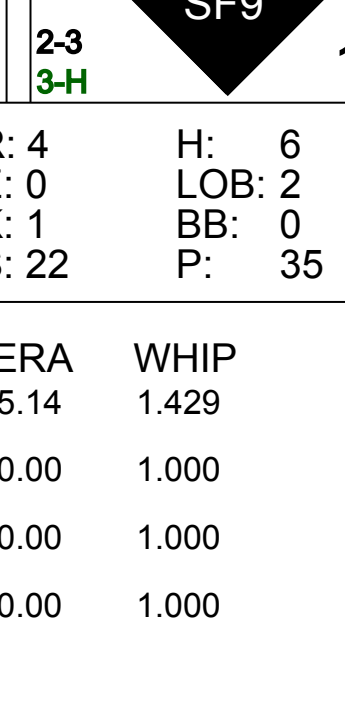
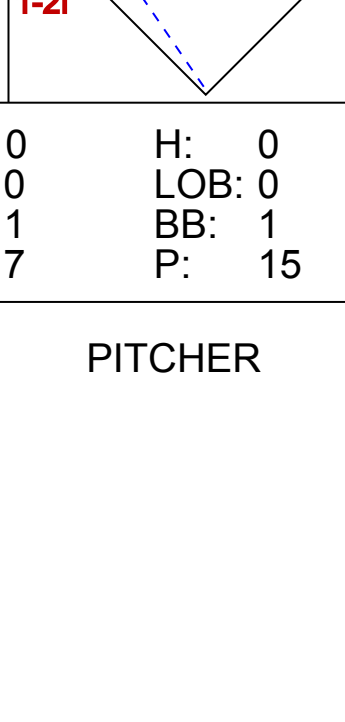
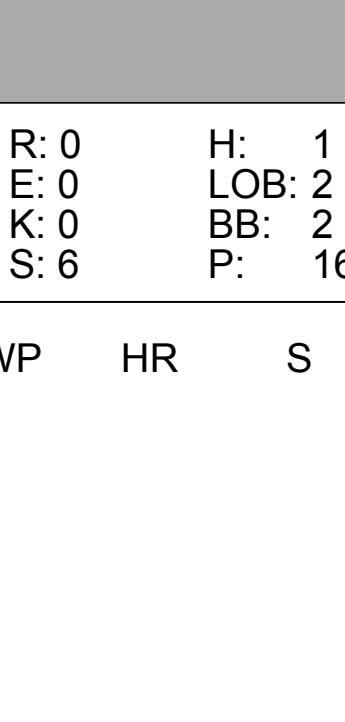
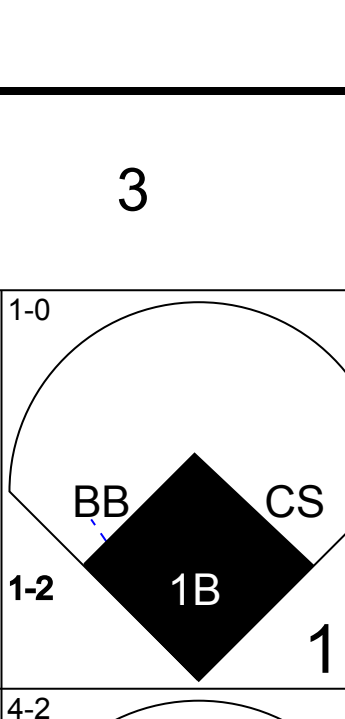

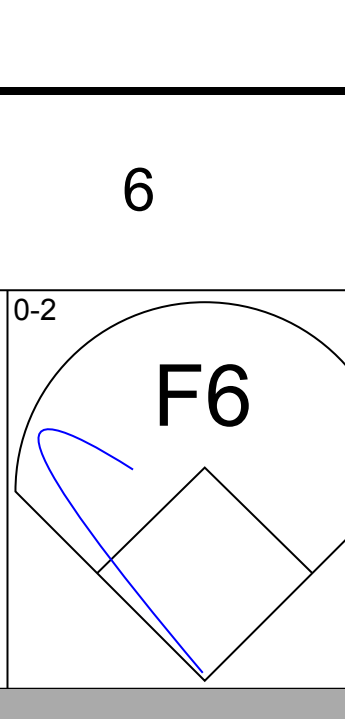
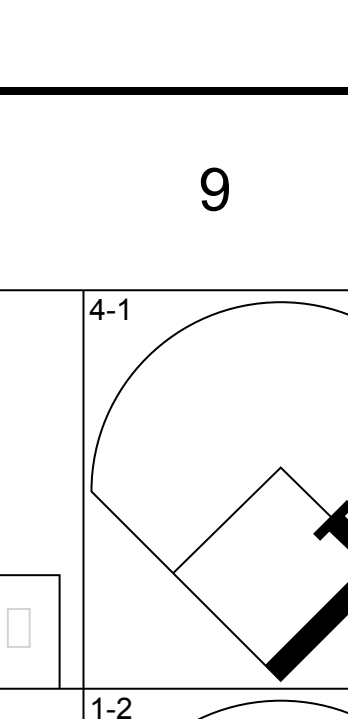
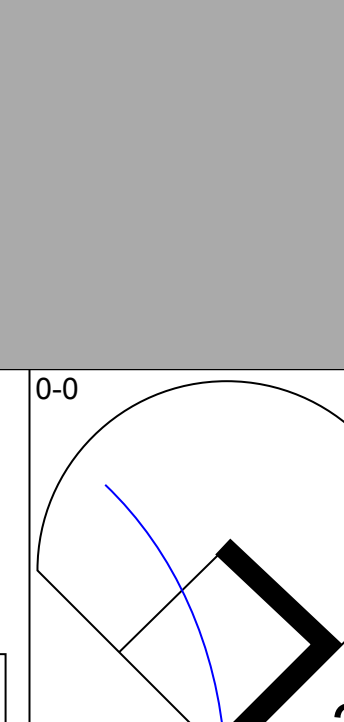

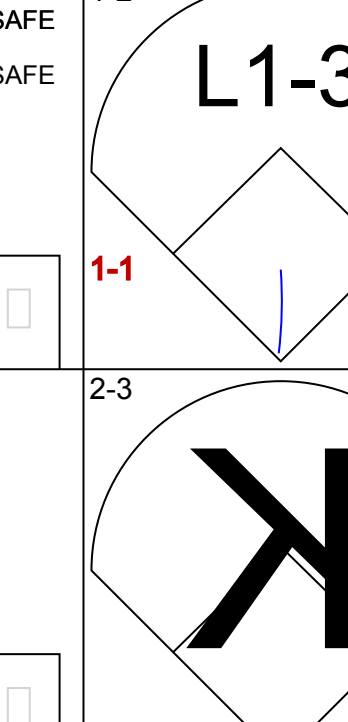
Batter	1	2	3	4	5	6	7	8	9	10	11	AB	R	H	RBI	BB	SO	LOB	BOTTOM					
Tim Raines, S OBP: 0.386, SLG: 0.421	CS 1B				P5			FC4-6 1B		F7		5	0	2	1	1	0	2						
2 Derek Jeter, R OBP: 0.369, SLG: 0.399	1B	G6-3			G6-3			FC4-6 BB		G6-3		4	0	1	1	2	0	2						
Bernie Williams, S OBP: 0.406, SLG: 0.530	L1				K			2B 1B		FC4-6		5	1	1	0	0	1	3						
Tino Martinez, L OBP: 0.372, SLG: 0.575	1B				F8			F7		F7		5	0	1	0	0	0	3						
Mike Stanley, R OBP: 0.382, SLG: 0.483	K				K			F9		K		5	0	0	0	0	3	3						
Charlie Hayes, R OBP: 0.333, SLG: 0.402		2B VBP BB			F9			FC4-6 BB		G1-3 1B		4	1	3	1	1	0	0						
Andy Fox, L OBP: 0.368, SLG: 0.313								1B				0	1	0	0	0	0	0						
Joe Girardi, R OBP: 0.311, SLG: 0.333		WP 2B			L9			G6-3		G1-3		5	0	1	0	0	0	3						
Rey Sanchez, R OBP: 0.314, SLG: 0.366					G5-3			F9		K		3	0	0	0	2	1	1						
Scott Pose, L OBP: 0.310, SLG: 0.289		FC1-2-5			G6-3			WP 1B		L7		5	1	1	0	0	0	4						
Inning Stats	R: 0 E: 0 K: 1 S: 10	H: 3 LOB: 2 BB: 0 P: 17	R: 1 E: 0 K: 0 S: 13	H: 1 LOB: 2 BB: 2 P: 27	R: 0 E: 0 K: 2 S: 10	H: 0 LOB: 0 BB: 0 P: 18	R: 0 E: 0 K: 0 S: 3	H: 0 LOB: 0 BB: 0 P: 4	R: 1 E: 0 K: 0 S: 8	H: 2 LOB: 1 BB: 0 P: 13	R: 1 E: 0 K: 0 S: 16	H: 2 LOB: 2 BB: 1 P: 24	R: 0 E: 0 K: 2 S: 14	H: 1 LOB: 1 BB: 0 P: 20	R: 0 E: 0 K: 0 S: 6	H: 0 LOB: 0 BB: 0 P: 8	R: 0 E: 0 K: 0 S: 8	H: 0 LOB: 0 BB: 0 P: 10	R: 1 E: 0 K: 0 S: 3	H: 1 LOB: 3 BB: 3 P: 15	1B: 8 2B: 2 3B: 0 HR: 0	SF: 0 SAC: 0 DP: 0 HBP: 0	WP: 2 PB: 0 SB: 0 CS: 1	PA: 47
PITCHER	IP ERA WLS BF H R ER SO BB IBB HBP BLK WP HR S P ERA WHIP	Chris Carpenter, R ERA: 5.33	Dan Plesac, L ERA: 3.86	Paul Quantrill, R ERA: 2.01	Bill Rife, R ERA: 6.0	Matty Janzen, R ERA: 5.91	PITCHER	IP ERA WLS BF H R ER SO BB IBB HBP BLK WP HR S P ERA WHIP																

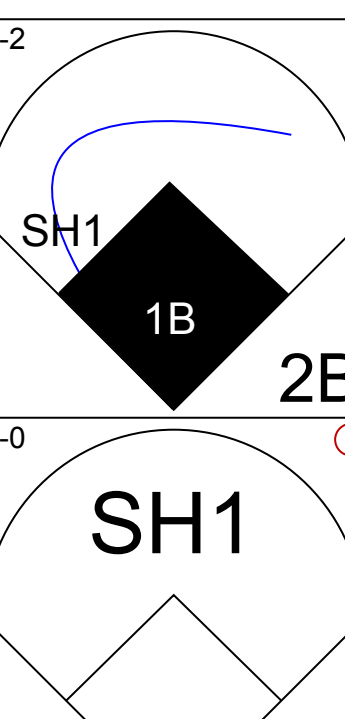
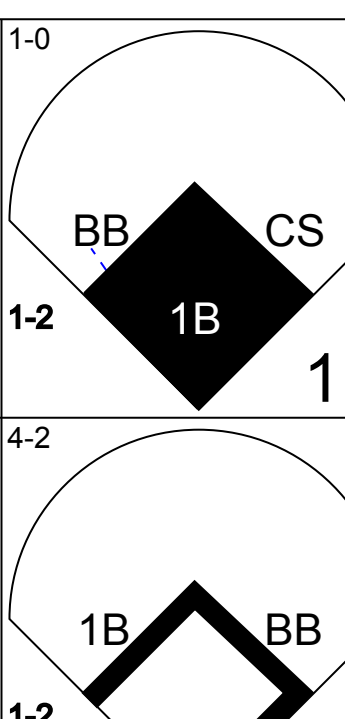
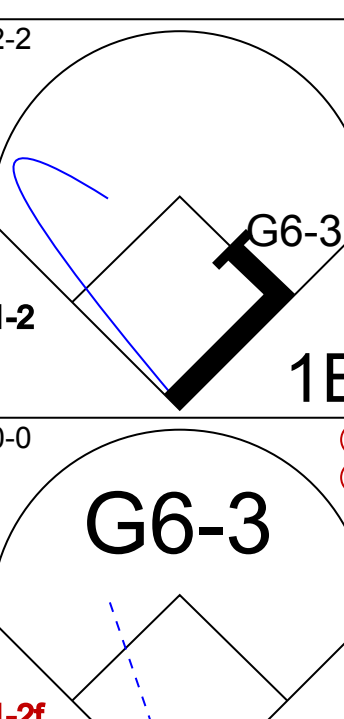
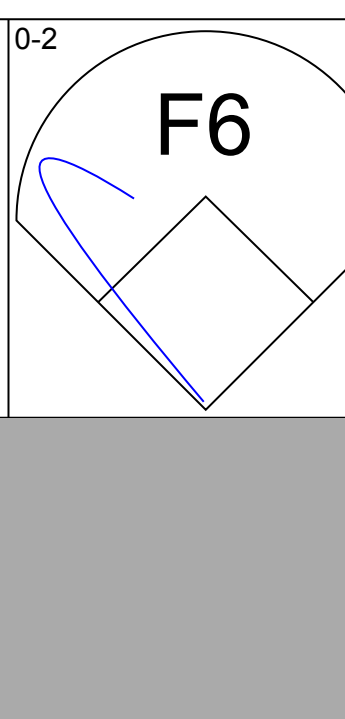
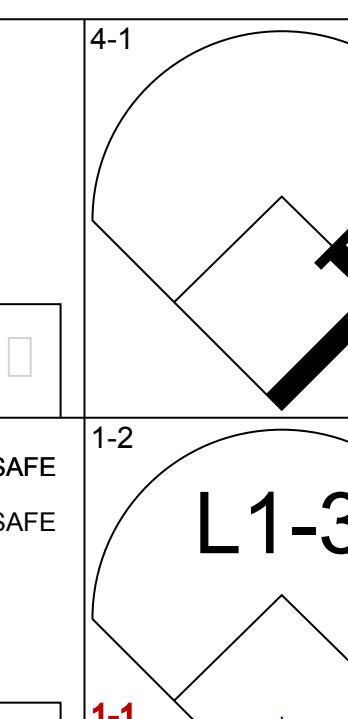
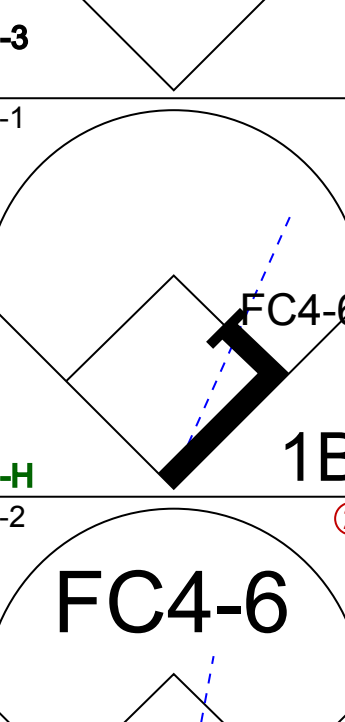
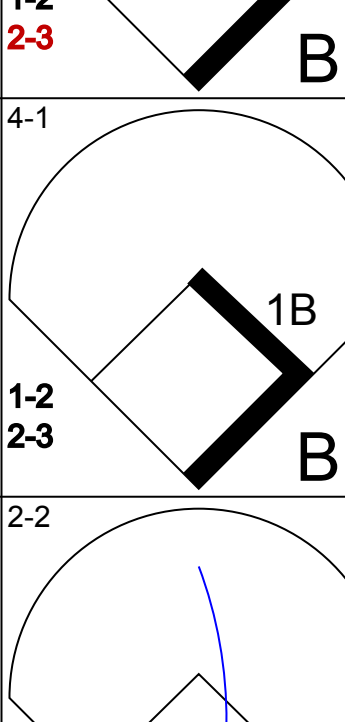

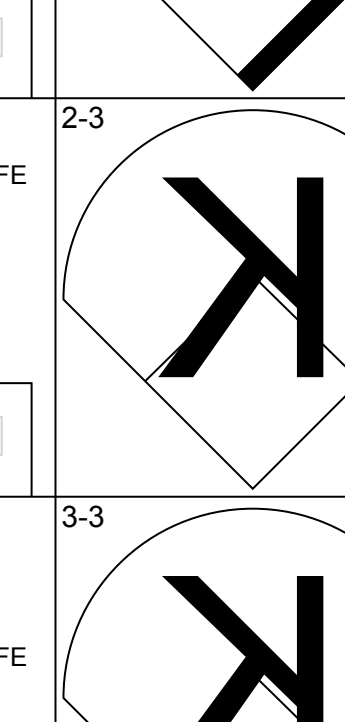
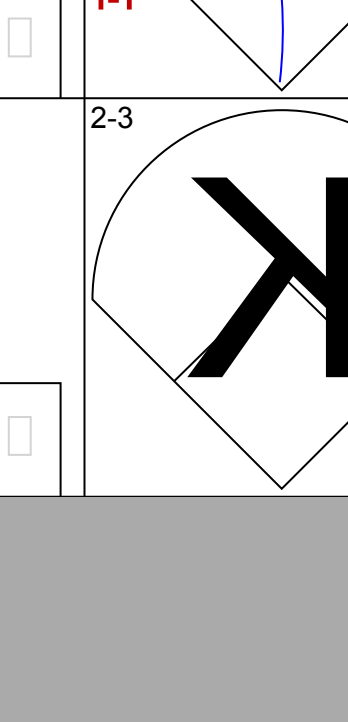
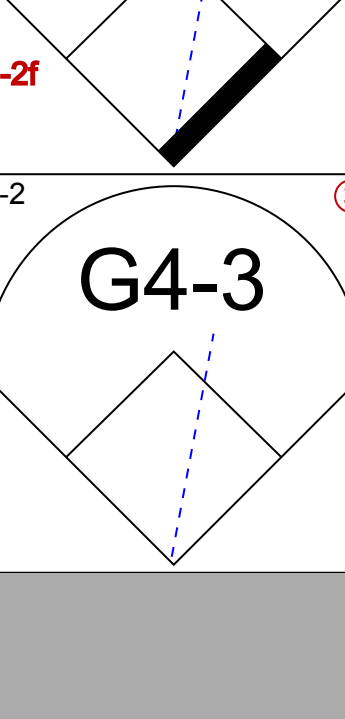
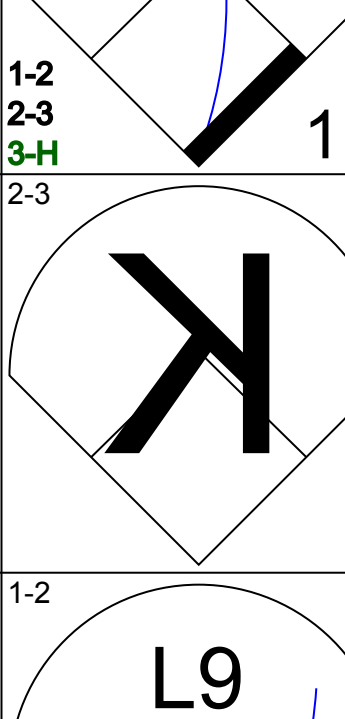



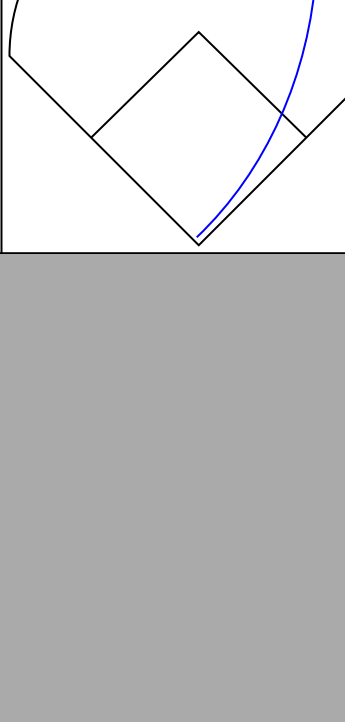
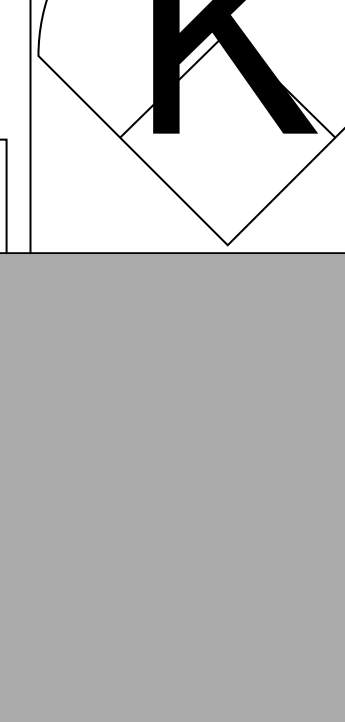



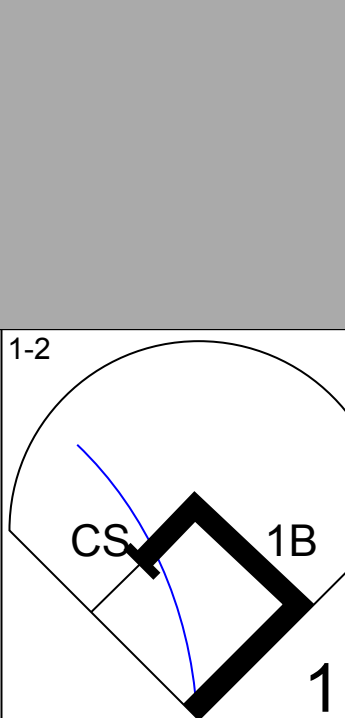
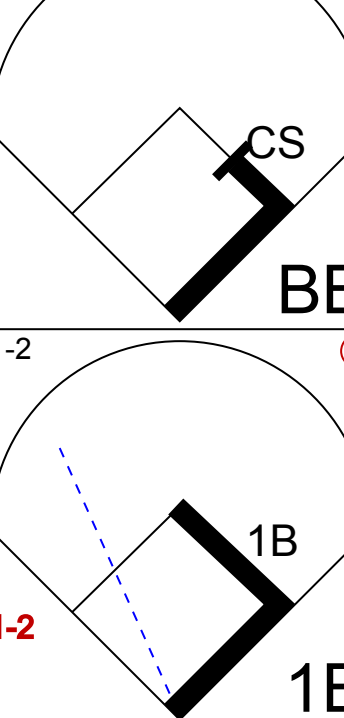



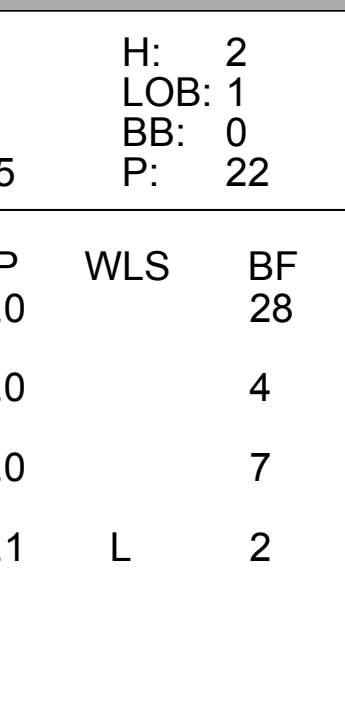
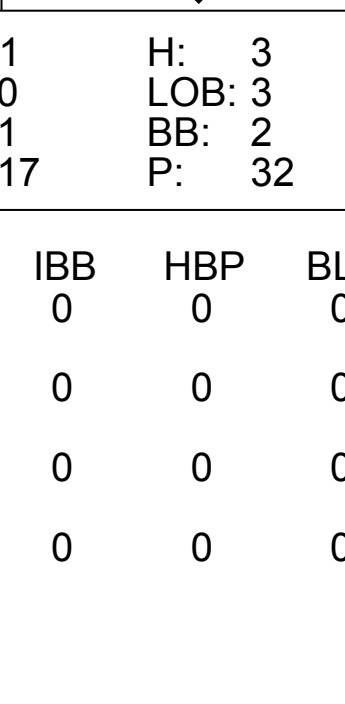
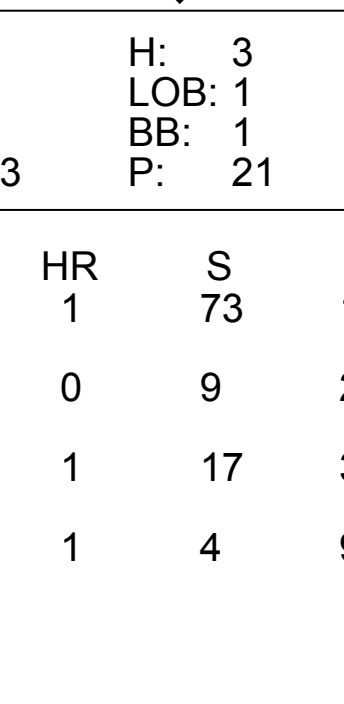
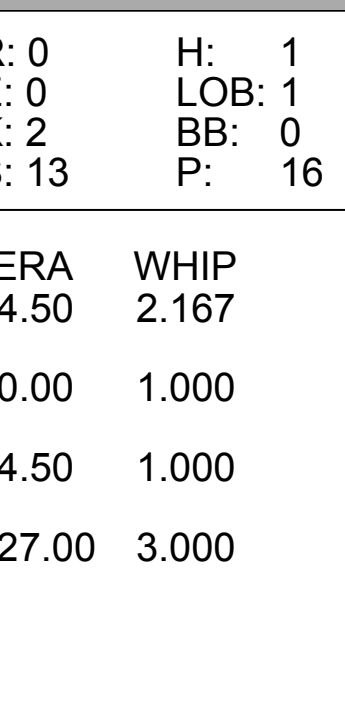
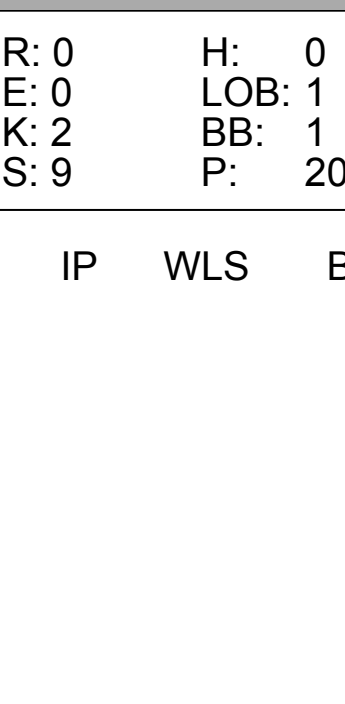

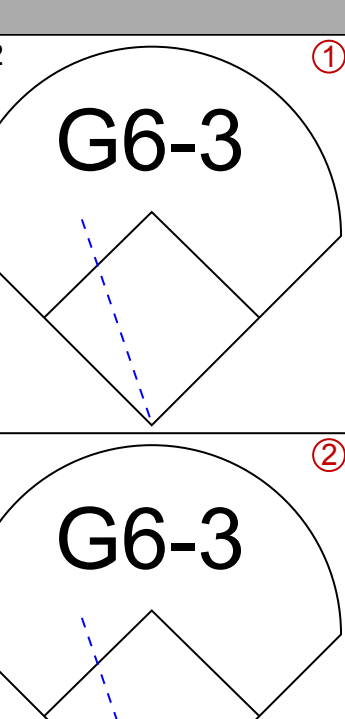
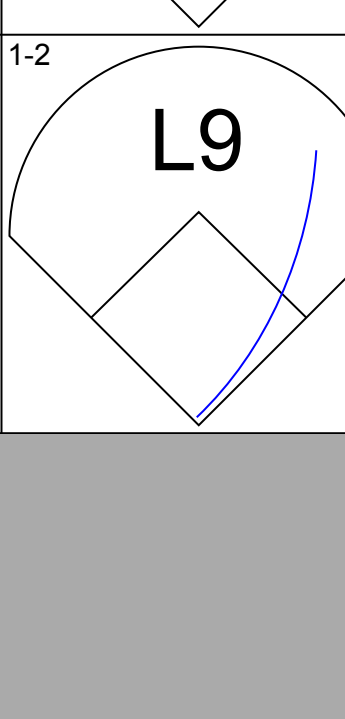
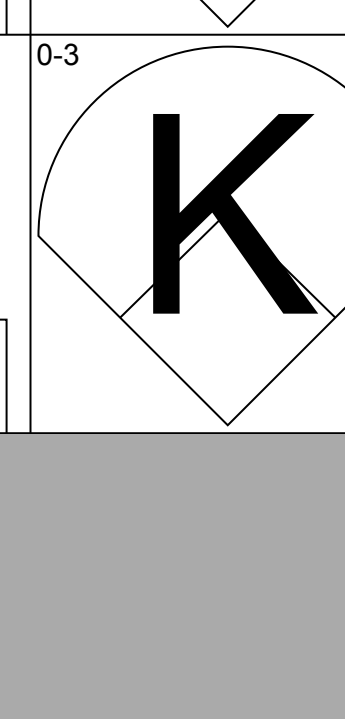
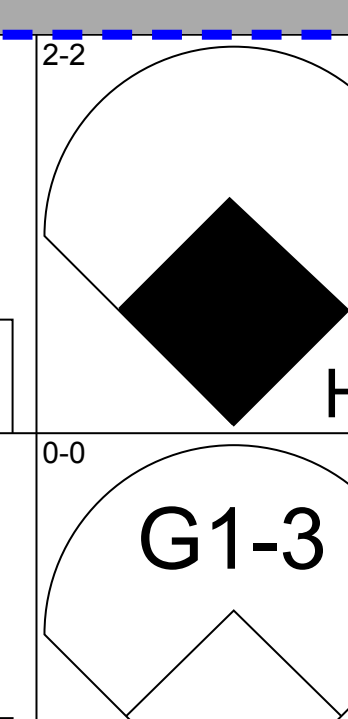
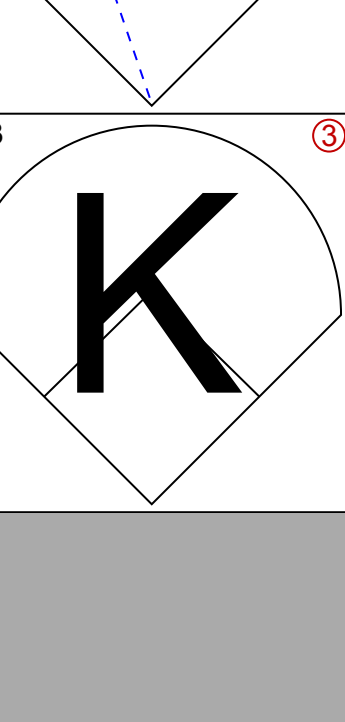
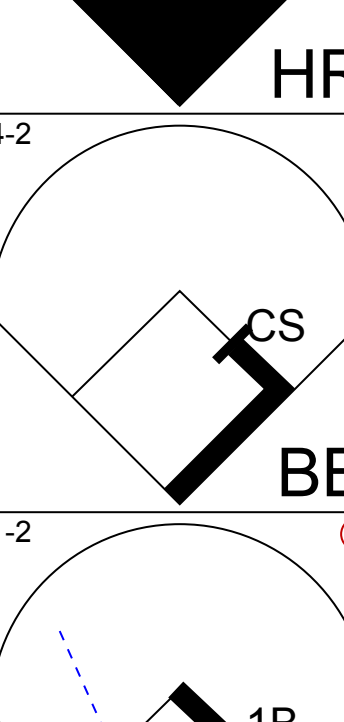
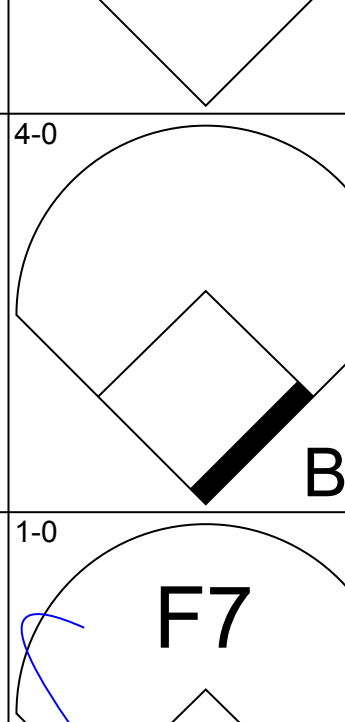


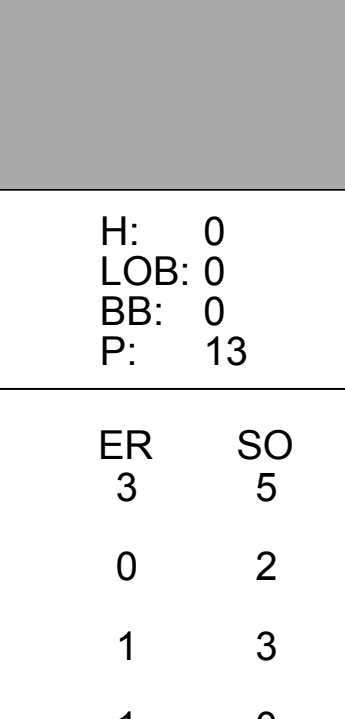
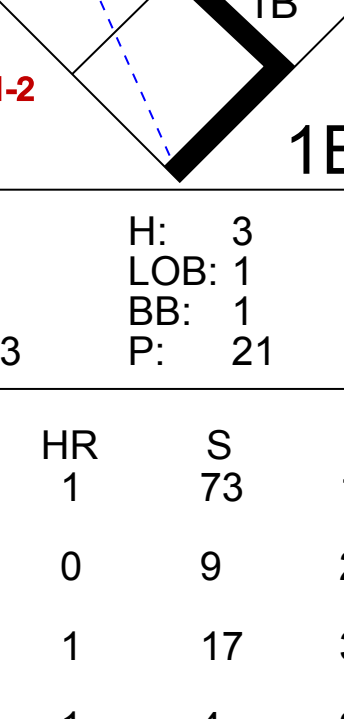
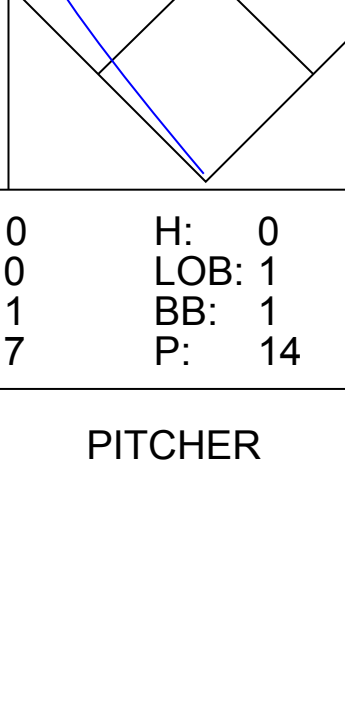
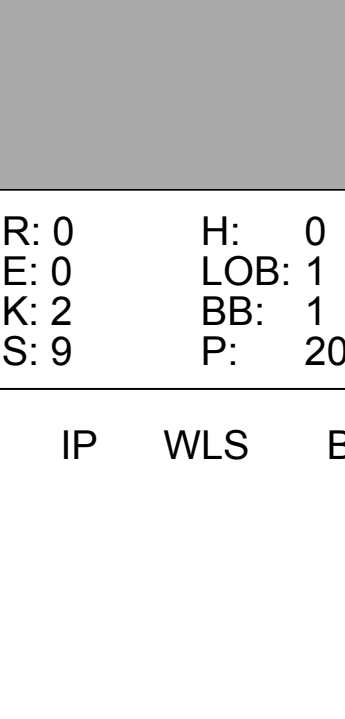
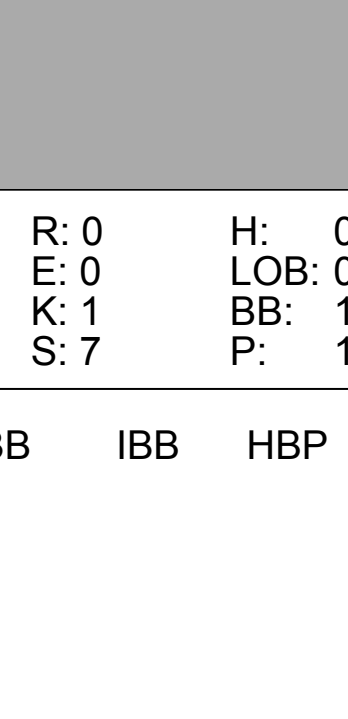
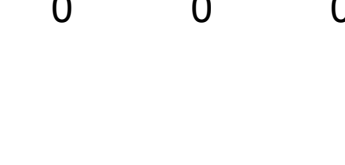



Toronto Blue Jays @ New York Yankees
Yankee Stadium, Bronx, NY
Sat Sep 20 1997, 3:33 AM EDT
Alt. 38,332 - Overcast - 82 F

livebaseballscorecards.com

AB 41
R 4
H 10
RBI 3
BB 6
SO 5
LOB 21



Batter	1	2	3	4	5	6	7	8	9	10	AB	R	H	RBI	BB	SO	LOB	TOP						
Shannon Stewart, R OBP: 0.377, SLG: 0.435 (1, 8)											4	1	2	1	1	2	0	Toronto Blue Jays @ New York Yankees Yankee Stadium, Bronx, NY Sun Sep 21 1997, 3:33 AM EDT Att. 40,038 - Sunny - 58 F						
Carlos Garcia, R OBP: 0.253, SLG: 0.311 (1, 4)											4	0	0	1	0	2	2							
José Cruz Jr., S OBP: 0.312, SLG: 0.501 (1, 7)											5	0	1	1	0	1	2							
Joe Carter, R OBP: 0.286, SLG: 0.398 (1, 3)											5	0	2	0	0	2	1							
Carlos Delgado, L OBP: 0.348, SLG: 0.527 (1, 10)											3	0	1	0	2	1	2							
Felipe Crespo, S OBP: 0.333, SLG: 0.464 (1, 5)											1	0	0	0	0	0	1							
Juan Samuel, R OBP: 0.350, SLG: 0.403 (4, PH) (4, 5)											4	0	0	0	0	1	5							
Shawn Green, L OBP: 0.344, SLG: 0.472 (1, 9)											4	1	2	0	1	1	1							
Charlie O'Brien, R OBP: 0.314, SLG: 0.355 (1, 2)												3	1	1	0	1	0		1					
Rich Butler, L OBP: 0.300, SLG: 0.125 (10, PH)											1	0	0	0	0	0	3							
Benito Santiago, R OBP: 0.272, SLG: 0.380 (10, 2)											0	0	0	0	0	0	0							
Alex Gonzalez, R OBP: 0.305, SLG: 0.398 (1, 6)											4	1	1	0	0	1	1							
Inning Stats	R: 0 E: 0 K: 1 S: 7	H: 0 LOB: 0 BB: 0 P: 11	R: 0 E: 0 K: 1 S: 9	H: 0 LOB: 1 BB: 1 P: 15	R: 0 E: 0 K: 0 S: 4	H: 0 LOB: 1 BB: 1 P: 10	R: 0 E: 0 K: 0 S: 7	H: 1 LOB: 1 BB: 0 P: 12	R: 4 E: 0 K: 1 S: 22	H: 6 LOB: 2 BB: 0 P: 35	R: 0 E: 0 K: 3 S: 11	H: 0 LOB: 1 BB: 0 P: 17	R: 0 E: 0 K: 1 S: 9	H: 1 LOB: 1 BB: 0 P: 16	R: 0 E: 0 K: 3 S: 12	H: 1 LOB: 1 BB: 0 P: 20	R: 0 E: 0 K: 0 S: 6	H: 1 LOB: 2 BB: 2 P: 16	1B: 5 2B: 6 3B: 0 HR: 0	SF: 1 SAC: 0 DP: 2 HBP: 0	WP: 2 PB: 2 SB: 1 CS: 0	PA: 44		
PITCHER	IP WLS BF H R ER SO ERA WHIP	IP WLS BF H R ER SO ERA WHIP	IP WLS BF H R ER SO ERA WHIP	IP WLS BF H R ER SO ERA WHIP	IP WLS BF H R ER SO ERA WHIP	IP WLS BF H R ER SO ERA WHIP	IP WLS BF H R ER SO ERA WHIP	IP WLS BF H R ER SO ERA WHIP	IP WLS BF H R ER SO ERA WHIP	IP WLS BF H R ER SO ERA WHIP	IP WLS BF H R ER SO ERA WHIP	IP WLS BF H R ER SO ERA WHIP	IP WLS BF H R ER SO ERA WHIP	IP WLS BF H R ER SO ERA WHIP	IP WLS BF H R ER SO ERA WHIP	IP WLS BF H R ER SO ERA WHIP	IP WLS BF H R ER SO ERA WHIP	IP WLS BF H R ER SO ERA WHIP	IP WLS BF H R ER SO ERA WHIP	IP WLS BF H R ER SO ERA WHIP	IP WLS BF H R ER SO ERA WHIP	IP WLS BF H R ER SO ERA WHIP	IP WLS BF H R ER SO ERA WHIP	
Andy Pettite, L ERA: 2.86 (1, 1)	7.0	0	31	7	4	4	7	BB: 3 IBB: 0 HBP: 0 BLK: 0	WP: 1 HR: 0 S: 67 P: 115	ERA: 5.14 WHIP: 1.429														
Mike Stanton, L ERA: 2.39 (8, 1)	1.0	4	1	0	0	1	0	0	0	9	16	0.00	1.000											
42 Mariano Rivera, R ERA: 1.91 (9, 1)	1.0	4	1	0	0	3	0	0	0	12	20	0.00	1.000											
Brian Boshinger, R ERA: 2.8 (10, 1)	1.0	W	5	1	0	0	0	2	0	6	16	0.00	1.000											

Batter	1	2	3	4	5	6	7	8	9	10	AB	R	H	RBI	BB	SO	LOB	BOTTOM						
Tim Raines, S OBP: 0.393, SLG: 0.430 (1, 7)											4	2	3	0	1	0	1	Toronto Blue Jays @ New York Yankees Yankee Stadium, Bronx, NY Sun Sep 21 1997, 3:33 AM EDT Att. 40,038 - Sunny - 58 F						
Andy Fox, L OBP: 0.381, SLG: 0.294 (1, 5)											1	0	0	0	1	0	2							
Charlie Hayes, R OBP: 0.334, SLG: 0.401 (7, PH) (8, 5)											1	0	0	0	1	0	1							
Paul O'Neill, L OBP: 0.398, SLG: 0.512 (1, 9)											4	0	2	1	1	2	1							
Bernie Williams, S OBP: 0.404, SLG: 0.526 (1, 8)											5	0	1	1	0	1	3							
Tino Martinez, L OBP: 0.371, SLG: 0.577 (1, 3)											5	1	1	1	0	2	6							
Cecil Fielder, R OBP: 0.358, SLG: 0.396 (1, 10)											4	1	1	1	0	1	4							
2 Derek Jeter, R OBP: 0.368, SLG: 0.403 (1, 6)											4	1	1	1	0	1	0							
20 Jorge Posada, S OBP: 0.352, SLG: 0.382 (1, 2)											2	0	0	0	2	2	0							
Rey Sanchez, R OBP: 0.317, SLG: 0.388 (1, 4)											4	0	2	0	0	1	1							
Inning Stats	R: 1 E: 0 K: 0 S: 15	H: 2 LOB: 1 BB: 0 P: 22	R: 0 E: 0 K: 1 S: 8	H: 0 LOB: 0 BB: 0 P: 13	R: 1 E: 0 K: 1 S: 17	H: 3 LOB: 3 BB: 2 P: 32	R: 1 E: 0 K: 0 S: 13	H: 3 LOB: 1 BB: 1 P: 21	R: 0 E: 0 K: 2 S: 13	H: 1 LOB: 1 BB: 1 P: 16	R: 0 E: 0 K: 1 S: 7	H: 0 LOB: 1 BB: 1 P: 14	R: 0 E: 0 K: 2 S: 9	H: 0 LOB: 1 BB: 0 P: 20	R: 1 E: 0 K: 1 S: 10	H: 1 LOB: 0 BB: 0 P: 16	R: 0 E: 0 K: 1 S: 7	H: 0 LOB: 0 BB: 0 P: 14	R: 1 E: 0 K: 0 S: 4	H: 1 LOB: 0 BB: 0 P: 9	1B: 6 2B: 3 3B: 0 HR: 3	SF: 0 SAC: 1 DP: 2 HBP: 0	WP: 0 PB: 0 SB: 0 CS: 3	PA: 41
PITCHER	IP WLS BF H R ER SO ERA WHIP	IP WLS BF H R ER SO ERA WHIP	IP WLS BF H R ER SO ERA WHIP	IP WLS BF H R ER SO ERA WHIP	IP WLS BF H R ER SO ERA WHIP	IP WLS BF H R ER SO ERA WHIP	IP WLS BF H R ER SO ERA WHIP	IP WLS BF H R ER SO ERA WHIP	IP WLS BF H R ER SO ERA WHIP	IP WLS BF H R ER SO ERA WHIP	IP WLS BF H R ER SO ERA WHIP	IP WLS BF H R ER SO ERA WHIP	IP WLS BF H R ER SO ERA WHIP	IP WLS BF H R ER SO ERA WHIP	IP WLS BF H R ER SO ERA WHIP	IP WLS BF H R ER SO ERA WHIP	IP WLS BF H R ER SO ERA WHIP	IP WLS BF H R ER SO ERA WHIP	IP WLS BF H R ER SO ERA WHIP	IP WLS BF H R ER SO ERA WHIP	IP WLS BF H R ER SO ERA WHIP	IP WLS BF H R ER SO ERA WHIP	IP WLS BF H R ER SO ERA WHIP	
Woody Williams, R ERA: 4.51 (1, 1)	6.0	28	9	3	3	5	BB: 4 IBB: 0 HBP: 0 BLK: 0	WP: 0 HR: 1 S: 73 P: 118	ERA: 4.50 WHIP: 2.167															
Dan Plesac, L ERA: 3.78 (7, 1)	1.0	4	0	0	0	2	1	0	0	9	20	0.00	1.000											
Ken Robinson, R ERA: 3.0 (8, 1)	2.0	7	1	1	1	3	1	0	0	17	30	4.50	1.000											
Carlos Almanzar, R ERA: 3.86 (10, 1)	0.1	L	2	1	1	0	0	0	0	4	9	27.00	3.000											



Batter	1	2	3	4	5	6	7	8	9	AB	R	H	RBI	BB	SO	LOB	TOP					
Shannon Stewart, R OBP: 0.380, SLG: 0.451 (1, 8)										4	1	2	0	0	2	1	Toronto Blue Jays @ New York Yankees Yankee Stadium, Bronx, NY Mon Sep 22 1997, 7:05 PM EDT Att: 23,380 - Unknown - 66 F					
Carlos Garcia, R OBP: 0.253, SLG: 0.309 (1, 4)										3	0	0	0	0	1	2						
José Cruz Jr., S OBP: 0.311, SLG: 0.497 (1, 7)										3	0	0	0	1	1	1						
Joe Carter, R OBP: 0.288, SLG: 0.402 Carlos Delgado, L OBP: 0.346, SLG: 0.527 (8, PR) (8, 3)										4	0	2	1	0	0	0						
Juan Samuel, R OBP: 0.345, SLG: 0.408 (1, 5)										4	0	1	0	0	0	3						
Benito Santiago, R OBP: 0.271, SLG: 0.378 (1, 2)										4	0	1	0	0	2	2						
Jacob Brunfield, R OBP: 0.262, SLG: 0.279 (1, 9)										4	0	0	0	0	2	2						
Robert Perez, R OBP: 0.192, SLG: 0.346 (1, 10)										4	0	0	0	0	0	1						
Alex Gonzalez, R OBP: 0.306, SLG: 0.400 (1, 6)										3	0	1	0	0	0	0						
Inning Stats	R: 0 H: 0 E: 0 K: 1 S: 7	H: 0 LOB: 0 BB: 0 P: 11	R: 0 H: 1 E: 0 K: 2 S: 9	H: 1 LOB: 1 BB: 0 P: 15	R: 0 H: 1 E: 0 K: 1 S: 9	H: 1 LOB: 1 BB: 0 P: 16	R: 0 H: 1 E: 0 K: 2 S: 13	H: 1 LOB: 1 BB: 0 P: 20	R: 0 H: 1 E: 0 K: 1 S: 9	H: 1 LOB: 1 BB: 0 P: 12	R: 0 H: 0 E: 0 K: 0 S: 4	H: 0 LOB: 0 BB: 0 P: 4	R: 0 H: 1 E: 0 K: 0 S: 6	H: 1 LOB: 1 BB: 0 P: 8	R: 1 H: 2 E: 0 K: 0 S: 14	H: 2 LOB: 2 BB: 1 P: 24	R: 0 H: 0 E: 0 K: 1 S: 6	H: 0 LOB: 0 BB: 0 P: 11	1B: 3 2B: 2 3B: 2 HR: 0	SF: 0 SAC: 0 DP: 0 HBP: 1	WP: 0 PB: 0 SB: 0 CS: 1	PA: 35
PITCHER	IP	WLS	BF	H	R	ER	SO	BB	IBB	HBP	BLK	WP	HR	S	P	ERA	WHIP					
David Wells, L ERA: 4.31	(1, 1)	8.0	W	32	7	1	7	1	0	1	0	0	0	71	110	1.12	1.000					
Ramiro Mendoza, R ERA: 4.34	(9, 1)	1.0		3	0	0	0	1	0	0	0	0	0	6	11	0.00	0.000					

AB	33
R	1
H	7
RBI	1
BB	1
SO	8
LOB	12



Batter	1	2	3	4	5	6	7	8	9	AB	R	H	RBI	BB	SO	LOB	BOTTOM					
Tim Raines, S OBP: 0.400, SLG: 0.439 (1, 7)										4	2	3	2	1	0	0	Toronto Blue Jays @ New York Yankees Yankee Stadium, Bronx, NY Mon Sep 22 1997, 7:05 PM EDT Att: 23,380 - Unknown - 66 F					
2 Derek Jeter, R OBP: 0.369, SLG: 0.401 (1, 6)										3	1	0	0	2	1	2						
Bernie Williams, S OBP: 0.403, SLG: 0.529 Scott Pose, L OBP: 0.306, SLG: 0.286 (7, 9)										3	1	1	2	0	0	3						
Tino Martinez, L OBP: 0.371, SLG: 0.577 Cecil Fielder, R OBP: 0.356, SLG: 0.396 (3, PH)										0	0	0	1	0	0	0						
Mike Stanley, R OBP: 0.383, SLG: 0.484 (1, 3)										4	1	2	0	0	0	1						
Chad Curtis, R OBP: 0.396, SLG: 0.489 (7, 8)										4	0	0	0	0	2	4						
Joe Girardi, R OBP: 0.311, SLG: 0.332 (1, 2)										4	0	1	0	0	1	2						
Rey Sanchez, R OBP: 0.316, SLG: 0.366 (1, 4)										4	1	1	0	0	0	1						
Andy Fox, L OBP: 0.400, SLG: 0.333 (1, 5)										4	2	2	1	0	1	0						
Inning Stats	R: 1 H: 2 E: 0 K: 0 S: 15	H: 2 LOB: 2 BB: 1 P: 24	R: 0 H: 0 E: 0 K: 0 S: 7	H: 0 LOB: 0 BB: 0 P: 12	R: 0 H: 0 E: 0 K: 0 S: 6	H: 0 LOB: 1 BB: 1 P: 12	R: 0 H: 1 E: 0 K: 1 S: 12	H: 1 LOB: 1 BB: 0 P: 18	R: 4 H: 4 E: 0 K: 1 S: 14	H: 4 LOB: 1 BB: 1 P: 22	R: 0 H: 0 E: 0 K: 1 S: 13	H: 0 LOB: 0 BB: 0 P: 13	R: 0 H: 0 E: 0 K: 2 S: 9	H: 0 LOB: 0 BB: 0 P: 13	R: 3 H: 4 E: 1 K: 2 S: 13	H: 4 LOB: 1 BB: 0 P: 23	R: 0 H: 0 E: 0 K: 1 S: 6	H: 0 LOB: 0 BB: 0 P: 11	1B: 9 2B: 1 3B: 1 HR: 0	SF: 1 SAC: 0 DP: 0 HBP: 0	WP: 2 PB: 0 SB: 0 CS: 0	PA: 38
PITCHER	IP	WLS	BF	H	R	ER	SO	BB	IBB	HBP	BLK	WP	HR	S	P	ERA	WHIP					
Pat Hentgen, R ERA: 3.83	(1, 1)	5.0	L	25	4	3	5	2	0	0	0	0	0	35	56	9.00	1.333					
Erik Hanson, R ERA: 7.6	(6, 1)	3.0		13	4	3	3	5	0	0	0	0	0	35	56	9.00	1.333					



Batter	1	2	3	4	5	6	7	8	9	AB	R	H	RBI	BB	SO	LOB	TOP										
Chad Curtis, R OBP: 0.361, SLG: 0.482 (1, 7)										5	0	0	0	0	1	5											
Rey Sanchez, R OBP: 0.314, SLG: 0.364 (1, 6)										5	1	1	1	0	0	2											
Paul O'Neill, L OBP: 0.398, SLG: 0.510 (1, 9)										4	1	1	0	1	2	0											
Bernie Williams, S OBP: 0.406, SLG: 0.532 (6, PR)										3	2	2	1	1	1	1											
Scott Pose, L OBP: 0.302, SLG: 0.282 (6, 7)										1	0	0	0	0	0	0											
Tino Martinez, L OBP: 0.371, SLG: 0.581 (1, 3)										5	2	2	2	0	1	3											
Cecil Fielder, R OBP: 0.361, SLG: 0.402 (1, 10)										5	1	3	2	0	1	0											
Joe Girardi, R 20 Jorge Posada, S OBP: 0.354, SLG: 0.380 (6, 2)										3	1	2	1	0	0	0											
Andy Fox, L OBP: 0.379, SLG: 0.292 (1, 5)										3	0	0	0	1	1	4											
Homer Bush, R OBP: 0.500, SLG: 0.500 (1, 4)										4	1	2	2	0	0	2											
Inning Stats	R: 0 E: 0 K: 1 S: 7	H: 0 LOB: 0 BB: 0 P: 12	R: 3 E: 1 K: 2 S: 24	H: 3 LOB: 2 BB: 2 P: 38	R: 2 E: 0 K: 1 S: 9	H: 2 LOB: 0 BB: 0 P: 14	R: 0 E: 0 K: 0 S: 7	H: 0 LOB: 0 BB: 0 P: 9	R: 2 E: 0 K: 2 S: 15	H: 4 LOB: 2 BB: 0 P: 21	R: 2 E: 0 K: 0 S: 14	H: 3 LOB: 2 BB: 1 P: 21	R: 0 E: 0 K: 0 S: 11	H: 1 LOB: 2 BB: 1 P: 21	R: 0 E: 0 K: 1 S: 8	H: 0 LOB: 0 BB: 0 P: 11	R: 0 E: 0 K: 0 S: 9	H: 0 LOB: 0 BB: 0 P: 15	1B: 10 2B: 2 3B: 0 HR: 1	SF: 0 SAC: 0 DP: 1 HBP: 0	WP: 0 PB: 0 SB: 0 CS: 0	PA: 43					
PITCHER	IP	WLS	BF	H	R	ER	SO	BB	IBB	HBP	BLK	WP	HR	S	P	ERA	WHIP										
Charles Nagy, R ERA: 4.21 (1, 1)	5.0		26	9	7	6	6	2	0	0	0	0	1	62	94	10.80	2.200										
David Weathers, R ERA: 8.53 (6, 1)	1.0		6	3	2	2	0	1	0	0	0	0	0	14	21	18.00	4.000										
Paul Shuey, R ERA: 5.68 (7, 1)	1.1		6	1	0	0	0	1	0	0	0	0	0	13	24	0.00	1.500										
Alvin Morman, L ERA: 6.06 (8, 1)	1.0		3	0	0	0	1	0	0	0	0	0	0	9	12	0.00	0.000										
Jose Mesa, R ERA: 2.5 (9, 1)	0.2	W	2	0	0	0	0	0	0	0	0	0	0	6	11	0.00	0.000										

New York Yankees @ Cleveland Indians
Jacobs Field, Cleveland, OH
Tue Sep 23 1997, 7:05 PM EDT
Att: 43,039 - Unknown - 64 F

AB 39
R 9
H 13
RBI 9
BB 4
SO 7
LOB 17

Batter	1	2	3	4	5	6	7	8	9	AB	R	H	RBI	BB	SO	LOB	BOTTOM										
Bip Roberts, S OBP: 0.343, SLG: 0.382 (1, 7)										4	1	0	0	1	1	3											
Omar Vizquel, S OBP: 0.343, SLG: 0.368 (1, 6)										4	0	0	0	0	0	1											
Manny Ramirez, R OBP: 0.419, SLG: 0.536 (1, 9)										5	1	1	0	0	2	1											
Matt Williams, R OBP: 0.307, SLG: 0.486 (1, 5)										4	2	1	1	1	1	0											
David Justice, L OBP: 0.422, SLG: 0.602 (1, 10)										5	2	3	2	0	1	1											
Sandy Alomar Jr., R OBP: 0.353, SLG: 0.532 (1, 2)										5	2	3	4	0	0	0											
Kevin Seitzer, R OBP: 0.327, SLG: 0.371 (1, 3)										3	1	2	0	0	0	0											
Jim Thome, L OBP: 0.423, SLG: 0.586 (6, PH) (9, 3)										1	0	0	0	0	0	1											
Tony Fernandez, S OBP: 0.322, SLG: 0.417 (1, 4)										4	1	2	3	0	0	1											
Marquis Grissom, R OBP: 0.317, SLG: 0.396 (1, 8)										3	0	0	0	1	0	2											
Inning Stats	R: 0 E: 0 K: 0 S: 8	H: 0 LOB: 0 BB: 0 P: 13	R: 2 E: 0 K: 0 S: 17	H: 3 LOB: 1 BB: 1 P: 32	R: 0 E: 0 K: 0 S: 6	H: 0 LOB: 0 BB: 0 P: 10	R: 0 E: 0 K: 1 S: 5	H: 0 LOB: 0 BB: 0 P: 11	R: 0 E: 0 K: 0 S: 8	H: 0 LOB: 1 BB: 0 P: 16	R: 4 E: 0 K: 0 S: 9	H: 4 LOB: 0 BB: 0 P: 18	R: 0 E: 0 K: 2 S: 9	H: 0 LOB: 0 BB: 0 P: 14	R: 2 E: 0 K: 1 S: 16	H: 3 LOB: 1 BB: 0 P: 20	R: 2 E: 0 K: 1 S: 12	H: 2 LOB: 2 BB: 2 P: 21	1B: 6 2B: 3 3B: 0 HR: 3	SF: 0 SAC: 1 DP: 0 HBP: 0	WP: 0 PB: 0 SB: 0 CS: 0	PA: 42					
PITCHER	IP	WLS	BF	H	R	ER	SO	BB	IBB	HBP	BLK	WP	HR	S	P	ERA	WHIP										
Kenny Rogers, L ERA: 5.69 (7, 1)	1.1		6	2	2	2	3	0	0	0	0	0	1	15	21	13.50	1.500										
Hideki Irabu, R ERA: 7.63 (8, 1)	0.2		3	1	0	0	0	0	0	0	0	0	0	10	13	0.00	1.500										
Mike Stanton, L ERA: 2.37 (9, 1)	0.2	L	6	2	2	2	1	2	0	0	0	0	0	12	21	27.00	6.000										

New York Yankees @ Cleveland Indians
Jacobs Field, Cleveland, OH
Tue Sep 23 1997, 7:05 PM EDT
Att: 43,039 - Unknown - 64 F

AB 38
R 10
H 12
RBI 10
BB 3
SO 5
LOB 10

Batter	1	2	3	4	5	6	7	8	9	AB	R	H	RBI	BB	SO	LOB	TOP					
Tim Raines, S (1, 7) OBP: 0.403, SLG: 0.452	4-2 CS BB	1-0 G5-4-3		1-1 HR		2-2 G6-4-3 1B		2-2 CS	0-0 L9	4	1	2	2	1	0	1						
2 Derek Jeter, R (1, 6) OBP: 0.369, SLG: 0.406	2-2 HR	0-1 F9		3-2 G3-6-3 1B		2-1 G6-4-3 1B			2-3 K	5	1	2	1	0	1	2						
Paul O'Neill, L (1, 9) OBP: 0.398, SLG: 0.509	1-1 1B		1-3 K	2-2 G3-6-3 1B			0-1 G6-3		2-2 G3	3	1	1	0	0	1	1						
Scott Ross, L (4, 9) OBP: 0.295, SLG: 0.275	1B									2	0	0	0	0	0	0						
Cecil Fielder, R (1, 10) OBP: 0.360, SLG: 0.398	4-2 1B 1-2 1B		3-3 K				1-3 K		3-2 G6-3	3	1	0	0	1	2	0						
Mike Stanley, R (1, 3) OBP: 0.387, SLG: 0.488	0-1 1B		4-2				2-2 G5-3		2-1	3	1	2	0	1	0	0						
Charlie Hayes, R (1, 5) OBP: 0.333, SLG: 0.399	0-1 1B		1-2 G4-3				1-0 L7		2-0 G6-3	4	0	1	2	0	0	2						
Chad Curtis, R (1, 8) OBP: 0.365, SLG: 0.491	1-2 20 HR 3-H			2-2 20 HR 3B			3-3 K		1-2 20 G4-3 1B	4	1	3	1	0	1	0						
20 Jorge Posada, S (1, 2) OBP: 0.356, SLG: 0.396	1-1 L4-3			1-1 HR			4-2 HBP 1B		3-2 G4-3	3	2	1	2	1	0	3						
Rey Sanchez, R (1, 4) OBP: 0.317, SLG: 0.364		1-2		2-3 K			1-0 1B		4-2 CS	2	0	1	0	0	1	0						
Andy Fox, L (6, PR) OBP: 0.400, SLG: 0.292							1-2 HBP			0	0	0	0	1	0	0						
Inning Stats	R: 4 E: 0 K: 0 S: 19	H: 5 LOB: 1 BB: 2 P: 33	R: 0 E: 0 K: 0 S: 6	H: 1 LOB: 0 BB: 0 P: 8	R: 0 E: 0 K: 2 S: 12	H: 0 LOB: 1 BB: 1 P: 21	R: 3 E: 0 K: 1 S: 16	H: 4 LOB: 0 BB: 0 P: 27	R: 0 E: 0 K: 1 S: 9	H: 0 LOB: 0 BB: 0 P: 13	R: 1 E: 0 K: 1 S: 11	H: 1 LOB: 2 BB: 1 P: 23	R: 0 E: 0 K: 0 S: 8	H: 1 LOB: 1 BB: 0 P: 15	R: 0 E: 0 K: 0 S: 13	H: 1 LOB: 0 BB: 1 P: 23	R: 0 E: 0 K: 1 S: 7	H: 0 LOB: 0 BB: 0 P: 11	1B: 8 2B: 2 3B: 1 HR: 3	SF: 0 SAC: 0 DP: 4 HBP: 1	WP: 0 PB: 0 SB: 0 CS: 2	PA: 40
PITCHER	IP WLS BF H R ER SO BB IBB HBP BLK WP HR S P ERA WHIP																					
Brian Anderson, L (1, 1) ERA: 4.69	4.0 L 21 10 7 7 3 3 0 0 0 0 0 3 53 89 15.75 3.250																					
Bartolo Colon, R (5, 1) ERA: 5.74	2.0 8 1 1 1 2 1 0 1 0 0 0 0 20 36 4.50 1.000																					
Albie Lopez, R (7, 1) ERA: 6.78	2.0 7 2 0 0 0 1 0 0 0 0 0 0 21 38 0.00 1.500																					
Eric Plunk, R (9, 1) ERA: 4.88	1.0 3 0 0 0 0 1 0 0 0 0 0 0 7 11 0.00 0.000																					

New York Yankees @ Cleveland Indians
 Jacobs Field, Cleveland, OH
 Wed Sep 24 1997, 7:05 PM EDT
 Att: 42,976 - Unknown - 59 F

AB	33
R	8
H	13
RBI	8
BB	5
SO	6
LOB	9



Batter	1	2	3	4	5	6	7	8	9	AB	R	H	RBI	BB	SO	LOB	BOTTOM					
Bip Roberts, S (1, 4) OBP: 0.342, SLG: 0.381	0-1 F9		0-0 HR				1-0 G6-3			1	0	0	0	0	0	0						
Jeff Manto, R (3, 5) OBP: 0.300, SLG: 0.579						1-H 2-H 2B				3	1	2	3	0	0	0						
Jeff Branson, L (1, 5) OBP: 0.295, SLG: 0.304	1-1 G6-3		1-3 K				0-0 G3		0-2 1B	4	0	1	0	0	1	1						
Manny Ramirez, R (1, 9) OBP: 0.418, SLG: 0.536	0-0 F8			2-3 K			2-0 1B 2B		1-3 K	4	1	1	0	0	2	1						
Jim Thome, L (1, 3) OBP: 0.421, SLG: 0.584		0-0 G4-3		0-0 P4			1-0 1B		2-1 F7	2	0	0	0	0	0	0						
Kevin Seitzer, R (6, 3) OBP: 0.329, SLG: 0.372							2-H 1B			2	0	1	1	0	0	1						
David Justice, L (1, 10) OBP: 0.420, SLG: 0.598		1-0 F7		0-1 F8			3-2 F7		1-0 G5-3	3	0	0	0	0	0	1						
Richie Sexson, R (8, PH) OBP: 0.500, SLG: 0.500										1	0	0	0	0	0	1						
Sandy Alomar Jr., R (1, 2) OBP: 0.353, SLG: 0.532		3-1 1B					2-2 G4-3		2-0 F9	2	0	1	0	0	0	0						
Einar Diaz, R (6, 2) OBP: 0.333, SLG: 0.667										2	0	0	0	0	0	1						
Brian Giles, L (1, 8) OBP: 0.368, SLG: 0.456		2-2 G3					2-2 FC5-4 1B		1-1 G4-3	4	0	1	0	0	0	2						
Bruce Aven, R (1, 7) OBP: 0.231, SLG: 0.167			0-2 G6-3				1-2 FC5-4 1B 2B		2-0 G6-3	3	1	0	0	0	0	1						
Sean Casey, L (9, PH) OBP: 0.697, SLG: 0.667										1	0	1	0	0	0	0						
Enrique Wilson, S (1, 6) OBP: 0.250, SLG: 0.250			0-0 F7				1-2 2B 1B		0-3 K	4	1	1	0	0	1	1						
Inning Stats	R: 0 E: 0 K: 0 S: 5	H: 0 LOB: 0 BB: 0 P: 6	R: 0 E: 0 K: 0 S: 7	H: 1 LOB: 0 BB: 0 P: 13	R: 1 E: 0 K: 1 S: 8	H: 1 LOB: 0 BB: 0 P: 9	R: 0 E: 0 K: 1 S: 6	H: 0 LOB: 0 BB: 0 P: 8	R: 2 E: 0 K: 0 S: 15	H: 3 LOB: 1 BB: 0 P: 22	R: 1 E: 0 K: 0 S: 10	H: 2 LOB: 1 BB: 0 P: 19	R: 0 E: 0 K: 1 S: 9	H: 0 LOB: 0 BB: 0 P: 9	R: 0 E: 0 K: 1 S: 9	H: 1 LOB: 0 BB: 0 P: 13	R: 0 E: 0 K: 0 S: 7	H: 1 LOB: 1 BB: 0 P: 10	1B: 6 2B: 2 3B: 0 HR: 1	SF: 0 SAC: 0 DP: 0 HBP: 0	WP: 0 PB: 0 SB: 0 CS: 0	PA: 36
PITCHER	IP WLS BF H R ER SO BB IBB HBP BLK WP HR S P ERA WHIP																					
Dwight Gooden, R (1, 1) ERA: 4.96	7.0 W 28 7 4 4 3 0 0 0 0 0 0 1 57 86 5.14 1.000																					
Graeme Lloyd, L (8, 1) ERA: 3.45	1.0 4 1 0 0 0 1 0 0 0 0 0 0 9 13 0.00 1.000																					
Ramiro Mendoza, R (9, 1) ERA: 4.31	1.0 4 1 0 0 0 0 0 0 0 0 0 0 7 10 0.00 1.000																					

New York Yankees @ Cleveland Indians
 Jacobs Field, Cleveland, OH
 Wed Sep 24 1997, 7:05 PM EDT
 Att: 42,976 - Unknown - 59 F

AB	36
R	4
H	9
RBI	4
BB	0
SO	4
LOB	10



Batter	1	2	3	4	5	6	7	8	9	10	AB	R	H	RBI	BB	SO	LOB	TOP				
2 Derek Jeter, R OBP: 0.369, SLG: 0.406 (1, 6)	G3-1 2B		K				K			K	4	0	1	0	1	3	1	New York Yankees @ Cleveland Indians Jacobs Field, Cleveland, OH Thu Sep 25 1997, 7:05 PM EDT Att: 43,004 - Unknown - 69 F				
Wade Boggs, L OBP: 0.372, SLG: 0.390 (1, 5)	G3-1		G1-3				P6			BB 1B IBB	4	1	1	1	1	0	1					
Paul O'Neill, L OBP: 0.356, SLG: 0.506 Homer Bush, R OBP: 0.444, SLG: 0.444 Tim Lincecum, S OBP: 0.405, SLG: 0.452 (1, 9) (5, 4) (10, PH)	G4-3		G3-1				K		P3	BB 1B SF7	3	0	0	0	0	1	3					
Tino Martinez, L OBP: 0.350, SLG: 0.580 Ivan Cruz, L OBP: 0.333, SLG: 0.316 (1, 3) (6, 3)	G3		G3				F8		L8	BB 1B	3	0	1	0	0	0	3					
Cecil Fielder, R OBP: 0.358, SLG: 0.405 (1, 10)	HR		K				G5-3		K	BB 1B SF7	4	1	1	2	0	2	1					
Chad Curtis, R OBP: 0.365, SLG: 0.490 (1, 8)	G1-3		G1-3				G6-3		L8	BB 1B	5	0	2	0	0	0	0					
Joe Girardi, R OBP: 0.314, SLG: 0.335 20 Jorge Posada, S OBP: 0.353, SLG: 0.391 (1, 2) (8, 2)	L6		L6				G4-3		K	BB 1B	3	0	1	0	0	0	2					
Scott Pose, L OBP: 0.293, SLG: 0.265 (1, 7) (10, 9)	G3		G3				L7		G6-3		3	0	0	0	1	0	1					
Andy Fox, L OBP: 0.412, SLG: 0.296 (5, 9) (10, 4)	L4		L4				BB 2 CS		K	BB 1B	3	2	1	0	1	1	0					
Inning Stats	R: 0 E: 0 K: 0 S: 12	H: 1 LOB: 1 BB: 0 P: 15	R: 1 E: 0 K: 0 S: 8	H: 1 LOB: 0 BB: 0 P: 9	R: 0 E: 0 K: 1 S: 6	H: 0 LOB: 0 BB: 0 P: 10	R: 0 E: 0 K: 1 S: 11	H: 2 LOB: 2 BB: 0 P: 16	R: 1 E: 0 K: 1 S: 12	H: 1 LOB: 2 BB: 3 P: 29	R: 0 E: 0 K: 2 S: 10	H: 0 LOB: 0 BB: 0 P: 14	R: 0 E: 0 K: 1 S: 8	H: 0 LOB: 0 BB: 0 P: 11	R: 0 E: 0 K: 1 S: 7	H: 0 LOB: 0 BB: 0 P: 10	R: 3 E: 1 K: 15 S: 30		H: 3 LOB: 2 BB: 2 P: 30	1B: 7 2B: 1 3B: 0 HR: 1	SF: 1 SAC: 0 DP: 0 HBP: 0	WP: 1 PB: 0 SB: 1 CS: 2
PITCHER	IP	WLS	BF	H	R	ER	SO	BB	IBB	HBP	BLK	WP	HR	S	P	ERA	WHIP					
Orel Hershiser, R ERA: 4.47 Paul Assenmacher, L ERA: 2.83 Michael Jackson, R ERA: 3.16 Jose Mesa, R ERA: 2.48 Paul Shuey, R ERA: 5.2	(1, 1)	6.0	26	6	2	2	3	3	0	0	0	0	0	9	14	3.00	1.500					
PITCHER	IP	WLS	BF	H	R	ER	SO	BB	IBB	HBP	BLK	WP	HR	S	P	ERA	WHIP					
David Weathers, R ERA: 8.42	(10, 1)	0.1	1	0	0	0	0	0	0	0	0	0	0	4	6	0.00	0.000					

AB	37
R	5
H	9
RBI	5
BB	5
SO	8
LOB	14



Batter	1	2	3	4	5	6	7	8	9	10	AB	R	H	RBI	BB	SO	LOB	BOTTOM						
Omar Vizquel, S OBP: 0.344, SLG: 0.366 (1, 6)	FC6-4 BB		G4-3				G1-3		P5		3	0	0	0	2	0	1	New York Yankees @ Cleveland Indians Jacobs Field, Cleveland, OH Thu Sep 25 1997, 7:05 PM EDT Att: 43,004 - Unknown - 69 F						
Enrique Wilson, S OBP: 0.333, SLG: 0.333 (1, 4)	L9		G4-3				G1-3		E2 1B	BB HR 1B	5	1	2	1	0	0	2							
Manny Ramirez, R OBP: 0.416, SLG: 0.532 (1, 9)	FC6-4 BB		FC6-4 BB				G6-3		K	BB 1B	4	1	0	0	1	2	3							
Jim Thome, L OBP: 0.423, SLG: 0.584 Jeff Branson, L OBP: 0.261, SLG: 0.306 Richie Sexson, R OBP: 0.429, SLG: 0.429 (1, 3) (6, 5) (10, PH)	FC6-4 BB		FC6-4 BB				G3-1 WP BB		L8	BB 1B	0	0	0	0	2	0	0							
Matt Williams, R OBP: 0.306, SLG: 0.485 Jeff Manto, R OBP: 0.304, SLG: 0.682 (1, 5) (6, 3)	FC6-4		FC6-4				K		G1-3	HR	2	0	0	0	0	1	4							
Sean Casey, L OBP: 0.429, SLG: 0.333 Tony Fernandez, S OBP: 0.324, SLG: 0.419 (1, 10) (10, PH)	K		K				G3-1		E4	BB 1B	3	0	0	1	1	1	2							
Brian Giles, L OBP: 0.367, SLG: 0.456 (8, 8)	F8		F8				G4-3		P4	BB 1B	4	0	1	0	0	0	3							
Kevin Seltzer, R OBP: 0.327, SLG: 0.371 (10, PH)	F8		F8				G4-3		P4	BB 1B	1	0	0	0	0	0	1							
Pat Borders, R OBP: 0.345, SLG: 0.435 Bruce Aven, R OBP: 0.214, SLG: 0.154 (1, 2) (7, PR) (8, 7)	F8		F8				G5-3		P2	HR	2	0	0	0	1	0	0							
Marquis Grissom, R OBP: 0.316, SLG: 0.395 Einar Diaz, R OBP: 0.250, SLG: 0.500 (1, 8) (8, 2)	G6-3		G6-3				L9		K	BB SH3	2	0	0	0	0	0	0							
Inning Stats	R: 0 E: 0 K: 0 S: 7	H: 0 LOB: 2 BB: 2 P: 15	R: 0 E: 0 K: 1 S: 9	H: 0 LOB: 0 BB: 0 P: 14	R: 0 E: 0 K: 0 S: 5	H: 0 LOB: 0 BB: 0 P: 7	R: 1 E: 0 K: 1 S: 15	H: 0 LOB: 1 BB: 2 P: 26	R: 0 E: 0 K: 0 S: 4	H: 1 LOB: 2 BB: 1 P: 12	R: 0 E: 1 K: 0 S: 12	H: 1 LOB: 2 BB: 0 P: 20	R: 1 E: 1 K: 1 S: 11	H: 1 LOB: 1 BB: 1 P: 16	R: 0 E: 0 K: 0 S: 5	H: 1 LOB: 2 BB: 1 P: 11	R: 0 E: 0 K: 1 S: 11	H: 0 LOB: 0 BB: 0 P: 15	R: 2 E: 0 K: 2 S: 22	H: 3 LOB: 1 BB: 0 P: 32	1B: 4 2B: 1 3B: 0 HR: 1	SF: 0 SAC: 1 DP: 0 HBP: 0	WP: 2 PB: 0 SB: 0 CS: 0	PA: 43
PITCHER	IP	WLS	BF	H	R	ER	SO	BB	IBB	HBP	BLK	WP	HR	S	P	ERA	WHIP							
David Cone, R ERA: 2.82 Willie Banks, R ERA: 2.06 Graeme Lloyd, L ERA: 3.38 Ramiro Mendoza, R ERA: 4.27 Mike Stanton, L ERA: 2.6	(1, 1)	5.0	20	0	1	1	2	5	0	0	0	0	0	40	74	1.80	1.000							
PITCHER	IP	WLS	BF	H	R	ER	SO	BB	IBB	HBP	BLK	WP	HR	S	P	ERA	WHIP							
David Cone, R ERA: 2.82	(6, 1)	2.0	10	2	1	1	1	1	0	0	0	0	0	23	36	4.50	1.500							

AB	35
R	4
H	6
RBI	4
BB	7
SO	6
LOB	18



Batter	1	2	3	4	5	6	7	8	9	AB	R	H	RBI	BB	SO	LOB	TOP			
Tim Raines, S OBP: 0.406, SLG: 0.452 Scott Pose, L OBP: 0.301, SLG: 0.274	P3		1B		G4-3			1B	3B	4	1	2	0	0	0	0				
2 Derek Jeter, R OBP: 0.370, SLG: 0.405 Andy Fox, L OBP: 0.400, SLG: 0.286	F9		1B		G4-3			1B	K	2	0	0	0	2	0	0				
Bernie Williams, S OBP: 0.408, SLG: 0.536	WP		1B		L7			1B	HR	4	1	2	4	1	1	2				
Mike Stanley, R OBP: 0.389, SLG: 0.497	G5-3		1B		1B			1B	HR	4	1	2	3	1	0	1				
Cecil Fielder, R OBP: 0.356, SLG: 0.402			G6-3					G4-6-3	K	5	0	1	0	0	2	6				
Charlie Hayes, R OBP: 0.332, SLG: 0.397 Homer Bush, R OBP: 0.444, SLG: 0.444	P3				K				1B	4	0	1	0	0	2	1				
Chad Curtis, R OBP: 0.364, SLG: 0.487	K				G6-3			F7	1B	4	1	1	0	0	1	1				
Joe Girardi, R OBP: 0.311, SLG: 0.332 20 Jorge Posada, S OBP: 0.356, SLG: 0.391	P4				G6-3			K	1B	3	0	0	0	0	1	1				
Rey Sanchez, R OBP: 0.314, SLG: 0.360			K					F8	FC4-2	4	1	0	0	0	1	3				
Inning Stats	R: 0 E: 0 K: 0 S: 10	H: 0 LOB: 1 BB: 1 P: 17	R: 0 E: 0 K: 1 S: 9	H: 1 LOB: 1 BB: 0 P: 13	R: 1 E: 0 K: 1 S: 15	H: 2 LOB: 2 BB: 1 P: 29	R: 0 E: 0 K: 1 S: 7	H: 0 LOB: 0 BB: 0 P: 10	R: 0 E: 0 K: 2 S: 8	H: 0 LOB: 0 BB: 0 P: 12	R: 0 E: 0 K: 2 S: 9	H: 0 LOB: 0 BB: 0 P: 15	R: 1 E: 0 K: 0 S: 10	H: 2 LOB: 2 BB: 2 P: 24	R: 6 E: 0 K: 2 S: 19	H: 5 LOB: 1 BB: 1 P: 33	1B: 8 2B: 0 3B: 1 HR: 1	SF: 0 SAC: 0 DP: 1 HBP: 0	WP: 2 PB: 2 SB: 0 CS: 0	PA: 41
PITCHER	IP	WLS	BF	H	R	ER	SO	BB	IBB	HBP	BLK	WP	HR	S	P	ERA	WHIP			
Justin Thompson, L ERA: 3.02	7.1		28	4	2	2	7	2	0	0	0	1	0	70	115	2.46	0.818			
Doug Brocail, R ERA: 3.19	0.0		3	1	0	0	0	1	1	0	0	1	0	3	12	∞	∞			
Todd Jones, R ERA: 3.09	1.0	L	5	2	3	3	0	1	0	0	0	0	0	9	20	27.00	3.000			
Mike Myers, L ERA: 5.74	0.1		2	1	0	0	1	0	0	0	0	0	0	6	8	0.00	3.000			
Dan Miceli, R ERA: 5.02	0.1		3	2	3	3	1	0	0	0	0	0	1	7	11	81.00	6.000			

New York Yankees @ Detroit Tigers
Tiger Stadium, Detroit, MI
Fri Sep 26 1997, 7:05 PM EDT
Att: 29,206 - Unknown - 66 F

AB 36
R 8
H 10
RBI 8
BB 5
SO 9
LOB 18



Batter	1	2	3	4	5	6	7	8	9	AB	R	H	RBI	BB	SO	LOB	BOTTOM			
Brian Hunter, R OBP: 0.336, SLG: 0.355	G6-3		1B		K			K		3	1	0	0	1	2	1				
Damion Easley, R OBP: 0.383, SLG: 0.472	K		1B					1B		2	1	0	0	2	1	0				
Travis Fryman, R OBP: 0.326, SLG: 0.436	BB		1B		P3			K		3	0	1	2	1	1	2				
Tony Clark, S OBP: 0.379, SLG: 0.505	G6-3		F8		K			F8		4	0	0	0	0	1	2				
Phil Nevin, R OBP: 0.304, SLG: 0.406 Bob Hamelin, L OBP: 0.370, SLG: 0.494	K2-3				G6-3			P3	F8	3	0	0	0	0	1	0				
Bubba Trammell, R OBP: 0.319, SLG: 0.381 Frank Catalanotto, L OBP: 0.400, SLG: 0.435	K				K			G4-3	G6-3	3	0	0	0	0	2	0				
Jimmy Hurst, R OBP: 0.143, SLG: 0.077	K				G4-3			K		3	0	0	0	0	2	0				
Raul Casanova, S OBP: 0.311, SLG: 0.336 Kimera Barbee, R OBP: 0.571, SLG: 0.250 Matt Walbeck, S OBP: 0.338, SLG: 0.373	G5-3				F8			E4		3	0	0	0	0	0	0				
Deivi Cruz, R OBP: 0.264, SLG: 0.314	BB				G1-3			F7		2	0	0	0	1	0	1				
Inning Stats	R: 0 E: 0 K: 1 S: 8	H: 0 LOB: 0 BB: 1 P: 18	R: 0 E: 0 K: 3 S: 9	H: 0 LOB: 0 BB: 0 P: 16	R: 2 E: 0 K: 0 S: 9	H: 1 LOB: 1 BB: 3 P: 29	R: 0 E: 0 K: 1 S: 9	H: 0 LOB: 0 BB: 0 P: 12	R: 0 E: 0 K: 1 S: 5	H: 0 LOB: 0 BB: 0 P: 8	R: 0 E: 0 K: 1 S: 9	H: 0 LOB: 0 BB: 0 P: 14	R: 0 E: 1 K: 2 S: 17	H: 0 LOB: 2 BB: 1 P: 26	R: 0 E: 0 K: 0 S: 8	H: 0 LOB: 0 BB: 0 P: 13	1B: 1 2B: 0 3B: 0 HR: 0	SF: 0 SAC: 0 DP: 0 HBP: 0	WP: 1 PB: 0 SB: 3 CS: 0	PA: 33
PITCHER	IP	WLS	BF	H	R	ER	SO	BB	IBB	HBP	BLK	WP	HR	S	P	ERA	WHIP			
Andy Pettite, L ERA: 2.86	4.0		16	1	2	2	5	4	0	0	0	0	0	35	75	4.50	1.250			
Brian Boehringer, R ERA: 2.63	3.0		9	0	0	0	3	0	0	0	0	0	0	23	35	0.00	0.000			
42 Mariano Rivera, R ERA: 1.88	1.0	W	5	0	0	0	2	1	0	0	0	0	0	17	26	0.00	1.000			
Jeff Nelson, R ERA: 2.86	1.0		3	0	0	0	0	0	0	0	0	0	0	8	13	0.00	0.000			

New York Yankees @ Detroit Tigers
Tiger Stadium, Detroit, MI
Fri Sep 26 1997, 7:05 PM EDT
Att: 29,206 - Unknown - 66 F

AB 28
R 2
H 1
RBI 2
BB 5
SO 10
LOB 6



Batter	1	2	3	4	5	6	7	8	9	AB	R	H	RBI	BB	SO	LOB	TOP											
Bip Roberts, S OBP: 0.600, SLG: 0.500 (1, 7)										5	0	2	0	0	0	1	Cleveland Indians @ New York Yankees Yankee Stadium, Bronx, NY Thu Oct 02 1997, 7:05 PM EDT Att: 57,360 - Unknown - 56 F											
Omar Vizquel, S OBP: 0.556, SLG: 0.500 (1, 6)										5	2	3	0	0	0	2												
Manny Ramirez, R OBP: 0.222, SLG: 0.222 (1, 9)										4	0	0	0	0	2	5												
Matt Williams, R OBP: 0.444, SLG: 0.667 (1, 5)										2	2	1	2	2	1	0												
David Justice, L OBP: 0.333, SLG: 0.375 (1, 10)										4	1	1	1	0	0	3												
Sandy Alomar Jr., R OBP: 0.375, SLG: 0.750 (1, 2)										4	1	1	1	0	1	0												
Jim Thome, L OBP: 0.333, SLG: 0.333 (1, 3)										4	1	1	1	0	2	0												
Tony Fernandez, S OBP: 0.500, SLG: 0.750 (1, 4)										4	0	2	2	0	0	0												
Marquis Grissom, R OBP: 0.125, SLG: 0.375 (1, 8)										4	0	0	0	0	0	2												
Inning Stats	R: 0 E: 0 K: 0 S: 3	H: 1 LOB: 0 BB: 0 P: 3	R: 0 E: 0 K: 1 S: 5	H: 0 LOB: 0 BB: 0 P: 5	R: 0 E: 0 K: 1 S: 5	H: 1 LOB: 0 BB: 0 P: 5	R: 5 E: 1 K: 1 S: 10	H: 5 LOB: 1 BB: 1 P: 14	R: 2 E: 0 K: 0 S: 5	H: 2 LOB: 0 BB: 0 P: 5	R: 0 E: 0 K: 1 S: 7	H: 1 LOB: 3 BB: 1 P: 11	R: 0 E: 0 K: 1 S: 5	H: 0 LOB: 0 BB: 0 P: 5	R: 0 E: 0 K: 0 S: 3	H: 1 LOB: 0 BB: 0 P: 3	1B: 9 2B: 1 3B: 0 HR: 1	SF: 0 SAC: 0 DP: 1 HBP: 0	WP: 0 PB: 0 SB: 1 CS: 2	PA: 39								
PITCHER	IP	WLS	BF	H	R	ER	SO	BB	IBB	HBP	BLK	WP	HR	S	P	ERA	WHIP											
Andy Pettite, L ERA: 12.8	(1, 1)	5.0	L	23	9	7	7	3	1	0	0	0	0	1	28	32	12.60	2.000										
Brian Boehringer, R ERA:	(6, 1)	1.2		8	1	0	0	2	1	0	0	0	0	0	11	15	0.00	1.200										
Graeme Lloyd, L ERA:	(7, 1)	1.1		4	0	0	0	1	0	0	0	0	0	6	6	0.00	0.000											
Jeff Nelson, R ERA:	(9, 1)	1.0		3	1	0	0	0	0	0	0	0	0	3	3	0.00	1.000											

Batter	1	2	3	4	5	6	7	8	9	AB	R	H	RBI	BB	SO	LOB	BOTTOM											
Tim Raines, S OBP: 0.200, SLG: 0.556 (1, 10)										5	0	1	0	0	0	3	Cleveland Indians @ New York Yankees Yankee Stadium, Bronx, NY Thu Oct 02 1997, 7:05 PM EDT Att: 57,360 - Unknown - 56 F											
Derek Jeter, R OBP: 0.500, SLG: 1.111 (1, 6)										4	2	2	1	1	2	0												
Paul O'Neill, L OBP: 0.444, SLG: 0.714 (1, 9)										4	1	1	0	1	0	2												
Bernie Williams, S OBP: 0.556, SLG: 0.400 (1, 8)										3	2	1	0	2	1	1												
Tino Martinez, L OBP: 0.444, SLG: 0.875 (1, 3)										4	0	1	2	1	1	1												
Charlie Hayes, R OBP: 0.250, SLG: 0.333 (1, 5)										3	0	1	1	0	1	2												
Chad Curtis, R OBP: 0.500, SLG: 0.200 (1, 7)										3	0	0	0	1	1	1												
Joe Girardi, R OBP: 0.143, SLG: 0.143 ERA: 4.5 (8, PH)										3	0	0	0	0	1	1												
Mike Stanley, R ERA: (8, PR)										0	0	0	1	0	0	0												
Andy Fox, L ERA: (9, 4)										0	0	0	0	0	0	0												
Rey Sanchez, R OBP: 0.429, SLG: 0.500 ERA: 13.5 (8, PH)										3	0	0	0	0	0	0												
Wade Boggs, L OBP: 0.200, SLG: 0.200 (8, PH)										1	0	0	0	0	0	3												
20 Jorge Posada, S (9, 2)										0	0	0	0	0	0	0												
Inning Stats	R: 3 E: 0 K: 0 S: 4	H: 1 LOB: 1 BB: 3 P: 16	R: 0 E: 0 K: 0 S: 3	H: 0 LOB: 0 BB: 0 P: 3	R: 0 E: 0 K: 1 S: 6	H: 1 LOB: 2 BB: 1 P: 10	R: 0 E: 0 K: 0 S: 3	H: 0 LOB: 0 BB: 0 P: 3	R: 0 E: 0 K: 3 S: 9	H: 0 LOB: 0 BB: 0 P: 9	R: 0 E: 0 K: 1 S: 7	H: 2 LOB: 2 BB: 0 P: 7	R: 1 E: 0 K: 0 S: 4	H: 1 LOB: 3 BB: 2 P: 13	R: 1 E: 0 K: 1 S: 6	H: 1 LOB: 0 BB: 0 P: 6	1B: 4 2B: 2 3B: 0 HR: 1	SF: 1 SAC: 0 DP: 1 HBP: 1	WP: 0 PB: 0 SB: 0 CS: 0	PA: 41								
PITCHER	IP	WLS	BF	H	R	ER	SO	BB	IBB	HBP	BLK	WP	HR	S	P	ERA	WHIP											
Jaret Wright, R ERA: 4.5	(1, 1)	6.0	W	25	3	3	3	5	3	1	0	0	0	0	31	47	4.50	1.000										
Michael Jackson, R ERA:	(7, 1)	0.2		4	2	0	0	1	0	0	0	0	0	6	6	0.00	3.000											
Paul Assenmacher, L ERA: 13.5	(7, 1)	0.2		3	0	1	1	0	1	0	0	0	0	2	6	13.50	1.500											
Jose Mesa, R ERA: 5.4	(8, 1)	1.2		9	2	1	1	1	1	0	1	0	0	1	9	14	5.40	1.800										



Batter	1	2	3	4	5	6	7	8	9	AB R H RBI BB SO LOB	TOP									
Tim Raines, S (1, 7) OBP: 0.286, SLG: 0.455 Chad Curtis, R (8, 7) OBP: 0.444, SLG: 0.167										2 2 0 0 2 0 0 1 0 0 0 0 0 1	New York Yankees @ Cleveland Indians Jacobs Field, Cleveland, OH Sat Oct 04 1997, 7:05 PM EDT Att: 45,274 - Unknown AB 31 R 6 H 4 RBI 6 BB 6 SO 2 LOB 15									
2 Derek Jeter, R (1, 6) OBP: 0.467, SLG: 0.833										3 2 0 0 2 0 2										
Paul O'Neill, L (1, 9) OBP: 0.462, SLG: 0.909										4 1 2 5 0 0 1										
Bernie Williams, S (1, 8) OBP: 0.385, SLG: 0.222										4 0 0 0 0 0 3										
Tino Martinez, L (1, 3) OBP: 0.462, SLG: 0.727										3 0 1 1 1 0 0										
Cecil Fielder, R (1, 10)										4 0 0 0 0 1 4										
Charlie Hayes, R (1, 5) OBP: 0.125, SLG: 0.143										4 0 0 0 0 0 3										
Joe Girardi, R (1, 2) OBP: 0.273, SLG: 0.200										3 1 1 0 1 1 0										
Rey Sanchez, R (1, 4) OBP: 0.300, SLG: 0.333										3 0 0 0 0 0 1										
Inning Stats	R: 1 E: 1 K: 1 S: 22	H: 1 LOB: 3 BB: 2 P: 38	R: 0 E: 0 K: 0 S: 5	H: 0 LOB: 0 BB: 0 P: 8	R: 1 E: 0 K: 0 S: 12	H: 1 LOB: 1 BB: 1 P: 24	R: 4 E: 0 K: 0 S: 13	H: 1 LOB: 0 BB: 3 P: 34	R: 0 E: 0 K: 1 S: 6	H: 0 LOB: 0 BB: 0 P: 7		R: 0 E: 0 K: 0 S: 5	H: 0 LOB: 0 BB: 0 P: 9	R: 0 E: 0 K: 0 S: 11	H: 0 LOB: 0 BB: 0 P: 18	R: 0 E: 0 K: 0 S: 5	H: 1 LOB: 1 BB: 0 P: 8	1B: 3 2B: 0 3B: 0 HR: 1	SF: 0 SAC: 1 DP: 0 HBP: 0	WP: 0 PB: 0 SB: 1 CS: 0
PITCHER	IP WLS BF H R ER SO BB IBB HBP BLK WP HR S P ERA WHIP											IP WLS BF H R ER SO BB IBB HBP BLK WP HR S P ERA WHIP								
Charles Nagy, R (1, 1) ERA: 9.82	3.2 L 20 2 5 4 1 5 1 0 0 0 0 45 91 9.82 1.909											Chad Ogea, R (4, 1) ERA: 1.69	5.1 18 2 1 1 1 0 0 0 0 0 1 44 72 1.69 0.375							

Batter	1	2	3	4	5	6	7	8	9	AB R H RBI BB SO LOB	BOTTOM									
Bip Roberts, S (1, 7) OBP: 0.429, SLG: 0.333										4 0 0 0 0 0 2	New York Yankees @ Cleveland Indians Jacobs Field, Cleveland, OH Sat Oct 04 1997, 7:05 PM EDT Att: 45,274 - Unknown AB 33 R 1 H 5 RBI 1 BB 0 SO 1 LOB 12									
Kevin Seitzer, R (1, 3)										4 0 0 0 0 0 2										
Manny Ramirez, R (1, 9) OBP: 0.154, SLG: 0.154										4 0 0 0 0 0 0										
Matt Williams, R (1, 5) OBP: 0.385, SLG: 0.500										4 1 1 0 0 0 1										
David Justice, L (1, 10) OBP: 0.385, SLG: 0.500										4 0 2 0 0 0 1										
Sandy Alomar Jr., R (1, 2) OBP: 0.250, SLG: 0.500										4 0 0 0 0 1 4										
Tony Fernandez, S (1, 4) OBP: 0.286, SLG: 0.429										3 0 0 1 0 0 1										
Marquis Grissom, R (1, 8) OBP: 0.182, SLG: 0.364										3 0 1 0 0 0 1										
Omar Vizquel, S (1, 6) OBP: 0.500, SLG: 0.455										3 0 1 0 0 0 0										
Inning Stats	R: 0 E: 0 K: 0 S: 5	H: 0 LOB: 0 BB: 0 P: 6	R: 1 E: 0 K: 0 S: 9	H: 2 LOB: 1 BB: 0 P: 14	R: 0 E: 0 K: 0 S: 8	H: 0 LOB: 0 BB: 0 P: 12	R: 0 E: 1 K: 0 S: 7	H: 0 LOB: 1 BB: 0 P: 10	R: 0 E: 0 K: 0 S: 10	H: 2 LOB: 2 BB: 0 P: 13		R: 0 E: 0 K: 0 S: 9	H: 1 LOB: 1 BB: 0 P: 15	R: 0 E: 0 K: 0 S: 6	H: 0 LOB: 0 BB: 0 P: 9	R: 0 E: 0 K: 1 S: 5	H: 0 LOB: 0 BB: 0 P: 6	1B: 4 2B: 1 3B: 0 HR: 0	SF: 0 SAC: 0 DP: 0 HBP: 0	WP: 0 PB: 0 SB: 0 CS: 0
PITCHER	IP WLS BF H R ER SO BB IBB HBP BLK WP HR S P ERA WHIP											IP WLS BF H R ER SO BB IBB HBP BLK WP HR S P ERA WHIP								
David Wells, L (1, 1) ERA: 1.0	9.0 W 33 5 1 1 1 0 0 0 0 0 0 74 104 1.00 0.556																			

Batter	1	2	3	4	5	6	7	8	9	AB	R	H	RBI	BB	SO	LOB	TOP										
Tim Raines, S OBP: 0.278, SLG: 0.400 Chad Curtis, R OBP: 0.444, SLG: 0.167	G4-3	G3		K			FC6			4	0	1	0	0	1	2	New York Yankees @ Cleveland Indians Jacobs Field, Cleveland, OH Sun Oct 05 1997, 7:05 PM EDT Att: 45,231 - Unknown - 76 F										
2 Derek Jeter, R OBP: 0.474, SLG: 0.813	2B	2B			G6-3		FC6			4	1	2	0	0	0	1											
Paul O'Neill, L OBP: 0.471, SLG: 0.867	G3-1	1B			G1-3			1B		4	1	2	1	0	0	2											
Bernie Williams, S OBP: 0.294, SLG: 0.154	G3-1			G3				K		4	0	0	0	0	1	2											
Tino Martinez, L OBP: 0.412, SLG: 0.571	1B			P6			G3	K		3	0	0	0	0	1	1											
Cecil Fielder, R OBP: 0.125, SLG: 0.125	1B			G3			K	K		4	0	1	1	0	2	1											
Charlie Hayes, R OBP: 0.250, SLG: 0.273	1B			SH1-4			F8		G3	4	0	2	0	0	0	0											
Joe Girardi, R OBP: 0.214, SLG: 0.154		G6-3		SH1-4			G4-3		G1-3	3	0	0	0	0	0	0											
Rey Sanchez, R OBP: 0.286, SLG: 0.308	1B			B1-3			K		K	4	0	1	0	0	2	1											
Inning Stats	R: 2 E: 0 K: 0 S: 15	H: 4 LOB: 2 BB: 0 P: 23	R: 0 E: 0 K: 0 S: 14	H: 2 LOB: 2 BB: 0 P: 22	R: 0 E: 0 K: 0 S: 7	H: 0 LOB: 1 BB: 0 P: 11	R: 0 E: 0 K: 1 S: 8	H: 1 LOB: 1 BB: 0 P: 12	R: 0 E: 0 K: 0 S: 4	H: 0 LOB: 0 BB: 0 P: 7	R: 0 E: 0 K: 1 S: 5	H: 0 LOB: 0 BB: 0 P: 8	R: 0 E: 0 K: 1 S: 8	H: 1 LOB: 1 BB: 0 P: 14	R: 0 E: 0 K: 3 S: 16	H: 1 LOB: 1 BB: 0 P: 18	R: 0 E: 0 K: 1 S: 8	H: 0 LOB: 0 BB: 0 P: 10	1B: 7 2B: 2 3B: 0 HR: 0	SF: 0 SAC: 1 DP: 0 HBP: 1	WP: 0 PB: 0 SB: 0 CS: 0	PA: 36					
PITCHER	IP	WLS	BF	H	R	ER	SO	BB	IBB	HBP	BLK	WP	HR	S	P	ERA	WHIP										
Orel Hershiser, R ERA: 3.97	(1, 1)	7.0	29	8	2	2	3	0	0	1	0	0	0	61	97	2.57	1.143										
Paul Assenmacher, L ERA: 9.0	(8, 1)	0.2	3	1	0	0	2	0	0	0	0	0	0	12	14	0.00	1.500										
Michael Jackson, R ERA:	(8, 1)	1.1	W	4	0	0	2	0	0	0	0	0	0	12	14	0.00	0.000										


Batter	1	2	3	4	5	6	7	8	9	AB	R	H	RBI	BB	SO	LOB	BOTTOM										
Bip Roberts, S OBP: 0.333, SLG: 0.250	P2	G4-3			K		G4-3		SH4-3	4	0	0	0	0	1	2	New York Yankees @ Cleveland Indians Jacobs Field, Cleveland, OH Sun Oct 05 1997, 7:05 PM EDT Att: 45,231 - Unknown - 76 F										
Omar Vizquel, S OBP: 0.588, SLG: 0.533	1B			S	G3		1B			4	0	3	1	1	0	0											
Manny Ramirez, R OBP: 0.118, SLG: 0.118	F8			F8	F9		L5			4	0	0	0	0	0	3											
Jim Thome, L OBP: 0.231, SLG: 0.231	F7			K			K		K	4	0	0	0	0	3	3											
David Justice, L OBP: 0.412, SLG: 0.667		HR		K			K		K	3	1	1	1	1	2	1											
Matt Williams, R OBP: 0.353, SLG: 0.500	2B				G4-3		F8		F9	4	0	1	0	0	0	1											
Sandy Alomar Jr., R OBP: 0.313, SLG: 0.688	G6-3				G6-3		E		HR	4	1	2	1	0	0	1											
Brian Giles, L OBP: 0.167, SLG: 0.167 Tony Fernandez, S OBP: 0.222, SLG: 0.333	K				1B		E5		G3	2	0	1	0	0	1	1											
Marquis Grissom, R OBP: 0.267, SLG: 0.357					G6-3		P4		SH4-3	3	1	1	0	1	0	4											
Inning Stats	R: 0 E: 0 K: 0 S: 10	H: 1 LOB: 1 BB: 0 P: 19	R: 1 E: 0 K: 1 S: 16	H: 2 LOB: 2 BB: 1 P: 29	R: 0 E: 0 K: 2 S: 10	H: 0 LOB: 1 BB: 1 P: 19	R: 0 E: 0 K: 0 S: 6	H: 1 LOB: 0 BB: 0 P: 8	R: 0 E: 0 K: 1 S: 15	H: 1 LOB: 3 BB: 1 P: 25	R: 0 E: 0 K: 1 S: 13	H: 1 LOB: 1 BB: 0 P: 18	R: 1 E: 0 K: 1 S: 8	H: 1 LOB: 0 BB: 0 P: 12	R: 1 E: 0 K: 0 S: 5	H: 2 LOB: 1 BB: 0 P: 5	1B: 6 2B: 1 3B: 0 HR: 2	SF: 0 SAC: 1 DP: 0 HBP: 0	WP: 0 PB: 0 SB: 1 CS: 0	PA: 38							
PITCHER	IP	WLS	BF	H	R	ER	SO	BB	IBB	HBP	BLK	WP	HR	S	P	ERA	WHIP										
Dwight Gooden, R ERA: 1.59	(1, 1)	5.2	25	5	1	1	5	3	0	0	0	0	0	3	5	1.59	1.412										
Graeme Lloyd, L ERA:	(6, 1)	0.0	1	0	0	0	0	0	0	0	0	0	0	3	5	∞	∞										
Jeff Nelson, R ERA:	(6, 1)	1.0	4	1	0	0	0	0	0	0	0	0	0	13	17	0.00	1.000										
Mike Stanton, L ERA:	(7, 1)	0.2	2	0	0	0	2	0	0	0	0	0	0	6	8	0.00	0.000										
42 Mariano Rivera, R ERA: 4.5	(8, 1)	0.2	3	1	1	1	0	0	0	0	0	0	1	5	9	13.50	1.500										

Batter	1	2	3	4	5	6	7	8	9	AB	R	H	RBI	BB	SO	LOB	TOP					
Tim Raines, S (1, 7) OBP: 0.304, SLG: 0.368	G3-1 1B		G4-3			G4-3		G4-3		G4-3	4	1	1	0	1	0	1					
2 Derek Jeter, R (1, 6) OBP: 0.417, SLG: 0.667	K		G6-3			K		FC3-6 1B		G5-3	5	0	1	0	0	2	2					
Paul O'Neill, L (1, 9) Scott Pose, L (9, PR)	G3-1					FC3-6 1B		FC3-6 G6-3 1-2			4	1	2	0	1	0	2					
Bernie Williams, S (1, 8) OBP: 0.318, SLG: 0.176						E9 1B		G6-3			4	0	1	1	1	1	3					
Tino Martinez, L (1, 3) OBP: 0.333, SLG: 0.444	P4					P1				P2	4	0	0	0	0	1	3					
Mike Stanley, R (1, 10) OBP: 0.200, SLG: 1.000											4	1	3	0	0	1	0					
Charlie Hayes, R (1, 5) Andy Fox, L (8, PR)											4	0	2	0	0	1	2					
Joe Girardi, R (1, 2) Wade Boggs, L (6, PH)											0	0	0	0	0	0	0					
Rey Sanchez, R (1, 4) 20 Jorge Posada, S (6, PH)											2	0	0	0	0	0	3					
Inning Stats	R: 0 E: 0 K: 1 S: 16	H: 1 LOB: 2 BB: 1 P: 27	R: 0 E: 0 K: 0 S: 7	H: 2 LOB: 1 BB: 0 P: 10	R: 0 E: 0 K: 1 S: 9	H: 1 LOB: 1 BB: 0 P: 18	R: 0 E: 0 K: 2 S: 10	H: 1 LOB: 1 BB: 0 P: 15	R: 2 E: 1 K: 1 S: 17	H: 1 LOB: 1 BB: 2 P: 28	R: 1 E: 0 K: 1 S: 17	H: 2 LOB: 1 BB: 0 P: 25	R: 0 E: 0 K: 0 S: 8	H: 1 LOB: 0 BB: 0 P: 10	R: 0 E: 0 K: 1 S: 14	H: 2 LOB: 2 BB: 0 P: 22	R: 0 E: 0 K: 0 S: 5	H: 1 LOB: 1 BB: 0 P: 5	1B: 10 2B: 2 3B: 0 HR: 0	SF: 0 SAC: 0 DP: 2 HBP: 0	WP: 0 PB: 0 SB: 2 CS: 0	PA: 40
PITCHER	IP	WLS	BF	H	R	ER	SO	BB	IBB	HBP	BLK	WP	HR	S	P	ERA	WHIP					
Jaret Wright, R (1, 1) ERA: 3.97	5.1	W	26	8	3	2	5	3	0	0	0	0	0	67	112	3.38	2.062					
Michael Jackson, R (6, 1) ERA:	0.2		3	1	0	0	1	0	0	0	0	0	0	13	16	0.00	1.500					
Paul Assenmacher, L (7, 1) ERA: 5.4	1.1		3	0	0	0	0	0	0	0	0	0	0	8	10	0.00	0.000					
Jose Mesa, R (8, 1) ERA: 2.7	1.2	S	8	3	0	0	1	0	0	0	0	0	0	15	22	0.00	1.800					

New York Yankees @ Cleveland Indians
 Jacobs Field, Cleveland, OH
 Mon Oct 06 1997, 7:05 PM EDT
 Att: 45,203 - Unknown - 76 F

livebaseballscores.com

AB 37
 R 3
 H 12
 RBI 2
 BB 3
 SO 7
 LOB 20



Batter	1	2	3	4	5	6	7	8	9	AB	R	H	RBI	BB	SO	LOB	BOTTOM				
Bip Roberts, S (1, 7) OBP: 0.381, SLG: 0.316	G4-3 SH1-4 1B		FC3-6 1B			K2-3		F7		F7	3	0	2	0	0	1	0				
Brian Giles, L (8, 7) OBP: 0.143, SLG: 0.143											1	0	0	0	0	0	0				
Omar Vizquel, S (1, 6) OBP: 0.550, SLG: 0.500	SH1-4		FC3-6 2B			F7		S 1B			3	1	1	0	0	0	2				
Manny Ramirez, R (1, 9) OBP: 0.143, SLG: 0.190	G4-3		FC3-6 2B			G3-1		L8			4	1	1	2	0	0	2				
Matt Williams, R (1, 5) OBP: 0.381, SLG: 0.471	G5-3		1B 2B								3	0	1	1	1	0	1				
David Justice, L (1, 10) OBP: 0.333, SLG: 0.526			G6-3			G4-3					4	0	0	0	0	1	3				
Sandy Alomar Jr., R (1, 2) OBP: 0.316, SLG: 0.684	G4-3					SH1-3 SF9 2B					3	1	1	0	0	0	0				
Jim Thome, L (1, 3) OBP: 0.200, SLG: 0.200											2	0	0	0	0	0	0				
Tony Fernandez, S (1, 4) OBP: 0.167, SLG: 0.273											2	0	0	1	0	0	0				
Marquis Grissom, R (1, 8) OBP: 0.278, SLG: 0.353											3	1	1	0	0	1	0				
Inning Stats	R: 0 E: 0 K: 0 S: 7	H: 1 LOB: 1 BB: 0 P: 12	R: 0 E: 0 K: 0 S: 10	H: 0 LOB: 0 BB: 0 P: 16	R: 3 E: 0 K: 0 S: 18	H: 4 LOB: 1 BB: 0 P: 21	R: 1 E: 0 K: 1 S: 10	H: 1 LOB: 0 BB: 0 P: 13	R: 0 E: 0 K: 0 S: 5	H: 0 LOB: 0 BB: 0 P: 8	R: 0 E: 0 K: 0 S: 8	H: 0 LOB: 0 BB: 0 P: 13	R: 0 E: 0 K: 1 S: 11	H: 1 LOB: 2 BB: 1 P: 15	R: 0 E: 0 K: 0 S: 5	H: 1 LOB: 2 BB: 0 P: 10	1B: 5 2B: 2 3B: 0 HR: 0	SF: 1 SAC: 2 DP: 0 HBP: 0	WP: 0 PB: 0 SB: 2 CS: 0	PA: 32	
PITCHER	IP	WLS	BF	H	R	ER	SO	BB	IBB	HBP	BLK	WP	HR	S	P	ERA	WHIP				
Andy Pettitte, L (1, 1) ERA: 8.49	6.2	L	26	6	4	4	2	0	0	0	0	0	0	68	97	5.40	0.900				
Jeff Nelson, R (7, 1) ERA:	1.0		5	1	0	0	0	1	0	0	0	0	0	11	15	0.00	2.000				
Mike Stanton, L (8, 1) ERA:	0.1		1	0	0	0	1	0	0	0	0	0	0	3	4	0.00	0.000				

New York Yankees @ Cleveland Indians
 Jacobs Field, Cleveland, OH
 Mon Oct 06 1997, 7:05 PM EDT
 Att: 45,203 - Unknown - 76 F

livebaseballscores.com

AB 28
 R 4
 H 7
 RBI 4
 BB 1
 SO 3
 LOB 8

