

New York Yankees - 1998

Batter	1	2	3	4	5	6	7	8	9	AB R H RBI BB SO LOB	TOP											
Chuck Knoblauch, R (1, 4)	0-0 G4-3		4-0 BB		4-0 BB		0-0 P6			2 0 0 0 2 0 0												
2 Derek Jeter, R (1, 6)	0-3 K		0-0 F8		0-3 K			0-0 G5-3		4 0 0 0 0 2 3												
Paul O'Neill, L (1, 9) OBP: 0.500, SLG: 0.333	4-0 BB			0-0 FC5 1B	0-0 FC5			0-0 G5-3		3 0 1 0 1 0 2												
Bernie Williams, S (1, 8) OBP: 0.750, SLG: 0.750	0-3 K			0-0 1B		0-0 1B		0-0 BB 1B		4 1 3 0 0 1 1												
Tino Martinez, L (1, 3) OBP: 0.500, SLG: 0.333		0-3 K		0-3 K		0-0 G4-6-3 1B		4-0 BB		3 0 1 0 1 2 2												
Chili Davis, S (1, 10)		4-0 BB		0-3 K		0-0 G4-6-3 1B		0-0 BB		3 0 0 0 1 1 5												
Chad Curtis, R (1, 7)		4-0 BB		0-0 FC5		0-0 G5-3			0-3 K	3 0 0 0 1 1 2												
Scott Brosius, R (1, 5)		0-0 CS	0-3 K		0-0 F9		0-0 G6-3		0-0 P3	4 0 0 0 0 1 0												
Joe Girardi, R (1, 2)			0-0 F9			4-0 FC5 BB		0-0 F9		2 0 0 0 1 0 0												
Tim Raines, S (9, PH)									0-0 F7	1 0 0 0 0 0 0												
Inning Stats	R: 0 E: 0 K: 2 S: 7	H: 0 LOB: 1 BB: 1 P: 11	R: 0 E: 0 K: 1 S: 3	H: 0 LOB: 0 BB: 2 P: 11	R: 0 E: 0 K: 1 S: 5	H: 0 LOB: 1 BB: 1 P: 9	R: 0 E: 0 K: 2 S: 9	H: 2 LOB: 2 BB: 0 P: 9	R: 0 E: 0 K: 1 S: 5	H: 0 LOB: 2 BB: 2 P: 13	R: 1 E: 0 K: 0 S: 4	H: 2 LOB: 0 BB: 0 P: 4	R: 0 E: 0 K: 0 S: 3	H: 0 LOB: 0 BB: 0 P: 3	R: 0 E: 0 K: 0 S: 4	H: 1 LOB: 2 BB: 1 P: 8	R: 0 E: 0 K: 1 S: 5	H: 0 LOB: 0 BB: 0 P: 5	1B: 5 2B: 0 3B: 0 HR: 0	SF: 0 SAC: 0 DP: 1 HBP: 0	WP: 0 PB: 0 SB: 0 CS: 2	PA: 37
PITCHER	IP WLS BF H R ER SO BB IBB HBP BLK WP HR S P ERA WHIP																					
Chuck Finley, L (1, 1) ERA: 1.29	7.0 W 28 4 1 1 7 6 0 0 0 0 0 0 36 60 1.29 1.429																					
Mike Holtz, L (8, 1) ERA:	1.0 5 1 0 0 0 1 0 0 0 0 0 0 4 8 0.00 2.000																					
Troy Percival, R (9, 1) ERA:	1.0 S 3 0 0 0 1 0 0 0 0 0 0 0 5 5 0.00 0.000																					

New York Yankees @ Anaheim Angels
Edison International Field, Anaheim, CA
Wed Apr 01 1998, 10:05 PM EST
Att. 43,311 - Cloudy - 50 F

livebaseballscorecards.com

AB	29
R	1
H	5
RBI	0
BB	7
SO	8
LOB	15



Batter	1	2	3	4	5	6	7	8	9
Darin Erstad, L (1, 3) OBP: 0.200, SLG: 0.200	0-3 K ①		0-0 F9 ①	0-0 L3 1B		0-0 F9 ②		0-0 F9 ③	
Jim Edmonds, L (1, 8) OBP: 0.200, SLG: 0.200	0-3 K ②		0-0 G3-1 ②	0-0 L3 ② ③		0-0 F7 ③			
Dave Hollins, S (1, 5) OBP: 0.750, SLG: 0.500	0-0 BB BB 1B		1-0 HBP		4-0 G1-3 BB		0-0 G3 ①		
Tim Salmon, R (1, 9) OBP: 0.500, SLG: 0.667	4-0 BB 1-2 BB		0-0 G5-3 ③		0-0 G1-3 ① ②		0-0 F9 2B		
Cecil Fielder, R (1, 10) OBP: 0.750, SLG: 0.667	4-0 BB 1-2 2-3 BB			0-0 2B 3B 1B		0-0 1B	0-0 F9 ②		
16 Garret Anderson, L (1, 7) OBP: 0.500, SLG: 1.000	0-3 K ③			0-0 F8 ①	0-0 F7 ③		0-0 G4-3 ③		
Norberto Martin, R (1, 4) OBP: 0.250, SLG: 0.500		0-0 G3 ①		0-0 3B 2B		0-0 L5 ①		0-0 F9 ①	
Matt Walbeck, S (1, 2) OBP: 0.500, SLG: 1.000		0-0 G6-3 ②		0-0 2B 3B		0-0 F9 1B 1B		0-0 G4-3 ②	
Gary Disarcina, R (1, 6) OBP: 0.750, SLG: 1.000		0-0 G5-3 ③		0-0 1B 2B		0-0 1B		0-0 1B	

Inning Stats	R: 0	H: 1	E: 0	K: 3	S: 10	R: 0	H: 0	E: 0	K: 0	S: 3	R: 0	H: 0	E: 0	K: 0	S: 3	R: 4	H: 5	E: 0	K: 0	S: 7	R: 0	H: 1	E: 0	K: 0	S: 3	R: 0	H: 2	E: 0	K: 0	S: 5	R: 0	H: 1	E: 0	K: 0	S: 4	R: 0	H: 1	E: 0	K: 0	S: 4
	LOB: 3	BB: 2	P: 18	LOB: 0	BB: 0	P: 3	LOB: 0	BB: 0	P: 4	LOB: 0	BB: 0	LOB: 1	BB: 0	P: 4	LOB: 0	BB: 0	LOB: 0	BB: 0	P: 7	LOB: 2	BB: 0	P: 5	LOB: 1	BB: 0	P: 4	LOB: 1	BB: 0	P: 4	LOB: 0	BB: 0	P: 4	LOB: 0	BB: 0	P: 4	LOB: 0	BB: 0	P: 4	LOB: 0	BB: 0	P: 4

PITCHER	IP	WLS	BF	H	R	ER	SO	BB	IBB	HBP	BLK	WP	HR	S	P	ERA	WHIP
Andy Pettitte, L (1, 1) ERA: 6.0	6.0	L	29	9	4	4	3	3	0	1	0	0	0	31	44	6.00	2.000
Darren Holmes, R (7, 1) ERA:	1.2		7	2	0	0	0	0	0	0	0	0	0	7	7	0.00	1.200
Graeme Lloyd, L (8, 1) ERA:	0.1		1	0	0	0	0	0	0	0	0	0	0	1	1	0.00	0.000

AB R H RBI BB SO LOB

5	0	1	1	0	1	3
4	0	0	0	0	1	3
2	0	1	0	1	0	0
3	0	1	0	1	0	2
3	1	2	0	1	0	1
4	0	0	0	0	1	6
4	1	1	0	0	0	0
4	1	2	2	0	0	0
4	1	3	1	0	0	0

AB	33
R	4
H	11
RBI	4
BB	3
SO	3
LOB	15



WP	HR	S	P	ERA	WHIP
0	0	1	0	0.00	0.000

New York Yankees @ Anaheim Angels
 Edison International Field, Anaheim, CA
 Wed Apr 01 1998, 10:05 PM EST
 Att: 43,311 - Cloudy - 50 F

livebaseballscorecards.com

Batter	1	2	3	4	5	6	7	8	9	AB R H RBI BB SO LOB	TOP
Chuck Knoblauch, R (1, 4) <small>OBP: 0.667, SLG: 0.571</small>	0-3 		0-0 		0-0 		0-0 		0-0 	5 0 4 1 0 1 0	
2 Derek Jeter, R (1, 6) <small>OBP: 0.111, SLG: 0.125</small>	0-0 		0-3 		0-0 		0-0 		0-0 	4 0 1 1 0 1 4	
Paul O'Neill, L (1, 9) <small>OBP: 0.444, SLG: 0.429</small>	4-0 		0-0 		0-0 		0-0 		0-3 	4 0 1 0 1 1 4	
Bernie Williams, S (1, 8) <small>OBP: 0.375, SLG: 0.375</small>	0-0 				0-0 					4 0 0 0 0 0 3	
Tino Martinez, L (1, 3) <small>OBP: 0.250, SLG: 0.143</small>					0-0 					4 0 0 0 0 1 1	
Chili Davis, S (1, 10) <small>OBP: 0.571, SLG: 0.250</small> Tim Raines, S (8, PH)					0-0 					1 0 1 0 2 0 0	
Darryl Strawberry, L (1, 7)					0-0 					1 0 0 0 0 0 0	
Scott Brosius, R (1, 5)					0-0 					4 0 0 0 0 0 4	
Joe Girardi, R (1, 2) 20 Jorge Posada, S (9, PH)					0-0 					1 2 0 0 3 0 0	
Inning Stats	R: 0 H: 1 E: 0 LOB: 1 K: 1 BB: 1 S: 5 P: 9	R: 0 H: 0 E: 0 LOB: 2 K: 1 BB: 2 S: 5 P: 13	R: 0 H: 1 E: 0 LOB: 0 K: 1 BB: 0 S: 5 P: 5	R: 0 H: 1 E: 0 LOB: 1 K: 0 BB: 0 S: 4 P: 4	R: 0 H: 1 E: 0 LOB: 1 K: 0 BB: 0 S: 4 P: 4	R: 0 H: 1 E: 0 LOB: 2 K: 0 BB: 1 S: 4 P: 8	R: 1 H: 1 E: 0 LOB: 1 K: 0 BB: 1 S: 4 P: 8	R: 0 H: 0 E: 0 LOB: 0 K: 1 BB: 0 S: 5 P: 5	R: 1 H: 1 E: 0 LOB: 2 K: 1 BB: 2 S: 6 P: 14	1B: 6 SF: 1 2B: 3 SAC: 0 3B: 0 DP: 2 HR: 0 HBP: 0	WP: 0 PA: 39 PB: 0 SB: 2 CS: 0
PITCHER Ken Hill, R (1, 1) <small>ERA: 13.5</small> Rich DeLucia, R (7, 1) <small>ERA: 13.5</small> Mike Holtz, L (7, 1) <small>ERA: 9.0</small> Mike James, R (9, 1)	IP WLS BF H R ER SO BB IBB HBP BLK WP HR S P ERA WHIP 6.0 W 25 5 0 0 3 4 0 0 0 0 0 0 27 43 0.00 1.500 0.2 4 1 1 1 0 1 0 0 0 0 0 0 3 7 13.50 3.000 1.1 4 0 0 0 1 0 0 0 0 0 0 0 6 6 0.00 0.000 1.0 6 1 1 1 1 2 0 0 0 0 0 0 6 14 9.00 3.000	PITCHER IP WLS BF H R ER SO BB IBB HBP BLK WP HR S P ERA WHIP									

New York Yankees @ Anaheim Angels
 Edison International Field, Anaheim, CA

Thu Apr 02 1998, 10:05 PM EST
 Att. 29,899 - Unknown - 59 F

livebaseballscorecards.com

AB 31
R 2
H 7
RBI 2
BB 7
SO 5
LOB 19



Batter	1	2	3	4	5	6	7	8	9
Darin Erstad, L (1, 3) OBP: 0.300, SLG: 0.400	0-0 G4-3		0-0 F7		0-0 F9		0-0 1B 2B	0-0 HR 1B	
Jim Edmonds, L (1, 8) OBP: 0.222, SLG: 0.556	0-0 G6-3			0-0 P5	0-0 G4-3		0-0 1B	0-0 HR	
Dave Hollins, S (1, 5) OBP: 0.444, SLG: 0.714	0-3 K			0-0 HR		0-0 G6-3	0-3 K	0-0 G5-3	
Tim Salmon, R (1, 9) OBP: 0.375, SLG: 0.429		0-0 P3		0-0 16 G6-3 BB 2B 1B		0-3 K	0-0 P6		
Cecil Fielder, R (1, 10) OBP: 0.750, SLG: 0.600 Carlos Garcia, R (8, PR)		0-0 G3		4-0 16 G6-3 1-2 2B BB		4-0 16 1B BB		0-0 16 1B G5-3 1B	
16 Garret Anderson, L (1, 7) OBP: 0.375, SLG: 0.375		0-0 1B		0-0 G6-3 1-2 2-3		0-0 1-2 1B		0-0 1-3 1B 1B	
Phil Nevin, R (1, 2) OBP: 0.250, SLG: 0.500		0-0 P6		0-0 2-H 3-H 2B		0-3 K		0-0 G5-3 1-2 3-H 1B 1B	
Norberto Martin, R (1, 4) OBP: 0.250, SLG: 0.375			0-0 G5-3		0-3 K		0-0 G4-3	0-0 G3-1 1B 1B	
Gary Disarcina, R (1, 6) OBP: 0.625, SLG: 1.000			0-0 CS 1B		0-0 G6-3		0-0 2B 3B	0-0 G3-1	

Inning Stats	R: 0 E: 0 K: 1 S: 5	H: 0 LOB: 0 BB: 0 P: 5	R: 0 E: 0 K: 0 S: 4	H: 1 LOB: 1 BB: 0 P: 4	R: 0 E: 0 K: 0 S: 3	H: 1 LOB: 0 BB: 0 P: 3	R: 3 E: 0 K: 1 S: 8	H: 3 LOB: 1 BB: 1 P: 12	R: 0 E: 0 K: 0 S: 3	H: 0 LOB: 0 BB: 0 P: 3	R: 0 E: 0 K: 2 S: 8	H: 1 LOB: 2 BB: 1 P: 12	R: 2 E: 0 K: 1 S: 8	H: 3 LOB: 1 BB: 0 P: 8	R: 5 E: 0 K: 0 S: 8	H: 5 LOB: 1 BB: 0 P: 8
1B: 9 2B: 2 3B: 1 HR: 2	SF: 0 SAC: 0 DP: 0 HBP: 0	WP: 0 PA: 39														

PITCHER	IP	WLS	BF	H	R	ER	SO	BB	IBB	HBP	BLK	WP	HR	S	P	ERA	WHIP
David Wells, L (1, 1) ERA: 4.5	6.0	L	25	6	3	3	4	2	0	0	0	0	1	31	39	4.50	1.333
Jeff Nelson, R (7, 1) ERA: 18.0	1.0		6	3	2	2	1	0	0	0	0	0	0	8	8	18.00	3.000
Willie Banks, R (8, 1) ERA: 45.0	1.0		8	5	5	5	0	0	0	0	0	0	1	8	8	45.00	5.000

BOTTOM

New York Yankees @ Anaheim Angels
Edison International Field, Anaheim, CA
Thu Apr 02 1998, 10:05 PM EST
Att: 29,899 - Unknown - 59 F

livebaseballscorecards.com

AB	37
R	10
H	14
RBI	10
BB	2
SO	5
LOB	13



Batter	1	2	3	4	5	6	7	8	9	AB R H RBI BB SO LOB	TOP
Chuck Knoblauch, R (1, 4) <small>OBP: 0.692, SLG: 0.556</small>	4-0 		0-0 		1-0 		0-0 			2 1 1 1 1 0 0	
2 Derek Jeter, R (1, 6) <small>OBP: 0.231, SLG: 0.182</small>	0-3 		0-0 		0-0 			4-0 		3 1 1 1 1 1 2	
Paul O'Neill, L (1, 9) <small>OBP: 0.385, SLG: 0.455</small>	0-0 		0-0 		0-0 			0-0 		4 0 1 1 0 0 3	
Bernie Williams, S (1, 8) <small>OBP: 0.250, SLG: 0.250</small>		0-3 	0-0 			0-0 		0-0 		4 0 0 0 0 1 2	
Tino Martinez, L (1, 3) <small>OBP: 0.333, SLG: 0.273</small>		0-0 		0-0 		0-0 		0-0 		4 0 2 0 0 0 1	
Darryl Strawberry, L (1, 10) <small>OBP: 0.333, SLG: 0.273</small>		0-3 		0-0 		0-0 		0-3 		4 0 0 0 0 2 2	
Tim Lincecum, S (1, 7) <small>OBP: 0.167, SLG: 0.167</small>			0-3 	0-0 		0-0 		0-0 		4 0 1 0 0 1 1	
Scott Brosius, R (1, 5) <small>OBP: 0.500, SLG: 0.375</small>			0-0 	4-0 		0-0 		0-0 		3 1 2 0 1 0 0	
Joe Girardi, R (1, 2) <small>OBP: 0.333, SLG: 0.273</small>			0-3 	0-0 		0-0 				3 0 0 0 0 1 5	
Inning Stats	R: 0 H: 0 E: 0 LOB: 0 K: 1 BB: 1 S: 4 P: 8	R: 0 H: 0 E: 0 LOB: 0 K: 2 BB: 0 S: 7 P: 7	R: 3 H: 4 E: 0 LOB: 1 K: 2 BB: 0 S: 11 P: 11	R: 0 H: 2 E: 0 LOB: 2 K: 0 BB: 1 S: 4 P: 8	R: 0 H: 0 E: 0 LOB: 0 K: 0 BB: 0 S: 2 P: 3	R: 0 H: 1 E: 0 LOB: 1 K: 0 BB: 0 S: 4 P: 4	R: 0 H: 1 E: 0 LOB: 0 K: 0 BB: 0 S: 3 P: 3	R: 0 H: 0 E: 0 LOB: 1 K: 0 BB: 1 S: 3 P: 7	R: 0 H: 0 E: 0 LOB: 0 K: 1 BB: 0 S: 5 P: 5	1B: 6 SF: 0 2B: 2 SAC: 0 3B: 0 DP: 2 HR: 0 HBP: 1	WP: 0 PA: 35 PB: 0 SB: 0 CS: 0
PITCHER Jimmy Haynes, R (1, 1) <small>ERA: 4.5</small> Billy Taylor, R (7, 1) <small>ERA: 7.71</small> Mike Mohler, L (8, 1) <small>ERA:</small>	IP WLS BF H R ER SO BB IBB HBP BLK WP HR S P ERA WHIP 6.0 W 25 7 3 3 5 2 0 1 0 0 0 0 32 41 4.50 1.500 1.2 6 1 0 0 0 1 0 0 0 0 0 0 5 9 0.00 1.200 1.1 4 0 0 0 0 1 0 0 0 0 0 0 6 6 0.00 0.000	PITCHER IP WLS BF H R ER SO BB IBB HBP BLK WP HR S P ERA WHIP									

New York Yankees @ Oakland Athletics
 Network Associates Coliseum, Oakland, CA

AB	31
R	3
H	8
RBI	3
BB	3
SO	6
LOB	16



Sat Apr 04 1998, 6:33 AM EST
 Att. 17,118 - Cloudy - 55 F

livebaseballscorecards.com

Batter	1	2	3	4	5	6	7	8	9
Rickey Henderson, R (1, 8) OBP: 0.286, SLG: 0.167	G5-3		FC5-4		L3	WP BB		F7-6-3	
Dave Magadan, L (1, 5) Mike Blowers, R (6, PH) OBP: 0.333, SLG: 0.200	P8			E 1B	L3	K		G6-3	
Ben Grieve, L (1, 9) Jason McDonald, S (7, 8) OBP: 0.250, SLG: 0.250	G4-3			K		K			
Kevin Mitchell, R (1, 10)		K		F9		HR BB		G4-3	
Matt Stairs, L (1, 7) OBP: 0.364, SLG: 0.300		F7		E4		FC3-2-5-2 BB HR		G4-3	
Jason Giambi, L (1, 3) OBP: 0.500, SLG: 0.500		K		G3		HR BB		FC4-6 1B	
Scott Spiezio, S (1, 4) OBP: 0.182, SLG: 0.545			F7		SH3-4 1B	HR		FC4-6	
A.J. Hinch, R (1, 2) OBP: 0.400, SLG: 0.286			G5-3		SH3-4 1B	BB WP 1B		1B	
Rafael Bournigal, R (1, 6) OBP: 0.375, SLG: 0.375			FC5-4 1B		SH3-4	WP BB 1B		F7-6-3 1B	

Inning Stats	R: 0 E: 0 K: 0 S: 3	H: 0 LOB: 0 BB: 0 P: 3	R: 0 E: 0 K: 2 S: 7	H: 0 LOB: 0 BB: 0 P: 7	R: 0 E: 0 K: 0 S: 4	H: 1 LOB: 1 BB: 0 P: 4	R: 0 E: 1 K: 1 S: 7	H: 1 LOB: 2 BB: 0 P: 7	R: 2 E: 0 K: 0 S: 4	H: 2 LOB: 0 BB: 1 P: 8	R: 5 E: 0 K: 2 S: 11	H: 4 LOB: 2 BB: 3 P: 23	R: 0 E: 0 K: 0 S: 4	H: 1 LOB: 1 BB: 0 P: 4	R: 0 E: 0 K: 0 S: 4	H: 2 LOB: 1 BB: 0 P: 4
--------------	------------------------------	---------------------------------	------------------------------	---------------------------------	------------------------------	---------------------------------	------------------------------	---------------------------------	------------------------------	---------------------------------	-------------------------------	----------------------------------	------------------------------	---------------------------------	------------------------------	---------------------------------

PITCHER	IP	WLS	BF	H	R	ER	SO	BB	IBB	HBP	BLK	WP	HR	S	P	ERA	WHIP
David Cone, R ERA: 11.81	5.1	L	26	7	7	7	3	3	0	0	0	0	1	29	41	11.81	1.875
Darren Holmes, R ERA:	0.0		2	1	0	0	0	1	0	0	0	0	0	1	5	∞	∞
Graeme Lloyd, L ERA:	1.2		6	1	0	0	2	0	0	0	0	1	0	10	10	0.00	0.600
Jeff Nelson, R ERA: 9.0	1.0		4	2	0	0	0	0	0	0	0	0	0	4	4	0.00	2.000

AB R H RBI BB SO LOB

4	0	1	2	1	0	3
3	0	1	0	0	0	1
2	0	0	0	0	1	3
4	0	1	0	0	2	3
0	0	0	0	0	0	0
3	1	0	0	1	1	1
4	1	0	0	0	0	3
3	1	1	0	1	1	2
4	2	2	4	0	0	1
3	2	2	0	1	0	0
3	0	3	0	0	0	0

AB	33
R	7
H	11
RBI	6
BB	4
SO	5
LOB	17



1B: 8	SF: 0	WP: 1	PA: 38
2B: 3	SAC: 1	PB: 0	
3B: 1	DP: 2	SB: 0	
HR: 1	HBP: 0	CS: 0	

PITCHER	IP	WLS	BF	H	R	ER	SO	BB	IBB	HBP	BLK	WP	HR	S	P	ERA	WHIP
---------	----	-----	----	---	---	----	----	----	-----	-----	-----	----	----	---	---	-----	------

New York Yankees @ Oakland Athletics
 Network Associates Coliseum, Oakland, CA
 Sat Apr 04 1998, 6:33 AM EST
 Att: 17,118 - Cloudy - 55 F

livebaseballscorecards.com

Batter	1	2	3	4	5	6	7	8	9	10	AB R H RBI BB SO LOB	TOP																							
Chuck Knoblauch, R (1, 4) <small>OBP: 0.579, SLG: 0.417</small>	4-0 		0-0 		0-0 		0-3 	4-0 		0-0 	3 0 0 1 2 1 2																								
2 Derek Jeter, R (1, 6) <small>OBP: 0.211, SLG: 0.176</small>	0-0 		0-0 		0-3 		0-3 	0-0 		0-0 	6 1 1 1 0 2 3																								
Paul O'Neill, L (1, 9) <small>OBP: 0.421, SLG: 0.400</small>	0-0 			0-0 		0-3 	4-0 		0-0 	4-0 	4 0 1 0 2 1 0																								
Bernie Williams, S (1, 8) <small>OBP: 0.333, SLG: 0.250</small>	0-0 			4-0 		0-0 	4-0 		0-0 	0-0 	4 1 1 1 2 0 3																								
Tino Martinez, L (1, 3) <small>OBP: 0.353, SLG: 0.333</small> Homer Bush, R (9, PR) Dale Sveum, S (9, 3)	0-0 		0-0 		0-0 		0-0 		4-0 		4 0 1 0 1 0 4 0 1 0 0 0 0 0 0 0 0 0 0 0 0																								
Darryl Strawberry, L (1, 10) Chad Curtis, R (6, PH) <small>OBP: 0.429, SLG: 0.800</small>		0-0 		0-3 		4-0 		0-3 	0-0 		2 0 0 0 0 1 1 2 1 1 2 1 1 0																								
Tim Lincecum, S (1, 7) <small>OBP: 0.273, SLG: 0.200</small>		0-0 			0-0 	0-0 		4-0 	0-3 		4 2 1 0 1 1 4																								
20 Jorge Posada, S (1, 2) <small>OBP: 0.667, SLG: 1.200</small>		0-3 			0-0 	0-0 		0-0 		0-0 	5 2 3 2 0 1 2																								
Scott Brosius, R (1, 5) <small>OBP: 0.471, SLG: 0.462</small>			0-3 		0-0 	0-0 		0-0 		0-0 	5 1 2 0 0 1 3																								
Inning Stats	R: 1 E: 0 K: 0 S: 4	H: 1 LOB: 1 BB: 1 P: 8	R: 0 E: 0 K: 1 S: 5	H: 0 LOB: 0 BB: 0 P: 5	R: 0 E: 0 K: 1 S: 5	H: 0 LOB: 1 BB: 1 P: 9	R: 1 E: 0 K: 1 S: 7	H: 3 LOB: 1 BB: 0 P: 7	R: 1 E: 1 K: 1 S: 8	H: 2 LOB: 3 BB: 1 P: 12	R: 0 E: 0 K: 2 S: 7	H: 0 LOB: 2 BB: 2 P: 15	R: 2 E: 0 K: 1 S: 6	H: 1 LOB: 1 BB: 2 P: 14	R: 2 E: 0 K: 1 S: 6	H: 1 LOB: 1 BB: 1 P: 10	R: 2 E: 0 K: 0 S: 5	H: 3 LOB: 1 BB: 1 P: 9	1B: 7 2B: 2 3B: 0 HR: 2	SF: 1 SAC: 0 DP: 2 HBP: 0	WP: 0 PB: 0 SB: 3 CS: 0	PA: 49													
PITCHER Mike Oquist, R (1, 1) <small>ERA: 3.38</small> Buddy Groom, L <small>ERA:</small> T.J. Mathews, R (6, 1) <small>ERA: 6.0</small> Mike Fetters, R (8, 1) <small>ERA: 4.5</small> Mike Mohler, L (9, 1) <small>ERA: 6.75</small>	IP 5.1 0.1 2.0 1.0 0.1	WLS 22 4 11 3 L	BF 22 4 11 3 4	H 5 1 1 0 2	R 3 0 2 0 3	ER 2 0 2 0 3	SO 5 0 3 0 1	BB 2 0 4 0 1	IBB 0 0 0 0 0	HBP 0 0 0 0 0	BLK 0 0 0 0 0	WP 0 0 0 0 0	HR 0 0 1 0 1	S 30 3 13 3 5	P 38 7 29 3 9	ERA 3.38 0.00 9.00 0.00 81.00	WHIP 1.312 6.000 2.500 0.000 9.000	PITCHER Billy Taylor, R (10, 1) <small>ERA: 8.1</small>	IP 1.0	WLS 5	BF 5	H 2	R 1	ER 1	SO 0	BB 1	IBB 0	HBP 0	BLK 0	WP 0	HR 0	S 4	P 8	ERA 9.00	WHIP 3.000

New York Yankees @ Oakland Athletics
 Network Associates Coliseum, Oakland, CA
 Sun Apr 05 1998, 6:33 AM EDT
 Att: 18,109 - Cloudy - 55 F

livebaseballscorecards.com

AB	39
R	9
H	11
RBI	7
BB	9
SO	9
LOB	22



New York Yankees @ Oakland Athletics
 Network Associates Coliseum, Oakland, CA

Sun Apr 05 1998, 6:33 AM EDT
 Att. 18,109 - Cloudy - 55 F

livebaseballscorecards.com

AB	39
R	7
H	12
RBI	6
BB	4
SO	5
LOB	15



WP	0	PA	46
PB	0		
SB	0		
CS	0		

AB R H RBI BB SO LOB

5 1 1 0 1 2 3

5 1 3 1 0 0 0

4 0 1 1 0 0 1

4 2 1 0 1 0 4

4 1 2 3 0 2 0

4 1 1 0 1 0 1

4 0 1 0 0 0 3

2 0 0 0 0 0 1
 1 0 0 0 0 0 1
 0 0 0 0 0 0 0
 2 0 2 1 0 0 0

1B: 10 SF: 1
 2B: 0 SAC: 1
 3B: 1 DP: 2
 HR: 1 HBP: 1

Batter	1	2	3	4	5	6	7	8	9	10
Rickey Henderson, R OBP: 0.300, SLG: 0.176 (1, 7)	0-0 1B 1B		0-0 L9		0-3 K		4-0 1B BB	0-3 K		0-0 G1-3
Jason McDonald, S OBP: 0.385, SLG: 0.385 (1, 8)	0-0 1B 1-2 G4-6-3 1B		0-0 G4-3		0-0 1B		0-0 1-3 2-H 1B		0-0 G6-3	
Ben Grieve, L OBP: 0.294, SLG: 0.333 (1, 9)	0-0 1-3 2-H G4-6-3 1B		0-0 G1-3		0-0 G1-3		1-0 HBP		0-0 G3	
Matt Stairs, L OBP: 0.375, SLG: 0.429 (1, 10)	0-0 1-2f 3-H G4-6-3			0-0 SF8 3B		0-0 F9	0-0 G3-1		4-0 HR BB	
Jason Giambi, L OBP: 0.471, SLG: 0.714 (1, 3)	0-0 1B			0-0 SF8		0-3 K		0-3 K	0-0 1-H HR	
Mike Blowers, R OBP: 0.300, SLG: 0.125 Jason Wood, R (8, PR) (9, 6)	0-0 F8			0-0 E5 G3		0-0 P6		4-0 BB 1B BB	0-3 K	
Scott Spiezio, S OBP: 0.250, SLG: 0.467 (1, 4)		0-0 L9		0-0 G3			0-0 SH5-4 1B 1B	4-0 1B 1-2 BB		0-0 G6-3
A.J. Hinch, R OBP: 0.357, SLG: 0.273 (1, 2)		0-0 G6-4-3 1B		0-0 G5-3			0-0 SH5-4 1-2	0-0 P2		0-0 G6-3
Rafael Bourrigal, R OBP: 0.300, SLG: 0.300 Kevin Mitchell, R (7, PH) Jorge Velandia, R (8, 6) Dave Magadan, L OBP: 0.300, SLG: 0.300 (8, PH) (9, 5)		0-0 G6-4-3		0-0 G5-3			0-0 G6-3	0-0 1-2 2-H 1B		0-0 1B

Inning Stats	R: 2	H: 4	E: 0	K: 0	S: 6	LOB: 1	BB: 0	P: 6	R: 0	H: 0	E: 0	K: 0	S: 3	LOB: 0	BB: 0	P: 3	R: 0	H: 0	E: 0	K: 0	S: 3	LOB: 0	BB: 0	P: 3	R: 1	H: 1	E: 1	K: 0	S: 5	LOB: 1	BB: 0	P: 5	R: 0	H: 1	E: 0	K: 1	S: 6	LOB: 1	BB: 0	P: 6	R: 0	H: 0	E: 0	K: 1	S: 5	LOB: 0	BB: 0	P: 5	R: 1	H: 2	E: 0	K: 0	S: 5	LOB: 3	BB: 1	P: 10	R: 1	H: 1	E: 0	K: 2	S: 8	LOB: 2	BB: 2	P: 16	R: 2	H: 1	E: 0	K: 1	S: 6	LOB: 0	BB: 1	P: 10	R: 0	H: 1	E: 0	K: 0	S: 4	LOB: 1	BB: 0	P: 4	1B: 10	SF: 1	2B: 0	3B: 1	HR: 1	SAC: 1	DP: 2	HBP: 1	WP: 0	PA: 46
--------------	------	------	------	------	------	--------	-------	------	------	------	------	------	------	--------	-------	------	------	------	------	------	------	--------	-------	------	------	------	------	------	------	--------	-------	------	------	------	------	------	------	--------	-------	------	------	------	------	------	------	--------	-------	------	------	------	------	------	------	--------	-------	-------	------	------	------	------	------	--------	-------	-------	------	------	------	------	------	--------	-------	-------	------	------	------	------	------	--------	-------	------	--------	-------	-------	-------	-------	--------	-------	--------	-------	--------

PITCHER	IP	WLS	BF	H	R	ER	SO	BB	IBB	HBP	BLK	WP	HR	S	P	ERA	WHIP
Ramiro Mendoza, R ERA: 5.4 (1, 1)	6.2		28	8	4	4	2	1	0	0	0	0	0	31	35	5.40	1.350
Mike Stanton, L ERA: 13.5 (7, 1)	0.2		6	1	1	1	1	2	0	1	0	0	0	5	14	13.50	4.500
42 Mariano Rivera, R ERA: (8, 1)	1.1		5	1	0	0	1	0	0	0	0	0	0	7	7	0.00	0.750
Graeme Lloyd, L ERA: 9.0 (9, 1)	0.0		2	1	2	2	0	1	0	0	0	0	1	1	5	∞	∞
Jeff Nelson, R ERA: 5.4 (9, 1)	1.1	W	5	1	0	0	1	0	0	0	0	0	0	7	7	0.00	0.750

Batter	1	2	3	4	5	6	7	8	9	AB R H RBI BB SO LOB	TOP											
Chuck Knoblauch, R (1, 4) OBP: 0.522, SLG: 0.438	0-3 K		0-0 2B		0-0 F9		0-0 FC6-4			4 0 1 0 0 1 2												
2 Derek Jeter, R (1, 6) OBP: 0.217, SLG: 0.150	0-0 E7		4-0 HBP BB		0-0 G6-3			0-0 G1-4-3		3 0 0 0 1 0 0												
Paul O'Neill, L (1, 9) OBP: 0.391, SLG: 0.333	0-3 K		1-0 HBP			0-3 K		0-3 K		3 0 0 0 0 3 1												
Bernie Williams, S (1, 8) OBP: 0.273, SLG: 0.200	0-0 G5-3		0-3 K			0-3 K		0-3 K		4 0 0 0 0 3 4												
Tino Martinez, L (1, 3) OBP: 0.286, SLG: 0.263		0-3 K	0-0 F7			0-3 K			0-3 K	4 0 0 0 0 3 3												
Tim Lincecum, S (1, 10) OBP: 0.267, SLG: 0.214		0-0 P5		0-0 G6-3			0-0 FC5-4 1B		0-0 E6 BB	4 0 1 0 0 0 0												
Chad Curtis, R (1, 7) OBP: 0.364, SLG: 0.500		0-0 E4		0-3 K			0-0 FC5-4 1B		4-0 BB	3 0 0 0 1 1 1												
20 Jorge Posada, S (1, 2) OBP: 0.400, SLG: 0.667		0-0 G5-3		0-3 K			0-0 F8		0-3 K	4 0 0 0 0 2 4												
Scott Brosius, R (1, 5) OBP: 0.429, SLG: 0.412			0-3 K		0-3 K		0-0 FC6-4 1B		0-0 G1-3	4 0 1 0 0 2 2												
Inning Stats	R: 0 E: 1 K: 2 S: 8	H: 0 LOB: 1 BB: 0 P: 8	R: 0 E: 1 K: 1 S: 6	H: 0 LOB: 1 BB: 0 P: 6	R: 0 E: 0 K: 2 S: 8	H: 1 LOB: 3 BB: 1 P: 13	R: 0 E: 0 K: 2 S: 7	H: 0 LOB: 0 BB: 0 P: 7	R: 0 E: 0 K: 1 S: 5	H: 0 LOB: 0 BB: 0 P: 5	R: 0 E: 0 K: 3 S: 9	H: 0 LOB: 0 BB: 0 P: 9	R: 0 E: 0 K: 0 S: 5	H: 2 LOB: 2 BB: 0 P: 5	R: 0 E: 0 K: 2 S: 7	H: 0 LOB: 0 BB: 0 P: 7	R: 0 E: 1 K: 2 S: 8	H: 0 LOB: 2 BB: 1 P: 12	1B: 2 2B: 1 3B: 0 HR: 0	SF: 0 SAC: 0 DP: 0 HBP: 1	WP: 0 PB: 0 SB: 3 CS: 0	PA: 36
PITCHER	IP WLS BF H R ER SO BB IBB HBP BLK WP HR S P ERA WHIP																					
Jamie Moyer, L (1, 1) ERA: 3.86	7.0 W 28 3 0 0 11 1 0 1 0 0 0 0 48 53 0.00 0.571																					
Paul Spoljaric, L (8, 1) ERA: 1.93	2.0 8 0 0 0 4 1 0 0 0 0 0 0 15 19 0.00 0.500																					

New York Yankees @ Seattle Mariners
The Kingdome, Seattle, WA
Mon Apr 06 1998, 10:05 PM EDT
Att: 27,445 - Dome - 72 F

livebaseballscorecards.com

AB	33
R	0
H	3
RBI	0
BB	2
SO	15
LOB	17



Batter	1	2	3	4	5	6	7	8	9
Joey Cora, S OBP: 0.393, SLG: 0.417 (1, 4)	0-0 1B 2B		0-0 G5-3		0-0 SH5-4		0-0 G5-3 1B	0-3 K	
Alex Rodriguez, R OBP: 0.267, SLG: 0.308 (1, 6)	0-0 G5-3		0-0 CS 1B		0-0 HR		0-0 G5-3 1-2	0-0 F9	
Ken Griffey Jr., L OBP: 0.429, SLG: 0.682 (1, 8)	0-0 BB 1B		0-3 K		0-3 K		0-0 G1-3		
Edgar Martinez, R OBP: 0.217, SLG: 0.286 (1, 10)	4-0 1B BB			0-0 G5-3		0-0 F8		4-0 F8 1B 2B BB	
David Segui, S OBP: 0.519, SLG: 1.125 (1, 3)	0-0 G5-4-3 1B			0-0 G5-3		0-0 G6-3		0-0 BB 2B 1B	
Jay Buhner, R OBP: 0.417, SLG: 0.619 (1, 9)	0-0 G5-4-3			4-0 1B BB		0-0 1B		0-0 F8	
Robert Perez, R OBP: 0.333, SLG: 0.333 (6, PH) (7, 9)	1-2f							2-3	
Glenallen Hill, R OBP: 0.542, SLG: 0.952 (1, 7)		0-0 G5-3		0-0 1B		0-0 P3		4-0 BB 2B	
Charles Gipson, R (8, 7)				1-2				1-2	
Dan Wilson, R OBP: 0.368, SLG: 0.313 (1, 2)		0-0 G6-3		0-0 F8		0-3 K		0-0 BB 2B	
Russ Davis, R OBP: 0.450, SLG: 0.706 (1, 5)		0-3 K			0-0 SH5-4 HR 2B		0-0 G1-6-3	0-0 BB 2B	

Inning Stats	R: 2	H: 3	E: 0	K: 0	S: 5	LOB: 1	BB: 1	P: 9	R: 0	H: 0	E: 0	K: 1	S: 5	LOB: 0	BB: 0	P: 5	R: 0	H: 1	E: 0	K: 1	S: 5	LOB: 1	BB: 0	P: 5	R: 0	H: 1	E: 0	K: 0	S: 4	LOB: 2	BB: 1	P: 8	R: 2	H: 2	E: 0	K: 1	S: 7	LOB: 0	BB: 0	P: 7	R: 0	H: 1	E: 0	K: 1	S: 6	LOB: 1	BB: 0	P: 6	R: 0	H: 1	E: 0	K: 0	S: 4	LOB: 1	BB: 0	P: 4	R: 4	H: 3	E: 0	K: 1	S: 8	LOB: 1	BB: 2	P: 16
1B: 7	2B: 5	3B: 0	HR: 1	SF: 0	SAC: 1	DP: 2	HBP: 0	WP: 0	PA: 38																																																							

PITCHER	IP	WLS	BF	H	R	ER	SO	BB	IBB	HBP	BLK	WP	HR	S	P	ERA	WHIP
Andy Pettitte, L ERA: 5.54 (1, 1)	7.0	L	30	9	4	4	4	2	0	0	0	0	1	36	44	5.14	1.571
52 Mike Buddie, R ERA: 36.0 (8, 1)	1.0		8	3	4	4	1	2	0	0	0	0	0	8	16	36.00	5.000


BOTTOM

New York Yankees @ Seattle Mariners
The Kingdome, Seattle, WA

Mon Apr 06 1998, 10:05 PM EDT
Att: 27,445 - Dome - 72 F

AB	R	H	RBI	BB	SO	LOB
4	1	2	0	0	1	1
5	1	2	2	0	0	3
4	1	1	1	0	2	2
2	1	0	0	2	0	0
4	1	2	1	0	0	0
1	0	0	0	1	0	2
2	0	1	0	0	0	2
3	0	1	0	0	0	1
0	1	0	0	1	0	0
4	1	1	3	0	1	3
4	1	2	1	0	1	0

AB 33
R 8
H 12
RBI 8
BB 4
SO 5
LOB 14



WP	HR	S	P	ERA	WHIP
0	1	2	4	5.14	1.571
0	0	4	1	36.00	5.000

New York Yankees @ Seattle Mariners
 The Kingdome, Seattle, WA

Tue Apr 07 1998, 10:05 PM EDT
 Att. 28,424 - Dome - 72 F

livebaseballscorecards.com

AB	43
R	13
H	18
RBI	13
BB	4
SO	6
LOB	16



WP:	0	PA:	48
PB:	0		
SB:	0		
CS:	0		

AB R H RBI BB SO LOB

6	2	2	1	0	1	4
5	2	2	0	1	1	1
6	2	3	2	0	0	3
4	1	1	1	1	2	3
5	2	2	1	0	0	2
4	3	3	4	0	1	1
1	0	1	2	0	0	0
5	0	1	0	0	0	1
4	1	2	2	0	0	0
3	0	1	0	2	1	1

Batter	1	2	3	4	5	6	7	8	9
Chuck Knoblauch, R (1, 4) OBP: 0.483, SLG: 0.545	0-0 HR	0-0 P3		0-0 1B	0-0 G5-4-3		0-0 G5-3		0-3 K
2 Derek Jeter, R (1, 6) OBP: 0.276, SLG: 0.240	0-0 2B	0-0 G6-3		0-0 1B	0-0 F9			0-3 K	4-0 BB
Paul O'Neill, L (1, 9) OBP: 0.414, SLG: 0.417	0-0 1B	0-0		0-0 1B		0-0 P6		0-0 1B	0-0 G3
Bernie Williams, S (1, 8) OBP: 0.296, SLG: 0.250	0-3 K	0-0 F8		0-0 2B		4-0 BB		0-3 K	
Tino Martinez, L (1, 3) OBP: 0.308, SLG: 0.292	0-0 1B		0-0 F9	0-0 G3		0-0 F9		0-0 1B	
Darryl Strawberry, L (1, 7) OBP: 0.214, SLG: 0.714	0-0 HR		0-0	0-0		0-3 K		0-0	
Chad Curtis, R (8, 7) OBP: 0.417, SLG: 0.667	1-1 HR		1B 20 SF9	HR				1-1 2B	
Tim Raines, S (1, 10) OBP: 0.250, SLG: 0.211	0-0 G4-3		0-0 1B	0-0 L6		0-0 P6		0-0 F8	
20 Jorge Posada, S (1, 2) OBP: 0.400, SLG: 0.846	0-0 HR		0-0 SF9		0-0 1B	0-0 F7		0-0 F7	
Scott Brosius, R (1, 5) OBP: 0.462, SLG: 0.400	0-0 G5-3		0-3 K		0-0 BB	4-0 BB		0-0 1B	

Inning Stats	R: 6	H: 6	E: 0	K: 1	S: 11	LOB: 0	BB: 0	P: 11	R: 0	H: 1	E: 0	K: 0	S: 4	LOB: 1	BB: 0	P: 4	R: 1	H: 2	E: 0	K: 1	S: 7	LOB: 1	BB: 0	P: 7	R: 4	H: 4	E: 0	K: 0	S: 7	LOB: 0	BB: 0	P: 7	R: 0	H: 1	E: 0	K: 0	S: 3	LOB: 1	BB: 1	P: 7	R: 0	H: 0	E: 0	K: 1	S: 5	LOB: 1	BB: 1	P: 9	R: 0	H: 0	E: 0	K: 0	S: 3	LOB: 1	BB: 1	P: 7	R: 2	H: 3	E: 0	K: 2	S: 10	LOB: 1	BB: 0	P: 10	R: 0	H: 1	E: 0	K: 1	S: 6	LOB: 2	BB: 1	P: 10	1B: 9	SF: 1	2B: 5	SAC: 0	3B: 0	DP: 1	HR: 4	HBP: 0	WP: 0	PA: 48
--------------	------	------	------	------	-------	--------	-------	-------	------	------	------	------	------	--------	-------	------	------	------	------	------	------	--------	-------	------	------	------	------	------	------	--------	-------	------	------	------	------	------	------	--------	-------	------	------	------	------	------	------	--------	-------	------	------	------	------	------	------	--------	-------	------	------	------	------	------	-------	--------	-------	-------	------	------	------	------	------	--------	-------	-------	-------	-------	-------	--------	-------	-------	-------	--------	-------	--------

PITCHER	IP	WLS	BF	H	R	ER	SO	BB	IBB	HBP	BLK	WP	HR	S	P	ERA	WHIP
Jim Bullinger, R (1, 1) ERA: 15.88	3.1	L	22	12	10	10	2	0	0	0	0	0	3	26	26	27.00	3.600
Bob Wells, R (4, 1) ERA: 5.06	2.2		11	2	1	1	1	2	0	0	0	0	1	11	19	3.38	1.500
31 Bobby Ayala, R (7, 1) ERA: 6.23	1.0		4	0	0	0	0	1	0	0	0	0	0	3	7	0.00	1.000
Tony Fossas, L (8, 1) ERA: 16.2	1.0		6	3	2	2	2	0	0	0	0	0	0	10	10	18.00	3.000
Heathcliff Slocumb, R (9, 1) ERA: 9.0	1.0		5	1	0	0	1	1	0	0	0	0	0	6	10	0.00	2.000

Batter	1	2	3	4	5	6	7	8	9	AB R H RBI BB SO LOB
Joey Cora, S OBP: 0.412, SLG: 0.448 (1, 4)	4-0 2B BB		0-0 2B		0-0 F7	0-0 1B	0-3 K		0-3 K	5 1 2 0 1 2 3
Alex Rodriguez, R OBP: 0.278, SLG: 0.438 (1, 6)	0-0 G4-3 1-H 2B		0-0 E5		0-0 HR	0-3 K		0-0 G4-3	0-3 K	6 1 2 2 0 2 3
Ken Griffey Jr., L OBP: 0.419, SLG: 0.640 (1, 8)	0-0 G4-3		0-0 E3		0-0 FC6-4 1B		0-0 BB 1B	0-0 1B		3 0 1 0 0 0 3
Charles Gipson, R OBP: 0.600, SLG: 0.500 (6, 8)	2-3 P4		1-2 2-3		0-0 FC6-4 1B		4-0 1B SF9 BB	0-0 1B		2 2 2 0 0 0 0
Edgar Martinez, R OBP: 0.250, SLG: 0.280 (1, 10)	0-0 P4		0-3 K		0-0 FC6-4 1-2f		1-2 SF9 BB	0-0 2B 1B		4 1 1 1 1 1 5
David Segui, S OBP: 0.500, SLG: 1.034 (1, 3)	0-0 F9		0-0 P6			0-0 G5-3	0-0 BB 1B	0-0 1B		5 0 2 1 0 0 4
Glenallen Hill, R OBP: 0.586, SLG: 0.917 (1, 7)		0-0 G3-6 1B		0-0 P6		4-0 G6-3 HR BB	0-0 BB 1B	4-0 BB		3 1 2 0 2 0 0
Dan Wilson, R OBP: 0.333, SLG: 0.278 (1, 2)		0-3 K		0-0 F9		0-0 G6-3	0-0 SF9	0-3 K		2 0 0 0 0 1 1
John Marzano, R (5, 2)										1 0 0 0 0 0 1
Rick Wilkins, L OBP: 0.364, SLG: 0.778 (7, PH) (8, 2)										1 0 0 1 0 1 3
Robert Perez, R OBP: 0.250, SLG: 0.625 (1, 9)		0-0 G3-6		0-0 G6-3		0-0 HR	0-0 P5	0-0 F9		5 1 1 2 0 0 6
Russ Davis, R OBP: 0.440, SLG: 0.619 (1, 5)			0-0 G6-3		0-0 F8	0-0 1B	4-0 BB 1B		0-3 K	4 0 1 0 1 1 0

Inning Stats	R: 1	H: 1	R: 0	H: 1	R: 0	H: 0	R: 1	H: 2	R: 2	H: 3	R: 2	H: 3	R: 1	H: 3	R: 0	H: 0	1B: 9	SF: 1
E: 0	LOB: 1	E: 0	LOB: 0	E: 2	LOB: 3	E: 0	LOB: 1	E: 0	LOB: 2	E: 0	LOB: 3	E: 0	LOB: 3	E: 0	LOB: 0	2B: 3 <td>SAC: 0</td>	SAC: 0	
K: 0	BB: 1	K: 1	BB: 0	K: 1	BB: 0	K: 0	BB: 1	K: 1	BB: 2	K: 1	BB: 2	K: 1	BB: 1	K: 3	BB: 0	3B: 0	DP: 1	
S: 4	P: 8	S: 5	P: 5	S: 8	P: 8	S: 3	P: 5	S: 5	P: 12	S: 8	P: 16	S: 8	P: 12	S: 9	P: 9	HR: 2	HBP: 0	

PITCHER	IP	WLS	BF	H	R	ER	SO	BB	IBB	HBP	BLK	WP	HR	S	P	ERA	WHIP
David Wells, L ERA: 6.75 (1, 1)	6.0		31	9	6	6	3	3	0	0	0	0	2	34	46	9.00	2.000
Darren Holmes, R ERA: (7, 1)	0.1		3	2	0	0	0	0	0	0	0	0	0	3	3	0.00	6.000
Jeff Nelson, R ERA: 6.23 (7, 1)	1.0		8	3	1	1	1	2	0	0	0	0	0	8	16	9.00	5.000
Mike Stanton, L ERA: 3.86 (8, 1)	1.2		5	0	0	0	4	0	0	0	0	0	0	13	13	0.00	0.000


BOTTOM

New York Yankees @ Seattle Mariners
The Kingdome, Seattle, WA

Tue Apr 07 1998, 10:05 PM EDT
Att: 28,424 - Dome - 72 F

livebaseballscorecards.com

AB	41
R	7
H	14
RBI	7
BB	5
SO	8
LOB	29



WP	PA	ERA	WHIP
0	47		
0			
0			

Batter	1	2	3	4	5	6	7	8	9	AB	R	H	RBI	BB	SO	LOB	TOP						
Chuck Knoblauch, R (1, 4) <small>OBP: 0.500, SLG: 0.520</small>	4-0 		0-0 G5-3 		4-0 1-2 BB 		0-0 G6-3 	0-0 1-3 2S 1B 		3	0	1	0	2	0	0							
2 Derek Jeter, R (1, 6) <small>OBP: 0.265, SLG: 0.267</small>	0-0 P4 			0-0 F8 	0-0 G4-3 		0-0 1B 2B 	0-0 G5-3 		5	1	1	0	0	0	5							
Paul O'Neill, L (1, 9) <small>OBP: 0.412, SLG: 0.393</small>	0-0 F8 			0-0 1B 		0-0 F7 	4-0 1B BB 	0-3 K 		4	0	1	0	1	1	4							
Bernie Williams, S (1, 8) <small>OBP: 0.344, SLG: 0.345</small>	0-0 1-H 2B 			0-0 P6 		0-0 F8 BB 1B 	1-3 2-H 1B 		0-0 F9 		5	0	3	1	0	0	1						
Tino Martinez, L (1, 3) <small>OBP: 0.290, SLG: 0.250</small>		0-0 F8 		0-3 K 		4-0 1-2 BB BB 	0-3 K 		0-3 K 		4	0	0	0	1	3	3						
Darryl Strawberry, L (1, 10) <small>OBP: 0.233, SLG: 0.706</small> Tim Raines, S (8, PH) <small>OBP: 0.286, SLG: 0.211</small> Homer Bush, R (8, PR)		0-3 K 			0-0 WP 20 1B 2B 		0-0 F8 	4-0 HR BB 	0-3 K 		3	1	1	0	0	1	2						
Chad Curtis, R (1, 7) <small>OBP: 0.438, SLG: 0.833</small>		0-0 F8 			0-0 G1-3 		4-0 1-2 BB 	0-0 1-H HR 		3	1	1	2	1	0	1							
20 Jorge Posada, S (1, 2) <small>OBP: 0.368, SLG: 0.706</small>			0-0 F7 		0-0 BB 1B 		0-0 F9 		0-0 P6 		4	0	1	1	0	0	4						
Scott Brosius, R (1, 5) <small>OBP: 0.433, SLG: 0.375</small>			0-0 F9 		0-0 F8 		0-0 P3 	0-0 1B S 1B 		4	0	1	0	0	0	1							
Inning Stats	R: 0 E: 0 K: 0 S: 3	H: 1 LOB: 2 BB: 1 P: 7	R: 0 E: 0 K: 1 S: 5	H: 0 LOB: 0 BB: 0 P: 5	R: 0 E: 0 K: 0 S: 3	H: 0 LOB: 0 BB: 0 P: 3	R: 0 E: 0 K: 1 S: 6	H: 1 LOB: 1 BB: 0 P: 6	R: 1 E: 0 K: 0 S: 5	H: 2 LOB: 2 BB: 1 P: 9	R: 0 E: 0 K: 0 S: 4	H: 1 LOB: 3 BB: 2 P: 12	R: 1 E: 0 K: 1 S: 7	H: 2 LOB: 2 BB: 1 P: 11	R: 2 E: 0 K: 1 S: 8	H: 3 LOB: 3 BB: 1 P: 12	R: 0 E: 0 K: 2 S: 7	H: 0 LOB: 0 BB: 0 P: 7	1B: 6 2B: 3 3B: 0 HR: 1	SF: 0 SAC: 0 DP: 0 HBP: 0	WP: 1 PB: 0 SB: 2 CS: 0	PA: 42	
27 Ken Cloude, R (1, 1) <small>ERA: 4.26</small>	IP: 6.2 WLS: 29 BF: 6 H: 2 R: 2 ER: 2 SO: 2 BB: 4 IBB: 0 HBP: 0 BLK: 0 WP: 1 HR: 0 S: 29 P: 45 ERA: 2.70 WHIP: 1.500																						
Tony Fossas, L (7, 1) <small>ERA: 13.5</small>	IP: 0.1 WLS: 3 BF: 1 H: 0 R: 0 ER: 0 SO: 1 BB: 1 IBB: 0 HBP: 0 BLK: 0 WP: 0 HR: 0 S: 4 P: 8 ERA: 0.00 WHIP: 6.000																						
31 Bobby Ayala, R (8, 1) <small>ERA: 9.64</small>	IP: 0.1 WLS: L BF: 5 H: 3 R: 2 ER: 2 SO: 0 BB: 1 IBB: 0 HBP: 0 BLK: 0 WP: 0 HR: 1 S: 4 P: 8 ERA: 54.00 WHIP: 12.000																						
Mike Timlin, R (8, 1) <small>ERA: 6.23</small>	IP: 0.1 WLS: 1 BF: 0 H: 0 R: 0 ER: 0 SO: 0 BB: 0 IBB: 0 HBP: 0 BLK: 0 WP: 0 HR: 0 S: 1 P: 1 ERA: 0.00 WHIP: 0.000																						
Paul Spoljaric, L (8, 1) <small>ERA: 1.5</small>	IP: 1.1 WLS: 4 BF: 0 H: 0 R: 0 ER: 0 SO: 3 BB: 0 IBB: 0 HBP: 0 BLK: 0 WP: 0 HR: 0 S: 10 P: 10 ERA: 0.00 WHIP: 0.000																						

New York Yankees @ Seattle Mariners
 The Kingdom, Seattle, WA
 Wed Apr 08 1998, 6:33 AM EDT
 Att: 33,922 - Dome - 72 F

AB	36
R	4
H	10
RBI	4
BB	6
SO	6
LOB	21



Batter	1	2	3	4	5	6	7	8	9	AB	R	H	RBI	BB	SO	LOB
Joey Cora, S (1, 4) OBP: 0.410, SLG: 0.441 Charles Gipson, R (9, PR) OBP: 0.600, SLG: 0.500	0-0 FC6-4 1B		0-0 F9		0-0 F7		0-0 G4-3		0-0 1B 1B	5	0	2	0	0	0	0
Alex Rodriguez, R (1, 6) OBP: 0.293, SLG: 0.432	0-0 F8		0-0 S WP 1B		0-3 K		0-0 G6-3		0-0 1-2 G6-4-3 1B	5	0	2	0	0	1	1
Ken Griffey Jr., L (1, 8) OBP: 0.389, SLG: 0.600	0-0 FC6-4 1-2f BB		0-3 K 1-3		0-0 2B		0-0 F9		0-0 F7	5	0	1	0	0	1	4
Edgar Martinez, R (1, 10) OBP: 0.242, SLG: 0.241	4-0 1-2 BB		0-0 F9		0-3 K			0-0 G4-3	0-0 1-2f G6-4-3	4	0	0	0	1	1	4
David Segui, S (1, 3) OBP: 0.528, SLG: 1.061	0-3 K			0-0 WP 3B			0-0 FC6-4 1B	0-0 BB 1B		4	1	3	0	0	1	2
Glenallen Hill, R (1, 7) OBP: 0.545, SLG: 0.815		0-3 K		4-0 S BB 3-H		0-0 FC6-4 1-2f FC4-6		0-0 P6		3	0	0	0	1	1	2
Dan Wilson, R (1, 2) OBP: 0.333, SLG: 0.250 Rick Wilkins, L (8, PH) OBP: 0.364, SLG: 0.778 John Marzano, R (8, PH) (9, 2)		1-0 HBP		0-3 K		0-0 FC4-6 1-2f FC6-4		4-0 1-2 BB BB		2	0	0	0	0	1	2
Robert Perez, R (1, 9) OBP: 0.167, SLG: 0.417		0-0 P6		0-0 F8 1-2		0-0 FC6-4 1-2f		0-0 FC6-4 1-2f		4	0	0	0	0	0	5
Russ Davis, R (1, 5) OBP: 0.448, SLG: 0.840		0-3 K		0-0 F9			0-0 HR		0-0 HR	4	2	2	2	0	1	2

Inning Stats	R: 0	H: 1	E: 0	K: 1	S: 6	LOB: 2	BB: 1	P: 10	R: 0	H: 0	E: 0	K: 2	S: 7	LOB: 1	BB: 0	P: 8	R: 0	H: 1	E: 0	K: 1	S: 6	LOB: 1	BB: 0	P: 6	R: 1	H: 1	E: 0	K: 1	S: 6	LOB: 1	BB: 0	P: 10	R: 0	H: 1	E: 0	K: 2	S: 8	LOB: 1	BB: 0	P: 8	R: 0	H: 1	E: 0	K: 0	S: 4	LOB: 1	BB: 0	P: 4	R: 1	H: 1	E: 0	K: 0	S: 4	LOB: 0	BB: 0	P: 4	R: 0	H: 1	E: 0	K: 0	S: 4	LOB: 2	BB: 1	P: 8	R: 1	H: 3	E: 0	K: 0	S: 5	LOB: 1	BB: 0	P: 5	1B: 6	SF: 0	2B: 1	SAC: 0	3B: 1	DP: 1	HR: 2	HBP: 1	WP: 2	PA: 40
--------------	------	------	------	------	------	--------	-------	-------	------	------	------	------	------	--------	-------	------	------	------	------	------	------	--------	-------	------	------	------	------	------	------	--------	-------	-------	------	------	------	------	------	--------	-------	------	------	------	------	------	------	--------	-------	------	------	------	------	------	------	--------	-------	------	------	------	------	------	------	--------	-------	------	------	------	------	------	------	--------	-------	------	-------	-------	-------	--------	-------	-------	-------	--------	-------	--------


PITCHER	IP	WLS	BF	H	R	ER	SO	BB	IBB	HBP	BLK	WP	HR	S	P	ERA	WHIP
Hideki Irabu, R (1, 1) ERA: 1.8	5.0		22	4	1	1	7	2	0	0	0	2	0	33	42	1.80	1.200
52 Mike Buddie, R (6, 1) ERA: 16.88	1.2		7	2	1	1	0	0	0	0	0	0	1	7	7	5.40	1.200
Graeme Lloyd, L (7, 1) ERA: 7.71	0.1	W	1	0	0	0	0	0	0	0	0	0	0	1	1	0.00	0.000
Jeff Nelson, R (8, 1) ERA: 5.4	0.2		3	1	0	0	0	0	0	0	0	0	0	3	3	0.00	1.500
Mike Stanton, L (8, 1) ERA: 4.91	1.1	S	7	3	1	1	0	1	0	0	0	0	1	6	10	6.75	3.000

BOTTOM

New York Yankees @ Seattle Mariners
The Kingdome, Seattle, WA

Wed Apr 08 1998, 6:33 AM EDT
Att: 33,922 - Dome - 72 F

AB	36
R	3
H	10
RBI	2
BB	3
SO	7
LOB	22



Batter	1	2	3	4	5	6	7	8	9	AB R H RBI BB SO LOB	TOP																										
Rickey Henderson, R OBP: 0.286, SLG: 0.194 (1, 7)	2-1 P4	3-3 K		0-1 E3 SH1-3 PB	0-1 1B E 1B	3-1 F8		4-2 BB		5 1 1 0 1 1 3																											
Jason McDonald, S OBP: 0.407, SLG: 0.385 (1, 8)	3-1 P6	4-0 1B 2B BB		1-1 SH1-3	3-1 E HBP 1B	1-1 FC4-6		0-2 F7		4 2 1 2 1 0 3																											
Ben Grieve, L OBP: 0.438, SLG: 0.444 (1, 9)	1-2 1B	0-0 2B 1B		4-0 G4-6-3 BB	3-2 E 1B HBP	2-1 F8		2-2 G4-3		4 2 2 2 1 0 1																											
Matt Stairs, L OBP: 0.419, SLG: 0.500 (1, 10)	1-1 1B	1-2 2B		2-1 G4-6-3	2-0 E5 1B 1B		2-3 K		2-1 F7	6 1 2 3 0 1 4																											
Jason Giambi, L OBP: 0.438, SLG: 0.655 (1, 3)	0-3 K	3-2 F8					2-1 L3		1-2 1B	6 1 3 2 0 1 3																											
Dave Magadan, L OBP: 0.400, SLG: 0.444 (1, 5)			2-3 K	1-3 K			2-2 F8		1-3 K	4 1 2 1 0 2 0																											
Jack Voigt, R (7, PH) (7, 5)										2 0 0 0 0 1 1																											
Scott Spiezio, S OBP: 0.200, SLG: 0.286 (1, 4)		4-2 1B 1B BB		0-0 F7				0-1 L7		4 1 0 1 1 0 3																											
A.J. Hinch, R OBP: 0.423, SLG: 0.364 (1, 2)		1-2 BB 1B 1B		0-2 1B				4-1 S BB		4 2 3 1 1 1 2																											
Rafael Bournigal, R OBP: 0.300, SLG: 0.263 (1, 6)		1-2 1B BB 1B		1-1 F8		0-1 1B 1B	4-1 FC4-6 BB		1-1 F7	4 2 2 1 1 0 2																											
Inning Stats	R: 0 E: 0 K: 1 S: 12	H: 2 LOB: 2 BB: 0 P: 19	R: 5 E: 0 K: 2 S: 21	H: 4 LOB: 1 BB: 2 P: 40	R: 0 E: 0 K: 1 S: 12	H: 1 LOB: 1 BB: 0 P: 14	R: 0 E: 1 K: 0 S: 6	H: 0 LOB: 1 BB: 1 P: 13	R: 8 E: 1 K: 1 S: 26	H: 8 LOB: 2 BB: 0 P: 44	R: 0 E: 0 K: 0 S: 7	H: 0 LOB: 1 BB: 1 P: 17	R: 0 E: 0 K: 1 S: 8	H: 0 LOB: 0 BB: 0 P: 14	R: 0 E: 0 K: 0 S: 10	H: 0 LOB: 2 BB: 2 P: 19	R: 0 E: 0 K: 1 S: 12	H: 1 LOB: 1 BB: 0 P: 18	1B: 14 2B: 2 3B: 0 HR: 0	SF: 0 SAC: 1 DP: 1 HBP: 1	WP: 0 PB: 1 SB: 2 CS: 0	PA: 51															
PITCHER	IP WLS BF H R ER SO BB IBB HBP BLK WP HR S P ERA WHIP																					PITCHER	IP WLS BF H R ER SO BB IBB HBP BLK WP HR S P ERA WHIP														
David Cone, R ERA: 14.9 (1, 1)	4.1		27	11	9	9	4	3	0	0	0	0	0	63	107	18.69	3.231																				
Darren Holmes, R ERA: 13.5 (5, 1)	0.0		3	2	0	0	0	0	0	1	0	0	0	6	12	∞	∞																				
52 Mike Buddie, R ERA: 11.25 (5, 1)	1.1	W	8	2	4	3	1	1	0	0	0	0	0	13	24	20.25	2.250																				
Graeme Lloyd, L ERA: 4.5 (6, 1)	1.2		5	0	0	0	1	0	0	0	0	0	0	12	20	0.00	0.000																				
Jeff Nelson, R ERA: 4.05 (8, 1)	1.2		8	1	0	0	1	2	0	0	0	0	0	20	35	0.00	1.800																				

Oakland Athletics @ New York Yankees
Yankee Stadium, Bronx, NY
Fri Apr 10 1998, 3:33 AM EDT
Att. 56,717 - Sunny - 47 F

livebaseballscorecards.com

AB	43
R	13
H	16
RBI	13
BB	6
SO	7
LOB	22



Batter	1	2	3	4	5	6	7	8	9	AB	R	H	RBI	BB	SO	LOB
1 Chuck Knoblauch, R OBP: 0.450, SLG: 0.452 (1, 4)	F9	G6-3	G6-3	FC5-4	1B		FC1-6-4			6	0	1	2	0	0	7
2 Derek Jeter, R OBP: 0.250, SLG: 0.229 (1, 6)	G4-3		F9	G6-3	G4-3		G5-3			5	1	0	0	1	0	5
3 Paul O'Neill, L OBP: 0.400, SLG: 0.344 (1, 9)	G3		HR	G6-3	1B		L7			4	2	0	0	2	0	1
4 Bernie Williams, S OBP: 0.421, SLG: 0.375 (1, 8)		SF9	HR	2B	E2		G1-3			3	4	2	0	3	0	0
5 Tino Martinez, L OBP: 0.378, SLG: 0.438 (1, 3)		SF8	HR	1B	1B		F8			4	4	3	5	2	0	1
6 Darryl Strawberry, L Shane Spencer, R (8, PH) (1, 10)		1B	S	1B	CS		CS			3	2	2	3	2	1	1
7 Chad Curtis, R OBP: 0.524, SLG: 0.857 (1, 7)		SF9	1B	1B	FC5-4		1B			2	4	2	1	2	0	0
8 Scott Brosius, R OBP: 0.429, SLG: 0.393 (1, 5)		SF8	1B	1B	FC5-4		F8			4	0	2	4	0	0	2
9 Joe Girardi, R OBP: 0.357, SLG: 0.308 (1, 2)		1B	G6-3	E3	1B		1B			5	0	4	2	0	0	2

Inning Stats	R: 0	H: 0	E: 0	K: 0	S: 10	LOB: 0	BB: 0	P: 16	R: 2	H: 2	E: 0	K: 0	S: 9	LOB: 2	BB: 2	P: 23	R: 5	H: 4	E: 0	K: 0	S: 25	LOB: 1	BB: 3	P: 47	R: 5	H: 2	E: 1	K: 0	S: 14	LOB: 2	BB: 4	P: 37	R: 4	H: 5	E: 1	K: 0	S: 18	LOB: 2	BB: 2	P: 31	R: 0	H: 0	E: 0	K: 1	S: 12	LOB: 1	BB: 1	P: 17	R: 1	H: 2	E: 0	K: 0	S: 10	LOB: 1	BB: 0	P: 16	R: 0	H: 1	E: 0	K: 0	S: 8	LOB: 0	BB: 0	P: 12
1B: 13	SF: 2	2B: 2	SAC: 0	3B: 0	DP: 1	HR: 1	HBP: 0	WP: 0	PA: 51																																																							

PITCHER	IP	WLS	BF	H	R	ER	SO	BB	IBB	HBP	BLK	WP	HR	S	P	ERA	WHIP
Jimmy Haynes, R (1, 1) ERA: 9.72	2.1		15	3	6	6	0	5	0	0	0	0	1	34	72	23.14	3.429
Aaron Small, R (3, 1) ERA: 13.5	1.0		10	4	6	5	0	3	1	0	0	0	0	15	38	45.00	7.000
Jim Dougherty, R (4, 1) ERA: 10.8	1.1	L	11	5	4	4	0	2	0	0	0	0	0	23	38	27.00	5.250
T.J. Mathews, R (5, 1) ERA: 4.5	1.0		5	1	0	0	0	1	0	0	0	0	0	12	19	0.00	2.000
Buddy Groom, L (6, 1) ERA: 2.25	2.1		9	3	1	1	1	0	0	0	0	0	0	22	32	3.86	1.286

BOTTOM

Oakland Athletics @ New York Yankees
Yankee Stadium, Bronx, NY

Fri Apr 10 1998, 3:33 AM EDT
Att: 56,717 - Sunny - 47 F

livebaseballscorecards.com

AB	36
R	17
H	16
RBI	17
BB	12
SO	1
LOB	19



Oakland Athletics @ New York Yankees
 Yankee Stadium, Bronx, NY

Sat Apr 11 1998, 3:33 AM EDT
 Att. 33,238 - Sunny - 55 F

livebaseballscorecards.com

AB	30
R	1
H	6
RBI	1
BB	4
SO	10
LOB	16



WP:	0	PA:	35
PB:	0		
SB:	0		
CS:	0		

AB R H RBI BB SO LOB

4	0	1	0	0	1	0
3	0	0	0	1	1	1
4	0	1	0	0	2	1
4	1	1	0	0	1	2
3	0	1	0	1	1	2
3	0	1	0	1	1	2
3	0	1	0	1	0	3
3	0	0	1	0	2	3
3	0	0	0	0	1	2

1B:	6	SF:	1
2B:	0	SAC:	0
3B:	0	DP:	2
HR:	0	HBP:	0

Batter	1	2	3	4	5	6	7	8	9
Rickey Henderson, R (1, 7) OBP: 0.282, SLG: 0.200	3-2 G5-3		0-2 G5-3		3-2 1B		1-3 K		
Jason McDonald, S (1, 8) OBP: 0.387, SLG: 0.345	1-3 K		4-2 1B BB		1-2 P4		2-0 F8		
Ben Grieve, L (1, 9) OBP: 0.417, SLG: 0.419	1-3 K		1-0 1B		3-3 K			3-2 G4-3	
Kevin Mitchell, R (1, 10) OBP: 0.250, SLG: 0.182		0-0 1B SF7 1B	3-3 K		1-2 P6			2-2 G4-3	
Jason Giambi, L (1, 3) OBP: 0.444, SLG: 0.625		2-1 1B	2-1 F8		4-0 BB			1-3 K	
Mike Blowers, R (1, 5) OBP: 0.353, SLG: 0.214		2-3 K		2-2 P6		4-2 BB		1-2 G5-4-3 1B	
Scott Spiezio, S (1, 4) OBP: 0.235, SLG: 0.290		4-2 BB		3-1 G5-4-3 1B		1-2 P3		0-0 G5-4-3	
A.J. Hinch, R (1, 2) OBP: 0.367, SLG: 0.320		0-2 SF7		1-1 G5-4-3		2-3 K		0-3 K	
Rafael Bournigal, R (1, 6) OBP: 0.261, SLG: 0.227		0-1 F7		3-3 K		1-2 G4-3			

Inning Stats	R: 0	H: 0	E: 0	K: 2	S: 9	P: 14	R: 1	H: 2	E: 1	K: 1	S: 13	P: 21	R: 0	H: 1	E: 0	K: 1	S: 12	P: 22	R: 0	H: 1	E: 0	K: 2	S: 7	P: 13	R: 0	H: 1	E: 0	K: 1	S: 12	P: 22	R: 0	H: 0	E: 0	K: 1	S: 14	P: 26	R: 0	H: 0	E: 0	K: 1	S: 8	P: 12	R: 0	H: 0	E: 0	K: 1	S: 9	P: 15	R: 0	H: 1	E: 0	K: 1	S: 8	P: 9
--------------	------	------	------	------	------	-------	------	------	------	------	-------	-------	------	------	------	------	-------	-------	------	------	------	------	------	-------	------	------	------	------	-------	-------	------	------	------	------	-------	-------	------	------	------	------	------	-------	------	------	------	------	------	-------	------	------	------	------	------	------

PITCHER	IP	WLS	BF	H	R	ER	SO	BB	IBB	HBP	BLK	WP	HR	S	P	ERA	WHIP
Andy Pettitte, L (1, 1) ERA: 4.26	6.0	W	26	5	1	1	7	4	0	0	0	0	0	67	118	1.50	1.500
Jeff Nelson, R (7, 1) ERA: 3.52	1.0		3	0	0	0	1	0	0	0	0	0	0	8	12	0.00	0.000
Mike Stanton, L (8, 1) ERA: 3.18	2.0	S	6	1	0	0	2	0	0	0	0	0	0	17	24	0.00	0.500

PITCHER	IP	WLS	BF	H	R	ER	SO	BB	IBB	HBP	BLK	WP	HR	S	P	ERA	WHIP
---------	----	-----	----	---	---	----	----	----	-----	-----	-----	----	----	---	---	-----	------

Batter	1	2	3	4	5	6	7	8	9	AB R H RBI BB SO LOB	TOP																										
Rickey Henderson, R (1, 7) OBP: 0.295, SLG: 0.275	0-0 G6-3		0-0 G3 1B 2B		0-0 CS 2B	0-0 F8			0-3 K	5 1 2 0 0 1 2																											
Jason McDonald, S (1, 8) OBP: 0.371, SLG: 0.333	0-0 G1-3		0-0 G3		0-0 L6				0-0 F9 FC7-2 1B	4 0 1 1 0 0 2																											
Ben Grieve, L (1, 9) OBP: 0.425, SLG: 0.412	1-0 1B HBP		0-0 G3 1B			0-0 G1-3			0-0 F9	3 0 1 1 0 0 1																											
Matt Stairs, L (1, 10) OBP: 0.429, SLG: 0.533	0-0 1B		0-0 G3			0-0 G3 2B			0-0 FC7-2	4 1 2 0 0 0 2																											
Jason Giambi, L (1, 3) OBP: 0.400, SLG: 0.556	0-3 K		0-0 F8			0-0 G3			0-0 G6-3	4 0 0 0 0 1 4																											
Dave Magadan, L (1, 5) OBP: 0.375, SLG: 0.455		0-0 F8		0-3 K		0-0 HBP BB 2B			0-0 F8	4 1 1 1 0 1 0																											
Scott Spiezio, S (1, 4) OBP: 0.237, SLG: 0.265		0-0 F8		0-0 G6-3		4-0 BB HBP IBB			0-3 K	3 1 0 0 1 1 0																											
Mike Macfarlane, R (1, 2) OBP: 0.143, SLG: 0.077		0-3 K		0-0 F7		1-0 WP BB			0-0 F8	2 0 0 0 0 1 0																											
A.J. Hinch, R (9, PH) OBP: 0.355, SLG: 0.308						1-2 2-3 HBP				1 0 0 0 0 0 0																											
Rafael Bourrigal, R (1, 6) OBP: 0.308, SLG: 0.250			0-0 2B G3 1B			4-0 WP			0-3 K	2 1 1 1 1 0 0																											
Mike Blowers, R (9, PH) OBP: 0.333, SLG: 0.200					0-0 G1-3	4-0 BB				1 0 0 0 0 1 0																											
Inning Stats	R: 0 E: 0 K: 1 S: 6	H: 1 LOB: 2 BB: 0 P: 7	R: 0 E: 0 K: 1 S: 5	H: 0 LOB: 0 BB: 0 P: 5	R: 2 E: 0 K: 0 S: 6	H: 3 LOB: 1 BB: 0 P: 6	R: 0 E: 0 K: 1 S: 5	H: 0 LOB: 0 BB: 0 P: 5	R: 0 E: 0 K: 0 S: 3	H: 1 LOB: 0 BB: 0 P: 3	R: 3 E: 0 K: 0 S: 5	H: 2 LOB: 2 BB: 2 P: 14	R: 0 E: 0 K: 0 S: 3	H: 1 LOB: 0 BB: 0 P: 3	R: 0 E: 0 K: 1 S: 5	H: 0 LOB: 0 BB: 0 P: 5	R: 0 E: 0 K: 2 S: 7	H: 0 LOB: 0 BB: 0 P: 7	1B: 4 2B: 5 3B: 0 HR: 0	SF: 0 SAC: 0 DP: 1 HBP: 2	WP: 1 PB: 0 SB: 1 CS: 1	PA: 37															
PITCHER	IP WLS BF H R ER SO BB IBB HBP BLK WP HR S P ERA WHIP																																				
Ramiro Mendoza, R (1, 1) ERA: 6.57	5.2		27	7	5	5	3	1	1	2	0	0	0	29	39	7.94	1.412																				
52 Mike Buddie, R (6, 1) ERA: 10.38	0.1	W	1	0	0	0	0	0	0	0	0	1	0	1	1	0.00	0.000																				
Graeme Lloyd, L (7, 1) ERA: 3.0	2.0		6	1	0	0	1	0	0	0	0	0	0	8	8	0.00	0.500																				
Mike Stanton, L (9, 1) ERA: 2.7	1.0	S	3	0	0	0	2	0	0	0	0	0	0	7	7	0.00	0.000																				

Oakland Athletics @ New York Yankees
 Yankee Stadium, Bronx, NY
 Sun Apr 12 1998, 3:33 AM EDT
 Att. 27,057 - Sunny - 52 F

livebaseballscorecards.com

AB	33
R	5
H	8
RBI	4
BB	2
SO	6
LOB	11



BOTTOM

Oakland Athletics @ New York Yankees
 Yankee Stadium, Bronx, NY

Sun Apr 12 1998, 3:33 AM EDT
 Att: 27,057 - Sunny - 52 F

livebaseballscorecards.com

AB	34
R	7
H	11
RBI	7
BB	6
SO	8
LOB	17



WP: 0	PA: 41
PB: 0	SB: 3
CS: 0	

AB	R	H	RBI	BB	SO	LOB
4	1	0	0	0	1	1
5	1	1	0	0	3	0
5	1	4	1	0	0	0
4	1	2	2	1	0	1
4	1	1	2	1	1	5
3	1	2	1	1	0	1
2	1	1	1	2	1	1
3	0	0	0	1	1	3
4	0	0	0	0	1	5
1B: 9	SF: 0					
2B: 1	SAC: 0					
3B: 0	DP: 0					
HR: 1	HBP: 1					

Batter	1	2	3	4	5	6	7	8	9							
Chuck Knoblauch, R OBP: 0.429, SLG: 0.395 (1, 4)	0-3 K ①		0-0 G4-3 ①		0-0 G5-3 ①	1-0 1B 2 1B 1B HBP ①	0-0 F8 ③									
2 Derek Jeter, R OBP: 0.260, SLG: 0.267 (1, 6)	0-0 F7 ②		0-3 K ②		0-3 K ②	0-0 1B 1B 1B ②		0-3 K ①								
Paul O'Neill, L OBP: 0.449, SLG: 0.400 (1, 9)	0-0 BB 1B ③		0-0 G1-3 ③		0-0 1B 2B 1B ③	0-0 1B 1B 1B ③		0-0 FC4-6 1B ③								
Bernie Williams, S OBP: 0.447, SLG: 0.385 (1, 8)	4-0 1-2 BB ③			0-0 F8 ①	0-0 2B 1B ①	0-0 1B 1B ①		0-0 FC4-6 ②								
Tino Martinez, L OBP: 0.391, SLG: 0.436 (1, 3)	0-0 F7 ③			4-0 1B BB ③	0-0 2B ③	0-0 K ③		0-0 G1-3 ③								
Darryl Strawberry, L OBP: 0.433, SLG: 0.808 (1, 10)		4-0 S BB ③		0-0 1B ②	0-0 P5 ③		0-0 HR ③									
Chad Curtis, R OBP: 0.586, SLG: 0.765 (1, 7)		0-3 K ①		0-0 2B 1B ③		4-0 2 1B S 1B BB ③	4-0 S BB ③									
20 Jorge Posada, S OBP: 0.348, SLG: 0.600 (1, 2)		0-0 F7 ②		4-0 3-H 1B ③		0-3 K ①	0-0 F7 ①									
Scott Brosius, R OBP: 0.349, SLG: 0.306 (1, 5)		0-3 K ③		0-0 F8 ③		0-0 F7 ②	0-0 F8 ②									
Inning Stats	R: 0 E: 0 K: 1 S: 6	H: 1 LOB: 2 BB: 1 P: 10	R: 0 E: 0 K: 2 S: 7	H: 0 LOB: 1 BB: 1 P: 11	R: 0 E: 0 K: 1 S: 5	H: 0 LOB: 0 BB: 0 P: 5	R: 1 E: 0 K: 0 S: 4	H: 2 LOB: 2 BB: 2 P: 12	R: 2 E: 0 K: 1 S: 8	H: 3 LOB: 1 BB: 0 P: 8	R: 3 E: 0 K: 2 S: 10	H: 3 LOB: 2 BB: 1 P: 15	R: 1 E: 0 K: 0 S: 4	H: 1 LOB: 1 BB: 1 P: 8	R: 0 E: 0 K: 1 S: 6	H: 1 LOB: 1 BB: 0 P: 6

PITCHER	IP	WLS	BF	H	R	ER	SO	BB	IBB	HBP	BLK	WP	HR	S	P	ERA	WHIP
Mike Oquist, R ERA: 5.23 (1, 1)	5.0		25	6	4	4	5	5	0	0	0	0	0	30	50	7.20	2.200
Buddy Groom, L ERA: 2.08 (6, 1)	0.1		1	0	0	0	1	0	0	0	0	0	0	3	3	0.00	0.000
T.J. Mathews, R ERA: 8.31 (6, 1)	0.1	L	4	2	0	0	0	0	0	1	0	0	0	3	4	0.00	6.000
Jim Dougherty, R ERA: 10.8 (6, 1)	0.0		1	1	2	2	0	0	0	0	0	0	0	1	1	∞	∞
Mike Mohler, L ERA: 5.4 (6, 1)	1.1		6	1	1	1	1	1	0	0	0	0	1	7	11	6.75	1.500

PITCHER	IP	WLS	BF	H	R	ER	SO	BB	IBB	HBP	BLK	WP	HR	S	P	ERA	WHIP
Billy Taylor, R ERA: 5.06 (8, 1)	1.0		4	1	0	0	1	0	0	0	0	0	0	6	6	0.00	1.000

Batter	1	2	3	4	5	6	7	8	9	AB R H RBI BB SO LOB	TOP									
Darin Erstad, L (1, 3) OBP: 0.345, SLG: 0.623	0-0 G3			0-0 F8			0-0 HR		4-0 WP G4-3 BB	3 1 1 1 1 0 0										
Dave Hollins, S (1, 5) OBP: 0.348, SLG: 0.425	0-0 G5-3			0-3 K			0-0 G6-3		0-0 G4-3	4 0 0 0 0 1 1										
Tim Salmon, R (1, 9) OBP: 0.385, SLG: 0.636	0-0 F9			0-0 P6			0-3 K		0-0 P3	4 0 0 0 0 1 1										
Cecil Fielder, R (1, 10) OBP: 0.340, SLG: 0.268			0-3 K			0-3 K			0-0 P4	4 0 0 0 0 2 1										
Jim Edmonds, L (1, 8) OBP: 0.340, SLG: 0.444			0-0 G4-6-3 1B			0-3 K			0-0 F7	3 0 1 0 0 1 0										
Phil Nevin, R (1, 2) OBP: 0.316, SLG: 0.667			0-0 G4-6-3			0-3 K			0-0 HR	3 1 1 1 0 1 1										
16 Garret Anderson, L (1, 7) OBP: 0.327, SLG: 0.333			0-3 K			0-0 F7			0-0 F7	3 0 0 0 0 1 0										
Norberto Martin, R (1, 4) OBP: 0.237, SLG: 0.289			0-0 G6-3			0-0 F8			0-3 K2-3	3 0 0 0 0 1 0										
Gary Disarcina, R (1, 6) OBP: 0.357, SLG: 0.593			0-0 F9			0-0 F7			0-0 HR	3 1 1 1 0 0 0										
Inning Stats	R: 0 E: 0 K: 0 S: 3	H: 0 LOB: 0 BB: 0 P: 3	R: 0 E: 0 K: 1 S: 5	H: 1 LOB: 0 BB: 0 P: 5	R: 0 E: 0 K: 1 S: 5	H: 0 LOB: 0 BB: 0 P: 5	R: 0 E: 0 K: 1 S: 5	H: 0 LOB: 0 BB: 0 P: 5	R: 0 E: 0 K: 3 S: 9	H: 0 LOB: 0 BB: 0 P: 9	R: 1 E: 0 K: 1 S: 6	H: 1 LOB: 0 BB: 0 P: 6	R: 1 E: 0 K: 1 S: 6	H: 1 LOB: 0 BB: 0 P: 6	R: 1 E: 0 K: 0 S: 4	H: 1 LOB: 1 BB: 1 P: 8	1B: 1 2B: 0 3B: 0 HR: 3	SF: 0 SAC: 0 DP: 1 HBP: 0	WP: 1 PB: 0 SB: 0 CS: 0	PA: 31
PITCHER	IP WLS BF H R ER SO BB IBB HBP BLK WP HR S P ERA WHIP																			
David Wells, L (1, 1) ERA: 5.4	8.0 W 28 4 3 3 8 1 0 0 0 0 3 43 47 3.38 0.625																			
Jeff Nelson, R (9, 1) ERA: 3.12	1.0 S 3 0 0 0 0 0 0 0 0 0 1 0 3 3 0.00 0.000																			

Anaheim Angels @ New York Yankees
 Shea Stadium, Flushing, NY
 Wed Apr 15 1998, 3:33 AM EDT
 Att. 40,743 - Overcast - 50 F

AB	30
R	3
H	4
RBI	3
BB	1
SO	8
LOB	4



Batter	1	2	3	4	5	6	7	8	9	AB	R	H	RBI	BB	SO	LOB
Chuck Knoblauch, R (1, 4) OBP: 0.444, SLG: 0.405 										4	1	2	0	1	1	0
2 Derek Jeter, R (1, 6) OBP: 0.264, SLG: 0.271 										3	1	1	0	0	0	0
Paul O'Neill, L (1, 9) OBP: 0.472, SLG: 0.500 										4	2	3	2	0	0	0
Bernie Williams, S (1, 8) OBP: 0.431, SLG: 0.357 										3	0	0	0	1	0	2
Tino Martinez, L (1, 3) OBP: 0.400, SLG: 0.488 										4	0	2	2	0	0	0
Darryl Strawberry, L (1, 10) OBP: 0.471, SLG: 0.900 										4	1	3	1	0	0	2
Chad Curtis, R (1, 7) OBP: 0.545, SLG: 0.667 										4	0	1	0	0	1	5
20 Jorge Posada, S (1, 2) OBP: 0.333, SLG: 0.583 										4	1	1	0	0	1	1
Dale Sveum, S (1, 5) 										4	0	0	0	0	1	2

Inning Stats	R: 2, E: 0, K: 1, S: 8	H: 3, LOB: 2, BB: 1, P: 12	R: 0, E: 0, K: 1, S: 5	H: 0, LOB: 0, BB: 0, P: 5	R: 1, E: 0, K: 0, S: 6	H: 3, LOB: 2, BB: 0, P: 6	R: 2, E: 0, K: 0, S: 6	H: 4, LOB: 1, BB: 0, P: 6	R: 1, E: 0, K: 1, S: 7	H: 2, LOB: 1, BB: 0, P: 7	R: 0, E: 0, K: 0, S: 3	H: 0, LOB: 0, BB: 0, P: 3	R: 0, E: 0, K: 0, S: 4	H: 1, LOB: 1, BB: 0, P: 4	R: 0, E: 0, K: 1, S: 4	H: 0, LOB: 0, BB: 1, P: 8
--------------	------------------------	----------------------------	------------------------	---------------------------	------------------------	---------------------------	------------------------	---------------------------	------------------------	---------------------------	------------------------	---------------------------	------------------------	---------------------------	------------------------	---------------------------

PITCHER	IP	WLS	BF	H	R	ER	SO	BB	IBB	HBP	BLK	WP	HR	S	P	ERA	WHIP
Ken Hill, R (1, 1) ERA: 2.5	4.0	L	22	10	5	5	2	1	0	0	0	1	0	25	29	11.25	2.750
Omar Olivares, R (5, 1) ERA: 5.06	2.0		8	2	1	1	1	0	0	0	0	0	1	10	10	4.50	1.000
Shigetoshi Hasegawa, R (7, 1) ERA: 9.0	0.1		1	0	0	0	0	0	0	0	0	0	0	1	1	0.00	0.000
Mike James, R (7, 1) ERA: 1.29	1.2		6	1	0	0	1	1	0	0	0	0	0	7	11	0.00	1.200

BOTTOM

Anaheim Angels @ New York Yankees

Shea Stadium, Flushing, NY

Wed Apr 15 1998, 3:33 AM EDT

Att: 40,743 - Overcast - 50 F

livebaseballscorecards.com

AB	34
R	6
H	13
RBI	5
BB	2
SO	4
LOB	12



1B: 7	SF: 0	WP: 1	PA: 38
2B: 4	SAC: 1	PB: 0	
3B: 1	DP: 0	SB: 2	
HR: 1	HBP: 0	CS: 1	

PITCHER	IP	WLS	BF	H	R	ER	SO	BB	IBB	HBP	BLK	WP	HR	S	P	ERA	WHIP
---------	----	-----	----	---	---	----	----	----	-----	-----	-----	----	----	---	---	-----	------

Batter	1	2	3	4	5	6	7	8	9	AB R H RBI BB SO LOB	TOP											
Chuck Knoblauch, R (1, 4) <small>OBP: 0.450, SLG: 0.391</small>	4-0 	0-3 K		0-0 L4		0-0 F8	0-0 		4-0 	4 1 1 0 2 1 3												
2 Derek Jeter, R (1, 6) <small>OBP: 0.286, SLG: 0.353</small> Homer Bush, R (4, 6) <small>OBP: 0.500, SLG: 0.333</small>	0-0 	0-0 G4-3		0-0 		0-0 	0-3 K		4-0 	3 2 2 3 0 0 0 2 0 1 0 1 1 3												
Tim Raines, S (1, 7) <small>OBP: 0.333, SLG: 0.280</small>	0-0 		0-0 	0-0 F8		0-0 F7		0-0 	0-3 K	6 1 3 1 0 1 3												
Bernie Williams, S (1, 8) <small>OBP: 0.411, SLG: 0.326</small>	4-0 		0-3 K	0-3 K			0-0 F7	0-0 FC5-4		4 1 0 0 1 2 2												
Tino Martinez, L (1, 3) <small>OBP: 0.426, SLG: 0.587</small> Dale Sveum, S (7, 3)	0-0 		0-0 P5		0-0 		1-0 	4-0 		3 3 2 4 0 0 1 0 0 0 0 1 0 0												
Chad Curtis, R (1, 9) <small>OBP: 0.526, SLG: 0.583</small>	0-0 F7		4-0 		0-0 G3		4-0 	0-0 F8		3 1 0 0 2 0 3												
Shane Spencer, R (1, 10)	0-0 G6-3		0-3 K		0-0 SF9		0-0 P3	0-0 G5-3		4 0 0 1 0 1 6												
20 Jorge Posada, S (1, 2) <small>OBP: 0.344, SLG: 0.536</small>	0-0 G1-3			4-0 	0-3 K		0-0 		0-0 F8	4 1 1 1 1 1 0												
Scott Brosius, R (1, 5) <small>OBP: 0.354, SLG: 0.317</small>		0-0 		0-0 		0-3 K	0-0 		0-3 K	5 1 2 1 0 2 1												
Inning Stats	R: 5 E: 0 K: 0 S: 6	H: 3 LOB: 0 BB: 2 P: 14	R: 0 E: 0 K: 1 S: 5	H: 1 LOB: 0 BB: 0 P: 5	R: 0 E: 0 K: 2 S: 8	H: 1 LOB: 2 BB: 1 P: 12	R: 3 E: 1 K: 1 S: 7	H: 1 LOB: 0 BB: 1 P: 11	R: 1 E: 0 K: 1 S: 6	H: 1 LOB: 0 BB: 0 P: 6	R: 0 E: 0 K: 1 S: 6	H: 1 LOB: 1 BB: 0 P: 6	R: 2 E: 0 K: 1 S: 8	H: 3 LOB: 3 BB: 1 P: 13	R: 0 E: 0 K: 0 S: 4	H: 1 LOB: 2 BB: 1 P: 8	R: 0 E: 0 K: 2 S: 7	H: 0 LOB: 2 BB: 2 P: 15	1B: 9 2B: 2 3B: 0 HR: 2	SF: 1 SAC: 0 DP: 1 HBP: 1	WP: 0 PB: 0 SB: 1 CS: 1	PA: 48
PITCHER	IP WLS BF H R ER SO BB IBB HBP BLK WP HR S P ERA WHIP																					
Justin Thompson, L (1, 1) <small>ERA: 6.33</small>	4.0 L 22 6 8 7 4 4 0 0 0 0 0 2 26 42 15.75 2.500																					
Doug Bochtler, R (5, 1) <small>ERA: 7.71</small>	2.0 8 2 1 1 2 0 0 0 0 0 0 0 12 12 4.50 1.000																					
Roberto Duran, L (7, 1) <small>ERA: 2.84</small>	1.0 8 3 2 2 1 1 0 1 0 0 0 0 8 13 18.00 4.000																					
Doug Brocail, R (8, 1) <small>ERA: 7.2</small>	1.0 5 1 0 0 0 1 0 0 0 0 0 0 4 8 0.00 2.000																					
Todd Jones, R (9, 1) <small>ERA:</small>	1.0 5 0 0 0 2 2 0 0 0 0 0 0 7 15 0.00 2.000																					

New York Yankees @ Detroit Tigers
 Tiger Stadium, Detroit, MI
 Fri Apr 17 1998, 7:05 PM EDT
 Att. 12,348 - Cloudy - 55 F

AB	38
R	11
H	12
RBI	11
BB	8
SO	9
LOB	22



Batter	1	2	3	4	5	6	7	8	9	AB R H RBI BB SO LOB
Brian Hunter, R OBP: 0.381, SLG: 0.474 (1, 8)	4-0 G5-4-3 BB		0-3 K		0-3 K		4-0 1-2 2B BB		0-3 K	3 1 0 0 2 3 3
Bip Roberts, S OBP: 0.414, SLG: 0.298 Kimera Barteel, R (5, PH) (6, 7)	0-0 G5-4-3 1-2f		0-0 FC6-4 1-2f 2-3		0-3 K		0-3 K		0-0 F7	2 0 0 0 0 0 3 3 0 0 0 0 2 3
Bobby Higginson, L OBP: 0.390, SLG: 0.420 (1, 9)	0-3 K		0-0 FC4-6 1-2f		0-3 K		0-0 1-H 2-H 2B		0-0 F9	5 0 1 2 0 2 3
Tony Clark, S OBP: 0.271, SLG: 0.316 (1, 3)		0-0 G5-3		0-0 F9 BB 1B		0-0 G2-3		0-3 K		4 0 1 0 0 1 1
Damion Easley, R OBP: 0.396, SLG: 0.583 (8, 6)		0-0 PO 2B		4-0 1-2 BB		0-0 S 1B		0-0 G4-3		3 0 2 0 1 0 0
Pete Incaviglia, R OBP: 0.182, SLG: 0.100 (1, 10)		0-0 L4		0-0 F9 2-3		0-0 P3		0-0 BB 1B		4 0 1 0 0 0 4
Joe Randa, R OBP: 0.236, SLG: 0.269 (1, 5)		4-0 BB		0-0 F9		0-0 G5-3 1-2		4-0 1-2 BB		2 0 0 0 2 0 3
Joe Oliver, R OBP: 0.233, SLG: 0.286 (1, 2)		0-0 PO 2-3	0-0 FC6-4 2B	0-0 F7		4-0 BB 2B BB		0-0 F8		3 1 1 0 1 0 4
Billy Ripken, R OBP: 0.286, SLG: 0.211 Frank Catalanotto, L OBP: 0.313, SLG: 0.250 (8, 4)			4-0 FC6-4 BB		0-0 E5 1B		0-0 F7	0-3 K		2 0 1 0 1 0 1 1 0 0 0 0 1 2

Inning Stats	R: 0 E: 0 K: 1 S: 4	H: 0 LOB: 0 BB: 1 P: 8	R: 0 E: 0 K: 0 S: 3	H: 1 LOB: 1 BB: 1 P: 7	R: 0 E: 0 K: 1 S: 6	H: 1 LOB: 2 BB: 1 P: 10	R: 0 E: 0 K: 0 S: 4	H: 1 LOB: 2 BB: 1 P: 8	R: 0 E: 1 K: 3 S: 10	H: 1 LOB: 1 BB: 0 P: 10	R: 0 E: 0 K: 0 S: 4	H: 1 LOB: 1 BB: 0 P: 4	R: 2 E: 0 K: 2 S: 8	H: 1 LOB: 1 BB: 2 P: 16	R: 0 E: 0 K: 1 S: 6	H: 1 LOB: 2 BB: 1 P: 10	R: 0 E: 0 K: 1 S: 5	H: 0 LOB: 0 BB: 0 P: 5	1B: 4 2B: 3 3B: 0 HR: 0	SF: 0 SAC: 0 DP: 1 HBP: 0	WP: 0 PB: 0 SB: 1 CS: 0	PA: 40
PITCHER	IP	WLS	BF	H	R	ER	SO	BB	IBB	HBP	BLK	WP	HR	S	P	ERA	WHIP					
Andy Pettitte, L ERA: 3.86 (1, 1)	6.2	W	30	6	2	2	6	6	0	0	0	0	0	36	60	2.70	1.800					
Darren Holmes, R ERA: 6.23 (7, 1)	2.1		9	1	0	0	3	1	0	0	0	0	0	14	18	0.00	0.857					

BOTTOM

New York Yankees @ Detroit Tigers

Tiger Stadium, Detroit, MI

Fri Apr 17 1998, 7:05 PM EDT

Att: 12,348 - Cloudy - 55 F

livebaseballscorecards.com

AB	32
R	2
H	7
RBI	2
BB	7
SO	9
LOB	27



Batter	1	2	3	4	5	6	7	8	9	AB R H RBI BB SO LOB	TOP
Chuck Knoblauch, R (1, 4) OBP: 0.409, SLG: 0.346	2-2 	1-1 		1-1 		1-1 	1-1 	1-1 	3-1 	6 0 0 0 0 0 6	
2 Derek Jeter, R (1, 6) OBP: 0.311, SLG: 0.375	2-1 		2-3 		1-0 	2-1 		0-0 		5 3 3 1 0 1 0	
Paul O'Neill, L (1, 9) OBP: 0.500, SLG: 0.553 Chad Curtis, R (8, 9) OBP: 0.526, SLG: 0.583	3-2 		4-2 		3-0 	3-0 		4-0 		3 2 2 1 2 0 1 0 0 0 0 0 0 0	
Bernie Williams, S (1, 8) OBP: 0.443, SLG: 0.347	0-2 		4-1 		3-2 	4-0 		3-2 		3 1 2 2 2 0 2	
Tino Martinez, L (1, 3) OBP: 0.407, SLG: 0.571	0-0 		0-1 		2-3 	2-1 		3-0 		3 0 1 2 0 1 3	
Darryl Strawberry, L (1, 10) OBP: 0.436, SLG: 0.800	2-3 		2-2 		2-0 	2-3 		2-3 		5 0 1 1 0 3 7	
Tim Lincecum, S (1, 7) OBP: 0.313, SLG: 0.267		3-2 		1-0 	1-0 		2-2 		2-3 	5 0 1 0 0 1 1	
Scott Brosius, R (1, 5) OBP: 0.358, SLG: 0.311		2-1 		0-0 		1-2 	1-3 		0-0 	4 1 1 0 0 1 1	
Joe Girardi, R (1, 2) OBP: 0.364, SLG: 0.381		1-2 		1-0 		0-0 	2-3 		1-0 	4 1 2 0 0 1 2	
Inning Stats	R: 1 H: 3 E: 1 LOB: 2 K: 1 BB: 0 S: 18 P: 27	R: 0 H: 0 E: 0 LOB: 1 K: 0 BB: 0 S: 12 P: 19	R: 0 H: 0 E: 0 LOB: 2 K: 1 BB: 2 S: 13 P: 25	R: 0 H: 1 E: 0 LOB: 1 K: 0 BB: 0 S: 5 P: 8	R: 2 H: 3 E: 0 LOB: 1 K: 1 BB: 0 S: 12 P: 24	R: 3 H: 3 E: 0 LOB: 2 K: 1 BB: 1 S: 15 P: 29	R: 0 H: 1 E: 0 LOB: 1 K: 2 BB: 0 S: 14 P: 19	R: 2 H: 1 E: 1 LOB: 0 K: 1 BB: 1 S: 9 P: 21	R: 0 H: 1 E: 0 LOB: 1 K: 1 BB: 0 S: 7 P: 13	1B: 10 SF: 2 2B: 3 SAC: 1 3B: 0 DP: 0 HR: 0 HBP: 1	WP: 1 PA: 46 PB: 0 SB: 2 CS: 2
PITCHER Greg Keagle, R (1, 1) ERA: 5.52 A.J. Sager, R (5, 1) ERA: 4.5 44 Sean Runyan, L (6, 1) ERA: 3.38 Bryce Florie, R (7, 1) ERA: 4.76 Doug Brocail, R (8, 1) ERA: 6.0	IP WLS BF H R ER SO BB IBB HBP BLK WP HR S P ERA WHIP 4.2 L 24 7 3 3 3 2 0 1 0 1 0 59 101 5.79 1.929 0.2 5 2 3 3 0 0 0 0 0 0 0 10 14 40.50 3.000 0.2 4 1 0 0 1 0 1 0 0 0 0 6 17 0.00 1.500 1.0 6 2 2 1 2 1 0 0 0 0 0 15 24 9.00 3.000 1.0 3 0 0 0 1 0 0 0 0 0 0 8 16 0.00 0.000	PITCHER Scott Sanders, R (9, 1) ERA: 17.69	IP WLS BF H R ER SO BB IBB HBP BLK WP HR S P ERA WHIP 1.0 4 1 0 0 1 0 0 0 0 0 0 7 13 0.00 1.000								

New York Yankees @ Detroit Tigers
 Tiger Stadium, Detroit, MI
 Sat Apr 18 1998, 3:33 AM EDT
 Att. 13,803 - Sunny - 58 F

livebaseballscorecards.com



Batter	1	2	3	4	5	6	7	8	9	AB	R	H	RBI	BB	SO	LOB
Brian Hunter, R OBP: 0.397, SLG: 0.475 (1, 8)	4-2 E S BB	0-2 L4-3 1-2		1-2 FC5-4 1B 3-H		2-2 FC4-6 1-2f		0-1 1B 1-3		4	0	2	1	1	0	5
Damion Easley, R OBP: 0.362, SLG: 0.528 (1, 4)	3-2 P3		0-2 G5-3	1-1 FC5-4 1-2f			0-1 G6-3	1-0 G5-3		5	0	0	0	0	0	5
Bobby Higginson, L OBP: 0.406, SLG: 0.426 (1, 9)	4-1 G3-6-3 1-3 BB		2-2 1B		2-1 G3		1-2 2B G5-3 1B		2-1 F8	4	1	2	0	1	0	0
Tony Clark, S OBP: 0.266, SLG: 0.323 (1, 3)	3-2 G3-6-3 1-2f		1-3 K		1-3 K		2-0 1-3 2B	1-2 E6 2B		5	0	1	0	0	2	3
Luis Gonzalez, L OBP: 0.377, SLG: 0.551 (1, 7)		1-2 1B 2B	3-2 G3		1-1 F8		1-0 G5-3	1-2 2B		5	1	2	1	0	0	2
Frank Catalanotto, L OBP: 0.368, SLG: 0.333 (1, 10)		1-1 HBP 1B 2-3		0-0 1B S 1B		2-2 E3 1B	1-1 G4-3	1-3 K		3	1	2	0	0	0	0
Bip Roberts, S OBP: 0.400, SLG: 0.286 (7, PH)										2	0	0	0	0	1	3
Joe Randa, R OBP: 0.233, SLG: 0.263 (1, 5)		1-2 HBP 1B 1-2 3-H		3-3 K 1-2		3-1 F8		1-3 K	2-3 K	5	0	1	1	0	3	4
Raul Casanova, S OBP: 0.250, SLG: 0.167 (1, 2)		1-2 L4-3 HBP 1-2 2-3		1-1 1B 2-3 1B		0-3 K		3-2 G3		3	0	1	0	0	1	1
Billy Ripken, R OBP: 0.304, SLG: 0.238 (1, 6)		0-1 L9		1-3 K		0-0 FC4-6 1B		1-0 1B 1B		4	0	2	0	0	1	5

Inning Stats	R: 0	H: 0	E: 0	K: 10	S: 10	H: 0	LOB: 1	BB: 2	P: 24	R: 1	H: 3	E: 0	K: 15	S: 15	R: 0	H: 1	E: 0	K: 14	S: 14	R: 1	H: 3	E: 0	K: 15	S: 15	R: 0	H: 0	E: 0	K: 8	S: 8	R: 1	H: 2	E: 0	K: 9	S: 9	R: 0	H: 2	E: 0	K: 11	S: 11	R: 0	H: 1	E: 1	K: 14	S: 14	1B: 10	SF: 0	2B: 4	3B: 0	HR: 0	SAC: 0	DP: 2	HBP: 1	WP: 0	PA: 43
--------------	------	------	------	-------	-------	------	--------	-------	-------	------	------	------	-------	-------	------	------	------	-------	-------	------	------	------	-------	-------	------	------	------	------	------	------	------	------	------	------	------	------	------	-------	-------	------	------	------	-------	-------	--------	-------	-------	-------	-------	--------	-------	--------	-------	--------

PITCHER	IP	WLS	BF	H	R	ER	SO	BB	IBB	HBP	BLK	WP	HR	S	P	ERA	WHIP
David Cone, R ERA: 10.57 (1, 1)	5.2		26	7	2	2	5	2	0	1	0	0	0	71	111	3.18	1.588
Ramiro Mendoza, R ERA: 6.23 (6, 1)	0.2		3	1	0	0	0	0	0	0	0	0	0	6	8	0.00	1.500
Graeme Lloyd, L ERA: 4.05 (7, 1)	0.2		4	2	1	1	0	0	0	0	0	0	0	7	12	13.50	3.000
Jeff Nelson, R ERA: 2.79 (8, 1)	1.0		5	2	0	0	1	0	0	0	0	0	0	11	17	0.00	2.000
Mike Stanton, L ERA: 2.35 (9, 1)	1.0		5	1	0	0	2	0	0	0	0	0	0	14	21	0.00	1.000

BOTTOM

New York Yankees @ Detroit Tigers
Tiger Stadium, Detroit, MI
Sat Apr 18 1998, 3:33 AM EDT
Att. 13,803 - Sunny - 58 F

AB	40
R	3
H	13
RBI	3
BB	2
SO	8
LOB	28



WP	PA	ERA	WHIP
0	43		

livebaseballscorecards.com

Batter	1	2	3	4	5	6	7	8	9	AB R H RBI BB SO LOB	TOP											
Chuck Knoblauch, R (1, 4) OBP: 0.386, SLG: 0.321										4 0 0 0 0 2 1												
2 Derek Jeter, R (1, 6) OBP: 0.292, SLG: 0.350										4 0 0 0 0 3 0												
Paul O'Neill, L (1, 9) OBP: 0.468, SLG: 0.510										4 0 0 0 0 0 0												
Bernie Williams, S (1, 8) OBP: 0.415, SLG: 0.321										4 0 0 0 0 1 0												
Tino Martinez, L (1, 3) OBP: 0.387, SLG: 0.538										3 0 0 0 0 0 0												
Darryl Strawberry, L (1, 10) OBP: 0.429, SLG: 0.757										2 0 0 0 1 0 0												
Chad Curtis, R (1, 7) OBP: 0.537, SLG: 0.593										3 1 2 0 0 0 0												
Scott Brosius, R (1, 5) OBP: 0.357, SLG: 0.313										3 0 1 0 0 1 2												
Joe Girardi, R (1, 2) OBP: 0.333, SLG: 0.348 20 Jorge Posada, S (8, PH) OBP: 0.333, SLG: 0.517 (8, 2)										2 0 0 0 0 1 0 1 0 0 1 0 0 1												
Inning Stats	R: 0 E: 0 K: 2 S: 11	H: 0 LOB: 0 BB: 0 P: 17	R: 0 E: 0 K: 0 S: 7	H: 0 LOB: 0 BB: 0 P: 10	R: 0 E: 0 K: 2 S: 9	H: 0 LOB: 0 BB: 0 P: 12	R: 0 E: 0 K: 1 S: 9	H: 0 LOB: 0 BB: 0 P: 10	R: 0 E: 0 K: 1 S: 16	H: 1 LOB: 2 BB: 1 P: 27	R: 0 E: 0 K: 1 S: 7	H: 0 LOB: 0 BB: 0 P: 9	R: 0 E: 0 K: 1 S: 8	H: 0 LOB: 0 BB: 0 P: 15	R: 1 E: 0 K: 1 S: 14	H: 2 LOB: 1 BB: 0 P: 19	R: 0 E: 0 K: 1 S: 9	H: 0 LOB: 0 BB: 0 P: 11	1B: 3 2B: 0 3B: 0 HR: 0	SF: 0 SAC: 0 DP: 0 HBP: 0	WP: 0 PB: 0 SB: 0 CS: 0	PA: 31
PITCHER	IP WLS BF H R ER SO BB IBB HBP BLK WP HR S P ERA WHIP																					
Brian Moehler, R (1, 1) ERA: 5.23 Todd Jones, R (9, 1) ERA:	8.0 W 28 3 1 1 7 1 0 0 0 0 0 0 81 119 1.12 0.500																					

New York Yankees @ Detroit Tigers
 Tiger Stadium, Detroit, MI
 Sun Apr 19 1998, 3:33 AM EDT
 Att. 12,568 - Cloudy - 52 F

AB	30
R	1
H	3
RBI	1
BB	1
SO	8
LOB	4



Batter	1	2	3	4	5	6	7	8	9
Brian Hunter, R OBP: 0.417, SLG: 0.476 (1, 8)	4-2 BB		0-3 K			3-2 1B		4-0 BB	
Damion Easley, R OBP: 0.339, SLG: 0.500 (1, 6) (8, 4)	2-3 K			2-3 K		2-3 K		1-2 SF8	
Bobby Higginson, L OBP: 0.397, SLG: 0.404 (1, 9)	4-1 BB			2-1 P5		2-1 G4-3		0-1 F7	
Tony Clark, S OBP: 0.269, SLG: 0.369 (1, 3)	0-3 K			3-2 K			2-0 HR		
Luis Gonzalez, L OBP: 0.357, SLG: 0.519 (1, 7)		1-0 F8			2-0 P6		2-2 F7		
Frank Catalanotto, L OBP: 0.364, SLG: 0.333 (1, 4) Billy Ripken, R OBP: 0.304, SLG: 0.238 (8, 6)		1-0 P4			1-0 E BLK 1B		2-2 G5-3		
Pete Incaviglia, R OBP: 0.143, SLG: 0.077 (1, 10)		2-3 K			0-0 P6		1-3 K		
Raul Casanova, S OBP: 0.258, SLG: 0.185 (1, 2) Kimera Bartee, R (8, PR) Joe Oliver, R OBP: 0.233, SLG: 0.286 (9, 2)			2-2 G4-3		3-1 SAFE F9		2-1 WP BB SF8 1B		
Joe Randa, R OBP: 0.222, SLG: 0.250 (1, 5)			3-2 F9			1-0 F8		2-3 K	

Inning Stats	R: 0	H: 0	E: 0	K: 2	S: 12	LOB: 1	BB: 2	P: 22
	R: 0	H: 0	E: 0	K: 1	S: 5 <td>LOB: 0</td> <td>BB: 0</td> <td>P: 9 </td>	LOB: 0	BB: 0	P: 9
	R: 0	H: 0	E: 0	K: 1	S: 9 <td>LOB: 0</td> <td>BB: 0</td> <td>P: 14 </td>	LOB: 0	BB: 0	P: 14
	R: 0	H: 0	E: 0	K: 2	S: 8 <td>LOB: 0</td> <td>BB: 0</td> <td>P: 15 </td>	LOB: 0	BB: 0	P: 15
	R: 0	H: 1	E: 1	K: 0	S: 5 <td>LOB: 1</td> <td>BB: 0</td> <td>P: 11 </td>	LOB: 1	BB: 0	P: 11
	R: 0	H: 1	E: 0	K: 1	S: 12 <td>LOB: 1</td> <td>BB: 0</td> <td>P: 19 </td>	LOB: 1	BB: 0	P: 19
	R: 1	H: 1	E: 0	K: 1	S: 12 <td>LOB: 0</td> <td>BB: 0</td> <td>P: 19 </td>	LOB: 0	BB: 0	P: 19
	R: 1	H: 1	E: 0	K: 1	S: 13 <td>LOB: 1</td> <td>BB: 1</td> <td>P: 22 </td>	LOB: 1	BB: 1	P: 22

PITCHER	IP	WLS	BF	H	R	ER	SO	BB	IBB	HBP	BLK	WP	HR	S	P	ERA	WHIP
Hideki Irabu, R ERA: 1.64 (1, 1)	6.0		22	3	1	1	7	2	0	0	1	0	1	52	93	1.50	0.833
Darren Holmes, R ERA: 6.0 (7, 1)	1.2	L	7	1	1	1	2	1	0	0	0	1	0	22	36	5.40	1.200
Graeme Lloyd, L ERA: 3.86 (8, 1)	0.1		1	0	0	0	0	0	0	0	0	0	0	2	2	0.00	0.000

BOTTOM


New York Yankees @ Detroit Tigers
Tiger Stadium, Detroit, MI
Sun Apr 19 1998, 3:33 AM EDT
Att. 12,568 - Cloudy - 52 F

AB	R	H	RBI	BB	SO	LOB
2	0	1	0	2	1	0
3	0	0	1	0	3	2
3	0	0	0	1	0	2
3	1	1	1	0	2	1
3	0	0	0	0	0	0
3	0	1	0	0	0	0
0	0	0	0	0	0	0
3	0	0	0	0	2	1
3	0	1	0	0	0	1
0	1	0	0	0	0	0
0	0	0	0	0	0	0
3	0	0	0	0	1	1

AB	26
R	2
H	4
RBI	2
BB	3
SO	9
LOB	8

livebaseballscorecards.com

WP	PA
1	30
PB	0
SB	1
CS	0



Batter	1	2	3	4	5	6	7	8	9	10	11	AB R H RBI BB SO LOB	TOP																								
1 Chuck Knoblauch, R OBP: 0.382, SLG: 0.355 (1, 4)	0-0 F9		3-2 F9		0-1 F8		3-1 FC6 1B		1-1 FC6-4 2B		3-2 E 3B	6 1 2 1 0 0 3	<p>New York Yankees @ Toronto Blue Jays</p> <p>SkyDome, Toronto, ON</p> <p>Mon Apr 20 1998, 7:05 PM EDT</p> <p>Att. 26,385 - Dome - 72 F</p> <p>livebaseballscorecards.com</p>																								
2 Derek Jeter, R OBP: 0.282, SLG: 0.333 (1, 6)	2-3 K		1-1 F7			2-1 S 1B	3-1 FC6 FC3-6		0-1 FC6-4		3-2 E S 3B	6 0 1 0 0 1 4																									
Paul O'Neill, L OBP: 0.441, SLG: 0.491 (1, 9)	2-2 2B			1-2 F7		0-2 P5	2-2 FC3-6 1-2f		0-0 F9		2-3 K 1-2	6 0 1 0 0 1 7																									
Tino Martinez, L OBP: 0.403, SLG: 0.554 (1, 3)	3-2 G3-1			1-2 1B		1 SAFE 1-2 BB		1-3 K		0-0 2B		4 0 2 0 1 1 1																									
Bernie Williams, S OBP: 0.386, SLG: 0.293 (1, 8)		1-2 P2		3-2 F9		3-1 P5		1-2 F7		1-1 G4-3		5 0 0 0 0 0 4																									
Darryl Strawberry, L OBP: 0.400, SLG: 0.700 Tim Raines, S OBP: 0.294, SLG: 0.250 (1, 10) (8, PH)		3-2 F6		0-2 F7		1-0 F9		2-3 K		0-0 P9		3 0 0 0 0 0 3 2 0 0 0 0 1 1																									
Chad Curtis, R OBP: 0.543, SLG: 0.567 (1, 7)		4-0 BB 20			4-2 BB		2-2 L8		2-2 20 2B 1B		0-0 G6-3	3 1 1 0 2 0 1																									
20 Jorge Posada, S OBP: 0.324, SLG: 0.515 Homer Bush, R OBP: 0.500, SLG: 0.333 Joe Girardi, R OBP: 0.320, SLG: 0.333 (1, 2) (9, PR) (9, 2)		3-2 G4-3		0-0 F7		0-1 F9			1-0 1B FC6-4 2B		3-2 G4-3	4 0 1 1 0 0 2 0 1 0 0 0 0 0 1 0 0 0 0 0 0																									
Scott Brosius, R OBP: 0.361, SLG: 0.308 (1, 5)			1-3 K		1 SAFE 1 SAFE P2		4-2 FC6 1B BB		3-2 FC6-4 1B		2-1 F8	4 0 1 0 1 1 1																									
Inning Stats	R: 0 E: 0 K: 1 S: 11	H: 1 LOB: 1 BB: 0 P: 18	R: 0 E: 0 K: 0 S: 9	H: 0 LOB: 1 BB: 1 P: 20	R: 0 E: 0 K: 1 S: 11	H: 0 LOB: 0 BB: 0 P: 16	R: 0 E: 0 K: 0 S: 8	H: 0 LOB: 1 BB: 1 P: 13	R: 0 E: 0 K: 0 S: 11	H: 1 LOB: 2 BB: 1 P: 21	R: 0 E: 0 K: 2 S: 10	H: 0 LOB: 0 BB: 0 P: 14		R: 2 E: 0 K: 0 S: 12	H: 3 LOB: 2 BB: 0 P: 19	R: 0 E: 0 K: 0 S: 5	H: 1 LOB: 1 BB: 0 P: 6	R: 1 E: 1 K: 1 S: 17	H: 1 LOB: 1 BB: 0 P: 30	1B: 5 2B: 3 3B: 1 HR: 0	SF: 0 SAC: 0 DP: 0 HBP: 0	WP: 0 PB: 0 SB: 3 CS: 0	PA: 48														
PITCHER	IP WLS BF H R ER SO BB IBB HBP BLK WP HR S P ERA WHIP																				PITCHER	IP WLS BF H R ER SO BB IBB HBP BLK WP HR S P ERA WHIP															
Woody Williams, R ERA: 2.49 (1, 1)	6.2	29	4	0	0	2	4	0	0	0	0	0	0	0	76	131	0.00	1.200																			
Dan Plesac, L ERA: 4.26 (7, 1)	1.1	4	0	0	0	2	0	0	0	0	0	0	0	0	13	19	0.00	0.000																			
Randy Myers, L ERA: 2.7 (9, 1)	2.0	10	4	2	2	0	0	0	0	0	0	0	0	0	17	25	9.00	2.000																			
Bill Risley, R ERA: 1.69 (11, 1)	1.0	L 5	1	1	0	1	0	0	0	0	0	0	0	0	17	30	0.00	1.000																			

AB	44
R	3
H	9
RBI	2
BB	4
SO	5
LOB	27



Batter	1	2	3	4	5	6	7	8	9	10	11	AB R H RBI BB SO LOB	BOTTOM
Shannon Stewart, R (1, 7) OBP: 0.385, SLG: 0.327	1-3 K		1-1 CS 1B			3-2 2B 1B	4-0 BB 1B		2-2 HBP		2-2 P3	4 1 2 0 1 1 0	New York Yankees @ Toronto Blue Jays SkyDome, Toronto, ON Mon Apr 20 1998, 7:05 PM EDT Att. 26,385 - Dome - 72 F
Alex Gonzalez, R (1, 6) OBP: 0.260, SLG: 0.319	0-0 G4-3		2-0 CS 1-2	3-2 P3		2-2 2B 1-H 3-H	1-1 P3		1-3 K		0-1 F9	6 0 1 2 0 1 6	
Shawn Green, L (1, 9) OBP: 0.325, SLG: 0.493	2-2 F7			0-0 F7		2-2 G6-3		2-1 F8			0-0 G3-1 FC6-2-5 2B	5 0 1 0 0 0 1	
Jose Canseco, R (1, 10) OBP: 0.244, SLG: 0.534		1-2 F7		0-0 F8		4-1 G6-4-3 2B		1-1 L1			2-1 G3-1	4 0 0 0 1 0 1	
Mike Stanley, R (1, 3) OBP: 0.395, SLG: 0.524		1-0				0-0 G6-4-3 1-2F		0-3 K			2-0 FC6-2-5 5 WP	5 0 1 0 0 2 3	
Juan Samuel, R (10, PR) OBP: 0.176, SLG: 0.188		5 FC5-4 1B										0 0 0 0 0 0 0	
Ed Sprague, R (1, 5) OBP: 0.361, SLG: 0.519		2-2 FC5-4 1-2F										4 0 1 0 1 1 1	
José Cruz Jr., S (1, 8) OBP: 0.303, SLG: 0.310		1-0 F8										3 0 0 0 2 1 2	
Tony Fernandez, S (1, 4) OBP: 0.293, SLG: 0.229			1-1 P3									4 0 0 0 0 0 5	
Kevin Brown, R (1, 2) OBP: 0.389, SLG: 0.308			0-0 G6-3			0-0 1B 2B						2 1 1 0 1 0 0	
Felipe Crespo, S (9, PH) OBP: 0.313, SLG: 0.308												0 0 0 0 1 0 0	
Darrin Fletcher, L (10, 2) OBP: 0.192, SLG: 0.250												1 0 0 0 0 0 0	

Inning Stats	R: 0	H: 0	R: 0	H: 1	R: 0	H: 1	R: 0	H: 0	R: 0	H: 0	R: 2	H: 3	R: 0	H: 1	R: 0	H: 0	R: 0	H: 0	R: 0	H: 1	R: 0	H: 0	R: 0	H: 1	R: 0	H: 0	R: 0	H: 0	R: 0	H: 0	1B: 3	SF: 0	WP: 1	PA: 48
E: 0	LOB: 0	E: 0	LOB: 1	E: 0	LOB: 0	E: 0	LOB: 0	E: 0	LOB: 1	E: 0	LOB: 1	E: 0	LOB: 3	E: 0	LOB: 0	E: 0	LOB: 3	E: 0	LOB: 3	E: 0	LOB: 3	E: 0	LOB: 0	E: 0	LOB: 0	E: 0	LOB: 0	E: 0	LOB: 0	2B: 4	SAC: 0	PB: 0		
K: 1	BB: 0	K: 0	BB: 0	K: 0	BB: 0	K: 0	BB: 0	K: 2	BB: 1	K: 0	BB: 1	K: 0	BB: 1	K: 1	BB: 0	K: 1	BB: 0	K: 1	BB: 0	K: 1	BB: 1	K: 1	BB: 2	K: 1	BB: 2	K: 0	BB: 0	K: 0	BB: 2	3B: 0	DP: 1	SB: 3		
S: 7	P: 10	S: 8	P: 13	S: 5	P: 9	S: 5	P: 8	S: 8	P: 14	S: 17	P: 28	S: 13	P: 28	S: 7	P: 10	S: 12	P: 22	S: 6	P: 18	S: 8	P: 10	S: 6	P: 18	S: 8	P: 10	S: 8	P: 10	HR: 0	HBP: 2	CS: 1				

PITCHER	IP	WLS	BF	H	R	ER	SO	BB	IBB	HBP	BLK	WP	HR	S	P	ERA	WHIP
David Wells, L (1, 1) ERA: 4.73	6.2		28	6	2	2	4	4	0	0	0	0	0	61	107	2.70	1.500
52 Mike Buddie, R (7, 1) ERA: 9.64	0.1		1	0	0	0	0	0	0	0	0	0	0	2	3	0.00	0.000
Jeff Nelson, R (8, 1) ERA: 2.31	2.0		9	0	0	0	2	0	1	2	0	0	0	19	32	0.00	0.000
Willie Banks, R (10, 1) ERA: 22.5	1.0	W	6	1	0	0	0	0	2	0	0	1	0	6	18	0.00	1.000
Mike Stanton, L (11, 1) ERA: 2.08	1.0	S	3	0	0	0	0	0	0	0	0	0	0	8	10	0.00	0.000

AB	38
R	2
H	7
RBI	2
BB	7
SO	6
LOB	19



New York Yankees @ Toronto Blue Jays
 SkyDome, Toronto, ON
 Tue Apr 21 1998, 7:05 PM EDT
 Att. 27,192 - Dome - 72 F

AB	39
R	5
H	13
RBI	5
BB	3
SO	2
LOB	18



AB R H RBI BB SO LOB

5	0	1	0	0	1	1
4	2	2	1	1	0	0
4	0	1	0	1	0	2
5	1	3	2	0	0	0
4	1	3	1	1	0	2
4	0	0	0	0	1	6
0	0	0	1	0	0	0
5	0	2	0	0	0	3
5	1	1	0	0	0	3
3	0	0	0	0	0	1

WP: 0 PA: 44
 PB: 0
 SB: 0
 CS: 0

Batter	1	2	3	4	5	6	7	8	9	10
Chuck Knoblauch, R (1, 4) OBP: 0.370, SLG: 0.343	3-1 F7		0-2 G5-3		2-1 1B		3-2 G4-3		2-3 K	
Derek Jeter, R (1, 6) OBP: 0.303, SLG: 0.386	2-1 G5-3		0-0 HR		0-0 1B		4-2 BB		3-2 G6-3	
Paul O'Neill, L (1, 9) OBP: 0.438, SLG: 0.475	3-2 1B		0-0 F7		0-0 L1-3		4-0 BB		0-0 G6-3	
Tino Martinez, L (1, 3) OBP: 0.417, SLG: 0.557	2-0 1B		2-1 F7		2-2 1B		0-1 BB			0-0 E3
Bernie Williams, S (1, 8) OBP: 0.413, SLG: 0.371	1-1 P5		3-1 2B		3-1 1B		4-1 BB			1-1 SF8
Darryl Strawberry, L (1, 10) OBP: 0.367, SLG: 0.636			1-3 K		0-2 F7		0-0 G4-3			0-0 SF8
Tim Raines, S (10, PH) OBP: 0.286, SLG: 0.250										3-H
Chad Curtis, R (1, 7) OBP: 0.529, SLG: 0.571			0-0 G6-3		0-0 G6-4-3					1-1 G5-3
20 Jorge Posada, S (1, 2) OBP: 0.310, SLG: 0.474			3-1 F8		3-2 F8		2-2 E9		2-2 G6-3	3-1 G6-3
Scott Brosius, R (1, 5) OBP: 0.344, SLG: 0.291			3-2 P3		0-0 G6-3		0-0 SH1		3-2 G1-6-3	

Inning Stats	R: 0	H: 2	E: 0	LOB: 2	K: 0	BB: 0	S: 11	P: 22	R: 0	H: 1	E: 0	LOB: 1	K: 0	BB: 0	S: 9	P: 20	R: 1	H: 1	E: 0	LOB: 0	K: 0	BB: 0	S: 7	P: 9	R: 0	H: 1	E: 0	LOB: 1	K: 1	BB: 0	S: 10	P: 17	R: 0	H: 2	E: 0	LOB: 1	K: 0	BB: 0	S: 5	P: 7	R: 0	H: 2	E: 0	LOB: 1	K: 0	BB: 0	S: 11	P: 15	R: 2	H: 2	E: 1	LOB: 3	K: 0	BB: 3	S: 14	P: 31	R: 0	H: 1	E: 0	LOB: 0	K: 0	BB: 0	S: 9	P: 15	R: 0	H: 0	E: 0	LOB: 0	K: 1	BB: 0	S: 7	P: 12	R: 2	H: 1	E: 1	LOB: 0	K: 0	BB: 0	S: 8	P: 13	1B: 9	SF: 1	2B: 3	SAC: 1	3B: 1	DP: 3	HR: 1	HBP: 0
--------------	------	------	------	--------	------	-------	-------	-------	------	------	------	--------	------	-------	------	-------	------	------	------	--------	------	-------	------	------	------	------	------	--------	------	-------	-------	-------	------	------	------	--------	------	-------	------	------	------	------	------	--------	------	-------	-------	-------	------	------	------	--------	------	-------	-------	-------	------	------	------	--------	------	-------	------	-------	------	------	------	--------	------	-------	------	-------	------	------	------	--------	------	-------	------	-------	-------	-------	-------	--------	-------	-------	-------	--------

PITCHER	IP	WLS	BF	H	R	ER	SO	BB	IBB	HBP	BLK	WP	HR	S	P	ERA	WHIP
Erik Hanson, R (1, 1) ERA: 2.57	6.2		32	11	3	3	1	3	0	0	0	0	1	66	120	4.05	2.100
Paul Quantrill, R (7, 1) ERA: 1.8	2.0		6	1	0	0	1	0	0	0	0	0	0	16	27	0.00	0.500
Dan Plesac, L (9, 1) ERA: 5.14	0.2	L	4	1	2	1	0	0	0	0	0	0	0	5	6	13.50	1.500
Carlos Almanzar, R (10, 1) ERA: 5.14	0.2		2	0	0	0	0	0	0	0	0	0	0	4	8	0.00	0.000


Batter	1	2	3	4	5	6	7	8	9	10	AB	R	H	RBI	BB	SO	LOB
Shannon Stewart, R OBP: 0.371, SLG: 0.317 (1, 7)	G6-3		G4-3		G3		G5-3		K		5	0	1	0	0	1	1
Tony Fernandez, S OBP: 0.302, SLG: 0.264 (1, 4)	G6-3		FC4-6		G3			F9	G5-3		5	1	2	1	0	0	1
Shawn Green, L OBP: 0.318, SLG: 0.473 (1, 9)	G4-3		FC4-6		FC5-4			F9	F7		5	0	1	0	0	0	2
Jose Canseco, R OBP: 0.241, SLG: 0.526 (1, 10)		K		G5-3	FC5-4			5		K	5	1	1	1	0	2	2
Mike Stanley, R OBP: 0.400, SLG: 0.515 (1, 3)	G6-3			G5-3							3	0	1	0	1	0	0
Felipe Crespo, S OBP: 0.294, SLG: 0.286 (8, PR)										P6	1	0	0	0	0	0	0
Ed Sprague, R OBP: 0.379, SLG: 0.517 (1, 5)										P2	4	0	2	1	1	0	1
Darrin Fletcher, L OBP: 0.214, SLG: 0.240 (1, 2)											2	0	0	0	1	0	2
José Cruz Jr., S OBP: 0.300, SLG: 0.306 (1, 8)											4	1	1	0	0	2	5
Alex Gonzalez, R OBP: 0.247, SLG: 0.301 (1, 6)											4	0	0	0	0	0	4

Inning Stats	R: 0	H: 0	E: 0	K: 0	S: 7	R: 0	H: 1	E: 0	K: 1	S: 10	R: 1	H: 2	E: 0	K: 0	S: 10	R: 0	H: 0	E: 0	K: 0	S: 8	R: 0	H: 2	E: 0	K: 0	S: 12	R: 0	H: 1	E: 0	K: 0	S: 8	R: 0	H: 0	E: 0	K: 1	S: 7	R: 2	H: 3	E: 0	K: 1	S: 26	R: 0	H: 0	E: 0	K: 1	S: 7	R: 0	H: 0	E: 0	K: 1	S: 7	R: 0	H: 0	E: 0	K: 1	S: 7	1B: 7	2B: 2	3B: 0	HR: 0	SF: 0	SAC: 0	DP: 1	HBP: 1	WP: 0	PA: 42
PITCHER	IP	WLS	BF	H	R	ER	SO	BB	IBB	HBP	BLK	WP	HR	S	P	ERA	WHIP																																																
Ramiro Mendoza, R ERA: 4.95 (1, 1)	7.0		29	7	2	2	2	2	0	0	0	0	0	65	94	2.57	1.286																																																
Graeme Lloyd, L ERA: 3.68 (8, 1)	0.1		1	0	0	0	0	0	0	0	0	0	0	3	6	0.00	0.000																																																
Jeff Nelson, R ERA: 2.92 (8, 1)	0.2		6	2	1	1	1	1	0	1	0	0	0	20	33	13.50	4.500																																																
Mike Stanton, L ERA: 1.69 (9, 1)	2.0	W	6	0	0	0	2	0	0	0	0	0	0	14	18	0.00	0.000																																																

BOTTOM

New York Yankees @ Toronto Blue Jays
SkyDome, Toronto, ON
Tue Apr 21 1998, 7:05 PM EDT
Att: 27,192 - Dome - 72 F

AB 38
R 3
H 9
RBI 3
BB 3
SO 5
LOB 18



Batter	1	2	3	4	5	6	7	8	9	AB R H RBI BB SO LOB	TOP											
Chuck Knoblauch, R (1, 4) <small>OBP: 0.365, SLG: 0.329</small> Homer Bush, R (8, PH) <small>OBP: 0.600, SLG: 0.500</small> (8, 4)	1-0 F9		3-2 L4		3-1 G6-3		4-1 BB 1B BB	0-0 1B		3 1 0 0 1 0 1 1 0 1 0 0 0 0												
2 Derek Jeter, R (1, 6) <small>OBP: 0.296, SLG: 0.387</small>	2-3 K		3-2 G4-3 2B		1-2 F8		2-0 F9	1-3 K		5 0 1 0 0 2 3												
Paul O'Neill, L (1, 9) <small>OBP: 0.423, SLG: 0.446</small>	1-3 K		0-1 G4-3		1-1 E6 FC5-2		4-2 FC5-4 1B 2B BB	2-3 K		4 1 0 0 1 2 2												
Tino Martinez, L (1, 3) <small>OBP: 0.421, SLG: 0.547</small> Dale Sveum, S (9, PH) <small>OBP: 0.296, SLG: 0.387</small> (9, 3)		4-2 2B 1B BB	3-3 K		1-0 G5-3		2-2 FC5-4 1B	0-0 G6-3		3 1 1 1 1 1 2 1 0 0 0 0 0 0												
Bernie Williams, S (1, 8) <small>OBP: 0.400, SLG: 0.348</small>		2-2 F8		0-0 G3		2-2 E6 FC5-2 2B	3-2 FC5-4 2B	4-2 1B BB		4 2 0 0 1 0 4												
Tim Lincecum, S (1, 10) <small>OBP: 0.325, SLG: 0.333</small>		3-1 1B 2B		2-0 F7		4-1 FC5-2 2B BB	1-0 1B 2B	0-2 F7		4 3 2 2 1 0 1												
Chad Curtis, R (1, 7) <small>OBP: 0.518, SLG: 0.550</small>		1-3 K		2-3 K		1-0 FC5-2 2B	0-0 1B	1-0 1B		5 1 2 1 0 2 5												
Scott Brosius, R (1, 5) <small>OBP: 0.362, SLG: 0.333</small>		0-0 2-H 3-H 1B		0-0 SH5-4 1B		0-1 1-H 2-H 3-H 2B	2-3 K	0-1 F8		5 0 3 5 0 1 3												
Joe Girardi, R (1, 2) <small>OBP: 0.286, SLG: 0.296</small>	1 SAFE 1-0 F8		1-0 SH5-4		1-0 K		1-2 F9			3 0 0 0 0 1 2												
Inning Stats	R: 0 E: 0 K: 2 S: 7	H: 0 LOB: 0 BB: 0 P: 11	R: 2 E: 0 K: 1 S: 12	H: 2 LOB: 1 BB: 1 P: 23	R: 0 E: 0 K: 1 S: 12	H: 1 LOB: 1 BB: 0 P: 21	R: 0 E: 0 K: 1 S: 5	H: 0 LOB: 0 BB: 0 P: 9	R: 0 E: 0 K: 0 S: 7	H: 1 LOB: 1 BB: 0 P: 12	R: 3 E: 2 K: 1 S: 18	H: 1 LOB: 1 BB: 1 P: 27	R: 4 E: 0 K: 1 S: 15	H: 3 LOB: 1 BB: 2 P: 33	R: 0 E: 0 K: 2 S: 10	H: 1 LOB: 1 BB: 0 P: 14	R: 0 E: 0 K: 0 S: 9	H: 1 LOB: 2 BB: 1 P: 14	1B: 6 2B: 4 3B: 0 HR: 0	SF: 0 SAC: 1 DP: 0 HBP: 0	WP: 0 PB: 0 SB: 1 CS: 0	PA: 44
PITCHER	IP WLS BF H R ER SO BB IBB HBP BLK WP HR S P ERA WHIP																					
Roger Clemens, R (1, 1) <small>ERA: 4.43</small> Bill Risle, R (7, 1) <small>ERA: 1.5</small> Carlos Almanzar, R (9, 1) <small>ERA: 4.5</small>	6.2 L 33 7 9 6 6 4 0 0 0 0 0 72 130 8.10 1.650																					

New York Yankees @ Toronto Blue Jays
 SkyDome, Toronto, ON
 Wed Apr 22 1998, 7:05 PM EDT
 Att. 29,164 - Dome - 72 F

AB	38
R	9
H	10
RBI	9
BB	5
SO	9
LOB	23



Batter	1	2	3	4	5	6	7	8	9	AB R H RBI BB SO LOB
Shannon Stewart, R OBP: 0.392, SLG: 0.323 (1, 7)	1-0 G6-3		4-2 G1-6-3 BB			4-1 1B HBP		0-0 G6-4-3 1B		2 0 1 0 1 0 0
Tony Fernandez, S OBP: 0.299, SLG: 0.263 (1, 4)	1-0 1B		2-2 G1-6-3			0-0 L9		0-0 G6-4-3		4 0 1 0 0 0 4
Shawn Green, L OBP: 0.315, SLG: 0.462 (1, 9)	0-2 F7					0-2 1B		3-2 G3		4 0 1 0 0 1 1
Jose Canseco, R OBP: 0.230, SLG: 0.500 (1, 10)	0-3 K					0-1 F7			2-2 F7	4 0 0 0 0 1 3
Mike Stanley, R OBP: 0.381, SLG: 0.486 (1, 3)		0-0 F9				3-1 G5-3			1-1 P4	4 0 0 0 0 1 0
Ed Sprague, R OBP: 0.357, SLG: 0.484 (1, 5)		1-1 G5-3				1-3 K			3-3 K	4 0 0 0 0 3 0
Alex Gonzalez, R OBP: 0.250, SLG: 0.303 (1, 6)		1-0 G6-3				0-0 L3				3 1 1 0 0 0 0
José Cruz Jr., S OBP: 0.301, SLG: 0.308 (1, 8)			0-0 G4-3			1-0 L5		0-2 E5 1B		3 0 1 0 0 0 0
Darrin Fletcher, L OBP: 0.237, SLG: 0.250 (1, 2)			2-2 BB HBP			0-0 G3-1		0-1 1B		2 0 1 0 0 0 0


Inning Stats	R: 0 E: 0 K: 1 S: 8	H: 1 LOB: 1 BB: 0 P: 10	R: 0 E: 0 K: 0 S: 4	H: 0 LOB: 0 BB: 0 P: 6	R: 0 E: 0 K: 0 S: 8	H: 0 LOB: 1 BB: 1 P: 16	R: 0 E: 0 K: 1 S: 7	H: 0 LOB: 0 BB: 0 P: 10	R: 0 E: 0 K: 1 S: 5	H: 0 LOB: 0 BB: 0 P: 7	R: 0 E: 0 K: 0 S: 8	H: 1 LOB: 2 BB: 0 P: 12	R: 1 E: 1 K: 2 S: 13	H: 3 LOB: 2 BB: 0 P: 18	R: 0 E: 0 K: 0 S: 5	H: 1 LOB: 0 BB: 0 P: 8	R: 0 E: 0 K: 1 S: 10	H: 0 LOB: 0 BB: 0 P: 16	1B: 6 2B: 0 3B: 0 HR: 0	SF: 0 SAC: 0 DP: 2 HBP: 2	WP: 0 PB: 0 SB: 0 CS: 0	PA: 33
---------------------	------------------------------	----------------------------------	------------------------------	---------------------------------	------------------------------	----------------------------------	------------------------------	----------------------------------	------------------------------	---------------------------------	------------------------------	----------------------------------	-------------------------------	----------------------------------	------------------------------	---------------------------------	-------------------------------	----------------------------------	----------------------------------	------------------------------------	----------------------------------	--------

PITCHER Andy Pettitte, L ERA: 2.86 (1, 1)	IP 9.0	WLS W	BF 33	H 6	R 1	ER 0	SO 6	BB 1	IBB 0	HBP 2	BLK 0	WP 0	HR 0	S 68	P 103	ERA 0.00	WHIP 0.778	PITCHER	IP 9.0	WLS W	BF 33	H 6	R 1	ER 0	SO 6	BB 1	IBB 0	HBP 2	BLK 0	WP 0	HR 0	S 68	P 103	ERA 0.00	WHIP 0.778
---	-----------	----------	----------	--------	--------	---------	---------	---------	----------	----------	----------	---------	---------	---------	----------	-------------	---------------	----------------	-----------	----------	----------	--------	--------	---------	---------	---------	----------	----------	----------	---------	---------	---------	----------	-------------	---------------

BOTTOM

New York Yankees @ Toronto Blue Jays
SkyDome, Toronto, ON
Wed Apr 22 1998, 7:05 PM EDT
Att. 29,164 - Dome - 72 F

AB	30
R	1
H	6
RBI	0
BB	1
SO	6
LOB	8



Detroit Tigers @ New York Yankees
 Yankee Stadium, Bronx, NY

Fri Apr 24 1998, 7:05 PM EDT
 Att. 26,173 - Unknown - 65 F

AB	31
R	4
H	6
RBI	4
BB	2
SO	6
LOB	8



WP:	0	PA:	35
PB:	0		
SB:	0		
CS:	0		

AB R H RBI BB SO LOB

4	0	0	0	0	0	1
3	2	1	0	0	1	0
3	1	2	2	1	1	0
4	0	0	1	0	1	3
3	0	1	1	0	0	0
3	0	0	0	1	1	0
2	0	0	0	0	0	0
2	0	1	0	0	0	2
4	1	1	0	0	1	1
3	0	0	0	0	1	1

Batter	1	2	3	4	5	6	7	8	9
Brian Hunter, R (1, 8) OBP: 0.376, SLG: 0.413	0-0 F9		0-0 F9			0-0 G4-3		0-0 G3-1	
Joe Randa, R (1, 5) OBP: 0.230, SLG: 0.243	0-0 F9			0-0 G3 1B		0-3 K		1-0 2B HBP	
Bobby Higginson, L (1, 9) OBP: 0.413, SLG: 0.463	4-0 BB			0-0 G3 2B		0-3 K		0-0 2B	
Tony Clark, S (1, 3) OBP: 0.263, SLG: 0.368	0-3 K			0-0 G3			0-0 F9	0-0 G1-3	
Luis Gonzalez, L (1, 7) OBP: 0.353, SLG: 0.525		0-0 G6-3		0-0 SF8			0-0 BB 1B		0-0 G4-3
Damion Easley, R (1, 4) OBP: 0.360, SLG: 0.582		0-0 F9		0-3 K			4-0 G4-6-3 BB		0-0 L5
Andy Tomberlin, L (1, 10) Bip Roberts, S (7, PH) OBP: 0.371, SLG: 0.276		0-0 G4-3			0-0 F9		0-0 G4-6-3		0-0 2B
Raul Casanova, S (1, 2) OBP: 0.231, SLG: 0.200			0-0 P4			0-0 G2		0-0 G3-1 2B	0-3 K
Billy Ripken, R (1, 6) OBP: 0.321, SLG: 0.286			0-0 G4-3			0-0 G5-3		0-3 K	

Inning Stats	R: 0	H: 0	E: 0	K: 1	S: 5	R: 0	H: 0	E: 0	K: 0	S: 3	R: 0	H: 0	E: 0	K: 0	S: 3	R: 2	H: 2	E: 0	K: 1	S: 7	R: 0	H: 0	E: 0	K: 0	S: 3	R: 0	H: 1	E: 0	K: 0	S: 3	R: 0	H: 2	E: 0	K: 1	S: 7	R: 0	H: 1	E: 0	K: 1	S: 6	1B: 2	SF: 1	2B: 4	3B: 0	HR: 0	WP: 0	PA: 35
	LOB: 1	BB: 1	P: 9	LOB: 0	BB: 0	P: 3	LOB: 0	BB: 0	P: 3	LOB: 0	BB: 0	P: 7	LOB: 0	BB: 0	P: 3	LOB: 1	BB: 1	P: 7	LOB: 1	BB: 0	P: 8	LOB: 1	BB: 0	P: 6	SAC: 0	DP: 1	HBP: 1																				

PITCHER	IP	WLS	BF	H	R	ER	SO	BB	IBB	HBP	BLK	WP	HR	S	P	ERA	WHIP
David Cone, R (1, 1) ERA: 8.31	6.1	W	24	3	2	2	4	2	0	0	0	0	0	30	38	2.84	0.789
Mike Stanton, L (7, 1) ERA: 2.92	1.2		7	2	2	2	1	0	0	1	0	0	0	8	9	10.80	1.200
42 Mariano Rivera, R (9, 1) ERA:	1.0		4	1	0	0	1	0	0	0	0	0	0	6	6	0.00	1.000

livebaseballscorecards.com


Batter	1	2	3	4	5	6	7	8	9	AB	R	H	RBI	BB	SO	LOB
Chuck Knoblauch, R OBP: 0.356, SLG: 0.320 (1, 4)	F9	1B		F8		K		F7		5	0	1	0	0	1	1
2 Derek Jeter, R OBP: 0.302, SLG: 0.388 (1, 6)	2B	K		G1-6-3			S	K		5	2	2	0	0	2	1
Paul O'Neill, L OBP: 0.398, SLG: 0.414 (1, 9)	F7	K				G4-3		F7		5	0	0	0	0	1	3
Tino Martinez, L OBP: 0.438, SLG: 0.567 (1, 3)	1B	1B				F8		SF8		3	2	2	1	0	0	0
Bernie Williams, S OBP: 0.417, SLG: 0.353 (1, 8)	HR			G3-1		BB		1B		2	2	1	1	2	0	0
Darryl Strawberry, L OBP: 0.385, SLG: 0.723 (1, 10)	HR			1B		F7		1B		3	2	2	2	0	0	1
Chad Curtis, R OBP: 0.526, SLG: 0.550 (7, PH)				2B				BB		0	0	0	1	1	0	0
Tim Lincecum, S OBP: 0.341, SLG: 0.342 (1, 7)	1B			K		BB		SF8		2	0	1	1	1	1	1
Scott Brosius, R OBP: 0.384, SLG: 0.359 (1, 5)	FC6-4			1B		K		1B		4	0	3	2	0	1	1
Joe Girardi, R OBP: 0.281, SLG: 0.290 (1, 2)	FC6-4			2-5		G5-3		G5-3		4	0	1	0	0	0	4

Inning Stats	R: 4	H: 6	E: 0	K: 0	S: 9	L: 24	WLS: 2	BF: 10	H: 5	R: 5	ER: 5	SO: 3	BB: 1	IBB: 0	HBP: 0	BLK: 0	WP: 0	HR: 1	S: 28	P: 32	ERA: 9.64	WHIP: 2.357
	R: 0	H: 2	E: 0	K: 2	S: 8	L: 24	WLS: 2	BF: 10	H: 5	R: 5	ER: 5	SO: 3	BB: 1	IBB: 0	HBP: 0	BLK: 0	WP: 0	HR: 1	S: 28	P: 32	ERA: 9.64	WHIP: 2.357
	R: 1	H: 2	E: 0	K: 1	S: 6	L: 24	WLS: 2	BF: 10	H: 5	R: 5	ER: 5	SO: 3	BB: 1	IBB: 0	HBP: 0	BLK: 0	WP: 0	HR: 1	S: 28	P: 32	ERA: 9.64	WHIP: 2.357
	R: 0	H: 0	E: 0	K: 0	S: 3	L: 24	WLS: 2	BF: 10	H: 5	R: 5	ER: 5	SO: 3	BB: 1	IBB: 0	HBP: 0	BLK: 0	WP: 0	HR: 1	S: 28	P: 32	ERA: 9.64	WHIP: 2.357
	R: 0	H: 1	E: 0	K: 2	S: 7	L: 24	WLS: 2	BF: 10	H: 5	R: 5	ER: 5	SO: 3	BB: 1	IBB: 0	HBP: 0	BLK: 0	WP: 0	HR: 1	S: 28	P: 32	ERA: 9.64	WHIP: 2.357
	R: 3	H: 2	E: 0	K: 0	S: 5	L: 24	WLS: 2	BF: 10	H: 5	R: 5	ER: 5	SO: 3	BB: 2	IBB: 0	HBP: 0	BLK: 0	WP: 0	HR: 1	S: 28	P: 32	ERA: 9.64	WHIP: 2.357
	R: 0	H: 0	E: 0	K: 1	S: 5	L: 24	WLS: 2	BF: 10	H: 5	R: 5	ER: 5	SO: 3	BB: 0	IBB: 0	HBP: 0	BLK: 0	WP: 0	HR: 1	S: 28	P: 32	ERA: 9.64	WHIP: 2.357

PITCHER	IP	WLS	BF	H	R	ER	SO	BB	IBB	HBP	BLK	WP	HR	S	P	ERA	WHIP
Greg Keagle, R ERA: 6.52 (1, 1)	4.2		24	10	5	5	3	1	0	0	0	0	1	28	32	9.64	2.357
Roberto Duran, L ERA: 4.15 (5, 1)	0.1		2	0	0	0	0	1	0	0	0	0	0	1	5	0.00	3.000
Doug Bochtler, R ERA: 9.28 (6, 1)	1.1		7	2	3	3	2	0	1	1	0	0	0	9	14	20.25	1.500
44 Sean Runyan, L ERA: 3.24 (7, 1)	1.2		7	1	0	0	1	1	0	0	0	0	0	8	12	0.00	1.200

DETROIT TIGERS @ NEW YORK YANKEES
Yankee Stadium, Bronx, NY
 Fri Apr 24 1998, 7:05 PM EDT
 Att: 26,173 - Unknown - 65 F

AB	33
R	8
H	13
RBI	8
BB	4
SO	6
LOB	12



1B	2B	3B	HR	SF	SAC	DP	HBP	WP	HR	S	P	ERA	WHIP
10	2	0	1	1	0	0	1	0	0	0	0	9.64	2.357
0	2	0	1	1	0	0	1	0	0	0	0	9.64	2.357
0	2	0	1	1	0	0	1	0	0	0	0	9.64	2.357
0	2	0	1	1	0	0	1	0	0	0	0	9.64	2.357

Batter	1	2	3	4	5	6	7	8	9	AB R H RBI BB SO LOB	TOP
Brian Hunter, R (1, 8) OBP: 0.371, SLG: 0.418	3-2 G6-3		0-0 G6-3		3-2 1B 2B		1-1 L3			4 1 1 1 0 0 0	
Joe Randa, R (1, 5) OBP: 0.231, SLG: 0.243	0-0 G6-3		1-0 F8		0-1 2-H 3-H 1B		1-3 K			4 0 1 2 0 1 0	
Bobby Higginson, L (1, 9) OBP: 0.393, SLG: 0.437	2-0 G1-3			0-2 F7	2-2 F9			0-1 L7		4 0 0 0 0 0 1	
Tony Clark, S (1, 3) OBP: 0.250, SLG: 0.350		1-2 G4-3		0-0 F9	1-1 F9			1-2 G6-3		4 0 0 0 0 0 1	
Damion Easley, R (1, 4) OBP: 0.354, SLG: 0.577		2-1 2B		2-0 G5-3		0-0 F9		2-2 G5-3		4 0 1 0 0 0 0	
Jeff Manto, R (1, 10) OBP: 0.167, SLG: 0.063 Andy Tomberlin, L (9, PH)		0-2 P2			1-3 K	4-1 BB		1-3 K		2 0 0 0 1 1 1 1 0 0 0 0 1 0	
Luis Gonzalez, L (1, 7) OBP: 0.361, SLG: 0.516		4-1 BB			0-1 1B E 1B	0-1 F8		1-2 P6		3 1 1 0 1 0 1	
Joe Oliver, R (1, 2) OBP: 0.216, SLG: 0.257 Bip Roberts, S (9, PH) OBP: 0.366, SLG: 0.271		0-3 K			0-0 E 2B 1B	0-3 K		2-1 G3		3 1 1 0 0 2 3 1 0 0 0 0 0 0	
Billy Ripken, R (1, 6) OBP: 0.304, SLG: 0.269			2-2 P4		1-2 E 2B 1B		1-2 F9			3 1 0 0 0 0 1	
Inning Stats	R: 0 E: 0 K: 0 S: 6 H: 0 LOB: 0 BB: 0 P: 11	R: 0 E: 0 K: 1 S: 16 H: 1 LOB: 2 BB: 1 P: 23	R: 0 E: 0 K: 0 S: 5 H: 0 LOB: 0 BB: 0 P: 8	R: 0 E: 0 K: 0 S: 5 H: 0 LOB: 0 BB: 0 P: 7	R: 4 E: 1 K: 1 S: 21 H: 4 LOB: 1 BB: 0 P: 29	R: 0 E: 0 K: 1 S: 7 H: 0 LOB: 1 BB: 1 P: 11	R: 0 E: 0 K: 1 S: 8 H: 0 LOB: 0 BB: 0 P: 11	R: 0 E: 0 K: 0 S: 8 H: 0 LOB: 0 BB: 0 P: 11	R: 0 E: 0 K: 1 S: 8 H: 0 LOB: 0 BB: 0 P: 12	1B: 3 2B: 2 3B: 0 HR: 0 SF: 0 SAC: 0 DP: 0 HBP: 0	WP: 0 PB: 0 SB: 0 CS: 0 PA: 35
PITCHER	IP WLS BF H R ER SO BB IBB HBP BLK WP HR S P ERA WHIP										
David Wells, L (1, 1) ERA: 4.41	8.0 W 32 5 4 3 4 2 0 0 0 0 0 0 76 111 3.38 0.875										
42 Mariano Rivera, R (9, 1) ERA:	1.0 S 3 0 0 0 1 0 0 0 0 0 0 0 8 12 0.00 0.000										

Detroit Tigers @ New York Yankees
Yankee Stadium, Bronx, NY
 Sat Apr 25 1998, 3:33 AM EDT
 Att. 33,196 - Sunny - 57 F

livebaseballscorecards.com

AB	33
R	4
H	5
RBI	3
BB	2
SO	5
LOB	8



Batter	1	2	3	4	5	6	7	8	9	AB R H RBI BB SO LOB
Chuck Knoblauch, R (1, 4) <small>OBP: 0.351, SLG: 0.308</small>	4-1 		1-2 P6		0-1 F9		0-1 P4			3 0 0 0 1 0 0
2 Derek Jeter, R (1, 6) <small>OBP: 0.300, SLG: 0.381</small>	0-0 E2 1-3 1B		1-1 G4-3		3-3 		3-3 			4 0 1 0 0 2 0
Paul O'Neill, L (1, 9) <small>OBP: 0.379, SLG: 0.392</small>	1-3 			1-2 F8	2-1 G6-3		2-3 			4 0 0 0 0 2 2
Tino Martinez, L (1, 3) <small>OBP: 0.429, SLG: 0.592</small>	0-0 F7			1-1 		0-0 F9		3-3 		4 1 1 1 0 1 2
Bernie Williams, S (1, 8) <small>OBP: 0.420, SLG: 0.366</small>	2-2 G4-3			4-1 		3-2 		2-3 		3 2 1 0 1 1 2
Darryl Strawberry, L (1, 10) <small>OBP: 0.393, SLG: 0.740</small>		0-2 F7		1-2 		1-2 E6		4-2 		3 2 1 1 1 0 0
Chad Curtis, R (1, 7) <small>OBP: 0.525, SLG: 0.568</small>		0-3 		1-0 		2-2 G5-3		2-1 		4 0 2 2 0 1 1
20 Jorge Posada, S (1, 2) <small>OBP: 0.311, SLG: 0.450</small>		3-3 		0-1 F8		4-0 				2 0 0 0 1 1 1
Scott Brosius, R (1, 5) <small>OBP: 0.368, SLG: 0.343</small>			0-3 	0-1 G1-3		1-0 L7				3 0 0 0 0 1 3

Inning Stats	R: 0 E: 1 K: 10 S: 10	H: 1 LOB: 2 BB: 1 P: 17	R: 0 E: 0 K: 9 S: 9	H: 0 LOB: 0 BB: 0 P: 12	R: 0 E: 0 K: 11 S: 11	H: 0 LOB: 0 BB: 0 P: 13	R: 3 E: 0 K: 0 S: 15	H: 3 LOB: 1 BB: 0 P: 23	R: 0 E: 0 K: 1 S: 9	H: 0 LOB: 0 BB: 0 P: 14	R: 1 E: 1 K: 0 S: 12	H: 1 LOB: 2 BB: 1 P: 23	R: 0 E: 0 K: 2 S: 8	H: 0 LOB: 0 BB: 0 P: 13	R: 1 E: 0 K: 2 S: 11	H: 1 LOB: 1 BB: 1 P: 22
--------------	--------------------------------	----------------------------------	------------------------------	----------------------------------	--------------------------------	----------------------------------	-------------------------------	----------------------------------	------------------------------	----------------------------------	-------------------------------	----------------------------------	------------------------------	----------------------------------	-------------------------------	----------------------------------

PITCHER	IP	WLS	BF	H	R	ER	SO	BB	IBB	HBP	BLK	WP	HR	S	P	ERA	WHIP
Brian Moehler, R (1, 1) <small>ERA: 5.06</small>	6.0		27	5	4	3	5	2	1	0	0	0	1	66	102	4.50	1.167
A.J. Sager, R (7, 1) <small>ERA: 4.66</small>	0.2		2	0	0	0	1	0	0	0	0	0	0	5	8	0.00	0.000
44 Sean Runyan, L (7, 1) <small>ERA: 3.86</small>	1.0	L	4	0	1	1	3	1	0	0	0	0	0	12	23	9.00	1.000
Bryce Florie, R (8, 1) <small>ERA: 4.5</small>	0.1		1	1	0	0	0	0	0	0	0	0	0	2	4	0.00	3.000

DETROIT TIGERS @ NEW YORK YANKEES
 Yankee Stadium, Bronx, NY

Sat Apr 25 1998, 3:33 AM EDT
 Att: 33,196 - Sunny - 57 F

AB	30
R	5
H	6
RBI	4
BB	4
SO	9
LOB	11

livebaseballscorecards.com

WP	HR	S	P	ERA	WHIP
0	0	0	34		

Batter 1 2 3 4 5 6 7 8 9 AB R H RBI BB SO LOB TOP

Shannon Stewart, R (1, 8) OBP: 0.395, SLG: 0.365

Shawn Green, L (1, 9) OBP: 0.300, SLG: 0.427

Jose Canseco, R (1, 7) OBP: 0.245, SLG: 0.505

Carlos Delgado, L (1, 3) OBP: 0.467, SLG: 0.538

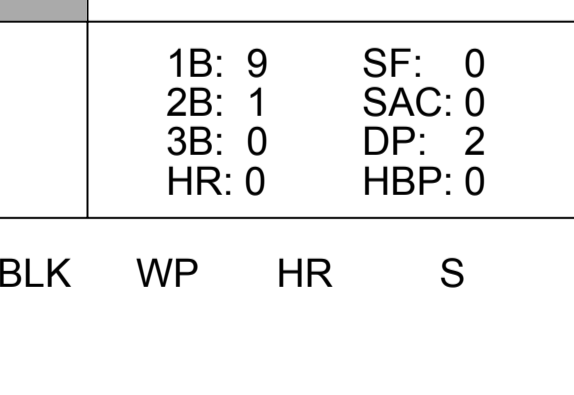







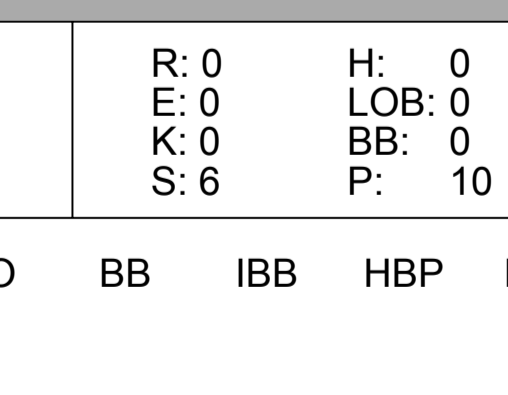

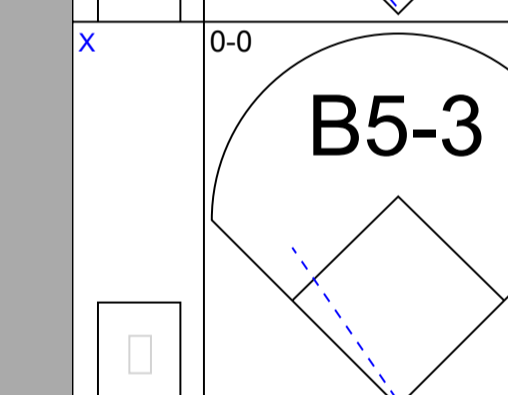
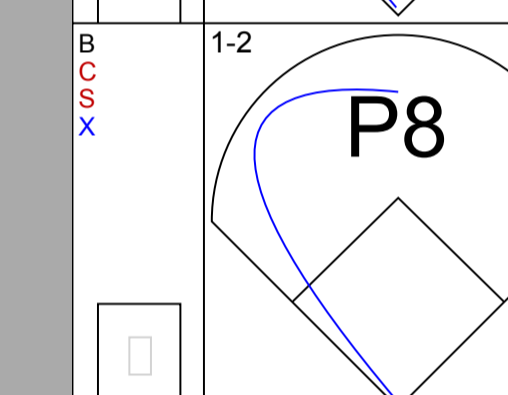
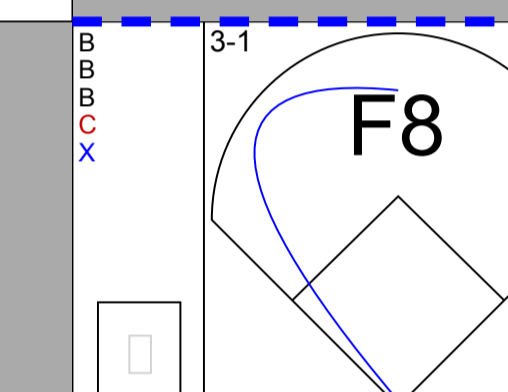
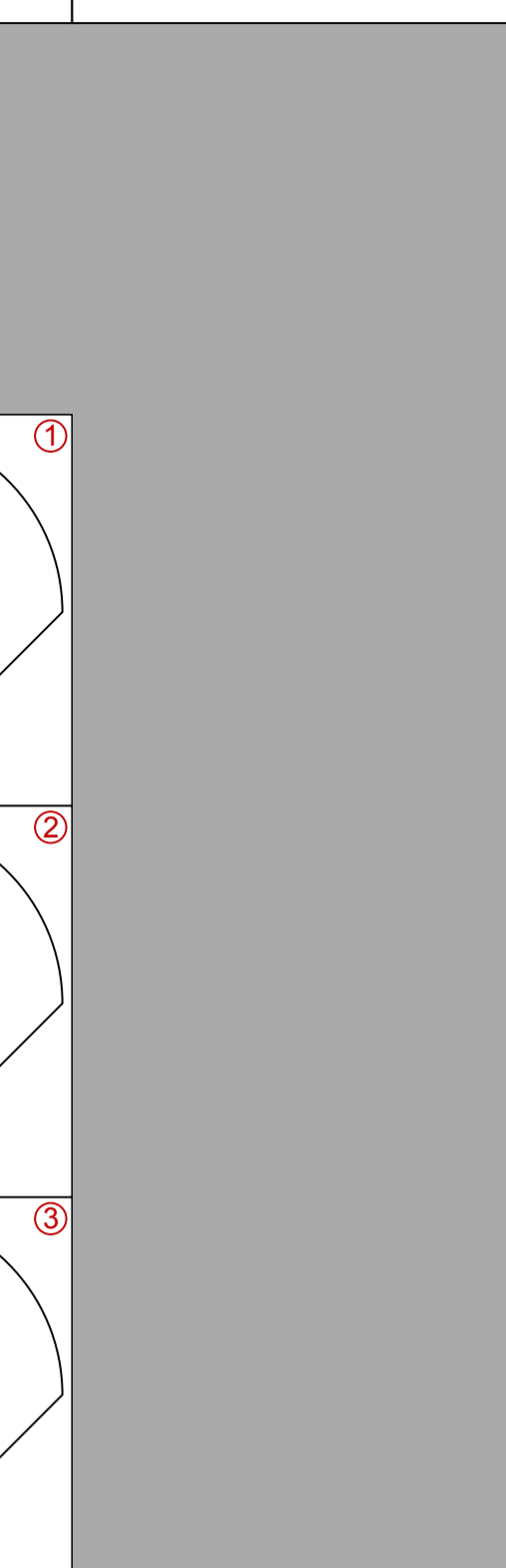

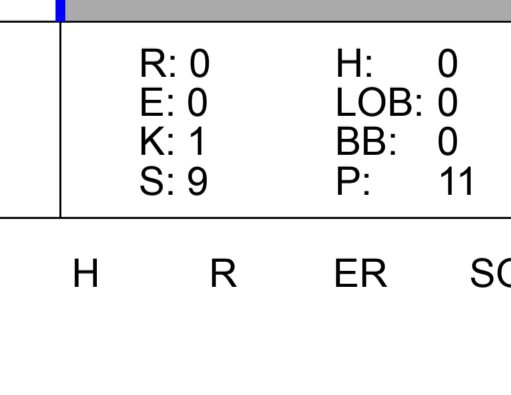


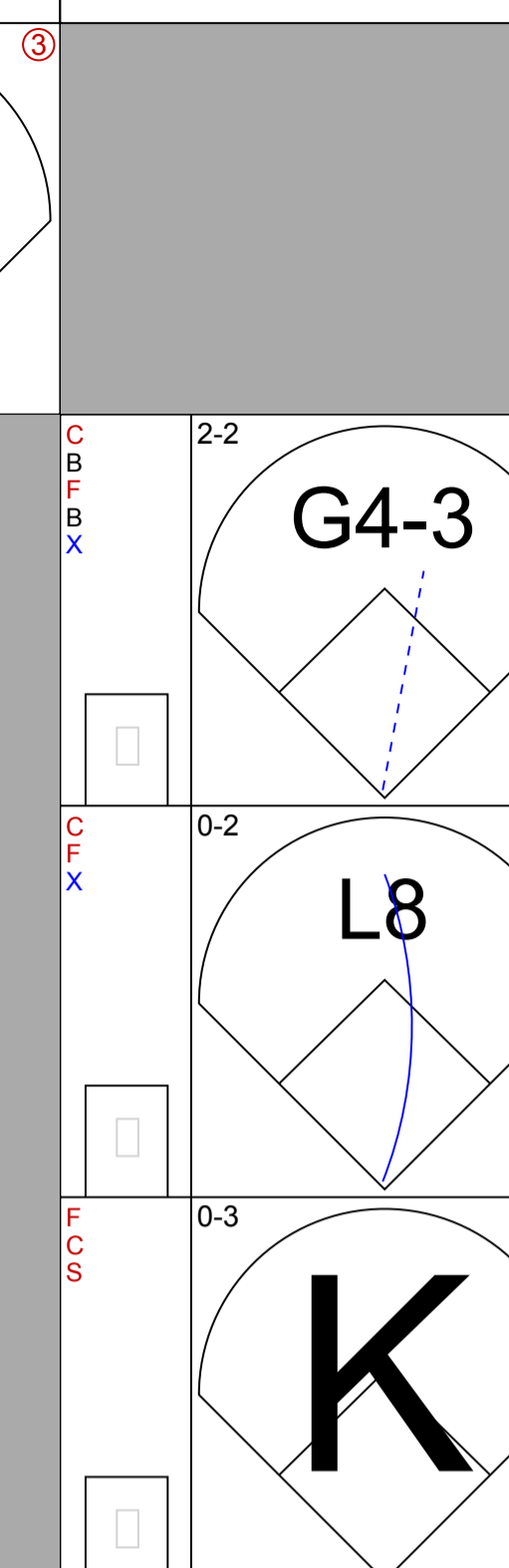
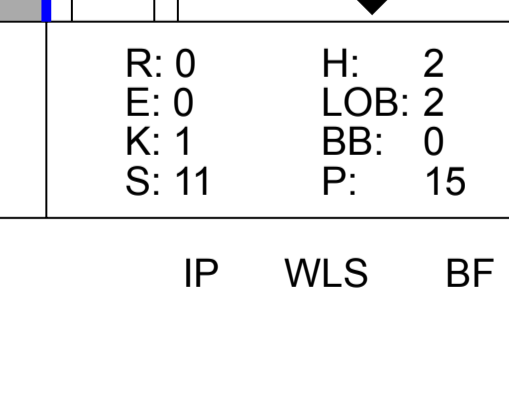
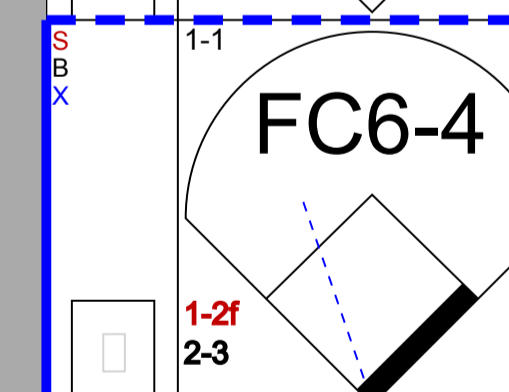
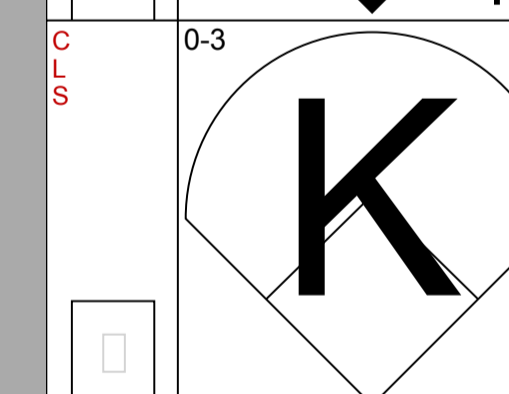
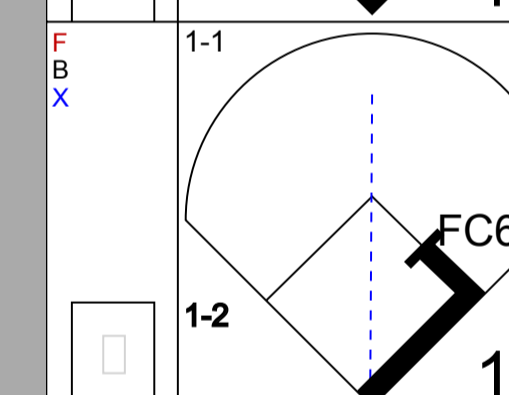
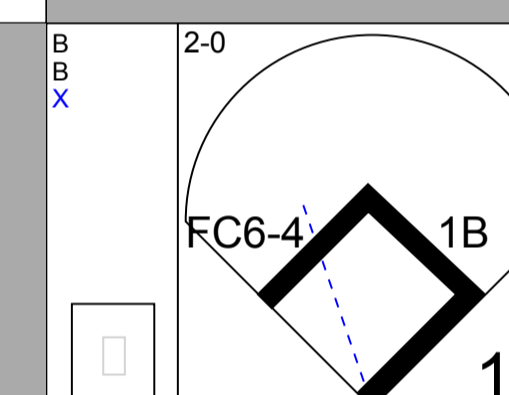
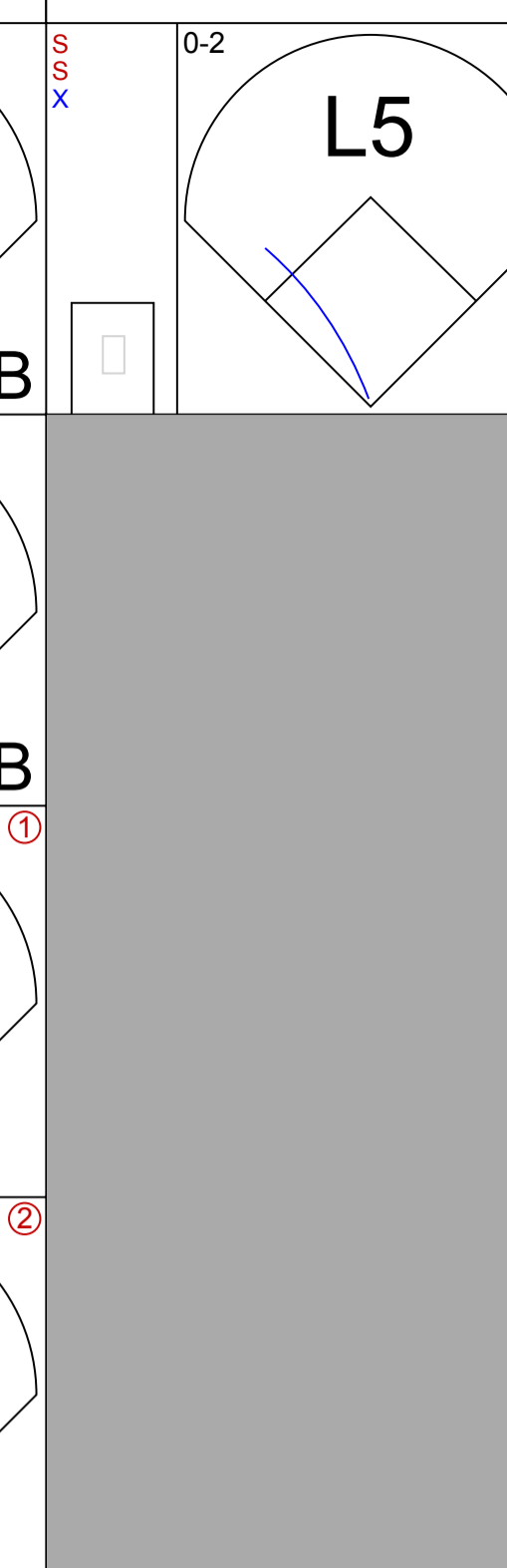
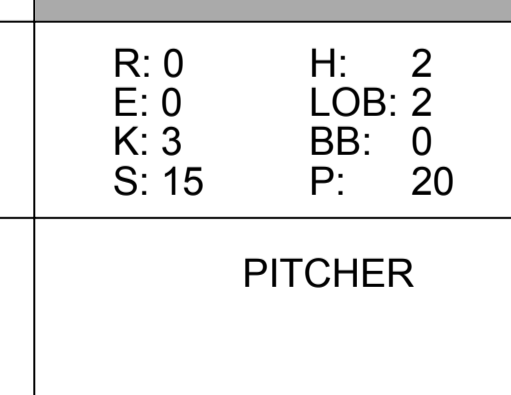

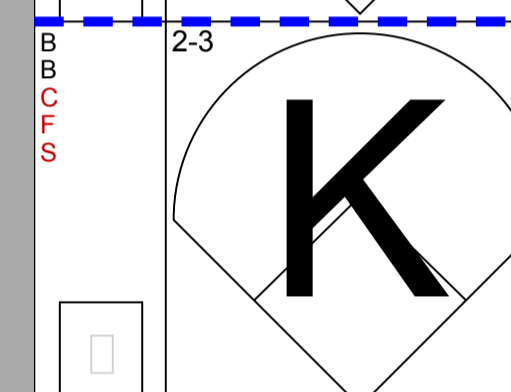
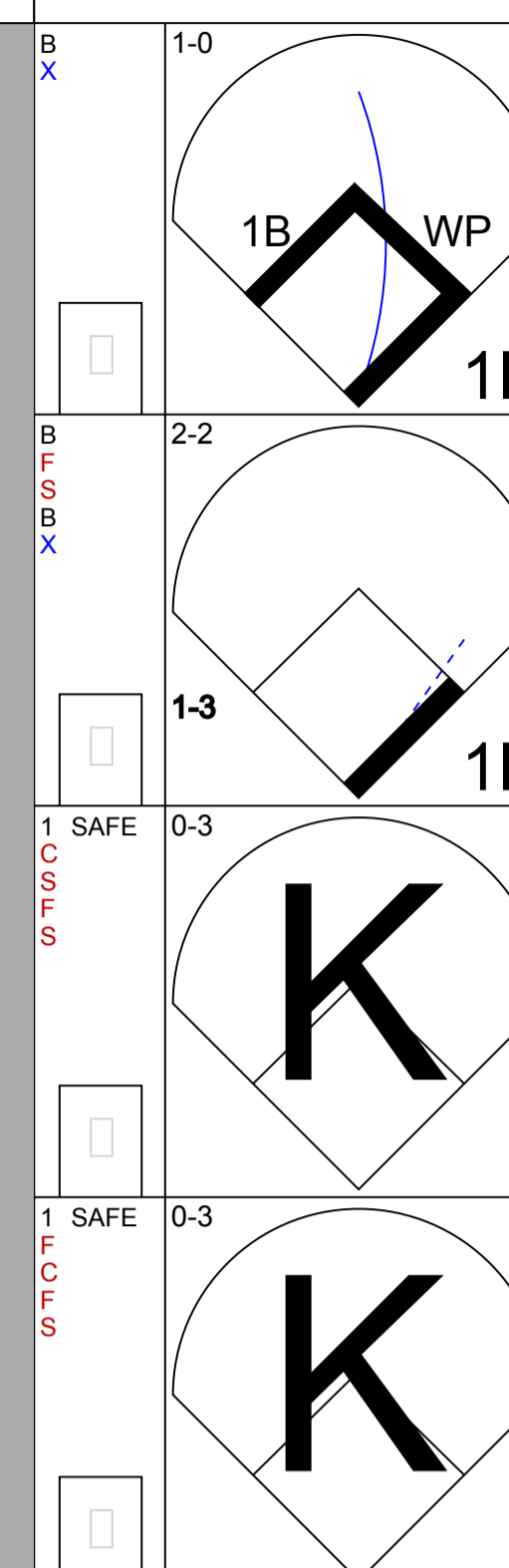

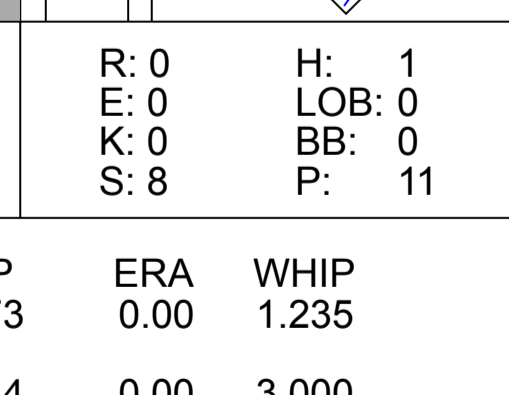
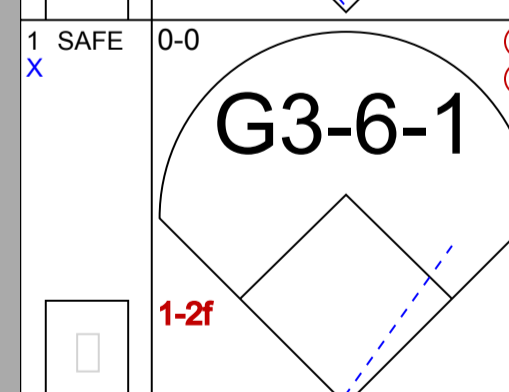
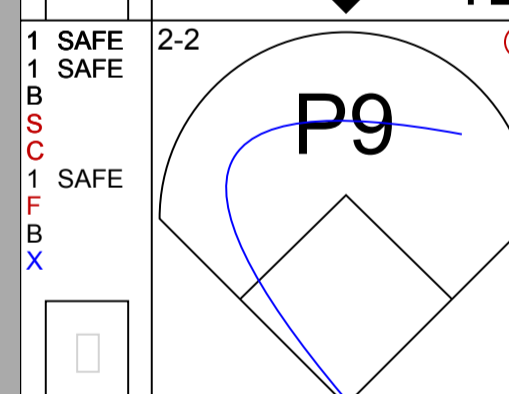
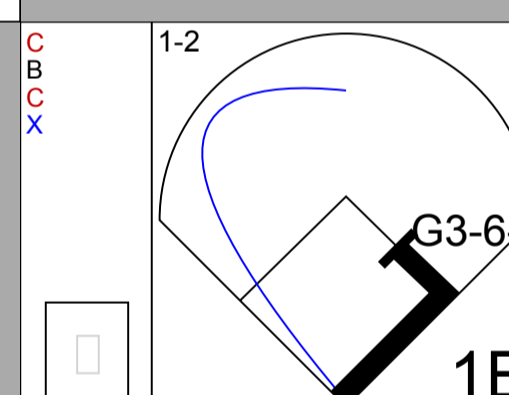

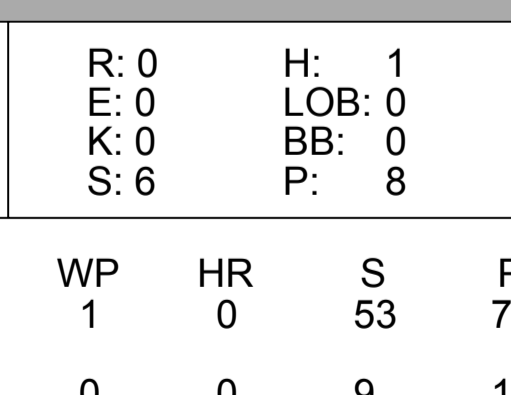

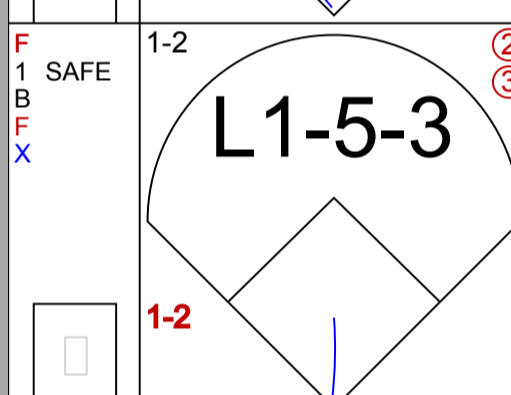
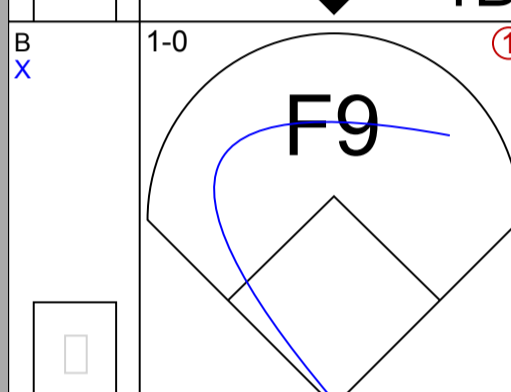
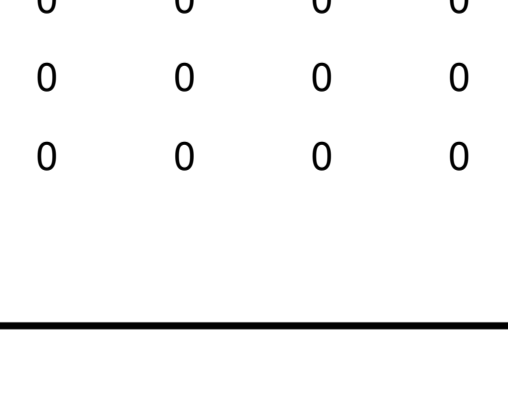
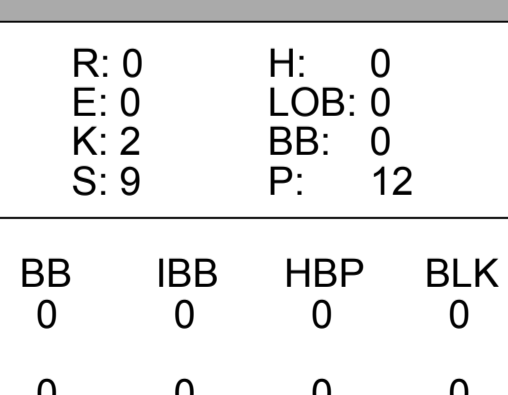
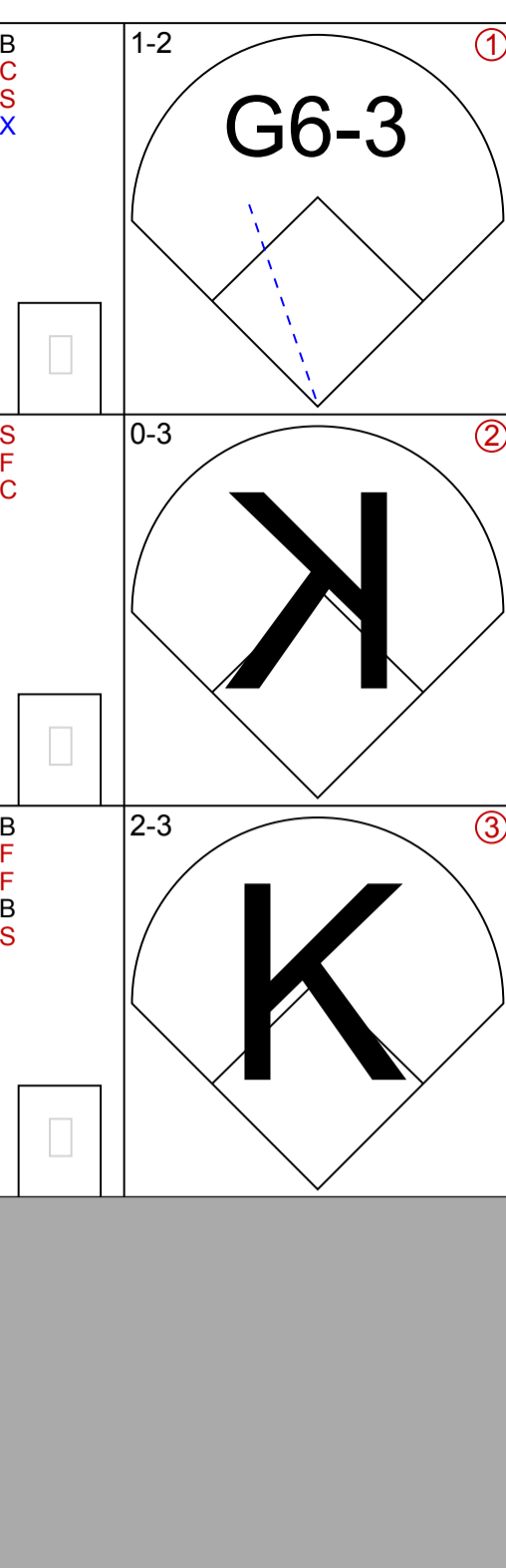
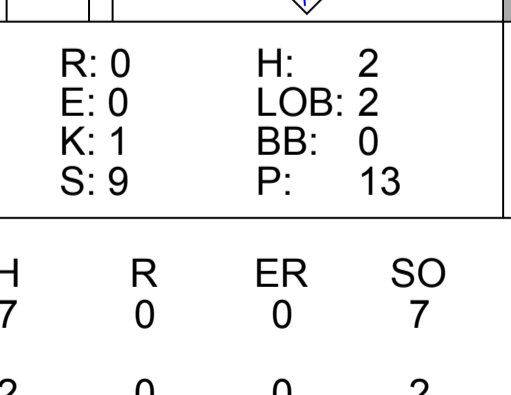
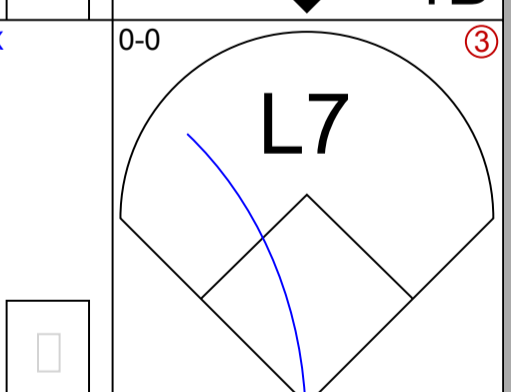
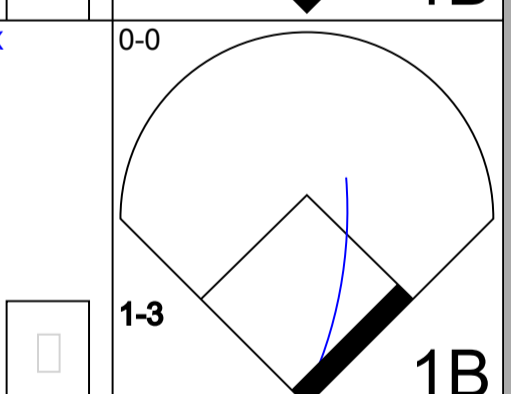
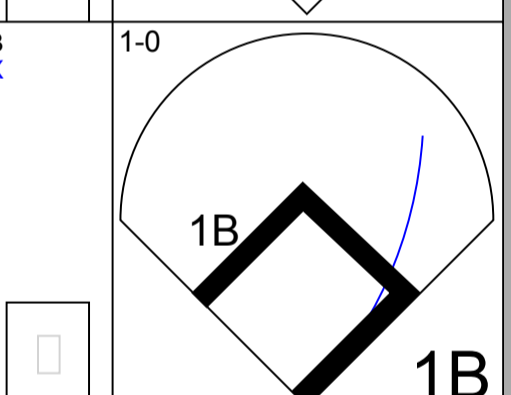
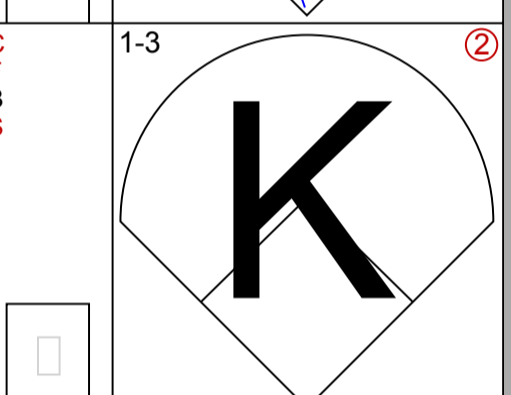
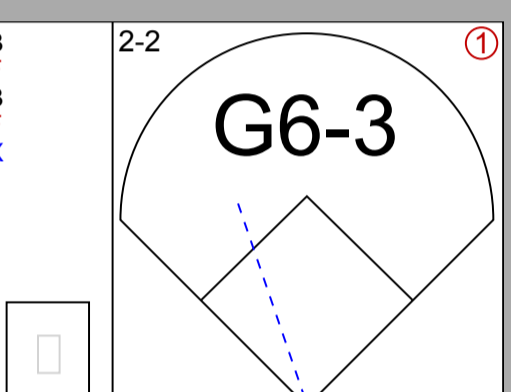

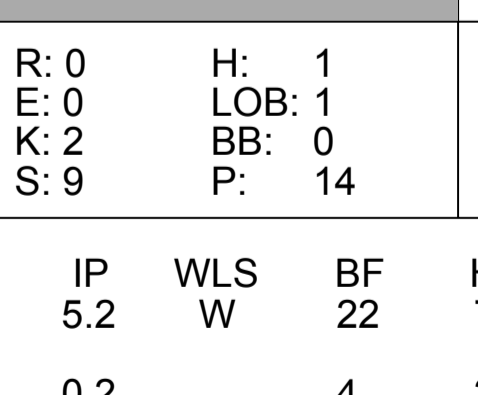

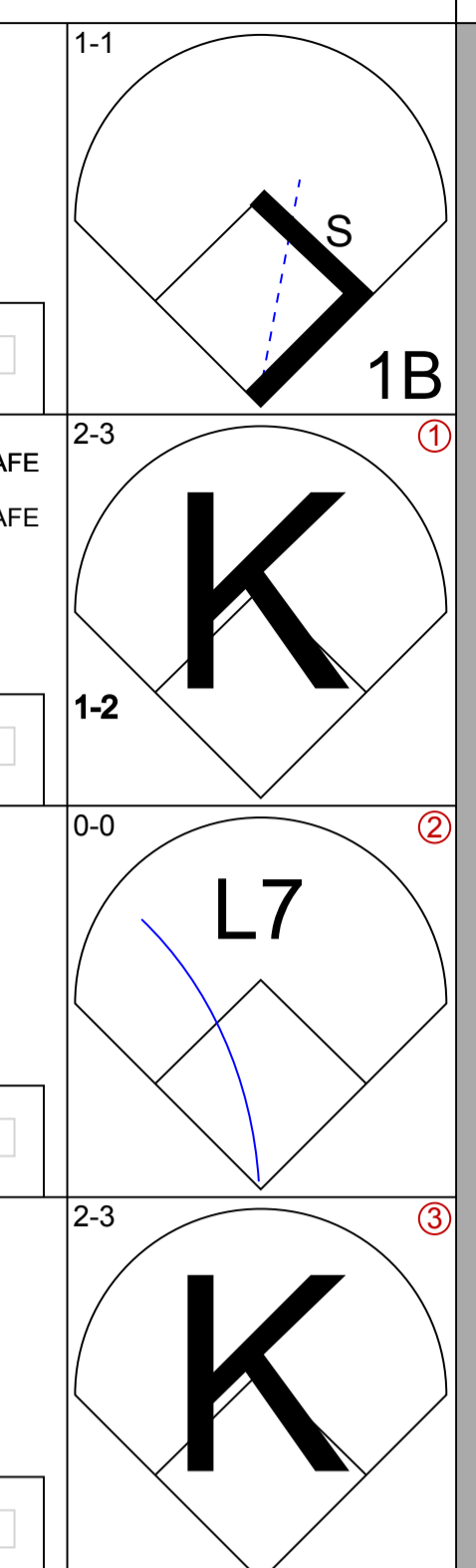
Mike Stanley, R (1, 10) OBP: 0.343, SLG: 0.410

Ed Sprague, R (1, 5) OBP: 0.329, SLG: 0.421

Tony Fernandez, S (1, 4) OBP: 0.338, SLG: 0.284

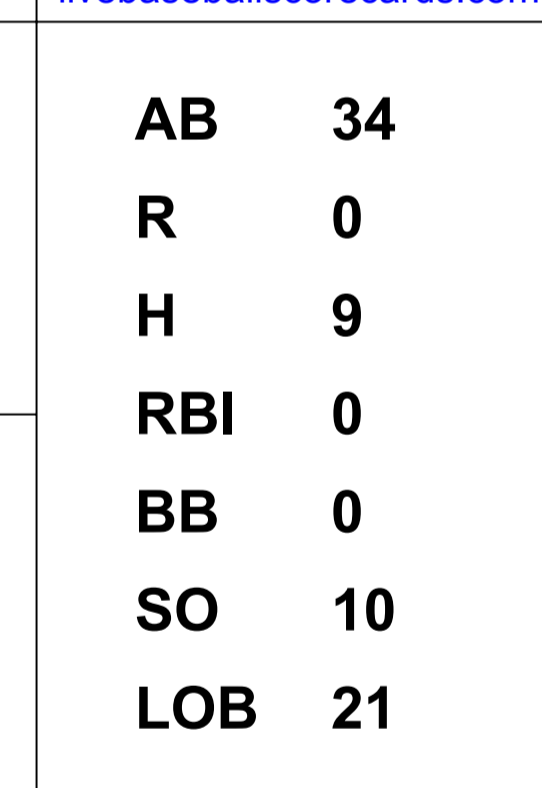
Alex Gonzalez, R (1, 6) OBP: 0.237, SLG: 0.284

Darrin Fletcher, L (1, 2) OBP: 0.250, SLG: 0.250
Juan Samuel, R (7, PH) OBP: 0.182, SLG: 0.238
Kevin Brown, R (7, 2) OBP: 0.381, SLG: 0.313



AB R H RBI BB SO LOB

AB 34 R 0 H 9 RBI 0 BB 0 SO 10 LOB 21



WP: 1 PA: 34 PB: 0 SB: 1 CS: 0

WP: 1 PA: 34

Toronto Blue Jays @ New York Yankees Yankee Stadium, Bronx, NY

Mon Apr 27 1998, 7:05 PM EDT Att. 17,863 - Unknown - 55 F

Inning Stats

PITCHER IP WLS BF H R ER SO BB IBB HBP BLK WP HR S P ERA WHIP

R: 0 H: 1 E: 0 LOB: 1 K: 2 BB: 0 S: 9 P: 14

IP 5.2 WLS W BF 22 H 7 R 0 ER 0 SO 7 BB 0 IBB 0 HBP 0 BLK 0 WP 1 HR 0 S 53 P 73 ERA 0.00 WHIP 1.235

R: 0 H: 2 E: 0 LOB: 2 K: 1 BB: 0 S: 9 P: 13

IP 0.2 WLS 4 BF 2 H 2 R 0 ER 0 SO 2 BB 0 IBB 0 HBP 0 BLK 0 WP 0 HR 0 S 9 P 14 ERA 2.77 WHIP 3.000

R: 0 H: 0 E: 0 LOB: 0 K: 2 BB: 0 S: 9 P: 12

IP 1.2 WLS 5 BF 0 H 0 R 0 ER 0 SO 1 BB 0 IBB 0 HBP 0 BLK 0 WP 0 HR 0 S 14 P 17 ERA 0.00 WHIP 0.000

R: 0 H: 1 E: 0 LOB: 0 K: 0 BB: 0 S: 6 P: 8

IP 1.0 WLS S BF 3 H 0 R 0 ER 0 SO 0 BB 0 IBB 0 HBP 0 BLK 0 WP 0 HR 0 S 6 P 10 ERA 0.00 WHIP 0.000

R: 0 H: 1 E: 0 LOB: 0 K: 0 BB: 0 S: 8 P: 11

IP 0.2 WLS 4 BF 2 H 2 R 0 ER 0 SO 2 BB 0 IBB 0 HBP 0 BLK 0 WP 0 HR 0 S 9 P 14 ERA 2.77 WHIP 3.000

R: 0 H: 2 E: 0 LOB: 2 K: 3 BB: 0 S: 15 P: 20

IP 1.2 WLS 5 BF 0 H 0 R 0 ER 0 SO 1 BB 0 IBB 0 HBP 0 BLK 0 WP 0 HR 0 S 14 P 17 ERA 0.00 WHIP 0.000

R: 0 H: 2 E: 0 LOB: 2 K: 1 BB: 0 S: 11 P: 15

IP 1.1 WLS 5 BF 2 H 2 R 0 ER 0 SO 2 BB 0 IBB 0 HBP 0 BLK 0 WP 0 HR 0 S 11 P 15 ERA 2.77 WHIP 3.000

R: 0 H: 0 E: 0 LOB: 0 K: 1 BB: 0 S: 9 P: 11

IP 1.0 WLS S BF 3 H 0 R 0 ER 0 SO 0 BB 0 IBB 0 HBP 0 BLK 0 WP 0 HR 0 S 6 P 10 ERA 0.00 WHIP 0.000

R: 0 H: 0 E: 0 LOB: 0 K: 0 BB: 0 S: 6 P: 10

IP 0.2 WLS 4 BF 2 H 2 R 0 ER 0 SO 2 BB 0 IBB 0 HBP 0 BLK 0 WP 0 HR 0 S 9 P 14 ERA 2.77 WHIP 3.000

R: 0 H: 0 E: 0 LOB: 0 K: 0 BB: 0 S: 6 P: 10

IP 0.2 WLS 4 BF 2 H 2 R 0 ER 0 SO 2 BB 0 IBB 0 HBP 0 BLK 0 WP 0 HR 0 S 9 P 14 ERA 2.77 WHIP 3.000

1B: 9 SF: 0 2B: 1 SAC: 0 3B: 0 DP: 2 HR: 0 HBP: 0

WP: 1 PA: 34 PB: 0 SB: 1 CS: 0

Batter	1	2	3	4	5	6	7	8	9
Chuck Knoblauch, R (1, 4) <small>OBP: 0.347, SLG: 0.296</small>	3-2 		4-1 		1-3 		3-0 		
2 Derek Jeter, R (1, 6) <small>OBP: 0.298, SLG: 0.375</small>	1-3 		3-2 		1-0 		1-3 		
Paul O'Neill, L (1, 9) <small>OBP: 0.385, SLG: 0.382</small>	4-0 		4-1 		2-2 		1-3 		
Tino Martinez, L (1, 3) <small>OBP: 0.409, SLG: 0.568</small>	1-1 		0-0 		1-1 		0-1 		
Bernie Williams, S (1, 8) <small>OBP: 0.424, SLG: 0.378</small>		4-2 	2-3 		0-2 		3-2 		
Tim Lincecum, S (1, 10) <small>OBP: 0.340, SLG: 0.366</small>		2-0 	2-3 		1-0 				
Chad Curtis, R (1, 7) <small>OBP: 0.516, SLG: 0.543</small>		2-3 		0-0 		4-0 			
Scott Brosius, R (1, 5) <small>OBP: 0.354, SLG: 0.329</small>		3-3 		1-0 		2-3 			
Joe Girardi, R (1, 2) <small>OBP: 0.286, SLG: 0.273</small>		0-1 		1-2 		4-2 			

Inning Stats	R: 0	H: 0	E: 0	K: 1	S: 8	H: 0	LOB: 1	BB: 1	P: 17	R: 0	H: 1	E: 0	K: 2	S: 11	H: 1	LOB: 2	BB: 1	P: 22	R: 1	H: 1	E: 0	K: 2	S: 14	H: 0	LOB: 0	BB: 0	P: 7	R: 0	H: 1	E: 0	K: 1	S: 11	H: 0	LOB: 2	BB: 1	P: 19	R: 0	H: 0	E: 0	K: 1	S: 6	H: 0	LOB: 0	BB: 1	P: 14	R: 0	H: 0	E: 0	K: 1	S: 9	H: 0	LOB: 0	BB: 0	P: 13
--------------	------	------	------	------	------	------	--------	-------	-------	------	------	------	------	-------	------	--------	-------	-------	------	------	------	------	-------	------	--------	-------	------	------	------	------	------	-------	------	--------	-------	-------	------	------	------	------	------	------	--------	-------	-------	------	------	------	------	------	------	--------	-------	-------

PITCHER	IP	WLS	BF	H	R	ER	SO	BB	IBB	HBP	BLK	WP	HR	S	P	ERA	WHIP
Roger Clemens, R (1, 1) <small>ERA: 3.62</small>	7.0	L	29	3	1	1	8	6	0	0	0	0	0	62	119	1.29	1.286
Dan Plesac, L (8, 1) <small>ERA: 4.5</small>	1.0		3	0	0	0	1	0	0	0	0	0	0	9	13	0.00	0.000

AB R H RBI BB SO LOB

3	1	0	0	1	1	1
4	0	1	0	0	2	0
2	0	0	0	2	1	0
3	0	0	1	0	0	1
3	0	1	0	1	1	2
3	0	1	0	0	1	3
2	0	0	0	1	1	2
3	0	0	0	0	2	4
2	0	0	0	1	0	2

AB	25	R	1	H	3	RBI	1	BB	6	SO	9	LOB	15
WP: 0	PA: 32	PB: 0	SB: 4	CS: 1	1B: 1	SF: 1	SAC: 0	DP: 0	HBP: 0	2B: 2	3B: 0	HR: 0	

Toronto Blue Jays @ New York Yankees
 Yankee Stadium, Bronx, NY
 Mon Apr 27 1998, 7:05 PM EDT
 Att. 17,863 - Unknown - 55 F

livebaseballscorecards.com

AB	25
R	1
H	3
RBI	1
BB	6
SO	9
LOB	15



Batter	1	2	3	4	5	6	7	8	9	AB R H RBI BB SO LOB
Chuck Knoblauch, R (1, 4) <small>OBP: 0.350, SLG: 0.302</small>	0-1 		2-2 G6-3 ① 		3-0 P3 ① 		0-1 		0-3 K ③ 	5 1 2 0 0 1 0
2 Derek Jeter, R (1, 6) <small>OBP: 0.296, SLG: 0.370</small>	2-1 		2-2 G5-3 ② 		0-1 G3 ② 		1 SAFE 2-1 F8 ② 			4 0 1 0 0 0 1
Paul O'Neill, L (1, 9) <small>OBP: 0.368, SLG: 0.363</small>	1-2 P6 ① 		1-1 G3-1 ③ 		3-2 G4-3 ③ 		0-2 F8 ③ 			4 0 0 0 0 0 3
Tino Martinez, L (1, 3) <small>OBP: 0.413, SLG: 0.558</small>	1-2 			2-1 F9 ① 		4-0 L6-3 BB 		0-2 F7 ① 		3 0 1 1 1 0 0
Bernie Williams, S (1, 8) <small>OBP: 0.427, SLG: 0.423</small>	1-2 P6 ② 			2-2 		2-2 L6-3 ① BB ② 		0-0 		4 1 2 0 0 0 3
Darryl Strawberry, L (1, 10) <small>OBP: 0.417, SLG: 0.736</small>	1-3 K ③ 			4-2 		3-2 		1-0 		3 0 2 0 1 1 2
Chad Curtis, R (1, 7) <small>OBP: 0.500, SLG: 0.520</small>		1-2 G5-3 ① 		3-1 E5 		1-0 		2-2 G6-3 ② BB ③ 		4 0 1 1 0 0 3
Dale Sveum, S (1, 5) Scott Brosius, R (9, PH) <small>OBP: 0.350, SLG: 0.324</small>		2-1 P4 ② 		2-2 K ② 		3-1 P5 ③ 			1-3 K ① 	3 0 0 0 0 1 4 1 0 0 0 0 1 0
Joe Girardi, R (1, 2) <small>OBP: 0.256, SLG: 0.243</small>		0-3 K ③ 		2-2 L8 ③ 			0-0 G6-3 ① 		2-1 F9 ② 	4 0 0 0 0 1 2

Inning Stats	R: 1	H: 3	E: 0	K: 1	S: 17	R: 0	H: 0	E: 0	K: 1	S: 9	R: 0	H: 0	E: 0	K: 0	S: 10	R: 1	H: 1	E: 1	K: 1	S: 20	R: 0	H: 0	E: 0	K: 0	S: 6	R: 0	H: 2	E: 0	K: 0	S: 10	R: 0	H: 1	E: 0	K: 0	S: 8	R: 0	H: 2	E: 0	K: 0	S: 10	R: 0	H: 0	E: 0	K: 2	S: 8	R: 0	H: 0	E: 0	K: 2	S: 11
	LOB: 2	BB: 0	LOB: 0	BB: 0		LOB: 0	BB: 0	LOB: 0	BB: 0		LOB: 2	BB: 1	LOB: 0	BB: 0		LOB: 2	BB: 2	LOB: 0	BB: 0		LOB: 0	BB: 0	LOB: 1	BB: 0		LOB: 2	BB: 1	LOB: 0	BB: 0		LOB: 0	BB: 0	LOB: 1	BB: 0		LOB: 0	BB: 0	LOB: 0	BB: 0		LOB: 0	BB: 0	LOB: 0	BB: 0		LOB: 0	BB: 0	LOB: 0	BB: 0	

BOTTOM

Toronto Blue Jays @ New York Yankees
 Yankee Stadium, Bronx, NY

Tue Apr 28 1998, 7:05 PM EDT
 Att: 18,727 - Unknown - 61 F

AB	35
R	2
H	9
RBI	2
BB	2
SO	5
LOB	18

livebaseballscorecards.com

PITCHER	IP	WLS	BF	H	R	ER	SO	BB	IBB	HBP	BLK	WP	HR	S	P	ERA	WHIP
Woody Williams, R (1, 1) <small>ERA: 2.61</small>	5.2		23	4	2	2	3	2	0	0	0	0	0	66	107	3.18	1.059
Steve Sinclair, L (6, 1) <small>ERA:</small>	0.0		1	1	0	0	0	0	0	0	0	0	0	3	6	∞	∞
Bill Risley, R (6, 1) <small>ERA: 1.29</small>	1.0		5	2	0	0	0	0	0	0	0	0	0	8	14	0.00	2.000
Dan Plesac, L (7, 1) <small>ERA: 4.15</small>	0.2		4	2	0	0	0	0	0	0	0	0	0	8	9	0.00	3.000
Paul Quantrill, R (8, 1) <small>ERA: 1.62</small>	0.2		1	0	0	0	0	0	0	0	0	0	0	5	7	0.00	0.000

PITCHER	IP	WLS	BF	H	R	ER	SO	BB	IBB	HBP	BLK	WP	HR	S	P	ERA	WHIP
Randy Myers, L (9, 1) <small>ERA: 2.08</small>	1.0		3	0	0	0	2	0	0	0	0	0	0	8	11	0.00	0.000

Batter	1	2	3	4	5	6	7	8	9	AB R H RBI BB SO LOB	TOP									
Joey Cora, S (1, 4) OBP: 0.355, SLG: 0.387	0-0 E 3B	2-1 1B			1-1 G4-3		3-2 G5-4-3 1B		1-1 G4-3	5 1 3 0 0 0 0										
Alex Rodriguez, R (1, 6) OBP: 0.347, SLG: 0.638	2-3 K	0-2 F8			2-2 G6-3		1-2 G5-4-3 1-2f 3-H		2-2 G5-3	5 0 0 0 0 1 3										
Ken Griffey Jr., L (1, 8) OBP: 0.364, SLG: 0.586	1-0 E5 2B 1B		2-2 F8		1-0 HBP		2-0 HR			3 2 1 1 0 0 0										
Edgar Martinez, R (1, 10) OBP: 0.373, SLG: 0.452	1-2 1B 2B		3-2 K		3-3 K		2-2 G2-3			4 1 1 0 0 2 1										
David Segui, S (1, 3) OBP: 0.417, SLG: 0.686	0-1 1B		2-2 G1-3		1-3 K		1-1 P3			4 0 1 2 0 1 0										
Glenallen Hill, R (1, 7) OBP: 0.439, SLG: 0.559	2-2 F8		1-2 1B		1-3 K		1-0 1B			4 0 2 0 0 1 1										
Dan Wilson, R (1, 2) OBP: 0.366, SLG: 0.386	2-3 K		1-3 K		0-0 1B		1-0 F8			4 0 1 0 0 2 3										
Russ Davis, R (1, 5) OBP: 0.337, SLG: 0.526		1-3 K		2-3 K		1-3 K		1-3 K		3 0 0 0 0 3 2										
Rick Wilkins, L (8, PH) OBP: 0.244, SLG: 0.351										1 0 0 0 0 1 1										
Robert Perez, R (8, 9) OBP: 0.200, SLG: 0.360										0 0 0 0 0 0 0										
Rob Ducey, L (1, 9) OBP: 0.300, SLG: 0.357		1-3 K		0-1 G4-3			2-1 1B G5-4-3 2B		1-1 G6-3	2 0 0 0 0 1 1										
Rich Amaral, R (7, PH) OBP: 0.200, SLG: 0.600										2 1 1 0 0 0 0										
Inning Stats	R: 3 E: 1 K: 2 S: 22	H: 3 LOB: 1 BB: 0 P: 30	R: 0 E: 0 K: 2 S: 13	H: 1 LOB: 1 BB: 0 P: 17	R: 0 E: 0 K: 1 S: 13	H: 0 LOB: 0 BB: 0 P: 20	R: 0 E: 0 K: 2 S: 11	H: 1 LOB: 1 BB: 0 P: 15	R: 0 E: 0 K: 3 S: 12	H: 1 LOB: 1 BB: 0 P: 15	R: 2 E: 0 K: 0 S: 16	H: 3 LOB: 0 BB: 0 P: 26	R: 0 E: 0 K: 1 S: 7	H: 1 LOB: 1 BB: 0 P: 11	R: 0 E: 0 K: 0 S: 7	H: 0 LOB: 0 BB: 0 P: 11	1B: 6 2B: 2 3B: 1 HR: 1	SF: 0 SAC: 0 DP: 1 HBP: 1	WP: 0 PB: 0 SB: 0 CS: 0	PA: 38
PITCHER	IP WLS BF H R ER SO BB IBB HBP BLK WP HR S P ERA WHIP																			
David Cone, R (1, 1) ERA: 7.16	6.0 W 26 6 3 2 11 0 0 1 0 0 0 79 112 3.00 1.000																			
Mike Stanton, L (7, 1) ERA: 3.52	1.1 6 3 2 2 0 0 0 0 0 0 0 1 18 29 13.50 2.250																			
Jeff Nelson, R (8, 1) ERA: 2.63	0.2 3 1 0 0 1 0 0 0 0 0 0 0 5 8 0.00 1.500																			
42 Mariano Rivera, R (9, 1) ERA:	1.0 S 3 0 0 0 0 0 0 0 0 0 0 0 7 11 0.00 0.000																			

Seattle Mariners @ New York Yankees
 Yankee Stadium, Bronx, NY
 Wed Apr 29 1998, 7:05 PM EDT
 Att. 27,949 - Unknown - 71 F

livebaseballscorecards.com

AB	37
R	5
H	10
RBI	3
BB	0
SO	12
LOB	12



Batter	1	2	3	4	5	6	7	8	9
Chuck Knoblauch, R <small>OBP: 0.352, SLG: 0.300</small> (1, 4)	1-1 	2-2 		4-2 		2-1 		0-1 	
2 Derek Jeter, R <small>OBP: 0.311, SLG: 0.423</small> (1, 6)	2-0 		3-2 	0-0 		2-3 		0-0 	
Tim Raines, S <small>OBP: 0.373, SLG: 0.409</small> Paul O'Neill, L <small>OBP: 0.365, SLG: 0.363</small> (1, 7) (8, 9)	1-0 		2-3 	4-1 			1-1 	0-0 	
Bernie Williams, S <small>OBP: 0.426, SLG: 0.415</small> (1, 8)	4-1 		0-1 	1-3 			1-2 	0-2 	
Tino Martinez, L <small>OBP: 0.417, SLG: 0.556</small> (1, 3)	2-2 		1-2 		2-2 		2-2 		
Chad Curtis, R <small>OBP: 0.486, SLG: 0.556</small> (1, 9) (8, 7)	0-3 		2-1 		2-1 		0-3 		
20 Jorge Posada, S <small>OBP: 0.327, SLG: 0.545</small> (1, 10)	0-1 		3-1 		2-1 		2-2 		
Scott Brosius, R <small>OBP: 0.333, SLG: 0.307</small> (1, 5)		1-0 	2-3 		0-0 		0-2 		
Joe Girardi, R <small>OBP: 0.233, SLG: 0.220</small> (1, 2)		0-0 		3-2 		2-2 		0-0 	

AB	R	H	RBI	BB	SO	LOB
4	1	1	0	1	0	0
5	2	3	1	0	1	1
3	2	2	0	1	1	1
0	0	0	1	0	0	0
4	1	1	0	1	1	3
4	0	2	2	0	0	2
4	1	1	3	0	2	4
4	1	2	1	0	0	4
4	0	0	0	0	1	3
4	0	0	0	0	0	3

AB	R	H	RBI	BB	SO	LOB
36	8	12	8	3	6	21

Inning Stats		R	H	E	K	S	IP	WLS	BF	H	R	ER	SO	BB	IBB	HBP	BLK	WP	HR	S	P	ERA	WHIP
R: 2 H: 3 E: 0 K: 1 S: 15		3	3	0	2	25	5.0	L	26	7	6	2	4	3	0	0	0	0	0	3	106	3.60	2.000
R: 0 H: 0 E: 0 K: 0 S: 5		0	0	0	0	8	0.0		10	3	1	1	2	0	0	0	0	0	0	34	46	4.50	1.500
R: 0 H: 0 E: 0 K: 0 S: 5		0	0	0	0	8	1.0		2	2	1	1	0	0	0	0	0	0	0	3	3	∞	∞
R: 0 H: 0 E: 0 K: 0 S: 5		0	0	0	0	8	1.0		2	0	0	0	0	0	0	0	0	0	0	4	4	0.00	0.000

WP	HR	S	P	ERA	WHIP
0	0	1	40	0.00	0.000

BOTTOM

Seattle Mariners @ New York Yankees
 Yankee Stadium, Bronx, NY
 Wed Apr 29 1998, 7:05 PM EDT
 Att: 27,949 - Unknown - 71 F

livebaseballscorecards.com



Batter	1	2	3	4	5	6	7	8	9	10	AB R H RBI BB SO LOB	TOP										
Joey Cora, S OBP: 0.341, SLG: 0.371 (1, 4)	1-3 K		1-3 K		0-0 G6-3		2-2 FC6		0-1 G6-3		5 0 0 0 0 2 2	Seattle Mariners @ New York Yankees Yankee Stadium, Bronx, NY Thu Apr 30 1998, 7:05 PM EDT Att: 28,517 - Overcast - 69 F										
Alex Rodriguez, R OBP: 0.357, SLG: 0.658 (1, 6)	1-3 K		0-1 HR			3-1 F8		3-2 1B HBP	1-2 CS S 1B		4 2 2 1 0 1 0											
Ken Griffey Jr., L OBP: 0.374, SLG: 0.641 (1, 8)	2-2 HR		0-0 HR			0-1 P5		0-1 1B 1B	4-0 1B		4 3 2 2 1 0 1											
Edgar Martinez, R OBP: 0.365, SLG: 0.439 (1, 10)	2-2 L4		1-2 G5-3			0-3 K		1-0 1B FC4-6 1B	2-3 K 2-3		5 1 1 1 0 2 2											
David Segui, S OBP: 0.426, SLG: 0.681 (1, 3)		1-2 1B		1-2 G5-3			0-1 2B SF9 1B	2-1 FC4-6 1B		0-0 G4-3	5 1 3 1 0 0 0											
Glenallen Hill, R OBP: 0.432, SLG: 0.557 Rich Amaral, R OBP: 0.273, SLG: 0.636 (1, 7) (8, 7)		1-2 L4		2-3 K			0-2 2B	0-1 FC4-6 G4-3 1B		2-2 S 1B	4 1 1 1 0 1 2 1 0 1 0 0 0 0											
Dan Wilson, R OBP: 0.345, SLG: 0.360 (1, 2)		1-1 L5		0-2 G6-3			3-3 K	1 SAFE 3-2 G4-3		0-2 F8	5 0 0 0 0 1 5											
Russ Davis, R OBP: 0.330, SLG: 0.512 (1, 5)		2-2 F9			1-0 G4-3		0-1 SF9	0-1 1B		1-3 K	4 0 1 2 0 1 2											
Robert Perez, R OBP: 0.185, SLG: 0.333 Rob Ducey, L OBP: 0.313, SLG: 0.345 (1, 9) (7, PH) (7, 9)			0-0 F9		0-2 P3		3-H 4-2 FC6 BB	2-2 G3			2 0 0 0 0 0 0 1 0 0 0 1 0 1											
Inning Stats	R: 1 E: 0 K: 2 S: 15	H: 1 LOB: 0 BB: 0 P: 21	R: 0 E: 0 K: 0 S: 14	H: 1 LOB: 1 BB: 0 P: 19	R: 2 E: 0 K: 1 S: 11	H: 2 LOB: 0 BB: 0 P: 13	R: 0 E: 0 K: 1 S: 11	H: 0 LOB: 0 BB: 0 P: 14	R: 0 E: 0 K: 1 S: 7	H: 0 LOB: 0 BB: 0 P: 10	R: 1 E: 0 K: 1 S: 17		H: 2 LOB: 2 BB: 1 P: 26	R: 4 E: 1 K: 0 S: 17	H: 3 LOB: 1 BB: 0 P: 28	R: 0 E: 0 K: 1 S: 10	H: 1 LOB: 1 BB: 1 P: 17	R: 0 E: 0 K: 1 S: 11	H: 1 LOB: 1 BB: 0 P: 14	1B: 7 2B: 1 3B: 0 HR: 3	SF: 1 SAC: 0 DP: 0 HBP: 1	WP: 0 PA: 44 PB: 0 SB: 2 CS: 1
PITCHER	IP WLS BF H R ER SO BB IBB HBP BLK WP HR S P ERA WHIP																					
David Wells, L ERA: 4.61 (1, 1)	6.1	25	6	4	4	4	6	0	0	0	0	3	71	94	5.68	0.947						
Jeff Nelson, R ERA: 2.51 (7, 1)	0.2	4	0	1	1	0	1	0	1	0	0	0	11	20	13.50	1.500						
Mike Stanton, L ERA: 4.6 (8, 1)	0.1	4	2	2	1	0	0	0	0	0	0	0	7	10	27.00	6.000						
Darren Holmes, R ERA: 3.72 (8, 1)	1.2	7	2	1	0	1	0	1	0	0	0	0	18	30	0.00	1.200						
42 Mariano Rivera, R ERA: (10, 1)	1.0	W 4	1	0	0	1	0	0	0	0	0	0	11	14	0.00	1.000						

AB	40
R	8
H	11
RBI	8
BB	2
SO	8
LOB	15



BOTTOM

Seattle Mariners @ New York Yankees
Yankee Stadium, Bronx, NY
Thu Apr 30 1998, 7:05 PM EDT
Att. 28,517 - Overcast - 69 F

livebaseballscorecards.com

AB 40
R 9
H 15
RBI 9
BB 5
SO 9
LOB 20



WP: 0 PA: 49
PB: 0
SB: 0
CS: 0

AB R H RBI BB SO LOB

4 2 2 0 0 0 0

4 1 1 0 1 0 4

6 0 4 2 0 0 0

5 2 2 2 1 2 6

4 1 1 0 1 2 2

1 1 1 1 2 0 0
1 1 1 2 0 0 0

5 0 2 2 0 0 2

5 0 0 0 0 4 4

5 1 1 0 0 1 2

1B: 10 SF: 1
2B: 2 SAC: 1
3B: 0 DP: 2
HR: 3 HBP: 2

Batter	1	2	3	4	5	6	7	8	9	10
Chuck Knoblauch, R OBP: 0.368, SLG: 0.309 (1, 4)	3-2 G1-6-3 1B		1-2 G4-3	1-2 HBP		0-0 2B 1B	2-2 G6-3			3-2 1B 2E HBP
2 Derek Jeter, R OBP: 0.315, SLG: 0.416 (1, 6)	1-0 G1-6-3		2-2 E5 1B	0-1 G5-3		4-2 2B 1B SF8 BB		1-2 G4-6-3 1B		1-2 SH 1B 1B
Paul O'Neill, L OBP: 0.382, SLG: 0.395 (1, 9)	1-1 F7		3-2 1B		1-2 L3	1-1 2B		0-1 G4-6-3 1B		0-0 1B
Tino Martinez, L OBP: 0.422, SLG: 0.581 (1, 3)		2-0 HR	1-3 K		4-0 1B BB	1-3 K		1-0 G4-6-3 1B		0-2 1B
Bernie Williams, S OBP: 0.425, SLG: 0.407 (1, 8)		3-3 K		0-1 1B BB	1-0 F9	4-0 IBB		0-3 K		
Darryl Strawberry, L OBP: 0.444, SLG: 0.796 (1, 10) Tim Raines, S OBP: 0.377, SLG: 0.489 (6, PH)		1-1 HR		4-1 HBP 1B BB	4-2 1B BB	1-1 SF8		2-0 HR		
Chad Curtis, R OBP: 0.481, SLG: 0.542 (1, 7)		1-2 F9		1-0 HBP 1B	3-2 FC6-4 1B	1-0 P4		0-1 P6		
20 Jorge Posada, S OBP: 0.296, SLG: 0.490 (1, 2)		2-3 K		1-3 K	1-1 FC6-4		1-3 K		1-3 K	
Scott Brosius, R OBP: 0.326, SLG: 0.313 (1, 5)			2-2 G5-3	0-3 K		0-1 2B BB	3-2 G4-3		0-2 G5-3	

Inning Stats	R: 0	H: 1	E: 0	K: 0	S: 8	R: 2	H: 2	E: 0	K: 2	S: 13	R: 0	H: 1	E: 1	K: 1	S: 15	R: 1	H: 2	E: 0	K: 2	S: 15	R: 3	H: 3	E: 0	K: 1	S: 13	R: 0	H: 0	E: 0	K: 1	S: 12	R: 0	H: 2	E: 0	K: 1	S: 9	R: 1	H: 1	E: 0	K: 1	S: 9	R: 1	H: 2	E: 1	K: 0	S: 12	R: 0	H: 2	E: 0	K: 1	S: 16
	LOB: 0	BB: 0	P: 13	LOB: 0	BB: 0	P: 22	LOB: 1	BB: 0	P: 24	LOB: 2	BB: 0	LOB: 3	BB: 1	P: 22	LOB: 2	BB: 2	LOB: 2	BB: 2	P: 25	LOB: 0	BB: 0	LOB: 1	BB: 0	P: 18	LOB: 0	BB: 0	LOB: 1	BB: 0	P: 12	LOB: 3	BB: 0	LOB: 3	BB: 0	P: 16	LOB: 0	BB: 0	LOB: 0	BB: 0	P: 16	LOB: 0	BB: 0	LOB: 0	BB: 0	P: 16						

PITCHER	IP	WLS	BF	H	R	ER	SO	BB	IBB	HBP	BLK	WP	HR	S	P	ERA	WHIP
27 Ken Cloude, R ERA: 4.67 (1, 1)	4.2		25	7	4	4	5	3	0	1	0	0	2	61	104	7.71	2.143
Paul Spoljaric, L ERA: 5.02 (5, 1)	1.1		9	3	3	3	1	1	1	0	0	0	0	15	28	20.25	3.000
Felipe Lira, R ERA: 4.91 (7, 1)	1.0		4	1	0	0	1	0	0	0	0	0	0	15	22	0.00	1.000
Tony Fossas, L ERA: 12.46 (8, 1)	0.2		2	1	0	0	0	0	0	0	0	0	0	3	4	0.00	1.500
31 Bobby Ayala, R ERA: 6.61 (8, 1)	1.1	L	9	3	2	2	2	0	0	1	0	0	1	24	31	13.50	2.250

Batter	1	2	3	4	5	6	7	8	9	AB R H RBI BB SO LOB	TOP		
Chuck Knoblauch, R (1, 4) OBP: 0.364, SLG: 0.306	2-1 		1-2 		1-3 			2-2 		4 1 1 0 0 1 2			
2 Derek Jeter, R (1, 6) OBP: 0.304, SLG: 0.400	1-1 		1-2 			0-0 		3-3 		4 0 0 0 0 1 1			
Paul O'Neill, L (1, 9) OBP: 0.406, SLG: 0.420	2-1 			1-1 		4-2 		4-2 		2 1 2 0 2 0 0			
Tino Martinez, L (1, 3) OBP: 0.415, SLG: 0.562	2-1 			2-2 		1-0 		4-2 		3 0 0 0 1 0 3			
Bernie Williams, S (1, 8) OBP: 0.418, SLG: 0.404				2-3 		1-0 		1-0 		3 0 1 2 0 2 1			
Darryl Strawberry, L (1, 10) Tim Raines, S (8, PH) OBP: 0.370, SLG: 0.478			3-2 	0-1 		1-2 		2-2 		3 0 0 0 0 0 2 1 0 0 0 0 0 2			
Chad Curtis, R (1, 7) OBP: 0.469, SLG: 0.524		2-2 			0-1 		0-0 		3-3 	4 0 1 0 0 1 0	AB 31 R 2 H 6 RBI 2 BB 3 SO 7 LOB 12		
20 Jorge Posada, S (1, 2) OBP: 0.276, SLG: 0.453		1-0 			3-2 		3-3 		2-3 	4 0 0 0 0 2 1			
Scott Brosius, R (1, 5) OBP: 0.333, SLG: 0.313			1-0 		2-0 		3-2 		1-0 	3 0 1 0 0 0 0			
Inning Stats	R: 0 H: 1 E: 0 LOB: 1 K: 0 BB: 0 S: 8 P: 15	R: 0 H: 1 E: 0 LOB: 1 K: 1 BB: 0 S: 10 P: 17	R: 0 H: 0 E: 0 LOB: 0 K: 0 BB: 0 S: 6 P: 9	R: 0 H: 1 E: 0 LOB: 1 K: 1 BB: 0 S: 12 P: 17	R: 0 H: 1 E: 0 LOB: 1 K: 1 BB: 0 S: 10 P: 16	R: 1 H: 1 E: 0 LOB: 1 K: 0 BB: 1 S: 8 P: 15	R: 0 H: 0 E: 0 LOB: 0 K: 1 BB: 0 S: 8 P: 14	R: 1 H: 1 E: 0 LOB: 2 K: 1 BB: 2 S: 17 P: 33	R: 0 H: 0 E: 0 LOB: 0 K: 2 BB: 0 S: 10 P: 16	1B: 5 SF: 1 2B: 1 SAC: 0 3B: 0 DP: 1 HR: 0 HBP: 1	WP: 1 PA: 36 PB: 0 SB: 1 CS: 0		
PITCHER	IP WLS BF H R ER SO BB IBB HBP BLK WP HR S P ERA WHIP											PITCHER	IP WLS BF H R ER SO BB IBB HBP BLK WP HR S P ERA WHIP
Pat Rapp, R (1, 1) ERA: 4.1	7.1 L 29 6 2 2 5 1 0 1 0 1 0 0 70 116 2.46 0.955												
50 José Rosado, L (8, 1) ERA: 3.66	0.2 4 0 0 0 0 2 0 0 0 0 0 0 9 20 0.00 3.000												
47 Brian Bevil, R (9, 1) ERA: 5.52	1.0 3 0 0 0 0 2 0 0 0 0 0 0 10 16 0.00 0.000												

New York Yankees @ Kansas City Royals
 Kauffman Stadium, Kansas City, MO
 Fri May 01 1998, 7:05 PM CDT
 Att. 19,002 - Unknown - 73 F

livebaseballscorecards.com

Batter	1	2	3	4	5	6	7	8	9	AB	R	H	RBI	BB	SO	LOB
Johnny Damon, L (1, 8) OBP: 0.331, SLG: 0.402 BB 	4-2 		0-0 HR 			2-0 F9 		2-2 L5 3-H 		3	1	1	1	1	0	2
Jose Offerman, S (1, 4) OBP: 0.376, SLG: 0.398 1 SAFE 	2-0 F8 		0-2 F9 			1-3 K 			1-1 G6-3 	4	0	0	0	0	1	1
Hal Morris, L (1, 10) OBP: 0.452, SLG: 0.589 1 SAFE 	1-0 		1-3 K 			2-0 G3 			0-0 F8 	4	0	1	0	0	1	0
Dean Palmer, R (1, 5) OBP: 0.356, SLG: 0.657 	0-3 K 			1-1 P4 			2-3 K G6-4-3 		2-0 P3 	4	0	0	0	0	2	2
Jeff King, R (1, 3) OBP: 0.363, SLG: 0.475 	2-3 			1-3 K 			0-0 G6-4-3 1-2f 			3	0	0	0	0	2	3
Larry Sutton, L (1, 7) OBP: 0.333, SLG: 0.388 		1-3 K 		2-2 G6-3 			1-1 G4-3 			3	0	0	0	0	1	0
Ernie Young, R (1, 9) OBP: 0.267, SLG: 0.333 		1-0 F9 			3-3 K 			4-1 29 SH L5 BB 		2	0	0	0	1	1	0
29 Mike Sweeney, R (1, 2) OBP: 0.279, SLG: 0.329 		1-0 L9 			1-0 P3 			1 SAFE 0-2 SH 		2	0	0	0	0	0	0
Felix Martinez, S (1, 6) OBP: 0.200, SLG: 0.197 Terry Pendleton, S (8, PH) OBP: 0.241, SLG: 0.333 Shane Halter, R (9, 6) OBP: 0.327, SLG: 0.460 			1-0 F7 			0-0 B3 		1-0 G5-3 		2	0	0	0	0	0	0
										1	0	0	0	0	0	2
										0	0	0	0	0	0	0

Inning Stats	R: 0	H: 1	E: 0	K: 2	S: 10	LOB: 2	BB: 1	P: 19	R: 0	H: 0	E: 0	K: 1	S: 5	LOB: 0	BB: 0	P: 8	R: 1	H: 1	E: 0	K: 1	S: 9	LOB: 0	BB: 0	P: 11	R: 0	H: 0	E: 0	K: 1	S: 8	LOB: 0	BB: 0	P: 12	R: 0	H: 0	E: 0	K: 1	S: 5	LOB: 0	BB: 0	P: 9	R: 0	H: 0	E: 1	K: 1	S: 6	LOB: 0	BB: 0	P: 9	R: 0	H: 0	E: 1	K: 0	S: 8	LOB: 1	BB: 1	P: 15	R: 0	H: 0	E: 0	K: 0	S: 4	LOB: 0	BB: 0	P: 7	1B: 1	SF: 0	2B: 1	SAC: 1	3B: 0	DP: 2	HR: 1	HBP: 0	WP: 0	PA: 31
--------------	------	------	------	------	-------	--------	-------	-------	------	------	------	------	------	--------	-------	------	------	------	------	------	------	--------	-------	-------	------	------	------	------	------	--------	-------	-------	------	------	------	------	------	--------	-------	------	------	------	------	------	------	--------	-------	------	------	------	------	------	------	--------	-------	-------	------	------	------	------	------	--------	-------	------	-------	-------	-------	--------	-------	-------	-------	--------	-------	--------

PITCHER	IP	WLS	BF	H	R	ER	SO	BB	IBB	HBP	BLK	WP	HR	S	P	ERA	WHIP
Hideki Irabu, R (1, 1) ERA: 1.47	7.1	W	27	2	1	1	8	2	0	0	0	0	1	53	88	1.23	0.545
Mike Stanton, L (8, 1) ERA: 4.41	0.2		1	0	0	0	0	0	0	0	0	0	0	3	5	0.00	0.000
42 Mariano Rivera, R (9, 1) ERA:	1.0	S	3	0	0	0	0	0	0	0	0	0	0	4	7	0.00	0.000

BOTTOM

New York Yankees @ Kansas City Royals
 Kauffman Stadium, Kansas City, MO

Fri May 01 1998, 7:05 PM CDT
 Att: 19,002 - Unknown - 73 F

livebaseballscorecards.com

AB	28
R	1
H	2
RBI	1
BB	2
SO	8
LOB	10

Batter	1	2	3	4	5	6	7	8	9	AB	R	H	RBI	BB	SO	LOB
Johnny Damon, L (1, 8) <small>OBP: 0.349, SLG: 0.427</small>										5	1	4	2	0	0	2
Jose Offerman, S (1, 4) <small>OBP: 0.369, SLG: 0.398</small>										5	0	1	1	0	0	6
Hal Morris, L (1, 10) <small>OBP: 0.442, SLG: 0.571</small>										5	0	1	0	0	1	2
Dean Palmer, R (1, 5) <small>OBP: 0.350, SLG: 0.634</small>										4	1	0	0	1	2	2
Jeff King, R (1, 3) <small>OBP: 0.364, SLG: 0.529</small>										5	2	2	3	0	1	2
Shane Mack, R (1, 7) <small>OBP: 0.386, SLG: 0.513</small>										3	0	0	0	1	0	0
Ernie Young, R (1, 9) <small>OBP: 0.250, SLG: 0.311</small> Larry Sutton, L (8, PH) <small>OBP: 0.342, SLG: 0.388</small> (9, 9)										3	0	0	0	0	1	1
29 Mike Sweeney, R (1, 2) <small>OBP: 0.300, SLG: 0.333</small>										2	0	1	0	2	0	1
Shane Halter, R (1, 6) <small>OBP: 0.345, SLG: 0.472</small> Terry Pendleton, S (8, PH) <small>OBP: 0.255, SLG: 0.346</small> Felix Martinez, S (8, PR) <small>OBP: 0.200, SLG: 0.197</small> (9, 6)										3	0	2	0	0	0	2

Inning Stats	R: 1	H: 2	E: 0	K: 1	S: 8	H: 1	LOB: 1	BB: 1	P: 18	R: 0	H: 1	E: 0	K: 1	S: 10	R: 0	H: 1	E: 0	K: 1	S: 8	R: 1	H: 2	E: 0	K: 0	S: 11	R: 2	H: 2	E: 0	K: 0	S: 12	R: 0	H: 2	E: 0	K: 0	S: 10	R: 0	H: 0	E: 0	K: 0	S: 8	R: 2	H: 2	E: 0	K: 0	S: 13	R: 0	H: 2	E: 0	K: 2	S: 9	R: 0	H: 0	E: 0	K: 2	S: 9	1B: 8	2B: 4	3B: 0	HR: 2	SF: 0	SAC: 0	DP: 2	HBP: 0	WP: 0	PB: 0	SB: 1	CS: 0	PA: 41
--------------	------	------	------	------	------	------	--------	-------	-------	------	------	------	------	-------	------	------	------	------	------	------	------	------	------	-------	------	------	------	------	-------	------	------	------	------	-------	------	------	------	------	------	------	------	------	------	-------	------	------	------	------	------	------	------	------	------	------	-------	-------	-------	-------	-------	--------	-------	--------	-------	-------	-------	-------	--------

PITCHER	IP	WLS	BF	H	R	ER	SO	BB	IBB	HBP	BLK	WP	HR	S	P	ERA	WHIP
Andy Pettitte, L (1, 1) <small>ERA: 2.91</small>	6.0	W	29	10	4	4	3	4	0	0	0	0	2	59	107	6.00	2.333
Jeff Nelson, R (7, 1) <small>ERA: 3.38</small>	1.2		8	2	2	2	0	1	0	0	0	0	0	19	31	10.80	1.800
Mike Stanton, L (8, 1) <small>ERA: 4.32</small>	0.1		1	0	0	0	0	0	0	0	0	0	0	2	3	0.00	0.000
Darren Holmes, R (9, 1) <small>ERA: 3.38</small>	1.0		3	0	0	0	2	0	0	0	0	0	0	9	15	0.00	0.000

BOTTOM

New York Yankees @ Kansas City Royals
Kauffman Stadium, Kansas City, MO

livebaseballscorecards.com

AB	36
R	6
H	12
RBI	6
BB	5
SO	5
LOB	18



Sat May 02 1998, 7:05 PM CDT
 Att. 22,743 - Cloudy - 58 F

Batter	1	2	3	4	5	6	7	8	9	AB	R	H	RBI	BB	SO	LOB
Johnny Damon, L (1, 8) OBP: 0.338, SLG: 0.413	1-1 G3		3-2 F9		0-3 K		0-0 L8			4	0	0	0	0	1	1
Jose Offerman, S (1, 4) OBP: 0.373, SLG: 0.392	4-1 F7 BB		3-1 G4-3		4-1 FC6 BB			0-1 G6-3		2	0	0	0	2	0	0
Hal Morris, L (1, 7) OBP: 0.435, SLG: 0.569	0-2 F7			2-1 WP SF8 2B	2-2 FC6			3-3 K		4	1	1	0	0	1	3
Jeff King, R (1, 3) OBP: 0.352, SLG: 0.514	2-0 G6-3			1-2 SF8		0-1 G5-3		1-2 G6-3		3	0	0	1	0	0	1
Terry Pendleton, S (1, 10) OBP: 0.288, SLG: 0.352		4-1 G3 G5-3 BB		1-2 G1-3		4-2 FC6-4 BB		0-1 G2-3 BB 1B		2	0	1	0	2	0	0
Dean Palmer, R (1, 5) OBP: 0.354, SLG: 0.635		3-2 G5-3		1-0 2B		3-2 FC6-4		4-1 G2-3 BB		3	0	1	0	1	0	2
Larry Sutton, L (1, 9) OBP: 0.325, SLG: 0.366		0-0 G3		0-1 L7		0-0 G4-3		2-2 G2-3		4	0	0	0	0	0	5
Chris Turner, R (1, 2)		1-0 F8			0-3 K		2-2 G5-3		3-3 K	4	0	0	0	0	2	3
Felix Martinez, S (1, 6) OBP: 0.203, SLG: 0.200			1-0 F8		2-0 BB 1B		1-2 G6-3		1-0 F8	4	0	1	0	0	0	2

Inning Stats	R: 0	H: 0	E: 0	K: 0	S: 8	R: 0	H: 0	E: 0	K: 0	S: 6	R: 0	H: 0	E: 0	K: 0	S: 7	R: 1	H: 2	E: 0	K: 0	S: 12	R: 0	H: 1	E: 0	K: 2	S: 13	R: 0	H: 0	E: 0	K: 0	S: 11	R: 0	H: 0	E: 0	K: 1	S: 8	R: 0	H: 0	E: 0	K: 1	S: 10	R: 0	H: 0	E: 0	K: 1	S: 10	R: 0	H: 1	E: 0	K: 1	S: 10	1B: 2	2B: 2	3B: 0	HR: 0	SF: 1	SAC: 0	DP: 0	HBP: 0	WP: 1	PB: 0	SB: 0	CS: 0	PA: 36
--------------	------	------	------	------	------	------	------	------	------	------	------	------	------	------	------	------	------	------	------	-------	------	------	------	------	-------	------	------	------	------	-------	------	------	------	------	------	------	------	------	------	-------	------	------	------	------	-------	------	------	------	------	-------	-------	-------	-------	-------	-------	--------	-------	--------	-------	-------	-------	-------	--------

PITCHER	IP	WLS	BF	H	R	ER	SO	BB	IBB	HBP	BLK	WP	HR	S	P	ERA	WHIP
Ramiro Mendoza, R (1, 1) ERA: 4.78	7.0	W	28	3	1	1	2	4	0	0	0	1	0	67	112	1.29	1.000
52 Mike Buddie, R (8, 1) ERA: 7.94	1.0		3	0	0	0	1	0	0	0	0	0	0	8	12	0.00	0.000
Willie Banks, R (9, 1) ERA: 9.0	1.0		5	1	0	0	1	1	0	0	0	0	0	10	20	0.00	2.000

BOTTOM

New York Yankees @ Kansas City Royals
Kauffman Stadium, Kansas City, MO
 Sun May 03 1998, 3:33 AM CDT
 Att. 22,609 - Cloudy - 64 F

AB	30
R	1
H	4
RBI	1
BB	5
SO	4
LOB	17



New York Yankees @ Texas Rangers
 The Ballpark at Arlington, Arlington, TX

Tue May 05 1998, 8:05 PM EDT
 Att. 31,693 - Unknown - 80 F

livebaseballscorecards.com

AB	37
R	7
H	13
RBI	6
BB	5
SO	5
LOB	19



WP:	1	PA:	42
PB:	1		
SB:	0		
CS:	1		

Batter	1	2	3	4	5	6	7	8	9	AB R H RBI BB SO LOB
Chuck Knoblauch, R (1, 4) OBP: 0.364, SLG: 0.308	0-2 HR 2B		0-1 1B		2-1 P6		0-3 K		0-2 G5-3	5 1 2 0 0 1 3
2 Derek Jeter, R (1, 6) OBP: 0.323, SLG: 0.429	0-0 HR 1B		3-3 K 1-2		2-2 PB WP 1B		3-2 BB 1B		0-1 G5-3	5 1 3 1 0 1 2
Paul O'Neill, L (1, 9) OBP: 0.410, SLG: 0.475	0-1 HR		0-1 F8		1-2 P8		4-1 BB 1B		1-1 BB 1B	4 1 2 4 1 0 2
Tino Martinez, L (1, 3) OBP: 0.442, SLG: 0.610	4-2 BB			0-0 G6-3	4-2 PB BB		1-0 F8		1-2 BB 1B	3 0 1 0 2 0 2
Bernie Williams, S (1, 8) OBP: 0.424, SLG: 0.406	0-0 G4-6-3			3-3 K	1-1 G5-3			3-1 F9 2B	4-2 BB 1B	4 0 1 0 1 1 3
Darryl Strawberry, L (1, 10) OBP: 0.411, SLG: 0.746	2-3 K			1-3 K		3-2 G4-3		1-1 F9	2-2 F8	3 0 0 0 0 2 0
Tim Raines, S (8, PH) OBP: 0.333, SLG: 0.414								2-3 F9		2 0 0 0 0 0 4
Chad Curtis, R (1, 7) OBP: 0.467, SLG: 0.500		2-2 P8			4-2 1B BB	0-0 G1-3 1B		0-0 P7		3 1 1 0 1 0 1
Scott Brosius, R (1, 5) OBP: 0.364, SLG: 0.368		0-0 F7			0-0 2 1B 1B	2-2 G1-3		1-0 P5		4 1 1 0 0 0 2
Joe Girardi, R (1, 2) OBP: 0.235, SLG: 0.265		1-1 F4			1-0 WP 2 1B 1B		0-0 G1-3		1-2 1B 3B	4 2 2 1 0 0 0

Inning Stats	R: 3 E: 0 K: 1 S: 14	H: 3 LOB: 0 BB: 1 P: 20	R: 0 E: 0 K: 0 S: 8	H: 0 LOB: 0 BB: 0 P: 11	R: 0 E: 0 K: 1 S: 7	H: 1 LOB: 0 BB: 0 P: 10	R: 0 E: 0 K: 2 S: 7	H: 0 LOB: 0 BB: 0 P: 11	R: 3 E: 0 K: 0 S: 17	H: 3 LOB: 2 BB: 2 P: 32	R: 0 E: 0 K: 0 S: 7	H: 1 LOB: 0 BB: 0 P: 12	R: 0 E: 0 K: 1 S: 9	H: 1 LOB: 2 BB: 1 P: 17	R: 0 E: 0 K: 0 S: 6	H: 1 LOB: 1 BB: 0 P: 11	R: 1 E: 0 K: 0 S: 22	H: 3 LOB: 3 BB: 1 P: 31	1B: 9 2B: 3 3B: 1 HR: 1	SF: 0 SAC: 0 DP: 2 HBP: 0	WP: 1 PB: 1 SB: 0 CS: 1	PA: 42
--------------	-------------------------------	----------------------------------	------------------------------	----------------------------------	------------------------------	----------------------------------	------------------------------	----------------------------------	-------------------------------	----------------------------------	------------------------------	----------------------------------	------------------------------	----------------------------------	------------------------------	----------------------------------	-------------------------------	----------------------------------	----------------------------------	------------------------------------	----------------------------------	--------

PITCHER	IP	WLS	BF	H	R	ER	SO	BB	IBB	HBP	BLK	WP	HR	S	P	ERA	WHIP
John Burkett, R (1, 1) ERA: 8.03	4.1	L	20	7	6	5	4	2	0	0	0	0	1	45	70	10.38	2.077
Scott Bailes, L (5, 1) ERA: 5.63	1.0		5	1	0	0	0	1	0	0	0	1	0	12	21	0.00	2.000
Xavier Hernandez, R (6, 1) ERA:	1.1		5	1	0	0	1	1	0	0	0	0	0	11	20	0.00	1.500
Eric Gunderson, L (7, 1) ERA: 0.71	0.2		3	1	0	0	0	0	0	0	0	0	0	5	10	0.00	1.500
Danny Patterson, R (8, 1) ERA: 2.35	1.1		8	3	1	1	0	1	0	0	0	0	0	21	29	6.75	3.000

PITCHER	IP	WLS	BF	H	R	ER	SO	BB	IBB	HBP	BLK	WP	HR	S	P	ERA	WHIP
Tim Crabtree, R (9, 1) ERA: 3.46	0.1		1	0	0	0	0	0	0	0	0	0	0	3	5	0.00	0.000

Batter	1	2	3	4	5	6	7	8	9	AB	R	H	RBI	BB	SO	LOB
Tom Goodwin, L OBP: 0.417, SLG: 0.383 (1, 8)	3-2 G4-3		3-2 L3		1-3 K		1-1 G4-3			4	0	0	0	0	1	2
Mark McLemore, S OBP: 0.462, SLG: 0.440 (1, 4)	4-2 FC5-4 WP BB		4-2 BB		3-2 1-3 2-H 1B			1-3 K		2	1	1	1	2	1	0
29 Rusty Greer, L OBP: 0.333, SLG: 0.313 (1, 7)	4-0 FC5-4 BB		3-1 P7		3-2 F9			0-1 F7		3	0	0	0	1	0	3
Juan Gonzalez, R OBP: 0.341, SLG: 0.575 (1, 9)	2-1 FC5-4 WP 1-2 2-3			2-3 K		2-2 F8		0-1 1B		4	0	1	0	0	1	2
Will Clark, L OBP: 0.430, SLG: 0.462 (1, 3)	3-2 G4-3 1-2 3-H			1-1 G4-3		1-0 G3		3-3 K		4	0	0	0	0	1	2
Ivan Rodriguez, R OBP: 0.496, SLG: 0.706 (1, 2)		0-3 K		0-2 G5-3		4-2 BB		2-1 G4-3		3	0	0	0	1	1	0
Lee Stevens, L OBP: 0.287, SLG: 0.526 (1, 10)		2-2 G1-3		1-2 F7		0-0 G4-3		1-2 G6-3		4	0	0	0	0	0	1
Kevin Elster, R OBP: 0.361, SLG: 0.414 (1, 6)		1-3 K		0-0 1B 1B		2-2 G3		4-2 BB		3	1	1	0	1	1	0
Luis Alicea, S OBP: 0.348, SLG: 0.350 (1, 5)		3-2 L3		0-0 1B 1-2 1B		1-3 K		1-0 G3		4	0	1	0	0	1	1

Inning Stats	R: 1	H: 0	E: 0	K: 0	S: 12	H: 0	LOB: 1	BB: 2	P: 28	R: 0	H: 0	E: 0	K: 2	S: 10	H: 0	LOB: 0	BB: 0	P: 13	R: 0	H: 0	E: 0	K: 0	S: 13	H: 0	LOB: 1	BB: 1	P: 26	R: 0	H: 0	E: 0	K: 1	S: 9	H: 0	LOB: 0	BB: 0	P: 12	R: 1	H: 3	E: 0	K: 1	S: 14	H: 0	LOB: 2	BB: 0	P: 22	R: 0	H: 0	E: 0	K: 0	S: 8	H: 0	LOB: 1	BB: 1	P: 15	R: 0	H: 0	E: 0	K: 1	S: 11	H: 0	LOB: 0	BB: 0	P: 15	R: 0	H: 1	E: 0	K: 2	S: 10	H: 0	LOB: 1	BB: 0	P: 14	R: 0	H: 0	E: 0	K: 0	S: 9	H: 0	LOB: 1	BB: 1	P: 17	1B: 4	2B: 0	3B: 0	HR: 0	SF: 0	SAC: 0	DP: 0	HBP: 0	WP: 1	PA: 36
--------------	------	------	------	------	-------	------	--------	-------	-------	------	------	------	------	-------	------	--------	-------	-------	------	------	------	------	-------	------	--------	-------	-------	------	------	------	------	------	------	--------	-------	-------	------	------	------	------	-------	------	--------	-------	-------	------	------	------	------	------	------	--------	-------	-------	------	------	------	------	-------	------	--------	-------	-------	------	------	------	------	-------	------	--------	-------	-------	------	------	------	------	------	------	--------	-------	-------	-------	-------	-------	-------	-------	--------	-------	--------	-------	--------

PITCHER	IP	WLS	BF	H	R	ER	SO	BB	IBB	HBP	BLK	WP	HR	S	P	ERA	WHIP
David Cone, R ERA: 6.61 (1, 1)	5.0	W	21	3	2	2	4	3	0	0	0	1	0	58	101	3.60	1.200
Darren Holmes, R ERA: 2.84 (6, 1)	2.0		7	0	0	0	1	1	0	0	0	0	0	19	30	0.00	0.500
Jeff Nelson, R ERA: 3.0 (8, 1)	2.0		8	1	0	0	2	1	0	0	0	0	0	19	31	0.00	1.000


BOTTOM

New York Yankees @ Texas Rangers
The Ballpark at Arlington, Arlington, TX

Tue May 05 1998, 8:05 PM EDT
Att: 31,693 - Unknown - 80 F

livebaseballscorecards.com

AB	31
R	2
H	4
RBI	1
BB	5
SO	7
LOB	11



Batter	1	2	3	4	5	6	7	8	9	AB R H RBI BB SO LOB	TOP																									
Chuck Knoblauch, R (1, 4) OBP: 0.363, SLG: 0.330	0-0 HR	4-0 2 3B BB	0-0 F8	0-0 G6-3		0-3 K			0-0 G6-3	5 2 1 1 1 1 2																										
2 Derek Jeter, R (1, 6) OBP: 0.338, SLG: 0.480	0-3 K	0-0 1B 3B	0-3 K	0-0 1B			0-0 G4-6-3 1B		0-0 HR	6 2 4 5 0 2 1																										
Paul O'Neill, L (1, 9) OBP: 0.414, SLG: 0.514	0-0 HR	0-0 2B 1B	0-0 2B	0-0 F9			0-0 G4-6-3 1-2f		0-0 G6-3	6 2 3 2 0 0 2																										
Tino Martinez, L (1, 3) OBP: 0.437, SLG: 0.600	4-0 BB	0-0 HR 2B	0-0 F9		0-0 G1-3		0-0 P5		0-0 F9	5 1 1 1 1 0 2																										
Bernie Williams, S (1, 8) OBP: 0.431, SLG: 0.453	0-3 K	0-0 G6-3		0-0 3B 1B		0-0 3B		0-0 20 1B 3B		5 2 3 0 0 1 2																										
Tim Lincecum, S (1, 10) OBP: 0.338, SLG: 0.492	0-3 K	0-0 HR		0-0 2B 3B		0-0 P3		0-3 K		5 2 2 3 0 2 3																										
Chad Curtis, R (1, 7) OBP: 0.464, SLG: 0.486				0-0 G6-3		0-0 F7		0-0 P3		4 1 1 0 1 0 3																										
20 Jorge Posada, S (1, 2) OBP: 0.309, SLG: 0.492				4-0 2B BB			0-0 G4-3		0-0 1B	3 2 1 1 2 0 1																										
Scott Brosius, R (1, 5) OBP: 0.369, SLG: 0.384		0-0 SH2-3	0-0 2B 1B	0-0 2 1B 2B		0-0 P3		0-3 K		4 1 2 2 0 1 1																										
Inning Stats	R: 2 E: 0 K: 3 S: 11	H: 2 LOB: 1 BB: 1 P: 15	R: 7 E: 0 K: 0 S: 8	H: 5 LOB: 1 BB: 3 P: 20	R: 0 E: 0 K: 1 S: 7	H: 2 LOB: 2 BB: 0 P: 7	R: 4 E: 0 K: 0 S: 7	H: 4 LOB: 1 BB: 1 P: 11	R: 0 E: 0 K: 0 S: 4	H: 1 LOB: 1 BB: 0 P: 4	R: 0 E: 0 K: 1 S: 5	H: 0 LOB: 0 BB: 0 P: 5	R: 0 E: 0 K: 0 S: 3	H: 1 LOB: 0 BB: 0 P: 3	R: 1 E: 0 K: 2 S: 9	H: 2 LOB: 1 BB: 0 P: 9	R: 1 E: 0 K: 0 S: 4	H: 1 LOB: 0 BB: 0 P: 4	1B: 7 2B: 3 3B: 4 HR: 4	SF: 0 SAC: 1 DP: 1 HBP: 0	WP: 0 PB: 0 SB: 0 CS: 0	PA: 49														
PITCHER	IP WLS BF H R ER SO BB IBB HBP BLK WP HR S P ERA WHIP	IP WLS BF H R ER SO BB IBB HBP BLK WP HR S P ERA WHIP																			IP WLS BF H R ER SO BB IBB HBP BLK WP HR S P ERA WHIP															
Bobby Witt, R (1, 1) ERA: 8.33	1.1	12	4	7	7	3	4	0	0	0	0	0	2	14	30	47.25	6.000																			John Wetteland, R (9, 1) ERA: 1.54
Tim Crabtree, R (2, 1) ERA: 5.52	1.2	12	7	4	4	1	0	0	0	0	0	0	1	14	14	21.60	4.200																			
Xavier Hernandez, R (4, 1) ERA: 9.0	0.2	5	2	2	2	0	1	0	0	0	0	0	0	4	8	27.00	4.500																			
Eric Gunderson, L (4, 1) ERA: 0.56	3.1	11	2	0	0	1	0	0	0	0	0	0	0	13	13	0.00	0.600																			
Danny Patterson, R (8, 1) ERA: 3.12	1.0	L	5	2	1	1	2	0	0	0	0	0	0	9	9	9.00	2.000																			

New York Yankees @ Texas Rangers
The Ballpark at Arlington, Arlington, TX
Wed May 06 1998, 8:05 PM EDT
Att. 33,274 - Unknown - 94 F

livebaseballscorecards.com

AB	43
R	15
H	18
RBI	15
BB	5
SO	7
LOB	17



Batter	1	2	3	4	5	6	7	8	9	AB	R	H	RBI	BB	SO	LOB	BOTTOM						
Tom Goodwin, L (1, 8) OBP: 0.405, SLG: 0.372	0-3 K		0-0 1B	0-0 G1-3	0-0 FC3-6		0-3 K		0-0 G4-3	6	1	1	0	0	2	1							
Mark McLemore, S (1, 4) OBP: 0.464, SLG: 0.429	0-0 G6-3		4-0 1B	4-0 HR		0-0 G6-3	4-0 BB		0-0 F8	3	2	0	0	3	0	0							
29 Rusty Greer, L (1, 7) OBP: 0.343, SLG: 0.319	0-0 1B		0-0 G3	4-0 HR		0-0 1B	0-0 F7			4	2	2	1	1	0	3							
Juan Gonzalez, R (1, 9) OBP: 0.350, SLG: 0.598	0-0 F7		0-0 1B	0-0 HR		0-0 2B	0-0 F9			5	3	3	5	0	0	2							
Will Clark, L (1, 3) OBP: 0.436, SLG: 0.477		0-3 K	0-0 1B	0-0 FC6-4		0-0 2B		0-3 K		5	2	3	1	0	2	0							
Ivan Rodriguez, R (1, 2) OBP: 0.492, SLG: 0.702		0-0 F9	0-0 HR	0-0 FC6-4		0-0 2B		0-0 G5-3		5	1	2	4	0	0	1							
Mike Simms, R (1, 10) OBP: 0.458, SLG: 0.773		0-0 F8	0-0 HR		0-0 G5-3		0-0 1B		0-0 F9	3	1	1	2	0	0	0							
Lee Stevens, L (6, PH) OBP: 0.301, SLG: 0.531										1	0	1	0	1	0	0							
Domingo Cedenio, S (8, PR) OBP: 0.500, SLG: 0.556										0	0	0	0	0	0	0							
Kevin Elster, R (1, 6) OBP: 0.347, SLG: 0.394			0-0 F9		0-0 G1-3		0-0 F8		0-0 F9	5	0	0	0	0	1	3							
Fernando Tatis, R (1, 5) OBP: 0.244, SLG: 0.231			0-0 K		0-3 K		0-0 F9		0-0 G3	3	1	2	0	0	1	0							
Luis Alicea, S (6, PH) OBP: 0.333, SLG: 0.333			0-0 1B		0-0 FC3-6					2	0	0	0	0	0	2							
Inning Stats	R: 0 E: 0 K: 1 S: 6	H: 1 LOB: 1 BB: 0 P: 6	R: 0 E: 0 K: 1 S: 5	H: 0 LOB: 0 BB: 0 P: 5	R: 7 E: 0 K: 1 S: 11	H: 6 LOB: 0 BB: 1 P: 15	R: 3 E: 0 K: 1 S: 7	H: 2 LOB: 1 BB: 2 P: 15	R: 0 E: 0 K: 0 S: 4	H: 1 LOB: 1 BB: 0 P: 4	R: 3 E: 0 K: 0 S: 7	H: 4 LOB: 2 BB: 1 P: 11	R: 0 E: 0 K: 1 S: 5	H: 0 LOB: 1 BB: 1 P: 9	R: 0 E: 0 K: 1 S: 6	H: 1 LOB: 1 BB: 0 P: 6	R: 0 E: 0 K: 0 S: 3	H: 0 LOB: 0 BB: 0 P: 3	1B: 11 2B: 2 3B: 0 HR: 2	SF: 0 SAC: 0 DP: 0 HBP: 0	WP: 0 PB: 0 SB: 0 CS: 0	PA: 47	
PITCHER	IP	WLS	BF	H	R	ER	SO	BB	IBB	HBP	BLK	WP	HR	S	P	ERA	WHIP						
David Wells, L (1, 1) ERA: 5.77	2.2		16	7	7	7	2	1	0	0	0	0	1	9	23	23.62	3.000						
Willie Banks, R (3, 1) ERA: 12.0	1.0		7	2	3	3	2	2	0	0	0	0	1	9	17	27.00	4.000						
Mike Buddie, R (4, 1) ERA: 8.59	1.2		8	3	2	2	0	0	0	0	0	0	0	8	8	10.80	1.800						
Ramiro Mendoza, R (6, 1) ERA: 5.06	0.0		3	2	1	1	0	0	1	0	0	0	0	2	6	∞	∞						
Darren Holmes, R (6, 1) ERA: 2.7	0.2		2	0	0	0	0	0	0	0	0	0	0	2	2	0.00	0.000						
PITCHER	IP	WLS	BF	H	R	ER	SO	BB	IBB	HBP	BLK	WP	HR	S	P	ERA	WHIP						
Mike Stanton, L (7, 1) ERA: 3.93	1.2		7	1	0	0	2	1	0	0	0	0	0	10	14	0.00	1.200						
42 Mariano Rivera, R (8, 1) ERA:	1.1		4	0	0	0	0	0	0	0	0	0	0	4	4	0.00	0.000						

New York Yankees @ Texas Rangers
The Ballpark at Arlington, Arlington, TX

Wed May 06 1998, 8:05 PM EDT
Att: 33,274 - Unknown - 94 F

livebaseballscores.com

AB	42
R	13
H	15
RBI	13
BB	5
SO	6
LOB	12



New York Yankees @ Minnesota Twins
 Hubert H. Humphrey Metrodome, Minneapolis, MN

Fri May 08 1998, 8:05 PM EDT
 Att. 22,612 - Dome - 72 F

livebaseballscorecards.com

AB	38
R	5
H	11
RBI	5
BB	4
SO	1
LOB	19



Batter	1	2	3	4	5	6	7	8	9	AB R H RBI BB SO LOB	
Chuck Knoblauch, R (1, 4) OBP: 0.364, SLG: 0.333	3-1 G5-3		1-1 G3-1		0-0 1B		2-2 1B		0-2 FC4-2 1B	5 2 2 0 0 0 2	
2 Derek Jeter, R (1, 6) OBP: 0.341, SLG: 0.473	0-0 G1-3		1-1 G5-3		2-0 1B		1-1 1B		4-1 1B	4 1 1 1 1 0 1	
Paul O'Neill, L (1, 9) OBP: 0.414, SLG: 0.509	0-1 1B		3-2 P6		2-2 P5		1-1 G6-3		0-0 1B	5 0 2 2 0 0 2	
Tino Martinez, L (1, 3) OBP: 0.435, SLG: 0.587	1-2 F7			3-1 F7 1B		4-2 G4-6-3 BB		2-0 F8	0-2 P5	4 0 1 0 1 0 3	
Bernie Williams, S (1, 8) OBP: 0.422, SLG: 0.441		0-2 G6-3		3-2 P5		0-0 G4-6-3		3-1 L8	1-2 1B	5 0 1 1 0 0 2	
Darryl Strawberry, L (1, 10) OBP: 0.410, SLG: 0.712		2-0 G4-3		0-0 F7		4-2 BB		4-2 BB	0-3 K	3 0 0 0 2 1 3	
Tim Lincecum, S (1, 7) OBP: 0.333, SLG: 0.478 Chad Curtis, R (8, 7) OBP: 0.464, SLG: 0.486		2-2 1B		1-2 G5-3		2-0 L7		1-1 F9		4 0 1 0 0 0 3 0 0 0 0 0 0 0	
20 Jorge Posada, S (1, 2) OBP: 0.319, SLG: 0.538		0-0 E3			1-2 HR		3-2 G4-1		0-2 1B FC4-2	4 1 2 1 0 0 1	
Scott Brosius, R (1, 5) OBP: 0.365, SLG: 0.379		2-2 G1-3		1-1 P5		2-1 G5-3		2-0 1B	1-3 1B	4 1 1 0 0 0 2	
Inning Stats	R: 0 H: 1 E: 0 LOB: 1 K: 0 BB: 0 S: 8 P: 12	R: 0 H: 1 E: 1 LOB: 2 K: 0 BB: 0 S: 12 P: 18	R: 0 H: 0 E: 0 LOB: 0 K: 0 BB: 0 S: 7 P: 12	R: 0 H: 1 E: 0 LOB: 1 K: 0 BB: 0 S: 11 P: 18	R: 1 H: 2 E: 0 LOB: 1 K: 0 BB: 0 S: 11 P: 17	R: 0 H: 0 E: 0 LOB: 1 K: 0 BB: 2 S: 9 P: 19	R: 1 H: 2 E: 0 LOB: 1 K: 0 BB: 0 S: 13 P: 21	R: 0 H: 0 E: 0 LOB: 1 K: 0 BB: 1 S: 7 P: 17	R: 3 H: 4 E: 0 LOB: 2 K: 1 BB: 1 S: 21 P: 28	1B: 10 SF: 0 2B: 0 SAC: 0 3B: 0 DP: 1 HR: 1 HBP: 0	WP: 0 PA: 42 PB: 0 SB: 2 CS: 0
PITCHER Brad Radke, R (1, 1) ERA: 3.02 Greg Swindell, L (8, 1) ERA: 4.74 Mike Trombley, R (9, 1) ERA: 1.8 Eddie Guardado, L (9, 1) ERA: 2.51	IP WLS BF H R ER SO BB IBB HBP BLK WP HR S P ERA WHIP 7.0 L 30 7 2 2 0 2 2 0 0 0 0 1 71 117 2.57 1.286 1.0 4 0 0 0 0 1 0 0 0 0 0 0 7 17 0.00 1.000 0.1 4 2 3 3 0 1 0 0 0 0 0 0 10 16 81.00 9.000 0.2 4 2 0 0 0 1 0 0 0 0 0 0 11 12 0.00 3.000	PITCHER IP WLS BF H R ER SO BB IBB HBP BLK WP HR S P ERA WHIP 0.0 0 0 0 0 0 0 0 0 0 0 0 0 0 0 0.00 1.000 0.0 0 0 0 0 0 0 0 0 0 0 0 0 0 0 0.00 1.000 0.0 0 0 0 0 0 0 0 0 0 0 0 0 0 0 0.00 1.000 0.0 0 0 0 0 0 0 0 0 0 0 0 0 0 0 0.00 1.000									

Batter	1	2	3	4	5	6	7	8	9	AB	R	H	RBI	BB	SO	LOB
Todd Walker, L OBP: 0.408, SLG: 0.533 Alex Ochoa, R OBP: 0.254, SLG: 0.387 Denny Hocking, S OBP: 0.231, SLG: 0.156	1-0 F7		0-1 G4-3			0-0 P6		4-1 FC3-2 PB BB		3	0	0	0	0	0	0
Paul Molitor, R OBP: 0.315, SLG: 0.323	1-0 F8		0-2 G4-3			3-1 G4-3		4-1 FC3-2 BB		3	0	0	0	1	0	0
Matt Lawton, L OBP: 0.364, SLG: 0.396	4-0 1B BB				1-0 G6-3 1B	0-2 G6-3 3B		1-1 FC3-2 FC1-4		3	1	2	0	1	0	3
Ron Coomer, R OBP: 0.315, SLG: 0.504	1-2 1B				0-2 G6-3	1-1 G5-3		1-1 FC1-4		4	0	1	0	0	0	5
David Ortiz, L OBP: 0.361, SLG: 0.511	1-0 L9				2-1 G6-4-3 1B		0-0 G5-3		3-3 K	4	0	1	1	0	1	2
Terry Steinbach, R OBP: 0.396, SLG: 0.364		1-0 G6-3			0-0 G6-4-3 1-2f		0-0 G5-3		2-2 G6-3	4	0	0	0	0	0	1
Orlando Merced, S OBP: 0.288, SLG: 0.410		1-2 P4				1-3 K		1-1 F8		4	0	0	0	0	1	0
Pat Meares, R OBP: 0.342, SLG: 0.482		2-3 K				1-1 G6-3		1-2 PB FC3-2 2B		3	0	1	0	0	1	0
Chris Latham, S OBP: 0.250, SLG: 0.200			1-0 P4			2-3 K		1-1 B2		3	0	0	0	0	1	1

Inning Stats	R: 0	H: 1	E: 0	LOB: 2	K: 0	P: 14	R: 0	H: 0	E: 0	LOB: 0	K: 1	P: 11	R: 0	H: 0	E: 0	LOB: 0	K: 0	P: 7	R: 1	H: 2	E: 0	LOB: 0	K: 0	P: 11	R: 0	H: 0	E: 0	LOB: 0	K: 2	P: 14	R: 0	H: 1	E: 0	LOB: 1	K: 0	P: 13	R: 0	H: 0	E: 0	LOB: 0	K: 0	P: 5	R: 0	H: 1	E: 0	LOB: 3	K: 0	P: 23	R: 0	H: 0	E: 0	LOB: 0	K: 1	P: 15	1B: 3	SF: 0	2B: 1	SAC: 0	3B: 1	DP: 1	HR: 0	HBP: 0	WP: 0	PA: 34
	S: 6	BB: 1	S: 7	BB: 0	S: 6	BB: 0	S: 8	BB: 0	S: 10	BB: 0	S: 9	BB: 0	S: 11	BB: 2	S: 9	BB: 0	S: 11	BB: 2	S: 7	BB: 0	S: 8	BB: 0	S: 10	BB: 0	S: 9	BB: 0	S: 4	BB: 0	S: 5	BB: 0	S: 11	BB: 2	S: 9	BB: 0	S: 15	1B: 3 <td>SF: 0</td> <td>2B: 1 <td>SAC: 0</td> <td>3B: 1 <td>DP: 1 <td>HR: 0 <td>HBP: 0</td> <td>WP: 0 <td>PA: 34</td> </td></td></td></td></td>	SF: 0	2B: 1 <td>SAC: 0</td> <td>3B: 1 <td>DP: 1 <td>HR: 0 <td>HBP: 0</td> <td>WP: 0 <td>PA: 34</td> </td></td></td></td>	SAC: 0	3B: 1 <td>DP: 1 <td>HR: 0 <td>HBP: 0</td> <td>WP: 0 <td>PA: 34</td> </td></td></td>	DP: 1 <td>HR: 0 <td>HBP: 0</td> <td>WP: 0 <td>PA: 34</td> </td></td>	HR: 0 <td>HBP: 0</td> <td>WP: 0 <td>PA: 34</td> </td>	HBP: 0	WP: 0 <td>PA: 34</td>	PA: 34																			

PITCHER	IP	WLS	BF	H	R	ER	SO	BB	IBB	HBP	BLK	WP	HR	S	P	ERA	WHIP
Hideki Irabu, R ERA: 1.42	(1, 1)	7.0	26	5	1	1	3	1	0	0	0	0	0	53	79	1.29	0.857
Mike Stanton, L ERA: 3.86	(8, 1)	0.1	2	0	0	0	0	1	0	0	0	0	0	3	8	0.00	3.000
Jeff Nelson, R ERA: 2.75	(8, 1)	1.2	6	0	0	0	1	1	0	0	0	0	0	14	26	0.00	0.600

BOTTOM

New York Yankees @ Minnesota Twins
Hubert H. Humphrey Metrodome, Minneapolis, MN

Fri May 08 1998, 8:05 PM EDT
 Att: 22,612 - Dome - 72 F

livebaseballscores.com

AB	31
R	1
H	5
RBI	1
BB	3
SO	4
LOB	12



Batter	1	2	3	4	5	6	7	8	9	AB R H RBI BB SO LOB
Chuck Knoblauch, R (1, 4) OBP: 0.354, SLG: 0.322	0-0 G6-3		1-1 G3		0-1 F9		3-2 G6-3			4 0 0 0 0 0 2
2 Derek Jeter, R (1, 6) OBP: 0.345, SLG: 0.470	2-2 HBP		1-0 G3		1-1 1B			1-1 F8		3 0 1 0 0 0 0
Paul O'Neill, L (1, 9) OBP: 0.416, SLG: 0.509	2-1 L5			0-0 1B	1-1 F8			1-0 1B		4 0 2 0 0 0 3
Tino Martinez, L (1, 3) OBP: 0.430, SLG: 0.571	2-0 CS	1-1 G3		4-0 1B		2-0 G4-3		0-1 G4-6-3		3 0 0 0 1 0 1
Bernie Williams, S (1, 8) OBP: 0.410, SLG: 0.426		2-1 G4-1		1-3 K		3-2 G4-1		3-1 G4-3		4 0 0 0 0 1 2
Darryl Strawberry, L (1, 10) OBP: 0.390, SLG: 0.671		0-3 K		1-3 K		1-2 F9		2-2 F7		4 0 0 0 0 2 2
Chad Curtis, R (1, 7) OBP: 0.465, SLG: 0.481		1-2 HBP		0-0 F8		1-0 L8		2-0 E		3 1 1 0 0 0 2
Scott Brosius, R (1, 5) OBP: 0.370, SLG: 0.383		1-1 G4-3			0-0 G6-3		2-1 1B	1-0 E3		4 0 2 0 0 0 2
Joe Girardi, R (1, 2) OBP: 0.236, SLG: 0.264			1-3 K		0-0 1B		0-0 1B	0-0 F8		4 0 1 0 0 1 2

TOP	
AB	33
R	1
H	7
RBI	0
BB	1
SO	4
LOB	16
WP: 0	PA: 37
PB: 1	
SB: 0	
CS: 1	

New York Yankees @ Minnesota Twins
Hubert H. Humphrey Metrodome, Minneapolis, MN
 Sat May 09 1998, 8:05 PM EDT
 Att. 20,471 - Dome - 72 F

livebaseballscorecards.com



Inning Stats	R: 0	H: 0	E: 0	K: 0	S: 5	P: 11	R: 0	H: 0	E: 1	K: 1	S: 11	P: 16	R: 0	H: 0	E: 0	K: 1	S: 6	P: 9	R: 0	H: 1	E: 0	K: 2	S: 8	P: 14	R: 0	H: 2	E: 0	K: 0	S: 8	P: 10	R: 0	H: 0	E: 0	K: 0	S: 8	P: 14	R: 0	H: 1	E: 0	K: 0	S: 7	P: 13	R: 0	H: 1	E: 0	K: 0	S: 5	P: 7	R: 1	H: 2	E: 1	K: 0	S: 9	P: 17	1B: 7	SF: 0	2B: 0	SAC: 0	3B: 0	DP: 1	HR: 0	HBP: 2	WP: 0	PA: 37
--------------	------	------	------	------	------	-------	------	------	------	------	-------	-------	------	------	------	------	------	------	------	------	------	------	------	-------	------	------	------	------	------	-------	------	------	------	------	------	-------	------	------	------	------	------	-------	------	------	------	------	------	------	------	------	------	------	------	-------	-------	-------	-------	--------	-------	-------	-------	--------	-------	--------

PITCHER	IP	WLS	BF	H	R	ER	SO	BB	IBB	HBP	BLK	WP	HR	S	P	ERA	WHIP
Mike Morgan, R (1, 1) ERA: 3.89	8.2	W	35	7	1	0	4	1	0	2	0	0	0	66	110	0.00	0.923
Hector Carrasco, R (9, 1) ERA: 5.59	0.1		1	0	0	0	0	0	0	0	0	0	0	1	1	0.00	0.000

PITCHER	IP	WLS	BF	H	R	ER	SO	BB	IBB	HBP	BLK	WP	HR	S	P	ERA	WHIP
---------	----	-----	----	---	---	----	----	----	-----	-----	-----	----	----	---	---	-----	------

Batter	1	2	3	4	5	6	7	8	9	AB	R	H	RBI	BB	SO	LOB
Matt Lawton, L OBP: 0.366, SLG: 0.418 (1, 8)	1-0 FC5-2 1B BB HBP	0-1 G3-1		2-2 G3-6-3 1-2f		0-1 HR	3-1 FC3-2			4	1	1	4	0	0	5
Denny Hocking, S OBP: 0.250, SLG: 0.171 (1, 7)	4-0 FC5-2 1B BB	2-1 SF8			2-2 G6-3	2-0 BB 1B	0-1 G4-3			3	0	1	1	1	0	3
Paul Molitor, R OBP: 0.324, SLG: 0.323 (1, 10)	0-0 FC5-2 1B	4-0 BB			1-1 G5-3	4-2 BB		1-2 F9		3	0	1	0	2	0	0
Ron Coomer, R OBP: 0.304, SLG: 0.485 (1, 5)	1-0 FC5-2 1B	1-2 L5			2-0 G6-3	1-1 F9		0-1 G1-3		5	0	0	0	0	0	6
Alex Ochoa, R OBP: 0.279, SLG: 0.385 (1, 9)	2-1 1B					4-1 1B FC5-2 BB	4-2 2B 1B	0-0 G6-3		3	1	1	0	2	1	0
Pat Meares, R OBP: 0.339, SLG: 0.474 (1, 6)	1-1 G2					2-1 FC5-2 HR 1B	2-0 F9			4	1	1	0	0	0	4
David Ortiz, L OBP: 0.375, SLG: 0.531 (1, 3)						1-2 FC5-2 HR 1B	2-2 1B FC3-2 2B			4	2	3	0	0	1	0
Orlando Merced, S OBP: 0.288, SLG: 0.410 (8, 3)						1-2 HR 1B	1-3 FC3-2 2B			0	0	0	0	0	0	0
Brent Gates, S OBP: 0.255, SLG: 0.191 (1, 4)						3-1 G4-3	0-2 FC3-2 BB 1B			4	2	2	1	0	0	3
Javier Valentin, S OBP: 0.302, SLG: 0.475 (1, 2)						2-2 G3-6-3 1B	4-1 F9 FC3-2 BB			3	1	2	2	1	0	3

Inning Stats	R: 0	H: 2	E: 0	K: 0	S: 6	H: 2	LOB: 3	BB: 1	P: 15	R: 3	H: 3	E: 0	K: 0	S: 13	R: 0	H: 0	E: 0	K: 2	S: 8	R: 0	H: 1	E: 0	K: 0	S: 11	R: 0	H: 0	E: 0	K: 0	S: 6	R: 4	H: 4	E: 0	K: 0	S: 18	R: 1	H: 2	E: 0	K: 0	S: 17	R: 0	H: 0	E: 0	K: 0	S: 6			


PITCHER	IP	WLS	BF	H	R	ER	SO	BB	IBB	HBP	BLK	WP	HR	S	P	ERA	WHIP
Andy Pettitte, L ERA: 3.81 (1, 1)	5.2	L	28	9	7	7	2	3	0	1	0	0	1	55	96	11.12	2.118
Willie Banks, R ERA: 11.05 (6, 1)	1.1		10	3	1	1	0	3	0	0	0	0	0	24	46	6.75	4.500
Graeme Lloyd, L ERA: 3.24 (8, 1)	1.0		3	0	0	0	0	0	0	0	0	0	0	6	7	0.00	0.000

BOTTOM

New York Yankees @ Minnesota Twins
 Hubert H. Humphrey Metrodome, Minneapolis, MN

Sat May 09 1998, 8:05 PM EDT
 Att: 20,471 - Dome - 72 F

AB	33
R	8
H	12
RBI	8
BB	6
SO	2
LOB	24



WP	HR	S	P	ERA	WHIP
0	1	1	1	0	0

New York Yankees @ Minnesota Twins
 Hubert H. Humphrey Metrodome, Minneapolis, MN

Sun May 10 1998, 4:33 AM EDT
 Att. 12,444 - Dome - 72 F

AB	38
R	7
H	16
RBI	6
BB	5
SO	8
LOB	21



AB R H RBI BB SO LOB

4 1 2 1 1 0 2

5 1 3 0 1 2 4

3 0 0 2 0 1 2

4 0 2 0 1 0 2

4 1 2 2 0 1 1

1 0 0 0 0 1 1

4 1 2 0 1 0 3

5 0 1 0 0 0 4

5 1 2 0 0 2 1

3 2 2 1 1 1 1

1B: 11 SF: 3
 2B: 3 SAC: 1
 3B: 1 DP: 1
 HR: 2 HBP: 0

WP: 1 PA: 47
 PB: 0
 SB: 0
 CS: 0

Batter	1	2	3	4	5	6	7	8	9										
Chuck Knoblauch, R (1, 4) OBP: 0.360, SLG: 0.336	2-2 SF8 2B	1-2 SF8		2-2 L7		4-1 SF7 2B BB	2-1 P3		0-0 1B										
2 Derek Jeter, R (1, 6) OBP: 0.358, SLG: 0.489	3-2 1B 1B	4-1 BB		1-1 3B		2-2 1B 2-3	3-3 K		2-3 K										
Paul O'Neill, L (1, 9) OBP: 0.401, SLG: 0.496	0-1 SF8	2-3 K		2-2 G3-1		1-1 SF7		1-2 G4-3											
Bernie Williams, S (1, 8) OBP: 0.417, SLG: 0.429	1-1 1B 1B		1-0 F8		0-1 F8-4 1B	0-0 G4-3		4-1 WP BB											
Tino Martinez, L (1, 3) OBP: 0.432, SLG: 0.595 Dale Sveum, S (8, 3) (8, 3)	1-0 1B 1-2 2-H		2-3 K		0-1 F8-4 1-2		0-1 HR	1 SAFE 2-3 K											
Tim Lincecum, S (1, 10) OBP: 0.350, SLG: 0.479	3-2 F7		0-1 1B		4-1 BB		2-1 1B E 1B	3-2 F9											
Chad Curtis, R (1, 7) OBP: 0.453, SLG: 0.463	2-1 F9		2-2 F9		2-2 F9		0-0 E8 1-H 1B		2-2 G6-3										
20 Jorge Posada, S (1, 2) OBP: 0.325, SLG: 0.543		2-2 SH1-3 SF8 2B		1-2 G6-3		2-3 K	3-3 K		1-1 1B 1B										
Scott Brosius, R (1, 5) OBP: 0.382, SLG: 0.418		0-0 SH1-3		1-0 HR		2-2 E5 2B SF7 1B	4-2 BB		2-2 K										
Inning Stats	R: 2 E: 0 K: 0 S: 18	H: 4 LOB: 2 BB: 0 P: 30	R: 1 E: 0 K: 1 S: 11	H: 1 LOB: 1 BB: 1 P: 20	R: 0 E: 0 K: 1 S: 11	H: 1 LOB: 1 BB: 0 P: 16	R: 1 E: 0 K: 0 S: 13	H: 2 LOB: 1 BB: 0 P: 20	R: 0 E: 0 K: 0 S: 8	H: 1 LOB: 1 BB: 1 P: 14	R: 1 E: 1 K: 1 S: 13	H: 2 LOB: 2 BB: 1 P: 24	R: 2 E: 1 K: 2 S: 15	H: 3 LOB: 2 BB: 1 P: 29	R: 0 E: 0 K: 1 S: 12	H: 0 LOB: 1 BB: 1 P: 22	R: 0 E: 0 K: 2 S: 14	H: 2 LOB: 2 BB: 0 P: 21	
PITCHER	IP WLS BF H R ER SO BB IBB HBP BLK WP HR S P ERA WHIP																		
Eric Milton, L (1, 1) ERA: 4.5	5.0 L 25 9 4 4 2 2 0 0 0 0 1 61 100 7.20 2.200																		
Dan Naulty, R (6, 1) ERA: 9.82	0.1 4 2 1 1 1 1 0 0 0 0 0 10 20 27.00 9.000																		
Eddie Guardado, L (6, 1) ERA: 3.0	0.2 4 2 2 1 0 0 0 0 0 0 1 7 10 13.50 3.000																		
Hector Carrasco, R (7, 1) ERA: 4.63	2.0 9 1 0 0 3 2 0 0 0 1 0 23 45 0.00 1.500																		
Rick Aguilera, R (9, 1) ERA: 4.5	1.0 5 2 0 0 2 0 0 0 0 0 0 14 21 0.00 2.000																		

livebaseballscores.com

Batter	1	2	3	4	5	6	7	8	9	AB R H RBI BB SO LOB	TOP											
Johnny Damon, L (1, 8) OBP: 0.310, SLG: 0.370	3-2 G4-3		2-2 FC4-6 2B		1-0 L9			2-2 P6		4 1 0 0 0 0 1												
Shane Halter, R (1, 6) OBP: 0.348, SLG: 0.469	3-2 1B		1-1 1B 2B		0-2 1B			2-3 K		4 1 3 1 0 1 0												
Jose Offerman, S (1, 4) OBP: 0.377, SLG: 0.431	0-1 P3		2-2 1B		0-1 G2-3			2-2 G4-3		4 0 1 1 0 0 2												
Dean Palmer, R (1, 5) OBP: 0.325, SLG: 0.572	0-1 L8		1-2 L5			2-3 K		1-3 K		4 0 0 0 0 2 2												
Jeff Conine, R (1, 7) OBP: 0.231, SLG: 0.250		4-1 BB	2-0 G5-3			2-3 K		0-1 F9		3 0 0 0 1 1 1												
Jeff King, R (1, 3) OBP: 0.309, SLG: 0.444		1-2 P5		3-3 K		0-0 F9		1-3 K		4 0 0 0 0 2 1												
Shane Mack, R (1, 10) OBP: 0.362, SLG: 0.483		2-2 F9		1-2 G1-3			1-3 K			3 0 0 0 0 1 1												
Jermaine Dye, R (1, 9) OBP: 0.286, SLG: 0.167		1-3 K		1-3 K			2-1 P8			3 0 0 0 0 2 1												
Sal Fasano, R (1, 2) OBP: 0.200, SLG: 0.143			0-0 FC4-6 1B			3-3 K		2-3 K		3 0 1 0 0 2 0												
Inning Stats	R: 0 E: 0 K: 0 S: 12	H: 1 LOB: 1 BB: 0 P: 18	R: 0 E: 0 K: 1 S: 12	H: 0 LOB: 1 BB: 1 P: 20	R: 2 E: 0 K: 0 S: 14	H: 3 LOB: 1 BB: 0 P: 22	R: 0 E: 0 K: 2 S: 13	H: 0 LOB: 0 BB: 0 P: 18	R: 0 E: 0 K: 1 S: 13	H: 1 LOB: 1 BB: 0 P: 17	R: 0 E: 0 K: 2 S: 8	H: 0 LOB: 0 BB: 0 P: 12	R: 0 E: 0 K: 2 S: 9	H: 0 LOB: 0 BB: 0 P: 14	R: 0 E: 0 K: 1 S: 9	H: 0 LOB: 0 BB: 0 P: 15	R: 0 E: 0 K: 2 S: 10	H: 0 LOB: 0 BB: 0 P: 12	1B: 4 2B: 1 3B: 0 HR: 0	SF: 0 SAC: 0 DP: 0 HBP: 0	WP: 0 PB: 0 SB: 2 CS: 0	PA: 33
PITCHER	IP WLS BF H R ER SO BB IBB HBP BLK WP HR S P ERA WHIP																					
David Wells, L (1, 1) ERA: 5.23	8.0 W 30 5 2 2 9 1 0 0 0 0 0 0 90 136 2.25 0.750																					
42 Mariano Rivera, R (9, 1) ERA:	1.0 S 3 0 0 0 2 0 0 0 0 0 0 0 10 12 0.00 0.000																					

Kansas City Royals @ New York Yankees
Yankee Stadium, Bronx, NY
 Tue May 12 1998, 7:05 PM EDT
 Att. 16,606 - Cloudy - 62 F

AB	32
R	2
H	5
RBI	2
BB	1
SO	11
LOB	9



WP: 0	PA: 33
-------	--------

ERA	WHIP
-----	------

Batter	1	2	3	4	5	6	7	8	9	AB R H RBI BB SO LOB	TOP									
Tom Goodwin, L (1, 8) OBP: 0.372, SLG: 0.355 Mike Simms, R (7, PH) OBP: 0.407, SLG: 0.680 (7, 7)	1-1 L6		0-1 G4-3		1-0 P7		1-3 K		2-3 K	3 0 0 0 0 0 0 2 0 0 0 0 2 3										
Mark McLemore, S (1, 4) OBP: 0.438, SLG: 0.386	1-3 K		2-2 P7			0-0 G6-3	2-2 K		1-0 K	5 0 2 2 0 1 0										
29 Rusty Greer, L (1, 7) OBP: 0.361, SLG: 0.386 (7, 8)	2-3 K		1-1 P7			2-2 K	3-2 G4-3		1-0 G4-3	5 0 1 0 0 1 3										
Juan Gonzalez, R (1, 9) OBP: 0.351, SLG: 0.614		0-0 HR		2-1 1B 2B		1-1 F7		3-2 P6		4 2 2 1 0 0 1										
Will Clark, L (1, 3) OBP: 0.422, SLG: 0.515		2-2 HR		2-2 G5-4-3 1B		1-1 P6		0-0 P7		4 1 2 2 0 0 1										
Ivan Rodriguez, R (1, 2) OBP: 0.448, SLG: 0.667		2-3 K		1-2 G5-4-3 1-2f			0-0 HR	1-2 K		4 1 2 1 0 1 1										
Lee Stevens, L (1, 10) OBP: 0.300, SLG: 0.521		1-1 G3		3-3 K			3-2 P9	2-2 G4-3		4 0 0 0 0 1 1										
Kevin Elster, R (1, 6) OBP: 0.347, SLG: 0.414		0-0 1B			2-3 K		4-2 K 2B 1B BB		1-3 K	3 1 1 0 1 2 0										
Fernando Tatis, R (1, 5) OBP: 0.292, SLG: 0.263 Luis Alicaia, S (7, PH) OBP: 0.364, SLG: 0.396 (7, 5)		1-3 K			2-3 K		2-1 K 1B 2B		2-0 K 1B 2B	2 0 0 0 0 2 1 2 1 2 0 0 0 0										
Inning Stats	R: 0 H: 0 E: 0 K: 2 S: 8	H: 0 LOB: 0 BB: 0 P: 12	R: 2 H: 3 E: 0 K: 2 S: 17	H: 3 LOB: 1 BB: 0 P: 23	R: 0 H: 0 E: 0 K: 0 S: 7	H: 0 LOB: 0 BB: 0 P: 10	R: 1 H: 2 E: 0 K: 1 S: 12	H: 2 LOB: 0 BB: 0 P: 20	R: 0 H: 0 E: 0 K: 0 S: 8	H: 0 LOB: 0 BB: 0 P: 13	R: 0 H: 1 E: 0 K: 0 S: 8	H: 1 LOB: 1 BB: 0 P: 12	R: 3 H: 3 E: 0 K: 1 S: 19	H: 3 LOB: 1 BB: 1 P: 34	R: 0 H: 1 E: 0 K: 0 S: 14	H: 1 LOB: 1 BB: 0 P: 20	R: 0 H: 2 E: 0 K: 2 S: 9	H: 2 LOB: 2 BB: 0 P: 16	1B: 4 SF: 0 2B: 5 SAC: 0 3B: 0 DP: 1 HR: 3 HBP: 0	WP: 0 PA: 39 PB: 0 SB: 0 CS: 0
PITCHER	IP WLS BF H R ER SO BB IBB HBP BLK WP HR S P ERA WHIP																			
David Cone, R (1, 1) ERA: 6.46	6.1 W 25 7 4 4 7 0 0 0 0 0 3 65 98 5.68 1.105																			
Jeff Nelson, R (7, 1) ERA: 3.66	0.0 2 1 0 0 0 1 0 0 0 0 0 4 10 ∞ ∞																			
Mike Stanton, L (7, 1) ERA: 3.72	0.2 3 1 2 2 1 0 0 0 0 0 0 10 16 27.00 1.500																			
Darren Holmes, R (8, 1) ERA: 2.57	0.2 2 0 0 0 0 0 0 0 0 0 0 7 10 0.00 0.000																			
42 Mariano Rivera, R (8, 1) ERA:	1.1 S 7 3 0 0 2 0 0 0 0 0 0 16 26 0.00 2.250																			

Texas Rangers @ New York Yankees
Yankee Stadium, Bronx, NY
Wed May 13 1998, 7:05 PM EDT
Att. 23,142 - Unknown - 57 F

livebaseballscorecards.com

AB	38
R	6
H	12
RBI	6
BB	1
SO	10
LOB	11



Batter	1	2	3	4	5	6	7	8	9	10	11	12	13	AB R H RBI BB SO LOB	TOP											
Tom Goodwin, L OBP: 0.366, SLG: 0.345	(1, 8) P7	(2, 3) K			(1, 0) G3			(0, 1) G3-1	(2, 0) SH3-4		(1, 1) SH		(4, 2) SH1-4	4 1 0 0 1 1 4												
Mark McLemore, S OBP: 0.440, SLG: 0.394	(1, 4) 2B							(3, 2) 29 HR	(0, 2) P7		(1, 0) FC2-5		(1, 0) SH1-4	5 1 2 0 1 1 3												
29 Rusty Greer, L OBP: 0.364, SLG: 0.428	(1, 7) F9							(1, 0) 1B	(0, 0) 1B		(2, 2) FC1-6			7 2 3 6 0 1 4												
Juan Gonzalez, R OBP: 0.343, SLG: 0.600	(1, 9) G6-3							(2, 1) 1B	(1, 1) P3		(1, 3) K		(0, 1) P3	7 1 1 0 0 1 4												
Will Clark, L OBP: 0.417, SLG: 0.500					(1, 2) L9			(1, 0) 1B					(4, 1) FC5-4	6 0 1 0 1 2 0												
Ivan Rodriguez, R OBP: 0.447, SLG: 0.662					(2, 2) L6			(0, 2) 1B					(1, 1) FC5-4	7 0 3 1 0 0 1												
Lee Stevens, L OBP: 0.301, SLG: 0.512					(0, 0) G4-3			(3, 3) K	(1, 0) F8					2 0 0 0 1 1 1												
Mike Simms, R OBP: 0.393, SLG: 0.654								(2, 1) F8						1 0 0 0 0 0 2												
Domingo Cedeno, S OBP: 0.417, SLG: 0.455								(0, 3) K						2 0 0 0 0 0 2												
Kevin Elster, R OBP: 0.340, SLG: 0.403					(2, 1) G6-3			(2, 1) F8						6 0 1 0 0 1 6												
Fernando Tatis, R OBP: 0.303, SLG: 0.260					(1, 0) G5-3			(4, 1) 1B	(2, 2) SH3-4					1 1 0 0 2 0 0												
Luis Alcea, S OBP: 0.379, SLG: 0.400														2 1 1 0 1 0 2												
Inning Stats	R: 0 E: 0 K: 0 S: 9	H: 1 LOB: 1 BB: 0 P: 15	R: 0 E: 0 K: 1 S: 18	H: 1 LOB: 3 BB: 2 P: 34	R: 0 E: 0 K: 1 S: 8	H: 0 LOB: 0 BB: 1 P: 13	R: 0 E: 0 K: 0 S: 7	H: 0 LOB: 0 BB: 0 P: 10	R: 0 E: 0 K: 1 S: 12	H: 1 LOB: 1 BB: 0 P: 18	R: 4 E: 0 K: 1 S: 17	H: 5 LOB: 2 BB: 1 P: 29	R: 1 E: 0 K: 0 S: 11	H: 2 LOB: 1 BB: 0 P: 16	R: 0 E: 1 K: 0 S: 11	H: 0 LOB: 1 BB: 0 P: 14	R: 0 E: 0 K: 1 S: 14	H: 0 LOB: 2 BB: 1 P: 23	R: 0 E: 0 K: 0 S: 11	H: 1 LOB: 2 BB: 0 P: 20	R: 2 E: 0 K: 0 S: 9	H: 1 LOB: 1 BB: 2 P: 19	1B: 7 2B: 3 3B: 0 HR: 2	SF: 0 SAC: 3 DP: 0 HBP: 0	WP: 1 PB: 0 SB: 1 CS: 1	PA: 60
PITCHER	IP WLS BF H R ER SO BB IBB HBP BLK WP HR S P ERA WHIP															IP WLS L BF H R ER SO BB IBB HBP BLK WP HR S P ERA WHIP										
Hideki Irabu, R ERA: 1.11	(1, 1) 7.0															(11, 1) 3.0										
Mike Stanton, L ERA: 5.03	(8, 1) 0.1																									
Jeff Nelson, R ERA: 4.12	(8, 1) 0.0																									
Graeme Lloyd, L ERA: 3.0	(8, 1) 0.2																									
42 Mariano Rivera, R ERA: 0.69	(9, 1) 2.0																									

Texas Rangers @ New York Yankees
 Yankee Stadium, Bronx, NY
 Thu May 14 1998, 7:05 PM EDT
 Att: 20,694 - Unknown - 63 F

livebaseballscorecards.com

AB	50
R	7
H	12
RBI	7
BB	7
SO	8
LOB	29




Batter	1	2	3	4	5	6	7	8	9	AB	R	H	RBI	BB	SO	LOB
Chuck Knoblauch, R (1, 4) <small>OBP: 0.353, SLG: 0.329</small>	2-2 F7	2-2 F9		2-1 L4		3-1 G5-3			2-2 P3	5	0	0	0	0	0	3
2 Derek Jeter, R (1, 6) <small>OBP: 0.369, SLG: 0.516</small>	3-2 F8	0-0 1B		0-0 F8			0-1 HR		1-2 F9	5	1	2	2	0	0	1
Paul O'Neill, L (1, 9) <small>OBP: 0.369, SLG: 0.467</small>	1-2 1B	2-2 F8			1-2 F7		0-2 G4-3		1-2 G4-3	5	0	1	0	0	0	2
Bernie Williams, S (1, 8) <small>OBP: 0.420, SLG: 0.466</small>	1-1 F9		1-2 G1-3		0-1 L7		2-0 F8			4	0	0	0	0	0	1
Tino Martinez, L (1, 3) <small>OBP: 0.405, SLG: 0.552</small>		1-0 2B	1-1 2B		1-0 G3-1		3-2 F7			4	1	2	0	0	0	0
Tim Lincecum, S (1, 10) <small>OBP: 0.348, SLG: 0.451</small>		3-1 P4	0-2 P5			3-2 HR		1-3 K		4	1	1	0	0	1	2
Chad Curtis, R (1, 7) <small>OBP: 0.459, SLG: 0.521</small>		4-2 2B	3-1 F8			1-1 HR		2-2 F9		3	2	1	2	1	0	1
Scott Brosius, R (1, 5) <small>OBP: 0.399, SLG: 0.439</small>		1-1 F9		2-2 L4		4-2 CS		2-2 1B		3	1	3	2	1	0	0
Joe Girardi, R (1, 2) 20 Jorge Posada, S (8, PH) <small>OBP: 0.250, SLG: 0.262</small> <small>OBP: 0.337, SLG: 0.533</small>		4-0 2B		2-1 G6-3		0-3 K		0-2 F8		2	0	0	0	1	1	2
						1-2 K				1	0	0	0	0	0	1

Inning Stats	R: 0	H: 1	E: 0	K: 12	S: 12	R: 3	H: 3	E: 0	K: 0	S: 17	R: 0	H: 1	E: 0	K: 0	S: 11	R: 0	H: 1	E: 0	K: 0	S: 9	R: 0	H: 0	E: 0	K: 0	S: 6	R: 2	H: 2	E: 0	K: 1	S: 14	R: 1	H: 1	E: 0	K: 0	S: 12	R: 0	H: 1	E: 0	K: 1	S: 13	R: 0	H: 0	E: 0	K: 0	S: 14	1B: 4	SF: 0	2B: 4	SAC: 0	3B: 0	DP: 0	HR: 2	HBP: 0	WP: 0	PA: 39
--------------	------	------	------	-------	-------	------	------	------	------	-------	------	------	------	------	-------	------	------	------	------	------	------	------	------	------	------	------	------	------	------	-------	------	------	------	------	-------	------	------	------	------	-------	------	------	------	------	-------	-------	-------	-------	--------	-------	-------	-------	--------	-------	--------

PITCHER	IP	WLS	BF	H	R	ER	SO	BB	IBB	HBP	BLK	WP	HR	S	P	ERA	WHIP
Eric Milton, L (1, 1) <small>ERA: 5.0</small>	5.0		25	8	5	5	0	2	0	0	0	0	1	61	102	9.00	2.000
Mike Trombley, R (6, 1) <small>ERA: 1.93</small>	1.0		4	1	1	1	1	1	0	0	0	0	1	10	17	9.00	2.000
Greg Swindell, L (7, 1) <small>ERA: 3.75</small>	2.0		7	1	0	0	1	0	0	0	0	0	0	23	32	0.00	0.500
Rick Aguilera, R (9, 1) <small>ERA: 3.96</small>	1.0	S	3	0	0	0	0	0	0	0	0	0	0	14	18	0.00	0.000

MINNESOTA TWINS @ NEW YORK YANKEES
 Yankee Stadium, Bronx, NY
 Fri May 15 1998, 7:05 PM EDT
 Att: 31,272 - Unknown - 75 F

AB	36
R	6
H	10
RBI	6
BB	3
SO	2
LOB	13



Batter	1	2	3	4	5	6	7	8	9	AB R H RBI BB SO LOB	TOP											
Todd Walker, L (1, 4) OBP: 0.391, SLG: 0.521	0-0 F8			1-0 F7		0-2 G1-5-3		0-0 FC6-4 1B		4 0 1 0 0 0 0												
Pat Meares, R (1, 6) OBP: 0.338, SLG: 0.444	2-0 F7			3-2 F9		1-2 G6-3		1-2 FC6-4 1-2f		4 0 0 0 0 0 1												
Matt Lawton, L (1, 8) OBP: 0.370, SLG: 0.444	0-0 F7			0-0 G1-3			0-0 E G6-4-3 1B		1-0 G4-3	4 1 1 0 0 0 0												
Marty Cordova, R (1, 7) OBP: 0.350, SLG: 0.337		1-0 G4-3			1-1 E G4-3 1B		0-0 G6-4-3 E 1B		1-3 K	4 1 2 0 0 1 0												
Orlando Merced, S (1, 3) OBP: 0.286, SLG: 0.392		2-2 G1-3			0-0 E4 G4-3 1-3		1-0 E4 G6-4-3		2-2 G3	4 0 0 0 0 0 3												
Ron Coomer, R (1, 10) OBP: 0.288, SLG: 0.455		2-1 G5-3			0-1 G4-3		1-0 G6-4-3			3 0 0 1 0 0 3												
Terry Steinbach, R (1, 2) OBP: 0.385, SLG: 0.385			0-0 P3		0-1 G5-3		1-3 K			3 0 0 0 0 1 2												
Jon Shave, R (1, 5) OBP: 0.182, SLG: 0.182			0-1 G5-3		2-2 G6-3			3-1 F9		3 0 0 0 0 0 1												
Chris Latham, S (1, 9) OBP: 0.160, SLG: 0.125			1-3 K			0-0 G4-3		2-1 F8		3 0 0 0 0 1 0												
Inning Stats	R: 0 E: 0 K: 0 S: 3	H: 0 LOB: 0 BB: 0 P: 5	R: 0 E: 0 K: 0 S: 6	H: 0 LOB: 0 BB: 0 P: 11	R: 0 E: 0 K: 1 S: 6	H: 0 LOB: 0 BB: 0 P: 7	R: 0 E: 0 K: 0 S: 7	H: 0 LOB: 0 BB: 0 P: 11	R: 1 E: 1 K: 0 S: 10	H: 1 LOB: 1 BB: 0 P: 13	R: 0 E: 0 K: 0 S: 7	H: 0 LOB: 0 BB: 0 P: 8	R: 1 E: 1 K: 1 S: 7	H: 2 LOB: 1 BB: 0 P: 10	R: 0 E: 0 K: 0 S: 8	H: 1 LOB: 1 BB: 0 P: 14	R: 0 E: 0 K: 1 S: 8	H: 0 LOB: 0 BB: 0 P: 12	1B: 4 2B: 0 3B: 0 HR: 0	SF: 0 SAC: 0 DP: 1 HBP: 0	WP: 0 PB: 0 SB: 0 CS: 0	PA: 32
PITCHER	IP WLS BF H R ER SO BB IBB HBP BLK WP HR S P ERA WHIP																					
Ramiro Mendoza, R (1, 1) ERA: 3.49	8.0 W 29 4 2 1 2 0 0 0 0 0 0 0 54 79 1.12 0.500																					
42 Mariano Rivera, R (9, 1) ERA: 0.64	1.0 S 3 0 0 0 1 0 0 0 0 0 0 0 8 12 0.00 0.000																					

Minnesota Twins @ New York Yankees
 Yankee Stadium, Bronx, NY
 Sat May 16 1998, 3:33 AM EDT
 Att. 35,137 - Sunny - 78 F

livebaseballscorecards.com

AB	32
R	2
H	4
RBI	1
BB	0
SO	3
LOB	10



BOTTOM

Minnesota Twins @ New York Yankees
Yankee Stadium, Bronx, NY

Sat May 16 1998, 3:33 AM EDT
Att. 35,137 - Sunny - 78 F

AB	35
R	5
H	12
RBI	3
BB	3
SO	4
LOB	24



WP:	1	PA:	38
PB:	0	SB:	0
CS:	0		

AB R H RBI BB SO LOB

4	0	1	0	1	0	2
5	3	4	2	0	0	1
4	0	2	0	0	0	3
4	0	3	1	0	0	1
4	0	1	0	0	0	4
4	0	0	0	0	2	6
4	0	0	0	0	1	4
3	1	1	0	1	0	0
3	1	0	0	1	1	3


1B: 10 SF: 0
2B: 2 SAC: 0
3B: 0 DP: 3
HR: 0 HBP: 0

Batter	1	2	3	4	5	6	7	8	9		
Chuck Knoblauch, R OBP: 0.354, SLG: 0.327 (1, 4)	P6	G4-6-3		F9							
2 Derek Jeter, R OBP: 0.382, SLG: 0.531 (1, 6)	1B E 1B 1B		G1-6-3 1B		E7 1B 2B	G6-4-3 1B		G4-3			
Paul O'Neill, L OBP: 0.392, SLG: 0.468 (1, 9)	E 1B 1B		G1-6-3 1B		G1-3	G6-4-3					
Tino Martinez, L OBP: 0.414, SLG: 0.558 (1, 3)	1B 1B		G1-6-3		FC1-6 1B						
Bernie Williams, S OBP: 0.416, SLG: 0.467 (1, 8)	E3		2B		FC1-6			F8			
Darryl Strawberry, L OBP: 0.374, SLG: 0.615 (1, 10)	K		G5-3		G4-3			K			
Chad Curtis, R OBP: 0.444, SLG: 0.500 (1, 7)	F8				G5-3			F9			
20 Jorge Posada, S OBP: 0.345, SLG: 0.526 (1, 2)		G4-6-3 1B		F8		BB 2 1B FC5 BB		G3-1			
Scott Brosius, R OBP: 0.394, SLG: 0.429 (1, 5)		P4		BB		FC5 2 1B BB		K			
Inning Stats	R: 1 H: 3 E: 1 LOB: 3 K: 1 BB: 0 S: 18 P: 20	R: 0 H: 1 E: 0 LOB: 0 K: 0 BB: 0 S: 7 P: 11	R: 1 H: 3 E: 0 LOB: 1 K: 0 BB: 0 S: 13 P: 18	R: 0 H: 0 E: 0 LOB: 1 K: 0 BB: 1 S: 5 P: 11	R: 1 H: 2 E: 1 LOB: 1 K: 0 BB: 0 S: 11 P: 15	R: 2 H: 1 E: 0 LOB: 1 K: 1 BB: 2 S: 13 P: 22	R: 0 H: 1 E: 0 LOB: 1 K: 1 BB: 0 S: 9 P: 14	R: 0 H: 1 E: 0 LOB: 1 K: 1 BB: 0 S: 11 P: 15			
PITCHER	IP WLS BF H R ER SO BB IBB HBP BLK WP HR S P ERA WHIP									PITCHER	IP WLS BF H R ER SO BB IBB HBP BLK WP HR S P ERA WHIP
Bob Tewksbury, R ERA: 3.82 (1, 1)	5.1 L 29 10 5 4 2 3 0 0 0 0 1 0 66 96 6.75 2.438										
Eddie Guardado, L ERA: 2.6 (6, 1)	1.1 4 1 0 0 1 0 0 0 0 0 0 7 11 0.00 0.750										
Hector Carrasco, R ERA: 4.05 (7, 1)	1.1 5 1 0 0 1 0 0 0 0 0 0 14 19 0.00 0.750										

livebaseballscorecards.com

Batter	1	2	3	4	5	6	7	8	9	AB R H RBI BB SO LOB	TOP									
Matt Lawton, L (1, 8) OBP: 0.364, SLG: 0.435	2-1 F7			3-1 P6			2-0 F8			3 0 0 0 0 0 0	Minnesota Twins @ New York Yankees Yankee Stadium, Bronx, NY Sun May 17 1998, 3:33 AM EDT Att. 49,820 - Cloudy - 59 F									
Brent Gates, S (1, 4) OBP: 0.227, SLG: 0.185	0-2 P8			0-3 K			3-2 G3			3 0 0 0 0 1 0										
Paul Molitor, R (1, 10) OBP: 0.315, SLG: 0.319	0-0 G4-3			1-2 F7			3-3 K			3 0 0 0 0 1 0										
Marty Cordova, R (1, 7) OBP: 0.340, SLG: 0.326		1-2 G1-3			0-3 K		2-1 G6-3			3 0 0 0 0 1 0										
Ron Coomer, R (1, 3) OBP: 0.262, SLG: 0.447		2-3 K			1-3 K2-3		2-1 G4-3			3 0 0 0 0 2 0										
Alex Ochoa, R (1, 9) OBP: 0.267, SLG: 0.390		1-1 P2			2-2 G4-3		2-1 P3			3 0 0 0 0 0 0										
Jon Shave, R (1, 5) OBP: 0.143, SLG: 0.143			2-3 K			1-2 K		2-2 P9		3 0 0 0 0 2 0										
Javier Valentin, S (1, 2) OBP: 0.245, SLG: 0.380			3-3 K			1-3 K		1-3 K		3 0 0 0 0 3 0										
Pat Meares, R (1, 6) OBP: 0.331, SLG: 0.435			2-3 K			2-1 F8		0-1 F9		3 0 0 0 0 1 0										
Inning Stats	R: 0 E: 0 K: 0 S: 7	H: 0 LOB: 0 BB: 0 P: 9	R: 0 E: 0 K: 1 S: 9	H: 0 LOB: 0 BB: 0 P: 13	R: 0 E: 0 K: 3 S: 12	H: 0 LOB: 0 BB: 0 P: 19	R: 0 E: 0 K: 1 S: 11	H: 0 LOB: 0 BB: 0 P: 15	R: 0 E: 0 K: 2 S: 8	H: 0 LOB: 0 BB: 0 P: 12	R: 0 E: 0 K: 1 S: 7	H: 0 LOB: 0 BB: 0 P: 15	R: 0 E: 0 K: 0 S: 6	H: 0 LOB: 0 BB: 0 P: 12	R: 0 E: 0 K: 1 S: 10	H: 0 LOB: 0 BB: 0 P: 13	1B: 0 2B: 0 3B: 0 HR: 0	SF: 0 SAC: 0 DP: 0 HBP: 0	WP: 0 PB: 0 SB: 0 CS: 0	PA: 27
PITCHER David Wells, L (1, 1) ERA: 4.45	IP: 9.0 WLS: W BF: 27 H: 0 R: 0 ER: 0 SO: 11 BB: 0 IBB: 0 HBP: 0 BLK: 0 WP: 0 HR: 0 S: 79 P: 120 ERA: 0.00 WHIP: 0.000											PITCHER	IP: 9.0 WLS: W BF: 27 H: 0 R: 0 ER: 0 SO: 11 BB: 0 IBB: 0 HBP: 0 BLK: 0 WP: 0 HR: 0 S: 79 P: 120 ERA: 0.00 WHIP: 0.000							

AB	27
R	0
H	0
RBI	0
BB	0
SO	11
LOB	0



livebaseballscorecards.com

Batter	1	2	3	4	5	6	7	8	9
Chuck Knoblauch, R (1, 4) OBP: 0.346, SLG: 0.318 B B C C X F F F F X X	2-2 L3		2-1 L7			3-1 G5-3		0-1 F7	
2 Derek Jeter, R (1, 6) OBP: 0.384, SLG: 0.528 F F F F F X F F F F X X	1-2 1B		1-3 K			1-3 K		4-1 BB	
Paul O'Neill, L (1, 9) OBP: 0.382, SLG: 0.455 C B B F S F F F F S X	2-3 K			1-2 P5		1-0 F8		1-3 K	
Tino Martinez, L (1, 3) OBP: 0.404, SLG: 0.542 B C B X F F F F X X	2-1 F8			0-0 F7			2-2 F9	3-2 P3	
Bernie Williams, S (1, 8) OBP: 0.426, SLG: 0.514 B B B B X C C C C X X		3-1 2B PB 20 WP		0-0 HR			0-1 2B 3B		
Darryl Strawberry, L (1, 10) OBP: 0.372, SLG: 0.630 C B B B X C C C C X X		2-2 F7		1-1 F7			3-2 3B 1B 2-H		
Chad Curtis, R (1, 7) OBP: 0.442, SLG: 0.495 C B C C X C C C C X X		1-2 G1-3			0-2 G4-3		3-2 1B 20 S 3-H		
20 Jorge Posada, S (1, 2) OBP: 0.333, SLG: 0.506 C B C C X C C C C X X		2-2 G3-1			2-2 P6		3-3 K 1-2		
Scott Brosius, R (1, 5) OBP: 0.386, SLG: 0.419 C B C C X C C C C X X			0-1 G5-3		0-3 K		1-2 F9		

Inning Stats	R: 0	H: 1	E: 0	K: 1	S: 15	R: 1	H: 1	E: 0	K: 0	S: 16	R: 0	H: 0	E: 0	K: 1	S: 7	R: 1	H: 1	E: 0	K: 0	S: 9	R: 0	H: 0	E: 0	K: 1	S: 12	R: 0	H: 0	E: 0	K: 1	S: 6	R: 2	H: 3	E: 0	K: 1	S: 19	R: 0	H: 0	E: 0	K: 1	S: 11			
	LOB: 1	BB: 0				LOB: 0	BB: 0				LOB: 0	BB: 0				LOB: 0	BB: 0				LOB: 1	BB: 1					LOB: 1	BB: 0				LOB: 1	BB: 1										


PITCHER	IP	WLS	BF	H	R	ER	SO	BB	IBB	HBP	BLK	WP	HR	S	P	ERA	WHIP
LaTroy Hawkins, R (1, 1) ERA: 5.26	7.0	L	27	6	4	4	5	0	0	0	0	1	1	84	123	5.14	0.857
Dan Naulty, R (8, 1) ERA: 5.14	0.1		2	0	0	0	0	1	0	0	0	0	0	3	7	0.00	3.000
Greg Swindell, L (8, 1) ERA: 3.65	0.2		2	0	0	0	1	0	0	0	0	0	0	8	12	0.00	0.000

BOTTOM																				
AB	R	H	RBI	BB	SO	LOB														
4	0	0	0	0	0	0														
3	0	1	0	1	2	0														
4	0	0	0	0	2	2														
4	0	0	0	0	0	2														
3	3	3	1	0	0	0														
3	1	1	1	0	0	1														
3	0	1	1	0	0	1														
3	0	0	0	0	1	1														
3	0	0	0	0	1	1														
1B	2	SF	0	2B	2	SAC	0	3B	1	DP	0	HR	1	HBP	0	WP	1	PA	31	

Minnesota Twins @ New York Yankees
 Yankee Stadium, Bronx, NY
 Sun May 17 1998, 3:33 AM EDT
 Att. 49,820 - Cloudy - 59 F

AB	30
R	4
H	6
RBI	3
BB	1
SO	6
LOB	8



Batter	1	2	3	4	5	6	7	8	9	AB R H RBI BB SO LOB	TOP						
Brady Anderson, L (1, 8) OBP: 0.248, SLG: 0.280	0-0 G3		4-0 S 2B BB	2-0 F9			3-1 G6-4-3 HBP			2 1 0 0 1 0 1							
Jeffrey Hammonds, R (1, 9) OBP: 0.367, SLG: 0.444	1-0 F7		4-2 2B 1B BB	3-2 SF7			1-0 G6-4-3 1-2f			2 1 0 1 1 0 1							
Roberto Alomar, S (1, 4) OBP: 0.366, SLG: 0.406	0-0 G4-3		1-0 1B 2B	1-1 B2-3			3-3 K			4 1 1 1 0 1 0							
Rafael Palmeiro, L (1, 3) OBP: 0.385, SLG: 0.459		1-1 1B 2B	1-0 G2-3 1B HBP		2-3 K		0-0 G4-3			3 1 1 0 0 1 0							
Harold Baines, L (1, 10) Eric Davis, R (8, PH) OBP: 0.359, SLG: 0.594		1-1 2B 1B 2-H	3-1 G2-3 1B 1-2 2-H 3-H		0-0 G3-1		1-3 K			3 0 2 3 0 0 0 1 0 0 0 0 1 0							
Cal Ripken Jr., R (1, 5) OBP: 0.311, SLG: 0.333		0-0 F7	2-1 G2-3		2-3 K		2-2 G6-3			4 0 0 0 0 1 3							
B.J. Surhoff, L (1, 7) OBP: 0.322, SLG: 0.445		0-0 23 FC7-4 1-3 2B	4-0 IBB		1-2 23 G5-4-3 1B		1-1 G5-3			3 0 2 0 1 0 0	AB 30 R 5 H 7 RBI 5 BB 3 SO 6 LOB 11						
23 Chris Hoiles, R (1, 2) OBP: 0.311, SLG: 0.342		1-1 FC7-4 2-3 2B	1-3 K		0-2 G5-4-3 1-2f		2-0 F7			4 0 0 0 0 1 6							
Mike Bordick, R (1, 6) OBP: 0.344, SLG: 0.458			1-1 F7	0-0 F9 SF7 2B		1-3 K		0-1 G6-3		4 1 1 0 0 1 0							
Inning Stats	R: 0 E: 0 K: 0 S: 3 H: 0 LOB: 0 BB: 0 P: 4	R: 1 E: 0 K: 0 S: 8 H: 3 LOB: 1 BB: 0 P: 11	R: 3 E: 0 K: 1 S: 12 H: 2 LOB: 3 BB: 3 P: 33	R: 1 E: 0 K: 0 S: 7 H: 1 LOB: 0 BB: 0 P: 13	R: 0 E: 0 K: 2 S: 7 H: 0 LOB: 0 BB: 0 P: 11	R: 0 E: 0 K: 1 S: 10 H: 1 LOB: 0 BB: 0 P: 12	R: 0 E: 0 K: 1 S: 5 H: 0 LOB: 0 BB: 0 P: 12	R: 0 E: 0 K: 1 S: 8 H: 0 LOB: 0 BB: 0 P: 11	R: 0 E: 0 K: 0 S: 5 H: 0 LOB: 0 BB: 0 P: 8	1B: 3 2B: 5 3B: 0 HR: 0 SF: 1 SAC: 0 DP: 3 HBP: 2	WP: 0 PB: 0 SB: 1 CS: 0 PA: 36						
PITCHER	IP WLS BF H R ER SO BB IBB HBP BLK WP HR S P ERA WHIP																
David Cone, R (1, 1) ERA: 6.6	6.0		27	7	5	5	4	2	1	1	0	0	0	47	84	7.50	1.500
Darren Holmes, R (7, 1) ERA: 2.4	1.0		3	0	0	0	1	0	0	1	0	0	0	5	12	0.00	0.000
Mike Stanton, L (8, 1) ERA: 4.57	2.0	W	6	0	0	0	1	0	0	0	0	0	0	13	19	0.00	0.000

Baltimore Orioles @ New York Yankees
Yankee Stadium, Bronx, NY
Tue May 19 1998, 7:05 PM EDT
Att. 31,311 - Unknown - 84 F

livebaseballscorecards.com

BOTTOM

Baltimore Orioles @ New York Yankees
Yankee Stadium, Bronx, NY
Tue May 19 1998, 7:05 PM EDT
Att. 31,311 - Unknown - 84 F

livebaseballscorecards.com

AB	36
R	9
H	14
RBI	9
BB	5
SO	2
LOB	19



WP:	1	PA:	43
PB:	0	SB:	1
CS:	1		

AB R H RBI BB SO LOB

3 2 2 0 2 0 1

5 0 1 0 0 0 4

5 2 4 2 0 0 0

4 1 1 3 1 0 4

2 1 1 0 1 0 1

5 1 2 3 0 1 6

5 0 1 0 0 1 2

4 1 1 0 0 0 1

1B:	8	SF:	0
2B:	4	SAC:	0
3B:	0	DP:	0
HR:	2	HBP:	2

Batter	1	2	3	4	5	6	7	8	9
Chuck Knoblauch, R (1, 4) OBP: 0.359, SLG: 0.338 BB 4-0 	1-1 	1-2 P6 					2-1 	4-2 	
2 Derek Jeter, R (1, 6) OBP: 0.379, SLG: 0.518 1 SAFE 1-0 	0-0 F9 				1-0 F8 		0-0 G5-3 	0-0 F9 	
Paul O'Neill, L (1, 9) OBP: 0.394, SLG: 0.473 1-1 			0-1 G4-3 		2-2 		0-1 	1-0 	
Bernie Williams, S (1, 8) OBP: 0.425, SLG: 0.528 0-0 FC6-5 			4-1 		0-0 F7 		1-0 G4-3 	2-1 	
Tino Martinez, L (1, 3) OBP: 0.415, SLG: 0.542 3-2 			1-1 F9 		3-2 		4-1 	1-0 	
Tim Lincecum, S (1, 10) OBP: 0.351, SLG: 0.483 0-0 FC6-4 			0-3 K 		1-0 FC6-4 		0-0 	0-0 	
Chad Curtis, R (1, 7) OBP: 0.433, SLG: 0.481 2-0 F8 				0-0 		1-3 K 	2-1 G1-3 	3-1 G6-3 	
Scott Brosius, R (1, 5) OBP: 0.383, SLG: 0.421 0-1 			1-1 FC6-4 		1-0 F8 			2-1 F9 	
Joe Girardi, R (1, 2) OBP: 0.254, SLG: 0.266 20 Jorge Posada, S (8, PH) OBP: 0.341, SLG: 0.506 1-1 G1-4-3 			2-0 		2-0 		1-0 G1-3 	4-0 	
Inning Stats R: 0 H: 2 E: 0 K: 0 S: 7 H: 2 LOB: 3 BB: 1 P: 16 R: 1 H: 2 E: 1 K: 0 S: 8 H: 2 LOB: 1 BB: 0 P: 12 R: 0 H: 0 E: 0 K: 1 S: 8 H: 0 LOB: 1 BB: 1 P: 13 R: 0 H: 2 E: 0 K: 0 S: 7 H: 2 LOB: 1 BB: 0 P: 11 R: 0 H: 2 E: 0 K: 1 S: 5 H: 0 LOB: 0 BB: 0 P: 8 R: 2 H: 3 E: 0 K: 0 S: 10 H: 3 LOB: 2 BB: 1 P: 19 R: 6 H: 3 E: 0 K: 0 S: 11 H: 3 LOB: 0 BB: 2 P: 28									

PITCHER	IP	WLS	BF	H	R	ER	SO	BB	IBB	HBP	BLK	WP	HR	S	P	ERA	WHIP
Doug Johns, L (1, 1) ERA: 4.86	5.0		24	8	1	1	1	2	0	1	0	1	0	40	69	1.80	2.000
Sidney Ponson, R (6, 1) ERA: 6.64	2.1		13	3	4	4	1	3	0	0	0	0	0	19	41	15.43	2.571
Alan Mills, R (8, 1) ERA: 5.29	0.1		1	0	0	0	0	0	0	0	0	0	0	1	1	0.00	0.000
Norm Charlton, L (8, 1) ERA: 7.71	0.0	L	1	1	0	0	0	0	0	0	0	0	0	1	2	∞	∞
Armando Benitez, R (8, 1) ERA: 4.58	0.0		2	1	2	2	0	0	0	1	0	0	1	2	5	∞	∞

PITCHER	IP	WLS	BF	H	R	ER	SO	BB	IBB	HBP	BLK	WP	HR	S	P	ERA	WHIP
Bobby Munoz, R (8, 1) ERA: 10.8	0.1		2	1	2	2	0	0	0	0	0	0	1	3	6	54.00	3.000

Batter	1	2	3	4	5	6	7	8	9	AB R H RBI BB SO LOB	TOP											
Brady Anderson, L (1, 8) OBP: 0.254, SLG: 0.299	1-2 SF7 3B	3-0 F9			H 1-0 CS HBP		X 0-0 P2	1-2 F7		4 1 1 0 0 0 4												
Jeffrey Hammonds, R (1, 9) OBP: 0.360, SLG: 0.437	3-2 SF7		X 0-0 L5		B 2-1 F8		B 1-0 E 1B		2-2 G5-3	4 0 1 1 0 0 1												
Roberto Alomar, S (1, 4) OBP: 0.372, SLG: 0.422	3-H 4-2 S BB		B 4-2 BB BB		X 0-0 G4-3		C 0-1 E4		2-2 HR	3 1 1 1 2 0 1												
Rafael Palmeiro, L (1, 3) OBP: 0.381, SLG: 0.470	3-2 F7		X 0-0 F9		F 0-3 K		X 0-0 F7		0-1 HR	5 1 1 1 0 1 4												
Harold Baines, L (1, 10) Joe Carter, R (7, PH) OBP: 0.342, SLG: 0.454 OBP: 0.324, SLG: 0.395	2-0 F8		B 4-1 SAFE BB		B 1-1 E 1B 2B 1B		B 1-2 F9		2-2 HR 1B	2 1 1 0 1 0 1 2 1 1 0 0 0 2												
Cal Ripken Jr., R (1, 5) Jeff Reboulet, R (8, 5) OBP: 0.316, SLG: 0.337 OBP: 0.348, SLG: 0.211		1-2 HBP 1B	X 0-0 L9		B 2-0 E5 2B 1B		B 3-1 G5-3		3-2 L9	4 0 2 0 0 0 2 1 0 0 0 0 0 1												
B.J. Surhoff, L (1, 7) OBP: 0.330, SLG: 0.475		2-0 F7		B 1-3 K		X 0-0 2B		S 3-2 1B 1B	0-1 HR	5 1 3 3 0 1 1												
23 Chris Hoiles, R (1, 2) OBP: 0.295, SLG: 0.321		1-0 L7		B 1-1 F8		C 1-1 P3		B 1-1 F7	2-3 K	5 0 0 0 0 1 4												
Mike Bordick, R (1, 6) OBP: 0.348, SLG: 0.455		1-2 HBP		X 0-0 P3		B 2-1 P2		C 1-1 1B		3 0 1 0 0 0 2												
Inning Stats	R: 1 E: 0 K: 0 S: 19	H: 1 LOB: 1 BB: 1 P: 32	R: 0 E: 0 K: 0 S: 9	H: 1 LOB: 2 BB: 0 P: 17	R: 0 E: 0 K: 0 S: 6	H: 0 LOB: 2 BB: 2 P: 14	R: 0 E: 0 K: 1 S: 6	H: 0 LOB: 0 BB: 0 P: 8	R: 0 E: 0 K: 0 S: 3	H: 0 LOB: 0 BB: 0 P: 6	R: 1 E: 1 K: 1 S: 11	H: 3 LOB: 2 BB: 0 P: 17	R: 0 E: 1 K: 0 S: 9	H: 1 LOB: 2 BB: 0 P: 11	R: 0 E: 0 K: 0 S: 12	H: 2 LOB: 2 BB: 0 P: 21	R: 4 E: 0 K: 1 S: 22	H: 4 LOB: 0 BB: 0 P: 33	1B: 7 2B: 1 3B: 1 HR: 3	SF: 1 SAC: 0 DP: 0 HBP: 2	WP: 0 PB: 0 SB: 1 CS: 1	PA: 44
PITCHER	IP WLS BF H R ER SO BB IBB HBP BLK WP HR S P ERA WHIP																					
Hideki Irabu, R (1, 1) ERA: 1.4	6.1 W 30 6 2 2 2 3 0 2 0 0 0 0 58 99 2.84 1.421																					
Graeme Lloyd, L (7, 1) ERA: 2.79	0.2 2 0 0 0 0 0 0 0 0 0 0 0 5 6 0.00 0.000																					
Jeff Nelson, R (8, 1) ERA: 3.57	1.0 5 2 0 0 0 0 0 0 0 0 0 0 12 21 0.00 2.000																					
Darren Holmes, R (9, 1) ERA: 4.5	1.0 7 4 4 4 1 0 0 0 0 0 0 0 3 22 36.00 4.000																					

Baltimore Orioles @ New York Yankees
 Yankee Stadium, Bronx, NY
 Wed May 20 1998, 7:05 PM EDT
 Att. 32,449 - Cloudy - 68 F

AB	38
R	6
H	12
RBI	6
BB	3
SO	3
LOB	23



Batter	1	2	3	4	5	6	7	8	9	AB	R	H	RBI	BB	SO	LOB
Chuck Knoblauch, R <small>OBP: 0.365, SLG: 0.338</small> (1, 4)										3	2	1	0	2	0	1
2 Derek Jeter, R <small>OBP: 0.385, SLG: 0.538</small> (1, 6)										5	2	3	2	0	0	4
Paul O'Neill, L <small>OBP: 0.394, SLG: 0.471</small> (1, 9)										5	1	2	1	0	2	2
Bernie Williams, S <small>OBP: 0.430, SLG: 0.521</small> (1, 8)										2	1	0	0	3	1	2
Tim Raines, S <small>OBP: 0.363, SLG: 0.489</small> (1, 10)										5	1	3	3	0	1	1
Chad Curtis, R <small>OBP: 0.432, SLG: 0.482</small> (1, 7)										4	0	1	0	0	1	3
20 Jorge Posada, S <small>OBP: 0.344, SLG: 0.523</small> (1, 2)										5	0	2	2	0	1	3
Scott Brosius, R <small>OBP: 0.392, SLG: 0.449</small> (1, 5)										3	1	2	1	1	1	2
Luis Sojo, R <small>OBP: 0.200, SLG: 0.200</small> (1, 3)										4	1	1	0	0	1	5

Inning Stats	R: 4	H: 4	E: 0	K: 2	S: 15	LOB: 2	BB: 1	P: 25	R: 0	H: 1	E: 0	K: 2	S: 12	LOB: 1	BB: 0	P: 17	R: 0	H: 0	E: 0	K: 1	S: 8	LOB: 0	BB: 0	P: 13	R: 2	H: 3	E: 0	K: 1	S: 9	LOB: 1	BB: 1	P: 19	R: 0	H: 1	E: 0	K: 0	S: 6	LOB: 0	BB: 0	P: 7	R: 3	H: 4	E: 0	K: 1	S: 16	LOB: 2	BB: 1	P: 31	R: 0	H: 1	E: 0	K: 0	S: 7	LOB: 2	BB: 2	P: 18	R: 0	H: 1	E: 0	K: 1	S: 7	LOB: 2	BB: 1	P: 16
--------------	------	------	------	------	-------	--------	-------	-------	------	------	------	------	-------	--------	-------	-------	------	------	------	------	------	--------	-------	-------	------	------	------	------	------	--------	-------	-------	------	------	------	------	------	--------	-------	------	------	------	------	------	-------	--------	-------	-------	------	------	------	------	------	--------	-------	-------	------	------	------	------	------	--------	-------	-------

PITCHER	IP	WLS	BF	H	R	ER	SO	BB	IBB	HBP	BLK	WP	HR	S	P	ERA	WHIP
Jimmy Key, L <small>ERA: 4.06</small>	(1, 1)	5.2	L	30	12	9	9	6	2	0	1	0	1	61	100	14.29	2.471
Norm Charlton, L <small>ERA: 7.41</small>	(6, 1)	0.2		7	2	0	1	3	0	0	0	0	0	11	27	0.00	7.500
Bobby Munoz, R <small>ERA: 5.4</small>	(7, 1)	1.2		6	1	0	1	1	0	0	0	0	0	8	19	0.00	1.200

BOTTOM

Baltimore Orioles @ New York Yankees
 Yankee Stadium, Bronx, NY

Wed May 20 1998, 7:05 PM EDT
 Att. 32,449 - Cloudy - 68 F

AB	36
R	9
H	15
RBI	9
BB	6
SO	8
LOB	23

livebaseballscores.com

WP	PA	1B	SF	PB	SAC	SB	DP	CS	HR	S	P	ERA	WHIP
0	43	9	0	0	0	0	2	1	1	1	1		

Batter	1	2	3	4	5	6	7	8	9	AB R H RBI BB SO LOB	TOP	
Brady Anderson, L (1, 8) OBP: 0.252, SLG: 0.294	0-2 P5		1-1 G4-3		2-2 SAFE 1-2 1B		1-1 B3		0-0 L1	5 0 1 0 0 0 0		
Jeffrey Hammonds, R (1, 9) OBP: 0.357, SLG: 0.425	1-1 B2-3			2-3 K	4-2 1-2 2-3 BB		2-0 G6-3			3 0 0 0 1 1 0		
Roberto Alomar, S (1, 4) OBP: 0.370, SLG: 0.418	2-1 G6-3			1-2 G5-3	0-0 G1-3			3-1 1B 1B		4 0 1 0 0 0 3		
Rafael Palmeiro, L (1, 3) OBP: 0.388, SLG: 0.494		0-1 G1-3		0-2 HR		0-0 1B 1B		3-2 1B 1-2 1B		4 1 3 1 0 0 0		
Joe Carter, R (1, 10) OBP: 0.322, SLG: 0.391		1-2 G1-3		0-0 FC5-4 1B		1-3 K		2-1 P4		4 0 1 0 0 1 3		
Cal Ripken Jr., R (1, 5) OBP: 0.314, SLG: 0.335		1-0 1B		0-1 FC5-4 1-2f		0-3 K		1-3 K		4 0 1 0 0 2 4		
B.J. Surhoff, L (1, 7) OBP: 0.328, SLG: 0.470		0-1 G3			3-3 K	0-0 SAFE 1-2 1B		0-3 K		4 0 1 0 0 2 3		
Lenny Webster, R (1, 2) OBP: 0.278, SLG: 0.462			1-2 F8		1-2 P4	3-2 G5-3			0-2 G6-3	4 0 0 0 0 0 2		
Mike Bordick, R (1, 6) OBP: 0.345, SLG: 0.444			1-0 L9		4-1 S 1B BB		2-1 F7		0-3 K	3 0 0 0 1 1 0		
Inning Stats	R: 0 E: 0 K: 0 S: 7 H: 0 LOB: 0 BB: 0 P: 10	R: 0 E: 0 K: 0 S: 8 H: 1 LOB: 1 BB: 0 P: 10	R: 0 E: 0 K: 0 S: 6 H: 0 LOB: 0 BB: 0 P: 9	R: 1 E: 0 K: 1 S: 14 H: 2 LOB: 1 BB: 0 P: 17	R: 0 E: 0 K: 1 S: 13 H: 1 LOB: 3 BB: 2 P: 27	R: 0 E: 0 K: 2 S: 13 H: 2 LOB: 2 BB: 0 P: 17	R: 0 E: 0 K: 0 S: 5 H: 0 LOB: 0 BB: 0 P: 10	R: 0 E: 0 K: 2 S: 16 H: 2 LOB: 2 BB: 0 P: 25	R: 0 E: 0 K: 1 S: 12 H: 0 LOB: 0 BB: 0 P: 12	1B: 7 2B: 0 3B: 0 HR: 1 SF: 0 SAC: 0 DP: 0 HBP: 0	WP: 0 PB: 0 SB: 2 CS: 0 PA: 37	
PITCHER Andy Pettitte, L (1, 1) ERA: 4.03 42 Mariano Rivera, R (9, 1) ERA: 0.6	IP WLS BF H R ER SO BB IBB HBP BLK WP HR S P ERA WHIP	8.0 W 34 8 1 1 6 2 0 0 0 0 0 1 82 125 1.12 1.250	1.0 S 3 0 0 0 1 0 0 0 0 0 0 0 12 12 0.00 0.000									

Baltimore Orioles @ New York Yankees
 Yankee Stadium, Bronx, NY
 Thu May 21 1998, 7:05 PM EDT
 Att. 34,588 - Unknown - 74 F

livebaseballscorecards.com

AB	35
R	1
H	8
RBI	1
BB	2
SO	7
LOB	15



Batter	1	2	3	4	5	6	7	8	9	AB	R	H	RBI	BB	SO	LOB	BOTTOM
--------	---	---	---	---	---	---	---	---	---	----	---	---	-----	----	----	-----	--------

Chuck Knoblauch, R (1, 4) OBP: 0.370, SLG: 0.344 										3	1	2	0	0	1	0	
2 Derek Jeter, R (1, 6) OBP: 0.382, SLG: 0.528 										3	0	0	0	1	2	3	
Paul O'Neill, L (1, 9) OBP: 0.386, SLG: 0.459 										4	0	0	1	0	2	4	
Bernie Williams, S (1, 8) OBP: 0.426, SLG: 0.513 										4	0	1	1	0	1	2	
Tim Lincecum, S (1, 10) OBP: 0.358, SLG: 0.474 										3	0	0	0	1	1	0	
Chad Curtis, R (1, 7) OBP: 0.427, SLG: 0.469 										3	0	0	0	1	1	3	
Scott Brosius, R (1, 5) OBP: 0.385, SLG: 0.439 										3	0	0	0	0	1	1	
Joe Girardi, R (1, 2) OBP: 0.257, SLG: 0.269 										3	1	1	0	0	0	0	
Dale Sveum, S (1, 3) OBP: 0.143, SLG: 0.077 										3	1	1	0	0	0	1	

Inning Stats	R: 0 E: 0 K: 1 S: 11	H: 1 LOB: 0 BB: 0 P: 16	R: 0 E: 0 K: 1 S: 7	H: 0 LOB: 0 BB: 0 P: 8	R: 0 E: 0 K: 1 S: 8	H: 0 LOB: 0 BB: 0 P: 11	R: 0 E: 0 K: 2 S: 10	H: 0 LOB: 0 BB: 0 P: 13	R: 0 E: 0 K: 1 S: 9	H: 0 LOB: 1 BB: 1 P: 17	R: 1 E: 2 K: 2 S: 14	H: 1 LOB: 2 BB: 0 P: 20	R: 0 E: 0 K: 1 S: 9	H: 0 LOB: 0 BB: 0 P: 13	R: 2 E: 0 K: 0 S: 15	H: 3 LOB: 3 BB: 2 P: 30	1B: 5 2B: 0 3B: 0 HR: 0	SF: 0 SAC: 1 DP: 1 HBP: 0	WP: 0 PB: 0 SB: 1 CS: 0	PA: 33	
PITCHER	IP	WLS	BF	H	R	ER	SO	BB	IBB	HBP	BLK	WP	HR	S	P	ERA	WHIP				
Scott Erickson, R (1, 1) ERA: 5.1	7.2	L	31	5	3	2	9	2	0	0	0	0	0	79	119	2.35	0.913				
Arthur Rhodes, L (8, 1) ERA: 3.77	0.1		2	0	0	0	0	1	0	0	0	0	0	4	9	0.00	3.000				

Baltimore Orioles @ New York Yankees
 Yankee Stadium, Bronx, NY
 Thu May 21 1998, 7:05 PM EDT
 Att: 34,588 - Unknown - 74 F

AB	29
R	3
H	5
RBI	2
BB	3
SO	9
LOB	14



Batter	1	2	3	4	5	6	7	8	9	AB R H RBI BB SO LOB	TOP	
Chuck Knoblauch, R (1, 4) OBP: 0.372, SLG: 0.340	4-2 BB			1-2 G6-3 	1 SAFE 0-0 FC5-4 1-2f		0-0 CS 1-2	4-0 BB		2 0 0 0 2 0 1		
2 Derek Jeter, R (1, 6) OBP: 0.379, SLG: 0.520	3-3 K 1-2			0-0 G6-3 		1-0 F8 		4-2 BB		3 0 0 0 1 1 1		
Paul O'Neill, L (1, 9) OBP: 0.388, SLG: 0.466	2-0 G6-3 			1-1 1B HR		1-1 3B 2B		3-3 1-2 2-3		4 2 2 0 0 1 2		
Tino Martinez, L (1, 3) OBP: 0.417, SLG: 0.554		3-2 G3 		0-0 1B HR		0-1 2-H 3B		0-0 P4 		4 1 2 1 0 0 2		
Bernie Williams, S (1, 8) OBP: 0.422, SLG: 0.526		1-1 G5-3 		0-0 1-H 3-H HR		1-2 G6-3 		1-2 F7 		4 1 1 3 0 0 3		
Darryl Strawberry, L (1, 10) OBP: 0.357, SLG: 0.600		0-2 P5 		0-0 F7 		0-3 		1-3 		4 0 0 0 0 2 1		
Tim Lincecum, S (1, 7) OBP: 0.355, SLG: 0.465			0-2 20 G4-6-3 1B		2-2 G4-3 		3-3 		1-1 G6-3 		4 0 1 0 0 1 0	AB 31 R 4 H 7 RBI 4 BB 4 SO 6 LOB 11
20 Jorge Posada, S (1, 2) OBP: 0.330, SLG: 0.500			1-2 G4-6-3 1-2f		0-0 F9 		0-0 P5 		1-3 		4 0 0 0 0 1 1	
Scott Brosius, R (1, 5) OBP: 0.390, SLG: 0.440			0-0 P6 		0-1 FC5-4 1B		4-1 BB				2 0 1 0 1 0 0	
Inning Stats	R: 0 H: 0 E: 0 LOB: 0 K: 1 BB: 1 S: 8 P: 17	R: 0 H: 0 E: 0 LOB: 0 K: 0 BB: 0 S: 9 P: 13	R: 0 H: 1 E: 0 LOB: 0 K: 0 BB: 0 S: 7 P: 8	R: 3 H: 3 E: 0 LOB: 0 K: 0 BB: 0 S: 9 P: 11	R: 0 H: 1 E: 0 LOB: 1 K: 0 BB: 0 S: 7 P: 9	R: 1 H: 2 E: 0 LOB: 1 K: 1 BB: 0 S: 12 P: 15	R: 0 H: 0 E: 0 LOB: 0 K: 1 BB: 1 S: 5 P: 12	R: 0 H: 0 E: 0 LOB: 2 K: 1 BB: 2 S: 11 P: 23	R: 0 H: 0 E: 0 LOB: 0 K: 2 BB: 0 S: 9 P: 12	1B: 4 SF: 0 2B: 1 SAC: 0 3B: 1 DP: 1 HR: 1 HBP: 0	WP: 0 PA: 36 PB: 0 SB: 2 CS: 2	
49 Tim Wakefield, R (1, 1) ERA: 4.23	IP 7.0 WLS W BF 27 H 7 R 4 ER 4 SO 3 BB 2 IBB 0 HBP 0 BLK 0 WP 0 HR 1 S 57 P 85 ERA 5.14 WHIP 1.286											
Jim Corsi, R (8, 1) ERA: 2.86	IP 0.0 WLS 2 BF 0 H 0 R 0 ER 0 SO 0 BB 2 IBB 0 HBP 0 BLK 0 WP 0 HR 0 S 2 P 10 ERA ∞ WHIP ∞											
Ron Mahay, L (8, 1) ERA: 4.26	IP 0.2 WLS 2 BF 0 H 0 R 0 ER 0 SO 1 BB 0 IBB 0 HBP 0 BLK 0 WP 0 HR 0 S 5 P 8 ERA 0.00 WHIP 0.000											
Tom Gordon, R (8, 1) ERA: 1.3	IP 1.1 WLS S BF 4 H 0 R 0 ER 0 SO 2 BB 0 IBB 0 HBP 0 BLK 0 WP 0 HR 0 S 13 P 17 ERA 0.00 WHIP 0.000											

New York Yankees @ Boston Red Sox
 Fenway Park, Boston, MA
 Fri May 22 1998, 7:05 PM EDT
 Att. 33,605 - Unknown - 67 F

livebaseballscorecards.com

Batter	1	2	3	4	5	6	7	8	9
Darren Lewis, R OBP: 0.371, SLG: 0.396 (1, 8) C F H	1-2 G4-6-3 1B HBP		1-1 1B			0-0 G4-3 1B	4-2 1B BB		
Darren Bragg, L OBP: 0.397, SLG: 0.505 (1, 9) X	0-0 G4-6-3 1B		1-0 G3-1			1-0 G4-3	0-0 FC6-4 1B		
Mo Vaughn, L OBP: 0.381, SLG: 0.568 (1, 3) X	0-0 G4-6-3 1-2f 2-3				3-1 F8	2-3 K	0-3 K		
Jim Leyritz, R OBP: 0.389, SLG: 0.582 (1, 10) B B F S F S F S	3-3 K				2-2 G3-6 1B	1-3 K	1-2 FC6-4 1-2f		
Troy O'Leary, L OBP: 0.332, SLG: 0.563 (1, 7) F F X		0-2 G3			1-1 G3-6 1-2f		0-0 HR	2-3 K	
John Valentin, R OBP: 0.314, SLG: 0.390 (1, 5) X		0-0 F8				2-0 F7	1-1 WP 2B G5-3 1B	2-3 K	
Mike Benjamin, R OBP: 0.333, SLG: 0.393 (1, 6) C B X C B X		1-2 F8				2-2 G3	0-0 G5-3 1-2	2-0 E7 1B	
Jason Varitek, S OBP: 0.351, SLG: 0.391 (1, 2) X			0-0 G4-3			0-1 G3	2-2 1B 2B	2-0 F9	
Lou Merloni, R OBP: 0.407, SLG: 0.542 (1, 4) F B B X			2-1 G5-3			2-1 G4-3 2B	1-0 1B BB	2-3 1B 1B	

Inning Stats	R: 0 E: 0 K: 1 S: 8	H: 1 LOB: 1 BB: 0 P: 12	R: 0 E: 0 K: 0 S: 7	H: 0 LOB: 0 BB: 0 P: 8	R: 0 E: 0 K: 0 S: 6	H: 1 LOB: 1 BB: 0 P: 10	R: 0 E: 0 K: 0 S: 7	H: 1 LOB: 0 BB: 0 P: 13	R: 0 E: 0 K: 0 S: 6	H: 0 LOB: 0 BB: 0 P: 10	R: 1 E: 0 K: 2 S: 12	H: 2 LOB: 1 BB: 0 P: 18	R: 4 E: 0 K: 1 S: 19	H: 5 LOB: 2 BB: 1 P: 28	R: 0 E: 1 K: 2 S: 11	H: 1 LOB: 1 BB: 0 P: 19
1B: 8 2B: 2 3B: 0 HR: 1	SF: 0 SAC: 0 DP: 2 HBP: 1	WP: 1 PB: 0 SB: 0 CS: 0	PA: 35													

PITCHER	IP	WLS	BF	H	R	ER	SO	BB	IBB	HBP	BLK	WP	HR	S	P	ERA	WHIP
Ramiro Mendoza, R ERA: 3.74 (1, 1)	6.1		26	8	4	4	3	0	0	0	0	1	1	53	81	5.68	1.263
Jeff Nelson, R ERA: 3.97 (7, 1)	0.0	L	2	1	0	0	0	1	0	0	0	0	0	5	10	∞	∞
Mike Stanton, L ERA: 4.24 (7, 1)	1.2		7	2	1	1	3	0	0	0	0	0	0	18	27	5.40	1.200


BOTTOM

New York Yankees @ Boston Red Sox
Fenway Park, Boston, MA

Fri May 22 1998, 7:05 PM EDT
Att: 33,605 - Unknown - 67 F

livebaseballscorecards.com

AB	33
R	5
H	11
RBI	5
BB	1
SO	6
LOB	14



Batter	1	2	3	4	5	6	7	8	9	AB	R	H	RBI	BB	SO	LOB	TOP										
Chuck Knoblauch, R (1, 4) <small>OBP: 0.373, SLG: 0.359</small> Luis Sojo, R (8, PH) <small>OBP: 0.167, SLG: 0.167</small> (8, 4)	0-0 FC5-4 1B	0-0 HR	0-3 K		0-0 F7	0-0 F8		0-3 K		5	1	2	4	0	1	5											
2 Derek Jeter, R (1, 6) <small>OBP: 0.378, SLG: 0.519</small>	0-0 FC5-4 1-2f	0-0 FC4-6 1B		0-0 E6 2B 20 G3	0-0 G6-3		0-0 F8 2B		0-0 L8	6	2	2	0	0	0	2											
Paul O'Neill, L (1, 9) <small>OBP: 0.376, SLG: 0.450</small>	0-0 G1-3	0-0 FC4-6 1-2f		0-0 P5		0-0 E4 G3 1B PB	0-0 F8 2-3		0-0 G6-3	6	1	0	0	0	0	4											
Bernie Williams, S (1, 8) <small>OBP: 0.425, SLG: 0.528</small>	0-3 K	0-0 F7		0-0 20 G3 1-3 2B		0-0 PB G3 1-2 BB 1B	0-0 G3		4-0 WP 2B BB	5	2	2	0	1	1	3											
Darryl Strawberry, L (1, 10) <small>OBP: 0.375, SLG: 0.622</small> Homer Bush, R (9, PR) <small>OBP: 0.455, SLG: 0.400</small>		0-0 20 WP 20 S 1B	0-3 K	4-0 20 G3 IBB		0-0 G3 1-2 2-3	0-0 2B		0-0 2B 1-H	5	1	3	2	1	1	2											
20 Jorge Posada, S (1, 2) <small>OBP: 0.340, SLG: 0.484</small>		4-0 1B 1B FC1-2 BB 1-3	4-0 1B 2B BB	0-0 G3 1-2 2-3 3-H		4-0 BB PB IBB	0-3 K		0-0 G1-3	3	1	0	1	3	1	4											
Chad Curtis, R (1, 7) <small>OBP: 0.439, SLG: 0.479</small>		0-0 FC1-2 1-2 HR 3-H 1B	0-0 2B 1B	0-0 G5-3		4-0 BB 1-2 2-3 3-H BB		0-0 1B		4	2	3	1	1	0	2											
Scott Brosius, R (1, 5) <small>OBP: 0.402, SLG: 0.455</small>		0-0 FC1-2 1-2 HR 2-3 1B	0-0 1-H 2-H 2B		0-0 G4-3 S 1B	4-0 1-2 2-3 3-H BB		0-3 K		4	1	3	3	1	1	1											
Dale Sveum, S (1, 3) <small>OBP: 0.105, SLG: 0.056</small>		0-0 FC1-2 1-2 HR 2-3 3-H	0-0 L9		0-0 G4-3 1-3	0-0 P6		0-3 K		5	1	0	0	0	1	9											
Inning Stats	R: 0 E: 1 K: 1 S: 6	H: 1 LOB: 1 BB: 0 P: 6	R: 5 E: 0 K: 2 S: 8	H: 5 LOB: 1 BB: 1 P: 12	R: 2 E: 0 K: 2 S: 9	H: 2 LOB: 1 BB: 1 P: 13	R: 1 E: 1 K: 0 S: 5	H: 1 LOB: 2 BB: 1 P: 9	R: 0 E: 0 K: 0 S: 4	H: 1 LOB: 1 BB: 0 P: 4	R: 2 E: 1 K: 0 S: 5	H: 1 LOB: 3 BB: 3 P: 17	R: 1 E: 0 K: 1 S: 7	H: 2 LOB: 1 BB: 0 P: 7	R: 0 E: 0 K: 3 S: 10	H: 1 LOB: 1 BB: 0 P: 10	R: 1 E: 0 K: 0 S: 4	H: 1 LOB: 1 BB: 1 P: 8	1B: 9 2B: 5 3B: 0 HR: 1	SF: 0 SAC: 0 DP: 0 HBP: 0	WP: 2 PB: 1 SB: 2 CS: 0	PA: 51					
PITCHER	IP	WLS	BF	H	R	ER	SO	BB	IBB	HBP	BLK	WP	HR	S	P	ERA	WHIP										
Derek Lowe, R (1, 1) <small>ERA: 3.38</small>	1.1	L	10	5	5	5	1	1	0	0	0	1	1	11	15	33.75	4.500										
John Wasdin, R (2, 1) <small>ERA: 6.04</small>	3.2		19	5	3	2	2	1	1	0	0	0	0	21	29	4.91	1.636										
Rich Garces, R (6, 1) <small>ERA: 3.6</small>	3.0		17	4	3	2	4	2	1	0	0	0	0	22	34	6.00	2.000										
Steve Avery, L (9, 1) <small>ERA: 5.06</small>	1.0		5	1	1	1	0	1	0	0	0	1	0	4	8	9.00	2.000										

New York Yankees @ Boston Red Sox
 Fenway Park, Boston, MA
 Sat May 23 1998, 3:33 AM EDT
 Att. 33,120 - Sunny - 72 F

livebaseballscorecards.com

AB	44
R	12
H	15
RBI	11
BB	7
SO	7
LOB	33



Batter	1	2	3	4	5	6	7	8	9	AB	R	H	RBI	BB	SO	LOB
Darren Lewis, R OBP: 0.362, SLG: 0.385 (1, 8)	0-0 G4-3		0-0 F9		0-0 G5-3			0-0 L4		4	0	0	0	0	0	0
Darren Bragg, L OBP: 0.392, SLG: 0.495 (1, 9)	0-0 1B		0-0 G4-3		0-3 K			0-0 L7		4	0	1	0	0	1	0
Mo Vaughn, L OBP: 0.379, SLG: 0.578 (1, 3)	0-3 K			0-0 HR			0-0 P5	0-0 F7		4	1	1	1	0	1	1
Jim Leyritz, R OBP: 0.387, SLG: 0.570 (1, 10)	4-0 BB			0-3 K			0-3 K		4-0 2B	2	0	0	0	1	2	0
Keith Johns, R (9, PH)									BB	0	0	0	0	1	0	0
Troy O'Leary, L OBP: 0.330, SLG: 0.556 (1, 7)	0-0 F8			0-0 HR			0-0 G6-3		0-3 K	4	1	1	0	0	1	3
John Valentin, R OBP: 0.318, SLG: 0.417 (1, 5)		0-0 G6-3		0-0 HR				0-0 F9		4	1	2	2	0	0	0
Mike Benjamin, R OBP: 0.330, SLG: 0.386 (1, 6)		0-0 G1-3		0-0 G1-3				0-0 G1-3		4	0	1	0	0	1	2
Jason Varitek, S OBP: 0.333, SLG: 0.370 (1, 2)		0-3 K		0-0 G6-3				0-0 G1-3		4	0	0	0	0	1	3
Lou Merloni, R OBP: 0.367, SLG: 0.481 (1, 4)			0-0 G4-3				0-0 P5			3	0	0	0	0	0	1


Inning Stats	R: 0	H: 1	E: 0	K: 1	S: 6	LOB: 2	BB: 1	P: 10	R: 0	H: 0	E: 0	K: 1	S: 5	LOB: 0	BB: 0	P: 5	R: 0	H: 0	E: 0	K: 0	S: 3	LOB: 0	BB: 0	P: 3	R: 3	H: 3	E: 0	K: 1	S: 8	LOB: 0	BB: 0	P: 8	R: 0	H: 0	E: 0	K: 1	S: 5	LOB: 0	BB: 0	P: 5	R: 0	H: 1	E: 0	K: 0	S: 4	LOB: 1	BB: 0	P: 4	R: 0	H: 0	E: 0	K: 0	S: 3	LOB: 0	BB: 0	P: 3	R: 0	H: 1	E: 0	K: 2	S: 8	LOB: 2	BB: 1	P: 12	1B: 3	SF: 0	2B: 1	SAC: 0	3B: 0	DP: 0	HR: 2	HBP: 0	WP: 0	PA: 35
--------------	------	------	------	------	------	--------	-------	-------	------	------	------	------	------	--------	-------	------	------	------	------	------	------	--------	-------	------	------	------	------	------	------	--------	-------	------	------	------	------	------	------	--------	-------	------	------	------	------	------	------	--------	-------	------	------	------	------	------	------	--------	-------	------	------	------	------	------	------	--------	-------	-------	-------	-------	-------	--------	-------	-------	-------	--------	-------	--------

PITCHER	IP	WLS	BF	H	R	ER	SO	BB	IBB	HBP	BLK	WP	HR	S	P	ERA	WHIP
David Wells, L ERA: 4.39 (1, 1)	7.0		27	5	3	3	5	1	0	0	0	0	2	36	40	3.86	0.857
Graeme Lloyd, L ERA: 2.53 (8, 1)	1.0		3	0	0	0	0	0	0	0	0	0	0	3	3	0.00	0.000
Jeff Nelson, R ERA: 3.8 (9, 1)	1.0		5	1	0	0	2	1	0	0	0	0	0	8	12	0.00	2.000

BOTTOM

New York Yankees @ Boston Red Sox
Fenway Park, Boston, MA
 Sat May 23 1998, 3:33 AM EDT
 Att. 33,120 - Sunny - 72 F

AB	33
R	3
H	6
RBI	3
BB	2
SO	7
LOB	10



PITCHER	IP	WLS	BF	H	R	ER	SO	BB	IBB	HBP	BLK	WP	HR	S	P	ERA	WHIP
---------	----	-----	----	---	---	----	----	----	-----	-----	-----	----	----	---	---	-----	------

New York Yankees @ Boston Red Sox
Fenway Park, Boston, MA
 Sun May 24 1998, 3:33 AM EDT
 Att. 33,042 - Sunny - 76 F

livebaseballscorecards.com

AB	40
R	14
H	17
RBI	14
BB	4
SO	3
LOB	19



AB R H RBI BB SO LOB

3	2	1	4	0	0	2
2	0	1	0	0	0	0

6	2	3	2	0	1	2
---	---	---	---	---	---	---

5	1	1	1	0	1	2
---	---	---	---	---	---	---

5	0	2	1	0	0	2
---	---	---	---	---	---	---

2	2	1	1	2	0	1
---	---	---	---	---	---	---

5	1	0	0	0	0	7
---	---	---	---	---	---	---

4	3	3	2	1	1	1
---	---	---	---	---	---	---

3	1	2	1	1	0	1
---	---	---	---	---	---	---

5	2	3	2	0	0	1
---	---	---	---	---	---	---

1B:	14	SF:	2
2B:	1	SAC:	0
3B:	0	DP:	2
HR:	2	HBP:	2

WP:	1	PA:	48
PB:	0		
SB:	1		
CS:	0		

Batter	1	2	3	4	5	6	7	8	9
Chuck Knoblauch, R (1, 4) OBP: 0.376, SLG: 0.376 Homer Bush, R (6, 4) OBP: 0.462, SLG: 0.417	0-0 G4-3		0-0 F9		1-0 2 1B SF8 HBP		0-0 L6		0-0 FC5-4 1B
2 Derek Jeter, R (1, 6) OBP: 0.382, SLG: 0.518	0-3 K		0-0 1B 1B	0-0 1B	0-0 1B WP		0-0 G5-3		0-0 FC5-4
Paul O'Neill, L (1, 9) OBP: 0.370, SLG: 0.443	0-0 F9		0-0 1B 1B	0-0 G3	0-0 SF8		0-3 K		0-0 P6
Bernie Williams, S (1, 8) OBP: 0.424, SLG: 0.530		0-0 2B	0-0 F9	0-0 F8	0-0 BB 1B			0-0 G6-3	
Tim Lincecum, S (1, 10) OBP: 0.374, SLG: 0.465		0-0 P6	0-0 1B 1B		0-0 SF8 BB			1-0 G5-4-3 HBP	
Chad Curtis, R (1, 7) OBP: 0.425, SLG: 0.459		0-0 G6-3	0-0 P4		0-0 E5 HBP			0-0 G5-4-3	
Scott Brosius, R (1, 5) OBP: 0.414, SLG: 0.483		0-3 K	0-0 BB 1B 1B		4-0 HBP 2 1B BB	0-0 G3-6-1 1B			0-0 HR
Dale Sveum, S (1, 3) OBP: 0.208, SLG: 0.143			0-0 HR 1B		0-0 SF8	0-0 G3-6-1			0-0 FC5-4 1B
Joe Girardi, R (1, 2) OBP: 0.280, SLG: 0.292			0-0 HR 1B		0-0 HR 2 1B 1B	0-0 G6-3			0-0 FC5-4 2 FC5-4 1B

Inning Stats	R: 0	H: 0	E: 0	K: 1	S: 5	P: 5	R: 0	H: 1	E: 0	K: 1	S: 6	P: 6	R: 7	H: 8	E: 0	K: 0	S: 11	P: 15	R: 0	H: 1	E: 0	K: 0	S: 3	P: 3	R: 6	H: 3	E: 1	K: 0	S: 7	P: 20	R: 0	H: 1	E: 0	K: 0	S: 3	P: 3	R: 0	H: 0	E: 0	K: 1	S: 5	P: 5	R: 0	H: 0	E: 0	K: 0	S: 2	P: 3	R: 1	H: 3	E: 0	K: 0	S: 6	P: 6
--------------	------	------	------	------	------	------	------	------	------	------	------	------	------	------	------	------	-------	-------	------	------	------	------	------	------	------	------	------	------	------	-------	------	------	------	------	------	------	------	------	------	------	------	------	------	------	------	------	------	------	------	------	------	------	------	------

PITCHER	IP	WLS	BF	H	R	ER	SO	BB	IBB	HBP	BLK	WP	HR	S	P	ERA	WHIP
Bret Saberhagen, R (1, 1) ERA: 6.43	2.2	L	16	8	7	7	2	0	0	0	0	0	1	20	20	23.62	3.000
Ron Mahay, L (3, 1) ERA: 6.48	2.0		15	5	6	3	0	3	0	1	0	1	0	11	24	13.50	4.000
Jim Corsi, R (5, 1) ERA: 2.59	2.1		8	1	0	0	1	1	0	0	0	0	0	9	13	0.00	0.857
49 Tim Wakefield, R (8, 1) ERA: 4.17	1.0		3	0	0	0	0	0	0	1	0	0	0	2	3	0.00	0.000
Dennis Eckersley, R (9, 1) ERA: 8.62	1.0		6	3	1	1	0	0	0	0	0	0	1	6	6	9.00	3.000

PITCHER	IP	WLS	BF	H	R	ER	SO	BB	IBB	HBP	BLK	WP	HR	S	P	ERA	WHIP
---------	----	-----	----	---	---	----	----	----	-----	-----	-----	----	----	---	---	-----	------

Batter	1	2	3	4	5	6	7	8	9	AB	R	H	RBI	BB	SO	LOB
Darren Lewis, R OBP: 0.369, SLG: 0.405 (1, 8)	0-0 2B	0-0 G6-3		0-0 1B		0-0 2B		0-0 F9		5	1	3	1	0	0	2
Darren Bragg, L OBP: 0.376, SLG: 0.472 (1, 9) (7, 7)	0-0 L3	0-0 G3		0-0 G3-1			0-0 F8		0-0 F8	5	0	0	0	0	0	5
Mo Vaughn, L OBP: 0.383, SLG: 0.584 (1, 3) Jim Leyritz, R OBP: 0.389, SLG: 0.568 (7, 3)	0-0 2B		0-0 1B		0-0 G3-1		0-0 1B		0-3 K	3	0	2	1	0	0	0
18 Reggie Jefferson, S OBP: 0.360, SLG: 0.450 (1, 10)	0-3 K		0-0 F8		0-0 G3		0-0 G4-3-6		0-0 G4-3	5	0	0	0	0	1	3
Troy O'Leary, L OBP: 0.335, SLG: 0.556 (1, 7) Midre Cummings, L OBP: 0.325, SLG: 0.514 (7, 9)	1-0 HBP		0-0 G3-6-1		0-0 1B			0-0 1B		2	0	1	0	0	0	1
John Valentin, R OBP: 0.316, SLG: 0.419 (1, 5)	0-0 FC5-4		0-0 P6		0-0 F9			0-0 1B		4	1	1	0	0	0	3
Mike Benjamin, R OBP: 0.347, SLG: 0.396 (1, 6)		0-0 SH1-4 E G6-3 1B		1-0 1B HBP		0-0 L3		0-0 1B		3	1	2	1	0	0	0
Jason Varitek, S OBP: 0.345, SLG: 0.373 (1, 2) Scott Hatteberg, L OBP: 0.330, SLG: 0.431 (7, 2)		0-0 E3 G6-3 SH1-4 1-2		1-0 1B HBP		0-0 2B 1B		0-0 G3-6-1		2	0	1	0	0	0	1
Lou Merloni, R OBP: 0.364, SLG: 0.448 (1, 4)		0-0 SH1-4 1-2 2-3		0-3 K		0-0 P4		1-0 HBP		1	0	0	0	0	1	3

Inning Stats	R: 1	H: 2	E: 0	K: 1	S: 7	H: 2	LOB: 2	BB: 0	P: 8	R: 1	H: 1	E: 1	K: 0	S: 5	H: 1	LOB: 1	BB: 0	P: 5	R: 0	H: 1	E: 0	K: 0	S: 3	R: 0	H: 1	E: 0	K: 0	S: 4	R: 0	H: 2	E: 0	K: 0	S: 4	R: 0	H: 1	E: 0	K: 0	S: 3	R: 2	H: 3	E: 0	K: 0	S: 5	R: 0	H: 0	E: 0	K: 1	S: 5	H: 0	LOB: 0	BB: 0	P: 5	1B: 8	SF: 0	2B: 4	SAC: 1	3B: 0	DP: 3	HR: 0	HBP: 4	WP: 0	PA: 40
--------------	------	------	------	------	------	------	--------	-------	------	------	------	------	------	------	------	--------	-------	------	------	------	------	------	------	------	------	------	------	------	------	------	------	------	------	------	------	------	------	------	------	------	------	------	------	------	------	------	------	------	------	--------	-------	------	-------	-------	-------	--------	-------	-------	-------	--------	-------	--------


PITCHER	IP	WLS	BF	H	R	ER	SO	BB	IBB	HBP	BLK	WP	HR	S	P	ERA	WHIP
David Cone, R ERA: 6.0 (1, 1)	6.0		28	8	2	1	2	0	0	0	0	0	0	29	32	1.50	1.333
Graeme Lloyd, L ERA: 2.31 (7, 1)	1.0		3	1	0	0	0	0	0	0	0	0	0	3	3	0.00	1.000
Willie Banks, R ERA: 9.49 (8, 1)	2.0		9	3	2	2	1	0	0	1	0	0	0	10	11	9.00	1.500

BOTTOM

New York Yankees @ Boston Red Sox
Fenway Park, Boston, MA
 Sun May 24 1998, 3:33 AM EDT
 Att: 33,042 - Sunny - 76 F

livebaseballscorecards.com

AB 35
R 4
H 12
RBI 3
BB 0
SO 3
LOB 19



Batter	1	2	3	4	5	6	7	8	9	AB	R	H	RBI	BB	SO	LOB	TOP										
Chuck Knoblauch, R (1, 4) OBP: 0.383, SLG: 0.378 Homer Bush, R (6, 4) OBP: 0.429, SLG: 0.385										2	3	1	0	2	0	1											
2 Derek Jeter, R (1, 6) OBP: 0.389, SLG: 0.533 Luis Sojo, R (6, 6) OBP: 0.143, SLG: 0.143										4	3	3	1	0	0	0											
Paul O'Neill, L (1, 9) OBP: 0.380, SLG: 0.458										5	2	4	3	0	0	1											
Bernie Williams, S (1, 8) OBP: 0.429, SLG: 0.550										5	2	3	4	0	0	2											
Darryl Strawberry, L (1, 10) OBP: 0.385, SLG: 0.613										3	1	1	0	2	1	1											
20 Jorge Posada, S (1, 2) OBP: 0.333, SLG: 0.469										5	1	1	2	0	1	4											
Chad Curtis, R (1, 7) OBP: 0.418, SLG: 0.444										4	0	0	0	1	0	4											
Scott Brosius, R (1, 5) OBP: 0.408, SLG: 0.474											5	0	1	2	0	1	2										
Dale Sveum, S (1, 3) OBP: 0.172, SLG: 0.115										5	0	0	0	0	1	2											
Inning Stats	R: 6 E: 1 K: 0 S: 26	H: 5 LOB: 1 BB: 2 P: 46	R: 0 E: 0 K: 0 S: 4	H: 1 LOB: 0 BB: 0 P: 5	R: 0 E: 0 K: 0 S: 6	H: 0 LOB: 1 BB: 1 P: 15	R: 2 E: 0 K: 0 S: 17	H: 3 LOB: 2 BB: 1 P: 25	R: 0 E: 0 K: 0 S: 6	H: 0 LOB: 0 BB: 0 P: 8	R: 4 E: 1 K: 0 S: 15	H: 4 LOB: 0 BB: 0 P: 22	R: 0 E: 0 K: 3 S: 9	H: 0 LOB: 0 BB: 0 P: 13	R: 0 E: 0 K: 1 S: 7	H: 1 LOB: 1 BB: 0 P: 11	R: 0 E: 0 K: 1 S: 11	H: 0 LOB: 1 BB: 1 P: 18	1B: 11 2B: 1 3B: 1 HR: 1	SF: 0 SAC: 0 DP: 2 HBP: 0	WP: 1 PB: 0 SB: 1 CS: 0	PA: 45					
PITCHER	IP	WLS	BF	H	R	ER	SO	BB	IBB	HBP	BLK	WP	HR	S	P	ERA	WHIP										
Jaime Navarro, R (1, 1) ERA: 6.15	0.1	L	8	5	6	5	0	2	0	0	0	1	0	22	39	135.00	21.000										
Tom Fordham, L (1, 1) ERA: 9.47	3.1		15	4	2	2	0	2	0	0	0	0	0	29	50	5.40	1.800										
Tony Castillo, L (4, 1) ERA: 7.23	2.1		11	4	4	4	0	0	0	0	0	0	1	23	32	15.43	1.714										
Carlos Castillo, R (7, 1) ERA: 5.35	1.0		3	0	0	0	3	0	0	0	0	0	0	9	13	0.00	0.000										
41 Bill Simas, R (8, 1) ERA: 2.25	2.0		8	1	0	0	2	1	0	0	0	0	0	18	29	0.00	1.000										

New York Yankees @ Chicago White Sox
 Comiskey Park, Chicago, IL
 Mon May 25 1998, 8:05 PM EDT
 Att. 19,812 - Cloudy - 62 F

AB	40
R	12
H	14
RBI	12
BB	5
SO	5
LOB	17



livebaseballscorecards.com

Batter	1	2	3	4	5	6	7	8	9	AB R H RBI BB SO LOB
Ray Durham, S (1, 4) 25 Jeff Abbott, R (7, 7) OBP: 0.374, SLG: 0.475 OBP: 0.326, SLG: 0.578	0-1 F7	4-1 BB			1-0 F9			4-1 BB	0-1 G1-3	2 0 0 0 1 0 0 1 0 0 0 1 0 2
Wil Cordero, R (1, 3) OBP: 0.269, SLG: 0.375	1-0 BB	2-1 F7			2-3 K			1-0 F7		4 0 1 0 0 1 3
Frank Thomas, R (1, 10) OBP: 0.383, SLG: 0.494	4-2 BB				0-3 K			4-1 BB		2 0 0 0 2 1 0
Albert Belle, R (1, 7) Greg Norton, S (7, 5) OBP: 0.337, SLG: 0.494 OBP: 0.343, SLG: 0.547	4-2 BB				0-0 F9			2-3 K		2 0 0 0 1 0 0 1 0 0 0 0 1 2
Robin Ventura, L (1, 5) Chris Snopce, R (7, 4) OBP: 0.364, SLG: 0.457 OBP: 0.302, SLG: 0.241	0-3 K				0-0 P5			0-3 K		3 0 0 0 0 1 3 1 0 0 0 0 1 2
Magglio Ordonez, R (1, 9) OBP: 0.296, SLG: 0.424	1-1 FC1-2				0-0 P6			1-0 F9	1-1 G6-3	4 0 1 0 0 0 3
Mike Cameron, R (1, 8) OBP: 0.314, SLG: 0.282		0-0 S			1-0 P3			3-2 L4	0-0 G6-3	4 0 1 0 0 0 1
Charlie O'Brien, R (1, 2) OBP: 0.319, SLG: 0.414		2-0 F9			0-2 BB			0-2 G6-3	0-0 BB	4 0 2 0 0 0 1
Mike Caruso, S (1, 6) OBP: 0.285, SLG: 0.376		2-3 K			1-0 P2			1-0 P6	2-1 BB	4 0 1 0 0 1 2


Inning Stats	R: 0 E: 0 K: 1 S: 13	H: 1 LOB: 3 BB: 2 P: 23	R: 0 E: 0 K: 1 S: 8	H: 1 LOB: 2 BB: 1 P: 18	R: 0 E: 0 K: 0 S: 4	H: 0 LOB: 0 BB: 0 P: 4	R: 0 E: 0 K: 0 S: 6	H: 1 LOB: 1 BB: 0 P: 8	R: 0 E: 0 K: 2 S: 8	H: 0 LOB: 0 BB: 0 P: 11	R: 0 E: 0 K: 0 S: 3	H: 0 LOB: 0 BB: 0 P: 4	R: 0 E: 0 K: 0 S: 7	H: 0 LOB: 0 BB: 0 P: 11	R: 0 E: 0 K: 2 S: 9	H: 0 LOB: 2 BB: 2 P: 20	R: 0 E: 0 K: 0 S: 8	H: 3 LOB: 2 BB: 0 P: 11	1B: 4 2B: 2 3B: 0 HR: 0	SF: 0 SAC: 0 DP: 1 HBP: 0
PITCHER Hideki Irabu, R (1, 1) ERA: 1.13	IP 9.0 WLS W BF 37 H 6 R 0 ER 0 SO 6 BB 5 IBB 0 HBP 0 BLK 0 WP 0 HR 0 S 66 P 110 ERA 0.00 WHIP 1.222																			

BOTTOM

New York Yankees @ Chicago White Sox
Comiskey Park, Chicago, IL
Mon May 25 1998, 8:05 PM EDT
Att. 19,812 - Cloudy - 62 F

livebaseballscorecards.com

AB	32
R	0
H	6
RBI	0
BB	5
SO	6
LOB	19



WP: 0	PA: 37
PB: 0	
SB: 1	
CS: 0	

New York Yankees @ Chicago White Sox
 Comiskey Park, Chicago, IL
 Tue May 26 1998, 8:05 PM EDT
 Att. 14,596 - Overcast - 71 F

livebaseballscorecards.com

AB	36
R	7
H	10
RBI	7
BB	7
SO	2
LOB	27



WP: 0	PA: 47
PB: 0	
SB: 3	
CS: 0	

AB R H RBI BB SO LOB

4	1	1	0	2	0	3
3	2	0	0	2	1	5
4	1	2	3	1	0	1
4	0	1	0	1	0	2
4	1	2	1	1	0	2
5	1	1	0	0	1	5
4	1	2	1	0	0	3
3	0	0	0	0	0	4
3	0	0	1	0	0	2
1	0	0	0	0	0	0
1	0	1	1	0	0	0

Batter	1	2	3	4	5	6	7	8	9
Chuck Knoblauch, R (1, 4) OBP: 0.386, SLG: 0.381	3-2 P3	4-2 BB		2-2 L6		4-0 BB		3-1 HR	2-2 P4
2 Derek Jeter, R (1, 6) OBP: 0.392, SLG: 0.525	4-0 G4-3 BB	0-0 G1			4-0 BB	2-0 L8		1-2 HR	3-3 K
Paul O'Neill, L (1, 9) OBP: 0.386, SLG: 0.475	0-0 G4-3		1-1 G3-1		2-0 BB	4-0 BB		3-1 HR	
Bernie Williams, S (1, 8) OBP: 0.428, SLG: 0.543	4-2 BB		1-2 P5		0-0 BB	2-1 BB		0-0 F6	
Tim Lincecum, S (1, 10) OBP: 0.383, SLG: 0.476	2-2 G4-3		2-1 1B		4-0 FC1-2 BB		3-1 F9 G6-3 2B	0-0 G4-3	
Chad Curtis, R (1, 7) OBP: 0.411, SLG: 0.435		2-1 SH5-3 HBP FC6-4 1B	3-3 K		1-0 P2		1-0 F9		2-1 L5
Scott Brosius, R (1, 5) OBP: 0.413, SLG: 0.481		1-1 FC6-4 SH5-3 HBP		1-0 G4-3 2B	0-2 FC1-2		1-1 G6-3		2-1 S 1B
Joe Girardi, R (1, 2) OBP: 0.278, SLG: 0.280		0-0 SH5-3		1-2 G4-3	0-1 F8		3-H G6-3		2-2 1B HBP
Luis Sojo, R (1, 3) OBP: 0.100, SLG: 0.100		3-2 FC6-4 BB		3-1 G6-3		0-1 P4		0-1 G1-3	0-1 1B
Darryl Strawberry, L (8, PH) OBP: 0.382, SLG: 0.606									
Dale Sveum, S (8, 3) OBP: 0.200, SLG: 0.148									

Inning Stats	R: 0	H: 0	E: 0	K: 0	S: 13	P: 26	R: 1	H: 1	E: 0	K: 0	S: 11	P: 21	R: 0	H: 1	E: 0	K: 1	S: 10	P: 17	R: 0	H: 1	E: 0	K: 0	S: 10	P: 17	R: 1	H: 2	E: 0	K: 0	S: 11	P: 23	R: 0	H: 0	E: 0	K: 0	S: 5	P: 17	R: 1	H: 1	E: 0	K: 0	S: 6	P: 12	R: 3	H: 2	E: 0	K: 0	S: 10	P: 17	R: 1	H: 2	E: 0	K: 1	S: 15	P: 26	1B: 6	SF: 0	2B: 3	SAC: 1	3B: 0	DP: 0	HR: 1	HBP: 3	WP: 0	PA: 47
--------------	------	------	------	------	-------	-------	------	------	------	------	-------	-------	------	------	------	------	-------	-------	------	------	------	------	-------	-------	------	------	------	------	-------	-------	------	------	------	------	------	-------	------	------	------	------	------	-------	------	------	------	------	-------	-------	------	------	------	------	-------	-------	-------	-------	-------	--------	-------	-------	-------	--------	-------	--------

PITCHER	IP	WLS	BF	H	R	ER	SO	BB	IBB	HBP	BLK	WP	HR	S	P	ERA	WHIP
Jim Parque, L (1, 1) ERA: 4.5	4.0		23	5	2	2	1	5	0	1	0	0	0	46	93	4.50	2.500
Carlos Castillo, R (5, 1) ERA: 5.06	2.0		8	0	0	0	0	2	0	0	0	0	0	14	28	0.00	1.000
Keith Foulke, R (7, 1) ERA: 4.05	2.0	L	10	3	4	4	0	0	0	1	0	0	1	16	29	18.00	1.500
Matt Karchner, R (9, 1) ERA: 3.86	1.0		6	2	1	1	1	0	0	1	0	0	0	15	26	9.00	2.000

PITCHER	IP	WLS	BF	H	R	ER	SO	BB	IBB	HBP	BLK	WP	HR	S	P	ERA	WHIP
---------	----	-----	----	---	---	----	----	----	-----	-----	-----	----	----	---	---	-----	------

BOTTOM

New York Yankees @ Chicago White Sox
Comiskey Park, Chicago, IL
Tue May 26 1998, 8:05 PM EDT
Att. 14,596 - Overcast - 71 F

livebaseballscorecards.com

AB 30
R 5
H 7
RBI 5
BB 9
SO 6
LOB 17



WP: 0 PA: 42
PB: 0
SB: 2
CS: 0

AB R H RBI BB SO LOB

4 1 0 0 0 0 0

5 0 1 0 0 1 0

2 0 0 1 2 1 0

3 1 1 1 1 1 2

1 1 1 2 4 0 0

4 0 1 0 1 1 5

3 1 1 1 1 1 3

3 0 1 0 0 0 3

1 0 0 0 0 0 0

0 0 0 0 0 0 0

4 1 1 0 0 1 4

1B: 5 SF: 2
2B: 0 SAC: 1
3B: 0 DP: 2
HR: 2 HBP: 0

Batter	1	2	3	4	5	6	7	8	9
Ray Durham, S (1, 4) OBP: 0.367, SLG: 0.465	1-1 G5-3		1-2 G6-3		3-2 L7		0-0 SH SF8 1B 1-2 SF9	0-1 G3	
Wil Cordero, R (1, 3) OBP: 0.266, SLG: 0.366	3-1 G5-3		3-2 F9		1-3 K		1-0 IBB SF8 1-2 2-3 1B	0-1 F8	
Frank Thomas, R (1, 10) OBP: 0.383, SLG: 0.489	0-1 F9		4-2 BB		4-1 BB		1-0 SF8 1-2 2-3 3-H	0-3 K	
Albert Belle, R (1, 7) OBP: 0.338, SLG: 0.491		4-2 HR BB	1-1 G4-3		2-3 K		3-2 SF9 3-H	1-2 BB 1B	
Robin Ventura, L (1, 5) OBP: 0.379, SLG: 0.477		2-1 HR 1-H		4-2 FC5 BB BB		4-0 G6-4-3 BB	4-0 IBB	4-2 BB	
Magglio Ordonez, R (1, 9) OBP: 0.299, SLG: 0.420		0-0 1B 1B		4-0 S FC5 1-2 FC4-2 BB		3-1 G6-4-3 1-2f	1-3 K	1-1 G3	
Mike Cameron, R (1, 8) OBP: 0.318, SLG: 0.306		2-3 K		0-0 FC5 FC4-2 S 1-2 2-3f		4-2 BB		2-1 HR	
Charlie O'Brien, R (1, 2) OBP: 0.320, SLG: 0.411		1-2 G6-3 1B		3-2 FC4-2 FC6-4		1-1 L9		1-2 F7	
Greg Norton, S (8, PH) OBP: 0.338, SLG: 0.538									
Chad Kreuter, S (9, 2) OBP: 0.403, SLG: 0.333									
Chris Snopce, R (1, 6) OBP: 0.299, SLG: 0.242		1-1 G6-3 1-2f		0-0 FC6-4 1-2f			3-2 1B SH SF8 1B	1-3 K	

Inning Stats	R: 0	H: 0	E: 0	K: 6	S: 6	LOB: 0	BB: 10	P: 10
	R: 2	H: 3	E: 0	K: 1	S: 13	LOB: 1	BB: 1	P: 23
	R: 0	H: 0	E: 0	K: 0	S: 13	LOB: 1	BB: 1	P: 22
	R: 0	H: 0	E: 0	K: 0	S: 9	LOB: 2	BB: 2	P: 20
	R: 0	H: 0	E: 0	K: 2	S: 12	LOB: 1	BB: 1	P: 22
	R: 0	H: 0	E: 0	K: 0	S: 6	LOB: 1	BB: 2	P: 18
	R: 2	H: 2	E: 1	K: 1	S: 12	LOB: 2	BB: 1	P: 25
	R: 1	H: 1	E: 0	K: 1	S: 11	LOB: 0	BB: 0	P: 15
	R: 0	H: 1	E: 0	K: 1	S: 13	LOB: 2	BB: 1	P: 19

PITCHER	IP	WLS	BF	H	R	ER	SO	BB	IBB	HBP	BLK	WP	HR	S	P	ERA	WHIP
Andy Pettitte, L (1, 1) ERA: 4.07	6.0		28	4	4	3	3	7	0	0	0	0	1	63	122	4.50	1.833
Jeff Nelson, R (7, 1) ERA: 4.01	1.0	W	6	2	1	1	1	0	1	0	0	0	1	10	22	9.00	2.000
Mike Stanton, L (8, 1) ERA: 4.18	0.1		1	0	0	0	0	0	0	0	0	0	0	4	5	0.00	0.000
42 Mariano Rivera, R (8, 1) ERA: 0.54	1.2	S	7	1	0	0	2	1	0	0	0	0	0	18	25	0.00	1.200

PITCHER IP WLS BF H R ER SO BB IBB HBP BLK WP HR S P ERA WHIP

IP WLS BF H R ER SO BB IBB HBP BLK WP HR S P ERA WHIP

IP WLS BF H R ER SO BB IBB HBP BLK WP HR S P ERA WHIP

IP WLS BF H R ER SO BB IBB HBP BLK WP HR S P ERA WHIP

IP WLS BF H R ER SO BB IBB HBP BLK WP HR S P ERA WHIP

New York Yankees @ Chicago White Sox
 Comiskey Park, Chicago, IL
 Wed May 27 1998, 8:05 PM EDT
 Att. 15,232 - Unknown - 71 F

AB	34
R	9
H	6
RBI	6
BB	9
SO	7
LOB	21



Batter	1	2	3	4	5	6	7	8	9	AB	R	H	RBI	BB	SO	LOB
Chuck Knoblauch, R (1, 4) OBP: 0.391, SLG: 0.376	G1-6-3 BB		E5 2 BB E		E5 2 E 1B BB	2B FC5 BB	G6-3			2	3	0	0	3	0	2
2 Derek Jeter, R (1, 6) OBP: 0.387, SLG: 0.515	F9		E BB		E5 BB 1B	FC5 2B 3B		B1-3		4	2	0	0	1	0	4
Paul O'Neill, L (1, 9) OBP: 0.381, SLG: 0.473	G1-6-3 1-2f		E6 HR		K 1-3	3B 2B		G3		5	2	1	1	0	1	3
Bernie Williams, S (1, 8) OBP: 0.432, SLG: 0.573		F8			BB 1B	3B		P3		5	1	3	5	0	0	0
Tim Lincecum, S (1, 10) OBP: 0.392, SLG: 0.472	G6-3		1B		BB BB	FC5-4 BB		K		3	0	1	0	2	1	0
Chad Curtis, R (1, 7) OBP: 0.405, SLG: 0.422	20 CS BB		K		P4	FC5-4		G5-3		4	0	0	0	1	1	6
20 Jorge Posada, S (1, 2) OBP: 0.328, SLG: 0.451	CS 1-2		G6-3		P8			K		4	0	0	0	1	2	3
Luis Sojo, R (1, 5) OBP: 0.143, SLG: 0.143			G5-3		G4-3			P3		4	0	1	0	0	0	1
Dale Sveum, S (1, 3) OBP: 0.206, SLG: 0.133			2 BB E E BB		K			P7		3	1	0	0	1	2	2

Inning Stats	R: 0	H: 0	E: 0	K: 0	S: 11	P: 18	R: 0	H: 0	E: 0	K: 0	S: 6	P: 13	R: 5	H: 2	E: 2	K: 1	S: 16	R: 0	H: 0	E: 0	K: 2	S: 8	P: 10	R: 1	H: 1	E: 1	K: 1	S: 12	P: 26	R: 3	H: 3	E: 0	K: 1	S: 17	P: 31	R: 0	H: 0	E: 0	K: 0	S: 5	P: 10	R: 0	H: 0	E: 0	K: 2	S: 9	P: 14	R: 0	H: 0	E: 0	K: 2	S: 9	P: 12	R: 0	H: 0	E: 0	K: 2	S: 9	P: 12	1B: 3	SF: 0	2B: 1	SAC: 0	3B: 1	DP: 1	HR: 1	HBP: 0	WP: 0	PA: 44
--------------	------	------	------	------	-------	-------	------	------	------	------	------	-------	------	------	------	------	-------	------	------	------	------	------	-------	------	------	------	------	-------	-------	------	------	------	------	-------	-------	------	------	------	------	------	-------	------	------	------	------	------	-------	------	------	------	------	------	-------	------	------	------	------	------	-------	-------	-------	-------	--------	-------	-------	-------	--------	-------	--------

PITCHER	IP	WLS	BF	H	R	ER	SO	BB	IBB	HBP	BLK	WP	HR	S	P	ERA	WHIP
Scott Eyre, L (1, 1) ERA: 4.69	5.0		25	3	6	0	4	6	0	0	0	0	1	53	100	0.00	1.800
James Baldwin, R (6, 1) ERA: 8.88	0.2		6	3	3	3	1	1	0	0	0	0	0	13	23	40.50	6.000
Tony Castillo, L (6, 1) ERA: 7.13	0.1		3	0	0	0	0	2	0	0	0	0	0	5	13	0.00	6.000
41 Bill Simas, R (7, 1) ERA: 1.93	2.0	W	6	0	0	0	0	0	0	0	0	0	0	13	19	0.00	0.000
Matt Karchner, R (9, 1) ERA: 3.6	1.0	S	3	0	0	0	2	0	0	0	0	0	0	9	12	0.00	0.000

BOTTOM

New York Yankees @ Chicago White Sox
 Comiskey Park, Chicago, IL
 Wed May 27 1998, 8:05 PM EDT
 Att. 15,232 - Unknown - 71 F

livebaseballscorecards.com

AB	39
R	12
H	17
RBI	9
BB	5
SO	4
LOB	19



WP: 2	PA: 45
PB: 1	
SB: 3	
CS: 0	

Batter	1	2	3	4	5	6	7	8	9	AB	R	H	RBI	BB	SO	LOB
Ray Durham, S OBP: 0.372, SLG: 0.481 (1, 4) <i>C</i> <i>B</i> <i>X</i>	1-1 G3	2-3 K		4-2 G3 1B HR BB		1-2 1B 3B	3-2 G3-1 1-H WP 3-H 2B			4	3	2	1	1	1	1
Mike Caruso, S OBP: 0.304, SLG: 0.392 (1, 6) <i>B</i> <i>X</i>	1-0 1B		3-2 1B 1B	0-1 HR 1B		2-2 S 1B	0-2 G3-1			5	2	4	1	0	0	1
Frank Thomas, R OBP: 0.388, SLG: 0.489 (1, 10) <i>1</i> <i>SAFE</i> <i>F</i> <i>B</i> <i>1</i> <i>SAFE</i> <i>C</i> <i>X</i>	3-2 G6-4-3 1B		0-2 2B 1B	3-2 G3		0-3 K	4-2 1B BB			4	1	2	0	1	1	3
Albert Belle, R OBP: 0.344, SLG: 0.517 (1, 7) <i>B</i> <i>X</i>	1-0 G6-4-3 1-2f		1-2 1B SF8 2B	3-1 HR		0-2 F7	2-0 1B			5	2	3	4	0	0	3
Robin Ventura, L OBP: 0.385, SLG: 0.478 (1, 5) <i>B</i> <i>B</i> <i>1</i> <i>T</i> <i>C</i> <i>D</i> <i>C</i> <i>X</i>		3-2 2B 1B	1-2 G4-3 1B	2-1 F8		4-0 IBB	3-3 K			4	1	2	1	1	1	2
Greg Norton, S OBP: 0.342, SLG: 0.551 (1, 3) <i>1</i> <i>SAFE</i> <i>C</i> <i>1</i> <i>SAFE</i> <i>F</i> <i>X</i>	2-2 G6-3 1-H WP 2B		1-2 SF8		0-1 FC1-6-5 S 1B	2-2 P5		1-2 G4-3		4	1	2	2	0	0	2
Magglio Ordonez, R OBP: 0.291, SLG: 0.407 (1, 9) <i>X</i>		0-0 G6-3	2-1 G4-3		3-1 FC1-6-5 G4-3 1-3		2-2 G6-3	0-0 F9		5	0	0	0	0	0	3
Mike Cameron, R OBP: 0.321, SLG: 0.319 (1, 8) <i>B</i> <i>B</i> <i>B</i> <i>1</i> <i>X</i>		3-1 G4-3	3-2 F8		1-0 G4-3		1-1 PB 3B	4-0 S BB		4	1	1	0	1	0	2
Chad Kreuter, S OBP: 0.402, SLG: 0.328 (1, 2) <i>C</i> <i>X</i>		0-1 1B		0-0 F8		1-1 G3	4-0 PB 2B BB	2-3 K		4	1	1	0	1	1	2
Inning Stats	R: 0 E: 0 K: 0 S: 7 H: 2 LOB: 1 BB: 0 P: 13	R: 2 E: 0 K: 1 S: 18 H: 3 LOB: 1 BB: 0 P: 28	R: 3 E: 0 K: 0 S: 24 H: 4 LOB: 1 BB: 0 P: 35	R: 3 E: 0 K: 0 S: 14 H: 2 LOB: 0 BB: 1 P: 26	R: 0 E: 0 K: 0 S: 7 H: 1 LOB: 1 BB: 0 P: 12	R: 1 E: 0 K: 1 S: 15 H: 2 LOB: 2 BB: 1 P: 24	R: 3 E: 0 K: 1 S: 20 H: 3 LOB: 2 BB: 2 P: 39	R: 0 E: 0 K: 1 S: 7 H: 0 LOB: 1 BB: 1 P: 14		1B: 11 2B: 3 3B: 2 HR: 1	SF: 1 SAC: 0 DP: 1 HBP: 0	WP: 2 PB: 1 SB: 3 CS: 0	PA: 45			

PITCHER	IP	WLS	BF	H	R	ER	SO	BB	IBB	HBP	BLK	WP	HR	S	P	ERA	WHIP
Ramiro Mendoza, R ERA: 4.32 (1, 1)	3.0		17	9	5	5	1	0	0	0	0	1	0	49	76	15.00	3.000
Willie Banks, R ERA: 10.05 (4, 1)	2.0		10	3	3	3	0	1	0	0	0	0	1	21	38	13.50	2.000
Jeff Nelson, R ERA: 5.13 (6, 1)	1.2	L	12	4	4	4	1	2	1	0	0	1	0	31	54	21.60	3.600
Darren Holmes, R ERA: 4.15 (7, 1)	1.1		6	1	0	0	2	1	0	0	0	0	0	11	23	0.00	1.500

Batter	1	2	3	4	5	6	7	8	9	AB R H RBI BB SO LOB	TOP											
Darren Lewis, R (1, 8) OBP: 0.371, SLG: 0.406	2-0 G5-3		1-1 G4-3			0-3 K		3-2 F9		4 0 0 0 0 1 0												
18 Reggie Jefferson, S (1, 10) Jason Varitek, S (9, PH) OBP: 0.367, SLG: 0.541 OBP: 0.333, SLG: 0.358	0-0 HR		0-3 K			0-0 HR		1-3 K	3 2 2 2 0 1 0 1 0 0 0 0 1 0													
Nomar Garciaparra, R (1, 6) OBP: 0.347, SLG: 0.477	1-1 L4			4-2 G4-6-3 BB		0-0 1B		1-1 F8	3 0 1 0 1 0 0													
Mo Vaughn, L (1, 3) OBP: 0.367, SLG: 0.565	0-3 K			1-0 G4-6-3 1-2f		3-3 K		0-3 K	4 0 0 0 0 3 2													
Troy O'Leary, L (1, 7) OBP: 0.335, SLG: 0.569		1-1 L3		0-1 G3-1			0-1 F9		3 0 0 0 0 0 0													
John Valentin, R (1, 5) OBP: 0.307, SLG: 0.401		0-0 2B			2-1 P6		0-3 K		3 0 1 0 0 1 0													
Scott Hatteberg, L (1, 2) OBP: 0.320, SLG: 0.438		2-1 G4-3			2-3 K		0-1 L5		3 0 0 0 0 1 1													
Mike Benjamin, R (1, 4) Midre Cummings, L (8, PH) Lou Merloni, R (8, 4) OBP: 0.333, SLG: 0.385 OBP: 0.333, SLG: 0.513 OBP: 0.389, SLG: 0.484		1-2 F9			3-3 K			2-0 1B	2 0 0 0 0 1 1 1 0 1 0 0 0 0 0 0 0 0 0 0 0													
Darren Bragg, L (1, 9) OBP: 0.362, SLG: 0.437			2-1 G1-3			3-2 F7		0-0 P5	3 0 0 0 0 0 0													
Inning Stats	R: 1 E: 0 K: 1 S: 7	H: 1 LOB: 0 BB: 0 P: 10	R: 0 E: 0 K: 0 S: 8	H: 1 LOB: 1 BB: 0 P: 12	R: 0 E: 0 K: 1 S: 7	H: 0 LOB: 0 BB: 0 P: 10	R: 0 E: 0 K: 0 S: 6	H: 0 LOB: 0 BB: 1 P: 11	R: 0 E: 0 K: 2 S: 9	H: 0 LOB: 0 BB: 0 P: 16	R: 1 E: 0 K: 2 S: 12	H: 2 LOB: 1 BB: 0 P: 18	R: 0 E: 0 K: 1 S: 7	H: 0 LOB: 0 BB: 0 P: 7	R: 0 E: 0 K: 0 S: 6	H: 1 LOB: 0 BB: 0 P: 11	R: 0 E: 0 K: 2 S: 8	H: 0 LOB: 0 BB: 0 P: 10	1B: 2 2B: 1 3B: 0 HR: 2	SF: 0 SAC: 0 DP: 1 HBP: 0	WP: 0 PB: 0 SB: 0 CS: 0	PA: 31
PITCHER	IP WLS BF H R ER SO BB IBB HBP BLK WP HR S P ERA WHIP												PITCHER	IP WLS BF H R ER SO BB IBB HBP BLK WP HR S P ERA WHIP								
David Cone, R (1, 1) ERA: 5.59	7.0 W 25 4 2 2 7 1 0 0 0 0 0 2 56 84 2.57 0.714																					
Todd Erdos, R (8, 1) ERA:	1.0 3 1 0 0 0 0 0 0 0 0 0 0 6 11 0.00 1.000																					
Mike Stanton, L (9, 1) ERA: 3.71	1.0 3 0 0 0 0 2 0 0 0 0 0 0 8 10 0.00 0.000																					

Boston Red Sox @ New York Yankees
Yankee Stadium, Bronx, NY

Fri May 29 1998, 7:05 PM EDT
 Att. 47,160 - Overcast - 67 F

livebaseballscorecards.com

AB	30
R	2
H	5
RBI	2
BB	1
SO	9
LOB	4



Batter	1	2	3	4	5	6	7	8	9
Chuck Knoblauch, R (1, 4) <small>OBP: 0.400, SLG: 0.396</small>	1-1 		2-1 	3-2 		2-2 		3-2 	
2 Derek Jeter, R (1, 6) <small>OBP: 0.388, SLG: 0.505</small>	1-3 		1-0 	3-2 		4-2 		1-2 	
Paul O'Neill, L (1, 9) <small>OBP: 0.379, SLG: 0.474</small>	2-2 		0-0 	2-3 		0-0 			
Tino Martinez, L (1, 3) <small>OBP: 0.408, SLG: 0.539</small>		2-2 	0-0 		1-0 		1-2 		
Bernie Williams, S (1, 8) <small>OBP: 0.441, SLG: 0.576</small>		0-0 		3-2 	1-0 		3-2 		
Darryl Strawberry, L (1, 10) <small>OBP: 0.381, SLG: 0.610</small> Tim Raines, S (7, PH) <small>OBP: 0.385, SLG: 0.455</small>		1-1 		1-1 	4-0 		2-0 		
Chad Curtis, R (1, 7) <small>OBP: 0.410, SLG: 0.420</small>			2-2 	4-0 	2-3 		0-0 		
Scott Brosius, R (1, 5) <small>OBP: 0.415, SLG: 0.481</small>			1-0 	1-0 	1-1 		0-1 		
Joe Girardi, R (1, 2) <small>OBP: 0.289, SLG: 0.282</small>			4-1 	0-1 		2-1 		1-0 	

AB	R	H	RBI	BB	SO	LOB
5	1	2	2	0	0	1
4	0	1	0	1	1	3
4	0	1	2	0	1	3
4	0	0	0	0	0	1
4	1	3	0	0	0	0
2	0	0	0	1	0	1
1	0	0	0	0	0	1
3	2	1	0	1	1	3
4	1	2	0	0	0	3
3	1	1	2	1	0	1

BOTTOM

Boston Red Sox @ New York Yankees
 Yankee Stadium, Bronx, NY
 Fri May 29 1998, 7:05 PM EDT
 Att. 47,160 - Overcast - 67 F

livebaseballscorecards.com

AB	34
R	6
H	11
RBI	6
BB	4
SO	3
LOB	17



1B: 10	SF: 0	WP: 1	PA: 38
2B: 1	SAC: 0	PB: 0	
3B: 0	DP: 0	SB: 1	
HR: 0	HBP: 0	CS: 0	

Inning Stats																																																																																																																		
R: 0		H: 0		E: 0		K: 1		S: 9		R: 0		H: 0		E: 0																																																																																																				
LOB: 0		BB: 0		K: 0		S: 9		P: 13		R: 3		H: 4		E: 0																																																																																																				
K: 1		BB: 0		S: 9		P: 12				R: 3		H: 4		E: 0																																																																																																				
S: 9		P: 13								K: 1		BB: 1		S: 22																																																																																																				
<table border="1"> <thead> <tr> <th colspan="15">PITCHER</th> </tr> <tr> <th>IP</th> <th>WLS</th> <th>BF</th> <th>H</th> <th>R</th> <th>ER</th> <th>SO</th> <th>BB</th> <th>IBB</th> <th>HBP</th> <th>BLK</th> <th>WP</th> <th>HR</th> <th>S</th> <th>P</th> <th>ERA</th> <th>WHIP</th> </tr> </thead> <tbody> <tr> <td>Derek Lowe, R (1, 1)</td> <td>3.1</td> <td>L</td> <td>19</td> <td>8</td> <td>6</td> <td>6</td> <td>1</td> <td>2</td> <td>0</td> <td>0</td> <td>0</td> <td>0</td> <td>45</td> <td>73</td> <td>16.20</td> <td>3.000</td> </tr> <tr> <td>Rich Garces, R (4, 1)</td> <td>1.2</td> <td></td> <td>7</td> <td>1</td> <td>0</td> <td>0</td> <td>2</td> <td>0</td> <td>1</td> <td>0</td> <td>0</td> <td>0</td> <td>14</td> <td>28</td> <td>0.00</td> <td>0.600</td> </tr> <tr> <td>Ron Mahay, L (6, 1)</td> <td>1.2</td> <td></td> <td>7</td> <td>1</td> <td>0</td> <td>0</td> <td>1</td> <td>0</td> <td>0</td> <td>0</td> <td>0</td> <td>0</td> <td>17</td> <td>31</td> <td>0.00</td> <td>1.200</td> </tr> <tr> <td>Dennis Eckersley, R (7, 1)</td> <td>1.1</td> <td></td> <td>5</td> <td>1</td> <td>0</td> <td>0</td> <td>0</td> <td>0</td> <td>0</td> <td>0</td> <td>0</td> <td>0</td> <td>11</td> <td>15</td> <td>0.00</td> <td>0.750</td> </tr> </tbody> </table>															PITCHER															IP	WLS	BF	H	R	ER	SO	BB	IBB	HBP	BLK	WP	HR	S	P	ERA	WHIP	Derek Lowe, R (1, 1)	3.1	L	19	8	6	6	1	2	0	0	0	0	45	73	16.20	3.000	Rich Garces, R (4, 1)	1.2		7	1	0	0	2	0	1	0	0	0	14	28	0.00	0.600	Ron Mahay, L (6, 1)	1.2		7	1	0	0	1	0	0	0	0	0	17	31	0.00	1.200	Dennis Eckersley, R (7, 1)	1.1		5	1	0	0	0	0	0	0	0	0	11	15	0.00	0.750
PITCHER																																																																																																																		
IP	WLS	BF	H	R	ER	SO	BB	IBB	HBP	BLK	WP	HR	S	P	ERA	WHIP																																																																																																		
Derek Lowe, R (1, 1)	3.1	L	19	8	6	6	1	2	0	0	0	0	45	73	16.20	3.000																																																																																																		
Rich Garces, R (4, 1)	1.2		7	1	0	0	2	0	1	0	0	0	14	28	0.00	0.600																																																																																																		
Ron Mahay, L (6, 1)	1.2		7	1	0	0	1	0	0	0	0	0	17	31	0.00	1.200																																																																																																		
Dennis Eckersley, R (7, 1)	1.1		5	1	0	0	0	0	0	0	0	0	11	15	0.00	0.750																																																																																																		

Batter	1	2	3	4	5	6	7	8	9	AB R H RBI BB SO LOB	TOP											
Darren Lewis, R (1, 8) OBP: 0.368, SLG: 0.399	0-1 B1-3		1-0 G4-3		1 SAFE 4-2 B BB		3-2 G6-3			3 0 0 0 1 0 2												
18 Reggie Jefferson, S (1, 10) OBP: 0.363, SLG: 0.527	2-3 K		1-0 G6-3		0-1 F7		4-0 IBB			3 0 0 0 1 1 1												
John Valentin, R (1, 5) OBP: 0.306, SLG: 0.395	1-0 G5-3			4-1 HR BB		0-0 P4	1-3 K			3 1 0 0 1 1 3												
Mo Vaughn, L (1, 3) OBP: 0.365, SLG: 0.573		1-3 K		0-2 HR		0-0 F7	1-3 K			4 1 1 2 0 2 0												
Troy O'Leary, L (1, 7) OBP: 0.333, SLG: 0.561		4-2 F8 BB BB		3-3 K		1-1 P3	2-2 G1-3			3 0 0 0 1 1 0												
Scott Hatteberg, L (1, 2) OBP: 0.325, SLG: 0.443		4-2 1-2 BB		1-1 F7		1-1 SH5-3 1B 2B	2-2 G1-3			3 1 1 0 1 0 0												
Mike Benjamin, R (1, 6) OBP: 0.324, SLG: 0.374		1 SAFE 2-0 F8		1-3 K		0-0 SH5-3		3-3 K		3 0 0 0 0 2 2												
Darren Bragg, L (1, 9) OBP: 0.366, SLG: 0.430		2-0 F7			4-2 CS BB		4-2 G6-3 1B BB		2-3 K	2 0 0 0 2 1 2												
Lou Merloni, R (1, 4) OBP: 0.375, SLG: 0.457			1-1 F8		1 SAFE 1-0 F8		1-2 G6-3 1B		0-1 G4-3	4 0 1 1 0 0 1												
Inning Stats	R: 0 E: 0 K: 1 S: 10	H: 0 LOB: 0 BB: 0 P: 13	R: 0 E: 0 K: 1 S: 10	H: 0 LOB: 2 BB: 2 P: 23	R: 0 E: 0 K: 0 S: 4	H: 0 LOB: 0 BB: 0 P: 7	R: 2 E: 0 K: 2 S: 12	H: 1 LOB: 0 BB: 1 P: 21	R: 0 E: 0 K: 0 S: 11	H: 0 LOB: 1 BB: 2 P: 20	R: 0 E: 0 K: 0 S: 4	H: 0 LOB: 0 BB: 0 P: 5	R: 1 E: 0 K: 1 S: 18	H: 2 LOB: 3 BB: 2 P: 32	R: 0 E: 0 K: 1 S: 9	H: 0 LOB: 0 BB: 0 P: 14	R: 0 E: 0 K: 2 S: 8	H: 0 LOB: 0 BB: 0 P: 13	1B: 1 2B: 1 3B: 0 HR: 1	SF: 0 SAC: 1 DP: 0 HBP: 0	WP: 0 PB: 0 SB: 0 CS: 1	PA: 36
PITCHER	IP WLS BF H R ER SO BB IBB HBP BLK WP HR S P ERA WHIP																					
Hideki Irabu, R (1, 1) ERA: 1.48	7.0 L 30 3 3 3 5 6 1 0 0 0 0 1 69 121 3.86 1.286																					
Graeme Lloyd, L (8, 1) ERA: 2.13	1.0 3 0 0 0 1 0 0 0 0 0 0 0 9 14 0.00 0.000																					
Jeff Nelson, R (9, 1) ERA: 4.94	1.0 3 0 0 0 2 0 0 0 0 0 0 0 8 13 0.00 0.000																					

Boston Red Sox @ New York Yankees
 Yankee Stadium, Bronx, NY
 Sat May 30 1998, 3:33 AM EDT
 Att. 55,191 - Sunny - 81 F

livebaseballscorecards.com

AB	28
R	3
H	3
RBI	3
BB	7
SO	8
LOB	11



BOTTOM

Boston Red Sox @ New York Yankees
Yankee Stadium, Bronx, NY

AB	33
R	2
H	7
RBI	2
BB	3
SO	8
LOB	16



WP:	1	PA:	36
PB:	0	SB:	2
CS:	1		

ERA	1.17	WHIP	1.000
ERA	2.7	WHIP	3.000
ERA	5.73	WHIP	1.050

Sat May 30 1998, 3:33 AM EDT
Att. 55,191 - Sunny - 81 F

AB R H RBI BB SO LOB

4	1	1	0	0	1	1
4	0	1	0	0	0	1
4	0	1	1	0	0	2
4	0	0	0	0	1	1
4	0	3	0	0	0	1
4	0	0	0	0	3	3
2	1	0	0	2	0	2
3	0	1	1	1	2	1
4	0	0	0	0	1	4

1B: 7 SF: 0
2B: 0 SAC: 0
3B: 0 DP: 0
HR: 0 HBP: 0

IP	WLS	BF	H	R	ER	SO	BB	IBB	HBP	BLK	WP	HR	S	P	ERA	WHIP
6.2	W	26	5	1	1	6	2	0	0	0	0	0	70	98	1.35	1.050
0.1		2	1	1	1	0	0	0	0	0	0	0	3	3	27.00	3.000
2.0	S	8	1	0	0	2	1	0	0	0	1	0	20	34	0.00	1.000

Batter	1	2	3	4	5	6	7	8	9
Chuck Knoblauch, R (1, 4) OBP: 0.397, SLG: 0.393	G5-3 ①		F7 ②		K ③			1B ④	
2 Derek Jeter, R (1, 6) OBP: 0.386, SLG: 0.500	F8 ②		FC4-6 1B ②			G4-3 ①		P3 ①	
Paul O'Neill, L (1, 9) OBP: 0.377, SLG: 0.470	P4 ③		FC4-6 ③			L7 ②		G3 WP 1B ②	
Tino Martinez, L (1, 3) OBP: 0.399, SLG: 0.526		F9 ①		K ①		P6 ③		G3 ②	
Bernie Williams, S (1, 8) OBP: 0.447, SLG: 0.580		CS 1B ①		1B ②		F8 G3 1B ②		G1 ③	
Darryl Strawberry, L (1, 10) OBP: 0.369, SLG: 0.587		SAFE ②	K ②			G3 ①		K ①	
Chad Curtis, R (1, 7) OBP: 0.412, SLG: 0.414			20 E 20 1B BB ②		F8 ③		F8 ②	S BB ②	
20 Jorge Posada, S (1, 2) OBP: 0.336, SLG: 0.473			SAFE ①			K ①		K ②	
Scott Brosius, R (1, 5) OBP: 0.406, SLG: 0.470			SAFE ①			G6-3 ②		F8 ③	

Inning Stats	R: 0 H: 0 E: 0 K: 7	R: 0 H: 1 E: 0 K: 10	R: 1 H: 2 E: 1 K: 15	R: 0 H: 1 E: 0 K: 11	R: 0 H: 0 E: 0 K: 12	R: 0 H: 0 E: 0 K: 7	R: 0 H: 1 E: 0 K: 10	R: 1 H: 2 E: 0 K: 15	R: 0 H: 0 E: 0 K: 11
--------------	---------------------	----------------------	----------------------	----------------------	----------------------	---------------------	----------------------	----------------------	----------------------

PITCHER	Bret Saberhagen, R (1, 1) ERA: 5.73	Jim Corsi, R (7, 1) ERA: 2.7	Tom Gordon, R (8, 1) ERA: 1.17
---------	--	---------------------------------	-----------------------------------

Batter	1	2	3	4	5	6	7	8	9	AB R H RBI BB SO LOB	TOP											
Darren Lewis, R (1, 8) OBP: 0.378, SLG: 0.401	3-3 K		1-2 1B BB		1-2 F9			0-1 CS 1B	0-0 2B 1B	4 2 2 2 2 1 0												
John Valentin, R (1, 5) OBP: 0.320, SLG: 0.407	4-0 BB		3-1 2B 1B		1-1 F9			1-2 G4-3 1B	3-1 1-3 2B	4 2 3 0 2 0 0												
Nomar Garciaparra, R (1, 6) OBP: 0.353, SLG: 0.484	2-0 P6		1-0 FC4 2B		1-0 P9			0-0 G4-3 1B	1-2 P3	6 1 3 3 0 0 3												
Mo Vaughn, L (1, 3) OBP: 0.364, SLG: 0.565	2-3 K		2-1 FC4 1B			1-0 P5		1-2 G4-3	4-0 FC6-4 IBB	5 0 1 3 1 1 4												
Jim Leyritz, R (1, 10) OBP: 0.392, SLG: 0.567		0-0 G6-3	3-2 FC5-4 1B			2-1 P4		4-0 IBB	0-1 FC6-4	5 1 0 1 1 0 6												
Troy O'Leary, L (1, 7) OBP: 0.330, SLG: 0.552		1-3 K	2-0 1B 1B	0-0 F7		0-1 F8		0-1 G4-3		5 1 1 0 0 1 3												
Lou Merloni, R (1, 4) OBP: 0.378, SLG: 0.450		1-0 G5-3	1-2 1B 2B 1B	0-2 G5-3			0-2 L7		0-1 2B 1B 1B	5 2 2 1 0 0 0												
Darren Bragg, L (1, 9) OBP: 0.373, SLG: 0.444			1-3 K	3-2 1B			1-1 G4-3		0-2 1B 2B	5 2 3 1 0 1 0												
Jason Varitek, S (1, 2) OBP: 0.337, SLG: 0.372			1-2 1B 2B	0-0 L9			1-0 G4-3		1-2 G3	5 2 2 2 0 0 3												
Inning Stats	R: 0 E: 0 K: 2 S: 8	H: 0 LOB: 1 BB: 1 P: 19	R: 0 E: 0 K: 1 S: 6	H: 0 LOB: 0 BB: 0 P: 8	R: 11 E: 0 K: 1 S: 40	H: 9 LOB: 2 BB: 3 P: 75	R: 0 E: 0 K: 0 S: 8	H: 1 LOB: 1 BB: 0 P: 11	R: 0 E: 0 K: 0 S: 6	H: 0 LOB: 0 BB: 0 P: 9	R: 0 E: 0 K: 0 S: 5	H: 0 LOB: 0 BB: 0 P: 8	R: 0 E: 0 K: 0 S: 7	H: 0 LOB: 0 BB: 0 P: 9	R: 0 E: 0 K: 0 S: 13	H: 3 LOB: 3 BB: 1 P: 19	R: 2 E: 0 K: 0 S: 16	H: 4 LOB: 3 BB: 1 P: 25	1B: 13 2B: 4 3B: 0 HR: 0	SF: 0 SAC: 0 DP: 0 HBP: 0	WP: 0 PB: 0 SB: 0 CS: 1	PA: 50
PITCHER	IP WLS BF H R ER SO BB IBB HBP BLK WP HR S P ERA WHIP																					
Andy Pettitte, L (1, 1) ERA: 4.88	2.2 L 17 6 8 8 4 2 0 0 0 0 0 0 37 70 27.00 3.000																					
Darren Holmes, R (3, 1) ERA: 4.57	4.1 19 4 3 3 0 2 0 0 0 0 0 0 43 69 6.23 1.385																					
Jeff Nelson, R (8, 1) ERA: 4.88	0.1 3 3 0 0 0 0 0 0 0 0 0 0 6 7 0.00 9.000																					
Graeme Lloyd, L (8, 1) ERA: 2.03	0.2 3 0 0 0 0 0 0 1 0 0 0 0 7 12 0.00 0.000																					
Todd Erdos, R (9, 1) ERA: 9.0	1.0 8 4 2 2 0 0 0 1 0 0 0 0 16 25 18.00 4.000																					

Boston Red Sox @ New York Yankees
 Yankee Stadium, Bronx, NY
 Sun May 31 1998, 3:33 AM EDT
 Att. 55,711 - Overcast - 77 F

livebaseballscorecards.com

AB 44
R 13
H 17
RBI 13
BB 6
SO 4
LOB 19



BOTTOM

Boston Red Sox @ New York Yankees
Yankee Stadium, Bronx, NY
Sun May 31 1998, 3:33 AM EDT
Att. 55,711 - Overcast - 77 F

livebaseballscorecards.com

AB 40
R 7
H 14
RBI 7
BB 4
SO 8
LOB 22



WP: 0 PA: 44
PB: 0
SB: 2
CS: 0

AB R H RBI BB SO LOB

5 0 2 0 0 1 0

5 1 2 0 0 2 1

4 1 1 1 1 1 3

4 1 0 0 1 1 2

5 1 4 0 0 0 0

3 0 1 0 0 1 2

1 0 0 1 1 0 1

4 1 2 1 1 1 2

5 1 1 1 0 1 6

3 1 1 3 0 0 2

1 0 0 0 0 0 3

1B: 11 SF: 0
2B: 2 SAC: 0
3B: 0 DP: 1
HR: 1 HBP: 0

1B: 11 SF: 0
2B: 2 SAC: 0
3B: 0 DP: 1
HR: 1 HBP: 0

1B: 11 SF: 0
2B: 2 SAC: 0
3B: 0 DP: 1
HR: 1 HBP: 0

Batter	1	2	3	4	5	6	7	8	9
Chuck Knoblauch, R (1, 4) OBP: 0.397, SLG: 0.403	0-0 G1-4-3		3-2 2B		2-2 F9	2-3 K		1-2 2B	
2 Derek Jeter, R (1, 6) OBP: 0.386, SLG: 0.498	1-3 K		2-1 1B		0-3 K		0-0 1B	0-0 G5-3	
Paul O'Neill, L (1, 9) OBP: 0.378, SLG: 0.466	2-3 K		0-1 G4-3		4-2 BB		0-2 1B	0-0 G6-3	
Tino Martinez, L (1, 3) OBP: 0.394, SLG: 0.513		2-2 P2		2-0 L8	3-3 K		4-1 1B	0-1 G4-3	
Bernie Williams, S (1, 8) OBP: 0.455, SLG: 0.585		2-2 1B		2-2 1B		1-2 F7	1-2 1B	3-2 G3	
Darryl Strawberry, L (1, 10) OBP: 0.368, SLG: 0.579 Tim Raines, S (7, PH) OBP: 0.386, SLG: 0.451		2-3 SAFE K		1-1 G4-3		3-2 FC5	4-2 1B	1-2 F7	
Chad Curtis, R (1, 7) OBP: 0.418, SLG: 0.417		1-3 K		1-1 1B		4-1 FC5	1-2 HR	3-2 L9	
Scott Brosius, R (1, 5) OBP: 0.401, SLG: 0.462			0-0 G6-3	1-1 1B		0-2 FC5	0-3 K	1-2 G3	
Joe Girardi, R (1, 2) OBP: 0.291, SLG: 0.321 20 Jorge Posada, S (7, PH) OBP: 0.333, SLG: 0.468 (8, 2)			2-2 F8	3-2 G6-3		3-2 HR	1-1 G4-6-3		

Inning Stats	R: 0	H: 0	E: 0	K: 2	S: 9	H: 0	LOB: 0	BB: 0	P: 12	R: 0	H: 1	E: 0	K: 2	S: 18	H: 1	LOB: 1	BB: 0	P: 25	R: 0	H: 2	E: 0	K: 0	S: 12	H: 2	LOB: 2	BB: 0	P: 19	R: 1	H: 3	E: 0	K: 0	S: 13	H: 3	LOB: 2	BB: 0	P: 23	R: 0	H: 0	E: 0	K: 2	S: 13	H: 0	LOB: 1	BB: 1	P: 22	R: 3	H: 2	E: 0	K: 1	S: 21	H: 2	LOB: 0	BB: 1	P: 34	R: 3	H: 4	E: 0	K: 1	S: 19	H: 4	LOB: 2	BB: 2	P: 30	R: 0	H: 1	E: 0	K: 0	S: 16	H: 1	LOB: 1	BB: 0	P: 24	1B: 11	SF: 0	2B: 2	SAC: 0	3B: 0	DP: 1	HR: 1	HBP: 0	WP: 0	PA: 44
--------------	------	------	------	------	------	------	--------	-------	-------	------	------	------	------	-------	------	--------	-------	-------	------	------	------	------	-------	------	--------	-------	-------	------	------	------	------	-------	------	--------	-------	-------	------	------	------	------	-------	------	--------	-------	-------	------	------	------	------	-------	------	--------	-------	-------	------	------	------	------	-------	------	--------	-------	-------	------	------	------	------	-------	------	--------	-------	-------	--------	-------	-------	--------	-------	-------	-------	--------	-------	--------

PITCHER	IP	WLS	BF	H	R	ER	SO	BB	IBB	HBP	BLK	WP	HR	S	P	ERA	WHIP
Pedro Martinez, R (1, 1) ERA: 2.63	5.2	W	27	8	4	4	6	2	0	0	0	0	1	83	130	6.35	1.765
John Wasdin, R (6, 1) ERA: 6.28	0.1		3	2	2	2	1	0	0	0	0	0	0	7	9	54.00	6.000
Ron Mahay, L (7, 1) ERA: 5.73	0.0		2	1	0	0	0	1	0	0	0	0	0	4	9	∞	∞
Dennis Eckersley, R (7, 1) ERA: 6.75	2.0		8	2	1	1	1	1	0	0	0	0	0	18	25	4.50	1.500
Rich Garces, R (9, 1) ERA: 3.0	1.0		4	1	0	0	0	0	0	0	0	0	0	16	24	0.00	1.000

Batter	1	2	3	4	5	6	7	8	9	10	AB R H RBI BB SO LOB	TOP												
Ray Durham, S OBP: 0.379, SLG: 0.483 (1, 4) C B F S	1-3 K ①		2-1 L8 ②		0-1 B1-3 ③		1 SAFE 0-0 CS ③	4-0 HBP 2B BB		0-1 F8 ①	4 1 0 0 1 1 1													
Mike Caruso, S OBP: 0.321, SLG: 0.414 (1, 6) B X	1-0 S 1B		2-1 BB 1B			1-1 G4-3 ①		1-1 2B HBP		0-3 K ②	4 1 2 1 0 1 0													
Frank Thomas, R OBP: 0.385, SLG: 0.483 (1, 10) B X	1-0 L8 ②		4-1 3-H 1B			0-0 P4 ②		1-3 K ①		1-1 P4 ③	4 0 0 0 1 1 3													
Albert Belle, R OBP: 0.346, SLG: 0.517 (1, 7) C B F B X	3-2 G1-3 ③		2-1 F9 ③			0-1 HR		1-2 F7 ②			4 1 1 1 0 0 5													
Robin Ventura, L OBP: 0.378, SLG: 0.465 (1, 5) F X		0-1 G4-3 ①		0-0 G4-3 ①		0-0 1B		1-2 2B			4 0 2 2 0 0 0													
Wil Cordero, R OBP: 0.292, SLG: 0.442 (1, 9) C B B X		2-2 G6-3 ②		3-1 G6-3 ②		1-3 K ③		0-1 F8 ③			4 0 0 0 0 1 2													
Greg Norton, S OBP: 0.329, SLG: 0.506 (1, 3) B X		1-0 G3 ③		2-3 K ③			0-1 FC6-4 1B		1-2 G6-3 ①		4 0 1 0 0 1 0													
Mike Cameron, R OBP: 0.314, SLG: 0.311 (1, 8) C B B X			2-1 G4-3 1B 2B		1-0 F8 ①		0-2 FC6-4 CS		2-3 K ②		4 1 1 0 0 1 1													
Chad Kreuter, S OBP: 0.384, SLG: 0.305 (1, 2) B X			1-0 G4-3 ①		3-2 G4-3 ②		1 SAFE 0-1 P6 ②		3-3 K ③		4 0 0 0 0 1 2													
Inning Stats	R: 0 E: 0 K: 1 S: 9	H: 1 LOB: 1 BB: 0 P: 15	R: 0 E: 0 K: 0 S: 6	H: 0 LOB: 0 BB: 0 P: 9	R: 1 E: 0 K: 0 S: 10	H: 2 LOB: 2 BB: 1 P: 23	R: 0 E: 0 K: 1 S: 6	H: 0 LOB: 0 BB: 0 P: 11	R: 0 E: 0 K: 0 S: 6	H: 1 LOB: 0 BB: 0 P: 7	R: 2 E: 0 K: 1 S: 18	H: 1 LOB: 1 BB: 1 P: 26	R: 0 E: 0 K: 2 S: 11	H: 0 LOB: 0 BB: 0 P: 17	R: 0 E: 0 K: 1 S: 8	H: 0 LOB: 0 BB: 0 P: 9	1B: 4 2B: 2 3B: 0 HR: 1	SF: 0 SAC: 0 DP: 0 HBP: 1	WP: 0 PB: 0 SB: 1 CS: 1	PA: 40				
PITCHER	IP WLS BF H R ER SO BB IBB HBP BLK WP HR S P ERA WHIP																							
Ramiro Mendoza, R ERA: 4.18 (1, 1)	6.1																							
Mike Stanton, L ERA: 4.28 (7, 1)	0.2																							
42 Mariano Rivera, R ERA: 0.48 (8, 1)	2.0																							
Jeff Nelson, R ERA: 4.71 (10, 1)	1.0	W																						

Chicago White Sox @ New York Yankees
 Yankee Stadium, Bronx, NY
 Mon Jun 01 1998, 7:05 PM EDT
 Att. 19,131 - Unknown - 70 F

AB	36
R	4
H	7
RBI	4
BB	2
SO	7
LOB	14



livebaseballscorecards.com

BOTTOM

Chicago White Sox @ New York Yankees

Yankee Stadium, Bronx, NY

Mon Jun 01 1998, 7:05 PM EDT

Att. 19,131 - Unknown - 70 F

livebaseballscorecards.com

AB	37
R	5
H	8
RBI	5
BB	6
SO	6
LOB	13



WP:	0	PA:	43
PB:	0		
SB:	3		
CS:	0		

AB R H RBI BB SO LOB

3 0 1 0 2 0 0

5 0 0 0 0 1 4

4 1 1 0 1 0 3

4 0 0 0 1 0 1

5 1 3 2 0 1 0

4 1 0 0 1 1 4

5 1 2 2 0 1 0

3 1 1 1 1 1 0

0 0 0 0 0 0 0

0 0 0 0 0 0 0

4 0 0 0 0 1 1

Batter	1	2	3	4	5	6	7	8	9	10
Chuck Knoblauch, R OBP: 0.402, SLG: 0.407 (1, 4)	2-1 P7 BB	4-2 2S BB		3-2 2B BB		0-1 P5			4-1 1-3 2 DI IBB SAFE	
2 Derek Jeter, R OBP: 0.378, SLG: 0.487 (1, 6)	1-1 P3 SAFE	2-3 1-2 K		3-0 F8 2-3			0-1 G4-3		2-1 G6-3 1-2	
Paul O'Neill, L OBP: 0.378, SLG: 0.466 (1, 9)	1-0 1B 2B				4-2 F8 HR BB		2-0 P5		1-2 L8	
Bernie Williams, S OBP: 0.449, SLG: 0.574 (1, 8)	4-1 1B BB			1-2 G5-3		3-2 F8 1-2 SAFE	2-2 L4			1-0 L8
Tino Martinez, L OBP: 0.399, SLG: 0.533 (1, 3)	1-0 1-2 2-3 1B			0-1 1B		0-1 2-H HR		0-0 F8		2-3 K
Tim Lincecum, S OBP: 0.380, SLG: 0.436 (1, 10)	3-3 K			1-1 L7		1-1 P4		3-2 G4-3		4-1 2B BB
Chad Curtis, R OBP: 0.417, SLG: 0.443 (1, 7)		1-3 K			1-0 HR	3-2 L7		0-0 G6-3		2-1 1-H 2B
20 Jorge Posada, S OBP: 0.338, SLG: 0.491 (1, 2)		0-0 HR			1-0 G4-3		2-3 K		4-2 E S BB	
Homer Bush, R OBP: 0.429, SLG: 0.385 (9, PR)										
Joe Girardi, R OBP: 0.291, SLG: 0.321 (10, 2)										
Scott Brosius, R OBP: 0.393, SLG: 0.451 (1, 5)		0-0 G1-3			1-1 G5-3		0-1 G4-3		1 SAFE 1 SAFE K	

Inning Stats	R: 0 E: 0 K: 1 S: 10	H: 2 LOB: 3 BB: 1 P: 22	R: 1 E: 0 K: 2 S: 11	H: 1 LOB: 1 BB: 1 P: 18	R: 0 E: 0 K: 0 S: 9	H: 1 LOB: 1 BB: 0 P: 11	R: 1 E: 0 K: 0 S: 8	H: 2 LOB: 1 BB: 0 P: 17	R: 2 E: 0 K: 0 S: 14	H: 1 LOB: 0 BB: 1 P: 25	R: 0 E: 0 K: 1 S: 7	H: 0 LOB: 0 BB: 0 P: 9	R: 0 E: 0 K: 0 S: 6	H: 0 LOB: 0 BB: 0 P: 10	R: 0 E: 0 K: 0 S: 5	H: 0 LOB: 0 BB: 0 P: 8	R: 0 E: 0 K: 1 S: 11	H: 0 LOB: 3 BB: 2 P: 22	R: 1 E: 0 K: 1 S: 7	H: 1 LOB: 1 BB: 1 P: 16	1B: 2 2B: 3 3B: 0 HR: 3	SF: 0 SAC: 0 DP: 0 HBP: 0
PITCHER	Scott Eyre, L ERA: 4.69 (1, 1)	IP: 7.2 WLS: L BF: 33 H: 7 R: 4 ER: 4 SO: 4 BB: 3 IBB: 0 HBP: 0 BLK: 0 WP: 0 HR: 3 S: 69 P: 119 ERA: 4.70 WHIP: 1.304	Matt Karchner, R ERA: 3.93 (8, 1)	IP: 2.0 WLS: L BF: 10 H: 1 R: 1 ER: 1 SO: 2 BB: 2 IBB: 1 HBP: 0 BLK: 0 WP: 0 HR: 0 S: 19 P: 39 ERA: 4.50 WHIP: 1.500																		

Batter	1	2	3	4	5	6	7	8	9	AB R H RBI BB SO LOB	TOP
Ray Durham, S (1, 4) OBP: 0.377, SLG: 0.479	2-2 L4-3 1B		1-2 FC5-4 1B		0-3 K		2-1 F7			4 0 1 0 0 1 1	
Mike Caruso, S (1, 6) OBP: 0.319, SLG: 0.410	2-2 L4-3		1-1 SAFE 1-2 1B		1-0 P3			0-3 K		4 0 1 0 0 1 1	
Frank Thomas, R (1, 10) OBP: 0.379, SLG: 0.473	1-1 F8		1-2 P8		2-3 K			3-1 F7		4 0 0 0 0 1 2	
Albert Belle, R (1, 7) OBP: 0.349, SLG: 0.546		0-0 HR	0-2 F7			0-0 HR		0-2 F9		4 2 2 2 0 0 2	
Robin Ventura, L (1, 5) OBP: 0.376, SLG: 0.458		4-2 G5-4-3 BB		1-3 K		1-2 G3		1-0 P4		3 0 0 0 1 1 0	
Wil Cordero, R (1, 3) OBP: 0.291, SLG: 0.460		1-2 G5-4-3		0-1 HR		0-3 K		1-3 K		4 1 1 1 0 2 1	
Magglio Ordonez, R (1, 9) OBP: 0.284, SLG: 0.399		1-1 E5		0-1 G6-3		2-2 G5-3		1-1 G4-3		4 0 0 0 0 0 0	
Mike Cameron, R (1, 8) OBP: 0.315, SLG: 0.318		0-3 K		1-1 2B			0-3 K			3 0 1 0 0 2 1	
Charlie O'Brien, R (1, 2) OBP: 0.320, SLG: 0.406			0-1 FC5-4 1B		2-2 P2		1-3 K			3 0 1 0 0 1 1	
Inning Stats	R: 0 H: 1 E: 0 LOB: 0 K: 0 BB: 0 S: 11 P: 16	R: 1 H: 1 E: 1 LOB: 1 K: 1 BB: 1 S: 13 P: 19	R: 0 H: 2 E: 0 LOB: 2 K: 0 BB: 0 S: 13 P: 16	R: 1 H: 2 E: 0 LOB: 1 K: 1 BB: 0 S: 12 P: 16	R: 0 H: 0 E: 0 LOB: 0 K: 2 BB: 0 S: 7 P: 10	R: 1 H: 1 E: 0 LOB: 0 K: 1 BB: 0 S: 10 P: 13	R: 0 H: 0 E: 0 LOB: 0 K: 2 BB: 0 S: 9 P: 12	R: 0 H: 0 E: 0 LOB: 0 K: 1 BB: 0 S: 8 P: 11	R: 0 H: 0 E: 0 LOB: 0 K: 1 BB: 0 S: 6 P: 9	1B: 3 SF: 0 2B: 2 SAC: 0 3B: 0 DP: 2 HR: 3 HBP: 0	WP: 0 PA: 34 PB: 0 SB: 0 CS: 0
PITCHER David Wells, L (1, 1) ERA: 4.25 42 Mariano Rivera, R (9, 1) ERA: 0.46	IP WLS BF H R ER SO BB IBB HBP BLK WP HR S P ERA WHIP	8.0 W 31 7 3 3 8 1 0 0 0 0 3 83 113 3.38 1.000	1.0 S 3 0 0 0 1 0 0 0 0 0 0 6 9 0.00 0.000								

Chicago White Sox @ New York Yankees
 Yankee Stadium, Bronx, NY
 Tue Jun 02 1998, 7:05 PM EDT
 Att. 22,599 - Unknown - 69 F

AB	33
R	3
H	7
RBI	3
BB	1
SO	9
LOB	9



Batter	1	2	3	4	5	6	7	8	9
Chuck Knoblauch, R (1, 4) <small>OBP: 0.403, SLG: 0.414</small>	1-1 		0-3 		0-1 		0-0 		
2 Derek Jeter, R (1, 6) <small>OBP: 0.380, SLG: 0.500</small>	0-0 			1-3 	3-0 		0-1 		
Paul O'Neill, L (1, 9) <small>OBP: 0.380, SLG: 0.481</small>	3-2 			2-1 	1-1 		0-1 		
Bernie Williams, S (1, 8) <small>OBP: 0.446, SLG: 0.567</small>	3-1 			1-3 		2-2 		3-0 	
Tino Martinez, L (1, 3) <small>OBP: 0.391, SLG: 0.521</small>		0-2 		0-1 		0-0 		3-2 	
Tim Lincecum, S (1, 10) <small>OBP: 0.376, SLG: 0.430</small>		2-1 			2-0 	1-2 		3-3 	
Chad Curtis, R (1, 7) <small>OBP: 0.416, SLG: 0.441</small>		0-2 			0-0 	0-0 			
20 Jorge Posada, S (1, 2) <small>OBP: 0.331, SLG: 0.479</small>			1-1 		0-1 		1-3 		
Scott Brosius, R (1, 5) <small>OBP: 0.397, SLG: 0.461</small>			2-3 		3-2 		3-2 		

AB	R	H	RBI	BB	SO	LOB
4	1	2	1	0	1	1
4	1	2	3	0	1	1
4	1	2	1	0	0	2
4	0	1	0	0	1	1
4	0	0	0	0	0	2
4	1	1	0	0	1	1
3	0	1	0	0	0	2
3	0	0	0	0	1	2
3	2	2	1	0	1	0

Chicago White Sox @ New York Yankees
 Yankee Stadium, Bronx, NY
 Tue Jun 02 1998, 7:05 PM EDT
 Att: 22,599 - Unknown - 69 F

livebaseballscorecards.com

AB	33
R	6
H	11
RBI	6
BB	0
SO	6
LOB	12



Inning Stats		R: 1	H: 2	R: 0	H: 0	R: 0	H: 0	R: 0	H: 1	R: 4	H: 4	R: 0	H: 1	R: 1	H: 3	R: 0	H: 0
		E: 0	LOB: 0	E: 0	LOB: 0	E: 0	LOB: 0	E: 0	LOB: 1	E: 1	LOB: 0	E: 1	LOB: 1	E: 0	LOB: 1	E: 0	LOB: 0
		K: 0	BB: 0	K: 0	BB: 0	K: 2	BB: 0	K: 2	BB: 0	K: 0	BB: 0	K: 1	BB: 0	K: 1	BB: 0	K: 1	BB: 0
		S: 10	P: 17	S: 8	P: 10	S: 11	P: 14	S: 10	P: 14	S: 12	P: 21	S: 8	P: 11	S: 13	P: 17	S: 10	P: 19

PITCHER		IP	WLS	BF	H	R	ER	SO	BB	IBB	HBP	BLK	WP	HR	S	P	ERA	WHIP
Mike Sirota, L	(1, 1)	6.1	L	29	11	6	3	5	0	0	0	0	0	2	70	102	4.26	1.737
Tom Fordham, L	(7, 1)	1.2		4	0	0	0	1	0	0	0	0	0	12	21	0.00	0.000	

WP	PA	3B	SF	SAC	DP	HBP
0	33	0	0	0	4	0

Batter	1	2	3	4	5	6	7	8	9	AB R H RBI BB SO LOB	TOP											
Quinton McCracken, S OBP: 0.349, SLG: 0.451 (1, 8)	2-3 K		2-0 G1-3		3-1 F7			0-1 F7		4 0 0 0 0 1 2	Tampa Bay Devil Rays @ New York Yankees Yankee Stadium, Bronx, NY Wed Jun 03 1998, 7:05 PM EDT Att. 27,291 - Cloudy - 65 F											
Miguel Cairo, R OBP: 0.302, SLG: 0.355 (1, 4)	0-2 F7			3-3 K		0-0 2B 1B		0-1 G4-3		4 0 1 0 0 1 0												
Wade Boggs, L OBP: 0.348, SLG: 0.412 (1, 5)	0-1 F8			2-2 F7		2-2 L7		1-0 G5-3		4 0 0 0 0 0 1												
Fred McGriff, L OBP: 0.350, SLG: 0.426 (1, 3)		1-2 G6-3		2-1 HR		2-0 F7		0-2 G3-1		4 1 1 1 0 0 1												
Paul Sorrento, L OBP: 0.312, SLG: 0.437 (1, 10)		1-3 K		2-2 1B		1-1 2B		2-3 K		4 0 2 0 0 2 0												
Mike Kelly, R OBP: 0.318, SLG: 0.402 (1, 7)		4-2 CS BB		3-2 F7		1-3 K		3-3 K		3 0 0 0 1 2 3												
Dave Martinez, L OBP: 0.354, SLG: 0.346 (1, 9)		2-1 CS	0-1 F8 G1-3 1B		1-3 K		2-2 F9			3 0 1 0 0 1 0												
Mike DiFelice, R OBP: 0.274, SLG: 0.354 (1, 2)		2-2 G1-3		1-3 K		2-3 K				3 0 0 0 0 2 1												
Kevin Stocker, S OBP: 0.295, SLG: 0.388 (1, 6)		0-2 F8		4-2 BB		0-1 G1-3				2 0 0 0 1 0 1												
Inning Stats	R: 0 E: 0 K: 1 S: 8	H: 0 LOB: 0 BB: 0 P: 10	R: 0 E: 0 K: 1 S: 9	H: 0 LOB: 0 BB: 1 P: 17	R: 0 E: 0 K: 0 S: 9	H: 1 LOB: 1 BB: 0 P: 13	R: 1 E: 0 K: 1 S: 16	H: 2 LOB: 1 BB: 0 P: 28	R: 0 E: 0 K: 2 S: 10	H: 0 LOB: 1 BB: 1 P: 19	R: 0 E: 0 K: 1 S: 11	H: 2 LOB: 2 BB: 0 P: 17	R: 0 E: 0 K: 1 S: 8	H: 0 LOB: 0 BB: 0 P: 12	R: 0 E: 0 K: 0 S: 5	H: 0 LOB: 0 BB: 0 P: 6	R: 0 E: 0 K: 2 S: 15	H: 0 LOB: 0 BB: 0 P: 20	1B: 3 2B: 1 3B: 0 HR: 1	SF: 0 SAC: 0 DP: 0 HBP: 0	WP: 0 PB: 0 SB: 0 CS: 1	PA: 34
PITCHER	IP WLS BF H R ER SO BB IBB HBP BLK WP HR S P ERA WHIP																					
Orlando Hernandez, R ERA: 1.29 (1, 1)	7.0 W 27 5 1 1 7 2 0 0 0 0 1 71 116 1.29 1.000																					
Mike Stanton, L ERA: 3.99 (8, 1)	2.0 6 0 0 0 2 0 0 0 0 0 0 20 26 0.00 0.000																					

AB	31
R	1
H	5
RBI	1
BB	2
SO	9
LOB	9



Batter	1	2	3	4	5	6	7	8	9
Chuck Knoblauch, R (1, 4) <small>OBP: 0.397, SLG: 0.406</small>	3-1 		2-3 	1-2 		3-3 			
2 Derek Jeter, R (1, 6) <small>OBP: 0.383, SLG: 0.511</small> Luis Sojo, R (6, 6) <small>OBP: 0.211, SLG: 0.211</small>	0-1 			0-0 	3-2 		1-0 		
Paul O'Neill, L (1, 9) <small>OBP: 0.378, SLG: 0.477</small>	1-3 		1-0 	1-3 		2-2 			
Bernie Williams, S (1, 8) <small>OBP: 0.443, SLG: 0.559</small>	0-0 		1-3 	0-0 		4-2 			
Tino Martinez, L (1, 3) <small>OBP: 0.388, SLG: 0.512</small>		1-2 		1-3 		4-2 	1-0 		
Tim Lincecum, S (1, 10) <small>OBP: 0.379, SLG: 0.427</small>		3-2 		2-0 		4-2 	1-1 		
Chad Curtis, R (1, 7) <small>OBP: 0.418, SLG: 0.435</small>		2-3 		4-2 		2-2 	4-1 		
20 Jorge Posada, S (1, 2) <small>OBP: 0.328, SLG: 0.471</small>			2-1 	1-2 		1-3 	2-2 		
Scott Brosius, R (1, 5) <small>OBP: 0.401, SLG: 0.475</small>			0-1 	2-0 		0-0 			

AB	R	H	RBI	BB	SO	LOB
4	0	0	0	0	2	2
3	1	2	0	0	0	0
1	0	1	0	0	0	0
4	1	1	1	0	2	2
3	0	0	0	1	1	2
3	1	0	0	1	1	2
3	1	1	0	1	0	0
2	2	0	0	2	1	2
4	1	1	2	0	1	3
3	0	2	4	0	0	0

Tampa Bay Devil Rays @ New York Yankees
 Yankee Stadium, Bronx, NY
 Wed Jun 03 1998, 7:05 PM EDT
 Att: 27,291 - Cloudy - 65 F

livebaseballscorecards.com

AB	30
R	7
H	8
RBI	7
BB	5
SO	8
LOB	13



Inning Stats		R: 0	H: 1	E: 0	K: 1	S: 8	R: 0	H: 0	E: 0	K: 1	S: 9	R: 0	H: 0	E: 0	K: 1	S: 7	R: 5	H: 5	E: 0	K: 2	S: 23	R: 0	H: 0	E: 0	K: 1	S: 7	R: 2	H: 1	E: 0	K: 2	S: 14	R: 0	H: 1	E: 0	K: 0	S: 6	R: 0	H: 0	E: 0	K: 0	S: 6			
PITCHER		IP	WLS	BF	H	R	ER	SO	BB	IBB	HBP	BLK	WP	HR	S	P	ERA	WHIP	PITCHER		IP	WLS	BF	H	R	ER	SO	BB	IBB	HBP	BLK	WP	HR	S	P	ERA	WHIP							
Tony Saunders, L (1, 1) <small>ERA: 4.44</small>		5.0	L	24	6	7	7	6	3	0	0	0	0	0	58	97	12.60	1.800	Scott Aldred, L (6, 1) <small>ERA: 3.52</small>		3.0		11	2	0	0	2	2	0	0	0	0	23	44	0.00	1.333								

WP: 0	PA: 35
PB: 0	SB: 1
CS: 0	

Batter	1	2	3	4	5	6	7	8	9	AB R H RBI BB SO LOB	TOP		
Randy Winn, S (1, 7) OBP: 0.395, SLG: 0.410	1-3 		2-0 		0-0 			1-2 		4 0 1 0 0 1 2	<p>Tampa Bay Devil Rays @ New York Yankees Yankee Stadium, Bronx, NY</p> <p>Thu Jun 04 1998, 7:05 PM EDT Att. 22,759 - Unknown - 67 F</p>		
Quinton McCracken, S (1, 8) OBP: 0.356, SLG: 0.449	4-0 		1-0 			4-1 		4-2 		1 0 0 1 3 0 1			
Wade Boggs, L (1, 5) OBP: 0.338, SLG: 0.398	0-0 		3-H 			0-1 		1-3 		4 0 0 0 0 1 4			
Fred McGriff, L (1, 3) OBP: 0.349, SLG: 0.420		4-0 		1-3 		1-1 		2-2 		3 0 0 0 1 1 2			
Paul Sorrento, L (1, 10) OBP: 0.311, SLG: 0.430		1-0 		1-3 		2-3 		0-0 		3 0 0 0 0 2 1			
Bobby Smith, R (1, 4) OBP: 0.370, SLG: 0.491		2-2 		2-3 			0-1 		3-2 	4 0 0 0 0 1 2			
Dave Martinez, L (1, 9) OBP: 0.356, SLG: 0.349		2-2 			0-0 		1-0 		1-2 	4 0 2 0 0 0 1			
Mike DiFelice, R (1, 2) OBP: 0.276, SLG: 0.354			0-0 		2-1 		3-3 			3 1 1 0 0 1 2			
Kevin Stocker, S (1, 6) OBP: 0.301, SLG: 0.393			0-1 		2-2 		1-0 			3 0 2 0 0 0 1			
Inning Stats	R: 0 H: 0 E: 0 LOB: 0 K: 1 BB: 1 S: 4 P: 9	R: 0 H: 0 E: 0 LOB: 1 K: 0 BB: 1 S: 6 P: 15	R: 1 H: 2 E: 0 LOB: 1 K: 0 BB: 0 S: 9 P: 15	R: 0 H: 0 E: 0 LOB: 0 K: 3 BB: 0 S: 9 P: 13	R: 0 H: 2 E: 0 LOB: 1 K: 0 BB: 0 S: 7 P: 11	R: 0 H: 0 E: 0 LOB: 1 K: 1 BB: 1 S: 8 P: 15	R: 0 H: 2 E: 0 LOB: 2 K: 1 BB: 0 S: 7 P: 12	R: 0 H: 0 E: 0 LOB: 1 K: 1 BB: 1 S: 13 P: 21	R: 0 H: 0 E: 0 LOB: 0 K: 0 BB: 0 S: 7 P: 11	1B: 5 SF: 0 2B: 2 SAC: 0 3B: 0 DP: 2 HR: 0 HBP: 1	WP: 0 PA: 34 PB: 0 SB: 1 CS: 1		
PITCHER	IP WLS BF H R ER SO BB IBB HBP BLK WP HR S P ERA WHIP											PITCHER	IP WLS BF H R ER SO BB IBB HBP BLK WP HR S P ERA WHIP
Hideki Irabu, R (1, 1) ERA: 1.45	7.1 W 29 6 1 1 6 4 0 1 0 0 0 0 56 101 1.23 1.364												
Graeme Lloyd, L (8, 1) ERA: 1.8	1.2 5 0 0 0 1 0 0 0 0 0 0 0 14 21 0.00 0.000												

livebaseballscores.com

AB 29
R 1
H 6
RBI 1
BB 4
SO 7
LOB 16



Batter	1	2	3	4	5	6	7	8	9	AB R H RBI BB SO LOB	TOP											
Todd Dunwoody, L (1, 8) OBP: 0.277, SLG: 0.323	0-3 K		0-0 G4-3			0-3 K		1-0 G4-3		4 0 0 0 0 2 1												
Edgar Renteria, R (1, 6) OBP: 0.343, SLG: 0.354	1-0 G6-3			1-1 G4-3		1-2 G5-3		3-2 G4-3		4 0 0 0 0 0 0												
Mark Kotsay, L (1, 9) OBP: 0.338, SLG: 0.395	0-0 G4-3			0-1 F8			3-2 G6-3		1-1 F7	4 0 0 0 0 0 0												
Todd Zeile, R (1, 5) OBP: 0.305, SLG: 0.417		1-1 FC4-6 1B		0-1 2B			1-0 E 1B		0-2 P2	4 1 3 0 0 0 0												
Cliff Floyd, L (1, 7) OBP: 0.364, SLG: 0.514	1-0 FC4-6 CS			0-3 K			2-2 FC1-4 1B			3 0 1 0 0 1 2												
Derrek Lee, R (1, 3) OBP: 0.300, SLG: 0.384		0-1 F7			0-2 G6-3		2-0 FC1-4			3 0 0 0 0 0 2												
Ryan Jackson, L (1, 10) OBP: 0.340, SLG: 0.462		0-1 CS	0-0 G6-3 2B		4-2 G5-4-3 BB		0-3 K2-3			2 0 1 0 1 1 1												
Gregg Zaun, S (1, 2) OBP: 0.257, SLG: 0.344			1-0 L9		0-0 G5-4-3			0-0 G3-1		3 0 0 0 0 0 2												
Craig Counsell, L (1, 4) OBP: 0.377, SLG: 0.359			3-1 G6-3			1-0 G1-3		1-2 F9		3 0 0 0 0 0 1												
Inning Stats	R: 0 E: 0 K: 1 S: 5	H: 0 LOB: 0 BB: 0 P: 6	R: 0 E: 0 K: 0 S: 6	H: 1 LOB: 0 BB: 0 P: 8	R: 0 E: 0 K: 0 S: 5	H: 1 LOB: 1 BB: 0 P: 9	R: 0 E: 0 K: 1 S: 9	H: 1 LOB: 1 BB: 0 P: 10	R: 0 E: 0 K: 0 S: 6	H: 0 LOB: 0 BB: 1 P: 10	R: 0 E: 0 K: 1 S: 7	H: 0 LOB: 0 BB: 0 P: 9	R: 1 E: 1 K: 1 S: 11	H: 2 LOB: 1 BB: 0 P: 19	R: 0 E: 0 K: 0 S: 5	H: 0 LOB: 0 BB: 0 P: 7	R: 0 E: 0 K: 0 S: 9	H: 0 LOB: 0 BB: 0 P: 13	1B: 3 2B: 2 3B: 0 HR: 0	SF: 0 SAC: 0 DP: 1 HBP: 0	WP: 0 PB: 0 SB: 0 CS: 1	PA: 32
PITCHER Andy Pettitte, L (1, 1) ERA: 4.36	IP: 9.0 WLS: W BF: 31 H: 5 R: 1 ER: 0 SO: 4 BB: 1 IBB: 0 HBP: 0 BLK: 0 WP: 0 HR: 0 S: 63 P: 91 ERA: 0.00 WHIP: 0.667											PITCHER	IP: 9.0 WLS: W BF: 31 H: 5 R: 1 ER: 0 SO: 4 BB: 1 IBB: 0 HBP: 0 BLK: 0 WP: 0 HR: 0 S: 63 P: 91 ERA: 0.00 WHIP: 0.667									

Florida Marlins @ New York Yankees
 Yankee Stadium, Bronx, NY
 Fri Jun 05 1998, 7:05 PM EDT
 Att. 28,085 - Cloudy - 67 F

livebaseballscorecards.com

AB	30
R	1
H	5
RBI	0
BB	1
SO	4
LOB	9



Batter	1	2	3	4	5	6	7	8	9
Chuck Knoblauch, R <small>OBP: 0.397, SLG: 0.405</small> (1, 4)	3-2 G5-3		2-1 1B			0-3 K	0-0 E7 2-H 1B	3-1 HBP	
Scott Brosius, R <small>OBP: 0.393, SLG: 0.457</small> (1, 5)	1-2 G4-3		0-0 G6-3			3-3 K	4-1 BB	3-2 G5-3	
Paul O'Neill, L <small>OBP: 0.382, SLG: 0.496</small> (1, 9)	1-2 WP 2B		1-0 G4-3			0-0 WP 1B	3-3 K		
Tino Martinez, L <small>OBP: 0.402, SLG: 0.511</small> (1, 3)	4-0 BB			4-1 G3-6-1 BB		2-2 1B		1-0 L8	
Bernie Williams, S <small>OBP: 0.444, SLG: 0.555</small> (1, 8)	2-0 G4-3			2-3 K		3-2 G1-3		4-0 BB S BB	
Darryl Strawberry, L <small>OBP: 0.368, SLG: 0.596</small> (1, 10)		4-1 BB S		2-2 G3-6-1 1-2f			0-0 HR	3-3 K	
Chad Curtis, R <small>OBP: 0.421, SLG: 0.431</small> (1, 7)		2-3 K			2-2 G5-3		0-0 G5-3	4-2 BB HBP BB	
Joe Girardi, R <small>OBP: 0.298, SLG: 0.330</small> (1, 2)		1-0 G6-3			1-1 G6-3		0-0 E 2B	4-2 HBP BB BB	
Luis Sojo, R <small>OBP: 0.185, SLG: 0.154</small> (1, 6)		0-1 G6-3			3-2 G6-3		1-2 L8	4-1 HBP BB	

AB	R	H	RBI	BB	SO	LOB
4	0	2	2	0	1	0
4	0	0	0	1	1	3
4	1	2	0	0	1	2
2	0	1	1	2	0	0
3	1	0	0	1	1	4
3	1	1	1	1	1	2
3	1	0	0	1	1	1
3	1	1	0	1	0	1
3	0	0	1	1	0	2

BOTTOM

Florida Marlins @ New York Yankees
 Yankee Stadium, Bronx, NY
 Fri Jun 05 1998, 7:05 PM EDT
 Att: 28,085 - Cloudy - 67 F

livebaseballscores.com

AB	29
R	5
H	7
RBI	5
BB	8
SO	6
LOB	15



Inning Stats	R	H	E	K	S	H	LOB	BB	P	R	H	E	K	S	H	LOB	BB	P	1B	2B	3B	HR	SF	SAC	DP	HBP	WP	PA
	0	1	0	0	11	0	2	1	22	0	0	0	1	7	0	1	14	7	4	2	0	0	0	0	0	0	38	
	0	0	0	0	7	0	0	0	7	0	0	0	0	0	0	0	0	0	4	2	0	0	0	0	0	0		
	0	0	0	0	11	0	1	1	22	0	0	0	1	7	0	1	14	7	4	2	0	0	0	0	0	38		

PITCHER	IP	WLS	BF	H	R	ER	SO	BB	IBB	HBP	BLK	WP	HR	S	P	ERA	WHIP
Joe Fontenot, R <small>ERA: 8.36</small>	(1, 1)	6.2	L	29	7	3	3	4	4	0	0	2	1	62	110	4.05	1.650
Felix Heredia, L <small>ERA: 6.75</small>	(7, 1)	1.0		5	0	2	2	2	0	0	0	0	0	11	26	18.00	2.000
Brian Edmondson, R <small>ERA: 4.24</small>	(8, 1)	0.1		4	0	0	0	2	0	1	0	0	0	7	21	0.00	6.000

Batter	1	2	3	4	5	6	7	8	9	AB R H RBI BB SO LOB	TOP		
Todd Dunwoody, L (1, 8) OBP: 0.275, SLG: 0.364	0-0 F8			1-2 HR		1-1 L8		1-3 K		4 1 1 1 0 1 3			
Edgar Renteria, R (1, 6) OBP: 0.341, SLG: 0.352	1-2 G6-3			1-0 G6-4-3 1B		0-0 F9		1-0 G1-3		4 0 1 0 0 0 3			
Mark Kotsay, L (1, 9) OBP: 0.332, SLG: 0.388	2-1 L8			2-1 G6-4-3 1-2f		2-2 G3-1		1-2 G1-3		4 0 0 0 0 0 1			
Todd Zeile, R (1, 5) OBP: 0.300, SLG: 0.409		2-3 K		1-2 G6-3		3-2 G5-3		2-1 P4		4 0 0 0 0 1 0			
Cliff Floyd, L (1, 10) OBP: 0.359, SLG: 0.505		0-1 G5-3		2-2 G6-3		0-1 G3-1		1-2 L3		4 0 0 0 0 0 0			
Ryan Jackson, L (1, 7) OBP: 0.340, SLG: 0.457		2-2 G4-3		1-2 P4		0-0 BB 2B 1B				3 1 1 0 0 0 0			
Derrek Lee, R (1, 3) OBP: 0.294, SLG: 0.376		2-2 E6 G4-6-3		1-0 G5-3		0-0 P2				3 0 0 0 0 0 1			
Gregg Zaun, S (1, 2) OBP: 0.260, SLG: 0.337		0-1 L8		0-1 G4-3		4-2 2B BB				2 0 0 0 1 0 1			
Craig Counsell, L (1, 4) OBP: 0.378, SLG: 0.357		0-1 G4-6-3		4-1 BB		0-0 1-3 2-H 2B				1 0 0 0 1 0 1			
Dave Berg, R (8, PH) OBP: 0.370, SLG: 0.400 (8, 4)										1 0 1 1 0 0 0			
Inning Stats	R: 0 H: 0 E: 0 LOB: 0 K: 0 BB: 0 S: 6 P: 9	R: 0 H: 0 E: 0 LOB: 0 K: 1 BB: 0 S: 8 P: 12	R: 0 H: 0 E: 1 LOB: 0 K: 0 BB: 0 S: 7 P: 9	R: 1 H: 2 E: 0 LOB: 0 K: 0 BB: 0 S: 10 P: 15	R: 0 H: 0 E: 0 LOB: 0 K: 0 BB: 0 S: 9 P: 13	R: 0 H: 0 E: 0 LOB: 1 K: 0 BB: 1 S: 6 P: 11	R: 0 H: 0 E: 0 LOB: 0 K: 0 BB: 0 S: 9 P: 14	R: 1 H: 2 E: 0 LOB: 2 K: 1 BB: 1 S: 11 P: 17	R: 0 H: 0 E: 0 LOB: 0 K: 0 BB: 0 S: 9 P: 13	1B: 2 SF: 0 2B: 1 SAC: 0 3B: 0 DP: 2 HR: 1 HBP: 0	WP: 0 PA: 32 PB: 0 SB: 0 CS: 0		
PITCHER	IP WLS BF H R ER SO BB IBB HBP BLK WP HR S P ERA WHIP											PITCHER	IP WLS BF H R ER SO BB IBB HBP BLK WP HR S P ERA WHIP
Ramiro Mendoza, R (1, 1) ERA: 4.0	7.1 W 26 3 2 2 1 2 0 0 0 0 0 1 61 93 2.46 0.682												
Graeme Lloyd, L (8, 1) ERA: 1.76	0.1 2 1 0 0 1 0 0 0 0 0 0 0 4 5 0.00 3.000												
Jeff Nelson, R (8, 1) ERA: 4.66	0.1 1 0 0 0 0 0 0 0 0 0 0 0 1 2 0.00 0.000												
42 Mariano Rivera, R (9, 1) ERA: 0.44	1.0 S 3 0 0 0 0 0 0 0 0 0 0 0 0 9 13 0.00 0.000												

Florida Marlins @ New York Yankees
 Yankee Stadium, Bronx, NY
 Sat Jun 06 1998, 3:33 AM EDT
 Att. 36,419 - Sunny - 71 F

livebaseballscorecards.com

AB	30
R	2
H	4
RBI	2
BB	2
SO	2
LOB	10



Batter	1	2	3	4	5	6	7	8	9	AB	R	H	RBI	BB	SO	LOB
Chuck Knoblauch, R OBP: 0.402, SLG: 0.408 (1, 4)	1-2 BB 1B		1-0 S 1B	2-2 HBP			1-2 F7			3	1	2	0	0	0	0
Luis Sojo, R OBP: 0.226, SLG: 0.200 (1, 6)	2-3 K		1-2 HR 1B	2-2 L9			2-1 1B 1B			4	1	2	1	0	1	2
Paul O'Neill, L OBP: 0.384, SLG: 0.493 (1, 9)	4-0 BB		1-1 HR 1B		2-0 G6-3		0-3 K			3	1	1	0	1	1	1
Bernie Williams, S OBP: 0.449, SLG: 0.570 (1, 8)	2-0 G5-4-3		1-0 HR		4-0 FC5-4 BB		2-2 1B			3	1	2	3	1	0	2
Tim Lincecum, S OBP: 0.376, SLG: 0.422 (1, 10)		0-1 BB G1-2-3 1B	3-2 F8		2-0 F8		2-2 G4-3			4	0	1	0	0	0	3
Chad Curtis, R OBP: 0.417, SLG: 0.427 (1, 7)		3-1 SAFE F9	0-1 L5		2-0 FC5-4			0-0 G5-3 1B		4	0	1	0	0	0	2
20 Jorge Posada, S OBP: 0.326, SLG: 0.464 (1, 2)		2-2 BB 1B	1-0 F8		1-3 K		0-3 K			4	0	1	0	0	2	1
Scott Brosius, R OBP: 0.391, SLG: 0.450 (1, 5)		4-2 BB		0-1 F9		1-1 G5-3		2-2 G5-3		3	0	0	0	1	0	1
Dale Sveum, S OBP: 0.195, SLG: 0.135 (1, 3)		1-0 G1-2-3		3-3 K		1-3 K				3	0	0	0	0	2	3

Inning Stats		R: 0	H: 1	E: 0	LOB: 1	K: 1	P: 16	R: 0	H: 2	E: 0	LOB: 2	K: 0	P: 20	R: 4	H: 4	E: 0	LOB: 0	K: 0	P: 21	R: 0	H: 0	E: 0	LOB: 1	K: 1	P: 17	R: 0	H: 0	E: 0	LOB: 1	K: 0	P: 13	R: 0	H: 2	E: 0	LOB: 2	K: 1	P: 21	R: 0	H: 1	E: 0	LOB: 0	K: 1	P: 10
Jesus Sanchez, L ERA: 3.82 (1, 1)	IP	WLS	BF	H	R	ER	SO	BB	IBB	HBP	BLK	WP	HR	S	P	ERA	WHIP																										
Matt Mantei, R ERA: 1.04 (8, 1)	1.0	3	1	0	0	1	0	0	0	0	0	0	0	8	10	0.00	1.000																										


BOTTOM

Florida Marlins @ New York Yankees
Yankee Stadium, Bronx, NY

Sat Jun 06 1998, 3:33 AM EDT
Att. 36,419 - Sunny - 71 F

livebaseballscorecards.com

AB	31
R	4
H	10
RBI	4
BB	3
SO	6
LOB	15



WP: 0	PA: 35
PB: 0	SB: 1
CS: 0	

Batter	1	2	3	4	5	6	7	8	9	AB R H RBI BB SO LOB	TOP									
Todd Dunwoody, L (1, 8) OBP: 0.288, SLG: 0.377	2-3 K		0-1 P4			1-1 E S HBP		1-0 1-H 2B		3 0 1 1 0 1 1										
Edgar Renteria, R (1, 6) OBP: 0.340, SLG: 0.347	0-3 K			1-3 K		4-2 SAFE 1-3 BB		0-3 K		3 0 0 0 1 3 1										
Mark Kotsay, L (1, 9) OBP: 0.326, SLG: 0.381	1-3 K			2-1 F7		2-2 SAFE P5			0-3 K	4 0 0 0 0 2 2										
Todd Zeile, R (1, 5) OBP: 0.295, SLG: 0.402		1-3 K		3-1 F8			1-3 K		2-0 P4	4 0 0 0 0 2 0										
Cliff Floyd, L (1, 7) OBP: 0.353, SLG: 0.496		1-0 F7			0-0 F8		0-2 P5		0-2 G1-3	4 0 0 0 0 0 0										
Ryan Jackson, L (1, 10) OBP: 0.330, SLG: 0.443		0-2 F8			3-2 K		1-3 K			3 0 0 0 0 2 0										
Derrek Lee, R (1, 3) OBP: 0.289, SLG: 0.368			3-3 K		0-2 F8			0-3 K		3 0 0 0 0 2 0										
Gregg Zaun, S (1, 2) OBP: 0.262, SLG: 0.337			0-0 1B			1-3 K		1-3 K		3 0 1 0 0 2 0										
Craig Counsell, L (1, 4) OBP: 0.378, SLG: 0.353			1-1 P4			1-0 G6-3		4-2 2B BB		2 1 0 0 1 0 1										
Inning Stats	R: 0 E: 0 K: 3 S: 11	H: 0 LOB: 0 BB: 0 P: 14	R: 0 E: 0 K: 1 S: 7	H: 0 LOB: 0 BB: 0 P: 9	R: 0 E: 0 K: 1 S: 8	H: 1 LOB: 1 BB: 0 P: 12	R: 0 E: 0 K: 1 S: 7	H: 0 LOB: 0 BB: 0 P: 13	R: 0 E: 0 K: 1 S: 7	H: 0 LOB: 0 BB: 0 P: 10	R: 0 E: 0 K: 2 S: 9	H: 0 LOB: 0 BB: 0 P: 11	R: 1 E: 0 K: 3 S: 12	H: 1 LOB: 1 BB: 1 P: 18	R: 0 E: 0 K: 1 S: 9	H: 0 LOB: 0 BB: 0 P: 11	1B: 1 2B: 1 3B: 0 HR: 0	SF: 0 SAC: 0 DP: 0 HBP: 1	WP: 0 PB: 0 SB: 1 CS: 0	PA: 32
PITCHER David Cone, R (1, 1) ERA: 4.97	IP: 9.0 WLS: W BF: 32 H: 2 R: 1 ER: 1 SO: 14 BB: 2 IBB: 0 HBP: 1 BLK: 0 WP: 0 HR: 0 S: 83 P: 120 ERA: 1.00 WHIP: 0.444											PITCHER	IP: 9.0 WLS: W BF: 32 H: 2 R: 1 ER: 1 SO: 14 BB: 2 IBB: 0 HBP: 1 BLK: 0 WP: 0 HR: 0 S: 83 P: 120 ERA: 1.00 WHIP: 0.444							

Florida Marlins @ New York Yankees
Yankee Stadium, Bronx, NY

Sun Jun 07 1998, 3:33 AM EDT
Att. 47,731 - Overcast - 62 F

livebaseballscorecards.com

AB	29
R	1
H	2
RBI	1
BB	2
SO	14
LOB	5



Batter	1	2	3	4	5	6	7	8	9	AB	R	H	RBI	BB	SO	LOB	BOTTOM			
Chuck Knoblauch, R OBP: 0.404, SLG: 0.405 (1, 4) BB BB BB	4-1 G4-3 BB	1-1 G5-3		2-0 L4-3 HBP		1-2 F7				2	0	0	0	1	0	1	Florida Marlins @ New York Yankees Yankee Stadium, Bronx, NY Sun Jun 07 1998, 3:33 AM EDT Att. 47,731 - Overcast - 62 F			
Luis Sojo, R OBP: 0.200, SLG: 0.176 (1, 6) BB FC SAFE X	2-2 G4-3 1-2f		1-3 K	0-0 L4-3		1-0 G6-3				4	0	0	0	0	1	3				
Paul O'Neill, L OBP: 0.389, SLG: 0.509 (1, 9) B X	1-0 HR		2-3 K		4-0 G4-3 2B BB		1-2 F7-4 1B			3	2	2	1	1	1	0				
Tino Martinez, L OBP: 0.404, SLG: 0.525 (1, 3) BB BB BB	4-0 BB BB		2-2 HR		2-2 G4-3		1-1 F7-4			3	1	1	1	1	0	2				
Bernie Williams, S OBP: 0.450, SLG: 0.581 (1, 8) BB BB BB	4-1 BB		2-1 HR		2-2 G3		0-0 L9			3	1	1	1	1	0	1				
Darryl Strawberry, L OBP: 0.372, SLG: 0.586 (1, 10) B X	1-0 G3		4-2 BB		3-1 2B HBP		0-3 K			2	0	0	0	1	1	2				
Chad Curtis, R OBP: 0.414, SLG: 0.429 (1, 7) C S S B		1-3 K	0-1 G5-3		1-0 2B		2-1 F9			4	0	1	1	0	1	1				
Scott Brosius, R OBP: 0.397, SLG: 0.456 (1, 5) B X	1-0 G1-3 1B		1-1 SH1-4 1B		1-3 K		0-0 1B			4	0	3	0	0	1	2				
Joe Girardi, R OBP: 0.289, SLG: 0.319 (1, 2) B X	1-0 G1-3		0-0 SH1-4		0-0 G4-3		0-3 K			3	0	0	0	0	1	2				
Inning Stats	R: 1 E: 0 K: 0 S: 7	H: 1 LOB: 2 BB: 3 P: 23	R: 0 E: 0 K: 1 S: 7	H: 1 LOB: 1 BB: 0 P: 11	R: 2 E: 0 K: 2 S: 17	H: 2 LOB: 1 BB: 1 P: 28	R: 0 E: 0 K: 0 S: 4	H: 1 LOB: 1 BB: 0 P: 7	R: 1 E: 0 K: 1 S: 13	H: 1 LOB: 2 BB: 1 P: 26	R: 0 E: 0 K: 0 S: 5	H: 0 LOB: 0 BB: 0 P: 7	R: 0 E: 0 K: 0 S: 7	H: 1 LOB: 0 BB: 0 P: 9	R: 0 E: 0 K: 2 S: 9	H: 1 LOB: 1 BB: 0 P: 11		1B: 4 2B: 3 3B: 0 HR: 3	SF: 0 SAC: 1 DP: 3 HBP: 2	WP: 0 PB: 0 SB: 1 CS: 0
PITCHER	IP WLS BF H R ER SO BB IBB HBP BLK WP HR S P ERA WHIP	IP WLS BF H R ER SO BB IBB HBP BLK WP HR S P ERA WHIP	IP WLS BF H R ER SO BB IBB HBP BLK WP HR S P ERA WHIP	IP WLS BF H R ER SO BB IBB HBP BLK WP HR S P ERA WHIP	IP WLS BF H R ER SO BB IBB HBP BLK WP HR S P ERA WHIP	IP WLS BF H R ER SO BB IBB HBP BLK WP HR S P ERA WHIP	IP WLS BF H R ER SO BB IBB HBP BLK WP HR S P ERA WHIP	IP WLS BF H R ER SO BB IBB HBP BLK WP HR S P ERA WHIP	IP WLS BF H R ER SO BB IBB HBP BLK WP HR S P ERA WHIP	IP WLS BF H R ER SO BB IBB HBP BLK WP HR S P ERA WHIP	IP WLS BF H R ER SO BB IBB HBP BLK WP HR S P ERA WHIP	IP WLS BF H R ER SO BB IBB HBP BLK WP HR S P ERA WHIP	IP WLS BF H R ER SO BB IBB HBP BLK WP HR S P ERA WHIP	IP WLS BF H R ER SO BB IBB HBP BLK WP HR S P ERA WHIP	IP WLS BF H R ER SO BB IBB HBP BLK WP HR S P ERA WHIP	IP WLS BF H R ER SO BB IBB HBP BLK WP HR S P ERA WHIP	IP WLS BF H R ER SO BB IBB HBP BLK WP HR S P ERA WHIP			
Ryan Dempster, R ERA: 18.0 (1, 1)	4.2 L																			
Antonio Alfonseca, R ERA: 5.06 (5, 1)	1.1																			
Vic Darenbourg, L ERA: 5.46 (7, 1)	1.1																			
Jay Powell, R ERA: 4.67 (8, 1)	0.2																			

livebaseballscorecards.com

AB	28
R	4
H	8
RBI	4
BB	5
SO	6
LOB	14



New York Yankees @ Montreal Expos

Olympic Stadium, Montreal, QB

Tue Jun 09 1998, 7:05 PM EDT
Att. 16,238 - Unknown - 80 F

livebaseballscorecards.com



Batter	1	2	3	4	5	6	7	8	9	AB	R	H	RBI	BB	SO	LOB	TOP										
Chuck Knoblauch, R (1, 4) OBP: 0.412, SLG: 0.407 Homer Bush, R (6, 4) OBP: 0.500, SLG: 0.467	4-1 CS BB		4-0 1B FC5-4 BB	0-1 2B 1B		4-1 1B BB	1-2 FC6-4 1B		1-1 1B	1	3	1	0	3	0	0											
Luis Sojo, R (1, 6) OBP: 0.268, SLG: 0.275	2-2 P9 1-2		2-2 FC5-4 BB 1-3 1B	1-0 1-H 2B		3-2 1B 2B 1B 1-2 2-3	1-0 FC6-4 1-2f		0-1 1-2 1B	6	1	4	1	0	0	2											
Paul O'Neill, L (1, 9) OBP: 0.387, SLG: 0.504 Shane Spencer, R (6, PR) (6, 9)	2-2 P8		3-1 L8	2-1 F8		0-0 2B E 1B 1-3 2-H 3-H	0-0 G5-3		0-0 F9	4	0	1	2	0	0	3											
Bernie Williams, S (1, 8) OBP: 0.453, SLG: 0.597			3-1 HR	4-0 FC5-4 BB 1-2		1-1 G6-3	2-1 E 2B 1-3 3-H		1-0 G4-3	4	1	2	2	1	0	0											
Tino Martinez, L (1, 3) OBP: 0.396, SLG: 0.514 Dale Sveum, S (7, 3) OBP: 0.214, SLG: 0.158			1-1 G3	1-2 FC5-4 1-2f 2-3 3-H		2-1 G4-3	3-1 E1 2-3 3-H		2-2 1B	4	0	0	1	0	0	3											
Chad Curtis, R (1, 7) OBP: 0.414, SLG: 0.439			2-1 HR 3B	2-2 F8		2-1 1B	0-0 G6-3		0-0 F8	5	1	2	0	0	0	5											
Scott Brosius, R (1, 5) OBP: 0.397, SLG: 0.485			0-1 HR			1-0 P6	1-3 K		1-0 F9	5	2	2	3	0	1	4											
Joe Girardi, R (1, 2) OBP: 0.294, SLG: 0.344			0-0 G3-1			2-1 G6-3	0-0 1B SH3 1B		2-3 K	5	2	2	0	0	1	0											
Orlando Hernandez, R (1, 1)			1-3 K			0-1 G4-3	0-0 SH3		1-3 K	4	0	0	0	0	3	1											
Inning Stats	R: 0 E: 0 K: 0 S: 7	H: 0 LOB: 0 BB: 1 P: 15	R: 3 E: 0 K: 1 S: 12	H: 3 LOB: 0 BB: 0 P: 19	R: 1 E: 0 K: 0 S: 11	H: 1 LOB: 2 BB: 2 P: 27	R: 2 E: 0 K: 0 S: 10	H: 3 LOB: 1 BB: 0 P: 16	R: 0 E: 0 K: 0 S: 8	H: 1 LOB: 1 BB: 0 P: 14	R: 4 E: 1 K: 1 S: 16	H: 4 LOB: 2 BB: 1 P: 29	R: 1 E: 0 K: 1 S: 9	H: 2 LOB: 1 BB: 0 P: 13	R: 0 E: 0 K: 0 S: 7	H: 1 LOB: 1 BB: 0 P: 11	R: 0 E: 0 K: 2 S: 11	H: 2 LOB: 2 BB: 0 P: 15	1B: 10 2B: 2 3B: 2 HR: 3	SF: 0 SAC: 1 DP: 0 HBP: 0	WP: 0 PB: 0 SB: 0 CS: 1	PA: 48					
PITCHER	IP	WLS	BF	H	R	ER	SO	BB	IBB	HBP	BLK	WP	HR	S	P	ERA	WHIP										
Carlos Perez, L (1, 1) ERA: 3.45	4.0	L	21	7	6	6	1	3	0	0	0	0	3	40	77	13.50	2.500										
Shayne Bennett, R (5, 1) ERA: 6.09	1.1		10	5	4	3	0	1	0	0	0	0	0	17	32	20.25	4.500										
Anthony Telford, R (6, 1) ERA: 4.62	1.2		8	2	1	1	2	0	0	0	0	0	0	16	24	5.40	1.200										
Steve Kline, L (8, 1) ERA: 2.22	1.0		4	1	0	0	0	0	0	0	0	0	0	7	11	0.00	1.000										
Miguel Batista, R (9, 1) ERA: 3.92	1.0		5	2	0	0	2	0	0	0	0	0	0	11	15	0.00	2.000										

Batter	1	2	3	4	5	6	7	8	9	AB	R	H	RBI	BB	SO	LOB
F.P. Santangelo, S (1, 7) Ryan McGuire, L (7, 7) OBP: 0.325, SLG: 0.335 OBP: 0.358, SLG: 0.346	1-2 G3		2-0 G4-3			2-2 FC6-4 WP			2-2 F7	3	0	0	0	0	0	1
Jose Vidro, S (1, 4) OBP: 0.324, SLG: 0.270	3-2 FC6-4 1B			0-1 F7		2-1 G1-3			0-1 1B 2B	4	1	2	0	0	0	1
Vladimir Guerrero, R (1, 9) OBP: 0.344, SLG: 0.526	0-1 FC6-4 1-2f			0-2 G6-3		2-2 F9			1-0 PB 1B 2-H	4	0	1	1	0	0	2
Brad Fullmer, L (1, 3) OBP: 0.328, SLG: 0.474	3-3 SAFE SAFE K			1-3 K					1-3 K	4	0	0	0	0	3	2
Rondell White, R (1, 8) Da Rond Stovall, S (7, 8) OBP: 0.364, SLG: 0.495 OBP: 0.295, SLG: 0.327			4-2 CS BB		3-1 HBP				2-2 G1-3	0	0	0	0	1	0	0
Mark Grudzielanek, R (1, 6) Steve Kline, S (8, 1) Miguel Batista, R (9, 1)		1 SAFE 2-3 K		0-1 L6		2-3 K2-3				3	0	0	0	0	2	2
Chris Widger, R (1, 2) Mike Hubbard, R (9, 2) OBP: 0.299, SLG: 0.418 OBP: 0.143, SLG: 0.206		3-2 G5-3		0-3 K					0-0 P9	0	0	0	0	0	0	0
Shane Andrews, R (1, 5) Anthony Telford, R (6, 1) Scott Livingstone, L (8, 5) OBP: 0.305, SLG: 0.416 OBP: 0.218, SLG: 0.204			3-3 K		2-3 K				0-2 G1-3	2	0	0	0	0	2	1
Carlos Perez, L (1, 1) Shayne Bennett, R (5, 1) Mike Mordecai, R (6, 5) OBP: 0.226, SLG: 0.267 OBP: 0.161, SLG: 0.096			0-0 G4-3			0-1 FC6-4 1B			3-2 P3	1	0	0	0	0	0	0

Inning Stats	R: 0	H: 1	E: 0	K: 1	S: 14	R: 0	H: 0	E: 0	K: 1	S: 8	R: 0	H: 0	E: 0	K: 1	S: 5	R: 0	H: 0	E: 0	K: 2	S: 9	R: 0	H: 1	E: 0	K: 0	S: 10	R: 0	H: 0	E: 0	K: 2	S: 8	R: 0	H: 0	E: 0	K: 0	S: 7	R: 1	H: 2	E: 0	K: 1	S: 13	1B: 3	2B: 1	3B: 0	HR: 0	SF: 0	SAC: 0	DP: 0	HBP: 1	WP: 1	PB: 1	SB: 1	CS: 1	PA: 32
	0	1	0	1	14	0	0	0	1	8	0	0	0	2	9	0	1	0	0	2	9	0	1	0	0	10	0	0	0	0	10	0	0	0	0	7	1	2	0	1	13	3	1	0	0	0	1	1	1	1	1	32	

PITCHER	IP	WLS	BF	H	R	ER	SO	BB	IBB	HBP	BLK	WP	HR	S	P	ERA	WHIP	PITCHER	IP	WLS	BF	H	R	ER	SO	BB	IBB	HBP	BLK	WP	HR	S	P	ERA	WHIP															
Orlando Hernandez, R (1, 1) ERA: 1.13	9.0	W	32	4	1	1	9	1	0	1	0	1	0	82	126	1.00	0.556																																	

BOTTOM

New York Yankees @ Montreal Expos
Olympic Stadium, Montreal, QB
Tue Jun 09 1998, 7:05 PM EDT
Att: 16,238 - Unknown - 80 F

livebaseballscorecards.com

AB	30
R	1
H	4
RBI	1
BB	1
SO	9
LOB	11



New York Yankees @ Montreal Expos

Olympic Stadium, Montreal, QB

Wed Jun 10 1998, 7:05 PM EDT
 Att. 14,335 - Overcast - 82 F

livebaseballscorecards.com

AB	35
R	6
H	11
RBI	5
BB	4
SO	5
LOB	16



Batter	1	2	3	4	5	6	7	8	9	AB	R	H	RBI	BB	SO	LOB
Chuck Knoblauch, R (1, 4) OBP: 0.405, SLG: 0.398	G1-3	K		FC6-4			L8	P3		5	0	0	0	0	1	5
Luis Sojo, R (1, 6) OBP: 0.261, SLG: 0.267	E4 HR		G6-3		G4-3		2B SF8 1B		G4-3	5	2	1	0	0	0	0
Paul O'Neill, L (1, 9) OBP: 0.391, SLG: 0.515	K		G3		G6-4-3 1B		WP 1-3 2B		G4-3 2B	5	0	3	0	0	1	1
Tino Martinez, L (1, 3) OBP: 0.392, SLG: 0.524	1-H HR		G4-3		G6-4-3 1-2f		SF8		G4-3	4	1	1	3	0	0	2
Bernie Williams, S (1, 8) OBP: 0.455, SLG: 0.603 Chad Curtis, R (7, PH) OBP: 0.410, SLG: 0.434	G6-3			1B 20 1B 1B		S 1B 2B	L8		G3-1	3	2	2	0	0	0	0
Tim Lincecum, S (1, 7) OBP: 0.379, SLG: 0.420		F7		1-1 1 SAFE 1 SAFE FC 20 1B 1B		K		SH1-4 S BB		3	1	1	0	1	1	1
Scott Brosius, R (1, 5) OBP: 0.395, SLG: 0.480		F9		1-3 K		20 CS 1B		L9		4	0	1	1	0	1	3
20 Jorge Posada, S (1, 2) OBP: 0.345, SLG: 0.468				0-0 FC 1B 1-2 2-H 1B		1 SAFE 1 SAFE BB BB BB BB BB BB		SH1-4 IBB		1	0	1	1	3	0	0
Hideki Irabu, R (1, 1) OBP: 0.500, SLG: 0.500 Jeff Nelson, R (7, 1) Mike Stanton, L (9, 1)				0-2 FC FC6-4		2-3 K		SH1-4		3	0	1	0	0	1	2
				1-2 1B						0	0	0	0	0	0	0
										0	0	0	0	0	0	0

Inning Stats	R: 2	H: 1	E: 1	K: 1	S: 11	P: 15	R: 0	H: 1	E: 0	K: 1	S: 11	P: 16	R: 0	H: 0	E: 0	K: 0	S: 8	P: 13	R: 2	H: 3	E: 1	K: 1	S: 14	P: 17	R: 0	H: 1	E: 0	K: 0	S: 6	P: 9	R: 1	H: 2	E: 0	K: 2	S: 12	P: 19	R: 1	H: 2	E: 0	K: 0	S: 13	P: 20	R: 0	H: 0	E: 0	K: 0	S: 9	P: 21	R: 0	H: 1	E: 0	K: 0	S: 15	P: 21	1B: 7	SF: 1	2B: 3	SAC: 2	3B: 0	DP: 1	HR: 1	HBP: 0	WP: 1	PA: 41
--------------	------	------	------	------	-------	-------	------	------	------	------	-------	-------	------	------	------	------	------	-------	------	------	------	------	-------	-------	------	------	------	------	------	------	------	------	------	------	-------	-------	------	------	------	------	-------	-------	------	------	------	------	------	-------	------	------	------	------	-------	-------	-------	-------	-------	--------	-------	-------	-------	--------	-------	--------

PITCHER	IP	WLS	BF	H	R	ER	SO	BB	IBB	HBP	BLK	WP	HR	S	P	ERA	WHIP
Dustin Hermanson, R (1, 1) ERA: 3.38	6.0	L	27	8	5	2	5	2	0	0	0	0	1	62	89	3.00	1.667
Shayne Bennett, R (7, 1) ERA: 6.06	1.2		9	2	1	1	0	1	1	0	0	1	0	18	36	5.40	1.800
Miguel Batista, R (8, 1) ERA: 3.9	0.1		1	0	0	0	0	0	0	0	0	0	0	4	5	0.00	0.000
Ugueth Urbina, R (9, 1) ERA: 1.47	1.0		4	1	0	0	0	0	0	0	0	0	0	15	21	0.00	1.000

PITCHER	IP	WLS	BF	H	R	ER	SO	BB	IBB	HBP	BLK	WP	HR	S	P	ERA	WHIP
---------	----	-----	----	---	---	----	----	----	-----	-----	-----	----	----	---	---	-----	------

New York Yankees @ Montreal Expos

Olympic Stadium, Montreal, QB

Thu Jun 11 1998, 7:05 PM EDT
Att. 16,036 - Cloudy - 82 F

livebaseballscorecards.com



Batter	1	2	3	4	5	6	7	8	9	AB	R	H	RBI	BB	SO	LOB	TOP								
Chuck Knoblauch, R (1, 4) OBP: 0.399, SLG: 0.391	2-3 			1-2 G5-3	1-0 G5-3		1-2 G1-3			4	0	0	0	0	1	1									
Luis Sojo, R (1, 6) OBP: 0.260, SLG: 0.265	3-2 			0-1 G4-3	1-1 F8			2-2 G4-3		4	0	1	0	0	0	1									
Paul O'Neill, L (1, 9) OBP: 0.385, SLG: 0.506	3-2 L6			3-1 G5-3		1-3 		2-3 		4	0	0	0	0	2	1									
Tino Martinez, L (1, 3) OBP: 0.389, SLG: 0.534		1-3 			2-1 E3 1B BB	0-1 		1-1 L9		4	2	1	1	0	1	0									
Darryl Strawberry, L (1, 7) OBP: 0.376, SLG: 0.580		2-3 			4-0 1B BB	1-1 		1-0 F8		3	1	1	0	1	1	0									
Chad Curtis, R (1, 8) OBP: 0.407, SLG: 0.430		0-3 			1-2 S 1B E	1-2 P3		1-2 L8		4	1	1	0	0	1	1									
Scott Brosius, R (1, 5) OBP: 0.392, SLG: 0.476				1-2 G5-3	1-0 S 1B E	3-1 P3		0-1 P6		4	1	1	2	0	0	1									
Joe Girardi, R (1, 2) OBP: 0.295, SLG: 0.343				1-1 G4-3	0-1 SH5-4 1H 2H		1-3 			3	0	1	2	0	1	0									
Andy Pettitte, L (1, 1)				0-3 	1-1 SH5-4		0-3 			2	0	0	0	0	2	0									
Mike Stanton, L (7, 1)										0	0	0	0	0	0	0									
Jeff Nelson, R (7, 1)										0	0	0	0	0	0	0									
Graeme Lloyd, L (7, 1)										0	0	0	0	0	0	0									
Darren Holmes, R (7, 1)										0	0	0	0	0	0	0									
Inning Stats	R: 0 E: 0 K: 1 S: 13	H: 1 LOB: 0 BB: 0 P: 21	R: 0 E: 0 K: 3 S: 10	H: 0 LOB: 0 BB: 0 P: 13	R: 0 E: 0 K: 1 S: 9	H: 0 LOB: 0 BB: 0 P: 11	R: 0 E: 0 K: 0 S: 7	H: 0 LOB: 0 BB: 0 P: 11	R: 4 E: 2 K: 0 S: 13	H: 3 LOB: 1 BB: 1 P: 24	R: 1 E: 0 K: 1 S: 12	H: 2 LOB: 1 BB: 0 P: 18	R: 0 E: 0 K: 2 S: 9	H: 0 LOB: 0 BB: 0 P: 11	R: 0 E: 0 K: 1 S: 9	H: 0 LOB: 0 BB: 0 P: 14	R: 0 E: 0 K: 0 S: 6	H: 0 LOB: 0 BB: 0 P: 8	1B: 5 2B: 1 3B: 0 HR: 1	SF: 0 SAC: 1 DP: 1 HBP: 0	WP: 0 PB: 0 SB: 2 CS: 0	PA: 34			
PITCHER	IP	WLS	BF	H	R	ER	SO	BB	IBB	HBP	BLK	WP	HR	S	P	ERA	WHIP								
Carl Pavano, R (1, 1) ERA: 3.65	5.0		20	4	4	3	5	1	0	0	0	0	0	52	80	5.40	1.000								
Marc Valdes, R (6, 1) ERA: 8.35	2.0	W	8	2	1	1	3	0	0	0	0	0	1	21	29	4.50	1.000								
Steve Kline, L (8, 1) ERA: 2.13	1.0		3	0	0	0	1	0	0	0	0	0	0	9	14	0.00	0.000								
Ugueth Urbina, R (9, 1) ERA: 1.42	1.0	S	3	0	0	0	0	0	0	0	0	0	0	6	8	0.00	0.000								

Batter	1	2	3	4	5	6	7	8	9	AB R H RBI BB SO LOB	TOP											
Kenny Lofton, L (1, 8) OBP: 0.361, SLG: 0.406	1-1 1B		1-0 2B		1-2 HBP			0-1 HR		3 1 3 1 0 0 0												
Omar Vizquel, S (1, 6) OBP: 0.359, SLG: 0.379	2-3 K		3-1 P8		0-1 L9			0-3 K		4 0 0 0 0 2 3												
Manny Ramirez, R (1, 9) OBP: 0.371, SLG: 0.516	0-0 F8		2-3 K		1-2 1B			2-3 K		4 0 1 0 0 2 2												
Jim Thome, L (1, 3) OBP: 0.424, SLG: 0.651	4-2 BB		2-3 K		3-3 K			0-0 G4-3		3 0 0 0 1 2 2												
Travis Fryman, R (1, 5) OBP: 0.322, SLG: 0.454	0-3 K		2-1 G5-3		1 SAFE F7			1-3 K		4 0 0 0 0 2 3												
David Justice, L (1, 10) OBP: 0.359, SLG: 0.512		4-2 BB	3-2 G4-3		1-1 F9			2-1 2B G4-3 1B		3 1 1 0 1 0 1												
Sandy Alomar Jr., R (1, 2) OBP: 0.309, SLG: 0.400		0-0 F8	1-2 L7		0-1 G5-3			1-1 G4-3 2B		4 0 1 0 0 0 1												
Mark Whiten, S (1, 7) OBP: 0.375, SLG: 0.436		3-1 F7	3-3 K		2-3 K			1-2 G4-3		4 0 0 1 0 2 2												
David Bell, R (1, 4) OBP: 0.323, SLG: 0.433 Matt Luke, L (9, PH) OBP: 0.305, SLG: 0.481		0-3 K	2-3 K		2-3 K			2-3 3-H G4-3		3 0 0 0 0 3 1 1 0 0 0 0 0 1												
Inning Stats	R: 0 E: 0 K: 2 S: 13	H: 1 LOB: 2 BB: 1 P: 20	R: 0 E: 0 K: 1 S: 9	H: 0 LOB: 1 BB: 1 P: 16	R: 0 E: 0 K: 2 S: 9	H: 1 LOB: 1 BB: 0 P: 17	R: 0 E: 0 K: 0 S: 8	H: 0 LOB: 0 BB: 0 P: 14	R: 0 E: 0 K: 2 S: 10	H: 0 LOB: 1 BB: 0 P: 16	R: 0 E: 0 K: 1 S: 12	H: 1 LOB: 1 BB: 0 P: 17	R: 0 E: 0 K: 2 S: 8	H: 0 LOB: 0 BB: 0 P: 12	R: 1 E: 0 K: 2 S: 9	H: 1 LOB: 0 BB: 0 P: 11	R: 1 E: 0 K: 1 S: 15	H: 2 LOB: 1 BB: 0 P: 20	1B: 3 2B: 2 3B: 0 HR: 1	SF: 0 SAC: 0 DP: 0 HBP: 1	WP: 0 PB: 0 SB: 1 CS: 0	PA: 36
PITCHER	IP WLS BF H R ER SO BB IBB HBP BLK WP HR S P ERA WHIP																					
David Cone, R (1, 1) ERA: 4.56 42 Mariano Rivera, R (9, 1) ERA: 0.83	8.0 W 31 4 1 1 12 2 0 1 0 0 1 78 123 1.12 0.750																					

Cleveland Indians @ New York Yankees
Yankee Stadium, Bronx, NY
 Sun Jun 14 1998, 3:33 AM EDT
 Att. 42,949 - Overcast - 64 F

livebaseballscorecards.com

AB 33
R 2
H 6
RBI 2
BB 2
SO 13
LOB 16



BOTTOM

Cleveland Indians @ New York Yankees
Yankee Stadium, Bronx, NY

Sun Jun 14 1998, 3:33 AM EDT
Att. 42,949 - Overcast - 64 F

livebaseballscorecards.com

AB	32
R	4
H	10
RBI	4
BB	4
SO	4
LOB	21



WP:	0	PA:	38
PB:	0	SB:	1
CS:	1		

AB R H RBI BB SO LOB

4	1	1	0	1	0	1
3	2	1	0	1	1	2
4	1	2	0	0	0	2
3	0	1	3	0	0	2
4	0	2	1	0	0	2
3	0	1	0	1	0	1
3	0	1	0	1	0	4
4	0	1	0	0	2	3
4	0	0	0	0	1	4

1B:	7	SF:	1
2B:	3	SAC:	0
3B:	0	DP:	0
HR:	0	HBP:	0

WP	HR	S	P	ERA	WHIP
----	----	---	---	-----	------

R E K S

R: 0	E: 0	K: 0	S: 4
H: 1	LOB: 0	BB: 0	P: 5

R E K S

R: 1	E: 0	K: 0	S: 17
H: 3	LOB: 2	BB: 0	P: 26

R E K S

R: 0	E: 0	K: 0	S: 8
H: 0	LOB: 0	BB: 0	P: 11

R E K S

R: 2	E: 0	K: 0	S: 15
H: 2	LOB: 2	BB: 2	P: 30

R E K S

R: 0	E: 0	K: 2	S: 9
H: 0	LOB: 1	BB: 1	P: 18

R E K S

R: 1	E: 0	K: 1	S: 13
H: 1	LOB: 1	BB: 1	P: 24

R E K S

R: 0	E: 0	K: 1	S: 12
H: 2	LOB: 2	BB: 0	P: 15

R E K S

R: 0	E: 0	K: 1	S: 8
H: 1	LOB: 1	BB: 0	P: 16

R E K S

R: 0	E: 0	K: 0	S: 8
H: 1	LOB: 1	BB: 0	P: 16

Batter

Chuck Knoblauch, R (1, 4) OBP: 0.399, SLG: 0.389
Scott Brosius, R (1, 5) OBP: 0.394, SLG: 0.479
Paul O'Neill, L (1, 9) OBP: 0.387, SLG: 0.510
Tino Martinez, L (1, 3) OBP: 0.387, SLG: 0.531
Tim Lincecum, S (1, 10) OBP: 0.382, SLG: 0.422
Chad Curtis, R (1, 8) OBP: 0.409, SLG: 0.434
Ricky Ledee, L (1, 7) OBP: 0.500, SLG: 0.333
Joe Girardi, R (1, 2) OBP: 0.294, SLG: 0.340
Luis Sojo, R (1, 6) OBP: 0.241, SLG: 0.245

Inning Stats

PITCHER	IP	WLS	BF	H	R	ER	SO	BB	IBB	HBP	BLK	WP	HR	S	P	ERA	WHIP
Jaret Wright, R (1, 1) ERA: 3.8	6.0	L	28	6	3	3	4	4	0	0	0	0	0	65	114	4.50	1.667
Ron Villone, L (7, 1) ERA: 2.19	0.2		5	3	1	1	0	0	0	0	0	0	0	15	23	13.50	4.500
Paul Assenmacher, L (7, 1) ERA: 3.32	0.1		1	0	0	0	0	0	0	0	0	0	0	2	3	0.00	0.000
Eric Plunk, R (8, 1) ERA: 4.5	1.0		3	1	0	0	0	0	0	0	0	0	0	4	5	0.00	1.000

Batter	1	2	3	4	5	6	7	8	9	AB R H RBI BB SO LOB
Chuck Knoblauch, R (1, 4) OBP: 0.397, SLG: 0.391	1-3 K		2-1 S 2B		2-0 G5-3		3-2 G4-3			4 0 1 0 0 1 0
Luis Sojo, R (1, 6) OBP: 0.224, SLG: 0.228	2-2 G6-3		1-2 F9		2-3 K		2-0 G5-3			4 0 0 0 0 1 1
Paul O'Neill, L (1, 9) OBP: 0.385, SLG: 0.506	1-2 F7		1-3 K		0-0 1B		2-3 K			4 0 1 0 0 2 1
Tino Martinez, L (1, 3) OBP: 0.380, SLG: 0.520		0-0 G3-1		3-2 F9	3-1 G6-3		0-0 F7			4 0 0 0 0 0 1
Darryl Strawberry, L (1, 10) OBP: 0.382, SLG: 0.579 Tim Raines, S (8, PH) OBP: 0.380, SLG: 0.419		4-0 20 2B BB		0-1 20 1B HR		1-3 K		0-0 G6-3		2 1 1 0 1 1 0 1 0 0 0 0 0 0
20 Jorge Posada, S (1, 2) OBP: 0.356, SLG: 0.508		0-0 1-3 2B		1-0 1-2 HR 1B		1-2 HR		2-2 F9		4 2 3 1 0 0 0
Ricky Ledee, L (1, 7) OBP: 0.375, SLG: 0.714		0-3 K		3-2 1-H 2-H HR		2-3 K		1-3 K		4 1 1 3 0 3 2
Chad Curtis, R (1, 8) OBP: 0.402, SLG: 0.425		0-1 G6-3		0-2 G6-3		1-1 P3		1-2 G3		4 0 0 0 0 0 2
Scott Brosius, R (1, 5) OBP: 0.389, SLG: 0.472			2-1 F9		2-2 G1-3		1-2 G6-3			3 0 0 0 0 0 0

New York Yankees @ Baltimore Orioles
Oriole Park at Camden Yards, Baltimore, MD

Mon Jun 15 1998, 7:05 PM EDT
 Att. 48,022 - Overcast - 80 F

livebaseballscorecards.com

AB	34
R	4
H	7
RBI	4
BB	1
SO	8
LOB	7



Inning Stats	R: 0 E: 0 K: 1 S: 11	H: 0 LOB: 0 BB: 0 P: 15	R: 0 E: 0 K: 1 S: 7	H: 1 LOB: 2 BB: 1 P: 11	R: 0 E: 0 K: 1 S: 10	H: 1 LOB: 1 BB: 0 P: 16	R: 3 E: 0 K: 0 S: 19	H: 3 LOB: 0 BB: 0 P: 28	R: 0 E: 0 K: 1 S: 7	H: 1 LOB: 1 BB: 0 P: 14	R: 1 E: 0 K: 2 S: 11	H: 1 LOB: 0 BB: 0 P: 16	R: 0 E: 0 K: 0 S: 8	H: 0 LOB: 0 BB: 0 P: 14	R: 0 E: 0 K: 1 S: 5	H: 0 LOB: 0 BB: 0 P: 7	R: 0 E: 0 K: 1 S: 9	H: 0 LOB: 0 BB: 0 P: 13	1B: 3 2B: 2 3B: 0 HR: 2	SF: 0 SAC: 0 DP: 0 HBP: 0	WP: 0 PB: 0 SB: 1 CS: 0	PA: 35
--------------	-------------------------------	----------------------------------	------------------------------	----------------------------------	-------------------------------	----------------------------------	-------------------------------	----------------------------------	------------------------------	----------------------------------	-------------------------------	----------------------------------	------------------------------	----------------------------------	------------------------------	---------------------------------	------------------------------	----------------------------------	----------------------------------	------------------------------------	----------------------------------	--------

PITCHER	IP	WLS	BF	H	R	ER	SO	BB	IBB	HBP	BLK	WP	HR	S	P	ERA	WHIP
Scott Erickson, R (1, 1) ERA: 4.64	7.0	W	29	7	4	4	6	1	0	0	0	0	2	73	114	5.14	1.143
Jesse Orosco, L (8, 1) ERA: 3.91	2.0	S	6	0	0	0	2	0	0	0	0	0	0	14	20	0.00	0.000

PITCHER	IP	WLS	BF	H	R	ER	SO	BB	IBB	HBP	BLK	WP	HR	S	P	ERA	WHIP
---------	----	-----	----	---	---	----	----	----	-----	-----	-----	----	----	---	---	-----	------

Batter	1	2	3	4	5	6	7	8	9	AB	R	H	RBI	BB	SO	LOB
Roberto Alomar, S OBP: 0.383, SLG: 0.434 (1, 4)	0-0 F8		0-2 F9		2-0 G4-3	2-1 F9		1-2 G6-3 1B		5	0	1	0	0	0	2
Joe Carter, R OBP: 0.309, SLG: 0.462 (1, 9)	2-0 HR		1-1 1B 2B 1B		1-0 1B 2B		2-2 P3	0-1 F8		5	3	3	2	0	0	2
Harold Baines, L OBP: 0.358, SLG: 0.439 (1, 10)	0-0 F8		0-0 2B 1B		0-1 1B 1B		1-3 K	2-1 G6-3		5	0	2	1	0	1	2
Rafael Palmeiro, L OBP: 0.386, SLG: 0.569 (1, 3)	0-0 F9		2-2 1-3 2-H 2B		2-1 1-2 FC4 1B		0-0 HR			4	1	3	2	0	0	0
Eric Davis, R OBP: 0.376, SLG: 0.545 Jesus Tavarez, S OBP: 0.308, SLG: 0.455 (7, PR) (8, 8)		2-3 K	2-1 F9		2-2 FC4		1-0 1B HBP			3	0	0	0	0	1	4
B.J. Surhoff, L OBP: 0.346, SLG: 0.506 (1, 7)		2-2 F7		3-2 P3		0-0 1B SF8 1B	4-2 1B BB			3	1	1	0	1	0	0
Cal Ripken Jr., R OBP: 0.321, SLG: 0.355 (1, 5)		2-0 P4		0-0 F8		2-2 G1-3	1-1 1-2 2-H 1B			4	0	1	1	0	0	1
Lenny Webster, R OBP: 0.269, SLG: 0.397 (1, 2)			2-2 WP SH3-4 1B 1B		1-2 G5-3		0-1 1B	0-0 P2		4	1	2	0	0	0	2
Mike Bordick, R OBP: 0.310, SLG: 0.386 (1, 6)			0-0 SH3-4		0-0 F7	0-2 SF8		0-2 1B		2	0	1	1	0	0	0

Inning Stats	R: 1	H: 1	E: 0	LOB: 0	K: 0	S: 4	P: 6	R: 0	H: 0	E: 0	LOB: 0	K: 1	S: 10	P: 16	R: 2	H: 4	E: 0	LOB: 2	K: 0	S: 16	R: 0	H: 0	E: 0	LOB: 0	K: 0	S: 8	R: 1	H: 3	E: 0	LOB: 2	K: 0	S: 11	R: 1	H: 2	E: 0	LOB: 1	K: 1	S: 12	R: 2	H: 2	E: 0	LOB: 2	K: 1	S: 17	R: 0	H: 2	E: 0	LOB: 1	K: 0	S: 10	1B: 10	SF: 1	3B: 0	DP: 1	HR: 2
--------------	------	------	------	--------	------	------	------	------	------	------	--------	------	-------	-------	------	------	------	--------	------	-------	------	------	------	--------	------	------	------	------	------	--------	------	-------	------	------	------	--------	------	-------	------	------	------	--------	------	-------	------	------	------	--------	------	-------	--------	-------	-------	-------	-------


BOTTOM

New York Yankees @ Baltimore Orioles
Oriole Park at Camden Yards, Baltimore, MD

Mon Jun 15 1998, 7:05 PM EDT
Att: 48,022 - Overcast - 80 F

livebaseballscorecards.com

AB	35
R	7
H	14
RBI	7
BB	1
SO	2
LOB	13



WP: 1	PA: 39
PB: 0	
SB: 0	
CS: 0	

PITCHER	IP	WLS	BF	H	R	ER	SO	BB	IBB	HBP	BLK	WP	HR	S	P	ERA	WHIP
David Wells, L ERA: 4.47 (1, 1)	6.0	L	28	10	5	5	1	0	0	0	0	1	1	61	91	7.50	1.667
Mike Stanton, L ERA: 5.17 (7, 1)	0.2		4	1	2	2	1	0	0	1	0	0	1	10	14	27.00	1.500
Ramiro Mendoza, R ERA: 3.96 (7, 1)	0.2		6	3	0	0	0	1	0	0	0	0	0	15	21	0.00	6.000
Graeme Lloyd, L ERA: 1.65 (8, 1)	0.2		1	0	0	0	0	0	0	0	0	0	0	2	4	0.00	0.000

Batter	1	2	3	4	5	6	7	8	9	AB R H RBI BB SO LOB	TOP											
Chuck Knoblauch, R (1, 4) OBP: 0.392, SLG: 0.384	1-2 G6-3		1-2 F9			2-3 K			1-2 G5-3	4 0 0 0 0 1 1												
Tim Raines, S (1, 10) OBP: 0.370, SLG: 0.407	1-1 G4-3			2-1 G4-3			3-3 K		2-3 K	4 0 0 0 0 2 0												
Paul O'Neill, L (1, 9) OBP: 0.380, SLG: 0.498	1-2 G6-3			0-2 G3			2-2 F7		0-3 K	4 0 0 0 0 1 0												
Tino Martinez, L (1, 3) OBP: 0.380, SLG: 0.515		1-1 G1-3		0-0 G2-3			4-2 2B BB			2 0 0 0 1 0 0												
20 Jorge Posada, S (1, 2) OBP: 0.355, SLG: 0.504		3-2 F7			2-2 F7		1-1 1-2 1B			3 0 1 0 0 0 0												
Chad Curtis, R (1, 8) OBP: 0.397, SLG: 0.418		0-1 L8			1-3 K		2-3 K			3 0 0 0 0 2 2												
Ricky Ledee, L (1, 7) OBP: 0.273, SLG: 0.500			2-0 F4		0-0 F8			1-1 L3		3 0 0 0 0 0 0												
Scott Brosius, R (1, 5) OBP: 0.384, SLG: 0.465			0-3 K			2-2 F8		1-1 G4-3		3 0 0 0 0 1 0												
Luis Sojo, R (1, 6) OBP: 0.230, SLG: 0.233			0-2 1B			3-2 P4		0-1 G6-3		3 0 1 0 0 0 0												
Inning Stats	R: 0 E: 0 K: 0 S: 9	H: 0 LOB: 0 BB: 0 P: 12	R: 0 E: 0 K: 0 S: 8	H: 0 LOB: 0 BB: 0 P: 12	R: 0 E: 0 K: 1 S: 10	H: 1 LOB: 1 BB: 0 P: 13	R: 0 E: 0 K: 0 S: 6	H: 0 LOB: 0 BB: 0 P: 8	R: 0 E: 0 K: 1 S: 8	H: 0 LOB: 0 BB: 0 P: 11	R: 0 E: 0 K: 1 S: 13	H: 0 LOB: 0 BB: 0 P: 20	R: 0 E: 0 K: 2 S: 13	H: 1 LOB: 2 BB: 1 P: 25	R: 0 E: 0 K: 0 S: 6	H: 0 LOB: 0 BB: 0 P: 8	R: 0 E: 0 K: 2 S: 12	H: 0 LOB: 0 BB: 0 P: 15	1B: 2 2B: 0 3B: 0 HR: 0	SF: 0 SAC: 0 DP: 0 HBP: 0	WP: 0 PB: 0 SB: 0 CS: 0	PA: 30
PITCHER	IP WLS BF H R ER SO BB IBB HBP BLK WP HR S P ERA WHIP																					
Sidney Ponson, R (1, 1) ERA: 5.28	6.2 W 23 2 0 0 4 1 0 0 0 0 0 0 64 96 0.00 0.450																					
Arthur Rhodes, L (7, 1) ERA: 3.26	2.1 S 7 0 0 0 3 0 0 0 0 0 0 0 21 28 0.00 0.000																					

New York Yankees @ Baltimore Orioles
Oriole Park at Camden Yards, Baltimore, MD

AB	29
R	0
H	2
RBI	0
BB	1
SO	7
LOB	3



Tue Jun 16 1998, 7:05 PM EDT
Att. 48,027 - Cloudy - 81 F

livebaseballscorecards.com

Batter	1	2	3	4	5	6	7	8	9	AB	R	H	RBI	BB	SO	LOB
Brady Anderson, L (1, 8) OBP: 0.311, SLG: 0.398	4-1 FC3-6 BB		1-1 G3		3-1 P3		2-2 1B			3	0	1	0	1	0	3
Joe Carter, R (1, 9) OBP: 0.303, SLG: 0.452	2-1 F9		1-1 G5-3		2-1 F8		0-0 F7			4	0	0	0	0	0	5
Harold Baines, L (1, 10) OBP: 0.361, SLG: 0.437	0-1 FC3-6 1-2f			4-2 G6-3 BB		0-1 1B		0-0 L8		3	0	1	1	1	0	2
Rafael Palmeiro, L (1, 3) OBP: 0.381, SLG: 0.561	2-1 G4-3			2-2 P5		2-3 K		0-3 K		4	0	0	0	0	2	5
Roberto Alomar, S (1, 4) OBP: 0.388, SLG: 0.448		1-0 F8		4-1 G6-3 BB				0-2 G5-3 1B		3	1	2	1	1	0	0
B.J. Surhoff, L (1, 7) OBP: 0.341, SLG: 0.498		2-0 G4-3		1-0 G6-3		1-3 K		0-2 P6		4	0	0	0	0	1	3
Cal Ripken Jr., R (1, 5) OBP: 0.316, SLG: 0.350		1-2 G1-3		0-0 P3		1-1 F7		3-2 G5-3		4	0	0	0	0	0	3
Lenny Webster, R (1, 2) OBP: 0.284, SLG: 0.408			0-1 G3 SH3-4 1B		1-1 1B		2-2 1B		1-1 G1-3		4	1	3	0	0	1
Mike Bordick, R (1, 6) OBP: 0.312, SLG: 0.387			0-0 SH3-4		0-0 1B		1-1 G6-3			2	0	1	0	0	0	1

Inning Stats	R: 0	H: 0	E: 0	K: 0	S: 7	R: 0	H: 0	E: 0	K: 0	S: 5	R: 0	H: 1	E: 0	K: 0	S: 7	R: 0	H: 0	E: 0	K: 0	S: 10	R: 1	H: 3	E: 0	K: 1	S: 12	R: 1	H: 2	E: 0	K: 1	S: 12	R: 0	H: 1	E: 0	K: 1	S: 11	R: 0	H: 1	E: 0	K: 0	S: 12
	LOB: 1	BB: 1	P: 15	LOB: 0	BB: 0	P: 9	LOB: 1	BB: 0	P: 9	LOB: 2	BB: 2	P: 21	LOB: 2	BB: 0	P: 20	LOB: 1	BB: 0	P: 18	LOB: 1	BB: 0	P: 16	LOB: 0	SAC: 1	DP: 0	HBP: 0	LOB: 1	BB: 0	P: 16	LOB: 0	DP: 0	HBP: 0	LOB: 1	BB: 0	P: 16	LOB: 0	DP: 0	HBP: 0	LOB: 1	BB: 0	P: 16

BOTTOM

New York Yankees @ Baltimore Orioles
 Oriole Park at Camden Yards, Baltimore, MD

livebaseballscores.com

AB	31
R	2
H	8
RBI	2
BB	3
SO	3
LOB	23



WP: 0	PA: 35
PB: 0	
SB: 0	
CS: 0	

Tue Jun 16 1998, 7:05 PM EDT
 Att: 48,027 - Cloudy - 81 F

PITCHER	IP	WLS	BF	H	R	ER	SO	BB	IBB	HBP	BLK	WP	HR	S	P	ERA	WHIP
Hideki Irabu, R (1, 1) ERA: 1.68	7.0	L	31	7	2	2	3	3	0	0	0	0	1	64	105	2.57	1.429
Graeme Lloyd, L (8, 1) ERA: 1.62	0.1		2	1	0	0	0	0	0	0	0	0	0	6	6	0.00	3.000
Jeff Nelson, R (8, 1) ERA: 4.83	0.2		2	0	0	0	0	0	0	0	0	0	0	6	10	0.00	0.000

Batter	1	2	3	4	5	6	7	8	9	AB R H RBI BB SO LOB	TOP											
Chuck Knoblauch, R OBP: 0.392, SLG: 0.385 (1, 4) X	0-0 F9	0-1 F7		0-0 1B		1-2 G6-3			1-1 1B	5 0 2 1 0 0 1												
Luis Sojo, R OBP: 0.227, SLG: 0.219 (1, 6) C C C B B B	4-2 1B HR BB	0-0 P3		0-1 F7		3-3 K			0-3 K	4 1 0 0 1 2 3												
Paul O'Neill, L OBP: 0.380, SLG: 0.496 (1, 9) C C B B X	1-2 1B HR	0-0		2-1 G4-3			0-0 G4-3		1-1 G3-1	5 1 2 0 0 0 2												
Tino Martinez, L OBP: 0.373, SLG: 0.505 (1, 3) B C F S	1-3 K	0-0 G4-3			3-2 G4-3		0-1 G4-3			4 0 0 0 0 1 4												
Darryl Strawberry, L OBP: 0.378, SLG: 0.592 (1, 10) S B B X	2-1 1B HR		0-0 F8		0-0 G3-1		3-3 K			4 1 1 3 0 1 0												
Chad Curtis, R OBP: 0.398, SLG: 0.420 (1, 8) X	0-0 1B BB		0-1 G6-3		1-0 1B			1-3 K		4 0 2 0 0 1 0												
Ricky Ledee, L OBP: 0.267, SLG: 0.385 (1, 7) B B C B B	4-1 1B BB		0-0 G6-3		0-1 L5			2-3 K		3 0 0 0 1 1 1												
Scott Brosius, R OBP: 0.382, SLG: 0.459 (1, 5) B S F X	1-2 F8			3-1 F8		4-2 WP SH3-4 G6-3 BB		2-3 K		3 1 0 0 1 1 2												
Joe Girardi, R OBP: 0.304, SLG: 0.377 (1, 2) B C X		1-1 1B		0-0 HR		0-0 SH3-4			3-2 G4-3	3 1 2 1 0 0 0												
Inning Stats	R: 3 E: 0 K: 1 S: 17	H: 3 LOB: 2 BB: 2 P: 30	R: 0 E: 0 K: 0 S: 7	H: 2 LOB: 2 BB: 0 P: 8	R: 0 E: 0 K: 0 S: 4	H: 0 LOB: 0 BB: 0 P: 4	R: 1 E: 0 K: 0 S: 8	H: 2 LOB: 1 BB: 0 P: 13	R: 0 E: 0 K: 0 S: 10	H: 1 LOB: 1 BB: 0 P: 14	R: 1 E: 0 K: 1 S: 9	H: 0 LOB: 0 BB: 1 P: 17	R: 0 E: 0 K: 1 S: 6	H: 0 LOB: 0 BB: 0 P: 9	R: 0 E: 0 K: 3 S: 14	H: 0 LOB: 0 BB: 0 P: 19	R: 0 E: 0 K: 1 S: 11	H: 1 LOB: 1 BB: 0 P: 16	1B: 7 2B: 0 3B: 0 HR: 2	SF: 0 SAC: 1 DP: 0 HBP: 0	WP: 1 PB: 0 SB: 2 CS: 0	PA: 39
PITCHER	IP WLS BF H R ER SO BB IBB HBP BLK WP HR S P ERA WHIP																					
35 Mike Mussina, R ERA: 3.95 (1, 1)	6.0 L 29 8 5 5 2 3 0 0 0 0 1 2 55 86 7.50 1.833																					
Norm Charlton, L ERA: 6.91 (7, 1)	1.0 3 0 0 0 1 0 0 0 0 0 0 6 9 0.00 0.000																					
Alan Mills, R ERA: 4.41 (8, 1)	2.0 7 1 0 0 4 0 0 0 0 0 0 25 35 0.00 0.500																					

New York Yankees @ Baltimore Orioles
Oriole Park at Camden Yards, Baltimore, MD

livebaseballscorecards.com

AB	35
R	5
H	9
RBI	5
BB	3
SO	7
LOB	13



Wed Jun 17 1998, 7:05 PM EDT
Att. 48,269 - Cloudy - 88 F

Batter	1	2	3	4	5	6	7	8	9	AB R H RBI BB SO LOB	TOP														
Chuck Knoblauch, R (1, 4) OBP: 0.392, SLG: 0.385	0-1 G5-3			0-1 L6	0-2 G6-4-3 1B			0-0 F8	1-0 E4 1B	5 0 2 2 0 0 0															
Luis Sojo, R (1, 6) OBP: 0.211, SLG: 0.203	1-2 G6-3			1-2 P4	0-1 G6-4-3 1-2f			1-3 K	0-0 G5-3	5 0 0 0 0 1 6															
Paul O'Neill, L (1, 9) OBP: 0.378, SLG: 0.496	3-2 F7			1-1 2B			0-0 G3	1-3 K		4 0 1 0 0 1 0															
Tino Martinez, L (1, 3) OBP: 0.371, SLG: 0.500 Homer Bush, R (9, PR) OBP: 0.500, SLG: 0.467 Ricky Ledee, L (9, 7) OBP: 0.267, SLG: 0.385		2-0 F9		2-2 F7			0-0 P4	0-1 1B BB 1B		4 0 1 0 0 0 1 0 1 0 0 0 0 0 0 0 0 0 0 0 0															
Tim Raines, S (1, 7) OBP: 0.373, SLG: 0.406 Dale Sveum, S (9, 3) OBP: 0.214, SLG: 0.158		0-0 G4-3			4-2 2B 1B BB		3-2 G4-3	1 SAFE 2-1 BB 1B 1B 1 SAFE SAFE		3 2 1 0 1 0 0 0 0 0 0 0 0 0															
Darryl Strawberry, L (1, 10) OBP: 0.375, SLG: 0.589		3-1 F8			1-1 1B 1B 2B		1-2 F8	1-3 K		4 1 1 0 0 1 3															
Jorge Posada, S (1, 2) OBP: 0.353, SLG: 0.493			2-2 F7		2-3 K		2-3 K	4-0 1B BB E IBB		3 1 0 0 1 2 2															
Chad Curtis, R (1, 8) OBP: 0.400, SLG: 0.423			3-1 F8		4-0 1B 1B IBB		1-0 2B	0-3 K		3 0 1 0 1 1 3															
Scott Brosius, R (1, 5) OBP: 0.384, SLG: 0.457			1-0 F8		0-1 1B 1B		2-1 G6-3	4-1 E BB		3 0 1 2 1 0 1															
Inning Stats	R: 0 E: 0 K: 0 S: 9	H: 0 LOB: 0 BB: 0 P: 13	R: 0 E: 0 K: 0 S: 4	H: 0 LOB: 0 BB: 0 P: 9	R: 0 E: 0 K: 0 S: 6	H: 0 LOB: 0 BB: 0 P: 12	R: 0 E: 0 K: 0 S: 10	H: 1 LOB: 1 BB: 0 P: 14	R: 2 E: 0 K: 1 S: 16	H: 3 LOB: 2 BB: 2 P: 27	R: 0 E: 0 K: 0 S: 5	H: 0 LOB: 0 BB: 0 P: 8	R: 0 E: 0 K: 1 S: 9	H: 1 LOB: 1 BB: 0 P: 15	R: 0 E: 0 K: 2 S: 7	H: 0 LOB: 0 BB: 0 P: 9	R: 3 E: 1 K: 2 S: 13	H: 3 LOB: 3 BB: 2 P: 25	1B: 5 2B: 3 3B: 0 HR: 0	SF: 0 SAC: 0 DP: 1 HBP: 0	WP: 0 PB: 0 SB: 0 CS: 0	PA: 38			
PITCHER	IP	WLS	BF	H	R	ER	SO	BB	IBB	HBP	BLK	WP	HR	S	P	ERA	WHIP								
Charles Nagy, R (1, 1) ERA: 4.96	7.2		29	5	2	2	3	1	1	0	0	0	0	63	103	2.35	0.783								
Paul Assenmacher, L (8, 1) ERA: 3.86	0.2	L	5	2	3	2	2	0	1	0	0	0	0	10	18	27.00	3.000								
Michael Jackson, R (9, 1) ERA: 2.36	0.2		4	1	0	0	1	1	0	0	0	0	0	6	11	0.00	3.000								

New York Yankees @ Cleveland Indians
 Jacobs Field, Cleveland, OH
 Thu Jun 18 1998, 7:05 PM EDT
 Att. 43,096 - Cloudy - 77 F

AB	34
R	5
H	8
RBI	4
BB	4
SO	6
LOB	16



BOTTOM

New York Yankees @ Cleveland Indians
Jacobs Field, Cleveland, OH
Thu Jun 18 1998, 7:05 PM EDT
Att: 43,096 - Cloudy - 77 F

livebaseballscorecards.com

AB 31
R 2
H 8
RBI 2
BB 3
SO 7
LOB 18



WP: 0 PA: 36
PB: 0
SB: 0
CS: 0

AB R H RBI BB SO LOB

4 0 3 2 0 1 0

2 0 0 0 1 0 1

4 0 0 0 0 1 2

3 0 1 0 1 1 1

4 0 1 0 0 0 3

3 1 1 0 1 0 1

3 1 1 0 0 1 2

3 0 1 0 0 2 3
1 0 0 0 0 0 1

1B: 6 SF: 0
2B: 2 SAC: 1
3B: 0 DP: 2
HR: 0 HBP: 1

Batter	1	2	3	4	5	6	7	8	9
Kenny Lofton, L (1, 8) OBP: 0.376, SLG: 0.429	2-3 K		1-1 SH5-3 2B		3-2 G4-6-3 1B		2-2 2-H 3-H 1B		
Omar Vizquel, S (1, 6) OBP: 0.372, SLG: 0.389	4-1 G6-3 BB		0-0 SH5-3 2-3		1-1 G4-6-3 1-2f			1-2 G4-3	
Manny Ramirez, R (1, 9) OBP: 0.361, SLG: 0.515	2-2 G6-3 1-2		3-3 K			1-0 F8		2-1 G1	
Jim Thome, L (1, 3) OBP: 0.427, SLG: 0.643	4-2 BB		3-3 K			3-1 G4-3		2-0 1B	
Travis Fryman, R (1, 5) OBP: 0.313, SLG: 0.440	1-2 P3			0-0 G3-1 2B		0-0 G5-3		0-1 P4	
David Justice, L (1, 10) OBP: 0.362, SLG: 0.500		0-1 G3-6-3 1B		1-0 G3-1 2-3			4-2 G5-3 1B BB	3-2 G1-3	
Mark Whiten, S (1, 7) OBP: 0.371, SLG: 0.417		2-2 G3-6-3 1-2f		1-3 K2-3			1-0 G5-3 1B 1B	1-2 FC5-4 HBP	
Pat Borders, R (1, 2) OBP: 0.299, SLG: 0.305 Sandy Alomar Jr., R (9, PH) OBP: 0.309, SLG: 0.399		2-1 1B		1-3 K			3-3 K	1-0 FC5-4 1-2f	
David Bell, R (1, 4) OBP: 0.298, SLG: 0.398		1-1 G2-3			2-3 K		0-0 G5-3 1-2 2-3	3-2 F8	

Inning Stats	R: 0	H: 0	E: 0	K: 1	S: 13	R: 0	H: 2	E: 0	K: 0	S: 9	R: 0	H: 1	E: 0	K: 2	S: 9	R: 0	H: 1	E: 0	K: 1	S: 8	R: 0	H: 0	E: 0	K: 0	S: 4	R: 2	H: 2	E: 0	K: 1	S: 14	R: 0	H: 1	E: 0	K: 0	S: 8	R: 0	H: 0	E: 0	K: 0	S: 11	R: 0	H: 0	E: 0	K: 0	S: 11	1B: 6	SF: 0	2B: 2	SAC: 1	3B: 0	DP: 2	HR: 0	HBP: 1	WP: 0	PA: 36
--------------	------	------	------	------	-------	------	------	------	------	------	------	------	------	------	------	------	------	------	------	------	------	------	------	------	------	------	------	------	------	-------	------	------	------	------	------	------	------	------	------	-------	------	------	------	------	-------	-------	-------	-------	--------	-------	-------	-------	--------	-------	--------

PITCHER	IP	WLS	BF	H	R	ER	SO	BB	IBB	HBP	BLK	WP	HR	S	P	ERA	WHIP
Orlando Hernandez, R (1, 1) ERA: 1.52	7.2		30	7	2	2	7	3	0	0	0	0	0	70	121	2.35	1.304
Graeme Lloyd, L (8, 1) ERA: 1.62	0.0		1	1	0	0	0	0	0	0	0	0	0	1	3	∞	∞
Jeff Nelson, R (8, 1) ERA: 4.78	0.1	W	1	0	0	0	0	0	0	0	0	0	0	2	2	0.00	0.000
42 Mariano Rivera, R (9, 1) ERA: 1.11	1.0	S	4	0	0	0	0	0	0	1	0	0	0	11	19	0.00	0.000

TOP

New York Yankees @ Cleveland Indians
Jacobs Field, Cleveland, OH

Fri Jun 19 1998, 7:05 PM EDT
Att. 43,180 - Cloudy - 80 F

livebaseballscorecards.com

AB	31
R	4
H	8
RBI	4
BB	5
SO	7
LOB	15



AB R H RBI BB SO LOB

4	0	1	0	1	1	3
3	0	0	1	1	0	3
2	0	0	0	1	0	3
4	0	0	0	0	2	1
3	0	1	0	1	1	0
4	1	1	0	0	1	1
4	1	2	0	0	1	1
4	2	2	3	0	0	1
2	0	1	0	1	1	1
1	0	0	0	0	0	1

1B:	6	SF:	0
2B:	1	SAC:	0
3B:	0	DP:	2
HR:	1	HBP:	1

WP:	0	PA:	39
PB:	0		
SB:	1		
CS:	2		

Batter	1	2	3	4	5	6	7	8	9
Chuck Knoblauch, R (1, 4) OBP: 0.392, SLG: 0.383	4-2 BB G5-4-3		3-1 F7		1-0 FC6-4 1B		3-2 F8		2-3 K
2 Derek Jeter, R (1, 6) OBP: 0.381, SLG: 0.504	0-1 SAFE G5-4-3		0-0 FC6-4		1-1 FC6-4		4-1 BB		
Paul O'Neill, L (1, 9) OBP: 0.380, SLG: 0.492	1-1 CS HBP			4-2 BB	2-1 G4-3		3-2 G1-3		
Tino Martinez, L (1, 3) OBP: 0.365, SLG: 0.491	1-0 CS	1-0 L6		0-0 SAFE G4-6-3		2-3 K		2-3 K	
Darryl Strawberry, L (1, 10) OBP: 0.378, SLG: 0.583				4-2 BB		3-1 1B		1-2 G4-3	
Chad Curtis, R (1, 8) OBP: 0.398, SLG: 0.420				1-0 CS	0-0 1B	1-2 L9		2-1 P6	
Ricky Ledee, L (1, 7) OBP: 0.316, SLG: 0.471									0-0 G4-3 1B
Scott Brosius, R (1, 5) OBP: 0.386, SLG: 0.471									0-1 G4-3
Joe Girardi, R (1, 2) OBP: 0.313, SLG: 0.380									2-1 F7
20 Jorge Posada, S (9, PH) OBP: 0.350, SLG: 0.489									

Inning Stats	R: 0	H: 0	E: 0	K: 0	S: 5	R: 0	H: 0	E: 0	K: 2	S: 7	R: 1	H: 2	E: 0	K: 0	S: 9	R: 0	H: 0	E: 0	K: 0	S: 6	R: 3	H: 4	E: 0	K: 1	S: 15	R: 0	H: 1	E: 0	K: 2	S: 13	R: 0	H: 0	E: 0	K: 0	S: 13	R: 0	H: 0	E: 0	K: 1	S: 8	R: 0	H: 1	E: 0	K: 1	S: 8
	LOB: 0	BB: 1	P: 11	LOB: 0	BB: 0	P: 10	LOB: 1	BB: 0	P: 12	LOB: 0	BB: 2	P: 15	LOB: 1	BB: 0	P: 25	LOB: 1	BB: 0	P: 20	LOB: 2	BB: 2	P: 30	LOB: 0	BB: 0	P: 13	LOB: 1	BB: 0	P: 12																		

PITCHER	IP	WLS	BF	H	R	ER	SO	BB	IBB	HBP	BLK	WP	HR	S	P	ERA	WHIP
Jaret Wright, R (1, 1) ERA: 3.91	6.2	W	29	7	4	4	5	5	0	1	0	0	1	65	117	5.40	1.800
Alvin Morman, L (7, 1) ERA: 3.24	0.1		1	0	0	0	0	0	0	0	0	0	0	3	6	0.00	0.000
Paul Assenmacher, L (8, 1) ERA: 3.7	1.0		3	0	0	0	1	0	0	0	0	0	0	8	13	0.00	0.000
Michael Jackson, R (9, 1) ERA: 2.28	1.0	S	4	1	0	0	1	0	0	0	0	0	0	8	12	0.00	1.000

Batter	1	2	3	4	5	6	7	8	9
Kenny Lofton, L OBP: 0.373, SLG: 0.436 (1, 8)	2-2 L9		0-3 K		2-2 HR	1-2 P6		3-2 G6-3	
Omar Vizquel, S OBP: 0.369, SLG: 0.385 (1, 6)	0-1 G6-3			1-2 WP 1B 1B	0-0 F8		2-2 F8	0-1 L5	
David Justice, L OBP: 0.361, SLG: 0.496 (1, 10)	3-2 P6			0-0 WP 1B	3-3 K		1-1 E4 HR		
Jim Thome, L OBP: 0.434, SLG: 0.669 (1, 3)				4-0 1B FC5-2 BB	4-2 BB		2-2 HR		
Manny Ramirez, R OBP: 0.363, SLG: 0.515 (1, 9)		1-0 G4-3		2-2 FC5-2 WP 1B	0-1 G5-3		2-1 1B		
Mark Whiten, S OBP: 0.392, SLG: 0.429 (1, 7)		1-3 K		1-1 WP FC5-2 HBP		1-1 WP 1B	0-0 1B		
Travis Fryman, R OBP: 0.312, SLG: 0.437 (1, 5)		1-3 K		2-0 FC5-2 WP		1-0 1B	1-3 K		
Pat Borders, R OBP: 0.297, SLG: 0.294 (1, 2)			2-0 G6-3	3-2 G6-3		4-2 BB		1-0 L7	
David Bell, R OBP: 0.303, SLG: 0.406 (1, 4)			2-2 P3		3-2 HR 1B	0-3 K		1-2 G6-3 2B	


AB	R	H	RBI	BB	SO	LOB
5	1	1	2	0	1	3
5	1	1	0	0	0	1
4	1	1	0	0	1	0
2	2	2	3	2	0	0
4	1	2	1	0	0	1
3	0	2	0	0	1	0
4	0	1	0	0	2	4
3	0	0	0	1	0	2
4	1	2	0	0	1	2

BOTTOM

New York Yankees @ Cleveland Indians
Jacobs Field, Cleveland, OH

Fri Jun 19 1998, 7:05 PM EDT
Att: 43,180 - Cloudy - 80 F

AB	34
R	7
H	12
RBI	6
BB	3
SO	6
LOB	13



Inning Stats	R	H	E	K	S	R	H	E	K	S	R	H	E	K	S	R	H	E	K	S	R	H	E	K	S	R	H	E	K	S	R	H	E	K	S
David Cone, R ERA: 4.82 (1, 1)	5	1	0	11	16	1	1	0	10	14	0	0	0	7	11	2	3	0	15	28	2	2	0	12	19	2	3	0	18	24	2	2	0	12	19
Graeme Lloyd, L ERA: 2.04 (6, 1)	1	0	0	5	16	0	0	0	5	16	0	0	0	5	16	0	0	0	5	16	0	0	0	5	16	0	0	0	5	16	0	0	0	5	16
Jeff Nelson, R ERA: 4.68 (7, 1)	0	0	0	3	16	0	0	0	3	16	0	0	0	3	16	0	0	0	3	16	0	0	0	3	16	0	0	0	3	16	0	0	0	3	16
Darren Holmes, R ERA: 4.13 (8, 1)	1	0	0	4	16	0	0	0	4	16	0	0	0	4	16	0	0	0	4	16	0	0	0	4	16	0	0	0	4	16	0	0	0	4	16

WP	HR	S	P	ERA	WHIP
3	0	0	38	8.44	2.062
0	0	0	0	9.00	1.000
0	0	0	9	0.00	3.000
0	0	0	14	0.00	1.000

Batter	1	2	3	4	5	6	7	8	9	AB R H RBI BB SO LOB	TOP
Chuck Knoblauch, R (1, 4) OBP: 0.392, SLG: 0.381	2-2 		0-1 		4-2 		2-2 		3-2 	4 1 1 0 1 0 0	
2 Derek Jeter, R (1, 6) OBP: 0.378, SLG: 0.502	3-1 		3-3 		0-2 		3-2 		0-3 	5 0 1 0 0 2 3	
Paul O'Neill, L (1, 9) OBP: 0.382, SLG: 0.493	2-2 			0-2 	2-2 		2-3 		4-1 	4 1 2 1 0 1 1	
Tino Martinez, L (1, 3) OBP: 0.364, SLG: 0.491		1-1 		2-0 	2-3 			1-0 		4 1 1 1 0 1 2	
Tim Raines, S (1, 7) Ricky Ledee, L (8, 7) OBP: 0.365, SLG: 0.395 OBP: 0.316, SLG: 0.471		2-3 		3-2 	2-3 			1-3 		4 0 0 0 0 3 3 0 0 0 0 0 0 0	
Darryl Strawberry, L (1, 10) OBP: 0.381, SLG: 0.585		4-2 		0-0 	2-1 			1-0 		3 0 1 1 1 0 2	
20 Jorge Posada, S (1, 2) OBP: 0.348, SLG: 0.479		4-1 		0-3 		0-0 			3-2 	3 0 0 0 1 1 1	AB 34 R 5 H 7 RBI 4 BB 4 SO 9 LOB 16
Chad Curtis, R (1, 8) OBP: 0.385, SLG: 0.414		2-1 		0-0 		3-1 			4-2 	3 1 0 0 1 0 3	
Scott Brosius, R (1, 5) OBP: 0.384, SLG: 0.481			1-1 		3-1 		1-1 		1-3 	4 1 1 1 0 1 1	
Inning Stats	R: 0 H: 0 E: 0 LOB: 0 K: 0 BB: 0 S: 8 P: 15	R: 0 H: 0 E: 0 LOB: 2 K: 1 BB: 2 S: 12 P: 25	R: 0 H: 1 E: 0 LOB: 0 K: 1 BB: 0 S: 8 P: 11	R: 2 H: 3 E: 0 LOB: 1 K: 1 BB: 0 S: 12 P: 17	R: 2 H: 2 E: 1 LOB: 2 K: 2 BB: 1 S: 20 P: 35	R: 0 H: 0 E: 0 LOB: 0 K: 0 BB: 0 S: 5 P: 9	R: 0 H: 1 E: 0 LOB: 0 K: 1 BB: 0 S: 9 P: 16	R: 0 H: 0 E: 0 LOB: 0 K: 1 BB: 0 S: 5 P: 8	R: 1 H: 0 E: 1 LOB: 1 K: 2 BB: 1 S: 15 P: 26	1B: 3 SF: 0 2B: 3 SAC: 0 3B: 0 DP: 0 HR: 1 HBP: 0	WP: 0 PA: 38 PB: 0 SB: 1 CS: 2
PITCHER Dave Burba, R (1, 1) ERA: 3.78 Eric Plunk, R (7, 1) ERA: 3.94 Paul Shuey, R (9, 1) ERA:	IP WLS BF H R ER SO BB IBB HBP BLK WP HR S P ERA WHIP 6.0 L 27 6 4 4 5 3 0 0 0 0 0 1 65 112 6.00 1.500 2.0 6 1 0 0 2 0 0 0 0 0 0 0 14 24 0.00 0.500 1.0 5 0 1 0 2 1 0 0 0 0 0 0 15 26 0.00 1.000	PITCHER IP WLS BF H R ER SO BB IBB HBP BLK WP HR S P ERA WHIP									

New York Yankees @ Cleveland Indians
 Jacobs Field, Cleveland, OH
 Sat Jun 20 1998, 3:33 AM EDT
 Att. 43,259 - Sunny - 80 F

livebaseballscorecards.com

Batter	1	2	3	4	5	6	7	8	9	AB	R	H	RBI	BB	SO	LOB
Kenny Lofton, L (1, 8) OBP: 0.374, SLG: 0.439	3-2 F7 ①		1-1 1B 2B		0-0 1B			2-0 F8 ②	1-2 F7 ③	5	0	2	0	0	0	2
Omar Vizquel, S (1, 6) OBP: 0.371, SLG: 0.387	1-3 K ②		2-1 FC5-4 1B		1-2 G6-3 ③			1-1 S 1B		4	1	2	0	0	1	2
Manny Ramirez, R (1, 9) OBP: 0.361, SLG: 0.510	3-2 G4-3 ③		2-0 FC5-4 ③				0-1 G5-3 ①	1-1 1-H 1B		4	0	1	1	0	0	2
Jim Thome, L (1, 3) OBP: 0.429, SLG: 0.659		3-2 G6-3 ①		1-3 K ①			1-2 L4 ②	2-3 K ③		4	0	0	0	0	2	1
Sandy Alomar Jr., R (1, 2) OBP: 0.308, SLG: 0.401		0-1 L8 ②		0-0 L6 ②			2-2 F9 ③		2-1 FC1-6 1B 2B	4	1	1	0	0	0	0
David Justice, L (1, 7) OBP: 0.356, SLG: 0.489		1-3 K ③		2-3 K ③				3-3 K ①	1-2 F8 ①	4	0	0	0	0	3	1
Travis Fryman, R (1, 5) OBP: 0.315, SLG: 0.438			1-0 E6 S 1B		0-2 F9 ①			0-1 G1-3 ②	0-0 FC1-6 1B	4	1	2	0	0	0	0
Geronimo Berroa, R (1, 10) OBP: 0.282, SLG: 0.281			1-3 K ①		3-3 K ②			1-3 K ③	0-0 FC1-6 1B	3	0	0	0	0	3	0
Mark Whiten, S (9, PH) OBP: 0.387, SLG: 0.422			2-H K						1-2 FC1-6 1B	1	0	0	0	0	0	2
David Bell, R (1, 4) OBP: 0.312, SLG: 0.413			1-1 G6-3 ②		1-0 1B				0-0 1B	4	0	3	1	0	0	0
Shawon Dunston, R (9, PR) OBP: 0.242, SLG: 0.366									1-2 3-H 1B	0	0	0	0	0	0	0

Inning Stats	R: 0	H: 0	E: 0	K: 1	S: 12	R: 0	H: 0	E: 0	K: 1	S: 8	R: 1	H: 3	E: 2	K: 1	S: 11	R: 0	H: 0	E: 0	K: 2	S: 8	R: 0	H: 2	E: 0	K: 1	S: 11	R: 0	H: 0	E: 0	K: 0	S: 9	R: 0	H: 0	E: 0	K: 2	S: 8	R: 1	H: 3	E: 0	K: 1	S: 10	R: 1	H: 3	E: 0	K: 0	S: 12	1B: 9	SF: 0	2B: 2	3B: 0	HR: 0	WP: 0	PA: 37
David Wells, L (1, 1) ERA: 4.28	IP	WLS	BF	H	R	ER	SO	BB	IBB	HBP	BLK	WP	HR	S	P	ERA	WHIP																																			
42 Mariano Rivera, R (9, 1) ERA: 1.42	1.0	S	6	3	1	1	0	0	0	0	0	0	0	12	16	9.00	3.000																																			


BOTTOM

New York Yankees @ Cleveland Indians
 Jacobs Field, Cleveland, OH

Sat Jun 20 1998, 3:33 AM EDT
 Att: 43,259 - Sunny - 80 F

livebaseballscorecards.com

AB	37
R	3
H	11
RBI	2
BB	0
SO	9
LOB	10



Batter	1	2	3	4	5	6	7	8	9	AB R H RBI BB SO LOB	TOP	
Chuck Knoblauch, R (1, 4) OBP: 0.389, SLG: 0.376 Dale Sveum, S (7, 5) OBP: 0.209, SLG: 0.154	2-2 G6-3 		1-1 G6-3 		2-1 G6-4-3 			3-3 		3 0 0 0 0 0 1 1 0 0 0 0 0 10	New York Yankees @ Cleveland Indians Jacobs Field, Cleveland, OH Sun Jun 21 1998, 7:05 PM EDT Att. 43,104 - Cloudy - 83 F	
2 Derek Jeter, R (1, 6) OBP: 0.380, SLG: 0.500	3-3 		1-0 		1-3 			4-2 		3 0 1 0 1 2 0		
Paul O'Neill, L (1, 9) OBP: 0.378, SLG: 0.487 Tim Lincecum, S (7, 7) OBP: 0.363, SLG: 0.392	2-3 		1-2 P5 			1-1 F9 		1-2 G3 		3 0 0 0 0 1 1 1 0 0 0 0 0 1		
Tino Martinez, L (1, 3) OBP: 0.359, SLG: 0.484 Luis Sojo, R (7, 3) OBP: 0.208, SLG: 0.200		1-0 L9 	3-1 L4 			2-0 L7 		3-3 		3 0 0 0 0 0 1 1 0 0 0 0 0 1		
Darryl Strawberry, L (1, 10) OBP: 0.384, SLG: 0.580		4-2 		2-1 		3-3 			0-0 F8 	3 0 1 0 1 1 0		
20 Jorge Posada, S (1, 2) OBP: 0.352, SLG: 0.476		4-0 		0-0 F8 			3-3 		0-0 	3 0 1 0 1 1 1		
Chad Curtis, R (1, 8) OBP: 0.393, SLG: 0.411 (7, 9)		0-1 		1-1 L5 			1-2 G5-3 		1-0 L7 	4 0 1 0 0 0 2		
Ricky Ledee, L (1, 7) OBP: 0.304, SLG: 0.400 (7, 8)		1-3 		3-3 			4-2 		1-3 	3 0 0 0 1 3 5		
Scott Brosius, R (1, 5) OBP: 0.383, SLG: 0.476 Homer Bush, R (7, 4) OBP: 0.500, SLG: 0.467		2-3 		4-0 			2-0 F8 			2 0 0 0 1 1 4 0 0 0 0 0 0 0		
Inning Stats	R: 0 H: 0 E: 0 LOB: 0 K: 2 BB: 0 S: 10 P: 17	R: 0 H: 1 E: 0 LOB: 3 K: 2 BB: 2 S: 12 P: 24	R: 0 H: 1 E: 0 LOB: 1 K: 0 BB: 0 S: 8 P: 14	R: 0 H: 1 E: 0 LOB: 1 K: 1 BB: 0 S: 9 P: 15	R: 0 H: 0 E: 0 LOB: 0 K: 1 BB: 1 S: 5 P: 12	R: 0 H: 0 E: 0 LOB: 0 K: 1 BB: 0 S: 7 P: 13	R: 0 H: 0 E: 0 LOB: 1 K: 1 BB: 1 S: 9 P: 19	R: 0 H: 0 E: 0 LOB: 1 K: 2 BB: 1 S: 14 P: 25	R: 0 H: 1 E: 0 LOB: 1 K: 1 BB: 0 S: 6 P: 8	1B: 4 SF: 0 2B: 0 SAC: 0 3B: 0 DP: 1 HR: 0 HBP: 0		WP: 0 PA: 35 PB: 1 SB: 0 CS: 0
PITCHER Bartolo Colon, R (1, 1) ERA: 2.53 Ron Villone, L (9, 1) ERA: 2.03	IP WLS BF H R ER SO BB IBB HBP BLK WP HR S P ERA WHIP 8.0 W 31 3 0 0 10 5 0 0 0 0 0 0 74 139 0.00 1.000											PITCHER IP WLS BF H R ER SO BB IBB HBP BLK WP HR S P ERA WHIP

AB	30
R	0
H	4
RBI	0
BB	5
SO	11
LOB	17



Batter	1	2	3	4	5	6	7	8	9
Kenny Lofton, L OBP: 0.368, SLG: 0.431 (1, 8)	2-2 G4-3	1-1 P5		1-2 G4-3	1-0 F7			0-1 L7	
Omar Vizquel, S OBP: 0.366, SLG: 0.381 (1, 6)	1-0 L9		0-3 K	0-2 G4-3		0-0 P5		0-0 HR	
David Justice, L OBP: 0.361, SLG: 0.487 (1, 10)	4-0 BB		4-2 1B HR	4-1 1B BB		2-2 L9		0-3 K	
Geronimo Berroa, R OBP: 0.278, SLG: 0.277 (8, PH)									
Jim Thome, L OBP: 0.428, SLG: 0.654 (1, 3)	0-3 K		1-2 HR	3-2 1B	1-3 1B	3-3 K		2-3 K	
Manny Ramirez, R OBP: 0.367, SLG: 0.543 (1, 9)		3-1 HR	2-1 HR	3-3 K			1-1 F9 1B 2B		
Mark Whiten, S OBP: 0.392, SLG: 0.463 (1, 7)		2-2 HR	1-2 G3		4-1 3B BB		1-0 F9		
Sandy Alomar Jr., R OBP: 0.312, SLG: 0.413 (1, 2)		2-2 G5-3	0-1 CS 1B		1-0 SF7 3B		1-3 K		
Pat Borders, R OBP: 0.297, SLG: 0.294 (9, 2)									
Travis Fryman, R OBP: 0.318, SLG: 0.453 (1, 5)		2-2 S 1B	1-1 CS	2-0 HR	0-1 SF7		0-1 SF7		
Jeff Branson, L OBP: 0.222, SLG: 0.257 (7, PH) (8, 5)			1-2		3-H		3-H 1B		
David Bell, R OBP: 0.311, SLG: 0.415 (1, 4)	1-3 K			3-2 1B 2B	3-2 F7		2-3 K		

Inning Stats	R: 0	H: 0	E: 0	K: 1	S: 7	LOB: 1	BB: 1	P: 14
	R: 2	H: 3	E: 0	K: 1	S: 19	LOB: 1	BB: 0	P: 30
	R: 3	H: 3	E: 0	K: 1	S: 17	LOB: 0	BB: 1	P: 26
	R: 2	H: 3	E: 0	K: 1	S: 21	LOB: 2	BB: 1	P: 37
	R: 2	H: 1	E: 0	K: 0	S: 9	LOB: 0	BB: 1	P: 18
	R: 1	H: 2	E: 0	K: 2	S: 11	LOB: 1	BB: 0	P: 16
	R: 1	H: 1	E: 0	K: 2	S: 9	LOB: 0	BB: 0	P: 11

PITCHER	IP	WLS	BF	H	R	ER	SO	BB	IBB	HBP	BLK	WP	HR	S	P	ERA	WHIP
Hideki Irabu, R ERA: 2.19 (1, 1)	3.0	L	16	6	5	5	3	2	0	0	0	0	3	43	70	15.00	2.667
Darren Holmes, R ERA: 5.0 (4, 1)	3.0		15	4	4	4	2	2	0	0	0	0	1	38	68	12.00	2.000
Ramiro Mendoza, R ERA: 4.03 (7, 1)	1.0		5	2	1	1	2	0	0	0	0	0	0	11	16	9.00	2.000
Mike Stanton, L ERA: 5.29 (8, 1)	1.0		4	1	1	1	2	0	0	0	0	0	1	9	11	9.00	1.000

AB R H RBI BB SO LOB

5	0	0	0	0	0	2
4	0	0	0	0	1	1
1	1	1	1	0	0	0
1	1	0	0	3	0	0
1	0	0	0	0	1	0
5	1	2	1	0	3	1
4	3	3	4	0	1	2
3	2	1	1	1	0	1

4	1	2	1	0	1	1
0	0	0	0	0	0	0
2	1	2	2	0	0	0
1	0	1	1	0	0	0

4	1	1	0	0	2	2
---	---	---	---	---	---	---

1B: 5	SF: 1	WP: 0	PA: 41
2B: 2	SAC: 0	PB: 0	
3B: 1	DP: 0	SB: 1	
HR: 5	HBP: 0	CS: 1	

BOTTOM

New York Yankees @ Cleveland Indians

Jacobs Field, Cleveland, OH

Sun Jun 21 1998, 7:05 PM EDT

Att: 43,104 - Cloudy - 83 F

AB	35
R	11
H	13
RBI	11
BB	4
SO	9
LOB	10



Batter 1 2 3 4 5 6 7 8 9 AB R H RBI BB SO LOB TOP

Tony Graffanino, R (1, 4)
OBP: 0.279, SLG: 0.323
Keith Lockhart, L (9, PH)
OBP: 0.330, SLG: 0.407

Gerald Williams, R (1, 9)
OBP: 0.364, SLG: 0.467
Ryan Klesko, L (9, PH)
OBP: 0.335, SLG: 0.504

10 Chipper Jones, S (1, 5)
OBP: 0.412, SLG: 0.567

Andres Galarraga, R (1, 3)
OBP: 0.391, SLG: 0.626

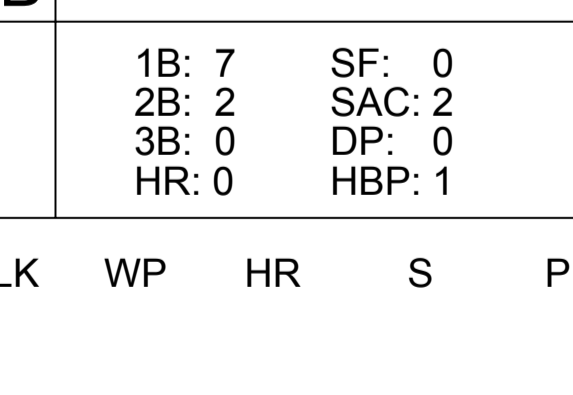




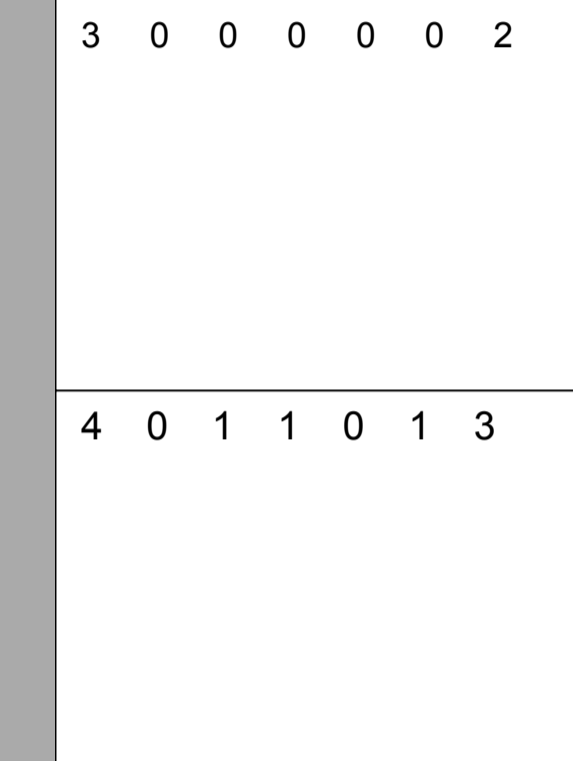
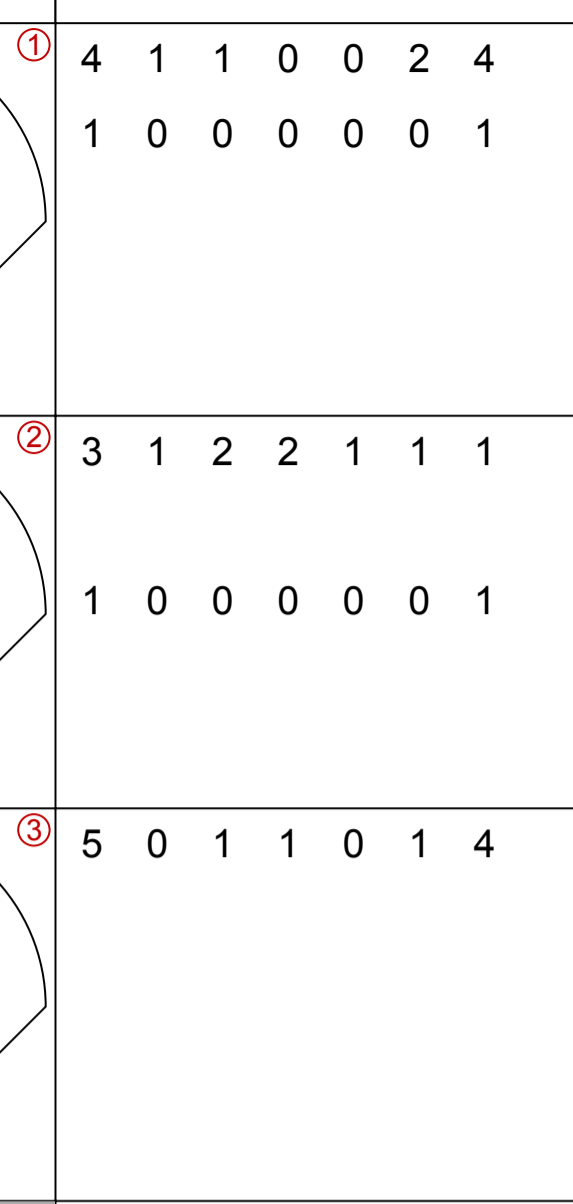
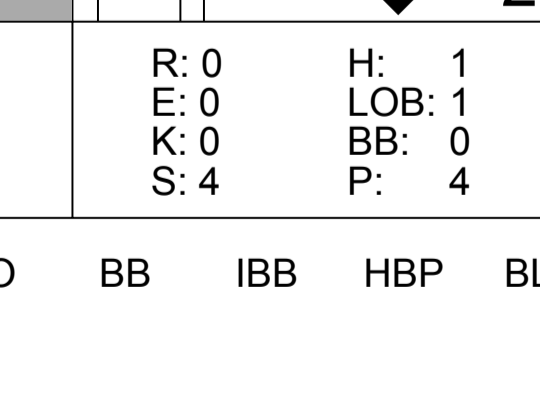
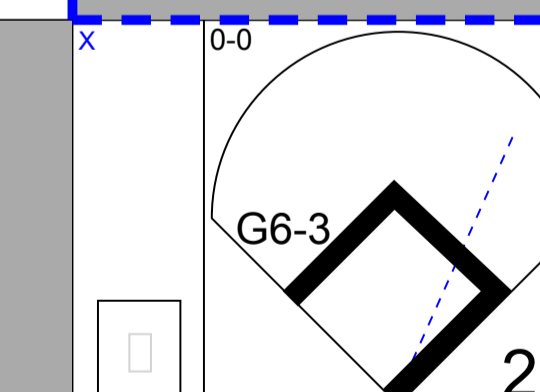

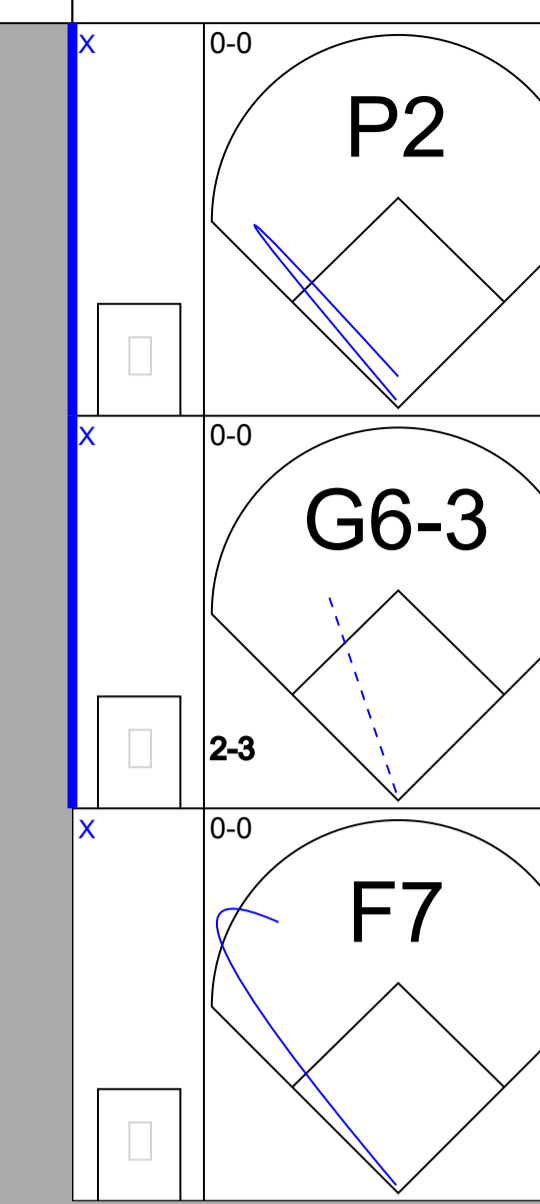
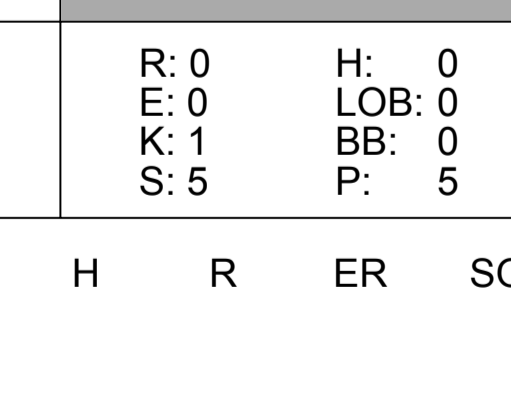

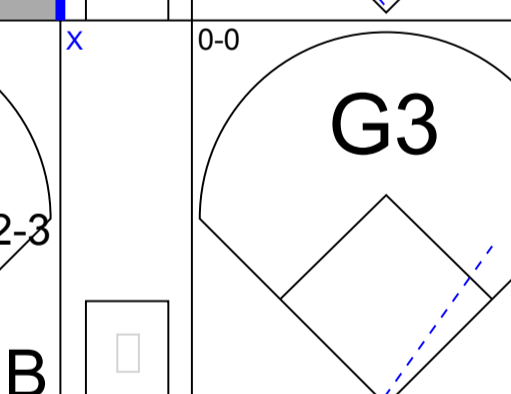
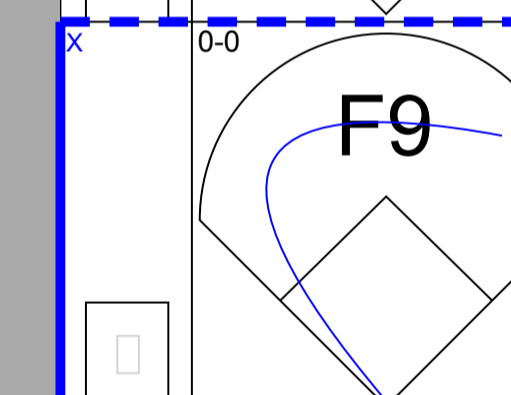
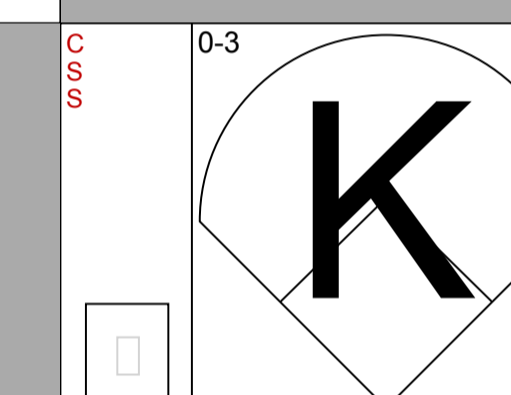
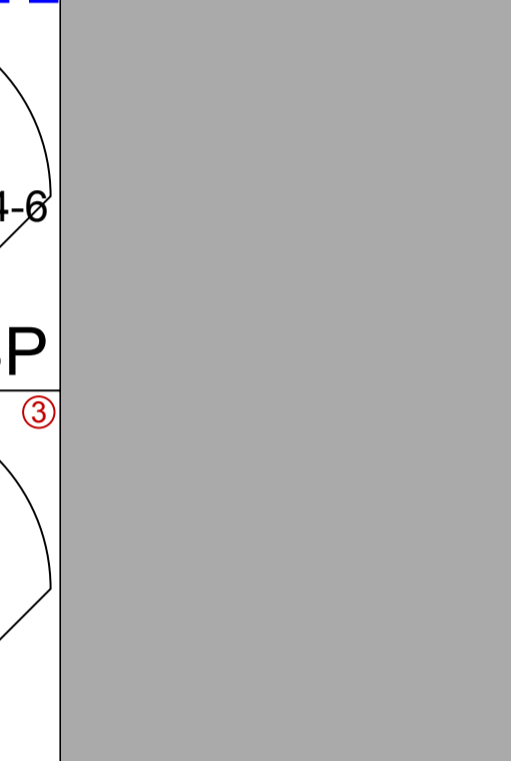
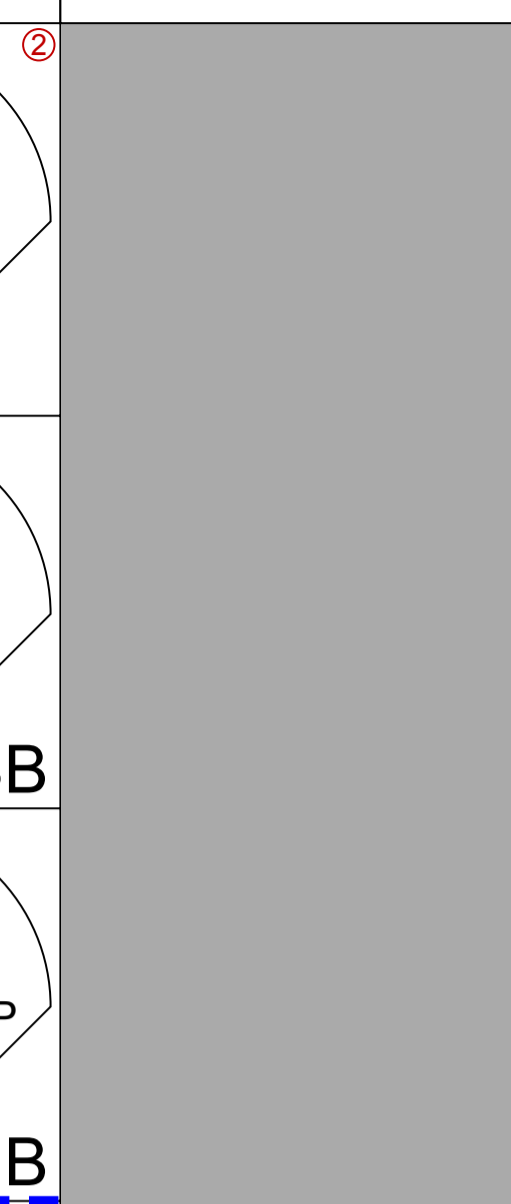
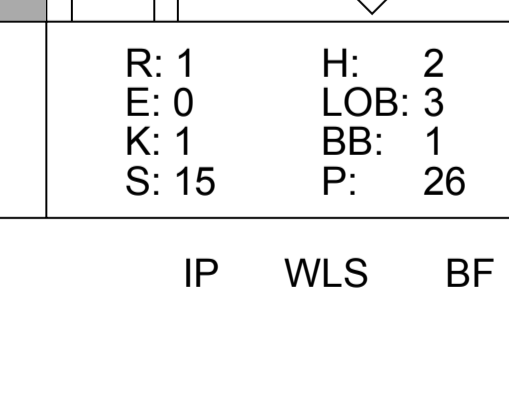
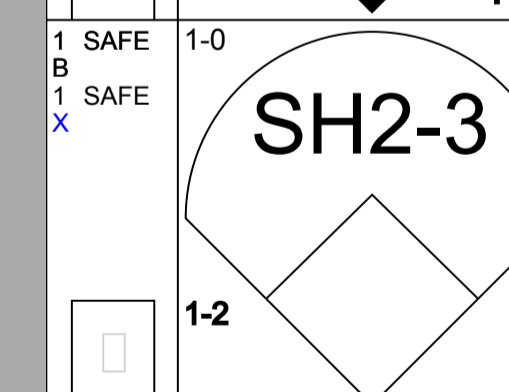
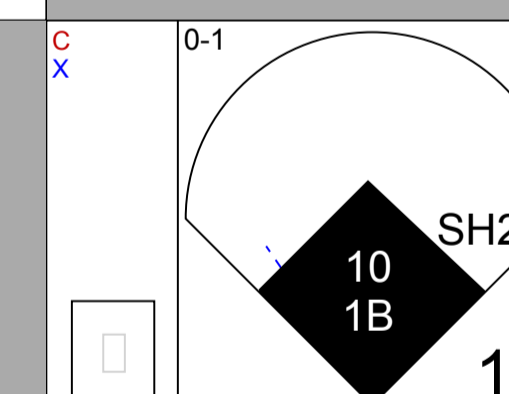

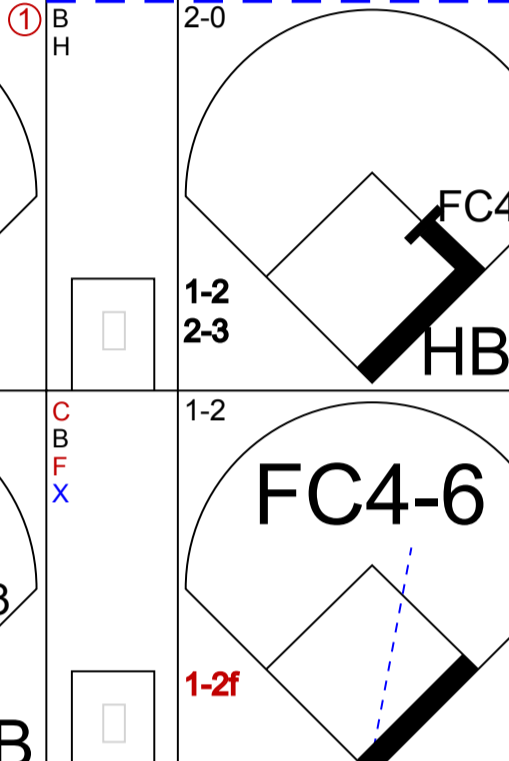
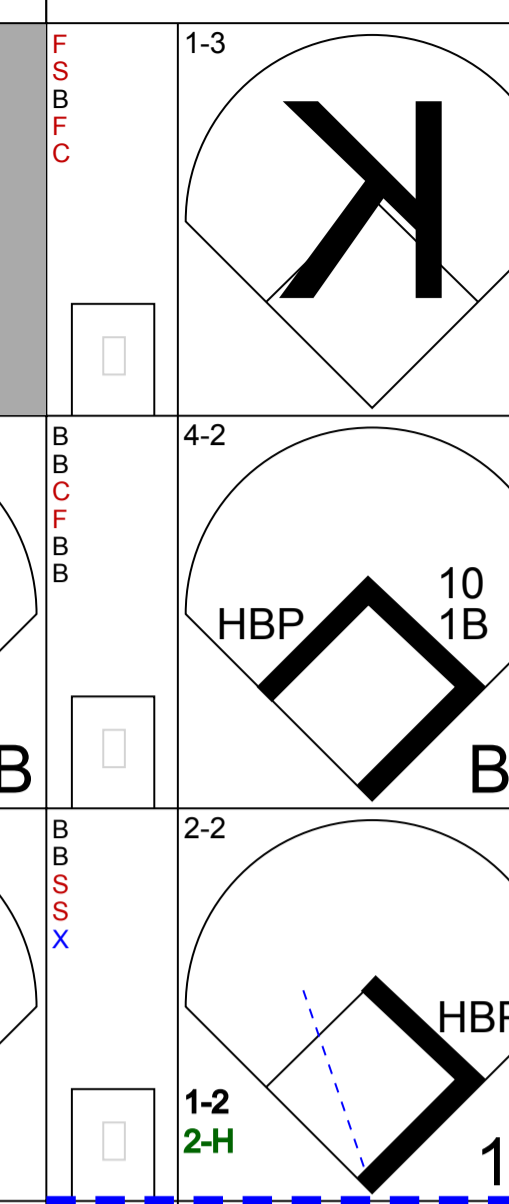
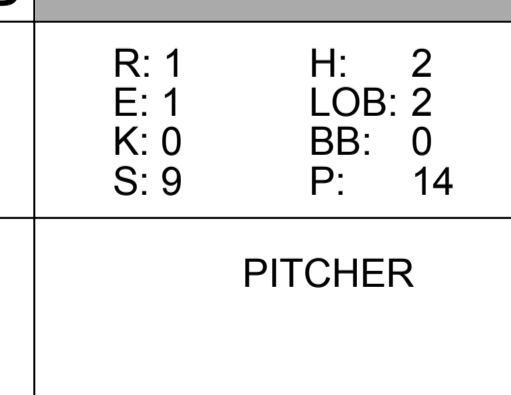

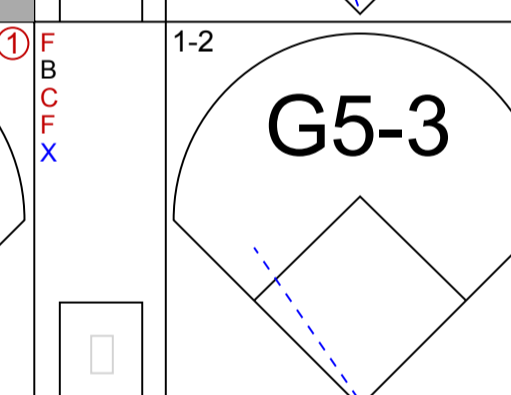
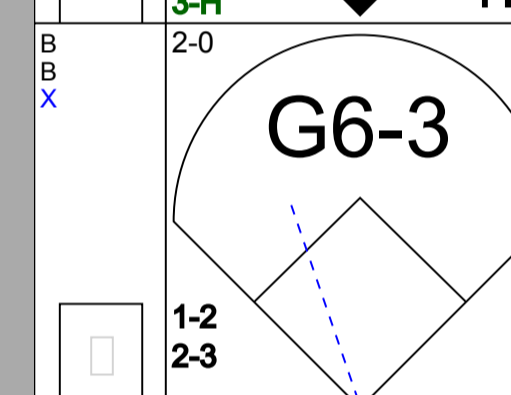
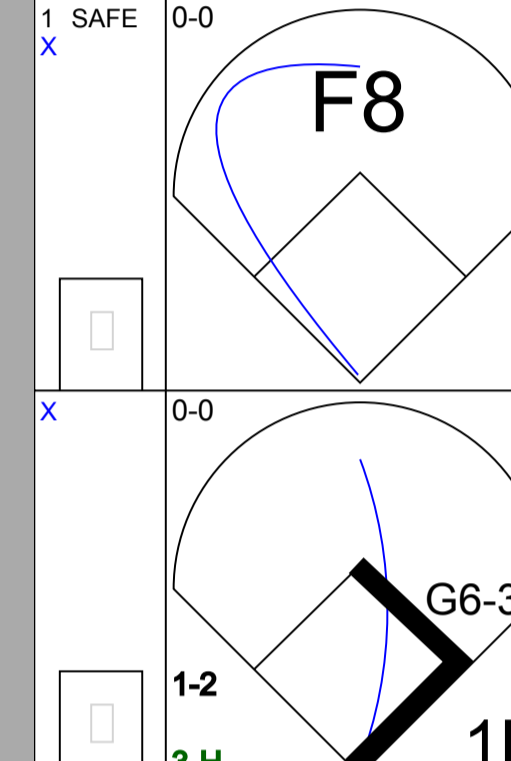
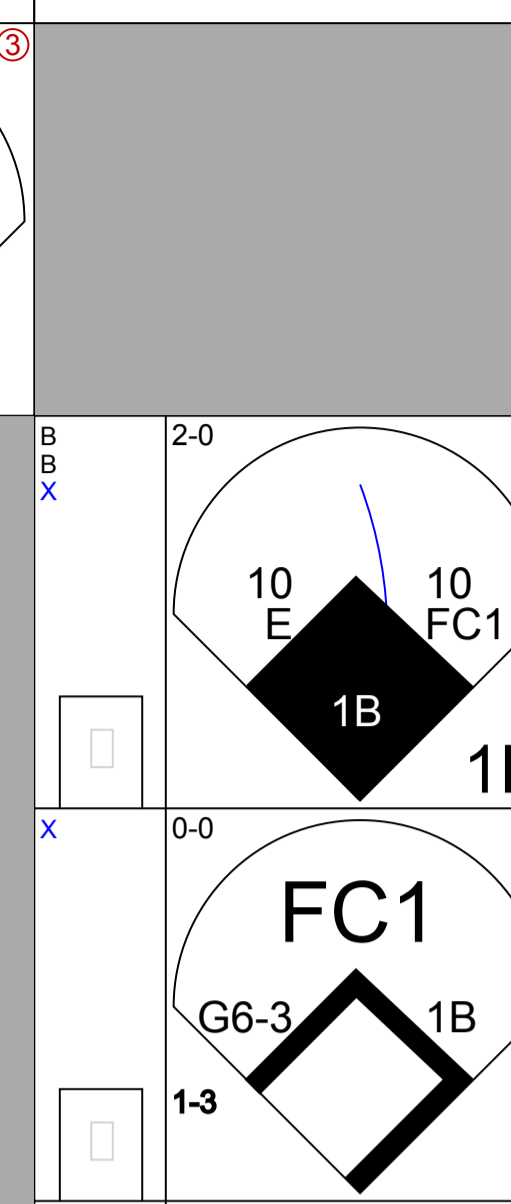

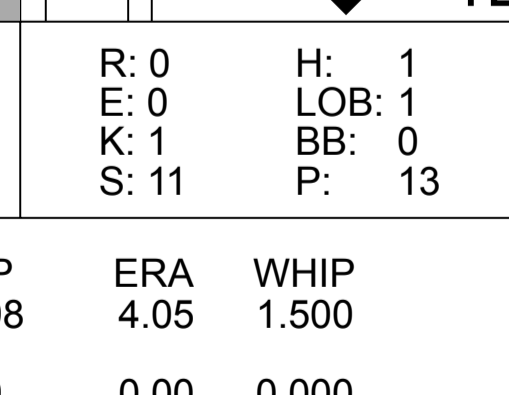
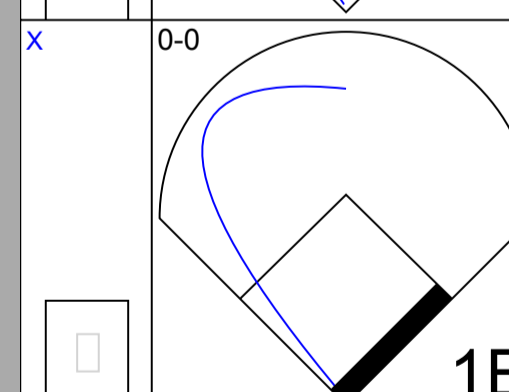
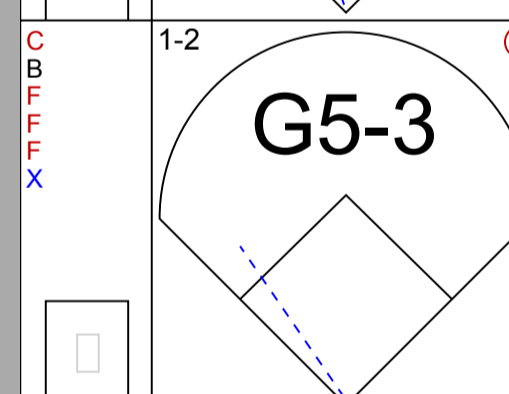
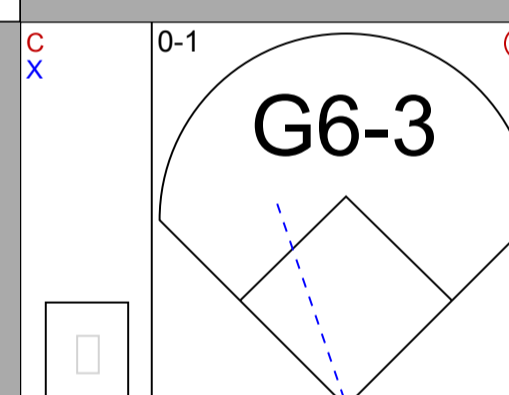

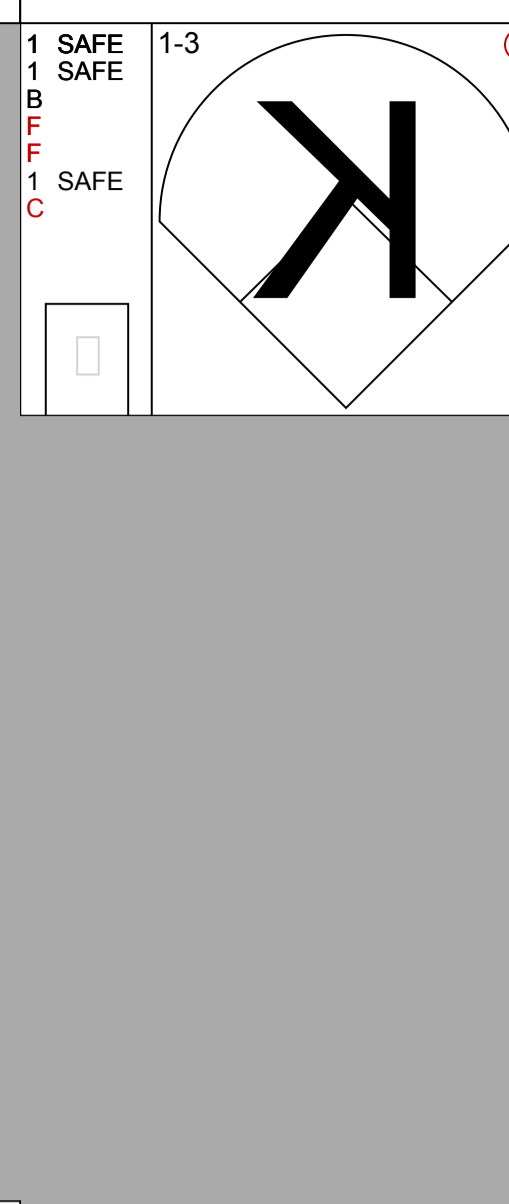

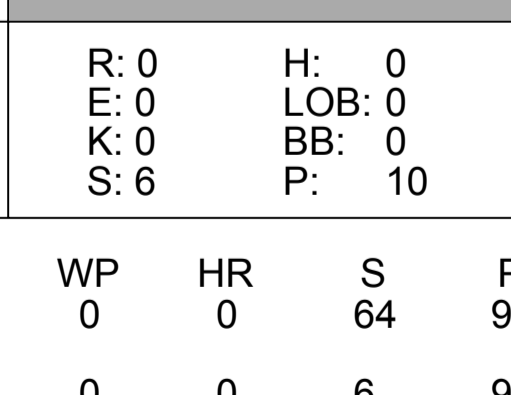

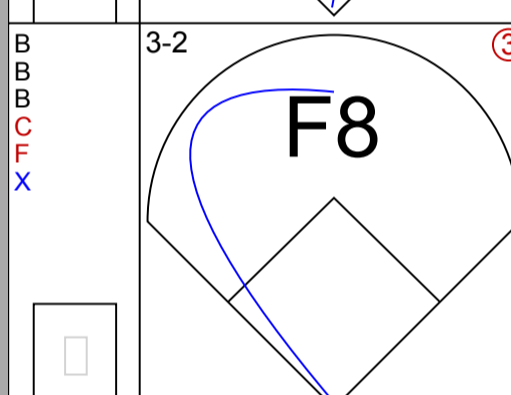
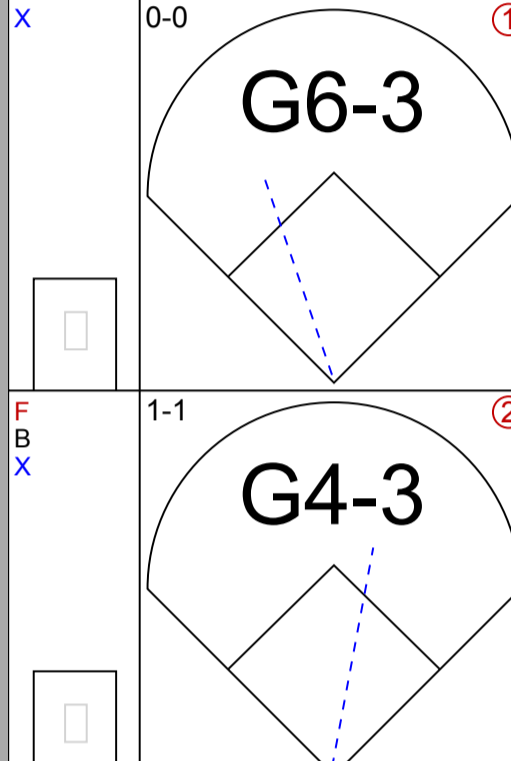


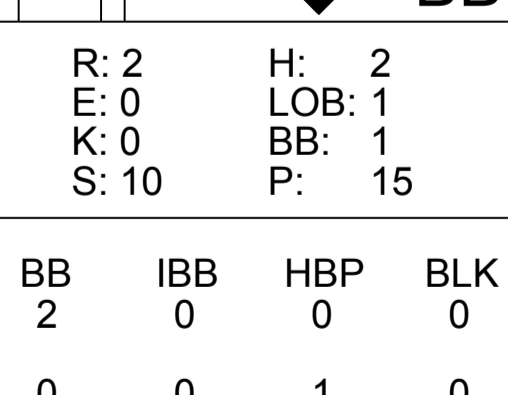
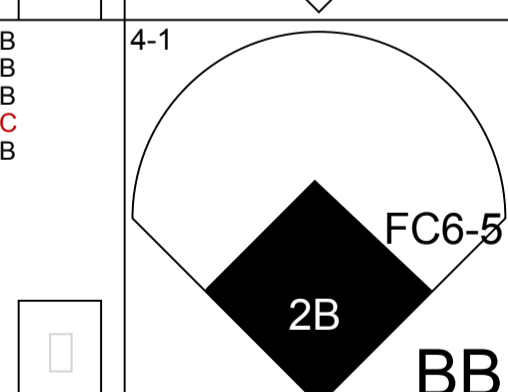
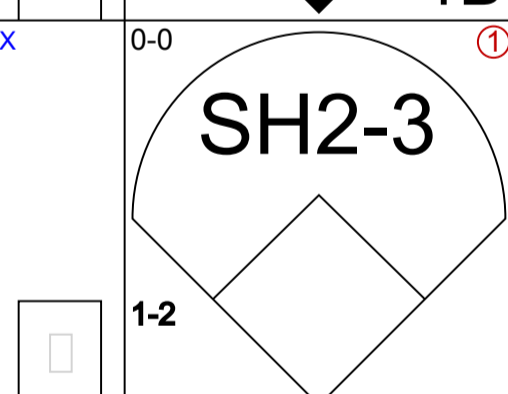
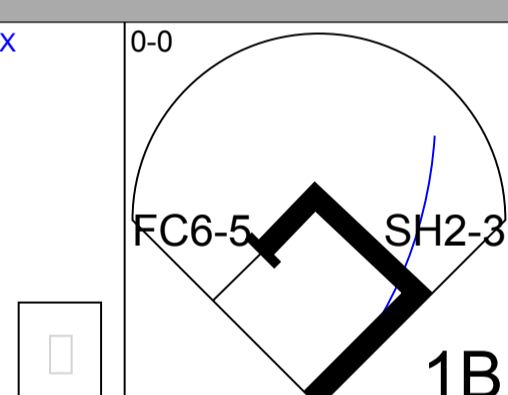
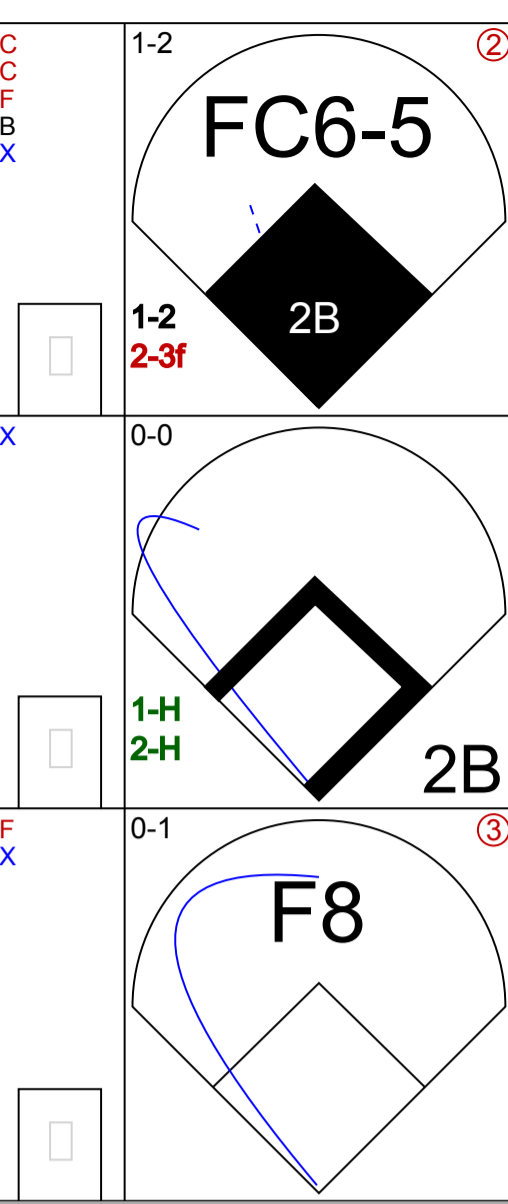

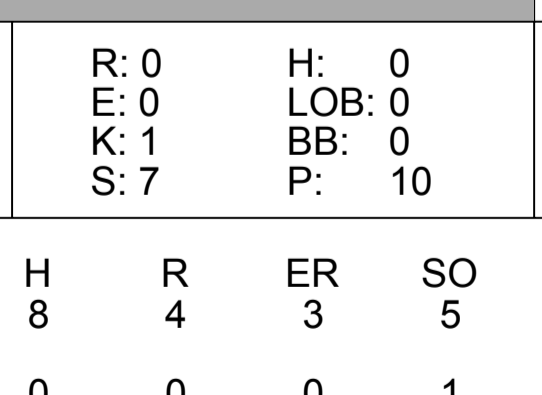

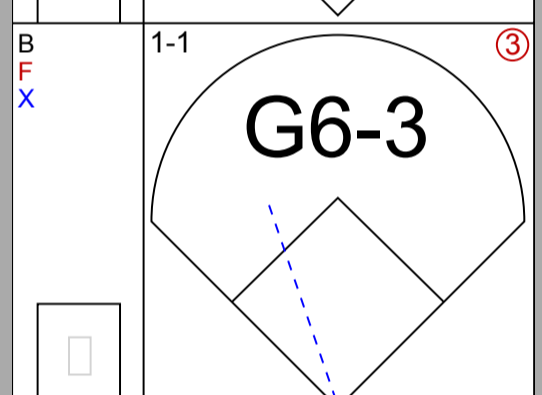
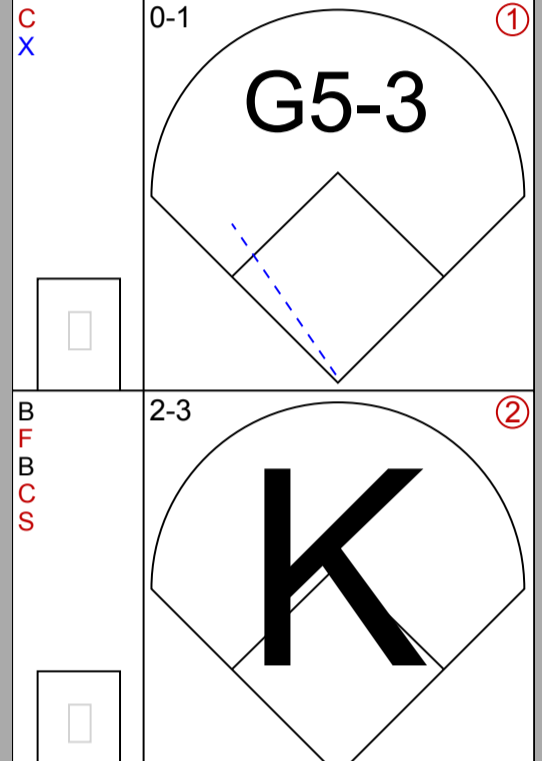

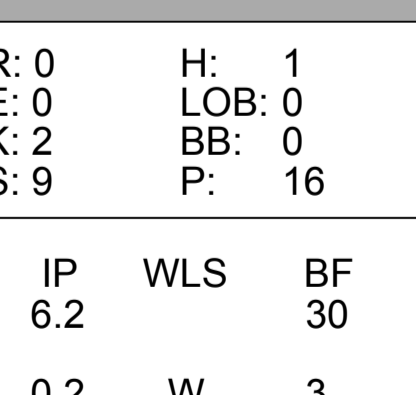
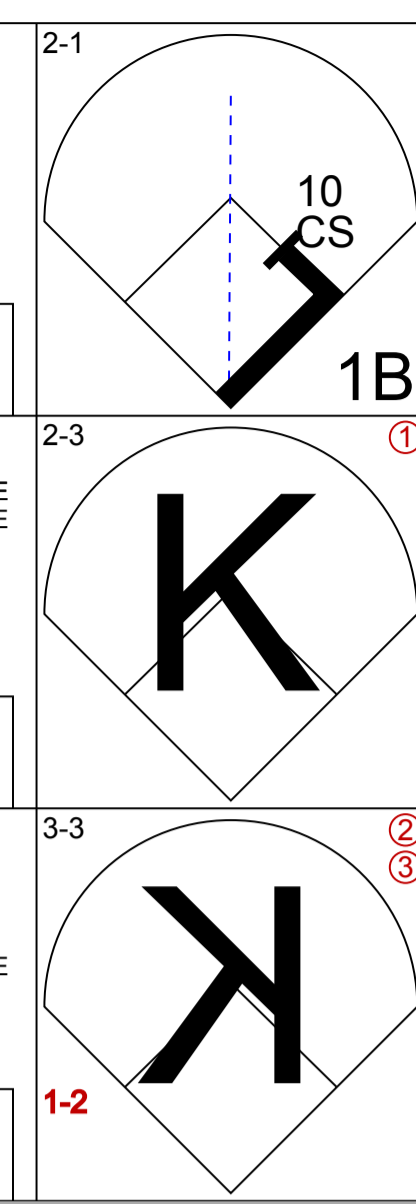
Javy Lopez, R (1, 10)
OBP: 0.355, SLG: 0.571

Andruw Jones, R (1, 8)
OBP: 0.313, SLG: 0.479

Eddie Pérez, R (1, 2)
OBP: 0.351, SLG: 0.514
Michael Tucker, L (8, PH)
OBP: 0.341, SLG: 0.489

Danny Bautista, R (1, 7)
OBP: 0.259, SLG: 0.327
Mike Cather, R (8, 1)

Ozzie Guillen, L (1, 6)
OBP: 0.298, SLG: 0.287



Statistical table for batter 9: AB 4, R 1, H 1, RBI 0, BB 0, SO 2, LOB 4. Row 2: AB 1, R 0, H 0, RBI 0, BB 0, SO 0, LOB 1.

Statistical table for batter 9: AB 3, R 1, H 2, RBI 2, BB 1, SO 1, LOB 1. Row 2: AB 1, R 0, H 0, RBI 0, BB 0, SO 0, LOB 1.

Statistical table for batter 9: AB 5, R 0, H 1, RBI 1, BB 0, SO 1, LOB 4. Row 2: AB 3, R 0, H 0, RBI 0, BB 0, SO 0, LOB 2.

Statistical table for batter 9: AB 4, R 0, H 1, RBI 1, BB 0, SO 1, LOB 3. Row 2: AB 4, R 0, H 0, RBI 0, BB 0, SO 0, LOB 2.

Statistical table for batter 9: AB 3, R 0, H 1, RBI 0, BB 0, SO 0, LOB 2. Row 2: AB 1, R 0, H 0, RBI 0, BB 0, SO 0, LOB 0.

Inning Stats table with columns for R, H, E, K, S, WLS, BF, H, R, ER, SO, BB, IBB, HBP, BLK, WP, HR, S, P, ERA, WHIP, LOB, SF, SAC, DP, HBP, WP, PA, ERA, WHIP.

PITCHER table with columns for IP, WLS, BF, H, R, ER, SO, BB, IBB, HBP, BLK, WP, HR, S, P, ERA, WHIP.

Atlanta Braves @ New York Yankees
Yankee Stadium, Bronx, NY
Mon Jun 22 1998, 7:05 PM EDT
Att. 53,316 - Cloudy - 71 F

livebaseballscorecards.com

Summary statistics table: AB 34, R 4, H 9, RBI 4, BB 2, SO 6, LOB 20.



Batter	1	2	3	4	5	6	7	8	9	AB	R	H	RBI	BB	SO	LOB
Chuck Knoblauch, R OBP: 0.389, SLG: 0.375 (1, 4)	L6		1B		G4-3		2B	K		4	2	1	0	1	1	0
2 Derek Jeter, R OBP: 0.376, SLG: 0.494 (1, 6)	G3		1B		F8		F8	P5		5	1	1	0	0	0	1
Paul O'Neill, L OBP: 0.383, SLG: 0.489 (1, 9)	S		1B		K		2B			3	1	2	1	1	1	0
Tino Martinez, L OBP: 0.358, SLG: 0.480 (1, 3)	G1		1B		K		P4			4	0	1	1	0	1	3
Tim Raines, S OBP: 0.366, SLG: 0.408 (1, 7)		G1-3	FC4-6		1B		2B	2B		4	2	2	2	0	0	2
Ricky Ledee, L OBP: 0.304, SLG: 0.400 (8, 7)			1-2f		2B		1B	2B		0	0	0	0	0	0	0
Darryl Strawberry, L OBP: 0.383, SLG: 0.574 (1, 10)		K			G3		1B	1B		3	0	1	1	0	1	0
20 Jorge Posada, S OBP: 0.355, SLG: 0.476 (7, PH)							2B	BB		0	0	0	0	0	1	0
Chad Curtis, R OBP: 0.398, SLG: 0.417 (1, 8)	G4-3				FC5-4		1B	1B		4	0	3	1	0	0	0
Scott Brosius, R OBP: 0.377, SLG: 0.468 (1, 5)			G1-3		FC5-4		K	F7		4	0	0	0	0	1	5
Joe Girardi, R OBP: 0.303, SLG: 0.366 (1, 2)			G4-3		F8		G1-3		G6-3	4	0	0	0	0	0	3

BOTTOM																	
<p align="center">Atlanta Braves @ New York Yankees Yankee Stadium, Bronx, NY</p> <p align="center">Mon Jun 22 1998, 7:05 PM EDT Att: 53,316 - Cloudy - 71 F</p>																	
										AB	35						
										R	6						
										H	11						
										RBI	6						
										BB	3						
										SO	5						
										LOB	14						
										1B: 9	SF: 0	WP: 1	PA: 38				
										2B: 2	SAC: 0	PB: 0					
										3B: 0	DP: 0	SB: 2					
										HR: 0	HBP: 0	CS: 0					

Inning Stats																	
R: 0	H: 1	R: 0	H: 0	R: 2	H: 4	R: 0	H: 1	R: 0	H: 0	R: 1	H: 3	R: 3	H: 2	R: 0	H: 0	R: 0	H: 0
E: 0	LOB: 1	E: 0	LOB: 0	E: 0	LOB: 2	E: 0	LOB: 1	E: 0	LOB: 0	E: 0	LOB: 2	E: 0	LOB: 2	E: 0	LOB: 0	E: 0	LOB: 0
K: 0	BB: 0	K: 1	BB: 0	K: 0	BB: 0	K: 0	BB: 0	K: 1	BB: 0	K: 2	BB: 0	K: 0	BB: 3	K: 1	BB: 0	K: 0	BB: 0
S: 9	P: 13	S: 9	P: 12	S: 17	P: 23	S: 5	P: 5	S: 9	P: 14	S: 14	P: 20	S: 25	P: 47	S: 5	P: 5	S: 0	P: 0

PITCHER																	
Greg Maddux, R ERA: 1.75 (1, 1)	IP	WLS	BF	H	R	ER	SO	BB	IBB	HBP	BLK	WP	HR	S	P	ERA	WHIP
Dennis Martinez, R ERA: 4.25 (7, 1)	0.2	L	5	1	3	3	0	2	0	0	0	0	0	16	31	40.50	4.500
John Rocker, L ERA: 3.09 (7, 1)	0.0		1	0	0	0	0	1	0	0	0	1	0	4	8	∞	∞
Mike Cather, R ERA: 4.25 (7, 1)	1.1		5	1	0	0	1	0	0	0	0	0	0	10	13	0.00	0.750
Mike Cather, R ERA: 4.25 (8, 1)	1.1		5	1	0	0	1	0	0	0	0	0	0	10	13	0.00	0.750



Batter	1	2	3	4	5	6	7	8	9	AB R H RBI BB SO LOB	TOP											
Curtis Pride, L (1, 10) OBP: 0.314, SLG: 0.406	1-3 K		0-1 G4-3 1B	4-2 10 1B BB		0-0 F8		0-3 K		4 0 1 1 1 2 2												
Keith Lockhart, L (1, 4) OBP: 0.323, SLG: 0.399	1-1 G3		2-2 G4-3 1-2 3-H	1-3 K		0-1 SF8		1-2 F8		4 0 0 2 0 1 5												
10 Chipper Jones, S (1, 5) OBP: 0.409, SLG: 0.561	1-1 F7		3-3 K	0-0 FC5-4 1B		3-2 G6-3		3-3 K		5 0 1 2 0 2 2												
Andres Galarraga, R (1, 3) OBP: 0.386, SLG: 0.615		1-3 K	0-0 G4-3	1-0 FC5-4 1-2f			1-3 K		1-2 F9	5 0 0 0 0 2 3												
Ryan Klesko, L (1, 7) OBP: 0.341, SLG: 0.508 Gerald Williams, R (7, 7) OBP: 0.360, SLG: 0.462		0-1 2B 1B 1B		3-0 E BB 1B	1-0 FC5-4 1B		0-0 G4-3		1-3 K	4 2 3 0 0 0 0 1 0 0 0 0 1 0												
Javy Lopez, R (1, 2) OBP: 0.360, SLG: 0.575		1-2 1B 1-3 2B		4-1 BB E BB	0-3 K		0-2 1B 1B		0-0 F9	4 1 2 0 1 1 1												
Michael Tucker, L (1, 9) OBP: 0.344, SLG: 0.489		0-0 FC9-3-6 1B		0-3 K	0-1 F8		2-1 1-2 1B			4 0 2 1 0 1 3												
Andruw Jones, R (1, 8) OBP: 0.308, SLG: 0.472		2-0 FC9-3-6 2-3		0-0 E5 BB 10 1B BB	0-0 FC5-4 1-2f		2-2 P3			4 1 0 0 0 0 7												
Ozzie Guillen, L (1, 6) OBP: 0.324, SLG: 0.323			4-1 1B G4-3 BB	4-2 10 1B BB		1-1 F8 SF8 2B		0-2 F8 2B		2 3 2 1 2 0 0												
Inning Stats	R: 0 E: 0 K: 1 S: 7	H: 0 LOB: 0 BB: 0 P: 10	R: 1 E: 0 K: 1 S: 10	H: 3 LOB: 1 BB: 0 P: 14	R: 1 E: 0 K: 1 S: 10	H: 1 LOB: 1 BB: 1 P: 19	R: 4 E: 1 K: 2 S: 16	H: 2 LOB: 2 BB: 3 P: 33	R: 0 E: 0 K: 1 S: 7	H: 1 LOB: 1 BB: 0 P: 8	R: 1 E: 0 K: 0 S: 8	H: 1 LOB: 0 BB: 0 P: 12	R: 0 E: 0 K: 1 S: 15	H: 2 LOB: 2 BB: 0 P: 20	R: 0 E: 0 K: 2 S: 14	H: 1 LOB: 1 BB: 0 P: 18	R: 0 E: 0 K: 1 S: 7	H: 0 LOB: 0 BB: 0 P: 9	1B: 8 2B: 4 3B: 0 HR: 0	SF: 1 SAC: 0 DP: 1 HBP: 0	WP: 0 PB: 0 SB: 0 CS: 0	PA: 42
PITCHER	IP WLS BF H R ER SO BB IBB HBP BLK WP HR S P ERA WHIP																					
Oriando Hernandez, R (1, 1) ERA: 2.3	3.2 L 21 6 6 3 5 4 0 0 0 0 0 0 42 74 7.36 2.727																					
Ramiro Mendoza, R (4, 1) ERA: 3.97	3.1 14 4 1 1 2 0 0 0 0 0 0 31 42 2.70 1.200																					
Graeme Lloyd, L (8, 1) ERA: 1.93	1.0 4 1 0 0 2 0 0 0 0 0 0 14 18 0.00 1.000																					
Mike Stanton, L (9, 1) ERA: 5.03	1.0 3 0 0 0 1 0 0 0 0 0 0 7 9 0.00 0.000																					

Atlanta Braves @ New York Yankees
Yankee Stadium, Bronx, NY
 Tue Jun 23 1998, 7:05 PM EDT
 Att. 54,775 - Cloudy - 73 F

livebaseballscorecards.com

AB	37
R	7
H	11
RBI	7
BB	4
SO	10
LOB	23



Batter	1	2	3	4	5	6	7	8	9	AB	R	H	RBI	BB	SO	LOB
Chuck Knoblauch, R (1, 4) OBP: 0.387, SLG: 0.373	0-1 G4-3		0-0 L1			1-1 G6-3		0-2 FC1-8 1B		4	0	1	0	0	0	1
2 Derek Jeter, R (1, 6) OBP: 0.375, SLG: 0.502	2-1 HR			3-2 F7		0-0 G1-3		1-2 FC1-6 1-2f		4	1	1	1	0	0	1
Paul O'Neill, L (1, 9) OBP: 0.387, SLG: 0.502	4-1 G4-6-3 BB			1-1 1B			2-1 HR	2-1 G6-3		3	1	2	1	1	0	1
Tino Martinez, L (1, 3) OBP: 0.352, SLG: 0.471	0-0 G4-6-3 1-2f			0-1 F7			0-1 G1-3		3-2 P5	4	0	0	0	0	0	2
Tim Lincecum, S (1, 7) OBP: 0.358, SLG: 0.397		2-3 K		3-2 G1-3 SAFE			1-2 G5-3		1-3 K	4	0	0	0	0	2	1
Chad Curtis, R (1, 8) OBP: 0.396, SLG: 0.411		1-1 G1-3			0-1 F9		4-2 1B BB		0-0 E4	3	0	0	0	1	0	0
Darryl Strawberry, L (1, 10) OBP: 0.386, SLG: 0.572		3-1 F8			2-1 20 G4-6-3 1B		3-2 20 FC3-6 1B		3-3 K	4	0	2	0	0	1	1
20 Jorge Posada, S (1, 2) OBP: 0.349, SLG: 0.466			1-1 G1-3		3-1 G4-6-3 1-2f		2-1 FC3-6			3	0	0	0	0	0	3
Scott Brosius, R (1, 5) OBP: 0.377, SLG: 0.467			2-2 F9			0-1 G6-3 1B		0-0 F8		3	0	1	0	0	0	0

Inning Stats	R: 1	H: 1	E: 0	K: 0	S: 6	LOB: 0	BB: 1	P: 12	R: 0	H: 0	E: 0	K: 1	S: 7	LOB: 0	BB: 0	P: 13	R: 0	H: 0	E: 0	K: 0	S: 6	LOB: 0	BB: 0	P: 9	R: 0	H: 1	E: 0	K: 0	S: 13	LOB: 1	BB: 0	P: 20	R: 0	H: 1	E: 0	K: 0	S: 6	LOB: 0	BB: 0	P: 11	R: 0	H: 1	E: 0	K: 0	S: 5	LOB: 0	BB: 0	P: 6	R: 1	H: 2	E: 0	K: 0	S: 15	LOB: 2	BB: 1	P: 27	R: 0	H: 1	E: 0	K: 0	S: 10	LOB: 1	BB: 0	P: 13	R: 0	H: 0	E: 1	K: 2	S: 11	LOB: 1	BB: 0	P: 18	1B: 5	2B: 0	3B: 0	HR: 2	SF: 0	SAC: 0	DP: 3	HBP: 0	WP: 0	PB: 0	SB: 0	CS: 0	PA: 34
PITCHER	IP	WLS	BF	H	R	ER	SO	BB	IBB	HBP	BLK	WP	HR	S	P	ERA	WHIP																																																																				
Tom Glavine, L (1, 1) ERA: 2.72	8.0	W	30	7	2	2	1	2	0	0	0	0	2	68	111	2.25	1.125																																																																				
Kerry Ligtenberg, R (9, 1) ERA: 4.11	1.0		4	0	0	0	2	0	0	0	0	0	0	11	18	0.00	0.000																																																																				


BOTTOM

Atlanta Braves @ New York Yankees
 Yankee Stadium, Bronx, NY

Tue Jun 23 1998, 7:05 PM EDT
 Att: 54,775 - Cloudy - 73 F

livebaseballscorecards.com

AB	32
R	2
H	7
RBI	2
BB	2
SO	3
LOB	10



Batter	1	2	3	4	5	6	7	8	9	AB R H RBI BB SO LOB	TOP	
Homer Bush, R (1, 4) OBP: 0.381, SLG: 0.350	3-3 K2-3		1-3 K	0-0 SH5-3		0-0 G6-3		2-1 F9	2-3 K	5 0 0 0 0 3 2		
2 Derek Jeter, R (1, 6) OBP: 0.371, SLG: 0.496	3-2 G5-3		1-2 G5-3	1-1 1B		3-2 F8		0-3 K		5 0 1 1 0 1 1		
Paul O'Neill, L (1, 9) OBP: 0.388, SLG: 0.511	1-1 1B		2-2 HR	0-0 F8			1-0 F8	3-1 E4		5 2 2 1 0 0 1		
Darryl Strawberry, L (1, 7) Ricky Ledee, L (7, PR) OBP: 0.389, SLG: 0.568 OBP: 0.333, SLG: 0.429	0-1 1B		4-2 BB	0-2 G5-3			0-0 E1	0-2 2B	1-2 1B	3 0 1 0 1 0 1 1 2 1 0 0 0 0		
Tino Martinez, L (1, 3) OBP: 0.353, SLG: 0.474	3-2 G3		0-0 F8		0-0 G5-3		3-1 2B	0-0 2B	1-3 2B	5 1 2 2 0 0 3		
Chad Curtis, R (1, 8) OBP: 0.396, SLG: 0.408				4-2 1B	1-1 G1-3		0-0 2B	2-3 K		4 2 1 1 1 2 1		
Scott Brosius, R (1, 5) OBP: 0.377, SLG: 0.469				0-0 2B	3-3 K		3-2 G6-3		2-3 K	5 1 2 1 0 2 0		
Joe Girardi, R (1, 2) OBP: 0.323, SLG: 0.388				3-1 E		1-0 G6-3	1-2 G6-3		4-2 BB	4 1 3 2 1 0 2		
David Cone, L (1, 1) Mike Stanton, L (8, 1) Jeff Nelson, R (8, 1) 42 Mariano Rivera, R (9, 1)				0-2 FC4		0-1 SH1-4	0-0 G6-3		0-0 P1	3 1 0 1 0 0 3 0 0 0 0 0 0 0 1 0 0 0 0 0 1 0 0 0 0 0 0 0		
Inning Stats	R: 0 H: 2 E: 0 LOB: 2 K: 1 BB: 0 S: 14 P: 24	R: 0 H: 1 E: 0 LOB: 1 K: 1 BB: 0 S: 13 P: 23	R: 1 H: 1 E: 0 LOB: 1 K: 1 BB: 1 S: 15 P: 23	R: 4 H: 3 E: 1 LOB: 1 K: 0 BB: 1 S: 16 P: 24	R: 0 H: 0 E: 0 LOB: 0 K: 1 BB: 0 S: 6 P: 10	R: 0 H: 1 E: 0 LOB: 1 K: 0 BB: 0 S: 7 P: 11	R: 3 H: 3 E: 1 LOB: 2 K: 0 BB: 0 S: 12 P: 20	R: 2 H: 2 E: 1 LOB: 1 K: 2 BB: 0 S: 15 P: 22	R: 0 H: 0 E: 0 LOB: 1 K: 2 BB: 1 S: 10 P: 18	1B: 9 SF: 0 2B: 3 SAC: 2 3B: 0 DP: 0 HR: 1 HBP: 0	WP: 0 PA: 46 PB: 1 SB: 0 CS: 0	
PITCHER	IP WLS BF H R ER SO BB IBB HBP BLK WP HR S P ERA WHIP											
Kevin Millwood, R (1, 1) ERA: 4.78	3.1 L 20 7 5 5 3 2 0 0 0 0 0 1 54 90 13.50 2.700											
John Rocker, L (4, 1) ERA: 2.92	0.2 2 0 0 0 0 0 0 0 0 0 0 0 4 4 0.00 0.000											
Mike Cather, R (5, 1) ERA: 4.23	2.1 12 4 3 1 1 0 0 0 0 0 0 0 21 36 3.86 1.714											
Russ Springer, R (7, 1) ERA: 4.05	0.2 2 0 0 0 0 0 0 0 0 0 0 0 4 5 0.00 0.000											
Rudy Seanez, R (8, 1) ERA: 1.08	2.0 10 2 2 0 4 1 0 0 0 0 0 0 25 40 0.00 1.500											

New York Yankees @ Atlanta Braves
 Turner Field, Atlanta, GA
 Wed Jun 24 1998, 7:05 PM EDT
 Att. 48,980 - Unknown - 92 F

livebaseballscorecards.com

AB 41
R 10
H 13
RBI 9
BB 3
SO 8
LOB 15



BOTTOM

New York Yankees @ Atlanta Braves

Turner Field, Atlanta, GA

Wed Jun 24 1998, 7:05 PM EDT

Att: 48,980 - Unknown - 92 F

livebaseballscorecards.com

AB	33
R	6
H	7
RBI	6
BB	3
SO	7
LOB	13



WP	0	PA	38
PB	0		
SB	1		
CS	0		

AB R H RBI BB SO LOB

5	1	1	1	0	1	3
4	1	1	0	1	0	1
4	0	0	0	0	0	2
3	1	0	0	1	2	1
4	2	1	3	0	0	0
4	0	1	0	0	2	0
0	1	0	0	0	0	0
3	0	1	0	0	0	2
3	0	2	2	0	0	1
1	0	0	0	0	0	1
0	0	0	0	0	0	0
0	0	0	0	0	0	0
1	0	0	0	0	0	1
0	0	0	0	1	0	0
0	0	0	0	1	0	0
0	0	0	0	1	0	0
1B:	4	SF:	1			
2B:	1	SAC:	0			
3B:	0	DP:	1			
HR:	2	HBP:	1			

Batter	1	2	3	4	5	6	7	8	9
Ozzie Guillen, L OBP: 0.319, SLG: 0.347 (1, 6)	2-1 HR		1-2 G5-3		2-0 P5		0-3 K		0-1 G1-6-3
Keith Lockhart, L OBP: 0.325, SLG: 0.396 (1, 4)	0-0 P3		1-1 1B		0-0 G1-3			4-2 BB HR BB	0-1 G3
10 Chipper Jones, S OBP: 0.404, SLG: 0.554 (1, 5)	3-1 F7		1-1 F7		0-1 G4-3			3-1 F8	
Ryan Klesko, L OBP: 0.340, SLG: 0.502 (1, 3)	1-3 K		1-1 G4-3			1-3 K		4-0 HR BB	
Javy Lopez, R OBP: 0.358, SLG: 0.582 (1, 2)		0-1 G6-3		1-1 E7 1B SF8		2-2 P3		3-2 HR 1-H 2-H	
Michael Tucker, L OBP: 0.342, SLG: 0.485 (1, 9)		1-3 K		0-2 1B		2-3 K2-3		1-1 F8	
Curtis Pride, L OBP: 0.324, SLG: 0.406 Gerald Williams, R OBP: 0.359, SLG: 0.458 (4, PH) (5, 7)		1-0 2B HBP		1-2 P4			2-2 FC5-4 1B	1-1 G4-3	
Andruw Jones, R OBP: 0.311, SLG: 0.478 (1, 8)		0-0 2B		1-1 SF8			2-2 FC5-4		0-1 G1-6-3 BB 1B
Kevin Millwood, R OBP: 0.250, SLG: 0.100 John Rocker, R OBP: 0.255, SLG: 0.320 Danny Bautista, R OBP: 0.255, SLG: 0.320 Mike Calver, R OBP: 0.277, SLG: 0.320 Russ Springer, R OBP: 0.277, SLG: 0.320 Tony Graffanino, R OBP: 0.277, SLG: 0.320 Rudy Seanez, R OBP: 0.360, SLG: 0.514 (1, 1) (4, 1) (4, PH) (5, 1) (7, 1) (7, PH) (8, 1) (9, PH)		0-3 K		0-3 K			2-2 P2		4-1 G1-6-3 BB

Inning Stats	R: 1	H: 1	E: 0	LOB: 0	K: 1	P: 14	R: 1	H: 1	E: 0	LOB: 1	K: 2	P: 11	R: 0	H: 1	E: 0	LOB: 1	K: 0	P: 13	R: 1	H: 1	E: 1	LOB: 1	K: 1	P: 17	R: 0	H: 0	E: 0	LOB: 0	K: 0	P: 6	R: 0	H: 0	E: 0	LOB: 0	K: 2	P: 15	R: 0	H: 1	E: 0	LOB: 1	K: 1	P: 18	R: 3	H: 1	E: 0	LOB: 0	K: 0	P: 27	R: 0	H: 1	E: 0	LOB: 1	K: 0	P: 11	R: 0	H: 1	E: 0	LOB: 1	K: 0	P: 11	1B: 4	SF: 1	2B: 1	SAC: 0	3B: 0	DP: 1	HR: 2	HBP: 1	WP: 0	PA: 38
--------------	------	------	------	--------	------	-------	------	------	------	--------	------	-------	------	------	------	--------	------	-------	------	------	------	--------	------	-------	------	------	------	--------	------	------	------	------	------	--------	------	-------	------	------	------	--------	------	-------	------	------	------	--------	------	-------	------	------	------	--------	------	-------	------	------	------	--------	------	-------	-------	-------	-------	--------	-------	-------	-------	--------	-------	--------

PITCHER	IP	WLS	BF	H	R	ER	SO	BB	IBB	HBP	BLK	WP	HR	S	P	ERA	WHIP
David Cone, R ERA: 4.64 (1, 1)	7.0		28	5	3	2	7	0	0	1	0	0	1	66	94	2.57	0.714
Mike Stanton, L ERA: 5.71 (8, 1)	0.2		5	1	3	3	0	2	0	0	0	0	1	9	24	40.50	4.500
Jeff Nelson, R ERA: 4.54 (8, 1)	0.1		3	1	0	0	0	1	0	0	0	0	0	5	10	0.00	6.000
42 Mariano Rivera, R ERA: 1.32 (9, 1)	1.0	S	2	0	0	0	0	0	0	0	0	0	0	4	4	0.00	0.000

Batter 1 2 3 4 5 6 7 8 9 AB R H RBI BB SO LOB TOP

Chuck Knoblauch, R (1, 4)
OBP: 0.387, SLG: 0.369

2 Derek Jeter, R (1, 6)
OBP: 0.370, SLG: 0.490

Paul O'Neill, L (1, 9)
OBP: 0.386, SLG: 0.514

Tino Martinez, L (1, 3)
OBP: 0.352, SLG: 0.468
Dale Sveum, S (8, 3)
OBP: 0.209, SLG: 0.154

Tim Raines, S (1, 7)
OBP: 0.361, SLG: 0.396
Ricky Ledee, L (8, 7)
OBP: 0.333, SLG: 0.429

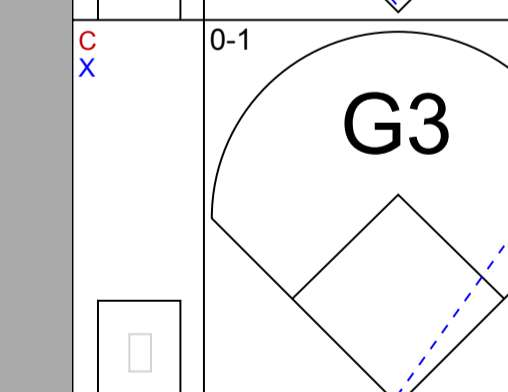
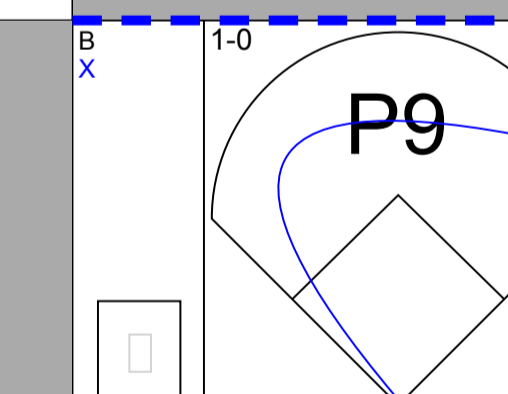






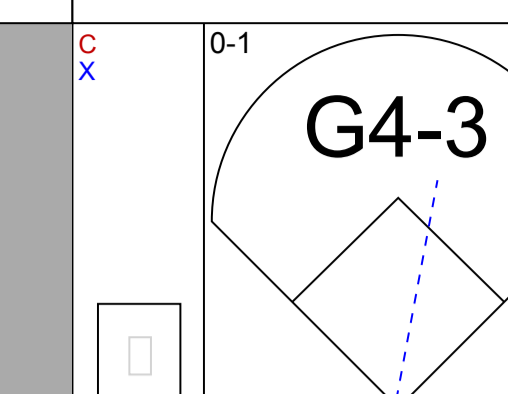

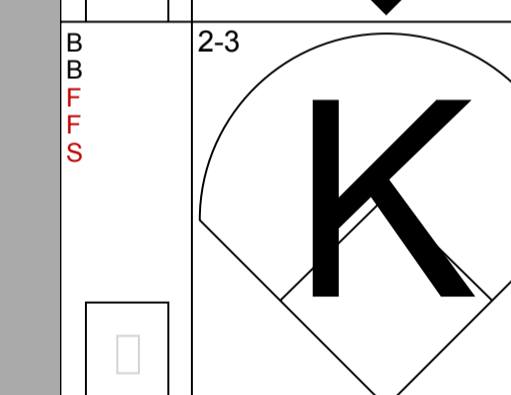
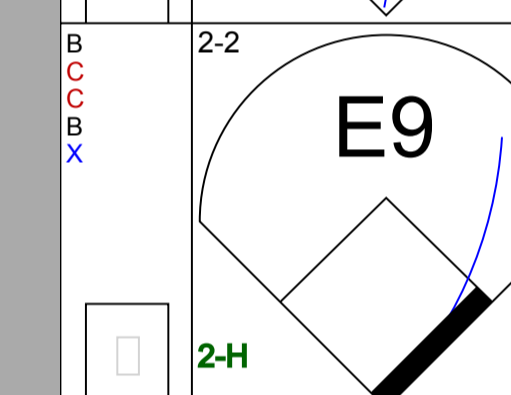
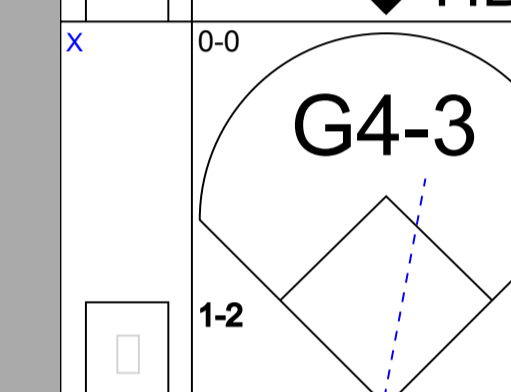
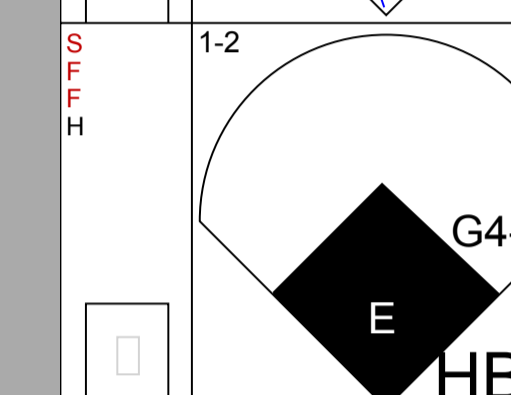
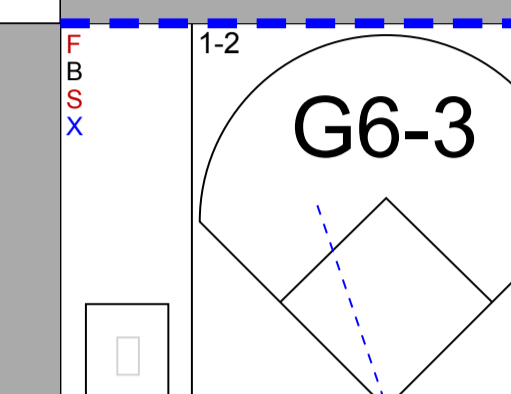

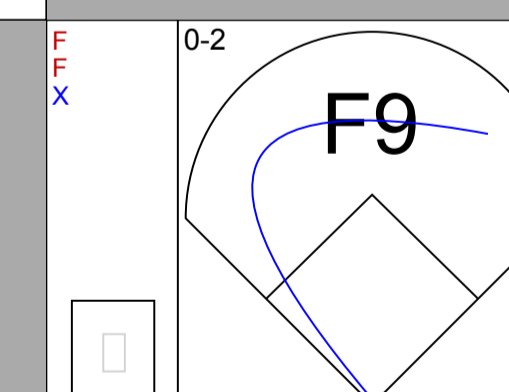

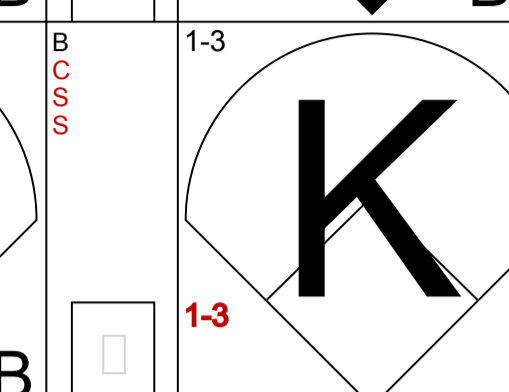
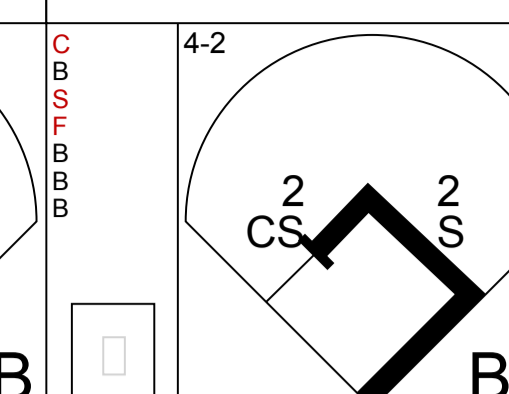

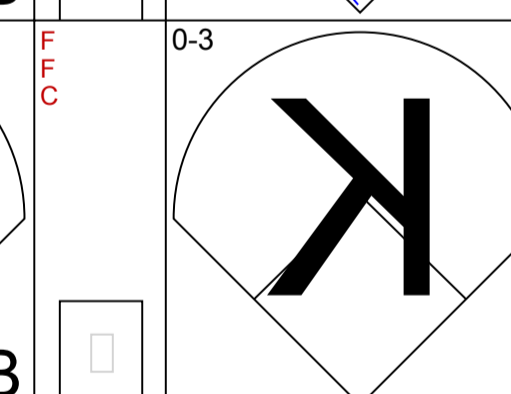
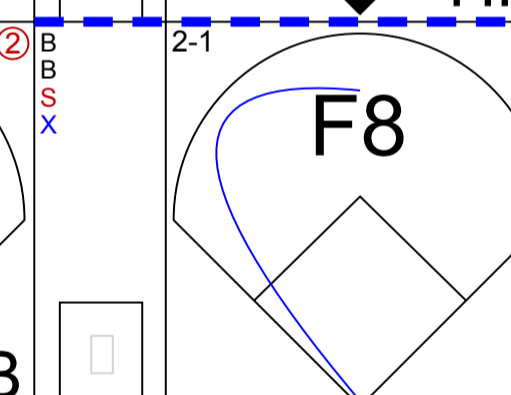
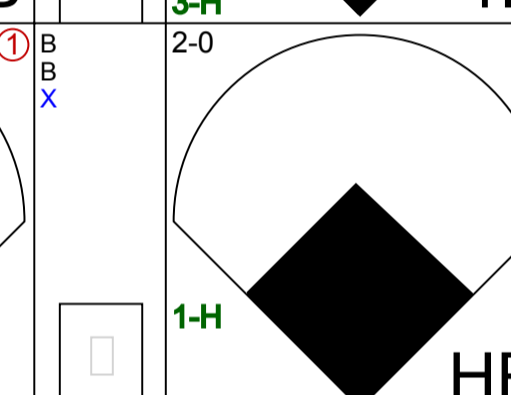
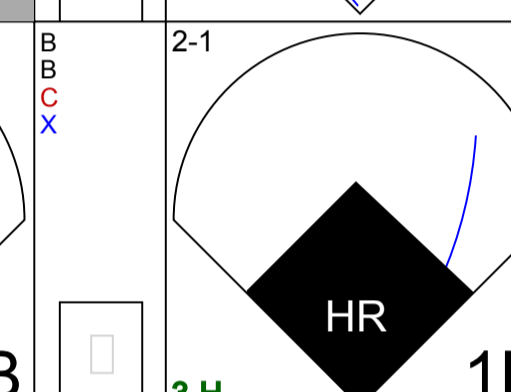
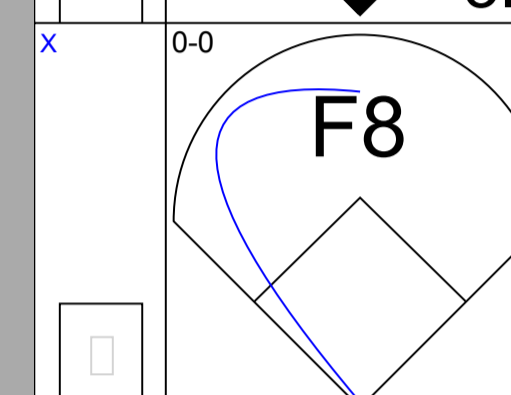
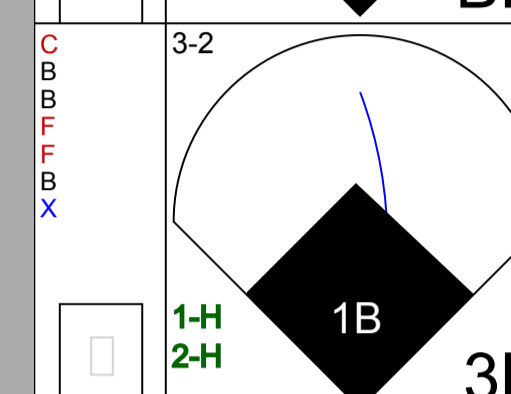
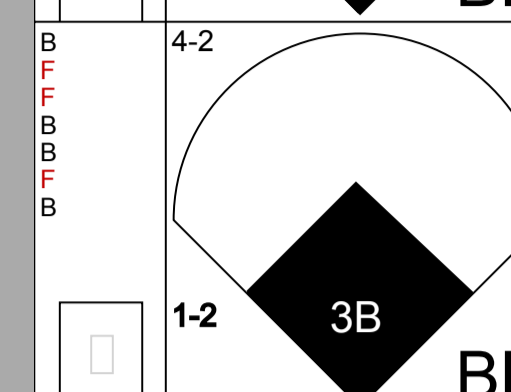
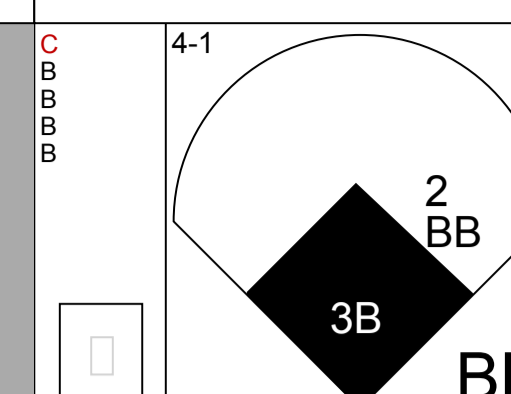
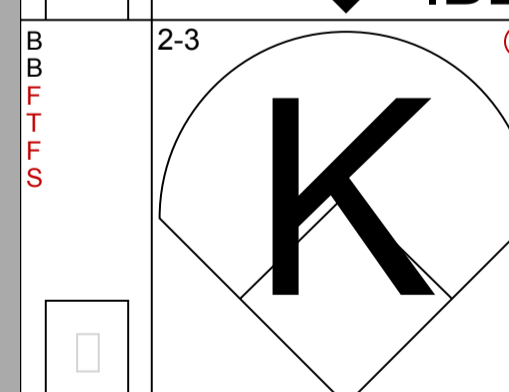
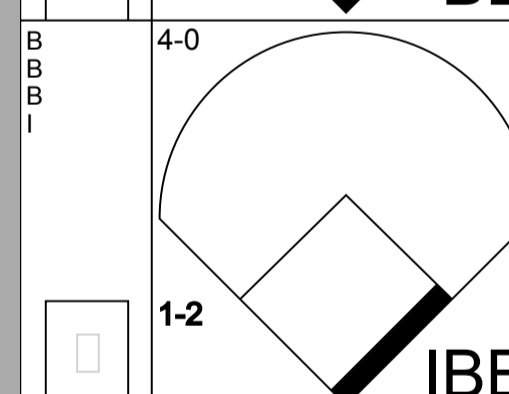
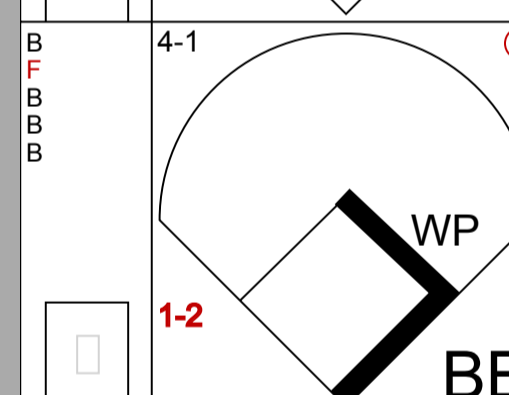
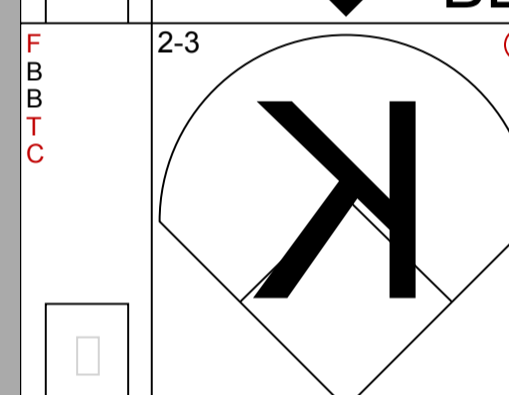
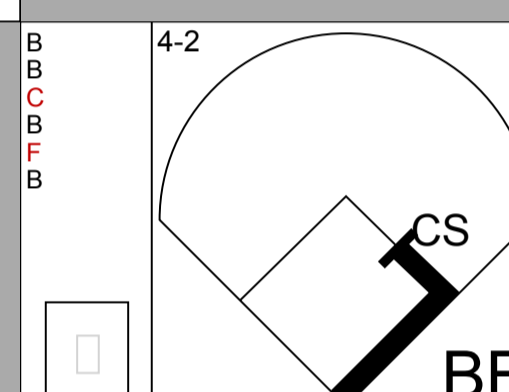

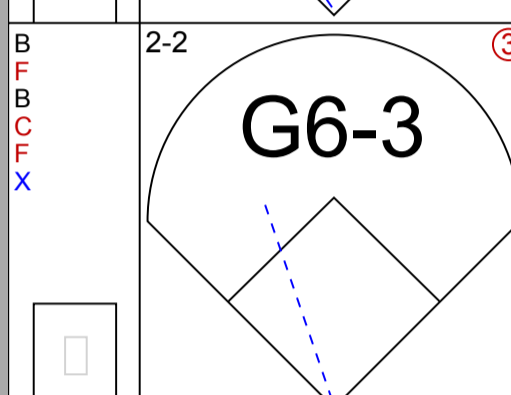
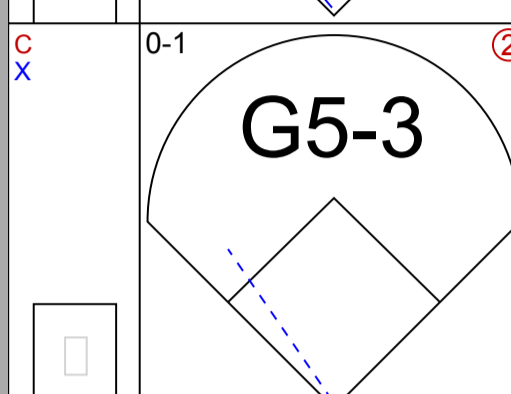
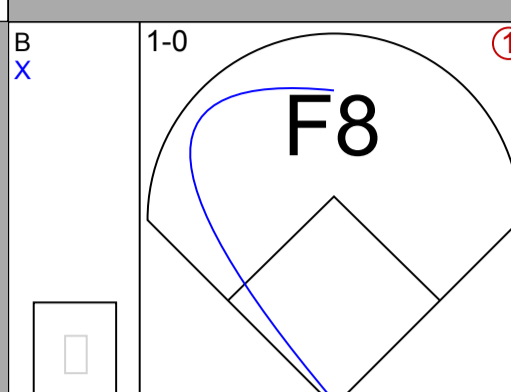
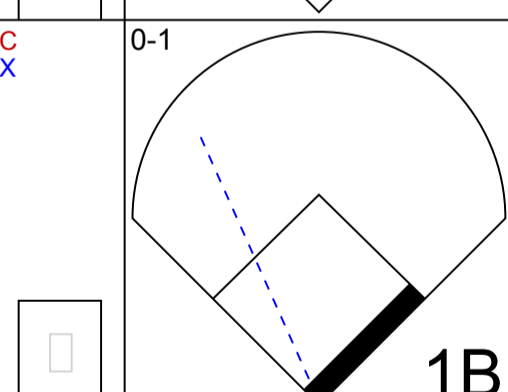
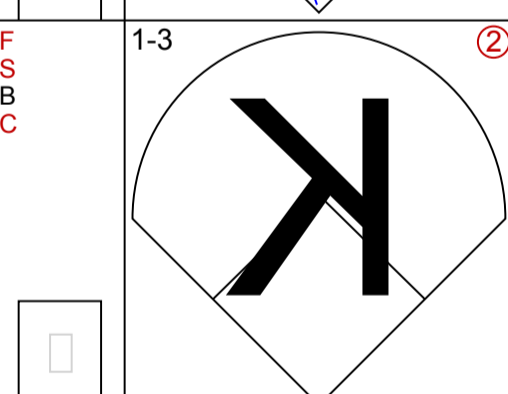
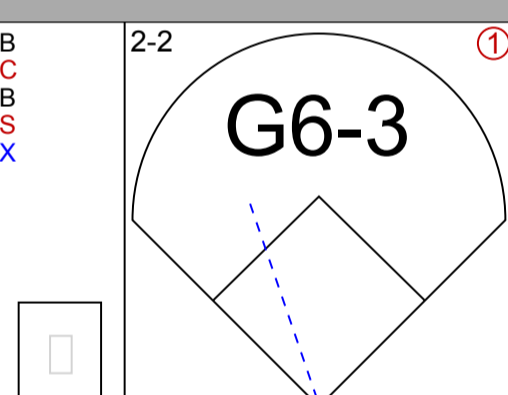

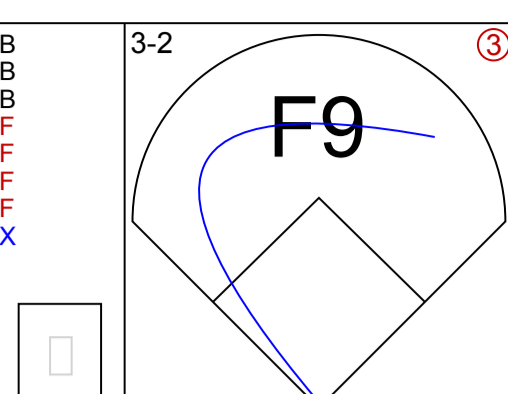

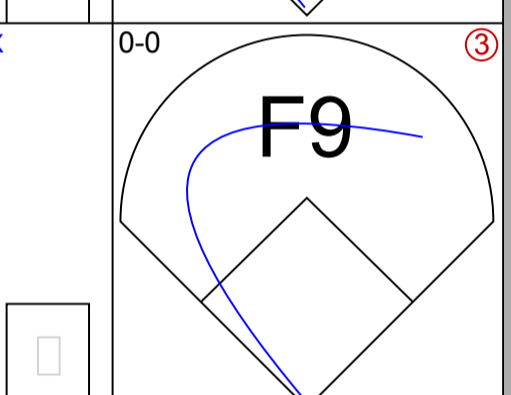
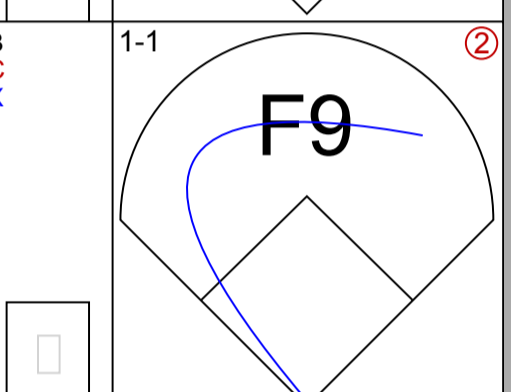
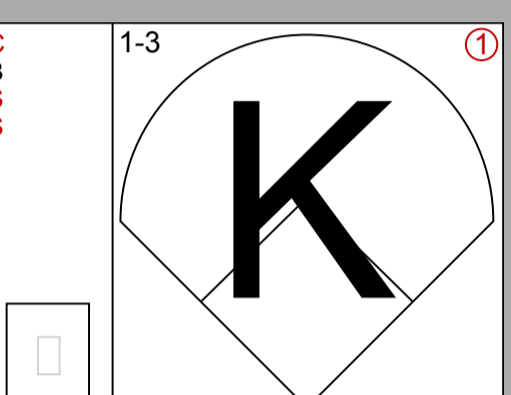
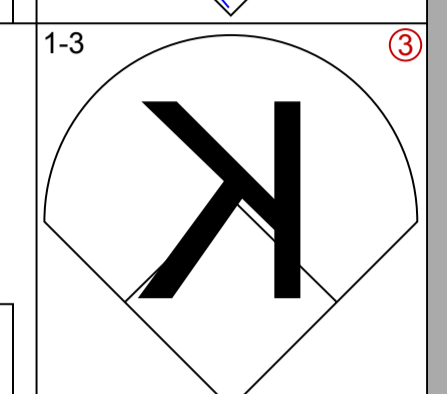
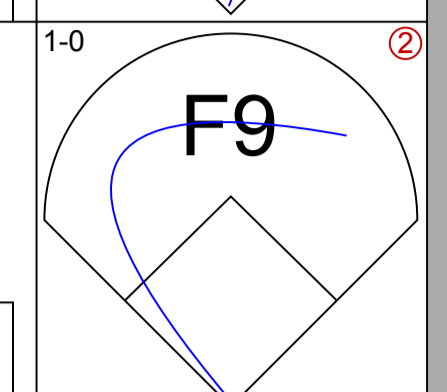
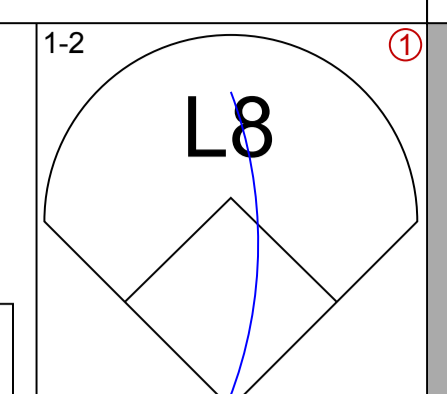
Chad Curtis, R (1, 8)
OBP: 0.394, SLG: 0.419

Scott Brosius, R (1, 5)
OBP: 0.375, SLG: 0.464

Joe Girardi, R (1, 2)
OBP: 0.320, SLG: 0.378

David Wells, L (1, 1)
OBP: 0.250, SLG: 0.250

Inning Stats



3 1 0 0 2 0 1

3 1 0 0 1 1 1

4 1 1 2 0 1 0

3 1 0 0 0 1 1
0 0 0 0 0 0 0

3 1 1 1 1 0 1
0 0 0 0 0 0 0

4 1 1 2 0 1 1

3 0 0 0 1 1 1

3 0 0 0 1 2 0

4 0 1 0 0 1 2

AB 30
R 6
H 4
RBI 5
BB 6
SO 8
LOB 8

WP: 1 PA: 37
PB: 0
SB: 1
CS: 2

1B: 2 SF: 0
2B: 1 SAC: 0
3B: 1 DP: 1
HR: 1 HBP: 1

ERA 8.44 WHIP 1.500

ERA 0.00 WHIP 0.600

ERA 0.00 WHIP 0.000

ERA 0.00 WHIP 0.000



New York Yankees @ Atlanta Braves
Turner Field, Atlanta, GA
Thu Jun 25 1998, 7:05 PM EDT
Att. 49,052 - Overcast - 88 F

PITCHER
Denny Neagle, L (1, 1)
ERA: 3.48
Russ Springer, R (6, 1)
ERA: 3.86
John Rocker, L (8, 1)
ERA: 2.7
Dennis Martinez, R (9, 1)
ERA: 4.18

PITCHER	IP	WLS	BF	H	R	ER	SO	BB	IBB	HBP	BLK	WP	HR	S	P	ERA	WHIP
Denny Neagle, L (1, 1)	5.1	L	24	4	5	5	5	4	1	0	0	1	1	55	100	8.44	1.500
Russ Springer, R (6, 1)	1.2		5	0	0	0	2	1	0	0	0	0	0	14	21	0.00	0.600
John Rocker, L (8, 1)	1.0		5	0	1	0	1	0	0	1	0	0	0	13	19	0.00	0.000
Dennis Martinez, R (9, 1)	1.0		3	0	0	0	0	0	0	0	0	0	0	5	6	0.00	0.000

Batter	1	2	3	4	5	6	7	8	9	AB R H RBI BB SO LOB	TOP		
Chuck Knoblauch, R (1, 4) <small>OBP: 0.393, SLG: 0.372</small>	1-1 		4-2 		1-2 		4-2 	1-0 		3 1 2 2 2 0 0	New York Yankees @ New York Mets Shea Stadium, Flushing, NY Fri Jun 26 1998, 7:05 PM EDT Att. 53,404 - Unknown - 80 F		
2 Derek Jeter, R (1, 6) <small>OBP: 0.370, SLG: 0.489</small>	1-2 		3-2 		1-0 		1-2 	1-2 	1-2 	5 1 2 1 0 0 2			
Paul O'Neill, L (1, 9) <small>OBP: 0.386, SLG: 0.522</small>	0-0 			1-0 	0-3 		0-0 	0-2 		5 2 2 3 0 1 3			
Tim Raines, S (1, 7) Ricky Ledee, L (7, 7) <small>OBP: 0.358, SLG: 0.393</small> <small>OBP: 0.360, SLG: 0.455</small>		3-2 		1-2 		1-3 	0-2 		0-1 	4 0 1 0 0 1 1 1 0 1 0 0 0 0			
20 Jorge Posada, S (1, 3) <small>OBP: 0.356, SLG: 0.477</small>		0-1 		0-1 		1-1 	1-3 		2-0 	5 1 3 1 0 1 1			
Chad Curtis, R (1, 8) <small>OBP: 0.391, SLG: 0.414</small>		3-2 		0-0 		3-1 		0-0 	2-2 	5 1 1 0 0 0 5			
Scott Brosius, R (1, 5) <small>OBP: 0.377, SLG: 0.462</small>		2-3 		0-0 		0-1 		4-1 		3 0 1 1 1 1 2			
Joe Girardi, R (1, 2) Ramiro Mendoza, R (6, 1) 42 Mariano Rivera, R (9, 1)			1-1 		2-0 	0-0 		0-0 		2 1 0 0 0 0 1 0 0 0 0 0 0 0 0 0 0 0 0 0 0			
Hideki Irabu, R (1, 1) Tino Martinez, L (6, 3) <small>OBP: 0.250, SLG: 0.250</small> <small>OBP: 0.353, SLG: 0.466</small>			0-3 	1 SAFE 		2-3 	4-1 		4-1 	2 0 0 0 0 2 1 1 1 0 0 1 1 0			
Inning Stats	R: 0 H: 0 E: 0 LOB: 0 K: 0 BB: 0 S: 6 P: 8	R: 0 H: 2 E: 0 LOB: 1 K: 1 BB: 0 S: 13 P: 21	R: 0 H: 0 E: 0 LOB: 1 K: 1 BB: 1 S: 13 P: 21	R: 1 H: 2 E: 0 LOB: 1 K: 0 BB: 0 S: 9 P: 11	R: 1 H: 1 E: 0 LOB: 1 K: 2 BB: 0 S: 10 P: 14	R: 1 H: 2 E: 0 LOB: 1 K: 1 BB: 0 S: 10 P: 15	R: 3 H: 2 E: 0 LOB: 0 K: 2 BB: 1 S: 20 P: 30	R: 2 H: 3 E: 0 LOB: 2 K: 0 BB: 2 S: 11 P: 21	R: 0 H: 1 E: 0 LOB: 0 K: 0 BB: 0 S: 6 P: 10	1B: 11 SF: 0 2B: 2 SAC: 1 3B: 0 DP: 1 HR: 1 HBP: 1	WP: 0 PA: 42 PB: 1 SB: 0 CS: 1		
PITCHER	IP WLS BF H R ER SO BB IBB HBP BLK WP HR S P ERA WHIP											PITCHER	IP WLS BF H R ER SO BB IBB HBP BLK WP HR S P ERA WHIP
Al Leiter, L (1, 1) <small>ERA: 1.86</small>	6.1 L 29 8 5 4 6 2 0 0 0 0 0 0 72 110 5.68 1.579												
Mel Rojas, R (7, 1) <small>ERA: 3.86</small>	0.2 3 1 1 1 1 0 0 0 0 0 0 1 9 10 13.50 1.500												
John Hudek, R (8, 1) <small>ERA: 3.38</small>	0.1 3 1 2 2 0 1 0 0 0 0 0 0 4 7 54.00 6.000												
Brian Bohanon, L (8, 1) <small>ERA: 2.86</small>	0.1 3 2 0 0 0 1 0 0 0 0 0 0 4 11 0.00 9.000												
Bill Pulsipher, L (8, 1) <small>ERA: 6.75</small>	1.1 4 1 0 0 0 0 0 0 0 0 0 0 9 13 0.00 0.750												

livebaseballscorecards.com



BOTTOM

New York Yankees @ New York Mets
 Shea Stadium, Flushing, NY
 Fri Jun 26 1998, 7:05 PM EDT
 Att: 53,404 - Unknown - 80 F

AB	33
R	4
H	7
RBI	2
BB	4
SO	8
LOB	12



WP:	0	PA:	37
PB:	0	SB:	0
CS:	0		

AB	R	H	RBI	BB	SO	LOB
4	2	1	1	1	1	3
4	0	1	0	0	1	0
3	1	1	0	1	0	0
4	0	1	0	0	2	2
4	0	0	0	0	0	2
4	0	1	0	0	0	0
3	1	2	1	1	1	1
3	0	0	0	0	1	1
1	0	0	0	0	0	2
2	0	0	0	0	2	1
0	0	0	0	0	0	0
1	0	0	0	0	0	0
0	0	0	0	0	0	0
0	0	0	0	0	0	0
0	0	0	0	0	0	0
0	0	0	0	0	0	0
0	0	0	0	0	0	0
0	0	0	0	1	0	0

Batter	1	2	3	4	5	6	7	8	9
Edgardo Alfonzo, R OBP: 0.351, SLG: 0.386 (1, 5)	4-2 B 1B G4-6-3 BB		2-3 K ①		1-0 HR		1-2 F9		2-2 P2
Bernard Gilkey, R OBP: 0.329, SLG: 0.358 (1, 7)	2-1 SAFE G4-6-3 1B 31 BB		1-3 K ②		0-0 G2-3			2-0 F8	
31 Mike Piazza, R OBP: 0.357, SLG: 0.507 (1, 2)	4-0 1-2 G4-6-3 BB		0-2 G6-3			1-2 1B G3-6 2B		3-2 G5-3	
John Olerud, L OBP: 0.434, SLG: 0.462 (1, 3)	3-2 G4-6-3 ① ② 1-2f 2-3 3-H		3-3 K ①		0-1 G3-6 1B			1-3 K ③	
Carlos Baerga, S OBP: 0.312, SLG: 0.403 (1, 4)	0-1 G4-3		1-1 G3		1-1 G3-6			0-1 F7	
Butch Huskey, R OBP: 0.292, SLG: 0.411 (1, 9)		1-0 F9		0-1 G6-3		1-2 1B		0-1 E5 G3 1B	
Brian McRae, S OBP: 0.345, SLG: 0.430 (1, 8)		4-2 FC6-4 BB			1-0 HR	0-3 K		1-0 G3 1B	
Rey Ordonez, R OBP: 0.264, SLG: 0.276 (1, 6)		1-2 SAFE FC6-4			3-2 F8			1-0 G3	
Luis Lopez, S OBP: 0.356, SLG: 0.378 (9, PH)		1-2f K			1-3 K			1-2 2-3 K	
Al Leiter, L OBP: 0.188, SLG: 0.167 (7, 1)		0-3 K			1-3 K			4-2 BB	
Mel Rojas, R OBP: 0.227, SLG: 0.318 (7, PH)									
Wayne Kirby, L OBP: 0.227, SLG: 0.318 (8, 1)									
John Hudek, S OBP: 0.462, SLG: 0.538 (8, 1)									
Brian Bohanon, L OBP: 0.378, SLG: 0.351 (9, PH)									
Matt Franco, L OBP: 0.378, SLG: 0.351 (9, PH)									

Inning	R	H	E	K	S	R	H	E	K	S	R	H	E	K	S	R	H	E	K	S	R	H	E	K	S	R	H	E	K	S	R	H	E	K	S			
1	1	1	0	14	27	0	0	0	12	17	0	0	0	11	14	2	2	0	9	15	1	3	1	0	14	0	0	0	8	11	0	0	0	13	0	1	12	20
2	0	0	0	12	17	0	0	0	12	17	0	0	0	11	14	0	0	0	9	15	0	0	0	0	14	0	0	0	8	11	0	0	0	13	0	1	12	20
3	0	0	0	12	17	0	0	0	12	17	0	0	0	11	14	0	0	0	9	15	0	0	0	0	14	0	0	0	8	11	0	0	0	13	0	1	12	20
4	0	0	0	12	17	0	0	0	12	17	0	0	0	11	14	0	0	0	9	15	0	0	0	0	14	0	0	0	8	11	0	0	0	13	0	1	12	20
5	0	0	0	12	17	0	0	0	12	17	0	0	0	11	14	0	0	0	9	15	0	0	0	0	14	0	0	0	8	11	0	0	0	13	0	1	12	20
6	0	0	0	12	17	0	0	0	12	17	0	0	0	11	14	0	0	0	9	15	0	0	0	0	14	0	0	0	8	11	0	0	0	13	0	1	12	20
7	0	0	0	12	17	0	0	0	12	17	0	0	0	11	14	0	0	0	9	15	0	0	0	0	14	0	0	0	8	11	0	0	0	13	0	1	12	20
8	0	0	0	12	17	0	0	0	12	17	0	0	0	11	14	0	0	0	9	15	0	0	0	0	14	0	0	0	8	11	0	0	0	13	0	1	12	20
9	0	0	0	12	17	0	0	0	12	17	0	0	0	11	14	0	0	0	9	15	0	0	0	0	14	0	0	0	8	11	0	0	0	13	0	1	12	20

PITCHER	IP	WLS	BF	H	R	ER	SO	BB	IBB	HBP	BLK	WP	HR	S	P	ERA	WHIP
Hideki Irabu, R ERA: 2.47 (1, 1)	5.2		24	6	4	4	5	3	0	0	0	0	2	64	98	6.35	1.588
Ramiro Mendoza, R ERA: 3.84 (6, 1)	2.2	W	10	1	0	0	3	0	0	0	0	0	0	23	33	0.00	0.375
42 Mariano Rivera, R ERA: 1.29 (9, 1)	0.2	S	3	0	0	0	0	1	0	0	0	0	0	7	14	0.00	1.500

Batter	1	2	3	4	5	6	7	8	9	AB R H RBI BB SO LOB
Edgardo Alfonzo, R OBP: 0.348, SLG: 0.379 (1, 5)	3-2 G5-3	0-3 K			2-1 L7		4-0 1B BB		0-1 F7	4 0 0 0 1 1 2
Bernard Gilkey, R OBP: 0.335, SLG: 0.361 (1, 7)	4-1 31 G5-3 BB		2-1 31 G5-4-3 1B		2-3 K		3-2 1-2 2-H 1B		3-3 K	4 0 2 1 1 2 0
31 Mike Piazza, R OBP: 0.352, SLG: 0.500 (1, 2)	1-2 G5-3		1-0 G5-4-3		3-3 K		0-0 L9			4 0 0 0 0 1 4
John Olerud, L OBP: 0.431, SLG: 0.456 (1, 3)	3-3 K		2-2 FC5-4 HBP		1-1 G4-3		0-0 L4			3 0 0 0 0 1 3
Butch Huskey, R OBP: 0.292, SLG: 0.408 (1, 9)		2-1 WP E 1B	0-2 FC5-4		2-2 P3		0-1 F7			4 1 1 0 0 0 1
Carlos Baerga, S OBP: 0.308, SLG: 0.398 (1, 4)		2-3 K		0-3 K2-3		0-0 E5		1-2 P2		3 0 0 0 0 2 1
Bill Pulsipher, L (7, 1)										0 0 0 0 0 0 0
Turk Wendell, L (8, 1)										0 0 0 0 0 0 0
Todd Pratt, R (8, PH)										1 0 0 0 0 0 0
John Hudek, S (9, 1)										0 0 0 0 0 0 0
Brian McRae, S (1, 8)		4-0 FC5-4 BB		0-0 F9		1-3 K		4-1 BB BB		2 0 0 0 2 1 1
Rey Ordonez, R (1, 6)		2-2 FC5-4 E 1B		2-2 1B		4-1 BB BB		1-2 P4		3 1 1 0 1 0 2
Bobby Jones, R (1, 1)		1-0 E8 1B		3-3 K		1-3 K		0-3 K		2 0 1 0 0 1 1
Luis Lopez, S (7, 4)										2 0 0 0 0 2 1

Inning Stats	R: 0	H: 0	E: 0	K: 1	S: 13	R: 1	H: 2	E: 2	K: 2	S: 16	R: 0	H: 1	E: 0	K: 0	S: 9	R: 0	H: 1	E: 0	K: 2	S: 11	R: 0	H: 0	E: 0	K: 2	S: 10	R: 0	H: 0	E: 1	K: 1	S: 9	R: 1	H: 1	E: 0	K: 1	S: 10	R: 0	H: 0	E: 0	K: 0	S: 10	R: 0	H: 0	E: 0	K: 2	S: 8	R: 0	H: 0	E: 0	K: 1	S: 8	1B: 5	2B: 0	3B: 0	HR: 0	SF: 0	SAC: 0	DP: 1	HBP: 1	WP: 1	PB: 0	SB: 1	CS: 0	PA: 38
--------------	------	------	------	------	-------	------	------	------	------	-------	------	------	------	------	------	------	------	------	------	-------	------	------	------	------	-------	------	------	------	------	------	------	------	------	------	-------	------	------	------	------	-------	------	------	------	------	------	------	------	------	------	------	-------	-------	-------	-------	-------	--------	-------	--------	-------	-------	-------	-------	--------

PITCHER	IP	WLS	BF	H	R	ER	SO	BB	IBB	HBP	BLK	WP	HR	S	P	ERA	WHIP
Andy Pettitte, L (1, 1) ERA: 4.05	6.1	W	28	4	2	2	9	4	0	0	0	1	0	72	124	2.84	1.263
52 Mike Buddie, R (7, 1) ERA: 8.22	0.1		2	1	0	0	0	0	0	0	0	0	0	5	8	0.00	3.000
Mike Stanton, L (7, 1) ERA: 5.35	2.1		8	0	0	0	2	1	0	0	0	0	0	19	28	0.00	0.429

BOTTOM

New York Yankees @ New York Mets
Shea Stadium, Flushing, NY
 Sat Jun 27 1998, 3:33 AM EDT
 Att: 53,587 - Cloudy - 81 F

livebaseballscorecards.com

AB	32
R	2
H	5
RBI	1
BB	5
SO	11
LOB	16



Batter	1	2	3	4	5	6	7	8	9	AB R H RBI BB SO LOB	TOP
Chuck Knoblauch, R (1, 4) OBP: 0.389, SLG: 0.363	1-1 		0-2 		4-0 		0-2 			3 0 0 0 1 0 0	
2 Derek Jeter, R (1, 6) OBP: 0.366, SLG: 0.480	1-3 		0-0 		0-0 			3-2 		4 0 1 0 0 1 0	
Paul O'Neill, L (1, 9) OBP: 0.379, SLG: 0.510	1-3 			1-2 	1-0 			2-3 		4 0 0 0 0 2 2	
Darryl Strawberry, L (1, 7) Ricky Ledee, L (9, 7) OBP: 0.360, SLG: 0.455		0-0 		1-3 		2-2 		1-3 		4 0 0 0 0 2 1 0 0 0 0 0 0 0	
Tino Martinez, L (1, 3) OBP: 0.357, SLG: 0.479		4-1 		0-3 		1-3 		3-1 		3 0 0 0 1 2 1	
20 Jorge Posada, S (1, 2) OBP: 0.363, SLG: 0.478		4-1 		4-0 		1-3 		2-3 		2 0 0 0 2 2 0	
Chad Curtis, R (1, 8) OBP: 0.379, SLG: 0.402		0-3 		1-0 			1-2 		3-1 	4 0 0 0 0 1 4	
Scott Brosius, R (1, 5) OBP: 0.378, SLG: 0.471		1-3 			0-0 		1-0 			3 1 1 1 0 1 2	
Orlando Hernandez, R (1, 1) Ramiro Mendoza, R (9, 1)			1-2 		0-3 		1-3 			3 0 0 0 0 2 0 0 0 0 0 0 0 0	
Inning Stats	R: 0 H: 0 E: 0 LOB: 0 K: 2 BB: 0 S: 9 P: 12	R: 0 H: 0 E: 0 LOB: 2 K: 2 BB: 2 S: 9 P: 18	R: 0 H: 0 E: 0 LOB: 0 K: 0 BB: 0 S: 10 P: 11	R: 0 H: 0 E: 1 LOB: 2 K: 2 BB: 1 S: 11 P: 18	R: 0 H: 1 E: 0 LOB: 2 K: 1 BB: 1 S: 6 P: 11	R: 0 H: 0 E: 0 LOB: 0 K: 2 BB: 0 S: 11 P: 15	R: 1 H: 1 E: 0 LOB: 0 K: 1 BB: 0 S: 11 P: 14	R: 0 H: 0 E: 0 LOB: 0 K: 2 BB: 0 S: 10 P: 16	R: 0 H: 0 E: 0 LOB: 0 K: 1 BB: 0 S: 8 P: 16	1B: 1 SF: 0 2B: 0 SAC: 0 3B: 0 DP: 0 HR: 1 HBP: 0	WP: 0 PA: 34 PB: 0 SB: 1 CS: 0
PITCHER Masato Yoshii, R (1, 1) ERA: 3.45 Dennis Cook, L (8, 1) ERA: 2.1	IP WLS BF H R ER SO BB IBB HBP BLK WP HR S P ERA WHIP 7.0 0 28 2 1 1 10 3 1 0 0 0 1 67 99 1.29 0.714 2.0 W 6 0 0 0 3 0 0 0 0 0 0 0 18 32 0.00 0.000	PITCHER IP WLS BF H R ER SO BB IBB HBP BLK WP HR S P ERA WHIP									

New York Yankees @ New York Mets
 Shea Stadium, Flushing, NY
 Sun Jun 28 1998, 7:05 PM EDT
 Att. 53,749 - Unknown - 75 F

livebaseballscorecards.com

AB	30
R	1
H	2
RBI	1
BB	4
SO	13
LOB	10



BOTTOM

New York Yankees @ New York Mets
Shea Stadium, Flushing, NY
Sun Jun 28 1998, 7:05 PM EDT
Att. 53,749 - Unknown - 75 F

livebaseballscorecards.com

AB	25
R	2
H	3
RBI	2
BB	6
SO	9
LOB	11



WP:	1	PA:	35
PB:	0	SB:	0
CS:	3		

AB	R	H	RBI	BB	SO	LOB
3	0	0	0	1	1	1
3	0	0	0	1	1	0
4	1	0	0	0	2	2
3	0	1	0	1	0	0
4	1	2	1	0	0	2
3	0	0	0	0	2	2
0	0	0	0	3	0	0
2	0	0	0	0	1	2
0	0	0	1	0	0	0
2	0	0	0	0	2	1
1	0	0	0	0	0	1
0	0	0	0	0	0	0

Batter	1	2	3	4	5	6	7	8	9
Edgardo Alfonzo, R OBP: 0.347, SLG: 0.374	4-2 31 CS BB BB		3-1 F9			3-2 F9	0-3 K		
Bernard Gilkey, R OBP: 0.333, SLG: 0.356	4-2 31 CS BB 1-2 BB		3-3 K			2-0 F8		1-1 F9	
31 Mike Piazza, R OBP: 0.348, SLG: 0.493	3-3 K 1-2 2-3			0-2 G5-3		2-3 K 1B		1-2 G6-3	
John Olerud, L OBP: 0.432, SLG: 0.455	4-2 BB			0-0 G6-3		3-2 1B 1-2 1B		0-0 G3-1	
Carlos Baerga, S OBP: 0.311, SLG: 0.404	0-1 G1			1-1 G4-3		2-2 1-3 2-H 1B		1-0 SH1-4 SF9 2B	
Butch Huskey, R OBP: 0.288, SLG: 0.403		1-0 P3			2-3 K	3-3 K		0-1 SH1-4	
Brian McRae, S OBP: 0.356, SLG: 0.426		4-0 CS BB			4-2 HBP		4-1 SH3 BB	4-0 IBB	
Rey Ordonez, R OBP: 0.265, SLG: 0.275		2-3 SAFE SAFE			0-1 F7		0-0 SH3	1-2 SF9	
Luis Lopez, S OBP: 0.348, SLG: 0.372		1-2 K					1-2 SH3	3-H SF9	
Masato Yoshii, R OBP: 0.130, SLG: 0.095			0-3 K				3-2 P6		
Matt Franco, L OBP: 0.375, SLG: 0.347									
Dennis Cook, L									

Inning Stats	R: 0	H: 0	E: 0	K: 1	S: 14	R: 0	H: 0	E: 0	K: 1	S: 4	R: 0	H: 0	E: 0	K: 2	S: 8	R: 0	H: 0	E: 0	K: 0	S: 6	R: 1	H: 2	E: 0	K: 2	S: 23	R: 0	H: 0	E: 0	K: 1	S: 9	R: 0	H: 0	E: 0	K: 0	S: 6	R: 1	H: 1	E: 0	K: 0	S: 6	1B: 2	2B: 2	3B: 0	HR: 0	SF: 1	SAC: 2	DP: 1	HBP: 1	WP: 1	PA: 35
--------------	------	------	------	------	-------	------	------	------	------	------	------	------	------	------	------	------	------	------	------	------	------	------	------	------	-------	------	------	------	------	------	------	------	------	------	------	------	------	------	------	------	-------	-------	-------	-------	-------	--------	-------	--------	-------	--------

PITCHER	IP	WLS	BF	H	R	ER	SO	BB	IBB	HBP	BLK	WP	HR	S	P	ERA	WHIP
Orlando Hernandez, R ERA: 2.04	(1, 1)	8.0	31	2	1	1	9	5	0	1	0	1	0	82	141	1.12	0.875
Ramiro Mendoza, R ERA: 3.92	(9, 1)	0.2	4	1	1	1	0	0	1	0	0	0	0	6	12	13.50	1.500

Batter	1	2	3	4	5	6	7	8	9	AB R H RBI BB SO LOB	TOP	
Doug Glanville, R (1, 8) OBP: 0.347, SLG: 0.438	1-1 G6-3			1-0 L7		0-3 K			0-1 G6-3	4 0 0 0 0 1 2	Philadelphia Phillies @ New York Yankees Yankee Stadium, Bronx, NY Tue Jun 30 1998, 7:05 PM EDT Att. 29,087 - Overcast - 79 F	
Gregg Jefferies, S (1, 7) OBP: 0.360, SLG: 0.449 Ruben Amaro Jr, S (7, 7) OBP: 0.246, SLG: 0.235	1-2 G3			1-1 G3-1		2-2 G1-3			2-1 F8	3 0 0 0 0 0 2 1 0 0 0 0 0 0		
Scott Rolen, R (1, 5) OBP: 0.382, SLG: 0.522	1-1 F8			1-3 K		1-3 K			1-1 HR 2B	4 1 1 0 0 2 2		
Rico Brogna, L (1, 3) OBP: 0.327, SLG: 0.473 Jon Zuber, L (7, 3) OBP: 0.250, SLG: 1.000		1-1 F7		1-3 K		1-0 P6			1-2 HR 2-H	3 0 0 0 0 1 0 1 1 1 2 0 0 0		
23 Kevin Jordan, R (1, 10) OBP: 0.341, SLG: 0.402		0-0 F8		3-3 K		1-3 K			3-2 F8	4 0 0 0 0 2 0		
Bobby Abreu, L (1, 9) OBP: 0.406, SLG: 0.496 Kevin Seifick, R (7, 9) OBP: 0.364, SLG: 0.309		1-3 K		3-1 1B		2-3 K				3 0 1 0 0 2 0 0 0 0 0 0 0 0		
Mike Lieberthal, R (1, 2) OBP: 0.296, SLG: 0.407			2-1 G5-3		0-0 P5				0-3 K	3 0 0 0 0 1 1		
Mark Lewis, R (1, 4) OBP: 0.302, SLG: 0.345 Alex Arias, R (8, 4) OBP: 0.351, SLG: 0.348			2-1 F9		0-1 1B 1B				1-3 K	3 0 1 0 0 1 0 0 0 0 0 0 0 0		
Desi Relaford, S (1, 6) OBP: 0.337, SLG: 0.397			0-0 G4-3		1-2 1B 1B				1-3 K	3 0 1 0 0 1 0		
Inning Stats	R: 0 H: 0 E: 0 LOB: 0 K: 0 BB: 0 S: 7 P: 10	R: 0 H: 0 E: 0 LOB: 0 K: 1 BB: 0 S: 6 P: 8	R: 0 H: 0 E: 0 LOB: 0 K: 0 BB: 0 S: 5 P: 9	R: 0 H: 0 E: 0 LOB: 0 K: 1 BB: 0 S: 6 P: 9	R: 0 H: 1 E: 0 LOB: 1 K: 2 BB: 0 S: 9 P: 16	R: 0 H: 2 E: 0 LOB: 2 K: 2 BB: 0 S: 17 P: 21	R: 0 H: 0 E: 0 LOB: 0 K: 2 BB: 0 S: 8 P: 12	R: 0 H: 0 E: 0 LOB: 0 K: 3 BB: 0 S: 12 P: 14	R: 2 H: 2 E: 0 LOB: 0 K: 0 BB: 0 S: 13 P: 20	1B: 3 SF: 0 2B: 1 SAC: 0 3B: 0 DP: 0 HR: 1 HBP: 0	WP: 0 PA: 32 PB: 0 SB: 0 CS: 0	
PITCHER David Cone, R (1, 1) ERA: 4.39	IP WLS BF H R ER SO BB IBB HBP BLK WP HR S P ERA WHIP	9.0 W 32 5 2 2 11 0 0 0 0 0 1 83 119 2.00 0.556										

AB	32
R	2
H	5
RBI	2
BB	0
SO	11
LOB	7



Batter	1	2	3	4	5	6	7	8	9	AB R H RBI BB SO LOB	TOP											
Doug Glanville, R (1, 8) OBP: 0.343, SLG: 0.433	0-1 F8		3-2 F8		2-2 P5		0-1 F7			4 0 0 0 0 0 2												
Gregg Jefferies, S (1, 7) OBP: 0.359, SLG: 0.447	1-1 G6-3			1-0 P2		1-1 P6		1-0 BB 1B		4 0 1 0 0 0 0												
Scott Rolen, R (1, 5) OBP: 0.386, SLG: 0.533	3-2 1B			3-2 HR		1-2 L7		4-2 1-2 BB		3 1 2 1 1 0 0												
Rico Brogna, L (1, 3) OBP: 0.329, SLG: 0.477	1-2 G5-3			0-0 23 E G4-3 1B		2-1 2B		0-1 F9		4 1 2 0 0 0 3												
23 Kevin Jordan, R (1, 10) OBP: 0.338, SLG: 0.397			0-1 G6-3		0-0 G4-3 1-3 1B		1-1 P2		1-1 F8		4 0 1 0 0 0 3											
Mike Lieberthal, R (1, 2) OBP: 0.291, SLG: 0.401			2-3 K		1-0 G4-3		0-0 G6-3		1-3 K		4 0 0 1 0 2 3											
Mark Lewis, R (1, 4) OBP: 0.301, SLG: 0.344			2-1 F7		1-3 K		0-2 FC6-4 1B		0-0 G6-3		4 0 1 0 0 1 1											
Kevin Sefcik, R (1, 9) OBP: 0.348, SLG: 0.293							3-2 FC6-4 1B		1-2 G6-3		3 0 0 0 0 0 1											
Jon Zuber, L (9, PH) OBP: 0.200, SLG: 0.800							1-2f				1 0 0 0 0 0 0											
Desi Relaford, S (1, 6) OBP: 0.336, SLG: 0.395			2-3 K		1-3 K		0-0 1B		0-0 P6		4 0 1 0 0 2 0											
Inning Stats	R: 0 E: 0 K: 0 S: 13	H: 1 LOB: 1 BB: 0 P: 18	R: 0 E: 0 K: 1 S: 7	H: 0 LOB: 0 BB: 0 P: 11	R: 0 E: 0 K: 1 S: 9	H: 0 LOB: 0 BB: 0 P: 17	R: 2 E: 1 K: 1 S: 15	H: 3 LOB: 1 BB: 0 P: 21	R: 0 E: 0 K: 1 S: 9	H: 0 LOB: 0 BB: 0 P: 12	R: 0 E: 0 K: 0 S: 10	H: 1 LOB: 1 BB: 0 P: 15	R: 0 E: 0 K: 0 S: 10	H: 2 LOB: 2 BB: 0 P: 13	R: 0 E: 0 K: 1 S: 12	H: 1 LOB: 2 BB: 1 P: 19	R: 0 E: 0 K: 0 S: 5	H: 0 LOB: 0 BB: 0 P: 6	1B: 6 2B: 1 3B: 0 HR: 1	SF: 0 SAC: 0 DP: 0 HBP: 0	WP: 0 PB: 0 SB: 0 CS: 0	PA: 36
PITCHER	IP WLS BF H R ER SO BB IBB HBP BLK WP HR S P ERA WHIP																					
David Wells, L (1, 1) ERA: 3.75	7.0 W 28 7 2 1 4 0 0 0 0 0 0 1 73 107 1.29 1.000																					
Mike Stanton, L (8, 1) ERA: 5.3	0.1 3 1 0 0 0 1 0 0 0 0 0 0 5 10 0.00 6.000																					
42 Mariano Rivera, R (8, 1) ERA: 1.21	1.2 S 5 0 0 0 1 0 0 0 0 0 0 0 12 15 0.00 0.000																					

Philadelphia Phillies @ New York Yankees
 Yankee Stadium, Bronx, NY
 Wed Jul 01 1998, 7:05 PM EDT
 Att. 28,919 - Unknown - 73 F

AB	35
R	2
H	8
RBI	2
BB	1
SO	5
LOB	13



Batter	1	2	3	4	5	6	7	8	9	AB	R	H	RBI	BB	SO	LOB
1 Chuck Knoblauch, R (1, 4) OBP: 0.386, SLG: 0.360	2-2 F8	1-1 P6			1-2 1B BB	1-1 1B				4	1	2	0	0	0	2
2 Derek Jeter, R (1, 6) OBP: 0.362, SLG: 0.470	2-2 G5-3		0-0 F9		2-3 K	1-1 G5-3				4	0	0	0	0	1	3
Paul O'Neill, L (1, 9) OBP: 0.376, SLG: 0.502	0-0 F7		0-2 F8		4-1 1B BB		0-0 F8			3	1	0	0	1	0	0
Tim Lincecum, S (1, 7) OBP: 0.374, SLG: 0.408		4-2 HR BB	4-2 FC4-6 BB		1-0 1B		3-2 1B			2	1	2	1	2	0	0
Ricky Ledee, L (7, PR) OBP: 0.360, SLG: 0.455					1-2 2-3 3-H 1B					0	0	0	0	0	0	0
Tino Martinez, L (1, 3) OBP: 0.357, SLG: 0.486		1-0 HR	1-2 FC4-6		3-1 20 BB 1B		1-1 P5			4	1	2	4	0	0	2
Johan Santana, R (1, 10) OBP: 0.366, SLG: 0.475		2-1 BB 1B		3-2 F9	4-0 G5-4-3 BB		0-2 G6-3			3	0	1	0	1	0	1
Chad Curtis, R (1, 8) OBP: 0.379, SLG: 0.398		1-1 F7		2-1 F9	0-0 G5-4-3		1-0 L9			4	0	0	0	0	0	4
Scott Brosius, R (1, 5) OBP: 0.378, SLG: 0.464		4-1 BB		3-3 K		1-2 G6-3		1-0 F8		3	0	0	0	1	1	0
Joe Girardi, R (1, 2) OBP: 0.317, SLG: 0.354		2-3 K			4-2 BB 1B BB	3-3 K		0-0 L9		3	1	0	0	1	2	2

Inning Stats	R: 0	H: 0	E: 0	K: 0	S: 10	R: 2	H: 2	E: 0	K: 1	S: 13	R: 0	H: 0	E: 0	K: 0	S: 10	R: 3	H: 3	E: 0	K: 1	S: 13	R: 0	H: 1	E: 0	K: 0	S: 11	R: 0	H: 1	E: 0	K: 0	S: 11	R: 0	H: 0	E: 0	K: 0	S: 3	R: 3	H: 0	E: 0	K: 0	S: 9	R: 0	H: 0	E: 0	K: 1	S: 11	R: 0	H: 1	E: 0	K: 0	S: 11	R: 0	H: 0	E: 0	K: 0	S: 5
	0	0	0	0	14	2	2	0	1	28	0	0	0	0	15	3	3	0	0	0	15	0	1	0	0	17	0	1	0	0	15	0	0	0	1	5	3	0	0	15	0	0	0	0	2	0	0	0	5						

PITCHER	IP	WLS	BF	H	R	ER	SO	BB	IBB	HBP	BLK	WP	HR	S	P	ERA	WHIP
55 Matt Beech, L (1, 1) ERA: 5.15	4.1	L	24	5	5	5	3	6	0	0	0	0	1	54	105	10.38	2.538
Jerry Spradlin, R (5, 1) ERA: 3.71	1.2		5	1	0	0	1	0	0	0	0	0	0	12	18	0.00	0.600
Yorkis Perez, L (7, 1) ERA: 2.49	1.0		4	1	0	0	0	0	0	0	0	0	0	11	15	0.00	1.000
Ricky Bottalico, R (8, 1) ERA: 4.22	1.0		3	0	0	0	0	0	0	0	0	0	0	3	5	0.00	0.000

BOTTOM

Philadelphia Phillies @ New York Yankees
 Yankee Stadium, Bronx, NY
 Wed Jul 01 1998, 7:05 PM EDT
 Att: 28,919 - Unknown - 73 F

AB	30
R	5
H	7
RBI	5
BB	6
SO	4
LOB	14



WP	PA	ERA	WHIP
0	36	0	0

Batter	1	2	3	4	5	6	7	8	9	10	11	AB R H RBI BB SO LOB	TOP																				
Doug Glanville, R OBP: 0.343, SLG: 0.430	1-0 G6-4-3 HBP		0-2 G5-3	3-2 G4-3			1-0 L4		0-0 F9 23 1B	1-1 G1-3		5 1 1 0 0 0 5																					
Gregg Jefferies, S OBP: 0.355, SLG: 0.442 Ruben Amaro Jr, S OBP: 0.237, SLG: 0.226	0-1 G6-4-3 1-2f		2-2 F9		1-1 F7		1-0 SF9		1-2 F9		0-0 G4-3	3 0 0 1 0 0 1 2 0 0 0 0 0 1																					
Scott Rolen, R OBP: 0.385, SLG: 0.528	0-1 G6-3		0-0 G1-3		2-2 F7-6-3 1B		4-2 1-2 BB		1-1 F9	1-3	1-0 F9	5 0 1 0 1 0 1																					
Rico Brogna, L OBP: 0.332, SLG: 0.497		0-2 HR		2-2 HR	1-1 F7-6-3 1-2		1-2 F9		4-0 23 1B		2-0 F8	5 2 2 2 1 0 3																					
23 Kevin Jordan, R OBP: 0.348, SLG: 0.405		0-2 G6-3		0-2 BB 1B		2-0 G1-6-3 1B		0-2 G5-3	2-2	1-2 3-H 1B		5 1 3 1 0 0 0																					
Bobby Abreu, L OBP: 0.406, SLG: 0.490		4-2 CS BB		4-2 1B BB		2-0 G1-6-3 1-2f		0-0 G4-3	3-1	3-1 L9		3 0 0 0 2 0 3																					
Mike Lieberthal, R OBP: 0.297, SLG: 0.414		4-2 HR BB		0-0 1-2 2-H 1B		2-1 P2		0-0 HR		1-3 K		4 2 2 2 1 1 0																					
Mark Lewis, R OBP: 0.306, SLG: 0.359		1-0 HR		3-3 K		1-2 SH SF9 1B		3-2 1B		2-2 F8		5 2 3 2 0 1 2																					
Desi Relaford, S OBP: 0.335, SLG: 0.397		1-1 P5		1-3 K		2-0 SH BB		2-3 K		2-1 2B		4 0 1 0 0 2 3																					
Inning Stats	R: 0 E: 0 K: 0 S: 4	H: 0 LOB: 0 BB: 0 P: 5	R: 3 E: 0 K: 0 S: 16	H: 2 LOB: 0 BB: 2 P: 26	R: 0 E: 0 K: 0 S: 7	H: 0 LOB: 0 BB: 0 P: 9	R: 2 E: 0 K: 2 S: 22	H: 3 LOB: 2 BB: 1 P: 35	R: 0 E: 0 K: 0 S: 8	H: 1 LOB: 0 BB: 0 P: 12	R: 0 E: 0 K: 0 S: 4	H: 1 LOB: 0 BB: 0 P: 10	R: 1 E: 1 K: 0 S: 16	H: 1 LOB: 2 BB: 1 P: 26	R: 1 E: 0 K: 1 S: 12	H: 2 LOB: 1 BB: 0 P: 17	R: 1 E: 0 K: 0 S: 12	H: 2 LOB: 2 BB: 1 P: 22	R: 0 E: 0 K: 1 S: 10	H: 1 LOB: 1 BB: 0 P: 16	R: 0 E: 0 K: 0 S: 3	H: 0 LOB: 0 BB: 0 P: 6	1B: 8 2B: 2 3B: 0 HR: 4	SF: 1 SAC: 1 DP: 3 HBP: 1	WP: 0 PB: 0 SB: 1 CS: 1	PA: 49							
PITCHER	IP WLS BF H R ER SO BB IBB HBP BLK WP HR S P ERA WHIP															IP WLS BF H R ER SO BB IBB HBP BLK WP HR S P ERA WHIP																	
Hideki Irabu, R ERA: 2.91	(1, 1)	3.0	16	5	5	5	0	3	0	1	0	0	0	0	3	37	56	15.00	2.667														
Darren Holmes, R ERA: 4.5	(4, 1)	3.0	9	2	0	0	2	0	0	0	0	0	0	0	24	41	0.00	0.667															
Mike Stanton, L ERA: 5.45	(7, 1)	2.1	13	4	3	2	1	1	0	0	0	0	0	1	32	48	7.71	2.143															
52 Mike Buddie, R ERA: 6.1	(9, 1)	2.2	W	11	2	0	0	1	0	1	0	0	0	0	21	39	0.00	0.750															

Philadelphia Phillies @ New York Yankees
Yankee Stadium, Bronx, NY
Thu Jul 02 1998, 7:05 PM EDT
Att: 31,259 - Unknown - 80 F

AB	41
R	8
H	13
RBI	8
BB	5
SO	4
LOB	19



Batter	1	2	3	4	5	6	7	8	9	10	11	AB R H RBI BB SO LOB
Chuck Knoblauch, R (1, 4) OBP: 0.385, SLG: 0.360	2-3 K		1-3 K		2-0 G5-3			0-0 HR	1-1 F8	2-0 FC6-4 HBP		5 1 1 0 0 2 1
2 Derek Jeter, R (1, 6) OBP: 0.364, SLG: 0.484	1-0 1B		2-2 G1-3			0-0 HR		2-3 K	1-1 HR	0-2 FC6-4		6 2 3 1 0 1 4
Paul O'Neill, L (1, 9) OBP: 0.378, SLG: 0.510	2-1 F8			0-1 P5		2-1 G4-3		0-1 HR	4-1 HR		0-2 1B	5 3 2 2 1 0 1
Tino Martinez, L (1, 3) OBP: 0.364, SLG: 0.512	3-0 G4-3			1-0 HR		1-3 K		4-2 BB	2-1 HR		2-2 1B	5 3 3 4 1 1 1
Darryl Strawberry, L (1, 10) OBP: 0.394, SLG: 0.559		1-0 CS HBP		3-3 K		4-2 BB		2-3 K	2-3 K		4-1 1B	3 0 0 0 2 3 1
Tim Raines, S (1, 7) OBP: 0.375, SLG: 0.401		3-3 K		3-2 G4-3		2-3 K		4-2 BB		4-2 FC6-4	0-1 BB	3 0 0 0 2 2 2
Ricky Ledee, L (10, PR) OBP: 0.385, SLG: 0.478		1-2 K						2-0 E			1-2 2-3 3-H	1 0 1 1 0 0 0
20 Jorge Posada, S (1, 2) OBP: 0.366, SLG: 0.479		0-1 2B			2-3 K		2-3 K	0-0 E8		1 SAFE	0-0 B3	5 0 2 1 0 2 1
Chad Curtis, R (1, 8) OBP: 0.373, SLG: 0.390		2-1 G5-3			1-0 G5-3		0-0 G6-3	1-3 2-H	0-0 F8	1 SAFE	1-0 FC6-4	5 0 0 0 0 0 4
Scott Brosius, R (1, 5) OBP: 0.379, SLG: 0.463			0-1 G1		3-2 1B		0-1 G4-3		1-1 G6-3	1 SAFE	1-0 HBP	5 0 2 0 0 0 0

BOTTOM

Philadelphia Phillies @ New York Yankees
 Yankee Stadium, Bronx, NY
 Thu Jul 02 1998, 7:05 PM EDT
 Att: 31,259 - Unknown - 80 F

livebaseballscores.com

AB	43
R	9
H	14
RBI	9
BB	6
SO	11
LOB	15



Inning Stats	R: 0	H: 1	R: 0	H: 1	R: 0	H: 0	R: 1	H: 1	R: 0	H: 1	R: 1	H: 1	R: 0	H: 0	R: 3	H: 3	R: 3	H: 2	R: 0	H: 1	R: 1	H: 3	
E: 0	LOB: 1	E: 0	LOB: 1	E: 0	LOB: 0	E: 0	LOB: 0	E: 0	LOB: 1	E: 0	LOB: 1	E: 0	LOB: 0	E: 0	LOB: 2	E: 1	LOB: 2	E: 0	LOB: 3	E: 0	LOB: 3	E: 0	LOB: 3
K: 1	BB: 0	K: 1	BB: 0	K: 1	BB: 0	K: 1	BB: 0	K: 1	BB: 0	K: 1	BB: 1	K: 1	BB: 0	K: 2	BB: 2	K: 1	BB: 1	K: 0	BB: 1	K: 0	BB: 1	K: 0	BB: 1
S: 7	P: 15	S: 8	P: 14	S: 9	P: 12	S: 12	P: 19	S: 8	P: 16	S: 12	P: 21	S: 6	P: 8	S: 21	P: 33	S: 13	P: 24	S: 8	P: 16	S: 11	P: 17	S: 8	P: 16

PITCHER	IP	WLS	BF	H	R	ER	SO	BB	IBB	HBP	BLK	WP	HR	S	P	ERA	WHIP
Tyler Green, R (1, 1) ERA: 4.6	6.0		24	5	2	2	7	1	0	1	0	0	2	56	97	3.00	1.000
Wayne Gomes, R (7, 1) ERA: 3.73	1.1		5	1	1	1	2	0	0	0	0	0	0	11	15	6.75	0.750
Yorkis Perez, L (8, 1) ERA: 3.27	0.1		4	1	1	1	1	2	0	0	0	0	1	14	24	27.00	9.000
Mark Leiter, R (8, 1) ERA: 3.28	2.1		14	4	4	4	1	2	0	1	0	0	1	23	42	15.43	2.571
Jerry Spradlin, R (11, 1) ERA: 3.92	0.0	L	4	3	1	1	0	1	0	0	0	0	0	11	17	∞	∞

WP: 0	PA: 51
PB: 0	
SB: 0	
CS: 1	
1B: 7	SF: 0
2B: 4	SAC: 0
3B: 0	DP: 1
HR: 4	HBP: 2

Batter	1	2	3	4	5	6	7	8	9	AB R H RBI BB SO LOB	TOP						
Roberto Alomar, S (1, 4) OBP: 0.372, SLG: 0.432	1-1 G4-3		2-0 G5-3		0-1 G4-3			4-0 BB		3 0 0 0 1 0 1							
B.J. Surhoff, L (1, 7) OBP: 0.330, SLG: 0.479	1-2 G4-3		0-0 2B			4-2 G6-3 BB		0-3 K		3 0 1 1 1 1 1							
Eric Davis, R (1, 10) OBP: 0.375, SLG: 0.545	2-1 L9		1-1 G6-3			1-1 G6-3 1-2f		0-1 F9		4 0 0 0 0 0 3							
Rafael Palmeiro, L (1, 3) OBP: 0.381, SLG: 0.590		1-0 G3		0-2 F8		2-0 F8		0-3 K		4 0 0 0 0 1 1							
Cal Ripken Jr., R (1, 5) OBP: 0.324, SLG: 0.364		2-1 G5-3		2-2 F8			0-0 E5 G1-3		4-2 P7 BB	3 0 0 0 1 0 0 0 0 0 0 0 0 0							
Jeff Reboulet, R (9, PR) OBP: 0.381, SLG: 0.333																	
Brady Anderson, L (1, 8) OBP: 0.305, SLG: 0.401		3-1 P6		4-0 BB			3-3 K		0-1 P7	3 0 0 0 1 1 2							
Joe Carter, R (1, 9) OBP: 0.298, SLG: 0.431			0-1 23 2B SF7 1B	1 SAFE 1 SAFE 1 SAFE	2-2 P4		1-1 G1-3		4-2 FC5 23 1B BB	3 1 1 0 1 0 2							
23 Chris Hoiles, R (1, 2) OBP: 0.331, SLG: 0.374			2-0 SF7 2B		2-1 P5		4-2 BB		0-2 1B	3 1 2 0 1 0 0							
Mike Bordick, R (1, 6) OBP: 0.314, SLG: 0.371			1-2 SF7		1-1 G5-3		1-3 K		1-2 FC5	3 0 0 1 0 1 4							
Inning Stats	R: 0 E: 0 K: 0 S: 7 H: 0 LOB: 0 BB: 0 P: 11	R: 0 E: 0 K: 0 S: 5 H: 0 LOB: 0 BB: 0 P: 11	R: 2 E: 0 K: 0 S: 10 H: 3 LOB: 1 BB: 0 P: 16	R: 0 E: 0 K: 0 S: 10 H: 0 LOB: 1 BB: 1 P: 18	R: 0 E: 0 K: 0 S: 6 H: 0 LOB: 0 BB: 0 P: 9	R: 0 E: 0 K: 0 S: 12 H: 0 LOB: 0 BB: 1 P: 19	R: 0 E: 1 K: 2 S: 16 H: 0 LOB: 2 BB: 1 P: 25	R: 0 E: 0 K: 2 S: 8 H: 0 LOB: 1 BB: 1 P: 12	R: 0 E: 0 K: 0 S: 14 H: 1 LOB: 2 BB: 2 P: 23	1B: 2 2B: 2 3B: 0 HR: 0 SF: 1 SAC: 0 DP: 1 HBP: 0	WP: 0 PB: 0 SB: 0 CS: 0 PA: 36						
PITCHER Andy Pettitte, L (1, 1) ERA: 3.9	IP: 9.0 WLS: W BF: 36 H: 4 R: 2 ER: 2 SO: 4 BB: 6 IBB: 0 HBP: 0 BLK: 0 WP: 0 HR: 0 S: 88 P: 144 ERA: 2.00 WHIP: 1.111																
PITCHER	IP	WLS	BF	H	R	ER	SO	BB	IBB	HBP	BLK	WP	HR	S	P	ERA	WHIP

Baltimore Orioles @ New York Yankees
Yankee Stadium, Bronx, NY

AB 29
R 2
H 4
RBI 2
BB 6
SO 4
LOB 14



Fri Jul 03 1998, 7:05 PM EDT
Att. 43,328 - Unknown - 79 F

livebaseballscorecards.com

Batter	1	2	3	4	5	6	7	8	9	AB R H RBI BB SO LOB
2 Derek Jeter, R OBP: 0.366, SLG: 0.488 (1, 6) X	0-0 1B SF7 1B		3-3 K		1-0 F7			2-1 G6-3 2B		4 1 2 0 0 1 0
Luis Sojo, R OBP: 0.211, SLG: 0.203 (1, 4) B X	1-0 1-3 1B		0-1 G5-3		2-1 L8			2-2 G6-3 2-3		4 0 1 0 0 0 1
Paul O'Neill, L OBP: 0.376, SLG: 0.508 (1, 9) X	0-0 SF7 3-H		1-3 K			0-2 G3-6-3 1B		1-2 G6-3		3 0 1 1 0 1 1
Tino Martinez, L OBP: 0.359, SLG: 0.504 (1, 3) 1 SAFE C X	0-1 L8		1-3 K		1-0 G3-6-3 1-2f			2-2 G4-3		4 0 0 0 0 1 3
Darryl Strawberry, L OBP: 0.388, SLG: 0.549 (1, 10) B C 1 SAFE S B S Tim Raines, S OBP: 0.378, SLG: 0.401 (9, PH) 1 SAFE S B S	3-3 K		1-1 P6		1-3 K			4-2 FC1-5 HBP 1B		3 0 0 0 0 2 1 0 0 0 0 0 0 0
Chad Curtis, R OBP: 0.378, SLG: 0.412 (1, 8) B C X		2-1 2B	2-2 HR		3-3 K			1 SAFE C 1 SAFE C 1 SAFE C 1 SAFE C 2-1 FC1-5 1B		4 2 3 1 0 1 0
Ricky Ledee, L OBP: 0.379, SLG: 0.440 (1, 7) B C X Dale Sveum, S OBP: 0.205, SLG: 0.150 (9, PH) B C X		1-2 F9	4-1 S BB		2-3 K			1-0 FC1-5 1B 1-2 2-3f		2 0 0 0 1 1 1 1 0 0 0 0 0 2
Scott Brosius, R OBP: 0.380, SLG: 0.463 (1, 5) S C X		0-3 K	1-0 G6-3 1-2		1-2 FC4 1B			1-1 1-2 2-H 1B		4 0 2 1 0 1 2
Joe Girardi, R OBP: 0.310, SLG: 0.346 (1, 2) C B T B B X		2-3 K		0-0 L9		2-1 FC4 1-2f				3 0 0 0 0 1 2

Inning Stats	R: 1 E: 0 K: 1 S: 8	H: 2 LOB: 1 BB: 0 P: 12	R: 0 E: 0 K: 2 S: 14	H: 1 LOB: 1 BB: 0 P: 19	R: 0 E: 0 K: 2 S: 8	H: 0 LOB: 0 BB: 0 P: 12	R: 1 E: 0 K: 1 S: 15	H: 1 LOB: 1 BB: 1 P: 24	R: 0 E: 0 K: 0 S: 4	H: 0 LOB: 0 BB: 0 P: 7	R: 0 E: 0 K: 1 S: 8	H: 1 LOB: 0 BB: 0 P: 10	R: 0 E: 0 K: 2 S: 13	H: 1 LOB: 1 BB: 0 P: 21	R: 0 E: 0 K: 0 S: 14	H: 1 LOB: 1 BB: 0 P: 21	R: 1 E: 0 K: 0 S: 8	H: 2 LOB: 2 BB: 0 P: 16	1B: 6 2B: 2 3B: 0 HR: 1	SF: 1 SAC: 0 DP: 1 HBP: 1	WP: 0 PB: 0 SB: 2 CS: 0	PA: 35
--------------	------------------------------	----------------------------------	-------------------------------	----------------------------------	------------------------------	----------------------------------	-------------------------------	----------------------------------	------------------------------	---------------------------------	------------------------------	----------------------------------	-------------------------------	----------------------------------	-------------------------------	----------------------------------	------------------------------	----------------------------------	----------------------------------	------------------------------------	----------------------------------	--------


PITCHER	IP	WLS	BF	H	R	ER	SO	BB	IBB	HBP	BLK	WP	HR	S	P	ERA	WHIP
35 Mike Mussina, R ERA: 3.63 (1, 1)	7.1		29	7	2	2	9	1	0	0	0	0	1	77	116	2.46	1.091
Jesse Orosco, L ERA: 3.38 (8, 1)	1.0	L	6	2	1	1	0	0	0	1	0	0	0	15	26	9.00	2.000

BOTTOM

Baltimore Orioles @ New York Yankees
Yankee Stadium, Bronx, NY

Fri Jul 03 1998, 7:05 PM EDT
Att: 43,328 - Unknown - 79 F

AB	32
R	3
H	9
RBI	3
BB	1
SO	9
LOB	13



Batter	1	2	3	4	5	6	7	8	9	AB R H RBI BB SO LOB	TOP		
Roberto Alomar, S OBP: 0.370, SLG: 0.433 (1, 4)	3-2 PB 1B 2B	2-2 G3-1			1-1 G3		1-3 K			4 1 1 0 0 1 0			
B.J. Surhoff, L OBP: 0.338, SLG: 0.487 (1, 7)	4-1 PB 1B BB		2-2 E S 1B		0-0 E 2B			1-1 G6-4-3 1B		3 2 3 0 1 0 0			
Eric Davis, R OBP: 0.373, SLG: 0.539 (1, 10)	1-3 K 1-2 2-3		1-2 F8		3-2 E7 1B 2-H			1-0 G6-4-3 1-2f		4 0 1 0 0 1 4			
Rafael Palmeiro, L OBP: 0.379, SLG: 0.585 (1, 3)	4-1 1B IBB		2-1 P5		2-1 P6			1-1 P6		3 0 0 0 1 0 2			
Cal Ripken Jr., R OBP: 0.323, SLG: 0.363 (1, 5) Jeff Reboulet, R OBP: 0.381, SLG: 0.333 (9, PR)	2-3 K		2-2 G6-3 1-3		0-0 G6-3			1-2 23 FC1-5 1B 1B		4 0 1 0 0 1 4 0 0 0 0 0 0 0			
Brady Anderson, L OBP: 0.308, SLG: 0.402 (1, 8)	2-1 1B			1-0 F7		2-2 P4		1-0 23 FC1-5 1B 1-2		4 0 2 2 0 0 0			
23 Chris Hoiles, R OBP: 0.329, SLG: 0.367 (1, 2)	1-1 L7			2-1 G4-3 HBP		0-3 K		0-0 FC1-5 G4-6-3 1-2 2-3f		3 0 0 0 0 1 4			
Rich Becker, L OBP: 0.317, SLG: 0.328 (1, 9)		3-1 G1-3		2-1 G4-3 1-2f		0-0 F7		0-0 G4-6-3 1-2f		4 0 0 0 0 0 3			
Mike Bordick, R OBP: 0.311, SLG: 0.366 (1, 6)		0-2 G6-3			1-3 K		3-2 F9			3 0 0 0 0 1 0			
Inning Stats	R: 2 E: 0 K: 2 S: 16 H: 2 LOB: 2 BB: 2 P: 33	R: 0 E: 0 K: 0 S: 8 H: 0 LOB: 0 BB: 0 P: 13	R: 0 E: 0 K: 0 S: 12 H: 1 LOB: 1 BB: 0 P: 19	R: 0 E: 0 K: 0 S: 4 H: 0 LOB: 0 BB: 0 P: 9	R: 1 E: 1 K: 1 S: 11 H: 2 LOB: 1 BB: 0 P: 18	R: 0 E: 0 K: 1 S: 7 H: 0 LOB: 0 BB: 0 P: 9	R: 0 E: 0 K: 1 S: 8 H: 0 LOB: 0 BB: 0 P: 12	R: 0 E: 0 K: 0 S: 5 H: 1 LOB: 0 BB: 0 P: 8	R: 0 E: 0 K: 0 S: 6 H: 2 LOB: 2 BB: 0 P: 8	1B: 6 2B: 2 3B: 0 HR: 0 SF: 0 SAC: 0 DP: 3 HBP: 1	WP: 0 PB: 1 SB: 1 CS: 0 PA: 35		
PITCHER	IP WLS BF H R ER SO BB IBB HBP BLK WP HR S P ERA WHIP											PITCHER	IP WLS BF H R ER SO BB IBB HBP BLK WP HR S P ERA WHIP
Orlando Hernandez, R ERA: 2.08 (1, 1)	8.0 W 31 6 3 2 5 1 1 1 0 0 0 0 71 121 2.25 0.875												
42 Mariano Rivera, R ERA: 1.17 (9, 1)	1.0 S 4 2 0 0 0 0 0 0 0 0 0 0 6 8 0.00 2.000												

Baltimore Orioles @ New York Yankees
Yankee Stadium, Bronx, NY
 Sat Jul 04 1998, 3:33 AM EDT
 Att. 37,390 - Sunny - 81 F

AB	32
R	3
H	8
RBI	2
BB	2
SO	5
LOB	17



livebaseballscorecards.com

Batter	1	2	3	4	5	6	7	8	9	AB R H RBI BB SO LOB	TOP
Roberto Alomar, S (1, 4) OBP: 0.366, SLG: 0.427	0-0 F8		1-3 K		2-3 K			0-0 G3		4 0 0 0 0 2 2	
Brady Anderson, L (1, 8) OBP: 0.314, SLG: 0.406 Jeff Reboulet, R (8, 6) OBP: 0.381, SLG: 0.333	2-2 S S HBP			0-0 P6		1-0 S 1B		2-2 S 1B		3 0 2 0 0 0 0 0 0 0 0 0 0 0	
Eric Davis, R (1, 10) OBP: 0.371, SLG: 0.533	1-3 K			1-1 1B 1B		0-1 P6		2-2 F7		4 0 1 0 0 1 3	
Rafael Palmeiro, L (1, 3) OBP: 0.378, SLG: 0.581	2-2 G4-3			0-1 S 1-3 1B		0-0 P5		2-2 G4-3		4 0 1 0 0 0 2	
B.J. Surhoff, L (1, 7) OBP: 0.334, SLG: 0.481		2-1 G4-3		1-3 K		3-2 G4-3		0-2 K		4 0 0 0 0 2 2	
Cal Ripken Jr., R (1, 5) OBP: 0.322, SLG: 0.362		0-1 G5-3			3-1 2B 1B		0-0 F9		0-2 G4-3	4 0 1 0 0 0 0	
Joe Carter, R (1, 9) OBP: 0.298, SLG: 0.430		1-2 F7			3-2 P4		1-1 G1-6-3 1B			3 0 1 0 0 0 1	
Lenny Webster, R (1, 2) OBP: 0.280, SLG: 0.411			1-2 F9		2-1 2B		0-2 G1-6-3			3 0 1 0 0 0 1	
Mike Bordick, R (1, 6) OBP: 0.309, SLG: 0.363 Rich Becker, L (8, PH) OBP: 0.315, SLG: 0.325 (8, 8)			0-1 F8		1-2 F8		3-1 G4-3			2 0 0 0 0 0 2 1 0 0 0 0 0 0	
Inning Stats	R: 0 H: 0 E: 0 LOB: 1 K: 1 BB: 0 S: 12 P: 17	R: 0 H: 0 E: 0 LOB: 0 K: 0 BB: 0 S: 7 P: 10	R: 0 H: 0 E: 0 LOB: 0 K: 1 BB: 0 S: 8 P: 10	R: 0 H: 2 E: 0 LOB: 1 K: 1 BB: 0 S: 9 P: 11	R: 0 H: 2 E: 0 LOB: 2 K: 1 BB: 0 S: 13 P: 24	R: 0 H: 1 E: 0 LOB: 1 K: 0 BB: 0 S: 7 P: 11	R: 0 H: 1 E: 0 LOB: 0 K: 0 BB: 0 S: 6 P: 7	R: 0 H: 1 E: 0 LOB: 1 K: 0 BB: 0 S: 11 P: 18	R: 0 H: 0 E: 0 LOB: 0 K: 1 BB: 0 S: 10 P: 12	1B: 6 SF: 0 2B: 1 SAC: 0 3B: 0 DP: 1 HR: 0 HBP: 1	WP: 0 PA: 33 PB: 0 SB: 5 CS: 0
PITCHER David Cone, R (1, 1) ERA: 4.05 42 Mariano Rivera, R (9, 1) ERA: 1.14	IP WLS BF H R ER SO BB IBB HBP BLK WP HR S P ERA WHIP	8.0 W 30 7 0 0 4 0 0 1 0 0 0 0 73 108 0.00 0.875	1.0 S 3 0 0 0 1 0 0 0 0 0 0 0 10 12 0.00 0.000								

Baltimore Orioles @ New York Yankees
Yankee Stadium, Bronx, NY
Sun Jul 05 1998, 3:33 AM EDT
Att. 52,506 - Sunny - 79 F

livebaseballscorecards.com

AB	32
R	0
H	7
RBI	0
BB	0
SO	5
LOB	13



Batter	1	2	3	4	5	6	7	8	9	AB	R	H	RBI	BB	SO	LOB
2 Derek Jeter, R OBP: 0.372, SLG: 0.488 (1, 6)	2-1 BB G4-3 1B		2-0 G6-3	4-2 FC4-6 BB		2-2 G4-3				3	0	1	0	1	0	2
Luis Sojo, R OBP: 0.214, SLG: 0.198 (1, 4)	1-0 G4-3		2-2 1B HBP 1B	0-0 FC4-6				2-2 G6-3		4	1	1	0	0	0	2
Paul O'Neill, L OBP: 0.376, SLG: 0.505 (1, 9)	3-1 G5-3		0-0 HBP S 1B			1-1 G3-1		0-0 1B 1B		4	0	2	0	0	0	1
Tino Martinez, L OBP: 0.362, SLG: 0.506 (1, 3)	4-1 BB BB		3-3 K	2-3 K		2-3 K		1-0 1B		3	0	1	0	1	2	2
Tim Lincecum, S OBP: 0.383, SLG: 0.395 (1, 10)	4-2 1-2 2-3 BB		4-2 HBP BB	0-1 F8		0-3 K		0-3 K		2	0	0	0	2	1	1
Chad Curtis, R OBP: 0.375, SLG: 0.405 (1, 8)	2-3 K		2-0 HBP	1-2 2-3 3-H		0-2 G4-3		0-0 G6-3		3	0	0	1	0	1	3
Ricky Ledee, L OBP: 0.324, SLG: 0.394 (1, 7)		2-0 G4-3	0-3 K			1-3 K2-3		2-3 K		4	0	0	0	0	3	3
Dale Sveum, S OBP: 0.208, SLG: 0.159 (1, 5)		0-1 G3-1		1-1 F7		0-0 1B 1B		1-0 G6-3		4	0	1	0	0	0	0
Joe Girardi, R OBP: 0.310, SLG: 0.346 (1, 2)		0-2 G6-3		1-0 G6-3		0-0 1B				3	0	1	0	0	0	0

Inning Stats	R: 0	H: 1	E: 0	K: 1	S: 13	LOB: 3	BB: 2	P: 29	R: 0	H: 0	E: 0	K: 0	S: 6	LOB: 0	BB: 0	P: 8	R: 1	H: 2	E: 0	K: 2	S: 19	LOB: 3	BB: 1	P: 32	R: 0	H: 0	E: 0	K: 0	S: 6	LOB: 1	BB: 1	P: 12	R: 0	H: 0	E: 0	K: 1	S: 8	LOB: 0	BB: 0	P: 11	R: 0	H: 2	E: 0	K: 1	S: 14	LOB: 2	BB: 0	P: 17	R: 0	H: 2	E: 0	K: 1	S: 8	LOB: 1	BB: 0	P: 11	R: 0	H: 0	E: 0	K: 1	S: 10	LOB: 0	BB: 0	P: 13
--------------	------	------	------	------	-------	--------	-------	-------	------	------	------	------	------	--------	-------	------	------	------	------	------	-------	--------	-------	-------	------	------	------	------	------	--------	-------	-------	------	------	------	------	------	--------	-------	-------	------	------	------	------	-------	--------	-------	-------	------	------	------	------	------	--------	-------	-------	------	------	------	------	-------	--------	-------	-------

PITCHER	IP	WLS	BF	H	R	ER	SO	BB	IBB	HBP	BLK	WP	HR	S	P	ERA	WHIP
Scott Erickson, R ERA: 4.24 (1, 1)	8.0	L	35	7	1	1	7	4	0	1	0	0	0	84	133	1.12	1.375


BOTTOM

Baltimore Orioles @ New York Yankees
Yankee Stadium, Bronx, NY

Sun Jul 05 1998, 3:33 AM EDT
Att. 52,506 - Sunny - 79 F

livebaseballscorecards.com

AB	30
R	1
H	7
RBI	1
BB	4
SO	7
LOB	14



WP: 0	PA: 35
PB: 0	
SB: 1	
CS: 0	

Batter	1	2	3	4	5	6	7	8	9	AB R H RBI BB SO LOB	TOP		
Chuck Knoblauch, R (1, 4) <small>OBP: 0.381, SLG: 0.355</small>	2-2 	1-1 			1-3 		1-0 	1-3 		4 0 0 0 0 2 0	New York Yankees @ Tampa Bay Devil Rays Tropicana Field, St. Petersburg, FL Thu Jul 09 1998, 7:05 PM EDT Att. 38,386 - Dome - 72 F livebaseballscores.com		
2 Derek Jeter, R (1, 6) <small>OBP: 0.368, SLG: 0.482</small>	0-0 	0-2 			1-1 			1-2 		4 0 0 0 0 0 0			
Paul O'Neill, L (1, 9) <small>OBP: 0.375, SLG: 0.502</small>	2-2 					1-0 		3-2 		4 0 1 0 0 0 0			
Tino Martinez, L (1, 3) <small>OBP: 0.364, SLG: 0.504</small>	4-0 					2-1 			2-0 	3 0 1 0 1 0 0			
Tim Lincecum, S (1, 7) <small>OBP: 0.380, SLG: 0.392</small> Ricky Ledee, L (9, 7) <small>OBP: 0.324, SLG: 0.394</small>	2-1 				1-2 		1-3 		1-0 	4 0 1 0 0 1 1 0 0 0 0 0 0 0			
Darryl Strawberry, L (1, 10) <small>OBP: 0.380, SLG: 0.536</small>	1-2 				2-2 		2-3 		1-0 	4 0 0 0 0 1 4			
Chad Curtis, R (1, 8) <small>OBP: 0.374, SLG: 0.402</small>		1-1 			0-0 			4-2 		2 0 0 0 1 0 0			
Scott Brosius, R (1, 5) <small>OBP: 0.379, SLG: 0.458</small>		1-1 			1-0 			0-0 		2 1 0 0 0 0 1			
Joe Girardi, R (1, 2) <small>OBP: 0.311, SLG: 0.368</small>		2-1 			2-2 			1-0 		3 1 1 2 0 0 1			
Inning Stats	R: 0 H: 2 E: 0 LOB: 3 K: 0 BB: 1 S: 15 P: 26	R: 2 H: 1 E: 0 LOB: 0 K: 0 BB: 0 S: 10 P: 15	R: 0 H: 0 E: 0 LOB: 0 K: 0 BB: 0 S: 6 P: 10	R: 0 H: 0 E: 0 LOB: 0 K: 0 BB: 0 S: 5 P: 8	R: 0 H: 0 E: 0 LOB: 0 K: 1 BB: 0 S: 8 P: 12	R: 0 H: 1 E: 0 LOB: 1 K: 2 BB: 0 S: 9 P: 15	R: 0 H: 0 E: 0 LOB: 0 K: 0 BB: 1 S: 5 P: 10	R: 0 H: 0 E: 0 LOB: 0 K: 1 BB: 0 S: 9 P: 14	R: 0 H: 0 E: 0 LOB: 0 K: 0 BB: 0 S: 3 P: 7	1B: 3 SF: 0 2B: 0 SAC: 0 3B: 0 DP: 0 HR: 1 HBP: 1	WP: 0 PA: 34 PB: 0 SB: 0 CS: 1		
PITCHER	IP WLS BF H R ER SO BB IBB HBP BLK WP HR S P ERA WHIP											PITCHER	IP WLS BF H R ER SO BB IBB HBP BLK WP HR S P ERA WHIP
Bryan Rekar, R (1, 1) <small>ERA: 3.6</small>	5.0 L 20 3 2 2 1 1 0 1 0 0 0 1 44 71 3.60 0.800												
Jim Mecir, R (6, 1) <small>ERA: 3.38</small>	2.2 9 1 0 0 3 1 0 0 0 0 0 0 20 33 0.00 0.750												
Scott Aldred, L (8, 1) <small>ERA: 1.8</small>	0.1 1 0 0 0 0 0 0 0 0 0 0 0 3 6 0.00 0.000												
Roberto Hernandez, R (9, 1) <small>ERA: 3.4</small>	1.0 3 0 0 0 0 0 0 0 0 0 0 0 3 7 0.00 0.000												

Batter	1	2	3	4	5	6	7	8	9	AB R H RBI BB SO LOB
Randy Winn, S (1, 8) OBP: 0.415, SLG: 0.400	2-1 F8		2-3 K			2-3 K		2-2 E5		4 0 0 0 0 2 2
Quinton McCracken, S (1, 7) OBP: 0.340, SLG: 0.437	3-2 1B		3-1 G6-3			3-2 G6-4-3 1B		4-2 BB		3 0 2 0 1 0 1
Bobby Smith, R (1, 5) OBP: 0.356, SLG: 0.456	1-3 K				2-2 G1-3	1-1 G6-4-3		0-2 G4-3		4 0 0 0 0 1 5
Fred McGriff, L (1, 3) OBP: 0.346, SLG: 0.389	0-3 K				0-3 K		2-1 G4-3		4-2 SH1-4 BB	3 0 0 0 1 2 1
Bubba Trammell, R (1, 10) OBP: 0.333, SLG: 0.350 Paul Sorrento, L (9, PH) OBP: 0.308, SLG: 0.449		1-3 K			1-1 1B	3-1 F9		4-0 SH1-4 BB		3 0 1 0 0 1 0 0 0 0 0 1 0 0
Mike Kelly, R (1, 9) OBP: 0.301, SLG: 0.375		1-0 P6			2-3 K	1-3 K		0-2 SH1-4		3 0 0 0 0 2 1
John Flaherty, R (1, 2) OBP: 0.265, SLG: 0.266 Dave Martinez, L (9, PH) OBP: 0.327, SLG: 0.301		1-0 G5-3			1-0 L5		1-2 F7	0-1 G5-3		3 0 0 0 0 0 0 1 0 0 0 0 0 2
Kevin Stocker, S (1, 6) OBP: 0.285, SLG: 0.344 Wade Boggs, L (9, PH) OBP: 0.346, SLG: 0.408			0-0 G6-3		2-2 G5-3		3-2 G5-3	1-1 G5-3		3 0 0 0 0 0 0 1 0 0 0 0 0 2
Miguel Cairo, R (1, 4) OBP: 0.311, SLG: 0.371			0-0 1B		0-1 G5-3		1-0 BB E			3 0 2 0 0 0 0

Inning Stats	R: 0 E: 0 K: 2 S: 11	H: 1 LOB: 1 BB: 0 P: 17	R: 0 E: 0 K: 1 S: 5	H: 0 LOB: 0 BB: 0 P: 8	R: 0 E: 0 K: 1 S: 8	H: 1 LOB: 1 BB: 0 P: 13	R: 0 E: 0 K: 2 S: 11	H: 1 LOB: 1 BB: 0 P: 16	R: 0 E: 0 K: 0 S: 7	H: 0 LOB: 0 BB: 0 P: 10	R: 0 E: 0 K: 1 S: 8	H: 1 LOB: 0 BB: 0 P: 14	R: 0 E: 0 K: 1 S: 7	H: 0 LOB: 0 BB: 0 P: 13	R: 0 E: 1 K: 0 S: 19	H: 1 LOB: 3 BB: 1 P: 30	R: 0 E: 0 K: 0 S: 10	H: 0 LOB: 2 BB: 2 P: 19	1B: 5 2B: 0 3B: 0 HR: 0	SF: 0 SAC: 1 DP: 1 HBP: 0
--------------	-------------------------------	----------------------------------	------------------------------	---------------------------------	------------------------------	----------------------------------	-------------------------------	----------------------------------	------------------------------	----------------------------------	------------------------------	----------------------------------	------------------------------	----------------------------------	-------------------------------	----------------------------------	-------------------------------	----------------------------------	----------------------------------	------------------------------------


PITCHER	IP	WLS	BF	H	R	ER	SO	BB	IBB	HBP	BLK	WP	HR	S	P	ERA	WHIP
Andy Pettitte, L (1, 1) ERA: 3.66	8.0	W	30	5	0	0	8	1	0	0	0	0	0	76	121	0.00	0.750
42 Mariano Rivera, R (9, 1) ERA: 1.1	1.0	S	5	0	0	0	0	2	0	0	0	0	0	10	19	0.00	2.000

BOTTOM

New York Yankees @ Tampa Bay Devil Rays
Tropicana Field, St. Petersburg, FL

Thu Jul 09 1998, 7:05 PM EDT
Att: 38,386 - Dome - 72 F

AB	31
R	0
H	5
RBI	0
BB	3
SO	8
LOB	14



WP	PA	ERA	WHIP
0	35		

New York Yankees @ Tampa Bay Devil Rays

Tropicana Field, St. Petersburg, FL

Fri Jul 10 1998, 7:05 PM EDT
Att. 40,363 - Dome - 72 F

AB	35
R	8
H	9
RBI	8
BB	3
SO	4
LOB	9



WP	0	PA	40
PB	0		
SB	0		
CS	0		

Batter	1	2	3	4	5	6	7	8	9	AB	R	H	RBI	BB	SO	LOB
Chuck Knoblauch, R (1, 4) OBP: 0.378, SLG: 0.363	F8 3-2		P6 0-0				P4 1-2	P3 1-2		5	1	1	3	0	0	1
Derek Jeter, R (1, 6) OBP: 0.365, SLG: 0.477	L4 1-0		G4-3 0-0			G6-3 0-1	G1-3 0-1		FC4-6 1B 0-0	5	0	1	0	0	0	1
Paul O'Neill, L (1, 9) OBP: 0.373, SLG: 0.497	K 0-3			F7 1-0	K 2-3				FC4-6 G5-4-3 1-2f 0-1	5	0	1	0	0	2	1
Chad Curtis, R (1, 8) OBP: 0.368, SLG: 0.394		K 2-3		G6-3 2-2		E6 FC5 1B 1-1	G4-3 2-0		G5-4-3 1-2f 2-1	5	1	0	0	0	1	2
Tino Martinez, L (1, 3) OBP: 0.366, SLG: 0.502		K 3-3			BB 4-1			G3-1 2-1		3	1	1	0	1	1	0
Tim Lincecum, S (1, 7) OBP: 0.380, SLG: 0.388										2	0	0	1	1	0	2
Ricky Ledee, L (7, 7) OBP: 0.342, SLG: 0.412					F8 2-0		FC5 FC1-5-4-3 1-3		20 1B HR 1-3	1	1	1	0	0	0	0
20 Jorge Posada, S (1, 10) OBP: 0.372, SLG: 0.476			P9 2-2			P4 1-0	SF7 0-0		HR 1-3	3	1	1	1	0	0	1
Scott Brosius, R (1, 5) OBP: 0.381, SLG: 0.468					G5-3 1-2		HR HBP 1B 2-0	FC1-5-4-2 1B 2-3		3	2	1	3	0	0	1
Joe Girardi, R (1, 2) OBP: 0.322, SLG: 0.374							HR 1-3		HR 1-1	3	1	2	0	1	0	0

Inning Stats	R: 0	H: 0	E: 0	K: 1	S: 8	R: 0	H: 0	E: 0	K: 2	S: 10	R: 0	H: 0	E: 0	K: 0	S: 7	R: 0	H: 0	E: 0	K: 0	S: 6	R: 3	H: 2	E: 0	K: 1	S: 11	R: 2	H: 2	E: 2	K: 0	S: 10	R: 0	H: 1	E: 0	K: 0	S: 12	R: 3	H: 3	E: 0	K: 0	S: 14	R: 0	H: 1	E: 0	K: 0	S: 5	R: 0	H: 1	E: 0	K: 0	S: 5	1B: 7	SF: 1	2B: 0	SAC: 0	3B: 0	DP: 1	HR: 2	HBP: 1	WP: 0	PA: 40
--------------	------	------	------	------	------	------	------	------	------	-------	------	------	------	------	------	------	------	------	------	------	------	------	------	------	-------	------	------	------	------	-------	------	------	------	------	-------	------	------	------	------	-------	------	------	------	------	------	------	------	------	------	------	-------	-------	-------	--------	-------	-------	-------	--------	-------	--------

PITCHER	IP	WLS	BF	H	R	ER	SO	BB	IBB	HBP	BLK	WP	HR	S	P	ERA	WHIP
Wilson Alvarez, L (1, 1) ERA: 4.48	5.0	L	24	3	5	3	4	3	0	1	0	0	1	47	86	5.40	1.200
Albie Lopez, R (6, 1) ERA: 2.3	2.0		7	2	0	0	0	0	0	0	0	0	0	17	23	0.00	1.000
Scott Aldred, L (8, 1) ERA: 2.93	0.1		3	2	2	2	0	0	0	0	0	0	0	6	12	54.00	6.000
Esteban Yan, R (8, 1) ERA: 4.43	0.2		3	1	1	1	0	0	0	0	0	0	1	8	9	13.50	1.500
Julio Santana, R (9, 1) ERA: 5.11	1.0		3	1	0	0	0	0	0	0	0	0	0	5	7	0.00	1.000

Batter	1	2	3	4	5	6	7	8	9	AB	R	H	RBI	BB	SO	LOB
Randy Winn, S OBP: 0.396, SLG: 0.380 (1, 8)	0-0 B1-3	0-3 K		0-0 G5-3		0-0 FC5-2-5		0-2 G4-6-3		5	0	0	0	0	1	7
Quinton McCracken, S OBP: 0.340, SLG: 0.435 (1, 7)	4-2 BB		1-0 1B		0-1 E4	2-2 G4-3			0-2 G3-1	4	0	1	0	1	0	2
Wade Boggs, L OBP: 0.347, SLG: 0.413 (1, 5)	1-1 F9		3-1 F7		3-2 E6		1-1 1B		1-1 2B	5	1	2	0	0	0	3
Fred McGriff, L OBP: 0.350, SLG: 0.399 (1, 3)	2-3 K		1-0 HR		4-1 BB	1-2 BB	0-2 1B	1-3 1B	1-3 K	4	1	2	1	1	2	2
Paul Sorrento, L OBP: 0.308, SLG: 0.446 (1, 10) Bubba Trammell, R OBP: 0.308, SLG: 0.318 (7, PH)		4-0 1B	1-3 K		3-3 K		2-1 G3	1-3 K	1-3 K	2	0	0	0	1	2	3
Dave Martinez, L OBP: 0.329, SLG: 0.314 (1, 9)		2-2 1B		2-2 IHR	2-2 G6-4-3		2-1 G4-3			4	2	2	1	0	0	3
Mike DiFelice, R OBP: 0.283, SLG: 0.351 (1, 2)		0-1 2B		1-0 2B		2-2 1B		1-2 1B		4	0	3	0	0	0	2
Kevin Stocker, S OBP: 0.285, SLG: 0.340 (1, 6)		4-2 BB		0-0 F9		0-0 P5		2-1 1B		3	0	0	0	1	0	3
Miguel Cairo, R OBP: 0.313, SLG: 0.373 (1, 4)		2-0 1B		1-3 K		0-0 1B		1-1 1B		4	0	2	1	0	1	3

Inning Stats	R: 0	H: 0	E: 0	K: 1	S: 9	H: 0	LOB: 1	BB: 1	P: 16	R: 1	H: 1	E: 0	K: 1	S: 12	H: 1	LOB: 2	BB: 2	P: 24	R: 1	H: 2	E: 0	K: 1	S: 7	H: 2	LOB: 0	BB: 0	P: 13	R: 1	H: 2	E: 0	K: 1	S: 11	H: 2	LOB: 1	BB: 0	P: 15	R: 0	H: 0	E: 2	K: 1	S: 14	H: 2	LOB: 2	BB: 1	P: 26	R: 0	H: 2	E: 0	K: 0	S: 10	H: 2	LOB: 2	BB: 0	P: 14	R: 1	H: 2	E: 0	K: 0	S: 9	H: 2	LOB: 0	BB: 0	P: 14	R: 0	H: 2	E: 0	K: 0	S: 11	H: 2	LOB: 1	BB: 0	P: 15	R: 0	H: 1	E: 0	K: 2	S: 11	H: 1	LOB: 1	BB: 0	P: 14	1B: 8	SF: 0	2B: 2	SAC: 0	3B: 0	DP: 2	HR: 2	HBP: 0	WP: 1	PA: 41
--------------	------	------	------	------	------	------	--------	-------	-------	------	------	------	------	-------	------	--------	-------	-------	------	------	------	------	------	------	--------	-------	-------	------	------	------	------	-------	------	--------	-------	-------	------	------	------	------	-------	------	--------	-------	-------	------	------	------	------	-------	------	--------	-------	-------	------	------	------	------	------	------	--------	-------	-------	------	------	------	------	-------	------	--------	-------	-------	------	------	------	------	-------	------	--------	-------	-------	-------	-------	-------	--------	-------	-------	-------	--------	-------	--------

PITCHER	IP	WLS	BF	H	R	ER	SO	BB	IBB	HBP	BLK	WP	HR	S	P	ERA	WHIP
Hideki Irabu, R ERA: 3.03 (1, 1)	5.1	W	27	7	3	3	5	4	0	0	0	1	1	59	102	5.06	2.062
Graeme Lloyd, L ERA: 2.29 (6, 1)	1.0		4	2	1	1	0	0	0	0	0	0	0	9	12	9.00	2.000
Ramiro Mendoza, R ERA: 3.8 (7, 1)	2.2	S	10	3	0	0	2	0	0	0	0	0	0	26	37	0.00	1.125

BOTTOM

New York Yankees @ Tampa Bay Devil Rays
Tropicana Field, St. Petersburg, FL
Fri Jul 10 1998, 7:05 PM EDT
Att. 40,363 - Dome - 72 F

livebaseballscores.com

AB	37
R	4
H	12
RBI	4
BB	4
SO	7
LOB	29



Batter	1	2	3	4	5	6	7	8	9	AB R H RBI BB SO LOB	TOP
Chuck Knoblauch, R (1, 4) OBP: 0.380, SLG: 0.364	1-2 2B HBP	0-1 1B			1-1 G1-3		1-2 SF8			2 1 1 1 0 0 0	
2 Derek Jeter, R (1, 6) OBP: 0.361, SLG: 0.471	3-3 1-2 K	2-2 G1-3			1-0 G5-3		1-2 G4-6-3			4 0 0 0 0 1 4	
Paul O'Neill, L (1, 9) OBP: 0.371, SLG: 0.497	2-2 2B		0-2 G3		0-0 G4-3			0-1 G4-3		4 0 1 1 0 0 0	
Tino Martinez, L (1, 3) OBP: 0.361, SLG: 0.495	3-3 1-2 K		2-2 F8		2-3 1-2 K			3-3 1-2 K		4 0 0 0 0 3 1	
Darryl Strawberry, L (1, 10) OBP: 0.382, SLG: 0.532	4-0 IBB		0-0 G4-3		2-0 FC5-4 1B			2-2 G1-3		3 0 1 0 1 0 0	
Chad Curtis, R (1, 8) OBP: 0.364, SLG: 0.388	2-2 G5-3			0-0 G4-3		2-2 FC5-4 1-2 K			0-2 G5-3	4 0 0 0 0 0 3	
Ricky Ledee, L (1, 7) OBP: 0.357, SLG: 0.447		2-0 1B 2B		2-0 1B		3-3 K2-3			2-1 G3-1	4 0 2 0 0 1 1	
Scott Brosius, R (1, 5) OBP: 0.382, SLG: 0.468		1-2 L3		0-2 F7		2-2 1B SF8 1B			3-2 1B	4 1 2 0 0 0 2	
Joe Girardi, R (1, 2) OBP: 0.321, SLG: 0.371		0-1 G1-3		3-2 G6-3		0-1 1B G4-6-3 1B			1-1 L5	4 0 1 0 0 0 3	
Inning Stats	R: 1 H: 1 E: 0 LOB: 2 K: 2 BB: 1 S: 15 P: 30	R: 0 H: 2 E: 0 LOB: 2 K: 0 BB: 0 S: 11 P: 16	R: 0 H: 0 E: 0 LOB: 0 K: 0 BB: 0 S: 8 P: 10	R: 0 H: 1 E: 0 LOB: 1 K: 0 BB: 0 S: 8 P: 13	R: 0 H: 0 E: 0 LOB: 0 K: 0 BB: 0 S: 4 P: 6	R: 0 H: 1 E: 0 LOB: 1 K: 2 BB: 0 S: 13 P: 22	R: 1 H: 2 E: 0 LOB: 0 K: 0 BB: 0 S: 11 P: 15	R: 0 H: 0 E: 0 LOB: 0 K: 1 BB: 0 S: 9 P: 14	R: 0 H: 1 E: 0 LOB: 1 K: 0 BB: 0 S: 12 P: 17	1B: 6 SF: 1 2B: 2 SAC: 0 3B: 0 DP: 1 HR: 0 HBP: 1	WP: 0 PA: 36 PB: 0 SB: 3 CS: 0
PITCHER Rolando Arrojo, R (1, 1) ERA: 3.03 Jim Mecir, R (8, 1) ERA: 3.24	IP WLS BF H R ER SO BB IBB HBP BLK WP HR S P ERA WHIP 7.0 L 29 7 2 2 4 0 1 1 0 0 0 0 70 112 2.57 1.000 2.0 7 1 0 0 1 0 0 0 0 0 0 0 21 31 0.00 0.500	PITCHER IP WLS BF H R ER SO BB IBB HBP BLK WP HR S P ERA WHIP									

New York Yankees @ Tampa Bay Devil Rays
 Tropicana Field, St. Petersburg, FL
 Sat Jul 11 1998, 7:05 PM EDT
 Att. 44,589 - Dome - 72 F

AB	33
R	2
H	8
RBI	2
BB	1
SO	5
LOB	14



Batter	1	2	3	4	5	6	7	8	9	AB R H RBI BB SO LOB
Randy Winn, S (1, 8) OBP: 0.391, SLG: 0.375	0-1 CS 1B		3-3 K			0-3 K		0-0 G3		4 0 1 0 0 2 2
Quinton McCracken, S (1, 7) OBP: 0.337, SLG: 0.430	3-1 F8 1-2		2-3 K			2-3 K		2-3 K		4 0 0 0 0 3 3
Wade Boggs, L (1, 5) OBP: 0.357, SLG: 0.415	4-2 BB			4-2 FC6-4 BB		4-0 BB		1-0 1B G2-3 1B		1 0 1 0 0 3 0 0
Fred McGriff, L (1, 3) OBP: 0.346, SLG: 0.394	2-1 G5-3			2-2 FC6-4 S 1-2f		0-0 F9		0-1 G2-3 1-2		4 0 0 0 0 0 4
Paul Sorrento, L (1, 10) OBP: 0.307, SLG: 0.443 Mike Kelly, R (9, PR) OBP: 0.301, SLG: 0.375		1-0 P5		2-3 K		2-3 K		2-1 G1-3 1B 2-3 1B		4 0 1 0 0 2 1 0 0 0 0 0 0 0
Dave Martinez, L (1, 9) OBP: 0.325, SLG: 0.310		1-0 F7		2-1 P4 1-2		1-1 G4-3		1-2 G1-3 1-2		4 0 0 0 0 0 3
John Flaherty, R (1, 2) OBP: 0.261, SLG: 0.260 Bobby Smith, R (9, PH) OBP: 0.354, SLG: 0.453		2-0 P4			0-0 G6-3		2-1 F7		1-3 K	3 0 0 0 0 0 0 1 0 0 0 0 1 3
Miguel Cairo, R (1, 4) OBP: 0.314, SLG: 0.376			0-1 G6-3		1-3 K		1-2 2B			3 0 1 0 0 1 0
Kevin Stocker, S (1, 6) OBP: 0.285, SLG: 0.344			1-0 2B		1-2 P5		1-1 P5			3 0 1 0 0 0 1

Inning Stats	R: 0 E: 0 K: 0 S: 8	H: 1 LOB: 1 BB: 1 P: 17	R: 0 E: 0 K: 0 S: 3	H: 0 LOB: 0 BB: 0 P: 7	R: 0 E: 0 K: 2 S: 9	H: 1 LOB: 1 BB: 0 P: 15	R: 0 E: 0 K: 1 S: 11	H: 0 LOB: 1 BB: 1 P: 21	R: 0 E: 0 K: 1 S: 7	H: 0 LOB: 0 BB: 0 P: 9	R: 0 E: 0 K: 2 S: 9	H: 0 LOB: 1 BB: 1 P: 15	R: 0 E: 0 K: 1 S: 7	H: 0 LOB: 0 BB: 0 P: 12	R: 0 E: 0 K: 1 S: 10	H: 1 LOB: 1 BB: 0 P: 14	R: 0 E: 0 K: 1 S: 11	H: 2 LOB: 3 BB: 0 P: 16	1B: 3 2B: 2 3B: 0 HR: 0	SF: 0 SAC: 0 DP: 0 HBP: 0	
PITCHER	IP	WLS	BF	H	R	ER	SO	BB	IBB	HBP	BLK	WP	HR	S	P	ERA	WHIP	WP: 0 PB: 0 SB: 1 CS: 1	PA: 34	ERA	WHIP
David Cone, R (1, 1) ERA: 3.77	8.0	W	29	3	0	0	8	3	0	0	0	0	0	64	110	0.00	0.750				
42 Mariano Rivera, R (9, 1) ERA: 1.07	1.0	S	5	2	0	0	1	0	0	0	0	0	0	11	16	0.00	2.000				

BOTTOM

New York Yankees @ Tampa Bay Devil Rays
Tropicana Field, St. Petersburg, FL
Sat Jul 11 1998, 7:05 PM EDT
Att. 44,589 - Dome - 72 F

livebaseballscorecards.com

AB	31
R	0
H	5
RBI	0
BB	3
SO	9
LOB	17



Batter	1	2	3	4	5	6	7	8	9	AB R H RBI BB SO LOB	TOP						
Chuck Knoblauch, R (1, 4) OBP: 0.380, SLG: 0.365	3-2 		1-1 	2-3 			0-2 		2-2 	4 2 1 1 0 1 3							
2 Derek Jeter, R (1, 6) OBP: 0.362, SLG: 0.470	3-1 		2-1 		3-1 		1-3 		1-2 	5 1 2 2 0 1 2							
Tim Raines, S (1, 7) OBP: 0.380, SLG: 0.382	4-1 		3-2 		1-2 			0-3 	4-0 	3 1 0 0 2 1 1							
Tino Martinez, L (1, 3) Dale Sveum, S (9, 3) OBP: 0.362, SLG: 0.500 OBP: 0.208, SLG: 0.159	2-1 		3-2 		3-3 			1-1 	3-2 	5 1 2 4 0 1 2 0 0 0 0 0 0 0							
20 Jorge Posada, S (1, 2) OBP: 0.373, SLG: 0.471		4-2 	1-1 			0-0 		3-3 	1-1 	4 1 1 1 1 1 1							
Darryl Strawberry, L (1, 10) Homer Bush, R (9, PR) OBP: 0.380, SLG: 0.523 OBP: 0.348, SLG: 0.318		1-1 		2-1 		1-2 			SH 	3 0 0 0 1 0 1 1 1 0 0 0 1 1							
Chad Curtis, R (1, 8) OBP: 0.368, SLG: 0.401		2-2 		1-1 		3-2 			SH 	4 1 3 1 0 0 0							
Scott Brosius, R (1, 5) OBP: 0.384, SLG: 0.467		0-3 		4-0 			2-2 		SH 	3 1 1 0 1 2 3							
Ricky Ledee, L (1, 9) OBP: 0.348, SLG: 0.429		1-3 		1-1 			3-1 		2-3 	4 0 1 0 0 2 6							
Inning Stats	R: 0 H: 1 E: 0 LOB: 1 K: 0 BB: 1 S: 8 P: 20	R: 1 H: 1 E: 0 LOB: 1 K: 2 BB: 1 S: 16 P: 24	R: 1 H: 2 E: 0 LOB: 1 K: 0 BB: 0 S: 12 P: 22	R: 0 H: 1 E: 0 LOB: 2 K: 1 BB: 1 S: 14 P: 24	R: 0 H: 0 E: 0 LOB: 0 K: 1 BB: 0 S: 8 P: 15	R: 0 H: 0 E: 0 LOB: 0 K: 0 BB: 0 S: 8 P: 12	R: 0 H: 2 E: 0 LOB: 1 K: 1 BB: 0 S: 12 P: 18	R: 0 H: 0 E: 0 LOB: 0 K: 2 BB: 0 S: 9 P: 13	R: 7 H: 4 E: 0 LOB: 2 K: 3 BB: 2 S: 26 P: 47	1B: 6 SF: 0 2B: 5 SAC: 2 3B: 0 DP: 0 HR: 0 HBP: 1	WP: 0 PA: 44 PB: 0 SB: 0 CS: 1						
PITCHER	IP WLS BF H R ER SO BB IBB HBP BLK WP HR S P ERA WHIP																
Tony Saunders, L (1, 1) ERA: 4.57	6.0		25	5	2	2	4	3	0	0	0	0	0	66	117	3.00	1.333
Albie Lopez, R (7, 1) ERA: 2.22	2.0		7	2	0	0	3	0	0	0	0	0	0	21	31	0.00	1.000
Roberto Hernandez, R (9, 1) ERA: 4.43	0.1	L	6	1	6	6	1	1	0	1	0	0	0	11	20	162.00	6.000
Scott Aldred, L (9, 1) ERA: 4.11	0.0		3	2	1	1	0	0	1	0	0	0	0	6	14	∞	∞
Rick White, R (9, 1) ERA: 3.98	0.2		3	1	0	0	2	0	0	0	0	0	0	9	13	0.00	1.500

New York Yankees @ Tampa Bay Devil Rays
 Tropicana Field, St. Petersburg, FL
 Sun Jul 12 1998, 3:33 AM EDT
 Att: 43,373 - Dome - 72 F

AB	36
R	9
H	11
RBI	9
BB	5
SO	10
LOB	20



Batter	1	2	3	4	5	6	7	8	9	AB	R	H	RBI	BB	SO	LOB
Randy Winn, S OBP: 0.378, SLG: 0.361 (1, 8)	0-3 K		1-0 L6-4		0-2 F7			0-0 G1-3		4	0	0	0	0	1	1
Quinton McCracken, S OBP: 0.338, SLG: 0.432 (1, 7)	4-1 CS BB			1-0 F8		0-0 SH1-3 G3 2B		2-1 F8		3	1	1	0	1	0	0
Bobby Smith, R OBP: 0.359, SLG: 0.451 (1, 5)	2-1 G3 1-2			4-2 BB BB		1-0 SH1-3 2-3		4-2 BB		1	0	0	0	2	0	1
Fred McGriff, L OBP: 0.348, SLG: 0.394 (1, 3)		3-1 FC6-4 1B		4-2 FC5-4 1-2 BB		1-0 G3 2-3 3-H		3-2 G4-3		3	0	1	1	1	0	1
Bubba Trammell, R OBP: 0.286, SLG: 0.292 (1, 10)		0-1 FC6-4 1-2f G4-3		0-3 K		0-0 G4-3			2-3 K	2	0	0	0	0	1	3
Paul Sorrento, L OBP: 0.305, SLG: 0.439 (6, PH)										2	0	0	0	0	1	0
Mike Kelly, R OBP: 0.297, SLG: 0.370 (1, 9)		3-2 G4-3 1-2f		0-0 FC5-4 1-2f			1-1 1B		3-2 L8	2	0	0	0	0	0	3
Dave Martinez, L OBP: 0.326, SLG: 0.311 (7, PH) (8, 9)										2	0	1	0	0	0	0
Aaron Ledesma, R OBP: 0.359, SLG: 0.396 (1, 6)			0-2 CS 1B		1-1 G3-1		0-1 F9		2-2 G5-3	4	0	1	0	0	0	1
Mike DiFelice, R OBP: 0.278, SLG: 0.344 (1, 2)			1-3 K		0-3 K		1-3 K			3	0	0	0	0	3	2
Miguel Cairo, R OBP: 0.317, SLG: 0.391 (1, 4)			1-2 1B		0-0 HR		1-0 F8			3	1	2	1	0	0	1

Inning Stats	R: 0	H: 0	E: 0	K: 1	S: 7	H: 0	LOB: 0	BB: 1	P: 13	R: 0	H: 1	E: 0	K: 0	S: 7	R: 0	H: 2	E: 0	K: 1	S: 12	R: 0	H: 0	E: 0	K: 1	S: 11	R: 1	H: 1	E: 0	K: 1	S: 9	R: 1	H: 1	E: 0	K: 0	S: 4	R: 0	H: 1	E: 0	K: 1	S: 8	R: 0	H: 0	E: 0	K: 0	S: 9	R: 0	H: 0	E: 0	K: 1	S: 12	R: 0	H: 0	E: 0	K: 1	S: 19	1B: 4	SF: 0	2B: 1	SAC: 1	3B: 0	DP: 1	HR: 1	HBP: 0	WP: 0	PA: 34
--------------	------	------	------	------	------	------	--------	-------	-------	------	------	------	------	------	------	------	------	------	-------	------	------	------	------	-------	------	------	------	------	------	------	------	------	------	------	------	------	------	------	------	------	------	------	------	------	------	------	------	------	-------	------	------	------	------	-------	-------	-------	-------	--------	-------	-------	-------	--------	-------	--------


PITCHER	IP	WLS	BF	H	R	ER	SO	BB	IBB	HBP	BLK	WP	HR	S	P	ERA	WHIP
David Wells, L ERA: 3.67 (1, 1)	5.0		19	4	1	1	4	3	0	0	0	0	1	46	71	1.80	1.400
Ramiro Mendoza, R ERA: 3.78 (6, 1)	2.2		11	2	1	1	1	1	0	0	0	0	0	18	29	3.38	1.125
Mike Stanton, L ERA: 5.27 (8, 1)	1.1	W	4	0	0	0	1	0	0	0	0	0	0	15	25	0.00	0.000

BOTTOM

New York Yankees @ Tampa Bay Devil Rays
Tropicana Field, St. Petersburg, FL

Sun Jul 12 1998, 3:33 AM EDT
Att. 43,373 - Dome - 72 F

AB	29
R	2
H	6
RBI	2
BB	4
SO	6
LOB	13



Batter	1	2	3	4	5	6	7	8	9	AB	R	H	RBI	BB	SO	LOB
Kenny Lofton, L OBP: 0.378, SLG: 0.414 (1, 8)	2-1 B1-3 		2-1 B1-3 		1-2 G1-3 		3-2 1-2 HR 			4	1	2	1	0	0	0
Omar Vizquel, S OBP: 0.361, SLG: 0.371 (1, 6)	2-1 S 1B 		1-2 G4-3 		2-0 G6-3 		3-2 L9 			4	0	1	0	0	0	1
David Justice, L OBP: 0.365, SLG: 0.476 (1, 10)	2-3 K 1-2 			0-0 P5 	1-0 G1-3 		2-0 G3 			4	0	0	0	0	1	1
Jim Thome, L OBP: 0.433, SLG: 0.655 (1, 3)	2-3 K 			0-0 HR 		1-1 SF8 3B 		1-0 E3 F9 1B 		4	2	3	1	0	1	1
Manny Ramirez, R OBP: 0.372, SLG: 0.573 (1, 9)		3-3 K 		4-2 2B 1B BB 		1-0 SF8 		3-1 P4 		2	1	0	1	1	1	1
Brian Giles, L OBP: 0.407, SLG: 0.522 (1, 7)		1-1 CS 1B 		0-0 1B 2B 		3-H 2-1 L7 		4-0 IBB 		3	0	2	0	1	0	0
Sandy Alomar Jr., R OBP: 0.301, SLG: 0.398 (1, 2)		2-3 K 1-2 		0-1 FC5-4 1B 		4-1 BB 		2-0 F9 		3	0	1	1	1	1	3
Travis Fryman, R OBP: 0.320, SLG: 0.490 (1, 5)			2-3 K 	1-1 FC5-4 1-2f 		2-1 P4 		3-2 SAFE G6-3 		4	0	0	0	0	1	5
David Bell, R OBP: 0.318, SLG: 0.438 (1, 4)			3-2 F9 	1-0 F7 			1-2 CS 1B 			3	0	1	0	0	0	2

Inning Stats		R: 0	H: 1	R: 0	H: 1	R: 0	H: 1	R: 2	H: 3	R: 0	H: 0	R: 1	H: 1	R: 1	H: 2	R: 0	H: 1		
E: 0		LOB: 1		E: 0		LOB: 0		E: 0		LOB: 2		E: 0		LOB: 1		E: 1		LOB: 2	
K: 2		BB: 0		K: 2		BB: 0		K: 0		BB: 1		K: 0		BB: 1		K: 0		BB: 1	
S: 11		P: 19		S: 11		P: 17		S: 10		P: 16		S: 8		P: 18		S: 12		P: 21	


BOTTOM

New York Yankees @ Cleveland Indians
 Jacobs Field, Cleveland, OH
 Mon Jul 13 1998, 7:05 PM EDT
 Att: 43,177 - Unknown - 77 F

livebaseballscorecards.com

AB	31
R	4
H	10
RBI	4
BB	3
SO	5
LOB	14

WP: 0 PA: 35
 PB: 0
 SB: 1
 CS: 2



PITCHER		IP	WLS	BF	H	R	ER	SO	BB	IBB	HBP	BLK	WP	HR	S	P	ERA	WHIP
Orlando Hernandez, R ERA: 2.52 (1, 1)		6.2	L	29	9	4	4	5	2	0	0	0	0	2	67	115	5.40	1.650
Graeme Lloyd, L ERA: 2.25 (7, 1)		0.1		2	1	0	0	0	0	0	0	0	0	2	5		0.00	3.000
Darren Holmes, R ERA: 4.35 (8, 1)		1.0		4	0	0	0	0	0	1	0	0	0	7	19		0.00	0.000

Batter	1	2	3	4	5	6	7	8	9	AB R H RBI BB SO LOB	TOP	
Chuck Knoblauch, R (1, 4) <small>OBP: 0.381, SLG: 0.377</small>	1-1 		2-2 		3-2 		0-1 	0-3 		5 1 2 1 0 1 1		
2 Derek Jeter, R (1, 6) <small>OBP: 0.364, SLG: 0.475</small>	0-0 		1-3 		0-0 		0-1 		3-2 	5 1 2 0 0 1 2		
Paul O'Neill, L (1, 9) <small>OBP: 0.365, SLG: 0.487</small>	1-1 		2-3 		3-0 		2-1 		1-0 	5 0 1 1 0 1 3		
Tino Martinez, L (1, 3) <small>OBP: 0.364, SLG: 0.500</small>		0-1 	1-1 			2-0 		3-3 	2-1 	5 1 2 1 0 1 1		
Darryl Strawberry, L (1, 10) <small>OBP: 0.379, SLG: 0.539</small> Tim Lincecum, S (6, PR) <small>OBP: 0.374, SLG: 0.372</small>		2-3 	3-3 			3-2 			0-0 	4-2 	3 0 1 1 0 2 2 1 0 0 0 1 0 0	
Chad Curtis, R (1, 8) <small>OBP: 0.370, SLG: 0.398</small>		4-2 		0-1 		2-2 		4-1 	0-1 	3 2 1 0 2 0 1		
Ricky Ledee, L (1, 7) <small>OBP: 0.333, SLG: 0.447</small>		0-0 		0-0 		2-3 		1-3 	3-3 	5 0 1 1 0 3 6		
Scott Brosius, R (1, 5) <small>OBP: 0.384, SLG: 0.463</small>		1-2 		0-1 		4-2 		3-2 	0-1 	4 1 1 1 1 0 4		
Joe Girardi, R (1, 2) <small>OBP: 0.325, SLG: 0.384</small>			4-2 		0-0 	1-2 		0-1 		3 1 1 1 1 0 3		
Inning Stats	R: 0 H: 0 E: 0 LOB: 0 K: 0 BB: 0 S: 5 P: 7	R: 1 H: 1 E: 0 LOB: 1 K: 1 BB: 1 S: 11 P: 18	R: 1 H: 2 E: 0 LOB: 2 K: 3 BB: 1 S: 19 P: 32	R: 0 H: 0 E: 0 LOB: 0 K: 0 BB: 0 S: 5 P: 5	R: 0 H: 1 E: 0 LOB: 1 K: 0 BB: 0 S: 8 P: 13	R: 1 H: 2 E: 0 LOB: 3 K: 1 BB: 1 S: 17 P: 31	R: 1 H: 1 E: 0 LOB: 0 K: 1 BB: 0 S: 9 P: 14	R: 2 H: 2 E: 0 LOB: 1 K: 2 BB: 1 S: 13 P: 21	R: 1 H: 3 E: 0 LOB: 3 K: 1 BB: 1 S: 17 P: 30	1B: 6 SF: 0 2B: 2 SAC: 0 3B: 3 DP: 0 HR: 1 HBP: 0	WP: 0 PA: 44 PB: 0 SB: 2 CS: 0	
PITCHER	IP WLS BF H R ER SO BB IBB HBP BLK WP HR S P ERA WHIP											IP WLS BF H R ER SO BB IBB HBP BLK WP HR S P ERA WHIP
Dave Burba, R (1, 1) <small>ERA: 3.48</small>	7.0 L 31 7 4 4 6 3 0 0 0 0 0 1 74 120 5.14 1.429											
Eric Plunk, R (8, 1) <small>ERA: 4.03</small>	1.0 6 2 2 2 2 1 0 0 0 0 0 0 13 21 18.00 3.000											
Alvin Morman, L (9, 1) <small>ERA: 4.22</small>	0.1 4 2 1 1 0 1 0 0 0 0 0 0 10 20 27.00 9.000											
Chad Ogea, R (9, 1) <small>ERA: 5.18</small>	0.2 3 1 0 0 0 1 0 0 0 0 0 0 7 10 0.00 1.500											

New York Yankees @ Cleveland Indians
 Jacobs Field, Cleveland, OH
 Tue Jul 14 1998, 7:05 PM EDT
 Att. 43,164 - Unknown - 80 F

AB	39
R	7
H	12
RBI	7
BB	5
SO	9
LOB	23



livebaseballscorecards.com

BOTTOM

New York Yankees @ Cleveland Indians
Jacobs Field, Cleveland, OH
Tue Jul 14 1998, 7:05 PM EDT
Att: 43,164 - Unknown - 80 F

livebaseballscorecards.com

AB 29
R 1
H 6
RBI 1
BB 2
SO 0
LOB 10



WP: 0 PA: 33
PB: 0
SB: 0
CS: 1

AB R H RBI BB SO LOB

4 0 0 0 0 0 2

4 1 2 0 0 0 0

4 0 1 0 0 0 1

0 0 0 0 0 0 0

3 0 1 0 0 0 0

2 0 1 1 1 0 0

4 0 0 0 0 0 5

3 0 0 0 0 0 1

3 0 1 0 0 0 1

2 0 0 0 1 0 0

1B: 5 SF: 1
2B: 1 SAC: 0
3B: 0 DP: 2
HR: 0 HBP: 1

WP: 0 PA: 33
PB: 0
SB: 0
CS: 1

Batter	1	2	3	4	5	6	7	8	9
Kenny Lofton, L OBP: 0.375, SLG: 0.409 (1, 8)	2-2 L7		1-0 G3		2-1 G4-6-3			1-1 L8	
Omar Vizquel, S OBP: 0.362, SLG: 0.373 (1, 6)	2-1 1B SF8 1B		2-1 G4-3			1-2 CS 1B		0-0 G4-3	
Manny Ramirez, R OBP: 0.371, SLG: 0.569 (1, 9)	2-2 SF8 1-3 1B		0-2 F8			3-0 P3 1-2		1-1 G5-3	
Jim Thome, L OBP: 0.435, SLG: 0.655 Shawon Dunston, R OBP: 0.273, SLG: 0.417 (1, 3) (3, 4)	1-0 FC6-4 HBP			0-1 G5-3		0-1 L8		0-1 BB 1B	
Travis Fryman, R OBP: 0.322, SLG: 0.490 (1, 5)	0-1 SF8			0-1 F9			0-0 B5-3 1B	4-2 G5-4-3 BB	
Mark Whiten, S OBP: 0.400, SLG: 0.459 (1, 7)	0-0 FC6-4 1-2f			3-1 G6-3			0-0 B5-3 1-2	0-1 G5-4-3 1-2f	
David Justice, L OBP: 0.362, SLG: 0.472 (1, 10)			3-1 G4-3		1-0 P6		0-1 G5-3		
Sandy Alomar Jr., R OBP: 0.302, SLG: 0.401 (1, 2)			0-1 G6-3		0-2 2B		1-0 G5-3		
David Bell, R OBP: 0.318, SLG: 0.434 (1, 4) (3, 3)			0-0 L8		4-2 G4-6-3 BB			0-0 F7	

Inning Stats	R: 1	H: 2	E: 0	K: 0	S: 11	LOB: 2	BB: 0	P: 18
	R: 0	H: 0	E: 0	K: 0	S: 5	LOB: 0	BB: 0	P: 8
	R: 0	H: 0	E: 0	K: 0	S: 6	LOB: 0	BB: 0	P: 9
	R: 0	H: 1	E: 0	K: 0	S: 10	LOB: 1	BB: 1	P: 17
	R: 0	H: 1	E: 0	K: 0	S: 6	LOB: 0	BB: 0	P: 10
	R: 0	H: 1	E: 0	K: 0	S: 5	LOB: 1	BB: 0	P: 6
	R: 0	H: 0	E: 0	K: 0	S: 4	LOB: 0	BB: 0	P: 5
	R: 0	H: 1	E: 0	K: 0	S: 10	LOB: 1	BB: 1	P: 15

PITCHER	IP	WLS	BF	H	R	ER	SO	BB	IBB	HBP	BLK	WP	HR	S	P	ERA	WHIP
Andy Pettitte, L ERA: 3.48 (1, 1)	9.0	W	33	6	1	1	0	2	0	1	0	0	0	63	97	1.00	0.889

Batter	1	2	3	4	5	6	7	8	9	AB	R	H	RBI	BB	SO	LOB	TOP					
Chuck Knoblauch, R (1, 4) <small>OBP: 0.379, SLG: 0.385</small> Homer Bush, R (8, 4) <small>OBP: 0.348, SLG: 0.318</small>	1-1 		1-1 		2-0 		1-3 	2-0 		4	1	1	4	0	1	1						
2 Derek Jeter, R (1, 6) <small>OBP: 0.359, SLG: 0.468</small>	0-3 			0-0 	3-1 		2-3 	2-3 		5	0	0	0	0	3	0						
Paul O'Neill, L (1, 9) <small>OBP: 0.368, SLG: 0.500</small>	2-1 			2-1 		0-1 	2-2 	2-0 		5	2	3	1	0	0	0						
Tino Martinez, L (1, 3) <small>OBP: 0.362, SLG: 0.493</small> Luis Sojo, R (8, PR) <small>OBP: 0.214, SLG: 0.198</small> (8, 5)		0-1 		1-0 		2-1 	2-1 	2-1 		4	0	0	0	0	0	3						
Tim Raines, S (1, 10) <small>OBP: 0.375, SLG: 0.369</small>		1-3 		3-1 		1-0 		2-1 		4	2	1	1	1	1	2						
20 Jorge Posada, S (1, 2) <small>OBP: 0.376, SLG: 0.484</small>		3-2 			1-2 	1-2 		2-1 	0-0 	5	2	3	2	0	0	1						
Chad Curtis, R (1, 8) <small>OBP: 0.371, SLG: 0.399</small>			1-0 		4-2 	1-0 		0-0 	2-0 	4	1	1	1	1	0	1						
Ricky Ledee, L (1, 7) <small>OBP: 0.357, SLG: 0.471</small>			1-3 		2-2 	4-2 		1-1 	1-2 	4	2	2	1	1	1	0						
Dale Sveum, S (1, 5) <small>OBP: 0.226, SLG: 0.188</small> (8, 3)			1-0 		1-1 	1-1 		1-2 		3	1	2	1	0	0	2						
Inning Stats	R: 0 E: 0 K: 1 S: 7	H: 0 LOB: 0 BB: 0 P: 10	R: 0 E: 0 K: 1 S: 10	H: 0 LOB: 0 BB: 0 P: 14	R: 0 E: 0 K: 1 S: 7	H: 1 LOB: 1 BB: 0 P: 11	R: 0 E: 0 K: 0 S: 6	H: 1 LOB: 1 BB: 0 P: 12	R: 3 E: 0 K: 0 S: 14	H: 2 LOB: 0 BB: 1 P: 27	R: 2 E: 0 K: 0 S: 15	H: 3 LOB: 2 BB: 1 P: 24	R: 0 E: 1 K: 2 S: 12	H: 0 LOB: 1 BB: 0 P: 19	R: 6 E: 0 K: 1 S: 19	H: 5 LOB: 1 BB: 1 P: 37	R: 0 E: 0 K: 0 S: 5	H: 1 LOB: 0 BB: 0 P: 8	1B: 7 2B: 3 3B: 0 HR: 3	SF: 2 SAC: 0 DP: 1 HBP: 1	WP: 0 PB: 0 SB: 1 CS: 0	PA: 44
PITCHER Seth Greisinger, R (1, 1) <small>ERA: 5.4</small> Doug Bochtler, R (6, 1) <small>ERA: 5.13</small> Dean Crow, R (8, 1) <small>ERA: 1.96</small>	IP WLS BF H R ER SO BB IBB HBP BLK WP HR S P ERA WHIP	5.2 L 25 7 5 5 3 1 0 0 0 0 0 30 56 7.94 1.412	PITCHER IP WLS BF H R ER SO BB IBB HBP BLK WP HR S P ERA WHIP	2.0 14 5 6 6 3 2 0 0 0 0 3 30 56 27.00 3.500	1.1 5 1 0 0 0 0 0 0 1 0 0 0 10 17 0.00 0.750																	

New York Yankees @ Detroit Tigers
Tiger Stadium, Detroit, MI
 Wed Jul 15 1998, 7:05 PM EDT
 Att. 19,868 - Cloudy - 84 F

livebaseballscorecards.com

AB	38
R	11
H	13
RBI	11
BB	3
SO	6
LOB	10



Batter	1	2	3	4	5	6	7	8	9	AB	R	H	RBI	BB	SO	LOB
Brian Hunter, R OBP: 0.304, SLG: 0.338 (1, 8)	3-2 G6-3		0-1 P5		2-1 P5			4-1 FC5-4 BB		3	0	0	0	1	0	1
Damion Easley, R OBP: 0.351, SLG: 0.528 (1, 4)	3-1 G6-3		2-2 PO 1B			0-0 E 1B		1-2 FC5-4 G6-3 1-2f		4	0	2	0	0	0	1
Bobby Higginson, L OBP: 0.396, SLG: 0.555 (1, 9)	0-0 F7		3-1 PO 1-2	1-1 G4-3		2-2 G4-3 1-2		1-1 G6-3 1-2f		4	0	0	0	0	0	2
Tony Clark, S OBP: 0.351, SLG: 0.512 (1, 3)		1-0 G4-3		1-1 1B		3-2 F7		2-2 G4-3		4	0	1	0	0	0	1
Luis Gonzalez, L OBP: 0.367, SLG: 0.502 (1, 7)		1-0 F8		0-0 F8		3-2 F9		1-0 F8		4	0	0	0	0	0	2
Geronimo Berroa, R OBP: 0.298, SLG: 0.324 (1, 10)		4-0 2B BB		3-2 G4-3			1-0 F7	4-2 FC6-4 BB		2	0	0	0	2	0	1
Gabe Alvarez, R OBP: 0.304, SLG: 0.400 (1, 5)		2-1 1-3 2B			1-0 G5-3		0-2 G6-3	0-0 FC6-4 1-2f		4	0	1	0	0	0	1
Paul Bako, L OBP: 0.336, SLG: 0.380 (1, 2)		1-3 K		1-2 G4-3			4-1 BB			2	0	0	0	1	1	2
Deivi Cruz, R OBP: 0.282, SLG: 0.329 (1, 6)			0-0 F8		2-1 1B		1-0 G5-3			3	0	1	0	0	0	1


Inning Stats	R: 0	H: 0	E: 0	K: 0	S: 6	R: 0	H: 1	E: 0	K: 1	S: 7	R: 0	H: 1	E: 0	K: 0	S: 10	R: 0	H: 1	E: 0	K: 0	S: 9	R: 0	H: 1	E: 0	K: 0	S: 8	R: 0	H: 1	E: 1	K: 0	S: 12	R: 0	H: 0	E: 0	K: 0	S: 6	R: 0	H: 0	E: 0	K: 0	S: 6	R: 0	H: 0	E: 0	K: 0	S: 7	1B: 4	SF: 0	2B: 1	3B: 0	HR: 0	WP: 0	PB: 0	SB: 0	CS: 0	PA: 35								
	LOB: 0	BB: 0	P: 12	ER: 0	LOB: 2	BB: 1	P: 16	ER: 0	LOB: 0	BB: 0	P: 15	ER: 0	LOB: 1	BB: 0	P: 14	ER: 0	LOB: 1	BB: 0	P: 14	ER: 1	LOB: 1	BB: 0	P: 20	ER: 0	LOB: 1	BB: 1	P: 12	ER: 0	LOB: 0	BB: 1	P: 12	ER: 0	LOB: 0	BB: 1	P: 12	ER: 0	LOB: 1	BB: 1	P: 14	1B: 4	SF: 0	2B: 1	3B: 0	HR: 0	WP: 0	PB: 0	SB: 0	CS: 0	PA: 35														
PITCHER	IP	WLS	BF	H	R	ER	SO	BB	IBB	HBP	BLK	WP	HR	S	P	ERA	WHIP															PITCHER	IP	WLS	BF	H	R	ER	SO	BB	IBB	HBP	BLK	WP	HR	S	P	ERA	WHIP														
Hideki Irabu, R ERA: 2.79 (1, 1)	8.0	W	30	5	0	0	1	3	0	0	0	0	0	64	115	0.00	1.000																																														
52 Mike Buddie, R ERA: 5.56 (9, 1)	1.0		4	0	0	0	0	1	0	0	0	0	0	7	14	0.00	1.000																																														

BOTTOM

New York Yankees @ Detroit Tigers
Tiger Stadium, Detroit, MI
 Wed Jul 15 1998, 7:05 PM EDT
 Att: 19,868 - Cloudy - 84 F

livebaseballscorecards.com

AB	30
R	0
H	5
RBI	0
BB	4
SO	1
LOB	12



Batter	1	2	3	4	5	6	7	8	9	AB R H RBI BB SO LOB	TOP
Chuck Knoblauch, R (1, 4) <small>OBP: 0.380, SLG: 0.395</small>	0-1 		1-1 <small>F B 1 SAFE</small> 			0-0 		1-2 <small>B C C C</small> 		4 1 2 1 0 0 1	
2 Derek Jeter, R (1, 6) <small>OBP: 0.357, SLG: 0.465</small>	1-2 		1-2 <small>F B F F X</small> 			0-3 <small>F S 1 SAFE</small> 		0-0 		4 0 1 0 0 1 2	
Paul O'Neill, L (1, 9) <small>OBP: 0.365, SLG: 0.494</small>	2-0 			2-3 <small>B C C C C</small> 		2-0 <small>B B 1 SAFE 1 SAFE</small> 		0-0 		4 0 0 0 0 1 2	
Tino Martinez, L (1, 3) <small>OBP: 0.360, SLG: 0.490</small>	3-2 			0-2 <small>F F C</small> 		1-0 		2-0 <small>B B X</small> 		4 0 1 0 0 0 2	
Tim Lincecum, S (1, 10) <small>OBP: 0.373, SLG: 0.367</small>	3-2 			2-2 <small>B F C C B F X</small> 		3-2 <small>B B F B F B F B X</small> 		0-1 		4 0 1 0 0 0 2	
Chad Curtis, R (1, 8) <small>OBP: 0.371, SLG: 0.399</small>		0-0 		3-2 <small>C 1 SAFE X</small> 		0-1 				3 0 1 0 0 0 1	
Ricky Ledee, L (1, 7) <small>OBP: 0.339, SLG: 0.444</small>			3-3 		2-3 <small>C C C C C</small> 	0-0 				3 0 0 0 0 2 1	
Scott Brosius, R (1, 5) <small>OBP: 0.380, SLG: 0.458</small>		1-2 			3-2 <small>B B C C C B X</small> 			1-0 		3 0 0 0 0 0 0	
Joe Girardi, R (1, 2) <small>OBP: 0.325, SLG: 0.383</small>			1-1 <small>S B X</small> 		1-1 <small>B C C C B X</small> 			3-3 <small>B C C C C B F B F B X</small> 		3 0 1 0 0 1 0	
Inning Stats	R: 1 H: 2 E: 0 LOB: 1 K: 0 BB: 0 S: 12 P: 21	R: 0 H: 0 E: 0 LOB: 0 K: 1 BB: 0 S: 8 P: 12	R: 0 H: 1 E: 0 LOB: 0 K: 0 BB: 0 S: 8 P: 11	R: 0 H: 1 E: 0 LOB: 1 K: 1 BB: 0 S: 15 P: 22	R: 0 H: 0 E: 0 LOB: 0 K: 1 BB: 0 S: 9 P: 15	R: 0 H: 1 E: 0 LOB: 1 K: 1 BB: 0 S: 6 P: 9	R: 0 H: 1 E: 0 LOB: 0 K: 0 BB: 0 S: 8 P: 11	R: 0 H: 0 E: 0 LOB: 0 K: 1 BB: 0 S: 9 P: 14	R: 0 H: 1 E: 0 LOB: 1 K: 0 BB: 0 S: 5 P: 7	1B: 6 SF: 0 2B: 0 SAC: 0 3B: 0 DP: 2 HR: 1 HBP: 0	WP: 1 PA: 32 PB: 0 SB: 0 CS: 0
PITCHER Brian Moehler, R (1, 1) <small>ERA: 3.55</small> 44 Sean Runyan, L (9, 1) <small>ERA: 3.34</small> Todd Jones, R (9, 1) <small>ERA: 5.4</small>	IP WLS BF H R ER SO BB IBB HBP BLK WP HR S P ERA WHIP 8.0 W 29 7 1 1 5 0 0 0 0 1 1 76 116 1.12 0.875 0.2 2 0 0 0 0 0 0 0 0 0 0 2 4 0.00 0.000 0.1 S 1 0 0 0 0 0 0 0 0 0 0 0 2 2 0.00 0.000	PITCHER IP WLS BF H R ER SO BB IBB HBP BLK WP HR S P ERA WHIP									

New York Yankees @ Detroit Tigers
 Tiger Stadium, Detroit, MI
 Thu Jul 16 1998, 7:05 PM EDT
 Att. 21,336 - Overcast - 88 F

AB	32
R	1
H	7
RBI	1
BB	0
SO	5
LOB	11



Batter	1	2	3	4	5	6	7	8	9
Brian Hunter, R OBP: 0.304, SLG: 0.335 (1, 8) BFSX	1-2 L3		4-1 BB			1-1 P4		1-2 P3	
Damion Easley, R OBP: 0.350, SLG: 0.528 (1, 4) CFS	0-3 K		0-3 K			1-3 K		3-2 1B 2B	
Bobby Higginson, L OBP: 0.395, SLG: 0.552 (1, 9) X	0-0 F7				0-0 F9		3-2 1B	3-3 K	
Tony Clark, S OBP: 0.350, SLG: 0.507 (1, 3) C		1-3 K			1-0 G5-3		2-3 SAFE K	4-2 1B E BB	
Luis Gonzalez, L OBP: 0.365, SLG: 0.498 (1, 7) C		2-2 F9			1-1 G3-1		0-1 G4-3	0-0 E9 1H 2-H 1B	
Geronimo Berroa, R OBP: 0.299, SLG: 0.324 (1, 10) Kimera Barteel, R OBP: 0.274, SLG: 0.471 (7, PR) X		1-2 P3			3-1 G6-3		2-2 G1-3 1B	1-3 K	
Raul Casanova, S OBP: 0.238, SLG: 0.289 (1, 2) C			1-1 F8		0-1 HR		0-0 G1-3		
Joe Randa, R OBP: 0.318, SLG: 0.328 (1, 5) X			0-0 S 1B		1-1 CS 1B		4-2 BB		
Deivi Cruz, R OBP: 0.279, SLG: 0.325 (1, 6) X			1-0 SAFE F7		3-1 P2		0-0 G1-3		

AB	R	H	RBI	BB	SO	LOB
3	0	0	0	1	0	0
4	1	1	0	0	3	2
4	0	1	0	0	1	1
3	1	0	0	1	2	1
4	0	1	1	0	0	0
3	0	1	0	0	0	0
1	0	0	0	0	1	1
3	1	1	1	0	0	1
2	0	2	0	1	0	0
3	0	0	0	0	0	4

BOTTOM

New York Yankees @ Detroit Tigers
Tiger Stadium, Detroit, MI
Thu Jul 16 1998, 7:05 PM EDT
Att. 21,336 - Overcast - 88 F

livebaseballscorecards.com

AB	30
R	3
H	7
RBI	2
BB	3
SO	7
LOB	10



1B: 5	SF: 0
2B: 1	SAC: 0
3B: 0	DP: 0
HR: 1	HBP: 0

WP: 0	PA: 33
PB: 0	
SB: 1	
CS: 1	

Inning Stats	R: 0	H: 0	E: 0	K: 1	S: 7	R: 0	H: 0	E: 0	K: 1	S: 10	R: 0	H: 1	E: 0	K: 1	S: 8	R: 0	H: 0	E: 0	K: 0	S: 4	R: 1	H: 2	E: 0	K: 0	S: 8	R: 0	H: 1	E: 0	K: 2	S: 11	R: 0	H: 1	E: 0	K: 0	S: 9	R: 2	H: 2	E: 1	K: 2	S: 15																											
IP	8.0	WLS	L	BF	33	H	7	R	3	ER	2	SO	7	BB	3	IBB	0	HBP	0	BLK	0	WP	0	HR	1	S	72	P	117	ERA	2.25	WHIP	1.250	IP		WLS		BF		H		R		ER		SO		BB		IBB		HBP		BLK		WP		HR		S		P		ERA		WHIP	

PITCHER
David Cone, R
ERA: 3.66 (1, 1)

PITCHER
David Cone, R
ERA: 3.66 (1, 1)

Batter	1	2	3	4	5	6	7	8	9	AB R H RBI BB SO LOB	TOP	
Chuck Knoblauch, R (1, 4) <small>OBP: 0.378, SLG: 0.392</small>	0-0 		2-3 		1-1 		2-1 		0-0 	5 0 1 0 0 1 3		
2 Derek Jeter, R (1, 6) <small>OBP: 0.366, SLG: 0.478</small>	2-0 			3-2 	1-1 			1-1 	1-1 	4 3 4 0 0 0 0		
Paul O'Neill, L (1, 9) <small>OBP: 0.365, SLG: 0.501</small>	3-2 			3-3 	0-0 			2-2 	3-2 	5 2 2 4 0 1 4		
Tino Martinez, L (1, 3) <small>OBP: 0.358, SLG: 0.485</small>		1-3 		2-3 		2-2 		1-1 	0-0 	5 0 1 0 0 2 1		
Tim Lincecum, S (1, 7) <small>OBP: 0.373, SLG: 0.361</small>		3-1 		4-0 		2-3 		2-2 	1-0 	3 0 0 0 1 1 2		
Darryl Strawberry, L (1, 10) <small>OBP: 0.378, SLG: 0.536</small> Dale Sveum, S (8, PH) <small>OBP: 0.218, SLG: 0.180</small>		3-3 		2-1 		3-2 		0-3 	3-3 	3 0 1 1 0 1 0 2 0 0 0 0 2 3		
20 Jorge Posada, S (1, 2) <small>OBP: 0.378, SLG: 0.484</small>			0-1 	2-3 			2-3 	0-2 		4 0 2 1 0 2 2		
Chad Curtis, R (1, 8) <small>OBP: 0.366, SLG: 0.393</small>			2-3 		3-2 		1-3 	0-1 		4 0 0 0 0 2 3		
Scott Brosius, R (1, 5) <small>OBP: 0.382, SLG: 0.457</small>			1-1 		1-1 		4-2 		2-2 	3 1 1 0 1 0 1		
Inning Stats	R: 0 H: 1 E: 0 LOB: 0 K: 0 BB: 0 S: 5 P: 10	R: 0 H: 0 E: 0 LOB: 0 K: 2 BB: 0 S: 9 P: 16	R: 0 H: 1 E: 0 LOB: 1 K: 2 BB: 0 S: 11 P: 16	R: 1 H: 2 E: 1 LOB: 2 K: 3 BB: 1 S: 14 P: 30	R: 0 H: 1 E: 0 LOB: 2 K: 0 BB: 0 S: 9 P: 15	R: 0 H: 0 E: 0 LOB: 0 K: 1 BB: 0 S: 10 P: 17	R: 0 H: 0 E: 0 LOB: 1 K: 2 BB: 1 S: 10 P: 19	R: 2 H: 4 E: 0 LOB: 2 K: 1 BB: 0 S: 19 P: 25	R: 3 H: 3 E: 0 LOB: 1 K: 1 BB: 0 S: 16 P: 26	1B: 9 SF: 0 2B: 2 SAC: 0 3B: 0 DP: 0 HR: 1 HBP: 2	WP: 0 PA: 42 PB: 0 SB: 0 CS: 1	
PITCHER Roger Clemens, R (1, 1) <small>ERA: 3.38</small> Dan Plesac, L (8, 1) <small>ERA: 3.48</small> Paul Quantrill, R (8, 1) <small>ERA: 3.04</small> Randy Myers, L (9, 1) <small>ERA: 3.82</small>	IP WLS BF H R ER SO BB IBB HBP BLK WP HR S P ERA WHIP											PITCHER IP WLS BF H R ER SO BB IBB HBP BLK WP HR S P ERA WHIP

New York Yankees @ Toronto Blue Jays
 SkyDome, Toronto, ON
 Fri Jul 17 1998, 7:05 PM EDT
 Att. 39,172 - Unknown - 77 F

livebaseballscorecards.com



Batter	1	2	3	4	5	6	7	8	9
Tony Phillips, S (1, 7) B C C X	1-2 G6-3		X 0-0 G3			1 SAFE 1 B B B B 4-0	B B B B 4-1 HR	H 1-0 HBP	
Shawn Green, L (1, 8) OBP: 0.338, SLG: 0.478 (8, 9) B C B X	2-1 FC6-4 1B		B X 1-0 HR			C B C C 1-3	B B B B 3-2 HR	X 0-0 G1-3	
Jose Canseco, R (1, 9) OBP: 0.331, SLG: 0.503 Kevin Brown, R (8, 2) OBP: 0.333, SLG: 0.367 C 1 B 1 F X	1-2 FC6-4 1-2f		X 0-0 G5-3			F B F F S 1-3	B B B B 3-3 K		
Carlos Delgado, L (1, 3) OBP: 0.370, SLG: 0.554 B B X	2-0 F9		X 0-0 P4			B B B B 3-1		S B X 1-1 BB 2B 1B	
Mike Stanley, R (1, 10) OBP: 0.354, SLG: 0.476 Juan Samuel, R (7, PR) OBP: 0.304, SLG: 0.292 C B B B X		X 0-0 G5-3		C B B B 1-3 K			X 0-0 1B 2B 1B	S B B B 4-2 2B BB	
Tony Fernandez, S (1, 4) OBP: 0.357, SLG: 0.434 C C C C C		2-3 K		B B B B 2-1 G4-3		B 1 SAFE 3-2	B B B B 2B HR 1B	B X 1-0 1B 2B	
Ed Sprague, R (1, 5) OBP: 0.309, SLG: 0.420 C B C C C		1-3 K		F B B B 2-2 G5-3		C C C C 0-3	S SAFE K	F X 0-1 P3	
Darrin Fletcher, L (1, 2) OBP: 0.337, SLG: 0.421 Shannon Stewart, R (7, PH) OBP: 0.370, SLG: 0.368 (8, 8) B B B B X			X 0-0 L3			B B B B 3-2	1 SAFE 1 SAFE 1 SAFE K	C B X 1-1 F8 1B	
Alex Gonzalez, R (1, 6) OBP: 0.278, SLG: 0.386 C B X			1-1 F9			B X 1-0 BB 1B	B 1 SAFE 1-1 HR 2B	B F X 1-1 F8 1-2	


AB	R	H	RBI	BB	SO	LOB
2	1	0	0	2	0	0
5	2	3	5	0	1	4
4	0	0	0	0	2	4
0	0	0	0	0	0	0
4	1	1	0	0	0	3
3	0	1	0	0	1	0
0	2	0	0	1	0	0
4	2	2	2	0	1	0
4	0	0	0	0	2	3
2	0	0	0	0	0	0
2	0	1	1	0	1	2
4	1	2	1	0	0	1

AB	R	H	RBI	BB	SO	LOB
34	9	10	9	3	8	17

Inning Stats	R: 0	H: 1	E: 0	K: 0	S: 9	H: 0	LOB: 1	BB: 0	P: 15	R: 0	H: 0	E: 0	K: 2	S: 9	H: 0	LOB: 0	BB: 0	P: 12	R: 0	H: 0	E: 0	K: 0	S: 4	R: 1	H: 1	E: 0	K: 1	S: 9	H: 0	LOB: 0	BB: 0	P: 11	R: 0	H: 0	E: 0	K: 0	S: 10	H: 1	LOB: 2	BB: 1	P: 22	R: 5	H: 4	E: 0	K: 3	S: 23	H: 3	LOB: 1	BB: 1	P: 37	R: 3	H: 3	E: 0	K: 0	S: 15	H: 3	LOB: 2	BB: 1	P: 24
1B: 6	SF: 0	2B: 2	SAC: 0	3B: 0	DP: 0	HR: 2	HBP: 1	WP: 0	PA: 38	WP: 0	PA: 38	ERA	WHIP	ERA	WHIP																																												

NEW YORK YANKEES @ TORONTO BLUE JAYS
 SkyDome, Toronto, ON
 Fri Jul 17 1998, 7:05 PM EDT
 Att: 39,172 - Unknown - 77 F

livebaseballscorecards.com



Batter	1	2	3	4	5	6	7	8	9	AB R H RBI BB SO LOB	TOP											
Chuck Knoblauch, R (1, 4) <small>OBP: 0.375, SLG: 0.386</small>	0-3 K	1-0 F7		4-1 BB		0-0 G5-3	1-3 K		2-3 K	5 0 0 0 1 3 4												
2 Derek Jeter, R (1, 6) <small>OBP: 0.366, SLG: 0.478</small>	1-3 K	2-2 G6-3		1-3 K		0-0 2B		3-2 E5 BB 1B HR	1-1 WP 1B	6 2 2 0 0 2 4												
Paul O'Neill, L (1, 9) <small>OBP: 0.369, SLG: 0.501</small>	4-2 E BB		2-1 F7		1-1 1B SF	3-2 G6-3		0-0 BB HR	4-0 1B BB	4 2 2 0 2 0 1												
Bernie Williams, S (1, 10) <small>OBP: 0.460, SLG: 0.616</small>	3-2 E4		1-3 K		0-1 FC6-4 SF SF9		0-0 HR	4-0 HR BB	2-1 1B	5 3 3 2 1 1 1												
Tino Martinez, L (1, 3) <small>OBP: 0.358, SLG: 0.482</small>	2-1 F9		4-2 1B CS BB		0-0 SF FC6-4		2-1 E4 F9 1B	2-3 K	1-2 L6	4 1 1 1 1 1 7												
Tim Lincecum, S (1, 7) <small>OBP: 0.382, SLG: 0.383</small>		0-1 BB E 1B	3-2 1B		2-0 FC6-4 SF9 S		4-2 1B BB	1-1 HR		4 2 3 4 1 0 2												
Chad Curtis, R (1, 8) <small>OBP: 0.367, SLG: 0.392</small>		4-0 E BB	1-2 CS	0-1 G4-3 S 1B	1-1 SF9		0-1 F9	2-0 G5-3		3 0 1 1 1 0 2												
Scott Brosius, R (1, 5) <small>OBP: 0.379, SLG: 0.452</small>		0-2 E7		2-3 K	3-3 K		1-1 1B	2-1 G6-3		5 0 1 1 0 2 3												
Joe Girardi, R (1, 2) <small>OBP: 0.315, SLG: 0.370</small>		2-3 K		3-2 G4-3		0-1 G6-3	1-3 K		1-3 K	5 0 0 0 0 3 5												
Inning Stats	R: 0 E: 1 K: 2 S: 14	H: 0 LOB: 2 BB: 1 P: 24	R: 1 E: 1 K: 1 S: 14	H: 1 LOB: 2 BB: 1 P: 23	R: 0 E: 0 K: 1 S: 12	H: 1 LOB: 1 BB: 1 P: 23	R: 0 E: 0 K: 2 S: 14	H: 1 LOB: 2 BB: 1 P: 23	R: 2 E: 1 K: 1 S: 14	H: 2 LOB: 1 BB: 0 P: 21	R: 0 E: 0 K: 0 S: 8	H: 1 LOB: 1 BB: 0 P: 11	R: 2 E: 1 K: 2 S: 19	H: 3 LOB: 2 BB: 1 P: 28	R: 4 E: 1 K: 1 S: 12	H: 2 LOB: 0 BB: 1 P: 26	R: 1 E: 0 K: 2 S: 15	H: 2 LOB: 2 BB: 1 P: 26	1B: 10 2B: 1 3B: 0 HR: 2	SF: 2 SAC: 0 DP: 0 HBP: 0	WP: 1 PB: 0 SB: 3 CS: 1	PA: 51
PITCHER	IP WLS BF H R ER SO BB IBB HBP BLK WP HR S P ERA WHIP																					
Juan Guzman, R (1, 1) <small>ERA: 4.89</small>	6.0 L 30 6 3 1 7 4 0 0 0 0 0 0 76 125 1.50 1.667																					
Robert Person, R (7, 1) <small>ERA: 8.53</small>	2.0 14 5 6 5 3 2 0 0 0 0 2 31 54 22.50 3.500																					
Bill Risley, R (9, 1) <small>ERA: 4.39</small>	1.0 6 2 1 1 2 1 0 0 0 1 0 15 26 9.00 3.000																					

New York Yankees @ Toronto Blue Jays
 SkyDome, Toronto, ON
 Sat Jul 18 1998, 3:33 AM EDT
 Att. 48,123 - Cloudy - 78 F

AB	41
R	10
H	13
RBI	9
BB	7
SO	12
LOB	29



Batter	1	2	3	4	5	6	7	8	9	AB	R	H	RBI	BB	SO	LOB
Tony Phillips, S OBP: 0.400, SLG: 0.286 (1, 7)	L6		G3-6				G4-3		F8	5	0	1	0	0	0	2
Shawn Green, L OBP: 0.337, SLG: 0.476 (1, 8)	CS 1B		P3						K	4	0	1	0	0	2	2
Jose Canseco, R OBP: 0.327, SLG: 0.497 (1, 9)	G1-3								F7	4	0	0	0	0	1	1
Felipe Crespo, S OBP: 0.346, SLG: 0.360 (9, 9)										0	0	0	0	0	0	0
Carlos Delgado, L OBP: 0.372, SLG: 0.562 (1, 3)										3	1	1	1	1	0	0
Mike Stanley, R OBP: 0.356, SLG: 0.485 (1, 10)										2	1	1	1	2	1	0
Tony Fernandez, S OBP: 0.356, SLG: 0.431 (1, 4)										4	0	1	0	0	0	2
Darrin Fletcher, L OBP: 0.340, SLG: 0.420 (1, 2)										3	0	1	0	0	0	2
5 Ed Sprague, R OBP: 0.309, SLG: 0.426 (1, 5)										4	1	1	1	0	2	2
Alex Gonzalez, R OBP: 0.281, SLG: 0.385 (1, 6)										3	0	1	0	1	2	1


Inning Stats	R: 0	H: 1	R: 1	H: 1	R: 0	H: 1	R: 0	H: 2	R: 0	H: 1	R: 0	H: 0	R: 0	H: 0	R: 2	H: 2	1B: 4	SF: 0
	E: 0	LOB: 0	E: 0	LOB: 1	E: 0	LOB: 0	E: 0	LOB: 2	E: 0	LOB: 2	E: 0	LOB: 0	E: 0	LOB: 0	E: 0	LOB: 1	2B: 1	SAC: 0
	K: 0	BB: 0	K: 1	BB: 0	K: 0	BB: 0	K: 3	BB: 0	K: 1	BB: 1	K: 2	BB: 0	K: 1	BB: 0	K: 0	BB: 1	3B: 0	DP: 2
	S: 7	P: 14	S: 9	P: 18	S: 6	P: 9	S: 11	P: 22	S: 16	P: 29	S: 9	P: 12	S: 8	P: 12	S: 15	P: 28	HR: 3	HBP: 1

PITCHER	IP	WLS	BF	H	R	ER	SO	BB	IBB	HBP	BLK	WP	HR	S	P	ERA	WHIP
Orlando Hernandez, R ERA: 2.37 (1, 1)	7.0	W	28	6	1	1	7	3	0	1	0	0	1	71	124	1.29	1.286
Mike Stanton, L ERA: 6.28 (8, 1)	1.0		3	0	0	0	1	0	0	0	0	0	0	8	12	0.00	0.000
42 Mariano Rivera, R ERA: 1.56 (9, 1)	1.0		6	2	2	2	0	1	0	0	0	0	2	15	28	18.00	3.000

BOTTOM

New York Yankees @ Toronto Blue Jays
SkyDome, Toronto, ON
 Sat Jul 18 1998, 3:33 AM EDT
 Att: 48,123 - Cloudy - 78 F

AB	32
R	3
H	8
RBI	3
BB	4
SO	8
LOB	12



WP	PA	ERA	WHIP
0	37		
0			
0			
1			

Batter	1	2	3	4	5	6	7	8	9	AB R H RBI BB SO LOB	TOP
--------	---	---	---	---	---	---	---	---	---	----------------------	-----

Chuck Knoblauch, R (1, 4) <small>OBP: 0.375, SLG: 0.388</small>	0-0 P5		4-2 SF8 1B 2B BB		0-1 2B 2B		1-2 FC5-4 1B 2BB		3-3 K	4 3 1 0 1 1 1	
2 Derek Jeter, R (1, 6) <small>OBP: 0.366, SLG: 0.476</small>	2-3 K		0-2 SF8 1B 1B		3-1 F7		4-2 1B BB		0-1 G4-3	4 0 1 0 1 1 1	
Paul O'Neill, L (1, 9) <small>OBP: 0.373, SLG: 0.505</small>	4-1 BB BB		0-1 1B 1-2 2-3		0-0 E6 2B		2-3 K			3 0 2 1 1 1 2	
Bernie Williams, S (1, 10) <small>OBP: 0.460, SLG: 0.612</small>	4-2 1B BB		3-3 K		2-2 E6		2-0 1B			3 0 1 1 1 1 4	
Tino Martinez, L (1, 3) <small>OBP: 0.354, SLG: 0.477</small>	2-1 P2		2-2 SF8		1-1 F8		3-3 K			3 0 0 1 0 1 5	
Tim Lincecum, S (1, 7) <small>OBP: 0.376, SLG: 0.376</small>		1-0 E4 L8-4 BB	0-0 F9			0-1 F7		1-1 L4		4 0 0 0 0 0 2	
Chad Curtis, R (1, 8) <small>OBP: 0.368, SLG: 0.395</small>		4-1 1B BB		0-0 F8 2B		0-1 F9		0-3 K		3 0 1 0 1 1 0	
Scott Brosius, R (1, 5) <small>OBP: 0.375, SLG: 0.447</small>		1-2 L7		2-0 L5		3-3 K		1-1 G5-3		4 0 0 0 0 1 3	
Joe Girardi, R (1, 2) <small>OBP: 0.316, SLG: 0.369</small> 20 Jorge Posada, S (9, PH) <small>OBP: 0.376, SLG: 0.481</small>		2-1 L8-4		2-2 F8			0-0 FC5-4 1B		2-1 G3	3 0 1 0 0 0 3 1 0 0 0 0 0 0	

Inning Stats	R: 0	H: 0	E: 0	K: 1	S: 10	R: 0	H: 0	E: 1	K: 0	S: 7	R: 1	H: 2	E: 0	K: 1	S: 16	R: 0	H: 1	E: 0	K: 0	S: 5	R: 1	H: 2	E: 1	K: 0	S: 10	R: 0	H: 0	E: 0	K: 1	S: 7	R: 1	H: 2	E: 0	K: 2	S: 14	R: 0	H: 0	E: 0	K: 1	S: 7	R: 0	H: 0	E: 0	K: 1	S: 8	R: 0	H: 0	E: 0	K: 1	S: 13	1B: 4	2B: 4	3B: 0	HR: 0	SF: 1	SAC: 0	DP: 1	HBP: 0	WP: 0	PB: 0	SB: 0	CS: 0	PA: 38
--------------	------	------	------	------	-------	------	------	------	------	------	------	------	------	------	-------	------	------	------	------	------	------	------	------	------	-------	------	------	------	------	------	------	------	------	------	-------	------	------	------	------	------	------	------	------	------	------	------	------	------	------	-------	-------	-------	-------	-------	-------	--------	-------	--------	-------	-------	-------	-------	--------

PITCHER	IP	WLS	BF	H	R	ER	SO	BB	IBB	HBP	BLK	WP	HR	S	P	ERA	WHIP
Woody Williams, R (1, 1) <small>ERA: 4.02</small>	6.1	W	29	6	3	3	3	5	0	0	0	0	0	61	108	4.26	1.737
Dan Plesac, L (7, 1) <small>ERA: 3.38</small>	1.0		4	1	0	0	2	0	0	0	0	0	0	10	18	0.00	1.000
Paul Quantrill, R (8, 1) <small>ERA: 3.0</small>	0.2		2	0	0	0	1	0	0	0	0	0	0	5	6	0.00	0.000
Dave Stieb, R (9, 1) <small>ERA: 3.06</small>	1.0		3	0	0	0	1	0	0	0	0	0	0	8	13	0.00	0.000

New York Yankees @ Toronto Blue Jays
SkyDome, Toronto, ON
 Sun Jul 19 1998, 3:33 AM EDT
 Att. 42,176 - Overcast - 80 F

livebaseballscorecards.com

AB	32
R	3
H	7
RBI	3
BB	5
SO	7
LOB	21



Batter	1	2	3	4	5	6	7	8	9	AB	R	H	RBI	BB	SO	LOB
Tony Phillips, S OBP: 0.333, SLG: 0.333 (1, 7)	1-3 K		3-3 K	0-0 P2			2-2 G6-3	0-0 BLK 2B		5	0	1	1	0	2	4
Shannon Stewart, R OBP: 0.370, SLG: 0.364 (1, 8)	1-0 G4-3		4-0 HR BB		4-2 HR BB		1-1 G6-3	0-3 K		3	2	0	0	2	1	2
Jose Canseco, R OBP: 0.329, SLG: 0.515 (1, 9)	3-1 G5-3		2-0 HR		1-0 P3		1-0 HR	0-2 L4		4	2	2	5	0	0	1
Shawn Green, L OBP: 0.337, SLG: 0.475 (8, 9)			1-H 2-H 3-H HR		1 SAFE 1 SAFE P3			2-3 3-H		1	0	0	0	0	0	1
Carlos Delgado, L OBP: 0.376, SLG: 0.573 (1, 3)		2-3 K	1-2 1B		1 SAFE 1 SAFE HR		4-2 S BB			3	1	2	2	1	1	0
Mike Stanley, R OBP: 0.359, SLG: 0.482 (1, 10)		3-0 G6-3	1-0 F8		4-2 G5-4-3 BB		4-1 BB			2	0	0	0	2	0	1
5 Ed Sprague, R OBP: 0.308, SLG: 0.424 (1, 5)		0-1 G5-3		2-0 BB 1B		3-2 G5-4-3		0-1 F7		4	0	1	0	0	0	3
Kevin Brown, R OBP: 0.330, SLG: 0.373 (1, 2)			3-3 K	0-3 K		0-3 K		0-0 G4-3 2B 2B		4	1	1	0	0	3	1
Craig Grebeck, R OBP: 0.370, SLG: 0.402 (1, 4)			2-1 S HR 2B	1 SAFE 1 SAFE BB	4-2 B 1-2 BB		1-2 G6-3	1-2 G4-3		3	1	1	0	1	0	1
Alex Gonzalez, R OBP: 0.283, SLG: 0.383 (1, 6)			4-0 S HR BB		0-0 L8		2-3 K	4-2 2B BLK BB		2	2	0	0	2	1	2

Inning Stats	R: 0	H: 0	E: 0	K: 1	S: 6	R: 0	H: 0	E: 0	K: 1	S: 7	R: 4	H: 3	E: 0	K: 2	S: 13	R: 0	H: 1	E: 0	K: 1	S: 10	R: 2	H: 1	E: 0	K: 0	S: 11	R: 0	H: 0	E: 0	K: 2	S: 10	R: 1	H: 1	E: 0	K: 0	S: 11	R: 2	H: 2	E: 0	K: 1	S: 13
	LOB: 0	BB: 0	LOB: 0	BB: 0	LOB: 0	LOB: 0	BB: 0	LOB: 0	BB: 0	LOB: 0	LOB: 1	BB: 2	LOB: 2	BB: 2	LOB: 0	BB: 0	LOB: 0	BB: 0	LOB: 0	BB: 0	LOB: 0	LOB: 0	BB: 2	LOB: 0	BB: 0	LOB: 0	BB: 0	LOB: 0	BB: 0	LOB: 2	BB: 2	LOB: 2	BB: 1	LOB: 1	BB: 1	LOB: 1	BB: 1	LOB: 1	BB: 1	LOB: 1


PITCHER	IP	WLS	BF	H	R	ER	SO	BB	IBB	HBP	BLK	WP	HR	S	P	ERA	WHIP
Andy Pettitte, L ERA: 3.76 (1, 1)	6.2	L	32	6	7	7	7	7	7	0	0	0	3	66	130	9.45	1.950
52 Mike Buddie, R ERA: 6.08 (7, 1)	1.1		7	2	2	2	1	1	0	0	1	0	0	15	20	13.50	2.250

BOTTOM

New York Yankees @ Toronto Blue Jays
SkyDome, Toronto, ON
 Sun Jul 19 1998, 3:33 AM EDT
 Att. 42,176 - Overcast - 80 F

livebaseballscorecards.com

AB	31
R	9
H	8
RBI	8
BB	8
SO	8
LOB	16



WP: 0	PA: 39
PB: 0	
SB: 3	
CS: 0	

Batter	1	2	3	4	5	6	7	8	9	10	11	12	13	14	15	16	17	AB	R	H	RBI	BB	SO	LOB	TOP													
Brian Hunter, R OBP: 0.299, SLG: 0.333 (1, 6)	G6-3		G4-3			K	CS	G5-3		G4-3		G6-4-3			K		F9	8	0	0	0	0	2	4														
Damion Easley, R OBP: 0.348, SLG: 0.528 (1, 6) (17, 4)	2B			G6-3 1B		E6 1B		1B		P3			F7			F8		7	0	3	1	0	0	0														
Bobby Higginson, L OBP: 0.386, SLG: 0.539 (1, 9)	K			G6-3		G6-3		F8					G6-3			G3-1		6	0	1	0	1	1	3														
Tony Clark, S OBP: 0.348, SLG: 0.510 (1, 3)	G6-3			FC6 1B		G5-4-3 1B		G5-3		G5-3			K			G4-3		7	0	1	0	0	1	5														
Geronimo Berroa, R OBP: 0.318, SLG: 0.336 (1, 10)		F9-3 1B															F9	3	1	2	0	1	0	1														
Kimera Barteo, R OBP: 0.263, SLG: 0.451 (9, PR)																		3	0	0	0	0	0	0														
Luis Gonzalez, L OBP: 0.363, SLG: 0.500 (1, 7)		F9-3				G3		P6		G4-3						G2-3		6	1	1	0	1	0	3														
Gabe Alvarez, R OBP: 0.299, SLG: 0.414 (1, 5)																																						
Deivi Cruz, R OBP: 0.279, SLG: 0.321 (17, 6)		G4-3				G2-1		G4-3 1B 2B				G6-4-3				G5-3		6	1	1	0	1	0	2														
Raul Casanova, S OBP: 0.259, SLG: 0.262 (1, 2)						G6-3		G4-3									K	2	0	0	0	0	0	0														
Paul Bako, L OBP: 0.335, SLG: 0.372 (5, 2)						G5-3		G4-3										4	0	2	1	1	1	1														
Joe Randa, R OBP: 0.320, SLG: 0.337 (1, 4) (17, 5)						G6-3		G4-3									G6-3	7	1	3	2	0	0	3														
Inning Stats	R: 0 E: 0 K: 1 S: 8	H: 1 LOB: 1 BB: 0 P: 10	R: 0 E: 0 K: 0 S: 10	H: 1 LOB: 0 BB: 0 P: 16	R: 0 E: 0 K: 0 S: 6	H: 0 LOB: 0 BB: 0 P: 7	R: 0 E: 0 K: 0 S: 9	H: 2 LOB: 1 BB: 0 P: 14	R: 0 E: 0 K: 0 S: 8	H: 0 LOB: 0 BB: 0 P: 9	R: 1 E: 1 K: 1 S: 12	H: 2 LOB: 1 BB: 0 P: 17	R: 2 E: 0 K: 0 S: 11	H: 3 LOB: 0 BB: 0 P: 17	R: 0 E: 0 K: 0 S: 6	H: 1 LOB: 1 BB: 1 P: 9	R: 0 E: 0 K: 0 S: 4	H: 0 LOB: 2 BB: 1 P: 9	R: 0 E: 0 K: 0 S: 7	H: 0 LOB: 1 BB: 1 P: 11	R: 0 E: 0 K: 0 S: 4	H: 0 LOB: 0 BB: 0 P: 8	R: 0 E: 0 K: 1 S: 6	H: 0 LOB: 0 BB: 0 P: 9	R: 0 E: 0 K: 0 S: 6	H: 0 LOB: 0 BB: 0 P: 9	R: 0 E: 0 K: 0 S: 4	H: 0 LOB: 0 BB: 0 P: 8	R: 0 E: 0 K: 0 S: 4	H: 0 LOB: 0 BB: 0 P: 8	R: 0 E: 0 K: 0 S: 4	H: 0 LOB: 0 BB: 0 P: 8	R: 1 E: 0 K: 0 S: 18	H: 3 LOB: 2 BB: 0 P: 25	1B: 11 2B: 3 3B: 0 HR: 0	SF: 0 SAC: 0 DP: 5 HBP: 0	WP: 0 PB: 0 SB: 0 CS: 2	PA: 65
PITCHER	IP	WLS	BF	H	R	ER	SO	BB	IBB	HBP	BLK	WP	HR	S	P	ERA	WHIP																					
David Wells, L ERA: 3.69 (1, 1)	6.2		26	8	3	3	2	0	0	0	0	0	0	7	12	4.05	1.200																					
Ramiro Mendoza, R ERA: 3.62 (7, 1)	0.2		3	2	0	0	0	0	0	0	0	0	0	7	12	0.00	3.000																					
Mike Stanton, L ERA: 6.09 (8, 1)	1.1		6	0	0	0	0	3	0	0	0	0	0	12	26	0.00	2.250																					
42 Mariano Rivera, R ERA: 1.5 (9, 1)	1.1		5	0	0	0	0	1	0	0	0	0	0	9	13	0.00	0.750																					
52 Mike Buddie, R ERA: 5.17 (11, 1)	2.1		7	1	0	0	0	1	0	0	0	0	0	11	19	0.00	0.857																					
PITCHER	IP	WLS	BF	H	R	ER	SO	BB	IBB	HBP	BLK	WP	HR	S	P	ERA	WHIP																					
Graeme Lloyd, L ERA: 2.01 (13, 1)	2.0		6	0	0	0	2	0	0	0	0	0	0	14	21	0.00	0.000																					
Darren Holmes, R ERA: 4.76 (15, 1)	2.2	L	11	3	1	1	1	0	0	0	0	0	0	28	41	3.38	1.125																					

Detroit Tigers @ New York Yankees
 Yankee Stadium, Bronx, NY
 Mon Jul 20 1998, 3:33 AM EDT
 Overcast - 85 F

AB	59
R	4
H	14
RBI	4
BB	5
SO	5
LOB	22



WP	0	PA	65
PB	0		
SB	0		
CS	2		

Batter	1	2	3	4	5	6	7	8	9	10	11	12	13	14	15	16	17	AB	R	H	RBI	BB	SO	LOB	
Chuck Knoblauch, R OBP: 0.370, SLG: 0.379	(1, 4) C 0-1 L3	(1, 1) C 1-1 G6-3		(1, 3) B 2-1 P4			(1, 2) B 3-2 F9		(1, 2) B 0-0 G6-3	(1, 3) B 2-1 L9		(1, 2) B 4-2 BB		(1, 3) C 0-1 L6		(1, 3) B 2-1 G6-3		8	0	0	0	1	0	6	
2 Derek Jeter, R OBP: 0.370, SLG: 0.476	(1, 6) B 4-1 2B BB		(1, 2) B 2-2 2B 1B		(1, 3) B 3-2 G6-3		(1, 3) B 1-0 G6-3		(1, 1) B 1-1 BB 1B		(1, 2) B 2-2 G6-3	(1, 3) B 1-2 L9			(1, 2) B 2-2 BB S 1B		(1, 2) B 2-2 G6-4-3 1B	8	2	4	0	1	0	3	
Paul O'Neill, L OBP: 0.377, SLG: 0.507	(1, 9) F 1-2 2B		(1, 2) B 4-2 2B BB		(1, 0) X 0-0 1B		(1, 3) C 1-3 K		(1, 1) B 4-1 FC6-4 BB		(1, 2) B 1-2 F8		(1, 0) X 0-0 G4-6-3 1B		(1, 2) B 2-3 K		(1, 1) B 1-1 G6-4-3 1-2f	7	1	3	1	2	2	2	
Bernie Williams, S OBP: 0.460, SLG: 0.613	(1, 8) B 2-1 G6-3		(1, 1) B 1-1 WP 2B		(1, 2) B 2-2 G3		(1, 2) B 2-0 BB 2B		(1, 2) B 0-2 FC6-4 1-2f		(1, 0) X 0-0 1B		(1, 2) B 2-0 G4-6-3 1-2f		(1, 4) B 4-0 BB IBB		(1, 1) B 1-1 L7	8	0	3	2	1	0	4	
Tino Martinez, L OBP: 0.351, SLG: 0.468	(1, 3) B 4-0 BB		(1, 3) B 3-1 P6			(1, 3) C 1-3 K		(1, 4) B 4-0 BB IBB		(1, 1) B 0-1 F8	(1, 3) B 3-0 G3		(1, 3) B 2-1 F8		(1, 2) B 0-2 F9			6	0	0	0	2	1	4	
Darryl Strawberry, L OBP: 0.373, SLG: 0.527	(1, 10) X 0-0 F7		(1, 1) B 1-1 G3			(1, 1) B 0-1 L9		(1, 4) B 4-0 BB 2B		(1, 1) B 1-0 BB FC4-2 20 BB 1B		(1, 2) B 2-2 F9 S 1B		(1, 1) B 2-1 G5-3	(1, 2) B 4-2 BB 1-2 2-3 BB			3	0	0	0	0	0	3	
Tim Lincecum, S OBP: 0.363, SLG: 0.382	(8, PH)																	2	0	2	0	1	0	0	
Homer Bush, R OBP: 0.333, SLG: 0.304	(12, PR)																	1	0	0	0	0	0	0	
Dale Sveum, S OBP: 0.232, SLG: 0.180	(15, PH)																	0	0	0	0	1	0	0	
20 Jorge Posada, S OBP: 0.372, SLG: 0.466	(1, 2) C 2-3 K	(1, 3) C 2-3 K				(1, 4) B 4-0 BB		(1, 3) B 1-2 2-3 BB		(1, 2) B 1-5 K		(1, 2) B 4-2 FC4-2 BB 1-2 BB		(1, 2) B 2-2 F7	(1, 2) B 2-0 L8	(1, 3) B 0-0 F8			6	0	0	0	2	3	8
Chad Curtis, R OBP: 0.368, SLG: 0.391	(1, 7) B 1-1 F9			(1, 2) B 0-2 F9		(1, 2) B 2-1 P7		(1, 3) B 0-0 G4-3		(1, 2) B 4-2 FC4-2 BB 1-2 2-3 BB		(1, 2) B 4-0 BB 1-2 IBB		(1, 1) B 0-1 BB 1B			(1, 1) B 0-1 F7	6	0	1	0	2	0	4	
Scott Brosius, R OBP: 0.369, SLG: 0.437	(1, 5) B 1-0 E5			(1, 0) X 0-0 P4			(1, 3) C 0-3 K		(1, 1) B 1-1 F9	(1, 2) B 1-2 FC4-2		(1, 2) B 1-2 F9		(1, 2) B 4-2 BB 1-2 BB		(1, 2) B 1-2 G5-3			7	0	0	0	1	1	5


Inning Stats	R: 1	H: 1	E: 0	LOB: 2	K: 0	BB: 2	S: 10	R: 0	H: 0	E: 1	LOB: 1	K: 1	BB: 0	S: 9	R: 2	H: 2	E: 0	LOB: 1	K: 1	BB: 1	S: 15	R: 0	H: 0	E: 0	LOB: 0	K: 0	BB: 0	S: 6	R: 0	H: 1	E: 0	LOB: 3	K: 2	BB: 2	S: 8	R: 0	H: 1	E: 0	LOB: 2	K: 0	BB: 1	S: 9	R: 0	H: 1	E: 0	LOB: 3	K: 0	BB: 2	S: 12	R: 0	H: 1	E: 0	LOB: 1	K: 0	BB: 0	S: 8	R: 0	H: 1	E: 0	LOB: 3	K: 0	BB: 2	S: 17	R: 0	H: 1	E: 0	LOB: 0	K: 0	BB: 0	S: 4	R: 0	H: 1	E: 0	LOB: 2	K: 0	BB: 1	S: 10	R: 0	H: 1	E: 0	LOB: 3	K: 1	BB: 2	S: 17	R: 0	H: 0	E: 0	LOB: 0	K: 0	BB: 0	S: 7	R: 0	H: 1	E: 0	LOB: 0	K: 0	BB: 0	S: 8	R: 0	H: 1	E: 0	LOB: 0	K: 0	BB: 0	S: 12	R: 0	H: 1	E: 0	LOB: 0	K: 0	BB: 0	S: 12	R: 0	H: 1	E: 0	LOB: 0	K: 0	BB: 0	S: 17	R: 0	H: 1	E: 0	LOB: 0	K: 0	BB: 0	S: 17	R: 0	H: 1	E: 0	LOB: 0	K: 0	BB: 0	S: 17	1B: 10	SF: 0	2B: 3	SAC: 0	3B: 0	DP: 2	HR: 0	HBP: 0	WP: 1	PA: 76
PITCHER	IP	WLS	BF	H	R	ER	SO	BB	IBB	HBP	BLK	WP	HR	S	P	ERA	WHIP																																																																																																																														
Seth Greisinger, R ERA: 5.3	(1, 1)	6.0	26	4	3	3	3	4	0	0	0	1	0	55	97	4.50	1.333																																																																																																																														
Matt Anderson, R ERA: 0.82	(7, 1)	1.0	3	0	0	0	1	0	0	0	0	0	0	7	11	0.00	0.000																																																																																																																														
44 Sean Runyan, L ERA: 3.27	(8, 1)	0.1	4	1	0	0	1	1	1	0	0	0	0	4	15	0.00	6.000																																																																																																																														
Doug Brocail, R ERA: 3.35	(8, 1)	1.2	7	1	0	0	1	1	0	0	0	0	0	13	20	0.00	1.200																																																																																																																														
Todd Jones, R ERA: 5.06	(10, 1)	1.0	6	1	0	0	0	2	0	0	0	0	0	12	24	0.00	3.000																																																																																																																														
PITCHER	IP	WLS	BF	H	R	ER	SO	BB	IBB	HBP	BLK	WP	HR	S	P	ERA	WHIP																																																																																																																														
Doug Bochtler, R ERA: 4.78	(11, 1)	2.0	10	2	0	0	1	1	1	0	0	0	0	25	44	0.00	1.500																																																																																																																														
Dean Crow, R ERA: 2.15	(13, 1)	3.0	14	3	0	0	1	2	1	0	0	0	0	31	55	0.00	1.667																																																																																																																														
A.J. Sager, R ERA: 7.18	(16, 1)	2.0	6	1	0	0	0	0	0	0	0	0	0	15	22	0.00	0.500																																																																																																																														

BOTTOM

Detroit Tigers @ New York Yankees
 Yankee Stadium, Bronx, NY
 Mon Jul 20 1998, 3:33 AM EDT
 Overcast - 85 F

livebaseballscores.com

AB 62
R 3
H 13
RBI 3
BB 14
SO 7
LOB 39



Batter	1	2	3	4	5	6	7	8	9	AB R H RBI BB SO LOB	TOP											
Brian Hunter, R (1, 8) OBP: 0.295, SLG: 0.329	0-1 G6-3		1-1 G5-3		0-0 F8		1-0 F9		0-1 G4-3	5 0 0 0 0 0 1												
Damion Easley, R (1, 4) OBP: 0.350, SLG: 0.526	1-3 K			2-0 L8	4-1 BB			0-2 HR 1B		3 1 1 0 1 1 0												
Bobby Higginson, L (1, 9) OBP: 0.387, SLG: 0.549	0-0 P4			0-1 2B	3-3 K			3-1 HR		4 1 2 2 0 1 2												
Tony Clark, S (1, 3) OBP: 0.350, SLG: 0.508		0-2 1B		4-0 BB		1-2 F8		0-0 G5-3		3 0 1 0 1 0 0												
Luis Gonzalez, L (1, 7) OBP: 0.359, SLG: 0.494		3-1 F9		1-1 P6		0-1 G1-3		3-1 F7		4 0 0 0 0 0 3												
Trey Beamon, L (1, 10) Geronimo Berroa, R (8, PH) OBP: 0.500, SLG: 0.579 OBP: 0.315, SLG: 0.333		2-3 K		0-3 K		4-0 BB		0-1 E3		2 0 0 0 1 2 3 1 0 0 0 0 0 0												
Joe Randa, R (1, 5) OBP: 0.317, SLG: 0.332		2-2 G6-3			0-0 G4-3	1 SAFE 0-0 F8		1-2 G1-3		4 0 0 0 0 0 3												
Paul Bako, L (1, 2) OBP: 0.333, SLG: 0.364			3-2 G5-3		4-1 1B S BB		0-0 F7		1-2 P6	3 1 0 0 1 0 0												
Deivi Cruz, R (1, 6) OBP: 0.278, SLG: 0.320			0-0 F9		2-1 WP 1B		1-2 G6-3		1-0 G4-3	4 0 1 1 0 0 0												
Inning Stats	R: 0 E: 0 K: 1 S: 6	H: 0 LOB: 0 BB: 0 P: 7	R: 0 E: 0 K: 1 S: 13	H: 1 LOB: 1 BB: 0 P: 20	R: 0 E: 0 K: 0 S: 6	H: 0 LOB: 0 BB: 0 P: 10	R: 0 E: 0 K: 1 S: 8	H: 1 LOB: 2 BB: 1 P: 15	R: 1 E: 0 K: 1 S: 13	H: 1 LOB: 2 BB: 2 P: 26	R: 0 E: 0 K: 0 S: 6	H: 0 LOB: 1 BB: 1 P: 11	R: 0 E: 0 K: 0 S: 5	H: 0 LOB: 0 BB: 0 P: 7	R: 2 E: 1 K: 0 S: 14	H: 2 LOB: 1 BB: 0 P: 21	R: 0 E: 0 K: 0 S: 6	H: 0 LOB: 0 BB: 0 P: 8	1B: 3 2B: 1 3B: 0 HR: 1	SF: 0 SAC: 0 DP: 0 HBP: 0	WP: 1 PB: 0 SB: 1 CS: 0	PA: 37
PITCHER	IP WLS BF H R ER SO BB IBB HBP BLK WP HR S P ERA WHIP																					
Hideki Irabu, R (1, 1) ERA: 2.86	7.0 W 30 5 3 3 4 4 0 0 0 1 1 62 104 3.86 1.286																					
Mike Stanton, L (8, 1) ERA: 5.98	1.0 4 0 0 0 0 0 0 0 0 0 0 0 9 13 0.00 0.000																					
42 Mariano Rivera, R (9, 1) ERA: 1.46	1.0 S 3 0 0 0 0 0 0 0 0 0 0 0 6 8 0.00 0.000																					

Detroit Tigers @ New York Yankees
 Yankee Stadium, Bronx, NY
 Mon Jul 20 1998, 7:05 PM EDT
 Att. 36,285 - Cloudy - 83 F

livebaseballscorecards.com

AB	33
R	3
H	5
RBI	3
BB	4
SO	4
LOB	12



Batter	1	2	3	4	5	6	7	8	9
Homer Bush, R OBP: 0.393, SLG: 0.407 (1, 4)	0-1 G4-3 2B		0-0 SH3-4	0-0 G4-3		0-0 1B		0-0 1B	
2 Derek Jeter, R OBP: 0.373, SLG: 0.476 (1, 6)	0-3 K		3-2 BB 1B	2-2 WP 1B		2-0 G4-6-3 1B		4-1 1B	
Paul O'Neill, L OBP: 0.375, SLG: 0.503 (1, 9)	3-2 G4-3		0-0 L8	0-0 WP 1B		2-0 G4-6-3 1B		1-3 BB	
Darryl Strawberry, L OBP: 0.375, SLG: 0.521 (1, 10)	2-3 K		4-2 BB 1B	4-0 BB		3-0 G6-3			
Tim Lincecum, S OBP: 0.385, SLG: 0.379 (1, 7)		4-1 FC5-4 BB	0-2 G3	2-2 F7		4-2 1B BB			
Chad Curtis, R OBP: 0.370, SLG: 0.392 (1, 8)		1-2 FC5-4 1-2f		0-0 E 1B	0-0 G1-3		0-0 CS 1B		
Dale Sveum, S OBP: 0.217, SLG: 0.167 (1, 3)		1-0 F7		1-0 E4 SH5-3 1B	2-3 K		2-2 L6		
Luis Sojo, R OBP: 0.216, SLG: 0.200 (1, 5)		0-2 G1-3		0-0 E SH5-3 1B	2-0 F8			0-3 K	
Scott Brosius, R OBP: 0.369, SLG: 0.437 (9, 5)									
Joe Girardi, R OBP: 0.316, SLG: 0.369 (1, 2)			1-2 SH3-4 1B	1-1 SH5-3		1-1 G4-3		1-2 G6-3	

Inning Stats	R: 0	H: 1	E: 0	K: 2	S: 11	LOB: 1	BB: 0	P: 16
	R: 0	H: 0	E: 0	K: 0	S: 8	LOB: 1	BB: 1	P: 14
	R: 1	H: 2	E: 0	K: 0	S: 15	LOB: 2	BB: 1	P: 23
	R: 3	H: 3	E: 2	K: 0	S: 16	LOB: 3	BB: 1	P: 25
	R: 0	H: 0	E: 0	K: 1	S: 6	LOB: 0	BB: 0	P: 10
	R: 0	H: 2	E: 0	K: 0	S: 5	LOB: 1	BB: 0	P: 10
	R: 0	H: 1	E: 0	K: 0	S: 7	LOB: 1	BB: 1	P: 16
	R: 0	H: 1	E: 1	K: 2	S: 12	LOB: 2	BB: 1	P: 18
	R: 3	H: 1	E: 1	K: 0	S: 11	LOB: 0	BB: 0	P: 0

PITCHER	IP	WLS	BF	H	R	ER	SO	BB	IBB	HBP	BLK	WP	HR	S	P	ERA	WHIP
Bryce Florie, R ERA: 4.63 (1, 1)	6.0	L	30	8	4	2	3	3	0	0	0	1	0	61	98	3.00	1.833
A.J. Sager, R ERA: 6.99 (7, 1)	1.0		4	1	0	0	0	1	0	0	0	0	0	7	16	0.00	2.000
Matt Anderson, R ERA: 0.77 (8, 1)	0.2		4	1	0	0	1	1	0	0	0	0	0	9	14	0.00	3.000
44 Sean Runyan, L ERA: 3.24 (8, 1)	0.1		1	0	0	0	1	0	0	0	0	0	0	3	4	0.00	0.000

AB R H RBI BB SO LOB

4 0 3 0 0 0 2

4 0 2 1 1 1 2

5 0 1 1 0 1 6

2 0 0 0 2 1 1

2 0 0 0 2 0 5

4 1 2 0 0 0 1

4 1 0 0 0 1 4

4 1 1 1 0 1 1

0 0 0 0 0 0 0

3 1 1 0 0 0 0

AB 32

R 4

H 10

RBI 3

BB 5

SO 5

LOB 22

WP: 1

PB: 0

SB: 0

CS: 1

PA: 39

ERA WHIP

1B: 9

2B: 1

3B: 0

HR: 0

SF: 0

SAC: 2

DP: 1

HBP: 0

Yankees

Detroit Tigers @ New York Yankees

Yankee Stadium, Bronx, NY

Mon Jul 20 1998, 7:05 PM EDT

Att: 36,285 - Cloudy - 83 F

livebaseballscorecards.com

Batter	1	2	3	4	5	6	7	8	9	AB R H RBI BB SO LOB	TOP									
Brian Hunter, R (1, 8) OBP: 0.291, SLG: 0.325	3-2 P4	0-0 P3			1-2 G1-3		2-3 K		0-2 G1-3	5 0 0 0 0 1 3										
Damion Easley, R (1, 4) OBP: 0.350, SLG: 0.530	1-2 2B		1-3 K		1-2 G6-3		2-3 2B		1-3 K	5 1 2 0 0 2 1										
Bobby Higginson, L (1, 9) OBP: 0.386, SLG: 0.546	0-0 1B		0-1 G6-3		0-1 P5		2-3 K			4 0 1 0 0 1 2										
Tony Clark, S (1, 3) OBP: 0.351, SLG: 0.508	2-2 E5		1-2 1B		1-0 1B		0-2 P5			4 0 2 0 0 0 1										
Luis Gonzalez, L (1, 7) OBP: 0.355, SLG: 0.488	3-3 K		2-2 FC6-4		2-1 FC3-6		1-3 K			4 0 0 0 0 2 4										
Geronimo Berroa, R (1, 10) OBP: 0.313, SLG: 0.325	2-2 P4		1-3 K		2-3 K		4-1 BB			3 0 0 0 1 2 3										
Gabe Alvarez, R (1, 5) OBP: 0.287, SLG: 0.396		0-0 F9		2-3 K		1-0 G6-3		3-2 G6-3		4 0 0 0 0 1 2										
Paul Bako, L (1, 2) OBP: 0.349, SLG: 0.387		2-1 1B		2-2 1B		2-2 2B		2-2 G4-3		4 0 4 0 0 0 0										
Deivi Cruz, R (1, 6) OBP: 0.275, SLG: 0.316		0-3 K		0-1 G4-3		0-3 K		0-0 G4-3		3 0 0 0 0 2 3										
Trey Beamon, L (9, PH) OBP: 0.478, SLG: 0.550								2-3		1 0 0 0 0 0 1										
Inning Stats	R: 1 E: 1 K: 1 S: 17	H: 2 LOB: 2 BB: 0 P: 28	R: 0 E: 0 K: 1 S: 7	H: 1 LOB: 1 BB: 0 P: 9	R: 0 E: 0 K: 1 S: 11	H: 1 LOB: 1 BB: 0 P: 15	R: 0 E: 0 K: 2 S: 11	H: 1 LOB: 1 BB: 0 P: 16	R: 0 E: 0 K: 1 S: 8	H: 1 LOB: 1 BB: 0 P: 14	R: 0 E: 0 K: 3 S: 13	H: 2 LOB: 2 BB: 0 P: 20	R: 0 E: 0 K: 1 S: 11	H: 0 LOB: 1 BB: 1 P: 19	R: 0 E: 0 K: 1 S: 10	H: 1 LOB: 1 BB: 0 P: 13	1B: 6 2B: 3 3B: 0 HR: 0	SF: 0 SAC: 0 DP: 0 HBP: 0	WP: 0 PB: 0 SB: 2 CS: 0	PA: 38
PITCHER	IP WLS BF H R ER SO BB IBB HBP BLK WP HR S P ERA WHIP																			
David Cone, R (1, 1) ERA: 3.44	8.0 W 34 8 1 0 10 1 0 0 0 0 0 0 88 133 0.00 1.125																			
Ramiro Mendoza, R (9, 1) ERA: 3.58	1.0 4 1 0 0 1 0 0 0 0 0 0 0 10 13 0.00 1.000																			

Detroit Tigers @ New York Yankees
 Yankee Stadium, Bronx, NY
 Tue Jul 21 1998, 7:05 PM EDT
 Att. 35,980 - Unknown - 78 F

livebaseballscorecards.com

AB	37
R	1
H	9
RBI	0
BB	1
SO	11
LOB	20



Batter	1	2	3	4	5	6	7	8	9
Chuck Knoblauch, R (1, 4) <small>OBP: 0.369, SLG: 0.386</small>	3-1 	1-1 			1-2 		1-1 		
2 Derek Jeter, R (1, 6) <small>OBP: 0.377, SLG: 0.486</small>	0-1 		4-2 		3-3 			3-1 	
Paul O'Neill, L (1, 9) <small>OBP: 0.371, SLG: 0.497</small>	1-0 		2-3 		2-1 			0-0 	
Bernie Williams, S (1, 8) <small>OBP: 0.457, SLG: 0.605</small>	3-2 		4-0 		1-1 			2-2 	
Tino Martinez, L (1, 3) <small>OBP: 0.351, SLG: 0.468</small>		0-1 	1-1 			2-2 			
Tim Raines, S (1, 7) <small>OBP: 0.385, SLG: 0.378</small> Chad Curtis, R (7, 7) <small>OBP: 0.370, SLG: 0.392</small>		0-2 	2-3 			1-0 			
Darryl Strawberry, L (1, 10) <small>OBP: 0.374, SLG: 0.518</small>		1-0 		2-0 		2-3 			
Scott Brosius, R (1, 5) <small>OBP: 0.372, SLG: 0.437</small>		1-2 		1-2 			0-0 		
Joe Girardi, R (1, 2) <small>OBP: 0.311, SLG: 0.362</small>		0-0 		3-2 			1-1 		

AB	R	H	RBI	BB	SO	LOB
4	1	1	1	0	0	1
3	2	2	1	1	1	0
4	0	0	0	0	1	2
3	0	0	0	1	0	0
2	1	1	1	0	0	0
3	1	1	0	0	1	1
0	0	0	0	0	0	0
3	0	1	0	0	1	0
2	0	1	1	0	0	0
3	0	0	0	0	0	3

BOTTOM

Detroit Tigers @ New York Yankees
 Yankee Stadium, Bronx, NY

Tue Jul 21 1998, 7:05 PM EDT
 Att: 35,980 - Unknown - 78 F

livebaseballscorecards.com

AB	27
R	5
H	7
RBI	4
BB	2
SO	4
LOB	7

Inning Stats	R: 1	H: 1	E: 0	LOB: 0	K: 0	S: 10	P: 17	R: 2	H: 4	E: 0	LOB: 1	K: 0	S: 13	P: 16	R: 1	H: 0	E: 0	LOB: 1	K: 2	S: 10	P: 23	R: 0	H: 0	E: 0	LOB: 0	K: 0	S: 7	P: 13	R: 1	H: 1	E: 0	LOB: 0	K: 1	S: 11	P: 18	R: 0	H: 0	E: 0	LOB: 0	K: 1	S: 8	P: 13	R: 0	H: 0	E: 0	LOB: 0	K: 0	S: 5	P: 7	R: 0	H: 1	E: 0	LOB: 0	K: 0	S: 6	P: 11
PITCHER	IP	WLS	BF	H	R	ER	SO	BB	IBB	HBP	BLK	WP	HR	S	P	ERA	WHIP																																							
Brian Moehler, R (1, 1) <small>ERA: 3.7</small>	7.0	L	29	7	5	5	4	2	0	1	0	0	0	66	112	6.43	1.286																																							
44 Sean Runyan, L (8, 1) <small>ERA: 3.15</small>	1.0		2	0	0	0	0	0	0	0	0	0	0	4	6	0.00	0.000																																							

WP	PA	3B	DP	HR	S	P	ERA	WHIP
0	31	0	3	2	0	0	0	0

Batter	1	2	3	4	5	6	7	8	9	AB R H RBI BB SO LOB	TOP																							
Trey Beamon, L (1, 10) OBP: 0.500, SLG: 0.583	1-3 K		4-2 1B 2B BB	0-0 L4			1-0 FC4-6 1B		1-0 2B	4 1 2 0 1 1 2																								
Damion Easley, R (1, 4) OBP: 0.348, SLG: 0.528	1-2 1B 2B		2-3 K	0-2 G3			1-1 F8		0-1 G5-3	5 0 1 0 0 1 5																								
Bobby Higginson, L (1, 9) OBP: 0.386, SLG: 0.546	1-0 F9		2-2 2B 1B BLK				0-0 FC4-6 1B		1-2 2B	5 1 2 0 0 1 2																								
Tony Clark, S (1, 3) Joe Randa, R (6, 3) OBP: 0.354, SLG: 0.511 OBP: 0.318, SLG: 0.333	4-2 1B BB		3-0 BLK 2B				0-0 L8		3-1 F7	2 0 1 1 1 0 0 2 0 1 0 0 0 1																								
Luis Gonzalez, L (1, 7) OBP: 0.354, SLG: 0.486	1-1 1B		0-0 P6				1-0 L6		2-0 F9	4 0 1 0 0 0 3																								
Gabe Alvarez, R (1, 5) OBP: 0.286, SLG: 0.389	2-3 K		3-1 F7							4 0 1 0 0 2 4																								
Paul Bako, L (1, 2) OBP: 0.347, SLG: 0.384			0-3 K				2-3 K		0-1 1B	4 0 1 0 0 1 1																								
Deivi Cruz, R (1, 6) OBP: 0.279, SLG: 0.323			1-1 P6				0-0 G1-3		1-1 L9	4 0 2 0 0 0 1																								
Brian Hunter, R (1, 8) OBP: 0.289, SLG: 0.322			1-1 P6				1-0 1B		0-2 L7	4 0 0 0 0 2 4																								
			1-1 G4-3				0-1 P6		2-3 K																									
Inning Stats	R: 0 E: 0 K: 2 S: 14	H: 2 LOB: 3 BB: 1 P: 24	R: 0 E: 0 K: 1 S: 7	H: 0 LOB: 0 BB: 0 P: 9	R: 2 E: 0 K: 1 S: 14	H: 2 LOB: 1 BB: 1 P: 28	R: 0 E: 0 K: 1 S: 12	H: 2 LOB: 2 BB: 0 P: 16	R: 0 E: 0 K: 1 S: 5	H: 0 LOB: 0 BB: 0 P: 8	R: 0 E: 0 K: 1 S: 8	H: 1 LOB: 1 BB: 0 P: 11	R: 0 E: 0 K: 0 S: 6	H: 2 LOB: 2 BB: 0 P: 10	R: 0 E: 0 K: 1 S: 10	H: 1 LOB: 1 BB: 0 P: 13	R: 0 E: 0 K: 0 S: 8	H: 2 LOB: 1 BB: 0 P: 13	1B: 7 2B: 5 3B: 0 HR: 0	SF: 0 SAC: 0 DP: 0 HBP: 0	WP: 0 PB: 0 SB: 0 CS: 0	PA: 40												
PITCHER Orlando Hernandez, R (1, 1) ERA: 2.43 Darren Holmes, R (7, 1) ERA: 4.38	IP 6.0	WLS W	BF 27	H 7	R 2	ER 2	SO 7	BB 2	IBB 0	HBP 0	BLK 1	WP 0	HR 0	S 60	P 96	ERA 3.00	WHIP 1.500																	
												PITCHER	IP	WLS	BF	H	R	ER	SO	BB	IBB	HBP	BLK	WP	HR	S	P	ERA	WHIP					

Detroit Tigers @ New York Yankees
 Yankee Stadium, Bronx, NY
 Wed Jul 22 1998, 3:33 AM EDT
 Att. 49,029 - Sunny - 88 F

livebaseballscorecards.com

AB	38
R	2
H	12
RBI	1
BB	2
SO	8
LOB	23



Batter	1	2	3	4	5	6	7	8	9	AB R H RBI BB SO LOB	TOP
Ray Durham, S OBP: 0.369, SLG: 0.464 (1, 4) X	0-0 G4-3		3-1 F7		2-1 G4-3	3-0 2B			1-1 G4-3	5 0 1 1 0 0 0	
Mike Caruso, S OBP: 0.329, SLG: 0.413 (1, 6) C X	0-1 BB 1B		0-0 F7		0-0 E 1B 1B	2-1 L5			0-1 G1-3	5 0 2 0 0 0 1	
Frank Thomas, R OBP: 0.373, SLG: 0.455 (1, 10) C 1 B F 1 C SAFE SAFE	1-3 K			0-0 E5 1B 1B	1-1 E5 1B			1-2 F8	2-2 L7	5 1 1 0 0 1 1	
Albert Belle, R OBP: 0.377, SLG: 0.606 (1, 7) 1 B C C B 1 B F B SAFE	4-2 1-2 BB			3-0 F9	4-0 IBB			3-3 K		2 0 0 0 2 1 1	
Robin Ventura, L OBP: 0.353, SLG: 0.435 (1, 5) B F X	1-1 G1-3			3-1 1B 1B 1B	3-3 K			0-0 G4-3		4 1 1 0 0 1 5	
Magglio Ordonez, R OBP: 0.310, SLG: 0.412 (1, 9) X		0-0 G1-3		1-0 1B FC6-4 1B	0-3 K			0-0 G6-3		4 1 1 1 0 1 3	
Wil Cordero, R OBP: 0.298, SLG: 0.436 (1, 3) B X		1-0 G6-3		2-0 FC6-4 1B		0-0 G3 2B 2B		0-2 FC4-6 1B		4 1 3 1 0 0 0	
Mike Cameron, R OBP: 0.290, SLG: 0.321 (1, 8) B X		1-0 F8		1-0 FC6-4		1-1 L7		3-2 L7		4 0 0 1 0 0 3	
Robert Machado, R OBP: 0.222, SLG: 0.250 (1, 2) C F C Greg Norton, S OBP: 0.277, SLG: 0.415 (8, PH) F S F S Chad Kreuter, S OBP: 0.380, SLG: 0.323 (8, 2) F S F S			1-3 K	0-3 K		0-2 G3		1-2 FC4-6		3 0 0 0 0 2 2 1 0 0 0 0 0 1 0 0 0 0 0 0 0	
Inning Stats	R: 0 E: 0 K: 1 S: 11 H: 1 LOB: 2 BB: 1 P: 17	R: 0 E: 0 K: 0 S: 3 H: 0 LOB: 0 BB: 0 P: 5	R: 0 E: 0 K: 1 S: 6 H: 0 LOB: 0 BB: 0 P: 10	R: 3 E: 1 K: 1 S: 11 H: 3 LOB: 1 BB: 0 P: 21	R: 0 E: 1 K: 2 S: 12 H: 2 LOB: 3 BB: 1 P: 22	R: 1 E: 0 K: 0 S: 9 H: 2 LOB: 1 BB: 0 P: 15	R: 0 E: 0 K: 1 S: 7 H: 0 LOB: 0 BB: 0 P: 11	R: 0 E: 0 K: 0 S: 10 H: 1 LOB: 1 BB: 0 P: 14	R: 0 E: 0 K: 0 S: 7 H: 0 LOB: 0 BB: 0 P: 10	1B: 7 2B: 2 3B: 0 HR: 0 SF: 0 SAC: 0 DP: 0 HBP: 0	WP: 0 PB: 0 SB: 0 CS: 0 PA: 39
PITCHER Andy Pettitte, L ERA: 3.7 (1, 1)	IP: 7.0 WLS: W BF: 32 H: 8 R: 4 ER: 2 SO: 6 BB: 1 IBB: 1 HBP: 0 BLK: 0 WP: 0 HR: 0 S: 59 P: 101 ERA: 2.57 WHIP: 1.286	IP: 1.0 WLS: S BF: 3 H: 0 R: 0 ER: 0 SO: 0 BB: 0 IBB: 0 HBP: 0 BLK: 0 WP: 0 HR: 0 S: 7 P: 10	IP: 1.0 WLS: S BF: 3 H: 0 R: 0 ER: 0 SO: 0 BB: 0 IBB: 0 HBP: 0 BLK: 0 WP: 0 HR: 0 S: 7 P: 10	IP: 1.0 WLS: S BF: 3 H: 0 R: 0 ER: 0 SO: 0 BB: 0 IBB: 0 HBP: 0 BLK: 0 WP: 0 HR: 0 S: 7 P: 10	IP: 1.0 WLS: S BF: 3 H: 0 R: 0 ER: 0 SO: 0 BB: 0 IBB: 0 HBP: 0 BLK: 0 WP: 0 HR: 0 S: 7 P: 10	IP: 1.0 WLS: S BF: 3 H: 0 R: 0 ER: 0 SO: 0 BB: 0 IBB: 0 HBP: 0 BLK: 0 WP: 0 HR: 0 S: 7 P: 10	IP: 1.0 WLS: S BF: 3 H: 0 R: 0 ER: 0 SO: 0 BB: 0 IBB: 0 HBP: 0 BLK: 0 WP: 0 HR: 0 S: 7 P: 10	IP: 1.0 WLS: S BF: 3 H: 0 R: 0 ER: 0 SO: 0 BB: 0 IBB: 0 HBP: 0 BLK: 0 WP: 0 HR: 0 S: 7 P: 10	IP: 1.0 WLS: S BF: 3 H: 0 R: 0 ER: 0 SO: 0 BB: 0 IBB: 0 HBP: 0 BLK: 0 WP: 0 HR: 0 S: 7 P: 10	IP: 1.0 WLS: S BF: 3 H: 0 R: 0 ER: 0 SO: 0 BB: 0 IBB: 0 HBP: 0 BLK: 0 WP: 0 HR: 0 S: 7 P: 10	IP: 1.0 WLS: S BF: 3 H: 0 R: 0 ER: 0 SO: 0 BB: 0 IBB: 0 HBP: 0 BLK: 0 WP: 0 HR: 0 S: 7 P: 10

Chicago White Sox @ New York Yankees
 Yankee Stadium, Bronx, NY
 Fri Jul 24 1998, 7:05 PM EDT
 Att. 44,264 - Unknown - 73 F

AB	37
R	4
H	9
RBI	4
BB	2
SO	6
LOB	17



ERA	2.57
WHIP	1.286

Chicago White Sox @ New York Yankees
 Yankee Stadium, Bronx, NY

Sat Jul 25 1998, 3:33 AM EDT
 Att. 55,638 - Sunny - 83 F

AB	35
R	6
H	9
RBI	6
BB	1
SO	5
LOB	11

WP:	0	PA:	38
PB:	0		
SB:	0		
CS:	1		



AB R H RBI BB SO LOB

5	0	1	1	0	0	0
4	0	1	0	0	0	2
3	0	0	0	1	1	1
4	2	2	0	0	0	3
4	2	2	0	0	0	0
4	1	2	2	0	1	0
3	1	1	2	0	1	0
4	0	0	1	0	1	2
4	0	0	0	0	1	3

TOP

Batter	1	2	3	4	5	6	7	8	9
Ray Durham, S (1, 4) OBP: 0.367, SLG: 0.461	1-0 F9			3-1 F9		1-2 F7	3-1 E		1-0 G3-1
Mike Caruso, S (1, 6) OBP: 0.328, SLG: 0.411	2-2 CS 1B			1-0 P6		2-1 F9	0-1 L4		
Frank Thomas, R (1, 10) OBP: 0.372, SLG: 0.451	0-3 K			1-0 P3		0-1 G3-1	4-1 BB		
Albert Belle, R (1, 7) OBP: 0.378, SLG: 0.605	1-1 CS 1-2	2-0 G6-3			1-0 1B 1B				
Robin Ventura, L (1, 5) OBP: 0.355, SLG: 0.435			3-2 P5		0-2 1B SF9 1B		2-2 1B 1B	1-1 P5	
Greg Norton, S (1, 3) OBP: 0.282, SLG: 0.417			1-3 K		1-1 1-3 2-H 1B		1-0 1B FC3 1B	3-2 F8	
Magglio Ordonez, R (1, 9) OBP: 0.309, SLG: 0.412				0-1 G6-3		2-1 SF9	3-2 1B FC3 1B	1-3 K	
Mike Cameron, R (1, 8) OBP: 0.286, SLG: 0.316				2-0 F9		2-3 K	3-2 FC3 1B		0-0 P6
Chad Kreuter, S (1, 2) OBP: 0.372, SLG: 0.314				3-2 F8		3-2 L7	0-3 K		1-0 G6-3

Inning Stats	R: 0 E: 0 K: 1 S: 10	H: 1 LOB: 0 BB: 0 P: 14	R: 0 E: 0 K: 1 S: 9	H: 0 LOB: 0 BB: 0 P: 15	R: 0 E: 0 K: 0 S: 6	H: 0 LOB: 0 BB: 0 P: 11	R: 0 E: 0 K: 0 S: 4	H: 0 LOB: 0 BB: 0 P: 9	R: 2 E: 0 K: 1 S: 14	H: 3 LOB: 1 BB: 0 P: 23	R: 0 E: 0 K: 0 S: 7	H: 0 LOB: 0 BB: 0 P: 10	R: 4 E: 1 K: 1 S: 23	H: 5 LOB: 3 BB: 1 P: 42	R: 0 E: 0 K: 1 S: 11	H: 0 LOB: 0 BB: 0 P: 16	R: 0 E: 0 K: 0 S: 3	H: 0 LOB: 0 BB: 0 P: 5	1B: 9 2B: 0 3B: 0 HR: 0	SF: 1 SAC: 0 DP: 0 HBP: 0	WP: 0 PB: 0 SB: 0 CS: 1	PA: 38
--------------	-------------------------------	----------------------------------	------------------------------	----------------------------------	------------------------------	----------------------------------	------------------------------	---------------------------------	-------------------------------	----------------------------------	------------------------------	----------------------------------	-------------------------------	----------------------------------	-------------------------------	----------------------------------	------------------------------	---------------------------------	----------------------------------	------------------------------------	----------------------------------	--------

PITCHER	IP	WLS	BF	H	R	ER	SO	BB	IBB	HBP	BLK	WP	HR	S	P	ERA	WHIP
Hideki Irabu, R (1, 1) ERA: 3.19	6.0	L	25	8	6	6	3	0	0	0	0	0	0	59	99	9.00	1.333
Darren Holmes, R (7, 1) ERA: 4.34	0.1		3	1	0	0	1	0	0	0	0	0	0	8	14	0.00	3.000
Graeme Lloyd, L (7, 1) ERA: 1.99	0.1		1	0	0	0	0	0	0	0	0	0	0	2	2	0.00	0.000
52 Mike Buddie, R (7, 1) ERA: 4.5	2.1		8	0	0	0	1	1	0	0	0	0	0	18	30	0.00	0.429

Batter	1	2	3	4	5	6	7	8	9	AB R H RBI BB SO LOB
Chuck Knoblauch, R (1, 10) OBP: 0.374, SLG: 0.393	2-2 F9		1-0 G5-3		4-2 BB		4-1 FC5-4 BB		0-3 K	3 0 0 0 2 1 1
2 Derek Jeter, R (1, 6) OBP: 0.377, SLG: 0.479	2-0 E9 1B		3-1 1B		3-1 F8		3-3 K		2-3 K	5 0 2 1 0 2 4
Paul O'Neill, L (1, 9) OBP: 0.368, SLG: 0.500	1-3 K		1-3 K			1-0 G1-3	2-2 FC5-4			4 0 0 0 0 2 4
Bernie Williams, S (1, 8) OBP: 0.451, SLG: 0.588	2-2 G4-3		3-2 G5-3			1-2 1B 20 SF9 1B		1-1 G4-3		4 1 1 0 0 0 2
Tino Martinez, L (1, 3) OBP: 0.352, SLG: 0.468		0-2 G6-3		2-2 20 G4-6-3 1B		2-0 1B		2-2 P7		4 0 2 0 0 0 0
20 Jorge Posada, S (1, 2) OBP: 0.376, SLG: 0.487		0-0 G5-3 1B		1-1 G4-6-3 1-2f		3-2 SF9		4-1 1B BB		2 0 1 1 1 0 1
Chad Curtis, R (1, 7) OBP: 0.374, SLG: 0.390		3-2 G5-3 1-2		0-0 G6-3		3-2 F8		2-2 1B		4 0 1 0 0 0 2
Scott Brosius, R (1, 5) OBP: 0.370, SLG: 0.435		2-3 K			1-0 G6-3 2B		1-2 G5-3	2-1 L7		4 0 1 0 0 1 3
Homer Bush, R (1, 4) OBP: 0.394, SLG: 0.438			1-1 G5-3 2 1B 2B		1-2 G6-3		0-1 BB 1B		0-3 K	4 1 2 0 0 1 1

Inning Stats	R: 0	H: 1	E: 1	K: 1	S: 10	LOB: 1	BB: 0	P: 17	R: 0	H: 1	E: 0	K: 1	S: 13	LOB: 1	BB: 0	P: 18	R: 1	H: 2	E: 0	K: 1	S: 11	LOB: 1	BB: 0	P: 20	R: 0	H: 1	E: 0	K: 0	S: 11	LOB: 0	BB: 0	P: 14	R: 0	H: 1	E: 0	K: 0	S: 8	LOB: 1	BB: 1	P: 17	R: 1	H: 2	E: 0	K: 0	S: 13	LOB: 1	BB: 0	P: 23	R: 0	H: 1	E: 0	K: 1	S: 13	LOB: 2	BB: 1	P: 23	R: 0	H: 1	E: 0	K: 0	S: 12	LOB: 2	BB: 1	P: 23	R: 0	H: 0	E: 0	K: 3	S: 9	LOB: 0	BB: 0	P: 11	1B: 8	SF: 1	2B: 2	SAC: 0	3B: 0	DP: 1	HR: 0	HBP: 0	WP: 0	PA: 38
--------------	------	------	------	------	-------	--------	-------	-------	------	------	------	------	-------	--------	-------	-------	------	------	------	------	-------	--------	-------	-------	------	------	------	------	-------	--------	-------	-------	------	------	------	------	------	--------	-------	-------	------	------	------	------	-------	--------	-------	-------	------	------	------	------	-------	--------	-------	-------	------	------	------	------	-------	--------	-------	-------	------	------	------	------	------	--------	-------	-------	-------	-------	-------	--------	-------	-------	-------	--------	-------	--------

PITCHER	IP	WLS	BF	H	R	ER	SO	BB	IBB	HBP	BLK	WP	HR	S	P	ERA	WHIP
Mike Sirotko, L (1, 1) ERA: 4.77	6.0	W	25	8	2	2	3	1	0	0	0	0	0	66	109	3.00	1.500
Bob Howry, R (7, 1) ERA: 3.13	1.2		9	2	0	0	1	2	0	0	0	0	0	23	42	0.00	2.400
41 Bill Simas, R (8, 1) ERA: 2.18	1.1	S	4	0	0	0	3	0	0	0	0	0	0	11	15	0.00	0.000

BOTTOM

Chicago White Sox @ New York Yankees
 Yankee Stadium, Bronx, NY
 Sat Jul 25 1998, 3:33 AM EDT
 Att. 55,638 - Sunny - 83 F

livebaseballscores.com

AB	34
R	2
H	10
RBI	2
BB	3
SO	7
LOB	18



Chicago White Sox @ New York Yankees
 Yankee Stadium, Bronx, NY

Sun Jul 26 1998, 3:33 AM EDT
 Att. 51,865 - Sunny - 79 F

livebaseballscorecards.com

AB 34
 R 3
 H 7
 RBI 3
 BB 3
 SO 12
 LOB 11




Batter	1	2	3	4	5	6	7	8	9	AB R H RBI BB SO LOB	TOP
Ray Durham, S (1, 4) OBP: 0.368, SLG: 0.467 	1-3 		1-1 		3-1 		0-0 		0-0 	5 1 2 2 0 1 0	
Mike Caruso, S (1, 6) OBP: 0.327, SLG: 0.409 	1-0 		1-0 		1-2 		0-0 			4 0 1 0 0 0 0	
Frank Thomas, R (1, 10) OBP: 0.369, SLG: 0.446 	2-3 		2-1 		2-3 		1-2 			4 0 0 0 0 2 3	
Albert Belle, R (1, 7) OBP: 0.379, SLG: 0.611 		0-1 		1-3 		2-2 		0-3 		4 1 2 1 0 2 0	
Robin Ventura, L (1, 5) OBP: 0.354, SLG: 0.432 		4-1 		3-3 		0-0 		1-2 		3 0 0 0 1 1 1	
Wil Cordero, R (1, 3) OBP: 0.297, SLG: 0.433 		2-3 		2-3 		2-2 		0-0 		4 0 1 0 0 2 2	
Magglio Ordonez, R (1, 9) OBP: 0.306, SLG: 0.407 		2-0 		1-0 		0-0 		1-0 		4 0 0 0 0 0 3	
Mike Cameron, R (1, 8) OBP: 0.289, SLG: 0.317 		3-1 		4-2 		3-3 		3-3 		3 0 1 0 1 2 0	
Robert Machado, R (1, 2) OBP: 0.231, SLG: 0.182 		0-3 		4-2 		2-1 		1-3 		3 1 0 0 1 2 2	
Inning Stats	R: 0 H: 0 E: 0 LOB: 0 K: 2 BB: 0 S: 11 P: 15	R: 1 H: 2 E: 0 LOB: 2 K: 2 BB: 1 S: 12 P: 23	R: 0 H: 0 E: 0 LOB: 0 K: 0 BB: 0 S: 5 P: 9	R: 0 H: 0 E: 0 LOB: 0 K: 3 BB: 0 S: 10 P: 16	R: 2 H: 1 E: 1 LOB: 1 K: 1 BB: 2 S: 16 P: 31	R: 0 H: 1 E: 0 LOB: 1 K: 0 BB: 0 S: 8 P: 12	R: 0 H: 2 E: 0 LOB: 2 K: 1 BB: 0 S: 12 P: 18	R: 0 H: 1 E: 0 LOB: 1 K: 1 BB: 0 S: 8 P: 10	R: 0 H: 0 E: 0 LOB: 0 K: 2 BB: 0 S: 7 P: 11	1B: 5 SF: 0 2B: 0 SAC: 0 3B: 0 DP: 0 HR: 2 HBP: 0	WP: 0 PA: 37 PB: 0 SB: 0 CS: 1
PITCHER David Wells, L (1, 1) ERA: 3.68 42 Mariano Rivera, R (8, 1) ERA: 1.37	IP WLS BF H R ER SO BB IBB HBP BLK WP HR S P ERA WHIP 7.2 W 33 7 3 3 10 3 0 0 0 0 2 81 132 3.52 1.304 1.1 S 4 0 0 0 2 0 0 0 0 0 0 8 13 0.00 0.000										

Batter	1	2	3	4	5	6	7	8	9	AB	R	H	RBI	BB	SO	LOB	BOTTOM			
Chuck Knoblauch, R (1, 4) OBP: 0.372, SLG: 0.391	2-1 L8 SAFE	2-0 PO 1-2	0-1 WP G6-3 1B		0-1 P7	2-2 P3 1-2				4	1	1	0	0	0	1	Chicago White Sox @ New York Yankees Yankee Stadium, Bronx, NY Sun Jul 26 1998, 3:33 AM EDT Att: 51,865 - Sunny - 79 F			
2 Derek Jeter, R (1, 6) OBP: 0.373, SLG: 0.474	0-1 F9		3-1 G6-3 1-2		1-0 L9		0-0 E5 G3 S			4	0	0	0	0	0	1				
Paul O'Neill, L (1, 9) OBP: 0.364, SLG: 0.495	3-2 F8		2-3 K		1-1 G4-3		2-1 G3 1-3			4	0	0	0	0	1	2				
Bernie Williams, S (1, 8) OBP: 0.455, SLG: 0.606		1-0 20 HR 2B	2-0 1B 2-H		0-0 HR		1-3 K			4	2	3	2	0	1	1				
Tino Martinez, L (1, 3) OBP: 0.351, SLG: 0.464		1-3 K	0-1 F7		4-2 FC4-5 BB		2-1 F8			3	0	0	0	1	1	3				
Darryl Strawberry, L (1, 10) OBP: 0.378, SLG: 0.557		2-1 L9		3-2 G5-3 1B		0-0 FC4-5 WP 20 BB 1B 1-2f		1-0 G4-3		4	1	1	0	0	0	2				
20 Jorge Posada, S (1, 2) OBP: 0.378, SLG: 0.500		3-2 HR 2-H		2-0 P7		4-0 WP 1B BB		2-0 L7		3	2	1	2	1	0	1				
Chad Curtis, R (1, 7) OBP: 0.372, SLG: 0.387		4-2 S BB		1-1 G5-3 1-2		1-3 K 1-2 2-3		2-1 G6-3		3	0	0	0	1	1	3				
Scott Brosius, R (1, 5) OBP: 0.372, SLG: 0.436		4-2 PO BB		0-3 K		1-1 S 1B				2	0	1	2	1	1	1				
Inning Stats	R: 0 E: 0 K: 0 S: 8	H: 0 LOB: 0 BB: 0 P: 13	R: 2 E: 0 K: 1 S: 19	H: 2 LOB: 1 BB: 2 P: 36	R: 1 E: 0 K: 1 S: 10	H: 2 LOB: 1 BB: 0 P: 17	R: 0 E: 0 K: 1 S: 9	H: 1 LOB: 1 BB: 0 P: 15	R: 0 E: 0 K: 0 S: 5	H: 0 LOB: 0 BB: 0 P: 7	R: 3 E: 0 K: 1 S: 14	H: 2 LOB: 1 BB: 2 P: 26	R: 0 E: 1 K: 1 S: 8	H: 0 LOB: 1 BB: 0 P: 13	R: 0 E: 0 K: 0 S: 4	H: 0 LOB: 0 BB: 0 P: 9		1B: 4 2B: 1 3B: 0 HR: 2	SF: 0 SAC: 0 DP: 0 HBP: 0	WP: 2 PB: 0 SB: 3 CS: 0
PITCHER Jaime Navarro, R (1, 1) ERA: 5.79	IP: 5.2 WLS: L BF: 27 H: 7 R: 6 ER: 6 SO: 4 BB: 4 IBB: 0 HBP: 0 BLK: 0 WP: 2 HR: 2 S: 60 P: 107 ERA: 9.53 WHIP: 1.941																			
PITCHER Matt Karchner, R (6, 1) ERA: 5.15	IP: 2.1 WLS: L BF: 8 H: 0 R: 0 ER: 0 SO: 1 BB: 0 IBB: 0 HBP: 0 BLK: 0 WP: 0 HR: 0 S: 17 P: 29 ERA: 0.00 WHIP: 0.000																			

livebaseballscores.com

AB	31
R	6
H	7
RBI	6
BB	4
SO	5
LOB	15



Batter	1	2	3	4	5	6	7	8	9	AB R H RBI BB SO LOB	TOP
Chuck Knoblauch, R (1, 4) OBP: 0.371, SLG: 0.387	0-1 F9	4-2 BB		0-2 F9		2-2 E6 FC4-6		0-0 F8		4 0 0 1 1 0 3	
2 Derek Jeter, R (1, 6) OBP: 0.373, SLG: 0.480	1-0 HR	3-3 K		3-2 CS 1B		1-0 FC4-6 1B E		3-1 F9		5 2 2 2 0 1 5	
Paul O'Neill, L (1, 9) OBP: 0.365, SLG: 0.495	0-0 G4-6-3 1B	0-0 SF8		3-2 CS	0-0 F7	0-0 E 1B		2-0 F8		4 0 2 2 0 0 0	
Bernie Williams, S (1, 8) OBP: 0.454, SLG: 0.614	3-1 G4-6-3 1-2f	1-1 F8			2-0 HR	3-2 E2 1B		1-1 F8		5 1 2 2 0 0 3	
Tino Martinez, L (1, 3) OBP: 0.352, SLG: 0.463		1-2 HR 1B	0-0 F8		1-1 2-4 1B	1-1 P5		0-1 G6-3		5 1 2 0 0 0 2	
Darryl Strawberry, L (1, 10) Shane Spencer, R (9, PH) OBP: 0.125, SLG: 0.143		1-0 HR	2-3 K		3-3 K		4-2 BB	1-2 1B		3 1 1 2 1 2 1 1 0 1 0 0 0 0	
Chad Curtis, R (1, 7) OBP: 0.370, SLG: 0.384		1-0 SH BB 1B	2-2 P4		1-0 2-4	1-1 E5 E 2 FC4-6 1B	0-2 F8	2-3 K		5 2 1 0 0 1 2	AB 39 R 9 H 14 RBI 9 BB 2 SO 6 LOB 20
Scott Brosius, R (1, 5) OBP: 0.374, SLG: 0.436		1-0 BB SH SF8 1B		0-2 2 1B		0-0 F8	2-3 K			4 1 2 0 0 1 2	
Joe Girardi, R (1, 2) OBP: 0.306, SLG: 0.355		0-0 SH BB		2-0 F9		1-0 FC4-6 2 E 1B	1-3 K			3 1 1 0 0 1 2	
Inning Stats	R: 1 H: 2 E: 0 LOB: 0 K: 0 BB: 0 S: 6 P: 10	R: 4 H: 4 E: 0 LOB: 2 K: 1 BB: 1 S: 17 P: 28	R: 0 H: 0 E: 0 LOB: 0 K: 1 BB: 0 S: 8 P: 12	R: 0 H: 2 E: 0 LOB: 1 K: 0 BB: 0 S: 14 P: 21	R: 1 H: 2 E: 0 LOB: 1 K: 1 BB: 0 S: 7 P: 14	R: 3 H: 3 E: 3 LOB: 2 K: 0 BB: 0 S: 17 P: 26	R: 0 H: 0 E: 0 LOB: 1 K: 2 BB: 1 S: 13 P: 20	R: 0 H: 0 E: 0 LOB: 0 K: 1 BB: 0 S: 4 P: 9	R: 0 H: 1 E: 0 LOB: 1 K: 1 BB: 0 S: 12 P: 16	1B: 11 SF: 1 2B: 0 SAC: 1 3B: 0 DP: 1 HR: 3 HBP: 0	WP: 0 PA: 44 PB: 0 SB: 0 CS: 1
PITCHER Jason Dickson, R (1, 1) ERA: 6.0 Pep Harris, R (6, 1) ERA: 4.18 Greg Cadaret, L (6, 1) ERA: 4.15	IP WLS BF H R ER SO BB IBB HBP BLK WP HR S P ERA WHIP 5.1 L 28 11 8 6 3 1 0 0 0 0 3 56 91 10.12 2.250 0.1 2 0 0 0 0 0 0 0 0 0 0 4 7 0.00 0.000 3.1 14 3 1 0 3 1 0 0 0 0 0 38 58 0.00 1.200	PITCHER IP WLS BF H R ER SO BB IBB HBP BLK WP HR S P ERA WHIP									

New York Yankees @ Anaheim Angels
 Edison International Field, Anaheim, CA

Tue Jul 28 1998, 10:05 PM EDT
 Att. 36,241 - Unknown - 85 F

livebaseballscorecards.com

Batter	1	2	3	4	5	6	7	8	9	AB R H RBI BB SO LOB
Jim Edmonds, L OBP: 0.356, SLG: 0.488 (1, 8)	0-3 K		0-0 E 1B 1B		2-1 G4-3		1-2 FC5-4 1-2f		2-1 G1-3	5 1 1 0 0 1 3
Dave Hollins, S OBP: 0.332, SLG: 0.386 Craig Shipley, R OBP: 0.318, SLG: 0.366 (1, 5) (8, 5)	2-2 F7-4 2B		0-2 P5		2-2 G5-3		1-3 K			4 0 1 0 0 1 2 0 0 0 0 0 0 0
Darin Erstad, L OBP: 0.357, SLG: 0.522 (1, 7)	4-2 BB		1-1 E8 1-H 1B		0-1 E 16 2B		1-1 F8			3 1 2 0 1 0 0
Cecil Fielder, R OBP: 0.338, SLG: 0.431 (1, 3)	0-1 F7-4 2-3		3-2 G4-3		3-1 G6-3		2-2 F8			4 0 0 0 0 0 4
Tim Salmon, R OBP: 0.408, SLG: 0.510 (1, 10)		0-0 HR		0-0 F7		4-1 FC3-6 16 BB		2-2 G4-3		3 1 1 1 1 0 0
16 Garret Anderson, L OBP: 0.346, SLG: 0.499 (1, 9)		1-2 F7		0-3 K		0-0 FC3-6 1-2f 2-H		1-0 G5-3 11 1B		4 0 1 0 0 1 1
Matt Walbeck, S OBP: 0.306, SLG: 0.354 (1, 2)		1-3 K		1-1 HBP		1-3 K		2-2 G5-3 11 1B		3 0 1 0 0 2 1
11 Justin Baughman, R OBP: 0.269, SLG: 0.313 (1, 4)		2-2 G4-3		0-3 K		2-2 F8		2-1 G5-3		4 0 0 0 0 1 3
Gary Disarcina, R OBP: 0.325, SLG: 0.401 (1, 6)			1-0 F9		0-1 G5-3		0-0 FC5-4 1B		2-3 K	4 0 1 0 0 1 2

Inning Stats	R: 0	H: 1	E: 0	K: 1	S: 11	LOB: 1	BB: 1	P: 17	R: 1	H: 1	E: 0	K: 1	S: 10	LOB: 0	BB: 0	P: 14	R: 1	H: 2	E: 1	K: 0	S: 11	LOB: 1	BB: 0	P: 16	R: 0	H: 0	E: 0	K: 2	S: 8	LOB: 1	BB: 0	P: 9	R: 0	H: 0	E: 0	K: 0	S: 7	LOB: 0	BB: 0	P: 11	R: 1	H: 1	E: 1	K: 1	S: 9	LOB: 1	BB: 1	P: 17	R: 0	H: 1	E: 0	K: 1	S: 10	LOB: 1	BB: 0	P: 14	R: 0	H: 0	E: 0	K: 0	S: 8	LOB: 0	BB: 0	P: 13	R: 0	H: 2	E: 0	K: 1	S: 12	LOB: 2	BB: 0	P: 20	1B: 5	2B: 3	3B: 0	HR: 1	SF: 0	SAC: 0	DP: 1	HBP: 1	WP: 0	PB: 0	SB: 0	CS: 0	PA: 37
PITCHER	IP	WLS	BF	H	R	ER	SO	BB	IBB	HBP	BLK	WP	HR	S	P	ERA	WHIP																																																																				
David Cone, R ERA: 3.33 (1, 1)	7.0	W	29	6	3	1	6	2	0	1	0	0	1	66	98	1.29	1.143																																																																				
Mike Stanton, L ERA: 5.7 (8, 1)	2.0		8	2	0	0	1	0	0	0	0	0	0	20	33	0.00	1.000																																																																				

BOTTOM

New York Yankees @ Anaheim Angels
Edison International Field, Anaheim, CA

Tue Jul 28 1998, 10:05 PM EDT
Att: 36,241 - Unknown - 85 F

livebaseballscorecards.com

AB	34
R	3
H	8
RBI	1
BB	2
SO	7
LOB	16



Batter	1	2	3	4	5	6	7	8	9	AB R H RBI BB SO LOB	TOP
Chuck Knoblauch, R (1, 4) <small>OBP: 0.367, SLG: 0.383</small>	2-1 		0-1 			3-2 		2-3 		4 0 0 0 0 1 1	
2 Derek Jeter, R (1, 6) <small>OBP: 0.374, SLG: 0.488</small>	1-2 		1-0 			1-3 		3-2 		4 2 2 1 0 1 0	
Paul O'Neill, L (1, 9) <small>OBP: 0.366, SLG: 0.498</small>	1-1 		2-2 			0-3 		2-0 		4 0 2 2 0 1 0	
Bernie Williams, S (1, 8) <small>OBP: 0.448, SLG: 0.604</small>	3-2 			3-2 			1-3 	3-2 		4 0 0 0 0 1 2	
Tino Martinez, L (1, 3) <small>OBP: 0.354, SLG: 0.472</small>		0-1 		0-1 			2-1 		2-1 	4 1 2 1 0 0 0	
Darryl Strawberry, L (1, 10) <small>OBP: 0.378, SLG: 0.577</small>		3-1 		2-3 			0-3 		2-3 	4 1 1 1 0 3 1	
20 Jorge Posada, S (1, 2) <small>OBP: 0.372, SLG: 0.490</small>		2-2 			2-1 		3-2 		1-2 	4 0 0 0 0 0 1	
Chad Curtis, R (1, 7) <small>OBP: 0.369, SLG: 0.380</small>		0-0 			1-2 			4-0 	2-2 	3 1 0 0 1 0 1	
Scott Brosius, R (1, 5) <small>OBP: 0.371, SLG: 0.432</small>			0-2 		0-0 			0-3 		3 0 0 0 0 1 1	
Inning Stats	R: 0 H: 1 E: 0 LOB: 1 K: 0 BB: 0 S: 11 P: 18	R: 1 H: 1 E: 0 LOB: 0 K: 0 BB: 0 S: 9 P: 14	R: 1 H: 1 E: 0 LOB: 0 K: 0 BB: 0 S: 9 P: 12	R: 0 H: 0 E: 0 LOB: 0 K: 1 BB: 0 S: 9 P: 14	R: 0 H: 0 E: 0 LOB: 0 K: 0 BB: 0 S: 6 P: 9	R: 0 H: 0 E: 0 LOB: 0 K: 2 BB: 0 S: 11 P: 15	R: 1 H: 1 E: 0 LOB: 0 K: 2 BB: 0 S: 12 P: 18	R: 2 H: 2 E: 0 LOB: 1 K: 2 BB: 1 S: 14 P: 28	R: 0 H: 1 E: 0 LOB: 1 K: 1 BB: 0 S: 13 P: 20	1B: 3 SF: 0 2B: 1 SAC: 0 3B: 0 DP: 0 HR: 3 HBP: 0	WP: 0 PA: 35 PB: 0 SB: 1 CS: 0
PITCHER Steve Sparks, R (1, 1) <small>ERA: 4.95</small> Mike Holtz, L (8, 1) <small>ERA: 5.55</small> Troy Percival, R (9, 1) <small>ERA: 3.02</small>	IP WLS BF H R ER SO BB IBB HBP BLK WP HR S P ERA WHIP 7.2 W 29 5 5 5 7 1 0 0 0 0 3 77 119 5.87 0.783 0.1 2 1 0 0 0 0 0 0 0 0 0 4 9 0.00 3.000 1.0 4 1 0 0 0 1 0 0 0 0 0 0 13 20 0.00 1.000	PITCHER IP WLS BF H R ER SO BB IBB HBP BLK WP HR S P ERA WHIP									

New York Yankees @ Anaheim Angels
 Edison International Field, Anaheim, CA

Wed Jul 29 1998, 10:05 PM EDT
 Att. 38,829 - Unknown - 77 F

livebaseballscorecards.com

AB	34
R	5
H	7
RBI	5
BB	1
SO	8
LOB	7



Batter	1	2	3	4	5	6	7	8	9
Orlando Palmeiro, L (1, 7) OBP: 0.472, SLG: 0.580	1-1 1B		1-2 1B	1-0 1B 2B	0-1 1B		1-1 G4-3		
Jim Edmonds, L (1, 8) OBP: 0.354, SLG: 0.484	3-1 L6		1-3 K	0-0 1B	0-3 K		1-3 K		
Darin Erstad, L (1, 3) OBP: 0.357, SLG: 0.520	0-1 G4-3		1-0 FC1-6	1-0 HR	0-2 F7		0-1 1B		
Tim Salmon, R (1, 10) OBP: 0.411, SLG: 0.522		2-0 1B	3-2 G5-3	0-2 HR		1-2 1B	0-0 F8		
16 Garret Anderson, L (1, 9) OBP: 0.352, SLG: 0.508		3-2 1B				2-0 1B	1-0 G4-6-3		
Dave Hollins, S (1, 5) OBP: 0.334, SLG: 0.390 Craig Shipley, R (7, 5) OBP: 0.318, SLG: 0.366		2-2 1B				1-2 F9	1-2 G4-6-3		
Phil Nevin, R (1, 2) OBP: 0.314, SLG: 0.409		3-3 K				1-2 P5			
11 Justin Baughman, R (1, 4) OBP: 0.274, SLG: 0.317		2-2 G6-3				3-1 1B	3-1 FC6-4		
Gary Disarcina, R (1, 6) OBP: 0.324, SLG: 0.399		0-1 P4				0-2 F9	0-0 G5-3		

AB	R	H	RBI	BB	SO	LOB
5	1	4	2	0	0	0
5	1	1	1	0	3	4
5	1	2	1	0	0	3
5	2	3	2	0	0	2
5	2	4	0	0	0	1
4	1	2	2	0	1	3
0	0	0	0	0	0	0
4	0	0	0	0	2	6
4	1	2	1	0	0	3
4	1	1	1	0	0	2

AB	R	H	RBI	BB	SO	LOB
41	10	19	10	0	6	24

Inning Stats		R: 0	H: 1	E: 0	LOB: 0	K: 0	BB: 0	S: 6	P: 10
Inning Stats		R: 2	H: 3	E: 0	LOB: 1	K: 1	BB: 0	S: 16	P: 28
Inning Stats		R: 0	H: 1	E: 0	LOB: 1	K: 1	BB: 0	S: 12	P: 18
Inning Stats		R: 8	H: 9	E: 0	LOB: 1	K: 2	BB: 0	S: 29	P: 41
Inning Stats		R: 0	H: 2	E: 0	LOB: 2	K: 1	BB: 0	S: 13	P: 16
Inning Stats		R: 0	H: 2	E: 0	LOB: 2	K: 0	BB: 0	S: 13	P: 21
Inning Stats		R: 0	H: 0	E: 0	LOB: 0	K: 1	BB: 0	S: 7	P: 9
Inning Stats		R: 0	H: 1	E: 0	LOB: 0	K: 0	BB: 0	S: 4	P: 5

PITCHER															IP	WLS	BF	H	R	ER	SO	BB	IBB	HBP	BLK	WP	HR	S	P	ERA	WHIP
Orlando Hernandez, R (1, 1) ERA: 3.66															3.1	L	22	13	10	10	3	0	0	0	0	0	0	53	82	27.00	3.900
Darren Holmes, R (4, 1) ERA: 4.05															2.2		13	5	0	0	2	0	0	0	0	0	0	36	52	0.00	1.875
Graeme Lloyd, L (7, 1) ERA: 1.9															1.0		3	0	0	0	1	0	0	0	0	0	0	7	9	0.00	0.000
52 Mike Buddie, R (8, 1) ERA: 4.26															1.0		3	1	0	0	0	0	0	0	0	0	0	4	5	0.00	1.000

New York Yankees @ Anaheim Angels
Edison International Field, Anaheim, CA
Wed Jul 29 1998, 10:05 PM EDT
Att: 38,829 - Unknown - 77 F

livebaseballscorecards.com



Batter	1	2	3	4	5	6	7	8	9	10	AB R H RBI BB SO LOB	TOP										
Chuck Knoblauch, R (1, 4) OBP: 0.363, SLG: 0.378	0-2 G6-3		3-2 F9		1-3 K		2-1 P4		0-2 P3		5 0 0 0 0 1 3											
2 Derek Jeter, R (1, 6) OBP: 0.375, SLG: 0.486	0-0 E5		1-0 BB 1B		3-1 F7		1-3 K			4-2 BB S	4 1 1 0 1 1 1											
Paul O'Neill, L (1, 9) OBP: 0.368, SLG: 0.496	4-0 1-2 BB		0-0 1-2 BB 1B		1-3 K			1-3 K		4-2 1-2 BB BB	3 1 1 0 2 2 1											
Bernie Williams, S (1, 8) OBP: 0.450, SLG: 0.600	3-2 P3		4-1 1-2 2-3 BB		4-1 CS 1B		0-0 E5			4-1 1-2 2-3 BB SF9	2 1 0 0 3 0 2											
Tino Martinez, L (1, 3) OBP: 0.354, SLG: 0.471	1-1 G3		1-3 K		0-0 1-2 CS		1-3 1-2 K		1-3 1-2 CS	0-2 1-3 2-H 3-H BB 1B	5 0 2 2 0 2 6											
Tim Lincecum, S (1, 10) OBP: 0.379, SLG: 0.373		0-0 F8		1-1 F8		1-3 1-2 2-3 K		3-2 1-2 G5-3		4-2 1-2 BB	4 0 0 0 1 1 3											
Shane Spencer, R (1, 7) OBP: 0.182, SLG: 0.111		2-1 F9		0-3 K		4-2 BB			4-1 20 G4-3	2-1 SF9	2 0 0 0 1 1 0											
Darryl Strawberry, L (9, PH) OBP: 0.381, SLG: 0.577											0 0 0 0 1 0 0											
Chad Curtis, R (9, PR) OBP: 0.366, SLG: 0.380											0 0 0 1 0 0 0											
Scott Brosius, R (1, 5) OBP: 0.367, SLG: 0.427		0-0 P4		2-3 K		0-0 G4-3			1-1 SH2-4	2-0 P6	4 0 0 0 0 1 4											
Joe Girardi, R (1, 2) OBP: 0.306, SLG: 0.355			2-2 G5-3		1-1 1B		1-0 G4-3		2-0 G4-3	1-3 K	3 0 1 0 0 0 0											
20 Jorge Posada, S (9, PH) OBP: 0.369, SLG: 0.486											2 0 0 0 0 1 4											
Inning Stats	R: 0 E: 1 K: 0 S: 9	H: 0 LOB: 2 BB: 1 P: 17	R: 0 E: 0 K: 0 S: 4	H: 0 LOB: 0 BB: 0 P: 6	R: 0 E: 0 K: 1 S: 14	H: 2 LOB: 3 BB: 1 P: 25	R: 0 E: 0 K: 2 S: 11	H: 0 LOB: 0 BB: 0 P: 14	R: 0 E: 0 K: 1 S: 9	H: 1 LOB: 1 BB: 2 P: 18	R: 0 E: 0 K: 1 S: 6	H: 0 LOB: 0 BB: 0 P: 10	R: 0 E: 1 K: 2 S: 13	H: 0 LOB: 1 BB: 0 P: 18	R: 0 E: 0 K: 0 S: 8	H: 0 LOB: 2 BB: 1 P: 15	R: 3 E: 0 K: 1 S: 18	H: 1 LOB: 2 BB: 4 P: 39	1B: 5 2B: 1 3B: 0 HR: 0	SF: 1 SAC: 1 DP: 1 HBP: 0	WP: 0 PB: 0 SB: 2 CS: 2	PA: 45
PITCHER	IP WLS BF H R ER SO BB IBB HBP BLK WP HR S P ERA WHIP																					
Chuck Finley, L (1, 1) ERA: 2.96	8.0	33	4	0	0	0	9	4	0	0	0	0	0	0	78	126	0.00	1.000				
Troy Percival, R (9, 1) ERA: 2.96	1.0	4	0	0	0	0	1	0	0	0	0	0	0	8	15	0.00	1.000					
Rich DeLucia, R (10, 1) ERA: 4.62	0.0	L 3	0	3	3	0	3	0	0	0	0	0	0	6	18	∞	∞					
Mike Holtz, L (10, 1) ERA: 5.55	0.0	1	1	0	0	0	0	0	0	0	0	0	0	3	3	∞	∞					
Shigetoshi Hasegawa, R (10, 1) ERA: 3.12	1.0	4	0	0	0	0	1	1	0	0	0	0	0	9	18	0.00	1.000					

New York Yankees @ Anaheim Angels
Edison International Field, Anaheim, CA
Thu Jul 30 1998, 10:05 PM EDT
Att: 42,915 - Unknown - 76 F

livebaseballscorecards.com

AB 34
R 3
H 5
RBI 3
BB 9
SO 10
LOB 24



BOTTOM

New York Yankees @ Anaheim Angels
Edison International Field, Anaheim, CA

Thu Jul 30 1998, 10:05 PM EDT
Att. 42,915 - Unknown - 76 F

livebaseballscorecards.com



AB R H RBI BB SO LOB

4 0 1 0 0 1 2

4 0 0 0 1 1 2

5 0 2 0 0 0 2

4 0 0 0 1 2 1

2 0 1 0 1 1 2
2 0 0 0 0 0 0

5 0 3 0 0 0 3

3 0 0 0 0 0 0
1 0 0 0 0 0 2
1 0 1 0 0 0 0

3 0 1 0 0 0 0
2 0 0 0 0 0 2

3 0 2 0 1 0 0

AB 39
R 0
H 11
RBI 0
BB 4
SO 5
LOB 16

WP: 1 PA: 44
PB: 0
SB: 0
CS: 0

1B: 11 SF: 0
2B: 0 SAC: 1
3B: 0 DP: 1
HR: 0 HBP: 0

Batter	1	2	3	4	5	6	7	8	9	10
11 Justin Baughman, R (1, 4) OBP: 0.273, SLG: 0.315	G6-3		K		G1-6-3		WP 1B		SH1-3	
Darin Erstad, L (1, 8) OBP: 0.356, SLG: 0.516 (10, 7)	K		F8			G3-1	G5-3		IBB	
Cecil Fielder, R (1, 3) OBP: 0.339, SLG: 0.430	BB 1B			P5		BB 1B		G5-3	G5-3	
Tim Salmon, R (1, 10) OBP: 0.408, SLG: 0.515	BB		F8			K		K		F8
Dave Hollins, S (1, 5) Craig Shipley, R (8, 5) OBP: 0.313, SLG: 0.359	K			BB		BB 1B		E5 1B		G4-3
16 Garret Anderson, L (1, 9) OBP: 0.354, SLG: 0.509				G3		G3		BB 1B		BB 1B
Matt Walbeck, S (1, 2) Jim Edmonds, L (8, PH) Phil Nevin, R (9, 2) OBP: 0.317, SLG: 0.412		G6-3			F7		F9	F9		BB 1B
Norberto Martin, R (1, 7) Orlando Palmeiro, L (9, PH) (10, 8) OBP: 0.455, SLG: 0.558		G1-3			BB 1B		G4-3		F7	G4-3
Gary Disarcina, R (1, 6) OBP: 0.329, SLG: 0.401			F9		BB 1B		BB 1B		BB 1B	

Inning Stats	R: 0	H: 1	R: 0	H: 1	R: 0	H: 0	R: 0	H: 1	R: 0	H: 2	R: 0	H: 2	R: 0	H: 1	R: 0	H: 1	R: 0	H: 1	R: 0	H: 2	
E: 0	LOB: 2	E: 0	LOB: 0	E: 0	LOB: 0	E: 0	LOB: 1	E: 0	LOB: 2	E: 0	LOB: 2	E: 0	LOB: 2	E: 1	LOB: 2	E: 0	LOB: 2	E: 0	LOB: 2	E: 0	LOB: 2
K: 2	BB: 1	K: 0	BB: 0	K: 1	BB: 0	K: 0	BB: 1	K: 0	BB: 0	K: 1	BB: 0	K: 0	BB: 0	K: 1	BB: 0	K: 0	BB: 1	K: 0	BB: 0	K: 0	BB: 0
S: 14	P: 27	S: 10	P: 12	S: 9	P: 10	S: 6	P: 12	S: 7	P: 13	S: 13	P: 23	S: 11	P: 16	S: 11	P: 17	S: 8	P: 16	S: 11	P: 15	S: 11	P: 15

PITCHER	IP	WLS	BF	H	R	ER	SO	BB	IBB	HBP	BLK	WP	HR	S	P	ERA	WHIP
Andy Pettitte, L (1, 1) ERA: 3.54	7.0		29	7	0	0	4	3	0	0	0	1	0	70	113	0.00	1.429
Ramiro Mendoza, R (8, 1) ERA: 3.47	2.0	W	10	2	0	0	1	0	1	0	0	0	0	19	33	0.00	1.000
42 Mariano Rivera, R (10, 1) ERA: 1.34	1.0	S	5	2	0	0	0	0	0	0	0	0	0	11	15	0.00	2.000

Batter	1	2	3	4	5	6	7	8	9	AB R H RBI BB SO LOB	TOP
Chuck Knoblauch, R (1, 4) OBP: 0.361, SLG: 0.376 C F B B X	1-2 G4-3 2 1B	2-3 K			2-2 G5-3		2-1 G4-3		0-0 L7	5 0 1 0 0 1 3	
2 Derek Jeter, R (1, 6) OBP: 0.373, SLG: 0.482 X	0-0 G4-3 1-2 1B		0-2 F7		3-2 G4-3		0-1 G5-3		3-2 G5-3 1-2 SAFE	5 0 1 0 0 0 1	
Tim Raines, S (1, 10) OBP: 0.383, SLG: 0.377 X	0-0 G4-3 1-2f 2-3		2-3 K		4-1 1B 1B BB		1-0 WP 2B		4-1 2-3 BB	3 1 1 0 2 1 2	
Bernie Williams, S (1, 8) OBP: 0.446, SLG: 0.593 S B B F B S	3-3 K		1-3 K		0-0 1B 1-2 1B		3-3 K		1-0 F7 1 SAFE B X	5 0 1 0 0 3 4	
Chad Curtis, R (1, 7) OBP: 0.369, SLG: 0.385 B B C B X		3-1 2B 2B		1-2 K	1-1 1B 1-2 2-H			1-2 F9		4 1 2 1 0 1 0	
20 Jorge Posada, S (1, 2) OBP: 0.371, SLG: 0.514 S S S		0-3 K2-3		0-2 HR	1-3 K			0-0 HR		4 2 2 2 0 2 3	
Shane Spencer, R (1, 9) OBP: 0.267, SLG: 0.308 B B C B X		2-0 2B 2-H		1-1 CS 1B		0-0 F8		3-0 G5-3		4 0 2 1 0 0 0	
Scott Brosius, R (1, 5) OBP: 0.368, SLG: 0.435 C F B T B C B B B X		4-2 BB		1-1 HR 1-2		1-2 L9		2-0 F9		3 1 1 1 1 0 0	
Luis Sojo, R (1, 3) OBP: 0.215, SLG: 0.200 B B C B X		1-1 F9		1-0 P6		0-0 P2			1-1 2 G5-3 1B	4 0 1 0 0 0 2	
Inning Stats	R: 0 H: 2 E: 0 LOB: 1 K: 1 BB: 0 S: 9 P: 13	R: 1 H: 2 E: 0 LOB: 2 K: 2 BB: 1 S: 15 P: 27	R: 0 H: 0 E: 0 LOB: 0 K: 2 BB: 0 S: 9 P: 12	R: 2 H: 3 E: 0 LOB: 0 K: 1 BB: 0 S: 11 P: 15	R: 1 H: 2 E: 0 LOB: 2 K: 1 BB: 1 S: 14 P: 25	R: 0 H: 0 E: 0 LOB: 0 K: 0 BB: 0 S: 5 P: 6	R: 0 H: 1 E: 0 LOB: 1 K: 1 BB: 0 S: 8 P: 14	R: 1 H: 1 E: 0 LOB: 0 K: 0 BB: 0 S: 6 P: 12	R: 0 H: 1 E: 0 LOB: 2 K: 0 BB: 1 S: 8 P: 17	1B: 6 SF: 0 2B: 3 SAC: 0 3B: 0 DP: 1 HR: 3 HBP: 0	WP: 1 PA: 40 PB: 0 SB: 1 CS: 1
PITCHER Jeff Fassero, L (1, 1) ERA: 3.84	IP WLS BF H R ER SO BB IBB HBP BLK WP HR S P ERA WHIP 9.0 L 40 12 5 5 8 3 0 0 0 1 3 85 141 5.00 1.667										

New York Yankees @ Seattle Mariners
 The Kingdome, Seattle, WA
 Fri Jul 31 1998, 10:05 PM EDT
 Att: 43,837 - Dome - 72 F

livebaseballscorecards.com

AB	37
R	5
H	12
RBI	5
BB	3
SO	8
LOB	15



Batter	1	2	3	4	5	6	7	8	9	AB	R	H	RBI	BB	SO	LOB
Joey Cora, S OBP: 0.353, SLG: 0.378 (1, 4)	1-1 L6		1-1 L7			0-1 2B		4-0 BB		3	0	1	0	1	0	0
Alex Rodriguez, R OBP: 0.346, SLG: 0.554 (1, 6)	2-0 G6-3			3-1 HR		1-2 F7		0-1 L5		4	1	1	1	0	0	3
Ken Griffey Jr., L OBP: 0.389, SLG: 0.656 (1, 8)	2-3 K			0-0 G3-1		0-2 F8		2-3 K		4	0	0	0	0	2	3
Edgar Martinez, R OBP: 0.421, SLG: 0.553 (1, 10)		1-0 L7		2-0 F8			2-0 HR	2-1 F9		4	1	1	1	0	0	2
David Segui, S OBP: 0.392, SLG: 0.536 (1, 3)		1-2 G4-3		2-2 G3-1			0-0 HR		1-1 G3	4	1	1	1	0	0	0
Jay Buhner, R OBP: 0.356, SLG: 0.433 (1, 9)		1-2 2B			4-1 G6-4-3 BB		1-3 K		1-1 F9	3	0	1	0	1	1	0
Russ Davis, R OBP: 0.307, SLG: 0.457 (1, 5)		2-3 K			1-0 G6-4-3		2-2 G3		1-3 K	4	0	0	0	0	2	2
Joe Oliver, R OBP: 0.251, SLG: 0.341 (1, 2)			0-3 K		1-1 G5-3		2-3 K			3	0	0	0	0	2	0
Shane Monahan, L OBP: 0.292, SLG: 0.328 (1, 7)			2-3 K			1-1 B1		0-0 BB		3	0	1	0	0	1	0

Inning Stats	R: 0	H: 0	E: 0	K: 1	S: 6	LOB: 0	BB: 0	P: 11	R: 0	H: 1	E: 0	K: 1	S: 11	LOB: 1	BB: 0	P: 16	R: 0	H: 0	E: 0	K: 2	S: 9	LOB: 0	BB: 0	P: 12	R: 1	H: 1	E: 0	K: 0	S: 8	LOB: 0	BB: 0	P: 15	R: 0	H: 0	E: 0	K: 0	S: 4	LOB: 0	BB: 1	P: 10	R: 0	H: 1	E: 0	K: 0	S: 10	LOB: 1	BB: 0	P: 12	R: 2	H: 2	E: 0	K: 2	S: 11	LOB: 0	BB: 0	P: 18	R: 0	H: 1	E: 0	K: 1	S: 8	LOB: 2	BB: 1	P: 16	R: 0	H: 0	E: 0	K: 1	S: 7	LOB: 0	BB: 0	P: 10	1B: 1	SF: 0	2B: 2	SAC: 0	3B: 0	DP: 1	HR: 3	HBP: 0	WP: 0	PA: 34
--------------	------	------	------	------	------	--------	-------	-------	------	------	------	------	-------	--------	-------	-------	------	------	------	------	------	--------	-------	-------	------	------	------	------	------	--------	-------	-------	------	------	------	------	------	--------	-------	-------	------	------	------	------	-------	--------	-------	-------	------	------	------	------	-------	--------	-------	-------	------	------	------	------	------	--------	-------	-------	------	------	------	------	------	--------	-------	-------	-------	-------	-------	--------	-------	-------	-------	--------	-------	--------

PITCHER	IP	WLS	BF	H	R	ER	SO	BB	IBB	HBP	BLK	WP	HR	S	P	ERA	WHIP
Hideki Irabu, R ERA: 3.23 (1, 1)	7.0	W	27	6	3	3	6	1	0	0	0	0	3	60	95	3.86	1.000
Mike Stanton, L ERA: 5.59 (8, 1)	1.0		4	0	0	0	1	1	0	0	0	0	0	7	15	0.00	1.000
42 Mariano Rivera, R ERA: 1.31 (9, 1)	1.0	S	3	0	0	0	1	0	0	0	0	0	0	7	10	0.00	0.000


BOTTOM

New York Yankees @ Seattle Mariners
The Kingdome, Seattle, WA

Fri Jul 31 1998, 10:05 PM EDT
Att. 43,837 - Dome - 72 F

livebaseballscorecards.com

AB	32
R	3
H	6
RBI	3
BB	2
SO	8
LOB	10



Batter	1	2	3	4	5	6	7	8	9	AB R H RBI BB SO LOB	TOP		
Chuck Knoblauch, R (1, 4) OBP: 0.358, SLG: 0.371	0-3 		2-1 G6-3 	1-3 K 			0-0 P6 		3-1 G5-3 	5 0 0 0 0 2 2			
2 Derek Jeter, R (1, 6) OBP: 0.375, SLG: 0.490	4-2 		3-2 FC6-4 1B 		0-1 HR 		2-2 G6-3 		1-3 K 	4 1 2 1 1 1 0			
Paul O'Neill, L (1, 9) OBP: 0.367, SLG: 0.494	2-1 L9 		1-1 P4 		2-3 K 			0-0 2B 1B 		4 1 1 0 0 1 2			
Bernie Williams, S (1, 8) OBP: 0.447, SLG: 0.595	1-0 1-H 1B 		1-1 FC6-4 1-2f 		2-3 K 			1-1 2B 2B 		4 1 2 1 0 1 1			
Tino Martinez, L (1, 3) OBP: 0.356, SLG: 0.479		4-1 1B 20 1B BB 		1-2 HR 		2-1 F8 		1-3 K 		3 2 1 1 1 1 1			
Tim Lincecum, S (1, 10) OBP: 0.384, SLG: 0.383		1-0 20 1B 1B 		1-2 G6-3 		2-2 G1-3 		1-1 20 F7 2B 		4 0 2 1 0 0 0			
20 Jorge Posada, S (1, 2) OBP: 0.373, SLG: 0.514		0-1 F9-4-3 1B 		0-0 1B 1B 		0-0 P2 		3-2 F7 2-3 		4 0 2 1 0 0 1			
Chad Curtis, R (1, 7) OBP: 0.368, SLG: 0.383		2-1 F9-4-3 1-2 		0-2 1B 1B 		1-2 G6-3 		2-1 G5-3 		4 0 1 0 0 0 3			
Scott Brosius, R (1, 5) OBP: 0.364, SLG: 0.430		2-1 G6-3 		1-3 K 			2-3 K 		1-3 K 	4 0 0 0 0 3 3			
Inning Stats	R: 0 E: 0 K: 1 S: 8 H: 1 LOB: 2 BB: 1 P: 15	R: 1 E: 0 K: 0 S: 8 H: 2 LOB: 1 BB: 1 P: 17	R: 0 E: 0 K: 0 S: 9 H: 1 LOB: 1 BB: 0 P: 16	R: 1 E: 0 K: 2 S: 17 H: 3 LOB: 2 BB: 0 P: 21	R: 1 E: 0 K: 2 S: 10 H: 1 LOB: 0 BB: 0 P: 16	R: 0 E: 0 K: 0 S: 7 H: 0 LOB: 0 BB: 0 P: 10	R: 0 E: 0 K: 1 S: 7 H: 0 LOB: 0 BB: 0 P: 11	R: 2 E: 0 K: 1 S: 13 H: 3 LOB: 1 BB: 0 P: 21	R: 0 E: 0 K: 2 S: 8 H: 0 LOB: 0 BB: 0 P: 13	1B: 7 2B: 3 3B: 0 HR: 2 SF: 0 SAC: 0 DP: 1 HBP: 0	WP: 0 PB: 0 SB: 0 CS: 0 PA: 38		
PITCHER	IP WLS BF H R ER SO BB IBB HBP BLK WP HR S P ERA WHIP											PITCHER	IP WLS BF H R ER SO BB IBB HBP BLK WP HR S P ERA WHIP
Jamie Moyer, L (1, 1) ERA: 3.61	7.1 L 33 11 5 5 7 2 0 0 0 0 0 2 74 117 6.14 1.773												
31 Bobby Ayala, R (8, 1) ERA: 5.86	1.2 5 0 0 0 2 0 0 0 0 0 0 0 13 23 0.00 0.000												

New York Yankees @ Seattle Mariners
The Kingdom, Seattle, WA
Sat Aug 01 1998, 6:33 AM EDT
Att: 53,840 - Dome - 72 F

livebaseballscorecards.com

AB	36
R	5
H	11
RBI	5
BB	2
SO	9
LOB	13



Batter	1	2	3	4	5	6	7	8	9	AB R H RBI BB SO LOB
Joey Cora, S OBP: 0.356, SLG: 0.381 (1, 4)	0-1 HR 1B		2-1 CS BB 1B		0-2 G6-3			1-0 G4-3 1B		4 1 3 0 0 0 0
Alex Rodriguez, R OBP: 0.350, SLG: 0.561 (1, 6)	0-0 HR 1-H		4-2 CS BB 1-2			1-2 G3 1B		0-3 K		3 1 2 2 1 1 2
Ken Griffey Jr., L OBP: 0.386, SLG: 0.650 (1, 8)	0-0 G4-3		0-3 K			3-2 G3 1-2f		0-0 G4-3 1-2 2-3		4 0 0 0 0 1 5
Edgar Martinez, R OBP: 0.417, SLG: 0.547 (1, 10)	2-2 G5-3		3-1 G6-3 1-2 2-3			0-0 F8		0-2 P3		4 0 0 0 0 0 4
David Segui, S OBP: 0.390, SLG: 0.533 (1, 3)	0-0 1B			1-3 K			1-2 G4-3		0-0 F7	4 0 1 0 0 1 0
Jay Buhner, R OBP: 0.348, SLG: 0.422 (1, 9)	0-3 K			0-0 G5-3			1-2 G5-3		0-0 P6	4 0 0 0 0 1 1
Russ Davis, R OBP: 0.306, SLG: 0.458 (1, 5)		2-0 F9		2-2 G1-3			2-2 2B		0-0 F7	4 0 1 0 0 0 0
John Marzano, R OBP: 0.329, SLG: 0.403 (1, 2)		2-0 F8			0-1 F9		0-2 F9			3 0 0 0 0 0 1
Rich Amaral, R OBP: 0.349, SLG: 0.368 (1, 7)		2-2 F7			2-1 G3			2-1 G4-3 1B 1B		3 0 1 0 0 0 0

Inning Stats	R: 2 E: 0 K: 1 S: 11	H: 3 LOB: 1 BB: 0 P: 13	R: 0 E: 0 K: 0 S: 5	H: 0 LOB: 0 BB: 0 P: 11	R: 0 E: 0 K: 1 S: 10	H: 1 LOB: 1 BB: 1 P: 19	R: 0 E: 0 K: 1 S: 7	H: 0 LOB: 0 BB: 0 P: 10	R: 0 E: 0 K: 0 S: 7	H: 0 LOB: 0 BB: 0 P: 9	R: 0 E: 0 K: 0 S: 8	H: 1 LOB: 0 BB: 0 P: 12	R: 0 E: 0 K: 0 S: 12	H: 1 LOB: 1 BB: 0 P: 16	R: 0 E: 0 K: 1 S: 11	H: 2 LOB: 2 BB: 0 P: 14	R: 0 E: 0 K: 0 S: 3	H: 0 LOB: 0 BB: 0 P: 3	1B: 6 2B: 1 3B: 0 HR: 1	SF: 0 SAC: 0 DP: 1 HBP: 0
--------------	-------------------------------	----------------------------------	------------------------------	----------------------------------	-------------------------------	----------------------------------	------------------------------	----------------------------------	------------------------------	---------------------------------	------------------------------	----------------------------------	-------------------------------	----------------------------------	-------------------------------	----------------------------------	------------------------------	---------------------------------	----------------------------------	------------------------------------

PITCHER	IP	WLS	BF	H	R	ER	SO	BB	IBB	HBP	BLK	WP	HR	S	P	ERA	WHIP	IP	WLS	BF	H	R	ER	SO	BB	IBB	HBP	BLK	WP	HR	S	P	ERA	WHIP	
David Wells, L ERA: 3.57 (1, 1)	9.0	W	34	8	2	2	4	1	0	0	0	0	1	74	107	2.00	1.000																		


BOTTOM

New York Yankees @ Seattle Mariners
The Kingdome, Seattle, WA

Sat Aug 01 1998, 6:33 AM EDT
Att: 53,840 - Dome - 72 F

livebaseballscorecards.com

AB	33
R	2
H	8
RBI	2
BB	1
SO	4
LOB	13



WP	PA
0	34
0	
0	
2	

Batter	1	2	3	4	5	6	7	8	9	AB R H RBI BB SO LOB	TOP
Chuck Knoblauch, R (1, 4) <small>OBP: 0.357, SLG: 0.370</small>	2-2 		2-2 		2-1 			0-1 		4 0 1 0 0 1 1	
2 Derek Jeter, R (1, 6) <small>OBP: 0.374, SLG: 0.488</small>	1-3 		0-1 		2-2 			1-2 		4 0 1 0 0 1 1	
Paul O'Neill, L (1, 9) <small>OBP: 0.366, SLG: 0.499</small>	1-0 		1-1 		0-0 			0-1 		4 1 1 1 0 0 3	
Bernie Williams, S (1, 8) <small>OBP: 0.448, SLG: 0.592</small>	4-1 			1-1 	0-2 			0-1 		3 0 1 0 1 0 1	
Tim Raines, S (1, 10) <small>OBP: 0.386, SLG: 0.382</small>	4-1 			1-0 	1-0 			0-2 		3 0 1 0 1 0 1	
20 Jorge Posada, S (1, 2) <small>OBP: 0.367, SLG: 0.505</small>	0-3 			2-3 			0-0 	1-1 		4 0 0 0 0 2 4	
Chad Curtis, R (1, 7) <small>OBP: 0.372, SLG: 0.398</small>					4-0 		2-1 	0-2 		3 2 2 1 1 0 0	
Shane Spencer, R (1, 3) <small>OBP: 0.222, SLG: 0.250</small>					1-2 		2-1 	1-1 		3 0 0 0 0 1 1	
Tino Martinez, L (7, 3) <small>OBP: 0.357, SLG: 0.480</small>								2-3 		1 0 1 0 0 0 0	
Scott Brosius, R (1, 5) <small>OBP: 0.363, SLG: 0.431</small>					2-2 		1-3 	3-3 		4 0 1 1 0 3 2	
Inning Stats	R: 1 H: 1 E: 0 LOB: 2 K: 3 BB: 2 S: 14 P: 26	R: 0 H: 0 E: 0 LOB: 0 K: 2 BB: 0 S: 11 P: 14	R: 0 H: 0 E: 1 LOB: 0 K: 0 BB: 0 S: 7 P: 10	R: 0 H: 1 E: 0 LOB: 0 K: 1 BB: 0 S: 7 P: 11	R: 1 H: 1 E: 0 LOB: 1 K: 0 BB: 1 S: 11 P: 22	R: 0 H: 0 E: 0 LOB: 0 K: 0 BB: 0 S: 5 P: 6	R: 1 H: 1 E: 0 LOB: 0 K: 1 BB: 0 S: 8 P: 13	R: 0 H: 2 E: 0 LOB: 1 K: 0 BB: 0 S: 10 P: 11	R: 0 H: 3 E: 0 LOB: 2 K: 1 BB: 0 S: 16 P: 21	1B: 5 SF: 0 2B: 3 SAC: 0 3B: 0 DP: 3 HR: 2 HBP: 0	WP: 1 PA: 36 PB: 0 SB: 0 CS: 1
PITCHER Paul Spoljaric, L (1, 1) <small>ERA: 5.51</small>	IP: 4.1 WLS: 0 BF: 18 H: 3 R: 2 ER: 2 SO: 6 BB: 3 IBB: 0 HBP: 0 BLK: 0 WP: 1 HR: 1 S: 45 P: 74 ERA: 4.15 WHIP: 1.385	Bob Wells, R (5, 1) <small>ERA: 5.54</small>	IP: 0.2 WLS: 1 BF: 2 H: 0 R: 0 ER: 0 SO: 0 BB: 0 IBB: 0 HBP: 0 BLK: 0 WP: 0 HR: 0 S: 5 P: 9 ERA: 0.00 WHIP: 0.000	39 Greg McCarthy, L (6, 1) <small>ERA: 2.35</small>	IP: 1.2 WLS: 0 BF: 6 H: 1 R: 1 ER: 1 SO: 0 BB: 0 IBB: 0 HBP: 0 BLK: 0 WP: 0 HR: 1 S: 10 P: 15 ERA: 5.40 WHIP: 0.600	31 Bobby Ayala, R (7, 1) <small>ERA: 5.82</small>	IP: 0.1 WLS: 0 BF: 3 H: 2 R: 0 ER: 0 SO: 1 BB: 0 IBB: 0 HBP: 0 BLK: 0 WP: 0 HR: 0 S: 9 P: 11 ERA: 0.00 WHIP: 6.000	Mike Timlin, R (8, 1) <small>ERA: 3.07</small>	IP: 2.0 WLS: 0 BF: 7 H: 3 R: 0 ER: 0 SO: 1 BB: 0 IBB: 0 HBP: 0 BLK: 0 WP: 0 HR: 0 S: 20 P: 25 ERA: 0.00 WHIP: 1.500	PITCHER IP WLS BF H R ER SO BB IBB HBP BLK WP HR S P ERA WHIP	

New York Yankees @ Seattle Mariners
 The Kingdom, Seattle, WA
 Sun Aug 02 1998, 10:05 PM EDT
 Att: 47,872 - Dome - 72 F

AB	33
R	3
H	9
RBI	3
BB	3
SO	8
LOB	14



Batter	1	2	3	4	5	6	7	8	9
Joey Cora, S (1, 4) <small>OBP: 0.354, SLG: 0.379</small>	2-2 		1-0 	0-0 		2-2 		2-2 	
Alex Rodriguez, R (1, 6) <small>OBP: 0.351, SLG: 0.562</small>	2-3 		1-1 	2-2 		0-2 			
Ken Griffey Jr., L (1, 8) <small>OBP: 0.387, SLG: 0.647</small>	1-3 		4-2 	0-0 			1-3 		
Edgar Martinez, R (1, 10) <small>OBP: 0.418, SLG: 0.545</small>		0-1 	4-1 	0-1 			0-3 		
David Segui, S (1, 3) <small>OBP: 0.391, SLG: 0.534</small>		2-3 	0-0 		4-0 		2-0 		
Jay Buhner, R (1, 9) <small>OBP: 0.357, SLG: 0.446</small>		4-2 	0-1 		0-3 		1-2 		
Russ Davis, R (1, 5) <small>OBP: 0.303, SLG: 0.452</small>		0-3 	1-2 		2-3 		1-0 		
Joe Oliver, R (1, 2) <small>OBP: 0.251, SLG: 0.339</small>		3-1 		0-3 		2-2 		0-0 	
Shane Monahan, L (1, 7) <small>OBP: 0.275, SLG: 0.308</small>		1-3 		0-3 		1-0 		1-0 	


AB	R	H	RBI	BB	SO	LOB
5	1	1	0	0	0	0
4	1	2	0	0	1	0
3	1	1	1	1	2	0
3	1	1	0	1	1	2
3	1	1	1	1	1	3
3	1	2	3	1	1	1
4	0	0	0	0	2	5
4	0	1	1	0	1	1
4	0	0	0	0	2	2

AB	33
R	6
H	9
RBI	6
BB	4
SO	11
LOB	14

Inning Stats	R	H	E	K	S	P	IP	WLS	BF	H	R	ER	SO	BB	IBB	HBP	BLK	WP	HR	S	P	ERA	WHIP
David Cone, R (1, 1) <small>ERA: 3.54</small>	0	0	0	2	9	6	7.0	L	34	9	6	6	11	4	0	0	0	0	1	81	125	7.71	1.857
Joe Borowski, R (8, 1) <small>ERA:</small>	0	0	0	3	0	0	1.0		3	0	0	0	0	0	0	0	0	0	5	8	0.00	0.000	

New York Yankees @ Seattle Mariners
 The Kingdome, Seattle, WA
 Sun Aug 02 1998, 10:05 PM EDT
 Att. 47,872 - Dome - 72 F

livebaseballscorecards.com



Batter	1	2	3	4	5	6	7	8	9	AB R H RBI BB SO LOB	TOP		
Chuck Knoblauch, R (1, 4) OBP: 0.359, SLG: 0.390 Homer Bush, R (6, 4) OBP: 0.382, SLG: 0.424	 2B	 HR	 HR	 G4-3		 K			 K	5 3 3 5 0 1 2 1 0 0 0 0 1 0			
2 Derek Jeter, R (1, 6) OBP: 0.378, SLG: 0.491 Luis Sojo, R (5, PR) OBP: 0.213, SLG: 0.198 (5, 6)	 G4-3 2B	 HR	 F8		 1B G6-3 BB		 G6-3			3 1 2 1 1 0 0 1 1 0 0 0 0 0			
Paul O'Neill, L (1, 9) OBP: 0.370, SLG: 0.508 Shane Spencer, R (5, PR) OBP: 0.211, SLG: 0.235 (5, 9)	 F6 SAFE	 HR	 G4-3 1B		 G6-3 1B		 G5-3			4 2 3 2 0 0 1 1 0 0 0 0 0 0			
Bernie Williams, S (1, 8) OBP: 0.444, SLG: 0.589	 G4-3	 1B 2B	 G4-3		 G6-3 1-2f 3-H		 K			5 1 1 0 0 1 3			
Tino Martinez, L (1, 3) OBP: 0.360, SLG: 0.480	 BB	 2-H 1B	 HR 1B		 G5-3		 G3			4 1 2 2 1 0 1			
Darryl Strawberry, L (1, 10) OBP: 0.381, SLG: 0.585	 K2-3	 K	 1-H HR			 2B BB		 G1-3		4 1 1 2 1 2 3			
Chad Curtis, R (1, 7) OBP: 0.370, SLG: 0.395		 1B F9	 K			 L3		 F8		5 1 1 0 0 1 2			
20 Jorge Posada, S (1, 2) OBP: 0.368, SLG: 0.500		 HR BB		 G6-4-3 1B		 K		 F9		4 1 1 0 1 1 2			
Scott Brosius, R (1, 5) OBP: 0.366, SLG: 0.436		 E6 HR 1B	 HR 1B	 G6-4-3 1-2f		 1-3 2B		 F7		5 2 3 0 0 0 1			
Inning Stats	R: 1 H: 2 E: 0 LOB: 2 K: 1 BB: 1 S: 13 P: 20	R: 7 H: 7 E: 1 LOB: 1 K: 1 BB: 1 S: 27 P: 43	R: 5 H: 5 E: 0 LOB: 0 K: 1 BB: 0 S: 22 P: 30	R: 0 H: 1 E: 0 LOB: 0 K: 0 BB: 0 S: 6 P: 8	R: 1 H: 1 E: 0 LOB: 1 K: 0 BB: 1 S: 7 P: 11	R: 0 H: 1 E: 0 LOB: 2 K: 2 BB: 1 S: 15 P: 28	R: 0 H: 0 E: 0 LOB: 0 K: 1 BB: 0 S: 5 P: 7	R: 0 H: 0 E: 0 LOB: 0 K: 0 BB: 0 S: 4 P: 7	R: 0 H: 0 E: 0 LOB: 0 K: 1 BB: 0 S: 6 P: 9	1B: 9 SF: 0 2B: 4 SAC: 0 3B: 0 DP: 2 HR: 4 HBP: 0	WP: 0 PA: 46 PB: 0 SB: 1 CS: 0		
PITCHER	IP WLS BF H R ER SO BB IBB HBP BLK WP HR S P ERA WHIP											PITCHER	IP WLS BF H R ER SO BB IBB HBP BLK WP HR S P ERA WHIP
Mike Oquist, R (1, 1) ERA: 6.61 Mike Mohler, L (6, 1) ERA: 4.68 T.J. Mathews, R (7, 1) ERA: 5.21 Tim Worrell, R (8, 1) ERA: 5.31 Mike Fetters, R (9, 1) ERA: 4.25	5.0 L 32 16 14 14 3 3 0 0 0 0 0 4 75 112 25.20 3.800												

New York Yankees @ Oakland Athletics
 Network Associates Coliseum, Oakland, CA

Mon Aug 03 1998, 10:05 PM EDT
 Att. 18,209 - Unknown - 87 F



livebaseballscorecards.com

Batter	1	2	3	4	5	6	7	8	9	AB	R	H	RBI	BB	SO	LOB
Rickey Henderson, R OBP: 0.366, SLG: 0.325 Kevin Mitchell, R OBP: 0.279, SLG: 0.346	2-2 G6-3		1-2 L5		1-3 K			0-0 F9		2	0	0	0	0	0	1
Bip Roberts, S OBP: 0.343, SLG: 0.335	3-2 G4-3		1-0 L5			1-1 F7		2-2 F7		4	0	0	0	0	0	1
Ben Grieve, L OBP: 0.391, SLG: 0.475 Ryan Christenson, R OBP: 0.308, SLG: 0.338	0-1 G4-3			2-0 G4-3		3-1 G3		2-2 G4-3		2	0	0	0	0	0	0
Matt Stairs, L OBP: 0.401, SLG: 0.580		0-0 HR		1-2 F8		0-0 G3		2-2 F8		4	1	1	1	0	0	0
Jason Giambi, L OBP: 0.383, SLG: 0.477		2-3 K		2-3 K			0-3 K		2-0 P5	4	0	0	0	0	3	0
Scott Spiezio, S OBP: 0.339, SLG: 0.414 Rafael Bourimigal, R OBP: 0.266, SLG: 0.300		2-3 K		4-0 FC6-4 BB		1-0 FC4-6 1B				1	0	0	0	1	1	0
Ed Sprague, R OBP: 0.300, SLG: 0.432		0-3 K		0-0 F7		1-2 FC4-6 1-2f				3	0	0	0	0	1	2
Miguel Tejada, R OBP: 0.326, SLG: 0.373			2-1 F4		0-2 FC6-4 1B 1-2f		1-3 K			3	0	0	0	0	1	2
A.J. Hinch, R OBP: 0.298, SLG: 0.320			4-2 BB		1-1 1B		0-3 K			2	0	1	0	1	1	0

Inning Stats	R: 0	H: 0	E: 0	K: 0	S: 10	R: 1	H: 1	E: 0	K: 3	S: 10	R: 0	H: 0	E: 0	K: 0	S: 9	R: 0	H: 1	E: 0	K: 1	S: 9	R: 0	H: 0	E: 0	K: 0	S: 5	R: 0	H: 1	E: 0	K: 2	S: 10	R: 0	H: 0	E: 0	K: 1	S: 8	R: 0	H: 0	E: 0	K: 0	S: 8	1B: 2	SF: 0	2B: 0	SAC: 0	3B: 0	DP: 0	HR: 1	HBP: 0	WP: 0	PA: 32
	0	0	0	0	15	0	1	0	0	14	0	0	0	0	17	0	0	0	1	0	12	0	0	0	0	9	0	0	0	0	13	0	0	0	0	10	0	0	0	0	14	2	0	0	0	0	1	0	0	32

PITCHER	IP	WLS	BF	H	R	ER	SO	BB	IBB	HBP	BLK	WP	HR	S	P	ERA	WHIP
Orlando Hernandez, R ERA: 3.35	9.0	W	32	3	1	1	8	2	0	0	0	0	1	76	119	1.00	0.556


BOTTOM

New York Yankees @ Oakland Athletics
Network Associates Coliseum, Oakland, CA

Mon Aug 03 1998, 10:05 PM EDT
 Att: 18,209 - Unknown - 87 F

livebaseballscorecards.com

AB	30
R	1
H	3
RBI	1
BB	2
SO	8
LOB	8



Batter	1	2	3	4	5	6	7	8	9	AB R H RBI BB SO LOB	TOP											
Chuck Knoblauch, R (1, 4) OBP: 0.360, SLG: 0.398	3-2 HR	1-0 CS	0-1 E6 2 BB 1B	0-3 K		2-2 SH1-3 1B			1-2 G6-3	5 2 2 1 0 1 0												
2 Derek Jeter, R (1, 6) OBP: 0.381, SLG: 0.493	1-2 G1-6-3 1B		4-2 1B 1B BB	3-2 G6-3		0-0 SH1-3			2-2 1B 1B	3 2 2 0 1 0 0												
Paul O'Neill, L (1, 9) OBP: 0.368, SLG: 0.505	0-1 G1-6-3 1-2f		3-2 F8		2-1 G4-3	0-0 F8			0-0 BB 1B 1B	5 1 1 0 0 0 4												
Bernie Williams, S (1, 8) OBP: 0.449, SLG: 0.590	4-2 BB		1-0 BB 1B 1B	1-3 2-H	4-2 HR BB				0-0 BB 1B	3 3 2 2 2 0 0												
Tino Martinez, L (1, 3) OBP: 0.361, SLG: 0.476	2-1 G4-3		4-1 1B 20 WP BB	1-2	2-2 F7	1-1 F9			4-0 G6-4-3 1B BB	3 1 0 0 2 0 2												
Darryl Strawberry, L (1, 10) OBP: 0.379, SLG: 0.593		2-3 K	0-0 F9		1-0 HR	2-2 F7			0-1 G6-4-3 1B	4 1 1 2 0 1 3												
Tim Raines, S (9, PH) OBP: 0.388, SLG: 0.385					1-H				1-2 2-H 3-H	1 0 1 2 0 0 0												
Chad Curtis, R (1, 7) OBP: 0.375, SLG: 0.395		4-0 20 S BB	2-2 1B	1-3 2-H 3-H	4-0 BB				1-2 G6-4-3	2 0 1 2 3 0 2												
20 Jorge Posada, S (1, 2) OBP: 0.366, SLG: 0.493		4-2 SAFE SAFE BB	3-3 K		2-0 G4-3				1-2 L4-3	3 0 0 0 1 1 3												
Scott Brosius, R (1, 5) OBP: 0.363, SLG: 0.431		1-2 L8		1-0 F8		1-3 K			2-2 G6-3	4 0 0 0 0 1 2												
Inning Stats	R: 1 E: 0 K: 0 S: 14	H: 2 LOB: 1 BB: 1 P: 24	R: 0 E: 0 K: 1 S: 9	H: 0 LOB: 1 BB: 2 P: 21	R: 4 E: 1 K: 1 S: 16	H: 2 LOB: 1 BB: 2 P: 33	R: 0 E: 0 K: 1 S: 7	H: 0 LOB: 0 BB: 0 P: 11	R: 2 E: 0 K: 0 S: 9	H: 1 LOB: 1 BB: 2 P: 24	R: 0 E: 0 K: 1 S: 8	H: 1 LOB: 1 BB: 0 P: 11	R: 0 E: 0 K: 0 S: 6	H: 0 LOB: 0 BB: 0 P: 10	R: 0 E: 0 K: 0 S: 9	H: 0 LOB: 0 BB: 1 P: 16	R: 3 E: 0 K: 0 S: 13	H: 4 LOB: 1 BB: 1 P: 21	1B: 8 2B: 1 3B: 0 HR: 2	SF: 0 SAC: 1 DP: 3 HBP: 0	WP: 1 PB: 0 SB: 1 CS: 1	PA: 44
PITCHER	IP WLS BF H R ER SO BB IBB HBP BLK WP HR S P ERA WHIP																					
Jay Witasick, R (1, 1) ERA: 9.72	4.2 L 25 5 7 3 3 7 0 0 0 1 2 54 110 5.79 2.571																					
Mike Fetters, R (5, 1) ERA: 3.94	3.1 11 1 0 0 1 1 0 0 0 0 0 24 40 0.00 0.600																					
Mike Mohler, L (9, 1) ERA: 5.22	1.0 7 4 3 3 0 1 0 0 0 0 0 13 21 27.00 5.000																					

New York Yankees @ Oakland Athletics
Network Associates Coliseum, Oakland, CA

AB	33
R	10
H	10
RBI	9
BB	9
SO	4
LOB	16



Tue Aug 04 1998, 6:33 AM EDT
Sunny - 84 F

livebaseballscorecards.com

Batter	1	2	3	4	5	6	7	8	9	AB R H RBI BB SO LOB
Rickey Henderson, R OBP: 0.363, SLG: 0.321 (1, 7)	0-2 G5-3	0-0 SH1-3		2-2 G6-3			2-1 L4		3-1 F4	4 0 0 0 0 0 1
Bip Roberts, S OBP: 0.344, SLG: 0.333 (1, 8)	4-2 FC1-6 BB	0-1 G6-3			2-2 G1-3		2-2 G4-3 1B		2-1 G6-3	4 0 1 0 1 0 1
Ben Grieve, L OBP: 0.390, SLG: 0.473 (1, 9)	1-1 FC1-6 BB 1-2f	0-1 G4-3			1-3 K		0-0 G4-3 1B			4 0 1 1 0 1 2
Matt Stairs, L OBP: 0.399, SLG: 0.575 (1, 10)	4-1 1-2 BB		2-0 G1-3		2-0 G4-3		3-H 1-1 SAFE G4-3			3 0 0 0 1 0 2
Jason Giambi, L OBP: 0.379, SLG: 0.472 (1, 3)	2-2 F8		2-2 G3			0-0 G6-3	3-3 K			4 0 0 0 0 1 4
Scott Spiezio, S OBP: 0.345, SLG: 0.419 (1, 4)		0-2 HR 1B	0-0 1B		1-0 1B			1-2 F7		4 1 3 0 0 0 0
Ed Sprague, R OBP: 0.300, SLG: 0.438 (1, 5)		2-2 HR	1-2 G5-3		2-1 F8			0-1 L7		4 1 1 2 0 0 2
Miguel Tejada, R OBP: 0.325, SLG: 0.376 (1, 6)		0-0 FC1 2B		0-0 G6-3		2-1 F9		1-3 K		4 1 1 0 0 1 1
Mike Macfarlane, R OBP: 0.269, SLG: 0.377 (1, 2)		0-0 FC1 SH1-3 2-H		0-0 G4-3			0-0 E5 1B 1B		1-3 K	4 1 0 0 0 1 0

Inning Stats	R: 0 E: 0 K: 0 S: 12	H: 0 LOB: 2 BB: 2 P: 23	R: 3 E: 1 K: 0 S: 14	H: 3 LOB: 1 BB: 0 P: 16	R: 0 E: 0 K: 0 S: 12	H: 1 LOB: 1 BB: 0 P: 17	R: 0 E: 0 K: 0 S: 5	H: 0 LOB: 0 BB: 0 P: 7	R: 0 E: 0 K: 1 S: 7	H: 0 LOB: 0 BB: 0 P: 12	R: 0 E: 0 K: 0 S: 6	H: 1 LOB: 1 BB: 0 P: 11	R: 1 E: 1 K: 1 S: 12	H: 2 LOB: 2 BB: 0 P: 20	R: 0 E: 0 K: 1 S: 11	H: 0 LOB: 0 BB: 0 P: 13	R: 0 E: 0 K: 1 S: 7	H: 0 LOB: 0 BB: 0 P: 13	1B: 5 2B: 1 3B: 0 HR: 1	SF: 0 SAC: 1 DP: 0 HBP: 0	WP: 0 PB: 0 SB: 0 CS: 0	PA: 38
--------------	-------------------------------	----------------------------------	-------------------------------	----------------------------------	-------------------------------	----------------------------------	------------------------------	---------------------------------	------------------------------	----------------------------------	------------------------------	----------------------------------	-------------------------------	----------------------------------	-------------------------------	----------------------------------	------------------------------	----------------------------------	----------------------------------	------------------------------------	----------------------------------	--------

PITCHER	IP	WLS	BF	H	R	ER	SO	BB	IBB	HBP	BLK	WP	HR	S	P	ERA	WHIP
Ramiro Mendoza, R ERA: 3.43 (1, 1)	6.1	W	30	7	4	2	1	2	0	0	0	0	1	63	97	2.84	1.421
Mike Stanton, L ERA: 5.29 (7, 1)	2.2	S	8	0	0	0	3	0	0	0	0	0	0	23	35	0.00	0.000

BOTTOM

New York Yankees @ Oakland Athletics
Network Associates Coliseum, Oakland, CA
 Tue Aug 04 1998, 6:33 AM EDT
 Sunny - 84 F

livebaseballscorecards.com

AB	35
R	4
H	7
RBI	3
BB	2
SO	4
LOB	13



Batter	1	2	3	4	5	6	7	8	9	AB R H RBI BB SO LOB	TOP
Chuck Knoblauch, R (1, 4) OBP: 0.358, SLG: 0.395	2-2 		2-2 		1-2 			0-0 	0-2 	5 1 1 0 0 0 2	
2 Derek Jeter, R (1, 6) OBP: 0.379, SLG: 0.489	0-1 		2-0 			1-3 		1-0 	2-0 	5 0 1 2 0 1 1	
Paul O'Neill, L (1, 9) OBP: 0.368, SLG: 0.509	2-1 		1-2 			1-1 		4-0 	1-1 	4 1 1 1 1 0 1	
Bernie Williams, S (1, 10) OBP: 0.446, SLG: 0.583			2-1 			1-2 		2-0 	2-2 	5 1 1 0 0 0 3	
Tino Martinez, L (1, 3) OBP: 0.361, SLG: 0.483			3-2 		0-3 		0-0 		0-0 	5 2 2 2 0 1 0	
Tim Lincecum, S (1, 7) Shane Spencer, R (9, PR) OBP: 0.211, SLG: 0.235			3-2 		0-0 		0-0 		0-0 	5 1 4 0 0 0 0	
Chad Curtis, R (1, 8) OBP: 0.378, SLG: 0.401			2-1 		3-2 		1-0 		0-0 	5 1 3 1 0 0 2	
Joe Girardi, R (1, 2) Darryl Strawberry, L (9, PH) Scott Brosius, R (9, 5) OBP: 0.363, SLG: 0.431			1-0 		0-0 		1-2 		0-0 	3 0 0 0 0 0 4	
Luis Sojo, R (1, 5) 20 Jorge Posada, S (9, PH) OBP: 0.365, SLG: 0.491			1-2 		1-2 		1-2 		2-2 	3 1 2 0 0 0 0	
Inning Stats	R: 0 H: 0 E: 0 LOB: 0 K: 0 BB: 0 S: 9 P: 13	R: 0 H: 2 E: 0 LOB: 2 K: 0 BB: 0 S: 13 P: 25	R: 1 H: 2 E: 0 LOB: 1 K: 0 BB: 0 S: 12 P: 20	R: 0 H: 0 E: 0 LOB: 0 K: 1 BB: 0 S: 7 P: 10	R: 0 H: 0 E: 0 LOB: 0 K: 0 BB: 0 S: 8 P: 10	R: 0 H: 0 E: 0 LOB: 0 K: 1 BB: 0 S: 8 P: 11	R: 0 H: 2 E: 0 LOB: 1 K: 0 BB: 0 S: 7 P: 8	R: 0 H: 1 E: 0 LOB: 2 K: 0 BB: 1 S: 6 P: 14	R: 9 H: 9 E: 1 LOB: 2 K: 1 BB: 0 S: 33 P: 50	1B: 11 SF: 0 2B: 3 SAC: 0 3B: 0 DP: 1 HR: 3 HBP: 0	WP: 0 PA: 44 PB: 0 SB: 0 CS: 0
PITCHER	Kenny Rogers, L (1, 1) ERA: 2.9	Billy Taylor, R (9, 1) ERA: 4.07	Tim Worrell, R (9, 1) ERA: 5.65	Buddy Groom, L (9, 1) ERA: 4.63	PITCHER	IP WLS BF H R ER SO BB IBB HBP BLK WP HR S P ERA WHIP	IP WLS BF H R ER SO BB IBB HBP BLK WP HR S P ERA WHIP				
	8.0 0 33 9 3 3 2 1 0 0 1 0 0 74 117 3.38 1.250	0.2 L 6 3 4 1 0 0 0 0 0 1 0 2 17 26 13.50 4.500	0.0 4 4 3 3 0 0 0 0 0 0 0 1 9 13 ∞ ∞	0.1 1 0 0 0 0 1 0 0 0 0 0 0 3 5 0.00 0.000							

New York Yankees @ Oakland Athletics
 Network Associates Coliseum, Oakland, CA

Tue Aug 04 1998, 10:05 PM EDT
 Att. 23,357 - Unknown - 78 F

livebaseballscorecards.com

AB	43
R	10
H	16
RBI	10
BB	1
SO	3
LOB	15



Batter	1	2	3	4	5	6	7	8	9	AB R H RBI BB SO LOB
Jason McDonald, S OBP: 0.357, SLG: 0.327 (1, 7) (8, 9)				B3 			F7 		4-2 	3 1 0 0 2 1 2
Ryan Christenson, R OBP: 0.306, SLG: 0.340 (1, 8)	1-2 	1-1 G6-3 		0-1 G4-3 			0-1 G6-3 		1-3 K 	5 1 1 1 0 1 2
Ben Grievie, L OBP: 0.391, SLG: 0.471 Rickey Henderson, R OBP: 0.363, SLG: 0.321 (1, 9) (8, 7)	4-2 	0-0 G3 			1-1 		3-2 G4-3 			2 1 0 0 1 0 0 0 0 0 0 0 0 0
Matt Stairs, L OBP: 0.401, SLG: 0.577 (1, 10)	2-2 	2-2 			0-0 F7 			0-1 G4-1 		4 1 2 1 0 0 1
Jason Giambi, L OBP: 0.378, SLG: 0.472 Ed Sprague, R OBP: 0.300, SLG: 0.438 (1, 3) (9, 5)	1-0 	1-0 F7 			2-3 K 			2-1 F7 		4 0 1 2 0 1 2 0 0 0 0 0 0 0
Scott Spiezio, S OBP: 0.344, SLG: 0.416 (1, 4)	0-0 		1-1 F9 		1-0 G4-1 			0-0 F8 		4 1 1 0 0 0 1
Mike Blowers, R OBP: 0.303, SLG: 0.376 (1, 5) (9, 3)	1-1 		3-3 K 			3-3 K 			2-2 F9 	4 0 1 0 0 2 0
Rafael Bournigal, R OBP: 0.270, SLG: 0.304 (1, 6)	0-1 		1-2 			1-2 L4 			3-2 L4 	4 0 2 1 0 0 0
A.J. Hinch, R OBP: 0.295, SLG: 0.316 Mike Macfarlane, R OBP: 0.273, SLG: 0.381 (1, 2) (9, PH)	1-1 F8 		2-1 CS 	1-0 L5 		2-3 K 			2-1 	3 0 0 0 0 1 2 1 0 1 0 0 0 0

Inning Stats	R: 5 E: 0 K: 1 S: 23	H: 6 LOB: 2 BB: 2 P: 40	R: 0 E: 0 K: 0 S: 7	H: 1 LOB: 1 BB: 0 P: 11	R: 0 E: 0 K: 1 S: 9	H: 1 LOB: 0 BB: 0 P: 16	R: 0 E: 0 K: 0 S: 4	H: 0 LOB: 0 BB: 0 P: 5	R: 0 E: 0 K: 1 S: 6	H: 0 LOB: 1 BB: 0 P: 10	R: 0 E: 0 K: 2 S: 12	H: 0 LOB: 0 BB: 0 P: 18	R: 0 E: 0 K: 0 S: 7	H: 0 LOB: 0 BB: 0 P: 12	R: 0 E: 0 K: 0 S: 5	H: 0 LOB: 0 BB: 0 P: 7	R: 0 E: 0 K: 1 S: 16	H: 1 LOB: 2 BB: 1 P: 28	1B: 6 2B: 3 3B: 0 HR: 0	SF: 0 SAC: 0 DP: 0 HBP: 1
PITCHER	IP	WLS	BF	H	R	ER	SO	BB	IBB	HBP	BLK	WP	HR	S	P	ERA	WHIP	WP: 0	PA: 39	
Mike Buddie, R ERA: 5.04 (1, 1)	6.0		27	8	5	5	5	2	0	1	0	0	0	61	100	7.50	1.667	PB: 1		
Graeme Lloyd, L ERA: 1.75 (7, 1)	2.0	W	6	0	0	0	0	0	0	0	0	0	0	12	19	0.00	0.000	SB: 1		
42 Mariano Rivera, R ERA: 1.28 (9, 1)	1.0		5	1	0	0	1	1	0	0	0	0	0	16	28	0.00	2.000	CS: 1		

BOTTOM

New York Yankees @ Oakland Athletics
Network Associates Coliseum, Oakland, CA

Tue Aug 04 1998, 10:05 PM EDT
Att: 23,357 - Unknown - 78 F

livebaseballscorecards.com

AB	34
R	5
H	9
RBI	5
BB	3
SO	6
LOB	10



Batter	1	2	3	4	5	6	7	8	9	AB R H RBI BB SO LOB
Chuck Knoblauch, R (1, 4) OBP: 0.355, SLG: 0.391	2-1 F6		1-1 F8			2-1 L8		2-1 F7		4 0 0 0 0 0 0
2 Derek Jeter, R (1, 6) OBP: 0.378, SLG: 0.489	3-2 S 2B			1-0 G5-3		2-0 L6		2-3 K		4 0 1 0 0 1 0
Paul O'Neill, L (1, 9) OBP: 0.367, SLG: 0.507	2-2 F7			1-2 F7			1-1 1B		1-2 G4-3	4 0 1 0 0 0 1
Bernie Williams, S (1, 8) OBP: 0.444, SLG: 0.579	2-1 P5			1-0 G4-3			0-1 SAFE 1B		0-0 P5	4 0 1 0 0 0 1
Tino Martinez, L (1, 3) OBP: 0.362, SLG: 0.490							2-3 SAFE K		4-1 BB	3 1 1 1 1 1 2
Darryl Strawberry, L (1, 10) OBP: 0.378, SLG: 0.597							4-1 BB		1-3 K	3 0 0 0 1 1 1
Chad Curtis, R (1, 7) OBP: 0.375, SLG: 0.398							0-2 F8			3 0 0 0 0 2 3
20 Jorge Posada, S (1, 2) OBP: 0.361, SLG: 0.485							0-0 F8			3 0 0 0 0 0 3
Scott Brosius, R (1, 5) OBP: 0.360, SLG: 0.428							1-2 F9		0-0 P6	3 0 0 0 0 1 0

New York Yankees @ Oakland Athletics
Network Associates Coliseum, Oakland, CA

Wed Aug 05 1998, 10:05 PM EDT
 Att. 22,458 - Unknown - 72 F

AB	31
R	1
H	4
RBI	1
BB	2
SO	6
LOB	11



Inning Stats	R: 0 H: 1 E: 0 K: 0 S: 10	H: 1 LOB: 1 BB: 0 P: 19	R: 0 H: 0 E: 0 K: 1 S: 8	H: 0 LOB: 0 BB: 0 P: 13	R: 0 H: 0 E: 0 K: 1 S: 8	H: 0 LOB: 0 BB: 0 P: 13	R: 0 H: 0 E: 0 K: 0 S: 5	H: 0 LOB: 0 BB: 0 P: 8	R: 1 H: 1 E: 0 K: 1 S: 10	H: 1 LOB: 0 BB: 0 P: 17	R: 0 H: 0 E: 0 K: 0 S: 6	H: 0 LOB: 0 BB: 0 P: 11	R: 0 H: 2 E: 0 K: 1 S: 12	H: 2 LOB: 3 BB: 1 P: 19	R: 0 H: 0 E: 0 K: 1 S: 6	H: 0 LOB: 0 BB: 0 P: 10	R: 0 H: 0 E: 0 K: 1 S: 9	H: 0 LOB: 1 BB: 1 P: 15	1B: 2 SF: 0 2B: 1 SAC: 0 3B: 0 DP: 0 HR: 1 HBP: 0	WP: 0 PA: 33 PB: 0 SB: 1 CS: 0
---------------------	---------------------------	-------------------------	--------------------------	-------------------------	--------------------------	-------------------------	--------------------------	------------------------	---------------------------	-------------------------	--------------------------	-------------------------	---------------------------	-------------------------	--------------------------	-------------------------	--------------------------	-------------------------	---	--------------------------------

PITCHER Tom Candiotti, R (1, 1) ERA: 4.79	IP 9.0 WLS W BF 33 H 4 R 1 ER 1 SO 6 BB 2 IBB 0 HBP 0 BLK 0 WP 0 HR 1 S 74 P 125 ERA 1.00 WHIP 0.667	PITCHER IP WLS BF H R ER SO BB IBB HBP BLK WP HR S P ERA WHIP
---	--	---

Batter	1	2	3	4	5	6	7	8	9
Rickey Henderson, R OBP: 0.362, SLG: 0.328 (1, 7)	2-3 K			1-0 G5-3	3-0 F8			1-1 HR	
Jason McDonald, S OBP: 0.346, SLG: 0.315 (1, 8)	2-1 F7			0-0 G3		1-1 F8		1-0 F9	
Ben Grieve, L OBP: 0.391, SLG: 0.469 (1, 9)	0-0 L6			4-2 BB		1-0 F8			
Matt Stairs, L OBP: 0.397, SLG: 0.572 (1, 10)			1-2 G6-3	3-3 K		3-2 G3			
Ed Sprague, R OBP: 0.300, SLG: 0.435 (1, 5)		1-2 F6			1-0 SH1-3 1B HBP		0-0 F8		
Mike Blowers, R OBP: 0.303, SLG: 0.373 (1, 3)		3-3 K			4-0 1B SH1-3 SF9 BB		0-2 F4		
Miguel Tejada, R OBP: 0.322, SLG: 0.372 (1, 6)			0-0 G1-3		1-1 SH1-3		3-3 K		
Rafael Bournigal, R OBP: 0.271, SLG: 0.305 (1, 4)		2-2 L4			0-0 1B		1-0 F8		
A.J. Hinch, R OBP: 0.292, SLG: 0.314 (1, 2)			1-3 K		0-0 SF9		1-1 F7		

Inning Stats	R: 0	H: 0	E: 0	LOB: 0	K: 1	BB: 0	S: 6	P: 10
	R: 0	H: 0	E: 0	LOB: 0	K: 1	BB: 0	S: 9	P: 14
	R: 0	H: 0	E: 0	LOB: 0	K: 1	BB: 0	S: 8	P: 11
	R: 0	H: 0	E: 0	LOB: 1	K: 1	BB: 1	S: 10	P: 18
	R: 2	H: 1	E: 0	LOB: 1	K: 0	BB: 1	S: 5	P: 14
	R: 0	H: 0	E: 0	LOB: 0	K: 0	BB: 0	S: 8	P: 13
	R: 0	H: 0	E: 0	LOB: 0	K: 1	BB: 0	S: 7	P: 10
	R: 1	H: 1	E: 0	LOB: 0	K: 0	BB: 0	S: 6	P: 10
	R: 0	H: 0	E: 0	LOB: 0	K: 0	BB: 0	S: 6	P: 10

PITCHER	IP	WLS	BF	H	R	ER	SO	BB	IBB	HBP	BLK	WP	HR	S	P	ERA	WHIP
Hideki Irabu, R ERA: 3.23 (1, 1)	8.0	L	29	2	3	3	5	2	0	1	0	0	1	59	100	3.38	0.500

BOTTOM

AB	R	H	RBI	BB	SO	LOB
4	1	1	1	0	1	1
4	0	0	0	0	0	0
2	0	0	0	1	0	0
3	0	0	0	0	1	1
2	1	0	0	0	0	0
2	1	0	0	1	1	0
2	0	0	0	0	1	0
3	0	1	1	0	0	0
2	0	0	1	0	1	0

AB	24
R	3
H	2
RBI	3
BB	2
SO	5
LOB	2



WP	PA
0	29

New York Yankees @ Oakland Athletics
Network Associates Coliseum, Oakland, CA
 Wed Aug 05 1998, 10:05 PM EDT
 Att: 22,458 - Unknown - 72 F

livebaseballscorecards.com

Batter	1	2	3	4	5	6	7	8	9	AB R H RBI BB SO LOB	TOP		
Johnny Damon, L (1, 8) OBP: 0.330, SLG: 0.427	1-0 1B 2B		3-1 HR		2-2 P6		0-3 K			4 2 2 1 0 1 2	Kansas City Royals @ New York Yankees Yankee Stadium, Bronx, NY Fri Aug 07 1998, 3:33 AM EDT Att. 14,425 - Sunny - 78 F		
Hal Morris, L (1, 7) OBP: 0.349, SLG: 0.403	0-1 P8		1-0 G4-3			0-0 F7		2-3 K		4 0 0 0 0 1 1			
Jose Offerman, S (1, 4) OBP: 0.404, SLG: 0.444	2-1 F8 2-H 1B		2-3 K			1-0 2B		2-1 F8 1B		4 0 3 1 0 1 0			
Dean Palmer, R (1, 10) OBP: 0.335, SLG: 0.530	2-1 F8 1-3		1-2 G5-3			0-0 L8		3-1 1B 1-2 1B		4 0 1 0 0 0 2			
Terry Pendleton, S (1, 5) OBP: 0.309, SLG: 0.324	0-0 F9			2-3 K		2-2 G4-3		2-2 F8 2-3		4 0 0 0 0 1 4			
Jeff King, R (1, 3) OBP: 0.329, SLG: 0.463		3-2 P2		2-2 P4			0-1 L8	3-2 P8		4 0 0 0 0 0 2			
Larry Sutton, L (1, 9) OBP: 0.307, SLG: 0.340		1-1 HBP		2-1 P7			3-2 29 1B		2-1 G4-3	3 0 1 0 0 0 0			
29 Mike Sweeney, R (1, 2) OBP: 0.324, SLG: 0.418		1-3 K			3-2 L8		0-1 1B		1-3 K	4 0 1 0 0 2 1			
Mendy López, R (1, 6) OBP: 0.297, SLG: 0.319		0-3 K			3-2 P2		2-3 K		2-0 G4-3	4 0 0 0 0 2 3			
Inning Stats	R: 1 E: 0 K: 0 S: 8 H: 2 LOB: 1 BB: 0 P: 13	R: 0 E: 0 K: 2 S: 11 H: 0 LOB: 1 BB: 0 P: 16	R: 1 E: 0 K: 1 S: 9 H: 1 LOB: 0 BB: 0 P: 16	R: 0 E: 0 K: 1 S: 13 H: 0 LOB: 0 BB: 0 P: 19	R: 0 E: 0 K: 0 S: 11 H: 0 LOB: 0 BB: 0 P: 19	R: 0 E: 0 K: 2 S: 13 H: 1 LOB: 1 BB: 0 P: 9	R: 0 E: 0 K: 2 S: 13 H: 2 LOB: 2 BB: 0 P: 18	R: 0 E: 0 K: 1 S: 13 H: 2 LOB: 2 BB: 0 P: 25	R: 0 E: 0 K: 1 S: 7 H: 0 LOB: 0 BB: 0 P: 12	1B: 5 2B: 2 3B: 0 HR: 1 SF: 0 SAC: 0 DP: 0 HBP: 1		WP: 0 PB: 0 SB: 1 CS: 0 PA: 36	
PITCHER	IP WLS BF H R ER SO BB IBB HBP BLK WP HR S P ERA WHIP											PITCHER	IP WLS BF H R ER SO BB IBB HBP BLK WP HR S P ERA WHIP
David Cone, R (1, 1) ERA: 3.5	6.2 W 27 6 2 2 5 0 0 1 0 0 1 68 107 2.70 0.900												
Mike Stanton, L (7, 1) ERA: 5.16	1.1 6 2 0 0 2 0 0 0 0 0 0 16 28 0.00 1.500												
Joe Borowski, R (9, 1) ERA:	1.0 3 0 0 0 1 0 0 0 0 0 0 7 12 0.00 0.000												

livebaseballscorecards.com

AB	35
R	2
H	8
RBI	2
BB	0
SO	8
LOB	15



Batter	1	2	3	4	5	6	7	8	9	AB	R	H	RBI	BB	SO	LOB
Chuck Knoblauch, R OBP: 0.356, SLG: 0.391 (1, 4)	1-2 P6	2-1 1B	2-1 P9		1-3 K		2-2 1B			5	1	2	0	0	1	2
2 Derek Jeter, R OBP: 0.380, SLG: 0.491 (1, 6)	4-2 1B BB	1-3 K		2-1 G4-3		4-1 2B BB	2-2 L9			3	2	1	0	2	1	3
Paul O'Neill, L OBP: 0.368, SLG: 0.505 (1, 9)	4-1 1B BB	0-0 1B		2-2 G4-3		3-3 K	0-0 P9			4	1	1	0	1	1	4
Bernie Williams, S OBP: 0.446, SLG: 0.578 (1, 8)	0-0 2B BB	2-0 1B		1-3 K		4-0 2B IBB	0-1 G4-3			4	2	2	2	1	1	1
Tino Martinez, L OBP: 0.365, SLG: 0.496 (1, 3)	0-1 1B BB	2-2 G4-6-3		4-2 BB		1 SAFE 3-2 2B	2-2 F8			4	1	2	3	1	0	2
Darryl Strawberry, L OBP: 0.382, SLG: 0.607 (1, 10)	4-0 SF9 IBB		1-2 HR		1-3 K	3-2 P3	4-2 FC6-4 BB			3	1	1	1	2	1	3
Tim Raines, S OBP: 0.393, SLG: 0.389 (1, 7)	4-1 BB		3-2 G4-3		3-2 G4-3	3-2 G3	1-1 FC6-4			3	0	0	1	1	0	1
Chad Curtis, R OBP: 0.374, SLG: 0.397 (7, 7)	1-2 2-3 3-H BB						1-2			1	0	0	0	0	0	1
Scott Brosius, R OBP: 0.361, SLG: 0.428 (1, 5)	1-2 SF9		2-2 P4		0-0 CS 1B		4-2 1B BB			2	0	1	1	1	0	0
Joe Girardi, R OBP: 0.306, SLG: 0.352 (1, 2)	3-2 G6-3		0-2 1B		2-2 1B		1-3 K			4	0	2	0	0	1	3

Inning Stats	R: 4	H: 2	E: 0	K: 0	S: 17	R: 1	H: 3	E: 0	K: 1	S: 10	R: 1	H: 2	E: 0	K: 0	S: 15	R: 0	H: 1	E: 0	K: 2	S: 13	R: 0	H: 2	E: 0	K: 1	S: 10	R: 2	H: 1	E: 0	K: 1	S: 16	R: 0	H: 1	E: 0	K: 1	S: 14	R: 0	H: 0	E: 0	K: 0	S: 9
	LOB: 2	BB: 4	P: 38	LOB: 1	BB: 1	P: 17	LOB: 1	BB: 0	P: 23	LOB: 2	BB: 1	P: 23	LOB: 1	BB: 0	P: 16	LOB: 1	BB: 2	P: 36	LOB: 2	BB: 1	P: 23	LOB: 1	BB: 1	P: 23	LOB: 1	BB: 1	P: 16	LOB: 1	BB: 2	P: 36	LOB: 0	BB: 1	P: 23	LOB: 1	BB: 1	P: 16	LOB: 1	BB: 1	P: 16	

PITCHER	IP	WLS	BF	H	R	ER	SO	BB	IBB	HBP	BLK	WP	HR	S	P	ERA	WHIP
Pat Rapp, R ERA: 5.35 (1, 1)	5.1	L	31	10	8	8	5	5	2	0	0	0	1	70	133	13.50	2.812
Tim Byrdak, L ERA: (6, 1)	0.2		3	1	0	0	0	0	0	0	0	0	0	11	20	0.00	1.500
Jim Pittsley, R ERA: 6.95 (7, 1)	2.0		9	1	0	0	1	2	0	0	0	0	0	23	39	0.00	1.500

BOTTOM

Kansas City Royals @ New York Yankees
 Yankee Stadium, Bronx, NY

Fri Aug 07 1998, 3:33 AM EDT
 Att. 14,425 - Sunny - 78 F

AB	33
R	8
H	12
RBI	8
BB	9
SO	6
LOB	20

WP: 0 PA: 43
 PB: 1
 SB: 1
 CS: 1



1B	2B	3B	HR	SF	SAC	DP	HBP
8	3	0	1	1	0	1	0

Batter	1	2	3	4	5	6	7	8	9	AB R H RBI BB SO LOB	TOP
Johnny Damon, L (1, 9) <small>OBP: 0.331, SLG: 0.430</small>	0-0 		3-2 			1-3 		0-2 		4 1 2 0 0 1 1	Kansas City Royals @ New York Yankees Yankee Stadium, Bronx, NY Fri Aug 07 1998, 7:05 PM EDT Att. 37,988 - Cloudy - 81 F
Jermaine Allensworth, R (1, 8) <small>OBP: 0.358, SLG: 0.393</small>	1-0 		0-1 			1-1 		1-1 		3 0 1 1 0 0 1	
Jose Offerman, S (1, 4) <small>OBP: 0.403, SLG: 0.447</small>	1-3 		2-1 			0-0 			0-1 	4 1 1 0 0 1 2	
Dean Palmer, R (1, 10) <small>OBP: 0.332, SLG: 0.525</small>	1-2 			1-2 			3-3 		1-1 	4 0 0 0 0 1 2	
Jeff King, R (1, 3) <small>OBP: 0.328, SLG: 0.463</small>		3-2 		1-0 		0-1 		1-0 	1-0 	4 0 1 1 0 0 0	
Scott Leius, R (1, 5) <small>OBP: 0.333, SLG: 0.294</small>		1-0 		0-0 		0-0 		0-1 	0-1 	4 0 0 0 0 0 1	
Hal Morris, L (1, 7) <small>OBP: 0.347, SLG: 0.400</small>		1-2 			0-1 		1-1 			3 0 0 0 0 0 1	
Sal Fasano, R (1, 2) <small>OBP: 0.292, SLG: 0.328</small>			0-2 		0-1 		1-3 			3 0 0 0 0 1 0	
Luis Rivera, R (1, 6) <small>OBP: 0.309, SLG: 0.302</small>			0-0 		2-2 		0-1 			3 0 1 0 0 0 0	
Inning Stats	R: 0 H: 1 E: 0 LOB: 1 K: 1 BB: 0 S: 8 P: 11	R: 0 H: 0 E: 0 LOB: 0 K: 0 BB: 0 S: 7 P: 12	R: 1 H: 2 E: 0 LOB: 1 K: 0 BB: 0 S: 16 P: 21	R: 0 H: 0 E: 0 LOB: 0 K: 0 BB: 0 S: 6 P: 8	R: 0 H: 0 E: 0 LOB: 0 K: 0 BB: 0 S: 10 P: 12	R: 0 H: 0 E: 0 LOB: 0 K: 1 BB: 0 S: 6 P: 8	R: 0 H: 1 E: 0 LOB: 1 K: 1 BB: 0 S: 10 P: 14	R: 0 H: 1 E: 0 LOB: 1 K: 1 BB: 0 S: 10 P: 12	R: 1 H: 1 E: 0 LOB: 0 K: 0 BB: 0 S: 7 P: 9	1B: 1 SF: 0 2B: 4 SAC: 1 3B: 1 DP: 0 HR: 0 HBP: 0	WP: 0 PA: 33 PB: 0 SB: 0 CS: 0
PITCHER David Wells, L (1, 1) <small>ERA: 3.48</small>	IP 9.0 WLS W BF 33 H 6 R 2 ER 2 SO 4 BB 0 IBB 0 HBP 0 BLK 0 WP 0 HR 0 S 80 P 107 ERA 2.00 WHIP 0.667						PITCHER IP WLS BF H R ER SO BB IBB HBP BLK WP HR S P ERA WHIP				

AB	32
R	2
H	6
RBI	2
BB	0
SO	4
LOB	8



livebaseballscorecards.com

Batter	1	2	3	4	5	6	7	8	9	AB R H RBI BB SO LOB
Chuck Knoblauch, R (1, 4) OBP: 0.356, SLG: 0.398	1-2 G5-3		2-1 HR	0-0 SF9	1-0 G1-3			4-0 FC1-8 BB		3 1 1 2 1 0 1
2 Derek Jeter, R (1, 6) OBP: 0.376, SLG: 0.485	1-2 F8		2-1 G5-3	3-1 G4-3	0-3 K			0-2 FC1-6 1B E		5 1 0 0 0 1 3
Tim Lincecum, S (1, 10) OBP: 0.400, SLG: 0.394	1-1 BB 1B		4-2 FC6-4 BB		2-1 HR 1B	1-0 G5-3		1-2 E SF9 1B		4 2 3 0 1 0 0
Bernie Williams, S (1, 8) OBP: 0.448, SLG: 0.586	4-0 1-2 BB		3-2 FC6-4 FC6-4		1-0 HR	3-2 G3-1		1-2 E5 20 E 1B		4 2 2 2 1 0 1
Chad Curtis, R (1, 7) OBP: 0.370, SLG: 0.392	3-2 L9		0-0 FC6-4		2-1 F8	3-3 K		2-2 SF9		4 0 0 1 0 1 3
20 Jorge Posada, S (1, 2) OBP: 0.369, SLG: 0.494		1-1 G5-4-3 1B		0-0 2B 1B	4-2 2B 3B BB		2-3 K	0-0 E4 HR 2B		4 3 3 1 1 1 0
Shane Spencer, R (1, 9) OBP: 0.375, SLG: 0.773		2-0 G5-4-3 1B		1-2 1B SF9 2B	2-2 1B 3B 2B		1-0 HR	1-1 HR		5 4 5 3 0 0 0
Luis Sojo, R (1, 3) OBP: 0.245, SLG: 0.263		1-2 G5-4-3		1-0 SF9 G1-3 1B	0-0 1B 3B		3-2 G4-6-3 1B	0-0 F8		5 1 3 3 0 0 2
Homer Bush, R (1, 5) OBP: 0.368, SLG: 0.405		1-1 G6-3		0-0 G1-3	2-2 G1-3 1B		0-1 G4-6-3			4 0 1 1 0 0 4

Inning Stats	R: 0 E: 0 K: 13 S: 13	H: 1 LOB: 2 BB: 1 P: 23	R: 0 E: 0 K: 8 S: 8	H: 2 LOB: 1 BB: 0 P: 13	R: 1 E: 0 K: 12 S: 12	H: 1 LOB: 1 BB: 1 P: 23	R: 2 E: 0 K: 10 S: 10	H: 3 LOB: 1 BB: 0 P: 15	R: 5 E: 0 K: 21 S: 20	H: 5 LOB: 1 BB: 1 P: 34	R: 0 E: 0 K: 9 S: 9	H: 0 LOB: 0 BB: 0 P: 15	R: 1 E: 0 K: 1 S: 9	H: 2 LOB: 0 BB: 0 P: 15	R: 5 E: 2 K: 16 S: 16	H: 4 LOB: 0 BB: 1 P: 25
--------------	--------------------------------	----------------------------------	------------------------------	----------------------------------	--------------------------------	----------------------------------	--------------------------------	----------------------------------	--------------------------------	----------------------------------	------------------------------	----------------------------------	------------------------------	----------------------------------	--------------------------------	----------------------------------

PITCHER	IP	WLS	BF	H	R	ER	SO	BB	IBB	HBP	BLK	WP	HR	S	P	ERA	WHIP
Chris Haney, L (1, 1) ERA: 7.65	4.1	L	25	10	7	7	0	3	0	0	0	0	2	53	95	14.54	3.000
Ricky Bones, R (5, 1) ERA: 2.53	1.2		7	2	1	1	2	0	0	0	0	0	0	19	28	5.40	1.200
Tim Byrdak, L (7, 1) ERA: 5.4	1.0		4	2	1	1	1	0	0	0	0	0	1	9	15	9.00	2.000
Matt Whisenant, L (8, 1) ERA: 5.06	1.0		8	4	5	5	0	1	0	0	0	0	1	16	25	45.00	5.000

BOTTOM

Kansas City Royals @ New York Yankees
 Yankee Stadium, Bronx, NY

Fri Aug 07 1998, 7:05 PM EDT
 Att: 37,988 - Cloudy - 81 F

AB	38
R	14
H	18
RBI	13
BB	4
SO	3
LOB	14

WP: 0 PA: 44
 PB: 0 SB: 0
 CS: 0



Batter	1	2	3	4	5	6	7	8	9	AB R H RBI BB SO LOB	TOP
Johnny Damon, L (1, 8) OBP: 0.333, SLG: 0.430	1-2 			1-2 		1-0 		0-0 		4 0 2 0 0 0 0	Kansas City Royals @ New York Yankees Yankee Stadium, Bronx, NY Sat Aug 08 1998, 3:33 AM EDT Att. 45,975 - Sunny - 84 F
Hal Morris, L (1, 7) OBP: 0.346, SLG: 0.398	1-1 			0-0 		0-0 		3-0 	4 0 1 1 0 0 1		
Jose Offerman, S (1, 4) OBP: 0.402, SLG: 0.444	2-2 			2-1 		4-2 		1-0 	3 0 0 0 1 0 1		
Dean Palmer, R (1, 10) OBP: 0.329, SLG: 0.520		2-3 		3-3 		0-0 		2-3 	4 0 0 0 0 3 4		
Jeff King, R (1, 3) OBP: 0.326, SLG: 0.460		2-1 			0-1 		2-2 		3 0 0 0 0 0 0		
Larry Sutton, L (1, 9) OBP: 0.303, SLG: 0.335		1-1 			1-2 		2-3 		3 0 0 0 0 1 0		
Scott Leius, R (1, 5) OBP: 0.286, SLG: 0.250			0-2 		0-3 		0-1 		3 0 0 0 0 1 0		
29 Mike Sweeney, R (1, 2) OBP: 0.324, SLG: 0.417 Sal Fasano, R (8, 2) OBP: 0.292, SLG: 0.328			1-3 			0-0 		0-0 	3 1 1 0 0 1 0 0 0 0 0 0 0 0		
Mendy López, R (1, 6) OBP: 0.288, SLG: 0.309			3-2 			1-3 		3-3 	3 0 0 0 0 2 1		
Inning Stats	R: 0 H: 0 E: 0 LOB: 0 K: 0 BB: 0 S: 10 P: 14	R: 0 H: 0 E: 0 LOB: 0 K: 1 BB: 0 S: 7 P: 12	R: 0 H: 0 E: 0 LOB: 0 K: 1 BB: 0 S: 12 P: 16	R: 0 H: 1 E: 0 LOB: 1 K: 1 BB: 0 S: 9 P: 15	R: 0 H: 0 E: 0 LOB: 0 K: 1 BB: 0 S: 8 P: 9	R: 1 H: 3 E: 0 LOB: 2 K: 1 BB: 1 S: 10 P: 16	R: 0 H: 0 E: 0 LOB: 0 K: 1 BB: 0 S: 9 P: 13	R: 0 H: 0 E: 0 LOB: 0 K: 1 BB: 0 S: 5 P: 8	R: 0 H: 0 E: 0 LOB: 0 K: 1 BB: 0 S: 5 P: 11	1B: 4 SF: 0 2B: 0 SAC: 0 3B: 0 DP: 1 HR: 0 HBP: 0	
PITCHER Orlando Hernandez, R (1, 1) ERA: 3.13 Mike Jerzembek, R (9, 1) ERA:	IP WLS BF H R ER SO BB IBB HBP BLK WP HR S P ERA WHIP 8.0 W 28 4 1 1 7 1 0 0 0 0 0 0 70 103 1.12 0.625 1.0 3 0 0 0 1 0 0 0 0 0 0 0 5 11 0.00 0.000	PITCHER IP WLS BF H R ER SO BB IBB HBP BLK WP HR S P ERA WHIP									

livebaseballscorecards.com

AB	30
R	1
H	4
RBI	1
BB	1
SO	8
LOB	7



Batter	1	2	3	4	5	6	7	8	9
Chuck Knoblauch, R (1, 4) <small>OBP: 0.355, SLG: 0.404</small> Homer Bush, R (8, 4) <small>OBP: 0.359, SLG: 0.395</small>	0-2 L6		3-3 SAFE		1-0 HR	0-3		1-2 G4-3	
2 Derek Jeter, R (1, 6) <small>OBP: 0.376, SLG: 0.484</small>	0-0 FC4-6 1B		1-2 SAFE		0-0 L5	3-3		0-1 FC6-4 1B	
Paul O'Neill, L (1, 9) <small>OBP: 0.370, SLG: 0.505</small>	1-3		2-3 SAFE			1-2 1B 20 1B	4-1 FC5-4 BB	3-1 FC6-4 1B	
Bernie Williams, S (1, 8) <small>OBP: 0.446, SLG: 0.582</small> Chad Curtis, R (7, PR) <small>OBP: 0.369, SLG: 0.391</small> (8, 8)	0-0 FC4-6 1-2f		2-2 SAFE			3-1 20 1B 1B	3-2 FC5-4 1B 1-2f	3-2 FC6-4 BB 20 2B 1-2f 2-3	
Tino Martinez, L (1, 3) <small>OBP: 0.366, SLG: 0.496</small> Luis Sojo, R (8, PH) <small>OBP: 0.252, SLG: 0.270</small> (9, 3)		1-0 1B		2-2 P2		1-3 SAFE	1-0 1B 20 2B 1-2	2-2 BB 20 2B 1-2 3-H	
Tim Raines, S (1, 10) <small>OBP: 0.407, SLG: 0.395</small>		0-0 F8		4-2 20 CS BB		4-0 20 2B 1-2 BB	3-2 20 PB 20 2B 1-3 2-H 1B	4-2 20 2B 1-2 2-3 BB	
20 Jorge Posada, S (1, 2) <small>OBP: 0.373, SLG: 0.504</small>		2-0 P3		3-3 1-2		1-1 2B HR 1-2 2-H 3-H 1B	3-2 1-H 3-H 2B	1-0 1-3 2-H 3-H 2B	
Shane Spencer, R (1, 7) <small>OBP: 0.345, SLG: 0.704</small>		1-0 F8		1-1 F9		0-0 HR 1-3 2-H 2B	3-3 K	0-0 P4	
Scott Brosius, R (1, 5) <small>OBP: 0.363, SLG: 0.436</small>			4-2 2E 2S 2E BB		2-2 P2	2-2 HR 2-H 3-H	0-0 G6-3		

AB	R	H	RBI	BB	SO	LOB
4	1	1	1	0	2	1
1	0	0	0	0	0	0
5	1	2	1	0	1	0
4	1	2	0	1	2	2
4	1	1	0	0	0	3
1	2	0	0	0	0	2
4	1	2	0	0	1	2
1	1	1	1	0	0	0
2	2	1	1	3	0	1
5	1	3	6	0	1	2
5	1	1	1	0	1	4
3	2	1	3	1	0	1

BOTTOM

Kansas City Royals @ New York Yankees
 Yankee Stadium, Bronx, NY

Sat Aug 08 1998, 3:33 AM EDT
 Att: 45,975 - Sunny - 84 F

AB	39
R	14
H	15
RBI	14
BB	5
SO	8
LOB	18

WP: 0 PA: 44
 PB: 1
 SB: 1
 CS: 1



Inning Stats	R: 0	H: 1	E: 0	K: 1	S: 9	LOB: 1	BB: 0	P: 10																									
IP	5.1	WLS	L	BF	27	H	8	R	8	ER	7	SO	5	BB	3	IBB	0	HBP	0	BLK	0	WP	0	HR	2	S	62	P	104	ERA	11.81	WHIP	2.062
PITCHER																																	
Glendon Rusch, L (1, 1) <small>ERA: 6.26</small>																																	
Scott Service, R (6, 1) <small>ERA: 3.38</small>																																	
Jim Pittsley, R (7, 1) <small>ERA: 7.15</small>																																	
Ricky Bones, R (8, 1) <small>ERA: 3.27</small>																																	

Batter	1	2	3	4	5	6	7	8	9	AB R H RBI BB SO LOB	TOP
Johnny Damon, L (1, 9) <small>OBP: 0.332, SLG: 0.431</small>										4 1 1 0 0 1 0	Kansas City Royals @ New York Yankees Yankee Stadium, Bronx, NY Sun Aug 09 1998, 3:33 AM EDT Att. 55,911 - Sunny - 80 F
Jermaine Allensworth, R (1, 8) <small>OBP: 0.360, SLG: 0.392</small>										1 1 0 0 1 0 0	
Jose Offerman, S (1, 4) <small>OBP: 0.402, SLG: 0.444</small>										2 1 1 1 1 0 1	
Dean Palmer, R (1, 10) <small>OBP: 0.328, SLG: 0.517</small>										4 1 1 1 0 1 1	
Jeff King, R (1, 3) <small>OBP: 0.328, SLG: 0.460</small>										4 0 2 1 0 0 0	
Scott Leius, R (1, 5) <small>OBP: 0.281, SLG: 0.227</small>										2 0 0 0 0 0 2	
Terry Pendleton, S (4, 5) <small>OBP: 0.312, SLG: 0.326</small>										2 0 1 0 0 1 0	
Hal Morris, L (1, 7) <small>OBP: 0.345, SLG: 0.397</small>										4 0 1 1 0 0 2	
Sal Fasano, R (1, 2) <small>OBP: 0.291, SLG: 0.332</small>										4 0 1 0 0 1 1	
Luis Rivera, R (1, 6) <small>OBP: 0.296, SLG: 0.288</small>										3 0 0 0 0 0 2	
Larry Sutton, L (9, PH) <small>OBP: 0.302, SLG: 0.333</small>										1 0 0 0 0 0 0	
Inning Stats	R: 0 H: 0 E: 0 LOB: 1 K: 2 BB: 1 S: 9 P: 17	R: 0 H: 0 E: 0 LOB: 0 K: 0 BB: 0 S: 6 P: 8	R: 0 H: 0 E: 0 LOB: 0 K: 0 BB: 0 S: 5 P: 9	R: 3 H: 5 E: 0 LOB: 2 K: 0 BB: 1 S: 19 P: 29	R: 1 H: 1 E: 0 LOB: 0 K: 0 BB: 0 S: 9 P: 9	R: 0 H: 2 E: 0 LOB: 1 K: 0 BB: 0 S: 11 P: 20	R: 0 H: 0 E: 0 LOB: 1 K: 0 BB: 0 S: 6 P: 10	R: 0 H: 0 E: 0 LOB: 0 K: 1 BB: 0 S: 9 P: 11	R: 0 H: 0 E: 0 LOB: 0 K: 1 BB: 0 S: 8 P: 13	1B: 6 SF: 1 2B: 2 SAC: 1 3B: 0 DP: 2 HR: 0 HBP: 1	WP: 0 PA: 36 PB: 0 SB: 0 CS: 0
PITCHER Andy Pettitte, L (1, 1) <small>ERA: 3.64</small> Ramiro Mendoza, R (6, 1) <small>ERA: 3.35</small> 42 Mariano Rivera, R (9, 1) <small>ERA: 1.25</small>	IP WLS BF H R ER SO BB IBB HBP BLK WP HR S P ERA WHIP 5.2 0 25 8 4 4 2 2 0 0 0 0 0 55 85 6.35 1.765 2.1 W 8 0 0 0 1 0 0 0 1 0 0 0 19 28 0.00 0.000 1.0 S 3 0 0 0 0 1 0 0 0 0 0 0 8 13 0.00 0.000	PITCHER IP WLS BF H R ER SO BB IBB HBP BLK WP HR S P ERA WHIP									

livebaseballscorecards.com

AB	31
R	4
H	8
RBI	4
BB	2
SO	4
LOB	9



Batter	1	2	3	4	5	6	7	8	9
Chuck Knoblauch, R <small>OBP: 0.358, SLG: 0.406</small> (1, 4)	0-1 		3-3 			0-1 		4-1 	
2 Derek Jeter, R <small>OBP: 0.377, SLG: 0.483</small> (1, 6)	0-0 			0-0 		0-1 		4-2 	
Paul O'Neill, L <small>OBP: 0.371, SLG: 0.506</small> (1, 9)	1-2 			0-0 		2-2 		4-0 	
Bernie Williams, S <small>OBP: 0.446, SLG: 0.583</small> (1, 8)		2-2 		3-1 		1-2 		1-0 	
Tino Martinez, L <small>OBP: 0.363, SLG: 0.491</small> (1, 3)		3-3 		2-0 		3-3 		3-2 	
Darryl Strawberry, L <small>OBP: 0.379, SLG: 0.602</small> Tim Raines, S <small>OBP: 0.404, SLG: 0.392</small> (7, PH)		2-2 			1-0 		2-3 	0-1 	
Chad Curtis, R <small>OBP: 0.369, SLG: 0.390</small> (1, 7)			2-1 		3-3 		2-1 		
Scott Brosius, R <small>OBP: 0.365, SLG: 0.444</small> (1, 5)			2-2 		0-0 		4-1 		
Joe Girardi, R <small>OBP: 0.303, SLG: 0.348</small> 20 Jorge Posada, S <small>OBP: 0.371, SLG: 0.502</small> (7, PH)			1-1 			1-3 		3-3 	

AB	R	H	RBI	BB	SO	LOB
3	1	2	0	1	1	0
3	2	1	0	1	0	1
3	1	1	2	1	0	1
3	0	2	2	0	0	0
4	0	0	0	0	2	3
2	0	0	0	0	0	0
2	0	0	0	0	1	2
3	0	1	0	0	1	0
2	1	1	1	1	0	0
2	0	0	0	0	1	0
1	0	0	0	0	1	2


AB	28
R	5
H	8
RBI	5
BB	4
SO	7
LOB	9

Inning Stats		R: 0	H: 1	E: 0	LOB: 0	K: 6	P: 7	R: 0	H: 0	E: 0	LOB: 0	K: 1	P: 9	R: 1	H: 1	E: 0	LOB: 0	K: 1	P: 12	R: 0	H: 1	E: 0	LOB: 1	K: 0	P: 10	R: 0	H: 0	E: 0	LOB: 0	K: 1	P: 9	R: 3	H: 3	E: 0	LOB: 0	K: 2	P: 23	R: 0	H: 1	E: 0	LOB: 1	K: 2	P: 20	R: 1	H: 1	E: 0	LOB: 2	K: 0	P: 25				
PITCHER		IP	WLS	BF	H	R	ER	SO	BB	IBB	HBP	BLK	WP	HR	S	P	ERA	WHIP	PITCHER										IP	WLS	BF	H	R	ER	SO	BB	IBB	HBP	BLK	WP	HR	S	P	ERA	WHIP								
Hipolito Pichardo, R	(1, 1)	5.1		21	6	4	4	4	0	0	0	0	0	0	1	47	6.75	1.125																																			
Matt Whisenant, L	(6, 1)	1.0		4	1	0	0	2	0	0	0	0	1	0	11	19	0.00	1.000																																			
Scott Service, R	(7, 1)	1.2	L	8	1	1	1	1	3	1	0	0	1	0	13	36	5.40	2.400																																			

Kansas City Royals @ New York Yankees
 Yankee Stadium, Bronx, NY

Sun Aug 09 1998, 3:33 AM EDT
 Att: 55,911 - Sunny - 80 F

livebaseballscorecards.com



Batter	1	2	3	4	5	6	7	8	9	AB R H RBI BB SO LOB	TOP	
Otis Nixon, S (1, 8) <small>OBP: 0.344, SLG: 0.314</small>	1-0 		4-1 		2-0 			4-1 		1 1 0 0 2 0 1		
Matt Lawton, L (1, 9) <small>OBP: 0.383, SLG: 0.483</small>	2-2 		4-2 			0-3 		0-1 		3 1 1 3 1 1 1		
Paul Molitor, R (1, 10) <small>OBP: 0.326, SLG: 0.354</small>	3-2 		0-3 			3-2 		1-0 		4 0 0 0 0 1 3		
David Ortiz, L (1, 3) <small>OBP: 0.362, SLG: 0.441</small>	1-0 			0-3 		3-2 		0-2 		4 0 0 0 0 1 2		
Ron Coomer, R (1, 5) <small>OBP: 0.301, SLG: 0.415</small>		0-2 		0-2 			0-0 	1-2 		4 0 1 0 0 0 0		
Todd Walker, L (1, 4) <small>OBP: 0.397, SLG: 0.516</small>		2-3 		1-0 			3-2 	1-0 		4 0 0 0 0 1 1		
Marty Cordova, R (1, 7) <small>OBP: 0.341, SLG: 0.403</small>		1-1 			1-2 		2-2 		0-1 	4 0 2 0 0 0 0	AB 32 R 3 H 5 RBI 3 BB 3 SO 5 LOB 11	
Terry Steinbach, R (1, 2) <small>OBP: 0.327, SLG: 0.424</small>			0-0 		1-2 		1-2 		2-3 	4 0 0 0 0 1 2		
Pat Meares, R (1, 6) <small>OBP: 0.300, SLG: 0.377</small>			2-1 		2-1 			0-0 	2-2 	4 1 1 0 0 0 1		
Inning Stats	R: 0 H: 0 E: 0 LOB: 1 K: 0 BB: 0 S: 8 P: 15	R: 0 H: 0 E: 0 LOB: 0 K: 1 BB: 0 S: 9 P: 12	R: 0 H: 0 E: 0 LOB: 2 K: 1 BB: 2 S: 9 P: 19	R: 0 H: 0 E: 0 LOB: 0 K: 1 BB: 0 S: 7 P: 8	R: 0 H: 1 E: 0 LOB: 1 K: 0 BB: 0 S: 10 P: 16	R: 0 H: 0 E: 0 LOB: 0 K: 1 BB: 0 S: 10 P: 16	R: 0 H: 1 E: 0 LOB: 1 K: 0 BB: 0 S: 10 P: 16	R: 3 H: 3 E: 1 LOB: 1 K: 0 BB: 1 S: 13 P: 20	R: 0 H: 0 E: 0 LOB: 0 K: 1 BB: 0 S: 8 P: 12	1B: 4 SF: 0 2B: 0 SAC: 0 3B: 0 DP: 1 HR: 1 HBP: 1	WP: 0 PA: 36 PB: 0 SB: 2 CS: 0	
PITCHER Hideki Irabu, R (1, 1) <small>ERA: 3.07</small> Mike Stanton, L (8, 1) <small>ERA: 5.47</small>	IP WLS BF H R ER SO BB IBB HBP BLK WP HR S P ERA WHIP											PITCHER IP WLS BF H R ER SO BB IBB HBP BLK WP HR S P ERA WHIP

Minnesota Twins @ New York Yankees
 Yankee Stadium, Bronx, NY
 Mon Aug 10 1998, 7:05 PM EDT
 Att. 29,600 - Cloudy - 79 F

livebaseballscorecards.com

Batter	1	2	3	4	5	6	7	8	9	AB	R	H	RBI	BB	SO	LOB
Chuck Knoblauch, R (1, 4) OBP: 0.357, SLG: 0.403	3-1 	0-2 FC1-5 		4-1 		2-2 				3	2	0	0	1	0	2
2 Derek Jeter, R (1, 6) OBP: 0.378, SLG: 0.485	0-0 	0-2 		0-0 			0-1 			4	0	2	1	0	0	0
Paul O'Neill, L (1, 9) OBP: 0.370, SLG: 0.503	4-1 	2-2 		0-0 			2-0 			2	1	0	1	1	0	1
Bernie Williams, S (1, 8) OBP: 0.447, SLG: 0.591	0-0 		0-1 	3-3 			1-0 			4	1	2	1	0	1	1
Tino Martinez, L (1, 3) OBP: 0.364, SLG: 0.491	3-2 		3-2 		1-0 		2-2 			4	0	2	1	0	0	0
Darryl Strawberry, L (1, 10) Shane Spencer, R (8, PH) OBP: 0.379, SLG: 0.596 OBP: 0.333, SLG: 0.679	2-3 		4-1 		3-2 		0-0 			2	0	0	0	1	1	3
20 Jorge Posada, S (1, 2) OBP: 0.370, SLG: 0.498		1-3 	1-0 	1-0 	2-2 		2-2 			4	0	1	0	0	1	0
Chad Curtis, R (1, 7) OBP: 0.370, SLG: 0.390		0-1 		4-1 		0-0 		1-2 		3	1	1	0	1	1	1
Scott Brosius, R (1, 5) OBP: 0.366, SLG: 0.453		2-2 		1-0 		0-2 		1-2 		4	2	2	2	0	0	1

Inning Stats	R: 1	H: 2	E: 0	K: 13	S: 13	R: 2	H: 3	E: 1	K: 1	S: 21	R: 0	H: 0	E: 0	K: 0	S: 6	R: 3	H: 2	E: 0	K: 1	S: 11	R: 0	H: 1	E: 0	K: 0	S: 10	R: 0	H: 0	E: 0	K: 0	S: 8	R: 1	H: 1	E: 0	K: 0	S: 7	R: 0	H: 1	E: 0	K: 1	S: 12	1B: 7	2B: 2	3B: 0	HR: 2	SF: 1	SAC: 0	DP: 1	HBP: 0	WP: 1	PB: 0	SB: 0	CS: 1	PA: 37
--------------	------	------	------	-------	-------	------	------	------	------	-------	------	------	------	------	------	------	------	------	------	-------	------	------	------	------	-------	------	------	------	------	------	------	------	------	------	------	------	------	------	------	-------	-------	-------	-------	-------	-------	--------	-------	--------	-------	-------	-------	-------	--------

PITCHER	IP	WLS	BF	H	R	ER	SO	BB	IBB	HBP	BLK	WP	HR	S	P	ERA	WHIP
Frankie Rodriguez, R (1, 1) ERA: 7.47	4.0	L	22	7	6	5	3	4	0	0	0	1	1	51	89	11.25	2.750
Travis Baptist, L (5, 1) ERA: 7.36	4.0		14	3	1	1	1	0	0	0	0	0	1	37	54	2.25	0.750

BOTTOM

Minnesota Twins @ New York Yankees
 Yankee Stadium, Bronx, NY

Mon Aug 10 1998, 7:05 PM EDT
 Att. 29,600 - Cloudy - 79 F

livebaseballscorecards.com

AB	31
R	7
H	10
RBI	6
BB	4
SO	4
LOB	9

Batter	1	2	3	4	5	6	7	8	9	AB R H RBI BB SO LOB	TOP	
Otis Nixon, S (1, 8) OBP: 0.343, SLG: 0.314 Denny Hocking, S (6, 8) OBP: 0.277, SLG: 0.262	2-1 G4-3 		0-2 G6-4-3 			3-2 			2-0 F9 	3 0 1 0 0 0 1 1 0 0 0 0 0 0	Minnesota Twins @ New York Yankees Yankee Stadium, Bronx, NY Tue Aug 11 1998, 7:05 PM EDT Att. 37,413 - Unknown - 87 F	
Brent Gates, S (1, 5) OBP: 0.316, SLG: 0.313	1-1 			1-2 G1-3 		1-1 P4 			1-3 K 	4 0 1 0 0 1 1		
Paul Molitor, R (1, 10) OBP: 0.322, SLG: 0.350	1-2 F7 			0-0 G4-3 				2-3 K 	3-1 G6-3 	4 0 0 0 0 1 1		
Ron Coomer, R (1, 3) OBP: 0.301, SLG: 0.415	0-2 F8 			0-2 G4-3 				0-2 		3 0 1 0 0 0 1		
Terry Steinbach, R (1, 2) OBP: 0.324, SLG: 0.420		1-0 F9 			0-0 G5-3 			0-0 L5 		3 0 0 0 0 0 1		
Matt Lawton, L (1, 9) OBP: 0.361, SLG: 0.480		1-1 F8 			2-2 G1-3 			1-0 G4-3 		3 0 0 0 0 0 1		
Alex Ochoa, R (1, 7) OBP: 0.280, SLG: 0.347		0-1 L1 			2-3 K 			2-0 G4-3 		3 0 0 0 0 1 0		
Todd Walker, L (1, 4) OBP: 0.394, SLG: 0.512			0-0 F8 			0-3 K 			2-1 F9 	3 0 0 0 0 1 0		
Pat Meares, R (1, 6) OBP: 0.300, SLG: 0.376			0-2 			1-1 P5 			0-1 P3 	3 0 1 0 0 0 0		
Inning Stats	R: 0 H: 1 E: 0 LOB: 1 K: 0 BB: 0 S: 13 P: 17	R: 0 H: 0 E: 0 LOB: 0 K: 0 BB: 0 S: 5 P: 7	R: 0 H: 1 E: 0 LOB: 0 K: 0 BB: 0 S: 7 P: 7	R: 0 H: 0 E: 0 LOB: 0 K: 0 BB: 0 S: 7 P: 8	R: 0 H: 0 E: 0 LOB: 0 K: 1 BB: 0 S: 9 P: 13	R: 0 H: 1 E: 0 LOB: 1 K: 1 BB: 0 S: 11 P: 16	R: 0 H: 1 E: 0 LOB: 1 K: 1 BB: 0 S: 9 P: 12	R: 0 H: 0 E: 0 LOB: 0 K: 0 BB: 0 S: 5 P: 9	R: 0 H: 0 E: 0 LOB: 0 K: 1 BB: 0 S: 6 P: 12	1B: 3 SF: 0 2B: 1 SAC: 0 3B: 0 DP: 1 HR: 0 HBP: 0		WP: 0 PA: 30 PB: 0 SB: 0 CS: 0
PITCHER David Wells, L (1, 1) ERA: 3.28	IP WLS BF H R ER SO BB IBB HBP BLK WP HR S P ERA WHIP 9.0 W 30 4 0 0 4 0 0 0 0 0 0 0 72 101 0.00 0.444											PITCHER IP WLS BF H R ER SO BB IBB HBP BLK WP HR S P ERA WHIP

livebaseballscorecards.com

AB	30
R	0
H	4
RBI	0
BB	0
SO	4
LOB	6



Batter	1	2	3	4	5	6	7	8	9
Chuck Knoblauch, R (1, 4) <small>OBP: 0.356, SLG: 0.399</small>	0-1 F7		4-1 2B BB	1-2 G4-3		2-1 G4-3		2-1 G4-3	
2 Derek Jeter, R (1, 6) <small>OBP: 0.381, SLG: 0.490</small>	2-2 HR 1B		0-0 F8 1B 2B	2-1 F8		0-0 1B			
Paul O'Neill, L (1, 9) <small>OBP: 0.369, SLG: 0.508</small>	2-0 HR		0-2 F8 2-3	1-2 F8		2-2 F9			
Bernie Williams, S (1, 8) <small>OBP: 0.445, SLG: 0.587</small>	0-0 G5-3		1-2 L1		1-0 2B 2B 1B	3-3 K			
Tino Martinez, L (1, 3) <small>OBP: 0.368, SLG: 0.496</small>	2-2 1B		2-1 1B 20 1B 1B		1-1 2B 20 2B 2B		0-0 F8		
Tim Lincecum, S (1, 10) <small>OBP: 0.402, SLG: 0.390</small>		3-1 F8	0-0 20 1B 1B		1-3 SAFE K		0-0 F8		
20 Jorge Posada, S (1, 2) <small>OBP: 0.375, SLG: 0.506</small>		1-0 1B	2-0 1-2 3-H 1B		1-2 2B 2B		2-2 G4-3		
Chad Curtis, R (1, 7) <small>OBP: 0.366, SLG: 0.386</small>		0-2 F9	0-1 P3		1-3 K		0-2 L6		
Scott Brosius, R (1, 5) <small>OBP: 0.365, SLG: 0.451</small>		3-2 F7		3-2 G4-3 1B		3-2 G5-3		1-0 F8	

AB	R	H	RBI	BB	SO	LOB
4	1	0	0	1	0	1
4	2	3	1	0	0	1
4	1	1	2	0	0	3
4	1	1	0	0	1	2
4	2	3	1	0	0	0
4	0	1	0	0	1	2
4	0	3	3	0	0	0
4	0	0	0	0	1	4
4	0	1	0	0	0	2

BOTTOM	
Minnesota Twins @ New York Yankees Yankee Stadium, Bronx, NY Tue Aug 11 1998, 7:05 PM EDT Att: 37,413 - Unknown - 87 F	AB 36 R 7 H 13 RBI 7 BB 1 SO 3 LOB 15

Inning Stats		R: 2	H: 3	E: 0	K: 0	S: 12	H: 3	LOB: 1	BB: 0	P: 18	R: 0	H: 1	E: 0	K: 0	S: 11	R: 3	H: 4	E: 0	K: 0	S: 16	R: 0	H: 1	E: 0	K: 0	S: 11	R: 2	H: 3	E: 0	K: 2	S: 15	R: 0	H: 1	E: 0	K: 1	S: 9	R: 0	H: 0	E: 0	K: 0	S: 5	R: 0	H: 0	E: 0	K: 0	S: 6	R: 0	H: 0	E: 0	K: 0	S: 9
Eric Milton, L (1, 1) <small>ERA: 5.3</small>	Todd Ritchie, R (5, 1) <small>ERA: 3.18</small>	IP	WLS	BF	H	R	ER	SO	BB	IBB	HBP	BLK	WP	HR	S	P	ERA	WHIP																																
												Eric Milton, L (1, 1) <small>ERA: 5.3</small>													Todd Ritchie, R (5, 1) <small>ERA: 3.18</small>																									

WP	PA	ERA	WHIP
0	37		



Batter	1	2	3	4	5	6	7	8	9	AB R H RBI BB SO LOB	TOP
Otis Nixon, S (1, 8) OBP: 0.342, SLG: 0.312 	2-3 	1-2 		1-1 			1-2 		2-3 	5 0 1 0 0 2 1	Minnesota Twins @ New York Yankees Yankee Stadium, Bronx, NY Wed Aug 12 1998, 3:33 AM EDT Att. 47,841 - Sunny - 79 F livebaseballscorecards.com
Brent Gates, S (1, 5) OBP: 0.315, SLG: 0.311 	1-1 	1-0 			3-1 		2-1 			4 1 1 0 0 0 3	
Paul Molitor, R (1, 3) OBP: 0.327, SLG: 0.355 	0-0 			1-2 		1-0 		0-0 		4 1 3 0 0 0 0	
Matt Lawton, L (1, 7) OBP: 0.382, SLG: 0.478 	1-0 			2-1 		1-0 		1-0 		3 0 1 0 0 0 1	
Terry Steinbach, R (1, 10) OBP: 0.321, SLG: 0.414 	1-1 			1-0 		1-3 		0-0 		4 0 0 1 0 1 5	
Todd Walker, L (1, 4) OBP: 0.393, SLG: 0.512 	2-0 			0-0 		2-3 		3-2 		4 0 1 1 0 1 3	
Ron Coomer, R (1, 9) OBP: 0.303, SLG: 0.414 		4-0 		1-0 		1-1 		0-3 		3 0 1 0 1 1 1	
Javier Valentin, S (1, 2) OBP: 0.263, SLG: 0.339 		4-0 		1-2 		0-0 		4-2 		2 0 0 0 2 0 1	
Denny Hocking, S (1, 6) OBP: 0.269, SLG: 0.254 		3-1 		0-1 		2-1 		1-0 		4 0 0 0 0 0 3	
Inning Stats	R: 1 H: 2 E: 0 LOB: 2 K: 1 BB: 0 S: 9 P: 16	R: 0 H: 1 E: 0 LOB: 2 K: 0 BB: 2 S: 7 P: 20	R: 1 H: 2 E: 0 LOB: 1 K: 0 BB: 0 S: 8 P: 13	R: 0 H: 0 E: 0 LOB: 0 K: 0 BB: 0 S: 7 P: 9	R: 0 H: 0 E: 0 LOB: 0 K: 0 BB: 0 S: 4 P: 9	R: 0 H: 1 E: 0 LOB: 1 K: 2 BB: 0 S: 9 P: 13	R: 0 H: 0 E: 0 LOB: 0 K: 0 BB: 0 S: 7 P: 12	R: 0 H: 2 E: 0 LOB: 1 K: 0 BB: 0 S: 6 P: 10	R: 0 H: 0 E: 0 LOB: 1 K: 2 BB: 1 S: 10 P: 17	1B: 7 SF: 0 2B: 2 SAC: 0 3B: 0 DP: 2 HR: 0 HBP: 1	WP: 0 PA: 37 PB: 0 SB: 0 CS: 0
PITCHER	David Cone, R (1, 1) ERA: 3.46	Graeme Lloyd, L (8, 1) ERA: 1.69	Joe Borowski, R (9, 1) ERA:	PITCHER	IP WLS BF H R ER SO BB IBB HBP BLK WP HR S P ERA WHIP	IP WLS BF H R ER SO BB IBB HBP BLK WP HR S P ERA WHIP					
	7.0 W 29 6 2 2 3 2 0 1 0 0 0 0 51 92 2.57 1.143	1.0 4 2 0 0 0 0 0 0 0 0 0 0 6 10 0.00 2.000	1.0 4 0 0 0 0 2 1 0 0 0 0 0 10 17 0.00 1.000								

AB	33
R	2
H	8
RBI	2
BB	3
SO	5
LOB	18



Batter	1	2	3	4	5	6	7	8	9	AB	R	H	RBI	BB	SO	LOB
Chuck Knoblauch, R (1, 4) <small>OBP: 0.356, SLG: 0.398</small>	0-1 G6-3		1-0 P6	3-2 G6-3		1-0 2B	4-2 BB			4	0	1	1	1	0	1
2 Derek Jeter, R (1, 6) <small>OBP: 0.380, SLG: 0.487</small>	2-0 G6-3		2-0 G6-3	3-3 K		0-1 1B	1-1 G4-3			5	0	1	0	0	1	2
Paul O'Neill, L (1, 9) <small>OBP: 0.370, SLG: 0.508</small> Shane Spencer, R (8, PH) <small>OBP: 0.323, SLG: 0.655</small> (9, 9)	1-0 1B		1-1 1B		1-2 G4-3	2-2 G4-3		1-3 K		4	0	2	0	0	0	2
Bernie Williams, S (1, 8) <small>OBP: 0.444, SLG: 0.593</small>	1-2 G1-3		2-0 G4-3		0-0 1B		2-1 HR	1-2 F9		5	1	2	1	0	0	2
Tino Martinez, L (1, 3) <small>OBP: 0.370, SLG: 0.495</small> Joe Borowski, R (9, 1)		3-2 F8		1-0 1B	0-2 G1-3		4-0 HR	4-1 1B		3	3	1	0	2	0	1
Darryl Strawberry, L (1, 10) <small>OBP: 0.380, SLG: 0.595</small> Luis Sojo, R (8, PH) <small>OBP: 0.260, SLG: 0.277</small> (9, 3)		0-2 1B		0-0 1B	1-2 F8		3-3 K	0-2 1B		4	0	2	0	0	1	2
Tim Raines, S (1, 7) <small>OBP: 0.404, SLG: 0.393</small> Chad Curtis, R (7, 7) <small>OBP: 0.367, SLG: 0.386</small>		0-0 1B		1-2 2B	1-2 FC3-6		0-1 1B	2-0 1B		3	2	2	0	0	0	2
Scott Brosius, R (1, 5) <small>OBP: 0.368, SLG: 0.463</small>		2-3 K		0-0 2B	1-2 2B		2-2 F7	2-1 2B		5	2	3	5	0	1	3
Joe Girardi, R (1, 2) <small>OBP: 0.305, SLG: 0.355</small>		0-3 K		0-0 2B	1-2 2B		2-0 P4	2-0 L4		5	1	2	2	0	1	4

Inning Stats	R: 0	H: 1	E: 0	LOB: 1	K: 0	BB: 0	S: 7	R: 0	H: 2	E: 0	LOB: 2	K: 2	BB: 0	S: 15	R: 0	H: 1	E: 0	LOB: 1	K: 0	BB: 0	S: 5	R: 4	H: 4	E: 0	LOB: 0	K: 1	BB: 0	S: 16	R: 0	H: 1	E: 0	LOB: 1	K: 0	BB: 0	S: 12	R: 1	H: 3	E: 0	LOB: 2	K: 0	BB: 0	S: 12	R: 3	H: 3	E: 0	LOB: 2	K: 2	BB: 2	S: 21	R: 3	H: 3	E: 0	LOB: 1	K: 1	BB: 1	S: 17
1B: 14	SF: 0	2B: 2	SAC: 0	3B: 0	DP: 0	HR: 2	HBP: 0	WP: 3	PA: 45																																															

PITCHER	IP	WLS	BF	H	R	ER	SO	BB	IBB	HBP	BLK	WP	HR	S	P	ERA	WHIP
LaTroy Hawkins, R (1, 1) <small>ERA: 5.4</small>	5.2	L	28	11	5	5	3	0	0	0	0	2	0	62	94	7.94	1.941
Mike Trombley, R (6, 1) <small>ERA: 3.56</small>	1.0		8	4	3	3	2	1	0	0	0	1	2	21	36	27.00	5.000
Hector Carrasco, R (7, 1) <small>ERA: 4.4</small>	0.1		2	0	0	0	0	1	0	0	0	0	0	5	10	0.00	3.000
Eddie Guardado, L (8, 1) <small>ERA: 4.34</small>	1.0		7	3	3	3	1	1	0	0	0	0	0	17	29	27.00	4.000

BOTTOM

Minnesota Twins @ New York Yankees
 Yankee Stadium, Bronx, NY
 Wed Aug 12 1998, 3:33 AM EDT
 Att: 47,841 - Sunny - 79 F

livebaseballscorecards.com

AB	42
R	11
H	18
RBI	10
BB	3
SO	6
LOB	20



Batter	1	2	3	4	5	6	7	8	9	AB R H RBI BB SO LOB	TOP											
Tom Goodwin, L (1, 8) OBP: 0.375, SLG: 0.322	2-2 L1			2-1 F7		1-0 L4		1-0 G4-3		4 0 0 0 0 0 0												
Mark McLemore, S (1, 4) OBP: 0.393, SLG: 0.341	3-3 K			1-1 BB 2B		4-1 BB		2-3 K		3 0 1 0 1 2 0												
29 Rusty Greer, L (1, 7) OBP: 0.386, SLG: 0.426	3-2 L7			4-0 BB BB		0-0 P6			1-2 G3	3 0 0 0 1 0 1												
Juan Gonzalez, R (1, 10) OBP: 0.340, SLG: 0.599			1-3 K	0-3 K		3-3 K			4-2 FC6 BB	3 0 0 0 1 3 3												
Will Clark, L (1, 3) OBP: 0.383, SLG: 0.494			1-3 K	4-1 BB			0-1 G3		1-2 F7	3 0 0 0 1 1 1												
Ivan Rodriguez, R (1, 2) OBP: 0.362, SLG: 0.493			2-3 K	1-3 K			1-2 G4-3		0-0 FC6 1-2f	4 0 0 0 0 2 4												
Todd Zeile, R (1, 5) OBP: 0.349, SLG: 0.437				4-2 G4-6-3 BB		3-3 K		2-1 BB 2B		2 0 1 0 1 1 0												
Mike Simms, R (1, 9) OBP: 0.410, SLG: 0.683			0-3 K			2-3 K		3-3 K		3 0 0 0 0 3 2												
Royce Clayton, R (1, 6) OBP: 0.310, SLG: 0.333			1-2 G4-6-3			0-3 K		1-2 P3		3 0 0 0 0 1 1												
Inning Stats	R: 0 E: 0 K: 1 S: 10	H: 0 LOB: 0 BB: 0 P: 18	R: 0 E: 0 K: 3 S: 9	H: 0 LOB: 0 BB: 0 P: 13	R: 0 E: 0 K: 1 S: 8	H: 0 LOB: 1 BB: 1 P: 13	R: 0 E: 0 K: 2 S: 11	H: 1 LOB: 3 BB: 2 P: 23	R: 0 E: 0 K: 3 S: 11	H: 0 LOB: 0 BB: 0 P: 16	R: 0 E: 0 K: 1 S: 6	H: 0 LOB: 1 BB: 1 P: 14	R: 0 E: 0 K: 1 S: 11	H: 1 LOB: 1 BB: 0 P: 17	R: 0 E: 0 K: 1 S: 7	H: 0 LOB: 0 BB: 0 P: 11	R: 0 E: 0 K: 0 S: 10	H: 0 LOB: 1 BB: 1 P: 16	1B: 0 2B: 2 3B: 0 HR: 0	SF: 0 SAC: 0 DP: 1 HBP: 0	WP: 0 PB: 0 SB: 0 CS: 0	PA: 33
PITCHER	IP WLS BF H R ER SO BB IBB HBP BLK WP HR S P ERA WHIP																					
Orlando Hernandez, R (1, 1) ERA: 2.85	8.1 W 31 2 0 0 13 5 0 0 0 0 0 0 79 136 0.00 0.840																					
42 Mariano Rivera, R (9, 1) ERA: 1.23	0.2 S 2 0 0 0 0 0 0 0 0 0 0 0 4 5 0.00 0.000																					

Texas Rangers @ New York Yankees
Yankee Stadium, Bronx, NY
Thu Aug 13 1998, 7:05 PM EDT
Att. 53,835 - Cloudy - 75 F

livebaseballscorecards.com

AB	28
R	0
H	2
RBI	0
BB	5
SO	13
LOB	12



Batter	1	2	3	4	5	6	7	8	9	AB	R	H	RBI	BB	SO	LOB
Chuck Knoblauch, R (1, 4) OBP: 0.354, SLG: 0.394	1-1 		2-2 			1-1 		0-1 		4	0	0	0	0	0	1
2 Derek Jeter, R (1, 6) OBP: 0.377, SLG: 0.483	1-2 		1-1 			3-3 		1-3 		3	0	0	1	0	2	0
Paul O'Neill, L (1, 9) OBP: 0.370, SLG: 0.505	4-1 		0-3 			0-0 				2	1	0	0	1	1	0
Bernie Williams, S (1, 8) OBP: 0.443, SLG: 0.591	3-2 			1-2 			1-1 			3	0	1	0	0	0	0
Tino Martinez, L (1, 3) OBP: 0.370, SLG: 0.494	0-0 			3-3 			3-3 			3	0	1	1	0	2	0
Darryl Strawberry, L (1, 10) Homer Bush, R (7, PR) OBP: 0.359, SLG: 0.395		0-1 		1-1 			4-1 			2	0	0	0	1	0	0
Tim Raines, S (1, 7) Chad Curtis, R (7, PR) OBP: 0.367, SLG: 0.386		2-3 			2-1 		4-1 			2	0	0	0	1	1	0
20 Jorge Posada, S (1, 2) OBP: 0.371, SLG: 0.500		2-3 			1-2 		0-3 			0	0	0	0	0	0	0
Scott Brosius, R (1, 5) OBP: 0.367, SLG: 0.462			0-2 		0-0 		2-0 			3	1	1	0	0	0	0

Inning Stats	R: 1	H: 2	R: 0	H: 0	R: 1	H: 1	R: 0	H: 0	R: 0	H: 0	R: 0	H: 0	R: 0	H: 0	R: 0	H: 0	R: 0	H: 0
	E: 1	LOB: 1	E: 0	LOB: 0	E: 0	LOB: 0	E: 0	LOB: 0	E: 0	LOB: 0	E: 0	LOB: 2	E: 0	LOB: 0	E: 0	LOB: 0	E: 0	LOB: 0
	K: 0	BB: 1	K: 2	BB: 0	K: 1	BB: 0	K: 1	BB: 0	K: 0	BB: 0	K: 2	BB: 2	K: 1	BB: 0	K: 1	BB: 0	K: 1	BB: 0
	S: 11	P: 20	S: 11	P: 15	S: 11	P: 14	S: 12	P: 17	S: 6	P: 9	S: 6	P: 10	S: 6	P: 9	S: 6	P: 9	S: 6	P: 9

PITCHER	IP	WLS	BF	H	R	ER	SO	BB	IBB	HBP	BLK	WP	HR	S	P	ERA	WHIP
Rick Helling, R (1, 1) ERA: 4.47	8.0	L	29	3	2	2	8	3	0	0	0	1	0	76	119	2.25	0.750

BOTTOM

4	0	0	0	0	0	0	1
3	0	0	1	0	2	0	
2	1	0	0	1	1	0	
3	0	1	0	0	0	0	
3	0	1	1	0	2	0	
2	0	0	0	1	0	0	
0	0	0	0	0	0	0	
2	0	0	0	1	1	0	
0	0	0	0	0	0	0	
3	0	0	0	0	2	2	
3	1	1	0	0	0	0	

AB	25
R	2
H	3
RBI	2
BB	3
SO	8
LOB	3



WP	PA
1	29
PB: 0	SB: 0
CS: 1	

Texas Rangers @ New York Yankees
 Yankee Stadium, Bronx, NY
 Thu Aug 13 1998, 7:05 PM EDT
 Att: 53,835 - Cloudy - 75 F

livebaseballscorecards.com

Batter	1	2	3	4	5	6	7	8	9	AB R H RBI BB SO LOB	TOP	
Mark McLemore, S (1, 4) OBP: 0.391, SLG: 0.339 C B B F F T S	3-3 		0-1 G6-3 			2-0 F9 		1 SAFE 0-2 	1-1 G4-6-3 	5 1 1 0 0 1 1		
Roberto Kelly, R (1, 8) Tom Goodwin, L (8, PH) OBP: 0.374, SLG: 0.322 C S B B X (8, 8)	3-2 			3-2 F8 		0-2 G2-3 		1 SAFE 2-2 		3 0 1 0 0 0 0 0 0 0 1 0 0 0		
29 Rusty Greer, L (1, 7) OBP: 0.387, SLG: 0.427 B F X 1 SAFE	1-1 G3-6-3 			1-0 		2-0 F7 		1-0 		4 0 2 0 0 0 1		
Juan Gonzalez, R (1, 10) OBP: 0.339, SLG: 0.595 B X		1-0 E7 		2-2 G5-4-3 			4-2 	1-0 P4 		3 0 0 0 1 0 3		
Will Clark, L (1, 3) OBP: 0.382, SLG: 0.492 B B F F S 1 SAFE		3-3 			2-2 F8 		1-1 FC6-8-4 	0-1 		4 0 1 1 0 1 2		
Ivan Rodriguez, R (1, 2) OBP: 0.361, SLG: 0.491 F T B B X		1-2 G6-3 			2-2 F9 		0-0 	1-2 FC6-4 		4 0 1 0 0 0 3		
Todd Zeile, R (1, 5) OBP: 0.348, SLG: 0.442 B X C B C X		2-2 G1-4-3 			0-1 		1-2 P5 		0-1 G6-3 	4 1 1 1 0 0 3		
Mike Simms, R (1, 9) OBP: 0.413, SLG: 0.701 X			0-0 G6-3 		1-2 		3-3 		1-2 	4 1 2 1 0 1 2		
Royce Clayton, R (1, 6) OBP: 0.312, SLG: 0.335 F C F X			0-2 L8 		1 SAFE 1-0 FC6 			0-1 	2-1 	4 1 2 0 0 0 1		
Inning Stats	R: 0 H: 1 E: 0 LOB: 0 K: 1 BB: 0 S: 10 P: 17	R: 0 H: 0 E: 1 LOB: 1 K: 1 BB: 0 S: 10 P: 17	R: 0 H: 0 E: 0 LOB: 0 K: 0 BB: 0 S: 6 P: 6	R: 0 H: 1 E: 0 LOB: 0 K: 0 BB: 0 S: 11 P: 17	R: 1 H: 2 E: 0 LOB: 1 K: 0 BB: 0 S: 12 P: 18	R: 0 H: 0 E: 0 LOB: 0 K: 0 BB: 0 S: 5 P: 9	R: 0 H: 1 E: 0 LOB: 2 K: 1 BB: 1 S: 12 P: 21	R: 2 H: 4 E: 0 LOB: 2 K: 0 BB: 0 S: 18 P: 23	R: 1 H: 2 E: 0 LOB: 0 K: 0 BB: 0 S: 9 P: 13	1B: 9 SF: 1 2B: 0 SAC: 0 3B: 0 DP: 3 HR: 2 HBP: 0	WP: 0 PA: 37 PB: 0 SB: 0 CS: 0	
PITCHER	IP WLS BF H R ER SO BB IBB HBP BLK WP HR S P ERA WHIP											
Andy Pettitte, L (1, 1) ERA: 3.65	7.0 W 28 7 3 3 3 1 0 0 0 0 0 1 71 110 3.86 1.143											
Ramiro Mendoza, R (8, 1) ERA: 3.33	0.2 4 2 0 0 0 0 0 0 0 0 0 0 9 13 0.00 3.000											
42 Mariano Rivera, R (8, 1) ERA: 1.39	1.1 S 5 2 1 1 0 0 0 0 0 0 0 0 1 13 18 6.75 1.500											

Texas Rangers @ New York Yankees
 Yankee Stadium, Bronx, NY
 Fri Aug 14 1998, 7:05 PM EDT
 Att. 46,547 - Unknown - 74 F

livebaseballscorecards.com

AB	35
R	4
H	11
RBI	4
BB	1
SO	3
LOB	16



Batter	1	2	3	4	5	6	7	8	9
Chuck Knoblauch, R (1, 4) <small>OBP: 0.355, SLG: 0.402</small>	2-2 		1-1 		0-1 		1-2 		
2 Derek Jeter, R (1, 6) <small>OBP: 0.378, SLG: 0.484</small>	1-0 		1-1 		3-3 		1-2 		
Paul O'Neill, L (1, 9) <small>OBP: 0.369, SLG: 0.505</small>	2-3 		1-0 			1-0 	0-1 		
Bernie Williams, S (1, 8) <small>OBP: 0.444, SLG: 0.598</small>	1-3 			1-2 		3-3 	4-0 		
Tino Martinez, L (1, 3) <small>OBP: 0.367, SLG: 0.489</small>		1-1 		1-0 		2-3 	0-0 		
Tim Lincecum, S (1, 10) <small>OBP: 0.399, SLG: 0.384</small>		0-0 		1-2 			0-1 	0-0 	
Darryl Strawberry, L (1, 7) Chad Curtis, R (7, 7) <small>OBP: 0.368, SLG: 0.387</small>		2-1 		2-3 			0-0 	0-0 	
Scott Brosius, R (1, 5) <small>OBP: 0.366, SLG: 0.459</small>			4-0 		0-0 		0-3 	0-1 	
Joe Girardi, R (1, 2) <small>OBP: 0.310, SLG: 0.365</small>			1-0 		2-2 		2-1 		

Inning Stats	R: 0	H: 1	E: 0	K: 2	S: 11	LOB: 1	BB: 0	P: 16
	R: 0	H: 0	E: 0	K: 0	S: 5	LOB: 0	BB: 0	P: 8
	R: 1	H: 1	E: 0	K: 0	S: 6	LOB: 1	BB: 1	P: 14
	R: 1	H: 1	E: 0	K: 1	S: 10	LOB: 0	BB: 0	P: 15
	R: 1	H: 1	E: 0	K: 1	S: 11	LOB: 0	BB: 0	P: 16
	R: 0	H: 0	E: 0	K: 2	S: 8	LOB: 0	BB: 0	P: 14
	R: 3	H: 5	E: 0	K: 1	S: 17	LOB: 3	BB: 1	P: 25
	R: 0	H: 0	E: 0	K: 0	S: 4	LOB: 0	BB: 0	P: 4

PITCHER	IP	WLS	BF	H	R	ER	SO	BB	IBB	HBP	BLK	WP	HR	S	P	ERA	WHIP
Aaron Sele, R (1, 1) <small>ERA: 4.83</small>	6.2	L	29	8	6	6	7	1	0	0	0	0	2	65	101	8.10	1.350
Eric Gunderson, L (7, 1) <small>ERA: 4.33</small>	0.1		3	1	0	0	0	0	1	0	0	0	0	3	7	0.00	3.000
Danny Patterson, R (8, 1) <small>ERA: 3.86</small>	1.0		3	0	0	0	0	0	0	0	0	0	0	4	4	0.00	0.000

AB R H RBI BB SO LOB

4	2	2	2	0	0	1
4	0	2	2	0	1	1
4	0	1	0	0	1	2
3	1	1	1	1	2	1
4	0	0	0	0	1	3
4	0	0	0	0	0	0
2	0	0	0	0	1	0
2	1	1	0	0	0	0
3	1	0	0	1	1	1
3	1	2	1	0	0	0

AB	33
R	6
H	9
RBI	6
BB	2
SO	7
LOB	9



WP	HR	S	P	ERA	WHIP
0	0	0	0	0.00	0.000
0	0	0	0	0.00	0.000

TEXAS RANGERS @ NEW YORK YANKEES
 Yankee Stadium, Bronx, NY
 Fri Aug 14 1998, 7:05 PM EDT
 Att: 46,547 - Unknown - 74 F

livebaseballscorecards.com

Batter	1	2	3	4	5	6	7	8	9	AB R H RBI BB SO LOB	TOP											
Tom Goodwin, L (1, 8) OBP: 0.376, SLG: 0.325	0-0 F7	1-0 29 HR BB 1B		0-1 G4-3		1-0 CS	0-2 G4-3	0-1 1B	0-0 29 1B 1B	6 2 3 2 0 0 0												
Luis Alicea, S (1, 4) OBP: 0.365, SLG: 0.418	4-0 F9 29 BB BB	4-2 29 HR BB		1-1 G5-3			2-1 F9	1-1 G4-3	3-2 29 1B 1B	4 1 1 0 2 0 1												
29 Rusty Greer, L (1, 7) OBP: 0.390, SLG: 0.435	4-2 BB	0-1 HR		0-0 L6			2-2 1B		K	5 1 3 5 1 1 0												
Juan Gonzalez, R (1, 10) Domingo Ceden0, S (9, PH) OBP: 0.339, SLG: 0.591 OBP: 0.321, SLG: 0.400	1-0 F9	1-0 F8			1-2 G6-3 1B		1-3 K		2B BB F8	4 1 1 0 1 1 3 1 0 0 0 0 0 2												
Will Clark, L (1, 3) OBP: 0.362, SLG: 0.493	0-2 G5-3	3-3 K			1-0 G6-3			3-2 1B HR 1B	0-0 1B 2B	5 2 2 1 0 1 3												
Ivan Rodriguez, R (1, 2) OBP: 0.363, SLG: 0.491		1-1 G5-3	0-0 1B 1B		0-2 F8			0-0 1B	4-1 1B 2B BB	4 3 2 0 1 0 0												
Todd Zeile, R (1, 5) OBP: 0.347, SLG: 0.438		4-1 1B 2B BB	1-3 K			1-1 P4		0-1 P3	3-1 F7	4 1 0 0 1 1 5	AB 43 R 16 H 19 RBI 16 BB 6 SO 5 LOB 15											
Mike Simms, R (1, 9) Roberto Kelly, R (8, 9) OBP: 0.422, SLG: 0.725 OBP: 0.326, SLG: 0.492		1-2 2B 1B 1B	1-2 CS 1B			2-3 K		1-2 1B HR	0-1 2B 1B	4 2 3 4 0 1 0 1 1 1 1 0 0 0												
Royce Clayton, R (1, 6) OBP: 0.315, SLG: 0.343		1-0 1B 29 HR 2B	1-2 G6-3			0-0 CS 1B		1-1 F8	0-2 1B 2B	5 2 3 3 0 0 1												
Inning Stats	R: 0 E: 0 K: 0 S: 10	H: 0 LOB: 2 BB: 2 P: 19	R: 6 E: 0 K: 1 S: 16	H: 4 LOB: 0 BB: 2 P: 32	R: 1 E: 0 K: 1 S: 13	H: 2 LOB: 0 BB: 0 P: 16	R: 0 E: 0 K: 0 S: 5	H: 0 LOB: 0 BB: 0 P: 6	R: 0 E: 0 K: 1 S: 9	H: 1 LOB: 0 BB: 0 P: 11	R: 0 E: 0 K: 1 S: 7	H: 1 LOB: 0 BB: 0 P: 11	R: 0 E: 0 K: 1 S: 11	H: 1 LOB: 1 BB: 0 P: 16	R: 3 E: 0 K: 0 S: 15	H: 4 LOB: 1 BB: 0 P: 21	R: 6 E: 0 K: 1 S: 29	H: 6 LOB: 2 BB: 2 P: 45	1B: 14 2B: 3 3B: 0 HR: 2	SF: 0 SAC: 0 DP: 1 HBP: 0	WP: 0 PB: 0 SB: 1 CS: 2	PA: 50
PITCHER	IP WLS BF H R ER SO BB IBB HBP BLK WP HR S P ERA WHIP																					
Hideki Irabu, R (1, 1) ERA: 3.47	2.1 L 17 6 7 7 2 4 0 0 0 0 0 1 36 63 27.00 4.286																					
52 Mike Buddie, R (3, 1) ERA: 4.4	3.2 10 2 0 0 1 0 0 0 0 0 0 0 24 32 0.00 0.545																					
Mike Stanton, L (7, 1) ERA: 5.66	1.1 7 3 2 2 1 0 0 0 0 0 0 0 17 25 13.50 2.250																					
Ramiro Mendoza, R (8, 1) ERA: 3.4	0.2 4 2 1 1 0 0 0 0 0 0 0 1 9 12 13.50 3.000																					
Joe Borowski, R (9, 1) ERA: 14.73	0.2 9 5 6 6 1 2 0 0 0 0 0 0 27 42 81.00 10.500																					
PITCHER	IP WLS BF H R ER SO BB IBB HBP BLK WP HR S P ERA WHIP																					
Graeme Lloyd, L (9, 1) ERA: 1.67	0.1 2 1 0 0 0 0 0 0 0 0 0 0 1 0 0.00 3.000																					

Texas Rangers @ New York Yankees
 Yankee Stadium, Bronx, NY
 Sat Aug 15 1998, 3:33 AM EDT
 Att. 53,117 - Cloudy - 81 F

livebaseballscorecards.com



BOTTOM

Texas Rangers @ New York Yankees
Yankee Stadium, Bronx, NY
Sat Aug 15 1998, 3:33 AM EDT
Att: 53,117 - Cloudy - 81 F

livebaseballscores.com

AB	38
R	5
H	12
RBI	5
BB	7
SO	7
LOB	25



WP:	0	PA:	46
PB:	0		
SB:	0		
CS:	0		

AB	5	R	2	H	3	RBI	0	BB	0	SO	0	LOB	0
	1	0	0	0	0	0	0	0	0	0	3		

4	0	2	0	1	1	2							
---	---	---	---	---	---	---	--	--	--	--	--	--	--

3	1	1	1	2	0	2							
---	---	---	---	---	---	---	--	--	--	--	--	--	--

3	1	0	1	1	2	4							
---	---	---	---	---	---	---	--	--	--	--	--	--	--

4	1	4	0	1	0	0							
---	---	---	---	---	---	---	--	--	--	--	--	--	--

5	0	1	1	0	1	4							
---	---	---	---	---	---	---	--	--	--	--	--	--	--

4	0	1	2	1	2	3							
---	---	---	---	---	---	---	--	--	--	--	--	--	--

5	0	0	0	0	1	7							
---	---	---	---	---	---	---	--	--	--	--	--	--	--

4	0	0	0	1	0	0							
---	---	---	---	---	---	---	--	--	--	--	--	--	--

1B:	9	SF:	1
2B:	4	SAC:	0
3B:	0	DP:	2
HR:	0	HBP:	0

Batter	1	2	3	4	5	6	7	8	9
Chuck Knoblauch, R (1, 4) OBP: 0.357, SLG: 0.406 Luis Sojo, R (9, 4) OBP: 0.257, SLG: 0.275	1-2 1B 2B	2-2 1B		1-1 P7		0-1 1B		3-2 F9	0-0 L3
2 Derek Jeter, R (1, 6) OBP: 0.380, SLG: 0.484	2-1 G6-3 2-3 1B	1-0 1B		4-2 BB		1-2 K		0-1 1B	
Paul O'Neill, L (1, 9) OBP: 0.371, SLG: 0.504	0-0 1B	4-0 BB		1-1 L4		4-2 BB		0-0 E6	
Bernie Williams, S (1, 8) OBP: 0.441, SLG: 0.592	4-1 1B	1-0 SF8-6-2		0-3 K		1-0 F7		1-3 K	
Tino Martinez, L (1, 3) OBP: 0.374, SLG: 0.499	0-1 1B		3-2 2B		4-2 BB		0-2 1B		1-1 2B
Tim Lincecum, S (1, 10) OBP: 0.396, SLG: 0.381	1-1 1B		2-2 P4		1-3 K		0-0 F7		1-2 L5
20 Jorge Posada, S (1, 2) OBP: 0.372, SLG: 0.496	3-2 1B		2-2 P2		4-2 BB		2-3 K		2-3 K
Chad Curtis, R (1, 7) OBP: 0.363, SLG: 0.382	0-0 G6-4-3 1-2f		1-3 K		0-1 FC4-6		1-1 L9		1-0 E5
Scott Brosius, R (1, 5) OBP: 0.364, SLG: 0.454		1-0 P2		1-1 F9		0-2 P2		1-2 G5-3	4-2 BB

Inning Stats	R: 4	H: 5	E: 0	K: 0	S: 15	LOB: 1	BB: 1	P: 26	R: 1	H: 2	E: 0	K: 0	S: 6	LOB: 1	BB: 1	P: 15	R: 0	H: 1	E: 0	K: 1	S: 13	LOB: 1	BB: 0	P: 21	R: 0	H: 0	E: 0	K: 0	S: 8	LOB: 1	BB: 1	P: 15	R: 0	H: 1	E: 0	K: 1	S: 11	LOB: 2	BB: 1	P: 17	R: 0	H: 1	E: 0	K: 1	S: 10	LOB: 1	BB: 0	P: 13	R: 0	H: 1	E: 1	K: 1	S: 18	LOB: 2	BB: 0	P: 23	R: 0	H: 1	E: 1	K: 1	S: 14	LOB: 3	BB: 1	P: 23	1B: 9	SF: 1	2B: 4	SAC: 0	3B: 0	DP: 2	HR: 0	HBP: 0	WP: 0	PA: 46	PB: 0	SB: 0	CS: 0
--------------	------	------	------	------	-------	--------	-------	-------	------	------	------	------	------	--------	-------	-------	------	------	------	------	-------	--------	-------	-------	------	------	------	------	------	--------	-------	-------	------	------	------	------	-------	--------	-------	-------	------	------	------	------	-------	--------	-------	-------	------	------	------	------	-------	--------	-------	-------	------	------	------	------	-------	--------	-------	-------	-------	-------	-------	--------	-------	-------	-------	--------	-------	--------	-------	-------	-------

PITCHER	IP	WLS	BF	H	R	ER	SO	BB	IBB	HBP	BLK	WP	HR	S	P	ERA	WHIP
Todd Stottlemyre, R (1, 1) ERA: 3.81	6.0	W	31	9	5	5	4	6	0	0	0	0	0	66	116	7.50	2.500
Eric Gunderson, L (7, 1) ERA: 4.33	0.0		1	1	0	0	0	0	0	0	0	0	0	3	3	∞	∞
Danny Patterson, R (7, 1) ERA: 3.71	1.2		6	1	0	0	1	0	0	0	0	0	0	20	27	0.00	0.600
Xavier Hernandez, R (8, 1) ERA: 2.38	0.1		2	0	0	0	1	0	0	0	0	0	0	5	6	0.00	0.000
Tim Crabtree, R (9, 1) ERA: 4.05	1.0		6	1	0	0	1	1	0	0	0	0	0	14	23	0.00	2.000

Batter	1	2	3	4	5	6	7	8	9	AB R H RBI BB SO LOB	TOP
Mark McLemore, S (1, 4) OBP: 0.389, SLG: 0.337 C F B B X	2-2 ①		1 SAFE 0-0 ① B B C B X	3-1 ③		0-1 ③ C X			3-2 1B B B C C B B X	5 0 1 0 0 0 1	
Roberto Kelly, R (1, 8) OBP: 0.335, SLG: 0.530 Tom Goodwin, L (9, PH) OBP: 0.377, SLG: 0.325 (9, 8)	1-1 1B C X B X		1 SAFE 2-2 1-H B F F B 1 SAFE F X		0-0 X		1-1 ① S B X		1 SAFE 4-0 1-2 B B B B B B	4 2 3 3 0 0 0 0 0 0 0 1 0 0	
29 Rusty Greer, L (1, 7) OBP: 0.390, SLG: 0.435	0-0 1-2 X		1-1 ② C B X		0-2 X C B X		2-0 ② B B B X		1-3 ② B B B B S	5 0 2 0 0 1 2	
Juan Gonzalez, R (1, 10) OBP: 0.342, SLG: 0.593	3-3 ② C F B B B F C		0-0 X		0-1 ① C X		1-0 ① B X		4-0 1-2 2-3 B B B B	4 0 2 0 1 1 3	
Will Clark, L (1, 3) OBP: 0.378, SLG: 0.487	1-1 ③ F B X		1-3 ③ B F F S F X		0-1 ② F X		2-1 ③ F B B X		0-2 ③ C F F X	5 0 0 0 0 1 8	
Ivan Rodriguez, R (1, 2) OBP: 0.364, SLG: 0.493		1-0 ① B X		0-1 S E X		0-1 1-3 F X		0-2 ① C F X		4 1 2 0 0 0 0	
Todd Zeile, R (1, 5) OBP: 0.344, SLG: 0.434		2-2 ② B C F B X T B B X		3-2 ① B F B B B B X		2-2 ③ B F X		1-2 ② C B F X		4 0 0 0 0 0 3	
Mike Simms, R (1, 9) OBP: 0.411, SLG: 0.704		1-1 ③ X T B B X		1-3 ② C O T B B X		1-0 ① B X		1-2 ③ B C F X		4 0 0 0 0 1 0	
Royce Clayton, R (1, 6) OBP: 0.316, SLG: 0.352			1-2 1B L B F X		0-0 X		0-1 ② C X		0-0 ① X	4 2 2 1 0 0 0	
Inning Stats	R: 0 H: 2 E: 0 LOB: 2 K: 1 BB: 0 S: 12 P: 19	R: 0 H: 0 E: 0 LOB: 0 K: 0 BB: 0 S: 7 P: 11	R: 2 H: 3 E: 0 LOB: 1 K: 1 BB: 0 S: 14 P: 19	R: 2 H: 2 E: 0 LOB: 0 K: 1 BB: 0 S: 14 P: 21	R: 1 H: 3 E: 0 LOB: 2 K: 0 BB: 0 S: 17 P: 19	R: 0 H: 0 E: 0 LOB: 0 K: 0 BB: 0 S: 5 P: 6	R: 0 H: 1 E: 0 LOB: 1 K: 0 BB: 0 S: 6 P: 12	R: 0 H: 0 E: 0 LOB: 0 K: 0 BB: 0 S: 9 P: 11	R: 0 H: 1 E: 0 LOB: 3 K: 1 BB: 2 S: 11 P: 23	1B: 7 SF: 0 2B: 2 SAC: 0 3B: 0 DP: 0 HR: 3 HBP: 0	WP: 0 PA: 41 PB: 0 SB: 1 CS: 0
PITCHER David Wells, L (1, 1) ERA: 3.44 Ramiro Mendoza, R (7, 1) ERA: 3.33 42 Mariano Rivera, R (9, 1) ERA: 1.36	IP WLS BF H R ER SO BB IBB HBP BLK WP HR S P ERA WHIP 6.0 0 28 10 5 5 3 0 0 0 0 0 3 69 95 7.50 1.667 2.0 0 7 1 0 0 0 0 0 0 0 0 0 15 23 0.00 0.500 1.0 W 6 1 0 0 1 2 0 0 0 0 0 0 11 23 0.00 3.000	PITCHER IP WLS BF H R ER SO BB IBB HBP BLK WP HR S P ERA WHIP									

Texas Rangers @ New York Yankees
 Yankee Stadium, Bronx, NY
 Sun Aug 16 1998, 3:33 AM EDT
 Att. 50,304 - Overcast - 83 F

livebaseballscorecards.com

AB	39
R	5
H	12
RBI	4
BB	2
SO	4
LOB	17



BOTTOM

Texas Rangers @ New York Yankees
Yankee Stadium, Bronx, NY
Sun Aug 16 1998, 3:33 AM EDT
Att. 50,304 - Overcast - 83 F

livebaseballscorecards.com

AB 39
R 6
H 17
RBI 5
BB 1
SO 8
LOB 20



WP: 0 PA: 40
PB: 0
SB: 0
CS: 0

AB R H RBI BB SO LOB

5 1 2 0 0 0 4

5 2 3 2 0 1 5

5 1 2 0 0 1 2

5 1 4 1 0 1 1

4 0 1 1 0 0 4

3 1 1 1 0 1 2

1 0 1 0 0 0 0

4 0 1 0 0 1 0

4 0 0 0 0 2 2

3 0 2 0 1 1 0

1B: 11 SF: 0
2B: 4 SAC: 0
3B: 0 DP: 3
HR: 3 HBP: 0

Batter	1	2	3	4	5	6	7	8	9
Homer Bush, R OBP: 0.364, SLG: 0.395 (1, 4)	1-1 2 HR 1B		0-1 F8 1B	3-2 1-3 1B		0-1 G4-3		0-2 P4	
2 Derek Jeter, R OBP: 0.382, SLG: 0.494 (1, 6)	1-0 HR 1B		0-0 1B 1B 2B	2-3 K			2-2 E 1B 1B	0-1 G5-3	
Paul O'Neill, L OBP: 0.371, SLG: 0.503 (1, 9)	2-1 F8-4-3 1B		0-2 F8		0-0 1B G5-4-3 1B		0-0 F8		2-2 K
Bernie Williams, S OBP: 0.445, SLG: 0.604 (1, 8)	2-3 K		0-2 1B 1B	2-3 1B	0-0 1-3 1B		2-1 E8 G4-6-3 1B		0-1 HR
Tino Martinez, L OBP: 0.373, SLG: 0.496 (1, 3)	0-2 F8-4-3 1-2		2-2 1-3 3-H 1B		2-1 G5-4-3 1-2f 3-H		1-2 G4-6-3 1-2f		
Darryl Strawberry, L OBP: 0.377, SLG: 0.594 (1, 10)		0-2 HR	2-3 K		1-1 F7			1-0 20 2B 1B	
Tim Raines, S OBP: 0.398, SLG: 0.383 (8, PH)									
20 Jorge Posada, S OBP: 0.370, SLG: 0.496 (1, 2)		1-1 P6		2-3 K		0-0 G4-3		0-0 1-3 2B	
Chad Curtis, R OBP: 0.360, SLG: 0.378 (1, 7)		2-3 K		0-0 L3		0-0 F9		3-3 K	
Scott Brosius, R OBP: 0.368, SLG: 0.458 (1, 5)		1-3 K		1-1 1B		1-2 2B		4-1 BB	

Inning Stats	R: 2	H: 3	E: 0	LOB: 0	K: 1	BB: 0	S: 11	R: 1	H: 1	E: 0	LOB: 0	K: 2	BB: 0	S: 14	R: 1	H: 3	E: 0	LOB: 2	K: 1	BB: 0	S: 22	R: 0	H: 2	E: 0	LOB: 2	K: 2	BB: 0	S: 14	R: 1	H: 2	E: 0	LOB: 0	K: 0	BB: 0	S: 6	R: 0	H: 1	E: 0	LOB: 1	K: 0	BB: 0	S: 7	R: 0	H: 2	E: 1	LOB: 1	K: 0	BB: 0	S: 9	R: 0	H: 2	E: 0	LOB: 3	K: 1	BB: 1	S: 12	R: 1	H: 1	E: 0	LOB: 0	K: 1	BB: 0	S: 6	R: 0	H: 1	E: 0	LOB: 0	K: 1	BB: 0	S: 8	1B: 11	SF: 0	2B: 4	SAC: 0	3B: 0	DP: 3	HR: 3	HBP: 0	WP: 0	PA: 40	PB: 0	SB: 0	CS: 0
--------------	------	------	------	--------	------	-------	-------	------	------	------	--------	------	-------	-------	------	------	------	--------	------	-------	-------	------	------	------	--------	------	-------	-------	------	------	------	--------	------	-------	------	------	------	------	--------	------	-------	------	------	------	------	--------	------	-------	------	------	------	------	--------	------	-------	-------	------	------	------	--------	------	-------	------	------	------	------	--------	------	-------	------	--------	-------	-------	--------	-------	-------	-------	--------	-------	--------	-------	-------	-------

PITCHER	IP	WLS	BF	H	R	ER	SO	BB	IBB	HBP	BLK	WP	HR	S	P	ERA	WHIP
Esteban Loaiza, R ERA: 4.3 (1, 1)	5.2		27	12	5	5	6	0	0	0	0	0	2	72	98	7.94	2.118
Tim Crabtree, R ERA: 4.03 (6, 1)	0.1		2	1	0	0	0	0	0	0	0	0	0	5	7	0.00	3.000
Eric Gunderson, L ERA: 4.25 (7, 1)	1.0		3	1	0	0	0	0	0	0	0	0	0	6	9	0.00	1.000
Danny Patterson, R ERA: 3.63 (8, 1)	1.0		6	2	0	0	1	1	0	0	0	0	0	12	20	0.00	3.000
Xavier Hernandez, R ERA: 2.56 (9, 1)	0.1	L	2	1	1	1	1	0	0	0	0	0	1	6	8	27.00	3.000

New York Yankees @ Kansas City Royals

Kauffman Stadium, Kansas City, MO

Mon Aug 17 1998, 7:05 PM CDT
Att. 27,895 - Unknown - 91 F

livebaseballscorecards.com

AB	37
R	7
H	10
RBI	7
BB	4
SO	5
LOB	11



WP:	0	PA:	41
PB:	0		
SB:	0		
CS:	0		

Batter	1	2	3	4	5	6	7	8	9	AB	R	H	RBI	BB	SO	LOB
Chuck Knoblauch, R (1, 4) OBP: 0.357, SLG: 0.406	F9		1B				P9	1B		5	0	2	0	0	0	1
2 Derek Jeter, R (1, 6) OBP: 0.382, SLG: 0.490	F8		L7				BB	G1-3		3	1	0	0	2	0	3
Chili Davis, S (1, 10) OBP: 0.500, SLG: 0.250	K		K				BB		G1-3	4	1	1	1	1	2	1
Bernie Williams, S (1, 8) OBP: 0.445, SLG: 0.610		HR					L7		G4-3	5	2	2	2	0	0	2
Tino Martinez, L (1, 3) OBP: 0.371, SLG: 0.500	F8		G3				G6-3		G5-3	5	1	1	3	0	0	2
Tim Lincecum, S (1, 7) OBP: 0.399, SLG: 0.396		L1								4	1	2	1	0	0	0
Chad Curtis, R (1, 9) OBP: 0.359, SLG: 0.375			G1-3				K			3	0	0	0	1	2	1
Scott Brosius, R (1, 5) OBP: 0.365, SLG: 0.453	F8						F8		K	4	0	0	0	0	1	1
Joe Girardi, R (1, 2) OBP: 0.314, SLG: 0.368			F9				BB	G6-3		4	1	2	0	0	0	0

Batter	1	2	3	4	5	6	7	8	9								
50 José Rosado, L (1, 1) ERA: 4.16	6.1	WLS: L	BF: 30	H: 7	R: 6	ER: 6	SO: 3	BB: 4	IBB: 0	HBP: 0	BLK: 0	WP: 0	HR: 2	S: 64	P: 115	ERA: 8.53	WHIP: 1.737
Ricky Bones, R (7, 1) ERA: 3.72	2.2		11	3	1	1	2	0	0	0	0	0	1	22	35	3.38	1.125

Inning	1	2	3	4	5	6	7	8	9
R	0	1	0	0	5	0	0	1	0
H	0	1	1	1	4	0	0	3	0
E	0	0	0	0	0	0	0	0	0
LOB	0	1	1	1	0	0	2	2	0
K	1	0	0	0	0	1	0	2	0
BB	0	1	0	0	1	0	2	0	0
S	9	16	13	12	32	15	17	24	7

Batter	1	2	3	4	5	6	7	8	9	AB R H RBI BB SO LOB
Johnny Damon, L OBP: 0.338, SLG: 0.435 (1, 8)	1-1 L9		4-0 1B BB		1-0 P2		2-2 P3		0-0 F8	4 0 0 0 1 0 1
Hal Morris, L OBP: 0.353, SLG: 0.406 (1, 3)	4-0 2B BB		1-1 F8		0-0 B5-3 1B		3-2 2B			3 1 2 0 1 0 1
Jose Offerman, S OBP: 0.414, SLG: 0.451 (1, 4)	3-2 1-3 2B		2-2 BB 1B		2-0 B5-3		2-1 F8			4 0 2 0 0 0 2
Dean Palmer, R OBP: 0.331, SLG: 0.516 (1, 5)	2-3 K		0-1 P4		0-1 1B		3-2 G4-3			4 0 1 1 0 1 4
Terry Pendleton, S OBP: 0.306, SLG: 0.320 (1, 10)	2-2 G3		4-0 1-2 BB		0-0 G3		0-2 G6-3			3 0 0 0 1 0 3
Jermaine Dye, R OBP: 0.275, SLG: 0.346 (1, 9)		0-3 K	0-0 F8			0-1 G5-3		2-3 K		4 0 0 0 0 2 3
Larry Sutton, L OBP: 0.300, SLG: 0.321 (1, 7)		4-1 FC4 BB		0-0 F7		0-3 K		1-3 K	2 0 0 0 1 1 0	
Shane Halter, R OBP: 0.278, SLG: 0.335 (9, PH)		0-0 F9		2-1 G6-3		0-0 P5		0-0 2B	1 0 0 0 0 1 0	
29 Mike Sweeney, R OBP: 0.325, SLG: 0.427 (1, 2)		0-0 F9		2-1 G6-3		0-0 P5		0-0 2B	4 0 1 0 0 0 1	
Mendy López, R OBP: 0.295, SLG: 0.304 (1, 6)		2-2 FC4		1-2 G6-3		2-3 K		3-1 P3	4 0 0 0 0 1 2	

Inning Stats	R: 0	H: 1	E: 0	K: 1	S: 13	R: 0	H: 0	E: 0	K: 1	S: 9	R: 0	H: 1	E: 0	K: 0	S: 11	R: 0	H: 0	E: 0	K: 0	S: 6	R: 1	H: 2	E: 0	K: 0	S: 6	R: 0	H: 0	E: 0	K: 1	S: 6	R: 0	H: 1	E: 0	K: 1	S: 11	R: 0	H: 0	E: 0	K: 1	S: 10	R: 0	H: 1	E: 0	K: 1	S: 8	1B: 3	2B: 3	3B: 0	HR: 0	SF: 0	SAC: 0	DP: 0	HBP: 0	WP: 0	PB: 0	SB: 0	CS: 0	PA: 37
PITCHER	IP	WLS	BF	H	R	ER	SO	BB	IBB	HBP	BLK	WP	HR	S	P	ERA	WHIP																																									
David Cone, R ERA: 3.37 (1, 1)	7.0	W	30	5	1	1	4	4	0	0	0	0	0	62	106	1.29	1.286																																									
Mike Stanton, L ERA: 5.46 (8, 1)	2.0		7	1	0	0	2	0	0	0	0	0	0	18	27	0.00	0.500																																									

BOTTOM

New York Yankees @ Kansas City Royals
Kauffman Stadium, Kansas City, MO
 Mon Aug 17 1998, 7:05 PM CDT
 Att: 27,895 - Unknown - 91 F

livebaseballscorecards.com

AB	33
R	1
H	6
RBI	1
BB	4
SO	6
LOB	17



Batter	1	2	3	4	5	6	7	8	9	10	11	12	13	AB R H RBI BB SO LOB	TOP												
Chuck Knoblauch, R <small>(1, 4) OBP: 0.357, SLG: 0.407</small>	L6		G3				G5-3					G6-3		6 0 2 0 0 0 1	New York Yankees @ Kansas City Royals Kauffman Stadium, Kansas City, MO Tue Aug 18 1998, 7:05 PM CDT Att: 26,259 - Unknown - 95 F												
2 Derek Jeter, R <small>(1, 6) OBP: 0.383, SLG: 0.488</small>	K						G5-3							4 0 1 0 2 1 1													
Paul O'Neill, L <small>(1, 9) OBP: 0.367, SLG: 0.497</small>	G6-3		G6-4-3									G4-3		6 0 0 0 0 2 5													
Bernie Williams, S <small>(1, 8) OBP: 0.446, SLG: 0.619</small>		HR					F7							6 2 3 1 0 0 0													
Tino Martinez, L <small>(1, 3) OBP: 0.370, SLG: 0.496</small>		G4-3					F8							5 1 1 0 1 1 2													
Chili Davis, S <small>(1, 10) OBP: 0.556, SLG: 0.273</small>														3 0 1 0 3 1 2													
Darryl Strawberry, L <small>(1, 7) OBP: 0.376, SLG: 0.591</small> Chad Curtis, R <small>(6, PR) OBP: 0.359, SLG: 0.374</small>														3 0 1 1 0 1 2													
20 Jorge Posada, S <small>(1, 2) OBP: 0.366, SLG: 0.487</small>														3 0 1 1 0 1 2													
Scott Brosius, R <small>(1, 5) OBP: 0.362, SLG: 0.452</small>														5 0 0 0 1 2 3													
Inning Stats	R: 0 E: 0 K: 1 S: 5	H: 0 LOB: 0 BB: 0 P: 10	R: 1 E: 0 K: 1 S: 11	H: 2 LOB: 1 BB: 0 P: 19	R: 0 E: 0 K: 0 S: 12	H: 1 LOB: 1 BB: 1 P: 19	R: 0 E: 0 K: 2 S: 14	H: 1 LOB: 2 BB: 1 P: 19	R: 1 E: 0 K: 0 S: 9	H: 1 LOB: 2 BB: 2 P: 22	R: 0 E: 0 K: 1 S: 6	H: 0 LOB: 0 BB: 0 P: 7	R: 0 E: 0 K: 2 S: 10	H: 1 LOB: 1 BB: 0 P: 19		R: 0 E: 0 K: 2 S: 9	H: 1 LOB: 1 BB: 0 P: 16	R: 0 E: 0 K: 0 S: 5	H: 0 LOB: 0 BB: 0 P: 9	R: 0 E: 0 K: 0 S: 10	H: 1 LOB: 0 BB: 0 P: 16	R: 1 E: 0 K: 2 S: 12	H: 2 LOB: 1 BB: 1 P: 20	1B: 7 2B: 3 3B: 0 HR: 1	SF: 0 SAC: 0 DP: 3 HBP: 0	WP: 1 PB: 0 SB: 0 CS: 0	PA: 54
PITCHER Pat Rapp, R <small>(1, 1) ERA: 5.23</small>	IP: 6.0	WLS: 0	BF: 26	H: 5	R: 2	ER: 2	SO: 5	BB: 5	IBB: 0	HBP: 0	BLK: 0	WP: 0	HR: 1	S: 59		P: 104	ERA: 3.00	WHIP: 1.667									
Scott Service, R <small>(7, 1) ERA: 3.33</small>	2.0		8	1	0	0	3	0	1	0	0	0	0	16		26	0.00	0.500									
Jeff Montgomery, R <small>(9, 1) ERA: 5.28</small>	2.0		8	2	0	0	2	0	0	0	0	0	0	17		28	0.00	1.000									
33 Bart Evans, R <small>(11, 1) ERA: 5.28</small>	1.1		5	1	0	0	0	0	0	0	0	0	0	13	21	0.00	0.750										
Matt Whisenant, L <small>(12, 1) ERA: 5.36</small>	1.1	L	6	2	1	1	1	1	0	0	0	1	0	11	18	6.75	2.250										
PITCHER Ricky Bones, R <small>(13, 1) ERA: 3.69</small>	IP: 0.1	WLS: 0	BF: 1	H: 0	R: 0	ER: 0	SO: 1	BB: 0	IBB: 0	HBP: 0	BLK: 0	WP: 0	HR: 0	S: 3	P: 6	ERA: 0.00	WHIP: 0.000										

livebaseballscorecards.com

AB	47
R	3
H	11
RBI	3
BB	7
SO	12
LOB	20



Batter	1	2	3	4	5	6	7	8	9	10	11	12	13	AB R H RBI BB SO LOB
Johnny Damon, L <small>(1, 8) OBP: 0.338, SLG: 0.433</small>														5 0 1 0 0 1 0
Hal Morris, L <small>(1, 3) OBP: 0.352, SLG: 0.405</small> Shane Halter, R <small>(3, 7) OBP: 0.276, SLG: 0.331</small>														1 0 0 0 0 0 0 5 0 1 0 0 1 3
Jose Offerman, S <small>(1, 4) OBP: 0.413, SLG: 0.452</small>														6 0 2 0 0 0 2
Dean Palmer, R <small>(1, 5) OBP: 0.332, SLG: 0.516</small> Luis Rivera, R <small>(5, 5) OBP: 0.301, SLG: 0.286</small>														2 0 1 0 0 1 1 3 1 0 0 1 0 1
Terry Pendleton, S <small>(1, 10) OBP: 0.303, SLG: 0.316</small>														5 0 1 0 0 0 1
Larry Sutton, L <small>(1, 7) OBP: 0.302, SLG: 0.332 (3, 3)</small>														4 1 1 1 1 1 0
29 Mike Sweeney, R <small>(1, 2) OBP: 0.318, SLG: 0.419</small>														4 0 0 1 0 1 0
Jermaine Dye, R <small>(1, 9) OBP: 0.268, SLG: 0.335</small>														5 0 0 0 0 2 2
Mendy López, R <small>(1, 6) OBP: 0.291, SLG: 0.299</small>														5 0 1 0 0 1 0

Inning Stats	R: 0	H: 0	E: 0	K: 0	S: 5	LOB: 0	BB: 0	P: 8	R: 0	H: 1	E: 0	K: 0	S: 5	LOB: 0	BB: 0	P: 7	R: 0	H: 1	E: 0	K: 1	S: 9	LOB: 0	BB: 0	P: 12	R: 0	H: 1	E: 0	K: 1	S: 9	LOB: 1	BB: 0	P: 10	R: 1	H: 1	E: 0	K: 0	S: 10	LOB: 0	BB: 0	P: 15	R: 0	H: 1	E: 0	K: 0	S: 7	LOB: 1	BB: 0	P: 12	R: 0	H: 1	E: 0	K: 2	S: 12	LOB: 2	BB: 2	P: 18	R: 1	H: 1	E: 0	K: 1	S: 12	LOB: 2	BB: 2	P: 23	R: 0	H: 1	E: 0	K: 0	S: 8	LOB: 1	BB: 0	P: 11	R: 0	H: 0	E: 0	K: 0	S: 5	LOB: 0	BB: 0	P: 9	R: 0	H: 0	E: 0	K: 0	S: 8	LOB: 0	BB: 0	P: 9	R: 0	H: 0	E: 0	K: 0	S: 8	LOB: 0	BB: 0	P: 13	R: 0	H: 1	E: 0	K: 2	S: 11	LOB: 1	BB: 0	P: 18	1B: 6	SF: 1	2B: 1	SAC: 0	3B: 0	DP: 1	HR: 1	HBP: 1	WP: 0	PA: 49
--------------	------	------	------	------	------	--------	-------	------	------	------	------	------	------	--------	-------	------	------	------	------	------	------	--------	-------	-------	------	------	------	------	------	--------	-------	-------	------	------	------	------	-------	--------	-------	-------	------	------	------	------	------	--------	-------	-------	------	------	------	------	-------	--------	-------	-------	------	------	------	------	-------	--------	-------	-------	------	------	------	------	------	--------	-------	-------	------	------	------	------	------	--------	-------	------	------	------	------	------	------	--------	-------	------	------	------	------	------	------	--------	-------	-------	------	------	------	------	-------	--------	-------	-------	-------	-------	-------	--------	-------	-------	-------	--------	-------	--------

PITCHER	IP	WLS	BF	H	R	ER	SO	BB	IBB	HBP	BLK	WP	HR	S	P	ERA	WHIP
Orlando Hernandez, R <small>(1, 1) ERA: 2.72</small>	7.2		27	5	1	1	5	0	0	0	0	0	1	60	86	1.17	0.652
Graeme Lloyd, L <small>(8, 1) ERA: 1.67</small>	0.0		1	0	0	0	0	0	0	1	0	0	0	0	1	∞	∞
42 Mariano Rivera, R <small>(8, 1) ERA: 1.51</small>	1.1		7	1	1	1	1	1	1	0	0	0	0	15	27	6.75	1.500
Mike Stanton, L <small>(10, 1) ERA: 5.28</small>	2.0		7	1	0	0	0	0	0	0	0	0	0	13	20	0.00	0.500
Joe Borowski, R <small>(12, 1) ERA: 9.53</small>	2.0	W	7	1	0	0	2	0	0	0	0	0	0	19	31	0.00	0.500

BOTTOM

New York Yankees @ Kansas City Royals
Kauffman Stadium, Kansas City, MO

Tue Aug 18 1998, 7:05 PM CDT
 Att: 26,259 - Unknown - 95 F

livebaseballscorecards.com

AB	45
R	2
H	8
RBI	2
BB	2
SO	8
LOB	10

Batter	1	2	3	4	5	6	7	8	9	AB R H RBI BB SO LOB	TOP
Chuck Knoblauch, R (1, 4) OBP: 0.358, SLG: 0.407	3-1 G5-3		1-1 2S 1B	2-1 P6			1-1 2BB 1B	1-1 F9		5 0 2 0 0 0 3	
2 Derek Jeter, R (1, 6) OBP: 0.382, SLG: 0.484	3-3 K		1-3 K		1-2 E5 FC4-6		4-2 BB	0-0 P4		4 0 0 0 1 2 2	
Paul O'Neill, L (1, 9) OBP: 0.364, SLG: 0.492	1-2 G4-3		0-0 P6		0-0 F7		1-3 K	2-2 G5-3		5 0 0 0 0 1 6	
Bernie Williams, S (1, 8) OBP: 0.443, SLG: 0.612		4-2 BB S G4-3 BB	2-0 F8		2-2 FC4-6		1-3 K	1-3 K		4 1 0 0 1 2 6	
Tino Martinez, L (1, 3) OBP: 0.369, SLG: 0.493		4-2 SAFE G4-3 BB 1-2 BB		3-1 G3	1-3 K		3-3 K			3 0 0 0 1 2 4	
Chili Davis, S (1, 10) OBP: 0.591, SLG: 0.357		4-1 G4-3 1-2 BB 2-3		0-0 FC5 BB SF8 1B	2-1 L4		2-2 2B 20 SF7 1B			3 2 2 0 1 0 0	
Tim Lincecum, S (1, 7) OBP: 0.400, SLG: 0.399		0-1 G4-3		4-2 SF8 FC5 1-2 BB	1-2 F8		2-0 S 2B			3 0 1 0 1 0 2	
Scott Brosius, R (1, 5) OBP: 0.359, SLG: 0.447		2-0 L5		1-2 FC5 SF8	2-1 G6-3		0-0 P6			4 0 0 0 0 0 5	
Joe Girardi, R (1, 2) OBP: 0.319, SLG: 0.379			1-1 1B	0-0 SF8			1-2 2BB 1B	0-2 SF7		2 0 2 1 0 0 0	
20 Jorge Posada, S (8, PH) OBP: 0.365, SLG: 0.487				1-2 2-3 3-H						0 0 0 1 0 0 0	

Inning Stats	R: 0	H: 0	E: 0	K: 1	S: 8	P: 15	R: 1	H: 0	E: 0	K: 0	S: 11	P: 25	R: 0	H: 2	E: 0	K: 1	S: 9	P: 14	R: 1	H: 1	E: 0	K: 0	S: 12	P: 22	R: 0	H: 0	E: 1	K: 1	S: 10	P: 14	R: 0	H: 0	E: 0	K: 0	S: 8	P: 13	R: 0	H: 2	E: 0	K: 3	S: 16	P: 27	R: 1	H: 2	E: 0	K: 0	S: 10	P: 15	R: 0	H: 0	E: 0	K: 1	S: 7	P: 10	1B: 5	2B: 2	3B: 0	HR: 0	SF: 2	SAC: 0	DP: 1	HBP: 0	WP: 0	PA: 40
--------------	------	------	------	------	------	-------	------	------	------	------	-------	-------	------	------	------	------	------	-------	------	------	------	------	-------	-------	------	------	------	------	-------	-------	------	------	------	------	------	-------	------	------	------	------	-------	-------	------	------	------	------	-------	-------	------	------	------	------	------	-------	-------	-------	-------	-------	-------	--------	-------	--------	-------	--------

PITCHER	IP	WLS	BF	H	R	ER	SO	BB	IBB	HBP	BLK	WP	HR	S	P	ERA	WHIP
Mike Morgan, R (1, 1) ERA: 3.49	2.1		11	2	1	1	2	3	0	0	0	0	0	26	50	3.86	2.143
Dan Serafini, L (3, 1) ERA: 6.1	3.2	W	17	3	1	1	1	1	0	0	0	0	0	37	60	2.46	1.091
Mike Trombley, R (7, 1) ERA: 3.59	1.0		6	2	1	1	3	1	0	0	0	0	0	15	28	9.00	3.000
Hector Carrasco, R (8, 1) ERA: 4.09	1.0		3	0	0	0	0	0	0	0	0	0	0	6	7	0.00	0.000
Rick Aguilera, R (9, 1) ERA: 4.15	1.0	S	3	0	0	0	1	0	0	0	0	0	0	7	10	0.00	0.000

New York Yankees @ Minnesota Twins
Hubert H. Humphrey Metrodome, Minneapolis, MN
 Wed Aug 19 1998, 8:05 PM EDT
 Att. 17,923 - Dome - 72 F

AB	33
R	3
H	7
RBI	2
BB	5
SO	7
LOB	28



Batter	1	2	3	4	5	6	7	8	9	AB R H RBI BB SO LOB
Pat Meares, R OBP: 0.304, SLG: 0.374 (1, 6)	0-3 K	0-2 FC5-4 2-H 1B		0-1 1B		1-0 F8				4 0 2 1 0 1 0
Brent Gates, S OBP: 0.331, SLG: 0.331 (1, 5)	4-0 G5-3 1B BB	3-1 FC5-4 1-2f		0-0 G4-3		1-2 F7				3 0 0 0 1 0 2
Matt Lawton, L OBP: 0.386, SLG: 0.478 (1, 8)	3-1 G5-3 1-2 1B		2-2 2B SF7 1B		1-3 K		3-2 CS 1B			4 1 3 0 0 1 0
Marty Cordova, R OBP: 0.341, SLG: 0.406 (1, 7)	0-0 G5-3 1-2 2-3		1-0 1-3 2B		4-0 1B G6-3 BB		1 SAFE 3-3 K 1-2			3 1 1 0 1 1 3
Ron Coomer, R OBP: 0.299, SLG: 0.410 (1, 3)	0-1 G5-3		0-1 SF7		0-1 G6-3 2B 1B		0-2 P2			3 1 1 1 0 0 2
Alex Ochoa, R OBP: 0.276, SLG: 0.337 (1, 9)		1-0 S BB G6-3 1B		0-1 G6-3		2-1 G6-3 1-2 3-H		3-2 G4-3		4 1 1 1 0 0 2
David Ortiz, L OBP: 0.361, SLG: 0.442 (1, 10)		4-2 1 SAFE S 1B BB		3-3 K		0-0 2B		0-0 G4-3		3 1 1 1 1 1 1
Terry Steinbach, R OBP: 0.318, SLG: 0.412 (1, 2)		3-3 K 1-2 2-3		0-0 G4-3		1-1 G5-3		3-0 G6-3		4 0 0 0 0 1 3
Denny Hocking, S OBP: 0.258, SLG: 0.243 (1, 4)		0-0 G6-3 3-H		1-0 G1-3		1-1 G5-3				3 0 0 1 0 0 1

Inning Stats	R: 0	H: 1	E: 0	LOB: 2	K: 1	S: 8	R: 2	H: 2	E: 0	LOB: 1	K: 1	S: 15	R: 1	H: 2	E: 0	LOB: 1	K: 1	S: 11	R: 0	H: 1	E: 0	LOB: 1	K: 0	S: 5	R: 2	H: 2	E: 0	LOB: 1	K: 1	S: 11	R: 0	H: 0	E: 0	LOB: 0	K: 1	S: 6	R: 0	H: 1	E: 0	LOB: 0	K: 1	S: 12	R: 0	H: 0	E: 0	LOB: 0	K: 0	S: 8

PITCHER	IP	WLS	BF	H	R	ER	SO	BB	IBB	HBP	BLK	WP	HR	S	P	ERA	WHIP	PITCHER	IP	WLS	BF	H	R	ER	SO	BB	IBB	HBP	BLK	WP	HR	S	P	ERA	WHIP												
Andy Pettitte, L ERA: 3.73 (1, 1)	8.0	L	35	9	5	5	5	3	0	0	0	0	0	76	124	5.62	1.500																														


BOTTOM

New York Yankees @ Minnesota Twins
 Hubert H. Humphrey Metrodome, Minneapolis, MN

Wed Aug 19 1998, 8:05 PM EDT
 Att. 17,923 - Dome - 72 F

livebaseballscorecards.com

AB	31
R	5
H	9
RBI	5
BB	3
SO	5
LOB	14



WP: 0	PA: 35
PB: 0	
SB: 2	
CS: 1	

Batter	1	2	3	4	5	6	7	8	9	AB R H RBI BB SO LOB	TOP		
Chuck Knoblauch, R (1, 4) OBP: 0.356, SLG: 0.405	2-2 		0-1 		3-3 		1-3 		1-0 	5 0 1 0 0 2 3			
2 Derek Jeter, R (1, 6) OBP: 0.380, SLG: 0.481	1-2 			0-0 		1-0 	0-0 		1-0 	5 1 1 0 0 0 3			
Paul O'Neill, L (1, 9) OBP: 0.366, SLG: 0.492	3-1 			1-2 		4-2 		0-1 	0-0 	4 1 2 0 1 0 0			
Bernie Williams, S (1, 8) OBP: 0.440, SLG: 0.609		1-1 		2-2 		0-0 		0-0 	1-2 	5 1 1 0 0 0 5			
Tino Martinez, L (1, 3) OBP: 0.370, SLG: 0.494		0-1 		1-0 		0-0 		2-2 		3 1 2 2 0 0 0			
Darryl Strawberry, L (1, 10) OBP: 0.379, SLG: 0.588 Chili Davis, S (8, PH) OBP: 0.609, SLG: 0.400		4-1 		4-1 		3-H 		0-1 		1 0 0 0 2 0 1 1 0 1 0 0 0 0			
Chad Curtis, R (1, 7) OBP: 0.360, SLG: 0.374		3-2 	1-0 	0-1 		4-1 		0-2 		3 0 1 1 1 0 4			
Scott Brosius, R (1, 5) OBP: 0.358, SLG: 0.445			0-3 		1-0 		2-2 	1-1 		4 0 1 1 0 1 2			
Joe Girardi, R (1, 2) OBP: 0.319, SLG: 0.379 20 Jorge Posada, S (8, PH) OBP: 0.364, SLG: 0.485 (8, 2)			1-0 		0-2 		2-1 	1-1 		3 0 1 0 0 0 1 1 0 0 0 0 0 2			
Inning Stats	R: 0 H: 0 E: 0 LOB: 0 K: 0 BB: 0 S: 10 P: 16	R: 0 H: 0 E: 0 LOB: 0 K: 0 BB: 1 S: 7 P: 15	R: 0 H: 1 E: 0 LOB: 1 K: 1 BB: 0 S: 8 P: 10	R: 1 H: 2 E: 0 LOB: 2 K: 0 BB: 1 S: 11 P: 19	R: 0 H: 0 E: 0 LOB: 0 K: 1 BB: 0 S: 7 P: 11	R: 1 H: 1 E: 0 LOB: 1 K: 0 BB: 1 S: 8 P: 14	R: 0 H: 1 E: 0 LOB: 2 K: 1 BB: 1 S: 10 P: 19	R: 2 H: 4 E: 0 LOB: 2 K: 0 BB: 0 S: 15 P: 19	R: 0 H: 2 E: 0 LOB: 1 K: 0 BB: 0 S: 7 P: 10	1B: 10 SF: 1 2B: 1 SAC: 0 3B: 0 DP: 1 HR: 0 HBP: 0	WP: 0 PA: 41 PB: 0 SB: 0 CS: 1		
PITCHER	IP WLS BF H R ER SO BB IBB HBP BLK WP HR S P ERA WHIP											PITCHER	IP WLS BF H R ER SO BB IBB HBP BLK WP HR S P ERA WHIP
Frankie Rodriguez, R (1, 1) ERA: 5.96	7.0 W 29 5 2 2 3 4 0 0 0 0 0 0 61 104 2.57 1.286												
Eddie Guardado, L (8, 1) ERA: 4.93	0.2 6 4 2 2 0 0 0 0 0 0 0 0 13 16 27.00 6.000												
Hector Carrasco, R (8, 1) ERA: 3.98	1.1 5 2 0 0 0 0 0 0 0 0 0 0 9 13 0.00 1.500												

New York Yankees @ Minnesota Twins
 Hubert H. Humphrey Metrodome, Minneapolis, MN
 Thu Aug 20 1998, 8:05 PM EDT
 Att. 18,548 - Dome - 72 F

livebaseballscorecards.com



Batter	1	2	3	4	5	6	7	8	9	AB	R	H	RBI	BB	SO	LOB
Otis Nixon, S <small>OBP: 0.351, SLG: 0.322</small> (1, 8)	1-1 		2-1 		0-0 	1-2 	2-1 			5	1	2	0	0	0	0
Brent Gates, S <small>OBP: 0.329, SLG: 0.325</small> (1, 5)	3-2 		2-0 		4-1 	1-2 	1-0 			4	1	0	0	1	0	4
Matt Lawton, L <small>OBP: 0.387, SLG: 0.477</small> (1, 9)	2-2 			1-1 	2-2 	3-0 		2-2 		5	2	2	0	0	0	2
Marty Cordova, R <small>OBP: 0.345, SLG: 0.408</small> (1, 7)	2-3 			0-0 	2-2 	4-0 		1-0 		3	2	2	1	1	1	1
David Ortiz, L <small>OBP: 0.366, SLG: 0.443</small> (1, 10)		1-3 		2-1 	4-0 	0-0 		0-0 		4	1	2	1	1	1	2
Ron Coomer, R <small>OBP: 0.300, SLG: 0.418</small> (1, 3)		2-1 		0-2 	0-2 	1-2 		2-1 		4	1	2	3	0	0	4
Todd Walker, L <small>OBP: 0.391, SLG: 0.514</small> Denny Hocking, S <small>OBP: 0.258, SLG: 0.243</small> (8, 4)		0-1 		0-0 	1-2 		2-0 			4	1	2	1	0	0	1
Terry Steinbach, R <small>OBP: 0.320, SLG: 0.413</small> (1, 2)		1-3 		0-0 	2-1 		1-2 			4	0	2	2	0	1	2
Pat Meares, R <small>OBP: 0.301, SLG: 0.370</small> (1, 6)			3-2 	1-1 	0-0 		2-1 			4	0	0	0	0	0	5

Inning Stats	R: 0	H: 1	E: 0	K: 1	S: 12	R: 1	H: 1	E: 0	K: 2	S: 10	R: 0	H: 0	E: 0	K: 0	S: 8	R: 2	H: 3	E: 1	K: 0	S: 12	R: 4	H: 3	E: 1	K: 0	S: 19	R: 1	H: 1	E: 2	K: 0	S: 13	R: 1	H: 3	E: 1	K: 0	S: 9	R: 0	H: 2	E: 0	K: 0	S: 8
	0	1	0	1	12	1	1	0	2	10	0	0	0	0	8	2	3	1	0	12	4	3	1	0	19	1	1	2	0	13	1	3	1	0	9	0	2	0	8	

PITCHER	IP	WLS	BF	H	R	ER	SO	BB	IBB	HBP	BLK	WP	HR	S	P	ERA	WHIP
52 Mike Buddie, R <small>ERA: 4.91</small>	4.1	L	22	7	6	4	3	1	0	0	0	0	1	51	81	8.31	1.846
Graeme Lloyd, L <small>ERA: 1.57</small>	1.2		11	2	2	0	0	1	1	0	0	0	0	23	40	0.00	1.800
Joe Borowski, R <small>ERA: 8.22</small>	2.0		9	5	1	1	0	0	0	0	0	0	0	17	30	4.50	2.500

BOTTOM

New York Yankees @ Minnesota Twins
 Hubert H. Humphrey Metrodome, Minneapolis, MN

Thu Aug 20 1998, 8:05 PM EDT
 Att. 18,548 - Dome - 72 F

AB	37
R	9
H	14
RBI	8
BB	3
SO	3
LOB	21

WP	HR	S	P	ERA	WHIP
0	0	0	0	0	0

Batter	1	2	3	4	5	6	7	8	9	AB R H RBI BB SO LOB	TOP	
Chuck Knoblauch, R (1, 4) <small>OBP: 0.357, SLG: 0.411</small> Luis Sojo, R (7, 4) <small>OBP: 0.264, SLG: 0.282</small>	1-1 HR		0-2 L9		3-2 G1-3		2-2 HBP		0-0 1B	3 1 1 1 0 0 0 1 0 1 0 0 0 0		
2 Derek Jeter, R (1, 6) <small>OBP: 0.382, SLG: 0.488</small>	1-0 G5-3		4-2 BB		2-0 HR		3-2 1B		1-1 E4	4 1 2 2 1 0 1		
Paul O'Neill, L (1, 9) <small>OBP: 0.368, SLG: 0.494</small>	1-0 2B		2-3 K		1-0 1B		4-0 IBB		3-2 P5	4 0 2 0 1 1 3		
Bernie Williams, S (1, 8) <small>OBP: 0.435, SLG: 0.601</small>	1-0 L8			1-1 G3-1		0-0 G4-3		0-0 G6-4-3	2-2 P4	5 0 0 0 0 0 6		
Tino Martinez, L (1, 3) <small>OBP: 0.373, SLG: 0.511</small>	1-1 G3			1-0 HR		2-0 HR		0-1 1B		4 2 3 2 0 0 1		
Chili Davis, S (1, 10) <small>OBP: 0.556, SLG: 0.333</small>		3-1 G6-3		4-2 BB		1-3 K		3-2 G6-3		3 0 0 0 1 1 1		
Darryl Strawberry, L (1, 7) <small>OBP: 0.375, SLG: 0.581</small> Chad Curtis, R (6, 7) <small>OBP: 0.359, SLG: 0.373</small>		2-3 K		1-3 K		0-1 G4-3		0-2 G6-3		3 0 0 0 0 2 1 1 0 0 0 0 0 1		
20 Jorge Posada, S (1, 2) <small>OBP: 0.359, SLG: 0.478</small>		0-3 K		0-0 F9			0-1 F8	2-0 P7		4 0 0 0 0 1 2		
Scott Brosius, R (1, 5) <small>OBP: 0.357, SLG: 0.443</small>			3-2 L5		2-2 G5-3		2-0 HBP		1-3 K	4 1 1 0 0 1 0		
Inning Stats	R: 1 H: 2 E: 0 LOB: 1 K: 0 BB: 0 S: 7 P: 12	R: 0 H: 0 E: 0 LOB: 0 K: 2 BB: 0 S: 9 P: 14	R: 0 H: 0 E: 0 LOB: 1 K: 1 BB: 1 S: 13 P: 22	R: 1 H: 1 E: 0 LOB: 1 K: 1 BB: 1 S: 11 P: 18	R: 1 H: 2 E: 0 LOB: 1 K: 0 BB: 0 S: 8 P: 16	R: 1 H: 1 E: 0 LOB: 0 K: 1 BB: 0 S: 7 P: 10	R: 1 H: 2 E: 0 LOB: 2 K: 0 BB: 1 S: 12 P: 23	R: 0 H: 1 E: 0 LOB: 1 K: 0 BB: 0 S: 9 P: 14	R: 0 H: 1 E: 1 LOB: 2 K: 1 BB: 0 S: 14 P: 21	1B: 5 SF: 0 2B: 1 SAC: 0 3B: 0 DP: 1 HR: 4 HBP: 1	WP: 0 PA: 40 PB: 0 SB: 0 CS: 0	
PITCHER Esteban Loaiza, R (1, 1) <small>ERA: 4.42</small> Al Levine, R (7, 1) <small>ERA: 4.35</small>	IP WLS BF H R ER SO BB IBB HBP BLK WP HR S P ERA WHIP 6.1 L 30 8 5 5 5 2 1 1 0 0 4 66 114 7.11 1.579											PITCHER IP WLS BF H R ER SO BB IBB HBP BLK WP HR S P ERA WHIP 2.2 10 2 0 0 1 0 0 0 0 0 0 24 36 0.00 0.750

New York Yankees @ Texas Rangers
 The Ballpark at Arlington, Arlington, TX

Fri Aug 21 1998, 8:05 PM EDT
 Att. 45,841 - Cloudy - 93 F

livebaseballscorecards.com

AB 36
R 5
H 10
RBI 5
BB 3
SO 6
LOB 16



Batter	1	2	3	4	5	6	7	8	9	AB R H RBI BB SO LOB
Mark McLemore, S OBP: 0.382, SLG: 0.329 (1, 10) C B B F B B	4-2 G5-4-3 BB		2-1 G1-3			0-0 P2		0-0 F8		3 0 0 0 1 0 0
Roberto Kelly, R OBP: 0.335, SLG: 0.553 (1, 8) C S 1 B F F X	2-2 G5-4-3 1-2f			0-1 L7		0-1 1B 1B		1-2 G6-3		4 0 1 0 0 0 1
29 Rusty Greer, L OBP: 0.385, SLG: 0.434 (1, 7) C B F B X	2-2 G3			3-2 G6-3		3-1 F7			1-0 F8	4 0 0 0 0 0 1
Juan Gonzalez, R OBP: 0.344, SLG: 0.597 (1, 9) B X		1-0 G6-4-3 1B		2-0 P3		2-2 1-2 1B			0-1 P6	4 0 2 0 0 0 0
Ivan Rodriguez, R OBP: 0.383, SLG: 0.493 (1, 2) L B B F F X		2-2 G6-4-3 1-2f			1-2 1B 1B		0-3 K		0-0 G3	4 0 1 0 0 1 3
Todd Zeile, R OBP: 0.348, SLG: 0.434 (1, 5) B F S 1 SAFE S		1-0 1B		1-3 K			1-2 P6			3 0 1 0 0 1 1
Mike Simms, R OBP: 0.394, SLG: 0.651 (1, 3) B F F B S		1-2 L5		2-3 K			2-3 K			3 0 0 0 0 2 2
Luis Alicea, S OBP: 0.365, SLG: 0.429 (1, 4) C B S B S			2-3 K		1-0 SAFE B X	1-0 1-2 1B		2-3 K		3 0 1 0 0 2 0
Royce Clayton, R OBP: 0.313, SLG: 0.348 (1, 6) S C C X			0-2 G5-3		0-3 K			1-1 F7		3 0 0 0 0 1 2

Inning Stats	R: 0 E: 0 K: 0 S: 11	H: 0 LOB: 0 BB: 1 P: 19	R: 0 E: 0 K: 0 S: 11	H: 2 LOB: 1 BB: 0 P: 16	R: 0 E: 0 K: 1 S: 8	H: 0 LOB: 0 BB: 0 P: 12	R: 0 E: 0 K: 0 S: 8	H: 0 LOB: 0 BB: 0 P: 13	R: 0 E: 0 K: 3 S: 13	H: 2 LOB: 2 BB: 0 P: 18	R: 0 E: 0 K: 1 S: 11	H: 2 LOB: 2 BB: 0 P: 16	R: 0 E: 0 K: 2 S: 9	H: 0 LOB: 0 BB: 0 P: 14	R: 0 E: 0 K: 0 S: 6	H: 0 LOB: 0 BB: 0 P: 8	R: 0 E: 0 K: 0 S: 4	H: 0 LOB: 0 BB: 0 P: 5	1B: 6 2B: 0 3B: 0 HR: 0	SF: 0 SAC: 0 DP: 2 HBP: 0	WP: 0 PB: 0 SB: 0 CS: 0	PA: 32											
PITCHER David Wells, L ERA: 3.26 (1, 1)	IP 9.0	WLS W	BF 32	H 6	R 0	ER 0	SO 7	BB 1	IBB 0	HBP 0	BLK 0	WP 0	HR 0	S 81	P 121	ERA 0.00	WHIP 0.778																
											PITCHER	IP 9.0	WLS W	BF 32	H 6	R 0	ER 0	SO 7	BB 1	IBB 0	HBP 0	BLK 0	WP 0	HR 0	S 81	P 121	ERA 0.00	WHIP 0.778					

BOTTOM

New York Yankees @ Texas Rangers
The Ballpark at Arlington, Arlington, TX

Fri Aug 21 1998, 8:05 PM EDT
Att. 45,841 - Cloudy - 93 F

livebaseballscorecards.com

AB	31
R	0
H	6
RBI	0
BB	1
SO	7
LOB	10



Batter	1	2	3	4	5	6	7	8	9	AB R H RBI BB SO LOB	TOP											
Chuck Knoblauch, R (1, 4) OBP: 0.354, SLG: 0.405 F B F F B C	2-3 K		2-1 F8		3-2 F8		0-0 P5	0-2 F8		5 0 0 0 0 1 5												
2 Derek Jeter, R (1, 6) OBP: 0.387, SLG: 0.492 C C F F B B X	2-2 1B		2-2 E 1B		2-3 K		1-2 1B 2B		1-3 K	5 2 3 1 0 2 0												
Paul O'Neill, L (1, 9) OBP: 0.366, SLG: 0.492 C C C B S	1-3 K		0-0 E4 2B		1-2 F7		0-1 G6-4-3 1B		0-0 G6-4-3 1B	5 1 3 4 0 1 1												
Bernie Williams, S (1, 8) OBP: 0.435, SLG: 0.598 1 SAFE C C C B S	1-3 K		1-3 K			1-3 K	1-0 G6-4-3		0-0 G6-4-3	5 0 0 0 0 3 3												
Tino Martinez, L (1, 3) OBP: 0.370, SLG: 0.510 C B B T T B T T		3-2 G4-3	1-2 F7		2-1 HR		0-2 G3			4 1 1 1 0 0 0												
Chili Davis, S (1, 10) OBP: 0.472, SLG: 0.333 C B T T		1-3 K		0-0 P4		0-3 K	3-3 K			4 0 0 0 0 3 0												
20 Jorge Posada, S (1, 2) OBP: 0.361, SLG: 0.500 B B		3-1 HR		3-3 K		1-2 G3	3-2 HR			4 2 2 2 0 1 0												
Chad Curtis, R (1, 7) OBP: 0.361, SLG: 0.378 B T T B T B		2-2 L4		1-0 P9			0-1 2 BB 2B 1B	1-1 PB 2B		4 1 2 0 0 0 0												
Scott Brosius, R (1, 5) OBP: 0.365, SLG: 0.462 X			0-0 2 BB E 1B			0-0 HR		4-1 2 BB 2B 1B	2-3 BB	2 3 2 1 2 0 0												
Inning Stats	R: 0 E: 0 K: 3 S: 14	H: 1 LOB: 1 BB: 0 P: 20	R: 1 E: 0 K: 1 S: 12	H: 1 LOB: 0 BB: 0 P: 21	R: 3 E: 1 K: 1 S: 16	H: 3 LOB: 0 BB: 0 P: 22	R: 0 E: 0 K: 1 S: 5	H: 0 LOB: 0 BB: 0 P: 9	R: 1 E: 0 K: 1 S: 12	H: 1 LOB: 0 BB: 0 P: 18	R: 1 E: 0 K: 2 S: 11	H: 1 LOB: 0 BB: 0 P: 15	R: 3 E: 0 K: 0 S: 11	H: 3 LOB: 0 BB: 1 P: 17	R: 1 E: 0 K: 1 S: 15	H: 2 LOB: 2 BB: 1 P: 26	R: 0 E: 0 K: 1 S: 5	H: 1 LOB: 0 BB: 0 P: 6	1B: 6 2B: 3 3B: 0 HR: 4	SF: 0 SAC: 0 DP: 2 HBP: 0	WP: 0 PB: 1 SB: 0 CS: 0	PA: 40
PITCHER	IP WLS BF H R ER SO BB IBB HBP BLK WP HR S P ERA WHIP																					
Rick Helling, R (1, 1) ERA: 4.64	6.0 W 25 7 6 5 9 0 0 0 0 0 3 70 105 7.50 1.167																					
Danny Patterson, R (7, 1) ERA: 4.04	0.1 4 2 3 3 0 1 0 0 0 0 0 8 13 81.00 9.000																					
Eric Gunderson, L (7, 1) ERA: 4.18	1.1 5 2 1 1 1 0 0 0 0 0 1 12 19 6.75 1.500																					
Xavier Hernandez, R (8, 1) ERA: 2.83	0.1 3 1 0 0 0 1 0 0 0 0 0 6 11 0.00 6.000																					
John Wetteland, R (9, 1) ERA: 1.81	1.0 S 3 1 0 0 1 0 0 0 0 0 0 5 6 0.00 1.000																					

New York Yankees @ Texas Rangers
 The Ballpark at Arlington, Arlington, TX
 Sun Aug 23 1998, 8:05 PM EDT
 Att. 37,284 - Cloudy - 93 F

livebaseballscorecards.com

AB 38
R 10
H 13
RBI 9
BB 2
SO 11
LOB 9



Batter	1	2	3	4	5	6	7	8	9	AB	R	H	RBI	BB	SO	LOB	BOTTOM
--------	---	---	---	---	---	---	---	---	---	----	---	---	-----	----	----	-----	--------

Tom Goodwin, L <small>OBP: 0.370, SLG: 0.321</small> (1, 8)										4	2	1	0	1	2	1	New York Yankees @ Texas Rangers The Ballpark at Arlington, Arlington, TX <small>Sun Aug 23 1998, 8:05 PM EDT</small> <small>Att: 37,284 - Cloudy - 93 F</small>
Luis Alcea, S <small>OBP: 0.369, SLG: 0.438</small> (1, 4)										5	2	3	1	0	0	0	
29 Rusty Greer, L <small>OBP: 0.393, SLG: 0.444</small> (1, 7)										4	2	2	4	1	0	1	
Juan Gonzalez, R <small>OBP: 0.347, SLG: 0.605</small> (1, 9)										4	1	1	1	1	1	2	
Will Clark, L <small>OBP: 0.381, SLG: 0.487</small> (1, 3)										3	2	2	0	2	1	1	
Ivan Rodriguez, R <small>OBP: 0.381, SLG: 0.497</small> (1, 2)										4	1	2	2	0	0	3	
Todd Zeile, R <small>OBP: 0.345, SLG: 0.430</small> (1, 5)										4	1	1	2	0	1	3	
Warren Newson, L <small>OBP: 0.278, SLG: 0.294</small> (1, 10)										4	0	2	1	1	0	2	
Royce Clayton, R <small>OBP: 0.314, SLG: 0.345</small> (1, 6)										3	1	0	1	1	1	5	

Inning Stats	R: 6 E: 1 K: 1 S: 22	H: 5 LOB: 1 BB: 2 P: 41	R: 0 E: 0 K: 1 S: 10	H: 1 LOB: 1 BB: 0 P: 18	R: 0 E: 0 K: 1 S: 8	H: 1 LOB: 1 BB: 0 P: 14	R: 0 E: 0 K: 0 S: 7	H: 0 LOB: 0 BB: 0 P: 10	R: 1 E: 0 K: 0 S: 11	H: 1 LOB: 1 BB: 1 P: 23	R: 5 E: 0 K: 1 S: 23	H: 5 LOB: 2 BB: 2 P: 42	R: 0 E: 0 K: 1 S: 8	H: 0 LOB: 1 BB: 1 P: 21	R: 0 E: 0 K: 1 S: 10	H: 1 LOB: 2 BB: 1 P: 19	1B: 11 2B: 2 3B: 0 HR: 1	SF: 3 SAC: 0 DP: 0 HBP: 0	WP: 0 PB: 1 SB: 1 CS: 0	PA: 45
--------------	-------------------------------	----------------------------------	-------------------------------	----------------------------------	------------------------------	----------------------------------	------------------------------	----------------------------------	-------------------------------	----------------------------------	-------------------------------	----------------------------------	------------------------------	----------------------------------	-------------------------------	----------------------------------	-----------------------------------	------------------------------------	----------------------------------	--------

PITCHER	IP	WLS	BF	H	R	ER	SO	BB	IBB	HBP	BLK	WP	HR	S	P	ERA	WHIP
Orlando Hernandez, R <small>ERA: 3.19</small>	(1, 1)	5.0	L	26	8	7	3	3	0	0	0	0	0	58	106	12.60	2.200
Mike Stanton, L <small>ERA: 6.0</small>	(6, 1)	0.0		2	1	2	0	1	0	0	0	0	0	4	10	∞	∞
59 Ryan Bradley, R <small>ERA: 10.13</small>	(6, 1)	1.0		8	4	3	1	1	0	0	0	0	1	19	32	27.00	5.000
Joe Borowski, R <small>ERA: 7.27</small>	(7, 1)	1.0		4	0	0	1	1	0	0	0	0	0	8	21	0.00	1.000
Ramiro Mendoza, R <small>ERA: 3.3</small>	(8, 1)	1.0		5	1	0	1	0	1	0	0	0	0	10	19	0.00	1.000

AB	35
R	12
H	14
RBI	12
BB	7
SO	6
LOB	18



WP: 0	PA: 45
PB: 1	
SB: 1	
CS: 0	

Batter	1	2	3	4	5	6	7	8	9	AB R H RBI BB SO LOB	TOP												
Reggie Williams, S OBP: 0.480, SLG: 0.429 (1, 8) B X	1-0 F8		1-2 FC6-4			1-0 G1-6-3	0-0 F8		1 SAFE 0-0 SH2-4	4 0 0 0 0 0 2													
Randy Velarde, R OBP: 0.390, SLG: 0.447 (1, 4) B X	1-0 FC3-6 1B		2-2 FC6-4			2-1 1B	4-1 BB 1B BB		2-2 BB 1B	4 1 3 1 1 0 1													
Darin Erstad, L OBP: 0.361, SLG: 0.507 (1, 3) C X	0-1 FC3-6 FC4-6 1-2f			2-3 K		1-2 G1-3	0-2 BB 1B		4-1 G2-3 1B BB	4 0 1 1 1 1 2													
Tim Salmon, R OBP: 0.420, SLG: 0.568 (1, 10) B 1 SAFE B X	2-0 FC4-6 1-2f			1-0 F7			1-2 3-H 2B		2-1 G2-3 1B	4 1 2 1 1 0 1													
Todd Greene, R OBP: 0.424, SLG: 0.469 Orlando Palmeiro, L OBP: 0.388, SLG: 0.400 (1, 7) (7, 7) C C B B B F		1-3 K		1-2 P1			0-0 F7 K		3-1 G2-3	4 0 0 0 0 2 4 1 0 0 0 0 0 2													
16 Garret Anderson, L OBP: 0.340, SLG: 0.487 (1, 9) C T T T B B B F		2-2 F7			1-1 G4-3		0-0 HR	0-0 G3	1-2 G1-6-3	5 1 1 2 0 0 2													
Troy Glaus, R OBP: 0.271, SLG: 0.302 (1, 5) C T T T B B C		1-3 K			2-2 G6-3		0-0 2B 1B	0-1 G5-3		4 1 1 0 0 1 0													
Phil Nevin, R OBP: 0.296, SLG: 0.383 (1, 2) F B B X			2-1 G6-3		2-2 F8		1 SAFE 0-2 2B 2B	2-1 L7		4 1 1 0 0 0 0													
Gary Disarcina, R OBP: 0.331, SLG: 0.409 (1, 6) C X			0-1 FC6-4 1B		1-0 L5		0-2 F8 1B 2B		0-0 SH2-4 1B 1B	4 2 3 2 0 0 0													
Inning Stats	R: 0 E: 0 K: 0 S: 5	H: 1 LOB: 1 BB: 0 P: 9	R: 0 E: 0 K: 2 S: 12	H: 0 LOB: 0 BB: 0 P: 16	R: 0 E: 0 K: 0 S: 11	H: 1 LOB: 1 BB: 0 P: 16	R: 0 E: 0 K: 1 S: 9	H: 0 LOB: 0 BB: 0 P: 13	R: 0 E: 0 K: 0 S: 8	H: 0 LOB: 0 BB: 0 P: 13	R: 0 E: 0 K: 0 S: 7	H: 1 LOB: 1 BB: 0 P: 12	R: 5 E: 0 K: 1 S: 20	H: 6 LOB: 3 BB: 2 P: 28	R: 0 E: 0 K: 0 S: 5	H: 0 LOB: 0 BB: 0 P: 7	R: 2 E: 0 K: 0 S: 13	H: 3 LOB: 2 BB: 1 P: 25	1B: 8 2B: 3 3B: 0 HR: 1	SF: 0 SAC: 1 DP: 0 HBP: 0	WP: 0 PB: 0 SB: 0 CS: 0	PA: 42	
PITCHER Andy Pettitte, L ERA: 3.82 52 Mike Buddie, R ERA: 5.4 Graeme Lloyd, L ERA: 1.53	IP WLS BF H R ER SO BB IBB HBP BLK WP HR S P ERA WHIP	8.0 L 35 9 5 5 4 2 0 0 0 0 1 77 114 5.62 1.375	0.1 5 3 2 2 0 1 0 0 0 0 0 0 8 16 54.00 12.000	0.2 2 0 0 0 0 0 0 0 0 0 0 0 5 9 0.00 0.000	PITCHER IP WLS BF H R ER SO BB IBB HBP BLK WP HR S P ERA WHIP																		

Anaheim Angels @ New York Yankees
 Yankee Stadium, Bronx, NY
 Mon Aug 24 1998, 7:05 PM EDT
 Att. 19,297 - Cloudy - 82 F

livebaseballscorecards.com

AB	38
R	7
H	12
RBI	7
BB	3
SO	4
LOB	14



Batter	1	2	3	4	5	6	7	8	9	AB	R	H	RBI	BB	SO	LOB	BOTTOM			
Chuck Knoblauch, R OBP: 0.355, SLG: 0.406 (1, 4)	1-0 L8			1-1 2 G5-3 HBP	1-0 SAFE 2B			3-2 G4-3		3	0	1	0	0	0	0	Anaheim Angels @ New York Yankees Yankee Stadium, Bronx, NY Mon Aug 24 1998, 7:05 PM EDT Att. 19,297 - Cloudy - 82 F			
2 Derek Jeter, R OBP: 0.386, SLG: 0.489 (1, 6)	0-2 F8			1-0 SAFE G5-3	3-2 G2			4-2 FC5-4 BB		3	0	0	0	1	0	2				
Paul O'Neill, L OBP: 0.365, SLG: 0.489 (1, 9)	0-0 G6-3			4-2 BB				3-3 SAFE K		3	0	0	0	1	2	1				
Bernie Williams, S OBP: 0.431, SLG: 0.592 (1, 8)		0-0 F7		0-0 F7				2-1 SAFE FC5-4		4	0	0	0	0	0	3				
Tino Martinez, L OBP: 0.369, SLG: 0.508 (1, 3)		2-2 P2		2-1 F7				0-1 G1		4	0	1	0	0	0	2				
Chili Davis, S OBP: 0.450, SLG: 0.323 (1, 10)		1-1 G1			0-0 G4-3 WP 2B 1B			2-3 K		4	1	1	0	0	1	1				
Chad Curtis, R OBP: 0.360, SLG: 0.375 (1, 7)			0-0 G6-3		2-1 G4-3			4-2 1B E BB		3	1	0	0	1	0	1				
Scott Brosius, R OBP: 0.368, SLG: 0.467 (1, 5)			1-0 F9		1-1 1B 2B			2-2 E5 1B		4	1	3	1	0	0	0				
Joe Girardi, R OBP: 0.321, SLG: 0.388 20 Jorge Posada, S OBP: 0.360, SLG: 0.498 (9, PH)			1-2 F9		0-0 CS 1B			1-0 G1-3		3	0	1	1	0	0	1				
Inning Stats	R: 0 E: 0 K: 0 S: 5	H: 0 LOB: 0 BB: 0 P: 6	R: 0 E: 0 K: 0 S: 6	H: 0 LOB: 0 BB: 0 P: 9	R: 0 E: 0 K: 0 S: 5	H: 0 LOB: 2 BB: 1 P: 15	R: 2 E: 0 K: 0 S: 10	H: 4 LOB: 1 BB: 0 P: 17	R: 0 E: 0 K: 1 S: 10	H: 1 LOB: 1 BB: 0 P: 15	R: 0 E: 0 K: 0 S: 7	H: 1 LOB: 0 BB: 0 P: 9	R: 0 E: 0 K: 1 S: 13	H: 0 LOB: 1 BB: 1 P: 25	R: 1 E: 1 K: 1 S: 11	H: 1 LOB: 1 BB: 1 P: 20	1B: 5 2B: 2 3B: 0 HR: 0	SF: 0 SAC: 0 DP: 1 HBP: 1	WP: 1 PB: 0 SB: 0 CS: 1	PA: 36
PITCHER	IP WLS BF H R ER SO	IP WLS BF H R ER SO	IP WLS BF H R ER SO	IP WLS BF H R ER SO	IP WLS BF H R ER SO	IP WLS BF H R ER SO	IP WLS BF H R ER SO	IP WLS BF H R ER SO	IP WLS BF H R ER SO	IP WLS BF H R ER SO	IP WLS BF H R ER SO	IP WLS BF H R ER SO	IP WLS BF H R ER SO	IP WLS BF H R ER SO	IP WLS BF H R ER SO	IP WLS BF H R ER SO	ERA WHIP	ERA WHIP		
Jack McDowell, R ERA: 3.86 (1, 1)	7.0 W	27	6	2	2	1	1	0	0	0	1	1	0	0	0	0	2.57	1.000		
Rich DeLucia, R ERA: 4.28 (8, 1)	1.0	4	0	0	0	1	1	0	0	0	0	0	0	13	25	0.00	1.000			
Shigetoshi Hasegawa, R ERA: 3.07 (9, 1)	1.0	5	1	1	0	1	1	0	0	0	0	0	0	11	20	0.00	2.000			

AB	32
R	3
H	7
RBI	2
BB	3
SO	3
LOB	12



WP: 1	PA: 36
ERA	WHIP

Batter	1	2	3	4	5	6	7	8	9	AB R H RBI BB SO LOB	TOP																
Orlando Palmeiro, L (1, 7) OBP: 0.384, SLG: 0.395	3-1 L6		1-0 SH1-3		2-2 G5-4-3 1B	1-2 G3		0-0 F7		4 0 1 0 0 0 2																	
Randy Velarde, R (1, 4) OBP: 0.390, SLG: 0.432	4-2 BB		2-2 G6-3		3-1 G5-4-3 1-2f		4-1 E 2B BB	1-3 K		3 1 0 1 2 1 1																	
Darin Erstad, L (1, 3) OBP: 0.362, SLG: 0.508	2-1 F7		1-0 P2		0-1 L6		1-1 F9 16 1B 2B 1-H	0-2 1B		5 1 2 1 0 0 1																	
Tim Salmon, R (1, 10) OBP: 0.415, SLG: 0.560	0-3 K				0-0 F8		2-2 F9 2-3	0-3 K		5 0 0 0 0 2 3																	
16 Garret Anderson, L (1, 9) OBP: 0.343, SLG: 0.486		0-3 K			4-0 E BB BB		1-0 1B HBP 2B 1B		1-2 G4-3	3 2 1 1 1 1 0																	
Jim Edmonds, L (1, 8) OBP: 0.361, SLG: 0.484		1-3 K			4-1 E BB		2-2 1B SAFE 1B SAFE 1B	3-2 S 2B 1B	0-1 1B	4 2 3 0 1 1 0																	
Troy Glaus, R (1, 5) OBP: 0.287, SLG: 0.322		4-0 BB			2-2 E6 1-2 2-3		2-2 1B 1-3 3-H 1B	3-1 1B 1-H 2B	1-2 F8	4 0 2 3 1 0 3																	
Matt Walbeck, S (1, 2) OBP: 0.316, SLG: 0.357		2-1 P5			1-3 K		0-0 1B 1-3 3-H 1B	1-2 G5-4-3 1B	0-1 F8	5 0 2 1 0 1 5																	
Gary Disarcina, R (1, 6) OBP: 0.330, SLG: 0.410			1-0 SH1-3 G6-3 2B		2-2 G1-3		1-3 K 1-3	0-0 G5-4-3 2B		4 1 1 0 0 1 7																	
Inning Stats	R: 0 E: 0 K: 1 S: 10	H: 0 LOB: 1 BB: 1 P: 19	R: 0 E: 0 K: 2 S: 10	H: 0 LOB: 1 BB: 1 P: 17	R: 1 E: 0 K: 0 S: 7	H: 1 LOB: 0 BB: 0 P: 12	R: 0 E: 1 K: 1 S: 12	H: 0 LOB: 3 BB: 2 P: 25	R: 0 E: 0 K: 0 S: 7	H: 1 LOB: 0 BB: 0 P: 12	R: 2 E: 0 K: 1 S: 15	H: 3 LOB: 2 BB: 0 P: 23	R: 4 E: 1 K: 0 S: 27	H: 5 LOB: 1 BB: 1 P: 43	R: 0 E: 0 K: 2 S: 10	H: 1 LOB: 1 BB: 0 P: 11	R: 0 E: 0 K: 0 S: 13	H: 1 LOB: 1 BB: 0 P: 15	1B: 9 2B: 3 3B: 0 HR: 0	SF: 0 SAC: 1 DP: 2 HBP: 1	WP: 0 PB: 0 SB: 1 CS: 0	PA: 44					
PITCHER	IP WLS BF H R ER SO BB IBB HBP BLK WP HR S P ERA WHIP																										
Hideki Irabu, R (1, 1) ERA: 3.58	6.0		29	5	4	4	5	5	0	1	0	0	0	62	113	6.00	1.667										
Mike Stanton, L (7, 1) ERA: 6.41	0.1	L	4	3	1	1	0	0	0	0	0	0	0	20	28	27.00	9.000										
52 Mike Buddie, R (7, 1) ERA: 5.14	1.2		7	3	2	2	2	0	0	0	0	0	0	16	21	10.80	1.800										
42 Mariano Rivera, R (9, 1) ERA: 1.44	1.0		4	1	0	0	0	0	0	0	0	0	0	13	15	0.00	1.000										

Anaheim Angels @ New York Yankees
 Yankee Stadium, Bronx, NY
 Tue Aug 25 1998, 7:05 PM EDT
 Att. 30,422 - Cloudy - 82 F

livebaseballscorecards.com

AB	37
R	7
H	12
RBI	7
BB	5
SO	7
LOB	22



BOTTOM

Anaheim Angels @ New York Yankees
Yankee Stadium, Bronx, NY
Tue Aug 25 1998, 7:05 PM EDT
Att. 30,422 - Cloudy - 82 F

livebaseballscorecards.com

AB 43
R 6
H 17
RBI 6
BB 4
SO 11
LOB 28



WP: 1 PA: 47
PB: 0
SB: 2
CS: 1

AB R H RBI BB SO LOB

5 1 2 0 1 0 3

6 1 4 0 0 0 4

5 1 2 3 0 1 4

5 2 3 1 0 2 4

5 0 2 1 0 1 3

3 0 0 0 0 3 2
1 0 1 1 1 0 0
0 0 0 0 0 0 0

4 0 1 0 1 1 2

4 0 0 0 0 2 4
0 0 0 0 1 0 0

5 1 2 0 0 1 2

1B: 12 SF: 0
2B: 4 SAC: 0
3B: 0 DP: 1
HR: 1 HBP: 0

Batter	1	2	3	4	5	6	7	8	9
Chuck Knoblauch, R OBP: 0.356, SLG: 0.406 (1, 4)	2-2 F8 1B	2-2 F8 1-2		3-2 BLK 1B		1 SAFE 3-1 G5-4-3 1-2f		1-1 F7 1B	4-1 BB 1-2 2-3
2 Derek Jeter, R OBP: 0.389, SLG: 0.491 (1, 6)	1 SAFE 0-0 G1-3 1-2		1-1 HR 1B	1-2 FC6-4 BLK 1-2 1B		3-2 1B		1-1 1B 1-2 1B	0-2 G1-3
Paul O'Neill, L OBP: 0.366, SLG: 0.494 (1, 9)	1-1 F8 2-3		1-1 HR 1B	1-1 FC6-4		2-3 K		2-0 1-2 2-H 1B	
Bernie Williams, S OBP: 0.433, SLG: 0.595 (1, 8)	2-2 2B 1B		1-0 CS 1B	2-3 K		1-1 1B 2B		1-3 K	
Tino Martinez, L OBP: 0.369, SLG: 0.511 (1, 3)	1 SAFE 3-2 1-H 2B		3-2 1-2 2B		2-3 K		0-1 F8 2B	3-2 G4-3	
Darryl Strawberry, L OBP: 0.371, SLG: 0.570 Chili Davis, S OBP: 0.476, SLG: 0.344 Homer Bush, R OBP: 0.364, SLG: 0.395 (1, 10) (7, PH) (9, PR)	3-3 K		3-3 K		2-3 K		2-2 2-H 1B		4-2 BB S BB
20 Jorge Posada, S OBP: 0.360, SLG: 0.498 (1, 2)		3-1 G1-3	4-2 FC6-4 BB		2-1 2B		2-2 F7		1-3 K
Chad Curtis, R OBP: 0.357, SLG: 0.371 Tim Raines, S OBP: 0.402, SLG: 0.399 (1, 7) (9, PH)		1-1 G5-3	0-0 FC6-4		3-3 K2-3		0-3 K		4-2 BB BB 1-2 BB
Scott Brosius, R OBP: 0.369, SLG: 0.466 (1, 5)		2-3 K		1-1 L9		0-1 G5-4-3 1B		1-2 1B 1B	0-0 F7

Inning Stats	R: 2	H: 3	E: 0	K: 1	S: 16	H: 3	LOB: 1	BB: 0	P: 27	R: 0	H: 0	E: 0	K: 1	S: 11	R: 0	H: 4	E: 0	K: 1	S: 19	R: 0	H: 2	E: 0	K: 1	S: 13	R: 0	H: 1	E: 0	K: 3	S: 14	R: 0	H: 2	E: 0	K: 1	S: 11	R: 1	H: 2	E: 0	K: 1	S: 14	R: 1	H: 3	E: 0	K: 1	S: 15	R: 0	H: 0	E: 0	K: 1	S: 15	1B: 12	2B: 4	3B: 0	HR: 1	SF: 0	SAC: 0	DP: 1	HBP: 0	WP: 1	PA: 47
--------------	------	------	------	------	-------	------	--------	-------	-------	------	------	------	------	-------	------	------	------	------	-------	------	------	------	------	-------	------	------	------	------	-------	------	------	------	------	-------	------	------	------	------	-------	------	------	------	------	-------	------	------	------	------	-------	--------	-------	-------	-------	-------	--------	-------	--------	-------	--------

PITCHER	IP	WLS	BF	H	R	ER	SO	BB	IBB	HBP	BLK	WP	HR	S	P	ERA	WHIP
Omar Olivares, R ERA: 4.17 (1, 1)	3.1		20	9	4	4	3	1	0	0	0	1	0	54	91	10.80	3.000
Allen Watson, L ERA: 6.11 (4, 1)	3.0	W	12	4	1	1	5	0	0	0	1	0	0	34	55	3.00	1.333
Pep Harris, R ERA: 4.96 (7, 1)	1.0		6	3	1	1	1	0	0	0	0	0	0	17	24	9.00	3.000
Trevor Wilson, L ERA: 1.93 (8, 1)	0.0		1	1	0	0	0	0	0	0	0	0	0	1	3	∞	∞
Troy Percival, R ERA: 2.75 (8, 1)	1.2	S	8	0	0	0	2	3	0	0	0	0	0	22	39	0.00	1.800

Batter	1	2	3	4	5	6	7	8	9	AB R H RBI BB SO LOB	TOP											
Reggie Williams, S (1, 7) OBP: 0.500, SLG: 0.542	3-2 F7 ①			4-1 G4-3 S BB	0-2 HR		4-2 FC4-6 BB		1-1 F7 ②	3 1 1 2 2 0 0	Anaheim Angels @ New York Yankees Yankee Stadium, Bronx, NY Wed Aug 26 1998, 3:33 AM EDT Att. 20,077 - Cloudy - 86 F											
Randy Velarde, R (1, 4) OBP: 0.373, SLG: 0.409	3-3 K ②			1-3 K ①	1-3 K ③		0-2 F7 ①	2-1 G2 ③	5 0 0 0 0 3 2													
Darin Erstad, L (1, 3) OBP: 0.361, SLG: 0.508	0-2 F7 ③			0-1 G4-3 ②		1-2 2B ②	1-0 FC4-6 FC6 ②		4 1 1 0 0 0 2													
Tim Salmon, R (1, 10) OBP: 0.416, SLG: 0.561		3-3 K ①		4-1 BB		3-2 16 1B 2B ②	0-2 FC6 ③		3 1 1 1 1 1 1													
16 Garret Anderson, L (1, 9) OBP: 0.344, SLG: 0.486		0-0 G4-6-3 1B		2-3 K ③		0-2 FC6-4 1B ②		0-0 G4-3 ①	4 0 2 1 0 1 2													
Jim Edmonds, L (1, 8) OBP: 0.360, SLG: 0.482		2-2 G4-6-3 ② ③ 1-2f			1-2 2B 1B ①	1-3 K ①		0-3 K ②	4 1 1 0 0 2 2													
Troy Glaus, R (1, 5) OBP: 0.286, SLG: 0.330			3-3 K ①		1-3 K ①	1-0 FC6-4 1B ②		2-2 2B	4 1 1 0 0 2 2													
Matt Walbeck, S (1, 2) OBP: 0.316, SLG: 0.355			3-2 F8 ②		2-3 K ②	0-0 WP 1B ②		3-3 K ③	4 0 1 1 0 2 2													
Gary Disarcina, R (1, 6) OBP: 0.329, SLG: 0.411			1-1 F7 ③		0-0 HR 2B ③	2-2 G6-3 ③		0-1 G6-3 ①	4 1 1 1 0 0 1													
Inning Stats	R: 0 E: 0 K: 1 S: 9	H: 0 LOB: 0 BB: 0 P: 15	R: 0 E: 0 K: 1 S: 9	H: 1 LOB: 0 BB: 0 P: 14	R: 0 E: 0 K: 1 S: 10	H: 0 LOB: 0 BB: 0 P: 17	R: 0 E: 0 K: 2 S: 11	H: 0 LOB: 2 BB: 2 P: 22	R: 3 E: 0 K: 3 S: 19	H: 3 LOB: 0 BB: 0 P: 24	R: 3 E: 1 K: 1 S: 19	H: 4 LOB: 1 BB: 0 P: 27	R: 0 E: 0 K: 0 S: 11	H: 0 LOB: 1 BB: 1 P: 16	R: 0 E: 0 K: 2 S: 11	H: 1 LOB: 1 BB: 0 P: 16	R: 0 E: 0 K: 0 S: 6	H: 0 LOB: 0 BB: 0 P: 9	1B: 4 2B: 4 3B: 0 HR: 1	SF: 0 SAC: 0 DP: 1 HBP: 0	WP: 1 PB: 0 SB: 1 CS: 0	PA: 38
PITCHER	IP WLS BF H R ER SO BB IBB HBP BLK WP HR S P ERA WHIP																					
Ryan Bradley, R (1, 1) ERA: 9.39	5.0 L 23 7 6 5 8 2 0 0 0 0 0 1 67 105 9.00 1.800																					
Graeme Lloyd, L (6, 1) ERA: 1.44	2.0 8 1 0 0 1 1 0 0 0 0 1 0 21 30 0.00 1.000																					
Mike Stanton, L (8, 1) ERA: 6.21	2.0 7 1 0 0 2 0 0 0 0 0 0 0 17 25 0.00 0.500																					

livebaseballscorecards.com

AB	35
R	6
H	9
RBI	6
BB	3
SO	11
LOB	14



BOTTOM

Anaheim Angels @ New York Yankees
Yankee Stadium, Bronx, NY
Wed Aug 26 1998, 3:33 AM EDT
Att. 20,077 - Cloudy - 86 F

livebaseballscorecards.com

AB 32
R 4
H 5
RBI 4
BB 6
SO 11
LOB 15



WP: 1 PA: 38
PB: 0
SB: 2
CS: 0

AB R H RBI BB SO LOB

4	1	1	1	1	0	1
5	0	1	1	0	2	2
3	0	1	1	1	1	2
4	0	0	0	0	1	4
4	1	1	1	0	1	1
4	0	0	0	0	2	0
1	1	0	0	3	0	0
4	0	0	0	0	4	3
2	0	0	0	0	0	2
1	1	1	0	1	0	0

Batter	1	2	3	4	5	6	7	8	9
1. Chuck Knoblauch, R OBP: 0.357, SLG: 0.405	0-2 G6-3		4-1 F9 2B BB		2-1 F9		1-2 1B 1-3 2-H		0-2 F8
2. Derek Jeter, R OBP: 0.388, SLG: 0.488	1-0 G6-3		2-0 F9 1-3		2-3 K		2-2 1B 1-3 3-H		1-3 K
Paul O'Neill, L OBP: 0.367, SLG: 0.495	4-0 BB		3-1 F8 2B 3-H		0-3 K		0-2 F8		
Bernie Williams, S OBP: 0.429, SLG: 0.589	0-1 F9		2-1 F8 2-3		2-3 K		3-2 G3		
Tino Martinez, L OBP: 0.368, SLG: 0.516		2-2 HR	1-3 K		1-0 F7		2-1 P6		
Tim Lincecum, S OBP: 0.397, SLG: 0.393		3-3 K		0-0 G1-3		3-2 F8		2-3 K	
Chad Curtis, R OBP: 0.361, SLG: 0.370		4-1 BB S		4-1 BB WP		4-1 BB 20 BB 1B		2-1 F7	
Scott Brosius, R OBP: 0.366, SLG: 0.462		2-3 K		1-3 K		1-3 K		2-3 K	
Joe Girardi, R OBP: 0.318, SLG: 0.385		1-1 F9		1-1 F7		4-1 BB 1B 2 BB 1B		3-2 1B	
20 Jorge Posada, S OBP: 0.364, SLG: 0.500									

Inning Stats	R	H	E	K	S	R	H	E	K	S	R	H	E	K	S	R	H	E	K	S	R	H	E	K	S	R	H	E	K	S	R	H	E	K	S	R	H	E	K	S	R	H	E	K	S	R	H	E	K	S	1B	2B	3B	HR	SF	SAC	DP	HBP										
	0	0	0	0	6	1	1	0	2	12	0	0	0	1	7	0	0	0	2	8	0	0	0	1	9	2	2	0	1	20	0	0	0	1	7	0	0	0	2	16	0	0	0	1	13	0	0	0	2	35	0	0	0	1	13	0	1	0	2	22	3	1	0	1	0	0	0	0

PITCHER	IP	WLS	BF	H	R	ER	SO	BB	IBB	HBP	BLK	WP	HR	S	P	ERA	WHIP
Jeff Juden, R ERA: 5.54	6.1	W	28	3	4	4	8	6	0	0	0	1	1	61	116	5.68	1.421
Rich DeLucia, R ERA: 4.16	1.2		6	1	0	0	1	0	0	0	0	0	0	18	29	0.00	0.600
Troy Percival, R ERA: 2.7	1.0	S	4	1	0	0	2	0	0	0	0	0	0	16	22	0.00	1.000

Anaheim Angels @ New York Yankees
 Yankee Stadium, Bronx, NY
 Wed Aug 26 1998, 7:05 PM EDT
 Att. 28,837 - Cloudy - 81 F

AB	40
R	6
H	13
RBI	6
BB	0
SO	4
LOB	18



Batter	1	2	3	4	5	6	7	8	9	AB R H RBI BB SO LOB	TOP																
Jim Edmonds, L (1, 8) OBP: 0.362, SLG: 0.495	0-0 F7		2-2 HR		1-1 FC3-6 1B		2-2 1-H HR		2-3 K	5 2 3 3 0 1 0																	
Norberto Martin, R (1, 4) OBP: 0.242, SLG: 0.251	1-2 WP 1B		2-2 1B		0-1 FC3-6		1-1 G6-3		1-0 1B 1B	5 1 3 0 0 0 2																	
Darin Erstad, L (1, 3) OBP: 0.361, SLG: 0.509	2-3 K		1-2 L6		1-2 G4-3			1-1 1B 2B	3-2 1B	5 1 2 1 0 1 4																	
Tim Salmon, R (1, 10) OBP: 0.415, SLG: 0.561	0-0 F9			1-1 2B		0-1 P6		2-0 2B 16 G6-3 1B	2-2 G6-3	5 1 2 1 0 0 2																	
Todd Greene, R (1, 7) OBP: 0.405, SLG: 0.472		0-0 F8		1-2 G6-3		1-2 G5-3		1-2 16 G6-3 2B		4 0 1 0 0 0 1																	
Reggie Williams, S (8, PR) OBP: 0.500, SLG: 0.542										0 0 0 0 0 0 0																	
16 Garret Anderson, L (1, 9) OBP: 0.341, SLG: 0.482		0-1 G3		2-1 P6		0-2 L4		1-0 G6-3		4 0 0 1 0 0 2																	
Troy Glaus, R (1, 5) OBP: 0.284, SLG: 0.327			0-0 F8		1-2 F7		0-0 FC6-4 1B		0-3 K	4 0 1 0 0 1 3																	
Phil Nevin, R (1, 2) OBP: 0.292, SLG: 0.378			1-2 G5-3		2-3 K		2-1 P4		2-2 F8	3 0 0 0 0 1 1																	
Orlando Palmeiro, L (8, PH) OBP: 0.381, SLG: 0.392										1 0 0 0 0 0 2																	
Matt Walbeck, S (8, 2) OBP: 0.316, SLG: 0.355										0 0 0 0 0 0 0																	
Gary Disarcina, R (1, 6) OBP: 0.329, SLG: 0.410			0-1 F7		0-0 FC3-6 1B 1B		3-1 FC6-4 HR		1-2 F9	4 1 1 0 0 0 1																	
Inning Stats	R: 0 E: 0 K: 1 S: 9	H: 1 LOB: 1 BB: 0 P: 12	R: 0 E: 0 K: 0 S: 4	H: 0 LOB: 0 BB: 0 P: 4	R: 1 E: 0 K: 0 S: 19	H: 2 LOB: 1 BB: 0 P: 25	R: 0 E: 0 K: 0 S: 11	H: 1 LOB: 1 BB: 0 P: 16	R: 0 E: 0 K: 1 S: 11	H: 2 LOB: 2 BB: 0 P: 15	R: 0 E: 0 K: 0 S: 9	H: 0 LOB: 0 BB: 0 P: 10	R: 2 E: 0 K: 0 S: 10	H: 2 LOB: 0 BB: 0 P: 18	R: 2 E: 0 K: 1 S: 16	H: 3 LOB: 2 BB: 0 P: 23	R: 1 E: 0 K: 1 S: 25	H: 2 LOB: 1 BB: 0 P: 34	1B: 8 2B: 3 3B: 0 HR: 2	SF: 0 SAC: 0 DP: 0 HBP: 0	WP: 1 PB: 0 SB: 1 CS: 0	PA: 40					
PITCHER	IP WLS BF H R ER SO BB IBB HBP BLK WP HR S P ERA WHIP												PITCHER	IP WLS BF H R ER SO BB IBB HBP BLK WP HR S P ERA WHIP													
David Wells, L (1, 1) ERA: 3.38	7.0	31	10	5	5	2	0	0	0	0	1	2	76	106	6.43	1.429											
42 Mariano Rivera, R (8, 1) ERA: 1.56	2.0	W	9	3	1	1	2	0	0	0	0	0	38	51	4.50	1.500											

livebaseballscorecards.com

BOTTOM

Anaheim Angels @ New York Yankees
Yankee Stadium, Bronx, NY
Wed Aug 26 1998, 7:05 PM EDT
Att. 28,837 - Cloudy - 81 F

livebaseballscorecards.com

AB 32
R 7
H 8
RBI 5
BB 5
SO 7
LOB 13



WP: 1 PA: 38
PB: 2
SB: 1
CS: 0

AB R H RBI BB SO LOB

4 1 2 3 1 0 1

5 1 2 1 0 1 3

4 1 1 1 0 1 3

4 0 0 0 0 2 2

3 0 0 0 1 1 0

2 0 0 0 1 1 1

1 0 0 0 0 0 0

3 0 0 0 0 1 2

1 0 0 0 0 0 0

3 2 1 0 1 0 1

2 2 2 0 1 0 0

1B: 4 SF: 0
2B: 4 SAC: 1
3B: 0 DP: 1
HR: 1 HBP: 0

Batter	1	2	3	4	5	6	7	8	9
Homer Bush, R OBP: 0.388, SLG: 0.468 (1, 4)	3-2 P4 ①		4-2 FC4 BB 1-2		2-0 HR 1-H 3-H		0-0 FC1-6 1B 1-2		0-1 G5-3 ②
2 Derek Jeter, R OBP: 0.388, SLG: 0.489 (1, 6)	0-0 F9 ②		0-2 K ②		2-2 2B 2B		0-2 FC1-6 1B 1-2f 2-H		3-2 1B 2-H
Paul O'Neill, L OBP: 0.366, SLG: 0.495 (1, 9)	1-2 G4-3 ③		0-0 FC4 1-2f		3-2 2B G4-3 PB 2-H		2-3 K1-2 1-2		
Bernie Williams, S OBP: 0.425, SLG: 0.583 (1, 8)		0-0 G1-3 ①		3-3 K ①	0-1 G4-3 ②		0-3 K ③		
Tino Martinez, L OBP: 0.368, SLG: 0.512 (1, 3)		4-2 PB BB		3-2 G4-3 ②	1-3 K2-3 ③			1-0 G3 ①	
Chili Davis, S OBP: 0.467, SLG: 0.324 (1, 10)		1-3 K ②		0-0 G6-3 ③		4-2 BB 20 L1-3		1-0 G4-3 ②	
Tim Raines, S OBP: 0.396, SLG: 0.392 (8, PH)									
Darryl Strawberry, L OBP: 0.368, SLG: 0.563 (1, 7)		1-0 F7 ③			1-3 K ①	3-1 P5 ①		2-1 F7 ③	
Chad Curtis, R OBP: 0.360, SLG: 0.369 (7, 7)									
20 Jorge Posada, S OBP: 0.366, SLG: 0.502 (1, 2)			0-0 F8 ①		0-1 1B HR 2B	0-1 L1-3 ② ③			4-0 SH3-4 2 1B BB
Scott Brosius, R OBP: 0.369, SLG: 0.465 (1, 5)			1-0 WP 1B		1-1 HR 1B		4-1 1B 2 E BB		0-0 SH3-4 ①

Inning Stats	R: 0	H: 0	E: 0	LOB: 0	K: 0	S: 7	R: 0	H: 0	E: 0	LOB: 1	K: 1	S: 8	R: 0	H: 1	E: 0	LOB: 2	K: 1	S: 10	R: 0	H: 0	E: 0	LOB: 0	K: 1	S: 7	R: 5	H: 5	E: 0	LOB: 0	K: 2	S: 20	R: 0	H: 0	E: 0	LOB: 0	K: 0	S: 7	R: 1	H: 1	E: 1	LOB: 1	K: 2	S: 13	R: 0	H: 0	E: 0	LOB: 0	K: 0	S: 4	R: 1	H: 1	E: 0	LOB: 1	K: 0	S: 6	1B: 4	SF: 0	2B: 4	SAC: 1	3B: 0	DP: 1	HR: 1	HBP: 0	WP: 1	PA: 38
--------------	------	------	------	--------	------	------	------	------	------	--------	------	------	------	------	------	--------	------	-------	------	------	------	--------	------	------	------	------	------	--------	------	-------	------	------	------	--------	------	------	------	------	------	--------	------	-------	------	------	------	--------	------	------	------	------	------	--------	------	------	-------	-------	-------	--------	-------	-------	-------	--------	-------	--------

PITCHER	IP	WLS	BF	H	R	ER	SO	BB	IBB	HBP	BLK	WP	HR	S	P	ERA	WHIP
Steve Sparks, R ERA: 4.31 (1, 1)	6.0		26	6	5	4	5	3	0	0	0	1	1	59	97	6.00	1.500
Mike Fetters, R ERA: 4.22 (7, 1)	2.0	L	9	1	2	1	2	2	0	0	0	0	0	17	31	4.50	1.500
Shigetoshi Hasegawa, R ERA: 3.05 (9, 1)	0.2		3	1	0	0	0	0	0	0	0	0	0	6	9	0.00	1.500

Batter	1	2	3	4	5	6	7	8	9	10	11	AB R H RBI BB SO LOB	TOP																		
Orlando Palmeiro, L OBP: 0.396, SLG: 0.398 Phil Nevin, R OBP: 0.291, SLG: 0.376	(1, 7) B K C C 1-2 F8		(4, 2) B P C B B B B 1B BB			(4, 2) C B F B B B WP SF8 BB	(2, 1) B B C C G1-6-3 1B		(1, 2) F S B X FC4-6 2-H 1B		(0, 3) C C C C K	3 1 2 1 2 0 0 1 0 0 0 0 1 0																			
Randy Velarde, R OBP: 0.379, SLG: 0.408	(1, 4) C B B X 1-2 F8		(2, 2) B P C B C B 1-2 2-H 1B			(4, 2) C 1 SAFE 1 B 1 SAFE SF8 WP 2B BB	(0, 1) C X G1-6-3		(1, 0) B X FC4-6 1B		(1, 1) B C C X F9	5 1 2 1 1 0 2																			
Darin Erstad, L OBP: 0.359, SLG: 0.504	(1, 3) B B B B X 3-1 G6-3		(0, 2) X T C C F8			(4, 0) B B B B 1-2 2-3 2B BB		(1, 0) B X L7	(1, 0) B X FC4-6 1-2f 2-3 1B		(0, 3) C F F S K	5 1 0 0 1 1 4																			
Tim Salmon, R OBP: 0.413, SLG: 0.558	(1, 10)		(1, 1) B C X G6-3			(2, 0) B B B X SF8		(1, 1) B C C X 16 G3 BB 1B	(2, 3) C B B S C K			4 0 1 1 0 2 2																			
Jim Edmonds, L OBP: 0.363, SLG: 0.495	(1, 8)		(2, 3) B B C C K			(2, 2) F X G3		(0, 1) F X 1-2 2-3 3-H 2B	(4, 1) B B B B B 1-2 16 G3 BB 1B		(3, 1) B B B B B X F7	4 0 1 2 1 1 0																			
16 Garret Anderson, L OBP: 0.338, SLG: 0.478	(1, 9)		(1, 2) X T B S B S P6			(1, 1) B C C X G1-3		(0, 0) C X G3	(0, 1) C X G3		(1, 3) B B C C K	5 0 0 0 0 1 3																			
Troy Glaus, R OBP: 0.289, SLG: 0.330	(1, 5)					(0, 1) B B C C C F9		(1, 3) C B C C K			(0, 1) B C X 1B 1B	5 1 2 0 0 2 3																			
Matt Walbeck, S OBP: 0.318, SLG: 0.357 Reggie Williams, S OBP: 0.516, SLG: 0.560	(1, 2) (9, PR) (9, 7)		(0, 0) B X F8			(3, 2) B B B B B B B P6		(1, 2) B F F X 1B G5-3 1B	(1, 1) C B X SH1-3 1B 1B		(1, 2) B C C B X FC4-6 1-2 1B	4 0 2 0 0 0 1 1 1 1 0 0 0 0																			
Gary Disarcina, R OBP: 0.326, SLG: 0.406	(1, 6)		(1, 2) 1 SAFE T C C G5-3			(2, 2) B B B B B G3		(0, 1) F X G5-3	(0, 0) X B X SH1-3		(1, 0) B X FC4-6 1-2f 1B	4 0 0 0 0 0 4																			
Inning Stats	R: 0 E: 0 K: 0 S: 8	H: 0 LOB: 0 BB: 0 P: 13	R: 0 E: 0 K: 1 S: 9	H: 0 LOB: 0 BB: 0 P: 13	R: 1 E: 1 K: 0 S: 17	H: 2 LOB: 2 BB: 1 P: 27	R: 0 E: 0 K: 1 S: 8	H: 0 LOB: 0 BB: 0 P: 13	R: 0 E: 0 K: 0 S: 16	H: 0 LOB: 0 BB: 0 P: 21	R: 3 E: 0 K: 1 S: 12	H: 1 LOB: 1 BB: 3 P: 28	R: 0 E: 0 K: 0 S: 9	H: 2 LOB: 1 BB: 0 P: 12	R: 0 E: 0 K: 1 S: 10	H: 1 LOB: 2 BB: 1 P: 17	R: 1 E: 0 K: 1 S: 11	H: 3 LOB: 2 BB: 0 P: 17	R: 0 E: 0 K: 2 S: 11	H: 2 LOB: 2 BB: 0 P: 17	R: 0 E: 0 K: 2 S: 8	H: 0 LOB: 0 BB: 0 P: 9	1B: 10 2B: 1 3B: 0 HR: 0	SF: 1 SAC: 1 DP: 1 HBP: 0	WP: 1 PB: 0 SB: 1 CS: 0	PA: 48					
PITCHER	IP WLS BF H R ER SO BB IBB HBP BLK WP HR S P ERA WHIP															PITCHER	IP WLS BF H R ER SO BB IBB HBP BLK WP HR S P ERA WHIP														
David Cone, R ERA: 3.67	(1, 1)	5.1	23	3	4	4	2	4	0	0	0	1	0	66	109	6.75	1.312														
Graeme Lloyd, L ERA: 1.42	(6, 1)	0.1	1	0	0	0	0	0	0	0	0	0	0	1	1	0.00	0.000														
Ramiro Mendoza, R ERA: 3.3	(6, 1)	2.2	14	6	1	1	2	1	0	0	0	0	0	29	44	3.38	2.625														
Mike Stanton, L ERA: 6.05	(9, 1)	1.2	7	2	0	0	2	0	0	0	0	0	0	15	24	0.00	1.200														
Jay Tessmer, R ERA:	(11, 1)	1.0	W	3	0	0	2	0	0	0	0	0	0	8	9	0.00	0.000														

Anaheim Angels @ New York Yankees
Yankee Stadium, Bronx, NY
Thu Aug 27 1998, 7:05 PM EDT
Att. 29,213 - Overcast - 79 F

livebaseballscorecards.com

AB	41
R	5
H	11
RBI	5
BB	5
SO	8
LOB	19




Batter	1	2	3	4	5	6	7	8	9	10	11	AB R H RBI BB SO LOB
Chuck Knoblauch, R (1, 4) OBP: 0.358, SLG: 0.406	3-1 CS 2 S 1B		1-1 F8		4-1 FC3-6 2 BB		2-1 SF8 2 E 2 1B 1B	3-1 SF8 2-3 3-H		1-2 F8		4 1 2 1 1 0 1
2 Derek Jeter, R (1, 6) OBP: 0.392, SLG: 0.490	4-2 SAFE G5-3 CS 1-2 BB			0-0 G6-4-3 1B	3-1 FC3-6 WP 1B 1-2f 2-3		0-2 E1 1-3 1B	4-2 BB		4-2 G1-3 2B BB		3 1 2 0 3 0 2
Tim Raines, S (1, 7) OBP: 0.395, SLG: 0.388	4-1 1-2 2-3 BB		0-1 G6-4-3 1-2f		1-0 WP 1B 1-2 3-H		0-3 K	1-0 F7		2-0 G1-3 1-2		5 0 1 1 1 1 6
Bernie Williams, S (1, 8) OBP: 0.426, SLG: 0.582	2-2 G5-3 2-3f		4-2 HR BB		3-3 K 1-2 2-3		4-0 IBB		0-0 L7	1-0 2-H 2B		4 1 1 1 2 1 4
Chili Davis, S (1, 10) OBP: 0.479, SLG: 0.459		1-1 G6-3		1 SAFE 2-1 HR		0-0 FC4 2B	0-0 SF8 3-H		0-3 K			3 1 2 2 0 0 0
Paul O'Neill, L (7, PH) OBP: 0.365, SLG: 0.494				1 SAFE								1 0 0 1 0 1 0
Chad Curtis, R (1, 9) OBP: 0.360, SLG: 0.368		2-3 K		3-2 1B		4-2 FC4 BB	3-1 F9		2-1 F8			4 0 1 0 1 1 2
Luis Sojo, R (1, 3) OBP: 0.259, SLG: 0.276		1-2 G5-3		0-0 G6-3		0-3 K				2-2 G6-3		2 0 0 0 0 0 1
Tino Martinez, L (6, PH) OBP: 0.367, SLG: 0.510												2 1 0 0 1 1 2
Joe Girardi, R (1, 2) OBP: 0.320, SLG: 0.390			2-1 L8		0-0 FC3-6 2 1B 2B	0-2 FC4 1-2f 2-3		0-1 E3 SF8 SH1-3		0-0 G4-3 1B		5 1 2 0 0 0 3
Homer Bush, R (1, 5) OBP: 0.365, SLG: 0.440			0-1 F8		0-3 K	1-3 K		0-0 SH1-3		2-2 G4-3		3 0 0 0 0 2 3
Scott Brosius, R (8, PH) OBP: 0.369, SLG: 0.463								1-2 2-3		1-2		1 0 0 0 0 0 1

Inning Stats	R: 0	H: 1	E: 0	K: 0	S: 9	LOB: 1	BB: 2	P: 22	R: 0	H: 0	E: 0	K: 1	S: 10	LOB: 0	BB: 0	P: 14	R: 0	H: 0	E: 0	K: 0	S: 6	LOB: 0	BB: 0	P: 9	R: 2	H: 3	E: 0	K: 0	S: 12	LOB: 1	BB: 1	P: 21	R: 1	H: 2	E: 0	K: 2	S: 11	LOB: 2	BB: 1	P: 22	R: 0	H: 1	E: 0	K: 2	S: 14	LOB: 2	BB: 1	P: 19	R: 1	H: 2	E: 1	K: 1	S: 11	LOB: 2	BB: 1	P: 20	R: 1	H: 0	E: 1	K: 0	S: 14	LOB: 2	BB: 2	P: 26	R: 0	H: 0	E: 0	K: 1	S: 6	LOB: 0	BB: 0	P: 8	R: 0	H: 1	E: 0	K: 0	S: 11	LOB: 1	BB: 1	P: 11	R: 1	H: 1	E: 0	K: 0	S: 4	LOB: 1	BB: 1	P: 11
1B: 7	SF: 2	2B: 3	SAC: 1	3B: 0	DP: 2	HR: 1	HBP: 0	WP: 1	PA: 49																																																																															

PITCHER	IP	WLS	BF	H	R	ER	SO	BB	IBB	HBP	BLK	WP	HR	S	P	ERA	WHIP
Chuck Finley, L (1, 1) ERA: 3.04	5.0		24	7	3	3	3	5	0	0	0	1	1	52	96	5.40	2.400
Pep Harris, R (6, 1) ERA: 5.01	1.1		7	2	1	1	3	0	1	0	0	0	0	18	25	6.75	1.500
Trevor Wilson, L (7, 1) ERA: 1.8	0.1		1	0	0	0	0	0	0	0	0	0	0	1	1	0.00	0.000
Rich DeLucia, R (7, 1) ERA: 4.1	1.0		6	0	1	0	0	2	0	0	0	0	0	15	29	0.00	2.000
Shigetoshi Hasegawa, R (8, 1) ERA: 2.96	2.1		8	1	0	0	1	0	0	0	0	0	0	18	26	0.00	0.429

Anaheim Angels @ New York Yankees
Yankee Stadium, Bronx, NY
 Thu Aug 27 1998, 7:05 PM EDT
 Att. 29,213 - Overcast - 79 F

AB	R	H	RBI	BB	SO	LOB
37	6	11	6	9	7	25



Batter	1	2	3	4	5	6	7	8	9	AB R H RBI BB SO LOB	TOP																
Joey Cora, S (1, 4) OBP: 0.362, SLG: 0.385 Rich Amaral, R (5, 4) OBP: 0.347, SLG: 0.348	0-2 1B		0-2 P6		2-2 FC6-4 1-2f 2-3		0-0 G6-3			3 0 1 0 0 0 2 1 0 0 0 0 0 0																	
Alex Rodriguez, R (1, 6) OBP: 0.357, SLG: 0.566 Rico Rossy, R (5, 6) OBP: 0.250, SLG: 0.286	1-3 SAFE K		1-2 P9		2-3 K			3-3 K		3 0 0 0 0 2 3 1 0 0 0 0 1 0																	
Ken Griffey Jr., L (1, 10) OBP: 0.372, SLG: 0.603	1-3 K		4-2 BB		1-0 L8			0-1 F7		3 0 0 0 1 1 3																	
David Segui, S (1, 3) OBP: 0.370, SLG: 0.498	2-3 K		2-3 K			2-0 F9		2-2 G4-3		4 0 0 0 0 2 2																	
Raul Ibanez, L (1, 9) OBP: 0.200, SLG: 0.400		0-0 L8		2-1 P5		0-0 P5			2-3 K	4 0 0 0 0 1 0																	
Rob Ducey, L (1, 8) OBP: 0.329, SLG: 0.418		4-2 BB		1-1 G4-3		2-3 K			3-2 HR	3 1 1 1 1 1 0																	
Russ Davis, R (1, 5) OBP: 0.306, SLG: 0.466		0-2 F8		3-3 K			1-0 HR		1-2 G6-3	4 1 1 1 0 1 1																	
John Marzano, R (1, 2) OBP: 0.311, SLG: 0.370		0-2 P3			4-2 FC6-4 BB		2-3 K		0-0 G5-3	3 0 0 0 1 1 1																	
Shane Monahan, L (1, 7) OBP: 0.315, SLG: 0.397			1-2 HR		4-2 FC6-4 BB		0-0 P5			2 1 1 1 1 0 0																	
Inning Stats	R: 0 E: 0 K: 3 S: 12	H: 1 LOB: 1 BB: 0 P: 16	R: 0 E: 0 K: 0 S: 10	H: 0 LOB: 1 BB: 1 P: 14	R: 1 E: 0 K: 1 S: 17	H: 1 LOB: 1 BB: 1 P: 25	R: 0 E: 0 K: 1 S: 7	H: 0 LOB: 0 BB: 0 P: 13	R: 0 E: 0 K: 1 S: 20	H: 0 LOB: 2 BB: 2 P: 33	R: 0 E: 0 K: 1 S: 6	H: 0 LOB: 0 BB: 0 P: 10	R: 1 E: 0 K: 1 S: 8	H: 1 LOB: 0 BB: 0 P: 11	R: 0 E: 0 K: 1 S: 12	H: 0 LOB: 0 BB: 0 P: 17	R: 1 E: 0 K: 1 S: 11	H: 1 LOB: 0 BB: 0 P: 17	1B: 1 2B: 0 3B: 0 HR: 3	SF: 0 SAC: 0 DP: 0 HBP: 0	WP: 0 PB: 0 SB: 1 CS: 0	PA: 35					
PITCHER	IP	WLS	BF	H	R	ER	SO	BB	IBB	HBP	BLK	WP	HR	S	P	ERA	WHIP										
Orlando Hernandez, R (1, 1) ERA: 3.15	7.0	W	28	3	2	2	8	4	0	0	0	0	2	80	122	2.57	1.000										
Jay Tessmer, R ERA:	1.0		3	0	0	0	1	0	0	0	0	0	0	12	17	0.00	0.000										
52 Mike Buddie, R ERA: 5.25	1.0		4	1	1	1	1	0	0	0	0	0	1	11	17	9.00	1.000										

Seattle Mariners @ New York Yankees
 Yankee Stadium, Bronx, NY
 Fri Aug 28 1998, 7:05 PM EDT
 Att. 49,789 - Cloudy - 75 F

livebaseballscorecards.com

AB	31
R	3
H	4
RBI	3
BB	4
SO	10
LOB	12



Batter	1	2	3	4	5	6	7	8	9
Chuck Knoblauch, R (1, 4) <small>OBP: 0.362, SLG: 0.411</small>									
2 Derek Jeter, R (1, 6) <small>OBP: 0.392, SLG: 0.491</small> Homer Bush, R (5, 6) <small>OBP: 0.352, SLG: 0.423</small>									
Tim Raines, S (1, 7) <small>OBP: 0.395, SLG: 0.386</small>									
Bernie Williams, S (1, 8) <small>OBP: 0.427, SLG: 0.580</small>									
Chili Davis, S (1, 10) <small>OBP: 0.462, SLG: 0.463</small>									
20 Jorge Posada, S (1, 2) <small>OBP: 0.367, SLG: 0.503</small>									
Chad Curtis, R (1, 9) <small>OBP: 0.361, SLG: 0.370</small>									
Scott Brosius, R (1, 5) <small>OBP: 0.368, SLG: 0.468</small>									
Luis Sojo, R (1, 3) <small>OBP: 0.259, SLG: 0.275</small>									

Inning Stats	R: 5 E: 0 K: 0 S: 25	H: 5 LOB: 2 BB: 2 P: 43	R: 0 E: 0 K: 0 S: 6	H: 0 LOB: 0 BB: 0 P: 9	R: 2 E: 0 K: 1 S: 8	H: 2 LOB: 0 BB: 0 P: 10	R: 3 E: 0 K: 0 S: 19	H: 3 LOB: 0 BB: 1 P: 35	R: 0 E: 0 K: 2 S: 8	H: 0 LOB: 0 BB: 0 P: 11	R: 0 E: 0 K: 0 S: 9	H: 1 LOB: 1 BB: 0 P: 15	R: 0 E: 0 K: 1 S: 11	H: 0 LOB: 1 BB: 1 P: 20	R: 0 E: 0 K: 1 S: 8	H: 1 LOB: 1 BB: 0 P: 13
--------------	-------------------------------	----------------------------------	------------------------------	---------------------------------	------------------------------	----------------------------------	-------------------------------	----------------------------------	------------------------------	----------------------------------	------------------------------	----------------------------------	-------------------------------	----------------------------------	------------------------------	----------------------------------

AB	R	H	RBI	BB	SO	LOB
5	2	4	0	0	0	2
3	1	1	0	0	0	1
2	0	0	0	0	1	2
4	2	1	2	1	0	2
3	1	1	1	1	0	1
4	1	1	2	0	0	2
3	1	1	1	1	1	0
3	1	1	0	1	2	1
4	1	1	2	0	0	3
4	0	1	1	0	1	0

BOTTOM

Seattle Mariners @ New York Yankees
 Yankee Stadium, Bronx, NY

Fri Aug 28 1998, 7:05 PM EDT
 Att: 49,789 - Cloudy - 75 F

livebaseballscorecards.com

AB	35
R	10
H	12
RBI	9
BB	4
SO	5
LOB	14

PITCHER	IP	WLS	BF	H	R	ER	SO	BB	IBB	HBP	BLK	WP	HR	S	P	ERA	WHIP
Paul Spoljaric, L (1, 1) <small>ERA: 5.94</small>	3.0	L	20	9	9	9	1	2	0	0	0	0	1	47	75	27.00	3.667
Bob Wells, R (4, 1) <small>ERA: 6.02</small>	2.0		7	1	1	1	2	1	0	0	0	1	0	19	33	4.50	1.000
31 Bobby Ayala, R (6, 1) <small>ERA: 7.05</small>	1.0		4	1	0	0	0	0	0	0	0	0	0	9	15	0.00	1.000
Heathcliff Slocumb, R (7, 1) <small>ERA: 6.15</small>	1.0		4	0	0	0	1	1	0	0	0	0	0	11	20	0.00	1.000
39 Greg McCarthy, L (8, 1) <small>ERA: 5.57</small>	1.0		4	1	0	0	1	0	0	0	0	0	0	8	13	0.00	1.000

Batter	1	2	3	4	5	6	7	8	9	AB R H RBI BB SO LOB	TOP	
Joey Cora, S (1, 4) <small>OBP: 0.363, SLG: 0.385</small>	0-1 		1-1 		0-0 		3-2 	0-2 		5 1 2 0 0 0 4		
Alex Rodriguez, R (1, 6) <small>OBP: 0.356, SLG: 0.568</small>	0-1 		1-1 		0-0 		0-1 	1-2 		5 1 1 2 0 0 5		
Ken Griffey Jr., L (1, 8) <small>OBP: 0.374, SLG: 0.608</small> Raul Ibanez, L (6, 7) <small>OBP: 0.222, SLG: 0.444</small>	4-1 		0-3 				2-2 		1-2 	2 1 1 1 1 1 1 2 1 1 0 0 0 0		
Edgar Martinez, R (1, 10) <small>OBP: 0.418, SLG: 0.543</small>	1-3 			2-2 		0-0 	1-1 		1-0 	5 0 2 0 0 1 2		
David Segui, S (1, 3) <small>OBP: 0.366, SLG: 0.493</small>	2-2 			2-0 		0-1 	2-0 		1-0 	5 0 0 0 0 0 4		
Jay Buhner, R (1, 9) <small>OBP: 0.345, SLG: 0.456</small>		0-0 		1-0 		1-3 	1-3 			4 0 0 0 0 2 1		
Russ Davis, R (1, 5) <small>OBP: 0.306, SLG: 0.464</small>		2-3 			2-0 	0-3 		0-0 		4 0 1 0 0 2 1		
Joe Oliver, R (1, 2) <small>OBP: 0.266, SLG: 0.327</small>		0-0 			1-1 		1-1 	4-2 		3 1 2 0 1 0 0		
Rich Amaral, R (1, 7) <small>OBP: 0.342, SLG: 0.343</small> Shane Monahan, L (6, 8) <small>OBP: 0.318, SLG: 0.423</small>			0-2 		1-3 		2-0 	1-0 		2 0 0 0 0 1 2 2 1 1 2 0 0 2		
Inning Stats	R: 0 H: 0 E: 1 LOB: 2 K: 1 BB: 1 S: 13 P: 20	R: 0 H: 0 E: 0 LOB: 0 K: 1 BB: 0 S: 5 P: 7	R: 0 H: 1 E: 0 LOB: 1 K: 1 BB: 0 S: 10 P: 12	R: 0 H: 0 E: 0 LOB: 0 K: 0 BB: 0 S: 8 P: 13	R: 0 H: 1 E: 1 LOB: 2 K: 1 BB: 0 S: 8 P: 12	R: 1 H: 2 E: 0 LOB: 1 K: 2 BB: 0 S: 10 P: 13	R: 5 H: 6 E: 1 LOB: 0 K: 1 BB: 0 S: 20 P: 32	R: 0 H: 1 E: 0 LOB: 2 K: 0 BB: 1 S: 13 P: 19	R: 0 H: 0 E: 0 LOB: 0 K: 0 BB: 0 S: 5 P: 8	1B: 6 SF: 0 2B: 2 SAC: 0 3B: 0 DP: 1 HR: 3 HBP: 0	WP: 0 PA: 41 PB: 0 SB: 0 CS: 0	
PITCHER Andy Pettitte, L (1, 1) <small>ERA: 3.93</small> Mike Stanton, L (7, 1) <small>ERA: 6.09</small> Ramiro Mendoza, R (8, 1) <small>ERA: 3.25</small>	IP WLS BF H R ER SO BB IBB HBP BLK WP HR S P ERA WHIP											PITCHER IP WLS BF H R ER SO BB IBB HBP BLK WP HR S P ERA WHIP

Seattle Mariners @ New York Yankees
 Yankee Stadium, Bronx, NY
 Sat Aug 29 1998, 3:33 AM EDT
 Att. 55,146 - Sunny - 82 F

livebaseballscorecards.com

AB	39
R	6
H	11
RBI	5
BB	2
SO	7
LOB	22



BOTTOM

Seattle Mariners @ New York Yankees
Yankee Stadium, Bronx, NY
Sat Aug 29 1998, 3:33 AM EDT
Att. 55,146 - Sunny - 82 F

livebaseballscorecards.com

AB 43
R 11
H 19
RBI 11
BB 3
SO 10
LOB 19



WP: 1 PA: 47
PB: 0
SB: 0
CS: 0

AB R H RBI BB SO LOB
4 1 1 0 0 0 1
2 0 2 0 0 0 0

5 4 3 2 0 0 1
1 0 0 0 0 0 1

5 0 3 0 0 0 3

5 0 3 4 0 2 2

4 0 0 0 1 3 4

2 1 1 2 0 1 2
2 0 1 0 0 1 0

4 1 2 0 1 0 0

4 2 1 1 1 1 5

5 2 2 2 0 2 0

1B: 14 SF: 1
2B: 3 SAC: 0
3B: 0 DP: 0
HR: 2 HBP: 0

Batter	1	2	3	4	5	6	7	8	9
Chuck Knoblauch, R (1, 4) OBP: 0.361, SLG: 0.410 Homer Bush, R (6, 4) OBP: 0.375, SLG: 0.444	0-1 F7	2-2 1B 2B	3-2 P2	1-1 P3		3-2 1B		0-0 FC4-8 1B	
2 Derek Jeter, R (1, 6) OBP: 0.394, SLG: 0.498 Luis Sojo, R (7, 6) OBP: 0.257, SLG: 0.273	1-2 1B	0-0 WP SF7 1B	2-2 1B 2B	3-1 HR		1-0 F9		0-1 FC4-6 1-2f	
Paul O'Neill, L (1, 9) OBP: 0.367, SLG: 0.495	1-2 1B	0-0 P6	2-2 2B 1B	1-2 1-3		2-0 1-3 1B			
Bernie Williams, S (1, 8) OBP: 0.429, SLG: 0.583	3-2 1-2 2-H 1B	1-2 1B WP 1B	1-0 1-3 2B		0-3 K	1-3 K			
Tino Martinez, L (1, 3) OBP: 0.366, SLG: 0.505	2-3 K	4-0 1B IBB	0-2 P2		2-3 K		1-3 K		
Darryl Strawberry, L (1, 10) OBP: 0.367, SLG: 0.574 Chili Davis, S (5, PH) OBP: 0.463, SLG: 0.465	3-3 K	2-1 SF7		2-0 HR	3-1 1B 1B		2-3 K		
Chad Curtis, R (1, 7) OBP: 0.364, SLG: 0.371				2-0 P5	1-1 1-2 1B		2-1 G6-3		
Scott Brosius, R (1, 5) OBP: 0.368, SLG: 0.469				4-2 2B BB	3-3 K		0-0 F9		
Joe Girardi, R (1, 2) OBP: 0.322, SLG: 0.394		2-1 2B 1B 1B	1-1 F8	2-2 1-H 2B HR		2-3 K		1-3 K	

Inning Stats	R: 1	H: 3	E: 0	K: 2	S: 18	R: 5	H: 6	E: 0	K: 0	S: 19	R: 1	H: 2	E: 1	K: 0	S: 18	R: 4	H: 3	E: 0	K: 0	S: 14	R: 0	H: 2	E: 0	K: 3	S: 13	R: 0	H: 0	E: 0	K: 2	S: 9	R: 0	H: 1	E: 0	K: 1	S: 7	R: 5	H: 2	E: 0	K: 0	S: 19
	LOB: 2	BB: 0	P: 28	LOB: 3	BB: 2	P: 37	LOB: 0	BB: 1	P: 29	LOB: 2	BB: 0	P: 22	LOB: 0	BB: 0	P: 14	LOB: 0	BB: 0	P: 14	LOB: 1	BB: 0	P: 8	LOB: 0	BB: 0	P: 8	LOB: 0	BB: 0	P: 14	LOB: 0	BB: 0	P: 8	LOB: 0	BB: 0	P: 8	LOB: 0	BB: 0	P: 8	LOB: 0	BB: 0	P: 8	

PITCHER	IP	WLS	BF	H	R	ER	SO	BB	IBB	HBP	BLK	WP	HR	S	P	ERA	WHIP
27 Ken Cloude, R ERA: 6.54	(1, 1)	3.1	L	26	12	9	8	2	2	1	0	0	1	59	104	21.60	4.200
Bob Wells, R ERA: 6.34	(4, 1)	0.1		3	2	2	0	0	0	0	0	0	1	7	13	54.00	6.000
39 Greg McCarthy, L ERA: 5.24	(4, 1)	1.1		6	2	0	3	0	0	0	0	0	0	16	26	0.00	1.500
31 Bobby Ayala, R ERA: 6.85	(6, 1)	2.0		8	2	0	4	0	0	0	0	0	0	21	35	0.00	1.000
Heathcliff Slocumb, R ERA: 6.04	(8, 1)	1.0		4	1	0	1	0	0	0	0	0	0	7	8	0.00	1.000

Batter	1	2	3	4	5	6	7	8	9	AB R H RBI BB SO LOB	TOP
Joey Cora, S (1, 4) OBP: 0.362, SLG: 0.385	2-1 	1-3 		2-1 	1-1 		2-0 	0-3 		5 2 2 1 0 2 3	
Alex Rodriguez, R (1, 6) OBP: 0.357, SLG: 0.569	1-0 	3-2 		1-1 	1-1 		3-1 		0-0 	6 2 3 1 0 0 1	
Ken Griffey Jr., L (1, 8) OBP: 0.373, SLG: 0.618 Charles Gipson, R (9, 8) OBP: 0.324, SLG: 0.241	1-3 	0-1 		2-2 		1-1 		0-0 	1-2 	5 2 2 5 0 1 1 0 0 0 0 0 0 0	
Edgar Martinez, R (1, 10) OBP: 0.415, SLG: 0.537	4-0 	2-2 		0-3 		0-1 		0-0 	0-1 	5 1 0 0 1 1 1	
David Segui, S (1, 3) OBP: 0.369, SLG: 0.493	2-2 		1-0 	1-2 		4-2 		0-1 		4 2 2 1 1 0 1	
Russ Davis, R (1, 5) OBP: 0.309, SLG: 0.466	0-2 		3-2 		0-0 	4-2 		0-1 		4 1 2 1 1 0 1	
Rob Ducey, L (1, 9) OBP: 0.339, SLG: 0.421	0-0 		2-0 		4-1 	4-2 		2-0 		1 2 1 1 2 0 0	
John Marzano, R (1, 2) OBP: 0.323, SLG: 0.369		1-2 		4-2 		0-1 	3-2 		1-1 	3 1 1 0 1 0 5	
Shane Monahan, L (1, 7) OBP: 0.321, SLG: 0.438		1-2 	1-1 		2-2 		2-3 	1-0 		5 0 2 3 0 1 3	
Inning Stats	R: 4 H: 4 E: 0 LOB: 0 K: 1 BB: 1 S: 14 P: 24	R: 3 H: 3 E: 0 LOB: 0 K: 1 BB: 0 S: 20 P: 28	R: 0 H: 1 E: 0 LOB: 2 K: 0 BB: 1 S: 9 P: 20	R: 1 H: 2 E: 0 LOB: 1 K: 1 BB: 0 S: 14 P: 20	R: 2 H: 2 E: 0 LOB: 1 K: 0 BB: 1 S: 11 P: 19	R: 0 H: 0 E: 0 LOB: 3 K: 0 BB: 3 S: 17 P: 33	R: 0 H: 0 E: 0 LOB: 0 K: 1 BB: 0 S: 7 P: 14	R: 3 H: 3 E: 0 LOB: 2 K: 1 BB: 0 S: 11 P: 15	R: 0 H: 0 E: 0 LOB: 0 K: 0 BB: 0 S: 6 P: 7	1B: 9 SF: 3 2B: 5 SAC: 0 3B: 0 DP: 1 HR: 2 HBP: 2	WP: 3 PA: 49 PB: 0 SB: 0 CS: 0
PITCHER Hideki Irabu, R (1, 1) ERA: 3.99 Jay Tessmer, R (4, 1) ERA: 4.15 52 Mike Buddie, R (6, 1) ERA: 5.68 Graeme Lloyd, L (8, 1) ERA: 1.36	IP WLS BF H R ER SO BB IBB HBP BLK WP HR S P ERA WHIP 3.1 L 21 10 8 8 2 2 0 0 0 1 1 51 85 21.60 3.600 2.1 12 2 2 2 1 3 0 0 0 1 0 27 45 7.71 2.143 2.0 10 2 3 3 1 1 0 1 0 1 1 20 36 13.50 1.500 1.1 6 1 0 0 0 1 0 0 1 0 0 0 11 14 0.00 0.750	PITCHER IP WLS BF H R ER SO BB IBB HBP BLK WP HR S P ERA WHIP									

Seattle Mariners @ New York Yankees
 Yankee Stadium, Bronx, NY
 Sun Aug 30 1998, 3:33 AM EDT
 Att. 55,341 - Sunny - 82 F

AB	38
R	13
H	15
RBI	13
BB	6
SO	5
LOB	16



BOTTOM

Seattle Mariners @ New York Yankees
Yankee Stadium, Bronx, NY
Sun Aug 30 1998, 3:33 AM EDT
Att. 55,341 - Sunny - 82 F

livebaseballscores.com

AB 33
R 3
H 7
RBI 3
BB 2
SO 5
LOB 14



WP: 0 PA: 36
PB: 0
SB: 0
CS: 0

AB R H RBI BB SO LOB

4 1 1 0 0 0 4
3 0 1 1 0 0 0
1 0 0 0 0 0 0

3 0 2 0 1 0 0

4 0 0 0 0 2 4

4 0 1 0 0 0 3

4 1 1 1 0 1 1

4 1 1 1 0 1 1

3 0 0 0 1 1 0

2 0 0 0 0 0 1
1 0 0 0 0 0 0

1B: 3 SF: 0
2B: 1 SAC: 0
3B: 1 DP: 2
HR: 2 HBP: 1

Batter	1	2	3	4	5	6	7	8	9
Chuck Knoblauch, R (1, 4) OBP: 0.360, SLG: 0.413 C B X	1-1 F8 ①		1 SAFE 3-1 G6-3 ② 1-2f			0-2 G4-3 3B ①	2-1 P4 ③		
2 Derek Jeter, R (1, 6) OBP: 0.393, SLG: 0.497 Luis Sojo, R (8, PH) OBP: 0.254, SLG: 0.270 S F B B X (9, 6)	3-2 G6-3 ②			2-1 F8 BB 1B		2-0 G4-3 ① 3-H		1-1 G4-3 ①	
Paul O'Neill, L (1, 9) OBP: 0.369, SLG: 0.498 B C B B X C X	3-2 2B			4-2 G3-6-1 1-2 BB		1-0 G4-3 ②		1-1 1B	
Bernie Williams, S (1, 8) OBP: 0.425, SLG: 0.577 B X	1-0 G4-3 ③			0-0 F8 ① 2-3		3-3 K ③		2-3 K ②	
Tino Martinez, L (1, 3) OBP: 0.365, SLG: 0.503 B C B B X C X		1-2 L8 ①		3-1 G3-6-1 ② ③ 1-2f			0-1 FC3-6 1B	2-2 F7 ③	
Darryl Strawberry, L (1, 10) OBP: 0.366, SLG: 0.581 C X		0-1 G3 ②			3-3 K ①		0-0 FC3-6 20 G3 HBP 1-2f		0-0 HR
20 Jorge Posada, S (1, 2) OBP: 0.366, SLG: 0.510 B X		1-0 L6 ③			1-1 HR		2-0 G3 ② 1-2		2-3 K ①
Chad Curtis, R (1, 7) OBP: 0.363, SLG: 0.369 C X			0-1 E6 G6-3		0-0 P4 ②		4-1 HBP BB		3-3 K ②
Scott Brosius, R (1, 5) OBP: 0.368, SLG: 0.467 Homer Bush, R (7, PR) OBP: 0.368, SLG: 0.436 C B C X (8, 5)			1-2 L8 ①		1-0 L5 ③		1-1 HBP		2-2 G6-3 ③

Inning Stats	R: 0	H: 1	E: 0	LOB: 1	K: 0	BB: 0	S: 9	R: 0	H: 0	E: 0	LOB: 0	K: 0	BB: 0	S: 7	R: 0	H: 1	E: 0	LOB: 1	K: 0	BB: 1	S: 8	R: 1	H: 1	E: 0	LOB: 0	K: 1	BB: 0	S: 7	R: 1	H: 1	E: 0	LOB: 0	K: 1	BB: 0	S: 9	R: 0	H: 1	E: 0	LOB: 3	K: 0	BB: 1	S: 8	R: 0	H: 1	E: 0	LOB: 1	K: 1	BB: 0	S: 11	R: 1	H: 1	E: 0	LOB: 0	K: 2	BB: 0	S: 14	1B: 3	SF: 0	2B: 1	SAC: 0	3B: 1	DP: 2	HR: 2	HBP: 1	WP: 0	PA: 36
--------------	------	------	------	--------	------	-------	------	------	------	------	--------	------	-------	------	------	------	------	--------	------	-------	------	------	------	------	--------	------	-------	------	------	------	------	--------	------	-------	------	------	------	------	--------	------	-------	------	------	------	------	--------	------	-------	-------	------	------	------	--------	------	-------	-------	-------	-------	-------	--------	-------	-------	-------	--------	-------	--------

PITCHER	IP	WLS	BF	H	R	ER	SO	BB	IBB	HBP	BLK	WP	HR	S	P	ERA	WHIP
26 Bill Swift, R (1, 1) ERA: 5.57	6.2	W	26	5	2	2	2	2	2	0	0	0	1	52	92	2.70	1.050
Jose Paniagua, R (7, 1) ERA: 1.17	1.1		6	1	0	0	1	0	0	1	0	0	0	14	23	0.00	0.750
Mike Timlin, R (9, 1) ERA: 3.25	1.0		4	1	1	1	2	0	0	0	0	0	1	14	21	9.00	1.000

Batter	1	2	3	4	5	6	7	8	9	AB R H RBI BB SO LOB	TOP											
Rickey Henderson, R OBP: 0.378, SLG: 0.332 (1, 7)	0-3 K			2-3 K			3-2 F9		3-2 F8	4 0 0 0 0 2 0	Oakland Athletics @ New York Yankees Yankee Stadium, Bronx, NY Tue Sep 01 1998, 7:05 PM EDT Att. 29,632 - Cloudy - 77 F											
Ryan Christenson, R OBP: 0.319, SLG: 0.358 (1, 8)	2-3 K			0-2 L9			1-3 K		0-2 P5	4 0 0 0 0 2 0												
Jason Giambi, L OBP: 0.379, SLG: 0.487 (1, 3)	1-2 P5			0-1 G3-1			0-2 FC6-4 1B			3 0 1 0 0 0 0												
Matt Stairs, L OBP: 0.393, SLG: 0.550 (1, 10)							2-1 FC6-4 1-2f			3 0 0 0 0 0 1												
Mike Blowers, R OBP: 0.304, SLG: 0.398 (1, 5)										3 0 1 0 0 2 0												
Ben Grieve, L OBP: 0.390, SLG: 0.461 (1, 9)										3 0 0 0 0 2 1												
Scott Spiezio, S OBP: 0.338, SLG: 0.401 (1, 4)										3 0 0 0 0 2 1												
Miguel Tejada, R OBP: 0.303, SLG: 0.374 (1, 6)										3 0 0 0 0 2 1												
A.J. Hinch, R OBP: 0.301, SLG: 0.336 (1, 2)										2 0 0 0 0 1 0												
Mike Macfarlane, R OBP: 0.276, SLG: 0.386 (6, 2)										1 0 0 0 0 0 0												
Inning Stats	R: 0 E: 0 K: 2 S: 10	H: 0 LOB: 0 BB: 0 P: 13	R: 0 E: 0 K: 2 S: 7	H: 0 LOB: 0 BB: 0 P: 8	R: 0 E: 0 K: 1 S: 12	H: 0 LOB: 0 BB: 0 P: 13	R: 0 E: 0 K: 1 S: 8	H: 0 LOB: 0 BB: 0 P: 10	R: 0 E: 0 K: 2 S: 9	H: 0 LOB: 0 BB: 0 P: 11	R: 0 E: 0 K: 3 S: 11	H: 0 LOB: 0 BB: 0 P: 14	R: 0 E: 0 K: 1 S: 13	H: 1 LOB: 1 BB: 0 P: 19	R: 0 E: 0 K: 1 S: 11	H: 1 LOB: 1 BB: 0 P: 14	R: 0 E: 0 K: 0 S: 8	H: 0 LOB: 0 BB: 0 P: 11	1B: 2 2B: 0 3B: 0 HR: 0	SF: 0 SAC: 0 DP: 0 HBP: 0	WP: 0 PB: 0 SB: 0 CS: 0	PA: 29
PITCHER David Wells, L ERA: 3.22 (1, 1)	IP: 9.0 WLS: W BF: 29 H: 2 R: 0 ER: 0 SO: 13 BB: 0 IBB: 0 HBP: 0 BLK: 0 WP: 0 HR: 0 S: 89 P: 113 ERA: 0.00 WHIP: 0.222											PITCHER	IP: 9.0 WLS: W BF: 29 H: 2 R: 0 ER: 0 SO: 13 BB: 0 IBB: 0 HBP: 0 BLK: 0 WP: 0 HR: 0 S: 89 P: 113 ERA: 0.00 WHIP: 0.222									

AB	29
R	0
H	2
RBI	0
BB	0
SO	13
LOB	4



livebaseballscorecards.com

Batter	1	2	3	4	5	6	7	8	9
Chuck Knoblauch, R (1, 4) OBP: 0.360, SLG: 0.412									
2 Derek Jeter, R (1, 6) OBP: 0.392, SLG: 0.495									
Paul O'Neill, L (1, 9) OBP: 0.372, SLG: 0.502									
Bernie Williams, S (1, 8) OBP: 0.424, SLG: 0.581									
Tino Martinez, L (1, 3) OBP: 0.366, SLG: 0.510									
Darryl Strawberry, L (1, 10) OBP: 0.364, SLG: 0.576									
Tim Lincecum, S (1, 7) OBP: 0.397, SLG: 0.389									
Chad Curtis, R (6, 7) OBP: 0.362, SLG: 0.368									
20 Jorge Posada, S (1, 2) OBP: 0.365, SLG: 0.507									
Luis Sojo, R (1, 5) OBP: 0.246, SLG: 0.261									

AB	R	H	RBI	BB	SO	LOB
4	1	1	0	0	0	3
4	1	1	0	0	0	0
4	2	3	2	0	0	0
4	1	1	2	0	0	2
4	2	2	2	0	0	0
4	0	1	0	0	0	1
3	0	2	0	0	1	1
1	0	0	0	0	0	0
4	0	1	1	0	2	2
4	0	0	0	0	1	2

AB	R	H	RBI	BB	SO	LOB
36	7	12	7	0	4	11

Inning	1	2	3	4	5	6	7	8	9
R	4	2	0	0	0	1	1	0	0
H	6	2	1	1	1	0	1	0	0
E	0	0	0	0	0	0	0	0	0
K	1	0	0	0	2	0	0	1	0
S	21	8	8	8	10	7	9	5	6
LOB	3	0	0	1	1	0	0	0	0
BB	0	0	0	0	0	0	0	0	0
P	31	13	12	10	16	10	13	6	12

PITCHER	IP	WLS	BF	H	R	ER	SO	BB	IBB	HBP	BLK	WP	HR	S	P	ERA	WHIP
Tom Candiotti, R (1, 1) ERA: 4.69	7.0	L	33	12	7	7	3	0	0	0	0	1	2	71	106	9.00	1.714
28 Mark Holzemer, L (8, 1) ERA: 1.5	1.0		3	0	0	0	1	0	0	0	0	0	0	5	6	0.00	0.000

Oakland Athletics @ New York Yankees
Yankee Stadium, Bronx, NY
 Tue Sep 01 1998, 7:05 PM EDT
 Att. 29,632 - Cloudy - 77 F

livebaseballscorecards.com

WP: 1 **PA: 36**
PB: 0
SB: 2
CS: 0

Batter	1	2	3	4	5	6	7	8	9	AB R H RBI BB SO LOB	TOP											
Jason McDonald, S OBP: 0.369, SLG: 0.333 (1, 7) (9, 9)	1-3 G4-3 1B		2-2 1B		4-2 BB			1-2 G3-1		3 0 1 0 1 1 0												
Ryan Christenson, R OBP: 0.322, SLG: 0.371 (1, 8)	0-1 1B G4-3 1B		1-3 1B		3-3 1B			0-1 HR		4 2 2 1 0 2 3												
Jason Giambi, L OBP: 0.379, SLG: 0.485 (1, 3)	1-0 1B G4-3 1B		2-3 1B		1-3 1B			0-3 1B		4 0 1 0 0 3 3												
Matt Stairs, L OBP: 0.390, SLG: 0.545 (1, 10)	2-0 G4-3 1-2 3-H			1-3 1B		0-2 G6-3		2-3 1B		4 0 0 1 0 2 1												
Ben Grieve, L OBP: 0.389, SLG: 0.459 Bip Roberts, S OBP: 0.352, SLG: 0.344 (1, 9) (9, PR) (9, 7)	3-3 1B			0-2 G3-1		1-2 F9		0-0 1B BB		4 0 1 0 0 1 1 0 0 0 0 0 0 0												
Scott Spiezio, S OBP: 0.338, SLG: 0.401 Rafael Bourrigal, R OBP: 0.271, SLG: 0.299 (1, 4) (1, 4)		1-2 L6		4-1 BB		1-1 L4		4-1 1B BB		0 0 0 0 0 0 0 2 0 0 0 2 0 0												
Ed Sprague, R OBP: 0.280, SLG: 0.399 (1, 5)		0-2 G2-3		2-3 1B		0-2 F8		2-1 P3		4 0 0 0 0 1 2												
Miguel Tejada, R OBP: 0.303, SLG: 0.372 (1, 6)		3-3 1B		1-2 BB 1B		1-2 G1-3		2-2 F7		4 0 1 0 0 1 1												
A.J. Hinch, R OBP: 0.298, SLG: 0.332 (1, 2)			1-0 F8		1-3 1B		1-1 F8			3 0 0 0 0 1 1												
Inning Stats	R: 1 E: 0 K: 2 S: 11	H: 2 LOB: 1 BB: 0 P: 18	R: 0 E: 0 K: 1 S: 11	H: 0 LOB: 0 BB: 0 P: 15	R: 0 E: 0 K: 2 S: 11	H: 1 LOB: 1 BB: 0 P: 17	R: 0 E: 0 K: 2 S: 10	H: 0 LOB: 1 BB: 1 P: 17	R: 0 E: 0 K: 3 S: 15	H: 1 LOB: 2 BB: 1 P: 25	R: 0 E: 0 K: 0 S: 9	H: 0 LOB: 0 BB: 0 P: 11	R: 0 E: 0 K: 0 S: 8	H: 0 LOB: 0 BB: 0 P: 10	R: 1 E: 0 K: 2 S: 11	H: 1 LOB: 0 BB: 0 P: 14	R: 0 E: 0 K: 0 S: 8	H: 1 LOB: 1 BB: 1 P: 16	1B: 5 2B: 0 3B: 0 HR: 1	SF: 0 SAC: 0 DP: 0 HBP: 0	WP: 0 PB: 0 SB: 1 CS: 0	PA: 35
PITCHER	IP WLS BF H R ER SO BB IBB HBP BLK WP HR S P ERA WHIP																					
David Cone, R ERA: 3.58 (1, 1)	7.0 L 27 4 1 1 10 2 0 0 0 0 0 0 75 113 1.29 0.857																					
Mike Stanton, L ERA: 6.14 (8, 1)	1.0 4 1 1 1 2 0 0 0 0 0 1 11 14 9.00 1.000																					
42 Mariano Rivera, R ERA: 1.53 (9, 1)	1.0 4 1 0 0 0 1 0 0 0 0 0 0 8 16 0.00 2.000																					

Oakland Athletics @ New York Yankees
 Yankee Stadium, Bronx, NY
 Wed Sep 02 1998, 7:05 PM EDT
 Att. 30,332 - Cloudy - 73 F

livebaseballscorecards.com

AB	32
R	2
H	6
RBI	2
BB	3
SO	12
LOB	12



BOTTOM

Oakland Athletics @ New York Yankees
Yankee Stadium, Bronx, NY
Wed Sep 02 1998, 7:05 PM EDT
Att. 30,332 - Cloudy - 73 F

livebaseballscorecards.com

AB	32
R	0
H	6
RBI	0
BB	0
SO	5
LOB	7



WP:	0	PA:	33
PB:	0	SB:	0
CS:	0		

AB R H RBI BB SO LOB

4 0 0 0 0 0 1

4 0 2 0 0 0 0

4 0 0 0 0 1 1

4 0 2 0 0 1 1

4 0 1 0 0 0 2

3 0 0 0 0 1 1

3 0 0 0 0 0 0

3 0 1 0 0 1 0

2 0 0 0 0 1 0

1 0 0 0 0 0 1

1B: 4 SF: 0
2B: 2 SAC: 0
3B: 0 DP: 0
HR: 0 HBP: 0

Batter	1	2	3	4	5	6	7	8	9
Chuck Knoblauch, R (1, 4) OBP: 0.357, SLG: 0.408	0-1 G4-3		1-1 P3			1-2 F7		3-2 F9	
2 Derek Jeter, R (1, 6) OBP: 0.393, SLG: 0.495	1-0 G1-3 1B			0-0 G5-3		1-2 PO 1B		1-2 F8	
Paul O'Neill, L (1, 9) OBP: 0.369, SLG: 0.498	2-2 G1-3			0-1 F7		2-1 PO 1-2	1-3 K	0-0 G6-3	
Bernie Williams, S (1, 8) OBP: 0.424, SLG: 0.583	1-3 K			0-2 PO 2B		1-1 G1-3		2-2 F8 1B	
Tino Martinez, L (1, 3) OBP: 0.365, SLG: 0.507		0-1 F8		1-2 G1-3		0-1 PO 1B		0-1 F8	
Darryl Strawberry, L (1, 10) OBP: 0.361, SLG: 0.569		1-0 F7			2-3 K	1-2 G4-3			
Tim Lincecum, S (1, 7) OBP: 0.394, SLG: 0.385		0-0 G4-3			0-0 G1-3			3-2 L4	
Scott Brosius, R (1, 5) OBP: 0.368, SLG: 0.468			0-3 K		2-2 P6			1-1 PO 2B	
Joe Girardi, R (1, 2) OBP: 0.319, SLG: 0.391			0-2 G5-3			1-3 K2-3		3-2 L6	
20 Jorge Posada, S (8, PH) OBP: 0.364, SLG: 0.505									

Inning Stats	R: 0	H: 1	E: 0	K: 1	S: 10	R: 0	H: 0	E: 0	K: 0	S: 4	R: 0	H: 0	E: 0	K: 1	S: 8	R: 0	H: 1	E: 0	K: 1	S: 9	R: 0	H: 0	E: 0	K: 1	S: 7	R: 0	H: 1	E: 0	K: 1	S: 11	R: 0	H: 1	E: 0	K: 1	S: 10	R: 0	H: 1	E: 0	K: 0	S: 17	R: 0	H: 1	E: 0	K: 0	S: 9	1B: 4	SF: 0	2B: 2	SAC: 0	3B: 0	DP: 0	HR: 0	WP: 0	PA: 33
--------------	------	------	------	------	-------	------	------	------	------	------	------	------	------	------	------	------	------	------	------	------	------	------	------	------	------	------	------	------	------	-------	------	------	------	------	-------	------	------	------	------	-------	------	------	------	------	------	-------	-------	-------	--------	-------	-------	-------	-------	--------

PITCHER	IP	WLS	BF	H	R	ER	SO	BB	IBB	HBP	BLK	WP	HR	S	P	ERA	WHIP
Gil Heredia, R (1, 1) ERA: 1.1	7.2	W	27	5	0	0	5	0	0	0	0	0	0	71	97	0.00	0.652
T.J. Mathews, R (8, 1) ERA: 4.38	0.1		1	0	0	0	0	0	0	0	0	0	0	5	8	0.00	0.000
Billy Taylor, R (9, 1) ERA: 4.02	1.0	S	4	1	0	0	0	0	0	0	0	0	0	9	12	0.00	1.000

Batter	1	2	3	4	5	6	7	8	9	AB R H RBI BB SO LOB	TOP																
Chuck Knoblauch, R (1, 4) <small>OBP: 0.358, SLG: 0.408</small>	0-0 		2-2 		1-3 			0-0 	2-1 	5 2 2 0 0 1 2																	
2 Derek Jeter, R (1, 6) <small>OBP: 0.393, SLG: 0.494</small>	3-2 			0-1 	3-3 			2-1 	1-2 	5 2 2 1 0 1 2																	
Paul O'Neill, L (1, 9) <small>OBP: 0.371, SLG: 0.501</small>	3-3 			1-1 		2-0 		1-2 	1-0 	5 2 3 1 0 1 1																	
Bernie Williams, S (1, 10) <small>OBP: 0.426, SLG: 0.597</small>		0-3 		1-0 		1-0 		3-1 	0-2 	5 3 3 4 0 1 1																	
Tino Martinez, L (1, 3) <small>OBP: 0.365, SLG: 0.515</small>		1-0 		1-2 		0-0 		0-1 	3-2 	5 1 2 3 0 0 0																	
20 Jorge Posada, S (1, 2) <small>OBP: 0.358, SLG: 0.497</small>		2-3 		0-3 			2-1 	0-3 	1-3 	5 0 0 0 0 4 1																	
Chad Curtis, R (1, 8) <small>OBP: 0.359, SLG: 0.364</small>			0-1 		2-2 		2-2 	0-0 		4 0 0 0 0 0 0																	
Shane Spencer, R (1, 7) <small>OBP: 0.371, SLG: 0.750</small>			1-1 		4-0 		1-0 		1-2 	3 1 2 1 1 0 0																	
Scott Brosius, R (1, 5) <small>OBP: 0.367, SLG: 0.466</small>			0-0 		3-1 		1-3 		2-2 	4 0 1 0 0 1 1																	
Inning Stats	R: 0 E: 0 K: 1 S: 8	H: 0 LOB: 0 BB: 0 P: 14	R: 0 E: 0 K: 2 S: 8	H: 0 LOB: 0 BB: 0 P: 11	R: 1 E: 0 K: 0 S: 8	H: 1 LOB: 0 BB: 0 P: 11	R: 2 E: 0 K: 1 S: 11	H: 2 LOB: 0 BB: 0 P: 14	R: 0 E: 0 K: 2 S: 16	H: 1 LOB: 2 BB: 1 P: 28	R: 0 E: 0 K: 0 S: 3	H: 1 LOB: 0 BB: 0 P: 6	R: 0 E: 0 K: 1 S: 10	H: 1 LOB: 1 BB: 0 P: 16	R: 4 E: 0 K: 1 S: 15	H: 4 LOB: 0 BB: 0 P: 21	R: 4 E: 1 K: 1 S: 24	H: 5 LOB: 1 BB: 0 P: 35	1B: 9 2B: 2 3B: 0 HR: 4	SF: 0 SAC: 0 DP: 1 HBP: 0	WP: 1 PB: 1 SB: 2 CS: 0	PA: 42					
PITCHER	IP WLS BF H R ER SO BB IBB HBP BLK WP HR S P ERA WHIP																										
Mike Sirotko, L (1, 1) <small>ERA: 5.17</small>	7.0		27	6	3	3	7	1	0	0	0	0	2	64	100	3.86	1.000										
Chad Bradford, R (8, 1) <small>ERA: 2.37</small>	0.1	L	3	2	2	2	0	0	0	0	0	0	0	7	10	54.00	6.000										
41 Bill Simas, R (8, 1) <small>ERA: 2.76</small>	0.2		4	2	2	2	1	0	0	0	0	0	2	8	11	27.00	3.000										
Carlos Castillo, R (9, 1) <small>ERA: 4.79</small>	0.2		4	2	2	1	0	0	0	0	0	0	0	14	20	13.50	3.000										
Scott Eyre, L (9, 1) <small>ERA: 5.6</small>	0.1		4	3	2	1	1	0	0	0	0	1	0	10	15	27.00	9.000										

New York Yankees @ Chicago White Sox
 Comiskey Park, Chicago, IL
 Fri Sep 04 1998, 8:05 PM EDT
 Att. 19,876 - Unknown - 75 F

AB	41
R	11
H	15
RBI	10
BB	1
SO	9
LOB	8



livebaseballscorecards.com

Batter	1	2	3	4	5	6	7	8	9	AB	R	H	RBI	BB	SO	LOB
Ray Durham, S OBP: 0.362, SLG: 0.460 (1, 4)										5	0	1	0	0	2	4
Mike Caruso, S OBP: 0.333, SLG: 0.392 (1, 6)										5	1	1	0	0	1	3
Frank Thomas, R OBP: 0.375, SLG: 0.468 (1, 10)										4	2	1	0	1	1	1
Albert Belle, R OBP: 0.393, SLG: 0.651 (1, 7)										4	2	2	3	0	0	1
Robin Ventura, L OBP: 0.338, SLG: 0.412 (1, 5)										4	0	2	1	1	0	0
Greg Norton, S OBP: 0.312, SLG: 0.433 (1, 3)										2	1	1	0	3	0	1
25 Jeff Abbott, R OBP: 0.279, SLG: 0.446 (1, 8)										2	0	0	1	0	1	3
Mike Cameron, R OBP: 0.282, SLG: 0.313 (8, 8)										2	0	0	0	0	1	2
Magglio Ordonez, R OBP: 0.326, SLG: 0.420 (1, 9)										3	0	1	0	1	0	2
Chad Kreuter, S OBP: 0.354, SLG: 0.323 (1, 2)										3	0	1	1	1	0	0

Inning Stats	R: 2	H: 2	E: 0	K: 1	S: 14	H: 2	LOB: 0	BB: 0	P: 22	R: 0	H: 0	E: 0	K: 1	S: 13	H: 0	LOB: 2	BB: 3	P: 25	R: 1	H: 3	E: 0	K: 1	S: 13	R: 0	H: 1	E: 0	K: 0	S: 11	R: 1	H: 0	E: 0	K: 0	S: 10	R: 0	H: 0	E: 0	K: 0	S: 7	R: 0	H: 0	E: 0	K: 0	S: 7	R: 1	H: 2	E: 0	K: 2	S: 15	R: 1	H: 2	E: 0	K: 1	S: 7	R: 1	H: 2	E: 0	K: 1	S: 7	1B: 7	2B: 2	3B: 0	HR: 1	SF: 2	SAC: 0	DP: 0	HBP: 0	WP: 1	PB: 0	SB: 2	CS: 1	PA: 43
--------------	------	------	------	------	-------	------	--------	-------	-------	------	------	------	------	-------	------	--------	-------	-------	------	------	------	------	-------	------	------	------	------	-------	------	------	------	------	-------	------	------	------	------	------	------	------	------	------	------	------	------	------	------	-------	------	------	------	------	------	------	------	------	------	------	-------	-------	-------	-------	-------	--------	-------	--------	-------	-------	-------	-------	--------


PITCHER	IP	WLS	BF	H	R	ER	SO	BB	IBB	HBP	BLK	WP	HR	S	P	ERA	WHIP
Orlando Hernandez, R ERA: 3.3	(1, 1)	6.0	29	6	4	4	3	6	0	0	0	1	1	68	118	6.00	2.000
Jeff Nelson, R ERA: 4.46	(7, 1)	0.2	2	0	0	0	0	0	0	0	0	0	0	6	6	0.00	0.000
Graeme Lloyd, L ERA: 1.35	(7, 1)	0.1	W	1	0	0	0	0	0	0	0	0	0	1	1	0.00	0.000
Ramiro Mendoza, R ERA: 3.32	(8, 1)	0.1	4	2	1	1	0	1	0	0	0	0	0	6	11	27.00	9.000
Mike Stanton, L ERA: 6.08	(8, 1)	0.2	2	0	0	0	2	0	0	0	0	0	0	9	12	0.00	0.000

BOTTOM

New York Yankees @ Chicago White Sox
Comiskey Park, Chicago, IL

Fri Sep 04 1998, 8:05 PM EDT
Att: 19,876 - Unknown - 75 F

AB	34
R	6
H	10
RBI	6
BB	7
SO	6
LOB	17



PITCHER	IP	WLS	BF	H	R	ER	SO	BB	IBB	HBP	BLK	WP	HR	S	P	ERA	WHIP
42 Mariano Rivera, R ERA: 1.67	(9, 1)	1.0	5	2	1	1	1	0	0	0	0	0	0	7	12	9.00	2.000

Batter	1	2	3	4	5	6	7	8	9	AB R H RBI BB SO LOB	TOP		
Homer Bush, R (1, 4) OBP: 0.367, SLG: 0.421 Tim Raines, S (7, PH) OBP: 0.393, SLG: 0.384 Luis Sojo, R (7, 4) OBP: 0.246, SLG: 0.261	1-3 K		4-2 FC5-4 BB		2-3 K		2-0 FC4-6 FC6-4 1-2f 3-H			2 0 0 0 1 2 0 1 0 0 1 0 0 1 0 0 0 0 0 0 0	New York Yankees @ Chicago White Sox Comiskey Park, Chicago, IL Sat Sep 05 1998, 8:05 PM EDT Att. 33,092 - Cloudy - 88 F		
2 Derek Jeter, R (1, 6) OBP: 0.394, SLG: 0.494	0-0 2B 1B		1-1 FC5-4 1B 1-2f		4-1 BB		0-1 FC6-4 1-2f			3 1 1 0 1 0 2			
Paul O'Neill, L (1, 9) OBP: 0.372, SLG: 0.503	1-0 1B 2B		2-0 G6-4-3 1B 1-2		0-0 G4-3		1-2 F7			4 1 2 1 0 0 1			
Bernie Williams, S (1, 8) OBP: 0.429, SLG: 0.599	2-2 1B 1B 2-H		1-1 G6-4-3 1-2f		0-1 FC4-6 1B		2-0 WP BLK G4-3 1B			4 1 3 1 0 0 2			
Tino Martinez, L (1, 3) OBP: 0.364, SLG: 0.513	1-1 G6-4-3 1B 1-2		1-0 F8		1-2 FC4-6 G5-4-3 1-2f		1-0 G4-3 1-H			4 0 1 1 0 0 1			
Chili Davis, S (1, 10) OBP: 0.456, SLG: 0.522 Darryl Strawberry, L (8, PH) OBP: 0.360, SLG: 0.567	2-2 G6-4-3 1-2f		2-0 HR		2-1 G5-4-3 1-2f		3-1 G4-3			3 1 1 1 0 0 3 1 0 0 0 0 0 0			
Chad Curtis, R (1, 7) OBP: 0.356, SLG: 0.361		0-1 F7		1-1 G6-3		0-1 G5-3		1-3 K		4 0 0 0 0 1 0			
Scott Brosius, R (1, 5) OBP: 0.368, SLG: 0.465		0-2 G5-4-3 1B		2-0 G3-1		4-1 1B FC4-6 BB		3-2 P3		3 1 1 0 1 0 0			
Joe Girardi, R (1, 2) OBP: 0.319, SLG: 0.390 20 Jorge Posada, S (9, PH) OBP: 0.357, SLG: 0.495		0-0 G5-4-3 1-2f		2-1 G5-3		2-2 FC4-6 1B		3-3 K		3 0 1 0 0 0 1 1 0 0 0 0 1 0			
Inning Stats	R: 2 H: 4 E: 0 LOB: 1 K: 1 BB: 0 S: 16 P: 23	R: 0 H: 1 E: 0 LOB: 0 K: 0 BB: 0 S: 6 P: 6	R: 0 H: 1 E: 0 LOB: 1 K: 0 BB: 0 S: 7 P: 15	R: 1 H: 1 E: 0 LOB: 0 K: 0 BB: 1 S: 5 P: 11	R: 0 H: 0 E: 0 LOB: 1 K: 1 BB: 1 S: 8 P: 16	R: 0 H: 1 E: 0 LOB: 0 K: 0 BB: 0 S: 7 P: 10	R: 1 H: 1 E: 0 LOB: 1 K: 0 BB: 1 S: 9 P: 17	R: 1 H: 1 E: 0 LOB: 0 K: 0 BB: 0 S: 7 P: 14	R: 0 H: 0 E: 0 LOB: 0 K: 2 BB: 0 S: 12 P: 19	1B: 8 SF: 0 2B: 1 SAC: 0 3B: 0 DP: 4 HR: 1 HBP: 0	WP: 1 PA: 36 PB: 0 SB: 0 CS: 0		
PITCHER	IP WLS BF H R ER SO BB IBB HBP BLK WP HR S P ERA WHIP											PITCHER	IP WLS BF H R ER SO BB IBB HBP BLK WP HR S P ERA WHIP
Jim Abbott, L (1, 1) ERA: 5.68	6.1 W 26 8 4 4 2 3 0 0 0 0 0 1 52 88 5.68 1.737												
Chad Bradford, R (7, 1) ERA: 2.61	1.2 7 2 1 1 0 0 0 0 0 1 1 0 13 24 5.40 1.200												
Bob Howry, R (9, 1) ERA: 2.89	1.0 3 0 0 0 0 2 0 0 0 0 0 0 0 12 19 0.00 0.000												

livebaseballscorecards.com



Batter	1	2	3	4	5	6	7	8	9
Ray Durham, S OBP: 0.360, SLG: 0.457 (1, 4)	3-1 G3	3-1 F9		1-3 K		3-1 G4-3			
Craig Wilson, R OBP: 0.750, SLG: 2.000 (1, 6)	1-0 1B 2B	2-0 1B 2B		0-2 G3-1			2-2 HR		
Frank Thomas, R OBP: 0.375, SLG: 0.469 (1, 10)	0-0 1B	1-0 1B		1-0 F9			1-0 G4-3		
Albert Belle, R OBP: 0.392, SLG: 0.653 (1, 7)	3-2 F9		2-1 HR		0-2 G6-3		2-2 G6-3		
Robin Ventura, L OBP: 0.336, SLG: 0.409 (1, 5)	1-2 G4-3		2-2 K		0-2 G4-3		2-2 P5		
Magglio Ordonez, R OBP: 0.327, SLG: 0.427 (1, 9)		0-0 HR	1-2 G5-3		0-0 G6-3			0-0 CS 1B	
Greg Norton, S OBP: 0.315, SLG: 0.444 (1, 3)		4-2 2B BB	2-2 HR			0-0 F8		0-0 F8	
Mike Cameron, R OBP: 0.284, SLG: 0.321 (1, 8)		2-1 P6	0-0 1B			2-1 G6-3 3B		1-3 K	
Robert Machado, R OBP: 0.266, SLG: 0.342 (1, 2)		1-0 2B	1-0 G5-3			0-0 G6-3			

Inning Stats	R: 1	H: 2	E: 0	K: 12	LOB: 1	BB: 0	P: 20	R: 4	H: 4	E: 0	K: 10	LOB: 1	BB: 1	P: 23	R: 2	H: 3	E: 0	K: 13	LOB: 1	BB: 0	P: 21	R: 0	H: 0	E: 0	K: 7	LOB: 0	BB: 0	P: 7	R: 1	H: 1	E: 0	K: 6	LOB: 0	BB: 0	P: 11	R: 1	H: 1	E: 0	K: 11	LOB: 0	BB: 0	P: 18	R: 0	H: 1	E: 0	K: 5	LOB: 1	BB: 0	P: 6
1B: 4	SF: 0	2B: 4	SAC: 0	3B: 1	DP: 1	HR: 4	HBP: 0	WP: 0	PA: 35																																								

PITCHER	IP	WLS	BF	H	R	ER	SO	BB	IBB	HBP	BLK	WP	HR	S	P	ERA	WHIP
Andy Pettitte, L ERA: 4.12 (1, 1)	2.0	L	12	6	5	5	0	1	0	0	0	0	1	22	43	22.50	3.500
Jim Bruske, R ERA: 3.81 (3, 1)	1.0		6	3	2	2	1	0	0	0	0	0	2	13	21	18.00	3.000
Darren Holmes, R ERA: 3.98 (4, 1)	3.0		10	1	1	1	1	0	0	0	0	0	0	20	27	3.00	0.333
Jay Tessmer, R ERA: 4.26 (7, 1)	2.0		7	2	1	1	1	0	0	0	0	0	1	16	24	4.50	1.000


BOTTOM

New York Yankees @ Chicago White Sox
Comiskey Park, Chicago, IL

Sat Sep 05 1998, 8:05 PM EDT
Att: 33,092 - Cloudy - 88 F

livebaseballscorecards.com

AB	34
R	9
H	12
RBI	9
BB	1
SO	3
LOB	7



Batter	1	2	3	4	5	6	7	8	9	AB R H RBI BB SO LOB	TOP
Chuck Knoblauch, R (1, 4) <small>OBP: 0.357, SLG: 0.406</small>	1-1 		2-2 		2-2 		2-0 			3 1 0 0 0 0 1	
Tim Raines, S (1, 7) <small>OBP: 0.391, SLG: 0.382</small>	2-2 		0-3 		1-2 			2-2 		4 1 1 0 0 1 1	
Paul O'Neill, L (1, 9) <small>OBP: 0.371, SLG: 0.500</small>	2-2 		4-1 		0-0 			3-3 		3 0 0 0 1 1 1	
Bernie Williams, S (1, 8) <small>OBP: 0.427, SLG: 0.602</small>		1-2 	2-1 		1-0 			2-1 		4 1 1 3 0 1 1	
Tino Martinez, L (1, 3) <small>OBP: 0.364, SLG: 0.510</small>		1-1 	2-1 		0-2 			0-1 		4 1 1 0 0 0 1	
Darryl Strawberry, L (1, 10) <small>OBP: 0.361, SLG: 0.566</small> Homer Bush, R (8, PR) <small>OBP: 0.367, SLG: 0.421</small>		0-0 		1-3 		3-3 		1-1 		4 0 2 0 0 2 0 0 0 0 0 0 0 0	
20 Jorge Posada, S (1, 2) <small>OBP: 0.356, SLG: 0.495</small>		1-3 		2-1 		2-3 		1-0 	2-1 	4 1 1 0 0 2 2	AB 34 R 5 H 8 RBI 4 BB 1 SO 9 LOB 10
Scott Brosius, R (1, 5) <small>OBP: 0.367, SLG: 0.465</small>		1-0 		1-1 		3-1 			2-3 	4 0 1 1 0 1 1	
Luis Sojo, R (1, 6) <small>OBP: 0.248, SLG: 0.271</small> 2 Derek Jeter, R (9, PH) <small>OBP: 0.393, SLG: 0.493</small>		2-1 		1-1 		2-2 			1-3 	3 0 1 0 0 0 2 1 0 0 0 0 1 0	
Inning Stats	R: 0 H: 0 E: 0 LOB: 0 K: 0 BB: 0 S: 8 P: 13	R: 1 H: 3 E: 0 LOB: 2 K: 2 BB: 0 S: 12 P: 18	R: 1 H: 0 E: 0 LOB: 1 K: 1 BB: 1 S: 11 P: 21	R: 1 H: 1 E: 0 LOB: 0 K: 1 BB: 0 S: 10 P: 15	R: 0 H: 0 E: 0 LOB: 0 K: 0 BB: 0 S: 9 P: 12	R: 0 H: 0 E: 0 LOB: 0 K: 1 BB: 0 S: 8 P: 12	R: 0 H: 1 E: 0 LOB: 1 K: 1 BB: 0 S: 10 P: 19	R: 2 H: 3 E: 0 LOB: 1 K: 1 BB: 0 S: 16 P: 25	R: 0 H: 0 E: 0 LOB: 0 K: 2 BB: 0 S: 9 P: 14	1B: 4 SF: 0 2B: 3 SAC: 0 3B: 0 DP: 0 HR: 1 HBP: 1	WP: 3 PA: 37 PB: 0 SB: 0 CS: 1
PITCHER James Baldwin, R (1, 1) <small>ERA: 5.47</small> 41 Bill Simas, R (7, 1) <small>ERA: 3.03</small> Bob Howry, R (8, 1) <small>ERA: 2.78</small>	IP WLS BF H R ER SO BB IBB HBP BLK WP HR S P ERA WHIP 6.2 W 27 5 3 3 6 1 0 1 0 2 0 67 107 4.05 0.900 0.2 4 2 2 2 1 0 0 0 0 0 1 13 22 27.00 3.000 1.2 S 5 1 0 0 2 0 0 0 0 0 0 0 13 20 0.00 0.600	PITCHER IP WLS BF H R ER SO BB IBB HBP BLK WP HR S P ERA WHIP									

New York Yankees @ Chicago White Sox
 Comiskey Park, Chicago, IL
 Sun Sep 06 1998, 4:33 AM EDT
 Att. 24,498 - Cloudy - 88 F

livebaseballscorecards.com

Batter	1	2	3	4	5	6	7	8	9
Ray Durham, S OBP: 0.360, SLG: 0.457 (1, 4)	4-0 F8 BB SF9-3-6	2-2 1B 2B		0-1 G4-3		2-1 G4-3 1-2		1-0 P6	
Craig Wilson, R OBP: 0.750, SLG: 1.429 (1, 6)	4-2 SAFE 1-2 BB	0-0 1B 1B		0-0 1B			1-3 K		
Frank Thomas, R OBP: 0.375, SLG: 0.467 (1, 10)	1-0 F8 2-3	SAFE 3-1 1-2 1B		3-2 F9			1-0 G5-3		
Albert Belle, R OBP: 0.393, SLG: 0.655 (1, 7)	3-1 SF9-3-6 1-2 3-H	0-1 FC6-4 1-2f			2-1 L1-3 1B		2-0 2B		
Robin Ventura, L OBP: 0.337, SLG: 0.414 (1, 5)		1-3 K	1-0 HR		0-0 L1-3 1-2		4-0 IBB		
Greg Norton, S OBP: 0.318, SLG: 0.442 (1, 3)		0-1 1B E 1B	3-2 F8		4-2 FC4-6 BB		3-3 K		
Magglio Ordonez, R OBP: 0.329, SLG: 0.428 (1, 9)		0-0 FC4-6 1-2 1B	1-0 CS 1B		0-2 FC4-6 1-2f		1-2 P4		
Chad Kreuter, S OBP: 0.348, SLG: 0.317 (1, 2)		2-0 FC4-6 1-2f 2-H 2B	3-3 K			1-1 G4-3	0-3 K		
Mike Cameron, R OBP: 0.288, SLG: 0.329 (1, 8)		0-1 S 2-H 2B		3-3 K		4-2 CS BB	1-1 2B		

Inning Stats	R: 1	H: 0	E: 0	K: 0	S: 5	H: 0	LOB: 0	BB: 2	P: 17	R: 4	H: 6	E: 1	K: 1	S: 18	H: 2	LOB: 0	BB: 0	P: 26	R: 1	H: 1	E: 0	K: 1	S: 15	R: 0	H: 1	E: 0	K: 0	S: 8	H: 1	LOB: 1	BB: 1	P: 14	R: 0	H: 0	E: 0	K: 0	S: 7	R: 0	H: 1	E: 0	K: 2	S: 11	R: 0	H: 1	E: 0	K: 1	S: 9	H: 1	LOB: 1	BB: 0	P: 12
1B: 7	2B: 6	3B: 0	HR: 1	SF: 1	SAC: 0	DP: 2	HBP: 0	WP: 0	PA: 37																																										

PITCHER	IP	WLS	BF	H	R	ER	SO	BB	IBB	HBP	BLK	WP	HR	S	P	ERA	WHIP
Hideki Irabu, R ERA: 4.29 (1, 1)	2.1	L	16	8	6	6	1	2	0	0	0	0	1	28	53	23.14	4.286
Ramiro Mendoza, R ERA: 3.19 (3, 1)	4.2		17	3	0	0	4	2	1	0	0	0	0	46	79	0.00	1.071
Mike Stanton, L ERA: 5.99 (8, 1)	1.0		4	1	0	0	1	0	0	0	0	0	0	9	12	0.00	1.000

AB R H RBI BB SO LOB

BOTTOM

4	2	1	1	1	0	2
3	0	2	1	1	1	0
4	0	1	0	0	0	3
3	0	2	1	0	0	2
3	1	1	1	1	1	1
3	1	1	0	1	1	2
4	0	2	0	0	0	1
4	1	0	0	0	2	2
3	1	2	1	1	1	0

AB	31
R	6
H	12
RBI	5
BB	5
SO	6
LOB	13



WP: 0	PA: 37
PB: 0	
SB: 1	
CS: 2	

New York Yankees @ Chicago White Sox
 Comiskey Park, Chicago, IL
 Sun Sep 06 1998, 4:33 AM EDT
 Att. 24,498 - Cloudy - 88 F

livebaseballscorecards.com

Batter	1	2	3	4	5	6	7	8	9	AB R H RBI BB SO LOB	TOP
Chuck Knoblauch, R (1, 4) <small>OBP: 0.356, SLG: 0.407</small>	1-2 2B		0-2 G4-3		0-1 G6-3			0-0 L6		4 1 1 0 0 0 1	
2 Derek Jeter, R (1, 6) <small>OBP: 0.392, SLG: 0.491</small>	1-2 1B		1-0 F8		1-0 G6-3			1-1 L9		4 1 1 1 0 0 0	
Bernie Williams, S (1, 8) <small>OBP: 0.426, SLG: 0.598</small>	3-1 G6-3		0-0 G6-3			2-0 G5-3		4-2 BB		3 0 0 0 1 0 1	
Chili Davis, S (1, 10) <small>OBP: 0.443, SLG: 0.490</small> Homer Bush, R (8, PR) <small>OBP: 0.367, SLG: 0.421</small>	1-2 G6-3		0-0 F9		1-0 G5-3		4-2 BB	1-2 BB		3 0 0 0 1 0 1 0 0 0 0 0 0 0	
20 Jorge Posada, S (1, 2) <small>OBP: 0.358, SLG: 0.497</small>	1-1 2B		0-0 B1-3		4-2 BB			1-2 K		3 0 1 1 1 1 2	
Chad Curtis, R (1, 7) <small>OBP: 0.356, SLG: 0.359</small> Tim Raines, S (9, PH) <small>OBP: 0.390, SLG: 0.381</small>	2-2 G3		4-1 BB		2-2 FC6			1-1 G6-3		2 0 0 0 1 0 2 1 0 0 0 0 0 0	
Shane Spencer, R (1, 9) <small>OBP: 0.368, SLG: 0.714</small> Paul O'Neill, L (9, PH) <small>OBP: 0.371, SLG: 0.499</small>		2-3 K		1-2 G4-3		2-1 1B		0-3 K		3 0 1 0 0 1 1 1 0 0 0 0 1 0	
Scott Brosius, R (1, 5) <small>OBP: 0.368, SLG: 0.467</small>		4-2 BB		3-1 2B		0-1 G4-6-3		1-3 K		3 1 1 0 1 1 1	
Luis Sojo, R (1, 3) <small>OBP: 0.250, SLG: 0.273</small>		0-2 G6-4-3		1-1 1B		3-2 G5-3				3 0 1 1 0 0 1	
Inning Stats	R: 2 H: 3 E: 0 LOB: 1 K: 0 BB: 0 S: 16 P: 25	R: 0 H: 0 E: 0 LOB: 0 K: 1 BB: 1 S: 9 P: 15	R: 0 H: 0 E: 0 LOB: 0 K: 0 BB: 0 S: 5 P: 6	R: 0 H: 0 E: 0 LOB: 1 K: 0 BB: 1 S: 6 P: 11	R: 1 H: 2 E: 0 LOB: 0 K: 0 BB: 0 S: 7 P: 12	R: 0 H: 0 E: 0 LOB: 1 K: 0 BB: 1 S: 8 P: 17	R: 0 H: 1 E: 0 LOB: 0 K: 0 BB: 0 S: 7 P: 12	R: 0 H: 0 E: 0 LOB: 2 K: 1 BB: 2 S: 14 P: 23	R: 0 H: 0 E: 0 LOB: 0 K: 2 BB: 0 S: 8 P: 10	1B: 3 SF: 0 2B: 3 SAC: 0 3B: 0 DP: 3 HR: 0 HBP: 0	WP: 1 PA: 35 PB: 0 SB: 1 CS: 0
PITCHER Steve Avery, L (1, 1) <small>ERA: 5.15</small> Dennis Eckersley, R (8, 1) <small>ERA: 4.76</small> Greg Swindell, L (8, 1) <small>ERA: 3.63</small> Tom Gordon, R (9, 1) <small>ERA: 2.58</small>	IP WLS BF H R ER SO BB IBB HBP BLK WP HR S P ERA WHIP 7.0 0 27 6 3 3 1 3 0 0 0 1 0 58 98 3.86 1.286 0.2 0 2 0 0 0 0 0 0 0 0 0 0 3 4 0.00 0.000 0.1 W 3 0 0 0 1 2 0 0 0 0 0 0 11 19 0.00 6.000 1.0 S 3 0 0 0 0 2 0 0 0 0 0 0 8 10 0.00 0.000	PITCHER IP WLS BF H R ER SO BB IBB HBP BLK WP HR S P ERA WHIP 0.0 0 0 0 0 0 0 0 0 0 0 0 0 0 0 0.00 0.000 0.0 0 0 0 0 0 0 0 0 0 0 0 0 0 0 0.00 0.000 0.0 0 0 0 0 0 0 0 0 0 0 0 0 0 0 0.00 0.000 0.0 0 0 0 0 0 0 0 0 0 0 0 0 0 0 0.00 0.000									

New York Yankees @ Boston Red Sox
Fenway Park, Boston, MA
 Mon Sep 07 1998, 7:05 PM EDT
 Att. 32,106 - Cloudy - 69 F

livebaseballscorecards.com

AB	30
R	3
H	6
RBI	3
BB	5
SO	4
LOB	10



Batter	1	2	3	4	5	6	7	8	9
Darren Lewis, R OBP: 0.341, SLG: 0.355 (1, 8)	1-3 K		1-0 P6			1-3 K		1-2 F7	
John Valentin, R OBP: 0.347, SLG: 0.458 (1, 5)	2-3 K			1-0 P3			3-2 F7	1-0 HR	
Mo Vaughn, L OBP: 0.401, SLG: 0.586 (1, 3)	2-3 K			1-2 G5-4-3 HBP			0-1 2B 1B	2-3 K	
Nomar Garciaparra, R OBP: 0.360, SLG: 0.576 (1, 6)		0-0 F8		2-1 G5-4-3 1-2f			1-0 2B G4-3 1B		
Mike Stanley, R OBP: 0.366, SLG: 0.498 (1, 10)		0-2 K			2-2 F8		2-2 G4-3 2B		
Troy O'Leary, L OBP: 0.311, SLG: 0.481 (1, 7)		0-3 K			0-0 G1-3		0-1 G4-3		
Jason Varitek, S OBP: 0.312, SLG: 0.387 (1, 2)			0-0 G4-3 1B		2-3 K		0-0 G3-1 2B		
Darren Bragg, L OBP: 0.369, SLG: 0.449 (1, 9)			0-1 G4-3			1-1 G1-3	1-1 G3-1		
Mike Benjamin, R OBP: 0.320, SLG: 0.385 (1, 4)			2-3 K			0-3 K		1-0 G5-3	


AB	R	H	RBI	BB	SO	LOB
4	0	0	0	0	2	1
4	1	1	1	0	1	0
3	1	1	0	0	2	0
3	1	1	0	0	0	1
3	1	1	1	0	1	0
3	0	0	1	0	1	1
3	0	2	1	0	1	0
3	0	0	0	0	0	2
3	0	0	0	0	2	1

BOTTOM

New York Yankees @ Boston Red Sox
Fenway Park, Boston, MA
Mon Sep 07 1998, 7:05 PM EDT
Att: 32,106 - Cloudy - 69 F

livebaseballscorecards.com

AB	29
R	4
H	6
RBI	4
BB	0
SO	10
LOB	6



Inning Stats	R: 0	H: 0	E: 0	LOB: 0	K: 3	BB: 0	S: 10	P: 15								
IP	WLS	BF	H	R	ER	SO	BB	IBB	HBP	BLK	WP	HR	S	P	ERA	WHIP
David Wells, L ERA: 3.27 (1, 1)	8.0	L	30	6	4	4	10	0	0	1	0	0	76	106	4.50	0.750

WP: 0	PA: 30
PB: 0	CS: 0
SB: 0	
1B: 3	SF: 0
2B: 2	SAC: 0
3B: 0	DP: 1
HR: 1	HBP: 1

Batter	1	2	3	4	5	6	7	8	9	AB R H RBI BB SO LOB	TOP	
Chuck Knoblauch, R (1, 4) <small>OBP: 0.357, SLG: 0.406</small>	4-2 		3-1 G5-3 		3-1 G5-3 			2-1 G4-3 BB 1B 		3 1 1 0 1 0 1		
2 Derek Jeter, R (1, 6) <small>OBP: 0.393, SLG: 0.489</small>	1-3 K 			4-2 1B G3-4 BB 		2-1 G5-3 		4-2 BB G4-3 1-2 G3-2-3 BB 		2 1 0 0 2 1 1		
Paul O'Neill, L (1, 9) <small>OBP: 0.370, SLG: 0.497</small>	0-2 			1-2 L9 		0-0 F7 		0-0 G4-3 		4 0 1 1 0 0 3		
Bernie Williams, S (1, 8) <small>OBP: 0.427, SLG: 0.596</small>	0-2 G4-3 			2-0 1-3 G3-4 1B 		3-3 		4-0 BB IBB 		3 0 1 0 1 1 1		
Tino Martinez, L (1, 3) <small>OBP: 0.365, SLG: 0.508</small>		2-3 K 		0-2 G3-4 			4-0 BB 	4-2 1-2 2-3 3-H BB 		2 0 0 2 2 1 1		
Darryl Strawberry, L (1, 10) <small>OBP: 0.353, SLG: 0.560</small> Chili Davis, S (8, PH) <small>OBP: 0.435, SLG: 0.480</small>		2-1 F9 		1-3 K 			2-3 K 	2-2 G3-2-3 		3 0 0 0 0 2 2 1 0 0 0 0 0 3		
Ricky Ledee, L (1, 7) <small>OBP: 0.323, SLG: 0.421</small> Chad Curtis, R (9, PH) <small>OBP: 0.356, SLG: 0.358</small>		1-3 K 			3-3 K 		1-1 F7 		2-3 K 		3 0 0 0 0 2 1 1 0 0 0 0 1 0	AB 30 R 3 H 5 RBI 3 BB 6 SO 9 LOB 15
Scott Brosius, R (1, 5) <small>OBP: 0.367, SLG: 0.467</small>		2-2 G5-3 			3-2 F7 2B 		1-0 F7 		2-2 G6-3 		4 0 1 0 0 0 1	
Joe Girardi, R (1, 2) <small>OBP: 0.318, SLG: 0.388</small>		1-3 K 			1-1 F7 			0-0 1B WP G4-3 1B 	1-2 G5-3 		4 1 1 0 0 1 1	
Inning Stats	R: 0 H: 1 E: 0 LOB: 1 K: 1 BB: 1 S: 13 P: 18	R: 0 H: 0 E: 0 LOB: 0 K: 2 BB: 0 S: 8 P: 13	R: 0 H: 0 E: 0 LOB: 0 K: 1 BB: 0 S: 9 P: 15	R: 1 H: 1 E: 0 LOB: 1 K: 1 BB: 1 S: 15 P: 23	R: 0 H: 1 E: 0 LOB: 1 K: 1 BB: 0 S: 11 P: 21	R: 0 H: 0 E: 0 LOB: 0 K: 1 BB: 0 S: 6 P: 11	R: 0 H: 0 E: 0 LOB: 1 K: 1 BB: 1 S: 7 P: 15	R: 2 H: 2 E: 0 LOB: 2 K: 0 BB: 3 S: 13 P: 29	R: 0 H: 0 E: 0 LOB: 0 K: 1 BB: 0 S: 10 P: 15	1B: 4 SF: 0 2B: 1 SAC: 0 3B: 0 DP: 1 HR: 0 HBP: 0	WP: 1 PA: 36 PB: 0 SB: 0 CS: 0	
PITCHER Pedro Martinez, R (1, 1) <small>ERA: 2.74</small> Greg Swindell, L (8, 1) <small>ERA: 3.6</small> Derek Lowe, R (9, 1) <small>ERA: 4.2</small>	IP WLS BF H R ER SO BB IBB HBP BLK WP HR S P ERA WHIP 7.1 L 32 5 3 3 8 5 1 0 0 1 0 79 140 3.68 1.364 0.2 1 0 0 0 0 0 0 0 0 0 0 3 5 0.00 0.000 1.0 3 0 0 0 1 0 0 0 0 0 0 10 15 0.00 0.000	PITCHER IP WLS BF H R ER SO BB IBB HBP BLK WP HR S P ERA WHIP										

New York Yankees @ Boston Red Sox
 Fenway Park, Boston, MA
 Tue Sep 08 1998, 7:05 PM EDT
 Att. 33,409 - Unknown - 72 F

livebaseballscorecards.com

Batter	1	2	3	4	5	6	7	8	9	AB	R	H	RBI	BB	SO	LOB
Darren Lewis, R OBP: 0.339, SLG: 0.352 (1, 8)	K		P4			K			B3	4	0	0	0	0	2	0
John Valentin, R OBP: 0.346, SLG: 0.456 (1, 5)	P2			K			K		1B SF8 BB	3	1	0	0	1	2	0
Mo Vaughn, L OBP: 0.401, SLG: 0.586 (1, 3)	K			G3			FC1-6 1B		E 1B 1B	4	0	2	0	0	1	0
Donnie Sadler, R OBP: 0.323, SLG: 0.465 (9, PR)	K								1-2 1B	0	0	0	0	0	0	0
Nomar Garciaparra, R OBP: 0.361, SLG: 0.563 (1, 6)				K			FC1-6 CS		1-1 E 1B	4	1	2	1	0	1	1
Troy O'Leary, L OBP: 0.311, SLG: 0.480 (1, 7)							CS		1-2 2-3 3-H	3	0	1	1	0	1	0
Mike Stanley, R OBP: 0.365, SLG: 0.495 (1, 10)				K					1-2 2-3 3-H	3	0	0	0	1	3	1
Midre Cummings, L OBP: 0.377, SLG: 0.467 (9, PR)				K					BB	0	0	0	0	0	0	0
Darren Bragg, L OBP: 0.368, SLG: 0.447 (1, 9)				F8			G4-3		K	4	0	1	0	0	1	3
Scott Hatteberg, L OBP: 0.361, SLG: 0.447 (1, 2)										2	0	0	0	0	0	0
Jason Varitek, S OBP: 0.312, SLG: 0.387 (8, PH)										0	0	0	0	0	0	0
Mandy Romero, S OBP: 0.133, SLG: 0.143 (8, PH)										1	0	0	0	0	1	2
Mike Benjamin, R OBP: 0.317, SLG: 0.381 (1, 4)										3	0	0	0	0	2	2


Inning Stats	R: 0	H: 0	E: 0	K: 2	S: 7	LOB: 0	BB: 0	P: 11	R: 1	H: 1	E: 0	K: 1	S: 16	LOB: 0	BB: 0	P: 25	R: 0	H: 0	E: 0	K: 1	S: 8	LOB: 0	BB: 0	P: 10	R: 0	H: 0	E: 0	K: 2	S: 9	LOB: 0	BB: 0	P: 16	R: 0	H: 1	E: 0	K: 1	S: 5	LOB: 0	BB: 0	P: 5	R: 0	H: 2	E: 0	K: 2	S: 11	LOB: 2	BB: 0	P: 18	R: 1	H: 2	E: 1	K: 1	S: 16	LOB: 3	BB: 2	P: 25	1B: 5	SF: 1	2B: 0	SAC: 0	3B: 0	DP: 0	HR: 1	HBP: 0
--------------	------	------	------	------	------	--------	-------	-------	------	------	------	------	-------	--------	-------	-------	------	------	------	------	------	--------	-------	-------	------	------	------	------	------	--------	-------	-------	------	------	------	------	------	--------	-------	------	------	------	------	------	-------	--------	-------	-------	------	------	------	------	-------	--------	-------	-------	-------	-------	-------	--------	-------	-------	-------	--------

PITCHER	IP	WLS	BF	H	R	ER	SO	BB	IBB	HBP	BLK	WP	HR	S	P	ERA	WHIP
David Cone, R ERA: 3.49 (1, 1)	7.0		22	2	1	1	11	0	0	0	0	0	1	61	89	1.29	0.286
Graeme Lloyd, L ERA: 1.35 (8, 1)	0.0		1	1	0	0	0	0	0	0	0	0	0	2	4	∞	∞
Jeff Nelson, R ERA: 4.41 (8, 1)	0.1		1	0	0	0	1	0	0	0	0	0	0	3	6	0.00	0.000
Mike Stanton, L ERA: 5.99 (8, 1)	0.0		1	1	0	0	0	0	0	0	0	0	0	2	3	∞	∞
42 Mariano Rivera, R ERA: 1.78 (8, 1)	1.2	S	9	2	1	1	2	2	0	0	0	0	0	20	30	5.40	2.400

BOTTOM

New York Yankees @ Boston Red Sox
 Fenway Park, Boston, MA
 Tue Sep 08 1998, 7:05 PM EDT
 Att: 33,409 - Unknown - 72 F

AB	31
R	2
H	6
RBI	2
BB	2
SO	14
LOB	9



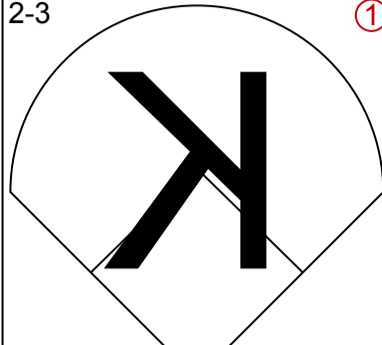
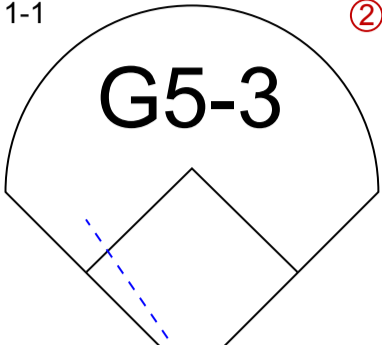
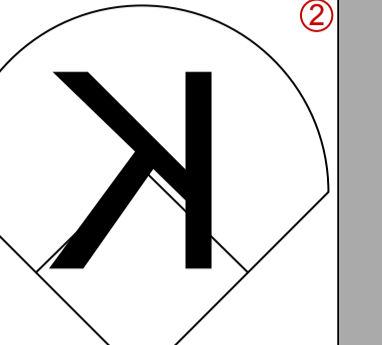
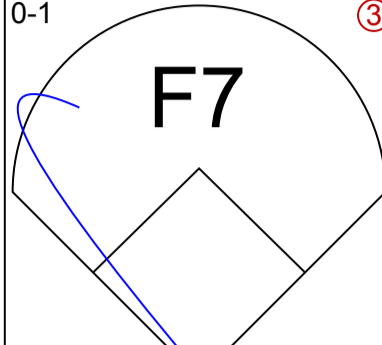
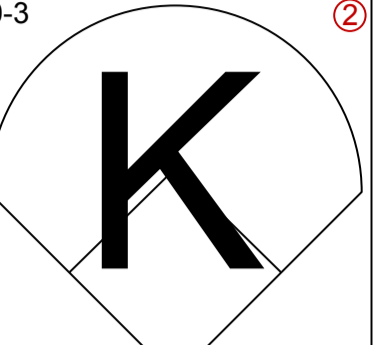
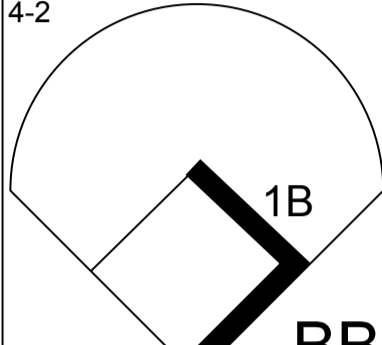
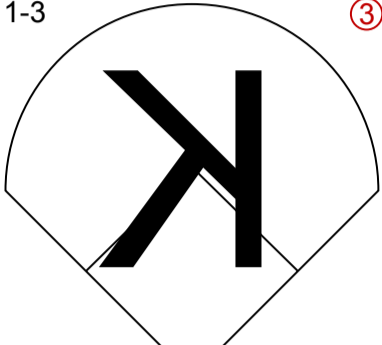
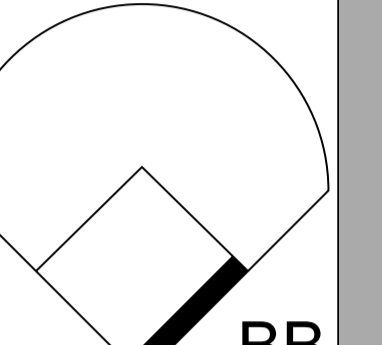
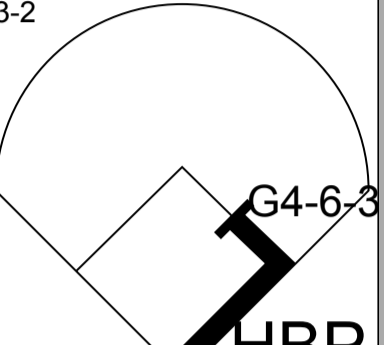
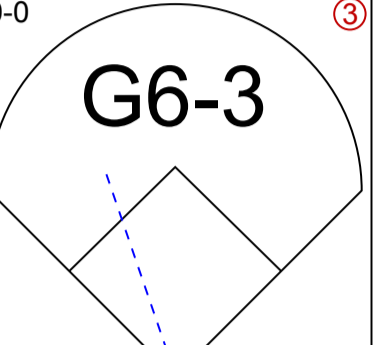
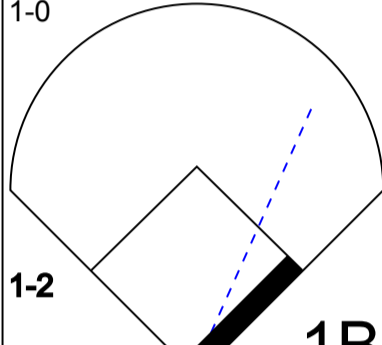
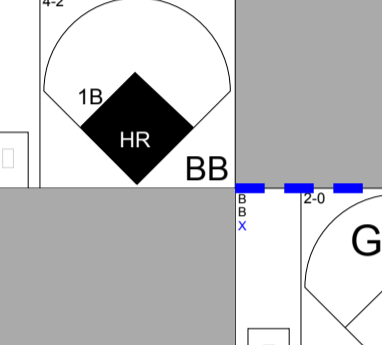
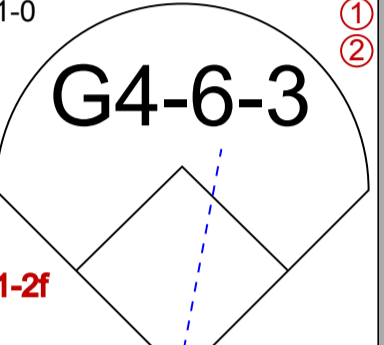
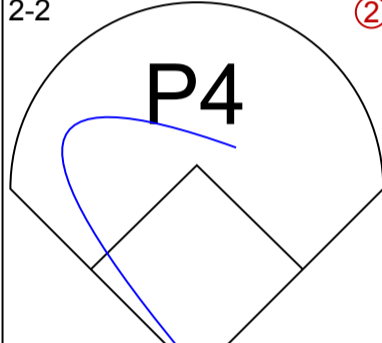
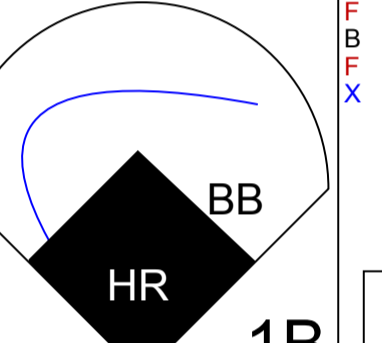
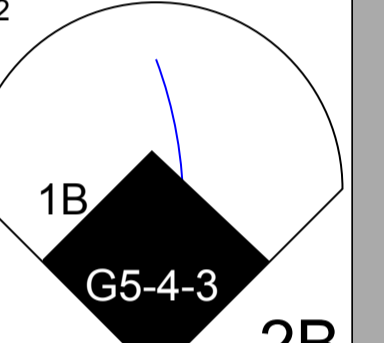
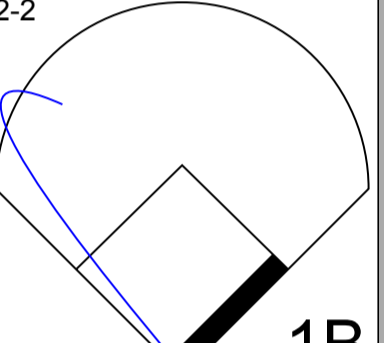
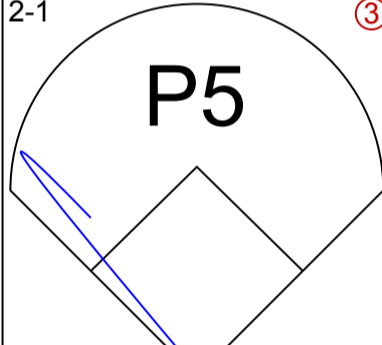
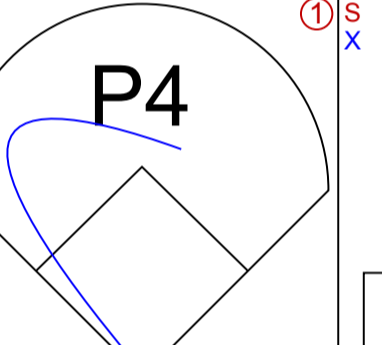
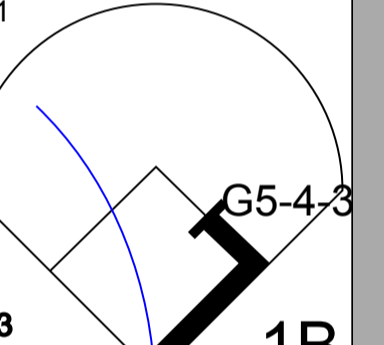
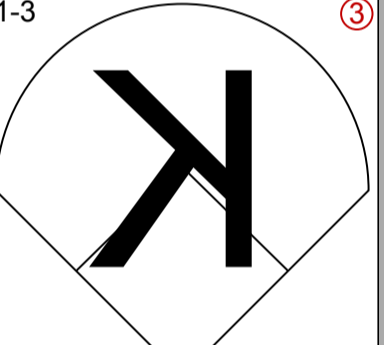
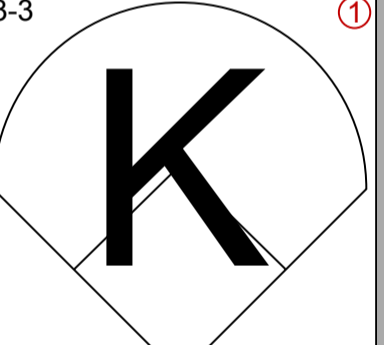
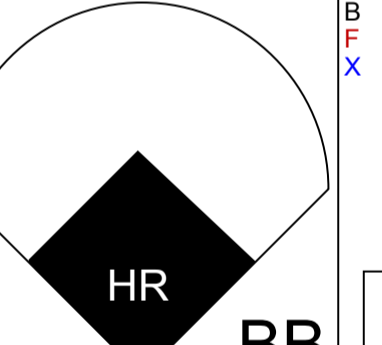
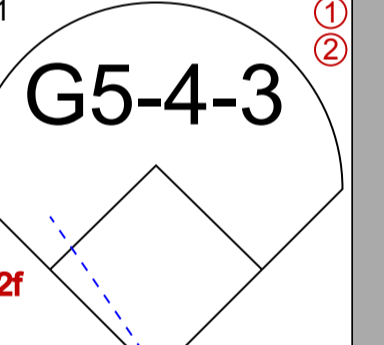
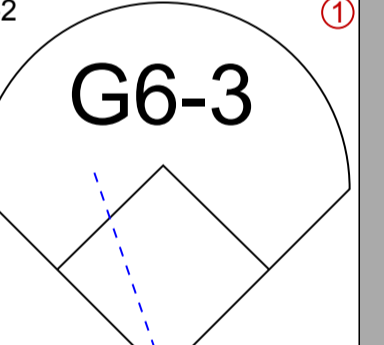
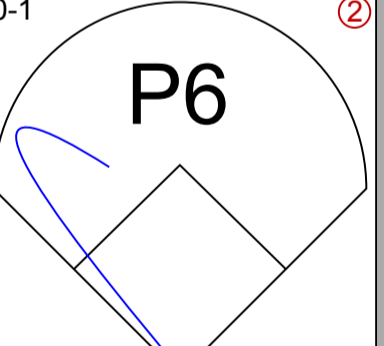
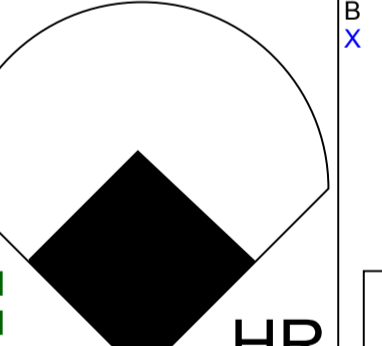
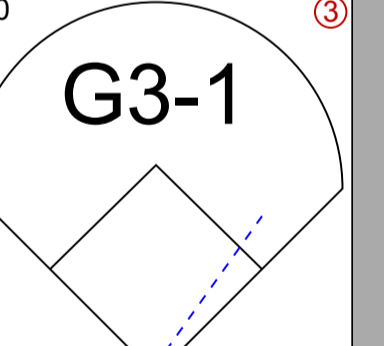
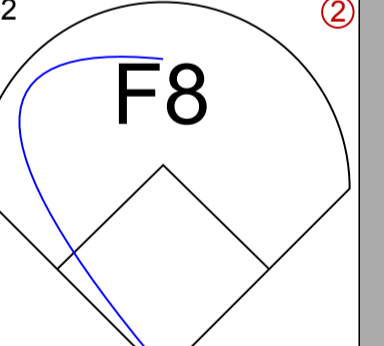
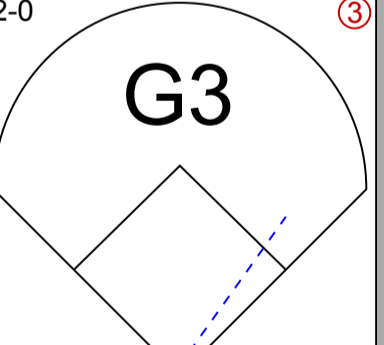
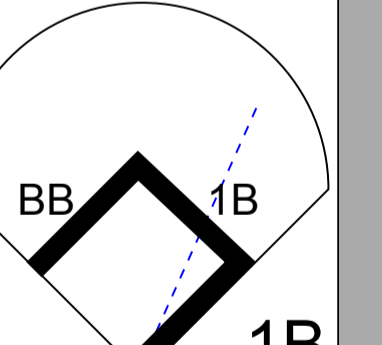
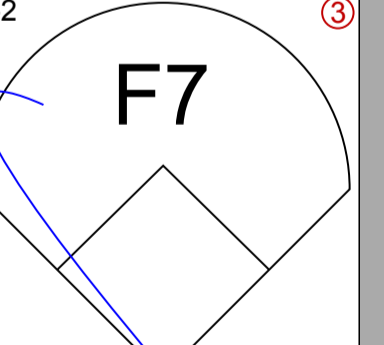
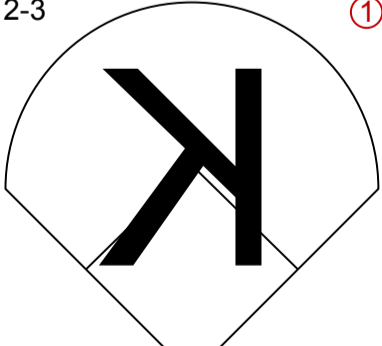
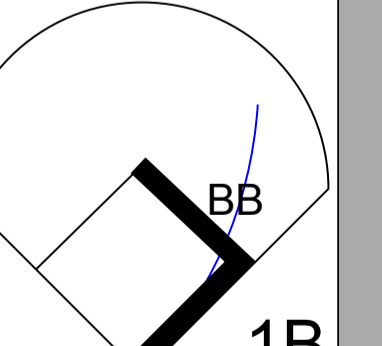
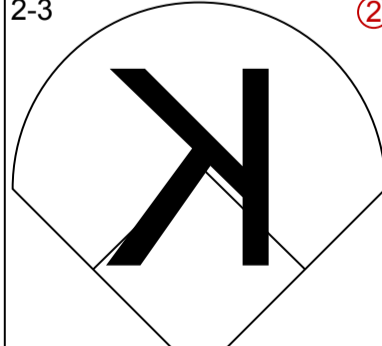
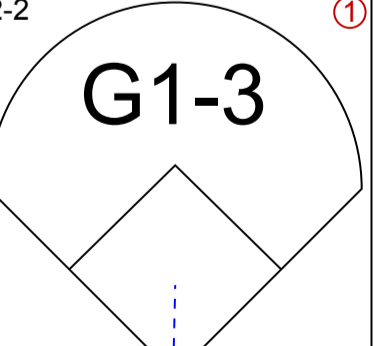
WP	HR	S	P	ERA	WHIP
0	0	0	35		

Batter	1	2	3	4	5	6	7	8	9	AB R H RBI BB SO LOB	TOP
Chuck Knoblauch, R (1, 4) <small>OBP: 0.355, SLG: 0.403</small>	1-2 		0-3 	0-0 			1-0 			4 0 0 0 0 1 1	New York Yankees @ Boston Red Sox Fenway Park, Boston, MA Wed Sep 09 1998, 7:05 PM EDT Att. 32,942 - Cloudy - 60 F
2 Derek Jeter, R (1, 6) <small>OBP: 0.394, SLG: 0.500</small>	0-0 		1-2 			1-1 	1-0 			4 2 2 2 0 0 0	
Paul O'Neill, L (1, 9) <small>OBP: 0.371, SLG: 0.508</small>	0-2 		0-3 			1-0 		1-2 		4 2 2 2 0 1 0	
Bernie Williams, S (1, 8) <small>OBP: 0.425, SLG: 0.592</small>	2-1 			2-0 		1-1 		1-0 		3 1 0 0 0 0 0	
Tino Martinez, L (1, 3) <small>OBP: 0.364, SLG: 0.508</small>		0-1 		0-1 		0-2 		2-3 		4 1 1 1 0 1 0	
Tim Lincecum, S (1, 7) <small>OBP: 0.390, SLG: 0.379</small> Ricky Ledee, L (7, 7) <small>OBP: 0.317, SLG: 0.414</small>		4-1 		1-3 		1-1 		1-3 		2 0 0 0 1 1 1 1 0 0 0 0 1 0	
Darryl Strawberry, L (1, 10) <small>OBP: 0.355, SLG: 0.554</small> Chili Davis, S (9, PH) <small>OBP: 0.429, SLG: 0.471</small>		1-1 		0-3 		1-3 		1-1 		3 0 0 0 0 2 2 1 0 0 0 0 0 0	
20 Jorge Posada, S (1, 2) <small>OBP: 0.357, SLG: 0.497</small>	1-0 			1-0 		3-2 		2-2 		4 1 1 1 0 0 1	
Scott Brosius, R (1, 5) <small>OBP: 0.366, SLG: 0.465</small>			3-2 	2-2 		2-1 		3-3 		4 0 1 1 0 1 0	
Inning Stats	R: 1 H: 1 E: 0 LOB: 0 K: 0 BB: 0 S: 10 P: 13	R: 0 H: 0 E: 0 LOB: 1 K: 0 BB: 1 S: 6 P: 12	R: 1 H: 1 E: 0 LOB: 0 K: 2 BB: 0 S: 12 P: 16	R: 3 H: 3 E: 0 LOB: 1 K: 2 BB: 0 S: 14 P: 20	R: 1 H: 1 E: 0 LOB: 0 K: 0 BB: 0 S: 8 P: 11	R: 0 H: 0 E: 0 LOB: 0 K: 1 BB: 0 S: 10 P: 15	R: 0 H: 0 E: 0 LOB: 0 K: 0 BB: 0 S: 4 P: 8	R: 1 H: 1 E: 0 LOB: 0 K: 2 BB: 0 S: 13 P: 18	R: 0 H: 0 E: 0 LOB: 0 K: 1 BB: 0 S: 9 P: 15	1B: 1 SF: 0 2B: 2 SAC: 0 3B: 0 DP: 0 HR: 4 HBP: 1	
49 Tim Wakefield, R (1, 1) <small>ERA: 4.71</small> John Wasdin, R (5, 1) <small>ERA: 5.09</small> Greg Swindell, L (8, 1) <small>ERA: 3.66</small> Dennis Eckersley, R (9, 1) <small>ERA: 4.63</small>	IP WLS BF H R ER SO BB IBB HBP BLK WP HR S P ERA WHIP 4.0 L 19 5 5 5 4 1 0 1 0 0 2 42 61 11.25 1.500										

livebaseballscorecards.com

AB	34
R	7
H	7
RBI	7
BB	1
SO	8
LOB	5



Batter	1	2	3	4	5	6	7	8	9	AB R H RBI BB SO LOB
Darren Bragg, L OBP: 0.364, SLG: 0.441 (1, 8)	2-3 		1-1 G5-3 	0-3 		0-1 F7 			0-3 K 	5 0 0 0 0 3 2
John Valentin, R OBP: 0.348, SLG: 0.454 (1, 5)	4-2 		1-3 	4-0 			3-2 		0-0 G6-3 	2 0 0 0 2 1 0
Mo Vaughn, L OBP: 0.402, SLG: 0.584 (1, 3)	1-0 			1-2 			1-0 G4-6-3 			3 1 1 0 1 0 4
Nomar Garciaparra, R OBP: 0.364, SLG: 0.588 (1, 6)	2-2 P4 			1-0 BB 1-3 HR 1B 	1-2 1B G5-4-3 2B 		2-2 			4 2 3 0 0 0 2
Troy O'Leary, L OBP: 0.310, SLG: 0.478 (1, 7)	2-1 P5 			1-1 P4 	0-1 G5-4-3 1B 		1-3 			4 0 1 0 0 1 5
Mike Stanley, R OBP: 0.365, SLG: 0.493 (1, 10)			3-3 K 		4-1 1 SAFE BB 1-2 HR BB 	1-1 G5-4-3 		1-2 G6-3 		2 1 0 0 1 1 1
Chris Snopce, R OBP: 0.285, SLG: 0.242 (8, PH)										1 0 0 0 0 0 0
Scott Hatteberg, L OBP: 0.361, SLG: 0.455 (1, 2)			0-1 P6 		1-1 HR 	1-1 G3-1 		1-2 F8 		3 1 1 4 0 0 0
30 Keith Mitchell, R OBP: 0.286, SLG: 0.211 (8, PH) (9, 9)										1 0 0 0 0 0 0
Trot Nixon, L OBP: 0.333, SLG: 0.333 (1, 9)			2-0 G3 		1-1 BB 1B 			1-2 F7 		3 0 1 0 0 0 0
Jason Varitek, S OBP: 0.310, SLG: 0.385 (8, PH) (9, 2)										1 0 0 0 0 0 0
Donnie Sadler, R OBP: 0.323, SLG: 0.461 (1, 4)			2-3 K 		0-0 1 SAFE BB 1-2 1B 		2-3 K 		2-2 G1-3 	3 0 1 0 0 2 0
Mike Benjamin, R OBP: 0.316, SLG: 0.380 (9, PH)										1 0 0 0 0 0 0

Inning Stats	R: 0	H: 1	E: 0	K: 1	S: 13	LOB: 2	BB: 1	P: 24	R: 0	H: 0	E: 0	K: 1	S: 6	LOB: 0	BB: 0	P: 11	R: 0	H: 0	E: 0	K: 2	S: 8	LOB: 0	BB: 0	P: 12	R: 4	H: 4	E: 0	K: 1	S: 15	LOB: 3	BB: 3	P: 33	R: 1	H: 2	E: 0	K: 0	S: 8	LOB: 0	BB: 0	P: 11	R: 0	H: 0	E: 0	K: 1	S: 8	LOB: 0	BB: 0	P: 11	R: 0	H: 1	E: 0	K: 1	S: 9	LOB: 1	BB: 0	P: 16	R: 0	H: 0	E: 0	K: 0	S: 9	LOB: 0	BB: 0	P: 12	R: 0	H: 0	E: 0	K: 1	S: 8	LOB: 0	BB: 0	P: 10	1B: 6	SF: 0	2B: 1	SAC: 0	3B: 0	DP: 2	HR: 1	HBP: 1	WP: 0	PA: 38
--------------	------	------	------	------	-------	--------	-------	-------	------	------	------	------	------	--------	-------	-------	------	------	------	------	------	--------	-------	-------	------	------	------	------	-------	--------	-------	-------	------	------	------	------	------	--------	-------	-------	------	------	------	------	------	--------	-------	-------	------	------	------	------	------	--------	-------	-------	------	------	------	------	------	--------	-------	-------	------	------	------	------	------	--------	-------	-------	-------	-------	-------	--------	-------	-------	-------	--------	-------	--------

PITCHER	IP	WLS	BF	H	R	ER	SO	BB	IBB	HBP	BLK	WP	HR	S	P	ERA	WHIP
Orlando Hernandez, R ERA: 3.5 (1, 1)	3.2		20	5	4	4	5	4	0	0	0	0	1	41	77	9.82	2.455
Ramiro Mendoza, R ERA: 3.18 (4, 1)	3.0	W	11	3	1	1	1	0	0	1	0	0	0	23	37	3.00	1.000
Mike Stanton, L ERA: 5.87 (7, 1)	1.1		4	0	0	0	1	0	0	0	0	0	0	12	16	0.00	0.000
42 Mariano Rivera, R ERA: 1.75 (9, 1)	1.0	S	3	0	0	0	1	0	0	0	0	0	0	8	10	0.00	0.000


BOTTOM

New York Yankees @ Boston Red Sox
Fenway Park, Boston, MA

Wed Sep 09 1998, 7:05 PM EDT
Att: 32,942 - Cloudy - 60 F

livebaseballscorecards.com

AB	33
R	5
H	8
RBI	4
BB	4
SO	8
LOB	14



Batter	1	2	3	4	5	6	7	8	9	AB R H RBI BB SO LOB	TOP									
Shannon Stewart, R (1, 7) OBP: 0.380, SLG: 0.400	4-2 1B BB	1-0 1B HR 1B		3-1 G6-3			2-3 K		3-3 K	4 1 1 1 1 2 1										
Shawn Green, L (1, 9) OBP: 0.339, SLG: 0.514	1-0 1B CS	0-0 1B HR 1B		2-3 K			1-1 HBP		1-0 P6	4 1 2 0 0 1 1										
Jose Canseco, R (1, 10) OBP: 0.330, SLG: 0.535	3-3 K	2-1 1B HR			3-2 G6-3		3-3 K			4 1 1 3 0 2 3										
Carlos Delgado, L (1, 3) OBP: 0.386, SLG: 0.579	4-0 BB	2-1 G3			4-2 G5-3 BB		1-0 L9			2 0 0 0 2 0 1										
José Cruz Jr., S (1, 8) OBP: 0.347, SLG: 0.387	3-2 G5-3				4-0 BB		2-3 K			3 0 0 0 1 2 2										
Tony Fernandez, S (1, 5) OBP: 0.380, SLG: 0.434		0-1 F9		4-2 1B BB						3 0 0 0 1 0 2										
Benito Santiago, R (1, 2) OBP: 0.571, SLG: 0.667		1-0 1B G4-3 1B		1-1 L3 1B		2-0 G6-3		2-3 K		4 1 2 0 0 1 0										
Craig Grebeck, R (1, 4) OBP: 0.327, SLG: 0.360		1-0 G4-3 1B 1B		3-1 L3		0-3 K			1-1 G3-1	4 1 1 0 0 1 2										
Alex Gonzalez, R (1, 6) OBP: 0.293, SLG: 0.377		2-0 G4-3		1-0 G1-3		2-0 F8			2-1 1B	4 0 1 1 0 0 1										
Inning Stats	R: 0 E: 0 K: 1 S: 10	H: 1 LOB: 2 BB: 2 P: 25	R: 5 E: 0 K: 0 S: 11	H: 5 LOB: 0 BB: 0 P: 20	R: 0 E: 0 K: 1 S: 10	H: 1 LOB: 1 BB: 1 P: 18	R: 0 E: 0 K: 1 S: 7	H: 0 LOB: 0 BB: 0 P: 13	R: 0 E: 0 K: 0 S: 9	H: 0 LOB: 1 BB: 2 P: 20	R: 0 E: 0 K: 2 S: 9	H: 0 LOB: 1 BB: 0 P: 16	R: 0 E: 0 K: 2 S: 11	H: 0 LOB: 0 BB: 0 P: 17	R: 0 E: 0 K: 1 S: 8	H: 1 LOB: 1 BB: 0 P: 15	1B: 7 2B: 1 3B: 0 HR: 1	SF: 0 SAC: 0 DP: 2 HBP: 1	WP: 0 PB: 0 SB: 2 CS: 1	PA: 38
PITCHER	IP WLS BF H R ER SO BB IBB HBP BLK WP HR S P ERA WHIP																			
Andy Pettitte, L (1, 1) ERA: 4.22	6.0 W 27 7 5 5 4 5 0 0 0 0 0 1 52 105 7.50 2.000																			
Jeff Nelson, R (7, 1) ERA: 4.33	0.2 3 0 0 0 2 0 0 1 0 0 0 8 14 0.00 0.000																			
Graeme Lloyd, L (7, 1) ERA: 1.34	0.1 1 0 0 0 0 0 0 0 0 0 0 1 2 0.00 0.000																			
Darren Holmes, R (8, 1) ERA: 3.8	2.0 S 7 1 0 0 3 0 0 0 0 0 0 0 19 32 0.00 0.500																			

Toronto Blue Jays @ New York Yankees
 Yankee Stadium, Bronx, NY
 Thu Sep 10 1998, 7:05 PM EDT
 Att. 25,881 - Unknown - 67 F

livebaseballscorecards.com

AB	32
R	5
H	8
RBI	5
BB	5
SO	9
LOB	13



Batter	1	2	3	4	5	6	7	8	9	AB	R	H	RBI	BB	SO	LOB
Chuck Knoblauch, R OBP: 0.358, SLG: 0.407	1-1 G3 HR 2B	1-2 1B	4-2 BB		4-1 BB			2-2 G6-3		3	1	2	1	2	0	0
2 Derek Jeter, R OBP: 0.391, SLG: 0.496	0-0 G3 2-3	2-3 K	3-2 G1-3		1-3 K			0-1 F9		5	0	0	0	0	2	7
Paul O'Neill, L OBP: 0.373, SLG: 0.520	0-1 HR 3-H		1-1 FC1-6 1B	1-1 HR		1-3 K		0-3 K		5	2	3	3	0	2	0
Bernie Williams, S OBP: 0.424, SLG: 0.588	2-0 L8		0-0 FC1-6 1B 1-2f	3-2 G1-6-3		4-1 FC3-6 BB				3	1	0	0	1	0	1
Tino Martinez, L OBP: 0.363, SLG: 0.506	1-1 F7		0-0 1B 1-3 2B 1B	1-0 L8		2-1 FC3-6 1-2f				4	1	1	0	0	0	1
Darryl Strawberry, L OBP: 0.355, SLG: 0.552 Chili Davis, S OBP: 0.422, SLG: 0.462 (6, PH)		0-1 P6	0-0 2B 1-2 SF9 1B 3-H	1-1 P6		0-3 K				3	1	1	1	0	0	0
Ricky Ledee, L OBP: 0.328, SLG: 0.435		0-1 1B 1B	3-2 2B 1-3 2-H		1-0 F8		1-1 P5			4	2	2	1	0	0	0
Scott Brosius, R OBP: 0.367, SLG: 0.466		0-1 SAFE 1B 1-2	0-0 SF9		0-1 G4-3		1-0 G6-4-3 1B			3	0	2	1	0	0	0
Joe Girardi, R OBP: 0.321, SLG: 0.398		2-3 K	2-2 2B 2-H		2-2 2B		0-0 G6-4-3 1-2f			4	0	2	1	0	1	3

Inning Stats	R: 2	H: 2	E: 0	LOB: 0	K: 0	S: 8	P: 12	R: 1	H: 3	E: 0	LOB: 2	K: 2	S: 15	P: 20	R: 4	H: 5	E: 0	LOB: 2	K: 0	S: 19	R: 1	H: 1	E: 0	LOB: 0	K: 0	S: 9	P: 15	R: 0	H: 1	E: 0	LOB: 2	K: 1	S: 13	P: 21	R: 0	H: 0	E: 0	LOB: 1	K: 2	S: 10	P: 17	R: 0	H: 1	E: 0	LOB: 0	K: 0	S: 4	P: 6	R: 0	H: 0	E: 0	LOB: 0	K: 1	S: 9	P: 11
--------------	------	------	------	--------	------	------	-------	------	------	------	--------	------	-------	-------	------	------	------	--------	------	-------	------	------	------	--------	------	------	-------	------	------	------	--------	------	-------	-------	------	------	------	--------	------	-------	-------	------	------	------	--------	------	------	------	------	------	------	--------	------	------	-------

PITCHER	IP	WLS	BF	H	R	ER	SO	BB	IBB	HBP	BLK	WP	HR	S	P	ERA	WHIP	
Pat Hentgen, R ERA: 5.17	(1, 1)	3.0	L	20	10	7	7	2	1	0	0	0	0	1	22	36	4.50	1.500
Dave Stieb, R ERA: 4.43	(4, 1)	2.0		9	2	1	1	1	0	0	0	0	0	0	12	20	0.00	0.750
Steve Sinclair, L ERA: 2.08	(6, 1)	1.1		5	0	0	0	2	1	0	0	0	0	0	8	11	0.00	0.750
Carlos Almanzar, R ERA: 6.04	(7, 1)	1.1		4	1	0	0	0	0	0	0	0	0	0	3	3	0.00	0.000
Dan Plesac, L ERA: 4.05	(8, 1)	0.1		1	0	0	0	1	0	0	0	0	0	0	0	0	0.00	0.000


BOTTOM

Toronto Blue Jays @ New York Yankees
 Yankee Stadium, Bronx, NY

Thu Sep 10 1998, 7:05 PM EDT
 Att: 25,881 - Unknown - 67 F

AB	35
R	8
H	13
RBI	8
BB	3
SO	6
LOB	13

livebaseballscorecards.com



WP: 0	PA: 39
PB: 0	
SB: 0	
CS: 0	

Batter	1	2	3	4	5	6	7	8	9	AB R H RBI BB SO LOB	TOP											
Shannon Stewart, R (1, 7) OBP: 0.381, SLG: 0.406	1-3 K		3-1 L7		1-0 F8 S HBP		1-0 HR		0-1 G4-3	4 1 1 1 0 1 0												
Shawn Green, L (1, 9) OBP: 0.337, SLG: 0.511	3-3 K		1-3 K		1-3 K		3-2 F9			4 0 0 0 0 3 1												
Jose Canseco, R (1, 10) OBP: 0.328, SLG: 0.531	1-3 K		0-2 G5-3		3-1 F8		2-1 G5-6-3		2-1 G5-3	4 0 0 0 0 1 1												
Carlos Delgado, L (1, 3) OBP: 0.385, SLG: 0.582		2-2 K		2-0 HR	3-0 P5					4 1 1 1 0 1 1												
José Cruz Jr., S (1, 8) OBP: 0.351, SLG: 0.398		4-2 HR BB		4-2 1B BB		1-1 HR		1-3 K		2 2 1 1 2 1 0												
Tony Fernandez, S (1, 5) OBP: 0.381, SLG: 0.442		1-2 HR		1-2 F8		1-0 S 1B		0-1 P5		4 1 2 2 0 0 1												
Darrin Fletcher, L (1, 2) OBP: 0.327, SLG: 0.408		3-3 K		0-1 F8		0-1 F7		2-0 F7		3 0 0 0 0 1 2												
Benito Santiago, R (8, PH) OBP: 0.500, SLG: 0.571				1 SAFE F8		1 SAFE F7		1 SAFE F7		1 0 0 0 0 0 0												
Craig Grebeck, R (1, 4) OBP: 0.330, SLG: 0.360		1-1 1B		4-2 1B BB		0-2 F9			3-1 F8	3 0 1 0 1 0 1												
Alex Gonzalez, R (1, 6) OBP: 0.292, SLG: 0.376		2-1 P3		0-0 1B		3-3 K			0-2 G6-3	4 0 1 0 0 1 2												
Inning Stats	R: 0 E: 0 K: 3 S: 9	H: 0 LOB: 0 BB: 0 P: 14	R: 2 E: 0 K: 2 S: 16	H: 2 LOB: 1 BB: 1 P: 29	R: 0 E: 0 K: 1 S: 8	H: 0 LOB: 0 BB: 0 P: 12	R: 1 E: 0 K: 0 S: 11	H: 2 LOB: 2 BB: 2 P: 22	R: 0 E: 0 K: 1 S: 7	H: 0 LOB: 1 BB: 0 P: 14	R: 1 E: 0 K: 1 S: 13	H: 2 LOB: 1 BB: 0 P: 18	R: 1 E: 0 K: 0 S: 8	H: 1 LOB: 0 BB: 0 P: 16	R: 0 E: 0 K: 1 S: 6	H: 0 LOB: 0 BB: 0 P: 9	R: 0 E: 0 K: 0 S: 7	H: 0 LOB: 0 BB: 0 P: 10	1B: 3 2B: 0 3B: 0 HR: 4	SF: 0 SAC: 0 DP: 0 HBP: 1	WP: 0 PB: 0 SB: 3 CS: 0	PA: 37
PITCHER	IP WLS BF H R ER SO BB IBB HBP BLK WP HR S P ERA WHIP																					
Hideki Irabu, R (1, 1) ERA: 4.41	6.0 L 28 7 5 5 8 3 0 1 0 0 4 65 111 7.50 1.667																					
Graeme Lloyd, L (7, 1) ERA: 1.3	1.0 3 0 0 0 0 0 0 0 0 0 0 7 14 0.00 0.000																					
Mike Stanton, L (8, 1) ERA: 5.7	2.0 6 0 0 0 0 1 0 0 0 0 0 0 13 19 0.00 0.000																					

Toronto Blue Jays @ New York Yankees
 Yankee Stadium, Bronx, NY
 Fri Sep 11 1998, 7:05 PM EDT
 Att. 35,856 - Unknown - 74 F

AB	33
R	5
H	7
RBI	5
BB	3
SO	9
LOB	9



Batter	1	2	3	4	5	6	7	8	9	AB	R	H	RBI	BB	SO	LOB
Chuck Knoblauch, R (1, 4) <small>OBP: 0.358, SLG: 0.406</small> Luis Sojo, R (6, PH) <small>OBP: 0.248, SLG: 0.270</small> <small>(7, 4)</small> Tim Raines, S (9, PH) <small>OBP: 0.389, SLG: 0.377</small>	1-3 		0-1 	1-1 G4-3 		1-1 F8 			1-2 F7 	3	0	1	0	0	1	2
2 Derek Jeter, R (1, 6) <small>OBP: 0.388, SLG: 0.492</small>	0-3 		1-3 		3-1 G4-3 			0-1 F8 		4	0	0	0	0	2	1
Paul O'Neill, L (1, 9) <small>OBP: 0.372, SLG: 0.518</small>	2-2 G6-3 			1-1 	3-2 G6-3 			0-3 		4	1	1	0	0	1	0
Bernie Williams, S (1, 8) <small>OBP: 0.424, SLG: 0.590</small>		2-3 		0-1 	2-2 			3-3 		4	1	2	0	0	2	0
Tino Martinez, L (1, 3) <small>OBP: 0.364, SLG: 0.507</small>		4-2 		3-2 	1-3 			2-3 		3	1	1	1	1	2	1
20 Jorge Posada, S (1, 10) <small>OBP: 0.355, SLG: 0.494</small>		2-3 		3-1 G3 		2-0 		3-2 G6-3 		4	1	1	1	0	1	2
Ricky Ledee, L (1, 7) <small>OBP: 0.310, SLG: 0.415</small>		2-3 		1-1 SF9 		1-2 G3 		2-2 G5-3 		3	0	0	1	0	1	2
Scott Brosius, R (1, 5) <small>OBP: 0.370, SLG: 0.470</small>			0-0 	1-0 		1-1 			1-1 G5-3 	3	0	2	1	0	0	0
Joe Girardi, R (1, 2) <small>OBP: 0.320, SLG: 0.396</small>			1-2 G1-6-3 	0-0 		1-0 F9 			1-3 	4	0	1	0	0	1	2

Inning Stats	R: 0	H: 0	E: 0	K: 2	S: 10	H: 0	LOB: 0	BB: 0	P: 13	R: 0	H: 0	E: 0	K: 3	S: 12	H: 0	LOB: 1	BB: 1	P: 22	R: 0	H: 2	E: 0	K: 1	S: 9	H: 2	LOB: 1	BB: 0	P: 11	R: 3	H: 4	E: 0	K: 0	S: 15	H: 1	LOB: 1	BB: 0	P: 22	R: 1	H: 2	E: 0	K: 0	S: 9	H: 2	LOB: 1	BB: 0	P: 15	R: 0	H: 0	E: 0	K: 2	S: 9	H: 0	LOB: 0	BB: 0	P: 12	R: 0	H: 0	E: 0	K: 1	S: 8	H: 0	LOB: 0	BB: 0	P: 18	R: 0	H: 0	E: 0	K: 1	S: 8	H: 0	LOB: 0	BB: 0	P: 11	1B: 6	SF: 1	2B: 3	SAC: 0	3B: 0	DP: 1	HR: 0	HBP: 1	WP: 0	PA: 37
--------------	------	------	------	------	-------	------	--------	-------	-------	------	------	------	------	-------	------	--------	-------	-------	------	------	------	------	------	------	--------	-------	-------	------	------	------	------	-------	------	--------	-------	-------	------	------	------	------	------	------	--------	-------	-------	------	------	------	------	------	------	--------	-------	-------	------	------	------	------	------	------	--------	-------	-------	------	------	------	------	------	------	--------	-------	-------	-------	-------	-------	--------	-------	-------	-------	--------	-------	--------

PITCHER	IP	WLS	BF	H	R	ER	SO	BB	IBB	HBP	BLK	WP	HR	S	P	ERA	WHIP
Roger Clemens, R (1, 1) <small>ERA: 2.69</small>	5.0		23	7	3	3	7	1	0	1	0	0	0	59	93	5.40	1.600
Carlos Almanzar, R (6, 1) <small>ERA: 6.08</small>	1.1	W	6	2	1	1	0	0	0	0	0	0	0	11	17	6.75	1.500
Dan Plesac, L (7, 1) <small>ERA: 3.97</small>	1.0		3	0	0	0	3	0	0	0	0	0	0	10	15	0.00	0.000
Paul Quantrill, R (8, 1) <small>ERA: 2.43</small>	0.2		2	0	0	0	0	0	0	0	0	0	0	8	13	0.00	0.000
Robert Person, R (9, 1) <small>ERA: 7.11</small>	1.0	S	3	0	0	0	1	0	0	0	0	0	0	8	11	0.00	0.000


BOTTOM

Toronto Blue Jays @ New York Yankees
 Yankee Stadium, Bronx, NY

Fri Sep 11 1998, 7:05 PM EDT
 Att: 35,856 - Unknown - 74 F

livebaseballscorecards.com

AB	34
R	4
H	9
RBI	4
BB	1
SO	11
LOB	11



Batter	1	2	3	4	5	6	7	8	9	AB R H RBI BB SO LOB	TOP											
Shannon Stewart, R (1, 7) OBP: 0.381, SLG: 0.406	1-1 S G1-3 SF9 1B		1-3 K		2-3 K		0-1 1B		0-2 G5-3	5 1 2 0 0 2 1												
Shawn Green, L (1, 9) OBP: 0.336, SLG: 0.509	2-2 G1-3 1-2		1-1 P6			2-2 FC4-6 1B	0-2 G1-3			4 0 1 0 0 0 2												
Jose Canseco, R (1, 10) OBP: 0.326, SLG: 0.528	1-2 SF9 2-H			0-3 K		2-1 P4		1-3 K		3 0 0 1 0 2 1												
Carlos Delgado, L (1, 3) OBP: 0.383, SLG: 0.578	0-0 P2			1-0 P3		2-2 FC4-6 1B 1-2f 3B	0-1 G3-1			4 1 0 0 0 0 1												
José Cruz Jr., S (1, 8) OBP: 0.353, SLG: 0.397		1-0 F8		1-2 P4		1-0 3B 1-2 1B	4-1 S BB			3 1 1 0 1 0 0												
Tony Fernandez, S (1, 5) OBP: 0.382, SLG: 0.447		1-0 G6-3			2-2 E 1B	0-2 1-H 2-H 3B	0-2 G3-1			4 1 2 2 0 0 1												
Benito Santiago, R (1, 2) OBP: 0.500, SLG: 0.727		3-1 2B			0-0 E1 1-H 2B	3-2 P4		1-3 K		4 1 2 1 0 1 1												
Craig Grebeck, R (1, 4) OBP: 0.329, SLG: 0.355		2-3 K			1-2 G6-3		1-2 G4-3		4-0 BB	3 0 0 0 1 1 1												
Alex Gonzalez, R (1, 6) OBP: 0.290, SLG: 0.373			0-0 F8		2-3 K		2-2 G1-3		1-3 K	4 0 0 0 0 2 1												
Inning Stats	R: 1 E: 0 K: 0 S: 10	H: 1 LOB: 0 BB: 0 P: 14	R: 0 E: 0 K: 1 S: 7	H: 1 LOB: 1 BB: 0 P: 14	R: 0 E: 0 K: 1 S: 6	H: 0 LOB: 0 BB: 0 P: 8	R: 0 E: 0 K: 1 S: 7	H: 0 LOB: 0 BB: 0 P: 9	R: 2 E: 1 K: 2 S: 13	H: 2 LOB: 0 BB: 0 P: 20	R: 2 E: 0 K: 0 S: 18	H: 3 LOB: 1 BB: 0 P: 28	R: 0 E: 0 K: 0 S: 11	H: 1 LOB: 1 BB: 0 P: 14	R: 0 E: 0 K: 1 S: 9	H: 0 LOB: 1 BB: 1 P: 14	R: 0 E: 0 K: 2 S: 10	H: 0 LOB: 1 BB: 1 P: 16	1B: 5 2B: 2 3B: 1 HR: 0	SF: 1 SAC: 0 DP: 0 HBP: 0	WP: 0 PB: 0 SB: 2 CS: 0	PA: 37
PITCHER	IP WLS BF H R ER SO BB IBB HBP BLK WP HR S P ERA WHIP																					
David Wells, L (1, 1) ERA: 3.35	6.0 L 25 7 5 4 5 0 0 0 0 0 0 0 61 93 6.00 1.167																					
Darren Holmes, R (7, 1) ERA: 3.72	1.0 4 1 0 0 0 0 0 0 0 0 0 0 11 14 0.00 1.000																					
59 Ryan Bradley, R (8, 1) ERA: 7.45	2.0 8 0 0 0 0 3 2 0 0 0 0 0 19 30 0.00 1.000																					

Toronto Blue Jays @ New York Yankees
 Yankee Stadium, Bronx, NY
 Sat Sep 12 1998, 3:33 AM EDT
 Att. 48,752 - Sunny - 86 F

livebaseballscorecards.com

AB	34
R	5
H	8
RBI	4
BB	2
SO	8
LOB	9



Batter	1	2	3	4	5	6	7	8	9	AB R H RBI BB SO LOB
Homer Bush, R OBP: 0.375, SLG: 0.443 (1, 4)	3-2 G3 2B		0-3 K			0-2 G4-3 WP 1B		0-2 G6-3		4 2 2 0 0 1 0
2 Derek Jeter, R OBP: 0.387, SLG: 0.490 (1, 6)	1-1 E7 G3 S SF8 2-3		0-1 G1-3			1-2 G4-3 1-3		1-0 G4-6-3 1B		4 1 1 0 0 0 2
Paul O'Neill, L OBP: 0.369, SLG: 0.514 (1, 9)	2-2 G3 1-3 3-H		0-0 F7			2-2 G5-3 3-H		0-0 G4-6-3 1-2f		4 0 0 1 0 0 2
Tino Martinez, L OBP: 0.361, SLG: 0.504 (1, 3)	0-2 SF8 3-H		1-0 F7			0-1 G4-3		1-0 G4-3		3 0 0 1 0 0 0
20 Jorge Posada, S OBP: 0.352, SLG: 0.489 (1, 2)	0-2 G4-3		1-1 G3-1			3-2 G6-3				3 0 0 0 0 0 0
Darryl Strawberry, L OBP: 0.351, SLG: 0.546 (1, 10)		2-1 G6-3	3-2 G1-3			1-3 K				3 0 0 0 0 1 0
Ricky Ledee, L OBP: 0.297, SLG: 0.397 (1, 7)		2-0 P6			0-0 G4-3	2-1 G4-3				3 0 0 0 0 0 0
Chad Curtis, R OBP: 0.355, SLG: 0.358 (1, 8)		3-2 K 1B			1-3 K			3-2 P4		3 0 1 0 0 1 0
Scott Brosius, R OBP: 0.368, SLG: 0.467 (1, 5)		0-0 F8			1-2 F8			1-3 K		3 0 0 0 0 1 1

Inning Stats	R: 2 E: 1 K: 0 S: 13	H: 1 LOB: 0 BB: 0 P: 21	R: 0 E: 0 K: 0 S: 7	H: 1 LOB: 1 BB: 0 P: 14	R: 0 E: 0 K: 1 S: 6	H: 0 LOB: 0 BB: 0 P: 6	R: 0 E: 0 K: 0 S: 6	H: 0 LOB: 0 BB: 0 P: 11	R: 0 E: 0 K: 1 S: 7	H: 0 LOB: 0 BB: 0 P: 9	R: 1 E: 0 K: 0 S: 13	H: 1 LOB: 0 BB: 0 P: 16	R: 0 E: 0 K: 1 S: 8	H: 0 LOB: 0 BB: 0 P: 14	R: 0 E: 0 K: 1 S: 9	H: 0 LOB: 0 BB: 0 P: 13	R: 0 E: 0 K: 0 S: 3	H: 1 LOB: 0 BB: 0 P: 5	1B: 3 2B: 1 3B: 0 HR: 0	SF: 1 SAC: 0 DP: 1 HBP: 0	WP: 1 PB: 0 SB: 2 CS: 0	PA: 31
--------------	-------------------------------	----------------------------------	------------------------------	----------------------------------	------------------------------	---------------------------------	------------------------------	----------------------------------	------------------------------	---------------------------------	-------------------------------	----------------------------------	------------------------------	----------------------------------	------------------------------	----------------------------------	------------------------------	---------------------------------	----------------------------------	------------------------------------	----------------------------------	--------

PITCHER	IP	WLS	BF	H	R	ER	SO	BB	IBB	HBP	BLK	WP	HR	S	P	ERA	WHIP
Chris Carpenter, R ERA: 4.48 (1, 1)	8.0	W	28	3	3	1	4	0	0	0	0	1	0	69	104	1.12	0.375
Robert Person, R ERA: 6.89 (9, 1)	1.0	S	3	1	0	0	0	0	0	0	0	0	0	3	5	0.00	1.000


BOTTOM

Toronto Blue Jays @ New York Yankees
 Yankee Stadium, Bronx, NY

Sat Sep 12 1998, 3:33 AM EDT
 Att. 48,752 - Sunny - 86 F

livebaseballscorecards.com

AB	30
R	3
H	4
RBI	2
BB	0
SO	4
LOB	5



Batter	1	2	3	4	5	6	7	8	9	AB R H RBI BB SO LOB	TOP											
Shannon Stewart, R (1, 7) OBP: 0.379, SLG: 0.410	1-1 HR		2-2 G5-3	3-2 FC1-4		3-3 K		0-0 B5-3		5 1 1 1 0 1 5												
Shawn Green, L (1, 9) OBP: 0.336, SLG: 0.508	0-3 K		0-0 BB WP 1B	1-3 K		2-1 1B 1B		1-2 L4		5 0 2 2 0 2 2												
Jose Canseco, R (1, 10) OBP: 0.326, SLG: 0.526	2-3 K		1-3 K		0-0 CS S 1B	3-1 1B HBP		1-3 K		4 0 1 0 0 3 1												
Carlos Delgado, L (1, 3) OBP: 0.383, SLG: 0.575	1-3 K		4-2 BB BB		2-3 K	0-2 1B		1-2 G3-1		4 0 1 1 1 2 1												
José Cruz Jr., S (1, 8) OBP: 0.359, SLG: 0.415		0-1 1B 2B	4-2 1-2 2-3 BB		0-3 K		0-0 HR	0-0 1B		4 1 3 1 1 1 1												
Tony Fernandez, S (1, 5) OBP: 0.380, SLG: 0.444		2-2 CS 1B	1-3 K			2-3 K	2-3 K	0-0 P7		5 0 1 0 0 3 4												
Darrin Fletcher, L (1, 2) OBP: 0.327, SLG: 0.408		3-2 SAFE SAFE SAFE 1B		1-0 G3-1		1-1 1B 1B	0-0 2B	2-2 P3		3 1 1 0 0 0 2												
Benito Santiago, R (7, PH) OBP: 0.500, SLG: 0.769										2 0 1 0 0 0 1	AB 39 R 5 H 15 RBI 5 BB 2 SO 14 LOB 21											
Craig Grebeck, R (1, 4) OBP: 0.334, SLG: 0.359		4-2 HBP		1-2 FC1-4 1B		2-2 1B 1B	2-1 L8			3 1 2 0 0 0 1												
Alex Gonzalez, R (1, 6) OBP: 0.292, SLG: 0.374		1-3 K		1-2 FC1-4 1B		1-0 1B 1B	2-3 K			4 1 2 0 0 2 3												
Inning Stats	R: 1 E: 0 K: 3 S: 11	H: 1 LOB: 0 BB: 0 P: 15	R: 0 E: 0 K: 1 S: 14	H: 2 LOB: 2 BB: 0 P: 24	R: 0 E: 0 K: 2 S: 16	H: 1 LOB: 3 BB: 2 P: 28	R: 0 E: 0 K: 1 S: 18	H: 2 LOB: 2 BB: 0 P: 25	R: 0 E: 0 K: 2 S: 7	H: 1 LOB: 1 BB: 0 P: 9	R: 3 E: 0 K: 2 S: 18	H: 5 LOB: 3 BB: 0 P: 32	R: 1 E: 0 K: 2 S: 11	H: 2 LOB: 1 BB: 0 P: 17	R: 0 E: 0 K: 1 S: 7	H: 0 LOB: 0 BB: 0 P: 9	R: 0 E: 0 K: 0 S: 8	H: 1 LOB: 1 BB: 0 P: 11	1B: 11 2B: 3 3B: 0 HR: 2	SF: 0 SAC: 0 DP: 1 HBP: 2	WP: 1 PB: 0 SB: 1 CS: 2	PA: 43
PITCHER	IP WLS BF H R ER SO BB IBB HBP BLK WP HR S P ERA WHIP																					
David Cone, R (1, 1) ERA: 3.58	5.2 L 28 10 4 4 4 11 2 0 1 0 1 1 78 122 6.35 2.118																					
Graeme Lloyd, L (6, 1) ERA: 1.3	0.0 1 1 0 0 0 0 0 0 0 0 0 0 2 4 ∞ ∞																					
Jeff Nelson, R (6, 1) ERA: 4.33	0.0 1 0 0 0 0 0 0 0 0 1 0 0 1 4 ∞ ∞																					
Mike Stanton, L (6, 1) ERA: 5.72	1.1 6 3 1 1 2 0 0 0 0 0 1 14 20 6.75 2.250																					
Ramiro Mendoza, R (8, 1) ERA: 3.13	2.0 7 1 0 0 1 0 0 0 0 0 0 15 20 0.00 0.500																					

Toronto Blue Jays @ New York Yankees
 Yankee Stadium, Bronx, NY
 Sun Sep 13 1998, 3:33 AM EDT
 Att. 47,471 - Cloudy - 76 F

livebaseballscorecards.com



BOTTOM

Toronto Blue Jays @ New York Yankees
Yankee Stadium, Bronx, NY

livebaseballscorecards.com

AB	33
R	3
H	8
RBI	3
BB	5
SO	9
LOB	19



WP:	0	PA:	39
PB:	0		
SB:	2		
CS:	0		

Sun Sep 13 1998, 3:33 AM EDT
Att: 47,471 - Cloudy - 76 F

AB R H RBI BB SO LOB

3	2	2	0	2	0	2
3	1	1	2	1	1	3
4	0	1	1	0	1	2
1	0	0	0	0	0	2
4	0	0	0	0	2	1
3	0	1	0	1	1	1
4	0	1	0	0	0	3
2	0	0	0	0	1	1
1	0	0	0	0	0	1
0	0	0	0	0	0	0
1	0	0	0	0	1	1
3	0	1	0	1	1	0
4	0	1	0	0	1	2

Batter	1	2	3	4	5	6	7	8	9
Chuck Knoblauch, R OBP: 0.362, SLG: 0.411 (1, 4)	2-1 SF8 3B		4-2 2 3B BB		2-2 L8-3 1B		0-0 P2		4-2 2 BB BB
2 Derek Jeter, R OBP: 0.387, SLG: 0.493 (1, 6)	0-0 SF8		1-0 1B 3B		3-2 L8-3 1-2		0-3 K		4-2 1-2 BB
Paul O'Neill, L OBP: 0.369, SLG: 0.512 Shane Spencer, R OBP: 0.359, SLG: 0.694 (1, 9) (8, 9)	2-2 G4-3		0-0 S 1B		1-0 G4-3		2-3 K		0-1 L7
Bernie Williams, S OBP: 0.421, SLG: 0.584 (1, 8)	1-3 K		0-3 K		3-1 L9		3-2 P8		
20 Jorge Posada, S OBP: 0.354, SLG: 0.488 (1, 10)			1-0 G5-3		4-2 FC6-4 BB		0-0 1B		
Mike Lowell, R OBP: 0.250, SLG: 0.250 (1, 5)			0-2 P3		1-1 FC6-4 1-2f		1-1 P4		
Ricky Ledee, L OBP: 0.289, SLG: 0.386 Chili Davis, S OBP: 0.415, SLG: 0.453 Chad Curtis, R OBP: 0.355, SLG: 0.358 Darryl Strawberry, L OBP: 0.350, SLG: 0.544 (1, 7) (6, PH) (7, 7) (8, PH) (9, 7)			0-0 F9		2-3 K		0-1 F9		1-3 K
Scott Brosius, R OBP: 0.369, SLG: 0.466 (1, 3)			4-0 FC6-4 1-2 BB		2-3 K		0-1 S 1B 1B		2-2 P5
Joe Girardi, R OBP: 0.319, SLG: 0.393 (1, 2)			2-2 FC6-4 1-2f		1-1 G4-3		0-1 1-2 1B		0-3 K2-3

Inning Stats	R: 1	H: 1	E: 0	LOB: 0	K: 1	S: 9	R: 0	H: 1	E: 0	LOB: 2	K: 1	S: 9	R: 2	H: 2	E: 0	LOB: 1	K: 1	S: 12	R: 0	H: 0	E: 0	LOB: 0	K: 2	S: 9	R: 0	H: 1	E: 0	LOB: 0	K: 0	S: 7	R: 0	H: 0	E: 0	LOB: 1	K: 2	S: 8	R: 0	H: 2	E: 0	LOB: 2	K: 2	S: 11	R: 0	H: 1	E: 0	LOB: 1	K: 1	S: 9	R: 0	H: 0	E: 0	LOB: 2	K: 1	S: 15	1B: 6	SF: 1	2B: 1	SAC: 0	3B: 2	DP: 1	HR: 0	HBP: 0	WP: 0	PA: 39
--------------	------	------	------	--------	------	------	------	------	------	--------	------	------	------	------	------	--------	------	-------	------	------	------	--------	------	------	------	------	------	--------	------	------	------	------	------	--------	------	------	------	------	------	--------	------	-------	------	------	------	--------	------	------	------	------	------	--------	------	-------	-------	-------	-------	--------	-------	-------	-------	--------	-------	--------

PITCHER	IP	WLS	BF	H	R	ER	SO	BB	IBB	HBP	BLK	WP	HR	S	P	ERA	WHIP
Kelvim Escobar, R ERA: 3.59 (1, 1)	5.2		24	5	3	3	5	3	0	0	0	0	0	52	91	4.76	1.412
Steve Sinclair, L ERA: 2.03 (6, 1)	0.1		1	0	0	0	0	0	0	0	0	0	0	2	2	0.00	0.000
Paul Quantrill, R ERA: 2.41 (7, 1)	0.2		4	2	0	0	1	0	0	0	0	0	0	8	8	0.00	3.000
Dan Plesac, L ERA: 3.88 (7, 1)	1.0		4	1	0	0	1	0	0	0	0	0	0	9	15	0.00	1.000
Carlos Almanzar, R ERA: 6.0 (8, 1)	0.1		1	0	0	0	1	0	0	0	0	0	0	3	4	0.00	0.000
PITCHER	IP	WLS	BF	H	R	ER	SO	BB	IBB	HBP	BLK	WP	HR	S	P	ERA	WHIP
Robert Person, R ERA: 6.68 (9, 1)	1.0		5	0	0	0	1	2	0	0	0	0	0	15	25	0.00	2.000

Batter	1	2	3	4	5	6	7	8	9	AB R H RBI BB SO LOB	TOP											
Darren Bragg, L (1, 8) OBP: 0.360, SLG: 0.435	2-2 1B		2-3 K			2-3 K		0-3 K		4 0 1 0 0 3 1	Boston Red Sox @ New York Yankees Yankee Stadium, Bronx, NY Mon Sep 14 1998, 7:05 PM EDT Att. 42,735 - Unknown - 75 F											
John Valentin, R (1, 5) OBP: 0.347, SLG: 0.452	1-0 HBP		3-0 F8			1-1 F8		1-3 K	3 0 0 0 0 1 1													
Mo Vaughn, L (1, 3) OBP: 0.400, SLG: 0.581	1-3 K			2-2 F8		1-0 3B		3-3 K	4 0 1 0 0 2 2													
Nomar Garciaparra, R (1, 6) OBP: 0.359, SLG: 0.574	0-2 G4-6-3			0-2 G4-3 1B		0-0 F8		1-1 F8	4 0 1 0 0 0 3													
Troy O'Leary, L (1, 7) OBP: 0.306, SLG: 0.471		0-1 F8		1-1 G4-3		2-1 P6			3 0 0 0 0 0 1													
Mike Stanley, R (1, 10) OBP: 0.363, SLG: 0.489		2-3 K		0-2 G5-3		1-3 K			3 0 0 0 0 2 1													
Trot Nixon, L (1, 9) OBP: 0.125, SLG: 0.125		1-1 G1-3			1-3 K	1-1 G4-3			3 0 0 0 0 1 0													
Scott Hatteberg, L (1, 2) OBP: 0.356, SLG: 0.444			2-2 SH1-4 HBP		1-2 F8	1-2 G4-3		1-2 G4-3	2 0 0 0 0 0 0													
Donnie Sadler, R (1, 4) OBP: 0.314, SLG: 0.446			1-1 SH1-4		0-1 P6		1-0 F7		1 0 0 0 0 0 0													
Midre Cummings, L (8, PH) OBP: 0.378, SLG: 0.491			1-2						1 0 0 0 0 0 0													
Lou Merloni, R (8, 4) OBP: 0.357, SLG: 0.393									0 0 0 0 0 0 0													
Inning Stats	R: 0 E: 0 K: 1 S: 11	H: 1 LOB: 1 BB: 0 P: 15	R: 0 E: 0 K: 1 S: 9	H: 0 LOB: 0 BB: 0 P: 12	R: 0 E: 0 K: 1 S: 8	H: 0 LOB: 1 BB: 0 P: 16	R: 0 E: 0 K: 0 S: 12	H: 1 LOB: 1 BB: 0 P: 15	R: 0 E: 0 K: 1 S: 8	H: 0 LOB: 0 BB: 0 P: 10	R: 0 E: 0 K: 1 S: 8	H: 1 LOB: 1 BB: 0 P: 12	R: 0 E: 0 K: 1 S: 7	H: 0 LOB: 0 BB: 0 P: 11	R: 0 E: 0 K: 1 S: 7	H: 0 LOB: 0 BB: 0 P: 9	R: 0 E: 0 K: 2 S: 8	H: 0 LOB: 0 BB: 0 P: 13	1B: 2 2B: 0 3B: 1 HR: 0	SF: 0 SAC: 1 DP: 1 HBP: 2	WP: 0 PB: 0 SB: 0 CS: 0	PA: 31
PITCHER Orlando Hernandez, R (1, 1) ERA: 3.25	IP: 9.0 WLS: W BF: 31 H: 3 R: 0 ER: 0 SO: 9 BB: 0 IBB: 0 HBP: 2 BLK: 0 WP: 0 HR: 0 S: 78 P: 113 ERA: 0.00 WHIP: 0.333											PITCHER	IP: 9.0 WLS: W BF: 31 H: 3 R: 0 ER: 0 SO: 9 BB: 0 IBB: 0 HBP: 2 BLK: 0 WP: 0 HR: 0 S: 78 P: 113 ERA: 0.00 WHIP: 0.333									

AB	28
R	0
H	3
RBI	0
BB	0
SO	9
LOB	9



Batter	1	2	3	4	5	6	7	8	9	AB	R	H	RBI	BB	SO	LOB
Chuck Knoblauch, R (1, 4) <small>OBP: 0.359, SLG: 0.408</small>	2-2 		1-2 			0-3 		2-3 		4	0	0	0	0	3	1
2 Derek Jeter, R (1, 6) <small>OBP: 0.385, SLG: 0.490</small>	0-3 			1-3 		0-0 		1-3 		4	0	0	0	0	3	1
Paul O'Neill, L (1, 9) <small>OBP: 0.371, SLG: 0.513</small>	0-1 			1-1 		2-2 		4-2 		3	0	2	0	1	0	0
Bernie Williams, S (1, 8) <small>OBP: 0.420, SLG: 0.581</small>	0-1 			1-0 		3-2 		1-2 		4	0	1	0	0	0	3
Chili Davis, S (1, 10) <small>OBP: 0.391, SLG: 0.421</small>		1-2 		1-1 		1-0 		2-1 		4	0	0	0	0	0	3
Darryl Strawberry, L (1, 7) <small>OBP: 0.351, SLG: 0.544</small> Chad Curtis, R (7, 7) <small>OBP: 0.356, SLG: 0.361</small>		2-1 			2-2 		2-1 	2-3 		2	1	1	0	0	0	0
20 Jorge Posada, S (1, 2) <small>OBP: 0.354, SLG: 0.486</small>		1-1 			1-2 		1-3 			3	0	1	0	0	1	1
Scott Brosius, R (1, 5) <small>OBP: 0.369, SLG: 0.465</small>			0-0 		1-3 		2-1 			3	1	1	1	0	1	2
Luis Sojo, R (1, 3) <small>OBP: 0.242, SLG: 0.266</small>			1-3 		0-1 		0-0 			2	0	0	1	0	1	1

Inning Stats	R: 0	H: 1	E: 0	LOB: 1	K: 2	BB: 0	S: 11	R: 0	H: 0	E: 0	LOB: 0	K: 0	BB: 0	S: 7	R: 0	H: 0	E: 0	LOB: 0	K: 1	BB: 0	S: 10	R: 0	H: 1	E: 0	LOB: 1	K: 1	BB: 0	S: 8	R: 1	H: 2	E: 0	LOB: 1	K: 2	BB: 0	S: 16	R: 0	H: 1	E: 0	LOB: 1	K: 0	BB: 0	S: 10	R: 2	H: 2	E: 0	LOB: 1	K: 3	BB: 0	S: 15	R: 0	H: 0	E: 0	LOB: 1	K: 1	BB: 1	S: 13
	0	1	0	1	2	0	11	0	0	0	0	0	0	7	0	0	0	12	1	0	0	10	0	1	0	1	0	0	16	1	2	0	1	2	0	20	0	1	0	0	10	2	2	0	0	23	0	0	0	22						

PITCHER	IP	WLS	BF	H	R	ER	SO	BB	IBB	HBP	BLK	WP	HR	S	P	ERA	WHIP
Pedro Martinez, R (1, 1) <small>ERA: 2.78</small>	7.0	L	29	7	3	3	9	0	0	0	0	1	0	77	107	3.86	1.000
Derek Lowe, R (8, 1) <small>ERA: 4.08</small>	1.0		4	0	0	0	1	1	0	0	0	0	0	13	22	0.00	1.000


BOTTOM

Boston Red Sox @ New York Yankees
 Yankee Stadium, Bronx, NY

Mon Sep 14 1998, 7:05 PM EDT
 Att: 42,735 - Unknown - 75 F

AB	31
R	3
H	7
RBI	2
BB	1
SO	10
LOB	13

WP	PA	1B	SF	2B	SAC	3B	DP	HR	HBP
1	33	6	1	1	0	0	0	0	0

Batter	1	2	3	4	5	6	7	8	9	AB R H RBI BB SO LOB	TOP		
Darren Lewis, R (1, 9) OBP: 0.342, SLG: 0.350	0-2 G4-3		0-2 WP 1B	1-1 G4-3			1-1 E7 1B		2-0 G4-3	5 2 2 0 0 0 0			
John Valentin, R (1, 5) OBP: 0.346, SLG: 0.451	0-0 F9		3-2 BLK SF8 1B	0-1 F8			0-0 L6			4 1 1 1 0 0 2			
Mo Vaughn, L (1, 3) OBP: 0.399, SLG: 0.579	2-1 G4-3		3-1 G4-3		0-0 F7		1-2 G5-4-3 1B			4 0 1 2 0 0 1			
Nomar Garciaparra, R (1, 6) OBP: 0.360, SLG: 0.573		1-1 HR 1B	4-2 S BB		3-1 G6-3		3-2 G5-4-3			3 1 1 0 1 0 1			
Mike Stanley, R (1, 10) OBP: 0.361, SLG: 0.487 Midre Cummings, L (8, PH) OBP: 0.375, SLG: 0.487	1-0 F9		3-2 SF8		2-3 K			2-2 G1-3		2 0 0 1 0 1 1 1 0 0 0 0 0 0			
Trot Nixon, L (1, 7) OBP: 0.083, SLG: 0.083	0-0 F7		1-0 G3		2-2 G1-3			1-2 F8		4 0 0 0 0 0 2			
Damon Buford, R (1, 8) OBP: 0.359, SLG: 0.526		4-2 HR BB		1-1 HR 1B		0-1 G5-3		0-0 F8		3 2 1 0 1 0 0	AB 34 R 9 H 9 RBI 9 BB 2 SO 1 LOB 7		
Jason Varitek, S (1, 2) OBP: 0.314, SLG: 0.417	1-1 HR		2-2 HR		1-1 F7			1-1 G1-3		4 2 2 5 0 0 0			
Donnie Sadler, R (1, 4) OBP: 0.311, SLG: 0.438	2-2 L5		3-1 G6-3			2-1 E 1B		2-2 G4-3		4 1 1 0 0 0 0			
Inning Stats	R: 0 E: 0 K: 0 S: 6 H: 0 LOB: 0 BB: 0 P: 8	R: 3 E: 0 K: 0 S: 13 H: 2 LOB: 0 BB: 1 P: 22	R: 2 E: 0 K: 0 S: 17 H: 2 LOB: 1 BB: 1 P: 31	R: 2 E: 0 K: 0 S: 11 H: 2 LOB: 0 BB: 0 P: 18	R: 0 E: 0 K: 1 S: 8 H: 0 LOB: 0 BB: 0 P: 13	R: 0 E: 0 K: 0 S: 7 H: 0 LOB: 0 BB: 0 P: 10	R: 2 E: 1 K: 0 S: 13 H: 3 LOB: 0 BB: 0 P: 20	R: 0 E: 0 K: 0 S: 9 H: 0 LOB: 0 BB: 0 P: 12	R: 0 E: 0 K: 0 S: 7 H: 0 LOB: 0 BB: 0 P: 12	1B: 7 2B: 0 3B: 0 HR: 2 SF: 1 SAC: 0 DP: 1 HBP: 0	WP: 1 PB: 0 SB: 2 CS: 0 PA: 37		
PITCHER	IP WLS BF H R ER SO BB IBB HBP BLK WP HR S P ERA WHIP											PITCHER	IP WLS BF H R ER SO BB IBB HBP BLK WP HR S P ERA WHIP
Mike Jerzembeck, R (1, 1) ERA: 13.5	2.1 L 13 4 5 5 0 2 0 0 0 1 1 1 31 52 19.29 2.571											Darren Holmes, R (8, 1) ERA: 3.64	1.0 3 0 0 0 0 0 0 0 0 0 0 9 12 0.00 0.000
52 Mike Boddie, R (3, 1) ERA: 5.9	1.2 7 2 2 2 0 0 0 0 0 0 0 1 16 27 10.80 1.200											42 Mariano Rivera, R (9, 1) ERA: 1.72	1.0 3 0 0 0 0 0 0 0 0 0 0 7 12 0.00 0.000
Jay Tessmer, R (5, 1) ERA: 3.68	1.0 3 0 0 0 1 0 0 0 0 0 0 0 8 13 0.00 0.000												
Jeff Nelson, R (6, 1) ERA: 4.21	1.0 3 0 0 0 0 0 0 0 0 0 0 0 7 10 0.00 0.000												
Mike Stanton, L (7, 1) ERA: 5.77	1.0 5 3 2 1 0 0 0 0 0 0 0 0 13 20 9.00 3.000												

Boston Red Sox @ New York Yankees
 Yankee Stadium, Bronx, NY
 Tue Sep 15 1998, 7:05 PM EDT
 Att. 43,218 - Overcast - 82 F

livebaseballscorecards.com

Batter	1	2	3	4	5	6	7	8	9	AB R H RBI BB SO LOB
Chuck Knoblauch, R (1, 4) <small>OBP: 0.358, SLG: 0.408</small>	1-1 		2-1 		1-0 		0-1 		0-1 	5 0 1 0 0 0 0
2 Derek Jeter, R (1, 6) <small>OBP: 0.384, SLG: 0.488</small>	2-1 		0-0 			2-2 	0-1 			4 0 1 0 0 0 1
Paul O'Neill, L (1, 9) <small>OBP: 0.373, SLG: 0.514</small>	0-0 		1-0 			4-2 	3-2 			3 0 2 0 1 0 1
Bernie Williams, S (1, 8) <small>OBP: 0.419, SLG: 0.585</small>	2-3 		1-0 			1-2 		2-1 		4 1 1 1 0 1 4
Tino Martinez, L (1, 3) <small>OBP: 0.359, SLG: 0.500</small>	2-2 			0-1 		1-1 		2-2 		4 0 0 0 0 0 3
Chili Davis, S (1, 10) <small>OBP: 0.370, SLG: 0.393</small>		0-1 		2-3 			2-2 	1-0 		4 0 0 0 0 1 0
20 Jorge Posada, S (1, 2) <small>OBP: 0.353, SLG: 0.483</small>		3-2 		1-2 			3-2 	1-3 		4 1 1 0 0 1 0
Chad Curtis, R (1, 7) <small>OBP: 0.355, SLG: 0.362</small>		1-3 			1-1 		0-1 		0-3 	4 1 1 0 0 2 0
Scott Brosius, R (1, 5) <small>OBP: 0.368, SLG: 0.470</small>			1-1 		0-0 		0-0 		3-2 	4 1 1 3 0 0 0

Inning Stats	R: 0	H: 1	E: 0	K: 1	S: 12	LOB: 2	BB: 0	P: 19	R: 0	H: 0	E: 0	K: 1	S: 8	LOB: 0	BB: 0	P: 12	R: 0	H: 2	E: 0	K: 0	S: 7	LOB: 2	BB: 0	P: 12	R: 0	H: 0	E: 0	K: 1	S: 8	LOB: 0	BB: 0	P: 11	R: 0	H: 0	E: 0	K: 0	S: 4	LOB: 0	BB: 0	P: 6	R: 0	H: 0	E: 0	K: 0	S: 11	LOB: 1	BB: 1	P: 19	R: 3	H: 4	E: 0	K: 0	S: 17	LOB: 1	BB: 0	P: 25	R: 1	H: 1	E: 0	K: 1	S: 10	LOB: 0	BB: 0	P: 16	R: 0	H: 0	E: 0	K: 1	S: 8	LOB: 0	BB: 0	P: 11	1B: 4	SF: 0	2B: 2	SAC: 0	3B: 0	DP: 0	HR: 2	HBP: 0	WP: 0	PA: 37
--------------	------	------	------	------	-------	--------	-------	-------	------	------	------	------	------	--------	-------	-------	------	------	------	------	------	--------	-------	-------	------	------	------	------	------	--------	-------	-------	------	------	------	------	------	--------	-------	------	------	------	------	------	-------	--------	-------	-------	------	------	------	------	-------	--------	-------	-------	------	------	------	------	-------	--------	-------	-------	------	------	------	------	------	--------	-------	-------	-------	-------	-------	--------	-------	-------	-------	--------	-------	--------

PITCHER	IP	WLS	BF	H	R	ER	SO	BB	IBB	HBP	BLK	WP	HR	S	P	ERA	WHIP
49 Tim Wakefield, R (1, 1) <small>ERA: 4.7</small>	6.1		28	7	3	3	3	1	0	0	0	0	1	61	95	4.26	1.263
Jim Corsi, R (7, 1) <small>ERA: 2.69</small>	1.2		6	1	1	1	1	0	0	0	0	0	1	16	25	5.40	0.600
Tom Gordon, R (9, 1) <small>ERA: 2.75</small>	1.0		3	0	0	0	1	0	0	0	0	0	0	8	11	0.00	0.000

BOTTOM

Boston Red Sox @ New York Yankees
 Yankee Stadium, Bronx, NY
 Tue Sep 15 1998, 7:05 PM EDT
 Att. 43,218 - Overcast - 82 F

livebaseballscorecards.com

AB	36
R	4
H	8
RBI	4
BB	1
SO	5
LOB	9



Batter	1	2	3	4	5	6	7	8	9	AB R H RBI BB SO LOB	TOP											
Homer Bush, R OBP: 0.391, SLG: 0.455 (1, 4)	2-1 FC5-4 1B		1-0 BB 1B		1-2 E BB 1B		0-3 K2-3		0-0 G6-3	5 0 3 0 0 1 0												
2 Derek Jeter, R OBP: 0.384, SLG: 0.486 (1, 6)	0-2 FC5-4 1-2f		4-2 BB 1-2 BB		2-2 F9		1-0 1B 1B		1-0 G1-4-1	4 0 1 0 1 0 2												
Bernie Williams, S OBP: 0.419, SLG: 0.583 (1, 8)	1-3 K		4-1 BB 1-2 2-3 BB		4-1 G5-4-3 BB 1-2 BB		2-3 K			2 0 0 0 2 2 2												
Chili Davis, S OBP: 0.364, SLG: 0.385 (1, 10)	3-1 F7		1-0 P6		1-2 SAFE G5-4-3 1-2f 2-3		3-1 1-2 1B			4 0 1 0 0 0 6												
Shane Spencer, R OBP: 0.349, SLG: 0.641 (1, 9)		1-2 G5-3		4-1 1B BB		2-0 G6-3		1-0 F9		3 0 0 0 1 0 2												
Chad Curtis, R OBP: 0.352, SLG: 0.359 (1, 7)		0-3 K		1-1 F7		1-0 G5-3		1-2 L9		4 0 0 0 0 1 1												
Scott Brosius, R OBP: 0.369, SLG: 0.469 (1, 5)		1-1 G5-3		3-1 1-2 1B		4-2 1B BB		3-3 K		3 0 1 0 1 1 0												
Joe Girardi, R OBP: 0.318, SLG: 0.391 (1, 2)		1-2 G4-3		3-2 F9		0-0 1-2 1B		2-3 K		4 0 1 0 0 1 2												
Luis Sojo, R OBP: 0.235, SLG: 0.258 (1, 3)		0-3 K		1-2 G5-3		1-1 F8		1-1 G5-3		4 0 0 0 0 1 4												
Inning Stats	R: 0 E: 0 K: 1 S: 12	H: 1 LOB: 1 BB: 0 P: 18	R: 0 E: 0 K: 1 S: 9	H: 0 LOB: 0 BB: 0 P: 11	R: 0 E: 0 K: 1 S: 13	H: 1 LOB: 3 BB: 2 P: 24	R: 0 E: 0 K: 0 S: 15	H: 1 LOB: 2 BB: 1 P: 27	R: 0 E: 1 K: 0 S: 13	H: 1 LOB: 1 BB: 1 P: 21	R: 0 E: 0 K: 2 S: 8	H: 1 LOB: 2 BB: 1 P: 16	R: 0 E: 0 K: 2 S: 13	H: 2 LOB: 2 BB: 0 P: 20	R: 0 E: 0 K: 2 S: 9	H: 0 LOB: 0 BB: 0 P: 15	R: 0 E: 0 K: 0 S: 4	H: 0 LOB: 0 BB: 0 P: 6	1B: 7 2B: 0 3B: 0 HR: 0	SF: 0 SAC: 0 DP: 1 HBP: 0	WP: 0 PB: 0 SB: 1 CS: 0	PA: 38
PITCHER	IP WLS BF H R ER SO BB IBB HBP BLK WP HR S P ERA WHIP																					
Tony Saunders, L ERA: 4.05 (1, 1)	6.0 W 27 5 0 0 3 5 0 0 0 0 0 0 70 117 0.00 1.667																					
Albie Lopez, R ERA: 2.3 (7, 1)	2.0 8 2 0 0 4 0 0 0 0 0 0 0 22 35 0.00 1.000																					
Roberto Hernandez, R ERA: 4.19 (9, 1)	1.0 3 0 0 0 0 0 0 0 0 0 0 0 4 6 0.00 0.000																					

New York Yankees @ Tampa Bay Devil Rays
Tropicana Field, St. Petersburg, FL
Wed Sep 16 1998, 7:05 PM EDT
Att. 38,862 - Dome - 72 F

livebaseballscorecards.com

AB	33
R	0
H	7
RBI	0
BB	5
SO	7
LOB	19



Batter	1	2	3	4	5	6	7	8	9	AB R H RBI BB SO LOB
Randy Winn, S OBP: 0.346, SLG: 0.389 (1, 8)	3-1 F9		0-0 G5-3		1-1 SH1-3		1-2 F7			3 0 0 1 0 0 0
Quinton McCracken, S OBP: 0.337, SLG: 0.418 (1, 7)	1-2 E4 2B		0-3 K		3-2 1B		3-3 K			4 1 1 1 0 2 0
Bobby Smith, R OBP: 0.349, SLG: 0.443 (1, 5)	3-3 K			2-2 G5-3	0-3 K		1-3 K			4 0 0 0 0 3 2
Fred McGriff, L OBP: 0.362, SLG: 0.435 (1, 3)	0-1 WP 2B			0-0 FC6-4 1B		2-1 G3-1		4-0 2B BB		3 2 2 1 1 0 0
Bubba Trammell, R OBP: 0.342, SLG: 0.561 (1, 10)	2-1 F9			2-2 FC6-4 1-2f		2-2 2B		1-2 F8		4 1 1 0 0 0 2
Aaron Ledesma, R OBP: 0.350, SLG: 0.405 (1, 6)		2-2 G6-3		0-1 L3		2-0 1B 2B		2-2 2B		4 1 2 2 0 0 1
Mike Kelly, R OBP: 0.289, SLG: 0.398 (1, 9)		2-1 G5-3			4-1 1B SH1-3 BB	0-0 G5-3 1B		0-1 F8		3 1 1 1 1 0 1
Miguel Cairo, R OBP: 0.308, SLG: 0.369 (1, 4)		2-2 G4-3			1-0 P4	1-2 G5-3		3-2 P4		4 0 0 0 0 0 3
Mike DiFelice, R OBP: 0.277, SLG: 0.346 (1, 2)			3-2 F9		1-1 1B SH1-3 1B	3-2 F8				3 1 1 0 0 0 1

Inning Stats	R: 2 E: 1 K: 1 S: 12	H: 1 LOB: 0 BB: 0 P: 21	R: 0 E: 0 K: 0 S: 9	H: 0 LOB: 0 BB: 0 P: 15	R: 0 E: 0 K: 1 S: 8	H: 0 LOB: 0 BB: 0 P: 11	R: 0 E: 0 K: 0 S: 9	H: 1 LOB: 1 BB: 0 P: 13	R: 2 E: 0 K: 1 S: 14	H: 2 LOB: 1 BB: 1 P: 24	R: 2 E: 0 K: 0 S: 13	H: 3 LOB: 1 BB: 0 P: 23	R: 0 E: 0 K: 2 S: 9	H: 0 LOB: 0 BB: 0 P: 14	R: 1 E: 0 K: 0 S: 14	H: 1 LOB: 1 BB: 1 P: 24	1B: 4 2B: 4 3B: 0 HR: 0	SF: 0 SAC: 1 DP: 0 HBP: 0	WP: 2 PB: 0 SB: 1 CS: 0	PA: 35
--------------	-------------------------------	----------------------------------	------------------------------	----------------------------------	------------------------------	----------------------------------	------------------------------	----------------------------------	-------------------------------	----------------------------------	-------------------------------	----------------------------------	------------------------------	----------------------------------	-------------------------------	----------------------------------	----------------------------------	------------------------------------	----------------------------------	--------

PITCHER	IP	WLS	BF	H	R	ER	SO	BB	IBB	HBP	BLK	WP	HR	S	P	ERA	WHIP
Andy Pettitte, L ERA: 4.27 (1, 1)	6.0	L	27	7	6	4	3	1	0	0	0	1	0	65	107	6.00	1.333
Jeff Nelson, R ERA: 4.1 (7, 1)	1.0		3	0	0	0	2	0	0	0	0	0	0	9	14	0.00	0.000
Graeme Lloyd, L ERA: 1.54 (8, 1)	0.1		3	1	1	1	0	1	0	0	0	0	0	9	16	27.00	6.000
Jay Tessmer, R ERA: 3.38 (8, 1)	0.2		2	0	0	0	0	0	0	0	0	0	0	5	8	0.00	0.000


BOTTOM

New York Yankees @ Tampa Bay Devil Rays
Tropicana Field, St. Petersburg, FL

Wed Sep 16 1998, 7:05 PM EDT
Att. 38,862 - Dome - 72 F

livebaseballscorecards.com

AB	32
R	7
H	8
RBI	6
BB	2
SO	5
LOB	10



Batter	1	2	3	4	5	6	7	8	9	AB	R	H	RBI	BB	SO	LOB	TOP
Chuck Knoblauch, R (1, 4) OBP: 0.359, SLG: 0.407	2-2 1B	1-2 G4-6-3 1-2f		2-2 P6 1-2f		1-0 G5-4-3 1-2f		4-1 BB		4	0	1	0	1	0	6	
2 Derek Jeter, R (1, 6) OBP: 0.383, SLG: 0.484	1-0 FC6 1-2f		1-3 K2-3 1B		1-0 1B	2-2 G1-4-3 1-2f		2-2 G4-6-3 1-2f		5	0	1	0	0	1	3	
Paul O'Neill, L (1, 9) OBP: 0.376, SLG: 0.517 Shane Spencer, R (8, 9) OBP: 0.364, SLG: 0.641	0-0 1-2		1-1 2B		0-1 1B		1-3 K HR		4-1 G4-6-3 BB	4	0	3	0	0	1	0	
Bernie Williams, S (1, 8) OBP: 0.419, SLG: 0.586	2-2 G4-6-3 1-2f		0-3 K 1-2f		0-1 F7 HR		2-1 HR		4-2 BB	4	1	1	1	1	1	5	
Tino Martinez, L (1, 3) OBP: 0.358, SLG: 0.499		2-0 1B 2B		0-0 F8 1-2f		1-2 P5 1-2f		1-0 P2 1-2f	0-1 G4-6-3 1-2f 2-3	5	1	1	0	0	0	5	
Chili Davis, S (1, 10) OBP: 0.378, SLG: 0.400		3-2 1B		1-0 1B		3-2 P6 1-2f		1-0 1B	3-3 K 1-2f	5	0	3	0	0	1	3	
Tim Raines, S (1, 7) OBP: 0.392, SLG: 0.380 Chad Curtis, R (7, 7) OBP: 0.352, SLG: 0.359		1-0 BB		2-0 1B		4-2 20 HR BB		2-3 K 1-2f	3	1	2	1	1	1	1		
20 Jorge Posada, S (1, 2) OBP: 0.354, SLG: 0.492		1-3 3-H 1B		1-2 1B		4-2 20 HR BB		2-3 K 1-2f	3	0	0	0	0	0	0		
20 Jorge Posada, S (1, 2) OBP: 0.354, SLG: 0.492		0-0 P6 1-2f		2-2 P6 1-2f		1-2 HR		1-0 BB	1-2f 2-3 1B	4	1	2	2	0	0	4	
Scott Brosius, R (1, 5) OBP: 0.371, SLG: 0.470		4-2 G4-6-3 1-2f BB		0-0 1B		0-2 G5-4-3 1B		3-1 P4 1-2f	3	0	2	0	1	0	1		
Inning Stats	R: 0 E: 0 K: 0 S: 9 H: 2 LOB: 1 BB: 0 P: 14	R: 1 E: 0 K: 0 S: 11 H: 3 LOB: 2 BB: 1 P: 22	R: 0 E: 0 K: 2 S: 12 H: 1 LOB: 1 BB: 0 P: 14	R: 0 E: 0 K: 0 S: 10 H: 3 LOB: 2 BB: 0 P: 17	R: 0 E: 0 K: 0 S: 12 H: 2 LOB: 2 BB: 0 P: 17	R: 2 E: 0 K: 0 S: 12 H: 2 LOB: 0 BB: 1 P: 20	R: 1 E: 0 K: 2 S: 10 H: 2 LOB: 1 BB: 0 P: 17	R: 0 E: 0 K: 0 S: 8 H: 1 LOB: 1 BB: 1 P: 18	R: 0 E: 0 K: 1 S: 8 H: 0 LOB: 1 BB: 2 P: 19	1B: 12 2B: 2 3B: 0 HR: 2 SF: 0 SAC: 0 DP: 5 HBP: 0	WP: 0 PB: 0 SB: 0 CS: 0	PA: 42					
PITCHER Julio Santana, R (1, 1) ERA: 4.08 Esteban Yan, R (6, 1) ERA: 3.9 Rick White, R (8, 1) ERA: 3.96 Dennis Springer, R (9, 1) ERA: 5.66	IP WLS BF H R ER SO BB IBB HBP BLK WP HR S P ERA WHIP	IP WLS BF H R ER SO BB IBB HBP BLK WP HR S P ERA WHIP	IP WLS BF H R ER SO BB IBB HBP BLK WP HR S P ERA WHIP	IP WLS BF H R ER SO BB IBB HBP BLK WP HR S P ERA WHIP	IP WLS BF H R ER SO BB IBB HBP BLK WP HR S P ERA WHIP	IP WLS BF H R ER SO BB IBB HBP BLK WP HR S P ERA WHIP	IP WLS BF H R ER SO BB IBB HBP BLK WP HR S P ERA WHIP	IP WLS BF H R ER SO BB IBB HBP BLK WP HR S P ERA WHIP	IP WLS BF H R ER SO BB IBB HBP BLK WP HR S P ERA WHIP	IP WLS BF H R ER SO BB IBB HBP BLK WP HR S P ERA WHIP	IP WLS BF H R ER SO BB IBB HBP BLK WP HR S P ERA WHIP	IP WLS BF H R ER SO BB IBB HBP BLK WP HR S P ERA WHIP					

New York Yankees @ Tampa Bay Devil Rays
 Tropicana Field, St. Petersburg, FL
 Thu Sep 17 1998, 7:05 PM EDT
 Att: 38,820 - Dome - 72 F

AB	37
R	4
H	16
RBI	4
BB	5
SO	5
LOB	28



WP: 0	PA: 42
PB: 0	
SB: 0	
CS: 0	

Batter	1	2	3	4	5	6	7	8	9	AB R H RBI BB SO LOB
Randy Winn, S OBP: 0.348, SLG: 0.388 (1, 8)	2-2 F7		0-0 1B			0-1 G4-3		4-2 BB		3 0 1 0 1 0 0
Quinton McCracken, S OBP: 0.334, SLG: 0.415 (1, 7)	0-3 K		1-2 G5-3			1-0 F8		1-3 K		4 0 0 0 0 2 3
Wade Boggs, L OBP: 0.348, SLG: 0.399 (1, 5)	2-2 G4-3				0-0 F8		0-1 G4-3		2-2 F8	4 0 0 0 0 0 0
Fred McGriff, L OBP: 0.359, SLG: 0.432 (1, 3)					2-3 K		3-2 G4-3		0-0 F7	4 0 0 0 0 1 0
Paul Sorrento, L OBP: 0.314, SLG: 0.404 (1, 10)					4-2 BB		0-3 K		2-3 K	2 0 0 0 1 1 0 1 0 0 0 0 1 0
Dave Silvestri, R OBP: 0.100, SLG: 0.100 (9, PH)					3-3 K		2-2 F9			3 0 1 0 0 1 1
Aaron Ledesma, R OBP: 0.350, SLG: 0.404 (1, 6)			1-2 1B							
Rich Butler, L OBP: 0.279, SLG: 0.363 (1, 9)			1-1 L7			1-0 F9		2-1 F9		3 0 0 0 0 0 1
John Flaherty, R OBP: 0.269, SLG: 0.284 (1, 2)			0-0 F8			0-0 F9		0-1 E8 BB		3 0 0 0 0 0 0
Miguel Cairo, R OBP: 0.306, SLG: 0.367 (1, 4)			1-2 G6-3			1-1 P2		0-0 P3		3 0 0 0 0 0 1

Inning Stats		R: 0	H: 0	E: 0	K: 1	S: 10	R: 0	H: 1	E: 0	K: 0	S: 10	R: 0	H: 1	E: 0	K: 0	S: 8	R: 0	H: 0	E: 0	K: 2	S: 12	R: 0	H: 0	E: 0	K: 0	S: 4	R: 0	H: 0	E: 0	K: 1	S: 5	R: 0	H: 0	E: 1	K: 1	S: 11	R: 0	H: 0	E: 0	K: 1	S: 7	1B: 2	2B: 0	3B: 0	HR: 0	SF: 0	SAC: 0	DP: 0	HBP: 0	WP: 0	PB: 0	SB: 0	CS: 0	PA: 32							
Pitcher		IP	WLS	BF	H	R	ER	SO	BB	IBB	HBP	BLK	WP	HR	S	P	ERA	WHIP																			IP	WLS	BF	H	R	ER	SO	BB	IBB	HBP	BLK	WP	HR	S	P	ERA	WHIP								
Hideki Irabu, R ERA: 4.2 (1, 1)	8.0	W	29	2	0	0	0	5	2	0	0	0	0	0	70	105	0.00	0.500																																											
Mike Stanton, L ERA: 5.69 (9, 1)	1.0		3	0	0	0	1	1	0	0	0	0	0	0	7	11	0.00	0.000																																											

BOTTOM

New York Yankees @ Tampa Bay Devil Rays
Tropicana Field, St. Petersburg, FL

AB 30
R 0
H 2
RBI 0
BB 2
SO 6
LOB 6



Thu Sep 17 1998, 7:05 PM EDT
Att: 38,820 - Dome - 72 F

livebaseballscorecards.com

New York Yankees @ Baltimore Orioles

Oriole Park at Camden Yards, Baltimore, MD

Fri Sep 18 1998, 7:05 PM EDT
 Att. 48,113 - Cloudy - 83 F

AB	40
R	15
H	15
RBI	13
BB	10
SO	7
LOB	27



WP	0	PA	50
PB	1		
SB	3		
CS	1		

AB R H RBI BB SO LOB

5	3	4	2	1	0	1
0	0	0	0	0	0	0

5	2	1	1	1	2	8
---	---	---	---	---	---	---

2	1	1	3	2	0	1
2	1	1	4	0	1	0

3	0	1	1	1	1	3
2	0	0	0	0	0	1

3	0	0	0	1	0	3
1	1	0	0	1	0	1

5	0	2	0	0	1	4
0	1	0	0	0	0	0

2	1	1	0	1	0	0
2	1	1	1	0	1	0

4	2	1	0	1	1	2
---	---	---	---	---	---	---

4	2	2	1	1	0	3
---	---	---	---	---	---	---

1B	12	SF	0
2B	2	SAC	0
3B	0	DP	2
HR	2	HBP	0

Batter	1	2	3	4	5	6	7	8	9
Chuck Knoblauch, R (1, 4) OBP: 0.363, SLG: 0.411 42 Mariano Rivera, R (9, 1)	3-2 1B	1-1 1B		4-1 BB		1-1 HR 1B	3-2 G6-3		0-2 HR 1B
2 Derek Jeter, R (1, 6) OBP: 0.382, SLG: 0.481	3-2 1B	1-0 G1-6-3		3-3 K		4-2 HR BB		0-0 G6-3	3-3 K
Paul O'Neill, L (1, 9) OBP: 0.378, SLG: 0.522 Shane Spencer, R (6, 9) OBP: 0.370, SLG: 0.707	4-1 BB		4-2 BB	2-2 E4		1-2 HR		1-3 K	1-2 HR
Bernie Williams, S (1, 8) OBP: 0.420, SLG: 0.585 Chad Curtis, R (6, PR) OBP: 0.351, SLG: 0.357	1-1 1B		0-1 BB	2-3 K		4-2 BB		3-1 P4	3-2 G6-3
Tino Martinez, L (1, 3) OBP: 0.357, SLG: 0.496 Luis Sojo, R (6, 3) OBP: 0.239, SLG: 0.256	0-2 P2		1-0 F7		4-2 BB	0-0 F7			BB
Chili Davis, S (1, 10) OBP: 0.379, SLG: 0.413 Homer Bush, R (9, PR) OBP: 0.391, SLG: 0.455	1-0 G1-3			0-0 BB	1-0 F8	2-3 K		3-1 BB	G3
Tim Lincecum, S (1, 7) OBP: 0.395, SLG: 0.381 Ricky Ledee, L (6, 7) OBP: 0.295, SLG: 0.389		0-0 P6		1-2 BB	4-2 BB		1-3 K		0-0 BB
20 Jorge Posada, S (1, 2) OBP: 0.355, SLG: 0.490		0-2 K		4-2 BB	1-2 G6-4-3		0-0 G3-1		0-0 BB
Scott Brosius, R (1, 5) OBP: 0.373, SLG: 0.470		4-1 BB		0-2 BB		0-0 F9	2-1 1B		0-0 BB

Inning Stats	R: 2	H: 3	E: 0	LOB: 1	K: 0	S: 13	P: 25	R: 0	H: 1	E: 0	LOB: 2	K: 1	BB: 1	S: 9	P: 15	R: 0	H: 0	E: 0	LOB: 0	K: 0	BB: 1	S: 6	P: 11	R: 3	H: 2	E: 1	LOB: 2	K: 2	BB: 2	S: 20	P: 36	R: 0	H: 0	E: 0	LOB: 1	K: 0	BB: 2	S: 10	P: 20	R: 3	H: 2	E: 0	LOB: 1	K: 1	BB: 2	S: 17	P: 29	R: 0	H: 1	E: 0	LOB: 1	K: 1	BB: 0	S: 9	P: 15	R: 0	H: 0	E: 0	LOB: 0	K: 1	BB: 0	S: 6	P: 10	R: 7	H: 6	E: 0	LOB: 1	K: 1	BB: 1	S: 19	P: 33	1B: 12	SF: 0	2B: 2	SAC: 0	3B: 0	DP: 2	HR: 2	HBP: 0	WP: 0	PA: 50
--------------	------	------	------	--------	------	-------	-------	------	------	------	--------	------	-------	------	-------	------	------	------	--------	------	-------	------	-------	------	------	------	--------	------	-------	-------	-------	------	------	------	--------	------	-------	-------	-------	------	------	------	--------	------	-------	-------	-------	------	------	------	--------	------	-------	------	-------	------	------	------	--------	------	-------	------	-------	------	------	------	--------	------	-------	-------	-------	--------	-------	-------	--------	-------	-------	-------	--------	-------	--------

PITCHER	IP	WLS	BF	H	R	ER	SO	BB	IBB	HBP	BLK	WP	HR	S	P	ERA	WHIP
Juan Guzman, R (1, 1) ERA: 4.19	5.0	L	26	6	5	3	3	7	0	0	0	0	0	58	107	5.40	2.600
Rocky Coppinger, R (6, 1) ERA: 5.91	3.0		14	3	3	3	3	2	0	0	0	0	1	32	54	9.00	1.667
Alan Mills, R (9, 1) ERA: 3.87	0.0		4	3	4	4	0	1	0	0	0	0	0	5	12	∞	∞
Jesse Orosco, L (9, 1) ERA: 3.27	0.1		4	3	3	3	1	0	0	0	0	0	1	10	14	81.00	9.000
Pete Smith, R (9, 1) ERA: 5.57	0.2		2	0	0	0	0	0	0	0	0	0	0	4	7	0.00	0.000

PITCHER	IP	WLS	BF	H	R	ER	SO	BB	IBB	HBP	BLK	WP	HR	S	P	ERA	WHIP
---------	----	-----	----	---	---	----	----	----	-----	-----	-----	----	----	---	---	-----	------

Batter	1	2	3	4	5	6	7	8	9	AB	R	H	RBI	BB	SO	LOB
Roberto Alomar, S OBP: 0.348, SLG: 0.420 (1, 4)	G1-3		G4-3			1B		P5		5	1	2	0	0	0	1
Mike Bordick, R OBP: 0.324, SLG: 0.409 Rafael Palmeiro, L OBP: 0.382, SLG: 0.582 (6, PH) (7, 3)	G6-3		1B		F7	SF7			1B	3	0	1	1	0	0	1
Eric Davis, R OBP: 0.382, SLG: 0.580 (1, 10)	G4-3		P4		1B	BB			K	4	0	1	1	1	1	2
Ryan Minor, R OBP: 0.500, SLG: 0.500 B.J. Surhoff, L OBP: 0.331, SLG: 0.434 (6, PH) (7, 7)		F8			K	G4-3			P6	3	0	1	0	0	1	1
Cal Ripken Jr., R OBP: 0.338, SLG: 0.397 Calvin Pickering, L (9, PH) (1, 5)		F7			P4		G4-3	G6-3	G6-3	4	0	0	0	0	0	1
Lyle Mouton, R OBP: 0.324, SLG: 0.438 (1, 9)					F8	1B		F9		3	1	1	0	1	0	1
Danny Clyburn, R OBP: 0.353, SLG: 0.313 Jeff Reboulet, R OBP: 0.357, SLG: 0.333 (7, 6)					1B	1B		G1-3		3	1	2	0	0	1	1
Lenny Webster, R OBP: 0.314, SLG: 0.430 (1, 2)					L7	SF7		G1-3		4	2	2	1	0	0	2
Rich Becker, L OBP: 0.349, SLG: 0.338 23 Chris Hoiles, R OBP: 0.356, SLG: 0.466 Gene Kingsale, S (8, PH) (9, 8)					F7	G4-3		K		3	0	1	1	0	0	1

Inning Stats	R: 0	H: 0	E: 0	LOB: 0	K: 0	S: 8	R: 0	H: 0	E: 0	LOB: 1	K: 1	S: 10	R: 1	H: 2	E: 0	LOB: 1	K: 0	S: 12	R: 0	H: 2	E: 0	LOB: 2	K: 0	S: 10	R: 1	H: 2	E: 0	LOB: 1	K: 1	S: 12	R: 3	H: 5	E: 0	LOB: 3	K: 0	S: 17	R: 0	H: 0	E: 0	LOB: 0	K: 0	S: 7	R: 0	H: 0	E: 0	LOB: 0	K: 1	S: 11	R: 0	H: 1	E: 0	LOB: 1	K: 1	S: 10	1B: 11	SF: 1	2B: 1	SAC: 0	3B: 0	DP: 0	HR: 0	HBP: 0	WP: 0	PA: 41
--------------	------	------	------	--------	------	------	------	------	------	--------	------	-------	------	------	------	--------	------	-------	------	------	------	--------	------	-------	------	------	------	--------	------	-------	------	------	------	--------	------	-------	------	------	------	--------	------	------	------	------	------	--------	------	-------	------	------	------	--------	------	-------	--------	-------	-------	--------	-------	-------	-------	--------	-------	--------

PITCHER	IP	WLS	BF	H	R	ER	SO	BB	IBB	HBP	BLK	WP	HR	S	P	ERA	WHIP
David Wells, L ERA: 3.48 (1, 1)	5.1		28	11	5	5	2	1	0	0	0	0	0	63	86	8.44	2.250
Ramiro Mendoza, R ERA: 3.12 (6, 1)	0.1		2	0	0	0	0	1	0	0	0	0	0	4	8	0.00	3.000
Mike Stanton, L ERA: 5.52 (6, 1)	2.1		7	0	0	0	1	0	0	0	0	0	0	20	31	0.00	0.000
42 Mariano Rivera, R ERA: 1.69 (9, 1)	1.0		4	1	0	0	1	0	0	0	0	0	0	10	14	0.00	1.000

BOTTOM

New York Yankees @ Baltimore Orioles
Oriole Park at Camden Yards, Baltimore, MD

livebaseballscorecards.com

AB	38
R	5
H	12
RBI	5
BB	2
SO	4
LOB	16



Fri Sep 18 1998, 7:05 PM EDT
Att: 48,113 - Cloudy - 83 F

Batter	1	2	3	4	5	6	7	8	9	AB R H RBI BB SO LOB	TOP											
Chuck Knoblauch, R (1, 4) <small>OBP: 0.360, SLG: 0.407</small>										5 0 0 0 0 1 4												
2 Derek Jeter, R (1, 6) <small>OBP: 0.383, SLG: 0.482</small>										4 0 2 0 0 2 1												
Paul O'Neill, L (1, 9) <small>OBP: 0.376, SLG: 0.519</small>										4 0 0 0 0 1 2												
Bernie Williams, S (1, 8) <small>OBP: 0.422, SLG: 0.587</small>										3 1 2 0 1 0 1												
Tino Martinez, L (1, 3) <small>OBP: 0.356, SLG: 0.500</small>										4 1 1 2 0 0 3												
Chili Davis, S (1, 10) <small>OBP: 0.385, SLG: 0.456</small>										4 1 2 1 0 0 1												
Darryl Strawberry, L (1, 7) <small>OBP: 0.348, SLG: 0.538</small> Chad Curtis, R (9, PH) <small>OBP: 0.351, SLG: 0.357</small> Tim Raines, S (9, PH) <small>OBP: 0.394, SLG: 0.380</small>										3 0 0 0 0 1 2 0 0 0 0 0 0 0 1 0 0 0 0 0 0												
Scott Brosius, R (1, 5) <small>OBP: 0.374, SLG: 0.470</small>										4 0 2 0 0 0 1												
Joe Girardi, R (1, 2) <small>OBP: 0.322, SLG: 0.392</small> 20 Jorge Posada, S (9, PH) <small>OBP: 0.354, SLG: 0.488</small>										2 0 1 0 1 0 1 1 0 0 0 0 1 1												
Inning Stats	R: 0 E: 0 K: 2 S: 7	H: 0 LOB: 0 BB: 0 P: 10	R: 0 E: 0 K: 0 S: 6	H: 0 LOB: 1 BB: 1 P: 11	R: 0 E: 0 K: 1 S: 10	H: 0 LOB: 1 BB: 1 P: 16	R: 0 E: 0 K: 0 S: 6	H: 1 LOB: 0 BB: 0 P: 8	R: 0 E: 0 K: 1 S: 10	H: 2 LOB: 2 BB: 0 P: 14	R: 0 E: 0 K: 1 S: 6	H: 1 LOB: 1 BB: 0 P: 10	R: 0 E: 0 K: 0 S: 9	H: 1 LOB: 1 BB: 0 P: 12	R: 0 E: 0 K: 0 S: 5	H: 1 LOB: 0 BB: 0 P: 8	R: 3 E: 0 K: 1 S: 19	H: 4 LOB: 1 BB: 0 P: 27	1B: 7 2B: 1 3B: 0 HR: 2	SF: 0 SAC: 0 DP: 2 HBP: 0	WP: 0 PB: 0 SB: 1 CS: 0	PA: 37
PITCHER	IP WLS BF H R ER SO BB IBB HBP BLK WP HR S P ERA WHIP																					
Sidney Ponson, R (1, 1) <small>ERA: 5.1</small>	7.1 W 29 6 0 0 5 2 0 0 0 0 0 0 58 88 0.00 1.091																					
Arthur Rhodes, L (8, 1) <small>ERA: 3.58</small>	0.2 4 3 3 3 0 0 0 0 0 0 0 2 11 17 40.50 4.500																					
Alan Mills, R (9, 1) <small>ERA: 3.82</small>	1.0 S 4 1 0 0 1 0 0 0 0 0 0 0 9 11 0.00 1.000																					

New York Yankees @ Baltimore Orioles
 Oriole Park at Camden Yards, Baltimore, MD

livebaseballscorecards.com

AB	35
R	3
H	10
RBI	3
BB	2
SO	6
LOB	17



Sat Sep 19 1998, 3:33 AM EDT
 Att. 48,044 - Cloudy - 80 F

Batter	1	2	3	4	5	6	7	8	9
Roberto Alomar, S OBP: 0.347, SLG: 0.418 (1, 4)	0-1 1B 1B		0-1 L9	0-0 F9		1-3 K		0-1 G6-3	
Brady Anderson, L OBP: 0.364, SLG: 0.425 (1, 8)	0-0 1B 1B		1-0 F8		0-0 2B 2B	2-1 L9			
Eric Davis, R OBP: 0.385, SLG: 0.584 Rich Becker, L OBP: 0.349, SLG: 0.338 (1, 9) (8, 9)	2-1 1B 1B		0-1 BB 1B		2-0 1B 2B		3-1 G5-3		
Rafael Palmeiro, L OBP: 0.384, SLG: 0.582 (1, 10)	0-0 1B		4-2 1B BB		2-2 1B		2-3 K		
Calvin Pickering, L OBP: 0.125, SLG: 0.500 (1, 3)	0-2 G4-3		0-0 F7		1-0 G6-3		1-1 HR		
Cal Ripken Jr., R OBP: 0.334, SLG: 0.394 (1, 5)	2-0 G6-3			2-2 P2	1-1 G5-3		1-3 K		
B.J. Surhoff, L OBP: 0.332, SLG: 0.434 (1, 7)		3-3 K		0-0 23 CS 1B		2-0 23 SH1-3 1B		1-3 K	
23 Chris Hoiles, R OBP: 0.355, SLG: 0.465 (1, 2)		1-3 K		2-1 BB 1B		0-1 SH1-3		1-1 F8	
Mike Bordick, R OBP: 0.327, SLG: 0.412 (1, 6)		0-0 F8		4-1 BB		4-0 BB		2-2 2B	

Inning Stats	R: 2	H: 4	E: 0	LOB: 1	K: 0	S: 10	P: 14	R: 0	H: 0	E: 0	LOB: 0	K: 2	S: 8	P: 12	R: 0	H: 1	E: 0	LOB: 2	K: 0	S: 9	P: 14	R: 0	H: 2	E: 0	LOB: 2	K: 0	S: 9	P: 17	R: 2	H: 3	E: 0	LOB: 0	K: 0	S: 9	P: 15	R: 0	H: 1	E: 0	LOB: 2	K: 1	S: 10	P: 19	R: 1	H: 1	E: 0	LOB: 0	K: 2	S: 10	P: 17	R: 0	H: 1	E: 0	LOB: 1	K: 1	S: 10	P: 14
--------------	------	------	------	--------	------	-------	-------	------	------	------	--------	------	------	-------	------	------	------	--------	------	------	-------	------	------	------	--------	------	------	-------	------	------	------	--------	------	------	-------	------	------	------	--------	------	-------	-------	------	------	------	--------	------	-------	-------	------	------	------	--------	------	-------	-------

PITCHER	IP	WLS	BF	H	R	ER	SO	BB	IBB	HBP	BLK	WP	HR	S	P	ERA	WHIP
David Cone, R ERA: 3.68 (1, 1)	7.0	L	33	12	5	5	5	3	0	0	0	0	1	65	108	6.43	2.143
Darren Holmes, R ERA: 3.56 (8, 1)	1.0		4	1	0	0	1	0	0	0	0	0	0	10	14	0.00	1.000

BOTTOM

New York Yankees @ Baltimore Orioles
 Oriole Park at Camden Yards, Baltimore, MD

Sat Sep 19 1998, 3:33 AM EDT
 Att: 48,044 - Cloudy - 80 F

AB	R	H	RBI	BB	SO	LOB
5	1	1	0	0	1	5
4	2	2	0	0	0	2
4	1	3	2	0	0	0
0	0	0	0	0	0	0
3	0	2	2	1	1	0
4	1	1	1	0	0	4
4	0	0	0	0	1	1
4	0	2	0	0	2	0
3	0	1	0	0	1	0
2	0	1	0	2	0	0

AB	33
R	5
H	13
RBI	5
BB	3
SO	6
LOB	12

livebaseballscorecards.com



WP: 0	PA: 37
PB: 0	
SB: 0	
CS: 1	

New York Yankees @ Baltimore Orioles

Oriole Park at Camden Yards, Baltimore, MD

Sun Sep 20 1998, 7:05 PM EDT
Att. 48,013 - Cloudy - 84 F

AB	42
R	5
H	16
RBI	5
BB	2
SO	5
LOB	24



WP:	0	PA:	44
PB:	0		
SB:	0		
CS:	0		

AB R H RBI BB SO LOB

5	1	2	0	0	1	2
4	0	3	2	1	0	3
5	1	1	0	0	1	6
5	0	2	0	0	0	1
0	1	0	0	0	0	0
5	0	1	0	0	1	3
3	0	1	1	0	0	0
1	0	0	0	0	0	0
1	0	1	1	0	0	0
4	1	0	0	1	2	4
5	1	3	0	0	0	4
4	0	2	1	0	0	1

Batter	1	2	3	4	5	6	7	8	9
Chuck Knoblauch, R (1, 4) OBP: 0.360, SLG: 0.407	2-2 G6-3	1-3 K		1-2 G6-4-3 1B		0-1 L5		3-2 2 3B 1B	
2 Derek Jeter, R (1, 6) OBP: 0.386, SLG: 0.487	0-1 2B 1B	4-2 1-2 2-3 BB		0-1 G6-4-3 1-2f		2-2 1B		2-0 1-H 3-H 3B	
Bernie Williams, S (1, 8) OBP: 0.420, SLG: 0.583	1 SAFE 1 SAFE L9	0-2 F8			0-1 20 1B 2B	0-0 G4-3		1-3 K	
Chili Davis, S (1, 10) OBP: 0.385, SLG: 0.464 Homer Bush, R (9, PR) OBP: 0.391, SLG: 0.455	1-2 1-3 2B		0-0 P6		0-1 F9		0-0 G4-3	0-0 2B 1B	
20 Jorge Posada, S (1, 2) OBP: 0.352, SLG: 0.484	0-3 K		2-2 G1-3		0-0 2B 1B		1-1 L1	1-1 F8	
Tim Lincecum, S (1, 7) OBP: 0.393, SLG: 0.382 Ricky Ledee, L (6, 9) OBP: 0.291, SLG: 0.384 Shane Spencer, R (9, PH) OBP: 0.383, SLG: 0.738		0-0 L9	0-1 G1-3		1-2 1-3 2-H 2B		2-2 L6	0-0 1-H 2B	
Chad Curtis, R (1, 9) OBP: 0.350, SLG: 0.354		4-1 1B 1B BB		0-0 G5-3		2-3 K		2-2 G5-3	2-3 K
Mike Lowell, R (1, 5) OBP: 0.444, SLG: 0.444		2-1 2 BB 1B 1-3 1B		0-1 1B 1B 1B		2-0 G5-3		1-0 1B 2 3B 1B G4-3	0-2 G6-3
Luis Sojo, R (1, 3) OBP: 0.246, SLG: 0.263		0-2 1-2 3-H 1B		1-2 1-2 1B		3-1 L6		1 SAFE 0-0 G4-3	

Inning Stats	R: 0	H: 2	E: 0	K: 1	S: 17	P: 20	R: 1	H: 2	E: 0	K: 1	S: 14	P: 25	R: 0	H: 0	E: 0	K: 0	S: 6	P: 8	R: 0	H: 3	E: 0	K: 0	S: 12	P: 14	R: 1	H: 3	E: 0	K: 1	S: 13	P: 18	R: 0	H: 1	E: 0	K: 0	S: 10	P: 15	R: 0	H: 0	E: 0	K: 0	S: 6	P: 9	R: 2	H: 3	E: 0	K: 1	S: 14	P: 23	R: 1	H: 2	E: 0	K: 1	S: 10	P: 13	1B: 12	2B: 3	3B: 1	HR: 0	SF: 0	SAC: 0	DP: 1	HBP: 0	WP: 0	PA: 44
--------------	------	------	------	------	-------	-------	------	------	------	------	-------	-------	------	------	------	------	------	------	------	------	------	------	-------	-------	------	------	------	------	-------	-------	------	------	------	------	-------	-------	------	------	------	------	------	------	------	------	------	------	-------	-------	------	------	------	------	-------	-------	--------	-------	-------	-------	-------	--------	-------	--------	-------	--------

PITCHER	IP	WLS	BF	H	R	ER	SO	BB	IBB	HBP	BLK	WP	HR	S	P	ERA	WHIP
Doug Johns, L (1, 1) ERA: 4.27	4.1	L	24	10	2	2	2	2	0	0	0	0	0	58	77	4.15	2.769
Pete Smith, R (5, 1) ERA: 5.53	0.2		2	0	0	0	1	0	0	0	0	0	0	4	8	0.00	0.000
52 Chris Fussell, R (6, 1) ERA: 5.63	3.0		13	4	2	2	1	0	0	0	0	0	0	30	47	6.00	1.333
Jimmy Key, L (9, 1) ERA: 4.2	1.0		5	2	1	1	1	0	0	0	0	0	0	10	13	9.00	2.000

New York Yankees @ Baltimore Orioles
 Oriole Park at Camden Yards, Baltimore, MD

Sun Sep 20 1998, 7:05 PM EDT
 Att: 48,013 - Cloudy - 84 F

livebaseballscorecards.com

AB	33
R	4
H	8
RBI	4
BB	6
SO	4
LOB	16



WP	1	PA	40
PB	0		
SB	1		
CS	0		

Batter	1	2	3	4	5	6	7	8	9	AB	R	H	RBI	BB	SO	LOB
Roberto Alomar, S (1, 4) OBP: 0.351, SLG: 0.422	1-1 S 1B		1-2 F9 2		3-2 WP BLK 2-H 1B		4-2 BB BB		2-1 1B 2B	4	1	3	1	1	0	0
Brady Anderson, L (1, 8) OBP: 0.361, SLG: 0.420	1-0 P4 1		3-2 G3-1 3		1-0 SAFE SAFE P2 2		0-0 F8 2		0-1 P4 2	5	0	0	0	0	0	5
Willie Greene, L (1, 9) OBP: 0.373, SLG: 0.430 Eric Davis, R (7, PH) OBP: 0.387, SLG: 0.585 Gene Kingsale, S (9, PR)	4-2 SAFE BB			0-0 G4-3 1	4-2 BB		4-1 BB		0-2 2-H 1B	1	0	0	0	2	0	0
Rafael Palmeiro, L (1, 3) OBP: 0.381, SLG: 0.577	2-0 L9 2			0-1 P6 2	1-1 F4 3		2-0 2-1 3-H 3	1-1 G6-3 1	0-0 G3 3	5	0	0	0	0	0	5
Calvin Pickering, L (1, 10) OBP: 0.182, SLG: 0.455 Lyle Mouton, R (8, PH) OBP: 0.343, SLG: 0.438	3-2 G1-3 3			2-1 1B 1B		2-0 F7 1		4-1 HR BB		3	0	1	0	0	0	2
Ryan Minor, R (1, 5) OBP: 0.375, SLG: 0.375		0-3 K 1		3-2 1B 1B		0-0 G1-3 2		3-2 F9 2		4	0	1	0	0	1	1
B.J. Surhoff, L (1, 7) OBP: 0.331, SLG: 0.438		1-0 G3 2		3-2 G3 3		2-2 G4-3 3		0-0 HR HR		4	1	1	2	0	0	2
Lenny Webster, R (1, 2) OBP: 0.317, SLG: 0.434 Harold Baines, L (8, PH) OBP: 0.370, SLG: 0.455 23 Chris Hoiles, R (9, 2) OBP: 0.355, SLG: 0.465		2-3 K 3		3-1 1B 2B		4-1 BB SH3-4 BB 2-1 1		0-2 P6 3		2	1	1	0	1	1	0
Mike Bordick, R (1, 6) OBP: 0.325, SLG: 0.409			1-3 K 1		2-3 K 1		1-1 SAFE SH3-4 1-2 1		0-0 F8 1	3	0	0	0	0	2	1

Inning Stats	R	H	E	K	S	H	LOB	BB	IBB	HBP	BLK	WP	HR	S	P	ERA	WHIP	1B	2B	3B	HR	SF	SAC	DP	HBP
	0	1	0	0	21	0	0	0	0	0	0	0	0	2	10	0.00	1.167	5	2	0	0	0	0	0	
	0	0	0	2	7	0	0	0	0	0	0	0	0	14	10	0.00	1.167	0	0	0	0	0	0	0	
	0	0	0	1	9	0	0	0	0	0	0	0	0	22	22	9.00	3.000	0	0	0	0	0	0	0	
	0	0	0	2	14	0	0	0	0	0	0	0	0	14	14	0.00	0.000	0	0	0	0	0	0	0	
	0	0	0	1	14	0	0	0	0	0	0	0	0	22	22	9.00	3.000	0	0	0	0	0	0	0	
	0	0	0	1	14	0	0	0	0	0	0	0	0	22	22	9.00	3.000	0	0	0	0	0	0	0	
	0	0	0	1	14	0	0	0	0	0	0	0	0	22	22	9.00	3.000	0	0	0	0	0	0	0	
	0	0	0	1	14	0	0	0	0	0	0	0	0	22	22	9.00	3.000	0	0	0	0	0	0	0	

PITCHER	IP	WLS	BF	H	R	ER	SO	BB	IBB	HBP	BLK	WP	HR	S	P	ERA	WHIP
Orlando Hernandez, R (1, 1) ERA: 3.18	6.0	W	25	5	1	1	4	2	0	0	1	1	0	61	105	1.50	1.167
Jeff Nelson, R (7, 1) ERA: 4.06	0.1		2	0	0	0	0	1	0	0	0	0	0	3	8	0.00	3.000
Mike Stanton, L (7, 1) ERA: 5.56	1.0		6	0	1	1	0	3	0	0	0	0	0	7	22	9.00	3.000
Darren Holmes, R (8, 1) ERA: 3.54	0.1		1	0	0	0	0	0	0	0	0	0	0	3	6	0.00	0.000
Graeme Lloyd, L (8, 1) ERA: 1.8	0.0		1	1	1	1	0	0	0	0	0	0	1	1	1	∞	∞

PITCHER	IP	WLS	BF	H	R	ER	SO	BB	IBB	HBP	BLK	WP	HR	S	P	ERA	WHIP
Ramiro Mendoza, R (8, 1) ERA: 3.11	0.1		1	0	0	0	0	0	0	0	0	0	0	3	3	0.00	0.000
42 Mariano Rivera, R (9, 1) ERA: 1.81	1.0	S	5	2	1	1	0	0	0	0	0	0	0	9	11	9.00	2.000

Batter	1	2	3	4	5	6	7	8	9	AB R H RBI BB SO LOB	TOP											
Omar Vizquel, S (1, 6) OBP: 0.354, SLG: 0.363	2-3 K		0-0 L7		4-2 HR BB		3-1 G6-3		0-1 F7	4 1 0 0 1 1 0	Cleveland Indians @ New York Yankees Yankee Stadium, Bronx, NY Mon Sep 21 1998, 7:05 PM EDT Att. 21,449 - Overcast - 79 F											
Enrique Wilson, S (1, 4) OBP: 0.364, SLG: 0.493	2-1 G4-3		2-0 FC5-4 1B		0-0 HR		0-0 1B		4-0 1B BB	4 1 3 4 1 0 0												
Travis Fryman, R (1, 5) OBP: 0.343, SLG: 0.510	0-1 BB 1B		0-0 FC5-4 1-2f		1-2 F9 2B		0-0 1B		2-2 1B	5 0 4 0 0 0 1												
Manny Ramirez, R (1, 9) OBP: 0.382, SLG: 0.609	4-1 BB 1-2				0-0 F9		2-1 G4-3		1-3 K	4 0 0 0 1 1 5												
Jim Thome, L (1, 10) OBP: 0.416, SLG: 0.604	0-3 K				3-2 G6-3		0-0 G4-3		0-3 K	5 0 0 0 0 3 5												
Richie Sexson, R (1, 3)					1-3 K				4-1 G4-3 BB	3 0 0 0 1 3 0												
Mark Whiten, S (1, 8) OBP: 0.370, SLG: 0.406					1-1 G5-3		2-2 G6-3		3-2 G4-3 1-2	4 0 0 0 0 0 1												
Alex Ramirez, R (1, 7) OBP: 0.250, SLG: 0.250 Brian Giles, L (8, PH) OBP: 0.408, SLG: 0.477 (8, 7)					3-1 WP HR 1B		0-0 G6-3		4-1 HBP	3 1 1 0 0 0 0 0 0 0 0 0 0 0												
Einar Diaz, R (1, 2) OBP: 0.295, SLG: 0.425					0-0 WP HR 1B		3-1 G5-3		2-1 G3	4 1 1 0 0 0 2												
Inning Stats	R: 0 E: 0 K: 2 S: 12	H: 1 LOB: 2 BB: 1 P: 20	R: 0 E: 0 K: 1 S: 7	H: 0 LOB: 0 BB: 0 P: 12	R: 0 E: 0 K: 0 S: 6	H: 1 LOB: 1 BB: 0 P: 8	R: 0 E: 0 K: 1 S: 14	H: 0 LOB: 0 BB: 0 P: 20	R: 4 E: 0 K: 0 S: 15	H: 4 LOB: 1 BB: 1 P: 24		R: 0 E: 0 K: 1 S: 8	H: 0 LOB: 0 BB: 0 P: 11	R: 0 E: 0 K: 0 S: 8	H: 2 LOB: 2 BB: 0 P: 16	R: 0 E: 0 K: 1 S: 11	H: 0 LOB: 2 BB: 1 P: 27	R: 0 E: 0 K: 2 S: 11	H: 1 LOB: 2 BB: 1 P: 18	1B: 7 2B: 1 3B: 0 HR: 1	SF: 0 SAC: 0 DP: 0 HBP: 1	WP: 1 PB: 0 SB: 0 CS: 0
PITCHER	IP WLS BF H R ER SO BB IBB HBP BLK WP HR S P ERA WHIP												PITCHER	IP WLS BF H R ER SO BB IBB HBP BLK WP HR S P ERA WHIP								
Andy Pettitte, L (1, 1) ERA: 4.3	7.0 L 31 8 4 4 5 2 0 0 0 0 1 1 70 111 5.14 1.429																					
Graeme Lloyd, L (8, 1) ERA: 1.78	0.1 1 0 0 0 1 0 0 0 0 0 0 0 4 7 0.00 0.000																					
Jeff Nelson, R (8, 1) ERA: 3.89	1.2 9 1 0 0 2 2 0 1 0 0 0 0 18 38 0.00 1.800																					

livebaseballscorecards.com

AB	36
R	4
H	9
RBI	4
BB	4
SO	8
LOB	14



BOTTOM

Cleveland Indians @ New York Yankees
Yankee Stadium, Bronx, NY
Mon Sep 21 1998, 7:05 PM EDT
Att. 21,449 - Overcast - 79 F

livebaseballscorecards.com

AB	31
R	1
H	5
RBI	1
BB	2
SO	5
LOB	14



WP:	0	PA:	34
PB:	0		
SB:	0		
CS:	0		

AB R H RBI BB SO LOB

4	0	1	0	0	1	1
3	0	2	0	1	0	0
4	0	0	0	0	1	4
4	0	1	0	0	1	4
4	0	0	0	0	1	2
4	0	0	0	0	0	0
1	0	0	0	0	0	0
1	1	0	0	1	0	0
3	0	1	1	0	0	1
2	0	0	0	0	1	1
1	0	0	0	0	0	1

Batter	1	2	3	4	5	6	7	8	9
1 Chuck Knoblauch, R OBP: 0.360, SLG: 0.406 (1, 4)	2-2 G1-3 ①		0-3 K ③			0-0 FC4-6 2 1B		0-1 P4 ①	
2 Derek Jeter, R OBP: 0.388, SLG: 0.488 (1, 6)	0-0 L6 ②			3-2 FC5-4 1B		1-1 FC4-6 1-2 1B		4-2 BB	
3 Paul O'Neill, L OBP: 0.373, SLG: 0.515 (1, 9)	2-3 K ③			1-1 F7 ①		0-0 FC4-6 1-2f 2-3 ②		0-0 L8 ②	
4 Bernie Williams, S OBP: 0.419, SLG: 0.580 (1, 8)		0-0 G3-6 1B		2-0 FC5-4 1-2f ②		2-1 G1-3 ③		1-3 K ③	
5 Tino Martinez, L OBP: 0.354, SLG: 0.496 (1, 3)		1-1 G3-6 1-2f ① ②		1-1 G3 ③			1-1 F7 ①		2-3 K ①
6 Chili Davis, S OBP: 0.370, SLG: 0.443 (1, 10)		0-0 F8 ③			0-1 G6-3 ①		0-1 L4 ②		2-2 G1-3 ②
7 Darryl Strawberry, L OBP: 0.349, SLG: 0.536 Ricky Ledee, L OBP: 0.296, SLG: 0.378 (7, PH) (8, 7)			2-0 G5-3 HBP		1-1 F7 ②		4-2 2B BB		0-0 G5-3 ③
8 Scott Brosius, R OBP: 0.374, SLG: 0.472 (1, 5)			0-1 F7 ①		0-0 G5-3 ③		1-2 2B		
9 Joe Girardi, R OBP: 0.319, SLG: 0.389 20 Jorge Posada, S OBP: 0.351, SLG: 0.483 (7, PH) (8, 2)			2-1 G5-3 ②			1-3 K ① ③		0-0 F8 ③	

Inning Stats	R: 0	H: 0	R: 0	H: 1	R: 0	H: 0	R: 0	H: 0	R: 0	H: 2	R: 1	H: 1	R: 0	H: 0	R: 0	H: 0	R: 0	H: 0		
	E: 0	LOB: 0	E: 0	LOB: 0	E: 0	LOB: 1	E: 0	LOB: 1	E: 0	LOB: 2	E: 0	LOB: 1	E: 0	LOB: 1	E: 0	LOB: 0	E: 0	LOB: 1	E: 0	LOB: 0
	K: 1	BB: 0	K: 0	BB: 0	K: 1	BB: 0	K: 0	BB: 0	K: 0	BB: 0	K: 1	BB: 1	K: 0	BB: 1	K: 1	BB: 1	K: 1	BB: 1	K: 1	BB: 0
	S: 7	P: 11	S: 4	P: 5	S: 7	P: 11	S: 8	P: 15	S: 5	P: 6	S: 9	P: 13	S: 10	P: 16	S: 8	P: 13	S: 8	P: 12	S: 8	P: 12

PITCHER	IP	WLS	BF	H	R	ER	SO	BB	IBB	HBP	BLK	WP	HR	S	P	ERA	WHIP
Charles Nagy, R ERA: 5.12 (1, 1)	8.0	W	31	5	1	1	4	2	0	1	0	0	0	58	90	1.12	0.875
Paul Shuey, R ERA: 2.9 (9, 1)	1.0	S	3	0	0	0	1	0	0	0	0	0	0	8	12	0.00	0.000

Batter	1	2	3	4	5	6	7	8	9	AB R H RBI BB SO LOB	TOP											
Enrique Wilson, S (1, 6) OBP: 0.378, SLG: 0.513	2-2 FC4-6 1B		0-0 HR 1B	0-2 G3		3-2 2B			1-1 G3	5 1 3 0 0 0 0												
Jeff Branson, L (1, 4) OBP: 0.208, SLG: 0.280	1-3 K		0-0 P6		1-0 F8	1-0 G4-3			1-2 G1-3	5 0 0 0 0 1 3												
David Justice, L (1, 7) OBP: 0.364, SLG: 0.466	1-2 FC4-6 1B 1-2f		0-1 HR 1-H		1-2 G4-3				0-2 L8	5 1 1 2 0 0 1												
Manny Ramirez, R (1, 9) OBP: 0.382, SLG: 0.608	1-0 1B		2-1 L7		3-2 BB 1B HBP			0-2 F9		3 1 1 0 0 0 0												
Jim Thome, L (1, 3) OBP: 0.417, SLG: 0.601	0-0 F8		4-2 FC5-4 BB		4-2 1B BB			3-2 G6-3		2 0 0 0 2 0 2												
Travis Fryman, R (1, 5) OBP: 0.343, SLG: 0.508		0-3 K	0-0 FC5-4 1-2f		1-2 1B			1-0 F8		4 0 1 1 0 1 1												
Brian Giles, L (1, 10) OBP: 0.407, SLG: 0.477		0-0 2B		2-1 L4	0-1 P6			2-2 F8		4 0 1 0 0 0 2												
Mark Whiten, S (1, 8) OBP: 0.372, SLG: 0.422		0-0 L7		1-2 HR		2-0 F7		0-1 FC6-4 1B		4 1 2 1 0 0 1												
Pat Borders, R (1, 2) OBP: 0.289, SLG: 0.275		2-3 K		1-3 K		2-0 F8		0-0 FC6-4 1-2f		4 0 0 0 0 2 2												
Inning Stats	R: 0 E: 0 K: 1 S: 12	H: 2 LOB: 2 BB: 0 P: 17	R: 0 E: 0 K: 2 S: 8	H: 1 LOB: 1 BB: 0 P: 10	R: 2 E: 0 K: 0 S: 9	H: 2 LOB: 1 BB: 1 P: 15	R: 1 E: 0 K: 1 S: 13	H: 1 LOB: 0 BB: 0 P: 17	R: 1 E: 0 K: 0 S: 16	H: 1 LOB: 2 BB: 1 P: 26	R: 0 E: 0 K: 0 S: 7	H: 1 LOB: 1 BB: 0 P: 15	R: 0 E: 0 K: 0 S: 8	H: 0 LOB: 0 BB: 0 P: 13	R: 0 E: 0 K: 0 S: 7	H: 1 LOB: 1 BB: 0 P: 10	R: 0 E: 0 K: 0 S: 8	H: 0 LOB: 0 BB: 0 P: 10	1B: 5 2B: 2 3B: 0 HR: 2	SF: 0 SAC: 0 DP: 0 HBP: 1	WP: 0 PB: 0 SB: 0 CS: 0	PA: 39
PITCHER	IP WLS BF H R ER SO BB IBB HBP BLK WP HR S P ERA WHIP																					
Ramiro Mendoza, R (1, 1) ERA: 3.27	5.0 W 25 7 4 4 4 2 0 1 0 0 2 58 85 7.20 1.800																					
Jim Bruske, R (6, 1) ERA: 3.6	3.0 11 2 0 0 0 0 0 0 0 0 0 22 38 0.00 0.667																					
Joe Borowski, R (9, 1) ERA: 6.52	1.0 3 0 0 0 0 0 0 0 0 0 0 8 10 0.00 0.000																					

Cleveland Indians @ New York Yankees
 Yankee Stadium, Bronx, NY
 Tue Sep 22 1998, 3:33 AM EDT
 Att. 14,840 - Cloudy - 72 F

livebaseballscorecards.com

AB	36
R	4
H	9
RBI	4
BB	2
SO	4
LOB	12



Batter	1	2	3	4	5	6	7	8	9	AB	R	H	RBI	BB	SO	LOB
Homer Bush, R OBP: 0.405, SLG: 0.457 (1, 4)	1-3 K	2-0 1B		1-1 F8			SH1-3 1B			4	1	2	0	1	1	0
Luis Sojo, R OBP: 0.246, SLG: 0.263 (1, 6)	1-1 E6 G4-6-3	1-1 F8			3-2 G6-3 1B		SH1-3			4	0	1	0	0	0	4
Paul O'Neill, L OBP: 0.373, SLG: 0.514 Ricky Ledee, L OBP: 0.305, SLG: 0.378 (1, 9) (7, PR) (8, 9)	1-2 G4-6-3 1-2f		2-2 G4-3		3-1 G6-3 1-2f 1B		2-1 1B 2B 1B 2-H	4-1 G6-4-3 BB		4	0	1	1	0	0	2
Bernie Williams, S OBP: 0.420, SLG: 0.580 Chad Curtis, R OBP: 0.350, SLG: 0.354 (1, 8) (9, 8)		4-2 HR BB	0-1 G5-3		1-0 1B 1B		0-0 1-3 2B 1B	1-1 G6-4-3		4	2	2	0	1	0	1
Tino Martinez, L OBP: 0.358, SLG: 0.507 Mike Lowell, R OBP: 0.400, SLG: 0.400 (1, 3) (8, 5)		1-1 HR	4-2 BB		2-2 1B		3-2 1-1 SAFE 1-1 SAFE 1B 1B 1B 2B	2-0 F9		3	2	3	4	1	0	0
Chili Davis, S OBP: 0.365, SLG: 0.435 (1, 10)		1-2 P6	3-2 G6-3		3-2 F8		1-0 1B 1B			4	1	1	0	0	0	3
Shane Spencer, R OBP: 0.412, SLG: 0.870 (1, 7)		0-0 HR		0-0 HR			2-2 F7			4	2	3	2	0	0	0
Scott Brosius, R OBP: 0.375, SLG: 0.478 (1, 5) (8, 3)		3-2 HR		2-2 P4			0-1 P4			4	1	2	3	0	0	0
Joe Girardi, R OBP: 0.315, SLG: 0.382 (1, 2)		0-0 L6		1-3 K			0-1 F9			4	0	0	0	0	1	2


Inning Stats	R: 0	H: 0	E: 1	LOB: 0	K: 1	P: 11	R: 4	H: 4	E: 0	LOB: 1	K: 0	P: 30	R: 0	H: 0	E: 0	LOB: 1	K: 0	P: 25	R: 1	H: 1	E: 0	LOB: 0	K: 1	P: 14	R: 0	H: 3	E: 0	LOB: 2	K: 0	P: 26	R: 0	H: 0	E: 0	LOB: 0	K: 0	P: 9	R: 5	H: 7	E: 0	LOB: 3	K: 0	P: 39	R: 0	H: 0	E: 0	LOB: 0	K: 0	P: 11
	0	0	1	0	1	11	4	4	0	1	0	30	0	0	0	1	0	25	1	1	0	0	14	0	14	0	3	2	0	26	0	0	0	0	9	5	7	0	3	0	39	0	0	0	0	11		

PITCHER	IP	WLS	BF	H	R	ER	SO	BB	IBB	HBP	BLK	WP	HR	S	P	ERA	WHIP
Dave Burba, R ERA: 4.14 (1, 1)	6.0	L	27	8	5	5	2	2	0	0	0	0	4	73	115	7.50	15.000
Tom Martin, L ERA: 12.89 (7, 1)	0.1		6	5	5	0	0	0	0	0	0	0	0	14	22	135.00	15.000
Ron Villone, L ERA: 6.0 (7, 1)	1.2		8	2	0	0	0	2	0	0	0	0	0	13	28	0.00	2.400

BOTTOM

Cleveland Indians @ New York Yankees
 Yankee Stadium, Bronx, NY
 Tue Sep 22 1998, 3:33 AM EDT
 Att. 14,840 - Cloudy - 72 F

AB	36
R	10
H	15
RBI	10
BB	4
SO	2
LOB	12



1B	2B	3B	HR	SF	SAC	DP	HBP	WP	HR	S	P	ERA	WHIP
10	1	0	4	0	1	3	0	0	0	0	0	0	0

Batter	1	2	3	4	5	6	7	8	9	AB R H RBI BB SO LOB	TOP		
Enrique Wilson, S (1, 6) OBP: 0.360, SLG: 0.488	0-0 B3		1-0 L4		1-2 G3			2-1 G3		4 0 0 0 0 0 2	Cleveland Indians @ New York Yankees Yankee Stadium, Bronx, NY Tue Sep 22 1998, 7:05 PM EDT Att. 32,315 - Cloudy - 67 F		
Joey Cora, S (1, 4) OBP: 0.361, SLG: 0.377	0-2 G3-1		1-1 1B		3-2 P5			2-2 G5-3		4 0 1 0 0 0 1			
David Justice, L (1, 7) OBP: 0.362, SLG: 0.462	3-3 K		2-3 K			1-1 G4-3		1-1 G3		4 0 0 0 0 2 2			
Jim Thome, L (1, 10) OBP: 0.417, SLG: 0.600		4-2 1B E BB	2-3 K			0-0 F8		0-0 G5-4-3 1B		3 1 1 0 1 1 2			
Mark Whiten, S (1, 8) OBP: 0.370, SLG: 0.419		1-0 F7		1-0 FC1-6 1B		2-2 F7		1-1 G5-4-3 1-2f		4 0 1 0 0 0 2			
Brian Giles, L (1, 9) OBP: 0.406, SLG: 0.476		1-2 S 1B		1-2 FC1-6 CS 1-2f			1-0 P2			3 0 1 0 0 0 1			
Richie Sexson, R (1, 3) OBP: 0.352, SLG: 0.605		2-3 K		1-3 K 1-2			0-0 P3			3 0 0 0 0 2 2			
Jeff Branson, L (1, 5) OBP: 0.212, SLG: 0.292		2-3 K 3-H			0-0 G3 2B		0-0 P6			3 0 1 0 0 1 1			
Einar Diaz, R (1, 2) OBP: 0.298, SLG: 0.405			4-1 1B BB		0-3 K			1-0 F8		2 0 0 0 1 1 1			
Inning Stats	R: 0 E: 0 K: 1 S: 7 H: 0 LOB: 0 P: 10	R: 1 E: 1 K: 2 S: 15 H: 1 LOB: 1 BB: 1 P: 25	R: 0 E: 0 K: 2 S: 11 H: 1 LOB: 2 BB: 1 P: 21	R: 0 E: 0 K: 1 S: 7 H: 1 LOB: 0 BB: 0 P: 10	R: 0 E: 0 K: 1 S: 11 H: 1 LOB: 1 BB: 0 P: 15	R: 0 E: 0 K: 0 S: 6 H: 0 LOB: 0 BB: 0 P: 9	R: 0 E: 0 K: 0 S: 3 H: 0 LOB: 0 BB: 0 P: 4	R: 0 E: 0 K: 0 S: 7 H: 0 LOB: 0 BB: 0 P: 12	R: 0 E: 0 K: 0 S: 5 H: 1 LOB: 0 BB: 0 P: 7	1B: 4 2B: 1 3B: 0 HR: 0 SF: 0 SAC: 0 DP: 1 HBP: 0	WP: 0 PB: 0 SB: 2 CS: 1 PA: 32		
PITCHER	IP WLS BF H R ER SO BB IBB HBP BLK WP HR S P ERA WHIP											PITCHER	IP WLS BF H R ER SO BB IBB HBP BLK WP HR S P ERA WHIP
Hideki Irabu, R (1, 1) ERA: 4.0	8.0 W 29 4 1 0 7 2 0 0 0 0 0 0 67 106 0.00 0.750												
Mike Stanton, L (9, 1) ERA: 5.49	1.0 3 1 0 0 0 0 0 0 0 0 0 0 5 7 0.00 1.000												

livebaseballscorecards.com

AB	30
R	1
H	5
RBI	0
BB	2
SO	7
LOB	14



Batter	1	2	3	4	5	6	7	8	9	AB	R	H	RBI	BB	SO	LOB	
Chuck Knoblauch, R (1, 4) OBP: 0.361, SLG: 0.405 Homer Bush, R (7, PR) OBP: 0.405, SLG: 0.457 (8, 4)	0-2 1B		0-0 L9		1-1 G1-3		2-0 HBP			3	1	1	0	0	0	1	
2 Derek Jeter, R (1, 6) OBP: 0.387, SLG: 0.485	1-0 1B SF9 HBP		3-3 K			0-3 K	0-0 F9			3	1	0	0	0	2	1	
Shane Spencer, R (1, 9) OBP: 0.436, SLG: 0.857	2-1 1B			0-0 F7		0-0 1B 3B 1B		4-2 G6-3 WP FC6-4 BB		3	2	2	1	1	0	0	
Chili Davis, S (1, 10) OBP: 0.361, SLG: 0.432	1-2 SF9			0-1 1B FC4		0-2 L3		1-2 G6-3		3	0	1	1	0	0	2	
20 Jorge Posada, S (1, 2) OBP: 0.353, SLG: 0.481	0-1 F8-3			1-0 F7		0-1 1B 3B 1B		4-0 FC6-4 IBB		3	1	1	0	1	0	2	
Ricky Ledee, L (1, 8) OBP: 0.302, SLG: 0.397		1-1 P4		0-0 FC4		1-2 3B		0-0 FC6-4		4	0	1	3	0	0	2	
Chad Curtis, R (1, 7) OBP: 0.349, SLG: 0.352		1-3 K			2-2 G5-3 HBP		0-0 F7		0-0 L4		3	0	0	0	0	1	2
Mike Lowell, R (1, 5) OBP: 0.308, SLG: 0.308		1-0 F7			1-0 G5-3			3-3 K		3	0	0	0	0	1	1	
Luis Sojo, R (1, 3) OBP: 0.248, SLG: 0.264			1-1 G5-3		1-0 F8		2-1 HBP 1B			3	0	1	0	0	0	1	

Inning Stats	R: 2	H: 2	E: 0	K: 0	S: 10	LOB: 0	BB: 0	P: 14	R: 0	H: 0	E: 0	K: 1	S: 6	LOB: 0	BB: 0	P: 9	R: 0	H: 0	E: 0	K: 1	S: 7	LOB: 0	BB: 0	P: 11	R: 0	H: 1	E: 0	K: 0	S: 5	LOB: 1	BB: 0	P: 6	R: 0	H: 0	E: 0	K: 0	S: 6	LOB: 1	BB: 0	P: 11	R: 2	H: 3	E: 0	K: 1	S: 13	LOB: 1	BB: 0	P: 14	R: 0	H: 1	E: 0	K: 1	S: 7	LOB: 1	BB: 0	P: 14	R: 1	H: 0	E: 0	K: 0	S: 7	LOB: 1	BB: 2	P: 16
1B: 6 2B: 1 3B: 1 HR: 0	SF: 1 SAC: 0 DP: 1 HBP: 3	WP: 1 PB: 0 SB: 0 CS: 0																																																														
PITCHER Chad Ogea, R (1, 1) ERA: 5.69 Steve Karsay, R (7, 1) ERA: 5.92	IP 6.2 1.1	WLS L	BF 28 6	H 7 0	R 4 1	ER 4 1	SO 4 0	BB 0 1	IBB 0 1	HBP 3 0	BLK 0 0	WP 0 1	HR 0 0	S 53 8	P 78 17	ERA 5.40 6.75	WHIP 1.050 0.750																																															
PITCHER	IP	WLS	BF	H	R	ER	SO	BB	IBB	HBP	BLK	WP	HR	S	P	ERA	WHIP																																															

BOTTOM

Cleveland Indians @ New York Yankees
 Yankee Stadium, Bronx, NY

Tue Sep 22 1998, 7:05 PM EDT
 Att. 32,315 - Cloudy - 67 F

livebaseballscorecards.com

AB	28
R	5
H	7
RBI	5
BB	2
SO	4
LOB	12

WP: 1	PA: 34
PB: 0	
SB: 0	
CS: 0	

Batter	1	2	3	4	5	6	7	8	9	AB R H RBI BB SO LOB	TOP																
Omar Vizquel, S (1, 6) OBP: 0.355, SLG: 0.366	2-2 G4-6-3 1B	1-1 2-H 3-H 2B		4-2 BB		1-0 F8			1-1 G4-3 1-2f	4 0 2 2 1 0 2																	
Joey Cora, S (1, 4) OBP: 0.358, SLG: 0.374	2-2 G4-6-3 1-2f	0-0 F8		2-2 F9		0-0 F8			0-0 G6-3	5 0 0 0 0 0 5																	
David Justice, L (1, 7) OBP: 0.363, SLG: 0.468	2-1 1B		2-0 HR		2-2 G4-3				1-3 K	4 1 2 1 0 1 0																	
Manny Ramirez, R (1, 9) OBP: 0.382, SLG: 0.605	2-0 P6		3-1 F9		4-0 BB BB				1-0 F8	3 0 0 0 1 0 1																	
Jim Thome, L (1, 3) OBP: 0.418, SLG: 0.597			2-1 F7		4-2 BB 1-2				1-3 K	2 1 0 0 2 1 0																	
Mark Whiten, S (1, 8) OBP: 0.372, SLG: 0.425			3-1 L4		0-1 F8				0-1 G1-6-3 1B	4 0 2 0 0 0 2																	
Brian Giles, L (1, 10) OBP: 0.407, SLG: 0.475			4-1 2B SF8 BB		2-2 E9 1B				1-1 F7	3 1 1 0 1 0 3																	
Einar Diaz, R (1, 2) OBP: 0.275, SLG: 0.378			1-1 SF8		1-1 F9				0-1 G1-6-3 1-2f	3 0 0 1 0 0 2																	
Jeff Branson, L (1, 5) OBP: 0.223, SLG: 0.293			1-2 FC3-2-5-2-6 2B		1-1 F8				2-2 G4-3 1B	3 1 1 0 1 0 3																	
Inning Stats	R: 0 E: 0 K: 0 S: 10	H: 2 LOB: 1 BB: 0 P: 18	R: 3 E: 0 K: 0 S: 11	H: 2 LOB: 1 BB: 2 P: 25	R: 1 E: 0 K: 0 S: 7	H: 1 LOB: 0 BB: 0 P: 17	R: 0 E: 1 K: 0 S: 13	H: 1 LOB: 2 BB: 1 P: 23	R: 0 E: 0 K: 0 S: 9	H: 0 LOB: 2 BB: 2 P: 19	R: 0 E: 0 K: 0 S: 6	H: 0 LOB: 1 BB: 1 P: 11	R: 0 E: 0 K: 2 S: 8	H: 0 LOB: 0 BB: 0 P: 11	R: 0 E: 0 K: 0 S: 6	H: 1 LOB: 0 BB: 0 P: 7	R: 0 E: 0 K: 0 S: 6	H: 1 LOB: 0 BB: 0 P: 9	1B: 5 2B: 2 3B: 0 HR: 1	SF: 1 SAC: 0 DP: 3 HBP: 0	WP: 0 PB: 0 SB: 0 CS: 0	PA: 38					
PITCHER	IP WLS BF H R ER SO BB IBB HBP BLK WP HR S P ERA WHIP																										
Mike Jerzembeck, R (1, 1) ERA: 12.79	3.0		15	5	4	4	0	2	0	0	0	0	1	28	60	12.00	2.333										
59 Ryan Bradley, R (4, 1) ERA: 5.68	3.0	W	14	1	0	0	0	4	0	0	0	0	0	28	53	0.00	1.667										
Graeme Lloyd, L (7, 1) ERA: 1.73	1.0		3	0	0	0	2	0	0	0	0	0	0	8	11	0.00	0.000										
Darren Holmes, R (8, 1) ERA: 3.4	2.0		6	2	0	0	0	0	0	0	0	0	0	12	16	0.00	1.000										

Cleveland Indians @ New York Yankees
Yankee Stadium, Bronx, NY
 Wed Sep 23 1998, 7:05 PM EDT
 Att. 32,367 - Unknown - 64 F

livebaseballscorecards.com

AB	31
R	4
H	8
RBI	4
BB	6
SO	2
LOB	18



Batter	1	2	3	4	5	6	7	8	9	AB	R	H	RBI	BB	SO	LOB
Chuck Knoblauch, R (1, 4) <small>OBP: 0.361, SLG: 0.409</small>	0-2 G4-3		1-1 G5-3 <small>1-H</small>	2-1 1B		2-0 G4-3				4	1	2	1	0	0	0
2 Derek Jeter, R (1, 6) <small>OBP: 0.385, SLG: 0.482</small>	0-2 F9		1-1 G5-3 <small>3-H</small>	0-0 G5-3 <small>2-3f</small>		0-2 G1-3				4	0	0	1	0	0	2
Paul O'Neill, L (1, 9) Mike Lowell, R (7, PH) <small>OBP: 0.286, SLG: 0.286</small> (8, 5)	2-1 F9		1-2 G3		1-0 G4-3		2-2 F9			3	0	0	0	0	0	0
Bernie Williams, S (1, 10) <small>OBP: 0.419, SLG: 0.577</small>		1-0 F8	1-2 HR <small>BB</small>		1-1 G6-3		2-0 E5 <small>S</small>			4	1	1	0	0	0	0
Tino Martinez, L (1, 3) Luis Sojo, R (8, 3) <small>OBP: 0.248, SLG: 0.264</small>		1-0 G5-3	4-2 HR <small>BB</small>		1-2 HR <small>2B</small>		2-2 K			3	2	1	0	1	1	1
Shane Spencer, R (1, 7) <small>OBP: 0.458, SLG: 0.925</small>		1-1 1B <small>1B</small>	1-0 HR <small>1-H 2-H</small>		3-0 HR <small>1-3</small>		3-3 K <small>1-2</small>			4	2	3	3	0	1	1
Chad Curtis, R (1, 8) <small>OBP: 0.352, SLG: 0.361</small>	0-1 FC5-4 <small>1-2</small>		4-2 CS <small>BB</small>		0-1 HR <small>2-H 3-H</small>		2-3 K			3	1	2	3	1	1	0
Scott Brosius, R (1, 5) <small>OBP: 0.374, SLG: 0.475</small> (8, 9)	1-1 FC5-4 <small>1-2f</small>		0-1 CS	4-1 G5-3 <small>2 1B BB</small>		3-3 K		0-1 G5-3		3	0	0	0	1	1	2
Mike Figga, R (1, 2) <small>OBP: 0.250, SLG: 0.250</small>			0-0 3B <small>1B</small>	1-3 K		2-1 P7		0-1 P3		4	1	1	0	0	1	1

Inning Stats	R: 0	H: 0	E: 0	K: 0	S: 8	R: 0	H: 2	E: 0	K: 0	S: 8	R: 5	H: 4	E: 0	K: 0	S: 17	R: 0	H: 1	E: 0	K: 1	S: 9	R: 3	H: 3	E: 0	K: 1	S: 14	R: 0	H: 0	E: 0	K: 0	S: 6	R: 0	H: 0	E: 1	K: 2	S: 12	R: 0	H: 0	E: 0	K: 1	S: 9			
	LOB: 0	BB: 0	P: 10			LOB: 2	BB: 0	P: 12			LOB: 0	BB: 2	P: 30			LOB: 0	BB: 1	P: 23			LOB: 0	BB: 0	P: 21			LOB: 1	BB: 0	P: 11			LOB: 0	BB: 0	P: 11			1B: 6	SF: 0	2B: 1	SAC: 0	3B: 1	DP: 1	HR: 2	HBP: 0

BOTTOM

Cleveland Indians @ New York Yankees
 Yankee Stadium, Bronx, NY
 Wed Sep 23 1998, 7:05 PM EDT
 Att: 32,367 - Unknown - 64 F

AB	33
R	8
H	10
RBI	8
BB	3
SO	5
LOB	7



PITCHER	IP	WLS	BF	H	R	ER	SO	BB	IBB	HBP	BLK	WP	HR	S	P	ERA	WHIP
Jason Jacome, L (1, 1) <small>ERA: 14.4</small>	5.0	L	26	10	8	8	2	3	0	0	0	0	2	56	91	14.40	2.600
Doug Jones, R (6, 1) <small>ERA: 4.39</small>	1.0		3	0	0	0	0	0	0	0	0	0	0	6	10	0.00	0.000
Jim Poole, L (7, 1) <small>ERA: 5.21</small>	1.0		4	0	0	0	2	0	0	0	0	0	0	12	21	0.00	0.000
Michael Jackson, R (8, 1) <small>ERA: 1.57</small>	1.0		3	0	0	0	1	0	0	0	0	0	0	9	11	0.00	0.000

Batter	1	2	3	4	5	6	7	8	9	AB R H RBI BB SO LOB	TOP																	
Randy Winn, S (1, 8) OBP: 0.339, SLG: 0.369	1-3 K	0-1 P4			0-0 B5-3		1-3 K		2-3 K	5 0 0 0 0 3 2																		
Quinton McCracken, S (1, 7) OBP: 0.339, SLG: 0.417	1-3 K		2-3 K		0-0 FC5-4 1B		2-2 2B			4 0 2 0 0 2 0																		
Bobby Smith, R (1, 5) OBP: 0.345, SLG: 0.427	1-3 K		1-3 K		0-2 FC5-4 FC5 BB 1-2f		2-0 G6-3			4 0 0 0 0 2 2																		
Fred McGriff, L (1, 3) OBP: 0.370, SLG: 0.443		3-2 G6-3	0-0 1B		4-0 BB		1-2 G4-3			3 0 1 0 1 0 0																		
Bubba Trammell, R (1, 10) OBP: 0.348, SLG: 0.583		4-0 BB 1B BB	2-0 L4		1-2 FC5 2-3f		4-0 PB BB			2 1 0 0 2 0 3																		
Aaron Ledesma, R (1, 6) OBP: 0.344, SLG: 0.397		0-2 BB 1B		1-1 P4		2-2 F8		1-1 L8		4 1 1 0 0 0 1																		
Mike Kelly, R (1, 9) OBP: 0.291, SLG: 0.400		4-2 1B BB		2-2 FC4-6 1B		2-1 F9		3-2 G6-3		3 0 1 0 1 0 1																		
Miguel Cairo, R (1, 4) OBP: 0.307, SLG: 0.367		1-2 1B		0-2 F8		3-2 F7		1-1 F9		4 0 1 2 0 0 1																		
John Flaherty, R (1, 2) OBP: 0.263, SLG: 0.276		0-2 P5		0-1 FC4-6 1-2f		2-1 F8		2-3 K		3 0 0 0 0 0 3																		
Wade Boggs, L (9, PH) OBP: 0.348, SLG: 0.400										1 0 0 0 0 1 0																		
Inning Stats	R: 0 E: 0 K: 3 S: 9	H: 0 LOB: 0 BB: 0 P: 12	R: 2 E: 0 K: 0 S: 30	H: 2 LOB: 2 BB: 2 P: 42	R: 0 E: 0 K: 2 S: 10	H: 1 LOB: 1 BB: 0 P: 15	R: 0 E: 0 K: 0 S: 12	H: 1 LOB: 1 BB: 0 P: 15	R: 0 E: 0 K: 0 S: 8	H: 1 LOB: 2 BB: 1 P: 13	R: 0 E: 0 K: 1 S: 10	H: 1 LOB: 1 BB: 0 P: 17	R: 0 E: 0 K: 0 S: 8	H: 0 LOB: 1 BB: 1 P: 17	R: 0 E: 0 K: 2 S: 8	H: 0 LOB: 0 BB: 0 P: 13	1B: 5 2B: 1 3B: 0 HR: 0	SF: 0 SAC: 0 DP: 0 HBP: 0	WP: 0 PB: 1 SB: 0 CS: 0	PA: 37								
PITCHER	IP WLS BF H R ER SO BB IBB HBP BLK WP HR S P ERA WHIP																											
David Wells, L (1, 1) ERA: 3.49	5.0		23	5	2	2	5	3	0	0	0	0	0	69	97	3.60	1.600											
52 Mike Buddie, R (6, 1) ERA: 5.62	2.0	W	7	1	0	0	1	0	0	0	0	0	0	23	37	0.00	0.500											
Graeme Lloyd, L (8, 1) ERA: 1.72	0.1		1	0	0	0	0	0	0	0	0	0	0	3	4	0.00	0.000											
Jay Tessmer, R (8, 1) ERA: 3.12	0.2		3	0	0	0	0	1	0	0	0	0	0	5	13	0.00	1.500											
Jeff Nelson, R (9, 1) ERA: 3.79	1.0	S	3	0	0	0	2	0	0	0	0	0	0	8	13	0.00	0.000											

Tampa Bay Devil Rays @ New York Yankees
Yankee Stadium, Bronx, NY

Thu Sep 24 1998, 7:05 PM EDT
Att. 24,555 - Unknown - 64 F

AB	33
R	2
H	6
RBI	2
BB	4
SO	8
LOB	13



Batter	1	2	3	4	5	6	7	8	9	AB R H RBI BB SO LOB
Chuck Knoblauch, R (1, 4) <small>OBP: 0.361, SLG: 0.407</small>	1-0 			0-1 		4-0 	0-0 			3 1 0 0 1 0 0
2 Derek Jeter, R (1, 6) <small>OBP: 0.384, SLG: 0.480</small>	3-3 			0-0 		0-2 	3-3 			4 1 1 0 0 2 0
Bernie Williams, S (1, 8) <small>OBP: 0.418, SLG: 0.574</small> Ricky Ledee, L (8, 7) <small>OBP: 0.302, SLG: 0.397</small>	2-2 			1-3 		3-0 	0-1 			4 1 1 1 0 1 1 0 0 0 0 0 0 0
Chili Davis, S (1, 10) <small>OBP: 0.360, SLG: 0.423</small> Homer Bush, R (6, PR) <small>OBP: 0.413, SLG: 0.457</small>		3-2 		1-3 		4-2 		4-2 		2 0 0 0 1 2 1 0 1 0 0 1 0 0
Shane Spencer, R (1, 9) <small>OBP: 0.444, SLG: 0.930</small>		3-2 			0-0 	1-1 		2-3 		4 1 1 4 0 1 1
20 Jorge Posada, S (1, 2) <small>OBP: 0.354, SLG: 0.480</small>		3-3 			2-3 	0-0 		4-2 		3 0 1 0 1 2 0
Chad Curtis, R (1, 7) <small>OBP: 0.353, SLG: 0.359</small> (8, 8)			0-2 		2-1 	4-1 		0-3 		2 0 0 0 1 1 1
Scott Brosius, R (1, 5) <small>OBP: 0.375, SLG: 0.476</small>			3-2 		2-2 	2-2 		4-1 		3 0 1 0 1 0 2
Luis Sojo, R (1, 3) <small>OBP: 0.242, SLG: 0.257</small>			2-1 		0-1 	1-0 		1-0 		4 0 0 0 0 0 7

Inning Stats	R: 0	H: 0	E: 0	K: 1	S: 7	R: 0	H: 0	E: 0	K: 2	S: 10	R: 0	H: 0	E: 0	K: 0	S: 10	R: 0	H: 1	E: 0	K: 1	S: 11	R: 5	H: 4	E: 0	K: 0	S: 16	R: 0	H: 0	E: 0	K: 1	S: 6	R: 0	H: 0	E: 0	K: 2	S: 14	R: 0	H: 0	E: 0	K: 2	S: 14	1B: 3	2B: 1	3B: 0	HR: 1	SF: 0	SAC: 0	DP: 1	HBP: 1
	0	0	0	1	7	0	0	0	2	10	0	0	0	0	10	0	1	0	1	11	5	4	0	0	16	0	0	0	0	14	0	0	0	2	14	0	0	0	2	14	3	1	0	0	1	1		

PITCHER	IP	WLS	BF	H	R	ER	SO	BB	IBB	HBP	BLK	WP	HR	S	P	ERA	WHIP
Wilson Alvarez, L (1, 1) <small>ERA: 4.73</small>	5.0	L	23	4	5	5	6	2	0	1	0	0	1	57	97	9.00	1.200
Esteban Yan, R (6, 1) <small>ERA: 3.62</small>	2.0		7	1	0	0	1	1	0	0	0	0	0	13	23	0.00	1.000
Albie Lopez, R (8, 1) <small>ERA: 2.41</small>	1.0		6	0	0	0	2	3	0	0	0	1	0	14	29	0.00	3.000

BOTTOM

Tampa Bay Devil Rays @ New York Yankees
 Yankee Stadium, Bronx, NY

Thu Sep 24 1998, 7:05 PM EDT
 Att: 24,555 - Unknown - 64 F

AB	29
R	5
H	5
RBI	5
BB	6
SO	9
LOB	13

WP	PA	ERA	WHIP
1	36		

Batter	1	2	3	4	5	6	7	8	9	AB R H RBI BB SO LOB	TOP											
Quinton McCracken, S OBP: 0.339, SLG: 0.416 (1, 8)	2-3 K		0-0 S 1B		2-1 G4-3			1-0 FC5-4 G4-3 1-2f		4 1 1 0 0 1 2	Tampa Bay Devil Rays @ New York Yankees Yankee Stadium, Bronx, NY Fri Sep 25 1998, 7:05 PM EDT Att. 32,447 - Cloudy - 65 F											
Miguel Cairo, R OBP: 0.306, SLG: 0.366 (1, 4)	0-1 G3		3-2 SAFE 1-H 1B		2-1 G4-3		3-2 G4-3 1-2f		4 0 1 1 0 0 1													
Scott McClain, R OBP: 0.227, SLG: 0.105 (1, 5)	1-2 1B		SAFE 0-1 CS 1-2	2-1 G5-3		2-2 G6-3		1-1 F9	4 0 1 0 0 0 0													
Fred McGriff, L OBP: 0.371, SLG: 0.442 (1, 3)	1-0 F8			4-0 BB		2-2 G3		4-2 1B BB	2 0 0 0 2 0 1													
Bubba Trammell, R OBP: 0.341, SLG: 0.571 (1, 10)		3-0 P2		0-0 F8		1-3 K		1-3 K	4 0 0 0 0 2 2													
Rich Butler, L OBP: 0.273, SLG: 0.360 (1, 7)		1-2 G1-3		0-1 F7		2-0 G6-3		3-1 1-2 1B	4 0 1 0 0 0 1													
Aaron Ledesma, R OBP: 0.343, SLG: 0.395 (1, 6)		0-1 P4			1-0 G1-5-3		1-1 1B	2-3 K	4 0 1 0 0 1 2													
Mike Kelly, R OBP: 0.291, SLG: 0.403 (1, 9)			0-2 F8		3-1 WP 2B		1-3 K		3 0 1 0 0 1 1													
Mike DiFelice, R OBP: 0.271, SLG: 0.336 (1, 2)			0-1 G4-3		3-3 K		3-2 FC5-4 1B		3 0 1 0 0 1 1													
Inning Stats	R: 0 E: 0 K: 1 S: 10	H: 1 LOB: 1 BB: 0 P: 14	R: 0 E: 0 K: 0 S: 6	H: 0 LOB: 0 BB: 0 P: 10	R: 1 E: 0 K: 0 S: 11	H: 2 LOB: 0 BB: 0 P: 14	R: 0 E: 0 K: 0 S: 5	H: 0 LOB: 1 BB: 1 P: 11	R: 0 E: 0 K: 1 S: 8	H: 1 LOB: 1 BB: 0 P: 17	R: 0 E: 0 K: 0 S: 8	H: 0 LOB: 0 BB: 0 P: 14	R: 0 E: 0 K: 2 S: 10	H: 1 LOB: 1 BB: 0 P: 15	R: 0 E: 0 K: 0 S: 9	H: 1 LOB: 0 BB: 0 P: 16	R: 0 E: 0 K: 2 S: 15	H: 1 LOB: 2 BB: 1 P: 26	1B: 6 2B: 1 3B: 0 HR: 0	SF: 0 SAC: 0 DP: 1 HBP: 0	WP: 1 PB: 0 SB: 1 CS: 1	PA: 35
PITCHER	IP WLS BF H R ER SO BB IBB HBP BLK WP HR S P ERA WHIP																					
Orlando Hernandez, R ERA: 3.13 (1, 1)	5.0 W 19 4 1 1 2 1 0 0 0 1 0 40 66 1.80 1.000																					
Andy Pettitte, L ERA: 4.24 (6, 1)	3.0 10 2 0 0 2 0 0 0 0 0 0 27 45 0.00 0.667																					
42 Mariano Rivera, R ERA: 1.78 (9, 1)	1.0 5 1 0 0 2 1 0 0 0 0 0 15 26 0.00 2.000																					

livebaseballscores.com

AB	32
R	1
H	7
RBI	1
BB	2
SO	6
LOB	11



Batter	1	2	3	4	5	6	7	8	9
Chuck Knoblauch, R <small>(1, 4)</small> <small>OBP: 0.359, SLG: 0.405</small>	<small>3-3</small> 	<small>2-0</small> G4-3	<small>1-3</small> 			<small>0-0</small> F8			
2 Derek Jeter, R <small>(1, 6)</small> <small>OBP: 0.385, SLG: 0.482</small>	<small>0-0</small> 		<small>2-2</small> 	<small>1-1</small> G4-3		<small>2-1</small> P5			
Paul O'Neill, L <small>(1, 9)</small> <small>OBP: 0.372, SLG: 0.509</small>	<small>4-1</small> 		<small>4-1</small> 	<small>2-2</small> G6-3		<small>0-0</small> G4-3			
Bernie Williams, S <small>(1, 8)</small> <small>OBP: 0.422, SLG: 0.576</small> Ricky Ledee, L <small>(8, 8)</small> <small>OBP: 0.302, SLG: 0.397</small>	<small>0-0</small> 		<small>4-0</small> 	<small>2-2</small> 		<small>4-2</small> 			
Tino Martinez, L <small>(1, 3)</small> <small>OBP: 0.357, SLG: 0.502</small> Mike Lowell, R <small>(8, 5)</small> <small>OBP: 0.286, SLG: 0.286</small>	<small>2-2</small> FC3-6		<small>0-1</small> FC3-6	<small>2-2</small> F8		<small>2-0</small> G4-6-3			
Tim Lincecum, S <small>(1, 7)</small> <small>OBP: 0.394, SLG: 0.383</small> Shane Spencer, R <small>(5, PH)</small> <small>(6, 7)</small> <small>OBP: 0.431, SLG: 0.898</small>	<small>2-0</small> G4-3		<small>3-2</small> 	<small>1-0</small> G5-3		<small>0-0</small> F9			
Darryl Strawberry, L <small>(1, 10)</small> <small>OBP: 0.350, SLG: 0.536</small> Chili Davis, S <small>(5, PH)</small> <small>OBP: 0.363, SLG: 0.434</small>		<small>2-1</small> 	<small>3-0</small> FC4-6	<small>2-2</small> 		<small>3-1</small> G4-3			
20 Jorge Posada, S <small>(1, 2)</small> <small>OBP: 0.353, SLG: 0.480</small>		<small>2-2</small> F7	<small>1-0</small> 	<small>0-2</small> FC1-5-6		<small>1-3</small> 			
Scott Brosius, R <small>(1, 5)</small> <small>(8, 3)</small> <small>OBP: 0.374, SLG: 0.474</small>		<small>0-0</small> G3	<small>0-1</small> 	<small>3-2</small> G6-3		<small>2-3</small> 			

Inning Stats	R: 1	H: 2	E: 0	K: 1	S: 13	R: 0	H: 1	E: 0	K: 0	S: 12	R: 0	H: 1	E: 0	K: 0	S: 11	R: 0	H: 0	E: 0	K: 0	S: 4	R: 0	H: 0	E: 0	K: 2	S: 9	R: 0	H: 0	E: 0	K: 2	S: 9	1B: 6	2B: 3	3B: 0	HR: 0	SF: 0	SAC: 0	DP: 1	HBP: 0	WP: 0	PB: 0	SB: 1	CS: 0	PA: 36
	0	2	0	1	13	0	1	0	0	12	0	0	0	0	4	0	0	0	0	4	0	0	0	2	9	0	0	0	0	0	6	3	0	0	0	0	0	0	0	0	0	36	

PITCHER	IP	WLS	BF	H	R	ER	SO	BB	IBB	HBP	BLK	WP	HR	S	P	ERA	WHIP
Dave Eiland, R <small>ERA: 20.25</small>	(1, 1)	2.2	L	17	6	6	1	3	0	0	0	0	0	32	66	20.25	3.375
Rick White, R <small>ERA: 3.57</small>	(3, 1)	1.1		6	2	0	1	0	0	0	0	0	0	20	28	0.00	1.500
Mike Duvall, L <small>ERA: 7.36</small>	(5, 1)	1.0		4	1	0	0	0	0	0	0	0	0	11	17	0.00	1.000
Dennis Springer, R <small>ERA: 5.49</small>	(6, 1)	3.0		9	0	0	2	1	0	0	0	0	0	17	31	0.00	0.333

BOTTOM

Tampa Bay Devil Rays @ New York Yankees
 Yankee Stadium, Bronx, NY

Fri Sep 25 1998, 7:05 PM EDT
 Att: 32,447 - Cloudy - 65 F

livebaseballscorecards.com

AB	32
R	6
H	9
RBI	6
BB	4
SO	4
LOB	16

Batter	1	2	3	4	5	6	7	8	9	AB R H RBI BB SO LOB	TOP									
Quinton McCracken, S OBP: 0.336, SLG: 0.412 (1, 8)	2-1 P2		0-1 F8		0-0 G4-3			2-2 F7	0-0 G5-3	5 0 0 0 0 0 6										
Aaron Ledesma, R OBP: 0.342, SLG: 0.397 (1, 6)	3-3 K			0-1 F9		1-3 K		2-1 2B		4 0 1 0 0 2 0										
Bobby Smith, R OBP: 0.344, SLG: 0.423 (1, 5)	1-1 G4-3			4-2 BB		3-3 K		2-3 K		3 0 0 0 1 2 1										
Fred McGriff, L OBP: 0.368, SLG: 0.439 (1, 10)		3-3 K		1-3 K		1-0 G4-3			2-3 K	4 0 0 0 0 3 1										
Bubba Trammell, R OBP: 0.340, SLG: 0.569 (1, 7)		1-2 G6-3		1-3 K			0-1 P3		1-1 1B BB 2B	4 1 1 0 0 1 1										
Paul Sorrento, L OBP: 0.313, SLG: 0.405 (1, 3)		2-3 K			3-2 P3		1-0 1B		1-2 P2	4 0 1 0 0 1 1										
Rich Butler, L OBP: 0.277, SLG: 0.363 (1, 9)			0-0 G1-3		0-2 1B FC4-2-5 1B		2-3 K		0-2 BB BB 1B	4 0 2 0 0 1 1										
Miguel Cairo, R OBP: 0.309, SLG: 0.370 (1, 4)			1-1 2B		1-1 1B FC4-2-5 1B		1-2 P6		4-1 BB BB	3 0 2 0 1 0 1										
John Flaherty, R OBP: 0.261, SLG: 0.273 (1, 2)			2-2 F9		2-2 FC4-2-5			0-0 P3	4-2 BB	3 0 0 0 0 0 3										
Mike Kelly, R OBP: 0.293, SLG: 0.403 (9, PH)					1-2 3-H				1-2 2-3 3-H	0 0 0 1 1 0 0										
Inning Stats	R: 0 E: 0 K: 1 S: 7	H: 0 LOB: 0 BB: 0 P: 13	R: 0 E: 0 K: 2 S: 10	H: 0 LOB: 0 BB: 0 P: 16	R: 0 E: 0 K: 0 S: 8	H: 1 LOB: 1 BB: 0 P: 11	R: 0 E: 0 K: 2 S: 10	H: 0 LOB: 1 BB: 1 P: 16	R: 0 E: 0 K: 2 S: 7	H: 0 LOB: 0 BB: 0 P: 12	R: 0 E: 0 K: 1 S: 10	H: 1 LOB: 1 BB: 0 P: 14	R: 0 E: 0 K: 1 S: 10	H: 1 LOB: 1 BB: 0 P: 16	R: 1 E: 0 K: 1 S: 15	H: 2 LOB: 3 BB: 2 P: 27	1B: 4 2B: 3 3B: 0 HR: 0	SF: 0 SAC: 0 DP: 0 HBP: 0	WP: 0 PB: 0 SB: 0 CS: 0	PA: 37
PITCHER	IP WLS BF H R ER SO BB IBB HBP BLK WP HR S P ERA WHIP																			
David Cone, R ERA: 3.55 (1, 1)	7.0 W 26 4 0 0 8 1 0 0 0 0 0 0 65 101 0.00 0.714																			
Ramiro Mendoza, R ERA: 3.25 (8, 1)	1.0 4 1 0 0 1 0 0 0 0 0 0 0 10 16 0.00 1.000																			
Mike Stanton, L ERA: 5.47 (9, 1)	0.1 1 0 0 0 1 0 0 0 0 0 0 0 3 5 0.00 0.000																			
42 Mariano Rivera, R ERA: 1.91 (9, 1)	0.2 6 2 1 1 0 2 0 0 0 0 0 0 12 22 13.50 6.000																			

Tampa Bay Devil Rays @ New York Yankees
 Yankee Stadium, Bronx, NY
 Sat Sep 26 1998, 3:33 AM EDT
 Att. 41,150 - Sunny - 78 F

AB	34
R	1
H	7
RBI	1
BB	3
SO	10
LOB	15



Batter	1	2	3	4	5	6	7	8	9	AB R H RBI BB SO LOB	TOP									
Randy Winn, S (1, 8) OBP: 0.337, SLG: 0.367	1-3 K		0-2 G1-3		1-2 CS 1B		1-2 FC5-4		0-3 K	5 0 1 0 0 2 3	Tampa Bay Devil Rays @ New York Yankees Yankee Stadium, Bronx, NY Sun Sep 27 1998, 3:33 AM EDT Att. 49,608 - Cloudy - 82 F									
Quinton McCracken, S (1, 7) Kerry Robinson, L (6, 7)	2-2 G4-3		0-2 F8		0-1 CS 1-2	1-2 G4-3	0-3 K		3-2 G6-3	3 0 0 0 0 0 0 2 0 0 0 0 1 3										
Bobby Smith, R (1, 5)	1-3 K		1-1 F9			1-3 K		1-0 1B		4 0 1 0 0 2 0										
Fred McGriff, L (1, 3) Scott McClain, R (6, PR) OBP: 0.217, SLG: 0.100		2-0 1B BB 1B		2-2 G5-3 G4-3 2B		0-0 2B 1B		0-1 F8		3 1 3 0 0 0 0 1 1 0 0 0 0 1										
Bubba Trammell, R (1, 10)		1-2 P4		0-1 G5-3 2-3		0-1 1B 2B		0-0 F9		4 1 1 0 0 0 3										
Mike Kelly, R (1, 9) Rich Butler, L (4, 9)		4-2 1B 1-2 BB		1-2 G4-3 3-H		1-1 1B		2-1 G4-3		1 0 0 1 1 0 0 2 0 1 2 0 0 1										
Aaron Ledesma, R (1, 6)		0-0 1-2 2-3 1B		0-1 F8		1-3 K			2-2 1B 1B	4 0 2 0 0 1 1										
Miguel Cairo, R (1, 4)		0-1 L9		2-1 F8			1-1 L9		0-1 F9	4 0 0 0 0 0 4										
Mike DiFelice, R (1, 2)		1-2 G3-1		0-0 G6-3			0-2 FC5-4 1B		0-0 1B	4 0 2 0 0 0 3										
Inning Stats	R: 0 E: 0 K: 2 S: 10	H: 0 LOB: 0 BB: 0 P: 14	R: 0 E: 0 K: 0 S: 15	H: 2 LOB: 3 BB: 1 P: 23	R: 0 E: 0 K: 0 S: 8	H: 0 LOB: 0 BB: 0 P: 9	R: 1 E: 0 K: 0 S: 11	H: 1 LOB: 0 BB: 0 P: 14	R: 0 E: 0 K: 2 S: 15	H: 3 LOB: 1 BB: 0 P: 19	R: 0 E: 0 K: 1 S: 11	H: 1 LOB: 1 BB: 0 P: 13	R: 0 E: 0 K: 0 S: 6	H: 1 LOB: 1 BB: 0 P: 9	R: 0 E: 0 K: 1 S: 15	H: 2 LOB: 2 BB: 0 P: 20	1B: 9 2B: 2 3B: 0 HR: 0	SF: 0 SAC: 0 DP: 0 HBP: 0	WP: 0 PB: 0 SB: 0 CS: 1	PA: 39
PITCHER	IP WLS BF H R ER SO BB IBB HBP BLK WP HR S P ERA WHIP																			
Jim Bruske, R (1, 1) ERA: 3.45	5.0 W 19 4 1 1 2 1 0 0 0 0 0 0 52 71 1.80 1.000																			
Hideki Irabu, R (6, 1) ERA: 4.06	2.0 10 4 2 2 3 0 0 0 0 0 0 0 26 32 9.00 2.000																			
Graeme Lloyd, L (8, 1) ERA: 1.67	1.0 4 1 0 0 0 0 0 0 0 0 0 0 6 9 0.00 1.000																			
Darren Holmes, R (9, 1) ERA: 3.33	1.0 5 2 0 0 1 0 0 0 0 0 0 0 15 20 0.00 2.000																			

AB	37
R	3
H	11
RBI	3
BB	1
SO	6
LOB	19



Batter	1	2	3	4	5	6	7	8	9	AB	R	H	RBI	BB	SO	LOB
Chuck Knoblauch, R (1, 4) <small>OBP: 0.361, SLG: 0.405</small> Homer Bush, R (6, 4) <small>OBP: 0.421, SLG: 0.465</small>	0-1 P2		4-2 1B 2B BB		4-1 1B 2B BB	1-1 G5-3 1B				1	1	0	0	2	0	0
2 Derek Jeter, R (1, 6) <small>OBP: 0.384, SLG: 0.481</small>	0-0 F9		1-1 1B SF8 1B		1-3 1-2	0-1 G5-3				4	1	1	0	0	1	2
Paul O'Neill, L (1, 9) <small>OBP: 0.372, SLG: 0.510</small> Chad Curtis, R (4, 7) <small>OBP: 0.355, SLG: 0.360</small>	2-2 G3		0-1 1-3 2-H 1B		4-2 1B 1B BB	2-1 1B CS 1B				2	0	1	1	0	0	0
Bernie Williams, S (1, 8) <small>OBP: 0.422, SLG: 0.575</small> Ricky Ledee, L (6, PH) <small>OBP: 0.299, SLG: 0.392</small>		2-2 FC5-4 1B	2-1 SF8		2-1 BB 1B HR 1B	2-2 CS	2-1 P5			2	1	2	1	0	0	0
Tino Martinez, L (1, 3) <small>OBP: 0.355, SLG: 0.505</small> Luis Sojo, R (4, 3) <small>OBP: 0.250, SLG: 0.265</small>		1-1 FC5-4 2B 1-2	1-1 K		1-0 1-2 3-H HR 1B		0-0 F9			2	0	0	0	0	1	2
Darryl Strawberry, L (1, 10) <small>OBP: 0.354, SLG: 0.542</small> Chili Davis, S (5, PH) <small>OBP: 0.373, SLG: 0.447</small>		3-1 1-3 2B		0-1 1B	4-0 1-2 2-3 HR BB		3-2 F9			2	0	2	0	0	0	0
Shane Spencer, R (1, 7) <small>OBP: 0.411, SLG: 0.910</small>		0-2 F7		1-3 K	1-1 1-1 HR		1-1 G5-3			4	1	1	4	0	1	3
20 Jorge Posada, S (1, 2) <small>OBP: 0.350, SLG: 0.475</small>		3-2 G1-3		0-3 K	0-2 F8		2-3 K			4	0	0	0	0	2	3
Scott Brosius, R (1, 5) <small>OBP: 0.371, SLG: 0.472</small> Mike Lowell, R (7, 5) <small>OBP: 0.267, SLG: 0.267</small>			0-1 F9	3-1 F7		0-0 F7		0-1 F7		3	0	0	0	0	0	1

Inning Stats	R: 0	H: 0	E: 0	K: 0	S: 6	H: 0	LOB: 0	BB: 0	P: 8	R: 0	H: 2	E: 0	K: 0	S: 13	H: 2	LOB: 2	BB: 0	P: 22	R: 2	H: 2	E: 0	K: 1	S: 14	R: 0	H: 1	E: 0	K: 2	S: 12	R: 5	H: 3	E: 0	K: 1	S: 17	R: 1	H: 2	E: 0	K: 0	S: 10	R: 0	H: 0	E: 0	K: 0	S: 7	R: 0	H: 0	E: 0	K: 1	S: 7	H: 0	LOB: 0	BB: 0	P: 12	R: 0	H: 0	E: 0	K: 1	S: 7	H: 0	LOB: 0	BB: 0	P: 10
--------------	------	------	------	------	------	------	--------	-------	------	------	------	------	------	-------	------	--------	-------	-------	------	------	------	------	-------	------	------	------	------	-------	------	------	------	------	-------	------	------	------	------	-------	------	------	------	------	------	------	------	------	------	------	------	--------	-------	-------	------	------	------	------	------	------	--------	-------	-------

PITCHER	IP	WLS	BF	H	R	ER	SO	BB	IBB	HBP	BLK	WP	HR	S	P	ERA	WHIP
Bryan Rekar, R (1, 1) <small>ERA: 4.98</small>	2.0		8	2	0	0	0	0	0	0	0	0	0	19	30	0.00	1.000
Rick White, R (3, 1) <small>ERA: 3.8</small>	0.2	L	5	2	2	2	0	1	0	0	0	0	0	11	18	27.00	4.500
Mike Duvall, L (3, 1) <small>ERA: 6.75</small>	0.1		2	1	0	0	1	0	0	0	0	0	0	5	7	0.00	3.000
Esteban Yan, R (4, 1) <small>ERA: 3.86</small>	1.2		8	2	3	3	3	2	0	0	0	0	0	22	38	16.20	2.400
Scott Aldred, L (5, 1) <small>ERA: 3.73</small>	0.0		1	0	0	0	0	1	0	0	0	0	0	0	4	∞	∞

BOTTOM

Tampa Bay Devil Rays @ New York Yankees
 Yankee Stadium, Bronx, NY

Sun Sep 27 1998, 3:33 AM EDT
 Att: 49,608 - Cloudy - 82 F

AB	31
R	8
H	10
RBI	8
BB	4
SO	5
LOB	11



WP: 0	PA: 37
PB: 0	
SB: 1	
CS: 1	

PITCHER	IP	WLS	BF	H	R	ER	SO	BB	IBB	HBP	BLK	WP	HR	S	P	ERA	WHIP
Albie Lopez, R (5, 1) <small>ERA: 2.6</small>	1.1		6	3	3	3	0	0	0	0	0	0	0	7	12	0.00	0.000
52 Ramon Tatis, L (7, 1) <small>ERA: 13.89</small>	1.0		3	0	0	0	0	0	0	0	0	0	0	7	12	0.00	0.000
Dennis Springer, R (8, 1) <small>ERA: 5.45</small>	1.0		3	0	0	0	1	0	0	0	0	0	0	7	10	0.00	0.000

Batter	1	2	3	4	5	6	7	8	9	AB R H RBI BB SO LOB	TOP											
Mark McLemore, S (1, 4) OBP: 0.500, SLG: 0.667	4-1 G1-3 BB		0-0 F8			1-2 F8		2-2 2B		3 0 1 0 1 0 0												
Roberto Kelly, R (1, 8)	0-1 G1-3			2-2 G4-3		3-2 G4-3		3-3 K		4 0 0 0 0 1 2												
29 Rusty Greer, L (1, 7) OBP: 0.250, SLG: 0.250	3-3 K			2-1 1B		0-0 F7		2-1 G6-3		4 0 1 0 0 1 2												
Juan Gonzalez, R (1, 9)	0-0 G2-3			2-3 K		0-0 P2		1-2 F7		4 0 0 0 0 1 2												
Will Clark, L (1, 3) OBP: 0.250, SLG: 0.250		1-2 G3		2-3 K		0-1 FC6-4 1B		0-0 P4		4 0 1 0 0 1 1												
Ivan Rodriguez, R (1, 2)		1-3 K			0-1 G5-3	1-2 FC6-4 1B		1-3 K		4 0 0 0 0 2 1												
Todd Zeile, R (1, 5) OBP: 0.333, SLG: 0.333		2-3 K			1-2 F7	1 SAFE 1 SAFE 1-2 1B				3 0 1 0 0 1 0												
Mike Simms, R (1, 10) OBP: 0.333, SLG: 0.333			1-2 G1-3		0-1 1B	3-3 K				3 0 1 0 0 1 2												
Royce Clayton, R (1, 6)			3-3 K		0-3 K			2-2 F9		3 0 0 0 0 2 1												
Inning Stats	R: 0 E: 0 K: 1 S: 7	H: 0 LOB: 1 BB: 1 P: 14	R: 0 E: 0 K: 2 S: 12	H: 0 LOB: 0 BB: 0 P: 16	R: 0 E: 0 K: 1 S: 8	H: 0 LOB: 0 BB: 0 P: 12	R: 0 E: 0 K: 2 S: 13	H: 1 LOB: 1 BB: 0 P: 21	R: 0 E: 0 K: 1 S: 11	H: 1 LOB: 1 BB: 0 P: 12	R: 0 E: 0 K: 0 S: 7	H: 0 LOB: 0 BB: 0 P: 11	R: 0 E: 0 K: 1 S: 17	H: 2 LOB: 2 BB: 0 P: 23	R: 0 E: 0 K: 1 S: 17	H: 1 LOB: 1 BB: 0 P: 26	R: 0 E: 0 K: 1 S: 10	H: 0 LOB: 0 BB: 0 P: 12	1B: 4 2B: 1 3B: 0 HR: 0	SF: 0 SAC: 0 DP: 0 HBP: 0	WP: 0 PB: 0 SB: 0 CS: 0	PA: 33
PITCHER	IP WLS BF H R ER SO BB IBB HBP BLK WP HR S P ERA WHIP																					
David Wells, L (1, 1) ERA:	8.0 W 30 5 0 0 9 1 0 0 0 0 0 0 92 135 0.00 0.750																					
42 Mariano Rivera, R (9, 1) ERA:	1.0 S 3 0 0 0 1 0 0 0 0 0 0 0 10 12 0.00 0.000																					

Texas Rangers @ New York Yankees
 Yankee Stadium, Bronx, NY
 Tue Sep 29 1998, 7:05 PM EDT
 Att. 57,362 - Unknown - 67 F

livebaseballscorecards.com

AB	32
R	0
H	5
RBI	0
BB	1
SO	10
LOB	11



Batter	1	2	3	4	5	6	7	8	9	AB R H RBI BB SO LOB
Chuck Knoblauch, R (1, 4) <small>OBP: 0.500, SLG: 0.333</small>	1-1 	3-3 K <small>1-2 3-H</small>			0-1 F9			3-2 		3 0 1 0 0 1 1
2 Derek Jeter, R (1, 6) <small>OBP: 0.500, SLG: 0.333</small>	0-1 F8		1-1 G5-3		4-2 BB			0-1 SH1-4 <small>1-2</small>		2 0 0 0 1 0 1
Paul O'Neill, L (1, 9) <small>OBP: 0.500, SLG: 0.667</small>	1-0 		4-2 		0-0 G4-3			2-1 F7		3 0 1 0 1 0 2
Bernie Williams, S (1, 8) <small>OBP: 0.500, SLG: 0.333</small>	4-1 		0-0 G4-6-3 <small>1-2f</small>		1-0 G4-3			1-1 F7		3 0 0 0 1 0 2
Tino Martinez, L (1, 3) <small>OBP: 0.333, SLG: 0.667</small>	1-3 K			0-1 		1-2 F9				3 0 1 0 0 1 2
Chili Davis, S (1, 10)		3-3 K		3-2 G5-3 <small>2-3</small>		1-1 F8				3 0 0 0 0 1 1
20 Jorge Posada, S (1, 2)		4-2 		2-2 K			0-3 K			2 1 0 0 1 2 1
Chad Curtis, R (1, 7) <small>OBP: 0.667, SLG: 1.000</small>		1-1 		1-3 K			2-2 			3 1 2 0 0 1 1
Scott Brosius, R (1, 5) <small>OBP: 0.333, SLG: 0.333</small>		1-1 			1-3 K		3-3 K <small>1-2</small>			3 0 1 1 0 2 1

Inning Stats	R: 0	H: 1	E: 0	K: 1	S: 8	R: 2	H: 2	E: 0	K: 2	S: 15	R: 0	H: 0	E: 0	K: 0	S: 5	R: 0	H: 1	E: 0	K: 2	S: 11	R: 0	H: 0	E: 0	K: 1	S: 8	R: 0	H: 0	E: 0	K: 0	S: 6	R: 0	H: 1	E: 0	K: 2	S: 11	R: 0	H: 1	E: 0	K: 0	S: 9	R: 0	H: 1	E: 0	K: 0	S: 9
	LOB: 2	BB: 1	LOB: 2	BB: 1		LOB: 2	BB: 1	LOB: 0	BB: 1		LOB: 1	BB: 0	LOB: 1	BB: 1		LOB: 0	BB: 0	LOB: 0	BB: 0		LOB: 0	BB: 0	LOB: 0	BB: 0		LOB: 0	BB: 0	LOB: 1	BB: 0		LOB: 0	BB: 0		LOB: 1	BB: 0		LOB: 1	BB: 0		LOB: 1	BB: 0		LOB: 1	BB: 0	

PITCHER	IP	WLS	BF	H	R	ER	SO	BB	IBB	HBP	BLK	WP	HR	S	P	ERA	WHIP	PITCHER	IP	WLS	BF	H	R	ER	SO	BB	IBB	HBP	BLK	WP	HR	S	P	ERA	WHIP												
Todd Stottlemyre, R (1, 1) <small>ERA: 2.25</small>	8.0	L	31	6	2	2	8	4	0	1	0	0	0	73	121	2.25	1.250																														

BOTTOM

Texas Rangers @ New York Yankees
 Yankee Stadium, Bronx, NY

Tue Sep 29 1998, 7:05 PM EDT
 Att: 57,362 - Unknown - 67 F

livebaseballscorecards.com

AB	25
R	2
H	6
RBI	1
BB	4
SO	8
LOB	12

WP: 0	PA: 31
PB: 1	
SB: 0	
CS: 3	

Batter	1	2	3	4	5	6	7	8	9	AB R H RBI BB SO LOB	TOP											
Mark McLemore, S (1, 4) OBP: 0.250, SLG: 0.286	2-1 G4-3			2-1 G4-3		3-3 K		0-1 L4		4 0 0 0 0 1 1												
Roberto Kelly, R (1, 8) Tom Goodwin, L (8, 8) OBP: 1.000, SLG: 1.000	1-1 G5-3			2-3 K		0-0 2B		1-1 G5-3 29 G4-3 1B	3 0 1 0 0 1 0 1 0 1 0 0 0 0													
29 Rusty Greer, L (1, 7) OBP: 0.125, SLG: 0.125	0-0 G5-3			3-2 F8		2-3 K		0-0 G4-3 1-2	4 0 0 0 0 1 2													
Juan Gonzalez, R (1, 9) OBP: 0.125, SLG: 0.250		1-0 P5			0-1 F8 1B 2B		2-3 K	0-0 G5-3 2-3	4 1 1 0 0 1 1													
Will Clark, L (1, 3) OBP: 0.125, SLG: 0.125		1-0 F8			1-1 F8 2-3		2-2 F7	0-3 K	4 0 0 0 0 1 2													
Ivan Rodriguez, R (1, 2) OBP: 0.143, SLG: 0.143		3-3 K			2-2 1B		0-0 G1-3		3 0 1 1 0 1 0													
Todd Zeile, R (1, 5) OBP: 0.167, SLG: 0.167			0-3 K		2-2 P6 3-H		2-2 F8		3 0 0 0 0 1 1													
Mike Simms, R (1, 10) Luis Alicea, S (8, PH) OBP: 0.200, SLG: 0.200			2-3 K		0-1 G5-3		1-0 P5		2 0 0 0 0 1 1 1 0 0 0 0 0 0													
Royce Clayton, R (1, 6) OBP: 0.167, SLG: 0.167			1-1 P4			2-3 K		2-2 1B	3 0 1 0 0 1 0													
Inning Stats	R: 0 E: 0 K: 0 S: 5	H: 0 LOB: 0 BB: 0 P: 8	R: 0 E: 0 K: 1 S: 5	H: 0 LOB: 0 BB: 0 P: 10	R: 0 E: 0 K: 2 S: 8	H: 0 LOB: 0 BB: 0 P: 11	R: 0 E: 0 K: 1 S: 8	H: 0 LOB: 0 BB: 0 P: 15	R: 1 E: 0 K: 0 S: 14	H: 2 LOB: 1 BB: 0 P: 19	R: 0 E: 0 K: 3 S: 12	H: 1 LOB: 1 BB: 0 P: 19	R: 0 E: 0 K: 1 S: 9	H: 0 LOB: 0 BB: 0 P: 13	R: 0 E: 0 K: 0 S: 9	H: 1 LOB: 1 BB: 0 P: 14	R: 0 E: 0 K: 1 S: 9	H: 1 LOB: 1 BB: 0 P: 10	1B: 3 2B: 2 3B: 0 HR: 0	SF: 0 SAC: 0 DP: 0 HBP: 0	WP: 0 PB: 0 SB: 0 CS: 0	PA: 32
PITCHER	IP WLS BF H R ER SO BB IBB HBP BLK WP HR S P ERA WHIP																					
Andy Pettitte, L (1, 1) ERA: 1.29	7.0 W 24 3 1 1 8 0 0 0 0 0 0 0 61 95 1.29 0.429																					
Jeff Nelson, R (8, 1) ERA:	0.2 3 1 0 0 0 0 0 0 0 0 0 0 7 12 0.00 1.500																					
42 Mariano Rivera, R (8, 1) ERA:	1.1 S 5 1 0 0 1 0 0 0 0 0 0 0 11 12 0.00 0.750																					

Texas Rangers @ New York Yankees
 Yankee Stadium, Bronx, NY
 Wed Sep 30 1998, 7:05 PM EDT
 Att. 57,360 - Overcast - 68 F

livebaseballscorecards.com

AB	32
R	1
H	5
RBI	1
BB	0
SO	9
LOB	8



BOTTOM

Texas Rangers @ New York Yankees
Yankee Stadium, Bronx, NY

Wed Sep 30 1998, 7:05 PM EDT
Att. 57,360 - Overcast - 68 F

livebaseballscorecards.com

AB	32
R	3
H	8
RBI	3
BB	1
SO	10
LOB	13



WP:	0	PA:	33
PB:	0	SB:	1
CS:	0		

AB R H RBI BB SO LOB

4 0 0 0 0 2 3

3 0 0 0 1 1 1

4 0 1 0 0 1 1

4 0 0 0 0 2 2

4 0 0 0 0 1 1

3 0 1 0 0 1 0

0 0 0 0 0 0 0

1 0 0 0 0 0 0

3 2 2 1 0 1 1

0 0 0 0 0 0 0

3 1 2 2 0 1 2

3 0 2 0 0 0 2

1B: 5 SF: 0
2B: 1 SAC: 0
3B: 0 DP: 0
HR: 2 HBP: 0

Batter	1	2	3	4	5	6	7	8	9
Chuck Knoblauch, R (1, 4) OBP: 0.250, SLG: 0.143	2-3 K	2-3 K		1-2 L9			0-1 G4-3		
2 Derek Jeter, R (1, 6) BB	4-2		3-3 K	2-2 FC6-4			2-2 G2		
Paul O'Neill, L (1, 9) OBP: 0.375, SLG: 0.571	0-2 P4		0-1 G3		0-0 G4-3		2-3 K		
Bernie Williams, S (1, 8)	0-3 K		1-2 G3		1-3 K		2-2 G6-3		
Tino Martinez, L (1, 3)		2-3 K	0-2 F8		2-0 F7		1-2 G3		
Chili Davis, S (1, 10) Homer Bush, R (6, PR) Tim Raines, S (8, PH)		3-2 F7		1-3 K		3-2 S	0-1 G4-3		
Shane Spencer, R (1, 7) Chad Curtis, R (9, 7)		2-2 HR		0-1 HR		3-3 K			
Scott Brosius, R (1, 5)		2-2 1B		0-0 HR		2-3 K			
Joe Girardi, R (1, 2)		1-0 1B		0-0 FC6-4		0-0 F9			

Inning Stats	R: 0	H: 0	E: 0	K: 2	S: 12	H: 0	LOB: 1	BB: 1	P: 18	R: 1	H: 3	E: 0	K: 2	S: 21	H: 1	LOB: 1	BB: 0	P: 21	R: 0	H: 1	E: 0	K: 1	S: 17	R: 2	H: 3	E: 0	K: 1	S: 15	H: 0	LOB: 0	BB: 0	P: 9	R: 0	H: 1	E: 0	K: 2	S: 11	H: 0	LOB: 2	BB: 0	P: 19	R: 0	H: 0	E: 0	K: 1	S: 9	R: 0	H: 0	E: 0	K: 1	S: 13	R: 0	H: 0	E: 0	K: 0	S: 11	H: 0	LOB: 0	BB: 0	P: 14
--------------	------	------	------	------	-------	------	--------	-------	-------	------	------	------	------	-------	------	--------	-------	-------	------	------	------	------	-------	------	------	------	------	-------	------	--------	-------	------	------	------	------	------	-------	------	--------	-------	-------	------	------	------	------	------	------	------	------	------	-------	------	------	------	------	-------	------	--------	-------	-------

PITCHER	IP	WLS	BF	H	R	ER	SO	BB	IBB	HBP	BLK	WP	HR	S	P	ERA	WHIP
Rick Helling, R (1, 1) ERA: 4.5	6.0	L	27	8	3	3	9	1	0	0	0	0	2	82	119	4.50	1.500
Tim Crabtree, R (7, 1) ERA:	2.0		6	0	0	0	1	0	0	0	0	0	0	20	27	0.00	0.000

Batter	1	2	3	4	5	6	7	8	9	AB R H RBI BB SO LOB	TOP	
Chuck Knoblauch, R (1, 4) <small>OBP: 0.167, SLG: 0.091</small>	2-3 		2-1 G6-4-3 		1-1 L9 		0-0 L9 			4 0 0 0 0 1 2		
2 Derek Jeter, R (1, 6) <small>OBP: 0.273, SLG: 0.111</small>	3-2 G4-3 		0-1 			0-0 F9 		0-3 K 		4 0 1 0 0 1 0		
Paul O'Neill, L (1, 9) <small>OBP: 0.417, SLG: 0.818</small>	2-2 G4-3 		3-2 G3-1 			1-1 HR 		2-1 G4-6-3 1B 		4 1 2 1 0 0 1		
Bernie Williams, S (1, 8)		1-3 K 		2-2 G6-3 		1-3 		1-2 G4-6-3 1-2f 		4 0 0 0 0 2 1		
Tino Martinez, L (1, 3) <small>OBP: 0.273, SLG: 0.455</small>		3-2 		2-1 P6 		3-2 2B HR 1B 		3-1 G4-3 		4 1 2 0 0 0 0		
Tim Lincecum, S (1, 10) <small>OBP: 0.400, SLG: 0.500</small>		4-1 		1-3 		2-1 		1-1 L6 		3 1 1 0 1 1 0		
Shane Spencer, R (1, 7) <small>OBP: 0.500, SLG: 1.500</small>	1-0 F8 				3-1 G5-3 		0-0 		4-2 	3 1 1 3 0 0 2		
Chad Curtis, R (8, 7) <small>OBP: 0.750, SLG: 1.000</small>						2-H 3-H HR 		3-2 G4-3 		0 0 0 0 1 0 0	AB 34 R 4 H 9 RBI 4 BB 2 SO 6 LOB 11	
Scott Brosius, R (1, 5) <small>OBP: 0.400, SLG: 0.700</small>		2-2 P2 				0-0 		1-1 G6-3 		4 0 1 0 0 0 3		
Joe Girardi, R (1, 2) <small>OBP: 0.429, SLG: 0.429</small>			0-1 		1-0 E6 		0-1 G5-3 		1 SAFE 3-3 K 	4 0 1 0 0 1 2		
Inning Stats	R: 0 H: 0 E: 0 LOB: 0 K: 1 BB: 0 S: 10 P: 17	R: 0 H: 1 E: 0 LOB: 2 K: 1 BB: 1 S: 11 P: 22	R: 0 H: 2 E: 0 LOB: 1 K: 0 BB: 0 S: 9 P: 14	R: 0 H: 0 E: 0 LOB: 0 K: 1 BB: 0 S: 8 P: 13	R: 0 H: 1 E: 1 LOB: 1 K: 0 BB: 0 S: 6 P: 11	R: 4 H: 4 E: 0 LOB: 0 K: 1 BB: 0 S: 16 P: 24	R: 0 H: 0 E: 0 LOB: 0 K: 1 BB: 0 S: 6 P: 6	R: 0 H: 1 E: 0 LOB: 0 K: 0 BB: 0 S: 8 P: 14	R: 0 H: 0 E: 0 LOB: 1 K: 1 BB: 1 S: 12 P: 23	1B: 5 SF: 0 2B: 2 SAC: 0 3B: 0 DP: 2 HR: 2 HBP: 0	WP: 0 PA: 36 PB: 0 SB: 1 CS: 0	
PITCHER	Aaron Sele, R (1, 1) <small>ERA: 6.0</small>	Tim Crabtree, R (7, 1) <small>ERA:</small>	John Wetteland, R (9, 1) <small>ERA:</small>	PITCHER								IP WLS BF H R ER SO BB IBB HBP BLK WP HR S P ERA WHIP
	6.0 L 26 8 4 4 4 1 0 0 0 0 0 2 60 101 6.00 1.500	2.0 6 1 0 0 1 0 0 0 0 0 0 0 14 20 0.00 0.500	1.0 4 0 0 0 1 1 0 0 0 0 0 0 12 23 0.00 1.000									

New York Yankees @ Texas Rangers
 The Ballpark at Arlington, Arlington, TX

Fri Oct 02 1998, 8:05 PM EDT
 Att. 49,450 - Cloudy - 81 F

livebaseballscorecards.com



Batter	1	2	3	4	5	6	7	8	9	AB R H RBI BB SO LOB
Tom Goodwin, L (1, 8) OBP: 0.250, SLG: 0.250	1-3 K		0-1 SH1-3			1-2 L8		2-1 G4-3		3 0 0 0 0 1 0
Mark McLemore, S (1, 4) OBP: 0.250, SLG: 0.200	0-1 G5-3		2-3 K			3-3 K		4-0 F8 29 G3 BB		3 0 0 0 1 2 1
29 Rusty Greer, L (1, 7) OBP: 0.167, SLG: 0.091	4-0 BB		0-0 G4-3			1-1 G6-3		2-2 G3		3 0 0 0 1 0 2
Juan Gonzalez, R (1, 9) OBP: 0.083, SLG: 0.167	2-1 P6			1-3 K		1-2 P6		2-2 F8		4 0 0 0 0 1 2
Will Clark, L (1, 3) OBP: 0.167, SLG: 0.091		2-1 G4-3		0-0 G4-3		4-1 BB		1-1 G4-3		3 0 0 0 1 0 1
Ivan Rodriguez, R (1, 2) OBP: 0.100, SLG: 0.100		0-2 G3		0-3 K		0-3 K				3 0 0 0 0 2 1
Lee Stevens, L (1, 10)		1-1 E4			2-2 P2		2-3 K			3 0 0 0 0 1 1
Todd Zeile, R (1, 5) OBP: 0.333, SLG: 0.333		1-2 P9			1-2 CS 1B		2-2 G6-3 1B			3 0 2 0 0 0 1
Royce Clayton, R (1, 6) OBP: 0.222, SLG: 0.222			2-2 SH1-3 1B		3-3 K		1-2 G6-3			3 0 1 0 0 1 2

Inning Stats	R: 0 E: 0 K: 1 S: 7	H: 0 LOB: 1 BB: 1 P: 14	R: 0 E: 1 K: 0 S: 11	H: 0 LOB: 1 BB: 0 P: 15	R: 0 E: 0 K: 1 S: 11	H: 0 LOB: 0 BB: 0 P: 8	R: 0 E: 0 K: 1 S: 14	H: 1 LOB: 1 BB: 0 P: 20	R: 0 E: 0 K: 1 S: 8	H: 0 LOB: 0 BB: 0 P: 13	R: 0 E: 0 K: 2 S: 13	H: 0 LOB: 1 BB: 1 P: 20	R: 0 E: 0 K: 0 S: 9	H: 1 LOB: 0 BB: 0 P: 14	R: 0 E: 0 K: 0 S: 9	H: 0 LOB: 1 BB: 1 P: 18	1B: 3 2B: 1 3B: 0 HR: 0	SF: 0 SAC: 1 DP: 2 HBP: 0
--------------	------------------------------	----------------------------------	-------------------------------	----------------------------------	-------------------------------	---------------------------------	-------------------------------	----------------------------------	------------------------------	----------------------------------	-------------------------------	----------------------------------	------------------------------	----------------------------------	------------------------------	----------------------------------	----------------------------------	------------------------------------


PITCHER	IP	WLS	BF	H	R	ER	SO	BB	IBB	HBP	BLK	WP	HR	S	P	ERA	WHIP
David Cone, R (1, 1) ERA:	5.2		20	2	0	0	6	1	0	0	0	0	0	56	82	0.00	0.529
Graeme Lloyd, L (6, 1) ERA:	0.1		1	0	0	0	0	0	0	0	0	0	0	2	3	0.00	0.000
Jeff Nelson, R (7, 1) ERA:	2.0		7	1	0	0	2	1	0	0	0	0	0	22	34	0.00	1.000
42 Mariano Rivera, R (9, 1) ERA:	1.0		4	0	0	0	0	1	0	0	0	0	0	9	18	0.00	1.000

BOTTOM

New York Yankees @ Texas Rangers
The Ballpark at Arlington, Arlington, TX

livebaseballscorecards.com

AB 28
R 0
H 3
RBI 0
BB 3
SO 8
LOB 11



WP: 0 PA: 32
PB: 0
SB: 0
CS: 1

Fri Oct 02 1998, 8:05 PM EDT
Att. 49,450 - Cloudy - 81 F

Batter	1	2	3	4	5	6	7	8	9	AB R H RBI BB SO LOB	TOP
Kenny Lofton, L (1, 8) OBP: 0.333, SLG: 0.650	0-3 		1-3 			1-1 		2-2 		4 0 0 0 0 2 1	
Joey Cora, S (1, 4) OBP: 0.294, SLG: 0.077	4-2 		1-3 			0-0 			1-2 	3 1 1 0 1 1 1	
David Justice, L (1, 7) OBP: 0.286, SLG: 0.650	0-0 				2-0 		0-1 		1-1 	4 0 1 0 0 0 2	
Manny Ramirez, R (1, 9) OBP: 0.476, SLG: 1.000		1-2 			0-3 		0-0 		2-1 	4 1 2 2 0 1 1	
Travis Fryman, R (1, 5) OBP: 0.250, SLG: 0.176		1-0 			2-2 		1-3 		3-1 	4 0 0 0 0 1 2	
Jim Thome, L (1, 10) OBP: 0.238, SLG: 0.444		1-1 			0-1 		1-0 		3-3 	3 0 0 0 0 1 1	
Richie Sexson, R (1, 3)		2-1 			1-3 		1-3 			3 0 0 0 0 2 3	
Sandy Alomar Jr., R (1, 2) OBP: 0.235, SLG: 0.375 Einar Diaz, R (8, 2)			1-1 		3-2 			2-2 		3 0 0 0 0 0 0 0 0 0 0 0 0 0	
Omar Vizquel, S (1, 6) OBP: 0.158, SLG: 0.111			0-1 			1-1 		0-0 		3 0 1 0 0 0 0	
Inning Stats	R: 0 E: 0 K: 1 S: 7 H: 0 LOB: 0 BB: 1 P: 11	R: 0 E: 0 K: 0 S: 9 H: 1 LOB: 1 BB: 0 P: 14	R: 0 E: 0 K: 2 S: 13 H: 1 LOB: 1 BB: 0 P: 16	R: 0 E: 0 K: 1 S: 8 H: 0 LOB: 0 BB: 0 P: 12	R: 0 E: 0 K: 1 S: 8 H: 0 LOB: 0 BB: 0 P: 12	R: 0 E: 0 K: 0 S: 5 H: 0 LOB: 0 BB: 0 P: 7	R: 0 E: 0 K: 2 S: 10 H: 1 LOB: 2 BB: 0 P: 13	R: 0 E: 0 K: 0 S: 10 H: 0 LOB: 0 BB: 0 P: 14	R: 2 E: 0 K: 1 S: 13 H: 2 LOB: 0 BB: 0 P: 23	1B: 4 2B: 0 3B: 0 HR: 1 SF: 0 SAC: 0 DP: 1 HBP: 1	WP: 0 PB: 0 SB: 1 CS: 0 PA: 33
PITCHER David Wells, L (1, 1) ERA: 1.1 Jeff Nelson, R (9, 1) ERA:	IP: 8.1 WLS: W BF: 31 H: 5 R: 2 ER: 2 SO: 7 BB: 1 IBB: 0 HBP: 1 BLK: 0 WP: 0 HR: 1 S: 77 P: 110 ERA: 2.16 WHIP: 0.720	IP: 0.2 WLS: BF: 2 H: 0 R: 0 ER: 0 SO: 1 BB: 0 IBB: 0 HBP: 0 BLK: 0 WP: 0 HR: 0 S: 6 P: 12 ERA: 0.00 WHIP: 0.000	PITCHER IP WLS BF H R ER SO BB IBB HBP BLK WP HR S P ERA WHIP								

Cleveland Indians @ New York Yankees
Yankee Stadium, Bronx, NY
 Tue Oct 06 1998, 7:05 PM EDT
 Att. 57,138 - Unknown - 54 F

AB	31
R	2
H	5
RBI	2
BB	1
SO	8
LOB	11



livebaseballscorecards.com

Batter	1	2	3	4	5	6	7	8	9
Chuck Knoblauch, R OBP: 0.176, SLG: 0.125				G6-3		P3		L5	
2 Derek Jeter, R OBP: 0.375, SLG: 0.231		G4-3 S		F9		G4-3		WP BB	
Paul O'Neill, L OBP: 0.412, SLG: 0.750		G4-3		G3-1			2-2 2B	K	
Bernie Williams, S OBP: 0.235, SLG: 0.200		K			2-2 G5-3		3-0 2B	BB	
Tino Martinez, L OBP: 0.188, SLG: 0.313		L7			1-1 P2		1-3 K	K2-3	
Tim Raines, S OBP: 0.444, SLG: 0.333			0-0 G1-3		4-2 BB		4-1 BB		
Shane Spencer, R OBP: 0.444, SLG: 1.125 Ricky Ledee, L			3-3 K		1-1 L7		0-1 F8		
20 Jorge Posada, S OBP: 0.571, SLG: 1.000			4-1 BB			0-0 HR	3-1 L9		
Scott Brosius, R OBP: 0.429, SLG: 0.643			1-2 F7			1-2 G6-3		0-0 WP 2 BB 1B	

Inning Stats	R: 5 E: 0 K: 1 S: 24	H: 6 LOB: 2 BB: 1 P: 43	R: 0 E: 0 K: 1 S: 12	H: 1 LOB: 1 BB: 0 P: 15	R: 0 E: 0 K: 1 S: 8	H: 0 LOB: 1 BB: 1 P: 16	R: 0 E: 0 K: 0 S: 6	H: 0 LOB: 0 BB: 0 P: 8	R: 0 E: 0 K: 0 S: 13	H: 0 LOB: 1 BB: 1 P: 21	R: 1 E: 0 K: 0 S: 9	H: 1 LOB: 0 BB: 0 P: 11	R: 1 E: 0 K: 1 S: 13	H: 2 LOB: 2 BB: 1 P: 26	R: 0 E: 0 K: 2 S: 10	H: 1 LOB: 3 BB: 2 P: 24
--------------	-------------------------------	----------------------------------	-------------------------------	----------------------------------	------------------------------	----------------------------------	------------------------------	---------------------------------	-------------------------------	----------------------------------	------------------------------	----------------------------------	-------------------------------	----------------------------------	-------------------------------	----------------------------------

PITCHER	IP	WLS	BF	H	R	ER	SO	BB	IBB	HBP	BLK	WP	HR	S	P	ERA	WHIP
Jaret Wright, R ERA: 19.8	(1, 1)	0.2	L	8	5	5	1	1	0	0	0	1	0	18	36	67.50	9.000
Chad Ogea, R ERA: 3.38	(1, 1)	5.1		23	5	2	2	2	0	0	0	0	1	59	88	3.38	1.312
Jim Poole, L ERA:	(7, 1)	0.1		2	0	0	1	1	0	0	0	0	0	4	9	0.00	3.000
Steve Reed, R ERA: 20.25	(7, 1)	0.2		2	0	0	0	0	0	0	0	0	0	4	7	0.00	0.000
Paul Shuey, R ERA:	(8, 1)	1.0		6	1	0	2	2	0	0	0	1	0	10	24	0.00	3.000

AB R H RBI BB SO LOB

5	1	1	0	0	0	3
4	1	2	0	1	0	0
5	2	2	1	0	1	3
4	0	2	2	1	1	1
5	1	0	0	0	2	7
2	0	0	0	2	1	2

2	1	0	0	1	1	1
1	0	0	0	0	0	2
3	1	2	2	1	0	2
4	0	2	1	0	0	1

1B: 8	SF: 0	WP: 2	PA: 41
2B: 2	SAC: 0	PB: 0	
3B: 0	DP: 0	SB: 2	
HR: 1	HBP: 0	CS: 0	

AB	R	H	RBI	BB	SO	LOB	ERA	WHIP
35	7	11	6	6	6	22		



Cleveland Indians @ New York Yankees
 Yankee Stadium, Bronx, NY
 Tue Oct 06 1998, 7:05 PM EDT
 Att: 57,138 - Unknown - 54 F

livebaseballscores.com

Batter	1	2	3	4	5	6	7	8	9	10	11	12	AB	R	H	RBI	BB	SO	LOB	TOP	
Kenny Lofton, L OBP: 0.296, SLG: 0.538 (1, 8)	F8		F9		F8			G4-3		L6		L6	6	0	1	2	0	0	0		
Omar Vizquel, S OBP: 0.180, SLG: 0.208 (1, 6)	F7			K	G1-3			G2-3		F7		G1-3	6	0	1	0	0	1	2		
David Justice, L OBP: 0.346, SLG: 0.750 (1, 10)	BB			HR				G6-4-3		G4-3			4	1	2	1	1	0	1		
Manny Ramirez, R OBP: 0.423, SLG: 0.818 (1, 9)	P3			BB	BB			G6-4-3		G1-3		K	4	0	0	0	1	1	3		
Jim Thome, L OBP: 0.231, SLG: 0.391 Enrique Wilson, S (12, PR) (12, 4)		K		K				K		L1		E	5	0	1	0	0	3	1		
Travis Fryman, R OBP: 0.280, SLG: 0.227 (1, 5)	F8			BB				G5-3		K		E3	5	1	2	0	0	1	0		
Brian Giles, L OBP: 0.294, SLG: 0.214 (1, 7)	P2			BB				K		K		K	4	0	0	0	1	3	2		
Sandy Alomar Jr., R OBP: 0.273, SLG: 0.350 (1, 2)			F7		G3-1			BB		L6		BB	4	1	1	0	0	0	3		
Joey Cora, S OBP: 0.273, SLG: 0.059 Richie Sexson, R (12, 3)			F9					P6		G3-1		BB	4	0	0	0	1	0	1		
Inning Stats	R: 0 E: 0 K: 8	H: 0 LOB: 1 BB: 1 P: 16	R: 0 E: 0 K: 1 S: 7	H: 0 LOB: 0 BB: 0 P: 11	R: 0 E: 0 K: 2 S: 18	H: 2 LOB: 3 BB: 2 P: 32	R: 0 E: 0 K: 1 S: 6	H: 0 LOB: 0 BB: 0 P: 8	R: 0 E: 0 K: 1 S: 9	H: 1 LOB: 1 BB: 0 P: 11	R: 0 E: 0 K: 2 S: 18	H: 0 LOB: 0 BB: 0 P: 9	R: 0 E: 0 K: 1 S: 16	H: 0 LOB: 0 BB: 0 P: 23	R: 3 E: 1 K: 1 S: 14	H: 3 LOB: 2 BB: 1 P: 24	1B: 6 2B: 0 3B: 1 HR: 1	SF: 0 SAC: 0 DP: 1 HBP: 1	WP: 0 PB: 0 SB: 0 CS: 0	PA: 47	
PITCHER	IP	WLS	BF	H	R	ER	SO	BB	IBB	HBP	BLK	WP	HR	S	P	ERA	WHIP				
David Cone, R ERA: 0.86 (1, 1)	8.0		31	5	1	1	5	3	0	0	0	0	1	72	117	1.12	1.000				
42 Mariano Rivera, R ERA: (9, 1)	2.0		6	0	0	0	2	0	0	0	0	0	0	25	32	0.00	0.000				
Mike Stanton, L ERA: (11, 1)	0.2		2	0	0	0	0	0	0	0	0	0	0	13	18	0.00	0.000				
Jeff Nelson, R ERA: 6.75 (11, 1)	0.2	L	6	2	3	3	2	1	0	1	0	0	0	12	21	40.50	4.500				
Graeme Lloyd, L ERA: (12, 1)	0.2		2	1	0	0	0	0	0	0	0	0	0	5	8	0.00	1.500				

Cleveland Indians @ New York Yankees
 Yankee Stadium, Bronx, NY
 Wed Oct 07 1998, 3:33 AM EDT
 Att. 57,128 - Overcast - 60 F

AB	42
R	4
H	8
RBI	3
BB	4
SO	9
LOB	13



livebaseballscorecards.com

Batter	1	2	3	4	5	6	7	8	9	10	11	12	AB R H RBI BB SO LOB
Chuck Knoblauch, R OBP: 0.130, SLG: 0.091	0-1 G6-3		1-1 F9			0-2 F8		1-1 G3		0-1 G4-3		3-2 E5	6 0 0 0 0 0 0
2 Derek Jeter, R OBP: 0.364, SLG: 0.278	1-0 2B		2-0 G4-3			1-0 G1-3		4-2 BB		1-2 F9		1-3 K	5 0 1 0 1 1 1
Paul O'Neill, L OBP: 0.364, SLG: 0.667	2-0 F7			2-1 G3 2B		3-2 G3		2-2 F7		2-1 F9			5 0 1 0 0 0 2
Bernie Williams, S OBP: 0.273, SLG: 0.211	2-3 K			0-0 G3			1-1 F8 2B 1B	4-2 BB					4 1 1 0 1 2 2
Tino Martinez, L OBP: 0.190, SLG: 0.250		0-1 G3-1		2-1 F7			4-0 2B 1B	3-3 K					4 0 0 0 1 2 3
Tim Raines, S OBP: 0.385, SLG: 0.300 Homer Bush, R (9, PR) Chili Davis, S OBP: 0.286, SLG: 0.286 Ricky Ledee, L (11, PR)		2-3 K		1-3 K			2 SAFE 1-2 K		3-1 S 1B		1-0 1B		4 0 1 0 0 3 3 0 0 0 0 0 0 0 1 0 1 0 0 0 0 0 0 0 0 0 0 0
Shane Spencer, R OBP: 0.357, SLG: 0.769		1-1 1B			0-2 F9		3-2 F8		1-3 K		3-1 F8		5 0 1 0 0 1 4
Scott Brosius, R OBP: 0.421, SLG: 0.611		2-3 K			0-0 G6-3			0-0 2B		4-0 2B IBB		2-3 K	4 0 1 1 1 2 1
Joe Girardi, R OBP: 0.300, SLG: 0.300 20 Jorge Posada, S OBP: 0.444, SLG: 0.714 (10, 2)			0-0 G5-3		0-1 P4		0-2 G1-3		1-1 G4-6-3			1-0 G6-3	3 0 0 0 0 0 2 2 0 0 0 0 0 2

Inning Stats	R: 0	H: 1	E: 0	LOB: 1	K: 1	P: 12	R: 0	H: 1	E: 0	LOB: 1	K: 2	P: 15	R: 0	H: 0	E: 0	LOB: 0	K: 0	P: 7	R: 0	H: 1	E: 0	LOB: 1	K: 1	P: 13	R: 0	H: 0	E: 0	LOB: 0	K: 0	P: 7	R: 0	H: 0	E: 0	LOB: 2	K: 1	P: 12	R: 0	H: 0	E: 0	LOB: 2	K: 1	P: 28	R: 0	H: 1	E: 0	LOB: 2	K: 1	P: 16	R: 0	H: 0	E: 0	LOB: 0	K: 0	P: 11	R: 0	H: 1	E: 0	LOB: 1	K: 2	P: 18	R: 0	H: 0	E: 1	LOB: 1	K: 2	P: 20	1B: 4	2B: 3	3B: 0	HR: 0	SF: 0	SAC: 0	DP: 1	HBP: 0	WP: 0	PA: 47
--------------	------	------	------	--------	------	-------	------	------	------	--------	------	-------	------	------	------	--------	------	------	------	------	------	--------	------	-------	------	------	------	--------	------	------	------	------	------	--------	------	-------	------	------	------	--------	------	-------	------	------	------	--------	------	-------	------	------	------	--------	------	-------	------	------	------	--------	------	-------	------	------	------	--------	------	-------	-------	-------	-------	-------	-------	--------	-------	--------	-------	--------

PITCHER	IP	WLS	BF	H	R	ER	SO	BB	IBB	HBP	BLK	WP	HR	S	P	ERA	WHIP
Charles Nagy, R ERA: 1.23	(1, 1)	6.2	26	5	1	1	5	1	0	0	0	0	0	54	85	1.35	0.900
Steve Reed, R ERA: 13.5	(7, 1)	0.2	3	0	0	0	0	1	0	0	0	0	0	8	13	0.00	1.500
Jim Poole, L ERA:	(8, 1)	0.1	1	0	0	0	0	0	0	0	0	0	0	3	5	0.00	0.000
Paul Shuey, R ERA:	(8, 1)	2.0	8	1	0	0	2	1	1	0	0	0	0	19	36	0.00	1.000
Paul Assenmacher, L ERA:	(10, 1)	1.0	3	0	0	0	2	0	0	0	0	0	0	8	15	0.00	0.000


BOTTOM

Cleveland Indians @ New York Yankees
 Yankee Stadium, Bronx, NY

Wed Oct 07 1998, 3:33 AM EDT
 Att: 57,128 - Overcast - 60 F

livebaseballscorecards.com

AB	43
R	1
H	7
RBI	1
BB	4
SO	11
LOB	20



Batter	1	2	3	4	5	6	7	8	9	AB R H RBI BB SO LOB	TOP
Chuck Knoblauch, R (1, 4) <small>OBP: 0.222, SLG: 0.160</small>	0-1 	2-2 P2			0-1 			4-1 		3 1 2 0 1 0 2	
2 Derek Jeter, R (1, 6) <small>OBP: 0.320, SLG: 0.238</small>	0-0 SH1-3		0-0 G6-3		2-0 G6-3			2-1 G4-6-3		3 0 0 0 0 0 2	
Paul O'Neill, L (1, 9) <small>OBP: 0.346, SLG: 0.583</small>	3-2 G6-3		4-2 			0-2 L8			2-1 F7	3 0 0 0 1 0 1	
Bernie Williams, S (1, 8) <small>OBP: 0.269, SLG: 0.217</small>	1-0 		0-0 G6-3			1-2 G1-3			1-1 F7	4 0 1 1 0 0 1	
Tino Martinez, L (1, 3) <small>OBP: 0.160, SLG: 0.208</small>	0-1 G3			3-3 K		1-0 G4-3			1-3 K	4 0 0 0 0 2 1	
Chili Davis, S (1, 10) <small>OBP: 0.400, SLG: 0.250</small>		4-2 		4-1 			0-0 G1-3			1 0 0 0 2 0 0	
Shane Spencer, R (1, 7) <small>OBP: 0.294, SLG: 0.625</small>		2-3 K		3-2 G6-4-3			2-2 P6			3 0 0 0 0 1 2	
Scott Brosius, R (1, 5) <small>OBP: 0.364, SLG: 0.524</small>		0-1 F9				1-1 G6-3		3-1 L6		3 0 0 0 0 0 1	
Joe Girardi, R (1, 2) <small>OBP: 0.333, SLG: 0.333</small> 20 Jorge Posada, S (8, PH) <small>OBP: 0.400, SLG: 0.625</small> (8, 2)		2-1 				0-2 G5-3		1-0 L3		2 0 1 0 0 0 0 1 0 0 0 0 0 0	
Inning Stats	R: 1 H: 2 E: 0 LOB: 1 K: 0 BB: 0 S: 9 P: 13	R: 0 H: 1 E: 0 LOB: 2 K: 1 BB: 1 S: 13 P: 23	R: 0 H: 0 E: 0 LOB: 0 K: 0 BB: 1 S: 4 P: 8	R: 0 H: 0 E: 0 LOB: 0 K: 1 BB: 1 S: 7 P: 17	R: 0 H: 1 E: 0 LOB: 1 K: 0 BB: 0 S: 8 P: 11	R: 0 H: 0 E: 0 LOB: 0 K: 0 BB: 0 S: 8 P: 10	R: 0 H: 0 E: 0 LOB: 0 K: 0 BB: 0 S: 7 P: 12	R: 0 H: 0 E: 0 LOB: 0 K: 0 BB: 1 S: 4 P: 11	R: 0 H: 0 E: 0 LOB: 0 K: 1 BB: 0 S: 7 P: 11	1B: 4 SF: 0 2B: 0 SAC: 1 3B: 0 DP: 3 HR: 0 HBP: 0	WP: 0 PA: 32 PB: 0 SB: 0 CS: 0
PITCHER Bartolo Colon, R (1, 1) <small>ERA: 1.23</small>	IP: 9.0 WLS: W BF: 32 H: 4 R: 1 ER: 1 SO: 3 BB: 4 IBB: 0 HBP: 0 BLK: 0 WP: 0 HR: 0 S: 67 P: 116 ERA: 1.00 WHIP: 0.889					PITCHER IP: WLS: BF: H: R: ER: SO: BB: IBB: HBP: BLK: WP: HR: S: P: ERA: WHIP					

New York Yankees @ Cleveland Indians
 Jacobs Field, Cleveland, OH
 Fri Oct 09 1998, 7:05 PM EDT
 Att. 44,904 - Cloudy - 57 F

AB	27
R	1
H	4
RBI	1
BB	4
SO	3
LOB	10



Batter	1	2	3	4	5	6	7	8	9
Kenny Lofton, L OBP: 0.250, SLG: 0.452 (1, 8)	1-1 G4-3	1-1 SAFE L7		1-3 K		0-0 G4-3		2-3 K	
Omar Vizquel, S OBP: 0.267, SLG: 0.286 (1, 6)	4-0 FC5-4 BB	0-0 1-2 1B			3-2 L8	0-1 1B		2-2 1B	
David Justice, L OBP: 0.290, SLG: 0.621 (1, 10)	1-1 FC5-4 1B 1-2f	2-1 G5			1-2 G4-3	2-2 G4-3		1-3 K	
Manny Ramirez, R OBP: 0.484, SLG: 0.962 (1, 9)	2-2 1-2 1B			4-2 FC5-4 BB		0-1 HR		2-0 1B 2B	0-0 F8
Travis Fryman, R OBP: 0.310, SLG: 0.240 (1, 5)	0-0 L7			2-0 FC5-4 1-2f		4-2 HR BB		2-1 G3 1B	
Jim Thome, L OBP: 0.267, SLG: 0.630 (1, 3)				0-0 F7		0-0 1-H HR		1-1 G3	
Mark Whiten, S OBP: 0.750, SLG: 2.000 (1, 7)				1-2 G4-3 1B 2B		3-1 HR		4-0 IBB	
Sandy Alomar Jr., R OBP: 0.231, SLG: 0.292 (1, 2)				1-2 G4-3		0-1 G6-3		1-0 P2	
Enrique Wilson, S OBP: 0.167, SLG: 0.167 (1, 4)				1-1 P3		2-2 F8		0-3 K	

Inning Stats	R: 0	H: 1	E: 0	K: 0	S: 8	R: 2	H: 4	E: 0	K: 0	S: 14	R: 0	H: 0	E: 0	K: 0	S: 9	R: 0	H: 0	E: 0	K: 1	S: 7	R: 4	H: 3	E: 0	K: 0	S: 16	R: 0	H: 1	E: 0	K: 0	S: 12	R: 0	H: 2	E: 0	K: 1	S: 9	R: 0	H: 1	E: 0	K: 2	S: 11
	LOB: 2	BB: 1	P: 16	LOB: 2	BB: 0	P: 23	LOB: 1	BB: 1	P: 15	LOB: 0	BB: 0	P: 9	LOB: 0	BB: 1	P: 27	LOB: 1	BB: 0	P: 16	LOB: 3	BB: 1	P: 19	LOB: 1	BB: 0	P: 16	LOB: 0	BB: 0	P: 16	LOB: 1	BB: 0	P: 16	LOB: 0	BB: 0	P: 16	LOB: 1	BB: 0	P: 16	LOB: 0	BB: 0	P: 16	

PITCHER	IP	WLS	BF	H	R	ER	SO	BB	IBB	HBP	BLK	WP	HR	S	P	ERA	WHIP
Andy Pettitte, L ERA: 5.4 (1, 1)	4.2	L	25	8	6	6	1	3	0	0	0	0	4	51	87	11.57	2.357
Ramiro Mendoza, R ERA: (5, 1)	1.1		7	3	0	0	0	0	0	0	0	0	0	18	26	0.00	2.250
Mike Stanton, L ERA: (7, 1)	2.0		8	1	0	0	3	0	1	0	0	0	0	17	28	0.00	0.500

BOTTOM

New York Yankees @ Cleveland Indians
Jacobs Field, Cleveland, OH

Fri Oct 09 1998, 7:05 PM EDT
Att: 44,904 - Cloudy - 57 F

AB	R	H	RBI	BB	SO	LOB
5	0	0	0	0	2	1
4	0	3	0	1	0	0
5	0	0	0	0	1	5
4	1	3	1	1	0	1
3	1	1	0	1	0	3
4	2	2	3	0	0	3
3	2	2	1	1	0	1
4	0	0	0	0	0	4
4	0	1	1	0	1	3

AB	36
R	6
H	12
RBI	6
BB	4
SO	4
LOB	21

C

WP	PA
0	40

1B	SF	WP	PA
6	0	0	40
2	0	0	
0	0	0	
4	0	0	

Batter	1	2	3	4	5	6	7	8	9	AB R H RBI BB SO LOB	TOP
Chuck Knoblauch, R (1, 4) <small>OBP: 0.188, SLG: 0.133</small>	0-0 		1-3 		2-1 		1-1 		1-2 	5 0 0 0 0 1 2	New York Yankees @ Cleveland Indians Jacobs Field, Cleveland, OH Sat Oct 10 1998, 7:05 PM EDT Att. 44,981 - Cloudy - 58 F
2 Derek Jeter, R (1, 6) <small>OBP: 0.276, SLG: 0.200</small>	3-2 		1-2 		2-2 			0-3 		4 0 0 0 0 1 1	
Paul O'Neill, L (1, 9) <small>OBP: 0.367, SLG: 0.667</small>	3-1 			4-2 	3-3 			2-2 		3 2 1 1 1 1 1	
Bernie Williams, S (1, 8) <small>OBP: 0.333, SLG: 0.208</small>	0-0 			4-2 		4-1 		4-2 		1 1 0 0 3 0 0	
Chili Davis, S (1, 10) <small>OBP: 0.357, SLG: 0.333</small>		1-0 		0-0 		0-3 		1-0 		4 0 1 1 0 1 2	
Tino Martinez, L (1, 3) Homer Bush, R (9, PR) Luis Sojo, R (9, 3)		4-0 		2-1 		3-2 		2-1 		2 0 1 1 1 0 1 0 1 0 0 0 0 0 0 0 0 0 0 0 0	
20 Jorge Posada, S (1, 2) <small>OBP: 0.286, SLG: 0.417</small>		3-3 		2-1 		2-3 		2-1 		4 0 0 0 0 2 5	
Chad Curtis, R (1, 7) <small>OBP: 0.500, SLG: 0.500</small>		3-3 		0-0 			3-2 	4-1 		3 0 0 0 1 1 3	
Scott Brosius, R (1, 5) <small>OBP: 0.346, SLG: 0.500</small>			2-2 		2-2 		2-3 	0-0 		3 0 1 1 0 1 0	
Inning Stats	R: 1 H: 1 E: 0 LOB: 0 K: 0 BB: 0 S: 7 P: 13	R: 0 H: 0 E: 1 LOB: 1 K: 2 BB: 1 S: 9 P: 20	R: 0 H: 0 E: 0 LOB: 0 K: 1 BB: 0 S: 12 P: 16	R: 2 H: 1 E: 1 LOB: 1 K: 0 BB: 2 S: 10 P: 22	R: 0 H: 1 E: 0 LOB: 1 K: 1 BB: 0 S: 21 P: 29	R: 0 H: 0 E: 0 LOB: 1 K: 2 BB: 1 S: 11 P: 20	R: 0 H: 0 E: 0 LOB: 0 K: 1 BB: 0 S: 8 P: 14	R: 0 H: 0 E: 0 LOB: 1 K: 1 BB: 1 S: 9 P: 16	R: 1 H: 1 E: 0 LOB: 1 K: 0 BB: 1 S: 11 P: 18	1B: 1 SF: 2 2B: 2 SAC: 0 3B: 0 DP: 1 HR: 1 HBP: 0	
PITCHER Dwight Gooden, R (1, 1) <small>ERA: 9.0</small> Jim Poole, L (5, 1) <small>ERA:</small> Dave Burba, R (6, 1) <small>ERA: 4.0</small> Paul Shuey, R (9, 1) <small>ERA:</small>	IP WLS BF H R ER SO BB IBB HBP BLK WP HR S P ERA WHIP 4.2 L 20 3 3 3 3 3 0 0 0 0 0 1 54 92 5.79 1.286 0.1 1 0 0 0 1 0 0 0 0 0 0 0 5 8 0.00 0.000 3.1 14 1 1 1 4 3 0 0 0 1 0 0 35 63 2.70 1.200 0.2 2 0 0 0 0 0 0 0 0 0 0 0 4 5 0.00 0.000	PITCHER IP WLS BF H R ER SO BB IBB HBP BLK WP HR S P ERA WHIP									

livebaseballscorecards.com

AB	29
R	4
H	4
RBI	4
BB	6
SO	8
LOB	15



Batter	1	2	3	4	5	6	7	8	9	AB R H RBI BB SO LOB	TOP																									
Chuck Knoblauch, R (1, 4) <small>OBP: 0.270, SLG: 0.129</small>										1 2 0 0 3 0 0																										
2 Derek Jeter, R (1, 6) <small>OBP: 0.242, SLG: 0.172</small>										4 0 0 0 0 2 6																										
Paul O'Neill, L (1, 9) <small>OBP: 0.400, SLG: 0.645</small>										4 1 2 1 1 0 2																										
Bernie Williams, S (1, 8) <small>OBP: 0.343, SLG: 0.214</small>										4 1 1 0 1 1 1																										
Chili Davis, S (1, 10) <small>OBP: 0.368, SLG: 0.529</small>										5 1 2 3 0 1 2																										
Tino Martinez, L (1, 3) <small>OBP: 0.294, SLG: 0.259</small>										1 0 0 0 3 0 0																										
Tim Raines, S (1, 7) <small>OBP: 0.294, SLG: 0.214</small> Chad Curtis, R (7, 7) <small>OBP: 0.444, SLG: 0.429</small>										4 0 0 1 0 1 4 1 0 0 0 0 1 1																										
20 Jorge Posada, S (1, 2) <small>OBP: 0.389, SLG: 0.385</small>										1 0 0 0 3 0 1																										
Scott Brosius, R (1, 5) <small>OBP: 0.345, SLG: 0.481</small>										3 0 1 0 0 1 4																										
Inning Stats	R: 3 E: 0 K: 2 S: 20	H: 2 LOB: 3 BB: 2 P: 37	R: 1 E: 0 K: 0 S: 6	H: 2 LOB: 1 BB: 1 P: 11	R: 0 E: 0 K: 0 S: 14	H: 1 LOB: 3 BB: 2 P: 28	R: 1 E: 0 K: 0 S: 11	H: 1 LOB: 0 BB: 0 P: 19	R: 0 E: 0 K: 1 S: 9	H: 0 LOB: 0 BB: 1 P: 15	R: 0 E: 0 K: 1 S: 8	H: 0 LOB: 1 BB: 1 P: 14	R: 0 E: 0 K: 1 S: 6	H: 0 LOB: 0 BB: 1 P: 12	R: 0 E: 0 K: 0 S: 6	H: 0 LOB: 2 BB: 2 P: 14	R: 0 E: 0 K: 2 S: 9	H: 0 LOB: 1 BB: 1 P: 15	1B: 5 2B: 0 3B: 0 HR: 1	SF: 0 SAC: 2 DP: 2 HBP: 2	WP: 0 PB: 0 SB: 1 CS: 1	PA: 43														
PITCHER	IP WLS BF H R ER SO BB IBB HBP BLK WP HR S P ERA WHIP																																			
Chad Ogea, R (1, 1) <small>ERA: 8.1</small>	6.0	L	13	4	4	4	2	3	0	2	0	0	0	25	47	27.00	5.250																			
Jaret Wright, R (2, 1) <small>ERA: 9.82</small>	0.1		1	0	0	0	0	0	0	0	0	0	0	2	2	0.00	0.000																			
Steve Reed, R (8, 1) <small>ERA: 11.57</small>	0.1		1	0	0	0	0	0	0	0	0	0	0	1	1	0.00	0.000																			
Paul Assenmacher, L (8, 1) <small>ERA:</small>	1.0		4	0	0	0	2	1	0	0	0	0	0	9	15	0.00	1.000																			
Paul Shuey, R (9, 1) <small>ERA:</small>																																				

New York Yankees @ Cleveland Indians
 Jacobs Field, Cleveland, OH
 Sun Oct 11 1998, 3:33 AM EDT
 Att. 44,966 - Sunny - 61 F

livebaseballscorecards.com

AB	28
R	5
H	6
RBI	5
BB	11
SO	7
LOB	21



Batter	1	2	3	4	5	6	7	8	9	AB	R	H	RBI	BB	SO	LOB
Kenny Lofton, L OBP: 0.250, SLG: 0.513 (1, 8)	3-1 HR	1-2 G6-3			1-1 F9		0-3 K			4	1	1	1	0	1	1
Omar Vizquel, S OBP: 0.368, SLG: 0.371 (1, 6)	0-1 1B SF9		0-1 1B CS		2-2 1B HBP			0-3 K		3	1	2	0	0	1	0
Travis Fryman, R OBP: 0.297, SLG: 0.219 (1, 5)	1-0 1B WP		1-3 K		0-1 L7			3-0 1B HBP		3	0	1	0	0	1	3
Manny Ramirez, R OBP: 0.436, SLG: 0.813 (1, 9)	1-2 1B SF9		2-3 K		0-3 K2-3			2-0 1B G4-6-3		3	0	1	1	0	2	1
Mark Whiten, S OBP: 0.375, SLG: 0.857 (1, 7)	2-3 K		1-3 K		2-3 K			2-2 1B G4-6-3		4	0	0	0	0	3	3
Jim Thome, L OBP: 0.289, SLG: 0.647 (1, 10)	4-1 1B BB		0-0 1B G6-4-3		2-0 HR			2-1 P5		3	1	2	1	1	0	0
Richie Sexson, R Brian Giles, L OBP: 0.238, SLG: 0.167 (1, 3) (9, PH)	0-3 K		3-2 1B G6-4-3		0-0 P9			1-1 G4-3		3	0	0	0	0	1	3
Einar Diaz, R David Justice, L OBP: 0.306, SLG: 0.563 (1, 2) (9, PH)			1-3 K		2-2 G6-3			4-2 BB		3	0	0	0	0	1	0
Enrique Wilson, S OBP: 0.231, SLG: 0.167 (1, 4)			0-0 G5-3		0-0 1B HBP			0-3 K		4	0	1	0	0	2	1

Inning Stats	R: 2	H: 3	E: 0	K: 2	S: 15	H: 3	LOB: 2	BB: 1	P: 26	R: 0	H: 0	E: 0	K: 1	S: 9	H: 0	LOB: 0	BB: 0	P: 11	R: 0	H: 1	E: 0	K: 2	S: 8	H: 1	LOB: 0	BB: 0	P: 11	R: 0	H: 1	E: 0	K: 1	S: 8	H: 1	LOB: 2	BB: 0	P: 19	R: 1	H: 1	E: 0	K: 2	S: 8	H: 1	LOB: 0	BB: 0	P: 12	R: 0	H: 0	E: 0	K: 2	S: 8	H: 0	LOB: 0	BB: 0	P: 10	R: 0	H: 1	E: 0	K: 1	S: 7	H: 1	LOB: 1	BB: 0	P: 14	R: 0	H: 0	E: 0	K: 1	S: 9	H: 0	LOB: 1	BB: 1	P: 16	1B: 6	2B: 0	3B: 0	HR: 2	SF: 1	SAC: 0	DP: 2	HBP: 2	WP: 1	PB: 0	SB: 2	CS: 1	PA: 36
--------------	------	------	------	------	-------	------	--------	-------	-------	------	------	------	------	------	------	--------	-------	-------	------	------	------	------	------	------	--------	-------	-------	------	------	------	------	------	------	--------	-------	-------	------	------	------	------	------	------	--------	-------	-------	------	------	------	------	------	------	--------	-------	-------	------	------	------	------	------	------	--------	-------	-------	------	------	------	------	------	------	--------	-------	-------	-------	-------	-------	-------	-------	--------	-------	--------	-------	-------	-------	-------	--------

PITCHER	IP	WLS	BF	H	R	ER	SO	BB	IBB	HBP	BLK	WP	HR	S	P	ERA	WHIP
David Wells, L ERA: 1.9 (1, 1)	7.1	W	29	7	3	3	11	1	0	1	0	1	2	73	104	3.68	1.091
Jeff Nelson, R ERA: 6.75 (8, 1)	0.0		2	1	0	0	0	0	0	1	0	0	0	1	6	∞	∞
42 Mariano Rivera, R ERA: (8, 1)	1.2	S	5	0	0	0	1	1	0	0	0	0	0	12	21	0.00	0.600

BOTTOM

New York Yankees @ Cleveland Indians
Jacobs Field, Cleveland, OH
 Sun Oct 11 1998, 3:33 AM EDT
 Att. 44,966 - Sunny - 61 F

AB	31
R	3
H	8
RBI	3
BB	2
SO	12
LOB	12



PITCHER	IP	WLS	BF	H	R	ER	SO	BB	IBB	HBP	BLK	WP	HR	S	P	ERA	WHIP
---------	----	-----	----	---	---	----	----	----	-----	-----	-----	----	----	---	---	-----	------

Batter	1	2	3	4	5	6	7	8	9	AB R H RBI BB SO LOB	TOP											
Kenny Lofton, L (1, 8) OBP: 0.289, SLG: 0.512	0-0 E5 S 1B		4-1 G3-1 G3 BB		2-2 BB 1B HR 1B	2-2 G4-3			0-3 K	4 1 2 0 1 1 0	Cleveland Indians @ New York Yankees Yankee Stadium, Bronx, NY Tue Oct 13 1998, 7:05 PM EDT Att. 57,142 - Overcast - 54 F											
Omar Vizquel, S (1, 6) OBP: 0.349, SLG: 0.350	3-3 K		1-1 G3		1-1 BB 1B HR			0-2 G5-3	1-1 G1-3	5 1 1 0 0 1 2												
David Justice, L (1, 10) OBP: 0.300, SLG: 0.514	0-3 K		3-1 G3-1		4-1 HR BB			1-1 F7		3 1 0 1 1 1 2												
Manny Ramirez, R (1, 9) OBP: 0.442, SLG: 0.771	2-3 K		4-2 BB		2-3 K			1-1 1B		3 0 1 0 1 2 4												
Jim Thome, L (1, 3) OBP: 0.310, SLG: 0.711		3-2 1B 1B	1-3 K		0-0 HR			3-3 K		4 1 2 4 0 2 3												
Travis Fryman, R (1, 5) OBP: 0.268, SLG: 0.194		1-3 K		1-3 K	1-2 F7			2-2 G6-3		4 0 0 0 0 2 1												
Brian Giles, L (1, 7) OBP: 0.240, SLG: 0.182		0-1 1B		2-0 P2	2-0 F7			2-1 P5		4 0 1 0 0 0 0												
Sandy Alomar Jr., R (1, 2) OBP: 0.194, SLG: 0.241		1-3 K		1-2 F8		0-0 G5-3		0-0 F8		3 0 0 0 0 1 2												
Jeff Branson, L (8, PH)		1-1 SAFE								1 0 0 0 0 0 0												
Einar Diaz, R (8, 2)		1-1 SAFE								0 0 0 0 0 0 0												
Enrique Wilson, S (1, 4) OBP: 0.235, SLG: 0.188		1-2 F9			0-1 1B BB 1B	1-1 G6-3			1-1 G5-3	4 1 1 0 0 0 2												
Inning Stats	R: 0 E: 1 K: 3 S: 10	H: 1 LOB: 1 BB: 0 P: 15	R: 0 E: 0 K: 2 S: 16	H: 2 LOB: 2 BB: 0 P: 22	R: 0 E: 0 K: 1 S: 11	H: 0 LOB: 0 BB: 2 P: 24	R: 0 E: 0 K: 1 S: 8	H: 0 LOB: 0 BB: 0 P: 12	R: 5 E: 0 K: 1 S: 17	H: 4 LOB: 0 BB: 1 P: 29	R: 0 E: 0 K: 0 S: 8	H: 0 LOB: 0 BB: 0 P: 11	R: 0 E: 0 K: 1 S: 10	H: 1 LOB: 1 BB: 0 P: 15	R: 0 E: 0 K: 0 S: 7	H: 0 LOB: 0 BB: 0 P: 11	R: 0 E: 0 K: 1 S: 7	H: 0 LOB: 0 BB: 0 P: 9	1B: 7 2B: 0 3B: 0 HR: 1	SF: 0 SAC: 0 DP: 0 HBP: 0	WP: 0 PB: 0 SB: 1 CS: 0	PA: 38
PITCHER	IP WLS BF H R ER SO BB IBB HBP BLK WP HR S P ERA WHIP																					
David Cone, R (1, 1) ERA: 2.89	5.0 W 25 7 5 5 8 3 0 0 0 0 0 1 62 102 9.00 2.000																					
Ramiro Mendoza, R (6, 1) ERA:	3.0 10 1 0 0 1 0 0 0 0 0 0 0 25 37 0.00 0.333																					
42 Mariano Rivera, R (9, 1) ERA:	1.0 3 0 0 0 1 0 0 0 0 0 0 0 7 9 0.00 0.000																					

livebaseballscorecards.com

AB	35
R	5
H	8
RBI	5
BB	3
SO	10
LOB	16



Batter	1	2	3	4	5	6	7	8	9
Chuck Knoblauch, R OBP: 0.286, SLG: 0.194 (1, 4)	2-2 G6-3	2-1 E7 G4-3 2B		0-1 P3		1-3 K		1-1 1B	
2 Derek Jeter, R OBP: 0.263, SLG: 0.265 (1, 6)	2-0 1B	2-2 G4-3 2-3		1-1 G6-3		0-0 1B 3B		1-3 K	
Paul O'Neill, L OBP: 0.375, SLG: 0.583 (1, 9)	2-2 1B SF9	0-0 F7		3-3 K		0-0 G4-3		0-3 K	
Bernie Williams, S OBP: 0.400, SLG: 0.281 (1, 8)	0-1 1B		2-2 F8 HR 1B		4-1 BB	3-1 CS 1B		0-0 F9	
Chili Davis, S OBP: 0.304, SLG: 0.450 (1, 10)	1-0 SF9		1-0 E4 HR		1 SAFE K	1 SAFE CS		3-2 F7	
Tino Martinez, L OBP: 0.316, SLG: 0.267 (1, 3)	1-1 1B		2-3 K		0-3 K		4-2 G5-3 BB		
Ricky Ledee, L (1, 7)	1-1 G4-3		0-0 F8		3-2 G4-3		0-2 G5-3		
Scott Brosius, R OBP: 0.364, SLG: 0.567 (1, 5)		1-0 L7	0-0 HR			1-0 E6 2 WP 3B		4-0 IBB	
Joe Girardi, R OBP: 0.375, SLG: 0.333 (1, 2)		0-0 2B E 1B	1-0 L9			4-2 2 3B BB		0-1 G4-3	

Inning Stats	R: 2	H: 4	E: 0	K: 0	S: 17	LOB: 2	BB: 0	P: 26	R: 1	H: 2	E: 1	K: 0	S: 9	LOB: 1	BB: 0	P: 14	R: 3	H: 2	E: 1	K: 1	S: 11	LOB: 0	BB: 0	P: 17	R: 0	H: 0	E: 0	K: 1	S: 7	LOB: 0	BB: 0	P: 11	R: 0	H: 0	E: 0	K: 2	S: 11	LOB: 1	BB: 1	P: 20	R: 3	H: 2	E: 1	K: 1	S: 15	LOB: 0	BB: 1	P: 25	R: 0	H: 0	E: 0	K: 0	S: 13	LOB: 2	BB: 2	P: 24	R: 0	H: 1	E: 0	K: 2	S: 13	LOB: 1	BB: 0	P: 15
--------------	------	------	------	------	-------	--------	-------	-------	------	------	------	------	------	--------	-------	-------	------	------	------	------	-------	--------	-------	-------	------	------	------	------	------	--------	-------	-------	------	------	------	------	-------	--------	-------	-------	------	------	------	------	-------	--------	-------	-------	------	------	------	------	-------	--------	-------	-------	------	------	------	------	-------	--------	-------	-------

PITCHER	IP	WLS	BF	H	R	ER	SO	BB	IBB	HBP	BLK	WP	HR	S	P	ERA	WHIP	
Charles Nagy, R ERA: 2.55	(1, 1)	3.0	L	18	8	6	3	1	0	0	0	0	0	1	37	57	9.00	2.667
Dave Burba, R ERA: 3.97	(4, 1)	2.1		11	1	3	1	4	2	0	0	0	1	0	28	47	3.86	1.286
Jim Poole, L ERA:	(6, 1)	0.1		1	0	0	0	0	0	0	0	0	0	0	1	1	0.00	0.000
Paul Shuey, R ERA:	(6, 1)	1.2		8	2	0	0	1	1	1	0	0	0	0	26	43	0.00	1.800
Paul Assenmacher, L ERA:	(8, 1)	0.2		2	0	0	0	1	0	0	0	0	0	0	4	4	0.00	0.000

AB R H RBI BB SO LOB

5	0	2	0	0	1	2
5	2	2	2	0	1	2
5	1	1	0	0	2	3
4	1	3	2	1	0	1
3	1	0	1	0	1	2
3	0	1	0	1	2	3
4	0	0	0	0	0	6
3	2	1	3	1	0	0
3	2	1	0	1	0	2

1B: 8	SF: 1	WP: 1	PA: 41
2B: 1	SAC: 0	PB: 0	
3B: 1	DP: 0	SB: 0	
HR: 1	HBP: 0	CS: 1	

Cleveland Indians @ New York Yankees
Yankee Stadium, Bronx, NY
Tue Oct 13 1998, 7:05 PM EDT
Att. 57,142 - Overcast - 54 F

AB	35
R	9
H	11
RBI	8
BB	4
SO	7
LOB	21



PITCHER	IP	WLS	BF	H	R	ER	SO	BB	IBB	HBP	BLK	WP	HR	S	P	ERA	WHIP
---------	----	-----	----	---	---	----	----	----	-----	-----	-----	----	----	---	---	-----	------

Batter	1	2	3	4	5	6	7	8	9	AB R H RBI BB SO LOB	TOP
Quilvio Veras, S (1, 4) OBP: 0.333, SLG: 0.233 BB G4-3 BB	4-2 G4-3 BB		1-1 L9 1B		1-2 HR 1B		2-1 F9 1B		0-2 P5 1B	4 1 1 0 1 0 1	
Tony Gwynn, L (1, 9) OBP: 0.283, SLG: 0.400 SAFE G4-3 1B	1-1 G4-3 1B		0-1 G3 1B		0-0 HR 1B		1-2 FC1-4 1B		1-2 FC1-4 1B	4 1 3 2 0 0 1	
Greg Vaughn, R (1, 7) OBP: 0.357, SLG: 0.704 G4-3 1-2f 2-3 HR	1-2 G4-3 1-2f 2-3 HR		0-2 HR HR		0-0 HR HR		1-1 FC1-4 BB E		1-1 FC1-4 BB E	4 3 2 3 0 0 3	
Ken Caminiti, S (1, 5) OBP: 0.326, SLG: 0.359 K K	1-3 K K		1-3 K K		3-2 F7 K		4-1 BB BB		4-1 BB BB	3 0 0 0 1 2 1	
Jim Leyritz, R (1, 10) OBP: 0.250, SLG: 0.692 G3 K		2-2 G3 K		1-3 K K		0-2 F9 K		0-3 K K		4 0 0 0 0 2 2	
Wally Joyner, L (1, 3) OBP: 0.387, SLG: 0.360 K K		0-3 K K		2-2 L7 BB		4-2 BB BB		3-2 E4 BB		3 0 0 0 1 1 1	
Steve Finley, L (1, 8) OBP: 0.381, SLG: 0.343 2B G3		1-2 2B G3		0-0 G3 G3		2-2 L3 L3		1-0 G3 G3		4 0 1 0 0 0 3	
Carlos Hernandez, R (1, 2) OBP: 0.371, SLG: 0.364 Greg Myers, L (9, PH) OBP: 0.667, SLG: 2.000 F9 F9		0-0 F9 F9		0-2 F7 F7		3-2 F8 F8		2-3 K K		3 0 0 0 0 0 1 1 0 0 0 0 1 0	
Chris Gomez, R (1, 6) OBP: 0.325, SLG: 0.235 John Vander Wal, L (9, PH) OBP: 0.364, SLG: 0.818 G3 HR 1B P6			1-2 G3 HR 1B		2-2 P6 P6		1-0 G5-3 G5-3		0-3 K K	3 1 1 0 0 0 0 1 0 0 0 0 1 0	
Inning Stats	R: 0 H: 1 E: 0 LOB: 1 K: 1 BB: 1 S: 15 P: 22	R: 0 H: 1 E: 0 LOB: 1 K: 1 BB: 0 S: 10 P: 13	R: 2 H: 2 E: 0 LOB: 0 K: 1 BB: 0 S: 15 P: 18	R: 0 H: 0 E: 0 LOB: 0 K: 1 BB: 0 S: 7 P: 10	R: 3 H: 3 E: 0 LOB: 0 K: 0 BB: 0 S: 14 P: 20	R: 0 H: 0 E: 0 LOB: 0 K: 0 BB: 1 S: 10 P: 16	R: 0 H: 0 E: 0 LOB: 0 K: 0 BB: 0 S: 8 P: 14	R: 1 H: 1 E: 1 LOB: 2 K: 1 BB: 1 S: 17 P: 27	R: 0 H: 0 E: 0 LOB: 0 K: 2 BB: 0 S: 11 P: 13	1B: 4 SF: 0 2B: 2 SAC: 0 3B: 0 DP: 2 HR: 3 HBP: 0	WP: 0 PA: 37 PB: 0 SB: 0 CS: 0
PITCHER David Wells, L (1, 1) ERA: 2.93 Jeff Nelson, R (8, 1) ERA: 5.79 42 Mariano Rivera, R (8, 1) ERA:	IP WLS BF H R ER SO BB IBB HBP BLK WP HR S P ERA WHIP 7.0 W 28 7 5 5 4 2 0 0 0 0 3 79 113 6.43 1.286 0.2 4 1 1 0 1 1 0 0 0 0 0 9 15 0.00 3.000 1.1 S 5 0 0 0 2 0 0 0 0 0 0 0 19 25 0.00 0.000	PITCHER IP WLS BF H R ER SO BB IBB HBP BLK WP HR S P ERA WHIP	ERA WHIP								

San Diego Padres @ New York Yankees
 Yankee Stadium, Bronx, NY
 Sat Oct 17 1998, 7:05 PM EDT
 Att. 56,712 - Unknown - 54 F

AB	34
R	6
H	8
RBI	5
BB	3
SO	7
LOB	13



BOTTOM

San Diego Padres @ New York Yankees
 Yankee Stadium, Bronx, NY
 Sat Oct 17 1998, 7:05 PM EDT
 Att: 56,712 - Unknown - 54 F

livebaseballscorecards.com

AB 33
 R 9
 H 9
 RBI 9
 BB 6
 SO 8
 LOB 15



WP: 1 PA: 40
 PB: 0
 SB: 0
 CS: 0

AB R H RBI BB SO LOB

4	1	2	3	0	1	2
4	1	1	0	1	0	2
5	0	0	0	0	1	6
4	1	0	0	1	3	3
3	2	1	0	1	0	0
3	2	1	4	1	1	0
4	0	1	0	0	1	2
3	1	1	0	1	1	0
3	1	2	2	1	0	0

1B: 6 SF: 0
 2B: 1 SAC: 0
 3B: 0 DP: 0
 HR: 2 HBP: 1

Batter	1	2	3	4	5	6	7	8	9			
Chuck Knoblauch, R (1, 4) OBP: 0.319, SLG: 0.300	2-2 P6	3-3 K			0-0 G6-3 1B		2-0 HR	3-0 HBP				
2 Derek Jeter, R (1, 6) OBP: 0.279, SLG: 0.263	1-2 G4-3		3-2 F9		0-0 G6-3		0-0 HR 1B	4-1 BB				
Paul O'Neill, L (1, 9) OBP: 0.333, SLG: 0.512	1-1 G6-3		2-2 L7		3-1 G4-3		1-1 F9	1-3 K				
Bernie Williams, S (1, 8) OBP: 0.378, SLG: 0.250		0-0 G6-3	3-3 K			2-3 K	4-1 HR 1B	1-3 K				
Chili Davis, S (1, 10) OBP: 0.333, SLG: 0.435		1-0 20 BB 2B		0-0 F8		2-1 F7	4-2 HR BB					
Tino Martinez, L (1, 3) OBP: 0.333, SLG: 0.364		4-1 20 BB 2B		1-1 F8		1-3 K	3-2 HR					
Scott Brosius, R (1, 5) OBP: 0.351, SLG: 0.529		2-3 K		2-1 1B			G4-3					
20 Jorge Posada, S (1, 2) OBP: 0.409, SLG: 0.375		4-2 2B			1-1 G4-3		1-0 HR 1B	3-3 K				
Ricky Ledee, L (1, 7) OBP: 0.333, SLG: 0.375		3-2 1-3 2-H 3-H			0-1 G6-3 1B		4-0 HR BB	2-2 E7 HBP				
Inning Stats	R: 0 H: 0 E: 0 K: 8	H: 0 LOB: 0 BB: 12	R: 2 H: 2 E: 0 K: 16	H: 2 LOB: 2 BB: 32	R: 0 H: 1 E: 0 K: 5	H: 1 LOB: 1 BB: 8	R: 0 H: 2 E: 0 K: 8	H: 2 LOB: 2 BB: 12	R: 7 H: 4 E: 1 K: 13	H: 4 LOB: 0 BB: 32	R: 0 H: 0 E: 3 K: 16	H: 3 LOB: 1 BB: 30

PITCHER	IP	WLS	BF	H	R	ER	SO	BB	IBB	HBP	BLK	WP	HR	S	P	ERA	WHIP
Kevin Brown, R (1, 1) ERA: 2.3	6.1		27	6	4	4	5	3	0	0	0	0	0	61	106	5.68	1.421
Donne Wall, R (7, 1) ERA: 9.0	0.0	L	2	2	1	1	0	0	0	0	0	0	1	2	4	∞	∞
24 Mark Langston, L (7, 1) ERA: 13.5	0.2		5	1	4	4	0	1	1	0	0	1	1	9	21	54.00	3.000
Brian Boehringer, R (8, 1) ERA:	0.1		4	0	0	0	1	1	0	1	0	0	0	10	22	0.00	3.000
Randy Myers, L (8, 1) ERA: 10.13	0.2		2	0	0	0	2	0	0	0	0	0	0	6	8	0.00	0.000

Batter	1	2	3	4	5	6	7	8	9	AB R H RBI BB SO LOB	TOP
Quilvio Veras, S (1, 4) OBP: 0.321, SLG: 0.250	0-3 		2-3 		2-1 		0-0 	0-3 		5 0 1 1 0 3 4	
Tony Gwynn, L (1, 9) OBP: 0.294, SLG: 0.388	0-0 		2-2 		0-0 		4-1 		1-1 	4 0 1 0 1 0 1	
Greg Vaughn, R (1, 10) OBP: 0.333, SLG: 0.613	4-2 		1-0 			2-3 	1-1 		1-2 	4 0 0 0 1 1 3	
Ken Caminiti, S (1, 5) OBP: 0.314, SLG: 0.364	0-3 			2-0 		0-1 		0-0 	2-3 	5 1 1 0 0 2 2	
Wally Joyner, L (1, 3) Jim Leyritz, R (8, PH) OBP: 0.362, SLG: 0.333 OBP: 0.241, SLG: 0.667	1-0 			1-1 		4-1 		2-3 		2 0 0 0 1 0 2 1 0 0 0 0 1 1	
Steve Finley, L (1, 8) OBP: 0.348, SLG: 0.308		3-3 		1-1 		0-0 		3-2 		4 0 0 0 0 1 2	
John Vander Wal, L (1, 7) Ruben Rivera, R (8, PH) OBP: 0.429, SLG: 0.857 OBP: 0.200, SLG: 0.350		2-2 			1-3 		2-2 	1-1 		3 0 2 0 0 1 0 1 1 1 1 0 0 0	AB 37 R 3 H 10 RBI 3 BB 3 SO 10 LOB 18
Greg Myers, L (1, 2) Carlos Hernandez, R (8, PH) OBP: 0.333, SLG: 0.800 OBP: 0.389, SLG: 0.382		1-2 			3-3 		0-0 	2-2 		3 0 0 0 0 1 2 1 0 1 0 0 0 0	
Chris Gomez, R (1, 6) Mark Sweeney, L (8, PH) Andy Sheets, R (8, 6)		3-2 		0-1 		3-2 	1-0 	1-2 		3 1 2 0 0 0 1 1 0 1 1 0 0 0 0 0 0 0 0 0 0	
Inning Stats	R: 0 H: 1 E: 0 LOB: 2 K: 2 BB: 1 S: 12 P: 17	R: 0 H: 1 E: 0 LOB: 1 K: 1 BB: 0 S: 12 P: 21	R: 0 H: 0 E: 0 LOB: 0 K: 1 BB: 0 S: 8 P: 13	R: 0 H: 0 E: 0 LOB: 0 K: 0 BB: 0 S: 5 P: 9	R: 1 H: 2 E: 0 LOB: 1 K: 2 BB: 0 S: 11 P: 17	R: 0 H: 0 E: 0 LOB: 1 K: 1 BB: 1 S: 7 P: 13	R: 0 H: 2 E: 0 LOB: 3 K: 0 BB: 1 S: 15 P: 25	R: 2 H: 4 E: 0 LOB: 2 K: 2 BB: 0 S: 19 P: 28	R: 0 H: 0 E: 0 LOB: 0 K: 1 BB: 0 S: 11 P: 15	1B: 5 SF: 0 2B: 4 SAC: 0 3B: 1 DP: 0 HR: 0 HBP: 0	WP: 0 PA: 40 PB: 0 SB: 0 CS: 0
PITCHER Orlando Hernandez, R (1, 1) ERA: 0.64 Mike Stanton, L (8, 1) ERA: 4.15 Jeff Nelson, R (8, 1) ERA: 4.5	IP WLS BF H R ER SO BB IBB HBP BLK WP HR S P ERA WHIP 7.0 W 30 6 1 1 7 3 0 0 0 0 0 0 70 115 1.29 1.286 0.2 5 3 2 2 1 0 0 0 0 0 0 0 14 22 27.00 4.500 1.1 5 1 0 0 2 0 0 0 0 0 0 0 16 21 0.00 0.750	PITCHER IP WLS BF H R ER SO BB IBB HBP BLK WP HR S P ERA WHIP									

San Diego Padres @ New York Yankees
 Yankee Stadium, Bronx, NY
 Sun Oct 18 1998, 7:05 PM EDT
 Att. 56,692 - Unknown - 69 F

livebaseballscorecards.com



Batter	1	2	3	4	5	6	7	8	9
Chuck Knoblauch, R (1, 4) OBP: 0.365, SLG: 0.326	4-2 E BB	0-1 2B 1B	1-3 K		3-1 1B		4-2 G1-6-3 BB		
2 Derek Jeter, R (1, 6) OBP: 0.292, SLG: 0.279	1-1 G1-3	2-1 HR 1B		1-2 G6-3 1B	2-3 K		0-2 G1-6-3		
Paul O'Neill, L (1, 9) OBP: 0.320, SLG: 0.478	0-0 E5 1B	0-1 F7		3-2 G6-3	1-0 G4-3		0-0 BB FC1-2 1B		
Bernie Williams, S (1, 8) OBP: 0.380, SLG: 0.325	1-0 G1-3	3-2 HR		1-2 F8		0-1 L9	4-2 FC1-2 BB		
Chili Davis, S (1, 10) OBP: 0.375, SLG: 0.423 Homer Bush, R (8, PR)	1-0 1B	3-3 K		3-3 K		4-2 1B BB	4-0 FC1-2 BB		
Tino Martinez, L (1, 3) OBP: 0.362, SLG: 0.395	2-2 1B		1-2 20 G4-6-3 2B 1B		2-1 P5	3-2 G4-3 1B	1-2 FC1-2		
Scott Brosius, R (1, 5) OBP: 0.381, SLG: 0.538	0-1 1B		0-0 20 G4-6-3 1B		0-0 20 HR 1B	0-2 G4-3	0-3 K		
20 Jorge Posada, S (1, 2) OBP: 0.407, SLG: 0.500	1-2 G4-3		0-0 G4-6-3		1-2 HR		4-2 BB BB	1-1 F8	
Ricky Ledee, L (1, 7) OBP: 0.462, SLG: 0.545		2-2 2 CS 1B	3-1 2B		4-2 1B BB		1-0 L9		

Inning Stats	R: 3 E: 1 K: 0 S: 19	H: 3 LOB: 2 BB: 1 P: 29	R: 3 E: 0 K: 1 S: 19	H: 4 LOB: 0 BB: 0 P: 28	R: 1 E: 0 K: 1 S: 12	H: 3 LOB: 1 BB: 0 P: 17	R: 0 E: 0 K: 1 S: 13	H: 1 LOB: 1 BB: 0 P: 21	R: 2 E: 0 K: 1 S: 15	H: 3 LOB: 2 BB: 1 P: 28	R: 0 E: 0 K: 0 S: 11	H: 1 LOB: 1 BB: 1 P: 18	R: 0 E: 0 K: 0 S: 9	H: 0 LOB: 1 BB: 2 P: 18	R: 0 E: 0 K: 1 S: 15	H: 1 LOB: 3 BB: 2 P: 25
--------------	-------------------------------	----------------------------------	-------------------------------	----------------------------------	-------------------------------	----------------------------------	-------------------------------	----------------------------------	-------------------------------	----------------------------------	-------------------------------	----------------------------------	------------------------------	----------------------------------	-------------------------------	----------------------------------

PITCHER	IP	WLS	BF	H	R	ER	SO	BB	IBB	HBP	BLK	WP	HR	S	P	ERA	WHIP
Andy Ashby, R (1, 1) ERA: 4.58	2.2	L	18	10	7	4	1	1	0	0	0	0	1	45	68	13.50	4.125
Brian Boehringer, R (3, 1) ERA: 3.6	1.2		10	4	2	2	2	1	0	0	0	0	1	29	48	10.80	3.000
Donne Wall, R (5, 1) ERA: 5.4	2.2		10	1	0	0	1	3	0	0	0	0	0	24	43	0.00	1.500
Dan Miceli, R (8, 1) ERA: 3.6	1.0		6	1	0	0	1	2	0	0	0	0	0	15	25	0.00	3.000

BOTTOM

San Diego Padres @ New York Yankees
Yankee Stadium, Bronx, NY

Sun Oct 18 1998, 7:05 PM EDT
Att: 56,692 - Unknown - 69 F

AB	R	H	RBI	BB	SO	LOB
3	2	2	0	2	1	1
5	1	2	1	0	1	5
5	1	1	0	0	0	4
4	1	1	2	1	0	2
3	1	1	1	2	2	1
0	0	0	0	0	0	0
5	1	3	0	0	0	3
5	1	3	1	0	1	5
4	1	1	2	1	0	7
3	0	2	1	1	0	1

AB	37
R	9
H	16
RBI	8
BB	7
SO	5
LOB	29

WP: 0 PA: 44
PB: 0
SB: 1
CS: 1



PITCHER	IP	WLS	BF	H	R	ER	SO	BB	IBB	HBP	BLK	WP	HR	S	P	ERA	WHIP
---------	----	-----	----	---	---	----	----	----	-----	-----	-----	----	----	---	---	-----	------

New York Yankees @ San Diego Padres
 Qualcomm Stadium, San Diego, CA

Tue Oct 20 1998, 10:05 PM EDT
 Att. 64,667 - Unknown - 72 F

AB	35
R	5
H	9
RBI	5
BB	4
SO	8
LOB	18



AB	R	H	RBI	BB	SO	LOB
4	0	1	0	1	0	0
4	0	1	0	1	1	4
4	1	1	0	1	1	2
4	0	0	0	0	2	5
3	1	0	0	1	0	3
4	2	3	4	0	0	0
3	1	1	0	0	2	1
1	0	0	0	0	0	0
2	0	0	0	0	1	1
2	0	1	0	0	1	1
2	0	1	0	0	0	0
1	0	0	1	0	0	0
0	0	0	0	0	0	0
0	0	0	0	0	0	0
1	0	0	0	0	0	1
0	0	0	0	0	0	0

Batter	1	2	3	4	5	6	7	8	9													
Chuck Knoblauch, R (1, 4) OBP: 0.368, SLG: 0.319	0-1 F8			1-1 F8		0-0 1B	4-2 BB		3-1 F9													
2 Derek Jeter, R (1, 6) OBP: 0.302, SLG: 0.277	4-2 BB			0-0 1B		3-3 K	0-1 L6-4		0-1 G6-3													
Paul O'Neill, L (1, 9) OBP: 0.327, SLG: 0.460	1-1 G6-4-3			1-3 K		0-1 1B		4-2 HR	2-2 G3													
Bernie Williams, S (1, 8) OBP: 0.352, SLG: 0.295			3-3 K	2-0 FC6-4		0-3 K		2-2 F9														
Tino Martinez, L (1, 3) OBP: 0.353, SLG: 0.366			2-2 F8		1-1 G1-3	0-1 P4		4-1 HR														
Scott Brosius, R (1, 5) OBP: 0.413, SLG: 0.698			0-0 F8		0-2 1B		3-2 HR	2-2 HR														
Shane Spencer, R (1, 7) OBP: 0.300, SLG: 0.632			3-3 K		2-3 K		1-0 E	2-1 G4-3														
Ricky Ledee, L (8, PH) OBP: 0.429, SLG: 0.500							20 PB															
Joe Girardi, R (1, 2) OBP: 0.333, SLG: 0.294			1-1 G4-3		1-3 K		2-3 K	1-1 1B														
20 Jorge Posada, S (7, PH) OBP: 0.414, SLG: 0.500																						
David Cone, L (1, 1) OBP: 0.500, SLG: 0.500			2-2 F7			1-1 1B	2-1 E5	0-2 G6-3														
Chili Davis, S (7, PH) OBP: 0.364, SLG: 0.407																						
Homer Bush, R (7, PR)																						
Graeme Lloyd, L (7, 1)																						
Ramiro Mendoza, R (7, 1)																						
42 Mariano Rivera, R (8, 1)																						
Inning Stats	R: 0 E: 0 K: 0 S: 8	H: 0 LOB: 0 BB: 1 P: 13	R: 0 E: 0 K: 1 S: 7	H: 0 LOB: 0 BB: 0 P: 12	R: 0 E: 0 K: 1 S: 8	H: 0 LOB: 0 BB: 0 P: 14	R: 0 E: 0 K: 1 S: 7	H: 1 LOB: 1 BB: 0 P: 11	R: 0 E: 0 K: 2 S: 13	H: 1 LOB: 1 BB: 0 P: 17	R: 0 E: 0 K: 2 S: 13	H: 3 LOB: 3 BB: 0 P: 17	R: 2 E: 1 K: 1 S: 15	H: 2 LOB: 1 BB: 1 P: 27	R: 3 E: 0 K: 0 S: 16	H: 2 LOB: 1 BB: 2 P: 31	R: 0 E: 0 K: 0 S: 7	H: 0 LOB: 0 BB: 0 P: 12	1B: 6 2B: 2 3B: 0 HR: 2	SF: 0 SAC: 0 DP: 2 HBP: 0	WP: 0 PB: 1 SB: 0 CS: 0	PA: 39
PITCHER	IP	WLS	BF	H	R	ER	SO	BB	IBB	HBP	BLK	WP	HR	S	P	ERA	WHIP					
Sterling Hitchcock, L (1, 1) ERA: 1.23	6.0		25	7	2	1	7	1	0	0	0	0	1	60	92	1.50	1.333					
Joey Hamilton, R (7, 1) ERA: 3.09	1.0		4	0	0	0	1	1	0	0	0	0	0	11	19	0.00	1.000					
Randy Myers, L (8, 1) ERA: 13.5	0.0		1	0	1	1	0	1	0	0	0	0	0	2	6	∞	∞					
Trevor Hoffman, R (8, 1) ERA: 2.89	2.0	L	9	2	2	2	0	1	0	0	0	0	1	21	37	9.00	1.500					

livebaseballscorecards.com

BOTTOM

New York Yankees @ San Diego Padres
Qualcomm Stadium, San Diego, CA

Tue Oct 20 1998, 10:05 PM EDT
Att: 64,667 - Unknown - 72 F

livebaseballscorecards.com

AB	31
R	4
H	7
RBI	3
BB	3
SO	7
LOB	7



WP:	0	PA:	36
PB:	0		
SB:	1		
CS:	0		

AB R H RBI BB SO LOB

3 2 1 0 1 0 0
4 1 2 1 0 0 0
0 0 0 0 0 0 0

3 0 0 1 0 0 1

2 0 0 1 1 2 1

3 0 0 0 1 0 1

4 0 0 0 0 1 1

2 0 0 0 0 1 1
2 0 1 0 0 1 0
0 0 0 0 0 0 0

3 0 1 0 0 1 0

2 1 1 0 0 0 0
0 0 0 0 0 0 0
0 0 0 0 0 0 0
2 0 0 0 0 1 2
0 0 0 0 0 0 0
1 0 1 0 0 0 0

1B: 6 SF: 2
2B: 1 SAC: 0
3B: 0 DP: 0
HR: 0 HBP: 0

Batter	1	2	3	4	5	6	7	8	9
Quilvio Veras, S OBP: 0.333, SLG: 0.275 (1, 4) C B B S X	2-2 G6-3 ①		2-2 G4-3 ③			4-2 1B E BB		0-2 1B SF9 2B	
Tony Gwynn, L OBP: 0.309, SLG: 0.396 Ruben Rivera, R OBP: 0.200, SLG: 0.350 (8, PR) (9, 9) B X	1-0 F7 ②			1-1 F8 ①		1-0 E9 SF8 1B 1-H 2-H		0-1 2-3 1B	
Greg Vaughn, R OBP: 0.297, SLG: 0.559 (1, 7) X	0-0 L3 ③			0-1 F7 ②		0-0 G6-3 ①		0-2 SF9 ② 3-H	
Ken Caminiti, S OBP: 0.309, SLG: 0.348 (1, 5) B C T C		1-3 K ①		4-1 BB		1-0 SF8 ② 3-H		1-3 K ③	
Wally Joyner, L OBP: 0.368, SLG: 0.300 (1, 3) B B B C C C C		4-2 FC3-6 BB		3-1 P5 ③ SAFE		3-2 G3-1 ③		0-1 L6 ①	
Steve Finley, L OBP: 0.320, SLG: 0.279 (1, 8) B B B B X		2-1 FC3-6 1-2f			3-3 K ①		0-0 G4-3 ①	0-1 G3 ②	
Jim Leyritz, R OBP: 0.226, SLG: 0.621 Carlos Hernandez, R OBP: 0.395, SLG: 0.389 John Vander Wal, L OBP: 0.429, SLG: 0.857 (9, PR) S SAFE		3-3 K ③			1-1 P4 ②		0-3 K ②	1-0 1B 1B	
Chris Gomez, R OBP: 0.348, SLG: 0.325 (1, 6) C C B			1-3 K ①		1-1 F9 ③		0-0 1B ③	0-0 1B 1B	
Sterling Hitchcock, L OBP: 0.222, SLG: 0.222 Joey Hamilton, R Randy Myers, L Andy Sheets, R Trevor Hoffman, R Mark Sweeney, L OBP: 0.571, SLG: 0.400 (9, PH) C B X			1-1 G6-3 ②			1-0 1B BB 1B		1-2 G5-3 ①	1-3 K ③

Inning Stats	R: 0	H: 0	E: 0	LOB: 0	K: 5	S: 5	P: 8	R: 0	H: 0	E: 0	LOB: 1	K: 2	S: 10	P: 20	R: 0	H: 0	E: 0	LOB: 0	K: 1	S: 8	R: 0	H: 0	E: 0	LOB: 1	K: 0	S: 7	R: 0	H: 0	E: 0	LOB: 0	K: 1	S: 8	R: 3	H: 2	E: 1	LOB: 0	K: 0	S: 9	R: 0	H: 1	E: 0	LOB: 1	K: 1	S: 5	R: 1	H: 2	E: 0	LOB: 1	K: 1	S: 16	R: 0	H: 2	E: 0	LOB: 2	K: 1	S: 10	1B: 6	SF: 2	2B: 1	SAC: 0	3B: 0	DP: 0	HR: 0	HBP: 0	WP: 0	PA: 36
--------------	------	------	------	--------	------	------	------	------	------	------	--------	------	-------	-------	------	------	------	--------	------	------	------	------	------	--------	------	------	------	------	------	--------	------	------	------	------	------	--------	------	------	------	------	------	--------	------	------	------	------	------	--------	------	-------	------	------	------	--------	------	-------	-------	-------	-------	--------	-------	-------	-------	--------	-------	--------

PITCHER	IP	WLS	BF	H	R	ER	SO	BB	IBB	HBP	BLK	WP	HR	S	P	ERA	WHIP
David Cone, R ERA: 2.92 (1, 1)	6.0		23	2	3	2	4	3	0	0	0	0	0	47	87	3.00	0.833
Graeme Lloyd, L ERA: (7, 1)	0.1		1	0	0	0	0	0	0	0	0	0	0	1	1	0.00	0.000
Ramiro Mendoza, R ERA: 1.69 (7, 1)	1.0	W	4	2	1	1	1	0	0	0	0	0	0	11	12	9.00	2.000
42 Mariano Rivera, R ERA: (8, 1)	1.2	S	8	3	0	0	2	0	0	0	0	0	0	19	22	0.00	1.800

Batter	1	2	3	4	5	6	7	8	9	AB R H RBI BB SO LOB	TOP											
Chuck Knoblauch, R (1, 4) OBP: 0.355, SLG: 0.308	0-1 G6-3			1-2 G4-3		1-2 G4-3	1-1 G4-3		0-1 1B	5 0 1 0 0 0 1												
2 Derek Jeter, R (1, 6) OBP: 0.328, SLG: 0.294	2-3 K			0-0 G4-3 1B		1-1 2B G1-3 1B		4-2 G5-3 1B BB	2-2 F8	4 2 2 0 1 1 1												
Paul O'Neill, L (1, 9) OBP: 0.333, SLG: 0.473	2-2 G1-3			0-1 G4-3 1-2		0-0 G1-3 1-3 2B		3-1 1B G5-3 1B SF7	2-0 L4	5 1 2 0 0 0 2												
Bernie Williams, S (1, 8) OBP: 0.328, SLG: 0.271		3-1 G1-3		1-1 P6		0-0 G1-3 2-3 3-H		0-0 G5-3 1-2 2-3		4 0 0 1 0 0 4												
Tino Martinez, L (1, 3) OBP: 0.382, SLG: 0.372		2-3 K			1-2 2B 1B	4-0 1B IBB		4-0 1B IBB		2 0 1 0 2 1 0												
Scott Brosius, R (1, 5) OBP: 0.400, SLG: 0.660		0-0 F8			1-3 K	2-3 K		0-0 1-2 2-3 3-H 1B		4 0 1 1 0 2 3												
Ricky Ledee, L (1, 7) OBP: 0.444, SLG: 0.600			0-3 K		1-1 1-3 2B		1-1 SH2-4 1B	1-0 SF7		3 0 2 1 0 1 0												
Joe Girardi, R (1, 2) OBP: 0.273, SLG: 0.238		3-2 F9			0-0 G1-3		1-3 K	2-2 G4-3		4 0 0 0 0 1 5												
Andy Pettitte, L (1, 1) Jeff Nelson, R (8, 1) 42 Mariano Rivera, R (8, 1)			0-3 K		3-3 K		0-0 SH2-4 1-2		1-2 P4	2 0 0 0 0 2 2 0 0 0 0 0 0 0 1 0 0 0 0 0 0												
Inning Stats	R: 0 E: 0 K: 1 S: 8	H: 0 LOB: 0 BB: 0 P: 12	R: 0 E: 0 K: 1 S: 6	H: 0 LOB: 0 BB: 0 P: 11	R: 0 E: 0 K: 2 S: 9	H: 0 LOB: 0 BB: 0 P: 12	R: 0 E: 0 K: 0 S: 8	H: 1 LOB: 1 BB: 0 P: 10	R: 0 E: 0 K: 2 S: 12	H: 2 LOB: 2 BB: 0 P: 18	R: 1 E: 0 K: 1 S: 11	H: 2 LOB: 2 BB: 1 P: 19	R: 0 E: 0 K: 1 S: 9	H: 1 LOB: 1 BB: 0 P: 12	R: 2 E: 0 K: 0 S: 10	H: 2 LOB: 2 BB: 2 P: 24	R: 0 E: 0 K: 0 S: 11	H: 1 LOB: 1 BB: 0 P: 16	1B: 7 2B: 2 3B: 0 HR: 0	SF: 1 SAC: 1 DP: 0 HBP: 0	WP: 0 PB: 0 SB: 0 CS: 0	PA: 39
PITCHER	IP WLS BF H R ER SO BB IBB HBP BLK WP HR S P ERA WHIP																					
Kevin Brown, R (1, 1) ERA: 2.52	8.0 L 35 8 3 3 8 1 2 0 0 0 0 0 73 118 3.38 1.125																					
Dan Miceli, R (9, 1) ERA: 3.18	0.2 3 1 0 0 0 0 0 0 0 0 0 0 10 13 0.00 1.500																					
Randy Myers, L (9, 1) ERA: 12.0	0.1 1 0 0 0 0 0 0 0 0 0 0 0 1 3 0.00 0.000																					

New York Yankees @ San Diego Padres
 Qualcomm Stadium, San Diego, CA

AB	34
R	3
H	9
RBI	3
BB	3
SO	8
LOB	18



Wed Oct 21 1998, 10:05 PM EDT
 Att. 65,427 - Unknown - 71 F

livebaseballscorecards.com

Batter	1	2	3	4	5	6	7	8	9	AB	R	H	RBI	BB	SO	LOB
Quilvio Veras, S OBP: 0.328, SLG: 0.259 (1, 4)	1-3 K		1-2 G3		1-0 G1-3			4-2 1B 1B BB		3	0	0	0	1	1	1
Tony Gwynn, L OBP: 0.322, SLG: 0.404 (1, 9)	2-0 G4-3		1-1 G4-3			0-2 FC6-4 1B		0-1 1B 1-2 1B		4	0	2	0	0	0	0
Greg Vaughn, R OBP: 0.268, SLG: 0.500 (1, 7)	1-1 F7		0-0 G6-3			0-0 FC6-4 G4-6-3 1-2f		2-3 K		4	0	0	0	0	1	3
Ken Caminiti, S OBP: 0.305, SLG: 0.340 (1, 5)		0-1 G5-3		2-3 K		0-0 G4-6-3 1-2f		2-0 1B 1-2 2-3		4	0	1	0	0	1	1
Jim Leyritz, R OBP: 0.229, SLG: 0.563 (1, 3)		4-2 BB 1B BB		3-2 G2-3			2-1 G1-3	1-2 F8		3	0	0	0	1	0	3
Ruben Rivera, R OBP: 0.292, SLG: 0.458 (1, 8)		0-0 BB 1-2 1B		2-2 G6-3			0-0 FC4-4 2B	3-2 G6-4-3 1B		4	0	3	0	0	0	0
Carlos Hernandez, R OBP: 0.357, SLG: 0.350 (1, 2)		2-3 K		1-3 K			0-0 FC1-4-5 2-3	2-1 G6-4-3 1-2f		4	0	0	0	0	2	4
Chris Gomez, R OBP: 0.347, SLG: 0.310 (1, 6)		4-0 BB 1-2 2-3 BB		2-2 G1-3			1 SAFE 3-2 F9	0-2 G5-3		2	0	0	0	1	0	1
Mark Sweeney, L OBP: 0.500, SLG: 0.333 (9, PH)							1 SAFE BB BB 1 SAFE X			1	0	0	0	0	0	0
Kevin Brown, R OBP: 0.333, SLG: 0.333 (1, 1)		0-1 B2-3		0-0 1B				1-0 F8		2	0	1	0	0	0	3
John Vander Wal, L OBP: 0.400, SLG: 0.800 (8, PH)										1	0	0	0	0	0	0
Dan Miceli, R (9, 1)										0	0	0	0	0	0	0
Randy Myers, L (9, 1)										0	0	0	0	0	0	0

Inning Stats	R: 0	H: 0	E: 0	K: 1	S: 6	H: 0	LOB: 0	BB: 0	P: 10	R: 0	H: 1	E: 0	K: 1	S: 10	H: 0	LOB: 3	BB: 2	P: 20	R: 0	H: 0	E: 0	K: 0	S: 6	H: 0	LOB: 0	BB: 0	P: 8	R: 0	H: 0	E: 0	K: 1	S: 10	R: 0	H: 1	E: 0	K: 1	S: 11	R: 0	H: 1	E: 0	K: 0	S: 6	H: 1	LOB: 0	BB: 0	P: 6	R: 0	H: 1	E: 0	K: 0	S: 7	H: 1	LOB: 1	BB: 0	P: 12	R: 0	H: 2	E: 0	K: 1	S: 15	H: 1	LOB: 3	BB: 1	P: 25	R: 0	H: 1	E: 0	K: 0	S: 8	H: 1	LOB: 0	BB: 0	P: 13	1B: 6	SF: 0	2B: 1	SAC: 0	3B: 0	DP: 2	HR: 0	HBP: 0	WP: 0	PA: 35
--------------	------	------	------	------	------	------	--------	-------	-------	------	------	------	------	-------	------	--------	-------	-------	------	------	------	------	------	------	--------	-------	------	------	------	------	------	-------	------	------	------	------	-------	------	------	------	------	------	------	--------	-------	------	------	------	------	------	------	------	--------	-------	-------	------	------	------	------	-------	------	--------	-------	-------	------	------	------	------	------	------	--------	-------	-------	-------	-------	-------	--------	-------	-------	-------	--------	-------	--------


PITCHER	IP	WLS	BF	H	R	ER	SO	BB	IBB	HBP	BLK	WP	HR	S	P	ERA	WHIP
Andy Pettitte, L ERA: 3.32 (1, 1)	7.1	W	29	5	0	0	4	3	0	0	0	0	0	64	101	0.00	1.091
Jeff Nelson, R ERA: 4.26 (8, 1)	0.1		1	0	0	0	1	0	0	0	0	0	0	3	5	0.00	0.000
42 Mariano Rivera, R ERA: (8, 1)	1.1	S	5	2	0	0	0	0	0	0	0	0	0	12	20	0.00	1.500

BOTTOM

New York Yankees @ San Diego Padres
Qualcomm Stadium, San Diego, CA

Wed Oct 21 1998, 10:05 PM EDT
Att: 65,427 - Unknown - 71 F

AB	32
R	0
H	7
RBI	0
BB	3
SO	5
LOB	16



PITCHER	IP	WLS	BF	H	R	ER	SO	BB	IBB	HBP	BLK	WP	HR	S	P	ERA	WHIP
---------	----	-----	----	---	---	----	----	----	-----	-----	-----	----	----	---	---	-----	------