


New York Yankees - 1998

Batter	1	2	3	4	5	6	7	8	9	AB	R	H	RBI	BB	SO	LOB	TOP								
Chuck Knoblauch, R (1,4)	G4-3		BB					P6		2	0	0	0	2	0	0	New York Yankees @ Anaheim Angels Edison International Field, Anaheim, CA Wed Apr 01 1998, 10:05 PM EST Att: 43,311 - Cloudy - 50 F								
2 Derek Jeter, R (1,6)	K		F8					G5-3		4	0	0	0	0	2	3									
Paul O'Neill, L (1,9) OBP: 0.500, SLG: 0.333								G5-3		3	0	1	0	1	0	2									
Bernie Williams, S (1,8) OBP: 0.750, SLG: 0.750	K									4	1	3	0	0	1	1									
Tino Martinez, L (1,3) OBP: 0.500, SLG: 0.333										3	0	1	0	1	2	2									
Chili Davis, S (1,10)										3	0	0	0	1	1	5									
Chad Curtis, R (1,7)										3	0	0	0	1	1	2									
Scott Brosius, R (1,5)										4	0	0	0	0	1	0									
Joe Girardi, R (1,2)										2	0	0	0	1	0	0									
Tim Raines, S (9,PH)										1	0	0	0	0	0	0									
Inning Stats	R: 0 E: 0 K: 2 S: 7	H: 0 LOB: 1 BB: 1 P: 11	R: 0 E: 0 K: 1 S: 3	H: 0 LOB: 0 BB: 2 P: 11	R: 0 E: 0 K: 1 S: 5	H: 0 LOB: 1 BB: 1 P: 9	R: 0 E: 0 K: 2 S: 9	H: 2 LOB: 2 BB: 0 P: 9	R: 0 E: 0 K: 1 S: 5	H: 0 LOB: 2 BB: 2 P: 13	R: 1 E: 0 K: 0 S: 4	H: 2 LOB: 0 BB: 0 P: 4	R: 0 E: 0 K: 0 S: 3	H: 0 LOB: 0 BB: 0 P: 3	R: 0 E: 0 K: 0 S: 4	H: 1 LOB: 2 BB: 1 P: 8	R: 0 E: 0 K: 1 S: 5	H: 0 LOB: 0 BB: 0 P: 5	1B: 5 2B: 0 3B: 0 HR: 0	SF: 0 SAC: 0 DP: 1 HBP: 0	WP: 0 PB: 0 SB: 0 CS: 2	PA: 37			
PITCHER	IP	WLS	BF	H	R	ER	SO	BB	IBB	HBP	BLK	WP	HR	S	P	ERA	WHIP								
Chuck Finley, L (1,1) ERA: 1.29	7.0	W	28	4	1	1	7	6	0	0	0	0	0	36	60	1.29	1.429								
Mike Holtz, L (8,1) ERA:	1.0		5	1	0	0	0	1	0	0	0	0	0	4	8	0.00	2.000								
Troy Percival, R (9,1) ERA:	1.0	S	3	0	0	0	1	0	0	0	0	0	0	5	5	0.00	0.000								

AB	29
R	1
H	5
RBI	0
BB	7
SO	8
LOB	15



Batter	1	2	3	4	5	6	7	8	9	AB	R	H	RBI	BB	SO	LOB	BOTTOM								
Darin Erstad, L (1,3) OBP: 0.200, SLG: 0.200	K		F9	L3		F9		F9		5	0	1	1	0	1	3	New York Yankees @ Anaheim Angels Edison International Field, Anaheim, CA Wed Apr 01 1998, 10:05 PM EST Att: 43,311 - Cloudy - 50 F								
Jim Edmonds, L (1,8)	K		G3-1	L3		F7				4	0	0	0	0	1	3									
Dave Hollins, S (1,5) OBP: 0.750, SLG: 0.500	BB			HBP		G3				2	0	1	0	1	0	0									
Tim Salmon, R (1,9) OBP: 0.500, SLG: 0.667			G5-3			G1-3		F9		3	0	1	0	1	0	2									
Cecil Fielder, R (1,10) OBP: 0.750, SLG: 0.667				2B		F9		F9		3	1	2	0	1	0	1									
16 Garret Anderson, L (1,7)	K					F8		G4-3		4	0	0	0	0	1	6									
Norberto Martin, R (1,4) OBP: 0.250, SLG: 0.500			G3			L5		F9		4	1	1	0	0	0	0									
Matt Walbeck, S (1,2) OBP: 0.500, SLG: 1.000			G6-3			F9		G4-3		4	1	2	2	0	0	0									
Gary Disarcina, R (1,6) OBP: 0.750, SLG: 1.000			G5-3							4	1	3	1	0	0	0									
Inning Stats	R: 0 E: 0 K: 3 S: 10	H: 1 LOB: 3 BB: 2 P: 18	R: 0 E: 0 K: 0 S: 3	H: 0 LOB: 0 BB: 0 P: 3	R: 0 E: 0 K: 0 S: 3	H: 0 LOB: 1 BB: 0 P: 4	R: 4 E: 0 K: 0 S: 7	H: 5 LOB: 0 BB: 0 P: 7	R: 0 E: 0 K: 0 S: 3	H: 1 LOB: 1 BB: 1 P: 7	R: 0 E: 0 K: 0 S: 5	H: 2 LOB: 2 BB: 0 P: 5	R: 0 E: 0 K: 0 S: 4	H: 1 LOB: 1 BB: 0 P: 4	R: 0 E: 0 K: 0 S: 4	H: 1 LOB: 1 BB: 0 P: 4		1B: 7 2B: 4 3B: 1 HR: 0	SF: 0 SAC: 0 DP: 1 HBP: 1	WP: 0 PB: 0 SB: 0 CS: 0	PA: 37				
PITCHER	IP	WLS	BF	H	R	ER	SO	BB	IBB	HBP	BLK	WP	HR	S	P	ERA	WHIP								
Andy Pettitte, L (1,1) ERA: 6.0	6.0	L	29	9	4	4	3	3	0	1	0	0	0	31	44	6.00	2.000								
Darren Holmes, R (7,1) ERA:	1.2		7	2	0	0	0	0	0	0	0	0	0	7	7	0.00	1.200								
Graeme Lloyd, L (8,1) ERA:	0.1		1	0	0	0	0	0	0	0	0	0	0	1	1	0.00	0.000								

AB	33
R	4
H	11
RBI	4
BB	3
SO	3
LOB	15



Batter	1	2	3	4	5	6	7	8	9	AB	R	H	RBI	BB	SO	LOB	TOP			
Chuck Knoblauch R (1,4) OBP: 0.692, SLG: 0.556	G4-3 BB		2 1B		G4-3 HBP		G6-3			2	1	1	1	1	0	0				
2 Derek Jeter R (1,6) OBP: 0.231, SLG: 0.182	K		2B		F9			FC4-6 BB		3	1	1	1	1	1	2				
Paul O'Neill, L (1,9) OBP: 0.385, SLG: 0.455	G4-3 1-2		2B		G4-3 1-2			FC4-6 FC5-4		4	0	1	1	0	0	3				
Bernie Williams, S (1,8) OBP: 0.250, SLG: 0.250		K	G6-3			F8		FC5-4		4	0	0	0	0	1	2				
Tino Martinez, L (1,3) OBP: 0.333, SLG: 0.273	G4-3				FC5-4 1B			P4		4	0	2	0	0	0	1				
Darryl Strawberry, L (1,10)	K				FC5-4 BB 1B 1-2			FC6-4 1B		4	0	0	0	0	2	2				
Tim Lincecum, S (1,7) OBP: 0.167, SLG: 0.167			K		BB 1B 1-2		G5-3			4	0	1	0	0	1	1				
Scott Brosius, R (1,5) OBP: 0.500, SLG: 0.375			1B 2B		G6-4-3 BB 1-2 2-3			L5		3	1	2	0	1	0	0				
Joe Girardi, R (1,2)			K		G6-4-3 1-2			G6-4-3 1-2		3	0	0	0	0	1	5				
Inning Stats	R: 0 E: 0 K: 1 S: 4	H: 0 LOB: 0 BB: 1 P: 8	R: 0 E: 0 K: 2 S: 7	H: 0 LOB: 0 BB: 0 P: 7	R: 3 E: 0 K: 2 S: 11	H: 4 LOB: 1 BB: 0 P: 11	R: 0 E: 0 K: 0 S: 4	H: 2 LOB: 2 BB: 1 P: 8	R: 0 E: 0 K: 0 S: 2	H: 1 LOB: 1 BB: 0 P: 3	R: 0 E: 0 K: 0 S: 3	H: 1 LOB: 0 BB: 0 P: 3	R: 0 E: 0 K: 0 S: 3	H: 0 LOB: 1 BB: 1 P: 7	R: 0 E: 0 K: 1 S: 5	H: 0 LOB: 0 BB: 0 P: 5	1B: 6 2B: 2 3B: 0 HR: 0	SF: 0 SAC: 0 DP: 2 HBP: 1	WP: 0 PB: 0 SB: 0 CS: 0	PA: 35
PITCHER	IP	WLS	BF	H	R	ER	SO	BB	IBB	HBP	BLK	WP	HR	S	P	ERA	WHIP			
Jimmy Haynes, R (1,1) ERA: 4.5	6.0	W	25	7	3	3	5	2	0	1	0	0	0	32	41	4.50	1.500			
Billy Taylor, R (7,1) ERA: 7.71	1.2		6	1	0	0	0	1	0	0	0	0	0	5	9	0.00	1.200			
Mike Mohler, L (8,1) ERA:	1.1		4	0	0	0	1	0	0	0	0	0	0	6	6	0.00	0.000			

New York Yankees @ Oakland Athletics
Network Associates Coliseum, Oakland, CA
Sat Apr 04 1998, 6:33 AM EST
Att. 17,118 - Cloudy - 55 F

AB 31
R 3
H 8
RBI 3
BB 3
SO 6
LOB 16



Batter	1	2	3	4	5	6	7	8	9	AB	R	H	RBI	BB	SO	LOB	BOTTOM			
Rickey Henderson, R (1,8) OBP: 0.286, SLG: 0.167	G5-3		FC5-4 1-2			L3 1B		F7-6-3 1-2		4	0	1	2	1	0	3				
Dave Magadan, L (1,5) OBP: 0.125, SLG: 0.125	P8				L3			G6-3		3	0	1	0	0	0	1				
Mike Blowers, R (6, FH) OBP: 0.333, SLG: 0.200					L3 1-1					2	0	0	0	0	1	3				
Ben Griever, L (1,9) OBP: 0.250, SLG: 0.364	G4-3									4	0	1	0	0	2	3				
Jason McDonald, S (7,8) OBP: 0.250, SLG: 0.250										0	0	0	0	0	0	0				
Kevin Mitchell, R (1,10)		K			F9			G4-3		3	1	0	0	1	1	1				
Matt Stairs, L (1,7) OBP: 0.364, SLG: 0.300	F7				E4			G4-3		4	1	0	0	0	0	3				
Jason Giambi, L (1,3) OBP: 0.500, SLG: 0.500	K				G3			FC4-6 1B		3	1	1	0	1	1	2				
Scott Spiezio, S (1,4) OBP: 0.182, SLG: 0.545					F7			FC4-6		4	2	2	4	0	0	1				
A.J. Hinch, R (1,2) OBP: 0.400, SLG: 0.286					G5-3					3	2	2	0	1	0	0				
Rafael Bourquiel, R (1,6) OBP: 0.375, SLG: 0.375					FC5-4 1B					3	0	3	0	0	0	0				
Inning Stats	R: 0 E: 0 K: 0 S: 3	H: 0 LOB: 0 BB: 0 P: 3	R: 0 E: 0 K: 2 S: 7	H: 0 LOB: 0 BB: 0 P: 7	R: 0 E: 0 K: 0 S: 4	H: 1 LOB: 1 BB: 0 P: 4	R: 0 E: 1 K: 1 S: 7	H: 1 LOB: 2 BB: 0 P: 7	R: 2 E: 0 K: 0 S: 4	H: 2 LOB: 0 BB: 1 P: 8	R: 5 E: 0 K: 2 S: 11	H: 4 LOB: 2 BB: 3 P: 23	R: 0 E: 0 K: 0 S: 4	H: 1 LOB: 1 BB: 0 P: 4	R: 0 E: 0 K: 0 S: 4	H: 2 LOB: 1 BB: 0 P: 4	1B: 8 2B: 3 3B: 1 HR: 1	SF: 0 SAC: 1 DP: 2 HBP: 0	WP: 1 PB: 0 SB: 0 CS: 0	PA: 38
PITCHER	IP	WLS	BF	H	R	ER	SO	BB	IBB	HBP	BLK	WP	HR	S	P	ERA	WHIP			
David Cone, R (1,1) ERA: 11.81	5.1	L	26	7	7	7	3	3	0	0	0	0	1	29	41	11.81	1.875			
Darren Holmes, R (6,1) ERA:	0.0		2	1	0	0	0	1	0	0	0	0	0	1	5					
Graeme Lloyd, L (6,1) ERA:	1.2		6	1	0	0	2	0	0	0	0	1	0	10	10	0.00	0.600			
Jeff Nelson, R (8,1) ERA: 9.0	1.0		4	2	0	0	0	0	0	0	0	0	0	4	4	0.00	2.000			

New York Yankees @ Oakland Athletics
Network Associates Coliseum, Oakland, CA
Sat Apr 04 1998, 6:33 AM EST
Att. 17,118 - Cloudy - 55 F

AB 33
R 7
H 11
RBI 6
BB 4
SO 5
LOB 17



Batter	1	2	3	4	5	6	7	8	9	10	AB	R	H	RBI	BB	SO	LOB
Chuck Knoblauch, R OBP: 0.579, SLG: 0.417	4-0 FC5-4 BB		0-0 F9		0-0 G5-4-3		0-3 K	4-0 BB		0-0 SF9	3	0	0	1	2	1	2
2 Derek Jeter, R OBP: 0.211, SLG: 0.176	0-0 FC5-4 1B FC4-6		0-0 G4-3		0-3 K		0-3 K	0-0 G5-3		2-3 3-H BB	6	1	1	1	0	2	3
Paul O'Neill, L OBP: 0.421, SLG: 0.400	0-0 FC4-6 1B			0-0 G6-3		0-3 K	4-0 BB		0-0 G4-3	4-0 BB	4	0	1	0	2	1	0
Bernie Williams, S OBP: 0.333, SLG: 0.250	0-0 FC4-6			4-0 BB		0-0 2B 20 E 1B	4-0 BB		0-0 G6-3	0-0 G4-6-3	4	1	1	1	2	0	3
Tino Martinez, L Homer Bush, R Dale Sveum, S	1-3 F7			0-0 F8		0-0 20 E 2B	0-0 P3		4-0 BB		4	0	1	0	1	0	4
Darryl Strawberry, L Chad Curtis, R		0-0 P6		0-3 K		4-0 20 E BB		0-3 K		1-H HR	2	0	0	0	0	1	1
Tim Lincecum, S Tim Lincecum, S		0-0 G6-3			0-0 1B 20 1B G5-4-3	0-0 P5		4-0 20 S BB		K	4	2	1	0	1	4	
20 Jorge Posada, S OBP: 0.667, SLG: 1.200		0-3 K			0-0 1B G5-4-3	0-0 E5		0-0 HR		2B SF9 1B	5	2	3	2	0	1	2
Scott Brosius, R OBP: 0.471, SLG: 0.462			0-3 K		0-0 1B G5-4-3	0-0 F7		0-0 P5		SF9 2 1B 2B	5	1	2	0	0	1	3

Inning Stats	R: 1	H: 1	R: 0	H: 0	R: 0	H: 0	R: 0	H: 3	R: 1	H: 2	R: 0	H: 0	R: 2	H: 1	R: 2	H: 1	R: 2	H: 3	1B: 7	SF: 1	WP: 0	PA: 49
	E: 0	LOB: 1	E: 0	LOB: 0	E: 0	LOB: 0	E: 0	LOB: 1	E: 1	LOB: 3	E: 0	LOB: 2	E: 0	LOB: 1	E: 0	LOB: 1	E: 0	LOB: 1	2B: 2 <td>SAC: 0 <td>PB: 0 <td></td> </td></td>	SAC: 0 <td>PB: 0 <td></td> </td>	PB: 0 <td></td>	
	K: 0	BB: 1	K: 1	BB: 0	K: 1	BB: 0	K: 1	BB: 1	K: 1	BB: 12	K: 2	BB: 2	K: 1	BB: 2	K: 1	BB: 10	K: 0	BB: 1	3B: 0 <td>DP: 2 <td>SB: 3</td> <td></td> </td>	DP: 2 <td>SB: 3</td> <td></td>	SB: 3	
	S: 4	P: 8	S: 5	P: 5	S: 5	P: 5	S: 5	P: 9	S: 7	P: 7	S: 8	P: 15	S: 6	P: 14	S: 6	P: 10	S: 5	P: 9	HR: 2 <td>HBP: 0</td> <td>CS: 0</td> <td></td>	HBP: 0	CS: 0	

Batter	1	2	3	4	5	6	7	8	9	10	AB	R	H	RBI	BB	SO	LOB
Rickey Henderson, R OBP: 0.300, SLG: 0.176	0-0 1B 1B		0-0 L9		0-3 K		4-0 1B BB	0-3 K		0-0 G1-3	5	1	1	0	1	2	3
Jason McDonald, S OBP: 0.385, SLG: 0.385	0-0 1B G4-6-3		0-0 G4-3		0-0 1B		0-0 1B 1-3 2-H		0-0 G6-3		5	1	3	1	0	0	0
Ben Griever, L OBP: 0.294, SLG: 0.333	0-0 G4-6-3 1B		0-0 G1-3		0-0 G1-3		1-0 HBP		0-0 G3		4	0	1	1	0	0	1
Matt Stairs, L OBP: 0.375, SLG: 0.429	0-0 G4-6-3			0-0 SF8 3B		0-0 F9	0-0 G3-1		4-0 HR BB		4	2	1	0	1	0	4
Jason Giambi, L OBP: 0.471, SLG: 0.714	0-0 1B			0-0 SF8		0-3 K		0-3 K	0-0 HR		4	1	2	3	0	2	0
Mike Blowers, R Jason Wood, R	0-0 F8			0-0 E5 G3		0-0 P6		4-0 BB 1B BB	0-3 K		3	0	0	0	1	0	1
Scott Spiezio, S OBP: 0.250, SLG: 0.467		0-0 L9		0-0 G3		0-0 P6		4-0 SH5-4 1B BB		0-0 G6-3	4	1	1	0	1	0	1
A.J. Hinch, R OBP: 0.357, SLG: 0.273		0-0 G6-4-3 1B		0-0 G5-3		0-0 SH5-4	0-0 P2		0-0 G6-3		4	0	1	0	0	0	3
Rafael Bournival, R Kevin Mitchell, R Jorge Velandia, R Dave Magadan, L	0-0 G6-4-3			0-0 G5-3		0-0 G6-3	0-0 1B		0-0 G6-3		2	0	0	0	0	0	1
	1-2				0-0 G5-3		1-2 2-H		0-0 1B		1	0	0	0	0	0	0
										1-2 2-H	2	0	2	1	0	0	0

Inning Stats	R: 2	H: 4	R: 0	H: 1	R: 0	H: 1	R: 0	H: 1	R: 0	H: 0	R: 1	H: 2	R: 1	H: 1	R: 2	H: 1	R: 0	H: 1	1B: 10	SF: 1	WP: 0	PA: 46
	E: 0	LOB: 1	E: 0	LOB: 0	E: 0	LOB: 0	E: 1	LOB: 1	E: 0	LOB: 0	E: 0	LOB: 3	E: 0	LOB: 2	E: 0	LOB: 0	E: 0	LOB: 1	2B: 0 <td>SAC: 1 <td>PB: 0 <td></td> </td></td>	SAC: 1 <td>PB: 0 <td></td> </td>	PB: 0 <td></td>	
	K: 0	BB: 0	K: 0	BB: 0	K: 0	BB: 0	K: 0	BB: 0	K: 1	BB: 0	K: 0	BB: 1	K: 2	BB: 2	K: 1	BB: 10	K: 0	BB: 0	3B: 1 <td>DP: 2 <td>SB: 0</td> <td></td> </td>	DP: 2 <td>SB: 0</td> <td></td>	SB: 0	
	S: 6	P: 6	S: 3	P: 3	S: 3	P: 3	S: 5	P: 5	S: 6	P: 6	S: 5	P: 10	S: 8	P: 16	S: 6	P: 10	S: 4	P: 4	HR: 1 <td>HBP: 1 <td>CS: 0</td> <td></td> </td>	HBP: 1 <td>CS: 0</td> <td></td>	CS: 0	

PITCHER	IP	WLS	BF	H	R	ER	SO	BB	IBB	HBP	BLK	WP	HR	S	P	ERA	WHIP
Ramiro Mendoza, R ERA: 5.4	6.2	8	28	8	4	4	2	1	0	0	0	0	0	31	35	5.40	1.350
Mike Stanton, L ERA: 13.5	0.2	6	1	1	1	1	2	0	1	0	0	0	0	5	14	13.50	4.500
42 Mariano Rivera, R ERA: 0.00	1.1	5	1	0	0	0	1	0	0	0	0	0	0	7	7	0.00	0.750
Graeme Lloyd, L ERA: 9.0	0.0	2	1	2	2	0	1	0	0	0	0	0	1	1	5	∞	∞
Jeff Nelson, R ERA: 5.4	1.1	W	5	1	0	0	1	0	0	0	0	0	0	7	7	0.00	0.750


TOP

New York Yankees @ Oakland Athletics
Network Associates Coliseum, Oakland, CA

Sun Apr 05 1998, 6:33 AM EDT
Att: 18,109 - Cloudy - 55 F

livebaseballscorecards.com

AB 39
R 9
H 11
RBI 7
BB 9
SO 9
LOB 22



BOTTOM

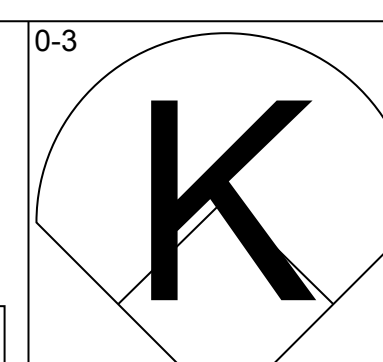
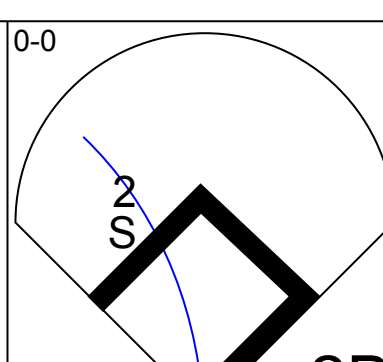
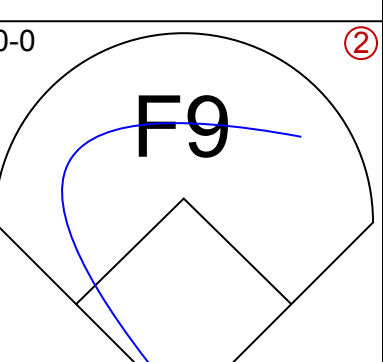
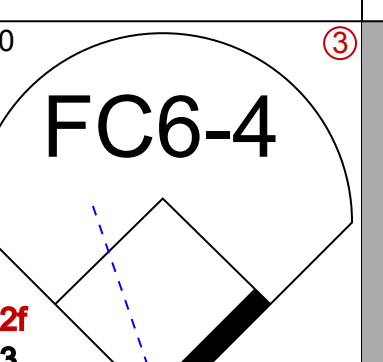
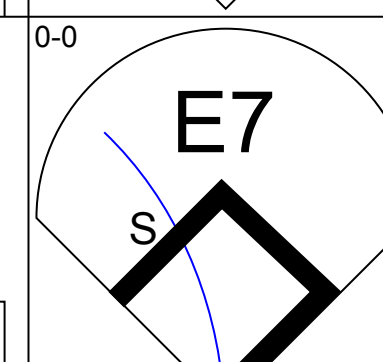
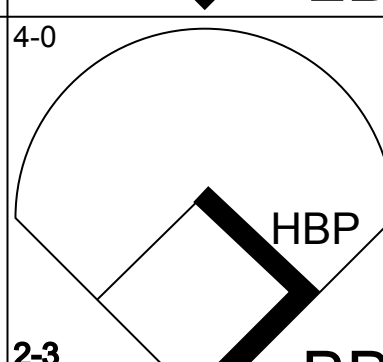
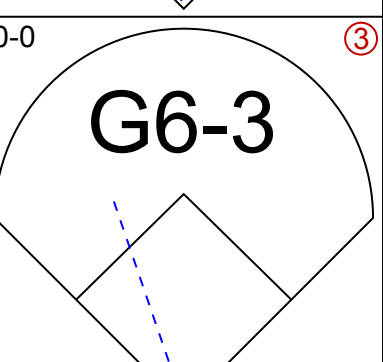
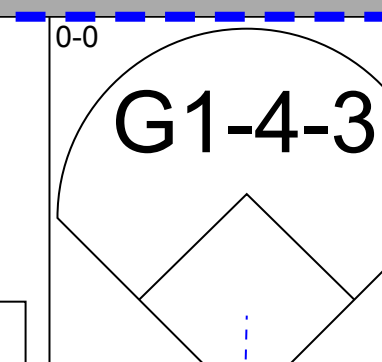
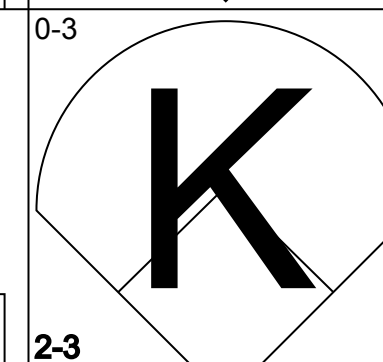
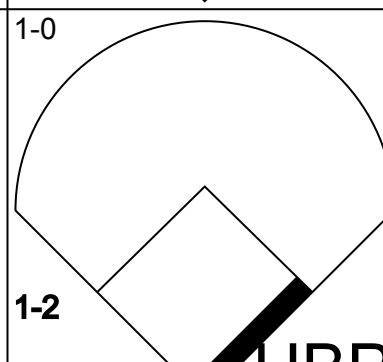
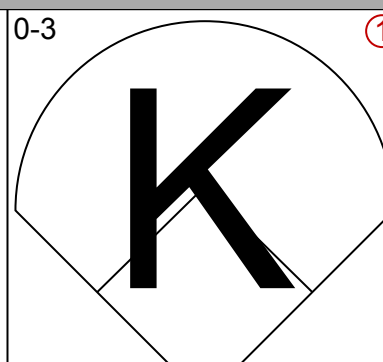
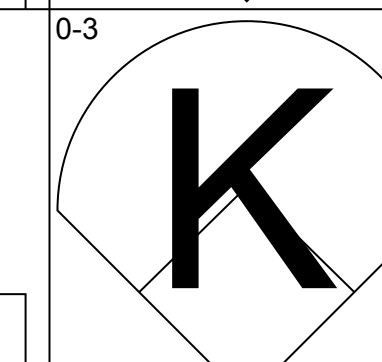
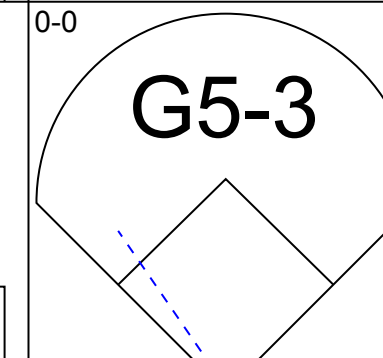
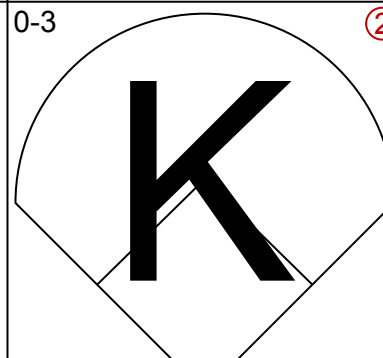
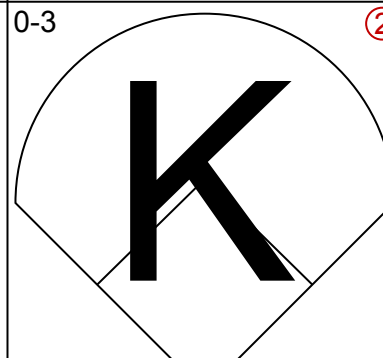
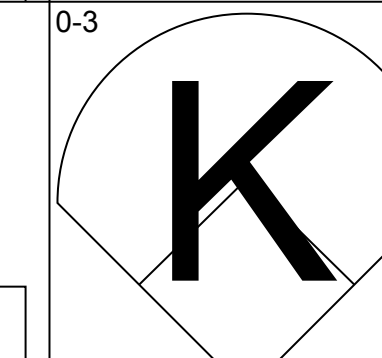
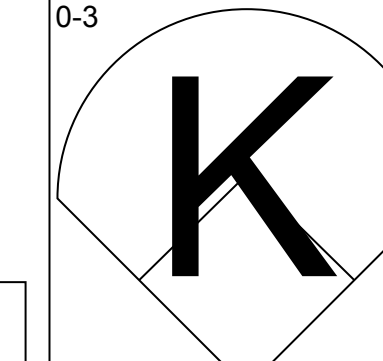
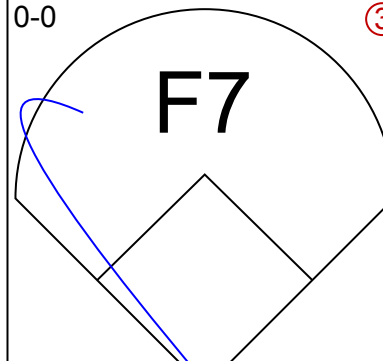
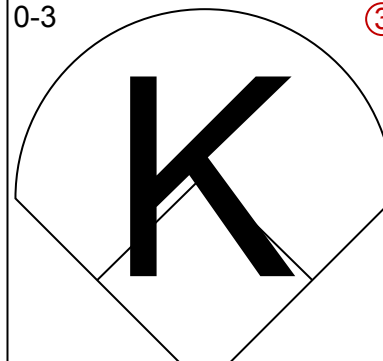
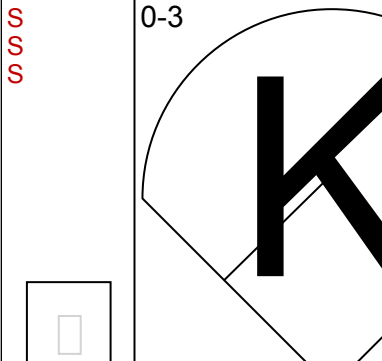
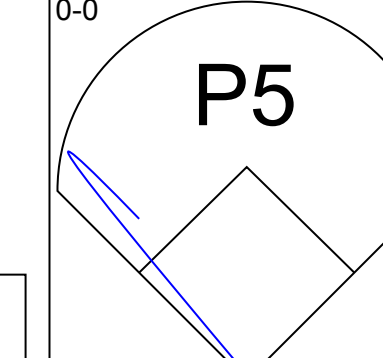
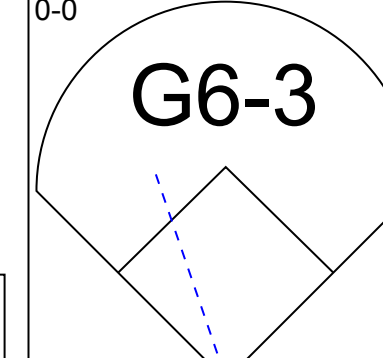
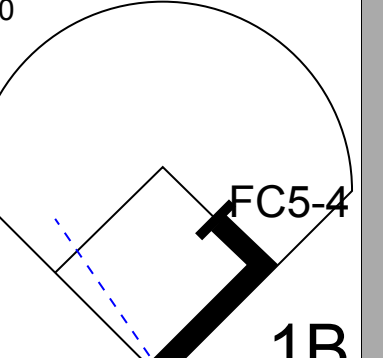
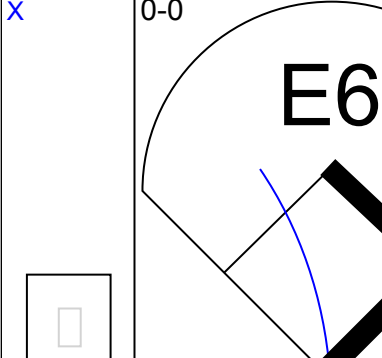
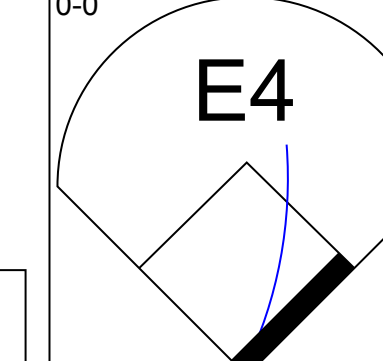
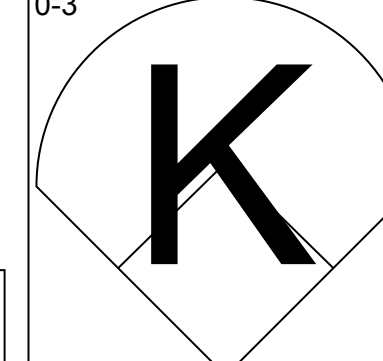
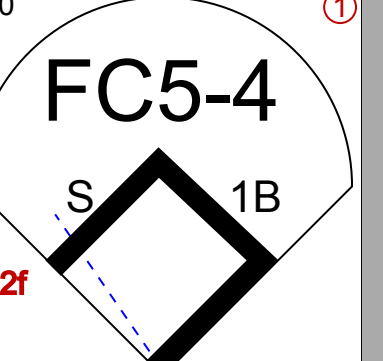
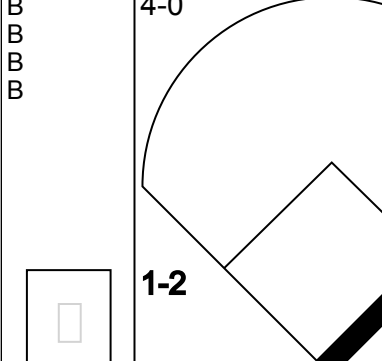
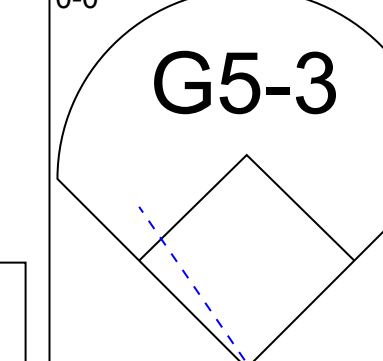
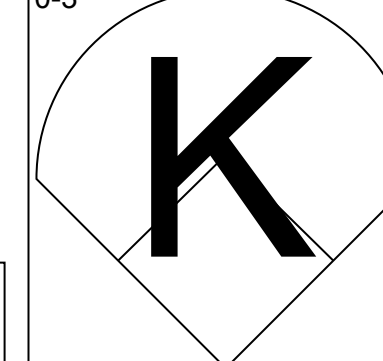
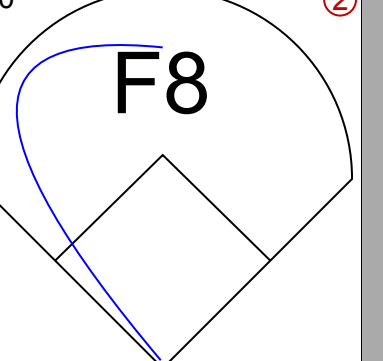
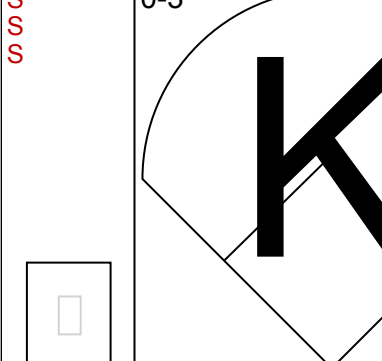

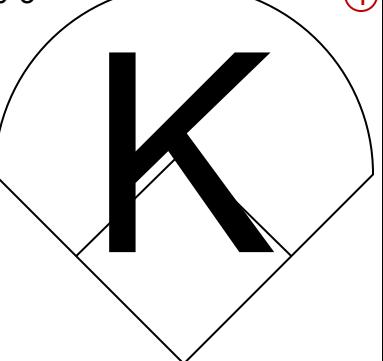
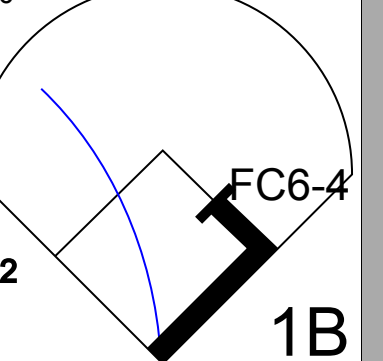
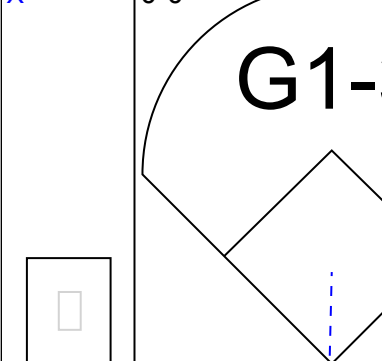
New York Yankees @ Oakland Athletics
Network Associates Coliseum, Oakland, CA

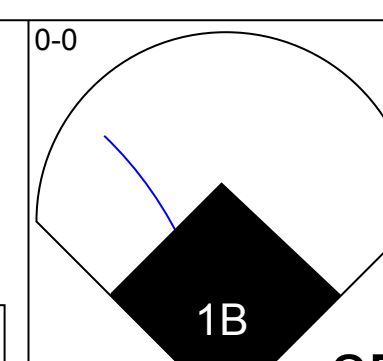
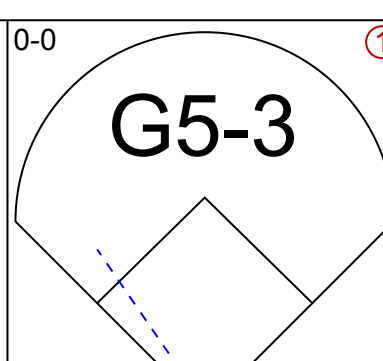
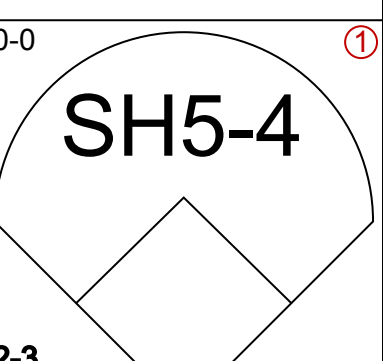
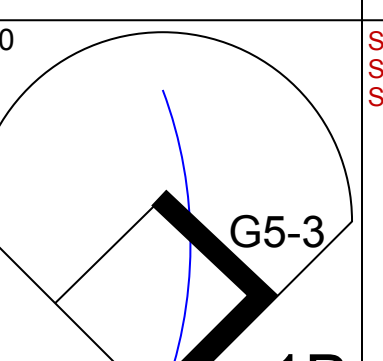
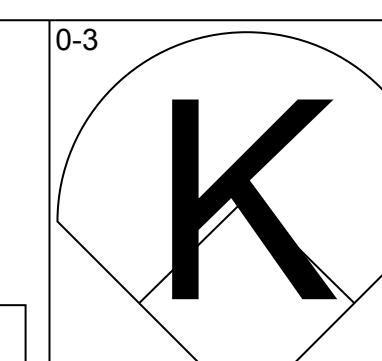
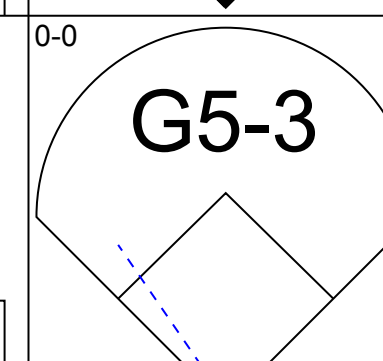
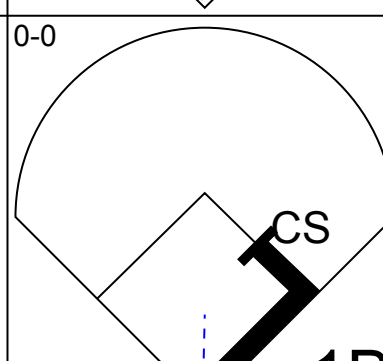
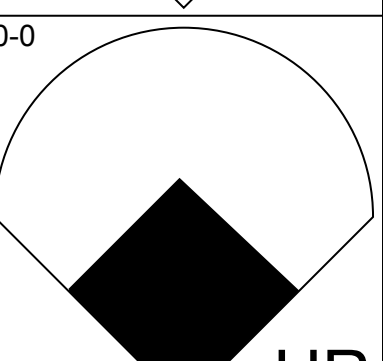
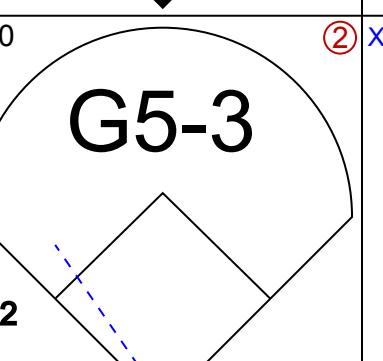
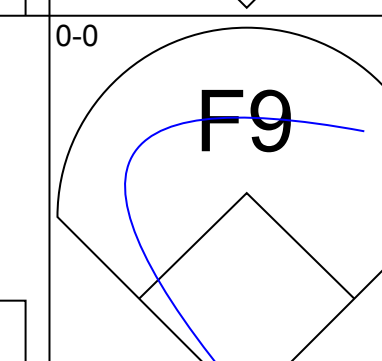
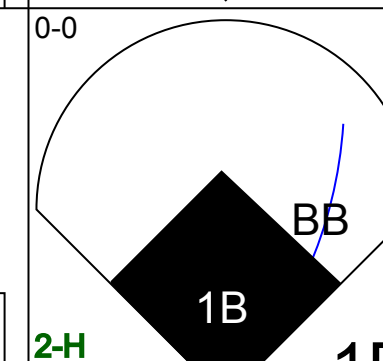
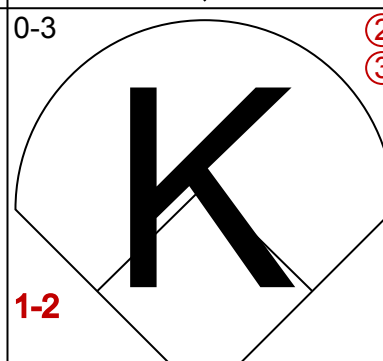
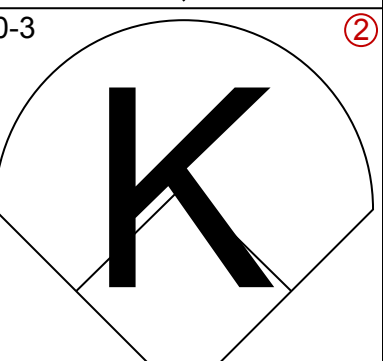
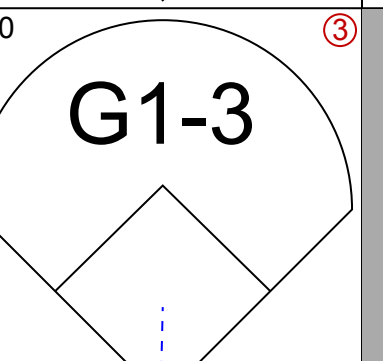
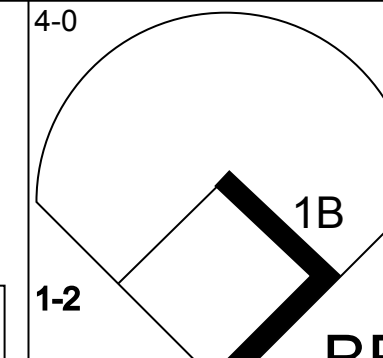
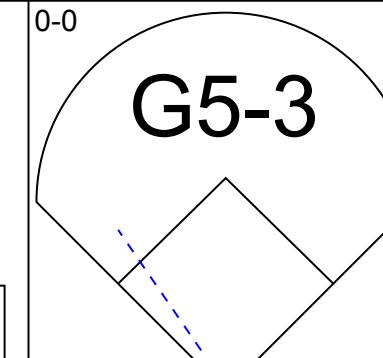
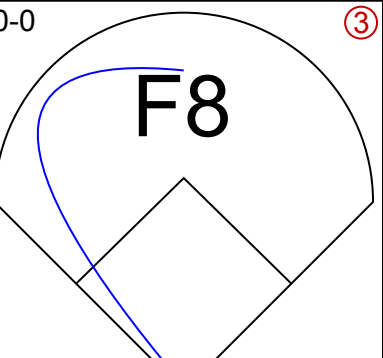
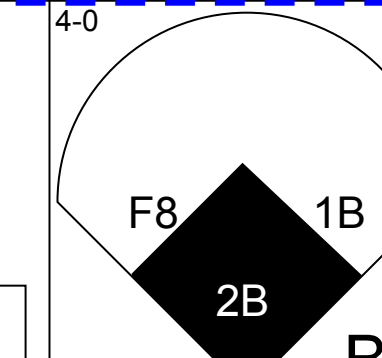
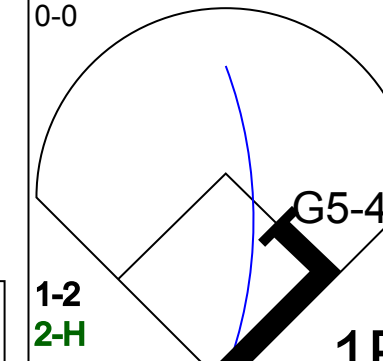
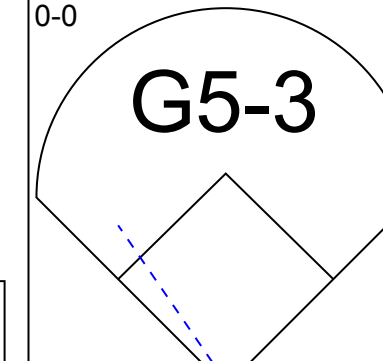
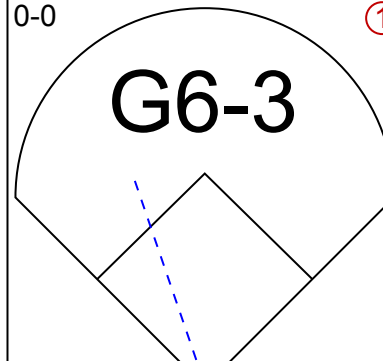
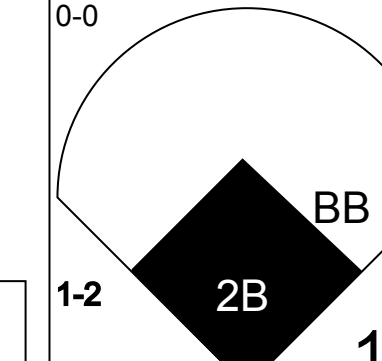
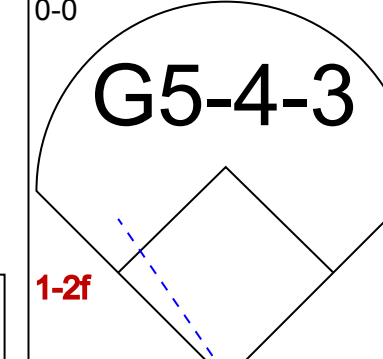
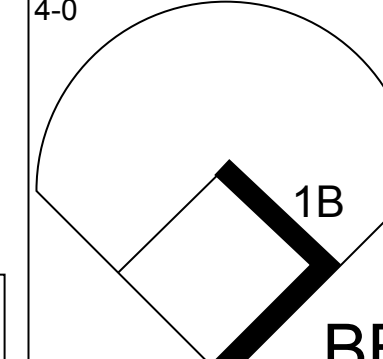
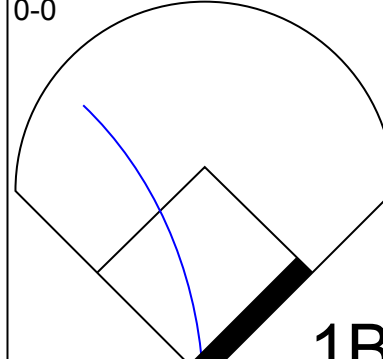
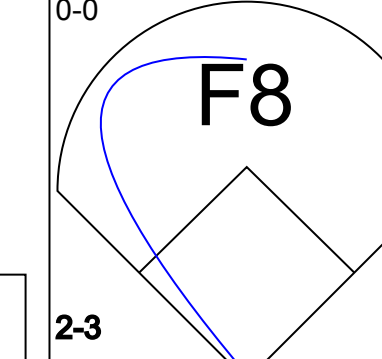

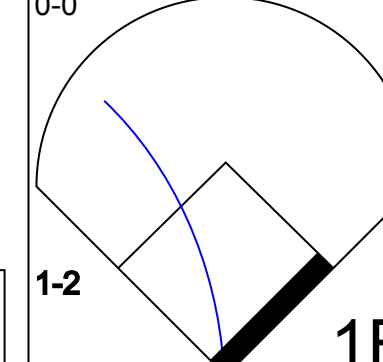
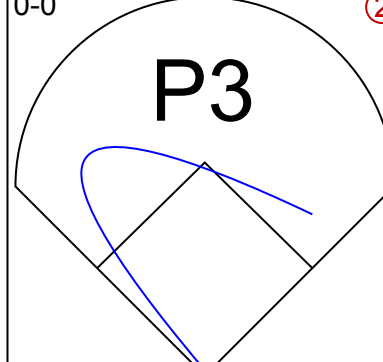
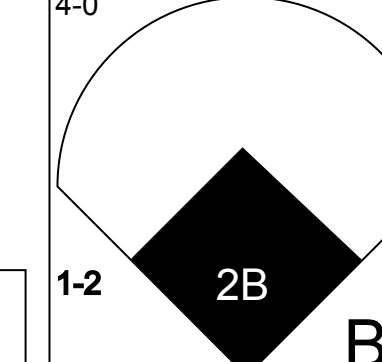
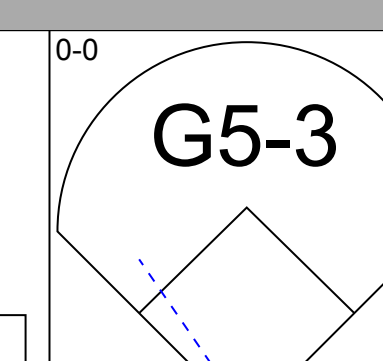
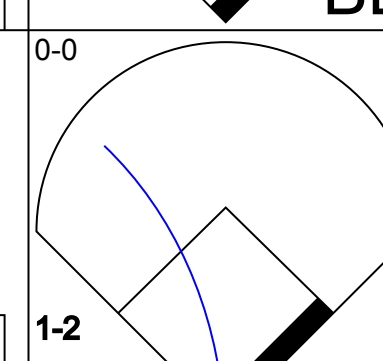
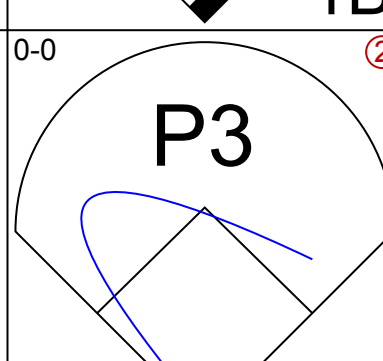
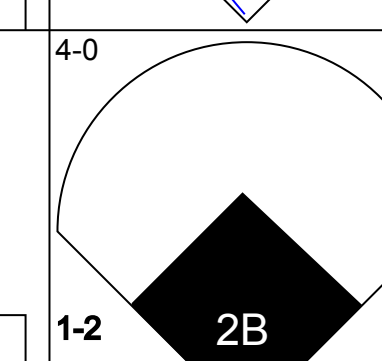
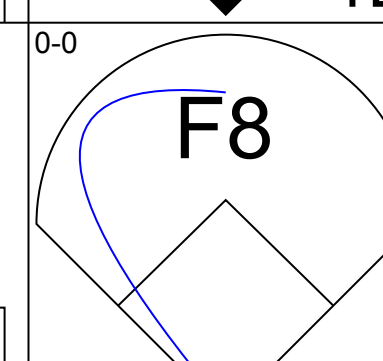
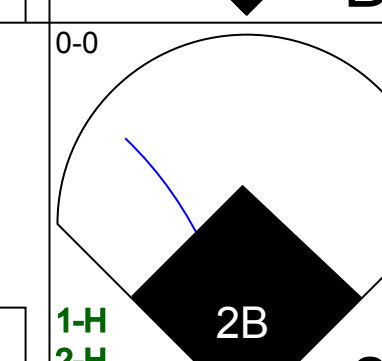
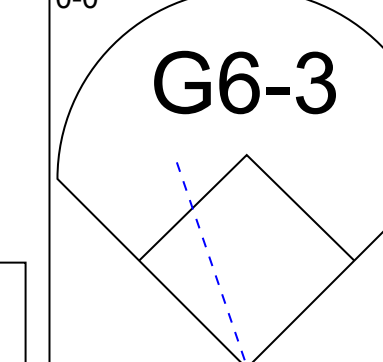
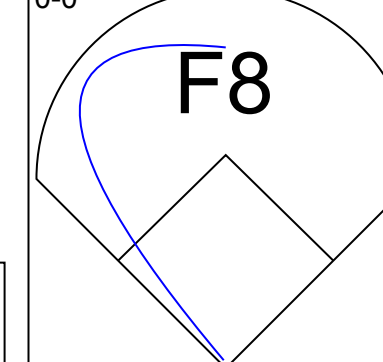
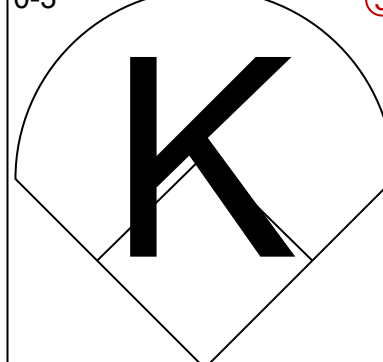
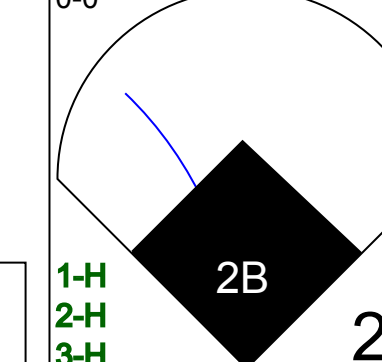

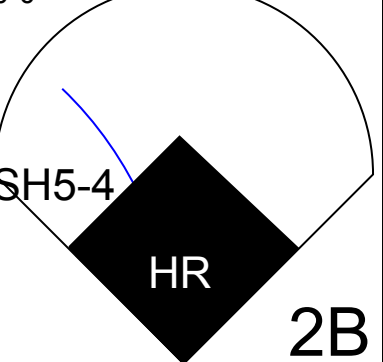
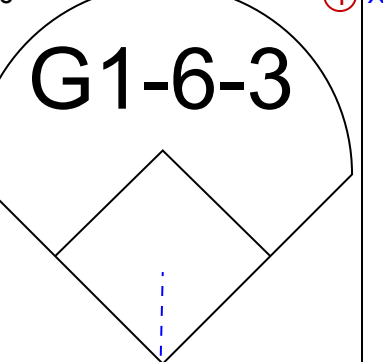
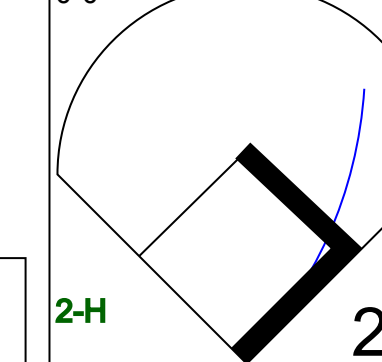
Sun Apr 05 1998, 6:33 AM EDT
Att: 18,109 - Cloudy - 55 F

livebaseballscorecards.com

AB 39
R 7
H 12
RBI 6
BB 4
SO 5
LOB 15



Batter	1	2	3	4	5	6	7	8	9	AB	R	H	RBI	BB	SO	LOB	TOP					
Chuck Knoblauch R (1.4) OBP: 0.522, SLG: 0.438										4	0	1	0	0	1	2	New York Yankees @ Seattle Mariners The Kingdome, Seattle, WA Mon Apr 06 1998, 10:05 PM EDT Att: 27,445 - Dome - 72 F					
2 Derek Jeter R (1.6) OBP: 0.217, SLG: 0.150										3	0	0	0	1	0	0						
Paul O'Neill L (1.9) OBP: 0.391, SLG: 0.333										3	0	0	0	0	3	1						
Bernie Williams S (1.8) OBP: 0.273, SLG: 0.200										4	0	0	0	0	3	4						
Tino Martinez L (1.3) OBP: 0.286, SLG: 0.263										4	0	0	0	0	3	3						
Tim Lincecum S (1.10) OBP: 0.287, SLG: 0.214										4	0	1	0	0	0	0						
Chad Curtis R (1.7) OBP: 0.364, SLG: 0.500										3	0	0	0	1	1	1						
20 Jorge Posada S (1.2) OBP: 0.400, SLG: 0.667										4	0	0	0	0	2	4						
Scott Brosius R (1.5) OBP: 0.429, SLG: 0.412										4	0	1	0	0	2	2						
Inning Stats	R: 0 E: 1 K: 2 S: 8	H: 0 LOB: 1 BB: 0 P: 8	R: 0 E: 1 K: 1 S: 6	H: 0 LOB: 1 BB: 0 P: 6	R: 0 E: 0 K: 2 S: 8	H: 1 LOB: 3 BB: 1 P: 13	R: 0 E: 0 K: 2 S: 7	H: 0 LOB: 0 BB: 0 P: 7	R: 0 E: 0 K: 1 S: 5	H: 0 LOB: 0 BB: 0 P: 5	R: 0 E: 0 K: 3 S: 9	H: 0 LOB: 0 BB: 0 P: 9	R: 0 E: 0 K: 0 S: 5	H: 2 LOB: 2 BB: 0 P: 5	R: 0 E: 0 K: 2 S: 7	H: 0 LOB: 0 BB: 0 P: 7		R: 0 E: 1 K: 2 S: 8	H: 0 LOB: 2 BB: 1 P: 12	1B: 2 2B: 1 3B: 0 HR: 0	SF: 0 SAC: 0 DP: 0 HBP: 1	WP: 0 PB: 0 CS: 0
PITCHER	IP	WLS	BF	H	R	ER	SO	BB	IBB	HBP	BLK	WP	HR	S	P	ERA	WHIP					
Jamie Moyer L (1.1) ERA: 3.86	7.0	W	28	3	0	0	11	1	0	1	0	0	0	48	53	0.00	0.571					
Paul Spoljaric L (8.1) ERA: 1.93	2.0		8	0	0	0	4	1	0	0	0	0	0	15	19	0.00	0.500					

Batter	1	2	3	4	5	6	7	8	9	AB	R	H	RBI	BB	SO	LOB	BOTTOM				
Joey Cora S (1.4) OBP: 0.393, SLG: 0.417										4	1	2	0	0	1	1	New York Yankees @ Seattle Mariners The Kingdome, Seattle, WA Mon Apr 06 1998, 10:05 PM EDT Att: 27,445 - Dome - 72 F				
Alex Rodriguez R (1.6) OBP: 0.297, SLG: 0.308										5	1	2	2	0	0	3					
Ken Griffey Jr. L (1.8) OBP: 0.429, SLG: 0.682										4	1	1	1	0	2	2					
Edgar Martinez R (1.10) OBP: 0.217, SLG: 0.296										2	1	0	0	2	0	0					
David Segui S (1.3) OBP: 0.519, SLG: 1.125										4	1	2	1	0	0	0					
Jay Buhner R (1.9) OBP: 0.417, SLG: 0.619										1	0	0	0	1	0	2					
Robert Perez R (6.7) OBP: 0.333, SLG: 0.333										2	0	1	0	0	0	2					
Glenallen Hill R (1.7) OBP: 0.542, SLG: 0.952										3	0	1	0	0	0	1					
Charles Gipson R (8.7)										0	1	0	0	1	0	0					
Dan Wilson R (1.2) OBP: 0.368, SLG: 0.313										4	1	1	3	0	1	3					
Russ Davis R (1.5) OBP: 0.450, SLG: 0.706										4	1	2	1	0	1	0					
Inning Stats	R: 2 E: 0 K: 0 S: 5	H: 3 LOB: 1 BB: 1 P: 9	R: 0 E: 0 K: 1 S: 5	H: 0 LOB: 0 BB: 0 P: 5	R: 0 E: 0 K: 1 S: 5	H: 1 LOB: 1 BB: 0 P: 5	R: 0 E: 0 K: 0 S: 4	H: 1 LOB: 2 BB: 1 P: 8	R: 2 E: 0 K: 1 S: 7	H: 2 LOB: 0 BB: 0 P: 7	R: 0 E: 0 K: 1 S: 6	H: 1 LOB: 1 BB: 0 P: 6	R: 0 E: 0 K: 0 S: 4	H: 1 LOB: 1 BB: 0 P: 4	R: 4 E: 0 K: 1 S: 8	H: 3 LOB: 1 BB: 2 P: 16	1B: 7 2B: 5 3B: 0 HR: 1	SF: 0 SAC: 1 DP: 2 HBP: 0	WP: 0 PB: 0 CS: 1	PA: 38	
PITCHER	IP	WLS	BF	H	R	ER	SO	BB	IBB	HBP	BLK	WP	HR	S	P	ERA	WHIP				
Andy Pettitte L (1.1) ERA: 5.54	7.0	L	30	9	4	4	4	2	0	0	0	0	0	36	44	5.14	1.571				
52 Mike Buddie R (8.1) ERA: 36.0	1.0		8	3	4	4	1	2	0	0	0	0	0	8	16	36.00	5.000				

Batter	1	2	3	4	5	6	7	8	9	AB	R	H	RBI	BB	SO	LOB	TOP					
Chuck Knoblauch, R (1,4) OBP: 0.483, SLG: 0.545										6	2	2	1	0	1	4	New York Yankees @ Seattle Mariners The Kingdome, Seattle, WA Tue Apr 07 1998, 10:05 PM EDT Att: 28,424 - Dome - 72 F					
2 Derek Jeter, R (1,6) OBP: 0.276, SLG: 0.240										5	2	2	0	1	1							
Paul O'Neill, L (1,9) OBP: 0.414, SLG: 0.417										6	2	3	2	0	0	3						
Bernie Williams, S (1,8) OBP: 0.296, SLG: 0.250										4	1	1	1	1	2	3						
Tino Martinez, L (1,3) OBP: 0.308, SLG: 0.292										5	2	2	1	0	0	2						
Darryl Strawberry, L (1,7) OBP: 0.214, SLG: 0.714 Chad Curtis, R (8,7) OBP: 0.417, SLG: 0.667										4	3	3	4	0	1	1						
Tim Lincecum, S (1,10) OBP: 0.250, SLG: 0.211										5	0	1	0	0	0	1						
20 Jorge Posada, S (1,2) OBP: 0.400, SLG: 0.846										4	1	2	2	0	0	0						
Scott Brosius, R (1,5) OBP: 0.462, SLG: 0.400										3	0	1	0	2	1	1						
Inning Stats	R: 6 E: 0 K: 1 S: 11	H: 6 LOB: 0 BB: 0 P: 11	R: 0 E: 0 K: 0 S: 4	H: 1 LOB: 1 BB: 0 P: 4	R: 1 E: 0 K: 1 S: 7	H: 2 LOB: 1 BB: 0 P: 7	R: 4 E: 0 K: 0 S: 7	H: 4 LOB: 0 BB: 0 P: 7	R: 0 E: 0 K: 0 S: 3	H: 1 LOB: 1 BB: 1 P: 7	R: 0 E: 0 K: 1 S: 5	H: 0 LOB: 1 BB: 1 P: 9	R: 0 E: 0 K: 0 S: 3	H: 0 LOB: 1 BB: 1 P: 7	R: 2 E: 0 K: 2 S: 10	H: 3 LOB: 1 BB: 0 P: 10	R: 0 E: 0 K: 1 S: 6	H: 1 LOB: 2 BB: 1 P: 10	1B: 9 2B: 5 3B: 0 HR: 4	SF: 1 SAC: 0 DP: 1 HBP: 0	WP: 0 PB: 0 CS: 0	PA: 48
PITCHER	IP WLS BF H R ER SO BB IBB HBP BLK WP HR S P ERA WHIP																					
Jim Bullinger, R (1,1) ERA: 15.88	3.1 L 22 12 10 2 0 0 0 0 0 0 3 26 26 27.00 3.600																					
Bob Wells, R (4,1) ERA: 5.06	2.2 11 2 1 1 1 2 0 0 0 0 1 11 19 3.38 1.500																					
31 Bobby Ayala, R (7,1) ERA: 6.23	1.0 4 0 0 0 0 1 0 0 0 0 0 3 7 0.00 1.000																					
Tony Fossas, L (8,1) ERA: 16.2	1.0 6 3 2 2 2 0 0 0 0 0 0 10 10 18.00 3.000																					
Heathcliff Slocumb, R (9,1) ERA: 9.0	1.0 5 1 0 0 1 1 0 0 0 0 0 6 10 0.00 2.000																					

AB	43
R	13
H	18
RBI	13
BB	4
SO	6
LOB	16



Batter	1	2	3	4	5	6	7	8	9	AB	R	H	RBI	BB	SO	LOB	BOTTOM					
Joey Cora, S (1,4) OBP: 0.412, SLG: 0.448										5	1	2	0	1	2	3	New York Yankees @ Seattle Mariners The Kingdome, Seattle, WA Tue Apr 07 1998, 10:05 PM EDT Att: 28,424 - Dome - 72 F					
Alex Rodriguez, R (1,6) OBP: 0.276, SLG: 0.438										6	1	2	2	0	2	3						
Ken Griffey Jr., L (1,8) OBP: 0.333, SLG: 0.640 Charles Gipson, R (6,8) OBP: 0.600, SLG: 0.500										3	0	1	0	0	0	3						
Edgar Martinez, R (1,10) OBP: 0.250, SLG: 0.280										4	1	1	1	1	1	5						
David Segui, S (1,3) OBP: 0.500, SLG: 1.034										5	0	2	1	0	0	4						
Glenallen Hill, R (1,7) OBP: 0.586, SLG: 0.917										3	1	2	0	2	0	0						
Dan Wilson, R (1,2) OBP: 0.333, SLG: 0.278 John Marzano, R (5,2) OBP: 0.364, SLG: 0.778										2	0	0	0	0	1	1						
Robert Perez, R (1,9) OBP: 0.250, SLG: 0.625										5	1	1	2	0	0	6						
Russ Davis, R (1,5) OBP: 0.440, SLG: 0.619										4	0	1	0	1	1	0						
Inning Stats	R: 1 E: 0 K: 0 S: 4	H: 1 LOB: 1 BB: 1 P: 8	R: 0 E: 0 K: 1 S: 5	H: 1 LOB: 0 BB: 0 P: 5	R: 0 E: 0 K: 1 S: 8	H: 1 LOB: 3 BB: 0 P: 8	R: 0 E: 0 K: 0 S: 3	H: 0 LOB: 0 BB: 0 P: 3	R: 1 E: 0 K: 0 S: 5	H: 2 LOB: 1 BB: 0 P: 5	R: 2 E: 0 K: 1 S: 8	H: 3 LOB: 2 BB: 1 P: 12	R: 2 E: 0 K: 1 S: 8	H: 3 LOB: 3 BB: 2 P: 16	R: 1 E: 0 K: 1 S: 8	H: 3 LOB: 3 BB: 1 P: 12	R: 0 E: 0 K: 3 S: 9	H: 0 LOB: 0 BB: 0 P: 9	1B: 9 2B: 3 3B: 0 HR: 2	SF: 1 SAC: 0 DP: 1 HBP: 0	WP: 0 PB: 0 CS: 0	PA: 47
PITCHER	IP WLS BF H R ER SO BB IBB HBP BLK WP HR S P ERA WHIP																					
David Wells, L (1,1) ERA: 6.75	6.0 W 31 9 6 6 3 3 0 0 0 0 0 0 3 3 9.00 2.000																					
Darren Holmes, R (7,1) ERA: 6.23	0.1 3 2 0 0 0 0 0 0 0 0 0 0 3 3 0.00 6.000																					
Jeff Nelson, R (7,1) ERA: 6.23	1.0 8 3 1 1 1 2 0 0 0 0 0 0 8 16 9.00 5.000																					
Mike Stanton, L (8,1) ERA: 3.86	1.2 5 0 0 0 4 0 0 0 0 0 0 0 13 13 0.00 0.000																					

AB	41
R	7
H	14
RBI	7
BB	5
SO	8
LOB	29



Batter	1	2	3	4	5	6	7	8	9	AB	R	H	RBI	BB	SO	LOB	TOP						
Chuck Knoblauch, R (1,4) OBP: 0.500, SLG: 0.520										3	0	1	0	2	0	0	New York Yankees @ Seattle Mariners The Kingdome, Seattle, WA Wed Apr 08 1998, 6:33 AM EDT Att: 33,922 - Dome - 72 F						
2 Derek Jeter, R (1,6) OBP: 0.265, SLG: 0.267										5	1	1	0	0	0	5							
Paul O'Neill, L (1,9) OBP: 0.412, SLG: 0.393										4	0	1	0	1	1	4							
Bernie Williams, S (1,8) OBP: 0.344, SLG: 0.345										5	0	3	1	0	0	1							
Tino Martinez, L (1,3) OBP: 0.290, SLG: 0.250										4	0	0	0	1	3	3							
Darryl Strawberry, L (1,10) OBP: 0.229, SLG: 0.706 (8, PH) Tim Raines, S (8, PH) Homer Bush, R (8, PR)										3	1	1	0	0	1	2							
Chad Curtis, R (1,7) OBP: 0.438, SLG: 0.833										3	1	1	2	1	0	1							
20 Jorge Posada, S (1,2) OBP: 0.368, SLG: 0.706										4	0	1	1	0	0	4							
Scott Brosius, R (1,5) OBP: 0.433, SLG: 0.375										4	0	1	0	0	0	1							
Inning Stats	R: 0 E: 0 K: 1 S: 3	H: 1 LOB: 2 BB: 1 P: 7	R: 0 E: 0 K: 1 S: 5	H: 0 LOB: 0 BB: 0 P: 5	R: 0 E: 0 K: 1 S: 3	H: 0 LOB: 0 BB: 0 P: 3	R: 0 E: 0 K: 1 S: 6	H: 1 LOB: 1 BB: 0 P: 6	R: 1 E: 0 K: 0 S: 5	H: 2 LOB: 2 BB: 1 P: 9	R: 0 E: 0 K: 0 S: 4	H: 1 LOB: 3 BB: 2 P: 12	R: 1 E: 0 K: 1 S: 7	H: 2 LOB: 2 BB: 1 P: 11	R: 2 E: 0 K: 1 S: 8	H: 3 LOB: 3 BB: 1 P: 12		R: 0 E: 0 K: 2 S: 7	H: 0 LOB: 0 BB: 0 P: 7	1B: 6 2B: 3 3B: 0 HR: 1	SF: 0 SAC: 0 DP: 0 HBP: 0	WP: 1 PB: 0 CS: 0	PA: 42
PITCHER	IP WLS BF H R ER SO BB IBB HBP BLK WP HR S P ERA WHIP																						
27 Ken Cloude, R (1,1) ERA: 4.26	6.2	29	6	2	2	2	2	4	0	0	0	0	0	1	0	29	45	2.70	1.500				
Tony Fossas, L (7,1) ERA: 13.5	0.1	3	1	0	0	1	1	0	0	0	0	0	0	0	0	4	8	0.00	6.000				
31 Bobby Ayala, R (8,1) ERA: 9.64	0.1	L 5	3	2	2	0	1	0	0	0	0	0	1	4	8	54.00	12.000						
Mike Timlin, R (8,1) ERA: 6.23	0.1	1	0	0	0	0	0	0	0	0	0	0	0	1	1	0.00	0.000						
Paul Spoljaric, L (8,1) ERA: 1.5	1.1	4	0	0	0	3	0	0	0	0	0	0	0	10	10	0.00	0.000						

Batter	1	2	3	4	5	6	7	8	9	AB	R	H	RBI	BB	SO	LOB	BOTTOM					
Joey Cora, S (1,4) OBP: 0.410, SLG: 0.441 Charles Gipson, R (9, PR) OBP: 0.600, SLG: 0.500										5	0	2	0	0	0	0	New York Yankees @ Seattle Mariners The Kingdome, Seattle, WA Wed Apr 08 1998, 6:33 AM EDT Att: 33,922 - Dome - 72 F					
Alex Rodriguez, R (1,6) OBP: 0.283, SLG: 0.432										5	0	2	0	0	1	1						
Ken Griffey Jr., L (1,8) OBP: 0.389, SLG: 0.600										5	0	1	0	0	1	4						
Edgar Martinez, R (1,10) OBP: 0.242, SLG: 0.241										4	0	0	0	1	1	4						
David Segui, S (1,3) OBP: 0.528, SLG: 1.061										4	1	3	0	0	1	2						
Glenallen Hill, R (1,7) OBP: 0.545, SLG: 0.815										3	0	0	0	1	1	2						
Dan Wilson, R (1,2) OBP: 0.333, SLG: 0.250										2	0	0	0	0	1	2						
Rick Wilkins, L (8, PH) OBP: 0.364, SLG: 0.778 John Marzano, R (9, PH) OBP: 0.211, SLG: 0.211										0	0	0	0	0	0	0						
Robert Perez, R (1,9) OBP: 0.167, SLG: 0.417										4	0	0	0	0	0	5						
Russ Davis, R (1,5) OBP: 0.448, SLG: 0.840										4	2	2	2	0	1	2						
Inning Stats	R: 0 E: 0 K: 1 S: 6	H: 1 LOB: 1 BB: 1 P: 10	R: 0 E: 0 K: 2 S: 7	H: 0 LOB: 0 BB: 0 P: 8	R: 0 E: 0 K: 1 S: 6	H: 1 LOB: 1 BB: 0 P: 6	R: 1 E: 0 K: 1 S: 6	H: 1 LOB: 1 BB: 1 P: 10	R: 0 E: 0 K: 0 S: 4	H: 1 LOB: 1 BB: 0 P: 4	R: 1 E: 0 K: 0 S: 4	H: 1 LOB: 0 BB: 0 P: 4	R: 0 E: 0 K: 0 S: 4	H: 1 LOB: 2 BB: 1 P: 8	R: 1 E: 0 K: 0 S: 5	H: 3 LOB: 1 BB: 0 P: 5	1B: 6 2B: 1 3B: 1 HR: 2	SF: 0 SAC: 0 DP: 1 HBP: 1	WP: 2 PB: 0 CS: 0	PA: 40		
PITCHER	IP WLS BF H R ER SO BB IBB HBP BLK WP HR S P ERA WHIP																					
Hideki Irabu, R (1,1) ERA: 1.8	5.0	22	4	1	1	0	0	2	0	0	0	0	0	1	7	7	5.40	1.200				
52 Mike Buddie, R (6,1) ERA: 16.88	1.2	7	2	1	1	0	0	0	0	0	0	0	0	1	7	7	5.40	1.200				
Graeme Lloyd, L (7,1) ERA: 7.71	0.1	W 1	0	0	0	0	0	0	0	0	0	0	0	1	1	0.00	0.000					
Jeff Nelson, R (8,1) ERA: 5.4	0.2	3	1	0	0	0	0	0	0	0	0	0	0	3	3	0.00	1.500					
Mike Stanton, L (8,1) ERA: 4.51	1.1	S 7	3	1	1	0	1	0	0	0	0	0	1	6	10	6.75	3.000					

AB	36
R	4
H	10
RBI	4
BB	6
SO	6
LOB	21



Batter	1	2	3	4	5	6	7	8	9	AB	R	H	RBI	BB	SO	LOB	TOP										
Rickey Henderson, R OBP: 0.286, SLG: 0.194	2-1 P4	3-3 K		0-1 E3 SH1-3 PB	0-1 1B E	3-1 F8		4-2 BB		5	1	1	0	1	1	3	Oakland Athletics @ New York Yankees Yankee Stadium, Bronx, NY Fri Apr 10 1998, 3:33 AM EDT Att: 56,717 - Sunny - 47 F										
Jason McDonald, S OBP: 0.407, SLG: 0.385	3-1 P6	4-0 1B 2B BB		1-1 SH1-3	3-1 1B E HBP	1-1 FC4-6 S		0-2 F7		4	2	1	2	1	0	3											
Ben Grieve, L OBP: 0.438, SLG: 0.444	1-2 1B	0-0 2B 1B		4-0 G4-6-3 BB	3-2 1B E HBP	2-1 F8		2-2 G4-3		4	2	2	2	1	0	1											
Matt Stairs, L OBP: 0.419, SLG: 0.500	1-1 1B	1-2 2B 1B		2-1 G4-6-3 1-2	2-0 E5 1B 1B		2-3 K	2-1 F7		6	1	2	3	0	1	4											
Jason Giambi, L OBP: 0.438, SLG: 0.655	0-3 K	3-2 F8			0-1 1B		2-1 L3	1-2 1B		6	1	3	2	0	1	3											
Dave Magadan, L OBP: 0.300, SLG: 0.444 Jack Voigt, R (7, PH)		2-3 K	1-3 K				2-2 F8	1-3 K		4	1	2	1	0	2	0											
Scott Spiezio, S OBP: 0.200, SLG: 0.286		4-2 1B BB	0-0 F7					0-1 L7		4	1	0	1	1	0	3											
A.J. Hinch, R OBP: 0.423, SLG: 0.364		1-2 BB 1B	0-2 1B					4-1 BB		4	2	3	1	1	1	2											
Rafael Bourquiel, R OBP: 0.300, SLG: 0.263		1-2 1B BB	1-1 F8					1-1 F7		4	2	2	1	1	0	2											
Inning Stats	R: 0 E: 0 K: 1 S: 12	H: 2 LOB: 2 BB: 0 P: 19	R: 5 E: 0 K: 2 S: 21	H: 4 LOB: 1 BB: 2 P: 40	R: 0 E: 0 K: 1 S: 12	H: 1 LOB: 0 BB: 0 P: 14	R: 0 E: 1 K: 0 S: 6	H: 0 LOB: 1 BB: 1 P: 13	R: 8 E: 1 K: 1 S: 26	H: 8 LOB: 2 BB: 0 P: 44	R: 0 E: 0 K: 0 S: 7	H: 0 LOB: 1 BB: 1 P: 17	R: 0 E: 0 K: 1 S: 8	H: 0 LOB: 0 BB: 0 P: 14	R: 0 E: 0 K: 0 S: 10	H: 0 LOB: 2 BB: 2 P: 19		R: 0 E: 0 K: 1 S: 12	H: 1 LOB: 1 BB: 0 P: 18	1B: 14 2B: 2 3B: 0 HR: 0	SF: 0 SAC: 1 DP: 1 HBP: 1	WP: 0 PB: 1 SB: 2 CS: 0	PA: 51				
PITCHER	IP	WLS	BF	H	R	ER	SO	BB	IBB	HBP	BLK	WP	HR	S	P	ERA	WHIP										
David Cone, R ERA: 14.9	4.1		27	11	9	9	4	3	0	0	0	0	0	63	107	18.69	3.231										
Darren Holmes, R ERA: 13.5	0.0		3	2	0	0	0	0	0	1	0	0	0	6	12	∞	∞										
52 Mike Buddie, R ERA: 11.25	1.1	W	8	2	4	3	1	1	0	0	0	0	0	13	24	20.25	2.250										
Graeme Lloyd, L ERA: 4.5	1.2		5	0	0	0	1	0	0	0	0	0	0	12	20	0.00	0.000										
Jeff Nelson, R ERA: 4.05	1.2		8	1	0	0	1	2	0	0	0	0	0	20	35	0.00	1.800										

Batter	1	2	3	4	5	6	7	8	9	AB	R	H	RBI	BB	SO	LOB	BOTTOM											
Chuck Knoblauch, R OBP: 0.450, SLG: 0.452	3-2 F9	3-2 G6-3	0-2 G6-3	3-2 FC5-4	2-2 1B		2-2 FC1-6-4			6	0	1	2	0	0	7	Oakland Athletics @ New York Yankees Yankee Stadium, Bronx, NY Fri Apr 10 1998, 3:33 AM EDT Att: 56,717 - Sunny - 47 F											
2 Derek Jeter, R OBP: 0.250, SLG: 0.229	2-2 G4-3		3-2 F9	0-0 BB	0-0 G4-3		1-1 G5-3			5	1	0	0	1	0	5												
Paul O'Neill, L OBP: 0.400, SLG: 0.344	1-1 G3		4-2 HR BB	1-0 G6-3	4-2 E 1B BB	1-2 L7		1-0 G6-3		4	2	0	0	2	0	1												
Bernie Williams, S OBP: 0.421, SLG: 0.375		4-0 BB 1B SF9 BB	4-1 HR BB	4-1 2B BB	1-1 E2 2B 1B	0-2 G1-3		1-2 CS 1B		3	4	2	0	3	0	0												
Tino Martinez, L OBP: 0.378, SLG: 0.438	2-1 SF9 BB	3-2 SF8 1B	3-2 1H HR	4-0 2B 1B BB	1-1 1B 2B	4-2 BB		2-1 F8		4	4	3	5	2	0	1												
Daryl Strawberry, L OBP: 0.384, SLG: 0.750 Shane Spencer, R (8, PH)	4-1 1B	4-2 1B BB	4-2 S BB	2-1 1B 2B	1-2 CS 1B	0-3 K		1-2 CS		3	2	2	3	2	1	1												
Chad Curtis, R OBP: 0.524, SLG: 0.857		0-0 SF9	2-2 1B 1B	4-0 E FC5-4 IBB	4-2 1B BB			0-0 G4-3 S 1B		2	4	2	1	2	0	0												
Scott Brosius, R OBP: 0.429, SLG: 0.393	0-0 SF8	2-0 1B 1B	0-1 FC5-4 E 1B	0-0 F8				3-1 G4-3		4	0	2	4	0	0	2												
Joe Girardi, R OBP: 0.357, SLG: 0.308	1-0 1B	0-1 G6-3 1B	1-2 E3 FC5-4	1-2 1B				0-1 CS 1B		5	0	4	2	0	0	2												
Inning Stats	R: 0 E: 0 K: 0 S: 10	H: 0 LOB: 0 BB: 0 P: 16	R: 2 E: 0 K: 0 S: 9	H: 2 LOB: 2 BB: 2 P: 23	R: 5 E: 0 K: 0 S: 14	H: 4 LOB: 1 BB: 3 P: 47	R: 5 E: 1 K: 0 S: 14	H: 2 LOB: 2 BB: 4 P: 37	R: 4 E: 0 K: 0 S: 18	H: 5 LOB: 1 BB: 2 P: 31	R: 0 E: 0 K: 1 S: 12	H: 0 LOB: 1 BB: 1 P: 17	R: 1 E: 0 K: 0 S: 10	H: 2 LOB: 1 BB: 0 P: 16	R: 0 E: 0 K: 0 S: 8	H: 1 LOB: 0 BB: 0 P: 12		1B: 13 2B: 2 3B: 0 HR: 1	SF: 2 SAC: 0 DP: 1 HBP: 0	WP: 0 PB: 0 SB: 2 CS: 2	PA: 51							
PITCHER	IP	WLS	BF	H	R	ER	SO	BB	IBB	HBP	BLK	WP	HR	S	P	ERA	WHIP											
Jimmy Haynes, R ERA: 9.72	2.1		15	3	6	6	0	5	0	0	0	0	0	1	34	72	23.14	3.429										
Aaron Small, R ERA: 13.5	1.0		10	4	6	5	0	3	1	0	0	0	0	15	38	45.00	7.000											
Jim Dougherty, R ERA: 10.8	1.1	L	11	5	4	4	0	2	0	0	0	0	0	23	38	27.00	5.250											
T.J. Mathews, R ERA: 4.5	1.0		5	1	0	0	0	1	0	0	0	0	0	12	19	0.00	2.000											
Buddy Groom, L ERA: 2.25	2.1		9	3	1	1	1	0	0	0	0	0	0	22	32	3.86	1.286											

AB	43
R	13
H	16
RBI	13
BB	6
SO	7
LOB	22



Batter	1	2	3	4	5	6	7	8	9	AB	R	H	RBI	BB	SO	LOB	TOP										
Rickey Henderson, R OBP: 0.295, SLG: 0.275 (1, 7)	G6-3		G3 1B 2B		CS 2B	F8			K	5	1	2	0	0	1	2											
Jason McDonald, S OBP: 0.371, SLG: 0.333 (1, 8)	G1-3		G3		L6		F9 FC7-2 1B			4	0	1	1	0	0	2											
Ben Grieve, L OBP: 0.425, SLG: 0.412 (1, 9)	1B HBP		G3 1B			G1-3	F9			3	0	1	1	0	0	1											
Matt Stairs, L OBP: 0.429, SLG: 0.533 (1, 10)	1-3 1B		G3			G3 2B 2B	FC7-2			4	1	2	0	0	0	2											
Jason Giambi, L OBP: 0.400, SLG: 0.556 (1, 3)	K		F8			G3		G6-3		4	0	0	0	0	1	4											
Dave Magadan, L OBP: 0.375, SLG: 0.455 (1, 5)		F8		K		HBP BB 2B		F8		4	1	1	1	0	1	0											
Scott Spiezio, S OBP: 0.237, SLG: 0.265 (1, 4)		F8		G6-3		BB HBP WP IBB		K		3	1	0	0	1	1	0											
Mike Macfarlane, R OBP: 0.143, SLG: 0.077 A.J. Hinch, R OBP: 0.355, SLG: 0.308 (9, PH)		K		F7		WP BB HBP		F8		2	0	0	0	0	1	0											
Rafael Bourimjal, R OBP: 0.308, SLG: 0.250 Mike Blowers, R OBP: 0.333, SLG: 0.200 (9, PH)			2B G3 1B		G1-3	WP BB		K		2	1	1	1	1	0	0											
Inning Stats	R: 0 E: 0 K: 1 S: 6	H: 1 LOB: 2 BB: 0 P: 7	R: 0 E: 0 K: 1 S: 5	H: 0 LOB: 0 BB: 0 P: 5	R: 2 E: 0 K: 0 S: 6	H: 3 LOB: 1 BB: 0 P: 6	R: 0 E: 0 K: 1 S: 5	H: 0 LOB: 0 BB: 0 P: 5	R: 0 E: 0 K: 0 S: 3	H: 1 LOB: 0 BB: 0 P: 3	R: 3 E: 0 K: 0 S: 5	H: 2 LOB: 2 BB: 2 P: 14	R: 0 E: 0 K: 0 S: 3	H: 1 LOB: 0 BB: 0 P: 3	R: 0 E: 0 K: 1 S: 5	H: 0 LOB: 0 BB: 0 P: 5	R: 0 E: 0 K: 2 S: 7	H: 0 LOB: 0 BB: 0 P: 7	1B: 4 2B: 5 3B: 0 HR: 0	SF: 0 SAC: 0 DP: 1 HBP: 2	WP: 1 PB: 0 SB: 1 CS: 1	PA: 37					
PITCHER	IP	WLS	BF	H	R	ER	SO	BB	IBB	HBP	BLK	WP	HR	S	P	ERA	WHIP										
Ramiro Mendoza, R ERA: 6.57 (1, 1)	5.2		27	7	5	5	3	1	1	2	0	0	0	29	39	7.94	1.412										
52 Mike Buddie, R ERA: 10.38 (6, 1)	0.1	W	1	0	0	0	0	0	0	0	0	1	0	1	1	0.00	0.000										
Graeme Lloyd, L ERA: 3.0 (7, 1)	2.0		6	1	0	0	1	0	0	0	0	0	0	8	8	0.00	0.500										
Mike Stanton, L ERA: 2.7 (9, 1)	1.0	S	3	0	0	0	2	0	0	0	0	0	0	7	7	0.00	0.000										

Oakland Athletics @ New York Yankees
Yankee Stadium, Bronx, NY
Sun Apr 12 1998, 3:33 AM EDT
Att: 27,057 - Sunny - 52 F

AB 33
R 5
H 8
RBI 4
BB 2
SO 6
LOB 11



Batter	1	2	3	4	5	6	7	8	9	AB	R	H	RBI	BB	SO	LOB	BOTTOM										
Chuck Knoblauch, R OBP: 0.429, SLG: 0.395 (1, 4)	K		G4-3		G5-3	1B 2B 1B HBP	F8			4	1	0	0	0	1	1											
2 Derek Jeter, R OBP: 0.250, SLG: 0.267 (1, 6)	F7		K		K	1B 1B		K		5	1	1	0	0	3	0											
Paul O'Neill, L OBP: 0.449, SLG: 0.400 (1, 9)	BB 1B		G1-3		1B 2B 1B	1B 1B	1B	FC4-6 1B		5	1	4	1	0	0	0											
Bernie Williams, S OBP: 0.447, SLG: 0.385 (1, 8)	1-2 BB			F8	2B 1B	1-2 2B 1B	1B	FC4-6		4	1	2	2	1	0	1											
Tino Martinez, L OBP: 0.391, SLG: 0.436 (1, 3)	F7		1B 1B BB	1B BB	1-1 2H 2B	1B	K	G1-3		4	1	1	2	1	1	5											
Darryl Strawberry, L OBP: 0.433, SLG: 0.808 (1, 10)		S BB		1B	P5		HR			3	1	2	1	1	0	1											
Chad Curtis, R OBP: 0.586, SLG: 0.765 (1, 7)		K		20 BB 1B		2 1B BB	S BB			2	1	1	1	2	1	1											
20 Jorge Posada, S OBP: 0.348, SLG: 0.600 (1, 2)	F7			1B		K	F7			3	0	0	0	1	1	3											
Scott Brosius, R OBP: 0.349, SLG: 0.306 (1, 5)	K		F8		F7	F8				4	0	0	0	0	1	5											
Inning Stats	R: 0 E: 0 K: 1 S: 6	H: 1 LOB: 1 BB: 1 P: 10	R: 0 E: 0 K: 2 S: 7	H: 0 LOB: 1 BB: 1 P: 11	R: 0 E: 0 K: 1 S: 5	H: 0 LOB: 0 BB: 0 P: 5	R: 1 E: 0 K: 0 S: 4	H: 2 LOB: 2 BB: 2 P: 12	R: 2 E: 0 K: 1 S: 8	H: 3 LOB: 1 BB: 0 P: 8	R: 3 E: 0 K: 2 S: 10	H: 3 LOB: 2 BB: 1 P: 15	R: 1 E: 0 K: 0 S: 4	H: 1 LOB: 1 BB: 1 P: 8	R: 0 E: 0 K: 1 S: 6	H: 1 LOB: 1 BB: 0 P: 6	1B: 9 2B: 1 3B: 0 HR: 1	SF: 0 SAC: 0 DP: 0 HBP: 1	WP: 0 PB: 0 SB: 3 CS: 0	PA: 41							
PITCHER	IP	WLS	BF	H	R	ER	SO	BB	IBB	HBP	BLK	WP	HR	S	P	ERA	WHIP										
Mike Oquist, R ERA: 5.23 (1, 1)	5.0		25	4	4	4	5	5	0	0	0	0	0	30	50	7.20	2.200										
Buddy Groom, L ERA: 2.09 (6, 1)	0.1	L	4	2	0	0	0	0	0	1	0	0	0	3	4	0.00	6.000										
T.J. Mathews, R ERA: 8.31 (6, 1)	0.1		1	1	2	2	0	0	0	0	0	0	0	1	1	∞	∞										
Jim Dougherty, R ERA: 10.8 (6, 1)	1.1		6	1	1	1	1	1	0	0	0	0	1	7	11	6.75	1.500										
Mike Moñer, L ERA: 5.4 (6, 1)	1.0		4	1	0	0	0	0	0	0	0	0	0	6	6	0.00	1.000										

Oakland Athletics @ New York Yankees
Yankee Stadium, Bronx, NY
Sun Apr 12 1998, 3:33 AM EDT
Att: 27,057 - Sunny - 52 F

AB 34
R 7
H 11
RBI 7
BB 6
SO 8
LOB 17



Batter	1	2	3	4	5	6	7	8	9	AB	R	H	RBI	BB	SO	LOB	TOP		
Darin Erstad, L (1,3) OBP: 0.345, SLG: 0.623	G3			F8			HR		WP G4-3 BB	3	1	1	1	1	0	0	Anaheim Angels @ New York Yankees Shea Stadium, Flushing, NY Wed Apr 15 1998, 3:33 AM EDT Att: 40,743 - Overcast - 50 F		
Dave Hollins, S (1,5) OBP: 0.348, SLG: 0.425	G5-3			K			G6-3		G4-3	4	0	0	0	0	1	1			
Tim Salmon, R (1,9) OBP: 0.385, SLG: 0.636	F9			P6			K		P3	4	0	0	0	0	1	1			
Cecil Fielder, R (1,10) OBP: 0.340, SLG: 0.268		K			K		P6		P4	4	0	0	0	0	2	1			
Jim Edmonds, L (1,8) OBP: 0.340, SLG: 0.444		G4-6-3 1B			K				F7	3	0	1	0	0	1	0			
Phil Nevin, R (1,2) OBP: 0.316, SLG: 0.667		G4-6-3 1-2			K				HR	3	1	1	1	0	1	1			
16 Garret Anderson, L (1,7) OBP: 0.327, SLG: 0.333				K			F7		F7	3	0	0	0	0	1	0			
Norberto Martin, R (1,4) OBP: 0.237, SLG: 0.289				G6-3			F8		K2-3	3	0	0	0	0	1	0			
Gary Disarcina, R (1,6) OBP: 0.357, SLG: 0.593				F9			F7		HR	3	1	1	1	0	0	0			
Inning Stats	R: 0 E: 0 K: 0 S: 3	H: 0 LOB: 0 BB: 0 P: 3	R: 0 E: 0 K: 1 S: 5	H: 1 LOB: 0 BB: 0 P: 5	R: 0 E: 0 K: 1 S: 5	H: 0 LOB: 0 BB: 0 P: 5	R: 0 E: 0 K: 1 S: 5	H: 0 LOB: 0 BB: 0 P: 5	R: 0 E: 0 K: 3 S: 9	H: 0 LOB: 0 BB: 0 P: 9	R: 1 E: 0 K: 1 S: 6	H: 1 LOB: 0 BB: 0 P: 6	R: 1 E: 0 K: 1 S: 6	H: 1 LOB: 1 BB: 1 P: 8	R: 1 E: 0 K: 0 S: 4	H: 1 LOB: 1 BB: 1 P: 8	1B: 1 2B: 0 3B: 0 HR: 3	SF: 0 SAC: 0 DP: 1 HBP: 0	WP: 1 PA: 31 CS: 0
PITCHER	IP WLS BF H R ER SO BB IBB HBP BLK WP HR S P ERA WHIP																		
David Wells, L (1,1) ERA: 5.4	8.0 W 28 4 3 3 8 1 0 0 0 0 3 43 47 3.38 0.625																		
Jeff Nelson, R (9,1) ERA: 3.12	1.0 S 3 0 0 0 0 0 0 0 0 0 1 0 3 3 0.00 0.000																		


Batter	1	2	3	4	5	6	7	8	9	AB	R	H	RBI	BB	SO	LOB	BOTTOM		
Chuck Knoblauch, R (1,4) OBP: 0.444, SLG: 0.405	2 SH1-3 1B	K		2 1B		F8		2 CS		4	1	2	0	1	1	0	Anaheim Angels @ New York Yankees Shea Stadium, Flushing, NY Wed Apr 15 1998, 3:33 AM EDT Att: 40,743 - Overcast - 50 F		
2 Derek Jeter, R (1,6) OBP: 0.294, SLG: 0.271	SH1-3 1-2		G6-3	S 3B		G6-3		CS		3	1	1	0	0	0	0			
Paul O'Neill, L (1,9) OBP: 0.472, SLG: 0.500	S 2B			1H 3B		F8				4	2	3	2	0	0	0			
Bernie Williams, S (1,8) OBP: 0.431, SLG: 0.357	2B 1-2 BB		F8	G3				G1-3		3	0	0	0	1	0	2			
Tino Martinez, L (1,3) OBP: 0.400, SLG: 0.488	1-3 2H 2B		1B			P2		G4-3		4	0	2	2	0	0	0			
Darryl Strawberry, L (1,10) OBP: 0.471, SLG: 0.900	F8					HR		1B		4	1	3	1	0	0	2			
Chad Curtis, R (1,7) OBP: 0.545, SLG: 0.667	K		F8			1B		G6-3		4	0	1	0	0	1	5			
20 Jorge Posada, S (1,2) OBP: 0.333, SLG: 0.583		F8		F8 WP		K		F8		4	1	1	0	0	1	1			
Dale Sveum, S (1,5)		P6		F8 2-3		F7		K		4	0	0	0	0	1	2			
Inning Stats	R: 2 E: 0 K: 1 S: 8	H: 3 LOB: 2 BB: 1 P: 12	R: 0 E: 0 K: 1 S: 5	H: 0 LOB: 0 BB: 0 P: 5	R: 1 E: 0 K: 0 S: 6	H: 3 LOB: 2 BB: 0 P: 6	R: 2 E: 0 K: 0 S: 6	H: 4 LOB: 1 BB: 0 P: 6	R: 1 E: 0 K: 1 S: 7	H: 2 LOB: 1 BB: 0 P: 7	R: 0 E: 0 K: 0 S: 3	H: 0 LOB: 0 BB: 0 P: 3	R: 0 E: 0 K: 0 S: 4	H: 1 LOB: 1 BB: 0 P: 4	R: 0 E: 0 K: 1 S: 4	H: 0 LOB: 0 BB: 1 P: 8	1B: 7 2B: 4 3B: 1 HR: 1	SF: 0 SAC: 1 DP: 0 HBP: 0	WP: 1 PA: 38 CS: 1
PITCHER	IP WLS BF H R ER SO BB IBB HBP BLK WP HR S P ERA WHIP																		
Ken Hill, R (1,1) ERA: 2.5	4.0 L 22 10 5 5 2 1 0 0 0 0 0 1 25 29 11.25 2.750																		
Omar Olivares, R (5,1) ERA: 5.06	2.0 8 2 1 1 1 0 0 0 0 0 0 1 10 10 4.50 1.000																		
Shigetoshi Hasegawa, R (7,1) ERA: 9.0	0.1 1 0 0 0 0 0 0 0 0 0 0 0 1 1 0.00 0.000																		
Mike James, R (7,1) ERA: 1.29	1.2 6 1 0 0 0 1 1 0 0 0 0 0 7 11 0.00 1.200																		

Batter	1	2	3	4	5	6	7	8	9	AB	R	H	RBI	BB	SO	LOB	TOP																				
Chuck Knoblauch, R OBP: 0.409, SLG: 0.346	F9	G6-3		G6-3		F9	G5-3		G4-3	6	0	0	0	0	0	6	New York Yankees @ Detroit Tigers Tiger Stadium, Detroit, MI Sat Apr 18 1998, 3:33 AM EDT Att: 13,803 - Sunny - 58 F																				
2 Derek Jeter, R OBP: 0.311, SLG: 0.375	L8		K		G4-3 WP 1B	2B SF8 1B		F BB SF9 1B		5	3	3	1	0	1	0																					
Paul O'Neill, L OBP: 0.500, SLG: 0.553										3	2	2	1	2	0	1																					
Chad Curtis, R OBP: 0.526, SLG: 0.583	E 2B			BB BB		G4-3		SF9 E CS BB		0	0	0	0	0	0	0																					
Bernie Williams, S OBP: 0.443, SLG: 0.347	E9 1B 2H 1B			BB						3	1	2	2	2	0	2																					
Tino Martinez, L OBP: 0.407, SLG: 0.571				BB						3	0	1	2	0	1	3																					
Darry Strawberry, L OBP: 0.456, SLG: 0.800	K			BB						5	0	1	1	0	3	7																					
Tim Lincecum, S OBP: 0.313, SLG: 0.267		F8		L4		G4-3				5	0	1	0	0	1	1																					
Scott Brosius, R OBP: 0.356, SLG: 0.311				F9						4	1	1	0	0	1	1																					
Joe Girardi, R OBP: 0.364, SLG: 0.381		FC6-4 E S 1-2								4	1	2	0	0	1	2																					
Inning Stats	R: 1 E: 1 K: 1 S: 18	H: 3 LOB: 2 BB: 0 P: 27	R: 0 E: 0 K: 0 S: 12	H: 0 LOB: 1 BB: 0 P: 19	R: 0 E: 0 K: 1 S: 13	H: 0 LOB: 2 BB: 2 P: 25	R: 0 E: 0 K: 0 S: 5	H: 1 LOB: 1 BB: 0 P: 8	R: 2 E: 0 K: 1 S: 12	H: 3 LOB: 1 BB: 0 P: 24	R: 3 E: 0 K: 1 S: 15	H: 3 LOB: 2 BB: 1 P: 29	R: 0 E: 0 K: 2 S: 14	H: 1 LOB: 1 BB: 0 P: 19	R: 2 E: 1 K: 1 S: 9	H: 1 LOB: 1 BB: 0 P: 21	R: 0 E: 0 K: 1 S: 7	H: 1 LOB: 1 BB: 0 P: 13	1B: 10 2B: 3 3B: 0 HR: 0	SF: 2 SAC: 1 DP: 0 HBP: 1	WP: 1 PB: 0 SB: 2 CS: 2	PA: 46															
PITCHER	IP	WLS	BF	H	R	ER	SO	BB	IBB	HBP	BLK	WP	HR	S	P	ERA	WHIP	PITCHER		IP	WLS	BF	H	R	ER	SO	BB	IBB	HBP	BLK	WP	HR	S	P	ERA	WHIP	
Greg Keagle, R ERA: 5.52	4.2	L	24	7	3	3	3	2	0	1	0	1	0	59	101	5.79	1.929	Scott Sanders, R ERA: 17.69		1.0		4	1	0	0	1	0	0	0	0	0	7	13	0.00	1.000		
A.J. Sager, R ERA: 4.5	0.2		5	2	3	3	0	0	0	0	0	0	0	10	14	40.50	3.000																				
44 Sean Runyan, L ERA: 3.38	0.2		4	1	0	0	1	0	1	0	0	0	0	6	17	0.00	1.500																				
Bryce Florie, R ERA: 4.76	1.0		6	2	2	1	2	1	0	0	0	0	0	15	24	9.00	3.000																				
Doug Brocail, R ERA: 6.0	1.0		3	0	0	0	1	0	0	0	0	0	0	8	16	0.00	0.000																				
Brian Hunter, R OBP: 0.397, SLG: 0.475	E S BB	L4-3				FC5-4 1B																															
Damion Easley, R OBP: 0.382, SLG: 0.528	P3					G5-3																															
Bobby Higginson, L OBP: 0.306, SLG: 0.426	G3-6-3 BB																																				
Tony Clark, S OBP: 0.266, SLG: 0.323	G3-6-3																																				
Luis Gonzalez, L OBP: 0.377, SLG: 0.551																																					
Frank Catalanotto, L OBP: 0.388, SLG: 0.333																																					
Bip Roberts, S OBP: 0.400, SLG: 0.286																																					
Joe Randa, R OBP: 0.233, SLG: 0.263																																					
Raul Casanova, S OBP: 0.250, SLG: 0.167																																					
Billy Ripken, R OBP: 0.304, SLG: 0.238																																					
Inning Stats	R: 0 E: 0 K: 0 S: 10	H: 0 LOB: 1 BB: 2 P: 24	R: 1 E: 0 K: 0 S: 15	H: 3 LOB: 2 BB: 0 P: 19	R: 0 E: 0 K: 1 S: 14	H: 1 LOB: 1 BB: 0 P: 20	R: 1 E: 0 K: 2 S: 15	H: 3 LOB: 2 BB: 0 P: 22	R: 0 E: 0 K: 1 S: 8	H: 0 LOB: 0 BB: 0 P: 12	R: 0 E: 1 K: 1 S: 13	H: 1 LOB: 2 BB: 0 P: 20	R: 1 E: 0 K: 0 S: 9	H: 2 LOB: 1 BB: 0 P: 14	R: 0 E: 0 K: 1 S: 11	H: 2 LOB: 2 BB: 0 P: 17	R: 0 E: 1 K: 2 S: 14	H: 1 LOB: 2 BB: 0 P: 21	1B: 10 2B: 4 3B: 0 HR: 0	SF: 0 SAC: 0 DP: 2 HBP: 1	WP: 0 PB: 0 SB: 2 CS: 0	PA: 43															
PITCHER	IP	WLS	BF	H	R	ER	SO	BB	IBB	HBP	BLK	WP	HR	S	P	ERA	WHIP	PITCHER		IP	WLS	BF	H	R	ER	SO	BB	IBB	HBP	BLK	WP	HR	S	P	ERA	WHIP	
David Cone, R ERA: 10.57	5.2	W	26	7	2	2	5	2	0	1	0	0	0	71	111	3.18	1.588	Scott Sanders, R ERA: 17.69		1.0		4	1	0	0	1	0	0	0	7	13	0.00	1.000				
Ramiro Mendoza, R ERA: 6.23	0.2		3	1	0	0	0	0	0	0	0	0	0	6	8	0.00	1.500																				
Graeme Lloyd, L ERA: 4.05	0.2		4	2	1	1	0	0	0	0	0	0	0	7	12	13.50	3.000																				
Jeff Nelson, R ERA: 2.79	1.0		5	2	0	0	1	0	0	0	0	0	0	11	17	0.00	2.000																				
Mike Stanton, L ERA: 2.35	1.0		5	1	0	0	2	0	0	0	0	0	0	14	21	0.00	1.000																				
AB											40							40																			
R											3							3																			
H											13							13																			
RBI											3							3																			
BB											2							2																			
SO											8							8																			
LOB											28							28																			
WP											0							0																			
PB											0							0																			
SB											2							2																			
CS											0							0																			
PA											43							43																			

Batter	1	2	3	4	5	6	7	8	9	AB	R	H	RBI	BB	SO	LOB	TOP							
Chuck Knoblauch, R (1, 4) OBP: 0.386, SLG: 0.321										4	0	0	0	0	2	1								
2 Derek Jeter, R (1, 6) OBP: 0.292, SLG: 0.350										4	0	0	0	0	3	0								
Paul O'Neill, L (1, 9) OBP: 0.468, SLG: 0.510										4	0	0	0	0	0	0								
Bernie Williams, S (1, 8) OBP: 0.415, SLG: 0.321										4	0	0	0	0	1	0								
Tino Martinez, L (1, 3) OBP: 0.387, SLG: 0.538										3	0	0	0	0	0	0								
Darryl Strawberry, L (1, 10) OBP: 0.429, SLG: 0.757										2	0	0	0	1	0	0								
Chad Curtis, R (1, 7) OBP: 0.537, SLG: 0.593										3	1	2	0	0	0	0								
Scott Brosius, R (1, 5) OBP: 0.357, SLG: 0.313										3	0	1	0	0	1	2								
Joe Girardi, R (1, 2) OBP: 0.333, SLG: 0.348										2	0	0	0	0	1	0								
20 Jorge Posada, S (8, PH) OBP: 0.333, SLG: 0.517										1	0	0	1	0	0	1								
Inning Stats	R: 0 H: 0 E: 0 K: 2 S: 11	H: 0 LOB: 0 BB: 0 P: 17	R: 0 H: 0 E: 0 K: 0 S: 7	H: 0 LOB: 0 BB: 0 P: 10	R: 0 H: 0 E: 0 K: 2 S: 9	H: 0 LOB: 0 BB: 0 P: 12	R: 0 H: 0 E: 0 K: 1 S: 9	H: 0 LOB: 0 BB: 0 P: 10	R: 0 H: 1 E: 0 K: 0 S: 16	H: 1 LOB: 2 BB: 1 P: 27	R: 0 H: 0 E: 0 K: 1 S: 7	H: 0 LOB: 0 BB: 0 P: 9	R: 0 H: 0 E: 0 K: 1 S: 8	H: 0 LOB: 0 BB: 0 P: 15	R: 1 H: 2 E: 0 K: 0 S: 14	H: 1 LOB: 1 BB: 0 P: 19	R: 0 H: 0 E: 0 K: 1 S: 9	H: 0 LOB: 0 BB: 0 P: 11	1B: 3 2B: 0 3B: 0 HR: 0	SF: 0 SAC: 0 DP: 0 HBP: 0	WP: 0 PB: 0 SB: 0 CS: 0	PA: 31		
PITCHER	IP	WLS	BF	H	R	ER	SO	BB	IBB	HBP	BLK	WP	HR	S	P	ERA	WHIP							
Brian Moehler, R (1, 1) ERA: 5.23	8.0	W	28	3	1	1	7	1	0	0	0	0	0	81	119	1.12	0.500							
Todd Jones, R (9, 1) ERA:	1.0	S	3	0	0	0	1	0	0	0	0	0	0	9	11	0.00	0.000							

New York Yankees @ Detroit Tigers
Tiger Stadium, Detroit, MI
Sun Apr 19 1998, 3:33 AM EDT
Att: 12,568 - Cloudy - 52 F


AB 30
R 1
H 3
RBI 1
BB 1
SO 8
LOB 4



Batter	1	2	3	4	5	6	7	8	9	AB	R	H	RBI	BB	SO	LOB	BOTTOM							
Brian Hunter, R (1, 8) OBP: 0.417, SLG: 0.476										2	0	1	0	2	1	0								
Damion Easley, R (1, 6) OBP: 0.338, SLG: 0.500										3	0	0	1	0	3	2								
Bobby Higginson, L (1, 9) OBP: 0.397, SLG: 0.404										3	0	0	0	1	0	2								
Tony Clark, S (1, 3) OBP: 0.269, SLG: 0.369										3	1	1	1	0	2	1								
Luis Gonzalez, L (1, 7) OBP: 0.357, SLG: 0.519										3	0	0	0	0	0	0								
Frank Catalanotto, L (1, 4) OBP: 0.384, SLG: 0.333										3	0	1	0	0	0	0								
Billy Ripken, R (8, 6) OBP: 0.304, SLG: 0.238										0	0	0	0	0	0	0								
Pete Incaviglia, R (1, 10) OBP: 0.143, SLG: 0.077										3	0	0	0	0	2	1								
Raul Casanova, S (1, 2) OBP: 0.258, SLG: 0.185										3	0	1	0	0	0	1								
Kimera Batee, R (8, PR)										0	1	0	0	0	0	0								
Joe Oliver, R (9, 2) OBP: 0.233, SLG: 0.286										0	0	0	0	0	0	0								
Joe Randa, R (1, 5) OBP: 0.222, SLG: 0.250										3	0	0	0	0	1	1								
Inning Stats	R: 0 H: 0 E: 0 K: 2 S: 12	H: 0 LOB: 1 BB: 2 P: 22	R: 0 H: 0 E: 0 K: 1 S: 5	H: 0 LOB: 0 BB: 0 P: 9	R: 0 H: 0 E: 0 K: 1 S: 9	H: 0 LOB: 0 BB: 0 P: 14	R: 0 H: 0 E: 0 K: 2 S: 8	H: 0 LOB: 0 BB: 0 P: 15	R: 0 H: 1 E: 0 K: 0 S: 5	H: 1 LOB: 1 BB: 0 P: 11	R: 0 H: 1 E: 0 K: 1 S: 12	H: 1 LOB: 1 BB: 0 P: 19	R: 1 H: 1 E: 0 K: 1 S: 12	H: 1 LOB: 0 BB: 0 P: 19	R: 1 H: 1 E: 0 K: 1 S: 13	H: 1 LOB: 1 BB: 1 P: 22	1B: 3 2B: 0 3B: 0 HR: 1	SF: 1 SAC: 0 DP: 0 HBP: 0	WP: 1 PB: 0 SB: 1 CS: 0	PA: 30				
PITCHER	IP	WLS	BF	H	R	ER	SO	BB	IBB	HBP	BLK	WP	HR	S	P	ERA	WHIP							
Hideki Irabu, R (1, 1) ERA: 1.64	6.0	L	22	3	1	1	7	2	0	0	0	1	0	52	93	1.50	0.833							
Darren Holmes, R (7, 1) ERA: 6.0	1.2	L	7	1	1	1	2	1	0	0	0	1	0	22	36	5.40	1.200							
Graeme Lloyd, L (8, 1) ERA: 3.86	0.1		1	0	0	0	0	0	0	0	0	0	0	2	2	0.00	0.000							

New York Yankees @ Detroit Tigers
Tiger Stadium, Detroit, MI
Sun Apr 19 1998, 3:33 AM EDT
Att: 12,568 - Cloudy - 52 F

AB 26
R 2
H 4
RBI 2
BB 3
SO 9
LOB 8



Batter	1	2	3	4	5	6	7	8	9	10	11	AB	R	H	RBI	BB	SO	LOB	TOP			
Chuck Knoblauch, R OBP: 0.382, SLG: 0.335 (1,4)	F9		F9		F8		FC6 1B		FC6-4 2B		FC6-4 3B	6	1	2	1	0	0	3				
2 Derek Jeter, R OBP: 0.282, SLG: 0.333 (1,6)	K		F7			FC6 1B	FC6-6 1B		FC6-4 1B		E4 S	6	0	1	0	0	1	4				
Paul O'Neill, L OBP: 0.441, SLG: 0.491 (1,9)	2B			F7		P5	FC3-6 1B		F9		K	6	0	1	0	0	1	7				
Tino Martinez, L OBP: 0.403, SLG: 0.554 (1,3)	G3-1			1B								4	0	2	0	1	1	1				
Bernie Williams, S OBP: 0.386, SLG: 0.293 (1,8)		P2		F9		P5			F7		G4-3	5	0	0	0	0	0	4				
Darryl Strawberry, L OBP: 0.450, SLG: 0.700 (1,10)	F6			F7		F9			K		P9	3	0	0	0	0	0	3				
Tim Lincecum, S OBP: 0.294, SLG: 0.250 (8,PH)												2	0	0	0	0	1	1				
Chad Curtis, R OBP: 0.543, SLG: 0.567 (1,7)		20 S BB				L8					G6-3	3	1	1	0	2	0	1				
20 Jorge Posada, S OBP: 0.324, SLG: 0.515 (1,2)	G4-3			F7		F9					G4-3	4	0	1	1	0	0	2				
Homer Bush, R OBP: 0.500, SLG: 0.333 (9,PR)												0	1	0	0	0	0	0				
Joe Girardi, R OBP: 0.320, SLG: 0.333 (9,2)												1	0	0	0	0	0	0				
Scott Brosius, R OBP: 0.361, SLG: 0.308 (1,5)			K			P2			FC6-4 1B		F8	4	0	1	0	1	1	1				
Inning Stats	R: 0 E: 0 K: 1 S: 11	H: 1 LOB: 1 BB: 0 P: 18	R: 0 E: 0 K: 0 S: 9	H: 0 LOB: 1 BB: 1 P: 20	R: 0 E: 0 K: 1 S: 11	H: 0 LOB: 0 BB: 0 P: 16	R: 0 E: 0 K: 0 S: 14	H: 1 LOB: 1 BB: 0 P: 19	R: 0 E: 0 K: 0 S: 8	H: 0 LOB: 1 BB: 1 P: 13	R: 0 E: 0 K: 2 S: 10	H: 0 LOB: 0 BB: 0 P: 14	R: 2 E: 0 K: 0 S: 12	H: 3 LOB: 2 BB: 0 P: 19	R: 0 E: 0 K: 0 S: 5	H: 1 LOB: 1 BB: 0 P: 6	R: 1 E: 0 K: 1 S: 17	H: 1 LOB: 1 BB: 0 P: 30	1B: 5 2B: 3 3B: 1 HR: 0	SF: 0 SAC: 0 DP: 0 HBP: 0	WP: 0 PB: 0 SB: 3 CS: 0	PA: 48
PITCHER	IP ERA WLS BF H R ER SO BB IBB HBP BLK WP HR S P ERA WHIP	Woody Williams, R ERA: 2.49	Dan Plesac, L ERA: 4.26	Randy Myers, L ERA: 12.7	Bill Risley, R ERA: 1.69	PITCHER																

New York Yankees @ Toronto Blue Jays
SkyDome, Toronto, ON
Mon Apr 20 1998, 7:05 PM EDT
Att: 26,385 - Dome - 72 F

AB 44
R 3
H 9
RBI 2
BB 4
SO 5
LOB 27



Batter	1	2	3	4	5	6	7	8	9	10	11	AB	R	H	RBI	BB	SO	LOB	BOTTOM							
Shannon Stewart, R OBP: 0.385, SLG: 0.327 (1,7)	K		CS 1B			2B 1B	BB				P3	4	1	2	0	1	1	0								
Alex Gonzalez, R OBP: 0.260, SLG: 0.319 (1,6)	G4-3		CS	P3		S 2B	P3		K		F9	6	0	1	2	0	1	6								
Shawn Green, L OBP: 0.325, SLG: 0.493 (1,9)	F7			F7		G6-3			F8		G3-1 2B	5	0	1	0	0	0	1								
Jose Canseco, R OBP: 0.244, SLG: 0.534 (1,10)		F7		F8		G6-4-3 BB			L1		G3-1	4	0	0	0	1	0	1								
Mike Stanley, R OBP: 0.369, SLG: 0.524 (1,3)												5 FC6-2-5 WP	5	0	1	0	0	2	3							
Juan Samuel, R OBP: 0.176, SLG: 0.188 (10,PR)													0	0	0	0	0	0								
5 Ed Sprague, R OBP: 0.381, SLG: 0.519 (1,5)		FC5-4 1B									G5-3	4	0	1	0	1	1	1								
José Cruz, Jr., S OBP: 0.303, SLG: 0.310 (1,8)		F8									IBB IBB	3	0	0	0	2	1	2								
Tony Fernandez, S OBP: 0.293, SLG: 0.229 (1,4)			P3			G1-3			P4		L6	4	0	0	0	0	0	5								
Kevin Brown, R OBP: 0.369, SLG: 0.308 (1,2)												2	1	1	0	1	0	0								
Felipe Crespo, S OBP: 0.313, SLG: 0.308 (9,PH)												0	0	0	0	1	0	0								
Darin Fletcher, L OBP: 0.192, SLG: 0.250 (10,2)						1B 2B					F7	1	0	0	0	0	0	0								
Inning Stats	R: 0 E: 0 K: 1 S: 7	H: 0 LOB: 0 BB: 0 P: 10	R: 0 E: 0 K: 0 S: 8	H: 1 LOB: 1 BB: 0 P: 13	R: 0 E: 0 K: 0 S: 5	H: 1 LOB: 0 BB: 0 P: 9	R: 0 E: 0 K: 0 S: 5	H: 0 LOB: 0 BB: 0 P: 8	R: 0 E: 0 K: 2 S: 8	H: 0 LOB: 1 BB: 1 P: 14	R: 2 E: 0 K: 0 S: 17	H: 3 LOB: 3 BB: 1 P: 28	R: 0 E: 0 K: 1 S: 13	H: 1 LOB: 3 BB: 2 P: 28	R: 0 E: 0 K: 1 S: 7	H: 0 LOB: 0 BB: 0 P: 10	R: 0 E: 0 K: 1 S: 12	H: 0 LOB: 3 BB: 1 P: 22	R: 0 E: 0 K: 0 S: 6	H: 1 LOB: 3 BB: 2 P: 18	R: 0 E: 0 K: 0 S: 8	H: 0 LOB: 0 BB: 0 P: 10	1B: 3 2B: 4 3B: 0 HR: 0	SF: 0 SAC: 0 DP: 1 HBP: 2	WP: 1 PB: 0 SB: 3 CS: 1	PA: 48
PITCHER	IP ERA WLS BF H R ER SO BB IBB HBP BLK WP HR S P ERA WHIP	David Wells, L ERA: 4.73	52 Mike Buddie, R ERA: 9.64	Jeff Nelson, R ERA: 12.31	Willie Banks, R ERA: 22.5	Mike Stanton, L ERA: 2.08	PITCHER																			

New York Yankees @ Toronto Blue Jays
SkyDome, Toronto, ON
Mon Apr 20 1998, 7:05 PM EDT
Att: 26,385 - Dome - 72 F

AB 38
R 2
H 7
RBI 2
BB 7
SO 6
LOB 19



Batter	1	2	3	4	5	6	7	8	9	AB	R	H	RBI	BB	SO	LOB	TOP	
Brian Hunter, R (1, 8) OBP: 0.376, SLG: 0.413	F9		F9			G4-3		G3-1		4	0	0	0	0	0	1	Detroit Tigers @ New York Yankees Yankee Stadium, Bronx, NY Fri Apr 24 1998, 7:05 PM EDT Att: 26,173 - Unknown - 65 F	
Joe Randa, R (1, 5) OBP: 0.230, SLG: 0.243	F9			2B G3 1B		K		2B HBP		3	2	1	0	0	1	0		
Bobby Higginson, L (1, 9) OBP: 0.473, SLG: 0.463				G3 SF8 2B		K		2B		3	1	2	2	1	1	0		
Tony Clark, S (1, 3) OBP: 0.263, SLG: 0.368	K			G3			F9	G1-3		4	0	0	1	0	1	3		
Luis Gonzalez, L (1, 7) OBP: 0.353, SLG: 0.525		G6-3		SF8			BB 1B		G4-3	3	0	1	1	0	0	0		
Damon Easley, R (1, 4) OBP: 0.380, SLG: 0.582	F9			K			G4-6-3 BB		L5	3	0	0	0	1	1	0		
Andy Tomberlin, L (1, 10) Bip Roberts, S (7, PH) OBP: 0.371, SLG: 0.276	G4-3				F9		G4-6-3		2B	2	0	0	0	0	0	0		
Raul Casanova, S (1, 2) OBP: 0.231, SLG: 0.200			P4		G2			G3-1 2B	K	4	1	1	0	0	1	1		
Billy Ripken, R (1, 6) OBP: 0.321, SLG: 0.286	G4-3				G5-3			K		3	0	0	0	0	1	1		
Inning Stats	R: 0 E: 0 K: 1 S: 5	H: 0 LOB: 1 BB: 1 P: 9	R: 0 E: 0 K: 0 S: 3	H: 0 LOB: 0 BB: 0 P: 3	R: 0 E: 0 K: 0 S: 3	H: 0 LOB: 0 BB: 0 P: 3	R: 2 E: 0 K: 1 S: 7	H: 2 LOB: 0 BB: 0 P: 7	R: 0 E: 0 K: 0 S: 3	H: 1 LOB: 1 BB: 1 P: 7	R: 2 E: 0 K: 1 S: 7	H: 2 LOB: 1 BB: 0 P: 8	R: 0 E: 0 K: 1 S: 6	H: 1 LOB: 1 BB: 0 P: 6	1B: 2 2B: 4 3B: 0 HR: 0	SF: 1 SAC: 0 DP: 1 HBP: 1		WP: 0 PB: 0 SB: 0 CS: 0
PITCHER	IP WLS BF H R ER SO BB IBB HBP BLK WP HR S P ERA WHIP																	
David Cone, R (1, 1) ERA: 8.31	6.1 W 24 3 2 2 4 2 0 0 0 0 0 30 38 2.84 0.789																	
Mike Stanton, L (7, 1) ERA: 2.92	1.2 7 2 2 2 1 0 0 1 0 0 0 8 9 10.80 1.200																	
42 Mariano Rivera, R (9, 1) ERA:	1.0 4 1 0 0 1 0 0 0 0 0 0 6 6 0.00 1.000																	

Batter	1	2	3	4	5	6	7	8	9	AB	R	H	RBI	BB	SO	LOB	BOTTOM			
Chuck Knoblauch, R (1, 4) OBP: 0.356, SLG: 0.320	F9	1B		F8		K		F7		5	0	1	0	0	1	1	Detroit Tigers @ New York Yankees Yankee Stadium, Bronx, NY Fri Apr 24 1998, 7:05 PM EDT Att: 26,173 - Unknown - 65 F			
2 Derek Jeter, R (1, 6) OBP: 0.302, SLG: 0.388	F7 2B 1B	K		G1-6-3			S F7 BB 1B	K		5	2	2	0	0	2	1				
Paul O'Neill, L (1, 9) OBP: 0.398, SLG: 0.414	F7 1-2	K			G4-3		F7 1-2	G6-3		5	0	0	0	0	1	3				
Tino Martinez, L (1, 3) OBP: 0.438, SLG: 0.567	1B 2B	1B		F8			BB SF8 HBP			3	2	2	1	0	0	0				
Bernie Williams, S (1, 8) OBP: 0.417, SLG: 0.353	HR 1B		G3-1		BB BB		BB 1B IBB			2	2	1	1	2	0	0				
Darryl Strawberry, L (1, 10) OBP: 0.385, SLG: 0.723 Chad Curtis, R (7, PH) OBP: 0.520, SLG: 0.550	HR		1B	2B		F7		1B BB		3	2	2	2	0	0	1				
Tim Lincecum, S (1, 7) OBP: 0.341, SLG: 0.342	1B 1B		K			S 1B BB	SF8			2	0	1	1	1	1	1				
Scott Brosius, R (1, 5) OBP: 0.384, SLG: 0.359	FC6-4 1B		2-5 1B			K	2-5 1B			4	0	3	2	0	1	1				
Joe Girardi, R (1, 2) OBP: 0.281, SLG: 0.290	FC6-4		2-5	G5-3		2H 1B	G5-3			4	0	1	0	0	0	4				
Inning Stats	R: 4 E: 0 K: 0 S: 9	H: 6 LOB: 2 BB: 0 P: 9	R: 0 E: 0 K: 2 S: 8	H: 2 LOB: 2 BB: 0 P: 8	R: 1 E: 0 K: 1 S: 6	H: 2 LOB: 1 BB: 0 P: 6	R: 0 E: 0 K: 0 S: 3	H: 0 LOB: 0 BB: 0 P: 3	R: 0 E: 0 K: 0 S: 3	H: 0 LOB: 1 BB: 1 P: 7	R: 0 E: 0 K: 2 S: 7	H: 1 LOB: 1 BB: 1 P: 11	R: 3 E: 0 K: 0 S: 5	H: 2 LOB: 2 BB: 2 P: 14	R: 0 E: 0 K: 1 S: 5	H: 0 LOB: 0 BB: 0 P: 5		1B: 10 2B: 2 3B: 0 HR: 1	SF: 1 SAC: 0 DP: 0 HBP: 1	WP: 0 PB: 0 SB: 3 CS: 0
PITCHER	IP WLS BF H R ER SO BB IBB HBP BLK WP HR S P ERA WHIP																			
Greg Keagle, R (1, 1) ERA: 6.52	4.2 L 24 10 5 5 3 1 0 0 0 0 0 28 32 9.64 2.357																			
Roberto Duran, L (5, 1) ERA: 4.15	0.1 2 0 0 0 0 1 0 0 0 0 0 1 5 0.00 3.000																			
Doug Bochtler, R (6, 1) ERA: 9.28	1.1 7 2 3 3 2 0 1 1 0 0 0 9 14 20.25 1.500																			
44 Sean Runyan, L (7, 1) ERA: 3.24	1.2 7 1 0 0 1 1 0 0 0 0 0 8 12 0.00 1.200																			

Batter	1	2	3	4	5	6	7	8	9	AB	R	H	RBI	BB	SO	LOB	TOP				
Brian Hunter, R OBP: 0.371, SLG: 0.418 (1, 8)	G6-3		G6-3				L3			4	1	1	1	0	0	0	Detroit Tigers @ New York Yankees Yankee Stadium, Bronx, NY Sat Apr 25 1998, 3:33 AM EDT Att: 33,196 - Sunny - 57 F				
Joe Randa, R OBP: 0.231, SLG: 0.243 (1, 5)	G6-3		F8				K			4	0	1	2	0	1	0					
Bobby Higginson, L OBP: 0.393, SLG: 0.437 (1, 9)	G1-3			F7	F9			L7		4	0	0	0	0	0	1					
Tony Clark, S OBP: 0.250, SLG: 0.350 (1, 3)		G4-3		F9	F9			G6-3		4	0	0	0	0	0	1					
Damon Easley, R OBP: 0.354, SLG: 0.577 (1, 4)				G5-3			F9	G5-3		4	0	1	0	0	0	0					
Jeff Manto, R OBP: 0.167, SLG: 0.063 (1, 10) Andy Tomberlin, L (9, PH)		P2				K			K	2	0	0	0	1	1	1					
Luis Gonzalez, L OBP: 0.361, SLG: 0.516 (1, 7)							F8		P6	3	1	1	0	1	0	1					
Joe Oliver, R OBP: 0.216, SLG: 0.257 (1, 2) Bip Roberts, S (9, PH) OBP: 0.366, SLG: 0.271									G3	3	1	1	0	0	2	3					
Billy Ripken, R OBP: 0.304, SLG: 0.269 (1, 6)			P4			E1			F9	3	1	0	0	0	0	1					
Inning Stats	R: 0 E: 0 K: 0 S: 6	H: 0 LOB: 0 BB: 0 P: 11	R: 0 E: 0 K: 1 S: 16	H: 1 LOB: 2 BB: 1 P: 23	R: 0 E: 0 K: 0 S: 5	H: 0 LOB: 0 BB: 0 P: 8	R: 0 E: 0 K: 0 S: 5	H: 0 LOB: 0 BB: 0 P: 7	R: 4 E: 1 K: 1 S: 21	H: 4 LOB: 1 BB: 0 P: 29	R: 0 E: 0 K: 1 S: 7	H: 0 LOB: 1 BB: 1 P: 11	R: 0 E: 0 K: 1 S: 8	H: 0 LOB: 0 BB: 0 P: 11	R: 0 E: 0 K: 1 S: 8	H: 0 LOB: 0 BB: 0 P: 12	1B: 3 2B: 2 HR: 0	SF: 0 SAC: 0 HBP: 0	WP: 0 PB: 0 SB: 0 CS: 0	PA: 35	
PITCHER	IP	WLS	BF	H	R	ER	SO	BB	IBB	HBP	BLK	WP	HR	S	P	ERA	WHIP				
David Wells, L ERA: 4.41 (1, 1)	8.0	W	32	5	4	3	4	2	0	0	0	0	0	76	111	3.38	0.875				
42 Mariano Rivera, R ERA: (9, 1)	1.0	S	3	0	0	0	1	0	0	0	0	0	0	8	12	0.00	0.000				

Batter	1	2	3	4	5	6	7	8	9	AB	R	H	RBI	BB	SO	LOB	BOTTOM				
Chuck Knoblauch, R OBP: 0.351, SLG: 0.308 (1, 4)			P6				P4			3	0	0	0	1	0	0	Detroit Tigers @ New York Yankees Yankee Stadium, Bronx, NY Sat Apr 25 1998, 3:33 AM EDT Att: 33,196 - Sunny - 57 F				
2 Derek Jeter, R OBP: 0.300, SLG: 0.381 (1, 6)	E2		G4-3			K				4	0	1	0	0	2	0					
Paul O'Neill, L OBP: 0.379, SLG: 0.392 (1, 9)										4	0	0	0	0	2	2					
Tino Martinez, L OBP: 0.429, SLG: 0.592 (1, 3)	F7									4	1	1	1	0	1	2					
Bernie Williams, S OBP: 0.420, SLG: 0.366 (1, 8)	G4-3									3	2	1	0	1	1	2					
Darryl Strawberry, L OBP: 0.393, SLG: 0.740 (1, 10)										3	2	1	1	1	0	0					
Chad Curtis, R OBP: 0.525, SLG: 0.568 (1, 7)										4	0	2	2	0	1	1					
20 Jorge Posada, S OBP: 0.311, SLG: 0.450 (1, 2)										2	0	0	0	1	1	1					
Scott Brosius, R OBP: 0.368, SLG: 0.343 (1, 5)										3	0	0	0	0	1	3					
Inning Stats	R: 0 E: 1 K: 1 S: 10	H: 1 LOB: 2 BB: 1 P: 17	R: 0 E: 0 K: 2 S: 9	H: 0 LOB: 0 BB: 0 P: 12	R: 0 E: 0 K: 1 S: 11	H: 0 LOB: 0 BB: 0 P: 13	R: 3 E: 0 K: 0 S: 15	H: 3 LOB: 1 BB: 1 P: 23	R: 0 E: 0 K: 1 S: 9	H: 0 LOB: 0 BB: 0 P: 14	R: 1 E: 1 K: 0 S: 12	H: 1 LOB: 2 BB: 1 P: 23	R: 0 E: 0 K: 2 S: 8	H: 0 LOB: 0 BB: 0 P: 13	R: 1 E: 0 K: 2 S: 11	H: 1 LOB: 1 BB: 1 P: 22	1B: 2 2B: 2 3B: 1 HR: 1	SF: 0 SAC: 0 DP: 0 HBP: 0	WP: 0 PB: 0 SB: 2 CS: 0	PA: 34	
PITCHER	IP	WLS	BF	H	R	ER	SO	BB	IBB	HBP	BLK	WP	HR	S	P	ERA	WHIP				
Brian Moehler, R ERA: 5.06 (1, 1)	6.0		27	5	4	3	5	2	1	0	0	0	0	66	102	4.50	1.167				
A.J. Sager, R ERA: 4.66 (7, 1)	0.2		2	0	0	0	1	0	0	0	0	0	0	5	8	0.00	0.000				
44 Sean Runyan, L ERA: 3.86 (7, 1)	1.0	L	4	0	1	1	3	1	0	0	0	0	0	12	23	9.00	1.000				
Bryce Florie, R ERA: 4.5 (8, 1)	0.1		1	0	0	0	0	0	0	0	0	0	0	2	4	0.00	3.000				

AB	33
R	4
H	5
RBI	3
BB	2
SO	5
LOB	8



Batter	1	2	3	4	5	6	7	8	9	AB	R	H	RBI	BB	SO	LOB	TOP										
Shannon Stewart, R (1, 8) OBP: 0.395, SLG: 0.365	1-1 1B		1-2 G6-3				1-0 1B WP	0-2 L5		4	0	2	0	0	0	2	Toronto Blue Jays @ New York Yankees Yankee Stadium, Bronx, NY Mon Apr 27 1998, 7:05 PM EDT Att: 17,863 - Unknown - 55 F										
Shawn Green, L (1, 9) OBP: 0.300, SLG: 0.427	2-3 K		0-3 K			2-2 1B		2-2 G4-3		4	0	1	0	0	2	1											
Jose Canseco, R (1, 7) OBP: 0.245, SLG: 0.505	0-0 L7		2-3 K			0-3 K		0-2 L8		4	0	0	0	0	2	3											
Carlos Delgado, L (1, 3) OBP: 0.467, SLG: 0.538	2-3 K			0-1 1B		0-3 K		0-3 K		4	0	1	0	0	3	3											
Mike Stanley, R (1, 10) OBP: 0.343, SLG: 0.410		2-2 G6-3		1-0 F9		2-3 K		3-1 F8		4	0	0	0	0	1	3											
Ed Sprague, R (1, 5) OBP: 0.329, SLG: 0.421		1-3 K		1-2 L1-5-3				1-2 P8		4	0	1	0	0	1	1											
Tony Fernandez, S (1, 4) OBP: 0.338, SLG: 0.284		1-0 1B			1-2 G3-6-1		1-1 FC6-4	0-0 B5-3		4	0	3	0	0	0	0											
Alex Gonzalez, R (1, 6) OBP: 0.237, SLG: 0.284		0-0 1B			2-2 P9		0-3 K			3	0	1	0	0	1	3											
Darrin Fletcher, L (1, 2) OBP: 0.250, SLG: 0.250		0-0 L7			0-0 G3-6-1		1-1 FC6-4			2	0	0	0	0	0	3											
Juan Samuel, R (7, PH) OBP: 0.162, SLG: 0.238							1-2 FC6-4			1	0	0	0	0	0	2											
Kevin Brown, R (7, 2) OBP: 0.381, SLG: 0.313							1-2 FC6-4			0	0	0	0	0	0	0											
Inning Stats	R: 0 E: 0 K: 2 S: 9	H: 1 LOB: 1 BB: 0 P: 14	R: 0 E: 0 K: 1 S: 9	H: 2 LOB: 2 BB: 0 P: 13	R: 0 E: 0 K: 2 S: 9	H: 0 LOB: 0 BB: 0 P: 12	R: 0 E: 0 K: 0 S: 6	H: 1 LOB: 0 BB: 0 P: 8	R: 0 E: 0 K: 3 S: 15	H: 2 LOB: 2 BB: 0 P: 20	R: 0 E: 0 K: 1 S: 11	H: 2 LOB: 2 BB: 0 P: 15	R: 0 E: 0 K: 1 S: 9	H: 0 LOB: 0 BB: 0 P: 11	R: 0 E: 0 K: 0 S: 6	H: 0 LOB: 0 BB: 0 P: 10	1B: 9 2B: 1 3B: 0 HR: 0	SF: 0 SAC: 0 DP: 2 HBP: 0	WP: 1 PB: 0 SB: 1 CS: 0	PA: 34							
PITCHER	IP	WLS	BF	H	R	ER	SO	BB	IBB	HBP	BLK	WP	HR	S	P	ERA	WHIP										
Andy Pettitte, L (1, 1) ERA: 2.45	5.2	W	22	7	0	0	7	0	0	0	0	1	0	53	73	0.00	1.235										
Jeff Nelson, R (6, 1) ERA: 2.77	0.2		4	2	0	0	2	0	0	0	0	0	0	9	14	0.00	3.000										
Mike Stanton, L (7, 1) ERA: 2.57	1.2		5	0	0	0	1	0	0	0	0	0	0	14	17	0.00	0.000										
42 Mariano Rivera, R (9, 1) ERA:	1.0	S	3	0	0	0	0	0	0	0	0	0	0	6	10	0.00	0.000										

Batter	1	2	3	4	5	6	7	8	9	AB	R	H	RBI	BB	SO	LOB	BOTTOM										
Chuck Knoblauch, R (1, 4) OBP: 0.347, SLG: 0.296	3-2 G1-5-3		4-1 2B SF8				3-0 F8			3	1	0	0	1	1	1	Toronto Blue Jays @ New York Yankees Yankee Stadium, Bronx, NY Mon Apr 27 1998, 7:05 PM EDT Att: 17,863 - Unknown - 55 F										
Derek Jeter, R (1, 6) OBP: 0.298, SLG: 0.375	1-3 K		3-2 SF8			1-0 G6-3		1-3 K		4	0	1	0	0	2	0											
Paul O'Neill, L (1, 9) OBP: 0.385, SLG: 0.382	4-0 BB		4-1 BB			2-2 G6-3		1-3 K		2	0	0	0	2	1	0											
Tino Martinez, L (1, 3) OBP: 0.409, SLG: 0.568	1-1 G3		0-0 SF8			1-1 P9		0-1 G5-3		3	0	0	1	0	0	1											
Bernie Williams, S (1, 8) OBP: 0.424, SLG: 0.378		4-2 2B BB	2-3 K			0-2 2B		3-2 P6		3	0	1	0	1	1	2											
Tim Lincecum, S (1, 10) OBP: 0.340, SLG: 0.366		2-0 2B	2-3 K			1-0 L8				3	0	1	0	0	1	3											
Chad Curtis, R (1, 7) OBP: 0.516, SLG: 0.543		2-3 K		0-0 L7		4-0 BB				2	0	0	0	1	1	2											
Scott Brosius, R (1, 5) OBP: 0.354, SLG: 0.329		3-3 K		1-0 G5-3		2-3 K				3	0	0	0	0	2	4											
Joe Girardi, R (1, 2) OBP: 0.286, SLG: 0.273		0-1 G4-3		1-2 G6-3		4-2 CS BB				2	0	0	0	1	0	2											
Inning Stats	R: 0 E: 0 K: 1 S: 8	H: 0 LOB: 1 BB: 1 P: 17	R: 0 E: 0 K: 2 S: 11	H: 1 LOB: 2 BB: 1 P: 22	R: 1 E: 0 K: 2 S: 14	H: 1 LOB: 2 BB: 2 P: 29	R: 0 E: 0 K: 0 S: 5	H: 0 LOB: 0 BB: 0 P: 7	R: 0 E: 0 K: 1 S: 7	H: 0 LOB: 0 BB: 0 P: 11	R: 0 E: 0 K: 1 S: 11	H: 1 LOB: 2 BB: 1 P: 19	R: 0 E: 0 K: 1 S: 6	H: 0 LOB: 0 BB: 1 P: 14	R: 0 E: 0 K: 1 S: 9	H: 0 LOB: 0 BB: 0 P: 13	1B: 1 2B: 2 3B: 0 HR: 0	SF: 1 SAC: 0 DP: 0 HBP: 0	WP: 0 PB: 0 SB: 4 CS: 1	PA: 32							
PITCHER	IP	WLS	BF	H	R	ER	SO	BB	IBB	HBP	BLK	WP	HR	S	P	ERA	WHIP										
Roger Clemens, R (1, 1) ERA: 3.62	7.0	L	29	3	1	1	8	6	0	0	0	0	0	62	119	1.29	1.286										
Dan Plesac, L (8, 1) ERA: 4.5	1.0		3	0	0	0	1	0	0	0	0	0	0	9	13	0.00	0.000										

AB	34
R	0
H	9
RBI	0
BB	0
SO	10
LOB	21



AB	25
R	1
H	3
RBI	1
BB	6
SO	9
LOB	15



Batter	1	2	3	4	5	6	7	8	9	AB	R	H	RBI	BB	SO	LOB	TOP										
Shannon Stewart, R (1, 7) OBP: 0.385, SLG: 0.346										4	0	0	0	1	0	1	Toronto Blue Jays @ New York Yankees Yankee Stadium, Bronx, NY Tue Apr 28 1998, 7:05 PM EDT Att: 18,727 - Unknown - 61 F livebaseballscores.com										
Felipe Crespo, S (1, 9) OBP: 0.280, SLG: 0.273										5	0	1	0	0	1	0											
Shawn Green, L (9, 9) OBP: 0.300, SLG: 0.427										0	0	0	0	0	0	0											
Carlos Delgado, L (1, 3) OBP: 0.400, SLG: 0.444										5	0	1	0	0	2	3											
Jose Canseco, R (1, 10) OBP: 0.245, SLG: 0.495										4	1	1	0	0	1	4											
Darrin Fletcher, L (1, 2) OBP: 0.278, SLG: 0.270										3	2	2	0	1	0	0											
Ed Sprague, R (1, 5) OBP: 0.337, SLG: 0.456										3	2	1	2	0	1	3											
Tony Fernandez, S (1, 4) OBP: 0.357, SLG: 0.329										3	0	2	3	0	0	0											
José Cruz Jr., S (1, 8) OBP: 0.296, SLG: 0.282										3	0	0	0	1	0	2											
Alex Gonzalez, R (1, 6) OBP: 0.227, SLG: 0.272										4	0	0	0	0	0	5											
Inning Stats	R: 0 E: 0 K: 1 S: 7	H: 0 LOB: 0 BB: 0 P: 9	R: 3 E: 0 K: 0 S: 17	H: 3 LOB: 1 BB: 0 P: 25	R: 0 E: 0 K: 0 S: 5	H: 1 LOB: 0 BB: 0 P: 8	R: 0 E: 0 K: 1 S: 8	H: 0 LOB: 2 BB: 1 P: 16	R: 0 E: 1 K: 0 S: 9	H: 0 LOB: 1 BB: 0 P: 14	R: 2 E: 0 K: 0 S: 13	H: 3 LOB: 0 BB: 0 P: 19	R: 0 E: 1 K: 1 S: 12	H: 1 LOB: 3 BB: 2 P: 26	R: 0 E: 1 K: 0 S: 5	H: 0 LOB: 0 BB: 0 P: 8	R: 0 E: 0 K: 2 S: 7	H: 0 LOB: 0 BB: 0 P: 12	1B: 5 2B: 3 3B: 0 HR: 1	SF: 0 SAC: 0 DP: 2 HBP: 2	WP: 0 PB: 0 SB: 1 CS: 1	PA: 39					
PITCHER	IP	WLS	BF	H	R	ER	SO	BB	IBB	HBP	BLK	WP	HR	S	P	ERA	WHIP										
Ramiro Mendoza, R (1, 1) ERA: 5.76	5.0	L	25	7	5	5	2	1	0	2	0	0	1	56	87	9.00	1.600										
Darren Holmes, R (6, 1) ERA: 4.5	2.0		8	1	0	0	1	1	1	0	0	0	0	15	30	0.00	1.000										
Willie Banks, R (8, 1) ERA: 11.25	2.0		6	0	0	0	2	0	0	0	0	0	0	12	20	0.00	0.000										

Batter	1	2	3	4	5	6	7	8	9	AB	R	H	RBI	BB	SO	LOB	BOTTOM										
Chuck Knoblauch, R (1, 4) OBP: 0.350, SLG: 0.302										5	1	2	0	0	1	0	Toronto Blue Jays @ New York Yankees Yankee Stadium, Bronx, NY Tue Apr 28 1998, 7:05 PM EDT Att: 18,727 - Unknown - 61 F livebaseballscores.com										
Derek Jeter, R (1, 6) OBP: 0.296, SLG: 0.370										4	0	1	0	0	0	1											
Paul O'Neill, L (1, 9) OBP: 0.368, SLG: 0.363										4	0	0	0	0	0	3											
Tino Martinez, L (1, 3) OBP: 0.413, SLG: 0.558										3	0	1	1	1	0	0											
Bernie Williams, S (1, 8) OBP: 0.427, SLG: 0.423										4	1	2	0	0	0	3											
Darryl Strawberry, L (1, 10) OBP: 0.477, SLG: 0.736										3	0	2	0	1	1	2											
Chad Curtis, R (1, 7) OBP: 0.500, SLG: 0.520										4	0	1	1	0	0	3											
Dale Sveum, S (1, 5) Scott Brosius, R (9, PH) OBP: 0.350, SLG: 0.324										3	0	0	0	0	1	4											
Joe Girardi, R (1, 2) OBP: 0.256, SLG: 0.243										4	0	0	0	0	1	2											
Inning Stats	R: 1 E: 0 K: 1 S: 17	H: 3 LOB: 2 BB: 0 P: 23	R: 0 E: 0 K: 1 S: 9	H: 0 LOB: 0 BB: 0 P: 12	R: 0 E: 0 K: 0 S: 10	H: 0 LOB: 0 BB: 0 P: 15	R: 1 E: 1 K: 1 S: 20	H: 1 LOB: 2 BB: 1 P: 35	R: 0 E: 0 K: 0 S: 6	H: 2 LOB: 2 BB: 1 P: 12	R: 0 E: 0 K: 0 S: 10	H: 1 LOB: 1 BB: 0 P: 10	R: 0 E: 0 K: 0 S: 10	H: 2 LOB: 1 BB: 0 P: 13	R: 0 E: 0 K: 2 S: 8	H: 0 LOB: 0 BB: 0 P: 11	1B: 7 2B: 2 3B: 1 HR: 0	SF: 0 SAC: 0 DP: 2 HBP: 0	WP: 0 PB: 0 SB: 0 CS: 0	PA: 37							
PITCHER	IP	WLS	BF	H	R	ER	SO	BB	IBB	HBP	BLK	WP	HR	S	P	ERA	WHIP										
Woody Williams, R (1, 1) ERA: 2.61	5.2	W	23	4	2	2	3	2	0	0	0	0	0	66	107	3.18	1.059										
Steve Sinclair, L (6, 1) ERA	0.0		1	1	0	0	0	0	0	0	0	0	0	3	6												
Bill Risle, R (6, 1) ERA: 1.29	1.0		5	2	0	0	0	0	0	0	0	0	0	8	14	0.00	2.000										
Dan Plesac, L (7, 1) ERA: 4.15	0.2		4	2	0	0	0	0	0	0	0	0	0	8	9	0.00	3.000										
Paul Quantrill, R (8, 1) ERA: 1.82	0.2		1	0	0	0	0	0	0	0	0	0	0	5	7	0.00	0.000										

AB 34
R 5
H 8
RBI 5
BB 3
SO 5
LOB 18



AB 35
R 2
H 9
RBI 2
BB 2
SO 5
LOB 18




Batter	1	2	3	4	5	6	7	8	9	AB	R	H	RBI	BB	SO	LOB	TOP			
Joey Cora, S OBP: 0.355, SLG: 0.387	0-0 E 3B	2-1 1B			1-1 G4-3		3-2 G5-4-3 1B		1-1 G4-3	5	1	3	0	0	0	0	Seattle Mariners @ New York Yankees Yankee Stadium, Bronx, NY Wed Apr 29 1998, 7:05 PM EDT Att: 27,949 - Unknown - 71 F			
Alex Rodriguez, R OBP: 0.347, SLG: 0.638	2-3 K	0-2 F8			2-2 G6-3		1-2 G5-4-3 1-2 3-H 2-0		2-2 G5-3	5	0	0	0	0	1	3				
Ken Griffey Jr., L OBP: 0.364, SLG: 0.586	1-0 E5 2B 1B		2-2 F8		1-0 HBP					3	2	1	1	0	0	0				
Edgar Martinez, R OBP: 0.373, SLG: 0.452	1-2 1B		3-2 K		3-3 K		2-2 G2-3			4	1	1	0	0	2	1				
David Segui, S OBP: 0.317, SLG: 0.686	0-1 1B		2-2 G1-3			1-3 K		1-1 P3		4	0	1	2	0	1	0				
Glenallen Hill, R OBP: 0.438, SLG: 0.559	2-2 F8			1-2 1B		1-3 K		1-0 1B		4	0	2	0	0	1	1				
Dan Wilson, R OBP: 0.366, SLG: 0.386	2-3 K			1-3 K		0-0 1B		1-0 F8		4	0	1	0	0	2	3				
Russ Davis, R OBP: 0.337, SLG: 0.526		1-3 K		2-3 K		1-3 K		1-3 K		3	0	0	0	0	3	2				
Rick Wilkins, L OBP: 0.244, SLG: 0.351										1	0	0	0	0	1	1				
Robert Perez, R OBP: 0.200, SLG: 0.360										0	0	0	0	0	0	0				
Rob Ducey, L OBP: 0.300, SLG: 0.357		1-3 K		0-1 G4-3			2-1 1B G5-4-3 2B		1-1 G6-3	2	0	0	0	0	1	1				
Rich Amaral, R OBP: 0.200, SLG: 0.600										2	1	1	0	0	0	0				
Inning Stats	R: 3 E: 0 K: 2 S: 22	H: 3 LOB: 1 BB: 0 P: 30	R: 0 E: 0 K: 2 S: 13	H: 1 LOB: 1 BB: 0 P: 17	R: 0 E: 0 K: 1 S: 13	H: 0 LOB: 0 BB: 0 P: 20	R: 0 E: 0 K: 2 S: 11	H: 1 LOB: 1 BB: 0 P: 15	R: 0 E: 0 K: 3 S: 12	H: 0 LOB: 1 BB: 0 P: 15	R: 2 E: 0 K: 0 S: 16	H: 3 LOB: 0 BB: 0 P: 26	R: 0 E: 0 K: 1 S: 7	H: 1 LOB: 1 BB: 0 P: 11	R: 0 E: 0 K: 0 S: 7	H: 0 LOB: 0 BB: 0 P: 11	1B: 6 2B: 2 3B: 1 HR: 1	SF: 0 SAC: 0 DP: 1 HBP: 1	WP: 0 SB: 0 CS: 0	PA: 38
PITCHER	IP WLS BF H R ER SO BB IBB HBP BLK WP HR S P ERA WHIP	IP WLS BF H R ER SO BB IBB HBP BLK WP HR S P ERA WHIP	IP WLS BF H R ER SO BB IBB HBP BLK WP HR S P ERA WHIP	IP WLS BF H R ER SO BB IBB HBP BLK WP HR S P ERA WHIP	IP WLS BF H R ER SO BB IBB HBP BLK WP HR S P ERA WHIP	IP WLS BF H R ER SO BB IBB HBP BLK WP HR S P ERA WHIP	IP WLS BF H R ER SO BB IBB HBP BLK WP HR S P ERA WHIP	IP WLS BF H R ER SO BB IBB HBP BLK WP HR S P ERA WHIP	IP WLS BF H R ER SO BB IBB HBP BLK WP HR S P ERA WHIP	IP WLS BF H R ER SO BB IBB HBP BLK WP HR S P ERA WHIP	IP WLS BF H R ER SO BB IBB HBP BLK WP HR S P ERA WHIP	IP WLS BF H R ER SO BB IBB HBP BLK WP HR S P ERA WHIP	IP WLS BF H R ER SO BB IBB HBP BLK WP HR S P ERA WHIP	IP WLS BF H R ER SO BB IBB HBP BLK WP HR S P ERA WHIP	IP WLS BF H R ER SO BB IBB HBP BLK WP HR S P ERA WHIP	IP WLS BF H R ER SO BB IBB HBP BLK WP HR S P ERA WHIP	IP WLS BF H R ER SO BB IBB HBP BLK WP HR S P ERA WHIP			
David Cone, R ERA: 7.16	6.0 W 26	6 3 2 11	0 0 0 0	0 0 0 0	0 0 0 0	0 1 18 29	3.00 1.000													
Mike Stanton, L ERA: 3.52	1.1 6 3 2 2 0	0 0 0 0	0 0 0 0	0 0 0 0	0 0 0 0	0 0 5 8	0.00 1.500													
Jeff Nelson, R ERA: 2.63	0.2 3 1 0 0 1	0 0 0 0	0 0 0 0	0 0 0 0	0 0 0 0	0 0 7 11	0.00 0.000													
42 Mariano Rivera, R ERA:	1.0 S 3	0 0 0 0	0 0 0 0	0 0 0 0	0 0 0 0	0 0 7 11	0.00 0.000													

AB	37
R	5
H	10
RBI	3
BB	0
SO	12
LOB	12




Batter	1	2	3	4	5	6	7	8	9	AB	R	H	RBI	BB	SO	LOB	BOTTOM			
Chuck Knoblauch, R OBP: 0.352, SLG: 0.300	1-1 P5	2-2 P5		4-2 BB BB		2-1 L9		0-1 2B 1B		4	1	1	0	1	0	0	Seattle Mariners @ New York Yankees Yankee Stadium, Bronx, NY Wed Apr 29 1998, 7:05 PM EDT Att: 27,949 - Unknown - 71 F			
Derek Jeter, R OBP: 0.311, SLG: 0.423	2-0 HR		3-2 G4-3 HR 2B	0-0 L7		2-3 K		0-0 1B		5	2	3	1	0	1	1				
Tim Lincecum, S OBP: 0.373, SLG: 0.409	1-0 HR		2-3 G4-3 HR 2B	4-1 L7		1-1 1B		0-0 SF8-3-6		3	2	2	0	1	1	1				
Paul O'Neill, L OBP: 0.365, SLG: 0.363	1-0 CS 1B		2-3 K	1-2 BB		1-1 1B		0-0 SF8-3-6		0	0	0	1	0	0	0				
Bernie Williams, S OBP: 0.426, SLG: 0.415	4-1 1B		0-1 E5 G4-3 HR	1-3 K		1-2 1B		0-2 G1-3		4	1	1	0	1	1	3				
Tino Martinez, L OBP: 0.417, SLG: 0.556	1-2 BB					2-2 G4-3		2-2 F9		4	0	2	2	0	0	2				
Chad Curtis, R OBP: 0.486, SLG: 0.556	1-2 1B		1-2 2-3			2-1 G5-3		3-3 1B		4	1	1	3	0	2	4				
20 Jorge Posada, S OBP: 0.327, SLG: 0.545	0-1 F7		2-1 HR			2-1 G5-3		2-2 FC1-2		4	1	2	1	0	0	4				
Scott Brosius, R OBP: 0.333, SLG: 0.307		1-0 F9	2-3 K			2-1 HR		1-2 E5		4	0	0	0	0	1	3				
Joe Girardi, R OBP: 0.233, SLG: 0.220		0-0 G6-3		3-2 F8		2-2 G4-3		0-0 F8		4	0	0	0	0	0	3				
Inning Stats	R: 2 E: 0 K: 1 S: 15	H: 3 LOB: 2 BB: 1 P: 25	R: 0 E: 0 K: 0 S: 5	H: 0 LOB: 0 BB: 0 P: 8	R: 3 E: 1 K: 2 S: 20	H: 3 LOB: 1 BB: 0 P: 33	R: 0 E: 0 K: 1 S: 14	H: 0 LOB: 2 BB: 2 P: 26	R: 1 E: 0 K: 0 S: 8	H: 1 LOB: 0 BB: 0 P: 14	R: 0 E: 0 K: 1 S: 9	H: 0 LOB: 0 BB: 0 P: 15	R: 1 E: 1 K: 1 S: 25	H: 3 LOB: 3 BB: 0 P: 31	R: 1 E: 0 K: 0 S: 7	H: 2 LOB: 0 BB: 0 P: 7	1B: 6 2B: 4 3B: 0 HR: 3	SF: 1 SAC: 0 DP: 1 HBP: 0	WP: 0 SB: 0 CS: 1	PA: 40
PITCHER	IP WLS BF H R ER SO BB IBB HBP BLK WP HR S P ERA WHIP	IP WLS BF H R ER SO BB IBB HBP BLK WP HR S P ERA WHIP	IP WLS BF H R ER SO BB IBB HBP BLK WP HR S P ERA WHIP	IP WLS BF H R ER SO BB IBB HBP BLK WP HR S P ERA WHIP	IP WLS BF H R ER SO BB IBB HBP BLK WP HR S P ERA WHIP	IP WLS BF H R ER SO BB IBB HBP BLK WP HR S P ERA WHIP	IP WLS BF H R ER SO BB IBB HBP BLK WP HR S P ERA WHIP	IP WLS BF H R ER SO BB IBB HBP BLK WP HR S P ERA WHIP	IP WLS BF H R ER SO BB IBB HBP BLK WP HR S P ERA WHIP	IP WLS BF H R ER SO BB IBB HBP BLK WP HR S P ERA WHIP	IP WLS BF H R ER SO BB IBB HBP BLK WP HR S P ERA WHIP	IP WLS BF H R ER SO BB IBB HBP BLK WP HR S P ERA WHIP	IP WLS BF H R ER SO BB IBB HBP BLK WP HR S P ERA WHIP	IP WLS BF H R ER SO BB IBB HBP BLK WP HR S P ERA WHIP	IP WLS BF H R ER SO BB IBB HBP BLK WP HR S P ERA WHIP	IP WLS BF H R ER SO BB IBB HBP BLK WP HR S P ERA WHIP				
Jeff Fassero, L ERA: 4.03	5.0 L 26	7 6 2 4	3 0 0 0	0 0 0 0	0 0 0 0	0 0 34 46	4.50 1.500													
Heathcliff Slocumb, R ERA: 18.0	2.0 10 3 1 1 2	0 0 0 0	0 0 0 0	0 0 0 0	0 0 0 0	0 0 3 3	∞ ∞													
Felipe Lira, R ERA: 9.75	0.0 2 2 1 1 0	0 0 0 0	0 0 0 0	0 0 0 0	0 0 0 0	0 0 4 4	0.00 0.000													
Tony Fossas, L ERA: 14.73	1.0 2 0 0 0 0	0 0 0 0	0 0 0 0	0 0 0 0	0 0 0 0	0 0 4 4	0.00 0.000													



Batter	1	2	3	4	5	6	7	8	9	AB	R	H	RBI	BB	SO	LOB	TOP										
Chuck Knoblauch R (1, 4) OBP: 0.364, SLG: 0.306										4	1	1	0	0	1	2	New York Yankees @ Kansas City Royals Kauffman Stadium, Kansas City, MO Fri May 01 1998, 7:05 PM CDT Att: 19,002 - Unknown - 73 F										
2 Derek Jeter R (1, 6) OBP: 0.304, SLG: 0.400										4	0	0	0	0	1	1											
Paul O'Neill L (1, 9) OBP: 0.406, SLG: 0.420										2	1	2	0	2	0	0											
Tino Martinez L (1, 3) OBP: 0.415, SLG: 0.562										3	0	0	0	1	0	3											
Bernie Williams S (1, 8)										3	0	1	2	0	2	1											
Darryl Strawberry L (1, 10) OBP: 0.454, SLG: 0.754 Tim Lincecum S (8, PH) OBP: 0.370, SLG: 0.478										3	0	0	0	0	0	2											
Chad Curtis R (1, 7) OBP: 0.469, SLG: 0.524										4	0	1	0	0	1	0											
20 Jorge Posada S (1, 2) OBP: 0.276, SLG: 0.453										4	0	0	0	0	2	1											
Scott Brosius R (1, 5) OBP: 0.333, SLG: 0.313										3	0	1	0	0	0	0											
Inning Stats	R: 0 E: 0 K: 0 S: 8	H: 1 LOB: 1 BB: 0 P: 15	R: 0 E: 0 K: 1 S: 10	H: 1 LOB: 1 BB: 0 P: 17	R: 0 E: 0 K: 0 S: 6	H: 0 LOB: 0 BB: 0 P: 9	R: 0 E: 0 K: 1 S: 12	H: 1 LOB: 1 BB: 0 P: 17	R: 1 E: 0 K: 0 S: 8	H: 1 LOB: 1 BB: 0 P: 16	R: 0 E: 0 K: 1 S: 8	H: 0 LOB: 0 BB: 0 P: 14	R: 1 E: 0 K: 1 S: 17	H: 1 LOB: 2 BB: 2 P: 33	R: 0 E: 0 K: 2 S: 10	H: 0 LOB: 0 BB: 0 P: 16		1B: 5 2B: 1 3B: 0 HR: 0	SF: 1 SAC: 0 DP: 1 HBP: 1	WP: 1 PB: 0 SB: 1 CS: 0	PA: 36						
PITCHER	IP	WLS	BF	H	R	ER	SO	BB	IBB	HBP	BLK	WP	HR	S	P	ERA	WHIP										
Pat Rapp R (1, 1) ERA: 4.1	7.1	L	29	6	2	2	5	1	0	1	0	1	0	70	116	2.46	0.955										
50 José Rosado L (8, 1) ERA: 3.66	0.2		4	0	0	0	0	2	0	0	0	0	0	9	20	0.00	3.000										
47 Brian Bevil R (9, 1) ERA: 5.52	1.0		3	0	0	0	2	0	0	0	0	0	0	10	16	0.00	0.000										


AB	31
R	2
H	6
RBI	2
BB	3
SO	7
LOB	12



Batter	1	2	3	4	5	6	7	8	9	AB	R	H	RBI	BB	SO	LOB	BOTTOM										
Johnny Damon L (1, 8) OBP: 0.331, SLG: 0.402										3	1	1	1	1	0	2	New York Yankees @ Kansas City Royals Kauffman Stadium, Kansas City, MO Fri May 01 1998, 7:05 PM CDT Att: 19,002 - Unknown - 73 F										
Jose Offerman S (1, 4) OBP: 0.376, SLG: 0.398										4	0	0	0	0	1	1											
Hal Morris L (1, 10) OBP: 0.452, SLG: 0.589										4	0	1	0	0	1	0											
Dean Palmer R (1, 5) OBP: 0.356, SLG: 0.657										4	0	0	0	0	2	2											
Jeff King R (1, 3) OBP: 0.363, SLG: 0.475										3	0	0	0	0	2	3											
Larry Sutton L (1, 7) OBP: 0.333, SLG: 0.388										3	0	0	0	0	1	0											
Ernie Young R (1, 9) OBP: 0.267, SLG: 0.333										2	0	0	0	1	1	0											
29 Mike Sweeney R (1, 2) OBP: 0.279, SLG: 0.329										2	0	0	0	0	0	0											
Felix Martinez S (1, 6) OBP: 0.200, SLG: 0.197 Terry Pendleton S (8, PH) OBP: 0.241, SLG: 0.333 Shane Halter R (9, 6) OBP: 0.327, SLG: 0.460										2	0	0	0	0	0	0											
Inning Stats	R: 0 E: 0 K: 2 S: 10	H: 1 LOB: 2 BB: 1 P: 19	R: 0 E: 0 K: 1 S: 5	H: 0 LOB: 0 BB: 0 P: 8	R: 1 E: 0 K: 1 S: 9	H: 1 LOB: 0 BB: 0 P: 11	R: 0 E: 0 K: 1 S: 8	H: 0 LOB: 0 BB: 0 P: 12	R: 0 E: 0 K: 1 S: 5	H: 0 LOB: 0 BB: 0 P: 9	R: 0 E: 0 K: 1 S: 5	H: 0 LOB: 0 BB: 0 P: 10	R: 0 E: 1 K: 0 S: 8	H: 0 LOB: 1 BB: 1 P: 15	R: 0 E: 0 K: 0 S: 4	H: 0 LOB: 0 BB: 0 P: 7		1B: 1 2B: 1 3B: 0 HR: 1	SF: 0 SAC: 1 DP: 2 HBP: 0	WP: 0 PB: 0 SB: 0 CS: 0	PA: 31						
PITCHER	IP	WLS	BF	H	R	ER	SO	BB	IBB	HBP	BLK	WP	HR	S	P	ERA	WHIP										
Hideki Irabu R (1, 1) ERA: 1.47	7.1	W	27	2	1	1	8	2	0	0	0	0	1	53	88	1.23	0.545										
Mike Stanton L (8, 1) ERA: 4.41	0.2		1	0	0	0	0	0	0	0	0	0	0	3	5	0.00	0.000										
42 Mariano Rivera R (9, 1) ERA:	1.0	S	3	0	0	0	0	0	0	0	0	0	0	4	7	0.00	0.000										

AB	28
R	1
H	2
RBI	1
BB	2
SO	8
LOB	10



Batter	1	2	3	4	5	6	7	8	9	AB	R	H	RBI	BB	SO	LOB	TOP											
Chuck Knoblauch R (1,4) OBP: 0.363, SLG: 0.294	4-2 B CS BB		0-1 F9		2-1 F7	2-0 G5-3		4-0 2B 2S BB	0-1 G4-3	4	0	0	0	2	0	1	New York Yankees @ Kansas City Royals Kauffman Stadium, Kansas City, MO Sat May 02 1998, 7:05 PM CDT Att: 22,743 - Cloudy - 58 F											
2 Derek Jeter R (1,6) OBP: 0.308, SLG: 0.427	0-2 SAFE 1 SAFE HR		1-3 K		2-2 F9		0-2 F SF8 1B	3-2 E5 1-3 3-H		5	2	2	1	0	1	1												
Paul O'Neill L (1,9) OBP: 0.405, SLG: 0.424	1-2 1B		1-3 K		0-0 HR 1B		1-1 SF8 1-H	0-0 G4-3		4	1	2	1	0	1	2												
Bernie Williams S (1,8) OBP: 0.426, SLG: 0.415	2-0 S 1B			0-0 E5 2B 1B	1-1 HR 1B		0-0 F8	1-1 BB G4-3 HR 1B		5	3	3	0	0	0	0												
Tino Martinez L (1,3) OBP: 0.423, SLG: 0.617	3-2 P4			1-0 SAFE SAFE 1B SF8 2B	2-1 HR		1-0 2B	0-2 G4-3 1-2		5	2	3	3	0	0	3												
Dale Sveum S (9,3)				1-3 SAFE SAFE 1B SF8 2B	1-H 2-H HR					0	0	0	0	0	0	0												
Tim Lincecum S (1,10) OBP: 0.356, SLG: 0.451	3-2 SAFE G6-3 1-2			2-1 1B	0-0 F8		0-1 G1-3	0-0 F9		5	0	1	1	0	0	4												
Chad Curtis R (1,7) OBP: 0.453, SLG: 0.500		1-2 G6-3		1-1 SF8 3-H		2-2 F9		2-3 K HR HBP	3-2 BB HR	3	1	0	1	0	1	0												
Scott Brosius R (1,5) OBP: 0.347, SLG: 0.333		0-2 G4-3		2-2 SAFE SAFE SAFE F7		1-1 G5-3 1B		2-1 PB 2B	4-2 HR BB	4	2	2	0	1	0	1												
Joe Girardi R (1,2) OBP: 0.213, SLG: 0.200			2-2 F9		2-3 K		1-0 G5-3	2-1 L4	1-0 HR	4	0	0	0	0	1	3		AB 40 R 12 H 14 RBI 11 BB 3 SO 4 LOB 15										
Daryl Strawberry L (9,PH) OBP: 0.433, SLG: 0.910									1-2 2-3 HR	1	1	1	4	0	0	0												
20 Jorge Posada S (9,2) OBP: 0.276, SLG: 0.453									1-H 2-H 3-H HR	0	0	0	0	0	0	0												
Inning Stats	R: 1 E: 0 K: 0 S: 19	H: 3 LOB: 2 BB: 1 P: 32	R: 0 E: 0 K: 0 S: 9	H: 0 LOB: 0 BB: 0 P: 12	R: 0 E: 0 K: 2 S: 8	H: 0 LOB: 0 BB: 0 P: 10	R: 2 E: 1 K: 1 S: 12	H: 2 LOB: 1 BB: 0 P: 20	R: 3 E: 0 K: 0 S: 11	H: 3 LOB: 0 BB: 0 P: 18	R: 0 E: 0 K: 0 S: 7	H: 1 LOB: 1 BB: 0 P: 13	R: 1 E: 1 K: 0 S: 9	H: 2 LOB: 1 BB: 0 P: 11	R: 1 E: 1 K: 1 S: 15	H: 1 LOB: 2 BB: 1 P: 28	R: 4 E: 0 K: 0 S: 13	H: 2 LOB: 0 BB: 1 P: 22	1B: 8 2B: 3 3B: 0 HR: 3	SF: 2 SAC: 0 DP: 0 HBP: 1	WP: 0 PB: 1 SB: 2 CS: 1	PA: 46						
PITCHER	IP	WLS	BF	H	R	ER	SO	BB	IBB	HBP	BLK	WP	HR	S	P	ERA	WHIP											
Chris Haney L (1,1) ERA: 7.36	5.0	L	24	8	6	5	3	1	0	0	0	0	0	2	59	92	9.00	1.800										
Jim Pittsley R (6,1) ERA: 4.05	2.0		9	3	1	1	0	0	0	0	0	0	0	16	24	4.50	1.500											
Danny Rios R (8,1) ERA: 6.14	1.0		6	1	1	0	1	1	0	0	0	0	0	15	28	0.00	2.000											
Matt Whisenant L (9,1) ERA: 10.13	0.2		4	1	2	2	0	0	0	1	0	0	0	8	12	27.00	1.500											
Scott Service R (9,1) ERA: 3.0	0.1		3	1	2	2	0	1	0	0	0	0	1	5	10	54.00	6.000											
Batter	1	2	3	4	5	6	7	8	9	AB	R	H	RBI	BB	SO	LOB	BOTTOM											
Johnny Damon L (1,8) OBP: 0.349, SLG: 0.427	1-1 2B 1B		0-1 FC6-4 1B	1-2 G4-3		2-1 1-2 2-3 1B		0-1 1-H 2-H 2B		5	1	4	2	0	0	2	New York Yankees @ Kansas City Royals Kauffman Stadium, Kansas City, MO Sat May 02 1998, 7:05 PM CDT Att: 22,743 - Cloudy - 58 F											
Jose Offerman S (1,4) OBP: 0.369, SLG: 0.398	0-0 S 1-H 2B		1 SAFE SAFE SAFE FC6-4 G2-3 1-2		3-2 G6-3	1-1 F9-2-5 3-H		1-1 G6-3		5	0	1	1	0	0	6												
Hal Morris L (1,10) OBP: 0.442, SLG: 0.571	2-1 F7		0-0 G2-3		1-0 FC5-4 1B		2-2 G5-3		2-3 K	5	0	1	0	0	1	2												
Dean Palmer R (1,5) OBP: 0.350, SLG: 0.634	4-0 K BB		0-3 K		3-1 SAFE SAFE SAFE FC5-4 HR		0-0 F8		2-3 K	4	1	0	0	1	2	2												
Jeff King R (1,3) OBP: 0.364, SLG: 0.529	3-3 SAFE SAFE SAFE K			3-1 HR	1-2 HR		3-2 F8		2-1 F9	5	2	2	3	0	1	2												
Shane Mack R (1,7) OBP: 0.386, SLG: 0.513		4-2 29 1B FC9-2 BB		0-1 G1-3	1-1 G6-3		1-1 G5-3			3	0	0	0	1	0	0												
Ernie Young R (1,9) OBP: 0.250, SLG: 0.311		3-3 K		1-0 G5-3		0-0 L6		4-2 1B 2B BB		3	0	0	0	0	1	1												
Larry Sutton L (8,PH) OBP: 0.342, SLG: 0.388										0	1	0	0	1	0	0												
29 Mike Sweeney R (1,2) OBP: 0.300, SLG: 0.333		1-1 1B		4-2 1B BB		4-1 1B 1B F9-2-5 BB		1-2 F7		2	0	1	0	2	0	1												
Shane Halter R (1,6) OBP: 0.345, SLG: 0.472		0-2 FC9-2		0-0 BB		2-2 1B		1-1 1B		3	0	2	0	0	0	2												
Terry Pendleton S (8,PH) OBP: 0.255, SLG: 0.346										1	0	1	0	0	0	0												
Felix Martinez S (6,PR) OBP: 0.200, SLG: 0.197		3-H		1-2 1B		1-2 1B		1-2 2B 1B		0	1	0	0	0	0	0												
Inning Stats	R: 1 E: 0 K: 1 S: 8	H: 2 LOB: 1 BB: 1 P: 18	R: 0 E: 0 K: 1 S: 10	H: 1 LOB: 1 BB: 1 P: 18	R: 0 E: 0 K: 1 S: 8	H: 1 LOB: 1 BB: 0 P: 11	R: 1 E: 0 K: 0 S: 11	H: 2 LOB: 2 BB: 1 P: 20	R: 2 E: 0 K: 0 S: 12	H: 2 LOB: 0 BB: 0 P: 21	R: 0 E: 0 K: 0 S: 10	H: 2 LOB: 2 BB: 1 P: 19	R: 0 E: 0 K: 0 S: 8	H: 0 LOB: 0 BB: 0 P: 13	R: 2 E: 0 K: 0 S: 13	H: 2 LOB: 2 BB: 1 P: 21	R: 0 E: 0 K: 2 S: 9	H: 0 LOB: 0 BB: 0 P: 15	1B: 8 2B: 4 3B: 0 HR: 2	SF: 0 SAC: 0 DP: 2 HBP: 0	WP: 0 PB: 0 SB: 1 CS: 0	PA: 41						
PITCHER	IP	WLS	BF	H	R	ER	SO	BB	IBB	HBP	BLK	WP	HR	S	P	ERA	WHIP											
Andy Pettitte L (1,1) ERA: 2.91	6.0	W	29	10	4	4	3	4	0	0	0	0	0	19	31	10.80	1.800											
Jeff Nelson R (7,1) ERA: 3.38	1.2		8	2	2	2	0	1	0	0	0	0	0	2	3	0.00	0.000											
Mike Stanton L (8,1) ERA: 4.32	0.1		1	0	0	0	0	0	0	0	0	0	0	2	3	0.00	0.000											
Darren Holmes R (9,1) ERA: 3.38	1.0		3	0	0	0	2	0	0	0	0	0	0	9	15	0.00	0.000											

Batter	1	2	3	4	5	6	7	8	9	AB	R	H	RBI	BB	SO	LOB	TOP								
Homer Bush, R OBP: 0.455, SLG: 0.400										6	2	2	0	0	1	5									
2 Derek Jeter, R OBP: 0.311, SLG: 0.421 Luis Sojo, R										4	0	1	2	0	0	2									
Paul O'Neill, L OBP: 0.402, SLG: 0.443										5	1	1	2	1	0	2									
Tino Martinez, L OBP: 0.435, SLG: 0.619 Dale Sveum, S										3	0	2	1	1	1	0									
Bernie Williams, S OBP: 0.425, SLG: 0.402										3	0	0	0	2	1	4									
Daryl Strawberry, L OBP: 0.459, SLG: 0.783 Chad Curtis, R OBP: 0.486, SLG: 0.507										2	1	0	0	1	0	3									
Tim Lincecum, S OBP: 0.344, SLG: 0.429										5	1	1	0	0	0	6									
20 Jorge Posada, S OBP: 0.286, SLG: 0.500										5	2	2	2	0	2	3									
Scott Brosius, R OBP: 0.369, SLG: 0.374										4	2	3	1	0	0	0									
Inning Stats	R: 1 E: 1 K: 0 S: 9	H: 2 LOB: 3 BB: 1 P: 17	R: 0 E: 0 K: 2 S: 11	H: 1 LOB: 1 BB: 0 P: 15	R: 0 E: 0 K: 1 S: 7	H: 0 LOB: 0 BB: 0 P: 9	R: 1 E: 0 K: 0 S: 12	H: 2 LOB: 1 BB: 0 P: 17	R: 1 E: 0 K: 0 S: 9	H: 2 LOB: 0 BB: 0 P: 12	R: 3 E: 1 K: 1 S: 14	H: 1 LOB: 3 BB: 3 P: 35	R: 4 E: 0 K: 0 S: 14	H: 4 LOB: 0 BB: 1 P: 23	R: 0 E: 0 K: 1 S: 9	H: 1 LOB: 2 BB: 0 P: 18	R: 0 E: 0 K: 0 S: 9	H: 0 LOB: 1 BB: 0 P: 14	1B: 9 2B: 2 3B: 0 HR: 2	SF: 0 SAC: 0 DP: 2 HBP: 2	WP: 0 PB: 0 SB: 1 CS: 1	PA: 48			
PITCHER	IP WLS BF H R ER SO BB IBB HBP BLK WP HR S P ERA WHIP	IP WLS BF H R ER SO BB IBB HBP BLK WP HR S P ERA WHIP	IP WLS BF H R ER SO BB IBB HBP BLK WP HR S P ERA WHIP	IP WLS BF H R ER SO BB IBB HBP BLK WP HR S P ERA WHIP	IP WLS BF H R ER SO BB IBB HBP BLK WP HR S P ERA WHIP	IP WLS BF H R ER SO BB IBB HBP BLK WP HR S P ERA WHIP	IP WLS BF H R ER SO BB IBB HBP BLK WP HR S P ERA WHIP	IP WLS BF H R ER SO BB IBB HBP BLK WP HR S P ERA WHIP	IP WLS BF H R ER SO BB IBB HBP BLK WP HR S P ERA WHIP	IP WLS BF H R ER SO BB IBB HBP BLK WP HR S P ERA WHIP	IP WLS BF H R ER SO BB IBB HBP BLK WP HR S P ERA WHIP	IP WLS BF H R ER SO BB IBB HBP BLK WP HR S P ERA WHIP	IP WLS BF H R ER SO BB IBB HBP BLK WP HR S P ERA WHIP	IP WLS BF H R ER SO BB IBB HBP BLK WP HR S P ERA WHIP	IP WLS BF H R ER SO BB IBB HBP BLK WP HR S P ERA WHIP	IP WLS BF H R ER SO BB IBB HBP BLK WP HR S P ERA WHIP	IP WLS BF H R ER SO BB IBB HBP BLK WP HR S P ERA WHIP	IP WLS BF H R ER SO BB IBB HBP BLK WP HR S P ERA WHIP	IP WLS BF H R ER SO BB IBB HBP BLK WP HR S P ERA WHIP	IP WLS BF H R ER SO BB IBB HBP BLK WP HR S P ERA WHIP	IP WLS BF H R ER SO BB IBB HBP BLK WP HR S P ERA WHIP	IP WLS BF H R ER SO BB IBB HBP BLK WP HR S P ERA WHIP	IP WLS BF H R ER SO BB IBB HBP BLK WP HR S P ERA WHIP	IP WLS BF H R ER SO BB IBB HBP BLK WP HR S P ERA WHIP	IP WLS BF H R ER SO BB IBB HBP BLK WP HR S P ERA WHIP

New York Yankees @ Kansas City Royals
Kauffman Stadium, Kansas City, MO

AB 40
R 10
H 13
RBI 8
BB 6
SO 6
LOB 26



WP: 0 PA: 48
PB: 0
SB: 1
CS: 1

Sun May 03 1998, 3:33 AM CDT
Att: 22,609 - Cloudy - 64 F

Batter	1	2	3	4	5	6	7	8	9	AB	R	H	RBI	BB	SO	LOB	BOTTOM									
Johnny Damon, L OBP: 0.338, SLG: 0.413										4	0	0	0	0	1	1										
Jose Offerman, S OBP: 0.373, SLG: 0.392										2	0	0	0	2	0	0										
Hal Morris, L OBP: 0.435, SLG: 0.569										4	1	1	0	0	1	3										
Jeff King, R OBP: 0.352, SLG: 0.514										3	0	0	1	0	0	1										
Terry Pendleton, S OBP: 0.288, SLG: 0.352										2	0	1	0	2	0	0										
Dean Palmer, R OBP: 0.354, SLG: 0.635										3	0	1	0	1	0	2										
Larry Sutton, L OBP: 0.325, SLG: 0.366										4	0	0	0	0	0	5										
Chris Turner, R OBP: 0.325, SLG: 0.366										4	0	0	0	0	2	3										
Felix Martinez, S OBP: 0.203, SLG: 0.200										4	0	1	0	0	0	2										
Inning Stats	R: 0 E: 0 K: 0 S: 8	H: 0 LOB: 1 BB: 1 P: 15	R: 0 E: 0 K: 0 S: 6	H: 0 LOB: 1 BB: 1 P: 14	R: 0 E: 0 K: 0 S: 7	H: 0 LOB: 0 BB: 0 P: 14	R: 1 E: 0 K: 0 S: 12	H: 2 LOB: 1 BB: 0 P: 17	R: 0 E: 0 K: 2 S: 13	H: 1 LOB: 2 BB: 1 P: 21	R: 0 E: 0 K: 0 S: 11	H: 0 LOB: 1 BB: 1 P: 18	R: 0 E: 0 K: 0 S: 10	H: 0 LOB: 0 BB: 0 P: 13	R: 0 E: 0 K: 1 S: 8	H: 0 LOB: 0 BB: 0 P: 12	R: 0 E: 0 K: 1 S: 10	H: 1 LOB: 2 BB: 1 P: 20	1B: 2 2B: 2 3B: 0 HR: 0	SF: 1 SAC: 0 DP: 0 HBP: 0	WP: 1 PB: 0 SB: 0 CS: 0	PA: 36				
PITCHER	IP WLS BF H R ER SO BB IBB HBP BLK WP HR S P ERA WHIP	IP WLS BF H R ER SO BB IBB HBP BLK WP HR S P ERA WHIP	IP WLS BF H R ER SO BB IBB HBP BLK WP HR S P ERA WHIP	IP WLS BF H R ER SO BB IBB HBP BLK WP HR S P ERA WHIP	IP WLS BF H R ER SO BB IBB HBP BLK WP HR S P ERA WHIP	IP WLS BF H R ER SO BB IBB HBP BLK WP HR S P ERA WHIP	IP WLS BF H R ER SO BB IBB HBP BLK WP HR S P ERA WHIP	IP WLS BF H R ER SO BB IBB HBP BLK WP HR S P ERA WHIP	IP WLS BF H R ER SO BB IBB HBP BLK WP HR S P ERA WHIP	IP WLS BF H R ER SO BB IBB HBP BLK WP HR S P ERA WHIP	IP WLS BF H R ER SO BB IBB HBP BLK WP HR S P ERA WHIP	IP WLS BF H R ER SO BB IBB HBP BLK WP HR S P ERA WHIP	IP WLS BF H R ER SO BB IBB HBP BLK WP HR S P ERA WHIP	IP WLS BF H R ER SO BB IBB HBP BLK WP HR S P ERA WHIP	IP WLS BF H R ER SO BB IBB HBP BLK WP HR S P ERA WHIP	IP WLS BF H R ER SO BB IBB HBP BLK WP HR S P ERA WHIP	IP WLS BF H R ER SO BB IBB HBP BLK WP HR S P ERA WHIP	IP WLS BF H R ER SO BB IBB HBP BLK WP HR S P ERA WHIP	IP WLS BF H R ER SO BB IBB HBP BLK WP HR S P ERA WHIP	IP WLS BF H R ER SO BB IBB HBP BLK WP HR S P ERA WHIP	IP WLS BF H R ER SO BB IBB HBP BLK WP HR S P ERA WHIP	IP WLS BF H R ER SO BB IBB HBP BLK WP HR S P ERA WHIP	IP WLS BF H R ER SO BB IBB HBP BLK WP HR S P ERA WHIP	IP WLS BF H R ER SO BB IBB HBP BLK WP HR S P ERA WHIP	IP WLS BF H R ER SO BB IBB HBP BLK WP HR S P ERA WHIP	IP WLS BF H R ER SO BB IBB HBP BLK WP HR S P ERA WHIP

New York Yankees @ Kansas City Royals
Kauffman Stadium, Kansas City, MO

AB 30
R 1
H 4
RBI 1
BB 5
SO 4
LOB 17



WP: 1 PA: 36
PB: 0
SB: 0
CS: 0

Sun May 03 1998, 3:33 AM CDT
Att: 22,609 - Cloudy - 64 F

Batter	1	2	3	4	5	6	7	8	9	AB	R	H	RBI	BB	SO	LOB	TOP			
Chuck Knoblauch R (1,4) OBP: 0.364, SLG: 0.308										5	1	2	0	0	1	3	<p>New York Yankees @ Texas Rangers The Ballpark at Arlington, Arlington, TX Tue May 05 1998, 8:05 PM EDT Att: 31,693 - Unknown - 80 F</p> <p>AB 37 R 7 H 13 RBI 6 BB 5 SO 5 LOB 19</p>			
2 Derek Jeter R (1,6) OBP: 0.323, SLG: 0.429										5	1	3	1	0	1	2				
Paul O'Neill L (1,9) OBP: 0.410, SLG: 0.475										4	1	2	4	1	0	2				
Tino Martinez L (1,3) OBP: 0.442, SLG: 0.610										3	0	1	0	2	0	2				
Bernie Williams S (1,8) OBP: 0.424, SLG: 0.406										4	0	1	0	1	1	3				
Daryl Strawberry L (1,10) OBP: 0.411, SLG: 0.746										3	0	0	0	0	2	0				
Tim Lincecum S (8,PH) OBP: 0.333, SLG: 0.414										2	0	0	0	0	0	4				
Chad Curtis R (1,7) OBP: 0.407, SLG: 0.500										3	1	1	0	1	0	1				
Scott Brosius R (1,5) OBP: 0.364, SLG: 0.368										4	1	1	0	0	0	2				
Joe Girardi R (1,2) OBP: 0.235, SLG: 0.265										4	2	2	1	0	0	0				
Inning Stats	R: 3 E: 0 K: 1 S: 14	H: 3 LOB: 0 BB: 1 P: 20	R: 0 E: 0 K: 0 S: 8	H: 0 LOB: 0 BB: 0 P: 11	R: 0 E: 0 K: 1 S: 7	H: 1 LOB: 0 BB: 0 P: 10	R: 0 E: 0 K: 2 S: 7	H: 0 LOB: 0 BB: 0 P: 11	R: 0 E: 0 K: 0 S: 17	H: 1 LOB: 0 BB: 0 P: 12	R: 0 E: 0 K: 1 S: 9	H: 1 LOB: 2 BB: 1 P: 17	R: 0 E: 0 K: 0 S: 6	H: 1 LOB: 1 BB: 0 P: 11	R: 1 E: 0 K: 0 S: 22	H: 3 LOB: 3 BB: 1 P: 31	1B: 9 2B: 3 3B: 1 HR: 1	SF: 0 SAC: 0 DP: 2 HBP: 0	WP: 1 PB: 1 SB: 0 CS: 1	PA: 42
PITCHER	IP WLS BF H R ER SO BB IBB HBP BLK WP HR S P ERA WHIP	IP WLS BF H R ER SO BB IBB HBP BLK WP HR S P ERA WHIP																		
John Burkett R (1,1) ERA: 8.03	4.1 L 20 7 6 5 4 2 0 0 0 0 1 45 70 10.38 2.077																			
Scott Bailes L (5,1) ERA: 5.63	1.0 5 1 0 0 0 1 0 0 0 0 1 0 12 21 0.00 2.000																			
Xavier Hernandez R (6,1) ERA: 1.500	1.1 5 1 0 0 1 1 0 0 0 0 0 0 11 20 0.00 1.500																			
Eric Gunderson L (7,1) ERA: 0.71	0.2 3 1 0 0 0 0 0 0 0 0 0 0 5 10 0.00 1.500																			
Danny Patterson R (8,1) ERA: 2.38	1.1 8 3 1 1 0 1 0 0 0 0 0 0 21 29 6.75 3.000																			
PITCHER	IP WLS BF H R ER SO BB IBB HBP BLK WP HR S P ERA WHIP	IP WLS BF H R ER SO BB IBB HBP BLK WP HR S P ERA WHIP																		
Tim Crabtree R (9,1) ERA: 3.46	0.1 1 0 0 0 0 0 0 0 0 0 0 0 0 0 0.00 0.000																			

Batter	1	2	3	4	5	6	7	8	9	AB	R	H	RBI	BB	SO	LOB	BOTTOM					
Tom Goodwin L (1,8) OBP: 0.417, SLG: 0.383										4	0	0	0	0	1	2	<p>New York Yankees @ Texas Rangers The Ballpark at Arlington, Arlington, TX Tue May 05 1998, 8:05 PM EDT Att: 31,693 - Unknown - 80 F</p> <p>AB 31 R 2 H 4 RBI 1 BB 5 SO 7 LOB 11</p>					
Mark McLemore S (1,4) OBP: 0.482, SLG: 0.440										2	1	1	1	2	1	0						
29 Rusty Greer L (1,7) OBP: 0.333, SLG: 0.313										3	0	0	0	1	0	3						
Juan Gonzalez R (1,9) OBP: 0.341, SLG: 0.575										4	0	1	0	0	1	2						
Will Clark L (1,3) OBP: 0.430, SLG: 0.462										4	0	0	0	0	1	2						
Ivan Rodriguez R (1,2) OBP: 0.486, SLG: 0.706										3	0	0	0	1	1	0						
Lee Stevens L (1,10) OBP: 0.287, SLG: 0.526										4	0	0	0	0	0	1						
Kevin Elster R (1,6) OBP: 0.361, SLG: 0.414										3	1	1	0	1	1	0						
Luis Alica S (1,5) OBP: 0.348, SLG: 0.350										4	0	1	0	0	1	1						
Inning Stats	R: 1 E: 0 K: 0 S: 12	H: 0 LOB: 1 BB: 2 P: 28	R: 0 E: 0 K: 2 S: 10	H: 0 LOB: 0 BB: 0 P: 13	R: 0 E: 0 K: 0 S: 13	H: 0 LOB: 1 BB: 1 P: 26	R: 0 E: 0 K: 1 S: 9	H: 0 LOB: 0 BB: 0 P: 12	R: 0 E: 0 K: 0 S: 14	H: 3 LOB: 2 BB: 0 P: 22	R: 0 E: 0 K: 0 S: 8	H: 0 LOB: 1 BB: 1 P: 15	R: 0 E: 0 K: 1 S: 11	H: 0 LOB: 0 BB: 0 P: 15	R: 0 E: 0 K: 2 S: 10	H: 1 LOB: 1 BB: 0 P: 14		R: 0 E: 0 K: 0 S: 9	H: 0 LOB: 1 BB: 1 P: 17	1B: 4 2B: 0 3B: 0 HR: 0	SF: 0 SAC: 0 DP: 0 HBP: 0	WP: 1 PB: 0 SB: 0 CS: 0
PITCHER	IP WLS BF H R ER SO BB IBB HBP BLK WP HR S P ERA WHIP	IP WLS BF H R ER SO BB IBB HBP BLK WP HR S P ERA WHIP																				
David Cone R (1,1) ERA: 6.61	5.0 W 21 3 2 2 4 3 0 0 0 0 1 58 101 3.60 1.200																					
Darren Holmes R (6,1) ERA: 2.64	2.0 7 0 0 0 1 1 0 0 0 0 0 0 19 30 0.00 0.500																					
Jeff Nelson R (8,1) ERA: 3.0	2.0 8 1 0 0 2 1 0 0 0 0 0 0 19 31 0.00 1.000																					

Batter	1	2	3	4	5	6	7	8	9	AB	R	H	RBI	BB	SO	LOB	TOP						
Chuck Knoblauch, R (1, 4) OBP: 0.363, SLG: 0.330										5	2	1	1	1	1	2							
2 Derek Jeter, R (1, 6) OBP: 0.338, SLG: 0.480										6	2	4	5	0	2	1							
Paul O'Neill, L (1, 9) OBP: 0.414, SLG: 0.514										6	2	3	2	0	0	2							
Tino Martinez, L (1, 3) OBP: 0.437, SLG: 0.600										5	1	1	1	1	0	2							
Bernie Williams, S (1, 8) OBP: 0.431, SLG: 0.453										5	2	3	0	0	1	2							
Tim Lincecum, S (1, 10) OBP: 0.338, SLG: 0.492										5	2	2	3	0	2	3							
Chad Curtis, R (1, 7) OBP: 0.404, SLG: 0.486										4	1	1	0	1	0	3							
20 Jorge Posada, S (1, 2) OBP: 0.309, SLG: 0.492										3	2	1	1	2	0	1							
Scott Brosius, R (1, 5) OBP: 0.369, SLG: 0.384										4	1	2	2	0	1	1							
Inning Stats	R: 2 E: 0 K: 3 S: 11	H: 2 LOB: 1 BB: 1 P: 15	R: 7 E: 0 K: 0 S: 8	H: 5 LOB: 1 BB: 3 P: 20	R: 0 E: 0 K: 1 S: 7	H: 2 LOB: 2 BB: 0 P: 7	R: 4 E: 0 K: 0 S: 7	H: 4 LOB: 1 BB: 1 P: 11	R: 0 E: 0 K: 0 S: 4	H: 1 LOB: 1 BB: 0 P: 4	R: 0 E: 0 K: 1 S: 5	H: 0 LOB: 0 BB: 0 P: 5	R: 0 E: 0 K: 0 S: 3	H: 1 LOB: 0 BB: 0 P: 3	R: 1 E: 0 K: 2 S: 9	H: 2 LOB: 1 BB: 0 P: 9	R: 1 E: 0 K: 0 S: 4	H: 1 LOB: 0 BB: 0 P: 4	1B: 7 2B: 3 3B: 4 HR: 4	SF: 0 SAC: 1 DP: 1 HBP: 0	WP: 0 PB: 0 SB: 0 CS: 0	PA: 49	
PITCHER	IP	WLS	BF	H	R	ER	SO	BB	IBB	HBP	BLK	WP	HR	S	P	ERA	WHIP					ERA	WHIP
Bobby Witt, R (1, 1) ERA: 9.33	1.1	12	4	7	7	3	4	0	0	0	0	0	2	14	30	47.25	6.000					9.00	1.000
John Wetteland, R (9, 1) ERA: 1.54	1.0	4	1	1	1	0	0	0	0	0	0	0	1	14	14	21.60	4.200					9.00	1.000
Tim Crutcher, R (2, 1) ERA: 5.52	1.2	12	7	4	4	1	0	0	0	0	0	0	1	14	14	21.60	4.200					9.00	1.000
Xavier Hernandez, R (4, 1) ERA: 5.0	0.2	5	2	2	2	0	1	0	0	0	0	0	0	4	8	27.00	4.500					9.00	1.000
Eric Gunderson, L (4, 1) ERA: 0.56	3.1	11	2	0	0	1	0	0	0	0	0	0	0	13	13	0.00	0.600					9.00	1.000
Danny Patterson, R (8, 1) ERA: 3.12	1.0	L	5	2	1	1	2	0	0	0	0	0	0	9	9	9.00	2.000					9.00	1.000

New York Yankees @ Texas Rangers
The Ballpark at Arlington, Arlington, TX
Wed May 06 1998, 8:05 PM EDT
Att: 33,274 - Unknown - 94 F

AB 43
R 15
H 18
RBI 15
BB 5
SO 7
LOB 17


Batter	1	2	3	4	5	6	7	8	9	AB	R	H	RBI	BB	SO	LOB	BOTTOM						
Tom Goodwin, L (1, 8) OBP: 0.405, SLG: 0.372										6	1	1	0	0	2	1							
Mark McLemore, S (1, 4) OBP: 0.464, SLG: 0.429										3	2	0	0	3	0	0							
29 Rusty Greer, L (1, 7) OBP: 0.343, SLG: 0.319										4	2	2	1	1	0	3							
Juan Gonzalez, R (1, 9) OBP: 0.350, SLG: 0.598										5	3	3	5	0	0	2							
Willi Clark, L (1, 3) OBP: 0.436, SLG: 0.477										5	2	3	1	0	2	0							
Ivan Rodriguez, R (1, 2) OBP: 0.482, SLG: 0.702										5	1	2	4	0	0	1							
Mike Simms, R (1, 10) ERA: 12.0										3	1	1	2	0	0	0							
Lee Stevens, L (6, PH) OBP: 0.301, SLG: 0.531										1	0	1	0	1	0	0							
Domingo Cedenio, S (8, PR) OBP: 0.500, SLG: 0.556										0	0	0	0	0	0	0							
Kevin Elster, R (1, 6) OBP: 0.347, SLG: 0.394										5	0	0	0	0	1	3							
Fernando Tatis, R (1, 5) OBP: 0.244, SLG: 0.231										3	1	2	0	0	1	0							
Luis Alicea, S (6, PH) OBP: 0.333, SLG: 0.333										2	0	0	0	0	0	2							
Inning Stats	R: 0 E: 0 K: 1 S: 6	H: 1 LOB: 0 BB: 0 P: 6	R: 0 E: 0 K: 1 S: 5	H: 0 LOB: 0 BB: 0 P: 5	R: 7 E: 0 K: 1 S: 11	H: 6 LOB: 1 BB: 1 P: 15	R: 3 E: 0 K: 1 S: 7	H: 2 LOB: 1 BB: 2 P: 15	R: 0 E: 0 K: 0 S: 4	H: 1 LOB: 1 BB: 0 P: 4	R: 3 E: 0 K: 0 S: 7	H: 4 LOB: 2 BB: 1 P: 11	R: 0 E: 0 K: 1 S: 5	H: 0 LOB: 1 BB: 1 P: 9	R: 0 E: 0 K: 1 S: 6	H: 1 LOB: 1 BB: 0 P: 6	R: 0 E: 0 K: 0 S: 3	H: 0 LOB: 0 BB: 0 P: 3	1B: 11 2B: 2 3B: 0 HR: 2	SF: 0 SAC: 0 DP: 0 HBP: 0	WP: 0 PB: 0 SB: 0 CS: 0	PA: 47	
PITCHER	IP	WLS	BF	H	R	ER	SO	BB	IBB	HBP	BLK	WP	HR	S	P	ERA	WHIP					ERA	WHIP
David Wells, L (1, 1) ERA: 5.77	2.2	16	7	2	3	3	2	2	0	0	0	0	1	9	17	27.00	4.000					0.00	1.200
Willie Banks, R (3, 1) ERA: 12.0	1.0	7	2	3	3	2	2	0	0	0	0	0	1	9	17	27.00	4.000					0.00	0.000
Mike Buddie, R (4, 1) ERA: 8.59	1.2	8	3	2	2	0	0	0	0	0	0	0	0	8	8	10.80	1.800					0.00	0.000
Ramiro Mendoza, R (6, 1) ERA: 5.06	0.0	3	2	1	1	0	0	0	1	0	0	0	0	2	6	∞	∞					0.00	0.000
Darren Holmes, R (6, 1) ERA: 2.7	0.2	2	0	0	0	0	0	0	0	0	0	0	0	2	2	0.00	0.000					0.00	0.000


New York Yankees @ Texas Rangers
The Ballpark at Arlington, Arlington, TX
Wed May 06 1998, 8:05 PM EDT
Att: 33,274 - Unknown - 94 F


AB 42
R 13
H 15
RBI 13
BB 5
SO 6
LOB 12

Batter	1	2	3	4	5	6	7	8	9	AB	R	H	RBI	BB	SO	LOB	TOP					
Chuck Knoblauch, R OBP: 0.364, SLG: 0.333 (1, 4)	G5-3		G3-1						FC4-2 1B	5	2	2	0	0	0	2	New York Yankees @ Minnesota Twins Hubert H. Humphrey Metrodome, Minneapolis, MN Fri May 08 1998, 8:05 PM EDT Att: 22,612 - Dome - 72 F livebaseballscorecards.com					
2 Derek Jeter, R OBP: 0.341, SLG: 0.473 (1, 6)	G1-3		G5-3						1B	4	1	1	1	1	0	1						
Paul O'Neill, L OBP: 0.414, SLG: 0.509 (1, 9)			P6						1B	5	0	2	2	0	0	2						
Tino Martinez, L OBP: 0.435, SLG: 0.587 (1, 3)	F7								1B	4	0	1	0	1	0	3						
Bernie Williams, S OBP: 0.422, SLG: 0.441 (1, 8)									P5	5	0	1	1	0	0	2						
Darryl Strawberry, L OBP: 0.410, SLG: 0.712 (1, 10)	G4-3								1B	3	0	0	0	2	1	3						
Tim Lincecum, S OBP: 0.333, SLG: 0.478 (8, 7)									K	4	0	1	0	0	0	3						
20 Jorge Posada, S OBP: 0.319, SLG: 0.538 (1, 2)									1B	4	1	2	1	0	0	1						
Scott Brosius, R OBP: 0.365, SLG: 0.379 (1, 5)	G1-3								1B	4	1	1	0	0	0	2						
Inning Stats	R: 0 E: 0 K: 0 S: 8	H: 1 LOB: 1 BB: 0 P: 12	R: 0 E: 1 K: 0 S: 12	H: 1 LOB: 2 BB: 0 P: 18	R: 0 E: 0 K: 0 S: 7	H: 0 LOB: 0 BB: 0 P: 12	R: 0 E: 0 K: 0 S: 11	H: 1 LOB: 1 BB: 0 P: 18	R: 1 E: 0 K: 0 S: 11	H: 2 LOB: 1 BB: 0 P: 17	R: 0 E: 0 K: 0 S: 9	H: 0 LOB: 1 BB: 2 P: 19	R: 1 E: 0 K: 0 S: 13	H: 2 LOB: 1 BB: 0 P: 21	R: 0 E: 0 K: 0 S: 7	H: 0 LOB: 1 BB: 1 P: 17		R: 3 E: 0 K: 1 S: 21	H: 4 LOB: 2 BB: 1 P: 28	1B: 10 2B: 0 3B: 0 HR: 1	SF: 0 SAC: 0 DP: 1 HBP: 0	WP: 0 PB: 0 CS: 0
PITCHER	IP	WLS	BF	H	R	ER	SO	BB	IBB	HBP	BLK	WP	HR	S	P	ERA	WHIP					
Brad Radke, R ERA: 3.02 (1, 1)	7.0	L	30	7	2	2	0	2	0	0	0	0	1	71	117	2.57	1.286					
Greg Swindell, L ERA: 4.74 (8, 1)	1.0		4	0	0	0	0	1	0	0	0	0	0	7	17	0.00	1.000					
Mike Trombley, R ERA: 1.8 (9, 1)	0.1		4	2	3	3	0	1	0	0	0	0	0	10	16	81.00	9.000					
Eddie Guardado, L ERA: 2.51 (9, 1)	0.2		4	2	0	0	1	0	0	0	0	0	0	11	12	0.00	3.000					

Batter	1	2	3	4	5	6	7	8	9	AB	R	H	RBI	BB	SO	LOB	BOTTOM					
Todd Walker, L OBP: 0.408, SLG: 0.533 (1, 4)	F7		G4-3						FC3-2 PB BB	3	0	0	0	0	0	0	New York Yankees @ Minnesota Twins Hubert H. Humphrey Metrodome, Minneapolis, MN Fri May 08 1998, 8:05 PM EDT Att: 22,612 - Dome - 72 F livebaseballscorecards.com					
Alex Ochoa, R OBP: 0.254, SLG: 0.387 (8, FH)									FC3-2 BB	3	0	0	0	1	0	0						
Denny Hocking, S OBP: 0.231, SLG: 0.156 (9, 4)									FC3-2 BB	3	0	0	0	1	0	0						
Paul Molitor, R OBP: 0.315, SLG: 0.323 (1, 10)	F8		G4-3						FC3-2 BB	3	1	2	0	1	0	3						
Matt Lawton, L OBP: 0.364, SLG: 0.396 (1, 8)									FC3-2 FC1-4	4	0	1	0	0	0	5						
Ron Coomer, R OBP: 0.315, SLG: 0.504 (1, 5)									FC1-4	4	0	1	0	0	0	5						
David Ortiz, L OBP: 0.361, SLG: 0.511 (1, 3)	L9								K	4	0	1	1	0	1	2						
Terry Steinbach, R OBP: 0.396, SLG: 0.364 (1, 2)									G6-3	4	0	0	0	0	0	1						
Orlando Merced, S OBP: 0.288, SLG: 0.410 (1, 9)									G6-3	4	0	0	0	0	1	0						
Pat Meares, R OBP: 0.342, SLG: 0.482 (1, 6)									F7	4	0	0	0	0	1	0						
Chris Latham, S OBP: 0.250, SLG: 0.200 (1, 7)									F7	3	0	1	0	0	1	0						
Inning Stats	R: 0 E: 0 K: 0 S: 6	H: 1 LOB: 2 BB: 1 P: 14	R: 0 E: 0 K: 1 S: 7	H: 0 LOB: 0 BB: 0 P: 11	R: 0 E: 0 K: 0 S: 6	H: 0 LOB: 0 BB: 0 P: 7	R: 1 E: 0 K: 0 S: 8	H: 2 LOB: 0 BB: 0 P: 11	R: 0 E: 0 K: 2 S: 10	H: 0 LOB: 0 BB: 0 P: 14	R: 0 E: 0 K: 0 S: 9	H: 1 LOB: 1 BB: 0 P: 13	R: 0 E: 0 K: 0 S: 4	H: 0 LOB: 0 BB: 0 P: 5	R: 0 E: 0 K: 0 S: 11	H: 1 LOB: 3 BB: 2 P: 23	R: 0 E: 0 K: 1 S: 9	H: 0 LOB: 0 BB: 0 P: 15	1B: 3 2B: 1 3B: 1 HR: 0	SF: 0 SAC: 0 DP: 1 HBP: 0	WP: 0 PB: 1 CS: 0	PA: 34
PITCHER	IP	WLS	BF	H	R	ER	SO	BB	IBB	HBP	BLK	WP	HR	S	P	ERA	WHIP					
Hideki Irabu, R ERA: 1.42 (1, 1)	7.0	W	26	5	1	1	3	1	0	0	0	0	0	53	79	1.29	0.857					
Mike Stanton, L ERA: 3.99 (8, 1)	0.1		2	0	0	0	0	1	0	0	0	0	0	3	8	0.00	3.000					
Jeff Nelson, R ERA: 2.75 (8, 1)	1.2	S	6	0	0	0	1	1	0	0	0	0	0	14	26	0.00	0.600					



Batter	1	2	3	4	5	6	7	8	9	AB	R	H	RBI	BB	SO	LOB	TOP										
Chuck Knoblauch R (1,4) OBP: 0.354, SLG: 0.322	G6-3		G3		F9		G6-3			4	0	0	0	0	0	2	<p>New York Yankees @ Minnesota Twins Hubert H. Humphrey Metrodome, Minneapolis, MN Sat May 09 1998, 8:05 PM EDT Att: 20,471 - Dome - 72 F</p> <p>livebaseballscores.com</p> <p>AB 33 R 1 H 7 RBI 0 BB 1 SO 4 LOB 16</p> 										
2 Derek Jeter R (1,6) OBP: 0.345, SLG: 0.470	HBP		G3		1B			F8		3	0	1	0	0	0	0											
Paul O'Neill L (1,9) OBP: 0.416, SLG: 0.509	L5				1B			G4-6-3	1B	4	0	2	0	0	0	3											
Tino Martinez L (1,3) OBP: 0.430, SLG: 0.571	CS	G3			1B			G4-3	G4-6-3	3	0	0	0	1	0	1											
Bernie Williams S (1,8)		G4-1			K			G4-1	G4-3	4	0	0	0	0	1	2											
Daryl Strawberry L (1,10) OBP: 0.350, SLG: 0.671		K			K			F9	F7	4	0	0	0	0	2	2											
Chad Curtis R (1,7) OBP: 0.465, SLG: 0.481		HBP			F8			L8	E	3	1	1	0	0	0	2											
Scott Brosius R (1,5) OBP: 0.370, SLG: 0.383		G4-3			G6-3			E3	E3	4	0	2	0	0	0	2											
Joe Girardi R (1,2) OBP: 0.236, SLG: 0.264					K			F8	F8	4	0	1	0	0	1	2											
Inning Stats	R: 0 E: 0 K: 0 S: 5	H: 0 LOB: 0 BB: 0 P: 11	R: 0 E: 1 K: 1 S: 11	H: 0 LOB: 2 BB: 0 P: 16	R: 0 E: 0 K: 1 S: 6	H: 1 LOB: 2 BB: 1 P: 9	R: 0 E: 0 K: 2 S: 8	H: 2 LOB: 2 BB: 0 P: 10	R: 0 E: 0 K: 0 S: 8	H: 0 LOB: 0 BB: 0 P: 14	R: 0 E: 0 K: 0 S: 7	H: 1 LOB: 1 BB: 0 P: 13	R: 0 E: 0 K: 0 S: 5	H: 1 LOB: 0 BB: 0 P: 7	R: 1 E: 1 K: 0 S: 9	H: 2 LOB: 1 BB: 0 P: 17	1B: 7 2B: 0 3B: 0 HR: 0	SF: 0 SAC: 0 DP: 1 HBP: 2	WP: 0 PB: 1 CS: 0	PA: 37							
PITCHER	IP	WLS	BF	H	R	ER	SO	BB	IBB	HBP	BLK	WP	HR	S	P	ERA	WHIP										
Mike Morgan R (1,1) ERA: 3.89	8.2	W	35	7	1	0	4	1	0	2	0	0	0	66	110	0.00	0.923										
Hector Carrasco R (9,1) ERA: 5.99	0.1		1	0	0	0	0	0	0	0	0	0	0	1	1	0.00	0.000										

Batter	1	2	3	4	5	6	7	8	9	AB	R	H	RBI	BB	SO	LOB	BOTTOM										
Matt Lawton L (1,8) OBP: 0.366, SLG: 0.418	1B	G3-1		G3-6-3		FC3-2				4	1	1	4	0	0	5	<p>New York Yankees @ Minnesota Twins Hubert H. Humphrey Metrodome, Minneapolis, MN Sat May 09 1998, 8:05 PM EDT Att: 20,471 - Dome - 72 F</p> <p>livebaseballscores.com</p> <p>AB 33 R 8 H 12 RBI 8 BB 6 SO 2 LOB 24</p> 										
Denny Hocking S (1,7) OBP: 0.250, SLG: 0.171	HBP	SF8			G6-3	HR	G4-3			3	0	1	1	1	0	3											
Paul Moltzer R (1,10) OBP: 0.324, SLG: 0.323	1B	BB			G5-3	1B		F9		3	0	1	0	2	0	0											
Ron Coomer R (1,5) OBP: 0.304, SLG: 0.485	FC5-2	L5			G6-3	F9		G1-3		5	0	0	0	0	0	6											
Alex Ochoa R (1,9) OBP: 0.279, SLG: 0.385	1B				K	1B	2B	G6-3		3	1	1	0	2	1	0											
Pat Meares R (1,6) OBP: 0.339, SLG: 0.474	G2				F8	1B	F9			4	1	1	0	0	0	4											
David Ortiz L (1,3) OBP: 0.375, SLG: 0.531		1B			K	FC5-2	1B	G6-3		4	2	3	0	0	1	0											
Orlando Merced S (8,3) OBP: 0.288, SLG: 0.410		2B			K	HR	FC3-2			0	0	0	0	0	0	0											
Brent Gates S (1,4) OBP: 0.255, SLG: 0.191		2B			G4-3	FC5-2	1B			4	2	2	1	0	0	3											
Javier Valentin S (1,2) OBP: 0.302, SLG: 0.475		1B			G3-6-3	HR	FC3-2			3	1	2	2	1	0	3											
Inning Stats	R: 0 E: 0 K: 0 S: 6	H: 2 LOB: 3 BB: 1 P: 15	R: 3 E: 0 K: 0 S: 13	H: 3 LOB: 1 BB: 1 P: 24	R: 0 E: 0 K: 2 S: 8	H: 0 LOB: 0 BB: 0 P: 10	R: 0 E: 0 K: 0 S: 11	H: 1 LOB: 0 BB: 0 P: 17	R: 0 E: 0 K: 0 S: 6	H: 0 LOB: 0 BB: 0 P: 11	R: 4 E: 0 K: 0 S: 18	H: 4 LOB: 2 BB: 2 P: 33	R: 1 E: 0 K: 0 S: 17	H: 2 LOB: 3 BB: 2 P: 32	R: 0 E: 0 K: 0 S: 6	H: 0 LOB: 0 BB: 0 P: 7	1B: 9 2B: 2 3B: 0 HR: 1	SF: 1 SAC: 0 DP: 1 HBP: 1	WP: 0 PB: 0 CS: 0	PA: 41							
PITCHER	IP	WLS	BF	H	R	ER	SO	BB	IBB	HBP	BLK	WP	HR	S	P	ERA	WHIP										
Andy Pettitte L (1,1) ERA: 3.81	5.2	L	28	9	7	7	2	3	0	1	0	0	0	55	96	11.12	2.118										
Willie Banks R (6,1) ERA: 11.05	1.1		10	3	1	1	0	3	0	0	0	0	0	24	46	6.75	4.500										
Graeme Lloyd L (8,1) ERA: 3.24	1.0		3	0	0	0	0	0	0	0	0	0	0	6	7	0.00	0.000										


Batter	1	2	3	4	5	6	7	8	9	AB	R	H	RBI	BB	SO	LOB	TOP		
Chuck Knoblauch R (1,4) <small>OBP: 0.360, SLG: 0.336</small>										4	1	2	1	1	0	2	New York Yankees @ Minnesota Twins Hubert H. Humphrey Metrodome, Minneapolis, MN Sun May 10 1998, 4:33 AM EDT Att. 12,444 - Dome - 72 F		
2 Derek Jeter R (1,6) <small>OBP: 0.358, SLG: 0.489</small>										5	1	3	0	1	2	4			
Paul O'Neill L (1,9) <small>OBP: 0.401, SLG: 0.496</small>										3	0	0	2	0	1	2			
Bernie Williams S (1,8) <small>OBP: 0.417, SLG: 0.429</small>										4	0	2	0	1	0	2			
Tino Martinez L (1,3) <small>OBP: 0.432, SLG: 0.595</small> Dale Sveum S (8,3)										4	1	2	2	0	1	1			
Tim Lincecum S (1,10) <small>OBP: 0.350, SLG: 0.479</small>										4	1	2	0	1	0	3			
Chad Curtis R (1,7) <small>OBP: 0.453, SLG: 0.463</small>										5	0	1	0	0	0	4			
20 Jorge Posada S (1,2) <small>OBP: 0.325, SLG: 0.543</small>										5	1	2	0	0	2	1			
Scott Brosius R (1,5) <small>OBP: 0.382, SLG: 0.418</small>										3	2	2	1	1	1	1			
Inning Stats	R: 2 H: 4 E: 0 K: 0 S: 18	R: 1 H: 1 E: 0 K: 1 S: 11	R: 0 H: 1 E: 0 K: 1 S: 11	R: 1 H: 2 E: 0 K: 0 S: 13	R: 0 H: 1 E: 0 K: 0 S: 8	R: 1 H: 2 E: 1 K: 1 S: 13	R: 2 H: 3 E: 1 K: 2 S: 15	R: 0 H: 0 E: 0 K: 1 S: 12	R: 0 H: 2 E: 0 K: 2 S: 14	1B: 11 2B: 3 3B: 1 HR: 2	SF: 3 SAC: 1 DP: 1 HBP: 0	WP: 1 PA: 47 CS: 0							
PITCHER	IP WLS BF H R ER SO BB IBB HBP BLK WP HR S P ERA WHIP	PITCHER										ERA WHIP							
Eric Milton L (1,1) <small>ERA: 4.5</small>	5.0	L	25	9	4	4	2	2	0	0	0	0	0	0	1	61	100	7.20	2.200
Dan Naulty R (6,1) <small>ERA: 9.82</small>	0.1		4	2	1	1	1	1	0	0	0	0	0	0	0	10	20	27.00	9.000
Eddie Guardado L (6,1) <small>ERA: 3.0</small>	0.2		4	2	2	1	0	0	0	0	0	0	0	1	7	10	13.50	3.000	
Hector Carrasco R (7,1) <small>ERA: 4.63</small>	2.0		9	1	0	0	3	2	0	0	0	0	1	0	23	45	0.00	1.500	
Rick Aquilera R (9,1) <small>ERA: 4.5</small>	1.0		5	2	0	0	2	0	0	0	0	0	0	0	14	21	0.00	2.000	
Todd Walker L (1,4) <small>OBP: 0.402, SLG: 0.521</small>										4	0	1	0	0	1	2	New York Yankees @ Minnesota Twins Hubert H. Humphrey Metrodome, Minneapolis, MN Sun May 10 1998, 4:33 AM EDT Att. 12,444 - Dome - 72 F		
Brent Gates S (1,5) <small>OBP: 0.237, SLG: 0.176</small>									4	0	0	0	0	0	2	2			
Paul Molitor R (1,10) <small>OBP: 0.316, SLG: 0.314</small>									4	0	0	0	0	0	3	3			
Matt Lawton L (1,8) <small>OBP: 0.358, SLG: 0.407</small>									3	0	0	0	0	1	0	0			
Ron Coomer R (1,3) <small>OBP: 0.304, SLG: 0.481</small>									3	0	1	0	0	0	0	0			
Orlando Merced S (1,9) <small>OBP: 0.290, SLG: 0.406</small>									3	0	1	0	0	0	1	1			
Terry Steinbach R (1,2) <small>OBP: 0.394, SLG: 0.375</small>									3	0	1	0	0	0	1	1			
Pat Meares R (1,6) <small>OBP: 0.346, SLG: 0.474</small>									2	0	1	0	0	0	0	0			
Chris Latham S (1,7) <small>OBP: 0.211, SLG: 0.167</small>									3	0	0	0	0	0	3	3			
Inning Stats	R: 0 H: 0 E: 0 K: 1 S: 5	R: 0 H: 0 E: 0 K: 1 S: 12	R: 0 H: 1 E: 0 K: 0 S: 7	R: 0 H: 0 E: 0 K: 0 S: 7	R: 0 H: 1 E: 0 K: 0 S: 7	R: 0 H: 2 E: 1 K: 0 S: 8	R: 0 H: 1 E: 0 K: 0 S: 3	R: 0 H: 0 E: 0 K: 0 S: 5	R: 0 H: 0 E: 0 K: 0 S: 7	1B: 4 2B: 2 3B: 0 HR: 0	SF: 0 SAC: 0 DP: 4 HBP: 1	WP: 0 PA: 30 CS: 0							
PITCHER	IP WLS BF H R ER SO BB IBB HBP BLK WP HR S P ERA WHIP	PITCHER										ERA WHIP							
Ramiro Mendoza R (1,1) <small>ERA: 3.95</small>	9.0	W	30	5	0	0	2	0	0	1	0	0	0	0	61	97	0.00	0.556	


AB	38
R	7
H	16
RBI	6
BB	5
SO	8
LOB	21



AB	29
R	0
H	5
RBI	0
BB	0
SO	2
LOB	12



Batter	1	2	3	4	5	6	7	8	9	AB	R	H	RBI	BB	SO	LOB	TOP						
Johnny Damon, L OBP: 0.310, SLG: 0.370	G4-3		FC4-6 2B		L9			P6		4	1	0	0	0	0	1	Kansas City Royals @ New York Yankees Yankee Stadium, Bronx, NY Tue May 12 1998, 7:05 PM EDT Att: 16,606 - Cloudy - 62 F						
Shane Halter, R OBP: 0.348, SLG: 0.469	1B		1B 2B		1B			K		4	1	3	1	0	1	0							
Jose Offerman, S OBP: 0.377, SLG: 0.431	P3		1B		G2-3			G4-3		4	0	1	1	0	0	2							
Dean Palmer, R OBP: 0.325, SLG: 0.572	L8		L5					K		4	0	0	0	0	2	2							
Jeff Conine, R OBP: 0.231, SLG: 0.250		BB	G5-3					K		3	0	0	0	1	1	1							
Jeff King, R OBP: 0.309, SLG: 0.444	P5				K			F9		4	0	0	0	0	2	1							
Shane Mack, R OBP: 0.362, SLG: 0.483	F9				G1-3			K		3	0	0	0	0	1	1							
Jermaine Dye, R OBP: 0.286, SLG: 0.167	K				K			P8		3	0	0	0	0	2	1							
Sal Fasano, R OBP: 0.200, SLG: 0.143								K		3	0	1	0	0	2	0	AB 32 R 2 H 5 RBI 2 BB 1 SO 11 LOB 9 						
Inning Stats	R: 0 H: 1 E: 0 K: 0 S: 12	H: 1 LOB: 1 BB: 0 P: 18	R: 0 H: 0 E: 0 K: 1 S: 12	LOB: 1 BB: 1 P: 20	R: 2 H: 3 E: 0 K: 0 S: 14	H: 3 LOB: 1 BB: 0 P: 22	R: 0 H: 0 E: 0 K: 2 S: 13	LOB: 0 BB: 0 P: 18	R: 0 H: 1 E: 0 K: 1 S: 13	H: 1 LOB: 1 BB: 0 P: 17	R: 0 H: 0 E: 0 K: 2 S: 8	LOB: 0 BB: 0 P: 12	R: 0 H: 0 E: 0 K: 1 S: 9	H: 0 LOB: 0 BB: 0 P: 14	R: 0 H: 0 E: 0 K: 1 S: 9	H: 0 LOB: 0 BB: 0 P: 15		R: 0 H: 0 E: 0 K: 2 S: 10	H: 0 LOB: 0 BB: 0 P: 12	1B: 4 2B: 1 3B: 0 HR: 0	SF: 0 SAC: 0 DP: 0 HBP: 0	WP: 0 PB: 0 CS: 0	PA: 33
PITCHER	IP	WLS	BF	H	R	ER	SO	BB	IBB	HBP	BLK	WP	HR	S	P	ERA		WHIP					
David Wells, L ERA: 5.23	8.0	W	30	5	2	2	9	1	0	0	0	0	0	90	136	2.25		0.750					
42 Mariano Rivera, R ERA:	1.0	S	3	0	0	0	2	0	0	0	0	0	0	10	12	0.00		0.000					

Batter	1	2	3	4	5	6	7	8	9	AB	R	H	RBI	BB	SO	LOB	BOTTOM						
Chuck Knoblauch, R OBP: 0.357, SLG: 0.328	F8		G6-4-3 BB		P7			P4		3	0	0	0	1	0	0	Kansas City Royals @ New York Yankees Yankee Stadium, Bronx, NY Tue May 12 1998, 7:05 PM EDT Att: 16,606 - Cloudy - 62 F						
2 Derek Jeter, R OBP: 0.362, SLG: 0.486	HR BB		G6-4-3					B1-3		3	1	1	0	1	0	1							
Paul O'Neill, L OBP: 0.397, SLG: 0.484	L7				G4-3			G6-4-3 1B		3	0	0	0	1	0	2							
Bernie Williams, S OBP: 0.426, SLG: 0.455	HR				G4-3			G6-4-3 1B		2	1	1	2	2	1	0							
Tino Martinez, L OBP: 0.420, SLG: 0.575	F9				F7			K		4	0	0	0	0	1	3							
Tim Lincecum, S OBP: 0.349, SLG: 0.473		L4			FC6-4			FC5-4 1B		3	0	1	0	0	0	1							
Chad Curtis, R OBP: 0.459, SLG: 0.476		K						G4-3 SH3-4 2B		2	1	1	0	1	1	0							
Scott Brosius, R OBP: 0.373, SLG: 0.407		P9			G4-3			FC5-4 WP		3	0	0	0	0	0	3							
Joe Girardi, R OBP: 0.228, SLG: 0.255			G6-3		SH3-4			G4-3		2	0	0	1	0	0	2	AB 25 R 3 H 4 RBI 3 BB 6 SO 3 LOB 12 						
Inning Stats	R: 2 H: 1 E: 0 K: 0 S: 14	H: 1 LOB: 0 BB: 1 P: 25	R: 0 H: 0 E: 0 K: 1 S: 6	LOB: 0 BB: 0 P: 11	R: 0 H: 0 E: 0 K: 0 S: 9	H: 0 LOB: 0 BB: 1 P: 16	R: 0 H: 0 E: 0 K: 0 S: 7	H: 0 LOB: 1 BB: 1 P: 11	R: 1 H: 1 E: 0 K: 0 S: 9	H: 1 LOB: 0 BB: 0 P: 13	R: 0 H: 1 E: 0 K: 1 S: 10	LOB: 0 BB: 0 P: 14	R: 0 H: 1 E: 0 K: 0 S: 11	H: 1 LOB: 2 BB: 1 P: 19	R: 0 H: 0 E: 0 K: 1 S: 8	H: 0 LOB: 2 BB: 2 P: 19		R: 0 H: 0 E: 0 K: 1 S: 8	H: 0 LOB: 2 BB: 2 P: 19	1B: 2 2B: 1 3B: 0 HR: 1	SF: 0 SAC: 1 DP: 2 HBP: 0	WP: 1 PB: 0 SB: 0 CS: 0	PA: 32
PITCHER	IP	WLS	BF	H	R	ER	SO	BB	IBB	HBP	BLK	WP	HR	S	P	ERA		WHIP					
Glendon Rusch, L ERA: 6.13	6.1	L	25	4	3	3	2	4	0	0	0	0	1	62	103	4.26		1.263					
47 Brian Bevil, R ERA: 4.5	1.1		4	0	0	0	0	0	0	0	0	0	0	6	9	0.00		0.000					
Matt Whisenant, L ERA: 8.1	0.1		3	0	0	0	1	2	0	0	0	0	0	6	16	0.00		6.000					

Batter	1	2	3	4	5	6	7	8	9	AB	R	H	RBI	BB	SO	LOB	TOP										
Tom Goodwin, L (1, 8) OBP: 0.372, SLG: 0.355 Mike Simms, R (7, PH) OBP: 0.407, SLG: 0.680	L6		G4-3		P7		K		K	3	0	0	0	0	0	0											
Mark McLemore, S (1, 4) OBP: 0.438, SLG: 0.386	K		P7		G6-3		1B		1B	5	0	2	2	0	1	0											
29 Rusty Greer, L (1, 7) OBP: 0.361, SLG: 0.386	K		P7		2B		G4-3		G4-3	5	0	1	0	0	1	3											
Juan Gonzalez, R (1, 9) OBP: 0.351, SLG: 0.614		HR		1B	2B		F7		P6	4	2	2	1	0	0	1											
Will Clark, L (1, 3) OBP: 0.422, SLG: 0.515	HR			1B	G5-4-3		P6		P7	4	1	2	2	0	0	1											
Ivan Rodriguez, R (1, 2) OBP: 0.446, SLG: 0.667	K		G5-4-3		1B		HR		2B	4	1	2	1	0	1	1											
Lee Stevens, L (1, 10) OBP: 0.300, SLG: 0.521	G3				K		P9		G4-3	4	0	0	0	0	1	1											
Kevin Elster, R (1, 6) OBP: 0.347, SLG: 0.414	1B				K		2B		K	3	1	1	0	1	2	0											
Fernando Tatis, R (1, 5) OBP: 0.292, SLG: 0.263 Luis Alicaia, S (7, PH) OBP: 0.364, SLG: 0.396	K				K		1B		2B	2	0	0	0	0	2	1											
							1B		2B	2	1	2	0	0	0	0											
Inning Stats	R: 0 E: 0 K: 2 S: 8	H: 0 LOB: 0 BB: 0 P: 12	R: 2 E: 0 K: 2 S: 17	H: 3 LOB: 1 BB: 0 P: 23	R: 0 E: 0 K: 1 S: 7	H: 0 LOB: 0 BB: 0 P: 10	R: 1 E: 0 K: 1 S: 12	H: 2 LOB: 0 BB: 0 P: 20	R: 0 E: 0 K: 2 S: 8	H: 1 LOB: 1 BB: 0 P: 13	R: 3 E: 0 K: 1 S: 19	H: 3 LOB: 1 BB: 1 P: 34	R: 0 E: 0 K: 2 S: 14	H: 1 LOB: 1 BB: 0 P: 20	R: 0 E: 0 K: 2 S: 9	H: 2 LOB: 2 BB: 0 P: 16	1B: 4 2B: 5 3B: 0 HR: 3	SF: 0 SAC: 0 DP: 1 HBP: 0	WP: 0 PB: 0 SB: 0 CS: 0	PA: 39							
PITCHER	IP	WLS	BF	H	R	ER	SO	BB	IBB	HBP	BLK	WP	HR	S	P	ERA	WHIP										
David Cone, R (1, 1) ERA: 6.46	6.1	W	25	7	4	4	7	0	0	0	0	0	3	65	98	5.68	1.105										
Jeff Nelson, R (7, 1) ERA: 3.66	0.0		2	1	0	0	0	1	0	0	0	0	0	4	10	∞	∞										
Mike Stanton, L (7, 1) ERA: 3.72	0.2		3	1	2	2	1	0	0	0	0	0	0	10	16	27.00	1.500										
Darren Holmes, R (8, 1) ERA: 2.57	0.2		2	0	0	0	0	0	0	0	0	0	0	7	10	0.00	0.000										
42 Mariano Rivera, R (8, 1) ERA:	1.1	S	7	3	0	0	2	0	0	0	0	0	0	16	26	0.00	2.250										
Batter	1	2	3	4	5	6	7	8	9	AB	R	H	RBI	BB	SO	LOB	BOTTOM										
Chuck Knoblauch, R (1, 4) OBP: 0.371, SLG: 0.353	2B		2 HR		G4-3		1B		G3-2-3	5	1	4	1	0	0	0											
2 Derek Jeter, R (1, 6) OBP: 0.369, SLG: 0.507	F7		1B		HR		2B		G5-3	4	2	2	3	1	0	2											
Paul O'Neill, L (1, 9) OBP: 0.391, SLG: 0.480	P5		G5-3		HR		2B		K	5	1	1	0	0	1	5											
Tino Martinez, L (1, 3) OBP: 0.412, SLG: 0.556	P3		K		HR		HR		L9	4	1	0	0	1	1	3											
Bernie Williams, S (1, 8) OBP: 0.434, SLG: 0.484	L7		1B		1B		HR		FC3-6	3	1	2	4	1	0	0											
Darryl Strawberry, L (1, 10) OBP: 0.400, SLG: 0.667 Tim Raines, S (7, PH) OBP: 0.397, SLG: 0.473	CS		1B		P6		CS		FC3-6	2	0	1	0	1	0	0											
Chad Curtis, R (1, 7) OBP: 0.451, SLG: 0.460	BB		1B		L9		L7		FC3-6	3	0	0	0	1	0	4											
Scott Brosius, R (1, 5) OBP: 0.377, SLG: 0.405	L7				G6-3		P6		CS	3	1	1	0	1	0	1											
Joe Girardi, R (1, 2) OBP: 0.246, SLG: 0.271			1B		2 HR		1B		G3-2-3	4	1	2	0	0	0	1											
Inning Stats	R: 0 E: 0 K: 0 S: 9	H: 1 LOB: 1 BB: 0 P: 14	R: 0 E: 0 K: 0 S: 6	H: 0 LOB: 2 BB: 2 P: 14	R: 3 E: 0 K: 1 S: 14	H: 5 LOB: 0 BB: 0 P: 25	R: 0 E: 0 K: 0 S: 6	H: 1 LOB: 0 BB: 0 P: 8	R: 4 E: 0 K: 0 S: 12	H: 2 LOB: 0 BB: 2 P: 23	R: 0 E: 0 K: 1 S: 10	H: 1 LOB: 1 BB: 0 P: 15	R: 0 E: 0 K: 0 S: 8	H: 0 LOB: 1 BB: 2 P: 20	R: 1 E: 0 K: 0 S: 12	H: 3 LOB: 2 BB: 1 P: 20	1B: 9 2B: 2 3B: 0 HR: 2	SF: 0 SAC: 0 DP: 2 HBP: 0	WP: 0 PB: 0 SB: 0 CS: 2	PA: 41							
PITCHER	IP	WLS	BF	H	R	ER	SO	BB	IBB	HBP	BLK	WP	HR	S	P	ERA	WHIP										
Rick Helling, R (1, 1) ERA: 3.95	5.0	L	26	9	7	7	1	3	1	0	0	0	2	47	84	12.60	2.400										
Al Levine, R (6, 1) ERA:	0.2		3	1	0	0	0	0	0	0	0	0	0	7	12	0.00	1.500										
Eric Gunderson, L (6, 1) ERA: 0.48	0.2		4	0	0	0	1	2	0	0	0	0	0	7	15	0.00	3.000										
Tim Crabtree, R (7, 1) ERA: 5.87	0.2		5	3	1	1	0	1	0	0	0	0	0	12	24	13.50	6.000										
Scott Bailes, L (8, 1) ERA: 5.13	1.0		2	0	0	0	0	0	0	0	0	0	0	4	4	0.00	0.000										

Texas Rangers @ New York Yankees
Yankee Stadium, Bronx, NY
Wed May 13 1998, 7:05 PM EDT
Att: 23,142 - Unknown - 57 F


AB 38
R 6
H 12
RBI 6
BB 1
SO 10
LOB 11




Texas Rangers @ New York Yankees
Yankee Stadium, Bronx, NY
Wed May 13 1998, 7:05 PM EDT
Att: 23,142 - Unknown - 57 F

AB 33
R 8
H 13
RBI 8
BB 7
SO 2
LOB 16



Batter	1	2	3	4	5	6	7	8	9	10	11	12	13	AB R H RBI BB SO LOB	TOP											
Tom Goodwin, L OBP: 0.366, SLG: 0.345 (1, 8)	P7	K			G3			G3-1	SH3-4		SH FC1-6 FC2-5		SH1-4 BB	4 1 0 0 1 1 4	<p>Texas Rangers @ New York Yankees Yankee Stadium, Bronx, NY Thu May 14 1998, 7:05 PM EDT Att. 20,694 - Unknown - 63 F</p> <p>livebaseballscores.com</p> <p>AB 50 R 7 H 12 RBI 7 BB 7 SO 8 LOB 29</p> 											
Mark McLemore, S OBP: 0.440, SLG: 0.394 (1, 4)	2B					K		29 HR 1B	P7		FC2-5 FC1-6		SH1-4	5 1 2 0 1 1 3												
29 Rusty Greer, L OBP: 0.364, SLG: 0.428 (1, 7)	F9					F7		HR	1B		FC1-6		HR	7 2 3 6 0 1 4												
Juan Gonzalez, R OBP: 0.343, SLG: 0.600 (1, 9)	G6-3					G5-3		1B 2B	P3				P3	7 1 1 0 0 1 4												
Will Clark, L OBP: 0.417, SLG: 0.500 (1, 3)						L9		1B			L8		FC5-4 BB	6 0 1 0 1 2 0												
Ivan Rodriguez, R OBP: 0.447, SLG: 0.662 (1, 2)						L6		1B			E5		FC5-4	7 0 3 1 0 0 1												
Lee Stevens, L OBP: 0.301, SLG: 0.512 Mike Simms, R OBP: 0.353, SLG: 0.654 Domingo Cedenio, S OBP: 0.417, SLG: 0.455 (8, PH)	1B WP BB					G4-3		1B	F8		L5		FC1 S	2 0 0 0 1 1 1 1 0 0 0 0 0 2 2 0 0 0 0 0 2												
Kevin Elster, R OBP: 0.340, SLG: 0.403 (1, 6)						G6-3		F8	K		F9		F9	6 0 1 0 0 1 6												
Fernando Tatis, R OBP: 0.303, SLG: 0.260 Luis Alicea, S OBP: 0.379, SLG: 0.400 (9, PH)						G5-3		1B 29 HR G3-1 BB	SH3-4 1B		FC2-5 SH BB		L3	1 1 0 0 2 0 0 2 1 1 0 1 0 2												
Inning Stats	R: 0 E: 0 K: 0 S: 9	H: 1 LOB: 1 BB: 0 P: 15	R: 0 E: 0 K: 1 S: 18	H: 1 LOB: 3 BB: 2 P: 34	R: 0 E: 0 K: 1 S: 13	H: 0 LOB: 0 BB: 13	R: 0 E: 0 K: 0 S: 7	H: 0 LOB: 0 BB: 0 P: 10	R: 0 E: 0 K: 2 S: 12	H: 1 LOB: 1 BB: 0 P: 18	R: 4 E: 0 K: 1 S: 17	H: 5 LOB: 2 BB: 1 P: 29	R: 1 E: 0 K: 0 S: 11	H: 2 LOB: 1 BB: 0 P: 16		R: 0 E: 1 K: 1 S: 14	H: 0 LOB: 1 BB: 0 P: 14	R: 0 E: 0 K: 1 S: 14	H: 0 LOB: 2 BB: 1 P: 23	R: 0 E: 0 K: 1 S: 11	H: 1 LOB: 2 BB: 0 P: 20	R: 2 E: 0 K: 0 S: 9	H: 1 LOB: 1 BB: 2 P: 19	1B: 7 2B: 3 3B: 0 HR: 2	SF: 0 SAC: 3 DP: 0 HBP: 0	WP: 1 PB: 0 SB: 1 CS: 1
PITCHER	IP WLS BF H R ER SO BB IBB HBP BLK WP HR S P ERA WHIP	7.0 26 3 0 0 5 3 0 0 0 1 0 66 111 0.00 0.857	0.1 4 2 3 3 0 1 0 0 0 0 1 7 15 81.00 9.000	0.0 3 3 1 1 0 0 0 0 0 0 0 6 9 ∞ ∞	0.2 2 0 0 0 1 0 0 0 0 0 0 4 5 0.00 0.000	2.0 9 2 1 1 0 0 0 0 0 0 0 22 30 4.50 1.000	PITCHER Willie Banks, R (11, 1) ERA: 9.58										3.0 16 2 2 2 2 3 0 0 0 0 1 34 62 6.00 1.667									
Hideki Irabu, R ERA: 1.11 Mike Stanton, L ERA: 3.03 Jeff Nelson, R ERA: 4.12 Graeme Lloyd, L ERA: 3.0 42 Mariano Rivera, R ERA: 0.89	7.0 26 3 0 0 5 3 0 0 0 0 1 0 66 111 0.00 0.857	0.1 4 2 3 3 0 1 0 0 0 0 1 7 15 81.00 9.000	0.0 3 3 1 1 0 0 0 0 0 0 0 6 9 ∞ ∞	0.2 2 0 0 0 1 0 0 0 0 0 0 4 5 0.00 0.000	2.0 9 2 1 1 0 0 0 0 0 0 0 22 30 4.50 1.000	PITCHER Willie Banks, R (11, 1) ERA: 9.58										3.0 16 2 2 2 2 3 0 0 0 0 1 34 62 6.00 1.667										

Batter	1	2	3	4	5	6	7	8	9	10	11	12	13	AB R H RBI BB SO LOB	BOTTOM									
Chuck Knoblauch, R OBP: 0.364, SLG: 0.341 (1, 4)	F8					G5-3								5 1 0 0 0 0 3	<p>Texas Rangers @ New York Yankees Yankee Stadium, Bronx, NY Thu May 14 1998, 7:05 PM EDT Att. 20,694 - Unknown - 63 F</p> <p>livebaseballscores.com</p> <p>AB 46 R 5 H 13 RBI 5 BB 4 SO 5 LOB 22</p> 									
2 Derek Jeter, R OBP: 0.368, SLG: 0.500 (1, 6)	G6-4-3 1B					G5-3			K				G6-3	6 0 2 0 0 1 1										
Paul O'Neill, L OBP: 0.395, SLG: 0.477 (1, 9)	G6-4-3					FC3-6 BB			G6-4-3 1B				F7	5 0 2 2 1 1 1										
Bernie Williams, S OBP: 0.430, SLG: 0.481 (1, 8)						FC3-6 CS			G6-4-3				G6-3	5 0 1 0 1 0 2										
Tino Martinez, L OBP: 0.403, SLG: 0.538 (1, 3)						CS			G6-4-3 1B				K	6 1 1 0 0 2 4										
Tim Lincecum, S OBP: 0.332, SLG: 0.462 Homer Bush, R OBP: 0.455, SLG: 0.400 Danny Strawberry, L OBP: 0.391, SLG: 0.549 (11, PH)						20 1B 1B			P7				G6-3	4 0 1 0 0 0 5 0 0 0 0 0 0 0 2 0 0 0 0 0 1 0										
Chad Curtis, R OBP: 0.458, SLG: 0.495 (1, 7)						CS			G6-4-3 1B				K	4 2 2 1 1 0 2										
20 Jorge Posada, S OBP: 0.341, SLG: 0.541 (1, 2)						20 1B 1B			P7				G6-3	5 0 2 0 1 0 2										
Scott Brosius, R OBP: 0.381, SLG: 0.408 (1, 5)						20 1B 1B			P5				G2-3	4 1 2 2 0 0 2										
Inning Stats	R: 0 E: 0 K: 0 S: 5	H: 1 LOB: 0 BB: 0 P: 10	R: 0 E: 0 K: 0 S: 8	H: 1 LOB: 1 BB: 0 P: 13	R: 2 E: 0 K: 1 S: 15	H: 3 LOB: 3 BB: 1 P: 29	R: 1 E: 0 K: 0 S: 7	H: 2 LOB: 0 BB: 0 P: 10	R: 0 E: 0 K: 0 S: 7	H: 0 LOB: 0 BB: 1 P: 16	R: 2 E: 0 K: 0 S: 13	H: 3 LOB: 1 BB: 1 P: 24	R: 0 E: 0 K: 1 S: 16	H: 0 LOB: 1 BB: 0 P: 23		R: 0 E: 0 K: 1 S: 12	H: 1 LOB: 1 BB: 0 P: 20	R: 0 E: 0 K: 1 S: 9	H: 0 LOB: 0 BB: 0 P: 13	R: 0 E: 0 K: 1 S: 11	H: 0 LOB: 0 BB: 0 P: 16	1B: 11 2B: 1 3B: 0 HR: 1	SF: 0 SAC: 1 DP: 4 HBP: 1	WP: 0 PB: 0 SB: 0 CS: 2
PITCHER	IP WLS BF H R ER SO BB IBB HBP BLK WP HR S P ERA WHIP	5.1 25 8 5 5 1 3 0 0 1 0 0 1 47 92 8.44 2.062	1.2 6 3 0 0 0 0 0 0 0 0 0 12 18 0.00 1.800	0.1 2 1 0 0 0 0 0 0 0 0 0 5 7 0.00 3.000	1.2 6 0 0 0 0 1 0 0 0 0 0 21 33 0.00 0.600	1.0 3 0 0 0 1 0 0 0 0 0 0 6 8 0.00 0.000	PITCHER Danny Patterson, R (11, 1) ERA: 2.25										2.0 7 1 0 0 0 0 0 0 0 0 0 21 33 0.00 0.500	PITCHER John Wetteland, R (13, 1) ERA: 1.15						
Darren Oliver, L ERA: 5.6 Al Levine, R ERA: 3.0 Scott Saines, L ERA: 5.96 Xavier Hernandez, R ERA: 3.6 Eric Gunderson, L ERA: 0.46	5.1 25 8 5 5 1 3 0 0 1 0 0 1 47 92 8.44 2.062	1.2 6 3 0 0 0 0 0 0 0 0 0 12 18 0.00 1.800	0.1 2 1 0 0 0 0 0 0 0 0 0 5 7 0.00 3.000	1.2 6 0 0 0 0 1 0 0 0 0 0 21 33 0.00 0.600	1.0 3 0 0 0 1 0 0 0 0 0 0 6 8 0.00 0.000	PITCHER Danny Patterson, R (11, 1) ERA: 2.25										2.0 7 1 0 0 0 0 0 0 0 0 0 21 33 0.00 0.500	PITCHER John Wetteland, R (13, 1) ERA: 1.15							

Batter	1	2	3	4	5	6	7	8	9	AB	R	H	RBI	BB	SO	LOB	TOP								
Pat Meares, R OBP: 0.347, SLG: 0.458 (1, 6)										5	1	2	0	0	2	3									
Matt Lawton, L OBP: 0.373, SLG: 0.450 (1, 8)										5	1	2	1	0	0	2									
Paul Molitor, R OBP: 0.320, SLG: 0.325 (1, 10)										3	1	0	1	1	0	3									
Marty Cordova, R OBP: 0.344, SLG: 0.329 (1, 7)										4	1	2	3	1	1	0									
Ron Coomer, R OBP: 0.293, SLG: 0.464 (1, 3)											5	1	1	2	0	1	4								
Alex Ochoa, R OBP: 0.298, SLG: 0.405 (1, 9)										3	0	1	0	1	0	0									
Terry Steinbach, R OBP: 0.395, SLG: 0.398 (1, 2)										4	0	1	0	0	0	2									
Jon Shave, R OBP: 0.250, SLG: 0.250 (1, 5)										4	1	2	0	0	0	1									
Denny Hocking, S OBP: 0.250, SLG: 0.167 (1, 4)										3	1	1	0	1	1	1									
Inning Stats	R: 2 E: 0 K: 0 S: 13	H: 3 LOB: 0 BB: 0 P: 21	R: 0 E: 0 K: 0 S: 9	H: 0 LOB: 0 BB: 0 P: 17	R: 4 E: 0 K: 1 S: 16	H: 2 LOB: 1 BB: 3 P: 35	R: 1 E: 0 K: 2 S: 16	H: 2 LOB: 3 BB: 1 P: 25	R: 0 E: 0 K: 1 S: 11	H: 3 LOB: 2 BB: 0 P: 15	R: 0 E: 0 K: 0 S: 6	H: 1 LOB: 0 BB: 0 P: 7	R: 0 E: 0 K: 0 S: 6	H: 1 LOB: 1 BB: 0 P: 10	R: 0 E: 0 K: 0 S: 9	H: 0 LOB: 0 BB: 0 P: 12	R: 0 E: 0 K: 1 S: 8	H: 0 LOB: 0 BB: 0 P: 10	1B: 9 2B: 2 3B: 0 HR: 1	SF: 1 SAC: 0 DP: 3 HBP: 0	WP: 0 PB: 0 CS: 2	PA: 41			
PITCHER	IP	WLS	BF	H	R	ER	SO	BB	IBB	HBP	BLK	WP	HR	S	P	ERA	WHIP								
Andy Pettitte, L ERA: 4.42 (1, 1)	7.0	L	35	12	7	7	4	4	0	0	0	0	1	77	130	9.00	2.286								
Jeff Nelson, R ERA: 3.74 (8, 1)	2.0		6	0	0	0	1	0	0	0	0	0	0	17	22	0.00	0.000								

Minnesota Twins @ New York Yankees
Yankee Stadium, Bronx, NY
Fri May 15 1998, 7:05 PM EDT
Att: 31,272 - Unknown - 75 F

livebaseballscores.com

AB 36
R 7
H 12
RBI 7
BB 4
SO 5
LOB 16

Batter	1	2	3	4	5	6	7	8	9	AB	R	H	RBI	BB	SO	LOB	BOTTOM								
Chuck Knoblauch, R OBP: 0.353, SLG: 0.329 (1, 4)										5	0	0	0	0	0	3									
Derek Jeter, R OBP: 0.365, SLG: 0.516 (1, 6)										5	1	2	2	0	0	1									
Paul O'Neill, L OBP: 0.389, SLG: 0.467 (1, 9)										5	0	1	0	0	0	2									
Bernie Williams, S OBP: 0.420, SLG: 0.466 (1, 8)										4	0	0	0	0	0	1									
Tino Martinez, L OBP: 0.405, SLG: 0.552 (1, 3)										4	1	2	0	0	0	0									
Tim Lincecum, S OBP: 0.348, SLG: 0.451 (1, 10)										4	1	1	0	0	1	2									
Chad Curtis, R OBP: 0.459, SLG: 0.521 (1, 7)										3	2	1	2	1	0	1									
Scott Brosius, R OBP: 0.399, SLG: 0.439 (1, 5)										3	1	3	2	1	0	0									
Joe Girardi, R OBP: 0.250, SLG: 0.262 (1, 2)										2	0	0	0	1	1	2									
20 Jorge Posada, S OBP: 0.337, SLG: 0.533 (8, PH) (9, 2)										1	0	0	0	0	0	1									
Inning Stats	R: 0 E: 0 K: 0 S: 12	H: 1 LOB: 1 BB: 0 P: 19	R: 3 E: 0 K: 0 S: 17	H: 3 LOB: 2 BB: 2 P: 34	R: 0 E: 0 K: 0 S: 11	H: 1 LOB: 1 BB: 0 P: 16	R: 0 E: 0 K: 0 S: 9	H: 1 LOB: 1 BB: 0 P: 15	R: 0 E: 0 K: 1 S: 14	H: 0 LOB: 0 BB: 1 P: 8	R: 2 E: 0 K: 1 S: 12	H: 2 LOB: 0 BB: 1 P: 16	R: 1 E: 0 K: 0 S: 12	H: 1 LOB: 0 BB: 0 P: 16	R: 0 E: 0 K: 1 S: 13	H: 1 LOB: 1 BB: 0 P: 18	R: 0 E: 0 K: 0 S: 14	H: 0 LOB: 0 BB: 0 P: 18	1B: 4 2B: 4 3B: 0 HR: 2	SF: 0 SAC: 0 DP: 0 HBP: 0	WP: 0 PB: 0 CS: 1	PA: 39			
PITCHER	IP	WLS	BF	H	R	ER	SO	BB	IBB	HBP	BLK	WP	HR	S	P	ERA	WHIP								
Eric Milton, L ERA: 5.0 (1, 1)	5.0	W	25	8	5	5	0	2	0	0	0	0	1	61	102	9.00	2.000								
Mike Trombley, R ERA: 1.53 (6, 1)	1.0		4	1	1	1	1	1	0	0	0	0	1	10	17	9.00	2.000								
Greg Swindell, L ERA: 3.75 (7, 1)	2.0		7	1	0	0	1	0	0	0	0	0	0	23	32	0.00	0.500								
Rick Aguilera, R ERA: 3.96 (9, 1)	1.0	S	3	0	0	0	0	0	0	0	0	0	0	14	18	0.00	0.000								

Minnesota Twins @ New York Yankees
Yankee Stadium, Bronx, NY
Fri May 15 1998, 7:05 PM EDT
Att: 31,272 - Unknown - 75 F

livebaseballscores.com

AB 36
R 6
H 10
RBI 6
BB 3
SO 2
LOB 13

Batter	1	2	3	4	5	6	7	8	9	AB	R	H	RBI	BB	SO	LOB	TOP					
Todd Walker, L (1, 4) OBP: 0.391, SLG: 0.521	F8			F7		G1-5-3		FC6-4 1B		4	0	1	0	0	0	0	Minnesota Twins @ New York Yankees Yankee Stadium, Bronx, NY Sat May 16 1998, 3:33 AM EDT Att: 35,137 - Sunny - 78 F					
Pat Meares, R (1, 6) OBP: 0.338, SLG: 0.444	F7			F9		G6-3		FC6-4 1-2		4	0	0	0	0	0	1						
Matt Lawton, L (1, 8) OBP: 0.370, SLG: 0.444	F7			G1-3				E G6-4-3 1B		4	1	1	0	0	0	0						
Marty Cordova, R (1, 7) OBP: 0.350, SLG: 0.337		G4-3			E G4-3 1B			G6-4-3 E 1B		4	1	2	0	0	1	0						
Orlando Merced, S (1, 3) OBP: 0.286, SLG: 0.392		G1-3			E4 G4-3 1-3			E4 G6-4-3		4	0	0	0	0	0	3						
Ron Coomer, R (1, 10) OBP: 0.288, SLG: 0.455		G5-3			G4-3			G6-4-3		3	0	0	1	0	0	3						
Terry Steinbach, R (1, 2) OBP: 0.385, SLG: 0.385				P3	G5-3			K		3	0	0	0	0	1	2						
Jon Shave, R (1, 5) OBP: 0.182, SLG: 0.182				G5-3	G6-3			F9		3	0	0	0	0	0	1						
Chris Latham, S (1, 9) OBP: 0.160, SLG: 0.125				K				F8		3	0	0	0	0	1	0						
Inning Stats	R: 0 E: 0 K: 0 S: 3	H: 0 LOB: 0 BB: 0 P: 5	R: 0 E: 0 K: 0 S: 6	H: 0 LOB: 0 BB: 0 P: 11	R: 0 E: 0 K: 1 S: 6	H: 0 LOB: 0 BB: 0 P: 7	R: 0 E: 0 K: 0 S: 7	H: 0 LOB: 0 BB: 0 P: 11	R: 1 E: 1 K: 0 S: 10	H: 1 LOB: 1 BB: 0 P: 13	R: 0 E: 0 K: 0 S: 7	H: 0 LOB: 0 BB: 0 P: 8	R: 1 E: 1 K: 1 S: 7	H: 2 LOB: 1 BB: 0 P: 10	R: 0 E: 0 K: 0 S: 8	H: 1 LOB: 1 BB: 0 P: 14	R: 0 E: 0 K: 1 S: 8	H: 0 LOB: 0 BB: 0 P: 12	1B: 4 2B: 0 3B: 0 HR: 0	SF: 0 SAC: 0 DP: 1 HBP: 0	WP: 0 PB: 0 CS: 0	PA: 32
PITCHER	IP WLS BF H R ER SO BB IBB HBP BLK WP HR S P ERA WHIP																					
Ramiro Mendoza, R (1, 1) ERA: 3.49	8.0 W 29 4 2 1 2 0 0 0 0 0 0 0 54 79 1.12 0.500																					
42 Mariano Rivera, R (9, 1) ERA: 0.64	1.0 S 3 0 0 0 1 0 0 0 0 0 0 0 8 12 0.00 0.000																					

Batter	1	2	3	4	5	6	7	8	9	AB	R	H	RBI	BB	SO	LOB	BOTTOM			
Chuck Knoblauch, R (1, 4) OBP: 0.354, SLG: 0.327	P6	G4-6-3		F9						4	0	1	0	1	0	2	Minnesota Twins @ New York Yankees Yankee Stadium, Bronx, NY Sat May 16 1998, 3:33 AM EDT Att: 35,137 - Sunny - 78 F			
2 Derek Jeter, R (1, 6) OBP: 0.382, SLG: 0.531	1B E		1B G1-6-3		E7 1B			G4-3		5	3	4	2	0	0	1				
Paul O'Neill, L (1, 9) OBP: 0.392, SLG: 0.468	E 1B		G1-6-3		G1-3			G6-4-3		4	0	2	0	0	0	3				
Tino Martinez, L (1, 3) OBP: 0.414, SLG: 0.558	E 1B		G1-6-3		FC1-6 1B			1B		4	0	3	1	0	0	1				
Bernie Williams, S (1, 8) OBP: 0.416, SLG: 0.467	E3		2B		FC1-6			F8		4	0	1	0	0	0	4				
Darryl Strawberry, L (1, 10) OBP: 0.374, SLG: 0.615	K		G5-3		G4-3			K		4	0	0	0	0	2	6				
Chad Curtis, R (1, 7) OBP: 0.444, SLG: 0.500	F8			G5-3		K FC5 20 BB		F9		4	0	0	0	0	1	4				
20 Jorge Posada, S (1, 2) OBP: 0.345, SLG: 0.526		G4-6-3 1B		F8		BB FC5 2 BB		G3-1		3	1	1	0	1	0	0				
Scott Brosius, R (1, 5) OBP: 0.394, SLG: 0.429		P4				FC5 2 BB		K		3	1	0	0	1	1	3				
Inning Stats	R: 1 E: 1 K: 1 S: 18	H: 3 LOB: 3 BB: 0 P: 20	R: 0 E: 0 K: 0 S: 7	H: 1 LOB: 0 BB: 0 P: 11	R: 1 E: 0 K: 0 S: 13	H: 3 LOB: 1 BB: 0 P: 18	R: 0 E: 0 K: 0 S: 5	H: 0 LOB: 1 BB: 1 P: 11	R: 1 E: 1 K: 0 S: 11	H: 2 LOB: 1 BB: 0 P: 15	R: 2 E: 0 K: 1 S: 13	H: 1 LOB: 1 BB: 2 P: 22	R: 0 E: 0 K: 1 S: 9	H: 1 LOB: 1 BB: 0 P: 14	R: 0 E: 0 K: 1 S: 11	H: 1 LOB: 1 BB: 0 P: 15	1B: 10 2B: 2 3B: 0 HR: 0	SF: 0 SAC: 0 DP: 3 HBP: 0	WP: 1 PB: 0 CS: 0	PA: 38
PITCHER	IP WLS BF H R ER SO BB IBB HBP BLK WP HR S P ERA WHIP																			
Bob Tewksbury, R (1, 1) ERA: 3.82	5.1 L 29 10 5 4 2 3 0 0 0 0 0 0 7 11 6.75 2.438																			
Eddie Guardado, L (6, 1) ERA: 2.6	1.1 4 1 0 0 1 0 0 0 0 0 0 0 7 11 0.00 0.750																			
Hector Carrasco, R (7, 1) ERA: 4.05	1.1 5 1 0 0 1 0 0 0 0 0 0 0 14 19 0.00 0.750																			

AB	32
R	2
H	4
RBI	1
BB	0
SO	3
LOB	10



AB	35
R	5
H	12
RBI	3
BB	3
SO	4
LOB	24

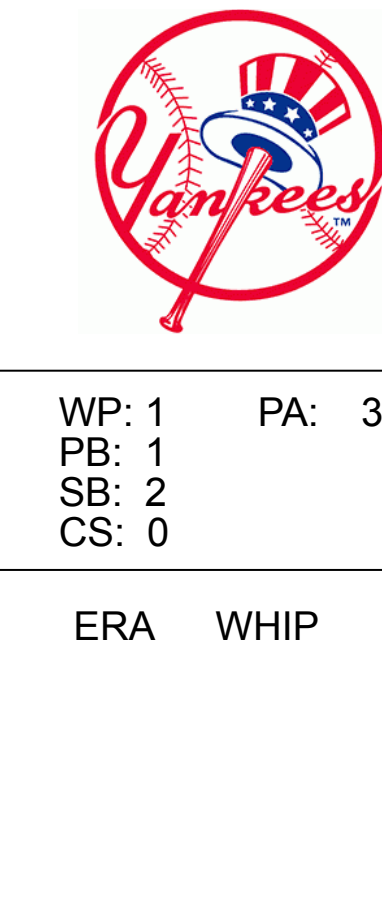


Batter	1	2	3	4	5	6	7	8	9	AB	R	H	RBI	BB	SO	LOB	TOP		
Matt Lawton, L (1, 8) OBP: 0.364, SLG: 0.435	F7			P6			F8			3	0	0	0	0	0	0	Minnesota Twins @ New York Yankees Yankee Stadium, Bronx, NY Sun May 17 1998, 3:33 AM EDT Att: 49,820 - Cloudy - 59 F		
Brent Gates, S (1, 4) OBP: 0.227, SLG: 0.185	P8			K			G3			3	0	0	0	0	1	0			
Paul Molitor, R (1, 10) OBP: 0.315, SLG: 0.319	G4-3			F7			K			3	0	0	0	0	1	0			
Marty Cordova, R (1, 7) OBP: 0.340, SLG: 0.326		G1-3			K			G6-3		3	0	0	0	0	1	0			
Ron Coomer, R (1, 3) OBP: 0.282, SLG: 0.447		K			K2-3			G4-3		3	0	0	0	0	2	0			
Alex Ochoa, R (1, 9) OBP: 0.287, SLG: 0.390		P2			G4-3			P3		3	0	0	0	0	0	0			
Jon Shave, R (1, 5) OBP: 0.143, SLG: 0.143				K					P9	3	0	0	0	0	2	0			
Javier Valentin, S (1, 2) OBP: 0.245, SLG: 0.380				K					K	3	0	0	0	0	3	0			
Pat Meares, R (1, 6) OBP: 0.331, SLG: 0.435				K				F8	F9	3	0	0	0	0	1	0			
Inning Stats	R: 0 H: 0 E: 0 K: 0 S: 7	H: 0 LOB: 0 BB: 0 P: 9	R: 0 H: 0 E: 0 K: 1 S: 9	H: 0 LOB: 0 BB: 0 P: 13	R: 0 H: 0 E: 0 K: 3 S: 12	H: 0 LOB: 0 BB: 0 P: 19	R: 0 H: 0 E: 0 K: 1 S: 11	H: 0 LOB: 0 BB: 0 P: 15	R: 0 H: 0 E: 0 K: 2 S: 9	H: 0 LOB: 0 BB: 0 P: 12	R: 0 H: 0 E: 0 K: 1 S: 7	H: 0 LOB: 0 BB: 0 P: 15	R: 0 H: 0 E: 0 K: 0 S: 6	H: 0 LOB: 0 BB: 0 P: 12	R: 0 H: 0 E: 0 K: 1 S: 10	H: 0 LOB: 0 BB: 0 P: 13	1B: 0 2B: 0 3B: 0 HR: 0	SF: 0 SAC: 0 DP: 0 HBP: 0	WP: 0 PA: 27 CS: 0
PITCHER David Wells, L (1, 1) ERA: 4.45	IP: 9.0 WLS: W BF: 27 H: 0 R: 0 ER: 0 SO: 11 BB: 0 IBB: 0 HBP: 0 BLK: 0 WP: 0 HR: 0 S: 79 P: 120 ERA: 0.00 WHIP: 0.000															PITCHER David Wells, L (1, 1) ERA: 4.45			

Batter	1	2	3	4	5	6	7	8	9	AB	R	H	RBI	BB	SO	LOB	BOTTOM		
Chuck Knoblauch, R (1, 4) OBP: 0.346, SLG: 0.318	L3		L7			G5-3		F7		4	0	0	0	0	0	0	Minnesota Twins @ New York Yankees Yankee Stadium, Bronx, NY Sun May 17 1998, 3:33 AM EDT Att: 49,820 - Cloudy - 59 F		
Derek Jeter, R (1, 6) OBP: 0.384, SLG: 0.528				K		K				3	0	1	0	1	2	0			
Paul O'Neill, L (1, 9) OBP: 0.382, SLG: 0.455					P5		F8			4	0	0	0	0	2	2			
Tino Martinez, L (1, 3) OBP: 0.404, SLG: 0.542					F7					4	0	0	0	0	0	2			
Bernie Williams, S (1, 8) OBP: 0.426, SLG: 0.514										3	3	3	1	0	0	0			
Darryl Strawberry, L (1, 10) OBP: 0.372, SLG: 0.630										3	1	1	1	0	0	1			
Chad Curtis, R (1, 7) OBP: 0.442, SLG: 0.495										3	0	1	1	0	0	1			
20 Jorge Posada, S (1, 2) OBP: 0.333, SLG: 0.506										3	0	0	0	0	1	1			
Scott Brosius, R (1, 5) OBP: 0.386, SLG: 0.419										3	0	0	0	0	1	1			
Inning Stats	R: 0 H: 1 E: 0 K: 1 S: 15	H: 1 LOB: 1 BB: 0 P: 22	R: 1 H: 1 E: 0 K: 0 S: 16	H: 1 LOB: 0 BB: 0 P: 24	R: 0 H: 0 E: 0 K: 1 S: 7	H: 0 LOB: 0 BB: 0 P: 10	R: 1 H: 1 E: 0 K: 0 S: 9	H: 1 LOB: 0 BB: 0 P: 11	R: 0 H: 0 E: 0 K: 1 S: 12	H: 0 LOB: 0 BB: 0 P: 14	R: 0 H: 0 E: 0 K: 1 S: 6	H: 0 LOB: 0 BB: 0 P: 11	R: 2 H: 3 E: 0 K: 1 S: 19	H: 3 LOB: 1 BB: 0 P: 31	R: 0 H: 0 E: 0 K: 1 S: 11	H: 0 LOB: 1 BB: 1 P: 19	1B: 2 2B: 2 3B: 1 HR: 1	SF: 0 SAC: 0 DP: 0 HBP: 0	WP: 1 PA: 31 CS: 0
PITCHER LaTroy Hawkins, R (1, 1) ERA: 5.26	IP: 7.0 WLS: L BF: 27 H: 6 R: 4 ER: 4 SO: 5 BB: 0 IBB: 0 HBP: 0 BLK: 0 WP: 1 HR: 1 S: 84 P: 123 ERA: 5.14 WHIP: 0.857															PITCHER LaTroy Hawkins, R (1, 1) ERA: 5.26			
Dan Naulty, R (8, 1) ERA: 5.14	IP: 0.1 WLS: L BF: 2 H: 0 R: 0 ER: 0 SO: 0 BB: 1 IBB: 0 HBP: 0 BLK: 0 WP: 0 HR: 0 S: 3 P: 7 ERA: 0.00 WHIP: 3.000															PITCHER Dan Naulty, R (8, 1) ERA: 5.14			
Greg Swindell, L (8, 1) ERA: 3.65	IP: 0.2 WLS: L BF: 2 H: 0 R: 0 ER: 0 SO: 1 BB: 0 IBB: 0 HBP: 0 BLK: 0 WP: 0 HR: 0 S: 8 P: 12 ERA: 0.00 WHIP: 0.000															PITCHER Greg Swindell, L (8, 1) ERA: 3.65			

AB	27
R	0
H	0
RBI	0
BB	0
SO	11
LOB	0

AB	30
R	4
H	6
RBI	3
BB	1
SO	6
LOB	8



Batter	1	2	3	4	5	6	7	8	9	AB	R	H	RBI	BB	SO	LOB	TOP					
Brady Anderson, L OBP: 0.248, SLG: 0.280 (1, 8)	G3		2B	F9			G6-4-3 HBP			2	1	0	0	1	0	1	Baltimore Orioles @ New York Yankees Yankee Stadium, Bronx, NY Tue May 19 1998, 7:05 PM EDT Att: 31,311 - Unknown - 84 F					
Jeffrey Hammonds, R OBP: 0.397, SLG: 0.444 (1, 9)	F7		2B	SF7			G6-4-3 1-2f			2	1	0	1	1	0	1						
Roberto Alomar, S OBP: 0.366, SLG: 0.406 (1, 4)	G4-3		1B	B2-3			K			4	1	1	1	0	1	0						
Rafael Palmeiro, L OBP: 0.385, SLG: 0.459 (1, 3)		1B	G2-3 1B	HBP		K		G4-3		3	1	1	0	0	1	0						
Harold Baines, L OBP: 0.333, SLG: 0.453 Eric Davis, R OBP: 0.359, SLG: 0.594 (8, PH)	2B	1B	G2-3 1B	G2-3 1B		G3-1		K		3	0	2	3	0	0	0						
Cal Ripken Jr., R OBP: 0.311, SLG: 0.333 (1, 5)	F7		G2-3	G2-3		K		G6-3		4	0	0	0	0	1	3						
B.J. Surhoff, L OBP: 0.322, SLG: 0.445 (1, 7)	FC7-4 2B		IBB				G5-4-3 1B		G5-3	3	0	2	0	1	0	0						
23 Chris Hoiles, R OBP: 0.311, SLG: 0.342 (1, 2)	FC7-4 2B		K				G5-4-3 1B		F7	4	0	0	0	0	1	6						
Mike Bordick, R OBP: 0.344, SLG: 0.458 (1, 6)			F7	F9 SF7 2B			K		G6-3	4	1	1	0	0	1	0						
Inning Stats	R: 0 E: 0 K: 0 S: 3	H: 0 LOB: 0 BB: 0 P: 4	R: 1 E: 0 K: 0 S: 8	H: 3 LOB: 1 BB: 0 P: 11	R: 3 E: 0 K: 1 S: 12	H: 2 LOB: 3 BB: 3 P: 33	R: 1 E: 0 K: 0 S: 7	H: 1 LOB: 0 BB: 0 P: 13	R: 0 E: 0 K: 2 S: 7	H: 0 LOB: 0 BB: 0 P: 11	R: 0 E: 0 K: 1 S: 10	H: 1 LOB: 0 BB: 0 P: 12	R: 0 E: 0 K: 1 S: 5	H: 0 LOB: 0 BB: 0 P: 12	R: 0 E: 0 K: 1 S: 8	H: 0 LOB: 0 BB: 0 P: 11		R: 0 E: 0 K: 0 S: 5	H: 0 LOB: 0 BB: 0 P: 8	1B: 3 2B: 5 3B: 0 HR: 0	SF: 1 SAC: 0 DP: 3 HBP: 2	WP: 0 PB: 0 SB: 1 CS: 0
PITCHER	IP	WLS	BF	H	R	ER	SO	BB	IBB	HBP	BLK	WP	HR	S	P	ERA	WHIP					
David Cone, R ERA: 6.6 (1, 1)	6.0		27	7	5	5	4	2	1	1	0	0	0	47	84	7.50	1.500					
Darren Holmes, R ERA: 2.4 (7, 1)	1.0		3	0	0	0	1	0	0	1	0	0	0	5	12	0.00	0.000					
Mike Stanton, L ERA: 4.57 (8, 1)	2.0	W	6	0	0	0	1	0	0	0	0	0	0	13	19	0.00	0.000					

Batter	1	2	3	4	5	6	7	8	9	AB	R	H	RBI	BB	SO	LOB	BOTTOM				
Chuck Knoblauch, R OBP: 0.359, SLG: 0.338 (1, 4)	2 CS			P6			2B	1B		3	2	2	0	2	0	1	Baltimore Orioles @ New York Yankees Yankee Stadium, Bronx, NY Tue May 19 1998, 7:05 PM EDT Att: 31,311 - Unknown - 84 F				
2 Derek Jeter, R OBP: 0.375, SLG: 0.518 (1, 6)	1B	F9			F8		G5-3	F9		5	0	1	0	0	0	4					
Paul O'Neill, L OBP: 0.394, SLG: 0.473 (1, 9)	HBP	FC6-5 1B	G4-3		1B		G4-3 1B	HR	1B	5	2	4	2	0	0	0					
Bernie Williams, S OBP: 0.425, SLG: 0.528 (1, 8)	FC6-5 HBP		E	S	F7		G4-3	HR		4	1	1	3	1	0	4					
Tino Martinez, L OBP: 0.415, SLG: 0.542 (1, 3)	FC6-4 HBP		F9		FC6-4 1B		1B	HR	HBP	2	1	1	0	1	0	1					
Tim Lincecum, S OBP: 0.351, SLG: 0.483 (1, 10)	FC6-4		K		FC6-4		1B	HR		5	1	2	3	0	1	6					
Chad Curtis, R OBP: 0.433, SLG: 0.481 (1, 7)		F8		FC6-4 1B		K	G1-3	G6-3		5	0	1	0	0	1	2					
Scott Brosius, R OBP: 0.383, SLG: 0.421 (1, 5)		E	G1-4-3 2B	FC6-4 WP		F8		F9		4	1	1	0	0	0	1					
Joe Girardi, R OBP: 0.254, SLG: 0.266 20 Jorge Posada, S OBP: 0.341, SLG: 0.506 (8, PH)		G1-4-3		1B		G1-3		BB	1B	3	0	1	1	0	0	0					
Inning Stats	R: 0 E: 0 K: 0 S: 7	H: 2 LOB: 3 BB: 1 P: 16	R: 1 E: 1 K: 0 S: 8	H: 2 LOB: 1 BB: 0 P: 12	R: 0 E: 0 K: 1 S: 8	H: 0 LOB: 1 BB: 1 P: 13	R: 0 E: 0 K: 0 S: 7	H: 2 LOB: 1 BB: 0 P: 11	R: 0 E: 0 K: 1 S: 10	H: 0 LOB: 2 BB: 0 P: 17	R: 0 E: 0 K: 1 S: 5	H: 0 LOB: 0 BB: 0 P: 8	R: 2 E: 0 K: 0 S: 10	H: 3 LOB: 2 BB: 1 P: 19	R: 6 E: 0 K: 0 S: 11	H: 3 LOB: 0 BB: 2 P: 28		1B: 8 2B: 4 3B: 0 HR: 2	SF: 0 SAC: 0 DP: 0 HBP: 2	WP: 1 PB: 0 SB: 1 CS: 1	PA: 43
PITCHER	IP	WLS	BF	H	R	ER	SO	BB	IBB	HBP	BLK	WP	HR	S	P	ERA	WHIP				
Doug Johns, L ERA: 4.86 (1, 1)	5.0		24	8	1	1	1	0	0	0	0	0	0	19	41	15.43	2.571				
Sidney Ponson, R ERA: 6.64 (8, 1)	2.1		13	3	4	4	1	3	0	0	0	0	0	1	1	0.00	0.000				
Alan Mills, R ERA: 5.29 (8, 1)	0.1		1	0	0	0	0	0	0	0	0	0	0	1	1	0.00	0.000				
Norm Charlton, L ERA: 7.71 (8, 1)	0.0	L	1	1	0	0	0	0	0	0	0	0	0	1	2	∞	∞				
Armando Benitez, R ERA: 4.58 (8, 1)	0.0		2	1	2	2	0	0	0	1	0	0	1	2	5	∞	∞				



Batter	1	2	3	4	5	6	7	8	9	AB	R	H	RBI	BB	SO	LOB	TOP					
Brady Anderson, L (1, 8) OBP: 0.252, SLG: 0.294	P5		G4-3				B3		L1	5	0	1	0	0	0	0	Baltimore Orioles @ New York Yankees Yankee Stadium, Bronx, NY Thu May 21 1998, 7:05 PM EDT Att: 34,588 - Unknown - 74 F					
Jeffrey Hammonds, R (1, 9) OBP: 0.397, SLG: 0.425	B2-3			K			G6-3			3	0	0	0	1	1							
Roberto Alomar, S (1, 4) OBP: 0.370, SLG: 0.418	G6-3			G5-3	G1-3					4	0	1	0	0	0							
Rafael Palmeiro, L (1, 3) OBP: 0.388, SLG: 0.494		G1-3								4	1	3	1	0	0							
Joe Carter, R (1, 10) OBP: 0.322, SLG: 0.391	G1-3			HR						4	0	1	0	0	1							
Cal Ripken Jr., R (1, 5) OBP: 0.314, SLG: 0.335				FC5-4						4	0	1	0	0	2							
B.J. Surhoff, L (1, 7) OBP: 0.328, SLG: 0.470				FC5-4						4	0	1	0	0	2							
Lenny Webster, R (1, 2) OBP: 0.278, SLG: 0.462										4	0	0	0	0	2							
Mike Bordick, R (1, 6) OBP: 0.345, SLG: 0.444										3	0	0	0	1	1							
Inning Stats	R: 0 E: 0 K: 0 S: 7	H: 0 LOB: 0 BB: 0 P: 10	R: 0 E: 0 K: 0 S: 8	H: 1 LOB: 1 BB: 0 P: 10	R: 0 E: 0 K: 0 S: 6	H: 0 LOB: 0 BB: 0 P: 9	R: 1 E: 0 K: 1 S: 14	H: 2 LOB: 1 BB: 0 P: 17	R: 0 E: 0 K: 2 S: 13	H: 1 LOB: 3 BB: 2 P: 27	R: 0 E: 0 K: 2 S: 13	H: 2 LOB: 2 BB: 0 P: 17	R: 0 E: 0 K: 0 S: 5	H: 0 LOB: 0 BB: 0 P: 10	R: 0 E: 0 K: 2 S: 16	H: 2 LOB: 2 BB: 0 P: 25		R: 0 E: 0 K: 1 S: 12	H: 0 LOB: 0 BB: 0 P: 12	1B: 7 2B: 0 3B: 0 HR: 1	SF: 0 SAC: 0 DP: 0 HBP: 0	WP: 0 PB: 0 SB: 2 CS: 0
PITCHER	IP	WLS	BF	H	R	ER	SO	BB	IBB	HBP	BLK	WP	HR	S	P	ERA	WHIP					
Andy Pettitte, L (1, 1) ERA: 4.03	8.0	W	34	8	1	1	6	2	0	0	0	0	1	82	125	1.12	1.250					
42 Mariano Rivera, R (9, 1) ERA: 0.6	1.0	S	3	0	0	0	1	0	0	0	0	0	0	12	12	0.00	0.000					

Batter	1	2	3	4	5	6	7	8	9	AB	R	H	RBI	BB	SO	LOB	BOTTOM					
Chuck Knoblauch, R (1, 4) OBP: 0.370, SLG: 0.344	G4-6-3			K				SH		3	1	2	0	0	1	0	Baltimore Orioles @ New York Yankees Yankee Stadium, Bronx, NY Thu May 21 1998, 7:05 PM EDT Att: 34,588 - Unknown - 74 F					
2 Derek Jeter, R (1, 6) OBP: 0.382, SLG: 0.528	G4-6-3			K						3	0	0	0	1	2	3						
Paul O'Neill, L (1, 9) OBP: 0.386, SLG: 0.459	K			F8						4	0	0	1	0	2	4						
Bernie Williams, S (1, 8) OBP: 0.426, SLG: 0.513		G6-3								4	0	1	1	0	1	2						
Tim Lincecum, S (1, 10) OBP: 0.358, SLG: 0.474		F8								3	0	0	0	1	1	0						
Chad Curtis, R (1, 7) OBP: 0.427, SLG: 0.469										3	0	0	0	1	1	3						
Scott Brosius, R (1, 5) OBP: 0.385, SLG: 0.439										3	0	0	0	0	1	1						
Joe Girardi, R (1, 2) OBP: 0.257, SLG: 0.269										3	1	1	0	0	0	0						
Dale Sveum, S (1, 3) OBP: 0.143, SLG: 0.077										3	1	1	0	0	0	1						
Inning Stats	R: 0 E: 0 K: 1 S: 11	H: 1 LOB: 0 BB: 0 P: 16	R: 0 E: 0 K: 1 S: 7	H: 0 LOB: 0 BB: 0 P: 8	R: 0 E: 0 K: 1 S: 8	H: 0 LOB: 0 BB: 0 P: 11	R: 0 E: 0 K: 2 S: 10	H: 0 LOB: 0 BB: 0 P: 13	R: 0 E: 0 K: 1 S: 9	H: 0 LOB: 1 BB: 1 P: 17	R: 1 E: 2 K: 2 S: 14	H: 1 LOB: 2 BB: 0 P: 20	R: 0 E: 0 K: 1 S: 9	H: 0 LOB: 0 BB: 0 P: 13	R: 2 E: 0 K: 0 S: 15	H: 3 LOB: 3 BB: 2 P: 30		R: 0 E: 0 K: 0 S: 15	H: 0 LOB: 0 BB: 2 P: 30	1B: 5 2B: 0 3B: 0 HR: 0	SF: 0 SAC: 1 DP: 1 HBP: 0	WP: 0 PB: 0 SB: 1 CS: 0
PITCHER	IP	WLS	BF	H	R	ER	SO	BB	IBB	HBP	BLK	WP	HR	S	P	ERA	WHIP					
Scott Erickson, R (1, 1) ERA: 5.1	7.2	L	31	5	3	2	9	2	0	0	0	0	0	79	119	2.35	0.913					
Arthur Rhodes, L (8, 1) ERA: 3.77	0.1		2	0	0	0	0	1	0	0	0	0	0	4	9	0.00	3.000					

Batter	1	2	3	4	5	6	7	8	9	AB	R	H	RBI	BB	SO	LOB	TOP					
Chuck Knoblauch, R (1,4) <small>OBP: 0.373, SLG: 0.359</small> Luis Sojo, R (8,PH) <small>OBP: 0.167, SLG: 0.167</small>										5	1	2	4	0	1	5						
2 Derek Jeter, R (1,6) <small>OBP: 0.376, SLG: 0.519</small>										6	2	2	0	0	0	2						
Paul O'Neill, L (1,9) <small>OBP: 0.376, SLG: 0.450</small>										6	1	0	0	0	0	4						
Bernie Williams, S (1,8) <small>OBP: 0.425, SLG: 0.528</small>										5	2	2	0	1	1	3						
Darryl Strawberry, L (1,10) <small>OBP: 0.375, SLG: 0.622</small> Homer Bush, R (9,PH) <small>OBP: 0.455, SLG: 0.400</small>										5	1	3	2	1	1	2						
20 Jorge Posada, S (1,2) <small>OBP: 0.340, SLG: 0.484</small>										3	1	0	1	3	1	4						
Chad Curtis, R (1,7) <small>OBP: 0.439, SLG: 0.479</small>										4	2	3	1	1	0	2						
Scott Brosius, R (1,5) <small>OBP: 0.402, SLG: 0.455</small>										4	1	3	3	1	1	1						
Dale Sveum, S (1,3) <small>OBP: 0.105, SLG: 0.056</small>										5	1	0	0	0	1	9						
Inning Stats	R: 0 E: 1 K: 1 S: 6	H: 1 LOB: 1 BB: 0 P: 6	R: 5 E: 0 K: 0 S: 8	H: 5 LOB: 1 BB: 1 P: 12	R: 2 E: 0 K: 2 S: 9	H: 2 LOB: 1 BB: 1 P: 13	R: 1 E: 1 K: 0 S: 5	H: 1 LOB: 2 BB: 1 P: 9	R: 0 E: 0 K: 0 S: 4	H: 1 LOB: 1 BB: 0 P: 4	R: 2 E: 1 K: 0 S: 5	H: 1 LOB: 3 BB: 3 P: 17	R: 1 E: 0 K: 1 S: 7	H: 2 LOB: 1 BB: 0 P: 7	R: 0 E: 0 K: 3 S: 10	H: 1 LOB: 1 BB: 0 P: 10	R: 1 E: 0 K: 0 S: 4	H: 1 LOB: 1 BB: 1 P: 8	1B: 9 2B: 5 3B: 0 HR: 1	SF: 0 SAC: 0 DP: 0 HBP: 0	WP: 2 PB: 1 CS: 2	PA: 51
PITCHER	IP	WLS	BF	H	R	ER	SO	BB	IBB	HBP	BLK	WP	HR	S	P	ERA	WHIP					
Derek Lowe, R (1,1) <small>ERA: 3.38</small> John Wasdin, R (2,1) <small>ERA: 5.04</small> Rich Garcés, R (6,1) <small>ERA: 3.6</small> Steve Avery, L (9,1) <small>ERA: 5.06</small>	1.1	L	10	5	5	5	1	1	0	0	0	1	1	11	15	33.75	4.500					

New York Yankees @ Boston Red Sox
Fenway Park, Boston, MA
Sat May 23 1998, 3:33 AM EDT
Att: 33,120 - Sunny - 72 F

AB 44
R 12
H 15
RBI 11
BB 7
SO 7
LOB 33



Batter	1	2	3	4	5	6	7	8	9	AB	R	H	RBI	BB	SO	LOB	BOTTOM					
Darren Lewis, R (1,8) <small>OBP: 0.362, SLG: 0.385</small>										4	0	0	0	0	0	0						
Darren Bragg, L (1,9) <small>OBP: 0.392, SLG: 0.495</small>										4	0	1	0	0	1	0						
Mo Vaughn, L (1,3) <small>OBP: 0.379, SLG: 0.578</small>										4	1	1	1	0	1	1						
Jim Leyritz, R (1,10) <small>OBP: 0.387, SLG: 0.570</small> Keith Johns, R (9,PH) <small>OBP: 0.387, SLG: 0.570</small>										2	0	0	0	1	2	0						
Troy O'Leary, L (1,7) <small>OBP: 0.330, SLG: 0.556</small>										4	1	1	1	0	1	3						
John Valentin, R (1,5) <small>OBP: 0.318, SLG: 0.417</small>										4	1	2	2	0	0	0						
Mike Benjamin, R (1,6) <small>OBP: 0.330, SLG: 0.386</small>										4	0	1	0	0	1	2						
Jason Varitek, S (1,2) <small>OBP: 0.333, SLG: 0.370</small>										4	0	0	0	0	1	3						
Lou Merloni, R (1,4) <small>OBP: 0.367, SLG: 0.481</small>										3	0	0	0	0	0	1						
Inning Stats	R: 0 E: 0 K: 1 S: 6	H: 1 LOB: 2 BB: 1 P: 10	R: 0 E: 0 K: 1 S: 5	H: 0 LOB: 0 BB: 0 P: 5	R: 0 E: 0 K: 0 S: 3	H: 0 LOB: 0 BB: 0 P: 3	R: 3 E: 0 K: 1 S: 8	H: 3 LOB: 0 BB: 0 P: 8	R: 0 E: 0 K: 1 S: 5	H: 0 LOB: 0 BB: 0 P: 5	R: 0 E: 0 K: 1 S: 5	H: 0 LOB: 0 BB: 0 P: 5	R: 0 E: 0 K: 0 S: 4	H: 1 LOB: 1 BB: 0 P: 4	R: 0 E: 0 K: 0 S: 3	H: 0 LOB: 0 BB: 0 P: 3	R: 0 E: 0 K: 2 S: 8	H: 1 LOB: 2 BB: 1 P: 12	1B: 3 2B: 1 3B: 0 HR: 2	SF: 0 SAC: 0 DP: 0 HBP: 0	WP: 0 PB: 0 CS: 0	PA: 35
PITCHER	IP	WLS	BF	H	R	ER	SO	BB	IBB	HBP	BLK	WP	HR	S	P	ERA	WHIP					
David Wells, L (1,1) <small>ERA: 4.39</small> Graeme Lloyd, L (8,1) <small>ERA: 2.53</small> Jeff Nelson, R (9,1) <small>ERA: 3.8</small>	7.0	W	27	5	3	3	5	1	0	0	0	0	0	3	3	0.00	0.857					

New York Yankees @ Boston Red Sox
Fenway Park, Boston, MA
Sat May 23 1998, 3:33 AM EDT
Att: 33,120 - Sunny - 72 F

AB 33
R 3
H 6
RBI 3
BB 2
SO 7
LOB 10



Batter	1	2	3	4	5	6	7	8	9	AB	R	H	RBI	BB	SO	LOB	TOP								
Chuck Knoblauch, R (1,4) <small>OBP: 0.376, SLG: 0.376</small> Homer Bush, R (6,4) <small>OBP: 0.462, SLG: 0.417</small>	G4-3						L6		FC5-4	3	2	1	4	0	0	2	New York Yankees @ Boston Red Sox Fenway Park, Boston, MA Sun May 24 1998, 3:33 AM EDT Att: 33,042 - Sunny - 76 F								
2 Derek Jeter, R (1,6) <small>OBP: 0.392, SLG: 0.518</small>	K						G5-3		FC5-4	6	2	3	2	0	1	2									
Paul O'Neill, L (1,9) <small>OBP: 0.370, SLG: 0.443</small>	F9						K		P6	5	1	1	1	0	1	2									
Bernie Williams, S (1,8) <small>OBP: 0.424, SLG: 0.530</small>									G6-3	5	0	2	1	0	0	2									
Tim Lincecum, S (1,10) <small>OBP: 0.374, SLG: 0.465</small>										2	2	1	1	2	0	1									
Chad Curtis, R (1,7) <small>OBP: 0.425, SLG: 0.459</small>										5	1	0	0	0	0	7									
Scott Brosius, R (1,5) <small>OBP: 0.414, SLG: 0.483</small>										4	3	3	2	1	1	1									
Dale Sveum, S (1,3) <small>OBP: 0.208, SLG: 0.143</small>										3	1	2	1	1	0	1									
Joe Girardi, R (1,2) <small>OBP: 0.280, SLG: 0.292</small>										5	2	3	2	0	0	1									
Inning Stats	R: 0 E: 0 K: 1 S: 5	H: 0 LOB: 0 BB: 0 P: 5	R: 0 E: 0 K: 1 S: 6	H: 1 LOB: 1 BB: 0 P: 6	R: 7 E: 0 K: 0 S: 11	H: 8 LOB: 2 BB: 1 P: 15	R: 0 E: 0 K: 0 S: 3	H: 1 LOB: 0 BB: 0 P: 3	R: 6 E: 1 K: 0 S: 7	H: 3 LOB: 2 BB: 3 P: 20	R: 0 E: 0 K: 0 S: 3	H: 1 LOB: 0 BB: 0 P: 3	R: 0 E: 0 K: 0 S: 5	H: 0 LOB: 0 BB: 0 P: 5	R: 0 E: 0 K: 0 S: 2	H: 0 LOB: 0 BB: 0 P: 3		R: 1 E: 0 K: 0 S: 6	H: 3 LOB: 2 BB: 0 P: 6	1B: 14 2B: 1 3B: 0 HR: 2	SF: 2 SAC: 0 DP: 2 HBP: 2	WP: 1 PB: 0 SB: 1 CS: 0	PA: 48		
PITCHER	IP	WLS	BF	H	R	ER	SO	BB	IBB	HBP	BLK	WP	HR	S	P	ERA	WHIP								
Bret Saberhagen, R (1,1) <small>ERA: 6.43</small> Ron Mahay, L (3,1) <small>ERA: 6.46</small> Jim Corsi, R (5,1) <small>ERA: 2.59</small> 49 Tim Wakefield, R (8,1) <small>ERA: 4.17</small> Dennis Eckersley, R (9,1) <small>ERA: 6.92</small>	2.2	L	16	8	7	7	2	0	0	0	0	0	1	20	20	23.62	3.000								

Batter	1	2	3	4	5	6	7	8	9	AB	R	H	RBI	BB	SO	LOB	BOTTOM								
Darren Lewis, R (1,8) <small>OBP: 0.369, SLG: 0.405</small>		G6-3								5	1	3	1	0	0	2	New York Yankees @ Boston Red Sox Fenway Park, Boston, MA Sun May 24 1998, 3:33 AM EDT Att: 33,042 - Sunny - 76 F								
Darren Bragg, L (1,9) <small>OBP: 0.376, SLG: 0.472</small>	L3	G3							F8	5	0	0	0	0	0	5									
Mo Vaughn, L (1,3) <small>OBP: 0.393, SLG: 0.584</small> Jim Leyritz, R (7,3) <small>OBP: 0.389, SLG: 0.568</small>										3	0	2	1	0	0	0									
18 Reggie Jefferson, S (1,10) <small>OBP: 0.360, SLG: 0.450</small>	K									5	0	0	0	0	1	3									
Troy O'Leary, L (1,7) <small>OBP: 0.335, SLG: 0.556</small> Midre Cummings, L (7,9) <small>OBP: 0.325, SLG: 0.514</small>										2	0	1	0	0	0	1									
John Valentin, R (1,5) <small>OBP: 0.316, SLG: 0.419</small>	FC5-4									4	1	1	0	0	0	3									
Mike Benjamin, R (1,6) <small>OBP: 0.347, SLG: 0.396</small>										3	1	2	1	0	0	0									
Jason Varitek, S (1,2) <small>OBP: 0.345, SLG: 0.373</small> Scott Hatteberg, L (7,2) <small>OBP: 0.330, SLG: 0.431</small>										2	0	1	0	0	0	1									
Lou Merloni, R (1,4) <small>OBP: 0.364, SLG: 0.448</small>										2	0	0	0	0	1	3									
Inning Stats	R: 1 E: 0 K: 1 S: 7	H: 2 LOB: 2 BB: 0 P: 8	R: 1 E: 1 K: 0 S: 5	H: 1 LOB: 1 BB: 0 P: 5	R: 0 E: 0 K: 0 S: 3	H: 1 LOB: 0 BB: 0 P: 3	R: 0 E: 0 K: 1 S: 6	H: 1 LOB: 3 BB: 0 P: 8	R: 0 E: 0 K: 0 S: 4	H: 1 LOB: 1 BB: 0 P: 4	R: 0 E: 0 K: 0 S: 4	H: 2 LOB: 2 BB: 0 P: 4	R: 0 E: 0 K: 0 S: 3	H: 1 LOB: 0 BB: 0 P: 3	R: 2 E: 0 K: 0 S: 5	H: 3 LOB: 1 BB: 0 P: 6		R: 0 E: 0 K: 1 S: 5	H: 0 LOB: 0 BB: 0 P: 5	1B: 8 2B: 4 3B: 0 HR: 0	SF: 0 SAC: 1 DP: 3 HBP: 4	WP: 0 PB: 0 SB: 0 CS: 0	PA: 40		
PITCHER	IP	WLS	BF	H	R	ER	SO	BB	IBB	HBP	BLK	WP	HR	S	P	ERA	WHIP								
David Cone, R (1,1) <small>ERA: 6.0</small> Graeme Lloyd, L (7,1) <small>ERA: 2.31</small> Willie Banks, R (8,1) <small>ERA: 9.49</small>	6.0	W	28	8	2	1	2	0	0	0	0	0	0	3	3	0.00	1.000								

Batter	1	2	3	4	5	6	7	8	9	AB	R	H	RBI	BB	SO	LOB	TOP	
Chuck Knoblauch, R OBP: 0.386, SLG: 0.381 (1, 4)										4	1	1	0	2	0	3	New York Yankees @ Chicago White Sox Comiskey Park, Chicago, IL Tue May 26 1998, 8:05 PM EDT Att: 14,596 - Overcast - 71 F	
2 Derek Jeter, R OBP: 0.392, SLG: 0.525 (1, 6)										3	2	0	0	2	1	5		
Paul O'Neill, L OBP: 0.386, SLG: 0.475 (1, 9)										4	1	2	3	1	0	1		
Bernie Williams, S OBP: 0.428, SLG: 0.543 (1, 8)										4	0	1	0	1	0	2		
Tim Lincecum, S OBP: 0.383, SLG: 0.476 (1, 10)										4	1	2	1	1	0	2		
Chad Curtis, R OBP: 0.411, SLG: 0.435 (1, 7)										5	1	1	0	0	1	5		
Scott Brosius, R OBP: 0.413, SLG: 0.481 (1, 5)										4	1	2	1	0	0	3		
Joe Girardi, R OBP: 0.278, SLG: 0.280 (1, 2)										3	0	0	0	0	0	4		
Luis Sojo, R OBP: 0.100, SLG: 0.100 (1, 3)										3	0	0	1	0	0	2		
Daryl Strawberry, L OBP: 0.382, SLG: 0.606 (8, PH)										1	0	0	1	0	0	0		
Dale Sveum, S OBP: 0.200, SLG: 0.148 (8, 3)										1	0	1	1	0	0	0		
Inning Stats	R: 0 E: 0 K: 0 S: 13	H: 0 LOB: 2 BB: 2 P: 26	R: 1 E: 0 K: 0 S: 11	H: 1 LOB: 2 BB: 1 P: 21	R: 0 E: 0 K: 1 S: 10	H: 1 LOB: 1 BB: 0 P: 17	R: 0 E: 0 K: 0 S: 10	H: 0 LOB: 2 BB: 2 P: 17	R: 1 E: 0 K: 0 S: 6	H: 1 LOB: 0 BB: 0 P: 12	R: 3 E: 0 K: 0 S: 10	H: 2 LOB: 0 BB: 0 P: 17	R: 1 E: 0 K: 1 S: 15	H: 2 LOB: 2 BB: 0 P: 26	1B: 6 2B: 3 3B: 0 HR: 1	SF: 0 SAC: 1 DP: 0 HBP: 3	WP: 0 PB: 0 CS: 3	PA: 47
PITCHER	IP WLS BF H R ER SO BB IBB HBP BLK WP HR S P ERA WHIP																	
Jim Parque, L ERA: 4.5 (1, 1)	4.0	23	5	2	2	1	5	0	0	0	0	0	0	0	0	0	4.50	2.500
Carlos Castillo, R ERA: 5.06 (5, 1)	2.0	8	0	0	0	0	2	0	0	0	0	0	0	1	14	28	0.00	1.000
Keith Foulke, R ERA: 4.05 (7, 1)	2.0	L 10	3	4	4	0	0	0	1	0	0	1	16	29	18.00	1.500		
Matt Karchner, R ERA: 3.86 (9, 1)	1.0	6	2	1	1	1	0	0	1	0	0	0	15	26	9.00	2.000		



Batter	1	2	3	4	5	6	7	8	9	AB	R	H	RBI	BB	SO	LOB	BOTTOM			
Ray Durham, S OBP: 0.367, SLG: 0.465 (1, 4)										4	1	0	0	0	0	0	New York Yankees @ Chicago White Sox Comiskey Park, Chicago, IL Tue May 26 1998, 8:05 PM EDT Att: 14,596 - Overcast - 71 F			
Wil Cordero, R OBP: 0.266, SLG: 0.366 (1, 3)										5	0	1	0	0	1	0				
Frank Thomas, R OBP: 0.383, SLG: 0.489 (1, 10)										2	0	0	1	2	1	0				
Albert Belle, R OBP: 0.338, SLG: 0.491 (1, 7)										3	1	1	1	1	1	2				
Robin Ventura, L OBP: 0.379, SLG: 0.477 (1, 5)										1	1	1	2	4	0	0				
Magglio Ordonez, R OBP: 0.299, SLG: 0.420 (1, 9)										4	0	1	0	1	1	5				
Mike Cameron, R OBP: 0.318, SLG: 0.306 (1, 8)										3	1	1	1	1	1	3				
Charlie O'Brien, R OBP: 0.320, SLG: 0.411 (1, 2)										3	0	1	0	0	0	3				
Greg Norton, S OBP: 0.338, SLG: 0.538 (8, PH)										1	0	0	0	0	0	0				
Chad Kreuter, S OBP: 0.403, SLG: 0.333 (9, 2)										0	0	0	0	0	0	0				
Chris Snopce, R OBP: 0.299, SLG: 0.242 (1, 6)										4	1	1	0	0	1	4				
Inning Stats	R: 0 E: 0 K: 0 S: 6	H: 0 LOB: 0 BB: 0 P: 10	R: 2 E: 0 K: 1 S: 13	H: 3 LOB: 1 BB: 1 P: 23	R: 0 E: 0 K: 0 S: 9	H: 0 LOB: 2 BB: 2 P: 20	R: 0 E: 0 K: 2 S: 12	H: 0 LOB: 1 BB: 1 P: 22	R: 0 E: 0 K: 0 S: 6	H: 0 LOB: 2 BB: 2 P: 18	R: 2 E: 1 K: 1 S: 12	H: 2 LOB: 2 BB: 1 P: 25	R: 1 E: 0 K: 1 S: 11	H: 1 LOB: 0 BB: 0 P: 15	R: 0 E: 0 K: 1 S: 13	H: 1 LOB: 2 BB: 1 P: 19	1B: 5 2B: 0 3B: 0 HR: 2	SF: 2 SAC: 1 DP: 2 HBP: 0	WP: 0 PB: 0 CS: 0	PA: 42
PITCHER	IP WLS BF H R ER SO BB IBB HBP BLK WP HR S P ERA WHIP																			
Andy Pettitte, L ERA: 4.07 (1, 1)	6.0	28	4	4	3	3	7	0	0	0	0	0	1	10	22	9.00	2.000			
Jeff Nelson, R ERA: 4.01 (7, 1)	1.0	W 6	2	1	1	1	0	1	0	0	0	1	10	22	9.00	2.000				
Mike Stanton, L ERA: 4.18 (8, 1)	0.1	1	0	0	0	0	0	0	0	0	0	4	5	0.00	0.000					
42 Mariano Rivera, R ERA: 0.54 (8, 1)	1.2	S 7	1	0	0	2	1	0	0	0	0	18	25	0.00	1.200					




Batter	1	2	3	4	5	6	7	8	9	AB	R	H	RBI	BB	SO	LOB	TOP					
Darren Lewis, R OBP: 0.379, SLG: 0.416	1-2 1B		1-1 FC5-4 1B		1-0 E S HR 1B	1-0 CS	3-2 F8		0-1 P4	5	1	3	0	0	0	0	Boston Red Sox @ New York Yankees Yankee Stadium, Bronx, NY Thu May 28 1998, 7:05 PM EDT Att: 42,182 - Unknown - 78 F					
John Valentin, R OBP: 0.306, SLG: 0.397	3-1 P3		1-0 FC5-4 1B		1-0 F7		0-2 F9	1-2 1B	5	0	1	0	0	0	3							
Nomar Garciaparra, R OBP: 0.344, SLG: 0.480	0-2 L8		1-2 1B		0-3 K		1-1 L6	0-0 G4-3	5	0	1	0	0	1	3							
Mo Vaughn, L OBP: 0.374, SLG: 0.576	0-0 1B		2-3 K		0-2 HR			0-3 K	4	1	2	2	0	2	2							
Jim Leyritz, R OBP: 0.403, SLG: 0.596	2-3 K			1-1 HR	4-2 BB			1-2 2B 1B	3	1	2	1	1	1	2							
Troy O'Leary, L OBP: 0.340, SLG: 0.578		3-2 G5-4-3 1B		1-1 F7	1-2 F9			2-2 2B	4	0	2	0	0	0	1							
Mike Benjamin, R OBP: 0.340, SLG: 0.392		1-1 G5-4-3		2-1 G6-3		0-0 G6-3		0-0 F9	4	0	0	0	0	0	3							
Darren Bragg, L OBP: 0.370, SLG: 0.448		2-3 K		2-1 2B		1-2 F8		1-3 K	4	0	1	0	0	2	2							
Jason Varitek, S OBP: 0.337, SLG: 0.363			2-3 K	1-1 G6-3		0-0 CS 1B		0-1 F8	4	0	1	0	0	1	1							
Inning Stats	R: 0 E: 0 K: 1 S: 12	H: 2 LOB: 2 BB: 0 P: 18	R: 0 E: 0 K: 1 S: 9	H: 1 LOB: 0 BB: 0 P: 15	R: 0 E: 0 K: 2 S: 17	H: 2 LOB: 2 BB: 0 P: 24	R: 1 E: 0 K: 0 S: 10	H: 2 LOB: 1 BB: 0 P: 17	R: 2 E: 0 K: 1 S: 16	H: 2 LOB: 1 BB: 1 P: 23	R: 0 E: 0 K: 0 S: 6	H: 1 LOB: 0 BB: 0 P: 8	R: 0 E: 0 K: 0 S: 8	H: 0 LOB: 0 BB: 0 P: 12	R: 0 E: 0 K: 2 S: 15	H: 2 LOB: 2 BB: 0 P: 19	R: 0 E: 0 K: 0 S: 9	H: 1 LOB: 1 BB: 0 P: 10	1B: 9 2B: 2 3B: 0 HR: 2	SF: 0 SAC: 0 DP: 1 HBP: 0	WP: 0 PB: 0 SB: 1 CS: 1	PA: 40
PITCHER	IP	WLS	BF	H	R	ER	SO	BB	IBB	HBP	BLK	WP	HR	S	P	ERA	WHIP					
David Wells, L ERA: 4.34	7.0	W	30	10	3	3	5	1	0	0	0	0	2	78	117	3.86	1.571					
Mike Stanton, L ERA: 3.86	2.0	S	9	3	0	0	2	0	0	0	0	0	0	24	29	0.00	1.500					

Batter	1	2	3	4	5	6	7	8	9	AB	R	H	RBI	BB	SO	LOB	BOTTOM					
Chuck Knoblauch, R OBP: 0.400, SLG: 0.396	4-2 2B			0-2 2B		2-2 G4-3		2-1 S 2B SF9 1B	4	3	3	0	1	0	0	Boston Red Sox @ New York Yankees Yankee Stadium, Bronx, NY Thu May 28 1998, 7:05 PM EDT Att: 42,182 - Unknown - 78 F						
Derek Jeter, R OBP: 0.388, SLG: 0.510	0-2 F9		0-3 K2-3	4-2 G3 BB		2-2 F9		0-2 SF9 S 1B	4	1	1	0	1	1	3							
Paul O'Neill, L OBP: 0.382, SLG: 0.479	0-1 S 1H 2B		1-2 G1-3	4-1 G3		0-0 1B		3-2 SF9	4	1	2	2	0	0	1							
Bernie Williams, S OBP: 0.436, SLG: 0.567	4-1 E BB		2-3 K	4-1 BB		3-2 G1-3		4-0 E IBB	2	0	0	0	3	1	1							
Darryl Strawberry, L OBP: 0.383, SLG: 0.622	2-1 P5		2-0 HR	0-0 G3		4-2 BB		0-0 E3	4	1	1	1	1	0	4							
Tim Lincecum, S OBP: 0.388, SLG: 0.459	1-0 P5		4-2 BB		0-0 L9		0-0 F8	4-1 BB	3	0	0	0	1	0	2							
Chad Curtis, R OBP: 0.408, SLG: 0.422									0	0	0	0	1	0	0							
20 Jorge Posada, S OBP: 0.331, SLG: 0.477		2-2 L4 1B		3-2 F8		2-2 HR		0-2 G3	5	1	2	1	0	0	5							
Luis Sojo, R OBP: 0.167, SLG: 0.167		0-0 L4		0-2 2B 2B WP 1B		1-2 F9		1-2 F8	4	1	1	0	0	0	2							
Dale Sveum, S OBP: 0.211, SLG: 0.147		0-0 2B 1B		0-1 L4		2-2 P2		0-0 F8	4	0	1	0	0	0	1							
Inning Stats	R: 2 E: 0 K: 0 S: 12	H: 1 LOB: 1 BB: 2 P: 23	R: 0 E: 0 K: 1 S: 10	H: 3 LOB: 0 BB: 0 P: 12	R: 1 E: 0 K: 1 S: 17	H: 1 LOB: 1 BB: 1 P: 29	R: 2 E: 0 K: 0 S: 15	H: 2 LOB: 2 BB: 2 P: 23	R: 1 E: 0 K: 0 S: 10	H: 1 LOB: 0 BB: 0 P: 15	R: 0 E: 0 K: 0 S: 10	H: 1 LOB: 1 BB: 0 P: 17	R: 0 E: 0 K: 0 S: 9	H: 0 LOB: 1 BB: 1 P: 15	R: 2 E: 1 K: 0 S: 14	H: 2 LOB: 3 BB: 2 P: 27	R: 2 E: 0 K: 0 S: 9	H: 2 LOB: 2 BB: 2 P: 10	1B: 6 2B: 4 3B: 0 HR: 2	SF: 1 SAC: 0 DP: 1 HBP: 0	WP: 1 PB: 1 SB: 3 CS: 0	PA: 43
PITCHER	IP	WLS	BF	H	R	ER	SO	BB	IBB	HBP	BLK	WP	HR	S	P	ERA	WHIP					
49 Tim Wakefield, R ERA: 4.46	3.1	L	20	7	5	4	2	4	0	0	0	0	1	51	80	10.80	3.300					
John Waddell, R ERA: 5.72	2.2		11	2	1	1	0	1	0	0	0	0	1	23	39	3.38	1.125					
59 Brian Barkley, L ERA: 5.4	1.2		10	2	2	1	0	1	1	0	0	0	0	19	34	5.40	1.800					
Rich Garces, R ERA: 3.38	0.1		2	0	0	0	0	1	0	0	0	0	0	4	8	0.00	3.000					

Batter	1	2	3	4	5	6	7	8	9	AB	R	H	RBI	BB	SO	LOB	TOP				
Darren Lewis, R (1, 8) OBP: 0.371, SLG: 0.406	G5-3		G4-3			K		F9		4	0	0	0	0	1	0	Boston Red Sox @ New York Yankees Yankee Stadium, Bronx, NY Fri May 29 1998, 7:05 PM EDT Att. 47,160 - Overcast - 67 F				
18 Reggie Jefferson, S (1, 10) OBP: 0.307, SLG: 0.541 Jason Vartek, S (9, PH) OBP: 0.333, SLG: 0.358	HR		K			HR		K		3	2	2	2	0	1	0					
Nomar Garciaparra, R (1, 6) OBP: 0.347, SLG: 0.477	L4				G4-6-3 BB			F8		3	0	1	0	1	0	0					
Mo Vaughn, L (1, 3) OBP: 0.367, SLG: 0.565	K				G4-6-3			K		4	0	0	0	0	3	2					
Troy O'Leary, L (1, 7) OBP: 0.335, SLG: 0.569		L3			G3-1			F9		3	0	0	0	0	0	0					
John Valentin, R (1, 5) OBP: 0.307, SLG: 0.401						P6		K		3	0	1	0	0	1	0					
Scott Hatteberg, L (1, 2) OBP: 0.320, SLG: 0.438								L5		3	0	0	0	0	1	1					
Mike Benjamin, R (1, 4) OBP: 0.333, SLG: 0.385 Midre Cummings, L (8, PH) OBP: 0.333, SLG: 0.513 Lou Merloni, R (8, 4) OBP: 0.389, SLG: 0.484								K		2	0	0	0	0	1	1					
Darren Bragg, L (1, 9) OBP: 0.362, SLG: 0.437					G1-3			F7		3	0	0	0	0	0	0					
Inning Stats	R: 1 E: 0 K: 1 S: 7	H: 1 LOB: 0 BB: 0 P: 10	R: 0 E: 0 K: 0 S: 8	H: 1 LOB: 1 BB: 0 P: 12	R: 0 E: 0 K: 1 S: 7	H: 0 LOB: 0 BB: 0 P: 10	R: 0 E: 0 K: 0 S: 6	H: 0 LOB: 0 BB: 1 P: 11	R: 0 E: 0 K: 2 S: 9	H: 2 LOB: 1 BB: 0 P: 18	R: 0 E: 0 K: 1 S: 7	H: 0 LOB: 0 BB: 0 P: 7	R: 0 E: 0 K: 0 S: 6	H: 1 LOB: 0 BB: 0 P: 11	R: 0 E: 0 K: 2 S: 8	H: 0 LOB: 0 BB: 0 P: 10		1B: 2 2B: 1 3B: 0 HR: 2	SF: 0 SAC: 0 DP: 1 HBP: 0	WP: 0 PB: 0 SB: 0 CS: 0	PA: 31
PITCHER	IP	WLS	BF	H	R	ER	SO	BB	IBB	HBP	BLK	WP	HR	S	P	ERA	WHIP				
David Cone, R (1, 1) ERA: 5.59	7.0	W	25	4	2	2	7	1	0	0	0	0	2	56	84	2.57	0.714				
Todd Erdos, R (8, 1) ERA:	1.0		3	1	0	0	0	0	0	0	0	0	0	6	11	0.00	1.000				
Mike Stanton, L (9, 1) ERA: 3.71	1.0		3	0	0	0	2	0	0	0	0	0	0	8	10	0.00	0.000				


Batter	1	2	3	4	5	6	7	8	9	AB	R	H	RBI	BB	SO	LOB	BOTTOM				
Chuck Knoblauch, R (1, 4) OBP: 0.400, SLG: 0.396	G4-3		2B 1B	2G5-3 1B		F7		F9		5	1	2	2	0	0	1	Boston Red Sox @ New York Yankees Yankee Stadium, Bronx, NY Fri May 29 1998, 7:05 PM EDT Att. 47,160 - Overcast - 67 F				
2 Derek Jeter, R (1, 6) OBP: 0.388, SLG: 0.505	K		1B	G5-3				F8		4	0	1	0	1	1	3					
Paul O'Neill, L (1, 9) OBP: 0.379, SLG: 0.474	G6-3		1B	K		L8				4	0	1	2	0	1	3					
Tino Martinez, L (1, 3) OBP: 0.408, SLG: 0.539		G4-3	G6-3		P6			P5		4	0	0	0	0	0	1					
Bernie Williams, S (1, 8) OBP: 0.441, SLG: 0.576		G6-3		1B WP 1B				E S 1B		4	1	3	0	0	0	0					
Darryl Strawberry, L (1, 10) OBP: 0.381, SLG: 0.610 Tim Lincecum, S (7, PH) OBP: 0.383, SLG: 0.455		G4-3		F7				G1-3		2	0	0	0	1	0	1					
Chad Curtis, R (1, 7) OBP: 0.410, SLG: 0.420			G5-3 1B	1B BB				G6-3		3	2	1	0	1	1	3					
Scott Brosius, R (1, 5) OBP: 0.415, SLG: 0.481		G5-3	G5-3 1B	1B BB		FC6-4				4	1	2	0	0	0	3					
Joe Girardi, R (1, 2) OBP: 0.289, SLG: 0.282			2B 1B 1B	G5-3 1B		P4		F8		3	1	1	2	1	0	1					
Inning Stats	R: 0 E: 0 K: 1 S: 9	H: 0 LOB: 0 BB: 0 P: 13	R: 0 E: 0 K: 0 S: 9	H: 0 LOB: 0 BB: 0 P: 12	R: 3 E: 0 K: 0 S: 12	H: 4 LOB: 1 BB: 1 P: 22	R: 0 E: 0 K: 1 S: 7	H: 1 LOB: 2 BB: 1 P: 16	R: 0 E: 0 K: 0 S: 10	H: 0 LOB: 1 BB: 1 P: 18	R: 0 E: 0 K: 0 S: 8	H: 1 LOB: 1 BB: 0 P: 14	R: 0 E: 0 K: 0 S: 10	H: 1 LOB: 1 BB: 0 P: 14	1B: 10 2B: 1 3B: 0 HR: 0	SF: 0 SAC: 0 DP: 0 HBP: 0		WP: 1 PB: 0 SB: 1 CS: 0	PA: 38		
PITCHER	IP	WLS	BF	H	R	ER	SO	BB	IBB	HBP	BLK	WP	HR	S	P	ERA	WHIP				
Derek Lowe, R (1, 1) ERA: 4.38	3.1	L	19	8	6	6	1	2	0	0	0	0	0	45	73	16.20	3.000				
Rich Garces, R (4, 1) ERA: 3.13	1.2		7	1	0	0	2	0	1	0	0	0	0	14	28	0.00	0.600				
Ron Mahay, L (6, 1) ERA: 4.91	1.2		7	1	0	0	0	1	0	0	0	0	0	17	31	0.00	1.200				
Dennis Eckersley, R (7, 1) ERA: 7.5	1.1		5	1	0	0	0	0	0	0	0	0	0	11	15	0.00	0.750				


AB 30
R 2
H 5
RBI 2
BB 1
SO 9
LOB 4



AB 34
R 6
H 11
RBI 6
BB 4
SO 3
LOB 17



Batter	1	2	3	4	5	6	7	8	9	AB	R	H	RBI	BB	SO	LOB	TOP						
Darren Lewis, R (1.8) OBP: 0.368, SLG: 0.399	B1-3		G4-3				G6-3			3	0	0	0	1	0	2	Boston Red Sox @ New York Yankees Yankee Stadium, Bronx, NY Sat May 30 1998, 3:33 AM EDT Att: 55,191 - Sunny - 81 F						
18 Reggie Jefferson, S (1.10) OBP: 0.363, SLG: 0.527	K		G6-3				BB			3	0	0	0	1	1	1							
John Valentin, R (1.5) OBP: 0.306, SLG: 0.395	G5-3						P4			3	1	0	0	1	1	3							
Mo Vaughn, L (1.3) OBP: 0.365, SLG: 0.573			K				F7			4	1	1	2	0	2	0							
Troy O'Leary, L (1.7) OBP: 0.333, SLG: 0.561	F8 BB						P3			3	0	0	0	1	1	0							
Scott Hatteberg, L (1.2) OBP: 0.325, SLG: 0.443										3	1	1	0	1	0	0							
Mike Benjamin, R (1.6) OBP: 0.324, SLG: 0.374	F8						SH5-3 1B			3	0	0	0	0	2	2							
Darren Bragg, L (1.9) OBP: 0.366, SLG: 0.430	F7						G6-3 1B			2	0	0	0	2	1	2							
Lou Merloni, R (1.4) OBP: 0.375, SLG: 0.457			F8				F8			4	0	1	1	0	0	1							
Inning Stats	R: 0 E: 0 K: 1 S: 10	H: 0 LOB: 0 BB: 0 P: 13	R: 0 E: 0 K: 1 S: 10	H: 0 LOB: 2 BB: 2 P: 23	R: 0 E: 0 K: 0 S: 4	H: 0 LOB: 0 BB: 0 P: 7	R: 2 E: 0 K: 2 S: 12	H: 1 LOB: 0 BB: 1 P: 21	R: 0 E: 0 K: 0 S: 11	H: 0 LOB: 1 BB: 2 P: 20	R: 0 E: 0 K: 0 S: 4	H: 0 LOB: 0 BB: 0 P: 5	R: 1 E: 0 K: 1 S: 18	H: 2 LOB: 3 BB: 2 P: 32	R: 0 E: 0 K: 1 S: 9	H: 0 LOB: 0 BB: 0 P: 14		R: 0 E: 0 K: 2 S: 8	H: 0 LOB: 0 BB: 0 P: 13	1B: 1 2B: 1 3B: 0 HR: 1	SF: 0 SAC: 1 DP: 0 HBP: 0	WP: 0 PB: 0 SB: 0 CS: 1	PA: 36
PITCHER	IP WLS BF H R ER SO BB IBB HBP BLK WP HR S P ERA WHIP																						
Hideki Irabu, R (1.1) ERA: 1.48	7.0 L 30 3 3 3 5 6 1 0 0 0 1 69 121 3.86 1.286																						
Graeme Lloyd, L (8.1) ERA: 2.13	1.0 3 0 0 0 1 0 0 0 0 0 0 9 14 0.00 0.000																						
Jeff Nelson, R (9.1) ERA: 4.94	1.0 3 0 0 0 2 0 0 0 0 0 0 8 13 0.00 0.000																						

Batter	1	2	3	4	5	6	7	8	9	AB	R	H	RBI	BB	SO	LOB	BOTTOM				
Chuck Knoblauch, R (1.4) OBP: 0.397, SLG: 0.393	G5-3		F7				K			4	1	1	0	0	1	1	Boston Red Sox @ New York Yankees Yankee Stadium, Bronx, NY Sat May 30 1998, 3:33 AM EDT Att: 55,191 - Sunny - 81 F				
2 Derek Jeter, R (1.6) OBP: 0.386, SLG: 0.500	F8		FC4-6 1B				G4-3			4	0	1	0	0	0	1					
Paul O'Neill, L (1.9) OBP: 0.377, SLG: 0.470	P4		FC4-6				L7			4	0	1	1	0	0	2					
Tino Martinez, L (1.3) OBP: 0.399, SLG: 0.526			F9				P6			4	0	0	0	0	1	1					
Bernie Williams, S (1.8) OBP: 0.447, SLG: 0.580							F8 G3			4	0	3	0	0	0	1					
Darryl Strawberry, L (1.10) OBP: 0.369, SLG: 0.587			K				G3			4	0	0	0	0	3	3					
Chad Curtis, R (1.7) OBP: 0.412, SLG: 0.414							F8			2	1	0	0	2	0	2					
20 Jorge Posada, S (1.2) OBP: 0.336, SLG: 0.473							K			3	0	1	1	1	2	1					
Scott Brosius, R (1.5) OBP: 0.406, SLG: 0.470			K				G6-3			4	0	0	0	0	1	4					
Inning Stats	R: 0 E: 0 K: 0 S: 7	H: 1 LOB: 0 BB: 0 P: 10	R: 0 E: 0 K: 1 S: 10	H: 1 LOB: 0 BB: 0 P: 13	R: 1 E: 1 K: 1 S: 15	H: 2 LOB: 2 BB: 1 P: 20	R: 0 E: 0 K: 2 S: 11	H: 1 LOB: 1 BB: 0 P: 14	R: 0 E: 0 K: 0 S: 7	H: 0 LOB: 0 BB: 0 P: 8	R: 0 E: 0 K: 0 S: 10	H: 1 LOB: 2 BB: 1 P: 17	R: 1 E: 0 K: 0 S: 10	H: 2 LOB: 1 BB: 0 P: 15	R: 0 E: 0 K: 2 S: 11	H: 0 LOB: 1 BB: 1 P: 20		1B: 7 2B: 0 3B: 0 HR: 0	SF: 0 SAC: 0 DP: 0 HBP: 0	WP: 1 PB: 0 SB: 2 CS: 1	PA: 36
PITCHER	IP WLS BF H R ER SO BB IBB HBP BLK WP HR S P ERA WHIP																				
Bret Saberhagen, R (1.1) ERA: 5.73	6.2 W 26 5 1 1 6 2 0 0 0 0 1 70 98 1.35 1.050																				
Jim Corsi, R (7.1) ERA: 2.7	0.1 2 1 1 1 0 0 0 0 0 0 0 3 3 27.00 3.000																				
Tom Gordon, R (8.1) ERA: 1.17	2.0 S 8 1 0 0 2 1 0 0 0 0 1 0 20 34 0.00 1.000																				

Batter	1	2	3	4	5	6	7	8	9	AB	R	H	RBI	BB	SO	LOB	TOP										
Darren Lewis, R OBP: 0.378, SLG: 0.401 (1, 8)										4	2	2	2	2	1	0											
John Valentin, R OBP: 0.320, SLG: 0.407 (1, 5)										4	2	3	0	2	0	0											
Nomar Garciaparra, R OBP: 0.353, SLG: 0.484 (1, 6)										6	1	3	3	0	0	3											
Mo Vaughn, L OBP: 0.364, SLG: 0.565 (1, 3)										5	0	1	3	1	1	4											
Jim Leyritz, R OBP: 0.392, SLG: 0.567 (1, 10)										5	1	0	1	1	0	6											
Troy O'Leary, L OBP: 0.330, SLG: 0.552 (1, 7)										5	1	1	0	0	1	3											
Lou Merloni, R OBP: 0.378, SLG: 0.450 (1, 4)										5	2	2	1	0	0	0											
Darren Bragg, L OBP: 0.373, SLG: 0.444 (1, 9)										5	2	3	1	0	1	0											
Jason Varitek, S OBP: 0.337, SLG: 0.372 (1, 2)										5	2	2	2	0	0	3											
Inning Stats	R: 0 E: 0 K: 2 S: 8	H: 0 LOB: 1 BB: 1 P: 19	R: 0 E: 0 K: 1 S: 6	H: 0 LOB: 0 BB: 0 P: 8	R: 11 E: 0 K: 1 S: 40	H: 9 LOB: 2 BB: 3 P: 75	R: 0 E: 0 K: 0 S: 8	H: 1 LOB: 1 BB: 0 P: 11	R: 0 E: 0 K: 0 S: 5	H: 0 LOB: 0 BB: 0 P: 8	R: 0 E: 0 K: 0 S: 7	H: 0 LOB: 0 BB: 0 P: 9	R: 0 E: 0 K: 0 S: 13	H: 3 LOB: 3 BB: 1 P: 19	R: 2 E: 0 K: 0 S: 16	H: 4 LOB: 3 BB: 1 P: 25	1B: 13 2B: 4 3B: 0 HR: 0	SF: 0 SAC: 0 DP: 0 HBP: 0	WP: 0 PB: 0 SB: 0 CS: 1	PA: 50							
PITCHER	IP	WLS	BF	H	R	ER	SO	BB	IBB	HBP	BLK	WP	HR	S	P	ERA	WHIP										
Andy Pettitte, L ERA: 4.88 (1, 1)	2.2	L	17	6	8	8	4	2	0	0	0	0	0	37	70	27.00	3.000										
Darren Holmes, R ERA: 4.57 (3, 1)	4.1		19	4	3	3	0	2	0	0	0	0	0	43	69	6.23	1.385										
Jeff Nelson, R ERA: 4.88 (8, 1)	0.1		3	3	0	0	0	0	0	0	0	0	0	6	7	0.00	9.000										
Graeme Lloyd, L ERA: 2.03 (8, 1)	0.2		3	0	0	0	0	0	1	0	0	0	0	7	12	0.00	0.000										
Todd Erdos, R ERA: 9.0 (9, 1)	1.0		8	4	2	2	0	0	1	0	0	0	0	16	25	18.00	4.000										

Boston Red Sox @ New York Yankees
Yankee Stadium, Bronx, NY
Sun May 31 1998, 3:33 AM EDT
Att: 55,711 - Overcast - 77 F

AB 44
R 13
H 17
RBI 13
BB 6
SO 4
LOB 19



Batter	1	2	3	4	5	6	7	8	9	AB	R	H	RBI	BB	SO	LOB	BOTTOM										
Chuck Knoblauch, R OBP: 0.397, SLG: 0.403 (1, 4)										5	0	2	0	0	1	0											
Derek Jeter, R OBP: 0.386, SLG: 0.498 (1, 6)										5	1	2	0	0	2	1											
Paul O'Neill, L OBP: 0.378, SLG: 0.466 (1, 9)										4	1	1	1	1	1	3											
Tino Martinez, L OBP: 0.394, SLG: 0.513 (1, 3)										4	1	0	0	1	1	2											
Bernie Williams, S OBP: 0.455, SLG: 0.585 (1, 8)										5	1	4	0	0	0	0											
Daryl Strawberry, L OBP: 0.388, SLG: 0.579 Tim Raines, S (7, PH)										3	0	1	0	0	1	2											
Chad Curtis, R OBP: 0.418, SLG: 0.417 (1, 7)										4	1	2	1	1	1	2											
Scott Brosius, R OBP: 0.401, SLG: 0.462 (1, 5)										5	1	1	1	0	1	6											
Joe Girardi, R OBP: 0.291, SLG: 0.321 20 Jorge Posada, S (7, PH)										3	1	1	3	0	0	2											
Inning Stats	R: 0 E: 0 K: 2 S: 9	H: 0 LOB: 0 BB: 0 P: 12	R: 0 E: 0 K: 2 S: 18	H: 1 LOB: 1 BB: 0 P: 25	R: 0 E: 0 K: 0 S: 12	H: 2 LOB: 0 BB: 0 P: 19	R: 1 E: 0 K: 0 S: 13	H: 3 LOB: 2 BB: 0 P: 23	R: 0 E: 0 K: 1 S: 21	H: 2 LOB: 1 BB: 1 P: 34	R: 3 E: 0 K: 1 S: 19	H: 4 LOB: 2 BB: 2 P: 30	R: 0 E: 0 K: 0 S: 7	H: 1 LOB: 1 BB: 0 P: 8	R: 0 E: 0 K: 0 S: 16	H: 1 LOB: 1 BB: 0 P: 24	1B: 11 2B: 2 3B: 0 HR: 1	SF: 0 SAC: 0 DP: 1 HBP: 0	WP: 0 PB: 0 SB: 0 CS: 0	PA: 44							
PITCHER	IP	WLS	BF	H	R	ER	SO	BB	IBB	HBP	BLK	WP	HR	S	P	ERA	WHIP										
Pedro Martinez, R ERA: 2.63 (1, 1)	5.2	W	27	8	4	4	6	2	0	0	0	0	0	7	9	54.00	6.000										
John Wascoski, R ERA: 6.28 (6, 1)	0.1		3	2	2	2	1	0	0	0	0	0	0	4	9	*	*										
Ron Mahay, L ERA: 5.75 (7, 1)	0.0		2	1	0	0	0	1	0	0	0	0	0	4	9	*	*										
Dennis Eckerlesley, R ERA: 6.75 (7, 1)	2.0		8	2	1	1	1	1	0	0	0	0	0	18	25	4.50	1.500										
Rich Garcia, R ERA: 3.0 (9, 1)	1.0		4	1	0	0	0	0	0	0	0	0	0	16	24	0.00	1.000										

Boston Red Sox @ New York Yankees
Yankee Stadium, Bronx, NY
Sun May 31 1998, 3:33 AM EDT
Att: 55,711 - Overcast - 77 F

AB 40
R 7
H 14
RBI 7
BB 4
SO 8
LOB 22



Batter	1	2	3	4	5	6	7	8	9	AB	R	H	RBI	BB	SO	LOB	TOP					
Ray Durham, S (1, 4) OBP: 0.377, SLG: 0.479	L4-3 1B		FC5-4 1B		K		F7			4	0	1	0	0	1	1						
Mike Caruso, S (1, 6) OBP: 0.319, SLG: 0.410	L4-3				P3			K		4	0	1	0	0	1	1						
Frank Thomas, R (1, 10) OBP: 0.379, SLG: 0.473	F8		P8		K			F7		4	0	0	0	0	1	2						
Albert Belle, R (1, 7) OBP: 0.349, SLG: 0.546		HR	F7			HR		F9		4	2	2	2	0	0	2						
Robin Ventura, L (1, 5) OBP: 0.376, SLG: 0.458					G3				P4	3	0	0	0	1	1	0						
Wil Cordero, R (1, 3) OBP: 0.291, SLG: 0.460		G5-4-3 BB			K			K		4	1	1	1	0	2	1						
Magglio Ordonez, R (1, 9) OBP: 0.284, SLG: 0.399		E5			G6-3			G5-3		4	0	0	0	0	0	0						
Mike Cameron, R (1, 8) OBP: 0.315, SLG: 0.318		K								3	0	1	0	0	2	1						
Charlie O'Brien, R (1, 2) OBP: 0.320, SLG: 0.406					P2			K		3	0	1	0	0	1	1						
Inning Stats	R: 0 H: 1 E: 0 K: 0 S: 11	H: 1 LOB: 0 BB: 0 P: 16	R: 1 H: 1 E: 1 K: 1 S: 13	H: 1 LOB: 1 BB: 1 P: 19	R: 0 H: 2 E: 0 K: 0 S: 13	H: 2 LOB: 2 BB: 0 P: 16	R: 1 H: 2 E: 0 K: 1 S: 12	H: 2 LOB: 1 BB: 0 P: 16	R: 0 H: 0 E: 0 K: 2 S: 7	H: 0 LOB: 0 BB: 0 P: 10	R: 1 H: 1 E: 0 K: 1 S: 10	H: 1 LOB: 0 BB: 0 P: 13	R: 0 H: 0 E: 0 K: 1 S: 9	H: 0 LOB: 0 BB: 0 P: 12	R: 0 H: 0 E: 0 K: 1 S: 8	H: 0 LOB: 0 BB: 0 P: 11	R: 0 H: 0 E: 0 K: 1 S: 6	H: 0 LOB: 0 BB: 0 P: 9	1B: 3 2B: 2 3B: 0 HR: 3	SF: 0 SAC: 0 DP: 2 HBP: 0	WP: 0 PB: 0 SB: 0 CS: 0	PA: 34
PITCHER	IP	WLS	BF	H	R	ER	SO	BB	IBB	HBP	BLK	WP	HR	S	P	ERA	WHIP					
David Wells, L (1, 1) ERA: 4.25	8.0	W	31	7	3	3	8	1	0	0	0	0	3	83	113	3.38	1.000					
42 Mariano Rivera, R (9, 1) ERA: 0.46	1.0	S	3	0	0	0	1	0	0	0	0	0	0	6	9	0.00	0.000					

Chicago White Sox @ New York Yankees
Yankee Stadium, Bronx, NY

AB 33
R 3
H 7
RBI 3
BB 1
SO 9
LOB 9



WP: 0 PA: 34
PB: 0
SB: 0
CS: 0

Tue Jun 02 1998, 7:05 PM EDT
Att: 22,599 - Unknown - 69 F

Batter	1	2	3	4	5	6	7	8	9	AB	R	H	RBI	BB	SO	LOB	BOTTOM				
Chuck Knoblauch, R (1, 4) OBP: 0.403, SLG: 0.414	G6-4-3 1B		K		E4 2 HR		2B			4	1	2	1	0	1	1					
2 Derek Jeter, R (1, 6) OBP: 0.380, SLG: 0.500	G6-4-3				K		2B			4	1	2	3	0	1	1					
Paul O'Neill, L (1, 9) OBP: 0.380, SLG: 0.481	HR				HR		1B			4	1	2	1	0	0	2					
Bernie Williams, S (1, 8) OBP: 0.446, SLG: 0.567	G5-3				K					4	0	1	0	0	1	1					
Tino Martinez, L (1, 3) OBP: 0.391, SLG: 0.521		G4-3			F8		FC4-6		G1-3	4	0	0	0	0	0	2					
Tim Lincecum, S (1, 10) OBP: 0.376, SLG: 0.430		L1					E6		K	4	1	1	0	0	1	1					
Chad Curtis, R (1, 7) OBP: 0.416, SLG: 0.441		P9					G6-4-3			3	0	1	0	0	0	2					
20 Jorge Posada, S (1, 2) OBP: 0.331, SLG: 0.479			F8		G4-6-3		K			3	0	0	0	0	1	2					
Scott Brosius, R (1, 5) OBP: 0.397, SLG: 0.461			K				2B			3	2	2	1	0	1	0					
Inning Stats	R: 1 H: 2 E: 0 K: 0 S: 10	H: 2 LOB: 0 BB: 0 P: 17	R: 0 H: 0 E: 0 K: 0 S: 8	H: 0 LOB: 0 BB: 0 P: 10	R: 0 H: 0 E: 0 K: 2 S: 11	H: 0 LOB: 0 BB: 0 P: 14	R: 0 H: 1 E: 0 K: 2 S: 10	H: 1 LOB: 1 BB: 0 P: 14	R: 4 H: 4 E: 1 K: 0 S: 12	H: 4 LOB: 0 BB: 0 P: 21	R: 0 H: 1 E: 1 K: 0 S: 8	H: 1 LOB: 1 BB: 0 P: 11	R: 1 H: 3 E: 0 K: 1 S: 13	H: 3 LOB: 1 BB: 0 P: 17	R: 0 H: 0 E: 0 K: 1 S: 10	H: 0 LOB: 0 BB: 0 P: 19	1B: 7 2B: 2 3B: 0 HR: 2	SF: 0 SAC: 0 DP: 4 HBP: 0	WP: 0 PB: 0 SB: 0 CS: 0	PA: 33	
PITCHER	IP	WLS	BF	H	R	ER	SO	BB	IBB	HBP	BLK	WP	HR	S	P	ERA	WHIP				
Mike Sirota, L (1, 1) ERA: 4.32	6.1	L	29	11	6	3	5	11	6	3	5	0	2	70	102	4.26	1.737				
Tom Fordham, L (7, 1) ERA: 8.06	1.2		4	0	0	0	1	0	0	0	0	0	0	12	21	0.00	0.000				

Chicago White Sox @ New York Yankees
Yankee Stadium, Bronx, NY

AB 33
R 6
H 11
RBI 6
BB 0
SO 6
LOB 12



WP: 0 PA: 33
PB: 0
SB: 0
CS: 0

Tue Jun 02 1998, 7:05 PM EDT
Att: 22,599 - Unknown - 69 F

Batter	1	2	3	4	5	6	7	8	9	AB	R	H	RBI	BB	SO	LOB	TOP																					
Quinton McCracken, S OBP: 0.349, SLG: 0.451 (1, 8)										4	0	0	0	0	1	2																						
Miguel Cairo, R OBP: 0.392, SLG: 0.355 (1, 4)										4	0	1	0	0	1	0																						
Wade Boggs, L OBP: 0.348, SLG: 0.412 (1, 5)										4	0	0	0	0	0	1																						
Fred McGriff, L OBP: 0.350, SLG: 0.426 (1, 3)										4	1	1	1	0	0	1																						
Paul Sorrento, L OBP: 0.312, SLG: 0.437 (1, 10)										4	0	2	0	0	2	0																						
Mike Kelly, R OBP: 0.318, SLG: 0.402 (1, 7)										3	0	0	0	1	2	3																						
Dave Martinez, L OBP: 0.354, SLG: 0.346 (1, 9)										3	0	1	0	0	1	0																						
Mike DiFelice, R OBP: 0.274, SLG: 0.354 (1, 2)										3	0	0	0	0	2	1																						
Kevin Stocker, S OBP: 0.295, SLG: 0.388 (1, 6)										2	0	0	0	1	0	1																						
Inning Stats	R: 0 E: 0 K: 1 S: 8	H: 0 LOB: 0 BB: 0 P: 10	R: 0 E: 0 K: 1 S: 9	H: 0 LOB: 0 BB: 1 P: 17	R: 0 E: 0 K: 0 S: 9	H: 1 LOB: 1 BB: 0 P: 13	R: 1 E: 0 K: 1 S: 16	H: 2 LOB: 1 BB: 0 P: 28	R: 0 E: 0 K: 2 S: 10	H: 0 LOB: 1 BB: 1 P: 19	R: 0 E: 0 K: 1 S: 11	H: 2 LOB: 2 BB: 0 P: 17	R: 0 E: 0 K: 1 S: 8	H: 0 LOB: 0 BB: 0 P: 12	R: 0 E: 0 K: 0 S: 5	H: 0 LOB: 0 BB: 0 P: 20	R: 0 E: 0 K: 2 S: 15	H: 0 LOB: 0 BB: 0 P: 20	1B: 3 2B: 1 3B: 0 HR: 1	SF: 0 SAC: 0 DP: 0 HBP: 0	WP: 0 PB: 0 CS: 1	PA: 34																
PITCHER	IP	WLS	BF	H	R	ER	SO	BB	IBB	HBP	BLK	WP	HR	S	P	ERA	WHIP	PITCHER				IP	WLS	BF	H	R	ER	SO	BB	IBB	HBP	BLK	WP	HR	S	P	ERA	WHIP
Orlando Hernandez, R ERA: 1.29 (1, 1)	7.0	W	27	5	1	1	7	2	0	0	0	0	1	71	116	1.29	1.000																					
Mike Stanton, L ERA: 3.99 (8, 1)	2.0		6	0	0	0	2	0	0	0	0	0	0	20	26	0.00	0.000																					

Tampa Bay Devil Rays @ New York Yankees
Yankee Stadium, Bronx, NY
Wed Jun 03 1998, 7:05 PM EDT
Att: 27,291 - Cloudy - 65 F

AB 31
R 1
H 5
RBI 1
BB 2
SO 9
LOB 9



Batter	1	2	3	4	5	6	7	8	9	AB	R	H	RBI	BB	SO	LOB	BOTTOM																					
Chuck Knoblauch, R OBP: 0.397, SLG: 0.406 (1, 4)										4	0	0	0	0	2	2																						
Derek Jeter, R OBP: 0.383, SLG: 0.511 (1, 6)										3	1	2	0	0	0	0																						
Luis Sojo, R OBP: 0.211, SLG: 0.211 (6, 6)										1	0	1	0	0	0	0																						
Paul O'Neill, L OBP: 0.378, SLG: 0.477 (1, 9)										4	1	1	1	0	2	2																						
Bernie Williams, S OBP: 0.443, SLG: 0.559 (1, 8)										3	0	0	0	1	1	2																						
Tino Martinez, L OBP: 0.388, SLG: 0.512 (1, 3)										3	1	0	0	1	1	2																						
Tim Lincecum, S OBP: 0.379, SLG: 0.427 (1, 10)										3	1	1	0	1	0	0																						
Chad Curtis, R OBP: 0.418, SLG: 0.435 (1, 7)										2	2	0	0	2	1	2																						
Jorge Posada, S OBP: 0.328, SLG: 0.471 (1, 2)										4	1	1	2	0	1	3																						
Scott Brosius, R OBP: 0.401, SLG: 0.475 (1, 5)										3	0	2	4	0	0	0																						
Inning Stats	R: 0 E: 0 K: 1 S: 8	H: 1 LOB: 1 BB: 0 P: 12	R: 0 E: 0 K: 1 S: 9	H: 0 LOB: 0 BB: 0 P: 15	R: 0 E: 0 K: 1 S: 7	H: 0 LOB: 0 BB: 0 P: 11	R: 5 E: 0 K: 2 S: 23	H: 5 LOB: 1 BB: 1 P: 36	R: 0 E: 0 K: 1 S: 7	H: 0 LOB: 0 BB: 0 P: 11	R: 2 E: 0 K: 2 S: 14	H: 1 LOB: 1 BB: 2 P: 28	R: 0 E: 0 K: 0 S: 7	H: 1 LOB: 1 BB: 1 P: 15	R: 0 E: 0 K: 0 S: 6	H: 0 LOB: 0 BB: 1 P: 13	1B: 5 2B: 2 3B: 1 HR: 0	SF: 0 SAC: 0 DP: 2 HBP: 0	WP: 0 PB: 0 CS: 0	PA: 35																		
PITCHER	IP	WLS	BF	H	R	ER	SO	BB	IBB	HBP	BLK	WP	HR	S	P	ERA	WHIP	PITCHER				IP	WLS	BF	H	R	ER	SO	BB	IBB	HBP	BLK	WP	HR	S	P	ERA	WHIP
Tony Saunders, L ERA: 4.44 (1, 1)	5.0	L	24	6	7	7	6	3	0	0	0	0	0	23	44	0.00	1.800																					
Scott Aldred, L ERA: 3.52 (6, 1)	3.0		11	2	0	0	2	2	0	0	0	0	0	23	44	0.00	1.333																					

Tampa Bay Devil Rays @ New York Yankees
Yankee Stadium, Bronx, NY
Wed Jun 03 1998, 7:05 PM EDT
Att: 27,291 - Cloudy - 65 F

AB 30
R 7
H 8
RBI 7
BB 5
SO 8
LOB 13



Batter	1	2	3	4	5	6	7	8	9	AB	R	H	RBI	BB	SO	LOB	TOP				
Randy Winn, S OBP: 0.395, SLG: 0.410 (1, 7)										4	0	1	0	0	1	2	Tampa Bay Devil Rays @ New York Yankees Yankee Stadium, Bronx, NY Thu Jun 04 1998, 7:05 PM EDT Att: 22,759 - Unknown - 67 F				
Quinton McCracken, S OBP: 0.356, SLG: 0.449 (1, 8)										1	0	0	1	3	0	1					
Wade Boggs, L OBP: 0.338, SLG: 0.398 (1, 5)										4	0	0	0	0	1	4					
Fred McGriff, L OBP: 0.349, SLG: 0.420 (1, 3)										3	0	0	0	1	1	2					
Paul Sorrento, L OBP: 0.311, SLG: 0.430 (1, 10)										3	0	0	0	0	2	1					
Bobby Smith, R OBP: 0.370, SLG: 0.491 (1, 4)										4	0	0	0	0	1	2					
Dave Martinez, L OBP: 0.356, SLG: 0.349 (1, 9)										4	0	2	0	0	0	1					
Mike DiFelice, R OBP: 0.276, SLG: 0.354 (1, 2)									3	1	1	0	0	1	2						
Kevin Stocker, S OBP: 0.301, SLG: 0.393 (1, 6)									3	0	2	0	0	0	1						
Inning Stats	R: 0 E: 0 K: 1 S: 4	H: 0 LOB: 0 BB: 1 P: 9	R: 0 E: 0 K: 0 S: 6	H: 0 LOB: 1 BB: 1 P: 15	R: 1 E: 0 K: 0 S: 9	H: 2 LOB: 1 BB: 0 P: 15	R: 0 E: 0 K: 3 S: 9	H: 0 LOB: 0 BB: 0 P: 13	R: 0 E: 0 K: 0 S: 7	H: 2 LOB: 1 BB: 0 P: 11	R: 0 E: 0 K: 1 S: 7	H: 2 LOB: 2 BB: 0 P: 12	R: 0 E: 0 K: 1 S: 13	H: 0 LOB: 1 BB: 1 P: 11	R: 0 E: 0 K: 0 S: 7	H: 0 LOB: 0 BB: 0 P: 11	1B: 5 2B: 2 3B: 0 HR: 0	SF: 0 SAC: 0 DP: 2 HBP: 1	WP: 0 PB: 0 CS: 1	PA: 34	
PITCHER	IP	WLS	BF	H	R	ER	SO	BB	IBB	HBP	BLK	WP	HR	S	P	ERA	WHIP				
Hideki Irabu, R ERA: 1.45 (1, 1)	7.1	W	29	6	1	1	6	4	0	1	0	0	0	56	101	1.23	1.364				
Graeme Lloyd, L ERA: 1.8 (8, 1)	1.2		5	0	0	0	1	0	0	0	0	0	0	14	21	0.00	0.000				

Batter	1	2	3	4	5	6	7	8	9	AB	R	H	RBI	BB	SO	LOB	BOTTOM				
Chuck Knoblauch, R OBP: 0.393, SLG: 0.403 (1, 4)										4	1	1	1	0	0	1	Tampa Bay Devil Rays @ New York Yankees Yankee Stadium, Bronx, NY Thu Jun 04 1998, 7:05 PM EDT Att: 22,759 - Unknown - 67 F				
Scott Brosius, R OBP: 0.398, SLG: 0.467 (1, 5)									3	1	0	0	0	1	0						
Paul O'Neill, L OBP: 0.380, SLG: 0.491 (1, 9)									4	1	2	1	0	0	2						
Tino Martinez, L OBP: 0.395, SLG: 0.511 (1, 3)									2	1	1	0	2	0	1						
Bernie Williams, S OBP: 0.448, SLG: 0.563 (1, 8)									4	1	3	2	0	0	1						
Darryl Strawberry, L OBP: 0.364, SLG: 0.577 (1, 10)									4	0	1	1	0	2	5						
Chad Curtis, R OBP: 0.424, SLG: 0.439 (1, 7)									3	0	2	0	1	0	2						
Joe Girardi, R OBP: 0.289, SLG: 0.318 (1, 2)										4	1	1	0	0	3						
Luis Sojo, R OBP: 0.174, SLG: 0.174 (1, 6)										4	0	0	0	0	3						
Inning Stats	R: 0 E: 0 K: 0 S: 3	H: 0 LOB: 0 BB: 0 P: 6	R: 2 E: 0 K: 0 S: 11	H: 2 LOB: 1 BB: 2 P: 23	R: 2 E: 0 K: 1 S: 9	H: 3 LOB: 2 BB: 1 P: 16	R: 1 E: 0 K: 0 S: 6	H: 1 LOB: 0 BB: 0 P: 9	R: 0 E: 0 K: 1 S: 12	H: 2 LOB: 2 BB: 0 P: 16	R: 0 E: 0 K: 0 S: 7	H: 0 LOB: 0 BB: 0 P: 12	R: 1 E: 0 K: 1 S: 12	H: 2 LOB: 1 BB: 0 P: 15	R: 0 E: 0 K: 0 S: 6	H: 1 LOB: 1 BB: 0 P: 9	1B: 9 2B: 1 3B: 0 HR: 1	SF: 1 SAC: 0 DP: 1 HBP: 1	WP: 1 PB: 0 CS: 0	PA: 37	
PITCHER	IP	WLS	BF	H	R	ER	SO	BB	IBB	HBP	BLK	WP	HR	S	P	ERA	WHIP				
Dennis Springer, R ERA: 5.43 (1, 1)	7.0	L	33	10	6	6	3	3	0	1	0	0	0	60	97	7.71	1.857				
Jim Mecir, R ERA: 3.34 (8, 1)	1.0		4	1	0	0	0	0	0	0	0	0	0	6	9	0.00	1.000				

Batter	1	2	3	4	5	6	7	8	9	AB	R	H	RBI	BB	SO	LOB	TOP					
Todd Dunwoody, L (1, 8) OBP: 0.277, SLG: 0.323										4	0	0	0	0	2	1						
Edgar Renteria, R (1, 6) OBP: 0.345, SLG: 0.354										4	0	0	0	0	0	0						
Mark Kotsay, L (1, 9) OBP: 0.338, SLG: 0.395											4	0	0	0	0	0						
Todd Zeile, R (1, 5) OBP: 0.305, SLG: 0.417											4	1	3	0	0	0						
Cliff Floyd, L (1, 7) OBP: 0.364, SLG: 0.514											3	0	1	0	0	1						
Derrek Lee, R (1, 3) OBP: 0.300, SLG: 0.384											3	0	0	0	0	2						
Ryan Jackson, L (1, 10) OBP: 0.340, SLG: 0.462											2	0	1	0	1	1						
Gregg Zaun, S (1, 2) OBP: 0.257, SLG: 0.344											3	0	0	0	0	2						
Craig Counsell, L (1, 4) OBP: 0.377, SLG: 0.359											3	0	0	0	0	1						
Inning Stats	R: 0 E: 0 K: 1 S: 5	H: 0 LOB: 0 BB: 0 P: 6	R: 0 E: 0 K: 0 S: 6	H: 1 LOB: 0 BB: 0 P: 8	R: 0 E: 0 K: 0 S: 5	H: 1 LOB: 1 BB: 0 P: 9	R: 0 E: 0 K: 1 S: 9	H: 1 LOB: 1 BB: 0 P: 10	R: 0 E: 0 K: 0 S: 6	H: 0 LOB: 0 BB: 1 P: 10	R: 0 E: 0 K: 1 S: 7	H: 0 LOB: 0 BB: 0 P: 9	R: 1 E: 1 K: 1 S: 11	H: 2 LOB: 1 BB: 0 P: 19	R: 0 E: 0 K: 0 S: 5	H: 0 LOB: 0 BB: 0 P: 7	R: 0 E: 0 K: 0 S: 9	H: 0 LOB: 0 BB: 0 P: 13	1B: 3 2B: 2 3B: 0 HR: 0	SF: 0 SAC: 0 DP: 1 HBP: 0	WP: 0 PB: 0 SB: 0 CS: 1	PA: 32
PITCHER Andy Pettitte, L (1, 1) ERA: 4.36	IP: 9.0 WLS: W BF: 31 H: 5 R: 1 ER: 0 SO: 4 BB: 1 IBB: 0 HBP: 0 BLK: 0 WP: 0 HR: 0 S: 63 P: 91 ERA: 0.00 WHIP: 0.667															PITCHER						

Florida Marlins @ New York Yankees
Yankee Stadium, Bronx, NY
Fri Jun 05 1998, 7:05 PM EDT
Att: 28,085 - Cloudy - 67 F

AB 30
R 1
H 5
RBI 0
BB 1
SO 4
LOB 9



Batter	1	2	3	4	5	6	7	8	9	AB	R	H	RBI	BB	SO	LOB	BOTTOM					
Chuck Knoblauch, R (1, 4) OBP: 0.397, SLG: 0.405										4	0	2	2	0	1	0						
Scott Brosius, R (1, 5) OBP: 0.393, SLG: 0.457										4	0	0	0	1	1	3						
Paul O'Neill, L (1, 9) OBP: 0.382, SLG: 0.496										4	1	2	0	0	1	2						
Tino Martinez, L (1, 3) OBP: 0.402, SLG: 0.511										2	0	1	1	2	0	0						
Bernie Williams, S (1, 8) OBP: 0.444, SLG: 0.555										3	1	0	0	1	1	4						
Darryl Strawberry, L (1, 10) OBP: 0.368, SLG: 0.596										3	1	1	1	1	1	2						
Chad Curtis, R (1, 7) OBP: 0.421, SLG: 0.431										3	1	0	0	1	1	1						
Joe Girardi, R (1, 2) OBP: 0.298, SLG: 0.330										3	1	1	0	1	0	1						
Luis Sojo, R (1, 6) OBP: 0.185, SLG: 0.154										3	0	0	1	1	0	2						
Inning Stats	R: 0 E: 0 K: 0 S: 11	H: 1 LOB: 2 BB: 1 P: 22	R: 0 E: 0 K: 1 S: 7	H: 0 LOB: 1 BB: 1 P: 14	R: 0 E: 0 K: 0 S: 4	H: 1 LOB: 0 BB: 0 P: 7	R: 0 E: 0 K: 1 S: 7	H: 0 LOB: 0 BB: 1 P: 15	R: 0 E: 0 K: 0 S: 8	H: 0 LOB: 0 BB: 0 P: 14	R: 1 E: 0 K: 2 S: 17	H: 2 LOB: 1 BB: 0 P: 25	R: 2 E: 1 K: 1 S: 11	H: 3 LOB: 2 BB: 1 P: 19	R: 2 E: 0 K: 1 S: 15	H: 0 LOB: 3 BB: 4 P: 41	R: 0 E: 0 K: 0 S: 9	H: 0 LOB: 0 BB: 0 P: 13	1B: 4 2B: 2 3B: 0 HR: 1	SF: 0 SAC: 0 DP: 1 HBP: 1	WP: 2 PB: 0 SB: 0 CS: 0	PA: 38
PITCHER Joe Fontenot, R (1, 1) ERA: 8.36 Felix Heredia, L (7, 1) ERA: 6.75 Brian Edmondson, R (8, 1) ERA: 4.24	IP: 6.2 WLS: L BF: 29 H: 7 R: 3 ER: 3 SO: 4 BB: 4 IBB: 0 HBP: 0 BLK: 0 WP: 2 HR: 1 S: 62 P: 110 ERA: 4.05 WHIP: 1.650															PITCHER						

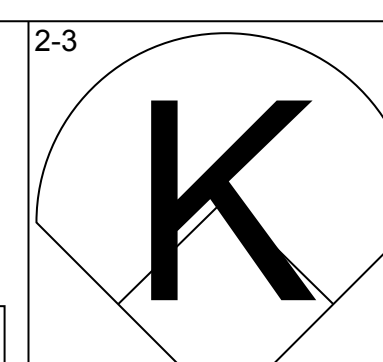
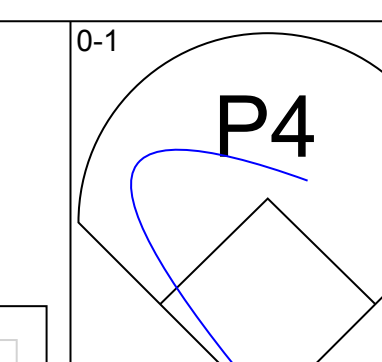
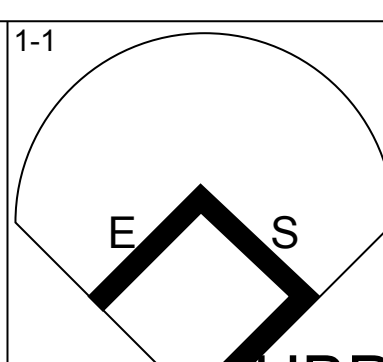
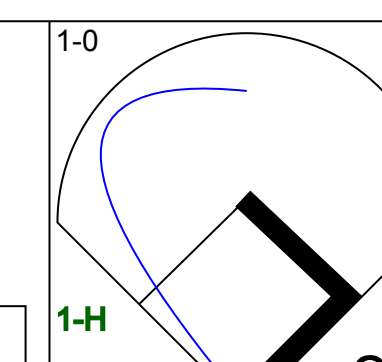
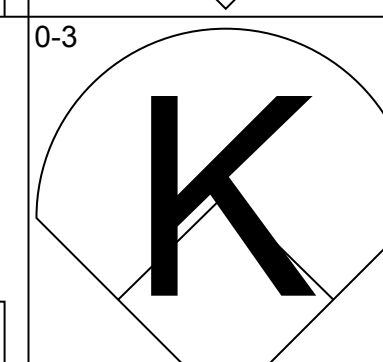
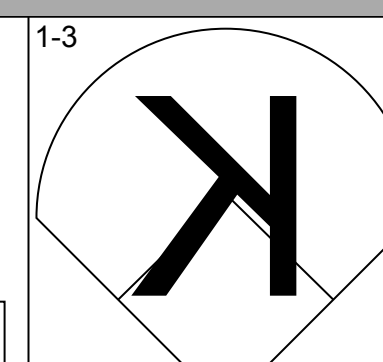
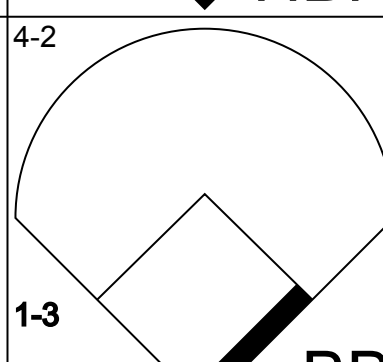
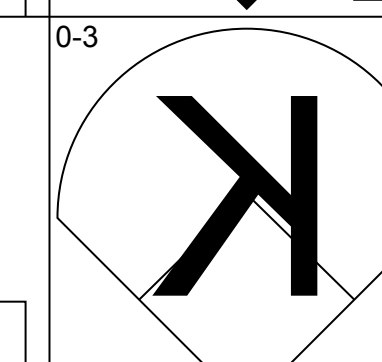
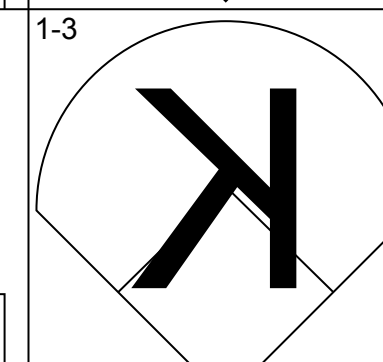
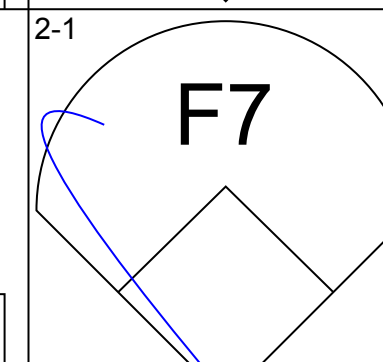
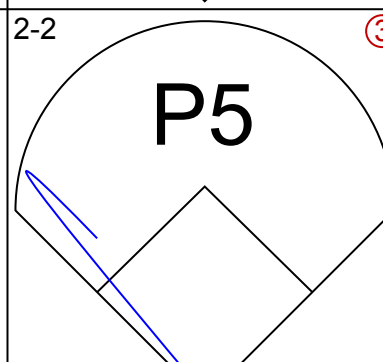

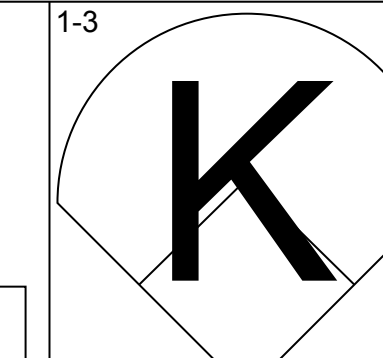
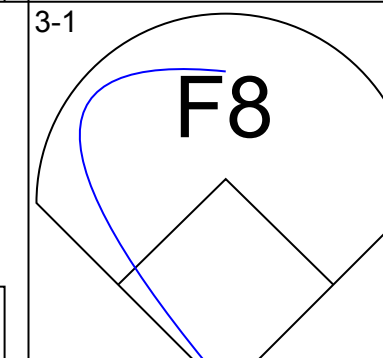
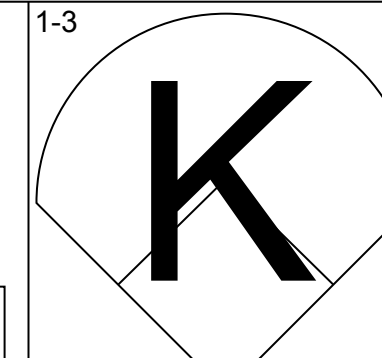
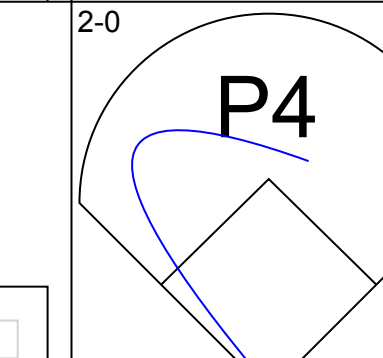
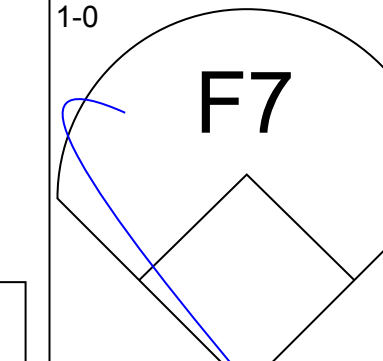
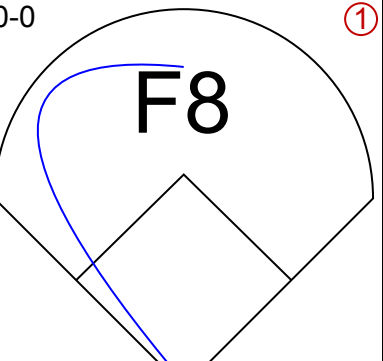
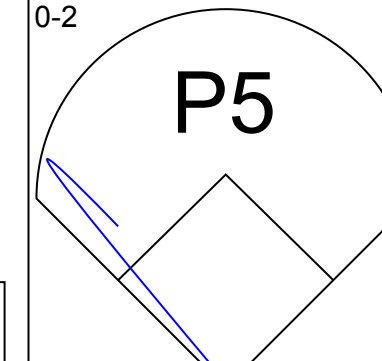
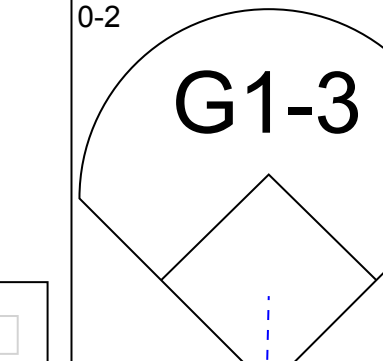
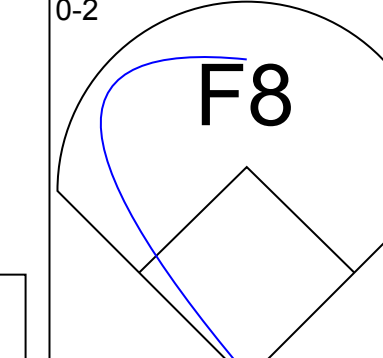
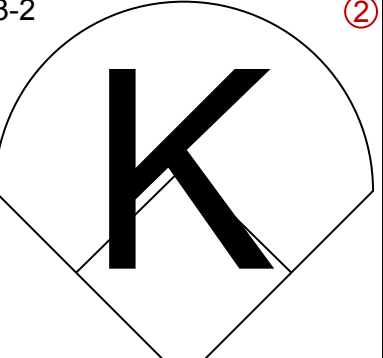
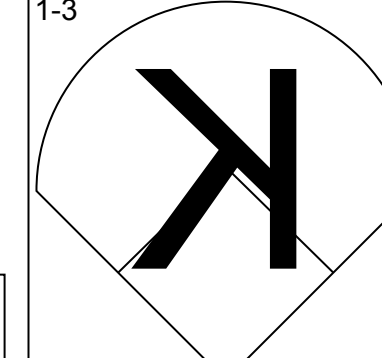
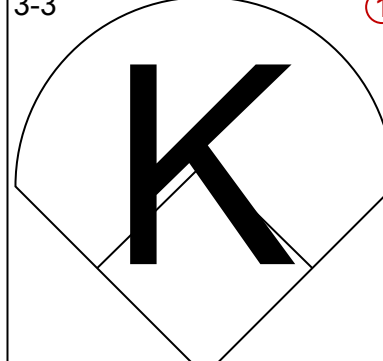
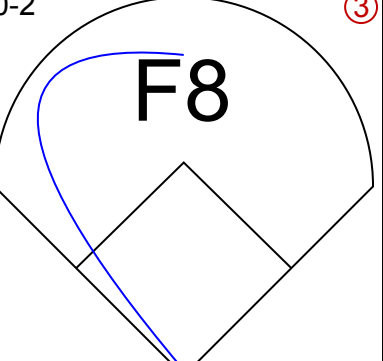
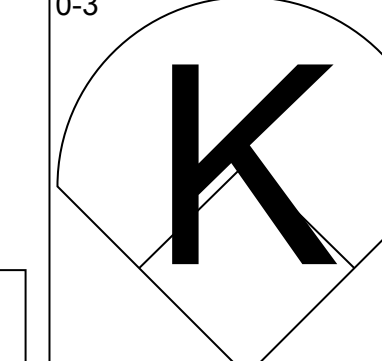
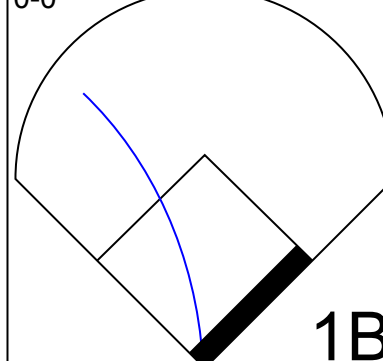
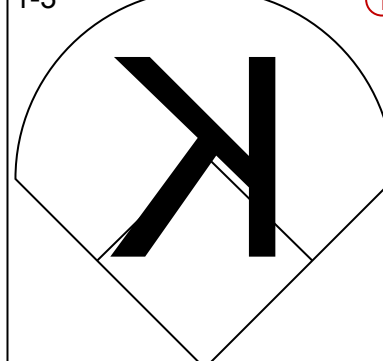
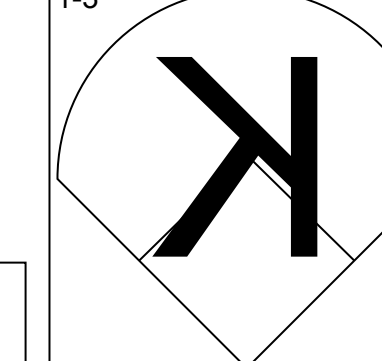
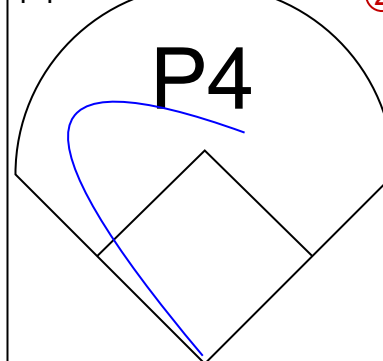
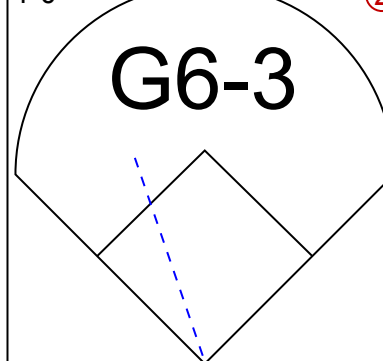
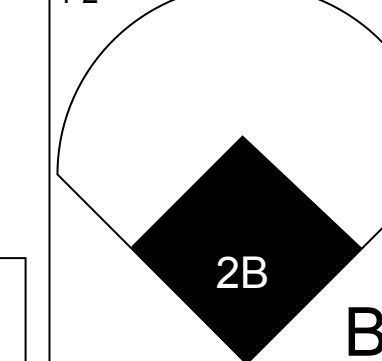
Florida Marlins @ New York Yankees
Yankee Stadium, Bronx, NY
Fri Jun 05 1998, 7:05 PM EDT
Att: 28,085 - Cloudy - 67 F

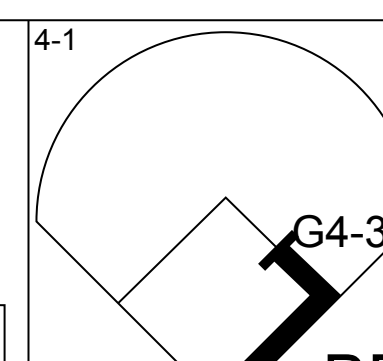
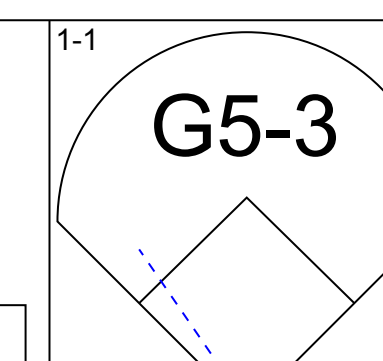
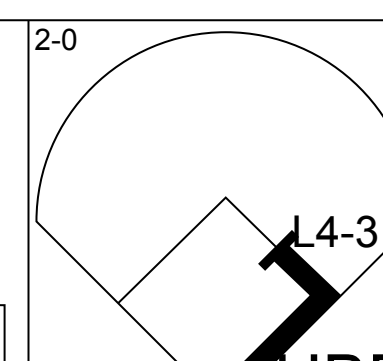
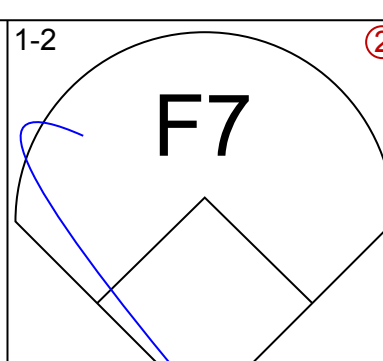
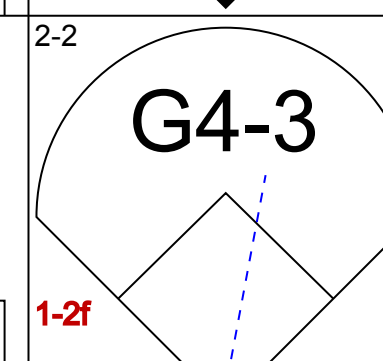
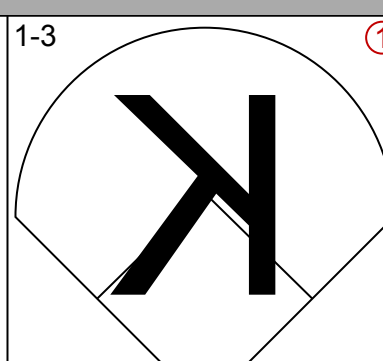
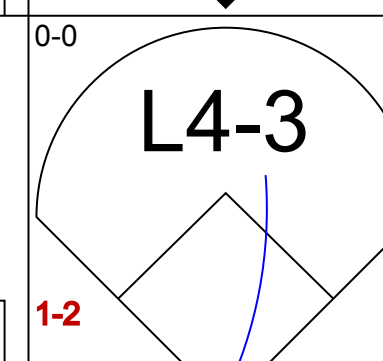
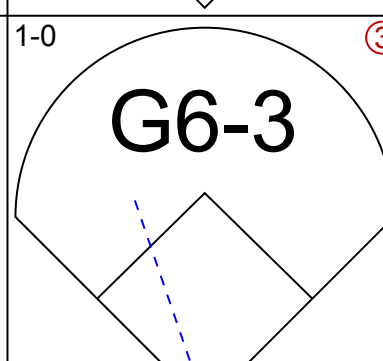
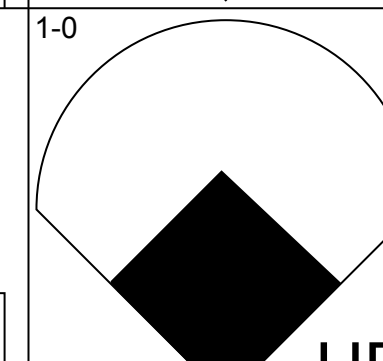
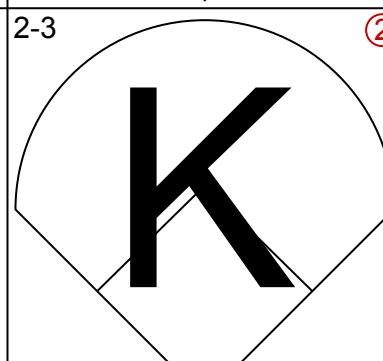
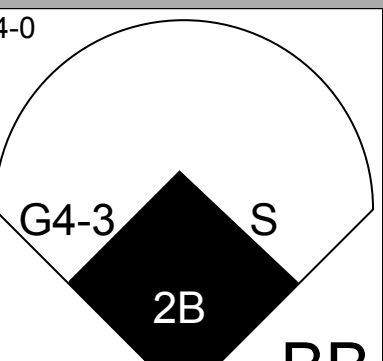
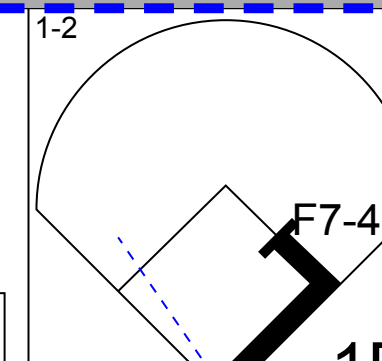
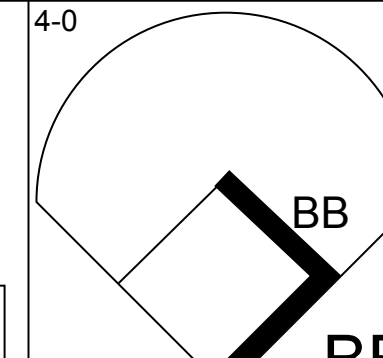
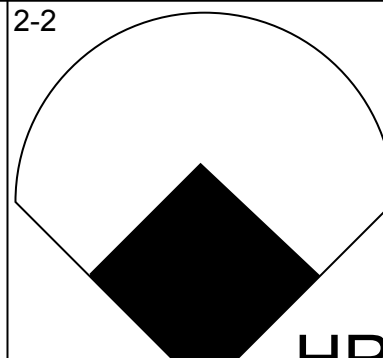
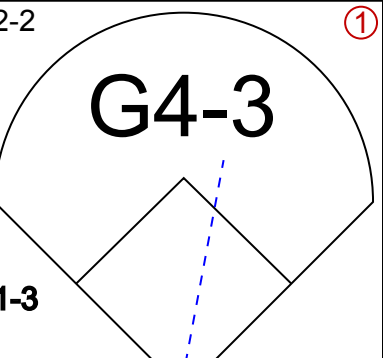
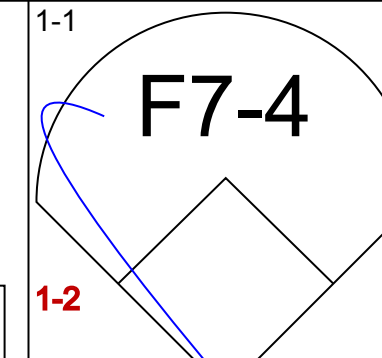
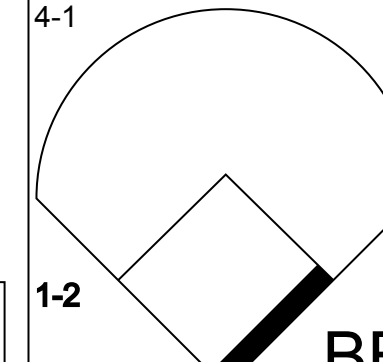
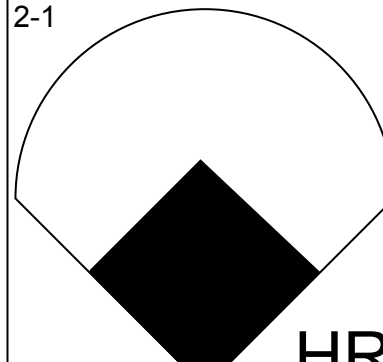
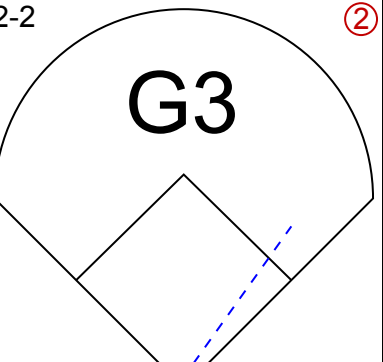
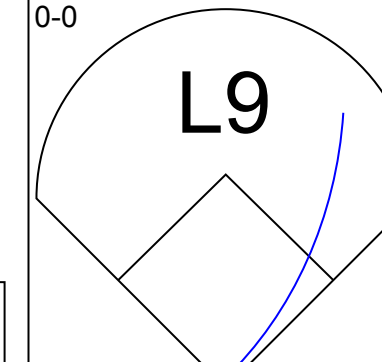
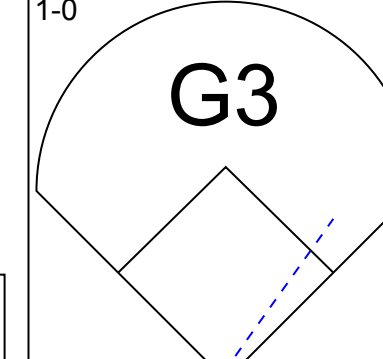
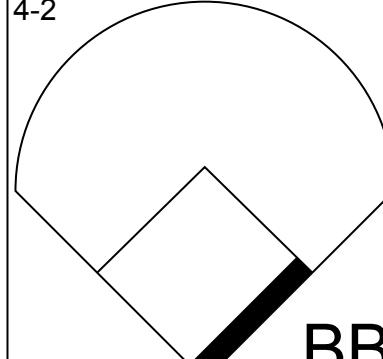
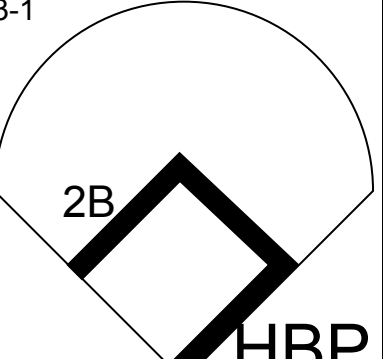
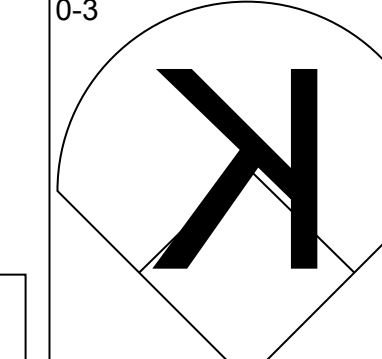
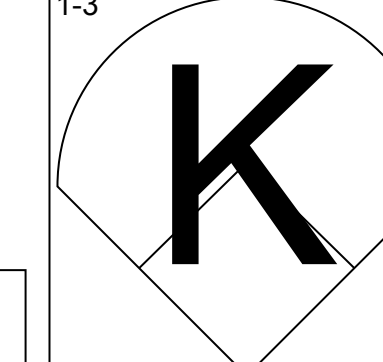
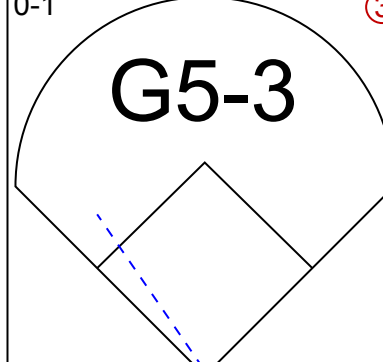
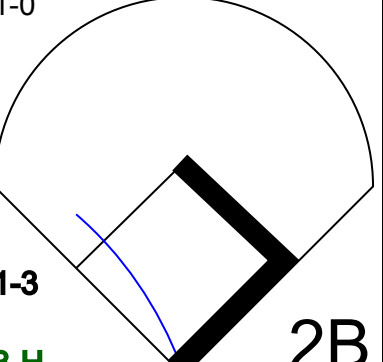
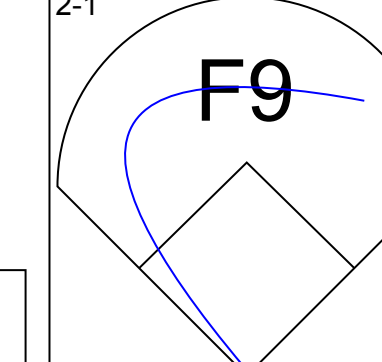
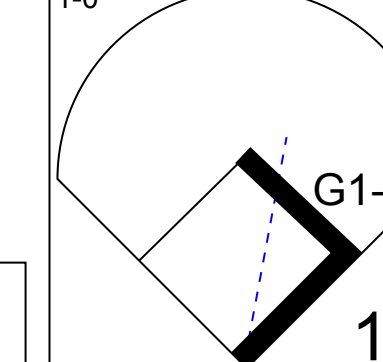
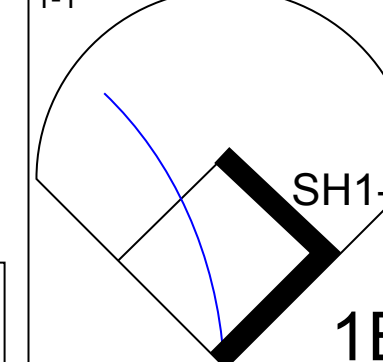
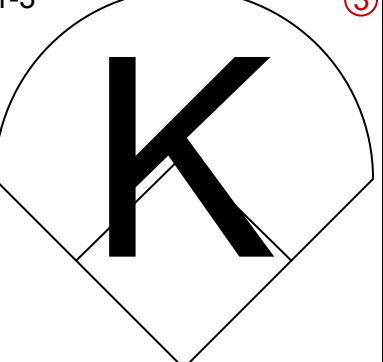
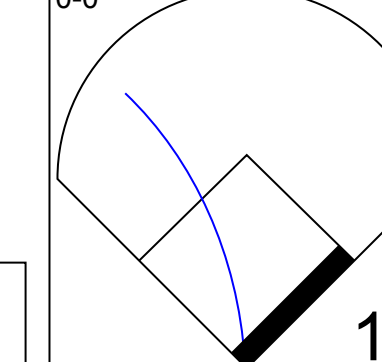
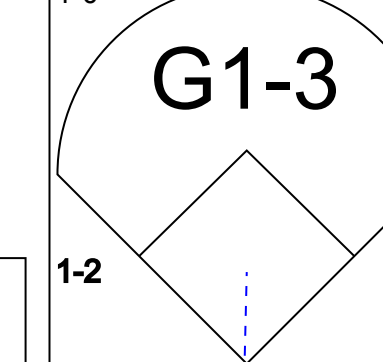
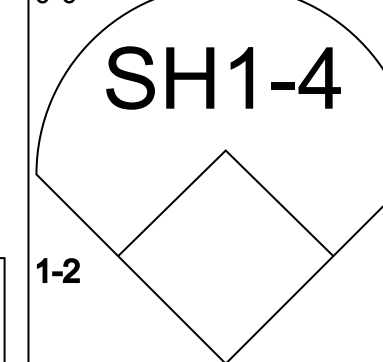
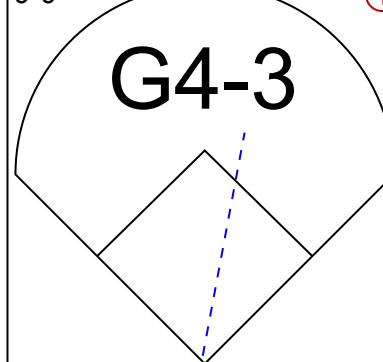
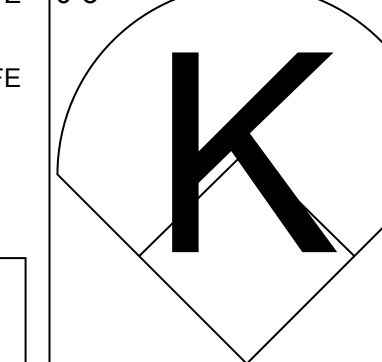
AB 29
R 5
H 7
RBI 5
BB 8
SO 6
LOB 15





Batter	1	2	3	4	5	6	7	8	9	AB	R	H	RBI	BB	SO	LOB	TOP					
Todd Dunwoody, L (1, 8) OBP: 0.275, SLG: 0.364	F8			HR		L8		K		4	1	1	1	0	1	3	Florida Marlins @ New York Yankees Yankee Stadium, Bronx, NY Sat Jun 06 1998, 3:33 AM EDT Att: 36,419 - Sunny - 71 F					
Edgar Renteria, R (1, 6) OBP: 0.341, SLG: 0.352	G6-3			G6-4-3 1B		F9		G1-3		4	0	1	0	0	0	3						
Mark Kotsay, L (1, 9) OBP: 0.332, SLG: 0.388	L8			G6-4-3 1-2			G3-1		G1-3	4	0	0	0	0	0	1						
Todd Zeile, R (1, 5) OBP: 0.300, SLG: 0.409		K		G6-3			G5-3		P4	4	0	0	0	0	1	0						
Cliff Floyd, L (1, 10) OBP: 0.359, SLG: 0.505	G5-3				G6-3		G3-1		L3	4	0	0	0	0	0	0						
Ryan Jackson, L (1, 7) OBP: 0.340, SLG: 0.457	G4-3				P4					3	1	1	0	0	0	0						
Derrek Lee, R (1, 3) OBP: 0.294, SLG: 0.376				E6 G4-6-3	G5-3			BB 2B 1B	P2	3	0	0	0	0	0	1						
Gregg Zaun, S (1, 2) OBP: 0.260, SLG: 0.337				L8		G4-3		BB 2B BB		2	0	0	0	1	0	1						
Craig Counsell, L (1, 4) OBP: 0.378, SLG: 0.357				G4-6-3 1-2				BB 1-2 BB		1	0	0	0	1	0	1						
Dave Berg, R (8, PH) OBP: 0.370, SLG: 0.400								BB 1-3 2-H 2B		1	0	1	1	0	0	0						
Inning Stats	R: 0 E: 0 K: 0 S: 6	H: 0 LOB: 0 BB: 0 P: 9	R: 0 E: 0 K: 1 S: 8	H: 0 LOB: 0 BB: 0 P: 12	R: 0 E: 1 K: 0 S: 7	H: 0 LOB: 0 BB: 0 P: 9	R: 1 E: 0 K: 0 S: 10	H: 2 LOB: 0 BB: 0 P: 15	R: 0 E: 0 K: 0 S: 9	H: 0 LOB: 1 BB: 1 P: 13	R: 0 E: 0 K: 0 S: 6	H: 0 LOB: 0 BB: 0 P: 11	R: 0 E: 0 K: 0 S: 9	H: 0 LOB: 0 BB: 0 P: 14	R: 1 E: 0 K: 1 S: 11	H: 2 LOB: 2 BB: 1 P: 17	R: 0 E: 0 K: 0 S: 9	H: 0 LOB: 0 BB: 0 P: 13	1B: 2 2B: 1 3B: 0 HR: 1	SF: 0 SAC: 0 DP: 2 HBP: 0	WP: 0 PB: 0 SB: 0 CS: 0	PA: 32
PITCHER	IP	WLS	BF	H	R	ER	SO	BB	IBB	HBP	BLK	WP	HR	S	P	ERA	WHIP					
Ramiro Mendoza, R (1, 1) ERA: 4.0	7.1	W	26	3	2	2	1	2	0	0	0	0	1	61	93	2.46	0.682					
Graeme Lloyd, L (8, 1) ERA: 1.75	0.1		2	1	0	0	1	0	0	0	0	0	0	4	5	0.00	3.000					
Jeff Nelson, R (8, 1) ERA: 4.66	0.1		1	0	0	0	0	0	0	0	0	0	0	1	2	0.00	0.000					
42 Mariano Rivera, R (9, 1) ERA: 0.44	1.0	S	3	0	0	0	0	0	0	0	0	0	0	9	13	0.00	0.000					

Batter	1	2	3	4	5	6	7	8	9	AB	R	H	RBI	BB	SO	LOB	BOTTOM				
Chuck Knoblauch, R (1, 4) OBP: 0.402, SLG: 0.408	BB 1B		S 1B	HBP			F7			3	1	2	0	0	0	0	Florida Marlins @ New York Yankees Yankee Stadium, Bronx, NY Sat Jun 06 1998, 3:33 AM EDT Att: 36,419 - Sunny - 71 F				
Luis Sojo, R (1, 6) OBP: 0.226, SLG: 0.200	K		HR 1B	L9			1B			4	1	2	1	0	1	2					
Paul O'Neill, L (1, 9) OBP: 0.384, SLG: 0.493	G5-4-3 BB		HR 1B		G6-3		K			3	1	1	0	1	1	1					
Bernie Williams, S (1, 8) OBP: 0.449, SLG: 0.570	G5-4-3 1-2		HR 2-H		FC5-4 BB		1B			3	1	2	3	1	0	2					
Tim Lincecum, S (1, 10) OBP: 0.376, SLG: 0.422		BB G1-2-3 1B	F8		F8		G4-3			4	0	1	0	0	0	3					
Chad Curtis, R (1, 7) OBP: 0.417, SLG: 0.427		F9	L5		FC5-4 1-2			G5-3 1B		4	0	1	0	0	0	2					
20 Jorge Posada, S (1, 2) OBP: 0.326, SLG: 0.464	BB 1B		F8			K		K		4	0	1	0	0	2	1					
Scott Brosius, R (1, 5) OBP: 0.391, SLG: 0.450					F9		G5-3		G5-3 1-2	3	0	0	0	1	0	1					
Dale Sveum, S (1, 3) OBP: 0.195, SLG: 0.135		G1-2-3 3-H			K		K			3	0	0	0	0	2	3					
Inning Stats	R: 0 E: 0 K: 1 S: 7	H: 1 LOB: 1 BB: 1 P: 16	R: 0 E: 0 K: 0 S: 10	H: 2 LOB: 2 BB: 1 P: 20	R: 4 E: 0 K: 0 S: 13	H: 4 LOB: 0 BB: 0 P: 21	R: 0 E: 0 K: 1 S: 10	H: 0 LOB: 1 BB: 0 P: 17	R: 0 E: 0 K: 2 S: 8	H: 0 LOB: 0 BB: 0 P: 11	R: 0 E: 0 K: 1 S: 14	H: 2 LOB: 0 BB: 0 P: 21	R: 0 E: 0 K: 1 S: 8	H: 1 LOB: 0 BB: 0 P: 10	R: 0 E: 0 K: 1 S: 8	H: 0 LOB: 0 BB: 0 P: 10	1B: 9 2B: 0 3B: 0 HR: 1	SF: 0 SAC: 0 DP: 2 HBP: 1	WP: 0 PB: 0 SB: 1 CS: 0	PA: 35	
PITCHER	IP	WLS	BF	H	R	ER	SO	BB	IBB	HBP	BLK	WP	HR	S	P	ERA	WHIP				
Jesus Sanchez, L (1, 1) ERA: 3.82	7.0	L	32	9	4	4	5	3	0	1	0	0	0	65	119	5.14	1.714				
Matt Mantei, R (8, 1) ERA: 1.04	1.0		3	1	0	0	1	0	0	0	0	0	0	8	10	0.00	1.000				

Batter	1	2	3	4	5	6	7	8	9	AB	R	H	RBI	BB	SO	LOB	TOP					
Todd Dunwoody, L (1, 8) OBP: 0.288, SLG: 0.377										3	0	1	1	0	1	1	Florida Marlins @ New York Yankees Yankee Stadium, Bronx, NY Sun Jun 07 1998, 3:33 AM EDT Att: 47,731 - Overcast - 62 F					
Edgar Renteria, R (1, 6) OBP: 0.340, SLG: 0.347										3	0	0	0	1	3	1						
Mark Kotsay, L (1, 9) OBP: 0.326, SLG: 0.381										4	0	0	0	0	2	2						
Todd Zeile, R (1, 5) OBP: 0.295, SLG: 0.402										4	0	0	0	0	2	0						
Cliff Floyd, L (1, 7) OBP: 0.353, SLG: 0.496										4	0	0	0	0	0	0						
Ryan Jackson, L (1, 10) OBP: 0.330, SLG: 0.443										3	0	0	0	0	2	0						
Derrek Lee, R (1, 3) OBP: 0.289, SLG: 0.368										3	0	0	0	0	2	0						
Gregg Zaun, S (1, 2) OBP: 0.262, SLG: 0.337										3	0	1	0	0	2	0						
Craig Counsell, L (1, 4) OBP: 0.378, SLG: 0.353										2	1	0	0	1	0	1						
Inning Stats	R: 0 E: 0 K: 3 S: 11	H: 0 LOB: 0 BB: 0 P: 14	R: 0 E: 0 K: 1 S: 7	H: 0 LOB: 0 BB: 0 P: 9	R: 0 E: 0 K: 1 S: 8	H: 1 LOB: 1 BB: 0 P: 12	R: 0 E: 0 K: 1 S: 7	H: 0 LOB: 0 BB: 0 P: 13	R: 0 E: 0 K: 1 S: 7	H: 0 LOB: 0 BB: 0 P: 10	R: 0 E: 0 K: 1 S: 13	H: 0 LOB: 2 BB: 1 P: 22	R: 0 E: 0 K: 2 S: 9	H: 0 LOB: 0 BB: 0 P: 11	R: 1 E: 0 K: 3 S: 12	H: 1 LOB: 1 BB: 1 P: 18	R: 0 E: 0 K: 1 S: 9	H: 0 LOB: 0 BB: 0 P: 11	1B: 1 2B: 1 3B: 0 HR: 0	SF: 0 SAC: 0 DP: 0 HBP: 1	WP: 0 PB: 0 SB: 1 CS: 0	PA: 32
PITCHER David Cone, R (1, 1) ERA: 4.97	IP: 9.0 WLS: W BF: 32 H: 2 R: 1 ER: 1 SO: 14 BB: 2 IBB: 0 HBP: 1 BLK: 0 WP: 0 HR: 0 S: 83 P: 120 ERA: 1.00 WHIP: 0.444																					

Batter	1	2	3	4	5	6	7	8	9	AB	R	H	RBI	BB	SO	LOB	BOTTOM					
Chuck Knoblauch, R (1, 4) OBP: 0.404, SLG: 0.405										2	0	0	0	1	0	1	Florida Marlins @ New York Yankees Yankee Stadium, Bronx, NY Sun Jun 07 1998, 3:33 AM EDT Att: 47,731 - Overcast - 62 F					
Luis Sojo, R (1, 6) OBP: 0.200, SLG: 0.176										4	0	0	0	0	1	3						
Paul O'Neill, L (1, 9) OBP: 0.389, SLG: 0.509										3	2	2	1	1	1	0						
Tino Martinez, L (1, 3) OBP: 0.404, SLG: 0.525										3	1	1	1	1	0	2						
Bernie Williams, S (1, 8) OBP: 0.450, SLG: 0.581										3	1	1	1	1	0	1						
Darryl Strawberry, L (1, 10) OBP: 0.372, SLG: 0.586										2	0	0	0	1	1	2						
Chad Curtis, R (1, 7) OBP: 0.414, SLG: 0.429										4	0	1	1	0	1	1						
Scott Brosius, R (1, 5) OBP: 0.397, SLG: 0.456										4	0	3	0	0	1	2						
Joe Girardi, R (1, 2) OBP: 0.289, SLG: 0.319										3	0	0	0	0	1	2						
Inning Stats	R: 1 E: 0 K: 0 S: 7	H: 1 LOB: 2 BB: 3 P: 23	R: 0 E: 0 K: 1 S: 7	H: 1 LOB: 0 BB: 0 P: 11	R: 2 E: 0 K: 2 S: 17	H: 2 LOB: 1 BB: 1 P: 28	R: 0 E: 0 K: 0 S: 4	H: 1 LOB: 1 BB: 0 P: 7	R: 1 E: 0 K: 1 S: 13	H: 1 LOB: 2 BB: 1 P: 26	R: 0 E: 0 K: 0 S: 5	H: 0 LOB: 0 BB: 0 P: 7	R: 0 E: 0 K: 0 S: 7	H: 1 LOB: 0 BB: 0 P: 9	R: 0 E: 0 K: 2 S: 9	H: 1 LOB: 1 BB: 0 P: 11	R: 0 E: 0 K: 2 S: 9	H: 1 LOB: 0 BB: 0 P: 11	1B: 4 2B: 3 3B: 0 HR: 3	SF: 0 SAC: 1 DP: 3 HBP: 2	WP: 0 PB: 0 SB: 1 CS: 0	PA: 36
PITCHER Ryan Dempster, R (1, 1) ERA: 18.0	IP: 4.2 WLS: L BF: 25 H: 6 R: 4 ER: 4 SO: 3 BB: 5 IBB: 0 HBP: 2 BLK: 0 WP: 0 HR: 3 S: 45 P: 91 ERA: 7.71 WHIP: 2.357																					
Antonio Alfonseca, R (5, 1) ERA: 5.06	IP: 1.1 WLS: 0 BF: 4 H: 0 R: 0 ER: 0 SO: 1 BB: 0 IBB: 0 HBP: 0 BLK: 0 WP: 0 HR: 0 S: 8 P: 11 ERA: 0.00 WHIP: 0.000																					
Vic Darenbourg, L (7, 1) ERA: 5.46	IP: 1.1 WLS: 0 BF: 4 H: 1 R: 0 ER: 0 SO: 1 BB: 0 IBB: 0 HBP: 0 BLK: 0 WP: 0 HR: 0 S: 10 P: 12 ERA: 0.00 WHIP: 0.750																					
Jay Powell, R (8, 1) ERA: 4.67	IP: 0.2 WLS: 0 BF: 3 H: 1 R: 0 ER: 0 SO: 1 BB: 0 IBB: 0 HBP: 0 BLK: 0 WP: 0 HR: 0 S: 6 P: 8 ERA: 0.00 WHIP: 1.500																					

Batter	1	2	3	4	5	6	7	8	9	AB	R	H	RBI	BB	SO	LOB	TOP					
Chuck Knoblauch, R (1,4) <small>OBP: 0.412, SLG: 0.407</small> Homer Bush, R (6,4) <small>OBP: 0.500, SLG: 0.467</small>	4-1 BB CS		4-0 1B FC5-4 BB	0-1 2B 1B		4-1 1B BB	1-2 FC6-4 1B		1-1 1B	1	3	1	0	3	0	0						
Luis Sojo, R (1,6) <small>OBP: 0.268, SLG: 0.275</small>	2-2 SAFE P9 1-2		2-2 FC5-4 BB 1-3	1-0 2B 1B		3-2 1B 2B 1B	1-0 FC6-4 1-2		0-1 1B	6	1	4	1	0	0	2						
Paul O'Neill, L (1,9) <small>OBP: 0.397, SLG: 0.504</small> Shane Spencer, R (6,9) <small>OBP: 0.414, SLG: 0.439</small>	2-2 P8		3-1 L8	2-1 F8		0-0 2B E 1B	0-0 G5-3		0-0 F9	4	0	1	2	0	0	3						
Bernie Williams, S (1,8) <small>OBP: 0.453, SLG: 0.597</small>		3-1 HR	4-0 FC5-4 BB 1-2		1-1 G6-3	2-1 E 2B		1-0 G4-3		4	1	2	2	1	0	0						
Tino Martinez, L (1,3) <small>OBP: 0.396, SLG: 0.514</small> Dale Sveum, S (7,3) <small>OBP: 0.214, SLG: 0.158</small>		1-1 G3	1-2 FC5-4 1-2		2-1 G4-3	3-1 E1 2-3		2-2 1B		4	0	0	1	0	0	3						
Chad Curtis, R (1,7) <small>OBP: 0.414, SLG: 0.439</small>	2-1 HR 3B		2-2 F8		2-1 1B	0-0 G6-3		0-0 F8		5	1	2	0	0	0	5						
Scott Brosius, R (1,5) <small>OBP: 0.397, SLG: 0.485</small>	0-1 HR 3H			1-0 HR	1-1 P6	1-3 K		1-0 F9		5	2	2	3	0	1	4						
Joe Girardi, R (1,2) <small>OBP: 0.294, SLG: 0.344</small>	0-0 G3-1			2-1 G6-3		0-0 1B SH3 1B		0-0 1B 3B	2-3 K	5	2	2	0	0	1	0						
Orlando Hernandez, R (1,1)	1-3 K			0-1 G4-3		0-0 SH3		2-3 K	1-3 K	4	0	0	0	0	3	1						
Inning Stats	R: 0 E: 0 K: 0 S: 7	H: 0 LOB: 0 BB: 1 P: 15	R: 3 E: 0 K: 1 S: 12	H: 3 LOB: 0 BB: 0 P: 19	R: 1 E: 0 K: 0 S: 11	H: 1 LOB: 2 BB: 2 P: 27	R: 2 E: 0 K: 0 S: 10	H: 3 LOB: 1 BB: 0 P: 16	R: 0 E: 0 K: 0 S: 8	H: 1 LOB: 1 BB: 0 P: 14	R: 4 E: 1 K: 1 S: 16	H: 4 LOB: 2 BB: 1 P: 29	R: 1 E: 0 K: 1 S: 9	H: 2 LOB: 1 BB: 0 P: 13	R: 0 E: 0 K: 0 S: 7	H: 1 LOB: 1 BB: 0 P: 11	R: 0 E: 0 K: 2 S: 11	H: 2 LOB: 2 BB: 0 P: 15	1B: 10 2B: 2 3B: 2 HR: 3	SF: 0 SAC: 1 DP: 0 HBP: 0	WP: 0 PB: 0 SB: 0 CS: 1	PA: 48
PITCHER	IP WLS BF H R ER SO BB IBB HBP BLK WP HR S P ERA WHIP	IP WLS BF H R ER SO BB IBB HBP BLK WP HR S P ERA WHIP																				
Carlos Perez, L (1,1) <small>ERA: 3.45</small> Shayne Bennett, R (5,1) <small>ERA: 6.09</small> Anthony Telford, R (6,1) <small>ERA: 4.62</small> Steve Kline, L (8,1) <small>ERA: 2.22</small> Miguel Batista, R (9,1) <small>ERA: 3.92</small>	4.0 L 21 7 6 6 1 3 0 0 0 0 3 40 77 13.50 2.500	1.1 10 5 4 3 0 1 0 0 0 0 0 17 32 20.25 4.500	1.2 8 2 1 1 2 0 0 0 0 0 0 16 24 5.40 1.200	1.0 4 1 0 0 0 0 0 0 0 0 7 11 0.00 1.000	1.0 5 2 0 0 2 0 0 0 0 0 0 11 15 0.00 2.000																	
F.P. Santangelo, S (1,7) <small>OBP: 0.325, SLG: 0.335</small> Ryan McGuire, L (7,7) <small>OBP: 0.358, SLG: 0.346</small>	1-2 G3		2-0 G4-3			2-2 FC6-4 WP 1-2			2-2 F7	3	0	0	0	0	0	1						
Jose Vidro, S (1,4) <small>OBP: 0.324, SLG: 0.270</small>	3-2 FC6-4 1B			0-1 F7		2-1 G1-3			0-1 1B 2B	4	1	2	0	0	0	1						
Vladimir Guerrero, R (1,9) <small>OBP: 0.344, SLG: 0.526</small>	0-1 FC6-4 S 1-2			0-2 G6-3		2-2 F9			1-0 PB 1B 2H	4	0	1	1	0	0	2						
Brad Fullmer, L (1,3) <small>OBP: 0.328, SLG: 0.474</small>	3-3 K 1-2			1-3 K			0-1 G6-3		1-3 K	4	0	0	0	0	3	2						
Rondell White, R (1,8) <small>OBP: 0.364, SLG: 0.495</small> Da Rond Stovall, S (7,8) <small>OBP: 0.295, SLG: 0.327</small>		4-2 CS BB			3-1 HBP		0-3 K		2-2 G1-3	0	0	0	0	1	0	0						
Mark Grudzielanek, R (1,6) <small>OBP: 0.287, SLG: 0.329</small> Steve Kline, S (8,1) <small>OBP: 0.295, SLG: 0.327</small> Miguel Batista, R (9,1)		2-3 SAFE K 1-2			0-1 L6		2-3 K2-3			3	0	0	0	0	2	2						
Chris Widger, R (1,2) <small>OBP: 0.289, SLG: 0.418</small> Mike Hubbard, R (9,2) <small>OBP: 0.143, SLG: 0.206</small>			3-2 G5-3		0-3 K			0-0 P9		3	0	0	0	0	1	1						
Shane Andrews, R (1,5) <small>OBP: 0.305, SLG: 0.416</small> Anthony Telford, R (6,1) Scott Livingstone, L (8,5) <small>OBP: 0.216, SLG: 0.204</small>				3-3 K		2-3 K		0-2 G1-3		2	0	0	0	0	2	1						
Carlos Perez, L (1,1) <small>OBP: 0.226, SLG: 0.267</small> Shayne Bennett, R (5,1) Mike Mordecai, R (6,5) <small>OBP: 0.161, SLG: 0.096</small>			0-0 G4-3			0-1 FC6-4 1B		3-2 P3		1	0	0	0	0	0	0						
Inning Stats	R: 0 E: 0 K: 1 S: 14	H: 1 LOB: 1 BB: 0 P: 21	R: 0 E: 0 K: 1 S: 8	H: 0 LOB: 0 BB: 1 P: 17	R: 0 E: 0 K: 1 S: 5	H: 0 LOB: 0 BB: 0 P: 10	R: 0 E: 0 K: 2 S: 9	H: 0 LOB: 0 BB: 0 P: 14	R: 0 E: 0 K: 0 S: 10	H: 1 LOB: 1 BB: 0 P: 16	R: 0 E: 0 K: 2 S: 8	H: 0 LOB: 0 BB: 0 P: 10	R: 0 E: 0 K: 0 S: 7	H: 0 LOB: 0 BB: 0 P: 10	R: 1 E: 0 K: 1 S: 13	H: 2 LOB: 1 BB: 0 P: 19	1B: 3 2B: 1 3B: 0 HR: 0	SF: 0 SAC: 0 DP: 0 HBP: 1	WP: 1 PB: 1 SB: 1 CS: 1	PA: 32		
PITCHER	IP WLS BF H R ER SO BB IBB HBP BLK WP HR S P ERA WHIP	IP WLS BF H R ER SO BB IBB HBP BLK WP HR S P ERA WHIP																				
Orlando Hernandez, R (1,1)	9.0 W 32 4 1 1 1 9 1 0 1 0 1 82 126 1.00 0.556																					
											AB 43 R 11 H 17 RBI 10 BB 4 SO 5 LOB 21											
											AB 30 R 1 H 4 RBI 1 BB 1 SO 9 LOB 11											

New York Yankees @ Montreal Expos
Olympic Stadium, Montreal, QB
Tue Jun 09 1998, 7:05 PM EDT
Att: 16,238 - Unknown - 80 F

livebaseballscores.com



New York Yankees @ Montreal Expos
Olympic Stadium, Montreal, QB
Tue Jun 09 1998, 7:05 PM EDT
Att: 16,238 - Unknown - 80 F

livebaseballscores.com



Batter	1	2	3	4	5	6	7	8	9	AB	R	H	RBI	BB	SO	LOB	TOP					
Chuck Knoblauch R (1,4) OBP: 0.399, SLG: 0.391				G5-3	G5-3		G1-3			4	0	0	0	0	1	1	New York Yankees @ Montreal Expos Olympic Stadium, Montreal, QB Thu Jun 11 1998, 7:05 PM EDT Att: 16,036 - Cloudy - 82 F					
Luis Sojo R (1,6) OBP: 0.260, SLG: 0.265				G4-3	F8			G4-3		4	0	1	0	0	0	1						
Paul O'Neill L (1,9) OBP: 0.385, SLG: 0.506				G5-3				K		4	0	0	0	0	2	1						
Tino Martinez L (1,3) OBP: 0.389, SLG: 0.534					E3			L9		4	2	1	1	0	1	0						
Darryl Strawberry L (1,7) OBP: 0.376, SLG: 0.580					1B			F8		3	1	1	0	1	1	0						
Chad Curtis R (1,8) OBP: 0.407, SLG: 0.430					1B			L8		4	1	1	0	0	1	1						
Scott Brosius R (1,5) OBP: 0.392, SLG: 0.476				G5-3				P6		4	1	1	2	0	0	1						
Joe Girardi R (1,2) OBP: 0.295, SLG: 0.343				G4-3						3	0	1	2	0	1	0						
Andy Pettitte L (1,1)										2	0	0	0	0	2	0						
Mike Stanton L (7,1)										0	0	0	0	0	0	0						
Jeff Nelson R (7,1)										0	0	0	0	0	0	0						
Graeme Lloyd L (7,1)										0	0	0	0	0	0	0						
Darren Holmes R (7,1)										0	0	0	0	0	0	0						
Inning Stats	R: 0 E: 0 K: 1 S: 13	H: 1 LOB: 0 BB: 0 P: 21	R: 0 E: 0 K: 3 S: 10	H: 0 LOB: 0 BB: 0 P: 13	R: 0 E: 0 K: 1 S: 9	H: 0 LOB: 0 BB: 0 P: 11	R: 0 E: 0 K: 0 S: 7	H: 0 LOB: 0 BB: 0 P: 11	R: 4 E: 2 K: 0 S: 13	H: 3 LOB: 1 BB: 1 P: 24	R: 1 E: 0 K: 1 S: 12	H: 2 LOB: 1 BB: 0 P: 18	R: 0 E: 0 K: 2 S: 9	H: 0 LOB: 0 BB: 0 P: 11	R: 0 E: 0 K: 1 S: 6	H: 0 LOB: 0 BB: 0 P: 14	R: 0 E: 0 K: 0 S: 6	H: 0 LOB: 0 BB: 0 P: 8	1B: 5 2B: 1 3B: 0 HR: 1	SF: 0 SAC: 1 DP: 1 HBP: 0	WP: 0 PB: 0 SB: 2 CS: 0	PA: 34
PITCHER	IP WLS BF H R ER SO BB IBB HBP BLK WP HR S P ERA WHIP																					
Carl Pavano R (1,1) ERA: 3.65	5.0		20	4	4	3	5	1	0	0	0	0	0	0	0	0	52	80	5.40	1.000		
Marc Valdes R (6,1) ERA: 8.35	2.0	W	8	2	1	1	3	0	0	0	0	0	0	0	1	21	29	4.50	1.000			
Steve Kline L (8,1) ERA: 2.13	1.0		3	0	0	0	1	0	0	0	0	0	0	0	9	14	0.00	0.000				
Ugueth Urbina R (9,1) ERA: 1.42	1.0	S	3	0	0	0	0	0	0	0	0	0	0	0	6	8	0.00	0.000				



Batter	1	2	3	4	5	6	7	8	9	AB	R	H	RBI	BB	SO	LOB	BOTTOM			
F.P. Santangelo S (1,4) OBP: 0.326, SLG: 0.330										2	1	0	0	2	2	0	New York Yankees @ Montreal Expos Olympic Stadium, Montreal, QB Thu Jun 11 1998, 7:05 PM EDT Att: 16,036 - Cloudy - 82 F			
Robert Perez R (1,7) OBP: 0.200, SLG: 0.408										3	0	0	0	0	2	2				
Scott Livingstone L (7,PH) OBP: 0.214, SLG: 0.200										1	0	0	0	0	1	3				
Steve Kline S (8,1)										0	0	0	0	0	0	0				
Ugueth Urbina R (9,1)										0	0	0	0	0	0	0				
Vladimir Guerrero R (1,9) OBP: 0.349, SLG: 0.533										4	1	3	3	0	0	0				
Rondell White R (1,8) OBP: 0.362, SLG: 0.507										4	1	1	0	0	1	1				
Chris Widger R (1,2) OBP: 0.294, SLG: 0.405										3	1	0	0	1	2	0				
Mark Grudzielanek R (1,6) OBP: 0.290, SLG: 0.329										3	1	2	0	1	0	0				
Shane Andrews R (1,5) OBP: 0.300, SLG: 0.410										2	0	0	0	0	0	1				
Marc Valdes R (6,1) OBP: 0.500, SLG: 0.400										0	0	0	0	0	0	0				
Jose Vidro S (7,PH) OBP: 0.325, SLG: 0.283										1	0	0	1	0	0	1				
Ryan McGuire L (1,3) OBP: 0.354, SLG: 0.333										2	1	0	0	1	1	0				
Carl Pavano R (1,1) OBP: 0.125, SLG: 0.125										1	0	0	0	0	0	0				
Mike Mordecai R (6,5) OBP: 0.193, SLG: 0.125										1	0	1	0	0	0	0				
Brad Fullmer L (7,PH) OBP: 0.326, SLG: 0.475										1	1	1	2	0	0	0				
Inning Stats	R: 0 E: 0 K: 2 S: 10	H: 1 LOB: 1 BB: 0 P: 13	R: 0 E: 0 K: 1 S: 5	H: 0 LOB: 0 BB: 0 P: 10	R: 0 E: 0 K: 2 S: 8	H: 0 LOB: 0 BB: 0 P: 11	R: 0 E: 0 K: 2 S: 9	H: 0 LOB: 0 BB: 0 P: 13	R: 0 E: 0 K: 0 S: 6	H: 1 LOB: 0 BB: 0 P: 10	R: 0 E: 0 K: 0 S: 7	H: 1 LOB: 1 BB: 1 P: 15	R: 7 E: 1 K: 1 S: 18	H: 5 LOB: 1 BB: 3 P: 38	R: 0 E: 0 K: 1 S: 16	H: 0 LOB: 1 BB: 1 P: 22	1B: 4 2B: 4 3B: 0 HR: 0	SF: 1 SAC: 0 DP: 2 HBP: 0	WP: 0 PB: 0 SB: 1 CS: 0	PA: 34
PITCHER	IP WLS BF H R ER SO BB IBB HBP BLK WP HR S P ERA WHIP																			
Andy Pettitte L (1,1) ERA: 4.27	6.0		22	5	2	2	7	1	0	0	0	0	0	0	0	50	77	3.00	1.000	
Mike Stanton L (7,1) ERA: 4.2	0.1		4	1	0	0	0	2	0	0	0	0	0	0	6	18	0.00	9.000		
Jeff Nelson R (7,1) ERA: 4.94	0.0	L	2	1	2	2	0	0	1	0	0	0	0	1	7	∞	∞			
Graeme Lloyd L (7,1) ERA: 1.72	0.1		1	0	0	0	1	0	0	0	0	0	0	3	3	0.00	0.000			
Darren Holmes R (7,1) ERA: 4.3	1.1		5	1	3	3	1	1	0	0	0	0	0	19	27	20.25	1.500			

Batter	1	2	3	4	5	6	7	8	9	AB	R	H	RBI	BB	SO	LOB	TOP				
Kenny Lofton, L OBP: 0.361, SLG: 0.406	1-1 1B		1-0 2B		1-2 HBP			0-1 HR		3	1	3	1	0	0	0	Cleveland Indians @ New York Yankees Yankee Stadium, Bronx, NY Sun Jun 14 1998, 3:33 AM EDT Att. 42,949 - Overcast - 64 F				
Omar Vizquel, S OBP: 0.359, SLG: 0.379	2-3 K		3-1 P8		0-1 L9			0-3 K		4	0	0	0	0	2	3					
Manny Ramirez, R OBP: 0.371, SLG: 0.516	0-0 F8		2-3 K			1-2 1B		2-3 K		4	0	1	0	0	2	2					
Jim Thome, L OBP: 0.424, SLG: 0.651	4-2 BB		2-3 K			3-3 K		0-0 G4-3		3	0	0	0	1	2	2					
Travis Fryman, R OBP: 0.322, SLG: 0.454	0-3 K			2-1 G5-3		1 SAFE F7		1-3 K		4	0	0	0	0	2	3					
David Justice, L OBP: 0.359, SLG: 0.512		4-2 BB		3-2 G4-3		B F9		2-1 2B G4-3 1B		3	1	1	0	1	0	1					
Sandy Alomar Jr., R OBP: 0.309, SLG: 0.400	0-0 F8		1-2 L7			0-1 G5-3		1-1 G4-3 2B		4	0	1	0	0	0	1					
Mark Whiten, S OBP: 0.375, SLG: 0.436	3-1 F7			3-3 K		2-3 K		1-2 G4-3		4	0	0	1	0	2	2					
David Bell, R OBP: 0.323, SLG: 0.433	0-3 K			2-3 K		2-3 K		2-3 G4-3		3	0	0	0	0	3	1					
Matt Luke, L OBP: 0.305, SLG: 0.481								0-2 G4-3		1	0	0	0	0	0	1					
Inning Stats	R: 0 E: 0 K: 2 S: 13	H: 1 LOB: 2 BB: 1 P: 20	R: 0 E: 0 K: 1 S: 9	H: 0 LOB: 1 BB: 1 P: 16	R: 0 E: 0 K: 2 S: 9	H: 1 LOB: 1 BB: 0 P: 17	R: 0 E: 0 K: 0 S: 8	H: 0 LOB: 0 BB: 0 P: 14	R: 0 E: 0 K: 1 S: 10	H: 1 LOB: 1 BB: 0 P: 16	R: 0 E: 0 K: 2 S: 12	H: 0 LOB: 0 BB: 0 P: 12	R: 1 E: 0 K: 2 S: 9	H: 1 LOB: 0 BB: 0 P: 11	R: 1 E: 0 K: 1 S: 15	H: 2 LOB: 1 BB: 0 P: 20	1B: 3 2B: 2 3B: 0 HR: 1	SF: 0 SAC: 0 DP: 0 HBP: 1	WP: 0 PB: 0 SB: 1 CS: 0	PA: 36	
PITCHER	IP	WLS	BF	H	R	ER	SO	BB	IBB	HBP	BLK	WP	HR	S	P	ERA	WHIP				
David Cone, R ERA: 4.56	8.0	W	31	4	1	1	12	2	0	1	0	0	1	78	123	1.12	0.750				
42 Mariano Rivera, R ERA: 0.83	1.0	S	5	2	1	1	1	0	0	0	0	0	0	15	20	9.00	2.000				

Batter	1	2	3	4	5	6	7	8	9	AB	R	H	RBI	BB	SO	LOB	BOTTOM				
Chuck Knoblauch, R OBP: 0.399, SLG: 0.389	1-1 FC5-4 1B		4-2 1B SF7 BB		1-2 L1	1-2 G4-3		0-0 F8		4	1	1	0	1	0	1	Cleveland Indians @ New York Yankees Yankee Stadium, Bronx, NY Sun Jun 14 1998, 3:33 AM EDT Att. 42,949 - Overcast - 64 F				
Scott Brosius, R OBP: 0.394, SLG: 0.479	2-1 FC5-4		2-3 K		4-1 2B 1B		3-2 L8 2B	1-0 CS		3	2	1	0	1	1	2					
Paul O'Neill, L OBP: 0.387, SLG: 0.510	3-2 F7		1-2 1B		3-2 1B		3-2 L8			4	1	2	0	0	0	2					
Tino Martinez, L OBP: 0.387, SLG: 0.531	2-0 F9		3-2 SF7		2-1 BB		1-1 G4-3			3	0	1	3	0	0	2					
Tim Lincecum, S OBP: 0.382, SLG: 0.422		0-2 FC5-4 1B	1-0 L7		1-1 F7		1-1 2B	1-1 1B		4	0	2	1	0	0	2					
Chad Curtis, R OBP: 0.409, SLG: 0.434	1-0 FC5-4 1B			1-0 P8	4-2 BB		0-2 2B	3-H 1B		3	0	1	0	1	0	1					
Ricky Ledee, L OBP: 0.500, SLG: 0.333	0-0 1B			4-1 S BB	0-0 F9		1-1 G6-3			3	0	1	0	1	0	4					
Joe Girardi, R OBP: 0.294, SLG: 0.340	1-3 K			1-3 K		1-1 G6-3		0-0 CS 1B		4	0	1	0	0	2	3					
Luis Sojo, R OBP: 0.241, SLG: 0.245	1-2 G4-3			3-3 K		1-2 G4-3		0-1 L8		4	0	0	0	0	1	4					
Inning Stats	R: 0 E: 0 K: 0 S: 8	H: 1 LOB: 0 BB: 0 P: 16	R: 0 E: 0 K: 1 S: 12	H: 2 LOB: 0 BB: 0 P: 15	R: 1 E: 0 K: 1 S: 13	H: 1 LOB: 1 BB: 1 P: 24	R: 0 E: 0 K: 2 S: 9	H: 0 LOB: 1 BB: 1 P: 18	R: 2 E: 0 K: 0 S: 15	H: 2 LOB: 2 BB: 2 P: 30	R: 0 E: 0 K: 0 S: 8	H: 0 LOB: 0 BB: 0 P: 11	R: 1 E: 0 K: 0 S: 17	H: 3 LOB: 2 BB: 0 P: 26	R: 0 E: 0 K: 0 S: 4	H: 1 LOB: 0 BB: 0 P: 5	1B: 7 2B: 3 3B: 0 HR: 0	SF: 1 SAC: 0 DP: 0 HBP: 0	WP: 0 PB: 0 SB: 1 CS: 1	PA: 38	
PITCHER	IP	WLS	BF	H	R	ER	SO	BB	IBB	HBP	BLK	WP	HR	S	P	ERA	WHIP				
Jaret Wright, R ERA: 3.8	6.0	L	28	6	3	3	4	4	0	0	0	0	0	15	23	13.50	4.500				
Ron Villone, L ERA: 2.19	0.2		5	3	1	1	0	0	0	0	0	0	0	2	3	0.00	0.000				
Paul Assenmacher, L ERA: 3.35	0.1		1	0	0	0	0	0	0	0	0	0	0	4	5	0.00	1.000				
Eric Plunk, R ERA: 4.5	1.0		3	1	0	0	0	0	0	0	0	0	0	4	5	0.00	1.000				



Batter	1	2	3	4	5	6	7	8	9	AB	R	H	RBI	BB	SO	LOB	TOP								
Chuck Knoblauch R (1,4) OBP: 0.397, SLG: 0.391	1-3 K		2-1 S 2B		2-0 G5-3		3-2 G4-3			4	0	1	0	0	1	0	New York Yankees @ Baltimore Orioles Oriole Park at Camden Yards, Baltimore, MD Mon Jun 15 1998, 7:05 PM EDT Att: 48,022 - Overcast - 80 F								
Luis Sojo R (1,6) OBP: 0.224, SLG: 0.228	2-2 G6-3		1-2 F9		2-3 K		2-0 G5-3			4	0	0	0	0	1	1									
Paul O'Neill L (1,9) OBP: 0.385, SLG: 0.506	1-2 F7		1-3 K		0-0 1B			2-3 K		4	0	1	0	0	2	1									
Tino Martinez L (1,3) OBP: 0.380, SLG: 0.520		0-0 G3-1		3-2 F9	3-1 G6-3			0-0 F7		4	0	0	0	0	0	1									
Darryl Strawberry L (1,10) OBP: 0.382, SLG: 0.579 Tim Lincecum S (8,PH) OBP: 0.380, SLG: 0.419		4-0 2B 2B BB		0-1 20 1B HR		1-3 K		0-0 G6-3		2	1	1	0	1	1	0									
20 Jorge Posada S (1,2) OBP: 0.356, SLG: 0.508		0-0 2B		1-0 HR 1B		1-2 HR			2-2 F9	4	2	3	1	0	0	0									
Ricky Ledee L (1,7) OBP: 0.375, SLG: 0.714		1-3 2B		1-2 HR 1B		2-3 K		1-3 K		4	1	1	3	0	3	2									
Chad Curtis R (1,8) OBP: 0.402, SLG: 0.425		0-1 G6-3		0-2 G6-3		1-1 P3		1-2 G3		4	0	0	0	0	0	2									
Scott Brosius R (1,5) OBP: 0.389, SLG: 0.472			2-1 F9	2-2 G1-3			1-2 G6-3			3	0	0	0	0	0	0									
Inning Stats	R: 0 E: 0 K: 1 S: 11	H: 0 LOB: 0 BB: 0 P: 15	R: 0 E: 0 K: 1 S: 7	H: 1 LOB: 2 BB: 1 P: 11	R: 0 E: 0 K: 1 S: 10	H: 1 LOB: 1 BB: 0 P: 16	R: 3 E: 0 K: 0 S: 19	H: 3 LOB: 0 BB: 0 P: 28	R: 0 E: 0 K: 1 S: 7	H: 1 LOB: 1 BB: 0 P: 14	R: 1 E: 0 K: 2 S: 11	H: 1 LOB: 0 BB: 0 P: 16	R: 0 E: 0 K: 0 S: 8	H: 0 LOB: 0 BB: 0 P: 14	R: 0 E: 0 K: 1 S: 5	H: 0 LOB: 0 BB: 0 P: 7		R: 0 E: 0 K: 1 S: 9	H: 0 LOB: 0 BB: 0 P: 13	1B: 3 2B: 2 3B: 0 HR: 2	SF: 0 SAC: 0 DP: 0 HBP: 0	WP: 0 PB: 0 SB: 1 CS: 0	PA: 35		
PITCHER	IP	WLS	BF	H	R	ER	SO	BB	IBB	HBP	BLK	WP	HR	S	P	ERA	WHIP								
Scott Erickson R (1,1) ERA: 4.64	7.0	W	29	7	4	4	6	1	0	0	0	0	2	73	114	5.14	1.143								
Jesse Orosco L (8,1) ERA: 3.91	2.0	S	6	0	0	0	2	0	0	0	0	0	0	14	20	0.00	0.000								

Batter	1	2	3	4	5	6	7	8	9	AB	R	H	RBI	BB	SO	LOB	BOTTOM								
Roberto Alomar S (1,4) OBP: 0.383, SLG: 0.434	0-0 F8		0-2 F9		2-0 G4-3	2-1 F9		1-2 G6-3 1B		5	0	1	0	0	0	2	New York Yankees @ Baltimore Orioles Oriole Park at Camden Yards, Baltimore, MD Mon Jun 15 1998, 7:05 PM EDT Att: 48,022 - Overcast - 80 F								
Joe Carter R (1,9) OBP: 0.305, SLG: 0.462	2-0 HR		1-1 2B 1B		1-0 1B 2B		2-2 P3	0-1 F8		5	3	3	2	0	0	2									
Harold Baines L (1,10) OBP: 0.358, SLG: 0.439	0-0 F8		0-0 2B 1B		0-1 1B		1-3 K	2-1 G6-3		5	0	2	1	0	1	2									
Rafael Palmeiro L (1,3) OBP: 0.386, SLG: 0.569	0-0 F9		2-2 2B		2-1 FC4 1B		0-0 HR			4	1	3	2	0	0	0									
Eric Davis R (1,8) OBP: 0.376, SLG: 0.545 Jesus Tavarez S (7,PR) OBP: 0.308, SLG: 0.455		2-3 K	2-1 F9		2-2 FC4		1-0 BB 1B HBP			3	0	0	0	0	1	4									
B.J. Surhoff L (1,7) OBP: 0.346, SLG: 0.506		2-2 F7		3-2 P3		0-0 1B SF8 1B	4-2 1B	1-2 BB		3	1	1	0	1	0	0									
Cal Ripken Jr. R (1,5) OBP: 0.321, SLG: 0.355		2-0 P4		0-0 F8		2-2 G1-3	1-1 1B	1-2 1B		4	0	1	1	0	0	1									
Lenny Webster R (1,2) OBP: 0.269, SLG: 0.397			2-2 WP SH3-4 1B		1-2 G5-3		0-1 1B	0-0 P2		4	1	2	0	0	0	2									
Mike Bordick R (1,6) OBP: 0.310, SLG: 0.386			0-0 SH3-4 1B		0-0 F7	0-2 SF8		0-2 1B		2	0	1	1	0	0	0									
Inning Stats	R: 1 E: 0 K: 0 S: 4	H: 1 LOB: 0 BB: 0 P: 6	R: 0 E: 0 K: 1 S: 10	H: 0 LOB: 0 BB: 0 P: 16	R: 2 E: 0 K: 0 S: 16	H: 4 LOB: 2 BB: 0 P: 23	R: 0 E: 0 K: 0 S: 8	H: 0 LOB: 0 BB: 0 P: 12	R: 1 E: 0 K: 0 S: 11	H: 3 LOB: 2 BB: 0 P: 18	R: 1 E: 0 K: 0 S: 12	H: 2 LOB: 1 BB: 0 P: 16	R: 2 E: 0 K: 1 S: 17	H: 2 LOB: 2 BB: 1 P: 26	R: 0 E: 0 K: 0 S: 10	H: 2 LOB: 1 BB: 0 P: 13		1B: 10 2B: 2 3B: 0 HR: 2	SF: 1 SAC: 1 DP: 1 HBP: 1	WP: 1 PB: 0 SB: 0 CS: 0	PA: 39				
PITCHER	IP	WLS	BF	H	R	ER	SO	BB	IBB	HBP	BLK	WP	HR	S	P	ERA	WHIP								
David Wells L (1,1) ERA: 4.47	6.0	L	28	10	5	5	1	0	0	0	0	0	1	10	14	27.00	1.667								
Mike Stanton L (7,1) ERA: 5.17	0.2		4	1	2	2	1	0	0	1	0	0	0	15	21	0.00	6.000								
Ramiro Mendoza R (7,1) ERA: 3.96	0.2		6	3	0	0	0	1	0	0	0	0	0	2	4	0.00	0.000								
Graeme Lloyd L (8,1) ERA: 1.65	0.2		1	0	0	0	0	0	0	0	0	0	0	2	4	0.00	0.000								

AB	34
R	4
H	7
RBI	4
BB	1
SO	8
LOB	7



AB	35
R	7
H	14
RBI	7
BB	1
SO	2
LOB	13



Batter	1	2	3	4	5	6	7	8	9	AB	R	H	RBI	BB	SO	LOB	TOP					
Chuck Knoblauch R (1,4) OBP: 0.392, SLG: 0.384	G6-3		F9			K			G5-3	4	0	0	0	0	1	1						
Tim Lincecum S (1,10) OBP: 0.370, SLG: 0.407	G4-3			G4-3		K			K	4	0	0	0	0	2	0						
Paul O'Neill L (1,9) OBP: 0.380, SLG: 0.498	G6-3			G3		F7			K	4	0	0	0	0	1	0						
Tino Martinez L (1,3) OBP: 0.380, SLG: 0.515		G1-3		G2-3		20 1B				2	0	0	0	1	0	0						
20 Jorge Posada S (1,2) OBP: 0.355, SLG: 0.504		F7			F7					3	0	1	0	0	0	0						
Chad Curtis R (1,8) OBP: 0.397, SLG: 0.418		L8			K		1B		K	3	0	0	0	0	2	2						
Ricky Ledee L (1,7) OBP: 0.273, SLG: 0.500			F4		F8			L3		3	0	0	0	0	0	0						
Scott Brosius R (1,5) OBP: 0.384, SLG: 0.465			K			F8		G4-3		3	0	0	0	0	1	0						
Luis Sojo R (1,6) OBP: 0.230, SLG: 0.233						P4		G6-3		3	0	1	0	0	0	0						
Inning Stats	R: 0 E: 0 K: 0 S: 9	H: 0 LOB: 0 BB: 0 P: 12	R: 0 E: 0 K: 0 S: 8	H: 0 LOB: 0 BB: 0 P: 12	R: 0 E: 0 K: 1 S: 10	H: 1 LOB: 1 BB: 0 P: 13	R: 0 E: 0 K: 0 S: 6	H: 0 LOB: 0 BB: 0 P: 8	R: 0 E: 0 K: 1 S: 8	H: 0 LOB: 0 BB: 0 P: 11	R: 0 E: 0 K: 1 S: 13	H: 0 LOB: 0 BB: 0 P: 20	R: 0 E: 0 K: 2 S: 13	H: 1 LOB: 2 BB: 1 P: 25	R: 0 E: 0 K: 0 S: 6	H: 0 LOB: 0 BB: 0 P: 8	R: 0 E: 0 K: 2 S: 12	H: 0 LOB: 0 BB: 0 P: 15	1B: 2 2B: 0 3B: 0 HR: 0	SF: 0 SAC: 0 DP: 0 HBP: 0	WP: 0 PB: 0 SB: 0 CS: 0	PA: 30
PITCHER	IP	WLS	BF	H	R	ER	SO	BB	IBB	HBP	BLK	WP	HR	S	P	ERA	WHIP					
Sidney Ponson R (1,1) ERA: 5.28	6.2	W	23	2	0	0	4	1	0	0	0	0	0	64	96	0.00	0.450					
Arthur Rhodes L (7,1) ERA: 3.26	2.1	S	7	0	0	0	3	0	0	0	0	0	0	21	28	0.00	0.000					

New York Yankees @ Baltimore Orioles
 Oriole Park at Camden Yards, Baltimore, MD

Tue Jun 16 1998, 7:05 PM EDT
 Att: 48,027 - Cloudy - 81 F

AB 29
 R 0
 H 2
 RBI 0
 BB 1
 SO 7
 LOB 3



Batter	1	2	3	4	5	6	7	8	9	AB	R	H	RBI	BB	SO	LOB	BOTTOM					
Brady Anderson L (1,8) OBP: 0.311, SLG: 0.398	FC3-6 BB		G3		P3		1B			3	0	1	0	1	0	3						
Joe Carter R (1,9) OBP: 0.303, SLG: 0.452	F9		G5-3		F8		F7			4	0	0	0	0	0	5						
Harold Baines L (1,10) OBP: 0.361, SLG: 0.437	FC3-6 1-2			G6-3 BB	1-3 2-H	1B	L8			3	0	1	1	1	0	2						
Rafael Palmeiro L (1,3) OBP: 0.381, SLG: 0.561	G4-3			P5	K		K			4	0	0	0	0	2	5						
Roberto Alomar S (1,4) OBP: 0.388, SLG: 0.448		F8		G6-3 BB		HR		G5-3 1B		3	1	2	1	1	0	0						
B.J. Surhoff L (1,7) OBP: 0.341, SLG: 0.498		G4-3		G6-3		K		P6		4	0	0	0	0	1	3						
Cal Ripken Jr. R (1,5) OBP: 0.316, SLG: 0.350		G1-3		P3		F7		G5-3		4	0	0	0	0	0	3						
Lenny Webster R (1,2) OBP: 0.284, SLG: 0.408			G3 SH3-4 1B		1B 1B		1B	G1-3		4	1	3	0	0	0	1						
Mike Bordick R (1,6) OBP: 0.312, SLG: 0.387			SH3-4		1B 1B		G6-3			2	0	1	0	0	0	1						
Inning Stats	R: 0 E: 0 K: 0 S: 7	H: 0 LOB: 1 BB: 1 P: 15	R: 0 E: 0 K: 0 S: 5	H: 0 LOB: 0 BB: 0 P: 9	R: 0 E: 0 K: 0 S: 7	H: 1 LOB: 1 BB: 0 P: 9	R: 0 E: 0 K: 0 S: 10	H: 0 LOB: 2 BB: 2 P: 21	R: 1 E: 0 K: 1 S: 12	H: 3 LOB: 2 BB: 0 P: 20	R: 1 E: 0 K: 1 S: 12	H: 2 LOB: 1 BB: 0 P: 18	R: 0 E: 0 K: 1 S: 11	H: 1 LOB: 1 BB: 0 P: 13	R: 0 E: 0 K: 0 S: 12	H: 1 LOB: 1 BB: 0 P: 16	1B: 7 2B: 0 3B: 0 HR: 1	SF: 0 SAC: 1 DP: 0 HBP: 0	WP: 0 PB: 0 SB: 0 CS: 0	PA: 35		
PITCHER	IP	WLS	BF	H	R	ER	SO	BB	IBB	HBP	BLK	WP	HR	S	P	ERA	WHIP					
Hideki Irabu R (1,1) ERA: 1.68	7.0	L	31	7	2	2	3	3	0	0	0	0	0	64	105	0.00	1.429					
Graeme Lloyd L (8,1) ERA: 1.52	0.1		2	1	0	0	0	0	0	0	0	0	0	6	6	0.00	3.000					
Jeff Nelson R (8,1) ERA: 4.83	0.2		2	0	0	0	0	0	0	0	0	0	0	6	10	0.00	0.000					

New York Yankees @ Baltimore Orioles
 Oriole Park at Camden Yards, Baltimore, MD

Tue Jun 16 1998, 7:05 PM EDT
 Att: 48,027 - Cloudy - 81 F

AB 31
 R 2
 H 8
 RBI 2
 BB 3
 SO 3
 LOB 23



Batter	1	2	3	4	5	6	7	8	9	AB	R	H	RBI	BB	SO	LOB	TOP			
Chuck Knoblauch, R OBP: 0.392, SLG: 0.385 (1, 4)	F9	F7				G6-3			1B	5	0	2	1	0	0	1	New York Yankees @ Baltimore Orioles Oriole Park at Camden Yards, Baltimore, MD Wed Jun 17 1998, 7:05 PM EDT Att: 48,269 - Cloudy - 88 F			
Luis Sojo, R OBP: 0.227, SLG: 0.219 (1, 6)	1B HR	P3		F7		K			K	4	1	0	0	1	2	3				
Paul O'Neill, L OBP: 0.380, SLG: 0.496 (1, 9)	1-2 HR			G4-3				G4-3	G3-1	5	1	2	0	0	0	2				
Tino Martinez, L OBP: 0.373, SLG: 0.505 (1, 3)	K	G4-3			G4-3			G4-3		4	0	0	0	0	1	4				
Darryl Strawberry, L OBP: 0.378, SLG: 0.592 (1, 10)	1-H 2-H HR		F8		G3-1			K		4	1	1	3	0	1	0				
Chad Curtis, R OBP: 0.398, SLG: 0.420 (1, 8)	BB 1B		G6-3						K	4	0	2	0	0	1	0				
Ricky Ledee, L OBP: 0.267, SLG: 0.385 (1, 7)	1-2 BB		G6-3		L5				K	3	0	0	0	1	1	1				
Scott Brosius, R OBP: 0.382, SLG: 0.459 (1, 5)	F8			F8		WP SH3-4 G6-3 BB			K	3	1	0	0	1	1	2				
Joe Girardi, R OBP: 0.304, SLG: 0.377 (1, 2)		1B		HR		SH3-4			G4-3	3	1	2	1	0	0	0				
Inning Stats	R: 3 E: 0 K: 1 S: 17	H: 3 LOB: 2 BB: 2 P: 30	R: 0 E: 0 K: 0 S: 7	H: 2 LOB: 2 BB: 0 P: 8	R: 0 E: 0 K: 0 S: 4	H: 0 LOB: 1 BB: 0 P: 4	R: 1 E: 0 K: 0 S: 8	H: 2 LOB: 1 BB: 0 P: 13	R: 0 E: 0 K: 0 S: 10	H: 1 LOB: 1 BB: 0 P: 14	R: 1 E: 0 K: 1 S: 9	H: 0 LOB: 0 BB: 1 P: 17	R: 0 E: 0 K: 3 S: 14	H: 0 LOB: 0 BB: 0 P: 19	R: 0 E: 0 K: 1 S: 11	H: 1 LOB: 1 BB: 0 P: 16		1B: 7 2B: 0 3B: 0 HR: 2	SF: 0 SAC: 1 DP: 0 HBP: 0	WP: 1 PB: 0 SB: 2 CS: 0
PITCHER	IP	WLS	BF	H	R	ER	SO	BB	IBB	HBP	BLK	WP	HR	S	P	ERA	WHIP			
35 Mike Mussina, R ERA: 3.95 (1, 1)	6.0	L	29	8	5	5	2	3	0	0	0	1	2	55	86	7.50	1.833			
Norm Charlton, L ERA: 9.91 (7, 1)	1.0		3	0	0	0	1	0	0	0	0	0	0	6	9	0.00	0.000			
Alan Mills, R ERA: 4.41 (8, 1)	2.0		7	1	0	0	4	0	0	0	0	0	0	25	35	0.00	0.500			

Batter	1	2	3	4	5	6	7	8	9	AB	R	H	RBI	BB	SO	LOB	BOTTOM			
Brady Anderson, L OBP: 0.305, SLG: 0.389 (1, 8)	P6		P5			K			G3	4	0	0	0	0	1	1	New York Yankees @ Baltimore Orioles Oriole Park at Camden Yards, Baltimore, MD Wed Jun 17 1998, 7:05 PM EDT Att: 48,269 - Cloudy - 88 F			
Joe Carter, R OBP: 0.307, SLG: 0.468 (1, 10)	K		FC4			HR			1B	4	1	2	1	0	1	1				
Eric Davis, R OBP: 0.375, SLG: 0.541 (1, 9)				G5-3						3	0	1	0	0	0	0				
Rich Becker, L OBP: 0.328, SLG: 0.356 (8, PH) (9, 9)	G6-3					G3-6 1B			P6	1	0	0	0	0	0	1				
Rafael Palmeiro, L OBP: 0.379, SLG: 0.567 (1, 3)		F9		HR		G3-6			P4	4	1	1	1	0	0	2				
Roberto Alomar, S OBP: 0.386, SLG: 0.449 (1, 4)		G3		F8		G5-3			G3 SF8 2B	4	1	1	0	0	0	0				
B.J. Surhoff, L OBP: 0.343, SLG: 0.494 (1, 7)					BB			G3	G3	2	0	0	0	2	0	1				
Cal Ripken Jr., R OBP: 0.312, SLG: 0.346 (1, 5)		FC5-4 BB			BB				F7	3	0	0	1	0	0	2				
23 Chris Hoiles, R OBP: 0.292, SLG: 0.300 (1, 2)										3	0	2	0	0	0	0				
Harold Baines, L OBP: 0.359, SLG: 0.435 (9, PH) (9, PH)				FC4 1B		F7			G6-3	1	0	0	0	0	0	0				
Mike Bordick, R OBP: 0.308, SLG: 0.381 (1, 6)				L7		K				3	0	0	0	0	1	2				
Inning Stats	R: 0 E: 0 K: 1 S: 6	H: 0 LOB: 0 BB: 0 P: 8	R: 0 E: 0 K: 0 S: 7	H: 0 LOB: 1 BB: 1 P: 11	R: 0 E: 0 K: 0 S: 14	H: 1 LOB: 1 BB: 0 P: 17	R: 1 E: 0 K: 0 S: 16	H: 1 LOB: 1 BB: 1 P: 26	R: 0 E: 0 K: 2 S: 7	H: 0 LOB: 0 BB: 0 P: 10	R: 1 E: 0 K: 0 S: 18	H: 2 LOB: 0 BB: 0 P: 21	R: 0 E: 0 K: 0 S: 10	H: 1 LOB: 1 BB: 0 P: 14	R: 1 E: 0 K: 0 S: 8	H: 1 LOB: 0 BB: 0 P: 14	1B: 4 2B: 1 3B: 0 HR: 2	SF: 1 SAC: 0 DP: 1 HBP: 0	WP: 0 PB: 0 SB: 0 CS: 0	PA: 35
PITCHER	IP	WLS	BF	H	R	ER	SO	BB	IBB	HBP	BLK	WP	HR	S	P	ERA	WHIP			
Andy Pettitte, L ERA: 4.13 (1, 1)	7.1		29	6	2	2	3	2	0	0	0	0	2	83	113	2.46	1.091			
42 Mariano Rivera, R ERA: 1.16 (8, 1)	1.2	S	6	1	1	1	0	0	0	0	0	0	0	13	21	5.40	0.600			

Batter	1	2	3	4	5	6	7	8	9	AB	R	H	RBI	BB	SO	LOB	TOP								
Chuck Knoblauch R (1,4) OBP: 0.392, SLG: 0.385	G5-3			L6	G6-4-3			F8	E4	5	0	2	2	0	0	0	New York Yankees @ Cleveland Indians Jacobs Field, Cleveland, OH Thu Jun 18 1998, 7:05 PM EDT Att: 43,096 - Cloudy - 77 F								
Luis Sojo R (1,6) OBP: 0.211, SLG: 0.203	G6-3			P4	G6-4-3			K	G5-3	5	0	0	0	0	1	6									
Paul O'Neill, L (1,9) OBP: 0.378, SLG: 0.496	F7							K		4	0	1	0	0	1	0									
Tino Martinez, L (1,3) OBP: 0.371, SLG: 0.500										4	0	1	0	0	0	1									
Homer Bush, R (9, PR) OBP: 0.500, SLG: 0.467										0	1	0	0	0	0	0									
Ricky Ledee, L (9,7) OBP: 0.267, SLG: 0.385										0	0	0	0	0	0	0									
Tim Raines, S (1,7) OBP: 0.373, SLG: 0.406										3	2	1	0	1	0	0									
Dale Sveum, S (9,3) OBP: 0.214, SLG: 0.158										0	0	0	0	0	0	0									
Darryl Strawberry, L (1,10) OBP: 0.375, SLG: 0.589										4	1	1	0	0	1	3									
20 Jorge Posada, S (1,2) OBP: 0.353, SLG: 0.493										3	1	0	0	1	2	2									
Chad Curtis, R (1,8) OBP: 0.400, SLG: 0.423										3	0	1	0	1	1	3									
Scott Brosius, R (1,5) OBP: 0.384, SLG: 0.457										3	0	1	2	1	0	1									
Inning Stats	R: 0 E: 0 K: 0 S: 9	H: 0 LOB: 0 BB: 0 P: 13	R: 0 E: 0 K: 0 S: 4	H: 0 LOB: 0 BB: 0 P: 9	R: 0 E: 0 K: 0 S: 6	H: 0 LOB: 0 BB: 0 P: 12	R: 0 E: 0 K: 0 S: 10	H: 1 LOB: 1 BB: 0 P: 14	R: 2 E: 0 K: 1 S: 16	H: 3 LOB: 2 BB: 2 P: 27	R: 0 E: 0 K: 0 S: 5	H: 0 LOB: 0 BB: 0 P: 8	R: 0 E: 0 K: 1 S: 9	H: 1 LOB: 1 BB: 0 P: 15	R: 0 E: 0 K: 2 S: 7	H: 0 LOB: 0 BB: 0 P: 9	R: 3 E: 1 K: 2 S: 13	H: 3 LOB: 3 BB: 2 P: 25	1B: 5 2B: 3 3B: 0 HR: 0	SF: 0 SAC: 0 DP: 1 HBP: 0	WP: 0 PB: 0 SB: 0 CS: 0	PA: 38			
PITCHER	IP	WLS	BF	H	R	ER	SO	BB	IBB	HBP	BLK	WP	HR	S	P	ERA	WHIP								
Charles Nagy, R (1,1) ERA: 4.86	7.2		29	5	2	2	3	1	1	0	0	0	0	63	103	2.35	0.783								
Paul Assenmacher, L (8,1) ERA: 3.86	0.2	L	5	2	3	2	2	0	1	0	0	0	0	10	18	27.00	3.000								
Michael Jackson, R (9,1) ERA: 2.36	0.2		4	1	0	0	1	1	0	0	0	0	0	6	11	0.00	3.000								

Batter	1	2	3	4	5	6	7	8	9	AB	R	H	RBI	BB	SO	LOB	BOTTOM								
Kenny Lofton, L (1,8) OBP: 0.376, SLG: 0.429	K									4	0	3	2	0	1	0	New York Yankees @ Cleveland Indians Jacobs Field, Cleveland, OH Thu Jun 18 1998, 7:05 PM EDT Att: 43,096 - Cloudy - 77 F								
Omar Vizquel, S (1,6) OBP: 0.372, SLG: 0.389										2	0	0	0	1	0	1									
Manny Ramirez, R (1,9) OBP: 0.361, SLG: 0.515										4	0	0	0	0	1	2									
Jim Thome, L (1,3) OBP: 0.427, SLG: 0.643										3	0	1	0	1	1	1									
Travis Fryman, R (1,5) OBP: 0.313, SLG: 0.440										4	0	1	0	0	0	3									
David Justice, L (1,10) OBP: 0.382, SLG: 0.500										3	1	1	0	1	0	1									
Mark Whiten, S (1,7) OBP: 0.371, SLG: 0.417										3	1	1	0	0	1	2									
Pat Borders, R (1,2) OBP: 0.299, SLG: 0.305										3	0	1	0	0	2	3									
Sandy Alomar Jr., R (9, PH) OBP: 0.309, SLG: 0.399										1	0	0	0	0	0	1									
David Bell, R (1,4) OBP: 0.298, SLG: 0.398										4	0	0	0	0	1	4									
Inning Stats	R: 0 E: 0 K: 1 S: 13	H: 2 LOB: 1 BB: 0 P: 14	R: 0 E: 0 K: 2 S: 9	H: 1 LOB: 1 BB: 0 P: 16	R: 0 E: 0 K: 2 S: 8	H: 1 LOB: 1 BB: 0 P: 11	R: 0 E: 0 K: 1 S: 8	H: 0 LOB: 0 BB: 0 P: 8	R: 2 E: 0 K: 1 S: 14	H: 2 LOB: 1 BB: 1 P: 24	R: 0 E: 0 K: 0 S: 8	H: 1 LOB: 1 BB: 0 P: 13	R: 0 E: 0 K: 0 S: 11	H: 0 LOB: 1 BB: 0 P: 19	1B: 6 2B: 2 3B: 0 HR: 0	SF: 0 SAC: 1 DP: 2 HBP: 1	WP: 0 PB: 0 SB: 0 CS: 0	PA: 36							
PITCHER	IP	WLS	BF	H	R	ER	SO	BB	IBB	HBP	BLK	WP	HR	S	P	ERA	WHIP								
Orlando Hernandez, R (1,1) ERA: 1.52	7.2		30	7	2	2	7	3	0	0	0	0	0	70	121	2.35	1.304								
Graeme Lloyd, L (8,1) ERA: 1.62	0.0		1	1	0	0	0	0	0	0	0	0	0	1	3	-	-								
Jeff Nelson, R (8,1) ERA: 4.78	0.1	W	1	0	0	0	0	0	0	0	0	0	0	2	2	0.00	0.000								
42 Mariano Rivera, R (9,1) ERA: 1.11	1.0	S	4	0	0	0	0	0	0	1	0	0	0	11	19	0.00	0.000								



Batter	1	2	3	4	5	6	7	8	9	AB	R	H	RBI	BB	SO	LOB	TOP								
Chuck Knoblauch, R (1,4) OBP: 0.389, SLG: 0.376 Dale Sveum, S (7,5) OBP: 0.209, SLG: 0.154	G6-3		G6-3		G6-4-3			K		3	0	0	0	0	0	1	New York Yankees @ Cleveland Indians Jacobs Field, Cleveland, OH Sun Jun 21 1998, 7:05 PM EDT Att: 43,104 - Cloudy - 83 F								
2 Derek Jeter, R (1,6) OBP: 0.360, SLG: 0.500	K			1B				G3 BB		3	0	1	0	1	2	0									
Paul O'Neill, L (1,9) OBP: 0.378, SLG: 0.487 Tim Lincecum, S (7,7)	K		P5		F9			G3		3	0	0	0	0	1	1									
Tino Martinez, L (1,3) OBP: 0.359, SLG: 0.484 Luis Sojo, R (7,3) OBP: 0.206, SLG: 0.200		L9	L4		L7			K		3	0	0	0	0	0	1									
Darryl Strawberry, L (1,10) OBP: 0.384, SLG: 0.580		1B 20 BB			1B				F8		3	0	1	0	1	1		0							
20 Jorge Posada, S (1,2) OBP: 0.352, SLG: 0.476		1B BB			F8					3	0	1	0	1	1	1									
Chad Curtis, R (1,8) OBP: 0.393, SLG: 0.411		1B BB			L5			G5-3		4	0	1	0	0	0	2									
Ricky Ledee, L (1,7) OBP: 0.304, SLG: 0.400		1B			K				L7		3	0	0	0	1	3		5							
Scott Brosius, R (1,5) OBP: 0.383, SLG: 0.476 Homer Bush, R (7,4) OBP: 0.500, SLG: 0.467		K						F8		2	0	0	0	0	1	1	4								
Inning Stats	R: 0 E: 0 K: 2 S: 10	H: 0 LOB: 0 BB: 0 P: 17	R: 0 E: 0 K: 2 S: 12	H: 1 LOB: 3 BB: 2 P: 24	R: 0 E: 0 K: 0 S: 8	H: 1 LOB: 1 BB: 0 P: 14	R: 0 E: 0 K: 1 S: 9	H: 0 LOB: 0 BB: 1 P: 15	R: 0 E: 0 K: 1 S: 5	H: 0 LOB: 0 BB: 1 P: 12	R: 0 E: 0 K: 1 S: 7	H: 0 LOB: 1 BB: 1 P: 13	R: 0 E: 0 K: 1 S: 9	H: 0 LOB: 1 BB: 1 P: 19	R: 0 E: 0 K: 2 S: 14	H: 0 LOB: 1 BB: 1 P: 25	R: 0 E: 0 K: 1 S: 6	H: 1 LOB: 1 BB: 0 P: 8	1B: 4 2B: 0 3B: 0 HR: 0	SF: 0 SAC: 0 DP: 1 HBP: 0	WP: 0 PB: 1 SB: 0 CS: 0	PA: 35			
PITCHER Bartolo Colon, R (1,1) ERA: 2.53 Ron Villone, L (9,1) ERA: 2.03	IP: 8.0 WLS: W BF: 31 H: 3 R: 0 ER: 0 SO: 10 BB: 5 IBB: 0 HBP: 0 BLK: 0 WP: 0 HR: 0 S: 74 P: 139 ERA: 0.00 WHIP: 1.000																								

Batter	1	2	3	4	5	6	7	8	9	AB	R	H	RBI	BB	SO	LOB	BOTTOM							
Kenny Lofton, L (1,8) OBP: 0.368, SLG: 0.431	G4-3	P5		G4-3	F7			L7		5	0	0	0	0	0	2	New York Yankees @ Cleveland Indians Jacobs Field, Cleveland, OH Sun Jun 21 1998, 7:05 PM EDT Att: 43,104 - Cloudy - 83 F							
Omar Vizquel, S (1,6) OBP: 0.386, SLG: 0.381 Shawon Dunston, R (7,6) OBP: 0.248, SLG: 0.395	L9		K	G4-3		P5		HR		4	0	0	0	0	1	1								
David Justice, L (1,10) OBP: 0.361, SLG: 0.487 Geronimo Berroa, R (6,PH)			1B HR BB	1B BB		L9		K		1	1	0	0	3	0	0								
Jim Thome, L (1,3) OBP: 0.428, SLG: 0.654	K		1B HR	1B		K		K		5	1	2	1	0	3	1								
Manny Ramirez, R (1,9) OBP: 0.367, SLG: 0.543		HR	1B HR	K				F9 1B 2B		4	3	3	4	0	1	2								
Mark Whiten, S (1,7) OBP: 0.392, SLG: 0.463		HR	G3		3B BB			F9		3	2	1	1	1	0	1								
Sandy Alomar Jr., R (1,2) OBP: 0.312, SLG: 0.413 Pat Borders, R (9,2)		G5-3		1B CS		1B SF7 3B		K		4	1	2	1	0	1	1								
Travis Fryman, R (1,5) OBP: 0.318, SLG: 0.453 Jeff Branson, L (7,PH)			CS		HR			SF7		2	1	2	2	0	0	0								
David Bell, R (1,4) OBP: 0.311, SLG: 0.415	K			G4-3 1B 2B				F7		4	1	1	0	0	2	2								
Inning Stats	R: 0 E: 0 K: 1 S: 7	H: 0 LOB: 1 BB: 1 P: 14	R: 2 E: 0 K: 1 S: 19	H: 3 LOB: 0 BB: 0 P: 30	R: 3 E: 0 K: 1 S: 17	H: 3 LOB: 0 BB: 1 P: 26	R: 2 E: 0 K: 1 S: 21	H: 3 LOB: 2 BB: 1 P: 37	R: 2 E: 0 K: 0 S: 9	H: 1 LOB: 0 BB: 1 P: 18	R: 0 E: 0 K: 1 S: 8	H: 0 LOB: 0 BB: 0 P: 13	R: 1 E: 0 K: 2 S: 11	H: 2 LOB: 1 BB: 0 P: 16	R: 1 E: 0 K: 2 S: 9	H: 1 LOB: 0 BB: 0 P: 11	1B: 5 2B: 2 3B: 1 HR: 5	SF: 1 SAC: 0 DP: 0 HBP: 0	WP: 0 PB: 0 SB: 1 CS: 1	PA: 41				
PITCHER Hideki Irabu, R (1,1) ERA: 2.19 Darren Holmes, R (4,1) ERA: 5.0 Ramiro Mendoza, R (7,1) ERA: 4.03 Mike Stanton, L (8,1) ERA: 5.29	IP: 3.0 WLS: L BF: 16 H: 6 R: 5 ER: 5 SO: 3 BB: 2 IBB: 0 HBP: 0 BLK: 0 WP: 0 HR: 3 S: 43 P: 70 ERA: 15.00 WHIP: 2.667																							

AB	30
R	0
H	4
RBI	0
BB	5
SO	11
LOB	17



WP	0	PA	35
PB	1		
SB	0		
CS	0		

AB	35
R	11
H	13
RBI	11
BB	4
SO	9
LOB	10



WP	0	PA	41
PB	0		
SB	1		
CS	1		

Batter	1	2	3	4	5	6	7	8	9	AB	R	H	RBI	BB	SO	LOB	TOP					
Curtis Pride, L OBP: 0.314, SLG: 0.406										4	0	1	1	1	2	2	Atlanta Braves @ New York Yankees Yankee Stadium, Bronx, NY Tue Jun 23 1998, 7:05 PM EDT Att: 54,775 - Cloudy - 73 F					
Keith Lockhart, L OBP: 0.323, SLG: 0.399										4	0	0	2	0	1	5						
10 Chipper Jones, S OBP: 0.409, SLG: 0.561										5	0	1	2	0	2	2						
Andres Galarraga, R OBP: 0.386, SLG: 0.615										5	0	0	0	0	2	3						
Ryan Klesko, L OBP: 0.341, SLG: 0.508										4	2	3	0	0	0	0						
Gerald Williams, R OBP: 0.360, SLG: 0.462										1	0	0	0	0	1	0						
Javy Lopez, R OBP: 0.360, SLG: 0.575										4	1	2	0	1	1	1						
Michael Tucker, L OBP: 0.344, SLG: 0.489										4	0	2	1	0	1	3						
Andruw Jones, R OBP: 0.308, SLG: 0.472										4	1	0	0	0	0	7						
Ozzie Guillen, L OBP: 0.324, SLG: 0.323										2	3	2	1	2	0	0						
Inning Stats	R: 0 E: 0 K: 1 S: 7	H: 0 LOB: 0 BB: 0 P: 10	R: 1 E: 0 K: 1 S: 10	H: 3 LOB: 1 BB: 0 P: 14	R: 1 E: 0 K: 1 S: 10	H: 1 LOB: 1 BB: 1 P: 19	R: 4 E: 1 K: 2 S: 16	H: 2 LOB: 2 BB: 3 P: 33	R: 0 E: 0 K: 1 S: 7	H: 1 LOB: 1 BB: 0 P: 8	R: 1 E: 0 K: 0 S: 8	H: 1 LOB: 0 BB: 0 P: 12	R: 0 E: 0 K: 1 S: 15	H: 2 LOB: 2 BB: 0 P: 20	R: 0 E: 0 K: 2 S: 14	H: 1 LOB: 1 BB: 0 P: 18	R: 0 E: 0 K: 1 S: 7	H: 0 LOB: 0 BB: 0 P: 9	1B: 8 2B: 4 3B: 0 HR: 0	SF: 1 SAC: 0 DP: 1 HBP: 0	WP: 0 PB: 0 SB: 0 CS: 0	PA: 42
PITCHER	IP	WLS	BF	H	R	ER	SO	BB	IBB	HBP	BLK	WP	HR	S	P	ERA	WHIP					
Orlando Hernandez, R ERA: 2.3	(1, 1)	3.2	L	21	6	6	3	5	4	0	0	0	0	0	42	74	7.36	2.727				
Ramiro Mendoza, R ERA: 3.97	(4, 1)	3.1		14	4	1	1	2	0	0	0	0	0	0	31	42	2.70	1.200				
Graeme Lloyd, L ERA: 1.93	(8, 1)	1.0		4	1	0	0	2	0	0	0	0	0	14	18	0.00	1.000					
Mike Stanton, L ERA: 5.03	(9, 1)	1.0		3	0	0	0	1	0	0	0	0	0	7	9	0.00	0.000					

Batter	1	2	3	4	5	6	7	8	9	AB	R	H	RBI	BB	SO	LOB	BOTTOM					
Chuck Knoblauch, R OBP: 0.387, SLG: 0.373										4	0	1	0	0	0	1	Atlanta Braves @ New York Yankees Yankee Stadium, Bronx, NY Tue Jun 23 1998, 7:05 PM EDT Att: 54,775 - Cloudy - 73 F					
2 Derek Jeter, R OBP: 0.375, SLG: 0.502										4	1	1	1	0	0	1						
Paul O'Neill, L OBP: 0.387, SLG: 0.502										3	1	2	1	1	0	1						
Tino Martinez, L OBP: 0.352, SLG: 0.471										4	0	0	0	0	0	2						
Tim Lincecum, S OBP: 0.358, SLG: 0.397										4	0	0	0	0	2	1						
Chad Curtis, R OBP: 0.396, SLG: 0.411										3	0	0	0	1	0	0						
Darryl Strawberry, L OBP: 0.386, SLG: 0.572										4	0	2	0	0	1	1						
20 Jorge Posada, S OBP: 0.349, SLG: 0.466										3	0	0	0	0	0	3						
Scott Brosius, R OBP: 0.377, SLG: 0.467										3	0	1	0	0	0	0						
Inning Stats	R: 1 E: 0 K: 0 S: 6	H: 1 LOB: 0 BB: 1 P: 12	R: 0 E: 0 K: 1 S: 7	H: 0 LOB: 0 BB: 0 P: 13	R: 0 E: 0 K: 0 S: 6	H: 0 LOB: 0 BB: 0 P: 9	R: 0 E: 0 K: 0 S: 13	H: 1 LOB: 1 BB: 0 P: 20	R: 0 E: 0 K: 0 S: 6	H: 1 LOB: 0 BB: 0 P: 11	R: 0 E: 0 K: 0 S: 5	H: 1 LOB: 0 BB: 0 P: 6	R: 1 E: 0 K: 0 S: 15	H: 2 LOB: 2 BB: 1 P: 27	R: 0 E: 0 K: 0 S: 10	H: 1 LOB: 1 BB: 0 P: 13		R: 0 E: 1 K: 2 S: 11	H: 0 LOB: 1 BB: 0 P: 18	1B: 5 2B: 0 3B: 0 HR: 2	SF: 0 SAC: 0 DP: 3 HBP: 0	WP: 0 PB: 0 SB: 0 CS: 0
PITCHER	IP	WLS	BF	H	R	ER	SO	BB	IBB	HBP	BLK	WP	HR	S	P	ERA	WHIP					
Tom Glavine, L ERA: 2.72	(1, 1)	8.0	W	30	7	2	2	1	2	0	0	0	0	0	68	111	2.25	1.125				
Kerry Ligtenberg, R ERA: 4.11	(9, 1)	1.0		4	0	0	0	2	0	0	0	0	0	11	18	0.00	0.000					




Batter	1	2	3	4	5	6	7	8	9	AB	R	H	RBI	BB	SO	LOB	TOP										
Chuck Knoblauch R (1.4) OBP: 0.387, SLG: 0.369	L8		F9			BB	BB		G4-3	3	1	0	0	2	0	1	New York Yankees @ Atlanta Braves Turner Field, Atlanta, GA Thu Jun 25 1998, 7:05 PM EDT Att. 49,052 - Overcast - 88 F										
2 Derek Jeter R (1.6) OBP: 0.370, SLG: 0.490	F9			F8		BB	K			3	1	0	0	1	1												
Paul O'Neill, L (1.9) OBP: 0.386, SLG: 0.514	K			G5-3		BB		G6-3		4	1	1	2	0	1												
Tino Martinez, L (1.3) OBP: 0.352, SLG: 0.468		K								3	1	0	0	0	1												
Dale Sveum, S (8.3) OBP: 0.209, SLG: 0.154				G6-3						0	0	0	0	0	0												
Tim Lincecum, S (1.7) OBP: 0.361, SLG: 0.396	F9					BB				3	1	1	1	1	0												
Ricky Ledee, L (8.7) OBP: 0.333, SLG: 0.429						HR				0	0	0	0	0	0												
Chad Curtis, R (1.8) OBP: 0.394, SLG: 0.419	F9					HR				4	1	1	2	0	1												
Scott Brosius, R (1.5) OBP: 0.375, SLG: 0.464			G6-3			BB				3	0	0	0	1	1												
Joe Girardi, R (1.2) OBP: 0.320, SLG: 0.378			K							3	0	0	0	1	2												
David Wells, L (1.1) OBP: 0.250, SLG: 0.250									G3	4	0	1	0	0	1												
Inning Stats	R: 0 E: 0 K: 1 S: 7	H: 0 LOB: 0 BB: 0 P: 10	R: 0 E: 0 K: 1 S: 6	H: 0 LOB: 0 BB: 0 P: 8	R: 0 E: 0 K: 1 S: 13	H: 1 LOB: 1 BB: 0 P: 19	R: 0 E: 0 K: 0 S: 7	H: 0 LOB: 0 BB: 0 P: 10	R: 0 E: 0 K: 2 S: 10	H: 0 LOB: 2 BB: 3 P: 26	R: 5 E: 0 K: 1 S: 17	H: 3 LOB: 0 BB: 2 P: 34	R: 0 E: 0 K: 1 S: 9	H: 0 LOB: 1 BB: 1 P: 14	R: 1 E: 1 K: 1 S: 13	H: 0 LOB: 1 BB: 0 P: 19	R: 0 E: 0 K: 0 S: 5	H: 0 LOB: 0 BB: 0 P: 6	1B: 2 2B: 1 3B: 1 HR: 1	SF: 0 SAC: 0 DP: 1 HBP: 1	WP: 1 PB: 0 CS: 2	PA: 37					
PITCHER	IP	WLS	BF	H	R	ER	SO	BB	IBB	HBP	BLK	WP	HR	S	P	ERA	WHIP										
Denny Neagle, L (1.1) ERA: 3.48	5.1	L	24	4	5	5	5	4	1	0	0	1	1	55	100	8.44	1.500										
Russ Springer, R (6.1) ERA: 3.86	1.2		5	0	0	0	2	1	0	0	0	0	0	14	21	0.00	0.600										
John Rocker, L (8.1) ERA: 2.7	1.0		5	0	1	0	1	0	0	1	0	0	0	13	19	0.00	0.000										
Dennis Martinez, R (9.1) ERA: 4.18	1.0		3	0	0	0	0	0	0	0	0	0	0	5	6	0.00	0.000										

AB	30
R	6
H	4
RBI	5
BB	6
SO	8
LOB	8



Batter	1	2	3	4	5	6	7	8	9	AB	R	H	RBI	BB	SO	LOB	BOTTOM										
Ozzie Guillen, L (1.6) OBP: 0.308, SLG: 0.333	G3-1		G1-3			G1-3		G6-3		4	0	0	0	0	0	0	New York Yankees @ Atlanta Braves Turner Field, Atlanta, GA Thu Jun 25 1998, 7:05 PM EDT Att. 49,052 - Overcast - 88 F										
Gerald Williams, R (1.9) OBP: 0.355, SLG: 0.450			G6-3			F8		F9		4	0	1	0	0	0												
10 Chipper Jones, S (1.5) OBP: 0.402, SLG: 0.550	FC5-6-4				P3				G4-3	4	0	1	0	0	0												
Javy Lopez, R (1.2) OBP: 0.356, SLG: 0.576	FC5-4				P3				G3	4	0	1	0	0	0												
Andruw Jones, R (1.8) OBP: 0.313, SLG: 0.486			K							4	0	2	0	0	2												
Danny Bautista, R (1.7) OBP: 0.237, SLG: 0.296		G5-3			G6-3					4	0	0	0	0	2												
Ryan Klesko, L (1.3) OBP: 0.339, SLG: 0.504						E3				3	0	1	0	0	1												
Tony Graffanino, R (1.4) OBP: 0.271, SLG: 0.313			F8							3	0	0	0	0	1												
Denny Neagle, L (1.1) OBP: 0.167, SLG: 0.146										2	0	0	0	0	1												
Russ Springer, R (6.1)										0	0	0	0	0	0												
John Rocker, R (8.1)										0	0	0	0	0	0												
Eddie Pérez, R (8, PH) OBP: 0.355, SLG: 0.507										1	0	0	0	0	0												
Dennis Martinez, R (9.1) OBP: 0.167, SLG: 0.182										0	0	0	0	0	0												
Inning Stats	R: 0 E: 0 K: 0 S: 9	H: 1 LOB: 1 BB: 0 P: 11	R: 0 E: 0 K: 1 S: 16	H: 1 LOB: 1 BB: 0 P: 23	R: 0 E: 0 K: 1 S: 6	H: 0 LOB: 0 BB: 0 P: 7	R: 0 E: 0 K: 0 S: 11	H: 1 LOB: 1 BB: 0 P: 15	R: 0 E: 1 K: 1 S: 6	H: 0 LOB: 0 BB: 0 P: 7	R: 0 E: 0 K: 1 S: 13	H: 2 LOB: 2 BB: 0 P: 17	R: 0 E: 0 K: 1 S: 6	H: 0 LOB: 0 BB: 0 P: 9	R: 0 E: 0 K: 0 S: 4	H: 0 LOB: 0 BB: 0 P: 8	R: 0 E: 0 K: 0 S: 9	H: 1 LOB: 1 BB: 0 P: 13	1B: 4 2B: 1 3B: 1 HR: 0	SF: 0 SAC: 0 DP: 1 HBP: 0	WP: 0 PB: 0 CS: 0	PA: 33					
PITCHER	IP	WLS	BF	H	R	ER	SO	BB	IBB	HBP	BLK	WP	HR	S	P	ERA	WHIP										
David Wells, L (1.1) ERA: 3.92	9.0	W	33	6	0	0	5	0	0	0	0	0	0	80	110	0.00	0.667										



Batter	1	2	3	4	5	6	7	8	9	AB	R	H	RBI	BB	SO	LOB	TOP										
Chuck Knoblauch, R (1, 4) OBP: 0.393, SLG: 0.372	F7		BB		1-H	1B	HR	2 1B	1-2 2-H 3-H	3	1	2	2	2	0	0											
2 Derek Jeter, R (1, 6) OBP: 0.370, SLG: 0.489	G5-3		G6-3		L6		HR	1B	1-3 2-H	5	1	2	1	0	0	2											
Paul O'Neill, L (1, 9) OBP: 0.386, SLG: 0.522	G4-3			20 1B	K		HR	L6		5	2	2	3	0	1	3											
Tim Lincecum, S (1, 7) OBP: 0.358, SLG: 0.393		20 1B		G3		K	G6-3		0-1	4	0	1	0	0	1	1											
Ricky Ledee, L (7, 7) OBP: 0.350, SLG: 0.455									CS	1	0	1	0	0	0	0											
20 Jorge Posada, S (1, 3) OBP: 0.356, SLG: 0.477		1B				1B			L6	5	1	3	1	0	1	1											
Chad Curtis, R (1, 8) OBP: 0.391, SLG: 0.414	L6-4	1B		P5		G5-3		SH1-4	F9	5	1	1	0	0	0	5											
Scott Brosius, R (1, 5) OBP: 0.377, SLG: 0.462	K			P5				SH1-4		3	0	1	1	1	1	2											
Joe Girardi, R (1, 2) OBP: 0.321, SLG: 0.372										2	1	0	0	0	0	1											
Ramiro Mendoza, R (6, 1)										0	0	0	0	0	0	0											
42 Mariano Rivera, R (9, 1)										0	0	0	0	0	0	0											
Hideki Irabu, R (1, 1) OBP: 0.250, SLG: 0.250										2	0	0	0	0	0	2											
Tino Martinez, L (6, 3) OBP: 0.353, SLG: 0.466										1	1	0	0	1	1	0											
Inning Stats	R: 0 E: 0 K: 0 S: 6	H: 0 LOB: 0 BB: 0 P: 8	R: 0 E: 0 K: 1 S: 13	H: 2 LOB: 1 BB: 0 P: 21	R: 0 E: 0 K: 1 S: 13	H: 0 LOB: 1 BB: 1 P: 21	R: 1 E: 0 K: 0 S: 9	H: 2 LOB: 1 BB: 0 P: 11	R: 1 E: 0 K: 2 S: 10	H: 1 LOB: 1 BB: 0 P: 14	R: 1 E: 0 K: 1 S: 10	H: 2 LOB: 1 BB: 0 P: 15	R: 3 E: 0 K: 2 S: 20	H: 2 LOB: 0 BB: 1 P: 30	R: 2 E: 0 K: 0 S: 11	H: 3 LOB: 2 BB: 2 P: 21	R: 0 E: 0 K: 0 S: 6	H: 1 LOB: 0 BB: 0 P: 10	1B: 11 2B: 2 3B: 0 HR: 1	SF: 0 SAC: 1 DP: 1 HBP: 1	WP: 0 PB: 1 SB: 0 CS: 1	PA: 42					
PITCHER	IP	WLS	BF	H	R	ER	SO	BB	IBB	HBP	BLK	WP	HR	S	P	ERA	WHIP										
Al Leiter, L (1, 1) ERA: 1.86	6.1	L	29	8	5	4	6	2	0	1	0	0	0	72	110	5.68	1.579										
Mel Rojas, R (7, 1) ERA: 3.86	0.2		3	1	1	1	1	0	0	0	0	0	1	9	10	13.50	1.500										
John Hudek, R (8, 1) ERA: 3.38	0.1		3	1	2	2	0	1	0	0	0	0	0	4	7	54.00	6.000										
Brian Bohanon, L (8, 1) ERA: 2.86	0.1		3	2	0	0	0	1	0	0	0	0	0	4	11	0.00	9.000										
Bill Pulsipher, L (8, 1) ERA: 6.75	1.1		4	1	0	0	0	0	0	0	0	0	0	9	13	0.00	0.750										

New York Yankees @ New York Mets
Shea Stadium, Flushing, NY
Fri Jun 26 1998, 7:05 PM EDT
Att: 53,404 - Unknown - 80 F

AB 36
R 8
H 13
RBI 8
BB 4
SO 7
LOB 16



Batter	1	2	3	4	5	6	7	8	9	AB	R	H	RBI	BB	SO	LOB	BOTTOM											
Edgardo Alfonzo, R (1, 5) OBP: 0.351, SLG: 0.386	1B		K		HR		F9		P2	4	2	1	1	1	1	3												
Bernard Gilkey, R (1, 7) OBP: 0.325, SLG: 0.358	G4-6-3		K		G2-3			F8		4	0	1	0	0	1	0												
31 Mike Piazza, R (1, 2) OBP: 0.357, SLG: 0.507	BB		G6-3			1B		G5-3		3	1	1	0	1	0	0												
John Olerud, L (1, 3) OBP: 0.434, SLG: 0.462	G4-6-3			K		G3-6		K		4	0	1	0	0	2	2												
Carlos Baerga, S (1, 4) OBP: 0.312, SLG: 0.403	G4-3			G3		G3-6			F7	4	0	0	0	0	0	2												
Butch Huskey, R (1, 9) OBP: 0.292, SLG: 0.411				G6-3					E5	4	0	1	0	0	0	0												
Brian McRae, S (1, 8) OBP: 0.345, SLG: 0.430		FC6-4			HR				G3	3	1	2	1	1	1	1												
Rey Ordonez, R (1, 6) OBP: 0.264, SLG: 0.276		BB							1B																			
Luis Lopez, S (9, PH) OBP: 0.355, SLG: 0.378		FC6-4			F8				G3	3	0	0	0	0	1	1												
Al Leiter, L (1, 1) ERA: 1.86										1	0	0	0	0	0	2												
Mel Rojas, R (7, 1) ERA: 3.86										0	0	0	0	0	0	0												
Wayne Kirby, L (7, PH) OBP: 0.227, SLG: 0.318										1	0	0	0	0	0	0												
John Hudek, S (8, 1) ERA: 3.38										0	0	0	0	0	0	0												
Brian Bohanon, L (8, 1) ERA: 2.86										0	0	0	0	0	0	0												
Bill Pulsipher, L (8, 1) ERA: 6.75										0	0	0	0	0	0	0												
Al Leiter, L (1, 1) ERA: 1.86										2	0	0	0	0	2	1												
Mel Rojas, R (7, 1) ERA: 3.86										0	0	0	0	0	0	0												
Wayne Kirby, L (7, PH) OBP: 0.227, SLG: 0.318										0	0	0	0	0	0	0												
John Hudek, S (8, 1) ERA: 3.38										0	0	0	0	0	0	0												
Brian Bohanon, L (8, 1) ERA: 2.86										0	0	0	0	0	0	0												
Bill Pulsipher, L (8, 1) ERA: 6.75										0	0	0	0	0	0	0												
Al Leiter, L (1, 1) ERA: 1.86										0	0	0	0	0	0	0												
Mel Rojas, R (7, 1) ERA: 3.86										0	0	0	0	0	0	0												
Wayne Kirby, L (7, PH) OBP: 0.227, SLG: 0.318										0	0	0	0	0	0	0												
John Hudek, S (8, 1) ERA: 3.38										0	0	0	0	0	0	0												
Brian Bohanon, L (8, 1) ERA: 2.86										0	0	0	0	0	0	0												
Bill Pulsipher, L (8, 1) ERA: 6.75										0	0	0	0	0	0	0												
Inning Stats	R: 1 E: 0 K: 0 S: 14	H: 1 LOB: 1 BB: 2 P: 27	R: 0 E: 0 K: 1 S: 12	H: 0 LOB: 1 BB: 1 P: 17	R: 0 E: 0 K: 2 S: 11	H: 0 LOB: 0 BB: 0 P: 14	R: 0 E: 0 K: 1 S: 7	H: 0 LOB: 0 BB: 0 P: 11	R: 2 E: 0 K: 1 S: 9	H: 2 LOB: 0 BB: 0 P: 15	R: 1 E: 0 K: 0 S: 14	H: 3 LOB: 1 BB: 0 P: 17	R: 0 E: 0 K: 1 S: 8	H: 0 LOB: 0 BB: 0 P: 11	R: 0 E: 0 K: 1 S: 7	H: 0 LOB: 0 BB: 0 P: 13	R: 0 E: 1 K: 0 S: 12	H: 1 LOB: 3 BB: 1 P: 20	1B: 4 2B: 1 3B: 0 HR: 2	SF: 0 SAC: 0 DP: 2 HBP: 0	WP: 0 PB: 0 SB: 0 CS: 0	PA: 37						
PITCHER	IP	WLS	BF	H	R	ER	SO	BB	IBB	HBP	BLK	WP	HR	S	P	ERA	WHIP											
Hideki Irabu, R (1, 1) ERA: 2.47	5.2		24	4	4	4	5	3	0	0	0	0	0	23	64	98	6.35	1.588										
Ramiro Mendoza, R (6, 1) ERA: 3.84	2.2	W	10	1	0	0	3	0	0	0	0	0	0	23	33	0.00	0.375											
42 Mariano Rivera, R (9, 1) ERA: 1.29	0.2	S	3	0	0	0	0	1	0	0	0	0	0	7	14	0.00	1.500											

New York Yankees @ New York Mets
Shea Stadium, Flushing, NY
Fri Jun 26 1998, 7:05 PM EDT
Att: 53,404 - Unknown - 80 F

AB 33
R 4
H 7
RBI 2
BB 4
SO 8
LOB 12



Batter	1	2	3	4	5	6	7	8	9	AB	R	H	RBI	BB	SO	LOB	TOP					
Chuck Knoblauch, R (1,4) OBP: 0.391, SLG: 0.367	G6-3		P4		F9		F9		P6	4	1	0	0	1	0	1	New York Yankees @ New York Mets Shea Stadium, Flushing, NY Sat Jun 27 1998, 3:33 AM EDT Att: 53,587 - Cloudy - 81 F					
2 Derek Jeter, R (1,6) OBP: 0.367, SLG: 0.483	G6-3			P4		F9			K	5	0	1	2	0	1	0						
Paul O'Neill, L (1,9) OBP: 0.383, SLG: 0.517	G1-3			E3		G4-3			K	5	1	1	1	0	1	0						
Darryl Strawberry, L (1,7) OBP: 0.391, SLG: 0.563 Ricky Ledee, L (7,7) OBP: 0.360, SLG: 0.455				HR		G3			K	3	1	1	0	1	1	2						
Tino Martinez, L (1,3) OBP: 0.358, SLG: 0.485				HR					G4-3	3	2	2	3	1	0	0						
20 Jorge Posada, S (1,2) OBP: 0.360, SLG: 0.484										4	1	2	0	0	0	1						
Chad Curtis, R (1,8) OBP: 0.385, SLG: 0.409										3	0	0	1	0	1	1						
Scott Brosius, R (1,5) OBP: 0.379, SLG: 0.461										3	1	1	0	1	0	1						
Andy Pettitte, L (1,1) 52 Mike Buddie, R (7,1) Mike Stanton, L (7,1)										2	0	0	0	0	1	2						
Inning Stats	R: 0 E: 0 K: 0 S: 10	H: 0 LOB: 0 BB: 0 P: 15	R: 0 E: 0 K: 0 S: 5	H: 0 LOB: 0 BB: 2 P: 15	R: 0 E: 0 K: 0 S: 9	H: 1 LOB: 1 BB: 0 P: 11	R: 3 E: 1 K: 0 S: 15	H: 2 LOB: 0 BB: 0 P: 24	R: 0 E: 0 K: 0 S: 9	H: 0 LOB: 0 BB: 0 P: 13	R: 0 E: 0 K: 0 S: 4	H: 0 LOB: 0 BB: 0 P: 7	R: 4 E: 1 K: 2 S: 21	H: 4 LOB: 2 BB: 1 P: 30	R: 0 E: 0 K: 1 S: 6	H: 1 LOB: 2 BB: 1 P: 14	R: 0 E: 0 K: 2 S: 11	H: 0 LOB: 0 BB: 0 P: 18	1B: 5 2B: 2 3B: 0 HR: 1	SF: 1 SAC: 1 DP: 0 HBP: 0	WP: 0 PB: 0 SB: 1 CS: 1	PA: 39
PITCHER	IP	WLS	BF	H	R	ER	SO	BB	IBB	HBP	BLK	WP	HR	S	P	ERA	WHIP					
Bobby Jones, R (1,1) ERA: 3.94	6.2	L	29	6	7	3	1	3	0	0	0	0	1	68	108	4.05	1.350					
Bill Pulsipher, L (7,1) ERA: 6.0	0.1		2	1	0	0	1	0	0	0	0	0	0	5	7	0.00	3.000					
Turk Wendell, R (8,1) ERA: 4.44	1.0		5	1	0	0	1	0	1	0	0	0	0	6	14	0.00	1.000					
John Hudek, R (9,1) ERA: 3.24	1.0		3	0	0	0	2	0	0	0	0	0	0	11	18	0.00	0.000					

Batter	1	2	3	4	5	6	7	8	9	AB	R	H	RBI	BB	SO	LOB	BOTTOM					
Edgardo Alfonzo, R (1,5) OBP: 0.348, SLG: 0.379	G5-3				L7				F7	4	0	0	0	1	1	2	New York Yankees @ New York Mets Shea Stadium, Flushing, NY Sat Jun 27 1998, 3:33 AM EDT Att: 53,587 - Cloudy - 81 F					
Bernard Gilkey, R (1,7) OBP: 0.335, SLG: 0.361									K	4	0	2	1	1	2	0						
31 Mike Piazza, R (1,2) OBP: 0.352, SLG: 0.500										4	0	0	0	0	1	4						
John Olerud, L (1,3) OBP: 0.431, SLG: 0.456										3	0	0	0	0	1	3						
Butch Huskey, R (1,9) OBP: 0.292, SLG: 0.408										4	1	1	0	0	0	1						
Carlos Baerga, S (1,4) OBP: 0.398, SLG: 0.398 Bill Pulsipher, L (7,1) Turk Wendell, L (8,1) Todd Pratt, R (8, PH) John Hudek, S (9,1)										3	0	0	0	0	2	1						
Brian McRae, S (1,8) OBP: 0.347, SLG: 0.426										2	0	0	0	2	1	1						
Rey Ordonez, R (1,6) OBP: 0.267, SLG: 0.277										3	1	1	0	1	0	2						
Bobby Jones, R (1,1) ERA: 4.05 52 Mike Buddie, R (7,1) Mike Stanton, L (7,1) ERA: 5.35										2	0	1	0	0	1	1						
Inning Stats	R: 0 E: 0 K: 1 S: 13	H: 0 LOB: 1 BB: 1 P: 24	R: 1 E: 2 K: 2 S: 16	H: 2 LOB: 2 BB: 1 P: 27	R: 0 E: 0 K: 0 S: 9	H: 1 LOB: 1 BB: 0 P: 14	R: 0 E: 0 K: 2 S: 11	H: 1 LOB: 1 BB: 0 P: 16	R: 0 E: 0 K: 2 S: 10	H: 0 LOB: 0 BB: 0 P: 17	R: 0 E: 1 K: 1 S: 9	H: 0 LOB: 1 BB: 0 P: 13	R: 1 E: 0 K: 1 S: 10	H: 1 LOB: 2 BB: 2 P: 22	R: 0 E: 0 K: 0 S: 10	H: 0 LOB: 1 BB: 1 P: 16	R: 0 E: 0 K: 2 S: 8	H: 0 LOB: 0 BB: 0 P: 11	1B: 5 2B: 0 3B: 0 HR: 0	SF: 0 SAC: 0 DP: 1 HBP: 1	WP: 1 PB: 0 SB: 0 CS: 0	PA: 38
PITCHER	IP	WLS	BF	H	R	ER	SO	BB	IBB	HBP	BLK	WP	HR	S	P	ERA	WHIP					
Andy Pettitte, L (1,1) ERA: 4.05	6.1	W	28	4	2	2	9	4	0	1	0	0	0	72	124	2.84	1.263					
52 Mike Buddie, R (7,1) ERA: 9.22	0.1		2	1	0	0	0	0	0	0	0	0	0	5	8	0.00	3.000					
Mike Stanton, L (7,1) ERA: 5.35	2.1		8	0	0	0	2	1	0	0	0	0	0	19	28	0.00	0.429					



Batter	1	2	3	4	5	6	7	8	9	AB	R	H	RBI	BB	SO	LOB	TOP					
Chuck Knoblauch R (1,4) OBP: 0.389, SLG: 0.363	1-1 P3		0-2 G1-3		4-0 BB		0-2 G5-3			3	0	0	0	1	0	0						
2 Derek Jeter R (1,6) OBP: 0.366, SLG: 0.480	1-3 K		0-0 P4		0-0 BB			3-2 F9		4	0	1	0	0	1	0						
Paul O'Neill L (1,9) OBP: 0.379, SLG: 0.510	1-3 K			1-2 E5 FC5	1-0 F7			2-3 K		4	0	0	0	0	2	2						
Darryl Strawberry L (1,7) OBP: 0.383, SLG: 0.548 Ricky Ledee L (9,7) OBP: 0.360, SLG: 0.455		0-0 F7		1-3 K		2-2 G4-3		1-3 K		4	0	0	0	0	2	1						
Tino Martinez L (1,3) OBP: 0.357, SLG: 0.479		4-1 BB 20 BB		0-3 K		1-3 K			3-1 G3-1	3	0	0	0	1	2	1						
20 Jorge Posada S (1,2) OBP: 0.363, SLG: 0.478		4-1 BB		4-0 FC5 IBB		1-3 K2-3			2-3 K	2	0	0	0	2	2	0						
Chad Curtis R (1,8) OBP: 0.379, SLG: 0.402		0-3 K		1-0 FC5			1-2 G4-3		3-1 F8	4	0	0	0	0	1	4						
Scott Brosius R (1,5) OBP: 0.376, SLG: 0.471		1-3 K			0-0 F8		1-0 HR			3	1	1	1	0	1	2						
Orlando Hernandez R (1,1) Ramiro Mendoza, R (9,1)			1-2 G5-3		0-3 K		1-3 K			3	0	0	0	0	2	0						
										0	0	0	0	0	0	0						
Inning Stats	R: 0 E: 0 K: 2 S: 9	H: 0 LOB: 0 BB: 0 P: 12	R: 0 E: 0 K: 2 S: 9	H: 0 LOB: 2 BB: 2 P: 18	R: 0 E: 0 K: 0 S: 10	H: 0 LOB: 0 BB: 0 P: 11	R: 0 E: 1 K: 2 S: 11	H: 0 LOB: 2 BB: 1 P: 18	R: 0 E: 0 K: 1 S: 6	H: 1 LOB: 2 BB: 1 P: 11	R: 0 E: 0 K: 2 S: 11	H: 0 LOB: 0 BB: 0 P: 15	R: 1 E: 0 K: 1 S: 11	H: 1 LOB: 0 BB: 0 P: 14	R: 0 E: 0 K: 2 S: 10	H: 0 LOB: 0 BB: 0 P: 16	R: 0 E: 0 K: 1 S: 8	H: 0 LOB: 0 BB: 0 P: 16	1B: 1 2B: 0 3B: 0 HR: 1	SF: 0 SAC: 0 DP: 0 HBP: 0	WP: 0 PB: 0 SB: 1 CS: 0	PA: 34
PITCHER	IP	WLS	BF	H	R	ER	SO	BB	IBB	HBP	BLK	WP	HR	S	P	ERA	WHIP					
Masato Yoshii, R (1,1) ERA: 3.45	7.0		28	2	1	1	10	3	1	0	0	0	1	67	99	1.29	0.714					
Dennis Cook, L (8,1) ERA: 2.1	2.0	W	6	0	0	0	3	0	0	0	0	0	0	18	32	0.00	0.000					

New York Yankees @ New York Mets
Shea Stadium, Flushing, NY
Sun Jun 28 1998, 7:05 PM EDT
Att: 53,749 - Unknown - 75 F

AB 30
R 1
H 2
RBI 1
BB 4
SO 13
LOB 10



Batter	1	2	3	4	5	6	7	8	9	AB	R	H	RBI	BB	SO	LOB	BOTTOM					
Edgardo Alfonzo, R (1,5) OBP: 0.347, SLG: 0.374	4-2 BB 31 CS		3-1 F9			3-2 F9	0-3 K			3	0	0	0	1	1	1						
Bernard Gilkey R (1,7) OBP: 0.333, SLG: 0.356	4-2 BB 31 CS		3-3 K			2-0 F8		1-1 F9		3	0	0	0	1	1	0						
31 Mike Piazza, R (1,2) OBP: 0.348, SLG: 0.493	3-3 K			0-2 G5-3		2-3 K 1B		1-2 G6-3		4	1	0	0	0	2	2						
John Olerud, L (1,3) OBP: 0.432, SLG: 0.455	4-2 BB			0-0 G6-3		3-2 1B	1-2 1B	0-0 G3-1		3	0	1	0	1	0	0						
Carlos Baerga, S (1,4) OBP: 0.311, SLG: 0.404	0-1 G1			1-1 G4-3		2-2 1B	1-3 2H 1B		1-0 SH1-4 SF9 2B	4	1	2	1	0	0	2						
Butch Huskey, R (1,9) OBP: 0.288, SLG: 0.403	1-0 P3				2-3 K	3-3 K			0-1 SH1-4	3	0	0	0	0	2	2						
Brian McRae, S (1,8) OBP: 0.356, SLG: 0.426	4-0 BB CS				4-2 HBP			4-1 SH3 BB	4-0 IBB	0	0	0	0	3	0	0						
Rey Ordóñez, R (1,6) OBP: 0.265, SLG: 0.275 Luis Lopez, S (9,PH) OBP: 0.348, SLG: 0.372	2-3 K				0-1 F7			0-0 SH3	1-2 SF9	2	0	0	0	0	1	2						
Masato Yoshii, R (1,1) OBP: 0.130, SLG: 0.095 Matt Franco, L (7,PH) OBP: 0.375, SLG: 0.347 Dennis Cook, L (8,1)					0-3 K			3-2 P6		2	0	0	0	0	2	1						
										1	0	0	0	0	0	1						
										0	0	0	0	0	0	0						
Inning Stats	R: 0 E: 1 K: 1 S: 14	H: 0 LOB: 2 BB: 3 P: 29	R: 0 E: 0 K: 1 S: 4	H: 0 LOB: 1 BB: 1 P: 11	R: 0 E: 0 K: 2 S: 8	H: 0 LOB: 0 BB: 0 P: 14	R: 0 E: 0 K: 0 S: 6	H: 0 LOB: 0 BB: 0 P: 7	R: 0 E: 0 K: 2 S: 12	H: 0 LOB: 1 BB: 0 P: 18	R: 1 E: 0 K: 2 S: 23	H: 2 LOB: 2 BB: 0 P: 38	R: 0 E: 0 K: 1 S: 9	H: 0 LOB: 1 BB: 1 P: 16	R: 0 E: 0 K: 0 S: 6	H: 0 LOB: 0 BB: 0 P: 8	R: 1 E: 0 K: 0 S: 6	H: 1 LOB: 1 BB: 1 P: 12	1B: 2 2B: 2 3B: 0 HR: 0	SF: 1 SAC: 2 DP: 1 HBP: 1	WP: 1 PB: 0 SB: 0 CS: 3	PA: 35
PITCHER	IP	WLS	BF	H	R	ER	SO	BB	IBB	HBP	BLK	WP	HR	S	P	ERA	WHIP					
Orlando Hernandez, R (1,1) ERA: 2.04	8.0		31	2	1	1	9	5	0	1	0	0	0	82	141	1.12	0.875					
Ramiro Mendoza, R (9,1) ERA: 3.92	0.2	L	4	1	1	1	0	0	1	0	0	0	0	6	12	13.50	1.500					

New York Yankees @ New York Mets
Shea Stadium, Flushing, NY
Sun Jun 28 1998, 7:05 PM EDT
Att: 53,749 - Unknown - 75 F

AB 25
R 2
H 3
RBI 2
BB 6
SO 9
LOB 11



Batter	1	2	3	4	5	6	7	8	9	AB	R	H	RBI	BB	SO	LOB	TOP			
Doug Glanville, R (1, 8) OBP: 0.347, SLG: 0.438	G6-3			L7		K			G6-3	4	0	0	0	0	1	2	Philadelphia Phillies @ New York Yankees Yankee Stadium, Bronx, NY Tue Jun 30 1998, 7:05 PM EDT Att: 29,087 - Overcast - 79 F			
Gregg Jefferies, S (1, 7) OBP: 0.380, SLG: 0.449 Ruben Amaro Jr, S (7, 7) OBP: 0.246, SLG: 0.235	G3			G3-1		G1-3			F8	3	0	0	0	0	0	2				
Scott Rolen, R (1, 5) OBP: 0.382, SLG: 0.522	F8			K		K			HR	4	1	1	0	0	2	2				
Rico Brogna, L (1, 3) OBP: 0.327, SLG: 0.473 Jon Zuber, L (7, 3) OBP: 0.250, SLG: 1.000		F7			K			P6	HR	3	0	0	0	0	1	0				
23 Kevin Jordan, R (1, 10) OBP: 0.341, SLG: 0.402		F8			K			K	HR	4	0	0	0	0	2	0				
Bobby Abreu, L (1, 9) OBP: 0.406, SLG: 0.496 Kevin Seick, R (7, 9) OBP: 0.364, SLG: 0.309					1B			K		3	0	1	0	0	2	0				
Mike Lieberthal, R (1, 2) OBP: 0.296, SLG: 0.407				G5-3		P5			K	3	0	0	0	0	1	1				
Mark Lewis, R (1, 4) OBP: 0.302, SLG: 0.345 Alex Arias, R (8, 4) OBP: 0.351, SLG: 0.348				F9		1B			K	3	0	1	0	0	1	0				
Desi Relaford, S (1, 6) OBP: 0.337, SLG: 0.397				G4-3		1B			K	3	0	1	0	0	1	0				
Inning Stats	R: 0 E: 0 K: 0 S: 7	H: 0 LOB: 0 BB: 0 P: 10	R: 0 E: 0 K: 1 S: 6	H: 0 LOB: 0 BB: 0 P: 8	R: 0 E: 0 K: 0 S: 5	H: 0 LOB: 0 BB: 0 P: 9	R: 0 E: 0 K: 1 S: 6	H: 1 LOB: 1 BB: 0 P: 16	R: 0 E: 0 K: 2 S: 17	H: 2 LOB: 2 BB: 0 P: 21	R: 0 E: 0 K: 2 S: 8	H: 0 LOB: 0 BB: 0 P: 12	R: 0 E: 0 K: 3 S: 12	H: 0 LOB: 0 BB: 0 P: 14	R: 2 E: 0 K: 0 S: 13	H: 2 LOB: 0 BB: 0 P: 20		1B: 3 2B: 1 3B: 0 HR: 1	SF: 0 SAC: 0 DP: 0 HBP: 0	WP: 0 PB: 0 CS: 0
PITCHER David Cone, R (1, 1) ERA: 4.39	IP: 9.0 WLS: W BF: 32	H: 5 R: 2 ER: 2 SO: 11	BB: 0 IBB: 0 HBP: 0 BLK: 0	WP: 0 HR: 1 S: 83 P: 119	ERA: 2.00 WHIP: 0.556	PITCHER	IP: 9.0 WLS: W BF: 32	H: 5 R: 2 ER: 2 SO: 11	BB: 0 IBB: 0 HBP: 0 BLK: 0	WP: 0 HR: 1 S: 83 P: 119	ERA: 2.00 WHIP: 0.556									

Batter	1	2	3	4	5	6	7	8	9	AB	R	H	RBI	BB	SO	LOB	BOTTOM			
Chuck Knoblauch, R (1, 4) OBP: 0.385, SLG: 0.358 Homer Bush, R (7, 4) OBP: 0.364, SLG: 0.333	G6-3	F8			G4-3			G6-3		4	0	0	0	0	0	3	Philadelphia Phillies @ New York Yankees Yankee Stadium, Bronx, NY Tue Jun 30 1998, 7:05 PM EDT Att: 29,087 - Overcast - 79 F			
2 Derek Jeter, R (1, 6) OBP: 0.356, SLG: 0.477	G1-3				G4-3 1B			F9		4	1	1	1	1	1	0				
Paul O'Neill, L (1, 9) OBP: 0.377, SLG: 0.507 Ricky Ledee, L (7, 9) OBP: 0.360, SLG: 0.455					G4-3		G4-3			4	0	1	0	0	0	2				
Tino Martinez, L (1, 3) OBP: 0.355, SLG: 0.473 Dale Sveum, S (7, 3) OBP: 0.209, SLG: 0.154	L9			G4-3		1B		G4-3		3	1	0	0	1	0	1				
Darryl Strawberry, L (1, 10) OBP: 0.390, SLG: 0.570				G4-3		1B		G4-3		3	2	2	2	1	0	0				
Tim Lincecum, S (1, 7) OBP: 0.361, SLG: 0.401				G4-6-3		1B		G4-3		4	2	2	1	0	0	1				
Chad Curtis, R (1, 8) OBP: 0.385, SLG: 0.495					K					3	2	2	1	1	1	0				
Scott Brosius, R (1, 5) OBP: 0.380, SLG: 0.469					F7					3	1	1	1	1	1	1				
Joe Girardi, R (1, 2) OBP: 0.319, SLG: 0.363				G4-3				G4-3		3	0	0	2	1	0	1				
Inning Stats	R: 0 E: 0 K: 0 S: 7	H: 1 LOB: 1 BB: 0 P: 12	R: 4 E: 0 K: 0 S: 11	H: 5 LOB: 1 BB: 0 P: 19	R: 0 E: 0 K: 0 S: 4	H: 0 LOB: 0 BB: 1 P: 10	R: 0 E: 0 K: 1 S: 5	H: 0 LOB: 0 BB: 0 P: 9	R: 5 E: 0 K: 0 S: 18	H: 3 LOB: 2 BB: 4 P: 42	R: 0 E: 0 K: 1 S: 8	H: 0 LOB: 1 BB: 1 P: 14	R: 0 E: 0 K: 0 S: 5	H: 0 LOB: 0 BB: 0 P: 10	R: 0 E: 0 K: 0 S: 5	H: 0 LOB: 0 BB: 0 P: 10		1B: 7 2B: 1 3B: 0 HR: 1	SF: 0 SAC: 0 DP: 1 HBP: 0	WP: 1 PB: 0 CS: 0
PITCHER Carlton Loewer, R (1, 1) ERA: 7.43 Toby Borland, R (5, 1) ERA: 5.0 Jerry Spradlin, R (8, 1) ERA: 3.86	IP: 4.2 WLS: L BF: 24	H: 8 R: 8 ER: 8 SO: 1	BB: 3 IBB: 0 HBP: 0 BLK: 0	WP: 1 HR: 1 S: 41 P: 78	ERA: 15.43 WHIP: 2.357	PITCHER	IP: 4.2 WLS: L BF: 24	H: 8 R: 8 ER: 8 SO: 1	BB: 3 IBB: 0 HBP: 0 BLK: 0	WP: 1 HR: 1 S: 41 P: 78	ERA: 15.43 WHIP: 2.357									

Batter	1	2	3	4	5	6	7	8	9	AB	R	H	RBI	BB	SO	LOB	TOP								
Doug Glanville, R (1, 8) OBP: 0.343, SLG: 0.433	F8		F8		P5		F7			4	0	0	0	0	0	2	Philadelphia Phillies @ New York Yankees Yankee Stadium, Bronx, NY Wed Jul 01 1998, 7:05 PM EDT Att: 28,919 - Unknown - 73 F livebaseballscorecards.com								
Gregg Jefferies, S (1, 7) OBP: 0.359, SLG: 0.447	G6-3			P2		P6		BB 1B	4	0	1	0	0	0	0										
Scott Rolen, R (1, 5) OBP: 0.386, SLG: 0.533	1B			HR		L7		BB	3	1	2	1	1	0	0										
Rico Brogna, L (1, 3) OBP: 0.329, SLG: 0.477	G5-3			23 E G4-3	1B	2-1 2B		F9	4	1	2	0	0	0	3										
23 Kevin Jordan, R (1, 10) OBP: 0.338, SLG: 0.397		G6-3		E8 G4-3	1B	P2		F8	4	0	1	0	0	0	3										
Mike Lieberthal, R (1, 2) OBP: 0.291, SLG: 0.401	K			G4-3				G6-3	4	0	0	1	0	2	3										
Mark Lewis, R (1, 4) OBP: 0.301, SLG: 0.344	F7			K				G6-3	4	0	1	0	0	1	1										
Kevin Seick, R (1, 9) OBP: 0.348, SLG: 0.293																									
Jon Zuber, L (9, PH) OBP: 0.200, SLG: 0.800																									
Desi Relaford, S (1, 6) OBP: 0.336, SLG: 0.395																									
Inning Stats	R: 0 E: 0 K: 0 S: 13	H: 1 LOB: 1 BB: 0 P: 18	R: 0 E: 0 K: 1 S: 7	H: 0 LOB: 0 BB: 0 P: 11	R: 0 E: 0 K: 1 S: 9	H: 0 LOB: 0 BB: 0 P: 17	R: 2 E: 1 K: 1 S: 15	H: 3 LOB: 1 BB: 0 P: 21	R: 0 E: 0 K: 1 S: 9	H: 0 LOB: 0 BB: 0 P: 12	R: 0 E: 0 K: 0 S: 10	H: 1 LOB: 1 BB: 0 P: 15	R: 0 E: 0 K: 0 S: 10	H: 2 LOB: 2 BB: 0 P: 13	R: 0 E: 0 K: 1 S: 12	H: 1 LOB: 2 BB: 1 P: 19	R: 0 E: 0 K: 0 S: 5	H: 0 LOB: 0 BB: 0 P: 6	1B: 6 2B: 1 3B: 0 HR: 1	SF: 0 SAC: 0 DP: 0 HBP: 0	WP: 0 PB: 0 SB: 0 CS: 0	PA: 36			
PITCHER	IP	WLS	BF	H	R	ER	SO	BB	IBB	HBP	BLK	WP	HR	S	P	ERA	WHIP								
David Wells, L (1, 1) ERA: 3.75	7.0	W	28	7	2	1	4	0	0	0	0	0	1	73	107	1.29	1.000								
Mike Stanton, L (8, 1) ERA: 5.3	0.1		3	1	0	0	0	1	0	0	0	0	0	5	10	0.00	6.000								
42 Mariano Rivera, R (8, 1) ERA: 1.21	1.2	S	5	0	0	0	1	0	0	0	0	0	0	12	15	0.00	0.000								

Batter	1	2	3	4	5	6	7	8	9	AB	R	H	RBI	BB	SO	LOB	BOTTOM								
Chuck Knoblauch, R (1, 4) OBP: 0.386, SLG: 0.360	F8	P6			1B BB 1B	1B				4	1	2	0	0	0	2	Philadelphia Phillies @ New York Yankees Yankee Stadium, Bronx, NY Wed Jul 01 1998, 7:05 PM EDT Att: 28,919 - Unknown - 73 F livebaseballscorecards.com								
2 Derek Jeter, R (1, 6) OBP: 0.362, SLG: 0.470	G5-3		F9		K	G5-3			4	0	0	0	0	1	3										
Paul O'Neill, L (1, 9) OBP: 0.376, SLG: 0.502	F7		F8		1B BB			F8	3	1	0	0	1	0	0										
Tim Lincecum, S (1, 7) OBP: 0.374, SLG: 0.408		HR BB			1B				2	1	2	1	2	0	0										
Ricky Ledee, L (7, PR) OBP: 0.360, SLG: 0.455			FC4-6 BB		1B				0	0	0	0	0	0	0										
Tino Martinez, L (1, 3) OBP: 0.357, SLG: 0.486		HR	FC4-6		20 BB 1B			P5	4	1	2	4	0	0	2										
20 Jorge Posada, S (1, 10) OBP: 0.386, SLG: 0.475		1B			F9	G5-4-3 BB		G6-3	3	0	1	0	1	0	1										
Chad Curtis, R (1, 8) OBP: 0.379, SLG: 0.398	F7			F9	G5-4-3			L9	4	0	0	0	0	0	4										
Scott Brosius, R (1, 5) OBP: 0.378, SLG: 0.464		BB		K		G6-3		F8	3	0	0	0	1	1	0										
Joe Girardi, R (1, 2) OBP: 0.317, SLG: 0.354	K				BB 1B BB	K		L9	3	1	0	0	1	2	2										
Inning Stats	R: 0 E: 0 K: 0 S: 10	H: 0 LOB: 0 BB: 0 P: 14	R: 2 E: 0 K: 1 S: 13	H: 2 LOB: 2 BB: 2 P: 28	R: 0 E: 0 K: 0 S: 10	H: 0 LOB: 1 BB: 1 P: 15	R: 0 E: 0 K: 1 S: 9	H: 0 LOB: 0 BB: 0 P: 17	R: 3 E: 0 K: 1 S: 13	H: 3 LOB: 2 BB: 3 P: 32	R: 0 E: 0 K: 0 S: 11	H: 1 LOB: 1 BB: 0 P: 17	R: 0 E: 0 K: 0 S: 11	H: 1 LOB: 1 BB: 0 P: 15	R: 0 E: 0 K: 0 S: 3	H: 0 LOB: 0 BB: 0 P: 5	1B: 6 2B: 0 3B: 0 HR: 1	SF: 0 SAC: 0 DP: 1 HBP: 0	WP: 0 PB: 0 SB: 0 CS: 0	PA: 36					
PITCHER	IP	WLS	BF	H	R	ER	SO	BB	IBB	HBP	BLK	WP	HR	S	P	ERA	WHIP								
55 Matt Beech, L (1, 1) ERA: 5.15	4.1	L	24	5	5	3	3	6	0	0	0	0	0	12	18	0.00	0.600								
Jerry Spradlin, R (5, 1) ERA: 3.71	1.2		5	1	0	0	1	0	0	0	0	0	0	11	15	0.00	1.000								
Yorkis Perez, L (7, 1) ERA: 2.49	1.0		4	1	0	0	0	0	0	0	0	0	0	3	5	0.00	0.000								
Ricky Bottalico, R (8, 1) ERA: 4.22	1.0		3	0	0	0	0	0	0	0	0	0	0	3	5	0.00	0.000								

Batter	1	2	3	4	5	6	7	8	9	10	11	AB	R	H	RBI	BB	SO	LOB	TOP							
Doug Gianville, R OBP: 0.343, SLG: 0.430	1-0 HBP		0-2 G5-3	3-2 G4-3			1-0 SAFE L4		0-0 F9 23 1B	1-1 G1-3		5	1	1	0	0	0	5								
Gregg Jefferies, S OBP: 0.363, SLG: 0.442 Ruben Amaro Jr., S OBP: 0.237, SLG: 0.226	0-1 SAFE G6-4-3		2-2 F9		1-1 F7		1-0 SAFE SAFE SAFE SF9		1-2 SAFE SAFE SAFE F9		0-0 G4-3	3	0	0	1	0	0	1								
Scott Rolen, R OBP: 0.385, SLG: 0.528	0-1 G6-3		0-0 G1-3		2-2 F7-6-3 1B		4-2 3-H BB		1-3 F9		1-0 F9	2	5	0	1	0	1	0	1							
Rico Brogna, L OBP: 0.332, SLG: 0.497		0-2 HR		2-2 HR		1-1 F7-6-3 1-2		1-2 F9		4-0 23 1B IBB	2-0 F8	3	5	2	2	2	1	0	3							
23 Kevin Jordan, R OBP: 0.348, SLG: 0.405	0-2 G6-3		0-2 BB 1B		2-0 G1-6-3 1B		0-2 G5-3		2-2 1-2 3-H 1B			5	1	3	1	0	0	0								
Bobby Abreu, L OBP: 0.400, SLG: 0.490	4-2 CS BB		4-2 1B BB		2-0 G1-6-3 1-2		0-0 G4-3		3-1 L9			3	0	0	0	2	0	3								
Mike Lieberthal, R OBP: 0.297, SLG: 0.414	4-2 HR BB		0-0 1-2 2-H 1B		2-1 P2		0-0 HR				1-3 K	1	4	2	2	2	1	1	0							
Mark Lewis, R OBP: 0.306, SLG: 0.359	1-0 HR		1-0 HR		1-2 SH SF9 1B		3-2 1B				2-2 F8	2	5	2	3	2	0	1	2							
Desi Relaford, S OBP: 0.335, SLG: 0.397	1-1 P5		1-3 K		2-0 SH BB 1-3		2-3 K				2-1 2B	3	4	0	1	0	0	2	3							
Inning Stats	R: 0 E: 0 K: 0 S: 4	H: 0 LOB: 0 BB: 0 P: 5	R: 3 E: 0 K: 0 S: 16	H: 2 LOB: 0 BB: 2 P: 26	R: 0 E: 0 K: 0 S: 7	H: 0 LOB: 0 BB: 0 P: 9	R: 2 E: 0 K: 2 S: 22	H: 3 LOB: 2 BB: 1 P: 35	R: 0 E: 0 K: 0 S: 8	H: 1 LOB: 0 BB: 0 P: 12	R: 0 E: 0 K: 0 S: 4	H: 1 LOB: 0 BB: 0 P: 10	R: 1 E: 1 K: 0 S: 16	H: 1 LOB: 2 BB: 1 P: 26	R: 1 E: 0 K: 1 S: 12	H: 2 LOB: 1 BB: 0 P: 17	R: 1 E: 0 K: 0 S: 12	H: 2 LOB: 2 BB: 1 P: 22	R: 0 E: 0 K: 1 S: 10	H: 1 LOB: 1 BB: 0 P: 16	R: 0 E: 0 K: 0 S: 3	H: 0 LOB: 0 BB: 0 P: 6	1B: 8 2B: 2 3B: 0 HR: 4	SF: 1 SAC: 1 DP: 3 HBP: 1	WP: 0 PB: 0 SB: 1 CS: 1	PA: 49
PITCHER	IP ERA WLS BF H R ER SO BB IBB HBP BLK WP HR S P ERA WHIP	Hideki Iribu, R ERA: 2.91	Darren Holmes, R ERA: 4.5	Mike Stanton, L ERA: 5.45	52 Mike Buddie, R ERA: 6.1	PITCHER	IP ERA WLS BF H R ER SO BB IBB HBP BLK WP HR S P ERA WHIP																			

Philadelphia Phillies @ New York Yankees
Yankee Stadium, Bronx, NY
Thu Jul 02 1998, 7:05 PM EDT
Att. 31,259 - Unknown - 80 F

livebaseballscorecards.com

AB 41
R 8
H 13
RBI 8
BB 5
SO 4
LOB 19



Batter	1	2	3	4	5	6	7	8	9	10	11	AB	R	H	RBI	BB	SO	LOB	BOTTOM			
Chuck Knoblauch, R OBP: 0.385, SLG: 0.360	2-3 K		1-3 K		2-0 SAFE G5-3			0-0 HR 2B	1-1 F8	2-0 FC6-4 HBP		5	1	1	0	0	2	1				
2 Derek Jeter, R OBP: 0.364, SLG: 0.484	1-0 1B		2-2 G1-3		0-0 HR		0-0 HR	2-3 K	1-1 HR 2B	0-2 FC6-4		6	2	3	1	0	1	4				
Paul O'Neill, L OBP: 0.378, SLG: 0.510	2-1 F8		0-1 P5		2-1 G4-3		0-1 HR	0-1 HR	4-1 HR BB	0-2 1B 1B		5	3	2	2	1	0	1				
Tino Martinez, L OBP: 0.364, SLG: 0.512	3-0 G4-3		1-0 HR		1-3 K		4-2 20 E BB	4-2 20 E BB	2-1 HR	2-2 1B BB		5	3	3	4	1	1	1				
Darryl Strawberry, L OBP: 0.394, SLG: 0.559		1-0 CS HBP	3-3 K		3-3 K		4-2 BB	2-3 K	2-3 K	4-1 1B BB		3	0	0	0	2	3	1				
Tim Lincecum, S OBP: 0.375, SLG: 0.401 Ricky Ledee, L OBP: 0.385, SLG: 0.478		3-3 K	3-2 G4-3		3-2 G4-3		2-3 K	4-2 20 E BB		4-2 FC6-4 BB		3	0	0	0	2	2	2				
20 Jorge Posada, S OBP: 0.386, SLG: 0.479		0-1 2B			2-3 K		2-3 K	0-0 E8 1B		1-2 BB	0-0 B3	5	0	2	1	0	2	1				
Chad Curtis, R OBP: 0.373, SLG: 0.390		2-1 G5-3			1-0 G5-3		0-0 G6-3	0-0 F8		1-0 FC6-4 1B		5	0	0	0	0	0	4				
Scott Brosius, R OBP: 0.379, SLG: 0.463			0-1 G1		3-2 1B		0-1 G4-3		1-1 G6-3	1-0 HBP		5	0	2	0	0	0	0				
Inning Stats	R: 0 E: 0 K: 1 S: 7	H: 1 LOB: 1 BB: 0 P: 15	R: 0 E: 0 K: 1 S: 8	H: 1 LOB: 1 BB: 0 P: 14	R: 0 E: 0 K: 1 S: 9	H: 0 LOB: 0 BB: 0 P: 12	R: 1 E: 0 K: 1 S: 12	H: 1 LOB: 0 BB: 1 P: 19	R: 0 E: 0 K: 1 S: 8	H: 0 LOB: 0 BB: 0 P: 8	R: 3 E: 1 K: 2 S: 21	H: 3 LOB: 2 BB: 2 P: 33	R: 3 E: 0 K: 1 S: 13	H: 2 LOB: 0 BB: 1 P: 24	R: 0 E: 0 K: 0 S: 8	H: 1 LOB: 3 BB: 1 P: 16	R: 1 E: 0 K: 0 S: 11	H: 3 LOB: 3 BB: 1 P: 17	1B: 7 2B: 4 3B: 0 HR: 4	SF: 0 SAC: 0 DP: 1 HBP: 2	WP: 0 PB: 0 SB: 0 CS: 1	PA: 51
PITCHER	IP ERA WLS BF H R ER SO BB IBB HBP BLK WP HR S P ERA WHIP	Tyler Green, R ERA: 4.6	Wayne Gomes, R ERA: 3.73	Yorkis Perez, L ERA: 3.27	Mark Leiter, R ERA: 3.28	Jerry Spradlin, R ERA: 3.32	PITCHER	IP ERA WLS BF H R ER SO BB IBB HBP BLK WP HR S P ERA WHIP														

Philadelphia Phillies @ New York Yankees
Yankee Stadium, Bronx, NY
Thu Jul 02 1998, 7:05 PM EDT
Att. 31,259 - Unknown - 80 F

livebaseballscorecards.com

AB 43
R 9
H 14
RBI 9
BB 6
SO 11
LOB 15



Batter	1	2	3	4	5	6	7	8	9	AB	R	H	RBI	BB	SO	LOB	TOP					
Roberto Alomar, S (1, 4) OBP: 0.372, SLG: 0.432	1-1 G4-3		2-0 G5-3		0-1 G4-3			4-0 BB		3	0	0	0	1	0	1	Baltimore Orioles @ New York Yankees Yankee Stadium, Bronx, NY Fri Jul 03 1998, 7:05 PM EDT Att: 43,328 - Unknown - 79 F					
B.J. Surhoff, L (1, 7) OBP: 0.330, SLG: 0.479	1-2 G4-3		0-0 2B			4-2 G6-3 BB		0-3 K		3	0	1	1	1	1	1						
Eric Davis, R (1, 10) OBP: 0.375, SLG: 0.545	2-1 L9		3-H 1-1 G6-3		1-1 1-2 G6-3			0-1 F9		4	0	0	0	0	0	3						
Rafael Palmeiro, L (1, 3) OBP: 0.381, SLG: 0.590		1-0 G3		0-2 F8		2-0 F8		0-3 K		4	0	0	0	0	1	1						
Cal Ripken Jr., R (1, 5) OBP: 0.324, SLG: 0.364		2-1 G5-3		2-2 F8			0-0 E5 G1-3		4-2 P7 BB	3	0	0	0	1	0	0						
Jeff Reboulet, R (9, PR) OBP: 0.381, SLG: 0.333										0	0	0	0	0	0	0						
Brady Anderson, L (1, 8) OBP: 0.305, SLG: 0.401		3-1 P6		4-0 BB			3-3 K		0-1 P7	3	0	0	0	1	1	2						
Joe Carter, R (1, 9) OBP: 0.298, SLG: 0.431			0-1 23 2B SF7	1-1 SAFE SAFE SAFE P4			1-1 G1-3		4-2 FC5 23 1B BB	3	1	1	0	1	0	2						
23 Chris Hoiles, R (1, 2) OBP: 0.331, SLG: 0.374			2-0 SF7 2B		2-1 P5		4-2 BB		0-2 1B	3	1	2	0	1	0	0						
Mike Bordick, R (1, 6) OBP: 0.314, SLG: 0.371			1-2 SF7		1-1 G5-3		1-3 K		1-2 FC5	3	0	0	1	0	1	4						
Inning Stats	R: 0 E: 0 K: 0 S: 7	H: 0 LOB: 0 BB: 0 P: 11	R: 0 E: 0 K: 0 S: 5	H: 0 LOB: 0 BB: 0 P: 11	R: 2 E: 0 K: 0 S: 10	H: 3 LOB: 1 BB: 0 P: 16	R: 0 E: 0 K: 0 S: 10	H: 0 LOB: 1 BB: 1 P: 18	R: 0 E: 0 K: 0 S: 6	H: 0 LOB: 0 BB: 0 P: 9	R: 0 E: 0 K: 0 S: 12	H: 0 LOB: 0 BB: 1 P: 19	R: 0 E: 0 K: 2 S: 16	H: 0 LOB: 2 BB: 1 P: 25	R: 0 E: 0 K: 2 S: 8	H: 0 LOB: 1 BB: 0 P: 12	R: 0 E: 0 K: 0 S: 14	H: 1 LOB: 2 BB: 2 P: 23	1B: 2 2B: 2 3B: 0 HR: 0	SF: 1 SAC: 0 DP: 1 HBP: 0	WP: 0 PB: 0 SB: 0 CS: 0	PA: 36
PITCHER Andy Pettitte, L (1, 1) ERA: 3.9	IP: 9.0 WLS: W BF: 36 H: 4 R: 2 ER: 2 SO: 4 BB: 6 IBB: 0 HBP: 0 BLK: 0 WP: 0 HR: 0 S: 88 P: 144 ERA: 2.00 WHIP: 1.111															PITCHER						

Batter	1	2	3	4	5	6	7	8	9	AB	R	H	RBI	BB	SO	LOB	BOTTOM					
2 Derek Jeter, R (1, 6) OBP: 0.366, SLG: 0.488	0-0 1B SF7		3-3 K		1-0 F7			2-1 G6-3 2B		4	1	2	0	0	1	0	Baltimore Orioles @ New York Yankees Yankee Stadium, Bronx, NY Fri Jul 03 1998, 7:05 PM EDT Att: 43,328 - Unknown - 79 F					
Luis Sojo, R (1, 4) OBP: 0.211, SLG: 0.203	1-0 1B		0-1 G5-3		2-1 L8			2-2 G6-3		4	0	1	0	0	0	1						
Paul O'Neill, L (1, 9) OBP: 0.376, SLG: 0.508	0-0 SF7		1-3 K			0-2 G3-6-3 1B		1-2 G6-3		3	0	1	1	0	1	1						
Tino Martinez, L (1, 3) OBP: 0.359, SLG: 0.504	3-H 0-1 L8			1-3 K		1-0 G3-6-3		2-2 G4-3		4	0	0	0	0	1	3						
Darryl Strawberry, L (1, 10) OBP: 0.388, SLG: 0.549	3-3 K		1-1 P6			1-3 K		4-2 FC1-5 1B HBP		3	0	0	0	0	2	1						
Tim Lincecum, S (9, PH) OBP: 0.376, SLG: 0.401										0	0	0	0	0	0	0						
Chad Curtis, R (1, 8) OBP: 0.376, SLG: 0.412		2-1 2B		2-2 HR			3-3 K		1-1 SAFE SAFE SAFE S FC1-5 1B	4	2	3	1	0	1	0						
Ricky Ledee, L (1, 7) OBP: 0.379, SLG: 0.440		1-2 F9		4-1 BB			2-3 K		1-0 FC1-5 1B	2	0	0	0	1	1	1						
Dale Sveum, S (9, PH) OBP: 0.205, SLG: 0.150									1-2 2-3 FC1-5 1B	1	0	0	0	0	0	2						
Scott Brosius, R (1, 5) OBP: 0.380, SLG: 0.463		0-3 K		1-0 G6-3			1-2 FC4 1B		1-1 1B	4	0	2	1	0	1	2						
Joe Girardi, R (1, 2) OBP: 0.310, SLG: 0.346		2-3 K			0-0 L9		2-1 FC4			3	0	0	0	0	1	2						
Inning Stats	R: 1 E: 0 K: 1 S: 8	H: 2 LOB: 1 BB: 0 P: 12	R: 0 E: 0 K: 2 S: 14	H: 1 LOB: 0 BB: 0 P: 19	R: 0 E: 0 K: 2 S: 8	H: 0 LOB: 0 BB: 0 P: 12	R: 1 E: 0 K: 1 S: 15	H: 1 LOB: 1 BB: 1 P: 24	R: 0 E: 0 K: 0 S: 4	H: 0 LOB: 0 BB: 0 P: 7	R: 0 E: 0 K: 1 S: 8	H: 1 LOB: 0 BB: 0 P: 10	R: 0 E: 0 K: 2 S: 13	H: 1 LOB: 1 BB: 0 P: 21	R: 0 E: 0 K: 0 S: 14	H: 1 LOB: 0 BB: 0 P: 21	R: 1 E: 0 K: 0 S: 8	H: 2 LOB: 2 BB: 0 P: 16	1B: 6 2B: 2 3B: 0 HR: 1	SF: 1 SAC: 0 DP: 1 HBP: 1	WP: 0 PB: 0 SB: 2 CS: 0	PA: 35
PITCHER 35 Mike Mussina, R (1, 1) ERA: 3.63	IP: 7.1 WLS: L BF: 29 H: 7 R: 2 ER: 2 SO: 9 BB: 1 IBB: 0 HBP: 0 BLK: 0 WP: 0 HR: 1 S: 77 P: 116 ERA: 2.46 WHIP: 1.091															PITCHER						
Jesse Orosco, L (8, 1) ERA: 3.39	IP: 1.0 WLS: L BF: 6 H: 2 R: 1 ER: 1 SO: 0 BB: 0 IBB: 0 HBP: 0 BLK: 0 WP: 0 HR: 0 S: 15 P: 26 ERA: 9.00 WHIP: 2.000															PITCHER						



Batter	1	2	3	4	5	6	7	8	9	AB	R	H	RBI	BB	SO	LOB	TOP										
Roberto Alomar, S (1, 4) OBP: 0.370, SLG: 0.433										4	1	1	0	0	1	0											
B.J. Surhoff, L (1, 7) OBP: 0.338, SLG: 0.487										3	2	3	0	1	0	0											
Eric Davis, R (1, 10) OBP: 0.373, SLG: 0.539										4	0	1	0	0	1	4											
Rafael Palmeiro, L (1, 3) OBP: 0.379, SLG: 0.585										3	0	0	0	1	0	2											
Cal Ripken Jr., R (1, 5) Jeff Reboulet, R (9, PR) OBP: 0.381, SLG: 0.333										4	0	1	0	0	1	4											
Brady Anderson, L (1, 8) OBP: 0.308, SLG: 0.402										4	0	2	2	0	0	0											
23 Chris Hoiles, R (1, 2) OBP: 0.329, SLG: 0.367										3	0	0	0	0	1	4											
Rich Becker, L (1, 9) OBP: 0.317, SLG: 0.328										4	0	0	0	0	0	3											
Mike Bordick, R (1, 6) OBP: 0.311, SLG: 0.366										3	0	0	0	0	1	0											
Inning Stats	R: 2 E: 0 K: 2 S: 16	H: 2 LOB: 2 BB: 2 P: 33	R: 0 E: 0 K: 0 S: 8	H: 0 LOB: 0 BB: 0 P: 13	R: 0 E: 0 K: 0 S: 12	H: 1 LOB: 1 BB: 0 P: 19	R: 0 E: 0 K: 0 S: 4	H: 0 LOB: 0 BB: 0 P: 9	R: 1 E: 1 K: 1 S: 11	H: 2 LOB: 1 BB: 0 P: 18	R: 0 E: 0 K: 1 S: 7	H: 0 LOB: 0 BB: 0 P: 9	R: 0 E: 0 K: 1 S: 8	H: 0 LOB: 0 BB: 0 P: 12	R: 0 E: 0 K: 0 S: 5	H: 1 LOB: 0 BB: 0 P: 8	R: 0 E: 0 K: 0 S: 6	H: 2 LOB: 2 BB: 0 P: 8	1B: 6 2B: 2 3B: 0 HR: 0	SF: 0 SAC: 0 DP: 3 HBP: 1	WP: 0 PB: 1 SB: 1 CS: 0	PA: 35					
PITCHER	IP	WLS	BF	H	R	ER	SO	BB	IBB	HBP	BLK	WP	HR	S	P	ERA	WHIP										
Orlando Hernandez, R (1, 1) ERA: 2.08	8.0	W	31	6	3	2	5	1	1	1	0	0	0	71	121	2.25	0.875										
42 Mariano Rivera, R (9, 1) ERA: 1.17	1.0	S	4	2	0	0	0	0	0	0	0	0	0	6	8	0.00	2.000										

Baltimore Orioles @ New York Yankees
Yankee Stadium, Bronx, NY
Sat Jul 04 1998, 3:33 AM EDT
Att: 37,390 - Sunny - 81 F

AB 32
R 3
H 8
RBI 2
BB 2
SO 5
LOB 17



Batter	1	2	3	4	5	6	7	8	9	AB	R	H	RBI	BB	SO	LOB	BOTTOM										
2 Derek Jeter, R (1, 6) OBP: 0.371, SLG: 0.490										4	1	2	1	1	0	1											
Luis Sojo, R (1, 4) OBP: 0.213, SLG: 0.195										3	0	0	0	1	0	4											
Paul O'Neill, L (1, 9) OBP: 0.375, SLG: 0.505										4	0	1	0	0	2	2											
Tino Martinez, L (1, 3) OBP: 0.361, SLG: 0.508										4	1	2	1	0	0	1											
Tim Lincecum, S (1, 10) OBP: 0.380, SLG: 0.400										3	1	1	0	1	0	2											
20 Jorge Posada, S (1, 2) OBP: 0.374, SLG: 0.479										2	0	1	0	2	0	1											
Chad Curtis, R (1, 8) OBP: 0.376, SLG: 0.409										4	0	1	2	0	0	4											
Ricky Ledee, L (1, 7) OBP: 0.364, SLG: 0.448										4	1	1	0	0	2	2											
Scott Brosius, R (1, 5) OBP: 0.380, SLG: 0.462										3	0	1	0	0	0	3											
Inning Stats	R: 1 E: 0 K: 0 S: 10	H: 2 LOB: 3 BB: 2 P: 21	R: 1 E: 0 K: 0 S: 10	H: 2 LOB: 0 BB: 0 P: 15	R: 0 E: 0 K: 0 S: 7	H: 1 LOB: 1 BB: 1 P: 16	R: 0 E: 0 K: 1 S: 10	H: 1 LOB: 0 BB: 0 P: 14	R: 0 E: 0 K: 1 S: 9	H: 0 LOB: 0 BB: 0 P: 12	R: 2 E: 0 K: 0 S: 13	H: 3 LOB: 3 BB: 2 P: 27	R: 0 E: 0 K: 1 S: 8	H: 0 LOB: 0 BB: 0 P: 13	R: 0 E: 0 K: 1 S: 7	H: 1 LOB: 0 BB: 0 P: 8	1B: 8 2B: 2 3B: 0 HR: 0	SF: 0 SAC: 0 DP: 3 HBP: 0	WP: 0 PB: 0 SB: 2 CS: 1	PA: 36							
PITCHER	IP	WLS	BF	H	R	ER	SO	BB	IBB	HBP	BLK	WP	HR	S	P	ERA	WHIP										
Doug Drabek, R (1, 1) ERA: 7.12	5.0	L	24	8	4	4	2	2	1	0	0	0	0	51	86	7.20	2.000										
Alan Mills, R (6, 1) ERA: 4.08	1.0		6	1	0	0	0	1	1	0	0	0	0	8	19	0.00	2.000										
Arthur Rhodes, L (7, 1) ERA: 3.3	2.0		6	1	0	0	2	0	0	0	0	0	0	15	21	0.00	0.500										

Baltimore Orioles @ New York Yankees
Yankee Stadium, Bronx, NY
Sat Jul 04 1998, 3:33 AM EDT
Att: 37,390 - Sunny - 81 F

AB 31
R 4
H 10
RBI 4
BB 5
SO 4
LOB 20



Batter	1	2	3	4	5	6	7	8	9	AB	R	H	RBI	BB	SO	LOB	TOP				
Roberto Alomar, S (1, 4) OBP: 0.366, SLG: 0.427										4	0	0	0	0	2	2	Baltimore Orioles @ New York Yankees Yankee Stadium, Bronx, NY Sun Jul 05 1998, 3:33 AM EDT Att: 52,506 - Sunny - 79 F				
Brady Anderson, L (1, 8) Jeff Reboulet, R (8, 6) OBP: 0.381, SLG: 0.333										3	0	2	0	0	0	0					
Eric Davis, R (1, 10) OBP: 0.371, SLG: 0.533										4	0	1	0	0	1	3					
Rafael Palmeiro, L (1, 3) OBP: 0.378, SLG: 0.581										4	0	1	0	0	2						
B.J. Surhoff, L (1, 7) OBP: 0.334, SLG: 0.481										4	0	0	0	0	2	2					
Cal Ripken Jr., R (1, 5) OBP: 0.322, SLG: 0.362										4	0	1	0	0	0	0					
Joe Carter, R (1, 9) OBP: 0.298, SLG: 0.430										3	0	1	0	0	0	1					
Lenny Webster, R (1, 2) OBP: 0.280, SLG: 0.411										3	0	1	0	0	0	1					
Mike Bordick, R (1, 6) Rich Becker, L (8, PH) OBP: 0.315, SLG: 0.325										2	0	0	0	0	0	2					
Inning Stats	R: 0 E: 0 K: 1 S: 12	H: 0 LOB: 1 BB: 0 P: 17	R: 0 E: 0 K: 0 S: 7	H: 0 LOB: 0 BB: 0 P: 10	R: 0 E: 0 K: 1 S: 8	H: 2 LOB: 1 BB: 0 P: 11	R: 0 E: 0 K: 1 S: 9	H: 2 LOB: 2 BB: 0 P: 11	R: 0 E: 0 K: 0 S: 7	H: 1 LOB: 1 BB: 0 P: 11	R: 0 E: 0 K: 0 S: 6	H: 1 LOB: 0 BB: 0 P: 7	R: 0 E: 0 K: 0 S: 11	H: 1 LOB: 1 BB: 0 P: 18	R: 0 E: 0 K: 1 S: 10	H: 0 LOB: 0 BB: 0 P: 12	1B: 6 2B: 1 3B: 0 HR: 0	SF: 0 SAC: 0 DP: 1 HBP: 1	WP: 0 PB: 0 SB: 5 CS: 0	PA: 33	
PITCHER	IP	WLS	BF	H	R	ER	SO	BB	IBB	HBP	BLK	WP	HR	S	P	ERA	WHIP				
David Cone, R (1, 1) ERA: 4.05	8.0	W	30	7	0	0	4	0	0	1	0	0	0	73	108	0.00	0.875				
42 Mariano Rivera, R (9, 1) ERA: 1.14	1.0	S	3	0	0	0	1	0	0	0	0	0	0	10	12	0.00	0.000				

Batter	1	2	3	4	5	6	7	8	9	AB	R	H	RBI	BB	SO	LOB	BOTTOM				
2 Derek Jeter, R (1, 6) OBP: 0.372, SLG: 0.488										3	0	1	0	1	0	2	Baltimore Orioles @ New York Yankees Yankee Stadium, Bronx, NY Sun Jul 05 1998, 3:33 AM EDT Att: 52,506 - Sunny - 79 F				
Luis Sojo, R (1, 4) OBP: 0.214, SLG: 0.198										4	1	1	0	0	0	2					
Paul O'Neill, L (1, 9) OBP: 0.376, SLG: 0.505										4	0	2	0	0	0	1					
Tino Martinez, L (1, 3) OBP: 0.362, SLG: 0.506										3	0	1	0	1	2	2					
Tim Lincecum, S (1, 10) OBP: 0.383, SLG: 0.395										2	0	0	0	2	1	1					
Chad Curtis, R (1, 8) OBP: 0.375, SLG: 0.405										3	0	0	1	0	1	3					
Ricky Ledee, L (1, 7) OBP: 0.324, SLG: 0.394										4	0	0	0	0	3	3					
Dale Sveum, S (1, 5) OBP: 0.208, SLG: 0.159										4	0	1	0	0	0	0					
Joe Girardi, R (1, 2) OBP: 0.310, SLG: 0.346										3	0	1	0	0	0	0					
Inning Stats	R: 0 E: 0 K: 1 S: 13	H: 1 LOB: 3 BB: 2 P: 29	R: 0 E: 0 K: 0 S: 6	H: 0 LOB: 0 BB: 0 P: 8	R: 1 E: 0 K: 2 S: 19	H: 2 LOB: 3 BB: 1 P: 32	R: 0 E: 0 K: 0 S: 6	H: 0 LOB: 1 BB: 1 P: 12	R: 0 E: 0 K: 1 S: 8	H: 0 LOB: 0 BB: 0 P: 11	R: 0 E: 0 K: 1 S: 14	H: 2 LOB: 2 BB: 0 P: 17	R: 0 E: 0 K: 1 S: 8	H: 2 LOB: 1 BB: 0 P: 11	R: 0 E: 0 K: 1 S: 10	H: 0 LOB: 0 BB: 0 P: 13	1B: 7 2B: 0 3B: 0 HR: 0	SF: 0 SAC: 0 DP: 0 HBP: 1	WP: 0 PB: 0 SB: 1 CS: 0	PA: 35	
PITCHER	IP	WLS	BF	H	R	ER	SO	BB	IBB	HBP	BLK	WP	HR	S	P	ERA	WHIP				
Scott Erickson, R (1, 1) ERA: 4.24	8.0	L	35	7	1	1	7	4	0	1	0	0	0	84	133	1.12	1.375				



Batter	1	2	3	4	5	6	7	8	9	AB	R	H	RBI	BB	SO	LOB	TOP										
Chuck Knoblauch, R OBP: 0.381, SLG: 0.355	L4	G4-3			K		CS	K		4	0	0	0	0	2	0	New York Yankees @ Tampa Bay Devil Rays Tropicana Field, St. Petersburg, FL Thu Jul 09 1998, 7:05 PM EDT Att: 38,386 - Dome - 72 F livebaseballscorecards.com										
2 Derek Jeter, R OBP: 0.368, SLG: 0.482	G3	G5-3			G6-3			G6-3		4	0	0	0	0	0	0											
Paul O'Neill, L OBP: 0.375, SLG: 0.502	1B		F7			G3-1		P5		4	0	1	0	0	0	0											
Tino Martinez, L OBP: 0.364, SLG: 0.504	1B		F7			1B		F7		3	0	1	0	1	0	0											
Tim Lincecum, S OBP: 0.380, SLG: 0.392										4	0	1	0	0	1	1											
Ricky Ledee, L OBP: 0.324, SLG: 0.394										0	0	0	0	0	0	0											
Daryl Strawberry, L OBP: 0.380, SLG: 0.536	F8									4	0	0	0	0	1	4											
Chad Curtis, R OBP: 0.374, SLG: 0.402		F8								2	0	0	0	1	0	0											
Scott Brosius, R OBP: 0.379, SLG: 0.458			G4-3					B2		2	1	0	0	0	0	1											
Joe Girardi, R OBP: 0.311, SLG: 0.368								FC5-4		3	1	1	2	0	0	1											
Inning Stats	R: 0 H: 2 E: 0 K: 0 S: 15	H: 1 R: 3 ER: 0 LOB: 3 BB: 1 P: 26	R: 2 H: 1 E: 0 K: 0 S: 10	H: 0 R: 0 ER: 0 LOB: 0 BB: 0 P: 10	R: 0 H: 0 E: 0 K: 0 S: 5	H: 0 R: 1 ER: 0 LOB: 0 BB: 0 P: 8	R: 0 H: 1 E: 0 K: 2 S: 9	H: 0 R: 0 ER: 0 LOB: 1 BB: 1 P: 15	R: 0 H: 0 E: 0 K: 0 S: 5	H: 0 R: 0 ER: 0 LOB: 0 BB: 1 P: 10	R: 0 H: 0 E: 0 K: 1 S: 9	H: 0 R: 0 ER: 0 LOB: 0 BB: 0 P: 7	R: 0 H: 0 E: 0 K: 0 S: 3	H: 0 R: 0 ER: 0 LOB: 0 BB: 0 P: 14	H: 0 R: 0 ER: 0 LOB: 0 BB: 0 P: 7	1B: 3 2B: 0 3B: 0 HR: 1	SF: 0 SAC: 0 DP: 0 HBP: 1	WP: 0 PB: 0 CS: 1	PA: 34								
PITCHER	IP	WLS	BF	H	R	ER	SO	BB	IBB	HBP	BLK	WP	HR	S	P	ERA	WHIP										
Bryan Rekar, R ERA: 3.6	5.0	L	20	3	2	2	1	1	0	1	0	0	1	44	71	3.60	0.800										
Jim Nantz, R ERA: 3.38	2.2		9	1	0	0	3	1	0	0	0	0	0	20	33	0.00	0.750										
Scott Aldred, L ERA: 1.8	0.1		1	0	0	0	0	0	0	0	0	0	0	3	6	0.00	0.000										
Roberto Hernandez, R ERA: 3.4	1.0		3	0	0	0	0	0	0	0	0	0	0	3	7	0.00	0.000										
Batter	1	2	3	4	5	6	7	8	9	AB	R	H	RBI	BB	SO	LOB	BOTTOM										
Randy Winn, S OBP: 0.415, SLG: 0.400	F8					K				4	0	0	0	0	2	2	New York Yankees @ Tampa Bay Devil Rays Tropicana Field, St. Petersburg, FL Thu Jul 09 1998, 7:05 PM EDT Att: 38,386 - Dome - 72 F livebaseballscorecards.com										
Quinton McCracken, S OBP: 0.340, SLG: 0.437			G6-3							3	0	2	0	1	0	1											
Bobby Smith, R OBP: 0.356, SLG: 0.456	K					G1-3				4	0	0	0	0	1	5											
Fred McGriff, L OBP: 0.346, SLG: 0.389	K					K				3	0	0	0	1	2	1											
Bubba Trammell, R OBP: 0.333, SLG: 0.350										3	0	1	0	0	1	0											
Paul Sorrento, L OBP: 0.308, SLG: 0.449										0	0	0	0	1	0	0											
Mike Kelly, R OBP: 0.301, SLG: 0.375	P6					K				3	0	0	0	0	2	1											
John Flaherty, R OBP: 0.265, SLG: 0.266										3	0	0	0	0	0	0											
Dave Martinez, L OBP: 0.327, SLG: 0.301		G5-3				L5				1	0	0	0	0	2												
Kevin Stocker, S OBP: 0.285, SLG: 0.344										3	0	0	0	0	0	0											
Wade Boggs, L OBP: 0.346, SLG: 0.408			G6-3			G5-3				1	0	0	0	0	2												
Miguel Cairo, R OBP: 0.311, SLG: 0.371										3	0	2	0	0	0	0											
Inning Stats	R: 0 H: 1 E: 0 K: 2 S: 11	H: 0 R: 0 ER: 0 LOB: 0 BB: 0 P: 8	R: 0 H: 1 E: 0 K: 1 S: 8	H: 0 R: 0 ER: 0 LOB: 1 BB: 0 P: 13	R: 0 H: 1 E: 0 K: 2 S: 11	H: 0 R: 0 ER: 0 LOB: 1 BB: 0 P: 16	R: 0 H: 1 E: 0 K: 1 S: 8	H: 0 R: 0 ER: 0 LOB: 0 BB: 0 P: 14	R: 0 H: 0 E: 0 K: 1 S: 7	H: 0 R: 0 ER: 0 LOB: 0 BB: 0 P: 13	R: 0 H: 1 E: 1 K: 0 S: 19	H: 0 R: 0 ER: 0 LOB: 2 BB: 2 P: 19	R: 0 H: 0 E: 0 K: 0 S: 10	H: 0 R: 0 ER: 0 LOB: 0 BB: 0 P: 14	H: 0 R: 0 ER: 0 LOB: 0 BB: 0 P: 19	1B: 5 2B: 0 3B: 0 HR: 0	SF: 0 SAC: 1 DP: 1 HBP: 0	WP: 0 PB: 0 CS: 0	PA: 35								
PITCHER	IP	WLS	BF	H	R	ER	SO	BB	IBB	HBP	BLK	WP	HR	S	P	ERA	WHIP										
Andy Pettitte, L ERA: 3.66	8.0		30	5	0	0	8	1	0	0	0	0	0	76	121	0.00	0.750										
42 Mariano Rivera, R ERA: 1.1	1.0	S	5	0	0	0	0	2	0	0	0	0	0	10	19	0.00	2.000										

Batter	1	2	3	4	5	6	7	8	9	AB	R	H	RBI	BB	SO	LOB	TOP					
Chuck Knoblauch, R (1,4) OBP: 0.378, SLG: 0.363	F8		P6			HR	P4	P3		5	1	1	3	0	0	1						
2 Derek Jeter, R (1,6) OBP: 0.365, SLG: 0.477	L4		G4-3			G6-3	G1-3		FC4-6 1B	5	0	1	0	0	0	1						
Paul O'Neill, L (1,9) OBP: 0.373, SLG: 0.497	K			F7	K			FC4-6 G5-4-3 1-2		5	0	1	0	0	2	1						
Chad Curtis, R (1,8) OBP: 0.368, SLG: 0.394		K		G6-3		E6 FC5 1B	G4-3		G5-4-3 1-2	5	1	0	0	0	1	2						
Tino Martinez, L (1,3) OBP: 0.366, SLG: 0.502		K				E FC5 20 SF7 1B		G3-1		3	1	1	0	1	1	0						
Tim Lincecum, S (1,7) OBP: 0.380, SLG: 0.388 Ricky Ledee, L (7,7) OBP: 0.342, SLG: 0.412				BB	F8	FC5 FC1-5-4-2 1-3		20 1B HR		2	0	0	1	1	0	2						
20 Jorge Posada, S (1,10) OBP: 0.372, SLG: 0.476		P9				P4	SF7	HR 1B		3	1	1	1	0	0	1						
Scott Brosius, R (1,5) OBP: 0.381, SLG: 0.468			G5-3			HR HBP 1B	FC1-5-4-2 1B	HR 1B		3	2	1	3	0	0	1						
Joe Girardi, R (1,2) OBP: 0.322, SLG: 0.374						HR 1B		F8		3	1	2	0	1	0	0						
Inning Stats	R: 0 E: 0 K: 1 S: 8	H: 0 LOB: 0 BB: 0 P: 12	R: 0 E: 0 K: 2 S: 10	H: 0 LOB: 1 BB: 1 P: 21	R: 0 E: 0 K: 0 S: 7	H: 0 LOB: 1 BB: 1 P: 12	R: 0 E: 0 K: 0 S: 6	H: 0 LOB: 1 BB: 1 P: 15	R: 3 E: 2 K: 1 S: 11	H: 2 LOB: 2 BB: 0 P: 17	R: 2 E: 2 K: 0 S: 10	H: 2 LOB: 2 BB: 0 P: 14	R: 0 E: 0 K: 0 S: 12	H: 1 LOB: 1 BB: 0 P: 18	R: 3 E: 0 K: 0 S: 14	H: 3 LOB: 0 BB: 0 P: 21	R: 0 E: 0 K: 0 S: 5	H: 1 LOB: 0 BB: 0 P: 7	1B: 7 2B: 0 3B: 0 HR: 2	SF: 1 SAC: 0 DP: 1 HBP: 1	WP: 0 SB: 0 CS: 0	PA: 40
PITCHER	IP	WLS	BF	H	R	ER	SO	BB	IBB	HBP	BLK	WP	HR	S	P	ERA	WHIP					
Wilson Alvarez, L (1,1) ERA: 4.48	5.0	L	24	3	5	3	4	3	0	1	0	0	1	47	86	5.40	1.200					
Albie Lopez, R (6,1) ERA: 2.3	2.0		7	2	0	0	0	0	0	0	0	0	0	17	23	0.00	1.000					
Scott Aldred, L (8,1) ERA: 2.93	0.1		3	2	2	2	0	0	0	0	0	0	0	6	12	54.00	6.000					
Esteban Yan, R (8,1) ERA: 4.43	0.2		3	1	1	1	0	0	0	0	0	0	1	8	9	13.50	1.500					
Julio Santana, R (9,1) ERA: 5.11	1.0		3	1	0	0	0	0	0	0	0	0	0	5	7	0.00	1.000					

New York Yankees @ Tampa Bay Devil Rays
Tropicana Field, St. Petersburg, FL
Fri Jul 10 1998, 7:05 PM EDT
Att: 40,363 - Dome - 72 F

AB	35
R	8
H	9
RBI	8
BB	3
SO	4
LOB	9



Batter	1	2	3	4	5	6	7	8	9	AB	R	H	RBI	BB	SO	LOB	BOTTOM					
Randy Winn, S (1,8) OBP: 0.396, SLG: 0.380	B1-3			G5-3		FC5-2-5		G4-6-3		5	0	0	0	0	1	7						
Quinton McCracken, S (1,7) OBP: 0.340, SLG: 0.435						E4 G4-3		G3-1		4	0	1	0	1	0	2						
Wade Boggs, L (1,5) OBP: 0.347, SLG: 0.413						E6 BB		2B		5	1	2	0	0	0	3						
Fred McGriff, L (1,3) OBP: 0.350, SLG: 0.399								K		4	1	2	1	1	2	2						
Paul Sorrento, L (1,10) OBP: 0.308, SLG: 0.446 Bubba Trammell, R (7,PH) OBP: 0.308, SLG: 0.318								K		2	0	0	0	1	2	3						
Dave Martinez, L (1,9) OBP: 0.329, SLG: 0.314								K		2	0	0	1	0	1	1						
Mike DiFelice, R (1,2) OBP: 0.283, SLG: 0.351								K		4	0	3	0	0	0	2						
Kevin Stocker, S (1,6) OBP: 0.285, SLG: 0.340								K		3	0	0	0	1	0	3						
Miguel Cairo, R (1,4) OBP: 0.313, SLG: 0.373								K		4	0	2	1	0	1	3						
Inning Stats	R: 0 E: 0 K: 1 S: 9	H: 0 LOB: 1 BB: 1 P: 16	R: 1 E: 0 K: 1 S: 12	H: 1 LOB: 2 BB: 2 P: 24	R: 1 E: 0 K: 1 S: 7	H: 2 LOB: 0 BB: 0 P: 13	R: 1 E: 0 K: 1 S: 11	H: 2 LOB: 1 BB: 0 P: 15	R: 0 E: 0 K: 0 S: 14	H: 0 LOB: 2 BB: 0 P: 26	R: 0 E: 0 K: 0 S: 10	H: 2 LOB: 0 BB: 0 P: 14	R: 1 E: 0 K: 0 S: 9	H: 2 LOB: 0 BB: 0 P: 14	R: 0 E: 0 K: 0 S: 11	H: 2 LOB: 1 BB: 0 P: 15	R: 0 E: 0 K: 2 S: 11	H: 1 LOB: 1 BB: 0 P: 14	1B: 8 2B: 2 3B: 0 HR: 2	SF: 0 SAC: 0 DP: 2 HBP: 0	WP: 1 SB: 0 CS: 1	PA: 41
PITCHER	IP	WLS	BF	H	R	ER	SO	BB	IBB	HBP	BLK	WP	HR	S	P	ERA	WHIP					
Hideki Irabu, R (1,1) ERA: 3.03	5.1	W	27	7	3	3	5	4	0	0	0	0	1	59	102	5.06	2.062					
Graeme Lloyd, L (6,1) ERA: 2.29	1.0		4	2	1	1	0	0	0	0	0	0	0	9	12	9.00	2.000					
Ramiro Mendoza, R (7,1) ERA: 3.8	2.2	S	10	3	0	0	2	0	0	0	0	0	0	26	37	0.00	1.125					

New York Yankees @ Tampa Bay Devil Rays
Tropicana Field, St. Petersburg, FL
Fri Jul 10 1998, 7:05 PM EDT
Att: 40,363 - Dome - 72 F

AB	37
R	4
H	12
RBI	4
BB	4
SO	7
LOB	29



Batter	1	2	3	4	5	6	7	8	9	AB	R	H	RBI	BB	SO	LOB	TOP					
Chuck Knoblauch, R (1,4) OBP: 0.380, SLG: 0.364	1-2 2B HBP	0-1 2B			1-1 G1-3		1-2 SF8			2	1	1	1	0	0	0	New York Yankees @ Tampa Bay Devil Rays Tropicana Field, St. Petersburg, FL Sat Jul 11 1998, 7:05 PM EDT Att: 44,589 - Dome - 72 F					
2 Derek Jeter, R (1,6) OBP: 0.361, SLG: 0.471	3-3 K	2-2 G1-3			1-0 G5-3		3-H 1-2 G4-6-3			4	0	0	0	0	1	4						
Paul O'Neill, L (1,9) OBP: 0.371, SLG: 0.497	2-2 2B		0-2 G3		0-0 G4-3			0-1 G4-3		4	0	1	1	0	0	0						
Tino Martinez, L (1,3) OBP: 0.361, SLG: 0.495	3-3 K		2-2 F8		2-3 K			3-3 K		4	0	0	0	0	3	1						
Darryl Strawberry, L (1,10) OBP: 0.382, SLG: 0.532	4-0 IBB		0-0 G4-3		2-0 FC5-4 1B			2-2 G1-3		3	0	1	0	1	0	0						
Chad Curtis, R (1,8) OBP: 0.364, SLG: 0.388	2-2 G5-3			0-0 G4-3		2-2 FC5-4 1B			0-2 G5-3	4	0	0	0	0	0	3						
Ricky Ledee, L (1,7) OBP: 0.357, SLG: 0.447		2-0 1B 2B		2-0 1B		3-3 K2-3			2-1 G3-1	4	0	2	0	0	1	1						
Scott Brosius, R (1,5) OBP: 0.382, SLG: 0.468		1-2 L3		0-2 F7			2-2 1B SF8 1B		3-2 1B	4	1	2	0	0	0	2						
Joe Girardi, R (1,2) OBP: 0.321, SLG: 0.371		0-1 G1-3		3-2 G6-3			0-1 1-3 2 G4-6-3 1B		1-1 L5	4	0	1	0	0	0	3						
Inning Stats	R: 1 E: 0 K: 2 S: 15	H: 1 LOB: 2 BB: 1 P: 30	R: 0 E: 0 K: 0 S: 11	H: 2 LOB: 2 BB: 0 P: 16	R: 0 E: 0 K: 0 S: 8	H: 0 LOB: 0 BB: 0 P: 10	R: 0 E: 0 K: 0 S: 8	H: 1 LOB: 1 BB: 0 P: 13	R: 0 E: 0 K: 0 S: 4	H: 0 LOB: 0 BB: 0 P: 6	R: 0 E: 0 K: 2 S: 13	H: 1 LOB: 0 BB: 0 P: 22	R: 1 E: 0 K: 0 S: 11	H: 2 LOB: 0 BB: 0 P: 15	R: 0 E: 0 K: 1 S: 9	H: 0 LOB: 0 BB: 0 P: 14	R: 0 E: 0 K: 0 S: 12	H: 1 LOB: 1 BB: 0 P: 17	1B: 6 2B: 2 3B: 0 HR: 0	SF: 1 SAC: 0 DP: 1 HBP: 1	WP: 0 SB: 0 CS: 3	PA: 36
PITCHER	IP	WLS	BF	H	R	ER	SO	BB	IBB	HBP	BLK	WP	HR	S	P	ERA	WHIP					
Rolando Arrojo, R (1,1) ERA: 3.03	7.0	L	29	7	2	2	4	0	1	1	0	0	0	70	112	2.57	1.000					
Jim Mecir, R (8,1) ERA: 3.24	2.0		7	1	0	0	1	0	0	0	0	0	0	21	31	0.00	0.500					

Batter	1	2	3	4	5	6	7	8	9	AB	R	H	RBI	BB	SO	LOB	BOTTOM					
Randy Winn, S (1,8) OBP: 0.391, SLG: 0.375	0-1 CS 1B		3-3 K			0-3 K		0-0 G3		4	0	1	0	0	2	2	New York Yankees @ Tampa Bay Devil Rays Tropicana Field, St. Petersburg, FL Sat Jul 11 1998, 7:05 PM EDT Att: 44,589 - Dome - 72 F					
Quinton McCracken, S (1,7) OBP: 0.337, SLG: 0.430	3-1 F8		2-3 K		2-3 K		2-3 K			4	0	0	0	0	3	3						
Wade Boggs, L (1,5) OBP: 0.397, SLG: 0.415	4-2 BB			4-2 FC6-4 BB		4-0 BB			1-0 1B G2-3 1B	1	0	1	0	3	0	0						
Fred McGriff, L (1,3) OBP: 0.346, SLG: 0.394	2-1 G5-3			2-2 FC6-4		0-0 F9			0-1 G2-3	4	0	0	0	0	4							
Paul Sorrento, L (1,10) OBP: 0.307, SLG: 0.443		1-0 P5		2-3 K		2-3 K			2-1 G1-3	4	0	1	0	0	2	1						
Mike Kelly, R (9, PR) OBP: 0.301, SLG: 0.375									2-3 1B	0	0	0	0	0	0	0						
Dave Martinez, L (1,9) OBP: 0.325, SLG: 0.310		1-0 F7		2-1 P4		1-1 G4-3			1-2 G1-3	4	0	0	0	0	3							
John Flaherty, R (1,2) OBP: 0.261, SLG: 0.260		2-0 P4			0-0 G6-3		2-1 F7		1-3 K	3	0	0	0	0	0	0						
Bobby Smith, R (9, PH) OBP: 0.354, SLG: 0.453										1	0	0	0	0	1	3						
Miguel Cairo, R (1,4) OBP: 0.314, SLG: 0.376			0-1 G6-3		1-3 K			1-2 2B		3	0	1	0	0	1	0						
Kevin Stocker, S (1,6) OBP: 0.285, SLG: 0.344			1-0 2B		1-2 P5			1-1 P5		3	0	1	0	0	0	1						
Inning Stats	R: 0 E: 0 K: 0 S: 8	H: 1 LOB: 1 BB: 1 P: 17	R: 0 E: 0 K: 0 S: 3	H: 0 LOB: 0 BB: 0 P: 7	R: 0 E: 0 K: 2 S: 9	H: 1 LOB: 1 BB: 0 P: 15	R: 0 E: 0 K: 1 S: 11	H: 0 LOB: 1 BB: 1 P: 21	R: 0 E: 0 K: 1 S: 7	H: 0 LOB: 0 BB: 0 P: 9	R: 0 E: 0 K: 2 S: 9	H: 0 LOB: 1 BB: 1 P: 15	R: 0 E: 0 K: 1 S: 7	H: 0 LOB: 0 BB: 0 P: 12	R: 0 E: 0 K: 1 S: 10	H: 1 LOB: 0 BB: 0 P: 14	R: 0 E: 0 K: 1 S: 11	H: 2 LOB: 3 BB: 0 P: 16	1B: 3 2B: 2 3B: 0 HR: 0	SF: 0 SAC: 0 DP: 0 HBP: 0	WP: 0 SB: 0 CS: 1	PA: 34
PITCHER	IP	WLS	BF	H	R	ER	SO	BB	IBB	HBP	BLK	WP	HR	S	P	ERA	WHIP					
David Cone, R (1,1) ERA: 3.77	8.0	W	29	3	0	0	8	3	0	0	0	0	0	64	110	0.00	0.750					
42 Mariano Rivera, R (9,1) ERA: 1.07	1.0	S	5	2	0	0	1	0	0	0	0	0	0	11	16	0.00	2.000					

Batter	1	2	3	4	5	6	7	8	9	AB	R	H	RBI	BB	SO	LOB	TOP					
Chuck Knoblauch R (1, 4) OBP: 0.380, SLG: 0.365	L5		G6-3 2B	K			P6		G2-2 2B HBP	4	2	1	1	0	1	3						
2 Derek Jeter R (1, 6) OBP: 0.362, SLG: 0.470	CS BB 1B		G6-3				K		G2-2 2B 1B	5	1	2	2	0	1	2						
Tim Lincecum S (1, 7) OBP: 0.380, SLG: 0.382			G4-3						G2-2 2B IBB	3	1	0	0	2	1	1						
Tino Martinez L (1, 3) OBP: 0.362, SLG: 0.500			G4-3						G2-2 2B IBB	5	1	2	4	0	1	2						
Dale Sveum S (9, 3) OBP: 0.206, SLG: 0.159	F8		G4-3						G2-2 2B	0	0	0	0	0	0	0						
20 Jorge Posada S (1, 2) OBP: 0.373, SLG: 0.471			G5-3						G2-2 2B 1B	4	1	1	1	1	1	1						
Darryl Strawberry L (1, 10) OBP: 0.380, SLG: 0.523	F8		G5-3						G2-2 2B 1B	3	0	0	0	1	0	1						
Homer Bush R (9, PR) OBP: 0.348, SLG: 0.318			G5-3						G2-2 2B 1B	1	1	0	0	0	1	1						
Chad Curtis R (1, 8) OBP: 0.368, SLG: 0.401			G5-3						G2-2 2B 1B	4	1	3	1	0	0	0						
Scott Brosius R (1, 5) OBP: 0.384, SLG: 0.467			G5-3						G2-2 2B 1B	3	1	1	0	1	2	3						
Ricky Ledee L (1, 9) OBP: 0.348, SLG: 0.429			G5-3						G2-2 2B 1B	4	0	1	0	0	2	6						
Inning Stats	R: 0 E: 0 K: 0 S: 8	H: 1 LOB: 1 BB: 1 P: 20	R: 1 E: 0 K: 2 S: 16	H: 1 LOB: 1 BB: 1 P: 24	R: 1 E: 0 K: 0 S: 12	H: 2 LOB: 1 BB: 0 P: 22	R: 0 E: 0 K: 1 S: 14	H: 1 LOB: 2 BB: 1 P: 24	R: 0 E: 0 K: 1 S: 8	H: 0 LOB: 0 BB: 0 P: 15	R: 0 E: 0 K: 0 S: 8	H: 0 LOB: 0 BB: 0 P: 12	R: 0 E: 0 K: 1 S: 12	H: 2 LOB: 1 BB: 0 P: 18	R: 0 E: 0 K: 2 S: 9	H: 0 LOB: 0 BB: 0 P: 13	R: 7 E: 0 K: 3 S: 26	H: 4 LOB: 2 BB: 2 P: 47	1B: 6 2B: 5 3B: 0 HR: 0	SF: 0 SAC: 2 DP: 0 HBP: 1	WP: 0 PB: 0 CS: 1	PA: 44
PITCHER	IP	WLS	BF	H	R	ER	SO	BB	IBB	HBP	BLK	WP	HR	S	P	ERA	WHIP					
Tony Saunders L (1, 1) ERA: 4.57	6.0	25	5	2	2	4	3	0	0	0	0	0	0	66	117	3.00	1.333					
Albie Lopez R (7, 1) ERA: 2.22	2.0	7	2	0	0	3	0	0	0	0	0	0	0	21	31	0.00	1.000					
Roberto Hernandez R (9, 1) ERA: 4.43	0.1	L	6	1	6	6	1	0	0	1	0	0	0	11	20	162.00	6.000					
Scott Aldred L (9, 1) ERA: 4.11	0.0		3	2	1	1	0	0	1	0	0	0	0	6	14	=	=					
Rick White R (9, 1) ERA: 3.98	0.2		3	1	0	0	2	0	0	0	0	0	0	9	13	0.00	1.500					

New York Yankees @ Tampa Bay Devil Rays
Tropicana Field, St. Petersburg, FL
Sun Jul 12 1998, 3:33 AM EDT
Att: 43,373 - Dome - 72 F

livebaseballscores.com

AB 36
R 9
H 11
RBI 9
BB 5
SO 10
LOB 20



Batter	1	2	3	4	5	6	7	8	9	AB	R	H	RBI	BB	SO	LOB	BOTTOM					
Randy Winn S (1, 8) OBP: 0.378, SLG: 0.361	K		L6-4				F7		G1-3	4	0	0	0	0	1	1						
Quinton McCracken S (1, 7) OBP: 0.338, SLG: 0.432	CS BB		F8				SH1-3 G3 2B		F8	3	1	1	0	1	0	0						
Bobby Smith R (1, 5) OBP: 0.359, SLG: 0.451	G3		F8				SH1-3		F8	1	0	0	0	2	0	1						
Fred McGriff L (1, 3) OBP: 0.348, SLG: 0.394			F8				SH1-3		F8	3	0	1	1	1	0	1						
Bubba Trammell R (1, 10) OBP: 0.286, SLG: 0.292			F8				SH1-3		F8	2	0	0	0	0	1	3						
Paul Sorrento L (6, PH) OBP: 0.305, SLG: 0.439			F8				SH1-3		F8	2	0	0	0	0	1	0						
Mike Kelly R (1, 9) OBP: 0.297, SLG: 0.370			F8				SH1-3		F8	2	0	0	0	0	0	3						
Dave Martinez L (7, PH) OBP: 0.326, SLG: 0.311			F8				SH1-3		F8	2	0	1	0	0	0	0						
Aaron Ledesma R (1, 6) OBP: 0.359, SLG: 0.396			F8				SH1-3		F8	4	0	1	0	0	0	1						
Mike DiFelice R (1, 2) OBP: 0.278, SLG: 0.344			F8				SH1-3		F8	3	0	0	0	0	3	2						
Miguel Cairo R (1, 4) OBP: 0.317, SLG: 0.391			F8				SH1-3		F8	3	1	2	1	0	0	1						
Inning Stats	R: 0 E: 0 K: 1 S: 7	H: 0 LOB: 0 BB: 1 P: 13	R: 0 E: 0 K: 0 S: 7	H: 1 LOB: 0 BB: 0 P: 13	R: 0 E: 0 K: 1 S: 12	H: 2 LOB: 1 BB: 0 P: 15	R: 0 E: 0 K: 1 S: 11	H: 0 LOB: 2 BB: 2 P: 20	R: 1 E: 0 K: 0 S: 9	H: 1 LOB: 0 BB: 0 P: 10	R: 1 E: 0 K: 0 S: 4	H: 1 LOB: 0 BB: 0 P: 6	R: 0 E: 0 K: 1 S: 8	H: 1 LOB: 1 BB: 0 P: 11	R: 0 E: 0 K: 0 S: 9	H: 0 LOB: 1 BB: 1 P: 18	R: 0 E: 0 K: 1 S: 12	H: 0 LOB: 0 BB: 0 P: 19	1B: 4 2B: 1 3B: 0 HR: 1	SF: 0 SAC: 1 DP: 1 HBP: 0	WP: 0 PB: 0 CS: 2	PA: 34
PITCHER	IP	WLS	BF	H	R	ER	SO	BB	IBB	HBP	BLK	WP	HR	S	P	ERA	WHIP					
David Wells L (1, 1) ERA: 3.67	5.0	19	4	1	1	4	3	0	0	0	0	0	0	46	71	1.80	1.400					
Ramiro Mendoza R (6, 1) ERA: 3.78	2.2	11	2	1	1	1	1	0	0	0	0	0	0	18	29	3.38	1.125					
Mike Stanton L (8, 1) ERA: 5.27	1.1	W	4	0	0	0	1	0	0	0	0	0	0	15	25	0.00	0.000					

New York Yankees @ Tampa Bay Devil Rays
Tropicana Field, St. Petersburg, FL
Sun Jul 12 1998, 3:33 AM EDT
Att: 43,373 - Dome - 72 F

livebaseballscores.com

AB 29
R 2
H 6
RBI 2
BB 4
SO 6
LOB 13



Batter	1	2	3	4	5	6	7	8	9	AB	R	H	RBI	BB	SO	LOB	TOP								
Chuck Knoblauch, R OBP: 0.381, SLG: 0.387 (1, 4)	2-2 G6-4-3 1B		2-1 L6		0-1 1B		2-3 K			4	0	2	0	0	1	2									
2 Derek Jeter, R OBP: 0.363, SLG: 0.470 (1, 6)	2-2 G6-4-3 1-2		0-0 1B		0-2 1B		0-1 G4-3			4	0	2	0	0	0	3									
Paul O'Neill, L OBP: 0.367, SLG: 0.491 (1, 9)	1-3 K		1-2 L7		0-3 K			0-0 G4-3		4	0	0	0	0	2	3									
Tino Martinez, L OBP: 0.364, SLG: 0.498 (1, 3)		0-1 G6-3 1B		2-2 P3		4-2 BB		1-0 G3		3	0	1	0	1	0	0									
Tim Lincecum, S OBP: 0.373, SLG: 0.374 (1, 7)		3-2 G6-3 1-2		3-1 G4-3		2-0 G3-6-3		1-0 G6-3		4	0	0	0	0	0	2									
Darryl Strawberry, L OBP: 0.379, SLG: 0.537 (9, PH)		2-2 G1-3		1-0 HR		2-0 G6-3				3	1	1	1	0	0	1									
Dale Sveum, S OBP: 0.294, SLG: 0.156 (9, PH)										1	0	0	0	0	1	0									
20 Jorge Posada, S OBP: 0.370, SLG: 0.463 (1, 2)		4-0 BB		3-3 K				2-2 G6-3		3	0	0	0	1	1	0									
Chad Curtis, R OBP: 0.367, SLG: 0.399 (1, 8)		3-1 F9						0-1 G6-3		4	0	1	0	0	0	2									
Scott Brosius, R OBP: 0.383, SLG: 0.466 (1, 5)				3-2 F7		0-1 G6-3		1-2 1B		3	0	1	0	0	0	0									
Inning Stats	R: 0 E: 0 K: 1 S: 9	H: 1 LOB: 0 BB: 0 P: 14	R: 0 E: 0 K: 0 S: 11	H: 1 LOB: 2 BB: 1 P: 23	R: 0 E: 0 K: 0 S: 10	H: 1 LOB: 0 BB: 0 P: 16	R: 1 E: 0 K: 1 S: 10	H: 1 LOB: 0 BB: 0 P: 19	R: 0 E: 0 K: 0 S: 13	H: 2 LOB: 2 BB: 0 P: 14	R: 0 E: 0 K: 0 S: 9	H: 0 LOB: 0 BB: 1 P: 17	R: 0 E: 0 K: 1 S: 15	H: 2 LOB: 2 BB: 0 P: 22	R: 0 E: 0 K: 0 S: 3	H: 0 LOB: 0 BB: 0 P: 5	R: 0 E: 0 K: 1 S: 8	H: 0 LOB: 0 BB: 0 P: 13	1B: 7 2B: 0 3B: 0 HR: 1	SF: 0 SAC: 0 DP: 2 HBP: 0	WP: 0 PB: 0 SB: 0 CS: 0	PA: 35			
PITCHER	IP	WLS	BF	H	R	ER	SO	BB	IBB	HBP	BLK	WP	HR	S	P	ERA	WHIP								
Jaret Wright, R ERA: 3.92 (1, 1)	7.0	W	29	8	1	1	4	2	0	0	0	0	1	77	125	1.29	1.429								
Paul Assenmacher, L ERA: 3.41 (8, 1)	1.0	S	3	0	0	0	0	0	0	0	0	0	0	3	5	0.00	0.000								
Michael Jackson, R ERA: 1.8 (9, 1)	1.0	S	3	0	0	0	1	0	0	0	0	0	0	8	13	0.00	0.000								

New York Yankees @ Cleveland Indians
Jacobs Field, Cleveland, OH
Mon Jul 13 1998, 7:05 PM EDT
Att: 43,177 - Unknown - 77 F

AB	33
R	1
H	8
RBI	1
BB	2
SO	5
LOB	13



Batter	1	2	3	4	5	6	7	8	9	AB	R	H	RBI	BB	SO	LOB	BOTTOM									
Kenny Lofton, L OBP: 0.378, SLG: 0.414 (1, 8)	2-1 B1-3		2-1 1B		1-2 G1-3		3-2 HR			4	1	2	1	0	0	0										
Omar Vizquel, S OBP: 0.381, SLG: 0.371 (1, 6)	2-1 S 1B		1-2 G4-3		2-0 G6-3		3-2 L9			4	0	1	0	0	0	1										
David Justice, L OBP: 0.365, SLG: 0.476 (1, 10)	2-3 K			0-0 P5	1-0 G1-3		2-0 G3			4	0	0	0	0	1	1										
Jim Thome, L OBP: 0.433, SLG: 0.655 (1, 3)	2-3 K					1-1 SF8 3B		1-0 E3 F9 1B		4	2	3	1	0	1	1										
Manny Ramirez, R OBP: 0.372, SLG: 0.573 (1, 9)		3-3 K		4-2 2B 1B BB		1-0 SF8		3-1 P4		2	1	0	1	1	1	1										
Brian Giles, L OBP: 0.407, SLG: 0.522 (1, 7)		1-1 CS 1B		0-0 1B 2B		2-1 L7		4-0 IBB		3	0	2	0	1	0	0										
Sandy Alomar Jr., R OBP: 0.301, SLG: 0.398 (1, 2)		2-3 K		0-1 FC5-4 1B		4-1 BB		2-0 F9		3	0	1	1	1	1	3										
Travis Fryman, R OBP: 0.320, SLG: 0.490 (1, 5)				2-3 K		1-1 P4		3-2 G6-3		4	0	0	0	0	1	5										
David Bell, R OBP: 0.318, SLG: 0.438 (1, 4)				3-2 F9		1-0 F7		1-2 CS 1B		3	0	1	0	0	0	2										
Inning Stats	R: 0 E: 0 K: 2 S: 11	H: 1 LOB: 1 BB: 0 P: 19	R: 0 E: 0 K: 2 S: 11	H: 1 LOB: 0 BB: 0 P: 17	R: 0 E: 0 K: 1 S: 11	H: 1 LOB: 1 BB: 0 P: 19	R: 2 E: 0 K: 0 S: 10	H: 3 LOB: 2 BB: 1 P: 16	R: 0 E: 0 K: 0 S: 5	H: 0 LOB: 0 BB: 0 P: 9	R: 1 E: 0 K: 0 S: 8	H: 1 LOB: 1 BB: 1 P: 18	R: 1 E: 0 K: 0 S: 12	H: 2 LOB: 0 BB: 0 P: 20	R: 0 E: 1 K: 0 S: 8	H: 1 LOB: 2 BB: 1 P: 21	1B: 6 2B: 1 3B: 1 HR: 2	SF: 1 SAC: 0 DP: 0 HBP: 0	WP: 0 PB: 0 SB: 1 CS: 2	PA: 35						
PITCHER	IP	WLS	BF	H	R	ER	SO	BB	IBB	HBP	BLK	WP	HR	S	P	ERA	WHIP									
Orlando Hernandez, R ERA: 2.52 (1, 1)	6.2	L	29	9	4	4	5	2	0	0	0	0	0	2	67	115	5.40	1.650								
Graeme Lloyd, L ERA: 2.25 (7, 1)	0.1		2	1	0	0	0	0	0	0	0	0	0	2	5	0.00	3.000									
Darren Holmes, R ERA: 4.35 (8, 1)	1.0		4	0	0	0	0	0	1	0	0	0	0	7	19	0.00	0.000									

New York Yankees @ Cleveland Indians
Jacobs Field, Cleveland, OH
Mon Jul 13 1998, 7:05 PM EDT
Att: 43,177 - Unknown - 77 F

AB	31
R	4
H	10
RBI	4
BB	3
SO	5
LOB	14



Batter	1	2	3	4	5	6	7	8	9	AB	R	H	RBI	BB	SO	LOB	TOP					
Chuck Knoblauch, R OBP: 0.381, SLG: 0.377 (1, 4)	L7		1B		P6		HR			5	1	2	1	0	1	1						
2 Derek Jeter, R OBP: 0.364, SLG: 0.475 (1, 6)	G1-3		K				G5-3		1B	5	1	2	0	0	1	2						
Paul O'Neill, L OBP: 0.365, SLG: 0.487 (1, 9)	P5		K		L4		G3		1B	5	0	1	1	0	1	3						
Tino Martinez, L OBP: 0.364, SLG: 0.500 (1, 3)		L8				2B	K		F8	5	1	2	1	0	1	1						
Darryl Strawberry, L OBP: 0.379, SLG: 0.539 Tim Lincecum, S OBP: 0.374, SLG: 0.372 (6, PR)	K		K			G6-3		G4-3	1B	3	0	1	1	0	2	2						
Chad Curtis, R OBP: 0.370, SLG: 0.398 (1, 8)					F9		G6-3		1B	3	2	1	0	2	0	1						
Ricky Ledee, L OBP: 0.333, SLG: 0.447 (1, 7)		3B			L6		K		K	5	0	1	1	0	3	6						
Scott Brosius, R OBP: 0.384, SLG: 0.463 (1, 5)	G1-3				F8				FC6-4	4	1	1	1	1	0	4						
Joe Girardi, R OBP: 0.325, SLG: 0.384 (1, 2)			1B				F9		L4	3	1	1	1	1	0	3						
Inning Stats	R: 0 E: 0 K: 0 S: 5	H: 0 LOB: 0 BB: 0 P: 7	R: 1 E: 0 K: 1 S: 11	H: 1 LOB: 1 BB: 1 P: 18	R: 1 E: 0 K: 3 S: 19	H: 2 LOB: 2 BB: 1 P: 32	R: 0 E: 0 K: 0 S: 5	H: 0 LOB: 0 BB: 0 P: 5	R: 0 E: 0 K: 0 S: 8	H: 1 LOB: 1 BB: 0 P: 13	R: 1 E: 0 K: 1 S: 17	H: 2 LOB: 3 BB: 1 P: 31	R: 1 E: 0 K: 1 S: 9	H: 1 LOB: 0 BB: 0 P: 14	R: 2 E: 0 K: 2 S: 13	H: 2 LOB: 1 BB: 1 P: 21	R: 1 E: 0 K: 1 S: 17	H: 3 LOB: 3 BB: 1 P: 30	1B: 6 2B: 2 3B: 3 HR: 1	SF: 0 SAC: 0 DP: 0 HBP: 0	WP: 0 PB: 0 CS: 0	PA: 44
PITCHER	IP	WLS	BF	H	R	ER	SO	BB	IBB	HBP	BLK	WP	HR	S	P	ERA	WHIP					
Dave Burba, R ERA: 3.48 (1, 1)	7.0	L	31	7	4	4	6	3	0	0	0	0	1	74	120	5.14	1.429					
Eric Plunk, R ERA: 4.03 (8, 1)	1.0		6	2	2	2	2	1	0	0	0	0	0	13	21	18.00	3.000					
Alvin Morman, L ERA: 4.22 (9, 1)	0.1		4	2	1	1	0	1	0	0	0	0	0	10	20	27.00	9.000					
Chad Ogea, R ERA: 5.18 (9, 1)	0.2		3	1	0	0	1	0	0	0	0	0	0	7	10	0.00	1.500					

New York Yankees @ Cleveland Indians
 Jacobs Field, Cleveland, OH
 Tue Jul 14 1998, 7:05 PM EDT
 Att: 43,164 - Unknown - 80 F

AB 39
 R 7
 H 12
 RBI 7
 BB 5
 SO 9
 LOB 23



Batter	1	2	3	4	5	6	7	8	9	AB	R	H	RBI	BB	SO	LOB	BOTTOM					
Kenny Lofton, L OBP: 0.375, SLG: 0.409 (1, 8)	L7		G3		G4-6-3			L8		4	0	0	0	0	0	2						
Omar Vizquel, S OBP: 0.382, SLG: 0.373 (1, 6)	1B		G4-3			CS		G4-3		4	1	2	0	0	0	0						
Manny Ramirez, R OBP: 0.371, SLG: 0.569 (1, 9)	SF8		F8			P3		G5-3		4	0	1	0	0	0	1						
Jim Thome, L OBP: 0.435, SLG: 0.655 Shawon Dunston, R OBP: 0.273, SLG: 0.417 (3, 4)	FC6-4				G5-3		L8		BB	0	0	0	0	0	0	0						
Travis Fryman, R OBP: 0.322, SLG: 0.490 (1, 5)	SF8				F9			B5-3		2	0	1	1	1	0	0						
Mark Whiten, S OBP: 0.400, SLG: 0.459 (1, 7)	FC6-4				G6-3			B5-3		4	0	0	0	0	0	5						
David Justice, L OBP: 0.362, SLG: 0.472 (1, 10)			G4-3			P6		G5-3		3	0	0	0	0	0	1						
Sandy Alomar Jr., R OBP: 0.302, SLG: 0.401 (1, 2)			G6-3					G5-3		3	0	1	0	0	0	1						
David Bell, R OBP: 0.318, SLG: 0.434 (3, 3)			L8					F7		2	0	0	0	1	0	0						
Inning Stats	R: 1 E: 0 K: 0 S: 11	H: 2 LOB: 2 BB: 0 P: 18	R: 0 E: 0 K: 0 S: 5	H: 0 LOB: 0 BB: 0 P: 8	R: 0 E: 0 K: 0 S: 6	H: 0 LOB: 0 BB: 0 P: 9	R: 0 E: 0 K: 0 S: 6	H: 0 LOB: 0 BB: 0 P: 9	R: 0 E: 0 K: 0 S: 10	H: 1 LOB: 1 BB: 1 P: 17	R: 0 E: 0 K: 0 S: 6	H: 1 LOB: 1 BB: 0 P: 10	R: 0 E: 0 K: 0 S: 5	H: 0 LOB: 0 BB: 0 P: 6	R: 0 E: 0 K: 0 S: 4	H: 0 LOB: 0 BB: 0 P: 5	R: 0 E: 0 K: 0 S: 10	H: 1 LOB: 1 BB: 1 P: 15	1B: 5 2B: 1 3B: 0 HR: 0	SF: 1 SAC: 0 DP: 2 HBP: 1	WP: 0 PB: 0 CS: 1	PA: 33
PITCHER	IP	WLS	BF	H	R	ER	SO	BB	IBB	HBP	BLK	WP	HR	S	P	ERA	WHIP					
Andy Pettitte, L ERA: 3.48 (1, 1)	9.0	W	33	6	1	1	0	2	0	1	0	0	0	63	97	1.00	0.889					

New York Yankees @ Cleveland Indians
 Jacobs Field, Cleveland, OH
 Tue Jul 14 1998, 7:05 PM EDT
 Att: 43,164 - Unknown - 80 F

AB 29
 R 1
 H 6
 RBI 1
 BB 2
 SO 0
 LOB 10



Batter	1	2	3	4	5	6	7	8	9	AB	R	H	RBI	BB	SO	LOB	TOP					
Chuck Knoblauch, R (1,4) <small>OBP: 0.379, SLG: 0.385</small> Homer Bush, R (8,4) <small>OBP: 0.348, SLG: 0.318</small>										4	1	1	4	0	1	1	New York Yankees @ Detroit Tigers Tiger Stadium, Detroit, MI Wed Jul 15 1998, 7:05 PM EDT Att: 19,868 - Cloudy - 84 F					
2 Derek Jeter, R (1,6) <small>OBP: 0.359, SLG: 0.468</small>										5	0	0	0	0	3	0						
Paul O'Neill, L (1,9) <small>OBP: 0.368, SLG: 0.500</small>										5	2	3	1	0	0	0						
Tino Martinez, L (1,3) <small>OBP: 0.362, SLG: 0.493</small> Luis Sojo, R (8, PR) <small>OBP: 0.214, SLG: 0.198</small>										4	0	0	0	0	3	0						
Tim Lincecum, S (1,10) <small>OBP: 0.375, SLG: 0.369</small>										4	2	1	1	1	1	2						
20 Jorge Posada, S (1,2) <small>OBP: 0.376, SLG: 0.484</small>										5	2	3	2	0	0	1						
Chad Curtis, R (1,8) <small>OBP: 0.371, SLG: 0.399</small>										4	1	1	1	1	0	1						
Ricky Ledee, L (1,7) <small>OBP: 0.357, SLG: 0.471</small>										4	2	2	1	1	1	0						
Dale Sveum, S (1,5) <small>OBP: 0.226, SLG: 0.188</small>										3	1	2	1	0	0	2						
Inning Stats	R: 0 E: 0 K: 1 S: 7	H: 0 LOB: 0 BB: 0 P: 10	R: 0 E: 0 K: 1 S: 10	H: 0 LOB: 0 BB: 0 P: 14	R: 0 E: 0 K: 1 S: 7	H: 1 LOB: 1 BB: 0 P: 11	R: 0 E: 0 K: 0 S: 6	H: 1 LOB: 1 BB: 0 P: 12	R: 3 E: 0 K: 0 S: 14	H: 2 LOB: 0 BB: 1 P: 27	R: 2 E: 0 K: 0 S: 15	H: 3 LOB: 2 BB: 1 P: 24	R: 0 E: 1 K: 2 S: 12	H: 0 LOB: 1 BB: 0 P: 19	R: 6 E: 0 K: 1 S: 19	H: 5 LOB: 1 BB: 1 P: 37		R: 0 E: 0 K: 0 S: 5	H: 1 LOB: 0 BB: 0 P: 8	1B: 7 2B: 3 3B: 0 HR: 3	SF: 2 SAC: 0 DP: 1 HBP: 1	WP: 0 PB: 0 SB: 1 CS: 0
PITCHER	IP	WLS	BF	H	R	ER	SO	BB	IBB	HBP	BLK	WP	HR	S	P	ERA	WHIP					
Seth Greisinger, R (1,1) <small>ERA: 5.4</small>	5.2	L	25	7	5	5	3	1	0	0	0	0	0	55	89	7.94	1.412					
Doug Bochtler, R (6,1) <small>ERA: 5.13</small>	2.0		14	5	6	6	3	2	0	0	0	0	3	30	56	27.00	3.500					
Dean Crow, R (8,1) <small>ERA: 1.96</small>	1.1		5	1	0	0	0	0	0	1	0	0	0	10	17	0.00	0.750					

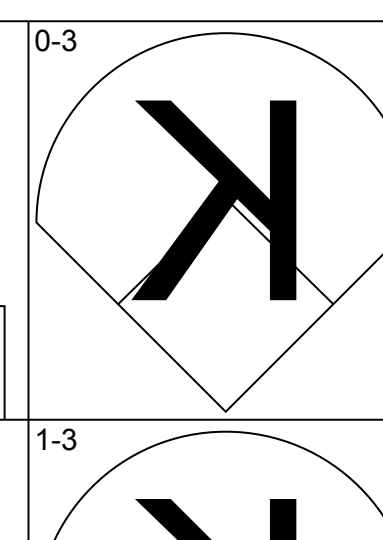
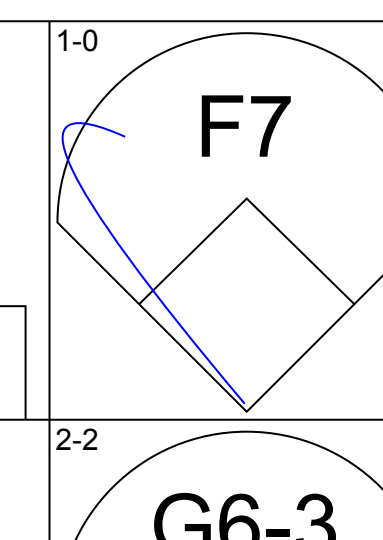
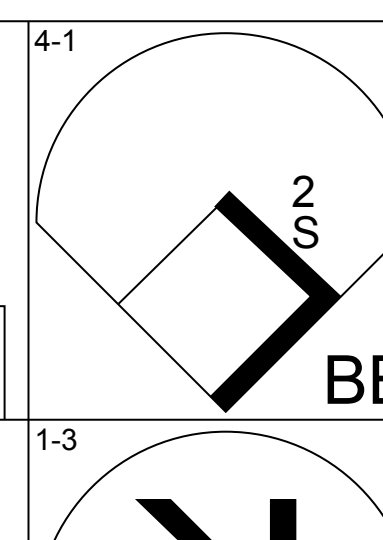
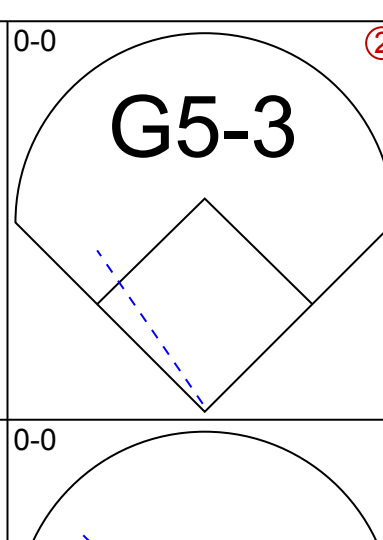
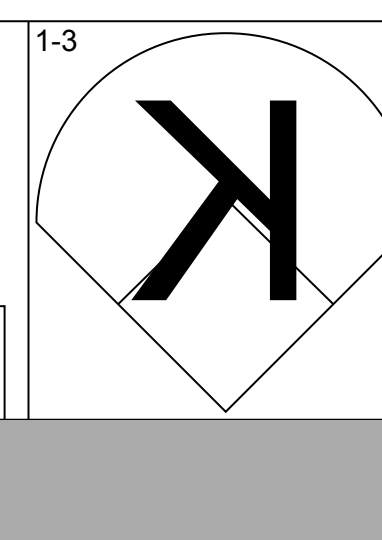
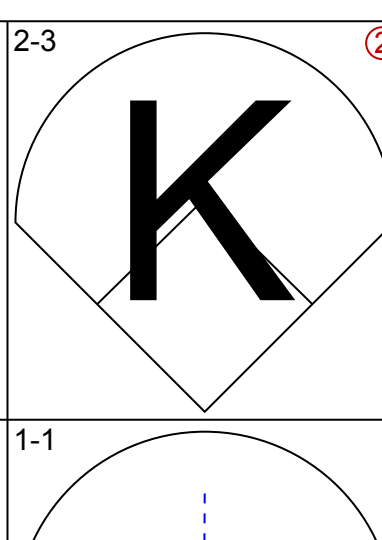
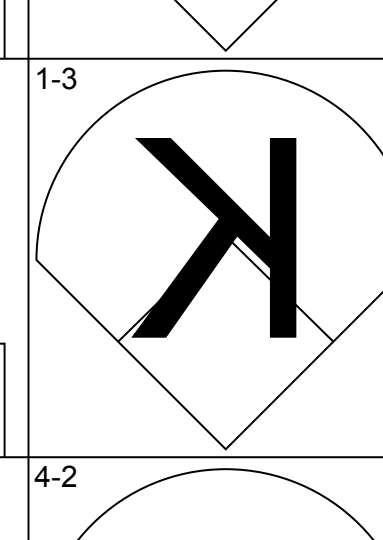
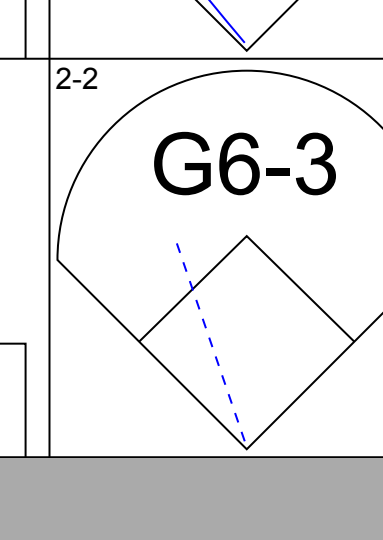
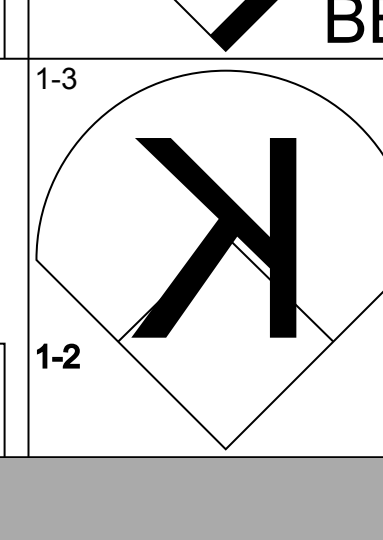
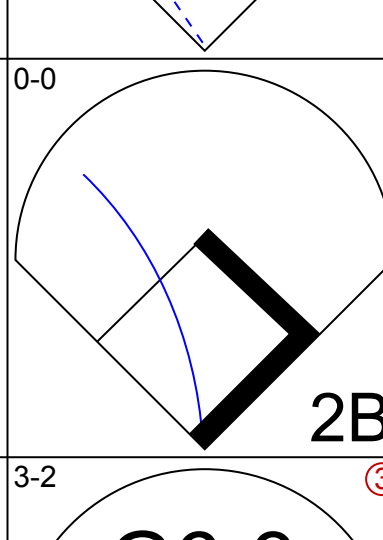
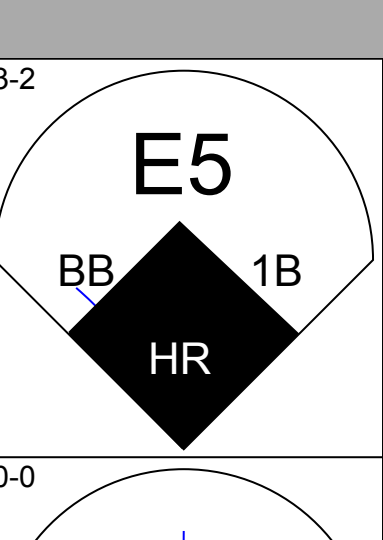
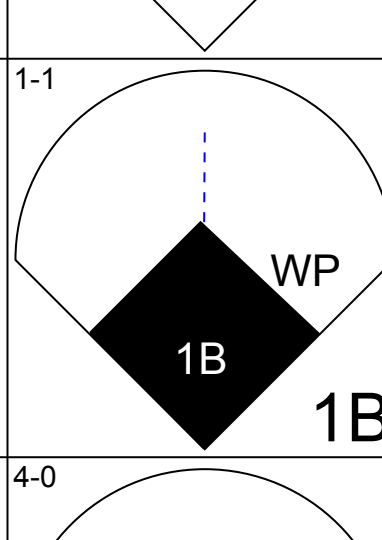
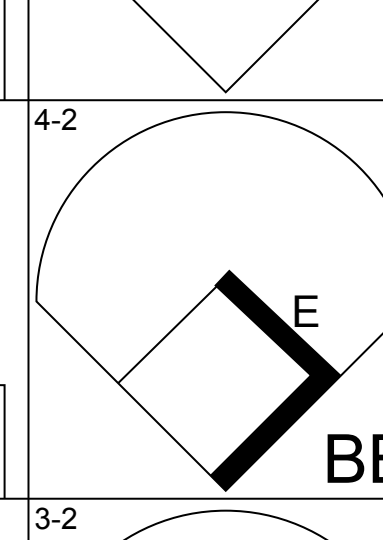
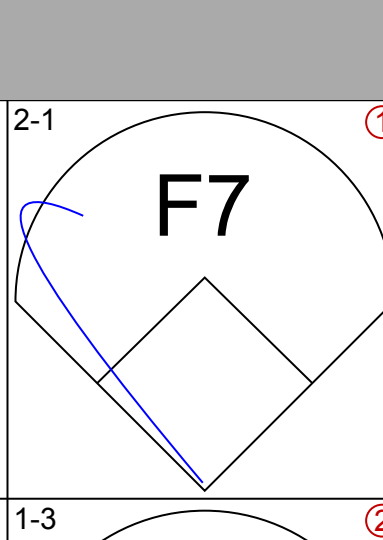
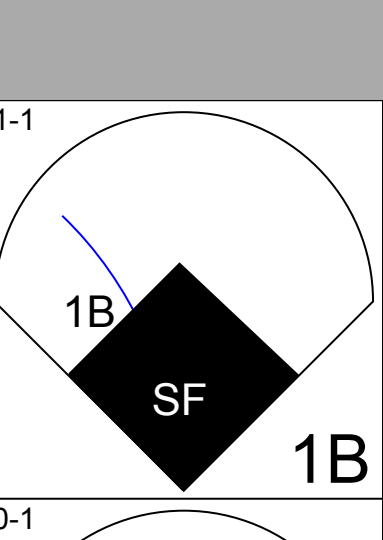
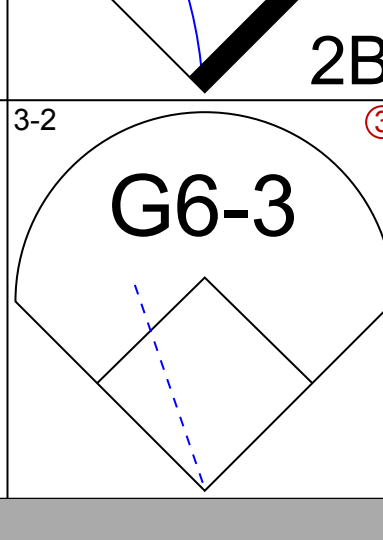
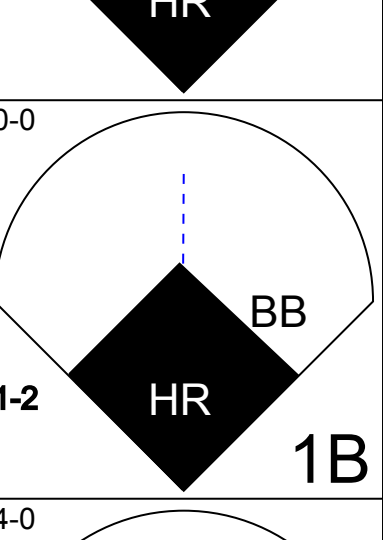
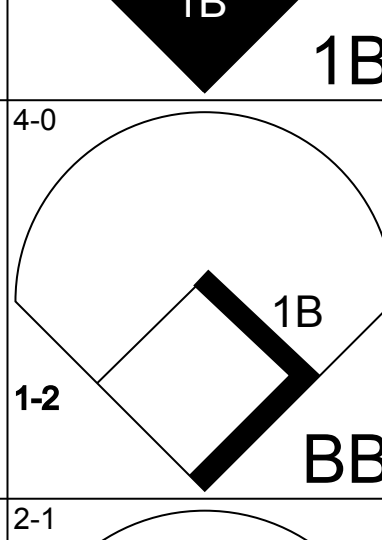
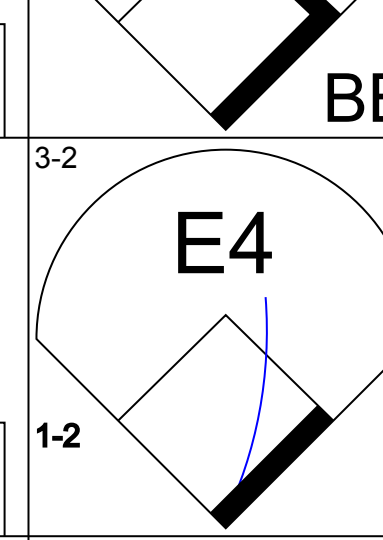
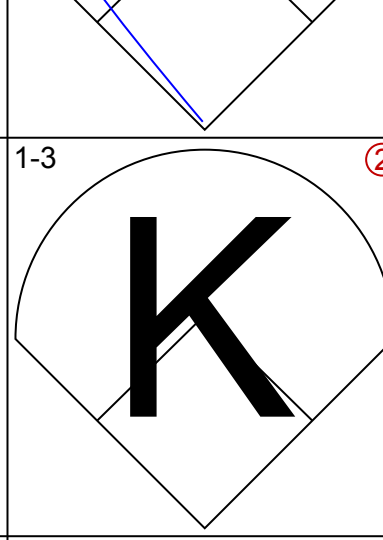
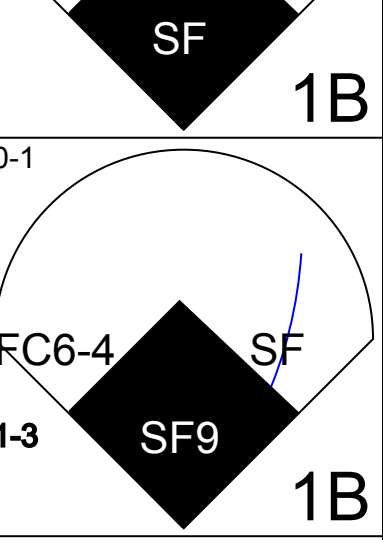
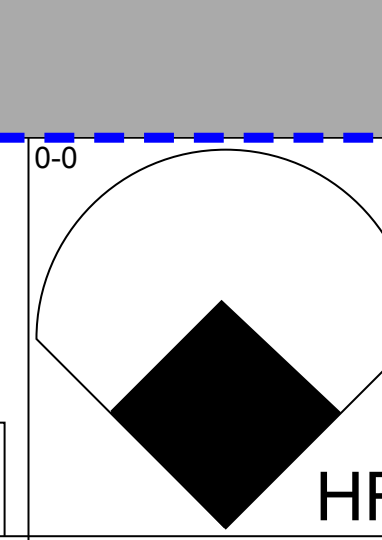
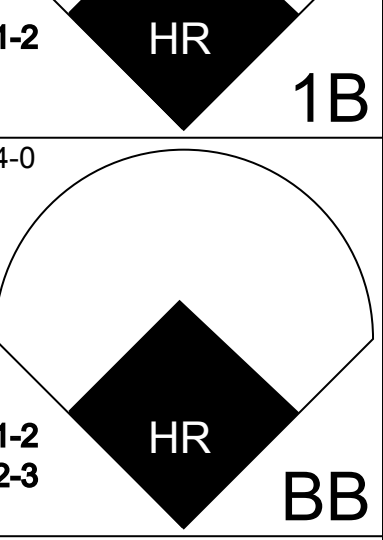
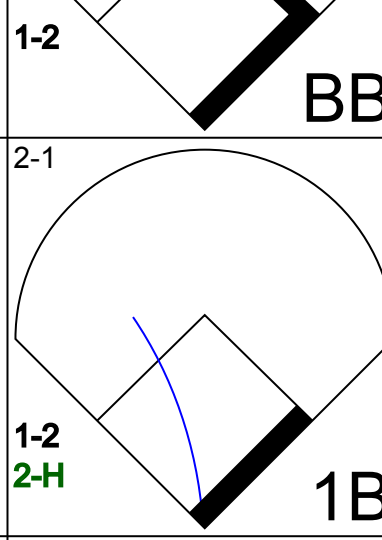
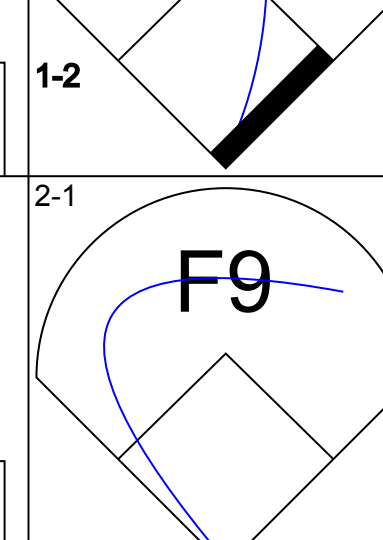
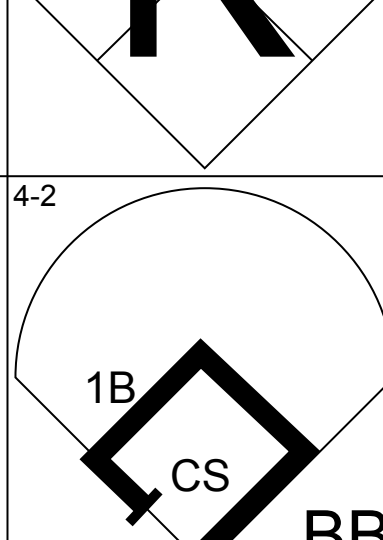
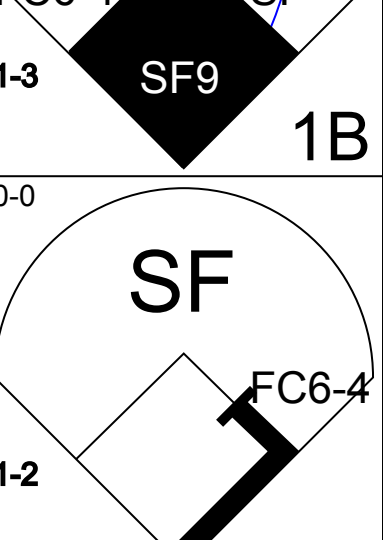

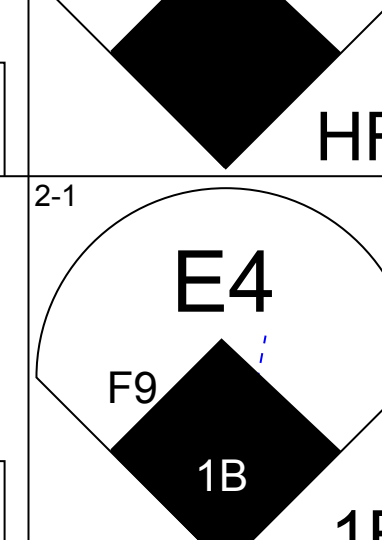
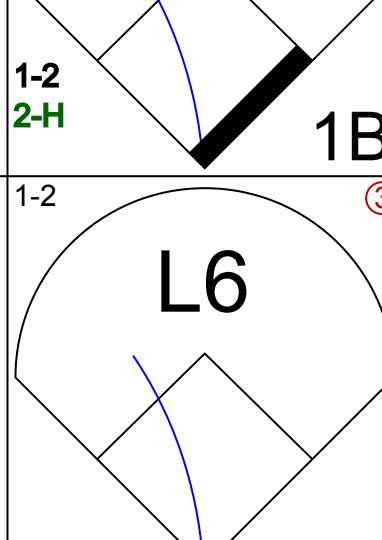
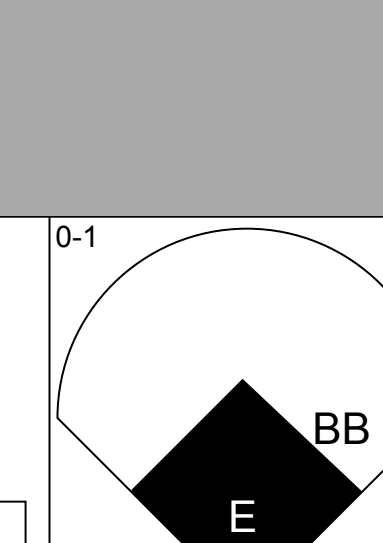
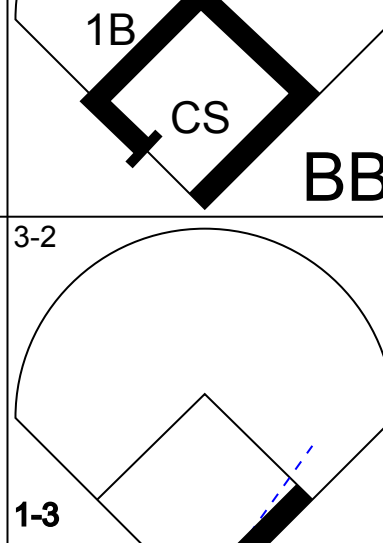
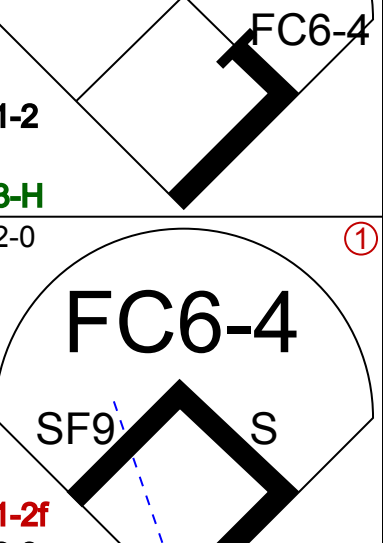

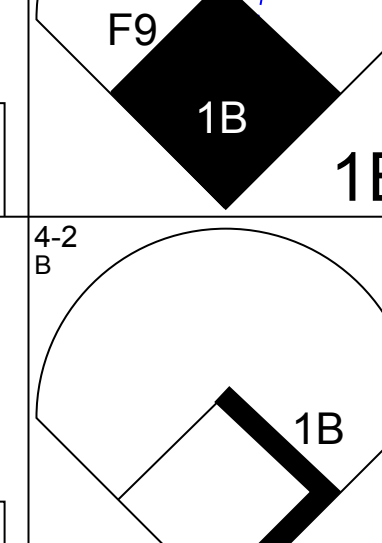
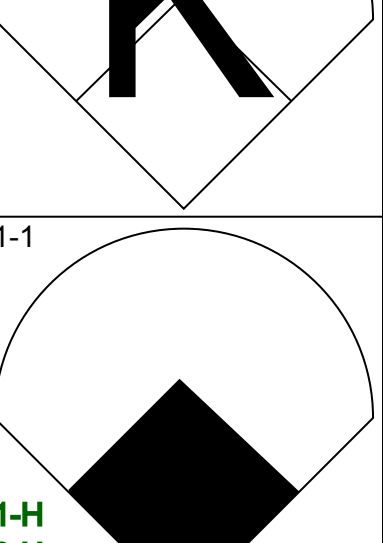

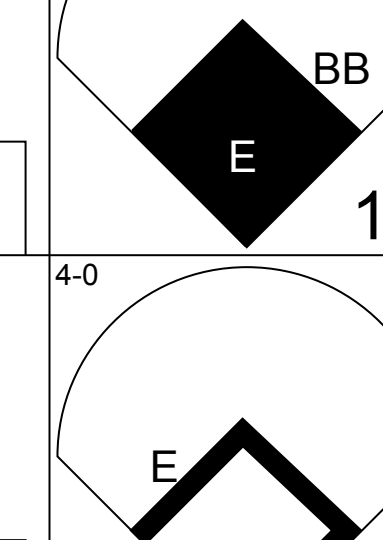
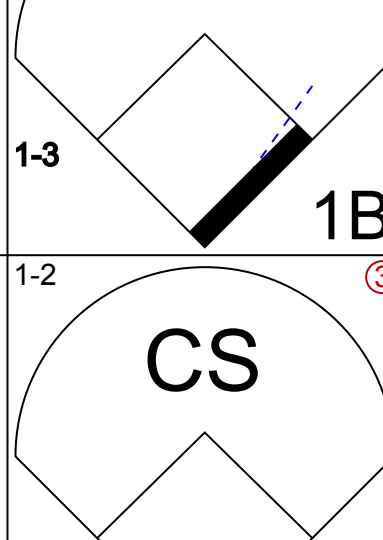
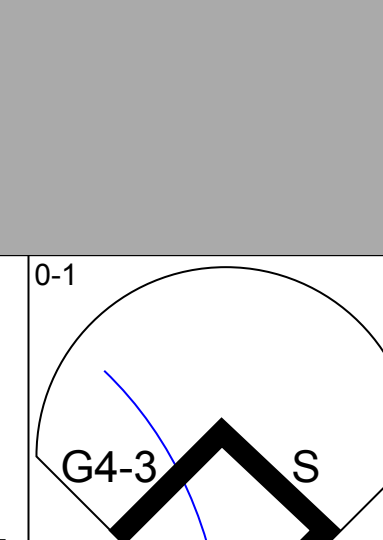
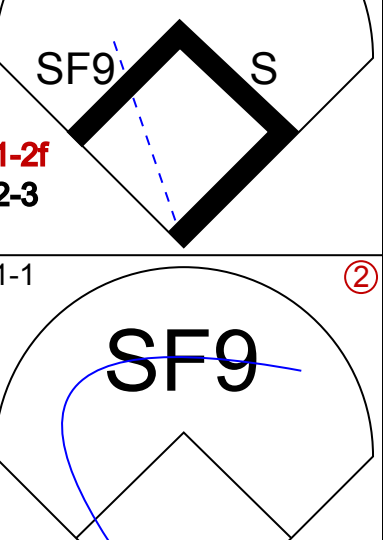

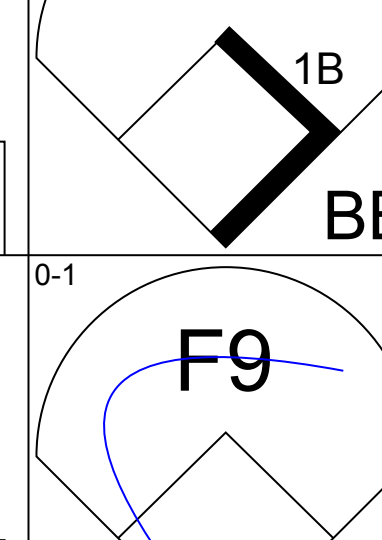

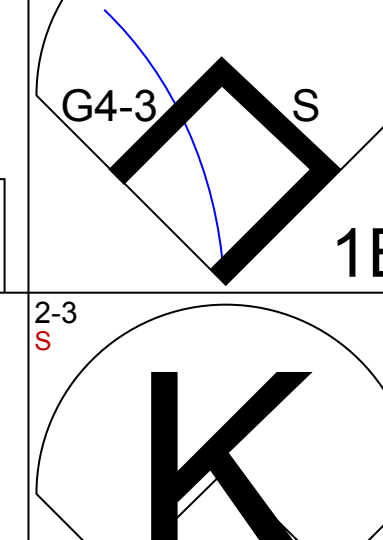
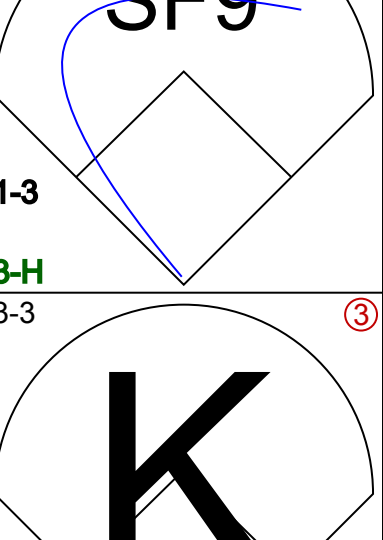

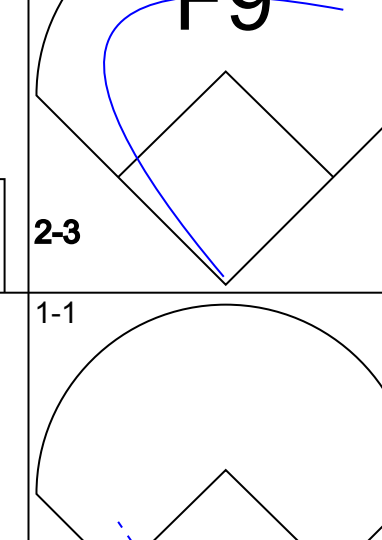


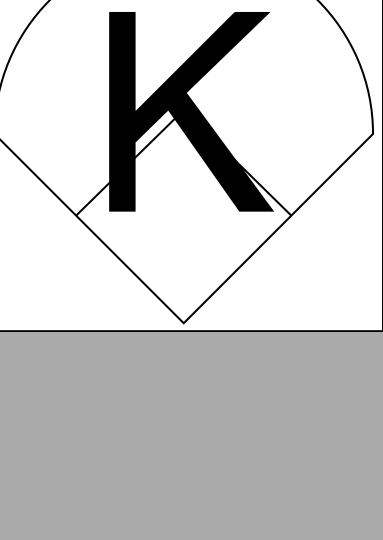
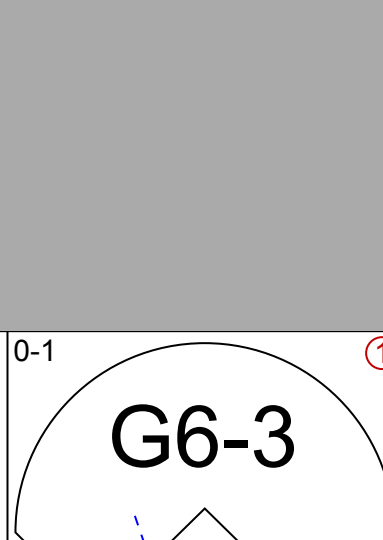
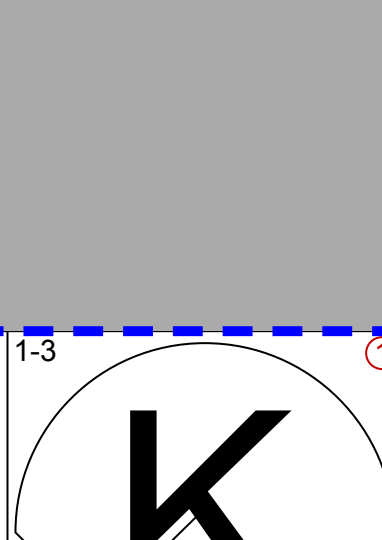

Batter	1	2	3	4	5	6	7	8	9	AB	R	H	RBI	BB	SO	LOB	BOTTOM					
Brian Hunter, R (1,8) <small>OBP: 0.304, SLG: 0.338</small>										3	0	0	0	1	0	1	New York Yankees @ Detroit Tigers Tiger Stadium, Detroit, MI Wed Jul 15 1998, 7:05 PM EDT Att: 19,868 - Cloudy - 84 F					
Damion Easley, R (1,4) <small>OBP: 0.351, SLG: 0.528</small>										4	0	2	0	0	0	1						
Bobby Higginson, L (1,9) <small>OBP: 0.396, SLG: 0.555</small>										4	0	0	0	0	0	2						
Tony Clark, S (1,3) <small>OBP: 0.351, SLG: 0.512</small>										4	0	1	0	0	0	1						
Luis Gonzalez, L (1,7) <small>OBP: 0.367, SLG: 0.502</small>										4	0	0	0	0	0	2						
Geromino Berroa, R (1,10) <small>OBP: 0.298, SLG: 0.324</small>										2	0	0	0	2	0	1						
Gabe Alvarez, R (1,5) <small>OBP: 0.304, SLG: 0.400</small>										4	0	1	0	0	0	1						
Paul Bako, L (1,2) <small>OBP: 0.336, SLG: 0.380</small>										2	0	0	0	1	1	2						
Deivi Cruz, R (1,6) <small>OBP: 0.282, SLG: 0.329</small>										3	0	1	0	0	0	1						
Inning Stats	R: 0 E: 0 K: 0 S: 6	H: 0 LOB: 0 BB: 0 P: 12	R: 0 E: 0 K: 1 S: 7	H: 1 LOB: 2 BB: 1 P: 16	R: 0 E: 0 K: 0 S: 10	H: 1 LOB: 0 BB: 0 P: 15	R: 0 E: 0 K: 0 S: 9	H: 1 LOB: 1 BB: 0 P: 14	R: 0 E: 0 K: 0 S: 8	H: 1 LOB: 1 BB: 0 P: 14	R: 0 E: 1 K: 0 S: 12	H: 1 LOB: 1 BB: 0 P: 20	R: 0 E: 0 K: 0 S: 6	H: 0 LOB: 1 BB: 1 P: 12	R: 0 E: 0 K: 0 S: 6	H: 0 LOB: 0 BB: 1 P: 12		R: 0 E: 0 K: 0 S: 7	H: 0 LOB: 1 BB: 1 P: 14	1B: 4 2B: 1 3B: 0 HR: 0	SF: 0 SAC: 0 DP: 1 HBP: 0	WP: 0 PB: 0 SB: 0 CS: 0
PITCHER	IP	WLS	BF	H	R	ER	SO	BB	IBB	HBP	BLK	WP	HR	S	P	ERA	WHIP					
Hideki Irabu, R (1,1) <small>ERA: 2.79</small>	8.0	W	30	5	0	0	0	3	0	0	0	0	0	64	115	0.00	1.000					
52 Mike Buddie, R (9,1) <small>ERA: 5.99</small>	1.0		4	0	0	0	0	1	0	0	0	0	0	7	14	0.00	1.000					

Batter	1	2	3	4	5	6	7	8	9	AB	R	H	RBI	BB	SO	LOB	TOP										
Chuck Knoblauch, R (1, 4) OBP: 0.380, SLG: 0.395	0-1 HR		1-1 L8			0-0 1B		1-2 G4-3		4	1	2	1	0	0	1	<p>New York Yankees @ Detroit Tigers Tiger Stadium, Detroit, MI Thu Jul 16 1998, 7:05 PM EDT Att: 21,336 - Overcast - 88 F</p>										
2 Derek Jeter, R (1, 6) OBP: 0.397, SLG: 0.465	1-2 G1-3		1-2 G4-3			0-3 K		0-0 F8	4	0	1	0	0	1	2												
Paul O'Neill, L (1, 9) OBP: 0.365, SLG: 0.494	2-0 L7			2-3 K		2-0 F8		0-0 F7	4	0	0	0	0	1	2												
Tino Martinez, L (1, 3) OBP: 0.360, SLG: 0.490	3-2 1B			0-2 G5-3		1-0 F9		2-0 F7	4	0	1	0	0	0	2												
Tim Lincecum, S (1, 10) OBP: 0.373, SLG: 0.367	3-2 P6			2-2 WP 1B		3-2 G4-3		0-1 F8	4	0	1	0	0	0	2												
Chad Curtis, R (1, 8) OBP: 0.371, SLG: 0.399		0-0 F8		3-2 F9		0-1 G6-4-3 1B			3	0	1	0	0	0	1												
Ricky Ledee, L (1, 7) OBP: 0.339, SLG: 0.444		3-3 K			2-3 K		0-0 G6-4-3 1B		3	0	0	0	0	2	1												
Scott Brosius, R (1, 5) OBP: 0.380, SLG: 0.458		1-2 G3			3-2 P4		1-0 F9		3	0	0	0	0	0	0												
Joe Girardi, R (1, 2) OBP: 0.325, SLG: 0.383			1-1 G4-3 1B		1-1 G5-3		3-3 K		3	0	1	0	0	1	0												
Inning Stats	R: 1 E: 0 K: 0 S: 12	H: 2 LOB: 1 BB: 0 P: 21	R: 0 E: 0 K: 1 S: 8	H: 0 LOB: 0 BB: 0 P: 12	R: 0 E: 0 K: 0 S: 8	H: 1 LOB: 0 BB: 0 P: 11	R: 0 E: 0 K: 1 S: 15	H: 1 LOB: 1 BB: 0 P: 22	R: 0 E: 0 K: 1 S: 9	H: 0 LOB: 0 BB: 0 P: 15	R: 0 E: 0 K: 1 S: 6	H: 1 LOB: 1 BB: 0 P: 9	R: 0 E: 0 K: 0 S: 8	H: 1 LOB: 0 BB: 0 P: 11	R: 0 E: 0 K: 1 S: 9	H: 0 LOB: 0 BB: 0 P: 14		R: 0 E: 0 K: 0 S: 5	H: 1 LOB: 1 BB: 0 P: 7	1B: 6 2B: 0 3B: 0 HR: 1	SF: 0 SAC: 0 DP: 2 HBP: 0	WP: 1 PB: 0 SB: 0 CS: 0	PA: 32				
PITCHER	IP	WLS	BF	H	R	ER	SO	BB	IBB	HBP	BLK	WP	HR	S	P	ERA	WHIP										
Brian Moehler, R (1, 1) ERA: 3.55	8.0	W	29	7	1	1	5	0	0	0	0	1	1	76	116	1.12	0.875										
44 Sean Runyan, L (9, 1) ERA: 3.34	0.2		2	0	0	0	0	0	0	0	0	0	0	2	4	0.00	0.000										
Todd Jones, R (9, 1) ERA: 5.4	0.1	S	1	0	0	0	0	0	0	0	0	0	0	2	2	0.00	0.000										

Batter	1	2	3	4	5	6	7	8	9	AB	R	H	RBI	BB	SO	LOB	BOTTOM										
Brian Hunter, R (1, 8) OBP: 0.304, SLG: 0.335	1-2 L3		4-1 BB			1-1 P4		1-2 P3		3	0	0	0	1	0	0	<p>New York Yankees @ Detroit Tigers Tiger Stadium, Detroit, MI Thu Jul 16 1998, 7:05 PM EDT Att: 21,336 - Overcast - 88 F</p>										
Damion Easley, R (1, 4) OBP: 0.350, SLG: 0.528	0-3 K		0-3 K			1-3 K		3-2 1B 2B	4	1	1	0	0	3	2												
Bobby Higginson, L (1, 9) OBP: 0.395, SLG: 0.552	0-0 F7			0-0 F9		3-2 1B		3-3 K	4	0	1	0	0	1	1												
Tony Clark, S (1, 3) OBP: 0.350, SLG: 0.507		1-3 K		1-0 G5-3		2-3 K		4-2 1B E BB	3	1	0	0	1	2	1												
Luis Gonzalez, L (1, 7) OBP: 0.365, SLG: 0.498		2-2 F9		1-1 G3-1		0-1 G4-3		0-0 E9 1B	4	0	1	1	0	0	0												
Geromimo Berroa, R (1, 10) OBP: 0.299, SLG: 0.324		1-2 P3			3-1 G6-3		2-2 G1-3 1B		3	0	1	0	0	0	0												
Kimera Barteaux, R (7, FR) OBP: 0.274, SLG: 0.471								1-3 K	1	0	0	0	0	1	1												
Raul Casanova, S (1, 2) OBP: 0.238, SLG: 0.289			1-1 F8		0-1 HR		0-0 G1-3		3	1	1	1	0	0	1												
Joe Randa, R (1, 5) OBP: 0.318, SLG: 0.328			0-0 S 1B		1-1 CS 1B		4-2 BB		2	0	2	0	1	0	0												
Deivi Cruz, R (1, 6) OBP: 0.279, SLG: 0.325			1-0 F7		3-1 P2		0-0 G1-3		3	0	0	0	0	0	4												
Inning Stats	R: 0 E: 0 K: 1 S: 7	H: 0 LOB: 0 BB: 0 P: 8	R: 0 E: 0 K: 1 S: 10	H: 0 LOB: 0 BB: 0 P: 14	R: 0 E: 0 K: 1 S: 8	H: 1 LOB: 2 BB: 1 P: 14	R: 0 E: 0 K: 0 S: 4	H: 0 LOB: 0 BB: 0 P: 6	R: 1 E: 0 K: 0 S: 8	H: 2 LOB: 0 BB: 0 P: 15	R: 0 E: 0 K: 2 S: 11	H: 1 LOB: 1 BB: 0 P: 18	R: 0 E: 0 K: 0 S: 9	H: 1 LOB: 2 BB: 1 P: 15	R: 2 E: 1 K: 2 S: 15	H: 2 LOB: 1 BB: 1 P: 27	R: 0 E: 0 K: 0 S: 1	H: 0 LOB: 0 BB: 0 P: 7	1B: 5 2B: 1 3B: 0 HR: 1	SF: 0 SAC: 0 DP: 0 HBP: 0	WP: 0 PB: 0 SB: 1 CS: 1	PA: 33					
PITCHER	IP	WLS	BF	H	R	ER	SO	BB	IBB	HBP	BLK	WP	HR	S	P	ERA	WHIP										
David Cone, R (1, 1) ERA: 3.66	8.0	L	33	7	3	2	7	3	0	0	0	0	1	72	117	2.25	1.250										


Batter	1	2	3	4	5	6	7	8	9	AB	R	H	RBI	BB	SO	LOB	TOP										
Chuck Knoblauch, R (1, 4) OBP: 0.378, SLG: 0.392	L6		K				F8		F9	5	0	1	0	0	1	3	New York Yankees @ Toronto Blue Jays SkyDome, Toronto, ON Fri Jul 17 1998, 7:05 PM EDT Att: 39,172 - Unknown - 77 F										
2 Derek Jeter, R (1, 6) OBP: 0.366, SLG: 0.478	1B			E8				1B	1B	4	3	4	0	0	0	0											
Paul O'Neill, L (1, 9) OBP: 0.365, SLG: 0.501	G1-3			K				G5-3	HR	5	2	2	4	0	1	4											
Tino Martinez, L (1, 3) OBP: 0.358, SLG: 0.485			K			P4		20 1B	F9	5	0	1	0	0	2	1											
Tim Lincecum, S (1, 7) OBP: 0.373, SLG: 0.361	G5-3			1B		K		G5-3		3	0	0	0	1	1	2											
Daryl Strawberry, L (1, 10) OBP: 0.378, SLG: 0.536 Dale Sveum, S (8, PH) OBP: 0.218, SLG: 0.180	K					F7		K	K	3	0	1	1	0	1	0											
20 Jorge Posada, S (1, 2) OBP: 0.378, SLG: 0.484										4	0	2	1	0	2	2											
Chad Curtis, R (1, 8) OBP: 0.366, SLG: 0.393			K			G5-3		F7		4	0	0	0	0	2	3											
Scott Brosius, R (1, 5) OBP: 0.382, SLG: 0.457	G4-3					G6-3			HR	3	1	1	0	1	0	1											
Inning Stats	R: 0 E: 0 K: 0 S: 5	H: 1 LOB: 0 BB: 0 P: 10	R: 0 E: 0 K: 2 S: 9	H: 0 LOB: 0 BB: 0 P: 16	R: 0 E: 0 K: 2 S: 11	H: 1 LOB: 1 BB: 0 P: 16	R: 1 E: 1 K: 3 S: 14	H: 2 LOB: 2 BB: 1 P: 30	R: 0 E: 0 K: 1 S: 10	H: 0 LOB: 0 BB: 0 P: 17	R: 0 E: 0 K: 2 S: 10	H: 0 LOB: 1 BB: 1 P: 19	R: 2 E: 0 K: 1 S: 19	H: 4 LOB: 2 BB: 0 P: 25	R: 3 E: 0 K: 1 S: 16	H: 3 LOB: 1 BB: 0 P: 26		1B: 9 2B: 2 3B: 0 HR: 1	SF: 0 SAC: 0 DP: 0 HBP: 2	WP: 0 PB: 0 SB: 0 CS: 1	PA: 42						
PITCHER	IP	WLS	BF	H	R	ER	SO	BB	IBB	HBP	BLK	WP	HR	S	P	ERA	WHIP										
Roger Clemens, R (1, 1) ERA: 3.38	7.0	W	28	5	1	1	10	2	0	1	0	0	0	68	123	1.29	1.000										
Dan Plesac, L (8, 1) ERA: 3.48	0.2		6	4	2	2	1	0	0	0	0	0	0	17	23	27.00	6.000										
Paul Quantrill, R (8, 1) ERA: 3.04	1.0	S	7	3	3	3	0	0	0	1	0	0	1	15	22	27.00	3.000										
Randy Myers, L (9, 1) ERA: 3.82	0.1		1	0	0	0	1	0	0	0	0	0	0	3	6	0.00	0.000										

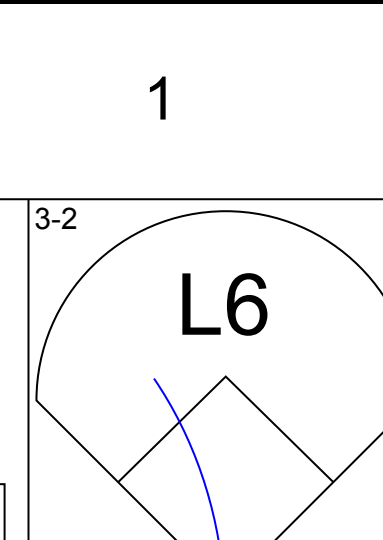
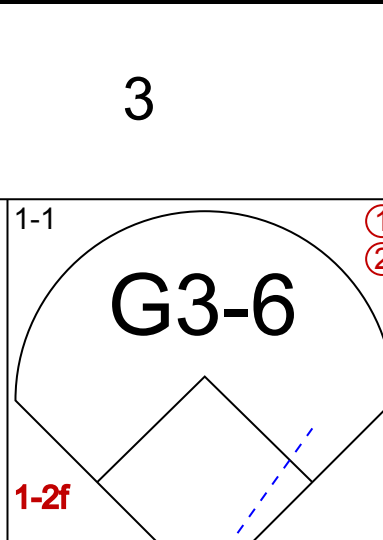
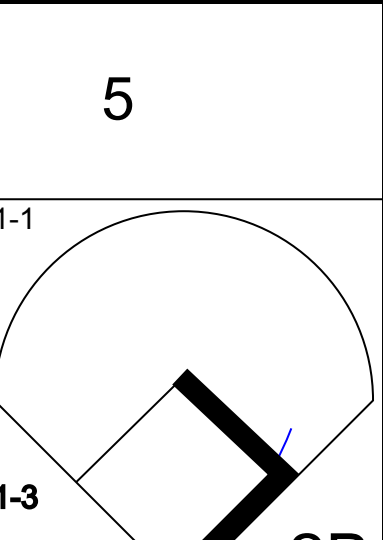

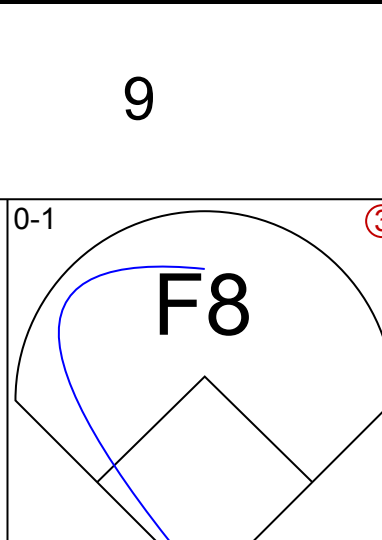
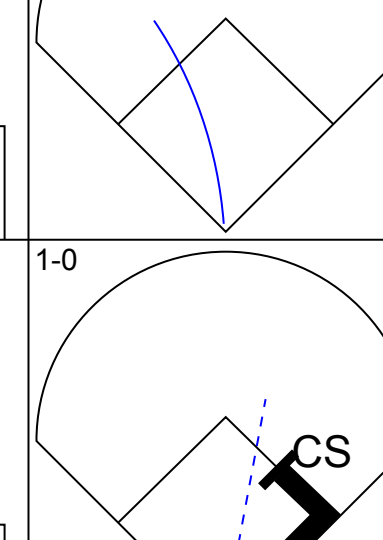
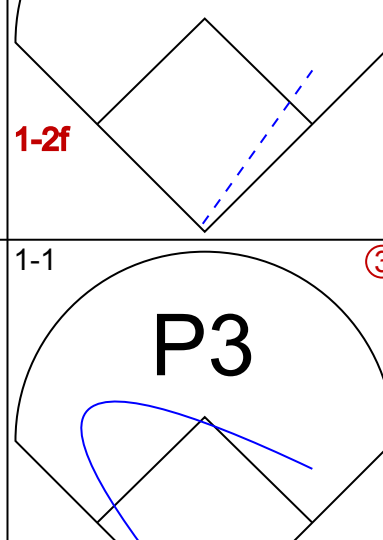
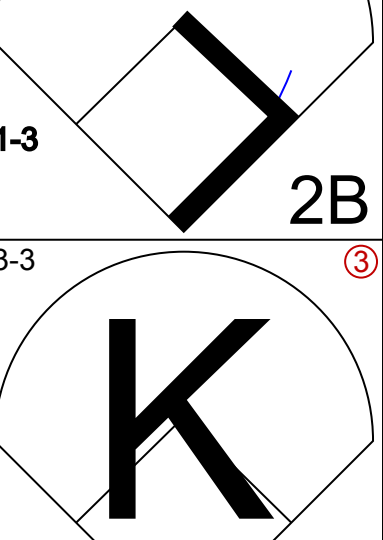
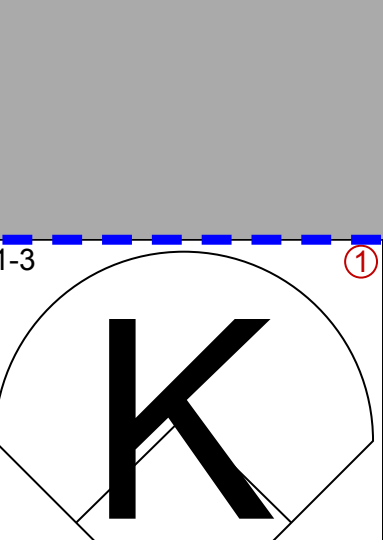
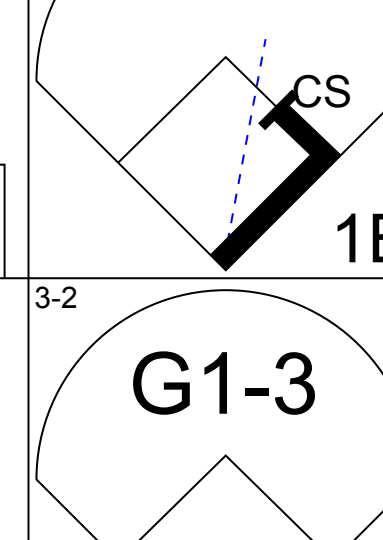
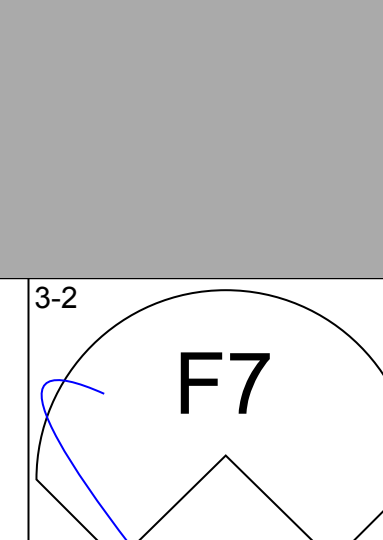
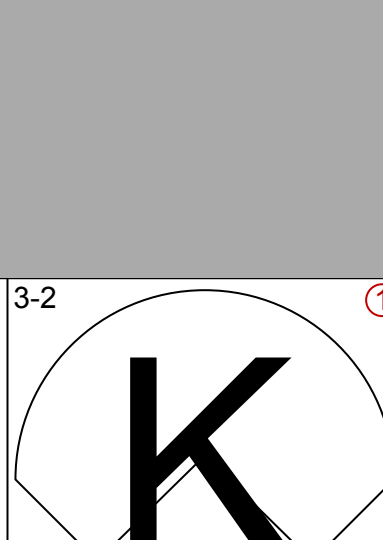
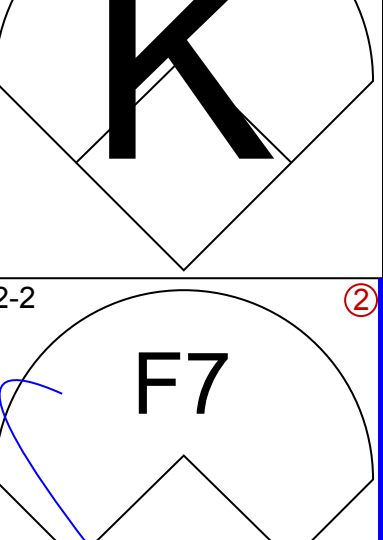
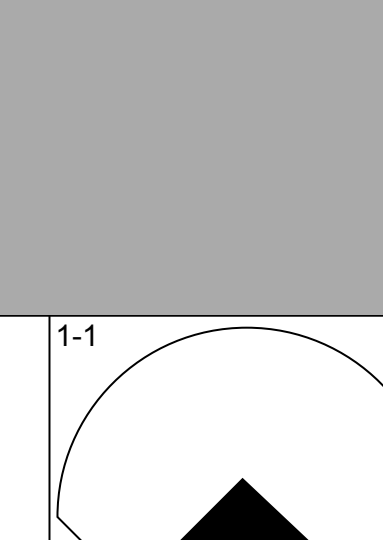
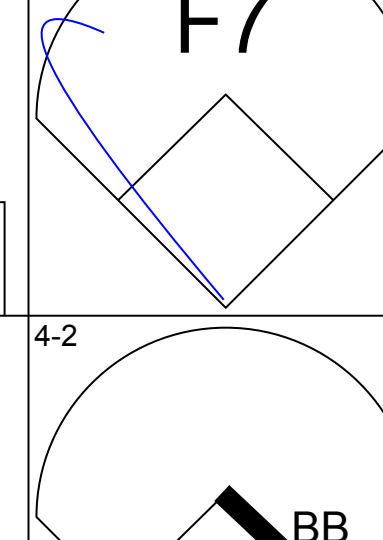
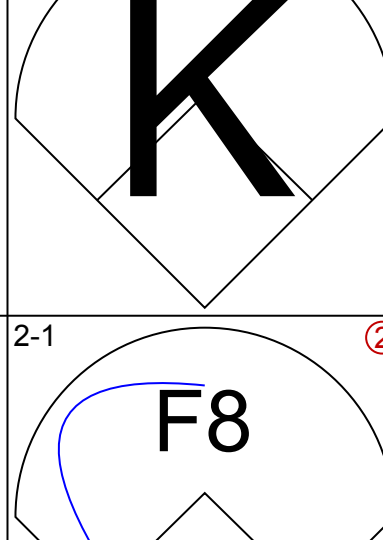
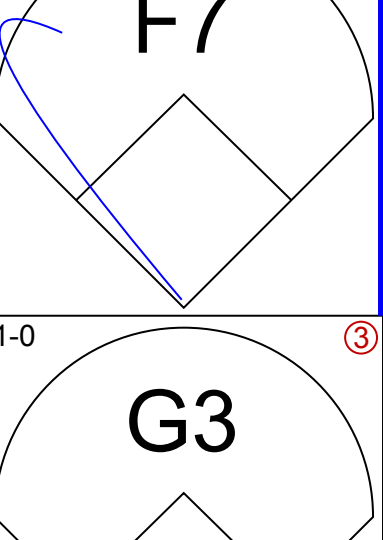
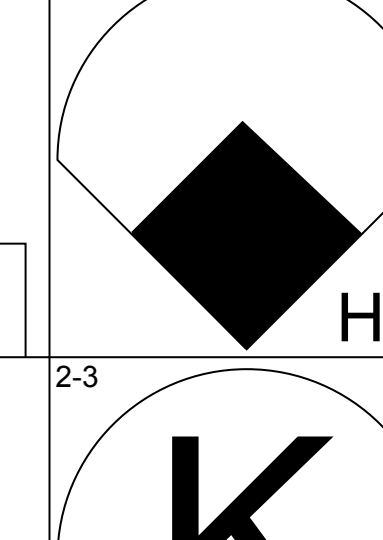
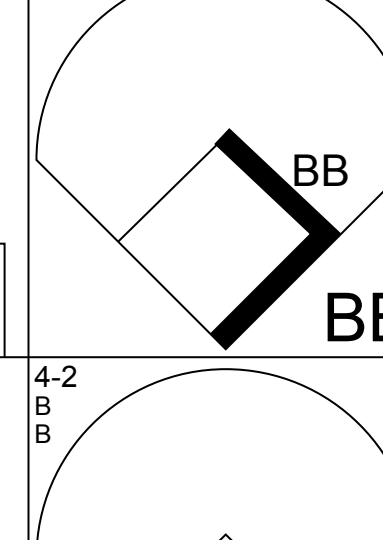
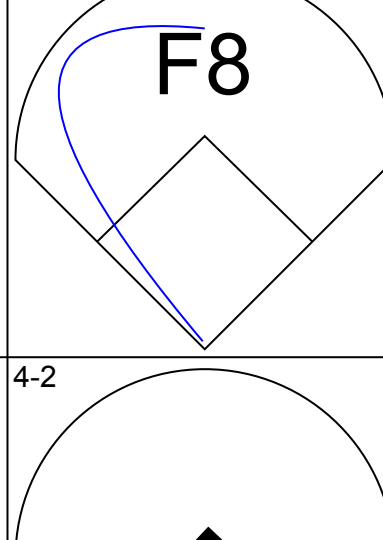
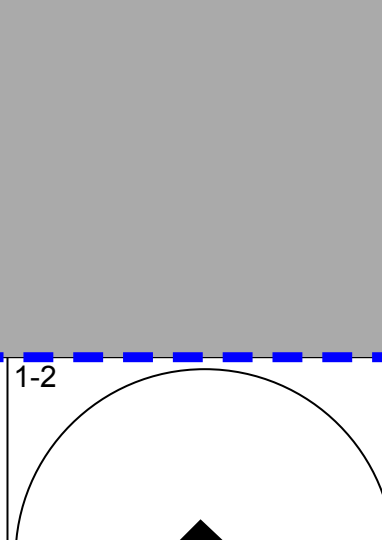
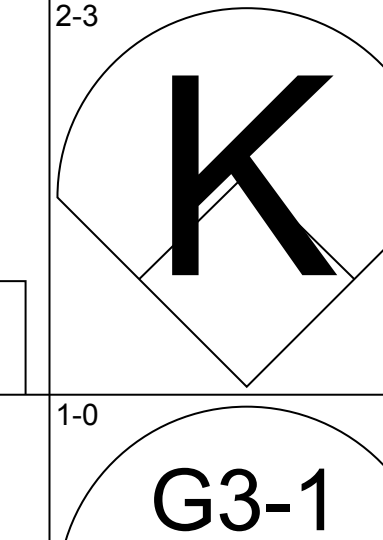
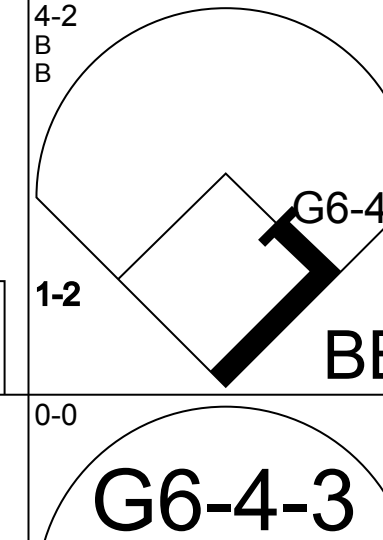
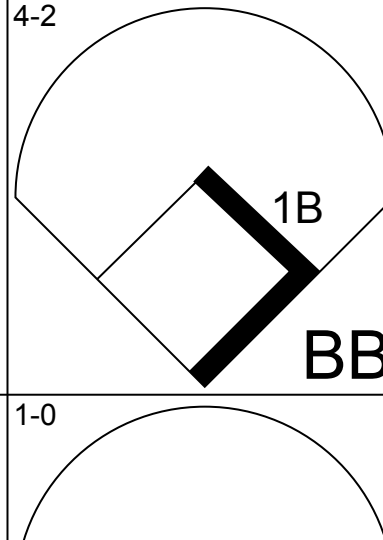
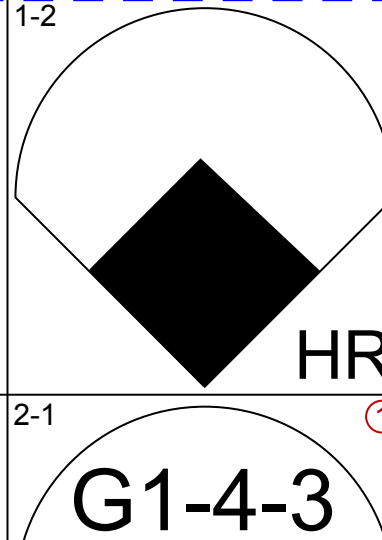
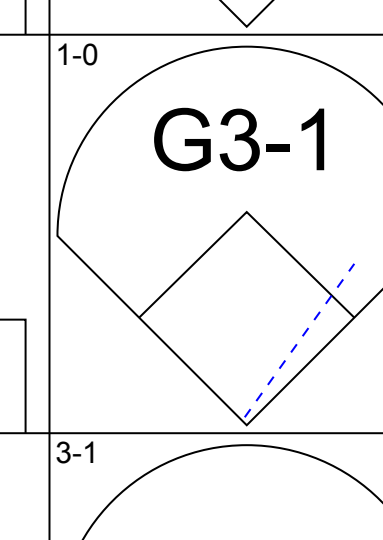

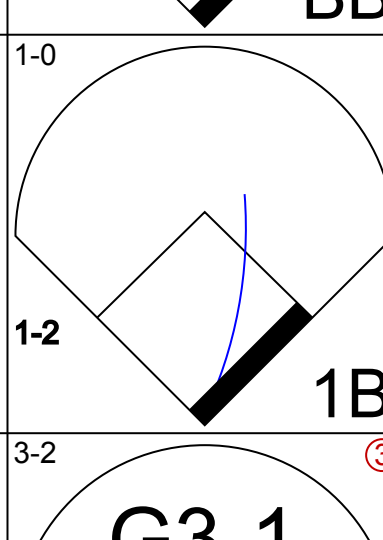
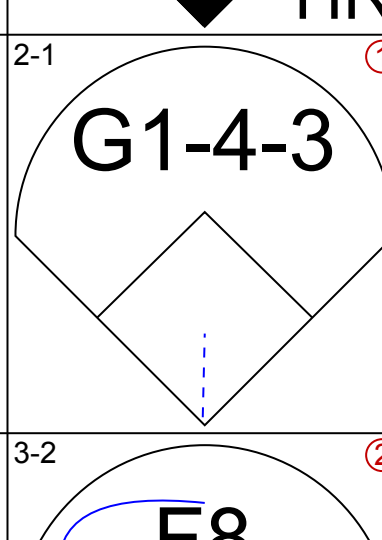
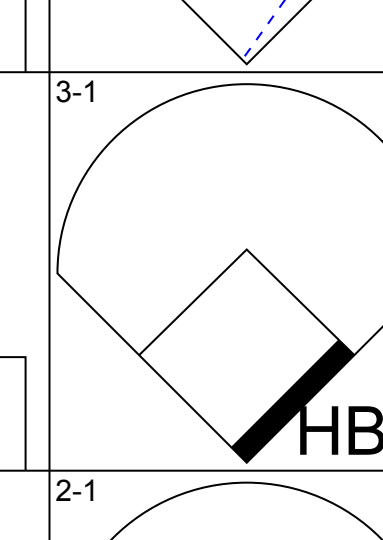
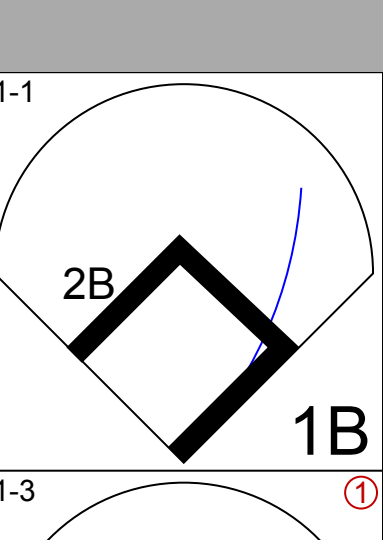

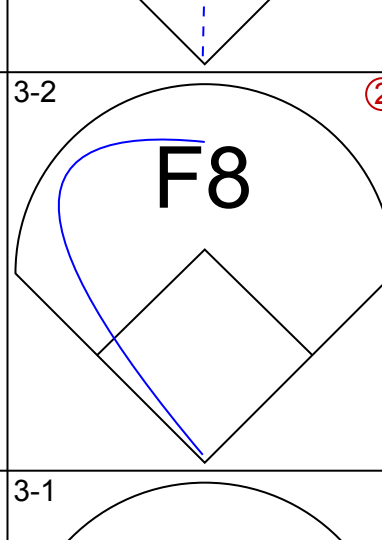

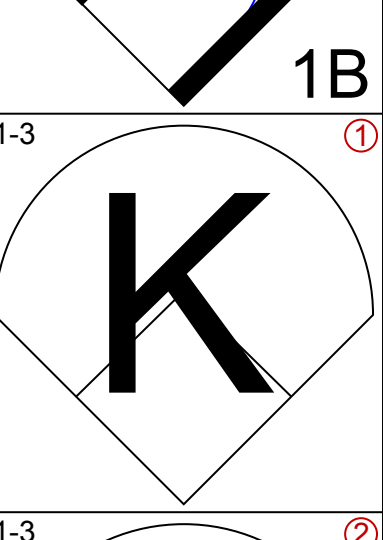
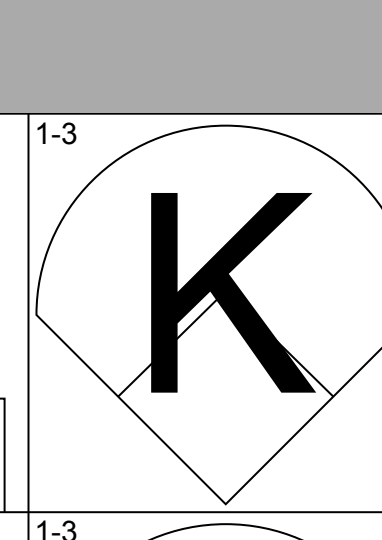
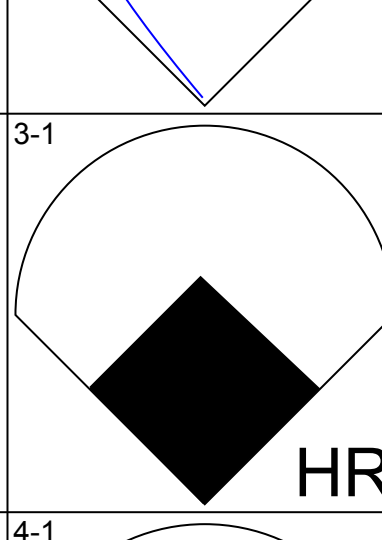
Batter	1	2	3	4	5	6	7	8	9	AB	R	H	RBI	BB	SO	LOB	BOTTOM										
Tony Phillips, S (1, 7)	G6-3		G3							2	1	0	0	2	0	0	New York Yankees @ Toronto Blue Jays SkyDome, Toronto, ON Fri Jul 17 1998, 7:05 PM EDT Att: 39,172 - Unknown - 77 F										
Shawn Green, L (1, 8) OBP: 0.338, SLG: 0.478	1B			HR		BB	HR	HBP	G1-3	5	2	3	5	0	1	4											
Jose Canseco, R (1, 9) OBP: 0.351, SLG: 0.503 Kevin Brown, R (8, 2) OBP: 0.333, SLG: 0.367	FC6-4			G5-3		K	K			4	0	0	0	0	2	4											
Carlos Delgado, L (1, 3) OBP: 0.370, SLG: 0.554	F9					F9			BB	4	1	1	0	0	0	3											
Mike Stanley, R (1, 10) OBP: 0.354, SLG: 0.476 Juan Samuel, R (7, PR) OBP: 0.304, SLG: 0.292	G5-3						1B	2B	2B	3	0	1	0	0	1	0											
Tony Fernandez, S (1, 4) OBP: 0.357, SLG: 0.434	K				G4-3		2B	1B	2B	4	2	2	2	0	1	0											
5 Ed Sprague, R (1, 5) OBP: 0.309, SLG: 0.420	K				G5-3		K	P3		4	0	0	0	0	2	3											
Darrin Fletcher, L (1, 2) OBP: 0.337, SLG: 0.421 Shannon Stewart, R (7, PH) OBP: 0.370, SLG: 0.388	L3				F8		K	F8	1B	2	0	0	0	0	0	0											
Alex Gonzalez, R (1, 6) OBP: 0.278, SLG: 0.386	F9					BB	HR	2B		4	1	2	1	0	0	1											
Inning Stats	R: 0 E: 0 K: 0 S: 9	H: 1 LOB: 1 BB: 0 P: 15	R: 0 E: 0 K: 2 S: 9	H: 0 LOB: 0 BB: 0 P: 12	R: 0 E: 0 K: 0 S: 4	H: 0 LOB: 0 BB: 0 P: 5	R: 1 E: 0 K: 1 S: 9	H: 1 LOB: 0 BB: 0 P: 11	R: 0 E: 0 K: 0 S: 10	H: 0 LOB: 0 BB: 0 P: 17	R: 0 E: 0 K: 2 S: 12	H: 1 LOB: 2 BB: 1 P: 22	R: 5 E: 0 K: 3 S: 23	H: 4 LOB: 1 BB: 1 P: 37	R: 3 E: 0 K: 0 S: 15	H: 3 LOB: 2 BB: 1 P: 24		1B: 6 2B: 2 3B: 0 HR: 2	SF: 0 SAC: 0 DP: 0 HBP: 1	WP: 0 PB: 0 SB: 1 CS: 0	PA: 38						
PITCHER	IP	WLS	BF	H	R	ER	SO	BB	IBB	HBP	BLK	WP	HR	S	P	ERA	WHIP										
Ramiro Mendoza, R (1, 1) ERA: 3.65	5.2		21	3	1	1	5	1	0	0	0	0	0	2	5	0.00	0.706										
Graeme Lloyd, L (6, 1) ERA: 2.21	0.1		1	0	0	0	0	0	0	0	0	0	0	2	5	0.00	0.000										
Darren Holmes, R (7, 1) ERA: 4.88	0.1	L	3	2	2	2	1	0	0	0	0	0	0	7	10	54.00	6.000										
Mike Stanton, L (7, 1) ERA: 6.43	1.0		10	5	6	6	2	1	1	0	0	0	1	28	46	54.00	6.000										
52 Mike Budde, R (8, 1) ERA: 5.25	0.2		3	0	0	0	0	0	0	1	0	0	0	3	5	0.00	0.000										

Batter	1	2	3	4	5	6	7	8	9	AB	R	H	RBI	BB	SO	LOB	TOP				
Chuck Knoblauch, R (1, 4) OBP: 0.375, SLG: 0.386										5	0	0	0	1	3	4					
2 Derek Jeter, R (1, 6) OBP: 0.366, SLG: 0.478										6	2	2	0	0	2	4					
Paul O'Neill, L (1, 9) OBP: 0.369, SLG: 0.501										4	2	2	0	2	0	1					
Bernie Williams, S (1, 10) OBP: 0.460, SLG: 0.616										5	3	3	2	1	1	1					
Tino Martinez, L (1, 3) OBP: 0.358, SLG: 0.482										4	1	1	1	1	1	7					
Tim Lincecum, S (1, 7) OBP: 0.382, SLG: 0.383										4	2	3	4	1	0	2					
Chad Curtis, R (1, 8) OBP: 0.367, SLG: 0.392										3	0	1	1	1	0	2					
Scott Brosius, R (1, 5) OBP: 0.379, SLG: 0.452										5	0	1	1	0	2	3					
Joe Girardi, R (1, 2) OBP: 0.315, SLG: 0.370										5	0	0	0	0	3	5					
Inning Stats	R: 0 E: 1 K: 2 S: 14	H: 0 LOB: 2 BB: 1 P: 24	R: 1 E: 1 K: 1 S: 14	H: 1 LOB: 2 BB: 1 P: 23	R: 0 E: 0 K: 1 S: 12	H: 1 LOB: 1 BB: 1 P: 23	R: 0 E: 0 K: 2 S: 14	H: 1 LOB: 2 BB: 1 P: 23	R: 2 E: 1 K: 0 S: 8	H: 2 LOB: 1 BB: 0 P: 11	R: 0 E: 0 K: 0 S: 8	H: 1 LOB: 1 BB: 0 P: 11	R: 2 E: 1 K: 2 S: 19	H: 3 LOB: 2 BB: 1 P: 28	R: 4 E: 1 K: 1 S: 12	H: 2 LOB: 0 BB: 1 P: 26	R: 1 E: 0 K: 2 S: 15	H: 2 LOB: 2 BB: 1 P: 26	1B: 10 2B: 1 3B: 0 HR: 2	SF: 2 SAC: 0 DP: 0 HBP: 0	WP: 1 PA: 51 PB: 0 SB: 3 CS: 1
PITCHER	IP	WLS	BF	H	R	ER	SO	BB	IBB	HBP	BLK	WP	HR	S	P	ERA	WHIP				
Juan Guzman, R (1, 1) ERA: 4.89	6.0	L	30	6	3	1	7	4	0	0	0	0	0	76	125	1.50	1.667				
Robert Person, R (7, 1) ERA: 8.53	2.0		14	5	6	5	3	2	0	0	0	0	2	31	54	22.50	3.500				
Bill Risley, R (9, 1) ERA: 4.39	1.0		6	2	1	1	2	1	0	0	0	1	0	15	26	9.00	3.000				

New York Yankees @ Toronto Blue Jays
SkyDome, Toronto, ON
Sat Jul 18, 1998, 3:33 AM EDT
Att: 48,123 - Cloudy - 78 F

AB 41
R 10
H 13
RBI 9
BB 7
SO 12
LOB 29





Batter	1	2	3	4	5	6	7	8	9	AB	R	H	RBI	BB	SO	LOB	BOTTOM				
Tony Phillips, S (1, 7) OBP: 0.400, SLG: 0.286										5	0	1	0	0	0	2					
Shawn Green, L (1, 8) OBP: 0.337, SLG: 0.476										4	0	1	0	0	2	2					
Jose Canseco, R (1, 9) OBP: 0.327, SLG: 0.497										4	0	0	0	0	1	1					
Felipe Crespo, S (9, 9) OBP: 0.346, SLG: 0.360										0	0	0	0	0	0	0					
Carlos Delgado, L (1, 3) OBP: 0.372, SLG: 0.562										3	1	1	1	1	0	0					
Mike Stanley, R (1, 10) OBP: 0.356, SLG: 0.485										2	1	1	1	2	1	0					
Tony Fernandez, S (1, 4) OBP: 0.356, SLG: 0.431										4	0	1	0	0	0	2					
Darrin Fletcher, L (1, 2) OBP: 0.340, SLG: 0.420										3	0	1	0	0	0	2					
5 Ed Sprague, R (1, 5) OBP: 0.309, SLG: 0.426										4	1	1	1	0	2	2					
Alex Gonzalez, R (1, 6) OBP: 0.281, SLG: 0.385										3	0	1	0	1	2	1					
Inning Stats	R: 0 E: 0 K: 0 S: 7	H: 1 LOB: 0 BB: 0 P: 14	R: 1 E: 0 K: 1 S: 9	H: 1 LOB: 0 BB: 0 P: 18	R: 0 E: 0 K: 0 S: 6	H: 1 LOB: 0 BB: 0 P: 9	R: 0 E: 0 K: 0 S: 11	H: 0 LOB: 2 BB: 2 P: 22	R: 0 E: 0 K: 3 S: 13	H: 2 LOB: 2 BB: 0 P: 20	R: 0 E: 0 K: 1 S: 16	H: 1 LOB: 2 BB: 1 P: 29	R: 0 E: 0 K: 2 S: 9	H: 0 LOB: 0 BB: 0 P: 12	R: 0 E: 0 K: 1 S: 8	H: 0 LOB: 0 BB: 0 P: 12	R: 2 E: 0 K: 0 S: 15	H: 2 LOB: 1 BB: 1 P: 28	1B: 4 2B: 1 3B: 0 HR: 3	SF: 0 SAC: 0 DP: 2 HBP: 1	WP: 0 PA: 37 PB: 0 SB: 0 CS: 1
PITCHER	IP	WLS	BF	H	R	ER	SO	BB	IBB	HBP	BLK	WP	HR	S	P	ERA	WHIP				
Orlando Hernandez, R (1, 1) ERA: 2.37	7.0	W	28	6	1	1	7	3	0	1	0	0	0	71	124	1.29	1.286				
Mike Stanton, L (8, 1) ERA: 6.28	1.0		3	0	0	0	1	0	0	0	0	0	0	8	12	0.00	0.000				
42 Mariano Rivera, R (9, 1) ERA: 1.56	1.0		6	2	2	2	0	1	0	0	0	0	2	15	28	18.00	3.000				

New York Yankees @ Toronto Blue Jays
SkyDome, Toronto, ON
Sat Jul 18, 1998, 3:33 AM EDT
Att: 48,123 - Cloudy - 78 F

AB 32
R 3
H 8
RBI 3
BB 4
SO 8
LOB 12



Batter	1	2	3	4	5	6	7	8	9	10	11	12	13	14	15	16	17	AB	R	H	RBI	BB	SO	LOB	TOP												
Brian Hunter, R OBP: 0.289, SLG: 0.333 (1, 4)	G6-3		G4-3			K	CS	G5-3		G4-3		G6-4-3			K		F9	8	0	0	0	0	2	4	Detroit Tigers @ New York Yankees Yankee Stadium, Bronx, NY Mon Jul 20 1998, 3:33 AM EDT Overcast - 85 F livebaseballscorecards.com AB 59 R 4 H 14 RBI 4 BB 5 SO 5 LOB 22 												
Damon Easley, R OBP: 0.216, SLG: 0.528 (1, 6) (17, 4)	2B			G6-3		E6		1B		P3			F7			F8	7	0	3	1	0	0	0														
Bobby Higginson, L OBP: 0.386, SLG: 0.539 (1, 9)	K		G6-3					F8					G6-3			G3-1	6	0	1	0	1	1	3														
Tony Clark, S OBP: 0.348, SLG: 0.510 (1, 3)	G6-3			FC6				G5-4-3		G5-3					K	G4-3	7	0	1	0	0	1	5														
Gerónimo Berroa, R OBP: 0.299, SLG: 0.414 Kimera Barteo, R OBP: 0.263, SLG: 0.451 (9, PR)			F9-3		FC6			G4-3				F7		G4-3			F9	3	1	2	0	1	0	1													
Luis Gonzalez, L OBP: 0.363, SLG: 0.500 (1, 7)			1B					1B						G2-3			1B	6	1	1	0	1	0	3													
Gabe Alvarez, R OBP: 0.299, SLG: 0.414 Deivi Cruz, R OBP: 0.276, SLG: 0.321 (17, 6)			F9-3											G4-3			1B	6	1	1	0	1	0	2													
Raul Casanova, S OBP: 0.250, SLG: 0.262 Paul Bako, L OBP: 0.335, SLG: 0.372 (5, 2)			G4-3					G4-3									L9	6	0	0	0	0	0	0													
Joe Randa, R OBP: 0.320, SLG: 0.337 (17, 5)			G6-3					G4-3									1B	2	0	0	0	0	0	0													
Inning Stats	R: 0 E: 0 K: 1 S: 8	H: 1 LOB: 0 BB: 0 P: 10	R: 0 E: 0 K: 0 S: 10	H: 1 LOB: 0 BB: 0 P: 16	R: 0 E: 0 K: 0 S: 6	H: 0 LOB: 0 BB: 0 P: 7	R: 0 E: 0 K: 0 S: 9	H: 2 LOB: 1 BB: 0 P: 14	R: 0 E: 0 K: 0 S: 8	H: 0 LOB: 0 BB: 0 P: 9	R: 1 E: 1 K: 1 S: 12	H: 2 LOB: 1 BB: 0 P: 17	R: 2 E: 1 K: 2 S: 11	H: 3 LOB: 0 BB: 0 P: 17	R: 0 E: 0 K: 0 S: 6	H: 1 LOB: 1 BB: 0 P: 9	R: 0 E: 0 K: 0 S: 11	H: 0 LOB: 2 BB: 3 P: 24	R: 0 E: 0 K: 0 S: 7	H: 0 LOB: 1 BB: 1 P: 11	R: 0 E: 0 K: 0 S: 4	H: 0 LOB: 0 BB: 1 P: 9	R: 0 E: 0 K: 0 S: 6	H: 1 LOB: 0 BB: 0 P: 8		R: 0 E: 0 K: 1 S: 6	H: 0 LOB: 0 BB: 0 P: 9	R: 0 E: 0 K: 0 S: 9	H: 0 LOB: 0 BB: 0 P: 13	R: 0 E: 0 K: 0 S: 4	H: 0 LOB: 0 BB: 0 P: 8	R: 1 E: 0 K: 0 S: 18	H: 3 LOB: 2 BB: 0 P: 25	1B: 11 2B: 3 3B: 1 HR: 0	SF: 0 SAC: 0 DP: 5 HBP: 0	WP: 0 SB: 0 CS: 2	PA: 65
PITCHER	IP	WLS	BF	H	R	ER	SO	BB	IBB	HBP	BLK	WP	HR	S	P	ERA	WHIP																				
David Wells, L ERA: 3.59	6.2		26	8	3	3	2	0	0	0	0	0	0	7	12	0.00	3.000																				
Ramiro Mendoza, R ERA: 3.62	0.2		3	2	0	0	0	0	0	0	0	0	0	7	12	0.00	3.000																				
Mike Stanton, L ERA: 6.09	8.1		6	0	0	0	0	3	0	0	0	0	0	12	26	0.00	2.250																				
42 Mariano Rivera, R ERA: 1.5	8.1		5	0	0	0	0	1	0	0	0	0	0	9	13	0.00	0.750																				
52 Mike Buddie, R ERA: 5.17	11.1		2.1	7	1	0	0	0	1	0	0	0	0	11	19	0.00	0.857																				

Batter	1	2	3	4	5	6	7	8	9	10	11	12	13	14	15	16	17	AB	R	H	RBI	BB	SO	LOB	BOTTOM										
Chuck Knoblauch, R OBP: 0.370, SLG: 0.379 (1, 4)	L3		G6-3							G6-3						G6-3		8	0	0	0	1	0	6	Detroit Tigers @ New York Yankees Yankee Stadium, Bronx, NY Mon Jul 20 1998, 3:33 AM EDT Overcast - 85 F livebaseballscorecards.com AB 62 R 3 H 13 RBI 3 BB 14 SO 7 LOB 39 										
2 Derek Jeter, R OBP: 0.370, SLG: 0.476 (1, 6)					G6-3													8	2	4	0	1	0	3											
Paul O'Neill, L OBP: 0.377, SLG: 0.507 (1, 9)	2B																	7	1	3	1	2	2	2											
Bernie Williams, S OBP: 0.460, SLG: 0.613 (1, 8)																		8	0	3	2	1	0	4											
Tino Martinez, L OBP: 0.351, SLG: 0.468 (1, 3)																		6	0	0	0	2	1	4											
Darryl Strawberry, L OBP: 0.373, SLG: 0.527 (8, PR)																		3	0	0	0	0	0	3											
Tim Lincecum, R OBP: 0.336, SLG: 0.382 (12, PR)																		2	0	2	0	1	0	0											
Homer Bush, S OBP: 0.353, SLG: 0.304 Date Stewart, S OBP: 0.232, SLG: 0.180 (15, PR)																		1	0	0	0	0	0	0											
20 Jorge Posada, S OBP: 0.372, SLG: 0.466 (1, 2)																		6	0	0	0	2	3	8											
Chad Curtis, R OBP: 0.368, SLG: 0.391 (1, 7)																		6	0	1	0	2	0	4											
Scott Brosius, R OBP: 0.369, SLG: 0.437 (1, 5)																		7	0	0	0	1	1	5											
Inning Stats	R: 1 E: 0 K: 0 S: 10	H: 1 LOB: 2 BB: 2 P: 21	R: 0 E: 1 K: 1 S: 9	H: 0 LOB: 1 BB: 0 P: 13	R: 2 E: 0 K: 1 S: 15	H: 2 LOB: 1 BB: 1 P: 28	R: 0 E: 0 K: 0 S: 6	H: 0 LOB: 0 BB: 0 P: 8	R: 0 E: 0 K: 0 S: 8	H: 1 LOB: 1 BB: 1 P: 14	R: 0 E: 0 K: 1 S: 7	H: 0 LOB: 0 BB: 0 P: 11	R: 0 E: 0 K: 2 S: 8	H: 1 LOB: 3 BB: 2 P: 20	R: 0 E: 0 K: 0 S: 6	H: 1 LOB: 2 BB: 1 P: 15	R: 0 E: 0 K: 0 S: 12	H: 1 LOB: 3 BB: 2 P: 24	R: 0 E: 0 K: 0 S: 8	H: 1 LOB: 1 BB: 1 P: 11	R: 0 E: 0 K: 0 S: 4	H: 1 LOB: 2 BB: 2 P: 30	R: 0 E: 0 K: 0 S: 10	H: 1 LOB: 2 BB: 1 P: 18		R: 0 E: 0 K: 0 S: 17	H: 1 LOB: 3 BB: 2 P: 29	R: 0 E: 0 K: 0 S: 7	H: 0 LOB: 0 BB: 0 P: 10	R: 0 E: 0 K: 0 S: 8	H: 1 LOB: 0 BB: 0 P: 12	1B: 10 2B: 3 3B: 0 HR: 0	SF: 0 SAC: 0 DP: 2 HBP: 0	WP: 1 SB: 0 CS: 0	PA: 76
PITCHER	IP	WLS	BF	H	R	ER	SO	BB	IBB	HBP	BLK	WP	HR	S	P	ERA	WHIP																		
Seth Greisinger, R ERA: 5.3	6.0		26	4	3	3	3	4	0	0	0	0	0	25	44	0.00	1.500																		
Matt Anderson, R ERA: 6.82	1.0		3	0	0	0	1	0	0	0	0	0	0	7	11	0.00	0.000																		
44 Sean Ryan, L ERA: 3.27	8.1		0.1	4	1	0	0	1	1	1	0	0	0	4	15	0.00	6.000																		
Doug Brocail, R ERA: 3.32	8.1		1.2	7	1	0	0	1	1	0	0	0	0	13	20	0.00	1.200																		
Todd Jones, R ERA: 5.66	10.1		1.0	6	1	0	0	0	2	0	0	0	0	12	24	0.00	3.000																		
PITCHER	IP	WLS	BF	H	R	ER	SO	BB	IBB	HBP	BLK	WP	HR	S	P	ERA	WHIP																		
Doug Bochler, R ERA: 4.79	11.1		2.0	10	1	1	1	0	0	0	0	0	0	31	55	0.00	1.667																		
Dean Crow, R ERA: 2.15	13.1		3.0	14	3	0	0	1	2	1	0	0	0	31	55	0.00	1.667																		
A.J. Sager, R ERA: 7.18	11.1		2.0	W	6	1	0	0	0	0	0	0	0	15	22	0.00	0.500																		

Batter	1	2	3	4	5	6	7	8	9	AB	R	H	RBI	BB	SO	LOB	TOP					
Brian Hunter, R (1, 8) OBP: 0.295, SLG: 0.329	G6-3		G5-3		F8		F9		G4-3	5	0	0	0	0	0	1						
Damion Easley, R (1, 4) OBP: 0.350, SLG: 0.526	K			L8					HR 1B	3	1	1	0	1	1	0						
Bobby Higginson, L (1, 9) OBP: 0.387, SLG: 0.549	P4				2B		K		HR	4	1	2	2	0	1	2						
Tony Clark, S (1, 3) OBP: 0.350, SLG: 0.508										3	0	1	0	1	0	0						
Luis Gonzalez, L (1, 7) OBP: 0.359, SLG: 0.494										4	0	0	0	0	0	3						
Trey Beamon, L (1, 10) OBP: 0.500, SLG: 0.579 Geronimo Berroa, R (8, PH) OBP: 0.315, SLG: 0.333										2	0	0	0	1	2	3						
Joe Randa, R (1, 5) OBP: 0.317, SLG: 0.332										1	0	0	0	0	0	0						
Paul Bako, L (1, 2) OBP: 0.333, SLG: 0.364										3	1	0	0	1	0	0						
Deivi Cruz, R (1, 6) OBP: 0.278, SLG: 0.320										4	0	1	1	0	0	0						
Inning Stats	R: 0 E: 0 K: 1 S: 6	H: 0 LOB: 0 BB: 7 P: 7	R: 0 E: 0 K: 1 S: 13	H: 1 LOB: 1 BB: 0 P: 20	R: 0 E: 0 K: 0 S: 6	H: 0 LOB: 0 BB: 0 P: 10	R: 0 E: 0 K: 1 S: 8	H: 1 LOB: 2 BB: 1 P: 15	R: 1 E: 0 K: 0 S: 13	H: 1 LOB: 2 BB: 2 P: 26	R: 0 E: 0 K: 0 S: 6	H: 0 LOB: 1 BB: 0 P: 11	R: 0 E: 0 K: 0 S: 5	H: 0 LOB: 0 BB: 0 P: 7	R: 2 E: 1 K: 0 S: 14	H: 2 LOB: 1 BB: 0 P: 21	R: 0 E: 0 K: 0 S: 6	H: 0 LOB: 0 BB: 8 P: 8	1B: 3 2B: 1 3B: 0 HR: 1	SF: 0 SAC: 0 DP: 0 HBP: 0	WP: 1 PB: 0 SB: 1 CS: 0	PA: 37
PITCHER	IP	WLS	BF	H	R	ER	SO	BB	IBB	HBP	BLK	WP	HR	S	P	ERA	WHIP					
Hideki Irabu, R (1, 1) ERA: 2.86	7.0	W	30	5	3	3	4	4	0	0	0	1	1	62	104	3.86	1.286					
Mike Stanton, L (8, 1) ERA: 5.95	1.0		4	0	0	0	0	0	0	0	0	0	0	9	13	0.00	0.000					
42 Mariano Rivera, R (9, 1) ERA: 1.46	1.0	S	3	0	0	0	0	0	0	0	0	0	0	6	8	0.00	0.000					

Detroit Tigers @ New York Yankees
 Yankee Stadium, Bronx, NY
 Mon Jul 20 1998, 7:05 PM EDT
 Att: 36,285 - Cloudy - 83 F

AB	33
R	3
H	5
RBI	3
BB	4
SO	4
LOB	12



Batter	1	2	3	4	5	6	7	8	9	AB	R	H	RBI	BB	SO	LOB	BOTTOM				
Homer Bush, R (1, 4) OBP: 0.393, SLG: 0.407	G4-3		SH3-4	G4-3		2B				4	0	3	0	0	0	2					
Derek Jeter, R (1, 6) OBP: 0.373, SLG: 0.476	K			E5						4	0	2	1	1	1	2					
Paul O'Neill, L (1, 9) OBP: 0.375, SLG: 0.503	G4-3		L8							5	0	1	1	0	1	6					
Darryl Strawberry, L (1, 10) OBP: 0.375, SLG: 0.521	K									2	0	0	0	2	1	1					
Tim Lincecum, S (1, 7) OBP: 0.385, SLG: 0.379				G3						2	0	0	0	2	0	5					
Chad Curtis, R (1, 8) OBP: 0.370, SLG: 0.392										4	1	2	0	0	0	1					
Dale Sveum, S (1, 3) OBP: 0.217, SLG: 0.167										4	1	0	0	0	1	4					
Luis Sojo, R (1, 5) OBP: 0.216, SLG: 0.200 Scott Brosius, R (9, 5) OBP: 0.369, SLG: 0.437										4	1	1	1	0	1	1					
Joe Girardi, R (1, 2) OBP: 0.316, SLG: 0.369										3	1	1	0	0	0	0					
Inning Stats	R: 0 E: 0 K: 2 S: 11	H: 1 LOB: 1 BB: 0 P: 16	R: 0 E: 0 K: 0 S: 8	H: 0 LOB: 1 BB: 1 P: 14	R: 1 E: 0 K: 0 S: 15	H: 2 LOB: 2 BB: 1 P: 23	R: 3 E: 2 K: 0 S: 16	H: 3 LOB: 3 BB: 1 P: 25	R: 0 E: 0 K: 1 S: 6	H: 0 LOB: 0 BB: 0 P: 10	R: 0 E: 0 K: 0 S: 5	H: 2 LOB: 1 BB: 0 P: 10	R: 0 E: 0 K: 0 S: 7	H: 1 LOB: 1 BB: 1 P: 16	R: 0 E: 1 K: 2 S: 12	H: 1 LOB: 2 BB: 1 P: 18	1B: 9 2B: 1 3B: 0 HR: 0	SF: 0 SAC: 2 DP: 1 HBP: 0	WP: 1 PB: 0 SB: 0 CS: 1	PA: 39	
PITCHER	IP	WLS	BF	H	R	ER	SO	BB	IBB	HBP	BLK	WP	HR	S	P	ERA	WHIP				
Bryce Florie, R (1, 1) ERA: 4.63	6.0	L	30	8	4	2	3	3	0	0	0	1	0	61	98	3.00	1.833				
A.J. Sager, R (7, 1) ERA: 5.99	1.0		4	1	0	0	0	1	0	0	0	0	0	7	16	0.00	2.000				
Matt Anderson, R (8, 1) ERA: 0.77	0.2		4	1	0	0	1	1	0	0	0	0	0	9	14	0.00	3.000				
44 Sean Runyan, L (8, 1) ERA: 3.24	0.1		1	0	0	0	1	0	0	0	0	0	0	3	4	0.00	0.000				

Detroit Tigers @ New York Yankees
 Yankee Stadium, Bronx, NY
 Mon Jul 20 1998, 7:05 PM EDT
 Att: 36,285 - Cloudy - 83 F

AB	32
R	4
H	10
RBI	3
BB	5
SO	5
LOB	22



Batter	1	2	3	4	5	6	7	8	9	AB	R	H	RBI	BB	SO	LOB	TOP					
Brian Hunter, R OBP: 0.291, SLG: 0.325 (1, 8)										5	0	0	0	0	1	3						
Damion Easley, R OBP: 0.350, SLG: 0.530 (1, 4)										5	1	2	0	0	2	1						
Bobby Higginson, L OBP: 0.386, SLG: 0.546 (1, 9)										4	0	1	0	0	1	2						
Tony Clark, S OBP: 0.351, SLG: 0.508 (1, 3)										4	0	2	0	0	0	1						
Luis Gonzalez, L OBP: 0.355, SLG: 0.488 (1, 7)										4	0	0	0	0	2	4						
Gerónimo Berroa, R OBP: 0.313, SLG: 0.325 (1, 10)										3	0	0	0	1	2	3						
Gabe Alvarez, R OBP: 0.287, SLG: 0.396 (1, 5)										4	0	0	0	0	1	2						
Paul Bako, L OBP: 0.349, SLG: 0.387 (1, 2)										4	0	4	0	0	0	0						
Deivi Cruz, R OBP: 0.275, SLG: 0.316 (1, 6)										3	0	0	0	0	2	3						
Trey Beamon, L OBP: 0.478, SLG: 0.550 (9, PH)										1	0	0	0	0	0	1						
Inning Stats	R: 1 H: 2 E: 1 K: 1 S: 17	H: 2 LOB: 2 BB: 0 P: 28	R: 0 H: 1 E: 0 K: 1 S: 7	H: 1 LOB: 1 BB: 0 P: 9	R: 0 H: 1 E: 0 K: 1 S: 11	H: 1 LOB: 1 BB: 0 P: 15	R: 0 H: 1 E: 0 K: 2 S: 11	H: 1 LOB: 1 BB: 0 P: 16	R: 0 H: 0 E: 0 K: 0 S: 10	H: 0 LOB: 0 BB: 0 P: 12	R: 0 H: 1 E: 0 K: 1 S: 8	H: 1 LOB: 1 BB: 0 P: 14	R: 0 H: 2 E: 0 K: 3 S: 13	H: 2 LOB: 2 BB: 0 P: 20	R: 0 H: 0 E: 0 K: 1 S: 11	H: 0 LOB: 1 BB: 1 P: 19	R: 0 H: 1 E: 0 K: 1 S: 10	H: 1 LOB: 1 BB: 0 P: 13	1B: 6 2B: 3 3B: 0 HR: 0	SF: 0 SAC: 0 DP: 0 HBP: 0	WP: 0 PB: 0 SB: 2 CS: 0	PA: 38
PITCHER	IP	WLS	BF	H	R	ER	SO	BB	IBB	HBP	BLK	WP	HR	S	P	ERA	WHIP					
David Cone, R ERA: 3.44 (1, 1)	8.0	W	34	8	1	0	10	1	0	0	0	0	0	88	133	0.00	1.125					
Ramiro Mendoza, R ERA: 3.55 (9, 1)	1.0		4	1	0	0	1	0	0	0	0	0	0	10	13	0.00	1.000					

Detroit Tigers @ New York Yankees
Yankee Stadium, Bronx, NY
Tue Jul 21 1998, 7:05 PM EDT
Att: 35,980 - Unknown - 78 F

AB 37
R 1
H 9
RBI 0
BB 1
SO 11
LOB 20



Batter	1	2	3	4	5	6	7	8	9	AB	R	H	RBI	BB	SO	LOB	BOTTOM					
Chuck Knoblauch, R OBP: 0.369, SLG: 0.386 (1, 4)										4	1	1	1	0	0	1						
Derek Jeter, R OBP: 0.377, SLG: 0.486 (1, 6)										3	2	2	1	1	1	0						
Paul O'Neill, L OBP: 0.371, SLG: 0.497 (1, 9)										4	0	0	0	0	1	2						
Bernie Williams, S OBP: 0.457, SLG: 0.605 (1, 8)										3	0	0	0	1	0	0						
Tino Martinez, L OBP: 0.351, SLG: 0.468 (1, 3)										2	1	1	1	0	0	0						
Tim Lincecum, S OBP: 0.385, SLG: 0.378 (1, 7)										3	1	1	0	0	1	1						
Chad Curtis, R OBP: 0.370, SLG: 0.392 (7, 7)										0	0	0	0	0	0	0						
Darryl Strawberry, L OBP: 0.374, SLG: 0.518 (1, 10)										3	0	1	0	0	1	0						
Scott Brosius, R OBP: 0.372, SLG: 0.437 (1, 5)										2	0	1	1	0	0	0						
Joe Girardi, R OBP: 0.311, SLG: 0.362 (1, 2)										3	0	0	0	0	0	3						
Inning Stats	R: 1 H: 1 E: 0 K: 0 S: 10	H: 1 LOB: 0 BB: 0 P: 17	R: 2 H: 4 E: 0 K: 0 S: 13	H: 4 LOB: 1 BB: 0 P: 16	R: 1 H: 0 E: 0 K: 2 S: 10	H: 0 LOB: 0 BB: 2 P: 23	R: 0 H: 0 E: 0 K: 0 S: 7	H: 0 LOB: 0 BB: 0 P: 13	R: 1 H: 1 E: 0 K: 1 S: 11	H: 1 LOB: 0 BB: 0 P: 18	R: 0 H: 0 E: 0 K: 1 S: 8	H: 0 LOB: 0 BB: 0 P: 13	R: 0 H: 0 E: 0 K: 0 S: 5	H: 0 LOB: 0 BB: 0 P: 7	R: 0 H: 1 E: 0 K: 0 S: 6	H: 1 LOB: 0 BB: 0 P: 11	1B: 5 2B: 0 3B: 0 HR: 2	SF: 1 SAC: 0 DP: 3 HBP: 1	WP: 0 PB: 0 SB: 2 CS: 0	PA: 31		
PITCHER	IP	WLS	BF	H	R	ER	SO	BB	IBB	HBP	BLK	WP	HR	S	P	ERA	WHIP					
Brian Moehler, R ERA: 3.7 (1, 1)	7.0	L	29	7	5	5	4	2	0	1	0	0	0	66	112	6.43	1.286					
44 Sean Runyan, L ERA: 3.15 (8, 1)	1.0		2	0	0	0	0	0	0	0	0	0	0	4	6	0.00	0.000					

Detroit Tigers @ New York Yankees
Yankee Stadium, Bronx, NY
Tue Jul 21 1998, 7:05 PM EDT
Att: 35,980 - Unknown - 78 F

AB 27
R 5
H 7
RBI 4
BB 2
SO 4
LOB 7



Batter	1	2	3	4	5	6	7	8	9	AB	R	H	RBI	BB	SO	LOB	TOP					
Ray Durham, S (1,4) OBP: 0.369, SLG: 0.464	G4-3		F7		G4-3	3-H 2B			G4-3	5	0	1	1	0	0	0						
Mike Caruso, S (1,6) OBP: 0.329, SLG: 0.413	BB 1B		F7		F 1B	L5			G1-3	5	0	2	0	0	0	1						
Frank Thomas, R (1,10) OBP: 0.373, SLG: 0.455	K			E5 1B	E5 1B		F8		L7	5	1	1	0	0	1	1						
Albert Belle, R (1,7) OBP: 0.377, SLG: 0.606	BB			F9			K			2	0	0	0	2	1	1						
Robin Ventura, L (1,5) OBP: 0.353, SLG: 0.435	G1-3			1B 1B	K		G4-3			4	1	1	0	0	1	5						
Maglio Ordonez, R (1,9) OBP: 0.310, SLG: 0.412		G1-3		1B FC6-4 1B	K			G6-3		4	1	1	1	0	1	3						
Wil Cordero, R (1,3) OBP: 0.298, SLG: 0.436		G6-3		FC6-4 1B		G3 2B			FC4-6 1B	4	1	3	1	0	0	0						
Mike Cameron, R (1,8) OBP: 0.290, SLG: 0.321		F8		FC6-4		L7			L7	4	0	0	1	0	0	3						
Robert Machado, R (1,2) OBP: 0.222, SLG: 0.250										3	0	0	0	0	2	2						
Greg Norton, S (8,PH) OBP: 0.277, SLG: 0.415										1	0	0	0	0	0	1						
Chad Kreuter, S (8,2) OBP: 0.380, SLG: 0.323									FC4-6	0	0	0	0	0	0	0						
Inning Stats	R: 0 E: 0 K: 1 S: 11	H: 1 LOB: 2 BB: 1 P: 17	R: 0 E: 0 K: 0 S: 3	H: 0 LOB: 0 BB: 0 P: 5	R: 0 E: 0 K: 1 S: 6	H: 0 LOB: 0 BB: 0 P: 10	R: 3 E: 1 K: 2 S: 11	H: 3 LOB: 1 BB: 1 P: 21	R: 0 E: 0 K: 1 S: 12	H: 2 LOB: 3 BB: 1 P: 22	R: 1 E: 0 K: 0 S: 9	H: 2 LOB: 1 BB: 0 P: 15	R: 0 E: 0 K: 1 S: 7	H: 0 LOB: 0 BB: 0 P: 11	R: 0 E: 0 K: 0 S: 10	H: 1 LOB: 1 BB: 0 P: 14	R: 0 E: 0 K: 0 S: 7	H: 0 LOB: 0 BB: 0 P: 10	1B: 7 2B: 2 3B: 0 HR: 0	SF: 0 SAC: 0 DP: 0 HBP: 0	WP: 0 PB: 0 SB: 0 CS: 0	PA: 39
PITCHER	IP	WLS	BF	H	R	ER	SO	BB	IBB	HBP	BLK	WP	HR	S	P	ERA	WHIP					
Andy Pettitte, L (1,1) ERA: 3.7	7.0	W	32	8	4	2	6	1	1	0	0	0	0	59	101	2.57	1.286					
Ramiro Mendoza, R (8,1) ERA: 3.54	1.0	L	4	1	0	0	0	0	0	0	0	0	0	10	14	0.00	1.000					
42 Mariano Rivera, R (9,1) ERA: 1.42	1.0	S	3	0	0	0	0	0	0	0	0	0	0	7	10	0.00	0.000					

Chicago White Sox @ New York Yankees
Yankee Stadium, Bronx, NY

AB 37
R 4
H 9
RBI 4
BB 2
SO 6
LOB 17



WP: 0 PA: 39
PB: 0
SB: 0
CS: 0

Batter	1	2	3	4	5	6	7	8	9	AB	R	H	RBI	BB	SO	LOB	BOTTOM					
Chuck Knoblauch, R (1,4) OBP: 0.373, SLG: 0.396	HR 1B		F9				F7			4	1	2	0	0	0	0						
2 Derek Jeter, R (1,6) OBP: 0.376, SLG: 0.480	L8						F8			3	0	0	0	1	1	2						
Paul O'Neill, L (1,9) OBP: 0.371, SLG: 0.505	HR		P6		G5-3				G4-3	4	1	1	2	0	0	2						
Bernie Williams, S (1,8) OBP: 0.453, SLG: 0.594	K		G4-3				K		P6	4	0	0	0	0	2	1						
Tino Martinez, L (1,3) OBP: 0.351, SLG: 0.468					G3		F8		G5-3	4	0	1	0	0	0	0						
Tim Lincecum, S (1,7) OBP: 0.382, SLG: 0.379					L8					2	0	0	0	0	1	1						
Chad Curtis, R (6,7) OBP: 0.375, SLG: 0.392							HR BB			0	1	0	0	1	0	0						
Darryl Strawberry, L (1,10) OBP: 0.380, SLG: 0.563										3	2	2	3	0	1	0						
Scott Brosius, R (1,5) OBP: 0.371, SLG: 0.434										2	0	0	0	1	0	0						
Joe Girardi, R (1,2) OBP: 0.306, SLG: 0.355										3	0	0	0	0	0	1						
Inning Stats	R: 2 E: 0 K: 2 S: 16	H: 3 LOB: 1 BB: 0 P: 28	R: 0 E: 0 K: 1 S: 7	H: 0 LOB: 0 BB: 1 P: 15	R: 0 E: 0 K: 0 S: 13	H: 0 LOB: 1 BB: 1 P: 22	R: 1 E: 0 K: 0 S: 9	H: 1 LOB: 0 BB: 0 P: 15	R: 0 E: 0 K: 1 S: 11	H: 1 LOB: 1 BB: 0 P: 16	R: 2 E: 0 K: 1 S: 17	H: 1 LOB: 0 BB: 1 P: 28	R: 0 E: 0 K: 0 S: 6	H: 0 LOB: 0 BB: 0 P: 10	R: 0 E: 0 K: 0 S: 10	H: 0 LOB: 0 BB: 0 P: 15	R: 0 E: 0 K: 0 S: 7	H: 0 LOB: 0 BB: 0 P: 10	1B: 3 2B: 0 3B: 0 HR: 3	SF: 0 SAC: 0 DP: 0 HBP: 0	WP: 0 PB: 0 SB: 0 CS: 1	PA: 32
PITCHER	IP	WLS	BF	H	R	ER	SO	BB	IBB	HBP	BLK	WP	HR	S	P	ERA	WHIP					
John Snyder, R (1,1) ERA: 7.3	5.2	L	24	5	4	4	4	3	0	0	0	0	1	5	116	6.35	1.412					
Bryan Ward, L (6,1) ERA: 7.11	0.1	L	2	1	1	1	0	0	0	0	0	0	1	5	8	27.00	3.000					
Keith Foulke, R (7,1) ERA: 4.21	2.0		6	0	0	0	0	0	0	0	0	0	0	16	25	0.00	0.000					

Chicago White Sox @ New York Yankees
Yankee Stadium, Bronx, NY

AB 29
R 5
H 6
RBI 5
BB 3
SO 5
LOB 7



WP: 0 PA: 32
PB: 0
SB: 0
CS: 1

Batter	1	2	3	4	5	6	7	8	9	AB R H RBI BB SO LOB	TOP												
Ray Durham, S (1, 4) OBP: 0.367, SLG: 0.461	F9			F9		F7	E		G3-1	5 0 1 1 0 0 0	Chicago White Sox @ New York Yankees Yankee Stadium, Bronx, NY Sat Jul 25 1998, 3:33 AM EDT Att: 55,638 - Sunny - 83 F												
Mike Caruso, S (1, 6) OBP: 0.326, SLG: 0.411	CS 1B			P6		F9	L4			4 0 1 0 0 0 2													
Frank Thomas, R (1, 10) OBP: 0.372, SLG: 0.451	K			P3		G3-1	BB			3 0 0 0 1 1 1													
Albert Belle, R (1, 7) OBP: 0.378, SLG: 0.605	CS 1-2	G6-3			1-0 1B 1B					4 2 2 0 0 0 3													
Robin Ventura, L (1, 5) OBP: 0.355, SLG: 0.435		P5			0-2 1B SF9 1B		2-2 1B 1B	1-1 P5		4 2 2 0 0 0 0													
Greg Norton, S (1, 3) OBP: 0.282, SLG: 0.417		K			1-1 1B		1-0 1B FC3 1B	3-2 F8		4 1 2 2 0 1 0													
Magglio Ordonez, R (1, 9) OBP: 0.309, SLG: 0.412			G6-3		2-1 SF9 1B		3-2 FC3 1B	1-3 K		3 1 1 2 0 1 0													
Mike Cameron, R (1, 8) OBP: 0.286, SLG: 0.316			F9		2-0 K		3-2 FC3 1B	0-0 P6		4 0 0 1 0 1 2													
Chad Kreuter, S (1, 2) OBP: 0.372, SLG: 0.314	F8			F8		L7		G6-3		4 0 0 0 0 1 3													
Inning Stats	R: 0 E: 0 K: 1 S: 10	H: 1 LOB: 0 BB: 0 P: 14	R: 0 E: 0 K: 1 S: 9	H: 0 LOB: 0 BB: 0 P: 15	R: 0 E: 0 K: 0 S: 6	H: 0 LOB: 0 BB: 0 P: 11	R: 0 E: 0 K: 0 S: 4	H: 0 LOB: 0 BB: 0 P: 9	R: 2 E: 0 K: 1 S: 14	H: 3 LOB: 1 BB: 0 P: 23	R: 0 E: 0 K: 0 S: 7	H: 0 LOB: 0 BB: 0 P: 10	R: 4 E: 1 K: 1 S: 23	H: 5 LOB: 1 BB: 1 P: 42	R: 0 E: 0 K: 1 S: 11	H: 0 LOB: 0 BB: 0 P: 16	R: 0 E: 0 K: 0 S: 3	H: 0 LOB: 0 BB: 0 P: 5	1B: 9 2B: 0 3B: 0 HR: 0	SF: 1 SAC: 0 DP: 0 HBP: 0	WP: 0 PB: 0 SB: 0 CS: 1	PA: 38	
PITCHER	IP WLS BF H R ER SO BB IBB HBP BLK WP HR S P ERA WHIP											PITCHER	IP WLS BF H R ER SO BB IBB HBP BLK WP HR S P ERA WHIP										
Hideki Irabu, R (1, 1) ERA: 3.19	6.0 L 25 8 6 6 3 0 0 0 0 0 0 0 59 99 9.00 1.333																						
Darren Holmes, L (7, 1) ERA: 4.34	0.1 3 1 0 0 1 0 0 0 0 0 0 0 8 14 0.00 3.000																						
Graeme Lloyd, L (7, 1) ERA: 1.99	0.1 1 0 0 0 0 0 0 0 0 0 0 0 2 2 0.00 0.000																						
52 Mike Buddie, R (7, 1) ERA: 4.5	2.1 8 0 0 0 1 1 0 0 0 0 0 0 18 30 0.00 0.429																						

Batter	1	2	3	4	5	6	7	8	9	AB R H RBI BB SO LOB	BOTTOM												
Chuck Knoblauch, R (1, 10) OBP: 0.374, SLG: 0.393	F9		G5-3						K	3 0 0 0 2 1 1	Chicago White Sox @ New York Yankees Yankee Stadium, Bronx, NY Sat Jul 25 1998, 3:33 AM EDT Att: 55,638 - Sunny - 83 F												
2 Derek Jeter, R (1, 6) OBP: 0.377, SLG: 0.479	E9 1B		F8						K	5 0 2 1 0 2 4													
Paul O'Neill, L (1, 9) OBP: 0.368, SLG: 0.500	K		K			G1-3	FC5-4			4 0 0 0 0 2 4													
Bernie Williams, S (1, 8) OBP: 0.451, SLG: 0.588	G4-3		G5-3			1-2 1B 20 SF9 1B		1-1 G4-3		4 1 1 0 0 0 2													
Tino Martinez, L (1, 3) OBP: 0.352, SLG: 0.468		G6-3				2-0 1B		2-2 P7		4 0 2 0 0 0 0													
20 Jorge Posada, S (1, 2) OBP: 0.376, SLG: 0.487			G5-3 1B		G4-6-3		SF9	4-1 1B BB		2 0 1 1 1 0 1													
Chad Curtis, R (1, 7) OBP: 0.374, SLG: 0.390		G5-3		G6-3		F8		2-2 1B		4 0 1 0 0 0 2													
Scott Brosius, R (1, 5) OBP: 0.370, SLG: 0.435		K			G6-3 2B		G5-3	L7		4 0 1 0 0 1 3													
Homer Bush, R (1, 4) OBP: 0.394, SLG: 0.438			G5-3 2B		G6-3		BB 1B	K		4 1 2 0 0 1 1													
Inning Stats	R: 0 E: 1 K: 1 S: 10	H: 1 LOB: 1 BB: 0 P: 17	R: 0 E: 0 K: 1 S: 13	H: 1 LOB: 0 BB: 0 P: 18	R: 1 E: 0 K: 1 S: 11	H: 2 LOB: 1 BB: 0 P: 20	R: 0 E: 0 K: 0 S: 11	H: 1 LOB: 0 BB: 0 P: 14	R: 0 E: 0 K: 0 S: 8	H: 1 LOB: 1 BB: 1 P: 17	R: 1 E: 0 K: 0 S: 13	H: 2 LOB: 1 BB: 0 P: 23	R: 0 E: 0 K: 1 S: 13	H: 1 LOB: 2 BB: 1 P: 23	R: 0 E: 0 K: 0 S: 12	H: 1 LOB: 2 BB: 1 P: 23	R: 0 E: 0 K: 3 S: 9	H: 0 LOB: 0 BB: 0 P: 11	1B: 8 2B: 2 3B: 0 HR: 0	SF: 1 SAC: 0 DP: 1 HBP: 0	WP: 0 PB: 0 SB: 0 CS: 1	PA: 38	
PITCHER	IP WLS BF H R ER SO BB IBB HBP BLK WP HR S P ERA WHIP											PITCHER	IP WLS BF H R ER SO BB IBB HBP BLK WP HR S P ERA WHIP										
Mike Sirota, L (1, 1) ERA: 4.77	6.0 W 25 8 2 2 3 1 0 0 0 0 0 0 66 109 3.00 1.500																						
Bob Howry, R (7, 1) ERA: 3.13	1.2 9 2 0 0 1 2 0 0 0 0 0 0 23 42 0.00 2.400																						
41 Bill Simas, R (8, 1) ERA: 2.18	1.1 S 4 0 0 0 3 0 0 0 0 0 0 0 11 15 0.00 0.000																						

Batter	1	2	3	4	5	6	7	8	9	AB	R	H	RBI	BB	SO	LOB	TOP					
Ray Durham, S (1, 4) OBP: 0.368, SLG: 0.467										5	1	2	2	0	1	0	Chicago White Sox @ New York Yankees Yankee Stadium, Bronx, NY Sun Jul 26 1998, 3:33 AM EDT Att: 51,865 - Sunny - 79 F					
Mike Caruso, S (1, 6) OBP: 0.327, SLG: 0.409										4	0	1	0	0	0	0						
Frank Thomas, R (1, 10) OBP: 0.369, SLG: 0.446										4	0	0	0	0	2	3						
Albert Belle, R (1, 7) OBP: 0.379, SLG: 0.611										4	1	2	1	0	2	0						
Robin Ventura, L (1, 5) OBP: 0.354, SLG: 0.432										3	0	0	0	1	1	1						
Wil Cordero, R (1, 3) OBP: 0.297, SLG: 0.433										4	0	1	0	0	2	2						
Magglio Ordonez, R (1, 9) OBP: 0.306, SLG: 0.407										4	0	0	0	0	0	3						
Mike Cameron, R (1, 8) OBP: 0.289, SLG: 0.317										3	0	1	0	1	2	0						
Robert Machado, R (1, 2) OBP: 0.231, SLG: 0.182										3	1	0	0	1	2	2						
Inning Stats	R: 0 E: 0 K: 2 S: 11	H: 0 LOB: 0 BB: 0 P: 15	R: 1 E: 0 K: 2 S: 12	H: 2 LOB: 2 BB: 1 P: 23	R: 0 E: 0 K: 0 S: 5	H: 0 LOB: 0 BB: 0 P: 9	R: 0 E: 0 K: 3 S: 10	H: 0 LOB: 0 BB: 0 P: 16	R: 2 E: 1 K: 1 S: 16	H: 1 LOB: 1 BB: 2 P: 31	R: 0 E: 0 K: 0 S: 8	H: 1 LOB: 1 BB: 0 P: 12	R: 0 E: 0 K: 1 S: 12	H: 2 LOB: 2 BB: 0 P: 18	R: 0 E: 0 K: 1 S: 8	H: 1 LOB: 1 BB: 0 P: 10	R: 0 E: 0 K: 2 S: 7	H: 0 LOB: 0 BB: 0 P: 11	1B: 5 2B: 0 3B: 0 HR: 2	SF: 0 SAC: 0 DP: 0 HBP: 0	WP: 0 PB: 0 CS: 1	PA: 37
PITCHER	IP WLS BF H R ER SO BB IBB HBP BLK WP HR S P ERA WHIP																					
David Wells, L (1, 1) ERA: 3.68	7.2 W 33 7 3 3 10 3 0 0 0 0 2 81 132 3.52 1.304																					
42 Mariano Rivera, R (8, 1) ERA: 1.37	1.1 S 4 0 0 0 2 0 0 0 0 0 0 8 13 0.00 0.000																					

Batter	1	2	3	4	5	6	7	8	9	AB	R	H	RBI	BB	SO	LOB	BOTTOM			
Chuck Knoblauch, R (1, 4) OBP: 0.372, SLG: 0.391										4	1	1	0	0	0	1	Chicago White Sox @ New York Yankees Yankee Stadium, Bronx, NY Sun Jul 26 1998, 3:33 AM EDT Att: 51,865 - Sunny - 79 F			
2 Derek Jeter, R (1, 6) OBP: 0.373, SLG: 0.474										4	0	0	0	0	0	1				
Paul O'Neill, L (1, 9) OBP: 0.364, SLG: 0.495										4	0	0	0	0	1	2				
Bernie Williams, S (1, 8) OBP: 0.455, SLG: 0.606										4	2	3	2	0	1	1				
Tino Martinez, L (1, 3) OBP: 0.351, SLG: 0.464										3	0	0	0	1	1	3				
Darryl Strawberry, L (1, 10) OBP: 0.376, SLG: 0.557										4	1	1	0	0	0	2				
20 Jorge Posada, S (1, 2) OBP: 0.378, SLG: 0.500										3	2	1	2	1	0	1				
Chad Curtis, R (1, 7) OBP: 0.372, SLG: 0.387										3	0	0	0	1	1	3				
Scott Brosius, R (1, 5) OBP: 0.372, SLG: 0.436										2	0	1	2	1	1	1				
Inning Stats	R: 0 E: 0 K: 0 S: 8	H: 0 LOB: 0 BB: 0 P: 13	R: 2 E: 0 K: 1 S: 19	H: 2 LOB: 1 BB: 2 P: 36	R: 1 E: 0 K: 1 S: 10	H: 2 LOB: 1 BB: 0 P: 17	R: 0 E: 0 K: 1 S: 9	H: 1 LOB: 1 BB: 0 P: 15	R: 0 E: 0 K: 0 S: 5	H: 0 LOB: 0 BB: 0 P: 7	R: 3 E: 0 K: 1 S: 14	H: 2 LOB: 1 BB: 2 P: 26	R: 0 E: 1 K: 1 S: 8	H: 0 LOB: 1 BB: 0 P: 13	R: 0 E: 0 K: 0 S: 4	H: 0 LOB: 0 BB: 0 P: 9	1B: 4 2B: 1 3B: 0 HR: 2	SF: 0 SAC: 0 DP: 0 HBP: 0	WP: 2 PB: 0 CS: 0	PA: 36
PITCHER	IP WLS BF H R ER SO BB IBB HBP BLK WP HR S P ERA WHIP																			
Jaime Navarro, R (1, 1) ERA: 5.79	5.2 L 27 7 6 6 4 4 0 0 0 0 2 60 107 9.53 1.941																			
Matt Karchner, R (6, 1) ERA: 5.15	2.1 8 0 0 0 1 0 0 0 0 0 0 17 29 0.00 0.000																			

Batter	1	2	3	4	5	6	7	8	9	AB	R	H	RBI	BB	SO	LOB	TOP								
Chuck Knoblauch, R (1, 4) OBP: 0.371, SLG: 0.387	0-1 F9	4-2 BB		0-2 F9		2-2 E6 FC4-6		0-0 F8		4	0	0	1	1	0	3	New York Yankees @ Anaheim Angels Edison International Field, Anaheim, CA Tue Jul 28 1998, 10:05 PM EDT Att: 36,241 - Unknown - 85 F livebaseballscorecards.com								
2 Derek Jeter, R (1, 6) OBP: 0.373, SLG: 0.480	1-0 HR	3-3 K		3-2 CS 1B		1-0 FC4-6 1B E		3-1 F9		5	2	2	2	0	1	5									
Paul O'Neill, L (1, 9) OBP: 0.365, SLG: 0.495	0-0 G4-6-3 1B	0-0 SF8		3-2 CS 1-2	0-0 F7	0-0 E 1B		2-0 F8		4	0	2	2	0	0	0									
Bernie Williams, S (1, 8) OBP: 0.454, SLG: 0.614	3-1 G4-6-3 1-2	1-1 F8		1-1 HR	2-0 HR	3-2 E2 1B		1-1 F8		5	1	2	2	0	0	3									
Tino Martinez, L (1, 3) OBP: 0.352, SLG: 0.463		1-2 HR 1B	0-0 F8		1-1 2-4 1B	1-1 P5		0-1 G6-3		5	1	2	0	0	0	2									
Darryl Strawberry, L (1, 10) OBP: 0.389, SLG: 0.569 Shane Spencer, R (9, PH) OBP: 0.125, SLG: 0.143		1-0 HR	2-3 K		3-3 K		4-2 BB	1-2 1B		3	1	1	2	1	2	1									
Chad Curtis, R (1, 7) OBP: 0.370, SLG: 0.384		1-0 SH BB 1B	2-2 P4		1-0 2-4 1-2	1-1 E5 1B FC4-6	0-2 F8	2-3 K	2-3 K	5	2	1	0	0	1	2									
Scott Brosius, R (1, 5) OBP: 0.374, SLG: 0.436		1-0 BB SH SF8 1B		0-2 2 1B 1B		0-0 F8	2-3 K			4	1	2	0	0	1	2									
Joe Girardi, R (1, 2) OBP: 0.306, SLG: 0.355		0-0 SH BB		2-0 F9		1-0 FC4-6 1B 1B	1-3 K			3	1	1	0	0	1	2									
Inning Stats	R: 1 E: 0 K: 0 S: 6	H: 2 LOB: 0 BB: 0 P: 10	R: 4 E: 0 K: 1 S: 17	H: 4 LOB: 2 BB: 1 P: 28	R: 0 E: 0 K: 1 S: 8	H: 0 LOB: 0 BB: 0 P: 12	R: 0 E: 0 K: 0 S: 14	H: 2 LOB: 1 BB: 0 P: 21	R: 1 E: 0 K: 1 S: 7	H: 2 LOB: 1 BB: 0 P: 14	R: 3 E: 3 K: 0 S: 17	H: 3 LOB: 2 BB: 0 P: 26	R: 0 E: 0 K: 2 S: 13	H: 0 LOB: 1 BB: 1 P: 20	R: 0 E: 0 K: 0 S: 4	H: 0 LOB: 0 BB: 0 P: 9		R: 0 E: 0 K: 1 S: 12	H: 1 LOB: 1 BB: 0 P: 16	1B: 11 2B: 0 3B: 0 HR: 3	SF: 1 SAC: 1 DP: 1 HBP: 0	WP: 0 PB: 0 SB: 0 CS: 1	PA: 44		
PITCHER	IP	WLS	BF	H	R	ER	SO	BB	IBB	HBP	BLK	WP	HR	S	P	ERA	WHIP								
Jason Dickson, R (1, 1) ERA: 6.0	5.1	L	28	11	8	6	3	1	0	0	0	0	3	56	91	10.12	2.250								
Pep Harris, R (6, 1) ERA: 4.18	0.1		2	0	0	0	0	0	0	0	0	0	0	4	7	0.00	0.000								
Greg Cadaret, L (6, 1) ERA: 4.15	3.1		14	3	1	0	3	1	0	0	0	0	0	38	58	0.00	1.200								

Batter	1	2	3	4	5	6	7	8	9	AB	R	H	RBI	BB	SO	LOB	BOTTOM								
Jim Edmonds, L (1, 8) OBP: 0.356, SLG: 0.488	0-3 K		0-0 1B E 1B		2-1 G4-3		1-2 FC5-4 1-2		2-1 G1-3	5	1	1	0	0	1	3	New York Yankees @ Anaheim Angels Edison International Field, Anaheim, CA Tue Jul 28 1998, 10:05 PM EDT Att: 36,241 - Unknown - 85 F livebaseballscorecards.com								
Dave Hollins, S (1, 5) OBP: 0.332, SLG: 0.386 Craig Shipley, R (8, 5) OBP: 0.318, SLG: 0.366	2-2 F7-4 2B		0-2 P5		2-2 G5-3		1-3 K			4	0	1	0	0	1	2									
Darin Erstad, L (1, 7) OBP: 0.357, SLG: 0.522	4-2 BB		1-1 E8 1H 1B		0-1 16 E 2B		1-1 F8			3	1	2	0	1	0	0									
Cecil Fielder, R (1, 3) OBP: 0.338, SLG: 0.431	0-1 F7-4 2-3		3-2 G4-3		3-1 G6-3		2-2 F8			4	0	0	0	0	0	4									
Tim Salmon, R (1, 10) OBP: 0.408, SLG: 0.510		0-0 HR		0-0 F7		4-1 16 FC3-6 BB		2-2 G4-3		3	1	1	1	1	0	0									
16 Garret Anderson, L (1, 9) OBP: 0.346, SLG: 0.499		1-2 F7		0-3 K		0-0 FC3-6 1-2 2H		1-0 11 G5-3 1B		4	0	1	0	0	1	1									
Matt Walbeck, S (1, 2) OBP: 0.306, SLG: 0.354		1-3 K		1-1 HBP		1-3 K		2-2 11 G5-3 1B		3	0	1	0	0	2	1									
11 Justin Baughman, R (1, 4) OBP: 0.269, SLG: 0.313		2-2 G4-3		0-3 K		2-2 F8		2-1 G5-3		4	0	0	0	0	1	3									
Gary Disarcina, R (1, 6) OBP: 0.325, SLG: 0.401			1-0 F9		0-1 G5-3		0-0 FC5-4 1B		2-3 K	4	0	1	0	0	1	2									
Inning Stats	R: 0 E: 0 K: 1 S: 11	H: 1 LOB: 1 BB: 1 P: 17	R: 1 E: 0 K: 1 S: 10	H: 1 LOB: 0 BB: 0 P: 14	R: 1 E: 1 K: 0 S: 11	H: 2 LOB: 1 BB: 0 P: 16	R: 0 E: 0 K: 2 S: 8	H: 0 LOB: 1 BB: 0 P: 9	R: 0 E: 0 K: 1 S: 7	H: 0 LOB: 0 BB: 0 P: 11	R: 1 E: 1 K: 1 S: 9	H: 1 LOB: 1 BB: 1 P: 17	R: 0 E: 0 K: 1 S: 10	H: 1 LOB: 1 BB: 0 P: 14	R: 0 E: 0 K: 0 S: 8	H: 0 LOB: 0 BB: 0 P: 13		R: 0 E: 0 K: 1 S: 12	H: 2 LOB: 2 BB: 0 P: 20	1B: 5 2B: 3 3B: 0 HR: 1	SF: 0 SAC: 0 DP: 1 HBP: 1	WP: 0 PB: 0 SB: 0 CS: 0	PA: 37		
PITCHER	IP	WLS	BF	H	R	ER	SO	BB	IBB	HBP	BLK	WP	HR	S	P	ERA	WHIP								
David Cone, R (1, 1) ERA: 3.33	7.0	W	29	6	3	1	6	2	0	1	0	0	0	66	98	1.29	1.143								
Mike Stanton, L (8, 1) ERA: 5.7	2.0		8	2	0	0	1	0	0	0	0	0	0	20	33	0.00	1.000								

Batter	1	2	3	4	5	6	7	8	9	AB	R	H	RBI	BB	SO	LOB	TOP			
Chuck Knoblauch, R (1, 4) OBP: 0.367, SLG: 0.383	L4		F8			F7		K		4	0	0	0	0	1	1	New York Yankees @ Anaheim Angels Edison International Field, Anaheim, CA Wed Jul 29 1998, 10:05 PM EDT Att: 38,829 - Unknown - 77 F			
2 Derek Jeter, R (1, 6) OBP: 0.374, SLG: 0.488	G4-3		HR			K		2B 1B		4	2	2	1	0	1	0				
Paul O'Neill, L (1, 9) OBP: 0.366, SLG: 0.498	1B		G3			K		2B		4	0	2	2	0	1	0				
Bernie Williams, S (1, 8) OBP: 0.448, SLG: 0.604	G3-1				F7		K	G4-3		4	0	0	0	0	1	2				
Tino Martinez, L (1, 3)		G4-3		G4-3			HR		2-1	4	1	2	1	0	0	0				
Darryl Strawberry, L (1, 10) OBP: 0.379, SLG: 0.577		HR		K				K	2-3	4	1	1	1	0	3	1				
20 Jorge Posada, S (1, 2) OBP: 0.372, SLG: 0.490		F8			F8			F7	1-2	4	0	0	0	0	0	1				
Chad Curtis, R (1, 7) OBP: 0.369, SLG: 0.380		G6-3			G3			F8	2-2	3	1	0	0	1	0	1				
Scott Brosius, R (1, 5) OBP: 0.371, SLG: 0.432			G1-3		G5-3			K	0-3	3	0	0	0	0	1	1				
Inning Stats	R: 0 E: 0 K: 0 S: 11	H: 1 LOB: 1 BB: 0 P: 18	R: 1 E: 0 K: 0 S: 9	H: 1 LOB: 0 BB: 0 P: 14	R: 1 E: 0 K: 0 S: 9	H: 1 LOB: 0 BB: 0 P: 12	R: 0 E: 0 K: 1 S: 9	H: 0 LOB: 0 BB: 0 P: 14	R: 0 E: 0 K: 2 S: 11	H: 0 LOB: 0 BB: 0 P: 9	R: 0 E: 0 K: 2 S: 12	H: 1 LOB: 0 BB: 0 P: 18	R: 2 E: 0 K: 2 S: 14	H: 2 LOB: 1 BB: 1 P: 28	R: 0 E: 0 K: 1 S: 13	H: 1 LOB: 1 BB: 0 P: 20	1B: 3 2B: 1 3B: 0 HR: 3	SF: 0 SAC: 0 DP: 0 HBP: 0	WP: 0 PB: 0 SB: 1 CS: 0	PA: 35
PITCHER	IP	WLS	BF	H	R	ER	SO	BB	IBB	HBP	BLK	WP	HR	S	P	ERA	WHIP			
Steve Sparks, R (1, 1) ERA: 4.95	7.2	W	29	5	5	5	7	1	0	0	0	0	3	77	119	5.87	0.783			
Mike Holtz, L (8, 1) ERA: 5.55	0.1		2	1	0	0	0	0	0	0	0	0	0	4	9	0.00	3.000			
Troy Percival, R (9, 1) ERA: 3.02	1.0		4	1	0	0	1	0	0	0	0	0	0	13	20	0.00	1.000			

Batter	1	2	3	4	5	6	7	8	9	AB	R	H	RBI	BB	SO	LOB	BOTTOM			
Orlando Palmeiro, L (1, 7) OBP: 0.472, SLG: 0.580	L6 1B		FC1-6 1B	1-1 1B 2B	0-1 1B		G4-3			5	1	4	2	0	0	0	New York Yankees @ Anaheim Angels Edison International Field, Anaheim, CA Wed Jul 29 1998, 10:05 PM EDT Att: 38,829 - Unknown - 77 F			
Jim Edmonds, L (1, 8) OBP: 0.354, SLG: 0.484	L6 1-2		K	0-0 S 1B	0-3 K		K			5	1	1	1	0	3	4				
Darin Erstad, L (1, 3) OBP: 0.357, SLG: 0.520	G4-3		FC1-6 S 1-2	1-0 1-1 HR 1B	0-2 F7			0-1 16 G4-6-3 1B		5	1	2	1	0	0	3				
Tim Salmon, R (1, 10) OBP: 0.411, SLG: 0.522		16 2B 1B	G5-3	0-2 HR		F9 16 1B		F8		5	2	3	2	0	0	2				
16 Garret Anderson, L (1, 9) OBP: 0.352, SLG: 0.508		1B 11 G6-3 2B		2B		11 FC6-4 1B		G4-6-3	1-2	5	2	4	0	0	0	1				
Dave Hollins, S (1, 5) OBP: 0.334, SLG: 0.390		11 G6-3 S 1B		K		F9				4	1	2	2	0	1	3				
Craig Shipley, R (7, 5) OBP: 0.318, SLG: 0.366		2-3 3-H 1B		K		2-3				0	0	0	0	0	0	0				
Phil Nevin, R (1, 2) OBP: 0.314, SLG: 0.409		K		K		P5				4	0	0	0	0	2	6				
11 Justin Baughman, R (1, 4) OBP: 0.274, SLG: 0.317		G6-3		1B 2B 1B	1-0 1B 1B	3-1 FC6-4				4	1	2	1	0	0	3				
Gary Disarcina, R (1, 6) OBP: 0.324, SLG: 0.399	P4		0-2 3-H 1B	0-2 2B 1B	0-2 F9			G5-3		4	1	1	1	0	0	2				
Inning Stats	R: 0 E: 0 K: 0 S: 6	H: 1 LOB: 0 BB: 0 P: 10	R: 2 E: 0 K: 1 S: 16	H: 3 LOB: 1 BB: 0 P: 28	R: 0 E: 0 K: 1 S: 12	H: 1 LOB: 1 BB: 0 P: 18	R: 8 E: 0 K: 2 S: 29	H: 9 LOB: 1 BB: 0 P: 41	R: 0 E: 0 K: 1 S: 13	H: 2 LOB: 2 BB: 0 P: 16	R: 0 E: 0 K: 1 S: 7	H: 0 LOB: 0 BB: 0 P: 9	R: 0 E: 0 K: 0 S: 4	H: 1 LOB: 0 BB: 0 P: 5	1B: 14 2B: 5 3B: 0 HR: 1	SF: 0 SAC: 0 DP: 2 HBP: 0	WP: 0 PB: 0 SB: 3 CS: 0	PA: 41		
PITCHER	IP	WLS	BF	H	R	ER	SO	BB	IBB	HBP	BLK	WP	HR	S	P	ERA	WHIP			
Orlando Hernandez, R (1, 1) ERA: 3.68	3.1	L	22	13	10	10	3	0	0	0	0	0	0	53	82	27.00	3.900			
Darren Holmes, R (4, 1) ERA: 4.05	2.2		13	5	0	0	2	0	0	0	0	0	0	36	52	0.00	1.875			
Graeme Lloyd, L (7, 1) ERA: 1.9	1.0		3	0	0	0	1	0	0	0	0	0	0	7	9	0.00	0.000			
52 Mike Buddie, R (8, 1) ERA: 4.26	1.0		3	1	0	0	0	0	0	0	0	0	0	4	5	0.00	1.000			



Batter	1	2	3	4	5	6	7	8	9	10	AB	R	H	RBI	BB	SO	LOB	TOP				
Chuck Knoblauch, R OBP: 0.363, SLG: 0.378 (1, 4)	G6-3		F9		K		P4		P3		5	0	0	0	0	1	3	New York Yankees @ Anaheim Angels Edison International Field, Anaheim, CA Thu Jul 30 1998, 10:05 PM EDT Att: 42,915 - Unknown - 76 F				
2 Derek Jeter, R OBP: 0.375, SLG: 0.486 (1, 6)	E5		BB 1B		F7		K		BB BB	BB BB	4	1	1	0	1	1	1					
Paul O'Neill, L OBP: 0.368, SLG: 0.496 (1, 9)			BB		K				SAFE	SAFE	3	1	1	0	2	2	1					
Bernie Williams, S OBP: 0.450, SLG: 0.600 (1, 8)	P3		BB		BB		E5		SAFE	SAFE	2	1	0	0	3	0	2					
Tino Martinez, L OBP: 0.354, SLG: 0.471 (1, 3)	G3		K		BB		K		SAFE	SAFE	5	0	2	2	0	2	6					
Tim Lincecum, S OBP: 0.379, SLG: 0.373 (1, 10)		F8			F8		K		SAFE	SAFE	4	0	0	0	1	1	3					
Shane Spencer, R OBP: 0.182, SLG: 0.111 Daryl Strawberry, L OBP: 0.391, SLG: 0.577 Chad Curtis, R OBP: 0.368, SLG: 0.380 (9, PH)	F9		K		K		BB		SAFE	SAFE	2	0	0	0	1	1	0					
Scott Brosius, R OBP: 0.367, SLG: 0.427 (1, 5)	P4		K		K		G4-3		SAFE	SAFE	4	0	0	0	0	1	4					
Joe Girardi, R OBP: 0.308, SLG: 0.355 20 Jorge Posada, S OBP: 0.369, SLG: 0.466 (9, PH)	G5-3		G5-3		1B		G4-3		SAFE	SAFE	3	0	1	0	0	0	0					
Inning Stats	R: 0 E: 1 K: 0 S: 9	H: 0 LOB: 2 BB: 1 P: 17	R: 0 E: 0 K: 0 S: 4	H: 0 LOB: 0 BB: 0 P: 6	R: 0 E: 0 K: 1 S: 14	H: 2 LOB: 3 BB: 1 P: 25	R: 0 E: 0 K: 2 S: 11	H: 0 LOB: 0 BB: 0 P: 14	R: 0 E: 0 K: 1 S: 12	H: 1 LOB: 1 BB: 0 P: 18	R: 0 E: 0 K: 1 S: 9	H: 1 LOB: 2 BB: 2 P: 18	R: 0 E: 0 K: 1 S: 13	H: 0 LOB: 1 BB: 0 P: 18	R: 0 E: 0 K: 0 S: 8	H: 0 LOB: 2 BB: 1 P: 15	R: 3 E: 0 K: 1 S: 18		H: 1 LOB: 2 BB: 4 P: 39	1B: 5 2B: 1 3B: 0 HR: 0	SF: 1 SAC: 1 DP: 1 HBP: 0	WP: 0 PB: 0 SB: 2 CS: 2
PITCHER	IP	WLS	BF	H	R	ER	SO	BB	IBB	HBP	BLK	WP	HR	S	P	ERA	WHIP					
Chuck Finley, L ERA: 2.96 Troy Percival, R ERA: 2.96 Rich DeLucia, R ERA: 4.62 Mike Holtz, L ERA: 5.55 Shigetoshi Hasegawa, R ERA: 3.12	8.0	3	33	4	0	0	9	4	0	0	0	0	0	8	15	0.00	1.000					
	1.0	4	0	0	0	0	1	0	0	0	0	0	0	8	15	0.00	1.000					
	0.0	L	3	0	3	3	0	3	0	0	0	0	0	6	18	∞	∞					
	0.0	1	1	0	0	0	0	0	0	0	0	0	0	3	3	∞	∞					
	1.0	4	0	0	0	1	1	0	0	0	0	0	0	9	18	0.00	1.000					

AB	34
R	3
H	5
RBI	3
BB	9
SO	10
LOB	24



Batter	1	2	3	4	5	6	7	8	9	10	AB	R	H	RBI	BB	SO	LOB	BOTTOM						
11 Justin Baughman, R OBP: 0.273, SLG: 0.315 (1, 4)	G6-3		K		G1-6-3		WP		SH1-3		4	0	1	0	0	1	2	New York Yankees @ Anaheim Angels Edison International Field, Anaheim, CA Thu Jul 30 1998, 10:05 PM EDT Att: 42,915 - Unknown - 76 F						
Darin Erstad, L OBP: 0.356, SLG: 0.516 (1, 8)	K		F8		G3-1		G5-3		IBB		4	0	0	0	1	1	2							
Cecil Fielder, R OBP: 0.339, SLG: 0.430 (1, 3)	BB		1B		P5		1B		G5-3		5	0	2	0	0	0	2							
Tim Salmon, R OBP: 0.408, SLG: 0.515 (1, 10)	1B		BB		F8		K		K		4	0	0	0	1	2	1							
Dave Hollins, S OBP: 0.337, SLG: 0.391 Craig Shipley, R OBP: 0.313, SLG: 0.359 (8, 5)	K		BB		BB		1B		E5		2	0	1	0	1	1	2							
									1B		2	0	0	0	0	0	0							
16 Garret Anderson, L OBP: 0.354, SLG: 0.509 (1, 9)			1B		G3		G3		G5-3		5	0	3	0	0	0	3							
									1B															
Matt Walbeck, S OBP: 0.303, SLG: 0.350 Jim Edmonds, L OBP: 0.353, SLG: 0.483 Phil Nevin, R OBP: 0.317, SLG: 0.412 (8, PH)	G6-3		F7		F9		F9		F9		3	0	0	0	0	0	0							
									1B		1	0	0	0	0	0	2							
Norberto Martin, R OBP: 0.236, SLG: 0.246 Orlando Palmeiro, L OBP: 0.495, SLG: 0.558 (10, 8)	G1-3		BB		BB		G4-3		F7		3	0	1	0	0	0	0							
									G4-3		2	0	0	0	0	0	2							
Gary Disarcina, R OBP: 0.329, SLG: 0.401 (1, 6)			F9		1B		1B		1B		3	0	2	0	1	0	0							
									1B															
Inning Stats	R: 0 E: 0 K: 2 S: 14	H: 1 LOB: 2 BB: 1 P: 27	R: 0 E: 0 K: 0 S: 10	H: 1 LOB: 0 BB: 0 P: 12	R: 0 E: 0 K: 1 S: 9	H: 0 LOB: 0 BB: 1 P: 10	R: 0 E: 0 K: 0 S: 6	H: 0 LOB: 1 BB: 1 P: 12	R: 0 E: 0 K: 0 S: 7	H: 1 LOB: 1 BB: 1 P: 13	R: 0 E: 0 K: 1 S: 13	H: 2 LOB: 2 BB: 0 P: 23	R: 0 E: 0 K: 0 S: 11	H: 2 LOB: 2 BB: 0 P: 16	R: 0 E: 1 K: 1 S: 11	H: 1 LOB: 2 BB: 0 P: 17	R: 0 E: 0 K: 0 S: 8	H: 1 LOB: 2 BB: 1 P: 16	R: 0 E: 0 K: 0 S: 11	H: 2 LOB: 2 BB: 0 P: 15	1B: 11 2B: 0 3B: 0 HR: 0	SF: 0 SAC: 1 DP: 1 HBP: 0	WP: 1 PB: 0 SB: 0 CS: 0	PA: 44
PITCHER	IP	WLS	BF	H	R	ER	SO	BB	IBB	HBP	BLK	WP	HR	S	P	ERA	WHIP							
Andy Pettitte, L ERA: 3.54 Ramiro Mendoza, R ERA: 3.47 42 Mariano Rivera, R ERA: 1.34	7.0	29	20	7	0	0	4	3	0	0	0	1	0	70	113	0.00	1.429							
	2.0	W	10	2	0	0	1	0	1	0	0	0	0	19	33	0.00	1.000							
	1.0	S	5	2	0	0	0	0	0	0	0	0	0	11	15	0.00	2.000							


AB	39
R	0
H	11
RBI	0
BB	4
SO	5
LOB	16



Batter	1	2	3	4	5	6	7	8	9	AB	R	H	RBI	BB	SO	LOB	TOP					
Chuck Knoblauch, R (1,4) OBP: 0.361, SLG: 0.376	1-2 G4-3 2B 1B	2-3 K			2-2 G5-3		2-1 G4-3		0-0 L7	5	0	1	0	0	1	3						
2 Derek Jeter, R (1,6) OBP: 0.373, SLG: 0.482	0-0 G4-3 1B		0-2 F7		3-2 G4-3		0-1 G5-3		3-2 G5-3	5	0	1	0	0	0	1						
Tim Lincecum, S (1,10) OBP: 0.383, SLG: 0.377	0-0 G4-3		2-3 K		4-1 1B 1B BB		1-0 WP 2B		4-1 BB	3	1	1	0	2	1	2						
Bernie Williams, S (1,8) OBP: 0.446, SLG: 0.593	3-3 K		1-3 K		0-0 1B 1-2 1B		3-3 K		1-0 F7	5	0	1	0	0	3	4						
Chad Curtis, R (1,7) OBP: 0.369, SLG: 0.385		3-1 2B 2B		1-2 K	1-1 1-2 2H 1B		1-2 F9		1-2 F9	4	1	2	1	0	1	0						
20 Jorge Posada, S (1,2) OBP: 0.371, SLG: 0.514		0-3 K2-3		0-2 HR	1-3 K		0-0 HR		0-0 HR	4	2	2	2	0	2	3						
Shane Spencer, R (1,9) OBP: 0.267, SLG: 0.308		2-0 2H 2B		1-1 CS 1B		0-0 F8		3-0 G5-3		4	0	2	1	0	0	0						
Scott Brosius, R (1,5) OBP: 0.368, SLG: 0.435		4-2 BB		1-1 1-2 HR		1-2 L9		2-0 F9		3	1	1	1	1	0	0						
Luis Sojo, R (1,3) OBP: 0.215, SLG: 0.200		1-1 F9		1-0 P6		0-0 P2		1-1 S 2 G5-3 1B		4	0	1	0	0	0	2						
Inning Stats	R: 0 E: 0 K: 1 S: 9	H: 2 LOB: 1 BB: 0 P: 13	R: 1 E: 0 K: 2 S: 15	H: 2 LOB: 2 BB: 1 P: 27	R: 0 E: 0 K: 2 S: 9	H: 0 LOB: 0 BB: 0 P: 12	R: 2 E: 0 K: 1 S: 11	H: 3 LOB: 0 BB: 0 P: 15	R: 1 E: 0 K: 0 S: 14	H: 2 LOB: 2 BB: 1 P: 25	R: 0 E: 0 K: 0 S: 5	H: 0 LOB: 0 BB: 0 P: 6	R: 0 E: 0 K: 1 S: 8	H: 1 LOB: 1 BB: 0 P: 14	R: 1 E: 0 K: 0 S: 6	H: 1 LOB: 2 BB: 1 P: 12	R: 0 E: 0 K: 0 S: 8	H: 1 LOB: 2 BB: 1 P: 17	1B: 6 2B: 3 3B: 0 HR: 3	SF: 0 SAC: 0 DP: 1 HBP: 0	WP: 1 PB: 0 CS: 1	PA: 40
PITCHER Jeff Fassero, L (1,1) ERA: 3.84	IP: 9.0 WLS: L BF: 40	H: 12 R: 5 ER: 5 SO: 8	BB: 3 IBB: 0 HBP: 0 BLK: 0	WP: 1 HR: 3 S: 85 P: 141	ERA: 5.00 WHIP: 1.667	PITCHER										IP: 9.0 WLS: L BF: 40	H: 12 R: 5 ER: 5 SO: 8	BB: 3 IBB: 0 HBP: 0 BLK: 0	WP: 1 HR: 3 S: 85 P: 141	ERA: 5.00 WHIP: 1.667		

New York Yankees @ Seattle Mariners
The Kingdome, Seattle, WA
Fri Jul 31 1998, 10:05 PM EDT
Att: 43,837 - Dome - 72 F


AB 37
R 5
H 12
RBI 5
BB 3
SO 8
LOB 15

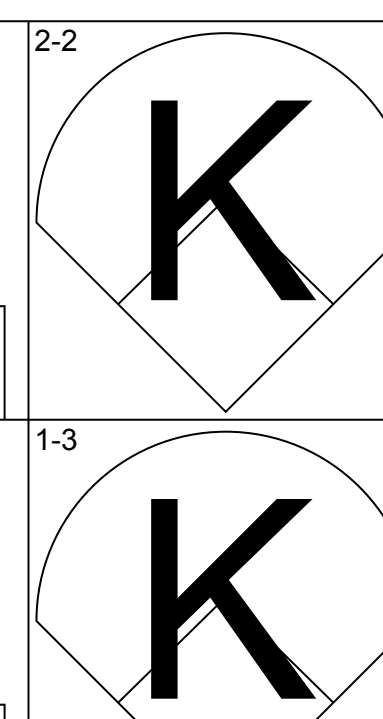
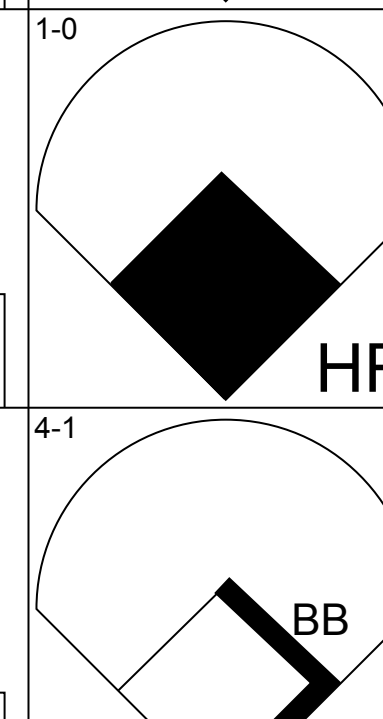
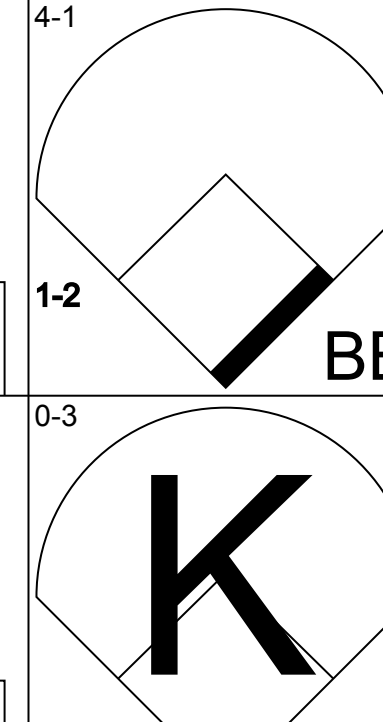


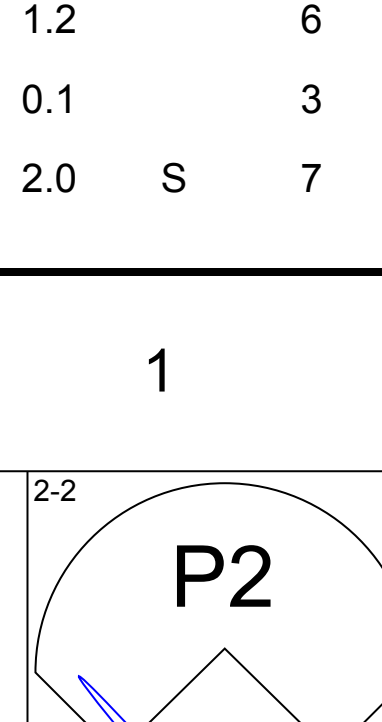
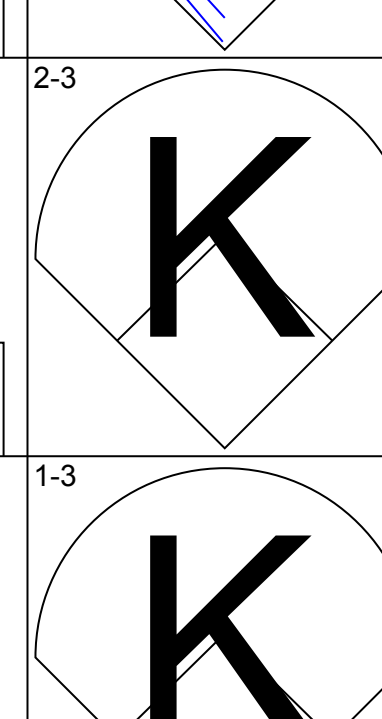



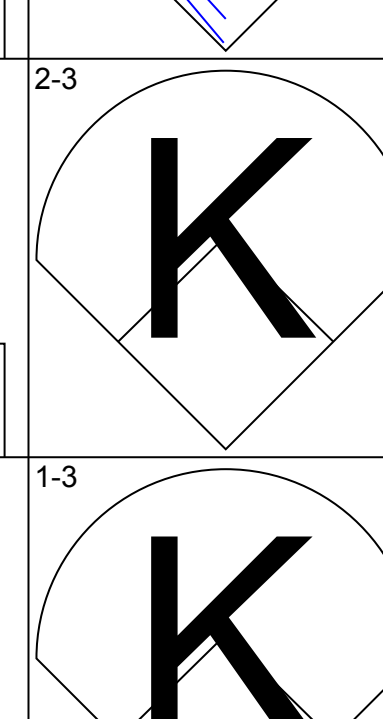



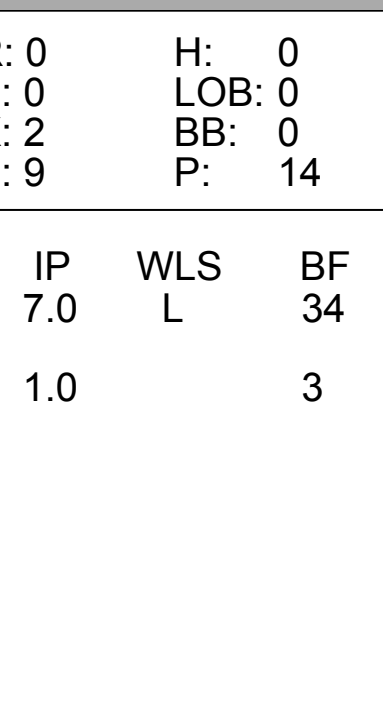
Batter	1	2	3	4	5	6	7	8	9	AB	R	H	RBI	BB	SO	LOB	BOTTOM					
Joey Cora, S (1,4) OBP: 0.353, SLG: 0.378	1-1 L6		1-1 L7			0-1 2B		4-0 SAFE BB		3	0	1	0	1	0	0						
Alex Rodriguez, R (1,6) OBP: 0.346, SLG: 0.554	2-0 G6-3		3-1 HR		1-2 F7		0-1 L5		0-1 L5	4	1	1	1	0	0	3						
Ken Griffey Jr., L (1,8) OBP: 0.389, SLG: 0.656	2-3 K		0-0 G3-1		0-2 F8		2-3 K		2-3 K	4	0	0	0	0	2	3						
Edgar Martinez, R (1,10) OBP: 0.421, SLG: 0.553		1-0 L7		2-0 F8		2-0 HR		2-1 F9		4	1	1	1	0	0	2						
David Segui, S (1,3) OBP: 0.392, SLG: 0.536		1-2 G4-3		2-2 G3-1		0-0 HR		1-1 G3		4	1	1	1	0	0	0						
Jay Buhner, R (1,9) OBP: 0.356, SLG: 0.433		1-2 2B		4-1 G6-4-3 BB		1-3 K		1-1 F9		3	0	1	0	1	1	0						
Russ Davis, R (1,5) OBP: 0.307, SLG: 0.457		2-3 K		1-0 G6-4-3		2-2 G3		1-3 K		4	0	0	0	0	2	2						
Joe Oliver, R (1,2) OBP: 0.251, SLG: 0.341			0-3 K		1-1 G5-3		2-3 K			3	0	0	0	0	2	0						
Shane Monahan, L (1,7) OBP: 0.292, SLG: 0.328			2-3 K		1-1 B1		0-0 BB 1B			3	0	1	0	0	1	0						
Inning Stats	R: 0 E: 0 K: 1 S: 6	H: 0 LOB: 0 BB: 0 P: 11	R: 0 E: 0 K: 1 S: 11	H: 1 LOB: 0 BB: 0 P: 16	R: 0 E: 0 K: 2 S: 9	H: 0 LOB: 0 BB: 0 P: 12	R: 1 E: 0 K: 0 S: 8	H: 1 LOB: 0 BB: 0 P: 15	R: 0 E: 0 K: 0 S: 4	H: 0 LOB: 0 BB: 1 P: 10	R: 0 E: 0 K: 0 S: 10	H: 1 LOB: 1 BB: 0 P: 12	R: 2 E: 0 K: 2 S: 11	H: 2 LOB: 0 BB: 0 P: 18	R: 0 E: 0 K: 1 S: 8	H: 1 LOB: 2 BB: 1 P: 16	R: 0 E: 0 K: 1 S: 7	H: 0 LOB: 0 BB: 0 P: 10	1B: 1 2B: 2 3B: 0 HR: 3	SF: 0 SAC: 0 DP: 1 HBP: 0	WP: 0 PB: 0 CS: 0	PA: 34
PITCHER Hideki Irabu, R (1,1) ERA: 3.23 Mike Stanton, L (8,1) ERA: 5.59 42 Mariano Rivera, R (9,1) ERA: 1.31	IP: 7.0 WLS: W BF: 27	H: 6 R: 3 ER: 3 SO: 6	BB: 1 IBB: 0 HBP: 0 BLK: 0	WP: 0 HR: 3 S: 60 P: 95	ERA: 3.86 WHIP: 1.000	PITCHER										IP: 1.0 WLS: S BF: 3	H: 0 R: 0 ER: 0 SO: 1	BB: 1 IBB: 0 HBP: 0 BLK: 0	WP: 0 HR: 0 S: 7	ERA: 1.31 WHIP: 0.000		

New York Yankees @ Seattle Mariners
The Kingdome, Seattle, WA
Fri Jul 31 1998, 10:05 PM EDT
Att: 43,837 - Dome - 72 F

AB 32
R 3
H 6
RBI 3
BB 2
SO 8
LOB 10



Batter	1	2	3	4	5	6	7	8	9	AB	R	H	RBI	BB	SO	LOB	TOP																
Chuck Knoblauch, R (1.4) OBP: 0.357, SLG: 0.370			G5-3		F7			L6		4	0	1	0	0	1	1	New York Yankees @ Seattle Mariners The Kingdome, Seattle, WA Sun Aug 02 1998, 10:05 PM EDT Att: 47,872 - Dome - 72 F																
2 Derek Jeter, R (1.6) OBP: 0.374, SLG: 0.488			E5		G6-3			1B		4	0	1	0	0	1	1																	
Paul O'Neill, L (1.9) OBP: 0.366, SLG: 0.499			G4-6-3		G3-1			L6		4	1	1	1	0	0	3																	
Bernie Williams, S (1.8) OBP: 0.448, SLG: 0.592					G5-3			G6-3		3	0	1	0	1	0	1																	
Tim Lincecum, S (1.10) OBP: 0.386, SLG: 0.382					F4					3	0	1	0	1	0	1																	
20 Jorge Posada, S (1.2) OBP: 0.397, SLG: 0.505								G4-6-3		4	0	0	0	0	2	4																	
Chad Curtis, R (1.7) OBP: 0.372, SLG: 0.398		P3						1B		3	2	2	1	1	0	0																	
Shane Spencer, R (1.3) OBP: 0.222, SLG: 0.250					F7			2B		3	0	0	0	0	1	1																	
Tino Martinez, L (7.3) OBP: 0.357, SLG: 0.480							F8	1B		1	0	1	0	0	0	0																	
Scott Brosius, R (1.5) OBP: 0.363, SLG: 0.431							K			4	0	1	1	0	3	2																	
Inning Stats	R: 1 E: 0 K: 3 S: 14	H: 1 LOB: 2 BB: 2 P: 26	R: 0 E: 0 K: 2 S: 11	H: 0 LOB: 0 BB: 0 P: 14	R: 0 E: 1 K: 0 S: 7	H: 0 LOB: 0 BB: 0 P: 10	R: 0 E: 0 K: 1 S: 7	H: 1 LOB: 0 BB: 0 P: 11	R: 1 E: 0 K: 0 S: 5	H: 1 LOB: 1 BB: 1 P: 22	R: 0 E: 0 K: 0 S: 5	H: 0 LOB: 0 BB: 0 P: 6	R: 1 E: 0 K: 1 S: 8	H: 1 LOB: 0 BB: 0 P: 13	R: 0 E: 0 K: 0 S: 10	H: 2 LOB: 1 BB: 0 P: 11	R: 0 E: 0 K: 1 S: 16	H: 3 LOB: 2 BB: 0 P: 21	1B: 5 2B: 3 3B: 0 HR: 2	SF: 0 SAC: 0 DP: 3 HBP: 0	WP: 1 PB: 0 SB: 0 CS: 1	PA: 36											
PITCHER	IP WLS BF H R ER SO BB IBB HBP BLK WP HR S P ERA WHIP																																
Paul Spoljaric, L (1.1) ERA: 5.51	4.1	18	3	2	2	6	3	0	0	0	0	1	1	45	74	4.15	1.385																
Bob Wells, R (5.1) ERA: 5.54	0.2	W	2	0	0	0	0	0	0	0	0	0	0	5	9	0.00	0.000																
39 Greg McCarthy, L (6.1) ERA: 2.35	1.2	6	1	1	1	0	0	0	0	0	0	0	1	10	15	5.40	0.600																
31 Bobby Ayala, R (7.1) ERA: 5.82	0.1	3	2	0	0	1	0	0	0	0	0	0	0	9	11	0.00	6.000																
Mike Timlin, R (8.1) ERA: 3.07	2.0	S	7	3	0	0	1	0	0	0	0	0	0	20	25	0.00	1.500																

Batter	1	2	3	4	5	6	7	8	9	AB	R	H	RBI	BB	SO	LOB	BOTTOM																
Joey Cora, S (1.4) OBP: 0.354, SLG: 0.379	P2		L9		1B			F8		5	1	1	0	0	0	0	New York Yankees @ Seattle Mariners The Kingdome, Seattle, WA Sun Aug 02 1998, 10:05 PM EDT Att: 47,872 - Dome - 72 F																
Alex Rodriguez, R (1.6) OBP: 0.351, SLG: 0.562			PB		1B			L3		4	1	2	0	0	1	0																	
Ken Griffey Jr., L (1.8) OBP: 0.387, SLG: 0.647			FC3-6		1B			K		3	1	1	1	1	2	0																	
Edgar Martinez, R (1.10) OBP: 0.418, SLG: 0.545		1B			FC3-6			F9		3	1	1	0	1	1	2																	
David Segui, S (1.3) OBP: 0.391, SLG: 0.534			FC3-6		1B			S		3	1	1	1	1	1	3																	
Jay Buhner, R (1.9) OBP: 0.357, SLG: 0.446	1B		1B		1B			K		3	1	2	3	1	1	1																	
Russ Davis, R (1.5) OBP: 0.303, SLG: 0.452			F9		1B			K		4	0	0	0	0	2	5																	
Joe Oliver, R (1.2) OBP: 0.251, SLG: 0.339	1B				K			P5		4	0	1	1	0	1	1																	
Shane Monahan, L (1.7) OBP: 0.275, SLG: 0.308					K2-3			F7		4	0	0	0	0	2	2																	
Inning Stats	R: 0 E: 0 K: 2 S: 9	H: 0 LOB: 0 BB: 0 P: 14	R: 1 E: 0 K: 3 S: 15	H: 2 LOB: 1 BB: 1 P: 25	R: 2 E: 0 K: 0 S: 13	H: 2 LOB: 2 BB: 2 P: 24	R: 1 E: 0 K: 2 S: 16	H: 3 LOB: 0 BB: 0 P: 18	R: 0 E: 0 K: 2 S: 9	H: 0 LOB: 1 BB: 1 P: 17	R: 0 E: 0 K: 0 S: 8	H: 0 LOB: 0 BB: 0 P: 11	R: 2 E: 0 K: 2 S: 11	H: 2 LOB: 0 BB: 0 P: 16	R: 0 E: 0 K: 0 S: 5	H: 0 LOB: 0 BB: 0 P: 8		R: 0 E: 0 K: 0 S: 16	H: 0 LOB: 0 BB: 0 P: 21	1B: 6 2B: 2 3B: 0 HR: 1	SF: 0 SAC: 0 DP: 0 HBP: 0	WP: 0 PB: 1 SB: 1 CS: 0	PA: 37										
PITCHER	IP WLS BF H R ER SO BB IBB HBP BLK WP HR S P ERA WHIP																																
David Cone, R (1.1) ERA: 3.54	7.0	L	34	9	6	6	11	4	0	0	0	0	0	81	125	7.71	1.857																
Joe Borowski, R (8.1) ERA:	1.0	3	0	0	0	0	0	0	0	0	0	0	0	5	8	0.00	0.000																

AB	33
R	3
H	9
RBI	3
BB	3
SO	8
LOB	14



AB	33
R	6
H	9
RBI	6
BB	4
SO	11
LOB	14



Batter	1	2	3	4	5	6	7	8	9	AB	R	H	RBI	BB	SO	LOB	TOP										
Chuck Knoblauch, R (1,4) OBP: 0.359, SLG: 0.390 Homer Bush, R (6,4) OBP: 0.382, SLG: 0.424	1-2 2B	3-1 HR	1-2 HR	0-1 G4-3		2-3 K			1-3 K	5	3	3	5	0	1	2											
2 Derek Jeter, R (1,6) OBP: 0.376, SLG: 0.491 Luis Sojo, R (5, PR) OBP: 0.213, SLG: 0.198	1-0 G4-3	0-1 HR	2-2 F8		4-2 1B		0-0 G6-3			3	1	2	1	1	0	0											
Paul O'Neill, L (1,9) OBP: 0.370, SLG: 0.508 Shane Spencer, R (5, PR) OBP: 0.211, SLG: 0.235	0-2 F6	2-2 HR	1-1 1B		0-0 G6-3		0-0 G5-3			4	2	3	2	0	0	1											
Bernie Williams, S (1,8) OBP: 0.444, SLG: 0.589	0-0 G4-3	3-2 1B	0-2 2B		0-0 G6-3		2-3 K			5	1	1	0	0	1	3											
Tino Martinez, L (1,3) OBP: 0.360, SLG: 0.480	4-1 BB	2-2 1B	0-0 HR		0-2 G5-3		1-0 G3			4	1	2	2	1	0	1											
Darryl Strawberry, L (1,10) OBP: 0.351, SLG: 0.585	1-3 K2-3	1-3 K	3-2 HR		4-2 2B		2-1 G1-3			4	1	1	2	1	2	3											
Chad Curtis, R (1,7) OBP: 0.370, SLG: 0.395							3-2 L3		0-0 F8	5	1	1	0	0	1	2											
20 Jorge Posada, S (1,2) OBP: 0.368, SLG: 0.500					2-1 G6-4-3		1-3 K		0-1 F9	4	1	1	0	1	1	2											
Scott Brosius, R (1,5) OBP: 0.366, SLG: 0.436		0-1 E6	0-1 HR		0-1 G6-4-3		3-1 2B		2-0 F7	5	2	3	0	0	0	1											
Inning Stats	R: 1 E: 0 K: 1 S: 13	H: 2 LOB: 2 BB: 1 P: 20	R: 7 E: 1 K: 1 S: 27	H: 7 LOB: 1 BB: 1 P: 43	R: 5 E: 0 K: 1 S: 22	H: 5 LOB: 0 BB: 0 P: 30	R: 0 E: 0 K: 0 S: 6	H: 1 LOB: 0 BB: 0 P: 8	R: 1 E: 0 K: 0 S: 7	H: 1 LOB: 1 BB: 1 P: 11	R: 0 E: 0 K: 2 S: 15	H: 1 LOB: 2 BB: 1 P: 28	R: 0 E: 0 K: 0 S: 4	H: 0 LOB: 0 BB: 0 P: 7	R: 0 E: 0 K: 1 S: 6	H: 0 LOB: 0 BB: 0 P: 9	1B: 9 2B: 4 3B: 0 HR: 4	SF: 0 SAC: 0 DP: 2 HBP: 0	WP: 0 PB: 0 SB: 1 CS: 0	PA: 46							
PITCHER	IP	WLS	BF	H	R	ER	SO	BB	IBB	HBP	BLK	WP	HR	S	P	ERA	WHIP										
Mike Quist, R (1,1) ERA: 6.61 Mike Mohler, L (6,1) ERA: 4.66 T.J. Mathews, R (7,1) ERA: 5.21 Tim Worrell, R (8,1) ERA: 5.31 Mike Fetters, R (9,1) ERA: 4.25	5.0	L	32	16	14	14	3	3	0	0	0	0	4	75	112	25.20	3.800										

New York Yankees @ Oakland Athletics
 Network Associates Coliseum, Oakland, CA
 Mon Aug 03 1998, 10:05 PM EDT
 Att: 18,209 - Unknown - 87 F

AB 42
 R 14
 H 17
 RBI 12
 BB 4
 SO 7
 LOB 15



Batter	1	2	3	4	5	6	7	8	9	AB	R	H	RBI	BB	SO	LOB	BOTTOM										
Rickey Henderson, R (1,7) OBP: 0.366, SLG: 0.325 Kevin Mitchell, R (5, PH) OBP: 0.279, SLG: 0.346	2-2 G6-3		1-2 L5		1-3 K			0-0 F9		2	0	0	0	0	0	1											
Bjo Roberts, S (1,8) OBP: 0.343, SLG: 0.335	3-2 G4-3		1-0 L5			1-1 F7		2-2 F7		4	0	0	0	0	0	1											
Ben Griever, L (1,9) OBP: 0.391, SLG: 0.475 Ryan Christenson, R (5,9) OBP: 0.308, SLG: 0.338	0-1 G4-3				2-0 G4-3		3-1 G3		2-2 G4-3	2	0	0	0	0	0	0											
Matt Stairs, L (1,10) OBP: 0.401, SLG: 0.580		0-0 HR			1-2 F8		0-0 G3		2-2 F8	4	1	1	1	0	0	0											
Jason Giambi, L (1,3) OBP: 0.383, SLG: 0.477			2-3 K		2-3 K		0-3 K		2-0 P5	4	0	0	0	0	3	0											
Scott Spiezio, S (1,4) OBP: 0.339, SLG: 0.414 Rafael Bourquard, R (6,4) OBP: 0.260, SLG: 0.300			2-3 K		4-0 FC6-4		1-0 FC4-6			1	0	0	0	1	1	0											
Ed Sprague, R (1,5) OBP: 0.300, SLG: 0.432					0-0 F7		1-2 FC4-6			3	0	0	0	0	1	2											
Miguel Tejada, R (1,6) OBP: 0.326, SLG: 0.373			2-1 F4		0-2 FC6-4		1-3 K			3	0	0	0	0	1	2											
A.J. Hinch, R (1,2) OBP: 0.298, SLG: 0.320					4-2 BB		1-1 1B		0-3 K	2	0	1	0	1	1	0											
Inning Stats	R: 0 E: 0 K: 0 S: 10	H: 0 LOB: 0 BB: 0 P: 15	R: 1 E: 0 K: 3 S: 10	H: 1 LOB: 0 BB: 0 P: 14	R: 0 E: 0 K: 1 S: 9	H: 0 LOB: 1 BB: 1 P: 17	R: 0 E: 0 K: 1 S: 7	H: 0 LOB: 0 BB: 0 P: 12	R: 0 E: 0 K: 1 S: 9	H: 1 LOB: 2 BB: 1 P: 15	R: 0 E: 0 K: 0 S: 5	H: 0 LOB: 0 BB: 0 P: 9	R: 0 E: 0 K: 2 S: 10	H: 1 LOB: 1 BB: 0 P: 13	R: 0 E: 0 K: 1 S: 8	H: 0 LOB: 0 BB: 0 P: 10	R: 0 E: 0 K: 0 S: 8	H: 0 LOB: 0 BB: 0 P: 14	1B: 2 2B: 0 3B: 0 HR: 1	SF: 0 SAC: 0 DP: 0 HBP: 0	WP: 0 PB: 0 SB: 0 CS: 0	PA: 32					
PITCHER	IP	WLS	BF	H	R	ER	SO	BB	IBB	HBP	BLK	WP	HR	S	P	ERA	WHIP										
Orlando Hernandez, R (1,1) ERA: 3.35	9.0	W	32	3	1	1	8	2	0	0	0	0	1	76	119	1.00	0.556										

New York Yankees @ Oakland Athletics
 Network Associates Coliseum, Oakland, CA
 Mon Aug 03 1998, 10:05 PM EDT
 Att: 18,209 - Unknown - 87 F

AB 30
 R 1
 H 3
 RBI 1
 BB 2
 SO 8
 LOB 8



Batter	1	2	3	4	5	6	7	8	9	AB	R	H	RBI	BB	SO	LOB	TOP				
Chuck Knoblauch, R OBP: 0.358, SLG: 0.395 (1, 4)	G6-3		P6		P6			F8	G4-3	5	1	1	0	0	0	2					
2 Derek Jeter, R OBP: 0.379, SLG: 0.489 (1, 6)	F8							L9	G4-3	5	0	1	2	0	1	1					
Paul O'Neill, L OBP: 0.368, SLG: 0.509 (1, 9)	F8		FC6-5-6		G6-3			FC5-4	HR	4	1	1	1	1	0	1					
Bernie Williams, S OBP: 0.446, SLG: 0.583 (1, 10)			G4-3		G6-3			FC5-4	HR	5	1	1	0	0	0	3					
Tino Martinez, L OBP: 0.361, SLG: 0.483 (1, 3)	L7				K			G3		5	2	2	2	0	1	0					
Tim Lincecum, S OBP: 0.395, SLG: 0.393 (1, 7)					L8					5	1	4	0	0	0	0					
Shane Spencer, R OBP: 0.211, SLG: 0.235 (9, 7)										0	1	0	0	0	0	0					
Chad Curtis, R OBP: 0.378, SLG: 0.401 (1, 8)					G6-3					5	1	3	1	0	0	2					
Joe Girardi, R OBP: 0.302, SLG: 0.349 (9, PH)										3	0	0	0	0	0	4					
Darryl Strawberry, L OBP: 0.380, SLG: 0.606 (9, 5)										2	1	1	4	0	1	2					
Scott Brosius, R OBP: 0.363, SLG: 0.431 (9, 5)										0	0	0	0	0	0	0					
Luis Sojo, R OBP: 0.227, SLG: 0.223 (9, PH)										3	1	2	0	0	0	0					
20 Jorge Posada, S OBP: 0.365, SLG: 0.491 (9, 2)										1	0	0	0	0	0	0					
Inning Stats	R: 0 E: 0 K: 0 S: 9	H: 0 LOB: 0 BB: 0 P: 13	R: 0 E: 0 K: 0 S: 13	H: 2 LOB: 2 BB: 0 P: 25	R: 1 E: 0 K: 0 S: 12	H: 2 LOB: 1 BB: 0 P: 20	R: 0 E: 0 K: 1 S: 7	H: 0 LOB: 0 BB: 0 P: 10	R: 0 E: 0 K: 1 S: 8	H: 0 LOB: 0 BB: 0 P: 11	R: 0 E: 0 K: 0 S: 7	H: 2 LOB: 1 BB: 0 P: 8	R: 0 E: 0 K: 0 S: 6	H: 1 LOB: 2 BB: 1 P: 14	R: 9 E: 1 K: 1 S: 33	H: 9 LOB: 2 BB: 0 P: 50	1B: 11 2B: 3 3B: 0 HR: 3	SF: 0 SAC: 0 DP: 1 HBP: 0	WP: 0 PB: 0 SB: 0 CS: 0	PA: 44	
PITCHER	IP	WLS	BF	H	R	ER	SO	BB	IBB	HBP	BLK	WP	HR	S	P	ERA	WHIP				
Kenny Rogers, L ERA: 2.9	8.0		33	9	3	3	2	1	0	0	1	0	0	74	117	3.38	1.250				
Billy Taylor, R ERA: 4.07	0.2	L	6	3	4	1	0	0	0	0	1	0	2	17	26	13.50	4.500				
Tim Worrell, R ERA: 5.65	0.0		4	4	3	3	0	0	0	0	0	0	1	9	13	∞	∞				
Buddy Groom, L ERA: 4.63	0.1		1	0	0	0	1	0	0	0	0	0	0	3	5	0.00	0.000				

New York Yankees @ Oakland Athletics
Network Associates Coliseum, Oakland, CA
Tue Aug 04 1998, 10:05 PM EDT
Att: 23,357 - Unknown - 78 F

AB 43
R 10
H 16
RBI 10
BB 1
SO 3
LOB 15



Batter	1	2	3	4	5	6	7	8	9	AB	R	H	RBI	BB	SO	LOB	BOTTOM					
Jason McDonald, S OBP: 0.357, SLG: 0.327 (8, 9)					B3					3	1	0	0	2	1	2						
Ryan Christenson, R OBP: 0.300, SLG: 0.340 (1, 8)					G4-3					5	1	1	1	0	1	2						
Ben Griev, L OBP: 0.391, SLG: 0.471 (8, 7)										2	1	0	0	1	0	0						
Rickey Henderson, R OBP: 0.363, SLG: 0.321 (8, 7)										0	0	0	0	0	0	0						
Matt Stairs, L OBP: 0.401, SLG: 0.577 (1, 10)										4	1	2	1	0	0	1						
Jason Giambi, L OBP: 0.378, SLG: 0.472 (1, 3)										4	0	1	2	0	1	2						
Ed Sprague, R OBP: 0.300, SLG: 0.438 (9, 5)										0	0	0	0	0	0	0						
Scott Spiezio, S OBP: 0.344, SLG: 0.416 (1, 4)										4	1	1	0	0	0	1						
Mike Blowers, R OBP: 0.303, SLG: 0.376 (9, 3)										4	0	1	0	0	2	0						
Rafael Bourimigal, R OBP: 0.270, SLG: 0.304 (1, 6)										4	0	2	1	0	0	0						
A.J. Hinch, R OBP: 0.295, SLG: 0.316 (1, 2)										3	0	0	0	0	1	2						
Mike Macfarlane, R OBP: 0.273, SLG: 0.381 (9, PH)										1	0	1	0	0	0	0						
Inning Stats	R: 5 E: 0 K: 1 S: 23	H: 6 LOB: 2 BB: 2 P: 40	R: 0 E: 0 K: 0 S: 7	H: 1 LOB: 0 BB: 0 P: 11	R: 0 E: 0 K: 1 S: 9	H: 1 LOB: 0 BB: 0 P: 16	R: 0 E: 0 K: 0 S: 4	H: 0 LOB: 0 BB: 0 P: 5	R: 0 E: 0 K: 1 S: 6	H: 0 LOB: 1 BB: 0 P: 10	R: 0 E: 0 K: 2 S: 12	H: 0 LOB: 0 BB: 0 P: 18	R: 0 E: 0 K: 0 S: 7	H: 0 LOB: 0 BB: 0 P: 12	R: 0 E: 0 K: 0 S: 5	H: 0 LOB: 0 BB: 0 P: 7	R: 0 E: 0 K: 1 S: 16	H: 1 LOB: 2 BB: 1 P: 28	1B: 6 2B: 3 3B: 0 HR: 0	SF: 0 SAC: 0 DP: 0 HBP: 1	WP: 0 PB: 1 SB: 1 CS: 1	PA: 39
PITCHER	IP	WLS	BF	H	R	ER	SO	BB	IBB	HBP	BLK	WP	HR	S	P	ERA	WHIP					
Mike Boddie, R ERA: 5.04	6.0		27	8	5	5	5	2	0	0	0	0	0	61	100	7.50	1.667					
Graeme Lloyd, L ERA: 1.75	2.0	W	6	0	0	0	0	0	0	0	0	0	0	12	19	0.00	0.000					
42 Mariano Rivera, R ERA: 1.28	1.0		5	1	0	0	1	1	0	0	0	0	0	16	28	0.00	2.000					

New York Yankees @ Oakland Athletics
Network Associates Coliseum, Oakland, CA
Tue Aug 04 1998, 10:05 PM EDT
Att: 23,357 - Unknown - 78 F

AB 34
R 5
H 9
RBI 5
BB 3
SO 6
LOB 10



Batter	1	2	3	4	5	6	7	8	9	AB	R	H	RBI	BB	SO	LOB	TOP					
Chuck Knoblauch R (1,4) OBP: 0.355, SLG: 0.391	F6		F8			L8		F7		4	0	0	0	0	0	0						
2 Derek Jeter R (1,6) OBP: 0.376, SLG: 0.489	2B			G5-3		L6		K		4	0	1	0	0	1	0						
Paul O'Neill L (1,9) OBP: 0.367, SLG: 0.507	F7			F7			1B		G4-3	4	0	1	0	0	0	1						
Bernie Williams S (1,8) OBP: 0.444, SLG: 0.579	P5			G4-3			1B		P5	4	0	1	0	0	0	1						
Tino Martinez L (1,3) OBP: 0.362, SLG: 0.490			G4-3		HR		K			3	1	1	1	1	1	2						
Darryl Strawberry L (1,10) OBP: 0.379, SLG: 0.597	P5			F8					BB	3	0	0	0	1	1	1						
Chad Curtis R (1,7) OBP: 0.375, SLG: 0.398				K			F8			3	0	0	0	0	2	3						
20 Jorge Posada S (1,2) OBP: 0.361, SLG: 0.485			G1-3		G4-3		F8			3	0	0	0	0	0	3						
Scott Brosius R (1,5) OBP: 0.360, SLG: 0.428			K			F9		P6		3	0	0	0	0	1	0						
Inning Stats	R: 0 E: 0 K: 0 S: 10	H: 1 LOB: 1 BB: 0 P: 19	R: 0 E: 0 K: 1 S: 8	H: 0 LOB: 0 BB: 0 P: 13	R: 0 E: 0 K: 1 S: 8	H: 0 LOB: 0 BB: 0 P: 13	R: 0 E: 0 K: 0 S: 5	H: 0 LOB: 0 BB: 0 P: 8	R: 1 E: 0 K: 1 S: 10	H: 1 LOB: 0 BB: 0 P: 17	R: 0 E: 0 K: 0 S: 6	H: 0 LOB: 0 BB: 0 P: 11	R: 0 E: 0 K: 1 S: 12	H: 2 LOB: 3 BB: 1 P: 19	R: 0 E: 0 K: 1 S: 6	H: 0 LOB: 1 BB: 1 P: 10	R: 0 E: 0 K: 1 S: 9	H: 0 LOB: 1 BB: 1 P: 15	1B: 2 2B: 1 3B: 0 HR: 1	SF: 0 SAC: 0 DP: 0 HBP: 0	WP: 0 PB: 0 SB: 1 CS: 0	PA: 33
PITCHER Tom Candiotti R (1,1) ERA: 4.79	IP: 9.0 WLS: W BF: 33 H: 4 R: 1 ER: 1 SO: 6 BB: 2 IBB: 0 HBP: 0 BLK: 0 WP: 0 HR: 1 S: 74 P: 125 ERA: 1.00 WHIP: 0.667															PITCHER						

New York Yankees @ Oakland Athletics
Network Associates Coliseum, Oakland, CA
Wed Aug 05 1998, 10:05 PM EDT
Att: 22,458 - Unknown - 72 F

AB	31
R	1
H	4
RBI	1
BB	2
SO	6
LOB	11



Batter	1	2	3	4	5	6	7	8	9	AB	R	H	RBI	BB	SO	LOB	BOTTOM					
Rickey Henderson R (1,7) OBP: 0.362, SLG: 0.328	K			G5-3	F8			HR		4	1	1	1	0	1	1						
Jason McDonald S (1,8) OBP: 0.346, SLG: 0.315	F7			G3		F8		F9		4	0	0	0	0	0	0						
Ben Grieve L (1,9) OBP: 0.391, SLG: 0.469	L6			BB		F8				2	0	0	0	1	0	0						
Matt Stairs L (1,10) OBP: 0.397, SLG: 0.572		G6-3		K		G3				3	0	0	0	0	1	1						
Ed Sprague R (1,5) OBP: 0.300, SLG: 0.435	F6				SH1-3 1B HBP		F8			2	1	0	0	0	0	0						
Mike Blowers R (1,3) OBP: 0.303, SLG: 0.373	K				1B SH1-3 SF9 BB		F4			2	1	0	0	1	1	0						
Miguel Tejada R (1,6) OBP: 0.322, SLG: 0.372			G1-3		SH1-3		K			2	0	0	0	0	1	0						
Rafael Bourimigal R (1,4) OBP: 0.271, SLG: 0.305		L4						F8		3	0	1	1	0	0	0						
A.J. Hinch R (1,2) OBP: 0.292, SLG: 0.314			K					F7		2	0	0	1	0	1	0						
Inning Stats	R: 0 E: 0 K: 1 S: 6	H: 0 LOB: 0 BB: 0 P: 10	R: 0 E: 0 K: 1 S: 9	H: 0 LOB: 0 BB: 0 P: 14	R: 0 E: 0 K: 1 S: 8	H: 0 LOB: 0 BB: 0 P: 11	R: 0 E: 0 K: 1 S: 10	H: 0 LOB: 1 BB: 1 P: 18	R: 2 E: 0 K: 0 S: 5	H: 1 LOB: 1 BB: 1 P: 14	R: 0 E: 0 K: 0 S: 8	H: 0 LOB: 0 BB: 0 P: 13	R: 0 E: 0 K: 1 S: 7	H: 0 LOB: 0 BB: 0 P: 10	R: 1 E: 0 K: 0 S: 6	H: 1 LOB: 0 BB: 0 P: 10	R: 0 E: 0 K: 0 S: 9	H: 0 LOB: 0 BB: 0 P: 15	1B: 1 2B: 0 3B: 0 HR: 1	SF: 1 SAC: 1 DP: 0 HBP: 1	WP: 0 PB: 0 SB: 0 CS: 0	PA: 29
PITCHER Hideki Irabu R (1,1) ERA: 3.23	IP: 8.0 WLS: L BF: 29 H: 2 R: 3 ER: 3 SO: 5 BB: 2 IBB: 0 HBP: 1 BLK: 0 WP: 0 HR: 1 S: 59 P: 100 ERA: 3.38 WHIP: 0.500															PITCHER						

New York Yankees @ Oakland Athletics
Network Associates Coliseum, Oakland, CA
Wed Aug 05 1998, 10:05 PM EDT
Att: 22,458 - Unknown - 72 F

AB	24
R	3
H	2
RBI	3
BB	2
SO	5
LOB	2




Batter	1	2	3	4	5	6	7	8	9	AB	R	H	RBI	BB	SO	LOB	TOP			
Johnny Damon, L OBP: 0.331, SLG: 0.430	0-0 SH3 1B		3-2 2B 2B			1-3 K		0-2 G3-4-1 2-3		4	1	2	0	0	1	1	Kansas City Royals @ New York Yankees Yankee Stadium, Bronx, NY Fri Aug 07 1998, 7:05 PM EDT Att: 37,988 - Cloudy - 81 F			
Jermaine Allensworth, R OBP: 0.359, SLG: 0.393	1-0 SH3		0-1 2H 2B			1-1 P5		1-1 F7		3	0	1	1	0	0	1				
Jose Offerman, S OBP: 0.403, SLG: 0.447	1-3 K		2-1 G4-3			0-0 G6-3			0-1 G5-3 3B	4	1	1	0	0	1	2				
Dean Palmer, R OBP: 0.332, SLG: 0.525	1-2 P3			1-2 P4			3-3 K		1-1 F8	4	0	0	0	0	1	2				
Jeff King, R OBP: 0.328, SLG: 0.463		3-2 G6-3		1-0 P6		0-1 2B		1-0 G5-3	4	0	1	1	0	0	0	0				
Scott Leius, R OBP: 0.333, SLG: 0.294		1-0 G1-3		0-0 G1-3		0-0 G5-3		0-1 G3	4	0	0	0	0	0	1	0				
Hal Morris, L OBP: 0.347, SLG: 0.400		1-2 G4-3			0-1 G1-3		1-1 G4-3			3	0	0	0	0	0	1				
Sal Fasano, R OBP: 0.292, SLG: 0.328			0-2 P3		0-1 G5-3			1-3 K	3	0	0	0	0	1	0	0				
Luis Rivera, R OBP: 0.309, SLG: 0.302			0-0 G6-3		2-2 F8			0-1 G3-4-1 2B	3	0	1	0	0	0	0	0				
Inning Stats	R: 0 E: 0 K: 1 S: 8	H: 1 LOB: 1 BB: 0 P: 11	R: 0 E: 0 K: 0 S: 7	H: 0 LOB: 0 BB: 12	R: 1 E: 0 K: 0 S: 16	H: 2 LOB: 1 BB: 0 P: 21	R: 0 E: 0 K: 0 S: 6	H: 0 LOB: 0 BB: 0 P: 8	R: 0 E: 0 K: 1 S: 10	H: 0 LOB: 0 BB: 0 P: 12	R: 0 E: 0 K: 1 S: 10	H: 1 LOB: 1 BB: 0 P: 14	R: 0 E: 0 K: 1 S: 10	H: 1 LOB: 0 BB: 0 P: 12	R: 1 E: 0 K: 0 S: 7	H: 1 LOB: 0 BB: 0 P: 9	1B: 1 2B: 4 3B: 1 HR: 0	SF: 0 SAC: 1 DP: 0 HBP: 0	WP: 0 PB: 0 SB: 0 CS: 0	PA: 33
PITCHER David Wells, L ERA: 3.48	IP: 9.0 WLS: W BF: 33	H: 6 R: 2 ER: 2 SO: 4	BB: 0 IBB: 0 HBP: 0 BLK: 0	WP: 0 HR: 0 S: 80 P: 107	ERA: 2.00 WHIP: 0.667											ERA: 2.00 WHIP: 0.667				

Batter	1	2	3	4	5	6	7	8	9	AB	R	H	RBI	BB	SO	LOB	BOTTOM			
Chuck Knoblauch, R OBP: 0.356, SLG: 0.398	1-2 G5-3		2-1 HR	0-0 SF9	1-0 G1-3			4-0 FC1-6 BB		3	1	1	2	1	0	1	Kansas City Royals @ New York Yankees Yankee Stadium, Bronx, NY Fri Aug 07 1998, 7:05 PM EDT Att: 37,988 - Cloudy - 81 F			
Derek Jeter, R OBP: 0.376, SLG: 0.485	1-2 F8		2-1 G5-3	3-1 G4-3	0-3 K			0-2 FC1-6 1B E	5	1	0	0	0	1	3					
Tim Lincecum, S OBP: 0.400, SLG: 0.394	1-1 BB		4-2 FC6-4 BB		2-1 HR 1B	1-0 G5-3		1-2 E SF9 1B	4	2	3	0	1	0	0					
Bernie Williams, S OBP: 0.448, SLG: 0.586	4-0 BB		3-2 FC6-4 FC6-4		1-0 HR 1B	3-2 G3-1		1-2 E5 20 E 1B	4	2	2	2	1	0	1					
Chad Curtis, R OBP: 0.370, SLG: 0.392	3-2 L9		0-0 FC6-4		2-1 F8	3-3 K		2-2 SF9	4	0	0	1	0	1	3					
20 Jorge Posada, S OBP: 0.369, SLG: 0.494		1-1 G5-4-3 1B		0-0 2B 1B	4-2 2B 3B BB		2-3 K	0-0 E4 1H HR 2B	4	3	3	1	1	1	0					
Shane Spencer, R OBP: 0.375, SLG: 0.773		2-0 G5-4-3 1B		1-2 1B SF9 2B	2-2 3B 2B		1-0 HR	1-1 HR	5	4	5	3	0	0	0					
Luis Sojo, R OBP: 0.245, SLG: 0.263		1-2 G5-4-3		1-0 SF9 G1-3 1B	0-0 1B 3B		3-2 HR 1B	0-0 F8	5	1	3	3	0	0	2					
Homer Bush, R OBP: 0.368, SLG: 0.405		1-1 G6-3		0-0 G1-3	3H G1-3 1B		0-1 G4-6-3		4	0	1	1	0	0	4					
Inning Stats	R: 0 E: 0 K: 0 S: 13	H: 1 LOB: 2 BB: 1 P: 23	R: 0 E: 0 K: 0 S: 8	H: 2 LOB: 1 BB: 0 P: 13	R: 1 E: 0 K: 0 S: 12	H: 1 LOB: 1 BB: 1 P: 23	R: 2 E: 0 K: 0 S: 10	H: 3 LOB: 1 BB: 0 P: 15	R: 5 E: 0 K: 1 S: 9	H: 5 LOB: 1 BB: 1 P: 34	R: 0 E: 0 K: 1 S: 9	H: 0 LOB: 0 BB: 0 P: 15	R: 1 E: 0 K: 1 S: 9	H: 2 LOB: 0 BB: 0 P: 15	R: 5 E: 2 K: 0 S: 16	H: 4 LOB: 0 BB: 1 P: 25	1B: 10 2B: 3 3B: 1 HR: 4	SF: 2 SAC: 0 DP: 2 HBP: 0	WP: 0 PB: 0 SB: 0 CS: 0	PA: 44
PITCHER Chris Haney, L ERA: 7.65	IP: 4.1 WLS: L	H: 10 R: 7 ER: 7 SO: 0	BB: 3 IBB: 0 HBP: 0 BLK: 0	WP: 0 HR: 2 S: 25 P: 95	ERA: 14.54 WHIP: 3.000											ERA: 14.54 WHIP: 3.000				
Ricky Bones, R ERA: 2.53	IP: 1.2	H: 2 R: 1 ER: 1 SO: 2	BB: 0 IBB: 0 HBP: 0 BLK: 0	WP: 0 HR: 0 S: 19 P: 28	ERA: 5.40 WHIP: 1.200											ERA: 5.40 WHIP: 1.200				
Tim Byrdak, L ERA: 5.4	IP: 1.0	H: 2 R: 1 ER: 1 SO: 1	BB: 0 IBB: 0 HBP: 0 BLK: 0	WP: 1 HR: 9 S: 15 P: 15	ERA: 9.00 WHIP: 2.000											ERA: 9.00 WHIP: 2.000				
Matt Whisenant, L ERA: 5.06	IP: 1.0	H: 4 R: 5 ER: 5 SO: 0	BB: 1 IBB: 0 HBP: 0 BLK: 0	WP: 1 HR: 16 S: 25 P: 25	ERA: 45.00 WHIP: 5.000											ERA: 45.00 WHIP: 5.000				


Batter	1	2	3	4	5	6	7	8	9	AB	R	H	RBI	BB	SO	LOB	TOP										
Johnny Damon, L (1, 8) OBP: 0.333, SLG: 0.430	P6			S 1B		BB 1B		P4		4	0	2	0	0	0	0	Kansas City Royals @ New York Yankees Yankee Stadium, Bronx, NY Sat Aug 08 1998, 3:33 AM EDT Att: 45,975 - Sunny - 84 F										
Hal Morris, L (1, 7) OBP: 0.346, SLG: 0.398	G4-3			L7		BB 1B		P5		4	0	1	1	0	0	1											
Jose Offerman, S (1, 4) OBP: 0.402, SLG: 0.444	G6-3			L1		G6-4-3 BB		G1-3		3	0	0	0	1	0	1											
Dean Palmer, R (1, 10) OBP: 0.329, SLG: 0.520		K		K		G6-4-3		K		4	0	0	0	0	3	4											
Jeff King, R (1, 3) OBP: 0.326, SLG: 0.460	P2					P4		F8		3	0	0	0	0	0	0											
Larry Sutton, L (1, 9) OBP: 0.303, SLG: 0.335	P5					F8		K		3	0	0	0	0	1	0											
Scott Leius, R (1, 5) OBP: 0.286, SLG: 0.250				P2		K		G1-3		3	0	0	0	0	1	0											
29 Mike Sweeney, R (1, 2) OBP: 0.324, SLG: 0.417				K				G6-3		3	1	1	0	0	1	0											
Sal Fasano, R (8, 2) OBP: 0.292, SLG: 0.328						1B 1B 1B				0	0	0	0	0	0	0											
Mendy López, R (1, 6) OBP: 0.288, SLG: 0.309				P3		K		K		3	0	0	0	0	2	1											
Inning Stats	R: 0 E: 0 K: 0 S: 10	H: 0 LOB: 0 BB: 0 P: 14	R: 0 E: 0 K: 1 S: 7	H: 0 LOB: 0 BB: 0 P: 12	R: 0 E: 0 K: 1 S: 12	H: 0 LOB: 0 BB: 0 P: 16	R: 0 E: 0 K: 1 S: 9	H: 1 LOB: 1 BB: 0 P: 15	R: 0 E: 0 K: 1 S: 8	H: 0 LOB: 0 BB: 0 P: 9	R: 1 E: 0 K: 1 S: 10	H: 3 LOB: 2 BB: 1 P: 16	R: 0 E: 0 K: 1 S: 9	H: 0 LOB: 0 BB: 0 P: 13	R: 0 E: 0 K: 1 S: 5	H: 0 LOB: 0 BB: 0 P: 8	R: 0 E: 0 K: 1 S: 5	H: 0 LOB: 0 BB: 0 P: 11	1B: 4 2B: 0 3B: 0 HR: 0	SF: 0 SAC: 0 DP: 1 HBP: 0	WP: 0 PB: 0 SB: 1 CS: 0	PA: 31					
PITCHER	IP	WLS	BF	H	R	ER	SO	BB	IBB	HBP	BLK	WP	HR	S	P	ERA	WHIP										
Orlando Hernandez, R (1, 1) ERA: 3.13	8.0	W	28	4	1	1	7	1	0	0	0	0	0	70	103	1.12	0.625										
Mike Jerzembek, R (8, 1) ERA:	1.0		3	0	0	0	1	0	0	0	0	0	0	5	11	0.00	0.000										

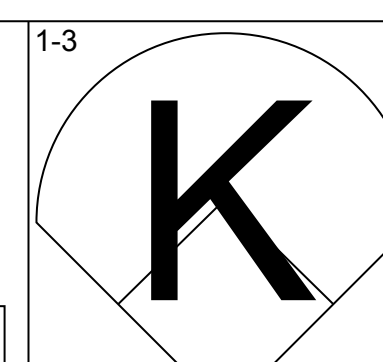
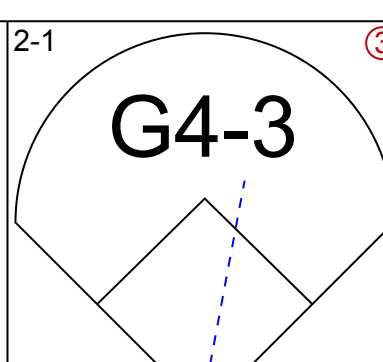
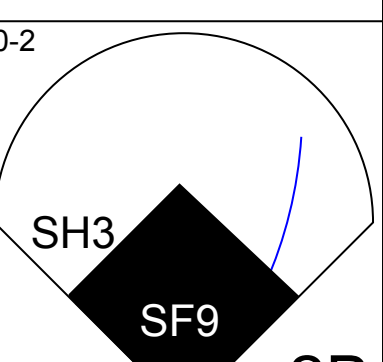
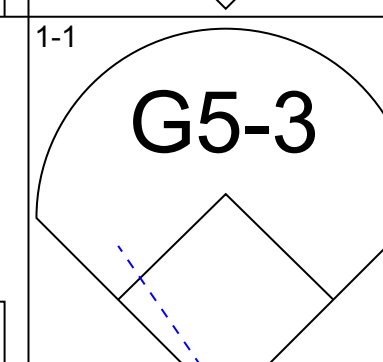
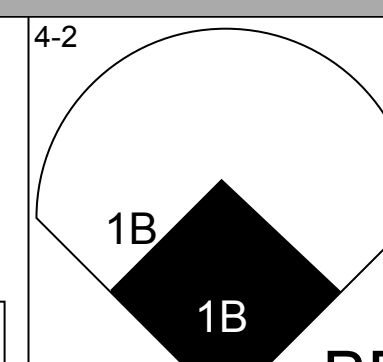
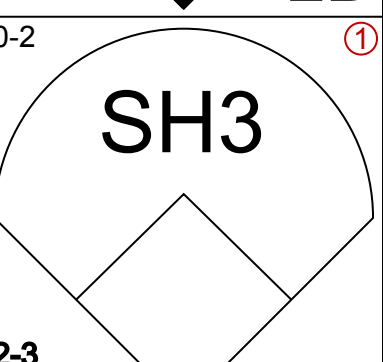
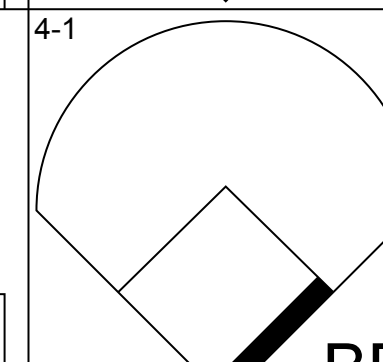
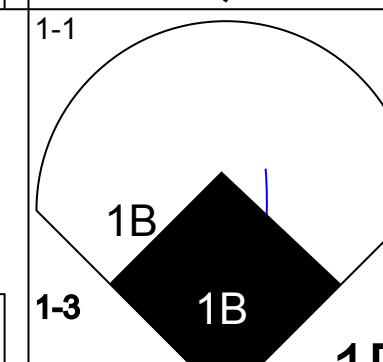
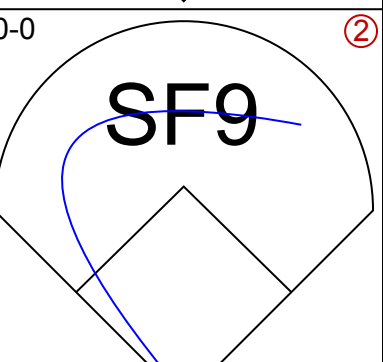
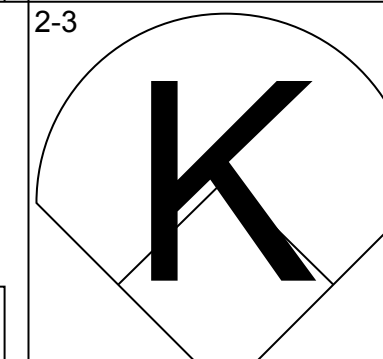
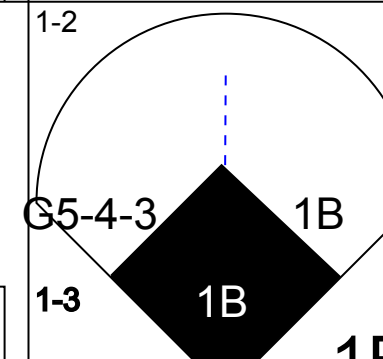
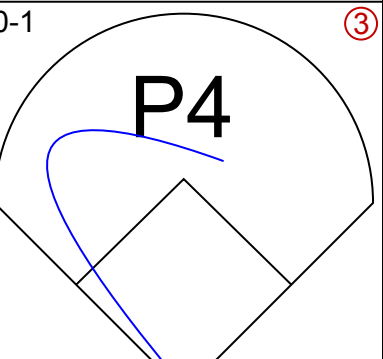
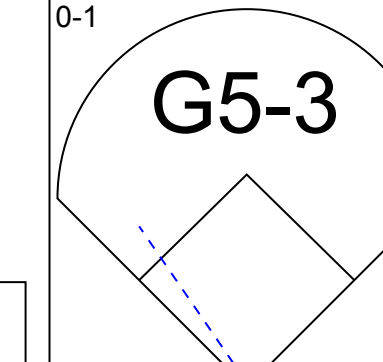
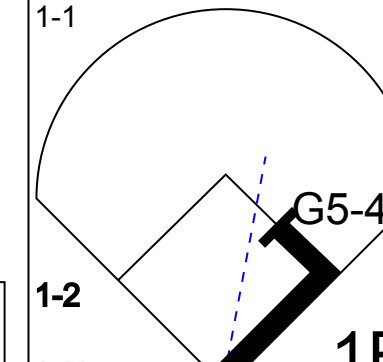
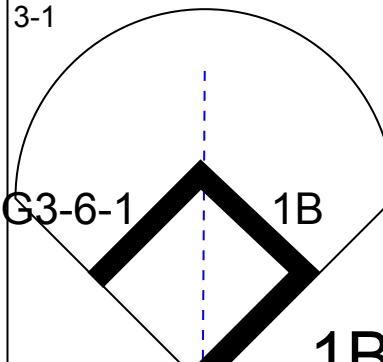
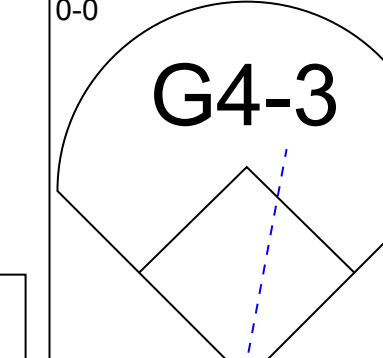
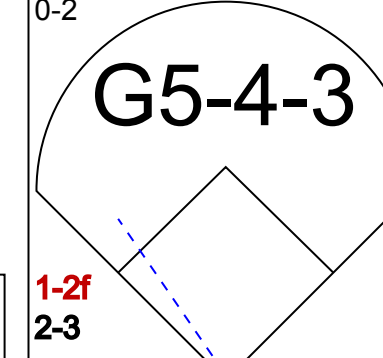
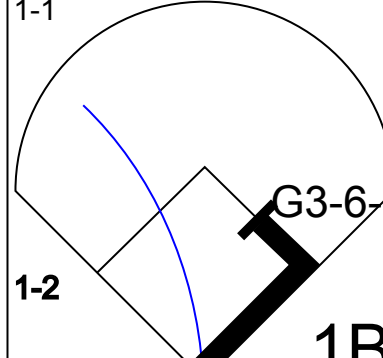
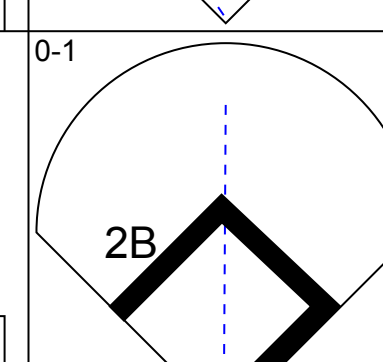
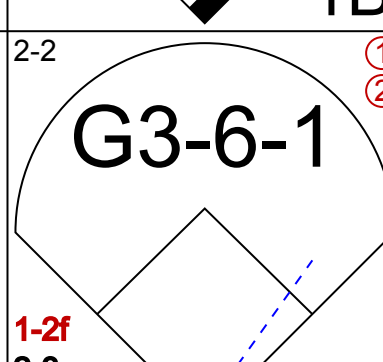
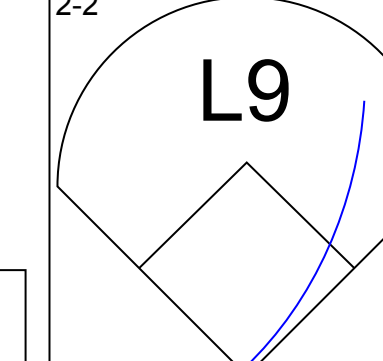
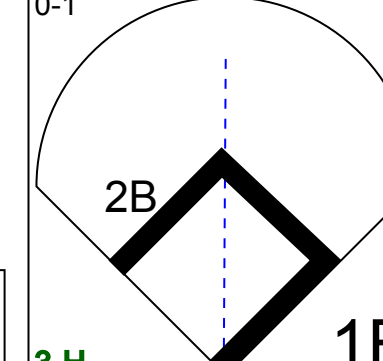
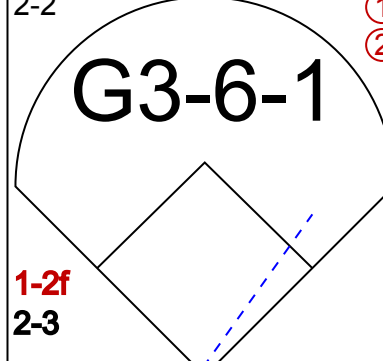
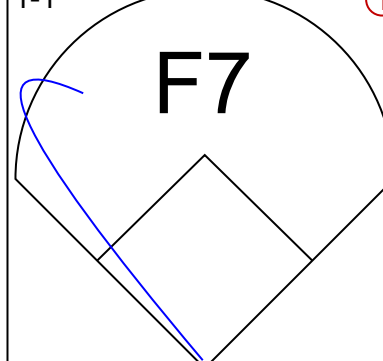
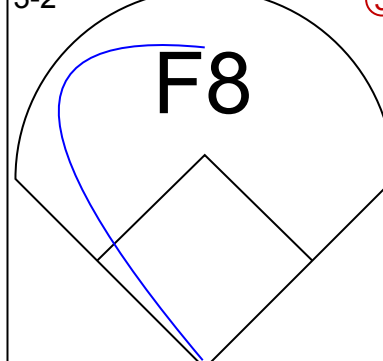
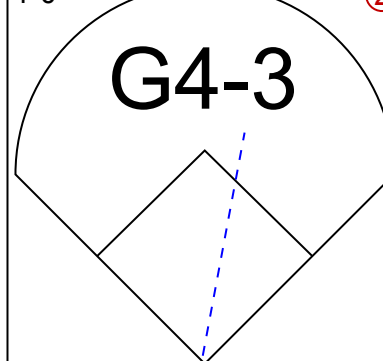
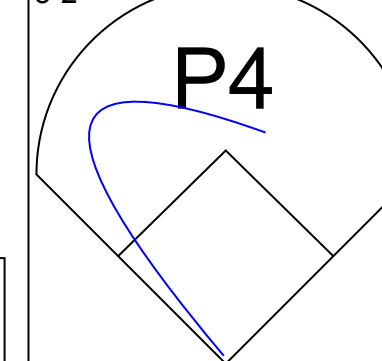
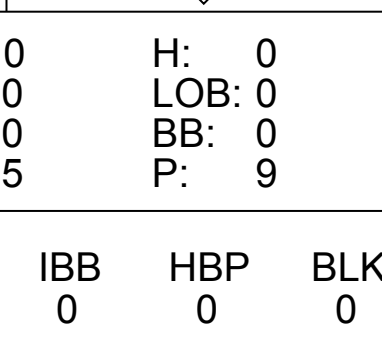
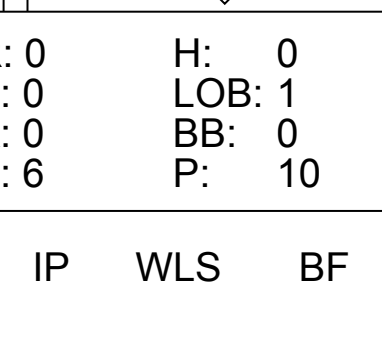
Batter	1	2	3	4	5	6	7	8	9	AB	R	H	RBI	BB	SO	LOB	BOTTOM										
Chuck Knoblauch, R (1, 4) OBP: 0.355, SLG: 0.404	L6					K		G4-3		4	1	1	1	0	2	1	Kansas City Royals @ New York Yankees Yankee Stadium, Bronx, NY Sat Aug 08 1998, 3:33 AM EDT Att: 45,975 - Sunny - 84 F										
Homer Bush, R (8, 4) OBP: 0.359, SLG: 0.395						K				1	0	0	0	0	0	0											
2 Derek Jeter, R (1, 6) OBP: 0.376, SLG: 0.484						E5		FC6-4 1B		5	1	2	1	0	1	0											
Paul O'Neill, L (1, 9) OBP: 0.370, SLG: 0.505						K		1B 20 1B		4	1	2	0	1	2	2											
Bernie Williams, S (1, 8) OBP: 0.446, SLG: 0.582						FC6-4		FC5-4 BB		4	1	1	0	0	0	3											
Chad Curtis, R (7, PR) OBP: 0.369, SLG: 0.391	FC4-6					FC6-4		FC6-4 BB 20 1B		1	2	0	0	0	0	2											
Tino Martinez, L (1, 3) OBP: 0.366, SLG: 0.496						P2		1B 20 2B		4	1	2	0	0	1	2											
Luis Sojo, R (8, PH) OBP: 0.252, SLG: 0.270								1B 20 2B		1	1	1	1	0	0	0											
Tim Lincecum, S (1, 10) OBP: 0.407, SLG: 0.395						F8		20 CS BB		2	2	1	1	3	0	1											
20 Jorge Posada, S (1, 2) OBP: 0.373, SLG: 0.504						P3		2B HR 1B		5	1	3	6	0	1	2											
Shane Spencer, R (1, 7) OBP: 0.345, SLG: 0.704						F8		2B HR 2B		5	1	1	1	0	1	4											
Scott Brosius, R (1, 5) OBP: 0.363, SLG: 0.436						P2		2B HR		3	2	1	3	1	0	1											
Inning Stats	R: 0 E: 0 K: 1 S: 9	H: 1 LOB: 1 BB: 0 P: 10	R: 0 E: 0 K: 0 S: 4	H: 1 LOB: 0 BB: 0 P: 8	R: 1 E: 1 K: 2 S: 16	H: 0 LOB: 1 BB: 1 P: 28	R: 0 E: 0 K: 1 S: 8	H: 0 LOB: 1 BB: 1 P: 17	R: 1 E: 0 K: 0 S: 7	H: 1 LOB: 0 BB: 0 P: 11	R: 6 E: 0 K: 3 S: 25	H: 5 LOB: 0 BB: 1 P: 40	R: 3 E: 0 K: 1 S: 19	H: 3 LOB: 1 BB: 1 P: 36	R: 3 E: 0 K: 0 S: 20	H: 4 LOB: 2 BB: 1 P: 34	1B: 10 2B: 4 3B: 0 HR: 2	SF: 0 SAC: 0 DP: 1 HBP: 0	WP: 0 PB: 1 SB: 1 CS: 1	PA: 44							
PITCHER	IP	WLS	BF	H	R	ER	SO	BB	IBB	HBP	BLK	WP	HR	S	P	ERA	WHIP										
Glendon Rusch, L (1, 1) ERA: 6.26	5.1	L	27	8	8	7	5	3	0	0	0	0	0	7	10	0.00	0.000										
Scott Service, R (6, 1) ERA: 3.39	0.2		2	0	0	0	2	0	0	0	0	0	0	7	10	0.00	0.000										
Jim Pittsley, R (7, 1) ERA: 7.15	1.0		7	3	3	2	1	1	0	0	0	0	0	19	36	18.00	4.000										
Ricky Bones, R (8, 1) ERA: 3.27	1.0		8	4	3	3	0	1	0	0	0	0	0	20	34	27.00	5.000										

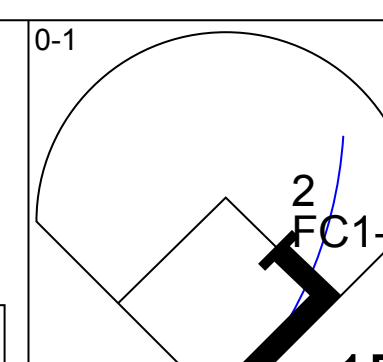
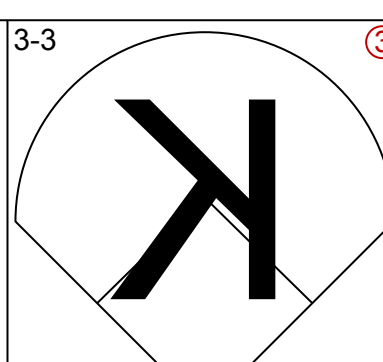
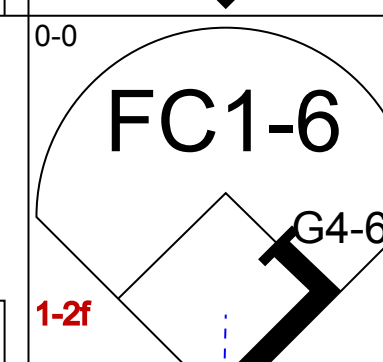
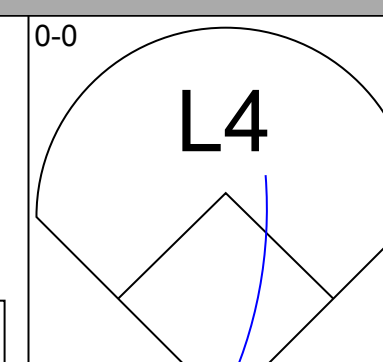
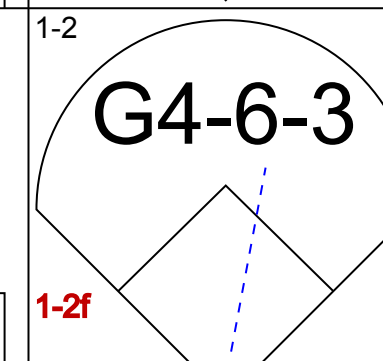
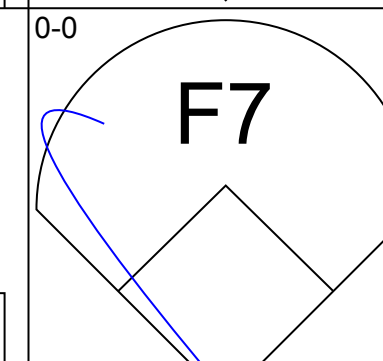
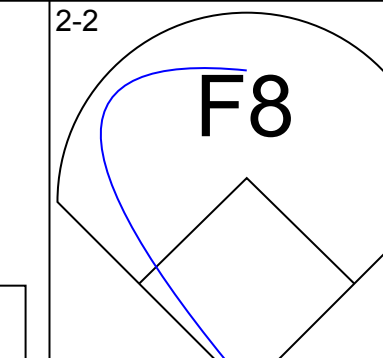
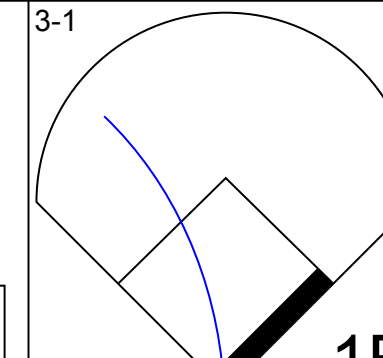

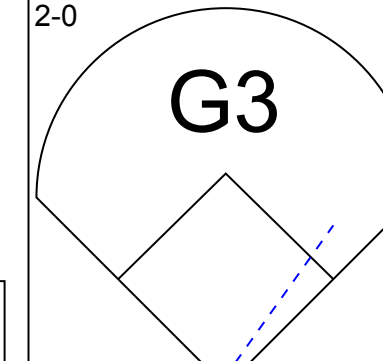
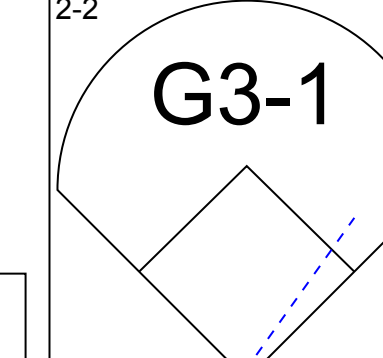
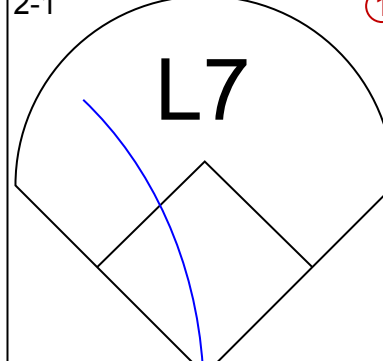
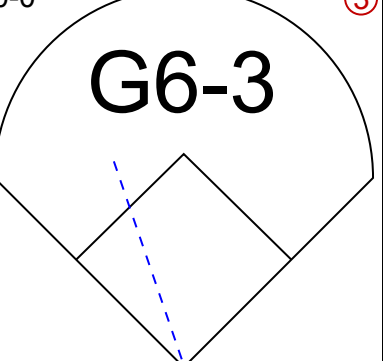
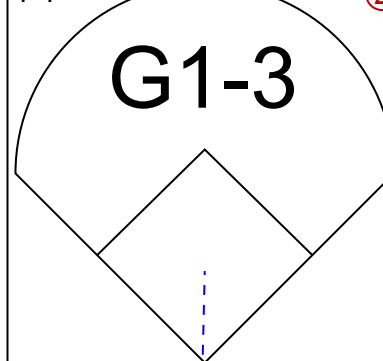
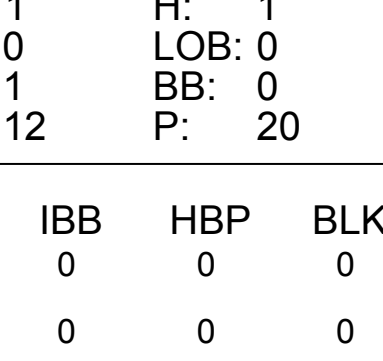
AB 30
R 1
H 4
RBI 1
BB 1
SO 8
LOB 7



AB 39
R 14
H 15
RBI 14
BB 5
SO 8
LOB 18



Batter	1	2	3	4	5	6	7	8	9	AB	R	H	RBI	BB	SO	LOB	TOP					
Johnny Damon, L (1, 9) OBP: 0.332, SLG: 0.431										4	1	1	0	0	1	0	Kansas City Royals @ New York Yankees Yankee Stadium, Bronx, NY Sun Aug 09 1998, 3:33 AM EDT Att: 55,911 - Sunny - 80 F					
Jermaine Allensworth, R (1, 8) OBP: 0.360, SLG: 0.392										1	1	0	0	1	0	0						
Jose Offerman, S (1, 4) OBP: 0.402, SLG: 0.444										2	1	1	1	1	0	1						
Dean Palmer, R (1, 10) OBP: 0.328, SLG: 0.517										4	1	1	1	0	1	1						
Jeff King, R (1, 3) OBP: 0.328, SLG: 0.460										4	0	2	1	0	0	0						
Scott Leius, R (1, 5) OBP: 0.281, SLG: 0.227										2	0	0	0	0	0	2						
Terry Pendleton, S (4, 5) OBP: 0.312, SLG: 0.326										2	0	1	0	0	1	0						
Hal Morris, L (1, 7) OBP: 0.345, SLG: 0.397										4	0	1	1	0	0	2						
Sal Fasano, R (1, 2) OBP: 0.291, SLG: 0.332										4	0	1	0	0	1	1						
Luis Rivera, R (1, 6) OBP: 0.296, SLG: 0.288										3	0	0	0	0	0	2						
Larry Sutton, L (9, PH) OBP: 0.302, SLG: 0.333										1	0	0	0	0	0	0						
Inning Stats	R: 0 E: 0 K: 2 S: 9	H: 0 LOB: 1 BB: 1 P: 17	R: 0 E: 0 K: 0 S: 6	H: 0 LOB: 0 BB: 0 P: 8	R: 0 E: 0 K: 0 S: 5	H: 0 LOB: 0 BB: 0 P: 9	R: 3 E: 0 K: 0 S: 19	H: 5 LOB: 2 BB: 1 P: 29	R: 1 E: 0 K: 0 S: 9	H: 1 LOB: 0 BB: 0 P: 9	R: 0 E: 0 K: 0 S: 11	H: 2 LOB: 1 BB: 0 P: 20	R: 0 E: 0 K: 0 S: 6	H: 0 LOB: 1 BB: 0 P: 10	R: 0 E: 0 K: 1 S: 9	H: 0 LOB: 0 BB: 0 P: 11	R: 0 E: 0 K: 1 S: 8	H: 0 LOB: 0 BB: 0 P: 13	1B: 6 2B: 2 3B: 0 HR: 0	SF: 1 SAC: 1 DP: 2 HBP: 1	WP: 0 PB: 0 SB: 0 CS: 0	PA: 36
PITCHER	IP	WLS	BF	H	R	ER	SO	BB	IBB	HBP	BLK	WP	HR	S	P	ERA	WHIP					
Andy Pettitte, L (1, 1) ERA: 3.64	5.2		25	8	4	4	2	2	0	0	0	0	0	55	85	6.35	1.765					
Ramiro Mendoza, R (6, 1) ERA: 3.35	2.1	W	8	0	0	0	1	0	0	1	0	0	0	19	28	0.00	0.000					
42 Mariano Rivera, R (9, 1) ERA: 1.25	1.0	S	3	0	0	0	1	0	0	0	0	0	0	8	13	0.00	0.000					

Batter	1	2	3	4	5	6	7	8	9	AB	R	H	RBI	BB	SO	LOB	BOTTOM				
Chuck Knoblauch, R (1, 4) OBP: 0.358, SLG: 0.406										3	1	2	0	1	1	0	Kansas City Royals @ New York Yankees Yankee Stadium, Bronx, NY Sun Aug 09 1998, 3:33 AM EDT Att: 55,911 - Sunny - 80 F				
2 Derek Jeter, R (1, 6) OBP: 0.377, SLG: 0.483										3	2	1	0	1	0	1					
Paul O'Neill, L (1, 9) OBP: 0.371, SLG: 0.506										3	1	1	2	1	0	1					
Bernie Williams, S (1, 8) OBP: 0.446, SLG: 0.583										3	0	2	2	0	0	0					
Tino Martinez, L (1, 3) OBP: 0.363, SLG: 0.491										4	0	0	0	0	2	3					
Darryl Strawberry, L (1, 10) OBP: 0.379, SLG: 0.602										2	0	0	0	0	0	0					
Tim Lincecum, S (7, PH) OBP: 0.404, SLG: 0.392										2	0	0	0	0	1	2					
Chad Curtis, R (1, 7) OBP: 0.369, SLG: 0.390										3	0	1	0	0	1	0					
Scott Brosius, R (1, 5) OBP: 0.365, SLG: 0.444										2	1	1	1	1	0	0					
Joe Girardi, R (1, 2) OBP: 0.303, SLG: 0.348										2	0	0	0	0	1	0					
20 Jorge Posada, S (7, PH) OBP: 0.371, SLG: 0.502										1	0	0	0	0	1	2					
Inning Stats	R: 0 E: 0 K: 0 S: 6	H: 1 LOB: 0 BB: 0 P: 7	R: 0 E: 0 K: 1 S: 9	H: 0 LOB: 0 BB: 0 P: 16	R: 1 E: 0 K: 1 S: 12	H: 1 LOB: 0 BB: 0 P: 20	R: 0 E: 0 K: 0 S: 5	H: 1 LOB: 1 BB: 0 P: 10	R: 0 E: 0 K: 2 S: 16	H: 3 LOB: 0 BB: 0 P: 23	R: 0 E: 0 K: 2 S: 9	H: 1 LOB: 1 BB: 1 P: 20	R: 1 E: 0 K: 0 S: 9	H: 1 LOB: 2 BB: 3 P: 25	R: 0 E: 0 K: 0 S: 9	H: 0 LOB: 0 BB: 0 P: 13	1B: 6 2B: 1 3B: 0 HR: 1	SF: 1 SAC: 0 DP: 1 HBP: 0	WP: 2 PB: 0 SB: 1 CS: 1	PA: 33	
PITCHER	IP	WLS	BF	H	R	ER	SO	BB	IBB	HBP	BLK	WP	HR	S	P	ERA	WHIP				
Hipolito Pichardo, R (1, 1) ERA: 5.35	5.1		21	4	4	4	4	0	0	0	0	1	0	11	19	6.75	1.125				
Matt Whisenant, L (6, 1) ERA: 4.95	1.0		4	1	0	0	2	0	0	0	0	1	0	11	19	0.00	1.000				
Scott Service, R (7, 1) ERA: 3.43	1.2	L	8	1	1	1	1	3	1	0	0	1	0	13	36	5.40	2.400				



Batter	1	2	3	4	5	6	7	8	9	AB	R	H	RBI	BB	SO	LOB	TOP
Otis Nixon, S <small>OBP: 0.344, SLG: 0.314</small> 										1	1	0	0	2	0	1	Minnesota Twins @ New York Yankees Yankee Stadium, Bronx, NY Mon Aug 10 1998, 7:05 PM EDT Att: 29,600 - Cloudy - 79 F
Matt Lawton, L <small>OBP: 0.383, SLG: 0.483</small> 										3	1	1	3	1	1		
Paul Molitor, R <small>OBP: 0.326, SLG: 0.354</small> 										4	0	0	0	0	1	3	
David Ortiz, L <small>OBP: 0.362, SLG: 0.441</small> 										4	0	0	0	0	1	2	
Ron Coomer, R <small>OBP: 0.301, SLG: 0.415</small> 										4	0	1	0	0	0	0	
Todd Walker, L <small>OBP: 0.397, SLG: 0.516</small> 										4	0	0	0	0	1	1	
Marty Cordova, R <small>OBP: 0.341, SLG: 0.403</small> 										4	0	2	0	0	0	0	
Terry Steinbach, R <small>OBP: 0.327, SLG: 0.424</small> 										4	0	0	0	0	1	2	
Pat Meares, R <small>OBP: 0.300, SLG: 0.377</small> 										4	1	1	0	0	0	1	
Inning Stats R: 0 H: 0 E: 0 LOB: 1 K: 0 BB: 0 S: 8 P: 15	R: 0 H: 0 E: 0 LOB: 0 K: 1 BB: 0 S: 9 P: 12	R: 0 H: 0 E: 0 LOB: 2 K: 1 BB: 2 S: 9 P: 19	R: 0 H: 0 E: 0 LOB: 0 K: 1 BB: 2 S: 9 P: 19	R: 0 H: 0 E: 0 LOB: 0 K: 1 BB: 0 S: 7 P: 8	R: 0 H: 1 E: 0 LOB: 1 K: 0 BB: 0 S: 10 P: 16	R: 0 H: 0 E: 0 LOB: 0 K: 0 BB: 0 S: 10 P: 16	R: 0 H: 1 E: 0 LOB: 0 K: 0 BB: 0 S: 10 P: 16	R: 3 H: 3 E: 1 LOB: 1 K: 0 BB: 1 S: 13 P: 20	R: 0 H: 0 E: 0 LOB: 0 K: 1 BB: 0 S: 8 P: 12	1B: 4 SF: 0 2B: 0 SAC: 0 3B: 0 DP: 1 HR: 1 HBP: 1	WP: 0 PA: 36 SB: 0 CS: 0						
PITCHER Hideki Irabu, R <small>ERA: 3.07</small> Mike Stanton, L <small>ERA: 5.47</small>	IP: 7.0 WLS: W BF: 26 H: 2 R: 0 ER: 0 SO: 4 BB: 2 IBB: 0 HBP: 1 BLK: 0 WP: 0 HR: 0 S: 63 P: 102 ERA: 0.00 WHIP: 0.571											PITCHER IP: 2.0 WLS: 10 BF: 3 H: 3 R: 3 ER: 3 SO: 1 BB: 1 IBB: 0 HBP: 0 BLK: 0 WP: 1 HR: 1 S: 21 P: 32 ERA: 13.50 WHIP: 2.000					

AB	32
R	3
H	5
RBI	3
BB	3
SO	5
LOB	11



Batter	1	2	3	4	5	6	7	8	9	AB	R	H	RBI	BB	SO	LOB	BOTTOM
Chuck Knoblauch, R <small>OBP: 0.357, SLG: 0.403</small> 										3	2	0	0	1	0	2	Minnesota Twins @ New York Yankees Yankee Stadium, Bronx, NY Mon Aug 10 1998, 7:05 PM EDT Att: 29,600 - Cloudy - 79 F
Derek Jeter, R <small>OBP: 0.376, SLG: 0.485</small> 										4	0	2	1	0	0	0	
Paul O'Neill, L <small>OBP: 0.370, SLG: 0.503</small> 										2	1	0	1	1	0	1	
Bernie Williams, S <small>OBP: 0.447, SLG: 0.591</small> 										4	1	2	1	0	1	1	
Tino Martinez, L <small>OBP: 0.364, SLG: 0.491</small> 										4	0	2	1	0	0	0	
Darryl Strawberry, L <small>OBP: 0.379, SLG: 0.596</small> Shane Spencer, R <small>OBP: 0.333, SLG: 0.679</small> 										2	0	0	0	1	1	3	
20 Jorge Posada, S <small>OBP: 0.370, SLG: 0.498</small> 										4	0	1	0	0	1	0	
Chad Curtis, R <small>OBP: 0.370, SLG: 0.390</small> 										3	1	1	0	1	1	1	
Scott Brosius, R <small>OBP: 0.366, SLG: 0.453</small> 										4	2	2	2	0	0	1	
Inning Stats R: 1 H: 2 E: 0 LOB: 2 K: 1 BB: 1 S: 13 P: 25	R: 2 H: 3 E: 1 LOB: 1 K: 1 BB: 0 S: 21 P: 26	R: 0 H: 0 E: 0 LOB: 0 K: 0 BB: 1 S: 6 P: 14	R: 3 H: 2 E: 0 LOB: 1 K: 1 BB: 2 S: 11 P: 24	R: 0 H: 1 E: 0 LOB: 0 K: 0 BB: 0 S: 10 P: 16	R: 0 H: 0 E: 0 LOB: 0 K: 0 BB: 0 S: 8 P: 10	R: 1 H: 1 E: 0 LOB: 0 K: 0 BB: 0 S: 7 P: 12	R: 0 H: 1 E: 0 LOB: 1 K: 1 BB: 0 S: 12 P: 16	1B: 7 SF: 1 2B: 2 SAC: 0 3B: 0 DP: 1 HR: 2 HBP: 0	WP: 1 PA: 37 SB: 0 CS: 1								
PITCHER Frankie Rodriguez, R <small>ERA: 7.47</small> Travis Bagitt, L <small>ERA: 7.56</small>	IP: 4.0 WLS: L BF: 22 H: 7 R: 6 ER: 5 SO: 3 BB: 4 IBB: 0 HBP: 0 BLK: 0 WP: 1 HR: 1 S: 51 P: 89 ERA: 11.25 WHIP: 2.750											PITCHER IP: 4.0 WLS: 14 BF: 3 H: 3 R: 1 ER: 1 SO: 1 BB: 0 IBB: 0 HBP: 0 BLK: 0 WP: 0 HR: 1 S: 37 P: 54 ERA: 2.25 WHIP: 0.750					



Batter	1	2	3	4	5	6	7	8	9	AB	R	H	RBI	BB	SO	LOB	TOP		
Otis Nixon, S (1, 8) OBP: 0.343, SLG: 0.314 Denny Hocking, S (6, 8) OBP: 0.277, SLG: 0.262	2-1 G4-3		0-2 G6-4-3			3-2 		2-0 F9	3 0 1 0 0 0 1 1 0 0 0 0 0 0								Minnesota Twins @ New York Yankees Yankee Stadium, Bronx, NY Tue Aug 11 1998, 7:05 PM EDT Att: 37,413 - Unknown - 87 F		
Brent Gates, S (1, 5) OBP: 0.316, SLG: 0.313	1-1 			1-2 G1-3		1-1 P4		1-3 K	4 0 1 0 0 0 1 1										
Paul Molitor, R (1, 10) OBP: 0.322, SLG: 0.350	1-2 F7			0-0 G4-3			2-3 K	3-1 G6-3	4 0 0 0 0 0 1 1										
Ron Coomer, R (1, 3) OBP: 0.301, SLG: 0.415	0-2 F8			0-2 G4-3			0-2 		3 0 1 0 0 0 0 1										
Terry Steinbach, R (1, 2) OBP: 0.324, SLG: 0.420		1-0 F9			0-0 G5-3		0-0 L5		3 0 0 0 0 0 0 1										
Matt Lawton, L (1, 9) OBP: 0.381, SLG: 0.480	1-1 F8			2-2 G1-3		1-0 G4-3			3 0 0 0 0 0 0 1										
Alex Ochoa, R (1, 7) OBP: 0.280, SLG: 0.347	0-1 L1			2-3 K			2-0 G4-3		3 0 0 0 0 0 1 0										
Todd Walker, L (1, 4) OBP: 0.394, SLG: 0.512			0-0 F8			0-3 K		2-1 F9	3 0 0 0 0 0 1 0										
Pat Meares, R (1, 6) OBP: 0.300, SLG: 0.376			0-2 			1-1 P5		0-1 P3	3 0 1 0 0 0 0 0										
Inning Stats	R: 0 H: 1 E: 0 K: 0 S: 13	H: 1 LOB: 1 BB: 0 P: 17	R: 0 H: 0 E: 0 K: 0 S: 5	H: 0 LOB: 0 BB: 0 P: 7	R: 0 H: 1 E: 0 K: 0 S: 7	H: 0 LOB: 0 BB: 0 P: 8	R: 0 H: 0 E: 0 K: 1 S: 9	H: 0 LOB: 0 BB: 0 P: 13	R: 0 H: 1 E: 0 K: 1 S: 11	H: 1 LOB: 1 BB: 0 P: 16	R: 0 H: 1 E: 0 K: 1 S: 9	H: 1 LOB: 1 BB: 0 P: 12	R: 0 H: 0 E: 0 K: 0 S: 5	H: 0 LOB: 0 BB: 0 P: 9	R: 0 H: 0 E: 0 K: 1 S: 6	H: 0 LOB: 0 BB: 0 P: 12		1B: 3 2B: 1 3B: 0 HR: 0	SF: 0 SAC: 0 DP: 1 HBP: 0
PITCHER David Wells, L (1, 1) ERA: 3.28	IP: 9.0 WLS: W BF: 30 H: 4 R: 0 ER: 0 SO: 4 BB: 0 IBB: 0 HBP: 0 BLK: 0 WP: 0 HR: 0 S: 72 P: 101 ERA: 0.00 WHIP: 0.444																		

AB	30
R	0
H	4
RBI	0
BB	0
SO	4
LOB	6




Batter	1	2	3	4	5	6	7	8	9	AB	R	H	RBI	BB	SO	LOB	BOTTOM		
Chuck Knoblauch, R (1, 4) OBP: 0.356, SLG: 0.399	0-1 F7		4-1 	1-2 G4-3		2-1 G4-3		2-1 G4-3	4 1 0 0 1 0 1								Minnesota Twins @ New York Yankees Yankee Stadium, Bronx, NY Tue Aug 11 1998, 7:05 PM EDT Att: 37,413 - Unknown - 87 F		
Derek Jeter, R (1, 6) OBP: 0.381, SLG: 0.490	2-2 		0-0 F8	2-1 F8		0-0 			4 2 3 1 0 0 1										
Paul O'Neill, L (1, 9) OBP: 0.369, SLG: 0.508	2-0 		0-2 F8	1-2 F8		2-2 F9			4 1 1 2 0 0 3										
Bernie Williams, S (1, 8) OBP: 0.445, SLG: 0.587	0-0 G5-3		1-2 L1		1-0 	3-3 K			4 1 1 0 0 1 2										
Tino Martinez, L (1, 3) OBP: 0.368, SLG: 0.496	2-2 		2-1 	1-1 	1-1 		0-0 F8		4 2 3 1 0 0 0										
Tim Lincecum, S (1, 10) OBP: 0.402, SLG: 0.390		3-1 F8	0-0 	1-3 	1-3 K		0-0 F8		4 0 1 0 0 1 2										
20 Jorge Posada, S (1, 2) OBP: 0.375, SLG: 0.506	1-0 	2-0 	2-0 	1-2 	1-2 	1-2 	2-2 G4-3		4 0 3 3 0 0 0										
Chad Curtis, R (1, 7) OBP: 0.366, SLG: 0.386	0-2 F9	0-2 P3	0-1 P3		0-0 K		0-2 L6		4 0 0 0 0 1 4										
Scott Brosius, R (1, 5) OBP: 0.365, SLG: 0.451	3-2 F7			3-2 	3-2 G5-3		1-0 F8		4 0 1 0 0 0 2										
Inning Stats	R: 2 H: 3 E: 0 K: 0 S: 12	H: 3 LOB: 1 BB: 0 P: 18	R: 0 H: 1 E: 0 K: 0 S: 11	H: 1 LOB: 1 BB: 0 P: 18	R: 3 H: 4 E: 0 K: 0 S: 16	H: 4 LOB: 2 BB: 1 P: 25	R: 0 H: 1 E: 0 K: 0 S: 11	H: 1 LOB: 1 BB: 0 P: 18	R: 2 H: 3 E: 0 K: 2 S: 15	H: 3 LOB: 1 BB: 0 P: 23	R: 0 H: 1 E: 0 K: 1 S: 9	H: 0 LOB: 1 BB: 0 P: 16	R: 0 H: 0 E: 0 K: 0 S: 5	H: 0 LOB: 0 BB: 0 P: 7	R: 0 H: 0 E: 0 K: 0 S: 6	H: 0 LOB: 0 BB: 0 P: 9		1B: 9 2B: 3 3B: 0 HR: 1	SF: 0 SAC: 0 DP: 0 HBP: 0
PITCHER Eric Milton, L (1, 1) ERA: 5.3 Todd Ritchie, R (5, 1) ERA: 3.15	IP: 4.0 WLS: L BF: 21 H: 9 R: 5 ER: 5 SO: 0 BB: 1 IBB: 0 HBP: 0 BLK: 0 WP: 0 HR: 1 S: 50 P: 79 ERA: 11.25 WHIP: 2.500																		


AB	36
R	7
H	13
RBI	7
BB	1
SO	3
LOB	15

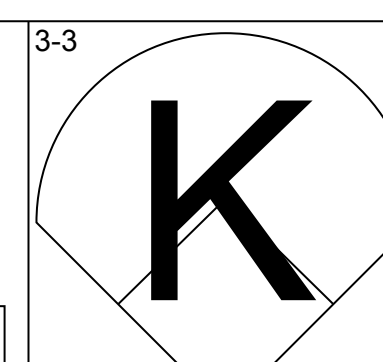
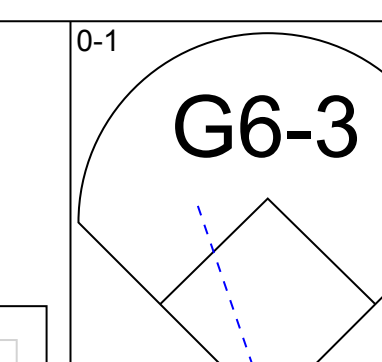
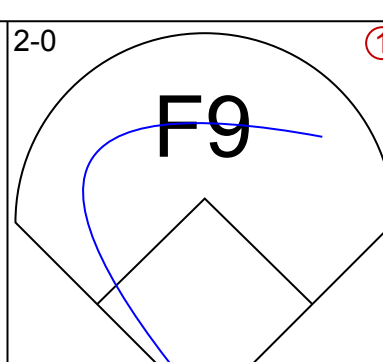
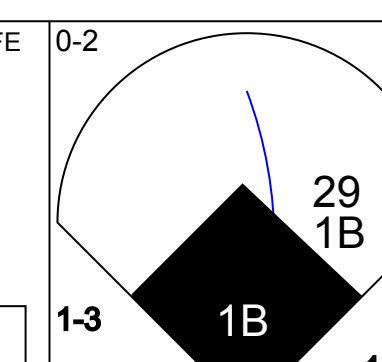
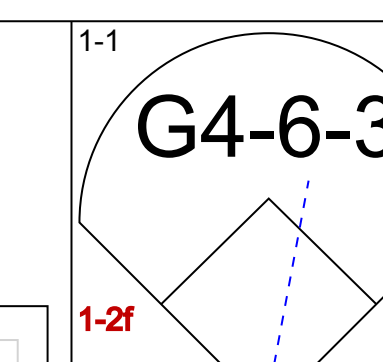
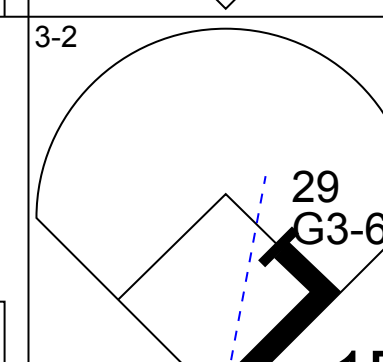
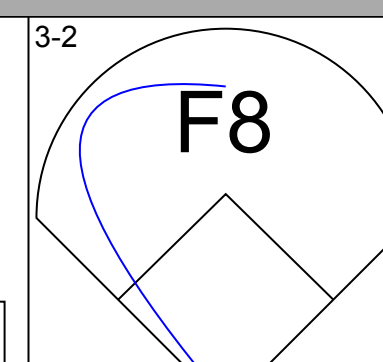
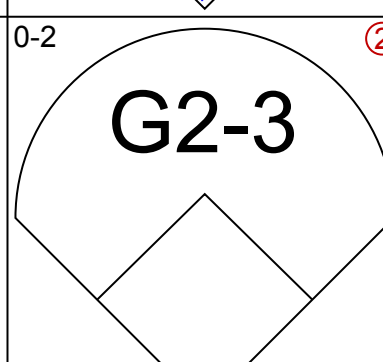
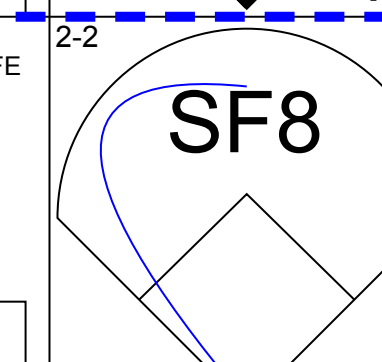
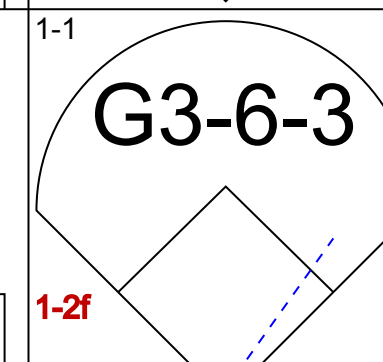
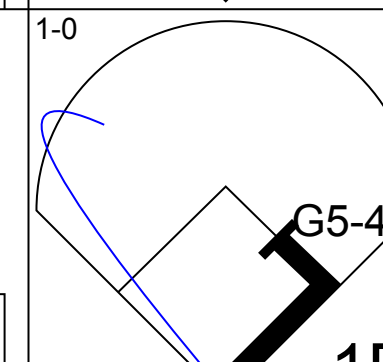
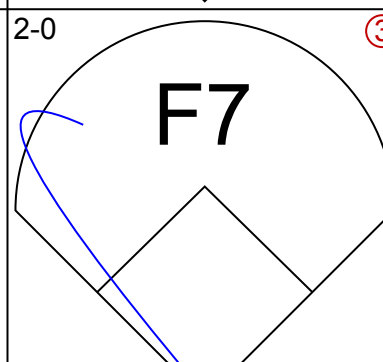
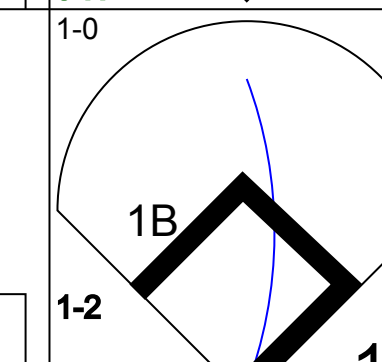
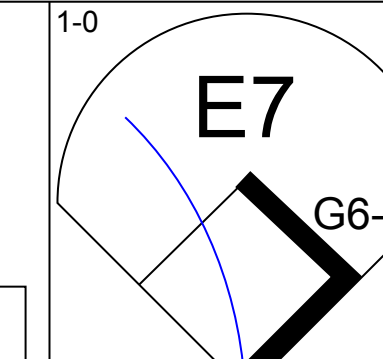
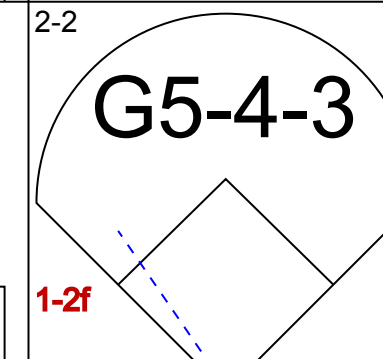
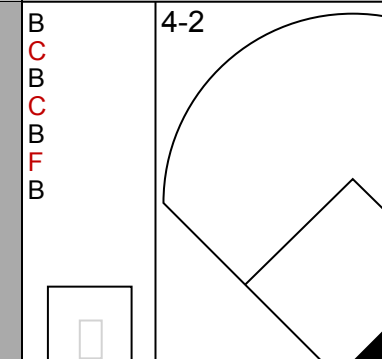
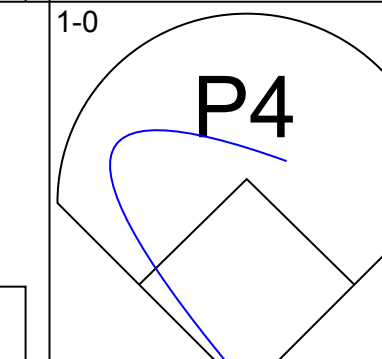
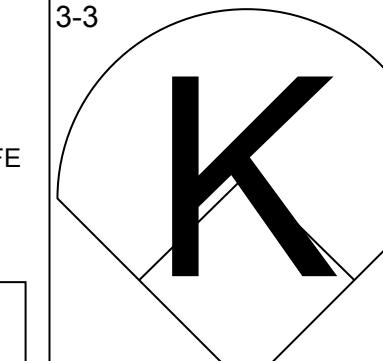
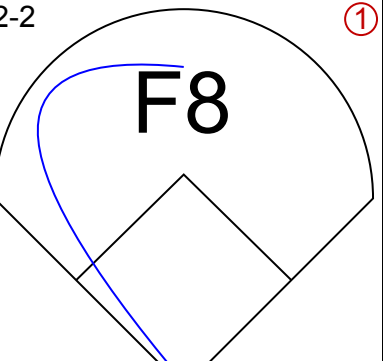
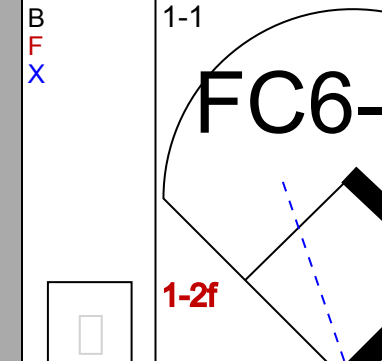
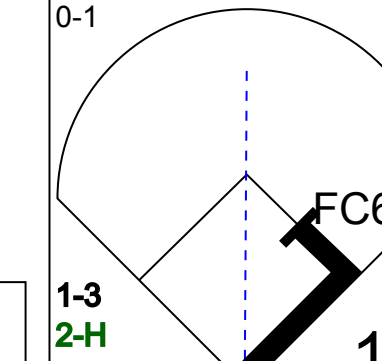
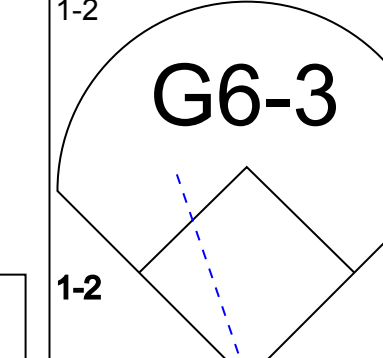
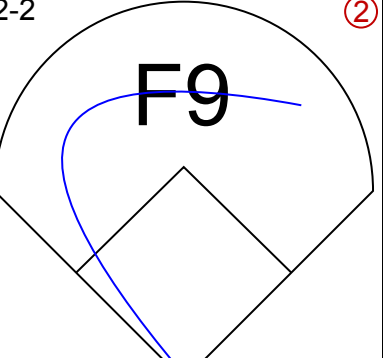
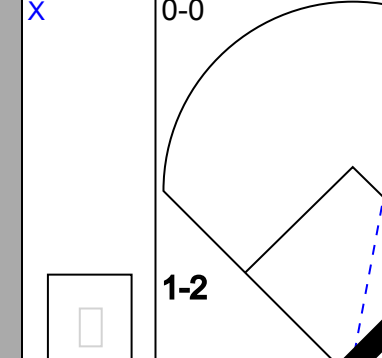
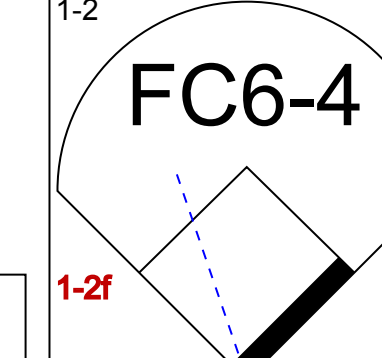
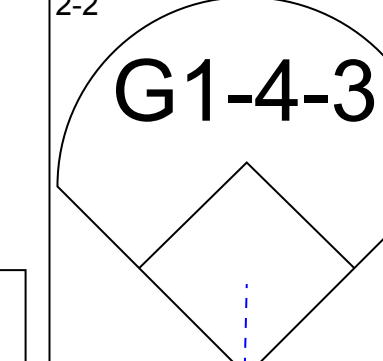
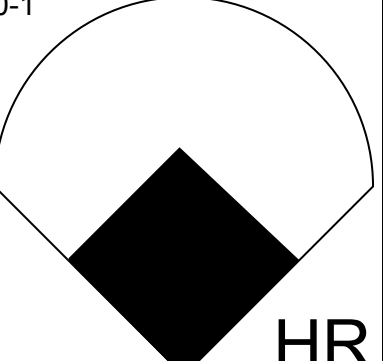
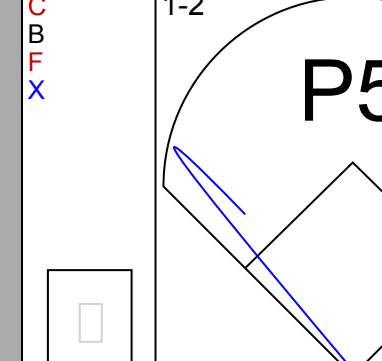
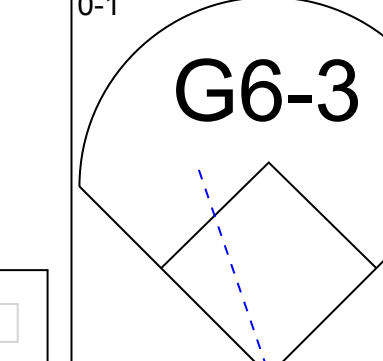
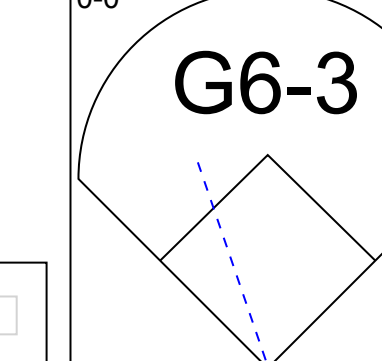
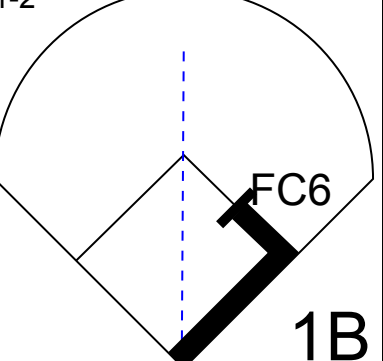
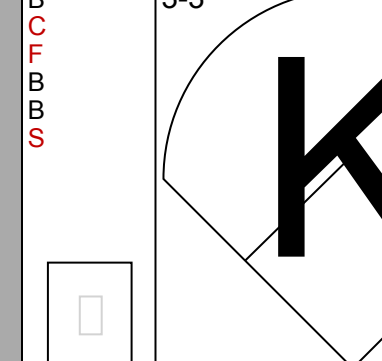
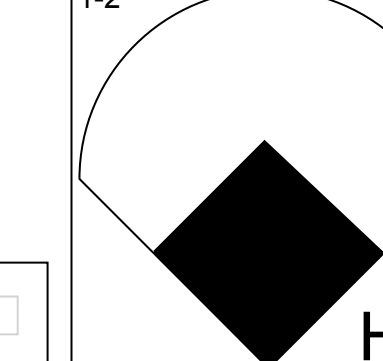
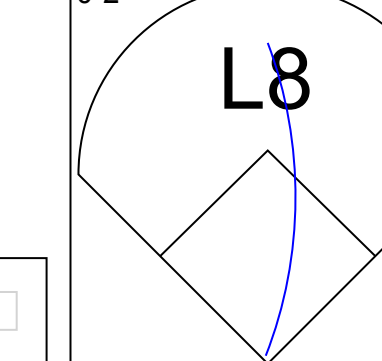
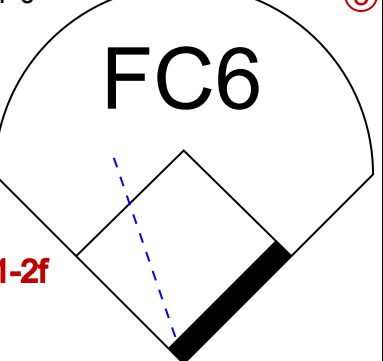
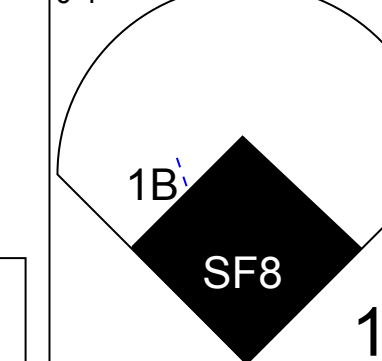
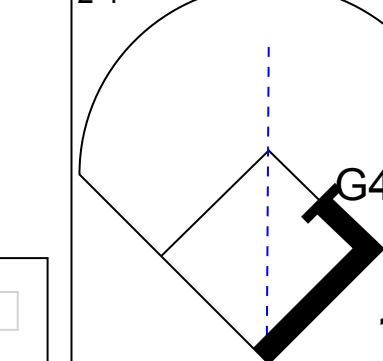


Batter	1	2	3	4	5	6	7	8	9	AB	R	H	RBI	BB	SO	LOB	TOP			
Otis Nixon, S <small>OBP: 0.342, SLG: 0.312</small>										5	0	1	0	0	2	1	Minnesota Twins @ New York Yankees Yankee Stadium, Bronx, NY Wed Aug 12 1998, 3:33 AM EDT Att: 47,841 - Sunny - 79 F			
Brent Gates, S <small>OBP: 0.315, SLG: 0.311</small>										4	1	1	0	0	0	3				
Paul Molitor, R <small>OBP: 0.327, SLG: 0.355</small>										4	1	3	0	0	0	0				
Matt Lawton, L <small>OBP: 0.382, SLG: 0.478</small>										3	0	1	0	0	0	1				
Terry Steinbach, R <small>OBP: 0.321, SLG: 0.414</small>										4	0	0	1	0	1	5				
Todd Walker, L <small>OBP: 0.393, SLG: 0.512</small>										4	0	1	1	0	1	3				
Ron Coomer, R <small>OBP: 0.303, SLG: 0.414</small>										3	0	1	0	1	1	1				
Javier Valentin, S <small>OBP: 0.263, SLG: 0.339</small>										2	0	0	0	2	0	1				
Denny Hocking, S <small>OBP: 0.269, SLG: 0.254</small>										4	0	0	0	0	0	3				
Inning Stats	R: 1 E: 0 K: 1 S: 9	H: 2 LOB: 2 BB: 0 P: 16	R: 0 E: 0 K: 0 S: 7	H: 1 LOB: 2 BB: 2 P: 20	R: 1 E: 0 K: 0 S: 8	H: 2 LOB: 1 BB: 0 P: 13	R: 0 E: 0 K: 0 S: 7	H: 0 LOB: 0 BB: 0 P: 9	R: 0 E: 0 K: 2 S: 9	H: 1 LOB: 1 BB: 0 P: 13	R: 0 E: 0 K: 0 S: 7	H: 0 LOB: 0 BB: 0 P: 12	R: 0 E: 0 K: 0 S: 6	H: 2 LOB: 1 BB: 0 P: 10	R: 0 E: 0 K: 2 S: 10	H: 0 LOB: 1 BB: 1 P: 17	1B: 7 2B: 2 3B: 0 HR: 0	SF: 0 SAC: 0 DP: 2 HBP: 1	WP: 0 PB: 0 CS: 0	PA: 37
PITCHER	IP WLS BF H R ER SO BB IBB HBP BLK WP HR S P ERA WHIP																IP WLS BF H R ER SO BB IBB HBP BLK WP HR S P ERA WHIP			
David Cone, R <small>ERA: 3.46</small>	7.0 W 29 6 2 2 3 2 0 0 1 0 0 0 0 51 92 2.57 1.143																			
Graeme Lloyd, L <small>ERA: 1.59</small>	1.0 4 2 0 0 0 0 0 0 0 0 0 0 0 6 10 0.00 2.000																			
Joe Borowski, R <small>ERA:</small>	1.0 4 0 0 0 2 1 0 0 0 0 0 0 0 10 17 0.00 1.000																			

Batter	1	2	3	4	5	6	7	8	9	AB	R	H	RBI	BB	SO	LOB	BOTTOM	
Chuck Knoblauch, R <small>OBP: 0.356, SLG: 0.398</small>										4	0	1	1	1	0	1	Minnesota Twins @ New York Yankees Yankee Stadium, Bronx, NY Wed Aug 12 1998, 3:33 AM EDT Att: 47,841 - Sunny - 79 F	
Derek Jeter, R <small>OBP: 0.380, SLG: 0.487</small>										5	0	1	0	0	1	2		
Paul O'Neill, L <small>OBP: 0.404, SLG: 0.508</small>										4	0	2	0	0	0	2		
Shane Spencer, R <small>OBP: 0.323, SLG: 0.655</small>										1	0	0	0	0	1	0		
Bernie Williams, S <small>OBP: 0.444, SLG: 0.593</small>										5	1	2	1	0	0	2		
Tino Martinez, L <small>OBP: 0.370, SLG: 0.495</small>										3	3	1	0	2	0	1		
Joe Borowski, R <small>ERA:</small>										0	0	0	0	0	0	0		
Darryl Strawberry, L <small>OBP: 0.380, SLG: 0.595</small>										4	0	2	0	0	1	2		
Luis Sojo, R <small>OBP: 0.260, SLG: 0.277</small>										1	1	1	0	0	0	0		
Tim Lincecum, S <small>OBP: 0.393, SLG: 0.393</small>										3	2	2	0	0	0	2		
Chad Curtis, R <small>OBP: 0.367, SLG: 0.386</small>										2	1	1	1	0	1	1		
Scott Brosius, R <small>OBP: 0.368, SLG: 0.463</small>										5	2	3	5	0	1	3		
Joe Girardi, R <small>OBP: 0.305, SLG: 0.355</small>										5	1	2	2	0	1	4		
Inning Stats	R: 0 E: 0 K: 0 S: 7	H: 1 LOB: 1 BB: 0 P: 11	R: 0 E: 0 K: 2 S: 15	H: 2 LOB: 2 BB: 0 P: 20	R: 0 E: 0 K: 0 S: 5	H: 1 LOB: 1 BB: 0 P: 11	R: 4 E: 0 K: 1 S: 16	H: 4 LOB: 0 BB: 0 P: 24	R: 0 E: 0 K: 0 S: 12	H: 3 LOB: 2 BB: 0 P: 19	R: 3 E: 0 K: 2 S: 21	H: 3 LOB: 2 BB: 2 P: 39	R: 3 E: 0 K: 1 S: 17	H: 3 LOB: 1 BB: 1 P: 29	1B: 14 2B: 2 3B: 0 HR: 2	SF: 0 SAC: 0 DP: 0 HBP: 0	WP: 3 PB: 0 CS: 0	PA: 45
PITCHER	IP WLS BF H R ER SO BB IBB HBP BLK WP HR S P ERA WHIP																IP WLS BF H R ER SO BB IBB HBP BLK WP HR S P ERA WHIP	
LaTroy Hawkins, R <small>ERA: 5.4</small>	5.2 L 28 11 5 3 3 0 0 0 0 0 1 2 21 36 27.00 5.000																	
Mike Trombley, R <small>ERA: 3.56</small>	1.0 8 4 3 3 2 1 0 0 0 0 1 2 21 36 27.00 5.000																	
Hector Carrasco, R <small>ERA: 4.4</small>	0.1 2 0 0 0 0 1 0 0 0 0 0 0 5 10 0.00 3.000																	
Eddie Guardado, L <small>ERA: 4.34</small>	1.0 7 3 3 3 1 1 0 0 0 0 0 0 17 29 27.00 4.000																	

Batter	1	2	3	4	5	6	7	8	9	AB	R	H	RBI	BB	SO	LOB	TOP								
Tom Goodwin, L (1, 8) OBP: 0.375, SLG: 0.322	L1			F7		L4		G4-3		4	0	0	0	0	0	0	<p>Texas Rangers @ New York Yankees Yankee Stadium, Bronx, NY Thu Aug 13 1998, 7:05 PM EDT Att: 53,835 - Cloudy - 75 F</p> <p>AB 28 R 0 H 2 RBI 0 BB 5 SO 13 LOB 12</p> 								
Mark McLemore, S (1, 4) OBP: 0.393, SLG: 0.341	K			BB 2B				K		3	0	1	0	1	2	0									
29 Rusty Greer, L (1, 7) OBP: 0.386, SLG: 0.426	L7			BB BB		P6			G3	3	0	0	0	1	0	1									
Juan Gonzalez, R (1, 10) OBP: 0.340, SLG: 0.599		K		K		K			FC6 BB	3	0	0	0	1	3	3									
Will Clark, L (1, 3) OBP: 0.383, SLG: 0.494	K						G3		F7	3	0	0	0	1	1	1									
Ivan Rodriguez, R (1, 2) OBP: 0.382, SLG: 0.493	K						G4-3		FC6	4	0	0	0	0	2	4									
Todd Zeile, R (1, 5) OBP: 0.349, SLG: 0.437				G4-6-3 BB		K				2	0	1	0	1	1	0									
Mike Simms, R (1, 9) OBP: 0.410, SLG: 0.683			K			K				3	0	0	0	0	3	2									
Royce Clayton, R (1, 6) OBP: 0.310, SLG: 0.333			G4-6-3			K			P3	3	0	0	0	0	1	1									
Inning Stats	R: 0 H: 0 E: 0 S: 10	H: 0 LOB: 0 BB: 0 P: 18	R: 0 H: 0 E: 0 S: 9	H: 0 LOB: 0 BB: 0 P: 13	R: 0 H: 0 E: 0 S: 8	H: 1 LOB: 3 BB: 1 P: 13	R: 0 H: 1 E: 0 S: 11	H: 0 LOB: 0 BB: 0 P: 16	R: 0 H: 0 E: 0 S: 6	H: 1 LOB: 1 BB: 1 P: 14	R: 0 H: 1 E: 0 S: 11	H: 0 LOB: 0 BB: 0 P: 17	R: 0 H: 0 E: 0 S: 7	H: 0 LOB: 1 BB: 1 P: 11	R: 0 H: 0 E: 0 S: 10	H: 0 LOB: 1 BB: 1 P: 16	1B: 0 2B: 2 3B: 0 HR: 0	SF: 0 SAC: 0 DP: 1 HBP: 0	WP: 0 PB: 0 SB: 0 CS: 0	PA: 33					
PITCHER	IP	WLS	BF	H	R	ER	SO	BB	IBB	HBP	BLK	WP	HR	S	P	ERA	WHIP								
Orlando Hernandez, R (1, 1) ERA: 2.85	8.1	W	31	2	0	0	13	5	0	0	0	0	0	79	136	0.00	0.840								
42 Mariano Rivera, R (9, 1) ERA: 1.23	0.2	S	2	0	0	0	0	0	0	0	0	0	0	4	5	0.00	0.000								

Batter	1	2	3	4	5	6	7	8	9	AB	R	H	RBI	BB	SO	LOB	BOTTOM								
Chuck Knoblauch, R (1, 4) OBP: 0.354, SLG: 0.394	P5		G4-3			F9		F7		4	0	0	0	0	0	1	<p>Texas Rangers @ New York Yankees Yankee Stadium, Bronx, NY Thu Aug 13 1998, 7:05 PM EDT Att: 53,835 - Cloudy - 75 F</p> <p>AB 25 R 2 H 3 RBI 2 BB 3 SO 8 LOB 3</p> 								
2 Derek Jeter, R (1, 6) OBP: 0.377, SLG: 0.483	E6 CS BB		SF9			K		K		3	0	0	1	0	2	0									
Paul O'Neill, L (1, 9) OBP: 0.370, SLG: 0.505	1B BB		K			G4-3				2	1	0	0	1	1	0									
Bernie Williams, S (1, 8) OBP: 0.443, SLG: 0.591	G4-3					G6-3				3	0	1	0	0	0	0									
Tino Martinez, L (1, 3) OBP: 0.370, SLG: 0.494	1B					K				3	0	1	1	0	2	0									
Darryl Strawberry, L (1, 10) OBP: 0.389, SLG: 0.590		F7								2	0	0	0	1	0	0									
Homer Bush, R (7, PR) OBP: 0.399, SLG: 0.395						P6		BB BB		0	0	0	0	0	0	0									
Tim Raines, S (1, 7) OBP: 0.390, SLG: 0.390		K				G1-3				2	0	0	0	1	1	0									
Chad Curtis, R (7, PR) OBP: 0.367, SLG: 0.386								BB		0	0	0	0	0	0	0									
20 Jorge Posada, S (1, 2) OBP: 0.371, SLG: 0.500		K				G4-3				3	0	0	0	0	2	2									
Scott Brosius, R (1, 5) OBP: 0.367, SLG: 0.462				G4-3 WP 2 SF9		P3		F7		3	1	1	0	0	0	0									
Inning Stats	R: 1 H: 2 E: 1 S: 11	H: 2 LOB: 1 BB: 1 P: 20	R: 0 H: 0 E: 0 S: 11	H: 0 LOB: 0 BB: 0 P: 15	R: 1 H: 1 E: 0 S: 11	H: 0 LOB: 0 BB: 0 P: 14	R: 0 H: 0 E: 0 S: 12	H: 0 LOB: 0 BB: 0 P: 17	R: 0 H: 0 E: 0 S: 6	H: 0 LOB: 2 BB: 2 P: 10	R: 0 H: 0 E: 0 S: 13	H: 0 LOB: 2 BB: 2 P: 25	R: 0 H: 0 E: 0 S: 6	H: 0 LOB: 0 BB: 0 P: 9	R: 0 H: 0 E: 0 S: 10	H: 0 LOB: 0 BB: 0 P: 9	1B: 3 2B: 0 3B: 0 HR: 0	SF: 1 SAC: 0 DP: 0 HBP: 0	WP: 1 PB: 0 SB: 0 CS: 1	PA: 29					
PITCHER	IP	WLS	BF	H	R	ER	SO	BB	IBB	HBP	BLK	WP	HR	S	P	ERA	WHIP								
Rick Helling, R (1, 1) ERA: 4.47	8.0	L	29	3	2	2	8	3	0	0	0	1	0	76	119	2.25	0.750								

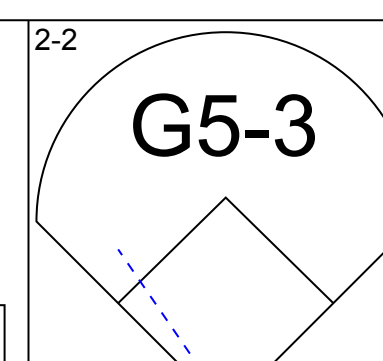
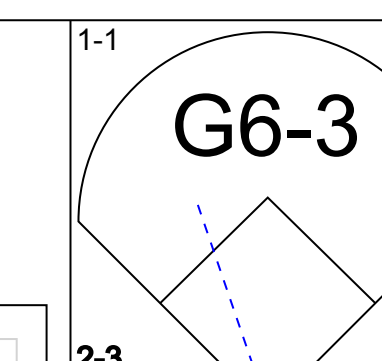
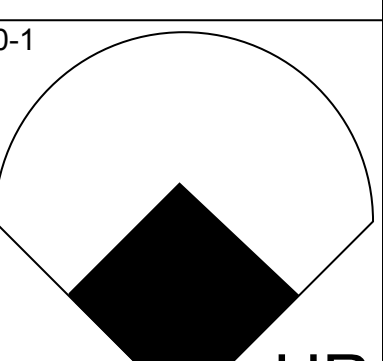
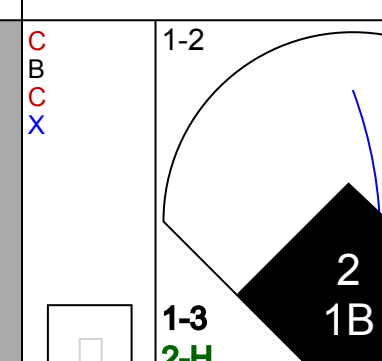
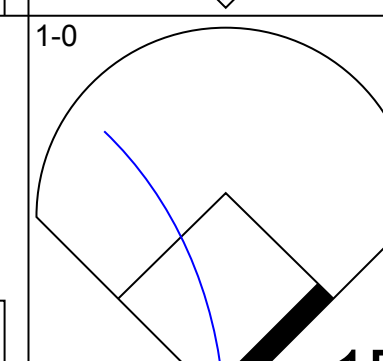
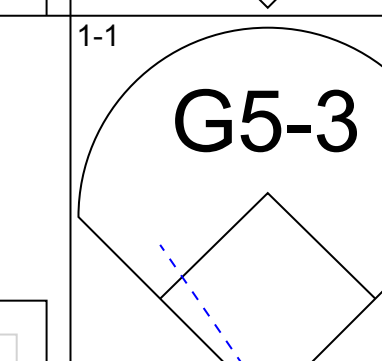
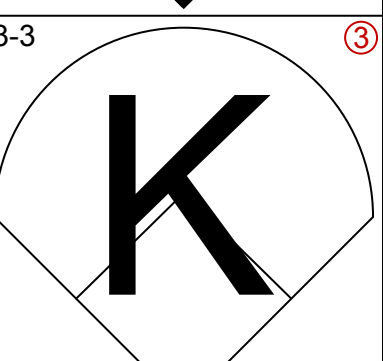
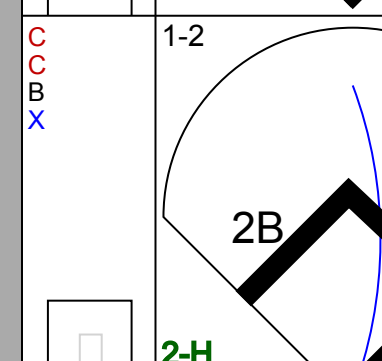
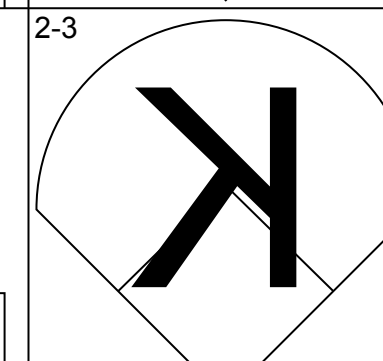
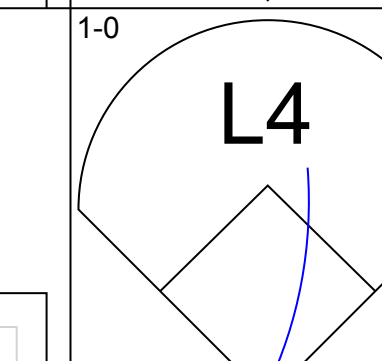

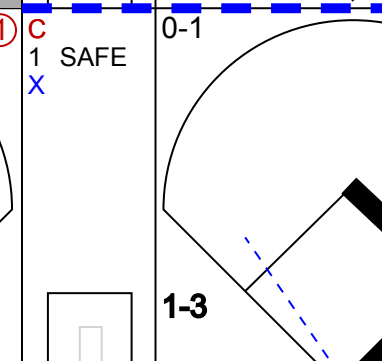
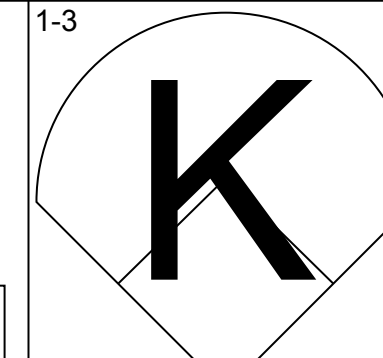
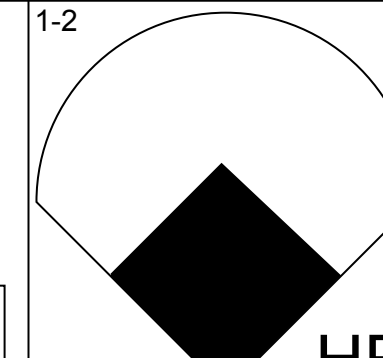
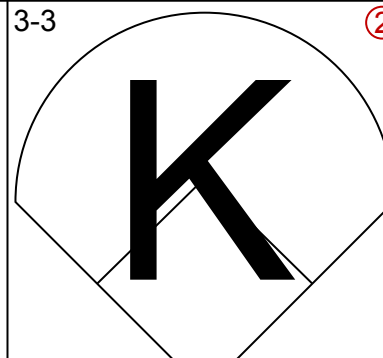

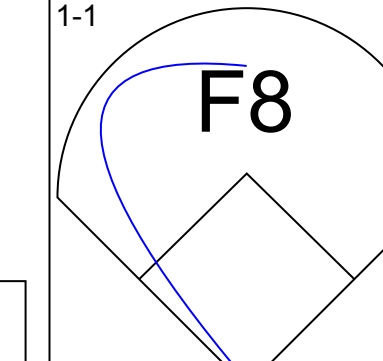
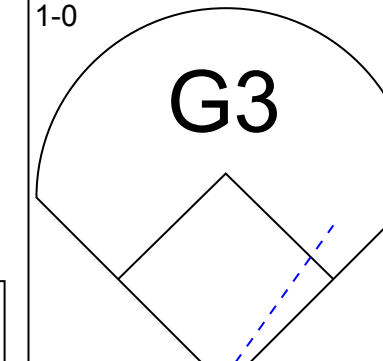
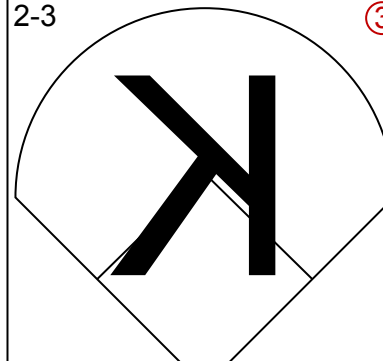

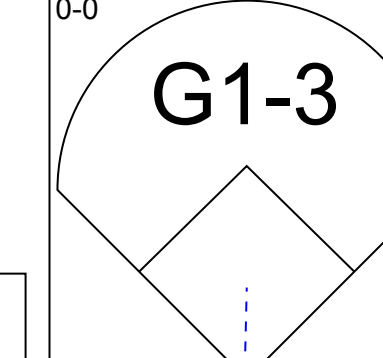
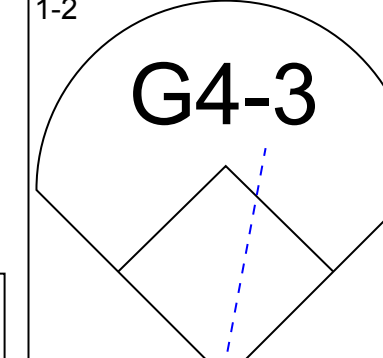
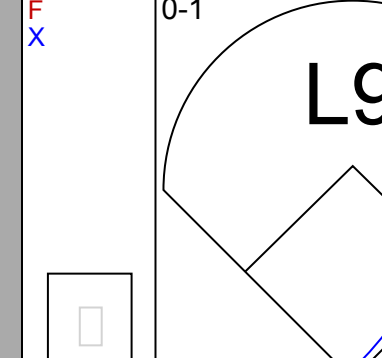

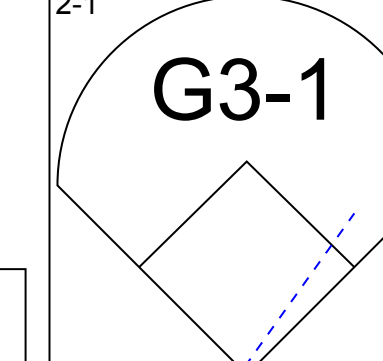
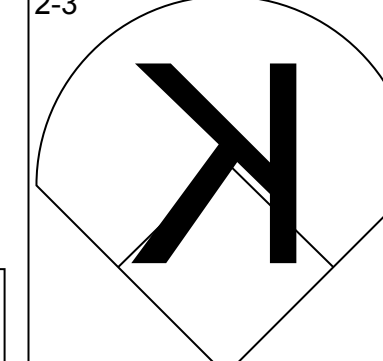
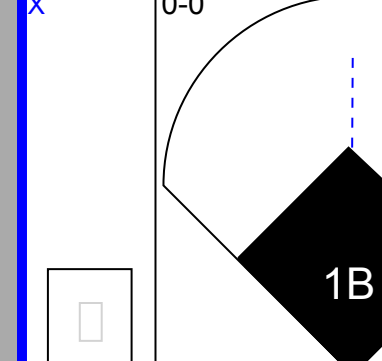

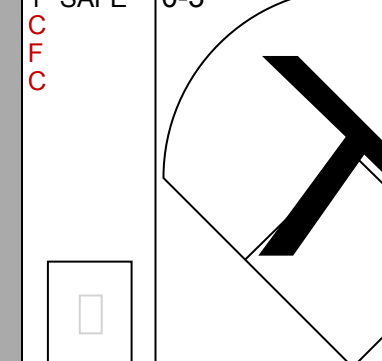
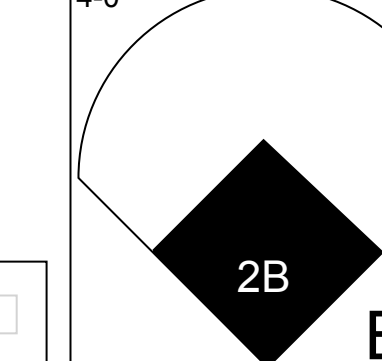
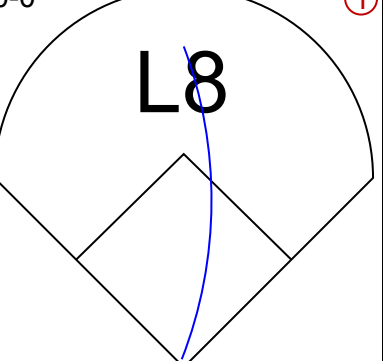
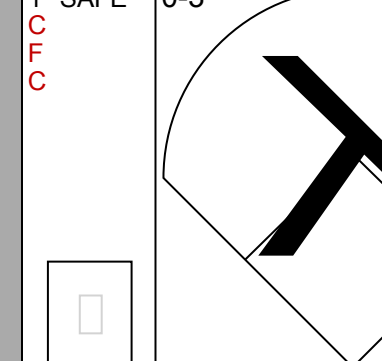

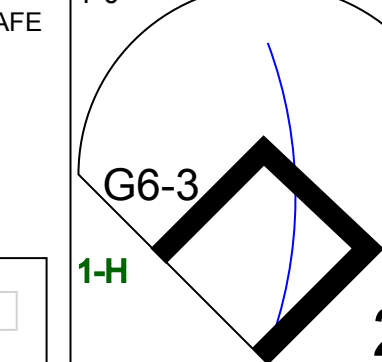
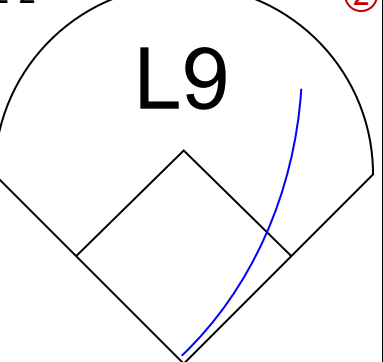
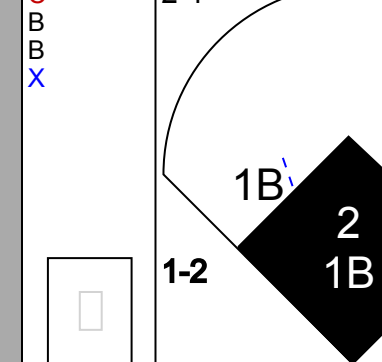
Batter	1	2	3	4	5	6	7	8	9	AB	R	H	RBI	BB	SO	LOB	TOP					
Mark McLemore, S (1,4) OBP: 0.391, SLG: 0.339										5	1	1	0	0	1	1						
Roberto Kelly, R (1,8) OBP: 0.322, SLG: 0.489										3	0	1	0	0	0	0						
Tom Goodwin, L (8, PH) OBP: 0.374, SLG: 0.322										0	0	0	1	0	0	0						
29 Rusty Greer, L (1,7) OBP: 0.387, SLG: 0.427										4	0	2	0	0	0	1						
Juan Gonzalez, R (1,10) OBP: 0.339, SLG: 0.595										3	0	0	0	1	0	3						
Will Clark, L (1,3) OBP: 0.382, SLG: 0.492										4	0	1	1	0	1	2						
Ivan Rodriguez, R (1,2) OBP: 0.381, SLG: 0.491										4	0	1	0	0	0	3						
Todd Zeile, R (1,5) OBP: 0.348, SLG: 0.442										4	1	1	1	0	0	3						
Mike Simms, R (1,9) OBP: 0.413, SLG: 0.701										4	1	2	1	0	1	2						
Royce Clayton, R (1,6) OBP: 0.312, SLG: 0.335										4	1	2	0	0	0	1						
Inning Stats	R: 0 E: 0 K: 1 S: 10	H: 1 LOB: 0 BB: 0 P: 17	R: 0 E: 1 K: 1 S: 10	H: 0 LOB: 1 BB: 0 P: 17	R: 0 E: 0 K: 0 S: 6	H: 0 LOB: 0 BB: 0 P: 6	R: 0 E: 0 K: 0 S: 11	H: 1 LOB: 0 BB: 0 P: 17	R: 1 E: 0 K: 0 S: 12	H: 2 LOB: 1 BB: 0 P: 18	R: 0 E: 0 K: 0 S: 5	H: 0 LOB: 0 BB: 0 P: 9	R: 0 E: 0 K: 1 S: 12	H: 1 LOB: 2 BB: 1 P: 21	R: 2 E: 0 K: 0 S: 18	H: 4 LOB: 2 BB: 0 P: 23	R: 1 E: 0 K: 0 S: 9	H: 2 LOB: 0 BB: 0 P: 13	1B: 9 2B: 0 3B: 0 HR: 2	SF: 1 SAC: 0 DP: 3 HBP: 0	WP: 0 PB: 0 SB: 0 CS: 0	PA: 37
PITCHER	IP	WLS	BF	H	R	ER	SO	BB	IBB	HBP	BLK	WP	HR	S	P	ERA	WHIP					
Andy Pettitte, L (1,1) ERA: 3.65	7.0	W	28	7	3	3	3	1	0	0	0	0	1	71	110	3.86	1.143					
Ramiro Mendoza, R (8,1) ERA: 3.33	0.2		4	2	0	0	0	0	0	0	0	0	0	9	13	0.00	3.000					
42 Mariano Rivera, R (8,1) ERA: 1.39	1.1	S	5	2	1	1	0	0	0	0	0	0	1	13	18	6.75	1.500					

Texas Rangers @ New York Yankees
Yankee Stadium, Bronx, NY

AB 35
R 4
H 11
RBI 4
BB 1
SO 3
LOB 16



WP: 0 PA: 37
PB: 0
SB: 0
CS: 0

Batter	1	2	3	4	5	6	7	8	9	AB	R	H	RBI	BB	SO	LOB	BOTTOM					
Chuck Knoblauch, R (1,4) OBP: 0.355, SLG: 0.402										4	2	2	2	0	0	1						
2 Derek Jeter, R (1,6) OBP: 0.376, SLG: 0.484										4	0	2	2	0	1	1						
Paul O'Neill, L (1,9) OBP: 0.369, SLG: 0.505										4	0	1	0	0	1	2						
Bernie Williams, S (1,8) OBP: 0.444, SLG: 0.598										3	1	1	1	1	2	1						
Tino Martinez, L (1,3) OBP: 0.367, SLG: 0.489										4	0	0	0	0	1	3						
Tim Lincecum, S (1,10) OBP: 0.399, SLG: 0.384										4	0	0	0	0	0	0						
Daryl Strawberry, L (1,7) OBP: 0.377, SLG: 0.585										2	0	0	0	0	1	0						
Chad Curtis, R (7,7) OBP: 0.368, SLG: 0.387										2	1	1	0	0	0	0						
Scott Brosius, R (1,5) OBP: 0.366, SLG: 0.459										3	1	0	0	1	1	1						
Joe Girardi, R (1,2) OBP: 0.310, SLG: 0.365										3	1	2	1	0	0	0						
Inning Stats	R: 0 E: 0 K: 2 S: 11	H: 1 LOB: 1 BB: 0 P: 16	R: 0 E: 0 K: 0 S: 5	H: 0 LOB: 0 BB: 0 P: 8	R: 1 E: 0 K: 0 S: 6	H: 1 LOB: 1 BB: 1 P: 14	R: 1 E: 0 K: 1 S: 10	H: 1 LOB: 0 BB: 0 P: 15	R: 1 E: 0 K: 1 S: 11	H: 1 LOB: 0 BB: 0 P: 16	R: 0 E: 0 K: 2 S: 8	H: 0 LOB: 0 BB: 0 P: 14	R: 3 E: 0 K: 1 S: 17	H: 5 LOB: 3 BB: 1 P: 25	R: 0 E: 0 K: 0 S: 4	H: 0 LOB: 0 BB: 0 P: 4	1B: 5 2B: 2 3B: 0 HR: 2	SF: 0 SAC: 0 DP: 0 HBP: 0	WP: 0 PB: 0 SB: 0 CS: 0	PA: 35		
PITCHER	IP	WLS	BF	H	R	ER	SO	BB	IBB	HBP	BLK	WP	HR	S	P	ERA	WHIP					
Aaron Sele, R (1,1) ERA: 4.83	6.2	L	29	8	6	6	7	1	0	0	0	0	2	65	101	8.10	1.350					
Eric Gunderson, L (7,1) ERA: 4.33	0.1		3	1	0	0	0	0	1	0	0	0	0	3	7	0.00	3.000					
Danny Patterson, R (8,1) ERA: 3.86	1.0		3	0	0	0	0	0	0	0	0	0	0	4	4	0.00	0.000					

Texas Rangers @ New York Yankees
Yankee Stadium, Bronx, NY

AB 33
R 6
H 9
RBI 6
BB 2
SO 7
LOB 9



WP: 0 PA: 35
PB: 0
SB: 0
CS: 0

Batter	1	2	3	4	5	6	7	8	9	AB	R	H	RBI	BB	SO	LOB	TOP					
Tom Goodwin, L (1.8) OBP: 0.376, SLG: 0.325	F7	29 HR 1B		G4-3		CS	G4-3	1B	29 1B 1B	6	2	3	2	0	0	0						
Luis Alica, S (1.4) OBP: 0.365, SLG: 0.418	F9 29 BB BB	29 HR BB		G5-3			F9	G4-3	29 1B 1B	4	1	1	0	2	0	1						
29 Rusty Greer, L (1.7) OBP: 0.390, SLG: 0.435				L6					K	5	1	3	5	1	1	0						
Juan Gonzalez, R (1.10) Domingo Cedeno, S (9, PH) OBP: 0.339, SLG: 0.591 OBP: 0.321, SLG: 0.490	F9	F8			1-2 G6-3 1B					4	1	1	0	1	1	3						
Will Clark, L (1.3) OBP: 0.382, SLG: 0.493	G5-3	K			G6-3			1B HR	1B	5	2	2	1	0	1	3						
Ivan Rodriguez, R (1.2) OBP: 0.363, SLG: 0.491		G5-3			F8			1B HR	1B	4	3	2	0	1	0	0						
Todd Zeile, R (1.5) OBP: 0.347, SLG: 0.438		1B 2B BB		K		P4		P3	F7	4	1	0	0	1	1	5						
Mike Simms, R (1.9) Roberto Kelly, R (8.9) OBP: 0.422, SLG: 0.725 OBP: 0.326, SLG: 0.492		2B 1B 1B		CS		K		1B HR	2B 1B	4	2	3	4	0	1	0						
Royce Clayton, R (1.6) OBP: 0.315, SLG: 0.343		1B 29 HR 2B		G6-3				F8	1B	5	2	3	3	0	0	1						
Inning Stats	R: 0 E: 0 K: 0 S: 10	H: 0 LOB: 2 BB: 2 P: 19	R: 6 E: 0 K: 1 S: 16	H: 4 LOB: 0 BB: 2 P: 32	R: 1 E: 0 K: 1 S: 13	H: 2 LOB: 0 BB: 0 P: 16	R: 0 E: 0 K: 0 S: 5	H: 0 LOB: 0 BB: 0 P: 6	R: 0 E: 0 K: 0 S: 9	H: 1 LOB: 0 BB: 0 P: 11	R: 0 E: 0 K: 1 S: 7	H: 1 LOB: 1 BB: 0 P: 11	R: 0 E: 0 K: 1 S: 11	H: 1 LOB: 1 BB: 0 P: 16	R: 3 E: 0 K: 0 S: 15	H: 4 LOB: 1 BB: 0 P: 21	R: 6 E: 0 K: 1 S: 29	H: 6 LOB: 2 BB: 2 P: 45	1B: 14 2B: 3 3B: 0 HR: 2	SF: 0 SAC: 0 DP: 1 HBP: 0	WP: 0 PB: 0 SB: 1 CS: 2	PA: 50
PITCHER	IP	WLS	BF	H	R	ER	SO	BB	IBB	HBP	BLK	WP	HR	S	P	ERA	WHIP					
Hideki Irabu, R (1.1) ERA: 3.47	2.1	L	17	6	7	7	2	4	0	0	0	0	0	1	36	63	27.00	4.286				
52 Mike Buddie, R (3.1) ERA: 4.4	3.2		10	2	0	0	1	0	0	0	0	0	0	24	32	0.00	0.545					
Mike Stanton, L (7.1) ERA: 5.66	1.1		7	3	2	2	1	0	0	0	0	0	0	17	25	13.50	2.250					
Ramiro Mendoza, R (8.1) ERA: 3.4	0.2		4	2	1	1	0	0	0	0	0	0	1	9	12	13.50	3.000					
Joe Borowski, R (9.1) ERA: 14.73	0.2		9	5	6	6	1	2	0	0	0	0	0	27	42	81.00	10.500					
PITCHER	IP	WLS	BF	H	R	ER	SO	BB	IBB	HBP	BLK	WP	HR	S	P	ERA	WHIP					
Graeme Lloyd, L (9.1) ERA: 1.67	0.1		2	1	0	0	0	0	0	0	0	0	0	2	3	0.00	3.000					

Batter	1	2	3	4	5	6	7	8	9	AB	R	H	RBI	BB	SO	LOB	BOTTOM					
Chuck Knoblauch, R (1.4) Luis Sojo, R (9.4) OBP: 0.357, SLG: 0.406 OBP: 0.257, SLG: 0.275	G6-3 1B 2B	BB 2B 1B		P7		BB 1B		F9	L3	5	2	3	0	0	0	0						
2 Derek Jeter, R (1.6) OBP: 0.380, SLG: 0.484	G6-3	BB 1B				K		E 1B		4	0	2	0	1	1	2						
Paul O'Neill, L (1.9) OBP: 0.371, SLG: 0.504	1B BB	BB		L4		BB		E6		3	1	1	1	2	0	2						
Bernie Williams, S (1.8) OBP: 0.441, SLG: 0.592	1B 20 1B BB	SF8-6-2				K		F7	K	3	1	0	1	1	2	4						
Tino Martinez, L (1.3) OBP: 0.374, SLG: 0.499	20 1B 1B					20 BB BB		1B	BB 2B	4	1	4	0	1	0	0						
Tim Lincecum, S (1.10) OBP: 0.396, SLG: 0.381	20 1B 1B			P4		K		F7	L5	5	0	1	1	0	1	4						
20 Jorge Posada, S (1.2) OBP: 0.372, SLG: 0.496	G6-4-3 1B			P2		FC4-6 BB		K	K	4	0	1	2	1	2	3						
Chad Curtis, R (1.7) OBP: 0.363, SLG: 0.382	G6-4-3			K		FC4-6		L9	E5	5	0	0	0	0	1	7						
Scott Brosius, R (1.5) OBP: 0.364, SLG: 0.454		P2		F9		P2		G5-3	BB	4	0	0	0	1	0	0						
Inning Stats	R: 4 E: 0 K: 0 S: 15	H: 5 LOB: 1 BB: 1 P: 26	R: 1 E: 0 K: 0 S: 6	H: 2 LOB: 1 BB: 1 P: 15	R: 0 E: 0 K: 1 S: 13	H: 1 LOB: 1 BB: 0 P: 21	R: 0 E: 0 K: 0 S: 8	H: 0 LOB: 1 BB: 1 P: 15	R: 0 E: 0 K: 2 S: 13	H: 0 LOB: 2 BB: 2 P: 22	R: 0 E: 0 K: 1 S: 11	H: 1 LOB: 2 BB: 1 P: 17	R: 0 E: 0 K: 1 S: 10	H: 1 LOB: 1 BB: 0 P: 13	R: 0 E: 1 K: 1 S: 18	H: 1 LOB: 2 BB: 0 P: 23	R: 0 E: 1 K: 1 S: 14	H: 1 LOB: 3 BB: 1 P: 23	1B: 9 2B: 4 3B: 0 HR: 0	SF: 1 SAC: 0 DP: 2 HBP: 0	WP: 0 PB: 0 SB: 0 CS: 0	PA: 46
PITCHER	IP	WLS	BF	H	R	ER	SO	BB	IBB	HBP	BLK	WP	HR	S	P	ERA	WHIP					
Todd Stottlemyre, R (1.1) ERA: 3.81	6.0	W	31	9	5	5	4	6	0	0	0	0	0	66	116	7.50	2.500					
Eric Sunderson, L (7.1) ERA: 4.33	0.0		1	1	0	0	0	0	0	0	0	0	0	3	3	-	-					
Danny Patterson, R (7.1) ERA: 3.71	1.2		6	1	0	0	1	0	0	0	0	0	0	20	27	0.00	0.600					
Xavier Hernandez, R (8.1) ERA: 2.38	0.1		2	0	0	0	1	0	0	0	0	0	0	5	6	0.00	0.000					
Tim Lincecum, R (9.1) ERA: 4.05	1.0		6	1	0	0	1	1	0	0	0	0	0	14	23	0.00	2.000					

Texas Rangers @ New York Yankees
Yankee Stadium, Bronx, NY
Sat Aug 15 1998, 3:33 AM EDT
Att: 53,117 - Cloudy - 81 F

AB 43
R 16
H 19
RBI 16
BB 6
SO 5
LOB 15



Texas Rangers @ New York Yankees
Yankee Stadium, Bronx, NY
Sat Aug 15 1998, 3:33 AM EDT
Att: 53,117 - Cloudy - 81 F

AB 38
R 5
H 12
RBI 5
BB 7
SO 7
LOB 25



Batter	1	2	3	4	5	6	7	8	9	AB	R	H	RBI	BB	SO	LOB	TOP					
Mark McLemore, S (1,4) OBP: 0.389, SLG: 0.337	F9		L9	L5		G5-3			BB BB 1B	5	0	1	0	0	0	1						
Roberto Kelly, R (1,8) OBP: 0.335, SLG: 0.530 Tom Goodwin, L (9, PH) OBP: 0.377, SLG: 0.325	29 1B		HR		HR		G5-3		BB BB	4	2	3	3	0	0	0						
29 Rusty Greer, L (1,7) OBP: 0.390, SLG: 0.435	1B		F9		FC3-6		F8		K	5	0	2	0	0	1	2						
Juan Gonzalez, R (1,10) OBP: 0.342, SLG: 0.593	K		2B		P8		FC6-4		BB BB	4	0	2	0	1	1	3						
Will Clark, L (1,3) OBP: 0.378, SLG: 0.487	G4-3		K		FC3-6		FC6-4		BB BB	5	0	0	0	0	1	8						
Ivan Rodriguez, R (1,2) OBP: 0.384, SLG: 0.493		P3			S E				G6-3	4	1	2	0	0	0	0						
Todd Zeile, R (1,5) OBP: 0.344, SLG: 0.434	G5-3		P9		L5				G5-3	4	0	0	0	0	0	3						
Mike Simms, R (1,9) OBP: 0.411, SLG: 0.704	P6		K				P4		P4	4	0	0	0	0	1	0						
Royce Clayton, R (1,6) OBP: 0.316, SLG: 0.352			HR		HR		G6-3		L4	4	2	2	1	0	0	0						
Inning Stats	R: 0 E: 0 K: 1 S: 12	H: 2 LOB: 2 BB: 0 P: 19	R: 0 E: 0 K: 0 S: 7	H: 0 LOB: 0 BB: 0 P: 11	R: 2 E: 0 K: 1 S: 14	H: 3 LOB: 1 BB: 0 P: 19	R: 2 E: 0 K: 1 S: 14	H: 2 LOB: 2 BB: 0 P: 21	R: 1 E: 0 K: 0 S: 17	H: 3 LOB: 2 BB: 0 P: 19	R: 0 E: 0 K: 0 S: 5	H: 0 LOB: 0 BB: 0 P: 6	R: 0 E: 0 K: 0 S: 6	H: 1 LOB: 1 BB: 0 P: 12	R: 0 E: 0 K: 0 S: 9	H: 0 LOB: 0 BB: 0 P: 11	R: 0 E: 0 K: 1 S: 11	H: 1 LOB: 3 BB: 2 P: 23	1B: 7 2B: 2 3B: 0 HR: 3	SF: 0 SAC: 0 DP: 0 HBP: 0	WP: 0 PB: 0 SB: 1 CS: 0	PA: 41
PITCHER	IP	WLS	BF	H	R	ER	SO	BB	IBB	HBP	BLK	WP	HR	S	P	ERA	WHIP					
David Wells, L (1,1) ERA: 3.44	6.0		28	10	5	5	3	0	0	0	0	0	3	69	95	7.50	1.667					
Ramiro Mendoza, R (7,1) ERA: 3.33	2.0		7	1	0	0	0	0	0	0	0	0	0	15	23	0.00	0.500					
42 Mariano Rivera, R (9,1) ERA: 1.36	1.0	W	6	1	0	0	1	2	0	0	0	0	0	11	23	0.00	3.000					

Texas Rangers @ New York Yankees
Yankee Stadium, Bronx, NY
Sun Aug 16 1998, 3:33 AM EDT
Att: 50,304 - Overcast - 83 F


AB 39
R 5
H 12
RBI 4
BB 2
SO 4
LOB 17



Batter	1	2	3	4	5	6	7	8	9	AB	R	H	RBI	BB	SO	LOB	BOTTOM					
Homer Bush, R (1,4) OBP: 0.364, SLG: 0.395	2 HR		F8			G4-3			P4	5	1	2	0	0	0	4						
2 Derek Jeter, R (1,6) OBP: 0.382, SLG: 0.494	1B		HR		K		E 1B		G5-3	5	2	3	2	0	1	5						
Paul O'Neill, L (1,9) OBP: 0.371, SLG: 0.503	1B		F8		G5-4-3		F8		K	5	1	2	0	0	1	2						
Bernie Williams, S (1,8) OBP: 0.445, SLG: 0.604	K		1B		G5-4-3		E8		HR	5	1	4	1	0	1	1						
Tino Martinez, L (1,3) OBP: 0.373, SLG: 0.496	F8-4-3		1B		G5-4-3		G4-6-3			4	0	1	1	0	0	4						
Daryl Strawberry, L (1,10) OBP: 0.377, SLG: 0.594 Tim Raines, S (8, PH) OBP: 0.398, SLG: 0.383	HR		K		F7				20 2B	3	1	1	1	0	1	2						
20 Jorge Posada, S (1,2) OBP: 0.370, SLG: 0.496	P6		K			G4-3			2B	4	0	1	0	0	1	0						
Chad Curtis, R (1,7) OBP: 0.360, SLG: 0.378	K		L3			F9			K	4	0	0	0	0	2	2						
Scott Brosius, R (1,5) OBP: 0.368, SLG: 0.458	K		1B						BB	3	0	2	0	1	1	0						
Inning Stats	R: 2 E: 0 K: 1 S: 11	H: 3 LOB: 0 BB: 0 P: 17	R: 1 E: 0 K: 2 S: 14	H: 1 LOB: 0 BB: 0 P: 18	R: 1 E: 0 K: 1 S: 22	H: 3 LOB: 0 BB: 0 P: 26	R: 0 E: 0 K: 2 S: 14	H: 2 LOB: 2 BB: 0 P: 22	R: 1 E: 0 K: 0 S: 6	H: 2 LOB: 0 BB: 0 P: 9	R: 0 E: 0 K: 0 S: 7	H: 1 LOB: 1 BB: 0 P: 8	R: 0 E: 1 K: 0 S: 9	H: 2 LOB: 1 BB: 0 P: 14	R: 0 E: 0 K: 1 S: 12	H: 2 LOB: 3 BB: 1 P: 20	R: 1 E: 0 K: 1 S: 6	H: 1 LOB: 0 BB: 0 P: 8	1B: 11 2B: 4 3B: 0 HR: 3	SF: 0 SAC: 0 DP: 3 HBP: 0	WP: 0 PB: 0 SB: 0 CS: 0	PA: 40
PITCHER	IP	WLS	BF	H	R	ER	SO	BB	IBB	HBP	BLK	WP	HR	S	P	ERA	WHIP					
Esteban Loaiza, R (1,1) ERA: 4.3	5.2		27	12	5	5	6	0	0	0	0	0	2	72	98	7.94	2.118					
Tim Crabtree, R (6,1) ERA: 4.03	0.1		2	1	0	0	0	0	0	0	0	0	0	5	7	0.00	3.000					
Eric Gunderson, L (7,1) ERA: 4.28	1.0		3	1	0	0	0	0	0	0	0	0	0	6	9	0.00	1.000					
Danny Patterson, R (8,1) ERA: 3.63	1.0		6	2	0	0	1	1	0	0	0	0	0	12	20	0.00	3.000					
Xavier Hernandez, R (9,1) ERA: 2.56	0.1	L	2	1	1	1	1	0	0	0	0	0	1	6	8	27.00	3.000					

Texas Rangers @ New York Yankees
Yankee Stadium, Bronx, NY
Sun Aug 16 1998, 3:33 AM EDT
Att: 50,304 - Overcast - 83 F

AB 39
R 6
H 17
RBI 5
BB 1
SO 8
LOB 20



Batter	1	2	3	4	5	6	7	8	9	10	11	12	13	AB	R	H	RBI	BB	SO	LOB	TOP					
Chuck Knoblauch, R OBP: 0.357, SLG: 0.407	L6		G3				G5-3					G6-3		6	0	2	0	0	0	1						
2 Derek Jeter, R OBP: 0.363, SLG: 0.468	K						G5-3		F7					4	0	1	0	2	1	1						
Paul O'Neill, L OBP: 0.367, SLG: 0.497	G6-3		G6-4-3				G1-3		K			G4-3		6	0	0	0	0	2	5						
Bernie Williams, S OBP: 0.446, SLG: 0.619														6	2	3	1	0	0	0						
Tino Martinez, L OBP: 0.370, SLG: 0.496														5	1	1	0	1	1	2						
Chili Davis, S OBP: 0.556, SLG: 0.273														3	0	1	0	3	1	2						
Darryl Strawberry, L OBP: 0.376, SLG: 0.591														3	0	1	1	0	1	2						
Chad Curtis, R OBP: 0.359, SLG: 0.374														3	0	1	1	0	1	2						
20 Jorge Posada, S OBP: 0.366, SLG: 0.487														5	0	0	0	1	2	3						
Scott Brosius, R OBP: 0.362, SLG: 0.452														6	0	1	0	0	3	2						
Inning Stats	R: 0 E: 0 K: 1 S: 5	H: 0 LOB: 0 BB: 0 P: 10	R: 1 E: 0 K: 1 S: 11	H: 2 LOB: 1 BB: 0 P: 19	R: 0 E: 0 K: 1 S: 12	H: 1 LOB: 1 BB: 1 P: 19	R: 0 E: 0 K: 1 S: 8	H: 0 LOB: 1 BB: 1 P: 15	R: 0 E: 0 K: 2 S: 14	H: 1 LOB: 2 BB: 1 P: 22	R: 0 E: 0 K: 1 S: 6	H: 0 LOB: 0 BB: 0 P: 7	R: 0 E: 0 K: 2 S: 10	H: 1 LOB: 2 BB: 1 P: 19	R: 0 E: 0 K: 0 S: 5	H: 0 LOB: 0 BB: 0 P: 9	R: 0 E: 0 K: 0 S: 10	H: 1 LOB: 0 BB: 0 P: 16	R: 0 E: 0 K: 0 S: 5	H: 1 LOB: 0 BB: 0 P: 16	R: 0 E: 0 K: 2 S: 12	H: 2 LOB: 2 BB: 1 P: 20	1B: 7 2B: 3 3B: 0 HR: 1	SF: 0 SAC: 0 DP: 3 HBP: 0	W/P: 1 PB: 0 SB: 0 CS: 0	PA: 54
PITCHER	IP: 6.0 ERA: 5.23	WLS: 26 BF: 5	H: 5 R: 2 ER: 2 SO: 5	BB: 5 IBB: 0 HBP: 0 BLK: 0	WP: 0 HR: 1 S: 59 P: 104	ERA: 3.00 WHIP: 1.667	PITCHER	IP: 13.1 ERA: 3.69	WLS: 1 BF: 0	H: 0 R: 0 ER: 0 SO: 1	BB: 0 IBB: 0 HBP: 0 BLK: 0	WP: 0 HR: 0 S: 6 P: 6	ERA: 0.00 WHIP: 0.000													
Pat Rapp, R	Scott Service, R	Jeff Montgomery, R	33 Bart Evans, R	Matt Whisenant, L	Ricky Bones, R																					

New York Yankees @ Kansas City Royals
Kauffman Stadium, Kansas City, MO
Tue Aug 18 1998, 7:05 PM CDT
Att. 26,259 - Unknown - 95 F

AB 47
R 3
H 11
RBI 3
BB 7
SO 12
LOB 20



Batter	1	2	3	4	5	6	7	8	9	10	11	12	13	AB	R	H	RBI	BB	SO	LOB	BOTTOM			
Johnny Damon, L OBP: 0.336, SLG: 0.433	F9													5	0	1	0	0	1	0				
Hal Morris, L OBP: 0.352, SLG: 0.405														1	0	0	0	0	0	0				
Shane Halter, R OBP: 0.276, SLG: 0.331	G1-3													5	0	1	0	0	1	3				
Jose Offerman, S OBP: 0.413, SLG: 0.452	L7													6	0	2	0	0	0	2				
Dean Palmer, R OBP: 0.332, SLG: 0.516														2	0	1	0	0	1	1				
Luis Rivera, R OBP: 0.301, SLG: 0.286														3	1	0	0	1	0	1				
Terry Pendleton, S OBP: 0.303, SLG: 0.316														5	0	1	0	0	0	1				
Larry Sutton, L OBP: 0.302, SLG: 0.332														4	1	1	1	1	1	0				
29 Mike Sweeney, R OBP: 0.318, SLG: 0.419														4	0	0	1	0	1	0				
Jermaine Dye, R OBP: 0.268, SLG: 0.335														5	0	0	0	0	2	2				
Mendy López, R OBP: 0.291, SLG: 0.299														5	0	1	0	0	1	0				
Inning Stats	R: 0 E: 0 K: 0 S: 5	H: 0 LOB: 0 BB: 0 P: 8	R: 0 E: 0 K: 0 S: 5	H: 1 LOB: 0 BB: 0 P: 7	R: 0 E: 0 K: 1 S: 9	H: 0 LOB: 0 BB: 0 P: 12	R: 0 E: 0 K: 1 S: 7	H: 1 LOB: 1 BB: 0 P: 15	R: 0 E: 0 K: 1 S: 6	H: 0 LOB: 0 BB: 0 P: 9	R: 0 E: 0 K: 2 S: 12	H: 1 LOB: 2 BB: 0 P: 18	R: 0 E: 0 K: 0 S: 5	H: 0 LOB: 0 BB: 0 P: 9	R: 0 E: 0 K: 0 S: 8	H: 0 LOB: 0 BB: 0 P: 11	R: 0 E: 0 K: 0 S: 8	H: 0 LOB: 0 BB: 0 P: 13	R: 0 E: 0 K: 2 S: 11	H: 1 LOB: 1 BB: 0 P: 18	1B: 6 2B: 1 3B: 0 HR: 1	SF: 1 SAC: 0 DP: 1 HBP: 1	W/P: 0 PB: 1 SB: 1 CS: 0	PA: 49
PITCHER	IP: 7.2 ERA: 2.72	WLS: 27 BF: 1	H: 5 R: 1 ER: 1 SO: 5	BB: 0 IBB: 0 HBP: 0 BLK: 0	WP: 0 HR: 1 S: 60 P: 86	ERA: 1.17 WHIP: 0.652	PITCHER	IP: 11.0 ERA: 3.00	WLS: 1 BF: 0	H: 0 R: 0 ER: 0 SO: 1	BB: 0 IBB: 0 HBP: 0 BLK: 0	WP: 0 HR: 0 S: 6 P: 6	ERA: 0.00 WHIP: 0.000											
Orlando Hernandez, R	Greene Lloyd, L	42 Mariano Rivera, R	Mike Stanton, L	Joe Borowski, R	Ricky Bones, R																			


New York Yankees @ Kansas City Royals
Kauffman Stadium, Kansas City, MO
Tue Aug 18 1998, 7:05 PM CDT
Att. 26,259 - Unknown - 95 F


AB 45
R 2
H 8
RBI 2
BB 2
SO 8
LOB 10



Batter	1	2	3	4	5	6	7	8	9	AB	R	H	RBI	BB	SO	LOB	TOP			
Chuck Knoblauch R (1,4) OBP: 0.358, SLG: 0.407	G5-3		1B	P6			1B	F9		5	0	2	0	0	0	3	New York Yankees @ Minnesota Twins Hubert H. Humphrey Metrodome, Minneapolis, MN Wed Aug 19 1998, 8:05 PM EDT Att: 17,923 - Dome - 72 F livebaseballscorecards.com			
2 Derek Jeter R (1,6) OBP: 0.392, SLG: 0.484	K		K		E5		1B		P4	4	0	0	0	1	2	2				
Paul O'Neill, L (1,9) OBP: 0.364, SLG: 0.492	G4-3		P6		F7		K		G5-3	5	0	0	0	0	1	6				
Bernie Williams, S (1,8) OBP: 0.443, SLG: 0.612		BB	F8		FC4-6		K		K	4	1	0	0	1	2	6				
Tino Martinez, L (1,3) OBP: 0.369, SLG: 0.493	G4-3			G3	K		K			3	0	0	0	1	2	4				
Chili Davis, S (1,10) OBP: 0.591, SLG: 0.357	G4-3			FC5	BB	L4		2B		3	2	2	0	1	0	0				
Tim Lincecum, S (1,7) OBP: 0.400, SLG: 0.399	G4-3			SF8	FC5	F8		S		3	0	1	0	1	0	2				
Scott Brosius, R (1,5) OBP: 0.359, SLG: 0.447	L5			FC5	SF8	G6-3		P6		4	0	0	0	0	0	5				
Joe Girardi, R (1,2) OBP: 0.319, SLG: 0.379				SF8				SF7		2	0	2	1	0	0	0				
20 Jorge Posada, S (8,PH) OBP: 0.365, SLG: 0.487			1B				1B			0	0	0	1	0	0	0				
Inning Stats	R: 0 E: 0 K: 1 S: 8	H: 0 LOB: 0 BB: 0 P: 15	R: 1 E: 0 K: 0 S: 11	H: 0 LOB: 1 BB: 3 P: 25	R: 0 E: 0 K: 1 S: 9	H: 2 LOB: 2 BB: 0 P: 14	R: 1 E: 0 K: 0 S: 12	H: 1 LOB: 2 BB: 1 P: 22	R: 0 E: 1 K: 3 S: 10	H: 0 LOB: 1 BB: 0 P: 13	R: 0 E: 0 K: 0 S: 16	H: 2 LOB: 3 BB: 1 P: 27	R: 1 E: 0 K: 0 S: 10	H: 2 LOB: 1 BB: 0 P: 15	R: 0 E: 0 K: 1 S: 7	H: 0 LOB: 0 BB: 0 P: 10	1B: 5 2B: 2 3B: 0 HR: 0	SF: 2 SAC: 0 DP: 1 HBP: 0	WP: 0 PA: 40 SB: 0 CS: 3	
PITCHER	IP	WLS	BF	H	R	ER	SO	BB	IBB	HBP	BLK	WP	HR	S	P	ERA	WHIP			
Mike Morgan, R (1,1) ERA: 3.49	2.1		11	2	1	1	2	3	0	0	0	0	0	26	50	3.86	2.143			
Dan Serafini, L (3,1) ERA: 6.1	3.2	W	17	3	1	1	1	1	0	0	0	0	0	37	60	2.46	1.091			
Mike Trombley, R (7,1) ERA: 3.59	1.0		6	2	1	1	3	1	0	0	0	0	0	15	28	9.00	3.000			
Hector Carrasco, R (8,1) ERA: 4.09	1.0		3	0	0	0	0	0	0	0	0	0	0	6	7	0.00	0.000			
Rick Aquilera, R (9,1) ERA: 4.15	1.0	S	3	0	0	0	1	0	0	0	0	0	0	7	10	0.00	0.000			

Batter	1	2	3	4	5	6	7	8	9	AB	R	H	RBI	BB	SO	LOB	BOTTOM			
Pat Meares, R (1,6) OBP: 0.304, SLG: 0.374	K					F8				4	0	2	1	0	1	0	New York Yankees @ Minnesota Twins Hubert H. Humphrey Metrodome, Minneapolis, MN Wed Aug 19 1998, 8:05 PM EDT Att: 17,923 - Dome - 72 F livebaseballscorecards.com			
Brent Gates, S (1,5) OBP: 0.331, SLG: 0.331	G5-3	1B		G4-3		F7				3	0	0	0	1	0	2				
Matt Lawton, L (1,8) OBP: 0.386, SLG: 0.478	G5-3	1B		2B	SF7	K		CS		4	1	3	0	0	1	0				
Marty Cordova, R (1,7) OBP: 0.341, SLG: 0.406	G5-3			1B	G6-3	1B		K		3	1	1	0	1	1	3				
Ron Coomer, R (1,3) OBP: 0.299, SLG: 0.410	G5-3			SF7	G6-3	G6-3		P2		3	1	1	1	0	0	2				
Alex Ochoa, R (1,9) OBP: 0.276, SLG: 0.337				G6-3	G6-3	G6-3		G4-3		4	1	1	1	0	0	2				
David Ortiz, L (1,10) OBP: 0.361, SLG: 0.442				K				G4-3		3	1	1	1	1	1	1				
Terry Steinbach, R (1,2) OBP: 0.318, SLG: 0.412	K				G4-3	G5-3		G6-3		4	0	0	0	0	1	3				
Denny Hocking, S (1,4) OBP: 0.258, SLG: 0.243	G6-3				G1-3			G5-3		3	0	0	1	0	0	1				
Inning Stats	R: 0 E: 0 K: 1 S: 8	H: 1 LOB: 2 BB: 1 P: 15	R: 2 E: 0 K: 1 S: 15	H: 2 LOB: 1 BB: 1 P: 26	R: 1 E: 0 K: 1 S: 11	H: 2 LOB: 1 BB: 0 P: 17	R: 0 E: 0 K: 0 S: 5	H: 1 LOB: 1 BB: 0 P: 6	R: 2 E: 0 K: 1 S: 11	H: 2 LOB: 1 BB: 1 P: 19	R: 0 E: 0 K: 0 S: 6	H: 0 LOB: 0 BB: 0 P: 9	R: 0 E: 0 K: 1 S: 12	H: 1 LOB: 0 BB: 0 P: 18	R: 0 E: 0 K: 0 S: 8	H: 0 LOB: 0 BB: 0 P: 14		1B: 7 2B: 2 3B: 0 HR: 0	SF: 1 SAC: 0 DP: 0 HBP: 0	WP: 0 PA: 35 SB: 0 CS: 1
PITCHER	IP	WLS	BF	H	R	ER	SO	BB	IBB	HBP	BLK	WP	HR	S	P	ERA	WHIP			
Andy Pettitte, L (1,1) ERA: 3.73	8.0	L	35	9	5	5	5	3	0	0	0	0	0	76	124	5.62	1.500			

Batter	1	2	3	4	5	6	7	8	9	AB	R	H	RBI	BB	SO	LOB	TOP					
Chuck Knoblauch R (1,4) OBP: 0.356, SLG: 0.405	L8		FC6-4		K		K		G4-6-3 1B	5	0	1	0	0	2	3	New York Yankees @ Minnesota Twins Hubert H. Humphrey Metrodome, Minneapolis, MN Thu Aug 20 1998, 8:05 PM EDT Att: 18,548 - Dome - 72 F AB 35 R 4 H 11 RBI 4 BB 4 SO 3 LOB 21 					
2 Derek Jeter R (1,6) OBP: 0.380, SLG: 0.481	G4-3			G6-3		F8 BB SF9 1B	F9		F7	5	1	1	0	0	0	3						
Paul O'Neill L (1,9) OBP: 0.366, SLG: 0.492	G4-3			F8				1B BB FC4-6 1B	G4-6-3 1B	4	1	2	0	1	0	0						
Bernie Williams S (1,8) OBP: 0.440, SLG: 0.609		G3-1		1B 2B		F8		F8	G4-6-3 1B	5	1	1	0	0	0	5						
Tino Martinez L (1,3) OBP: 0.370, SLG: 0.494		P5		BB 1B		SF9		FC4-6 1B		3	1	2	2	0	0	0						
Daryl Strawberry L (1,10) Chili Davis S (8,PH) OBP: 0.379, SLG: 0.588 OBP: 0.609, SLG: 0.400				CS BB		G1-3		FC4-6 1B		1	0	0	0	2	0	1						
Chad Curtis R (1,7) OBP: 0.360, SLG: 0.374		CS		FC6-4 1B		G5-3		BB 1B	FC4-6 1B	3	0	1	1	1	0	4						
Scott Brosius R (1,5) OBP: 0.358, SLG: 0.445				K		F8		F8	1B	4	0	1	1	0	1	2						
Joe Girardi R (1,2) 20 Jorge Posada S (8,PH) OBP: 0.319, SLG: 0.379 OBP: 0.364, SLG: 0.485				F9		G4-3		G4-6-3 1B	F7	3	0	1	0	0	0	1						
										1	0	0	0	0	0	2						
Inning Stats	R: 0 E: 0 K: 0 S: 10	H: 0 LOB: 0 BB: 0 P: 16	R: 0 E: 0 K: 0 S: 7	H: 0 LOB: 0 BB: 1 P: 15	R: 0 E: 0 K: 1 S: 8	H: 1 LOB: 1 BB: 0 P: 10	R: 1 E: 0 K: 0 S: 11	H: 2 LOB: 2 BB: 1 P: 19	R: 0 E: 0 K: 0 S: 8	H: 0 LOB: 0 BB: 0 P: 11	R: 1 E: 0 K: 0 S: 8	H: 1 LOB: 1 BB: 1 P: 14	R: 0 E: 0 K: 1 S: 10	H: 1 LOB: 2 BB: 1 P: 19	R: 2 E: 0 K: 0 S: 15	H: 4 LOB: 2 BB: 0 P: 19	R: 0 E: 0 K: 0 S: 7	H: 2 LOB: 1 BB: 0 P: 10	1B: 10 2B: 1 3B: 0 HR: 0	SF: 1 SAC: 0 DP: 1 HBP: 0	WP: 0 PB: 0 CS: 1	PA: 41
PITCHER	IP WLS BF H R ER SO BB IBB HBP BLK WP HR S P ERA WHIP																					
Frankie Rodriguez R (1,1) ERA: 5.96	7.0 W 29 5 2 2 3 4 0 0 0 0 0 0 61 104 2.57 1.286																					
Eddie Guardado L (8,1) ERA: 4.93	0.2 6 4 2 2 0 0 0 0 0 0 0 0 13 16 27.00 6.000																					
Hector Carrasco R (8,1) ERA: 9.98	1.1 5 2 0 0 0 0 0 0 0 0 0 0 9 13 0.00 1.500																					

Batter	1	2	3	4	5	6	7	8	9	AB	R	H	RBI	BB	SO	LOB	BOTTOM			
Otis Nixon S (1,8) OBP: 0.351, SLG: 0.322	G3-1 G3 1B		G3-1		F7	E5 G4-3 1B	G4-6-3 1B			5	1	2	0	0	0	0	New York Yankees @ Minnesota Twins Hubert H. Humphrey Metrodome, Minneapolis, MN Thu Aug 20 1998, 8:05 PM EDT Att: 18,548 - Dome - 72 F AB 37 R 9 H 14 RBI 8 BB 3 SO 3 LOB 21 			
Brent Gates S (1,5) OBP: 0.329, SLG: 0.325	G3		L7		1B BB	F8	G4-6-3 1B			4	1	0	0	1	0	4				
Matt Lawton L (1,9) OBP: 0.387, SLG: 0.477	G3-1				1B CI	1B SF9 1B	G4-3		G1-3	5	2	2	0	0	0	2				
Marty Cordova R (1,7) OBP: 0.345, SLG: 0.408	K				1B CI	SF9 BB E 1B	1B		1B	3	2	2	1	1	1	1				
David Ortiz L (1,10) OBP: 0.366, SLG: 0.443			K		F8	E 1B BB	1B		G6-4-3 1B	4	1	2	1	1	1	2				
Ron Coomer R (1,3) OBP: 0.300, SLG: 0.418			HR		1B	SF9	F8		G6-4-3 1B	4	1	2	3	0	0	4				
Todd Walker L (1,4) OBP: 0.391, SLG: 0.514			G4-3		1B	E3 1B			E9 1B 2B	4	1	2	1	0	0	1				
Denny Hocking S (8,4) OBP: 0.258, SLG: 0.243					1B	1B				0	0	0	0	0	0	0				
Terry Steinbach R (1,2) OBP: 0.320, SLG: 0.413			K		3H 1B	P6			FC6 1B	4	0	2	2	0	1	2				
Pat Meares R (1,6) OBP: 0.301, SLG: 0.370			F7		F9	P4			FC6 1B	4	0	0	0	0	0	5				
Inning Stats	R: 0 E: 0 K: 1 S: 12	H: 1 LOB: 1 BB: 0 P: 20	R: 1 E: 0 K: 2 S: 10	H: 1 LOB: 0 BB: 0 P: 14	R: 0 E: 0 K: 0 S: 8	H: 0 LOB: 0 BB: 0 P: 15	R: 2 E: 1 K: 0 S: 12	H: 3 LOB: 2 BB: 0 P: 16	R: 4 E: 1 K: 0 S: 19	H: 3 LOB: 2 BB: 2 P: 33	R: 1 E: 2 K: 0 S: 13	H: 1 LOB: 1 BB: 1 P: 23	R: 1 E: 1 K: 0 S: 9	H: 3 LOB: 1 BB: 0 P: 17	R: 0 E: 0 K: 0 S: 8	H: 2 LOB: 1 BB: 0 P: 13	1B: 12 2B: 1 3B: 0 HR: 1	SF: 1 SAC: 0 DP: 2 HBP: 0	WP: 0 PB: 0 CS: 0	PA: 42
PITCHER	IP WLS BF H R ER SO BB IBB HBP BLK WP HR S P ERA WHIP																			
52 Mike Buddie R (1,1) ERA: 4.91	4.1 L 22 7 6 4 3 1 0 0 0 0 0 0 23 40 0.00 1.846																			
Graeme Lloyd L (5,1) ERA: 1.57	1.2 11 2 2 0 0 1 1 0 0 0 0 0 23 40 0.00 1.800																			
Joe Borowski R (7,1) ERA: 8.22	2.0 9 5 1 1 0 0 0 0 0 0 0 0 17 30 4.50 2.500																			

Batter	1	2	3	4	5	6	7	8	9	AB	R	H	RBI	BB	SO	LOB	TOP			
Chuck Knoblauch R (1, 4) OBP: 0.357, SLG: 0.411 Luis Sojo R (7, 4) OBP: 0.264, SLG: 0.282	1-1 HR		0-2 L9		3-2 G1-3		2-2 HBP		0-0 1B	3	1	1	1	0	0	0				
2 Derek Jeter R (1, 6) OBP: 0.392, SLG: 0.488	1-0 G5-3		4-2 BB		2-0 HR		3-2 1B		1-1 E4	4	1	2	2	1	0	1				
Paul O'Neill L (1, 9) OBP: 0.368, SLG: 0.494	1-0 2B		2-3 K		1-0 1B		4-0 IBB		3-2 P5	4	0	2	0	1	1	3				
Bernie Williams S (1, 8) OBP: 0.435, SLG: 0.601	1-0 L8			1-1 G3-1		0-0 G4-3	0-0 G6-4-3		2-2 P4	5	0	0	0	0	0	6				
Tino Martinez L (1, 3) OBP: 0.373, SLG: 0.511	1-1 G3			1-0 HR		2-0 HR		0-1 G6-3		4	2	3	2	0	0	1				
Chili Davis S (1, 10)		3-1 G6-3		4-2 BB		1-3 K		3-2 G6-3		3	0	0	0	1	1	1				
Daryl Strawberry L (1, 7) OBP: 0.375, SLG: 0.581 Chad Curtis R (6, 7) OBP: 0.359, SLG: 0.373		2-3 K		1-3 K		0-1 G4-3		0-2 G6-3		3	0	0	0	0	2	1				
20 Jorge Posada S (1, 2) OBP: 0.359, SLG: 0.478		0-3 K		0-0 F9			0-1 F8	2-0 P7		4	0	0	0	0	1	2				
Scott Brosius R (1, 5) OBP: 0.357, SLG: 0.443			3-2 L5		2-2 G5-3		2-0 HBP		1-3 K	4	1	1	0	0	1	0				
Inning Stats	R: 1 E: 0 K: 0 S: 7	H: 2 LOB: 1 BB: 0 P: 12	R: 0 E: 0 K: 2 S: 9	H: 0 LOB: 0 BB: 0 P: 14	R: 0 E: 0 K: 1 S: 13	H: 0 LOB: 1 BB: 1 P: 22	R: 1 E: 0 K: 1 S: 11	H: 1 LOB: 1 BB: 1 P: 18	R: 1 E: 0 K: 0 S: 8	H: 2 LOB: 1 BB: 0 P: 16	R: 1 E: 0 K: 1 S: 7	H: 1 LOB: 2 BB: 1 P: 23	R: 0 E: 0 K: 0 S: 9	H: 1 LOB: 1 BB: 0 P: 14	R: 0 E: 1 K: 1 S: 14	H: 1 LOB: 2 BB: 0 P: 21	1B: 5 2B: 1 3B: 0 HR: 4	SF: 0 SAC: 0 DP: 1 HBP: 1	WP: 0 PB: 0 CS: 0	PA: 40
PITCHER	IP	WLS	BF	H	R	ER	SO	BB	IBB	HBP	BLK	WP	HR	S	P	ERA	WHIP			
Esteban Loaiza R (1, 1) ERA: 4.42	6.1	L	30	8	5	5	5	2	1	1	0	0	4	66	114	7.11	1.579			
Al Levine R (7, 1) ERA: 4.35	2.2		10	2	0	0	1	0	0	0	0	0	0	24	36	0.00	0.750			

New York Yankees @ Texas Rangers
 The Ballpark at Arlington, Arlington, TX
 Fri Aug 21 1998, 8:05 PM EDT
 Att: 45,841 - Cloudy - 93 F

AB	36
R	5
H	10
RBI	5
BB	3
SO	6
LOB	16



Batter	1	2	3	4	5	6	7	8	9	AB	R	H	RBI	BB	SO	LOB	BOTTOM					
Mark McLemore S (1, 10) OBP: 0.382, SLG: 0.329	4-2 BB		2-1 G1-3			0-0 P2		0-0 F8		3	0	0	0	1	0	0						
Roberto Kelly R (1, 8) OBP: 0.335, SLG: 0.553	2-2 G5-4-3			0-1 L7		0-1 1B		1-2 G6-3		4	0	1	0	0	0	1						
29 Rusty Greer L (1, 7) OBP: 0.385, SLG: 0.434	2-2 G3			3-2 G6-3		3-1 F7			1-0 F8	4	0	0	0	0	0	1						
Juan Gonzalez R (1, 9) OBP: 0.344, SLG: 0.597		1-0 1B		2-0 P3		2-2 1B		0-1 P6		4	0	2	0	0	0	0						
Ivan Rodriguez R (1, 2) OBP: 0.383, SLG: 0.493		2-2 G6-4-3			1-2 1B	0-3 K		0-0 G3		4	0	1	0	0	1	3						
Todd Zeile R (1, 5) OBP: 0.348, SLG: 0.434		1-0 1B			1-3 K		1-2 P6			3	0	1	0	0	1	1						
Mike Simms R (1, 3) OBP: 0.394, SLG: 0.651		1-2 L5			2-3 K		2-3 K			3	0	0	0	0	2	2						
Luis Alicea S (1, 4) OBP: 0.365, SLG: 0.429			2-3 K		1-0 1B		2-3 K			3	0	1	0	0	2	0						
Royce Clayton R (1, 6) OBP: 0.313, SLG: 0.348			0-2 G5-3		0-3 K			1-1 F7		3	0	0	0	0	1	2						
Inning Stats	R: 0 E: 0 K: 0 S: 11	H: 0 LOB: 0 BB: 1 P: 19	R: 0 E: 0 K: 0 S: 11	H: 2 LOB: 1 BB: 0 P: 16	R: 0 E: 0 K: 1 S: 8	H: 0 LOB: 0 BB: 0 P: 12	R: 0 E: 0 K: 0 S: 8	H: 0 LOB: 0 BB: 0 P: 13	R: 0 E: 0 K: 3 S: 13	H: 2 LOB: 2 BB: 0 P: 18	R: 0 E: 0 K: 1 S: 11	H: 2 LOB: 2 BB: 0 P: 16	R: 0 E: 0 K: 2 S: 9	H: 0 LOB: 0 BB: 0 P: 14	R: 0 E: 0 K: 0 S: 6	H: 0 LOB: 0 BB: 0 P: 8	R: 0 E: 0 K: 0 S: 4	H: 0 LOB: 0 BB: 0 P: 5	1B: 6 2B: 0 3B: 0 HR: 0	SF: 0 SAC: 0 DP: 2 HBP: 0	WP: 0 PB: 0 CS: 0	PA: 32
PITCHER	IP	WLS	BF	H	R	ER	SO	BB	IBB	HBP	BLK	WP	HR	S	P	ERA	WHIP					
David Wells L (1, 1) ERA: 3.26	9.0	W	32	6	0	0	7	1	0	0	0	0	0	81	121	0.00	0.778					

New York Yankees @ Texas Rangers
 The Ballpark at Arlington, Arlington, TX
 Fri Aug 21 1998, 8:05 PM EDT
 Att: 45,841 - Cloudy - 93 F

AB	31
R	0
H	6
RBI	0
BB	1
SO	7
LOB	10



Batter	1	2	3	4	5	6	7	8	9	AB	R	H	RBI	BB	SO	LOB	TOP								
Chuck Knoblauch, R (1, 4) OBP: 0.357, SLG: 0.409	1-2 G6-3 2B 1B	0-2 F9		0-1 E3 2B 1B		4-1 SF9 2B BB	1-1 E4 2B		0-1 P4	5	2	1	0	1	0	2									
2 Derek Jeter, R (1, 6) OBP: 0.365, SLG: 0.489	2-0 G6-3 1B	1-0 1B		0-0 E5 1B		1-1 SF9 1B 1B	0-2 E6		4-2 2B BB	5	3	3	2	1	0	2									
Paul O'Neill, L (1, 9) OBP: 0.364, SLG: 0.489	2-1 G6-3 1-2 2-3	G4-3		0-3 K		0-2 SF9 2-3 3-H	1-2 G4-3		0-0 L6	5	0	0	1	0	1	9									
Bernie Williams, S (1, 8) OBP: 0.440, SLG: 0.606	4-2 BB		1-1 G4-6-3 1B	3-1 1B		0-0 WP 1B		0-0 L4-3	2-2 2B	5	0	4	4	1	0	0									
Tino Martinez, L (1, 3) OBP: 0.371, SLG: 0.506	1-3 K		1-0 G4-6-3 1-2	3-1 G4-3		1-2 L9		2-2 1B HR 1B	1-2 L8	6	1	1	0	0	1	6									
Chili Davis, S (1, 10)		2-2 1B	3-2			0-0 L6		2-0 F7		5	1	2	0	0	1	2									
Darryl Strawberry, L (1, 7) Chad Curtis, R (6, 7) OBP: 0.357, SLG: 0.577 OBP: 0.360, SLG: 0.374		0-0 F8	4-2 BB			3-3 K		0-1 G1-3	2-0 HR 1B	2	0	0	0	1	1	1									
Scott Brosius, R (1, 5) OBP: 0.360, SLG: 0.452		3-2 F9 2B 1B	3-2 F7			1-0 G6-3		1-0 G5-3 S E 1B	1-1 HR	5	3	3	3	0	0	2									
Joe Girardi, R (1, 2) OBP: 0.321, SLG: 0.389	1-0 1B		1-0 G6-3			2-2 2B 3B		0-1 G5-3	0-1 G6-3	5	1	2	1	0	0	1									
Inning Stats	R: 0 E: 0 K: 1 S: 11	H: 2 LOB: 2 BB: 1 P: 21	R: 2 E: 0 K: 0 S: 15	H: 4 LOB: 2 BB: 0 P: 23	R: 0 E: 0 K: 0 S: 12	H: 2 LOB: 1 BB: 1 P: 24	R: 2 E: 2 K: 1 S: 11	H: 1 LOB: 1 BB: 0 P: 18	R: 0 E: 0 K: 1 S: 5	H: 0 LOB: 0 BB: 0 P: 9	R: 3 E: 1 K: 1 S: 19	H: 3 LOB: 1 BB: 1 P: 32	R: 1 E: 2 K: 0 S: 13	H: 1 LOB: 2 BB: 0 P: 16	R: 3 E: 0 K: 0 S: 10	H: 3 LOB: 0 BB: 0 P: 17	R: 1 E: 0 K: 0 S: 14	H: 1 LOB: 1 BB: 1 P: 21	1B: 13 2B: 2 3B: 1 HR: 1	SF: 1 SAC: 0 DP: 2 HBP: 0	WP: 1 PB: 0 SB: 1 CS: 0	PA: 50			
PITCHER	IP	WLS	BF	H	R	ER	SO	BB	IBB	HBP	BLK	WP	HR	S	P	ERA	WHIP								
John Burkett, R (1, 1) ERA: 5.92	5.0		27	10	5	3	3	2	0	0	0	0	0	57	100	5.40	2.400								
Tim Lincecum, R (6, 1) ERA: 4.08	1.2		11	3	3	2	1	1	0	0	0	1	0	26	39	10.80	2.400								
Eric Gunderson, L (7, 1) ERA: 4.12	0.1		1	0	0	0	0	0	0	0	0	0	0	3	4	0.00	0.000								
Xavier Hernandez, R (8, 1) ERA: 2.85	0.2	L	4	2	2	2	0	0	0	0	0	0	0	6	12	27.00	3.000								
John Wetteland, R (8, 1) ERA: 1.88	1.1		7	2	2	2	0	1	0	0	0	0	1	18	26	13.50	2.250								

New York Yankees @ Texas Rangers
The Ballpark at Arlington, Arlington, TX
Sat Aug 22 1998, 8:05 PM EDT
Att: 46,483 - Cloudy - 90 F

AB 45
R 12
H 17
RBI 11
BB 4
SO 4
LOB 25

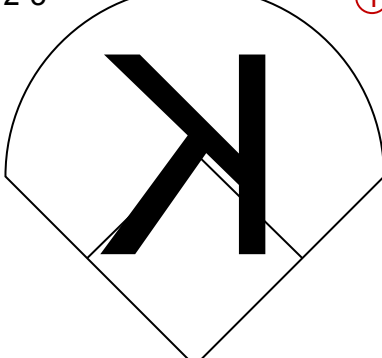
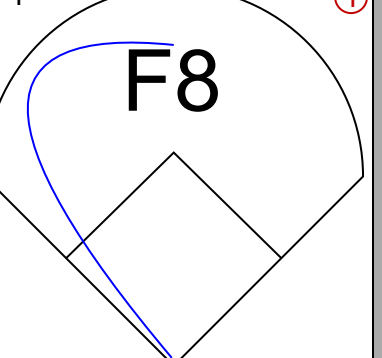
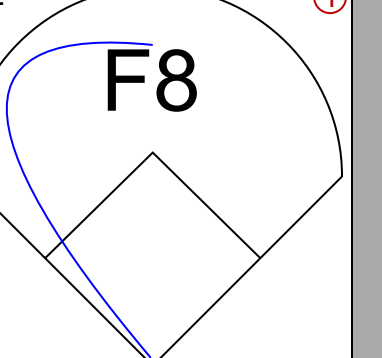
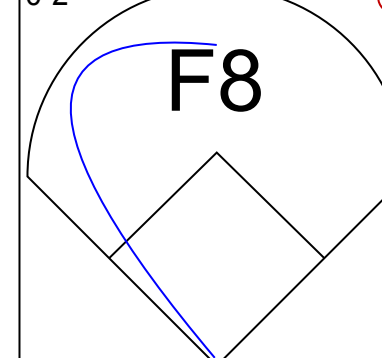
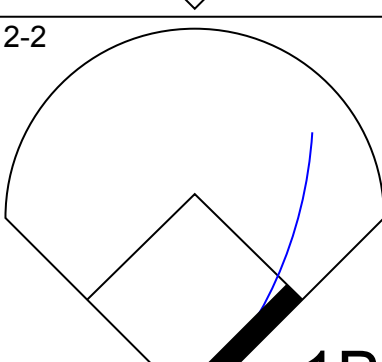
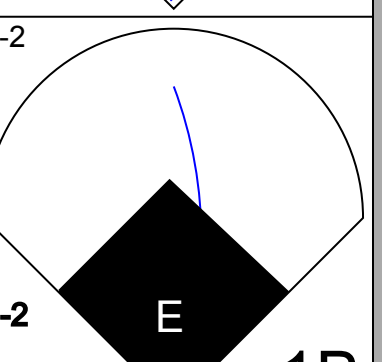
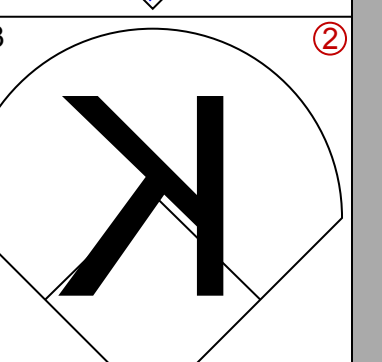

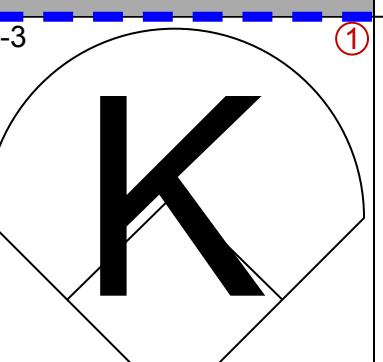
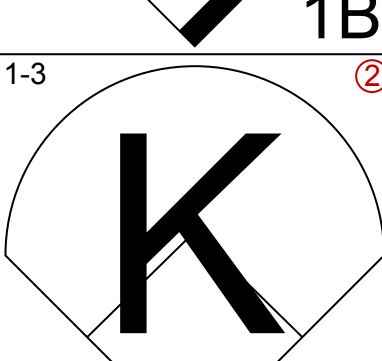
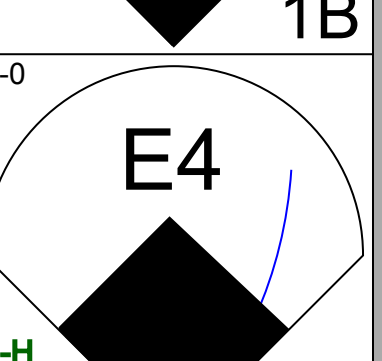
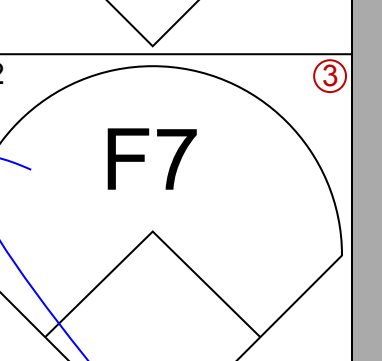

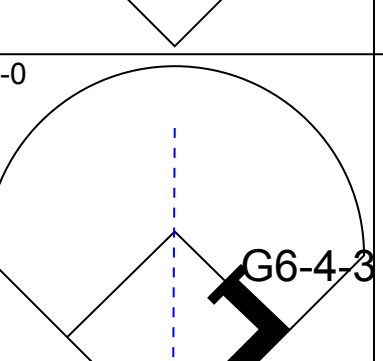
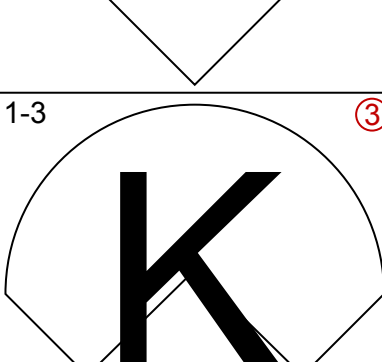


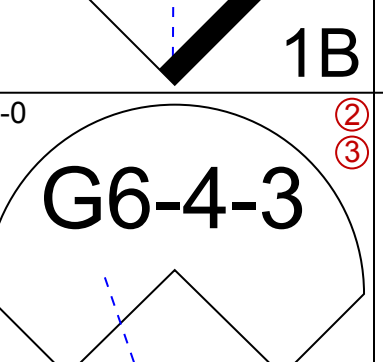
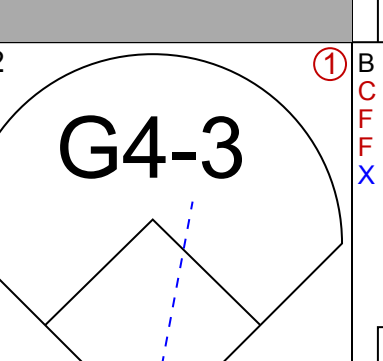
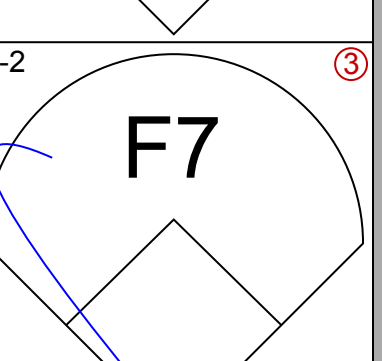
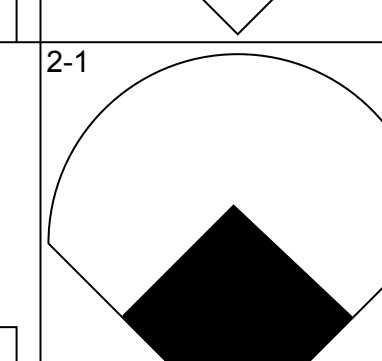
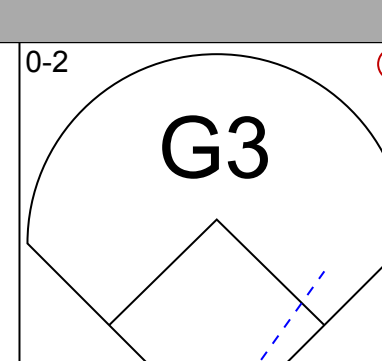

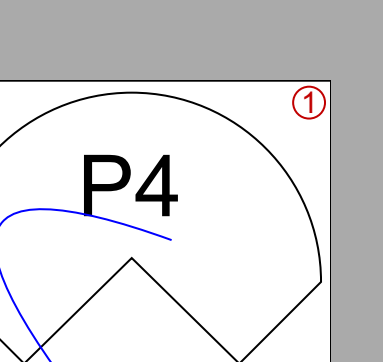
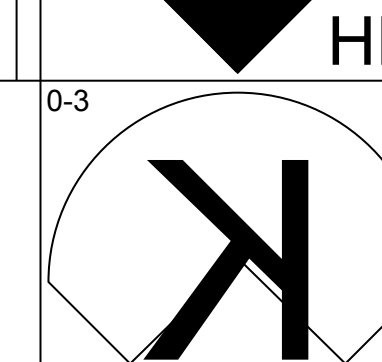
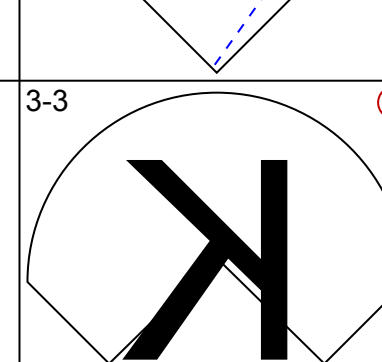

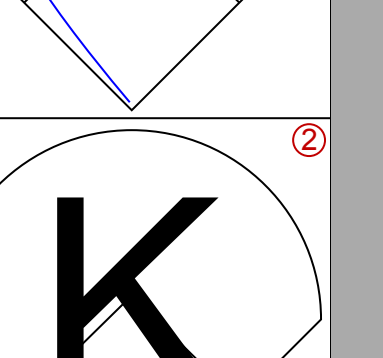
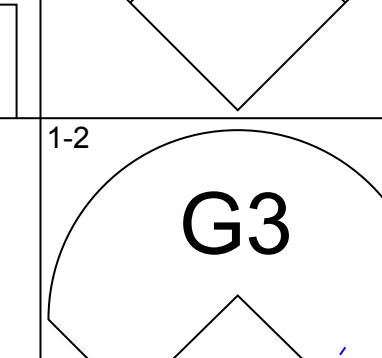
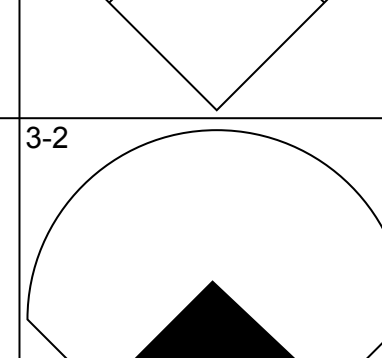

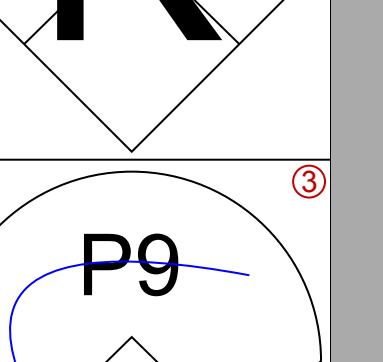
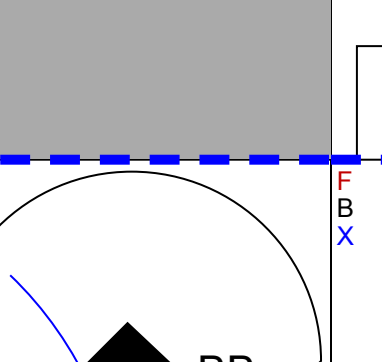
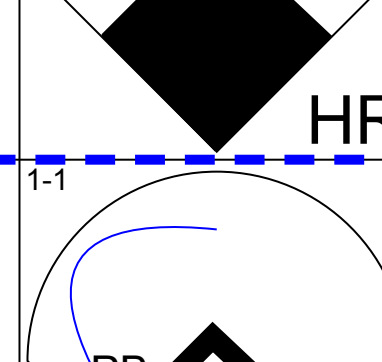
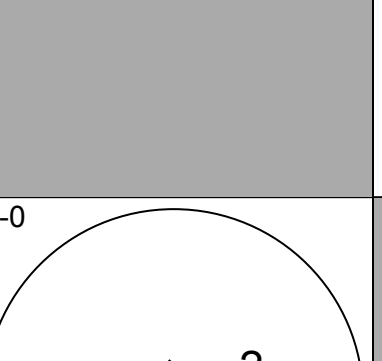

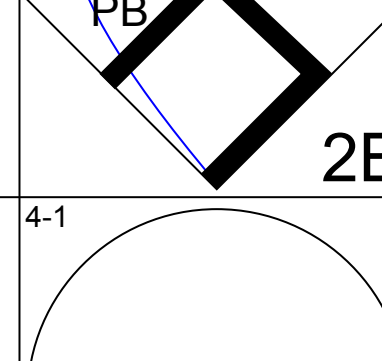


Batter	1	2	3	4	5	6	7	8	9	AB	R	H	RBI	BB	SO	LOB	BOTTOM								
Tom Goodwin, L (1, 8) OBP: 0.370, SLG: 0.322	1-0 F9		0-3 K		3-1 G3	0-0 1B 2B		0-0 G3		5	0	1	2	0	1	1									
Mark McLemore, S (1, 4) OBP: 0.382, SLG: 0.328	2-0 PB 29 BB 1B		0-1 G3		0-1 L4	2-3 K		2-1 29 1B HBP		4	0	1	0	0	1	2									
29 Rusty Greer, L (1, 7) OBP: 0.391, SLG: 0.438	4-1 PB 1B		4-2 HR BB		0-1 PB 1B		3-2 HR 1B	3-2 1B		3	2	3	0	2	0	0									
Juan Gonzalez, R (1, 9) OBP: 0.347, SLG: 0.609	1-3 K		3-1 HR 1B		4-2 BB		1-2 HR	0-0 G3		4	2	2	5	1	1	4									
Willi Clark, L (1, 3) OBP: 0.376, SLG: 0.483	2-1 F9		2-1 G1-3		0-0 G3		0-0 HR		0-1 FC3-6 1B	5	1	2	1	0	0	4									
Ivan Rodriguez, R (1, 2) OBP: 0.381, SLG: 0.497		3-3 K		0-0 HR		2-3 K	3-2 L9		1-1 FC3-6 1B	5	1	1	1	0	2	1									
Todd Zeile, R (1, 5) OBP: 0.346, SLG: 0.431		0-1 G5-3		1-2 F8		1-1 L6	2-1 F9		0-1 G4-3 1B	5	0	1	0	0	0	0									
Warren Newson, L (1, 10) OBP: 0.154, SLG: 0.231		1-3 K		0-0 G4-3		1-0 2B 1B	2-1 P8		0-0 G4-3	5	1	1	0	0	1	2									
Royce Clayton, R (1, 6) OBP: 0.315, SLG: 0.347			0-0 G3 HR 1B		1-0 F8	4-1 2B BB		2-3 K		3	2	1	0	1	1	0									
Inning Stats	R: 0 E: 0 K: 1 S: 8	H: 1 LOB: 1 BB: 1 P: 18	R: 0 E: 0 K: 2 S: 10	H: 0 LOB: 0 BB: 0 P: 14	R: 3 E: 0 K: 1 S: 14	H: 2 LOB: 1 BB: 1 P: 22	R: 1 E: 0 K: 0 S: 6	H: 1 LOB: 0 BB: 0 P: 8	R: 0 E: 0 K: 2 S: 11	H: 1 LOB: 2 BB: 1 P: 21	R: 3 E: 0 K: 0 S: 17	H: 3 LOB: 0 BB: 0 P: 28	R: 0 E: 0 K: 1 S: 16	H: 1 LOB: 2 BB: 0 P: 23	R: 0 E: 0 K: 0 S: 7	H: 2 LOB: 1 BB: 0 P: 8	1B: 8 2B: 1 3B: 0 HR: 4	SF: 0 SAC: 0 DP: 1 HBP: 1	WP: 0 PB: 2 SB: 1 CS: 0	PA: 44					
PITCHER	IP	WLS	BF	H	R	ER	SO	BB	IBB	HBP	BLK	WP	HR	S	P	ERA	WHIP								
David Cone, R (1, 1) ERA: 3.58	5.2		28	7	6	6	5	4	0	0	0	0	2	13	19	81.00	9.000								
Mike Stanton, L (6, 1) ERA: 5.7	0.1		4	3	3	3	1	0	0	0	0	0	0	12	23	0.00	0.000								
59 Ryan Bradley, R (7, 1) ERA:	1.2	W	6	0	0	0	1	0	0	1	0	0	0	12	23	0.00	0.000								
42 Mariano Rivera, R (8, 1) ERA: 1.47	1.1	S	6	3	0	0	0	0	0	0	0	0	0	18	22	0.00	2.250								

New York Yankees @ Texas Rangers
The Ballpark at Arlington, Arlington, TX
Sat Aug 22 1998, 8:05 PM EDT
Att: 46,483 - Cloudy - 90 F

AB 39
R 9
H 13
RBI 9
BB 4
SO 7
LOB 14

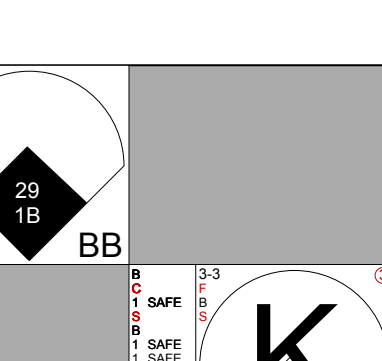
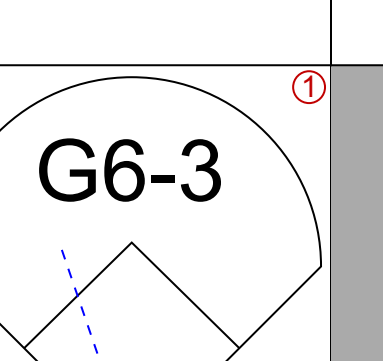
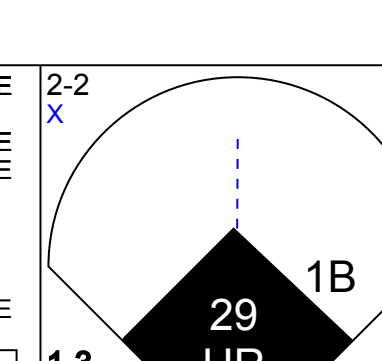

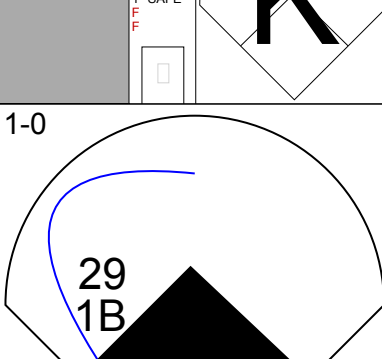
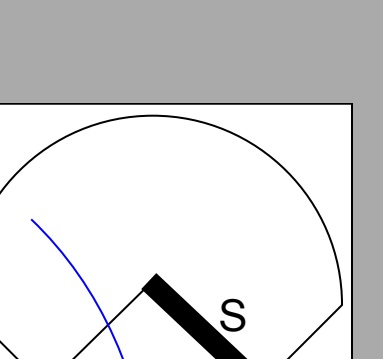
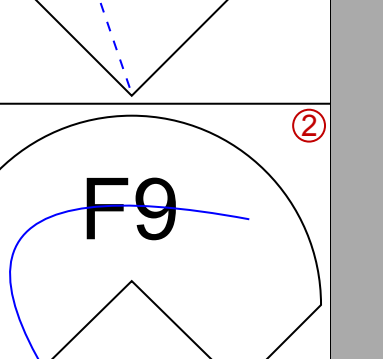
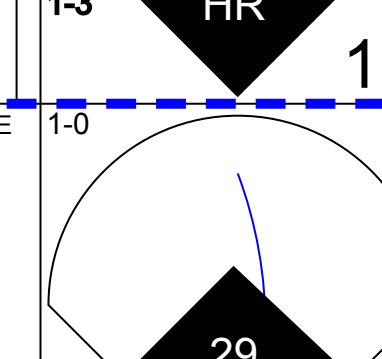

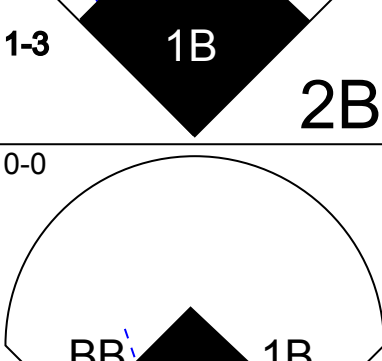
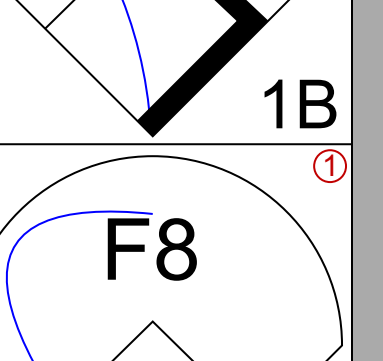
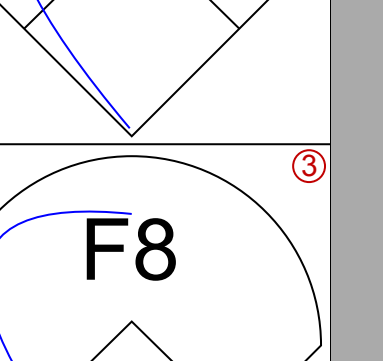
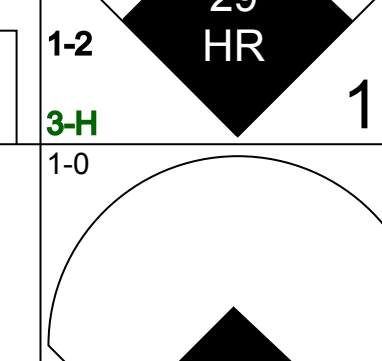

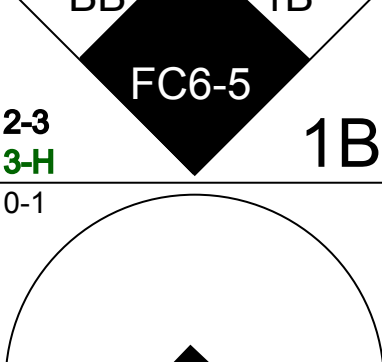
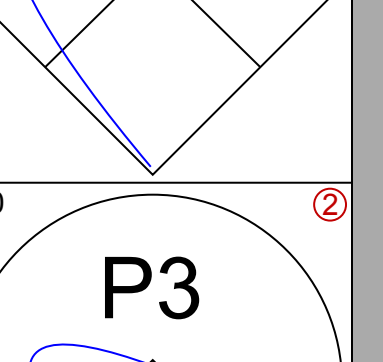
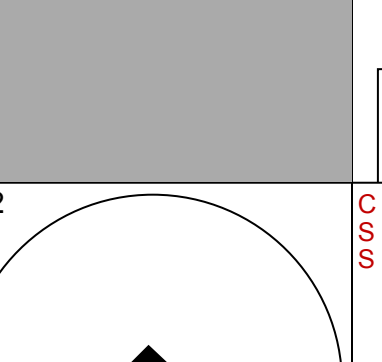
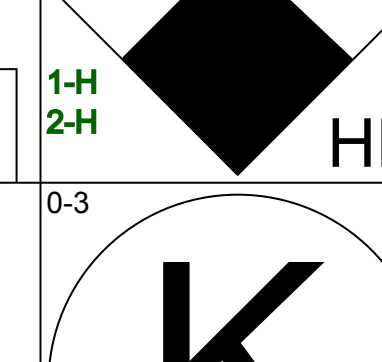

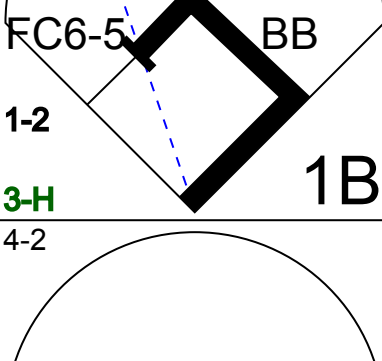
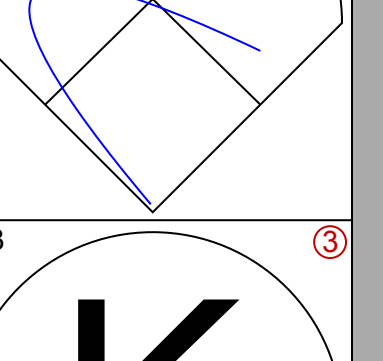
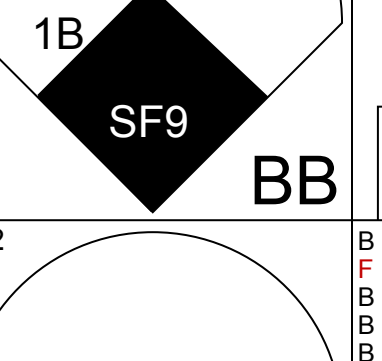
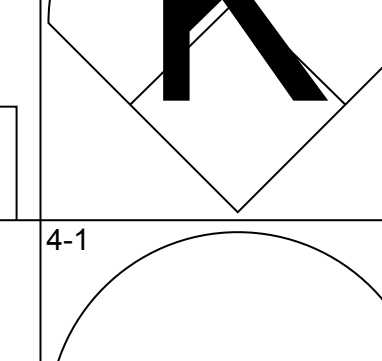
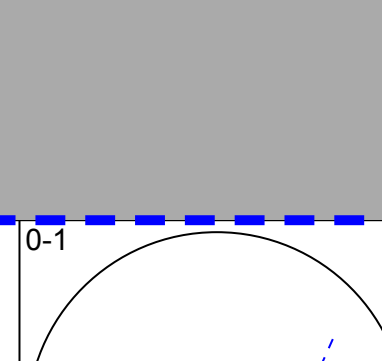
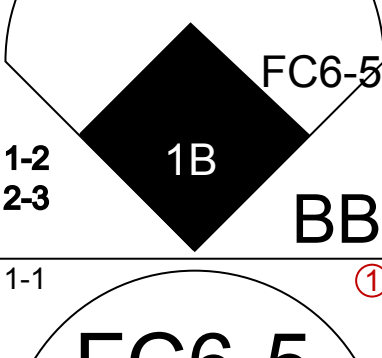
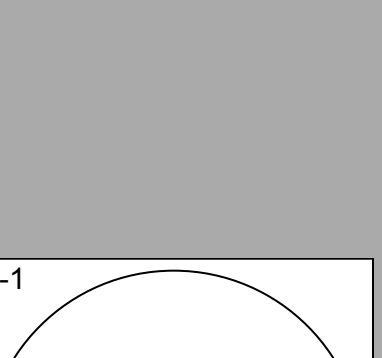
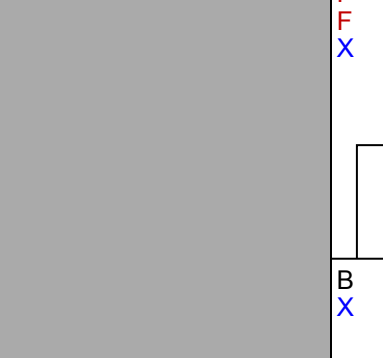
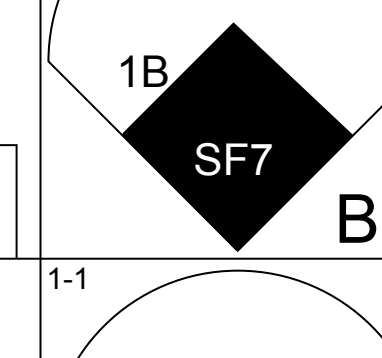
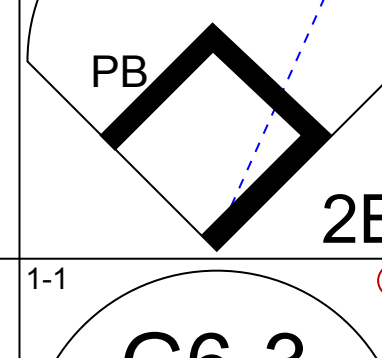

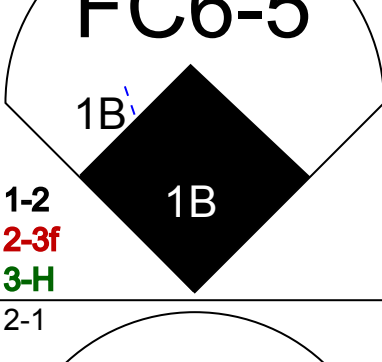

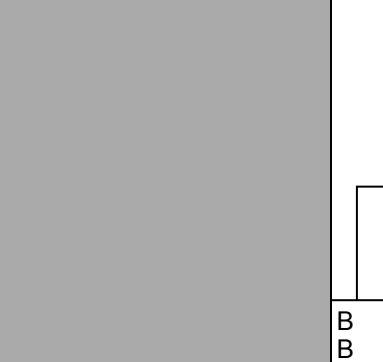
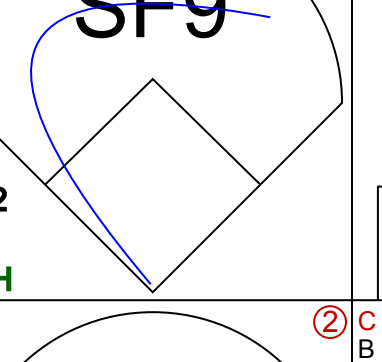
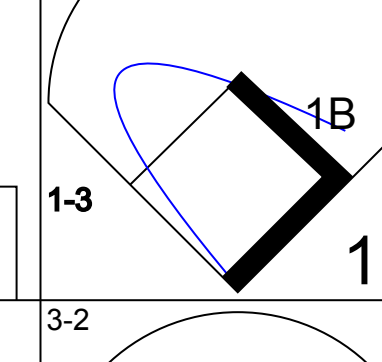
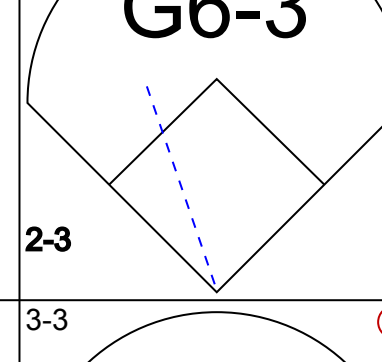
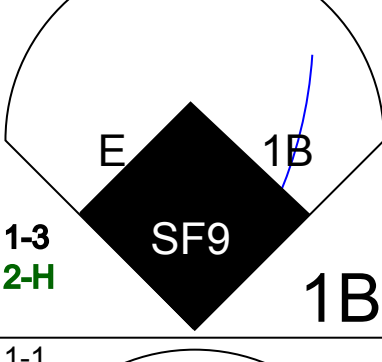
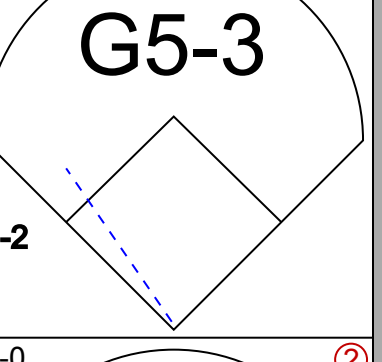
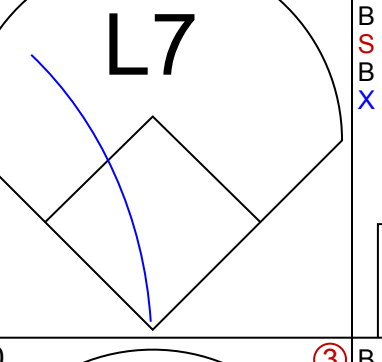
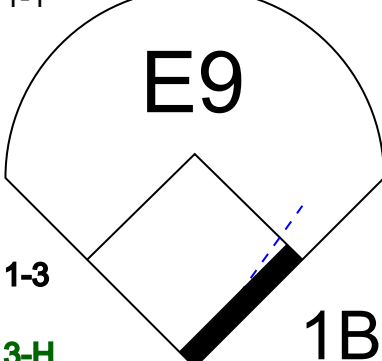
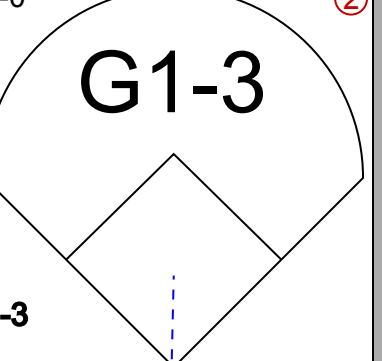
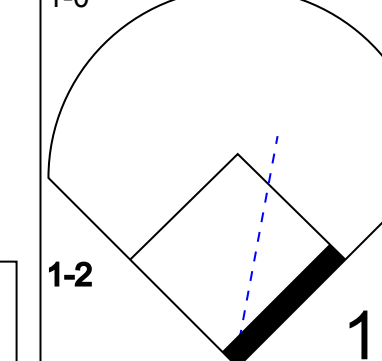
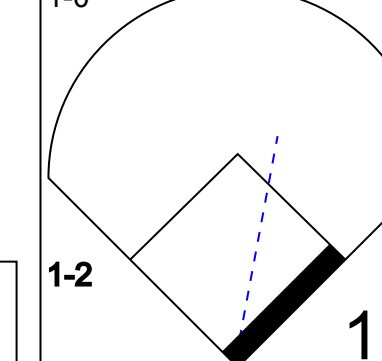



Batter	1	2	3	4	5	6	7	8	9	AB	R	H	RBI	BB	SO	LOB	TOP			
Chuck Knoblauch R (1.4) OBP: 0.354, SLG: 0.405										5	0	0	0	0	1	5				
2 Derek Jeter R (1.6) OBP: 0.397, SLG: 0.492										5	2	3	1	0	2	0				
Paul O'Neill L (1.9) OBP: 0.366, SLG: 0.492										5	1	3	4	0	1	1				
Bernie Williams S (1.8) OBP: 0.435, SLG: 0.598										5	0	0	0	0	3	3				
Tino Martinez L (1.3) OBP: 0.370, SLG: 0.510										4	1	1	1	0	0	0				
Chili Davis S (1.10) OBP: 0.472, SLG: 0.333										4	0	0	0	0	3	0				
20 Jorge Posada S (1.2) OBP: 0.361, SLG: 0.500										4	2	2	2	0	1	0				
Chad Curtis R (1.7) OBP: 0.361, SLG: 0.378										4	1	2	0	0	0	0				
Scott Brosius R (1.5) OBP: 0.365, SLG: 0.462										2	3	2	1	2	0	0				
Inning Stats	R: 0 E: 0 K: 3 S: 14	H: 1 LOB: 0 BB: 0 P: 20	R: 1 E: 0 K: 1 S: 12	H: 1 LOB: 0 BB: 0 P: 21	R: 3 E: 1 K: 1 S: 16	H: 3 LOB: 0 BB: 0 P: 22	R: 0 E: 0 K: 1 S: 5	H: 0 LOB: 0 BB: 0 P: 9	R: 1 E: 0 K: 2 S: 11	H: 1 LOB: 0 BB: 0 P: 15	R: 3 E: 0 K: 0 S: 11	H: 3 LOB: 0 BB: 1 P: 17	R: 1 E: 0 K: 1 S: 15	H: 2 LOB: 2 BB: 1 P: 26	R: 0 E: 0 K: 1 S: 5	H: 1 LOB: 0 BB: 0 P: 6	1B: 6 2B: 3 3B: 0 HR: 4	SF: 0 SAC: 0 DP: 2 HBP: 0	WP: 0 PB: 1 CS: 0	PA: 40
PITCHER	IP	WLS	BF	H	R	ER	SO	BB	IBB	HBP	BLK	WP	HR	S	P	ERA	WHIP			
Rick Helling R (1.1) ERA: 4.68	6.0	W	25	7	6	5	9	0	0	0	0	0	3	70	105	7.50	1.167			
Danny Patterson R (7.1) ERA: 4.04	0.1		4	2	3	3	0	1	0	0	0	0	0	8	13	81.00	9.000			
Eric Gunderson L (7.1) ERA: 4.18	1.1		5	2	1	1	1	0	0	0	0	0	1	12	19	6.75	1.500			
Xavier Hernandez R (8.1) ERA: 2.83	0.1		3	1	0	0	0	1	0	0	0	0	0	6	11	0.00	6.000			
John Weteland R (9.1) ERA: 1.81	1.0	S	3	1	0	0	1	0	0	0	0	0	0	5	6	0.00	1.000			

New York Yankees @ Texas Rangers
The Ballpark at Arlington, Arlington, TX
Sun Aug 23 1998, 8:05 PM EDT
Att: 37,284 - Cloudy - 93 F

AB 38
R 10
H 13
RBI 9
BB 2
SO 11
LOB 9



Batter	1	2	3	4	5	6	7	8	9	AB	R	H	RBI	BB	SO	LOB	BOTTOM			
Tom Goodwin L (1.8) OBP: 0.370, SLG: 0.321										4	2	1	0	1	2	1				
Luis Alica S (1.4) OBP: 0.369, SLG: 0.438										5	2	3	1	0	0	0				
29 Rusty Greer L (1.7) OBP: 0.393, SLG: 0.444										4	2	2	4	1	0	1				
Juan Gonzalez R (1.9) OBP: 0.347, SLG: 0.605										4	1	1	1	1	1	2				
Willi Clark L (1.3) OBP: 0.381, SLG: 0.487										3	2	2	0	2	1	1				
Ivan Rodriguez R (1.2) OBP: 0.361, SLG: 0.497										4	1	2	2	0	0	3				
Todd Zeile R (1.5) OBP: 0.345, SLG: 0.430										4	1	1	2	0	1	3				
Warren Newson L (1.10) OBP: 0.278, SLG: 0.294										4	0	2	1	1	0	2				
Royce Clayton R (1.6) OBP: 0.314, SLG: 0.345										3	1	0	1	1	1	5				
Inning Stats	R: 6 E: 1 K: 1 S: 22	H: 5 LOB: 1 BB: 2 P: 41	R: 0 E: 0 K: 1 S: 10	H: 1 LOB: 1 BB: 0 P: 18	R: 0 E: 0 K: 1 S: 8	H: 1 LOB: 0 BB: 0 P: 14	R: 0 E: 0 K: 0 S: 7	H: 0 LOB: 0 BB: 0 P: 10	R: 1 E: 0 K: 0 S: 11	H: 1 LOB: 1 BB: 1 P: 23	R: 5 E: 0 K: 1 S: 23	H: 5 LOB: 2 BB: 2 P: 42	R: 0 E: 0 K: 1 S: 8	H: 0 LOB: 1 BB: 1 P: 21	R: 0 E: 0 K: 1 S: 10	H: 1 LOB: 2 BB: 1 P: 19	1B: 11 2B: 2 3B: 0 HR: 1	SF: 3 SAC: 0 DP: 0 HBP: 0	WP: 0 PB: 1 CS: 0	PA: 45
PITCHER	IP	WLS	BF	H	R	ER	SO	BB	IBB	HBP	BLK	WP	HR	S	P	ERA	WHIP			
Oriando Hernandez R (1.1) ERA: 3.15	5.0	L	26	8	7	7	3	3	0	0	0	0	0	58	106	12.60	2.200			
Mike Stanton L (6.1) ERA: 6.0	0.0		2	1	2	2	0	1	0	0	0	0	0	4	10					
59 Ryan Bradley R (6.1) ERA: 10.13	1.0		4	4	3	3	1	1	0	0	0	0	1	19	32	27.00	5.000			
Joe Borowski R (7.1) ERA: 7.27	1.0		4	0	0	0	1	1	0	0	0	0	0	8	21	0.00	1.000			
Ramiro Mendoza R (8.1) ERA: 3.3	1.0		5	1	0	0	1	0	1	0	0	0	0	10	19	0.00	1.000			

New York Yankees @ Texas Rangers
The Ballpark at Arlington, Arlington, TX
Sun Aug 23 1998, 8:05 PM EDT
Att: 37,284 - Cloudy - 93 F

AB 35
R 12
H 14
RBI 12
BB 7
SO 6
LOB 18



Batter	1	2	3	4	5	6	7	8	9	AB	R	H	RBI	BB	SO	LOB	TOP											
Reggie Williams, S OBP: 0.480, SLG: 0.429	F8		FC6-4			G1-6-3	F8		SH2-4	4	0	0	0	0	0	2	Anaheim Angels @ New York Yankees Yankee Stadium, Bronx, NY Mon Aug 24 1998, 7:05 PM EDT Att: 19,297 - Cloudy - 82 F											
Randy Velarde, R OBP: 0.390, SLG: 0.447	FC3-6 1B		FC6-4			1B	BB 1B		BB 1B	4	1	3	1	1	0	1												
Darin Erstad, L OBP: 0.361, SLG: 0.507	FC3-6 1-2			K		G1-3	BB 1B		G2-3 1B	4	0	1	1	1	1	2												
Tim Salmon, R OBP: 0.420, SLG: 0.568	FC4-6 1-2			F7			BB 2B		G2-3 1B	4	1	2	1	1	0	1												
Todd Greene, R OBP: 0.424, SLG: 0.469 Orlando Palmeiro, L OBP: 0.369, SLG: 0.400		K		P1			F7 K		G2-3	4	0	0	0	0	2	4												
16 Garret Anderson, L OBP: 0.340, SLG: 0.487	F7				G4-3		HR		G1-6-3	5	1	1	2	0	0	2												
Troy Glaus, R OBP: 0.271, SLG: 0.302	K				G6-3		2B 2B 1B		G5-3	4	1	1	0	0	1	0												
Phil Nevin, R OBP: 0.296, SLG: 0.383			G6-3		F8		2B 2B		L7	4	1	1	0	0	0	0												
Gary Disarcina, R OBP: 0.331, SLG: 0.409			FC6-4 1B			L5	F8 1B 2B		SH2-4 1B	4	2	3	2	0	0	0												
Inning Stats	R: 0 E: 0 K: 0 S: 5	H: 1 LOB: 1 BB: 0 P: 9	R: 0 E: 0 K: 2 S: 12	H: 0 LOB: 0 BB: 0 P: 16	R: 0 E: 0 K: 1 S: 11	H: 1 LOB: 1 BB: 0 P: 16	R: 0 E: 0 K: 1 S: 9	H: 0 LOB: 0 BB: 0 P: 13	R: 0 E: 0 K: 0 S: 8	H: 0 LOB: 0 BB: 0 P: 13	R: 0 E: 0 K: 1 S: 7	H: 1 LOB: 1 BB: 0 P: 12	R: 5 E: 0 K: 1 S: 20	H: 6 LOB: 3 BB: 2 P: 28	R: 0 E: 0 K: 0 S: 5	H: 0 LOB: 0 BB: 0 P: 7	R: 2 E: 0 K: 0 S: 13	H: 3 LOB: 2 BB: 1 P: 25	1B: 8 2B: 3 HR: 1	SF: 0 SAC: 1 DP: 0 HBP: 0	WP: 0 PB: 0 CS: 0	PA: 42						
PITCHER	IP	WLS	BF	H	R	ER	SO	BB	IBB	HBP	BLK	WP	HR	S	P	ERA	WHIP											
Andy Pettitte, L ERA: 3.82	(1, 1)	8.0	L	35	9	5	5	4	2	0	0	0	0	1	77	114	5.62	1.375										
52 Mike Buddie, R ERA: 5.4	(9, 1)	0.1		5	3	2	2	0	1	0	0	0	0	0	8	16	54.00	12.000										
Graeme Lloyd, L ERA: 1.53	(9, 1)	0.2		2	0	0	0	0	0	0	0	0	0	0	5	9	0.00	0.000										

Batter	1	2	3	4	5	6	7	8	9	AB	R	H	RBI	BB	SO	LOB	BOTTOM										
Chuck Knoblauch, R OBP: 0.355, SLG: 0.406	L8			HBP				G4-3		3	0	1	0	0	0	0	Anaheim Angels @ New York Yankees Yankee Stadium, Bronx, NY Mon Aug 24 1998, 7:05 PM EDT Att: 19,297 - Cloudy - 82 F										
2 Derek Jeter, R OBP: 0.386, SLG: 0.489	F8			G5-3	G2		FC5-4 BB			3	0	0	0	1	0	2											
Paul O'Neill, L OBP: 0.365, SLG: 0.489	G6-3			BB		K	K			3	0	0	0	1	2	1											
Bernie Williams, S OBP: 0.431, SLG: 0.592	F7			F7		F8	FC5-4			4	0	0	0	0	0	3											
Tino Martinez, L OBP: 0.369, SLG: 0.508	P2			F7		FC6-4 1B		G1		4	0	1	0	0	0	2											
Chili Davis, S OBP: 0.450, SLG: 0.323	G1				G4-3 2B	FC6-4 1B		K		4	1	1	0	0	1	1											
Chad Curtis, R OBP: 0.360, SLG: 0.375			G6-3		G4-3		G4-3		1B	3	1	0	0	1	0	1											
Scott Brosius, R OBP: 0.368, SLG: 0.467			F9		1B	2B	G4-6-3 1B		E5	4	1	3	1	0	0	0											
Joe Girardi, R OBP: 0.321, SLG: 0.388 20 Jorge Posada, S OBP: 0.360, SLG: 0.498	F9				2B	CS	G4-6-3	G1-3		3	0	1	1	0	0	1											
Inning Stats	R: 0 E: 0 K: 0 S: 5	H: 0 LOB: 0 BB: 0 P: 6	R: 0 E: 0 K: 0 S: 6	H: 0 LOB: 0 BB: 0 P: 9	R: 0 E: 0 K: 0 S: 5	H: 0 LOB: 0 BB: 0 P: 7	R: 0 E: 0 K: 0 S: 7	H: 0 LOB: 2 BB: 1 P: 15	R: 2 E: 0 K: 1 S: 10	H: 4 LOB: 1 BB: 0 P: 17	R: 0 E: 0 K: 1 S: 10	H: 1 LOB: 1 BB: 0 P: 15	R: 0 E: 0 K: 0 S: 7	H: 1 LOB: 0 BB: 0 P: 9	R: 0 E: 0 K: 1 S: 13	H: 0 LOB: 1 BB: 1 P: 25	R: 1 E: 1 K: 1 S: 11	H: 1 LOB: 1 BB: 1 P: 20	1B: 5 2B: 2 HR: 0	SF: 0 SAC: 0 DP: 1 HBP: 1	WP: 1 PB: 0 CS: 1	PA: 36					
PITCHER	IP	WLS	BF	H	R	ER	SO	BB	IBB	HBP	BLK	WP	HR	S	P	ERA	WHIP										
Jack McDowell, R ERA: 3.98	(1, 1)	7.0	W	27	6	2	2	1	1	0	1	0	0	50	78	2.57	1.000										
Rich DeLucia, R ERA: 4.28	(8, 1)	1.0		4	0	0	0	1	1	0	0	0	0	13	25	0.00	1.000										
Shigetoshi Hasegawa, R ERA: 3.97	(9, 1)	1.0		5	1	1	0	1	1	0	0	0	0	11	20	0.00	2.000										

Batter	1	2	3	4	5	6	7	8	9	AB	R	H	RBI	BB	SO	LOB	TOP					
Orlando Palmeiro, L (1.7) OBP: 0.384, SLG: 0.395	L6		SH1-3			G5-4-3 1B	G3		F7								4 0 1 0 0 0 2					
Randy Velarde, R (1.4) OBP: 0.390, SLG: 0.432	BB		G6-3			G5-4-3 1-2			K								3 1 0 1 2 1 1					
Darin Erstad, L (1.3) OBP: 0.362, SLG: 0.508	F7		P2			L6											5 1 2 1 0 0 1					
Tim Salmon, R (1.10) OBP: 0.415, SLG: 0.560	K					F8											5 0 0 0 0 2 3					
16 Garret Anderson, L (1.9) OBP: 0.343, SLG: 0.486																	3 2 1 1 1 1 0					
Jim Edmonds, L (1.8) OBP: 0.361, SLG: 0.484																	4 2 3 0 1 1 0					
Troy Glaus, R (1.5) OBP: 0.287, SLG: 0.322																	4 0 2 3 1 0 3					
Matt Walbeck, S (1.2) OBP: 0.316, SLG: 0.357																	5 0 2 1 0 1 5					
Gary Disarcina, R (1.6) OBP: 0.330, SLG: 0.410																	4 1 1 0 0 1 7					
Inning Stats	R: 0 E: 0 K: 1 S: 10	H: 0 LOB: 1 BB: 1 P: 19	R: 0 E: 0 K: 2 S: 10	H: 0 LOB: 1 BB: 1 P: 17	R: 1 E: 0 K: 0 S: 7	H: 1 LOB: 0 BB: 0 P: 12	R: 0 E: 1 K: 1 S: 12	H: 0 LOB: 3 BB: 0 P: 25	R: 0 E: 0 K: 0 S: 7	H: 1 LOB: 0 BB: 0 P: 12	R: 2 E: 0 K: 1 S: 15	H: 3 LOB: 2 BB: 0 P: 23	R: 4 E: 1 K: 0 S: 27	H: 5 LOB: 1 BB: 1 P: 43	R: 0 E: 0 K: 2 S: 10	H: 1 LOB: 1 BB: 0 P: 11	R: 0 E: 0 K: 0 S: 13	H: 1 LOB: 1 BB: 0 P: 15	1B: 9 2B: 3 3B: 0 HR: 0	SF: 0 SAC: 1 DP: 2 HBP: 1	WP: 0 PB: 0 SB: 1 CS: 0	PA: 44
PITCHER	IP	WLS	BF	H	R	ER	SO	BB	IBB	HBP	BLK	WP	HR	S	P	ERA	WHIP					
Hideki Irabu, R (1.1) ERA: 3.58	6.0		29	5	4	4	5	5	0	1	0	0	0	62	113	6.00	1.667					
Mike Stanton, L (7.1) ERA: 6.41	0.1	L	4	3	1	1	0	0	0	0	0	0	0	20	28	27.00	9.000					
52 Mike Buddie, R (7.1) ERA: 5.14	1.2		7	3	2	2	2	0	0	0	0	0	0	16	21	10.80	1.800					
42 Mariano Rivera, R (9.1) ERA: 1.44	1.0		4	1	0	0	0	0	0	0	0	0	0	13	15	0.00	1.000					

Anaheim Angels @ New York Yankees
Yankee Stadium, Bronx, NY
Tue Aug 25 1998, 7:05 PM EDT
Att: 30,422 - Cloudy - 82 F

AB 37
R 7
H 12
RBI 7
BB 5
SO 7
LOB 22



Batter	1	2	3	4	5	6	7	8	9	AB	R	H	RBI	BB	SO	LOB	BOTTOM					
Chuck Knoblauch, R (1.4) OBP: 0.356, SLG: 0.406	F8 2B 1B					G5-4-3 1-2			F7								5 1 2 0 1 0 3					
2 Derek Jeter, R (1.6) OBP: 0.385, SLG: 0.491	G1-3																6 1 4 0 0 0 4					
Paul O'Neill, L (1.9) OBP: 0.366, SLG: 0.494	F8																5 1 2 3 0 1 4					
Bernie Williams, S (1.8) OBP: 0.433, SLG: 0.595	2B 1B																5 2 3 1 0 2 4					
Tino Martinez, L (1.3) OBP: 0.369, SLG: 0.511																	5 0 2 1 0 1 3					
Darryl Strawberry, L (1.10) OBP: 0.371, SLG: 0.570																	3 0 0 0 0 3 2					
Chili Davis, S (7. PH) OBP: 0.476, SLG: 0.344																	1 0 1 1 1 0 0					
Homer Bush, R (9. PR) OBP: 0.364, SLG: 0.395																	0 0 0 0 0 0 0					
20 Jorge Posada, S (1.2) OBP: 0.360, SLG: 0.498																	4 0 1 0 1 1 2					
Chad Curtis, R (1.7) OBP: 0.357, SLG: 0.371																	4 0 0 0 0 2 4					
Tim Lincecum, S (9. PH) OBP: 0.402, SLG: 0.359																	0 0 0 0 1 0 0					
Scott Brosius, R (1.5) OBP: 0.369, SLG: 0.466																	5 1 2 0 0 1 2					
Inning Stats	R: 2 E: 0 K: 1 S: 16	H: 3 LOB: 1 BB: 0 P: 27	R: 0 E: 0 K: 1 S: 11	H: 0 LOB: 0 BB: 0 P: 19	R: 2 E: 0 K: 1 S: 19	H: 4 LOB: 2 BB: 1 P: 32	R: 0 E: 0 K: 1 S: 13	H: 2 LOB: 0 BB: 0 P: 21	R: 0 E: 0 K: 3 S: 14	H: 1 LOB: 1 BB: 0 P: 23	R: 0 E: 0 K: 1 S: 11	H: 2 LOB: 1 BB: 0 P: 19	R: 1 E: 0 K: 0 S: 14	H: 2 LOB: 1 BB: 0 P: 19	R: 1 E: 0 K: 1 S: 15	H: 3 LOB: 2 BB: 0 P: 24	R: 0 E: 0 K: 1 S: 15	H: 0 LOB: 3 BB: 3 P: 28	1B: 12 2B: 4 3B: 0 HR: 1	SF: 0 SAC: 0 DP: 1 HBP: 0	WP: 1 PB: 0 SB: 2 CS: 1	PA: 47
PITCHER	IP	WLS	BF	H	R	ER	SO	BB	IBB	HBP	BLK	WP	HR	S	P	ERA	WHIP					
Omar Olivares, R (1.1) ERA: 4.17	3.1		20	9	4	4	3	1	0	0	0	0	0	34	55	3.00	1.333					
Allen Watson, L (4.1) ERA: 6.11	3.0	W	12	4	1	1	5	0	0	0	1	0	0	34	55	3.00	1.333					
Pep Harris, R (7.1) ERA: 4.96	1.0		6	3	1	1	1	0	0	0	0	0	0	17	24	9.00	3.000					
Trevor Wilson, L (8.1) ERA: 1.93	0.0		1	1	0	0	0	0	0	0	0	0	0	1	3	∞	∞					
Troy Percival, R (8.1) ERA: 2.75	1.2	S	8	0	0	0	2	3	0	0	0	0	0	22	39	0.00	1.800					

Anaheim Angels @ New York Yankees
Yankee Stadium, Bronx, NY
Tue Aug 25 1998, 7:05 PM EDT
Att: 30,422 - Cloudy - 82 F

AB 43
R 6
H 17
RBI 6
BB 4
SO 11
LOB 28



Batter	1	2	3	4	5	6	7	8	9	AB	R	H	RBI	BB	SO	LOB	TOP										
Reggie Williams, S (1, 7) OBP: 0.500, SLG: 0.542	F7			G4-3 S BB	0-2 HR		4-2 FC4-6 BB		F7	3	1	1	2	2	0	0	Anaheim Angels @ New York Yankees Yankee Stadium, Bronx, NY Wed Aug 26 1998, 3:33 AM EDT Att: 20,077 - Cloudy - 86 F										
Randy Velarde, R (1, 4) OBP: 0.373, SLG: 0.409	K			1-3 K	1-3 K		0-2 F7		G2	5	0	0	0	0	3	2											
Darin Erstad, L (1, 3) OBP: 0.361, SLG: 0.508	F7			0-1 G4-3		1-2 2B	1-0 FC4-6 FC6			4	1	1	0	0	0	2											
Tim Salmon, R (1, 10) OBP: 0.416, SLG: 0.561		3-3 K		4-1 BB		3-2 16 1B 2B	1-0 FC6			3	1	1	1	1	1	1											
16 Garret Anderson, L (1, 9) OBP: 0.344, SLG: 0.486		0-0 G4-6-3 1B		2-3 K		0-2 2H FC6-4 1B		0-0 G4-3		4	0	2	1	0	1	2											
Jim Edmonds, L (1, 8) OBP: 0.360, SLG: 0.482		2-2 G4-6-3 1-2f			1-2 2B	1-3 K		0-3 K		4	1	1	0	0	2	2											
Troy Glaus, R (1, 5) OBP: 0.286, SLG: 0.330			3-3 K		1-3 K	1-0 FC6-4 1B		2-2 2B		4	1	1	0	0	2	2											
Matt Walbeck, S (1, 2) OBP: 0.316, SLG: 0.355			3-2 F8		2-3 K	0-0 WP 1B		3-3 K		4	0	1	1	0	2	2											
Gary Disarcina, R (1, 6) OBP: 0.329, SLG: 0.411			1-1 F7		0-0 1-H HR 2B	2-2 G6-3		0-1 G6-3		4	1	1	1	0	0	1											
Inning Stats	R: 0 E: 0 K: 1 S: 9	H: 0 LOB: 0 BB: 0 P: 15	R: 0 E: 0 K: 1 S: 9	H: 1 LOB: 0 BB: 0 P: 14	R: 0 E: 0 K: 1 S: 10	H: 0 LOB: 0 BB: 0 P: 17	R: 0 E: 0 K: 2 S: 11	H: 0 LOB: 2 BB: 2 P: 22	R: 3 E: 0 K: 3 S: 19	H: 3 LOB: 0 BB: 0 P: 24	R: 3 E: 1 K: 1 S: 19	H: 4 LOB: 1 BB: 0 P: 27	R: 0 E: 0 K: 2 S: 11	H: 1 LOB: 1 BB: 0 P: 16	R: 0 E: 0 K: 2 S: 11	H: 1 LOB: 0 BB: 0 P: 16	R: 0 E: 0 K: 0 S: 6	H: 0 LOB: 0 BB: 0 P: 9	1B: 4 2B: 4 3B: 0 HR: 1	SF: 0 SAC: 0 DP: 1 HBP: 0	WP: 1 PB: 0 SB: 1 CS: 0	PA: 38					
PITCHER	IP	WLS	BF	H	R	ER	SO	BB	IBB	HBP	BLK	WP	HR	S	P	ERA	WHIP										
Ryan Bradley, R (1, 1) ERA: 9.39	5.0	L	23	7	6	5	8	2	0	0	0	0	1	67	105	9.00	1.800										
Graeme Lloyd, L (6, 1) ERA: 1.44	2.0		8	1	0	0	1	1	0	0	0	1	0	21	30	0.00	1.000										
Mike Stanton, L (8, 1) ERA: 6.21	2.0		7	1	0	0	2	0	0	0	0	0	0	17	25	0.00	0.500										

Batter	1	2	3	4	5	6	7	8	9	AB	R	H	RBI	BB	SO	LOB	BOTTOM										
Chuck Knoblauch, R (1, 4) OBP: 0.357, SLG: 0.405	G6-3		4-1 2 F9 2 S 2B BB		2-1 F9		1-2 2B 1B		F8	4	1	1	1	1	0	1	Anaheim Angels @ New York Yankees Yankee Stadium, Bronx, NY Wed Aug 26 1998, 3:33 AM EDT Att: 20,077 - Cloudy - 86 F										
2 Derek Jeter, R (1, 6) OBP: 0.388, SLG: 0.488	G6-3		2-0 F9		2-3 K		1-3 2-2 1B		K	5	0	1	1	0	2	2											
Paul O'Neill, L (1, 9) OBP: 0.367, SLG: 0.495		4-0 BB	3-1 F8 2B		0-3 K		3-3 F8			3	0	1	1	1	1	2											
Bernie Williams, S (1, 8) OBP: 0.429, SLG: 0.589	F9		3-H F8		2-3 K		3-2 G3			4	0	0	0	0	1	4											
Tino Martinez, L (1, 3) OBP: 0.368, SLG: 0.516		2-2 HR	1-3 K		1-0 F7		2-1 P6			4	1	1	1	0	1	1											
Tim Lincecum, S (1, 10) OBP: 0.397, SLG: 0.393		3-3 K		0-0 G1-3		3-2 F8		2-3 K		4	0	0	0	0	2	0											
Chad Curtis, R (1, 7) OBP: 0.361, SLG: 0.370		4-1 S BB		4-1 WP BB		4-1 20 BB 1B BB		2-1 F7		1	1	0	0	3	0	0											
Scott Brosius, R (1, 5) OBP: 0.366, SLG: 0.462		1 SAFE 2-3 K		1-3 K		1-3 K		2-3 K		4	0	0	0	0	4	3											
Joe Girardi, R (1, 2) OBP: 0.318, SLG: 0.385 20 Jorge Posada, S (7, PH) OBP: 0.364, SLG: 0.500 (8, 2)		1-1 F9		1-1 F7		4-1 1B 2 1B BB		3-2 1B		2	0	0	0	0	0	2											
Inning Stats	R: 0 E: 0 K: 0 S: 6	H: 0 LOB: 1 BB: 1 P: 11	R: 1 E: 0 K: 2 S: 12	H: 1 LOB: 1 BB: 1 P: 24	R: 1 E: 0 K: 1 S: 10	H: 1 LOB: 1 BB: 1 P: 22	R: 0 E: 0 K: 1 S: 7	H: 0 LOB: 0 BB: 1 P: 13	R: 0 E: 0 K: 2 S: 8	H: 0 LOB: 0 BB: 0 P: 12	R: 0 E: 0 K: 1 S: 9	H: 0 LOB: 0 BB: 0 P: 15	R: 2 E: 0 K: 1 S: 20	H: 2 LOB: 2 BB: 2 P: 35	R: 0 E: 0 K: 1 S: 7	H: 0 LOB: 0 BB: 0 P: 13	R: 0 E: 0 K: 2 S: 16	H: 1 LOB: 1 BB: 0 P: 22	1B: 3 2B: 1 3B: 0 HR: 1	SF: 0 SAC: 0 DP: 0 HBP: 0	WP: 1 PB: 0 SB: 2 CS: 0	PA: 38					
PITCHER	IP	WLS	BF	H	R	ER	SO	BB	IBB	HBP	BLK	WP	HR	S	P	ERA	WHIP										
Jeff Juden, R (1, 1) ERA: 5.54	6.1	W	28	3	4	4	8	6	0	0	0	0	1	61	116	5.68	1.421										
Rich DeLuca, R (7, 1) ERA: 4.16	1.2		6	1	0	0	1	0	0	0	0	0	0	18	29	0.00	0.600										
Troy Percival, R (9, 1) ERA: 2.7	1.0	S	4	1	0	0	2	0	0	0	0	0	0	16	22	0.00	1.000										

AB	35
R	6
H	9
RBI	6
BB	3
SO	11
LOB	14



AB	32
R	4
H	5
RBI	4
BB	6
SO	11
LOB	15




Batter	1	2	3	4	5	6	7	8	9	AB	R	H	RBI	BB	SO	LOB	TOP										
Jim Edmonds, L (1, 8) OBP: 0.362, SLG: 0.495	F7		HR		FC3-6 1B		HR		K	5	2	3	3	0	1	0	Anaheim Angels @ New York Yankees Yankee Stadium, Bronx, NY Wed Aug 26 1998, 7:05 PM EDT Att: 28,837 - Cloudy - 81 F										
Norberto Martin, R (1, 4) OBP: 0.242, SLG: 0.251	WP 1B		1B		FC3-6		G6-3		1B 1B	5	1	3	0	0	0	2											
Darin Erstad, L (1, 3) OBP: 0.361, SLG: 0.509	K		L6		G4-3			1B 2B	5	1	2	1	0	1	4												
Tim Salmon, R (1, 10) OBP: 0.415, SLG: 0.561	F9			2B		P6		2B 16 G6-3 1B	5	1	2	1	0	0	2												
Todd Greene, R (1, 7) OBP: 0.405, SLG: 0.472		F8		G6-3		G5-3		16 G6-3 2B	4	0	1	0	0	0	1												
Reggie Williams, S (8, PR) OBP: 0.500, SLG: 0.542									0	0	0	0	0	0	0												
16 Garret Anderson, L (1, 9) OBP: 0.341, SLG: 0.482	G3			P6		L4		G6-3	4	0	0	1	0	0	2												
Troy Glaus, R (1, 5) OBP: 0.284, SLG: 0.327	F8			F7			FC6-4 1B	K	4	0	1	0	0	1	3												
Phil Nevin, R (1, 2) OBP: 0.292, SLG: 0.378			G5-3		K		P4	F8	3	0	0	0	0	1	1												
Otlando Palmeiro, L (8, PH) OBP: 0.381, SLG: 0.392									1	0	0	0	0	0	2												
Matt Walbeck, S (8, 2) OBP: 0.316, SLG: 0.355									0	0	0	0	0	0	0												
Gary Disarcina, R (1, 6) OBP: 0.329, SLG: 0.410			F7		FC3-6 1B		FC6-4 HR	F9	4	1	1	0	0	0	1												
Inning Stats	R: 0 E: 0 K: 1 S: 9	H: 1 LOB: 1 BB: 0 P: 12	R: 0 E: 0 K: 0 S: 4	H: 0 LOB: 0 BB: 0 P: 4	R: 1 E: 0 K: 0 S: 19	H: 2 LOB: 1 BB: 0 P: 25	R: 0 E: 0 K: 0 S: 11	H: 1 LOB: 1 BB: 0 P: 16	R: 0 E: 0 K: 1 S: 11	H: 2 LOB: 2 BB: 0 P: 15	R: 0 E: 0 K: 0 S: 9	H: 0 LOB: 0 BB: 0 P: 10	R: 2 E: 0 K: 0 S: 10	H: 2 LOB: 0 BB: 0 P: 18	R: 2 E: 0 K: 1 S: 16	H: 3 LOB: 2 BB: 0 P: 23	R: 1 E: 0 K: 1 S: 25	H: 2 LOB: 1 BB: 0 P: 34	1B: 8 2B: 3 3B: 0 HR: 2	SF: 0 SAC: 0 DP: 0 HBP: 0	WP: 1 PB: 0 SB: 1 CS: 0	PA: 40					
PITCHER	IP	WLS	BF	H	R	ER	SO	BB	IBB	HBP	BLK	WP	HR	S	P	ERA	WHIP										
David Wells, L (1, 1) ERA: 3.38	7.0		31	10	5	5	2	0	0	0	0	1	2	76	106	6.43	1.429										
42 Mariano Rivera, R (8, 1) ERA: 1.56	2.0	W	9	3	1	1	2	0	0	0	0	0	0	38	51	4.50	1.500										

AB	40
R	6
H	13
RBI	6
BB	0
SO	4
LOB	18



Batter	1	2	3	4	5	6	7	8	9	AB	R	H	RBI	BB	SO	LOB	BOTTOM										
Homer Bush, R (1, 4) OBP: 0.388, SLG: 0.468	P4		FC4 BB		HR		FC1-6 1B		G5-3	4	1	2	3	1	0	1	Anaheim Angels @ New York Yankees Yankee Stadium, Bronx, NY Wed Aug 26 1998, 7:05 PM EDT Att: 28,837 - Cloudy - 81 F										
2 Derek Jeter, R (1, 6) OBP: 0.388, SLG: 0.489	F9		K		2B		FC1-6 S		1B	5	1	2	1	0	1	3											
Paul O'Neill, L (1, 9) OBP: 0.366, SLG: 0.495	G4-3		FC4		G4-3 2B		K1-2			4	1	1	1	0	1	3											
Bernie Williams, S (1, 8) OBP: 0.425, SLG: 0.583		G1-3		K	G4-3		K			4	0	0	0	0	2	2											
Tino Martinez, L (1, 3) OBP: 0.368, SLG: 0.512		PB BB		G4-3	K2-3			G3	3	0	0	0	1	1	0												
Chili Davis, S (1, 10) OBP: 0.467, SLG: 0.324										2	0	0	0	1	1												
Tim Raines, S (8, PH) OBP: 0.396, SLG: 0.392		K		G6-3				G4-3	1	0	0	0	0	0	0												
Daryl Strawberry, L (1, 7) OBP: 0.369, SLG: 0.563							K			3	0	0	0	0	1	2											
Chad Curtis, R (7, 7) OBP: 0.360, SLG: 0.369		F7					P5		F7	1	0	0	0	0	0	0											
20 Jorge Posada, S (1, 2) OBP: 0.366, SLG: 0.502					F8		1B HR		L1-3	3	2	1	0	1	0	1											
Scott Brosius, R (1, 5) OBP: 0.369, SLG: 0.465					WP 1B		HR		SH3-4 1B	2	2	2	0	1	0	0											
Inning Stats	R: 0 E: 0 K: 0 S: 7	H: 0 LOB: 0 BB: 0 P: 11	R: 0 E: 0 K: 1 S: 8	H: 0 LOB: 1 BB: 1 P: 14	R: 0 E: 0 K: 1 S: 10	H: 1 LOB: 1 BB: 1 P: 15	R: 0 E: 0 K: 1 S: 7	H: 0 LOB: 0 BB: 0 P: 13	R: 0 E: 0 K: 2 S: 20	H: 0 LOB: 0 BB: 1 P: 30	R: 0 E: 0 K: 0 S: 7	H: 0 LOB: 0 BB: 1 P: 14	R: 1 E: 1 K: 2 S: 13	H: 1 LOB: 1 BB: 1 P: 19	R: 0 E: 0 K: 0 S: 4	H: 0 LOB: 0 BB: 0 P: 8	R: 1 E: 0 K: 0 S: 6	H: 1 LOB: 1 BB: 1 P: 13	1B: 4 2B: 4 3B: 0 HR: 1	SF: 0 SAC: 1 DP: 1 HBP: 0	WP: 1 PB: 2 SB: 1 CS: 0	PA: 38					
PITCHER	IP	WLS	BF	H	R	ER	SO	BB	IBB	HBP	BLK	WP	HR	S	P	ERA	WHIP										
Steve Sparks, R (1, 1) ERA: 4.31	6.0		26	6	5	4	5	3	0	0	0	0	0	59	97	6.00	1.500										
Mike Fetters, R (7, 1) ERA: 4.22	2.0	L	9	1	2	1	2	2	0	0	0	0	0	17	31	4.50	1.500										
Shigetoshi Hasegawa, R (8, 1) ERA: 3.06	0.2		3	1	0	0	0	0	0	0	0	0	0	6	9	0.00	1.500										

AB	32
R	7
H	8
RBI	5
BB	5
SO	7
LOB	13



Batter	1	2	3	4	5	6	7	8	9	AB	R	H	RBI	BB	SO	LOB	TOP					
Joey Cora, S OBP: 0.382, SLG: 0.385 Rich Amaral, R OBP: 0.347, SLG: 0.348			P6		FC6-4		G6-3			3	0	1	0	0	0	2	Seattle Mariners @ New York Yankees Yankee Stadium, Bronx, NY Fri Aug 28, 1998, 7:05 PM EDT Att: 49,789 - Cloudy - 75 F					
Alex Rodriguez, R OBP: 0.597, SLG: 0.566 Rico Rossy, R OBP: 0.250, SLG: 0.286	K		P9		K		K			3	0	0	0	0	2	3						
Ken Griffey Jr., L OBP: 0.372, SLG: 0.603	K		BB		L8		F7			3	0	0	0	1	1	3						
David Segui, S OBP: 0.370, SLG: 0.498	K		K		F9		G4-3			4	0	0	0	0	2	2						
Raul Ibanez, L OBP: 0.200, SLG: 0.400		L8		P5		P5		K		4	0	0	0	0	1	0						
Rob Ducey, L OBP: 0.328, SLG: 0.418		BB		G4-3		K		HR		3	1	1	1	1	1	0						
Russ Davis, R OBP: 0.306, SLG: 0.466		F8		K		HR		G6-3		4	1	1	1	0	1	1						
John Marzano, R OBP: 0.311, SLG: 0.370		P3		FC6-4	BB	K		G5-3		3	0	0	0	1	1	1						
Shane Monahan, L OBP: 0.315, SLG: 0.397				HR		P5				2	1	1	1	1	0	0						
Inning Stats	R: 0 E: 0 K: 3 S: 12	H: 1 LOB: 1 BB: 0 P: 16	R: 0 E: 0 K: 0 S: 10	H: 0 LOB: 1 BB: 1 P: 14	R: 1 E: 0 K: 1 S: 17	H: 1 LOB: 1 BB: 1 P: 25	R: 0 E: 0 K: 1 S: 7	H: 0 LOB: 0 BB: 0 P: 13	R: 0 E: 0 K: 1 S: 20	H: 0 LOB: 2 BB: 2 P: 33	R: 0 E: 0 K: 1 S: 6	H: 0 LOB: 0 BB: 0 P: 10	R: 1 E: 0 K: 1 S: 8	H: 1 LOB: 0 BB: 0 P: 11	R: 0 E: 0 K: 1 S: 12	H: 0 LOB: 0 BB: 0 P: 17	R: 1 E: 0 K: 1 S: 11	H: 1 LOB: 0 BB: 0 P: 17	1B: 1 2B: 0 3B: 0 HR: 3	SF: 0 SAC: 0 DP: 0 HBP: 0	WP: 0 PA: 35 CS: 1	
PITCHER	IP	WLS	BF	H	R	ER	SO	BB	IBB	HBP	BLK	WP	HR	S	P	ERA	WHIP					
Orlando Hernandez, R ERA: 3.15	(1, 1)	7.0	W	28	3	2	2	8	4	0	0	0	0	2	80	122	2.57	1.000				
Jay Tessmer, R ERA:	(8, 1)	1.0		3	0	0	0	1	0	0	0	0	0	12	17	0.00	0.000					
52 Mike Buddie, R ERA: 5.25	(9, 1)	1.0		4	1	1	1	1	0	0	0	0	0	11	17	9.00	1.000					

Batter	1	2	3	4	5	6	7	8	9	AB	R	H	RBI	BB	SO	LOB	BOTTOM				
Chuck Knoblauch, R OBP: 0.382, SLG: 0.411				2B		FC5-4		1B		5	2	4	0	0	0	2	Seattle Mariners @ New York Yankees Yankee Stadium, Bronx, NY Fri Aug 28, 1998, 7:05 PM EDT Att: 49,789 - Cloudy - 75 F				
2 Derek Jeter, R OBP: 0.392, SLG: 0.491 Homer Bush, R OBP: 0.352, SLG: 0.423	G5-3	G6-3		1B		FC5-4		K		3	1	1	0	0	0	1					
Tim Raines, S OBP: 0.395, SLG: 0.386	2B	G4-3		2B		L9		L8		4	2	1	2	1	0	2					
Bernie Williams, S OBP: 0.427, SLG: 0.580	2B	G5-3		1B		F8				3	1	1	1	1	0	1					
Chili Davis, S OBP: 0.462, SLG: 0.463	2B		P3	G4-6-3		F8				4	1	1	2	0	0	2					
20 Jorge Posada, S OBP: 0.397, SLG: 0.503	1B		K	F8		FC4-6	BB			3	1	1	1	1	1	0					
Chad Curtis, R OBP: 0.361, SLG: 0.370	1B		HR	2B		K		K		3	1	1	0	1	2	1					
Scott Brosius, R OBP: 0.368, SLG: 0.468	P9		HR			P6		FC4-6		4	1	1	2	0	0	3					
Luis Sojo, R OBP: 0.259, SLG: 0.275	1B		L7			K		G6-3		4	0	1	1	0	1	0					
Inning Stats	R: 5 E: 0 K: 0 S: 25	H: 5 LOB: 2 BB: 2 P: 43	R: 0 E: 0 K: 0 S: 6	H: 0 LOB: 0 BB: 0 P: 9	R: 2 E: 0 K: 1 S: 8	H: 2 LOB: 0 BB: 0 P: 10	R: 3 E: 0 K: 0 S: 19	H: 3 LOB: 0 BB: 1 P: 35	R: 0 E: 0 K: 2 S: 8	H: 0 LOB: 0 BB: 0 P: 11	R: 0 E: 0 K: 0 S: 9	H: 1 LOB: 1 BB: 0 P: 15	R: 0 E: 0 K: 1 S: 11	H: 0 LOB: 1 BB: 1 P: 20	R: 0 E: 0 K: 1 S: 8	H: 1 LOB: 1 BB: 0 P: 13	1B: 6 2B: 5 3B: 0 HR: 1	SF: 0 SAC: 0 DP: 1 HBP: 0	WP: 1 PA: 39 CS: 0		
PITCHER	IP	WLS	BF	H	R	ER	SO	BB	IBB	HBP	BLK	WP	HR	S	P	ERA	WHIP				
Paul Spoljaric, L ERA: 5.94	(1, 1)	3.0	L	20	9	9	1	2	0	0	0	0	1	47	75	27.00	3.667				
Bob Wells, R ERA: 6.02	(4, 1)	2.0		7	1	1	1	2	1	0	0	0	1	19	33	4.50	1.000				
31 Bobby Ayala, R ERA: 7.05	(6, 1)	1.0		4	1	0	0	0	0	0	0	0	0	9	15	0.00	1.000				
Heathcliff Stocumb, R ERA: 6.15	(7, 1)	1.0		4	0	0	0	1	1	0	0	0	0	11	20	0.00	1.000				
39 Greg McCarthy, L ERA: 5.57	(8, 1)	1.0		4	1	0	0	1	0	0	0	0	0	8	13	0.00	1.000				

Batter	1	2	3	4	5	6	7	8	9	AB	R	H	RBI	BB	SO	LOB	TOP					
Joey Cora, S (1, 4) <small>OBP: 0.382, SLG: 0.385</small>											5	2	2	1	0	2	3					
Alex Rodriguez, R (1, 6) <small>OBP: 0.397, SLG: 0.569</small>											6	2	3	1	0	0	1					
Ken Griffey Jr., L (1, 8) <small>OBP: 0.373, SLG: 0.618</small> Charles Gibson, R (9, 8) <small>OBP: 0.324, SLG: 0.241</small>											5	2	2	5	0	1	1					
Edgar Martinez, R (1, 10) <small>OBP: 0.415, SLG: 0.537</small>											5	1	0	0	1	1	1					
David Segui, S (1, 3) <small>OBP: 0.369, SLG: 0.493</small>											4	2	2	1	1	0	1					
Russ Davis, R (1, 5) <small>OBP: 0.309, SLG: 0.466</small>											4	1	2	1	1	0	1					
Rob Ducey, L (1, 9) <small>OBP: 0.339, SLG: 0.421</small>											1	2	1	1	2	0	0					
John Marzano, R (1, 2) <small>OBP: 0.323, SLG: 0.369</small>											3	1	1	0	1	0	5					
Shane Monahan, L (1, 7) <small>OBP: 0.321, SLG: 0.438</small>											5	0	2	3	0	1	3					
Inning Stats	R: 4 E: 0 K: 1 S: 14	H: 4 LOB: 0 BB: 1 P: 24	R: 3 E: 0 K: 1 S: 20	H: 3 LOB: 0 BB: 0 P: 28	R: 0 E: 0 K: 0 S: 9	H: 1 LOB: 2 BB: 1 P: 20	R: 1 E: 0 K: 1 S: 14	H: 2 LOB: 1 BB: 0 P: 20	R: 2 E: 0 K: 0 S: 11	H: 2 LOB: 1 BB: 1 P: 19	R: 0 E: 0 K: 0 S: 17	H: 0 LOB: 3 BB: 3 P: 33	R: 0 E: 0 K: 1 S: 7	H: 0 LOB: 0 BB: 0 P: 14	R: 3 E: 0 K: 1 S: 11	H: 3 LOB: 2 BB: 0 P: 15	R: 0 E: 0 K: 0 S: 6	H: 0 LOB: 0 BB: 0 P: 7	1B: 9 2B: 5 3B: 0 HR: 2	SF: 3 SAC: 0 DP: 1 HBP: 2	WP: 3 PB: 0 SB: 0 CS: 0	PA: 49
PITCHER	IP WLS BF H R ER SO BB IBB HBP BLK WP HR S P ERA WHIP																					
Hideki Irabu, R (1, 1) <small>ERA: 3.99</small> Jay Tessmer, R (4, 1) <small>ERA: 4.15</small> 52 Mike Buddie, R (6, 1) <small>ERA: 5.68</small> Graeme Lloyd, L (8, 1) <small>ERA: 1.36</small>	3.1 L 21 10 8 2 2 2 2 0 0 0 1 1 51 85 21.60 3.600	2.1 12 2 2 2 1 3 0 0 0 1 0 27 45 7.71 2.143	2.0 10 2 3 3 1 1 0 1 0 1 1 20 36 13.50 1.500	1.1 6 1 0 0 1 0 0 0 1 0 0 11 14 0.00 0.750																		
Batter	1	2	3	4	5	6	7	8	9	AB	R	H	RBI	BB	SO	LOB	BOTTOM					
Chuck Knoblauch, R (1, 4) <small>OBP: 0.360, SLG: 0.413</small>										4	1	1	0	0	0	4						
2 Derek Jeter, R (1, 6) <small>OBP: 0.393, SLG: 0.497</small> Luis Sojo, R (8, FH) <small>OBP: 0.254, SLG: 0.270</small>										3	0	1	1	0	0	0						
Paul O'Neill, L (1, 9) <small>OBP: 0.369, SLG: 0.498</small>										3	0	2	0	1	0	0						
Bernie Williams, S (1, 8) <small>OBP: 0.425, SLG: 0.577</small>										4	0	0	0	0	2	4						
Tino Martinez, L (1, 3) <small>OBP: 0.365, SLG: 0.503</small>										4	0	1	0	0	0	3						
Darryl Strawberry, L (1, 10) <small>OBP: 0.366, SLG: 0.581</small>										4	1	1	1	0	1	1						
20 Jorge Posada, S (1, 2) <small>OBP: 0.366, SLG: 0.510</small>										4	1	1	1	0	1	1						
Chad Curtis, R (1, 7) <small>OBP: 0.363, SLG: 0.369</small>										3	0	0	0	1	1	0						
Scott Brosius, R (1, 5) <small>OBP: 0.368, SLG: 0.467</small> Homer Bush, R (7, PR) <small>OBP: 0.368, SLG: 0.436</small>										2	0	0	0	0	0	1						
Inning Stats	R: 0 E: 0 K: 0 S: 9	H: 1 LOB: 1 BB: 0 P: 17	R: 0 E: 0 K: 0 S: 7	H: 0 LOB: 0 BB: 0 P: 9	R: 0 E: 1 K: 0 S: 7	H: 0 LOB: 0 BB: 0 P: 11	R: 0 E: 0 K: 0 S: 8	H: 1 LOB: 1 BB: 1 P: 17	R: 1 E: 0 K: 1 S: 7	H: 1 LOB: 0 BB: 0 P: 12	R: 1 E: 0 K: 1 S: 9	H: 1 LOB: 0 BB: 0 P: 15	R: 0 E: 0 K: 0 S: 8	H: 1 LOB: 3 BB: 1 P: 17	R: 0 E: 0 K: 1 S: 11	H: 1 LOB: 1 BB: 0 P: 17	R: 1 E: 0 K: 2 S: 14	H: 1 LOB: 0 BB: 0 P: 21	1B: 3 2B: 1 3B: 1 HR: 2	SF: 0 SAC: 0 DP: 2 HBP: 1	WP: 0 PB: 0 SB: 0 CS: 0	PA: 36
PITCHER	IP WLS BF H R ER SO BB IBB HBP BLK WP HR S P ERA WHIP																					
26 Bill Swift, R (1, 1) <small>ERA: 5.57</small> Jose Paniagua, R (7, 1) <small>ERA: 1.17</small> Mike Timlin, R (9, 1) <small>ERA: 3.25</small>	6.2 W 26 5 2 2 2 2 2 0 0 0 0 0 14 23 0.00 0.750	1.1 6 1 0 0 1 0 0 0 1 0 0 0 14 23 0.00 0.750	1.0 4 1 1 1 2 0 0 0 0 0 0 1 14 21 9.00 1.000																			

Seattle Mariners @ New York Yankees
 Yankee Stadium, Bronx, NY
 Sun Aug 30 1998, 3:33 AM EDT
 Att: 55,341 - Sunny - 82 F

AB 38
 R 13
 H 15
 RBI 13
 BB 6
 SO 5
 LOB 16



Seattle Mariners @ New York Yankees
 Yankee Stadium, Bronx, NY
 Sun Aug 30 1998, 3:33 AM EDT
 Att: 55,341 - Sunny - 82 F

AB 33
 R 3
 H 7
 RBI 3
 BB 2
 SO 5
 LOB 14



Batter	1	2	3	4	5	6	7	8	9	AB	R	H	RBI	BB	SO	LOB	TOP			
Rickey Henderson, R OBP: 0.378, SLG: 0.532	0-3 K			2-3 K			3-2 F9		3-2 F8	4	0	0	0	0	2	0	Oakland Athletics @ New York Yankees Yankee Stadium, Bronx, NY Tue Sep 01 1998, 7:05 PM EDT Att: 29,632 - Cloudy - 77 F			
Ryan Christenson, R OBP: 0.319, SLG: 0.358	2-3 K			0-2 L9			1-3 K		0-2 P5	4	0	0	0	0	2	0				
Jason Giambi, L OBP: 0.379, SLG: 0.487	1-2 P5			0-1 G3-1			0-2 FC6-4 1B			3	0	1	0	0	0	0				
Matt Stairs, L OBP: 0.393, SLG: 0.550		0-0 F8			0-1 G4-3		2-1 FC6-4 1-2			3	0	0	0	0	0	1				
Mike Blowers, R OBP: 0.304, SLG: 0.398		1-3 K			2-3 K			3-2 1B		3	0	1	0	0	2	0				
Ben Grievie, L OBP: 0.390, SLG: 0.461		0-3 K			0-3 K			0-0 F7		3	0	0	0	0	2	1				
Scott Spiezio, S OBP: 0.338, SLG: 0.401			0-3 K			2-3 K		0-1 F8		3	0	0	0	0	2	1				
Miguel Tejada, R OBP: 0.303, SLG: 0.374			1-2 G5-3			0-3 K		0-3 K		3	0	0	0	0	2	1				
A.J. Hinch, R OBP: 0.301, SLG: 0.336 Mike Macfarlane, R OBP: 0.276, SLG: 0.386			0-2 P6			1-3 K		0-1 G6-3		2	0	0	0	0	1	0				
Inning Stats	R: 0 H: 0 E: 0 K: 2 S: 10	H: 0 LOB: 0 BB: 0 P: 13	R: 0 H: 0 E: 0 K: 2 S: 7	H: 0 LOB: 0 BB: 0 P: 8	R: 0 H: 0 E: 0 K: 1 S: 12	H: 0 LOB: 0 BB: 0 P: 13	R: 0 H: 0 E: 0 K: 1 S: 8	H: 0 LOB: 0 BB: 0 P: 10	R: 0 H: 0 E: 0 K: 2 S: 9	H: 0 LOB: 0 BB: 0 P: 11	R: 0 H: 1 E: 0 K: 1 S: 13	H: 1 LOB: 1 BB: 0 P: 19	R: 0 H: 1 E: 0 K: 1 S: 11	H: 1 LOB: 1 BB: 0 P: 14	R: 0 H: 0 E: 0 K: 0 S: 8	H: 0 LOB: 0 BB: 0 P: 11	1B: 2 2B: 0 3B: 0 HR: 0	SF: 0 SAC: 0 DP: 0 HBP: 0	WP: 0 PB: 0 SB: 0 CS: 0	PA: 29
PITCHER David Wells, L ERA: 3.22	IP: 9.0 WLS: W BF: 29 H: 2 R: 0 ER: 0 SO: 13 BB: 0 IBB: 0 HBP: 0 BLK: 0 WP: 0 HR: 0 S: 89 P: 113 ERA: 0.00 WHIP: 0.222																			

AB	29
R	0
H	2
RBI	0
BB	0
SO	13
LOB	4



Batter	1	2	3	4	5	6	7	8	9	AB	R	H	RBI	BB	SO	LOB	BOTTOM			
Chuck Knoblauch, R OBP: 0.360, SLG: 0.412				0-2 L9		2-2 P3				4	1	1	0	0	0	3	Oakland Athletics @ New York Yankees Yankee Stadium, Bronx, NY Tue Sep 01 1998, 7:05 PM EDT Att: 29,632 - Cloudy - 77 F			
2 Derek Jeter, R OBP: 0.392, SLG: 0.495	1-1 2B	1-1 G6-3		1-0 G6-3		0-0 F8				4	1	1	0	0	0	0				
Paul O'Neill, L OBP: 0.372, SLG: 0.502	1-1 1H 2H	0-0 1B		1-2 1B		0-0 F8				4	2	3	2	0	0	0				
Bernie Williams, S OBP: 0.424, SLG: 0.581	1-0 L4	1-0 1B		1-0 G4-3		0-2 F7				4	1	1	2	0	0	2				
Tino Martinez, L OBP: 0.366, SLG: 0.510	1-1 1B	1-1 G4-3			0-0 F7		3-1 HR			4	2	2	2	0	0	0				
Darryl Strawberry, L OBP: 0.364, SLG: 0.576	1-1 F9	2-1 G3			3-2 1B		2-1 F8			4	0	1	0	0	0	1				
Tim Lincecum, S OBP: 0.397, SLG: 0.389 Chad Curtis, R OBP: 0.362, SLG: 0.368	1-2 WP		0-1 G6-3		2-3 K			0-0 G6-3		3	0	2	0	0	1	1				
20 Jorge Posada, S OBP: 0.365, SLG: 0.507	2-1 WP		2-2 G6-3		1-3 K			0-3 K		4	0	1	1	0	2	2				
Luis Sojo, R OBP: 0.246, SLG: 0.261	1-3 K		2-2 G5-3			1-2 F9		1-0 G6-3		4	0	0	0	0	1	2				
Inning Stats	R: 4 H: 6 E: 0 K: 1 S: 21	H: 6 LOB: 3 BB: 0 P: 31	R: 2 H: 2 E: 0 K: 0 S: 8	H: 2 LOB: 0 BB: 0 P: 13	R: 0 H: 1 E: 0 K: 0 S: 8	H: 1 LOB: 0 BB: 0 P: 12	R: 0 H: 1 E: 0 K: 0 S: 8	H: 1 LOB: 1 BB: 0 P: 11	R: 0 H: 1 E: 0 K: 2 S: 10	H: 1 LOB: 1 BB: 0 P: 16	R: 0 H: 0 E: 0 K: 0 S: 7	H: 0 LOB: 0 BB: 0 P: 10	R: 1 H: 1 E: 0 K: 0 S: 9	H: 1 LOB: 0 BB: 0 P: 13	R: 0 H: 0 E: 0 K: 1 S: 5	H: 0 LOB: 0 BB: 0 P: 6	1B: 9 2B: 1 3B: 0 HR: 2	SF: 0 SAC: 0 DP: 1 HBP: 0	WP: 1 PB: 0 SB: 2 CS: 0	PA: 36
PITCHER Tom Candiotti, R ERA: 4.69 28 Mark Holzemer, L ERA: 1.5	IP: 7.0 WLS: L BF: 33 H: 12 R: 7 ER: 7 SO: 7 BB: 0 IBB: 0 HBP: 0 BLK: 0 WP: 1 HR: 2 S: 71 P: 106 ERA: 9.00 WHIP: 1.714																			



Batter	1	2	3	4	5	6	7	8	9	AB	R	H	RBI	BB	SO	LOB	TOP					
Jason McDonald, S OBP: 0.369, SLG: 0.333 (1, 7)										3	0	1	0	1	1	0	<p>Oakland Athletics @ New York Yankees Yankee Stadium, Bronx, NY Wed Sep 02 1998, 7:05 PM EDT Att: 30,332 - Cloudy - 73 F</p> <p>livebaseballscorecards.com</p> <p>AB 32 R 2 H 6 RBI 2 BB 3 SO 12 LOB 12</p>					
Ryan Christenson, R OBP: 0.322, SLG: 0.371 (1, 8)										4	2	2	1	0	2	3						
Jason Giambi, L OBP: 0.379, SLG: 0.485 (1, 3)										4	0	1	0	0	3	3						
Matt Stairs, L OBP: 0.390, SLG: 0.545 (1, 10)										4	0	0	1	0	2	1						
Ben Grieve, L OBP: 0.389, SLG: 0.459 Bip Roberts, S OBP: 0.352, SLG: 0.344 (1, 9)										4	0	1	0	0	1	1						
Scott Spiezio, S OBP: 0.338, SLG: 0.401 Rafael Bourimigal, R OBP: 0.271, SLG: 0.299 (1, 4)										0	0	0	0	0	0	0						
Ed Sprague, R OBP: 0.280, SLG: 0.399 (1, 5)										2	0	0	0	2	0	0						
Miguel Tejada, R OBP: 0.303, SLG: 0.372 (1, 6)										4	0	1	0	0	1	1						
A.J. Hinch, R OBP: 0.298, SLG: 0.332 (1, 2)										3	0	0	0	0	1	1						
Inning Stats	R: 1 E: 0 K: 2 S: 11	H: 2 LOB: 1 BB: 0 P: 18	R: 0 E: 0 K: 1 S: 11	H: 0 LOB: 0 BB: 0 P: 15	R: 0 E: 0 K: 2 S: 11	H: 1 LOB: 1 BB: 0 P: 17	R: 0 E: 0 K: 2 S: 10	H: 0 LOB: 1 BB: 1 P: 17	R: 0 E: 0 K: 0 S: 9	H: 0 LOB: 0 BB: 0 P: 11	R: 0 E: 0 K: 0 S: 8	H: 0 LOB: 0 BB: 0 P: 10	R: 1 E: 0 K: 0 S: 11	H: 1 LOB: 0 BB: 0 P: 14	R: 0 E: 0 K: 0 S: 8	H: 1 LOB: 1 BB: 1 P: 16		1B: 5 2B: 0 3B: 0 HR: 1	SF: 0 SAC: 0 DP: 0 HBP: 0	WP: 0 PB: 0 SB: 1 CS: 0	PA: 35	
PITCHER	IP	WLS	BF	H	R	ER	SO	BB	IBB	HBP	BLK	WP	HR	S	P	ERA	WHIP					
David Cone, R ERA: 3.58 Mike Stanton, L ERA: 8.14 42 Mariano Rivera, R ERA: 1.53	(1, 1)	7.0	L	27	4	1	1	10	2	0	0	0	0	0	75	113	1.29	0.857				

Batter	1	2	3	4	5	6	7	8	9	AB	R	H	RBI	BB	SO	LOB	BOTTOM					
Chuck Knoblauch, R OBP: 0.357, SLG: 0.408 (1, 4)										4	0	0	0	0	0	1	<p>Oakland Athletics @ New York Yankees Yankee Stadium, Bronx, NY Wed Sep 02 1998, 7:05 PM EDT Att: 30,332 - Cloudy - 73 F</p> <p>livebaseballscorecards.com</p> <p>AB 32 R 0 H 6 RBI 0 BB 0 SO 5 LOB 7</p>					
2 Derek Jeter, R OBP: 0.393, SLG: 0.495 (1, 6)										4	0	2	0	0	0	0						
Paul O'Neill, L OBP: 0.369, SLG: 0.498 (1, 9)										4	0	0	0	0	1	1						
Bernie Williams, S OBP: 0.424, SLG: 0.583 (1, 8)										4	0	2	0	0	1	1						
Tino Martinez, L OBP: 0.365, SLG: 0.507 (1, 3)										4	0	1	0	0	0	2						
Darryl Strawberry, L OBP: 0.381, SLG: 0.569 (1, 10)										3	0	0	0	0	1	1						
Tim Lincecum, S OBP: 0.394, SLG: 0.385 (1, 7)										3	0	0	0	0	0	0						
Scott Brosius, R OBP: 0.368, SLG: 0.468 (1, 5)										3	0	1	0	0	1	0						
Joe Girardi, R OBP: 0.319, SLG: 0.391 20 Jorge Posada, S OBP: 0.364, SLG: 0.505 (1, 2)										2	0	0	0	0	1	0						
10 Jose Bautista, R OBP: 0.319, SLG: 0.391 20 Jorge Posada, S OBP: 0.364, SLG: 0.505 (8, PH)										1	0	0	0	0	0	1						
Inning Stats	R: 0 E: 0 K: 1 S: 10	H: 1 LOB: 1 BB: 0 P: 14	R: 0 E: 0 K: 0 S: 4	H: 0 LOB: 0 BB: 0 P: 5	R: 0 E: 0 K: 1 S: 8	H: 0 LOB: 0 BB: 0 P: 9	R: 0 E: 0 K: 0 S: 9	H: 1 LOB: 1 BB: 0 P: 10	R: 0 E: 0 K: 1 S: 7	H: 0 LOB: 0 BB: 0 P: 11	R: 0 E: 0 K: 1 S: 11	H: 1 LOB: 0 BB: 0 P: 16	R: 0 E: 0 K: 1 S: 10	H: 1 LOB: 1 BB: 0 P: 13	R: 0 E: 0 K: 0 S: 17	H: 1 LOB: 1 BB: 0 P: 27	R: 0 E: 0 K: 0 S: 9	H: 1 LOB: 1 BB: 0 P: 12	1B: 4 2B: 2 3B: 0 HR: 0	SF: 0 SAC: 0 DP: 0 HBP: 0	WP: 0 PB: 0 SB: 0 CS: 0	PA: 33
PITCHER	IP	WLS	BF	H	R	ER	SO	BB	IBB	HBP	BLK	WP	HR	S	P	ERA	WHIP					
Gil Heredia, R ERA: 1.1 T.J. Mathews, R ERA: 4.38 Billy Taylor, R ERA: 4.02	(1, 1)	7.2	W	27	5	0	5	0	0	0	0	0	0	5	8	0.00	0.652					
(8, 1)	0.1	S	4	1	0	0	0	0	0	0	0	0	0	9	12	0.00	1.000					

Batter	1	2	3	4	5	6	7	8	9	AB	R	H	RBI	BB	SO	LOB	TOP										
Chuck Knoblauch R (1.4)	P9		P4		K			2S, 1B	2-1, 1B	5	2	2	0	0	1	2											
2 Derek Jeter R (1.6)	G6-3			G1-3	K			F, S, 1B	1-2, 1B	5	2	2	1	0	1	2											
Paul O'Neill, L (1.9)	K			HR				F8	1B	5	2	3	1	0	1	1											
Bernie Williams, S (1.10)		K		HR				G6-4-3	1B	5	3	3	4	0	1	1											
Tino Martinez, L (1.3)	L7			G5-3				G3-1		5	1	2	3	0	0	0											
20 Jorge Posada, S (1.2)	K			K				G6-3	K	5	0	0	0	0	4	1											
Chad Curtis, R (1.8)			F9		L8			P8	F8	4	0	0	0	0	0	0											
Shane Spencer, R (1.7)			HR		2PB, 1B			1B	F9	3	1	2	1	1	0	0											
Scott Brosius, R (1.5)	P4				2PB			K	G6-3	4	0	1	0	0	1	1											
Inning Stats	R: 0 E: 0 K: 1 S: 8	H: 0 LOB: 0 BB: 0 P: 14	R: 0 E: 0 K: 2 S: 8	H: 0 LOB: 0 BB: 0 P: 11	R: 1 E: 0 K: 0 S: 8	H: 1 LOB: 0 BB: 0 P: 11	R: 2 E: 0 K: 1 S: 11	H: 2 LOB: 2 BB: 1 P: 14	R: 0 E: 0 K: 2 S: 16	H: 1 LOB: 1 BB: 0 P: 6	R: 0 E: 0 K: 1 S: 10	H: 1 LOB: 1 BB: 0 P: 16	R: 4 E: 0 K: 1 S: 15	H: 4 LOB: 0 BB: 0 P: 21	R: 4 E: 1 K: 1 S: 24	H: 5 LOB: 1 BB: 0 P: 35	1B: 9 2B: 2 3B: 0 HR: 4	SF: 0 SAC: 0 DP: 1 HBP: 0	WP: 1 PB: 1 SB: 2 CS: 0	PA: 42							
PITCHER	IP	WLS	BF	H	R	ER	SO	BB	IBB	HBP	BLK	WP	HR	S	P	ERA	WHIP										
Mike Siroka, L (1.1)	7.0		27	6	3	3	7	1	0	0	0	0	2	64	100	3.86	1.000										
Chad Bradford, R (8.1)	0.1	L	3	2	2	2	0	0	0	0	0	0	0	7	10	54.00	6.000										
41 Bill Simas, R (8.1)	0.2		4	2	2	2	1	0	0	0	0	0	2	8	11	27.00	3.000										
Carlos Castillo, R (9.1)	0.2		4	2	2	1	0	0	0	0	0	0	0	14	20	13.50	3.000										
Scott Eyre, L (9.1)	0.1		4	3	2	1	1	0	0	0	0	1	0	10	15	27.00	9.000										

New York Yankees @ Chicago White Sox
Comiskey Park, Chicago, IL

AB 41
R 11
H 15
RBI 10
BB 1
SO 9
LOB 8



livebaseballscorecards.com

Batter	1	2	3	4	5	6	7	8	9	AB	R	H	RBI	BB	SO	LOB	BOTTOM										
Ray Durham, S (1.4)	K	FC6-4		S		F7		K		5	0	1	0	0	2	4											
Mike Caruso, S (1.6)	F9		WP, SF8	P5		P5		K		5	1	1	0	0	1	3											
Frank Thomas, R (1.10)	HR		K		BB, 25, SF7		L8		F8	4	2	1	0	1	1	1											
Albert Belle, R (1.7)	HR		SF8	P4		P6		1B		4	2	2	3	0	0	1											
Robin Ventura, L (1.5)	F7		1B		BB		G3-1		1B	4	0	2	1	1	0	0											
Greg Norton, S (1.3)		CS, BB	1B		BB		1B		P5	2	1	1	0	3	0	1											
25 Jeff Abbott, R (1.8)			P4		SF7		P6		K	2	0	0	1	0	1	3											
Mike Cameron, R (8.8)										2	0	0	0	0	1	2											
Magglio Ordonez, R (1.9)		BB			F9		F7		1B	3	0	1	0	1	0	2											
Chad Kreuter, S (1.2)		FC6-4		G4-3		P3		1B		3	0	1	1	1	0	0											
Inning Stats	R: 2 E: 0 K: 1 S: 14	H: 2 LOB: 0 BB: 0 P: 22	R: 0 E: 0 K: 1 S: 13	H: 0 LOB: 3 BB: 3 P: 25	R: 1 E: 0 K: 1 S: 13	H: 3 LOB: 0 BB: 0 P: 22	R: 0 E: 0 K: 0 S: 11	H: 1 LOB: 1 BB: 0 P: 15	R: 1 E: 0 K: 0 S: 10	H: 0 LOB: 2 BB: 3 P: 24	R: 0 E: 0 K: 0 S: 7	H: 0 LOB: 0 BB: 0 P: 10	R: 0 E: 0 K: 0 S: 7	H: 0 LOB: 0 BB: 0 P: 7	R: 1 E: 0 K: 2 S: 15	H: 2 LOB: 2 BB: 1 P: 23	R: 1 E: 0 K: 1 S: 7	H: 2 LOB: 1 BB: 0 P: 12	1B: 7 2B: 2 3B: 0 HR: 1	SF: 2 SAC: 0 DP: 0 HBP: 0	WP: 1 PB: 0 SB: 2 CS: 1	PA: 43					
PITCHER	IP	WLS	BF	H	R	ER	SO	BB	IBB	HBP	BLK	WP	HR	S	P	ERA	WHIP										
Oriando Hernandez, R (1.1)	6.0		29	6	4	4	3	6	0	0	0	0	0	68	118	6.00	2.000										
Jeff Nelson, R (7.1)	0.2		2	0	0	0	0	0	0	0	0	0	0	6	6	0.00	0.000										
Graeme Lloyd, L (7.1)	0.1	W	1	0	0	0	0	0	0	0	0	0	0	1	1	0.00	0.000										
Ramiro Mendoza, R (8.1)	0.1		4	2	1	1	0	1	0	0	0	0	0	6	11	27.00	9.000										
Mike Stanton, L (8.1)	0.2		2	0	0	0	2	0	0	0	0	0	0	9	12	0.00	0.000										


New York Yankees @ Chicago White Sox
Comiskey Park, Chicago, IL

AB 34
R 6
H 10
RBI 6
BB 7
SO 6
LOB 17



livebaseballscorecards.com


Fri Sep 04 1998, 8:05 PM EDT
Att: 19,876 - Unknown - 75 F

Batter	1	2	3	4	5	6	7	8	9	AB	R	H	RBI	BB	SO	LOB	TOP			
Homer Bush, R (1,4) OBP: 0.367, SLG: 0.421 Tim Raines, S (7,PH) OBP: 0.393, SLG: 0.384 Luis Sojo, R (7,4) OBP: 0.246, SLG: 0.261	1-3 K		4-2 FC5-4 BB		2-3 K		2-0 FC4-6 FC6-4 1-2t 3-H			2 0 0 0 1 2 0 1 0 0 1 0 0 1 0 0 0 0 0 0 0										
2 Derek Jeter, R (1,6) OBP: 0.394, SLG: 0.494	0-0 2B 1B		1-1 FC5-4 1B 1-2t		4-1 BB		0-1 FC6-4 1-2t			3 1 1 0 1 0 2										
Paul O'Neill, L (1,9) OBP: 0.372, SLG: 0.503	1-0 1B 2B		2-0 G6-4-3 1B		0-0 G4-3			1-2 F7		4 1 2 1 0 0 1										
Bernie Williams, S (1,8) OBP: 0.429, SLG: 0.599	2-2 1B 2H		1-1 G6-4-3 1B 1-2t		0-1 FC4-6 1B			2-0 WP BLK G4-3 1B		4 1 3 1 0 0 2										
Tino Martinez, L (1,3) OBP: 0.364, SLG: 0.513	1-1 G6-4-3 1B			1-0 F8		1-2 FC4-6 G5-4-3		1-0 G4-3		4 0 1 1 0 0 1										
Chili Davis, S (1,10) OBP: 0.456, SLG: 0.522 Darryl Strawberry, L (8,PH) OBP: 0.360, SLG: 0.567	2-2 G6-4-3 1-2t			2-0 HR		2-1 G5-4-3 1-2t		3-1 G4-3		3 1 1 1 0 0 3 1 0 0 0 0 0 0										
Chad Curtis, R (1,7) OBP: 0.356, SLG: 0.361		0-1 F7		1-1 G6-3			0-1 G5-3		1-3 K	4 0 0 0 0 1 0							AB 33			
Scott Brosius, R (1,5) OBP: 0.368, SLG: 0.465		0-2 G5-4-3 1B		2-0 G3-1			4-1 1B FC4-6 BB		3-2 P3	3 1 1 0 1 0 0							R 5 H 10 RBI 5 BB 3 SO 4 LOB 11			
Joe Girardi, R (1,2) OBP: 0.319, SLG: 0.390 20 Jorge Posada, S (9,PH) OBP: 0.357, SLG: 0.495		0-0 G5-4-3 1-2t			2-1 G5-3		2-2 FC4-6 1B		3-3 K	3 0 1 0 0 0 1 1 0 0 0 0 1 0										
Inning Stats	R: 2 E: 0 K: 1 S: 16	H: 4 LOB: 1 BB: 0 P: 23	R: 0 E: 0 K: 0 S: 6	H: 1 LOB: 0 BB: 6 P: 6	R: 0 E: 0 K: 0 S: 7	H: 1 LOB: 1 BB: 1 P: 15	R: 1 E: 0 K: 0 S: 5	H: 1 LOB: 0 BB: 0 P: 11	R: 0 E: 0 K: 1 S: 8	H: 1 LOB: 1 BB: 1 P: 16	R: 1 E: 0 K: 0 S: 9	H: 1 LOB: 1 BB: 1 P: 17	R: 1 E: 0 K: 0 S: 7	H: 1 LOB: 0 BB: 0 P: 14	R: 0 E: 0 K: 2 S: 12	H: 0 LOB: 0 BB: 0 P: 19	1B: 8 2B: 1 3B: 0 HR: 1	SF: 0 SAC: 0 DP: 4 HBP: 0	WP: 1 PB: 0 SB: 0 CS: 0	PA: 36
PITCHER	IP WLS BF H R ER SO BB IBB HBP BLK WP HR S P ERA WHIP																			
Jim Abbott, L (1,1) ERA: 5.68	6.1 W 26 8 4 4 2 3 0 0 0 0 1 52 88 5.68 1.737																			
Chad Bradford, R (7,1) ERA: 2.51	1.2 7 2 1 1 0 0 0 0 0 1 1 0 13 24 5.40 1.200																			
Bob Howry, R (9,1) ERA: 2.89	1.0 3 0 0 0 2 0 0 0 0 0 0 0 12 19 0.00 0.000																			

New York Yankees @ Chicago White Sox
Comiskey Park, Chicago, IL
Sat Sep 05 1998, 8:05 PM EDT
Att: 33,092 - Cloudy - 88 F

AB 33
R 5
H 10
RBI 5
BB 3
SO 4
LOB 11



Batter	1	2	3	4	5	6	7	8	9	AB	R	H	RBI	BB	SO	LOB	BOTTOM	
Ray Durham, S (1,4) OBP: 0.360, SLG: 0.457	3-1 G3	3-1 F9		1-3 K		3-1 G4-3				4 0 0 0 0 1 1								
Craig Wilson, R (1,6) OBP: 0.750, SLG: 2.000	1-0 1B 2B	2-0 2H 1B 2B		0-2 G3-1		2-2 HR				4 3 3 2 0 0 0								
Frank Thomas, R (1,10) OBP: 0.375, SLG: 0.469	0-0 2H 1B	1-0 2H 1B		1-0 F9		1-0 G4-3				4 0 2 2 0 0 0								
Albert Belle, R (1,7) OBP: 0.392, SLG: 0.653	3-2 F9		2-1 HR		0-2 G6-3		2-2 G6-3			4 1 1 1 0 0 1								
Robin Ventura, L (1,5) OBP: 0.336, SLG: 0.409	1-2 G4-3		2-2 K		0-2 G4-3		2-2 P5			4 0 0 0 0 1 1								
Magglio Ordonez, R (1,9) OBP: 0.327, SLG: 0.427		0-0 HR	1-2 G5-3		0-0 G6-3			0-0 CS 1B		4 1 2 1 0 0 0								
Greg Norton, S (1,3) OBP: 0.315, SLG: 0.444		4-2 2B BB	2-2 HR		0-0 F8			0-0 F8		3 2 1 1 1 0 1							AB 34 R 9 H 12	
Mike Cameron, R (1,8) OBP: 0.284, SLG: 0.321	1 SAFE 1 SAFE BB X	2-1 P6	0-0 1B		2-1 G6-3 3B			1-3 K		4 1 2 0 0 1 2							RBI 9 BB 1 SO 3 LOB 7	
Robert Machado, R (1,2) OBP: 0.266, SLG: 0.342	1 SAFE X	1-0 2B 2B	1-0 G5-3		0-0 G6-3					3 1 1 2 0 0 1								
Inning Stats	R: 1 E: 0 K: 0 S: 12	H: 2 LOB: 1 BB: 0 P: 20	R: 4 E: 0 K: 0 S: 10	H: 4 LOB: 1 BB: 1 P: 23	R: 2 E: 0 K: 1 S: 13	H: 3 LOB: 1 BB: 0 P: 21	R: 0 E: 0 K: 1 S: 7	H: 0 LOB: 0 BB: 0 P: 9	R: 0 E: 0 K: 0 S: 7	H: 0 LOB: 0 BB: 0 P: 7	R: 1 E: 0 K: 0 S: 11	H: 1 LOB: 0 BB: 0 P: 18	R: 0 E: 0 K: 1 S: 5	H: 1 LOB: 1 BB: 0 P: 6	1B: 4 2B: 4 3B: 1 HR: 4	SF: 0 SAC: 0 DP: 1 HBP: 0	WP: 0 PB: 0 SB: 0 CS: 1	PA: 35
PITCHER	IP WLS BF H R ER SO BB IBB HBP BLK WP HR S P ERA WHIP																	
Andy Pettitte, L (1,1) ERA: 4.12	2.0 L 12 6 5 5 0 1 0 0 0 0 0 2 22 43 22.50 3.500																	
Jim Bruske, R (3,1) ERA: 3.51	1.0 6 3 2 2 1 0 0 0 0 0 2 13 21 18.00 3.000																	
Darren Holmes, R (4,1) ERA: 3.98	3.0 10 1 1 1 1 0 0 0 0 0 0 20 27 3.00 0.333																	
Jay Tessmer, R (7,1) ERA: 4.26	2.0 7 2 1 1 1 0 0 0 0 0 1 16 24 4.50 1.000																	

New York Yankees @ Chicago White Sox
Comiskey Park, Chicago, IL
Sat Sep 05 1998, 8:05 PM EDT
Att: 33,092 - Cloudy - 88 F

AB 34
R 9
H 12
RBI 9
BB 1
SO 3
LOB 7



Batter	1	2	3	4	5	6	7	8	9	AB	R	H	RBI	BB	SO	LOB	TOP																				
Chuck Knoblauch, R (1, 4) OBP: 0.357, SLG: 0.406	1-1 L6		2-2 WP BB G4-3 HBP		2-2 P3		2-0 F9			3	1	0	0	0	0	1																					
Tim Lincecum, S (1, 7) OBP: 0.391, SLG: 0.382	2-2 G5-3		0-3 K		1-2 G4-3			2-2 HR 1B		4	1	1	0	0	1	1																					
Paul O'Neill, L (1, 9) OBP: 0.371, SLG: 0.500	2-2 P7		4-1 G4-3 WP BB		0-0 4-3			3-3 K 1B		3	0	0	0	1	1	1																					
Bernie Williams, S (1, 8) OBP: 0.427, SLG: 0.602		1-2 K	2-1 G4-3 1-3 2H		1-0 G4-3			2-1 HR 1B		4	1	1	3	0	1	1																					
Tino Martinez, L (1, 3) OBP: 0.364, SLG: 0.510		1-1 1B 2B	2-1 L4		0-2 G3-1			0-1 G6-3		4	1	1	0	0	0	1																					
Darryl Strawberry, L (1, 10) OBP: 0.351, SLG: 0.556 Homer Bush, R (8, PR) OBP: 0.387, SLG: 0.421	0-0 2B 1-2 1B			1-3 K		3-3 K		1-1 20 CS 1B		4	0	2	0	0	2	0																					
20 Jorge Posada, S (1, 2) OBP: 0.356, SLG: 0.495		1-3 K		2-1 WP 2B			2-3 K	1-0 CS 1-2	2-1 P6	4	1	1	0	0	2	2	AB 34																				
Scott Brosius, R (1, 5) OBP: 0.367, SLG: 0.465		1-0 1-3 2H 2B		1-1 L8			3-1 F7		2-3 K	4	0	1	1	0	1	1	R 5																				
Luis Sojo, R (1, 6) OBP: 0.248, SLG: 0.271 2 Derek Jeter, R (9, PH) OBP: 0.393, SLG: 0.493		2-1 G4-3		1-1 G6-3 2H			2-2 2B		1-3 K	4	0	1	1	0	1	1	H 8																				
Inning Stats	R: 0 E: 0 K: 0 S: 8	H: 0 LOB: 0 BB: 0 P: 13	R: 1 E: 0 K: 2 S: 12	H: 3 LOB: 2 BB: 0 P: 18	R: 1 E: 0 K: 1 S: 11	H: 0 LOB: 1 BB: 1 P: 21	R: 1 E: 0 K: 1 S: 10	H: 1 LOB: 0 BB: 0 P: 15	R: 0 E: 0 K: 0 S: 9	H: 0 LOB: 0 BB: 0 P: 12	R: 0 E: 0 K: 1 S: 10	H: 1 LOB: 1 BB: 0 P: 19	R: 2 E: 0 K: 1 S: 16	H: 3 LOB: 1 BB: 0 P: 25	R: 0 E: 0 K: 2 S: 9	H: 0 LOB: 0 BB: 0 P: 14	1B: 4 2B: 3 3B: 0 HR: 1	SF: 0 SAC: 0 DP: 0 HBP: 1	WP: 3 PB: 0 SB: 0 CS: 1	PA: 37																	
PITCHER	IP	WLS	BF	H	R	ER	SO	BB	IBB	HBP	BLK	WP	HR	S	P	ERA	WHIP	PITCHER			IP	WLS	BF	H	R	ER	SO	BB	IBB	HBP	BLK	WP	HR	S	P	ERA	WHIP
James Baldwin, R (1, 1) ERA: 5.47	6.2	W	27	5	3	3	6	1	0	1	0	2	0	67	107	4.05	0.900																				
41 Bill Simas, R (7, 1) ERA: 3.03	0.2		4	2	2	2	1	0	0	0	0	0	1	13	22	27.00	3.000																				
Bob Howry, R (8, 1) ERA: 2.78	1.2	S	5	1	0	0	2	0	0	0	0	0	0	13	20	0.00	0.600																				

New York Yankees @ Chicago White Sox
Comiskey Park, Chicago, IL
Sun Sep 06 1998, 4:33 AM EDT
Att: 24,498 - Cloudy - 88 F

AB	34
R	5
H	8
RBI	4
BB	1
SO	9
LOB	10



Batter	1	2	3	4	5	6	7	8	9	AB	R	H	RBI	BB	SO	LOB	BOTTOM																				
Ray Durham, S (1, 4) OBP: 0.360, SLG: 0.457	4-0 F8 BB SF9-3-6	2-2 1B 2B		0-1 G4-3		2-1 G4-3 1-2		1-0 P6		4	2	1	1	1	0	2																					
Craig Wilson, R (1, 6) OBP: 0.750, SLG: 1.429	4-2 SAFE SAFE BB	0-0 1B 2B		0-0 1B		1-3 K				3	0	2	1	1	1	0																					
Frank Thomas, R (1, 10) OBP: 0.375, SLG: 0.467	1-0 SAFE F8	3-1 FC6-4 1B		3-2 F9		1-0 G5-3				4	0	1	0	0	0	3																					
Albert Belle, R (1, 7) OBP: 0.393, SLG: 0.655	3-1 SF9-3-6 1-2 3H	0-1 FC6-4			2-1 L1-3 1B		2-0 2B			3	0	2	1	0	0	2																					
Robin Ventura, L (1, 5) OBP: 0.337, SLG: 0.414		1-3 K	1-0 HR		0-0 L1-3 1-2		4-0 IBB			3	1	1	1	1	1	1																					
Greg Norton, S (1, 3) OBP: 0.318, SLG: 0.442		0-1 1B E 1B	3-2 F8		4-2 FC4-6 BB		3-3 K			3	1	1	0	1	1	2																					
Magglio Ordonez, R (1, 9) OBP: 0.329, SLG: 0.428		0-0 FC4-6 1B	1-0 CS 1B		0-2 FC4-6 1-2		1-2 P4			4	0	2	0	0	0	1	AB 31																				
Chad Kreuter, S (1, 2) OBP: 0.348, SLG: 0.317		2-0 FC4-6 2B	3-3 K			1-1 G4-3		0-3 K		4	1	0	0	0	2	2	R 6																				
Mike Cameron, R (1, 8) OBP: 0.288, SLG: 0.329		0-1 S 2B 2B		3-3 K		4-2 CS BB		1-1 2B		3	1	2	1	1	1	0	H 12																				
Inning Stats	R: 1 E: 0 K: 0 S: 5	H: 6 LOB: 2 BB: 0 P: 17	R: 4 E: 1 K: 1 S: 18	H: 6 LOB: 0 BB: 0 P: 26	R: 1 E: 0 K: 1 S: 10	H: 2 LOB: 0 BB: 0 P: 18	R: 0 E: 0 K: 1 S: 15	H: 1 LOB: 1 BB: 0 P: 21	R: 0 E: 0 K: 0 S: 8	H: 1 LOB: 1 BB: 1 P: 14	R: 0 E: 0 K: 2 S: 11	H: 1 LOB: 2 BB: 1 P: 22	R: 0 E: 0 K: 1 S: 9	H: 1 LOB: 0 BB: 0 P: 12	1B: 7 2B: 6 3B: 0 HR: 1	SF: 1 SAC: 0 DP: 2 HBP: 0	WP: 0 PB: 0 SB: 1 CS: 2	PA: 37																			
PITCHER	IP	WLS	BF	H	R	ER	SO	BB	IBB	HBP	BLK	WP	HR	S	P	ERA	WHIP	PITCHER			IP	WLS	BF	H	R	ER	SO	BB	IBB	HBP	BLK	WP	HR	S	P	ERA	WHIP
Hideki Irabu, R (1, 1) ERA: 4.29	2.1	L	16	8	6	6	1	2	0	0	0	0	0	28	53	23.14	4.286																				
Ramiro Mendoza, R (3, 1) ERA: 3.19	4.2		17	3	0	0	4	2	1	0	0	0	0	46	79	0.00	1.071																				
Mike Stanton, L (8, 1) ERA: 5.99	1.0		4	1	0	0	1	0	0	0	0	0	0	9	12	0.00	1.000																				

New York Yankees @ Chicago White Sox
Comiskey Park, Chicago, IL
Sun Sep 06 1998, 4:33 AM EDT
Att: 24,498 - Cloudy - 88 F

AB	31
R	6
H	12
RBI	5
BB	5
SO	6
LOB	13



Batter	1	2	3	4	5	6	7	8	9	AB	R	H	RBI	BB	SO	LOB	TOP								
Chuck Knoblauch , R (1, 4) OBP: 0.357, SLG: 0.406										3	1	1	0	1	0	1	New York Yankees @ Boston Red Sox Fenway Park, Boston, MA Tue Sep 08 1998, 7:05 PM EDT Att: 33,409 - Unknown - 72 F								
2 Derek Jeter , R (1, 6) OBP: 0.393, SLG: 0.489										2	1	0	0	2	1	1									
Paul O'Neill , L (1, 9) OBP: 0.370, SLG: 0.497										4	0	1	1	0	0	3									
Bernie Williams , S (1, 8) OBP: 0.427, SLG: 0.596										3	0	1	0	1	1	1									
Tino Martinez , L (1, 3) OBP: 0.365, SLG: 0.508										2	0	0	2	2	1	1									
Darryl Strawberry , L (1, 10) OBP: 0.359, SLG: 0.560 Chili Davis , S (8, PH) OBP: 0.435, SLG: 0.480										3	0	0	0	0	2	2									
Ricky Ledee , L (1, 7) Chad Curtis , R (9, PH) OBP: 0.356, SLG: 0.358 (9, 7)										3	0	0	0	0	2	1									
Scott Brosius , R (1, 5) OBP: 0.367, SLG: 0.467										4	0	1	0	0	0	1									
Joe Girardi , R (1, 2) OBP: 0.318, SLG: 0.388										4	1	1	0	0	1	1									
Inning Stats	R: 0 K: 0 S: 13	H: 1 LOB: 1 BB: 1 P: 18	R: 0 K: 2 S: 8	H: 0 LOB: 0 BB: 0 P: 13	R: 0 K: 1 S: 9	H: 0 LOB: 0 BB: 0 P: 15	R: 1 K: 1 S: 15	H: 1 LOB: 1 BB: 1 P: 23	R: 0 K: 1 S: 11	H: 1 LOB: 1 BB: 0 P: 21	R: 0 K: 1 S: 6	H: 0 LOB: 0 BB: 0 P: 11	R: 0 K: 1 S: 7	H: 0 LOB: 1 BB: 1 P: 15	R: 2 K: 0 S: 13	H: 2 LOB: 2 BB: 3 P: 29		R: 0 K: 1 S: 10	H: 0 LOB: 0 BB: 0 P: 15	1B: 4 2B: 1 3B: 0 HR: 0	SF: 0 SAC: 0 DP: 1 HBP: 0	WP: 1 PB: 0 SB: 0 CS: 0	PA: 36		
PITCHER	IP	WLS	BF	H	R	ER	SO	BB	IBB	HBP	BLK	WP	HR	S	P	ERA	WHIP								
Pedro Martinez , R (1, 1) ERA: 2.74	7.1	L	32	5	3	3	8	5	1	0	0	1	0	79	140	3.68	1.364								
Greg Swindell , L (8, 1) ERA: 3.5	0.2		1	0	0	0	0	0	0	0	0	0	0	3	5	0.00	0.000								
Derek Lowe , R (9, 1) ERA: 4.2	1.0		3	0	0	0	1	0	0	0	0	0	0	10	15	0.00	0.000								

AB	30
R	3
H	5
RBI	3
BB	6
SO	9
LOB	15



Batter	1	2	3	4	5	6	7	8	9	AB	R	H	RBI	BB	SO	LOB	BOTTOM								
Darren Lewis , R (1, 8) OBP: 0.339, SLG: 0.352										4	0	0	0	0	2	0	New York Yankees @ Boston Red Sox Fenway Park, Boston, MA Tue Sep 08 1998, 7:05 PM EDT Att: 33,409 - Unknown - 72 F								
John Valentin , R (1, 5) OBP: 0.346, SLG: 0.456									3	1	0	0	1	2	0										
Mo Vaughn , L (1, 3) Donnie Sadler , R (9, PR) OBP: 0.323, SLG: 0.465									4	0	2	0	0	1	0										
Nomar Garciaparra , R (1, 6) OBP: 0.361, SLG: 0.583									4	1	2	1	0	1	1										
Troy O'Leary , L (1, 7) OBP: 0.311, SLG: 0.480									3	0	1	1	0	1	0										
Mike Stanley , R (1, 10) Midre Cummings , L (9, PR) OBP: 0.377, SLG: 0.467									3	0	0	0	1	3	1										
Darren Bragg , L (1, 9) OBP: 0.368, SLG: 0.447									4	0	1	0	0	1	3										
Scott Hatteberg , L (1, 2) OBP: 0.361, SLG: 0.447 Jason Varitek , S (8, PH) OBP: 0.312, SLG: 0.387 Mandy Romero , S (8, PH) OBP: 0.133, SLG: 0.143 (9, 2)									2	0	0	0	0	0	0										
Mike Benjamin , R (1, 4) OBP: 0.317, SLG: 0.381									3	0	0	0	0	2	2										
Inning Stats	R: 0 K: 2 S: 7	H: 0 LOB: 0 BB: 0 P: 11	R: 1 K: 1 S: 16	H: 1 LOB: 0 BB: 0 P: 25	R: 0 K: 1 S: 8	H: 0 LOB: 0 BB: 0 P: 10	R: 0 K: 2 S: 7	H: 0 LOB: 0 BB: 0 P: 8	R: 0 K: 2 S: 9	H: 0 LOB: 0 BB: 0 P: 16	R: 0 K: 2 S: 5	H: 1 LOB: 0 BB: 0 P: 5	R: 0 K: 2 S: 11	H: 2 LOB: 2 BB: 0 P: 18	R: 1 K: 1 S: 16	H: 2 LOB: 2 BB: 2 P: 25		1B: 5 2B: 0 3B: 0 HR: 1	SF: 1 SAC: 0 DP: 0 HBP: 0	WP: 0 PB: 0 SB: 0 CS: 1	PA: 35				
PITCHER	IP	WLS	BF	H	R	ER	SO	BB	IBB	HBP	BLK	WP	HR	S	P	ERA	WHIP								
David Cone , R (1, 1) ERA: 3.49	7.0		22	2	1	1	11	2	0	0	0	0	0	61	89	1.29	0.286								
Graeme Lloyd , L (8, 1) ERA: 1.35	0.0		1	1	0	0	0	0	0	0	0	0	0	2	4	∞	∞								
Jeff Nelson , R (8, 1) ERA: 4.41	0.1		1	0	0	0	1	0	0	0	0	0	0	3	6	0.00	0.000								
Mike Stanton , L (8, 1) ERA: 5.99	0.0		1	1	0	0	0	0	0	0	0	0	0	2	3	∞	∞								
42 Mariano Rivera , R (8, 1) ERA: 1.78	1.2	S	9	2	1	1	2	2	0	0	0	0	0	20	30	5.40	2.400								


AB	31
R	2
H	6
RBI	2
BB	2
SO	14
LOB	9



Batter	1	2	3	4	5	6	7	8	9	AB	R	H	RBI	BB	SO	LOB	TOP					
Chuck Knoblauch R (1,4) OBP: 0.355, SLG: 0.403	1-2 F9		0-3 K	1 SAFE 0-0 F9			1-0 G4-3			4	0	0	0	0	1	1	New York Yankees @ Boston Red Sox Fenway Park, Boston, MA Wed Sep 09 1998, 7:05 PM EDT Att: 32,942 - Cloudy - 60 F					
2 Derek Jeter R (1,6) OBP: 0.394, SLG: 0.500	0-0 HR		1-2 HR		1-1 F8		1-0 G5-3			4	2	2	2	0	0	0						
Paul O'Neill L (1,9) OBP: 0.371, SLG: 0.508	0-2 F8		0-3 K2-3		1-0 HR			1-2 HR		4	2	2	2	0	1	0						
Bernie Williams S (1,8) OBP: 0.425, SLG: 0.592	2-1 G6-3			2-0 2B HBP	1-1 G4-3			1-0 G4-3		3	1	0	0	0	0	0						
Tino Martinez L (1,3) OBP: 0.364, SLG: 0.508		0-1 F7		0-1 20 2B	0-2 G6-3			2-3 K		4	1	1	1	0	1	0						
Tim Lincecum S (1,7) OBP: 0.390, SLG: 0.379		4-1 PB BB		1-3 K		1-1 G6-3		1-3 K		2	0	0	0	1	1	1						
Ricky Ledee L (7,7) OBP: 0.317, SLG: 0.414										1	0	0	0	0	1	0						
Daryl Strawberry L (1,10) OBP: 0.355, SLG: 0.554	1-1 F8		0-3 K		1-3 K		1-3 K		1-1 G5-3	3	0	0	0	0	2	2						
Chili Davis S (9,PH) OBP: 0.429, SLG: 0.471	1-2									1	0	0	0	0	0	0						
20 Jorge Posada S (1,2) OBP: 0.357, SLG: 0.497	1-0 G3			1-0 2H 1B 2B		3-2 L7		2-2 P5		4	1	1	1	0	0	1						
Scott Brosius R (1,5) OBP: 0.366, SLG: 0.465			3-2 L8	2-2 2H 1B			2-1 F9		3-3 K	4	0	1	1	0	1	0						
Inning Stats	R: 1 E: 0 K: 0 S: 10	H: 1 LOB: 0 BB: 0 P: 13	R: 0 E: 0 K: 0 S: 6	H: 0 LOB: 1 BB: 1 P: 12	R: 1 E: 0 K: 2 S: 12	H: 1 LOB: 0 BB: 0 P: 16	R: 3 E: 0 K: 2 S: 14	H: 3 LOB: 1 BB: 0 P: 20	R: 1 E: 0 K: 1 S: 8	H: 1 LOB: 0 BB: 0 P: 11	R: 0 E: 0 K: 0 S: 10	H: 0 LOB: 0 BB: 0 P: 15	R: 0 E: 0 K: 0 S: 4	H: 0 LOB: 0 BB: 0 P: 8	R: 1 E: 0 K: 2 S: 13	H: 1 LOB: 0 BB: 0 P: 18	R: 0 E: 0 K: 1 S: 9	H: 0 LOB: 0 BB: 0 P: 15	1B: 1 2B: 2 3B: 0 HR: 4	SF: 0 SAC: 0 DP: 0 HBP: 1	WP: 0 PB: 1 SB: 0 CS: 0	PA: 36
PITCHER	IP WLS BF H R ER SO BB IBB HBP BLK WP HR S P ERA WHIP																					
49 Tim Wakefield R (1,1) ERA: 4.71	4.0 L 19 5 5 5 4 1 0 1 0 0 2 42 61 3.00 1.500																					
John Wesson R (5,1) ERA: 5.09	3.0 10 1 1 1 1 0 0 0 0 0 0 1 22 34 3.00 0.333																					
Greg Swindell L (8,1) ERA: 3.66	1.0 4 1 1 1 2 0 0 0 0 0 0 1 13 18 9.00 1.000																					
Dennis Eckersley R (9,1) ERA: 4.63	1.0 3 0 0 0 1 0 0 0 0 0 0 0 9 15 0.00 0.000																					

Batter	1	2	3	4	5	6	7	8	9	AB	R	H	RBI	BB	SO	LOB	BOTTOM					
Darren Bragg L (1,8) OBP: 0.364, SLG: 0.441	2-3 K		1-1 G5-3	0-3 K		0-1 F7			0-3 K	5	0	0	0	0	3	2	New York Yankees @ Boston Red Sox Fenway Park, Boston, MA Wed Sep 09 1998, 7:05 PM EDT Att: 32,942 - Cloudy - 60 F					
John Valentin R (1,5) OBP: 0.348, SLG: 0.454	4-2 1B BB		1-3 K	4-0 1-2 2-3 BB			3-2 G4-6-3 HBP		0-0 G6-3	2	0	0	0	2	1	0						
Mo Vaughn L (1,3) OBP: 0.402, SLG: 0.584	1-0 1-2 1B			1B	1-0 HR BB		1-0 G4-6-3		1-2	3	1	1	0	1	0	4						
Nomar Garciaparra R (1,6) OBP: 0.364, SLG: 0.586	2-2 P4			1-0 HR BB 1B	1-2 1B G5-4-3 2B		2-2 1B			4	2	3	0	0	0	2						
Troy O'Leary L (1,7) OBP: 0.310, SLG: 0.478	2-1 P5			1-1 P4	0-1 G5-4-3 1B		1-3 K			4	0	1	0	0	1	5						
Mike Stanley R (1,10) OBP: 0.385, SLG: 0.493		3-3 K		4-1 HR BB	1-1 G5-4-3			1-2 G6-3		2	1	0	0	1	1	1						
Chris Snopce R (8,PH) OBP: 0.285, SLG: 0.242				1-2 HR BB	1-2 1-2 3H					1	0	0	0	0	0	0						
Scott Hatteberg L (1,2) ERA: 3.9		0-1 P6		1-1 HR	1-1 G3-1			1-2 F8		3	1	1	4	0	0	0						
30 Keith Mitchell R (9,PH) OBP: 0.286, SLG: 0.211				1-1 HR						1	0	0	0	0	0	0						
Trot Nixon L (1,9) OBP: 0.333, SLG: 0.333		2-0 G3		1-1 BB 1B		1-2 L3		1-2 F7		3	0	1	0	0	0	0						
Jason Varitek S (9,PH) OBP: 0.310, SLG: 0.385				1-1 BB 1B						1	0	0	0	0	0	0						
Donnie Sadler R (1,4) OBP: 0.323, SLG: 0.461			2-3 K	1-2 BB 1B		2-3 K			2-2 G1-3	3	0	1	0	0	2	0						
Mike Benjamin R (9,PH) OBP: 0.316, SLG: 0.380				1-2 BB 1B						1	0	0	0	0	0	0						
Inning Stats	R: 0 E: 0 K: 1 S: 13	H: 1 LOB: 2 BB: 1 P: 24	R: 0 E: 0 K: 1 S: 6	H: 0 LOB: 0 BB: 0 P: 11	R: 0 E: 0 K: 2 S: 8	H: 0 LOB: 0 BB: 0 P: 12	R: 4 E: 0 K: 1 S: 15	H: 4 LOB: 3 BB: 3 P: 33	R: 1 E: 0 K: 0 S: 8	H: 2 LOB: 0 BB: 0 P: 11	R: 0 E: 0 K: 1 S: 8	H: 0 LOB: 0 BB: 0 P: 11	R: 0 E: 0 K: 1 S: 9	H: 1 LOB: 1 BB: 0 P: 16	R: 0 E: 0 K: 0 S: 9	H: 0 LOB: 0 BB: 0 P: 12	R: 0 E: 0 K: 1 S: 8	H: 0 LOB: 0 BB: 0 P: 10	1B: 6 2B: 1 3B: 0 HR: 1	SF: 0 SAC: 0 DP: 2 HBP: 1	WP: 0 PB: 0 SB: 0 CS: 0	PA: 38
PITCHER	IP WLS BF H R ER SO BB IBB HBP BLK WP HR S P ERA WHIP																					
Orlando Hernandez R (1,1) ERA: 3.9	3.2 20 5 4 4 5 4 0 0 0 0 0 0 41 77 9.82 2.455																					
Ramiro Mendoza R (4,1) ERA: 3.18	3.0 W 11 3 1 1 1 0 0 0 1 0 0 0 23 37 3.00 1.000																					
Mike Stanton L (7,1) ERA: 5.91	1.1 4 0 0 0 1 0 0 0 0 0 0 0 12 16 0.00 0.000																					
42 Mariano Rivera R (9,1) ERA: 1.75	1.0 S 3 0 0 0 1 0 0 0 0 0 0 0 0 8 10 0.00 0.000																					

AB	34
R	7
H	7
RBI	7
BB	1
SO	8
LOB	5



WP	0	PA	36
PB	1		
SB	0		
CS	0		

AB	33
R	5
H	8
RBI	4
BB	4
SO	8
LOB	14



WP	0	PA	38
PB	0		
SB	0		
CS	0		

Batter	1	2	3	4	5	6	7	8	9	AB	R	H	RBI	BB	SO	LOB	TOP										
Shannon Stewart, R (1, 7) OBP: 0.380, SLG: 0.400	4-2 1B BB	1-0 1B HR		3-1 G6-3			2-3 K		3-3 K	4	1	1	1	1	2	1	Toronto Blue Jays @ New York Yankees Yankee Stadium, Bronx, NY Thu Sep 10 1998, 7:05 PM EDT Att: 25,881 - Unknown - 67 F livebaseballscorecards.com										
Shawn Green, L (1, 9) OBP: 0.336, SLG: 0.514	1-0 CS	0-0 1B HR		2-3 K			1-1 HBP		1-0 P6	4	1	2	0	0	1	1											
Jose Canseco, R (1, 10) OBP: 0.330, SLG: 0.535	3-3 K	2-1 1B HR			3-2 G6-3		3-3 K			4	1	1	3	0	2	3											
Carlos Delgado, L (1, 3) OBP: 0.386, SLG: 0.579	4-0 BB				4-2 G5-3 BB		1-0 L9			2	0	0	0	2	0	1											
José Cruz Jr., S (1, 8) OBP: 0.347, SLG: 0.387	3-2 G5-3								2-3 K	3	0	0	0	1	2	2											
Tony Fernandez, S (1, 5)		0-1 F9		4-2 1B BB		0-0 G5-3			2-2 F9	3	0	0	0	1	0	2											
Benito Santiago, R (1, 2) OBP: 0.571, SLG: 0.667		1-0 1B G4-3		1-1 1B L3					2-3 K	4	1	2	0	0	1	0											
Craig Grebeck, R (1, 4) OBP: 0.327, SLG: 0.360		1-0 G4-3 1B		3-1 L3					1-1 G3-1	4	1	1	0	0	1	2											
Alex Gonzalez, R (1, 6) OBP: 0.293, SLG: 0.377		2-0 G4-3		1-0 G1-3					2-1 F8 1B	4	0	1	1	0	0	1											
Inning Stats	R: 0 E: 0 K: 1 S: 10	H: 1 LOB: 2 BB: 2 P: 25	R: 5 E: 0 K: 0 S: 11	H: 5 LOB: 0 BB: 0 P: 20	R: 0 E: 0 K: 1 S: 10	H: 1 LOB: 1 BB: 1 P: 18	R: 0 E: 0 K: 1 S: 7	H: 0 LOB: 0 BB: 0 P: 13	R: 0 E: 0 K: 0 S: 9	H: 0 LOB: 1 BB: 2 P: 20	R: 0 E: 0 K: 2 S: 11	H: 0 LOB: 0 BB: 0 P: 17	R: 0 E: 0 K: 1 S: 8	H: 1 LOB: 1 BB: 0 P: 15	1B: 7 2B: 1 3B: 0 HR: 1	SF: 0 SAC: 0 DP: 2 HBP: 1	WP: 0 PB: 0 SB: 2 CS: 1	PA: 38									
PITCHER	IP	WLS	BF	H	R	ER	SO	BB	IBB	HBP	BLK	WP	HR	S	P	ERA	WHIP										
Andy Pettitte, L (1, 1) ERA: 4.22	6.0	W	27	7	5	5	4	5	0	0	0	0	1	52	105	7.50	2.000										
Jeff Nelson, R (7, 1) ERA: 4.33	0.2		3	0	0	0	2	0	0	1	0	0	0	8	14	0.00	0.000										
Graeme Lloyd, L (7, 1) ERA: 1.34	0.1		1	0	0	0	0	0	0	0	0	0	0	1	2	0.00	0.000										
Darren Holmes, R (8, 1) ERA: 3.8	2.0	S	7	1	0	0	3	0	0	0	0	0	0	19	32	0.00	0.500										
Batter	1	2	3	4	5	6	7	8	9	AB	R	H	RBI	BB	SO	LOB	BOTTOM										
Chuck Knoblauch, R (1, 4) OBP: 0.358, SLG: 0.407	1-1 2 G3 HR	1-2 1B	4-2 BB		4-1 BB			2-2 G6-3		3	1	2	1	2	0	0	Toronto Blue Jays @ New York Yankees Yankee Stadium, Bronx, NY Thu Sep 10 1998, 7:05 PM EDT Att: 25,881 - Unknown - 67 F livebaseballscorecards.com										
2 Derek Jeter, R (1, 6) OBP: 0.391, SLG: 0.496	0-0 G3	2-3 K	3-2 G1-3		1-3 K			0-1 F9		5	0	0	0	0	2	7											
Paul O'Neill, L (1, 9) OBP: 0.373, SLG: 0.520	0-1 HR		1-1 FC1-6 1B		1-1 HR			1-3 K		5	2	3	3	0	2	0											
Bernie Williams, S (1, 8) OBP: 0.424, SLG: 0.588	2-0 L8		0-0 FC1-6 1B		3-2 G1-6-3			4-1 FC3-6 BB		3	1	0	0	1	0	1											
Tino Martinez, L (1, 3) OBP: 0.363, SLG: 0.506	1-1 F7		0-0 1B		1-0 L8			2-1 FC3-6		4	1	1	0	0	0	1											
Darryl Strawberry, L (1, 10) OBP: 0.355, SLG: 0.552		0-1 P6		0-0 2B		1-1 P6		0-3 K		3	1	1	1	0	0	0											
Chili Davis, S (6, PH) OBP: 0.422, SLG: 0.462			1-2 SF9 1B							1	0	0	0	0	1	1											
Ricky Ledee, L (1, 7) OBP: 0.328, SLG: 0.435		0-1 1B		1-3 2B				1-1 P5		4	2	2	1	0	0	0											
Scott Brosius, R (1, 5) OBP: 0.367, SLG: 0.466		0-1 1B		0-0 SF9				0-1 G4-3		3	0	2	1	0	0	0											
Joe Girardi, R (1, 2) OBP: 0.321, SLG: 0.398		2-3 K		3-2 2B				2-2 G6-4-3		4	0	2	1	0	1	3											
Inning Stats	R: 2 E: 0 K: 0 S: 8	H: 2 LOB: 0 BB: 0 P: 12	R: 1 E: 0 K: 2 S: 15	H: 3 LOB: 2 BB: 0 P: 20	R: 4 E: 0 K: 0 S: 19	H: 5 LOB: 2 BB: 1 P: 32	R: 1 E: 0 K: 0 S: 9	H: 1 LOB: 0 BB: 0 P: 15	R: 0 E: 0 K: 1 S: 13	H: 1 LOB: 2 BB: 1 P: 21	R: 0 E: 0 K: 2 S: 10	H: 0 LOB: 1 BB: 1 P: 17	R: 0 E: 0 K: 0 S: 4	H: 1 LOB: 0 BB: 0 P: 6	R: 0 E: 0 K: 1 S: 9	H: 0 LOB: 0 BB: 0 P: 11	1B: 7 2B: 4 3B: 0 HR: 2	SF: 1 SAC: 0 DP: 1 HBP: 0	WP: 0 PB: 0 SB: 0 CS: 0	PA: 39							
PITCHER	IP	WLS	BF	H	R	ER	SO	BB	IBB	HBP	BLK	WP	HR	S	P	ERA	WHIP										
Pat Hentgen, R (1, 1) ERA: 5.17	3.0	L	20	10	7	7	2	1	0	0	0	0	1	42	64	4.50	1.500										
Dave Stieb, R (4, 1) ERA: 4.43	2.0		9	2	1	1	1	1	0	0	0	0	0	22	36	4.50	1.500										
Steve Sinclair, L (6, 1) ERA: 2.08	1.1		5	0	0	0	2	1	0	0	0	0	0	12	20	0.00	0.750										
Carlos Almanzar, R (7, 1) ERA: 6.04	1.1		4	1	0	0	0	0	0	0	0	0	0	8	11	0.00	0.750										
Dan Plesac, L (8, 1) ERA: 4.05	0.1		1	0	0	0	1	0	0	0	0	0	0	3	3	0.00	0.000										

Batter	1	2	3	4	5	6	7	8	9	AB	R	H	RBI	BB	SO	LOB	TOP					
Shannon Stewart, R (1, 7) OBP: 0.381, SLG: 0.406			L7				F8 S HBP		G4-3	4	1	1	1	0	1	0						
Shawn Green, L (1, 9) OBP: 0.337, SLG: 0.511									F9	4	0	0	0	0	3	1						
Jose Canseco, R (1, 10) OBP: 0.328, SLG: 0.531			G5-3				F8		G5-6-3	4	0	0	0	0	1	1						
Carlos Delgado, L (1, 3) OBP: 0.385, SLG: 0.582							P5		G5-3	4	1	1	1	0	1	1						
José Cruz Jr., S (1, 8) OBP: 0.351, SLG: 0.398										2	2	1	1	2	1	0						
Tony Fernandez, S (1, 5) OBP: 0.381, SLG: 0.442							F8		P5	4	1	2	2	0	0	1						
Darrin Fletcher, L (1, 2) Benito Santiago, R (8, PH) OBP: 0.500, SLG: 0.571							F8		F7	3	0	0	0	0	1	2						
Craig Grebeck, R (1, 4) OBP: 0.330, SLG: 0.360							F9		F7	1	0	0	0	0	0	0						
Alex Gonzalez, R (1, 6) OBP: 0.292, SLG: 0.376		P3							G6-3	4	0	1	0	0	1	2						
Inning Stats	R: 0 H: 0 E: 0 K: 3 S: 9	H: 0 LOB: 0 BB: 0 P: 14	R: 2 H: 2 E: 0 K: 2 S: 16	H: 2 LOB: 1 BB: 1 P: 29	R: 0 H: 0 E: 0 K: 1 S: 8	H: 2 LOB: 0 BB: 0 P: 12	R: 1 H: 2 E: 0 K: 0 S: 11	H: 2 LOB: 2 BB: 2 P: 22	R: 0 H: 0 E: 0 K: 1 S: 7	H: 1 LOB: 1 BB: 0 P: 14	R: 1 H: 2 E: 0 K: 0 S: 13	H: 2 LOB: 1 BB: 0 P: 18	R: 1 H: 1 E: 0 K: 0 S: 8	H: 0 LOB: 0 BB: 0 P: 16	R: 0 H: 0 E: 0 K: 1 S: 6	H: 0 LOB: 0 BB: 0 P: 9	R: 0 H: 0 E: 0 K: 0 S: 7	H: 0 LOB: 0 BB: 0 P: 10	1B: 3 2B: 0 3B: 0 HR: 4	SF: 0 SAC: 0 DP: 0 HBP: 1	WP: 0 PB: 0 CS: 0	PA: 37
PITCHER	IP	WLS	BF	H	R	ER	SO	BB	IBB	HBP	BLK	WP	HR	S	P	ERA	WHIP					
Hideki Irabu, R (1, 1) ERA: 4.41	6.0	L	28	7	5	5	8	3	0	1	0	0	4	65	111	7.50	1.667					
Graeme Lloyd, L (7, 1) ERA: 1.3	1.0		3	0	0	0	0	0	0	0	0	0	0	7	14	0.00	0.000					
Mike Stanton, L (8, 1) ERA: 5.7	2.0		6	0	0	0	1	0	0	0	0	0	0	13	19	0.00	0.000					

Toronto Blue Jays @ New York Yankees
Yankee Stadium, Bronx, NY
Fri Sep 11 1998, 7:05 PM EDT
Att: 35,856 - Unknown - 74 F

AB 33
R 5
H 7
RBI 5
BB 3
SO 9
LOB 9



Batter	1	2	3	4	5	6	7	8	9	AB	R	H	RBI	BB	SO	LOB	BOTTOM					
Chuck Knoblauch, R (1, 4) OBP: 0.358, SLG: 0.406									F7	3	0	1	0	0	1	2						
Luis Sojo, R (6, PH) OBP: 0.248, SLG: 0.270										1	0	0	0	0	0	1						
Tim Lincecum, S (9, PH) OBP: 0.389, SLG: 0.377										1	0	0	0	0	0	0						
Derek Jeter, R (1, 6) OBP: 0.388, SLG: 0.492										4	0	0	0	0	2	1						
Paul O'Neill, L (1, 9) OBP: 0.372, SLG: 0.518	G6-3									4	1	1	0	0	1	0						
Bernie Williams, S (1, 8) OBP: 0.424, SLG: 0.590										4	1	2	0	0	2	0						
Tino Martinez, L (1, 3) OBP: 0.364, SLG: 0.507										3	1	1	1	1	2	1						
Jorge Posada, S (1, 10) OBP: 0.355, SLG: 0.494										4	1	1	1	0	1	2						
Ricky Ledee, L (1, 7) OBP: 0.310, SLG: 0.415										3	0	0	1	0	1	2						
Scott Brosius, R (1, 5) OBP: 0.370, SLG: 0.470										3	0	2	1	0	0	0						
Joe Girardi, R (1, 2) OBP: 0.320, SLG: 0.396			G1-6-3							4	0	1	0	0	1	2						
Inning Stats	R: 0 H: 0 E: 0 K: 2 S: 10	H: 0 LOB: 0 BB: 0 P: 13	R: 0 H: 0 E: 0 K: 3 S: 12	H: 0 LOB: 1 BB: 1 P: 22	R: 0 H: 2 E: 0 K: 1 S: 9	H: 2 LOB: 0 BB: 0 P: 11	R: 3 H: 4 E: 0 K: 0 S: 15	H: 4 LOB: 2 BB: 0 P: 25	R: 0 H: 1 E: 0 K: 1 S: 13	H: 1 LOB: 1 BB: 0 P: 22	R: 1 H: 2 E: 0 K: 0 S: 9	H: 2 LOB: 1 BB: 0 P: 15	R: 0 H: 0 E: 0 K: 2 S: 9	H: 0 LOB: 0 BB: 0 P: 12	R: 0 H: 0 E: 0 K: 1 S: 11	H: 0 LOB: 0 BB: 0 P: 18	R: 0 H: 0 E: 0 K: 1 S: 8	H: 0 LOB: 0 BB: 0 P: 11	1B: 6 2B: 3 3B: 0 HR: 0	SF: 1 SAC: 0 DP: 1 HBP: 1	WP: 0 PB: 0 CS: 0	PA: 37
PITCHER	IP	WLS	BF	H	R	ER	SO	BB	IBB	HBP	BLK	WP	HR	S	P	ERA	WHIP					
Roger Clemens, R (1, 1) ERA: 2.69	5.0		23	7	3	3	7	1	0	1	0	0	0	11	17	6.75	1.500					
Carlos Almanzar, R (6, 1) ERA: 6.09	1.1	W	6	2	1	1	0	0	0	0	0	0	0	11	17	6.75	1.500					
Dan Plesac, L (7, 1) ERA: 3.97	1.0		3	0	0	0	3	0	0	0	0	0	0	10	15	0.00	0.000					
Paul Quantrill, R (8, 1) ERA: 2.43	0.2		2	0	0	0	0	0	0	0	0	0	0	8	13	0.00	0.000					
Robert Person, R (9, 1) ERA: 7.11	1.0	S	3	0	0	0	1	0	0	0	0	0	0	8	11	0.00	0.000					

Toronto Blue Jays @ New York Yankees
Yankee Stadium, Bronx, NY
Fri Sep 11 1998, 7:05 PM EDT
Att: 35,856 - Unknown - 74 F

AB 34
R 4
H 9
RBI 4
BB 1
SO 11
LOB 11



Batter	1	2	3	4	5	6	7	8	9	AB	R	H	RBI	BB	SO	LOB	TOP								
Shannon Stewart, R (1, 7) OBP: 0.381, SLG: 0.406	1-1 S G1-3 SF9 1B		1-3 K		2-3 K		0-1 1B		0-2 G5-3	5	1	2	0	0	2	1									
Shawn Green, L (1, 9) OBP: 0.336, SLG: 0.509	2-2 G1-3		1-1 P6			2-2 FC4-6 1B		0-2 G1-3		4	0	1	0	0	0	2									
Jose Canseco, R (1, 10) OBP: 0.326, SLG: 0.528	1-2 SF9 2H			0-3 K		2-1 P4		1-3 K		3	0	0	1	0	2	1									
Carlos Delgado, L (1, 3) OBP: 0.383, SLG: 0.578	0-0 P2			1-0 P3		2-2 FC4-6 1B 3B		0-1 G3-1		4	1	0	0	0	0	1									
José Cruz Jr., S (1, 8) OBP: 0.353, SLG: 0.397		1-0 F8		1-2 P4		1-0 3B 1B		4-1 S BB		3	1	1	0	1	0	0									
Tony Fernandez, S (1, 5) OBP: 0.382, SLG: 0.447		1-0 G6-3			2-2 E 1B	0-2 3B		0-2 G3-1		4	1	2	2	0	0	1									
Benito Santiago, R (1, 2) OBP: 0.500, SLG: 0.727		3-1 2B		0-0 E1 1H 2B		3-2 P4		1-3 K		4	1	2	1	0	1	1									
Craig Grebeck, R (1, 4) OBP: 0.329, SLG: 0.355		2-3 K		1-2 G6-3		1-2 G4-3		4-0 BB		3	0	0	0	1	1	1									
Alex Gonzalez, R (1, 6) OBP: 0.290, SLG: 0.373			0-0 F8		2-3 K		2-2 G1-3		1-3 K	4	0	0	0	0	2	1									
Inning Stats	R: 1 E: 0 K: 0 S: 10	H: 1 LOB: 0 BB: 0 P: 14	R: 0 E: 0 K: 1 S: 7	H: 1 LOB: 1 BB: 0 P: 14	R: 0 E: 0 K: 1 S: 6	H: 0 LOB: 0 BB: 0 P: 8	R: 0 E: 0 K: 1 S: 7	H: 0 LOB: 0 BB: 0 P: 9	R: 2 E: 1 K: 2 S: 13	H: 2 LOB: 0 BB: 0 P: 20	R: 2 E: 0 K: 0 S: 18	H: 3 LOB: 1 BB: 0 P: 28	R: 0 E: 0 K: 1 S: 11	H: 1 LOB: 1 BB: 0 P: 14	R: 0 E: 0 K: 1 S: 9	H: 0 LOB: 1 BB: 1 P: 14	R: 0 E: 0 K: 1 S: 10	H: 0 LOB: 1 BB: 1 P: 16	1B: 5 2B: 2 3B: 1 HR: 0	SF: 1 SAC: 0 DP: 0 HBP: 0	WP: 0 SB: 2 CS: 0	PA: 37			
PITCHER	IP	WLS	BF	H	R	ER	SO	BB	IBB	HBP	BLK	WP	HR	S	P	ERA	WHIP								
David Wells, L (1, 1) ERA: 3.35	6.0	L	25	7	5	4	5	0	0	0	0	0	0	61	93	6.00	1.167								
Darren Holmes, R (7, 1) ERA: 3.72	1.0		4	1	0	0	0	0	0	0	0	0	0	11	14	0.00	1.000								
59 Ryan Bradley, R (8, 1) ERA: 7.45	2.0		8	0	0	0	3	2	0	0	0	0	0	19	30	0.00	1.000								

Toronto Blue Jays @ New York Yankees
 Yankee Stadium, Bronx, NY
 Sat Sep 12 1998, 3:33 AM EDT
 Att: 48,752 - Sunny - 86 F

AB	34
R	5
H	8
RBI	4
BB	2
SO	8
LOB	9



Batter	1	2	3	4	5	6	7	8	9	AB	R	H	RBI	BB	SO	LOB	BOTTOM								
Homer Bush, R (1, 4) OBP: 0.375, SLG: 0.443	3-2 E G3 2B		0-3 K			0-2 G4-3 2S WP 1B		0-2 G6-3		4	2	2	0	0	1	0									
2 Derek Jeter, R (1, 6) OBP: 0.387, SLG: 0.490	1-1 E7 G3 SF8		0-1 G1-3			1-2 G4-3		1-0 G4-6-3 1B		4	1	1	0	0	0	2									
Paul O'Neill, L (1, 9) OBP: 0.369, SLG: 0.514	2-2 G3		0-0 F7			2-2 G5-3		0-0 G4-6-3		4	0	0	1	0	0	2									
Tino Martinez, L (1, 3) OBP: 0.361, SLG: 0.504	0-2 SF8			1-0 F7		0-1 G4-3		1-0 G4-3		3	0	0	1	0	0	0									
2D Jorge Posada, S (1, 2) OBP: 0.352, SLG: 0.489	2-1 G4-3			1-1 G3-1		3-2 G6-3				3	0	0	0	0	0	0									
Darryl Strawberry, L (1, 10) OBP: 0.351, SLG: 0.546		2-1 G6-3		3-2 G1-3		1-3 K				3	0	0	0	0	1	0									
Ricky Ledee, L (1, 7) OBP: 0.297, SLG: 0.397		2-0 P6			0-0 G4-3		2-1 G4-3			3	0	0	0	0	0	0									
Chad Curtis, R (1, 8) OBP: 0.355, SLG: 0.358		3-2 1B			1-3 K			3-2 P4		3	0	1	0	0	1	0									
Scott Brosius, R (1, 5) OBP: 0.368, SLG: 0.467		0-0 F8			1-2 F8			1-3 K		3	0	0	0	0	1	1									
Inning Stats	R: 2 E: 1 K: 0 S: 13	H: 1 LOB: 0 BB: 0 P: 21	R: 0 E: 0 K: 0 S: 7	H: 1 LOB: 1 BB: 0 P: 14	R: 0 E: 0 K: 1 S: 6	H: 0 LOB: 0 BB: 0 P: 6	R: 0 E: 0 K: 0 S: 6	H: 0 LOB: 0 BB: 0 P: 11	R: 0 E: 0 K: 1 S: 7	H: 0 LOB: 0 BB: 0 P: 9	R: 1 E: 0 K: 0 S: 13	H: 1 LOB: 0 BB: 0 P: 16	R: 0 E: 0 K: 1 S: 8	H: 0 LOB: 0 BB: 0 P: 14	R: 0 E: 0 K: 1 S: 9	H: 0 LOB: 0 BB: 0 P: 13	R: 0 E: 0 K: 0 S: 3	H: 1 LOB: 0 BB: 0 P: 5	1B: 3 2B: 1 3B: 0 HR: 0	SF: 1 SAC: 0 DP: 1 HBP: 0	WP: 1 SB: 0 CS: 0	PA: 31			
PITCHER	IP	WLS	BF	H	R	ER	SO	BB	IBB	HBP	BLK	WP	HR	S	P	ERA	WHIP								
Chris Carpenter, R (1, 1) ERA: 4.48	8.0	W	28	3	3	1	4	0	0	0	0	0	0	69	104	1.12	0.375								
Robert Person, R (9, 1) ERA: 6.89	1.0	S	3	1	0	0	0	0	0	0	0	0	0	3	5	0.00	1.000								

Toronto Blue Jays @ New York Yankees
 Yankee Stadium, Bronx, NY
 Sat Sep 12 1998, 3:33 AM EDT
 Att: 48,752 - Sunny - 86 F

AB	30
R	3
H	4
RBI	2
BB	0
SO	4
LOB	5



Batter	1	2	3	4	5	6	7	8	9	AB	R	H	RBI	BB	SO	LOB	TOP							
Shannon Stewart, R OBP: 0.379, SLG: 0.410	1-1 HR		2-2 G5-3	3-2 FC1-4		3-3 K		0-0 B5-3		5	1	1	1	0	1	5	Toronto Blue Jays @ New York Yankees Yankee Stadium, Bronx, NY Sun Sep 13 1998, 3:33 AM EDT Att: 47,471 - Cloudy - 76 F							
Shawn Green, L OBP: 0.336, SLG: 0.508	0-3 K		0-0 BB WP 1B	1-3 K		2-1 HBP 1B 1B		1-2 L4		5	0	2	2	0	2	2								
Jose Canseco, R OBP: 0.326, SLG: 0.526	2-3 K		1-3 K		0-0 CS S 1B	1-2 HBP 1B		1-3 K		4	0	1	0	0	3	1								
Carlos Delgado, L OBP: 0.383, SLG: 0.575	1-3 K		4-2 BB BB		2-3 K	0-2 HBP 1B			1-2 G3-1	4	0	1	1	1	2	1								
Jose Cruz Jr., S OBP: 0.359, SLG: 0.415		0-1 1B	4-2 BB		0-3 K		0-0 HR		0-0 1B	4	1	3	1	1	1	1								
Tony Fernandez, S OBP: 0.380, SLG: 0.444		2-2 CS 1B	1-3 K		2-3 K	2-3 K		0-0 P7		5	0	1	0	0	3	4								
Darrin Fletcher, L OBP: 0.327, SLG: 0.408		3-2 G1-3		1-0 G3-1		1-1 1B 1B 1B		0-0 2B		3	1	1	0	0	0	2								
Benito Santiago, R OBP: 0.500, SLG: 0.769		1-2 G1-3				2-2 1B 1B 1B		2-1 L8		3	1	2	0	0	0	1								
Craig Grebeck, R OBP: 0.334, SLG: 0.359		4-2 HBP		1-2 FC1-4 1B		1-2 1B 1B				4	1	2	0	0	0	1								
Alex Gonzalez, R OBP: 0.292, SLG: 0.374		1-3 K		1-2 FC1-4 1B		1-0 1B 1B 1B		2-3 K		4	1	2	0	0	2	3								
Inning Stats	R: 1 E: 0 K: 3 S: 11	H: 1 LOB: 0 BB: 0 P: 15	R: 0 E: 0 K: 1 S: 14	H: 2 LOB: 2 BB: 0 P: 24	R: 0 E: 0 K: 2 S: 16	H: 1 LOB: 3 BB: 2 P: 28	R: 0 E: 0 K: 1 S: 18	H: 2 LOB: 2 BB: 0 P: 25	R: 0 E: 0 K: 2 S: 7	H: 1 LOB: 1 BB: 0 P: 9	R: 3 E: 0 K: 2 S: 18	H: 5 LOB: 3 BB: 0 P: 32	R: 1 E: 0 K: 2 S: 11	H: 2 LOB: 1 BB: 0 P: 17	R: 0 E: 0 K: 1 S: 7	H: 0 LOB: 0 BB: 0 P: 9	R: 0 E: 0 K: 0 S: 8	H: 1 LOB: 1 BB: 0 P: 11	1B: 11 2B: 3 3B: 0 HR: 2	SF: 0 SAC: 0 DP: 1 HBP: 2	WP: 1 PB: 0 SB: 1 CS: 2	PA: 43		
PITCHER	IP WLS BF H R ER SO BB IBB HBP BLK WP HR S P ERA WHIP	IP WLS BF H R ER SO BB IBB HBP BLK WP HR S P ERA WHIP	IP WLS BF H R ER SO BB IBB HBP BLK WP HR S P ERA WHIP	IP WLS BF H R ER SO BB IBB HBP BLK WP HR S P ERA WHIP	IP WLS BF H R ER SO BB IBB HBP BLK WP HR S P ERA WHIP	IP WLS BF H R ER SO BB IBB HBP BLK WP HR S P ERA WHIP	IP WLS BF H R ER SO BB IBB HBP BLK WP HR S P ERA WHIP	IP WLS BF H R ER SO BB IBB HBP BLK WP HR S P ERA WHIP	IP WLS BF H R ER SO BB IBB HBP BLK WP HR S P ERA WHIP	IP WLS BF H R ER SO BB IBB HBP BLK WP HR S P ERA WHIP	IP WLS BF H R ER SO BB IBB HBP BLK WP HR S P ERA WHIP	IP WLS BF H R ER SO BB IBB HBP BLK WP HR S P ERA WHIP	IP WLS BF H R ER SO BB IBB HBP BLK WP HR S P ERA WHIP	IP WLS BF H R ER SO BB IBB HBP BLK WP HR S P ERA WHIP	IP WLS BF H R ER SO BB IBB HBP BLK WP HR S P ERA WHIP	IP WLS BF H R ER SO BB IBB HBP BLK WP HR S P ERA WHIP	IP WLS BF H R ER SO BB IBB HBP BLK WP HR S P ERA WHIP							
David Cone, R ERA: 3.58	5.2 L 28	10 4 4 11	2 0 0 0	0 0 0 0	0 0 0 0	0 0 0 0	0 0 0 0	0 0 0 0	0 0 0 0	6.35 2.118														
Graeme Lloyd, L ERA: 1.3	0.0	1 1 0 0	0 0 0 0	0 0 0 0	0 0 0 0	0 0 0 0	0 0 0 0	0 0 0 0	0 0 0 0	∞	∞													
Jeff Nelson, R ERA: 4.33	0.0	1 0 0 0	0 0 0 0	0 0 0 0	0 0 0 0	0 0 0 0	0 0 0 0	0 0 0 0	0 0 0 0	∞	∞													
Mike Stanton, L ERA: 5.72	1.1	6 3 1 1	2 0 0 0	0 0 0 0	0 0 0 0	0 0 0 0	0 0 0 0	0 0 0 0	0 0 0 0	6.75 2.250														
Ramiro Mendoza, R ERA: 5.13	2.0	7 1 0 0	1 0 0 1	0 0 0 0	0 0 0 0	0 0 0 0	0 0 0 0	0 0 0 0	0 0 0 0	0.00 0.500														

Toronto Blue Jays @ New York Yankees
Yankee Stadium, Bronx, NY
Sun Sep 13 1998, 3:33 AM EDT
Att: 47,471 - Cloudy - 76 F

AB	39
R	5
H	15
RBI	5
BB	2
SO	14
LOB	21





Batter	1	2	3	4	5	6	7	8	9	AB	R	H	RBI	BB	SO	LOB	BOTTOM						
Chuck Knoblauch, R OBP: 0.362, SLG: 0.411	2-1 2 SF8 3B		4-2 2 3B BB		2-2 2 L8-3 1B		0-0 P2		4-2 2 BB BB	3	2	2	0	2	0	2	Toronto Blue Jays @ New York Yankees Yankee Stadium, Bronx, NY Sun Sep 13 1998, 3:33 AM EDT Att: 47,471 - Cloudy - 76 F						
Derek Jeter, R OBP: 0.387, SLG: 0.493	0-0 SF8		1-0 1B		3-2 L8-3		0-3 K		4-2 BB	3	1	1	2	1	1	3							
Paul O'Neill, L OBP: 0.369, SLG: 0.512	3-H G4-3		0-0 S 1B		1-0 G4-3		2-3 K		0-1 L7	4	0	1	1	0	1	2							
Shane Spencer, R OBP: 0.359, SLG: 0.694			3-H 1B				2-3 K			1	0	0	0	0	0	2							
Bernie Williams, S OBP: 0.421, SLG: 0.584	1-3 K		1-2 K		3-1 L9		3-2 P8			4	0	0	0	0	2	1							
Jorge Posada, S OBP: 0.354, SLG: 0.488		1-3 K	1-0 G5-3		4-2 FC6-4 BB		0-0 1B			3	0	1	0	1	1	1							
Mike Lowell, R OBP: 0.250, SLG: 0.250		2-1 BB 1B	0-2 P3		1-1 FC6-4		1-1 P4			4	0	1	0	0	0	3							
Ricky Ledee, L OBP: 0.289, SLG: 0.386		0-0 F9		2-3 K		0-1 F9		1-3 K		2	0	0	0	0	1	1							
Chili Davis, S OBP: 0.415, SLG: 0.453										1	0	0	0	0	0	0							
Chad Curtis, R OBP: 0.355, SLG: 0.358										0	0	0	0	0	0	0							
Darryl Strawberry, L OBP: 0.350, SLG: 0.544										1	0	0	0	0	1	1							
Scott Brosius, R OBP: 0.369, SLG: 0.466		4-0 FC6-4 BB		2-3 K		0-1 S 1B 1B		2-2 P5		3	0	1	0	1	1	0							
Joe Girardi, R OBP: 0.319, SLG: 0.393		2-2 FC6-4		1-1 G4-3		0-1 1B		0-3 K2-3		4	0	1	0	0	1	2							
Inning Stats	R: 1 E: 0 K: 1 S: 9	H: 1 LOB: 2 BB: 1 P: 14	R: 0 E: 0 K: 1 S: 9	H: 1 LOB: 1 BB: 1 P: 18	R: 2 E: 0 K: 1 S: 12	H: 2 LOB: 1 BB: 1 P: 18	R: 0 E: 0 K: 2 S: 9	H: 0 LOB: 0 BB: 0 P: 14	R: 0 E: 0 K: 0 S: 7	H: 1 LOB: 0 BB: 0 P: 13	R: 0 E: 0 K: 0 S: 8	H: 0 LOB: 1 BB: 1 P: 16	R: 0 E: 0 K: 2 S: 11	H: 2 LOB: 2 BB: 0 P: 13	R: 0 E: 0 K: 1 S: 9	H: 1 LOB: 1 BB: 0 P: 14	R: 0 E: 0 K: 1 S: 15	H: 0 LOB: 2 BB: 2 P: 25	1B: 6 2B: 1 3B: 2 HR: 0	SF: 1 SAC: 0 DP: 1 HBP: 0	WP: 0 PB: 0 SB: 0 CS: 0	PA: 39	
PITCHER	IP WLS BF H R ER SO BB IBB HBP BLK WP HR S P ERA WHIP	IP WLS BF H R ER SO BB IBB HBP BLK WP HR S P ERA WHIP	IP WLS BF H R ER SO BB IBB HBP BLK WP HR S P ERA WHIP	IP WLS BF H R ER SO BB IBB HBP BLK WP HR S P ERA WHIP	IP WLS BF H R ER SO BB IBB HBP BLK WP HR S P ERA WHIP	IP WLS BF H R ER SO BB IBB HBP BLK WP HR S P ERA WHIP	IP WLS BF H R ER SO BB IBB HBP BLK WP HR S P ERA WHIP	IP WLS BF H R ER SO BB IBB HBP BLK WP HR S P ERA WHIP	IP WLS BF H R ER SO BB IBB HBP BLK WP HR S P ERA WHIP	IP WLS BF H R ER SO BB IBB HBP BLK WP HR S P ERA WHIP	IP WLS BF H R ER SO BB IBB HBP BLK WP HR S P ERA WHIP	IP WLS BF H R ER SO BB IBB HBP BLK WP HR S P ERA WHIP	IP WLS BF H R ER SO BB IBB HBP BLK WP HR S P ERA WHIP	IP WLS BF H R ER SO BB IBB HBP BLK WP HR S P ERA WHIP	IP WLS BF H R ER SO BB IBB HBP BLK WP HR S P ERA WHIP	IP WLS BF H R ER SO BB IBB HBP BLK WP HR S P ERA WHIP							
Kelvin Escobar, R ERA: 3.59	5.2 W 24	5 3 3 5	3 0 0 0	0 0 0 0	0 0 0 0	0 0 0 0	0 0 0 0	0 0 0 0	0 0 0 0	4.76 1.412													
Steve Sinclair, L ERA: 2.03	0.1	1 0 0 0	0 0 0 0	0 0 0 0	0 0 0 0	0 0 0 0	0 0 0 0	0 0 0 0	0 0 0 0	0.00 0.000													
Paul Quantrill, R ERA: 2.41	0.2	4 2 0 0	1 0 0 1	0 0 0 0	0 0 0 0	0 0 0 0	0 0 0 0	0 0 0 0	0 0 0 0	0.00 3.000													
Dan Plesac, L ERA: 3.88	1.0	4 1 0 0	1 0 0 1	0 0 0 0	0 0 0 0	0 0 0 0	0 0 0 0	0 0 0 0	0 0 0 0	0.00 1.000													
Carlos Almanzar, R ERA: 6.0	0.1	1 0 0 0	0 0 0 1	0 0 0 0	0 0 0 0	0 0 0 0	0 0 0 0	0 0 0 0	0 0 0 0	0.00 0.000													

Toronto Blue Jays @ New York Yankees
Yankee Stadium, Bronx, NY
Sun Sep 13 1998, 3:33 AM EDT
Att: 47,471 - Cloudy - 76 F

AB	33
R	3
H	8
RBI	3
BB	5
SO	9
LOB	19



Batter	1	2	3	4	5	6	7	8	9	AB	R	H	RBI	BB	SO	LOB	TOP					
Darren Bragg, L (1, 8) OBP: 0.360, SLG: 0.435	2-2 1B		2-3 K			2-3 K		0-3 K		4	0	1	0	0	3	1	Boston Red Sox @ New York Yankees Yankee Stadium, Bronx, NY Mon Sep 14 1998, 7:05 PM EDT Att: 42,735 - Unknown - 75 F AB 28 R 0 H 3 RBI 0 BB 0 SO 9 LOB 9 					
John Valentin, R (1, 5) OBP: 0.347, SLG: 0.452	1-0 HBP		3-0 F8			1-1 F8		1-3 K		3	0	0	0	0	1	1						
Mo Vaughn, L (1, 3) OBP: 0.400, SLG: 0.581	1-3 K			2-2 F8		1-0 3B		3-3 K		4	0	1	0	0	2	2						
Nomar Garciaparra, R (1, 6) OBP: 0.359, SLG: 0.574	0-2 G4-6-3			0-2 1B		0-0 F8		1-1 F8		4	0	1	0	0	0	3						
Troy O'Leary, L (1, 7) OBP: 0.306, SLG: 0.471		0-1 F8		1-1 G4-3			2-1 P6			3	0	0	0	0	0	1						
Mike Stanley, R (1, 10) OBP: 0.363, SLG: 0.489		2-3 K		0-2 G5-3			1-3 K			3	0	0	0	0	2	1						
Trot Nixon, L (1, 9) OBP: 0.125, SLG: 0.125		1-1 G1-3			1-3 K		1-1 G4-3			3	0	0	0	0	1	0						
Scott Hatteberg, L (1, 2) OBP: 0.356, SLG: 0.444			2-2 SH1-4		1-2 F8			1-2 G4-3		2	0	0	0	0	0	0						
Donnie Sadler, R (1, 4) OBP: 0.314, SLG: 0.446			1-1 SH1-4		0-1 P6			1-0 F7		1	0	0	0	0	0	0						
Midre Cummings, L (8, PH) OBP: 0.378, SLG: 0.491										1	0	0	0	0	0	0						
Lou Merloni, R (8, 4) OBP: 0.357, SLG: 0.393										0	0	0	0	0	0	0						
Inning Stats	R: 0 E: 0 K: 1 S: 11	H: 1 LOB: 1 BB: 0 P: 15	R: 0 E: 0 K: 1 S: 9	H: 0 LOB: 0 BB: 0 P: 12	R: 0 E: 0 K: 1 S: 8	H: 0 LOB: 1 BB: 0 P: 16	R: 0 E: 0 K: 0 S: 12	H: 1 LOB: 1 BB: 0 P: 15	R: 0 E: 0 K: 1 S: 8	H: 0 LOB: 0 BB: 0 P: 10	R: 0 E: 0 K: 1 S: 8	H: 1 LOB: 1 BB: 0 P: 12	R: 0 E: 0 K: 1 S: 7	H: 0 LOB: 0 BB: 0 P: 11	R: 0 E: 0 K: 1 S: 7	H: 0 LOB: 0 BB: 0 P: 9	R: 0 E: 0 K: 2 S: 8	H: 0 LOB: 0 BB: 0 P: 13	1B: 2 2B: 0 3B: 1 HR: 0	SF: 0 SAC: 1 DP: 1 HBP: 2	WP: 0 PB: 0 SB: 0 CS: 0	PA: 31
PITCHER Orlando Hernandez, R (1, 1) ERA: 3.25	IP: 9.0 WLS: W BF: 31 H: 3 R: 0 ER: 0 SO: 9 BB: 0 IBB: 0 HBP: 2 BLK: 0 WP: 0 HR: 0 S: 78 P: 113 ERA: 0.00 WHIP: 0.333															PITCHER						

Batter	1	2	3	4	5	6	7	8	9	AB	R	H	RBI	BB	SO	LOB	BOTTOM			
Chuck Knoblauch, R (1, 4) OBP: 0.359, SLG: 0.408	2-2 K		1-2 F7			0-3 K		2-3 K		4	0	0	0	0	3	1	Boston Red Sox @ New York Yankees Yankee Stadium, Bronx, NY Mon Sep 14 1998, 7:05 PM EDT Att: 42,735 - Unknown - 75 F AB 31 R 3 H 7 RBI 2 BB 1 SO 10 LOB 13 			
Derek Jeter, R (1, 6) OBP: 0.385, SLG: 0.490	0-3 K			1-3 K		0-0 G5-3		3-H K		4	0	0	0	0	3	1				
Paul O'Neill, L (1, 9) OBP: 0.371, SLG: 0.513	0-1 1B			1-1 G4-3		2-2 G3		4-2 G4-3		3	0	2	0	1	0	0				
Bernie Williams, S (1, 8) OBP: 0.420, SLG: 0.581	0-1 F9			1-0 G4-3		3-2 FC4-6		1-2 G6-3		4	0	1	0	0	0	3				
Chili Davis, S (1, 10) OBP: 0.391, SLG: 0.421		1-2 F7		1-1 F8		1-0 FC4-6		2-1 G4-3		4	0	0	0	0	0	3				
Darryl Strawberry, L (1, 7) OBP: 0.351, SLG: 0.544		2-1 G6-3			2-2 20 1B		2-1 1B		2-3 K2-3		2	1	1	0	0	0				
Chad Curtis, R (7, 7) OBP: 0.350, SLG: 0.361										2	1	1	0	0	1	1				
20 Jorge Posada, S (1, 2) OBP: 0.354, SLG: 0.486		1-1 G6-3			1-2 1B		1-3 1B		1-3 K2-3		3	0	1	0	0	1				
Scott Brosius, R (1, 5) OBP: 0.369, SLG: 0.465			0-0 F8		1-3 K		2-1 G3		2-1 WP		3	1	1	1	0	1				
Luis Sojo, R (1, 3) OBP: 0.242, SLG: 0.266			1-3 K		0-1 SF9		0-0 G3		2-3 G3		2	0	0	1	0	1				
Inning Stats	R: 0 E: 0 K: 2 S: 11	H: 1 LOB: 1 BB: 0 P: 13	R: 0 E: 0 K: 0 S: 7	H: 0 LOB: 0 BB: 0 P: 11	R: 0 E: 0 K: 1 S: 10	H: 0 LOB: 0 BB: 0 P: 12	R: 0 E: 0 K: 1 S: 8	H: 1 LOB: 1 BB: 0 P: 12	R: 1 E: 0 K: 2 S: 16	H: 2 LOB: 1 BB: 0 P: 20	R: 0 E: 0 K: 0 S: 10	H: 1 LOB: 1 BB: 0 P: 16	R: 2 E: 0 K: 3 S: 15	H: 2 LOB: 1 BB: 0 P: 23	R: 0 E: 0 K: 1 S: 13	H: 0 LOB: 1 BB: 1 P: 22	1B: 6 2B: 1 3B: 0 HR: 0	SF: 1 SAC: 0 DP: 0 HBP: 0	WP: 1 PB: 0 SB: 1 CS: 0	PA: 33
PITCHER Pedro Martinez, R (1, 1) ERA: 2.78	IP: 7.0 WLS: L BF: 29 H: 7 R: 3 ER: 3 SO: 9 BB: 0 IBB: 0 HBP: 0 BLK: 0 WP: 1 HR: 0 S: 77 P: 107 ERA: 3.86 WHIP: 1.000															PITCHER				
Derek Lowe, R (8, 1) ERA: 4.09	IP: 1.0 WLS: L BF: 4 H: 0 R: 0 ER: 0 SO: 1 BB: 1 IBB: 0 HBP: 0 BLK: 0 WP: 0 HR: 0 S: 13 P: 22 ERA: 0.00 WHIP: 1.000															PITCHER				

Batter	1	2	3	4	5	6	7	8	9	AB	R	H	RBI	BB	SO	LOB	TOP								
Darren Lewis, R (1, 9) OBP: 0.342, SLG: 0.350	G4-3		G4-3	G4-3			E7		G4-3	5	2	2	0	0	0	0	Boston Red Sox @ New York Yankees Yankee Stadium, Bronx, NY Tue Sep 15 1998, 7:05 PM EDT Att: 43,218 - Overcast - 82 F								
John Valentin, R (1, 5) OBP: 0.346, SLG: 0.451	F9		1B	F8			L6			4	1	1	1	0	0	2									
Mo Vaughn, L (1, 3) OBP: 0.399, SLG: 0.579	G4-3		G4-3				G5-4-3			4	0	1	2	0	0	1									
Nomar Garciaparra, R (1, 6) OBP: 0.360, SLG: 0.573		1B					G5-4-3			3	1	1	0	1	0	1									
Mike Stanley, R (1, 10) OBP: 0.361, SLG: 0.487 Midre Cummings, L (8, PH) OBP: 0.375, SLG: 0.487	F9		SF8				K		G1-3	2	0	0	1	0	1	1									
Trot Nixon, L (1, 7) OBP: 0.083, SLG: 0.083	F7		G3				G1-3		F8	4	0	0	0	0	0	2									
Damon Buford, R (1, 8) OBP: 0.359, SLG: 0.526		HR					G5-3		F8	3	2	1	0	1	0	0									
Jason Varitek, S (1, 2) OBP: 0.314, SLG: 0.417		HR					F7		G1-3	4	2	2	5	0	0	0									
Donnie Sadler, R (1, 4) OBP: 0.311, SLG: 0.438	L5		G6-3				E		G4-3	4	1	1	0	0	0	0									
Inning Stats	R: 0 E: 0 K: 0 S: 6	H: 0 LOB: 0 BB: 0 P: 8	R: 3 E: 0 K: 0 S: 13	H: 2 LOB: 0 BB: 1 P: 22	R: 2 E: 0 K: 0 S: 17	H: 2 LOB: 1 BB: 1 P: 31	R: 2 E: 0 K: 0 S: 11	H: 2 LOB: 0 BB: 0 P: 18	R: 0 E: 0 K: 1 S: 8	H: 0 LOB: 0 BB: 0 P: 13	R: 0 E: 0 K: 0 S: 7	H: 0 LOB: 0 BB: 0 P: 10	R: 2 E: 1 K: 0 S: 13	H: 3 LOB: 0 BB: 0 P: 20	R: 0 E: 0 K: 0 S: 9	H: 0 LOB: 0 BB: 0 P: 12		R: 0 E: 0 K: 0 S: 7	H: 0 LOB: 0 BB: 0 P: 12	1B: 7 2B: 0 3B: 0 HR: 2	SF: 1 SAC: 0 DP: 1 HBP: 0	WP: 1 PB: 0 SB: 2 CS: 0	PA: 37		
PITCHER	IP	WLS	BF	H	R	ER	SO	BB	IBB	HBP	BLK	WP	HR	S	P	ERA	WHIP								
Mike Jerzembek, R (1, 1) ERA: 13.5	2.1	L	13	4	5	5	0	2	0	0	0	1	1	31	52	19.29	2.571								
52 Mike Buddie, R (3, 1) ERA: 5.9	1.2	7	2	2	2	0	0	0	0	0	0	0	1	16	27	10.80	1.200								
Jay Tessmer, R (5, 1) ERA: 3.68	1.0	3	0	0	0	0	1	0	0	0	0	0	0	8	13	0.00	0.000								
Jeff Nelson, R (6, 1) ERA: 4.21	1.0	3	0	0	0	0	0	0	0	0	0	0	0	7	10	0.00	0.000								
Mike Stanton, L (7, 1) ERA: 5.77	1.0	5	3	2	1	0	0	0	0	0	0	0	0	13	20	9.00	3.000								
PITCHER	IP	WLS	BF	H	R	ER	SO	BB	IBB	HBP	BLK	WP	HR	S	P	ERA	WHIP								
Darren Holmes, R (8, 1) ERA: 3.64	1.0	3	0	0	0	0	0	0	0	0	0	0	0	9	12	0.00	0.000								
42 Mariano Rivera, R (9, 1) ERA: 1.72	1.0	3	0	0	0	0	0	0	0	0	0	0	0	7	12	0.00	0.000								

AB	34
R	9
H	9
RBI	9
BB	2
SO	1
LOB	7



Batter	1	2	3	4	5	6	7	8	9	AB	R	H	RBI	BB	SO	LOB	BOTTOM								
Chuck Knoblauch, R (1, 4) OBP: 0.358, SLG: 0.408	F7		G6-3				G3		F9	5	0	1	0	0	0	0	Boston Red Sox @ New York Yankees Yankee Stadium, Bronx, NY Tue Sep 15 1998, 7:05 PM EDT Att: 43,218 - Overcast - 82 F								
2 Derek Jeter, R (1, 6) OBP: 0.394, SLG: 0.488	F9		1B				G3			4	0	1	0	0	0	1									
Paul O'Neill, L (1, 9) OBP: 0.373, SLG: 0.514	PB		1B				G5-3			3	0	2	0	1	0	1									
Bernie Williams, S (1, 8) OBP: 0.419, SLG: 0.585	K		G5-3				F8		HR	4	1	1	1	0	1	4									
Tino Martinez, L (1, 3) OBP: 0.359, SLG: 0.500	F9						F9		G3	4	0	0	0	0	0	3									
Chili Davis, S (1, 10) OBP: 0.370, SLG: 0.393		G5-3					L7		P6	4	0	0	0	0	1	0									
20 Jorge Posada, S (1, 2) OBP: 0.353, SLG: 0.483		G4-3					HR		K	4	1	1	0	0	1	0									
Chad Curtis, R (1, 7) OBP: 0.355, SLG: 0.362	K						F7		K	4	1	1	0	0	2	0									
Scott Brosius, R (1, 5) OBP: 0.368, SLG: 0.470			L7				F8		G4-3	4	1	1	3	0	0	0									
Inning Stats	R: 0 E: 0 K: 1 S: 12	H: 1 LOB: 2 BB: 0 P: 19	R: 0 E: 0 K: 1 S: 8	H: 0 LOB: 0 BB: 0 P: 12	R: 0 E: 0 K: 1 S: 7	H: 2 LOB: 2 BB: 0 P: 12	R: 0 E: 0 K: 1 S: 8	H: 0 LOB: 0 BB: 0 P: 11	R: 0 E: 0 K: 0 S: 4	H: 0 LOB: 0 BB: 0 P: 6	R: 0 E: 0 K: 0 S: 11	H: 0 LOB: 1 BB: 1 P: 19	R: 3 E: 0 K: 0 S: 17	H: 4 LOB: 1 BB: 0 P: 25	R: 1 E: 0 K: 1 S: 10	H: 1 LOB: 0 BB: 0 P: 16		R: 0 E: 0 K: 1 S: 8	H: 0 LOB: 0 BB: 0 P: 11	1B: 4 2B: 2 3B: 0 HR: 2	SF: 0 SAC: 0 DP: 0 HBP: 0	WP: 0 PB: 2 SB: 0 CS: 0	PA: 37		
PITCHER	IP	WLS	BF	H	R	ER	SO	BB	IBB	HBP	BLK	WP	HR	S	P	ERA	WHIP								
49 Tim Wakefield, R (1, 1) ERA: 4.7	6.1	W	28	7	3	3	3	1	0	0	0	0	1	61	95	4.26	1.263								
Jim Corsi, R (7, 1) ERA: 2.69	1.2	6	1	1	1	1	1	0	0	0	0	0	1	16	25	5.40	0.600								
Tom Gordon, R (9, 1) ERA: 2.75	1.0	3	0	0	0	0	1	0	0	0	0	0	0	8	11	0.00	0.000								
PITCHER	IP	WLS	BF	H	R	ER	SO	BB	IBB	HBP	BLK	WP	HR	S	P	ERA	WHIP								

AB	36
R	4
H	8
RBI	4
BB	1
SO	5
LOB	9



Batter	1	2	3	4	5	6	7	8	9	AB	R	H	RBI	BB	SO	LOB	TOP					
Chuck Knoblauch, R (1, 4) OBP: 0.359, SLG: 0.407										4	0	1	0	1	0	6	New York Yankees @ Tampa Bay Devil Rays Tropicana Field, St. Petersburg, FL Thu Sep 17 1998, 7:05 PM EDT Att: 38,820 - Dome - 72 F livebaseballscorecards.com					
2 Derek Jeter, R (1, 6) OBP: 0.383, SLG: 0.484										5	0	1	0	0	1	3						
Paul O'Neill, L (1, 9) OBP: 0.376, SLG: 0.517										4	0	3	0	0	1	0						
Shane Spencer, R (8, 9) OBP: 0.364, SLG: 0.641										4	1	1	1	1	1	5						
Bernie Williams, S (1, 8) OBP: 0.419, SLG: 0.586										4	1	1	1	1	1	5						
Tino Martinez, L (1, 3) OBP: 0.358, SLG: 0.499										5	1	1	0	0	0	5						
Chili Davis, S (1, 10) OBP: 0.378, SLG: 0.400										5	0	3	0	0	1	3						
Tim Lincecum, S (1, 7) OBP: 0.392, SLG: 0.380										3	1	2	1	1	1	1						
Chad Curtis, R (7, 7) OBP: 0.352, SLG: 0.359										0	0	0	0	0	0	0						
20 Jorge Posada, S (1, 2) OBP: 0.354, SLG: 0.492										4	1	2	2	0	0	4						
Scott Brosius, R (1, 5) OBP: 0.371, SLG: 0.470										3	0	2	0	1	0	1						
Inning Stats	R: 0 E: 0 K: 0 S: 9	H: 2 LOB: 1 BB: 0 P: 14	R: 1 E: 0 K: 0 S: 11	H: 3 LOB: 2 BB: 1 P: 22	R: 0 E: 0 K: 2 S: 12	H: 1 LOB: 1 BB: 0 P: 14	R: 0 E: 0 K: 0 S: 10	H: 3 LOB: 2 BB: 0 P: 17	R: 0 E: 0 K: 0 S: 12	H: 2 LOB: 2 BB: 0 P: 17	R: 2 E: 0 K: 0 S: 12	H: 2 LOB: 1 BB: 1 P: 20	R: 1 E: 0 K: 2 S: 10	H: 2 LOB: 1 BB: 0 P: 17	R: 0 E: 0 K: 0 S: 8	H: 1 LOB: 1 BB: 1 P: 18	R: 0 E: 0 K: 1 S: 8	H: 0 LOB: 1 BB: 2 P: 19	1B: 12 2B: 2 3B: 0 HR: 2	SF: 0 SAC: 0 DP: 5 HBP: 0	WP: 0 SB: 0 CS: 0	PA: 42
PITCHER	IP	WLS	BF	H	R	ER	SO	BB	IBB	HBP	BLK	WP	HR	S	P	ERA	WHIP					
Julio Santana, R (1, 1) ERA: 4.08	5.0	L	26	12	3	3	2	2	0	0	0	0	1	59	94	5.40	2.800					
Esteban Yan, R (6, 1) ERA: 3.9	2.0		8	3	1	1	2	0	0	0	0	0	1	17	27	4.50	1.500					
Rick White, R (8, 1) ERA: 3.96	1.0		4	1	0	0	0	1	0	0	0	0	0	8	18	0.00	2.000					
Dennis Springer, R (9, 1) ERA: 5.66	1.0		4	0	0	0	1	2	0	0	0	0	0	8	19	0.00	2.000					

Batter	1	2	3	4	5	6	7	8	9	AB	R	H	RBI	BB	SO	LOB	BOTTOM					
Randy Winn, S (1, 8) OBP: 0.348, SLG: 0.388										3	0	1	0	1	0	0	New York Yankees @ Tampa Bay Devil Rays Tropicana Field, St. Petersburg, FL Thu Sep 17 1998, 7:05 PM EDT Att: 38,820 - Dome - 72 F livebaseballscorecards.com					
Quinton McCracken, S (1, 7) ERA: 3.9										4	0	0	0	0	2	3						
Wade Boggs, L (1, 5) OBP: 0.348, SLG: 0.399										4	0	0	0	0	0	0						
Fred McGriff, L (1, 3) OBP: 0.359, SLG: 0.432										4	0	0	0	0	1	0						
Paul Sorrento, L (1, 10) OBP: 0.314, SLG: 0.404										2	0	0	0	1	1	0						
Dave Silvestri, R (9, PH) OBP: 0.100, SLG: 0.100										1	0	0	0	0	1	0						
Aaron Ledesma, R (1, 6) OBP: 0.350, SLG: 0.404										3	0	1	0	0	1	1						
Rich Butler, L (1, 9) OBP: 0.279, SLG: 0.363										3	0	0	0	0	0	1						
John Flaherty, R (1, 2) OBP: 0.269, SLG: 0.284										3	0	0	0	0	0	0						
Miguel Cairo, R (1, 4) OBP: 0.306, SLG: 0.367										3	0	0	0	0	0	1						
Inning Stats	R: 0 E: 0 K: 1 S: 10	H: 0 LOB: 0 BB: 0 P: 14	R: 0 E: 0 K: 0 S: 10	H: 1 LOB: 1 BB: 0 P: 15	R: 0 E: 0 K: 0 S: 8	H: 1 LOB: 1 BB: 0 P: 10	R: 0 E: 0 K: 2 S: 12	H: 0 LOB: 1 BB: 1 P: 21	R: 0 E: 0 K: 0 S: 4	H: 0 LOB: 0 BB: 0 P: 6	R: 0 E: 0 K: 0 S: 5	H: 0 LOB: 0 BB: 0 P: 6	R: 0 E: 0 K: 1 S: 10	H: 0 LOB: 0 BB: 0 P: 15	R: 0 E: 1 K: 1 S: 11	H: 0 LOB: 2 BB: 1 P: 18	R: 0 E: 0 K: 1 S: 7	H: 0 LOB: 0 BB: 0 P: 11	1B: 2 2B: 0 3B: 0 HR: 0	SF: 0 SAC: 0 DP: 0 HBP: 0	WP: 0 SB: 0 CS: 0	PA: 32
PITCHER	IP	WLS	BF	H	R	ER	SO	BB	IBB	HBP	BLK	WP	HR	S	P	ERA	WHIP					
Hideki Irabu, R (1, 1) ERA: 4.2	8.0	W	29	2	0	0	5	2	0	0	0	0	0	70	105	0.00	0.500					
Mike Stanton, L (9, 1) ERA: 5.69	1.0		3	0	0	0	1	0	0	0	0	0	0	7	11	0.00	0.000					

Batter	1	2	3	4	5	6	7	8	9	AB	R	H	RBI	BB	SO	LOB	TOP								
Chuck Knoblauch, R OBP: 0.360, SLG: 0.407 (1, 4)	G6-3	K				L5		2 3B		5	1	2	0	0	1	2	New York Yankees @ Baltimore Orioles Oriole Park at Camden Yards, Baltimore, MD Sun Sep.20 1998, 7:05 PM EDT Att: 48,013 - Cloudy - 84 F								
2 Derek Jeter, R OBP: 0.396, SLG: 0.487 (1, 6)	2B	1B			G6-4-3			1B		4	0	3	2	1	0	3									
Bernie Williams, S OBP: 0.420, SLG: 0.583 (1, 8)	L9	F8						20 1B		5	1	1	0	0	1	6									
Chili Davis, S OBP: 0.385, SLG: 0.464 (1, 10)					P6					5	0	2	0	0	0	1									
Homer Bush, R OBP: 0.391, SLG: 0.455 (9, PR)						F9				0	1	0	0	0	0	0									
20 Jorge Posada, S OBP: 0.352, SLG: 0.484 (1, 2)	K				G1-3					5	0	1	0	0	1	3									
Tim Lincecum, S OBP: 0.393, SLG: 0.382 (6, 9)										3	0	1	1	0	0	0									
Ricky Ledee, L OBP: 0.291, SLG: 0.384 (9, PH)					G1-3					1	0	0	0	0	0	0									
Shane Spencer, R OBP: 0.333, SLG: 0.738 (9, 9)										1	0	1	1	0	0	0									
Chad Curtis, R OBP: 0.350, SLG: 0.354 (6, 7)										4	1	0	0	1	2	4									
Mike Lowell, R OBP: 0.444, SLG: 0.444 (1, 5)										5	1	3	0	0	0	4									
Luis Sojo, R OBP: 0.246, SLG: 0.263 (1, 3)										4	0	2	1	0	0	1									
Inning Stats	R: 0 E: 0 K: 1 S: 17	H: 2 LOB: 2 BB: 0 P: 20	R: 1 E: 0 K: 1 S: 14	H: 2 LOB: 3 BB: 2 P: 25	R: 0 E: 0 K: 0 S: 6	H: 0 LOB: 0 BB: 0 P: 8	R: 0 E: 0 K: 0 S: 12	H: 3 LOB: 2 BB: 0 P: 14	R: 1 E: 0 K: 1 S: 13	H: 3 LOB: 1 BB: 0 P: 18	R: 0 E: 0 K: 0 S: 10	H: 1 LOB: 1 BB: 0 P: 15	R: 0 E: 0 K: 0 S: 6	H: 0 LOB: 0 BB: 0 P: 9	R: 2 E: 0 K: 1 S: 14	H: 3 LOB: 1 BB: 0 P: 23	R: 1 E: 0 K: 1 S: 10	H: 2 LOB: 1 BB: 0 P: 13	1B: 12 2B: 3 3B: 1 HR: 0	SF: 0 SAC: 0 DP: 1 HBP: 0	WP: 0 PB: 0 SB: 0 CS: 0	PA: 44			
PITCHER	IP	WLS	BF	H	R	ER	SO	BB	IBB	HBP	BLK	WP	HR	S	P	ERA	WHIP								
Doug Johns, L ERA: 4.27 (1, 1)	4.1	L	24	10	2	2	2	2	0	0	0	0	0	58	77	4.15	2.769								
Pete Smith, R ERA: 5.53 (5, 1)	0.2		2	0	0	0	1	0	0	0	0	0	0	4	8	0.00	0.000								
52 Chris Fussell, R ERA: 5.63 (6, 1)	3.0		13	4	2	2	1	0	0	0	0	0	0	30	47	6.00	1.333								
Jimmy Key, L ERA: 4.2 (9, 1)	1.0		5	2	1	1	1	0	0	0	0	0	0	10	13	9.00	2.000								

Batter	1	2	3	4	5	6	7	8	9	AB	R	H	RBI	BB	SO	LOB	BOTTOM								
Roberto Alomar, S OBP: 0.351, SLG: 0.422 (1, 4)			F9							4	1	3	1	1	0	0	New York Yankees @ Baltimore Orioles Oriole Park at Camden Yards, Baltimore, MD Sun Sep.20 1998, 7:05 PM EDT Att: 48,013 - Cloudy - 84 F								
Brady Anderson, L OBP: 0.361, SLG: 0.420 (1, 8)	P4		G3-1							5	0	0	0	0	0	5									
Willie Greene, L OBP: 0.373, SLG: 0.430 (1, 9)										1	0	0	0	2	0	0									
Eric Davis, R OBP: 0.387, SLG: 0.585 (7, PH) (8, 9)										1	0	1	1	1	0	0									
Gene Kingsale, S (9, PR)										0	0	0	0	0	0	0									
Rafael Palmeiro, L OBP: 0.381, SLG: 0.577 (1, 3)	L9									5	0	0	0	0	0	5									
Calvin Pickering, L OBP: 0.182, SLG: 0.455 ERA: 5.96 (8, PH)	G1-3									3	0	1	0	0	0	2									
Lyle Mouton, R OBP: 0.343, SLG: 0.438 (8, PH)										0	1	0	0	1	0	0									
Ryan Minor, R OBP: 0.375, SLG: 0.375 (1, 5)										4	0	1	0	0	1	1									
B.J. Surhoff, L OBP: 0.331, SLG: 0.438 (1, 7)										4	1	1	2	0	0	2									
Lenny Webster, R OBP: 0.317, SLG: 0.434 ERA: 4.06 (8, PH)										2	1	1	0	1	1	0									
Harold Baines, L OBP: 0.370, SLG: 0.455 (9, 2)										1	0	0	0	0	0	0									
23 Chris Hoiles, R OBP: 0.355, SLG: 0.465 (9, 2)										0	0	0	0	0	0	0									
Mike Bordick, R OBP: 0.325, SLG: 0.409 (1, 6)										3	0	0	0	0	2	1									
Inning Stats	R: 0 E: 0 K: 0 S: 10	H: 1 LOB: 2 BB: 1 P: 21	R: 0 E: 0 K: 2 S: 7	H: 0 LOB: 0 BB: 0 P: 10	R: 0 E: 0 K: 1 S: 9	H: 0 LOB: 0 BB: 0 P: 14	R: 0 E: 0 K: 0 S: 14	H: 2 LOB: 2 BB: 0 P: 22	R: 1 E: 0 K: 1 S: 15	H: 2 LOB: 2 BB: 1 P: 29	R: 0 E: 0 K: 0 S: 6	H: 0 LOB: 3 BB: 3 P: 9	R: 0 E: 0 K: 0 S: 7	H: 0 LOB: 3 BB: 3 P: 22	R: 2 E: 0 K: 0 S: 10	H: 1 LOB: 1 BB: 1 P: 18	R: 1 E: 0 K: 0 S: 9	H: 2 LOB: 1 BB: 0 P: 11	1B: 5 2B: 2 3B: 0 HR: 1	SF: 0 SAC: 1 DP: 0 HBP: 0	WP: 1 PB: 0 SB: 1 CS: 0	PA: 40			
PITCHER	IP	WLS	BF	H	R	ER	SO	BB	IBB	HBP	BLK	WP	HR	S	P	ERA	WHIP								
Oriando Hernandez, R ERA: 3.18 (7, 1)	6.0	W	25	5	1	1	4	2	0	0	1	1	0	61	105	1.50	1.167								
Jeff Nelson, R ERA: 4.06 (7, 1)	0.1		2	0	0	0	0	1	0	0	0	0	0	3	8	0.00	3.000								
Mike Stanton, L ERA: 5.96 (8, 1)	1.0		6	0	1	1	0	3	0	0	0	0	0	7	22	9.00	3.000								
Darren Holmes, R ERA: 3.54 ERA: 1.8 (8, 1)	0.1		1	0	0	0	0	0	0	0	0	0	0	3	6	0.00	0.000								
Graeme Lloyd, L ERA: 1.8 (8, 1)	0.0		1	1	1	1	0	0	0	0	0	0	1	1	1	*	*								
PITCHER	IP	WLS	BF	H	R	ER	SO	BB	IBB	HBP	BLK	WP	HR	S	P	ERA	WHIP								
Ramiro Mendoza, R ERA: 3.11 (8, 1)	0.1		1	0	0	0	0	0	0	0	0	0	0	3	3	0.00	0.000								
42 Mariano Rivera, R ERA: 1.61 (9, 1)	1.0	S	5	2	1	1	0	0	0	0	0	0	0	9	11	9.00	2.000								



Batter	1	2	3	4	5	6	7	8	9	AB	R	H	RBI	BB	SO	LOB	TOP										
Omar Vizquel, S OBP: 0.354, SLG: 0.363 (1, 6)	K		L7		HR		G6-3		F7	4	1	0	0	1	1	0	Cleveland Indians @ New York Yankees Yankee Stadium, Bronx, NY Mon Sep 21 1998, 7:05 PM EDT Att: 21,449 - Overcast - 79 F										
Enrique Wilson, S OBP: 0.364, SLG: 0.493 (1, 4)	G4-3		FC5-4 1B		HR		1B		1B	4	1	3	4	1	0	0											
Travis Fryman, R OBP: 0.343, SLG: 0.510 (1, 5)	1B		FC5-4		F9		1B		1B	5	0	4	0	0	0	1											
Manny Ramirez, R OBP: 0.382, SLG: 0.609 (1, 9)	1-2 BB			G5-3	F9		G4-3		K	4	0	0	0	1	1	5											
Jim Thome, L OBP: 0.416, SLG: 0.604 (1, 10)	K			G6-3	G4-3				K	5	0	0	0	0	3	5											
Richie Sexson, R OBP: 0.358, SLG: 0.616 (1, 3)		K		K					G4-3 BB	3	0	0	0	1	3	0											
Mark Whiten, S OBP: 0.370, SLG: 0.406 (1, 8)		L9			G5-3	G6-3			G4-3	4	0	0	0	0	0	1											
Alex Ramirez, R OBP: 0.250, SLG: 0.250 (8, PH)		G6-3			WP HR	1B			G6-3	3	1	1	0	0	0	0											
Brian Giles, L OBP: 0.358, SLG: 0.477 (8, 7)					1B				G6-3	0	0	0	0	0	0	0											
Einar Diaz, R OBP: 0.295, SLG: 0.425 (1, 2)			L6		WP HR	1B			G5-3	4	1	1	0	0	0	2											
Inning Stats	R: 0 E: 0 K: 2 S: 12	H: 1 LOB: 2 BB: 1 P: 20	R: 0 E: 0 K: 1 S: 7	H: 0 LOB: 0 BB: 0 P: 12	R: 0 E: 0 K: 0 S: 6	H: 1 LOB: 1 BB: 0 P: 8	R: 0 E: 0 K: 1 S: 14	H: 0 LOB: 0 BB: 0 P: 20	R: 4 E: 0 K: 0 S: 15	H: 4 LOB: 1 BB: 1 P: 24	R: 0 E: 0 K: 1 S: 8	H: 0 LOB: 0 BB: 0 P: 11	R: 0 E: 0 K: 0 S: 8	H: 2 LOB: 2 BB: 0 P: 16	R: 0 E: 0 K: 1 S: 11	H: 0 LOB: 2 BB: 1 P: 27	R: 0 E: 0 K: 2 S: 11	H: 1 LOB: 2 BB: 1 P: 18	1B: 7 2B: 1 3B: 0 HR: 1	SF: 0 SAC: 0 DP: 0 HBP: 1	WP: 1 PB: 0 CS: 0	PA: 41					
PITCHER	IP	WLS	BF	H	R	ER	SO	BB	IBB	HBP	BLK	WP	HR	S	P	ERA	WHIP										
Andy Pettitte, L ERA: 4.3 (1, 1)	7.0	L	31	8	4	4	5	2	0	0	0	1	1	70	111	5.14	1.429										
Graeme Lloyd, L ERA: 1.73 (8, 1)	0.1		1	0	0	0	1	0	0	0	0	0	0	4	7	0.00	0.000										
Jeff Nelson, R ERA: 3.89 (8, 1)	1.2		9	1	0	0	2	2	0	1	0	0	0	18	38	0.00	1.800										

AB	36
R	4
H	9
RBI	4
BB	4
SO	8
LOB	14



Batter	1	2	3	4	5	6	7	8	9	AB	R	H	RBI	BB	SO	LOB	BOTTOM										
Chuck Knoblauch, R OBP: 0.360, SLG: 0.406 (1, 4)	G1-3		K			FC4-6 2B 1B			P4	4	0	1	0	0	1	1	Cleveland Indians @ New York Yankees Yankee Stadium, Bronx, NY Mon Sep 21 1998, 7:05 PM EDT Att: 21,449 - Overcast - 79 F										
Derek Jeter, R OBP: 0.388, SLG: 0.488 (1, 6)	L6			FC5-4 1B		FC4-6 1B			BB	3	0	2	0	1	0	0											
Paul O'Neill, L OBP: 0.373, SLG: 0.515 (1, 9)	K			F7		FC4-6			L8	4	0	0	0	0	1	4											
Bernie Williams, S OBP: 0.419, SLG: 0.580 (1, 8)		G3-6 1B		FC5-4		G1-3			K	4	0	1	0	0	1	4											
Tino Martinez, L OBP: 0.354, SLG: 0.496 (1, 3)		G3-6		G3			F7		K	4	0	0	0	0	1	2											
Chili Davis, S OBP: 0.370, SLG: 0.443 (1, 10)		F8			G6-3		L4		G1-3	4	0	0	0	0	0	0											
Daryl Strawberry, L OBP: 0.349, SLG: 0.536 (7, PH)			G5-3 HBP		F7		2B BB		G5-3	1	0	0	0	0	0	0											
Ricky Ledee, L OBP: 0.296, SLG: 0.378 (8, 7)									G5-3	1	1	0	0	1	0	0											
Scott Brosius, R OBP: 0.374, SLG: 0.472 (1, 5)			F7		G5-3		2B			3	0	1	1	0	0	1											
Joe Girardi, R OBP: 0.319, SLG: 0.389 (7, PH)			G5-3			K			F8	2	0	0	0	0	1	1											
20 Jorge Posada, S OBP: 0.351, SLG: 0.483 (8, 2)										1	0	0	0	0	0	1											
Inning Stats	R: 0 E: 0 K: 1 S: 7	H: 0 LOB: 0 BB: 0 P: 11	R: 0 E: 0 K: 0 S: 4	H: 1 LOB: 0 BB: 0 P: 5	R: 0 E: 0 K: 1 S: 7	H: 0 LOB: 0 BB: 0 P: 11	R: 0 E: 0 K: 0 S: 8	H: 1 LOB: 1 BB: 0 P: 15	R: 0 E: 0 K: 0 S: 5	H: 0 LOB: 0 BB: 0 P: 6	R: 0 E: 0 K: 1 S: 9	H: 2 LOB: 2 BB: 0 P: 13	R: 1 E: 0 K: 0 S: 10	H: 1 LOB: 1 BB: 1 P: 16	R: 0 E: 0 K: 1 S: 8	H: 0 LOB: 1 BB: 1 P: 13	R: 0 E: 0 K: 1 S: 8	H: 0 LOB: 0 BB: 0 P: 12	1B: 4 2B: 1 3B: 0 HR: 0	SF: 0 SAC: 0 DP: 1 HBP: 1	WP: 0 PB: 0 CS: 0	PA: 34					
PITCHER	IP	WLS	BF	H	R	ER	SO	BB	IBB	HBP	BLK	WP	HR	S	P	ERA	WHIP										
Charles Nagy, R ERA: 5.12 (1, 1)	8.0	W	31	5	1	1	4	2	0	1	0	0	0	58	90	1.12	0.875										
Paul Shuey, R ERA: 2.9 (9, 1)	1.0	S	3	0	0	0	1	0	0	0	0	0	0	8	12	0.00	0.000										

AB	31
R	1
H	5
RBI	1
BB	2
SO	5
LOB	14



Batter	1	2	3	4	5	6	7	8	9	AB	R	H	RBI	BB	SO	LOB	TOP		
Enrique Wilson, S OBP: 0.360, SLG: 0.488 (1, 6)	B3		L4		G3			G3		4	0	0	0	0	0	2	Cleveland Indians @ New York Yankees Yankee Stadium, Bronx, NY Tue Sep 22 1998, 7:05 PM EDT Att: 32,315 - Cloudy - 67 F		
Joey Cora, S OBP: 0.361, SLG: 0.377 (1, 4)	G3-1		1B		P5			G5-3		4	0	1	0	0	0	1			
David Justice, L OBP: 0.362, SLG: 0.462 (1, 7)	K		K				G4-3		G3	4	0	0	0	0	2	2			
Jim Thome, L OBP: 0.417, SLG: 0.600 (1, 10)		1B E	K				F8		G5-4-3 1B	3	1	1	0	1	1	2			
Mark Whiten, S OBP: 0.370, SLG: 0.419 (1, 8)	F7				FC1-6 1B		F7		G5-4-3 1B	4	0	1	0	0	0	2			
Brian Giles, L OBP: 0.406, SLG: 0.476 (1, 9)	S 1B				FC1-6 CS			P2		3	0	1	0	0	0	1			
Richie Sexson, R OBP: 0.352, SLG: 0.605 (1, 3)	K		K		K			P3		3	0	0	0	0	2	2			
Jeff Branson, L OBP: 0.212, SLG: 0.292 (1, 5)	K				G3 2B			P6		3	0	1	0	0	1	1			
Einar Diaz, R OBP: 0.298, SLG: 0.405 (1, 2)				1B BB	K			F8		2	0	0	0	1	1	1			
Inning Stats	R: 0 E: 0 K: 1 S: 7	H: 0 LOB: 0 BB: 0 P: 10	R: 1 E: 1 K: 2 S: 15	H: 1 LOB: 1 BB: 1 P: 25	R: 0 E: 0 K: 2 S: 11	H: 1 LOB: 2 BB: 1 P: 21	R: 0 E: 0 K: 1 S: 7	H: 1 LOB: 0 BB: 0 P: 10	R: 0 E: 0 K: 0 S: 6	H: 0 LOB: 1 BB: 0 P: 15	R: 0 E: 0 K: 0 S: 3	H: 0 LOB: 0 BB: 0 P: 4	R: 0 E: 0 K: 0 S: 7	H: 0 LOB: 0 BB: 0 P: 12	R: 0 E: 0 K: 0 S: 5	H: 1 LOB: 0 BB: 0 P: 7	1B: 4 2B: 1 3B: 0 HR: 0	SF: 0 SAC: 0 DP: 1 HBP: 0	WP: 0 PA: 32 CS: 1
PITCHER	IP WLS BF H R ER SO BB IBB HBP BLK WP HR S P ERA WHIP	IP WLS BF H R ER SO BB IBB HBP BLK WP HR S P ERA WHIP	IP WLS BF H R ER SO BB IBB HBP BLK WP HR S P ERA WHIP	IP WLS BF H R ER SO BB IBB HBP BLK WP HR S P ERA WHIP	IP WLS BF H R ER SO BB IBB HBP BLK WP HR S P ERA WHIP	IP WLS BF H R ER SO BB IBB HBP BLK WP HR S P ERA WHIP	IP WLS BF H R ER SO BB IBB HBP BLK WP HR S P ERA WHIP	IP WLS BF H R ER SO BB IBB HBP BLK WP HR S P ERA WHIP	IP WLS BF H R ER SO BB IBB HBP BLK WP HR S P ERA WHIP	IP WLS BF H R ER SO BB IBB HBP BLK WP HR S P ERA WHIP	IP WLS BF H R ER SO BB IBB HBP BLK WP HR S P ERA WHIP	IP WLS BF H R ER SO BB IBB HBP BLK WP HR S P ERA WHIP	IP WLS BF H R ER SO BB IBB HBP BLK WP HR S P ERA WHIP	IP WLS BF H R ER SO BB IBB HBP BLK WP HR S P ERA WHIP	IP WLS BF H R ER SO BB IBB HBP BLK WP HR S P ERA WHIP	IP WLS BF H R ER SO BB IBB HBP BLK WP HR S P ERA WHIP	IP WLS BF H R ER SO BB IBB HBP BLK WP HR S P ERA WHIP		
Hideki Irabu, R ERA: 4.0 (1, 1)	8.0 W 29 4 1 0 7	1.0 L 3 1 0 0 0	1.0 L 3 1 0 0 0	1.0 L 3 1 0 0 0	1.0 L 3 1 0 0 0	1.0 L 3 1 0 0 0	1.0 L 3 1 0 0 0	1.0 L 3 1 0 0 0	1.0 L 3 1 0 0 0	1.0 L 3 1 0 0 0	1.0 L 3 1 0 0 0	1.0 L 3 1 0 0 0	1.0 L 3 1 0 0 0	1.0 L 3 1 0 0 0	1.0 L 3 1 0 0 0	1.0 L 3 1 0 0 0	1.0 L 3 1 0 0 0	1.0 L 3 1 0 0 0	1.0 L 3 1 0 0 0
Mike Stanton, L ERA: 5.49 (9, 1)	1.0 L 3 1 0 0 0	1.0 L 3 1 0 0 0	1.0 L 3 1 0 0 0	1.0 L 3 1 0 0 0	1.0 L 3 1 0 0 0	1.0 L 3 1 0 0 0	1.0 L 3 1 0 0 0	1.0 L 3 1 0 0 0	1.0 L 3 1 0 0 0	1.0 L 3 1 0 0 0	1.0 L 3 1 0 0 0	1.0 L 3 1 0 0 0	1.0 L 3 1 0 0 0	1.0 L 3 1 0 0 0	1.0 L 3 1 0 0 0	1.0 L 3 1 0 0 0	1.0 L 3 1 0 0 0	1.0 L 3 1 0 0 0	1.0 L 3 1 0 0 0



AB 30
R 1
H 5
RBI 0
BB 2
SO 7
LOB 14

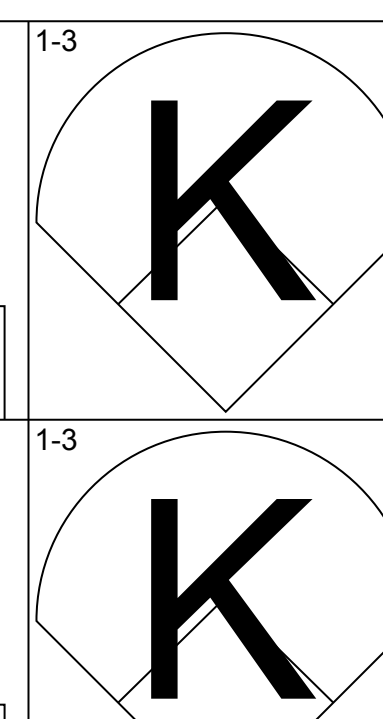
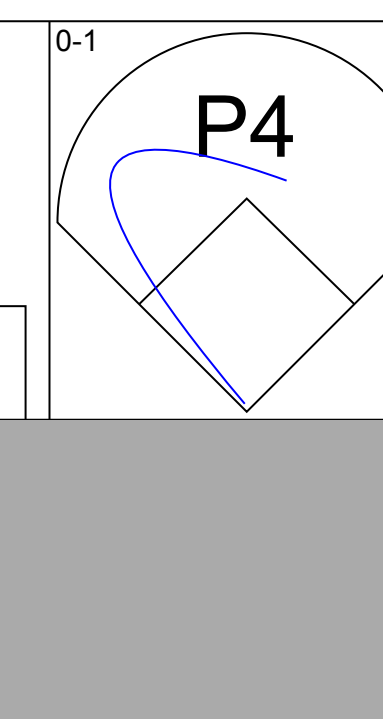
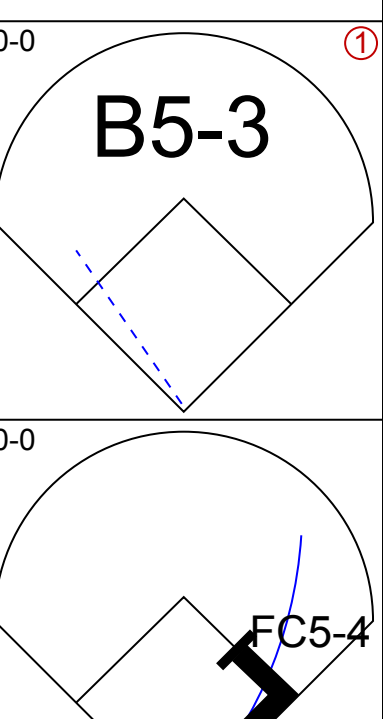
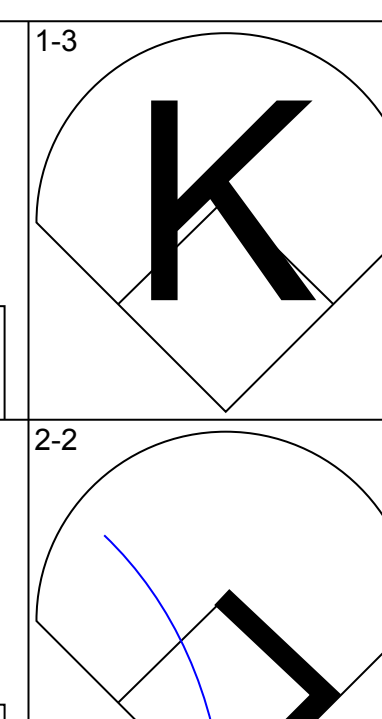
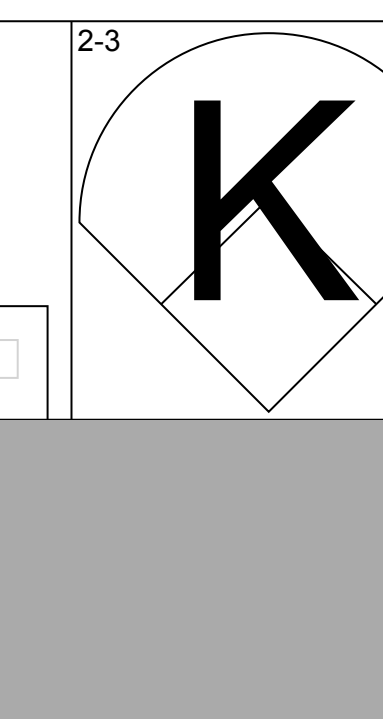
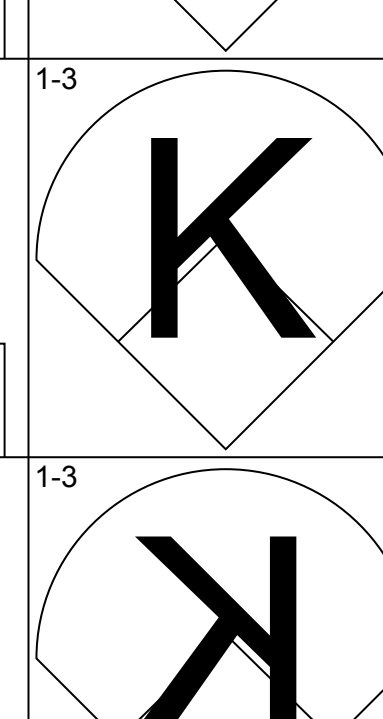
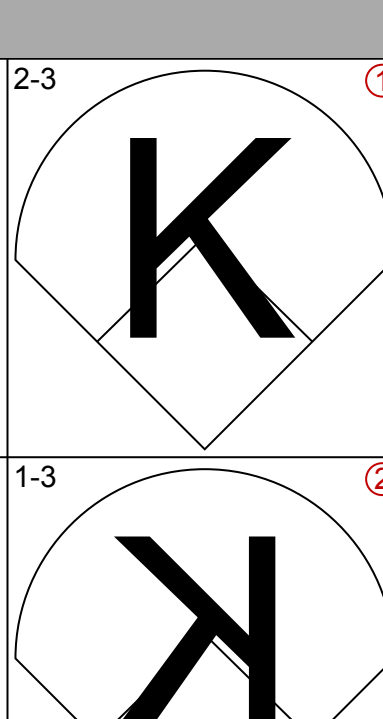
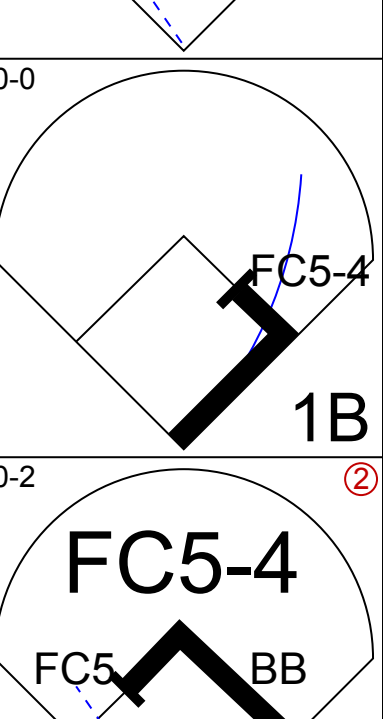
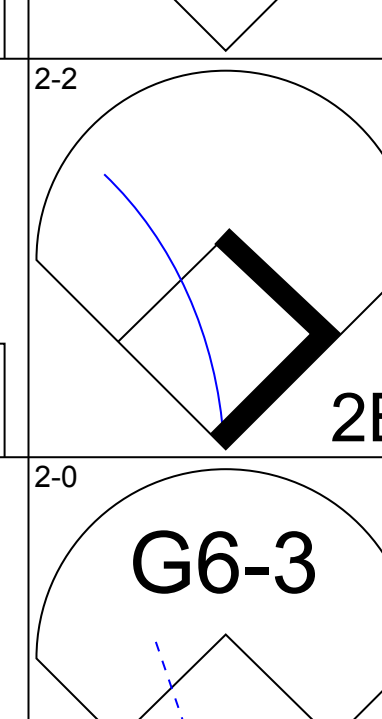
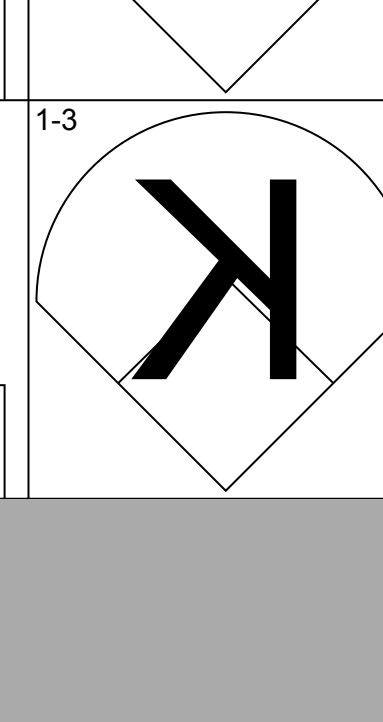
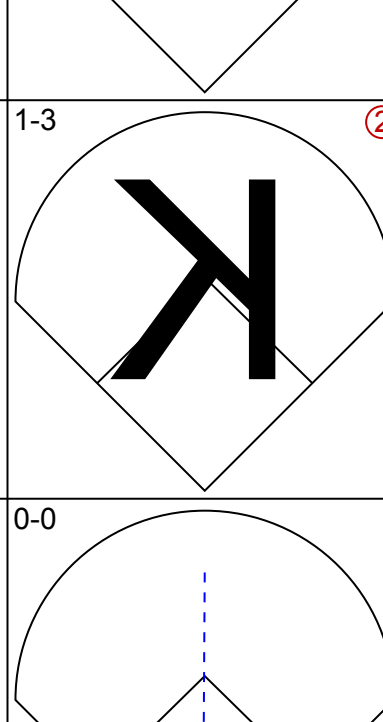
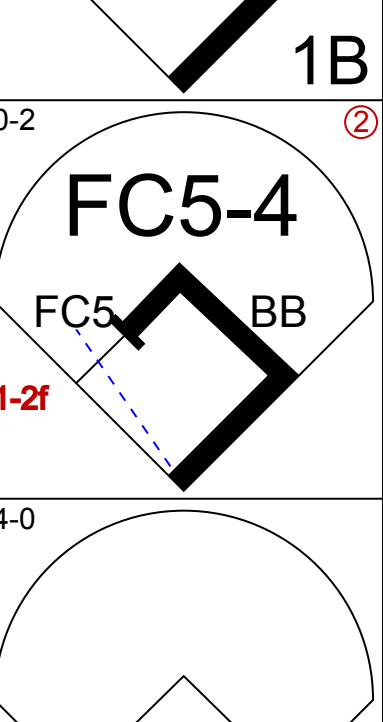
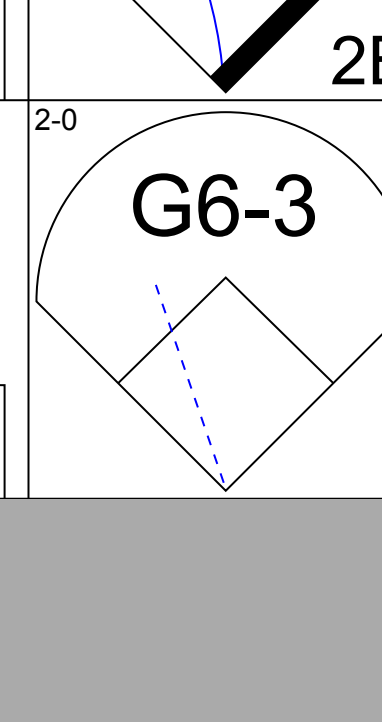
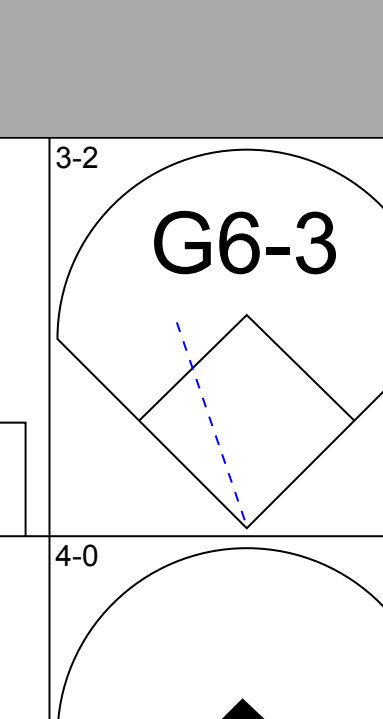
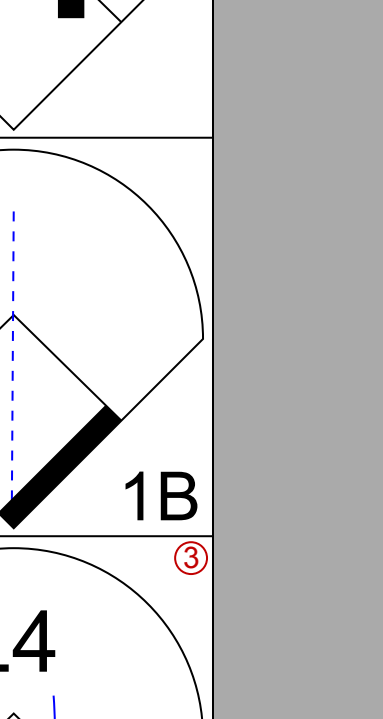
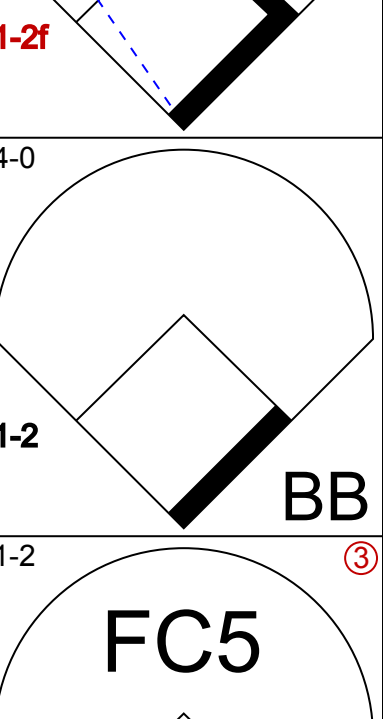
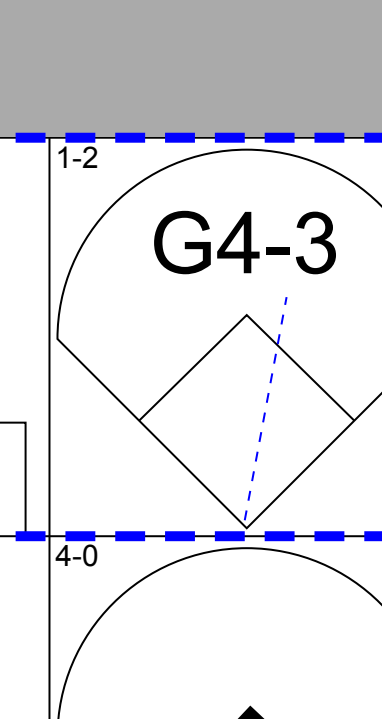
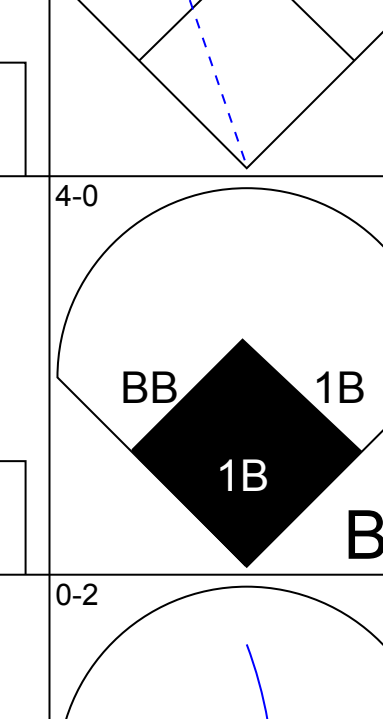
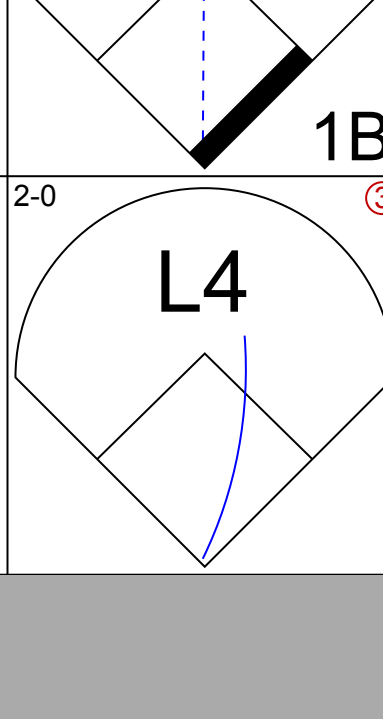
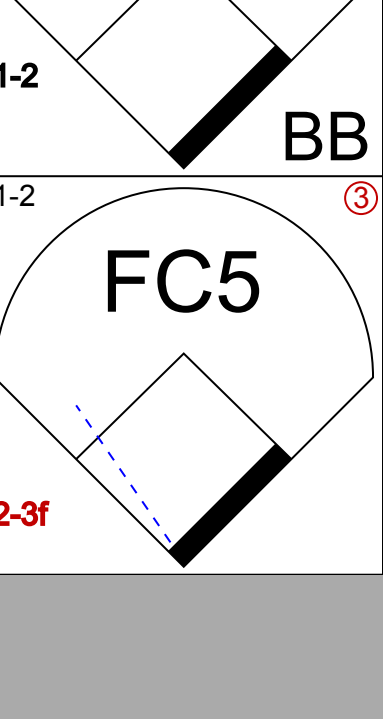
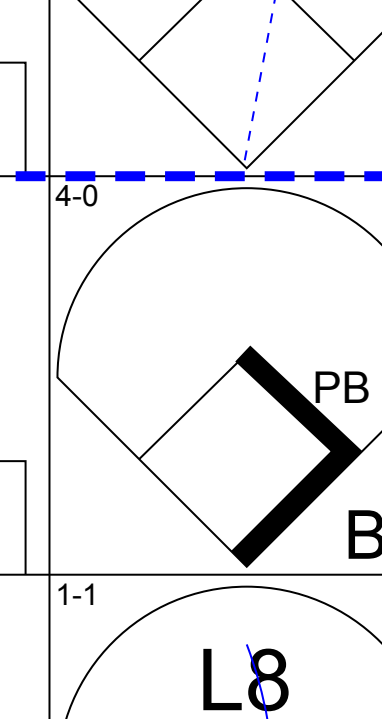
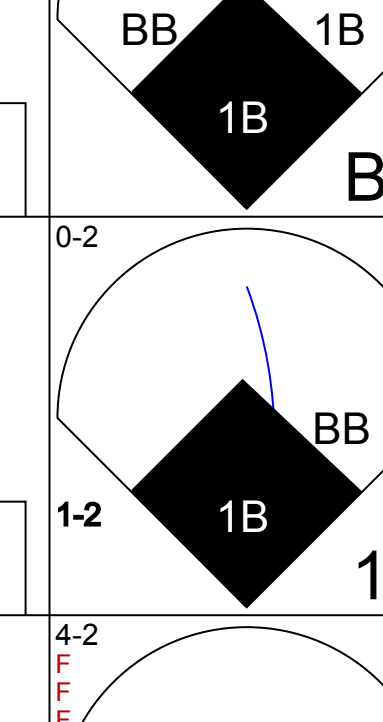
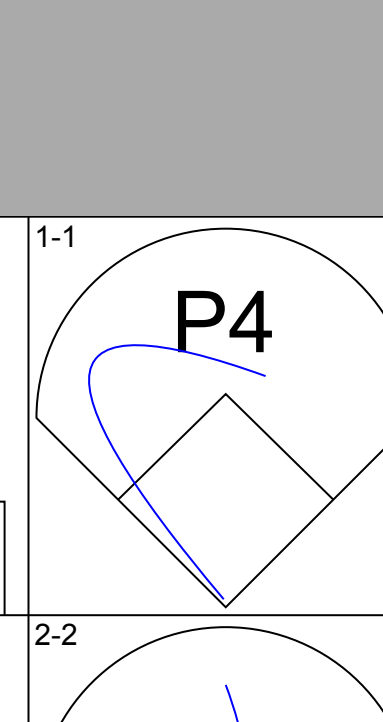
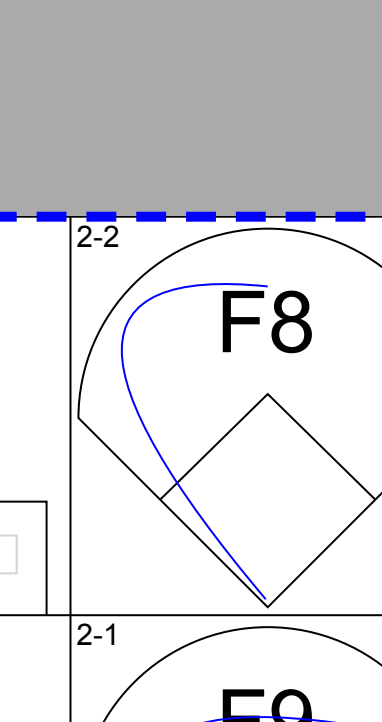
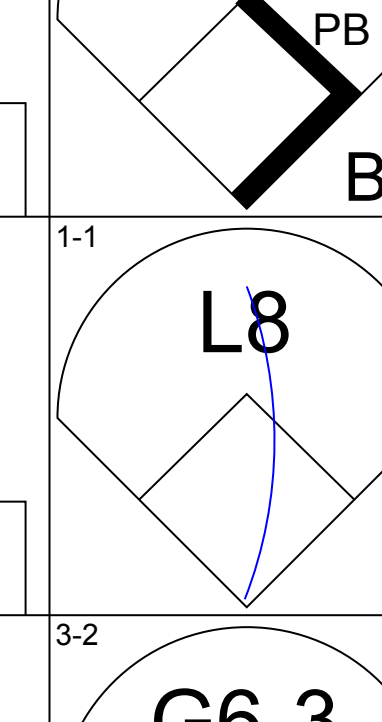
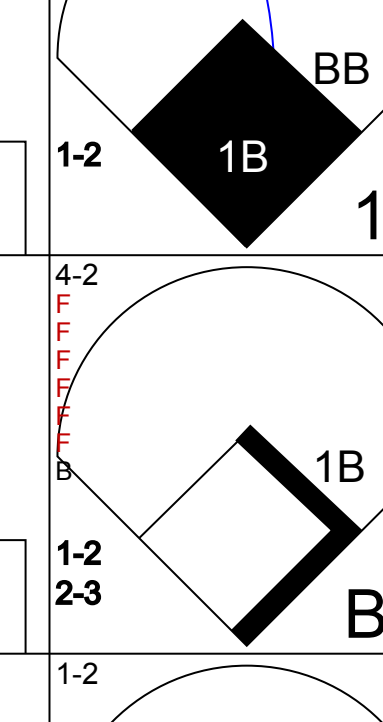
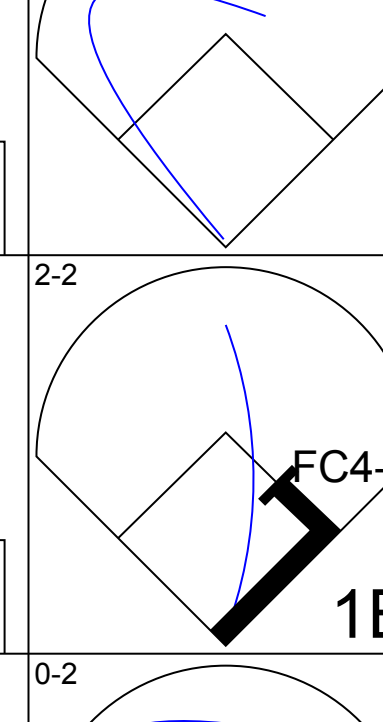
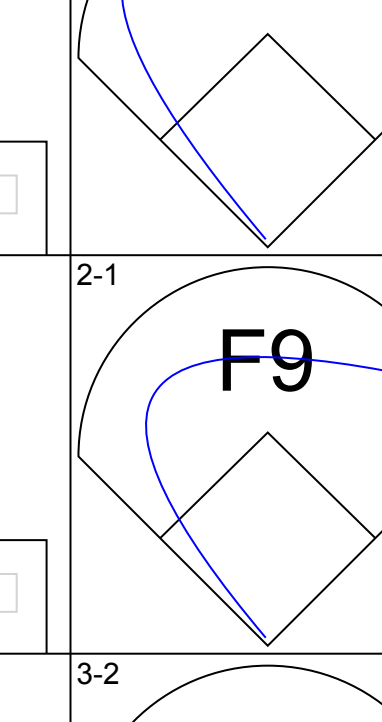
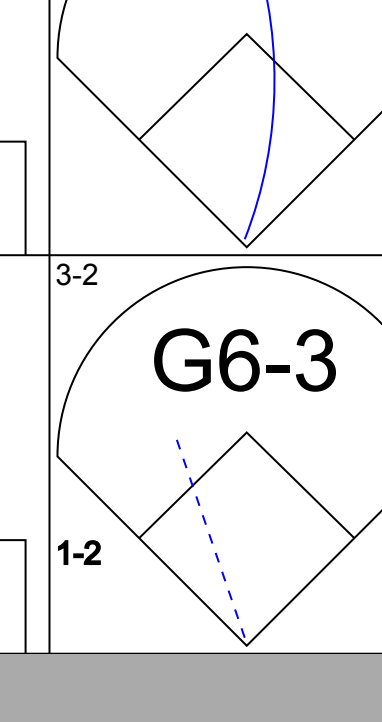
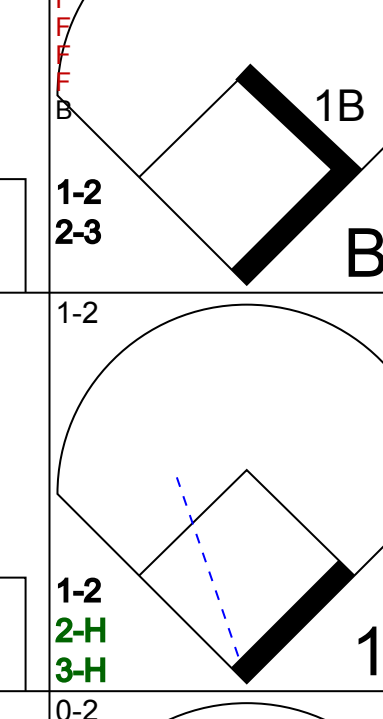
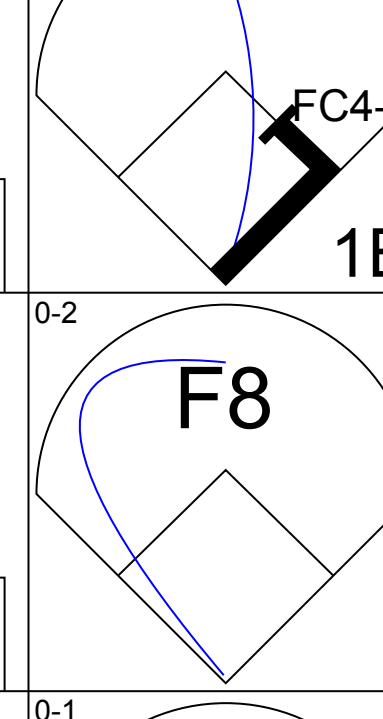
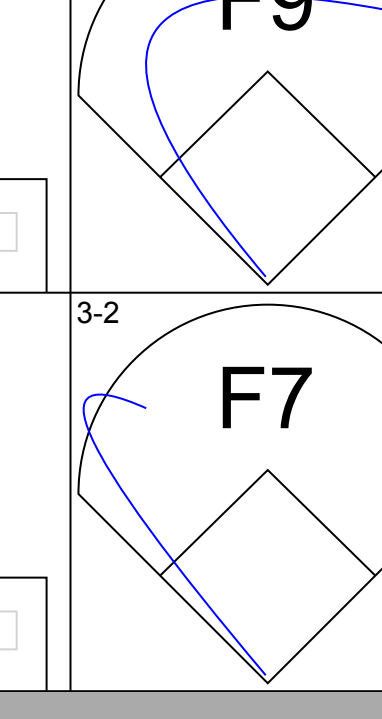
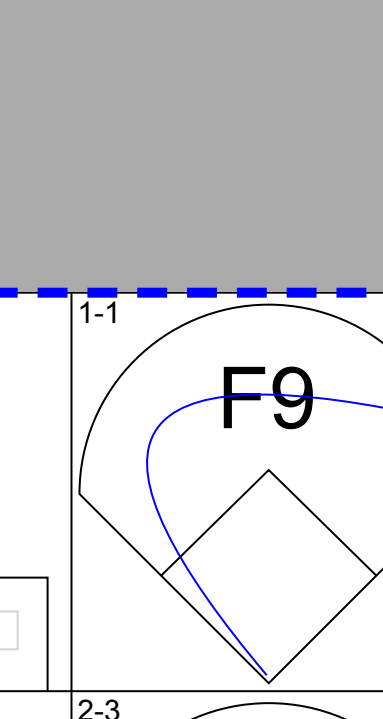
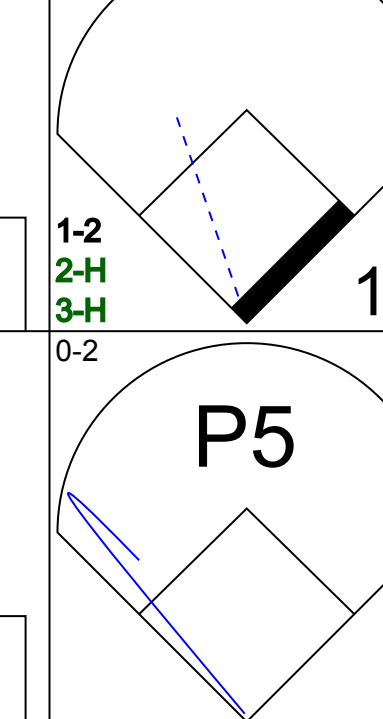
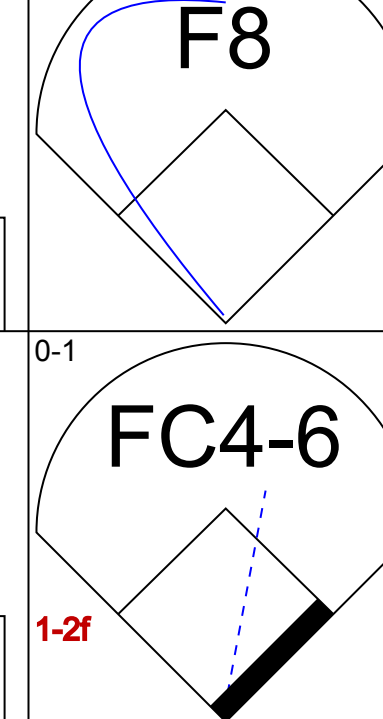
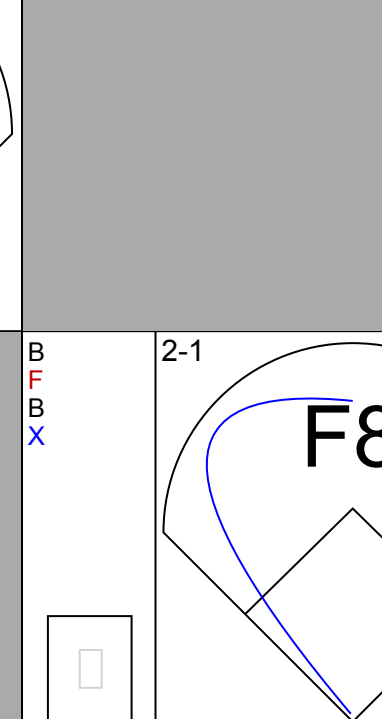
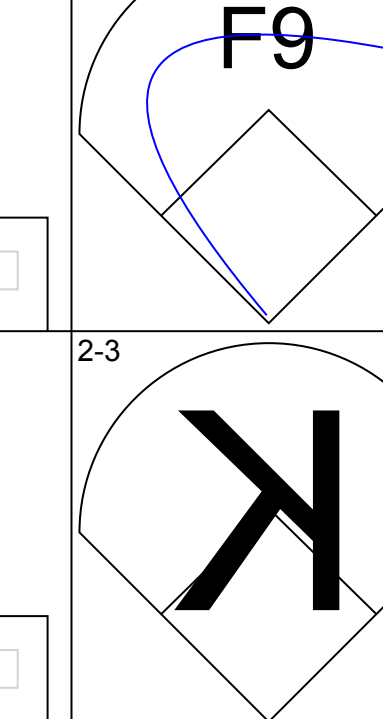


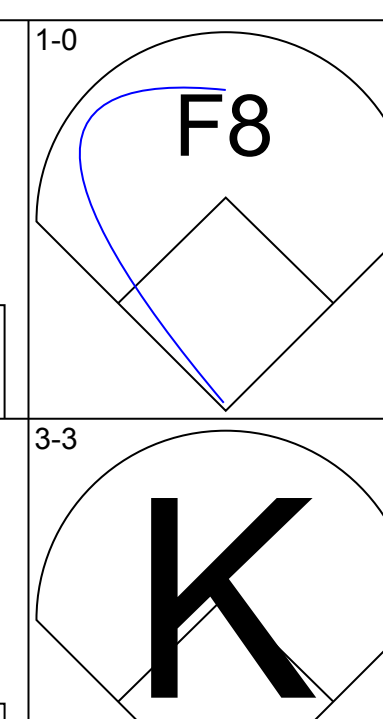
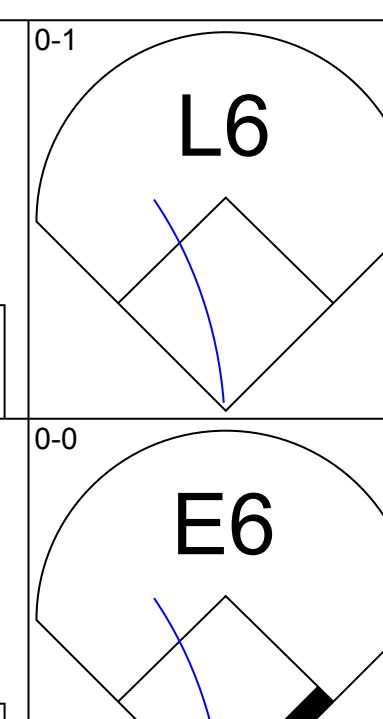
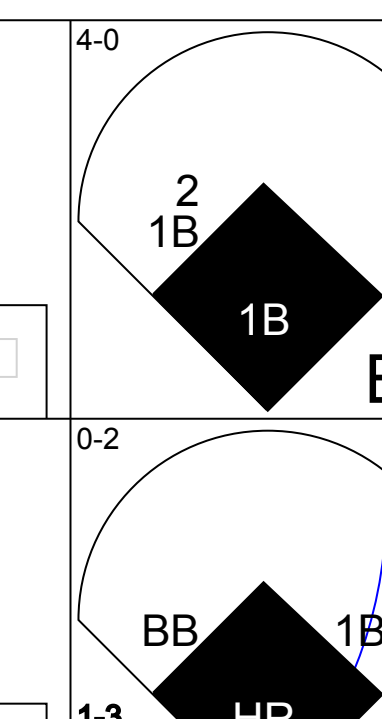
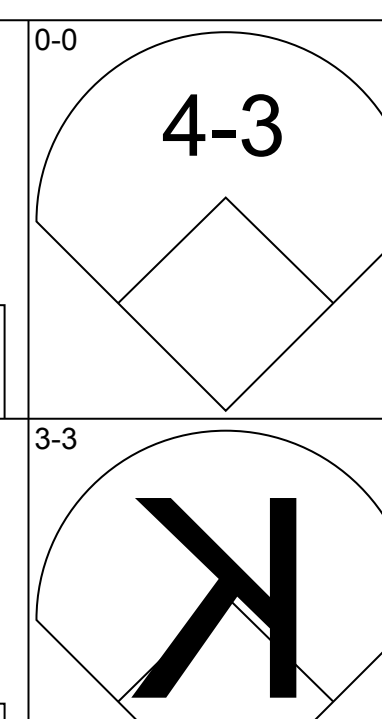
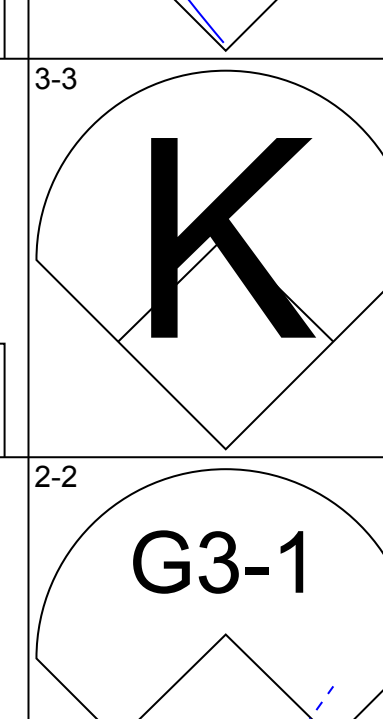
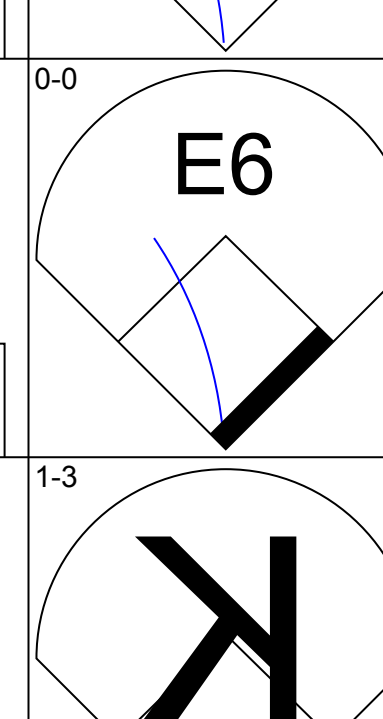
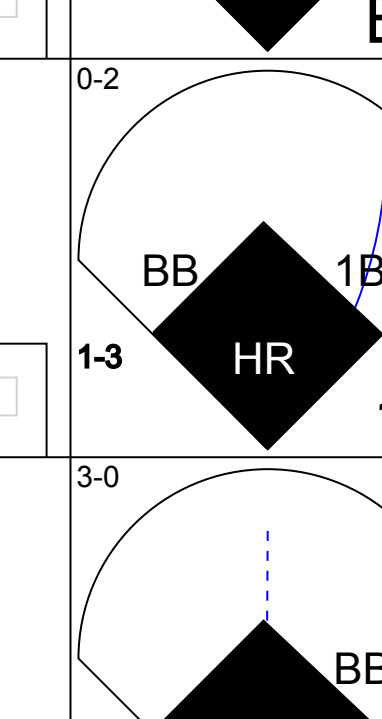
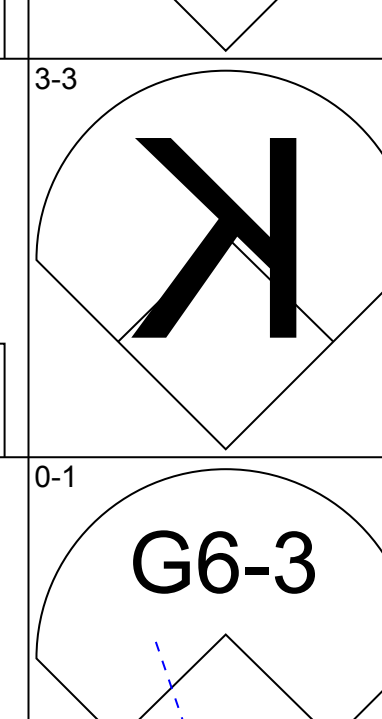
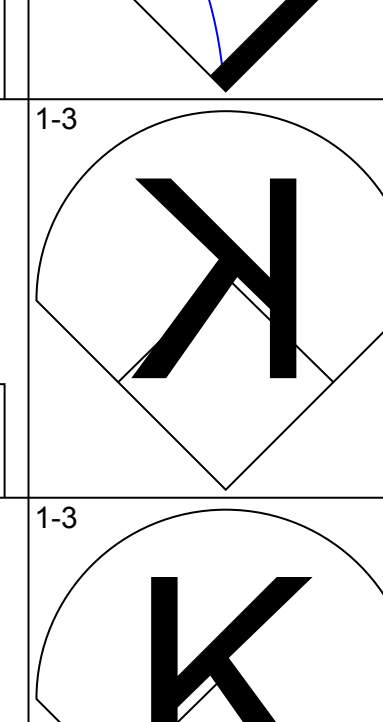
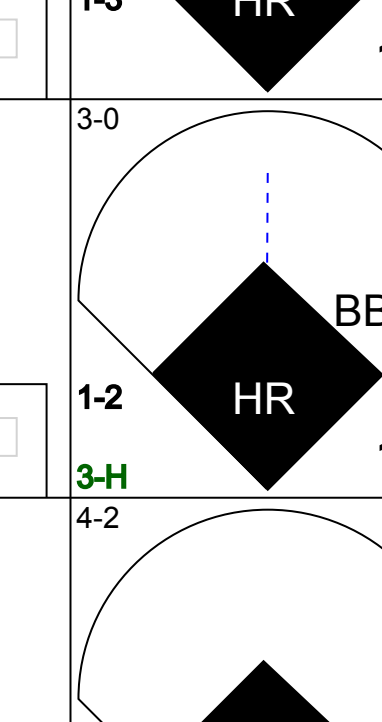
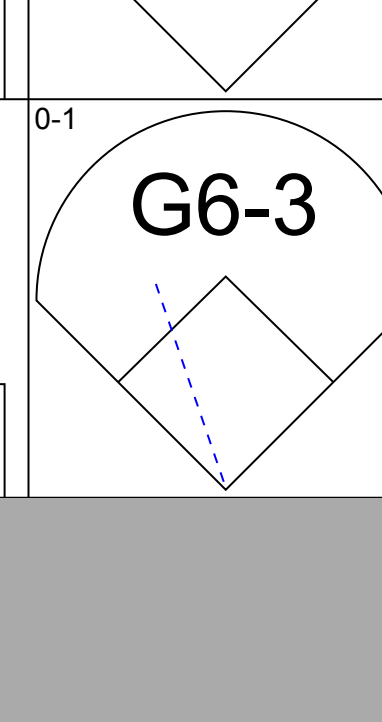
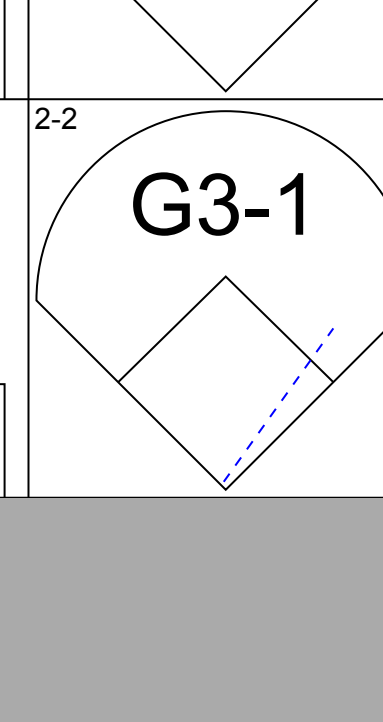
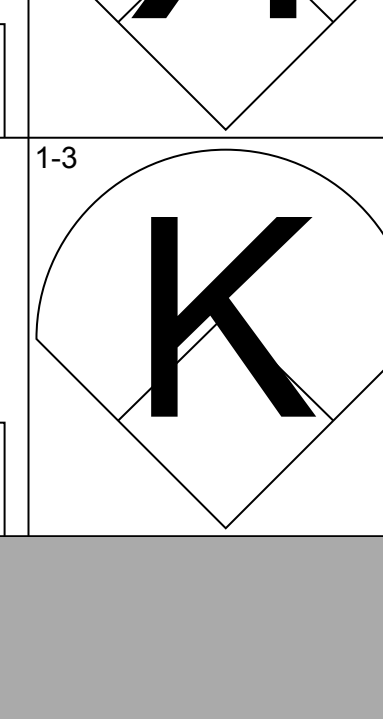
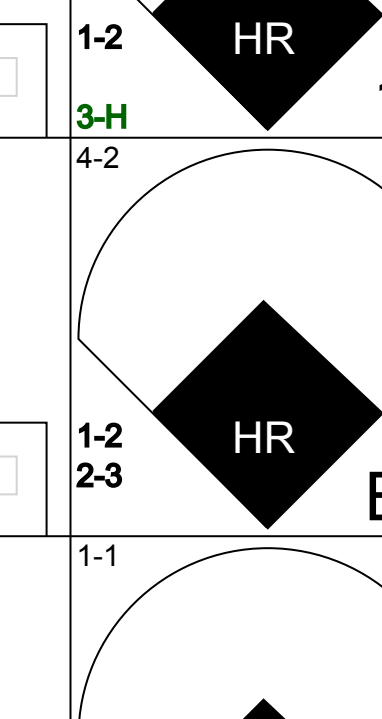

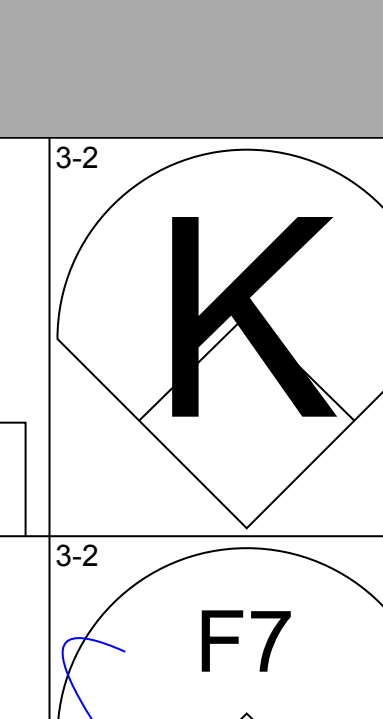
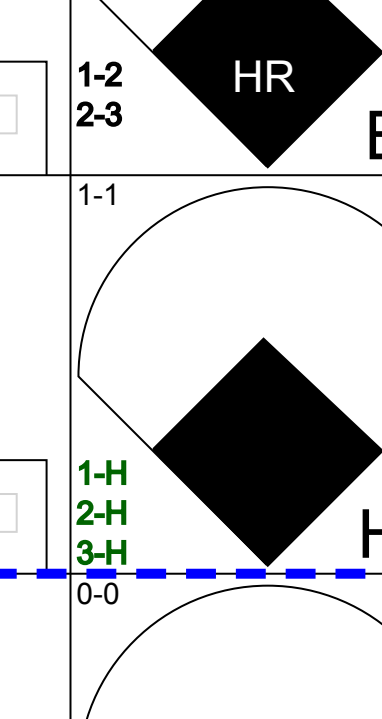
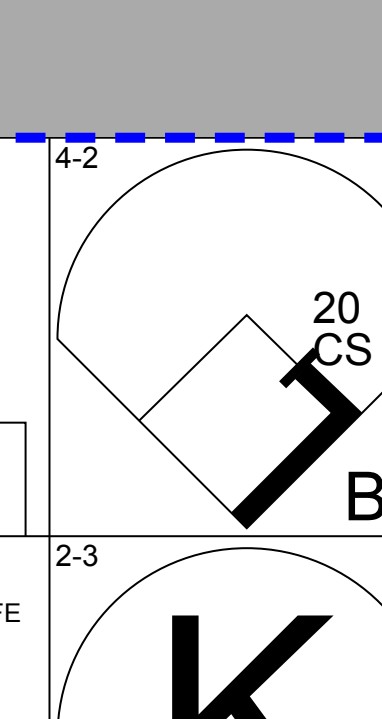

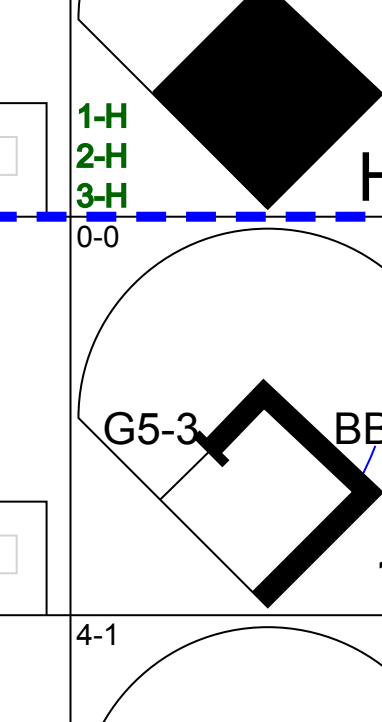
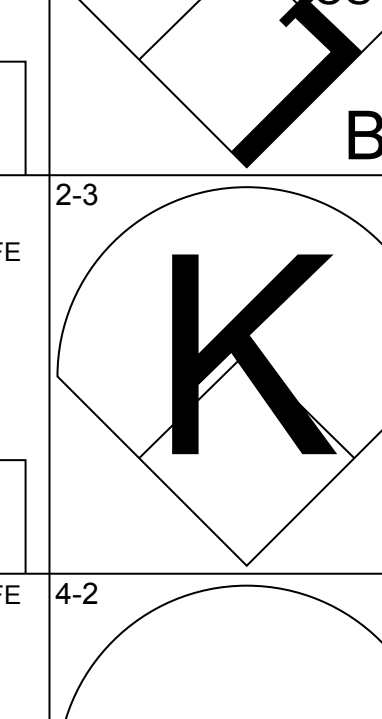
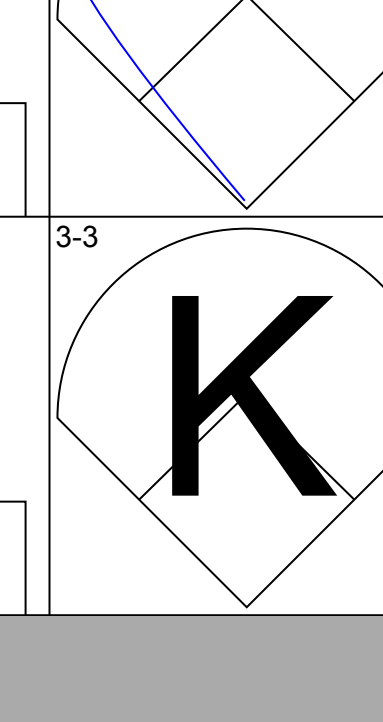
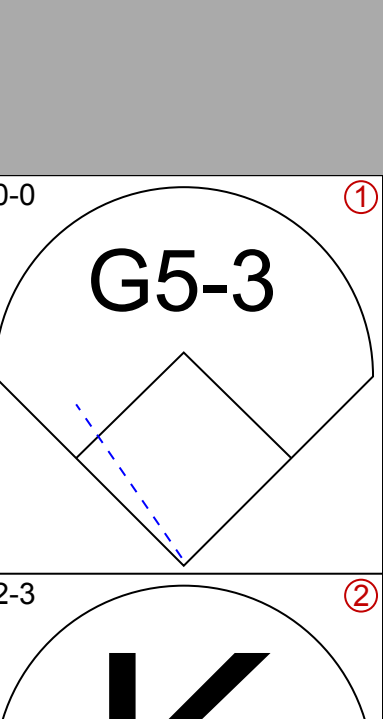
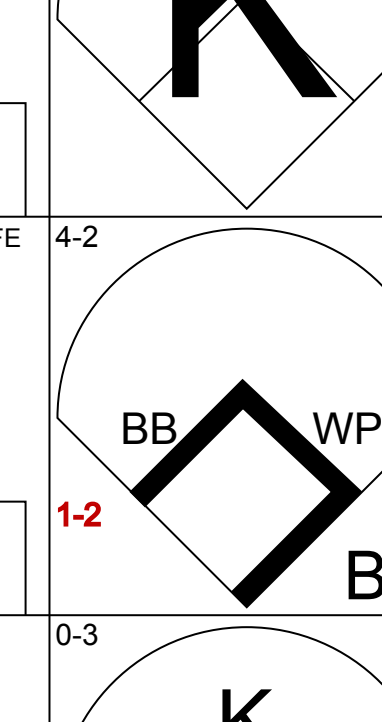
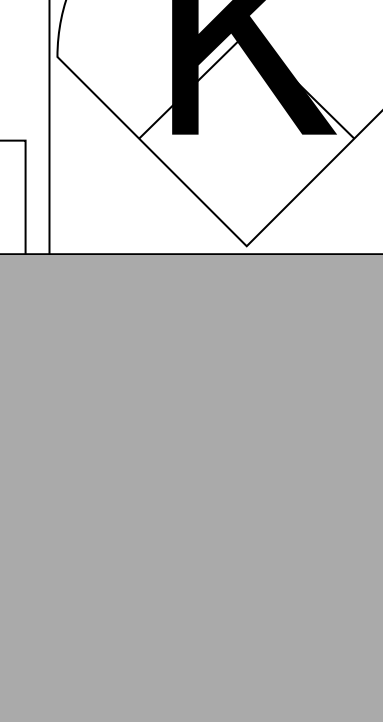
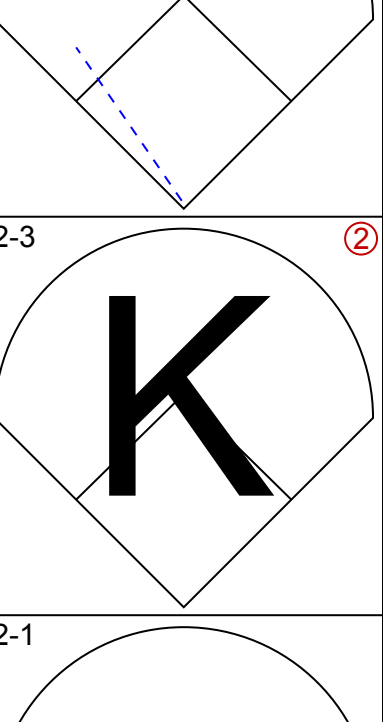
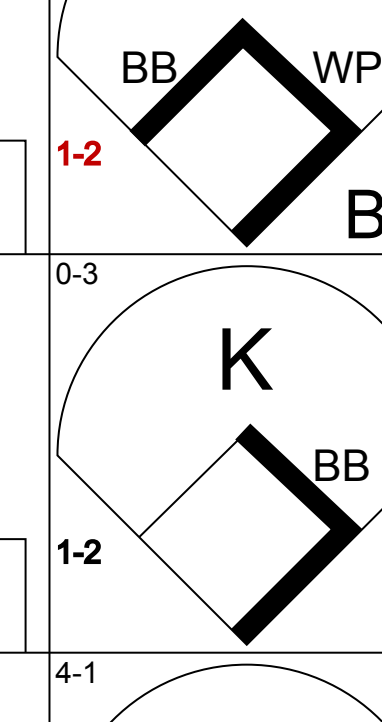
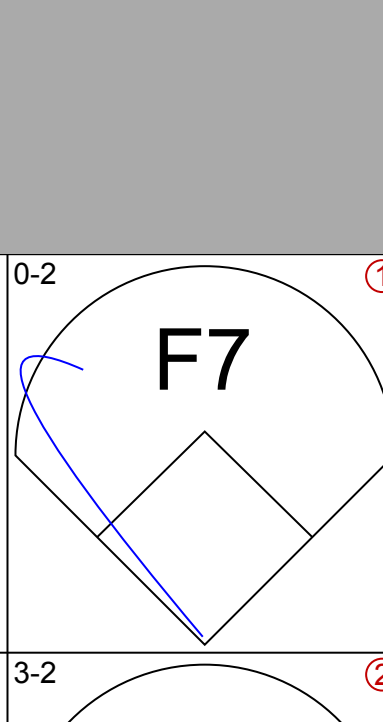
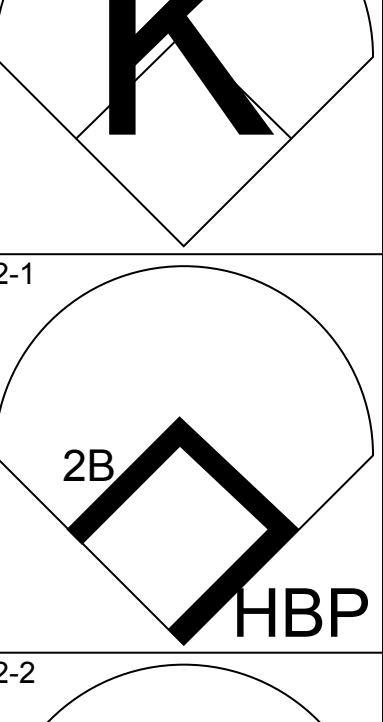
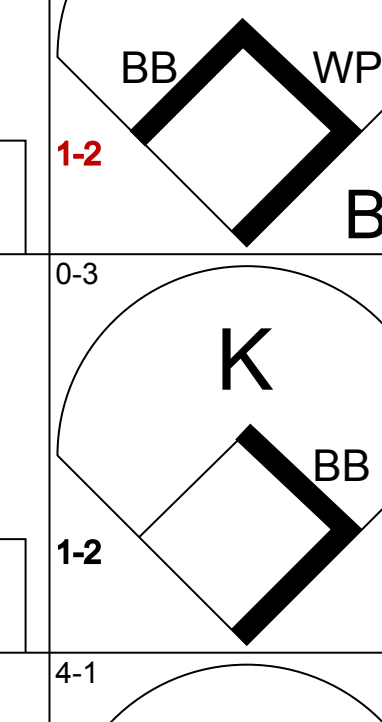
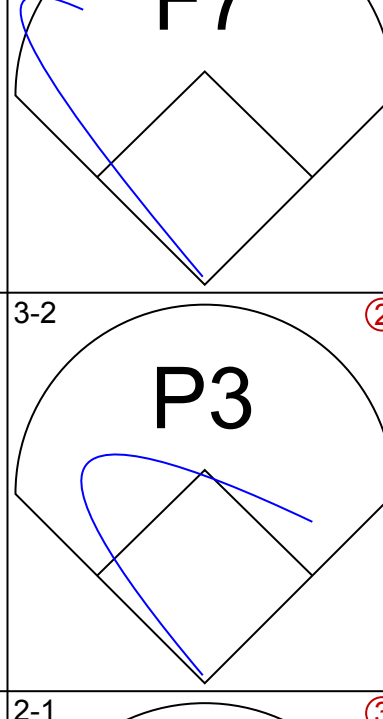
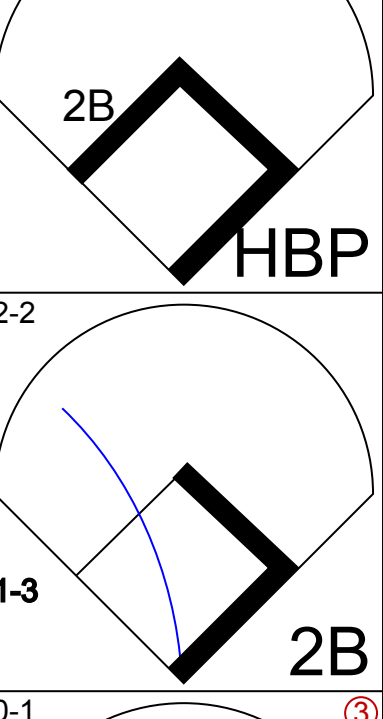
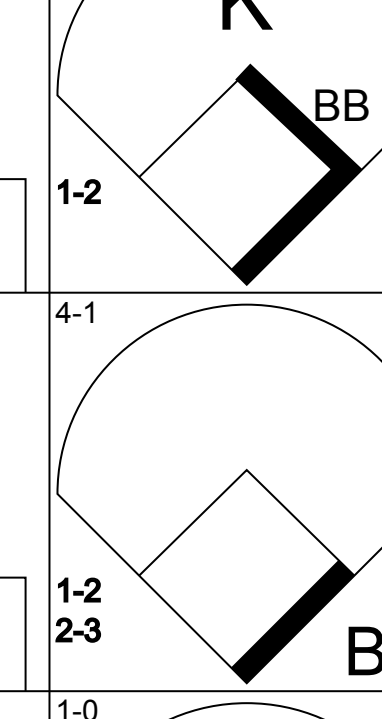
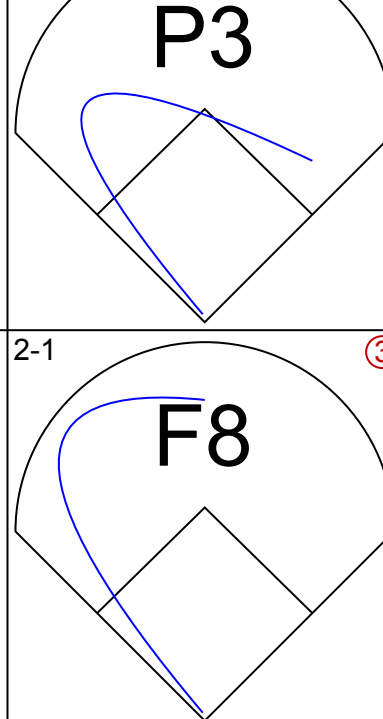
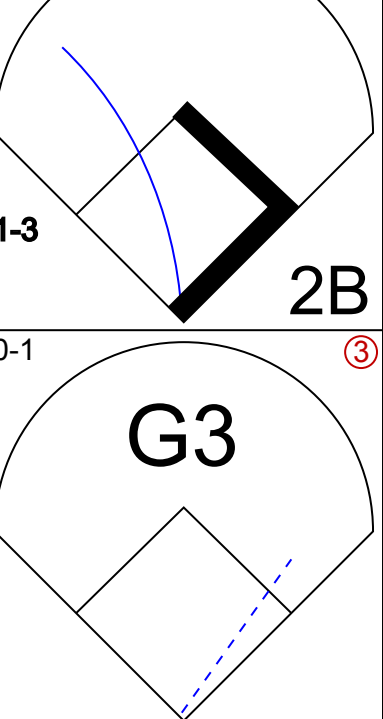
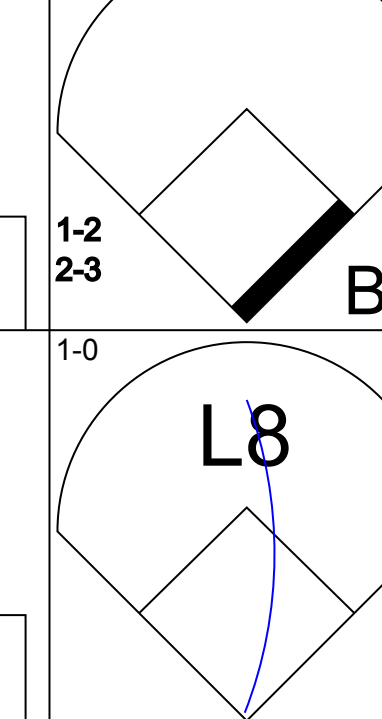
Batter	1	2	3	4	5	6	7	8	9	AB	R	H	RBI	BB	SO	LOB	BOTTOM		
Chuck Knoblauch, R OBP: 0.361, SLG: 0.405 (1, 4)	2 HBP 1B		L9		G1-3					3	1	1	0	0	0	1	Cleveland Indians @ New York Yankees Yankee Stadium, Bronx, NY Tue Sep 22 1998, 7:05 PM EDT Att: 32,315 - Cloudy - 67 F		
Homer Bush, R (7, PR) OBP: 0.405, SLG: 0.457 (8, 4)	1B		K				HBP			0	0	0	0	0	0	0			
Derek Jeter, R OBP: 0.387, SLG: 0.485 (1, 6)	1B SF9 HBP		K				F9			3	1	0	0	0	2	1			
Shane Spencer, R OBP: 0.436, SLG: 0.857 (1, 9)	F7 20 F8-3 1B							G6-3 FC6-4 WP BB		3	2	2	1	1	0	0			
Chili Davis, S OBP: 0.361, SLG: 0.432 (1, 10)	SF9				FC4 1B		L3	G6-3		3	0	1	1	0	0	2			
Jorge Posada, S OBP: 0.353, SLG: 0.481 (1, 2)	F8-3				F7			FC6-4 IBB		3	1	1	0	1	0	2			
Ricky Ledee, L OBP: 0.302, SLG: 0.397 (1, 8)		P4		FC4			3B	FC6-4		4	0	1	3	0	0	2			
Chad Curtis, R OBP: 0.349, SLG: 0.352 (1, 7)		K			G5-3 HBP		F7	L4		3	0	0	0	0	1	2			
Mike Lowell, R OBP: 0.308, SLG: 0.308 (1, 5)	F7				G5-3			K		3	0	0	0	0	1	1			
Luis Sojo, R OBP: 0.248, SLG: 0.264 (1, 3)			G5-3				F8	HBP 1B		3	0	1	0	0	0	1			
Inning Stats	R: 2 E: 0 K: 0 S: 10	H: 2 LOB: 0 BB: 0 P: 14	R: 0 E: 0 K: 1 S: 6	H: 0 LOB: 0 BB: 0 P: 9	R: 0 E: 0 K: 1 S: 7	H: 0 LOB: 0 BB: 0 P: 11	R: 0 E: 0 K: 0 S: 5	H: 1 LOB: 1 BB: 0 P: 6	R: 0 E: 0 K: 0 S: 6	H: 0 LOB: 1 BB: 0 P: 11	R: 2 E: 0 K: 1 S: 13	H: 3 LOB: 1 BB: 0 P: 14	R: 0 E: 0 K: 1 S: 7	H: 1 LOB: 1 BB: 0 P: 14	R: 1 E: 0 K: 0 S: 7	H: 0 LOB: 1 BB: 2 P: 16	1B: 6 2B: 1 3B: 1 HR: 0	SF: 1 SAC: 0 DP: 1 HBP: 3	WP: 1 PA: 34 CS: 0
PITCHER	IP WLS BF H R ER SO BB IBB HBP BLK WP HR S P ERA WHIP	IP WLS BF H R ER SO BB IBB HBP BLK WP HR S P ERA WHIP	IP WLS BF H R ER SO BB IBB HBP BLK WP HR S P ERA WHIP	IP WLS BF H R ER SO BB IBB HBP BLK WP HR S P ERA WHIP	IP WLS BF H R ER SO BB IBB HBP BLK WP HR S P ERA WHIP	IP WLS BF H R ER SO BB IBB HBP BLK WP HR S P ERA WHIP	IP WLS BF H R ER SO BB IBB HBP BLK WP HR S P ERA WHIP	IP WLS BF H R ER SO BB IBB HBP BLK WP HR S P ERA WHIP	IP WLS BF H R ER SO BB IBB HBP BLK WP HR S P ERA WHIP	IP WLS BF H R ER SO BB IBB HBP BLK WP HR S P ERA WHIP	IP WLS BF H R ER SO BB IBB HBP BLK WP HR S P ERA WHIP	IP WLS BF H R ER SO BB IBB HBP BLK WP HR S P ERA WHIP	IP WLS BF H R ER SO BB IBB HBP BLK WP HR S P ERA WHIP	IP WLS BF H R ER SO BB IBB HBP BLK WP HR S P ERA WHIP	IP WLS BF H R ER SO BB IBB HBP BLK WP HR S P ERA WHIP	IP WLS BF H R ER SO BB IBB HBP BLK WP HR S P ERA WHIP			
Chad Ogea, R ERA: 5.69 (7, 1)	1.1 L 6 0 1 1 0	1.1 L 6 0 1 1 0	1.1 L 6 0 1 1 0	1.1 L 6 0 1 1 0	1.1 L 6 0 1 1 0	1.1 L 6 0 1 1 0	1.1 L 6 0 1 1 0	1.1 L 6 0 1 1 0	1.1 L 6 0 1 1 0	1.1 L 6 0 1 1 0	1.1 L 6 0 1 1 0	1.1 L 6 0 1 1 0	1.1 L 6 0 1 1 0	1.1 L 6 0 1 1 0	1.1 L 6 0 1 1 0	1.1 L 6 0 1 1 0	1.1 L 6 0 1 1 0	1.1 L 6 0 1 1 0	1.1 L 6 0 1 1 0
Steve Karsay, R ERA: 5.92 (7, 1)	1.1 L 6 0 1 1 0	1.1 L 6 0 1 1 0	1.1 L 6 0 1 1 0	1.1 L 6 0 1 1 0	1.1 L 6 0 1 1 0	1.1 L 6 0 1 1 0	1.1 L 6 0 1 1 0	1.1 L 6 0 1 1 0	1.1 L 6 0 1 1 0	1.1 L 6 0 1 1 0	1.1 L 6 0 1 1 0	1.1 L 6 0 1 1 0	1.1 L 6 0 1 1 0	1.1 L 6 0 1 1 0	1.1 L 6 0 1 1 0	1.1 L 6 0 1 1 0	1.1 L 6 0 1 1 0	1.1 L 6 0 1 1 0	1.1 L 6 0 1 1 0

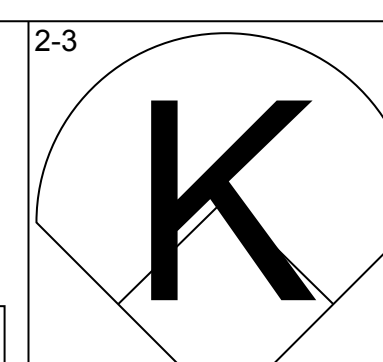
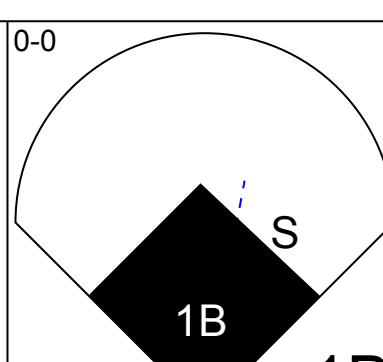
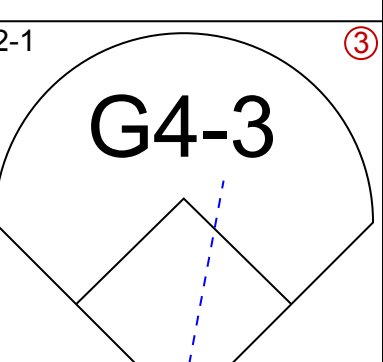
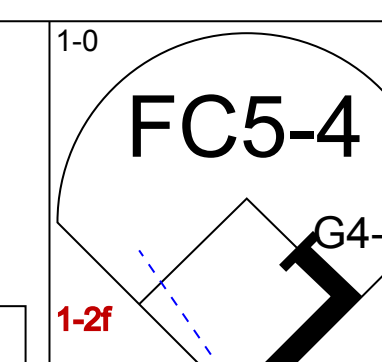
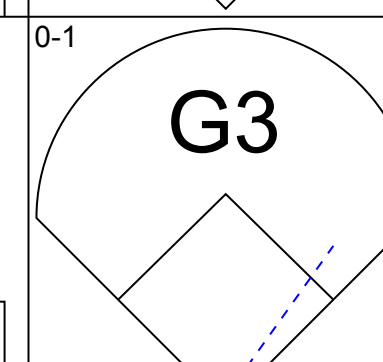
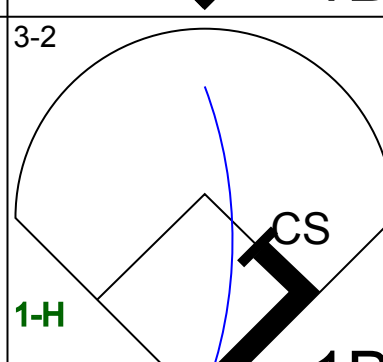
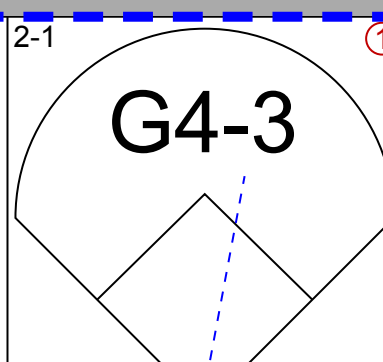
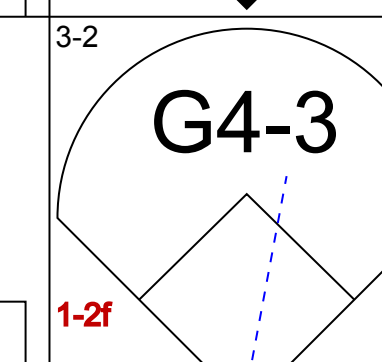
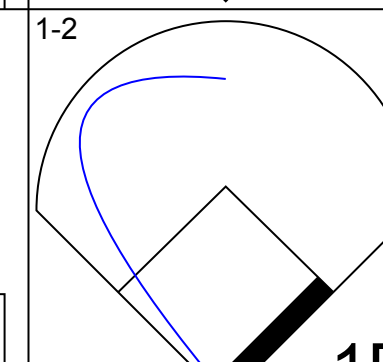
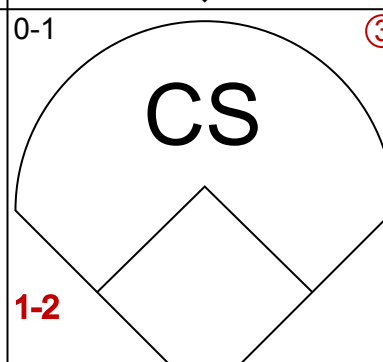
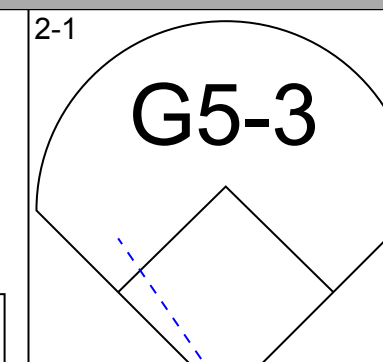
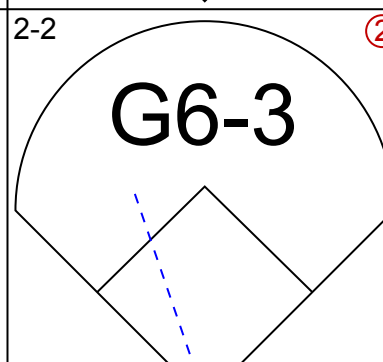
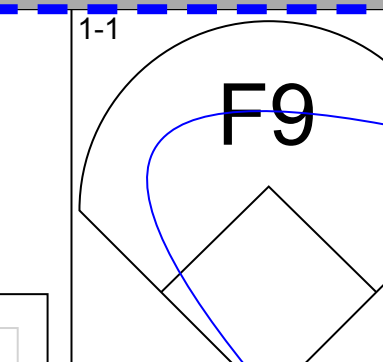
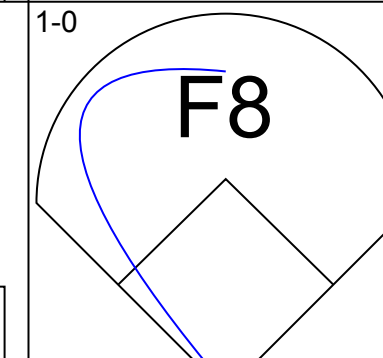
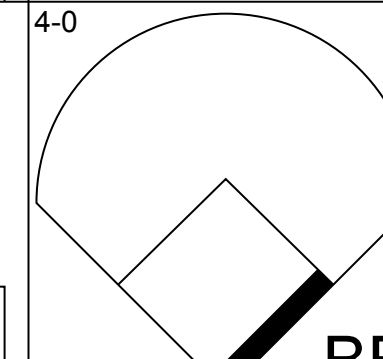
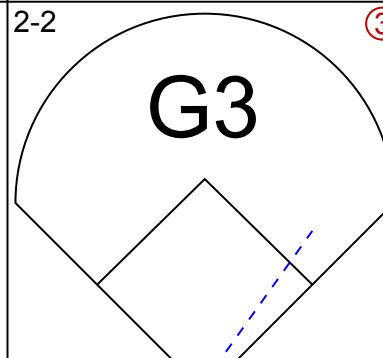
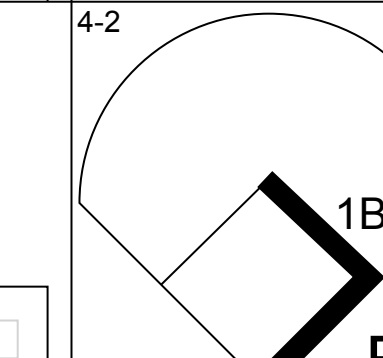
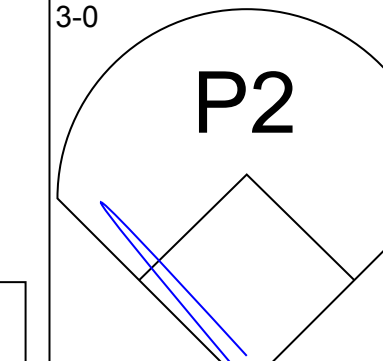
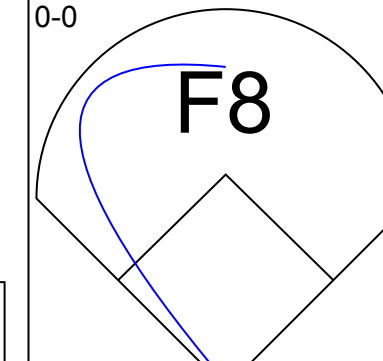
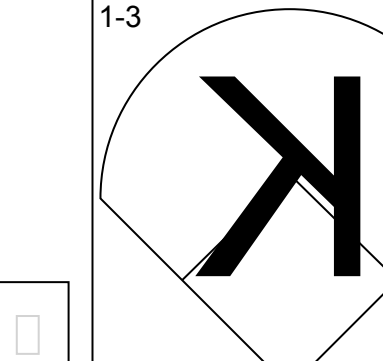
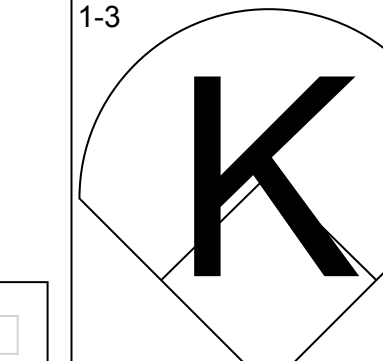
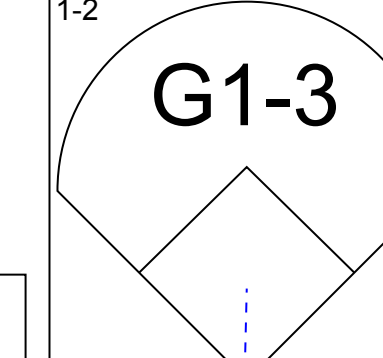
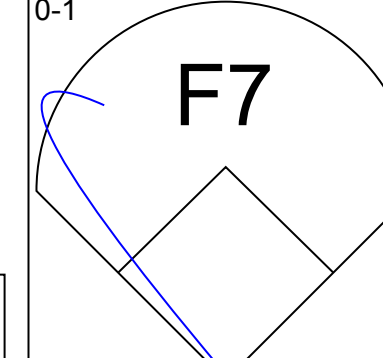
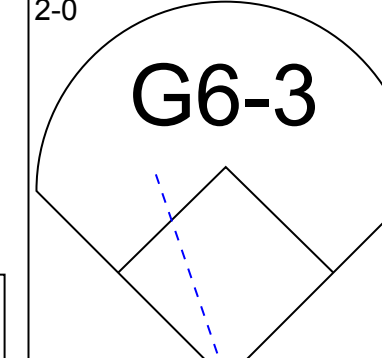
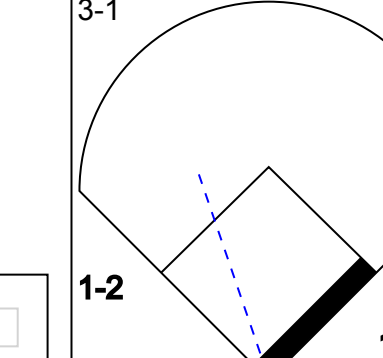
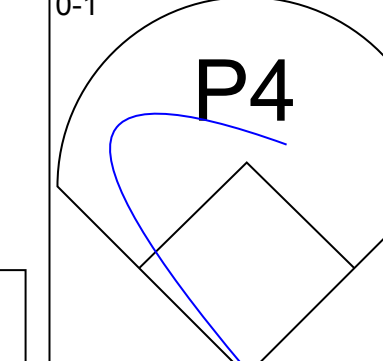
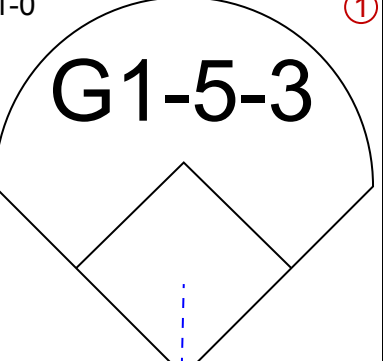
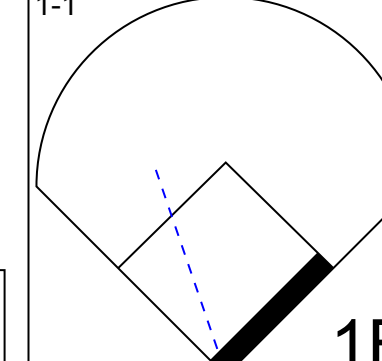
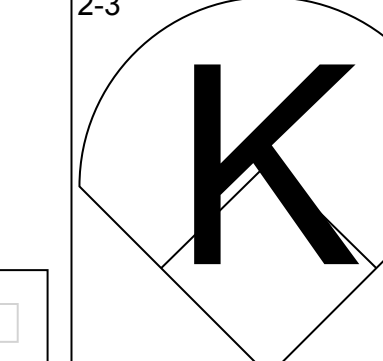
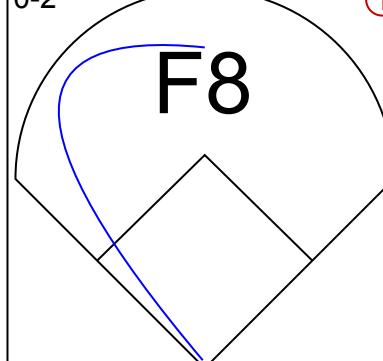
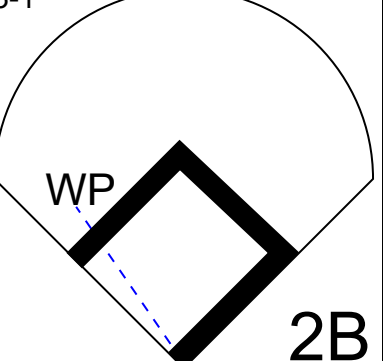
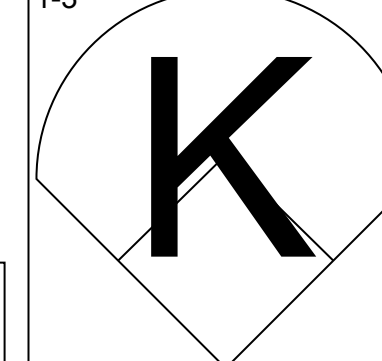
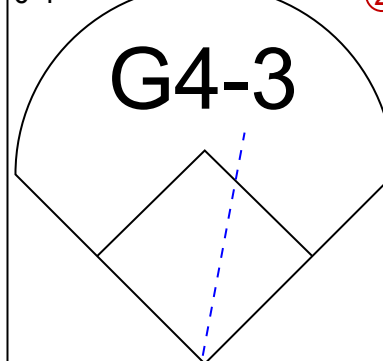
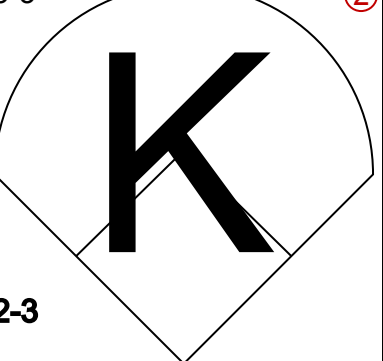
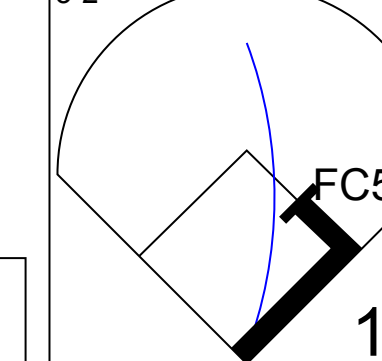
AB 28
R 5
H 7
RBI 5
BB 2
SO 4
LOB 12

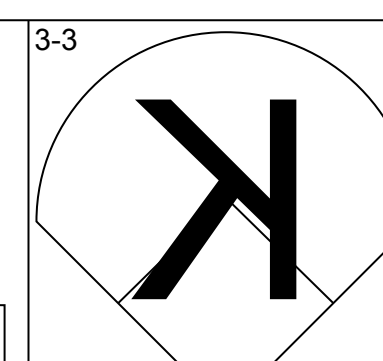
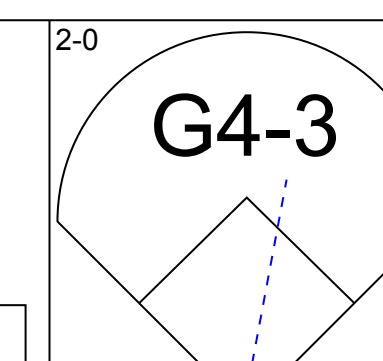
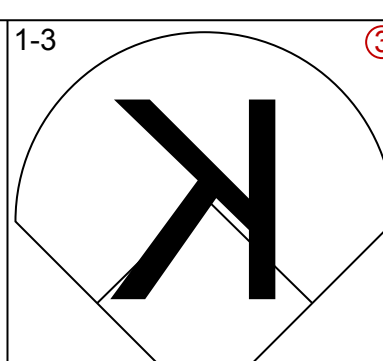
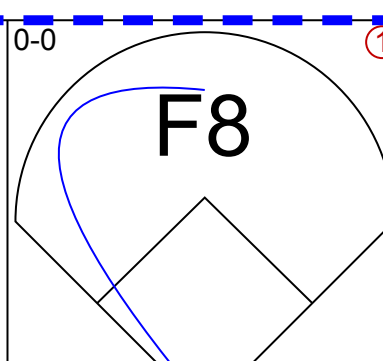
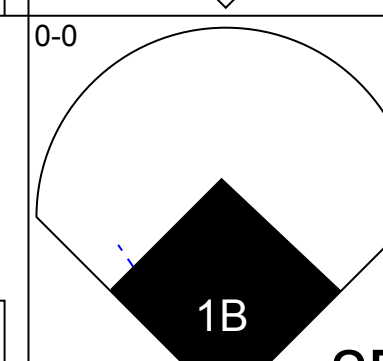
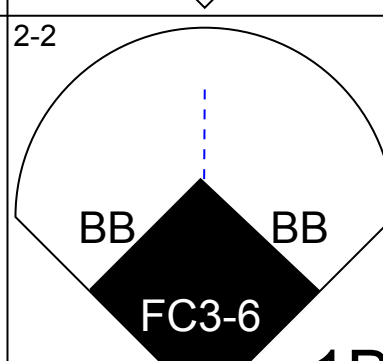
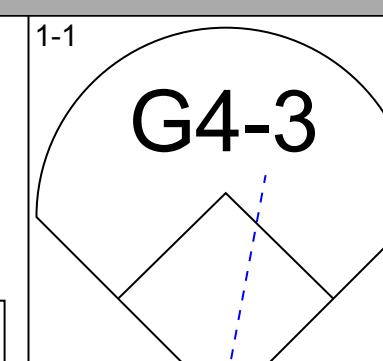
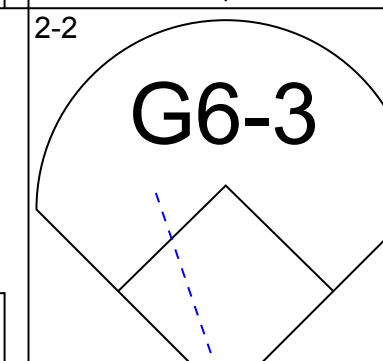
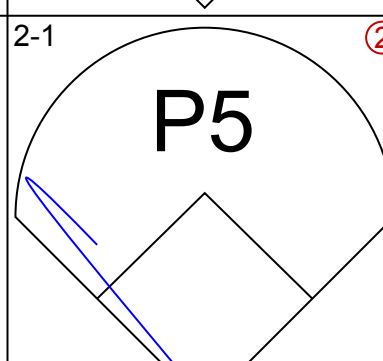
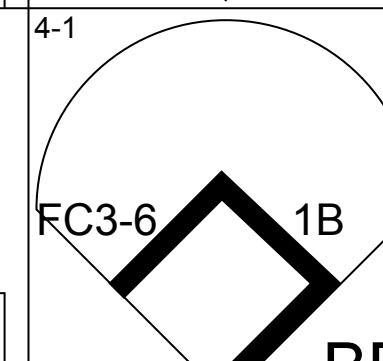
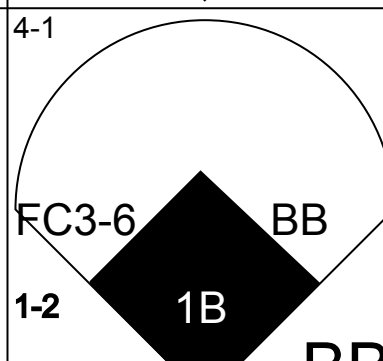
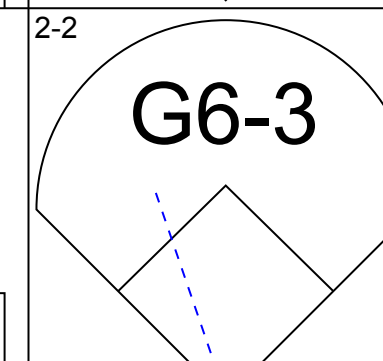
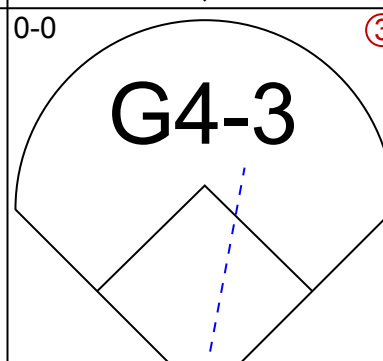
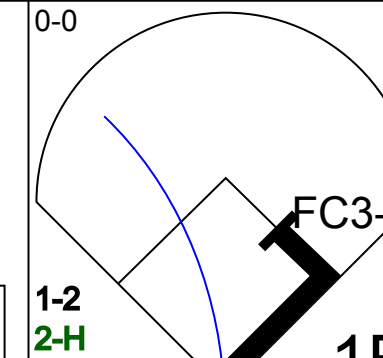
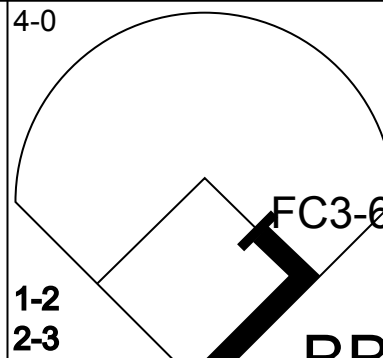
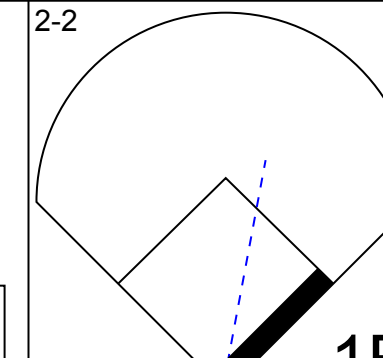
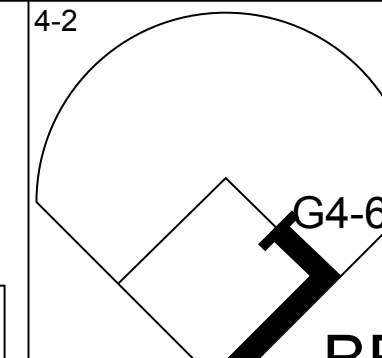
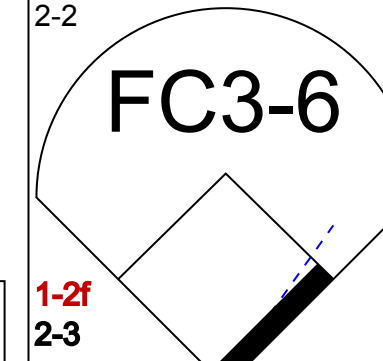
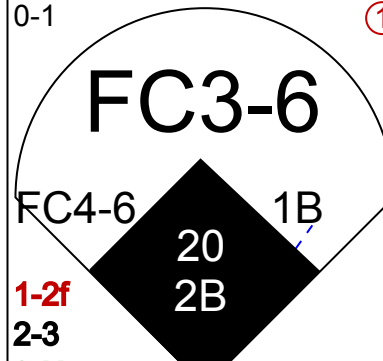
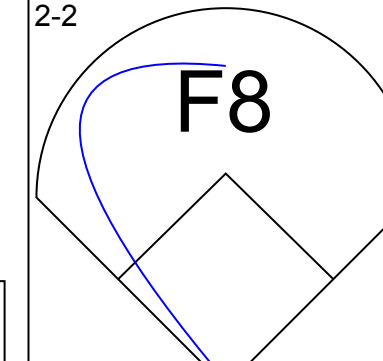
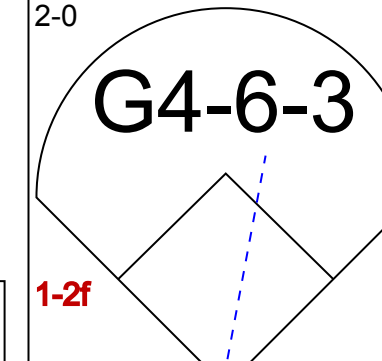
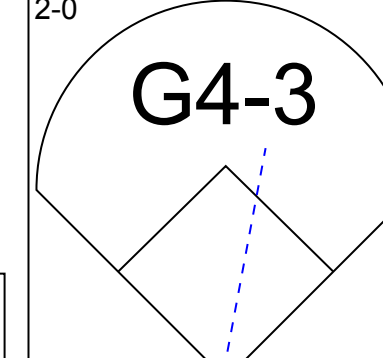
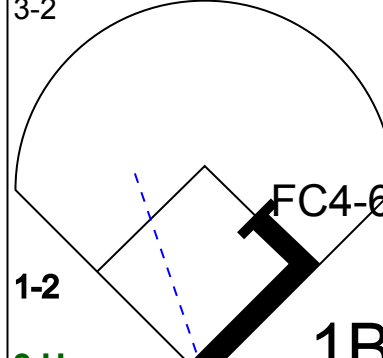

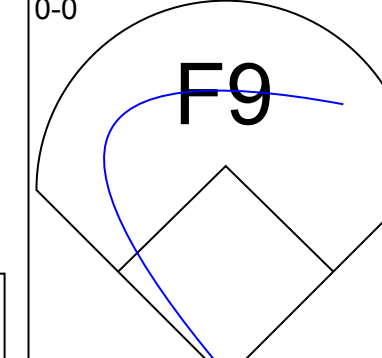

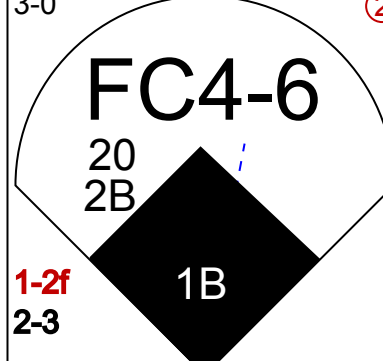



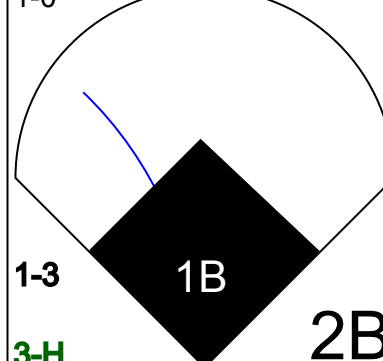


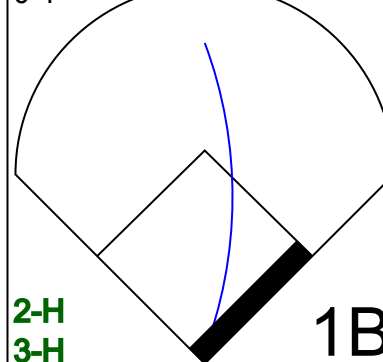
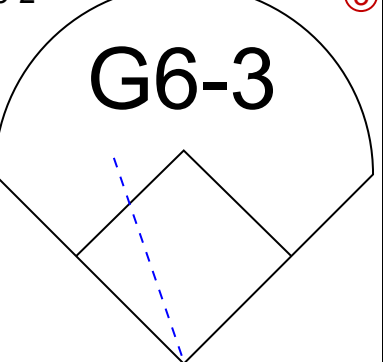

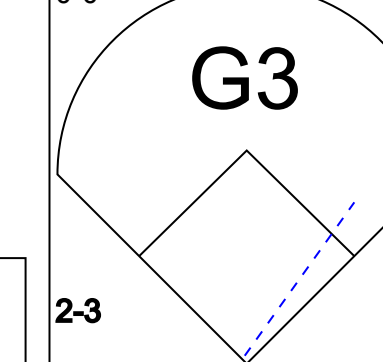
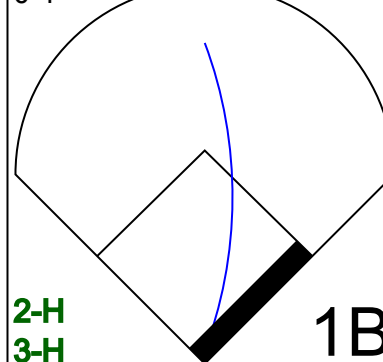
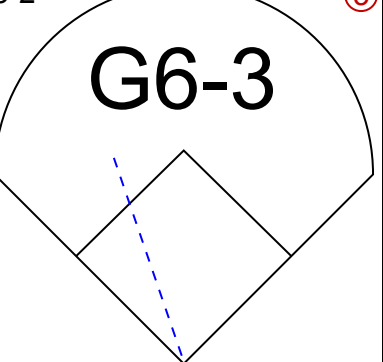

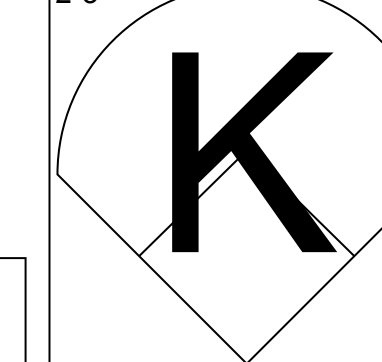
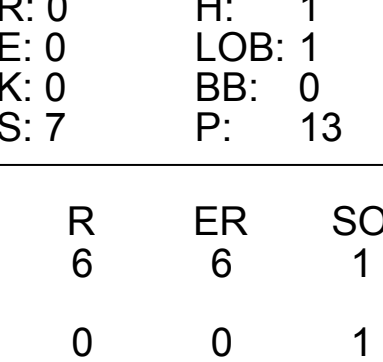

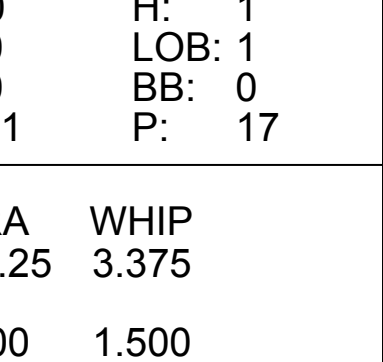
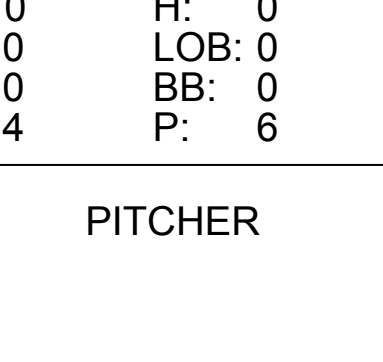
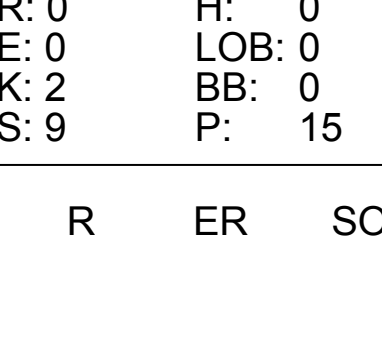


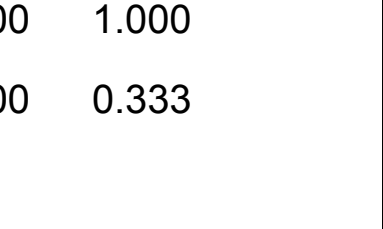




Batter	1	2	3	4	5	6	7	8	9	AB	R	H	RBI	BB	SO	LOB	TOP										
Omar Vizquel, S OBP: 0.395, SLG: 0.366 (1, 6)	2-2 G4-6-3 1B	1-1 2B		4-2 BB		1-0 F8			1-1 G4-3	4	0	2	2	1	0	2	Cleveland Indians @ New York Yankees Yankee Stadium, Bronx, NY Wed Sep 23 1998, 7:05 PM EDT Att: 32,367 - Unknown - 64 F AB 31 R 4 H 8 RBI 4 BB 6 SO 2 LOB 18 										
Joey Cora, S OBP: 0.358, SLG: 0.374 (1, 4)	2-2 G4-6-3 1-2f	0-0 F8		2-2 F9		0-0 F8			0-0 G6-3	5	0	0	0	0	0	5											
David Justice, L OBP: 0.363, SLG: 0.468 (1, 7)	2-1 1B		2-0 HR		2-2 G4-3		1-3 K			4	1	2	1	0	1	0											
Manny Ramirez, R OBP: 0.382, SLG: 0.605 (1, 9)	2-0 P6		3-1 F9		4-0 BB		1-0 F8			3	0	0	0	1	0	1											
Jim Thome, L OBP: 0.418, SLG: 0.597 (1, 3)		4-1 2B SF8 BB	2-1 F7		4-2 BB		1-3 K			2	1	0	0	2	1	0											
Mark Whiten, S OBP: 0.372, SLG: 0.425 (1, 8)		3-0 SF8 2B	3-1 L4		0-1 F8			0-1 G1-6-3 1B		4	0	2	0	0	0	2											
Brian Giles, L OBP: 0.407, SLG: 0.475 (1, 10)		4-1 2B BB		2-2 E9 1B		0-0 L8		1-1 F7		3	1	1	0	1	0	3											
Einar Diaz, R OBP: 0.275, SLG: 0.378 (1, 2)		1-1 SF8		1-1 F9		0-0 P5		0-1 G1-6-3		3	0	0	1	0	0	2											
Jeff Branson, L OBP: 0.223, SLG: 0.293 (1, 5)		1-2 FC3-2-5-2-6 2B		1-1 F8		4-2 BB		2-2 G4-3 1B		3	1	1	0	1	0	3											
Inning Stats	R: 0 E: 0 K: 0 S: 10	H: 2 LOB: 1 BB: 0 P: 18	R: 3 E: 0 K: 0 S: 11	H: 2 LOB: 1 BB: 2 P: 25	R: 1 E: 0 K: 0 S: 7	H: 1 LOB: 0 BB: 0 P: 17	R: 0 E: 1 K: 0 S: 13	H: 1 LOB: 2 BB: 1 P: 23	R: 0 E: 0 K: 0 S: 9	H: 0 LOB: 2 BB: 2 P: 19	R: 0 E: 0 K: 2 S: 8	H: 0 LOB: 0 BB: 0 P: 11	R: 0 E: 0 K: 0 S: 6	H: 1 LOB: 0 BB: 0 P: 7	R: 0 E: 0 K: 0 S: 6	H: 1 LOB: 0 BB: 0 P: 9		1B: 5 2B: 2 3B: 0 HR: 1	SF: 1 SAC: 0 DP: 3 HBP: 0	WP: 0 PB: 0 SB: 0 CS: 0	PA: 38						
PITCHER	IP	WLS	BF	H	R	ER	SO	BB	IBB	HBP	BLK	WP	HR	S	P	ERA	WHIP										
Mike Jerzembeck, R ERA: 12.79 (1, 1)	3.0		15	5	4	4	0	2	0	0	0	0	1	28	60	12.00	2.333										
59 Ryan Bradley, R ERA: 5.69 (4, 1)	3.0	W	14	1	0	0	0	4	0	0	0	0	0	28	53	0.00	1.667										
Graeme Lloyd, L ERA: 1.73 (7, 1)	1.0		3	0	0	0	2	0	0	0	0	0	0	8	11	0.00	0.000										
Darren Holmes, R ERA: 3.4 (8, 1)	2.0		6	2	0	0	0	0	0	0	0	0	0	12	16	0.00	1.000										
Batter	1	2	3	4	5	6	7	8	9	AB	R	H	RBI	BB	SO	LOB	BOTTOM										
Chuck Knoblauch, R OBP: 0.361, SLG: 0.409 (1, 4)	0-2 G4-3		1-1 2 G5-3 3B	2-1 1-2 1B		2-0 G4-3				4	1	2	1	0	0	0	Cleveland Indians @ New York Yankees Yankee Stadium, Bronx, NY Wed Sep 23 1998, 7:05 PM EDT Att: 32,367 - Unknown - 64 F AB 33 R 8 H 10 RBI 8 BB 3 SO 5 LOB 7 										
2 Derek Jeter, R OBP: 0.385, SLG: 0.482 (1, 6)	0-2 F9		1-1 G5-3	0-0 G5-3		0-2 G1-3				4	0	0	1	0	0	2											
Paul O'Neill, L OBP: 0.371, SLG: 0.511 (1, 9)	2-1 F9		1-2 G3		1-0 G4-3		2-2 F9			3	0	0	0	0	0	0											
Mike Lowell, R OBP: 0.286, SLG: 0.286 (7, PH) (8, 5)										1	0	0	0	0	0	0											
Bernie Williams, S OBP: 0.419, SLG: 0.577 (1, 10)		1-0 F8	1-2 BB HR 1B		1-1 G6-3		2-0 E5			4	1	1	0	0	0	0											
Tino Martinez, L OBP: 0.359, SLG: 0.506 (8, 3)		1-0 G5-3	4-2 HR BB		1-2 2B HR 1B		2-2 K			3	2	1	0	1	1	1											
Luis Sojo, R OBP: 0.248, SLG: 0.264 (1, 7)			1-2 HR BB		3-0 2B HR 1B		3-3 K			4	2	3	3	0	1	1											
Shane Spencer, R OBP: 0.458, SLG: 0.925 (1, 7)		1-1 1B	1-0 HR		1-3 HR 2B		1-2 K			4	2	3	3	0	1	1											
Chad Curtis, R OBP: 0.352, SLG: 0.361 (1, 8)		0-1 FC5-4 1B	4-2 CS BB		0-1 HR		2-3 K			3	1	2	3	1	1	0											
Scott Brosius, R OBP: 0.374, SLG: 0.475 (1, 5) (8, 9)		1-1 FC5-4 1-2f	0-1 CS BB	4-1 G5-3 1B BB		3-3 K		0-1 G5-3		3	0	0	0	1	1	2											
Mike Figga, R OBP: 0.250, SLG: 0.250 (1, 2)			0-0 3B 1B	1-3 K		2-1 P7		0-1 P3		4	1	1	0	0	1	1											
Inning Stats	R: 0 E: 0 K: 0 S: 8	H: 0 LOB: 0 BB: 0 P: 10	R: 0 E: 0 K: 0 S: 8	H: 2 LOB: 2 BB: 0 P: 12	R: 5 E: 0 K: 0 S: 17	H: 4 LOB: 2 BB: 2 P: 30	R: 0 E: 0 K: 1 S: 9	H: 1 LOB: 1 BB: 1 P: 16	R: 3 E: 0 K: 1 S: 14	H: 3 LOB: 0 BB: 0 P: 23	R: 0 E: 0 K: 0 S: 6	H: 0 LOB: 0 BB: 0 P: 10	R: 0 E: 1 K: 2 S: 12	H: 0 LOB: 1 BB: 0 P: 21	R: 0 E: 0 K: 1 S: 9	H: 0 LOB: 0 BB: 0 P: 11	1B: 6 2B: 1 3B: 1 HR: 2	SF: 0 SAC: 0 DP: 1 HBP: 0	WP: 0 PB: 0 SB: 1 CS: 1	PA: 37							
PITCHER	IP	WLS	BF	H	R	ER	SO	BB	IBB	HBP	BLK	WP	HR	S	P	ERA	WHIP										
Jason Jacome, L ERA: 14.4 (1, 1)	5.0	L	26	10	8	8	2	3	0	0	0	0	2	56	91	14.40	2.600										
Doug Jones, R ERA: 4.39 (6, 1)	1.0		3	0	0	0	0	0	0	0	0	0	0	6	10	0.00	0.000										
Jim Poole, L ERA: 5.21 (7, 1)	1.0		4	0	0	0	2	0	0	0	0	0	0	12	21	0.00	0.000										
Michael Jackson, R ERA: 1.57 (8, 1)	1.0		3	0	0	0	1	0	0	0	0	0	0	9	11	0.00	0.000										

Batter	1	2	3	4	5	6	7	8	9	AB	R	H	RBI	BB	SO	LOB	TOP			
Randy Winn, S OBP: 0.339, SLG: 0.369 (1, 8)										5	0	0	0	0	3	2	Tampa Bay Devil Rays @ New York Yankees Yankee Stadium, Bronx, NY Thu Sep 24 1998, 7:05 PM EDT Att: 24,555 - Unknown - 64 F livebaseballscorecards.com			
Quinton McCracken, S OBP: 0.339, SLG: 0.417 (1, 7)					 1B					4	0	2	0	0	2	0				
Bobby Smith, R OBP: 0.345, SLG: 0.427 (1, 5)					 FC5 BB 1-2					4	0	0	0	0	2	2				
Fred McGriff, L OBP: 0.370, SLG: 0.443 (1, 3)						 BB				3	0	1	0	1	0	0				
Bubba Trammell, R OBP: 0.348, SLG: 0.583 (1, 10)		 1B BB				 2-3		 BB		2	1	0	0	2	0	3				
Aaron Ledesma, R OBP: 0.344, SLG: 0.397 (1, 6)		 1-2 1B								4	1	1	0	0	0	1				
Mike Kelly, R OBP: 0.291, SLG: 0.400 (1, 9)		 BB		 1B						3	0	1	0	1	0	1				
Miguel Cairo, R OBP: 0.307, SLG: 0.367 (1, 4)		 BB								4	0	1	2	0	0	1				
John Flaherty, R OBP: 0.263, SLG: 0.276 (1, 2)				 1-2						3	0	0	0	0	0	3				
Wade Boggs, L OBP: 0.348, SLG: 0.400 (9, PH)										1	0	0	0	0	1	0				
Inning Stats	R: 0 E: 0 K: 3 S: 9	H: 0 LOB: 0 BB: 0 P: 12	R: 2 E: 0 K: 0 S: 30	H: 2 LOB: 2 BB: 2 P: 42	R: 0 E: 0 K: 2 S: 10	H: 1 LOB: 1 BB: 0 P: 15	R: 0 E: 0 K: 0 S: 12	H: 1 LOB: 2 BB: 1 P: 15	R: 0 E: 0 K: 0 S: 8	H: 0 LOB: 0 BB: 0 P: 20	R: 0 E: 0 K: 1 S: 10	H: 1 LOB: 1 BB: 1 P: 17	R: 0 E: 0 K: 0 S: 8	H: 0 LOB: 1 BB: 1 P: 17	R: 0 E: 0 K: 2 S: 8	H: 0 LOB: 0 BB: 0 P: 13	1B: 5 2B: 1 3B: 0 HR: 0	SF: 0 SAC: 0 DP: 0 HBP: 0	WP: 0 PB: 1 SB: 0 CS: 0	PA: 37
PITCHER	IP	WLS	BF	H	R	ER	SO	BB	IBB	HBP	BLK	WP	HR	S	P	ERA	WHIP			
David Wells, L ERA: 3.49 (1, 1)	5.0		23	5	2	2	5	3	0	0	0	0	0	69	97	3.60	1.600			
52 Mike Buddie, R ERA: 5.02 (6, 1)	2.0	W	7	1	0	0	1	0	0	0	0	0	0	23	37	0.00	0.500			
Graeme Lloyd, L ERA: 1.72 (8, 1)	0.1		1	0	0	0	0	0	0	0	0	0	0	3	4	0.00	0.000			
Jay Tessmer, R ERA: 3.12 (8, 1)	0.2		3	0	0	0	0	1	0	0	0	0	0	5	13	0.00	1.500			
Jeff Nelson, R ERA: 3.79 (9, 1)	1.0	S	3	0	0	0	2	0	0	0	0	0	0	8	13	0.00	0.000			

Batter	1	2	3	4	5	6	7	8	9	AB	R	H	RBI	BB	SO	LOB	BOTTOM			
Chuck Knoblauch, R OBP: 0.361, SLG: 0.407 (1, 4)						 1B BB				3	1	0	0	1	0	0	Tampa Bay Devil Rays @ New York Yankees Yankee Stadium, Bronx, NY Thu Sep 24 1998, 7:05 PM EDT Att: 24,555 - Unknown - 64 F livebaseballscorecards.com			
2 Derek Jeter, R OBP: 0.394, SLG: 0.480 (1, 6)						 1B HR				4	1	1	0	0	2	0				
Bernie Williams, S OBP: 0.418, SLG: 0.574 (1, 8)						 BB 1B				4	1	1	1	0	1	1				
Ricky Ledee, L OBP: 0.302, SLG: 0.397 (8, 7)						 BB 1B				0	0	0	0	0	0	0				
Chili Davis, S OBP: 0.360, SLG: 0.423 (1, 10)						 BB		 BB		2	0	0	0	1	2	1				
Homer Bush, R OBP: 0.413, SLG: 0.457 (6, PR)						 BB				0	1	0	0	1	0	0				
Shane Spencer, R OBP: 0.444, SLG: 0.930 (1, 9)										4	1	1	4	0	1	1				
20 Jorge Posada, S OBP: 0.394, SLG: 0.480 (1, 2)						 BB 1B		 WP BB		3	0	1	0	1	2	0				
Chad Curtis, R OBP: 0.353, SLG: 0.359 (1, 7)						 HBP		 BB		2	0	0	0	1	1	1				
Scott Brosius, R OBP: 0.375, SLG: 0.476 (1, 5)						 HBP		 BB		3	0	1	0	1	0	2				
Luis Sojo, R OBP: 0.242, SLG: 0.257 (1, 3)										4	0	0	0	0	0	7				
Inning Stats	R: 0 E: 0 K: 1 S: 7	H: 0 LOB: 0 BB: 0 P: 13	R: 0 E: 0 K: 2 S: 10	H: 0 LOB: 0 BB: 0 P: 19	R: 0 E: 0 K: 0 S: 10	H: 0 LOB: 0 BB: 0 P: 15	R: 0 E: 1 K: 2 S: 10	H: 0 LOB: 1 BB: 0 P: 12	R: 0 E: 0 K: 1 S: 11	H: 1 LOB: 2 BB: 0 P: 17	R: 5 E: 0 K: 0 S: 16	H: 4 LOB: 2 BB: 3 P: 35	R: 0 E: 0 K: 1 S: 6	H: 0 LOB: 0 BB: 0 P: 9	R: 0 E: 0 K: 2 S: 14	H: 0 LOB: 3 BB: 3 P: 29	1B: 3 2B: 1 3B: 0 HR: 1	SF: 0 SAC: 0 DP: 1 HBP: 1	WP: 1 PB: 0 SB: 0 CS: 1	PA: 36
PITCHER	IP	WLS	BF	H	R	ER	SO	BB	IBB	HBP	BLK	WP	HR	S	P	ERA	WHIP			
Wilson Alvarez, L ERA: 4.73 (1, 1)	5.0	L	23	4	5	5	6	2	0	1	0	0	0	13	23	0.00	1.200			
Esteban Yan, R ERA: 3.62 (6, 1)	2.0		7	1	0	0	1	1	0	0	0	0	0	13	23	0.00	1.000			
Albie Lopez, R ERA: 2.41 (8, 1)	1.0		6	0	0	0	2	3	0	0	0	1	0	14	29	0.00	3.000			

Batter	1	2	3	4	5	6	7	8	9	AB	R	H	RBI	BB	SO	LOB	TOP											
Quinton McCracken, S OBP: 0.339, SLG: 0.416										4	1	1	0	0	1	2	<p>Tampa Bay Devil Rays @ New York Yankees</p> <p>Yankee Stadium, Bronx, NY</p> <p>Fri Sep 25 1998, 7:05 PM EDT</p> <p>Att: 32,447 - Cloudy - 65 F</p>											
Miguel Cairo, R OBP: 0.306, SLG: 0.366										4	0	1	1	0	0	1												
Scott McClain, R OBP: 0.227, SLG: 0.105										4	0	1	0	0	0	0												
Fred McGriff, L OBP: 0.371, SLG: 0.442										2	0	0	0	2	0	1												
Bubba Trammell, R OBP: 0.341, SLG: 0.571										4	0	0	0	0	2	2												
Rich Butler, L OBP: 0.273, SLG: 0.360										4	0	1	0	0	0	1												
Aaron Ledesma, R OBP: 0.343, SLG: 0.395										4	0	1	0	0	1	2												
Mike Kelly, R OBP: 0.291, SLG: 0.403										3	0	1	0	0	1	1												
Mike DiFelice, R OBP: 0.271, SLG: 0.336										3	0	1	0	0	1	1												
Inning Stats	R: 0 H: 1 E: 0 K: 1 S: 10	H: 1 LOB: 1 BB: 0 P: 14	R: 0 H: 0 E: 0 K: 0 S: 6	H: 0 LOB: 0 BB: 0 P: 10	R: 1 H: 2 E: 0 K: 0 S: 11	H: 2 LOB: 0 BB: 0 P: 14	R: 0 H: 0 E: 0 K: 0 S: 5	H: 0 LOB: 1 BB: 1 P: 11	R: 0 H: 1 E: 0 K: 1 S: 8	H: 1 LOB: 1 BB: 0 P: 17	R: 0 H: 0 E: 0 K: 0 S: 8	H: 0 LOB: 0 BB: 0 P: 14	R: 0 H: 1 E: 0 K: 2 S: 10	H: 1 LOB: 1 BB: 0 P: 15	R: 0 H: 1 E: 0 K: 0 S: 9	H: 1 LOB: 2 BB: 1 P: 16		R: 0 H: 1 E: 0 K: 2 S: 15	H: 1 LOB: 2 BB: 1 P: 26	1B: 6 2B: 1 3B: 0 HR: 0	SF: 0 SAC: 0 DP: 1 HBP: 0	WP: 1 PA: 35 PB: 0 CS: 1						
PITCHER	IP	WLS	BF	H	R	ER	SO	BB	IBB	HBP	BLK	WP	HR	S	P	ERA	WHIP											
Orlando Hernandez, R ERA: 3.13	(1, 1)	5.0	W	19	4	1	1	2	1	0	0	0	1	0	40	66	1.80	1.000										
Andy Pettite, L ERA: 4.24	(6, 1)	3.0		10	2	0	0	2	0	0	0	0	0	0	27	45	0.00	0.667										
42 Mariano Rivera, R ERA: 1.78	(9, 1)	1.0		5	1	0	0	2	1	0	0	0	0	0	15	26	0.00	2.000										

Batter	1	2	3	4	5	6	7	8	9	AB	R	H	RBI	BB	SO	LOB	BOTTOM											
Chuck Knoblauch, R OBP: 0.359, SLG: 0.405										4	0	0	0	0	2	2	<p>Tampa Bay Devil Rays @ New York Yankees</p> <p>Yankee Stadium, Bronx, NY</p> <p>Fri Sep 25 1998, 7:05 PM EDT</p> <p>Att: 32,447 - Cloudy - 65 F</p>											
2 Derek Jeter, R OBP: 0.385, SLG: 0.482										4	2	2	0	0	0	0												
Paul O'Neill, L OBP: 0.372, SLG: 0.509										2	1	0	0	2	0	0												
Bernie Williams, S OBP: 0.422, SLG: 0.576										2	0	2	1	2	0	0												
Ricky Ledee, L OBP: 0.302, SLG: 0.397										0	0	0	0	0	0	0												
Tino Martinez, L OBP: 0.357, SLG: 0.502										4	1	0	1	0	0	6												
Mike Lowell, R OBP: 0.286, SLG: 0.286										0	0	0	0	0	0	0												
Tim Lincecum, S OBP: 0.394, SLG: 0.383										2	0	1	1	0	0	2												
Shane Spencer, R OBP: 0.431, SLG: 0.898										2	0	0	0	0	0	0												
Daryl Strawberry, L OBP: 0.360, SLG: 0.536										2	1	1	0	0	0	2												
Chili Davis, S OBP: 0.363, SLG: 0.434										2	0	1	0	0	0	0												
20 Jorge Posada, S OBP: 0.353, SLG: 0.480										4	1	1	1	0	1	2												
Scott Brosius, R OBP: 0.374, SLG: 0.474										4	0	1	2	0	1	2												
Inning Stats	R: 1 H: 2 E: 0 K: 1 S: 13	H: 2 LOB: 2 BB: 1 P: 24	R: 0 H: 1 E: 0 K: 0 S: 7	H: 1 LOB: 1 BB: 0 P: 13	R: 5 H: 4 E: 0 K: 1 S: 20	H: 4 LOB: 1 BB: 2 P: 38	R: 0 H: 1 E: 0 K: 0 S: 12	H: 1 LOB: 1 BB: 0 P: 19	R: 0 H: 1 E: 0 K: 0 S: 11	H: 1 LOB: 1 BB: 0 P: 17	R: 0 H: 0 E: 0 K: 0 S: 4	H: 0 LOB: 0 BB: 0 P: 6	R: 0 H: 0 E: 0 K: 0 S: 4	H: 0 LOB: 0 BB: 1 P: 10	R: 0 H: 0 E: 0 K: 2 S: 9	H: 0 LOB: 0 BB: 0 P: 15	R: 0 H: 0 E: 0 K: 2 S: 9	H: 0 LOB: 0 BB: 0 P: 15	1B: 6 2B: 3 3B: 0 HR: 0	SF: 0 SAC: 0 DP: 1 HBP: 0	WP: 0 PA: 36 PB: 0 CS: 0							
PITCHER	IP	WLS	BF	H	R	ER	SO	BB	IBB	HBP	BLK	WP	HR	S	P	ERA	WHIP											
Dave Eiland, R ERA: 20.25	(1, 1)	2.2	L	17	6	6	1	3	0	0	0	0	0	0	32	28	20.25	3.375										
Rick White, R ERA: 3.57	(3, 1)	1.1		6	2	0	0	1	0	0	0	0	0	20	28	0.00	1.500											
Mike Duvall, L ERA: 7.36	(5, 1)	1.0		4	1	0	0	0	0	0	0	0	0	11	17	0.00	1.000											
Dennis Springer, R ERA: 5.49	(6, 1)	3.0		9	0	0	0	2	1	0	0	0	0	17	31	0.00	0.333											

Batter	1	2	3	4	5	6	7	8	9	AB	R	H	RBI	BB	SO	LOB	TOP										
Quinton McCracken, S OBP: 0.336, SLG: 0.412										5	0	0	0	0	0	6	<p>Tampa Bay Devil Rays @ New York Yankees</p> <p>Yankee Stadium, Bronx, NY</p> <p>Sat Sep 26 1998, 3:33 AM EDT</p> <p>Att: 41,150 - Sunny - 78 F</p>										
Aaron Ledesma, R OBP: 0.342, SLG: 0.397										4	0	1	0	0	2	0											
Bobby Smith, R OBP: 0.344, SLG: 0.423										3	0	0	0	1	2	1											
Fred McGriff, L OBP: 0.368, SLG: 0.439										4	0	0	0	0	3	1											
Bubba Trammell, R OBP: 0.340, SLG: 0.569										4	1	1	0	0	1	1											
Paul Sorrento, L OBP: 0.313, SLG: 0.405										4	0	1	0	0	1	1											
Rich Butler, L OBP: 0.277, SLG: 0.363										4	0	2	0	0	1	1											
Miguel Cairo, R OBP: 0.309, SLG: 0.370										3	0	2	0	1	0	1											
John Flaherty, R OBP: 0.261, SLG: 0.273										3	0	0	0	0	0	3											
Mike Kelly, R OBP: 0.293, SLG: 0.403										0	0	0	1	1	0	0											
Inning Stats	R: 0 E: 0 K: 1 S: 7	H: 0 LOB: 0 BB: 0 P: 13	R: 0 E: 0 K: 2 S: 10	H: 0 LOB: 0 BB: 0 P: 16	R: 0 E: 0 K: 0 S: 8	H: 1 LOB: 1 BB: 0 P: 11	R: 0 E: 0 K: 2 S: 10	H: 0 LOB: 1 BB: 1 P: 16	R: 0 E: 0 K: 0 S: 13	H: 2 LOB: 2 BB: 0 P: 19	R: 0 E: 0 K: 2 S: 7	H: 0 LOB: 0 BB: 0 P: 12	R: 0 E: 0 K: 1 S: 10	H: 1 LOB: 1 BB: 0 P: 14	R: 0 E: 0 K: 1 S: 10	H: 1 LOB: 1 BB: 2 P: 16	R: 1 E: 0 K: 1 S: 15	H: 2 LOB: 3 BB: 2 P: 27	1B: 4 2B: 3 3B: 0 HR: 0	SF: 0 SAC: 0 DP: 0 HBP: 0	WP: 0 PB: 0 CS: 0	PA: 37					
PITCHER	IP	WLS	BF	H	R	ER	SO	BB	IBB	HBP	BLK	WP	HR	S	P	ERA	WHIP										
David Cone, R ERA: 3.55	7.0	W	26	4	0	0	8	1	0	0	0	0	0	65	101	0.00	0.714										
Ramiro Mendoza, R ERA: 3.25	1.0		4	1	0	0	1	0	0	0	0	0	0	10	16	0.00	1.000										
Mike Stanton, L ERA: 5.47	0.1		1	0	0	0	1	0	0	0	0	0	0	3	5	0.00	0.000										
42 Mariano Rivera, R ERA: 1.91	0.2		6	2	1	1	0	2	0	0	0	0	0	12	22	13.50	6.000										

Batter	1	2	3	4	5	6	7	8	9	AB	R	H	RBI	BB	SO	LOB	BOTTOM										
Chuck Knoblauch, R OBP: 0.359, SLG: 0.405										4	0	2	0	0	0	3	<p>Tampa Bay Devil Rays @ New York Yankees</p> <p>Yankee Stadium, Bronx, NY</p> <p>Sat Sep 26 1998, 3:33 AM EDT</p> <p>Att: 41,150 - Sunny - 78 F</p>										
2 Derek Jeter, R OBP: 0.384, SLG: 0.482										4	0	1	1	0	0	4											
Paul O'Neill, L OBP: 0.372, SLG: 0.510										3	0	1	0	0	1	1											
Chad Curtis, R OBP: 0.352, SLG: 0.358										1	0	0	0	0	1	2											
Bernie Williams, S OBP: 0.421, SLG: 0.573										4	0	1	0	0	0	0											
Ricky Ledee, L OBP: 0.302, SLG: 0.397										0	0	0	0	0	0	0											
Tino Martinez, L OBP: 0.356, SLG: 0.507										3	1	1	1	0	1	0											
Luis Sojo, R OBP: 0.247, SLG: 0.262										1	0	1	0	0	0	0											
Chili Davis, S OBP: 0.371, SLG: 0.451										3	0	2	0	0	0	0											
Homer Bush, R OBP: 0.413, SLG: 0.457										0	0	0	0	0	0	0											
Tim Raines, S OBP: 0.395, SLG: 0.383										0	0	0	0	1	0	0											
Mike Lowell, R OBP: 0.286, SLG: 0.286										0	0	0	0	0	0	0											
Shane Spencer, R OBP: 0.420, SLG: 0.905										4	1	1	1	0	2	5											
Scott Brosius, R OBP: 0.373, SLG: 0.474										4	0	1	0	0	1	3											
Joe Girardi, R OBP: 0.317, SLG: 0.386										3	1	1	0	1	0	4											
Inning Stats	R: 0 E: 0 K: 0 S: 4	H: 1 LOB: 0 BB: 0 P: 6	R: 0 E: 0 K: 0 S: 4	H: 0 LOB: 0 BB: 0 P: 6	R: 1 E: 1 K: 0 S: 11	H: 2 LOB: 1 BB: 0 P: 15	R: 1 E: 0 K: 0 S: 11	H: 3 LOB: 1 BB: 0 P: 16	R: 1 E: 0 K: 1 S: 14	H: 2 LOB: 1 BB: 0 P: 20	R: 0 E: 0 K: 2 S: 8	H: 1 LOB: 1 BB: 0 P: 13	R: 0 E: 0 K: 1 S: 14	H: 1 LOB: 2 BB: 1 P: 24	R: 0 E: 0 K: 2 S: 12	H: 2 LOB: 3 BB: 1 P: 20	1B: 5 2B: 6 3B: 0 HR: 2	SF: 0 SAC: 0 DP: 2 HBP: 0	WP: 0 PB: 0 CS: 0	PA: 36							
PITCHER	IP	WLS	BF	H	R	ER	SO	BB	IBB	HBP	BLK	WP	HR	S	P	ERA	WHIP										
Terrill Wade, L ERA: 5.08	1.1		6	1	0	0	2	1	0	0	0	0	0	17	29	0.00	1.500										
Jim Mecir, R ERA: 3.11	1.0		6	2	0	0	2	1	0	0	0	0	0	12	20	0.00	3.000										
Roberto Hernandez, R ERA: 4.04																											


AB	34
R	1
H	7
RBI	1
BB	3
SO	10
LOB	15




Batter	1	2	3	4	5	6	7	8	9	AB	R	H	RBI	BB	SO	LOB	TOP											
Randy Winn, S OBP: 0.337, SLG: 0.367	1-3 K		0-2 G1-3		1-2 CS 1B		1-2 FC5-4		0-3 K	5	0	1	0	0	2	3	Tampa Bay Devil Rays @ New York Yankees Yankee Stadium, Bronx, NY Sun Sep 27 1998, 3:33 AM EDT Att: 49,608 - Cloudy - 82 F											
Quinton McCracken, S OBP: 0.335, SLG: 0.410 Kerry Robinson, L (6, 7)	2-2 G4-3		0-2 F8		0-1 CS 1-2	1-2 G4-3	0-3 K		3-2 G6-3	3	0	0	0	0	0	0												
Bobby Smith, R OBP: 0.343, SLG: 0.422	1-3 K		1-1 F9			1-3 K		1-0 1B		4	0	1	0	0	2	0												
Fred McGriff, L OBP: 0.371, SLG: 0.443 Scott McClain, R OBP: 0.217, SLG: 0.100 (6, PR)		2-0 1B BB 1B		2-2 G5-3 2B		0-0 2B 1B		0-1 F8		3	1	3	0	0	0	0												
Bubba Trammell, R OBP: 0.338, SLG: 0.568	1-2 P4		0-1 G5-3		0-1 1B 2B	0-1 1B		0-0 F9		4	1	1	0	0	0	3												
Mike Kelly, R OBP: 0.295, SLG: 0.401 Rich Butler, L OBP: 0.278, SLG: 0.364	4-2 1B BB		1-2 G4-3		1-1 1B	1-1 1B		2-1 G4-3		1	0	0	1	1	0	0												
Aaron Ledesma, R OBP: 0.344, SLG: 0.398	0-0 1B		0-1 F8		3-H 0-1 F8	2-H 3-H 1-3 K			2-2 1B	4	0	2	0	0	1	1												
Miguel Cairo, R OBP: 0.307, SLG: 0.367	0-1 L9		2-1 F8				1-1 L9		0-1 F9	4	0	0	0	0	0	4												
Mike DiFelice, R OBP: 0.274, SLG: 0.339	1-2 G3-1		0-0 G6-3				0-2 FC5-4 1B		0-0 1B	4	0	2	0	0	0	3												
Inning Stats	R: 0 E: 0 K: 2 S: 10	H: 0 LOB: 0 BB: 0 P: 14	R: 0 E: 0 K: 0 S: 15	H: 2 LOB: 3 BB: 1 P: 23	R: 0 E: 0 K: 0 S: 8	H: 0 LOB: 0 BB: 0 P: 9	R: 1 E: 0 K: 0 S: 11	H: 1 LOB: 0 BB: 0 P: 14	R: 0 E: 0 K: 0 S: 8	H: 1 LOB: 1 BB: 0 P: 11	R: 2 E: 0 K: 2 S: 15	H: 3 LOB: 1 BB: 0 P: 19	R: 0 E: 0 K: 1 S: 11	H: 1 LOB: 1 BB: 0 P: 13	R: 0 E: 0 K: 0 S: 6	H: 2 LOB: 2 BB: 0 P: 20		1B: 9 2B: 2 3B: 0 HR: 0	SF: 0 SAC: 0 DP: 0 HBP: 0	WP: 0 PB: 0 SB: 0 CS: 1	PA: 39							
PITCHER	IP	WLS	BF	H	R	ER	SO	BB	IBB	HBP	BLK	WP	HR	S	P	ERA	WHIP											
Jim Bruske, R ERA: 3.45	(1, 1)	5.0	W	19	4	1	1	2	1	0	0	0	0	0	52	71	1.80	1.000										
Hideki Irabu, R ERA: 4.05	(6, 1)	2.0		10	4	2	2	3	0	0	0	0	0	0	26	32	9.00	2.000										
Graeme Lloyd, L ERA: 1.67	(8, 1)	1.0		4	1	0	0	0	0	0	0	0	0	6	9	0.00	1.000											
Darren Holmes, R ERA: 3.33	(9, 1)	1.0		5	2	0	0	1	0	0	0	0	0	15	20	0.00	2.000											

Batter	1	2	3	4	5	6	7	8	9	AB	R	H	RBI	BB	SO	LOB	BOTTOM										
Chuck Knoblauch, R OBP: 0.361, SLG: 0.405 Homer Bush, R OBP: 0.421, SLG: 0.465	0-1 P2		4-2 1B BB		4-1 1B 2S	1-1 G5-3 1B				1	1	0	0	2	0	0	Tampa Bay Devil Rays @ New York Yankees Yankee Stadium, Bronx, NY Sun Sep 27 1998, 3:33 AM EDT Att: 49,608 - Cloudy - 82 F										
2 Derek Jeter, R OBP: 0.394, SLG: 0.481	0-0 F9		1-1 1B SF8		1-3 K	0-1 G5-3				4	1	1	0	0	1	2											
Paul O'Neill, L OBP: 0.372, SLG: 0.510 Chad Curtis, R OBP: 0.355, SLG: 0.360	2-2 G3		0-1 1B		4-2 1B BB	2-1 1B		2-1 CS 1B		2	0	1	1	0	0	0											
Bernie Williams, S OBP: 0.422, SLG: 0.575 Ricky Ledee, L OBP: 0.299, SLG: 0.392		2-2 FC5-4 1B	2-1 SF8		2-1 BB HR 1B	2-2 CS	2-1 P5			2	1	2	1	0	0	0											
Tino Martinez, L OBP: 0.355, SLG: 0.505 Luis Sojo, R OBP: 0.250, SLG: 0.265	1-1 FC5-4		3-H 2-3 K		1-0 HR 1B		0-0 F9			2	0	0	0	0	1	2											
Daryl Strawberry, L OBP: 0.354, SLG: 0.542 Chili Davis, S OBP: 0.373, SLG: 0.447	3-1 1B		1-3 2B		0-1 1B	4-0 HR BB		3-2 F9		2	0	2	0	0	0	0											
Shane Spencer, R OBP: 0.411, SLG: 0.910	0-2 F7				1-3 K	1-1 HR		1-1 G5-3		4	1	1	4	0	1	3											
20 Jorge Posada, S OBP: 0.350, SLG: 0.475	3-2 G1-3				0-3 K	2-2 F8		2-3 K		4	0	0	0	0	2	3											
Scott Brosius, R OBP: 0.371, SLG: 0.472 Mike Lowell, R OBP: 0.267, SLG: 0.267			0-1 F9		3-1 F7		0-0 F7		0-1 F7	3	0	0	0	0	0	1											
Inning Stats	R: 0 E: 0 K: 0 S: 6	H: 0 LOB: 0 BB: 0 P: 8	R: 0 E: 0 K: 0 S: 13	H: 2 LOB: 2 BB: 0 P: 22	R: 2 E: 0 K: 1 S: 14	H: 2 LOB: 1 BB: 1 P: 23	R: 0 E: 0 K: 2 S: 12	H: 1 LOB: 1 BB: 0 P: 16	R: 5 E: 0 K: 1 S: 17	H: 3 LOB: 0 BB: 3 P: 34	R: 1 E: 0 K: 0 S: 10	H: 2 LOB: 0 BB: 0 P: 14	R: 0 E: 0 K: 0 S: 7	H: 0 LOB: 0 BB: 0 P: 12	R: 0 E: 0 K: 1 S: 7	H: 0 LOB: 0 BB: 0 P: 10		1B: 8 2B: 1 3B: 0 HR: 1	SF: 1 SAC: 0 DP: 0 HBP: 0	WP: 0 PB: 0 SB: 1 CS: 1	PA: 37						
PITCHER	IP	WLS	BF	H	R	ER	SO	BB	IBB	HBP	BLK	WP	HR	S	P	ERA	WHIP										
Bryan Rekar, R ERA: 4.98	(1, 1)	2.0		8	2	0	0	0	0	0	0	0	0	19	30	0.00	1.000										
Rick White, R ERA: 3.8	(3, 1)	0.2	L	5	2	2	2	0	0	0	0	0	0	11	18	27.00	4.500										
Mike Duvall, L ERA: 6.75	(3, 1)	0.1		2	1	0	0	1	0	0	0	0	0	5	7	0.00	3.000										
Esteban Yan, R ERA: 3.86	(4, 1)	1.2		8	2	3	3	3	2	0	0	0	0	22	38	16.20	2.400										
Scott Aldred, L ERA: 3.72	(5, 1)	0.0		1	0	0	0	0	1	0	0	0	0	0	4	∞	∞										
PITCHER	IP	WLS	BF	H	R	ER	SO	BB	IBB	HBP	BLK	WP	HR	S	P	ERA	WHIP										
Albie Lopez, R ERA: 2.8	(5, 1)	1.1		6	3	3	3	0	0	0	0	0	0	7	15	20.25	2.250										
52 Ramon Tatis, L ERA: 13.88	(7, 1)	1.0		3	0	0	0	0	0	0	0	0	0	7	12	0.00	0.000										
Dennis Springer, R ERA: 5.45	(8, 1)	1.0		3	0	0	0	1	0	0	0	0	0	7	10	0.00	0.000										



Batter	1	2	3	4	5	6	7	8	9	AB	R	H	RBI	BB	SO	LOB	TOP			
Mark McLemore, S (1,4) OBP: 0.500, SLG: 0.667	4-1 G1-3 BB		0-0 F8			1-2 F8		2-2 2B		3	0	1	0	1	0	0	<p>Texas Rangers @ New York Yankees Yankee Stadium, Bronx, NY</p> <p>Tue Sep 29 1998, 7:05 PM EDT Att: 57,362 - Unknown - 67 F</p> <p>livebaseballscores.com</p> <p>AB 32 R 0 H 5 RBI 0 BB 1 SO 10 LOB 11</p> 			
Roberto Kelly, R (1,8) SAFE	0-1 G1-3			2-2 G4-3		3-2 G4-3		3-3 K		4	0	0	0	0	1	2				
29 Rusty Greer, L (1,7) OBP: 0.250, SLG: 0.250	3-3 K			2-1 1B		0-0 F7		2-1 G6-3		4	0	1	0	0	1	2				
Juan Gonzalez, R (1,9)	0-0 G2-3			2-3 K		0-0 P2			1-2 F7	4	0	0	0	0	1	2				
Will Clark, L (1,3) OBP: 0.250, SLG: 0.250		1-2 G3		2-3 K		0-1 FC6-4 1B			0-0 P4	4	0	1	0	0	1	1				
Ivan Rodriguez, R (1,2)	1-3 K				0-1 G5-3		1-2 FC6-4 1B		1-3 K	4	0	0	0	0	2	1				
Todd Zeile, R (1,5) OBP: 0.333, SLG: 0.333	2-3 K				1-2 F7		1-2 1B			3	0	1	0	0	1	0				
Mike Simms, R (1,10) OBP: 0.333, SLG: 0.333			1-2 G1-3		0-1 1B		3-3 K			3	0	1	0	0	1	2				
Royce Clayton, R (1,6)			3-3 K		0-3 K			2-2 F9		3	0	0	0	0	2	1				
Inning Stats	R: 0 E: 0 K: 1 S: 7	H: 0 LOB: 1 BB: 1 P: 14	R: 0 E: 0 K: 2 S: 12	H: 0 LOB: 0 BB: 0 P: 16	R: 0 E: 0 K: 1 S: 8	H: 0 LOB: 0 BB: 0 P: 12	R: 0 E: 0 K: 2 S: 13	H: 1 LOB: 1 BB: 0 P: 21	R: 0 E: 0 K: 0 S: 7	H: 0 LOB: 0 BB: 0 P: 11	R: 0 E: 0 K: 1 S: 17	H: 2 LOB: 2 BB: 0 P: 23	R: 0 E: 0 K: 1 S: 17	H: 1 LOB: 1 BB: 0 P: 26	R: 0 E: 0 K: 1 S: 10	H: 0 LOB: 0 BB: 0 P: 12	1B: 4 2B: 1 3B: 0 HR: 0	SF: 0 SAC: 0 DP: 0 HBP: 0	WP: 0 PB: 0 SB: 0 CS: 0	PA: 33
PITCHER	IP WLS BF H R ER SO BB IBB HBP BLK WP HR S P ERA WHIP																			
David Wells, L (1,1) ERA: 4.25	8.0 W 30 5 0 0 9 1 0 0 0 0 0 0 10 135 0.00 0.750																			
42 Mariano Rivera, R (9,1) ERA: 0.00	1.0 S 3 0 0 0 1 0 0 0 0 0 0 0 10 12 0.00 0.000																			

Batter	1	2	3	4	5	6	7	8	9	AB	R	H	RBI	BB	SO	LOB	BOTTOM			
Chuck Knoblauch, R (1,4) OBP: 0.500, SLG: 0.333	1-1 2B HBP	3-3 K			0-1 F9			3-2 2 SH1-4 1B		3	0	1	0	0	1	1	<p>Texas Rangers @ New York Yankees Yankee Stadium, Bronx, NY</p> <p>Tue Sep 29 1998, 7:05 PM EDT Att: 57,362 - Unknown - 67 F</p> <p>livebaseballscores.com</p> <p>AB 25 R 2 H 6 RBI 1 BB 4 SO 8 LOB 12</p> 			
2 Derek Jeter, R (1,6)	0-1 F8		1-1 G5-3		4-2 BB		0-1 SH1-4		0-1 SH1-4	2	0	0	0	1	0	1				
Paul O'Neill, L (1,9) OBP: 0.500, SLG: 0.667	1-0 PB 1-H 2B		4-2 G4-6-3 BB		0-0 G4-3		2-1 F7		2-1 F7	3	0	1	0	1	0	2				
Bernie Williams, S (1,8)	4-1 BB		0-0 G4-6-3		1-0 G4-3		1-1 F7		1-1 F7	3	0	0	0	1	0	2				
Tino Martinez, L (1,3) OBP: 0.333, SLG: 0.667	1-3 K			0-1 G5-3 2B		1-2 F9			1-2 F9	3	0	1	0	0	1	2				
Chili Davis, S (1,10)		3-3 K		3-2 G5-3		1-1 F8			1-1 F8	3	0	0	0	0	1	1				
20 Jorge Posada, S (1,2)		4-2 2B 1B BB		2-2 K		0-3 K				2	1	0	0	1	2	1				
Chad Curtis, R (1,7) OBP: 0.667, SLG: 1.000	1-1 1B CS 2B		1-3 K		1-2 F9		2-2 CS 1B			3	1	2	0	0	1	1				
Scott Brosius, R (1,5) OBP: 0.333, SLG: 0.333	1-1 CS 1B			0-1 K		1-2 K		3-3 K		3	0	1	1	0	2	1				
Inning Stats	R: 0 E: 0 K: 1 S: 8	H: 1 LOB: 2 BB: 1 P: 15	R: 2 E: 0 K: 2 S: 15	H: 2 LOB: 2 BB: 1 P: 27	R: 0 E: 0 K: 0 S: 5	H: 0 LOB: 0 BB: 1 P: 10	R: 0 E: 0 K: 2 S: 11	H: 1 LOB: 1 BB: 0 P: 17	R: 0 E: 0 K: 1 S: 8	H: 0 LOB: 1 BB: 1 P: 13	R: 0 E: 0 K: 0 S: 6	H: 0 LOB: 0 BB: 0 P: 9	R: 0 E: 0 K: 2 S: 11	H: 1 LOB: 0 BB: 0 P: 15	R: 0 E: 0 K: 0 S: 9	H: 1 LOB: 1 BB: 0 P: 15	1B: 3 2B: 4 3B: 0 HR: 0	SF: 0 SAC: 1 DP: 2 HBP: 1	WP: 0 PB: 1 SB: 0 CS: 3	PA: 31
PITCHER	IP WLS BF H R ER SO BB IBB HBP BLK WP HR S P ERA WHIP																			
Todd Stottlemyre, R (1,1) ERA: 2.25	8.0 L 31 6 2 2 8 4 0 1 0 0 0 0 73 121 2.25 1.250																			

Batter	1	2	3	4	5	6	7	8	9	AB	R	H	RBI	BB	SO	LOB	TOP										
Mark McLemore, S (1,4) OBP: 0.250, SLG: 0.286	G4-3			G4-3		K		L4									4 0 0 0 0 1 1										
Roberto Kelly, R (1,8) Tom Goodwin, L (8,8) OBP: 0.143, SLG: 0.286 OBP: 1.000, SLG: 1.000	G5-3			K					G5-3 29 G4-3 1B								3 0 1 0 0 1 0 1 0 1 0 0 0 0										
29 Rusty Greer, L (1,7) OBP: 0.125, SLG: 0.125	G5-3			F8					G4-3								4 0 0 0 0 1 2										
Juan Gonzalez, R (1,9) OBP: 0.125, SLG: 0.250		P5							G5-3								4 1 1 0 0 1 1										
Will Clark, L (1,3) OBP: 0.125, SLG: 0.125		F8							K								4 0 0 0 0 1 2										
Ivan Rodriguez, R (1,2) OBP: 0.143, SLG: 0.143																	3 0 1 1 0 1 0										
Todd Zeile, R (1,5) OBP: 0.167, SLG: 0.167																	3 0 0 0 0 1 1										
Mike Simms, R (1,10) Luis Alcega, S (8,PH) OBP: 0.200, SLG: 0.200																	2 0 0 0 0 1 1 1 0 0 0 0 0 0										
Royce Clayton, R (1,6) OBP: 0.167, SLG: 0.167																	3 0 1 0 0 1 0										
Inning Stats	R: 0 E: 0 K: 0 S: 5	H: 0 LOB: 0 BB: 0 P: 8	R: 0 E: 0 K: 1 S: 5	H: 0 LOB: 0 BB: 0 P: 10	R: 0 E: 0 K: 2 S: 8	H: 0 LOB: 0 BB: 0 P: 11	R: 0 E: 0 K: 1 S: 8	H: 0 LOB: 0 BB: 0 P: 15	R: 1 E: 0 K: 0 S: 14	H: 2 LOB: 1 BB: 0 P: 19	R: 0 E: 0 K: 3 S: 12	H: 1 LOB: 1 BB: 0 P: 19	R: 0 E: 0 K: 1 S: 9	H: 0 LOB: 0 BB: 0 P: 13	R: 0 E: 0 K: 0 S: 9	H: 1 LOB: 1 BB: 0 P: 14	R: 0 E: 0 K: 1 S: 9	H: 1 LOB: 1 BB: 0 P: 10	1B: 3 2B: 2 3B: 0 HR: 0	SF: 0 SAC: 0 DP: 0 HBP: 0	WP: 0 PB: 0 SB: 0 CS: 0	PA: 32					
PITCHER	IP	WLS	BF	H	R	ER	SO	BB	IBB	HBP	BLK	WP	HR	S	P	ERA	WHIP										
Andy Pettitte, L (1,1) ERA: 1.29	7.0	W	24	3	1	1	8	0	0	0	0	0	0	61	95	1.29	0.429										
Jeff Nelson, R (8,1) ERA:	0.2		3	1	0	0	0	0	0	0	0	0	0	7	12	0.00	1.500										
42 Mariano Rivera, R (8,1) ERA:	1.1	S	5	1	0	0	1	0	0	0	0	0	0	11	12	0.00	0.750										

Texas Rangers @ New York Yankees
Yankee Stadium, Bronx, NY
Wed Sep 30 1998, 7:05 PM EDT
Att: 57,360 - Overcast - 68 F


AB 32
R 1
H 5
RBI 1
BB 0
SO 9
LOB 8

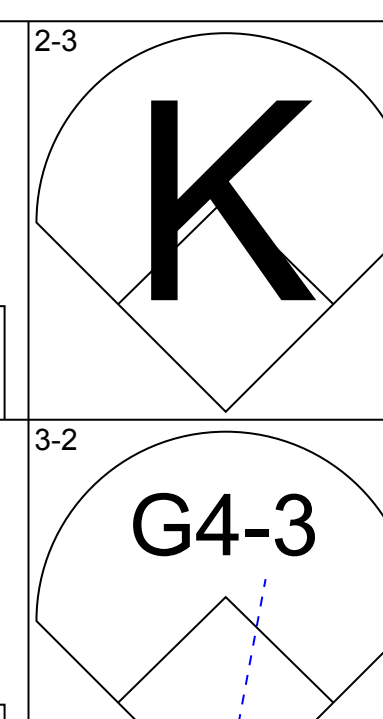
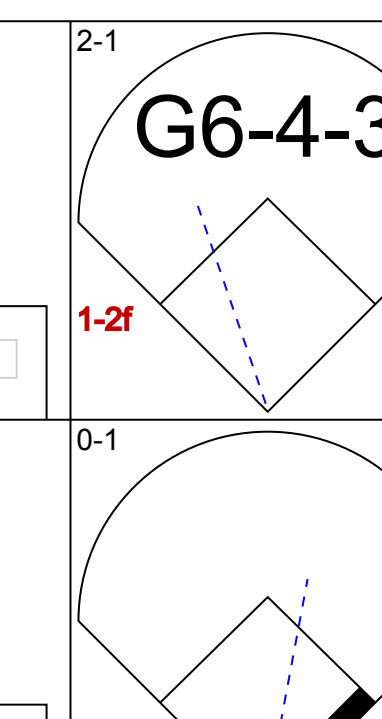
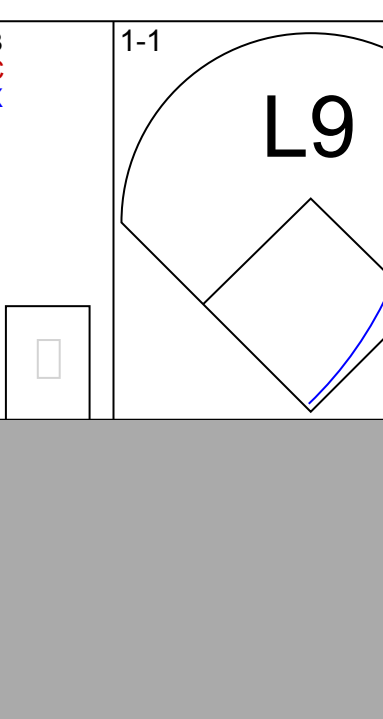
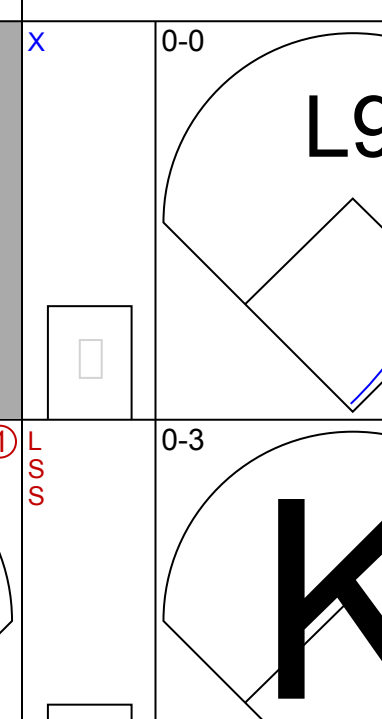
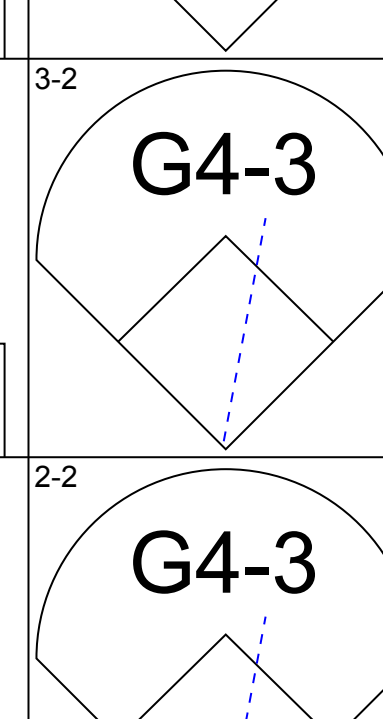
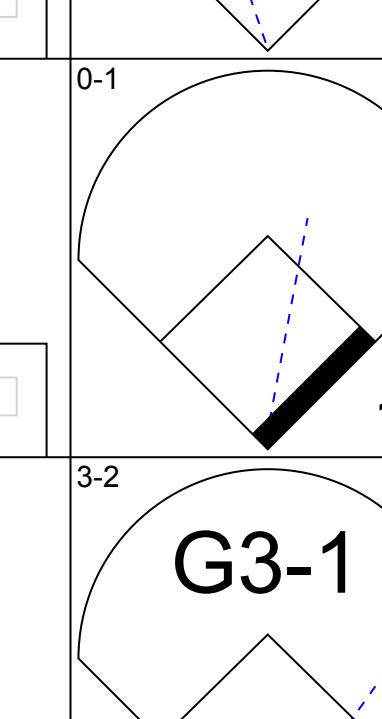

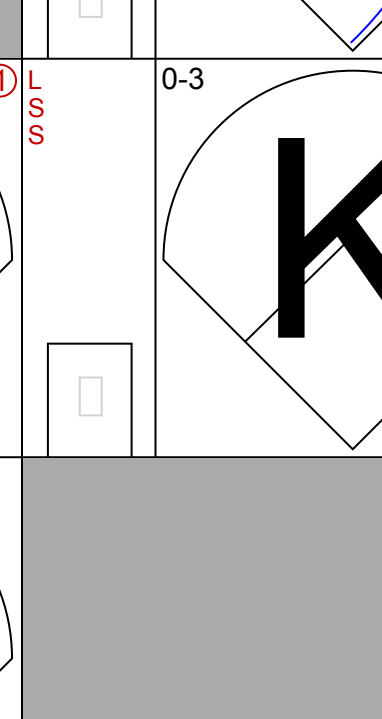
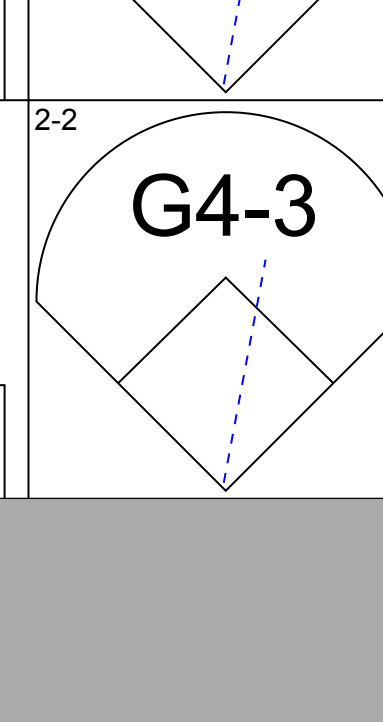
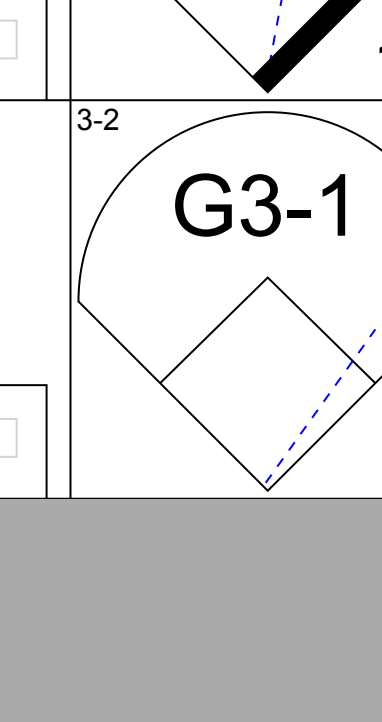


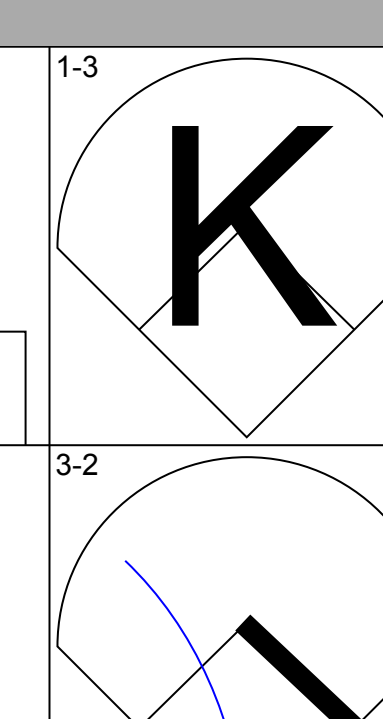
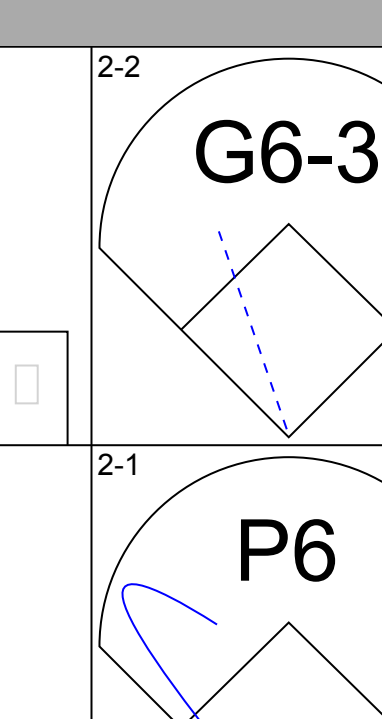
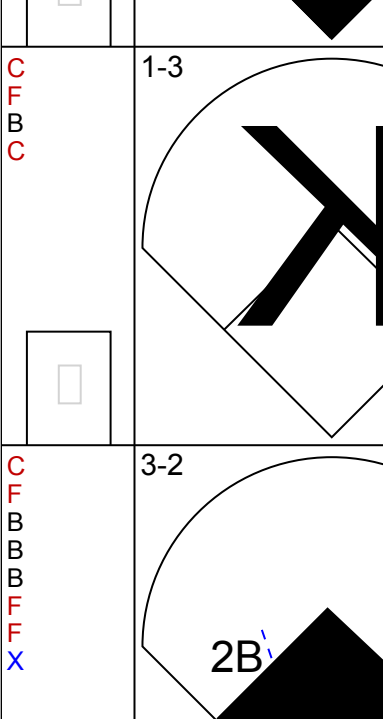
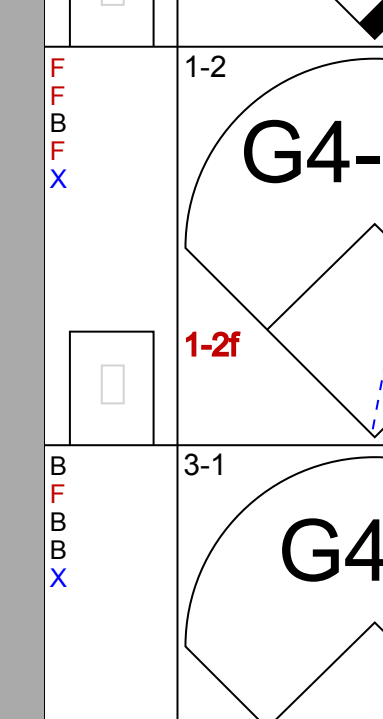
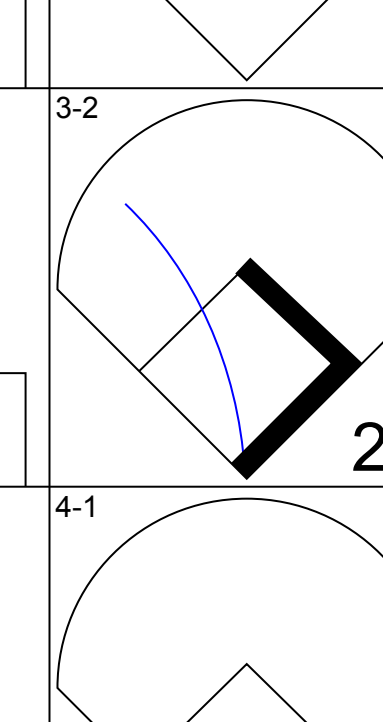
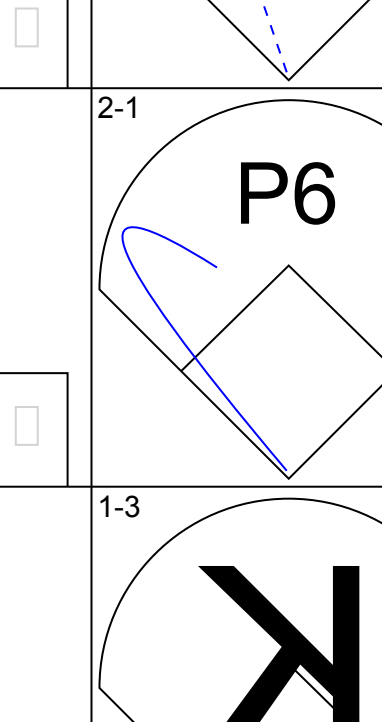
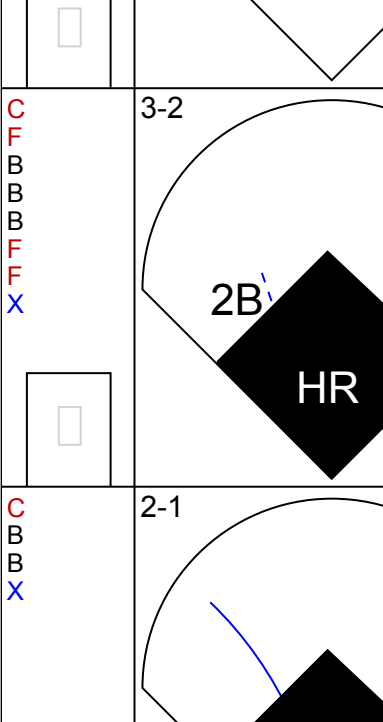
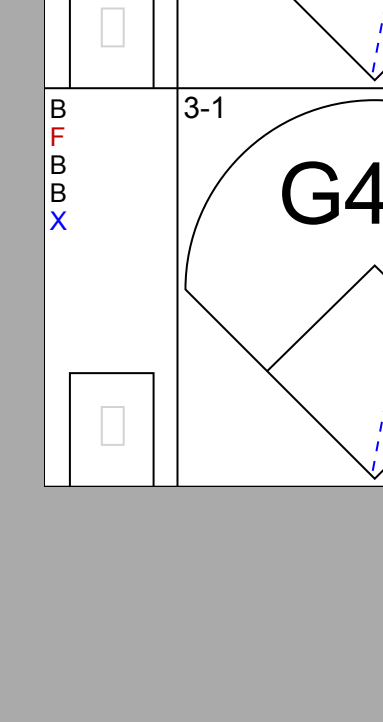
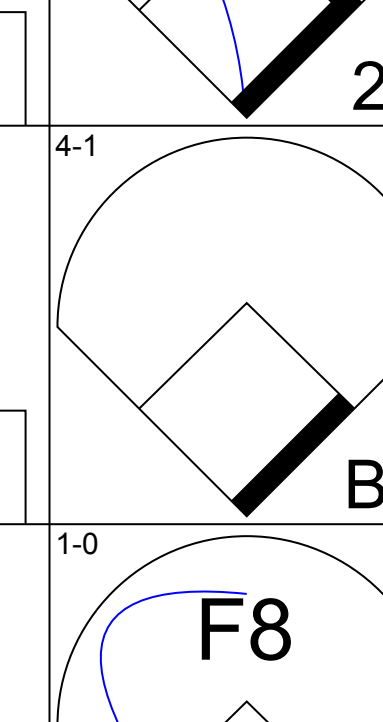
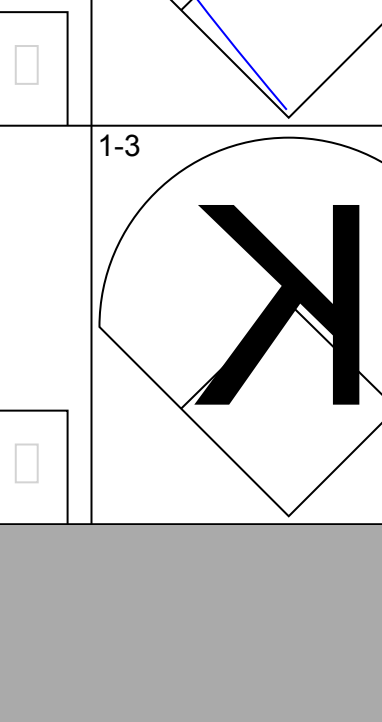
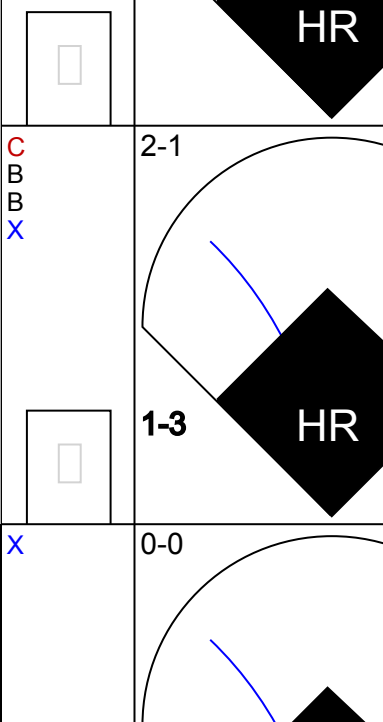

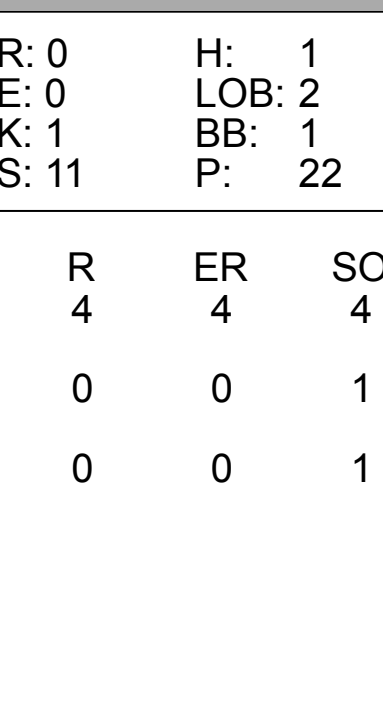
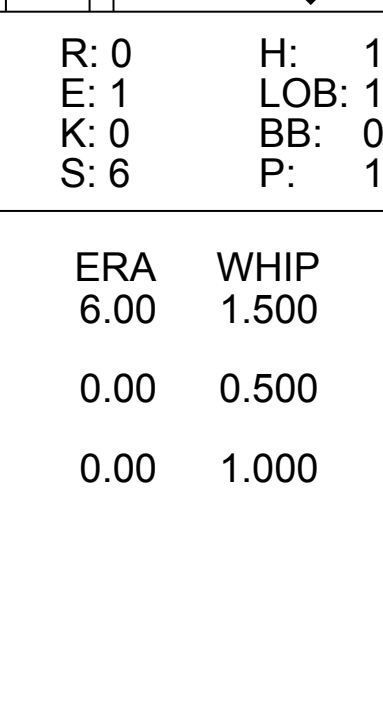
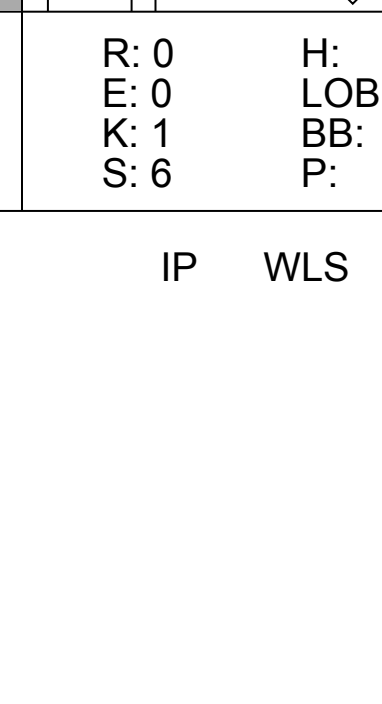




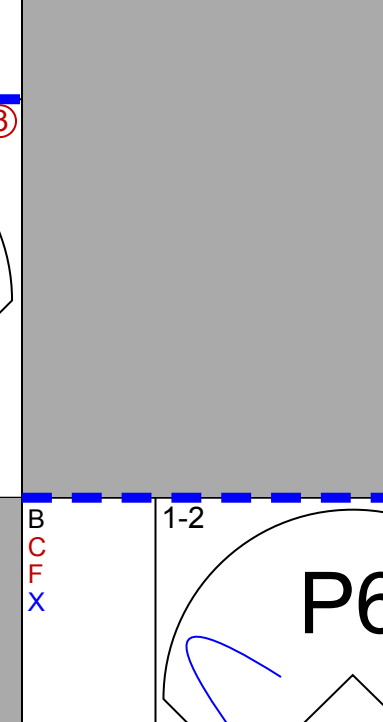
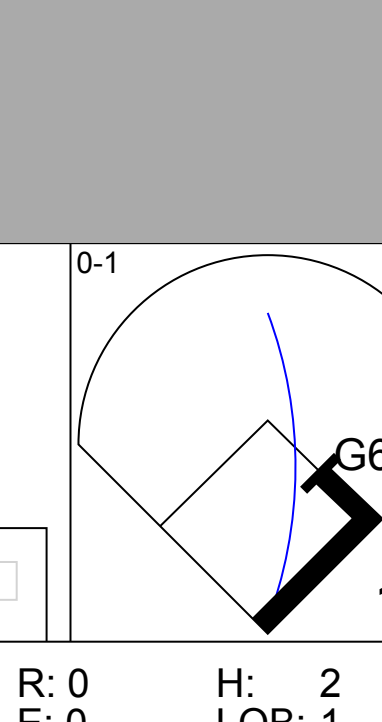
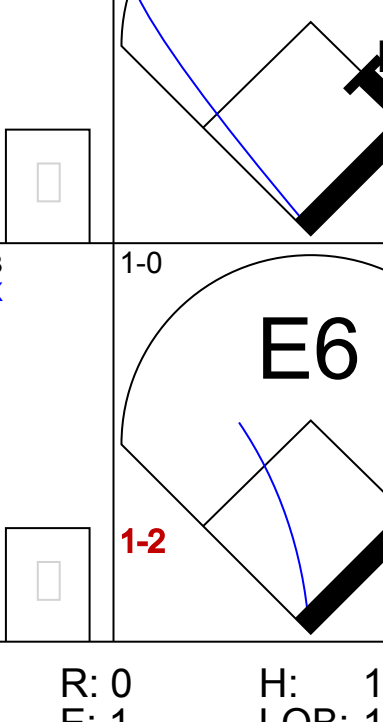
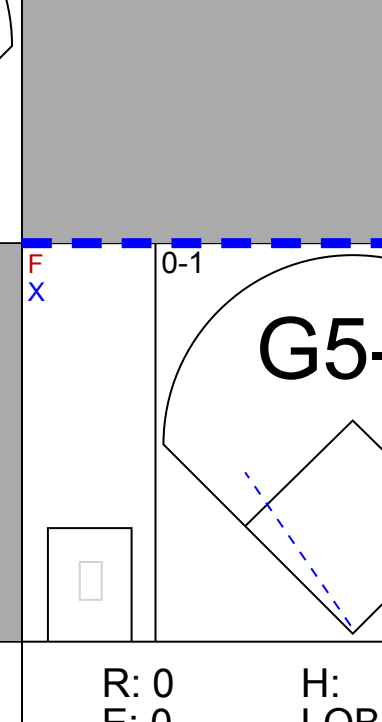
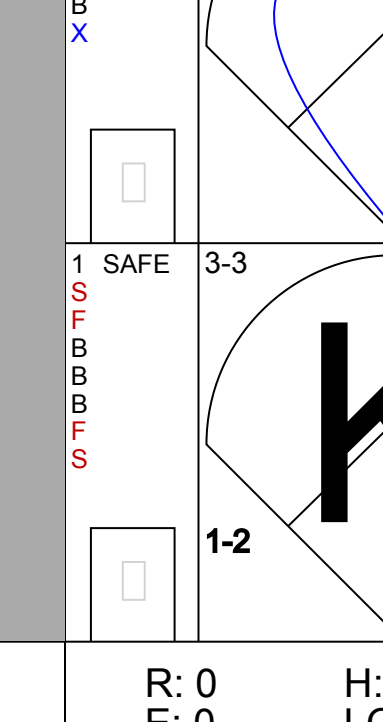


Batter	1	2	3	4	5	6	7	8	9	AB	R	H	RBI	BB	SO	LOB	BOTTOM										
Chuck Knoblauch, R (1,4) OBP: 0.250, SLG: 0.143	K			L9					G4-3								4 0 0 0 0 2 3										
2 Derek Jeter, R (1,6)									G2								3 0 0 0 1 1 1										
Paul O'Neill, L (1,9) OBP: 0.375, SLG: 0.571	BB																4 0 1 0 0 1 1										
Bernie Williams, S (1,8)																	4 0 0 0 0 2 2										
Tino Martinez, L (1,3) OBP: 0.143, SLG: 0.286																	4 0 0 0 0 1 1										
Chit Davis, S (1,10) Homer Bush, R (6,FR) Tim Raines, S (8,PH) OBP: 0.167, SLG: 0.167																	3 0 1 0 0 1 0 0 0 0 0 0 0 0 1 0 0 0 0 0 0										
Shane Spencer, R (1,7) Chad Curtis, R (9,7) OBP: 0.667, SLG: 1.667 OBP: 0.667, SLG: 1.000																	3 2 2 1 0 1 1 0 0 0 0 0 0 0										
Scott Brosius, R (1,5) OBP: 0.500, SLG: 1.000																	3 1 2 2 0 1 2										
Joe Girardi, R (1,2) OBP: 0.667, SLG: 0.667																	3 0 2 0 0 0 2										
Inning Stats	R: 0 E: 0 K: 2 S: 12	H: 0 LOB: 1 BB: 1 P: 18	R: 1 E: 0 K: 2 S: 21	H: 3 LOB: 2 BB: 0 P: 33	R: 0 E: 0 K: 1 S: 17	H: 1 LOB: 1 BB: 0 P: 21	R: 2 E: 0 K: 1 S: 15	H: 3 LOB: 1 BB: 0 P: 19	R: 0 E: 0 K: 1 S: 6	H: 0 LOB: 0 BB: 0 P: 9	R: 0 E: 0 K: 2 S: 11	H: 1 LOB: 2 BB: 0 P: 19	R: 0 E: 0 K: 1 S: 9	H: 0 LOB: 0 BB: 0 P: 13	R: 0 E: 0 K: 0 S: 11	H: 0 LOB: 0 BB: 0 P: 14	R: 0 E: 0 K: 0 S: 11	H: 0 LOB: 0 BB: 0 P: 14	1B: 5 2B: 1 3B: 0 HR: 2	SF: 0 SAC: 0 DP: 0 HBP: 0	WP: 0 PB: 0 SB: 1 CS: 0	PA: 33					
PITCHER	IP	WLS	BF	H	R	ER	SO	BB	IBB	HBP	BLK	WP	HR	S	P	ERA	WHIP										
Rick Helling, R (1,1) ERA: 4.5	6.0	L	27	8	3	3	9	1	0	0	0	0	0	2	119	4.50	1.500										
Tim Lincecum, R (7,1) ERA:	2.0		6	0	0	0	1	0	0	0	0	0	0	20	27	0.00	0.000										

Texas Rangers @ New York Yankees
Yankee Stadium, Bronx, NY
Wed Sep 30 1998, 7:05 PM EDT
Att: 57,360 - Overcast - 68 F

AB 32
R 3
H 8
RBI 3
BB 1
SO 10
LOB 13

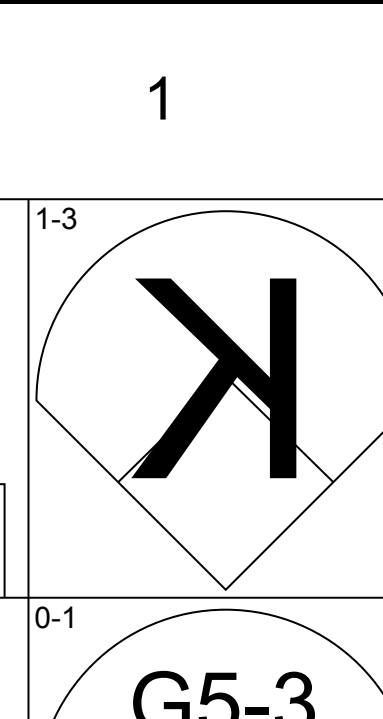
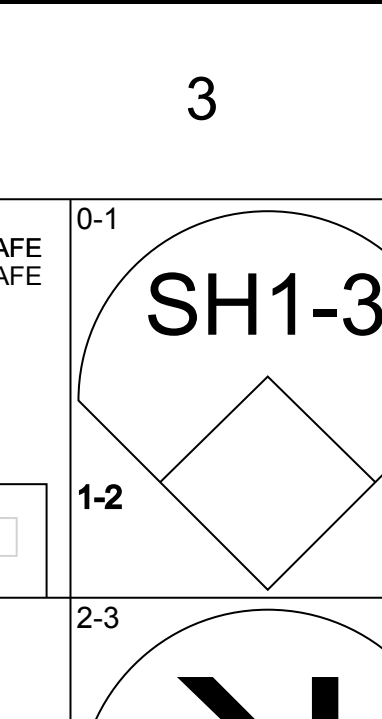


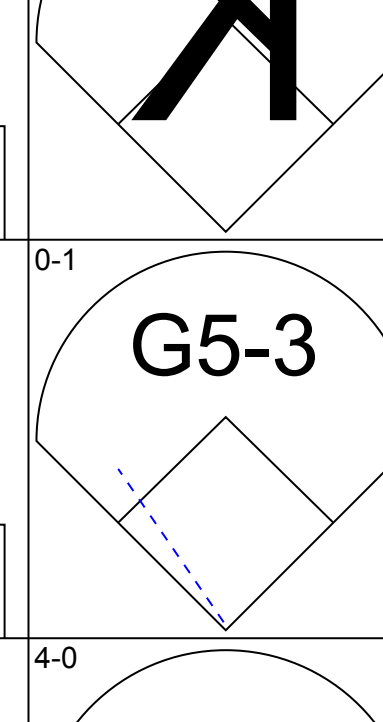
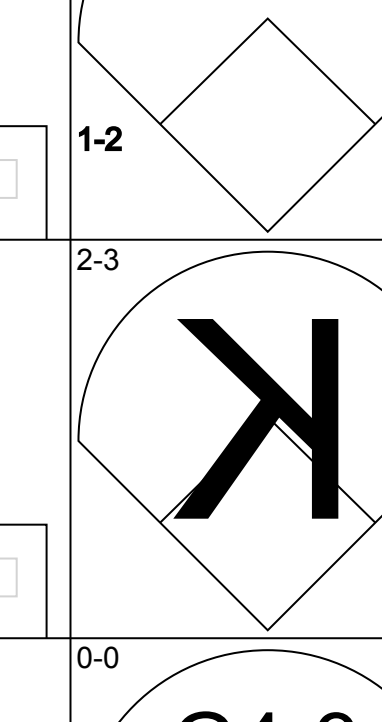


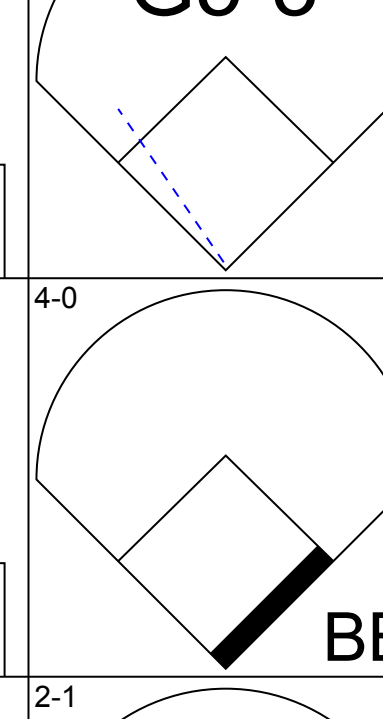
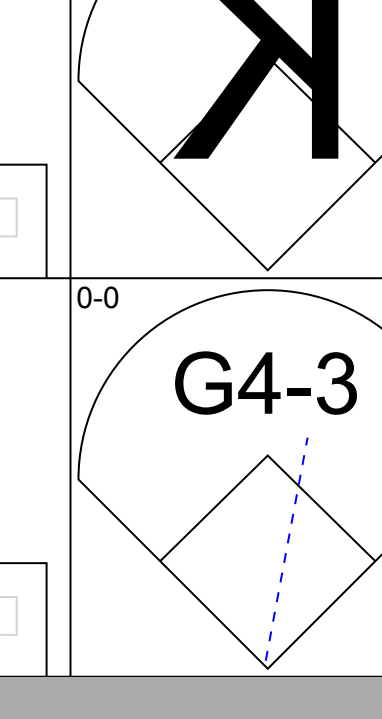


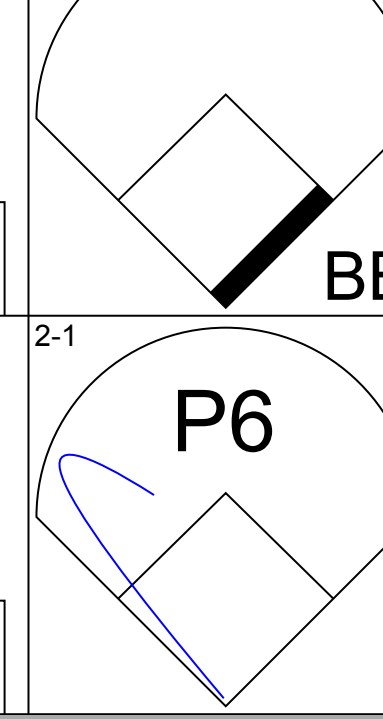
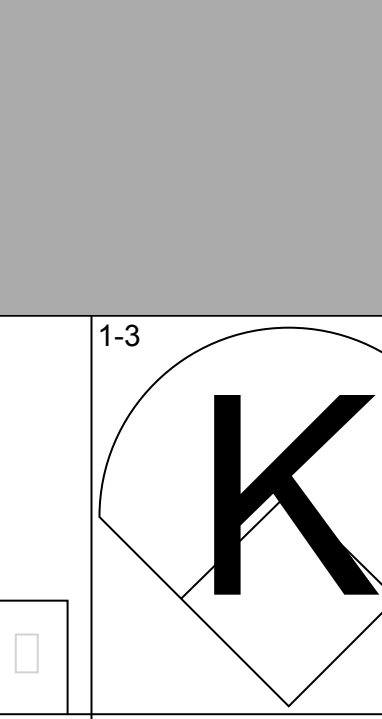
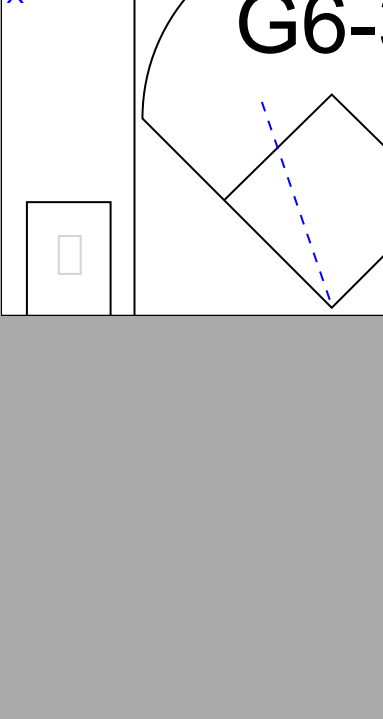
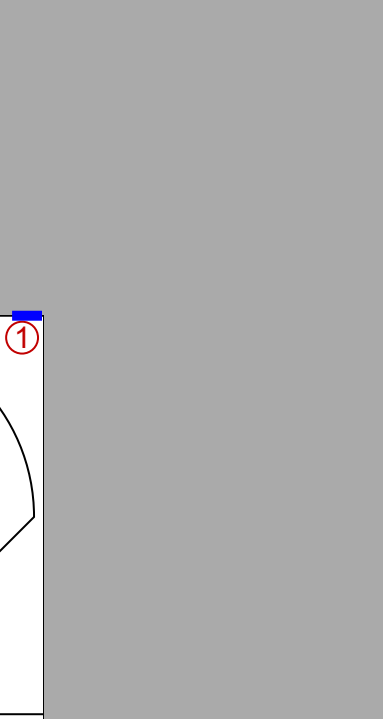
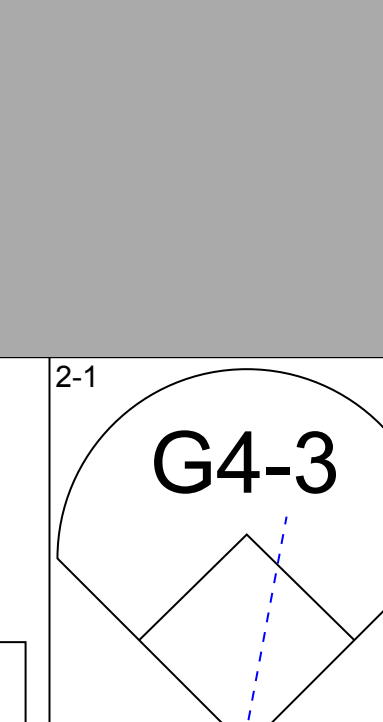
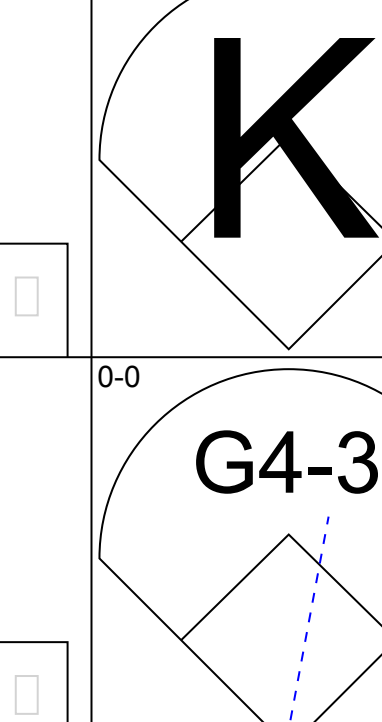


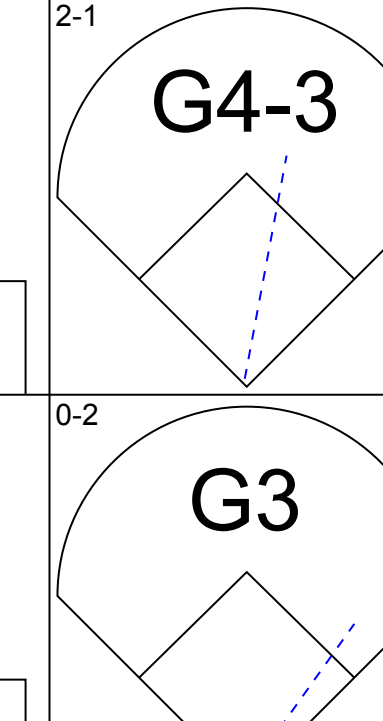
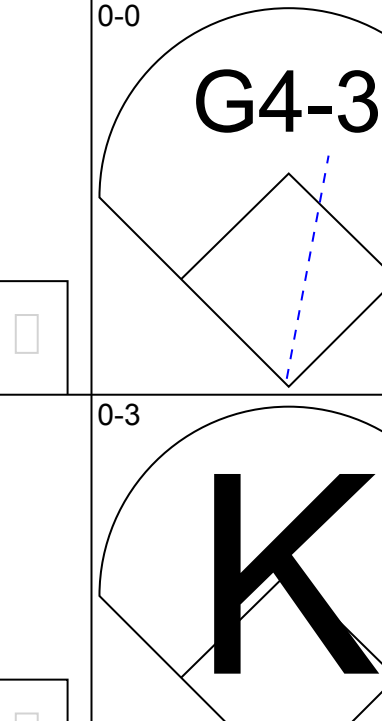



Batter	1	2	3	4	5	6	7	8	9	AB	R	H	RBI	BB	SO	LOB	TOP					
Chuck Knoblauch R OBP: 0.167, SLG: 0.091 (1, 4)										4	0	0	0	0	1	2						
2 Derek Jeter R OBP: 0.273, SLG: 0.111 (1, 6)										4	0	1	0	0	1	0						
Paul O'Neill L OBP: 0.417, SLG: 0.818 (1, 9)										4	1	2	1	0	0	1						
Bernie Williams S (1, 8)										4	0	0	0	0	2	1						
Tino Martinez L (1, 3)										4	1	2	0	0	0	0						
Tim Lincecum S (1, 10)										3	1	1	0	1	1	0						
Shane Spencer R OBP: 0.500, SLG: 1.500 (1, 7)										3	1	1	3	0	0	2						
Chad Curtis R OBP: 0.750, SLG: 1.000 (8, 7)										0	0	0	0	1	0	0						
Scott Brosius R OBP: 0.400, SLG: 0.700 (1, 5)										4	0	1	0	0	0	3						
Joe Girardi R OBP: 0.429, SLG: 0.429 (1, 2)											4	0	1	0	0	1	2					
Inning Stats	R: 0 E: 0 K: 1 S: 10	H: 0 LOB: 0 BB: 0 P: 17	R: 0 E: 0 K: 1 S: 11	H: 1 LOB: 2 BB: 1 P: 22	R: 0 E: 0 K: 0 S: 9	H: 2 LOB: 1 BB: 0 P: 14	R: 0 E: 0 K: 1 S: 8	H: 0 LOB: 0 BB: 0 P: 13	R: 0 E: 1 K: 0 S: 6	H: 1 LOB: 1 BB: 0 P: 11	R: 4 E: 0 K: 1 S: 16	H: 4 LOB: 0 BB: 0 P: 24	R: 0 E: 0 K: 1 S: 6	H: 0 LOB: 0 BB: 0 P: 6	R: 0 E: 0 K: 0 S: 8	H: 1 LOB: 0 BB: 0 P: 14	R: 0 E: 0 K: 1 S: 12	H: 0 LOB: 1 BB: 1 P: 23	1B: 5 2B: 2 3B: 0 HR: 2	SF: 0 SAC: 0 DP: 2 HBP: 0	WP: 0 PB: 0 SB: 1 CS: 0	PA: 36
PITCHER	IP WLS BF H R ER SO BB IBB HBP BLK WP HR S P ERA WHIP																					
Aaron Sele R ERA: 6.0 (1, 1)	6.0 L 26 8 4 4 4 4 1 0 0 0 0 0 2 60 101 6.00 1.500																					
Tim Crabtree R ERA (7, 1)	2.0 6 1 0 0 1 0 0 0 0 0 0 0 14 20 0.00 0.500																					
John Wetteland R ERA (9, 1)	1.0 4 0 0 0 1 1 0 0 0 0 0 0 12 23 0.00 1.000																					

New York Yankees @ Texas Rangers
The Ballpark at Arlington, Arlington, TX
Fri Oct 02 1998, 8:05 PM EDT
Att: 49,450 - Cloudy - 81 F

AB	34
R	4
H	9
RBI	4
BB	2
SO	6
LOB	11

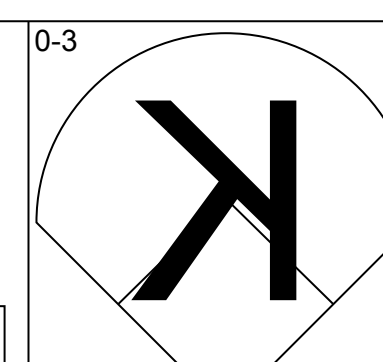
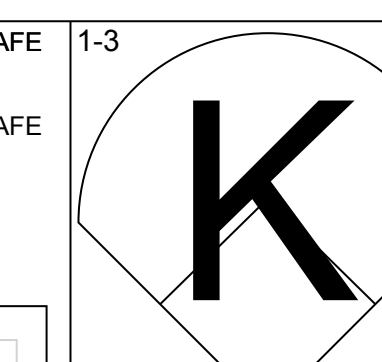
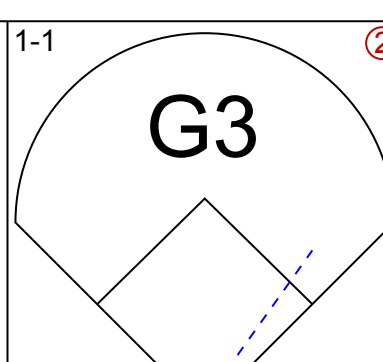
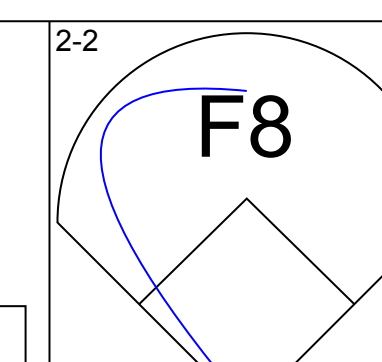
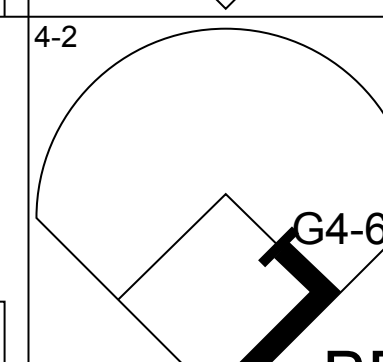
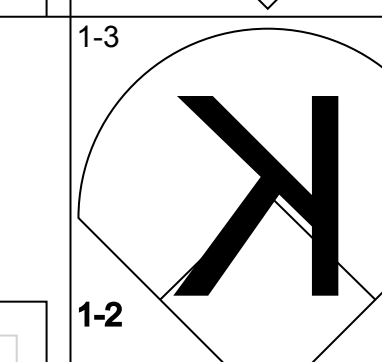
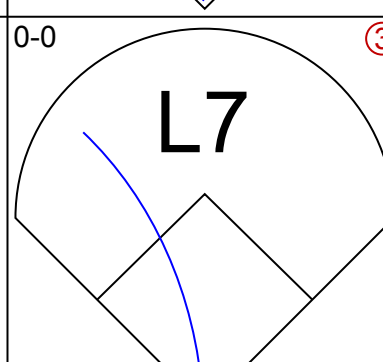
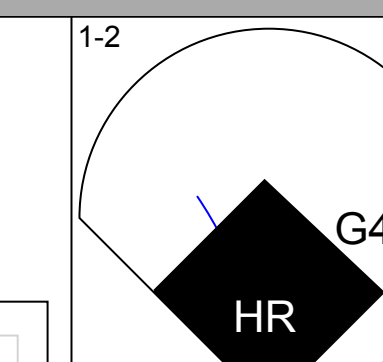
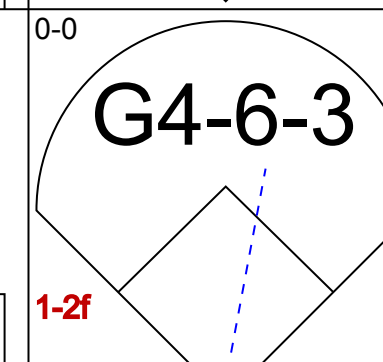
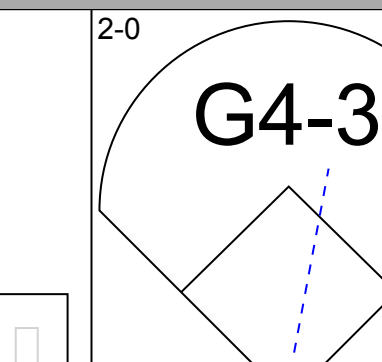
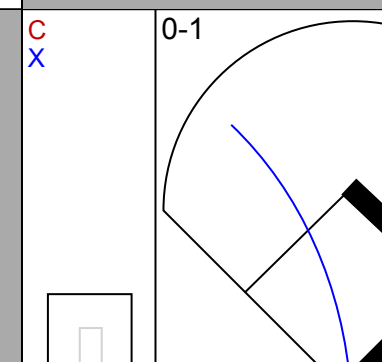
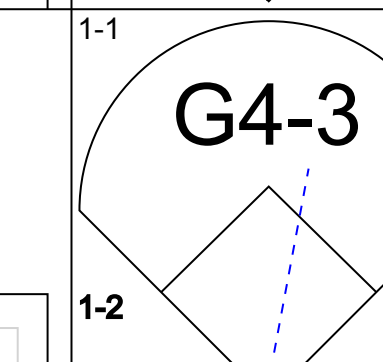
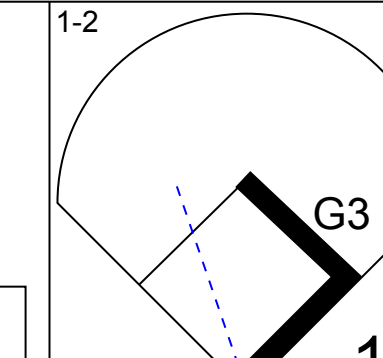
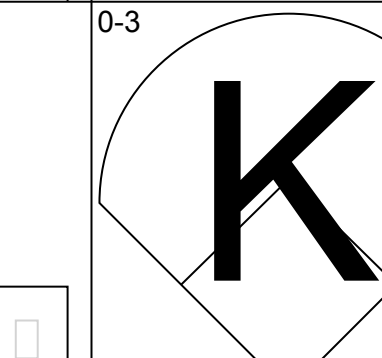
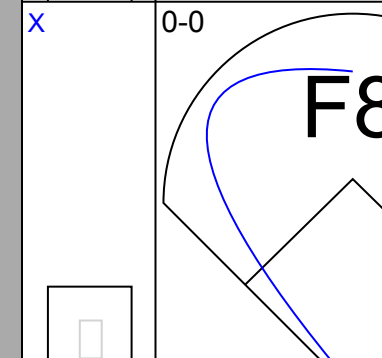
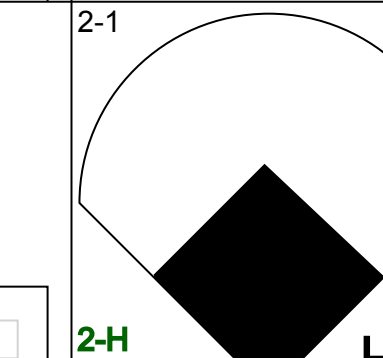
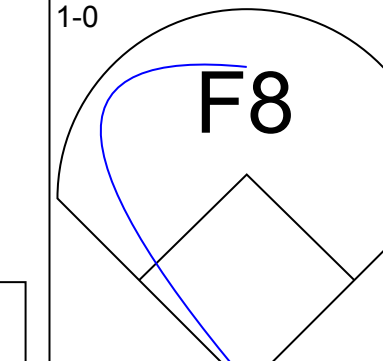
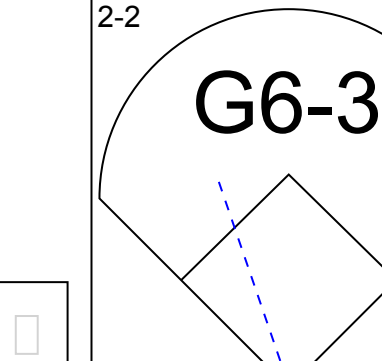
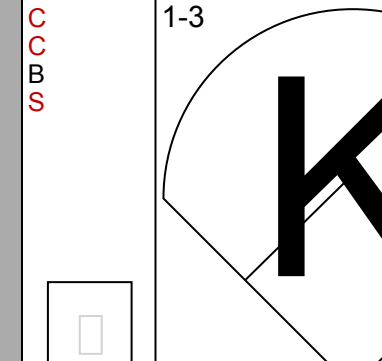
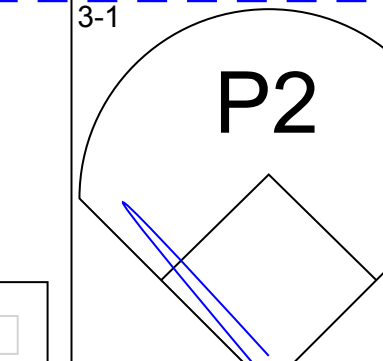
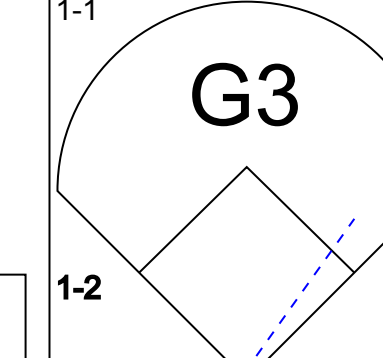
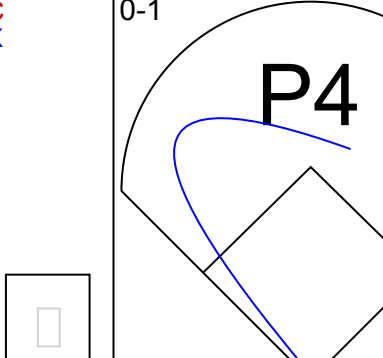
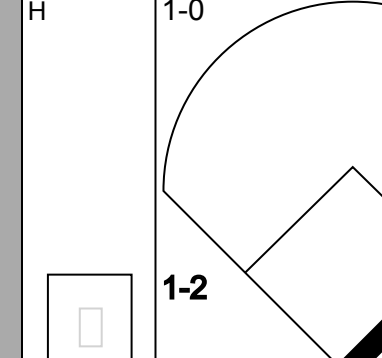
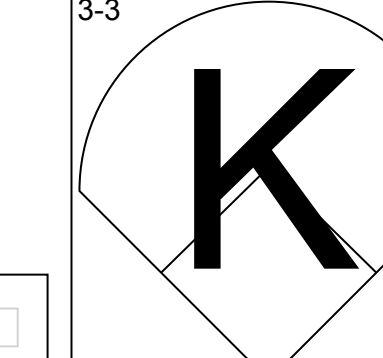
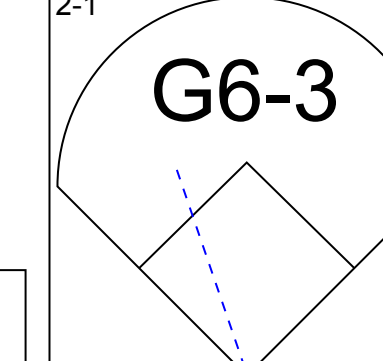
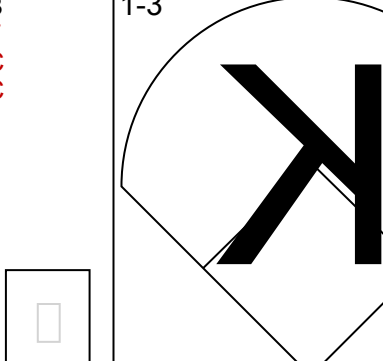
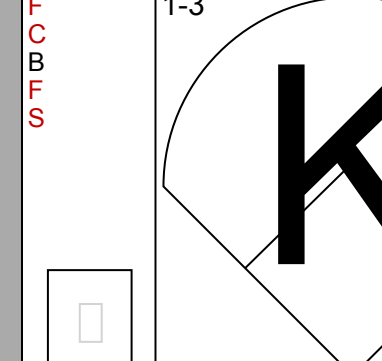
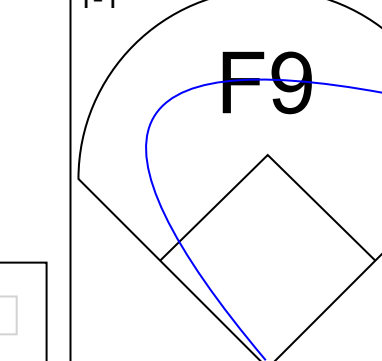
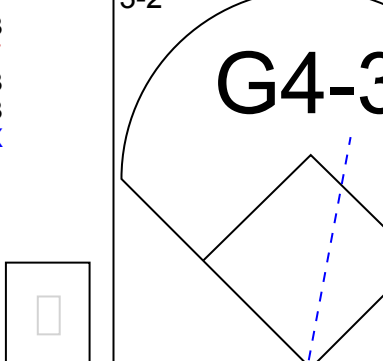
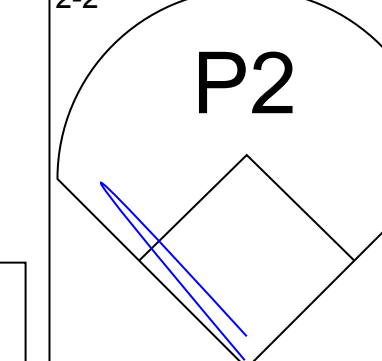
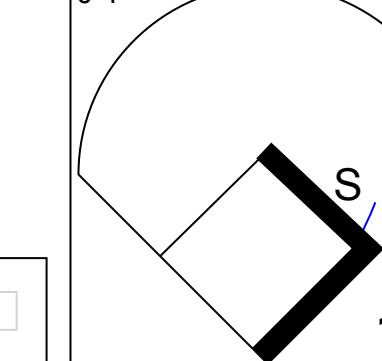
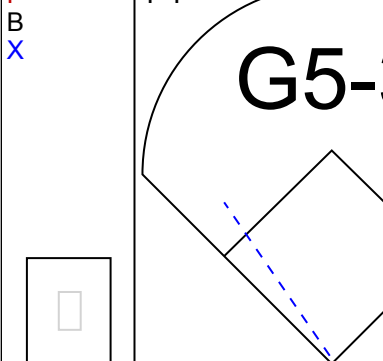
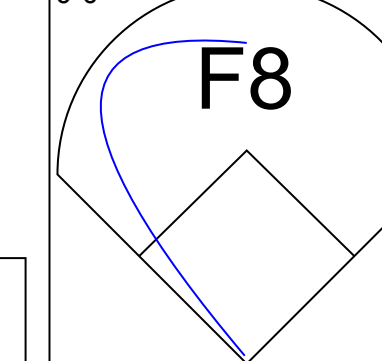


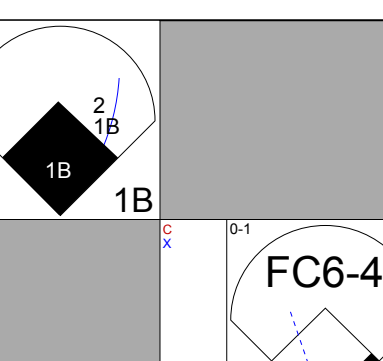
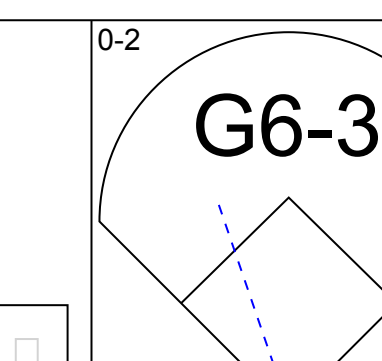
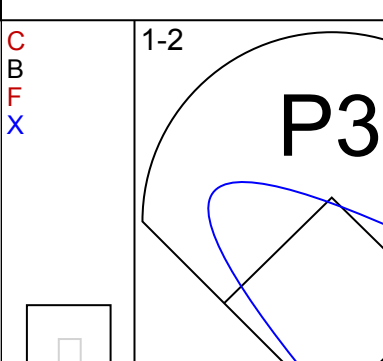
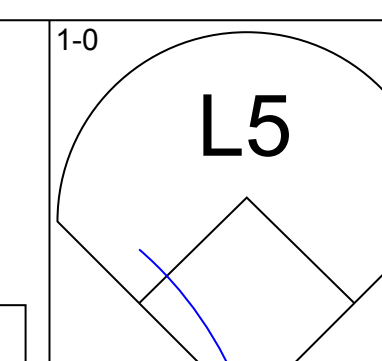
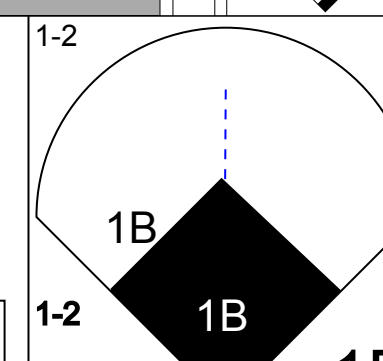
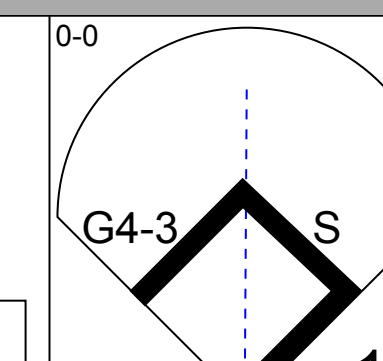
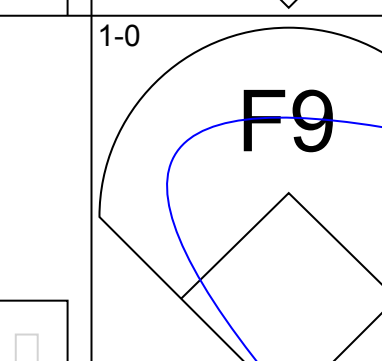
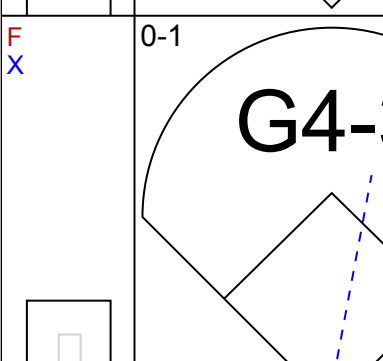
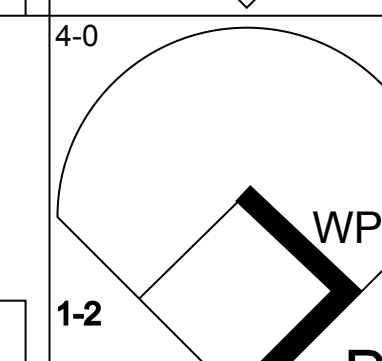
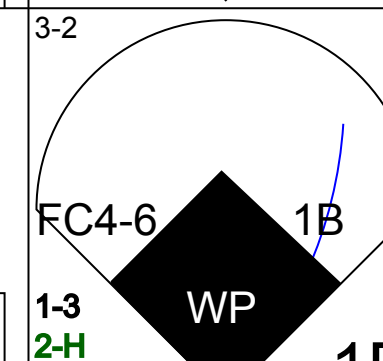
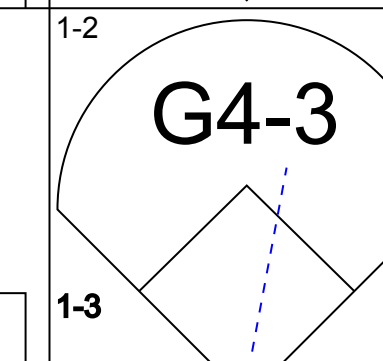
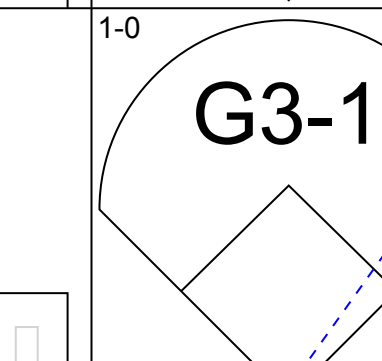
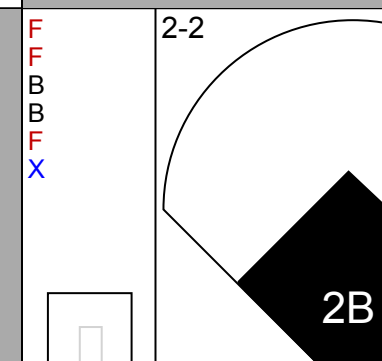
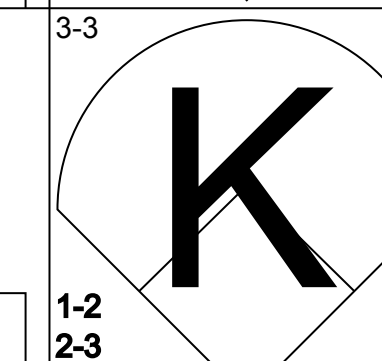
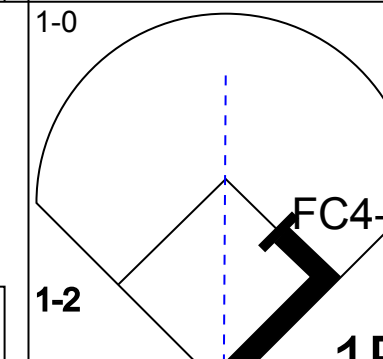
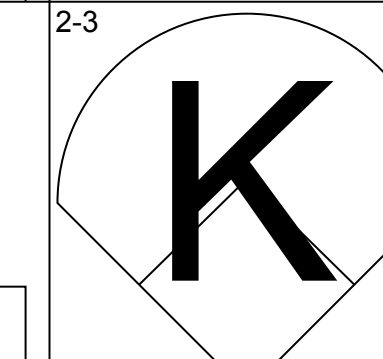
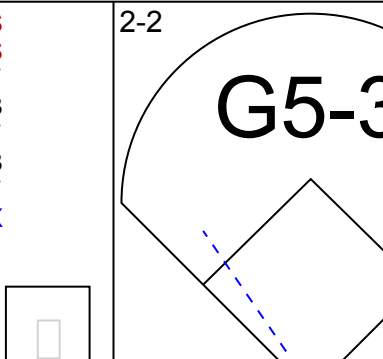
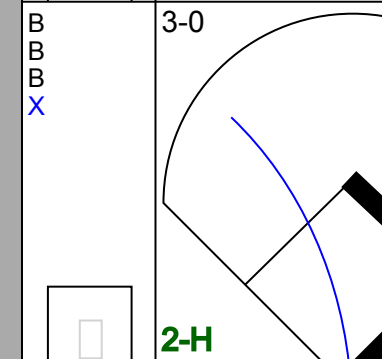
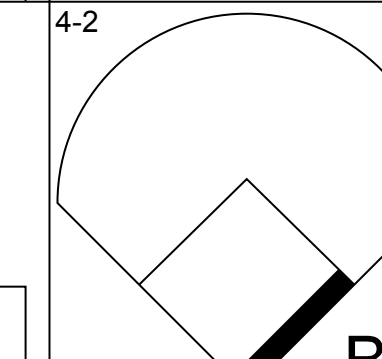
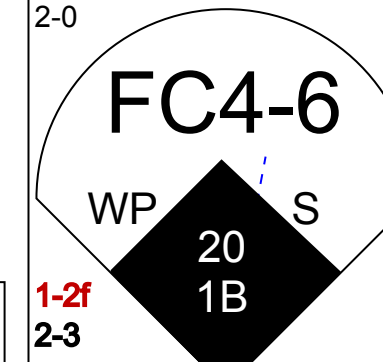
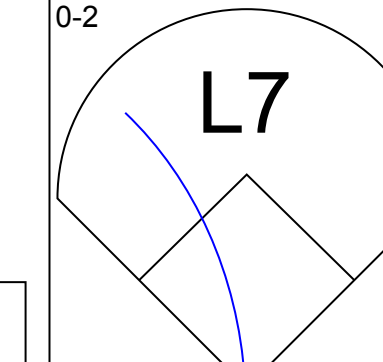
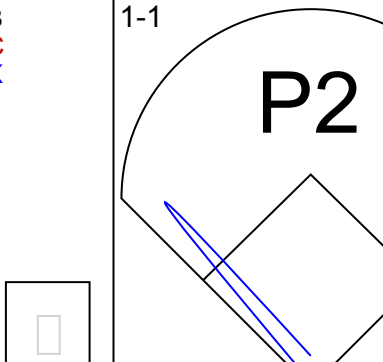
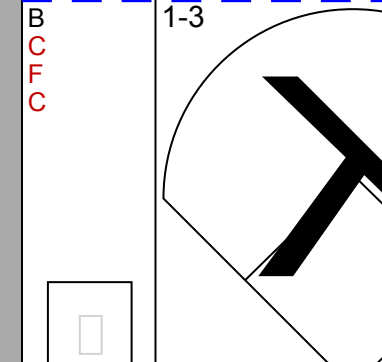
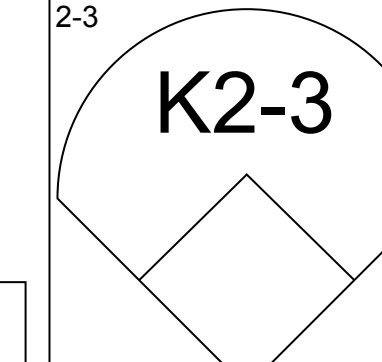
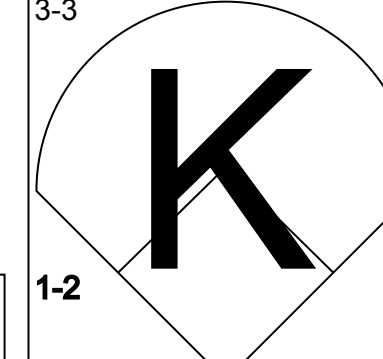
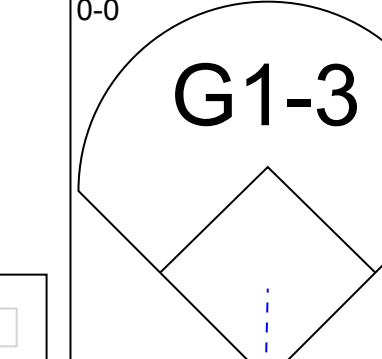
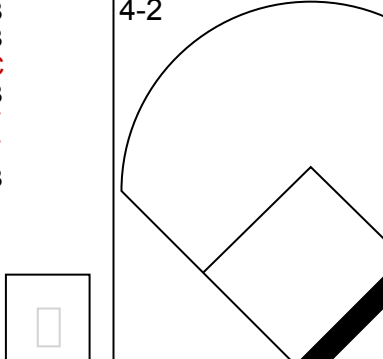
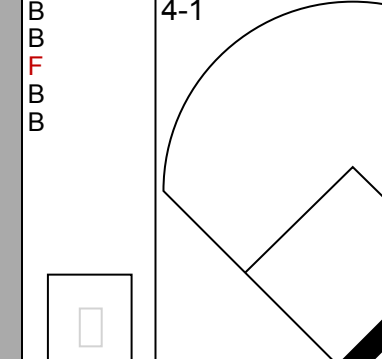
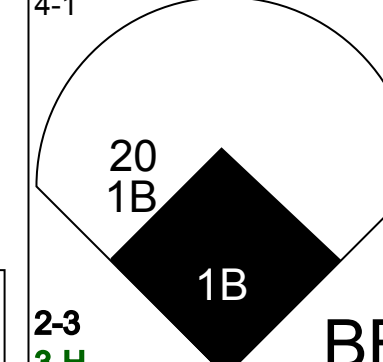
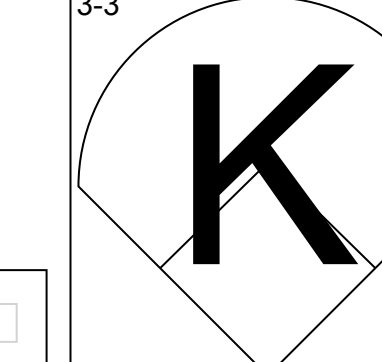
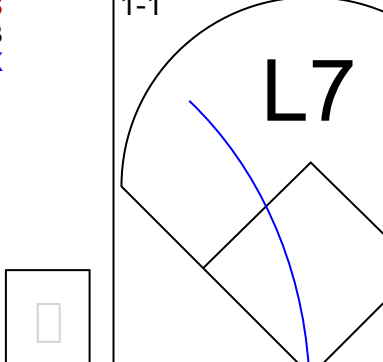
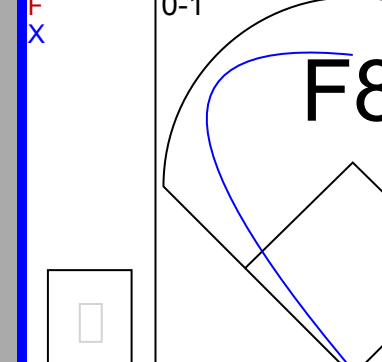
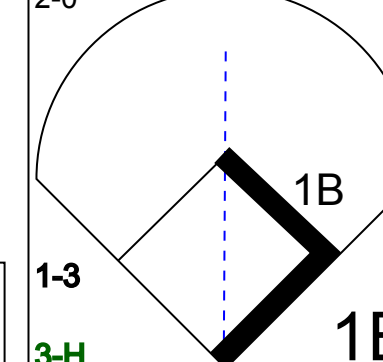
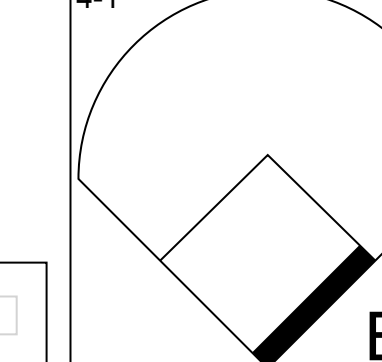
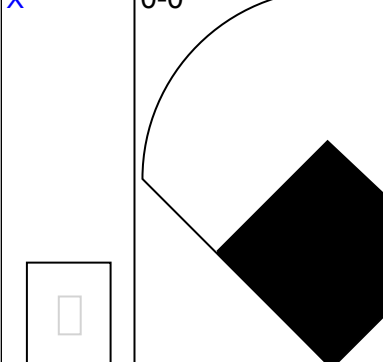
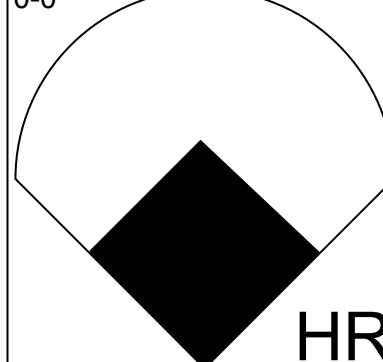
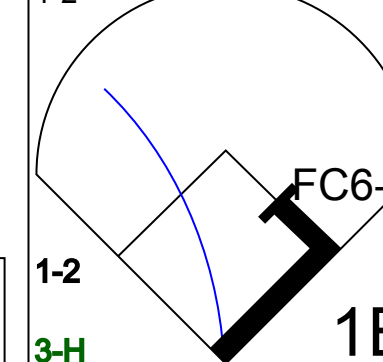
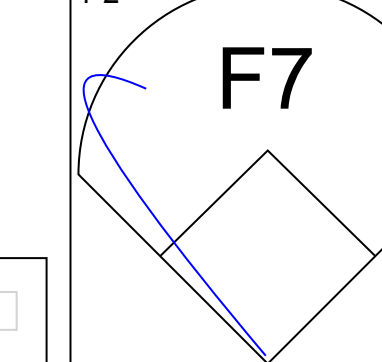
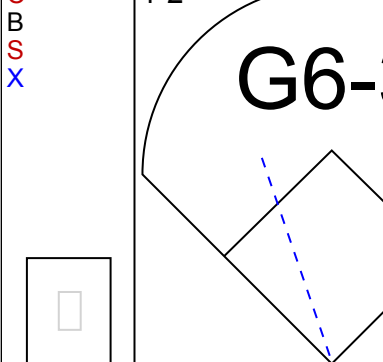
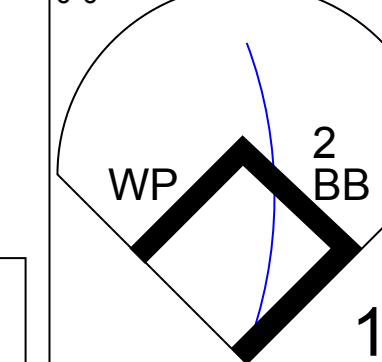
Batter	1	2	3	4	5	6	7	8	9	AB	R	H	RBI	BB	SO	LOB	BOTTOM					
Tom Goodwin L OBP: 0.250, SLG: 0.250 (1, 8)										3	0	0	0	0	1	0						
Mark McLemore S OBP: 0.250, SLG: 0.200 (1, 4)										3	0	0	0	1	2	1						
29 Rusty Greer L OBP: 0.167, SLG: 0.091 (1, 7)										3	0	0	0	1	0	2						
Juan Gonzalez R OBP: 0.083, SLG: 0.167 (1, 9)										4	0	0	0	0	1	2						
Will Clark L OBP: 0.167, SLG: 0.091 (1, 3)										3	0	0	0	1	0	1						
Ivan Rodriguez R OBP: 0.100, SLG: 0.100 (1, 2)										3	0	0	0	0	2	1						
Lee Stevens L (1, 10)										3	0	0	0	0	1	1						
Todd Zeile R OBP: 0.333, SLG: 0.333 (1, 5)										3	0	2	0	0	0	1						
Royce Clayton R OBP: 0.222, SLG: 0.222 (1, 6)											3	0	1	0	0	1	2					
Inning Stats	R: 0 E: 0 K: 1 S: 7	H: 0 LOB: 1 BB: 1 P: 14	R: 0 E: 1 K: 0 S: 11	H: 0 LOB: 0 BB: 0 P: 15	R: 0 E: 0 K: 1 S: 11	H: 1 LOB: 1 BB: 0 P: 15	R: 0 E: 0 K: 2 S: 7	H: 0 LOB: 0 BB: 0 P: 8	R: 0 E: 0 K: 1 S: 14	H: 1 LOB: 1 BB: 0 P: 20	R: 0 E: 0 K: 1 S: 8	H: 0 LOB: 0 BB: 0 P: 13	R: 0 E: 0 K: 2 S: 13	H: 0 LOB: 1 BB: 1 P: 20	R: 0 E: 0 K: 0 S: 9	H: 1 LOB: 0 BB: 0 P: 14	R: 0 E: 0 K: 0 S: 9	H: 0 LOB: 1 BB: 1 P: 18	1B: 3 2B: 1 3B: 0 HR: 0	SF: 0 SAC: 1 DP: 2 HBP: 0	WP: 0 PB: 0 SB: 0 CS: 1	PA: 32
PITCHER	IP WLS BF H R ER SO BB IBB HBP BLK WP HR S P ERA WHIP																					
David Cone R ERA (1, 1)	5.2 W 20 2 0 0 6 1 0 0 0 0 0 0 2 56 82 0.00 0.529																					
Graeme Lloyd L ERA (6, 1)	0.1 1 0 0 0 0 0 0 0 0 0 0 0 2 3 0.00 0.000																					
Jeff Nelson R ERA (7, 1)	2.0 7 1 0 0 2 1 0 0 0 0 0 0 22 34 0.00 1.000																					
42 Mariano Rivera R ERA (9, 1)	1.0 4 0 0 0 0 1 0 0 0 0 0 0 9 18 0.00 1.000																					

New York Yankees @ Texas Rangers
The Ballpark at Arlington, Arlington, TX
Fri Oct 02 1998, 8:05 PM EDT
Att: 49,450 - Cloudy - 81 F

AB	28
R	0
H	3
RBI	0
BB	3
SO	8
LOB	11



Batter	1	2	3	4	5	6	7	8	9	AB	R	H	RBI	BB	SO	LOB	TOP			
Kenny Lofton, L OBP: 0.333, SLG: 0.650 (1, 8)										4	0	0	0	0	2	1	Cleveland Indians @ New York Yankees Yankee Stadium, Bronx, NY Tue Oct 06 1998, 7:05 PM EDT Att: 57,138 - Unknown - 54 F			
Joey Cora, S OBP: 0.294, SLG: 0.077 (1, 4)										3	1	1	0	1	1					
David Justice, L OBP: 0.286, SLG: 0.650 (1, 7)										4	0	1	0	0	0	2				
Manny Ramirez, R OBP: 0.476, SLG: 1.000 (1, 9)										4	1	2	2	0	1	1				
Travis Fryman, R OBP: 0.250, SLG: 0.176 (1, 5)										4	0	0	0	0	1	2				
Jim Thome, L OBP: 0.238, SLG: 0.444 (1, 10)										3	0	0	0	0	1	1				
Richie Sexson, R (1, 3)										3	0	0	0	0	2	3				
Sandy Alomar Jr., R OBP: 0.235, SLG: 0.375 Einar Diaz, R (8, 2)										3	0	0	0	0	0	0				
Omar Vizquel, S OBP: 0.158, SLG: 0.111 (1, 6)										3	0	1	0	0	0	0				
Inning Stats	R: 0 E: 0 K: 1 S: 7	H: 0 LOB: 0 BB: 1 P: 11	R: 0 E: 0 K: 0 S: 9	H: 1 LOB: 1 BB: 0 P: 14	R: 0 E: 0 K: 2 S: 13	H: 1 LOB: 1 BB: 0 P: 16	R: 0 E: 0 K: 1 S: 8	H: 0 LOB: 0 BB: 0 P: 12	R: 0 E: 0 K: 2 S: 5	H: 0 LOB: 0 BB: 0 P: 7	R: 0 E: 0 K: 2 S: 10	H: 1 LOB: 2 BB: 0 P: 13	R: 0 E: 0 K: 0 S: 10	H: 0 LOB: 0 BB: 0 P: 14	R: 2 E: 0 K: 1 S: 13	H: 2 LOB: 0 BB: 0 P: 23		1B: 4 2B: 0 3B: 0 HR: 1	SF: 0 SAC: 0 DP: 1 HBP: 1	WP: 0 PB: 0 SB: 1 CS: 0
PITCHER	IP	WLS	BF	H	R	ER	SO	BB	IBB	HBP	BLK	WP	HR	S	P	ERA	WHIP			
David Wells, L ERA: 1.1	(1, 1)	8.1	W	31	5	2	2	7	1	0	1	0	1	77	110	2.16	0.720			
Jeff Nelson, R ERA:	(9, 1)	0.2		2	0	0	0	1	0	0	0	0	0	6	12	0.00	0.000			

Batter	1	2	3	4	5	6	7	8	9	AB	R	H	RBI	BB	SO	LOB	BOTTOM			
Chuck Knoblauch, R OBP: 0.176, SLG: 0.125 (1, 4)										5	1	1	0	0	0	3	Cleveland Indians @ New York Yankees Yankee Stadium, Bronx, NY Tue Oct 06 1998, 7:05 PM EDT Att: 57,138 - Unknown - 54 F			
Derek Jeter, R OBP: 0.375, SLG: 0.231 (1, 6)										4	1	2	0	1	0	0				
Paul O'Neill, L OBP: 0.412, SLG: 0.750 (1, 9)										5	2	2	1	0	1	3				
Bernie Williams, S OBP: 0.235, SLG: 0.200 (1, 8)										4	0	2	2	1	1	1				
Tino Martinez, L OBP: 0.188, SLG: 0.313 (1, 3)										5	1	0	0	0	2	7				
Tim Lincecum, S OBP: 0.444, SLG: 0.333 (1, 10)										2	0	0	0	2	1	2				
Shane Spencer, R OBP: 0.444, SLG: 1.125 Ricky Ledee, L (7, PH) (8, 7)										2	1	0	0	1	1	1				
20 Jorge Posada, S OBP: 0.571, SLG: 1.000 (1, 2)										3	1	2	2	1	0	2				
Scott Brosius, R OBP: 0.429, SLG: 0.643 (1, 5)										4	0	2	1	0	0	1				
Inning Stats	R: 5 E: 0 K: 1 S: 24	H: 6 LOB: 2 BB: 1 P: 43	R: 0 E: 0 K: 1 S: 12	H: 1 LOB: 1 BB: 0 P: 15	R: 0 E: 0 K: 1 S: 8	H: 0 LOB: 0 BB: 1 P: 16	R: 0 E: 0 K: 0 S: 6	H: 0 LOB: 0 BB: 0 P: 8	R: 0 E: 0 K: 0 S: 13	H: 0 LOB: 0 BB: 1 P: 21	R: 1 E: 0 K: 0 S: 9	H: 1 LOB: 0 BB: 0 P: 11	R: 1 E: 0 K: 1 S: 13	H: 2 LOB: 2 BB: 1 P: 26	R: 0 E: 0 K: 2 S: 10	H: 1 LOB: 3 BB: 2 P: 24		1B: 8 2B: 2 3B: 0 HR: 1	SF: 0 SAC: 0 DP: 0 HBP: 0	WP: 2 PB: 0 SB: 2 CS: 0
PITCHER	IP	WLS	BF	H	R	ER	SO	BB	IBB	HBP	BLK	WP	HR	S	P	ERA	WHIP			
Jaret Wright, R ERA: 19.8	(1, 1)	0.2	L													67.50	9.000			
Chad Ogea, R ERA: 3.38	(1, 1)	5.1		23	5	2	2	2	2	0	0	0	1	59	88	3.38	1.312			
Jim Poole, L ERA:	(7, 1)	0.1		2	0	0	0	1	1	0	0	0	0	4	9	0.00	3.000			
Steve Reed, R ERA: 20.25	(7, 1)	0.2		2	0	0	0	0	0	0	0	0	0	4	7	0.00	0.000			
Paul Shuey, R ERA:	(8, 1)	1.0		6	1	0	0	2	2	0	0	0	1	10	24	0.00	3.000			

Batter	1	2	3	4	5	6	7	8	9	AB	R	H	RBI	BB	SO	LOB	TOP					
Chuck Knoblauch, R (1,4) OBP: 0.222, SLG: 0.160										3	1	2	0	1	0	2	New York Yankees @ Cleveland Indians Jacobs Field, Cleveland, OH Fri Oct 09 1998, 7:05 PM EDT Att: 44,904 - Cloudy - 57 F					
2 Derek Jeter, R (1,6) OBP: 0.320, SLG: 0.238										3	0	0	0	0	2							
Paul O'Neill, L (1,9) OBP: 0.346, SLG: 0.583										3	0	0	0	1	0	1						
Bernie Williams, S (1,8) OBP: 0.269, SLG: 0.217										4	0	1	1	0	0	1						
Tino Martinez, L (1,3) OBP: 0.160, SLG: 0.208										4	0	0	0	0	2	1						
Chili Davis, S (1,10)										1	0	0	0	2	0	0						
Shane Spencer, R (1,7) OBP: 0.294, SLG: 0.625										3	0	0	0	0	1	2						
Scott Brosius, R (1,5) OBP: 0.364, SLG: 0.524										3	0	0	0	0	0	1						
Joe Girardi, R (1,2) OBP: 0.333, SLG: 0.333										2	0	1	0	0	0	0						
20 Jorge Posada, S (8, PH) OBP: 0.400, SLG: 0.625										1	0	0	0	0	0	0						
Inning Stats	R: 1 E: 0 K: 0 S: 9	H: 2 LOB: 1 BB: 0 P: 13	R: 0 E: 0 K: 1 S: 13	H: 1 LOB: 2 BB: 1 P: 23	R: 0 E: 0 K: 0 S: 4	H: 0 LOB: 0 BB: 1 P: 8	R: 0 E: 0 K: 1 S: 7	H: 0 LOB: 0 BB: 1 P: 17	R: 0 E: 0 K: 0 S: 8	H: 1 LOB: 1 BB: 0 P: 11	R: 0 E: 0 K: 0 S: 8	H: 0 LOB: 0 BB: 0 P: 10	R: 0 E: 0 K: 0 S: 7	H: 0 LOB: 0 BB: 0 P: 12	R: 0 E: 0 K: 0 S: 4	H: 0 LOB: 0 BB: 1 P: 11	R: 0 E: 0 K: 1 S: 7	H: 0 LOB: 0 BB: 0 P: 11	1B: 4 2B: 0 3B: 0 HR: 0	SF: 0 SAC: 1 DP: 3 HBP: 0	WP: 0 PB: 0 SB: 0 CS: 0	PA: 32
PITCHER Bartolo Colon, R (1,1) ERA: 1.23	IP: 9.0 WLS: W BF: 32	H: 4 R: 1 ER: 1 SO: 3	BB: 4 IBB: 0 HBP: 0 BLK: 0	WP: 0 HR: 0 S: 67 P: 116	ERA: 1.00 WHIP: 0.889	PITCHER																

Batter	1	2	3	4	5	6	7	8	9	AB	R	H	RBI	BB	SO	LOB	BOTTOM					
Kenny Lofton, L (1,8) OBP: 0.250, SLG: 0.452										5	0	0	0	0	2	1	New York Yankees @ Cleveland Indians Jacobs Field, Cleveland, OH Fri Oct 09 1998, 7:05 PM EDT Att: 44,904 - Cloudy - 57 F					
Omar Vizquel, S (1,6) OBP: 0.287, SLG: 0.286										4	0	3	0	1	0	0						
David Justice, L (1,10) OBP: 0.290, SLG: 0.621										5	0	0	0	0	1	5						
Manny Ramirez, R (1,9) OBP: 0.484, SLG: 0.962										4	1	3	1	1	0	1						
Travis Fryman, R (1,5) OBP: 0.310, SLG: 0.240										3	1	1	0	1	0	3						
Jim Thome, L (1,3) OBP: 0.287, SLG: 0.630										4	2	2	3	0	0	3						
Mark Whiten, S (1,7) OBP: 0.750, SLG: 2.000										3	2	2	1	1	0	1						
Sandy Alomar Jr., R (1,2) OBP: 0.231, SLG: 0.292										4	0	0	0	0	0	4						
Enrique Wilson, S (1,4) OBP: 0.167, SLG: 0.167										4	0	1	1	0	1	3						
Inning Stats	R: 0 E: 0 K: 0 S: 8	H: 1 LOB: 2 BB: 1 P: 16	R: 2 E: 0 K: 0 S: 14	H: 4 LOB: 0 BB: 0 P: 23	R: 0 E: 0 K: 0 S: 9	H: 0 LOB: 1 BB: 1 P: 15	R: 0 E: 0 K: 1 S: 7	H: 0 LOB: 0 BB: 0 P: 9	R: 4 E: 0 K: 0 S: 16	H: 3 LOB: 0 BB: 1 P: 27	R: 0 E: 0 K: 0 S: 12	H: 1 LOB: 0 BB: 0 P: 16	R: 0 E: 0 K: 1 S: 9	H: 2 LOB: 3 BB: 1 P: 19	R: 0 E: 0 K: 2 S: 11	H: 1 LOB: 1 BB: 0 P: 16		R: 0 E: 0 K: 2 S: 11	H: 1 LOB: 1 BB: 0 P: 16	1B: 6 2B: 2 3B: 0 HR: 4	SF: 0 SAC: 0 DP: 0 HBP: 0	WP: 0 PB: 0 SB: 0 CS: 0
PITCHER Andy Pettitte, L (1,1) ERA: 5.4	IP: 4.2 WLS: L BF: 25	H: 8 R: 6 ER: 6 SO: 1	BB: 3 IBB: 0 HBP: 0 BLK: 0	WP: 0 HR: 4 S: 51 P: 87	ERA: 11.57 WHIP: 2.357	PITCHER																
Ramiro Mendoza, R (5,1) ERA:	IP: 1.1 WLS: 7 BF: 3	H: 3 R: 0 ER: 0 SO: 0	BB: 0 IBB: 0 HBP: 0 BLK: 0	WP: 0 HR: 0 S: 18 P: 26	ERA: 0.00 WHIP: 2.250	PITCHER																
Mike Stanton, L (7,1) ERA:	IP: 2.0 WLS: 8 BF: 1	H: 1 R: 0 ER: 0 SO: 3	BB: 0 IBB: 1 HBP: 0 BLK: 0	WP: 0 HR: 0 S: 17 P: 28	ERA: 0.00 WHIP: 0.500	PITCHER																

Batter	1	2	3	4	5	6	7	8	9	AB	R	H	RBI	BB	SO	LOB	TOP					
Chuck Knoblauch, R (1.4) OBP: 0.270, SLG: 0.129	1-2 1B HBP	4-1 2 SH1-3 1B BB	4-0 2 FC4-6 BB			1-0 G5-3		4-1 2 G6-3 BB		1	2	0	0	3	0	0						
2 Derek Jeter, R (1.6) OBP: 0.242, SLG: 0.172	2-3 K	0-0 SH1-3	2-1 FC4-6 BB			1-3 K		0-1 G6-3		4	0	0	0	0	2	6						
Paul O'Neill, L (1.9) OBP: 0.400, SLG: 0.645	1 SAFE 1-2 1B S	0-0 1B				3-2 G3-1		4-2 BB		4	1	2	1	1	0	2						
Bernie Williams, S (1.8) OBP: 0.343, SLG: 0.214	4-2 1B G4-3 BB	1-1 2H 1B				1-0 G3		0-0 L7		4	1	1	0	1	1	1						
Chili Davis, S (1.10) OBP: 0.368, SLG: 0.529	2-1 G4-3 1B	0-0 G6-4-3				2-1 HR		1-2 G4-3		5	1	2	3	0	1	2						
Tino Martinez, L (1.3) OBP: 0.294, SLG: 0.259	1-0 G4-3 HBP					4-2 FC4-6 BB		4-0 G3-6-3 BB		1	0	0	0	3	0	0						
Tim Raines, S (1.7) OBP: 0.294, SLG: 0.214	1-2 G4-3					2-2 FC4-6 BB 1B		0-1 G3-6-3		4	0	0	1	0	1	4						
Chad Curtis, R (7.7) OBP: 0.444, SLG: 0.429	1-2 2-3 3H					1-2 1B		0-3 K		1	0	0	0	0	1	1						
20 Jorge Posada, S (1.2) OBP: 0.389, SLG: 0.385	4-1 BB					0-1 F8		4-1 G6-3 SH1-4 BB		1	0	0	0	3	0	1						
Scott Brosius, R (1.5) OBP: 0.345, SLG: 0.481	1-3 K					2-2 BB 1B		0-0 SH1-4		3	0	1	0	0	1	4						
Inning Stats	R: 3 E: 0 K: 2 S: 20	H: 2 LOB: 3 BB: 2 P: 37	R: 1 E: 0 K: 0 S: 6	H: 2 LOB: 1 BB: 1 P: 11	R: 0 E: 0 K: 0 S: 14	H: 1 LOB: 3 BB: 2 P: 28	R: 1 E: 0 K: 0 S: 11	H: 1 LOB: 0 BB: 0 P: 19	R: 0 E: 0 K: 1 S: 9	H: 0 LOB: 1 BB: 1 P: 15	R: 0 E: 0 K: 1 S: 8	H: 0 LOB: 0 BB: 1 P: 14	R: 0 E: 0 K: 1 S: 6	H: 0 LOB: 0 BB: 1 P: 12	R: 0 E: 0 K: 0 S: 6	H: 0 LOB: 1 BB: 1 P: 15	1B: 5 2B: 0 3B: 0 HR: 1	SF: 0 SAC: 2 DP: 2 HBP: 2	WP: 0 PB: 0 SB: 1 CS: 1	PA: 43		
PITCHER	IP WLS BF H R ER SO BB IBB HBP BLK WP HR S P ERA WHIP	IP WLS BF H R ER SO BB IBB HBP BLK WP HR S P ERA WHIP	IP WLS BF H R ER SO BB IBB HBP BLK WP HR S P ERA WHIP	IP WLS BF H R ER SO BB IBB HBP BLK WP HR S P ERA WHIP	IP WLS BF H R ER SO BB IBB HBP BLK WP HR S P ERA WHIP	IP WLS BF H R ER SO BB IBB HBP BLK WP HR S P ERA WHIP	IP WLS BF H R ER SO BB IBB HBP BLK WP HR S P ERA WHIP	IP WLS BF H R ER SO BB IBB HBP BLK WP HR S P ERA WHIP	IP WLS BF H R ER SO BB IBB HBP BLK WP HR S P ERA WHIP	IP WLS BF H R ER SO BB IBB HBP BLK WP HR S P ERA WHIP	IP WLS BF H R ER SO BB IBB HBP BLK WP HR S P ERA WHIP	IP WLS BF H R ER SO BB IBB HBP BLK WP HR S P ERA WHIP	IP WLS BF H R ER SO BB IBB HBP BLK WP HR S P ERA WHIP	IP WLS BF H R ER SO BB IBB HBP BLK WP HR S P ERA WHIP	IP WLS BF H R ER SO BB IBB HBP BLK WP HR S P ERA WHIP	IP WLS BF H R ER SO BB IBB HBP BLK WP HR S P ERA WHIP	IP WLS BF H R ER SO BB IBB HBP BLK WP HR S P ERA WHIP	IP WLS BF H R ER SO BB IBB HBP BLK WP HR S P ERA WHIP	IP WLS BF H R ER SO BB IBB HBP BLK WP HR S P ERA WHIP	IP WLS BF H R ER SO BB IBB HBP BLK WP HR S P ERA WHIP	IP WLS BF H R ER SO BB IBB HBP BLK WP HR S P ERA WHIP	IP WLS BF H R ER SO BB IBB HBP BLK WP HR S P ERA WHIP
Chad Ogea, R (1.1) ERA: 8.1	1.1 L	13 4	4 4	4 4	2 2	3 0	0 2	0 0	0 0	0 0	0 25	47 100	27.00 1.50	5.250 1.500								
Jaret Wright, R (2.1) ERA: 9.82	6.0	24	2	1	1	3	7	0	0	0	1	52	100	1.50	1.500							
Steve Reed, R (8.1) ERA: 11.57	0.1	1	0	0	0	0	0	0	0	0	2	2	0.00	0.000								
Paul Assenmacher, L (8.1) ERA:	0.1	1	0	0	0	0	0	0	0	0	1	1	0.00	0.000								
Paul Shuey, R (9.1) ERA:	1.0	4	0	0	0	2	1	0	0	0	9	15	0.00	1.000								
Batter	1	2	3	4	5	6	7	8	9	AB	R	H	RBI	BB	SO	LOB	BOTTOM					
Kenny Lofton, L (1.8) OBP: 0.250, SLG: 0.513	3-1 HR	1-2 G6-3				1-1 F9		0-3 K		4	1	1	1	0	1	1						
Omar Vizquel, S (1.6) OBP: 0.388, SLG: 0.371	0-1 S 1B SF9					1 SAFE 0-1 CS 1B		0-3 K		3	1	2	0	0	1	0						
Travis Fryman, R (1.5) OBP: 0.297, SLG: 0.219	1 SAFE 1-2 WP 1B					1-3 K		0-1 L7		3	0	1	0	0	1	3						
Manny Ramirez, R (1.9) OBP: 0.436, SLG: 0.813	1-2 SF9					2-3 K		0-3 K2-3		3	0	1	1	0	2	1						
Mark Whiten, S (1.7) OBP: 0.375, SLG: 0.857	2-3 K					1-3 K		2-3 K		4	0	0	0	0	3	3						
Jim Thome, L (1.10) OBP: 0.289, SLG: 0.647	4-1 BB					0-0 G6-4-3 1B		2-0 HR		3	1	2	1	1	0	0						
Richie Sexson, R (1.3) OBP: 0.238, SLG: 0.167	0-3 K					3-2 G6-4-3		0-0 P9		3	0	0	0	0	1	3						
Brian Giles, L (9. PH) OBP: 0.238, SLG: 0.167						1-2 K		1-1 G4-3		1	0	0	0	0	0	0						
Einar Diaz, R (1.2) OBP: 0.306, SLG: 0.563						2-2 G6-3		1-0 L8		3	0	0	0	0	1	0						
David Justice, L (9. PH) OBP: 0.306, SLG: 0.563						0-0 G5-3		1-3 K		0	0	0	0	1	0	0						
Enrique Wilson, S (1.4) OBP: 0.231, SLG: 0.167						0-0 HBP 1B		1-3 K		4	0	1	0	0	2	1						
Inning Stats	R: 2 E: 0 K: 2 S: 15	H: 3 LOB: 2 BB: 1 P: 26	R: 0 E: 0 K: 1 S: 9	H: 0 LOB: 0 BB: 0 P: 11	R: 0 E: 0 K: 2 S: 8	H: 1 LOB: 0 BB: 0 P: 11	R: 0 E: 0 K: 1 S: 8	H: 1 LOB: 0 BB: 0 P: 12	R: 0 E: 0 K: 0 S: 14	H: 1 LOB: 2 BB: 0 P: 19	R: 1 E: 0 K: 2 S: 8	H: 1 LOB: 0 BB: 0 P: 12	R: 0 E: 0 K: 2 S: 8	H: 0 LOB: 0 BB: 0 P: 10	R: 0 E: 0 K: 1 S: 7	H: 1 LOB: 1 BB: 0 P: 14	R: 0 E: 0 K: 1 S: 9	H: 0 LOB: 1 BB: 1 P: 16	1B: 6 2B: 0 3B: 0 HR: 2	SF: 1 SAC: 0 DP: 2 HBP: 2	WP: 1 PB: 0 SB: 2 CS: 1	PA: 36
PITCHER	IP WLS BF H R ER SO BB IBB HBP BLK WP HR S P ERA WHIP	IP WLS BF H R ER SO BB IBB HBP BLK WP HR S P ERA WHIP	IP WLS BF H R ER SO BB IBB HBP BLK WP HR S P ERA WHIP	IP WLS BF H R ER SO BB IBB HBP BLK WP HR S P ERA WHIP	IP WLS BF H R ER SO BB IBB HBP BLK WP HR S P ERA WHIP	IP WLS BF H R ER SO BB IBB HBP BLK WP HR S P ERA WHIP	IP WLS BF H R ER SO BB IBB HBP BLK WP HR S P ERA WHIP	IP WLS BF H R ER SO BB IBB HBP BLK WP HR S P ERA WHIP	IP WLS BF H R ER SO BB IBB HBP BLK WP HR S P ERA WHIP	IP WLS BF H R ER SO BB IBB HBP BLK WP HR S P ERA WHIP	IP WLS BF H R ER SO BB IBB HBP BLK WP HR S P ERA WHIP	IP WLS BF H R ER SO BB IBB HBP BLK WP HR S P ERA WHIP	IP WLS BF H R ER SO BB IBB HBP BLK WP HR S P ERA WHIP	IP WLS BF H R ER SO BB IBB HBP BLK WP HR S P ERA WHIP	IP WLS BF H R ER SO BB IBB HBP BLK WP HR S P ERA WHIP	IP WLS BF H R ER SO BB IBB HBP BLK WP HR S P ERA WHIP	IP WLS BF H R ER SO BB IBB HBP BLK WP HR S P ERA WHIP	IP WLS BF H R ER SO BB IBB HBP BLK WP HR S P ERA WHIP	IP WLS BF H R ER SO BB IBB HBP BLK WP HR S P ERA WHIP	IP WLS BF H R ER SO BB IBB HBP BLK WP HR S P ERA WHIP	IP WLS BF H R ER SO BB IBB HBP BLK WP HR S P ERA WHIP	IP WLS BF H R ER SO BB IBB HBP BLK WP HR S P ERA WHIP
David Wells, L (1.1) ERA: 1.9	7.1	29	7	3	3	11	1	0	1	0	0	73	104	3.68	1.091							
Jeff Nelson, R (8.1) ERA: 6.75	0.0	2	1	0	0	0	0	0	1	0	0	1	6	∞	∞							
42 Mariano Rivera, R (8.1) ERA:	1.2	S	5	0	0	1	1	0	0	0	0	12	21	0.00	0.600							

New York Yankees @ Cleveland Indians
Jacobs Field, Cleveland, OH
Sun Oct 11 1998, 3:33 AM EDT
Att: 44,966 - Sunny - 61 F

AB 28
R 5
H 6
RBI 5
BB 11
SO 7
LOB 21



New York Yankees @ Cleveland Indians
Jacobs Field, Cleveland, OH
Sun Oct 11 1998, 3:33 AM EDT
Att: 44,966 - Sunny - 61 F


AB 31
R 3
H 8
RBI 3
BB 2
SO 12
LOB 12



Batter	1	2	3	4	5	6	7	8	9	AB	R	H	RBI	BB	SO	LOB	TOP										
Kenny Lofton, L OBP: 0.289, SLG: 0.512 (1, 8)	E5 S 1B		G3-1 G3 BB		BB 1B HR	G4-3			K	4	1	2	0	1	1	0											
Omar Vizquel, S OBP: 0.346, SLG: 0.350 (1, 6)	K		G3		BB HR 1B		G5-3		G1-3	5	1	1	0	0	1	2											
David Justice, L OBP: 0.300, SLG: 0.514 (1, 10)	K		G3-1		HR BB		F7			3	1	0	1	1	1	2											
Manny Ramirez, R OBP: 0.442, SLG: 0.771 (1, 9)	K				HR BB					3	0	1	0	1	2	4											
Jim Thome, L OBP: 0.310, SLG: 0.711 (1, 3)		1B			HR					4	1	2	4	0	2	3											
Travis Fryman, R OBP: 0.288, SLG: 0.194 (1, 5)	K				HR				G6-3	4	0	0	0	0	2	1											
Brian Giles, L OBP: 0.240, SLG: 0.182 (1, 7)		1B							P5	4	0	1	0	0	0	0											
Sandy Alomar Jr., R OBP: 0.194, SLG: 0.241 (8, PH)										3	0	0	0	0	1	2											
Jeff Branson, L (8, 2)										1	0	0	0	0	0	0											
Einar Diaz, R (8, 2)										0	0	0	0	0	0	0											
Enrique Wilson, S OBP: 0.235, SLG: 0.188 (1, 4)		F9			1B BB 1B		G5-3		G5-3	4	1	1	0	0	0	2											
Inning Stats	R: 0 E: 1 K: 3 S: 10	H: 1 LOB: 1 BB: 0 P: 15	R: 0 E: 0 K: 2 S: 16	H: 2 LOB: 2 BB: 0 P: 22	R: 0 E: 0 K: 1 S: 11	H: 0 LOB: 2 BB: 2 P: 24	R: 0 E: 0 K: 1 S: 8	H: 0 LOB: 0 BB: 0 P: 12	R: 5 E: 0 K: 1 S: 17	H: 4 LOB: 0 BB: 1 P: 29	R: 0 E: 0 K: 0 S: 8	H: 0 LOB: 0 BB: 0 P: 11	R: 0 E: 0 K: 1 S: 10	H: 1 LOB: 1 BB: 0 P: 15	R: 0 E: 0 K: 0 S: 7	H: 0 LOB: 0 BB: 0 P: 11	R: 0 E: 0 K: 1 S: 7	H: 0 LOB: 0 BB: 0 P: 9	1B: 7 2B: 0 3B: 0 HR: 1	SF: 0 SAC: 0 DP: 0 HBP: 0	WP: 0 PB: 0 SB: 1 CS: 0	PA: 38					
PITCHER	IP	WLS	BF	H	R	ER	SO	BB	IBB	HBP	BLK	WP	HR	S	P	ERA	WHIP										
David Cone, R ERA: 2.89 (1, 1)	5.0	W	25	7	5	5	8	3	0	0	0	0	1	62	102	9.00	2.000										
Ramiro Mendoza, R ERA: (6, 1)	3.0		10	1	0	0	1	0	0	0	0	0	0	25	37	0.00	0.333										
42 Mariano Rivera, R ERA: (9, 1)	1.0		3	0	0	0	1	0	0	0	0	0	0	7	9	0.00	0.000										

Cleveland Indians @ New York Yankees
Yankee Stadium, Bronx, NY
Tue Oct 13 1998, 7:05 PM EDT
Att: 57,142 - Overcast - 54 F


AB 35
R 5
H 8
RBI 5
BB 3
SO 10
LOB 16



Batter	1	2	3	4	5	6	7	8	9	AB	R	H	RBI	BB	SO	LOB	BOTTOM										
Chuck Knoblauch, R OBP: 0.286, SLG: 0.194 (1, 4)	G6-3	E7 G4-3 2B		P3		K				5	0	2	0	0	1	2											
Derek Jeter, R OBP: 0.263, SLG: 0.265 (1, 6)	1B	G4-3		G6-3		1B 3B		K		5	2	2	2	0	1	2											
Paul O'Neill, L OBP: 0.375, SLG: 0.583 (1, 9)	1B SF9	F7		K		G4-3				5	1	1	0	0	2	3											
Bernie Williams, S OBP: 0.400, SLG: 0.281 (1, 8)	1B		F8 HR 1B		BB			F9		4	1	3	2	1	0	1											
Chili Davis, S OBP: 0.304, SLG: 0.450 (1, 10)	SF9		E4 HR		K	CS		F7		3	1	0	1	0	1	2											
Tino Martinez, L OBP: 0.316, SLG: 0.267 (1, 3)			K		K					3	0	1	0	1	2	3											
Ricky Ledee, L (1, 7)	G4-3		F8		G4-3			G5-3		4	0	0	0	0	0	6											
Scott Brosius, R OBP: 0.364, SLG: 0.567 (1, 5)		L7			HR	E6 WP 2B 3B				3	2	1	3	1	0	0											
Joe Girardi, R OBP: 0.375, SLG: 0.333 (1, 2)		2B E 1B		L9		2B 3B BB		G4-3		3	2	1	0	1	0	2											
Inning Stats	R: 2 E: 0 K: 0 S: 17	H: 4 LOB: 2 BB: 0 P: 26	R: 1 E: 1 K: 0 S: 9	H: 2 LOB: 1 BB: 0 P: 14	R: 3 E: 1 K: 1 S: 11	H: 2 LOB: 0 BB: 0 P: 17	R: 0 E: 0 K: 1 S: 7	H: 0 LOB: 0 BB: 0 P: 11	R: 0 E: 0 K: 2 S: 11	H: 0 LOB: 1 BB: 1 P: 20	R: 3 E: 1 K: 1 S: 15	H: 2 LOB: 0 BB: 1 P: 25	R: 0 E: 0 K: 0 S: 13	H: 0 LOB: 2 BB: 2 P: 24	R: 0 E: 0 K: 2 S: 13	H: 1 LOB: 1 BB: 0 P: 15	R: 0 E: 0 K: 2 S: 13	H: 1 LOB: 1 BB: 0 P: 15	1B: 8 2B: 1 3B: 1 HR: 1	SF: 1 SAC: 0 DP: 0 HBP: 0	WP: 1 PB: 0 SB: 0 CS: 1	PA: 41					
PITCHER	IP	WLS	BF	H	R	ER	SO	BB	IBB	HBP	BLK	WP	HR	S	P	ERA	WHIP										
Charles Nagy, R ERA: 2.95 (1, 1)	3.0	L	18	8	6	3	1	0	0	0	0	0	1	37	57	9.00	2.667										
Dave Burba, R ERA: 3.97 (4, 1)	2.1		11	1	3	1	4	2	0	0	0	1	0	28	47	3.86	1.286										
Jim Poole, L ERA: (6, 1)	0.1		1	0	0	0	0	0	0	0	0	0	0	1	1	0.00	0.000										
Paul Shuey, R ERA: (6, 1)	1.2		8	2	0	0	1	1	1	0	0	0	0	26	43	0.00	1.800										
Paul Assenmacher, L ERA: (8, 1)	0.2		2	0	0	0	1	0	0	0	0	0	0	4	4	0.00	0.000										

Cleveland Indians @ New York Yankees
Yankee Stadium, Bronx, NY
Tue Oct 13 1998, 7:05 PM EDT
Att: 57,142 - Overcast - 54 F

AB 35
R 9
H 11
RBI 8
BB 4
SO 7
LOB 21



Batter	1	2	3	4	5	6	7	8	9	AB	R	H	RBI	BB	SO	LOB	TOP					
Quilvio Veras, S (1, 4) OBP: 0.333, SLG: 0.233										4	1	1	0	1	0	1	San Diego Padres @ New York Yankees Yankee Stadium, Bronx, NY Sat Oct 17 1998, 7:05 PM EDT Att: 56,712 - Unknown - 54 F livebaseballscorecards.com					
Tony Gwynn, L (1, 9) OBP: 0.283, SLG: 0.400										4	1	3	2	0	0	1						
Greg Vaughn, R (1, 7) OBP: 0.357, SLG: 0.704										4	3	2	3	0	0	3						
Ken Caminiti, S (1, 5) OBP: 0.326, SLG: 0.359										3	0	0	0	1	2	1						
Jim Leyritz, R (1, 10) OBP: 0.250, SLG: 0.692										4	0	0	0	0	2	2						
Wally Joyner, L (1, 3) OBP: 0.387, SLG: 0.360										3	0	0	0	1	1	1						
Steve Finley, L (1, 8) OBP: 0.381, SLG: 0.343										4	0	1	0	0	0	3						
Carlos Hernandez, R (1, 2) OBP: 0.371, SLG: 0.364										3	0	0	0	0	0	1						
Greg Myers, L (9, PH) OBP: 0.667, SLG: 2.000										1	0	0	0	0	1	0						
Chris Gomez, R (1, 6) OBP: 0.325, SLG: 0.235										3	1	1	0	0	0	0						
John Vander Wal, L (9, PH) OBP: 0.364, SLG: 0.818										1	0	0	0	0	1	0						
Inning Stats	R: 0 E: 0 K: 1 S: 15	H: 1 LOB: 1 BB: 1 P: 22	R: 0 E: 0 K: 1 S: 10	H: 1 LOB: 1 BB: 0 P: 13	R: 2 E: 0 K: 1 S: 15	H: 2 LOB: 0 BB: 0 P: 18	R: 0 E: 0 K: 1 S: 7	H: 0 LOB: 0 BB: 0 P: 10	R: 3 E: 0 K: 0 S: 14	H: 3 LOB: 0 BB: 0 P: 20	R: 0 E: 0 K: 0 S: 10	H: 0 LOB: 0 BB: 1 P: 16	R: 0 E: 0 K: 0 S: 8	H: 0 LOB: 0 BB: 0 P: 14	R: 1 E: 1 K: 1 S: 17	H: 1 LOB: 2 BB: 1 P: 27	R: 0 E: 0 K: 2 S: 11	H: 0 LOB: 0 BB: 0 P: 13	1B: 4 2B: 2 3B: 0 HR: 3	SF: 0 SAC: 0 DP: 2 HBP: 0	WP: 0 PB: 0 CS: 0	PA: 37
PITCHER	IP	WLS	BF	H	R	ER	SO	BB	IBB	HBP	BLK	WP	HR	S	P	ERA	WHIP					
David Wells, L (1, 1) ERA: 2.93	7.0	W	28	7	5	5	4	2	0	0	0	0	3	79	113	6.43	1.286					
Jeff Nelson, R (8, 1) ERA: 5.73	0.2		4	1	1	0	1	1	0	0	0	0	0	9	15	0.00	3.000					
42 Mariano Rivera, R (8, 1) ERA:	1.1	S	5	0	0	0	2	0	0	0	0	0	0	19	25	0.00	0.000					

Batter	1	2	3	4	5	6	7	8	9	AB	R	H	RBI	BB	SO	LOB	BOTTOM				
Chuck Knoblauch, R (1, 4) OBP: 0.319, SLG: 0.300										4	1	2	3	0	1	2	San Diego Padres @ New York Yankees Yankee Stadium, Bronx, NY Sat Oct 17 1998, 7:05 PM EDT Att: 56,712 - Unknown - 54 F livebaseballscorecards.com				
2 Derek Jeter, R (1, 6) OBP: 0.279, SLG: 0.263										4	1	1	0	1	0	2					
Paul O'Neill, L (1, 9) OBP: 0.333, SLG: 0.512										5	0	0	0	0	1	6					
Bernie Williams, S (1, 8) OBP: 0.378, SLG: 0.250										4	1	0	0	1	3	3					
Chili Davis, S (1, 10) OBP: 0.333, SLG: 0.435										3	2	1	0	1	0	0					
Tino Martinez, L (1, 3) OBP: 0.333, SLG: 0.364										3	2	1	4	1	1	0					
Scott Brosius, R (1, 5) OBP: 0.351, SLG: 0.529										4	0	1	0	0	1	2					
20 Jorge Posada, S (1, 2) OBP: 0.409, SLG: 0.375										3	1	1	0	1	1	0					
Ricky Ledee, L (1, 7) OBP: 0.333, SLG: 0.375										3	1	2	2	1	0	0					
Inning Stats	R: 0 E: 0 K: 0 S: 8	H: 0 LOB: 0 BB: 0 P: 12	R: 2 E: 0 K: 2 S: 16	H: 2 LOB: 2 BB: 2 P: 32	R: 0 E: 0 K: 1 S: 12	H: 0 LOB: 0 BB: 0 P: 20	R: 0 E: 0 K: 0 S: 5	H: 1 LOB: 1 BB: 0 P: 8	R: 0 E: 0 K: 0 S: 8	H: 2 LOB: 2 BB: 0 P: 12	R: 0 E: 0 K: 2 S: 10	H: 0 LOB: 0 BB: 0 P: 15	R: 7 E: 0 K: 0 S: 13	H: 4 LOB: 0 BB: 3 P: 32	R: 0 E: 1 K: 3 S: 16	H: 0 LOB: 3 BB: 1 P: 30		1B: 6 2B: 1 3B: 0 HR: 2	SF: 0 SAC: 0 DP: 0 HBP: 1	WP: 1 PB: 0 CS: 0	PA: 40
PITCHER	IP	WLS	BF	H	R	ER	SO	BB	IBB	HBP	BLK	WP	HR	S	P	ERA	WHIP				
Kevin Brown, R (1, 1) ERA: 2.3	6.1		27	6	4	4	5	3	0	0	0	0	61	106	5.68	1.421					
Donnie Watt, R (7, 1) ERA: 9.0	0.0	L	2	2	1	1	0	0	0	0	0	0	1	2	4	"	"				
24 Mark Langston, L (7, 1) ERA: 13.5	0.2		5	1	4	4	0	1	1	0	0	1	1	9	21	54.00	3.000				
Brian Boehringer, R (8, 1) ERA:	0.1		4	0	0	0	1	1	0	1	0	0	0	10	22	0.00	3.000				
Randy Myers, L (8, 1) ERA: 16.13	0.2		2	0	0	0	2	0	0	0	0	0	0	6	8	0.00	0.000				

