

New York Yankees - 1999

Batter	1	2	3	4	5	6	7	8	9	AB	R	H	RBI	BB	SO	LOB	TOP	
Chuck Knoblauch, R (1.4)	G6-3	BB 2 HBP BB		F8			L8			3	0	0	0	1	0	0	New York Yankees @ Oakland Athletics Network Associates Coliseum, Oakland, CA Mon Apr 05 1999, 10:35 PM EDT Att: 46,380 - Cloudy - 51 F	
2 Derek Jeter, R (1.6) OBP: 1.000, SLG: 2.000	E 1B	BB HBP		CS 1B			HR			3	2	3	1	0	0	0		
Paul O'Neill, L (1.9)	E4			CS	P2		F7			3	0	0	0	1	0	1		
Bernie Williams, S (1.8) OBP: 0.250, SLG: 0.250	BB 1B	G1-3			F7			G3		4	0	1	1	0	0	3		
Tino Martinez, L (1.3)	K		P3		G4-3			G3-1		4	0	0	0	0	1	2		
Chili Davis, S (1.10) OBP: 0.750, SLG: 2.000	BB		HR			G3-1		BB		2	1	1	1	2	0	0		
Ricky Ledee, L (1.7)	K		K			K		G6-3		4	0	0	0	0	3	4		
Scott Brosius, R (1.5)			K			F9				3	0	0	0	0	1	0		
Joe Girardi, R (1.2)		P6		K2-3			G6-3			3	0	0	0	0	1	0		
Inning Stats	R: 1 H: 2 E: 1 K: 2 S: 15	H: 0 R: 0 ER: 0 LOB: 3 BB: 2 P: 26	H: 1 R: 1 ER: 1 LOB: 0 BB: 0 P: 13	H: 1 R: 0 ER: 0 LOB: 0 BB: 0 P: 11	H: 0 R: 0 ER: 0 LOB: 0 BB: 0 P: 7	H: 0 R: 0 ER: 0 LOB: 0 BB: 0 P: 10	H: 1 R: 1 ER: 1 LOB: 1 BB: 1 P: 16	H: 0 R: 0 ER: 0 LOB: 1 BB: 1 P: 12		1B: 3 2B: 0 3B: 0 HR: 2	SF: 0 SAC: 0 DP: 0 HBP: 1	WP: 0 PB: 0 SB: 0 CS: 1	PA: 35					
PITCHER	IP WLS BF H R ER SO BB IBB HBP BLK WP HR S P ERA WHIP																	
Gil Heredia, R (1.1) ERA: 1.5	6.0	26	4	2	1	6	3	0	1	0	0	0	0	1	56	89	1.50	1.167
T.J. Mathews, R (7.1) ERA: 4.5	2.0	8	1	1	1	0	1	0	0	0	0	0	0	1	18	28	4.50	1.000

Batter	1	2	3	4	5	6	7	8	9	AB	R	H	RBI	BB	SO	LOB	BOTTOM		
Tony Phillips, S (1.4) OBP: 0.500, SLG: 1.333	G3		K		HR		1B BB G6-3			3	2	1	2	1	1	0	New York Yankees @ Oakland Athletics Network Associates Coliseum, Oakland, CA Mon Apr 05 1999, 10:35 PM EDT Att: 46,380 - Cloudy - 51 F		
Jason McDonald, S (1.8) OBP: 0.750, SLG: 0.667	G4-3		S 1B		1B BB		1B BB G6-3			3	1	2	0	1	0	0			
Jason Giambi, L (1.10) OBP: 0.500, SLG: 0.333	BB		K		1B		G6-3			3	0	1	1	1	1	2			
Matt Stairs, L (1.9) OBP: 0.500, SLG: 0.333	BB		K		K		2B 1B			3	1	1	1	1	2	2			
John Jaha, R (1.3) OBP: 0.250, SLG: 0.500	P8		G6-3		K		2B			4	0	1	1	0	0	2			
Ryan Christenson, R (7. PR) (8.8)						P4	2B			0	0	0	0	0	0	0			
Ben Grievie, L (1.7) OBP: 0.250, SLG: 0.250	F7		K		K		F7			4	0	1	0	0	1	1			
Olmedo Saenz, R (8.3)										0	0	0	0	0	0	0			
3 Eric Chavez, L (1.5)		K			G3-1		F8			4	0	0	0	0	1	1			
A.J. Hinch, R (1.2)		K			K		FC5-4			4	0	0	0	0	2	1			
Miguel Tejada, R (1.6)			F9		HR		G1-3		P4	3	1	0	0	1	0	0			
Inning Stats	R: 0 H: 0 E: 0 K: 0 S: 6	H: 0 R: 0 ER: 0 LOB: 0 BB: 0 P: 17	H: 1 R: 0 ER: 0 LOB: 1 BB: 0 P: 17	H: 0 R: 0 ER: 0 LOB: 0 BB: 0 P: 13	H: 2 R: 2 ER: 0 LOB: 2 BB: 2 P: 29	H: 1 R: 0 ER: 0 LOB: 1 BB: 0 P: 12	H: 3 R: 3 ER: 0 LOB: 1 BB: 1 P: 24	H: 0 R: 0 ER: 0 LOB: 0 BB: 0 P: 10		1B: 5 2B: 1 3B: 0 HR: 1	SF: 0 SAC: 0 DP: 0 HBP: 0	WP: 0 PB: 1 SB: 1 CS: 0	PA: 36						
PITCHER	IP WLS BF H R ER SO BB IBB HBP BLK WP HR S P ERA WHIP																		
Roger Clemens, R (1.1) ERA: 4.26	6.1	28	4	3	3	8	5	0	0	0	0	0	0	0	1	61	105	4.26	1.421
Mike Stanton, L (7.1) ERA: 54.0	0.1	3	2	1	1	0	0	0	0	0	0	0	0	4	9	27.00	6.000		
Jeff Nelson, R (7.1) ERA:	1.1	5	1	1	1	0	0	0	0	0	0	0	0	11	17	6.75	0.750		

Batter	1	2	3	4	5	6	7	8	9	AB	R	H	RBI	BB	SO	LOB	TOP			
Chuck Knoblauch R (1.4) OBP: 0.444, SLG: 0.286										4	2	2	0	1	0	0				
2 Derek Jeter R (1.6) OBP: 0.776, SLG: 1.375										5	2	3	1	0	0	1				
Paul O'Neill L (1.9) OBP: 0.333, SLG: 0.571										4	0	2	3	0	0	0				
Bernie Williams S (1.8) OBP: 0.444, SLG: 0.375										4	0	2	0	1	0	1				
Tino Martinez L (1.3) OBP: 0.111, SLG: 0.111										5	0	1	0	0	0	3				
Chili Davis S (1.10) OBP: 0.500, SLG: 0.833										4	1	1	0	0	1	5				
20 Jorge Posada S (1.2)										2	1	0	0	1	1	2				
Scott Brosius R (1.5)										3	0	0	1	0	0	3				
Chad Curtis R (1.7) OBP: 0.250, SLG: 1.333										3	1	1	2	0	0	0				
Inning Stats	R: 2 E: 0 K: 2 S: 11	H: 4 LOB: 2 BB: 0 P: 12	R: 1 E: 0 K: 0 S: 7	H: 2 LOB: 0 BB: 0 P: 11	R: 0 E: 0 K: 0 S: 7	H: 0 LOB: 0 BB: 0 P: 11	R: 2 E: 0 K: 0 S: 11	H: 1 LOB: 0 BB: 1 P: 24	R: 0 E: 0 K: 0 S: 6	H: 0 LOB: 1 BB: 0 P: 11	R: 0 E: 0 K: 0 S: 6	H: 0 LOB: 1 BB: 1 P: 11	R: 0 E: 1 K: 0 S: 7	H: 1 LOB: 3 BB: 0 P: 16	R: 2 E: 0 K: 0 S: 8	H: 3 LOB: 1 BB: 0 P: 14	1B: 8 2B: 2 3B: 1 HR: 1	SF: 3 SAC: 0 DP: 1 HBP: 1	WP: 1 PB: 1 SB: 2 CS: 1	PA: 42
PITCHER	IP WLS BF H R ER SO BB IBB HBP BLK WP HR S P ERA WHIP																			
Tom Candiotti R (1.1) ERA: 6.0	6.0 L 25 8 5 4 2 1 0 0 0 0 1 1 48 80 6.00 1.500																			
Brad Rigby R (7.1) ERA:	2.0 10 1 0 0 0 2 0 0 1 0 0 0 13 27 0.00 1.500																			
Tim Worrell R (9.1) ERA: 54.0	0.1 3 2 2 2 0 0 0 0 0 0 0 0 4 5 54.00 6.000																			
Buddy Groom L (9.1) ERA:	0.0 1 1 0 0 0 0 0 0 0 0 0 0 1 2 ∞ ∞																			
Doug Jones R (9.1) ERA:	0.2 2 0 0 0 0 0 0 0 0 0 0 0 3 7 0.00 0.000																			

New York Yankees @ Oakland Athletics
Network Associates Coliseum, Oakland, CA
Tue Apr 06 1999, 10:05 PM EDT
Att: 15,579 - Cloudy - 56 F

AB 34
R 7
H 12
RBI 7
BB 3
SO 2
LOB 15



Batter	1	2	3	4	5	6	7	8	9	AB	R	H	RBI	BB	SO	LOB	BOTTOM			
Tony Phillips S (1.4) OBP: 0.375, SLG: 0.667										3	1	0	1	1	0	1				
Jason McDonald S (1.8) OBP: 0.429, SLG: 0.333										3	0	0	0	0	2	0				
John Jaha R (8, PH) OBP: 0.200, SLG: 0.500										0	0	0	1	0	0	0				
Jason Giambi L (1.3) OBP: 0.500, SLG: 0.333										3	0	1	1	1	0	0				
Ryan Christenson R (9.8)										0	0	0	0	0	0	0				
Matt Stairs L (1.9) OBP: 0.250, SLG: 0.143										4	0	0	0	0	0	2				
Tim Raines S (1.10) OBP: 0.250, SLG: 0.250										4	0	1	0	0	1	1				
Ben Griewe L (1.7) OBP: 0.125, SLG: 0.125										4	0	0	0	0	1	2				
3 Eric Chavez L (1.5) OBP: 0.250, SLG: 0.143										3	1	1	0	1	1	0				
A.J. Hinch R (1.2)																				
Scott Spiezo S (8, PH) ERA:										2	0	0	0	0	2	2				
Mike Macfarlane R (9.2)										0	1	0	0	1	0	0				
Miguel Tejada R (1.6) OBP: 0.429, SLG: 0.333										0	0	0	0	0	0	0				
Inning Stats	R: 0 E: 0 K: 1 S: 7	H: 0 LOB: 0 BB: 0 P: 11	R: 0 E: 0 K: 2 S: 8	H: 0 LOB: 0 BB: 0 P: 12	R: 1 E: 0 K: 1 S: 13	H: 2 LOB: 0 BB: 0 P: 20	R: 0 E: 0 K: 1 S: 10	H: 0 LOB: 0 BB: 0 P: 16	R: 0 E: 0 K: 0 S: 6	H: 0 LOB: 0 BB: 0 P: 8	R: 0 E: 0 K: 0 S: 10	H: 0 LOB: 1 BB: 1 P: 18	R: 3 E: 0 K: 0 S: 18	H: 2 LOB: 1 BB: 2 P: 29	R: 0 E: 0 K: 1 S: 6	H: 1 LOB: 0 BB: 0 P: 10	1B: 5 2B: 0 3B: 0 HR: 0	SF: 1 SAC: 0 DP: 1 HBP: 0	WP: 0 PB: 0 SB: 0 CS: 1	PA: 35
PITCHER	IP WLS BF H R ER SO BB IBB HBP BLK WP HR S P ERA WHIP																			
Orlando Hernandez R (1.1) ERA: 3.68	7.1 W 27 3 3 3 6 3 0 0 0 0 0 0 73 120 3.68 0.818																			
Mike Stanton L (8.1) ERA: 81.0	0.0 H 1 0 0 0 0 1 0 0 0 0 0 0 2 6 ∞ ∞																			
42 Mariano Rivera R (8.1) ERA:	1.2 S 6 2 1 1 1 0 0 0 0 1 0 0 13 19 5.40 1.200																			

New York Yankees @ Oakland Athletics
Network Associates Coliseum, Oakland, CA
Tue Apr 06 1999, 10:05 PM EDT
Att: 15,579 - Cloudy - 56 F

AB 29
R 4
H 5
RBI 3
BB 4
SO 7
LOB 8



Batter	1	2	3	4	5	6	7	8	9	AB	R	H	RBI	BB	SO	LOB	TOP						
Chuck Knoblauch R (1,4) OBP: 0.429, SLG: 0.273	F8 1B HBP	F8			G4-3		F9		2S 1B	4	1	1	0	0	0	0							
2 Derek Jeter R (1,6) OBP: 0.571, SLG: 1.000	K	G4-3			P3		2B		K	5	1	1	0	0	2	2							
Paul O'Neill L (1,9) OBP: 0.462, SLG: 0.818	1B 1B		L8		2B		2B			4	1	3	1	0	0	0							
Bernie Williams S (1,8) OBP: 0.308, SLG: 0.250	F8		G4-3		F8		G2-3			4	0	0	0	0	0	4							
Tino Martinez L (1,3) OBP: 0.154, SLG: 0.154	1B 1B		L4		G4-3		F9			4	0	1	1	0	0	0							
Chili Davis S (1,10) OBP: 0.500, SLG: 0.667	20 WP 1B			FC6-4 BB		P5	F8			3	0	1	1	1	0	0							
20 Jorge Posada S (1,2)	K		L7			BB	K			3	0	0	0	1	2	3							
Scott Brosius R (1,5)		F8		FC6-4 1-2		P5			L5	4	0	0	0	0	0	2							
Chad Curtis R (1,7) OBP: 0.250, SLG: 1.143		HR		FC6-4 1-2			F9		G5-3	4	1	1	1	0	0	1							
Inning Stats	R: 2 H: 3 E: 0 K: 2 S: 20	H: 3 R: 4 ER: 0 LOB: 2 BB: 0 P: 33	R: 1 H: 1 E: 0 K: 0 S: 11	H: 1 R: 0 ER: 0 LOB: 0 BB: 0 P: 17	R: 0 H: 0 E: 0 K: 0 S: 5	H: 0 R: 0 ER: 0 LOB: 0 BB: 0 P: 11	R: 0 H: 1 E: 0 K: 0 S: 8	H: 1 R: 0 ER: 0 LOB: 1 BB: 0 P: 14	R: 0 H: 0 E: 0 K: 0 S: 9	H: 0 R: 0 ER: 0 LOB: 1 BB: 1 P: 17	R: 1 H: 2 E: 0 K: 0 S: 7	H: 2 R: 0 ER: 0 LOB: 0 BB: 0 P: 11	R: 0 H: 0 E: 0 K: 1 S: 8	H: 0 R: 0 ER: 0 LOB: 0 BB: 0 P: 9	R: 0 H: 1 E: 0 K: 1 S: 11	H: 1 R: 0 ER: 0 LOB: 1 BB: 0 P: 13	1B: 4 2B: 3 3B: 0 HR: 1	SF: 0 SAC: 0 DP: 0 HBP: 1	WP: 1 PB: 0 SB: 1 CS: 0	PA: 38			
PITCHER	IP WLS BF H R ER SO BB IBB HBP BLK WP HR S P ERA WHIP	IP WLS BF H R ER SO BB IBB HBP BLK WP HR S P ERA WHIP	IP WLS BF H R ER SO BB IBB HBP BLK WP HR S P ERA WHIP	IP WLS BF H R ER SO BB IBB HBP BLK WP HR S P ERA WHIP	IP WLS BF H R ER SO BB IBB HBP BLK WP HR S P ERA WHIP	IP WLS BF H R ER SO BB IBB HBP BLK WP HR S P ERA WHIP	IP WLS BF H R ER SO BB IBB HBP BLK WP HR S P ERA WHIP	IP WLS BF H R ER SO BB IBB HBP BLK WP HR S P ERA WHIP	IP WLS BF H R ER SO BB IBB HBP BLK WP HR S P ERA WHIP	IP WLS BF H R ER SO BB IBB HBP BLK WP HR S P ERA WHIP	IP WLS BF H R ER SO BB IBB HBP BLK WP HR S P ERA WHIP	IP WLS BF H R ER SO BB IBB HBP BLK WP HR S P ERA WHIP	IP WLS BF H R ER SO BB IBB HBP BLK WP HR S P ERA WHIP	IP WLS BF H R ER SO BB IBB HBP BLK WP HR S P ERA WHIP	IP WLS BF H R ER SO BB IBB HBP BLK WP HR S P ERA WHIP	IP WLS BF H R ER SO BB IBB HBP BLK WP HR S P ERA WHIP	IP WLS BF H R ER SO BB IBB HBP BLK WP HR S P ERA WHIP	IP WLS BF H R ER SO BB IBB HBP BLK WP HR S P ERA WHIP	IP WLS BF H R ER SO BB IBB HBP BLK WP HR S P ERA WHIP	IP WLS BF H R ER SO BB IBB HBP BLK WP HR S P ERA WHIP	IP WLS BF H R ER SO BB IBB HBP BLK WP HR S P ERA WHIP		
Jimmy Haynes R (1,1) ERA: 5.4	6.2 L 30 7 4 4 2 2 0 0 0 1 1 66 107 5.40 1.350	6.2 L 30 7 4 4 2 2 0 0 0 1 1 66 107 5.40 1.350	6.2 L 30 7 4 4 2 2 0 0 0 1 1 66 107 5.40 1.350	6.2 L 30 7 4 4 2 2 0 0 0 1 1 66 107 5.40 1.350	6.2 L 30 7 4 4 2 2 0 0 0 1 1 66 107 5.40 1.350	6.2 L 30 7 4 4 2 2 0 0 0 1 1 66 107 5.40 1.350	6.2 L 30 7 4 4 2 2 0 0 0 1 1 66 107 5.40 1.350	6.2 L 30 7 4 4 2 2 0 0 0 1 1 66 107 5.40 1.350	6.2 L 30 7 4 4 2 2 0 0 0 1 1 66 107 5.40 1.350	6.2 L 30 7 4 4 2 2 0 0 0 1 1 66 107 5.40 1.350	6.2 L 30 7 4 4 2 2 0 0 0 1 1 66 107 5.40 1.350	6.2 L 30 7 4 4 2 2 0 0 0 1 1 66 107 5.40 1.350	6.2 L 30 7 4 4 2 2 0 0 0 1 1 66 107 5.40 1.350	6.2 L 30 7 4 4 2 2 0 0 0 1 1 66 107 5.40 1.350	6.2 L 30 7 4 4 2 2 0 0 0 1 1 66 107 5.40 1.350	6.2 L 30 7 4 4 2 2 0 0 0 1 1 66 107 5.40 1.350	6.2 L 30 7 4 4 2 2 0 0 0 1 1 66 107 5.40 1.350	6.2 L 30 7 4 4 2 2 0 0 0 1 1 66 107 5.40 1.350	6.2 L 30 7 4 4 2 2 0 0 0 1 1 66 107 5.40 1.350	6.2 L 30 7 4 4 2 2 0 0 0 1 1 66 107 5.40 1.350	6.2 L 30 7 4 4 2 2 0 0 0 1 1 66 107 5.40 1.350	6.2 L 30 7 4 4 2 2 0 0 0 1 1 66 107 5.40 1.350	
Doug Jones R (7,1) ERA:	1.1 4 0 0 0 1 0 0 0 0 0 0 0 9 10 0.00 0.000	1.1 4 0 0 0 1 0 0 0 0 0 0 0 9 10 0.00 0.000	1.1 4 0 0 0 1 0 0 0 0 0 0 0 9 10 0.00 0.000	1.1 4 0 0 0 1 0 0 0 0 0 0 0 9 10 0.00 0.000	1.1 4 0 0 0 1 0 0 0 0 0 0 0 9 10 0.00 0.000	1.1 4 0 0 0 1 0 0 0 0 0 0 0 9 10 0.00 0.000	1.1 4 0 0 0 1 0 0 0 0 0 0 0 9 10 0.00 0.000	1.1 4 0 0 0 1 0 0 0 0 0 0 0 9 10 0.00 0.000	1.1 4 0 0 0 1 0 0 0 0 0 0 0 9 10 0.00 0.000	1.1 4 0 0 0 1 0 0 0 0 0 0 0 9 10 0.00 0.000	1.1 4 0 0 0 1 0 0 0 0 0 0 0 9 10 0.00 0.000	1.1 4 0 0 0 1 0 0 0 0 0 0 0 9 10 0.00 0.000	1.1 4 0 0 0 1 0 0 0 0 0 0 0 9 10 0.00 0.000	1.1 4 0 0 0 1 0 0 0 0 0 0 0 9 10 0.00 0.000	1.1 4 0 0 0 1 0 0 0 0 0 0 0 9 10 0.00 0.000	1.1 4 0 0 0 1 0 0 0 0 0 0 0 9 10 0.00 0.000	1.1 4 0 0 0 1 0 0 0 0 0 0 0 9 10 0.00 0.000	1.1 4 0 0 0 1 0 0 0 0 0 0 0 9 10 0.00 0.000	1.1 4 0 0 0 1 0 0 0 0 0 0 0 9 10 0.00 0.000	1.1 4 0 0 0 1 0 0 0 0 0 0 0 9 10 0.00 0.000	1.1 4 0 0 0 1 0 0 0 0 0 0 0 9 10 0.00 0.000	1.1 4 0 0 0 1 0 0 0 0 0 0 0 9 10 0.00 0.000	
Billy Taylor R (9,1) ERA:	1.0 4 1 0 0 1 0 0 0 0 0 0 0 11 13 0.00 1.000	1.0 4 1 0 0 1 0 0 0 0 0 0 0 11 13 0.00 1.000	1.0 4 1 0 0 1 0 0 0 0 0 0 0 11 13 0.00 1.000	1.0 4 1 0 0 1 0 0 0 0 0 0 0 11 13 0.00 1.000	1.0 4 1 0 0 1 0 0 0 0 0 0 0 11 13 0.00 1.000	1.0 4 1 0 0 1 0 0 0 0 0 0 0 11 13 0.00 1.000	1.0 4 1 0 0 1 0 0 0 0 0 0 0 11 13 0.00 1.000	1.0 4 1 0 0 1 0 0 0 0 0 0 0 11 13 0.00 1.000	1.0 4 1 0 0 1 0 0 0 0 0 0 0 11 13 0.00 1.000	1.0 4 1 0 0 1 0 0 0 0 0 0 0 11 13 0.00 1.000	1.0 4 1 0 0 1 0 0 0 0 0 0 0 11 13 0.00 1.000	1.0 4 1 0 0 1 0 0 0 0 0 0 0 11 13 0.00 1.000	1.0 4 1 0 0 1 0 0 0 0 0 0 0 11 13 0.00 1.000	1.0 4 1 0 0 1 0 0 0 0 0 0 0 11 13 0.00 1.000	1.0 4 1 0 0 1 0 0 0 0 0 0 0 11 13 0.00 1.000	1.0 4 1 0 0 1 0 0 0 0 0 0 0 11 13 0.00 1.000	1.0 4 1 0 0 1 0 0 0 0 0 0 0 11 13 0.00 1.000	1.0 4 1 0 0 1 0 0 0 0 0 0 0 11 13 0.00 1.000	1.0 4 1 0 0 1 0 0 0 0 0 0 0 11 13 0.00 1.000	1.0 4 1 0 0 1 0 0 0 0 0 0 0 11 13 0.00 1.000	1.0 4 1 0 0 1 0 0 0 0 0 0 0 11 13 0.00 1.000	1.0 4 1 0 0 1 0 0 0 0 0 0 0 11 13 0.00 1.000	1.0 4 1 0 0 1 0 0 0 0 0 0 0 11 13 0.00 1.000

New York Yankees @ Oakland Athletics
Network Associates Coliseum, Oakland, CA
Wed Apr 07 1999, 3:15 PM EDT
Att: 18,846 - Cloudy - 57 F

AB 35
R 4
H 8
RBI 4
BB 2
SO 4
LOB 12



Batter	1	2	3	4	5	6	7	8	9	AB	R	H	RBI	BB	SO	LOB	BOTTOM					
Tony Phillips S (1,7) OBP: 0.250, SLG: 0.400	G4-3		G6-4-3 1-2			G6-3		F7		4	0	0	0	0	0	2						
Jason McDonald S (1,8) OBP: 0.455, SLG: 0.400				G3					G4-3	4	0	2	0	0	0	0						
Jason Giambi L (1,3) OBP: 0.333, SLG: 0.200	1B			G4-3			1B		G3	4	0	0	0	0	1	2						
Matt Stairs L (1,9) OBP: 0.167, SLG: 0.091	G3			F7			F8		F9	4	0	0	0	0	0	1						
Ben Grieve L (1,10) OBP: 0.091, SLG: 0.091		G5-3			F8		G4-3			3	0	0	0	0	0	0						
Scott Spiezio S (1,4) OBP: 0.500, SLG: 0.333		G6-3					P6			3	0	1	0	0	0	0						
3 Eric Chavez L (1,5) OBP: 0.182, SLG: 0.100			G4-3		F8				F8	3	0	0	0	0	0	1						
A.J. Hinch R (1,2)					G1-3				G4-3	2	0	0	0	0	0	1						
Tim Raines S (8,PH) OBP: 0.200, SLG: 0.200										1	0	0	0	0	0	0						
Mike Macfarlane R (9,2)										0	0	0	0	0	0	0						
Miguel Tejada R (1,6) OBP: 0.500, SLG: 0.444					G6-4-3 1B		G2-3			3	0	2	0	0	0	0						
Inning Stats	R: 0 H: 1 E: 0 K: 1 S: 9	H: 1 R: 0 ER: 0 LOB: 0 BB: 0 P: 16	R: 0 H: 0 E: 0 K: 0 S: 4	H: 0 R: 0 ER: 0 LOB: 0 BB: 0 P: 10	R: 0 H: 1 E: 0 K: 0 S: 6	H: 1 R: 0 ER: 0 LOB: 0 BB: 0 P: 11	R: 0 H: 0 E: 0 K: 0 S: 6	H: 0 R: 0 ER: 0 LOB: 0 BB: 0 P: 11	R: 0 H: 1 E: 0 K: 0 S: 8	H: 1 R: 0 ER: 0 LOB: 1 BB: 0 P: 13	R: 0 H: 1 E: 0 K: 0 S: 14	H: 1 R: 0 ER: 0 LOB: 0 BB: 0 P: 21	R: 0 H: 0 E: 0 K: 0 S: 5	H: 0 R: 0 ER: 0 LOB: 0 BB: 0 P: 7	R: 0 H: 1 E: 0 K: 0 S: 9	H: 1 R: 0 ER: 0 LOB: 0 BB: 0 P: 14	R: 0 H: 0 E: 0 K: 0 S: 6	H: 0 R: 0 ER: 0 LOB: 0 BB: 0 P: 9	1B: 5 2B: 0 3B: 0 HR: 0	SF: 0 SAC: 0 DP: 1 HBP: 0	WP: 0 PB: 0 SB: 0 CS: 0	PA: 31
PITCHER	IP WLS BF H R ER SO BB IBB HBP BLK WP HR S P ERA WHIP	IP WLS BF H R ER SO BB IBB HBP BLK WP HR S P ERA WHIP	IP WLS BF H R ER SO BB IBB HBP BLK WP HR S P ERA WHIP	IP WLS BF H R ER SO BB IBB HBP BLK WP HR S P ERA WHIP	IP WLS BF H R ER SO BB IBB HBP BLK WP HR S P ERA WHIP	IP WLS BF H R ER SO BB IBB HBP BLK WP HR S P ERA WHIP	IP WLS BF H R ER SO BB IBB HBP BLK WP HR S P ERA WHIP	IP WLS BF H R ER SO BB IBB HBP BLK WP HR S P ERA WHIP	IP WLS BF H R ER SO BB IBB HBP BLK WP HR S P ERA WHIP	IP WLS BF H R ER SO BB IBB HBP BLK WP HR S P ERA WHIP	IP WLS BF H R ER SO BB IBB HBP BLK WP HR S P ERA WHIP	IP WLS BF H R ER SO BB IBB HBP BLK WP HR S P ERA WHIP	IP WLS BF H R ER SO BB IBB HBP BLK WP HR S P ERA WHIP	IP WLS BF H R ER SO BB IBB HBP BLK WP HR S P ERA WHIP	IP WLS BF H R ER SO BB IBB HBP BLK WP HR S P ERA WHIP	IP WLS BF H R ER SO BB IBB HBP BLK WP HR S P ERA WHIP	IP WLS BF H R ER SO BB IBB HBP BLK WP HR S P ERA WHIP	IP WLS BF H R ER SO BB IBB HBP BLK WP HR S P ERA WHIP	IP WLS BF H R ER SO BB IBB HBP BLK WP HR S P ERA WHIP	IP WLS BF H R ER SO BB IBB HBP BLK WP HR S P ERA WHIP	IP WLS BF H R ER SO BB IBB HBP BLK WP HR S P ERA WHIP	
Ramiro Mendoza R (1,1) ERA:	8.0 W 28 5 0 0 0 0 0 0 0 0 0 61 103 0.00 0.625	8.0 W 28 5 0 0 0 0 0 0 0 0 0 61 103 0.00 0.625	8.0 W 28 5 0 0 0 0 0 0 0 0 0 61 103 0.00 0.625	8.0 W 28 5 0 0 0 0 0 0 0 0 0 61																		

Batter	1	2	3	4	5	6	7	8	9	AB	R	H	RBI	BB	SO	LOB	TOP
Frank Catalanotto, L (1,3) OBP: 0.600, SLG: 0.333	1-1 HBP		1-1 F9				1-0 F7			2	0	0	0	1	0	1	Detroit Tigers @ New York Yankees Yankee Stadium, Bronx, NY Fri Apr 09 1999, 1:05 PM EDT Att: 56,583 - Overcast - 52 F
Gregg Jefferies, S (1,10) OBP: 0.327, SLG: 0.250	1-3 K		4-1 BB			2-0 F7	1-0 FC6-4 1B			3	0	1	0	1	1	2	
Damion Easley, R (1,4) OBP: 0.333, SLG: 0.563	2-3 K		2-3 K			4-1 1B BB BB	2-2 FC6-4 HR			3	2	0	0	1	2	4	
Bobby Higginson, L (1,9) OBP: 0.313, SLG: 0.714	0-1 F9				0-1 P6	4-2 BB 1B FC1-2 BB	3-1 HR			3	1	1	2	1	0	1	
Dean Palmer, R (1,5) OBP: 0.389, SLG: 0.267		1-1 P5			4-2 BB	2-1 FC1-2 BB 1B	2-1 F8			3	0	1	0	1	0	0	
Karim Garcia, L (1,7) OBP: 0.250, SLG: 0.250		2-2 G1-3			0-0 P6	1-2 P5				3	0	0	0	0	0	4	
Gabe Kapler, R (1,8) OBP: 0.375, SLG: 0.167		0-3 K			3-3 K	4-2 FC1-2 BB				2	0	0	1	1	2	1	
Brad Ausmus, R (1,2) OBP: 0.545, SLG: 0.778					4-0 BB BB	1-0 G6-3	3-2 FC1-2			2	0	0	0	1	0	3	
Deivi Cruz, R (1,6) OBP: 0.231, SLG: 0.385					0-3 K	0-1 L5	0-3 K			3	0	0	0	0	2	4	
Luis Garcia, R (7,6)										0	0	0	0	0	0	0	
Inning Stats	R: 0 E: 0 K: 2 S: 11	H: 0 LOB: 1 BB: 0 P: 15	R: 0 E: 0 K: 1 S: 8	H: 0 LOB: 0 BB: 0 P: 11	R: 0 E: 0 K: 2 S: 11	H: 0 LOB: 2 BB: 2 P: 22	R: 0 E: 0 K: 1 S: 9	H: 0 LOB: 1 BB: 1 P: 16	R: 0 E: 0 K: 0 S: 6	H: 0 LOB: 1 BB: 1 P: 13	R: 1 E: 0 K: 1 S: 17	H: 1 LOB: 3 BB: 3 P: 35	R: 2 E: 0 K: 0 S: 9	H: 2 LOB: 0 BB: 0 P: 18			
PITCHER	IP WLS BF H R ER SO BB IBB HBP BLK WP HR S P ERA WHIP																
David Cone, R (1,1) ERA: 1.69	5.1 W 25 1 1 1 6 7 0 1 0 0 0 55 102 1.69 1.500																
Jason Grimsley, R (6,1) ERA: 10.8	1.2 7 2 2 2 1 0 0 0 0 0 1 16 28 10.80 1.200																

AB	24
R	3
H	3
RBI	3
BB	7
SO	7
LOB	20



Batter	1	2	3	4	5	6	7	8	9	AB	R	H	RBI	BB	SO	LOB	BOTTOM
Chuck Knoblauch, R (1,4) OBP: 0.389, SLG: 0.214	0-0 F8	1-0 G6-3		3-1 G4-3		4-2 2B BB				3	1	0	0	1	0	0	Detroit Tigers @ New York Yankees Yankee Stadium, Bronx, NY Fri Apr 09 1999, 1:05 PM EDT Att: 56,583 - Overcast - 52 F
Derek Jeter, R (1,6) OBP: 0.526, SLG: 0.867	0-0 G3		4-2 G4-3 BB HR BB	0-0 F9		4-2 2B BB			2	2	0	0	2	0	0		
Paul O'Neill, L (1,9) OBP: 0.500, SLG: 0.750	4-2 BB		4-2 G4-3 BB HR BB		0-0 G1-3	0-0 1H 2H 2B			1	1	0	0	2	0	0		
Shane Spencer, R (6,9) OBP: 1.000, SLG: 2.000			1-2 HR BB		3-1 F7	0-3 K			1	0	1	2	0	0	0		
Bernie Williams, S (1,8) OBP: 0.250, SLG: 0.200	0-2 K		2-0 G4-3		3-1 F7	0-3 K			3	0	0	0	0	1	3		
Ricky Ledee, L (6,PH) (7,8)			1-2 2-3		4-0 F7	1-3 K			1	0	0	0	0	1	1		
Tino Martinez, L (1,3) OBP: 0.313, SLG: 0.429		2-1 HR	4-0 HR IBB		4-0 WP 1B BB	1-3 K			1	3	1	1	2	0	0		
Clay Bellinger, R (6,PH) (7,3)									1	0	0	0	0	1	1		
Chili Davis, S (1,10) OBP: 0.625, SLG: 1.000		0-0 FC4-6 1B	2-1 1H 2H 3H HR		1-0 WP 1B	3-1 2B 1B			4	3	4	4	0	0	0		
Chad Curtis, R (1,7) OBP: 0.250, SLG: 0.818		2-2 FC4-6 HR	0-1 L4		1-0 1H 2H 1B	0-3 K			4	1	1	2	0	1	2		
Scott Brosius, R (1,5) OBP: 0.067, SLG: 0.286		3-2 1H HR	1-2 L8		0-0 F8	1-1 F7			4	1	1	2	0	0	2		
Joe Girardi, R (1,2) OBP: 0.143, SLG: 0.286		3-3 K			0-0 G1-6-3	3-2 G6-3	1-1 2H		4	0	1	1	0	1	0		
Inning Stats	R: 0 E: 0 K: 1 S: 8	H: 0 LOB: 1 BB: 1 P: 12	R: 3 E: 0 K: 1 S: 16	H: 3 LOB: 0 BB: 0 P: 26	R: 4 E: 0 K: 0 S: 16	H: 1 LOB: 0 BB: 3 P: 33	R: 0 E: 0 K: 0 S: 4	H: 0 LOB: 0 BB: 0 P: 7	R: 2 E: 0 K: 0 S: 6	H: 2 LOB: 1 BB: 1 P: 15	R: 2 E: 0 K: 2 S: 18	H: 1 LOB: 2 BB: 2 P: 30	R: 1 E: 0 K: 1 S: 10	H: 2 LOB: 1 BB: 0 P: 15			
PITCHER	IP WLS BF H R ER SO BB IBB HBP BLK WP HR S P ERA WHIP																
Beiker Graterol, R (1,1) ERA: 15.75	4.0 L 20 4 7 7 2 3 3 0 0 0 2 0 34 60 15.75 3.000																
Masao Kida, R (5,1) ERA: 24.55	2.2 16 5 5 5 3 3 0 0 0 0 0 34 60 16.88 3.000																

AB	29
R	12
H	9
RBI	12
BB	7
SO	5
LOB	9



Batter	1	2	3	4	5	6	7	8	9	AB	R	H	RBI	BB	SO	LOB	TOP				
Juan Encarnacion, R OBP: 0.167, SLG: 0.333 (1, 7)	0-1 B3		2-3 K			1-3 K		2-2 G3-1		4	0	0	0	0	2	1					
Gregg Jefferies, S OBP: 0.333, SLG: 0.200 (1, 10)	3-1 L6			1-1 G3		2-1 L4		4-2 BB		3	0	0	0	1	0	0					
Damon Easley, R OBP: 0.318, SLG: 0.550 (1, 4) (7, 6)	2-1 F7			0-0 P4			1-2 2B	3-1 G6-3		4	0	1	0	0	0	2					
Tony Clark, S OBP: 0.333, SLG: 0.611 (1, 3)		2-3 K		0-3 K			2-3 K		2-3 K	4	0	0	0	0	4	1					
Dean Palmer, R OBP: 0.318, SLG: 0.211 (1, 5)		1-3 K			1-2 F8		0-1 F7		2-3 K	4	0	0	0	0	2	1					
Bobby Higginson, L OBP: 0.300, SLG: 0.824 (1, 9)		0-0 2B			1-0 G1-3 2B		4-1 BB		1-2 G4-3	3	0	2	0	1	0	0					
Deivi Cruz, R OBP: 0.200, SLG: 0.333 Frank Catalanotto, L OBP: 0.500, SLG: 0.250 (7, PH) (7, 4)		1-1 G1-3			0-1 G1-3		0-3 K			2	0	0	0	0	0	2	AB R H RBI BB SO LOB				
Brad Ausmus, R OBP: 0.429, SLG: 0.583 (1, 2)			0-3 K		2-2 P3			1-0 P4		3	0	0	0	0	1	1					
Brian Hunter, R OBP: 0.364, SLG: 0.125 (1, 8)		2-2 G4-3				1-1 P2		4-2 G3-1 BB		2	0	0	0	1	0	0	PA: 33				
Inning Stats	R: 0 E: 0 K: 0 S: 6	H: 0 LOB: 0 BB: 0 P: 11	R: 0 E: 0 K: 2 S: 9	H: 1 LOB: 1 BB: 0 P: 13	R: 0 E: 0 K: 1 S: 11	H: 0 LOB: 0 BB: 0 P: 15	R: 0 E: 0 K: 1 S: 6	H: 0 LOB: 0 BB: 0 P: 7	R: 0 E: 0 K: 0 S: 9	H: 1 LOB: 1 BB: 0 P: 13	R: 0 E: 0 K: 1 S: 9	H: 0 LOB: 0 BB: 0 P: 13	R: 0 E: 0 K: 2 S: 12	H: 1 LOB: 2 BB: 1 P: 19	R: 0 E: 0 K: 0 S: 12	H: 0 LOB: 2 BB: 2 P: 26	R: 0 E: 0 K: 2 S: 10	H: 0 LOB: 0 BB: 0 P: 15	1B: 0 2B: 3 3B: 0 HR: 0	SF: 0 SAC: 0 DP: 0 HBP: 0	WP: 0 PB: 0 SB: 0 CS: 0
PITCHER	IP WLS BF H R ER SO BB IBB HBP BLK WP HR S P ERA WHIP	7.2 W 29 3 0 0 8 3 0 0 0 0 0 72 112 0.00 0.783	8.1 L 4 0 0 0 2 0 0 0 0 0 0 12 20 0.00 0.000																		

Detroit Tigers @ New York Yankees
Yankee Stadium, Bronx, NY
Sat Apr 10 1999, 1:35 PM EDT
Att: 42,058 - Sunny - 54 F

AB 30
R 0
H 3
RBI 0
BB 3
SO 10
LOB 10



Batter	1	2	3	4	5	6	7	8	9	AB	R	H	RBI	BB	SO	LOB	BOTTOM		
Chuck Knoblauch, R OBP: 0.391, SLG: 0.176 (1, 4)	2-1 L9		0-1 L7		3-2 G1-3		1 SAFE 4-2 2 3B BB	2-2 HBP		3	1	0	0	1	0	0			
2 Derek Jeter, R OBP: 0.522, SLG: 0.842 (1, 6)	4-2 BB		2-1 G1-3		0-0 L3		1-H 2-H 1B 3B	1-0 L9		4	1	1	2	1	0	2			
Paul O'Neill, L OBP: 0.524, SLG: 0.750 (1, 9)	1-1 F8			0-1 1B 2B		1-1 1B	1-0 G3-1 1B HBP	1-1 G6-3		4	0	2	0	0	0	3			
Bernie Williams, S OBP: 0.350, SLG: 0.316 (1, 8)	1 SAFE 0-1 F7			0-1 BB 1B		2-1 1B	0-0 G3-1 1B			4	0	3	1	0	0	1			
Tino Martinez, L OBP: 0.300, SLG: 0.353 (1, 3)		2-2 G3-1		4-1 20 G4-6-3 BB		1-1 L4	3-2 G3-1			3	0	0	0	1	0	4			
Chili Davis, S OBP: 0.600, SLG: 1.063 (1, 10)		1-0 HR		2-3 K		1-3 K	4-0 IBB			3	1	1	1	1	2	5			
20 Jorge Posada, S (1, 2)		0-0 G1-4-3		0-0 G4-6-3		2-1 G4-3	2-1 F7			4	0	0	0	0	0	8	AB R H RBI BB SO LOB		
Scott Brosius, R OBP: 0.105, SLG: 0.444 (1, 5)		1-1 G1-3			0-0 HR		0-1 L5	2-1 G6-3		4	1	1	1	0	0	0			
Chad Curtis, R OBP: 0.313, SLG: 0.800 (1, 7)			1-2 F7		0-0 G6-3		1-0 2 3B 1B	2-1 2B		4	1	2	0	0	0	0	AB R H RBI BB SO LOB		
Inning Stats	R: 0 E: 0 K: 0 S: 8	H: 0 LOB: 1 BB: 1 P: 15	R: 1 E: 0 K: 0 S: 7	H: 1 LOB: 0 BB: 0 P: 11	R: 0 E: 0 K: 0 S: 7	H: 0 LOB: 0 BB: 0 P: 10	R: 0 E: 0 K: 1 S: 10	H: 2 LOB: 2 BB: 1 P: 16	R: 1 E: 0 K: 0 S: 7	H: 1 LOB: 0 BB: 0 P: 10	R: 0 E: 0 K: 1 S: 11	H: 2 LOB: 2 BB: 0 P: 18	R: 3 E: 0 K: 0 S: 15	H: 3 LOB: 3 BB: 2 P: 30	R: 0 E: 0 K: 0 S: 9	H: 1 LOB: 2 BB: 0 P: 17	1B: 5 2B: 2 3B: 1 HR: 2	SF: 0 SAC: 0 DP: 1 HBP: 2	WP: 0 PB: 0 SB: 0 CS: 0
PITCHER	IP WLS BF H R ER SO BB IBB HBP BLK WP HR S P ERA WHIP	6.1 L 29 8 5 5 2 3 0 0 0 0 0 7 15 0.00 3.000	7.1 L 4 1 0 0 0 0 0 1 1 0 0 0 9 18 0.00 1.000	8.1 L 1 0 0 0 0 0 0 0 0 0 0 0 2 3 0.00 0.000															

Detroit Tigers @ New York Yankees
Yankee Stadium, Bronx, NY
Sat Apr 10 1999, 1:35 PM EDT
Att: 42,058 - Sunny - 54 F

AB 33
R 5
H 10
RBI 5
BB 4
SO 2
LOB 23



Batter	1	2	3	4	5	6	7	8	9	AB	R	H	RBI	BB	SO	LOB	TOP										
Brady Anderson, L (1, 8) OBP: 0.382, SLG: 0.433	0-0 FC5-4 1B	4-2 BB		1-1 F8		2-0 G1-3			1-1 F8	4	0	1	0	1	0	0	Baltimore Orioles @ New York Yankees Yankee Stadium, Bronx, NY Tue Apr 13 1999, 7:30 PM EDT Att: 25,254 - Unknown - 54 F										
Mike Bordick, R (1, 6) OBP: 0.353, SLG: 0.419	0-0 FC5-4 1B	1-1 FC5 1B		1-2 1B		1-1 G4-3			0-2 PB 3B	5	2	2	0	0	0	3											
Will Clark, L (1, 3) OBP: 0.500, SLG: 0.704	0-0 F7		1-1 E4 1B	1-0 1B			0-0 P6		4-0 PB BB	4	1	1	0	1	0	1											
Albert Belle, R (1, 9) OBP: 0.469, SLG: 0.593	0-3 K 1B		0-1 WP 1B	1-3 K			3-0 P4		3-H 1-3 K BB	5	0	1	0	0	3	4											
Harold Baines, L (1, 10) OBP: 0.300, SLG: 0.421	0-0 FC6-4 1B		1-0 WP 1B		1-0 P6		3-1 G6-3			4	0	2	2	0	0	0											
B.J. Surhoff, L (1, 7) OBP: 0.214, SLG: 0.214	0-0 FC6-4 1B		1-2 L6		0-0 F8			1-2 L1-3 1B		4	0	1	0	0	0	4											
Cal Ripken Jr., R (1, 5) OBP: 0.200, SLG: 0.333		0-3 K	3-2 G5-3		2-2 2B			1-2 L1-3		4	0	1	0	0	1	3											
Delino DeShields, L (1, 4)		0-0 G4-3	0-1 G3		1-1 F7			1-1 G3-1		4	0	0	0	0	0	3											
Charles Johnson, R (1, 2) Rich Amaral, R (9, PH)		0-0 FC5 2B		0-3 K		1-2 F8		2-3 K		3	0	1	0	0	1	0											
Inning Stats	R: 1 E: 0 K: 1 S: 8	H: 2 LOB: 2 BB: 0 P: 8	R: 0 E: 0 K: 1 S: 9	H: 1 LOB: 2 BB: 1 P: 14	R: 1 E: 1 K: 0 S: 14	H: 2 LOB: 2 BB: 0 P: 20	R: 0 E: 0 K: 2 S: 13	H: 2 LOB: 1 BB: 0 P: 17	R: 0 E: 0 K: 0 S: 9	H: 0 LOB: 0 BB: 0 P: 13	R: 0 E: 0 K: 0 S: 4	H: 0 LOB: 0 BB: 0 P: 10	R: 0 E: 0 K: 0 S: 9	H: 1 LOB: 0 BB: 0 P: 11	R: 1 E: 0 K: 2 S: 11	H: 1 LOB: 1 BB: 1 P: 19		1B: 7 2B: 3 3B: 1 HR: 0	SF: 0 SAC: 0 DP: 1 HBP: 0	WP: 1 PB: 3 SB: 0 CS: 0	PA: 40						
PITCHER	IP	WLS	BF	H	R	ER	SO	BB	IBB	HBP	BLK	WP	HR	S	P	ERA	WHIP										
Ramiro Mendoza, R (1, 1) ERA: 20.25	6.0		29	8	2	0	4	1	0	0	0	1	0	60	83	0.00	1.500										
Mike Stanton, L (7, 1) ERA: 20.25	1.0		4	1	0	0	0	0	0	0	0	0	0	7	14	0.00	1.000										
Jeff Nelson, R (8, 1) ERA: 20.25	1.0	W	2	0	0	0	0	0	0	0	0	0	0	6	7	0.00	0.000										
42 Mariano Rivera, R (9, 1) ERA: 20.25	1.0		5	1	1	0	2	1	0	0	0	0	0	11	19	0.00	2.000										

Batter	1	2	3	4	5	6	7	8	9	AB	R	H	RBI	BB	SO	LOB	BOTTOM										
Chuck Knoblauch, R (1, 4) OBP: 0.406, SLG: 0.217	0-0 F9		1-2 G6-3		3-3 K		1-2 F9			4	0	0	0	0	1	2	Baltimore Orioles @ New York Yankees Yankee Stadium, Bronx, NY Tue Apr 13 1999, 7:30 PM EDT Att: 25,254 - Unknown - 54 F										
2 Derek Jeter, R (1, 6) OBP: 0.594, SLG: 1.160	0-0 HR			4-2 G4-3 G3 BB		0-2 G3 3B		1-3 K		3	2	2	1	1	1	0											
Paul O'Neill, L (1, 9) OBP: 0.433, SLG: 0.565	4-0 L5-3 BB			2-2 G3		3-2 G3		1-2 L5		3	0	0	1	1	0	1											
Bernie Williams, S (1, 8) OBP: 0.379, SLG: 0.370	0-0 L5-3			0-0 G4-3		3-H 2-1 2B		4-2 2B 20 WP BB		3	1	1	0	1	0	2											
Tino Martinez, L (1, 3) OBP: 0.276, SLG: 0.320		1-2 G3		3-3 K		1-1 P4		1-1 20 WP 20 HR 2B		4	1	1	0	0	1	2											
Chili Davis, S (1, 10) OBP: 0.621, SLG: 0.909		3-3 K			2-2 1B	4-0 IBB		4-0 20 WP 20 HR IBB		2	1	1	0	2	1	0											
20 Jorge Posada, S (1, 2) OBP: 0.300, SLG: 0.313		2-2 G6-3			1-1 F7	1-0 P5		3-2 1-H 2-H 3-H HR		4	1	1	3	0	0	3											
Ricky Ledee, L (1, 7) Shane Spencer, R (7, PH) OBP: 0.333, SLG: 0.667				0-0 P2		2-3 K		0-0 F9		2	0	0	0	0	1	1											
Scott Brosius, R (1, 5) OBP: 0.115, SLG: 0.375			2-2 P5		2-1 1B		3-3 K			3	0	1	0	0	1	0											
Inning Stats	R: 1 E: 0 K: 0 S: 3	H: 1 LOB: 0 BB: 1 P: 7	R: 0 E: 0 K: 1 S: 10	H: 0 LOB: 0 BB: 0 P: 16	R: 0 E: 0 K: 1 S: 12	H: 0 LOB: 1 BB: 1 P: 21	R: 0 E: 0 K: 2 S: 13	H: 2 LOB: 2 BB: 1 P: 24	R: 1 E: 0 K: 0 S: 12	H: 2 LOB: 2 BB: 1 P: 23	R: 0 E: 0 K: 2 S: 10	H: 0 LOB: 0 BB: 0 P: 17	R: 4 E: 0 K: 1 S: 16	H: 2 LOB: 0 BB: 2 P: 30	1B: 2 2B: 3 3B: 1 HR: 2	SF: 0 SAC: 0 DP: 1 HBP: 0		WP: 1 PB: 0 SB: 0 CS: 0	PA: 35								
PITCHER	IP	WLS	BF	H	R	ER	SO	BB	IBB	HBP	BLK	WP	HR	S	P	ERA	WHIP										
Juan Guzman, R (1, 1) ERA: 7.71	6.0		25	5	2	2	4	2	1	0	0	1	1	59	103	3.00	1.167										
Arthur Rhodes, L (7, 1) ERA: 10.13	2.0	L	10	2	4	4	3	1	1	0	0	1	1	26	47	18.00	1.500										

AB	38
R	3
H	10
RBI	2
BB	2
SO	6
LOB	18



Batter	1	2	3	4	5	6	7	8	9	AB	R	H	RBI	BB	SO	LOB	TOP				
Chuck Knoblauch R (1, 4) OBP: 0.447, SLG: 0.459	F8		G4-6-3 1B		P4			K		4	0	1	0	0	1	1	New York Yankees @ Detroit Tigers Tiger Stadium, Detroit, MI Fri Apr 16 1999, 7:05 PM EDT Att: 14,816 - Cloudy - 45 F				
2 Derek Jeter R (1, 6) OBP: 0.553, SLG: 1.077	HR		K			G6-3		G6-3		4	1	1	1	0	1	2					
Paul O'Neill L (1, 9) OBP: 0.395, SLG: 0.571	L7		G4-6-3			L8			K	4	0	0	0	0	1	2					
Bernie Williams S (1, 8) OBP: 0.405, SLG: 0.513	FC6-4 1B			P3		L8		G4-3		4	0	1	0	0	0	0					
Chili Davis S (1, 10) OBP: 0.548, SLG: 0.727	FC6-4			G4-3					F8	4	0	1	0	0	0	1					
Tino Martinez L (1, 3) OBP: 0.293, SLG: 0.333			G4-6-3 1B							3	0	1	0	0	2	1					
Chad Curtis R (1, 7) OBP: 0.299, SLG: 0.500			P4			K		G5-3		3	0	0	0	0	1	2					
Joe Girardi R (1, 2) OBP: 0.200, SLG: 0.333			G4-6-3		G5-3			G4-3		3	0	0	0	0	0	2					
Clay Bellinger R (1, 5) OBP: 0.333, SLG: 0.444									K	3	0	2	0	0	1	0					
Inning Stats	R: 1 E: 0 K: 0 S: 8	H: 2 LOB: 1 BB: 0 P: 16	R: 0 E: 0 K: 0 S: 14	H: 1 LOB: 0 BB: 0 P: 20	R: 0 E: 0 K: 1 S: 7	H: 2 LOB: 1 BB: 0 P: 14	R: 0 E: 0 K: 1 S: 6	H: 0 LOB: 0 BB: 0 P: 9	R: 0 E: 0 K: 1 S: 9	H: 1 LOB: 1 BB: 0 P: 13	R: 0 E: 0 K: 1 S: 12	H: 1 LOB: 1 BB: 0 P: 18	R: 0 E: 0 K: 2 S: 10	H: 0 LOB: 0 BB: 0 P: 13	R: 0 E: 0 K: 1 S: 5	H: 0 LOB: 0 BB: 0 P: 9	1B: 6 2B: 0 3B: 0 HR: 1	SF: 0 SAC: 0 DP: 2 HBP: 0	WP: 0 PB: 0 SB: 0 CS: 0	PA: 32	
PITCHER	IP	WLS	BF	H	R	ER	SO	BB	IBB	HBP	BLK	WP	HR	S	P	ERA	WHIP			ERA	WHIP
Justin Thompson L (1, 1) ERA: 6.75	7.0	W	26	7	1	1	4	0	0	0	0	0	1	63	100	1.29	1.000				
Matt Anderson R (8, 1) ERA: 1.59	1.0		3	0	0	0	2	0	0	0	0	0	0	10	13	0.00	0.000				
44 Sean Runyan L (9, 1) ERA: 7.71	1.0		3	0	0	0	1	0	0	0	0	0	0	5	9	0.00	0.000				

Batter	1	2	3	4	5	6	7	8	9	AB	R	H	RBI	BB	SO	LOB	BOTTOM				
Brian Hunter R (1, 8) OBP: 0.313, SLG: 0.286	K	B2		E 3B		G4-3				4	1	1	0	0	1	1	New York Yankees @ Detroit Tigers Tiger Stadium, Detroit, MI Fri Apr 16 1999, 7:05 PM EDT Att: 14,816 - Cloudy - 45 F				
Gregg Jefferies S (1, 10) OBP: 0.341, SLG: 0.441	BB 2B HBP	HR		S 2B BB		G4-3				2	3	1	2	1	0	0					
Bobby Higginson L (1, 9) OBP: 0.350, SLG: 0.629	2B BB	P5		1-H 3-H 2B		K				3	1	1	1	1	1	0					
Tony Clark S (1, 3) OBP: 0.289, SLG: 0.417	SF8 2B	G4-3		K		G4-3				4	1	1	2	0	1	1					
Damon Easley R (1, 4) OBP: 0.381, SLG: 0.595	E BB		K		G1-3			K		3	1	0	0	1	2	0					
Frank Catalanotto L (1, 5) OBP: 0.368, SLG: 0.300	SF8		K		F7			P5		3	0	0	1	0	1	0					
Karim Garcia L (1, 7) OBP: 0.154, SLG: 0.154	E6		L6		P5			F8		4	0	0	0	0	0	0					
Brad Ausmus R (1, 2) OBP: 0.250, SLG: 0.308	P4			K		K				3	0	0	0	0	2	1					
Deivi Cruz R (1, 6) OBP: 0.194, SLG: 0.258		HR 1B		G4-3		K		K		3	1	1	0	0	1	0					
Inning Stats	R: 4 E: 1 K: 1 S: 13	H: 1 LOB: 1 BB: 2 P: 25	R: 2 E: 0 K: 0 S: 8	H: 2 LOB: 0 BB: 0 P: 12	R: 0 E: 0 K: 2 S: 9	H: 0 LOB: 0 BB: 0 P: 15	R: 2 E: 0 K: 2 S: 13	H: 2 LOB: 1 BB: 1 P: 23	R: 0 E: 0 K: 0 S: 5	H: 0 LOB: 0 BB: 0 P: 6	R: 0 E: 0 K: 2 S: 9	H: 0 LOB: 0 BB: 0 P: 13	R: 0 E: 0 K: 1 S: 11	H: 0 LOB: 0 BB: 0 P: 15	R: 0 E: 0 K: 1 S: 6	H: 0 LOB: 0 BB: 0 P: 9	1B: 1 2B: 2 3B: 1 HR: 1	SF: 1 SAC: 0 DP: 0 HBP: 1	WP: 0 PB: 0 SB: 1 CS: 0	PA: 34	
PITCHER	IP	WLS	BF	H	R	ER	SO	BB	IBB	HBP	BLK	WP	HR	S	P	ERA	WHIP			ERA	WHIP
Orlando Hernandez R (1, 1) ERA: 5.12	5.0	L	25	5	8	7	5	3	0	1	0	0	1	48	81	12.60	1.600				
Hideki Irabu R (6, 1) ERA: 10.38	3.0		9	0	0	0	4	0	0	0	0	0	0	26	37	0.00	0.000				

Batter	1	2	3	4	5	6	7	8	9	AB	R	H	RBI	BB	SO	LOB	TOP			
Tom Goodwin, L (1, 8) OBP: 0.346, SLG: 0.311										3	0	0	0	1	1	0	<p>Texas Rangers @ New York Yankees Yankee Stadium, Bronx, NY Tue Apr 20 1999, 7:30 PM EDT Att: 24,514 - Cloudy - 48 F</p> <p>livebaseballscores.com</p> <p>AB 29 R 0 H 4 RBI 0 BB 3 SO 7 LOB 11</p>			
Mark McLemore, S (1, 4) OBP: 0.319, SLG: 0.455										3	0	1	0	1	0	0				
29 Rusty Greer, L (1, 7) OBP: 0.391, SLG: 0.418										3	0	0	0	1	0	3				
Juan Gonzalez, R (1, 9) OBP: 0.339, SLG: 0.345										4	0	1	0	0	1	2				
Rafael Palmeiro, L (1, 10) OBP: 0.412, SLG: 0.512										4	0	1	0	0	0	2				
Ivan Rodriguez, R (1, 2) OBP: 0.302, SLG: 0.451										3	0	1	0	0	0	0				
Todd Zeile, R (1, 5) OBP: 0.373, SLG: 0.551										3	0	0	0	0	1	2				
Lee Stevens, L (1, 3) OBP: 0.411, SLG: 0.660										3	0	0	0	0	2	2				
Royce Clayton, R (1, 6) OBP: 0.171, SLG: 0.152										3	0	0	0	0	2	0				
Inning Stats	R: 0 E: 0 K: 1 S: 7	H: 0 LOB: 1 BB: 1 P: 12	R: 0 E: 0 K: 1 S: 6	H: 0 LOB: 0 BB: 0 P: 9	R: 0 E: 0 K: 0 S: 5	H: 0 LOB: 0 BB: 0 P: 8	R: 0 E: 0 K: 1 S: 10	H: 1 LOB: 1 BB: 0 P: 16	R: 0 E: 0 K: 1 S: 5	H: 0 LOB: 0 BB: 0 P: 6	R: 0 E: 0 K: 1 S: 13	H: 2 LOB: 2 BB: 2 P: 22	R: 0 E: 0 K: 1 S: 7	H: 0 LOB: 0 BB: 0 P: 11	R: 0 E: 0 K: 0 S: 4	H: 1 LOB: 0 BB: 0 P: 6	1B: 4 2B: 0 3B: 0 HR: 0	SF: 0 SAC: 0 DP: 2 HBP: 0	WP: 0 PB: 0 SB: 1 CS: 0	PA: 32
PITCHER	IP WLS BF H R ER SO BB IBB HBP BLK WP HR S P ERA WHIP																			
David Cone, R (1, 1) ERA: 0.93	8.0 W 29 3 0 0 7 3 0 0 0 0 0 65 100 0.00 0.750																			
42 Mariano Rivera, R (9, 1) ERA: 3.86	1.0 3 1 0 0 0 0 0 0 0 0 0 4 6 0.00 1.000																			

Batter	1	2	3	4	5	6	7	8	9	AB	R	H	RBI	BB	SO	LOB	BOTTOM			
Chuck Knoblauch, R (1, 4) OBP: 0.443, SLG: 0.404										3	0	0	0	1	0	2	<p>Texas Rangers @ New York Yankees Yankee Stadium, Bronx, NY Tue Apr 20 1999, 7:30 PM EDT Att: 24,514 - Cloudy - 48 F</p> <p>livebaseballscores.com</p> <p>AB 35 R 4 H 13 RBI 4 BB 2 SO 6 LOB 21</p>			
2 Derek Jeter, R (1, 6) OBP: 0.525, SLG: 0.902										5	1	1	0	0	1	5				
Paul O'Neill, L (1, 9) OBP: 0.375, SLG: 0.609										4	2	2	3	0	0	1				
Bernie Williams, S (1, 8) OBP: 0.370, SLG: 0.451										4	1	3	0	0	0	0				
Tino Martinez, L (1, 3) OBP: 0.340, SLG: 0.370										3	0	2	0	1	0	1				
Chili Davis, S (1, 10) OBP: 0.500, SLG: 0.619										4	0	1	1	0	1	3				
20 Jorge Posada, S (1, 2) OBP: 0.250, SLG: 0.217										4	0	0	0	0	2	5				
Ricky Ledee, L (1, 7) OBP: 0.133, SLG: 0.133										4	0	1	0	0	2	4				
Luis Sojo, R (1, 5) OBP: 0.455, SLG: 0.545										4	0	3	0	0	0	0				
Inning Stats	R: 2 E: 0 K: 0 S: 7	H: 3 LOB: 0 BB: 0 P: 16	R: 0 E: 0 K: 1 S: 8	H: 2 LOB: 3 BB: 1 P: 16	R: 1 E: 0 K: 2 S: 11	H: 2 LOB: 2 BB: 1 P: 18	R: 0 E: 0 K: 1 S: 8	H: 0 LOB: 0 BB: 0 P: 11	R: 1 E: 0 K: 1 S: 15	H: 3 LOB: 2 BB: 0 P: 20	R: 0 E: 0 K: 0 S: 5	H: 1 LOB: 1 BB: 0 P: 11	R: 0 E: 0 K: 0 S: 9	H: 1 LOB: 1 BB: 0 P: 15	R: 0 E: 0 K: 1 S: 7	H: 1 LOB: 1 BB: 0 P: 10	1B: 8 2B: 3 3B: 0 HR: 2	SF: 0 SAC: 0 DP: 1 HBP: 1	WP: 0 PB: 0 SB: 0 CS: 1	PA: 38
PITCHER	IP WLS BF H R ER SO BB IBB HBP BLK WP HR S P ERA WHIP																			
John Burkett, R (1, 1) ERA: 12.0	2.0 L 14 7 3 3 1 4 0 0 0 0 0 34 49 2.46 1.091																			
Esteban Loaiza, R (3, 1) ERA: 5.79	3.2 15 4 1 1 4 0 0 0 0 0 0 34 49 2.46 1.091																			
Eric Gunderson, L (6, 1) ERA: 9.0	1.2 6 1 0 0 1 0 0 0 0 0 0 14 23 0.00 0.600																			
Danny Patterson, R (8, 1) ERA: 5.06	0.2 3 1 0 0 0 0 0 0 0 0 0 4 6 0.00 1.500																			

Batter	1	2	3	4	5	6	7	8	9	AB	R	H	RBI	BB	SO	LOB	TOP		
Tom Goodwin, L (1, 8) OBP: 0.333, SLG: 0.286										4	1	0	0	1	1	2			
Mark McLemore, S (1, 4) OBP: 0.333, SLG: 0.458										4	0	2	0	0	1	2			
29 Rusty Greer, L (1, 7) OBP: 0.397, SLG: 0.414										3	0	1	0	1	0	2			
Juan Gonzalez, R (1, 9) OBP: 0.318, SLG: 0.322										4	0	0	0	0	1	4			
Rafael Palmeiro, L (1, 10) OBP: 0.400, SLG: 0.478										3	0	0	0	1	0	2			
Ivan Rodriguez, R (1, 2) OBP: 0.286, SLG: 0.436										4	0	1	0	0	1	2			
Todd Zeile, R (1, 5) OBP: 0.365, SLG: 0.585										4	1	1	1	0	1	2			
Lee Stevens, L (1, 3) OBP: 0.383, SLG: 0.611										4	0	0	0	0	1	1			
Royce Clayton, R (1, 6) OBP: 0.184, SLG: 0.143										2	0	0	0	1	0	1			
Luis Alica, S (9, PH) OBP: 0.360, SLG: 0.286										1	0	0	0	0	0	0			
Inning Stats	R: 1 E: 0 K: 1 S: 12	H: 0 LOB: 2 BB: 3 P: 25	R: 0 E: 1 K: 1 S: 12	H: 0 LOB: 1 BB: 0 P: 16	R: 0 E: 0 K: 0 S: 9	H: 1 LOB: 1 BB: 0 P: 13	R: 1 E: 0 K: 0 S: 5	H: 1 LOB: 0 BB: 0 P: 8	R: 0 E: 0 K: 1 S: 7	H: 0 LOB: 1 BB: 0 P: 12	R: 0 E: 0 K: 1 S: 10	H: 0 LOB: 1 BB: 1 P: 17	R: 0 E: 0 K: 1 S: 10	H: 2 LOB: 2 BB: 0 P: 14	R: 0 E: 0 K: 0 S: 4	H: 0 LOB: 0 BB: 0 P: 6	1B: 4 2B: 0 3B: 0 HR: 1	SF: 0 SAC: 0 DP: 0 HBP: 0	WP: 1 PA: 37 PB: 0 SB: 4 CS: 0
PITCHER	IP WLS BF H R ER SO BB IBB HBP BLK WP HR S P ERA WHIP																		
Roger Clemens, R (1, 1) ERA: 4.07	7.1 W 31 4 2 1 6 4 0 0 0 0 1 1 67 113 1.23 1.091																		
Mike Stanton, L (8, 1) ERA: 9.0	0.1 H 1 0 0 0 0 0 0 0 0 0 0 1 1 0.00 0.000																		
Jeff Nelson, R (8, 1) ERA: 2.84	0.1 H 2 1 0 0 0 0 0 0 0 0 0 4 5 0.00 3.000																		
42 Mariano Rivera, R (9, 1) ERA: 3.18	1.0 S 3 0 0 0 0 0 0 0 0 0 0 4 6 0.00 0.000																		

Texas Rangers @ New York Yankees
Yankee Stadium, Bronx, NY
Wed Apr 21 1999, 7:30 PM EDT
Att: 23,984 - Unknown - 62 F

AB	33
R	2
H	5
RBI	1
BB	4
SO	6
LOB	18

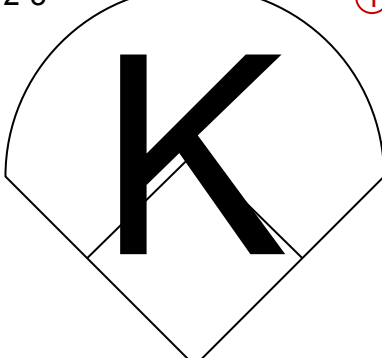
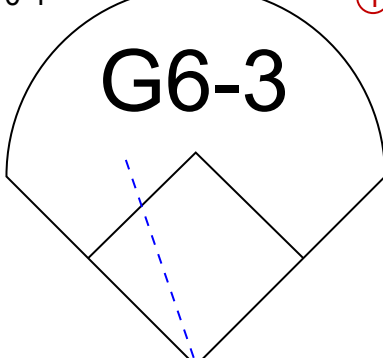
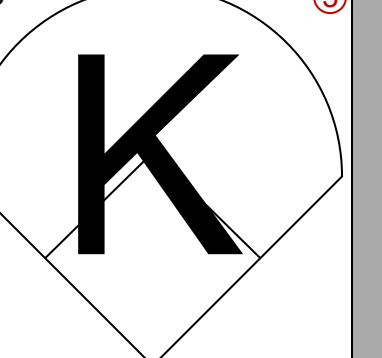
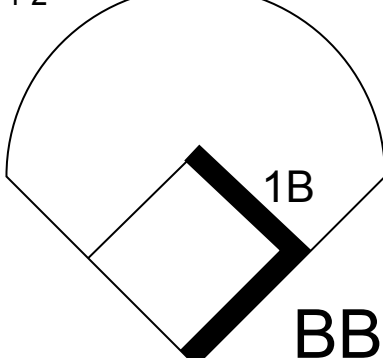
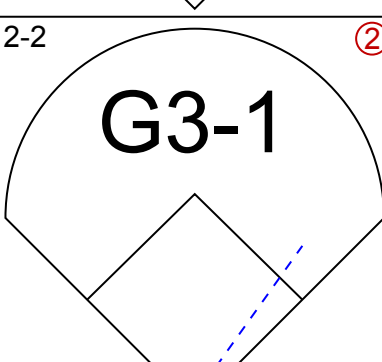
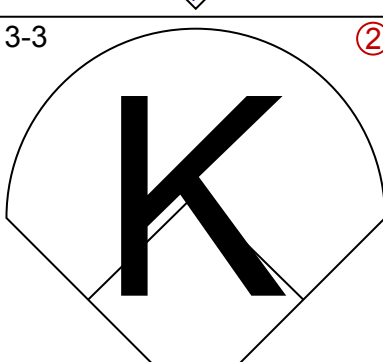
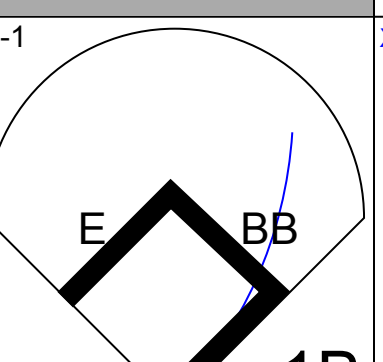
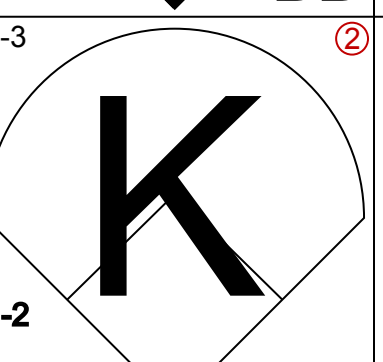
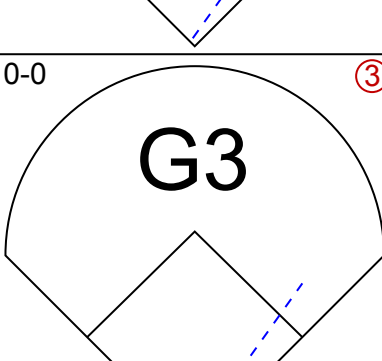
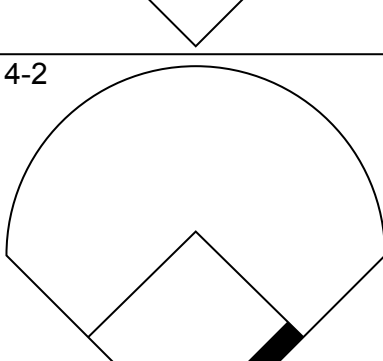
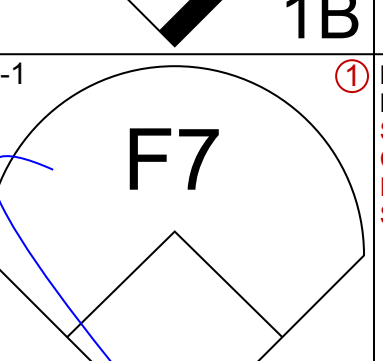
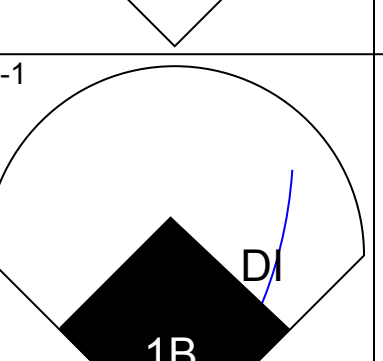
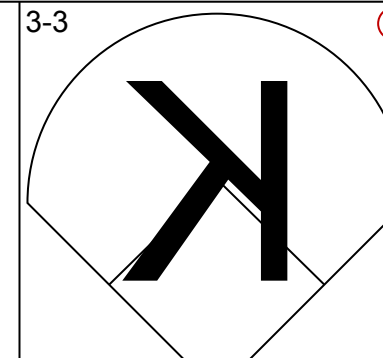
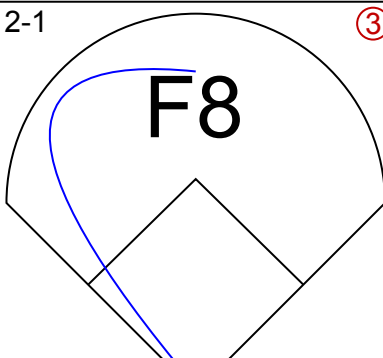
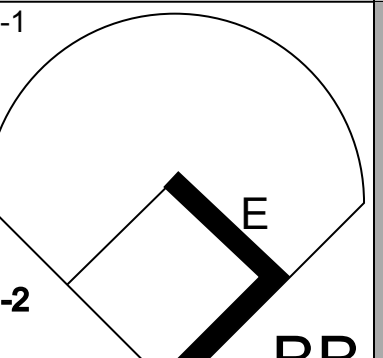
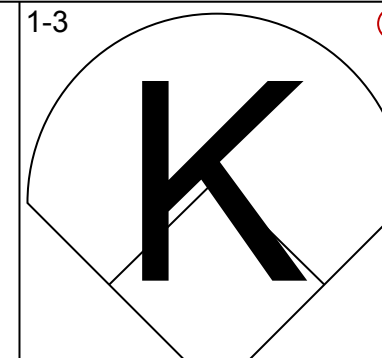
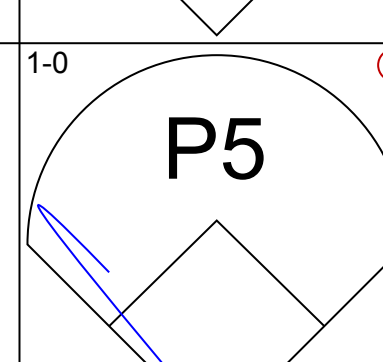
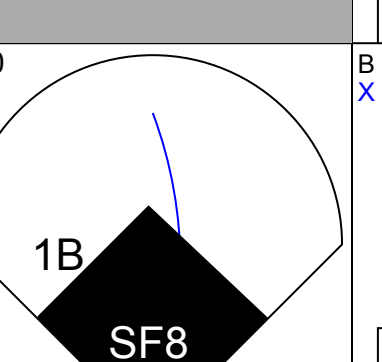
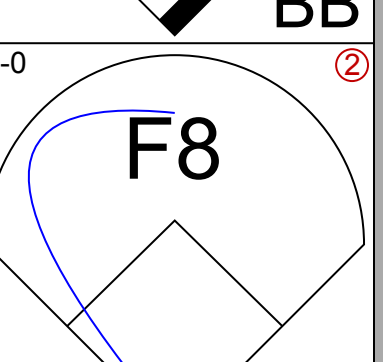
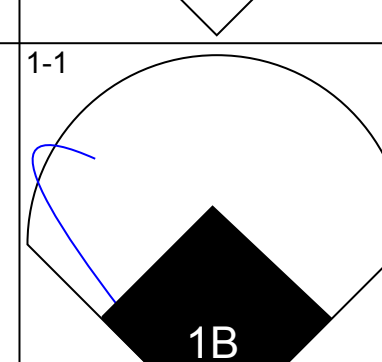
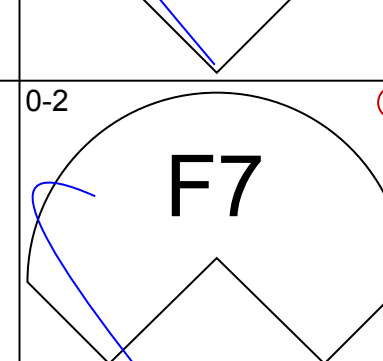
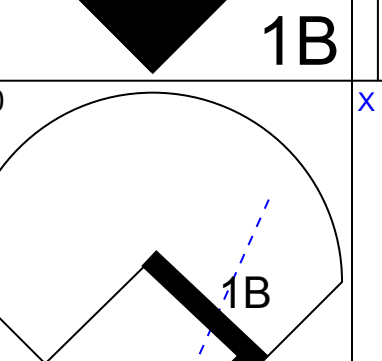
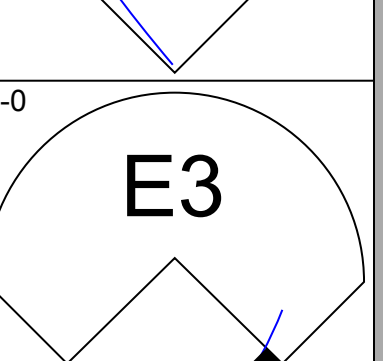
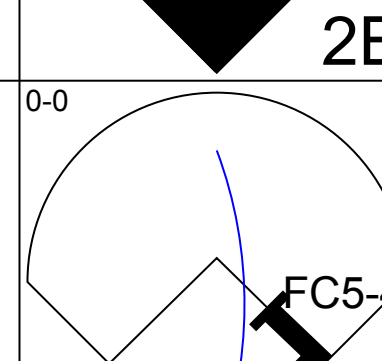
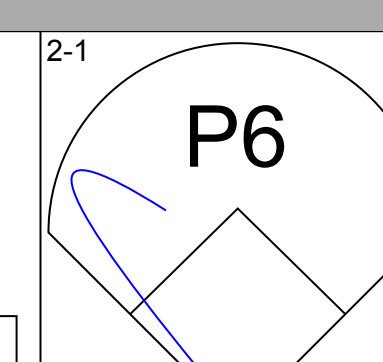
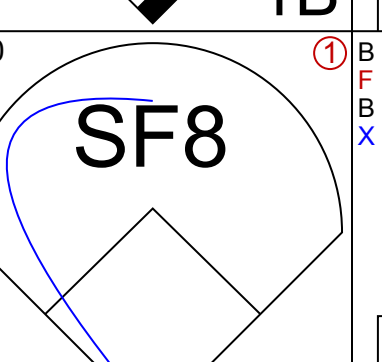
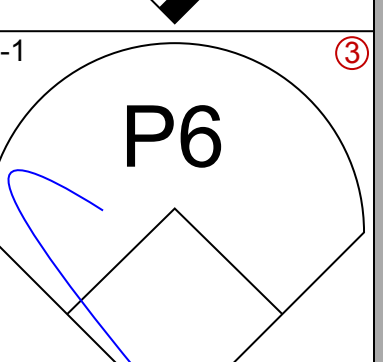
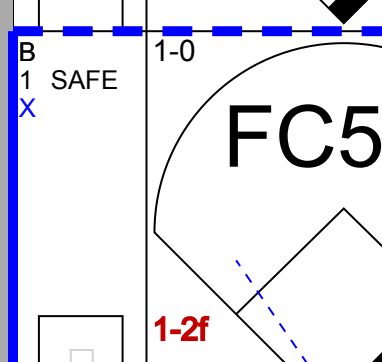
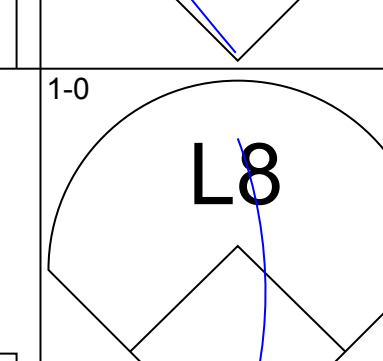
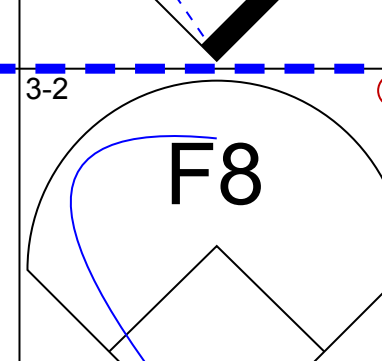
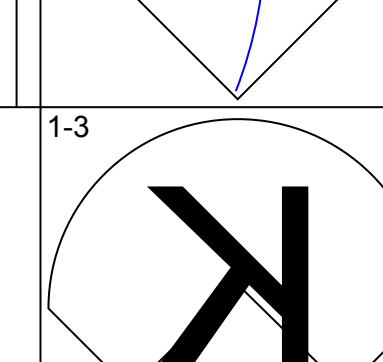
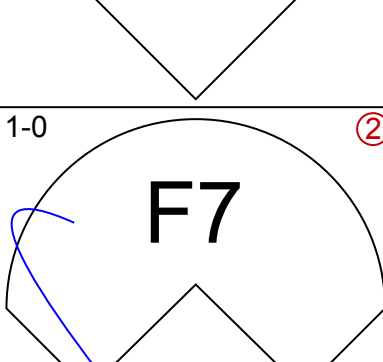


Batter	1	2	3	4	5	6	7	8	9	AB	R	H	RBI	BB	SO	LOB	BOTTOM		
Chuck Knoblauch, R (1, 4) OBP: 0.431, SLG: 0.392										4	1	1	0	0	0	0			
2 Derek Jeter, R (1, 6) OBP: 0.538, SLG: 0.943										2	1	1	2	2	0	0			
Paul O'Neill, L (1, 9) OBP: 0.367, SLG: 0.571										3	1	0	0	1	0	2			
Bernie Williams, S (1, 8) OBP: 0.362, SLG: 0.436										4	0	1	0	0	1	2			
Tino Martinez, L (1, 3) OBP: 0.333, SLG: 0.347										3	0	0	1	1	0	1			
Chili Davis, S (1, 10) OBP: 0.500, SLG: 0.674										4	1	2	1	0	2	1			
Ricky Ledee, L (1, 7) OBP: 0.158, SLG: 0.158										4	0	1	0	0	0	3			
Luis Sojo, R (1, 5) OBP: 0.357, SLG: 0.429										3	0	0	0	0	1	2			
Joe Girardi, R (1, 2) OBP: 0.231, SLG: 0.360										3	0	0	0	0	1	1			
Inning Stats	R: 0 E: 0 K: 0 S: 16	H: 0 LOB: 1 BB: 1 P: 26	R: 1 E: 0 K: 2 S: 11	H: 2 LOB: 1 BB: 0 P: 17	R: 0 E: 0 K: 1 S: 9	H: 0 LOB: 1 BB: 1 P: 15	R: 0 E: 0 K: 1 S: 9	H: 0 LOB: 1 BB: 1 P: 18	R: 3 E: 0 K: 0 S: 16	H: 4 LOB: 2 BB: 1 P: 31	R: 0 E: 0 K: 0 S: 5	H: 0 LOB: 0 BB: 0 P: 11	R: 0 E: 0 K: 0 S: 5	H: 0 LOB: 0 BB: 0 P: 6	R: 0 E: 0 K: 1 S: 9	H: 0 LOB: 0 BB: 0 P: 13	1B: 4 2B: 0 3B: 0 HR: 2	SF: 0 SAC: 0 DP: 0 HBP: 0	WP: 1 PA: 34 PB: 0 SB: 0 CS: 0
PITCHER	IP WLS BF H R ER SO BB IBB HBP BLK WP HR S P ERA WHIP																		
Rick Helling, R (1, 1) ERA: 8.53	4.1 L 22 4 4 4 4 4 0 0 0 0 0 2 55 97 8.31 2.077																		
Mike Munoz, L (5, 1) ERA: 5.4	0.2 3 1 0 0 0 0 0 0 0 0 0 6 10 0.00 1.500																		
59 Jeff Zimmerman, R (6, 1) ERA:	2.0 6 0 0 0 0 0 0 0 0 0 0 10 17 0.00 0.000																		
Eric Gunderson, L (8, 1) ERA: 8.0	1.0 3 0 0 0 0 1 0 0 0 0 0 9 13 0.00 0.000																		

Texas Rangers @ New York Yankees
Yankee Stadium, Bronx, NY
Wed Apr 21 1999, 7:30 PM EDT
Att: 23,984 - Unknown - 62 F

AB	30
R	4
H	6
RBI	4
BB	4
SO	5
LOB	12




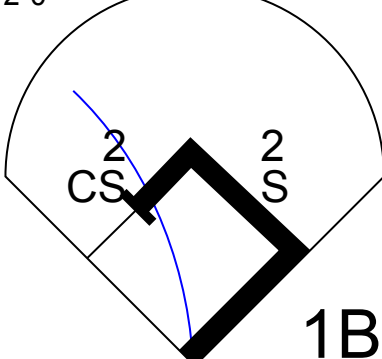
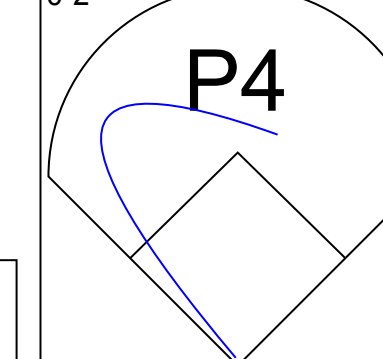
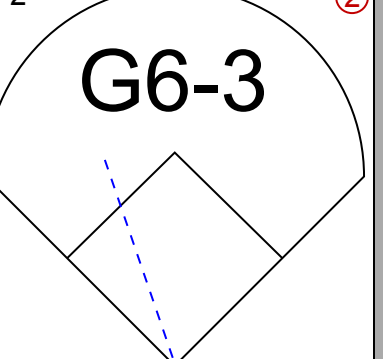
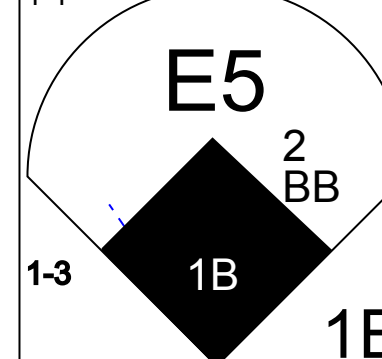

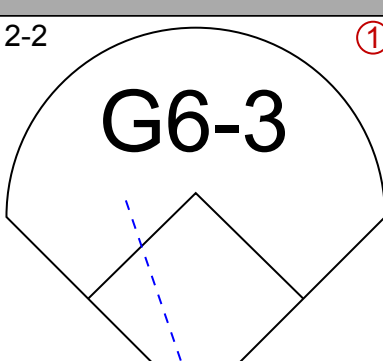
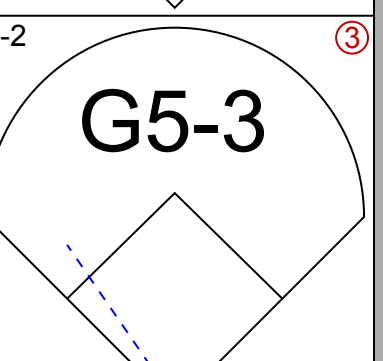
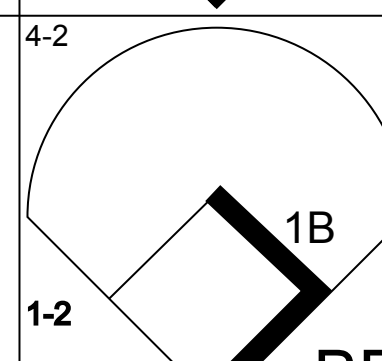

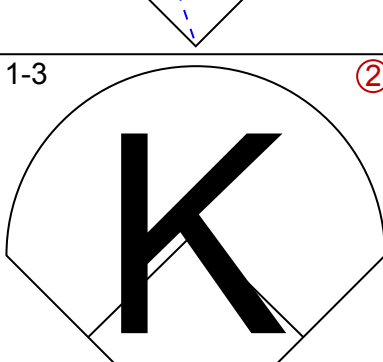
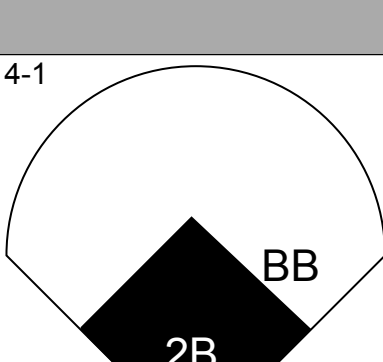
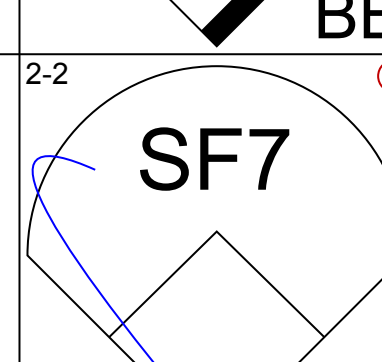
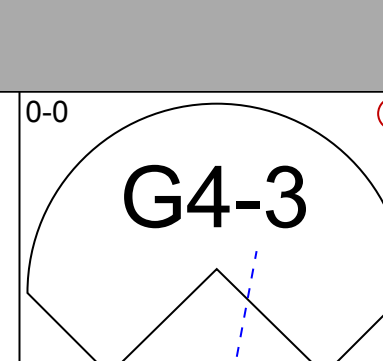
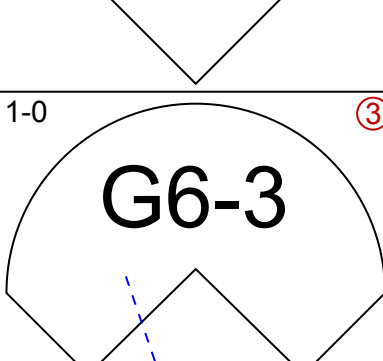
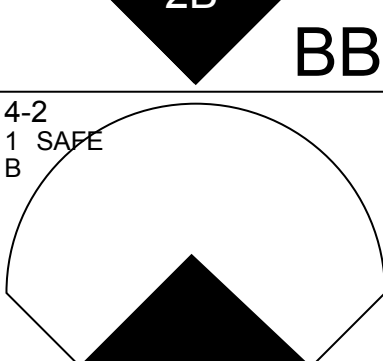
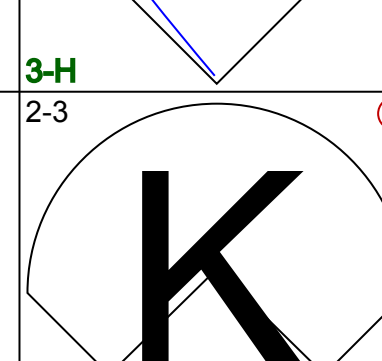
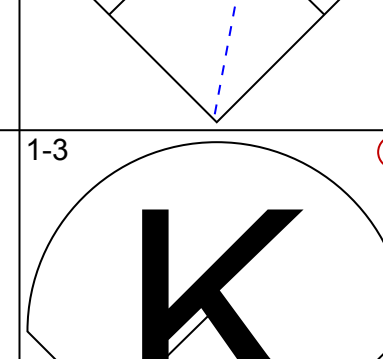
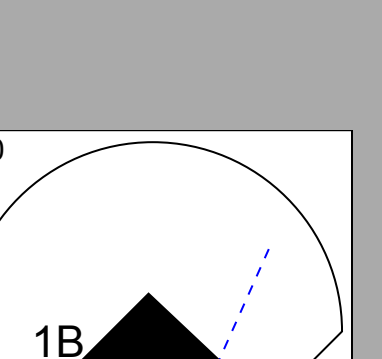
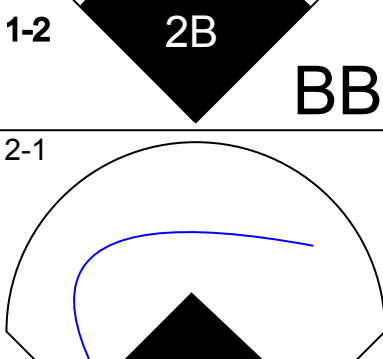
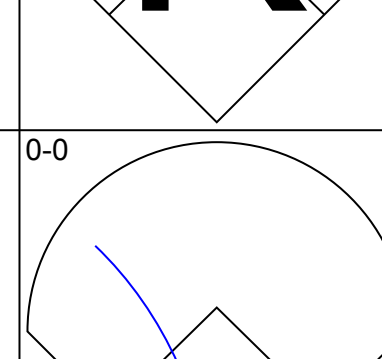
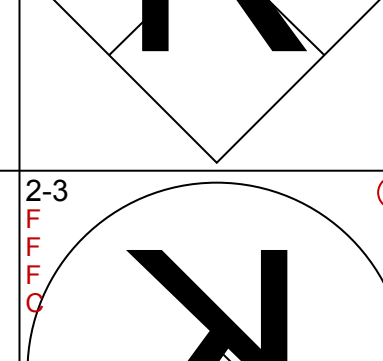
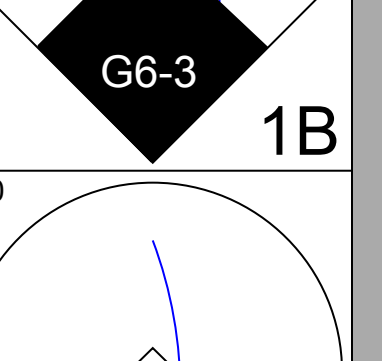
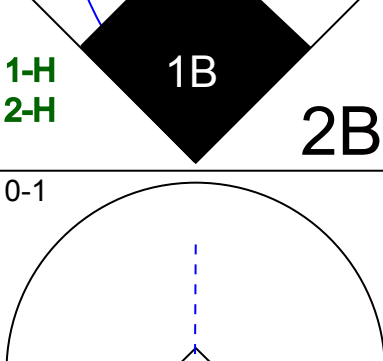
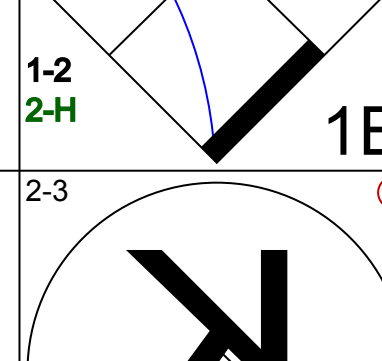
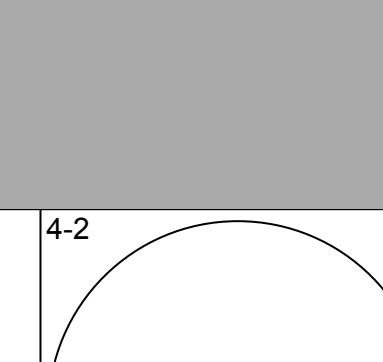
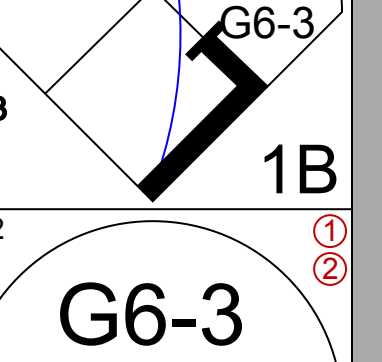
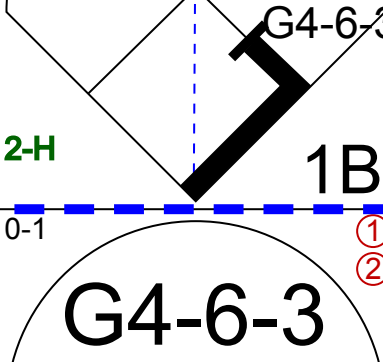
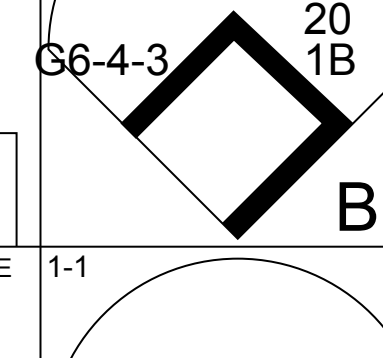
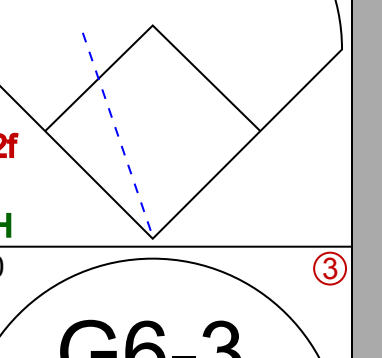
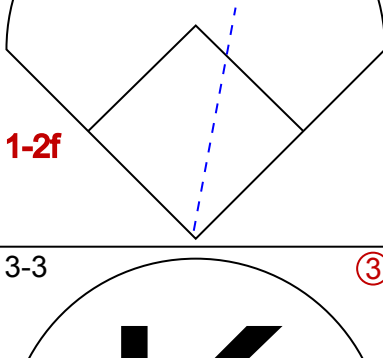
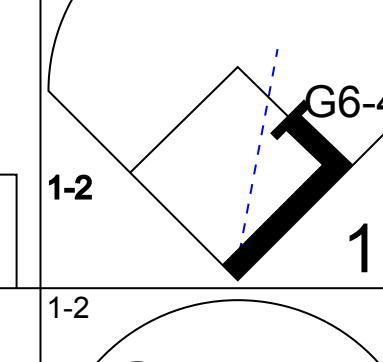
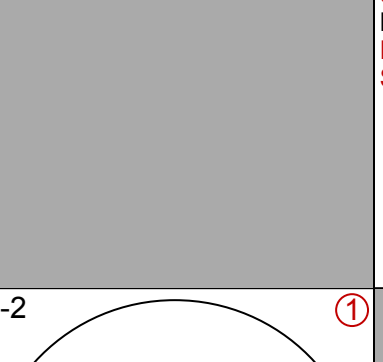
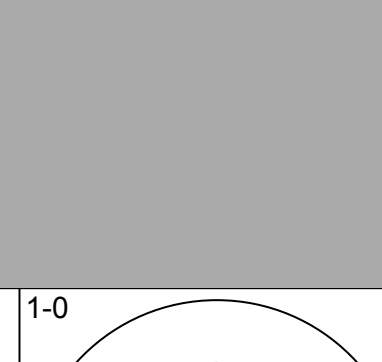
Batter	1	2	3	4	5	6	7	8	9	AB	R	H	RBI	BB	SO	LOB	TOP					
Shannon Stewart, R (1.7) OBP: 0.451, SLG: 0.517																	3 1 0 0 2 2 2					
José Cruz Jr., S (1.8) OBP: 0.449, SLG: 0.404																	5 0 2 0 0 2 1					
Shawn Green, L (1.9) OBP: 0.370, SLG: 0.613																	4 1 1 0 1 1 3					
Carlos Delgado, L (1.3) OBP: 0.364, SLG: 0.516																	4 0 1 2 1 2 1					
Tony Fernandez, S (1.5) OBP: 0.507, SLG: 0.603																	5 2 3 0 0 0 2					
Willie Greene, L (1.10) OBP: 0.359, SLG: 0.469																	5 0 2 1 0 0 4					
Darrin Fletcher, L (1.2) Gerónimo Berroa, R (8. PH) Mike Matheny, R (8.2) OBP: 0.278, SLG: 0.412																	2 0 0 1 0 0 3					
Alex Gonzalez, R (1.6) OBP: 0.356, SLG: 0.418																	4 0 1 0 0 1 1					
Pat Kelly, R (1.4) OBP: 0.375, SLG: 0.864																	4 0 0 0 0 2 2					
Inning Stats	R: 0 E: 0 K: 1 S: 9	H: 0 LOB: 0 BB: 0 P: 13	R: 0 E: 0 K: 1 S: 10	H: 0 LOB: 0 BB: 0 P: 14	R: 0 E: 0 K: 1 S: 6	H: 0 LOB: 0 BB: 0 P: 10	R: 0 E: 0 K: 1 S: 9	H: 0 LOB: 1 BB: 1 P: 18	R: 1 E: 0 K: 2 S: 11	H: 3 LOB: 2 BB: 0 P: 14	R: 0 E: 1 K: 0 S: 9	H: 1 LOB: 3 BB: 1 P: 17	R: 0 E: 0 K: 2 S: 11	H: 1 LOB: 2 BB: 1 P: 19	R: 1 E: 0 K: 1 S: 11	H: 2 LOB: 1 BB: 0 P: 17	R: 2 E: 0 K: 1 S: 13	H: 3 LOB: 2 BB: 1 P: 25	1B: 9 2B: 1 3B: 0 HR: 0	SF: 1 SAC: 0 DP: 0 HBP: 0	WP: 0 PB: 0 SB: 0 CS: 0	PA: 42
PITCHER	IP	WLS	BF	H	R	ER	SO	BB	IBB	HBP	BLK	WP	HR	S	P	ERA	WHIP					
Orlando Hernandez, R (1.1) ERA: 4.39	7.1	W 33	7	2	2	9	3	0	0	0	0	0	0	72	114	2.46	1.364					
Mike Stanton, L (8.1) ERA: 8.31	0.1	H 1	0	0	0	0	0	0	0	0	0	0	0	1	2	0.00	0.000					
Jeff Nelson, R (8.1) ERA: 4.91	1.0	H 6	2	2	2	1	1	0	0	0	0	0	0	13	26	18.00	3.000					
42 Mariano Rivera, R (9.1) ERA: 3.0	0.1	S 2	1	0	0	0	0	0	0	0	0	0	0	3	5	0.00	3.000					

Toronto Blue Jays @ New York Yankees
Yankee Stadium, Bronx, NY
Fri Apr 23 1999, 7:30 PM EDT
Att: 36,529 - Cloudy - 47 F

livebaseballscores.com

AB 37
R 4
H 10
RBI 4
BB 4
SO 10
LOB 20




Batter	1	2	3	4	5	6	7	8	9	AB	R	H	RBI	BB	SO	LOB	BOTTOM				
Chuck Knoblauch, R (1.4) OBP: 0.435, SLG: 0.400										4	1	2	0	0	0	1					
Derek Jeter, R (1.6) OBP: 0.536, SLG: 0.909										2	0	0	0	2	0	0					
Paul O'Neill, L (1.9) OBP: 0.359, SLG: 0.549										2	1	0	1	1	1	1					
Bernie Williams, S (1.8) OBP: 0.355, SLG: 0.414										3	1	0	0	1	1	2					
Chili Davis, S (1.10) OBP: 0.516, SLG: 0.700										4	2	3	3	0	1	0					
Tino Martinez, L (1.3) OBP: 0.344, SLG: 0.358										4	0	2	1	0	2	2					
Chad Curtis, R (1.7) OBP: 0.267, SLG: 0.462										2	0	0	0	1	0	2					
20 Jorge Posada, S (1.2) OBP: 0.258, SLG: 0.231										3	0	1	0	0	1	0					
Luis Sojo, R (1.5) OBP: 0.353, SLG: 0.412										3	1	1	0	0	0	2					
Inning Stats	R: 0 E: 0 K: 0 S: 6	H: 1 LOB: 0 BB: 1 P: 12	R: 0 E: 0 K: 2 S: 17	H: 0 LOB: 0 BB: 0 P: 20	R: 0 E: 0 K: 0 S: 11	H: 1 LOB: 1 BB: 1 P: 17	R: 0 E: 0 K: 1 S: 7	H: 0 LOB: 0 BB: 0 P: 11	R: 1 E: 0 K: 0 S: 6	H: 2 LOB: 0 BB: 0 P: 9	R: 0 E: 0 K: 0 S: 9	H: 0 LOB: 0 BB: 0 P: 13	R: 3 E: 0 K: 1 S: 17	H: 2 LOB: 2 BB: 2 P: 30	R: 2 E: 1 K: 2 S: 17	H: 3 LOB: 2 BB: 1 P: 29	1B: 8 2B: 1 3B: 0 HR: 0	SF: 1 SAC: 0 DP: 4 HBP: 0	WP: 0 PB: 0 SB: 1 CS: 1	PA: 33	
PITCHER	IP	WLS	BF	H	R	ER	SO	BB	IBB	HBP	BLK	WP	HR	S	P	ERA	WHIP				
David Wells, L (1.1) ERA: 3.42	6.0	L 24	6	4	4	3	4	0	0	0	0	0	0	67	103	6.00	1.667				
Pete Munro, R (7.1) ERA: 2.31	2.0	9	3	2	2	3	1	0	0	0	0	0	0	23	38	9.00	2.000				

Toronto Blue Jays @ New York Yankees
Yankee Stadium, Bronx, NY
Fri Apr 23 1999, 7:30 PM EDT
Att: 36,529 - Cloudy - 47 F

livebaseballscores.com

AB 27
R 6
H 9
RBI 5
BB 5
SO 6
LOB 10



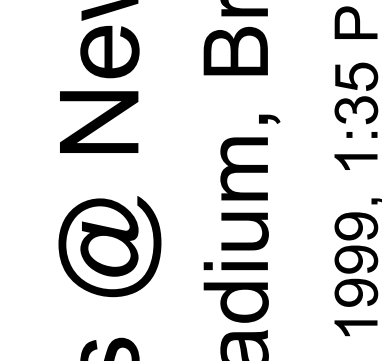
Batter	1	2	3	4	5	6	7	8	9	AB	R	H	RBI	BB	SO	LOB	TOP					
Shannon Stewart, R (1, 7) OBP: 0.447, SLG: 0.500	E6 2B G3						G6-3		F9	4	1	1	0	1	0	0	Toronto Blue Jays @ New York Yankees Yankee Stadium, Bronx, NY Sat Apr 24 1999, 1:35 PM EDT Att: 46,924 - Sunny - 52 F					
José Cruz Jr., S (1, 8) OBP: 0.446, SLG: 0.410	G3 1B 2B					B2-3	K		DI BB	4	1	1	0	1	1	2						
Shawn Green, L (1, 9) OBP: 0.360, SLG: 0.600	G3				L4		F9		K	5	0	1	1	0	1	3						
Carlos Delgado, L (1, 3) OBP: 0.378, SLG: 0.507	1B 1B				G4-6-3 BB		G6-3		K	3	0	1	1	2	1	2						
Tony Fernandez, S (1, 5) OBP: 0.493, SLG: 0.597	P6				G4-6-3		E 2B		L9	4	1	1	0	0	0	2						
Gerónimo Berroa, R (1, 10) OBP: 0.222, SLG: 0.067	FC6-4 1B				P5		FC1-2-5 1B G6-3		1B FC3-2	3	1	1	0	0	0	1						
Willie Greene, L (8, FH) OBP: 0.375, SLG: 0.485	1B				B2-3		G6-3 1B		FC3-2 1B	4	0	2	0	0	0	2						
Alex Gonzalez, R (1, 6) OBP: 0.364, SLG: 0.423	FC6-4				B2-3		G6-3 1B		FC3-2 1B	3	0	0	1	0	2	1						
Mike Matheny, R (1, 2) OBP: 0.238, SLG: 0.350					K		G6-3		FC3-2	1	0	0	0	0	0	2						
Darin Fletcher, L (8, FH) OBP: 0.356, SLG: 0.489					K		G6-3		FC3-2	1	0	0	0	0	0	2						
Pat Kelly, R (1, 4) OBP: 0.321, SLG: 0.731					K		B4-3		F8	4	0	0	0	0	1	3						
Inning Stats	R: 2 E: 1 K: 0 S: 13	H: 3 LOB: 2 BB: 0 P: 25	R: 0 E: 0 K: 2 S: 9	H: 1 LOB: 1 BB: 0 P: 12	R: 0 E: 0 K: 1 S: 5	H: 0 LOB: 0 BB: 1 P: 11	R: 0 E: 0 K: 1 S: 8	H: 0 LOB: 0 BB: 0 P: 14	R: 0 E: 0 K: 0 S: 3	H: 0 LOB: 1 BB: 1 P: 9	R: 2 E: 1 K: 0 S: 9	H: 2 LOB: 1 BB: 1 P: 17	R: 0 E: 0 K: 1 S: 13	H: 1 LOB: 1 BB: 0 P: 18	R: 0 E: 0 K: 0 S: 14	H: 2 LOB: 2 BB: 0 P: 23	R: 0 E: 0 K: 2 S: 7	H: 0 LOB: 1 BB: 1 P: 13	1B: 6 2B: 3 3B: 0 HR: 0	SF: 0 SAC: 0 DP: 1 HBP: 0	WP: 0 PB: 0 SB: 1 CS: 0	PA: 40
PITCHER	IP WLS BF H R ER SO BB IBB HBP BLK WP HR S P ERA WHIP	7.0 31 7 4 3 4 3 0 0 0 0 0 60 106 3.86 1.429	1.0 W 5 2 0 0 0 0 0 0 0 0 14 23 0.00 2.000	1.0 S 4 0 0 0 2 1 0 0 0 0 7 13 0.00 1.000	PITCHER										IP WLS BF H R ER SO BB IBB HBP BLK WP HR S P ERA WHIP							
Andy Pettitte, L (1, 1) ERA: 2.08											7.0 31 7 4 3 4 3 0 0 0 0 0 60 106 3.86 1.429											
Ramiro Mendoza, R (8, 1) ERA: 2.05											1.0 W 5 2 0 0 0 0 0 0 0 0 14 23 0.00 2.000											
42 Mariano Rivera, R (9, 1) ERA: 2.57											1.0 S 4 0 0 0 2 1 0 0 0 0 7 13 0.00 1.000											

Batter	1	2	3	4	5	6	7	8	9	AB	R	H	RBI	BB	SO	LOB	BOTTOM					
Chuck Knoblauch, R (1, 4) OBP: 0.459, SLG: 0.441	2B 2B						G6-3			4	1	3	2	1	0	0	Toronto Blue Jays @ New York Yankees Yankee Stadium, Bronx, NY Sat Apr 24 1999, 1:35 PM EDT Att: 46,924 - Sunny - 52 F					
2 Derek Jeter, R (1, 6) OBP: 0.541, SLG: 0.881	K						K		HBP BB	4	0	2	2	0	2	1						
Paul O'Neill, L (1, 9) OBP: 0.362, SLG: 0.519	G4-3 BB						K		G4-3	3	0	0	0	2	1	4						
Bernie Williams, S (1, 8) OBP: 0.348, SLG: 0.419	G4-3						K		HR 2B	4	1	1	0	0	1	5						
Tino Martínez, L (1, 3) OBP: 0.338, SLG: 0.339							F9		HR BB	3	1	0	0	1	0	0						
Chili Davis, S (1, 10) OBP: 0.500, SLG: 0.722	G4-3						K		HR	4	1	1	3	0	2	0						
Ricky Ledee, L (1, 7) OBP: 0.174, SLG: 0.136	L9						E 1B BB		F8	3	1	0	0	1	0	0						
Luis Sojo, R (1, 5) OBP: 0.333, SLG: 0.381							F8		L7	4	1	1	0	0	0	1						
Joe Girardi, R (1, 2) OBP: 0.267, SLG: 0.393							L9		HBP 2B	3	1	1	0	1	0	1						
Inning Stats	R: 0 E: 0 K: 1 S: 8	H: 1 LOB: 1 BB: 1 P: 19	R: 0 E: 0 K: 0 S: 6	H: 0 LOB: 0 BB: 0 P: 11	R: 0 E: 0 K: 0 S: 14	H: 2 LOB: 3 BB: 1 P: 28	R: 4 E: 1 K: 1 S: 17	H: 2 LOB: 1 BB: 2 P: 33	R: 0 E: 0 K: 2 S: 8	H: 0 LOB: 0 BB: 0 P: 11	R: 0 E: 0 K: 0 S: 7	H: 1 LOB: 0 BB: 0 P: 11	R: 0 E: 0 K: 2 S: 9	H: 0 LOB: 0 BB: 0 P: 11	R: 3 E: 0 K: 0 S: 25	H: 3 LOB: 3 BB: 2 P: 40		R: 0 E: 0 K: 0 S: 1	H: 0 LOB: 0 BB: 0 P: 1	1B: 5 2B: 3 3B: 0 HR: 1	SF: 0 SAC: 0 DP: 2 HBP: 1	WP: 0 PB: 1 SB: 0 CS: 0
PITCHER	IP WLS BF H R ER SO BB IBB HBP BLK WP HR S P ERA WHIP	4.0 21 8 1 0 0 3 4 0 0 0 0 0 20 28 0.00 0.375	0.2 L 5 2 3 3 1 1 0 0 0 0 1 13 20 40.50 4.500	0.2 5 1 0 0 0 1 0 1 0 0 0 0 16 25 0.00 3.000	PITCHER										IP WLS BF H R ER SO BB IBB HBP BLK WP HR S P ERA WHIP							
32 Roy Halladay, R (1, 1) ERA: 2.38											4.0 21 8 1 0 0 3 4 0 0 0 0 0 20 28 0.00 0.375											
Tom Davey, R (5, 1) ERA: 2.38											0.2 L 5 2 3 3 1 1 0 0 0 0 1 13 20 40.50 4.500											
Dan Plesac, L (7, 1) ERA: 7.27											0.2 5 1 0 0 0 1 0 1 0 0 0 0 16 25 0.00 3.000											
Robert Person, R (8, 1) ERA: 4.15											0.2 5 1 0 0 0 1 0 1 0 0 0 0 16 25 0.00 3.000											

AB 36
R 4
H 9
RBI 3
BB 4
SO 6
LOB 18



AB 32
R 7
H 9
RBI 7
BB 6
SO 6
LOB 12



Batter	1	2	3	4	5	6	7	8	9	AB	R	H	RBI	BB	SO	LOB	TOP																	
Chuck Knoblauch, R (1,4) OBP: 0.482, SLG: 0.478	1-1 G4-3 2B		1-0 1B		0-1 2B 1B	0-1 2B 1B			4-0 2B 1B BB	4	2	4	1	1	0	0																		
2 Derek Jeter, R (1,6) OBP: 0.518, SLG: 0.829	0-1 G4-3		2-3 K		0-0 1B 2H	2-2 G5-3			3-2 1B SF7 1B	5	1	2	1	0	1	5																		
Paul O'Neill, L (1,9) OBP: 0.388, SLG: 0.556	1-1 G1-3		0-3 K		0-0 1B FC6-4				0-0 SF7 G5-3 1B 3H	5	1	3	2	0	1	2																		
Bernie Williams, S (1,8) OBP: 0.338, SLG: 0.397	3-3 K			1-2 G4-3	0-0 FC6-4 1-2				0-3 G5-3 1B	5	0	0	0	0	2	5																		
Tino Martinez, L (1,3)		1-1 F8		0-0 G5-3		2-0 2B E 1B			4-0 SF7 IBB	4	1	1	0	1	0	0																		
Chili Davis, S (1,10)	0-1 1B		1-1 F7		0-0 1B 2B				1-0 SF7	4	1	2	1	0	0	0																		
Chad Curtis, R (1,7) OBP: 0.257, SLG: 0.516	1-3 K			0-0 HR					3-2 G4-3 F8	5	1	1	1	0	1	5																		
Luis Sojo, R (1,5) OBP: 0.280, SLG: 0.320	2-2 P6			1-1 G5-3	1-2 E6 1B 1B				1-0 G5-3	4	0	0	1	0	0	2																		
Joe Girardi, R (1,2) OBP: 0.273, SLG: 0.387 20 Jorge Posada, S (8,PH) OBP: 0.270, SLG: 0.226			1-3 K		0-1 G6-3	0-0 G5-3 1B			1-3 K	3	0	1	0	0	1	0																		
Inning Stats	R: 0 E: 0 K: 1 S: 9	H: 1 LOB: 1 BB: 0 P: 14	R: 0 E: 0 K: 1 S: 10	H: 1 LOB: 1 BB: 0 P: 14	R: 0 E: 0 K: 3 S: 11	H: 1 LOB: 1 BB: 0 P: 15	R: 0 E: 0 K: 0 S: 7	H: 0 LOB: 0 BB: 0 P: 9	R: 2 E: 0 K: 0 S: 10	H: 4 LOB: 2 BB: 0 P: 11	R: 2 E: 1 K: 0 S: 12	H: 4 LOB: 2 BB: 0 P: 17	R: 1 E: 0 K: 1 S: 9	H: 1 LOB: 0 BB: 0 P: 13	R: 0 E: 0 K: 1 S: 7	H: 0 LOB: 0 BB: 0 P: 12	R: 2 E: 0 K: 0 S: 10	H: 2 LOB: 2 BB: 2 P: 24	1B: 9 2B: 3 3B: 0 HR: 2	SF: 1 SAC: 0 DP: 1 HBP: 0	WP: 0 PB: 0 CS: 0	PA: 43												
PITCHER	IP WLS BF H R ER SO BB IBB HBP BLK WP HR S P ERA WHIP	PITCHER																																
Aaron Sele, R (1,1) ERA: 3.9	5.1	27	10	4	4	5	0	0	0	0	0	0	0	1	54	73	6.75	1.875																
59 Jeff Zimmerman, R (6,1) ERA: 9.56	2.2	9	2	1	1	2	0	0	0	0	0	0	0	1	21	32	3.38	0.750																
John Wetteland, R (9,1) ERA: 4.32	1.0	7	2	2	2	0	1	1	0	0	0	0	0	0	10	24	18.00	3.000																

New York Yankees @ Texas Rangers
The Ballpark at Arlington, Arlington, TX
Tue Apr 27 1999, 8:35 PM EDT
Att: 42,690 - Unknown - 84 F

AB 40
R 7
H 14
RBI 7
BB 2
SO 7
LOB 19



Batter	1	2	3	4	5	6	7	8	9	AB	R	H	RBI	BB	SO	LOB	BOTTOM																		
Tom Goodwin, L (1,8) OBP: 0.316, SLG: 0.246	4-2 1B 29 1B BB			1-1 F8		1 SAFE 1-2 F7			0-2 G5-3	4	1	0	0	1	0	1																			
Mark McLemore, S (1,4) OBP: 0.319, SLG: 0.424	0-2 29 1B 1B			2-1 G3-1		2-0 G4-3			1-1 G4-3	5	1	1	0	0	1	0																			
29 Rusty Greer, L (1,7) OBP: 0.400, SLG: 0.449	0-1 1B FC6-4 3H			3-2 F8		4-0 2B WP BB			2-1 F8	3	2	1	1	1	0	0																			
Juan Gonzalez, R (1,9) OBP: 0.333, SLG: 0.385	4-0 FC6-4 2B BB			0-2 1B		0-0 WP 2B			3-3 K	3	1	2	0	1	1	0																			
Rafael Palmeiro, L (1,10) OBP: 0.382, SLG: 0.508	0-0 FC6-4 1B			1-3 K		2-2 K			2-2 P6	4	0	1	1	0	2	2																			
Ivan Rodriguez, R (1,2) OBP: 0.304, SLG: 0.463	1-2 2-3 3H FC6-4 2B			1-2 F9		0-1 L9			2-3 K	4	1	0	1	0	1	4																			
Todd Zeile, R (1,5) OBP: 0.338, SLG: 0.551	3-2 G4-3 1H 3H			1-3 K		2-2 F8			4-1 BB	3	0	1	2	1	1	1																			
Lee Stevens, L (1,3) OBP: 0.407, SLG: 0.694	1-2 G4-3			0-1 G3		0-0 1B			1-3 K	4	0	1	0	0	1	2																			
Royce Clayton, R (1,6) OBP: 0.193, SLG: 0.154 Luis Alicaia, S (9,PH) OBP: 0.286, SLG: 0.258	3-2 G6-3			0-1 F8		0-2 F9			2-1 G1-3	3	0	0	0	0	0	2																			
Inning Stats	R: 5 E: 0 K: 0 S: 21	H: 4 LOB: 2 BB: 2 P: 36	R: 0 E: 0 K: 0 S: 9	H: 0 LOB: 0 BB: 0 P: 17	R: 0 E: 0 K: 2 S: 16	H: 1 LOB: 1 BB: 0 P: 19	R: 0 E: 0 K: 0 S: 6	H: 0 LOB: 0 BB: 0 P: 7	R: 1 E: 0 K: 1 S: 9	H: 1 LOB: 1 BB: 1 P: 17	R: 0 E: 0 K: 2 S: 9	H: 1 LOB: 1 BB: 0 P: 14	R: 0 E: 0 K: 2 S: 11	H: 0 LOB: 1 BB: 1 P: 15	R: 0 E: 0 K: 2 S: 11	H: 0 LOB: 1 BB: 1 P: 20	R: 0 E: 0 K: 0 S: 9	H: 0 LOB: 0 BB: 0 P: 12	1B: 5 2B: 2 3B: 0 HR: 0	SF: 0 SAC: 0 DP: 0 HBP: 0	WP: 1 PB: 0 CS: 0	PA: 38													
PITCHER	IP WLS BF H R ER SO BB IBB HBP BLK WP HR S P ERA WHIP	PITCHER																																	
Roger Clemens, R (1,1) ERA: 5.47	2.0	12	4	5	5	0	2	0	0	0	0	0	0	1	0	51	72	1.80	0.800																
Hideki Irabu, R (3,1) ERA: 5.79	5.0	19	3	1	1	5	1	0	0	0	0	0	0	0	8	16	0.00	1.500																	
Jeff Nelson, R (8,1) ERA: 5.19	0.2	3	0	0	0	1	1	0	0	0	0	0	0	0	3	4	0.00	0.000																	
Mike Stanton, L (8,1) ERA: 7.2	0.1	W	1	0	0	0	0	0	0	0	0	0	0	0	3	4	0.00	0.000																	
42 Mariano Rivera, R (9,1) ERA: 2.89	1.0	S	3	0	0	0	0	0	0	0	0	0	0	0	9	12	0.00	0.000																	

New York Yankees @ Texas Rangers
The Ballpark at Arlington, Arlington, TX
Tue Apr 27 1999, 8:35 PM EDT
Att: 42,690 - Unknown - 84 F

AB 34
R 6
H 7
RBI 5
BB 4
SO 7
LOB 12



Batter	1	2	3	4	5	6	7	8	9	AB	R	H	RBI	BB	SO	LOB	TOP								
Chuck Knoblauch R (1,4) OBP: 0.461, SLG: 0.451	G5-3		L4		K			G4-3		4	0	0	0	0	1	1									
2 Derek Jeter R (1,6) OBP: 0.517, SLG: 0.808	L4-3 1B			G6-3	L3			E BB		3	1	1	0	1	0	1									
Paul O'Neill L (1,9) OBP: 0.393, SLG: 0.567	L4-3 1-2					G4-3		E8 2B		4	0	2	1	0	0	1									
Bernie Williams S (1,8) OBP: 0.321, SLG: 0.377		G4-3		F7		G5-3		F8		4	0	0	0	0	0	2									
Tino Martinez L (1,3) OBP: 0.354, SLG: 0.418				G4-3		G4-3				4	2	2	2	0	0	1									
Chili Davis S (1,10) OBP: 0.488, SLG: 0.692			P6				K			4	1	1	0	0	1	0									
20 Jorge Posada S (1,2) OBP: 0.293, SLG: 0.343										4	1	2	2	0	1	0									
Chad Curtis R (1,7) OBP: 0.256, SLG: 0.486			P5							4	1	1	0	0	1	1									
Luis Sojo R (1,5) OBP: 0.286, SLG: 0.321										3	0	1	1	0	1	0									
Ricky Ledee L (9,PH) OBP: 0.207, SLG: 0.148										1	0	0	0	0	0	1									
Inning Stats	R: 0 E: 0 K: 0 S: 5	H: 1 LOB: 0 BB: 0 P: 8	R: 1 E: 0 K: 1 S: 11	H: 1 LOB: 0 BB: 0 P: 17	R: 0 E: 0 K: 1 S: 6	H: 0 LOB: 0 BB: 0 P: 10	R: 0 E: 0 K: 0 S: 7	H: 1 LOB: 1 BB: 0 P: 9	R: 3 E: 0 K: 1 S: 15	H: 4 LOB: 0 BB: 0 P: 24	R: 0 E: 0 K: 0 S: 10	H: 0 LOB: 0 BB: 0 P: 14	R: 0 E: 0 K: 1 S: 6	H: 0 LOB: 0 BB: 0 P: 10	R: 1 E: 1 K: 0 S: 8	H: 1 LOB: 1 BB: 0 P: 16	R: 1 E: 0 K: 1 S: 12	H: 2 LOB: 1 BB: 0 P: 18	1B: 6 2B: 3 3B: 0 HR: 3	SF: 0 SAC: 0 DP: 2 HBP: 0	WP: 1 PB: 0 CS: 0	PA: 36			
PITCHER	IP	WLS	BF	H	R	ER	SO	BB	IBB	HBP	BLK	WP	HR	S	P	ERA	WHIP								
Mark Clark R (1,1) ERA: 7.96	5.0		20	7	4	4	3	0	0	0	0	1	2	44	68	7.20	1.400								
Mike Munoz L (6,1) ERA: 4.5	2.0	W	6	0	0	0	1	0	0	0	0	0	0	16	24	0.00	0.000								
Esteban Loaiza R (8,1) ERA: 5.74	0.2		3	0	1	1	0	1	0	0	0	0	0	4	8	13.50	1.500								
Eric Gunderson L (8,1) ERA: 7.71	0.1		2	1	0	0	0	0	0	0	0	0	0	4	8	0.00	3.000								
John Wetteland R (9,1) ERA: 4.82	1.0	S	5	2	1	1	1	0	0	0	0	0	1	12	18	9.00	2.000								

New York Yankees @ Texas Rangers
The Ballpark at Arlington, Arlington, TX
Wed Apr 28 1999, 8:35 PM EDT
Att: 33,038 - Unknown - 85 F

AB 35
R 6
H 10
RBI 6
BB 1
SO 5
LOB 8



Batter	1	2	3	4	5	6	7	8	9	AB	R	H	RBI	BB	SO	LOB	BOTTOM								
Tom Goodwin L (1,8) OBP: 0.316, SLG: 0.250	G3									3	0	1	1	0	1	1									
Roberto Kelly R (7,PH) OBP: 0.538, SLG: 0.760										2	1	1	1	0	1	0									
Mark McLemore S (1,4) OBP: 0.297, SLG: 0.394	F8			G4-3	K			G3		5	0	0	0	0	1	3									
29 Rusty Greer L (1,7) OBP: 0.400, SLG: 0.451	P4									4	1	1	0	1	0	0									
Juan Gonzalez R (1,9) OBP: 0.341, SLG: 0.390		L8								4	1	2	2	0	1	1									
Rafael Palmeiro L (1,10) OBP: 0.388, SLG: 0.493		L7								2	0	0	0	2	0	1									
Ivan Rodriguez R (1,2) OBP: 0.301, SLG: 0.465		L4								4	1	1	0	0	1	5									
Todd Zeile R (1,5) OBP: 0.345, SLG: 0.603										4	1	2	3	0	1	3									
Lee Stevens L (1,3) OBP: 0.424, SLG: 0.707										3	2	2	1	1	0	0									
Royce Clayton R (1,6) OBP: 0.213, SLG: 0.179										4	1	2	0	0	0	4									
Inning Stats	R: 0 E: 0 K: 0 S: 8	H: 0 LOB: 0 BB: 0 P: 11	R: 0 E: 0 K: 0 S: 4	H: 0 LOB: 0 BB: 0 P: 8	R: 1 E: 0 K: 1 S: 11	H: 2 LOB: 0 BB: 0 P: 17	R: 0 E: 0 K: 1 S: 8	H: 1 LOB: 1 BB: 0 P: 14	R: 2 E: 0 K: 2 S: 19	H: 3 LOB: 1 BB: 0 P: 29	R: 0 E: 0 K: 0 S: 10	H: 1 LOB: 2 BB: 1 P: 18	R: 5 E: 0 K: 1 S: 21	H: 5 LOB: 3 BB: 3 P: 42	R: 0 E: 0 K: 1 S: 8	H: 0 LOB: 0 BB: 0 P: 13	1B: 7 2B: 4 3B: 0 HR: 1	SF: 0 SAC: 0 DP: 0 HBP: 0	WP: 0 PB: 0 CS: 1	PA: 39					
PITCHER	IP	WLS	BF	H	R	ER	SO	BB	IBB	HBP	BLK	WP	HR	S	P	ERA	WHIP								
Orlando Hernandez R (1,1) ERA: 4.41	6.0		25	7	3	3	4	1	0	0	0	1	60	97	4.50	1.333									
Mike Stanton L (7,1) ERA: 13.5	0.1	L	5	3	4	4	0	0	1	0	0	0	0	7	16	108.00	9.000								
Jeff Nelson R (7,1) ERA: 5.79	0.2		6	2	1	1	1	1	1	0	0	0	0	14	26	13.50	4.500								
Dan Naulty R (8,1) ERA: 1.23	1.0		3	0	0	0	1	0	0	0	0	0	0	8	13	0.00	0.000								

New York Yankees @ Texas Rangers
The Ballpark at Arlington, Arlington, TX
Wed Apr 28 1999, 8:35 PM EDT
Att: 33,038 - Unknown - 85 F

AB 35
R 8
H 12
RBI 8
BB 4
SO 6
LOB 18



Batter	1	2	3	4	5	6	7	8	9	AB	R	H	RBI	BB	SO	LOB	TOP					
Chuck Knoblauch, R (1.4) OBP: 0.462, SLG: 0.493										4	2	2	1	0	0	0						
2 Derek Jeter, R (1.6) OBP: 0.505, SLG: 0.779										4	0	1	0	0	0	1						
Paul O'Neill, L (1.9) OBP: 0.386, SLG: 0.543										3	1	0	0	1	0	2						
Bernie Williams, S (1.8) OBP: 0.329, SLG: 0.383										4	1	2	1	0	0	1						
Tino Martinez, L (1.3) OBP: 0.349, SLG: 0.451										4	1	1	3	0	1	1						
Chili Davis, S (1.10)										4	0	0	0	0	1	0						
20 Jorge Posada, S (1.2) OBP: 0.289, SLG: 0.316										3	0	0	0	1	0	0						
Chad Curtis, R (1.7) OBP: 0.233, SLG: 0.436										4	0	0	0	0	1	1						
Scott Brosius, R (1.5) OBP: 0.103, SLG: 0.333										3	0	0	0	0	0	0						
Inning Stats	R: 1 E: 0 K: 1 S: 12	H: 2 LOB: 1 BB: 0 P: 19	R: 0 E: 0 K: 2 S: 10	H: 0 LOB: 0 BB: 0 P: 17	R: 4 E: 1 K: 0 S: 16	H: 2 LOB: 0 BB: 1 P: 29	R: 0 E: 0 K: 0 S: 6	H: 0 LOB: 0 BB: 0 P: 9	R: 0 E: 0 K: 1 S: 6	H: 2 LOB: 1 BB: 0 P: 8	R: 0 E: 0 K: 1 S: 8	H: 0 LOB: 0 BB: 0 P: 12	R: 0 E: 0 K: 0 S: 5	H: 0 LOB: 0 BB: 0 P: 6	R: 0 E: 0 K: 0 S: 5	H: 0 LOB: 0 BB: 0 P: 9	R: 0 E: 0 K: 0 S: 9	H: 0 LOB: 1 BB: 1 P: 13	1B: 4 2B: 0 3B: 0 HR: 2	SF: 0 SAC: 0 DP: 1 HBP: 0	WP: 0 PB: 0 CS: 0	PA: 35
PITCHER	IP	WLS	BF	H	R	ER	SO	BB	IBB	HBP	BLK	WP	HR	S	P	ERA	WHIP					
Mike Morgan, R (1.1) ERA: 3.26	4.0	L	20	6	5	1	3	1	0	0	0	0	1	47	77	2.25	1.750					
Mike Venafro, L (5.1) ERA:	4.0		11	0	0	0	1	0	0	0	0	0	0	21	32	0.00	0.000					
Tim Crabtree, R (9.1) ERA: 6.43	1.0		4	0	0	0	0	1	0	0	0	0	0	9	13	0.00	1.000					

New York Yankees @ Texas Rangers
The Ballpark at Arlington, Arlington, TX
Thu Apr 29 1999, 8:35 PM EDT
Att: 35,573 - Cloudy - 75 F

AB 33
R 5
H 6
RBI 5
BB 2
SO 4
LOB 6



Batter	1	2	3	4	5	6	7	8	9	AB	R	H	RBI	BB	SO	LOB	BOTTOM					
Tom Goodwin, L (1.8) OBP: 0.298, SLG: 0.233										5	0	0	0	0	0	2						
Mark McLemore, S (1.4) OBP: 0.308, SLG: 0.392										3	1	1	0	1	1	0						
29 Rusty Greer, L (1.7) OBP: 0.404, SLG: 0.465										4	0	2	1	0	0	1						
Juan Gonzalez, R (1.9) OBP: 0.347, SLG: 0.388										3	1	1	0	0	1	1						
Rafael Palmeiro, L (1.10) OBP: 0.405, SLG: 0.543										3	1	2	2	1	0	2						
Ivan Rodriguez, R (1.2) OBP: 0.286, SLG: 0.440										4	0	0	0	0	0	2						
Todd Zeile, R (1.5) OBP: 0.341, SLG: 0.584										4	0	1	0	0	1	1						
Lee Stevens, L (1.3) OBP: 0.416, SLG: 0.684										4	0	1	0	0	2	2						
Royce Clayton, R (1.6) OBP: 0.215, SLG: 0.183										4	0	1	0	0	1	1						
Inning Stats	R: 0 E: 0 K: 0 S: 12	H: 2 LOB: 2 BB: 0 P: 16	R: 0 E: 0 K: 1 S: 8	H: 0 LOB: 0 BB: 0 P: 12	R: 1 E: 0 K: 1 S: 11	H: 2 LOB: 1 BB: 0 P: 18	R: 0 E: 0 K: 1 S: 8	H: 0 LOB: 1 BB: 1 P: 16	R: 0 E: 0 K: 0 S: 5	H: 1 LOB: 0 BB: 0 P: 5	R: 0 E: 0 K: 0 S: 7	H: 2 LOB: 1 BB: 0 P: 10	R: 0 E: 0 K: 1 S: 12	H: 1 LOB: 0 BB: 0 P: 16	R: 0 E: 0 K: 2 S: 11	H: 1 LOB: 1 BB: 0 P: 14	1B: 7 2B: 1 3B: 0 HR: 1	SF: 0 SAC: 0 DP: 2 HBP: 1	WP: 1 PB: 0 CS: 0	PA: 37		
PITCHER	IP	WLS	BF	H	R	ER	SO	BB	IBB	HBP	BLK	WP	HR	S	P	ERA	WHIP					
Ramiro Mendoza, R (1.1) ERA: 2.4	8.0	W	33	8	3	3	4	2	0	1	0	0	1	68	102	3.38	1.250					
42 Mariano Rivera, R (9.1) ERA: 2.61	1.0	S	4	1	0	0	2	0	0	0	0	1	0	11	14	0.00	1.000					

New York Yankees @ Texas Rangers
The Ballpark at Arlington, Arlington, TX
Thu Apr 29 1999, 8:35 PM EDT
Att: 35,573 - Cloudy - 75 F

AB 34
R 3
H 9
RBI 3
BB 2
SO 6
LOB 12



Batter	1	2	3	4	5	6	7	8	9	AB	R	H	RBI	BB	SO	LOB	TOP										
Chuck Knoblauch, R OBP: 0.475, SLG: 0.525 (1,4)	G1-3	1-1 1B			0-0 FC5-4 1B		1-2 F9		1-0 SF8 3B		2-0 HBP	5	1	3	3	0	0	2									
2 Derek Jeter, R OBP: 0.465, SLG: 0.732 (1,6)	F9	F8			2-0 FC5-4 1B		3-1 F7		4-1 BB		0-2 L8	5	0	0	0	1	0	4									
Paul O'Neill, L OBP: 0.398, SLG: 0.554 (1,9)	1B	1-2 2-H 1B			0-1 F7		1-1 FC4-6 1B		1-0 SF8			4	0	3	1	0	0	1									
Bernie Williams, S OBP: 0.322, SLG: 0.372 (1,8)	1-1 1B				0-0 F7		0-2 FC4-6 1B		0-0 F8			5	0	1	0	0	1	3									
Tino Martinez, L OBP: 0.356, SLG: 0.446 (1,3)	F9				2-1 BB 1B		4-2 BB		2-2 G1-4-3			3	1	1	0	1	0	2									
Luis Sojo, R OBP: 0.276, SLG: 0.310 (7,3)												1	0	0	0	0	0	0									
Chili Davis, S OBP: 0.461, SLG: 0.630 (1,10)		1-1 20 BB 1B			4-1 BB 20 E BB		2-2 F7		0-1 G5-3			4	1	1	0	1	1	3									
20 Jorge Posada, S OBP: 0.300, SLG: 0.293 (1,2)		4-1 1B BB			4-2 BB		0-3 K		2-2 F8		2-2 G4-3	3	1	0	0	2	1	1									
Chad Curtis, R OBP: 0.271, SLG: 0.415 (1,7)					4-1 1B BB		4-1 1B BB		4-1 1B 3B BB		0-1 G6-3	2	1	0	0	3	0	2									
Scott Brosius, R OBP: 0.176, SLG: 0.375 (1,5)	1-0 1B 1B				0-1 G3		2-1 1-2 2-H 1B		1-2 3B 1B		0-1 G5-3	5	1	3	2	0	0	3									
Inning Stats	R: 0 E: 0 K: 0 S: 9	H: 2 LOB: 2 BB: 0 P: 13	R: 2 E: 0 K: 0 S: 10	H: 4 LOB: 2 BB: 1 P: 18	R: 0 E: 1 K: 1 S: 15	H: 0 LOB: 3 BB: 3 P: 29	R: 0 E: 0 K: 0 S: 5	H: 1 LOB: 1 BB: 0 P: 7	R: 1 E: 0 K: 1 S: 14	H: 2 LOB: 2 BB: 1 P: 25	R: 0 E: 0 K: 0 S: 13	H: 1 LOB: 2 BB: 1 P: 23	R: 3 E: 0 K: 0 S: 11	H: 2 LOB: 1 BB: 2 P: 24	R: 0 E: 0 K: 0 S: 9	H: 0 LOB: 0 BB: 0 P: 13	R: 0 E: 0 K: 0 S: 7	H: 0 LOB: 1 BB: 0 P: 9	1B: 11 2B: 0 3B: 1 HR: 0	SF: 1 SAC: 0 DP: 0 HBP: 1	WP: 0 PB: 0 SB: 1 CS: 1	PA: 47					
PITCHER	IP	WLS	BF	H	R	ER	SO	BB	IBB	HBP	BLK	WP	HR	S	P	ERA	WHIP										
Jay Witasick, R ERA: 5.25 (1,1)	4.2		27	9	3	3	2	5	0	0	0	0	0	50	88	5.79	3.000										
Scott Service, R ERA: 10.45 (5,1)	1.2		10	3	3	3	1	2	0	0	0	0	0	24	43	16.20	3.000										
Alvin Morman, L ERA: (7,1)	1.2	W	6	0	0	0	0	1	0	0	0	0	0	12	21	0.00	0.600										
Jeff Montgomery, R ERA: 6.3 (9,1)	1.0		4	0	0	0	0	0	0	1	0	0	0	7	9	0.00	0.000										

New York Yankees @ Kansas City Royals
Kauffman Stadium, Kansas City, MO

AB 37
R 6
H 12
RBI 6
BB 8
SO 3
LOB 21



WP: 0 PA: 47
PB: 0
SB: 1
CS: 1

New York Yankees @ Kansas City Royals
Kauffman Stadium, Kansas City, MO

AB 37
R 13
H 15
RBI 13
BB 4
SO 4
LOB 9



WP: 0 PA: 45
PB: 0
SB: 2
CS: 1


Batter	1	2	3	4	5	6	7	8	9	AB	R	H	RBI	BB	SO	LOB	BOTTOM											
Carlos Beltrán, S OBP: 0.315, SLG: 0.455 (1,8)	G5-3		1-1 HR		0-3 K2-3		2-1 F7		0-0 F8		5	1	1	2	0	1	0											
Carlos Febles, R OBP: 0.333, SLG: 0.479 (1,4)	G3-1		0-0 G1-3		0-1 E S 1B		1-0 HR		3-1 HBP		4	1	2	1	0	0	0											
Joe Randa, R OBP: 0.330, SLG: 0.432 (1,5)	G6-3		1-0 G6-3		1-0 P8		0-2 HR		2-2 P2		5	1	1	1	0	0	2											
29 Mike Sweeney, R OBP: 0.406, SLG: 0.500 (1,10)			4-0 FC4-6 BB		1-0 G1-3		1-0 P2		1-0 F7		2	1	0	0	2	0	0											
Scott Pose, L OBP: 0.450, SLG: 0.375 (8,PH)											1	0	0	0	0	0	0											
Jermaine Dye, R OBP: 0.352, SLG: 0.608 (1,9)			0-3 K		0-0 G4-3		3-2 HR		1-2 1B SF7 1B		4	2	2	1	1	1	1											
Johnny Damon, L OBP: 0.326, SLG: 0.307 (1,7)			1-1 FC4-6 1B		4-2 E 3B BB		3-1 G4-3		0-0 P6		4	2	1	1	1	0	2											
Scott Leius, R OBP: 0.318, SLG: 0.500 (1,3)			0-1 1B		1-0 E3		1-1 1B		1-0 P6		3	2	3	1	0	0	0											
Rey Sanchez, R OBP: 0.333, SLG: 0.437 (1,6)			1-1 CS 1B		1-0 HR		2-1 1B		2-3 K		5	1	3	4	0	1	3											
Tim Spehr, R OBP: 0.417, SLG: 0.667 (1,2)			1-2 CS		0-1 HR		1-3 K		1-0 P3		4	2	2	2	0	1	1											
Inning Stats	R: 0 E: 0 K: 0 S: 7	H: 0 LOB: 0 BB: 0 P: 11	R: 1 E: 0 K: 1 S: 12	H: 2 LOB: 1 BB: 1 P: 18	R: 2 E: 0 K: 0 S: 7	H: 2 LOB: 0 BB: 0 P: 10	R: 4 E: 1 K: 1 S: 17	H: 4 LOB: 1 BB: 1 P: 26	R: 2 E: 0 K: 0 S: 18	H: 3 LOB: 1 BB: 0 P: 29	R: 4 E: 0 K: 0 S: 17	H: 4 LOB: 1 BB: 1 P: 28	R: 0 E: 0 K: 0 S: 6	H: 0 LOB: 1 BB: 0 P: 12	R: 0 E: 0 K: 1 S: 9	H: 0 LOB: 2 BB: 1 P: 18	1B: 9 2B: 0 3B: 1 HR: 5	SF: 1 SAC: 0 DP: 0 HBP: 2	WP: 0 PB: 0 SB: 2 CS: 1	PA: 45								
PITCHER	IP	WLS	BF	H	R	ER	SO	BB	IBB	HBP	BLK	WP	HR	S	P	ERA	WHIP											
Andy Pettitte, L ERA: 5.51 (1,1)	3.1	L	18	7	7	7	1	2	0	0	0	0	0	2	36	57	18.90	2.700										
Jason Grimsley, R ERA: 5.14 (4,1)	1.2		9	4	2	2	2	0	0	0	0	0	1	25	37	10.80	2.400											
Dan Naulty, R ERA: 4.35 (6,1)	3.0		17	4	4	4	1	2	0	2	0	0	2	32	58	12.00	2.000											

WP: 0 PA: 45
PB: 0
SB: 2
CS: 1

Batter	1	2	3	4	5	6	7	8	9	AB	R	H	RBI	BB	SO	LOB	TOP								
Chuck Knoblauch, R (1, 4) OBP: 0.486, SLG: 0.517	F8	G5-3				BB		F9		3	0	0	1	1	0	2	New York Yankees @ Kansas City Royals Kauffman Stadium, Kansas City, MO Sun May 02 1999, 1:05 PM CDT Att: 24,666 - Cloudy - 64 F								
2 Derek Jeter, R (1, 6) OBP: 0.477, SLG: 0.711					G6-3	SF9		FC6-4		4	0	2	1	0	0	2									
Paul O'Neill, L (1, 9) Chad Curtis, R (9, PR) OBP: 0.271, SLG: 0.415	K				FC3-6					5	1	2	0	0	1	4									
Bernie Williams, S (1, 8) OBP: 0.330, SLG: 0.400	G4-3				G4-6-3					0	1	0	0	0	0	0									
Tino Martinez, L (1, 3) OBP: 0.361, SLG: 0.482										5	2	2	3	0	0	2									
Chili Davis, S (1, 10) OBP: 0.465, SLG: 0.617										5	2	3	1	0	0	1									
20 Jorge Posada, S (1, 2) OBP: 0.309, SLG: 0.304										3	2	1	0	2	1	1									
Scott Brosius, R (1, 5) OBP: 0.214, SLG: 0.375										5	1	2	2	0	2	2									
Ricky Ledee, L (1, 7) OBP: 0.243, SLG: 0.176										4	0	0	0	0	0	5									
Inning Stats	R: 0 E: 0 K: 1 S: 7	H: 1 LOB: 1 BB: 0 P: 9	R: 2 E: 0 K: 0 S: 15	H: 3 LOB: 1 BB: 0 P: 24	R: 0 E: 0 K: 0 S: 5	H: 1 LOB: 0 BB: 0 P: 6	R: 0 E: 0 K: 1 S: 6	H: 0 LOB: 1 BB: 1 P: 10	R: 0 E: 0 K: 0 S: 7	H: 0 LOB: 1 BB: 1 P: 13	R: 5 E: 0 K: 0 S: 18	H: 5 LOB: 2 BB: 1 P: 31	R: 0 E: 0 K: 0 S: 5	H: 1 LOB: 1 BB: 1 P: 13	R: 0 E: 0 K: 0 S: 8	H: 1 LOB: 1 BB: 0 P: 10	R: 2 E: 0 K: 2 S: 12	H: 2 LOB: 1 BB: 0 P: 20	1B: 8 2B: 3 3B: 1 HR: 2	SF: 1 SAC: 0 DP: 1 HBP: 1	WP: 0 PB: 0 SB: 0 CS: 1	PA: 43			
PITCHER	IP	WLS	BF	H	R	ER	SO	BB	IBB	HBP	BLK	WP	HR	S	P	ERA	WHIP								
Kevin Appier, R (1, 1) ERA: 5.77	5.0		25	9	7	7	2	2	0	0	0	0	1	48	77	12.60	2.200								
Terry Mathews, R (6, 1) ERA: 2.45	0.2	B	4	1	0	0	0	0	0	1	0	0	0	8	14	0.00	1.500								
Alvin Morman, L (6, 1) ERA:	1.1		5	1	0	0	0	1	0	0	0	0	0	7	15	0.00	1.500								
Jose Santiago, R (8, 1) ERA: 3.06	2.0	L	9	3	2	2	2	0	0	0	0	0	1	20	30	9.00	1.500								

Batter	1	2	3	4	5	6	7	8	9	AB	R	H	RBI	BB	SO	LOB	BOTTOM								
Carlos Beltrán, S (1, 8) OBP: 0.333, SLG: 0.458	F8	F7						G1-3		4	0	1	1	1	0	1	New York Yankees @ Kansas City Royals Kauffman Stadium, Kansas City, MO Sun May 02 1999, 1:05 PM CDT Att: 24,666 - Cloudy - 64 F								
Joe Randa, R (1, 5) OBP: 0.317, SLG: 0.433	F9							F9		4	1	1	1	1	0	1									
Johnny Damon, L (1, 7) OBP: 0.337, SLG: 0.349										4	1	2	1	1	0	2									
29 Mike Sweeney, R (1, 10) OBP: 0.411, SLG: 0.500										4	1	1	0	1	0	1									
Larry Sutton, L (1, 3) OBP: 0.300, SLG: 0.432	G3									5	1	2	1	0	0	2									
Jermaine Dye, R (1, 9) OBP: 0.351, SLG: 0.575										5	2	2	0	0	0	2									
Chad Kreuter, S (1, 2) Scott Pose, L (9, PR) OBP: 0.450, SLG: 0.375										4	0	2	0	1	2	2									
Carlos Febles, R (1, 4) OBP: 0.344, SLG: 0.468										0	1	0	0	0	0	0									
Rey Sanchez, R (1, 6) OBP: 0.313, SLG: 0.405										5	1	3	3	0	1	2									
Inning Stats	R: 0 E: 0 K: 0 S: 9	H: 2 LOB: 2 BB: 0 P: 16	R: 1 E: 1 K: 0 S: 9	H: 2 LOB: 1 BB: 0 P: 14	R: 1 E: 0 K: 0 S: 11	H: 1 LOB: 0 BB: 0 P: 19	R: 2 E: 0 K: 0 S: 13	H: 4 LOB: 1 BB: 0 P: 21	R: 2 E: 0 K: 1 S: 11	H: 2 LOB: 0 BB: 0 P: 17	R: 0 E: 0 K: 2 S: 12	H: 0 LOB: 2 BB: 2 P: 25	R: 1 E: 0 K: 1 S: 17	H: 2 LOB: 2 BB: 1 P: 29	R: 0 E: 0 K: 0 S: 5	H: 0 LOB: 1 BB: 1 P: 11	R: 1 E: 0 K: 0 S: 10	H: 1 LOB: 1 BB: 1 P: 17	1B: 11 2B: 0 3B: 0 HR: 3	SF: 0 SAC: 0 DP: 0 HBP: 0	WP: 0 PB: 0 SB: 0 CS: 0	PA: 45			
PITCHER	IP	WLS	BF	H	R	ER	SO	BB	IBB	HBP	BLK	WP	HR	S	P	ERA	WHIP								
Hideki Irabu, R (1, 1) ERA: 7.24	4.1		23	11	6	5	0	0	0	0	0	0	0	3	47	7.78	2.538								
Dan Neely, R (5, 1) ERA: 4.09	0.2		2	0	0	0	1	0	0	0	0	0	0	6	9	0.00	0.000								
Jeff Nelson, R (6, 1) ERA: 6.1	1.0	H	7	1	1	1	2	3	0	0	0	0	0	15	34	9.00	4.000								
Jason Grimsley, R (7, 1) ERA: 3.38	2.0	W	8	1	0	0	1	1	0	0	0	0	0	19	31	0.00	1.000								
42 Mariano Rivera, R (9, 1) ERA: 3.18	1.0	S	5	1	1	1	0	1	0	0	0	0	0	10	17	9.00	2.000								

AB 38
R 9
H 14
RBI 9
BB 3
SO 4
LOB 20



AB 40
R 8
H 14
RBI 8
BB 5
SO 4
LOB 19



Batter	1	2	3	4	5	6	7	8	9	AB	R	H	RBI	BB	SO	LOB	TOP		
Chuck Knoblauch, R (1,4) OBP: 0.482, SLG: 0.505	4-2 FC6-4 BB		0-0 P4		0-0 FC6		0-1 SF9 2 BB 1B		1-2 L8	4	0	1	0	1	0	1			
2 Derek Jeter, R (1,6) OBP: 0.474, SLG: 0.688	1-0 FC6-4			1-0 G5-3		0-1 G6-3		1-2 2-3 BB BB	2-2 HBP	3	0	0	0	1	0	1			
Chad Curtis, R (1,9) OBP: 0.283, SLG: 0.409	1-3 K			1-2 1B		4-2 S BB		1-1 SF9	1-0 F7	3	0	1	1	1	1	2			
Bernie Williams, S (1,8) OBP: 0.337, SLG: 0.398	2-0 G4-3			0-0 1B		1-0 F9		2-3 3-H 4-1		3	0	1	0	1	0	2			
Chili Davis, S (1,10) OBP: 0.456, SLG: 0.595		1-0 F9		0-0 G4-6-3 1B		4-1 SAFE SAFE SAFE SAFE		2-2 G3-1		3	0	0	0	1	0	5			
Tino Martinez, L (1,3) OBP: 0.356, SLG: 0.483		0-1 L6			3-2 20 1B SF9 2B		0-3 K		0-0 G1-3	4	1	1	0	0	1	2			
20 Jorge Posada, S (1,2) OBP: 0.305, SLG: 0.300		1-1 G6-3			1-0 FC6 1B		0-0 G5-3		2-3 K	4	0	1	0	0	1	0			
Scott Brosius, R (1,5) OBP: 0.217, SLG: 0.432			3-3 K		2-3 K		0-1 HR		2-1 G4-3	4	1	1	1	0	2	2			
Clay Bellinger, R (1,7) OBP: 0.158, SLG: 0.211			3-3 K		0-1 SF9		3-2 2 BB 1B SF9 1B		0-0 F8	1	0	0	0	0	1	0			
Ricky Ledee, L (5,PH) OBP: 0.250, SLG: 0.194										2	1	1	1	0	0	0			
Inning Stats	R: 0 E: 0 K: 1 S: 7	H: 0 LOB: 1 BB: 1 P: 15	R: 0 E: 0 K: 0 S: 5	H: 0 LOB: 0 BB: 0 P: 7	R: 0 E: 0 K: 2 S: 8	H: 2 LOB: 1 BB: 0 P: 14	R: 0 E: 0 K: 0 S: 7	H: 2 LOB: 1 BB: 0 P: 9	R: 0 E: 0 K: 1 S: 11	H: 0 LOB: 2 BB: 2 P: 19	R: 2 E: 0 K: 0 S: 18	H: 3 LOB: 3 BB: 2 P: 32	R: 0 E: 0 K: 1 S: 6	H: 0 LOB: 1 BB: 0 P: 10	R: 0 E: 0 K: 0 S: 8	H: 0 LOB: 1 BB: 0 P: 12	1B: 5 2B: 1 3B: 0 HR: 1	SF: 2 SAC: 0 DP: 1 HBP: 1	WP: 0 PA: 39 PB: 0 SB: 0 CS: 1
PITCHER	IP WLS BF H R ER SO	IP WLS BF H R ER SO	IP WLS BF H R ER SO	IP WLS BF H R ER SO	IP WLS BF H R ER SO	IP WLS BF H R ER SO	IP WLS BF H R ER SO	IP WLS BF H R ER SO	IP WLS BF H R ER SO	IP WLS BF H R ER SO	IP WLS BF H R ER SO	IP WLS BF H R ER SO	IP WLS BF H R ER SO	IP WLS BF H R ER SO	IP WLS BF H R ER SO	IP WLS BF H R ER SO	ERA WHIP	ERA WHIP	
50 José Rosado, L (1,1) ERA: 1.56	3.1 2 0 0 3	2.1 W 10 2 1 1 1	2.1 W 10 2 1 1 1	2.1 W 10 2 1 1 1	2.1 W 10 2 1 1 1	2.1 W 10 2 1 1 1	2.1 W 10 2 1 1 1	2.1 W 10 2 1 1 1	2.1 W 10 2 1 1 1	2.1 W 10 2 1 1 1	2.1 W 10 2 1 1 1	2.1 W 10 2 1 1 1	2.1 W 10 2 1 1 1	2.1 W 10 2 1 1 1	2.1 W 10 2 1 1 1	2.1 W 10 2 1 1 1	0.00 0.900	0.00 0.900	
Scott Service, R (4,1) ERA: 9.24	4.1 0 0 0 0	4.1 0 0 0 0	4.1 0 0 0 0	4.1 0 0 0 0	4.1 0 0 0 0	4.1 0 0 0 0	4.1 0 0 0 0	4.1 0 0 0 0	4.1 0 0 0 0	4.1 0 0 0 0	4.1 0 0 0 0	4.1 0 0 0 0	4.1 0 0 0 0	4.1 0 0 0 0	4.1 0 0 0 0	4.1 0 0 0 0	3.86 1.714	3.86 1.714	
Alvin Morman, L (6,1) ERA: 4.15	6.1 0 0 0 0	6.1 0 0 0 0	6.1 0 0 0 0	6.1 0 0 0 0	6.1 0 0 0 0	6.1 0 0 0 0	6.1 0 0 0 0	6.1 0 0 0 0	6.1 0 0 0 0	6.1 0 0 0 0	6.1 0 0 0 0	6.1 0 0 0 0	6.1 0 0 0 0	6.1 0 0 0 0	6.1 0 0 0 0	6.1 0 0 0 0	27.00 4.500	27.00 4.500	
Jose Santiago, R (7,1) ERA: 2.95	7.1 0 0 0 0	7.1 0 0 0 0	7.1 0 0 0 0	7.1 0 0 0 0	7.1 0 0 0 0	7.1 0 0 0 0	7.1 0 0 0 0	7.1 0 0 0 0	7.1 0 0 0 0	7.1 0 0 0 0	7.1 0 0 0 0	7.1 0 0 0 0	7.1 0 0 0 0	7.1 0 0 0 0	7.1 0 0 0 0	7.1 0 0 0 0	0.00 3.000	0.00 3.000	
Matt Whisenant, L (8,1) ERA: 2.0	8.1 0 0 0 0	8.1 0 0 0 0	8.1 0 0 0 0	8.1 0 0 0 0	8.1 0 0 0 0	8.1 0 0 0 0	8.1 0 0 0 0	8.1 0 0 0 0	8.1 0 0 0 0	8.1 0 0 0 0	8.1 0 0 0 0	8.1 0 0 0 0	8.1 0 0 0 0	8.1 0 0 0 0	8.1 0 0 0 0	8.1 0 0 0 0	0.00 0.000	0.00 0.000	

New York Yankees @ Kansas City Royals
Kauffman Stadium, Kansas City, MO
Mon May 03 1999, 7:05 PM CDT
Att: 18,021 - Unknown - 72 F

AB 31
R 3
H 7
RBI 3
BB 5
SO 6
LOB 15



Batter	1	2	3	4	5	6	7	8	9	AB	R	H	RBI	BB	SO	LOB	BOTTOM			
Carlos Beltrán, S (1,8) OBP: 0.327, SLG: 0.446	3-2 1B 2B	2-1 P5			2-3 K	0-1 FC3-2 BB 29 WP BB		1-0 F7		5	2	1	0	0	1	3				
Joe Randa, R (1,5) OBP: 0.311, SLG: 0.415	1-1 SAFE F9	1-2 F8			0-2 E5 29 BB	4-2 29 WP 29 HR BB		1-3 K		4	1	0	1	1	1	1				
Johnny Damon, L (1,7) OBP: 0.343, SLG: 0.349	1-1 SAFE 2B		1-1 G4-3		2-1 F7	4-0 29 WP 29 HR BB				3	2	1	1	1	0	1				
29 Mike Sweeney, R (1,10) OBP: 0.416, SLG: 0.536	0-3 K		3-2 L1		4-2 BB	1-2 2-3 3-H 2-0				3	1	1	3	1	1	2				
Larry Sutton, L (1,3) OBP: 0.318, SLG: 0.463	0-1 1-H 2-H 2B		0-2 K		2-3 K	0-0 G4-3				4	0	2	2	0	1	2				
Jermaine Dye, R (1,9) OBP: 0.347, SLG: 0.556	4-2 BB		1-0 F7			0-1 F7		0-1 P3		3	0	0	0	1	0	1				
Chad Kreuter, S (1,2) OBP: 0.262, SLG: 0.245	2-2 G1-3			1-0 F8		1-1 E7 FC3-2 1B		2-1 F9		4	0	1	0	0	0	2				
Carlos Febles, R (1,4) OBP: 0.351, SLG: 0.500		1-0 HR		0-3 K		4-2 FC3-2 BB BB		2-1 P9		3	2	1	1	1	1	0				
Rey Sanchez, R (1,6) OBP: 0.310, SLG: 0.398		2-1 P9		0-3 K		0-0 BB FC3-2 1B		1-2 P6		4	1	1	0	0	1	0				
Inning Stats	R: 2 E: 0 K: 1 S: 20	H: 3 LOB: 2 BB: 1 P: 30	R: 1 E: 0 K: 0 S: 8	H: 1 LOB: 0 BB: 0 P: 14	R: 0 E: 0 K: 2 S: 7	H: 0 LOB: 0 BB: 0 P: 8	R: 0 E: 0 K: 2 S: 14	H: 0 LOB: 2 BB: 1 P: 24	R: 0 E: 1 K: 0 S: 16	H: 3 LOB: 0 BB: 3 P: 31	R: 0 E: 0 K: 0 S: 6	H: 0 LOB: 0 BB: 0 P: 10	R: 0 E: 0 K: 1 S: 7	H: 0 LOB: 0 BB: 0 P: 10	R: 0 E: 0 K: 0 S: 8	H: 0 LOB: 0 BB: 0 P: 12	1B: 5 2B: 1 3B: 0 HR: 2	SF: 0 SAC: 0 DP: 0 HBP: 0	WP: 1 PA: 38 PB: 0 SB: 0 CS: 0	
PITCHER	IP WLS BF H R ER SO	IP WLS BF H R ER SO	IP WLS BF H R ER SO	IP WLS BF H R ER SO	IP WLS BF H R ER SO	IP WLS BF H R ER SO	IP WLS BF H R ER SO	IP WLS BF H R ER SO	IP WLS BF H R ER SO	IP WLS BF H R ER SO	IP WLS BF H R ER SO	IP WLS BF H R ER SO	IP WLS BF H R ER SO	IP WLS BF H R ER SO	IP WLS BF H R ER SO	IP WLS BF H R ER SO	ERA WHIP	ERA WHIP		
Orlando Hernandez, R (1,1) ERA: 5.4	5.2 L 29 7 7 7 5	5.2 L 29 7 7 7 5	5.2 L 29 7 7 7 5	5.2 L 29 7 7 7 5	5.2 L 29 7 7 7 5	5.2 L 29 7 7 7 5	5.2 L 29 7 7 7 5	5.2 L 29 7 7 7 5	5.2 L 29 7 7 7 5	5.2 L 29 7 7 7 5	5.2 L 29 7 7 7 5	5.2 L 29 7 7 7 5	5.2 L 29 7 7 7 5	5.2 L 29 7 7 7 5	5.2 L 29 7 7 7 5	5.2 L 29 7 7 7 5	11.12 1.941	11.12 1.941		
Mike Stanton, L (6,1) ERA: 15.19	6.1 0 0 0 0	6.1 0 0 0 0	6.1 0 0 0 0	6.1 0 0 0 0	6.1 0 0 0 0	6.1 0 0 0 0	6.1 0 0 0 0	6.1 0 0 0 0	6.1 0 0 0 0	6.1 0 0 0 0	6.1 0 0 0 0	6.1 0 0 0 0	6.1 0 0 0 0	6.1 0 0 0 0	6.1 0 0 0 0	6.1 0 0 0 0	-	-		
Dan Naulty, R (6,1) ERA: 4.38	6.1 1 1 5 1	6.1 1 1 5 1	6.1 1 1 5 1	6.1 1 1 5 1	6.1 1 1 5 1	6.1 1 1 5 1	6.1 1 1 5 1	6.1 1 1 5 1	6.1 1 1 5 1	6.1 1 1 5 1	6.1 1 1 5 1	6.1 1 1 5 1	6.1 1 1 5 1	6.1 1 1 5 1	6.1 1 1 5 1	6.1 1 1 5 1	6.1 1 1 5 1	13.50 0.750	13.50 0.750	
Jay Tessmer, R (8,1) ERA:	8.1 1 0 3 0	8.1 1 0 3 0	8.1 1 0 3 0	8.1 1 0 3 0	8.1 1 0 3 0	8.1 1 0 3 0	8.1 1 0 3 0	8.1 1 0 3 0	8.1 1 0 3 0	8.1 1 0 3 0	8.1 1 0 3 0	8.1 1 0 3 0	8.1 1 0 3 0	8.1 1 0 3 0	8.1 1 0 3 0	8.1 1 0 3 0	8.1 1 0 3 0	0.00 0.000	0.00 0.000	

New York Yankees @ Kansas City Royals
Kauffman Stadium, Kansas City, MO
Mon May 03 1999, 7:05 PM CDT
Att: 18,021 - Unknown - 72 F

AB 33
R 9
H 8
RBI 8
BB 5
SO 6
LOB 12



Batter	1	2	3	4	5	6	7	8	9	AB	R	H	RBI	BB	SO	LOB	TOP										
Chuck Knoblauch, R (1, 4) OBP: 0.466, SLG: 0.484 Luis Sojo, R (8, 4) OBP: 0.276, SLG: 0.310	F9		G1-3			L9		F8		4	0	0	0	0	0	0	New York Yankees @ Minnesota Twins Hubert H. Humphrey Metrodome, Minneapolis, MN Tue May 04 1999, 8:05 PM EDT Att: 15,923 - Dome - 72 F AB 34 R 5 H 7 RBI 5 BB 1 SO 7 LOB 8										
2 Derek Jeter, R (1, 6) OBP: 0.466, SLG: 0.680	G5-3		G5-3			G6-3		HR	2B	4	1	1	0	0	0	0											
Paul O'Neill, L (1, 9) OBP: 0.393, SLG: 0.545	K		F7			1B		P6		4	0	1	0	0	1	1											
Bernie Williams, S (1, 8) OBP: 0.343, SLG: 0.461		HR				G6-3		HR		4	2	2	3	0	1	1											
Tino Martinez, L (1, 3) OBP: 0.362, SLG: 0.489	1B	2B				G3-1		HR	BB	3	1	1	0	1	1	0											
Chili Davis, S (1, 10) OBP: 0.458, SLG: 0.625						G4-3		HR		4	1	2	2	0	0	0											
20 Jorge Posada, S (1, 2) OBP: 0.286, SLG: 0.278	K					K		G3		4	0	0	0	0	2	2											
Scott Brosius, R (1, 5) OBP: 0.200, SLG: 0.396	K					G6-3		G5-3		4	0	0	0	0	1	2											
Ricky Ledee, L (1, 7) OBP: 0.233, SLG: 0.179	G3-4-3					G4-3		K		3	0	0	0	0	1	2											
Inning Stats	R: 0 E: 0 K: 1 S: 9	H: 0 LOB: 0 BB: 0 P: 14	R: 1 E: 0 K: 2 S: 14	H: 3 LOB: 2 BB: 0 P: 20	R: 0 E: 0 K: 0 S: 7	H: 0 LOB: 0 BB: 0 P: 12	R: 0 E: 0 K: 1 S: 6	H: 0 LOB: 0 BB: 0 P: 8	R: 0 E: 0 K: 1 S: 7	H: 0 LOB: 0 BB: 0 P: 11	R: 0 E: 0 K: 0 S: 8	H: 1 LOB: 1 BB: 0 P: 15	R: 2 E: 0 K: 1 S: 12	H: 1 LOB: 0 BB: 1 P: 20	R: 2 E: 0 K: 1 S: 12	H: 2 LOB: 0 BB: 0 P: 14	R: 0 E: 0 K: 0 S: 12	H: 0 LOB: 0 BB: 0 P: 18	1B: 2 2B: 2 3B: 0 HR: 3	SF: 0 SAC: 0 DP: 0 HBP: 0	WP: 0 PB: 0 CS: 0	PA: 35					
PITCHER	IP	WLS	BF	H	R	ER	SO	BB	IBB	HBP	BLK	WP	HR	S	P	ERA	WHIP										
Mike Lincoln, R (1, 1) ERA: 4.45 Mike Trombley, R (7, 1) ERA: 1.8 Eddie Guardado, L (8, 1) ERA: 4.91 Rick Aguilera, R (9, 1) ERA: 1.2	6.0	W	23	4	2	2	5	1	0	0	0	0	1	54	87	3.00	0.833										

Batter	1	2	3	4	5	6	7	8	9	AB	R	H	RBI	BB	SO	LOB	BOTTOM										
Todd Walker, L (1, 4) OBP: 0.325, SLG: 0.362 Denny Hocking, S (8, 4) OBP: 0.333, SLG: 0.367	G4-3	F7		G4-3			G6-3			4	1	1	0	1	0	4	New York Yankees @ Minnesota Twins Hubert H. Humphrey Metrodome, Minneapolis, MN Tue May 04 1999, 8:05 PM EDT Att: 15,923 - Dome - 72 F AB 40 R 8 H 17 RBI 7 BB 2 SO 6 LOB 21										
Tori Hunter, R (1, 8) OBP: 0.305, SLG: 0.379	G4-3	1B			E6	K		G3		5	2	3	0	0	1	3											
Matt Lawton, L (1, 9) OBP: 0.343, SLG: 0.433	1B	1B		G4-3	G4-3	F8		G3		5	1	2	1	0	0	4											
Marty Cordova, R (1, 10) OBP: 0.409, SLG: 0.453	K	K			K		2B	G4-3		5	1	2	1	0	3	4											
Ron Coomer, R (1, 5) OBP: 0.390, SLG: 0.541	1B	1B		G6-3	1B	3B		G4-3		5	2	3	1	0	0	1											
Doug Mientkiewicz, L (1, 3) OBP: 0.389, SLG: 0.432	1B	1B		G4-3	G4-3	1B		F8		4	0	2	2	1	0	1											
Terry Steinbach, R (1, 2) OBP: 0.380, SLG: 0.361	1B			G4-3		K		FC3-2	1B	4	0	2	2	0	1	1											
Chad Allen, R (1, 7) OBP: 0.290, SLG: 0.344		K		G6-3		P6		FC3-2	1B	4	0	1	0	0	1	0											
Cristian Guzman, S (1, 6) OBP: 0.211, SLG: 0.229	E4			B1		1B		FC3-2	G6-3	4	1	1	0	0	0	3											
Inning Stats	R: 2 E: 0 K: 1 S: 16	H: 5 LOB: 2 BB: 0 P: 22	R: 1 E: 1 K: 2 S: 12	H: 2 LOB: 2 BB: 0 P: 17	R: 0 E: 0 K: 0 S: 5	H: 0 LOB: 0 BB: 0 P: 8	R: 0 E: 0 K: 0 S: 6	H: 0 LOB: 0 BB: 0 P: 11	R: 2 E: 0 K: 2 S: 17	H: 3 LOB: 1 BB: 0 P: 24	R: 0 E: 0 K: 1 S: 8	H: 1 LOB: 2 BB: 1 P: 14	R: 2 E: 0 K: 0 S: 14	H: 4 LOB: 2 BB: 1 P: 22	R: 1 E: 0 K: 0 S: 10	H: 2 LOB: 1 BB: 0 P: 20	1B: 14 2B: 2 3B: 1 HR: 0	SF: 0 SAC: 0 DP: 0 HBP: 0	WP: 0 PB: 1 CS: 0	PA: 42							
PITCHER	IP	WLS	BF	H	R	ER	SO	BB	IBB	HBP	BLK	WP	HR	S	P	ERA	WHIP										
Ramiro Mendoza, R (1, 1) ERA: 3.03 Tony Fossas, L (6, 1) ERA: 54.0 Jay Tessmer, R (7, 1) ERA: 18.0 Mike Stanton, L (7, 1) ERA: 13.5 Jason Grimsley, R (8, 1) ERA: 3.19	5.2	L	29	11	5	4	6	1	0	0	0	0	0	1	1	0.00	0.000										

Batter	1	2	3	4	5	6	7	8	9	AB	R	H	RBI	BB	SO	LOB	TOP																					
2 Derek Jeter, R OBP: 0.463, SLG: 0.663 (1, 6)										4	0	1	1	1	1	3	0																					
Luis Sojo, R OBP: 0.265, SLG: 0.294 (1, 4)										5	1	1	0	0	1	3																						
Paul O'Neill, L OBP: 0.393, SLG: 0.533 (1, 9)										4	1	1	0	1	1	2																						
Bernie Williams, S OBP: 0.345, SLG: 0.458 (1, 8)										5	0	2	0	0	1	3																						
Tino Martinez, L OBP: 0.373, SLG: 0.511 (1, 3)										4	0	2	2	1	1	2																						
Chili Davis, S OBP: 0.450, SLG: 0.609 (1, 10)										4	1	1	0	0	2	4																						
Ricky Ledee, L OBP: 0.213, SLG: 0.163 (1, 7)										4	0	0	0	0	2	4																						
Scott Brosius, R OBP: 0.204, SLG: 0.442 (1, 5)										4	1	1	1	0	0	1																						
Joe Girardi, R OBP: 0.293, SLG: 0.385 (1, 2)										4	1	2	0	0	1	0																						
Inning Stats	R: 2 E: 0 K: 1 S: 19	H: 3 LOB: 1 BB: 0 P: 27	R: 1 E: 0 K: 2 S: 11	H: 1 LOB: 0 BB: 0 P: 16	R: 0 E: 0 K: 0 S: 7	H: 1 LOB: 1 BB: 0 P: 12	R: 2 E: 1 K: 2 S: 16	H: 3 LOB: 1 BB: 0 P: 20	R: 0 E: 0 K: 0 S: 12	H: 0 LOB: 2 BB: 2 P: 25	R: 0 E: 0 K: 0 S: 5	H: 1 LOB: 2 BB: 1 P: 11	R: 0 E: 0 K: 1 S: 9	H: 1 LOB: 1 BB: 0 P: 12	R: 0 E: 0 K: 1 S: 7	H: 0 LOB: 1 BB: 0 P: 12	R: 0 E: 0 K: 2 S: 10	H: 1 LOB: 1 BB: 0 P: 13	1B: 8 2B: 2 3B: 0 HR: 1	SF: 0 SAC: 0 DP: 0 HBP: 0	WP: 1 PB: 0 CS: 0	PA: 41																
PITCHER	IP	WLS	BF	H	R	ER	SO	BB	IBB	HBP	BLK	WP	HR	S	P	ERA	WHIP	PITCHER				IP	WLS	BF	H	R	ER	SO	BB	IBB	HBP	BLK	WP	HR	S	P	ERA	WHIP
LaTroy Hawkins, R ERA: 9.49 (1, 1)	5.0	L	25	8	5	4	7	1	1	0	0	1	1	65	100	7.20	1.800																					
Bob Wells, R ERA: 5.65 (6, 1)	1.0		5	1	0	0	0	1	0	0	0	0	0	5	11	0.00	2.000																					
23 Benj Sampson, L ERA: 10.8 (7, 1)	1.0		4	1	0	0	2	0	0	0	0	0	0	9	12	0.00	1.000																					
Joe Mays, R ERA: 4.91 (8, 1)	1.2		6	1	0	0	2	0	0	0	0	0	0	14	21	0.00	0.600																					
Eddie Guardado, L ERA: 4.76 (9, 1)	0.1		1	0	0	0	1	0	0	0	0	0	0	3	4	0.00	0.000																					

New York Yankees @ Minnesota Twins
Hubert H. Humphrey Metrodome, Minneapolis, MN
Wed May 05 1999, 8:05 PM EDT
Att. 17,859 - Dome - 72 F

AB	38
R	5
H	11
RBI	4
BB	3
SO	12
LOB	19



Batter	1	2	3	4	5	6	7	8	9	AB	R	H	RBI	BB	SO	LOB	BOTTOM																						
Denny Hocking, S OBP: 0.328, SLG: 0.346 (1, 7)										3	0	0	0	1	1	1																							
Todd Walker, L OBP: 0.322, SLG: 0.352 (1, 4)										3	0	0	0	1	0	2																							
Marty Cordova, R OBP: 0.413, SLG: 0.462 (1, 10)										3	2	1	0	1	2	2																							
Matt Lawton, L OBP: 0.339, SLG: 0.455 (1, 9)										4	1	1	2	0	0	3																							
Ron Coomer, R OBP: 0.395, SLG: 0.545 (1, 3)										3	0	1	1	1	0	0																							
Brent Gates, S OBP: 0.285, SLG: 0.273 (1, 5)										4	0	0	0	0	0	2																							
Tori Hunter, R OBP: 0.306, SLG: 0.378 (1, 8)										3	0	1	0	0	1	0																							
Doug Mientkiewicz, L OBP: 0.385, SLG: 0.427 (9, PH)										1	0	0	0	0	0	0																							
Javier Valentin, S OBP: 0.268, SLG: 0.270 (1, 2)										4	0	0	0	0	1	2																							
Cristian Guzman, S OBP: 0.216, SLG: 0.233 (1, 6)										3	0	1	0	0	0	2																							
Inning Stats	R: 0 E: 0 K: 2 S: 8	H: 0 LOB: 1 BB: 1 P: 15	R: 0 E: 0 K: 1 S: 9	H: 1 LOB: 1 BB: 1 P: 17	R: 0 E: 0 K: 1 S: 13	H: 0 LOB: 1 BB: 1 P: 21	R: 0 E: 0 K: 0 S: 6	H: 0 LOB: 0 BB: 0 P: 8	R: 0 E: 0 K: 0 S: 7	H: 1 LOB: 0 BB: 0 P: 9	R: 1 E: 0 K: 0 S: 11	H: 2 LOB: 1 BB: 0 P: 14	R: 0 E: 0 K: 1 S: 5	H: 0 LOB: 0 BB: 0 P: 5	R: 2 E: 1 K: 0 S: 11	H: 1 LOB: 0 BB: 1 P: 17	R: 0 E: 0 K: 0 S: 7	H: 0 LOB: 0 BB: 0 P: 7	1B: 2 2B: 2 3B: 0 HR: 1	SF: 0 SAC: 0 DP: 2 HBP: 0	WP: 0 PB: 0 CS: 0	PA: 35																	
PITCHER	IP	WLS	BF	H	R	ER	SO	BB	IBB	HBP	BLK	WP	HR	S	P	ERA	WHIP	PITCHER				IP	WLS	BF	H	R	ER	SO	BB	IBB	HBP	BLK	WP	HR	S	P	ERA	WHIP	
Andy Pettitte, L ERA: 4.88 (1, 1)	7.2	W	31	5	3	3	5	4	0	0	0	0	1	67	103	3.52	1.174																						
Mike Stanton, L ERA: 12.86 (8, 1)	0.1	H	1	0	0	0	0	0	0	0	0	0	0	3	3	0.00	0.000																						
42 Mariano Rivera, R ERA: 2.92 (9, 1)	1.0	S	3	0	0	0	0	0	0	0	0	0	0	7	7	0.00	0.000																						

New York Yankees @ Minnesota Twins
Hubert H. Humphrey Metrodome, Minneapolis, MN
Wed May 05 1999, 8:05 PM EDT
Att. 17,859 - Dome - 72 F

AB	31
R	3
H	5
RBI	3
BB	4
SO	5
LOB	14



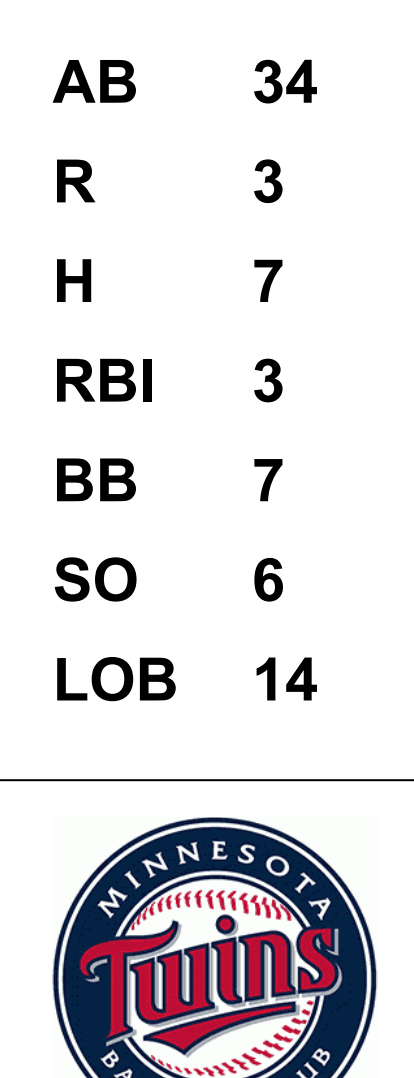
Batter	1	2	3	4	5	6	7	8	9	10	AB	R	H	RBI	BB	SO	LOB	TOP	
Chuck Knoblauch, R OBP: 0.451, SLG: 0.465 Luis Sojo, R OBP: 0.237, SLG: 0.286 (9, 4)	F8		P3		G6-3		G4-3		K		4	0	0	0	0	0	1	New York Yankees @ Minnesota Twins Hubert H. Humphrey Metrodome, Minneapolis, MN Thu. May 06 1999, 1:15 PM EDT Att. 16,465 - Dome - 72 F	
2 Derek Jeter, R OBP: 0.469, SLG: 0.670 (1, 6)	K		FC3-6 1B		2B 1B		F8		WP 2B		5	0	3	0	0	1			
Paul O'Neill, L OBP: 0.393, SLG: 0.536 (1, 9)	E 1B		FC3-6 2B		1-2 2B		2-3 K		F8		5	0	2	0	0	1			
Bernie Williams, S OBP: 0.347, SLG: 0.464 (1, 8)	E4		1-1 2B		G4-3		F9		G4-3 S 1B		5	1	2	0	0	0			
Tino Martinez, L OBP: 0.337, SLG: 0.485 (1, 3)	K				G4-3		G3		P4		5	0	0	0	0	1			
Chili Davis, S OBP: 0.461, SLG: 0.642 Ricky Ledee, L OBP: 0.229, SLG: 0.182 (8, PR)	HR		G1-3 1B		G1-3 1B		K		3B BB		3	1	2	1	1	0			
Scott Brosius, R OBP: 0.237, SLG: 0.544 (1, 5)	G4-6-3 1B		G1-3 1-2		G1-3 1-2		HR		G5-3 1B		5	1	3	2	0	0			
Chad Curtis, R OBP: 0.276, SLG: 0.375 (1, 7)	P8		G6-3		G6-3		K		G5-3 3B		4	0	0	0	1	1			
Joe Girardi, R OBP: 0.283, SLG: 0.384 (1, 2)	G4-6-3 1-2		G1-4-3		G1-4-3		2 F8 G4-3 1B		K		5	0	1	0	0	1			
Inning Stats	R: 0 E: 1 K: 2 S: 9	H: 1 LOB: 2 BB: 0 P: 10	R: 1 E: 0 K: 0 S: 11	H: 2 LOB: 0 BB: 0 P: 14	R: 0 E: 0 K: 0 S: 5	H: 2 LOB: 2 BB: 0 P: 9	R: 0 E: 0 K: 0 S: 12	H: 1 LOB: 1 BB: 0 P: 14	R: 0 E: 0 K: 1 S: 11	H: 1 LOB: 1 BB: 0 P: 14	R: 1 E: 0 K: 0 S: 14	H: 1 LOB: 2 BB: 1 P: 28	R: 0 E: 0 K: 2 S: 10	H: 1 LOB: 1 BB: 0 P: 15	R: 1 E: 0 K: 0 S: 5	H: 2 LOB: 2 BB: 1 P: 9	1B: 8 2B: 3 3B: 1 HR: 2		SF: 0 SAC: 0 DP: 1 HBP: 0
PITCHER	IP WLS BF H R ER SO BB IBB HBP BLK WP HR S P ERA WHIP	IP WLS BF H R ER SO BB IBB HBP BLK WP HR S P ERA WHIP	IP WLS BF H R ER SO BB IBB HBP BLK WP HR S P ERA WHIP	IP WLS BF H R ER SO BB IBB HBP BLK WP HR S P ERA WHIP	IP WLS BF H R ER SO BB IBB HBP BLK WP HR S P ERA WHIP	IP WLS BF H R ER SO BB IBB HBP BLK WP HR S P ERA WHIP	IP WLS BF H R ER SO BB IBB HBP BLK WP HR S P ERA WHIP	IP WLS BF H R ER SO BB IBB HBP BLK WP HR S P ERA WHIP	IP WLS BF H R ER SO BB IBB HBP BLK WP HR S P ERA WHIP	IP WLS BF H R ER SO BB IBB HBP BLK WP HR S P ERA WHIP	IP WLS BF H R ER SO BB IBB HBP BLK WP HR S P ERA WHIP	IP WLS BF H R ER SO BB IBB HBP BLK WP HR S P ERA WHIP	IP WLS BF H R ER SO BB IBB HBP BLK WP HR S P ERA WHIP	IP WLS BF H R ER SO BB IBB HBP BLK WP HR S P ERA WHIP	IP WLS BF H R ER SO BB IBB HBP BLK WP HR S P ERA WHIP	IP WLS BF H R ER SO BB IBB HBP BLK WP HR S P ERA WHIP	IP WLS BF H R ER SO BB IBB HBP BLK WP HR S P ERA WHIP	IP WLS BF H R ER SO BB IBB HBP BLK WP HR S P ERA WHIP	
Brad Radke, R ERA: 3.89 Mike Trombley, R ERA: 1.74 Eddie Guardado, L ERA: 5.11 Rick Aguilera, R ERA: 1.56	IP WLS BF H R ER SO BB IBB HBP BLK WP HR S P ERA WHIP	IP WLS BF H R ER SO BB IBB HBP BLK WP HR S P ERA WHIP	IP WLS BF H R ER SO BB IBB HBP BLK WP HR S P ERA WHIP	IP WLS BF H R ER SO BB IBB HBP BLK WP HR S P ERA WHIP	IP WLS BF H R ER SO BB IBB HBP BLK WP HR S P ERA WHIP	IP WLS BF H R ER SO BB IBB HBP BLK WP HR S P ERA WHIP	IP WLS BF H R ER SO BB IBB HBP BLK WP HR S P ERA WHIP	IP WLS BF H R ER SO BB IBB HBP BLK WP HR S P ERA WHIP	IP WLS BF H R ER SO BB IBB HBP BLK WP HR S P ERA WHIP	IP WLS BF H R ER SO BB IBB HBP BLK WP HR S P ERA WHIP	IP WLS BF H R ER SO BB IBB HBP BLK WP HR S P ERA WHIP	IP WLS BF H R ER SO BB IBB HBP BLK WP HR S P ERA WHIP	IP WLS BF H R ER SO BB IBB HBP BLK WP HR S P ERA WHIP	IP WLS BF H R ER SO BB IBB HBP BLK WP HR S P ERA WHIP	IP WLS BF H R ER SO BB IBB HBP BLK WP HR S P ERA WHIP	IP WLS BF H R ER SO BB IBB HBP BLK WP HR S P ERA WHIP	IP WLS BF H R ER SO BB IBB HBP BLK WP HR S P ERA WHIP	IP WLS BF H R ER SO BB IBB HBP BLK WP HR S P ERA WHIP	

Batter	1	2	3	4	5	6	7	8	9	10	AB	R	H	RBI	BB	SO	LOB	BOTTOM			
Todd Walker, L OBP: 0.320, SLG: 0.342 Torii Hunter, R OBP: 0.303, SLG: 0.374 (8, 8)	F8		K		G6-3		CS BB		L4		3	0	0	0	1	1	0	New York Yankees @ Minnesota Twins Hubert H. Humphrey Metrodome, Minneapolis, MN Thu. May 06 1999, 1:15 PM EDT Att. 16,465 - Dome - 72 F			
Denny Hocking, S OBP: 0.333, SLG: 0.351 (8, 4) (9, 7)	B5-3		K		G4-3 1B		1-2 1B		G4-3		5	0	2	0	0	1	0				
Matt Lawton, L OBP: 0.342, SLG: 0.442 (1, 9)	S 2B BB		1B BB		G4-3 1-2		G4-3		G3		3	1	0	0	2	0	2				
Brent Gates, S OBP: 0.315, SLG: 0.319 (8, 4) (9, 4)	2B 2B		S 1B		4-0 BB		4-1 1B BB		G6-3		3	1	2	1	2	0	0				
Doug Mientkiewicz, L OBP: 0.376, SLG: 0.427 (1, 3)	2B BB		P5		F8		0-0 B2		G3-1		4	1	0	0	1	0	5				
Terry Steinbach, R OBP: 0.387, SLG: 0.385 (1, 2)	2B		G1-6-3		F9		3-2 BB 1B		BB 1B		4	0	2	2	0	0	2				
Corey Koskie, L OBP: 0.373, SLG: 0.500 (1, 10)	G3		K		K		CS 1B		G6-4-3 BB		3	0	1	0	1	1	1				
Chris Latham, S OBP: 0.043, SLG: 0.048 (8, 7) (8, 7)	K		K		K		G6-4-3		G6-4-3		3	0	0	0	0	3	1				
Ron Coomer, R OBP: 0.390, SLG: 0.538 (8, 5) (9, 5)	K		K		K		1-2 K		G6-4-3		1	0	0	0	0	0	3				
Cristian Guzman, S OBP: 0.205, SLG: 0.221 (1, 6)	B2		G3		G3		P5		G4-3		4	0	0	0	0	0	0				
Inning Stats	R: 3 E: 0 K: 0 S: 17	H: 2 LOB: 1 BB: 2 P: 31	R: 0 E: 0 K: 2 S: 8	H: 0 LOB: 0 BB: 0 P: 10	R: 0 E: 0 K: 1 S: 11	H: 1 LOB: 2 BB: 1 P: 20	R: 0 E: 0 K: 2 S: 9	H: 0 LOB: 0 BB: 0 P: 12	R: 0 E: 0 K: 1 S: 6	H: 1 LOB: 1 BB: 0 P: 7	R: 0 E: 0 K: 0 S: 7	H: 1 LOB: 1 BB: 1 P: 15	R: 0 E: 0 K: 0 S: 8	H: 1 LOB: 2 BB: 2 P: 20	R: 0 E: 0 K: 0 S: 8	H: 0 LOB: 0 BB: 0 P: 11	R: 0 E: 0 K: 0 S: 3	H: 0 LOB: 0 BB: 0 P: 3	1B: 5 2B: 3 3B: 0 HR: 0	SF: 0 SAC: 0 DP: 1 HBP: 0	WP: 0 PB: 0 SB: 2 CS: 2
PITCHER	IP WLS BF H R ER SO BB IBB HBP BLK WP HR S P ERA WHIP	IP WLS BF H R ER SO BB IBB HBP BLK WP HR S P ERA WHIP	IP WLS BF H R ER SO BB IBB HBP BLK WP HR S P ERA WHIP	IP WLS BF H R ER SO BB IBB HBP BLK WP HR S P ERA WHIP	IP WLS BF H R ER SO BB IBB HBP BLK WP HR S P ERA WHIP	IP WLS BF H R ER SO BB IBB HBP BLK WP HR S P ERA WHIP	IP WLS BF H R ER SO BB IBB HBP BLK WP HR S P ERA WHIP	IP WLS BF H R ER SO BB IBB HBP BLK WP HR S P ERA WHIP	IP WLS BF H R ER SO BB IBB HBP BLK WP HR S P ERA WHIP	IP WLS BF H R ER SO BB IBB HBP BLK WP HR S P ERA WHIP	IP WLS BF H R ER SO BB IBB HBP BLK WP HR S P ERA WHIP	IP WLS BF H R ER SO BB IBB HBP BLK WP HR S P ERA WHIP	IP WLS BF H R ER SO BB IBB HBP BLK WP HR S P ERA WHIP	IP WLS BF H R ER SO BB IBB HBP BLK WP HR S P ERA WHIP	IP WLS BF H R ER SO BB IBB HBP BLK WP HR S P ERA WHIP	IP WLS BF H R ER SO BB IBB HBP BLK WP HR S P ERA WHIP	IP WLS BF H R ER SO BB IBB HBP BLK WP HR S P ERA WHIP	IP WLS BF H R ER SO BB IBB HBP BLK WP HR S P ERA WHIP			
David Cone, R ERA: 1.34 Jason Grimsley, R ERA: 2.77 42 Mariano Rivera, R ERA: 2.7	IP WLS BF H R ER SO BB IBB HBP BLK WP HR S P ERA WHIP	IP WLS BF H R ER SO BB IBB HBP BLK WP HR S P ERA WHIP	IP WLS BF H R ER SO BB IBB HBP BLK WP HR S P ERA WHIP	IP WLS BF H R ER SO BB IBB HBP BLK WP HR S P ERA WHIP	IP WLS BF H R ER SO BB IBB HBP BLK WP HR S P ERA WHIP	IP WLS BF H R ER SO BB IBB HBP BLK WP HR S P ERA WHIP	IP WLS BF H R ER SO BB IBB HBP BLK WP HR S P ERA WHIP	IP WLS BF H R ER SO BB IBB HBP BLK WP HR S P ERA WHIP	IP WLS BF H R ER SO BB IBB HBP BLK WP HR S P ERA WHIP	IP WLS BF H R ER SO BB IBB HBP BLK WP HR S P ERA WHIP	IP WLS BF H R ER SO BB IBB HBP BLK WP HR S P ERA WHIP	IP WLS BF H R ER SO BB IBB HBP BLK WP HR S P ERA WHIP	IP WLS BF H R ER SO BB IBB HBP BLK WP HR S P ERA WHIP	IP WLS BF H R ER SO BB IBB HBP BLK WP HR S P ERA WHIP	IP WLS BF H R ER SO BB IBB HBP BLK WP HR S P ERA WHIP	IP WLS BF H R ER SO BB IBB HBP BLK WP HR S P ERA WHIP	IP WLS BF H R ER SO BB IBB HBP BLK WP HR S P ERA WHIP	IP WLS BF H R ER SO BB IBB HBP BLK WP HR S P ERA WHIP			

AB	43
R	4
H	14
RBI	4
BB	2
SO	7
LOB	20



WP	1	PA	45
PB	0		
SB	1		
CS	0		



AB	34
R	3
H	7
RBI	3
BB	7
SO	6
LOB	14

WP	0	PA	41
PB	0		
SB	2		
CS	2		

Batter	1	2	3	4	5	6	7	8	9	AB	R	H	RBI	BB	SO	LOB	TOP										
Brian Hunter, R OBP: 0.330, SLG: 0.363 (1, 7)	G4-3		2H 1B			FC6-4 G6-3 BB		G3-1		3	1	1	0	1	0	0	Seattle Mariners @ New York Yankees Yankee Stadium, Bronx, NY Sun May 09 1999, 1:35 PM EDT Att: 49,622 - Sunny - 68 F										
David Bell, R OBP: 0.333, SLG: 0.544 (1, 4)	F7			E BB		FC6-4 1B		K		3	0	1	0	1	1	0											
Ken Griffey Jr., L OBP: 0.364, SLG: 0.583 (1, 8)	K			F8		FC6-4 G6-3		P6		4	0	0	0	0	1	3											
Edgar Martinez, R OBP: 0.419, SLG: 0.422 (1, 10)		G1-4-3		K		G6-3		E6		4	0	0	1	0	1	2											
David Segui, S OBP: 0.279, SLG: 0.440 (1, 3)		F9		G6-3		K		F7		4	0	0	0	0	1	3											
Jay Buhner, R OBP: 0.372, SLG: 0.500 (1, 9)		G5-3				K		K		4	0	0	0	0	3	1											
Russ Davis, R OBP: 0.292, SLG: 0.542 (1, 5)			K		F9		E5			3	0	0	0	0	1	0											
Dan Wilson, R OBP: 0.326, SLG: 0.375 (1, 2)			1B 2B			G6-4-3		G6-4-3		2	0	1	0	1	0	1											
Rafael Bourquigal, R OBP: 0.405, SLG: 0.594 (8, PH)			G5-3			K		G6-3		2	0	0	0	0	1	2											
Raul Ibanez, L OBP: 0.357, SLG: 0.429 (8, 6)										1	0	0	0	0	0	0											
Domingo Cedenzo, S OBP: 0.293, SLG: 0.389 (8, 6)										0	0	0	0	0	0	0											
Inning Stats	R: 0 E: 0 K: 1 S: 8	H: 0 LOB: 0 BB: 0 P: 11	R: 0 E: 0 K: 0 S: 9	H: 0 LOB: 0 BB: 0 P: 14	R: 0 E: 0 K: 1 S: 11	H: 2 LOB: 2 BB: 0 P: 17	R: 0 E: 1 K: 2 S: 9	H: 0 LOB: 1 BB: 1 P: 15	R: 0 E: 0 K: 2 S: 7	H: 0 LOB: 1 BB: 1 P: 15	R: 1 E: 0 K: 1 S: 12	H: 1 LOB: 1 BB: 1 P: 21	R: 0 E: 1 K: 1 S: 5	H: 0 LOB: 0 BB: 0 P: 6	R: 0 E: 0 K: 1 S: 11	H: 0 LOB: 0 BB: 0 P: 14	R: 0 E: 1 K: 1 S: 7	H: 0 LOB: 0 BB: 0 P: 10	1B: 2 2B: 1 3B: 0 HR: 0	SF: 0 SAC: 0 DP: 1 HBP: 0	WP: 0 PB: 0 SB: 0 CS: 0	PA: 33					
PITCHER	IP	WLS	BF	H	R	ER	SO	BB	IBB	HBP	BLK	WP	HR	S	P	ERA	WHIP										
Mike Stanton, L ERA: 8.18 (1, 1)	4.0		14	2	0	0	3	1	0	0	0	0	0	37	57	0.00	0.750										
Jason Grimsley, R ERA: 2.55 (5, 1)	4.0	W	15	1	1	1	5	2	0	0	0	0	0	35	56	2.25	0.750										
42 Mariano Rivera, R ERA: 2.51 (9, 1)	1.0		4	0	0	0	1	0	0	0	0	0	0	7	10	0.00	0.000										

Batter	1	2	3	4	5	6	7	8	9	AB	R	H	RBI	BB	SO	LOB	BOTTOM										
Chad Curtis, R OBP: 0.329, SLG: 0.339 (1, 7)	2 HR 1B		2B G6-3 BB	K			S 1B BB	K		3	3	1	0	2	2	3	Seattle Mariners @ New York Yankees Yankee Stadium, Bronx, NY Sun May 09 1999, 1:35 PM EDT Att: 49,622 - Sunny - 68 F										
2 Derek Jeter, R OBP: 0.472, SLG: 0.697 (1, 6)	1H HR		G6-3		S 1B		K			4	1	2	2	0	1	2											
Paul O'Neill, L OBP: 0.382, SLG: 0.491 (1, 9)	F8		F8		K		1B BB			3	0	0	0	1	1	2											
Bernie Williams, S OBP: 0.364, SLG: 0.468 (1, 8)	G5-4-3 1B		2H 2B		K		1B			4	0	3	2	0	1	1											
Chili Davis, S OBP: 0.445, SLG: 0.594 (1, 10)	G5-4-3		4-2 BB		G1-3					3	0	1	0	1	0	2											
Ricky Ledee, L OBP: 0.245, SLG: 0.200 (8, PR)	1-2							WP 2B 1B		0	1	0	0	0	0	0											
Tino Martinez, L OBP: 0.352, SLG: 0.482 (1, 3)		F8	G1-3			G3		G6-3 1H 2B		4	0	1	1	0	0	2											
Scott Brosius, R OBP: 0.282, SLG: 0.545 (1, 5)		20 S 1B BB				G5-3		G6-3		2	1	0	0	2	0	2											
20 Jorge Posada, S OBP: 0.333, SLG: 0.339 (1, 2)		G1-6-3 1H 1B				G4-3				3	0	1	1	1	1	1											
Luis Sojo, R OBP: 0.222, SLG: 0.244 (1, 4)		G1-6-3		P3				G6-3		4	0	0	0	0	1	4											
Inning Stats	R: 2 E: 0 K: 0 S: 10	H: 3 LOB: 0 BB: 0 P: 15	R: 1 E: 0 K: 0 S: 8	H: 1 LOB: 1 BB: 1 P: 17	R: 1 E: 0 K: 0 S: 13	H: 1 LOB: 2 BB: 2 P: 26	R: 0 E: 0 K: 2 S: 10	H: 0 LOB: 1 BB: 1 P: 15	R: 0 E: 0 K: 0 S: 5	H: 0 LOB: 0 BB: 0 P: 9	R: 1 E: 0 K: 1 S: 8	H: 1 LOB: 2 BB: 2 P: 19	R: 1 E: 0 K: 2 S: 13	H: 2 LOB: 2 BB: 1 P: 23	R: 1 E: 0 K: 2 S: 13	H: 2 LOB: 2 BB: 1 P: 23	1B: 6 2B: 2 3B: 0 HR: 1	SF: 0 SAC: 0 DP: 2 HBP: 0	WP: 1 PB: 0 SB: 3 CS: 0	PA: 37							
PITCHER	IP	WLS	BF	H	R	ER	SO	BB	IBB	HBP	BLK	WP	HR	S	P	ERA	WHIP										
Jeff Fassero, L ERA: 6.98 (1, 1)	7.0	L	31	7	5	5	5	6	0	0	0	0	1	65	115	6.43	1.857										
Jose Mesa, R ERA: 11.48 (8, 1)	1.0		6	2	1	1	2	0	1	0	0	1	0	13	23	9.00	2.000										

AB	30
R	1
H	3
RBI	1
BB	3
SO	9
LOB	12



AB	30
R	6
H	9
RBI	6
BB	7
SO	7
LOB	19




Batter	1	2	3	4	5	6	7	8	9	AB	R	H	RBI	BB	SO	LOB	TOP																
Darin Erstad, L (1, 3) OBP: 0.327, SLG: 0.407										5	1	2	0	0	2	3	Anaheim Angels @ New York Yankees Yankee Stadium, Bronx, NY Tue May 11 1999, 7:35 PM EDT Att: 25,313 - Unknown - 63 F																
Dave Silvestri, R (1, 4) OBP: 0.125, SLG: 0.250 Jeff Huson, L (8, FH) OBP: 0.250, SLG: 0.216										4	0	0	0	0	1	6																	
Mo Vaughn, L (1, 10) OBP: 0.354, SLG: 0.514										5	2	3	4	0	1	3																	
Todd Greene, R (1, 2) OBP: 0.295, SLG: 0.477										3	1	1	1	1	1	0																	
16 Garret Anderson, L (1, 8) OBP: 0.308, SLG: 0.526											5	1	4	2	0	0		1															
Troy Glas, R (1, 5) OBP: 0.358, SLG: 0.521											4	1	1	0	1	0		4															
Tim Unroe, R (1, 9) OBP: 0.414, SLG: 0.500											5	0	1	1	0	2		4															
Orlando Palmeiro, L (1, 7) OBP: 0.333, SLG: 0.330											4	1	0	0	1	1		4															
Andy Sheets, R (1, 6) OBP: 0.259, SLG: 0.373										3	1	2	0	1	1	1																	
Inning Stats	R: 3 E: 1 K: 2 S: 19	H: 5 LOB: 2 BB: 0 P: 27	R: 0 E: 0 K: 1 S: 6	H: 1 LOB: 1 BB: 0 P: 10	R: 0 E: 0 K: 1 S: 12	H: 0 LOB: 1 BB: 2 P: 23	R: 3 E: 0 K: 1 S: 21	H: 2 LOB: 0 BB: 1 P: 36	R: 0 E: 0 K: 0 S: 9	H: 1 LOB: 1 BB: 0 P: 15	R: 0 E: 0 K: 0 S: 5	H: 1 LOB: 1 BB: 1 P: 12	R: 2 E: 1 K: 2 S: 20	H: 2 LOB: 1 BB: 0 P: 26	R: 1 E: 0 K: 1 S: 12	H: 1 LOB: 0 BB: 1 P: 20		R: 0 E: 0 K: 1 S: 12	H: 1 LOB: 1 BB: 0 P: 21	1B: 10 2B: 4 3B: 0 HR: 2	SF: 1 SAC: 0 DP: 3 HBP: 0	WP: 0 PB: 0 SB: 1 CS: 0	PA: 44										
PITCHER	IP WLS BF H R ER SO BB IBB HBP BLK WP HR S P ERA WHIP	IP WLS BF H R ER SO BB IBB HBP BLK WP HR S P ERA WHIP																															
Andy Pettitte, L (1, 1) ERA: 5.9	5.0	L 26	9	6	6	5	3	0	0	0	0	0	1	67	111	10.80	2.400																
Ramiro Mendoza, R (6, 1) ERA: 3.25	3.0	L 14	4	3	2	3	2	0	0	0	0	0	1	37	58	6.00	2.000																
Dan Naulty, R (9, 1) ERA: 3.57	1.0	S 4	1	0	0	1	0	0	0	0	0	0	0	12	21	0.00	1.000																


Batter	1	2	3	4	5	6	7	8	9	AB	R	H	RBI	BB	SO	LOB	BOTTOM																
Chuck Knoblauch, R (1, 4) OBP: 0.441, SLG: 0.447											4	1	0	0	0	1	0																
2 Derek Jeter, R (1, 6) OBP: 0.476, SLG: 0.713											3	2	1	1	1	0	0																
Paul O'Neill, L (1, 9) OBP: 0.375, SLG: 0.478											5	1	1	1	0	3	2																
Bernie Williams, S (1, 8) OBP: 0.358, SLG: 0.457											5	0	1	0	0	2	2																
Tino Martinez, L (1, 3) OBP: 0.348, SLG: 0.474											4	1	1	1	0	0	2																
Chili Davis, S (1, 10) OBP: 0.447, SLG: 0.615										3	0	2	2	0	0	0	0																
Shane Spencer, R (1, 7) OBP: 0.375, SLG: 0.571										3	1	2	1	1	1	1	1																
20 Jorge Posada, S (1, 2) OBP: 0.316, SLG: 0.318										4	0	0	0	0	2	5	0																
Scott Brosius, R (1, 5) OBP: 0.280, SLG: 0.522										3	1	0	0	1	0	0	0																
Inning Stats	R: 1 E: 0 K: 1 S: 9	H: 1 LOB: 0 BB: 0 P: 16	R: 0 E: 0 K: 2 S: 13	H: 1 LOB: 1 BB: 0 P: 20	R: 4 E: 0 K: 1 S: 18	H: 2 LOB: 2 BB: 3 P: 44	R: 0 E: 0 K: 0 S: 7	H: 0 LOB: 0 BB: 0 P: 12	R: 1 E: 0 K: 1 S: 10	H: 3 LOB: 2 BB: 0 P: 17	R: 0 E: 0 K: 0 S: 10	H: 0 LOB: 0 BB: 0 P: 15	R: 0 E: 0 K: 1 S: 6	H: 0 LOB: 0 BB: 0 P: 10	R: 1 E: 0 K: 0 S: 6	H: 1 LOB: 0 BB: 0 P: 11	R: 0 E: 0 K: 3 S: 13	H: 0 LOB: 1 BB: 0 P: 17	1B: 4 2B: 2 3B: 0 HR: 2	SF: 1 SAC: 0 DP: 0 HBP: 2	WP: 1 PB: 2 SB: 1 CS: 0	PA: 40											
PITCHER	IP WLS BF H R ER SO BB IBB HBP BLK WP HR S P ERA WHIP	IP WLS BF H R ER SO BB IBB HBP BLK WP HR S P ERA WHIP																															
Steve Sparks, R (1, 1) ERA: 5.12	3.0	L 17	4	5	5	4	3	0	1	0	0	0	0	17	29	4.50	1.500																
Mike Magnante, L (4, 1) ERA: 4.05	2.0	S 9	3	1	1	1	0	0	0	0	0	0	0	17	29	4.50	1.500																
Mark Petkovsek, R (6, 1) ERA: 1.56	3.0	W 10	1	1	1	1	0	0	0	0	0	0	1	22	36	3.00	0.333																
Troy Percival, R (9, 1) ERA: 4.5	1.0	S 4	0	0	0	3	0	0	1	0	1	0	0	13	17	0.00	0.000																

AB 38
R 9
H 14
RBI 8
BB 5
SO 9
LOB 26

AB 34
R 7
H 8
RBI 6
BB 3
SO 9
LOB 12



Batter	1	2	3	4	5	6	7	8	9	AB	R	H	RBI	BB	SO	LOB	TOP										
Darin Erstad, L (1, 3) OBP: 0.316, SLG: 0.393	G1-3		L6		F8		G4-3		G4-3	5	0	0	0	0	0	2	Anaheim Angels @ New York Yankees Yankee Stadium, Bronx, NY Wed May 12 1999, 7:30 PM EDT Att: 23,540 - Unknown - 68 F livebaseballscorecards.com										
Randy Velarde, R (1, 4) OBP: 0.395, SLG: 0.440	P3		F7		P2		BB			3	0	0	0	1	0	0											
Mo Vaughn, L (1, 10) OBP: 0.361, SLG: 0.507	BB		1B		F8		F7			3	0	1	0	1	0	2											
16 Garret Anderson, L (1, 8) OBP: 0.313, SLG: 0.525	1B		1B		K				P4	4	0	2	0	0	1	0											
Troy Glaus, R (1, 5) OBP: 0.355, SLG: 0.508	K		K		BB		BB		F8	3	0	0	0	1	2	4											
Reggie Williams, S (1, 9)					K		G4-3		1B	4	0	1	0	0	1	1											
Orlando Palmeiro, L (1, 7) OBP: 0.339, SLG: 0.330					F7				G1-3	3	1	1	0	1	0	0											
Charlie O'Brien, R (1, 2) OBP: 0.125, SLG: 0.081					L9				G6-3	4	0	0	0	0	2	2											
Andy Sheets, R (1, 6) OBP: 0.259, SLG: 0.377									E5	4	0	1	1	0	2	1											
Inning Stats	R: 0 E: 0 K: 1 S: 15	H: 1 LOB: 2 BB: 1 P: 26	R: 0 E: 0 K: 2 S: 10	H: 1 LOB: 1 BB: 0 P: 15	R: 0 E: 0 K: 1 S: 14	H: 2 LOB: 2 BB: 0 P: 19	R: 0 E: 0 K: 1 S: 10	H: 0 LOB: 0 BB: 0 P: 13	R: 0 E: 0 K: 1 S: 9	H: 0 LOB: 0 BB: 0 P: 14	R: 0 E: 0 K: 1 S: 10	H: 1 LOB: 2 BB: 2 P: 19	R: 0 E: 0 K: 0 S: 4	H: 1 LOB: 1 BB: 0 P: 9	R: 0 E: 1 K: 0 S: 7	H: 0 LOB: 1 BB: 0 P: 11		1B: 5 2B: 1 3B: 0 HR: 0	SF: 0 SAC: 0 DP: 0 HBP: 0	WP: 0 PB: 0 SB: 0 CS: 0	PA: 37						
PITCHER	IP	WLS	BF	H	R	ER	SO	BB	IBB	HBP	BLK	WP	HR	S	P	ERA	WHIP										
David Cone, R (1, 1) ERA: 1.33	7.0	L	30	5	1	1	8	4	0	0	0	0	0	76	124	1.29	1.286										
Tony Fossas, L (8, 1) ERA: 36.0	0.1		1	0	0	0	0	0	0	0	0	0	0	1	2	0.00	0.000										
Jason Grimsley, R (8, 1) ERA: 2.41	1.2		6	1	0	0	0	0	0	0	0	0	0	10	18	0.00	0.600										

Batter	1	2	3	4	5	6	7	8	9	AB	R	H	RBI	BB	SO	LOB	BOTTOM										
Chuck Knoblauch, R (1, 4) OBP: 0.427, SLG: 0.430	G4-3		K2-3		G1-3				P6	4	0	0	0	0	1	2	Anaheim Angels @ New York Yankees Yankee Stadium, Bronx, NY Wed May 12 1999, 7:30 PM EDT Att: 23,540 - Unknown - 68 F livebaseballscorecards.com										
2 Derek Jeter, R (1, 6) OBP: 0.470, SLG: 0.698	L4		K						K	4	0	1	0	0	2	2											
Paul O'Neill, L (1, 9) OBP: 0.371, SLG: 0.466	BB		K						F8	3	0	0	0	1	1	4											
Bernie Williams, S (1, 8) OBP: 0.348, SLG: 0.444	CS		G6-3		F9				P6	4	0	0	0	0	1	1											
Chili Davis, S (1, 10) OBP: 0.441, SLG: 0.598			G6-3		K				K	3	0	0	0	1	2	0											
Tino Martinez, L (1, 3) OBP: 0.346, SLG: 0.467			K						K	4	0	1	0	0	3	2											
Shane Spencer, R (1, 7) OBP: 0.368, SLG: 0.529					1B				K	3	0	1	0	0	2	1											
Scott Brosius, R (1, 5) OBP: 0.269, SLG: 0.500					K				G6-3	3	0	0	0	0	1	1											
Joe Girardi, R (1, 2) OBP: 0.265, SLG: 0.340			E5						F8	3	0	0	0	0	0	1											
Inning Stats	R: 0 E: 0 K: 0 S: 10	H: 0 LOB: 0 BB: 1 P: 18	R: 0 E: 0 K: 1 S: 9	H: 0 LOB: 0 BB: 0 P: 15	R: 0 E: 1 K: 4 S: 15	H: 1 LOB: 3 BB: 0 P: 24	R: 0 E: 0 K: 2 S: 11	H: 1 LOB: 1 BB: 0 P: 17	R: 0 E: 0 K: 0 S: 3	H: 0 LOB: 0 BB: 0 P: 4	R: 0 E: 0 K: 2 S: 12	H: 1 LOB: 2 BB: 1 P: 24	R: 0 E: 0 K: 1 S: 10	H: 0 LOB: 0 BB: 0 P: 15	R: 0 E: 0 K: 1 S: 8	H: 0 LOB: 0 BB: 0 P: 14		R: 0 E: 0 K: 2 S: 9	H: 0 LOB: 0 BB: 0 P: 13	1B: 3 2B: 0 3B: 0 HR: 0	SF: 0 SAC: 0 DP: 0 HBP: 0	WP: 2 PB: 0 SB: 1 CS: 1	PA: 34				
PITCHER	IP	WLS	BF	H	R	ER	SO	BB	IBB	HBP	BLK	WP	HR	S	P	ERA	WHIP										
Chuck Finley, L (1, 1) ERA: 4.89	8.0	W	30	3	0	0	11	2	0	0	0	0	0	9	13	0.00	0.625										
Troy Percival, R (9, 1) ERA: 4.15	1.0	S	3	0	0	0	2	0	0	0	0	0	0	9	13	0.00	0.000										

Batter	1	2	3	4	5	6	7	8	9	AB	R	H	RBI	BB	SO	LOB	TOP				
Darin Erstad, L (1, 3) OBP: 0.308, SLG: 0.382	F7		F8		F9		K			4	0	0	0	0	1	3	Anaheim Angels @ New York Yankees Yankee Stadium, Bronx, NY Thu May 13 1999, 7:30 PM EDT Att: 26,702 - Unknown - 63 F				
Randy Velarde, R (1, 4) OBP: 0.391, SLG: 0.433	F8		1B		F8			G1-3		4	0	1	0	0	0	0					
Mo Vaughn, L (1, 10) OBP: 0.368, SLG: 0.545	F8		G4-3			HR		1B	1B	4	1	2	1	0	0	2					
16 Garret Anderson, L (1, 8) OBP: 0.318, SLG: 0.524					F9			K		4	0	2	0	0	1	1					
Tim Lincecum, R (1, 5) OBP: 0.394, SLG: 0.467					F8			1B		4	0	1	0	0	1	2					
Reggie Williams, S (1, 9) OBP: 0.125, SLG: 0.125					K			K		4	0	0	0	0	4	4					
Orlando Palmeiro, L (1, 7) OBP: 0.330, SLG: 0.327										4	1	1	0	0	0	1					
Matt Walbeck, S (1, 2) OBP: 0.346, SLG: 0.375					F9			K		4	0	2	0	0	1	0					
Andy Sheets, R (1, 6) OBP: 0.259, SLG: 0.370					1B	BB		F8		2	0	0	1	1	0	1					
Inning Stats	R: 0 E: 0 K: 0 S: 6	H: 0 LOB: 0 BB: 0 P: 13	R: 0 E: 0 K: 2 S: 11	H: 1 LOB: 1 BB: 0 P: 14	R: 0 E: 0 K: 0 S: 8	H: 1 LOB: 2 BB: 1 P: 18	R: 0 E: 0 K: 1 S: 6	H: 0 LOB: 0 BB: 0 P: 9	R: 0 E: 0 K: 0 S: 12	H: 1 LOB: 1 BB: 0 P: 18	R: 1 E: 0 K: 1 S: 12	H: 2 LOB: 1 BB: 0 P: 19	R: 0 E: 0 K: 2 S: 16	H: 2 LOB: 2 BB: 0 P: 25	R: 0 E: 0 K: 1 S: 9	H: 0 LOB: 0 BB: 0 P: 14	1B: 8 2B: 0 3B: 0 HR: 1	SF: 1 SAC: 0 DP: 0 HBP: 0	WP: 0 PB: 0 CS: 1	PA: 36	
PITCHER	IP	WLS	BF	H	R	ER	SO	BB	IBB	HBP	BLK	WP	HR	S	P	ERA	WHIP				
Hideki Irabu, R (1, 1) ERA: 4.55	7.0	L	28	7	2	2	5	1	0	0	0	0	1	64	104	2.57	1.143				
Mike Stanton, L (8, 1) ERA: 6.92	2.0		8	2	0	0	3	0	0	0	0	0	0	25	39	0.00	1.000				

Batter	1	2	3	4	5	6	7	8	9	AB	R	H	RBI	BB	SO	LOB	BOTTOM				
Chuck Knoblauch, R (1, 4) OBP: 0.419, SLG: 0.414	F9		L9							4	0	0	0	1	0	1	Anaheim Angels @ New York Yankees Yankee Stadium, Bronx, NY Thu May 13 1999, 7:30 PM EDT Att: 26,702 - Unknown - 63 F				
2 Derek Jeter, R (1, 6) OBP: 0.481, SLG: 0.695										2	0	1	0	3	0	0					
Paul O'Neill, L (1, 9) OBP: 0.361, SLG: 0.450										4	0	0	0	0	0	7					
Bernie Williams, S (1, 8) OBP: 0.352, SLG: 0.441										3	0	1	0	1	0	1					
Tino Martinez, L (1, 3) OBP: 0.336, SLG: 0.452										4	0	0	0	0	0	2					
Chili Davis, S (1, 10) OBP: 0.450, SLG: 0.596										2	0	1	0	2	0	0					
Chad Curtis, R (8, FR) OBP: 0.329, SLG: 0.339										0	0	0	0	0	0	0					
Shane Spencer, R (1, 7) OBP: 0.348, SLG: 0.476										4	0	1	0	0	0	3					
Scott Brosius, R (1, 5) OBP: 0.268, SLG: 0.487										4	0	1	0	0	0	4					
20 Jorge Posada, S (1, 2) OBP: 0.313, SLG: 0.329										4	0	1	0	0	1	1					
Inning Stats	R: 0 E: 0 K: 0 S: 7	H: 1 LOB: 1 BB: 0 P: 12	R: 0 E: 0 K: 0 S: 6	H: 0 LOB: 0 BB: 0 P: 10	R: 0 E: 0 K: 0 S: 10	H: 1 LOB: 2 BB: 1 P: 20	R: 0 E: 0 K: 0 S: 7	H: 1 LOB: 1 BB: 0 P: 15	R: 0 E: 0 K: 0 S: 12	H: 0 LOB: 2 BB: 2 P: 21	R: 0 E: 0 K: 0 S: 7	H: 0 LOB: 1 BB: 1 P: 15	R: 0 E: 0 K: 0 S: 11	H: 1 LOB: 2 BB: 1 P: 23	R: 0 E: 0 K: 1 S: 10	H: 0 LOB: 0 BB: 0 P: 17	1B: 5 2B: 1 3B: 0 HR: 0	SF: 0 SAC: 0 DP: 1 HBP: 0	WP: 1 PB: 0 CS: 1	PA: 38	
PITCHER	IP	WLS	BF	H	R	ER	SO	BB	IBB	HBP	BLK	WP	HR	S	P	ERA	WHIP				
Omar Olivares, R (1, 1) ERA: 3.0	6.2	W	29	5	0	0	0	6	0	0	0	0	0	53	109	0.00	1.650				
Scott Schoeneweis, L (7, 1) ERA: 4.12	0.2	H	4	1	0	0	0	1	0	0	0	0	0	7	14	0.00	3.000				
Shigetoshi Hasegawa, R (8, 1) ERA: 3.86	0.2	H	2	0	0	0	0	0	0	0	0	0	0	7	13	0.00	0.000				
Troy Percival, R (9, 1) ERA: 3.86	1.0	S	3	0	0	0	1	0	0	0	0	0	0	10	17	0.00	0.000				

Batter	1	2	3	4	5	6	7	8	9	AB	R	H	RBI	BB	SO	LOB	TOP										
Ray Durham, S OBP: 0.365, SLG: 0.504										5	1	1	0	0	0	4											
Mike Caruso, S OBP: 0.393, SLG: 0.324										3	0	0	0	0	0	1											
Frank Thomas, R OBP: 0.477, SLG: 0.538										4	0	0	1	0	3	3											
Magglio Ordonez, R OBP: 0.336, SLG: 0.550										4	0	1	0	0	1	1											
14 Paul Konerko, R OBP: 0.227, SLG: 0.414 McKay Christensen, L OBP: 0.271, SLG: 0.302										4	0	2	0	0	0	1											
Darin Jackson, R OBP: 0.346, SLG: 0.569										4	0	0	0	0	1	3											
Carlos Lee, R OBP: 0.280, SLG: 0.409 Jeff Liefer, L OBP: 0.280, SLG: 0.304										3	0	0	0	0	1	2											
Craig Wilson, R OBP: 0.333, SLG: 0.222 Greg Norton, S OBP: 0.380, SLG: 0.343										3	0	3	0	0	0	0											
Brook Fordyce, R OBP: 0.373, SLG: 0.382 Chris Singleton, L OBP: 0.302, SLG: 0.510										2	0	1	0	1	0	3											
Inning Stats	R: 1 E: 0 K: 0 S: 12	H: 1 LOB: 1 BB: 0 P: 19	R: 0 E: 0 K: 1 S: 11	H: 2 LOB: 2 BB: 0 P: 17	R: 0 E: 0 K: 2 S: 9	H: 0 LOB: 0 BB: 0 P: 12	R: 0 E: 0 K: 0 S: 8	H: 0 LOB: 0 BB: 0 P: 14	R: 0 E: 1 K: 1 S: 13	H: 1 LOB: 2 BB: 1 P: 23	R: 0 E: 0 K: 0 S: 16	H: 3 LOB: 3 BB: 0 P: 21	R: 0 E: 0 K: 1 S: 6	H: 0 LOB: 0 BB: 0 P: 10	R: 0 E: 0 K: 1 S: 7	H: 1 LOB: 1 BB: 0 P: 9	R: 0 E: 0 K: 1 S: 7	H: 0 LOB: 0 BB: 0 P: 9	1B: 6 2B: 1 3B: 1 HR: 0	SF: 0 SAC: 0 DP: 0 HBP: 1	WP: 1 PB: 0 SB: 0 CS: 0	PA: 37					
PITCHER	IP	WLS	BF	H	R	ER	SO	BB	IBB	HBP	BLK	WP	HR	S	P	ERA	WHIP										
Andy Pettitte, L ERA: 5.14	6.0	W	27	7	1	1	4	1	0	1	0	1	0	69	106	1.50	1.333										
Jason Grimsley, R ERA: 1.95	2.0	H	7	1	0	0	2	0	0	0	0	0	0	13	19	0.00	0.500										
42 Mariano Rivera, R ERA: 2.35	1.0	S	3	0	0	0	1	0	0	0	0	0	0	7	9	0.00	0.000										

Chicago White Sox @ New York Yankees
Yankee Stadium, Bronx, NY
Sun May 16 1999, 1:35 PM EDT
Att. 51,046 - Sunny - 66 F

AB 35
R 1
H 8
RBI 1
BB 1
SO 7
LOB 19

Batter	1	2	3	4	5	6	7	8	9	AB	R	H	RBI	BB	SO	LOB	BOTTOM										
Chuck Knoblauch, R OBP: 0.389, SLG: 0.379										4	0	0	0	0	2	0											
Derek Jeter, R OBP: 0.462, SLG: 0.660										4	0	1	0	0	0	0											
Paul O'Neill, L OBP: 0.363, SLG: 0.435										4	0	1	0	0	0	0											
Bernie Williams, S OBP: 0.373, SLG: 0.449										4	1	3	0	0	0	2											
Chili Davis, S OBP: 0.444, SLG: 0.619										4	1	1	2	0	0	2											
Tino Martinez, L OBP: 0.348, SLG: 0.459										3	0	2	0	0	0	0											
Shane Spencer, R OBP: 0.324, SLG: 0.387										3	0	0	0	0	1	3											
Scott Brosius, R OBP: 0.258, SLG: 0.448										3	0	0	0	0	1	1											
Joe Girardi, R OBP: 0.236, SLG: 0.302										3	0	0	0	0	0	0											
Inning Stats	R: 0 E: 0 K: 0 S: 9	H: 0 LOB: 0 BB: 0 P: 13	R: 2 E: 0 K: 1 S: 9	H: 2 LOB: 0 BB: 0 P: 17	R: 0 E: 0 K: 1 S: 12	H: 2 LOB: 2 BB: 0 P: 19	R: 0 E: 0 K: 0 S: 8	H: 1 LOB: 1 BB: 0 P: 13	R: 0 E: 0 K: 1 S: 9	H: 0 LOB: 0 BB: 0 P: 12	R: 0 E: 0 K: 1 S: 10	H: 2 LOB: 2 BB: 0 P: 15	R: 0 E: 0 K: 0 S: 3	H: 0 LOB: 0 BB: 0 P: 6	R: 0 E: 0 K: 0 S: 6	H: 1 LOB: 1 BB: 0 P: 8	R: 0 E: 0 K: 0 S: 6	H: 1 LOB: 1 BB: 0 P: 8	1B: 7 2B: 0 3B: 0 HR: 1	SF: 0 SAC: 0 DP: 0 HBP: 0	WP: 1 PB: 0 SB: 0 CS: 0	PA: 32					
PITCHER	IP	WLS	BF	H	R	ER	SO	BB	IBB	HBP	BLK	WP	HR	S	P	ERA	WHIP										
Mike Siroka, L ERA: 3.28	8.0	L	32	8	2	2	4	0	0	0	0	1	1	66	103	2.25	1.000										


Chicago White Sox @ New York Yankees
Yankee Stadium, Bronx, NY
Sun May 16 1999, 1:35 PM EDT
Att. 51,046 - Sunny - 66 F


AB 32
R 2
H 8
RBI 2
BB 0
SO 4
LOB 8

Batter	1	2	3	4	5	6	7	8	9	AB	R	H	RBI	BB	SO	LOB	TOP					
Chuck Knoblauch, R (1, 4) OBP: 0.386, SLG: 0.375	1-1 P3		0-1 G6-3	0-3 K		0-0 SH5-3		0-0 G4-6-3 1B		4	0	1	0	0	1	1	New York Yankees @ Boston Red Sox Fenway Park, Boston, MA Tue May 18, 1999, 7:05 PM EDT Att: 33,620 - Cloudy - 69 F					
2 Derek Jeter, R (1, 6) OBP: 0.466, SLG: 0.655	0-0 1B		2-0 1B 2B		4-2 WP BB 1B BB	1-1 E5		2-3 K		4	2	2	0	1	1	2						
Paul O'Neill, L (1, 9) OBP: 0.358, SLG: 0.426	1-3 K		1-0 2B 1-2 1B		0-0 F8	0-0 F7		0-0 G4-6-3 1-2		5	0	1	0	0	1	5						
Bernie Williams, S (1, 8) OBP: 0.380, SLG: 0.447	2-2 1B		0-3 K		4-1 1B WP 1-2 BB	3-3 K			4-1 DI 1B BB	3	1	1	0	2	2	4						
Tino Martinez, L (1, 3) OBP: 0.363, SLG: 0.482	2-0 L9		0-0 1-3 2-H 2B		4-2 1B BB			2-2 20 WP 1B	2-2 1-H 1B	4	0	3	2	1	0	2						
Chili Davis, S (1, 10)		1-0 20 G6-3 2B	0-2 G4-3		2-2 1-2 2-3 1B			1-3 K	2-2 F8	5	0	2	1	0	1	4						
20 Jorge Posada, S (1, 2) OBP: 0.301, SLG: 0.313		3-2 G6-3		3-1 L7		0-3 K		1-3 K	0-1 FC6-4 1-2 1B	5	0	1	0	0	2	5						
Chad Curtis, R (1, 7) OBP: 0.325, SLG: 0.322		2-3 K		0-1 G5-3		2-3 K		4-1 BB	2-3 K	3	0	0	0	1	2	4						
Shane Spencer, R (9, PH) OBP: 0.314, SLG: 0.375										1	0	0	0	0	1	2						
Scott Brosius, R (1, 5) OBP: 0.265, SLG: 0.446		3-3 K		1-1 1B		2-2 SH5-3 1B		0-3 K	0-2 FC6-4 1-2	5	0	2	0	0	2	5						
Inning Stats	R: 0 E: 0 K: 1 S: 10	H: 2 LOB: 2 BB: 0 P: 16	R: 0 E: 0 K: 2 S: 11	H: 1 LOB: 1 BB: 0 P: 20	R: 1 E: 0 K: 1 S: 12	H: 3 LOB: 2 BB: 0 P: 15	R: 0 E: 0 K: 1 S: 9	H: 1 LOB: 1 BB: 0 P: 13	R: 1 E: 0 K: 2 S: 20	H: 1 LOB: 3 BB: 3 P: 36	R: 0 E: 1 K: 3 S: 12	H: 1 LOB: 2 BB: 0 P: 18	R: 0 E: 0 K: 3 S: 13	H: 1 LOB: 2 BB: 1 P: 19	R: 0 E: 0 K: 1 S: 8	H: 1 LOB: 0 BB: 0 P: 10	R: 1 E: 0 K: 1 S: 16	H: 2 LOB: 2 BB: 1 P: 26	1B: 10 2B: 3 3B: 0 HR: 0	SF: 0 SAC: 1 DP: 1 HBP: 0	WP: 2 PB: 2 SB: 0 CS: 0	PA: 45
PITCHER	IP WLS BF H R ER SO BB IBB HBP BLK WP HR S P ERA WHIP	7.0 W 36 10 2 2 11 4 0 0 0 2 0 87 137 2.57 2.000	0.1 H 2 1 0 0 1 0 0 0 0 0 0 7 9 0.00 3.000	0.2 H 3 1 1 1 0 1 0 0 0 0 0 5 11 13.50 3.000	1.0 S 4 1 0 0 1 0 0 0 0 0 0 12 16 0.00 1.000	PITCHER										IP WLS BF H R ER SO BB IBB HBP BLK WP HR S P ERA WHIP						

Batter	1	2	3	4	5	6	7	8	9	AB	R	H	RBI	BB	SO	LOB	BOTTOM			
Jose Offerman, S (1, 4) OBP: 0.421, SLG: 0.543	4-0 CS BB		2-3 K		4-1 18 1B PB BB		0-0 F9	0-0 G3-1		3	0	0	0	2	1	5	New York Yankees @ Boston Red Sox Fenway Park, Boston, MA Tue May 18, 1999, 7:05 PM EDT Att: 33,620 - Cloudy - 69 F			
Jeff Frye, R (1, 5) OBP: 0.350, SLG: 0.254	2-2 F9		1-1 P6		4-2 18 1B BB		3-1 G3			3	0	0	0	1	0	4				
18 Reggie Jefferson, S (1, 10) OBP: 0.362, SLG: 0.595	0-3 K			2-2 G3		2-2 1-2 2-3 1B		3-2 G6-3		4	0	1	1	0	1	0				
Nomar Garciaparra, R (1, 6) OBP: 0.396, SLG: 0.550		3-2 F9		0-0 G6-3		0-0 G3-1 WP 2B		2-2 BB FC 1B		4	2	2	0	0	0	0				
Troy O'Leary, L (1, 7) OBP: 0.340, SLG: 0.497	0-0 F8			1-0 G4-3		2-0 G3-1		0-2 FC BB 1-2 E 1B		4	1	1	0	0	0	1				
Mike Stanley, R (1, 3) OBP: 0.411, SLG: 0.440	3-2 L7				2-1 HR		1-1 G5-4-3 1B	4-1 BB E 1-2 2-3 G4-3 BB		3	2	2	1	1	0	0				
Jason Varitek, S (1, 2) OBP: 0.327, SLG: 0.404			0-1 FC4-6 1B		1-2 F8		3-2 G5-4-3 1-2	1-2 FC G4-3 BB 1-2 2-H 2-3 3-H		4	0	1	1	0	0	2				
Darren Lewis, R (1, 8) OBP: 0.386, SLG: 0.340			3-1 FC4-6 1B		0-1 PB 18 1B BB 1B		0-1 SH2-4 1B	4-1 G4-3 BB		3	1	2	0	1	0	1				
Trot Nixon, L (1, 9) OBP: 0.286, SLG: 0.341			0-0 1-2 1B		1-2 F8		1-1 SH2-4	0-0 G4-3		3	0	1	1	0	0	3				
Inning Stats	R: 0 E: 0 K: 1 S: 9	H: 0 LOB: 0 BB: 1 P: 15	R: 0 E: 0 K: 0 S: 7	H: 0 LOB: 0 BB: 0 P: 13	R: 0 E: 0 K: 1 S: 10	H: 2 LOB: 2 BB: 0 P: 16	R: 0 E: 0 K: 0 S: 6	H: 0 LOB: 0 BB: 0 P: 9	R: 2 E: 0 K: 0 S: 16	H: 3 LOB: 2 BB: 2 P: 30	R: 1 E: 0 K: 0 S: 7	H: 2 LOB: 0 BB: 0 P: 13	R: 0 E: 0 K: 0 S: 7	H: 1 LOB: 1 BB: 0 P: 11	R: 3 E: 1 K: 0 S: 18	H: 2 LOB: 2 BB: 2 P: 32		1B: 8 2B: 1 3B: 0 HR: 1	SF: 0 SAC: 1 DP: 1 HBP: 0	WP: 1 PB: 1 SB: 0 CS: 1
PITCHER	IP WLS BF H R ER SO BB IBB HBP BLK WP HR S P ERA WHIP	6.0 L 25 7 3 3 2 3 0 0 0 0 1 55 96 4.50 1.667	1.1 5 1 0 0 0 0 0 0 0 0 0 0 10 17 0.00 0.750	0.2 7 2 3 1 0 2 0 0 0 0 0 0 15 26 13.50 6.000	PITCHER										IP WLS BF H R ER SO BB IBB HBP BLK WP HR S P ERA WHIP					



Batter	1	2	3	4	5	6	7	8	9	AB	R	H	RBI	BB	SO	LOB	TOP										
Chuck Knoblauch, R (1.4) OBP: 0.382, SLG: 0.371	F8		G1-3		G6-4-3		K			4	0	1	0	0	1	4	New York Yankees @ Boston Red Sox Fenway Park, Boston, MA Wed May 19 1999, 7:05 PM EDT Att: 32,091 - Cloudy - 69 F										
2 Derek Jeter, R (1.6) OBP: 0.461, SLG: 0.644	G4-3		G1-3			G5-3		K		4	0	1	0	0	1	1											
Paul O'Neill, L (1.9) OBP: 0.361, SLG: 0.424	G4-3		G4-3					FC4-6		3	0	1	0	1	0	2											
Bernie Williams, S (1.8) OBP: 0.371, SLG: 0.435	K			L8		F8		FC4-6		4	0	0	0	0	1	3											
Tino Martinez, L (1.3) OBP: 0.354, SLG: 0.469		F8		F8		F8		F9		4	0	0	0	0	0	2											
Chili Davis, S (1.10) OBP: 0.438, SLG: 0.607				P7					F9	4	0	1	0	0	0	0											
Shane Spencer, R (1.7) OBP: 0.282, SLG: 0.333					P2					4	0	0	0	0	1	1											
20 Jorge Posada, S (1.2) OBP: 0.320, SLG: 0.333					1B					4	0	3	0	0	0	1											
Scott Brosius, R (1.5) OBP: 0.275, SLG: 0.442			K							3	0	1	0	0	2	1											
Inning Stats	R: 0 E: 0 K: 1 S: 6	H: 1 LOB: 1 BB: 0 P: 9	R: 0 E: 0 K: 0 S: 10	H: 1 LOB: 1 BB: 0 P: 12	R: 0 E: 0 K: 1 S: 9	H: 1 LOB: 1 BB: 0 P: 13	R: 0 E: 0 K: 0 S: 4	H: 0 LOB: 0 BB: 0 P: 5	R: 0 E: 0 K: 0 S: 9	H: 2 LOB: 1 BB: 0 P: 10	R: 0 E: 0 K: 0 S: 14	H: 0 LOB: 1 BB: 1 P: 22	R: 0 E: 0 K: 1 S: 11	H: 1 LOB: 2 BB: 0 P: 18	R: 0 E: 0 K: 1 S: 8	H: 1 LOB: 1 BB: 0 P: 13		R: 0 E: 0 K: 2 S: 9	H: 1 LOB: 1 BB: 0 P: 12	1B: 8 2B: 0 3B: 0 HR: 0	SF: 0 SAC: 0 DP: 1 HBP: 1	WP: 0 PB: 0 CS: 0	PA: 36				
PITCHER	IP	WLS	BF	H	R	ER	SO	BB	IBB	HBP	BLK	WP	HR	S	P	ERA	WHIP										
Brian Rose, R (1.1) ERA: 2.0	7.0	W	28	6	0	0	3	1	0	1	0	0	0	63	89	0.00	1.000										
Mark Guthrie, L (8.1) ERA: 4.58	1.0		4	1	0	0	1	0	0	0	0	0	0	8	13	0.00	1.000										
Jim Corsi, R (9.1) ERA: 4.91	1.0		4	1	0	0	2	0	0	0	0	0	0	9	12	0.00	1.000										

Batter	1	2	3	4	5	6	7	8	9	AB	R	H	RBI	BB	SO	LOB	BOTTOM										
Jose Offerman, S (1.4) OBP: 0.426, SLG: 0.551	1B			F8				K		5	1	3	0	0	1	2	New York Yankees @ Boston Red Sox Fenway Park, Boston, MA Wed May 19 1999, 7:05 PM EDT Att: 32,091 - Cloudy - 69 F										
John Valentin, R (1.5) OBP: 0.341, SLG: 0.441	1B					G5-3		G5-3		5	1	2	2	0	0	2											
18 Reggie Jefferson, S (1.10) OBP: 0.375, SLG: 0.545	G4-3		L8		G3-1					4	0	1	1	0	0	2											
Nomar Garciaparra, R (1.6) OBP: 0.392, SLG: 0.541	G6-3					P9		F9		4	0	1	0	0	0	2											
Troy O'Leary, L (1.7) OBP: 0.337, SLG: 0.490	1B			F9		G4-3		P3		4	0	1	1	0	0	1											
Mike Stanley, R (1.3) OBP: 0.407, SLG: 0.433	FC6-4			K		1B		F9		4	0	1	0	0	1	2											
Jason Varitek, S (1.2) OBP: 0.351, SLG: 0.485										4	3	4	2	0	0	0											
Darren Lewis, R (1.8) OBP: 0.389, SLG: 0.345		G4-3						G3		4	1	2	0	0	0	0											
Trot Nixon, L (1.9) OBP: 0.277, SLG: 0.329		G4-3								3	0	0	0	0	1	5											
Damon Buford, R (7.8) OBP: 0.358, SLG: 0.407				K				P7		1	0	0	0	0	0	0											
Inning Stats	R: 2 E: 0 K: 0 S: 10	H: 3 LOB: 1 BB: 0 P: 14	R: 1 E: 0 K: 0 S: 9	H: 2 LOB: 1 BB: 0 P: 14	R: 0 E: 0 K: 1 S: 9	H: 1 LOB: 1 BB: 0 P: 12	R: 2 E: 0 K: 1 S: 16	H: 3 LOB: 1 BB: 0 P: 20	R: 0 E: 0 K: 0 S: 8	H: 2 LOB: 1 BB: 0 P: 11	R: 1 E: 0 K: 0 S: 6	H: 1 LOB: 0 BB: 0 P: 9	R: 0 E: 0 K: 1 S: 7	H: 0 LOB: 0 BB: 0 P: 10	1B: 11 2B: 2 3B: 0 HR: 2	SF: 0 SAC: 0 DP: 0 HBP: 0		WP: 1 PB: 0 CS: 0	PA: 38								
PITCHER	IP	WLS	BF	H	R	ER	SO	BB	IBB	HBP	BLK	WP	HR	S	P	ERA	WHIP										
Hideki Irabu, R (1.1) ERA: 5.46	3.2	L	20	9	5	5	2	0	0	0	0	0	1	31	42	2.70	1.800										
Ramiro Mendoza, R (4.1) ERA: 4.6	3.1		15	6	1	1	0	0	0	0	0	0	0	7	10	0.00	0.000										
Jay Tessmer, R (8.1) ERA: 14.85	1.0		3	0	0	0	1	0	0	0	0	0	0	7	10	0.00	0.000										

Batter	1	2	3	4	5	6	7	8	9	AB	R	H	RBI	BB	SO	LOB	TOP								
Chuck Knoblauch, R (1.4) OBP: 0.377, SLG: 0.364	F7		L4-3		G4-3		L9	G1-3		5	0	0	0	0	0	2									
2 Derek Jeter, R (1.6) OBP: 0.457, SLG: 0.624	G5-3				K		G4-3		1B BB	4	0	1	0	1	1	0									
Paul O'Neill, L (1.9) OBP: 0.354, SLG: 0.408	G3-1		L8		HR			F7	1B BB	4	1	1	0	1	0	1									
Bernie Williams, S (1.8) OBP: 0.386, SLG: 0.491		FC3-6 1B		HR	BB			1B 20 2B	1B BB	4	3	4	2	1	0	0									
Tino Martinez, L (1.3) OBP: 0.353, SLG: 0.477	FC3-6 20 HR			HR			P6			5	3	2	2	0	1	4									
Chili Davis, S (1.10) OBP: 0.435, SLG: 0.589	L9						L7			3	0	0	0	1	1										
Clay Bellinger, R (8, FR) OBP: 0.136, SLG: 0.182								20 2B		1	1	0	0	0	1	3									
20 Jorge Posada, S (1.2) OBP: 0.311, SLG: 0.366				G1-3			G3-1			5	2	2	5	0	1	3									
Mike Figgia, R (9.2)	HR							1B		0	0	0	0	0	0	0									
Chad Curtis, R (1.7) OBP: 0.329, SLG: 0.328	F9						F9			4	0	2	1	0	0	0									
Scott Brosius, R (1.5) OBP: 0.273, SLG: 0.422			L4-3 1B		P6		P4	FC4-6 1B		4	0	1	0	0	0	2									
Inning Stats	R: 0 E: 0 K: 0 S: 7	H: 0 LOB: 0 BB: 0 P: 13	R: 2 E: 0 K: 0 S: 12	H: 2 LOB: 0 BB: 0 P: 21	R: 0 E: 0 K: 0 S: 8	H: 2 LOB: 1 BB: 0 P: 8	R: 2 E: 0 K: 1 S: 17	H: 2 LOB: 1 BB: 1 P: 28	R: 2 E: 0 K: 0 S: 14	H: 2 LOB: 0 BB: 0 P: 21	R: 0 E: 0 K: 0 S: 7	H: 0 LOB: 0 BB: 0 P: 8	R: 0 E: 0 K: 0 S: 6	H: 0 LOB: 0 BB: 0 P: 8	R: 4 E: 0 K: 0 S: 25	H: 4 LOB: 1 BB: 1 P: 39	R: 0 E: 0 K: 3 S: 20	H: 1 LOB: 3 BB: 2 P: 33	1B: 8 2B: 3 3B: 0 HR: 3	SF: 0 SAC: 0 DP: 1 HBP: 0	WP: 0 PB: 0 SB: 1 CS: 0	PA: 43			
PITCHER	IP	WLS	BF	H	R	ER	SO	BB	IBB	HBP	BLK	WP	HR	S	P	ERA	WHIP								
John Snyder, R (1.1) ERA: 2.82	6.0	L	26	8	6	6	2	1	0	0	0	0	3	65	99	9.00	1.500								
David Lundquist, R (7.1) ERA: 8.1	1.1		8	3	4	4	0	1	0	0	0	0	0	21	35	27.00	3.000								
Chad Bradford, R (8.1) ERA: 27.0	0.2		5	1	0	0	0	2	0	0	0	0	0	16	26	0.00	4.500								
Bryan Ward, L (9.1) ERA: 7.2	1.0		4	1	0	0	3	0	0	0	0	0	0	14	19	0.00	1.000								

New York Yankees @ Chicago White Sox
Comiskey Park, Chicago, IL
Sat May 22 1999, 4:05 PM EDT
Unknown - 66 F

AB 39
R 10
H 13
RBI 10
BB 4
SO 5
LOB 16





Batter	1	2	3	4	5	6	7	8	9	AB	R	H	RBI	BB	SO	LOB	BOTTOM								
Chris Singleton, L (1.8) OBP: 0.279, SLG: 0.429	K		SH1-3 S G6-3 1B		G6-3		P4			3	1	1	0	0	1	0									
Darrin Jackson, R (7, PH) OBP: 0.340, SLG: 0.558										1	0	0	0	0	0	0									
Mike Canuso, S (1.6) OBP: 0.296, SLG: 0.316	G5-3		SH1-3		1B BB			WP 1B		2	0	1	0	1	0	0									
Ray Durham, S (1.4) OBP: 0.372, SLG: 0.500	WP 1B		G6-3		G5-4-3 1B			F9		4	1	2	1	0	0	1									
Frank Thomas, R (1.10) OBP: 0.455, SLG: 0.500	WP 1B		E9		G5-4-3			K		4	0	1	0	0	1	3									
Magglio Ordonez, R (1.9) OBP: 0.327, SLG: 0.517	E5		K					G4-3		4	0	0	0	0	1	3									
Jeff Liefer, L (1.3) OBP: 0.254, SLG: 0.273	G4-3				K					4	0	0	0	0	2	2									
Carlos Lee, R (1.7) OBP: 0.216, SLG: 0.486			G6-3 1B		P8			G4-3		4	0	1	0	0	0	0									
Greg Norton, S (1.5) OBP: 0.375, SLG: 0.362	G6-3				1B			P4		4	0	1	0	0	0	1									
Brook Fordyce, R (1.2) OBP: 0.360, SLG: 0.418	K				F8			P3		3	0	0	0	0	1	1									
Inning Stats	R: 1 E: 1 K: 1 S: 16	H: 2 LOB: 2 BB: 0 P: 23	R: 0 E: 0 K: 1 S: 8	H: 1 LOB: 0 BB: 0 P: 13	R: 1 E: 1 K: 1 S: 11	H: 1 LOB: 1 BB: 0 P: 17	R: 0 E: 0 K: 1 S: 8	H: 1 LOB: 1 BB: 1 P: 14	R: 0 E: 0 K: 0 S: 8	H: 0 LOB: 0 BB: 0 P: 11	R: 0 E: 0 K: 0 S: 7	H: 0 LOB: 0 BB: 0 P: 11	R: 0 E: 0 K: 1 S: 9	H: 1 LOB: 1 BB: 0 P: 15	R: 0 E: 0 K: 1 S: 10	H: 0 LOB: 0 BB: 0 P: 15	1B: 7 2B: 0 3B: 0 HR: 0	SF: 0 SAC: 1 DP: 1 HBP: 0	WP: 2 PB: 0 SB: 1 CS: 0	PA: 35					
PITCHER	IP	WLS	BF	H	R	ER	SO	BB	IBB	HBP	BLK	WP	HR	S	P	ERA	WHIP								
Roger Clemens, R (1.1) ERA: 4.73	6.0	W	25	6	2	1	4	1	0	0	0	1	0	59	89	1.50	1.167								
Mike Stanton, L (7.1) ERA: 5.51	2.0		7	1	0	0	1	0	0	0	0	1	0	16	26	0.00	0.500								
Dan Naulty, R (9.1) ERA: 4.3	1.0		3	0	0	0	1	0	0	0	0	0	0	10	15	0.00	0.000								

New York Yankees @ Chicago White Sox
Comiskey Park, Chicago, IL
Sat May 22 1999, 4:05 PM EDT
Unknown - 66 F

AB 33
R 2
H 7
RBI 1
BB 1
SO 6
LOB 11



Batter	1	2	3	4	5	6	7	8	9	AB	R	H	RBI	BB	SO	LOB	TOP										
Chad Curtis, R OBP: 0.348, SLG: 0.343 (1, 7)	1-1 CS 1B			0-0 BB 1B		1-2 G5-3			4-2 20 BB 2 BB BLK BB	3	1	2	0	1	0	0	New York Yankees @ Chicago White Sox Comiskey Park, Chicago, IL Sat May 22 1999, 8:05 PM EDT Att: 35,310 - Unknown - 59 F AB 28 R 1 H 2 RBI 0 BB 6 SO 7 LOB 16 										
2 Derek Jeter, R OBP: 0.456, SLG: 0.616 (1, 6)	2-0 G6-3			4-2 BB 1-2 BB		2-2 F8			4-2 BLK 20 BB BB	2	0	0	0	2	0	1											
Paul O'Neill, L OBP: 0.346, SLG: 0.397 (1, 9)	1-3 K			1-3 K		1-0 G3-1			0-3 K	4	0	0	0	0	3	4											
Bernie Williams, S OBP: 0.383, SLG: 0.482 (1, 8)		0-0 F9		4-2 BB 1-2 2-3 BB		1-1 G6-3			0-0 L7	3	0	0	0	1	0	2											
20 Jorge Posada, S OBP: 0.309, SLG: 0.354 (1, 10)		2-2 K		3-3 K		1-1 G5-3			4-0 BLK BB	3	0	0	0	1	2	3											
Tino Martinez, L OBP: 0.351, SLG: 0.468 (1, 3)		1-1 G4-3		3-2 P5		1-1 L8			4-2 BB	3	0	0	0	1	0	3											
Scott Brosius, R OBP: 0.265, SLG: 0.410 (9, PH)			0-0 G1-3		3-1 P4			1-3 K	3-3 K	3	0	0	0	0	1	0											
Chili Davis, S OBP: 0.433, SLG: 0.585 (8, PH)			1-2 G4-3		1-1 G1-3			1-1 G4-3		3	0	0	0	0	0	0											
Luis Sojo, R OBP: 0.208, SLG: 0.229 (1, 4)			0-0 G5-3		3-1 P5			2-2 P4		2	0	0	0	0	0	0											
Joe Girardi, R OBP: 0.228, SLG: 0.291 (8, PH)										0	0	0	0	0	0	0											
Shane Spencer, R OBP: 0.275, SLG: 0.324 (8, 2)										1	0	0	0	0	0	0											
Mike Figga, R (8, 2)										0	0	0	0	0	0	0											
Inning Stats	R: 0 E: 0 K: 1 S: 6	H: 1 LOB: 0 BB: 0 P: 10	R: 0 E: 0 K: 1 S: 6	H: 0 LOB: 0 BB: 0 P: 9	R: 0 E: 0 K: 0 S: 7	H: 0 LOB: 0 BB: 0 P: 8	R: 0 E: 0 K: 2 S: 18	H: 1 LOB: 3 BB: 2 P: 33	R: 0 E: 0 K: 0 S: 6	H: 0 LOB: 0 BB: 0 P: 12	R: 0 E: 0 K: 0 S: 6	H: 0 LOB: 0 BB: 0 P: 9	R: 0 E: 0 K: 1 S: 8	H: 0 LOB: 0 BB: 0 P: 12	R: 1 E: 0 K: 2 S: 15	H: 0 LOB: 3 BB: 4 P: 34	1B: 2 2B: 0 3B: 0 HR: 0	SF: 0 SAC: 0 DP: 0 HBP: 0	WP: 0 PB: 0 CS: 1	PA: 34							
PITCHER	IP	WLS	BF	H	R	ER	SO	BB	IBB	HBP	BLK	WP	HR	S	P	ERA	WHIP										
Mike Siroka, L ERA: 2.96 (1, 1)	8.0	W	28	2	1	1	5	3	0	0	0	0	0	69	114	1.12	0.625										
Bob Howry, R ERA: 4.96 (9, 1)	0.2		5	0	0	0	1	3	0	0	1	0	0	8	20	0.00	4.500										
41 Bill Simas, R ERA: 2.3 (9, 1)	0.1	S	1	0	0	0	1	0	0	0	0	0	0	3	6	0.00	0.000										

Batter	1	2	3	4	5	6	7	8	9	AB	R	H	RBI	BB	SO	LOB	BOTTOM										
Ray Durham, S OBP: 0.369, SLG: 0.494 (1, 4)	3-2 1B G6-4-3 1B		0-1 G5-3		1-2 G6-3		2-1 FC5-4 1-2			4	1	1	0	0	0	2	New York Yankees @ Chicago White Sox Comiskey Park, Chicago, IL Sat May 22 1999, 8:05 PM EDT Att: 35,310 - Unknown - 59 F AB 26 R 2 H 6 RBI 1 BB 4 SO 7 LOB 14 										
Craig Wilson, R OBP: 0.306, SLG: 0.217 (1, 6)	1-0 SAFE G6-4-3 1B			0-0 G5-3		0-0 G6-3			3-3 K	4	0	1	0	0	1	0											
Frank Thomas, R OBP: 0.456, SLG: 0.493 (1, 10)	2-1 SAFE G6-4-3 1-2 3-H			4-2 BB 1B BB		4-1 G5-4-3 BB			1-3 K	2	0	0	0	2	1	1											
Magglio Ordonez, R OBP: 0.325, SLG: 0.510 (1, 9)	1-1 L3			1-0 BB 1-2 1B		1-0 G5-4-3 1-2			1-0 F8	4	0	1	0	0	0	1											
Carlos Lee, R OBP: 0.275, SLG: 0.513 (7, PR)		3-2 G5-4-3 1B		4-0 BB 1-2 2-3 BB		2-1 SH1-3 1B			2-0 2B 1B 0	2	0	2	0	1	0	0											
Chris Singleton, L OBP: 0.279, SLG: 0.429 (8, 8)				1-2 2-3 BB		1-0 SH1-3			1-2 0	0	1	0	0	0	0	0											
14 Paul Konerko, R OBP: 0.294, SLG: 0.417 (1, 3)		1-2 SAFE K		1-3 K		1-0 SAFE SH1-3			1-2 0	2	0	0	0	0	2	4											
Darrin Jackson, R OBP: 0.321, SLG: 0.527 (8, 7)		1-0 G5-4-3 1-2		0-2 P4		1-3 K			1-3 K	3	0	0	0	0	1	6											
Greg Norton, S OBP: 0.374, SLG: 0.356 (1, 5)			0-2 F8		2-2 G3-1				4-0 1B IBB	2	0	0	0	1	0	0											
Mark Johnson, L OBP: 0.264, SLG: 0.196 (1, 2)			0-3 K		2-3 K				1-1 FC5-4 1B	3	0	1	1	0	2	0											
Inning Stats	R: 1 E: 0 K: 0 S: 9	H: 2 LOB: 0 BB: 0 P: 16	R: 0 E: 0 K: 1 S: 7	H: 1 LOB: 0 BB: 0 P: 12	R: 0 E: 0 K: 1 S: 8	H: 0 LOB: 0 BB: 0 P: 8	R: 0 E: 0 K: 1 S: 10	H: 1 LOB: 3 BB: 2 P: 20	R: 0 E: 0 K: 0 S: 3	H: 0 LOB: 1 BB: 1 P: 8	R: 1 E: 0 K: 1 S: 11	H: 2 LOB: 2 BB: 1 P: 22	R: 0 E: 0 K: 2 S: 10	H: 0 LOB: 0 BB: 0 P: 15	R: 0 E: 0 K: 2 S: 10	H: 0 LOB: 0 BB: 0 P: 15	1B: 6 2B: 0 3B: 0 HR: 0	SF: 0 SAC: 1 DP: 3 HBP: 0	WP: 0 PB: 0 CS: 0	PA: 31							
PITCHER	IP	WLS	BF	H	R	ER	SO	BB	IBB	HBP	BLK	WP	HR	S	P	ERA	WHIP										
Andy Pettitte, L ERA: 4.71 (1, 1)	7.0	L	28	6	2	2	5	6	2	0	0	0	0	60	103	2.57	1.286										
Jason Grimsley, R ERA: 2.19 (8, 1)	1.0		3	0	0	0	2	0	0	0	0	0	0	10	15	0.00	0.000										

Batter	1	2	3	4	5	6	7	8	9	10	AB	R	H	RBI	BB	SO	LOB	TOP				
Chuck Knoblauch, R OBP: 0.370, SLG: 0.356	F8	G4-3		F8			P3		1B	P4	6	1	1	0	0	0	0					
2 Derek Jeter, R OBP: 0.462, SLG: 0.632	HR	1B		G4-3			F7		1B	BB	4	2	2	1	1	0	0					
Paul O'Neill, L OBP: 0.337, SLG: 0.385	G3-1	L7			K		P6		P7		5	0	0	0	0	1	4					
Bernie Williams, S OBP: 0.395, SLG: 0.485	1B	BB			FC6-4			G3-1	BLK	1B	3	1	2	2	2	0	0					
Tino Martinez, L OBP: 0.440, SLG: 0.462	1B	BB		FC6-4	BB			K	1B		2	1	0	0	3	1	1					
Chili Davis, S OBP: 0.440, SLG: 0.593	20 1B	BB		FC6-4	BB			K	1B		3	0	2	1	1	0	2					
Scott Brosius, R OBP: 0.263, SLG: 0.406	20 1B	BB		G6-4-3	BB			G6-4-3	2B		1	0	0	0	0	0	2					
20 Jorge Posada, S OBP: 0.304, SLG: 0.347	1B			F7			F7			F7	5	0	1	1	0	1	3					
Chad Curtis, R OBP: 0.351, SLG: 0.378	G1-3			FC6-4			L8		1B	BB	4	2	1	1	1	0	4					
Clay Bellinger, R OBP: 0.120, SLG: 0.160		G3-1					L7		2 WP	BB	3	0	0	0	0	0	0					
Shane Spencer, R OBP: 0.253, SLG: 0.324				L9					2 WP	1B	0	1	0	0	1	0	0					
Luis Sojo, R OBP: 0.204, SLG: 0.224									1B	BB	1	0	0	0	0	0	0					
Inning Stats	R: 3 E: 0 K: 0 S: 17	H: 3 LOB: 2 P: 35	R: 0 E: 0 K: 0 S: 8	H: 1 LOB: 1 BB: 0	R: 0 E: 0 K: 0 S: 8	H: 0 LOB: 2 BB: 2 P: 20	R: 0 E: 0 K: 0 S: 6	H: 0 LOB: 0 BB: 0 P: 9	R: 0 E: 0 K: 1 S: 8	H: 1 LOB: 1 BB: 1 P: 13	R: 0 E: 0 K: 0 S: 4	H: 0 LOB: 0 BB: 0 P: 7	R: 0 E: 0 K: 0 S: 10	H: 1 LOB: 1 BB: 0 P: 18	R: 4 E: 0 K: 0 S: 16	H: 2 LOB: 1 BB: 4 P: 36	R: 1 E: 0 K: 0 S: 4	H: 1 LOB: 0 BB: 0 P: 4	1B: 6 2B: 1 3B: 0 HR: 2	SF: 0 SAC: 0 DP: 2 HBP: 0	WP: 2 PB: 1 SB: 1 CS: 0	PA: 46
PITCHER	IP	WLS	BF	H	R	ER	SO	BB	IBB	HBP	BLK	WP	HR	S	P	ERA	WHIP					
Jaime Navarro, R ERA: 6.75	(1.1)	6.0	27	5	3	3	1	5	0	0	0	1	1	51	97	4.50	1.667					
Keith Foulke, R ERA: 3.2	(7.1)	2.0	7	1	0	0	2	0	0	0	0	0	0	17	27	0.00	0.500					
Bob Howry, R ERA: 6.06	(9.1)	0.0	2	0	2	2	0	2	0	0	0	0	0	1	9	∞	∞					
41 Bill Simas, R ERA: 3.57	(9.1)	2.0	10	3	3	3	0	1	1	0	1	1	1	19	31	13.50	2.000					

New York Yankees @ Chicago White Sox
Comiskey Park, Chicago, IL
Sun May 23 1999, 2:05 PM EDT
Att: 22,845 - Overcast - 63 F

AB 37
R 8
H 9
RBI 6
BB 9
SO 3
LOB 16





Batter	1	2	3	4	5	6	7	8	9	10	AB	R	H	RBI	BB	SO	LOB	BOTTOM						
Chris Singleton, L OBP: 0.274, SLG: 0.441	F9	3B		L9			G6-3		G4-3		5	0	1	1	0	0	1							
Mike Caruso, S OBP: 0.305, SLG: 0.321	F8	G3		1B				WP	SF9	1B	4	1	2	0	0	0	1							
Ray Durham, S OBP: 0.365, SLG: 0.481	F8		B3	G1-3				SF9	2B	BB	4	1	0	0	1	0	2							
Frank Thomas, R OBP: 0.443, SLG: 0.475		K	G4-3				G6-3			F8	4	0	0	1	0	1	0							
Maggio Ordonez, R OBP: 0.333, SLG: 0.513		1B	1B	1B			G3-1		K	1B	5	1	3	0	0	1	1							
Greg Norton, S OBP: 0.382, SLG: 0.361		HBP	1B	1B			F9		2B	IBB	4	2	2	0	1	1	1							
Carlos Lee, R OBP: 0.333, SLG: 0.558		1B	FC6-4	HBP			K		SH1-4	1B	4	1	3	2	0	1	1							
Jeff Liefer, L OBP: 0.262, SLG: 0.281		FC6-4	HBP				SH1-4		1B	2B	2	0	1	2	0	0	1							
Darin Jackson, R OBP: 0.310, SLG: 0.509		FC6-4	1B				SH1-4		K		2	0	0	0	0	1	3							
Mark Johnson, L OBP: 0.246, SLG: 0.180		FC6-4	3B				G1-3		K		4	1	0	1	0	1	2							
Inning Stats	R: 0 E: 0 K: 0 S: 7	H: 0 LOB: 0 BB: 0 P: 14	R: 4 E: 0 K: 1 S: 14	H: 4 LOB: 1 BB: 0 P: 26	R: 0 E: 0 K: 0 S: 9	H: 1 LOB: 1 BB: 0 P: 11	R: 0 E: 0 K: 1 S: 7	H: 1 LOB: 0 BB: 0 P: 8	R: 0 E: 0 K: 0 S: 6	H: 1 LOB: 1 BB: 0 P: 11	R: 0 E: 0 K: 0 S: 8	H: 0 LOB: 0 BB: 0 P: 13	R: 0 E: 0 K: 1 S: 8	H: 1 LOB: 1 BB: 0 P: 13	R: 3 E: 0 K: 2 S: 12	H: 1 LOB: 1 BB: 2 P: 29	R: 0 E: 0 K: 0 S: 12	H: 1 LOB: 1 BB: 0 P: 16	R: 0 E: 0 K: 1 S: 7	H: 2 LOB: 2 BB: 0 P: 7	1B: 10 2B: 1 3B: 1 HR: 0	SF: 1 SAC: 1 DP: 1 HBP: 2	WP: 1 PB: 0 SB: 2 CS: 0	PA: 44
PITCHER	IP	WLS	BF	H	R	ER	SO	BB	IBB	HBP	BLK	WP	HR	S	P	ERA	WHIP							
David Cone, R ERA: 2.14	(1.1)	5.2	23	7	4	4	2	0	0	0	0	0	0	48	78	6.35	1.235							
Mike Stanton, L ERA: 5.4	(6.1)	0.1	2	1	0	0	0	0	0	0	0	0	0	5	8	0.00	3.000							
Jeff Nelson, R ERA: 7.3	(7.1)	2.0	10	1	3	3	3	1	1	1	0	1	0	18	39	13.50	1.000							
42 Mariano Rivera, R ERA: 1.96	(9.1)	2.0	9	3	0	0	1	0	0	0	0	0	0	19	23	0.00	1.500							

New York Yankees @ Chicago White Sox
Comiskey Park, Chicago, IL
Sun May 23 1999, 2:05 PM EDT
Att: 22,845 - Overcast - 63 F

AB 38
R 7
H 12
RBI 7
BB 2
SO 6
LOB 13




Batter	1	2	3	4	5	6	7	8	9	AB	R	H	RBI	BB	SO	LOB	TOP									
Jose Offerman, S OBP: 0.416, SLG: 0.523	G4-3		G5-3 1B		P5	F7			G3-6-3 1B	5	1	2	0	0	0	2	<p>Boston Red Sox @ New York Yankees Yankee Stadium, Bronx, NY Tue May 25 1999, 7:30 PM EDT Att: 37,715 - Cloudy - 69 F</p> <p>livebaseballscorecards.com</p> <p>AB 35 R 5 H 10 RBI 5 BB 2 SO 8 LOB 14</p> 									
John Valentin, R OBP: 0.332, SLG: 0.434			G5-3		F8		G5-3		G3-6-3	5	0	1	0	0	0	2										
Brian Daubach, L OBP: 0.342, SLG: 0.507	K					G3-1	K			4	0	1	1	0	2	1										
Nomar Garciaparra, R OBP: 0.394, SLG: 0.559			K							3	2	2	1	0	1	1										
Troy O'Leary, L OBP: 0.335, SLG: 0.467					K					2	1	0	0	2	1	0										
Mike Stanley, R OBP: 0.425, SLG: 0.470										4	1	2	3	0	1	2										
Jason Varitek, S OBP: 0.326, SLG: 0.454										4	0	0	0	0	2	3										
Darren Lewis, R OBP: 0.377, SLG: 0.339										4	0	1	0	0	0	3										
Trot Nixon, L OBP: 0.311, SLG: 0.365										4	0	1	0	0	1	0										
Inning Stats	R: 0 E: 0 K: 1 S: 8	H: 1 LOB: 1 BB: 0 P: 14	R: 0 E: 0 K: 1 S: 8	H: 0 LOB: 2 BB: 1 P: 18	R: 1 E: 0 K: 1 S: 19	H: 2 LOB: 1 BB: 0 P: 25	R: 0 E: 0 K: 1 S: 7	H: 1 LOB: 1 BB: 0 P: 10	R: 0 E: 0 K: 0 S: 4	H: 0 LOB: 0 BB: 1 P: 8	R: 3 E: 0 K: 0 S: 14	H: 4 LOB: 2 BB: 1 P: 28	R: 1 E: 0 K: 1 S: 9	H: 1 LOB: 0 BB: 0 P: 10	R: 0 E: 0 K: 2 S: 10	H: 0 LOB: 0 BB: 0 P: 14	R: 0 E: 0 K: 1 S: 5	H: 1 LOB: 0 BB: 0 P: 7	1B: 8 2B: 1 3B: 0 HR: 2	SF: 0 SAC: 0 DP: 2 HBP: 1	WP: 0 PB: 0 SB: 1 CS: 1	PA: 38				
PITCHER	IP	WLS	BF	H	R	ER	SO	BB	IBB	HBP	BLK	WP	HR	S	P	ERA	WHIP									
Hideki Irabu, R ERA: 5.59	(1, 1)	5.2	L	27	8	4	4	4	2	0	1	0	0	1	58	99	6.35	1.765								
Dan Naulty, R ERA: 4.44	(6, 1)	1.1		5	1	1	1	1	0	0	0	0	0	1	11	14	6.75	0.750								
Jeff Nelson, R ERA: 6.75	(8, 1)	1.0		3	0	0	0	2	0	0	0	0	0	0	10	14	0.00	0.000								
Mike Stanton, L ERA: 5.09	(9, 1)	1.0		3	1	0	0	1	0	0	0	0	0	5	7	0.00	1.000									

Batter	1	2	3	4	5	6	7	8	9	AB	R	H	RBI	BB	SO	LOB	BOTTOM									
Chuck Knoblauch, R OBP: 0.367, SLG: 0.373			F8		L8		G6-3			4	1	1	1	0	0	2	<p>Boston Red Sox @ New York Yankees Yankee Stadium, Bronx, NY Tue May 25 1999, 7:30 PM EDT Att: 37,715 - Cloudy - 69 F</p> <p>livebaseballscorecards.com</p> <p>AB 32 R 2 H 6 RBI 2 BB 2 SO 4 LOB 12</p> 									
Derek Jeter, R OBP: 0.456, SLG: 0.620	F9									3	0	0	0	1	0	0										
Paul O'Neill, L OBP: 0.346, SLG: 0.413			G4-3							4	0	3	0	0	0	1										
Bernie Williams, S OBP: 0.386, SLG: 0.474	K									4	0	0	0	0	1	3										
Tino Martinez, L OBP: 0.350, SLG: 0.450	G4-3									4	0	0	0	0	1	3										
Chili Davis, S OBP: 0.436, SLG: 0.591			G4-3							4	1	1	0	0	1	0										
20 Jorge Posada, S OBP: 0.303, SLG: 0.337			K							3	0	0	0	1	1	1										
Chad Curtis, R OBP: 0.347, SLG: 0.372										4	0	1	0	0	0	1										
Scott Brosius, R OBP: 0.256, SLG: 0.398										2	0	0	1	0	0	1										
Inning Stats	R: 1 E: 0 K: 1 S: 11	H: 2 LOB: 1 BB: 0 P: 17	R: 0 E: 0 K: 1 S: 8	H: 0 LOB: 0 BB: 0 P: 11	R: 0 E: 0 K: 0 S: 11	H: 0 LOB: 1 BB: 1 P: 21	R: 0 E: 0 K: 0 S: 9	H: 0 LOB: 0 BB: 0 P: 11	R: 0 E: 0 K: 1 S: 6	H: 0 LOB: 1 BB: 1 P: 11	R: 0 E: 0 K: 1 S: 9	H: 1 LOB: 1 BB: 0 P: 14	R: 1 E: 0 K: 0 S: 10	H: 2 LOB: 1 BB: 0 P: 15	R: 0 E: 0 K: 0 S: 7	H: 1 LOB: 1 BB: 0 P: 10	R: 0 E: 0 K: 1 S: 12	H: 0 LOB: 0 BB: 0 P: 18	1B: 2 2B: 2 3B: 1 HR: 1	SF: 1 SAC: 0 DP: 0 HBP: 0	WP: 0 PB: 1 SB: 0 CS: 0	PA: 35				
PITCHER	IP	WLS	BF	H	R	ER	SO	BB	IBB	HBP	BLK	WP	HR	S	P	ERA	WHIP									
Brian Rose, R ERA: 1.8	(1, 1)	6.0	W	23	3	1	1	3	2	0	0	0	0	0	4	5	1.50	0.833								
Rheal Cormier, L ERA: 5.32	(7, 1)	0.1		3	2	1	1	0	0	0	0	0	0	4	5	27.00	6.000									
Derek Lowe, R ERA: 4.76	(7, 1)	1.0	H	4	1	0	0	0	0	0	0	0	0	9	14	0.00	1.000									
Mark Guthrie, L ERA: 4.82	(8, 1)	0.2	H	2	0	0	0	0	0	0	0	0	0	4	6	0.00	0.000									
Tom Gordon, R ERA: 2.7	(9, 1)	1.0	S	3	0	0	0	1	0	0	0	0	0	12	18	0.00	0.000									

Batter	1	2	3	4	5	6	7	8	9	AB	R	H	RBI	BB	SO	LOB	TOP					
Jose Offerman, S OBP: 0.406, SLG: 0.508 (1, 4)	G2-3		L3			FC6-4		K	G3-1	5	0	0	0	0	1	4						
John Valentin, R OBP: 0.330, SLG: 0.429 (1, 5)	P3				G6-3		P4		HR	4	1	1	0	0	0	1						
Brian Daubach, L OBP: 0.351, SLG: 0.549 (1, 3)					G4-3				HR	4	1	2	2	0	1	0						
18 Reggie Jefferson, S OBP: 0.388, SLG: 0.519 (1, 10)	G1-3				L3				F8	4	0	1	1	0	0	1						
Troy O'Leary, L OBP: 0.339, SLG: 0.474 (1, 7)										4	1	2	0	0	0	1						
Jeff Frye, R OBP: 0.356, SLG: 0.260 (1, 6)										3	0	1	0	1	1	1						
Jason Varitek, S OBP: 0.324, SLG: 0.447 (1, 2)										4	0	1	1	0	1	2						
Darren Lewis, R OBP: 0.367, SLG: 0.328 (1, 8)										4	0	0	0	0	2	2						
Trot Nixon, L OBP: 0.318, SLG: 0.357 (1, 9)										2	0	0	0	2	0	0						
Inning Stats	R: 0 E: 0 K: 0 S: 12	H: 1 LOB: 1 BB: 0 P: 18	R: 0 E: 0 K: 2 S: 8	H: 0 LOB: 0 BB: 0 P: 13	R: 0 E: 0 K: 1 S: 8	H: 0 LOB: 0 BB: 0 P: 13	R: 0 E: 0 K: 0 S: 6	H: 0 LOB: 0 BB: 0 P: 8	R: 0 E: 0 K: 0 S: 7	H: 1 LOB: 0 BB: 0 P: 12	R: 0 E: 0 K: 1 S: 10	H: 0 LOB: 1 BB: 1 P: 18	R: 0 E: 0 K: 1 S: 6	H: 1 LOB: 2 BB: 1 P: 12	R: 0 E: 0 K: 1 S: 6	H: 0 LOB: 0 BB: 0 P: 9	R: 3 E: 0 K: 0 S: 16	H: 5 LOB: 3 BB: 1 P: 30	1B: 6 2B: 2 3B: 0 HR: 1	SF: 0 SAC: 0 DP: 1 HBP: 0	WP: 0 PB: 0 SB: 0 CS: 0	PA: 37
PITCHER	IP	WLS	BF	H	R	ER	SO	BB	IBB	HBP	BLK	WP	HR	S	P	ERA	WHIP					
Orlando Hernandez, R ERA: 5.11 (1, 1)	7.0	W	25	3	0	0	5	2	0	0	0	0	0	57	94	0.00	0.714					
Jason Gimsley, R ERA: 2.1 (8, 1)	1.0		3	0	0	0	1	0	0	0	0	0	0	6	9	0.00	0.000					
Ramiro Mendoza, R ERA: 5.1 (9, 1)	0.2		8	5	3	3	0	1	0	0	0	0	1	15	28	40.50	9.000					
42 Mariano Rivera, R ERA: 1.93 (9, 1)	0.1	S	1	0	0	0	0	0	0	0	0	0	0	1	2	0.00	0.000					

Boston Red Sox @ New York Yankees
 Yankee Stadium, Bronx, NY
 Wed May 26 1999, 1:05 PM EDT
 Att: 45,800 - Cloudy - 70 F


AB 34
 R 3
 H 8
 RBI 3
 BB 3
 SO 6
 LOB 12



Batter	1	2	3	4	5	6	7	8	9	AB	R	H	RBI	BB	SO	LOB	BOTTOM					
Chuck Knoblauch, R OBP: 0.368, SLG: 0.381 (1, 4)	P6		F7							5	1	2	0	0	0	0						
2 Derek Jeter, R OBP: 0.456, SLG: 0.614 (1, 6)	G6-3									5	1	2	0	0	1	1						
Paul O'Neill, L OBP: 0.347, SLG: 0.412 (1, 9)										5	1	2	0	0	0	1						
Tony Tarasco, L OBP: 0.353, SLG: 0.466 (9, 9)	F8									0	0	0	0	0	0	0						
Bernie Williams, S OBP: 0.394, SLG: 0.474 (1, 8)										2	2	1	1	2	0	0						
Tino Martinez, L OBP: 0.353, SLG: 0.466 (1, 3)										3	2	1	4	1	0	4						
Chili Davis, S OBP: 0.437, SLG: 0.595 (1, 10)										4	1	2	1	0	1	0						
Scott Brosius, R OBP: 0.248, SLG: 0.384 (1, 5)										4	0	0	0	0	0	3						
Chad Curtis, R OBP: 0.353, SLG: 0.370 (1, 7)										3	0	1	2	1	0	1						
Joe Girardi, R OBP: 0.213, SLG: 0.271 (1, 2)										4	0	0	0	0	0	2						
Inning Stats	R: 0 E: 0 K: 0 S: 7	H: 0 LOB: 0 BB: 0 P: 13	R: 1 E: 0 K: 0 S: 7	H: 1 LOB: 1 BB: 1 P: 12	R: 0 E: 0 K: 0 S: 12	H: 2 LOB: 3 BB: 1 P: 20	R: 0 E: 0 K: 1 S: 11	H: 0 LOB: 1 BB: 1 P: 17	R: 5 E: 0 K: 0 S: 18	H: 4 LOB: 0 BB: 1 P: 24	R: 0 E: 0 K: 0 S: 9	H: 1 LOB: 1 BB: 0 P: 18	R: 2 E: 0 K: 0 S: 10	H: 3 LOB: 1 BB: 0 P: 16	R: 0 E: 0 K: 1 S: 9	H: 0 LOB: 0 BB: 0 P: 14	1B: 8 2B: 2 3B: 0 HR: 1	SF: 0 SAC: 0 DP: 0 HBP: 0	WP: 0 PB: 0 SB: 0 CS: 0	PA: 39		
PITCHER	IP	WLS	BF	H	R	ER	SO	BB	IBB	HBP	BLK	WP	HR	S	P	ERA	WHIP					
Mark Portugal, R ERA: 4.59 (1, 1)	4.0	L	22	4	0	0	0	4	0	0	0	0	0	45	75	11.25	2.500					
John Waddell, R ERA: 3.15 (5, 1)	2.0		8	2	1	1	0	0	0	0	0	0	1	19	29	4.50	1.000					
Tim Lincecum, R ERA: 6.23 (7, 1)	2.0		9	3	2	2	1	0	0	0	0	0	0	19	30	9.00	1.500					

Boston Red Sox @ New York Yankees
 Yankee Stadium, Bronx, NY
 Wed May 26 1999, 1:05 PM EDT
 Att: 45,800 - Cloudy - 70 F

AB 35
 R 8
 H 11
 RBI 8
 BB 4
 SO 2
 LOB 12



Batter	1	2	3	4	5	6	7	8	9	AB	R	H	RBI	BB	SO	LOB	TOP					
Jeff Frye, R OBP: 0.352, SLG: 0.250 (1, 4)										3	0	0	0	1	1	1	Boston Red Sox @ New York Yankees Yankee Stadium, Bronx, NY Thu May 27 1999, 7:05 PM EDT Att: 27,631 - Unknown - 71 F					
John Valentin, R OBP: 0.333, SLG: 0.431 (1, 5)										4	0	2	1	0	1	1						
18 Reggie Jefferson, S OBP: 0.371, SLG: 0.494 (1, 10)										4	0	0	0	0	1	3						
Nomar Garciaparra, R OBP: 0.385, SLG: 0.545 (1, 6)										4	0	0	0	0	1	3						
Troy O'Leary, L OBP: 0.337, SLG: 0.466 (1, 7)										3	0	0	0	1	1	0						
Mike Stanley, R OBP: 0.421, SLG: 0.459 (1, 3)										3	0	0	0	0	2	1						
Damon Buford, R OBP: 0.330, SLG: 0.404 (1, 8)										3	0	0	0	0	1	1						
Trot Nixon, L OBP: 0.321, SLG: 0.354 (8, PH)										1	1	0	0	1	0	0						
Darren Lewis, R OBP: 0.354, SLG: 0.326 (8, 9)										1	0	0	0	0	0	0						
Creighton Gubanich, R OBP: 0.455, SLG: 0.625 (1, 2)										2	0	0	0	1	0	1						
Inning Stats	R: 0 E: 0 K: 1 S: 8	H: 1 LOB: 1 BB: 0 P: 12	R: 0 E: 0 K: 2 S: 7	H: 0 LOB: 0 BB: 0 P: 9	R: 0 E: 0 K: 0 S: 7	H: 0 LOB: 0 BB: 0 P: 13	R: 0 E: 0 K: 2 S: 8	H: 0 LOB: 0 BB: 0 P: 12	R: 0 E: 0 K: 1 S: 11	H: 0 LOB: 0 BB: 1 P: 21	R: 1 E: 0 K: 0 S: 12	H: 1 LOB: 2 BB: 2 P: 25	R: 0 E: 0 K: 1 S: 9	H: 0 LOB: 0 BB: 0 P: 13	R: 0 E: 0 K: 1 S: 12	H: 0 LOB: 1 BB: 1 P: 22	R: 0 E: 0 K: 0 S: 4	H: 0 LOB: 0 BB: 0 P: 5	1B: 2 2B: 0 3B: 0 HR: 0	SF: 0 SAC: 0 DP: 1 HBP: 0	WP: 0 PB: 0 SB: 0 CS: 0	PA: 32
PITCHER	IP WLS BF H R ER SO BB IBB HBP BLK WP HR S P ERA WHIP																					
Roger Clemens, R ERA: 4.12 (1, 1)	7.0 W 25 2 1 1 7 3 0 0 0 0 0 0 62 105 1.29 0.714																					
Mike Stanton, L ERA: 4.91 (8, 1)	0.2 H 3 0 0 0 0 1 0 0 0 0 0 0 9 16 0.00 1.500																					
Jeff Nelson, R ERA: 6.59 (8, 1)	0.1 H 1 0 0 0 1 0 0 0 0 0 0 0 3 6 0.00 0.000																					
42 Mariano Rivera, R ERA: 1.83 (9, 1)	1.0 S 3 0 0 0 0 0 0 0 0 0 0 0 4 5 0.00 0.000																					

Batter	1	2	3	4	5	6	7	8	9	AB	R	H	RBI	BB	SO	LOB	BOTTOM			
Chuck Knoblauch, R OBP: 0.366, SLG: 0.373 (1, 4)										3	0	0	0	0	0	1	Boston Red Sox @ New York Yankees Yankee Stadium, Bronx, NY Thu May 27 1999, 7:05 PM EDT Att: 27,631 - Unknown - 71 F			
2 Derek Jeter, R OBP: 0.457, SLG: 0.611 (1, 6)										4	2	2	0	0	2					
Paul O'Neill, L OBP: 0.340, SLG: 0.402 (1, 9)										4	0	0	0	0	2					
Bernie Williams, S OBP: 0.396, SLG: 0.475 (1, 8)										4	0	2	1	0	0	1				
Tino Martinez, L OBP: 0.351, SLG: 0.461 (1, 3)										4	0	1	1	0	0	2				
Chili Davis, S OBP: 0.439, SLG: 0.590 (1, 10)										3	1	1	0	1	0	1				
20 Jorge Posada, S OBP: 0.303, SLG: 0.364 (1, 2)										3	1	1	1	0	0	1				
Tony Tarasco, L OBP: 0.500, SLG: 0.500 (1, 7)										2	0	1	1	0	1	0				
Chad Curtis, R OBP: 0.350, SLG: 0.366 (7, PH)										1	0	0	0	0	0	0				
Scott Brosius, R OBP: 0.250, SLG: 0.391 (1, 5)										3	0	1	0	0	0	1				
Inning Stats	R: 0 E: 0 K: 0 S: 6	H: 0 LOB: 0 BB: 0 P: 12	R: 0 E: 0 K: 0 S: 7	H: 1 LOB: 0 BB: 0 P: 12	R: 0 E: 0 K: 1 S: 8	H: 1 LOB: 2 BB: 0 P: 16	R: 0 E: 0 K: 0 S: 6	H: 0 LOB: 0 BB: 0 P: 10	R: 1 E: 0 K: 0 S: 9	H: 2 LOB: 1 BB: 0 P: 16	R: 1 E: 0 K: 0 S: 10	H: 2 LOB: 1 BB: 0 P: 20	R: 1 E: 0 K: 0 S: 8	H: 1 LOB: 0 BB: 0 P: 14	R: 1 E: 0 K: 0 S: 9	H: 2 LOB: 2 BB: 1 P: 22	1B: 7 2B: 1 3B: 0 HR: 1	SF: 0 SAC: 0 DP: 1 HBP: 1	WP: 0 PB: 0 SB: 3 CS: 0	PA: 33
PITCHER	IP WLS BF H R ER SO BB IBB HBP BLK WP HR S P ERA WHIP																			
Pat Rapp, R ERA: 5.77 (1, 1)	5.2 L 23 6 2 2 2 1 0 0 0 0 0 0 45 84 3.18 1.059																			
Mark Guttrie, L ERA: 5.21 (6, 1)	0.1 2 1 1 1 0 0 0 0 0 0 0 1 2 5 27.00 3.000																			
Jim Corsi, R ERA: 4.74 (7, 1)	2.0 9 2 1 1 0 0 1 0 0 0 0 0 16 33 4.50 1.000																			

AB	28
R	1
H	2
RBI	1
BB	4
SO	8
LOB	11



AB	31
R	4
H	9
RBI	4
BB	1
SO	1
LOB	11



Batter	1	2	3	4	5	6	7	8	9	AB	R	H	RBI	BB	SO	LOB	TOP								
Chuck Knoblauch, R (1,4) OBP: 0.361, SLG: 0.368	L8		F7		F8	FC5-4 1B	L3			5	0	1	0	0	0	1	New York Yankees @ Toronto Blue Jays SkyDome, Toronto, ON Fri May 28 1999, 7:05 PM EDT Att: 30,355 - Cloudy - 74 F								
2 Derek Jeter, R (1,6) OBP: 0.460, SLG: 0.631	G6-3 2B				G3-1 1B 2B	SF9		L4		4	1	3	2	0	0	0									
Paul O'Neill, L (1,9) Shane Spencer, R (6,PH) OBP: 0.286, SLG: 0.316	G6-3 2-3		F7		G3-1 2-3	FC5-4 1-2		F9		4	0	0	0	0	0	4									
Bernie Williams, S (1,8) OBP: 0.401, SLG: 0.481	G3				G4-3 1B 2B			F8		4	2	2	1	1	0	1									
Tino Martinez, L (1,3) Luis Sojo, R (8,3) OBP: 0.200, SLG: 0.220					G4-3 2-3				P2	4	1	2	0	0	1	2									
Chili Davis, S (1,10) OBP: 0.432, SLG: 0.578					G1-3				F7	5	1	1	0	0	0	2									
Scott Brosius, R (1,5) OBP: 0.264, SLG: 0.408									G5-3	5	2	3	3	0	0	1									
Chad Curtis, R (1,7) OBP: 0.355, SLG: 0.372										4	1	2	1	0	1	2									
Joe Girardi, R (1,2) OBP: 0.231, SLG: 0.302					G1-3					4	2	2	2	0	0	1									
Inning Stats	R: 0 E: 0 K: 0 S: 7	H: 1 LOB: 1 BB: 0 P: 9	R: 0 E: 0 K: 0 S: 7	H: 1 LOB: 1 BB: 0 P: 12	R: 0 E: 0 K: 0 S: 9	H: 1 LOB: 1 BB: 0 P: 17	R: 1 E: 0 K: 1 S: 13	H: 2 LOB: 1 BB: 0 P: 21	R: 2 E: 0 K: 1 S: 16	H: 3 LOB: 1 BB: 0 P: 21	R: 3 E: 0 K: 0 S: 10	H: 4 LOB: 1 BB: 0 P: 17	R: 4 E: 0 K: 0 S: 11	H: 4 LOB: 0 BB: 1 P: 20	R: 0 E: 0 K: 0 S: 9	H: 0 LOB: 0 BB: 0 P: 12		R: 0 E: 0 K: 0 S: 6	H: 0 LOB: 0 BB: 0 P: 9	1B: 10 2B: 6 3B: 0 HR: 0	SF: 1 SAC: 0 DP: 1 HBP: 0	WP: 0 PB: 0 SB: 0 CS: 0	PA: 43		
PITCHER	IP WLS BF H R ER SO BB IBB HBP BLK WP HR S P ERA WHIP	IP WLS BF H R ER SO BB IBB HBP BLK WP HR S P ERA WHIP	IP WLS BF H R ER SO BB IBB HBP BLK WP HR S P ERA WHIP	IP WLS BF H R ER SO BB IBB HBP BLK WP HR S P ERA WHIP	IP WLS BF H R ER SO BB IBB HBP BLK WP HR S P ERA WHIP	IP WLS BF H R ER SO BB IBB HBP BLK WP HR S P ERA WHIP	IP WLS BF H R ER SO BB IBB HBP BLK WP HR S P ERA WHIP	IP WLS BF H R ER SO BB IBB HBP BLK WP HR S P ERA WHIP	IP WLS BF H R ER SO BB IBB HBP BLK WP HR S P ERA WHIP	IP WLS BF H R ER SO BB IBB HBP BLK WP HR S P ERA WHIP	IP WLS BF H R ER SO BB IBB HBP BLK WP HR S P ERA WHIP	IP WLS BF H R ER SO BB IBB HBP BLK WP HR S P ERA WHIP	IP WLS BF H R ER SO BB IBB HBP BLK WP HR S P ERA WHIP	IP WLS BF H R ER SO BB IBB HBP BLK WP HR S P ERA WHIP	IP WLS BF H R ER SO BB IBB HBP BLK WP HR S P ERA WHIP	IP WLS BF H R ER SO BB IBB HBP BLK WP HR S P ERA WHIP	IP WLS BF H R ER SO BB IBB HBP BLK WP HR S P ERA WHIP	IP WLS BF H R ER SO BB IBB HBP BLK WP HR S P ERA WHIP	IP WLS BF H R ER SO BB IBB HBP BLK WP HR S P ERA WHIP	IP WLS BF H R ER SO BB IBB HBP BLK WP HR S P ERA WHIP	IP WLS BF H R ER SO BB IBB HBP BLK WP HR S P ERA WHIP	IP WLS BF H R ER SO BB IBB HBP BLK WP HR S P ERA WHIP	IP WLS BF H R ER SO BB IBB HBP BLK WP HR S P ERA WHIP	IP WLS BF H R ER SO BB IBB HBP BLK WP HR S P ERA WHIP	IP WLS BF H R ER SO BB IBB HBP BLK WP HR S P ERA WHIP

AB 41
R 10
H 16
RBI 9
BB 1
SO 2
LOB 14



Batter	1	2	3	4	5	6	7	8	9	AB	R	H	RBI	BB	SO	LOB	BOTTOM								
Shannon Stewart, R (1,8) OBP: 0.388, SLG: 0.414	SH1-3 BB		K		K		K		DI 1B	4	0	1	1	1	3	1	New York Yankees @ Toronto Blue Jays SkyDome, Toronto, ON Fri May 28 1999, 7:05 PM EDT Att: 30,355 - Cloudy - 74 F								
Craig Grebeck, R (1,4) OBP: 0.426, SLG: 0.450	SH1-3 1-2		K				G1-3		SF8	3	0	1	1	0	1	1									
Shawn Green, L (1,9) José Cruz Jr., S (5,PH) OBP: 0.365, SLG: 0.449	K				F8				K	1	1	0	0	0	1	1									
Carlos Delgado, L (1,3) OBP: 0.374, SLG: 0.547	K				E S 1B HBP				HR	3	1	1	1	0	1	1									
Tony Fernandez, S (1,5) OBP: 0.487, SLG: 0.545										3	1	1	0	1	1	1									
Dave Hollins, S (1,10) OBP: 0.263, SLG: 0.319										4	1	2	1	0	1	0									
Pat Lennon, R (1,7) OBP: 0.333, SLG: 0.444										4	0	0	0	0	2	4									
Homer Bush, R (1,6) OBP: 0.377, SLG: 0.391										4	1	1	1	0	2	3									
Mike Matheny, R (1,2) OBP: 0.294, SLG: 0.350										4	1	1	0	0	0	1									
Inning Stats	R: 0 E: 0 K: 2 S: 9	H: 0 LOB: 1 BB: 1 P: 19	R: 0 E: 0 K: 3 S: 10	H: 0 LOB: 0 BB: 0 P: 12	R: 0 E: 0 K: 2 S: 10	H: 0 LOB: 1 BB: 1 P: 18	R: 3 E: 0 K: 0 S: 13	H: 2 LOB: 0 BB: 1 P: 28	R: 0 E: 0 K: 1 S: 10	H: 1 LOB: 1 BB: 0 P: 16	R: 0 E: 0 K: 3 S: 15	H: 2 LOB: 2 BB: 0 P: 25	R: 0 E: 0 K: 1 S: 7	H: 0 LOB: 0 BB: 0 P: 8	R: 1 E: 0 K: 0 S: 5	H: 1 LOB: 0 BB: 0 P: 8		R: 2 E: 0 K: 1 S: 15	H: 3 LOB: 1 BB: 0 P: 22	1B: 6 2B: 2 3B: 0 HR: 1	SF: 1 SAC: 1 DP: 0 HBP: 1	WP: 1 PB: 0 SB: 1 CS: 1	PA: 40		
PITCHER	IP WLS BF H R ER SO BB IBB HBP BLK WP HR S P ERA WHIP	IP WLS BF H R ER SO BB IBB HBP BLK WP HR S P ERA WHIP	IP WLS BF H R ER SO BB IBB HBP BLK WP HR S P ERA WHIP	IP WLS BF H R ER SO BB IBB HBP BLK WP HR S P ERA WHIP	IP WLS BF H R ER SO BB IBB HBP BLK WP HR S P ERA WHIP	IP WLS BF H R ER SO BB IBB HBP BLK WP HR S P ERA WHIP	IP WLS BF H R ER SO BB IBB HBP BLK WP HR S P ERA WHIP	IP WLS BF H R ER SO BB IBB HBP BLK WP HR S P ERA WHIP	IP WLS BF H R ER SO BB IBB HBP BLK WP HR S P ERA WHIP	IP WLS BF H R ER SO BB IBB HBP BLK WP HR S P ERA WHIP	IP WLS BF H R ER SO BB IBB HBP BLK WP HR S P ERA WHIP	IP WLS BF H R ER SO BB IBB HBP BLK WP HR S P ERA WHIP	IP WLS BF H R ER SO BB IBB HBP BLK WP HR S P ERA WHIP	IP WLS BF H R ER SO BB IBB HBP BLK WP HR S P ERA WHIP	IP WLS BF H R ER SO BB IBB HBP BLK WP HR S P ERA WHIP	IP WLS BF H R ER SO BB IBB HBP BLK WP HR S P ERA WHIP	IP WLS BF H R ER SO BB IBB HBP BLK WP HR S P ERA WHIP	IP WLS BF H R ER SO BB IBB HBP BLK WP HR S P ERA WHIP	IP WLS BF H R ER SO BB IBB HBP BLK WP HR S P ERA WHIP	IP WLS BF H R ER SO BB IBB HBP BLK WP HR S P ERA WHIP	IP WLS BF H R ER SO BB IBB HBP BLK WP HR S P ERA WHIP	IP WLS BF H R ER SO BB IBB HBP BLK WP HR S P ERA WHIP	IP WLS BF H R ER SO BB IBB HBP BLK WP HR S P ERA WHIP	IP WLS BF H R ER SO BB IBB HBP BLK WP HR S P ERA WHIP	IP WLS BF H R ER SO BB IBB HBP BLK WP HR S P ERA WHIP

AB 33
R 6
H 9
RBI 6
BB 3
SO 13
LOB 17



Batter	1	2	3	4	5	6	7	8	9	AB	R	H	RBI	BB	SO	LOB	TOP
Chuck Knoblauch R (1,4) OBP: 0.357, SLG: 0.369	F9		P3			K		F8		5	1	1	1	0	1	2	
2 Derek Jeter R (1,6) OBP: 0.464, SLG: 0.639	F9 1B		SF8 3B			E5 1B		F9	G6-3	4	2	2	1	1	0	0	
Paul O'Neill L (1,9) Shane Spencer R (9,PH) OBP: 0.302, SLG: 0.410			SF8							3	1	2	1	0	1	0	
Bernie Williams S (1,8) OBP: 0.406, SLG: 0.484	F9									1	1	1	1	0	0	0	
Tino Martinez L (1,3) Luis Sojo R (9,PH) OBP: 0.196, SLG: 0.216	G4-3		CS							3	1	2	1	0	1	0	
Chili Davis S (1,10) OBP: 0.426, SLG: 0.564										5	1	3	1	0	1	2	
Scott Brosius R (1,5) OBP: 0.263, SLG: 0.415										4	0	1	1	0	1	2	
20 Jorge Posada S (1,2) OBP: 0.302, SLG: 0.355										4	0	0	0	0	0	1	
Chad Curtis R (1,7) OBP: 0.360, SLG: 0.371										4	0	0	0	0	2	1	
										3	0	1	1	0	0	0	
										3	0	0	0	1	2	1	
										3	2	1	0	1	2	4	
										3	0	1	1	0	0	0	
										3	0	1	1	0	0	0	
										3	2	1	0	1	2	4	
										3	0	1	1	0	0	0	
										3	0	0	0	1	2	1	
										3	2	1	0	1	2	4	
										3	0	1	1	0	0	0	
										3	0	1	1	0	0	0	
										3	2	1	0	1	2	4	
										3	0	1	1	0	0	0	
										3	0	0	0	1	2	1	
										3	2	1	0	1	2	4	
										3	0	1	1	0	0	0	
										3	0	0	0	1	2	1	
										3	2	1	0	1	2	4	
										3	0	1	1	0	0	0	
										3	0	0	0	1	2	1	
										3	2	1	0	1	2	4	
										3	0	1	1	0	0	0	
										3	0	0	0	1	2	1	
										3	2	1	0	1	2	4	
										3	0	1	1	0	0	0	
										3	0	0	0	1	2	1	
										3	2	1	0	1	2	4	
										3	0	1	1	0	0	0	
										3	0	0	0	1	2	1	
										3	2	1	0	1	2	4	
										3	0	1	1	0	0	0	
										3	0	0	0	1	2	1	
										3	2	1	0	1	2	4	
										3	0	1	1	0	0	0	
										3	0	0	0	1	2	1	
										3	2	1	0	1	2	4	
										3	0	1	1	0	0	0	
										3	0	0	0	1	2	1	
										3	2	1	0	1	2	4	
										3	0	1	1	0	0	0	
										3	0	0	0	1	2	1	
										3	2	1	0	1	2	4	
										3	0	1	1	0	0	0	
										3	0	0	0	1	2	1	
										3	2	1	0	1	2	4	
										3	0	1	1	0	0	0	
										3	0	0	0	1	2	1	
										3	2	1	0	1	2	4	
										3	0	1	1	0	0	0	
										3	0	0	0	1	2	1	
										3	2	1	0	1	2	4	
										3	0	1	1	0	0	0	
										3	0	0	0	1	2	1	
										3	2	1	0	1	2	4	
										3	0	1	1	0	0	0	
										3	0	0	0	1	2	1	
										3	2	1	0	1	2	4	
										3	0	1	1	0	0	0	
										3	0	0	0	1	2	1	
										3	2	1	0	1	2	4	
										3	0	1	1	0	0	0	
										3	0	0	0	1	2	1	
										3	2	1	0	1	2	4	
										3	0	1	1	0	0	0	
										3	0	0	0	1	2	1	
										3	2	1	0	1	2	4	
										3	0	1	1	0	0	0	
										3	0	0	0	1	2	1	
										3	2	1	0	1	2	4	
										3	0	1	1	0	0	0	
										3	0	0	0	1	2	1	
										3	2	1	0	1	2	4	
										3	0	1	1	0	0	0	
										3	0	0	0	1	2	1	
										3	2	1	0	1	2	4	
										3	0	1	1	0	0	0	
										3	0	0	0	1	2	1	
										3	2	1	0	1	2	4	
										3	0	1	1	0	0	0	
										3	0	0	0	1	2	1	
										3	2	1	0	1	2	4	
										3	0	1	1	0	0	0	
										3	0	0	0	1	2	1	
										3	2	1	0	1	2	4	
										3	0	1	1	0	0	0	
										3	0	0	0	1	2	1	
										3	2	1	0	1	2	4	
										3	0	1	1	0	0	0	
										3	0	0	0	1	2	1	
										3	2	1	0	1	2	4	
										3	0	1	1	0	0	0	
										3	0	0	0	1	2	1	
										3	2	1	0	1	2	4	
										3	0	1	1	0	0	0	
										3	0	0	0	1	2	1	
										3	2	1	0	1	2	4	
										3	0	1	1	0	0	0	
										3	0	0	0	1	2	1	

Batter	1	2	3	4	5	6	7	8	9	AB	R	H	RBI	BB	SO	LOB	TOP							
Chuck Knoblauch, R (1, 4) OBP: 0.358, SLG: 0.372	4-0 2 1B G5-3 BB	3-2 E5 2 1B PB		2-3 K		0-2 2 1B 2B		0-2 F8		4	3	1	0	1	1	2								
2 Derek Jeter, R (1, 6) OBP: 0.471, SLG: 0.642	2-2 SAFE S G5-3	0-0 PB 1B			0-0 G6-3	1-2 2B 1B		4-2 BB		4	1	3	3	1	0	0								
Bernie Williams, S (1, 8) OBP: 0.401, SLG: 0.482	0-2 G5-3	1-2 K			1-0 F9	0-0 2B		2-3 K		5	0	1	2	0	2	3								
Chili Davis, S (1, 10) OBP: 0.426, SLG: 0.556	4-1 2B BB				0-0 1B	3-3 K		1-0 G5-3		4	0	1	0	1	2	2								
Tino Martinez, L (1, 3) OBP: 0.343, SLG: 0.444	3-2 P5			1-1 F9		0-3 K		2-2 G6-3		5	0	0	0	0	2	3								
Scott Brosius, R (1, 5) OBP: 0.281, SLG: 0.430	1-0 P5			0-1 F8				2-1 F9		5	1	1	1	0	1	2								
Shane Spencer, R (1, 9) OBP: 0.298, SLG: 0.395		2-0 G4-3		0-0 G4-3		1-3 K		3-2 1B		4	0	1	0	0	1	0								
Chad Curtis, R (1, 7) OBP: 0.365, SLG: 0.370		4-2 E 2 1B BB		0-0 F9		1-1 SF7 1B		0-0 F9		3	2	1	0	1	0	1								
Joe Girardi, R (1, 2) OBP: 0.217, SLG: 0.288		1-1 E3 2 1B		0-1 F7		3-2 SF7		0-1 F9		3	1	0	1	0	0	1								
Inning Stats	R: 1 E: 0 K: 0 S: 12	H: 1 LOB: 2 BB: 2 P: 26	R: 3 E: 2 K: 2 S: 16	H: 1 LOB: 1 BB: 1 P: 29	R: 0 E: 0 K: 0 S: 5	H: 0 LOB: 0 BB: 0 P: 6	R: 0 E: 0 K: 1 S: 6	H: 0 LOB: 0 BB: 0 P: 8	R: 0 E: 0 K: 1 S: 6	H: 1 LOB: 1 BB: 0 P: 7	R: 0 E: 0 K: 0 S: 12	H: 1 LOB: 1 BB: 1 P: 19	R: 0 E: 0 K: 1 S: 11	H: 0 LOB: 1 BB: 1 P: 17	R: 0 E: 0 K: 2 S: 8	H: 0 LOB: 0 BB: 0 P: 9	1B: 6 2B: 2 3B: 0 HR: 1	SF: 1 SAC: 0 DP: 0 HBP: 0	WP: 0 PB: 1 SB: 3 CS: 0	PA: 42				
PITCHER	IP WLS BF H R ER SO BB IBB HBP BLK WP HR S P ERA WHIP	IP WLS BF H R ER SO BB IBB HBP BLK WP HR S P ERA WHIP	IP WLS BF H R ER SO BB IBB HBP BLK WP HR S P ERA WHIP	IP WLS BF H R ER SO BB IBB HBP BLK WP HR S P ERA WHIP	IP WLS BF H R ER SO BB IBB HBP BLK WP HR S P ERA WHIP	IP WLS BF H R ER SO BB IBB HBP BLK WP HR S P ERA WHIP	IP WLS BF H R ER SO BB IBB HBP BLK WP HR S P ERA WHIP	IP WLS BF H R ER SO BB IBB HBP BLK WP HR S P ERA WHIP	IP WLS BF H R ER SO BB IBB HBP BLK WP HR S P ERA WHIP	IP WLS BF H R ER SO BB IBB HBP BLK WP HR S P ERA WHIP	IP WLS BF H R ER SO BB IBB HBP BLK WP HR S P ERA WHIP	IP WLS BF H R ER SO BB IBB HBP BLK WP HR S P ERA WHIP	IP WLS BF H R ER SO BB IBB HBP BLK WP HR S P ERA WHIP	IP WLS BF H R ER SO BB IBB HBP BLK WP HR S P ERA WHIP	IP WLS BF H R ER SO BB IBB HBP BLK WP HR S P ERA WHIP	IP WLS BF H R ER SO BB IBB HBP BLK WP HR S P ERA WHIP	IP WLS BF H R ER SO BB IBB HBP BLK WP HR S P ERA WHIP	IP WLS BF H R ER SO BB IBB HBP BLK WP HR S P ERA WHIP	IP WLS BF H R ER SO BB IBB HBP BLK WP HR S P ERA WHIP	IP WLS BF H R ER SO BB IBB HBP BLK WP HR S P ERA WHIP	IP WLS BF H R ER SO BB IBB HBP BLK WP HR S P ERA WHIP			
David Wells, L (1, 1) ERA: 6.3	5.2 L 29 7 8 5 5 3 0 0 0 0 0 1 62 101 7.94 1.765	5.2 L 29 7 8 5 5 3 0 0 0 0 0 1 62 101 7.94 1.765	5.2 L 29 7 8 5 5 3 0 0 0 0 0 1 62 101 7.94 1.765	5.2 L 29 7 8 5 5 3 0 0 0 0 0 1 62 101 7.94 1.765	5.2 L 29 7 8 5 5 3 0 0 0 0 0 1 62 101 7.94 1.765	5.2 L 29 7 8 5 5 3 0 0 0 0 0 1 62 101 7.94 1.765	5.2 L 29 7 8 5 5 3 0 0 0 0 0 1 62 101 7.94 1.765	5.2 L 29 7 8 5 5 3 0 0 0 0 0 1 62 101 7.94 1.765	5.2 L 29 7 8 5 5 3 0 0 0 0 0 1 62 101 7.94 1.765	5.2 L 29 7 8 5 5 3 0 0 0 0 0 1 62 101 7.94 1.765	5.2 L 29 7 8 5 5 3 0 0 0 0 0 1 62 101 7.94 1.765	5.2 L 29 7 8 5 5 3 0 0 0 0 0 1 62 101 7.94 1.765	5.2 L 29 7 8 5 5 3 0 0 0 0 0 1 62 101 7.94 1.765	5.2 L 29 7 8 5 5 3 0 0 0 0 0 1 62 101 7.94 1.765	5.2 L 29 7 8 5 5 3 0 0 0 0 0 1 62 101 7.94 1.765	5.2 L 29 7 8 5 5 3 0 0 0 0 0 1 62 101 7.94 1.765	5.2 L 29 7 8 5 5 3 0 0 0 0 0 1 62 101 7.94 1.765	5.2 L 29 7 8 5 5 3 0 0 0 0 0 1 62 101 7.94 1.765	5.2 L 29 7 8 5 5 3 0 0 0 0 0 1 62 101 7.94 1.765	5.2 L 29 7 8 5 5 3 0 0 0 0 0 1 62 101 7.94 1.765	5.2 L 29 7 8 5 5 3 0 0 0 0 0 1 62 101 7.94 1.765	5.2 L 29 7 8 5 5 3 0 0 0 0 0 1 62 101 7.94 1.765		
Graeme Lloyd, L (6, 1) ERA: 2.92	1.1 6 2 0 0 1 0 0 0 0 0 0 0 18 28 0.00 1.500	1.1 6 2 0 0 1 0 0 0 0 0 0 0 18 28 0.00 1.500	1.1 6 2 0 0 1 0 0 0 0 0 0 0 18 28 0.00 1.500	1.1 6 2 0 0 1 0 0 0 0 0 0 0 18 28 0.00 1.500	1.1 6 2 0 0 1 0 0 0 0 0 0 0 18 28 0.00 1.500	1.1 6 2 0 0 1 0 0 0 0 0 0 0 18 28 0.00 1.500	1.1 6 2 0 0 1 0 0 0 0 0 0 0 18 28 0.00 1.500	1.1 6 2 0 0 1 0 0 0 0 0 0 0 18 28 0.00 1.500	1.1 6 2 0 0 1 0 0 0 0 0 0 0 18 28 0.00 1.500	1.1 6 2 0 0 1 0 0 0 0 0 0 0 18 28 0.00 1.500	1.1 6 2 0 0 1 0 0 0 0 0 0 0 18 28 0.00 1.500	1.1 6 2 0 0 1 0 0 0 0 0 0 0 18 28 0.00 1.500	1.1 6 2 0 0 1 0 0 0 0 0 0 0 18 28 0.00 1.500	1.1 6 2 0 0 1 0 0 0 0 0 0 0 18 28 0.00 1.500	1.1 6 2 0 0 1 0 0 0 0 0 0 0 18 28 0.00 1.500	1.1 6 2 0 0 1 0 0 0 0 0 0 0 18 28 0.00 1.500	1.1 6 2 0 0 1 0 0 0 0 0 0 0 18 28 0.00 1.500	1.1 6 2 0 0 1 0 0 0 0 0 0 0 18 28 0.00 1.500	1.1 6 2 0 0 1 0 0 0 0 0 0 0 18 28 0.00 1.500	1.1 6 2 0 0 1 0 0 0 0 0 0 0 18 28 0.00 1.500	1.1 6 2 0 0 1 0 0 0 0 0 0 0 18 28 0.00 1.500	1.1 6 2 0 0 1 0 0 0 0 0 0 0 18 28 0.00 1.500	1.1 6 2 0 0 1 0 0 0 0 0 0 0 18 28 0.00 1.500	
Joey Hamilton, R (8, 1) ERA: 18.32	1.0 4 0 0 0 1 1 0 0 0 0 0 0 11 17 0.00 1.000	1.0 4 0 0 0 1 1 0 0 0 0 0 0 11 17 0.00 1.000	1.0 4 0 0 0 1 1 0 0 0 0 0 0 11 17 0.00 1.000	1.0 4 0 0 0 1 1 0 0 0 0 0 0 11 17 0.00 1.000	1.0 4 0 0 0 1 1 0 0 0 0 0 0 11 17 0.00 1.000	1.0 4 0 0 0 1 1 0 0 0 0 0 0 11 17 0.00 1.000	1.0 4 0 0 0 1 1 0 0 0 0 0 0 11 17 0.00 1.000	1.0 4 0 0 0 1 1 0 0 0 0 0 0 11 17 0.00 1.000	1.0 4 0 0 0 1 1 0 0 0 0 0 0 11 17 0.00 1.000	1.0 4 0 0 0 1 1 0 0 0 0 0 0 11 17 0.00 1.000	1.0 4 0 0 0 1 1 0 0 0 0 0 0 11 17 0.00 1.000	1.0 4 0 0 0 1 1 0 0 0 0 0 0 11 17 0.00 1.000	1.0 4 0 0 0 1 1 0 0 0 0 0 0 11 17 0.00 1.000	1.0 4 0 0 0 1 1 0 0 0 0 0 0 11 17 0.00 1.000	1.0 4 0 0 0 1 1 0 0 0 0 0 0 11 17 0.00 1.000	1.0 4 0 0 0 1 1 0 0 0 0 0 0 11 17 0.00 1.000	1.0 4 0 0 0 1 1 0 0 0 0 0 0 11 17 0.00 1.000	1.0 4 0 0 0 1 1 0 0 0 0 0 0 11 17 0.00 1.000	1.0 4 0 0 0 1 1 0 0 0 0 0 0 11 17 0.00 1.000	1.0 4 0 0 0 1 1 0 0 0 0 0 0 11 17 0.00 1.000	1.0 4 0 0 0 1 1 0 0 0 0 0 0 11 17 0.00 1.000	1.0 4 0 0 0 1 1 0 0 0 0 0 0 11 17 0.00 1.000	1.0 4 0 0 0 1 1 0 0 0 0 0 0 11 17 0.00 1.000	1.0 4 0 0 0 1 1 0 0 0 0 0 0 11 17 0.00 1.000
Billy Koch, R (9, 1) ERA: 2.57	1.0 3 0 0 0 2 0 0 0 0 0 0 0 8 9 0.00 0.000	1.0 3 0 0 0 2 0 0 0 0 0 0 0 8 9 0.00 0.000	1.0 3 0 0 0 2 0 0 0 0 0 0 0 8 9 0.00 0.000	1.0 3 0 0 0 2 0 0 0 0 0 0 0 8 9 0.00 0.000	1.0 3 0 0 0 2 0 0 0 0 0 0 0 8 9 0.00 0.000	1.0 3 0 0 0 2 0 0 0 0 0 0 0 8 9 0.00 0.000	1.0 3 0 0 0 2 0 0 0 0 0 0 0 8 9 0.00 0.000	1.0 3 0 0 0 2 0 0 0 0 0 0 0 8 9 0.00 0.000	1.0 3 0 0 0 2 0 0 0 0 0 0 0 8 9 0.00 0.000	1.0 3 0 0 0 2 0 0 0 0 0 0 0 8 9 0.00 0.000	1.0 3 0 0 0 2 0 0 0 0 0 0 0 8 9 0.00 0.000	1.0 3 0 0 0 2 0 0 0 0 0 0 0 8 9 0.00 0.000	1.0 3 0 0 0 2 0 0 0 0 0 0 0 8 9 0.00 0.000	1.0 3 0 0 0 2 0 0 0 0 0 0 0 8 9 0.00 0.000	1.0 3 0 0 0 2 0 0 0 0 0 0 0 8 9 0.00 0.000	1.0 3 0 0 0 2 0 0 0 0 0 0 0 8 9 0.00 0.000	1.0 3 0 0 0 2 0 0 0 0 0 0 0 8 9 0.00 0.000	1.0 3 0 0 0 2 0 0 0 0 0 0 0 8 9 0.00 0.000	1.0 3 0 0 0 2 0 0 0 0 0 0 0 8 9 0.00 0.000	1.0 3 0 0 0 2 0 0 0 0 0 0 0 8 9 0.00 0.000	1.0 3 0 0 0 2 0 0 0 0 0 0 0 8 9 0.00 0.000	1.0 3 0 0 0 2 0 0 0 0 0 0 0 8 9 0.00 0.000	1.0 3 0 0 0 2 0 0 0 0 0 0 0 8 9 0.00 0.000	1.0 3 0 0 0 2 0 0 0 0 0 0 0 8 9 0.00 0.000

New York Yankees @ Toronto Blue Jays
SkyDome, Toronto, ON
Sun May 30 1999, 1:05 PM EDT
Att: 39,111 - Unknown - 84 F

AB 37
R 8
H 9
RBI 7
BB 4
SO 9
LOB 14




Batter	1	2	3	4	5	6	7	8	9	AB	R	H	RBI	BB	SO	LOB	BOTTOM
Homer Bush, R (1, 6) OBP: 0.377, SLG: 0.380	2-2 F9 S 1B		4-2 SF8 2B BB		0-2 F7		2-1 1B			3	1	2	0	1	0	0	
Pat Kelly, R (1, 4) OBP: 0.333, SLG: 0.505	1-2 F9		4-0 2B BB		1-2 F9		0-0 1B			3	0	1	0	1	0	1	
Shannon Stewart, R (1, 7) OBP: 0.379, SLG: 0.405	1-0 F9		0-0 SF8		2-3 K		0-2 G5-4-3 1B			3	0	0	1	0	1	3	
Carlos Delgado, L (1, 3) OBP: 0.374, SLG: 0.550	3-3 K		2-3 3-H 2-1 2B		0-1 FC3-6 1B		3-3 K			4	0	2	1	0	2	1	
José Cruz Jr., S (1, 8) OBP: 0.360, SLG: 0.434		2-1 F9	3-3 K		0-3 K		2-3 K			4	0	0	0	0	3	3	
Willis Otañez, R (1, 5) OBP: 0.272, SLG: 0.321		1-2 G6-3	1-1 G4-3		3-2 FC3-6 1B		2-3 K			4	0	1	0	0	1	2	
Dave Hollins, S (1, 10) OBP: 0.262, SLG: 0.350		1-0 HR		1-2 G4-3		0-1 FC3-6 1B				4	1	1	1	0	0	2	
Pat Lennon, R (1, 9) OBP: 0.276, SLG: 0.385		0-3 K		2-2 F9		2-3 K				4	0	0	0	0	3	2	
Mark Dalessandro, R (1, 2) OBP: 0.207, SLG: 0.185			1-1 BB SF8 1B		1-2 G6-3		0-0 G1-6-3			4	1	1	0	0	1	0	
Inning Stats	R: 0 E: 0 K: 1 S: 12	H: 1 LOB: 1 BB: 0 P: 19	R: 1 E: 0 K: 1 S: 9	H: 1 LOB: 0 BB: 0 P: 13	R: 2 E: 0 K: 1 S: 16	H: 2 LOB: 2 BB: 2 P: 31	R: 0 E: 0 K: 0 S: 10	H: 0 LOB: 0 BB: 0 P: 14	R: 0 E: 0 K: 2 S: 18	H: 2 LOB: 2 BB: 0 P: 23	R: 0 E: 0 K: 0 S: 7	H: 2 LOB: 1 BB: 0 P: 9	R: 0 E: 0 K:				

Batter	1	2	3	4	5	6	7	8	9	AB	R	H	RBI	BB	SO	LOB	TOP					
Kenny Lofton, L OBP: 0.453, SLG: 0.516 (1, 8)	F9	P5		L9-3 1B			WP 1B BB		K	4	0	1	0	1	1	1						
Omar Vizquel, S OBP: 0.383, SLG: 0.407 (1, 6)	F7	1B HR BB		L8			WP 1B		P5	4	1	1	0	1	0	1						
Roberto Alomar, S OBP: 0.422, SLG: 0.505 (1, 4)	HR BB	E1 1B HR		L9-3 1-2			F7		P6	4	2	0	0	1	0	5						
Manny Ramirez, R OBP: 0.427, SLG: 0.629 (1, 9)	HR	HR 1B			G5-3					3	2	2	3	1	0	0						
Jim Thome, L OBP: 0.432, SLG: 0.511 (1, 3)	BB 1B	HR			G3-1		K			4	1	2	4	0	1	3						
Richie Sexson, R OBP: 0.298, SLG: 0.500 (1, 10)	BB	K			L7		K			3	0	0	0	1	2	3						
David Justice, L OBP: 0.354, SLG: 0.531 (1, 7)	K			F9			G3		G2-3	4	0	0	0	0	1	2						
Travis Fryman, R OBP: 0.324, SLG: 0.441 (1, 5)		E 1B G6-3 1B		K			F9		P3	4	1	1	0	0	1	0						
Einar Diaz, R OBP: 0.262, SLG: 0.412 (1, 2)		G6-3		K2-3			G6-3		P4	4	0	0	0	0	1	1						
Inning Stats	R: 2 E: 0 K: 1 S: 20	H: 2 LOB: 2 BB: 2 P: 31	R: 5 E: 1 K: 1 S: 21	H: 3 LOB: 0 BB: 1 P: 35	R: 0 E: 0 K: 2 S: 8	H: 0 LOB: 0 BB: 0 P: 13	R: 0 E: 0 K: 0 S: 6	H: 1 LOB: 0 BB: 0 P: 8	R: 0 E: 0 K: 0 S: 7	H: 0 LOB: 0 BB: 0 P: 9	R: 0 E: 0 K: 0 S: 5	H: 0 LOB: 3 BB: 0 P: 7	R: 0 E: 0 K: 2 S: 13	H: 1 LOB: 2 BB: 2 P: 28	R: 0 E: 0 K: 0 S: 5	H: 0 LOB: 0 BB: 0 P: 8	R: 0 E: 0 K: 1 S: 8	H: 0 LOB: 0 BB: 0 P: 14	1B: 5 2B: 1 3B: 0 HR: 2	SF: 0 SAC: 0 DP: 1 HBP: 0	WP: 1 PB: 0 SB: 1 CS: 0	PA: 39
PITCHER	IP	WLS	BF	H	R	ER	SO	BB	IBB	HBP	BLK	WP	HR	S	P	ERA	WHIP					
Orlando Hernandez, R ERA: 4.92 (1, 1)	6.0	L	27	6	7	2	4	3	0	0	0	0	2	67	103	3.00	1.500					
Dan Naulty, R ERA: 3.95 (7, 1)	3.0		12	1	0	0	3	2	0	0	0	1	0	26	50	0.00	1.000					

Cleveland Indians @ New York Yankees
Yankee Stadium, Bronx, NY
 Mon May 31 1999, 1:05 PM EDT
 Att: 46,605 - Sunny - 85 F

livebaseballscorecards.com

AB 34
R 7
H 7
RBI 7
BB 5
SO 7
LOB 16




Batter	1	2	3	4	5	6	7	8	9	AB	R	H	RBI	BB	SO	LOB	BOTTOM					
Chuck Knoblauch, R OBP: 0.359, SLG: 0.369 (1, 4)	FC6-4 1B	G6-4-3		K			G6-4-3 BB		P4	4	0	1	0	1	1	4						
Derek Jeter, R OBP: 0.497, SLG: 0.644 (1, 6)	L9			G3-1 3B			K			4	1	1	0	0	1	2						
Paul O'Neill, L OBP: 0.335, SLG: 0.394 (1, 9)	FC6-4 1B			G3-1			G6-4-3			4	0	1	1	0	1	1						
Bernie Williams, S OBP: 0.394, SLG: 0.472 (1, 8)	FC6-4 1-2 2-3			G6-3			G4-3		G6-3	4	0	0	0	0	0	2						
Tino Martinez, L OBP: 0.346, SLG: 0.443 (1, 3)	K			FC6 BB			20 L8 1B		F7	3	0	1	0	1	1	2						
Chili Davis, S OBP: 0.427, SLG: 0.552 (1, 10)		G3		FC6 1-2			FC6-4 1B		BB	3	0	1	0	1	0	1						
20 Jorge Posada, S OBP: 0.308, SLG: 0.354 (1, 2)		BB 1B 1B		G5-4-3 BB BB			L8		G5-3	3	0	1	0	1	0	3						
Chad Curtis, R OBP: 0.370, SLG: 0.368 (1, 7)		BB 1B		G5-4-3 BB			F9		P4	3	0	1	0	1	0	2						
Scott Brosius, R OBP: 0.261, SLG: 0.420 (1, 5)		G6-4-3 BB		G5-4-3			FC6-4 1-2		G5-3	3	0	0	0	1	0	4						
Inning Stats	R: 0 E: 0 K: 1 S: 9	H: 2 LOB: 2 BB: 0 P: 13	R: 0 E: 0 K: 0 S: 12	H: 2 LOB: 1 BB: 1 P: 25	R: 1 E: 0 K: 0 S: 7	H: 1 LOB: 1 BB: 1 P: 14	R: 0 E: 0 K: 1 S: 10	H: 0 LOB: 1 BB: 2 P: 19	R: 0 E: 0 K: 0 S: 8	H: 0 LOB: 0 BB: 0 P: 12	R: 0 E: 0 K: 0 S: 10	H: 2 LOB: 2 BB: 0 P: 13	R: 0 E: 0 K: 1 S: 11	H: 0 LOB: 1 BB: 1 P: 19	R: 0 E: 0 K: 0 S: 6	H: 0 LOB: 1 BB: 1 P: 12	R: 0 E: 0 K: 0 S: 7	H: 0 LOB: 0 BB: 0 P: 9	1B: 6 2B: 0 3B: 1 HR: 0	SF: 0 SAC: 0 DP: 3 HBP: 0	WP: 0 PB: 0 SB: 0 CS: 0	PA: 37
PITCHER	IP	WLS	BF	H	R	ER	SO	BB	IBB	HBP	BLK	WP	HR	S	P	ERA	WHIP					
Charles Nagy, R ERA: 4.16 (1, 1)	6.0	W	27	7	1	1	3	4	0	0	0	0	0	56	96	1.50	1.833					
Paul Shuey, R ERA: 2.96 (7, 1)	2.0		7	0	0	0	1	2	0	0	0	0	0	17	31	0.00	1.000					
Michael Jackson, R ERA: 5.66 (9, 1)	1.0		3	0	0	0	0	0	0	0	0	0	0	7	9	0.00	0.000					

Cleveland Indians @ New York Yankees
Yankee Stadium, Bronx, NY
 Mon May 31 1999, 1:05 PM EDT
 Att: 46,605 - Sunny - 85 F

livebaseballscorecards.com

AB 31
R 1
H 7
RBI 1
BB 6
SO 4
LOB 21



Batter	1	2	3	4	5	6	7	8	9	AB R H RBI BB SO LOB	TOP									
Kenny Lofton, L (1, 8) OBP: 0.456, SLG: 0.513	4-2 SH5-3 1B G6-3 BB		1-1 SH1-3 1B HBP	0-0 CS	2-0 P7		0-0 BB 1B		1-2 G4-3	3 2 1 0 1 0 0	Cleveland Indians @ New York Yankees Yankee Stadium, Bronx, NY Tue Jun 01 1999, 7:30 PM EDT Att: 32,759 - Unknown - 82 F livebaseballscorecards.com									
Omar Vizquel, S (1, 6) OBP: 0.390, SLG: 0.403	0-1 G6-3 SH5-3 1B		0-0 SH1-3		0-1 G4-3		2-2 L9		0-1 P4	4 0 1 0 0 0 2										
Roberto Alomar, S (1, 4) OBP: 0.428, SLG: 0.508	0-0 SH5-3		0-2		0-1 G3-1		4-1 BB		3-2 1B	3 0 2 1 1 0 0										
Manny Ramirez, R (1, 9) OBP: 0.418, SLG: 0.614	0-1 G6-3		3-3 K			2-2 K		0-0 F8	1-2 G6-3	5 0 0 1 0 2 6										
Jim Thome, L (1, 3) OBP: 0.423, SLG: 0.497	2-2 G3		2-3 K			2-2 G4-3		1-1 G3		4 0 0 0 0 1 2										
Wil Cordero, R (1, 10) OBP: 0.393, SLG: 0.534		1-1 F8		2-2 HR		1-0 1B		1-1 WP HR HBP		3 2 2 1 0 0 0										
David Justice, L (1, 7) OBP: 0.352, SLG: 0.520		0-3 K		4-2 FC6 BB		1-1 G4-3		2-1 P6		3 0 0 0 1 1 2										
Travis Fryman, R (1, 5) OBP: 0.327, SLG: 0.458		2-1 FC6-4 1B		1-2 FC6 CS			1-0 L9	2-2 HR		4 1 2 2 0 0 1										
Einar Diaz, R (1, 2) OBP: 0.261, SLG: 0.406	1-0 FC6-4		1-1 F8				0-1 BB 1B	0-2 L4		4 0 1 0 0 0 2										
Inning Stats	R: 1 E: 0 K: 0 S: 13	H: 1 LOB: 1 BB: 1 P: 19	R: 0 E: 0 K: 1 S: 8	H: 1 LOB: 1 BB: 0 P: 12	R: 1 E: 0 K: 2 S: 12	H: 1 LOB: 1 BB: 0 P: 18	R: 1 E: 0 K: 0 S: 14	H: 1 LOB: 0 BB: 1 P: 22	R: 0 E: 0 K: 1 S: 10	H: 1 LOB: 0 BB: 0 P: 16	R: 0 E: 0 K: 0 S: 9	H: 2 LOB: 3 BB: 1 P: 16	R: 2 E: 0 K: 0 S: 12	H: 1 LOB: 0 BB: 0 P: 18	R: 0 E: 0 K: 0 S: 14	H: 1 LOB: 1 BB: 0 P: 19	1B: 7 2B: 0 3B: 0 HR: 2	SF: 0 SAC: 2 DP: 0 HBP: 2	WP: 2 PB: 0 SB: 0 CS: 1	PA: 41
PITCHER	IP WLS BF H R ER SO BB IBB HBP BLK WP HR S P ERA WHIP											PITCHER	IP WLS BF H R ER SO BB IBB HBP BLK WP HR S P ERA WHIP							
Roger Clemens, R (1, 1) ERA: 4.11	6.2 W 29 7 3 3 4 2 0 1 0 0 0 1 69 104 4.05 1.350																			
Jason Grimsley, R (7, 1) ERA: 2.54	1.1 H 7 1 2 2 0 1 0 1 0 2 1 14 24 13.50 1.500																			
42 Mariano Rivera, R (9, 1) ERA: 1.74	1.0 4 1 0 0 0 0 0 0 0 0 0 0 14 19 0.00 1.000																			

Batter	1	2	3	4	5	6	7	8	9	AB R H RBI BB SO LOB	BOTTOM									
Chuck Knoblauch, R (1, 4) OBP: 0.365, SLG: 0.394	1-2 G4-3		3-2 HR	4-2 2B BB		1-0 2B		2-1 G6-3		4 2 2 1 1 0 0	Cleveland Indians @ New York Yankees Yankee Stadium, Bronx, NY Tue Jun 01 1999, 7:30 PM EDT Att: 32,759 - Unknown - 82 F livebaseballscorecards.com									
Derek Jeter, R (1, 6) OBP: 0.474, SLG: 0.649	4-1 2B WP BB		1-1 G1-5-3	2-2 2B		1-0 CS 1B		2-1 HR HBP		3 2 2 3 1 0 0										
Paul O'Neill, L (1, 9) OBP: 0.341, SLG: 0.422	0-0 WP SF8 2B		1-2 G4-3		0-1 FC4-6 BB 1B		3-3 K		1-0 HR	5 2 3 2 0 1 1										
Bernie Williams, S (1, 8) OBP: 0.403, SLG: 0.495	2-2 SF8		2-2 1B		4-0 FC4-6 BB		1-1 BB 1B	3-2 HR		3 2 3 2 1 0 0										
Tino Martinez, L (1, 3) OBP: 0.343, SLG: 0.433	1-1 G6-3		1-3 K		0-0 F7		4-1 1B 20 SF8-3 BB	1-0 F9		4 1 0 0 1 1 3										
Chili Davis, S (1, 10) OBP: 0.429, SLG: 0.551		2-3 K		0-0 G4-6-3 1B		0-1 FC4-6 BB		0-0 FC6-4 1B		4 0 2 1 0 1 2										
Tony Tarasco, L (1, 7) ERA: 4.83	0-0 F9		0-0 G4-6-3		4-0 BB		0-2 FC6-4 20 SF8-3			2 0 0 0 1 0 1										
Chad Curtis, R (7, PH) OBP: 0.367, SLG: 0.365				1-2 BB		1-2 BB				1 0 0 0 0 0 2										
20 Jorge Posada, S (1, 2) OBP: 0.313, SLG: 0.351		4-0 BB		4-0 BB 2B 1B		1-1 G4-3		0-1 SF8-3		1 1 0 1 2 0 3										
Scott Brosius, R (1, 5) OBP: 0.260, SLG: 0.415	0-1 F8		1-1 2B 1B		1-0 L7		1-0 K	0-3 K		4 1 1 0 0 1 1										
Inning Stats	R: 2 E: 0 K: 0 S: 10	H: 1 LOB: 0 BB: 1 P: 18	R: 0 E: 0 K: 1 S: 7	H: 0 LOB: 1 BB: 1 P: 13	R: 1 E: 0 K: 1 S: 18	H: 2 LOB: 1 BB: 0 P: 26	R: 2 E: 0 K: 0 S: 11	H: 3 LOB: 2 BB: 2 P: 25	R: 0 E: 0 K: 0 S: 7	H: 1 LOB: 3 BB: 2 P: 16	R: 1 E: 0 K: 1 S: 6	H: 2 LOB: 0 BB: 0 P: 12	R: 2 E: 0 K: 0 S: 9	H: 2 LOB: 0 BB: 1 P: 14	R: 3 E: 0 K: 1 S: 14	H: 2 LOB: 0 BB: 0 P: 23	1B: 7 2B: 4 3B: 0 HR: 3	SF: 2 SAC: 0 DP: 2 HBP: 1	WP: 1 PB: 0 SB: 0 CS: 1	PA: 41
PITCHER	IP WLS BF H R ER SO BB IBB HBP BLK WP HR S P ERA WHIP											PITCHER	IP WLS BF H R ER SO BB IBB HBP BLK WP HR S P ERA WHIP							
Dave Burba, R (1, 1) ERA: 4.83	4.0 L 22 7 5 5 2 5 0 0 0 0 0 0 48 88 11.25 3.000																			
Dave Stevens, R (5, 1) ERA: 3.38	2.0 8 2 1 1 1 1 0 0 0 0 0 0 11 22 4.50 1.500																			
Paul Assenmacher, L (7, 1) ERA: 4.66	0.0 3 2 2 2 2 0 1 0 0 0 0 0 4 9 ∞ ∞																			
Steve Reed, R (7, 1) ERA: 3.1	1.2 7 2 3 3 1 0 0 0 1 0 0 2 18 26 16.20 1.200																			
Ricardo Rincon, L (8, 1) ERA:	0.1 1 0 0 0 0 0 0 0 0 0 0 0 1 2 0.00 0.000																			

Batter	1	2	3	4	5	6	7	8	9	AB	R	H	RBI	BB	SO	LOB	TOP					
Omar Vizquel, S OBP: 0.390, SLG: 0.426 (1,6)										6	3	4	2	0	0	2	Cleveland Indians @ New York Yankees Yankee Stadium, Bronx, NY Wed Jun 02 1999, 7:30 PM EDT Att: 36,955 - Unknown - 83 F livebaseballscorecards.com					
Roberto Alomar, S OBP: 0.434, SLG: 0.510 (1,4)										5	2	3	1	1	0	4						
Wil Cordero, R OBP: 0.391, SLG: 0.522 (1,10)										5	1	1	0	1	1	4						
Manny Ramirez, R OBP: 0.420, SLG: 0.612 (1,9)										4	1	2	3	1	1	2						
Jim Thome, L OBP: 0.426, SLG: 0.486 (1,3)										3	1	0	0	3	1	3						
Travis Fryman, R OBP: 0.327, SLG: 0.460 (1,5)										6	1	2	1	0	1	7						
Richie Sexson, R David Justice, L OBP: 0.350, SLG: 0.517 (7,7)										3	0	0	1	0	1	1						
Einar Diaz, R OBP: 0.284, SLG: 0.413 (1,2)										3	1	2	0	2	0	0						
Jolbert Cabrera, R Kenny Lofton, L OBP: 0.456, SLG: 0.513 (8,8)										5	0	1	0	0	0	5						
Inning Stats	R: 4 E: 1 K: 0 S: 16	H: 3 LOB: 2 BB: 2 P: 30	R: 0 E: 0 K: 1 S: 12	H: 0 LOB: 2 BB: 2 P: 25	R: 5 E: 1 K: 1 S: 18	H: 6 LOB: 2 BB: 0 P: 26	R: 0 E: 0 K: 0 S: 10	H: 2 LOB: 2 BB: 0 P: 15	R: 0 E: 0 K: 1 S: 7	H: 0 LOB: 0 BB: 0 P: 11	R: 0 E: 0 K: 1 S: 6	H: 0 LOB: 0 BB: 0 P: 9	R: 1 E: 0 K: 1 S: 16	H: 3 LOB: 3 BB: 1 P: 27	R: 0 E: 0 K: 0 S: 8	H: 1 LOB: 2 BB: 1 P: 14		R: 0 E: 0 K: 0 S: 8	H: 0 LOB: 1 BB: 2 P: 19	1B: 12 2B: 3 3B: 0 HR: 0	SF: 2 SAC: 0 DP: 1 HBP: 0	WP: 1 PB: 0 SB: 4 CS: 0
PITCHER	IP WLS BF H R ER SO BB IBB HBP BLK WP HR S P ERA WHIP																					
Andy Pettitte, L ERA: 5.58 (1,1)	2.2 L 20 7 8 6 2 4 0 0 0 0 1 0 39 72 20.25 4.125																					
Ramiro Mendoza, R ERA: 4.85 (3,1)	3.1 15 4 1 0 2 0 0 0 0 0 0 30 44 0.00 1.200																					
Mike Stanton, L ERA: 5.21 (7,1)	0.2 6 3 1 1 1 1 0 0 0 0 0 14 25 13.50 6.000																					
Jeff Nelson, R ERA: 5.74 (7,1)	1.0 5 1 0 0 0 1 0 0 0 0 0 8 14 0.00 2.000																					
Dan Naulty, R ERA: 3.77 (8,1)	1.1 5 0 0 0 0 2 0 0 0 0 0 10 21 0.00 1.500																					

Batter	1	2	3	4	5	6	7	8	9	AB	R	H	RBI	BB	SO	LOB	BOTTOM					
Chuck Knoblauch, R OBP: 0.369, SLG: 0.392 (1,4)										1	1	0	0	1	1	0	Cleveland Indians @ New York Yankees Yankee Stadium, Bronx, NY Wed Jun 02 1999, 7:30 PM EDT Att: 36,955 - Unknown - 83 F livebaseballscorecards.com					
Luis Sojo, R OBP: 0.189, SLG: 0.208 (5,4)										2	0	0	0	0	0	2						
Derek Jeter, R OBP: 0.473, SLG: 0.641 (1,6)										4	2	1	0	1	1	1						
Paul O'Neill, L OBP: 0.347, SLG: 0.444 (1,9)										4	2	2	3	1	1	0						
Bernie Williams, S OBP: 0.407, SLG: 0.500 (1,8)										4	1	2	2	1	1	0						
Tino Martinez, L OBP: 0.344, SLG: 0.429 (1,3)										4	1	1	0	1	1	3						
Chili Davis, S OBP: 0.423, SLG: 0.541 (1,10)										5	0	1	1	0	1	6						
Scott Brosius, R OBP: 0.260, SLG: 0.410 (1,5)										4	0	1	1	0	2	1						
Chad Curtis, R OBP: 0.363, SLG: 0.354 (1,7)										3	0	0	0	1	2	2						
Joe Girardi, R OBP: 0.219, SLG: 0.286 (1,2)										4	0	1	0	0	0	2						
Inning Stats	R: 5 E: 1 K: 0 S: 16	H: 4 LOB: 1 BB: 2 P: 33	R: 2 E: 0 K: 1 S: 9	H: 1 LOB: 0 BB: 1 P: 16	R: 0 E: 0 K: 2 S: 12	H: 1 LOB: 1 BB: 0 P: 15	R: 0 E: 0 K: 1 S: 10	H: 0 LOB: 3 BB: 2 P: 24	R: 0 E: 0 K: 1 S: 9	H: 1 LOB: 1 BB: 1 P: 19	R: 0 E: 0 K: 2 S: 9	H: 0 LOB: 0 BB: 0 P: 13	R: 0 E: 0 K: 0 S: 3	H: 0 LOB: 0 BB: 0 P: 4	R: 0 E: 0 K: 1 S: 5	H: 0 LOB: 2 BB: 0 P: 10	R: 0 E: 0 K: 2 S: 14	H: 2 LOB: 2 BB: 0 P: 23	1B: 6 2B: 3 3B: 0 HR: 1	SF: 0 SAC: 0 DP: 1 HBP: 1	WP: 1 PB: 0 SB: 1 CS: 0	PA: 42
PITCHER	IP WLS BF H R ER SO BB IBB HBP BLK WP HR S P ERA WHIP																					
Jaret Wright, R ERA: 7.81 (1,1)	3.1 W 21 6 7 7 3 4 0 0 0 0 1 0 28 51 18.90 3.000																					
Steve Karsay, R ERA: 2.15 (4,1)	3.2 W 13 1 0 0 4 2 0 0 0 0 1 0 28 51 0.00 0.818																					
Paul Shuey, R ERA: 2.84 (8,1)	1.0 H 3 0 0 0 1 0 0 0 0 0 0 5 10 0.00 0.000																					
Michael Jackson, R ERA: 5.4 (9,1)	1.0 S 5 2 0 0 2 0 0 0 0 0 0 0 14 23 0.00 2.000																					

Batter	1	2	3	4	5	6	7	8	9	AB	R	H	RBI	BB	SO	LOB	TOP			
Rickey Henderson, R OBP: 0.423, SLG: 0.394	F9	K		G1-3			1B BB		L9	4	0	0	0	1	1	2				
Eduardo Alfonso, R OBP: 0.381, SLG: 0.458	1B		F8		F9		1-3 1B		1B	5	0	3	0	0	0	0				
John Olerud, L OBP: 0.479, SLG: 0.575	F7		31 1B SF9		2B		K		F7	5	1	2	0	0	1	4				
31 Mike Piazza, R OBP: 0.364, SLG: 0.541	K		1B		K		K			4	0	1	0	0	3	4				
Bobby Bonilla, S OBP: 0.272, SLG: 0.310		2B G4-3 1B	SF9		BB		K			2	1	1	1	1	1	2				
Robin Ventura, L OBP: 0.350, SLG: 0.485	G4-3 1B		G5-3		G4-3				G6-3	4	1	1	0	0	0	3				
Brian McRae, S OBP: 0.365, SLG: 0.433	G4-3			G4-3		K			F8	4	0	0	1	0	1	1				
Rey Ordonez, R OBP: 0.290, SLG: 0.318		G1-3		L9		F8			F7	3	0	0	0	0	0	1				
Matt Franco, L OBP: 0.339, SLG: 0.400										1	0	0	0	0	0	0				
Luis Lopez, S OBP: 0.388, SLG: 0.397										0	0	0	0	0	0	0				
Roger Cedeno, S OBP: 0.431, SLG: 0.393						F9			G4-3	3	0	1	1	1	0	0				
Inning Stats	R: 0 E: 0 K: 1 S: 9	H: 1 LOB: 1 BB: 0 P: 12	R: 2 E: 0 K: 1 S: 15	H: 3 LOB: 1 BB: 0 P: 21	R: 1 E: 0 K: 0 S: 14	H: 2 LOB: 1 BB: 0 P: 20	R: 0 E: 0 K: 0 S: 8	H: 0 LOB: 1 BB: 1 P: 17	R: 0 E: 0 K: 1 S: 13	H: 0 LOB: 2 BB: 1 P: 16	R: 0 E: 0 K: 3 S: 14	H: 1 LOB: 2 BB: 1 P: 22	R: 0 E: 0 K: 0 S: 7	H: 0 LOB: 0 BB: 0 P: 12	R: 0 E: 0 K: 0 S: 13	H: 1 LOB: 1 BB: 0 P: 22	1B: 7 2B: 2 3B: 0 HR: 0	SF: 1 SAC: 0 DP: 0 HBP: 0	WP: 0 PB: 0 SB: 2 CS: 0	PA: 39
PITCHER	IP WLS BF H R ER SO BB IBB HBP BLK WP HR S P ERA WHIP																			
Orlando Hernandez, R ERA: 4.88	(1, 1) 6.0 W 29 8 3 3 4 3 0 0 0 0 0 0 72 115 4.50 1.833																			
Mike Stanton, L ERA: 5.03	(7, 1) 0.1 H 1 0 0 0 1 0 0 0 0 0 0 0 5 6 0.00 0.000																			
Ramiro Mendoza, R ERA: 4.73	(7, 1) 1.2 H 5 0 0 0 2 0 0 0 0 0 0 0 13 20 0.00 0.000																			
42 Mariano Rivera, R ERA: 1.57	(9, 1) 1.0 S 4 1 0 0 0 0 0 0 0 0 0 0 0 13 22 0.00 1.000																			

New York Mets @ New York Yankees
Yankee Stadium, Bronx, NY
Sat Jun 05 1999, 4:30 PM EDT
Att: 55,935 - Sunny - 72 F

AB 35
R 3
H 9
RBI 3
BB 3
SO 7
LOB 17



Batter	1	2	3	4	5	6	7	8	9	AB	R	H	RBI	BB	SO	LOB	BOTTOM			
Chuck Knoblauch, R OBP: 0.365, SLG: 0.397	P9		2 SF9 G4-3 2B	G6-3		2B				4	1	2	0	0	0	1				
2 Derek Jeter, R OBP: 0.474, SLG: 0.655	G6-3		SF9		1B					2	1	1	1	1	0	0				
Paul O'Neill, L OBP: 0.339, SLG: 0.429	F7		G4-3		P5				F8	4	0	0	1	0	0	3				
Bernie Williams, S OBP: 0.410, SLG: 0.493		G6-4-3 1B BB	CS 1B		1B				G5-3	2	0	1	0	2	0	0				
Tino Martinez, L OBP: 0.350, SLG: 0.442		G6-4-3 1B	CS		HR		K		P2	4	1	2	1	0	1	2				
Chili Davis, S OBP: 0.426, SLG: 0.540	G6-4-3				20 G3-1 2B 2B				P6	4	1	2	1	0	0	2				
20 Jorge Posada, S OBP: 0.310, SLG: 0.364	G4-1			G3-1		F9			L4	4	0	0	0	0	0	4				
Tony Tarasco, L OBP: 0.308, SLG: 0.333			1B 2B		P5				G4-3	4	1	1	0	0	0	1				
Scott Brosius, R OBP: 0.272, SLG: 0.429			2B SF9 1B			F9			P4	4	1	2	2	0	0	0				
Inning Stats	R: 0 E: 0 K: 0 S: 3	H: 0 LOB: 0 BB: 0 P: 4	R: 0 E: 0 K: 0 S: 7	H: 1 LOB: 1 BB: 1 P: 13	R: 3 E: 0 K: 0 S: 21	H: 4 LOB: 0 BB: 0 P: 30	R: 2 E: 0 K: 0 S: 10	H: 3 LOB: 1 BB: 0 P: 14	R: 1 E: 0 K: 1 S: 18	H: 2 LOB: 2 BB: 1 P: 29	R: 0 E: 0 K: 0 S: 5	H: 1 LOB: 2 BB: 1 P: 14	R: 0 E: 0 K: 0 S: 9	H: 0 LOB: 0 BB: 0 P: 13	R: 0 E: 0 K: 0 S: 7	H: 0 LOB: 0 BB: 0 P: 11	1B: 4 2B: 6 3B: 0 HR: 1	SF: 1 SAC: 0 DP: 1 HBP: 0	WP: 0 PB: 0 SB: 0 CS: 1	PA: 37
PITCHER	IP WLS BF H R ER SO BB IBB HBP BLK WP HR S P ERA WHIP																			
Masato Yoshii, R ERA: 5.52	(1, 1) 4.0 L 20 2 0 0 1 0 2 0 0 0 0 0 26 49 0.00 0.667																			
Allen Watson, L ERA: 3.96	(5, 1) 3.0 13 2 0 0 1 0 0 0 0 0 0 0 7 11 0.00 0.000																			
Turk Wendell, R ERA: 3.27	(8, 1) 1.0 3 0 0 0 0 0 0 0 0 0 0 0 7 11 0.00 0.000																			

New York Mets @ New York Yankees
Yankee Stadium, Bronx, NY
Sat Jun 05 1999, 4:30 PM EDT
Att: 55,935 - Sunny - 72 F

AB 32
R 6
H 11
RBI 6
BB 3
SO 1
LOB 13



Batter	1	2	3	4	5	6	7	8	9	AB	R	H	RBI	BB	SO	LOB	TOP							
Roger Cedeno, S OBP: 0.424, SLG: 0.382 (1, 7)										4	0	0	0	1	2	3								
Eduardo Alfonso, R OBP: 0.373, SLG: 0.447 (1, 4)										5	0	0	0	0	0	2								
John Olerud, L OBP: 0.478, SLG: 0.568 (1, 3)										4	1	1	0	1	1	0								
31 Mike Piazza, R OBP: 0.365, SLG: 0.562 (1, 2)										5	2	2	2	0	0	1								
Robin Ventura, L OBP: 0.357, SLG: 0.487 (1, 5)										3	2	0	1	1	0									
Brian McRae, S OBP: 0.362, SLG: 0.425 (1, 8)										3	1	0	0	1	0	3								
Bobby Bonilla, S OBP: 0.280, SLG: 0.322 (1, 10)										3	1	1	2	1	1	1								
Benny Agbayani, R OBP: 0.470, SLG: 0.817 (1, 9)										4	0	2	3	0	1	1								
Rey Ordóñez, R OBP: 0.291, SLG: 0.313 (1, 6)										2	0	0	0	1	1	1								
Inning Stats	R: 0 E: 0 K: 2 S: 9	H: 0 LOB: 0 BB: 0 P: 13	R: 4 E: 0 K: 0 S: 12	H: 4 LOB: 1 BB: 2 P: 30	R: 3 E: 0 K: 2 S: 17	H: 4 LOB: 2 BB: 1 P: 30	R: 0 E: 0 K: 0 S: 8	H: 0 LOB: 0 BB: 0 P: 10	R: 0 E: 0 K: 1 S: 7	H: 0 LOB: 0 BB: 0 P: 12	R: 0 E: 0 K: 0 S: 4	H: 0 LOB: 0 BB: 0 P: 7	R: 0 E: 0 K: 0 S: 11	H: 0 LOB: 2 BB: 2 P: 25	R: 0 E: 0 K: 2 S: 8	H: 0 LOB: 1 BB: 1 P: 16	R: 0 E: 0 K: 0 S: 7	H: 0 LOB: 0 BB: 0 P: 11	1B: 5 2B: 3 3B: 0 HR: 1	SF: 0 SAC: 1 DP: 1 HBP: 0	WP: 0 PB: 0 SB: 1 CS: 0	PA: 40		
PITCHER	IP WLS BF H R ER SO BB IBB HBP BLK WP HR S P ERA WHIP	IP WLS BF H R ER SO BB IBB HBP BLK WP HR S P ERA WHIP	IP WLS BF H R ER SO BB IBB HBP BLK WP HR S P ERA WHIP	IP WLS BF H R ER SO BB IBB HBP BLK WP HR S P ERA WHIP	IP WLS BF H R ER SO BB IBB HBP BLK WP HR S P ERA WHIP	IP WLS BF H R ER SO BB IBB HBP BLK WP HR S P ERA WHIP	IP WLS BF H R ER SO BB IBB HBP BLK WP HR S P ERA WHIP	IP WLS BF H R ER SO BB IBB HBP BLK WP HR S P ERA WHIP	IP WLS BF H R ER SO BB IBB HBP BLK WP HR S P ERA WHIP	IP WLS BF H R ER SO BB IBB HBP BLK WP HR S P ERA WHIP	IP WLS BF H R ER SO BB IBB HBP BLK WP HR S P ERA WHIP	IP WLS BF H R ER SO BB IBB HBP BLK WP HR S P ERA WHIP	IP WLS BF H R ER SO BB IBB HBP BLK WP HR S P ERA WHIP	IP WLS BF H R ER SO BB IBB HBP BLK WP HR S P ERA WHIP	IP WLS BF H R ER SO BB IBB HBP BLK WP HR S P ERA WHIP	IP WLS BF H R ER SO BB IBB HBP BLK WP HR S P ERA WHIP	IP WLS BF H R ER SO BB IBB HBP BLK WP HR S P ERA WHIP	IP WLS BF H R ER SO BB IBB HBP BLK WP HR S P ERA WHIP	IP WLS BF H R ER SO BB IBB HBP BLK WP HR S P ERA WHIP	IP WLS BF H R ER SO BB IBB HBP BLK WP HR S P ERA WHIP	IP WLS BF H R ER SO BB IBB HBP BLK WP HR S P ERA WHIP	IP WLS BF H R ER SO BB IBB HBP BLK WP HR S P ERA WHIP	IP WLS BF H R ER SO BB IBB HBP BLK WP HR S P ERA WHIP	IP WLS BF H R ER SO BB IBB HBP BLK WP HR S P ERA WHIP

New York Mets @ New York Yankees
Yankee Stadium, Bronx, NY
Sun Jun 06 1999, 8:05 PM EDT
Att: 56,294 - Unknown - 72 F

AB	33
R	7
H	8
RBI	7
BB	6
SO	7
LOB	12



Batter	1	2	3	4	5	6	7	8	9	AB	R	H	RBI	BB	SO	LOB	BOTTOM							
Chuck Knoblauch, R OBP: 0.361, SLG: 0.392 (1, 4)										5	1	1	0	0	0	4								
2 Derek Jeter, R OBP: 0.456, SLG: 0.643 (1, 6)										4	0	0	0	0	1	3								
Paul O'Neill, L OBP: 0.338, SLG: 0.422 (1, 9)										3	0	0	0	1	2	1								
Bernie Williams, S OBP: 0.408, SLG: 0.493 (1, 8)										4	0	1	1	0	1	1								
Chili Davis, S OBP: 0.427, SLG: 0.537 (1, 10)										3	0	1	0	1	0	1								
Tino Martínez, L OBP: 0.352, SLG: 0.440 (1, 3)										3	1	1	0	1	0	3								
Scott Brosius, R OBP: 0.272, SLG: 0.420 (1, 5)										3	0	0	0	1	0	2								
Shane Spencer, R OBP: 0.294, SLG: 0.370 (1, 7)										3	0	0	0	1	1	2								
Joe Girardi, R OBP: 0.234, SLG: 0.311 (1, 2)										4	0	2	1	0	1	2								
Inning Stats	R: 0 E: 0 K: 1 S: 7	H: 0 LOB: 0 BB: 0 P: 12	R: 0 E: 0 K: 0 S: 8	H: 1 LOB: 0 BB: 0 P: 14	R: 0 E: 1 K: 0 S: 7	H: 1 LOB: 1 BB: 0 P: 12	R: 0 E: 0 K: 1 S: 9	H: 0 LOB: 1 BB: 1 P: 16	R: 1 E: 0 K: 0 S: 15	H: 1 LOB: 2 BB: 2 P: 28	R: 0 E: 0 K: 0 S: 5	H: 0 LOB: 0 BB: 0 P: 9	R: 0 E: 0 K: 0 S: 8	H: 1 LOB: 1 BB: 0 P: 13	R: 1 E: 0 K: 2 S: 18	H: 2 LOB: 2 BB: 1 P: 30	R: 0 E: 0 K: 2 S: 8	H: 0 LOB: 1 BB: 1 P: 14	1B: 4 2B: 2 3B: 0 HR: 0	SF: 0 SAC: 0 DP: 1 HBP: 0	WP: 1 PB: 0 SB: 1 CS: 0	PA: 37		
PITCHER	IP WLS BF H R ER SO BB IBB HBP BLK WP HR S P ERA WHIP	IP WLS BF H R ER SO BB IBB HBP BLK WP HR S P ERA WHIP	IP WLS BF H R ER SO BB IBB HBP BLK WP HR S P ERA WHIP	IP WLS BF H R ER SO BB IBB HBP BLK WP HR S P ERA WHIP	IP WLS BF H R ER SO BB IBB HBP BLK WP HR S P ERA WHIP	IP WLS BF H R ER SO BB IBB HBP BLK WP HR S P ERA WHIP	IP WLS BF H R ER SO BB IBB HBP BLK WP HR S P ERA WHIP	IP WLS BF H R ER SO BB IBB HBP BLK WP HR S P ERA WHIP	IP WLS BF H R ER SO BB IBB HBP BLK WP HR S P ERA WHIP	IP WLS BF H R ER SO BB IBB HBP BLK WP HR S P ERA WHIP	IP WLS BF H R ER SO BB IBB HBP BLK WP HR S P ERA WHIP	IP WLS BF H R ER SO BB IBB HBP BLK WP HR S P ERA WHIP	IP WLS BF H R ER SO BB IBB HBP BLK WP HR S P ERA WHIP	IP WLS BF H R ER SO BB IBB HBP BLK WP HR S P ERA WHIP	IP WLS BF H R ER SO BB IBB HBP BLK WP HR S P ERA WHIP	IP WLS BF H R ER SO BB IBB HBP BLK WP HR S P ERA WHIP	IP WLS BF H R ER SO BB IBB HBP BLK WP HR S P ERA WHIP	IP WLS BF H R ER SO BB IBB HBP BLK WP HR S P ERA WHIP	IP WLS BF H R ER SO BB IBB HBP BLK WP HR S P ERA WHIP	IP WLS BF H R ER SO BB IBB HBP BLK WP HR S P ERA WHIP	IP WLS BF H R ER SO BB IBB HBP BLK WP HR S P ERA WHIP	IP WLS BF H R ER SO BB IBB HBP BLK WP HR S P ERA WHIP	IP WLS BF H R ER SO BB IBB HBP BLK WP HR S P ERA WHIP	IP WLS BF H R ER SO BB IBB HBP BLK WP HR S P ERA WHIP

New York Mets @ New York Yankees
Yankee Stadium, Bronx, NY
Sun Jun 06 1999, 8:05 PM EDT
Att: 56,294 - Unknown - 72 F

AB	32
R	2
H	6
RBI	2
BB	5
SO	6
LOB	19



Batter	1	2	3	4	5	6	7	8	9	AB	R	H	RBI	BB	SO	LOB	TOP					
Chuck Knoblauch R (1,4) OBP: 0.362, SLG: 0.394	G4-3			F7		FC3-6 2B		F8 2B	4-2 1B BB	4	1	1	0	1	0	2	New York Yankees @ Philadelphia Phillies Veterans Stadium, Philadelphia, PA Mon Jun 07 1999, 7:35 PM EDT Att: 37,180 - Cloudy - 90 F					
2 Derek Jeter R (1,6) OBP: 0.469, SLG: 0.654	K			FC5-2-4 3B		1-2 2-3		F8 2B	4-2 1B BB	4	0	2	1	1	1							
Paul O'Neill, L (1,9) OBP: 0.335, SLG: 0.417	K			FC5-2-5-4 3H		G4-3		F8 2-3	2-1 1B FC4	5	0	1	1	0	1	4						
Bernie Williams, S (1,8) OBP: 0.407, SLG: 0.486		G4-3			F8			WP G5-3 1B BB	4-0 1B BB	3	1	0	0	2	0	2						
Tino Martinez, L (1,3) OBP: 0.350, SLG: 0.436		F7			F7			G5-3 WP 1B	1-1 F9	4	0	1	0	0	0	2						
Tony Tarasco, L (1,7) OBP: 0.294, SLG: 0.267		P3			G4-3			L3	4-0 E 20 G3 BB	3	1	0	0	1	0	2						
Scott Brosius, R (1,5) OBP: 0.277, SLG: 0.418				G1-6-3 1B		G2-3		G5-3 BB	1-3 K	3	0	1	0	1	1							
Joe Girardi, R (1,2) OBP: 0.241, SLG: 0.316				G1-6-3		FC3-6 2B BB		G5-3	2-2 E5 20 G3 PB	2	1	1	0	0	0	1						
Chili Davis, S (7, PH) OBP: 0.425, SLG: 0.534				1-2		1B		1-2 2-3 3-H	1-3 PB	1	0	0	0	0	0	0						
Jason Grimsley, R (7, PH)										1	1	0	0	0	0	1						
Dan Naulty, R (8, 1)										1	0	0	0	1	0	0						
Chad Curtis, R (9, PH) OBP: 0.360, SLG: 0.350				G1-3		FC3-6 BB		G4-3	2-3 3-H	2	0	0	1	0	0	3						
Andy Pettitte, L (1,1)																						
20 Jorge Posada, S (7, PH) OBP: 0.306, SLG: 0.358																						
Inning Stats	R: 0 E: 0 K: 2 S: 9	H: 0 LOB: 0 BB: 0 P: 10	R: 0 E: 0 K: 0 S: 6	H: 0 LOB: 0 BB: 0 P: 11	R: 0 E: 0 K: 0 S: 7	H: 1 LOB: 0 BB: 0 P: 9	R: 0 E: 0 K: 0 S: 4	H: 1 LOB: 0 BB: 0 P: 7	R: 0 E: 0 K: 0 S: 6	H: 0 LOB: 0 BB: 0 P: 9	R: 1 E: 0 K: 0 S: 7	H: 2 LOB: 2 BB: 1 P: 15	R: 1 E: 0 K: 0 S: 12	H: 1 LOB: 2 BB: 2 P: 25	R: 0 E: 0 K: 0 S: 10	H: 2 LOB: 2 BB: 1 P: 17	R: 3 E: 1 K: 1 S: 18	H: 1 LOB: 2 BB: 3 P: 36	1B: 4 2B: 3 3B: 1 HR: 0	SF: 0 SAC: 0 DP: 2 HBP: 0	WP: 1 PB: 1 CS: 0	PA: 40
PITCHER	IP WLS BF ERA WHIP	IP WLS BF ERA WHIP	IP WLS BF ERA WHIP	IP WLS BF ERA WHIP	IP WLS BF ERA WHIP	IP WLS BF ERA WHIP	IP WLS BF ERA WHIP	IP WLS BF ERA WHIP	IP WLS BF ERA WHIP	IP WLS BF ERA WHIP	IP WLS BF ERA WHIP	IP WLS BF ERA WHIP	IP WLS BF ERA WHIP	IP WLS BF ERA WHIP	IP WLS BF ERA WHIP	IP WLS BF ERA WHIP	IP WLS BF ERA WHIP	IP WLS BF ERA WHIP	IP WLS BF ERA WHIP			
Paul Byrd, R (1,1) ERA: 3.33	8.0	W	32	6	2	2	2	4	0	0	0	0	1	0	61	103	2.25	1.250				
Wayne Gomes, R (9,1) ERA: 3.95	1.0		8	1	3	0	1	3	0	0	0	0	0	0	18	36	0.00	4.000				

AB	33
R	5
H	7
RBI	4
BB	7
SO	3
LOB	21



Batter	1	2	3	4	5	6	7	8	9	AB	R	H	RBI	BB	SO	LOB	BOTTOM			
Doug Glanville, R (1,8) OBP: 0.390, SLG: 0.429	23 F9 HR		G2-3		L8			1B 23 PB	1-3 2-H 2B	4	1	2	2	1	0	0	New York Yankees @ Philadelphia Phillies Veterans Stadium, Philadelphia, PA Mon Jun 07 1999, 7:35 PM EDT Att: 37,180 - Cloudy - 90 F			
23 Kevin Jordan, R (1,4) OBP: 0.393, SLG: 0.481	F9		G6-3		G6-3			4-1 BB	4-1 BB	3	0	0	0	1	0	1				
15 David Doster, R (7, FR) OBP: 0.500, SLG: 0.600	2-3		G6-3					1-2 2-3 BB	BB	0	0	0	0	1	0	0				
Scott Rolen, R (1,5) OBP: 0.360, SLG: 0.490	K		G6-3					3-2 BB P6	2	5	1	2	2	0	1	4				
Rico Brogna, L (1,3) OBP: 0.316, SLG: 0.417				G4-3 1B				1-2 2-3 3-H 1B	1-2 F8	5	1	2	2	0	1	6				
Ron Gant, R (1,7) OBP: 0.358, SLG: 0.436	3-H			G4-3 1B				2-2 FC4-6 1B	1-1 P4	3	0	2	0	1	0	3				
Bobby Abreu, L (1,9) OBP: 0.455, SLG: 0.606	1 SAFE 1 SAFE 1 SAFE		G4-3		G4-3			1-0 FC4-6 FC4	1-3 K	4	0	0	0	0	1	4				
Mike Lieberthal, R (1,2) OBP: 0.414, SLG: 0.650			G4-3		G6-4-3 IBB			1-1 FC4	2-2 BB 2B	3	1	1	0	1	0	1				
Desi Relaford, S (1,6) OBP: 0.363, SLG: 0.377			K		G6-4-3			4-1 23 PB SH3-4 1B BB	4-2 BB 2B	2	2	0	0	2	1	3				
Paul Byrd, R (1,1) OBP: 0.233, SLG: 0.207					G5-3			1-0 SH3-4	4-1 2B	2	0	0	0	0	0	0				
Rob Ducey, L (8, PH) OBP: 0.420, SLG: 0.554								1-2 2-3	BB	0	0	0	0	1	0	0				
Wayne Gomes, R (9,1) ERA: 3.41										0	0	0	0	0	0	0				
Inning Stats	R: 2 E: 0 K: 1 S: 11	H: 2 LOB: 1 BB: 1 P: 20	R: 0 E: 0 K: 1 S: 8	H: 0 LOB: 0 BB: 0 P: 11	R: 0 E: 0 K: 0 S: 5	H: 0 LOB: 0 BB: 0 P: 8	R: 0 E: 0 K: 0 S: 7	H: 2 LOB: 1 BB: 0 P: 16	R: 0 E: 0 K: 0 S: 7	H: 0 LOB: 0 BB: 0 P: 9	R: 1 E: 0 K: 0 S: 8	H: 2 LOB: 1 BB: 0 P: 13	R: 1 E: 0 K: 1 S: 12	H: 1 LOB: 3 BB: 3 P: 27	R: 2 E: 0 K: 1 S: 26	H: 2 LOB: 3 BB: 3 P: 45	1B: 4 2B: 3 3B: 0 HR: 2	SF: 0 SAC: 1 DP: 1 HBP: 0	WP: 0 PB: 1 CS: 0	PA: 40
PITCHER	IP WLS BF ERA WHIP	IP WLS BF ERA WHIP	IP WLS BF ERA WHIP	IP WLS BF ERA WHIP	IP WLS BF ERA WHIP	IP WLS BF ERA WHIP	IP WLS BF ERA WHIP	IP WLS BF ERA WHIP	IP WLS BF ERA WHIP	IP WLS BF ERA WHIP	IP WLS BF ERA WHIP	IP WLS BF ERA WHIP	IP WLS BF ERA WHIP	IP WLS BF ERA WHIP	IP WLS BF ERA WHIP	IP WLS BF ERA WHIP	IP WLS BF ERA WHIP	IP WLS BF ERA WHIP	IP WLS BF ERA WHIP	
Andy Pettitte, L (1,1) ERA: 5.46	6.0	L	25	6	3	3	2	1	0	0	0	0	0	0	77	4.50	1.167			
Jason Grimsley, R (7,1) ERA: 3.21	1.1		11	2	3	3	2	5	0	0	0	0	0	24	49	20.25	5.250			
Dan Naulty, R (8,1) ERA: 3.41	0.2		4	1	0	0	0	1	0	0	0	0	0	14	23	0.00	3.000			

AB	31
R	6
H	9
RBI	6
BB	8
SO	4
LOB	22



Batter	1	2	3	4	5	6	7	8	9	AB	R	H	RBI	BB	SO	LOB	TOP						
Tony Tarasco, L (1,7) OBP: 0.296, SLG: 0.304	G4-3			G3	G6-3	1B		P6		5	1	1	1	0	0	1	New York Yankees @ Philadelphia Phillies Veterans Stadium, Philadelphia, PA Wed Jun 09 1999, 7:35 PM EDT Att: 42,047 - Unknown - 85 F						
2 Derek Jeter, R (1,6) OBP: 0.470, SLG: 0.659	K			1B		1B		E5		4	2	2	0	1	1	0							
Bernie Williams, S (1,8) OBP: 0.407, SLG: 0.480	L3			1B				F7		5	2	3	2	0	0	1							
Tino Martinez, L (1,3) OBP: 0.350, SLG: 0.458		F8		HR					P3	4	2	1	4	1	0	2							
Paul O'Neill, L (1,9) OBP: 0.336, SLG: 0.429		G3-1		F8						4	1	1	2	0	0	2							
Chad Curtis, R (9,PH) OBP: 0.365, SLG: 0.356								FC6-4		1	0	1	0	0	0	0							
Scott Brosius, R (1,5) OBP: 0.280, SLG: 0.416		F7		F9				P3		4	1	1	1	1	0	1							
Chuck Knoblauch, R (1,4) OBP: 0.365, SLG: 0.390				G4-6-3				G6-4-3		4	1	2	0	1	0	2							
Joe Girardi, R (1,2) OBP: 0.229, SLG: 0.300				P3						4	0	0	0	0	1	4							
David Cone, L (1,1) OBP: 0.333, SLG: 0.667				G4-6-3						3	1	1	1	0	0	2							
Mike Stanton, L (6,1)								K		0	0	0	0	0	0	0							
Shane Spencer, R (8,PH) OBP: 0.288, SLG: 0.362										1	0	0	0	0	1	0							
Ramiro Mendoza, R (8,1)										0	0	0	0	0	0	0							
42 Mariano Rivera, R (9,1)										0	0	0	0	0	0	0							
Inning Stats	R: 0 E: 0 K: 1 S: 8	H: 0 LOB: 0 BB: 0 P: 14	R: 0 E: 0 K: 0 S: 7	H: 0 LOB: 0 BB: 0 P: 10	R: 0 E: 0 K: 0 S: 7	H: 1 LOB: 0 BB: 0 P: 9	R: 3 E: 0 K: 0 S: 13	H: 3 LOB: 0 BB: 0 P: 17	R: 0 E: 0 K: 0 S: 9	H: 0 LOB: 1 BB: 1 P: 18	R: 8 E: 0 K: 1 S: 27	H: 8 LOB: 2 BB: 2 P: 58	R: 0 E: 0 K: 0 S: 4	H: 0 LOB: 0 BB: 1 P: 10	R: 0 E: 1 K: 1 S: 9	H: 1 LOB: 1 BB: 0 P: 13	R: 0 E: 0 K: 0 S: 11	H: 1 LOB: 1 BB: 0 P: 14	1B: 10 2B: 1 3B: 1 HR: 1	SF: 0 SAC: 0 DP: 2 HBP: 0	WP: 0 PB: 0 SB: 2 CS: 0	PA: 43	
PITCHER	IP WLS BF H R ER SO BB IBB HBP BLK WP HR S P ERA WHIP											PITCHER	IP WLS BF H R ER SO BB IBB HBP BLK WP HR S P ERA WHIP										
Chad Ogea, R (1,1) ERA: 4.88	5.0 L 22 6 6 6 1 2 0 0 0 0 0 1 50 82 10.80 1.600											Yorkis Perez, L (9,1) ERA: 2.73	1.0 4 1 0 0 0 0 0 0 0 0 0 4 14 ∞ ∞										
Mike Grace, R (6,1) ERA: 5.47	0.1 5 4 2 2 1 0 0 0 0 0 0 0 13 22 54.00 12.000																						
Robert Person, R (6,1) ERA: 9.47	0.0 3 2 2 2 0 1 0 0 0 0 0 0 4 14 ∞ ∞																						
Jim Poole, L (6,1) ERA: 3.94	0.2 2 0 1 1 0 0 0 0 0 0 0 0 4 8 13.50 0.000																						
Amaury Telemaco, R (7,1) ERA: 5.63	2.0 7 0 0 0 1 1 0 0 0 0 0 0 13 23 0.00 0.500																						
Batter	1	2	3	4	5	6	7	8	9	AB	R	H	RBI	BB	SO	LOB	BOTTOM						
Doug Glanville, R (1,8) OBP: 0.395, SLG: 0.447	SH5-3		F8						G1-3	5	1	3	2	0	0	0	New York Yankees @ Philadelphia Phillies Veterans Stadium, Philadelphia, PA Wed Jun 09 1999, 7:35 PM EDT Att: 42,047 - Unknown - 85 F						
Marlon Anderson, L (1,4) OBP: 0.283, SLG: 0.335	SH5-3			L4					G4-1	1	0	0	0	1	0	0							
23 Kevin Jordan, R (6,PH) OBP: 0.385, SLG: 0.470	2-3									2	0	0	0	0	0	2							
Scott Rolen, R (1,5) OBP: 0.355, SLG: 0.481	SF7			P3						2	0	0	2	1	0	0							
Rico Brogna, L (1,3) OBP: 0.316, SLG: 0.418	3-H		F7							4	0	1	0	0	1	3							
Ron Gant, R (1,7) OBP: 0.348, SLG: 0.418		G6-3		L8						4	0	0	0	0	0	1							
Bobby Abreu, L (1,9) OBP: 0.452, SLG: 0.612		G3							G1	4	2	2	1	0	0	0							
Gary Bennett, R (1,2) OBP: 0.269, SLG: 0.280		L4								4	0	1	0	0	0	1							
Desi Relaford, S (1,6) OBP: 0.358, SLG: 0.367				P3						4	1	0	0	0	2	2							
Chad Ogea, R (1,1) ERA: 4.88										2	0	0	0	0	0	0							
Mike Grace, R (6,1) ERA: 5.47										0	0	0	0	0	0	0							
Robert Person, R (6,1) ERA: 9.47										0	0	0	0	0	0	0							
Jim Poole, L (6,1) ERA: 3.94										0	0	0	0	0	0	0							
Amaury Telemaco, R (7,1) ERA: 5.63										0	0	0	0	0	0	0							
Inning Stats	R: 1 E: 0 K: 0 S: 8	H: 1 LOB: 0 BB: 0 P: 12	R: 0 E: 0 K: 0 S: 8	H: 0 LOB: 0 BB: 0 P: 13	R: 0 E: 0 K: 0 S: 8	H: 0 LOB: 0 BB: 0 P: 14	R: 0 E: 0 K: 0 S: 7	H: 1 LOB: 1 BB: 0 P: 13	R: 2 E: 0 K: 1 S: 25	H: 3 LOB: 3 BB: 2 P: 41	R: 2 E: 0 K: 0 S: 14	H: 4 LOB: 2 BB: 0 P: 25	R: 0 E: 0 K: 1 S: 11	H: 0 LOB: 0 BB: 0 P: 19	R: 0 E: 0 K: 1 S: 6	H: 0 LOB: 0 BB: 0 P: 9	R: 0 E: 0 K: 0 S: 8	H: 0 LOB: 0 BB: 0 P: 8	1B: 5 2B: 3 3B: 0 HR: 1	SF: 1 SAC: 1 DP: 0 HBP: 0	WP: 0 PB: 0 SB: 0 CS: 0	PA: 38	
PITCHER	IP WLS BF H R ER SO BB IBB HBP BLK WP HR S P ERA WHIP											PITCHER	IP WLS BF H R ER SO BB IBB HBP BLK WP HR S P ERA WHIP										
David Cone, R (1,1) ERA: 2.79	5.2 W 26 7 5 5 1 2 0 0 0 0 0 0 1 64 7.94 1.588																						
Mike Stanton, L (6,1) ERA: 4.5	1.1 6 2 0 0 1 0 0 0 0 0 0 0 17 30 0.00 1.500																						
Ramiro Mendoza, R (8,1) ERA: 4.88	1.0 3 0 0 0 1 0 0 0 0 0 0 0 6 9 0.00 0.000																						
42 Mariano Rivera, R (9,1) ERA: 1.5	1.0 3 0 0 0 0 0 0 0 0 0 0 0 8 8 0.00 0.000																						

Batter	1	2	3	4	5	6	7	8	9	AB	R	H	RBI	BB	SO	LOB	TOP					
Chuck Knoblauch , R (1, 4) <small>OBP: 0.366, SLG: 0.389</small>	F9			G6-3		BB	SF9		1B	3	1	1	1	1	0	0	New York Yankees @ Florida Marlins Pro Player Stadium, Miami, FL Fri Jun 11 1999, 7:05 PM EDT Att: 40,161 - Cloudy - 74 F					
2 Derek Jeter , R (1, 6) <small>OBP: 0.472, SLG: 0.658</small>	G4-3			FC6-4		SAFE	F7		1B	5	0	3	1	0	0	1						
Bernie Williams , S (1, 8) <small>OBP: 0.399, SLG: 0.469</small>	F7			FC6-4		SAFE	FC6-4		K	5	0	0	0	0	2	5						
Tino Martinez , L (1, 3) <small>OBP: 0.347, SLG: 0.449</small>		L4		P4			1B		P4	4	1	0	0	1	1	3						
Paul O'Neill , L (1, 9) <small>OBP: 0.345, SLG: 0.440</small> Shane Spencer , R (9, PR) <small>OBP: 0.288, SLG: 0.362</small>	G1-3						20 WP		1B	4	3	3	1	1	0	0						
20 Jorge Posada , S (1, 2) <small>OBP: 0.301, SLG: 0.379</small>	G5-3			G4-3			20 HR		BB	0	0	0	0	0	0	0						
Tony Tarasco , L (1, 7) <small>OBP: 0.276, SLG: 0.280</small> Chad Curtis , R (7, PH) <small>OBP: 0.359, SLG: 0.350</small>			F8		F7		P6		L9	2	0	0	0	0	0	0						
Scott Brosius , R (1, 5) <small>OBP: 0.285, SLG: 0.415</small>			P5		K		WP		1B	3	1	1	0	1	1	0						
Orlando Hernandez , R (1, 1) <small>OBP: 0.333, SLG: 0.333</small> Mike Stanton , L (7, 1) <small>ERA: 6.96</small> Jason Grimsley , R (9, 1) <small>ERA: 6.96</small> Todd Erdos , R (9, 1) <small>ERA: 6.96</small> 42 Mariano Rivera , R (9, 1) <small>ERA: 6.96</small>			G5-3		L9		2 WP		1B	3	1	1	0	0	0	0						
Inning Stats	R: 0 E: 0 K: 0 S: 7	H: 0 LOB: 0 BB: 0 P: 11	R: 0 E: 0 K: 0 S: 7	H: 0 LOB: 0 BB: 0 P: 10	R: 0 E: 0 K: 0 S: 7	H: 0 LOB: 0 BB: 0 P: 9	R: 0 E: 0 K: 0 S: 8	H: 1 LOB: 1 BB: 0 P: 13	R: 1 E: 0 K: 1 S: 8	H: 1 LOB: 0 BB: 0 P: 14	R: 0 E: 0 K: 1 S: 14	H: 0 LOB: 1 BB: 1 P: 25	R: 5 E: 0 K: 0 S: 17	H: 5 LOB: 1 BB: 1 P: 29	R: 1 E: 0 K: 2 S: 11	H: 1 LOB: 2 BB: 2 P: 23		R: 1 E: 0 K: 2 S: 14	H: 3 LOB: 2 BB: 0 P: 18	1B: 8 2B: 2 3B: 0 HR: 1	SF: 1 SAC: 0 DP: 0 HBP: 0	WP: 2 PB: 0 SB: 1 CS: 0
PITCHER	IP WLS BF H R ER SO BB IBB HBP BLK WP HR S P ERA WHIP																					
Brian Meadows , R (1, 1) <small>ERA: 5.14</small>	6.0 L 24 4 4 4 2 2 0 0 0 0 1 1 58 94 6.00 1.000																					
Vic Darenbourg , L (7, 1) <small>ERA: 7.13</small>	1.0 6 3 2 2 0 0 0 0 0 0 1 0 10 17 18.00 3.000																					
Jesus Sanchez , L (8, 1) <small>ERA: 6.96</small>	0.1 3 1 1 1 1 1 0 0 0 0 0 0 6 14 27.00 6.000																					
Antonio Alfonseca , R (8, 1) <small>ERA: 4.13</small>	1.2 9 3 1 1 3 1 0 0 0 0 0 0 19 27 5.40 2.400																					

Batter	1	2	3	4	5	6	7	8	9	AB	R	H	RBI	BB	SO	LOB	BOTTOM					
Luis Castillo , S (1, 4) <small>OBP: 0.363, SLG: 0.371</small>	G6-3			1B			FC6-4		BB	3	0	1	0	2	0	1	New York Yankees @ Florida Marlins Pro Player Stadium, Miami, FL Fri Jun 11 1999, 7:05 PM EDT Att: 40,161 - Cloudy - 74 F					
Alex Gonzalez , R (1, 6) <small>OBP: 0.313, SLG: 0.459</small>	P2			P4			F8		SF9	3	0	0	1	0	0	3						
Cliff Floyd , L (1, 7) <small>OBP: 0.376, SLG: 0.463</small>	G3			BB			P6		G4-3	4	0	1	1	1	0	3						
Kevin Millar , R (1, 3) <small>OBP: 0.439, SLG: 0.433</small>		F8		BB			F9		F8	4	0	0	0	1	0	2						
Preston Wilson , R (1, 8) <small>OBP: 0.311, SLG: 0.539</small>	G5-3			F7			B1-3		K	4	0	0	0	0	1	3						
Mark Kotsay , L (1, 9) <small>OBP: 0.293, SLG: 0.369</small> Bruce Aven , R (8, PH) <small>OBP: 0.404, SLG: 0.589</small>				G6-3			F8		P2	3	0	1	0	0	0	0						
Mike Lowell , R (1, 5) <small>OBP: 0.292, SLG: 0.381</small>				F8			K		K	3	1	0	0	1	2	1						
Jorge Fabregas , L (1, 2) <small>OBP: 0.279, SLG: 0.352</small> Danny Bautista , R (9, PR) <small>ERA: 6.96</small>				P5			G3		P5	4	1	2	0	0	0	0						
Brian Meadows , R (1, 1) <small>ERA: 4.48</small> Tim Hyers , L (7, PH) <small>ERA: 6.96</small> Jesus Sanchez , L (8, 1) <small>ERA: 6.96</small> Antonio Alfonseca , R (9, 1) <small>ERA: 6.96</small> Kevin Orte , R (9, PH) <small>OBP: 0.321, SLG: 0.393</small>				E4			K		FC6-4	2	1	0	0	0	1	0						
Inning Stats	R: 0 E: 0 K: 0 S: 5	H: 0 LOB: 0 BB: 0 P: 8	R: 0 E: 0 K: 0 S: 7	H: 1 LOB: 1 BB: 0 P: 9	R: 1 E: 1 K: 0 S: 15	H: 1 LOB: 3 BB: 2 P: 29	R: 0 E: 0 K: 1 S: 10	H: 0 LOB: 0 BB: 0 P: 13	R: 0 E: 0 K: 1 S: 9	H: 1 LOB: 1 BB: 0 P: 16	R: 0 E: 0 K: 0 S: 11	H: 0 LOB: 0 BB: 0 P: 16	R: 1 E: 1 K: 1 S: 10	H: 2 LOB: 2 BB: 0 P: 19	R: 0 E: 0 K: 1 S: 6	H: 0 LOB: 0 BB: 0 P: 8		R: 2 E: 0 K: 0 S: 12	H: 1 LOB: 2 BB: 3 P: 31	1B: 4 2B: 2 3B: 0 HR: 0	SF: 2 SAC: 0 DP: 0 HBP: 1	WP: 1 PB: 1 SB: 0 CS: 0
PITCHER	IP WLS BF H R ER SO BB IBB HBP BLK WP HR S P ERA WHIP																					
Orlando Hernandez , R (1, 1) <small>ERA: 4.48</small>	6.2 W 29 5 2 0 3 2 0 0 0 0 0 0 66 108 0.00 1.050																					
Mike Stanton , L (7, 1) <small>ERA: 4.24</small>	1.1 H 4 0 0 0 1 0 0 0 0 0 0 0 7 10 0.00 0.000																					
Jason Grimsley , R (9, 1) <small>ERA: 3.93</small>	0.1 4 1 2 1 0 2 0 0 0 0 0 0 6 18 27.00 9.000																					
Todd Erdos , R (9, 1) <small>ERA: 6.96</small>	0.1 2 0 0 0 0 1 0 0 0 0 1 0 4 11 0.00 3.000																					
42 Mariano Rivera , R (9, 1) <small>ERA: 1.46</small>	0.1 S 1 0 0 0 0 0 0 0 0 0 0 0 2 2 0.00 0.000																					

Batter	1	2	3	4	5	6	7	8	9	AB	R	H	RBI	BB	SO	LOB	TOP					
Chuck Knoblauch R (1,4) OBP: 0.367, SLG: 0.384	G3-1		G6-3		FC4-6 BB		G6-3		G6-3 BB	3	1	0	0	2	0	0	New York Yankees @ Florida Marlins Pro Player Stadium, Miami, FL Sat Jun 12 1999, 7:05 PM EDT Att: 42,110 - Cloudy - 84 F					
2 Derek Jeter R (1,6) OBP: 0.471, SLG: 0.657	HR		F9		FC4-6 BB		G1-6-3		K	5	1	2	0	0	1	1						
Bernie Williams S (1,8) OBP: 0.405, SLG: 0.483	HR				FC4-6					2	1	1	3	2	0	1						
Tino Martinez L (1,3) OBP: 0.345, SLG: 0.450	2B		P4		G4-3		F8			4	0	1	0	0	0	3						
Paul O'Neill L (1,9) OBP: 0.352, SLG: 0.454 Chad Curtis R (8,7) OBP: 0.359, SLG: 0.350	G5-3				HR				20 BB	2	1	1	1	2	0	1						
20 Jorge Posada S (1,2) OBP: 0.293, SLG: 0.368	G4-3				G4-3		F7		K	4	0	0	0	0	1	4						
Tony Tarasco L (1,7) OBP: 0.242, SLG: 0.241			F9		K		G3-1		K	4	0	0	0	0	2	0						
Scott Brosius R (1,5) OBP: 0.284, SLG: 0.429			G5-3		HR		F7		P6	4	1	1	1	0	0	0						
Roger Clemens R (1,1) Ramiro Mendoza R (7,1) Chili Davis S (9,PH) 42 Mariano Rivera R (9,1)			K		K		K		F7	3	0	0	0	0	3	0						
Inning Stats	R: 2 E: 0 K: 0 S: 12	H: 3 LOB: 1 BB: 0 P: 21	R: 0 E: 0 K: 1 S: 9	H: 0 LOB: 0 BB: 0 P: 11	R: 0 E: 0 K: 0 S: 12	H: 0 LOB: 1 BB: 1 P: 20	R: 2 E: 0 K: 2 S: 15	H: 2 LOB: 0 BB: 0 P: 23	R: 1 E: 0 K: 0 S: 7	H: 1 LOB: 2 BB: 2 P: 20	R: 0 E: 0 K: 1 S: 6	H: 0 LOB: 0 BB: 0 P: 9	R: 0 E: 0 K: 0 S: 13	H: 0 LOB: 1 BB: 1 P: 22	R: 0 E: 0 K: 2 S: 10	H: 0 LOB: 0 BB: 1 P: 18		R: 0 E: 0 K: 1 S: 11	H: 0 LOB: 1 BB: 1 P: 22	1B: 1 2B: 2 3B: 0 HR: 3	SF: 0 SAC: 0 DP: 0 HBP: 0	WP: 0 PB: 0 CS: 0
PITCHER	IP WLS BF H R ER SO BB IBB HBP BLK WP HR S P ERA WHIP																					
Livan Hernandez R (1,1) ERA: 4.48	7.2 L 33 6 5 5 5 5 0 0 0 0 0 3 81 139 5.87 1.435																					
Vic Darensbourg L (8,1) ERA: 7.0	0.1 1 0 0 0 1 0 0 0 0 0 0 3 5 0.00 0.000																					
Matt Mantei R (9,1) ERA: 1.55	1.0 4 0 0 0 1 1 0 0 0 0 0 0 11 22 0.00 1.000																					
Batter	1	2	3	4	5	6	7	8	9	AB	R	H	RBI	BB	SO	LOB	BOTTOM					
Luis Castillo S (1,4) OBP: 0.364, SLG: 0.366	G6-3								K	3	0	0	0	2	2	2	New York Yankees @ Florida Marlins Pro Player Stadium, Miami, FL Sat Jun 12 1999, 7:05 PM EDT Att: 42,110 - Cloudy - 84 F					
Alex Gonzalez R (1,6) OBP: 0.310, SLG: 0.457	1B								G6-3	5	1	1	0	0	1	4						
Cliff Floyd L (1,7) OBP: 0.376, SLG: 0.461	1B								K	5	1	2	1	0	1	0						
Bruce Aven R (1,9) OBP: 0.412, SLG: 0.596	1B								K	4	1	2	0	1	1	1						
Tim Hyers L (1,3) OBP: 0.431, SLG: 0.605	1B								K	3	0	1	1	2	0	2						
Preston Wilson R (1,8) OBP: 0.304, SLG: 0.527	FC5-4								K	4	0	0	1	0	2	5						
Kevin Orte R (1,5) OBP: 0.325, SLG: 0.412	G5-3								G6-3	3	1	1	1	1	0	1						
Jorge Fabregas L (1,2) OBP: 0.273, SLG: 0.344 Mark Kotsay L (8,PH) Mike Redmond R (9,2) OBP: 0.345, SLG: 0.308			F8		L8					3	0	0	0	0	1	3						
Livan Hernandez R (1,1) OBP: 0.276, SLG: 0.429 Vic Darensbourg L (8,1) Kevin Millar R (8,PH) Matt Mantei R (9,1)					P4				P5	3	0	1	0	0	0	0						
Inning Stats	R: 3 E: 0 K: 0 S: 16	H: 4 LOB: 1 BB: 0 P: 23	R: 0 E: 0 K: 0 S: 9	H: 1 LOB: 1 BB: 1 P: 15	R: 0 E: 0 K: 0 S: 7	H: 0 LOB: 1 BB: 1 P: 15	R: 1 E: 0 K: 1 S: 9	H: 1 LOB: 1 BB: 1 P: 17	R: 0 E: 0 K: 3 S: 15	H: 1 LOB: 3 BB: 2 P: 26	R: 0 E: 1 K: 1 S: 9	H: 0 LOB: 0 BB: 0 P: 12	R: 0 E: 0 K: 1 S: 9	H: 1 LOB: 1 BB: 0 P: 15	R: 0 E: 0 K: 1 S: 8	H: 1 LOB: 1 BB: 0 P: 14		R: 0 E: 0 K: 1 S: 15	H: 0 LOB: 1 BB: 1 P: 21	1B: 6 2B: 2 3B: 0 HR: 1	SF: 0 SAC: 0 DP: 2 HBP: 0	WP: 0 PB: 1 CS: 0
PITCHER	IP WLS BF H R ER SO BB IBB HBP BLK WP HR S P ERA WHIP																					
Roger Clemens R (1,1) ERA: 5.27	6.0 W 29 7 4 4 4 5 0 0 0 0 0 0 17 108 6.00 2.000																					
Ramiro Mendoza R (7,1) ERA: 4.72	2.0 H 8 2 0 0 2 0 0 0 0 0 0 0 17 29 0.00 1.000																					
42 Mariano Rivera R (9,1) ERA: 1.42	1.0 S 4 0 0 0 1 1 0 0 0 0 0 0 15 21 0.00 1.000																					

Batter	1	2	3	4	5	6	7	8	9	AB	R	H	RBI	BB	SO	LOB	TOP				
Chuck Knoblauch, R (1, 4) OBP: 0.369, SLG: 0.380	L7		G4-3			FC6 HBP		G3 BB		2	0	0	0	1	0	0	New York Yankees @ Florida Marlins Pro Player Stadium, Miami, FL Sun Jun 13 1999, 4:05 PM EDT Att: 39,639 - Cloudy - 86 F				
2 Derek Jeter, R (1, 6) OBP: 0.471, SLG: 0.658	S 1B			E 2B	K			K		4	1	2	0	0	2	3					
Bernie Williams, S (1, 8) OBP: 0.398, SLG: 0.474	L4			F7	FC6			G3		4	0	0	0	0	0	5					
Tino Martinez, L (1, 3) OBP: 0.344, SLG: 0.446	G4-1			E8 SF9 1B		G4-3		K		4	1	1	1	0	1	2					
Paul O'Neill, L (1, 9) OBP: 0.354, SLG: 0.452		CS 1B			BB	F8		G5-3		3	0	1	0	1	0	0					
Scott Brosius, R (1, 5) OBP: 0.276, SLG: 0.421	K			SF9		P4		P4		3	0	0	1	0	1	1					
Shane Spencer, R (1, 7) OBP: 0.286, SLG: 0.340	K			K			G3		BB	3	0	0	0	1	2	1					
Joe Girardi, R (1, 2) Chili Davis, S (9, PH) OBP: 0.221, SLG: 0.289 OBP: 0.424, SLG: 0.531			G5-3		F9		G4-3		G4-3	3	0	0	0	0	0	0					
Andy Pettitte, L (1, 1) Dan Naulty, R (6, 1)			K				F7			2	0	1	0	0	1	0					
Tony Tarasco, L (7, PH) Todd Erdos, R (7, 1)					HBP 1B					0	0	0	0	0	0	0					
Inning Stats	R: 0 E: 0 K: 0 S: 6	H: 1 LOB: 1 BB: 0 P: 9	R: 0 E: 0 K: 2 S: 9	H: 1 LOB: 0 BB: 0 P: 13	R: 0 E: 0 K: 1 S: 7	H: 0 LOB: 0 BB: 0 P: 8	R: 2 E: 1 K: 1 S: 16	H: 2 LOB: 1 BB: 1 P: 29	R: 0 E: 0 K: 0 S: 10	H: 0 LOB: 0 BB: 0 P: 17	R: 0 E: 0 K: 0 S: 6	H: 0 LOB: 0 BB: 0 P: 8	R: 0 E: 0 K: 2 S: 11	H: 0 LOB: 1 BB: 1 P: 20	R: 0 E: 0 K: 0 S: 8	H: 0 LOB: 1 BB: 1 P: 16	1B: 4 2B: 1 3B: 0 HR: 0	SF: 1 SAC: 0 DP: 0 HBP: 1	WP: 0 PB: 0 CS: 1	PA: 35	
PITCHER	IP	WLS	BF	H	R	ER	SO	BB	IBB	HBP	BLK	WP	HR	S	P	ERA	WHIP				
Alex Fernandez, R (1, 1) ERA: 2.44	6.0	W	24	5	2	1	5	1	0	1	0	0	0	61	98	1.50	1.000				
Brian Edmondson, R (7, 1) ERA: 4.32	2.0		7	0	0	0	2	1	0	0	0	0	0	17	28	0.00	0.500				
Antonio Alfonseca, R (9, 1) ERA: 4.01	1.0		4	0	0	0	0	1	0	0	0	0	0	8	16	0.00	1.000				

AB	30
R	2
H	5
RBI	2
BB	3
SO	7
LOB	13



Batter	1	2	3	4	5	6	7	8	9	AB	R	H	RBI	BB	SO	LOB	BOTTOM				
Luis Castillo, S (1, 4) OBP: 0.357, SLG: 0.358	G5-3	FC6		G3		L7		K		5	0	0	0	0	1	5	New York Yankees @ Florida Marlins Pro Player Stadium, Miami, FL Sun Jun 13 1999, 4:05 PM EDT Att: 39,639 - Cloudy - 86 F				
Alex Gonzalez, R (1, 6) OBP: 0.312, SLG: 0.454	G5-3		L5		HR 1B	1B 2B BB		G6-3		4	2	1	0	1	0	0					
Bruce Aven, R (1, 7) OBP: 0.429, SLG: 0.663	FC5-4 1B		P4		1 SAFE 1-H HR	2B 1B		HR		5	2	4	4	0	0	0					
Kevin Millar, R (1, 3) Antonio Alfonseca, R (9, 1) OBP: 0.420, SLG: 0.425 ERA: 4.32	FC5-4 1-2		G5-3		F7	F7		G5-3		5	0	1	1	0	0	1					
Preston Wilson, R (1, 8) OBP: 0.298, SLG: 0.514		G6-3		K	K	K				4	0	0	0	0	3	2					
Kevin Orie, R (1, 5) OBP: 0.323, SLG: 0.414		K		1B 2B	L7		L4			4	1	1	0	0	1	0					
Danny Bautista, R (1, 9) OBP: 0.750, SLG: 1.000		BB 1B		G1-3		E 2B		1B		4	2	3	0	0	0	1					
Mike Redmond, R (1, 2) OBP: 0.363, SLG: 0.313	1B BB			1B BB		E8 1B 1B	L6			2	1	1	1	2	0	1					
Alex Fernandez, R (1, 1) Mike Lowell, R (6, PH) Brian Edmondson, R (7, 1) Tim Hyers, L (9, 3) OBP: 0.250, SLG: 0.500 OBP: 0.286, SLG: 0.372 OBP: 0.444, SLG: 0.667 OBP: 0.431, SLG: 0.605						P6		K		2	0	2	2	0	0	0					
Inning Stats	R: 0 E: 0 K: 0 S: 7	H: 1 LOB: 1 BB: 0 P: 12	R: 1 E: 0 K: 1 S: 14	H: 2 LOB: 1 BB: 1 P: 23	R: 0 E: 0 K: 0 S: 11	H: 0 LOB: 0 BB: 0 P: 17	R: 1 E: 0 K: 1 S: 16	H: 2 LOB: 2 BB: 1 P: 25	R: 2 E: 1 K: 1 S: 21	H: 2 LOB: 0 BB: 0 P: 26	R: 3 E: 1 K: 1 S: 13	H: 4 LOB: 2 BB: 1 P: 23	R: 0 E: 0 K: 1 S: 7	H: 1 LOB: 1 BB: 0 P: 8	R: 1 E: 0 K: 1 S: 10	H: 1 LOB: 0 BB: 0 P: 16		1B: 8 2B: 3 3B: 0 HR: 2	SF: 0 SAC: 0 DP: 0 HBP: 0	WP: 0 PB: 0 CS: 0	PA: 40
PITCHER	IP	WLS	BF	H	R	ER	SO	BB	IBB	HBP	BLK	WP	HR	S	P	ERA	WHIP				
Andy Pettitte, L (1, 1) ERA: 5.9	5.0	L	26	9	6	6	3	2	0	0	0	0	0	10	17	10.80	2.200				
Dan Naulty, R (6, 1) ERA: 4.59	1.0		6	2	1	1	1	1	0	0	0	0	0	10	17	9.00	3.000				
Todd Erdos, R (7, 1) ERA: 1.42	2.0		8	2	1	1	2	0	0	0	0	0	1	17	24	4.50	1.000				




Batter	1	2	3	4	5	6	7	8	9	AB	R	H	RBI	BB	SO	LOB	TOP								
Mark McLemore, S (1, 4) OBP: 0.378, SLG: 0.408	G1-3 2B		S 1B		G3			G1-3		4	0	2	0	0	0	1	Texas Rangers @ New York Yankees Yankee Stadium, Bronx, NY Mon Jun 14 1999, 7:30 PM EDT Att: 27,812 - Cloudy - 75 F								
Ruben Mateo, R (1, 8) OBP: 0.357, SLG: 0.583	G1-3 2-3		P3 1-2			HR 1B		29 G4-3 2B		4	1	2	0	0	0	2									
29 Rusty Greer, L (1, 7) OBP: 0.380, SLG: 0.473	K		K			K		G4-3 2-3		4	0	0	0	0	3	4									
Juan Gonzalez, R (1, 9) OBP: 0.366, SLG: 0.617	L5				G5-3			G5-3 1-H HR		4	1	1	2	0	0	2									
Rafael Palmeiro, L (1, 10) OBP: 0.444, SLG: 0.673		E 1B		F8		L9		F8		4	0	1	0	0	0	0									
Ivan Rodriguez, R (1, 2) OBP: 0.330, SLG: 0.486	E4 G4-3			F8				1B		0	0	0	0	0	0	0									
Gregg Zaun, S (2, PH) OBP: 0.311, SLG: 0.250						K		1B		4	0	1	0	0	1	1									
Todd Zeile, R (1, 5) OBP: 0.327, SLG: 0.465	K					BB		G3 1-2 FC5-4 1B		3	0	1	0	1	1	2									
Lee Stevens, L (1, 3) OBP: 0.393, SLG: 0.539	G4-3 1-2				F7			K		3	0	0	0	0	0	3									
Roberto Kelly, R (9, PH) OBP: 0.381, SLG: 0.494								1B		1	0	0	0	0	1	2									
Royce Clayton, R (1, 6) OBP: 0.288, SLG: 0.317			G4-3		F9			FC5-4 1-2		4	0	0	0	0	0	3									
Inning Stats	R: 0 E: 0 K: 1 S: 13	H: 1 LOB: 1 BB: 0 P: 18	R: 0 E: 1 K: 1 S: 12	H: 1 LOB: 1 BB: 0 P: 18	R: 0 E: 0 K: 1 S: 13	H: 1 LOB: 0 BB: 0 P: 22	R: 0 E: 0 K: 0 S: 9	H: 0 LOB: 0 BB: 0 P: 13	R: 0 E: 0 K: 0 S: 10	H: 0 LOB: 1 BB: 1 P: 15	R: 2 E: 0 K: 2 S: 13	H: 2 LOB: 0 BB: 0 P: 20	R: 0 E: 0 K: 0 S: 7	H: 0 LOB: 0 BB: 0 P: 11	R: 0 E: 0 K: 0 S: 9	H: 1 LOB: 1 BB: 0 P: 14	R: 0 E: 0 K: 1 S: 14	H: 2 LOB: 2 BB: 0 P: 20	1B: 5 2B: 2 3B: 0 HR: 1	SF: 0 SAC: 0 DP: 1 HBP: 0	WP: 0 PB: 0 SB: 1 CS: 0	PA: 36			
PITCHER	IP	WLS	BF	H	R	ER	SO	BB	IBB	HBP	BLK	WP	HR	S	P	ERA	WHIP								
Hideki Irabu, R (1, 1) ERA: 4.94	7.0	W	27	5	2	2	5	1	0	0	0	0	1	77	117	2.57	0.857								
Jason Grimsley, R (8, 1) ERA: 3.82	1.0		4	1	0	0	0	0	0	0	0	0	0	9	14	0.00	1.000								
Mike Stanton, L (9, 1) ERA: 4.07	1.0		5	2	0	0	1	0	0	0	0	0	0	14	20	0.00	2.000								

Batter	1	2	3	4	5	6	7	8	9	AB	R	H	RBI	BB	SO	LOB	BOTTOM								
Chuck Knoblauch, R (1, 4) OBP: 0.365, SLG: 0.376	BB SF7 2BB 1B			G6-4-3 1-2	K			F9		5	1	1	0	0	2	4	Texas Rangers @ New York Yankees Yankee Stadium, Bronx, NY Mon Jun 14 1999, 7:30 PM EDT Att: 27,812 - Cloudy - 75 F								
2 Derek Jeter, R (1, 6) OBP: 0.474, SLG: 0.655	BB BB 1-2 BB		CS 1B		BB 1B		K	G1-4-3		4	1	2	0	1	1	1									
Paul O'Neill, L (1, 9) OBP: 0.359, SLG: 0.453					F7			1B		4	0	2	0	1	1	2									
Tony Tarasco, L (9, PR) OBP: 0.235, SLG: 0.233	BB 1-2 2-3 BB		1-2 K			2B 1B		G3-6-3 1B		0	0	0	0	0	0	0									
Tino Martinez, L (1, 3) OBP: 0.345, SLG: 0.449	SF7		HR BB		K			G3-6-3 1-2		3	1	1	1	1	1	2									
Bernie Williams, S (1, 8) OBP: 0.410, SLG: 0.479	3-H 1-2 2-3 BB		HR 1B		1B 20 1B BB			FC6-4 1B		2	2	2	0	3	0	0									
Chili Davis, S (1, 10) OBP: 0.424, SLG: 0.543	K		HR		1B 20 1B BB			FC6-4 1-2		5	2	2	4	0	2	7									
20 Jorge Posada, S (1, 2) OBP: 0.292, SLG: 0.364	G6-3		G6-3		1B 1-2 1B 1B			G4-3		4	1	1	1	0	0	6									
Shane Spencer, R (1, 7) OBP: 0.300, SLG: 0.340		F8		G5-3		1B 1-2 2-3 1B		BB		3	0	1	0	1	0	0									
Scott Brosius, R (1, 5) OBP: 0.283, SLG: 0.423	P4			G6-4-3 1B		1-2 2-3 1B		F8		4	0	2	2	0	0	1									
Inning Stats	R: 1 E: 0 K: 1 S: 14	H: 1 LOB: 3 BB: 3 P: 31	R: 0 E: 0 K: 1 S: 7	H: 0 LOB: 0 BB: 0 P: 10	R: 3 E: 0 K: 1 S: 13	H: 3 LOB: 1 BB: 1 P: 25	R: 0 E: 0 K: 0 S: 6	H: 1 LOB: 0 BB: 0 P: 9	R: 4 E: 0 K: 2 S: 23	H: 5 LOB: 2 BB: 1 P: 36	R: 0 E: 0 K: 2 S: 12	H: 2 LOB: 3 BB: 1 P: 25	R: 0 E: 0 K: 0 S: 6	H: 0 LOB: 1 BB: 1 P: 11	R: 0 E: 0 K: 0 S: 7	H: 2 LOB: 1 BB: 0 P: 12	1B: 12 2B: 1 3B: 0 HR: 1	SF: 1 SAC: 0 DP: 2 HBP: 0	WP: 0 PB: 0 SB: 0 CS: 1	PA: 42					
PITCHER	IP	WLS	BF	H	R	ER	SO	BB	IBB	HBP	BLK	WP	HR	S	P	ERA	WHIP								
Mark Clark, R (1, 1) ERA: 8.38	4.2	L	25	8	8	8	4	5	0	0	0	0	0	54	97	15.43	2.786								
Danny Patterson, R (5, 1) ERA: 4.23	1.1		9	4	0	0	3	0	1	0	0	0	0	21	39	0.00	3.000								
John Burkett, R (7, 1) ERA: 8.57	2.0		8	2	0	0	0	1	0	0	0	0	0	13	23	0.00	1.500								


Texas Rangers @ New York Yankees
 Yankee Stadium, Bronx, NY
 Mon Jun 14 1999, 7:30 PM EDT
 Att: 27,812 - Cloudy - 75 F

AB 35
 R 2
 H 8
 RBI 2
 BB 1
 SO 6
 LOB 20



Texas Rangers @ New York Yankees
 Yankee Stadium, Bronx, NY
 Mon Jun 14 1999, 7:30 PM EDT
 Att: 27,812 - Cloudy - 75 F

AB 34
 R 8
 H 14
 RBI 8
 BB 7
 SO 7
 LOB 23



Batter	1	2	3	4	5	6	7	8	9	AB	R	H	RBI	BB	SO	LOB	TOP					
Mark McLemore, S (1, 4) OBP: 0.366, SLG: 0.393	1-2 G4-3		1-2 G4-3			2-1 F9		1-0 P4		4	0	0	0	0	0	0						
29 Rusty Greer, L (1, 7) OBP: 0.369, SLG: 0.457	2-1 F9		0-0 G3			0-1 P6		1-0 L6		4	0	0	0	0	0	0						
Rafael Palmeiro, L (1, 10) OBP: 0.438, SLG: 0.656	2-1 G3			1-0 L3		2-2 P5		1-0 P5		4	0	0	0	0	0	0						
Juan Gonzalez, R (1, 9) OBP: 0.358, SLG: 0.597		4-2 HR		3-2 F7			2-3 K		3-3 K	3	1	0	0	1	2	0						
Lee Stevens, L (1, 3) OBP: 0.401, SLG: 0.565		0-0 BB		3-2 K			1-2 BB		0-1 G3	4	2	2	2	0	1	0						
Todd Zeile, R (1, 5) OBP: 0.333, SLG: 0.465		2-1 HR			2-2 CS		4-2 BB		4-0 FC5-4	2	0	1	0	2	0	0						
Ruben Mateo, R (1, 8) OBP: 0.318, SLG: 0.550		0-0 P2			0-0 F9		1-1 BB		1-2 FC5-4	4	0	1	1	0	0	2						
Gregg Zaun, S (1, 2) OBP: 0.294, SLG: 0.244		2-1 G3			2-2 BB		1-2 G3			3	0	1	0	0	0	2						
Royce Clayton, R (1, 6) OBP: 0.275, SLG: 0.302			2-3 K		1 SAFE 2-2 G5-3		3-2 G5-3			3	0	0	0	0	1	3						
Inning Stats	R: 0 E: 0 K: 0 S: 7	H: 0 LOB: 0 BB: 0 P: 12	R: 2 E: 0 K: 0 S: 8	H: 1 LOB: 0 BB: 1 P: 16	R: 0 E: 0 K: 1 S: 9	H: 0 LOB: 0 BB: 0 P: 12	R: 0 E: 0 K: 1 S: 11	H: 0 LOB: 0 BB: 0 P: 18	R: 0 E: 0 K: 0 S: 10	H: 2 LOB: 1 BB: 0 P: 16	R: 0 E: 0 K: 0 S: 8	H: 0 LOB: 0 BB: 0 P: 12	R: 1 E: 0 K: 1 S: 19	H: 2 LOB: 2 BB: 1 P: 31	R: 0 E: 0 K: 0 S: 3	H: 0 LOB: 1 BB: 1 P: 21	R: 0 E: 0 K: 1 S: 13	H: 0 LOB: 1 BB: 1 P: 21	1B: 3 2B: 1 3B: 0 HR: 1	SF: 0 SAC: 0 DP: 0 HBP: 0	WP: 0 PB: 0 SB: 0 CS: 1	PA: 34
PITCHER	IP WLS BF H R ER SO BB IBB HBP BLK WP HR S P ERA WHIP																					
Orlando Hernandez, R (1, 1) ERA: 4.43	7.0 L 27 5 3 3 3 2 0 0 0 0 0 1 72 117 3.86 1.000																					
Mike Stanton, L (8, 1) ERA: 3.91	1.0 3 0 0 0 0 0 0 0 0 0 0 0 0 3 6 0.00 0.000																					
Jason Grimsley, R (9, 1) ERA: 3.72	1.0 4 0 0 0 0 1 1 0 0 0 0 0 0 13 21 0.00 1.000																					

Texas Rangers @ New York Yankees
Yankee Stadium, Bronx, NY
Wed Jun 16 1999, 7:30 PM EDT
Att: 28,555 - Cloudy - 71 F


AB 31
R 3
H 5
RBI 3
BB 3
SO 4
LOB 7

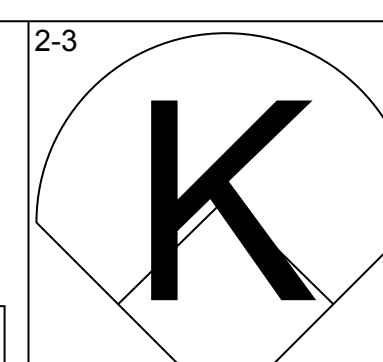
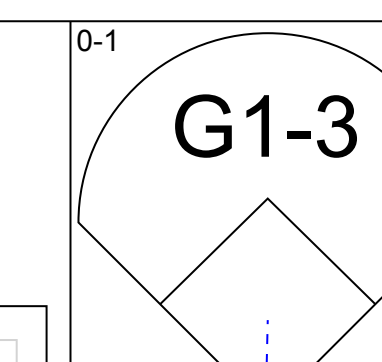
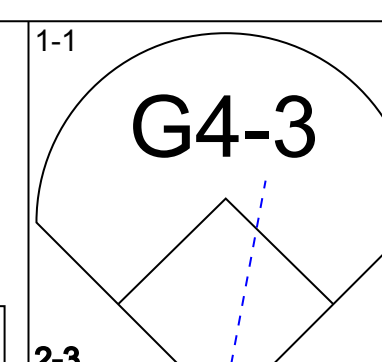
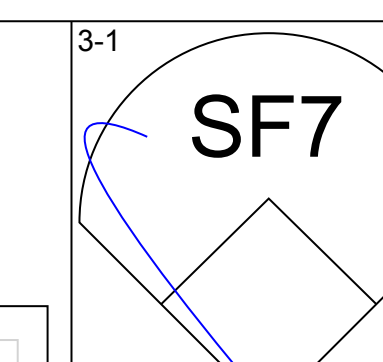
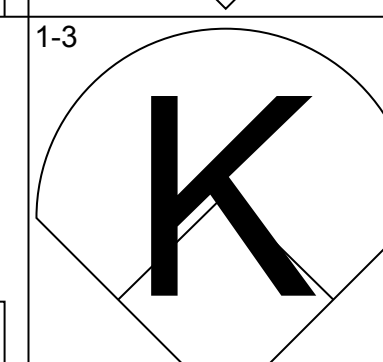
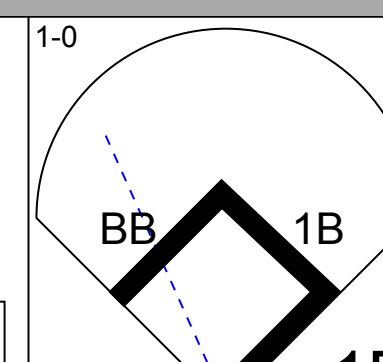
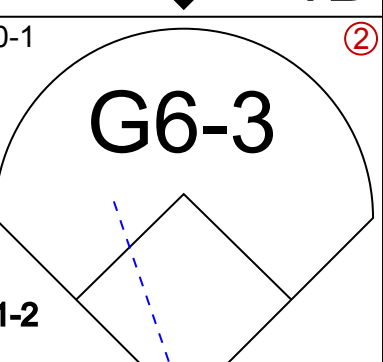
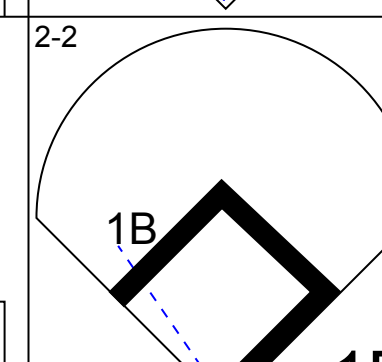
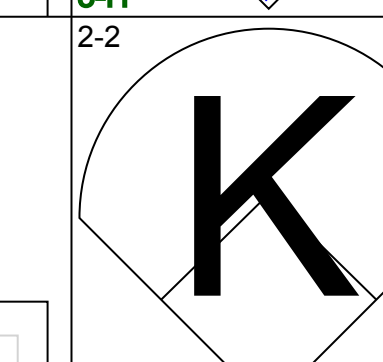
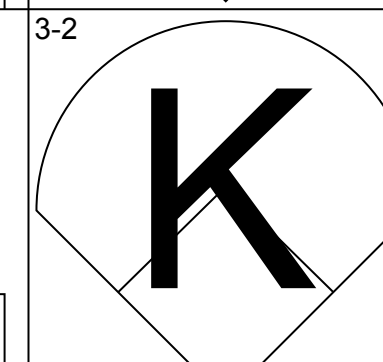
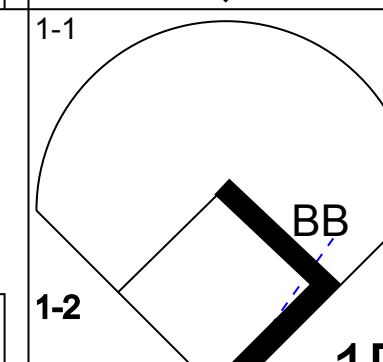
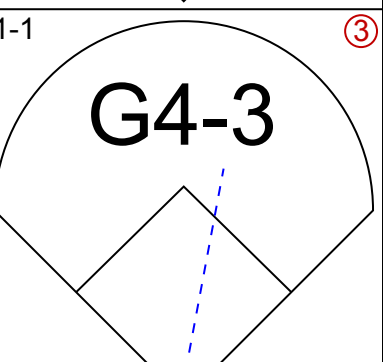
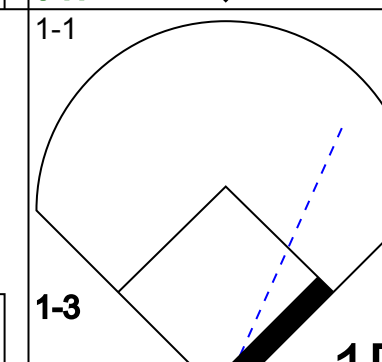
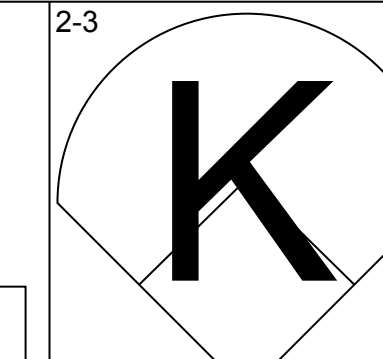
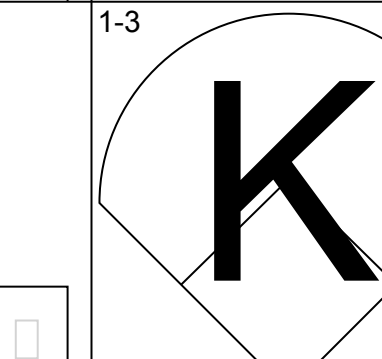
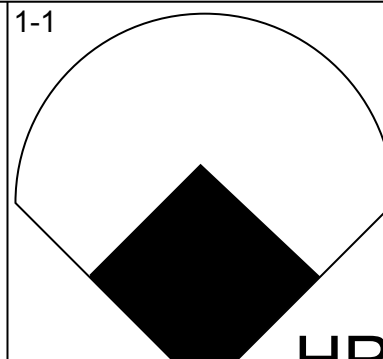
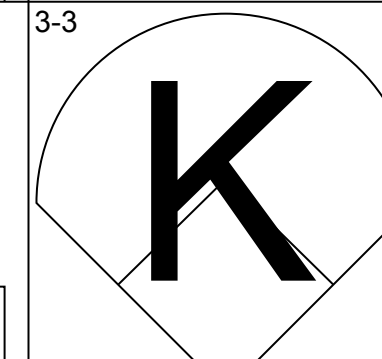

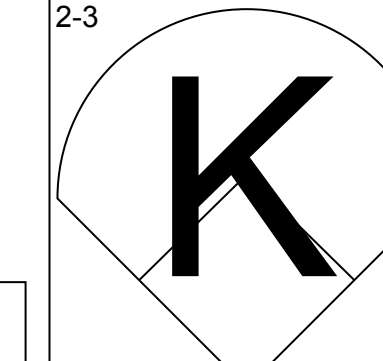
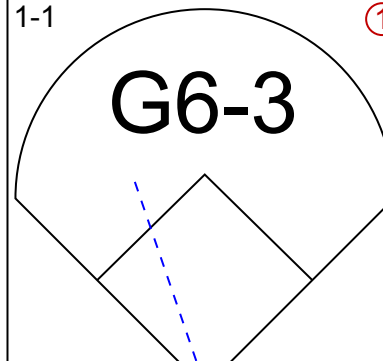
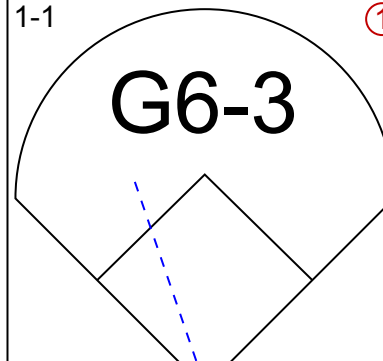
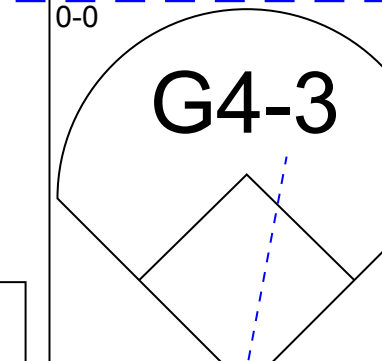

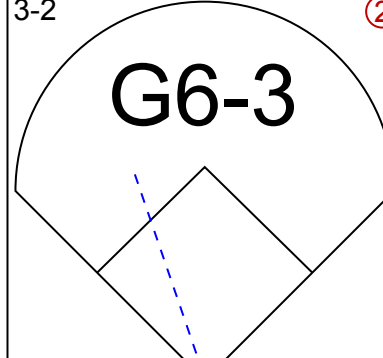
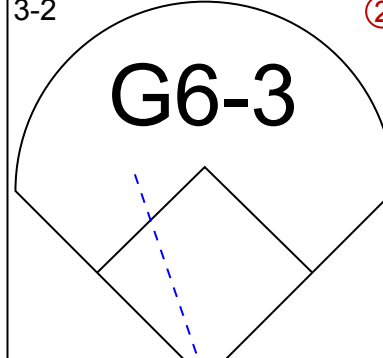
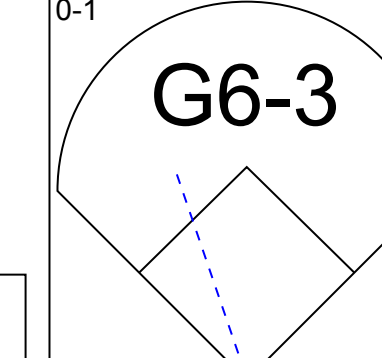

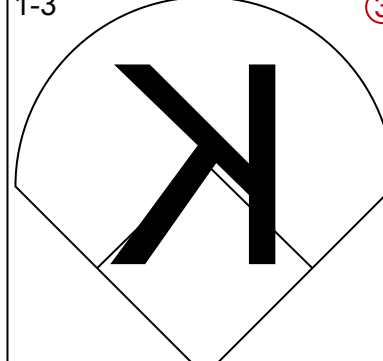
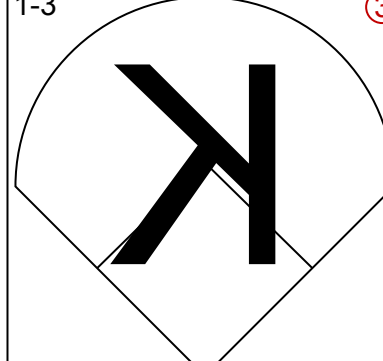
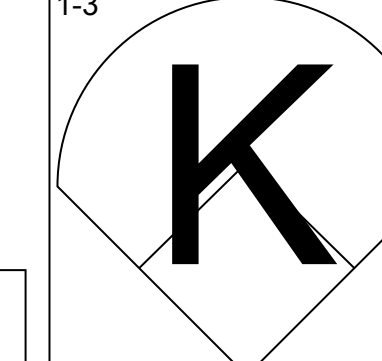
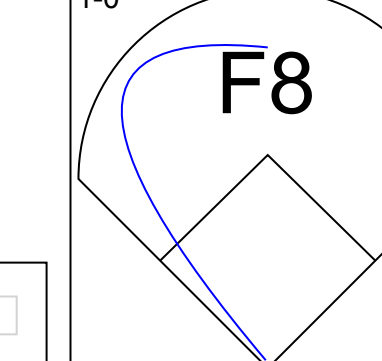
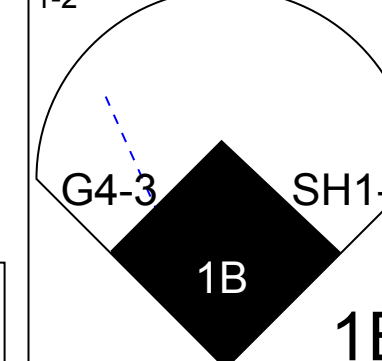
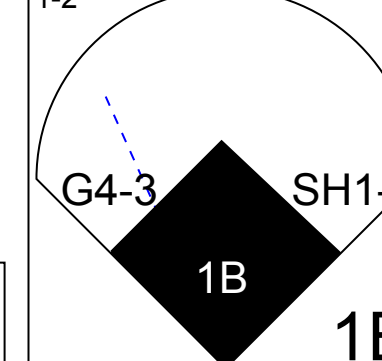
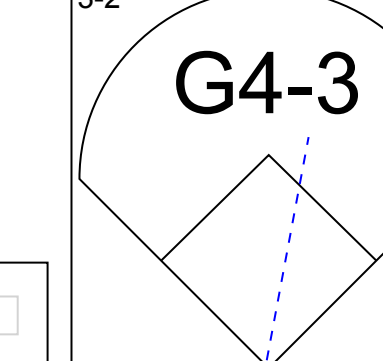
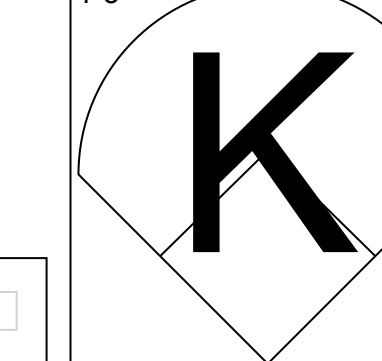
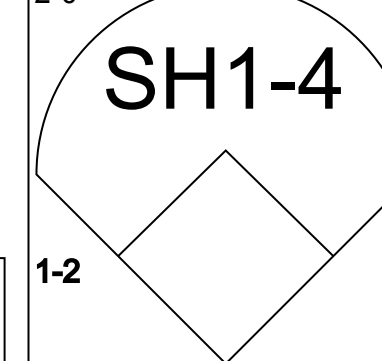
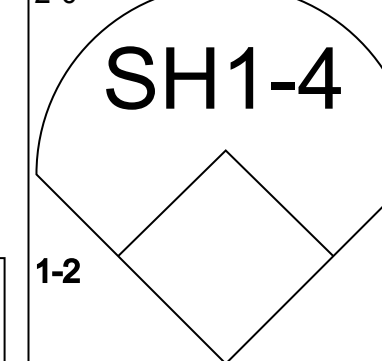


Batter	1	2	3	4	5	6	7	8	9	AB	R	H	RBI	BB	SO	LOB	BOTTOM					
Scott Brosius, R (1, 5) OBP: 0.287, SLG: 0.427	0-0 P4		2-2 BB		3-2 F8			4-2 BB		3	0	1	0	1	0	0						
2 Derek Jeter, R (1, 6) OBP: 0.468, SLG: 0.654	1-0 BB		1-3 K		2-2 E6			1-2 E4		4	0	1	0	0	1	2						
Paul O'Neill, L (1, 9) OBP: 0.352, SLG: 0.440	4-0 BB		2-3 K		2-2 F8			0-2 F7		3	0	0	0	1	1	4						
Bernie Williams, S (1, 8) OBP: 0.401, SLG: 0.465	3-2 L7		2-3 K			0-3 K		2-3 K		4	0	0	0	0	3	5						
Tino Martinez, L (1, 3) OBP: 0.342, SLG: 0.443	0-0 F7			1-1 G6-3		2-0 CS		2-2 G4-3		4	0	1	0	0	0	4						
Chili Davis, S (1, 10) OBP: 0.420, SLG: 0.534		2-3 K		2-2 L7		2-1 F7			2-3 K	4	0	0	0	0	2	1						
20 Jorge Posada, S (1, 2) OBP: 0.291, SLG: 0.357		1-2 G1-3		4-2 BB		0-1 CS		3-2 F8		3	0	0	0	1	0	0						
Shane Spencer, R (1, 7) OBP: 0.299, SLG: 0.333		1-1 BB		2-2 P3			2-0 L7		1-0 F7	4	0	1	0	0	0	1						
Luis Sojo, R (1, 4) OBP: 0.203, SLG: 0.224		1-2 G5-3			2-2 G1-3		1-2 P6			3	0	0	0	0	0	1						
Inning Stats	R: 0 E: 0 K: 0 S: 6	H: 1 LOB: 2 BB: 1 P: 14	R: 0 E: 0 K: 1 S: 11	H: 1 LOB: 0 BB: 0 P: 16	R: 0 E: 0 K: 3 S: 13	H: 1 LOB: 1 BB: 0 P: 20	R: 0 E: 0 K: 0 S: 12	H: 0 LOB: 1 BB: 1 P: 21	R: 0 E: 1 K: 0 S: 16	H: 0 LOB: 1 BB: 0 P: 25	R: 0 E: 0 K: 1 S: 7	H: 1 LOB: 0 BB: 0 P: 11	R: 0 E: 0 K: 0 S: 10	H: 0 LOB: 0 BB: 0 P: 16	R: 0 E: 1 K: 1 S: 15	H: 0 LOB: 2 BB: 1 P: 24	R: 0 E: 0 K: 1 S: 7	H: 0 LOB: 0 BB: 0 P: 13	1B: 3 2B: 1 3B: 0 HR: 0	SF: 0 SAC: 0 DP: 0 HBP: 0	WP: 0 PB: 0 SB: 0 CS: 1	PA: 36
PITCHER	IP WLS BF H R ER SO BB IBB HBP BLK WP HR S P ERA WHIP																					
Rick Helling, R (1, 1) ERA: 4.18	7.0 W 27 4 0 0 5 2 0 0 0 0 0 0 75 123 0.00 0.857																					
59 Jeff Zimmerman, R (8, 1) ERA: 1.1	1.0 H 5 0 0 0 1 1 0 0 0 0 0 0 15 24 0.00 1.000																					
John Wetteland, R (9, 1) ERA: 3.14	1.0 S 3 0 0 0 1 0 0 0 0 0 0 0 7 13 0.00 0.000																					

Texas Rangers @ New York Yankees
Yankee Stadium, Bronx, NY
Wed Jun 16 1999, 7:30 PM EDT
Att: 28,555 - Cloudy - 71 F

AB 32
R 0
H 4
RBI 0
BB 3
SO 7
LOB 18

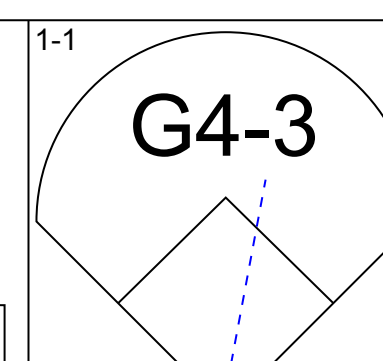
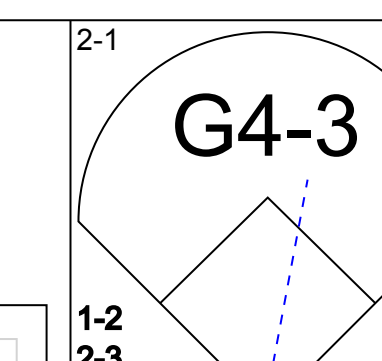
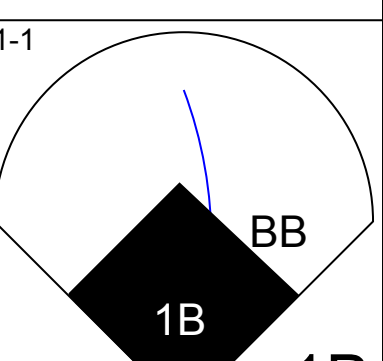
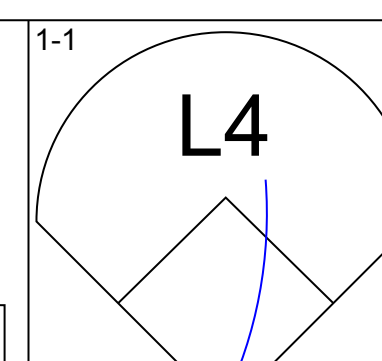
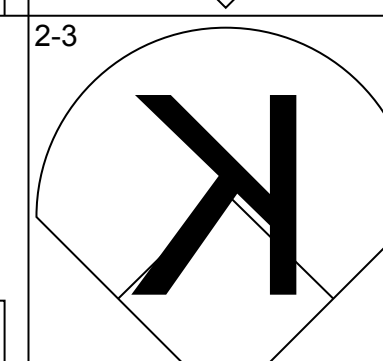
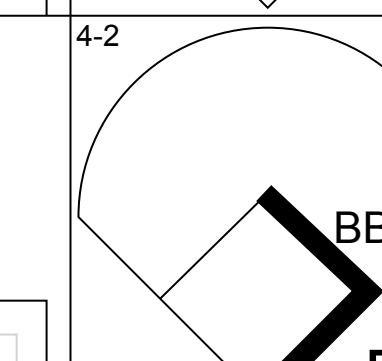
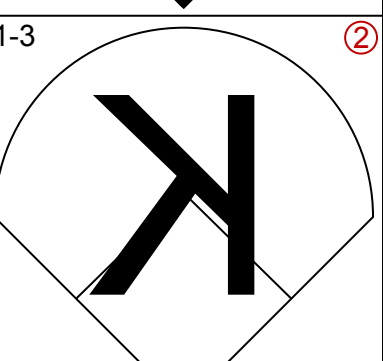
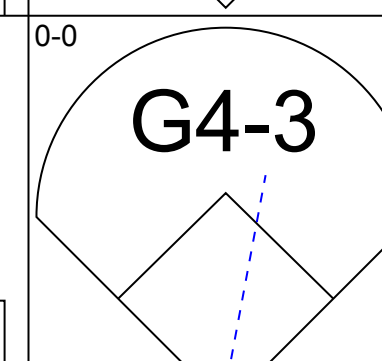
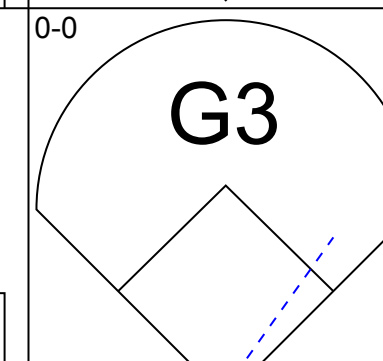
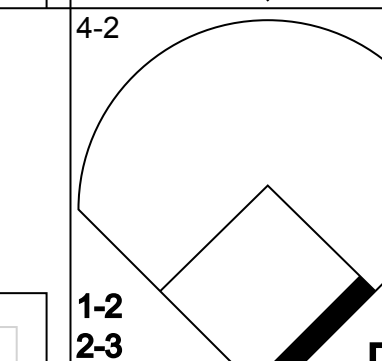
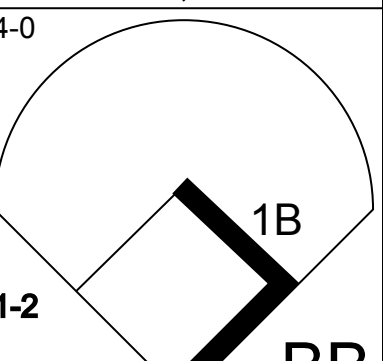
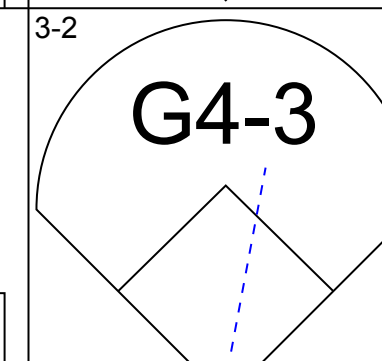
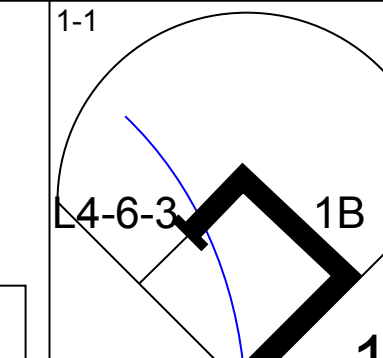
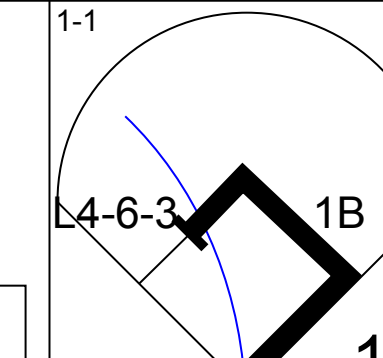
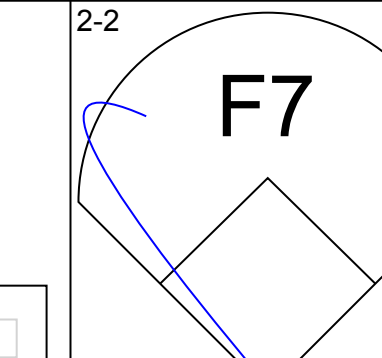
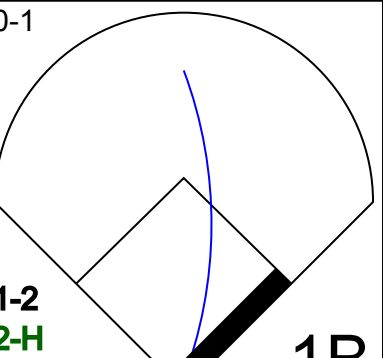

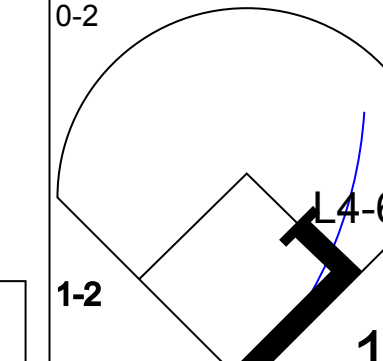
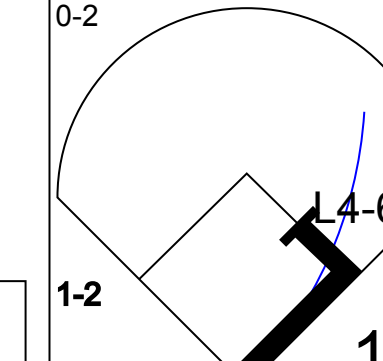

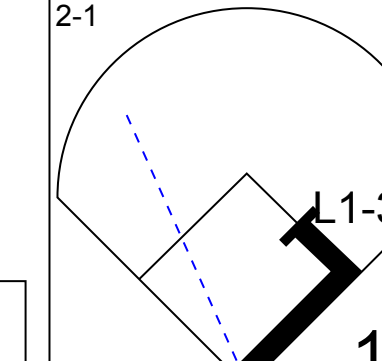

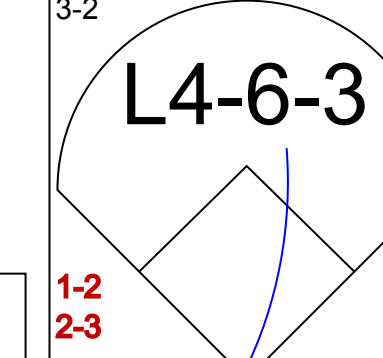
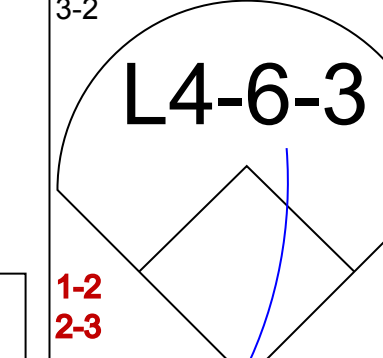
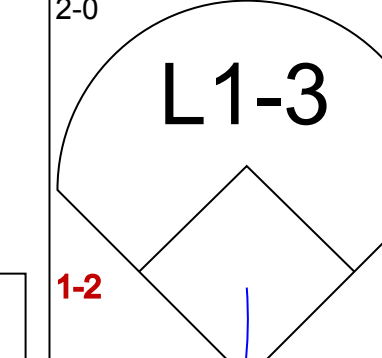
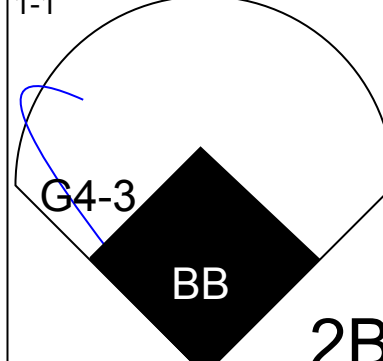

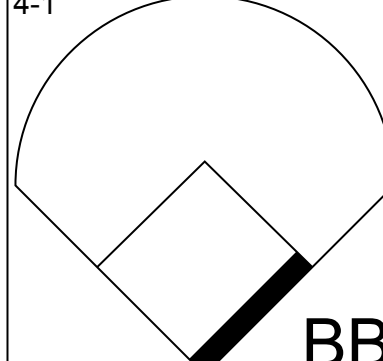
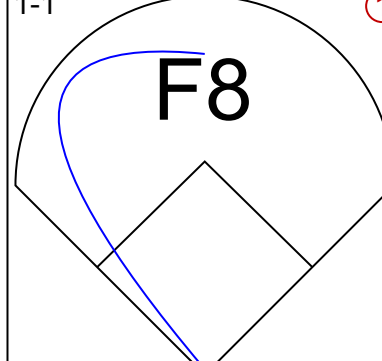
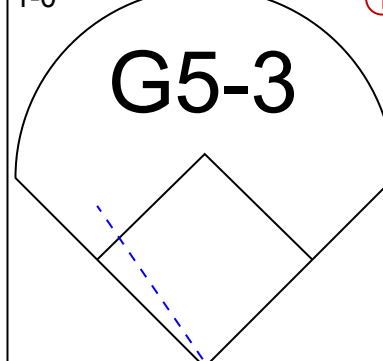

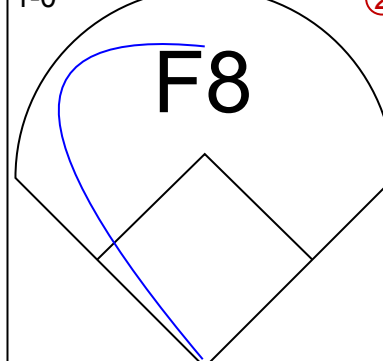
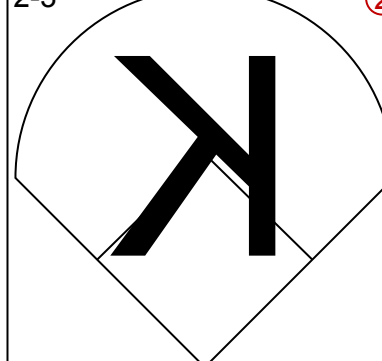
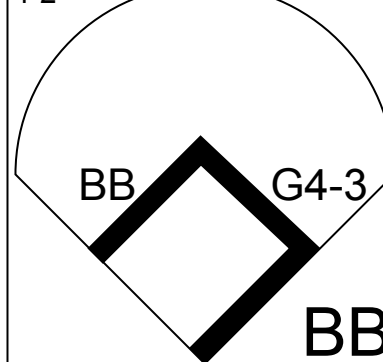


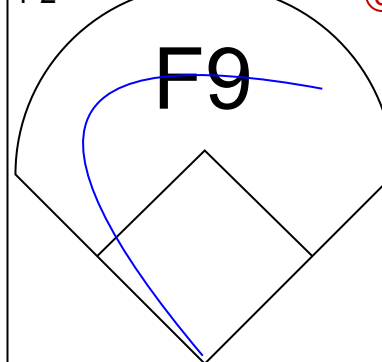


Batter	1	2	3	4	5	6	7	8	9	AB	R	H	RBI	BB	SO	LOB	TOP					
Mark McLemore, S (1, 4) OBP: 0.363, SLG: 0.390										4	0	1	2	0	1	1						
Roberto Kelly, R (1, 7) OBP: 0.382, SLG: 0.489										5	0	2	1	0	2	1						
Rafael Palmeiro, L (1, 10) OBP: 0.439, SLG: 0.654										4	0	2	0	0	1	1						
Juan Gonzalez, R (1, 9) OBP: 0.356, SLG: 0.604										4	1	1	1	0	3	4						
Lee Stevens, L (1, 3) OBP: 0.394, SLG: 0.554										4	0	0	0	0	2	2						
Todd Zeile, R (1, 5) OBP: 0.336, SLG: 0.468										3	0	1	0	1	0	0						
Ruben Mateo, R (1, 8) OBP: 0.269, SLG: 0.458										4	0	0	0	0	4	4						
Gregg Zaun, S (1, 2) OBP: 0.291, SLG: 0.245										4	1	1	0	0	1	0						
Royce Clayton, R (1, 6) OBP: 0.284, SLG: 0.333										3	2	2	0	0	1	0						
Inning Stats	R: 0 E: 0 K: 3 S: 10	H: 0 LOB: 0 BB: 0 P: 16	R: 0 E: 0 K: 3 S: 13	H: 1 LOB: 1 BB: 0 P: 18	R: 0 E: 0 K: 1 S: 6	H: 0 LOB: 0 BB: 0 P: 8	R: 0 E: 0 K: 3 S: 14	H: 2 LOB: 3 BB: 1 P: 26	R: 1 E: 0 K: 1 S: 10	H: 2 LOB: 1 BB: 0 P: 15	R: 1 E: 0 K: 1 S: 10	H: 1 LOB: 0 BB: 0 P: 16	R: 1 E: 0 K: 1 S: 15	H: 3 LOB: 2 BB: 0 P: 25	R: 0 E: 0 K: 1 S: 6	H: 0 LOB: 0 BB: 0 P: 7	R: 1 E: 0 K: 1 S: 9	H: 1 LOB: 0 BB: 0 P: 18	1B: 6 2B: 2 HR: 1	SF: 1 SAC: 1 DP: 0 HBP: 0	WP: 0 PB: 0 SB: 0 CS: 0	PA: 38
PITCHER	IP	WLS	BF	H	R	ER	SO	BB	IBB	HBP	BLK	WP	HR	S	P	ERA	WHIP					
Roger Clemens, R (1, 1) ERA: 5.11	7.0	L	31	9	3	3	13	1	0	0	0	0	1	78	124	3.86	1.429					
Ramiro Mendoza, R (8, 1) ERA: 4.57	2.0		7	1	1	1	2	0	0	0	0	0	0	15	25	4.50	0.500					

Texas Rangers @ New York Yankees
Yankee Stadium, Bronx, NY
Thu Jun 17 1999, 7:30 PM EDT
Att: 30,157 - Overcast - 63 F


AB 35
R 4
H 10
RBI 4
BB 1
SO 15
LOB 13



Batter	1	2	3	4	5	6	7	8	9	AB	R	H	RBI	BB	SO	LOB	BOTTOM					
Chuck Knoblauch, R (1, 4) OBP: 0.362, SLG: 0.369										4	1	1	0	0	0	2						
2 Derek Jeter, R (1, 6) OBP: 0.465, SLG: 0.647										3	0	0	0	1	2	1						
Bernie Williams, S (1, 8) OBP: 0.403, SLG: 0.461										2	0	0	1	2	0	0						
Tino Martinez, L (1, 3) OBP: 0.344, SLG: 0.444										4	0	2	1	0	0	3						
Paul O'Neill, L (1, 9) OBP: 0.354, SLG: 0.441										4	0	2	0	0	1	2						
Chili Davis, S (1, 10) OBP: 0.413, SLG: 0.524										4	0	0	0	0	0	3						
20 Jorge Posada, S (1, 2) OBP: 0.302, SLG: 0.370										3	1	2	0	1	0	0						
Shane Spencer, R (1, 7) OBP: 0.282, SLG: 0.313										4	0	0	0	0	2	3						
Scott Brosius, R (1, 5) OBP: 0.286, SLG: 0.420										3	0	0	0	1	1	1						
Inning Stats	R: 0 E: 0 K: 1 S: 6	H: 2 LOB: 0 BB: 0 P: 9	R: 0 E: 0 K: 0 S: 10	H: 2 LOB: 0 BB: 0 P: 14	R: 1 E: 0 K: 0 S: 15	H: 1 LOB: 3 BB: 3 P: 33	R: 0 E: 0 K: 1 S: 10	H: 1 LOB: 1 BB: 0 P: 17	R: 1 E: 0 K: 2 S: 12	H: 2 LOB: 1 BB: 1 P: 23	R: 0 E: 0 K: 1 S: 7	H: 0 LOB: 1 BB: 1 P: 14	R: 0 E: 0 K: 0 S: 6	H: 0 LOB: 0 BB: 0 P: 10	R: 0 E: 0 K: 0 S: 5	H: 1 LOB: 0 BB: 0 P: 9	R: 0 E: 0 K: 1 S: 8	H: 0 LOB: 0 BB: 0 P: 12	1B: 6 2B: 2 HR: 0	SF: 0 SAC: 0 DP: 1 HBP: 0	WP: 0 PB: 0 SB: 0 CS: 0	PA: 36
PITCHER	IP	WLS	BF	H	R	ER	SO	BB	IBB	HBP	BLK	WP	HR	S	P	ERA	WHIP					
Aaron Sele, R (1, 1) ERA: 5.56	7.0	W	30	6	2	2	5	5	0	0	0	0	0	66	120	2.57	1.571					
Mike Munoz, L (8, 1) ERA: 3.51	1.0	H	3	1	0	0	0	0	0	0	0	0	0	5	9	0.00	1.000					
John Wetteland, R (9, 1) ERA: 3.03	1.0	S	3	0	0	0	1	0	0	0	0	0	0	8	12	0.00	0.000					

Texas Rangers @ New York Yankees
Yankee Stadium, Bronx, NY
Thu Jun 17 1999, 7:30 PM EDT
Att: 30,157 - Overcast - 63 F

AB 31
R 2
H 7
RBI 2
BB 5
SO 6
LOB 15



Batter	1	2	3	4	5	6	7	8	9	AB	R	H	RBI	BB	SO	LOB	TOP			
Reggie Williams, S (1, 7) OBP: 0.188, SLG: 0.161 Tim Unroe, R (8, PH) OBP: 0.300, SLG: 0.362 Jeff Huson, L (8, PH) OBP: 0.286, SLG: 0.288 (8, 6)	G6-3			K			P4	G3		3	0	0	0	0	1	0	Anaheim Angels @ New York Yankees Yankee Stadium, Bronx, NY Fri Jun 18 1999, 7:30 PM EDT Att: 39,996 - Unknown - 68 F			
Randy Velarde, R (1, 4) OBP: 0.375, SLG: 0.406	G6-3			F9			K		3	0	0	0	1	1	0					
Mo Vaughn, L (1, 10) OBP: 0.352, SLG: 0.521	K			L9			1B		4	0	1	0	0	2	1					
Todd Greene, R (1, 9) OBP: 0.311, SLG: 0.500		F8			1B		F9		4	0	1	0	0	0	2					
16 Garret Anderson, L (1, 8) OBP: 0.284, SLG: 0.460				L8				F8	3	0	1	0	1	0	1					
Troy Glaus, R (1, 5) OBP: 0.325, SLG: 0.471				L9					4	1	1	1	0	0	3					
Darin Erstad, L (1, 3) OBP: 0.297, SLG: 0.366				K			G4-3		3	0	1	0	0	1	0					
Matt Walbeck, S (1, 2) OBP: 0.296, SLG: 0.336				P4			F7	F8	3	0	0	0	0	0	1					
Andy Sheets, R (1, 6) OBP: 0.251, SLG: 0.314 Matt Luke, L (8, PH) OBP: 0.250, SLG: 0.250 Steve Decker, R (8, PH) OBP: 0.474, SLG: 0.467 Orlando Palmeiro, L (8, PR) OBP: 0.380, SLG: 0.333 (8, 7)				G6-3			L4		2	0	0	0	0	0	0					
Inning Stats	R: 0 E: 0 K: 1 S: 9	H: 0 LOB: 0 BB: 0 P: 14	R: 0 E: 0 K: 0 S: 6	H: 1 LOB: 0 BB: 0 P: 11	R: 0 E: 0 K: 1 S: 6	H: 0 LOB: 0 BB: 0 P: 11	R: 0 E: 0 K: 1 S: 7	H: 0 LOB: 0 BB: 0 P: 13	R: 0 E: 0 K: 0 S: 8	H: 1 LOB: 0 BB: 0 P: 12	R: 0 E: 0 K: 1 S: 10	H: 1 LOB: 1 BB: 0 P: 15	R: 1 E: 0 K: 0 S: 9	H: 2 LOB: 3 BB: 1 P: 19	R: 0 E: 0 K: 1 S: 12	H: 0 LOB: 2 BB: 2 P: 23		1B: 4 2B: 0 3B: 0 HR: 1	SF: 0 SAC: 0 DP: 1 HBP: 0	WP: 1 PB: 0 CS: 1
PITCHER	IP WLS BF H R ER SO BB IBB HBP BLK WP HR S P ERA WHIP																			
Andy Pettitte, L (1, 1) ERA: 5.4	7.1 W 25 5 1 1 4 0 0 0 0 0 0 1 59 96 1.23 0.682																			
Jason Grimsley, R (8, 1) ERA: 3.59	0.1 H 1 0 0 0 0 0 0 0 0 0 0 2 4 0.00 0.000																			
Mike Stanton, L (8, 1) ERA: 3.91	0.0 1 0 0 0 0 1 0 0 0 0 0 0 1 5 ∞ 0.00 0.000																			
42 Mariano Rivera, R (8, 1) ERA: 1.35	1.1 S 6 0 0 0 1 2 0 0 0 0 1 0 14 26 0.00 1.500																			

Batter	1	2	3	4	5	6	7	8	9	AB	R	H	RBI	BB	SO	LOB	BOTTOM			
Chuck Knoblauch, R (1, 4) OBP: 0.364, SLG: 0.368	F8			CS						3	1	1	0	1	1	1	Anaheim Angels @ New York Yankees Yankee Stadium, Bronx, NY Fri Jun 18 1999, 7:30 PM EDT Att: 39,996 - Unknown - 68 F			
Bernie Williams, S (1, 8) OBP: 0.401, SLG: 0.458	G3			CS				G3	4	1	1	0	0	0	0					
2 Derek Jeter, R (1, 6) OBP: 0.468, SLG: 0.647	K								3	2	2	1	0	1	0					
Chili Davis, S (1, 10) OBP: 0.418, SLG: 0.524 Tony Tarasco, L (8, PR) OBP: 0.235, SLG: 0.233									2	0	1	0	2	0	1					
Scott Brosius, R (1, 5) OBP: 0.281, SLG: 0.411									4	0	0	0	0	2	5					
Tino Martinez, L (1, 3) OBP: 0.343, SLG: 0.440									4	0	1	1	0	1	3					
Chad Curtis, R (1, 7) OBP: 0.348, SLG: 0.336									4	0	0	0	0	1	3					
Shane Spencer, R (1, 9) OBP: 0.284, SLG: 0.313									3	0	1	0	0	1	0					
Joe Girardi, R (1, 2) OBP: 0.217, SLG: 0.281									3	0	1	0	0	0	1					
Inning Stats	R: 0 E: 0 K: 1 S: 7	H: 0 LOB: 0 BB: 0 P: 11	R: 0 E: 0 K: 1 S: 13	H: 0 LOB: 1 BB: 1 P: 21	R: 0 E: 0 K: 0 S: 7	H: 1 LOB: 0 BB: 1 P: 14	R: 1 E: 1 K: 1 S: 7	H: 1 LOB: 1 BB: 0 P: 13	R: 0 E: 0 K: 0 S: 6	H: 0 LOB: 0 BB: 0 P: 8	R: 2 E: 1 K: 1 S: 21	H: 3 LOB: 1 BB: 0 P: 32	R: 0 E: 0 K: 3 S: 12	H: 1 LOB: 1 BB: 0 P: 17	R: 1 E: 0 K: 0 S: 13	H: 2 LOB: 2 BB: 1 P: 23		1B: 8 2B: 0 3B: 0 HR: 0	SF: 0 SAC: 0 DP: 0 HBP: 1	WP: 0 PB: 0 CS: 2
PITCHER	IP WLS BF H R ER SO BB IBB HBP BLK WP HR S P ERA WHIP																			
Chuck Finley, L (1, 1) ERA: 4.18	7.0 L 28 6 3 2 7 2 0 0 0 0 0 0 73 116 2.57 1.143																			
Shigetoshi Hasegawa, R (8, 1) ERA: 4.25	0.2 4 1 1 1 0 1 0 0 0 0 0 0 10 18 13.50 3.000																			
Scott Schoeneweis, L (8, 1) ERA: 4.3	0.1 2 1 0 0 0 0 0 0 0 0 0 0 3 5 0.00 3.000																			

Batter	1	2	3	4	5	6	7	8	9	AB	R	H	RBI	BB	SO	LOB	TOP										
Orlando Palmeiro, L OBP: 0.378, SLG: 0.327 (1, 7)	4-1 1B BB		1-2 G4-3		2-2 L8		0-2 L8			3	0	0	0	1	0	1	Anaheim Angels @ New York Yankees Yankee Stadium, Bronx, NY Sat Jun 19 1999, 7:05 PM EDT Att: 49,408 - Unknown - 75 F										
Randy Velarde, R OBP: 0.369, SLG: 0.399 (1, 4)	1-3 SAFE		3-1 F8		0-1 L7		2-1 G5-3			4	0	0	0	0	1	2											
Mo Vaughn, L OBP: 0.350, SLG: 0.515 (1, 10)	0-0 1B		1-1 L7		1-1 F8		3-3 K			4	0	1	0	0	1	0											
Todd Greene, R OBP: 0.310, SLG: 0.511 (1, 9)	2-2 F8			1-0 HR	0-1 F8		0-0 G2-3			4	1	1	1	0	0	2											
16 Garret Anderson, L OBP: 0.283, SLG: 0.461 (1, 8)	1-2 G1-3		2-2 G4-3		1-2 2B		1-2 G3-1			4	0	1	0	0	0	2											
Troy Glaus, R OBP: 0.320, SLG: 0.463 (1, 5)		0-0 L8		2-1 F9	0-0 F8		0-1 L7			4	0	0	0	0	0	1											
Darin Erstad, L OBP: 0.296, SLG: 0.362 (1, 3)	4-2 WP S BB		1-1 G5-3		2-1 E4 G3 G4-3		2-1 L7			3	1	0	0	1	0	0											
Matt Walbeck, S OBP: 0.297, SLG: 0.331 (1, 2)	3-2 F7		4-1 G6-3 BB		0-0 G3		2-3 G3			2	0	0	0	1	0	2											
Jeff Huson, L OBP: 0.275, SLG: 0.276 (1, 6)	2-2 L8		0-0 G6-3		2-0 G4-3		3-H			3	0	0	1	0	0	2											
Inning Stats	R: 0 E: 0 K: 1 S: 12	H: 1 LOB: 2 BB: 1 P: 20	R: 0 E: 0 K: 0 S: 9	H: 0 LOB: 1 BB: 1 P: 18	R: 0 E: 0 K: 0 S: 7	H: 0 LOB: 0 BB: 0 P: 12	R: 1 E: 0 K: 0 S: 8	H: 1 LOB: 1 BB: 1 P: 14	R: 0 E: 0 K: 0 S: 9	H: 0 LOB: 1 BB: 1 P: 15	R: 0 E: 0 K: 0 S: 8	H: 1 LOB: 0 BB: 0 P: 10	R: 1 E: 1 K: 0 S: 8	H: 0 LOB: 0 BB: 0 P: 12	R: 0 E: 0 K: 1 S: 6	H: 0 LOB: 0 BB: 0 P: 11		R: 0 E: 0 K: 0 S: 9	H: 0 LOB: 0 BB: 0 P: 12	1B: 1 2B: 1 3B: 0 HR: 1	SF: 0 SAC: 0 DP: 0 HBP: 0	WP: 1 PB: 0 SB: 1 CS: 0	PA: 34				
PITCHER	IP	WLS	BF	H	R	ER	SO	BB	IBB	HBP	BLK	WP	HR	S	P	ERA	WHIP										
Hideki Irabu, R ERA: 4.52 (1, 1)	7.0	W	28	3	2	1	1	3	0	0	0	1	1	61	101	1.29	0.857										
Ramiro Mendoza, R ERA: 4.43 (8, 1)	2.0	S	6	0	0	0	1	0	0	0	0	0	0	15	23	0.00	0.000										

Batter	1	2	3	4	5	6	7	8	9	AB	R	H	RBI	BB	SO	LOB	BOTTOM										
Chuck Knoblauch, R OBP: 0.365, SLG: 0.369 (1, 4)	1-2 L8		0-2 G6-3	3-2 SAFE BB 1B		1-1 SAFE 2B 2 SF8 1B		1-3 K		5	1	2	0	0	1	0	Anaheim Angels @ New York Yankees Yankee Stadium, Bronx, NY Sat Jun 19 1999, 7:05 PM EDT Att: 49,408 - Unknown - 75 F										
Bernie Williams, S OBP: 0.408, SLG: 0.482 (1, 8)	0-3 K		2-0 2B	4-0 SAFE BB		2-2 SAFE 2 SF8 2B		3-1 HR		4	2	3	2	1	1	0											
2 Derek Jeter, R OBP: 0.464, SLG: 0.641 (1, 6)	1-1 E6		3-1 FC3-6 2B 1B	0-0 P4		0-0 SAFE SF8		0-0 G4-3		4	1	1	2	0	0	3											
Tino Martinez, L OBP: 0.342, SLG: 0.435 (1, 3)	1-0 G4-3		4-0 FC3-6 BB	1-0 P4		2-3 SAFE L7				3	0	0	0	1	0	5											
Paul O'Neill, L OBP: 0.353, SLG: 0.438 (1, 9)		3-2 E8 G3 20 1B S	2-1 FC3-6 2B		0-0 1B		2-2 G6-3			4	1	1	0	0	0	3											
Chili Davis, S OBP: 0.416, SLG: 0.523 (1, 10)	1-2 G3		3-0 SAFE 2B	2-2 SAFE L8		0-0 SAFE G3-1				4	0	1	1	0	0	2											
20 Jorge Posada, S OBP: 0.301, SLG: 0.367 (1, 2)	0-0 1B		0-1 SAFE F7	0-0 SAFE L8		0-1 SAFE G5-3				4	0	1	1	0	0	3											
Shane Spencer, R OBP: 0.269, SLG: 0.296 Chad Curtis, R OBP: 0.346, SLG: 0.336 (1, 7) (9, 7)	0-1 P3		1-3 SAFE K	1-3 SAFE K		2-3 SAFE K				4	0	0	0	0	3	2											
Scott Brosius, R OBP: 0.285, SLG: 0.413 (1, 5)	0-1 G1-3		2-0 1B 1B	2-2 SAFE 1B 2B		0-0 SAFE L8				4	1	2	0	0	0	1											
Inning Stats	R: 0 E: 1 K: 1 S: 10	H: 0 LOB: 1 BB: 0 P: 13	R: 1 E: 1 K: 0 S: 11	H: 1 LOB: 1 BB: 0 P: 15	R: 2 E: 0 K: 0 S: 11	H: 3 LOB: 2 BB: 1 P: 25	R: 0 E: 0 K: 1 S: 11	H: 2 LOB: 3 BB: 1 P: 22	R: 0 E: 0 K: 1 S: 8	H: 1 LOB: 1 BB: 0 P: 11	R: 2 E: 0 K: 0 S: 16	H: 3 LOB: 1 BB: 0 P: 25	R: 0 E: 0 K: 1 S: 6	H: 0 LOB: 0 BB: 0 P: 8	R: 1 E: 0 K: 1 S: 7	H: 1 LOB: 0 BB: 0 P: 11		R: 0 E: 0 K: 0 S: 9	H: 0 LOB: 0 BB: 0 P: 12	1B: 7 2B: 3 3B: 0 HR: 1	SF: 1 SAC: 0 DP: 0 HBP: 0	WP: 0 PB: 0 SB: 1 CS: 0	PA: 39				
PITCHER	IP	WLS	BF	H	R	ER	SO	BB	IBB	HBP	BLK	WP	HR	S	P	ERA	WHIP										
Omar Olivares, R ERA: 3.45 (1, 1)	5.0	L	29	10	5	4	3	2	0	0	0	0	0	60	100	7.20	2.400										
Mike Magnante, L ERA: 5.33 (6, 1)	2.0		6	0	0	0	1	0	0	0	0	0	0	13	19	0.00	0.000										
Al Levine, R ERA: 3.71 (8, 1)	1.0		4	1	1	1	1	0	0	0	0	0	1	7	11	9.00	1.000										

Batter	1	2	3	4	5	6	7	8	9	AB	R	H	RBI	BB	SO	LOB	TOP								
Darin Erstad, L (1, 3) OBP: 0.301, SLG: 0.370	F8		P6-4 2B				K			5	0	3	2	0	1	2	Anaheim Angels @ New York Yankees Yankee Stadium, Bronx, NY Sun Jun 20 1999, 1:35 PM EDT Att: 55,626 - Cloudy - 72 F								
Randy Velarde, R (1, 4) OBP: 0.392, SLG: 0.391	P4		P6-4 2-3f		F9		P2		F8	5	0	0	0	0	5										
Mo Vaughn, L (1, 10) OBP: 0.348, SLG: 0.508	G4-3			G5-3				K		3	0	0	0	1	1										
Todd Greene, R (1, 9) OBP: 0.308, SLG: 0.503 Reggie Williams, S (8, PR) OBP: 0.198, SLG: 0.161		G5-3		G6-3		E3				3	0	0	0	0	1										
16 Garret Anderson, L (1, 8) OBP: 0.290, SLG: 0.463							F9			3	1	2	0	1	0										
Troy Glaus, R (1, 5) OBP: 0.316, SLG: 0.455										4	0	0	0	0	2										
Matt Luke, L (1, 7) OBP: 0.373, SLG: 0.750 Orlando Palmeiro, L (9, 7) OBP: 0.378, SLG: 0.327										4	1	2	2	0	1										
Steve Decker, R (1, 2) OBP: 0.435, SLG: 0.389										3	0	0	0	1	1										
Jeff Huson, L (1, 6) OBP: 0.286, SLG: 0.278										3	2	1	0	1	0										
Inning Stats	R: 0 E: 0 K: 0 S: 3	H: 0 LOB: 0 BB: 0 P: 4	R: 2 E: 0 K: 1 S: 13	H: 2 LOB: 0 BB: 0 P: 18	R: 0 E: 0 K: 0 S: 8	H: 1 LOB: 0 BB: 0 P: 11	R: 0 E: 0 K: 1 S: 10	H: 1 LOB: 1 BB: 0 P: 15	R: 1 E: 0 K: 0 S: 12	H: 2 LOB: 1 BB: 0 P: 15	R: 0 E: 1 K: 0 S: 5	H: 0 LOB: 1 BB: 1 P: 12	R: 0 E: 0 K: 1 S: 12	H: 1 LOB: 2 BB: 1 P: 21	R: 0 E: 0 K: 1 S: 8	H: 0 LOB: 2 BB: 1 P: 14		R: 1 E: 0 K: 0 S: 12	H: 1 LOB: 1 BB: 1 P: 21	1B: 6 2B: 2 3B: 0 HR: 1	SF: 0 SAC: 0 DP: 3 HBP: 1	WP: 0 PB: 1 SB: 3 CS: 0	PA: 38		
PITCHER	IP	WLS	BF	H	R	ER	SO	BB	IBB	HBP	BLK	WP	HR	S	P	ERA	WHIP								
David Cone, R (1, 1) ERA: 2.73	8.0	L	33	7	3	2	6	2	1	1	0	0	1	71	110	2.25	1.125								
42 Mariano Rivera, R (9, 1) ERA: 1.63	1.0	S	5	1	1	1	0	1	0	0	0	0	0	12	21	9.00	2.000								

Batter	1	2	3	4	5	6	7	8	9	AB	R	H	RBI	BB	SO	LOB	BOTTOM								
Chuck Knoblauch, R (1, 4) OBP: 0.359, SLG: 0.363	K		P6							4	0	0	0	0	1	1	Anaheim Angels @ New York Yankees Yankee Stadium, Bronx, NY Sun Jun 20 1999, 1:35 PM EDT Att: 55,626 - Cloudy - 72 F								
Bernie Williams, S (1, 8) OBP: 0.409, SLG: 0.492	P6		HR							3	2	1	1	1	0	0									
2 Derek Jeter, R (1, 6) OBP: 0.465, SLG: 0.638			G4-3							4	0	2	0	0	0	0									
Tino Martinez, L (1, 3) OBP: 0.344, SLG: 0.434 Clay Bellinger, R (9, PR) OBP: 0.120, SLG: 0.160										3	0	1	1	1	0	0									
Paul O'Neill, L (1, 9) OBP: 0.352, SLG: 0.436 Tony Tarasco, L (8, 9) OBP: 0.229, SLG: 0.226										3	0	1	0	0	0	2									
Chili Davis, S (1, 10) OBP: 0.413, SLG: 0.516 Luis Sojo, R (9, PR) OBP: 0.203, SLG: 0.224										3	0	0	0	1	0	1									
Scott Brosius, R (1, 5) OBP: 0.284, SLG: 0.409										4	0	1	0	0	0	4									
Chad Curtis, R (1, 7) OBP: 0.341, SLG: 0.327										3	0	0	0	0	0	1									
Joe Girardi, R (1, 2) OBP: 0.213, SLG: 0.275 20 Jorge Posada, S (8, PH) OBP: 0.305, SLG: 0.371										2	0	0	0	0	0	1									
Inning Stats	R: 0 E: 0 K: 1 S: 8	H: 1 LOB: 2 BB: 1 P: 16	R: 0 E: 0 K: 0 S: 6	H: 0 LOB: 0 BB: 0 P: 11	R: 1 E: 0 K: 0 S: 12	H: 1 LOB: 0 BB: 0 P: 18	R: 0 E: 0 K: 0 S: 3	H: 0 LOB: 0 BB: 0 P: 4	R: 0 E: 0 K: 0 S: 6	H: 1 LOB: 0 BB: 0 P: 6	R: 0 E: 0 K: 0 S: 6	H: 0 LOB: 0 BB: 0 P: 7	R: 0 E: 0 K: 0 S: 5	H: 1 LOB: 1 BB: 0 P: 8	R: 0 E: 0 K: 0 S: 11	H: 1 LOB: 0 BB: 0 P: 18		R: 1 E: 0 K: 0 S: 16	H: 2 LOB: 3 BB: 2 P: 29	1B: 6 2B: 1 3B: 0 HR: 1	SF: 0 SAC: 0 DP: 3 HBP: 0	WP: 0 PB: 0 SB: 0 CS: 0	PA: 34		
PITCHER	IP	WLS	BF	H	R	ER	SO	BB	IBB	HBP	BLK	WP	HR	S	P	ERA	WHIP								
Tim Lincecum, R (1, 1) ERA: 6.41	8.0	W	28	5	1	1	1	1	0	0	0	0	0	57	88	1.12	0.750								
Troy Percival, R (9, 1) ERA: 2.33	1.0	S	6	2	1	1	0	2	0	0	0	0	0	16	29	9.00	4.000								

Batter	1	2	3	4	5	6	7	8	9	AB	R	H	RBI	BB	SO	LOB	TOP						
Chuck Knoblauch, R (1, 4) <small>OBP: 0.368, SLG: 0.367</small>										5	1	3	0	1	0	1	New York Yankees @ Tampa Bay Devil Rays Tropicana Field, St. Petersburg, FL Wed Jun 23 1999, 7:05 PM EDT Att: 27,533 - Dome - 72 F						
Bernie Williams, S (1, 8) <small>OBP: 0.420, SLG: 0.521</small>										6	3	4	1	0	0	2							
2 Derek Jeter, R (1, 6) <small>OBP: 0.464, SLG: 0.628</small>										5	3	2	1	1	0	4							
Tino Martinez, L (1, 3) <small>OBP: 0.355, SLG: 0.465</small>										5	4	4	4	1	0	1							
Clay Bellinger, R (9, 3) <small>OBP: 0.120, SLG: 0.160</small>										0	0	0	0	0	0	0							
Paul O'Neill, L (1, 9) <small>OBP: 0.361, SLG: 0.442</small>										5	1	3	4	1	0	0							
Chad Curtis, R (9, PR) <small>OBP: 0.346, SLG: 0.333</small>										0	0	0	0	0	0	0							
Chili Davis, S (1, 10) <small>OBP: 0.404, SLG: 0.500</small>										5	0	1	1	0	1	3							
20 Jorge Posada, S (1, 2) <small>OBP: 0.310, SLG: 0.381</small>										4	0	2	1	0	1	3							
Shane Spencer, R (1, 7) <small>OBP: 0.261, SLG: 0.313</small>										5	0	0	0	0	1	8							
Scott Brosius, R (1, 5) <small>OBP: 0.291, SLG: 0.402</small>										3	0	0	0	2	2	2							
Inning Stats	R: 0 H: 2 E: 0 K: 0 S: 9	WLS: 2 BF: 13 LOB: 1 BB: 0 P: 13	R: 0 H: 1 E: 0 K: 1 S: 9	WLS: 1 BF: 19 LOB: 3 BB: 1 P: 19	R: 0 H: 1 E: 0 K: 0 S: 8	WLS: 1 BF: 16 LOB: 1 BB: 1 P: 16	R: 1 H: 2 E: 1 K: 2 S: 15	WLS: 2 BF: 26 LOB: 2 BB: 0 P: 26	R: 4 H: 4 E: 0 K: 0 S: 16	WLS: 3 BF: 24 LOB: 3 BB: 2 P: 24	R: 0 H: 1 E: 0 K: 1 S: 9	WLS: 1 BF: 17 LOB: 1 BB: 0 P: 17	R: 1 H: 2 E: 0 K: 1 S: 13	WLS: 2 BF: 20 LOB: 1 BB: 2 P: 20	R: 3 H: 3 E: 0 K: 0 S: 17	WLS: 3 BF: 29 LOB: 1 BB: 2 P: 29	1B: 13 2B: 2 3B: 1 HR: 3	SF: 1 SAC: 0 DP: 2 HBP: 1	WP: 0 PA: 51 SB: 0 CS: 1				
PITCHER	IP WLS BF H R ER SO BB IBB HBP BLK WP HR S P ERA WHIP	IP WLS BF H R ER SO BB IBB HBP BLK WP HR S P ERA WHIP																					
Dave Eiland, R (1, 1) <small>ERA: 5.28</small>	4.1	L	22	8	4	4	3	2	0	0	0	0	0	0	0	0	0	0	7	10	21	40.50	7.500
Scott Aldred, L (5, 1) <small>ERA: 5.31</small>	0.1		3	2	1	1	0	0	0	0	0	0	0	0	0	0	0	0	7	10	21	40.50	7.500
Albie Lopez, R (5, 1) <small>ERA: 9.17</small>	0.2		7	3	3	3	0	2	0	0	0	0	0	0	0	0	0	0	10	21	40.50	7.500	
Julio Santana, R (6, 1) <small>ERA: 8.01</small>	3.2		19	6	4	4	2	2	0	1	0	0	0	2	42	71	9.82	2.182					
Randy Winn, S (1, 8) <small>OBP: 0.324, SLG: 0.377</small>										5	0	2	1	0	1	2	New York Yankees @ Tampa Bay Devil Rays Tropicana Field, St. Petersburg, FL Wed Jun 23 1999, 7:05 PM EDT Att: 27,533 - Dome - 72 F						
Dave Martinez, L (1, 9) <small>OBP: 0.374, SLG: 0.431</small>										4	0	0	0	1	0	3							
Jose Canseco, R (1, 10) <small>OBP: 0.365, SLG: 0.665</small>										5	0	0	0	0	4	4							
Fred McGriff, L (1, 3) <small>OBP: 0.406, SLG: 0.579</small>										5	0	0	0	0	1	1							
Bubba Trammell, R (1, 7) <small>OBP: 0.333, SLG: 0.438</small>										4	3	3	1	1	0	0							
Wade Boggs, L (1, 5) <small>OBP: 0.335, SLG: 0.318</small>										4	1	1	0	0	1	2							
John Flaherty, R (1, 2) <small>OBP: 0.297, SLG: 0.410</small>										4	0	2	0	0	1	2							
Miguel Cairo, R (1, 4) <small>OBP: 0.356, SLG: 0.399</small>										2	0	1	1	0	0	2							
Aaron Ledesma, R (5, 4) <small>OBP: 0.317, SLG: 0.333</small>										1	0	1	0	1	0	0							
Kevin Stocker, S (1, 6) <small>OBP: 0.376, SLG: 0.365</small>										4	0	1	1	0	1	6							
Inning Stats	R: 0 H: 1 E: 0 K: 1 S: 7	WLS: 1 BF: 13 LOB: 0 BB: 0 P: 13	R: 2 H: 4 E: 0 K: 2 S: 22	WLS: 4 BF: 39 LOB: 3 BB: 1 P: 39	R: 1 H: 2 E: 1 K: 1 S: 18	WLS: 2 BF: 29 LOB: 2 BB: 1 P: 29	R: 0 H: 0 E: 0 K: 0 S: 6	WLS: 0 BF: 9 LOB: 0 BB: 0 P: 9	R: 1 H: 3 E: 0 K: 2 S: 13	WLS: 3 BF: 22 LOB: 2 BB: 0 P: 22	R: 0 H: 0 E: 0 K: 2 S: 9	WLS: 0 BF: 14 LOB: 0 BB: 0 P: 14	R: 0 H: 1 E: 0 K: 0 S: 8	WLS: 1 BF: 11 LOB: 0 BB: 0 P: 11	R: 0 H: 0 E: 1 K: 0 S: 10	WLS: 0 BF: 15 LOB: 0 BB: 1 P: 15	R: 0 H: 0 E: 0 K: 1 S: 9	WLS: 0 BF: 15 LOB: 0 BB: 0 P: 15	1B: 9 2B: 2 3B: 0 HR: 1	SF: 0 SAC: 0 DP: 1 HBP: 0	WP: 0 PA: 41 SB: 0 CS: 0		
PITCHER	IP WLS BF H R ER SO BB IBB HBP BLK WP HR S P ERA WHIP	IP WLS BF H R ER SO BB IBB HBP BLK WP HR S P ERA WHIP																					
Roger Clemens, R (1, 1) <small>ERA: 5.13</small>	5.0	W	27	10	4	3	6	2	0	0	0	0	0	0	0	0	0	0	1	66	112	5.40	2.400
Jason Grimsley, R (6, 1) <small>ERA: 3.4</small>	3.0		11	1	0	0	2	1	0	0	0	0	0	0	27	40	0.00	0.667					
Mike Stanton, L (9, 1) <small>ERA: 3.76</small>	1.0		3	0	0	0	1	0	0	0	0	0	0	9	15	0.00	0.000						

Batter	1	2	3	4	5	6	7	8	9	AB	R	H	RBI	BB	SO	LOB	TOP				
Chuck Knoblauch, R (1, 4) OBP: 0.365, SLG: 0.363	F9		F8		G5-3		SF8		BB	3	0	0	1	1	0	0	New York Yankees @ Tampa Bay Devil Rays Tropicana Field, St. Petersburg, FL Thu Jun 24 1999, 7:05 PM EDT Att: 28,571 - Dome - 72 F livebaseballscorecards.com				
Bernie Williams, S (1, 8) OBP: 0.420, SLG: 0.518	BB		G5-4-3		K		G3		K	5	1	2	0	0	2	2					
2 Derek Jeter, R (1, 6) OBP: 0.463, SLG: 0.628	K		G5-4-3				G4-3		BB	5	1	2	1	0	1	2					
Tino Martinez, L (1, 3) OBP: 0.355, SLG: 0.469	BB				P5		G3		K	4	1	1	1	1	1	2					
Paul O'Neill, L (1, 9) OBP: 0.363, SLG: 0.449	BB				F7		BB		SF8	3	0	2	2	0	0	0					
Chad Curtis, R (8, 7) OBP: 0.343, SLG: 0.330	BB						BB		G6-3	1	0	0	0	0	0	2					
Chili Davis, S (1, 10) OBP: 0.405, SLG: 0.513	P5				HR		BB		F9	4	1	2	1	0	0	2					
Shane Spencer, R (1, 7) OBP: 0.293, SLG: 0.341					2B		BB		BB	2	1	2	0	1	0	0					
Scott Brosius, R (1, 5) OBP: 0.290, SLG: 0.404					P4		BB		K	4	1	1	1	0	1	3					
Joe Girardi, R (1, 2) OBP: 0.216, SLG: 0.277					F8		BB		BB	3	1	1	0	0	0	0					
Inning Stats	R: 1 E: 0 K: 1 S: 15	H: 2 LOB: 2 BB: 1 P: 25	R: 0 E: 0 K: 0 S: 11	H: 0 LOB: 0 BB: 0 P: 18	R: 0 E: 0 K: 0 S: 6	H: 1 LOB: 0 BB: 0 P: 7	R: 1 E: 0 K: 0 S: 10	H: 2 LOB: 1 BB: 0 P: 16	R: 0 E: 0 K: 1 S: 5	H: 2 LOB: 2 BB: 0 P: 11	R: 2 E: 0 K: 0 S: 10	H: 2 LOB: 0 BB: 0 P: 17	R: 2 E: 0 K: 1 S: 17	H: 2 LOB: 1 BB: 1 P: 29	R: 1 E: 0 K: 2 S: 13	H: 2 LOB: 2 BB: 1 P: 22	1B: 7 2B: 4 3B: 1 HR: 1	SF: 2 SAC: 1 DP: 1 HBP: 1	WP: 0 PB: 0 CS: 1	PA: 41	
PITCHER	IP	WLS	BF	H	R	ER	SO	BB	IBB	HBP	BLK	WP	HR	S	P	ERA	WHIP				
Bryan Rekar, R (1, 1) ERA: 5.24	7.0	L	29	9	4	4	2	1	0	1	0	0	1	64	104	5.14	1.429				
Norm Charlton, L (8, 1) ERA: 2.92	1.0		6	2	2	2	1	1	0	0	0	0	0	17	29	18.00	3.000				
Roberto Hernandez, R (9, 1) ERA: 3.89	1.0		6	2	1	1	2	1	0	0	0	0	0	13	22	9.00	3.000				

Batter	1	2	3	4	5	6	7	8	9	AB	R	H	RBI	BB	SO	LOB	BOTTOM				
Randy Winn, S (1, 8) OBP: 0.321, SLG: 0.373	K		F7		BB		K		K	5	1	1	0	0	3	5	New York Yankees @ Tampa Bay Devil Rays Tropicana Field, St. Petersburg, FL Thu Jun 24 1999, 7:05 PM EDT Att: 28,571 - Dome - 72 F livebaseballscorecards.com				
Miguel Cairo, R (1, 4) OBP: 0.359, SLG: 0.403	L3		FC6-4		BB		BB			3	0	1	1	1	0	2					
Herbert Perry, R (1, 3) OBP: 0.417, SLG: 0.488	G6-3				BLK		F9-3		F9-3	4	1	1	0	0	1	2					
Jose Canseco, R (1, 10) OBP: 0.363, SLG: 0.658			F9		K		F8		F8	3	1	0	0	1	1	1					
Bubba Trammell, R (1, 7) OBP: 0.325, SLG: 0.400					F7		BB		F7	3	0	0	0	1	0	1					
Aaron Ledesma, R (1, 5) OBP: 0.297, SLG: 0.311					BLK		G6-3		F8	4	0	0	0	0	1	3					
John Flaherty, R (1, 2) OBP: 0.297, SLG: 0.405			G1-3		K		BB		K	3	0	0	0	1	2	1					
Dave Martinez, L (1, 9) OBP: 0.376, SLG: 0.432			BB		BB		BB		G3	4	0	2	1	0	0	0					
Kevin Stocker, S (1, 6) OBP: 0.382, SLG: 0.370			FC6-4		CS		BB		K	3	0	2	0	1	1	0					
Inning Stats	R: 0 E: 0 K: 1 S: 7	H: 0 LOB: 0 BB: 0 P: 10	R: 0 E: 0 K: 1 S: 8	H: 0 LOB: 0 BB: 0 P: 9	R: 0 E: 0 K: 0 S: 8	H: 2 LOB: 2 BB: 0 P: 11	R: 1 E: 1 K: 2 S: 11	H: 1 LOB: 1 BB: 0 P: 18	R: 1 E: 1 K: 1 S: 16	H: 3 LOB: 3 BB: 0 P: 22	R: 1 E: 0 K: 1 S: 8	H: 1 LOB: 0 BB: 4 P: 28	R: 0 E: 0 K: 1 S: 3	H: 0 LOB: 0 BB: 1 P: 9	R: 0 E: 0 K: 2 S: 11	H: 0 LOB: 0 BB: 0 P: 15		1B: 5 2B: 3 3B: 0 HR: 0	SF: 0 SAC: 0 DP: 2 HBP: 0	WP: 0 PB: 0 CS: 1	PA: 37
PITCHER	IP	WLS	BF	H	R	ER	SO	BB	IBB	HBP	BLK	WP	HR	S	P	ERA	WHIP				
Andy Pettitte, L (1, 1) ERA: 5.16	6.2	W	30	7	3	2	6	5	0	0	1	0	0	59	103	2.70	1.800				
Ramiro Mendoza, R (7, 1) ERA: 4.29	2.1	S	7	0	0	0	3	0	0	0	0	0	0	20	28	0.00	0.000				

Batter	1	2	3	4	5	6	7	8	9	AB	R	H	RBI	BB	SO	LOB	TOP										
Chuck Knoblauch, R (1, 4) OBP: 0.368, SLG: 0.364	1-2 1B 2 SF8 1B		4-2 1B BB BB	1-1 G4-3 2H 1B		3-2 G6-3 1-3		3-1 G5-3 BB	3-2 F9	5	2	2	1	1	0	1											
Bernie Williams, S (1, 8) OBP: 0.421, SLG: 0.516	1-2 1B SF8 1B		2-1 G6-3	1-0 G4-3		1-0 2B G2-3 1B		4-2 2B 1B BB	0-0 G4-3	5	3	2	1	1	0	2											
2 Derek Jeter, R (1, 6) OBP: 0.459, SLG: 0.622	0-1 SF8		0-0 G5-3	3-3 K		2-2 G2-3		0-1 G6-3 1B		4	0	1	1	0	1	3											
Tino Martinez, L (1, 3) OBP: 0.366, SLG: 0.481	3-2 FC6 1B		4-0 BB 1B BB		0-0 G6-3 2B	2-2 1B 2B		1-0 G6-3 1B		4	1	4	2	1	0	0											
Paul O'Neill, L (1, 9) OBP: 0.363, SLG: 0.450	2-1 SF8		2-0 BB 1B		2-2 G3-1	2-2 1B		3-2 G6-3		4	0	2	1	0	0	3											
Chili Davis, S (1, 10) OBP: 0.405, SLG: 0.506	2-2 FC6 1-2		4-1 BB		3-2 G6-3	2-1 L9		4-0 FC4-6 IBB		3	0	0	1	2	0	4											
20 Jorge Posada, S (1, 2) Joe Girardi, R (7, PH) OBP: 0.212, SLG: 0.271		2-3 K	1-3 K		0-0 2B			0-2 G6-3	1-2 FC4-6	3	0	1	1	0	2	3											
Shane Spencer, R (1, 7) OBP: 0.299, SLG: 0.379	1-2 G5-4-3 1B			2-2 G6-3		0-0 G5-3			2-0 HR	5	1	2	1	0	0	1											
Scott Brosius, R (1, 5) OBP: 0.293, SLG: 0.409	1-2 G5-4-3			0-0 1B 2B		0-2 G6-3 PB 1B		2-1 L1	1-3 K	5	2	2	0	0	1	1											
Inning Stats	R: 2 E: 0 K: 0 S: 16	H: 3 LOB: 1 BB: 0 P: 25	R: 0 E: 0 K: 1 S: 9	H: 1 LOB: 0 BB: 0 P: 13	R: 1 E: 0 K: 1 S: 10	H: 1 LOB: 3 BB: 3 P: 27	R: 1 E: 0 K: 1 S: 10	H: 2 LOB: 1 BB: 0 P: 17	R: 1 E: 0 K: 0 S: 9	H: 2 LOB: 1 BB: 0 P: 14	R: 2 E: 0 K: 0 S: 23	H: 4 LOB: 2 BB: 0 P: 35	R: 0 E: 0 K: 0 S: 8	H: 0 LOB: 0 BB: 0 P: 10	R: 1 E: 0 K: 0 S: 14	H: 2 LOB: 3 BB: 2 P: 30	R: 1 E: 0 K: 1 S: 8	H: 1 LOB: 0 BB: 0 P: 14	1B: 12 2B: 3 3B: 0 HR: 1	SF: 2 SAC: 0 DP: 1 HBP: 0	WP: 0 PB: 1 SB: 0 CS: 0	PA: 47					
PITCHER	IP	WLS	BF	H	R	ER	SO	BB	IBB	HBP	BLK	WP	HR	S	P	ERA	WHIP										
Scott Erickson, R (1, 1) ERA: 6.88	5.2		31	12	7	3	3	0	0	0	0	0	0	72	122	11.12	2.647										
Doug Johns, L (6, 1) ERA: 4.98	1.1		5	1	0	0	0	0	0	0	0	0	0	13	19	0.00	0.750										
Scott Kamieniecki, R (8, 1) ERA: 10.8	0.1	H	3	1	1	1	0	1	0	0	0	0	0	6	13	27.00	6.000										
Jesse Orosco, L (8, 1) ERA: 6.88	0.1	B	3	1	0	0	0	0	1	0	0	0	0	4	12	0.00	3.000										
Mike Timlin, R (8, 1) ERA: 5.94	1.1	L	5	1	1	1	1	0	0	0	0	0	1	12	19	6.75	0.750										

New York Yankees @ Baltimore Orioles
 Oriole Park at Camden Yards, Baltimore, MD

AB 40
 R 9
 H 16
 RBI 9
 BB 5
 SO 4
 LOB 21



WP: 0 PA: 47
 PB: 1
 SB: 0
 CS: 0


Batter	1	2	3	4	5	6	7	8	9	AB	R	H	RBI	BB	SO	LOB	BOTTOM										
Brady Anderson, L (1, 8) OBP: 0.415, SLG: 0.488	4-1 1B 1B BB		0-2 SH1-3 2B		1-1 P4	2-3 K		1-0 L3		4	1	1	0	1	1	4											
Mike Bordick, R (1, 6) OBP: 0.329, SLG: 0.392	0-0 S 1B		1-2 SH1-3		2-1 F9		3-3 K		0-2 P4	4	1	1	0	0	1	0											
B.J. Surhoff, L (1, 7) OBP: 0.366, SLG: 0.564	0-2 CS 1B		0-2 G3		1-1 1B		0-1 HR 1B		0-1 F8	5	1	3	2	0	0	1											
Albert Belle, R (1, 9) OBP: 0.391, SLG: 0.461	2-2 P5		1-1 G5-3		1-1 P3		2-0 HR 1B		1-0 G6-3	5	1	1	0	0	0	3											
Harold Baines, L (1, 10) OBP: 0.432, SLG: 0.644	1-3 K			2-1 HR		2-1 1B PB 1B		2-2 1H 2H HR		4	3	3	4	0	1	1											
Jeff Conine, R (1, 3) OBP: 0.337, SLG: 0.440		0-0 F8		2-0 F8		1-2 F7		1-0 G5-3		4	0	0	0	0	0	1											
Cal Ripken Jr., R (1, 5) OBP: 0.339, SLG: 0.542		2-0 P4		2-0 F8		0-2 PB 1B		1-0 F8		4	0	1	0	0	0	0											
Jerry Hairston, R (1, 4) Will Clark, L (6, PH) Jeff Reboulet, R (6, PR) OBP: 0.327, SLG: 0.240		4-1 S BB		1-0 F9		1-0 PB 1B		0-0 L3 1B		1	0	0	0	1	0	0											
Charles Johnson, R (1, 2) OBP: 0.353, SLG: 0.500		2-2 G1-3			2-2 HR		1-1 G5-3		2-2 L7	4	1	1	1	0	0	4											
Inning Stats	R: 2 E: 0 K: 1 S: 11	H: 2 LOB: 1 BB: 1 P: 18	R: 0 E: 0 K: 0 S: 6	H: 0 LOB: 1 BB: 1 P: 14	R: 0 E: 0 K: 0 S: 11	H: 1 LOB: 0 BB: 0 P: 13	R: 1 E: 0 K: 0 S: 5	H: 1 LOB: 0 BB: 0 P: 12	R: 1 E: 0 K: 1 S: 11	H: 2 LOB: 1 BB: 0 P: 18	R: 3 E: 0 K: 1 S: 11	H: 3 LOB: 3 BB: 0 P: 20	R: 0 E: 0 K: 0 S: 5	H: 1 LOB: 0 BB: 0 P: 8	R: 0 E: 0 K: 0 S: 7	H: 0 LOB: 0 BB: 0 P: 8	1B: 9 2B: 3 3B: 0 HR: 3	SF: 0 SAC: 1 DP: 2 HBP: 0	WP: 0 PB: 1 SB: 2 CS: 1	PA: 40							
PITCHER	IP	WLS	BF	H	R	ER	SO	BB	IBB	HBP	BLK	WP	HR	S	P	ERA	WHIP										
Hideki Irabu, R (1, 1) ERA: 4.73	5.0		22	6	4	4	1	2	0	0	0	0	0	11	16	0.00	4.500										
Jason Grimsley, R (6, 1) ERA: 3.35	0.2	H	5	3	1	0	0	0	0	0	0	0	0	7	12	0.00	0.600										
Mike Stanton, L (6, 1) ERA: 4.67	0.2	B	5	3	3	3	2	0	0	0	0	0	0	7	12	0.00	0.600										
Dan Naulty, R (7, 1) ERA: 4.37	1.2	W	5	1	0	0	0	0	0	0	0	0	0	7	12	0.00	0.600										
42 Mariano Rivera, R (9, 1) ERA: 1.57	1.0	S	3	0	0	0	0	0	0	0	0	0	0	7	8	0.00	0.000										


New York Yankees @ Baltimore Orioles
 Oriole Park at Camden Yards, Baltimore, MD

AB 37
 R 8
 H 13
 RBI 7
 BB 2
 SO 3
 LOB 14



WP: 0 PA: 40
 PB: 1
 SB: 2
 CS: 1

Batter	1	2	3	4	5	6	7	8	9	AB	R	H	RBI	BB	SO	LOB	TOP										
Chuck Knoblauch , R (1, 4) OBP: 0.368, SLG: 0.368	2-2 BB 1B		2-1 F9		2-2 L6-4 3-H 2B		3-1 F8	3-1 P4		5	0	2	1	0	0	3	New York Yankees @ Baltimore Orioles Oriole Park at Camden Yards, Baltimore, MD Sat Jun 26 1999, 1:35 PM EDT Att: 47,841 - Sunny - 94 F AB 35 R 7 H 11 RBI 6 BB 3 SO 3 LOB 12 										
Bernie Williams , S (1, 8) OBP: 0.418, SLG: 0.514	2-0 P2		0-0 F9		0-1 L6-4 2-3			1-2 2B 2B	2-0 G3	5	1	1	0	0	0	2											
2 Derek Jeter , R (1, 6) OBP: 0.460, SLG: 0.621 (8, PR) Luis Sojo , R (8, 6) OBP: 0.200, SLG: 0.220 (8, 6)	0-0 BB 1B		1-2 F8			3-2 G5-3		0-1 2B 1B	0-0 G6-3	4	0	2	0	0	0	0											
Tino Martinez , L (1, 3) OBP: 0.367, SLG: 0.494	2-2 P4			3-1 F8		1-0 HR		1-1 1B WP 2B	3-1 G3	5	2	2	3	0	0	2											
Paul O'Neill , L (1, 9) OBP: 0.362, SLG: 0.444	4-2 BB 1-2 2-3			1-2 L7		1-1 F7		0-0 P6		3	0	0	0	1	0	2											
Chili Davis , S (1, 10) OBP: 0.403, SLG: 0.502 (8, PR) Ricky Ledee , L (8, 6) OBP: 0.245, SLG: 0.200	1-0 G4-3			0-3 K		0-3 K		1-2 WP BB SF9 1B		4	0	1	0	0	2	3											
Shane Spencer , R (1, 7) OBP: 0.307, SLG: 0.411		1-0 F9			1-1 HR		1-3 K	4-0 WP BB		3	1	1	1	1	1	0											
Scott Brosius , R (1, 5) OBP: 0.296, SLG: 0.412		1-2 P4			3-2 SH1-4 2B 2B		2-2 L7	4-1 1-2 2-3 3-H BB		3	1	1	0	1	0	0											
Joe Girardi , R (1, 2) OBP: 0.216, SLG: 0.276		0-1 G6-3			1-1 SH1-4 2-3		1-0 S 1B	1-0 SF9		2	0	1	1	0	0	0											
Inning Stats	R: 0 E: 0 K: 0 S: 16	H: 2 LOB: 3 BB: 1 P: 27	R: 0 E: 0 K: 0 S: 6	H: 0 LOB: 0 BB: 0 P: 8	R: 0 E: 0 K: 0 S: 6	H: 0 LOB: 0 BB: 0 P: 9	R: 0 E: 0 K: 1 S: 8	H: 0 LOB: 0 BB: 0 P: 12	R: 2 E: 0 K: 0 S: 12	H: 3 LOB: 0 BB: 0 P: 19	R: 1 E: 0 K: 1 S: 9	H: 1 LOB: 1 BB: 0 P: 14	R: 0 E: 0 K: 1 S: 14	H: 1 LOB: 1 BB: 0 P: 21	R: 4 E: 0 K: 0 S: 16	H: 4 LOB: 2 BB: 2 P: 31		R: 0 E: 0 K: 0 S: 4	H: 0 LOB: 0 BB: 0 P: 9	1B: 5 2B: 5 3B: 0 HR: 2	SF: 1 SAC: 1 DP: 1 HBP: 0	WP: 1 PB: 0 SB: 1 CS: 0	PA: 40				
PITCHER	IP	WLS	BF	H	R	ER	SO	BB	IBB	HBP	BLK	WP	HR	S	P	ERA	WHIP										
Jason Johnson , R (1, 1) ERA: 7.26	7.0	L	28	7	3	3	3	1	0	0	0	0	2	71	110	3.86	1.143										
Ricky Bones , R (8, 1) ERA: 5.23	0.0		2	2	2	2	0	0	0	0	0	0	0	5	6	∞	∞										
Arthur Rhodes , L (8, 1) ERA: 5.7	0.1	S	5	2	1	1	0	2	0	0	0	1	0	8	18	27.00	12.000										
Rocky Coppinger , R (8, 1) ERA: 8.31	1.2		5	0	1	1	0	0	0	0	0	0	0	7	16	5.40	0.000										

Batter	1	2	3	4	5	6	7	8	9	AB	R	H	RBI	BB	SO	LOB	BOTTOM										
Brady Anderson , L (1, 8) OBP: 0.412, SLG: 0.481	1-1 S G5-3 HBP		3-2 P4			0-3 K		1-1 P3	2-2 G3	4	0	0	0	0	1	1	New York Yankees @ Baltimore Orioles Oriole Park at Camden Yards, Baltimore, MD Sat Jun 26 1999, 1:35 PM EDT Att: 47,841 - Sunny - 94 F AB 36 R 4 H 8 RBI 4 BB 1 SO 7 LOB 15 										
Mike Bordick , R (1, 6) OBP: 0.328, SLG: 0.394 Rich Amaral , R (9, 9) OBP: 0.368, SLG: 0.409	1-0 G5-3		1-3 K			2-0 F7		1-0 2B	2-1 1B	4	0	1	0	0	1	1											
B.J. Surhoff , L (1, 7) OBP: 0.364, SLG: 0.558	1-0 L3		1-3 K			1-1 1B		1-1 P6	1-3 K	5	0	1	0	0	2	3											
Albert Belle , R (1, 9) OBP: 0.392, SLG: 0.459 Jeff Reboulet , R (9, 6) OBP: 0.327, SLG: 0.240	2-1 G6-3			0-0 F9		0-0 1B		4-0 BB		3	0	1	0	1	0	1											
Harold Baines , L (1, 10) OBP: 0.429, SLG: 0.636		0-1 FC4-6 1B		2-2 G3		3-1 L6		0-2 G3		4	0	1	0	0	0	4											
Will Clark , L (1, 3) OBP: 0.366, SLG: 0.493		0-0 FC4-6 HBP		2-3 K			1-1 G6-3		1-0 G3	4	0	0	0	0	1	1											
Cal Ripken Jr. , R (1, 5) OBP: 0.348, SLG: 0.561		1-0 FC6-4 HBP			0-0 F8		2-2 HR		0-0 HR	3	2	2	1	0	0	0											
Jerry Hairston , R (1, 4) Jeff Conine , R (9, PH) OBP: 0.340, SLG: 0.459		0-2 FC6-4			2-1 P9		1-3 K		2-1 HR	3	0	0	0	0	1	2											
Mike Figga , R (1, 2) OBP: 0.200, SLG: 0.211 Charles Johnson , R (7, PH) OBP: 0.350, SLG: 0.495 (8, 2)		0-2 G1-3			1-3 K		0-2 P5		2-2 E4 1B	2	0	0	0	0	1	2											
Inning Stats	R: 0 E: 0 K: 0 S: 5	H: 0 LOB: 1 BB: 0 P: 10	R: 0 E: 0 K: 0 S: 9	H: 1 LOB: 2 BB: 0 P: 10	R: 0 E: 0 K: 2 S: 11	H: 0 LOB: 0 BB: 0 P: 16	R: 0 E: 0 K: 1 S: 8	H: 0 LOB: 0 BB: 0 P: 12	R: 0 E: 0 K: 1 S: 9	H: 2 LOB: 2 BB: 0 P: 15	R: 1 E: 0 K: 1 S: 12	H: 1 LOB: 0 BB: 0 P: 16	R: 0 E: 0 K: 0 S: 8	H: 1 LOB: 2 BB: 1 P: 15	R: 3 E: 1 K: 1 S: 17	H: 3 LOB: 1 BB: 0 P: 27		1B: 5 2B: 1 3B: 0 HR: 2	SF: 0 SAC: 0 DP: 0 HBP: 2	WP: 0 PB: 0 SB: 1 CS: 0	PA: 39						
PITCHER	IP	WLS	BF	H	R	ER	SO	BB	IBB	HBP	BLK	WP	HR	S	P	ERA	WHIP										
David Cone , R (1, 1) ERA: 2.6	8.0	W	32	5	1	1	6	1	0	2	0	0	1	68	103	1.12	0.750										
Todd Erdos , R (9, 1) ERA: 3.96	0.2		6	3	3	2	0	0	0	0	0	0	1	12	21	27.00	4.500										
42 Mariano Rivera , R (9, 1) ERA: 1.55	0.1	S	1	0	0	0	1	0	0	0	0	0	0	5	6	0.00	0.000										

Batter	1	2	3	4	5	6	7	8	9	AB	R	H	RBI	BB	SO	LOB	TOP			
Chuck Knoblauch R (1,4) OBP: 0.369, SLG: 0.369	F9	K			G1-3		1B		E	5	1	2	1	0	1	0	New York Yankees @ Baltimore Orioles Oriole Park at Camden Yards, Baltimore, MD Sun Jun 27 1999, 1:35 PM EDT Att: 48,020 - Cloudy - 90 F			
Bernie Williams S (1,8) OBP: 0.418, SLG: 0.533	HR		HR		E1		K		E5	5	2	2	2	0	1	2				
Paul O'Neill L (1,9) OBP: 0.362, SLG: 0.444	BB	BB	F8		G5-3				G6-3	5	1	2	1	0	0	1				
Tino Martinez L (1,3) OBP: 0.367, SLG: 0.491	FC9-6	BB	1B		P7				G4-3	4	0	1	0	1	1	3				
Chili Davis S (1,10) OBP: 0.401, SLG: 0.496	FC9-6	BB	F7		F8				F9	3	0	0	0	1	0	1				
Shane Spencer R (1,7) OBP: 0.314, SLG: 0.409	FC9-6		1B		CS				K	3	0	1	1	1	1	2				
Scott Brosius R (1,5) OBP: 0.295, SLG: 0.409	F9				G5-4-3				K	4	0	1	0	0	2	3				
Luis Sojo R (1,6) OBP: 0.219, SLG: 0.286			F9		F9				P3	4	1	2	1	0	0	1				
Joe Girardi R (1,2) OBP: 0.217, SLG: 0.284	G6-4-3		G5-4-3		G5-3				G5-3	4	1	1	0	0	0	2				
Inning Stats	R: 2 E: 0 K: 0 S: 21	H: 2 LOB: 2 BB: 2 P: 38	R: 0 E: 0 K: 1 S: 10	H: 1 LOB: 0 BB: 0 P: 12	R: 1 E: 0 K: 0 S: 8	H: 3 LOB: 2 BB: 0 P: 10	R: 0 E: 0 K: 0 S: 6	H: 1 LOB: 0 BB: 0 P: 8	R: 0 E: 0 K: 1 S: 9	H: 0 LOB: 1 BB: 1 P: 14	R: 0 E: 0 K: 1 S: 9	H: 1 LOB: 1 BB: 0 P: 14	R: 0 E: 0 K: 0 S: 6	H: 0 LOB: 0 BB: 0 P: 7	R: 3 E: 1 K: 3 S: 23	H: 4 LOB: 2 BB: 0 P: 31		1B: 8 2B: 2 3B: 0 HR: 3	SF: 0 SAC: 0 DP: 3 HBP: 0	WP: 0 PB: 0 SB: 0 CS: 1
PITCHER	IP	WLS	BF	H	R	ER	SO	BB	IBB	HBP	BLK	WP	HR	S	P	ERA	WHIP			
Sidney Ponson R (1,1) ERA: 3.69	7.0	L	29	8	3	3	3	3	0	0	0	0	2	71	105	3.86	1.571			
Arthur Rhodes L (8,1) ERA: 5.91	2.0		11	4	3	2	3	0	0	0	0	0	1	29	38	9.00	2.000			

AB	37
R	6
H	12
RBI	6
BB	3
SO	6
LOB	15



Batter	1	2	3	4	5	6	7	8	9	AB	R	H	RBI	BB	SO	LOB	BOTTOM					
Brady Anderson L (1,8) OBP: 0.412, SLG: 0.477	L8		FC4-6	F6			F7		G4-3	4	1	1	0	1	0	2	New York Yankees @ Baltimore Orioles Oriole Park at Camden Yards, Baltimore, MD Sun Jun 27 1999, 1:35 PM EDT Att: 48,020 - Cloudy - 90 F					
Mike Bordick R (1,6) OBP: 0.327, SLG: 0.390	L8		FC4-6				K		FC3-6	3	1	0	0	1	1	2						
B.J. Surhoff L (1,7) OBP: 0.366, SLG: 0.557			G4-3				G4-3		FC3-6	4	0	2	1	0	0	1						
Albert Belle R (1,9) OBP: 0.390, SLG: 0.460	K						F8		K	4	0	1	1	0	2	3						
Harold Baines L (1,10) OBP: 0.425, SLG: 0.626	F9						G4-3		FC3-6	3	0	0	0	1	0	3						
Will Clark L (1,3) OBP: 0.364, SLG: 0.486			F8				F9		K	4	0	1	0	0	1	4						
Cal Ripken Jr. R (1,5) OBP: 0.340, SLG: 0.549	G4-6-3						P2		K	4	0	0	0	0	1	1						
Jerry Hairston R (1,4) OBP: 0.300, SLG: 0.222							K		L9	3	0	2	0	0	1	0						
Jeff Conine R (9,PH) OBP: 0.338, SLG: 0.457										1	0	0	0	0	0	0						
Charles Johnson R (1,2) OBP: 0.344, SLG: 0.485							G4-3		E4	4	0	0	0	0	1	2						
Jeff Reboulet R (9,PR) OBP: 0.327, SLG: 0.240										0	0	0	0	0	0	0						
Inning Stats	R: 1 E: 0 K: 1 S: 12	H: 1 LOB: 1 BB: 1 P: 18	R: 0 E: 0 K: 1 S: 8	H: 2 LOB: 1 BB: 0 P: 11	R: 1 E: 0 K: 0 S: 19	H: 2 LOB: 2 BB: 1 P: 30	R: 0 E: 0 K: 0 S: 7	H: 1 LOB: 1 BB: 0 P: 8	R: 0 E: 0 K: 0 S: 13	H: 0 LOB: 0 BB: 0 P: 18	R: 0 E: 0 K: 0 S: 6	H: 0 LOB: 0 BB: 0 P: 9	R: 0 E: 0 K: 1 S: 12	H: 0 LOB: 0 BB: 0 P: 18	R: 0 E: 0 K: 2 S: 15	H: 1 LOB: 2 BB: 1 P: 23	R: 0 E: 1 K: 1 S: 16	H: 0 LOB: 1 BB: 0 P: 21	1B: 6 2B: 1 3B: 0 HR: 0	SF: 0 SAC: 0 DP: 1 HBP: 0	WP: 0 PB: 0 SB: 0 CS: 0	PA: 37
PITCHER	IP	WLS	BF	H	R	ER	SO	BB	IBB	HBP	BLK	WP	HR	S	P	ERA	WHIP					
Orlando Hernandez R (1,1) ERA: 3.91	7.1	W	31	7	2	2	5	3	0	0	0	0	0	86	127	2.46	1.364					
Mike Stanton L (8,1) ERA: 4.55	0.2	H	2	0	0	0	1	0	0	0	0	0	0	6	8	0.00	0.000					
42 Mariano Rivera R (9,1) ERA: 1.5	1.0		4	0	0	0	1	0	0	0	0	0	0	16	21	0.00	0.000					

AB	34
R	2
H	7
RBI	2
BB	3
SO	7
LOB	18



Batter	1	2	3	4	5	6	7	8	9	AB	R	H	RBI	BB	SO	LOB	TOP					
Luis Polonia, L OBP: 0.411, SLG: 0.574	G4-3		FC5-4 1B		F9			P6		4	0	1	0	0	0	1						
Brad Ausmus, R OBP: 0.356, SLG: 0.436	K		FC5-4 1-2			P4		F9		4	0	0	0	0	1	2						
Bobby Higginson, L OBP: 0.343, SLG: 0.378	F7			K		2B 1B				4	0	2	0	0	1	0						
Dean Palmer, R OBP: 0.349, SLG: 0.562		K		G6-3		2-2 1-3 2B		G4-3		4	0	1	0	0	1	1						
Tony Clark, S OBP: 0.337, SLG: 0.404		G5-4-3 BB			1-1 1B		K			3	0	1	0	1	2	2						
Damion Easley, R OBP: 0.345, SLG: 0.435		G5-4-3 1-2		F7		2-2 F8				4	0	0	0	0	1	4						
Frank Catalanotto, L OBP: 0.310, SLG: 0.452			G6-3			K		L7		4	0	1	0	0	1	0						
Gabe Kapler, R OBP: 0.300, SLG: 0.481			F8			G3		G5-3		4	0	0	0	0	1	1						
Deivi Cruz, R OBP: 0.275, SLG: 0.343								F8		3	0	2	0	0	0	0						
Inning Stats	R: 0 E: 0 K: 1 S: 9	H: 0 LOB: 0 BB: 0 P: 14	R: 0 E: 0 K: 1 S: 9	H: 0 LOB: 0 BB: 1 P: 17	R: 0 E: 0 K: 0 S: 7	H: 2 LOB: 2 BB: 0 P: 11	R: 0 E: 0 K: 1 S: 12	H: 1 LOB: 1 BB: 0 P: 21	R: 0 E: 0 K: 1 S: 8	H: 1 LOB: 2 BB: 0 P: 14	R: 0 E: 0 K: 0 S: 13	H: 2 LOB: 2 BB: 0 P: 19	R: 0 E: 0 K: 0 S: 8	H: 0 LOB: 0 BB: 0 P: 9	R: 0 E: 0 K: 0 S: 7	H: 1 LOB: 1 BB: 0 P: 12	R: 0 E: 0 K: 3 S: 10	H: 1 LOB: 1 BB: 0 P: 12	1B: 6 2B: 2 3B: 0 HR: 0	SF: 0 SAC: 0 DP: 1 HBP: 0	WP: 0 PB: 0 SB: 0 CS: 0	PA: 35
PITCHER Rogier Clemens, R ERA: 4.52	IP: 9.0 WLS: W BF: 35 H: 8 R: 0 ER: 0 SO: 8 BB: 1 IBB: 0 HBP: 0 BLK: 0 WP: 0 HR: 0 S: 83 P: 129 ERA: 0.00 WHIP: 1.000															PITCHER						

Detroit Tigers @ New York Yankees
Yankee Stadium, Bronx, NY
Tue Jun 29 1999, 7:30 PM EDT
Att: 31,338 - Overcast - 86 F

AB 34
R 0
H 8
RBI 0
BB 1
SO 8
LOB 11



Batter	1	2	3	4	5	6	7	8	9	AB	R	H	RBI	BB	SO	LOB	BOTTOM												
Chuck Knoblauch, R OBP: 0.369, SLG: 0.365	F9 S BB		F9				L6	G1-3		3	0	0	0	2	0	2													
Bernie Williams, S OBP: 0.419, SLG: 0.533	G6-3				F8					4	1	2	0	0	0	2													
2 Derek Jeter, R OBP: 0.463, SLG: 0.630										2	1	1	2	2	0	1													
Chili Davis, S OBP: 0.399, SLG: 0.490	F9		F8							3	0	0	0	1	0	3													
Tino Martinez, L OBP: 0.363, SLG: 0.484	G4-3									4	0	0	0	0	1	4													
Shane Spencer, R OBP: 0.330, SLG: 0.448										3	1	2	1	1	0	0													
20 Jorge Posada, S OBP: 0.304, SLG: 0.377										4	0	0	0	0	0	2													
Chad Curtis, R OBP: 0.355, SLG: 0.342										2	0	1	0	2	1	0													
Scott Brosius, R OBP: 0.290, SLG: 0.402										4	0	0	0	0	1	5													
Inning Stats	R: 0 E: 0 K: 0 S: 10	H: 0 LOB: 2 BB: 2 P: 21	R: 1 E: 0 K: 1 S: 9	H: 1 LOB: 0 BB: 0 P: 13	R: 0 E: 0 K: 0 S: 9	H: 1 LOB: 1 BB: 0 P: 14	R: 0 E: 0 K: 1 S: 9	H: 1 LOB: 2 BB: 1 P: 18	R: 0 E: 0 K: 1 S: 9	H: 0 LOB: 2 BB: 3 P: 23	R: 0 E: 0 K: 0 S: 7	H: 1 LOB: 1 BB: 0 P: 11	R: 2 E: 0 K: 0 S: 17	H: 2 LOB: 0 BB: 0 P: 20	R: 0 E: 0 K: 0 S: 10	H: 0 LOB: 2 BB: 2 P: 22	1B: 3 2B: 1 3B: 0 HR: 2	SF: 0 SAC: 0 DP: 0 HBP: 0	WP: 0 PB: 0 SB: 2 CS: 1	PA: 37									
PITCHER Justin Thompson, L ERA: 4.47	IP: 7.0 WLS: L BF: 32 H: 6 R: 3 ER: 3 SO: 3 BB: 6 IBB: 0 HBP: 0 BLK: 0 WP: 0 HR: 2 S: 70 P: 120 ERA: 3.86 WHIP: 1.714															PITCHER													
Masao Kida, R ERA: 5.32	0.1	3	0	0	0	0	2	0	0	0	0	5	15	0.00	6.000														
Nelson Cruz, R ERA: 6.31	0.2	2	0	0	0	0	0	0	0	0	5	7	0.00	0.000															

Detroit Tigers @ New York Yankees
Yankee Stadium, Bronx, NY
Tue Jun 29 1999, 7:30 PM EDT
Att: 31,338 - Overcast - 86 F

AB 29
R 3
H 6
RBI 3
BB 8
SO 3
LOB 19



Batter	1	2	3	4	5	6	7	8	9	AB	R	H	RBI	BB	SO	LOB	TOP			
Juan Encarnacion, R OBP: 0.305, SLG: 0.459	0-1 F8 1B	2-2 BB HBP			0-0 SH SF7 2B	0-2 G4-3		3-2 FC3-6 1B 2B		4	3	3	0	0	0	1				
Jason Wood, R OBP: 0.182, SLG: 0.143	0-1 L4	4-2 BB			1-1 SH SF7 FC6-4 2-3		0-0 G6-3	0-1 FC3-6 1B		3	1	1	1	1	0	1				
Bobby Higginson, L OBP: 0.344, SLG: 0.374	1-2 F8	1-0 G1-4-3			4-2 FC6-4 1-2 BB		4-0 1B E	2-0 FC3-6 2B 1-2 2-3		3	1	0	0	2	0	6				
Dean Palmer, R OBP: 0.353, SLG: 0.568	2-2 1B				1-2 SF7 2-3 3-H		2-2 E9 HR 1B	1-2 2B		4	1	3	3	0	0	0				
Tony Clark, S OBP: 0.339, SLG: 0.414	0-1 G2-3				0-0 FC6-4 1-2 3-H		1-0 HR	4-0 IBB		4	1	1	3	1	1	2				
Bill Haselman, R OBP: 0.353, SLG: 0.468		2-1 G6-3			3-1 G1-3		0-2 FC6-4 1B	2-2 G3-1		5	0	1	0	0	1	4				
Damion Easley, R OBP: 0.343, SLG: 0.431		2-0 FC6-4 1B			1-2 F9		1-2 G5-3	1-2 F8	2-2 F9	5	0	1	0	0	0	1	AB 37			
Gabe Kapler, R OBP: 0.292, SLG: 0.469		0-0 FC6-4 HBP BB 1-2			0-0 G4-3		0-1 P3	1-1 FC6-4 1-2	2-3 K	5	1	0	0	0	1	2	R 8			
Deivi Cruz, R OBP: 0.278, SLG: 0.341		4-0 BB HBP BB 1-2			3-2 G1-3		1-1 1B	1-0 L5	1-1 F8	4	0	1	0	1	0	0	H 11			
Inning Stats	R: 1 E: 0 K: 0 S: 12	H: 2 LOB: 1 BB: 0 P: 15	R: 1 E: 0 K: 0 S: 11	H: 1 LOB: 3 BB: 2 P: 26	R: 0 E: 0 K: 1 S: 6	H: 0 LOB: 0 BB: 0 P: 11	R: 0 E: 0 K: 0 S: 9	H: 0 LOB: 0 BB: 0 P: 13	R: 2 E: 1 K: 1 S: 12	H: 1 LOB: 1 BB: 1 P: 19	R: 3 E: 1 K: 0 S: 13	H: 3 LOB: 1 BB: 1 P: 22	R: 1 E: 0 K: 0 S: 13	H: 3 LOB: 3 BB: 1 P: 26	R: 0 E: 0 K: 1 S: 11	H: 0 LOB: 0 BB: 0 P: 16	1B: 8 2B: 2 3B: 0 HR: 1	SF: 1 SAC: 1 DP: 0 HBP: 1	WP: 0 PB: 0 SB: 1 CS: 0	PA: 45
PITCHER	IP WLS BF H R ER SO BB IBB HBP BLK WP HR S P ERA WHIP	IP WLS BF H R ER SO BB IBB HBP BLK WP HR S P ERA WHIP																		
Andy Pettitte, L ERA: 5.53	(1, 1)	6.1	L	32	7	7	7	2	4	0	1	0	0	0	0	1	67	110	9.95	1.737
Jason Grimsley, R ERA: 3.46	(7, 1)	1.1		9	4	1	1	0	0	1	0	0	0	0	0	0	18	31	6.75	3.000
Dan Naulty, R ERA: 4.21	(8, 1)	1.1		4	0	0	0	1	0	0	0	0	0	0	0	0	14	21	0.00	0.000

Detroit Tigers @ New York Yankees
 Yankee Stadium, Bronx, NY
 Wed Jun 30 1999, 1:05 PM EDT
 Att: 39,749 - Sunny - 71 F

AB 37
R 8
H 11
RBI 7
BB 5
SO 3
LOB 17



Batter	1	2	3	4	5	6	7	8	9	AB	R	H	RBI	BB	SO	LOB	BOTTOM					
Chuck Knoblauch, R OBP: 0.376, SLG: 0.374	2-1 F8-6-3 HBP	2-1 2B			0-2 F9			3-2 1B		4	0	3	0	0	0	2						
Bernie Williams, S OBP: 0.418, SLG: 0.531	1-0 F8-6-3 1-2	2-2 F7			4-2 BB		3-1 SF7	0-1 1B		3	0	1	1	1	0	3						
Derek Jeter, R OBP: 0.459, SLG: 0.623	2-2 1B E				0-1 G4-3		2-2 G3	0-3 K		5	1	1	0	0	1	6						
Tino Martinez, L OBP: 0.363, SLG: 0.481	3-2 E8 1-H BB 1B				4-2 BB		1-0 G3	3-2 P4	1-2 F8	4	0	1	0	1	0	3						
Paul O'Neill, L OBP: 0.363, SLG: 0.441	4-1 BB				0-0 L5		0-0 P5	1-0 1B	1-3 K	4	0	1	0	1	1	1						
Chili Davis, S OBP: 0.395, SLG: 0.482	1-1 G1-3				1-1 G1-3		4-2 1B BB	3-1 P3	3-3 K	4	0	0	0	1	1	4						
Shane Spencer, R OBP: 0.333, SLG: 0.440		3-1 F8			1-1 F9		2-2 1B	3-3 K	4-2 BB	4	0	1	0	1	1	1	AB 37					
Scott Brosius, R OBP: 0.293, SLG: 0.402		1-1 2B 1B			1-0 BB 1B		3-3 K	1-2 K	3-2 L3	5	0	2	0	0	2	4	R 2					
Joe Girardi, R OBP: 0.227, SLG: 0.292		2-3 K			0-2 BB 1B		0-1 1B SF7	0-1 F7		4	1	2	0	0	1	1	H 12					
Inning Stats	R: 1 E: 1 K: 0 S: 11	H: 2 LOB: 2 BB: 1 P: 24	R: 0 E: 0 K: 1 S: 12	H: 2 LOB: 0 BB: 0 P: 22	R: 0 E: 0 K: 0 S: 7	H: 0 LOB: 1 BB: 1 P: 12	R: 0 E: 0 K: 0 S: 17	H: 2 LOB: 3 BB: 1 P: 25	R: 0 E: 0 K: 0 S: 15	H: 1 LOB: 2 BB: 1 P: 25	R: 1 E: 0 K: 0 S: 16	H: 2 LOB: 1 BB: 0 P: 24	R: 0 E: 0 K: 2 S: 10	H: 1 LOB: 1 BB: 0 P: 18	R: 0 E: 0 K: 1 S: 16	H: 2 LOB: 2 BB: 0 P: 20	R: 0 E: 0 K: 2 S: 14	H: 0 LOB: 1 BB: 1 P: 25	1B: 11 2B: 2 3B: 0 HR: 0	SF: 1 SAC: 0 DP: 1 HBP: 1	WP: 0 PB: 0 SB: 0 CS: 0	PA: 44
PITCHER	IP WLS BF H R ER SO BB IBB HBP BLK WP HR S P ERA WHIP	IP WLS BF H R ER SO BB IBB HBP BLK WP HR S P ERA WHIP																				
Brian Moehler, R ERA: 4.47	(1, 1)	5.0	W	28	9	2	1	2	4	0	1	0	0	0	0	0	66	112	1.80	2.600		
Nelson Cruz, R ERA: 6.15	(6, 1)	0.2	H	2	0	0	0	0	0	0	0	0	0	0	0	6	11	0.00	0.000			
C.J. Nitkowski, L ERA: 5.88	(6, 1)	0.2	H	3	1	0	0	0	0	0	0	0	0	0	0	9	16	0.00	1.500			
Doug Brocail, R ERA: 2.76	(7, 1)	1.2		7	2	0	0	3	0	0	0	0	0	0	0	23	31	0.00	1.200			
Todd Jones, R ERA: 5.12	(9, 1)	1.0		4	0	0	0	2	1	0	0	0	0	0	0	14	25	0.00	1.000			

Detroit Tigers @ New York Yankees
 Yankee Stadium, Bronx, NY
 Wed Jun 30 1999, 1:05 PM EDT
 Att: 39,749 - Sunny - 71 F

AB 37
R 2
H 12
RBI 1
BB 5
SO 7
LOB 25



Batter	1	2	3	4	5	6	7	8	9	AB	R	H	RBI	BB	SO	LOB	TOP			
Luis Polonia, L OBP: 0.405, SLG: 0.558	1-2 CS HBP		1-1 F7			3-2 P6		1-1 F7		3	0	0	0	0	0	1				
Brad Ausmus, R OBP: 0.354, SLG: 0.430	0-0 F8			3-2 F9		1-2 F7			4-2 G4-3 BB	3	0	0	0	1	0	1				
Bobby Higginson, L OBP: 0.343, SLG: 0.372	1-0 P6			2-2 1B			0-1 G6-3		1-2 G4-3	4	0	1	0	0	0	2				
Dean Palmer, R OBP: 0.349, SLG: 0.560	3-1 CS	1-3 K		0-0 F7			0-1 F8		1-2 P6	4	0	0	0	0	1	2				
Tony Clark, S OBP: 0.337, SLG: 0.412		3-2 P5		2-3 K			0-0 2B 1B		0-0 F9	4	0	1	0	0	1	2				
Juan Encarnacion, R OBP: 0.335, SLG: 0.461		1-0 F8			0-1 P6				1-3 2B	3	0	1	0	0	0	0				
Frank Catalanotto, L OBP: 0.304, SLG: 0.443			1-3 K		1-0 F9				0-0 F9	3	0	0	0	0	1	2				
Karim Garcia, L OBP: 0.244, SLG: 0.331			4-1 BB		1-1 L3				0-0 L9	2	0	0	0	1	0	0				
Deivi Cruz, R OBP: 0.274, SLG: 0.336			0-0 P3			2-1 G5-3			0-3 K	3	0	0	0	0	1	1				
Inning Stats	R: 0 E: 0 K: 0 S: 5	H: 0 LOB: 0 BB: 0 P: 10	R: 0 E: 0 K: 1 S: 7	H: 0 LOB: 0 BB: 0 P: 12	R: 0 E: 0 K: 1 S: 9	H: 0 LOB: 1 BB: 1 P: 15	R: 0 E: 0 K: 1 S: 10	H: 1 LOB: 1 BB: 0 P: 17	R: 0 E: 0 K: 0 S: 5	H: 0 LOB: 0 BB: 0 P: 7	R: 0 E: 0 K: 0 S: 7	H: 2 LOB: 2 BB: 0 P: 7	R: 0 E: 0 K: 1 S: 6	H: 0 LOB: 0 BB: 1 P: 7	R: 0 E: 0 K: 0 S: 10	H: 0 LOB: 1 BB: 1 P: 16	1B: 2 2B: 1 3B: 0 HR: 0	SF: 0 SAC: 0 DP: 0 HBP: 1	WP: 0 PB: 0 SB: 0 CS: 1	PA: 33
PITCHER Hideki Irabu, R ERA: 4.16	IP: 9.0 WLS: W BF: 32 H: 3 R: 0 ER: 0 SO: 4 BB: 2 IBB: 0 HBP: 1 BLK: 0 WP: 0 HR: 0 S: 67 P: 105 ERA: 0.00 WHIP: 0.556															PITCHER				

Detroit Tigers @ New York Yankees
Yankee Stadium, Bronx, NY
Thu Jul 01 1999, 7:30 PM EDT
Att: 26,311 - Overcast - 75 F

AB	29
R	0
H	3
RBI	0
BB	2
SO	4
LOB	11



Batter	1	2	3	4	5	6	7	8	9	AB	R	H	RBI	BB	SO	LOB	BOTTOM			
Chuck Knoblauch, R OBP: 0.376, SLG: 0.376	2-1 G5-3		0-2 G4-3			1-2 2B 1B HBP		1-0 G5-3		4	1	1	0	0	0	0				
Bernie Williams, S OBP: 0.415, SLG: 0.525	2-1 G3		2-2 2B 1B		3-2 G6-3	2-0 G6-3		0-0 G5-3		5	0	1	0	0	0	2				
2 Derek Jeter, R OBP: 0.464, SLG: 0.623	0-0 1B		4-2 1B BB		0-2 1B 1B	1-0 F8		4-2 BB		3	1	2	0	2	0	1				
Tino Martinez, L OBP: 0.364, SLG: 0.477	3-2 G4-3		0-2 P4		0-0 2B 1B	4-1 BB		2-3 K		4	1	1	1	1	1	4				
Paul O'Neill, L OBP: 0.365, SLG: 0.453		1-0 HR		1-2 F7		1-2 2B 1B		3-3 K		4	2	2	2	0	1	4				
Shane Spencer, R OBP: 0.339, SLG: 0.452		2-2 1B		2-1 G6-3		0-1 2B 1B		3-3 K		4	1	2	2	0	1	0				
20 Jorge Posada, S OBP: 0.297, SLG: 0.368		0-0 F7		0-2 G3		0-1 G6-3		0-0 G1-3		4	0	0	0	0	0	2				
Ricky Ledee, L OBP: 0.283, SLG: 0.229		0-1 F7		4-0 BB		1-1 1B		3-2 FC6-4 1B		3	0	2	1	1	0	1				
Clay Bellinger, R OBP: 0.103, SLG: 0.138		3-1 F7		1-3 K		3-H G4-3		2-1 FC6-4		4	0	0	0	0	1	4				
Inning Stats	R: 0 E: 0 K: 0 S: 9	H: 1 LOB: 1 BB: 0 P: 16	R: 1 E: 0 K: 0 S: 10	H: 2 LOB: 1 BB: 0 P: 16	R: 0 E: 0 K: 0 S: 18	H: 1 LOB: 2 BB: 1 P: 25	R: 0 E: 0 K: 1 S: 9	H: 0 LOB: 1 BB: 1 P: 16	R: 5 E: 0 K: 0 S: 20	H: 5 LOB: 1 BB: 0 P: 28	R: 0 E: 0 K: 1 S: 8	H: 1 LOB: 2 BB: 1 P: 21	R: 0 E: 0 K: 1 S: 10	H: 1 LOB: 1 BB: 0 P: 18	R: 0 E: 0 K: 1 S: 10	H: 0 LOB: 1 BB: 1 P: 17	1B: 8 2B: 2 3B: 0 HR: 1	SF: 0 SAC: 0 DP: 0 HBP: 1	WP: 0 PB: 0 SB: 1 CS: 0	PA: 40
PITCHER Dave Milck, R ERA: 5.27 Willi Brunson, L ERA: 7.45 Bryce Florie, R ERA: 5.06	IP: 5.2 WLS: L BF: 30 H: 10 R: 6 ER: 6 SO: 1 BB: 2 IBB: 0 HBP: 1 BLK: 0 WP: 0 HR: 1 S: 70 P: 111 ERA: 9.53 WHIP: 2.118															PITCHER				

Detroit Tigers @ New York Yankees
Yankee Stadium, Bronx, NY
Thu Jul 01 1999, 7:30 PM EDT
Att: 26,311 - Overcast - 75 F

AB	35
R	6
H	11
RBI	6
BB	4
SO	4
LOB	18



Batter	1	2	3	4	5	6	7	8	9	AB	R	H	RBI	BB	SO	LOB	TOP								
Brady Anderson, L (1, 8) OBP: 0.409, SLG: 0.470										4	0	1	0	1	1	0	Baltimore Orioles @ New York Yankees Yankee Stadium, Bronx, NY Fri Jul 02 1999, 7:30 PM EDT Att: 37,518 - Unknown - 87 F								
Mike Bordick, R (1, 6) OBP: 0.330, SLG: 0.395										3	0	0	0	2	1	3									
B.J. Surhoff, L (1, 7) OBP: 0.360, SLG: 0.559										4	0	1	0	0	0	2									
Albert Belle, R (1, 9) OBP: 0.405, SLG: 0.474										4	0	1	0	0	0	2									
Harold Baines, L (1, 10) OBP: 0.428, SLG: 0.625										3	0	1	0	1	0	3									
Jeff Conine, R (1, 3) OBP: 0.347, SLG: 0.485										4	1	2	0	0	0	1									
Cal Ripken Jr., R (1, 5) OBP: 0.332, SLG: 0.535										4	0	2	1	0	1	2									
Jerry Hairston, R (1, 4) OBP: 0.308, SLG: 0.480										3	0	0	0	0	1	5									
Will Clark, L (8, PH) OBP: 0.355, SLG: 0.474										1	0	0	0	0	1	0									
Jeff Rebutel, R (8, 4) OBP: 0.316, SLG: 0.230										0	0	0	0	0	0	0									
Charles Johnson, R (1, 2) OBP: 0.340, SLG: 0.479										4	0	0	0	0	3	6									
Inning Stats	R: 0 E: 0 K: 0 S: 8	H: 1 LOB: 0 BB: 0 P: 14	R: 0 E: 1 K: 1 S: 9	H: 1 LOB: 3 BB: 1 P: 15	R: 0 E: 0 K: 0 S: 15	H: 0 LOB: 1 BB: 1 P: 27	R: 0 E: 0 K: 2 S: 12	H: 2 LOB: 2 BB: 0 P: 16	R: 0 E: 0 K: 1 S: 11	H: 1 LOB: 2 BB: 1 P: 18	R: 1 E: 0 K: 0 S: 22	H: 2 LOB: 2 BB: 1 P: 32	R: 0 E: 0 K: 0 S: 6	H: 1 LOB: 0 BB: 0 P: 8	R: 0 E: 0 K: 2 S: 7	H: 0 LOB: 0 BB: 0 P: 12	R: 0 E: 0 K: 1 S: 8	H: 0 LOB: 0 BB: 0 P: 11	1B: 6 2B: 2 3B: 0 HR: 0	SF: 0 SAC: 0 DP: 1 HBP: 0	WP: 0 PB: 0 SB: 1 CS: 1	PA: 38			
PITCHER	IP	WLS	BF	H	R	ER	SO	BB	IBB	HBP	BLK	WP	HR	S	P	ERA	WHIP								
David Cone, R (1, 1) ERA: 2.54	6.0	W	29	7	1	1	5	4	0	0	0	0	0	77	122	1.50	1.833								
Ramiro Mendoza, R (7, 1) ERA: 4.18	1.2	H	5	1	0	0	1	0	0	0	0	0	0	10	14	0.00	0.600								
Mike Stanton, L (8, 1) ERA: 4.5	0.1	H	1	0	0	0	1	0	0	0	0	0	0	3	6	0.00	0.000								
42 Mariano Rivera, R (9, 1) ERA: 1.45	1.0	S	3	0	0	0	1	0	0	0	0	0	0	8	11	0.00	0.000								


Batter	1	2	3	4	5	6	7	8	9	AB	R	H	RBI	BB	SO	LOB	BOTTOM								
Chuck Knoblauch, R (1, 4) OBP: 0.372, SLG: 0.371										4	0	0	0	0	0	0	Baltimore Orioles @ New York Yankees Yankee Stadium, Bronx, NY Fri Jul 02 1999, 7:30 PM EDT Att: 37,518 - Unknown - 87 F								
2 Derek Jeter, R (1, 6) OBP: 0.465, SLG: 0.625										4	1	2	0	0	1	0									
Paul O'Neill, L (1, 9) OBP: 0.366, SLG: 0.451										3	0	1	0	1	0	1									
Bernie Williams, S (1, 8) OBP: 0.419, SLG: 0.525										2	1	1	1	2	0	1									
Tino Martinez, L (1, 3) OBP: 0.365, SLG: 0.478										4	0	2	1	0	1	4									
Chitl Davis, S (1, 10) OBP: 0.397, SLG: 0.478										2	0	0	0	2	1	4									
Clay Bellinger, R (8, FR) OBP: 0.103, SLG: 0.138										0	0	0	0	0	0	0									
Shane Spencer, R (1, 7) OBP: 0.331, SLG: 0.439										3	0	0	0	0	2	2									
Ricky Ledee, L (7, 7) OBP: 0.283, SLG: 0.229										0	0	0	0	0	0	0									
Chad Curtis, R (8, PH) OBP: 0.352, SLG: 0.339										1	0	0	0	0	0	2									
Scott Brosius, R (1, 5) OBP: 0.293, SLG: 0.401										3	0	1	0	0	0	2									
Joe Girardi, R (1, 2) OBP: 0.221, SLG: 0.284										3	0	0	0	0	0	3									
Inning Stats	R: 0 E: 0 K: 0 S: 8	H: 1 LOB: 1 BB: 0 P: 11	R: 0 E: 0 K: 0 S: 9	H: 1 LOB: 2 BB: 1 P: 16	R: 2 E: 0 K: 0 S: 13	H: 3 LOB: 0 BB: 0 P: 24	R: 0 E: 0 K: 1 S: 8	H: 0 LOB: 0 BB: 0 P: 11	R: 0 E: 0 K: 2 S: 17	H: 1 LOB: 3 BB: 2 P: 28	R: 0 E: 0 K: 1 S: 9	H: 1 LOB: 0 BB: 0 P: 13	R: 0 E: 0 K: 1 S: 10	H: 0 LOB: 0 BB: 0 P: 17	R: 0 E: 0 K: 0 S: 6	H: 0 LOB: 2 BB: 2 P: 19	R: 0 E: 0 K: 0 S: 6	H: 0 LOB: 2 BB: 2 P: 19	1B: 6 2B: 1 3B: 0 HR: 0	SF: 0 SAC: 0 DP: 2 HBP: 0	WP: 1 PB: 0 SB: 1 CS: 0	PA: 34			
PITCHER	IP	WLS	BF	H	R	ER	SO	BB	IBB	HBP	BLK	WP	HR	S	P	ERA	WHIP								
Jason Johnson, R (1, 1) ERA: 6.39	7.0	L	30	7	2	2	5	3	0	0	0	0	0	74	120	2.57	1.429								
Rocky Coppinger, R (8, 1) ERA: 8.15	0.1		3	0	0	0	0	2	0	0	0	0	0	4	14	0.00	6.000								
Jesse Orosco, L (8, 1) ERA: 7.85	0.2		1	0	0	0	0	0	0	0	0	0	0	2	5	0.00	0.000								


AB	34
R	1
H	8
RBI	1
BB	4
SO	8
LOB	24



AB	29
R	2
H	7
RBI	2
BB	5
SO	5
LOB	19



Batter	1	2	3	4	5	6	7	8	9	AB	R	H	RBI	BB	SO	LOB	TOP										
Brady Anderson, L (1, 8) OBP: 0.406, SLG: 0.465	1-3 K		0-0 G5-3		2-2 S 1B		3-2 P5		2-3 K	5	0	1	1	0	2	1	Baltimore Orioles @ New York Yankees Yankee Stadium, Bronx, NY Sat Jul 03 1999, 4:30 PM EDT Att: 42,859 - Sunny - 85 F livebaseballscorecards.com AB 32 R 5 H 6 RBI 5 BB 6 SO 7 LOB 12 										
Mike Bordick, R (1, 6) OBP: 0.328, SLG: 0.392	1-1 G5-3			3-2 F9	3-1 F8		3-2 2B 1B		0-1 G4-3	5	1	1	0	0	0	1											
B.J. Surhoff, L (1, 7) OBP: 0.363, SLG: 0.560	4-2 BB			0-1 L7		0-0 G4-1	1-0 2B		4-0 BB	3	0	1	2	2	0	0											
Albert Belle, R (1, 9) OBP: 0.407, SLG: 0.483	2-2 F7			3-1 HR		4-2 BB BB	1-0 2B		1-3 K	3	1	1	1	2	1	2											
Harold Baines, L (1, 10) OBP: 0.429, SLG: 0.635		0-0 P5		0-0 HR		4-1 BB	1-2 F7			3	1	1	1	1	0	2											
Jeff Conine, R (1, 3) OBP: 0.341, SLG: 0.475		2-3 K		2-1 G4-3		2-2 P3		0-0 F9		4	0	0	0	0	1	2											
Cal Ripken Jr., R (1, 5) OBP: 0.330, SLG: 0.535		2-3 K			1-1 SH3-4 1B 2B	3-2 L8		1-0 G6-3		4	1	1	0	0	1	2											
Jerry Hairston, R (1, 4) OBP: 0.310, SLG: 0.444			1-2 G6-3		2-1 SH3-4		0-0 F7	1-2 S HBP		2	0	0	0	0	0	0											
Charles Johnson, R (1, 2) OBP: 0.339, SLG: 0.472			3-2 G5-3		1-3 K		4-2 1B 2B BB	2-3 K		3	1	0	0	1	2	2											
Inning Stats	R: 0 E: 0 K: 1 S: 15	H: 0 LOB: 1 BB: 1 P: 23	R: 0 E: 0 K: 2 S: 7	H: 0 LOB: 0 BB: 0 P: 11	R: 0 E: 0 K: 0 S: 8	H: 0 LOB: 0 BB: 0 P: 12	R: 2 E: 0 K: 0 S: 14	H: 2 LOB: 1 BB: 0 P: 22	R: 1 E: 0 K: 1 S: 12	H: 2 LOB: 1 BB: 0 P: 21	R: 0 E: 0 K: 0 S: 14	H: 0 LOB: 2 BB: 2 P: 27	R: 2 E: 0 K: 0 S: 15	H: 2 LOB: 2 BB: 2 P: 31	R: 0 E: 0 K: 1 S: 7	H: 0 LOB: 1 BB: 1 P: 16	1B: 2 2B: 2 3B: 0 HR: 2	SF: 0 SAC: 1 DP: 0 HBP: 1	WP: 0 PB: 0 SB: 2 CS: 0	PA: 40							
PITCHER	IP	WLS	BF	H	R	ER	SO	BB	IBB	HBP	BLK	WP	HR	S	P	ERA	WHIP										
Orlando Hernandez, R (1, 1) ERA: 4.08	6.2		29	5	5	5	4	4	0	0	0	0	2	81	137	6.75	1.350										
Mike Stanton, L (7, 1) ERA: 4.45	0.1		3	1	0	0	0	0	1	0	0	0	0	4	10	0.00	3.000										
Jason Grimsley, R (8, 1) ERA: 3.3	2.0	W	8	0	0	0	3	1	0	1	0	0	0	16	27	0.00	0.500										

Batter	1	2	3	4	5	6	7	8	9	AB	R	H	RBI	BB	SO	LOB	BOTTOM										
Chuck Knoblauch, R (1, 4) OBP: 0.370, SLG: 0.367	4-2 FC5-4 BB		0-2 G6-3		2-0 F7		2-1 F7			3	0	0	0	1	0	2	Baltimore Orioles @ New York Yankees Yankee Stadium, Bronx, NY Sat Jul 03 1999, 4:30 PM EDT Att: 42,859 - Sunny - 85 F livebaseballscorecards.com AB 31 R 6 H 9 RBI 6 BB 5 SO 3 LOB 14 										
2 Derek Jeter, R (1, 6) OBP: 0.462, SLG: 0.630	0-1 FC5-4			2-0 F8	2-2 HR		1-0 G1-3			4	1	1	2	0	0	1											
Paul O'Neill, L (1, 9) OBP: 0.362, SLG: 0.445	0-1 P4			3-3 K	3-2 G4-3		1-3 K			4	0	0	0	0	2	1											
Bernie Williams, S (1, 8) OBP: 0.423, SLG: 0.525	2-1 G3-4-1			4-2 1B BB		4-2 1B BB	0-1 1B			2	1	1	0	2	0	1											
Tino Martinez, L (1, 3) OBP: 0.367, SLG: 0.478		2-2 1B		0-1 1B	1-2 1B		2-1 P4	1-2 G3-1		4	0	2	0	0	0	2											
Chili Davis, S (1, 10) OBP: 0.401, SLG: 0.482		0-0 F7		1-1 1B	2-2 F7		2-1 HR BB			4	0	3	1	0	0	0											
Clay Bellinger, R (9, FR) OBP: 0.103, SLG: 0.138				1-2 FC6-4 1B	1-2 G1-6-3 1B					0	1	0	0	0	0	0											
20 Jorge Posada, S (1, 2) OBP: 0.296, SLG: 0.362		0-0 G3		1-1 FC6-4	1-2 G1-6-3		2-2 G1-6-3		4-2 HR BB	3	1	0	0	1	0	4											
Ricky Ledee, L (1, 7) OBP: 0.286, SLG: 0.220			1-0 F8		0-0 F8		4-2 F7 BB		1-3 K	2	0	0	0	1	0	0											
Luis Sojo, R (9, PH) OBP: 0.215, SLG: 0.281				0-2 F8	1-0 2 HR		2-1 P4		3-1 HR	4	2	2	3	0	0	1											
Scott Brosius, R (1, 5) OBP: 0.296, SLG: 0.420																											
Inning Stats	R: 0 E: 0 K: 0 S: 8	H: 0 LOB: 1 BB: 1 P: 14	R: 0 E: 0 K: 0 S: 5	H: 1 LOB: 0 BB: 0 P: 7	R: 0 E: 0 K: 0 S: 9	H: 0 LOB: 0 BB: 0 P: 10	R: 1 E: 0 K: 1 S: 13	H: 2 LOB: 2 BB: 1 P: 24	R: 2 E: 0 K: 0 S: 9	H: 2 LOB: 0 BB: 0 P: 17	R: 0 E: 0 K: 0 S: 14	H: 1 LOB: 1 BB: 1 P: 24	R: 0 E: 0 K: 0 S: 7	H: 0 LOB: 0 BB: 1 P: 15	R: 0 E: 0 K: 1 S: 10	H: 1 LOB: 1 BB: 0 P: 13	R: 3 E: 0 K: 1 S: 11	H: 2 LOB: 1 BB: 1 P: 21	1B: 6 2B: 1 3B: 0 HR: 2	SF: 0 SAC: 0 DP: 1 HBP: 0	WP: 0 PB: 0 SB: 0 CS: 0	PA: 36					
PITCHER	IP	WLS	BF	H	R	ER	SO	BB	IBB	HBP	BLK	WP	HR	S	P	ERA	WHIP										
Sidney Ponson, R (1, 1) ERA: 3.7	7.0		28	6	3	3	1	4	0	0	0	0	0	65	111	3.86	1.429										
Doug Johns, L (8, 1) ERA: 5.04	1.0	H	4	1	0	0	1	0	0	0	0	0	0	10	13	0.00	1.000										
Arthur Rhodes, L (9, 1) ERA: 6.75	0.1	L	4	2	3	3	1	1	0	0	0	0	1	11	21	81.00	9.000										

Batter	1	2	3	4	5	6	7	8	9	AB R H RBI BB SO LOB	TOP																	
Brady Anderson, L (1, 8) OBP: 0.403, SLG: 0.458	1-2 G3		2-3 K		3-2 K		4-0 1B HR IBB		1-1 L3	4 1 0 0 1 2 1	Baltimore Orioles @ New York Yankees Yankee Stadium, Bronx, NY Sun Jul 04 1999, 1:35 PM EDT Att: 37,046 - Overcast - 89 F																	
Mike Bordick, R (1, 6) OBP: 0.330, SLG: 0.395	3-2 F7		0-2 G3 2B		1-0 F8		2-2 HR 1B	3-1 P3	5 1 2 1 0 0 0																			
B.J. Surhoff, L (1, 7) OBP: 0.365, SLG: 0.568	0-2 1B		3-2 G3		1-0 F7		1-0 HR		4 1 2 5 0 0 1																			
Albert Belle, R (1, 9) OBP: 0.403, SLG: 0.476	2-3 K		2-3 G6-3		2-0 F9		1-0 P5		4 0 0 0 0 1 2																			
Harold Baines, L (1, 10) OBP: 0.426, SLG: 0.626				4-1 FC6-4 BB		0-1 G1-3	1-0 G4-3		3 0 0 0 1 0 0																			
Jeff Conine, R (1, 3) OBP: 0.344, SLG: 0.481				0-1 FC6-4 1B			0-0 1B 2B	0-0 G1-3	4 1 2 0 0 0 1																			
Cal Ripken Jr., R (1, 5) OBP: 0.329, SLG: 0.529				2-2 F7			0-0 2B 1B	0-2 G6-3	4 1 1 1 0 0 2																			
Jerry Hairston, R (1, 4) OBP: 0.273, SLG: 0.387				1-3 K			1-2 F7	0-1 F9	4 0 0 0 0 1 3																			
Mike Figga, R (1, 2) OBP: 0.250, SLG: 0.304			2-2 2B G3 1B		3-2 F9		0-0 1B HR 2B	2-2 P4	4 2 2 0 0 0 0																			
Inning Stats	R: 0 E: 0 K: 1 S: 13	H: 1 LOB: 1 BB: 0 P: 19	R: 0 E: 0 K: 0 S: 12	H: 1 LOB: 1 BB: 0 P: 20	R: 1 E: 0 K: 1 S: 19	H: 2 LOB: 1 BB: 0 P: 27	R: 0 E: 0 K: 1 S: 10	H: 0 LOB: 1 BB: 1 P: 17	R: 0 E: 0 K: 0 S: 9	H: 0 LOB: 0 BB: 0 P: 16		R: 0 E: 0 K: 0 S: 4	H: 0 LOB: 0 BB: 0 P: 7	R: 6 E: 0 K: 0 S: 12	H: 5 LOB: 0 BB: 1 P: 22	R: 0 E: 0 K: 0 S: 6	H: 0 LOB: 0 BB: 0 P: 6	R: 0 E: 0 K: 0 S: 8	H: 0 LOB: 0 BB: 0 P: 14	1B: 5 2B: 3 HR: 1	SF: 0 SAC: 0 DP: 0 HBP: 0	WP: 0 PB: 0 SB: 0 CS: 0	PA: 38					
PITCHER	IP WLS BF H R ER SO BB IBB HBP BLK WP HR S P ERA WHIP											PITCHER	IP WLS BF H R ER SO BB IBB HBP BLK WP HR S P ERA WHIP															
Roger Clemens, R (1, 1) ERA: 4.5	6.1	L	26	6	3	3	4	1	0	0	0	0	0	0	72	112	4.26	1.105										
Ramiro Mendoza, R (7, 1) ERA: 4.58	1.2	L	9	3	4	4	0	0	1	0	0	0	0	1	13	22	21.60	1.800										
Dan Naulty, R (9, 1) ERA: 4.1	1.0		3	0	0	0	0	0	0	0	0	0	0	0	8	14	0.00	0.000										

Batter	1	2	3	4	5	6	7	8	9	AB R H RBI BB SO LOB	BOTTOM																	
Chuck Knoblauch, R (1, 4) OBP: 0.371, SLG: 0.371	2-1 2B	2-2 F8		1-3 K			1-1 1B		1-1 G4-3	5 1 2 0 0 1 3	Baltimore Orioles @ New York Yankees Yankee Stadium, Bronx, NY Sun Jul 04 1999, 1:35 PM EDT Att: 37,046 - Overcast - 89 F																	
2 Derek Jeter, R (1, 6) OBP: 0.461, SLG: 0.630	2-2 S 2H G4-3 2B		2-1 F8		2-2 1B		2-3 K		3-2 F8	5 1 2 1 0 1 1																		
Paul O'Neill, L (1, 9) OBP: 0.358, SLG: 0.439	3-1 G1-3		1-1 F9		2-2 K		1-2 F7			4 0 0 0 0 1 3																		
Bernie Williams, S (1, 8) OBP: 0.424, SLG: 0.523	3-1 G4-3		4-2 BB		0-1 1B		2-2 G4-3			3 0 1 1 1 0 1																		
Tino Martinez, L (1, 3) OBP: 0.363, SLG: 0.472	1-2 F8		1-1 P4		2-3 K			1-1 G4-3		4 0 0 0 0 1 3																		
Chili Davis, S (1, 10) OBP: 0.399, SLG: 0.490		2-2 HR		2-3 K		2-3 K		3-1 G4-3		4 1 1 1 0 2 2																		
20 Jorge Posada, S (1, 2) OBP: 0.300, SLG: 0.367	1-0 L7		4-2 2B BB			2-3 K		0-0 2B		3 0 1 0 1 1 0																		
Ricky Ledee, L (1, 7) OBP: 0.283, SLG: 0.241	0-0 F9		0-1 2B		2-0 G4-3		3-2 F9			4 0 1 0 0 0 1																		
Scott Brosius, R (1, 5) OBP: 0.296, SLG: 0.417	2-1 1B		2-3 K		0-3 K			1-0 G4-3		4 0 1 0 0 2 2																		
Inning Stats	R: 2 E: 0 K: 0 S: 12	H: 2 LOB: 1 BB: 0 P: 23	R: 1 E: 0 K: 0 S: 12	H: 2 LOB: 1 BB: 0 P: 19	R: 0 E: 0 K: 0 S: 9	H: 0 LOB: 1 BB: 1 P: 17	R: 0 E: 0 K: 3 S: 13	H: 1 LOB: 2 BB: 1 P: 22	R: 0 E: 0 K: 3 S: 15	H: 2 LOB: 0 BB: 0 P: 23		R: 0 E: 0 K: 2 S: 8	H: 0 LOB: 0 BB: 0 P: 12	R: 0 E: 0 K: 1 S: 12	H: 1 LOB: 1 BB: 0 P: 18	R: 0 E: 0 K: 0 S: 10	H: 1 LOB: 1 BB: 0 P: 17	R: 0 E: 0 K: 0 S: 8	H: 0 LOB: 0 BB: 0 P: 13	1B: 4 2B: 4 HR: 1	SF: 0 SAC: 0 DP: 0 HBP: 0	WP: 0 PB: 0 SB: 1 CS: 0	PA: 38					
PITCHER	IP WLS BF H R ER SO BB IBB HBP BLK WP HR S P ERA WHIP											PITCHER	IP WLS BF H R ER SO BB IBB HBP BLK WP HR S P ERA WHIP															
Juan Guzman, R (1, 1) ERA: 4.38	6.0	W	27	7	3	3	8	2	0	0	0	0	0	0	30	48	0.00	0.667										
Scott Kamieniecki, R (7, 1) ERA: 8.82	3.0	S	11	2	0	0	1	0	0	0	0	0	0	0	30	48	0.00	0.667										

Batter	1	2	3	4	5	6	7	8	9	AB	R	H	RBI	BB	SO	LOB	TOP
Brady Anderson, L (1, 8) OBP: 0.405, SLG: 0.459	3-1 L4	4-2 SAFE		2-2 1B 2B		4-1 BB BB		0-0 L4	1-2 L6	4	0	1	1	2	0	2	Baltimore Orioles @ New York Yankees Yankee Stadium, Bronx, NY Mon Jul 05 1999, 7:30 PM EDT Att: 29,934 - Unknown - 100 F livebaseballscorecards.com
Mike Bordick, R (1, 6) OBP: 0.333, SLG: 0.393	4-2 1B BB	1-3 K		0-3 K		4-0 BB BB		4-2 HR BB		2	2	0	0	3	2	4	
B.J. Surhoff, L (1, 7) OBP: 0.368, SLG: 0.577	3-2 1B 1B	3-2 F8		0-0 1B		0-1 G3		0-2 HR		5	1	3	4	0	0	4	
Albert Belle, R (1, 10) OBP: 0.403, SLG: 0.478	0-0 1B			0-0 G5-3		1-3 K		0-1 F9	3-2 HR	5	0	2	1	0	1	0	
Jeff Conine, R (1, 3) OBP: 0.341, SLG: 0.474	0-2 P3			0-1 F8		0-0 F8		0-2 HR 1B	0-2 P6	5	1	1	0	0	0	3	
Rich Amaral, R (1, 9) OBP: 0.349, SLG: 0.373	1-2 G1-3			0-0 G6-3		1-2 1B		1-0 F7	2-2 G6-3	5	0	1	0	0	0	4	
Cal Ripken Jr., R (1, 5) OBP: 0.362, SLG: 0.548		1-1 G5-3 1B		1-3 K		1-1 G5-3		1-0 HR	2-2 P6	4	2	2	2	0	1	1	
Jeff Reboulet, R (8, 5) OBP: 0.314, SLG: 0.228								1-H HR		1	0	0	0	0	0	0	
Jerry Hairston, R (1, 4) OBP: 0.263, SLG: 0.389		1-0 G5-3		2-1 2B		3-2 G6-3		0-0 G6-3	1-2 G6-3	5	1	1	0	0	0	1	
Charles Johnson, R (1, 2) OBP: 0.348, SLG: 0.479		0-1 BB		4-2 2B		1-1 L5		4-2 HR BB	0-0 2B	3	2	2	1	2	0	0	
Mike Figga, R (9, 2) OBP: 0.250, SLG: 0.304		3-H 1B								0	0	0	0	0	0	0	
Inning Stats	R: 1 H: 2 E: 0 K: 0 S: 16	H: 2 R: 4 ER: 4 SO: 4 BB: 1 P: 27	R: 0 H: 0 E: 0 K: 1 S: 13	H: 0 R: 0 ER: 0 SO: 2 BB: 1 P: 23	R: 0 H: 3 E: 0 K: 2 S: 18	H: 0 R: 0 ER: 0 SO: 1 BB: 0 P: 12	R: 0 H: 0 E: 0 K: 0 S: 11	H: 2 R: 2 ER: 2 SO: 8 BB: 0 P: 8	R: 3 H: 2 E: 0 K: 0 S: 28	H: 1 R: 1 ER: 1 SO: 15 BB: 1 P: 15	1B: 6 2B: 5 3B: 0 HR: 2	SF: 0 SAC: 0 DP: 0 HBP: 0	WP: 0 PB: 0 SB: 0 CS: 0	PA: 46			
PITCHER	IP WLS BF H R ER SO BB IBB HBP BLK WP HR S P ERA WHIP	IP WLS BF H R ER SO BB IBB HBP BLK WP HR S P ERA WHIP															
Andy Pettitte, L (1, 1) ERA: 5.56	6.0 L 30 8 4 4 4 5 0 0 0 0 0 71 116 6.00 2.167																
Jason Grimsley, R (7, 1) ERA: 4.2	1.1 9 3 5 5 0 2 0 0 0 0 2 19 29 33.75 3.750																
Dan Naulty, R (8, 1) ERA: 3.92	1.2 7 2 0 0 0 0 0 0 0 0 0 26 35 0.00 1.200																

Batter	1	2	3	4	5	6	7	8	9	AB	R	H	RBI	BB	SO	LOB	BOTTOM
Chuck Knoblauch, R (1, 4) OBP: 0.372, SLG: 0.374	1-2 2 F9 G4-3 2B			4-2 2 G6-4-3 BB		0-0 F8		1-2 F9		3	1	1	0	1	0	3	Baltimore Orioles @ New York Yankees Yankee Stadium, Bronx, NY Mon Jul 05 1999, 7:30 PM EDT Att: 29,934 - Unknown - 100 F livebaseballscorecards.com
Derek Jeter, R (1, 6) OBP: 0.456, SLG: 0.621	0-0 F9			2-1 G6-4-3		0-1 G6-3		1-0 G6-3		4	0	0	0	0	0	3	
Clay Bellinger, R (9, 6) OBP: 0.103, SLG: 0.138	2-3 F9			1-2 G6-4-3						0	0	0	0	0	0	0	
Paul O'Neill, L (1, 9) OBP: 0.362, SLG: 0.441	1-0 G4-3			4-2 G4-6-3 BB		1-1 1B		1-0 WP 1B		3	0	2	1	1	0	0	
Ricky Ledee, L (9, 9) OBP: 0.283, SLG: 0.241	3-H G4-3			3-1 G4-6-3		1-2 1B		2-3 K		4	0	1	0	0	2	2	
Bernie Williams, S (1, 8) OBP: 0.422, SLG: 0.519	3-3 K			1-2 F7		0-2 F9		4-1 BB		3	0	0	0	1	0	2	
Tino Martinez, L (1, 3) OBP: 0.361, SLG: 0.467		2-2 G6-3		1-2 F7		2-2 F7				4	0	1	0	0	0	4	
Chili Davis, S (1, 10) OBP: 0.397, SLG: 0.487		1-0 F7		2-0 1B		2-2 F7		2-0 F7		4	0	1	0	0	0	4	
Chad Curtis, R (1, 7) OBP: 0.342, SLG: 0.328		2-2 G6-3		1-2 F8		0-3 K		1-2 F8		4	0	0	0	0	1	1	
Scott Brosius, R (1, 5) OBP: 0.300, SLG: 0.418				3-2 SH1-3 1B		0-0 P4		4-2 BB		2	0	1	0	1	0	1	
Jeff Manto, R (9, 5) OBP: 0.432, SLG: 0.368				0-0 SH1-3		1-1 1B		0-0 F9		3	0	1	0	0	0	1	
Joe Girardi, R (1, 2) OBP: 0.224, SLG: 0.286				1-2 1B						3	0	1	0	0	0	1	
Inning Stats	R: 1 H: 1 E: 0 K: 1 S: 11	H: 0 R: 0 ER: 0 SO: 14 BB: 0 P: 16	R: 0 H: 1 E: 0 K: 0 S: 10	H: 1 R: 0 ER: 0 SO: 19 BB: 1 P: 19	R: 0 H: 0 E: 0 K: 0 S: 10	H: 2 R: 0 ER: 0 SO: 13 BB: 0 P: 13	R: 0 H: 2 E: 0 K: 0 S: 17	H: 0 R: 0 ER: 0 SO: 14 BB: 1 P: 14	R: 0 H: 1 E: 0 K: 1 S: 7	H: 0 R: 0 ER: 0 SO: 15 BB: 0 P: 15	1B: 6 2B: 1 3B: 0 HR: 0	SF: 0 SAC: 1 DP: 2 HBP: 0	WP: 1 PB: 0 SB: 0 CS: 0	PA: 36			
PITCHER	IP WLS BF H R ER SO BB IBB HBP BLK WP HR S P ERA WHIP	IP WLS BF H R ER SO BB IBB HBP BLK WP HR S P ERA WHIP															
35 Mike Mussina, R (1, 1) ERA: 3.61	5.1 H 22 6 1 1 1 2 0 0 0 0 0 56 89 1.69 1.500																
Doug Johns, L (6, 1) ERA: 4.91	0.2 H 2 0 0 0 0 0 0 0 0 0 0 10 12 0.00 0.000																
Gabe Molina, R (7, 1) ERA: 3.38	2.0 9 1 0 0 2 2 0 0 0 1 0 16 31 0.00 1.500																
Rocky Coppinger, R (9, 1) ERA: 7.71	1.0 3 0 0 0 0 0 0 0 0 0 0 9 15 0.00 0.000																

Batter	1	2	3	4	5	6	7	8	9	10	AB	R	H	RBI	BB	SO	LOB	TOP						
Chuck Knoblauch, R OBP: 0.375, SLG: 0.375 Luis Sojo, R OBP: 0.212, SLG: 0.277	F8	2B	P6		CS	1B	2B		F9		4	1	2	1	0	0	1	New York Yankees @ Detroit Tigers Tiger Stadium, Detroit, MI Tue Jul 06 1999, 7:05 PM EDT Att: 23,785 - Unknown - 86 F						
2 Derek Jeter, R OBP: 0.460, SLG: 0.624	1B	2B				1B	HBP		K		5	1	3	1	1	2								
Paul O'Neill, L OBP: 0.365, SLG: 0.442	1B	2B				1B	BB		K		4	1	1	2	2	3								
Bernie Williams, S OBP: 0.423, SLG: 0.519	BB	2B				1B			1B		6	2	3	1	0	0	4							
Tino Martinez, L OBP: 0.369, SLG: 0.474	F9	2B				1B			1B		4	1	3	1	2	0	2							
Chili Davis, S OBP: 0.396, SLG: 0.487 Ricky Ledee, L OBP: 0.283, SLG: 0.241											6	1	2	1	0	0	5							
20 Jorge Posada, S OBP: 0.301, SLG: 0.363											5	0	1	1	1	2	3							
Chad Curtis, R OBP: 0.364, SLG: 0.333											1	2	1	0	3	0	0							
Scott Brosius, R OBP: 0.288, SLG: 0.413											5	0	1	1	0	1	5							
Inning Stats	R: 0 E: 0 K: 0 S: 11	H: 1 LOB: 2 BB: 1 P: 17	R: 6 E: 0 K: 1 S: 23	H: 8 LOB: 1 BB: 0 P: 42	R: 0 E: 0 K: 0 S: 7	H: 0 LOB: 1 BB: 1 P: 14	R: 0 E: 0 K: 0 S: 11	H: 2 LOB: 2 BB: 0 P: 17	R: 0 E: 0 K: 0 S: 7	H: 0 LOB: 0 BB: 1 P: 11	R: 0 E: 0 K: 0 S: 10	H: 2 LOB: 1 BB: 1 P: 17	R: 2 E: 0 K: 2 S: 19	H: 1 LOB: 3 BB: 3 P: 38	R: 0 E: 0 K: 0 S: 6	H: 0 LOB: 0 BB: 1 P: 13	R: 0 E: 0 K: 1 S: 13		H: 0 LOB: 2 BB: 1 P: 22	R: 1 E: 0 K: 2 S: 9	H: 3 LOB: 2 BB: 0 P: 9	1B: 13 2B: 5 3B: 0 HR: 0	SF: 0 SAC: 0 DP: 3 HBP: 2	WP: 1 PB: 0 SB: 1 CS: 2
PITCHER	IP	WLS	BF	H	R	ER	SO	BB	IBB	HBP	BLK	WP	HR	S	P	ERA	WHIP							
Brian Moehler, R ERA: 4.93	1.2		14	9	6	6	1	1	0	0	0	0	0	33	57	32.40	6.000							
Wille Blair, R ERA: 7.01	4.1		18	4	1	1	1	4	0	0	0	0	0	40	69	2.08	1.846							
Doug Brocail, R ERA: 2.84	1.0		7	1	1	1	2	2	0	1	0	1	0	15	30	9.00	3.000							
Will Brunson, L ERA: 6.35	1.0		3	0	0	0	1	0	0	0	0	0	0	6	13	0.00	1.000							
Todd Jones, R ERA: 4.93	2.0	L	10	3	1	1	3	1	0	1	0	0	0	22	31	4.50	2.000							

Batter	1	2	3	4	5	6	7	8	9	10	AB	R	H	RBI	BB	SO	LOB	BOTTOM						
Luis Polonia, L OBP: 0.385, SLG: 0.539 Gabe Kapler, R OBP: 0.293, SLG: 0.458	F8		F8		G4-3				P5		3	0	0	0	0	0	0	New York Yankees @ Detroit Tigers Tiger Stadium, Detroit, MI Tue Jul 06 1999, 7:05 PM EDT Att: 23,785 - Unknown - 86 F						
Karim Garcia, L OBP: 0.256, SLG: 0.354											1	0	0	0	0	0								
Brad Ausmus, R OBP: 0.350, SLG: 0.434	G4-3		BB			1B			K		4	2	2	0	1	2	1							
Bobby Higginson, L OBP: 0.344, SLG: 0.380	G4-3		P6			K					4	2	1	2	1	1	2							
Dean Palmer, R OBP: 0.342, SLG: 0.538	F8		F7			K			K		5	1	1	0	0	2	2							
Tony Clark, S OBP: 0.326, SLG: 0.395		K				HBP			K		4	1	0	0	1	4	2							
Damon Easley, R OBP: 0.345, SLG: 0.433		FC5-4				1B			G5-3		3	2	1	0	0	1	0							
Frank Catalanotto, L OBP: 0.319, SLG: 0.461		E8				K			G4-3		4	0	2	3	0	1	0							
Juan Encarnacion, R OBP: 0.307, SLG: 0.471		FC5-4				F7					4	0	1	3	0	0	1							
Deivi Cruz, R OBP: 0.283, SLG: 0.347 Gregg Jefferies, S OBP: 0.274, SLG: 0.331 Jason Wood, R OBP: 0.174, SLG: 0.136		F7				P6					3	0	1	0	0	0	1							
Inning Stats	R: 1 E: 0 K: 0 S: 7	H: 1 LOB: 0 BB: 0 P: 12	R: 1 E: 2 K: 1 S: 12	H: 2 LOB: 1 BB: 0 P: 21	R: 0 E: 0 K: 0 S: 14	H: 0 LOB: 1 BB: 1 P: 19	R: 0 E: 0 K: 3 S: 10	H: 0 LOB: 0 BB: 0 P: 14	R: 0 E: 0 K: 0 S: 5	H: 0 LOB: 0 BB: 0 P: 6	R: 2 E: 0 K: 2 S: 18	H: 2 LOB: 1 BB: 1 P: 28	R: 0 E: 0 K: 2 S: 13	H: 1 LOB: 1 BB: 0 P: 22	R: 3 E: 0 K: 1 S: 11	H: 2 LOB: 1 BB: 1 P: 19	R: 1 E: 0 K: 2 S: 11	H: 1 LOB: 0 BB: 0 P: 16	R: 0 E: 0 K: 1 S: 5	H: 0 LOB: 0 BB: 0 P: 5	1B: 5 2B: 1 3B: 2 HR: 1	SF: 1 SAC: 0 DP: 0 HBP: 2	WP: 0 PB: 0 SB: 0 CS: 0	PA: 43
PITCHER	IP	WLS	BF	H	R	ER	SO	BB	IBB	HBP	BLK	WP	HR	S	P	ERA	WHIP							
Hideki Irabu, R ERA: 4.17	6.1		27	6	4	3	6	2	0	0	0	0	0	72	112	4.26	1.263							
Mike Stanton, L ERA: 4.91	1.0		5	1	2	2	3	1	0	0	0	0	0	12	19	18.00	2.000							
42 Mariano Rivera, R ERA: 1.93	1.2	W	8	2	2	2	2	0	0	1	0	0	1	17	26	10.80	1.200							
Ramiro Mendoza, R ERA: 4.52	1.0	S	3	0	0	0	1	0	0	0	0	0	0	5	5	0.00	0.000							

AB	41
R	9
H	17
RBI	9
BB	9
SO	7
LOB	27



AB	37
R	8
H	9
RBI	8
BB	3
SO	12
LOB	11



Batter	1	2	3	4	5	6	7	8	9	AB	R	H	RBI	BB	SO	LOB	TOP			
Ricky Ledee, L (1, 7) OBP: 0.262, SLG: 0.220	F7		G4-3			G3-1	FC3-6 2 G4-3		P5	5	0	0	0	0	0	3				
2 Derek Jeter, R (1, 6) OBP: 0.460, SLG: 0.629	K				3B	1B	G4-3			4	0	2	1	0	1	1				
Paul O'Neill, L (1, 9) OBP: 0.366, SLG: 0.443	1B				G6-3	1B	K			4	0	2	0	0	1	2				
Bernie Williams, S (1, 8) OBP: 0.421, SLG: 0.514	G6-3				G4-6-3 BB	G4-3		K		3	0	0	0	1	1	3				
Tino Martinez, L (1, 3) OBP: 0.368, SLG: 0.471		K			G4-6-3		HR	G6-3		4	1	1	0	0	1	2				
Chili Davis, S (1, 10) OBP: 0.396, SLG: 0.496	L7					1B	HR	G3		3	1	1	2	1	0	0				
Scott Brosius, R (1, 5) OBP: 0.297, SLG: 0.423	L9					P9	HR		F7	4	1	1	1	0	0	1				
Luis Sojo, R (1, 4) OBP: 0.243, SLG: 0.304			F9			1B	FC3-6 2 G4-3	1B		4	1	3	0	0	0	0				
Joe Girardi, R (1, 2) OBP: 0.227, SLG: 0.281			G6-3			G6-4-3				2	0	0	0	1	0	2				
20 Jorge Posada, S (9, PH) OBP: 0.300, SLG: 0.361					G6-4-3		FC3-6		K	1	0	0	0	0	1	1				
Inning Stats	R: 0 E: 0 K: 1 S: 10	H: 1 LOB: 1 BB: 0 P: 16	R: 0 E: 0 K: 1 S: 7	H: 0 LOB: 0 BB: 0 P: 10	R: 0 E: 0 K: 0 S: 8	H: 0 LOB: 0 BB: 0 P: 10	R: 0 E: 0 K: 0 S: 7	H: 1 LOB: 1 BB: 1 P: 14	R: 0 E: 0 K: 0 S: 10	H: 2 LOB: 1 BB: 0 P: 15	R: 4 E: 0 K: 1 S: 25	H: 4 LOB: 1 BB: 1 P: 41	R: 0 E: 0 K: 1 S: 7	H: 0 LOB: 0 BB: 0 P: 11	R: 0 E: 0 K: 1 S: 12	H: 1 LOB: 1 BB: 0 P: 17	1B: 7 2B: 0 3B: 1 HR: 2	SF: 0 SAC: 0 DP: 3 HBP: 0	WP: 0 PB: 0 SB: 2 CS: 0	PA: 37
PITCHER	IP WLS BF H R ER SO BB IBB HBP BLK WP HR S P ERA WHIP																			
Dave Milck, R (1, 1) ERA: 5.31	6.0 W 26 9 4 4 2 2 0 0 0 0 0 2 62 101 6.00 1.833																			
Bryce Florie, R (7, 1) ERA: 4.93	0.2 H 3 0 0 0 0 1 0 0 0 0 0 0 9 17 0.00 1.500																			
C.J. Nitkowski, L (7, 1) ERA: 5.4	1.1 H 4 0 0 0 2 0 0 0 0 0 0 0 10 16 0.00 0.000																			
Doug Brocail, R (9, 1) ERA: 2.78	1.0 S 4 1 0 0 1 0 0 0 0 0 0 0 12 17 0.00 1.000																			

New York Yankees @ Detroit Tigers
Tiger Stadium, Detroit, MI
Wed Jul 07 1999, 7:05 PM EDT
Att: 28,844 - Cloudy - 82 F

AB 34
R 4
H 10
RBI 4
BB 3
SO 5
LOB 15



Batter	1	2	3	4	5	6	7	8	9	AB	R	H	RBI	BB	SO	LOB	BOTTOM			
Luis Polonia, L (1, 7) OBP: 0.389, SLG: 0.563	CS		G3		L9		HR			4	1	2	1	0	0	1				
Juan Encarnacion, R (8, 7) OBP: 0.307, SLG: 0.471	1B									0	0	0	0	0	0	0				
Brad Ausmus, R (1, 2) OBP: 0.353, SLG: 0.443	G5-3					1B	G6-3			4	1	2	1	0	0	1				
Bobby Higginson, L (1, 9) OBP: 0.349, SLG: 0.387	2B		2B			2B	L9			3	0	2	0	1	0	0				
Dean Palmer, R (1, 10) OBP: 0.340, SLG: 0.534	K		FC4-6			1B	K			4	0	1	1	0	2	3				
Damon Easley, R (1, 4) OBP: 0.344, SLG: 0.430	F7					1B	K		G1-3	4	1	1	0	0	1	2				
Tony Clark, S (1, 3) OBP: 0.327, SLG: 0.393	F9					2B	G6-3		K	4	1	1	0	0	1	2				
Frank Catalanotto, L (1, 5) OBP: 0.317, SLG: 0.462	K					2B	F8		K	4	1	1	1	0	2	0				
Gabe Kapler, R (1, 8) OBP: 0.293, SLG: 0.463			SH2-4			SF7	K			2	1	1	1	0	1	0				
Deivi Cruz, R (1, 6) OBP: 0.285, SLG: 0.353			SH2-4			F7				2	0	1	1	0	0	0				
Inning Stats	R: 0 E: 0 K: 1 S: 11	H: 2 LOB: 1 BB: 0 P: 16	R: 0 E: 0 K: 1 S: 7	H: 0 LOB: 0 BB: 0 P: 8	R: 1 E: 0 K: 0 S: 12	H: 2 LOB: 2 BB: 1 P: 20	R: 3 E: 0 K: 0 S: 12	H: 4 LOB: 0 BB: 0 P: 15	R: 1 E: 0 K: 1 S: 12	H: 3 LOB: 1 BB: 0 P: 16	R: 0 E: 0 K: 1 S: 10	H: 0 LOB: 0 BB: 0 P: 13	R: 1 E: 0 K: 1 S: 8	H: 1 LOB: 0 BB: 0 P: 11	R: 0 E: 0 K: 2 S: 11	H: 0 LOB: 0 BB: 0 P: 17	1B: 5 2B: 6 3B: 0 HR: 1	SF: 1 SAC: 1 DP: 1 HBP: 0	WP: 0 PB: 0 SB: 0 CS: 1	PA: 34
PITCHER	IP WLS BF H R ER SO BB IBB HBP BLK WP HR S P ERA WHIP																			
David Cone, R (1, 1) ERA: 2.86	7.0 L 31 12 6 6 5 1 0 0 0 0 0 0 72 99 7.71 1.857																			
Ramiro Mendoza, R (8, 1) ERA: 4.46	1.0 3 0 0 0 2 0 0 0 0 0 0 0 11 17 0.00 0.000																			

New York Yankees @ Detroit Tigers
Tiger Stadium, Detroit, MI
Wed Jul 07 1999, 7:05 PM EDT
Att: 28,844 - Cloudy - 82 F

AB 31
R 6
H 12
RBI 6
BB 1
SO 7
LOB 9



Batter	1	2	3	4	5	6	7	8	9	AB	R	H	RBI	BB	SO	LOB	TOP			
Chuck Knoblauch R (1,4) OBP: 0.380, SLG: 0.375	G6-3 S BB		2-1 FC5-4 2H 1B		F9		F9			3	0	1	1	1	0	1				
2 Derek Jeter R (1,6) OBP: 0.460, SLG: 0.623	K		FC5-4 FC6-4 1-2			0-1 2B 1B		G5-3		4	1	1	0	0	1	2				
Paul O'Neill L (1,9) OBP: 0.366, SLG: 0.442	G6-3		FC6-4 1-2			1-0 CS 1-H 2B		L5		4	0	1	1	0	0	2				
Bernie Williams S (1,8) OBP: 0.418, SLG: 0.508	G5-3				1-1 G5-3		G6-3		G5-3		4	0	0	0	0	2				
Scott Brosius R (1,5) OBP: 0.296, SLG: 0.421		3-2 P3			2-3 K		3-1 1B		2-1 WP 2B		4	0	2	0	0	1	0			
Tino Martinez L (1,3) OBP: 0.365, SLG: 0.473	G3		FC6-4 BB		4-1 FC6-4 BB		2-0 F7		3-3 K		3	0	0	0	1	1	2			
20 Jorge Posada S (1,2) OBP: 0.294, SLG: 0.351	G5-3		FC6-4 1-2		0-0 FC6-4				0-1 F8		4	0	0	0	0	2				
Chad Curtis R (1,7) OBP: 0.371, SLG: 0.331			SH3-4 1B BB		0-0 P4		4-2 BB		4-1 WP BB		1	1	0	0	3	0	0			
Roger Clemens R (1,1) Jeff Manto R (7,PH) Jason Grimsley R (7,1) Chili Davis S (9,PH)			SH3-4		0-1 G5-3		0-0 F8		2-3 K		1	0	0	0	0	0	0			
Inning Stats	R: 0 E: 0 K: 1 S: 9	H: 0 LOB: 1 BB: 1 P: 18	R: 0 E: 0 K: 0 S: 8	H: 0 LOB: 0 BB: 0 P: 15	R: 1 E: 0 K: 0 S: 9	H: 1 LOB: 1 BB: 1 P: 18	R: 0 E: 0 K: 1 S: 8	H: 0 LOB: 1 BB: 1 P: 15	R: 0 E: 0 K: 0 S: 6	H: 3 LOB: 1 BB: 0 P: 13	R: 0 E: 0 K: 1 S: 10	H: 0 LOB: 1 BB: 1 P: 19	R: 0 E: 0 K: 0 S: 10	H: 0 LOB: 0 BB: 0 P: 16	R: 0 E: 0 K: 2 S: 15	H: 1 LOB: 2 BB: 1 P: 26	1B: 3 2B: 2 3B: 0 HR: 0	SF: 0 SAC: 1 DP: 0 HBP: 0	WP: 1 PB: 0 SB: 1 CS: 1	PA: 36
PITCHER	IP WLS BF H R ER SO BB IBB HBP BLK WP HR S P ERA WHIP	8.0 W 31 4 2 2 2 4 0 0 0 0 0 67 122 2.25 1.000	1.0 S 5 1 0 0 2 1 0 0 0 1 0 15 26 0.00 2.000																	
AI Leiter L (1,1) ERA: 4.81																				
Armando Benitez R (9,1) ERA: 1.4																				

Batter	1	2	3	4	5	6	7	8	9	AB	R	H	RBI	BB	SO	LOB	BOTTOM			
Rickey Henderson R (1,7) OBP: 0.432, SLG: 0.458	WP 1B		K		L8		G6-3			4	0	1	0	0	1	0				
Edgardo Alfonzo R (1,4) OBP: 0.365, SLG: 0.476	F9		G5-3			1-1 BB 31 HR 1B	2-2 31 1B		2-2 31 1B		4	1	2	0	0	1				
John Olerud L (1,3) OBP: 0.450, SLG: 0.522	31 G5-4-3 BB		HR			4-1 31 HR BB	1-1 L7		1-2 31 HR 1B		2	2	1	1	2	0	1			
31 Mike Piazza R (1,2) OBP: 0.359, SLG: 0.568	G5-4-3 1-2		G5-3			2-1 HR	2-2 1B		1-2 1B		4	1	2	3	0	2				
Robin Ventura L (1,5) OBP: 0.359, SLG: 0.495		2-2 G6-3			0-0 F7		3-2 F8		0-0 G3		4	0	0	0	0	2				
Brian McRae S (1,8) OBP: 0.330, SLG: 0.377		1-2 1B 2B			2-3 K		3-0 G6-3		0-1 G4-3		4	1	1	0	0	1				
Roger Cedeno S (1,9) OBP: 0.430, SLG: 0.432		0-0 F8			0-0 CS 1B		3-1 1B 1B		1-0 WP 2B		4	0	3	0	0	1				
Rey Ordenez R (1,6) OBP: 0.326, SLG: 0.353		0-0 1B			1-2 CS 1-2		1-1 G4-3		3-3 K		4	0	2	1	0	1				
AI Leiter L (1,1) OBP: 0.097, SLG: 0.067		2-3 1B			1-0 G6-3		2-3 1B		2-1 P5		3	0	0	0	2	3				
Matt Franco L (8,PH) OBP: 0.359, SLG: 0.405											1	0	0	0	0	1				
Armando Benitez R (9,1) ERA: 4.02											0	0	0	0	0	0				
Inning Stats	R: 0 E: 0 K: 0 S: 8	H: 1 LOB: 1 BB: 1 P: 17	R: 1 E: 0 K: 1 S: 11	H: 2 LOB: 1 BB: 0 P: 16	R: 1 E: 0 K: 1 S: 9	H: 1 LOB: 0 BB: 0 P: 15	R: 0 E: 0 K: 1 S: 9	H: 1 LOB: 0 BB: 0 P: 11	R: 0 E: 0 K: 0 S: 5	H: 0 LOB: 0 BB: 0 P: 7	R: 3 E: 0 K: 1 S: 18	H: 4 LOB: 2 BB: 1 P: 37	R: 0 E: 0 K: 0 S: 13	H: 2 LOB: 0 BB: 0 P: 20	R: 0 E: 0 K: 1 S: 8	H: 1 LOB: 1 BB: 0 P: 14	1B: 8 2B: 2 3B: 0 HR: 2	SF: 0 SAC: 0 DP: 1 HBP: 0	WP: 2 PB: 0 SB: 1 CS: 1	PA: 37
PITCHER	IP WLS BF H R ER SO BB IBB HBP BLK WP HR S P ERA WHIP	6.0 L 27 9 5 5 4 2 0 0 0 0 1 2 60 103 7.50 1.833	2.0 9 3 0 0 1 0 0 0 0 0 1 0 21 34 0.00 1.500																	
Roger Clemens R (1,1) ERA: 4.7																				
Jason Grimsley R (7,1) ERA: 4.02																				

New York Yankees @ New York Mets
Shea Stadium, Flushing, NY
Fri Jul 09 1999, 7:40 PM EDT
Att: 53,820 - Unknown - 82 F

AB	30
R	2
H	5
RBI	2
BB	5
SO	4
LOB	14




New York Yankees @ New York Mets
Shea Stadium, Flushing, NY
Fri Jul 09 1999, 7:40 PM EDT
Att: 53,820 - Unknown - 82 F

AB	34
R	5
H	12
RBI	5
BB	2
SO	5
LOB	12




Batter	1	2	3	4	5	6	7	8	9	AB	R	H	RBI	BB	SO	LOB	TOP																				
Chuck Knoblauch, R OBP: 0.383, SLG: 0.386 (1, 4)	G1-3		1-2 CS 1B		3-2 G6-3		1-1 HR	4-1 BB		4	1	2	1	1	0	0	New York Yankees @ New York Mets Shea Stadium, Flushing, NY Sat Jul 10 1999, 1:15 PM EDT Att: 53,792 - Cloudy - 80 F																				
Bernie Williams, S OBP: 0.421, SLG: 0.506 (1, 8)	HR 1B		3-2 F9		4-2 CS BB		2-3 K	4-0 BB		3	1	1	0	2	1	1																					
Paul O'Neill, L OBP: 0.370, SLG: 0.468 (1, 9)	1-H HR		0-1 P6		3-1 CS	0-1 HR	2-1 2B	2-1 F7		5	2	3	3	0	0	3																					
2 Derek Jeter, R OBP: 0.456, SLG: 0.615 (1, 6)	K		0-1 CS	0-1 G5-3		0-1 L7		3-2 G4-3		4	0	0	0	1	1	0																					
Tino Martinez, L OBP: 0.366, SLG: 0.470 (1, 3)	BB		1-2	1-1 G1-6-3		1-2 1B	1-0 G4-3	3-1 F9		4	0	1	0	1	0	2																					
Scott Brosius, R OBP: 0.301, SLG: 0.420 (1, 5)	F8		2-1 P6		2-1 1B			4-1 20 HR BB	4-1 E S BB	3	1	1	0	2	0	1																					
Ricky Ledee, L OBP: 0.286, SLG: 0.328 (6, PH)		3-3 K			2-2 HR		2-3 K	4-2 F8	4-2 BB	2	1	1	1	0	1	0																					
Chad Curtis, R OBP: 0.370, SLG: 0.325 (6, 7)		1-3 K			2-1 HR		1-2 K	2-2 1-3 BB		2	0	0	0	1	1	3																					
20 Jorge Posada, S OBP: 0.296, SLG: 0.383 (1, 2)		1-3 K			2-1 HR			2-2 1-H HR	1-1 G4-3	5	2	2	3	0	2	4																					
Andy Pettitte, L OBP: 0.333, SLG: 0.200 (7, PH)		1-3 K			0-0 G6-3		2-3 K	0-0 G6-3		2	0	0	0	0	1	0																					
Inning Stats	R: 2 E: 0 K: 1 S: 13	H: 2 LOB: 1 BB: 1 P: 21	R: 0 E: 0 K: 3 S: 9	H: 0 LOB: 0 BB: 0 P: 14	R: 0 E: 0 K: 0 S: 10	H: 1 LOB: 0 BB: 0 P: 14	R: 0 E: 0 K: 0 S: 6	H: 0 LOB: 0 BB: 0 P: 9	R: 2 E: 0 K: 2 S: 18	H: 3 LOB: 2 BB: 1 P: 24	R: 1 E: 0 K: 2 S: 11	H: 2 LOB: 2 BB: 1 P: 23	R: 2 E: 0 K: 0 S: 12	H: 1 LOB: 2 BB: 3 P: 30	R: 0 E: 0 K: 0 S: 10	H: 0 LOB: 0 BB: 2 P: 25	1B: 4 2B: 1 3B: 0 HR: 6	SF: 0 SAC: 0 DP: 0 HBP: 0	WP: 0 PB: 0 SB: 1 CS: 2	PA: 46																	
PITCHER	IP	WLS	BF	H	R	ER	SO	BB	IBB	HBP	BLK	WP	HR	S	P	ERA	WHIP	PITCHER		IP	WLS	BF	H	R	ER	SO	BB	IBB	HBP	BLK	WP	HR	S	P	ERA	WHIP	
Rick Reed, R ERA: 4.79 (1, 1)	5.0		20	5	4	4	4	2	0	0	0	0	3	51	85	7.20	1.400	Pat Mahomes, R ERA: 4.03 (9, 1)		1.0	W	5	0	0	0	0	2	0	0	0	0	0	10	25	0.00	2.000	
Greg McMichael, R ERA: 6.09 (6, 1)	0.1		4	3	1	1	0	0	0	0	0	0	1	11	14	27.00	9.000																				
Rigo Beltran, L ERA: 3.38 (6, 1)	1.1		7	2	1	1	4	0	1	0	0	0	1	17	31	6.75	1.500																				
Dennis Cook, L ERA: 2.7 (7, 1)	1.0		6	1	2	2	0	2	0	0	0	0	1	11	24	18.00	3.000																				
Turk Wendell, R ERA: 3.69 (8, 1)	0.1		2	0	0	0	0	1	0	0	0	0	0	2	8	0.00	3.000																				
Rickey Henderson, R OBP: 0.443, SLG: 0.472 (1, 7)	31 2B 1B		4-2 CS BB		2-2 G4-3 1B		2-2 31 HR 2B	4-1 2B BB		3	3	3	0	2	0	0	New York Yankees @ New York Mets Shea Stadium, Flushing, NY Sat Jul 10 1999, 1:15 PM EDT Att: 53,792 - Cloudy - 80 F																				
Edgardo Alfonzo, R OBP: 0.367, SLG: 0.475 (1, 4)	1-H K		1-2 F8		2-2 F7		1-2 L9	0-1 1B 2B		5	1	1	0	0	1	4																					
John Olerud, L OBP: 0.449, SLG: 0.517 (1, 3)	G5-3		4-0 31 CS BB		3-2 G4-3		4-1 31 HR BB	0-2 G3		3	1	0	0	2	0	4																					
31 Mike Piazza, R OBP: 0.366, SLG: 0.584 (1, 2)	2-H 2B		0-0 FC5-4		4-0 IBB		2-1 1-H 2-H HR	4-0 1B IBB		3	1	2	4	2	0	1																					
Benny Agbayani, R OBP: 0.401, SLG: 0.618 (1, 9)	G6-3		0-1 2B 1B		1-3 K		1-0 F9	1-2 1B		4	1	1	0	0	1	3																					
Melvin Mora, R OBP: 0.176, SLG: 0.067 (8, 9)										0	0	0	0	0	0	0																					
Matt Franco, L OBP: 0.366, SLG: 0.413 (9, PH)										1	0	1	2	0	0	0																					
Robin Ventura, L OBP: 0.358, SLG: 0.495 (1, 5)		3-2 F7		0-0 SH5-4 1-H SF9 2B		2-2 G3		0-0 B2-3		4	1	1	1	0	0	0																					
Roger Cedeno, S OBP: 0.431, SLG: 0.430 (1, 8)		4-1 S SF7 BB		0-0 SH5-4		1-1 G5-3		0-3 K		1	1	0	0	1	0	0																					
Dennis Cook, L (7, 1)										0	0	0	0	0	0	0																					
Todd Pratt, R OBP: 0.363, SLG: 0.404 (8, PH)										1	0	0	0	0	1	0																					
Pat Mahomes, R OBP: 0.286, SLG: 0.571 (9, 1)										0	0	0	0	0	0	0																					
Rey Ordonez, R OBP: 0.322, SLG: 0.350 (1, 6)		1-2 SF7		0-0 SF9		0-1 G6-3		1-1 L8		2	0	0	2	0	0	0																					
Rick Reed, R OBP: 0.276, SLG: 0.286 (1, 1)										2	0	0	0	0	1	0																					
Greg McMichael, R (6, 1)										0	0	0	0	0	0	0																					
Rigo Beltran, L (6, 1)										0	0	0	0	0	0	0																					
Brian McRae, S OBP: 0.328, SLG: 0.375 (7, 8)										2	0	0	0	0	0	0																					
Inning Stats	R: 1 E: 0 K: 1 S: 14	H: 2 LOB: 1 BB: 0 P: 22	R: 1 E: 0 K: 0 S: 11	H: 0 LOB: 0 BB: 1 P: 19	R: 0 E: 0 K: 0 S: 7	H: 0 LOB: 1 BB: 2 P: 16	R: 2 E: 0 K: 1 S: 8	H: 2 LOB: 0 BB: 0 P: 8	R: 0 E: 0 K: 0 S: 14	H: 1 LOB: 2 BB: 1 P: 26	R: 0 E: 0 K: 0 S: 8	H: 0 LOB: 0 BB: 1 P: 11	R: 3 E: 0 K: 0 S: 15	H: 2 LOB: 0 BB: 1 P: 25	R: 0 E: 0 K: 1 S: 6	H: 0 LOB: 0 BB: 2 P: 7	R: 2 E: 0 K: 0 S: 12	H: 2 LOB: 2 BB: 2 P: 22	1B: 4 2B: 4 3B: 0 HR: 1	SF: 2 SAC: 1 DP: 0 HBP: 0	WP: 0 PB: 0 SB: 3 CS: 1	PA: 41															
PITCHER	IP	WLS	BF	H	R	ER	SO	BB	IBB	HBP	BLK	WP	HR	S	P	ERA	WHIP	PITCHER		IP	WLS	BF	H	R	ER	SO	BB	IBB	HBP	BLK	WP	HR	S	P	ERA	WHIP	
Andy Pettitte, L ERA: 5.59 (1, 1)	6.0		26	5	4	4	3	3	1	0	0	0	0	15	25	27.00	3.000	Pat Mahomes, R ERA: 4.75 (9, 1)		1.0	B	6	2	3	3	0	1	0	0	0	0	12	22	27.00	4.500		
Ramiro Mendoza, R ERA: 4.75 (7, 1)	1.0	B	6	2	3	3	0	1	0	0	0	0	1	15	25	27.00	3.000																				
Mike Stanton, L ERA: 4.75 (8, 1)	1.0	H	3	0	0	0	1	0	0	0	0	0	0	6	7	0.00	0.000																				
42 Mariano Rivera, R ERA: 2.36 (9, 1)	0.2	L	6	2	2	2	0	1	1	0	0	0	0	12	22	27.00	4.500																				

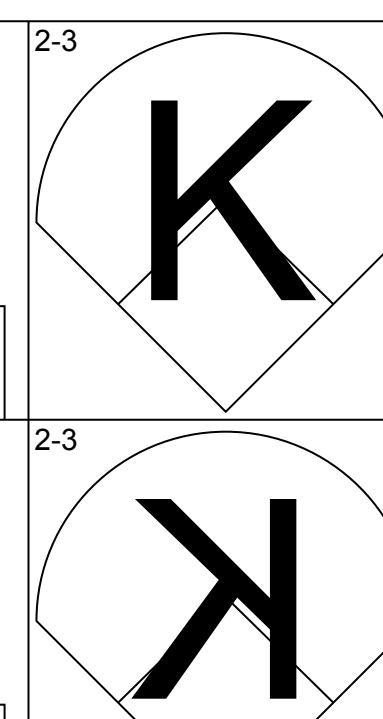
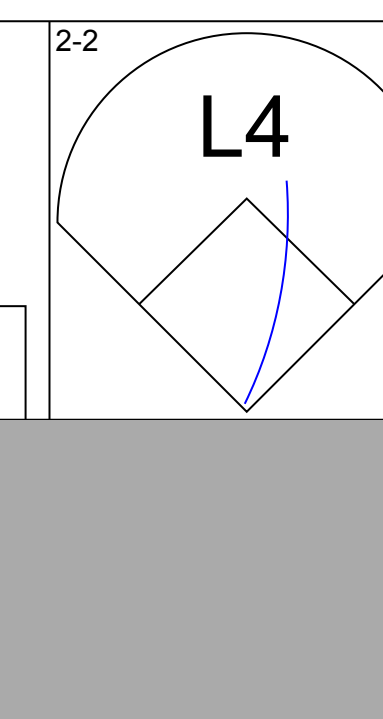
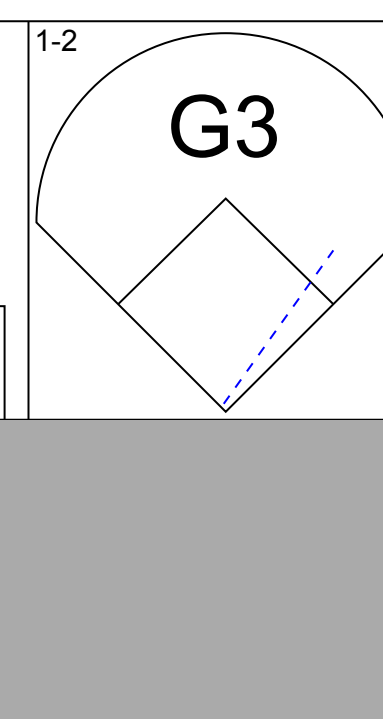
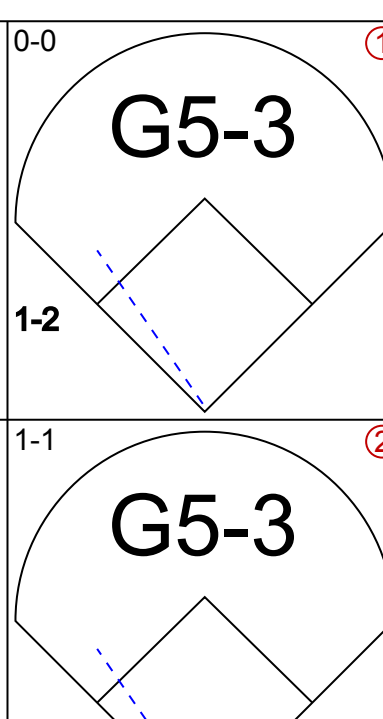
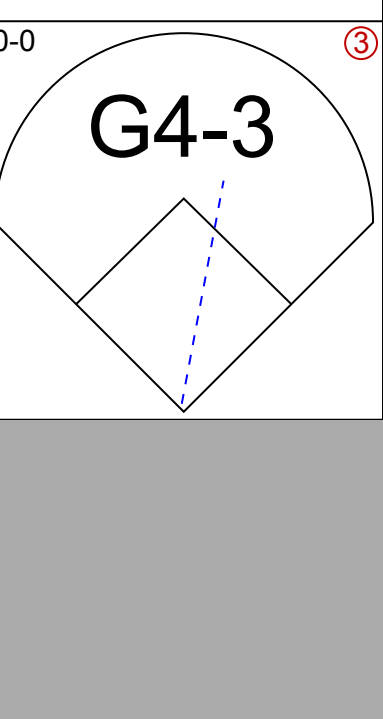
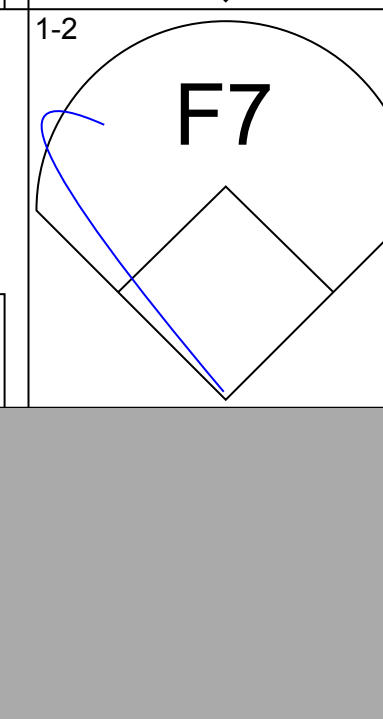
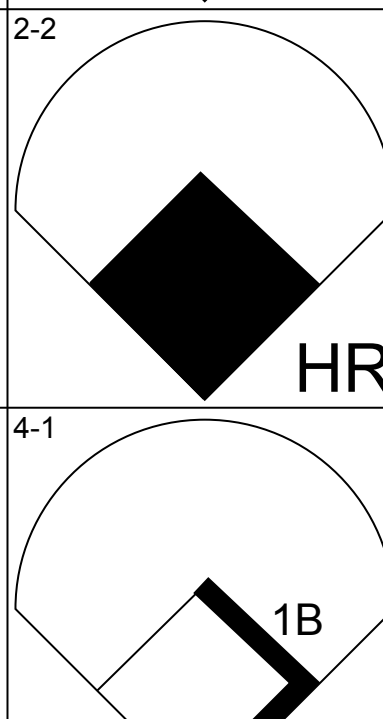
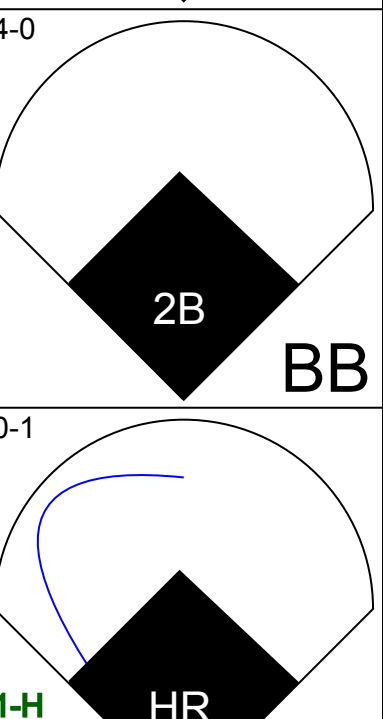
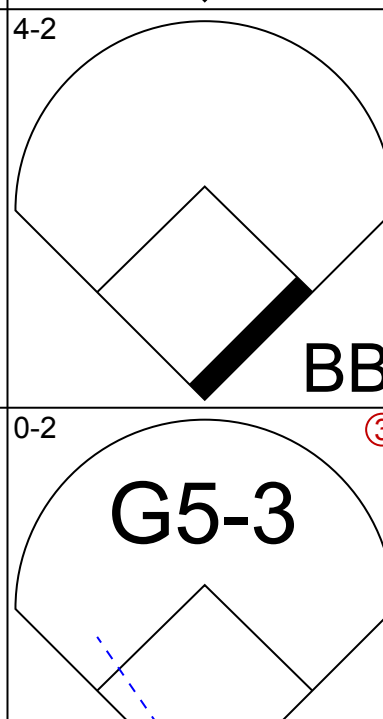
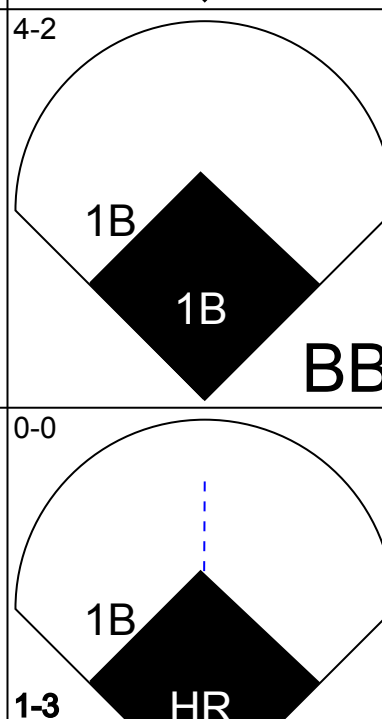

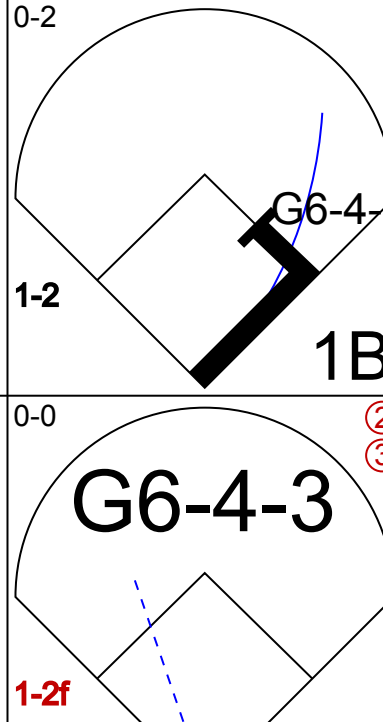
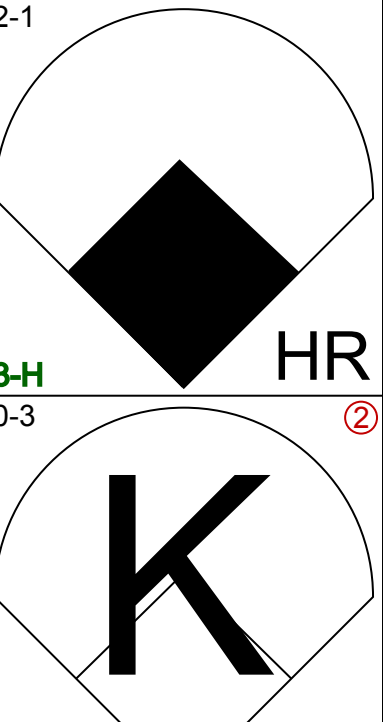

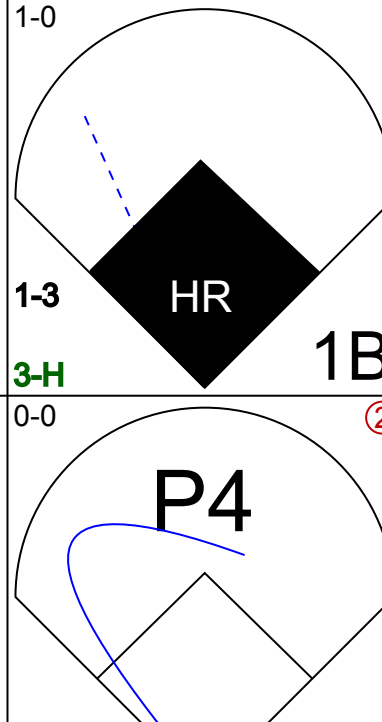
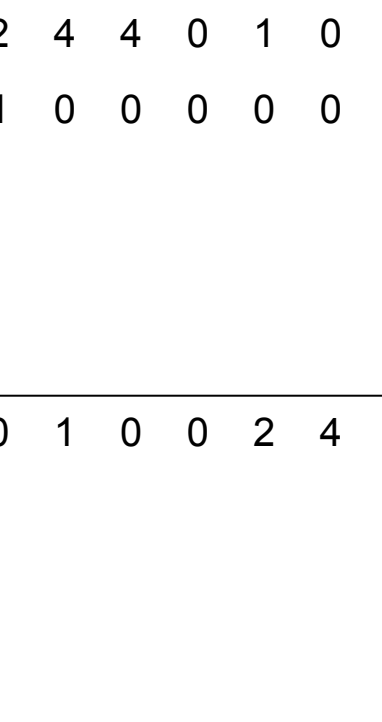
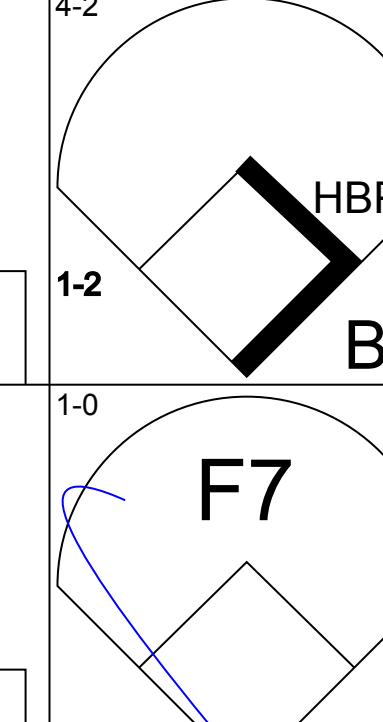
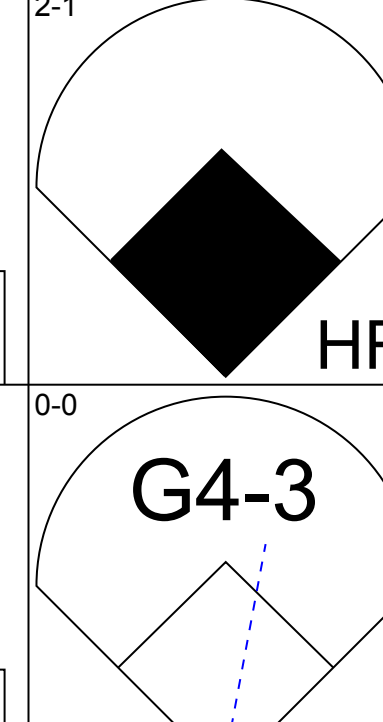


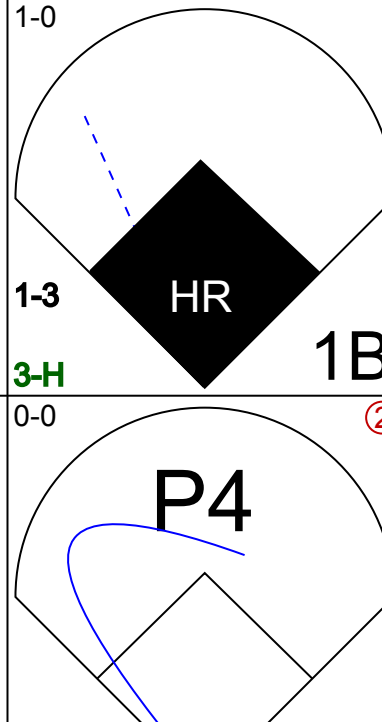
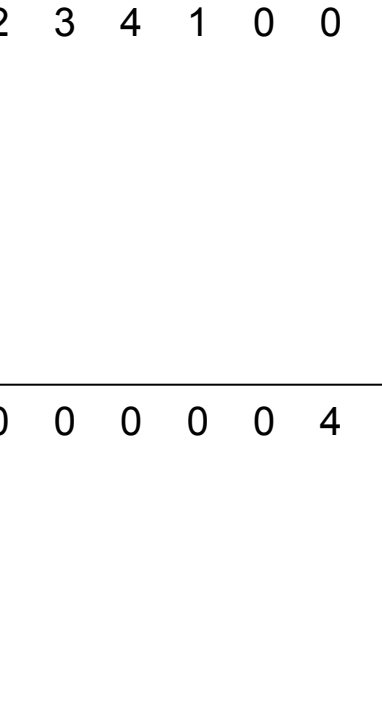
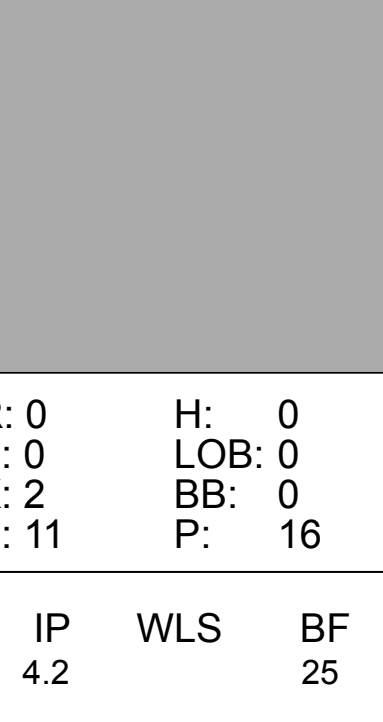
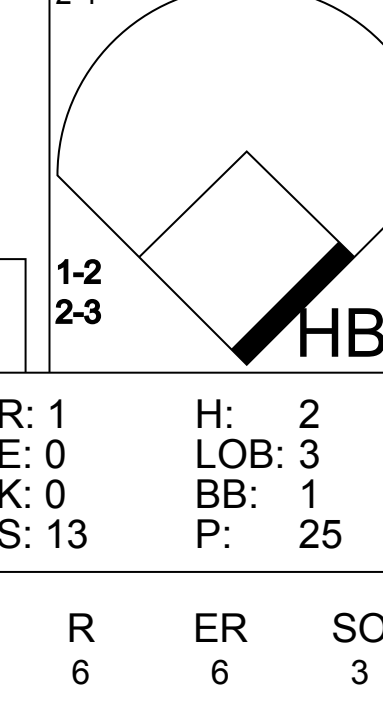
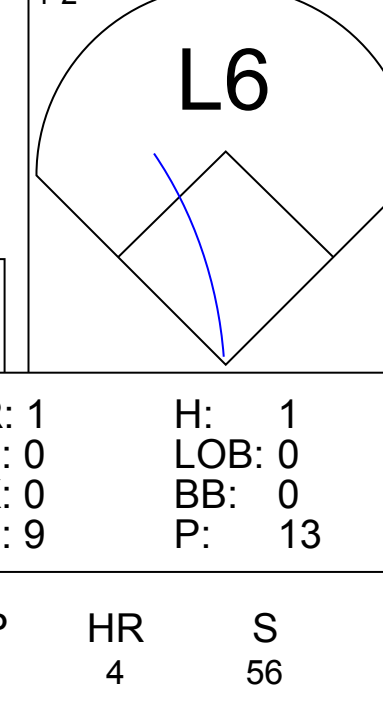


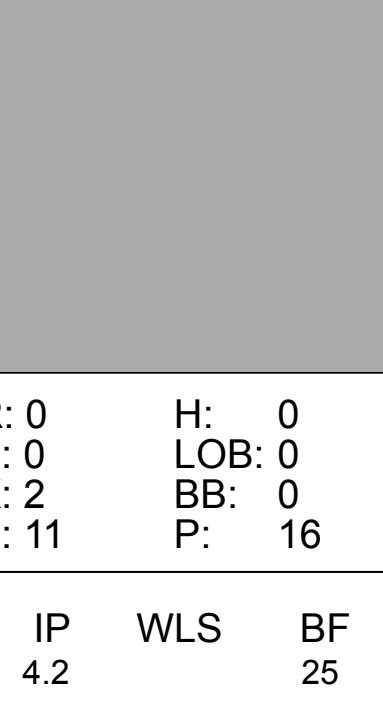
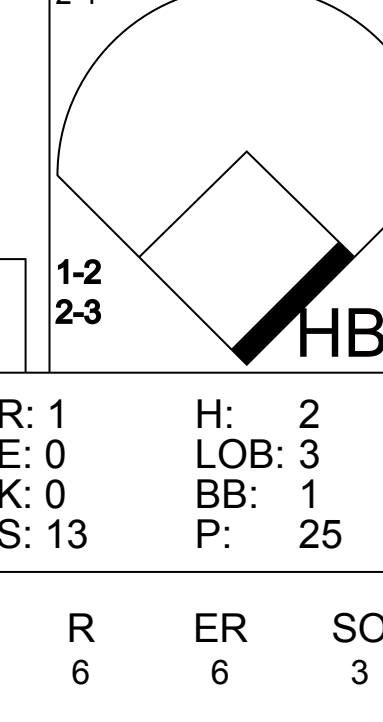

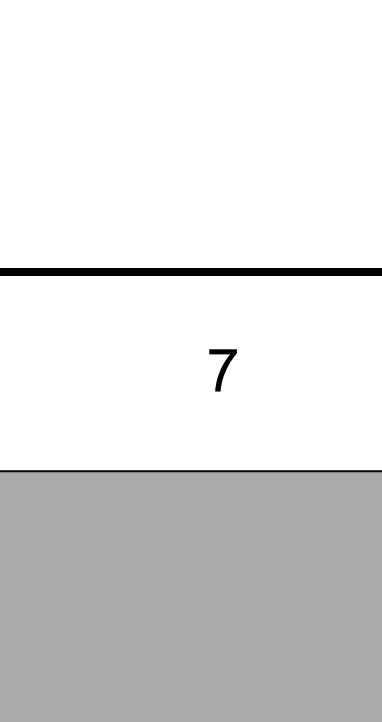
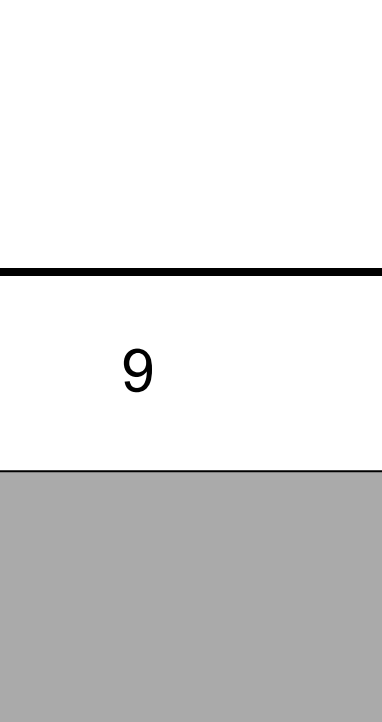


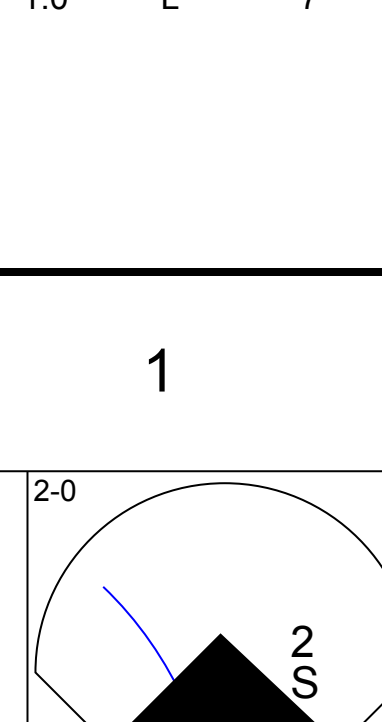


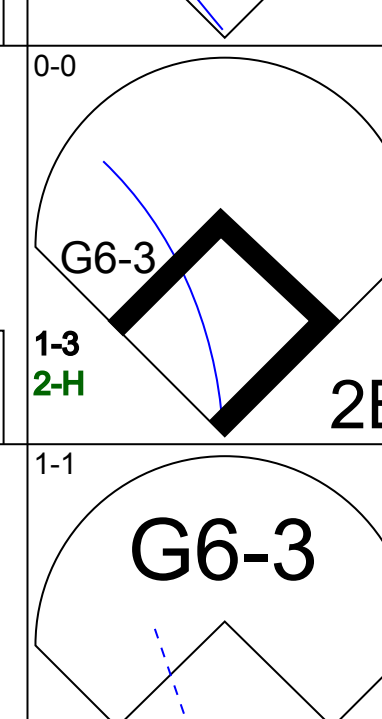
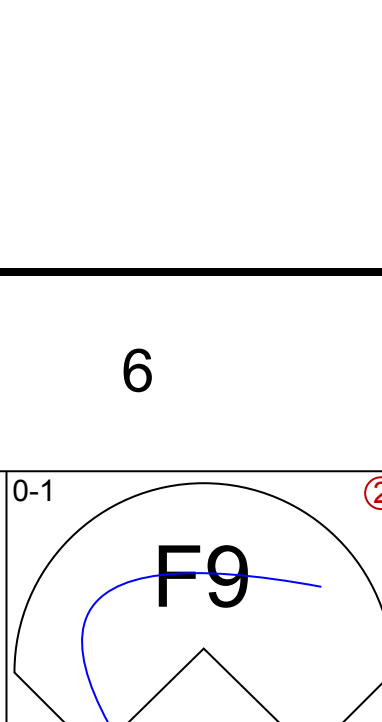
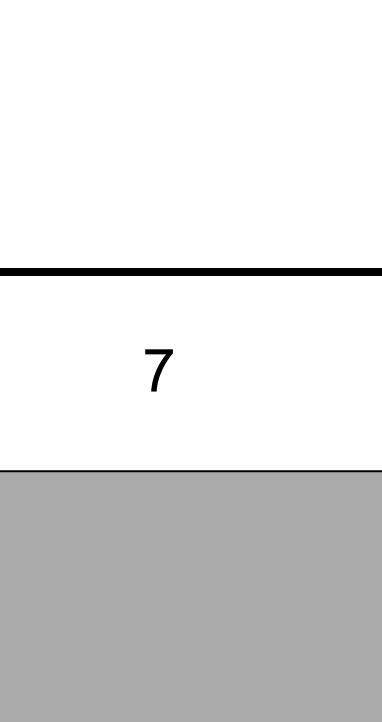

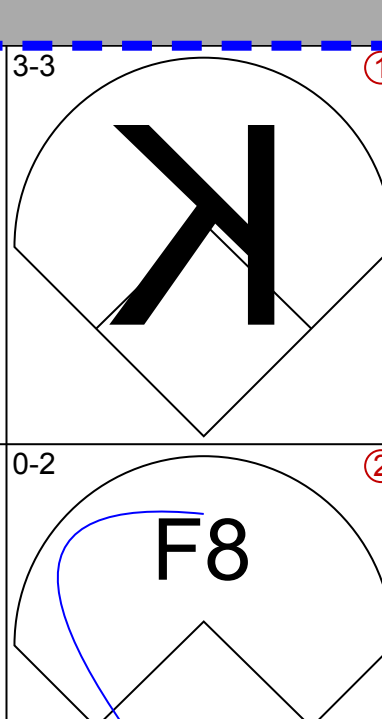
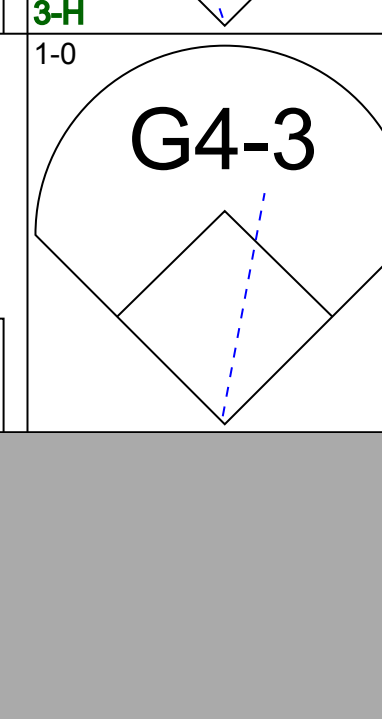
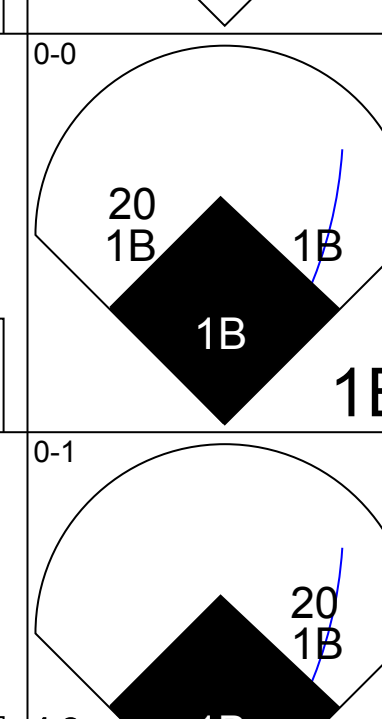


livebaseballscorecards.com




Batter	1	2	3	4	5	6	7	8	9	AB	R	H	RBI	BB	SO	LOB	TOP										
Walt Weiss, S OBP: 0.323, SLG: 0.316	G3-1	G4-3				F8		G5-3	F7	5	1	0	0	1	0	5	Atlanta Braves @ New York Yankees Yankee Stadium, Bronx, NY Thu Jul 15 1999, 7:30 PM EDT Att: 49,087 - Unknown - 83 F										
Bret Boone, R OBP: 0.323, SLG: 0.408	F9		F9							3	1	1	0	2	0	0											
10 Chipper Jones, S OBP: 0.425, SLG: 0.587	2B		G6-3			FC4-6				3	2	1	0	2	0	2											
Brian Jordan, R OBP: 0.358, SLG: 0.509	1-H		G6-3							5	1	2	3	0	0	3											
Ryan Klesko, L OBP: 0.366, SLG: 0.545	G4-3									3	0	0	0	0	0	3											
Gerald Williams, R OBP: 0.328, SLG: 0.412										2	0	0	0	0	2	4											
Javy Lopez, R OBP: 0.380, SLG: 0.556										5	0	2	2	0	0	2											
Andruw Jones, R OBP: 0.353, SLG: 0.488										4	1	1	0	0	1	1											
Randall Simon, L OBP: 0.376, SLG: 0.421										3	0	1	1	1	1	2											
Brian Hunter, R OBP: 0.340, SLG: 0.470										1	0	1	0	0	0	0											
Eddie Pérez, R OBP: 0.284, SLG: 0.323										4	0	1	0	1	1	5											
Inning Stats	R: 1 E: 0 K: 0 S: 8	H: 1 LOB: 1 BB: 1 P: 16	R: 0 E: 0 K: 1 S: 9	H: 1 LOB: 2 BB: 0 P: 12	R: 0 E: 0 K: 1 S: 6	H: 0 LOB: 0 BB: 0 P: 13	R: 1 E: 0 K: 1 S: 12	H: 2 LOB: 1 BB: 0 P: 20	R: 1 E: 1 K: 0 S: 10	H: 0 LOB: 2 BB: 2 P: 21	R: 0 E: 0 K: 1 S: 12	H: 0 LOB: 1 BB: 1 P: 22	R: 3 E: 0 K: 1 S: 16	H: 3 LOB: 2 BB: 2 P: 33	R: 0 E: 0 K: 0 S: 16	H: 1 LOB: 2 BB: 1 P: 22	R: 0 E: 0 K: 0 S: 12	H: 2 LOB: 2 BB: 0 P: 16	1B: 8 2B: 2 3B: 0 HR: 0	SF: 0 SAC: 0 DP: 0 HBP: 1	WP: 1 PB: 0 CS: 1	PA: 46					
PITCHER	IP	WLS	BF	H	R	ER	SO	BB	IBB	HBP	BLK	WP	HR	S	P	ERA	WHIP										
Roger Clemens, R ERA: 4.98	6.0	L	31	6	6	6	3	5	0	1	0	0	0	63	116	9.00	1.833										
Mike Stanton, L ERA: 4.55	0.1		1	0	0	0	1	0	0	0	0	0	0	4	5	0.00	0.000										
Jason Grimsley, R ERA: 3.97	0.2		4	1	0	0	0	0	1	0	0	1	0	6	16	0.00	1.500										
Ed Yamall, L ERA:	2.0		10	3	0	0	1	1	0	0	0	0	0	28	38	0.00	2.000										

Batter	1	2	3	4	5	6	7	8	9	AB	R	H	RBI	BB	SO	LOB	BOTTOM										
Chuck Knoblauch, R OBP: 0.378, SLG: 0.385	G1-3	P2							F7	5	0	1	0	0	0	3	Atlanta Braves @ New York Yankees Yankee Stadium, Bronx, NY Thu Jul 15 1999, 7:30 PM EDT Att: 49,087 - Unknown - 83 F										
2 Derek Jeter, R OBP: 0.455, SLG: 0.609	1B		G6-3							4	1	2	0	0	1	1											
Paul O'Neill, L OBP: 0.369, SLG: 0.464	1B		G6-3							4	0	1	0	0	0	1											
Bernie Williams, S OBP: 0.421, SLG: 0.500	1B									2	0	0	0	2	2	0											
Tino Martinez, L OBP: 0.368, SLG: 0.473	SF7									3	0	0	1	0	1	1											
Chili Davis, S OBP: 0.389, SLG: 0.482	FC6-4									4	0	1	0	0	1	2											
20 Jorge Posada, S OBP: 0.307, SLG: 0.389										3	1	2	0	1	1	1											
Chad Curtis, R OBP: 0.367, SLG: 0.318										3	0	0	0	1	1	2											
Scott Brosius, R OBP: 0.302, SLG: 0.419										4	0	0	0	0	1	3											
Inning Stats	R: 1 E: 0 K: 0 S: 10	H: 2 LOB: 2 BB: 1 P: 17	R: 0 E: 0 K: 1 S: 10	H: 1 LOB: 0 BB: 0 P: 16	R: 0 E: 0 K: 1 S: 9	H: 0 LOB: 1 BB: 1 P: 17	R: 0 E: 0 K: 1 S: 8	H: 0 LOB: 0 BB: 1 P: 15	R: 0 E: 0 K: 0 S: 7	H: 1 LOB: 1 BB: 0 P: 9	R: 0 E: 0 K: 1 S: 9	H: 0 LOB: 0 BB: 0 P: 12	R: 1 E: 2 K: 1 S: 15	H: 2 LOB: 1 BB: 0 P: 26	R: 0 E: 0 K: 1 S: 6	H: 0 LOB: 0 BB: 0 P: 10		R: 0 E: 0 K: 2 S: 15	H: 1 LOB: 2 BB: 1 P: 25	1B: 6 2B: 0 3B: 1 HR: 0	SF: 1 SAC: 0 DP: 1 HBP: 0	WP: 1 PB: 0 CS: 0	PA: 37				
PITCHER	IP	WLS	BF	H	R	ER	SO	BB	IBB	HBP	BLK	WP	HR	S	P	ERA	WHIP										
Tom Glavine, L ERA: 4.07	6.2	W	28	6	2	2	4	3	0	0	0	0	0	64	106	2.70	1.350										
30 Kevin McGlinchy, R ERA: 3.43	0.1		1	0	0	0	1	0	0	0	0	0	0	4	6	0.00	0.000										
Rudy Seanez, R ERA: 2.21	1.0		3	0	0	0	1	0	0	0	0	0	0	6	10	0.00	0.000										
John Rocker, L ERA: 2.85	1.0		5	1	0	0	2	1	0	0	0	1	0	15	25	0.00	2.000										



Batter	1	2	3	4	5	6	7	8	9	AB	R	H	RBI	BB	SO	LOB	TOP				
Walt Weiss, S OBP: 0.315, SLG: 0.307										5	0	0	0	0	1	4					
Bret Boone, R OBP: 0.319, SLG: 0.402										5	0	0	0	0	1	1					
10 Chipper Jones, S OBP: 0.429, SLG: 0.595 Otis Nixon, S OBP: 0.282, SLG: 0.205 Keith Lockhart, L OBP: 0.284, SLG: 0.263										2	2	1	1	3	0	0					
Brian Jordan, R OBP: 0.361, SLG: 0.511										4	2	2	1	1	0	2					
Ryan Klesko, L OBP: 0.374, SLG: 0.576 Gerald Williams, R OBP: 0.328, SLG: 0.412										5	2	4	4	0	1	0					
Javy Lopez, R OBP: 0.377, SLG: 0.548										5	0	1	0	0	2	4					
Andruw Jones, R OBP: 0.358, SLG: 0.509										4	2	3	4	1	0	0					
Randall Simon, L OBP: 0.364, SLG: 0.407										5	0	0	0	0	0	4					
Eddie Pérez, R OBP: 0.269, SLG: 0.323										3	0	1	0	0	0	0					
Inning Stats	R: 0 E: 0 K: 2 S: 11	H: 0 LOB: 0 BB: 0 P: 16	R: 1 E: 0 K: 0 S: 13	H: 2 LOB: 3 BB: 1 P: 25	R: 1 E: 0 K: 0 S: 12	H: 2 LOB: 1 BB: 1 P: 20	R: 1 E: 0 K: 0 S: 9	H: 1 LOB: 0 BB: 0 P: 13	R: 3 E: 0 K: 1 S: 14	H: 3 LOB: 1 BB: 1 P: 22	R: 0 E: 0 K: 0 S: 12	H: 1 LOB: 2 BB: 1 P: 19	R: 0 E: 0 K: 0 S: 8	H: 0 LOB: 0 BB: 0 P: 9	R: 0 E: 0 K: 0 S: 5	H: 0 LOB: 1 BB: 0 P: 9	R: 4 E: 0 K: 0 S: 12	H: 3 LOB: 1 BB: 1 P: 19	1B: 6 2B: 1 3B: 0 HR: 5	SF: 0 SAC: 0 DP: 1 HBP: 1	WP: 1 PA: 44 PB: 0 SB: 0 CS: 0
PITCHER	IP	WLS	BF	H	R	ER	SO	BB	IBB	HBP	BLK	WP	HR	S	P	ERA	WHIP				
Orlando Hernandez, R ERA: 4.24	(1, 1)	4.2	25	8	6	6	3	3	0	1	0	0	4	56	92	11.57	2.357				
Ramiro Mendoza, R ERA: 4.56	(5, 1)	3.1	12	1	0	0	2	1	0	0	0	1	0	28	41	0.00	0.600				
42 Mariano Rivera, R ERA: 3.22	(9, 1)	1.0	L	7	3	4	0	1	0	0	0	0	1	12	19	36.00	4.000				


Atlanta Braves @ New York Yankees
Yankee Stadium, Bronx, NY

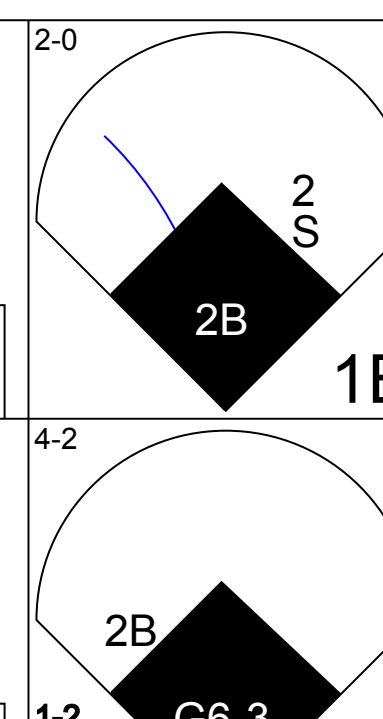
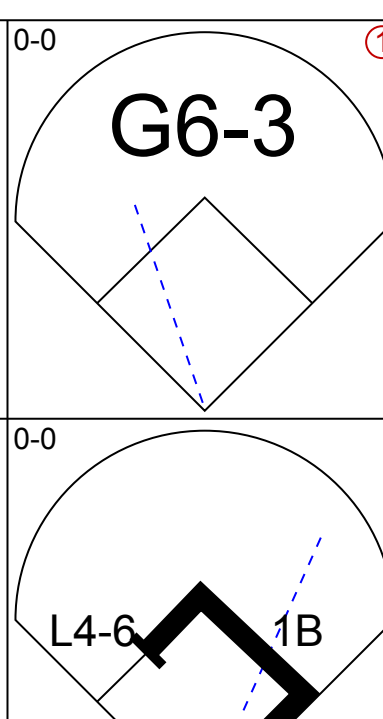
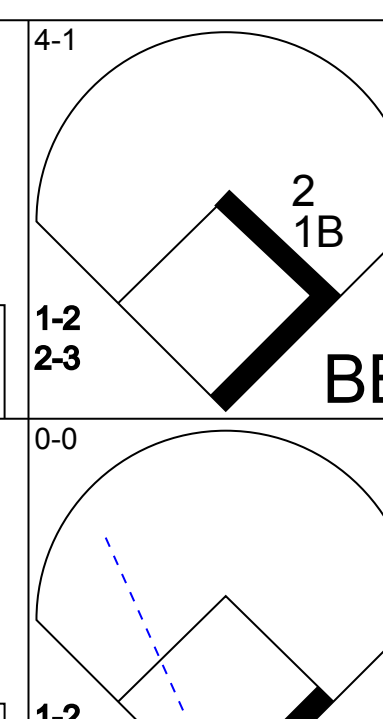
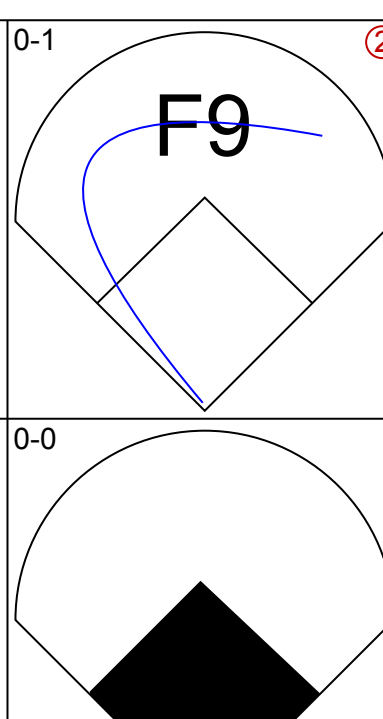
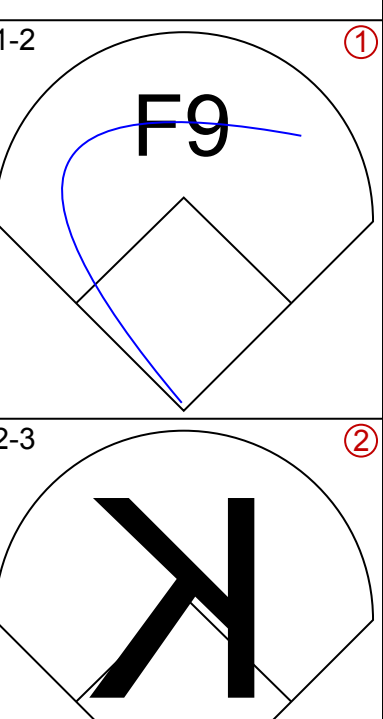
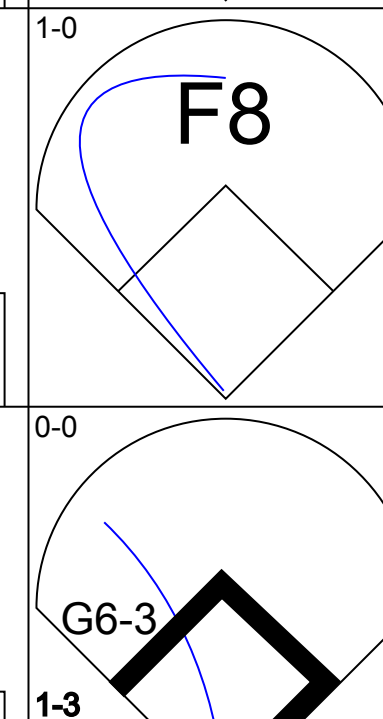
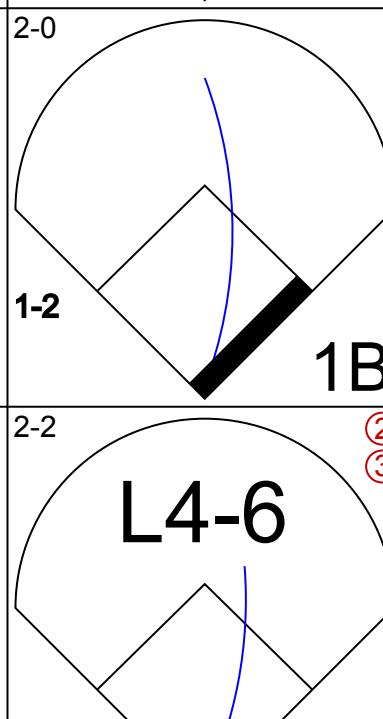
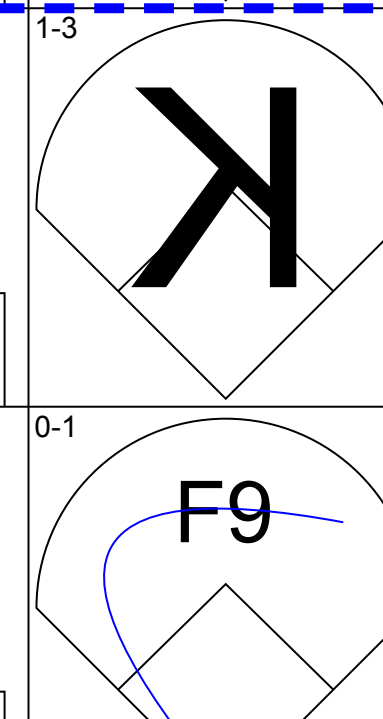
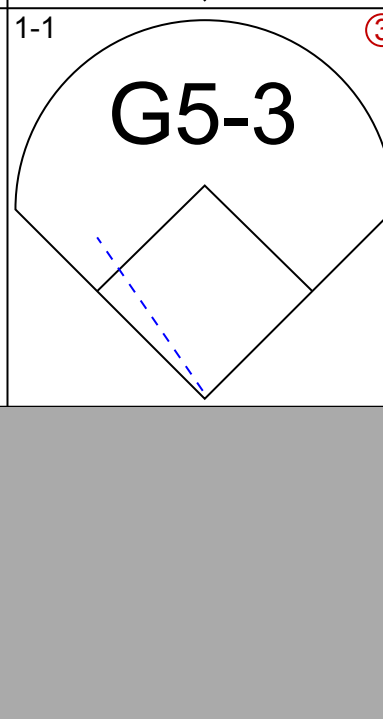
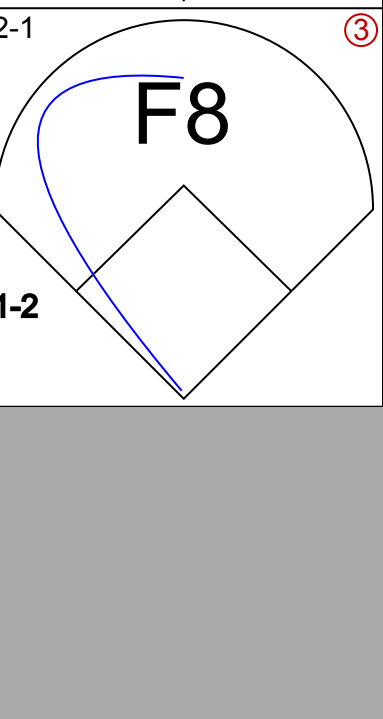
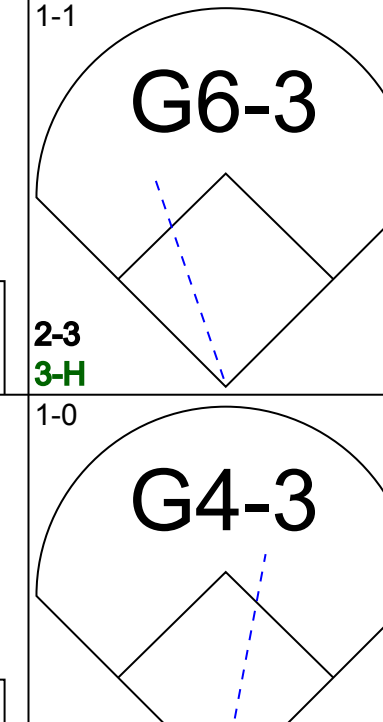

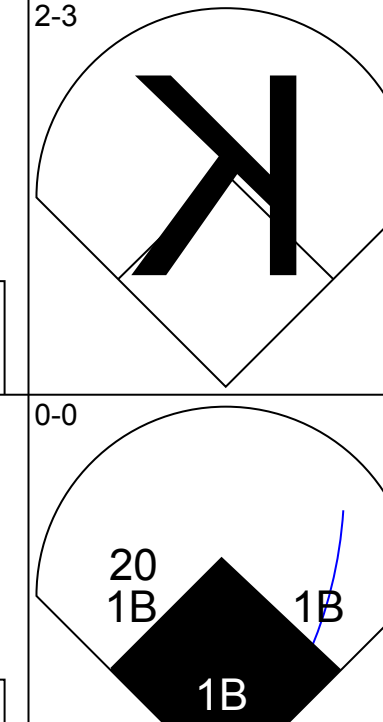




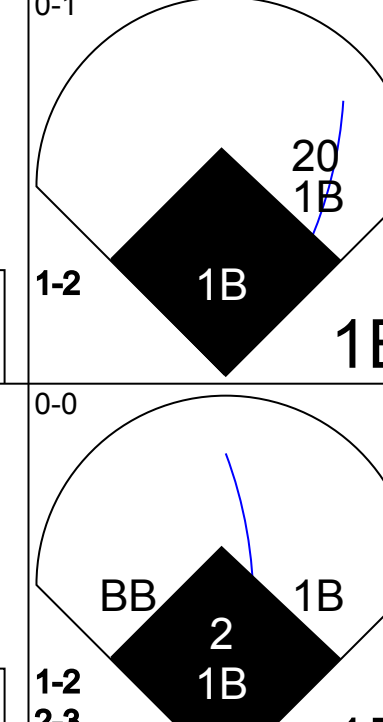

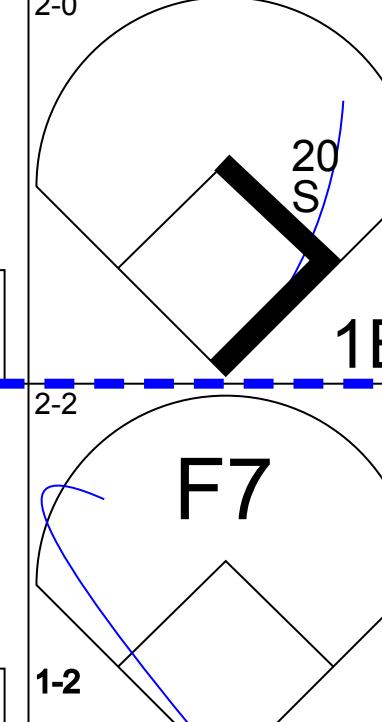


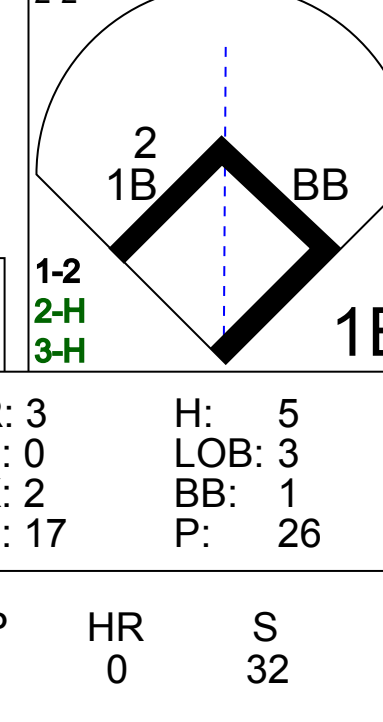
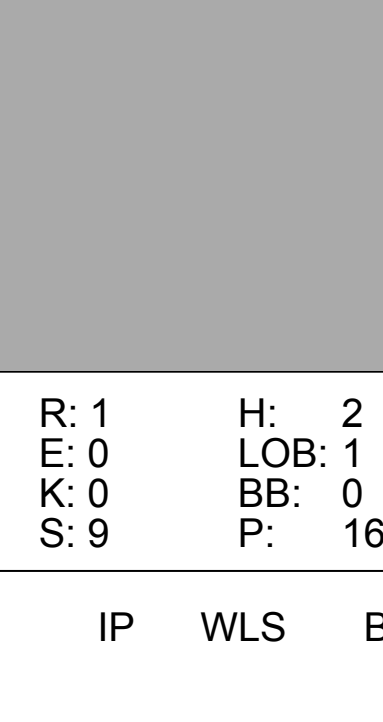
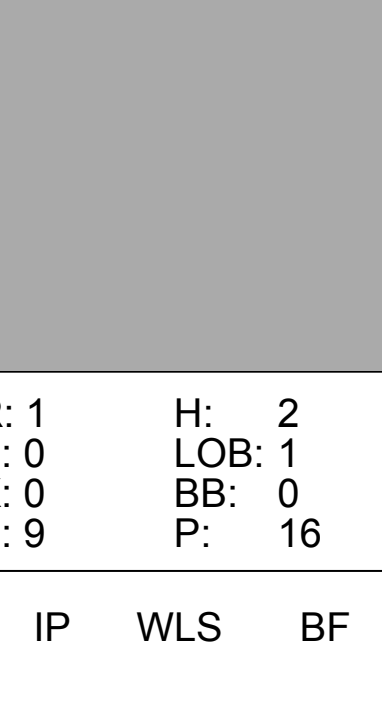
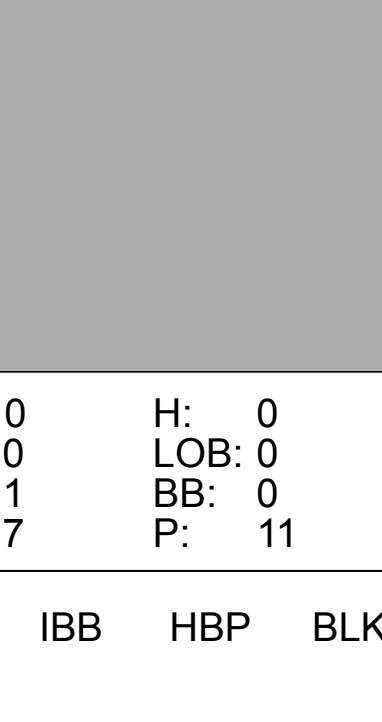




AB 38
R 10
H 12
RBI 10
BB 5
SO 5
LOB 15



Atlanta Braves @ New York Yankees
Yankee Stadium, Bronx, NY

AB 38
R 7
H 14
RBI 7
BB 3
SO 4
LOB 18




Batter	1	2	3	4	5	6	7	8	9	AB	R	H	RBI	BB	SO	LOB	BOTTOM				
Chuck Knoblauch, R OBP: 0.378, SLG: 0.383										4	1	1	0	1	0	1					
2 Derek Jeter, R OBP: 0.459, SLG: 0.620										4	2	3	2	1	1	1					
Paul O'Neill, L OBP: 0.367, SLG: 0.460										5	0	1	0	0	1	6					
Bernie Williams, S OBP: 0.421, SLG: 0.507										5	1	2	1	0	1	5					
Tino Martinez, L OBP: 0.363, SLG: 0.467										4	0	0	2	0	1	1					
Chili Davis, S OBP: 0.389, SLG: 0.479										4	1	1	0	1	0	1					
Ricky Ledee, L OBP: 0.316, SLG: 0.490										4	1	3	0	0	0	0					
20 Jorge Posada, S OBP: 0.306, SLG: 0.386										4	1	1	0	0	0	3					
Scott Brosius, R OBP: 0.305, SLG: 0.420										4	0	2	2	0	0	0					
Inning Stats	R: 2 E: 0 K: 0 S: 9	H: 2 LOB: 1 BB: 1 P: 18	R: 0 E: 0 K: 0 S: 5	H: 0 LOB: 0 BB: 0 P: 7	R: 0 E: 0 K: 0 S: 6	H: 2 LOB: 0 BB: 0 P: 10	R: 3 E: 0 K: 2 S: 17	H: 5 LOB: 3 BB: 1 P: 26	R: 0 E: 0 K: 0 S: 12	H: 1 LOB: 1 BB: 1 P: 18	R: 1 E: 0 K: 0 S: 7	H: 1 LOB: 0 BB: 0 P: 8	R: 1 E: 0 K: 0 S: 9	H: 2 LOB: 1 BB: 0 P: 16	R: 0 E: 0 K: 1 S: 14	H: 1 LOB: 1 BB: 0 P: 19	R: 0 E: 0 K: 1 S: 7	H: 0 LOB: 0 BB: 0 P: 11	1B: 11 2B: 2 3B: 1 HR: 1	SF: 1 SAC: 0 DP: 2 HBP: 0	WP: 0 PA: 42 PB: 0 SB: 3 CS: 0
PITCHER	IP	WLS	BF	H	R	ER	SO	BB	IBB	HBP	BLK	WP	HR	S	P	ERA	WHIP				
Greg Maddux, R ERA: 3.66	(1, 1)	3.1	14	4	2	2	1	1	0	0	0	0	1	30	43	5.40	1.500				
Mike Remlinger, L ERA: 1.64	(4, 1)	3.1	14	4	2	2	1	1	0	0	0	0	1	30	43	5.40	1.500				
30 Kevin McGlinchy, R ERA: 3.4	(7, 1)	0.1	1	0	0	0	0	0	0	0	0	0	0	3	5	0.00	0.000				
Russ Springer, R ERA: 5.59	(8, 1)	1.0	W	4	1	0	0	1	0	0	0	0	0	14	19	0.00	1.000				
John Rocker, L ERA: 2.79	(9, 1)	1.0	S	3	0	0	0	1	0	0	0	0	0	7	11	0.00	0.000				

Batter	1	2	3	4	5	6	7	8	9	AB	R	H	RBI	BB	SO	LOB	TOP			
Wilton Guerrero, S OBP: 0.312, SLG: 0.362										3	0	0	0	0	1	0				
Terry Jones, S OBP: 0.255, SLG: 0.289										2	0	0	0	0	1	0				
James Mouton, R OBP: 0.382, SLG: 0.393										1	0	0	0	0	1	0				
Rondell White, R OBP: 0.364, SLG: 0.506										3	0	0	0	0	1	0				
Vladimir Guerrero, R OBP: 0.359, SLG: 0.539										3	0	0	0	0	1	0				
Jose Vidro, S OBP: 0.356, SLG: 0.508										3	0	0	0	0	0	0				
Brad Fullmer, L OBP: 0.282, SLG: 0.392										3	0	0	0	0	1	0				
Chris Widger, R OBP: 0.339, SLG: 0.481										3	0	0	0	0	2	0	AB 27			
Shane Andrews, R OBP: 0.317, SLG: 0.331										2	0	0	0	0	1	0	R 0			
Ryan McGuire, L OBP: 0.362, SLG: 0.365										1	0	0	0	0	0	0	H 0			
Orlando Cabrera, R OBP: 0.293, SLG: 0.396										3	0	0	0	0	1	0	RBI 0			
																	BB 0			
																	SO 10			
																	LOB 0			
Inning Stats	R: 0 E: 0 K: 1 S: 7	H: 0 LOB: 0 BB: 0 P: 9	R: 0 E: 0 K: 1 S: 9	H: 0 LOB: 0 BB: 0 P: 11	R: 0 E: 0 K: 3 S: 9	H: 0 LOB: 0 BB: 0 P: 12	R: 0 E: 0 K: 1 S: 6	H: 0 LOB: 0 BB: 0 P: 7	R: 0 E: 0 K: 0 S: 7	H: 0 LOB: 0 BB: 0 P: 11	R: 0 E: 0 K: 2 S: 12	H: 0 LOB: 0 BB: 0 P: 15	R: 0 E: 0 K: 1 S: 5	H: 0 LOB: 0 BB: 0 P: 7	R: 0 E: 0 K: 1 S: 8	H: 0 LOB: 0 BB: 0 P: 11	1B: 0 2B: 0 3B: 0 HR: 0	SF: 0 SAC: 0 DP: 0 HBP: 0	WP: 0 PB: 0 SB: 0 CS: 0	PA: 27
PITCHER David Cone, R ERA: 2.65	IP: 9.0 WLS: W BF: 27 H: 0 R: 0 ER: 0 SO: 10 BB: 0 IBB: 0 HBP: 0 BLK: 0 WP: 0 HR: 0 S: 68 P: 88 ERA: 0.00 WHIP: 0.000															PITCHER	IP: 9.0 WLS: W BF: 27 H: 0 R: 0 ER: 0 SO: 10 BB: 0 IBB: 0 HBP: 0 BLK: 0 WP: 0 HR: 0 S: 68 P: 88 ERA: 0.00 WHIP: 0.000			

Montreal Expos @ New York Yankees
Yankee Stadium, Bronx, NY
Sun Jul 18 1999, 1:35 PM EDT
Att: 41,930 - Unknown - 92 F


AB 27
R 0
H 0
RBI 0
BB 0
SO 10
LOB 0



Batter	1	2	3	4	5	6	7	8	9	AB	R	H	RBI	BB	SO	LOB	BOTTOM			
Chuck Knoblauch, R OBP: 0.385, SLG: 0.393										2	1	1	0	1	1	0				
Derek Jeter, R OBP: 0.454, SLG: 0.618										4	1	1	2	0	0	2				
Paul O'Neill, L OBP: 0.368, SLG: 0.465										4	1	1	0	0	0	1				
Bernie Williams, S OBP: 0.421, SLG: 0.512										4	0	1	1	0	0	1				
Tino Martinez, L OBP: 0.362, SLG: 0.463										4	0	1	0	0	0	0				
Chili Davis, S OBP: 0.387, SLG: 0.476										3	1	1	0	1	0	2				
Ricky Ledee, L OBP: 0.313, SLG: 0.429										4	1	1	2	0	1	2				
Scott Brosius, R OBP: 0.314, SLG: 0.422										2	1	0	0	0	1	0				
Joe Girardi, R OBP: 0.238, SLG: 0.298										3	0	1	1	0	0	0				
																	AB 30			
																	R 6			
																	H 8			
																	RBI 6			
																	BB 2			
																	SO 3			
																	LOB 8			
Inning Stats	R: 0 E: 0 K: 0 S: 6	H: 3 LOB: 1 BB: 2 P: 9	R: 5 E: 0 K: 0 S: 23	H: 3 LOB: 0 BB: 2 P: 38	R: 0 E: 0 K: 1 S: 11	H: 1 LOB: 1 BB: 0 P: 14	R: 0 E: 0 K: 1 S: 9	H: 1 LOB: 1 BB: 0 P: 13	R: 0 E: 0 K: 0 S: 7	H: 0 LOB: 0 BB: 0 P: 11	R: 0 E: 0 K: 0 S: 6	H: 0 LOB: 0 BB: 0 P: 9	R: 0 E: 0 K: 1 S: 12	H: 0 LOB: 0 BB: 0 P: 18	R: 1 E: 0 K: 0 S: 11	H: 3 LOB: 1 BB: 0 P: 20	1B: 4 2B: 2 3B: 0 HR: 2	SF: 0 SAC: 0 DP: 1 HBP: 2	WP: 0 PB: 0 SB: 0 CS: 0	PA: 34
PITCHER Javier Vazquez, R ERA: 6.75	IP: 7.0 WLS: L BF: 31 H: 7 R: 6 ER: 6 SO: 3 BB: 2 IBB: 0 HBP: 2 BLK: 0 WP: 0 HR: 2 S: 77 P: 118 ERA: 7.71 WHIP: 1.286															PITCHER	IP: 7.0 WLS: L BF: 31 H: 7 R: 6 ER: 6 SO: 3 BB: 2 IBB: 0 HBP: 2 BLK: 0 WP: 0 HR: 2 S: 77 P: 118 ERA: 7.71 WHIP: 1.286			
PITCHER Bobby Ayala, R ERA: 3.49	IP: 1.0 WLS: 3 BF: 1 H: 0 R: 0 ER: 0 SO: 0 BB: 0 IBB: 0 HBP: 0 BLK: 0 WP: 0 HR: 0 S: 8 P: 14 ERA: 0.00 WHIP: 1.000															PITCHER	IP: 1.0 WLS: 3 BF: 1 H: 0 R: 0 ER: 0 SO: 0 BB: 0 IBB: 0 HBP: 0 BLK: 0 WP: 0 HR: 0 S: 8 P: 14 ERA: 0.00 WHIP: 1.000			

Montreal Expos @ New York Yankees
Yankee Stadium, Bronx, NY
Sun Jul 18 1999, 1:35 PM EDT
Att: 41,930 - Unknown - 92 F

AB 30
R 6
H 8
RBI 6
BB 2
SO 3
LOB 8



Batter	1	2	3	4	5	6	7	8	9	AB	R	H	RBI	BB	SO	LOB	TOP										
Wilton Guerrero, S OBP: 0.309, SLG: 0.357	G6-3		G3	G1-3			CS 1B		F7	5	0	1	0	0	0	2											
Terry Jones, S OBP: 0.269, SLG: 0.286	K		2B E BB		G4-6-3 1B		P2		F7	4	1	1	0	1	1	1											
Rondell White, R OBP: 0.364, SLG: 0.508	1B		E7 1-H 2B		G4-6-3 1-2		G5-3		F7	5	0	2	0	0	0	1											
Vladimir Guerrero, R OBP: 0.355, SLG: 0.533	F8		G2-3		P2			G5-3		4	0	0	0	0	0	2											
Jose Vidro, S OBP: 0.354, SLG: 0.508		K	F7			HR 2B		G3		4	1	1	0	0	1	1											
Orlando Cabrera, R OBP: 0.293, SLG: 0.396										0	0	0	0	0	0	0											
Michael Barrett, R OBP: 0.333, SLG: 0.410	2B 1B			G6-3 1B BB		G1-3		2B 1B		3	2	2	0	1	0	1											
Brad Fulmer, L OBP: 0.452, SLG: 0.452	1-H WP 2B			G6-3 1B		2-H HR		1B 2B		4	2	4	3	0	0	0											
Ryan McGuire, L OBP: 0.362, SLG: 0.365										0	0	0	0	0	0	0											
Shane Andrews, R OBP: 0.315, SLG: 0.329	L7			K						4	0	1	2	0	2	3											
Mike Mordecai, R OBP: 0.324, SLG: 0.421	P6			G6-3		P5		G5-3		4	0	0	0	0	0	4											
Inning Stats	R: 0 E: 0 K: 1 S: 8	H: 1 LOB: 1 BB: 0 P: 14	R: 1 E: 0 K: 1 S: 11	H: 2 LOB: 1 BB: 0 P: 18	R: 1 E: 1 K: 0 S: 13	H: 1 LOB: 2 BB: 1 P: 20	R: 0 E: 0 K: 1 S: 7	H: 1 LOB: 0 BB: 1 P: 13	R: 0 E: 0 K: 0 S: 6	H: 1 LOB: 0 BB: 0 P: 9	R: 2 E: 0 K: 1 S: 12	H: 2 LOB: 0 BB: 0 P: 20	R: 0 E: 0 K: 0 S: 7	H: 1 LOB: 1 BB: 0 P: 9	R: 2 E: 0 K: 0 S: 12	H: 3 LOB: 1 BB: 0 P: 17	R: 0 E: 0 K: 0 S: 4	H: 0 LOB: 0 BB: 0 P: 8	1B: 7 2B: 4 3B: 0 HR: 1	SF: 0 SAC: 0 DP: 1 HBP: 0	WP: 1 PB: 0 SB: 0 CS: 1	PA: 39					
PITCHER	IP	WLS	BF	H	R	ER	SO	BB	IBB	HBP	BLK	WP	HR	S	P	ERA	WHIP										
Hideki Irabu, R ERA: 4.17	6.0		27	8	4	3	4	2	0	0	0	1	1	57	94	4.50	1.667										
Ramiro Mendoza, R ERA: 4.67	2.0	L	9	4	2	2	0	0	0	0	0	0	0	19	26	9.00	2.000										
Dan Naulty, R ERA: 3.83	1.0		3	0	0	0	0	0	0	0	0	0	0	4	8	0.00	0.000										

Mon Jul 19 1999, 7:30 PM EDT
Att: 23,404 - Cloudy - 85 F

Montreal Expos @ New York Yankees
Yankee Stadium, Bronx, NY

AB	37
R	6
H	12
RBI	5
BB	2
SO	4
LOB	15




Batter	1	2	3	4	5	6	7	8	9	AB	R	H	RBI	BB	SO	LOB	BOTTOM										
Chuck Knoblauch, R OBP: 0.385, SLG: 0.393	F9		G6-4-3 2B 1B		L9		2 WP 2B 1B		K	5	1	2	0	0	1	2											
Derek Jeter, R OBP: 0.456, SLG: 0.620	G4-6-3 BB		G6-4-3 1B		F8		1-H 2-H 2B		G6-3	4	0	2	2	1	0	1											
Paul O'Neill, L OBP: 0.367, SLG: 0.461	G4-6-3 1-2		G6-4-3		K		FC5-4 BB			3	0	0	0	1	1	4											
Bernie Williams, S OBP: 0.420, SLG: 0.509		FC6-5 1B 1B	L8			G4-3	FC5-4 1-2			4	0	1	0	0	0	3											
Tino Martinez, L OBP: 0.361, SLG: 0.459	K			G6-4-3 BB		G6-3		L1-3		3	0	0	0	1	1	1											
Chili Davis, S OBP: 0.389, SLG: 0.477	FC6-5 1B		G6-4-3		G6-4-3 1-2	K		1B		4	0	2	0	0	1	1											
Ricky Ledee, L OBP: 0.299, SLG: 0.407	FC6-5 1-2 2-3		G3				F7	F9		4	0	0	0	0	0	3											
Jorge Posada, S OBP: 0.305, SLG: 0.381	G1-3				L9 2 WP 1B BB		K	F9		3	1	0	0	1	1	3											
Scott Brosius, R OBP: 0.319, SLG: 0.430			G6-4-3 2B				2 WP 2B 1B		K	4	2	3	0	0	1	0											
Inning Stats	R: 0 E: 0 K: 0 S: 4	H: 0 LOB: 0 BB: 1 P: 9	R: 0 E: 0 K: 1 S: 10	H: 2 LOB: 0 BB: 0 P: 14	R: 1 E: 0 K: 0 S: 11	H: 3 LOB: 1 BB: 0 P: 17	R: 0 E: 0 K: 0 S: 3	H: 0 LOB: 0 BB: 1 P: 9	R: 1 E: 0 K: 1 S: 10	H: 1 LOB: 1 BB: 1 P: 18	R: 0 E: 0 K: 1 S: 6	H: 0 LOB: 0 BB: 0 P: 7	R: 2 E: 0 K: 1 S: 16	H: 3 LOB: 2 BB: 1 P: 29	R: 0 E: 0 K: 0 S: 6	H: 1 LOB: 1 BB: 0 P: 12	R: 0 E: 0 K: 2 S: 12	H: 0 LOB: 0 BB: 0 P: 17	1B: 8 2B: 2 3B: 0 HR: 0	SF: 0 SAC: 0 DP: 3 HBP: 0	WP: 2 PB: 0 SB: 0 CS: 0	PA: 38					
PITCHER	IP	WLS	BF	H	R	ER	SO	BB	IBB	HBP	BLK	WP	HR	S	P	ERA	WHIP										
Jeremy Powell, R ERA: 3.71	5.0		21	6	2	2	2	3	0	0	0	1	0	38	67	3.60	1.800										
Anthony Telford, R ERA: 3.34	1.2	H	7	2	2	2	2	0	0	0	0	0	0	17	24	10.80	1.200										
Guillermo Mota, R ERA: 1.52	0.0	B	1	1	0	0	0	0	0	0	0	1	0	3	6	∞	∞										
Steve Kline, L ERA: 4.08	1.1	W	6	1	0	0	0	1	0	0	0	0	0	8	18	0.00	1.500										
Ugueth Urbina, R ERA: 4.65	1.0	S	3	0	0	0	2	0	0	0	0	0	0	12	17	0.00	0.000										


Mon Jul 19 1999, 7:30 PM EDT
Att: 23,404 - Cloudy - 85 F

Montreal Expos @ New York Yankees
Yankee Stadium, Bronx, NY

AB	34
R	4
H	10
RBI	2
BB	4
SO	6
LOB	18





Batter	1	2	3	4	5	6	7	8	9	AB	R	H	RBI	BB	SO	LOB	TOP				
Wilton Guerrero, S (1, 10) OBP: 0.313, SLG: 0.366	1-1 E 2B		3-2 1B 1B		1-2 G3		0-1 SH2-3		0-1 L6	4	2	2	0	0	0	0	<p>Montreal Expos @ New York Yankees Yankee Stadium, Bronx, NY</p> <p>Tue Jul 20 1999, 7:30 PM EDT Att: 28,801 - Unknown - 84 F</p> <p>livebaseballscorecards.com</p> <p>AB 33 R 4 H 9 RBI 3 BB 3 SO 9 LOB 14</p> 				
Terry Jones, S (1, 8) OBP: 0.281, SLG: 0.296	2-2 E1 FC5 2H 1B		1-0 1B 1B		3-2 F8		0-3 K2-3		2-3 K	5	0	2	0	0	2	1					
Rondell White, R (1, 7) OBP: 0.366, SLG: 0.510	1-3 K		2-3 K		0-1 2B		4-0 BB BB			3	0	1	0	1	2	3					
Vladimir Guerrero, R (1, 9) OBP: 0.357, SLG: 0.531	0-0 FC5 2-3		1-0 1B		2-0 L1		4-1 BB BB		1-2 BB	3	0	1	1	1	0	2					
Brad Fullmer, L (1, 3) OBP: 0.287, SLG: 0.441	1-3 K		3-1 G4-3			4-0 F8 1B BB		1-2 F8		3	1	0	0	1	1	6					
Jose Vidro, S (1, 4) OBP: 0.353, SLG: 0.504		1-3 K		1-1 F8		1-2 1B		1-0 G4-3		4	0	1	0	0	1	0					
Chris Widger, R (1, 2) OBP: 0.333, SLG: 0.473		1-2 G3-1		2-2 G5-3		2-2 F8		1-1 P6		4	0	0	0	0	0	2					
Shane Andrews, R (1, 5) OBP: 0.314, SLG: 0.348		1-3 K		3-1 HR		1-2 SF9-3-6		1-3 K		3	1	1	2	0	2	0					
Orlando Cabrera, R (1, 6) OBP: 0.292, SLG: 0.394			0-0 G6-3		2-2 F8		2-1 BB SH2-3 1B		1-3 K	4	0	1	0	0	1	0					
Inning Stats	R: 1 E: 1 K: 2 S: 12	H: 2 LOB: 1 BB: 0 P: 17	R: 0 E: 0 K: 2 S: 9	H: 0 LOB: 0 BB: 0 P: 12	R: 1 E: 0 K: 1 S: 11	H: 3 LOB: 2 BB: 0 P: 21	R: 1 E: 0 K: 0 S: 12	H: 1 LOB: 0 BB: 0 P: 20	R: 0 E: 0 K: 0 S: 9	H: 1 LOB: 1 BB: 1 P: 15	R: 0 E: 0 K: 1 S: 11	H: 1 LOB: 0 BB: 2 P: 22	R: 0 E: 0 K: 1 S: 6	H: 0 LOB: 0 BB: 0 P: 9	R: 0 E: 0 K: 2 S: 9	H: 0 LOB: 0 BB: 0 P: 12	1B: 6 2B: 3 3B: 0 HR: 1	SF: 1 SAC: 1 DP: 1 HBP: 0	WP: 0 PB: 0 SB: 0 CS: 0	PA: 38	
PITCHER	IP WLS BF H R ER SO BB IBB HBP BLK WP HR S P ERA WHIP	7.0 W 32 9 4 3 6 3 0 0 0 0 1 73 124 3.86 1.714	1.0 H 3 0 0 0 1 0 0 0 0 0 6 9 0.00 0.000	1.0 S 3 0 0 0 2 0 0 0 0 0 9 12 0.00 0.000	PITCHER										IP WLS BF H R ER SO BB IBB HBP BLK WP HR S P ERA WHIP						
Roger Clemens, R (1, 1) ERA: 4.9											7.0 W 32 9 4 3 6 3 0 0 0 0 1 73 124 3.86 1.714										
Jason Grimsley, R (8, 1) ERA: 3.51											1.0 H 3 0 0 0 1 0 0 0 0 0 6 9 0.00 0.000										
42 Mariano Rivera, R (9, 1) ERA: 3.13											1.0 S 3 0 0 0 2 0 0 0 0 0 9 12 0.00 0.000										


Batter	1	2	3	4	5	6	7	8	9	AB	R	H	RBI	BB	SO	LOB	BOTTOM				
Chuck Knoblauch, R (1, 4) OBP: 0.384, SLG: 0.389	0-0 G6-3		1-1 P4		1-0 F9		4-2 2B BB			3	1	0	0	1	0	2	<p>Montreal Expos @ New York Yankees Yankee Stadium, Bronx, NY</p> <p>Tue Jul 20 1999, 7:30 PM EDT Att: 28,801 - Unknown - 84 F</p> <p>livebaseballscorecards.com</p> <p>AB 32 R 7 H 9 RBI 7 BB 3 SO 1 LOB 16</p> 				
Derek Jeter, R (1, 6) OBP: 0.456, SLG: 0.618	2-2 G6-3		1-1 1B 1B 3H		3-2 FC6-4 1B		1-0 2B 1B 2-3			4	2	2	1	0	0	2					
Paul O'Neill, L (1, 9) OBP: 0.366, SLG: 0.462	0-1 F8		2-2 F8		0-0 FC6-4 1B 1-2 1B		1-1 1B 2B 1-2-3 2H 3H 4-0			4	1	1	2	0	0	3					
Bernie Williams, S (1, 8) OBP: 0.425, SLG: 0.511		4-2 BB	2-0 1B 1B 2H		2-1 CS 1B		1-2 1B IBB			2	0	2	2	2	0	0					
Tino Martinez, L (1, 3) OBP: 0.363, SLG: 0.459		1-0 F8	1-0 FC6 1B		0-0 CS		1-2 1B			4	0	2	2	0	0	1					
Chili Davis, S (1, 10) OBP: 0.384, SLG: 0.470		0-0 F8	0-0 FC6 1-2		1-2 F7		1-2 L1-2-3			4	0	0	0	0	0	6					
Ricky Ledee, L (1, 7) OBP: 0.286, SLG: 0.388		3-2 F8		0-0 F7		1-0 G4-3		1-3 K		4	0	0	0	0	1	1					
20 Jorge Posada, S (1, 2) OBP: 0.309, SLG: 0.383			0-0 2B 1B		0-0 F9		3-2 2B 1B SH1-4		2-1 P5	4	2	2	0	0	0	0					
Scott Brosius, R (1, 5) OBP: 0.316, SLG: 0.426			0-1 E5 2B 1B		2-0 P6		1-0 SH1-4		0-0 G5-3	3	1	0	0	0	0	1					
Inning Stats	R: 0 E: 0 K: 0 S: 6	H: 0 LOB: 1 BB: 1 P: 8	R: 0 E: 0 K: 0 S: 7	H: 0 LOB: 1 BB: 1 P: 15	R: 3 E: 1 K: 0 S: 13	H: 4 LOB: 2 BB: 0 P: 20	R: 0 E: 0 K: 0 S: 3	H: 0 LOB: 0 BB: 0 P: 5	R: 1 E: 0 K: 0 S: 7	H: 2 LOB: 0 BB: 0 P: 13	R: 0 E: 0 K: 0 S: 6	H: 0 LOB: 2 BB: 2 P: 9	R: 3 E: 1 K: 0 S: 16	H: 3 LOB: 2 BB: 2 P: 32	R: 0 E: 0 K: 1 S: 6	H: 0 LOB: 0 BB: 0 P: 9	1B: 8 2B: 1 3B: 0 HR: 0	SF: 0 SAC: 1 DP: 1 HBP: 0	WP: 0 PB: 0 SB: 1 CS: 1	PA: 37	
PITCHER	IP WLS BF H R ER SO BB IBB HBP BLK WP HR S P ERA WHIP	6.1 L 29 7 7 3 0 0 1 0 0 0 8 15 0.00 3.000	0.2 4 2 0 0 0 0 0 1 0 0 0 6 9 0.00 0.000	1.0 3 0 0 0 1 0 0 0 0 0 0 6 9 0.00 0.000	PITCHER										IP WLS BF H R ER SO BB IBB HBP BLK WP HR S P ERA WHIP						
Mike Thurman, R (1, 1) ERA: 4.77											6.1 L 29 7 7 3 0 0 1 0 0 0 8 15 0.00 3.000										
Steve Kline, L (7, 1) ERA: 4.02											0.2 4 2 0 0 0 0 0 1 0 0 0 6 9 0.00 0.000										
Bobby Ayala, R (8, 1) ERA: 3.42											1.0 3 0 0 0 1 0 0 0 0 0 0 6 9 0.00 0.000										

Batter	1	2	3	4	5	6	7	8	9	AB	R	H	RBI	BB	SO	LOB	TOP					
Miguel Cairo, R OBP: 0.346, SLG: 0.400 (1,4)	G4-3			2B	F8			F9		4	1	1	0	0	0	0	Tampa Bay Devil Rays @ New York Yankees Yankee Stadium, Bronx, NY Wed Jul 21 1999, 7:35 PM EDT Att: 27,566 - Cloudy - 76 F					
Dave Martinez, L OBP: 0.369, SLG: 0.429 (1,9)	G4-3			K			P4	G1-4-3		4	0	0	0	0	1	1						
Herbert Perry, R Aaron Ledesma, R OBP: 0.361, SLG: 0.413 (6, PH) OBP: 0.303, SLG: 0.316 (6,5)	G6-3			1B	2B		K		G4-3	2	1	1	1	0	0	0						
Fred McGriff, L OBP: 0.414, SLG: 0.570 (1,3)		G3		1B	1B				2B	1B	4	1	3	0	0	0						
John Flaherty, R David Lamb, S OBP: 0.316, SLG: 0.412 (9, PR) OBP: 0.272, SLG: 0.293 (9, PR)	K			1B			K		1B	2B	4	0	2	2	0	2						
Wade Boggs, L OBP: 0.370, SLG: 0.358 (1,10)	P6			1B					2B	2B	0	0	0	0	0	0						
Terrell Lowery, R OBP: 0.346, SLG: 0.500 (1,8)				F8	F8				L8	BB	3	0	0	0	1	0						
Paul Sorrento, L OBP: 0.347, SLG: 0.422 (1,7)				G3			K				3	0	0	0	0	2						
Kevin Stocker, S OBP: 0.369, SLG: 0.370 (1,6)				K	F7				P5		3	0	0	0	0	1						
Inning Stats	R: 0 E: 0 K: 0 S: 9	H: 0 LOB: 0 BB: 0 P: 14	R: 0 E: 0 K: 1 S: 10	H: 0 LOB: 0 BB: 0 P: 16	R: 0 E: 0 K: 1 S: 7	H: 0 LOB: 0 BB: 0 P: 10	R: 2 E: 0 K: 1 S: 17	H: 4 LOB: 2 BB: 0 P: 27	R: 0 E: 0 K: 1 S: 7	H: 0 LOB: 0 BB: 0 P: 9	R: 0 E: 0 K: 2 S: 13	H: 1 LOB: 1 BB: 0 P: 18	R: 0 E: 0 K: 1 S: 4	H: 0 LOB: 1 BB: 1 P: 11	R: 0 E: 0 K: 0 S: 7	H: 0 LOB: 0 BB: 0 P: 9		R: 1 E: 0 K: 0 S: 16	H: 2 LOB: 1 BB: 0 P: 19	1B: 5 2B: 3 3B: 0 HR: 0	SF: 0 SAC: 0 DP: 1 HBP: 0	WP: 0 PB: 0 CS: 1
PITCHER	IP	WLS	BF	H	R	ER	SO	BB	IBB	HBP	BLK	WP	HR	S	P	ERA	WHIP					
Orlando Hernandez, R ERA: 4.12 (1,1)	8.0	W	29	5	2	2	7	1	0	0	0	0	0	74	114	2.25	0.750					
42 Mariano Rivera, R ERA: 3.29 (9,1)	1.0	S	5	2	1	1	0	0	0	0	0	0	0	16	19	9.00	2.000					

Batter	1	2	3	4	5	6	7	8	9	AB	R	H	RBI	BB	SO	LOB	BOTTOM					
Chuck Knoblauch, R OBP: 0.383, SLG: 0.387 (1,4)	G4-3	F7			G6-3			2 HR		4	1	1	1	0	0	2	Tampa Bay Devil Rays @ New York Yankees Yankee Stadium, Bronx, NY Wed Jul 21 1999, 7:35 PM EDT Att: 27,566 - Cloudy - 76 F					
2 Derek Jeter, R OBP: 0.454, SLG: 0.623 (1,6)	K			K	K		1B	HR		4	1	1	2	0	3	0						
Paul O'Neill, L OBP: 0.367, SLG: 0.468 (1,9)	1B			G1-3	G4-3			2B		4	1	2	0	0	0	0						
Bernie Williams, S OBP: 0.426, SLG: 0.510 (1,8)	1B			BB			F8	P6		3	0	1	1	1	0	1						
Tino Martinez, L OBP: 0.362, SLG: 0.455 (1,3)	G4-3			K			G4-3		BB	3	0	0	0	1	1	2						
Chili Davis, S OBP: 0.383, SLG: 0.467 (1,10)				K	1B		K	G3-6-1	BB	4	0	1	0	0	2	1						
Ricky Ledee, L OBP: 0.284, SLG: 0.393 (1,7)		K2-3		F8				G4-3		4	1	1	0	0	1	1						
20 Jorge Posada, S OBP: 0.309, SLG: 0.380 (1,2)		1B		F9				F8		2	0	0	0	1	0	2						
Scott Brosius, R OBP: 0.316, SLG: 0.425 (1,5)		1B		G1-3				P3		3	0	1	0	0	0	2						
Inning Stats	R: 1 E: 0 K: 1 S: 10	H: 2 LOB: 1 BB: 0 P: 13	R: 0 E: 0 K: 2 S: 11	H: 1 LOB: 2 BB: 1 P: 22	R: 0 E: 0 K: 2 S: 8	H: 0 LOB: 1 BB: 1 P: 16	R: 0 E: 0 K: 0 S: 8	H: 1 LOB: 0 BB: 0 P: 13	R: 0 E: 0 K: 1 S: 7	H: 0 LOB: 0 BB: 0 P: 12	R: 0 E: 0 K: 1 S: 11	H: 0 LOB: 0 BB: 0 P: 18	R: 3 E: 0 K: 0 S: 13	H: 4 LOB: 1 BB: 0 P: 20	R: 0 E: 0 K: 0 S: 10	H: 0 LOB: 0 BB: 1 P: 18		R: 0 E: 0 K: 0 S: 16	H: 0 LOB: 0 BB: 0 P: 18	1B: 4 2B: 3 3B: 0 HR: 1	SF: 0 SAC: 0 DP: 1 HBP: 0	WP: 0 PB: 0 CS: 0
PITCHER	IP	WLS	BF	H	R	ER	SO	BB	IBB	HBP	BLK	WP	HR	S	P	ERA	WHIP					
Bobby Witt, R ERA: 5.65 (1,1)	6.2	L	30	8	4	4	7	2	0	0	0	0	0	65	109	5.40	1.500					
Esteban Yan, R ERA: 5.15 (7,1)	1.1		4	0	0	0	0	1	0	0	0	0	0	13	23	0.00	0.750					



Batter	1	2	3	4	5	6	7	8	9	AB	R	H	RBI	BB	SO	LOB	TOP										
Miguel Cairo, R OBP: 0.347, SLG: 0.400 (1, 4)	G1-4-3		G4-3		B2		FC3-6 1B		FC6-4 1B	5	0	2	1	0	0	1	<p>Tampa Bay Devil Rays @ New York Yankees Yankee Stadium, Bronx, NY</p> <p>Thu Jul 22 1999, 7:30 PM EDT Att: 40,557 - Cloudy - 75 F</p> <p>livebaseballscorecards.com</p> <p>AB 34 R 4 H 9 RBI 4 BB 5 SO 6 LOB 18</p> 										
Dave Martinez, L OBP: 0.370, SLG: 0.431 (1, 9)	2B		G4-6-3 1B		K		FC3-6 WP 1B		FC6-4 1-2	5	1	2	0	0	1	4											
Bobby Smith, R OBP: 0.252, SLG: 0.231 (1, 5)	K		G4-6-3 1-2		F8		WP 1B		K	5	0	1	1	0	2	4											
Fred McGriff, L OBP: 0.418, SLG: 0.583 (1, 3)	2B				HR		P6			3	1	2	2	1	0	0											
Bubba Trammell, R OBP: 0.368, SLG: 0.526 Paul Sorrento, L OBP: 0.345, SLG: 0.420 (7, PH)	BB				L6-3 BB		F7		K	1	0	0	0	2	0	0											
Rich Butler, L (1, 7)	K				L6-3		G1-3		G4-3	4	0	0	0	0	1	3											
Terrell Lowery, R OBP: 0.367, SLG: 0.519 (1, 8)			K		2B				G5-3	3	1	1	0	1	1	0											
Aaron Ledesma, R OBP: 0.302, SLG: 0.308 (1, 6)			G5-3		G6-3				G4-3	3	1	0	0	1	0	1											
Mike DiFelice, R OBP: 0.280, SLG: 0.420 Wade Boggs, L OBP: 0.369, SLG: 0.356 (9, PH)			G6-3						G4-3	3	0	1	0	0	0	2											
Inning Stats	R: 1 E: 0 K: 2 S: 18	H: 2 LOB: 2 BB: 1 P: 30	R: 0 E: 0 K: 1 S: 9	H: 0 LOB: 0 BB: 0 P: 11	R: 0 E: 0 K: 0 S: 9	H: 1 LOB: 0 BB: 0 P: 14	R: 1 E: 0 K: 0 S: 7	H: 2 LOB: 1 BB: 1 P: 16	R: 0 E: 0 K: 1 S: 9	H: 0 LOB: 0 BB: 0 P: 9	R: 2 E: 0 K: 1 S: 20	H: 2 LOB: 3 BB: 3 P: 40	R: 0 E: 0 K: 0 S: 8	H: 0 LOB: 0 BB: 0 P: 13	R: 0 E: 0 K: 1 S: 10	H: 1 LOB: 1 BB: 0 P: 15		1B: 5 2B: 4 3B: 0 HR: 1	SF: 0 SAC: 0 DP: 2 HBP: 0	WP: 1 PB: 0 SB: 0 CS: 0	PA: 39						
PITCHER	IP	WLS	BF	H	R	ER	SO	BB	IBB	HBP	BLK	WP	HR	S	P	ERA	WHIP										
Andy Pettitte, L ERA: 5.57 (1, 1)	6.0	W	26	6	4	4	4	4	0	0	0	0	1	60	102	6.00	1.667										
Mike Stanton, L ERA: 4.45 (7, 1)	0.2	H	5	2	0	0	0	1	0	0	0	1	0	14	23	0.00	4.500										
Ramiro Mendoza, R ERA: 4.59 (7, 1)	1.1	H	4	0	0	0	1	0	0	0	0	0	0	11	19	0.00	0.000										
42 Mariano Rivera, R ERA: 3.2 (9, 1)	1.0	S	4	1	0	0	1	0	0	0	0	0	0	10	15	0.00	1.000										

Batter	1	2	3	4	5	6	7	8	9	AB	R	H	RBI	BB	SO	LOB	BOTTOM										
Chuck Knoblauch, R OBP: 0.381, SLG: 0.386 (1, 4)	FC6-4 1B		G5-3		K		FC5-4 1-2			4	0	1	1	0	1	1	<p>Tampa Bay Devil Rays @ New York Yankees Yankee Stadium, Bronx, NY</p> <p>Thu Jul 22 1999, 7:30 PM EDT Att: 40,557 - Cloudy - 75 F</p> <p>livebaseballscorecards.com</p> <p>AB 34 R 5 H 12 RBI 5 BB 2 SO 2 LOB 20</p> 										
Derek Jeter, R OBP: 0.455, SLG: 0.620 (1, 6)	FC6-4 HR		FC4-6 1B		PB 2B BB		G1-3			3	2	1	0	1	0	2											
Paul O'Neill, L OBP: 0.366, SLG: 0.468 (1, 9)	F7		FC4-6 1-2		G4-3 1-H		G1-3			4	0	1	1	0	0	2											
Bernie Williams, S OBP: 0.424, SLG: 0.515 (1, 8)	HR		F9		G4-3		L1			4	1	1	2	0	0	2											
Tino Martinez, L OBP: 0.363, SLG: 0.456 (1, 3)	1B				G4-3		G4-3			4	0	2	0	0	0	1											
Chili Davis, S OBP: 0.381, SLG: 0.465 Ricky Ledee, L OBP: 0.284, SLG: 0.393 (8, FR)	G3				P4		G2-3		G5-3 S	4	0	1	0	0	0	2											
Scott Brosius, R OBP: 0.322, SLG: 0.427 (1, 5)									G6-3	3	1	2	0	1	0	1											
Chad Curtis, R OBP: 0.366, SLG: 0.319 (1, 7)					K				G5-3	4	1	2	0	0	1	4											
Joe Girardi, R OBP: 0.238, SLG: 0.296 (1, 2)					F9				G6-3	4	0	1	1	0	0	5											
Inning Stats	R: 2 E: 0 K: 0 S: 12	H: 3 LOB: 1 BB: 0 P: 18	R: 0 E: 0 K: 0 S: 6	H: 2 LOB: 0 BB: 0 P: 8	R: 0 E: 0 K: 0 S: 8	H: 1 LOB: 1 BB: 0 P: 13	R: 0 E: 0 K: 1 S: 14	H: 2 LOB: 2 BB: 0 P: 21	R: 1 E: 0 K: 1 S: 12	H: 1 LOB: 1 BB: 1 P: 21	R: 2 E: 0 K: 0 S: 11	H: 2 LOB: 1 BB: 1 P: 22	R: 0 E: 0 K: 0 S: 6	H: 0 LOB: 0 BB: 0 P: 9	R: 0 E: 0 K: 0 S: 10	H: 1 LOB: 2 BB: 0 P: 13		1B: 10 2B: 1 3B: 0 HR: 1	SF: 0 SAC: 0 DP: 1 HBP: 0	WP: 0 PB: 1 SB: 1 CS: 1	PA: 36						
PITCHER	IP	WLS	BF	H	R	ER	SO	BB	IBB	HBP	BLK	WP	HR	S	P	ERA	WHIP										
Rick White, R ERA: 4.21 (1, 1)	2.1		11	6	2	2	0	0	0	0	0	0	0	11	18	0.00	2.000										
Mike Duvall, L ERA: 5.14 (3, 1)	1.0		5	2	0	0	0	0	0	0	0	0	0	11	18	0.00	2.000										
Bryan Rekar, R ERA: 5.67 (4, 1)	2.2	L	13	3	3	3	2	2	0	0	0	0	0	29	52	10.12	1.875										
Norm Charlton, L ERA: 2.89 (7, 1)	2.0		7	1	0	0	0	0	0	0	0	0	0	16	22	0.00	0.500										


Batter	1	2	3	4	5	6	7	8	9	AB	R	H	RBI	BB	SO	LOB	TOP										
Kenny Lofton, L OBP: 0.405, SLG: 0.423 Enrique Wilson, S OBP: 0.338, SLG: 0.398	G5-3		L3 1B		G3		K		K	3	0	1	0	0	0	1	Cleveland Indians @ New York Yankees Yankee Stadium, Bronx, NY Sat Jul 24 1999, 4:30 PM EDT Att: 54,870 - Unknown - 89 F										
Omar Vizquel, S OBP: 0.397, SLG: 0.420	BB 1B		L3 1-2			K				4	0	2	0	0	1												
Roberto Alomar, S OBP: 0.422, SLG: 0.527 Alex Ramirez, R OBP: 0.280, SLG: 0.417	K		K			G4-3		F8		3	0	0	0	0	2												
Manny Ramirez, R OBP: 0.413, SLG: 0.609 Richie Sexson, R OBP: 0.299, SLG: 0.491	BB 1-2				K			P3		2	0	0	0	1	1												
David Justice, L OBP: 0.399, SLG: 0.522	F7				G3			K		4	0	0	0	0	1												
Jim Thome, L OBP: 0.422, SLG: 0.502					F7					3	1	1	0	1	1												
Jacob Cruz, L OBP: 0.380, SLG: 0.545										4	0	3	1	0	1												
Russell Branyan, L OBP: 0.375, SLG: 0.714										4	0	1	0	0	1												
Einar Diaz, R OBP: 0.306, SLG: 0.356										4	0	1	0	0	5												
Inning Stats	R: 0 E: 0 K: 10 S: 10	H: 1 LOB: 2 BB: 1 P: 18	R: 0 E: 0 K: 1 S: 8	H: 1 LOB: 1 BB: 0 P: 13	R: 0 E: 0 K: 1 S: 9	H: 0 LOB: 0 BB: 0 P: 14	R: 0 E: 0 K: 1 S: 10	H: 1 LOB: 1 BB: 0 P: 11	R: 0 E: 0 K: 1 S: 8	H: 0 LOB: 0 BB: 0 P: 12	R: 1 E: 0 K: 1 S: 11	H: 3 LOB: 2 BB: 0 P: 18	R: 0 E: 0 K: 2 S: 12	H: 1 LOB: 1 BB: 1 P: 18	R: 0 E: 0 K: 2 S: 10	H: 1 LOB: 2 BB: 1 P: 23		1B: 6 2B: 4 3B: 0 HR: 0	SF: 0 SAC: 0 DP: 1 HBP: 0	WP: 0 PB: 0 SB: 0 CS: 0	PA: 37						
PITCHER	IP	WLS	BF	H	R	ER	SO	BB	IBB	HBP	BLK	WP	HR	S	P	ERA	WHIP										
Hideki Irabu, R ERA: 3.97	(1, 1)	7.0	W	28	7	1	1	7	1	0	0	0	0	66	99	1.29	1.143										
Ed Yamall, L ERA:	(8, 1)	2.0		9	2	0	0	3	1	0	0	0	0	22	41	0.00	1.500										


Batter	1	2	3	4	5	6	7	8	9	AB	R	H	RBI	BB	SO	LOB	BOTTOM											
Chuck Knoblauch, R OBP: 0.385, SLG: 0.388	G5-3 1B BB				SF8		P5			4	1	1	1	1	2	3	Cleveland Indians @ New York Yankees Yankee Stadium, Bronx, NY Sat Jul 24 1999, 4:30 PM EDT Att: 54,870 - Unknown - 89 F											
2 Derek Jeter, R OBP: 0.451, SLG: 0.611 Luis Sojo, R OBP: 0.264, SLG: 0.329	BB G5-3 1B				3H 4-0					3	1	1	1	1	0	2												
Paul O'Neill, L OBP: 0.368, SLG: 0.479 Ricky Ledee, L OBP: 0.300, SLG: 0.415	G5-3 1-2 2-3				1-2 2-3 3H					3	0	0	0	1	1	4												
Bernie Williams, S OBP: 0.425, SLG: 0.511	L4				L7					2	2	2	3	0	0	0												
Chili Davis, S OBP: 0.389, SLG: 0.483	BB 2B 1B									6	3	5	6	0	0	2												
Tino Martinez, L OBP: 0.383, SLG: 0.453 Jeff Manto, R OBP: 0.400, SLG: 0.273	BB 2B 20 1B BB									2	2	1	1	1	0	1												
Scott Brosius, R OBP: 0.329, SLG: 0.439	BB 1-3 2H									5	3	2	2	1	0	2												
20 Jorge Posada, S OBP: 0.318, SLG: 0.388	BB 2H 3H									6	3	4	3	0	2	1												
Chad Curtis, R OBP: 0.379, SLG: 0.343										4	3	2	1	2	0	1												
Inning Stats	R: 4 E: 0 K: 0 S: 13	H: 4 LOB: 2 BB: 2 P: 24	R: 0 E: 0 K: 1 S: 7	H: 0 LOB: 0 BB: 0 P: 12	R: 0 E: 0 K: 1 S: 9	H: 1 LOB: 1 BB: 0 P: 13	R: 1 E: 0 K: 0 S: 10	H: 2 LOB: 2 BB: 1 P: 19	R: 7 E: 1 K: 1 S: 25	H: 6 LOB: 2 BB: 2 P: 39	R: 6 E: 0 K: 2 S: 24	H: 4 LOB: 0 BB: 2 P: 40	R: 3 E: 0 K: 1 S: 15	H: 3 LOB: 2 BB: 2 P: 31	R: 0 E: 0 K: 1 S: 6	H: 1 LOB: 1 BB: 0 P: 9		1B: 14 2B: 5 3B: 0 HR: 2	SF: 1 SAC: 0 DP: 0 HBP: 0	WP: 0 PB: 0 SB: 0 CS: 0	PA: 54							
PITCHER	IP	WLS	BF	H	R	ER	SO	BB	IBB	HBP	BLK	WP	HR	S	P	ERA	WHIP											
Mark Langston, L ERA: 4.38	(1, 1)	4.1	L	26	10	9	8	2	2	1	0	0	0	48	81	16.61	2.769											
Paul Assenmacher, L ERA: 8.02	(5, 1)	1.1		13	6	7	6	3	3	0	0	0	0	1	30	50	40.50	6.750										
Tom Candiotti, R ERA: 7.52	(6, 1)	0.2		9	4	5	5	0	3	0	0	0	0	1	20	38	67.50	10.500										
Steve Reed, R ERA: 3.21	(7, 1)	1.2		6	1	0	0	2	0	0	0	0	0	11	18	0.00	0.600											



Batter	1	2	3	4	5	6	7	8	9	AB	R	H	RBI	BB	SO	LOB	TOP										
Kenny Lofton, L OBP: 0.405, SLG: 0.421 (1, 8)										4	1	0	1	1	1	3	Cleveland Indians @ New York Yankees Yankee Stadium, Bronx, NY Sun Jul 25 1999, 1:35 PM EDT Att: 54,944 - Cloudy - 89 F										
Omar Vizquel, S OBP: 0.385, SLG: 0.417 (1, 6)										3	0	0	0	1	1	3											
Roberto Alomar, S OBP: 0.424, SLG: 0.525 (1, 4)										1	0	0	0	1	0	0											
Manny Ramirez, R OBP: 0.414, SLG: 0.606 (1, 9)										3	0	1	1	1	0	1											
Jim Thome, L OBP: 0.420, SLG: 0.502 (1, 3)										4	0	1	0	0	2	4											
Jacob Cruz, L OBP: 0.377, SLG: 0.532 Richie Sexson, R OBP: 0.298, SLG: 0.489 (8, PH) (8, 7)										3	0	1	0	0	1	1											
Russell Branyan, L OBP: 0.333, SLG: 0.545 (1, 10)										4	0	1	0	0	2	1											
Enrique Wilson, S OBP: 0.333, SLG: 0.392 (1, 5)										3	0	0	0	0	0	1											
Einar Diaz, R OBP: 0.309, SLG: 0.355 (1, 2)										3	0	1	0	1	1	1											
Inning Stats	R: 0 H: 0 E: 0 K: 2 S: 11	H: 0 LOB: 0 BB: 0 P: 18	R: 0 H: 0 E: 0 K: 2 S: 13	H: 0 LOB: 0 BB: 0 P: 22	R: 0 H: 2 E: 0 K: 1 S: 14	H: 2 LOB: 2 BB: 0 P: 22	R: 0 H: 1 E: 0 K: 0 S: 8	H: 1 LOB: 1 BB: 0 P: 17	R: 0 H: 0 E: 0 K: 1 S: 9	H: 0 LOB: 3 BB: 2 P: 15	R: 1 H: 1 E: 0 K: 0 S: 11	H: 1 LOB: 1 BB: 2 P: 22	R: 0 H: 1 E: 0 K: 0 S: 9	H: 1 LOB: 2 BB: 1 P: 18	R: 0 H: 0 E: 0 K: 1 S: 9	H: 0 LOB: 2 BB: 2 P: 19		R: 0 H: 1 E: 0 K: 1 S: 10	H: 1 LOB: 1 BB: 0 P: 14	1B: 5 2B: 1 3B: 0 HR: 0	SF: 0 SAC: 2 DP: 1 HBP: 1	WP: 0 PB: 0 SB: 0 CS: 1	PA: 37				
PITCHER	IP	WLS	BF	H	R	ER	SO	BB	IBB	HBP	BLK	WP	HR	S	P	ERA	WHIP										
Roger Clemens, R ERA: 4.67 (1, 1)	7.0		28	5	1	1	6	3	0	1	0	0	0	75	134	1.29	1.143										
Mike Stanton, L ERA: 4.59 (8, 1)	0.2	W	4	0	0	0	1	1	1	0	0	0	0	7	17	0.00	1.500										
Ramiro Mendoza, R ERA: 4.52 (8, 1)	1.1		5	1	0	0	1	0	0	0	0	0	0	12	16	0.00	0.750										

Batter	1	2	3	4	5	6	7	8	9	AB	R	H	RBI	BB	SO	LOB	BOTTOM										
Chuck Knoblauch, R OBP: 0.386, SLG: 0.390 (1, 4)										4	0	2	0	0	0	1	Cleveland Indians @ New York Yankees Yankee Stadium, Bronx, NY Sun Jul 25 1999, 1:35 PM EDT Att: 54,944 - Cloudy - 89 F										
Derek Jeter, R OBP: 0.451, SLG: 0.617 (1, 6)										4	1	2	1	0	0	3											
Paul O'Neill, L OBP: 0.367, SLG: 0.476 (1, 9)										4	0	1	0	0	0	2											
Bernie Williams, S OBP: 0.426, SLG: 0.508 (1, 8)										2	0	0	0	2	1	1											
Tino Martinez, L OBP: 0.360, SLG: 0.448 (1, 3)										4	0	0	0	0	0	4											
Chili Davis, S OBP: 0.391, SLG: 0.481 Chad Curtis, R OBP: 0.377, SLG: 0.340 (7, FR) (1, 10)										1	0	0	0	2	0	1											
Ricky Ledee, L OBP: 0.298, SLG: 0.439 (1, 7)										4	1	1	1	0	3	3											
20 Jorge Posada, S OBP: 0.322, SLG: 0.387 (1, 2)										1	0	0	0	2	1	1											
Scott Brosius, R OBP: 0.329, SLG: 0.436 (1, 5)										2	0	0	0	1	0	3											
Inning Stats	R: 0 H: 0 E: 0 K: 0 S: 10	H: 0 LOB: 0 BB: 0 P: 13	R: 0 H: 0 E: 0 K: 1 S: 6	H: 0 LOB: 1 BB: 1 P: 14	R: 0 H: 0 E: 0 K: 0 S: 5	H: 0 LOB: 0 BB: 1 P: 9	R: 1 H: 1 E: 0 K: 1 S: 10	H: 1 LOB: 0 BB: 0 P: 19	R: 0 H: 1 E: 0 K: 2 S: 15	H: 1 LOB: 3 BB: 2 P: 28	R: 0 H: 1 E: 0 K: 0 S: 9	H: 1 LOB: 0 BB: 0 P: 15	R: 0 H: 0 E: 0 K: 1 S: 7	H: 0 LOB: 2 BB: 2 P: 15	R: 0 H: 2 E: 0 K: 0 S: 8	H: 2 LOB: 1 BB: 1 P: 18		R: 1 H: 1 E: 0 K: 0 S: 4	H: 1 LOB: 0 BB: 0 P: 7	1B: 4 2B: 1 3B: 0 HR: 2	SF: 0 SAC: 0 DP: 3 HBP: 0	WP: 0 PB: 0 SB: 0 CS: 1	PA: 34				
PITCHER	IP	WLS	BF	H	R	ER	SO	BB	IBB	HBP	BLK	WP	HR	S	P	ERA	WHIP										
Bartolo Colon, R ERA: 4.5 (1, 1)	7.0		29	5	1	1	5	6	0	0	0	0	1	66	118	1.29	1.571										
Ricardo Rincon, L ERA: 5.01 (8, 1)	1.1	L	5	1	1	1	0	0	1	0	0	0	1	8	20	6.75	0.750										

Batter	1	2	3	4	5	6	7	8	9	AB	R	H	RBI	BB	SO	LOB	TOP										
Chuck Knoblauch, R (1, 4) OBP: 0.381, SLG: 0.385	1-1 F8		2-0 G5-3		2-1 G5-3		0-2 F8		3-2 SF8	4	0	0	1	0	0	0	New York Yankees @ Chicago White Sox Comiskey Park, Chicago, IL Tue Jul 27 1999, 8:05 PM EDT Att: 21,364 - Unknown - 81 F livebaseballscorecards.com										
2 Derek Jeter, R (1, 6) OBP: 0.449, SLG: 0.611	3-3 K		0-0 G6-3		4-1 G1-3 1B BB		0-0 G6-3		3-H 3-1 L5	4	1	0	0	1	1	1											
Paul O'Neill, L (1, 9) OBP: 0.366, SLG: 0.476	3-2 F8			1-0 1B 2B	2-0 G1-3		2-2 G6-3			4	1	1	0	0	0	1											
Bernie Williams, S (1, 8) OBP: 0.429, SLG: 0.509		3-1 G4-3		0-1 F8 1B	1-0 1B		4-0 CS BB			3	1	2	1	1	0	0											
Tino Martinez, L (1, 3) OBP: 0.359, SLG: 0.445		0-2 G1-3		2-2 SF8 F8 20 2B 1B	2-1 G4-3		1-1 L8			4	1	1	1	0	0	2											
Chili Davis, S (1, 10) OBP: 0.389, SLG: 0.482		0-0 1B 2B		0-0 F8		2-2 G4-3		0-0 F7		4	0	1	0	0	0	3											
Ricky Ledee, L (1, 7) Shane Spencer, R (2, PR) OBP: 0.331, SLG: 0.440		1-2 1B		0-1 SF8		3-3 K		0-1 CS	1-0 20 SF8 1B	1	0	1	0	0	0	0		AB 34 R 5 H 10 RBI 5 BB 2 SO 2 LOB 13									
20 Jorge Posada, S (1, 2) OBP: 0.328, SLG: 0.402		1-0 F9		2-3 3-H 2-2		1-0 2B		2-0 E8 1B	4	0	3	1	0	0	2												
Scott Brosius, R (1, 5) OBP: 0.325, SLG: 0.430			2-0 F7	0-1 G4-3		3-2 G4-3		0-2 L4	4	0	0	0	0	0	4												
Inning Stats	R: 0 E: 0 K: 1 S: 10	H: 0 LOB: 0 BB: 0 P: 17	R: 0 E: 0 K: 0 S: 11	H: 2 LOB: 2 BB: 0 P: 16	R: 0 E: 0 K: 0 S: 3	H: 0 LOB: 0 BB: 0 P: 7	R: 3 E: 0 K: 0 S: 15	H: 4 LOB: 1 BB: 0 P: 20	R: 1 E: 0 K: 0 S: 8	H: 1 LOB: 1 BB: 0 P: 18	R: 0 E: 0 K: 1 S: 10	H: 1 LOB: 1 BB: 0 P: 19	R: 0 E: 0 K: 0 S: 9	H: 0 LOB: 0 BB: 0 P: 11	R: 0 E: 0 K: 0 S: 4			H: 0 LOB: 0 BB: 1 P: 9	R: 1 E: 1 K: 0 S: 10	H: 2 LOB: 1 BB: 0 P: 19	1B: 6 2B: 4 3B: 0 HR: 0	SF: 2 SAC: 0 DP: 0 HBP: 0	WP: 0 PB: 0 CS: 1	PA: 39			
PITCHER	IP	WLS	BF	H	R	ER	SO	BB	IBB	HBP	BLK	WP	HR	S	P	ERA	WHIP										
James Baldwin, R (1, 1) ERA: 6.38	7.0	L	30	8	4	4	2	1	0	0	0	0	0	66	108	5.14	1.286										
Sean Lowe, R (8, 1) ERA: 2.61	2.0		8	2	1	1	0	1	0	0	0	0	0	14	28	4.50	1.500										

Batter	1	2	3	4	5	6	7	8	9	AB	R	H	RBI	BB	SO	LOB	BOTTOM										
Ray Durham, S (1, 4) OBP: 0.366, SLG: 0.466	2-1 B2-3		1-0 P4		3-2 F7			1-1 1B E 1B	3-3 K	5	1	1	0	0	1	3	New York Yankees @ Chicago White Sox Comiskey Park, Chicago, IL Tue Jul 27 1999, 8:05 PM EDT Att: 21,364 - Unknown - 81 F livebaseballscorecards.com										
Chris Singleton, L (1, 8) OBP: 0.348, SLG: 0.545	0-1 G1-3		1-0 CS 2B		0-1 L9			0-0 E 1B		4	0	2	0	0	0	1											
Frank Thomas, R (1, 10) OBP: 0.417, SLG: 0.503	3-3 K		1-1 P3			0-0 F8		0-0 E4		4	0	0	1	0	1	2											
Magglio Ordonez, R (1, 9) OBP: 0.369, SLG: 0.568		1-0 HR		2-0 HR		2-3 K		1-3 L6		4	2	2	2	0	1	2											
14 Paul Konerko, R (1, 3) OBP: 0.343, SLG: 0.493		1-0 P4		0-3 K		1-3 K		1-3 K		4	0	0	0	0	3	2											
Brian Simmons, S (1, 7) OBP: 0.375, SLG: 0.533		1-1 1B		2-2 P6			1-1 G5-3		0-3 K	4	0	1	0	0	1	0											
Greg Norton, S (1, 5) Craig Wilson, R (7, PH) OBP: 0.308, SLG: 0.311		0-0 F8		2-2 G6-3			0-3 K		0-2 G4-3	2	0	0	0	0	0	1		AB 37 R 3 H 10 RBI 3 BB 0 SO 8 LOB 14									
Mark Johnson, L (1, 2) Brook Fordyce, R (7, PH) OBP: 0.339, SLG: 0.442		0-0 SAFE 1B					2-2 F9		2-2 1B 1B	2	0	2	0	0	0	0											
Mike Caruso, S (1, 6) Carlos Lee, R (8, PH) OBP: 0.320, SLG: 0.426		2-1 P2		1-0 P2				1-1 P4	1-2 1B	3	0	0	0	0	0	3											
Inning Stats	R: 0 E: 0 K: 1 S: 7	H: 3 LOB: 2 BB: 0 P: 13	R: 0 E: 0 K: 0 S: 4	H: 1 LOB: 0 BB: 0 P: 7	R: 1 E: 0 K: 1 S: 10	H: 1 LOB: 0 BB: 0 P: 16	R: 0 E: 0 K: 2 S: 8	H: 0 LOB: 0 BB: 0 P: 11	R: 0 E: 0 K: 1 S: 9	H: 0 LOB: 0 BB: 0 P: 12	R: 1 E: 1 K: 1 S: 12	H: 2 LOB: 2 BB: 0 P: 15	R: 0 E: 0 K: 2 S: 20	H: 2 LOB: 2 BB: 0 P: 26	1B: 7 2B: 1 3B: 0 HR: 2	SF: 0 SAC: 0 DP: 0 HBP: 0			WP: 0 PB: 0 CS: 1	PA: 37							
PITCHER	IP	WLS	BF	H	R	ER	SO	BB	IBB	HBP	BLK	WP	HR	S	P	ERA	WHIP										
Orlando Hernandez, R (1, 1) ERA: 4.07	6.0	W	23	6	2	2	4	0	0	0	0	0	0	45	71	3.00	1.000										
Allen Watson, L (7, 1) ERA: 4.4	1.1	H	6	2	1	1	1	0	0	0	0	0	0	14	19	6.75	1.500										
Jason Grimsley, R (8, 1) ERA: 0.74	0.2	H	3	0	0	0	1	0	0	0	0	0	0	7	8	0.00	0.000										
42 Mariano Rivera, R (9, 1) ERA: 3.12	1.0	S	5	2	0	0	2	0	0	0	0	0	0	20	26	0.00	2.000										

Batter	1	2	3	4	5	6	7	8	9	AB	R	H	RBI	BB	SO	LOB	TOP			
Scott Brosius, R OBP: 0.324, SLG: 0.436	P9		HR	G5-3			P9		P3	5	1	1	1	0	0	4	New York Yankees @ Chicago White Sox Comiskey Park, Chicago, IL Wed Jul 28 1999, 8:05 PM EDT Att: 22,523 - Cloudy - 91 F			
2 Derek Jeter, R OBP: 0.449, SLG: 0.610	1B		1B		F9			F8		4	0	2	0	0	0	0				
Paul O'Neill, L OBP: 0.365, SLG: 0.474	L7		G4-3		F8			2B 1B		4	1	1	0	0	0	2				
Bernie Williams, S OBP: 0.430, SLG: 0.512	P4			1B 1B	F8			1B 2B		4	1	2	0	0	0	1				
Chili Davis, S OBP: 0.388, SLG: 0.479		G4-3		K			F8			4	0	1	1	0	1	1				
Tino Martinez, L OBP: 0.358, SLG: 0.443	P5			1B 1B			F7			4	0	1	0	0	0	2				
Shane Spencer, R OBP: 0.320, SLG: 0.425				F7			P3			4	0	0	0	0	1	2				
Luis Sojo, R OBP: 0.276, SLG: 0.338			G5-3		1B 2-3		K			4	0	2	0	0	1	0				
Joe Girardi, R OBP: 0.235, SLG: 0.290			G5-3		1-2 2-3		F8			4	0	1	1	0	0	1				
Inning Stats	R: 0 E: 0 K: 0 S: 11	H: 1 LOB: 1 BB: 0 P: 13	R: 0 E: 0 K: 1 S: 5	H: 0 LOB: 0 BB: 0 P: 11	R: 1 E: 0 K: 0 S: 13	H: 2 LOB: 1 BB: 0 P: 19	R: 1 E: 0 K: 1 S: 15	H: 4 LOB: 3 BB: 0 P: 23	R: 0 E: 0 K: 0 S: 8	H: 0 LOB: 0 BB: 0 P: 11	R: 0 E: 0 K: 1 S: 6	H: 0 LOB: 0 BB: 0 P: 9	R: 1 E: 0 K: 0 S: 11	H: 3 LOB: 1 BB: 0 P: 18	R: 0 E: 0 K: 0 S: 9	H: 1 LOB: 1 BB: 0 P: 10		1B: 9 2B: 2 3B: 0 HR: 1	SF: 0 SAC: 0 DP: 1 HBP: 0	WP: 0 PB: 0 CS: 0
PITCHER	IP WLS BF H R ER SO BB IBB HBP BLK WP HR S P ERA WHIP	IP WLS BF H R ER SO BB IBB HBP BLK WP HR S P ERA WHIP	IP WLS BF H R ER SO BB IBB HBP BLK WP HR S P ERA WHIP	IP WLS BF H R ER SO BB IBB HBP BLK WP HR S P ERA WHIP	IP WLS BF H R ER SO BB IBB HBP BLK WP HR S P ERA WHIP	IP WLS BF H R ER SO BB IBB HBP BLK WP HR S P ERA WHIP	IP WLS BF H R ER SO BB IBB HBP BLK WP HR S P ERA WHIP	IP WLS BF H R ER SO BB IBB HBP BLK WP HR S P ERA WHIP	IP WLS BF H R ER SO BB IBB HBP BLK WP HR S P ERA WHIP	IP WLS BF H R ER SO BB IBB HBP BLK WP HR S P ERA WHIP	IP WLS BF H R ER SO BB IBB HBP BLK WP HR S P ERA WHIP	IP WLS BF H R ER SO BB IBB HBP BLK WP HR S P ERA WHIP	IP WLS BF H R ER SO BB IBB HBP BLK WP HR S P ERA WHIP	IP WLS BF H R ER SO BB IBB HBP BLK WP HR S P ERA WHIP	IP WLS BF H R ER SO BB IBB HBP BLK WP HR S P ERA WHIP	IP WLS BF H R ER SO BB IBB HBP BLK WP HR S P ERA WHIP	IP WLS BF H R ER SO BB IBB HBP BLK WP HR S P ERA WHIP			
Jim Parque, L ERA: 3.92	5.0	W	18	4	1	1	1	0	0	0	0	0	0	0	0	0	1.80	0.800		
Carlos Castillo, R ERA: 1.8																				



Batter	1	2	3	4	5	6	7	8	9	AB	R	H	RBI	BB	SO	LOB	BOTTOM			
Ray Durham, S OBP: 0.366, SLG: 0.478	G5-3	G6-3		K	HR		1B 3B			5	2	2	3	0	1	4	New York Yankees @ Chicago White Sox Comiskey Park, Chicago, IL Wed Jul 28 1999, 8:05 PM EDT Att: 22,523 - Cloudy - 91 F			
Chris Singleton, L OBP: 0.348, SLG: 0.542	K		G3	G4-6-3 1B	L9		1B			5	0	2	2	0	1	0				
Frank Thomas, R OBP: 0.417, SLG: 0.504	F9		1B BB	G4-6-3 1B	2B		L7			5	0	2	0	0	0	3				
Magglio Ordonez, R OBP: 0.369, SLG: 0.573		G6-3	14 1B BB	HR	G6-3		P6			4	1	1	1	1	0	2				
Carlos Lee, R OBP: 0.325, SLG: 0.433		14 3B 1B	K		2B	14 1B	K			5	2	3	0	0	2	3				
14 Paul Konerko, R OBP: 0.348, SLG: 0.502		1B 3B		FC6-4 1B	G1-3		K			5	1	3	1	0	1	1				
Brook Fordyce, R OBP: 0.340, SLG: 0.436		FC1-6 BB		FC6-4	2B BB		FC5-4-2			3	1	0	0	2	0	5				
Craig Wilson, R OBP: 0.326, SLG: 0.333		FC1-6 1B		2B 1B	1B 2B		F7			4	2	3	2	1	0	1				
Mike Caruso, S OBP: 0.273, SLG: 0.310		FC1-6		1B 2B	HR		3B 2B			5	2	3	2	0	0	3				
Inning Stats	R: 0 E: 0 K: 1 S: 9	H: 0 LOB: 0 BB: 0 P: 15	R: 2 E: 0 K: 0 S: 21	H: 3 LOB: 2 BB: 1 P: 37	R: 0 E: 0 K: 1 S: 13	H: 2 LOB: 3 BB: 1 P: 20	R: 1 E: 0 K: 1 S: 13	H: 3 LOB: 1 BB: 0 P: 19	R: 6 E: 0 K: 0 S: 26	H: 6 LOB: 1 BB: 1 P: 44	R: 0 E: 0 K: 0 S: 6	H: 2 LOB: 1 BB: 0 P: 10	R: 2 E: 0 K: 1 S: 13	H: 3 LOB: 1 BB: 0 P: 22	R: 0 E: 0 K: 1 S: 12	H: 0 LOB: 1 BB: 1 P: 21		1B: 10 2B: 6 3B: 2 HR: 2	SF: 0 SAC: 0 DP: 2 HBP: 0	WP: 0 PB: 0 CS: 0
PITCHER	IP WLS BF H R ER SO BB IBB HBP BLK WP HR S P ERA WHIP	IP WLS BF H R ER SO BB IBB HBP BLK WP HR S P ERA WHIP	IP WLS BF H R ER SO BB IBB HBP BLK WP HR S P ERA WHIP	IP WLS BF H R ER SO BB IBB HBP BLK WP HR S P ERA WHIP	IP WLS BF H R ER SO BB IBB HBP BLK WP HR S P ERA WHIP	IP WLS BF H R ER SO BB IBB HBP BLK WP HR S P ERA WHIP	IP WLS BF H R ER SO BB IBB HBP BLK WP HR S P ERA WHIP	IP WLS BF H R ER SO BB IBB HBP BLK WP HR S P ERA WHIP	IP WLS BF H R ER SO BB IBB HBP BLK WP HR S P ERA WHIP	IP WLS BF H R ER SO BB IBB HBP BLK WP HR S P ERA WHIP	IP WLS BF H R ER SO BB IBB HBP BLK WP HR S P ERA WHIP	IP WLS BF H R ER SO BB IBB HBP BLK WP HR S P ERA WHIP	IP WLS BF H R ER SO BB IBB HBP BLK WP HR S P ERA WHIP	IP WLS BF H R ER SO BB IBB HBP BLK WP HR S P ERA WHIP	IP WLS BF H R ER SO BB IBB HBP BLK WP HR S P ERA WHIP	IP WLS BF H R ER SO BB IBB HBP BLK WP HR S P ERA WHIP				
Andy Pettitte, L ERA: 5.65	1.0																8.10	3.000		
Dan Naulty, R ERA: 5.05	1.2																0.00	1.800		
Allen Watson, L ERA: 4.25	1.0																18.00	3.000		
Mike Stanton, L ERA: 4.98	1.0																0.00	1.000		
Jason Grimsley, R ERA: 3.67																				



Batter	1	2	3	4	5	6	7	8	9	AB R H RBI BB SO LOB	TOP											
Scott Brosius, R (1, 5) OBP: 0.324, SLG: 0.439	G5-3		SH1-3			L4			G4-3 2B	3 0 1 0 0 0 0	New York Yankees @ Chicago White Sox Comiskey Park, Chicago, IL Thu Jul 29 1999, 2:05 PM EDT Att: 24,056 - Sunny - 83 F livebaseballscorecards.com											
2 Derek Jeter, R (1, 6) OBP: 0.447, SLG: 0.608	F8		SF7			G6-3 1B			G4-3	3 0 1 1 0 0 1												
Paul O'Neill, L (1, 9) OBP: 0.361, SLG: 0.469	G6-3		F8			G6-3 1-2			K	4 0 0 0 0 1 3												
Bernie Williams, S (1, 8) OBP: 0.428, SLG: 0.512		G4-3 2B		L8		K			K	4 0 1 0 0 2 1												
Tino Martinez, L (1, 3) OBP: 0.355, SLG: 0.440	G4-3		F9			K				3 0 0 0 0 1 1												
Chili Davis, S (1, 10) OBP: 0.385, SLG: 0.474	K		K			G4-3				3 0 0 0 0 2 1												
Shane Spencer, R (1, 7) OBP: 0.321, SLG: 0.422	L7				P5			G4-6-3 1B		3 0 1 0 0 0 1												
Luis Sojo, R (1, 4) OBP: 0.278, SLG: 0.329			SH1-3 2 SF7 BB		G1-3			G4-6-3 1-2		2 1 0 0 1 0 1												
Joe Girardi, R (1, 2) OBP: 0.239, SLG: 0.293					K2-3					2 0 1 0 0 1 0												
20 Jorge Posada, S (8, PH) OBP: 0.327, SLG: 0.400								K		1 0 0 0 0 1 0												
Inning Stats	R: 0 E: 0 K: 0 S: 5	H: 0 LOB: 0 BB: 0 P: 9	R: 0 E: 0 K: 1 S: 7	H: 1 LOB: 1 BB: 0 P: 12	R: 1 E: 0 K: 0 S: 9	H: 1 LOB: 1 BB: 1 P: 17	R: 0 E: 0 K: 1 S: 10	H: 0 LOB: 0 BB: 0 P: 14	R: 0 E: 0 K: 1 S: 10	H: 0 LOB: 0 BB: 0 P: 12	R: 0 E: 0 K: 2 S: 6	H: 1 LOB: 0 BB: 0 P: 8	R: 0 E: 0 K: 2 S: 9	H: 0 LOB: 0 BB: 0 P: 16	R: 0 E: 0 K: 1 S: 6	H: 1 LOB: 0 BB: 0 P: 9	R: 0 E: 0 K: 2 S: 12	H: 1 LOB: 1 BB: 0 P: 18	1B: 3 2B: 2 3B: 0 HR: 0	SF: 1 SAC: 1 DP: 2 HBP: 0	WP: 0 PB: 0 CS: 0	PA: 31
PITCHER	IP WLS BF H R ER SO BB IBB HBP BLK WP HR S P ERA WHIP											PITCHER	IP WLS BF H R ER SO BB IBB HBP BLK WP HR S P ERA WHIP									
John Snyder, R (1, 1) ERA: 5.54	7.0 W 24 3 1 1 5 1 0 0 0 0 0 56 88 1.29 0.571																					
Keith Foulke, R (8, 1) ERA: 2.99	2.0 S 7 2 0 0 3 0 0 0 0 0 0 18 27 0.00 1.000																					

Batter	1	2	3	4	5	6	7	8	9	AB R H RBI BB SO LOB	BOTTOM									
Ray Durham, S (1, 4) OBP: 0.368, SLG: 0.477	G3-1		P4			S BB			S 1B	3 1 1 0 1 0 1	New York Yankees @ Chicago White Sox Comiskey Park, Chicago, IL Thu Jul 29 1999, 2:05 PM EDT Att: 24,056 - Sunny - 83 F livebaseballscorecards.com									
Chris Singleton, L (1, 8) OBP: 0.347, SLG: 0.538	F9		E9 1B		L7				K	4 0 1 1 0 1 2										
Frank Thomas, R (1, 10) OBP: 0.418, SLG: 0.503			G5-3		L7				L7 1B	3 0 1 1 1 0 2										
Magglio Ordonez, R (1, 9) OBP: 0.366, SLG: 0.567	F8		K						G4-3	4 0 0 0 0 1 3										
14 Paul Konerko, R (1, 3) OBP: 0.350, SLG: 0.523		F8			F8				HR	4 2 2 2 0 0 0										
Brian Simmons, S (1, 7) OBP: 0.400, SLG: 0.611		K2-3			L7				G3	3 1 1 0 1 1 0										
Greg Norton, S (1, 5) OBP: 0.346, SLG: 0.389					K				G3	4 0 2 1 0 1 1										
Mark Johnson, L (1, 2) OBP: 0.313, SLG: 0.317					G5-3				F9	4 0 0 0 0 1 3										
Mike Caruso, S (1, 6) OBP: 0.273, SLG: 0.313					G2-3				G5-3	3 1 1 0 0 0 0										
Inning Stats	R: 0 E: 0 K: 0 S: 7	H: 0 LOB: 1 BB: 1 P: 13	R: 0 E: 0 K: 2 S: 8	H: 1 LOB: 0 BB: 0 P: 13	R: 1 E: 1 K: 1 S: 15	H: 2 LOB: 1 BB: 0 P: 23	R: 0 E: 0 K: 1 S: 9	H: 1 LOB: 0 BB: 0 P: 16	R: 0 E: 0 K: 1 S: 9	H: 0 LOB: 1 BB: 1 P: 16		R: 2 E: 0 K: 0 S: 10	H: 2 LOB: 0 BB: 1 P: 18	R: 1 E: 0 K: 1 S: 12	H: 2 LOB: 1 BB: 0 P: 20	R: 1 E: 0 K: 0 S: 8	H: 1 LOB: 0 BB: 0 P: 11	1B: 4 2B: 2 3B: 1 HR: 2	SF: 0 SAC: 0 DP: 0 HBP: 0	WP: 1 PB: 0 CS: 1
PITCHER	IP WLS BF H R ER SO BB IBB HBP BLK WP HR S P ERA WHIP											PITCHER	IP WLS BF H R ER SO BB IBB HBP BLK WP HR S P ERA WHIP							
David Cone, R (1, 1) ERA: 2.84	7.0 L 31 8 4 4 5 0 0 0 0 0 1 70 119 5.14 1.571																			
Ramiro Mendoza, R (8, 1) ERA: 4.57	1.0 4 1 1 1 0 0 0 0 0 0 1 8 11 9.00 1.000																			

Batter	1	2	3	4	5	6	7	8	9	AB	R	H	RBI	BB	SO	LOB	TOP								
Chuck Knoblauch, R OBP: 0.387, SLG: 0.404	0-1 HR	0-1 2B SF9 1B	1-1 1-2 1B		0-3 K		0-1 2B G6-4-3 1B		3-1 2B G5-3	6	2	5	4	0	1	1									
2 Derek Jeter, R OBP: 0.446, SLG: 0.611	1-1 HR	1-0 E 1B	0-0 F8			2-1 P6	2-1 G6-4-3		0-1 G5-3	6	2	2	2	0	0	4									
Paul O'Neill, L OBP: 0.360, SLG: 0.466 Chad Curtis, R OBP: 0.376, SLG: 0.338	1-1 F9	2-2 SF9 1B	1-0 G3			4-0 BB	4-1 BB		2-0 F8	2	0	0	1	1	0	2									
Bernie Williams, S OBP: 0.425, SLG: 0.508	1-2 1B	0-2 F9		0-0 L7		1-2 P5	1-1 G4-3			5	0	1	0	0	0	2									
Tino Martinez, L OBP: 0.354, SLG: 0.438 Jeff Manto, R OBP: 0.413, SLG: 0.273	3-0 F8		2-1 BB 20 2B 1B	1-2 G3-1		1-1 P6		4-1 20 G5-3 BB		4	1	1	0	0	0	2									
Chili Davis, S OBP: 0.385, SLG: 0.472	3-2 G4-3		4-2 20 2B 1B BB	3-2 F7			0-1 20 HR 1B	0-3 K		4	2	1	0	1	1	2									
20 Jorge Posada, S OBP: 0.332, SLG: 0.426		1-1 F8	1-2 1B 2B		0-0 2B		0-0 HR	2-2 G5-3		5	2	3	3	0	0	1									
Shane Spencer, R OBP: 0.316, SLG: 0.408		0-2 E6 1B	1-0 P6		1-1 G5-3		4-2 2B 1B BB	1-2 F8		4	2	0	0	1	0	4									
Scott Brosius, R OBP: 0.328, SLG: 0.444		2-2 1B	1-0 F8 1B		1-3 K		1-1 1B 2B	1-2 G5-3		5	2	3	2	0	1	1									
Inning Stats	R: 2 E: 0 K: 0 S: 13	H: 3 LOB: 1 BB: 0 P: 22	R: 4 E: 2 K: 0 S: 18	H: 3 LOB: 0 BB: 0 P: 24	R: 3 E: 0 K: 0 S: 15	H: 4 LOB: 2 BB: 1 P: 26	R: 0 E: 0 K: 0 S: 8	H: 0 LOB: 0 BB: 0 P: 12	R: 0 E: 0 K: 2 S: 9	H: 1 LOB: 1 BB: 0 P: 11	R: 0 E: 0 K: 0 S: 7	H: 0 LOB: 1 BB: 1 P: 15	R: 4 E: 0 K: 0 S: 14	H: 4 LOB: 1 BB: 2 P: 26	R: 0 E: 0 K: 1 S: 11	H: 0 LOB: 1 BB: 1 P: 18	R: 0 E: 0 K: 0 S: 8	H: 1 LOB: 1 BB: 0 P: 14	1B: 9 2B: 4 3B: 0 HR: 3	SF: 1 SAC: 0 DP: 1 HBP: 0	WP: 0 PB: 0 SB: 1 CS: 0	PA: 48			
PITCHER	IP	WLS	BF	H	R	ER	SO	BB	IBB	HBP	BLK	WP	HR	S	P	ERA	WHIP								
Mark Portugal, R ERA: 5.61	(1, 1)	1.1	L	11	6	6	3	0	0	0	0	0	2	25	38	20.25	4.500								
Jin Ho Cho, R ERA: 5.72	(2, 1)	1.0		8	4	3	3	0	1	0	0	0	0	19	31	27.00	5.000								
Rich Garcés, R ERA:	(3, 1)	3.1		12	1	0	0	2	1	0	0	0	0	24	38	0.00	0.600								
Mark Guthrie, L ERA: 6.44	(6, 1)	3.1		17	5	4	4	1	3	0	0	0	1	35	61	10.80	2.400								

New York Yankees @ Boston Red Sox
Fenway Park, Boston, MA
Fri Jul 30 1999, 7:05 PM EDT
Att: 33,777 - Overcast - 84 F

AB 42
R 13
H 16
RBI 12
BB 5
SO 3
LOB 20



Batter	1	2	3	4	5	6	7	8	9	AB	R	H	RBI	BB	SO	LOB	BOTTOM								
Darren Lewis, R OBP: 0.336, SLG: 0.340	2-1 P3	0-0 P9			0-0 SF9 3B		2-0 L8			4	1	1	0	0	0	3									
John Valentin, R OBP: 0.314, SLG: 0.426	2-2 HR	0-1 G6-3			0-0 SF9			1-2 G5-3		3	1	1	2	0	0	2									
Brian Daubach, L OBP: 0.361, SLG: 0.581	3-1 G6-3		0-1 L5		0-3 K2-3			2-3 K		4	0	0	0	0	2	0									
Nomar Garciaparra, R OBP: 0.402, SLG: 0.611	1-1 2B 1B		2-1 G6-3			1-3 K		0-0 1B		4	1	2	0	0	1	0									
Troy O'Leary, L OBP: 0.340, SLG: 0.513	0-0 1-H 2B		3-3 K			0-3 K		0-2 G5-3		4	0	1	1	0	2	1									
Butch Huskey, R OBP: 0.356, SLG: 0.516	0-3 K			1-3 K		2-3 K			1-1 P3	4	0	0	0	0	3	1									
Jason Varitek, S OBP: 0.325, SLG: 0.479 Lenny Webster, R OBP: 0.326, SLG: 0.189		4-0 1B BB		0-2 F9		2-3 K			1-2 G5-3	2	0	0	0	1	1	0									
Donnie Sadler, R OBP: 0.262, SLG: 0.325 18 Reggie Jefferson, S OBP: 0.361, SLG: 0.455 Lou Merloni, R OBP: 0.295, SLG: 0.291		2-2 1B		1-0 G4-3		0-1 K			1-3 K	2	0	1	0	0	0	0									
Trot Nixon, L OBP: 0.355, SLG: 0.445		3-3 K			1-0 G4-3		1-3 K			3	0	0	0	0	2	3									
Inning Stats	R: 2 E: 0 K: 1 S: 13	H: 3 LOB: 1 BB: 0 P: 21	R: 0 E: 0 K: 1 S: 10	H: 1 LOB: 2 BB: 1 P: 19	R: 0 E: 0 K: 1 S: 9	H: 0 LOB: 0 BB: 0 P: 14	R: 0 E: 0 K: 3 S: 10	H: 0 LOB: 0 BB: 0 P: 13	R: 0 E: 0 K: 2 S: 9	H: 1 LOB: 1 BB: 0 P: 14	R: 0 E: 0 K: 1 S: 10	H: 1 LOB: 1 BB: 0 P: 13	R: 0 E: 0 K: 1 S: 10	H: 0 LOB: 0 BB: 0 P: 13	R: 0 E: 0 K: 1 S: 10	H: 0 LOB: 0 BB: 0 P: 13	1B: 4 2B: 1 3B: 1 HR: 1	SF: 1 SAC: 0 DP: 0 HBP: 0	WP: 0 PB: 0 SB: 0 CS: 0	PA: 35					
PITCHER	IP	WLS	BF	H	R	ER	SO	BB	IBB	HBP	BLK	WP	HR	S	P	ERA	WHIP								
Hideki Irabu, R ERA: 3.89	(1, 1)	9.0	W	35	7	3	3	12	1	0	0	0	1	84	123	3.00	0.889								

New York Yankees @ Boston Red Sox
Fenway Park, Boston, MA
Fri Jul 30 1999, 7:05 PM EDT
Att: 33,777 - Overcast - 84 F

AB 33
R 3
H 7
RBI 3
BB 1
SO 12
LOB 10



Batter	1	2	3	4	5	6	7	8	9	AB	R	H	RBI	BB	SO	LOB	TOP																
Chuck Knoblauch R (1.4) OBP: 0.390, SLG: 0.415	0-1 HR	1-1 CS	3-1 1B	0-0 B5		0-1 F7			1-2 1B	5	1	3	1	0	0	4	New York Yankees @ Boston Red Sox Fenway Park, Boston, MA Sat Jul 31 1999, 1:00 PM EDT Att: 33,179 - Sunny - 85 F																
2 Derek Jeter R (1.6) OBP: 0.441, SLG: 0.603	1-3 K		3-2 P6	0-0 G5-3		0-0 F8			1-0 G6-4-3	5	0	0	0	0	1	5																	
Paul O'Neill L (1.9) OBP: 0.363, SLG: 0.475	0-0 HR		4-1 1B S BB		3-0 2B G4-3 1B	2-1 FC6-4			0-0 G4-3	4	2	2	1	1	0	2																	
Bernie Williams S (1.10) OBP: 0.426, SLG: 0.510	0-3 K		1-1 1B		0-0 G4-3 2B				2-2 P6	4	0	2	0	0	1	0																	
Tino Martinez L (1.3) OBP: 0.353, SLG: 0.436	2-1 1B		2-3 K		2-1 G4-3				3-2 P6	4	0	1	1	0	1	3																	
20 Jorge Posada S (1.2) OBP: 0.331, SLG: 0.423	3-1 G4-3			1-1 2B 1B	0-1 G5-3				0-0 F9	4	1	1	0	0	0	2																	
Scott Brosius R (1.5) OBP: 0.330, SLG: 0.448		2-2 CS 1B		1-2 1B 2B	2-2 F8				0-2 L5	4	1	2	0	0	0	1																	
Shane Spencer R (1.7) OBP: 0.321, SLG: 0.411		1-0 P5		1-0 2 G5-3 1B		2-2 1B			0-1 G6-3	4	0	2	1	0	0	1																	
Chad Curtis R (1.8) OBP: 0.381, SLG: 0.342		1-0 F8		0-0 2 G5-3 1B		0-0 FC6-4 1B			0-3 K	4	0	2	1	0	1	1																	
Inning Stats	R: 2 E: 0 K: 2 S: 14	H: 3 LOB: 1 BB: 0 P: 20	R: 0 E: 0 K: 0 S: 7	H: 1 LOB: 0 BB: 0 P: 11	R: 0 E: 0 K: 1 S: 15	H: 2 LOB: 2 BB: 1 P: 28	R: 2 E: 0 K: 0 S: 9	H: 4 LOB: 1 BB: 0 P: 12	R: 1 E: 0 K: 0 S: 10	H: 2 LOB: 1 BB: 0 P: 16	R: 0 E: 0 K: 0 S: 10	H: 2 LOB: 2 BB: 0 P: 14	R: 0 E: 0 K: 1 S: 8	H: 0 LOB: 0 BB: 0 P: 8	R: 0 E: 0 K: 0 S: 5	H: 1 LOB: 0 BB: 0 P: 7	1B: 11 2B: 2 3B: 0 HR: 2	SF: 0 SAC: 0 DP: 2 HBP: 0	WP: 0 PB: 0 SB: 1 CS: 1	PA: 40													
PITCHER	IP WLS BF H R ER SO BB IBB HBP BLK WP HR S P ERA WHIP	IP WLS BF H R ER SO BB IBB HBP BLK WP HR S P ERA WHIP																															
Brian Rose R (1.1) ERA: 4.24	4.0	22	12	5	5	3	1	0	0	0	0	0	2	47	76	11.25	3.250																
Rheal Cormier L (5.1) ERA: 3.95	3.0	11	2	0	0	0	0	0	0	0	0	0	0	24	37	0.00	0.667																
Derek Lowe R (8.1) ERA: 3.38	2.0	W	6	1	0	0	1	0	0	0	0	0	0	13	15	0.00	0.500																
Batter	1	2	3	4	5	6	7	8	9	AB	R	H	RBI	BB	SO	LOB	BOTTOM																
Jose Offerman S (1.4) OBP: 0.365, SLG: 0.416	4-0 FC4-6 BB		4-1 WP SF7 S BB		3-2 1-H 1B		4-1 2B BB		0-0 1B	2	3	2	1	3	0	0	New York Yankees @ Boston Red Sox Fenway Park, Boston, MA Sat Jul 31 1999, 1:00 PM EDT Att: 33,179 - Sunny - 85 F																
John Valentin R (1.5) OBP: 0.315, SLG: 0.430	2-2 L9		2-2 SF7 1-H		0-0 G6-4-3		0-2 1B 2B		0-1 1B	4	0	2	3	0	0	2																	
Brian Daubach L (1.3) OBP: 0.356, SLG: 0.571	1-3 K		2-2 G4-3		0-3 K		0-2 F9		3-H 1B	4	0	0	0	0	2	2																	
Nomar Garciaparra R (1.6) OBP: 0.403, SLG: 0.610	0-0 FC4-6 1-2		1-1 E5 CS		0-0 FC6-4 1B		3-2 1B 2-3 1B		0-1 F8	4	1	2	0	0	0	1																	
Troy O'Leary L (1.7) OBP: 0.339, SLG: 0.510		2-2 F7	0-1 CS	2-1 L7		0-0 FC6-4 1B		0-1 F8	4	0	1	0	0	0	0	2																	
Butch Huskey R (1.10) OBP: 0.355, SLG: 0.513		2-0 F8		2-2 G5-3		0-1 FC6-4 1B		2-2 F7	4	0	1	0	0	0	0	0																	
Jason Varitek S (1.2) OBP: 0.327, SLG: 0.482		2-1 1B		2-2 2B		0-0 FC6-4 G6-3		0-0 F7	4	0	2	1	0	0	0	2																	
Darren Lewis R (1.8) OBP: 0.333, SLG: 0.337		2-1 F9		3-1 L5		1-2 2-3 3-H G6-3		1-1 1B	3	0	0	0	0	0	0	4																	
18 Reggie Jefferson S (8. PH) OBP: 0.365, SLG: 0.459										1	0	1	0	0	0	0																	
Damon Buford R (8. PR) OBP: 0.366, SLG: 0.371										0	0	0	0	0	0	0																	
Trot Nixon L (1.9) OBP: 0.357, SLG: 0.457			0-1 HR		4-2 WP 1B BB				1-0 F7	3	2	1	1	1	1	1																	
Inning Stats	R: 0 E: 0 K: 1 S: 7	H: 0 LOB: 1 BB: 1 P: 14	R: 0 E: 0 K: 0 S: 8	H: 1 LOB: 1 BB: 0 P: 16	R: 2 E: 1 K: 0 S: 13	H: 1 LOB: 0 BB: 1 P: 22	R: 0 E: 0 K: 0 S: 12	H: 1 LOB: 1 BB: 0 P: 21	R: 1 E: 0 K: 1 S: 13	H: 1 LOB: 0 BB: 1 P: 20	R: 1 E: 0 K: 0 S: 6	H: 3 LOB: 1 BB: 0 P: 7	R: 1 E: 0 K: 1 S: 15	H: 2 LOB: 2 BB: 1 P: 23	R: 0 E: 0 K: 0 S: 7	H: 1 LOB: 1 BB: 0 P: 11	R: 1 E: 0 K: 0 S: 3	H: 2 LOB: 1 BB: 0 P: 3	1B: 8 2B: 2 3B: 1 HR: 1	SF: 1 SAC: 0 DP: 2 HBP: 0	WP: 2 PB: 0 SB: 0 CS: 1	PA: 39											
PITCHER	IP WLS BF H R ER SO BB IBB HBP BLK WP HR S P ERA WHIP	IP WLS BF H R ER SO BB IBB HBP BLK WP HR S P ERA WHIP																															
Roger Clemens R (1.1) ERA: 4.78	5.0	22	5	4	4	2	3	0	0	0	0	0	0	18	27	5.40	3.000																
Jason Grimsley R (6.1) ERA: 3.72	1.2	B	9	4	1	1	1	0	0	0	0	0	0	2	2	0.00	0.000																
Mike Stanton L (7.1) ERA: 4.93	0.1	L	1	0	0	0	0	0	0	0	0	0	0	2	2	0.00	0.000																
Ramiro Mendoza R (8.1) ERA: 4.62	1.0	L	6	3	1	1	0	0	0	0	0	0	0	10	14	9.00	3.000																

Batter	1	2	3	4	5	6	7	8	9	AB	R	H	RBI	BB	SO	LOB	TOP			
Chuck Knoblauch R (1,4) OBP: 0.392, SLG: 0.416	G3-1		1-2 SAFE 1-2 SAFE 1-2 SAFE					4-1 2 S 1B BB	0-0 2 FC4-6 1B	4	1	2	0	1	0	0	New York Yankees @ Boston Red Sox Fenway Park, Boston, MA Sun Aug 01 1999, 8:05 PM EDT Att: 33,553 - Unknown - 92 F livebaseballscorecards.com			
2 Derek Jeter R (1,6) OBP: 0.436, SLG: 0.596	K		0-1 P6					3-3 1-3 K	2-0 FC4-6 1B	5	0	0	0	0	2	6				
Paul O'Neill L (1,9) OBP: 0.366, SLG: 0.480	3B 2B		0-0 1-2 2-3 1B					0-0 3B 1B		4	2	3	1	0	0	0				
Bernie Williams S (1,8) OBP: 0.427, SLG: 0.522	2H 3B		1-1 SF8					1-2 3-H 1-2 1H 3B		3	0	2	3	0	0	0				
Tino Martinez L (1,3) OBP: 0.350, SLG: 0.431	P4		1-2 3-H 2-2 P5					1-2 P4		4	0	0	0	0	0	4				
Chili Davis S (1,10) OBP: 0.384, SLG: 0.472		2-3 K							1-2 1B 2B	4	0	1	0	0	2	0				
Chad Curtis R (9,FR) OBP: 0.381, SLG: 0.342										0	0	0	0	0	0	0				
20 Jorge Posada S (1,2) OBP: 0.326, SLG: 0.416		1-1 G1-3							2-1 G1-3	4	0	0	0	0	0	1				
Shane Spencer R (1,7) OBP: 0.313, SLG: 0.398		2-2 F8							1-1 F7	4	0	0	0	0	0	1				
Scott Brosius R (1,5) OBP: 0.331, SLG: 0.447			1-2 1B SF8 1B						4-1 K 1B BB	3	1	1	0	1	1	0				
Inning Stats	R: 1 E: 0 K: 1 S: 13	H: 2 LOB: 1 BB: 0 P: 17	R: 0 E: 0 K: 1 S: 10	H: 0 LOB: 0 BB: 0 P: 15	R: 1 E: 0 K: 0 S: 18	H: 3 LOB: 2 BB: 0 P: 22	R: 0 E: 0 K: 1 S: 9	H: 0 LOB: 0 BB: 0 P: 12	R: 0 E: 0 K: 0 S: 4	H: 0 LOB: 0 BB: 0 P: 8	R: 0 E: 0 K: 0 S: 6	H: 0 LOB: 0 BB: 0 P: 9	R: 2 E: 0 K: 2 S: 22	H: 2 LOB: 1 BB: 1 P: 32	R: 0 E: 0 K: 0 S: 12	H: 2 LOB: 3 BB: 1 P: 22	1B: 5 2B: 2 3B: 2 HR: 0	SF: 1 SAC: 0 DP: 0 HBP: 0	WP: 0 PB: 0 SB: 2 CS: 0	PA: 38
PITCHER	IP WLS BF H R ER SO BB IBB HBP BLK WP HR S P ERA WHIP	7.0 W 26 5 2 2 3 0 0 0 0 0 0 66 87 2.57 0.714	2.0 S 12 4 2 2 2 2 0 0 0 0 0 0 34 54 9.00 3.000																	

Batter	1	2	3	4	5	6	7	8	9	AB	R	H	RBI	BB	SO	LOB	BOTTOM			
Jose Offerman S (1,4) OBP: 0.366, SLG: 0.414			0-1 SAFE G5-4-3 1-2 1B							2	0	0	0	2	0	2	New York Yankees @ Boston Red Sox Fenway Park, Boston, MA Sun Aug 01 1999, 8:05 PM EDT Att: 33,553 - Unknown - 92 F livebaseballscorecards.com			
John Valentin R (1,5) OBP: 0.315, SLG: 0.428	K		3-1 P8						3-2 SAFE G5-4-3 1B	4	0	1	0	0	1	2				
Brian Daubach L (1,3) OBP: 0.357, SLG: 0.587	F8			1-0 HR					1-1 1B 2B	4	2	2	1	0	1	3				
Nomar Garciaparra R (1,6) OBP: 0.402, SLG: 0.666	G2			0-0 L8					0-1 2H HR 1B	4	1	1	1	0	0	3				
Troy O'Leary L (1,7) OBP: 0.340, SLG: 0.517		4-0 18 G1-6-3 BB							0-0 G4-3	3	1	1	2	1	0	0				
18 Reggie Jefferson S (1,10) OBP: 0.388, SLG: 0.457		0-0 G1-6-3 1-2 1B							3-1 L7	3	0	1	0	1	0	1				
Jason Varitek S (1,2) OBP: 0.323, SLG: 0.476		0-1 G4-3							0-1 G1-3	4	0	0	0	0	0	2				
Damon Buford R (1,8) OBP: 0.311, SLG: 0.384			2-2 1B 2B						1-2 G5-3	3	1	2	0	0	0	1				
Trot Nixon L (1,9) OBP: 0.357, SLG: 0.455			2-2 2H G5-4-3 1B						2-1 P6 P2	3	0	1	1	0	0	2				
Inning Stats	R: 0 E: 0 K: 1 S: 6	H: 0 LOB: 1 BB: 1 P: 13	R: 0 E: 0 K: 0 S: 3	H: 0 LOB: 0 BB: 1 P: 7	R: 1 E: 0 K: 0 S: 10	H: 2 LOB: 0 BB: 0 P: 17	R: 1 E: 0 K: 0 S: 10	H: 1 LOB: 1 BB: 1 P: 19	R: 0 E: 0 K: 0 S: 5	H: 1 LOB: 1 BB: 0 P: 9	R: 3 E: 0 K: 0 S: 14	H: 4 LOB: 1 BB: 0 P: 19	R: 0 E: 0 K: 1 S: 9	H: 1 LOB: 1 BB: 1 P: 19	R: 0 E: 0 K: 0 S: 5	H: 0 LOB: 0 BB: 0 P: 8		1B: 4 2B: 3 3B: 0 HR: 2	SF: 0 SAC: 0 DP: 3 HBP: 0	WP: 0 PB: 0 SB: 0 CS: 0
PITCHER	IP WLS BF H R ER SO BB IBB HBP BLK WP HR S P ERA WHIP	5.0 L 24 8 5 5 1 3 0 0 0 0 0 0 7 15 0.00 1.000	1.0 4 0 0 0 0 1 0 0 0 0 0 0 7 15 0.00 1.000	2.0 6 1 0 0 0 1 0 0 0 0 0 0 14 23 0.00 0.500																

Batter	1	2	3	4	5	6	7	8	9	AB	R	H	RBI	BB	SO	LOB	TOP					
Shannon Stewart, R (1, 7) OBP: 0.377, SLG: 0.422	2-1 G6-3 1B			3-2 G1-3		1-2 G6-3		2-0 CS	2-2 P4	4	0	1	0	0	0	0	Toronto Blue Jays @ New York Yankees Yankee Stadium, Bronx, NY Mon Aug 02 1999, 7:30 PM EDT Att: 40,825 - Unknown - 87 F livebaseballscorecards.com					
Tony Batista, R (1, 6) OBP: 0.333, SLG: 0.487	0-2 P4			1-3 K		2-1 P5			2-2 S 1B	4	0	1	0	0	1	1						
Shawn Green, L (1, 9) OBP: 0.401, SLG: 0.638	0-1 G6-3			2-1 G4-3		1-1 G3			2-3 K	4	0	0	0	0	1	2						
David Segui, S (1, 10) OBP: 0.355, SLG: 0.449									2-1 G6-3	4	0	2	0	0	0	1						
Carlos Delgado, L (1, 3) OBP: 0.353, SLG: 0.506									1-2 G6-3	3	1	0	0	0	0	2						
Tony Fernandez, S (1, 5) OBP: 0.451, SLG: 0.499									2-1 K 1B	3	0	1	0	0	1	0						
Jacob Brunfield, R (1, 8) OBP: 0.317, SLG: 0.393									3-1 P4	3	0	1	1	0	0	0						
Mike Matheny, R (1, 2) OBP: 0.262, SLG: 0.308									1-0 G5-3	3	0	0	0	0	0	2						
Homer Bush, R (1, 4) OBP: 0.344, SLG: 0.378									1-1 CS 1B	3	0	1	0	0	1	2						
Inning Stats	R: 0 E: 0 K: 0 S: 7	H: 1 LOB: 0 BB: 0 P: 9	R: 0 E: 0 K: 1 S: 6	H: 0 LOB: 0 BB: 0 P: 9	R: 0 E: 0 K: 0 S: 8	H: 0 LOB: 0 BB: 0 P: 15	R: 0 E: 0 K: 1 S: 8	H: 0 LOB: 0 BB: 0 P: 14	R: 1 E: 0 K: 1 S: 11	H: 3 LOB: 2 BB: 0 P: 17	R: 0 E: 0 K: 0 S: 7	H: 0 LOB: 0 BB: 0 P: 11	R: 0 E: 0 K: 0 S: 6	H: 1 LOB: 0 BB: 0 P: 9	R: 0 E: 0 K: 0 S: 5	H: 1 LOB: 0 BB: 0 P: 12	R: 0 E: 0 K: 1 S: 13	H: 1 LOB: 1 BB: 0 P: 21	1B: 7 2B: 0 3B: 0 HR: 0	SF: 0 SAC: 0 DP: 2 HBP: 0	WP: 0 PB: 0 SB: 1 CS: 1	PA: 32
PITCHER	IP WLS BF H R ER SO BB IBB HBP BLK WP HR S P ERA WHIP	IP WLS BF H R ER SO BB IBB HBP BLK WP HR S P ERA WHIP																				
Andy Pettitte, L (1, 1) ERA: 5.34	8.0 W 27 6 1 1 3 0 0 0 0 0 0 58 96 1.12 0.750																					
42 Mariano Rivera, R (9, 1) ERA: 3.05	1.0 S 4 1 0 0 1 0 0 0 0 0 0 13 21 0.00 1.000																					

Batter	1	2	3	4	5	6	7	8	9	AB	R	H	RBI	BB	SO	LOB	BOTTOM			
Chuck Knoblauch, R (1, 4) OBP: 0.390, SLG: 0.412	1-3 K		0-0 G6-3		3-1 F7			0-0 SH1-4		3	0	0	0	0	1	1	Toronto Blue Jays @ New York Yankees Yankee Stadium, Bronx, NY Mon Aug 02 1999, 7:30 PM EDT Att: 40,825 - Unknown - 87 F livebaseballscorecards.com			
2 Derek Jeter, R (1, 6) OBP: 0.435, SLG: 0.600	1-1 F9		0-0 L5		1-3 K		1-2 HR	2-3 HR	1-2 K	4	1	1	2	0	1	1				
Bernie Williams, S (1, 8) OBP: 0.425, SLG: 0.519	1-3 K		3-3 K			2-0 G1-3		0-2 G5-3 1B	3-1 G5-3 1B	4	0	1	0	0	2	0				
Chili Davis, S (1, 10) OBP: 0.385, SLG: 0.480		4-2 1B 1B BB		0-0 HR		1-0 F9		0-2 G5-3	1-2 K	3	1	1	1	1	0	1				
Jim Leyritz, R (1, 3) OBP: 0.329, SLG: 0.449		2-1 1B		0-0 G6-3		1-3 K		3-3 K		4	0	1	0	0	2	1				
Tino Martinez, L (9, 3) OBP: 0.350, SLG: 0.431		1-2 1B								0	0	0	0	0	0	0				
Shane Spencer, R (1, 9) OBP: 0.313, SLG: 0.397		1-3 K		0-3 K					0-0 G5-4-3 1B	3	0	1	0	0	2	2				
Scott Brosius, R (1, 5) OBP: 0.329, SLG: 0.443		1-1 P3		1-1 P2					2-0 G5-4-3	3	0	0	0	0	0	3				
Chad Curtis, R (1, 7) OBP: 0.380, SLG: 0.342		1-1 1B			2-1 E5 FC5-4			1-0 G6-3		3	0	1	0	0	0	0				
Joe Girardi, R (1, 2) OBP: 0.241, SLG: 0.301		2-1 G1-3			2-2 FC5-4			0-0 SH1-4 2 HR	2B	3	1	1	0	0	0	4				
Inning Stats	R: 0 E: 0 K: 2 S: 8	H: 0 LOB: 0 BB: 0 P: 11	R: 0 E: 0 K: 1 S: 13	H: 2 LOB: 3 BB: 1 P: 24	R: 0 E: 0 K: 1 S: 5	H: 0 LOB: 0 BB: 0 P: 8	R: 1 E: 0 K: 1 S: 7	H: 1 LOB: 0 BB: 0 P: 8	R: 0 E: 0 K: 1 S: 10	H: 0 LOB: 1 BB: 0 P: 18	R: 0 E: 0 K: 1 S: 6	H: 0 LOB: 0 BB: 0 P: 10	R: 0 E: 0 K: 0 S: 3	H: 1 LOB: 0 BB: 0 P: 6	R: 2 E: 0 K: 1 S: 15	H: 3 LOB: 1 BB: 0 P: 19	1B: 4 2B: 1 3B: 0 HR: 2	SF: 0 SAC: 1 DP: 1 HBP: 0	WP: 0 PB: 0 SB: 0 CS: 0	PA: 32
PITCHER	IP WLS BF H R ER SO BB IBB HBP BLK WP HR S P ERA WHIP	IP WLS BF H R ER SO BB IBB HBP BLK WP HR S P ERA WHIP																		
David Wells, L (1, 1) ERA: 5.02	8.0 L 32 7 3 3 8 1 0 0 0 0 2 67 3.38 1.000																			

AB 31
R 1
H 7
RBI 1
BB 0
SO 4
LOB 10



AB 30
R 3
H 7
RBI 3
BB 1
SO 8
LOB 13



Batter	1	2	3	4	5	6	7	8	9	AB	R	H	RBI	BB	SO	LOB	TOP					
Shannon Stewart, R (1, 7) OBP: 0.377, SLG: 0.424	G6-3		L7				G5-3		1B	5	0	2	0	0	0	1	Toronto Blue Jays @ New York Yankees Yankee Stadium, Bronx, NY Tue Aug 03 1999, 7:30 PM EDT Att: 43,110 - Unknown - 82 F					
Tony Batista, R (1, 6) OBP: 0.334, SLG: 0.486	K		K				K		2B	5	0	2	2	0	3	1						
Shawn Green, L (1, 9) OBP: 0.399, SLG: 0.632	K		1B				F7		K	5	0	1	0	0	2	4						
David Segui, S (1, 10) OBP: 0.356, SLG: 0.457		HR	1B				G4-3		K	5	1	2	1	0	1	2						
Carlos Delgado, L (1, 3) OBP: 0.352, SLG: 0.502		P4	F9							3	0	0	0	1	1	2						
Tony Fernandez, S (1, 5) OBP: 0.452, SLG: 0.500		1B HBP					L7			3	0	1	0	0	0	1						
Darrin Fletcher, L (1, 2) OBP: 0.344, SLG: 0.484		1B					F8		K	4	0	1	0	0	1	2						
José Cruz Jr., S (1, 8) OBP: 0.343, SLG: 0.407		K							G5-3	4	0	0	0	0	3	2						
Homer Bush, R (1, 4) OBP: 0.346, SLG: 0.383	G5-3						G6-3		2B 1B	4	2	2	0	0	0	2						
Inning Stats	R: 0 E: 0 K: 2 S: 8	H: 0 LOB: 0 BB: 0 P: 12	R: 1 E: 0 K: 1 S: 17	H: 2 LOB: 2 BB: 0 P: 26	R: 0 E: 0 K: 1 S: 14	H: 2 LOB: 2 BB: 0 P: 22	R: 0 E: 0 K: 1 S: 8	H: 0 LOB: 0 BB: 0 P: 13	R: 0 E: 0 K: 1 S: 11	H: 1 LOB: 1 BB: 0 P: 15	R: 0 E: 0 K: 0 S: 6	H: 0 LOB: 1 BB: 1 P: 11	R: 1 E: 0 K: 1 S: 10	H: 2 LOB: 1 BB: 0 P: 15	R: 0 E: 0 K: 2 S: 10	H: 1 LOB: 1 BB: 0 P: 12	R: 1 E: 0 K: 2 S: 16	H: 3 LOB: 2 BB: 0 P: 28	1B: 7 2B: 3 3B: 0 HR: 1	SF: 0 SAC: 0 DP: 0 HBP: 1	WP: 0 PB: 0 SB: 1 CS: 0	PA: 40
PITCHER	IP	WLS	BF	H	R	ER	SO	BB	IBB	HBP	BLK	WP	HR	S	P	ERA	WHIP					
David Cone, R (1, 1) ERA: 2.83	6.2	L	29	7	2	2	7	1	0	1	0	0	1	72	110	2.70	1.200					
Mike Stanton, L (7, 1) ERA: 4.71	1.2		6	1	0	0	2	0	0	0	0	0	0	15	22	0.00	0.600					
Jason Grimsley, R (9, 1) ERA: 3.88	0.0		3	1	1	1	0	0	0	0	0	0	0	7	12	∞	∞					
Allen Watson, L (9, 1) ERA: 4.11	0.2		2	0	0	0	2	0	0	0	0	0	0	6	10	0.00	0.000					

AB 38
R 3
H 11
RBI 3
BB 1
SO 11
LOB 17



Batter	1	2	3	4	5	6	7	8	9	AB	R	H	RBI	BB	SO	LOB	BOTTOM					
Chuck Knoblauch, R (1, 4) OBP: 0.388, SLG: 0.411	G6-3		G6-3				F9		F8	4	0	1	0	0	0	2	Toronto Blue Jays @ New York Yankees Yankee Stadium, Bronx, NY Tue Aug 03 1999, 7:30 PM EDT Att: 43,110 - Unknown - 82 F					
2 Derek Jeter, R (1, 6) OBP: 0.431, SLG: 0.594	G6-3						G5-3		K	4	0	0	0	0	1	2						
Paul O'Neill, L (1, 9) OBP: 0.363, SLG: 0.475	K						G6-3		G5-3	4	0	0	0	0	1	0						
Bernie Williams, S (1, 8) OBP: 0.422, SLG: 0.514		K					F7		L9	4	0	0	0	0	1	0						
Tino Martinez, L (1, 3) OBP: 0.347, SLG: 0.427		P6					G4-3		G4-3	4	0	0	0	0	0	0						
Chili Davis, S (1, 10) OBP: 0.385, SLG: 0.477		F9					K			2	0	0	0	0	1	1						
Chad Curtis, R (7, FR) OBP: 0.380, SLG: 0.342									BB	0	0	0	0	0	0	0						
Ricky Ledee, L (1, 7) OBP: 0.318, SLG: 0.465									G6-3	2	0	2	0	0	0	0						
Jim Leyritz, R (7, PH) OBP: 0.327, SLG: 0.446										1	0	0	0	0	0	1						
Shane Spencer, R (8, 7) OBP: 0.313, SLG: 0.397										0	0	0	0	0	0	0						
Scott Brosius, R (1, 5) OBP: 0.329, SLG: 0.445									L4	3	0	1	0	0	0	2						
Joe Girardi, R (1, 2) OBP: 0.245, SLG: 0.326									G5-3	2	1	1	1	0	0	1						
Inning Stats	R: 0 E: 0 K: 1 S: 7	H: 1 LOB: 0 BB: 0 P: 11	R: 0 E: 0 K: 1 S: 8	H: 0 LOB: 0 BB: 0 P: 14	R: 0 E: 0 K: 0 S: 10	H: 1 LOB: 1 BB: 0 P: 13	R: 0 E: 0 K: 0 S: 4	H: 0 LOB: 0 BB: 0 P: 8	R: 0 E: 0 K: 1 S: 9	H: 1 LOB: 1 BB: 0 P: 13	R: 1 E: 0 K: 0 S: 6	H: 1 LOB: 0 BB: 0 P: 14	R: 0 E: 0 K: 0 S: 11	H: 0 LOB: 1 BB: 1 P: 17	R: 0 E: 0 K: 1 S: 10	H: 1 LOB: 1 BB: 0 P: 11	R: 0 E: 0 K: 0 S: 10	H: 0 LOB: 0 BB: 0 P: 15	1B: 2 2B: 2 3B: 0 HR: 1	SF: 0 SAC: 1 DP: 1 HBP: 0	WP: 0 PB: 0 SB: 0 CS: 0	PA: 32
PITCHER	IP	WLS	BF	H	R	ER	SO	BB	IBB	HBP	BLK	WP	HR	S	P	ERA	WHIP					
Joey Hamilton, R (1, 1) ERA: 6.26	6.0	W	21	4	1	1	3	1	0	0	0	0	0	8	13	0.00	1.500					
Graeme Lloyd, L (7, 1) ERA: 3.09	0.2	H	3	0	0	0	0	1	0	0	0	0	0	8	13	0.00	1.500					
John Frascatore, R (7, 1) ERA: 3.98	1.1	H	5	1	0	0	1	0	0	0	0	0	0	13	15	0.00	0.750					
Billy Koch, R (9, 1) ERA: 2.36	1.0	S	3	0	0	0	0	0	0	0	0	0	0	10	15	0.00	0.000					

AB 30
R 1
H 5
RBI 1
BB 1
SO 4
LOB 8



Batter	1	2	3	4	5	6	7	8	9	AB R H RBI BB SO LOB	TOP									
Shannon Stewart, R (1, 7) OBP: 0.379, SLG: 0.424	1-1 G3 G2-3 1B		1-0 S HR HBP		0-0 F9		1-2 P4		0-0 2-3 1B	4 1 2 0 0 0 0	Toronto Blue Jays @ New York Yankees Yankee Stadium, Bronx, NY Wed Aug 04 1999, 12:00 PM EDT Att: 52,833 - Sunny - 82 F									
Tony Batista, R (1, 6) OBP: 0.332, SLG: 0.491	2-2 G2-3		1-0 HR		3-3 K		2-3 K		0-0 G5-3	5 1 1 2 0 2 3										
Shawn Green, L (1, 9) OBP: 0.395, SLG: 0.626	0-1 G3		2-2 L4		3-3 K			2-0 F7		4 0 0 0 0 1 1										
David Segui, S (1, 3) OBP: 0.357, SLG: 0.458	0-1 F7			1-0 FC3-6 1B		3-3 K		0-0 1B		4 0 2 0 0 1 1										
Carlos Delgado, L (1, 10) OBP: 0.352, SLG: 0.500		0-1 F9		1-0 F7		3-1 1B		2-1 L6		4 0 1 0 0 0 2										
Tony Fernandez, S (1, 5) OBP: 0.450, SLG: 0.497		0-0 G3		1-2 FC3-6 1B		0-0 1B		2-2 G6-3		4 1 1 0 0 0 2										
Darrin Fletcher, L (1, 2) OBP: 0.347, SLG: 0.482		1-0 F8		3-2 1B		1-1 P4		4-2 1B G5-3 BB		3 0 1 0 1 0 2										
Jacob Brumfield, R (1, 8) OBP: 0.318, SLG: 0.391			2-3 K		1-2 1B		1-0 F8		0-3 K	3 0 1 1 0 1 2										
Willie Greene, L (9, PH) OBP: 0.292, SLG: 0.415					1-2 3-H 1B					1 0 0 0 0 1 1										
Homer Bush, R (1, 4) OBP: 0.342, SLG: 0.379			2-3 K		2-3 K		2-3 K		1-1 G5-3	3 0 0 0 0 3 2										
Craig Grebeck, R (9, PH) OBP: 0.443, SLG: 0.425								1-2		1 0 0 0 0 0 1										
Inning Stats	R: 0 E: 0 K: 0 S: 9	H: 1 LOB: 1 BB: 0 P: 12	R: 0 E: 0 K: 0 S: 4	H: 0 LOB: 0 BB: 0 P: 5	R: 2 E: 0 K: 2 S: 13	H: 1 LOB: 0 BB: 0 P: 21	R: 1 E: 0 K: 1 S: 17	H: 3 LOB: 2 BB: 0 P: 26	R: 0 E: 0 K: 1 S: 9	H: 2 LOB: 0 BB: 0 P: 17	R: 0 E: 0 K: 0 S: 11	H: 0 LOB: 0 BB: 0 P: 16	R: 0 E: 0 K: 0 S: 7	H: 1 LOB: 1 BB: 0 P: 13	R: 0 E: 0 K: 1 S: 10	H: 1 LOB: 2 BB: 1 P: 15	1B: 8 2B: 9 3B: 0 HR: 1	SF: 0 SAC: 0 DP: 0 HBP: 1	WP: 0 PB: 0 SB: 1 CS: 0	PA: 38
PITCHER	IP WLS BF H R ER SO BB IBB HBP BLK WP HR S P ERA WHIP											IP WLS BF H R ER SO BB IBB HBP BLK WP HR S P ERA WHIP								
Hideki Irabu, R (1, 1) ERA: 3.89	7.0 W 29 7 3 3 8 0 0 1 0 0 1 72 112 3.86 1.000																			
Mike Stanton, L (8, 1) ERA: 4.59	1.0 5 1 0 0 0 1 0 0 0 0 0 10 20 0.00 2.000																			
Ramiro Mendoza, R (9, 1) ERA: 4.47	1.0 4 1 0 0 1 0 0 0 0 0 0 7 8 0.00 1.000																			

Batter	1	2	3	4	5	6	7	8	9	AB R H RBI BB SO LOB	BOTTOM									
Chuck Knoblauch, R (1, 4) OBP: 0.389, SLG: 0.421	2-2 HR	2-1 F7	0-0 2B		2-2 P6			1-0 L7		5 1 2 1 0 0 3	Toronto Blue Jays @ New York Yankees Yankee Stadium, Bronx, NY Wed Aug 04 1999, 12:00 PM EDT Att: 52,833 - Sunny - 82 F									
2 Derek Jeter, R (1, 6) OBP: 0.435, SLG: 0.594	0-1 HR	2-0 2B	0-1 G6-3			4-2 HR		4-2 G5-4-3 BB		2 2 1 0 2 0 2										
Paul O'Neill, L (1, 9) OBP: 0.363, SLG: 0.475	4-2 HR	1-2 BB		1-3 K		2-3 K		0-0 G5-4-3		4 1 1 1 1 2 2										
Bernie Williams, S (1, 8) OBP: 0.424, SLG: 0.530	2-2 HR	4-1 2B		0-3 K		0-0 HR				3 2 2 5 1 1 0										
Tino Martinez, L (1, 3) OBP: 0.344, SLG: 0.422	3-3 K	3-3 K		1-3 K		2-0 G4-3				4 0 0 0 0 3 3										
Chili Davis, S (1, 10) OBP: 0.383, SLG: 0.483	1-3 K		3-2 HR		0-1 F9		2-3 K			4 1 1 1 0 2 0										
Ricky Ledee, L (1, 7) OBP: 0.306, SLG: 0.448	1-3 K		0-3 K		1-0 G4-3		3-2 G4-3			4 0 0 0 0 2 0										
20 Jorge Posada, S (1, 2) OBP: 0.329, SLG: 0.419		4-1 2B HBP	1-0 G6-3		3-2 2B		0-0 P5			3 1 1 0 1 0 0										
Scott Brosius, R (1, 5) OBP: 0.331, SLG: 0.442		1-1 F8	4-1 2B		3-2 HBP		1-1 G6-3			2 0 0 0 1 0 1										
Inning Stats	R: 4 E: 0 K: 3 S: 21	H: 3 LOB: 0 BB: 1 P: 34	R: 1 E: 0 K: 1 S: 13	H: 1 LOB: 3 BB: 2 P: 30	R: 1 E: 0 K: 1 S: 11	H: 2 LOB: 1 BB: 1 P: 19	R: 0 E: 0 K: 3 S: 12	H: 0 LOB: 0 BB: 0 P: 14	R: 0 E: 0 K: 0 S: 13	H: 1 LOB: 2 BB: 0 P: 22		R: 2 E: 0 K: 2 S: 11	H: 1 LOB: 1 BB: 1 P: 21	R: 0 E: 0 K: 0 S: 7	H: 0 LOB: 0 BB: 0 P: 11	R: 0 E: 0 K: 0 S: 7	H: 0 LOB: 0 BB: 1 P: 12	1B: 1 2B: 3 3B: 0 HR: 4	SF: 0 SAC: 0 DP: 1 HBP: 2	WP: 0 PB: 0 SB: 0 CS: 0
PITCHER	IP WLS BF H R ER SO BB IBB HBP BLK WP HR S P ERA WHIP											IP WLS BF H R ER SO BB IBB HBP BLK WP HR S P ERA WHIP								
Kelvin Escobar, R (1, 1) ERA: 6.09	1.2 L 13 4 5 5 3 2 1 0 0 0 0 1 33 50 3.00 1.333																			
Paul Spoljaric, L (2, 1) ERA: 6.41	3.0 13 3 1 1 5 1 0 0 0 0 1 33 50 3.00 1.333																			
32 Roy Halladay, R (5, 1) ERA: 3.79	2.1 10 1 2 2 2 1 0 1 0 0 1 25 44 7.71 0.857																			
Paul Quantrill, R (8, 1) ERA: 2.99	1.0 3 0 0 0 0 1 0 0 0 0 0 7 12 0.00 1.000																			

AB 36
R 3
H 9
RBI 3
BB 1
SO 9
LOB 17



AB 31
R 8
H 8
RBI 8
BB 6
SO 10
LOB 11



Batter	1	2	3	4	5	6	7	8	9	AB	R	H	RBI	BB	SO	LOB	TOP										
Chuck Knoblauch, R OBP: 0.393, SLG: 0.432 (1, 4)										4	3	3	0	1	1	0	New York Yankees @ Seattle Mariners Safeco Field, Seattle, WA Thu Aug 05 1999, 7:05 PM PDT Att: 45,190 - Dome - 72 F										
2 Derek Jeter, R OBP: 0.433, SLG: 0.588 (1, 6)										4	0	0	0	0	1	3											
Paul O'Neill, L OBP: 0.364, SLG: 0.474 (1, 9)										5	1	2	1	0	0	3											
Bernie Williams, S OBP: 0.428, SLG: 0.541 (1, 8)										5	0	4	3	0	0	1											
Chili Davis, S OBP: 0.379, SLG: 0.476 (1, 10)										5	0	0	0	0	1	6											
20 Jorge Posada, S OBP: 0.330, SLG: 0.420 (1, 2)										4	1	1	0	1	0	3											
Tino Martinez, L OBP: 0.345, SLG: 0.438 (1, 3)										4	2	2	3	0	1	1											
Shane Spencer, R OBP: 0.313, SLG: 0.391 (8, PH)										2	0	0	0	1	1	0											
Ricky Ledee, L OBP: 0.304, SLG: 0.443 (8, 7)										1	0	0	0	0	0	1											
Scott Brosius, R OBP: 0.327, SLG: 0.437 (1, 5)										4	0	0	0	0	1	2											
Inning Stats	R: 2 E: 0 K: 0 S: 14	H: 2 LOB: 1 BB: 1 P: 27	R: 1 E: 0 K: 3 S: 17	H: 1 LOB: 0 BB: 0 P: 26	R: 0 E: 0 K: 0 S: 12	H: 1 LOB: 1 BB: 0 P: 20	R: 0 E: 0 K: 0 S: 8	H: 0 LOB: 1 BB: 1 P: 16	R: 0 E: 0 K: 0 S: 9	H: 1 LOB: 0 BB: 0 P: 13	R: 2 E: 0 K: 0 S: 9	H: 2 LOB: 0 BB: 0 P: 14	R: 1 E: 0 K: 0 S: 10	H: 2 LOB: 1 BB: 0 P: 21	R: 0 E: 0 K: 1 S: 8	H: 0 LOB: 1 BB: 1 P: 14	R: 1 E: 1 K: 2 S: 14	H: 3 LOB: 2 BB: 0 P: 22	1B: 5 2B: 3 3B: 2 HR: 2	SF: 0 SAC: 0 DP: 0 HBP: 1	WP: 1 BB: 1 CS: 1	PA: 42					
PITCHER	IP	WLS	BF	H	R	ER	SO	BB	IBB	HBP	BLK	WP	HR	S	P	ERA	WHIP										
Jamie Moyer, L ERA: 4.67 (1, 1)	6.0	L	27	7	5	5	3	2	0	0	0	0	2	68	116	7.50	1.500										
Jose Paniagua, R ERA: 3.9 (7, 1)	2.1		11	3	2	2	2	1	0	1	0	1	0	24	44	7.71	1.714										
Steve Sinclair, L ERA: 8.64 (9, 1)	0.2		4	2	0	0	1	0	0	0	0	0	0	8	13	0.00	3.000										

Batter	1	2	3	4	5	6	7	8	9	AB	R	H	RBI	BB	SO	LOB	BOTTOM										
Brian Hunter, R OBP: 0.308, SLG: 0.349 (1, 7)										3	1	1	0	1	0	0	New York Yankees @ Seattle Mariners Safeco Field, Seattle, WA Thu Aug 05 1999, 7:05 PM PDT Att: 45,190 - Dome - 72 F										
David Bell, R OBP: 0.337, SLG: 0.441 (1, 4)										3	1	0	0	1	0	1											
Ken Griffey Jr., L OBP: 0.399, SLG: 0.616 (1, 8)										4	0	1	1	0	0	1											
Alex Rodriguez, R OBP: 0.376, SLG: 0.638 (1, 6)										3	1	1	3	0	0	0											
Edgar Martinez, R OBP: 0.427, SLG: 0.514 (1, 10)										4	0	0	0	0	0	2											
Jay Buhner, R OBP: 0.386, SLG: 0.482 (1, 9)										3	0	0	0	1	2	0											
Tom Lampkin, L OBP: 0.383, SLG: 0.552 (1, 2)										3	0	2	0	1	0	0											
John Mabry, L OBP: 0.303, SLG: 0.411 (1, 3)										3	0	0	0	1	1	4											
Russ Davis, R OBP: 0.295, SLG: 0.455 (1, 5)										4	1	1	0	0	2	2											
Inning Stats	R: 2 E: 0 K: 0 S: 11	H: 2 LOB: 0 BB: 0 P: 21	R: 0 E: 0 K: 0 S: 5	H: 0 LOB: 1 BB: 1 P: 11	R: 0 E: 0 K: 2 S: 17	H: 2 LOB: 1 BB: 2 P: 28	R: 0 E: 0 K: 2 S: 14	H: 1 LOB: 0 BB: 0 P: 21	R: 0 E: 0 K: 1 S: 12	H: 0 LOB: 2 BB: 1 P: 20	R: 0 E: 0 K: 0 S: 7	H: 0 LOB: 0 BB: 0 P: 11	R: 0 E: 0 K: 0 S: 7	H: 0 LOB: 0 BB: 0 P: 11	R: 0 E: 0 K: 2 S: 9	H: 0 LOB: 1 BB: 1 P: 15		1B: 5 2B: 0 3B: 0 HR: 1	SF: 1 SAC: 0 DP: 2 HBP: 0	WP: 1 BB: 0 CS: 0	PA: 36						
PITCHER	IP	WLS	BF	H	R	ER	SO	BB	IBB	HBP	BLK	WP	HR	S	P	ERA	WHIP										
Roger Clemens, R ERA: 4.8 (1, 1)	7.0	W	29	6	4	4	3	4	0	0	0	0	1	75	125	5.14	1.429										
Mike Stanton, L ERA: 4.46 (8, 1)	1.0	H	3	0	0	0	0	0	0	0	0	0	0	7	11	0.00	0.000										
42 Mariano Rivera, R ERA: 2.98 (9, 1)	1.0	S	4	0	0	0	2	1	0	0	0	0	0	9	15	0.00	1.000										

Batter	1	2	3	4	5	6	7	8	9	AB	R	H	RBI	BB	SO	LOB	TOP					
Chuck Knoblauch, R (1, 4) OBP: 0.392, SLG: 0.437	F7			1-2 HR	L5		F8		2-0 HBP	5	1	1	2	0	0	4	New York Yankees @ Seattle Mariners Safeco Field, Seattle, WA Fri Aug 06 1999, 7:05 PM PDT Att: 45,262 - Dome - 72 F					
Joe Girardi, R (1, 2) OBP: 0.297, SLG: 0.326 20 Jorge Posada, S (9, PH) OBP: 0.329, SLG: 0.418	G5-3	B5-3		0-0 G4-3 1B	4-1 BB 1B		4-2 1B G3-1 BB		0-0 G6-4-3	3	1	1	0	2	0	0						
Paul O'Neill, L (1, 9) OBP: 0.364, SLG: 0.480	1-2 HR	3-1 G6-3		3-2 G4-3	4-0 1B BB		3-2 G3-1			4	1	1	2	1	0	2						
Bernie Williams, S (1, 8) OBP: 0.432, SLG: 0.550	3-0 HR	0-3 K		4-1 IBB	1-1 G4-6-3 1B		1-2 1B			4	1	3	3	1	1	0						
Jim Leyritz, R (1, 3) OBP: 0.329, SLG: 0.444 Tino Martinez, L (7, 3) OBP: 0.345, SLG: 0.438	2-2 E 1B HR 1B		3-2	3-2 1B	2-1 G4-6-3		1-3 K			5	1	2	0	0	1	6						
Shane Spencer, R (1, 10) OBP: 0.310, SLG: 0.384	0-1 E5 HR 1B		2-3 K	0-1 P4		0-0 F8		0-2 G5-3		5	1	1	0	0	1	3						
Scott Brosius, R (1, 5) OBP: 0.328, SLG: 0.448	3-1 HR		2-3 K		2-1 2B		2-0 G5-3		0-1 F8	5	2	2	3	0	1	1						
Chad Curtis, R (1, 7) OBP: 0.386, SLG: 0.342	4-1 1B BB		1-0 P3		4-2 2B BB		0-1 G6-3			3	1	1	0	2	0	1						
Luis Sojo, R (1, 6) OBP: 0.298, SLG: 0.358	0-1 1B			0-1 HR 1B	0-0 BB 1B 2B		1-1 P5		0-0 P3	5	2	3	1	0	0	1						
Inning Stats	R: 5 E: 1 K: 0 S: 23	H: 6 LOB: 2 BB: 1 P: 40	R: 0 E: 0 K: 1 S: 6	H: 0 LOB: 0 BB: 0 P: 9	R: 0 E: 0 K: 2 S: 12	H: 1 LOB: 1 BB: 0 P: 20	R: 2 E: 0 K: 0 S: 19	H: 3 LOB: 2 BB: 1 P: 30	R: 4 E: 0 K: 0 S: 12	H: 3 LOB: 1 BB: 3 P: 30	R: 0 E: 0 K: 0 S: 6	H: 1 LOB: 2 BB: 1 P: 9	R: 0 E: 0 K: 1 S: 13	H: 0 LOB: 0 BB: 1 P: 22	R: 0 E: 0 K: 0 S: 7	H: 0 LOB: 0 BB: 0 P: 9		R: 0 E: 0 K: 0 S: 2	H: 0 LOB: 0 BB: 0 P: 4	1B: 9 2B: 2 3B: 0 HR: 4	SF: 0 SAC: 0 DP: 2 HBP: 1	WP: 0 PB: 0 SB: 0 CS: 0
PITCHER	IP WLS BF H R ER SO BB IBB HBP BLK WP HR S P ERA WHIP																					
Jeff Fassero, L (1, 1) ERA: 7.11	3.1 L 21 10 7 7 3 1 0 0 0 0 0 4 52 84 18.90 3.300																					
Tom Davey, R (4, 1) ERA: 5.13	1.0 9 2 4 4 0 3 1 0 0 0 0 0 16 38 36.00 5.000																					
Frankie Rodriguez, R (5, 1) ERA: 5.93	4.0 16 3 0 0 1 1 0 1 0 0 0 0 31 50 0.00 1.000																					
Jose Mesa, R (9, 1) ERA: 5.83	0.2 1 0 0 0 0 0 0 0 0 0 0 0 0 1 1 0.00 0.000																					

Batter	1	2	3	4	5	6	7	8	9	AB	R	H	RBI	BB	SO	LOB	BOTTOM					
Brian Hunter, R (1, 7) OBP: 0.310, SLG: 0.349 Shane Monahan, L (7, 7)	4-1 1B BB	F7		2-2 S 1B	G2-3		G1		1-1 G6-3	3	2	1	0	1	0	2	New York Yankees @ Seattle Mariners Safeco Field, Seattle, WA Fri Aug 06 1999, 7:05 PM PDT Att: 45,262 - Dome - 72 F					
David Bell, R (1, 4) OBP: 0.341, SLG: 0.446 Rafael Bourquard, R (7, 4) OBP: 0.344, SLG: 0.474 Tom Lampkin, L (9, PH) OBP: 0.380, SLG: 0.547	2-1 1B SF8 1B	P4		1-1 G6-3 S 1B		1-2 G4-3 1B 2B		2-1 E5 1B HR	1-2 G4-3	4	2	3	1	0	0	0						
Ken Griffey Jr., L (1, 8) OBP: 0.401, SLG: 0.616	0-0 1B BB 1B		0-1	2-3 K		2-0 G4-3		0-0 HR 1B		5	2	3	1	0	1	2						
Alex Rodriguez, R (1, 6) OBP: 0.376, SLG: 0.646	2-2 SF8	G4-3		3-2 G6-3		2-0 1B		1-1 HR		4	1	2	5	0	0	2						
Edgar Martinez, R (1, 10) OBP: 0.432, SLG: 0.517	3-1 BB BB 1B		2-2 G4-1 S 1B	3-2 G6-3		0-1 1B		2-0 HBP		4	0	3	0	0	0	1						
Jay Buhner, R (1, 9) OBP: 0.387, SLG: 0.472	4-2 BB BB		4-2 G4-1 BB		0-1 G6-3		2-1 F8		2-3 K	3	0	0	0	2	1	3						
Raul Ibanez, L (1, 3) OBP: 0.327, SLG: 0.374	4-0 BB		0-0 F7		2-0 G6-3		0-0 F9		2-2 FC3-6 1-2	4	0	0	1	1	0	5						
John Mabry, L (1, 5) OBP: 0.301, SLG: 0.410	0-0 P6		0-1 G4-1		1-0 2B		2-3 K		1-0 G3	5	0	1	0	0	1	6						
Dan Wilson, R (1, 2) OBP: 0.331, SLG: 0.388	0-3 K		1-2 F8		4-0 BB		0-1 G4-3		1-3 K	4	0	0	0	1	2	5						
Inning Stats	R: 3 E: 0 K: 1 S: 15	H: 3 LOB: 3 BB: 3 P: 34	R: 0 E: 0 K: 0 S: 11	H: 1 LOB: 0 BB: 0 P: 13	R: 0 E: 0 K: 0 S: 13	H: 1 LOB: 2 BB: 1 P: 20	R: 1 E: 0 K: 1 S: 15	H: 2 LOB: 1 BB: 0 P: 26	R: 0 E: 0 K: 0 S: 7	H: 1 LOB: 2 BB: 1 P: 15	R: 1 E: 0 K: 0 S: 10	H: 3 LOB: 2 BB: 0 P: 17	R: 0 E: 0 K: 1 S: 7	H: 0 LOB: 0 BB: 0 P: 9	R: 3 E: 1 K: 1 S: 13	H: 2 LOB: 1 BB: 0 P: 23		R: 0 E: 0 K: 1 S: 11	H: 0 LOB: 0 BB: 0 P: 14	1B: 10 2B: 2 3B: 0 HR: 1	SF: 1 SAC: 0 DP: 0 HBP: 1	WP: 0 PB: 0 SB: 3 CS: 0
PITCHER	IP WLS BF H R ER SO BB IBB HBP BLK WP HR S P ERA WHIP																					
Oriando Hernandez, R (1, 1) ERA: 4.43	0.1 7 3 3 3 0 3 0 0 0 0 0 0 11 30 81.00 18.000																					
Allen Watson, L (1, 1) ERA: 4.05	3.0 W 14 4 1 1 2 1 0 0 0 0 0 0 37 51 3.00 1.667																					
Ramiro Mendoza, R (4, 1) ERA: 4.39	3.2 16 4 1 1 1 1 0 0 0 0 0 0 30 53 2.46 1.364																					
Jason Grimsley, R (8, 1) ERA: 4.19	0.0 4 2 3 2 0 0 0 0 1 0 0 0 1 5 10 = =																					
42 Mariano Rivera, R (8, 1) ERA: 2.94	2.0 S 6 0 0 0 2 0 0 0 0 0 0 0 0 19 27 0.00 0.000																					

AB	40
R	11
H	15
RBI	11
BB	6
SO	4
LOB	19



Batter	1	2	3	4	5	6	7	8	9	AB	R	H	RBI	BB	SO	LOB	TOP					
Chuck Knoblauch R (1,4) OBP: 0.389, SLG: 0.433	1-1 F8			2-1 F7		2-2 G6-3		1-3 K		4	0	0	0	0	1	0						
2 Derek Jeter R (1,6) OBP: 0.431, SLG: 0.585	1-2 P6			0-0 G5-3		0-2			3-2 G1-3	4	0	1	0	0	0	0						
Paul O'Neill L (1,9) OBP: 0.363, SLG: 0.478	3-2 F7			3-3 K		1-1 F7			2-0	4	0	1	0	0	1	1						
Bernie Williams S (1,8) OBP: 0.431, SLG: 0.546		1-3 K			1-3 K				4-0	3	0	0	0	1	3	1						
Tino Martinez L (1,3) OBP: 0.344, SLG: 0.435		1-3 K			4-2		0-1 G4-3		1-0	3	1	0	0	1	1	2						
Chili Davis S (1,10) OBP: 0.378, SLG: 0.478		0-0 G5-3			1-1		1-1 G5-3			3	0	1	0	0	0	0						
Ricky Ledee L (1,7) OBP: 0.304, SLG: 0.435			2-3 K2-3		4-0		1-3 K			2	0	0	0	1	2	0						
Scott Brosius R (1,5) OBP: 0.325, SLG: 0.446			1-3 K		2-0			1-3 K		2	0	0	1	0	2	0						
Joe Girardi R (1,2) OBP: 0.252, SLG: 0.319			2-1 G5-3		1-2			2-1 F8		3	0	0	0	0	0	2						
Inning Stats	R: 0 E: 0 K: 0 S: 9	H: 0 LOB: 0 BB: 0 P: 14	R: 0 E: 0 K: 2 S: 7	H: 0 LOB: 0 BB: 0 P: 9	R: 0 E: 0 K: 2 S: 10	H: 0 LOB: 0 BB: 0 P: 15	R: 0 E: 0 K: 1 S: 6	H: 0 LOB: 0 BB: 0 P: 11	R: 1 E: 0 K: 1 S: 11	H: 1 LOB: 2 BB: 2 P: 24	R: 0 E: 0 K: 1 S: 11	H: 1 LOB: 1 BB: 0 P: 15	R: 0 E: 0 K: 1 S: 7	H: 0 LOB: 0 BB: 0 P: 9	R: 0 E: 0 K: 2 S: 8	H: 0 LOB: 0 BB: 1 P: 12	R: 0 E: 0 K: 0 S: 5	H: 1 LOB: 1 BB: 1 P: 15	1B: 2 2B: 1 3B: 0 HR: 0	SF: 1 SAC: 0 DP: 1 HBP: 0	WP: 0 PB: 0 CS: 0	PA: 32
PITCHER Freddie Garcia, R (1,1) ERA: 4.42	IP: 9.0 WLS: L BF: 32 H: 3 R: 1 ER: 1 SO: 10 BB: 1 IBB: 2 HBP: 0 BLK: 0 WP: 0 HR: 0 S: 74 P: 124 ERA: 1.00 WHIP: 0.444															PITCHER						

New York Yankees @ Seattle Mariners
Safeco Field, Seattle, WA
Sat Aug 07 1999, 6:05 PM PDT
Att: 45,202 - Overcast - 70 F

AB	28
R	1
H	3
RBI	1
BB	3
SO	10
LOB	6



Batter	1	2	3	4	5	6	7	8	9	AB	R	H	RBI	BB	SO	LOB	BOTTOM					
Brian Hunter R (1,7) OBP: 0.307, SLG: 0.345	1-2 G6-3		3-3 K		1-2		0-0 G3			4	0	0	0	0	1	3						
David Bell R (1,4) OBP: 0.338, SLG: 0.442	3-2 F9		0-0 G5-3			1-1 G3		3-2 G6-3		4	0	0	0	0	0	0						
Ken Griffey Jr. L (1,8) OBP: 0.404, SLG: 0.614	0-1 G4-3			4-0		4-2		4-2		1	0	0	0	3	0	0						
Alex Rodriguez R (1,6) OBP: 0.375, SLG: 0.640		3-2 G4-3		1-1 G5-4-3		4-2		2-1 P2		3	0	0	0	1	0	2						
Edgar Martinez R (1,10) OBP: 0.433, SLG: 0.518		3-2		3-1 F9		4-1		2-1 F9		3	0	1	0	1	0	1						
Jay Buhner R (1,3) OBP: 0.385, SLG: 0.490		4-1			3-2		2-0		2-2	3	0	2	0	1	0	3						
Frankie Rodriguez R (9, PR) OBP: 0.333, SLG: 0.333										0	0	0	0	0	0	0						
Ozzie Timmons R (1,9) OBP: 0.286, SLG: 0.417		1-3			4-0		1-1		0-0	2	0	0	0	1	1	2						
Raul Ibanez L (9, PH) OBP: 0.323, SLG: 0.370								2-3		1	0	0	0	0	0	1						
Dan Wilson R (1,2) OBP: 0.328, SLG: 0.384		3-3			0-0		1-2		0-2	3	0	0	0	0	1	4						
Tom Lampkin L (9, PH) OBP: 0.377, SLG: 0.542										1	0	0	0	0	0	2						
Russ Davis R (1,5) OBP: 0.296, SLG: 0.454			2-3		0-1		1-2		0-2	3	0	1	0	0	1	2						
John Mabry L (9, PH) OBP: 0.300, SLG: 0.409										1	0	0	0	0	0	2						
Inning Stats	R: 0 E: 0 K: 0 S: 10	H: 1 LOB: 2 BB: 1 P: 14	R: 0 E: 0 K: 2 S: 16	H: 1 LOB: 1 BB: 1 P: 30	R: 0 E: 0 K: 2 S: 8	H: 0 LOB: 0 BB: 0 P: 13	R: 0 E: 0 K: 0 S: 4	H: 0 LOB: 1 BB: 1 P: 12	R: 0 E: 0 K: 0 S: 10	H: 1 LOB: 2 BB: 1 P: 18	R: 0 E: 0 K: 0 S: 8	H: 0 LOB: 3 BB: 3 P: 23	R: 0 E: 0 K: 0 S: 10	H: 1 LOB: 1 BB: 0 P: 13	R: 0 E: 0 K: 0 S: 11	H: 0 LOB: 1 BB: 1 P: 22	R: 0 E: 0 K: 0 S: 11	H: 1 LOB: 2 BB: 0 P: 13	1B: 1 2B: 3 3B: 0 HR: 0	SF: 0 SAC: 0 DP: 2 HBP: 0	WP: 0 PB: 0 CS: 0	PA: 36
PITCHER Andy Pettitte, L (1,1) ERA: 5.04	IP: 7.0 WLS: W BF: 28 H: 3 R: 0 ER: 0 SO: 4 BB: 6 IBB: 0 HBP: 0 BLK: 0 WP: 0 HR: 0 S: 66 P: 123 ERA: 0.00 WHIP: 1.286															PITCHER						
Mike Stanton, L (8,1) ERA: 4.35	1.0 H: 4 0 0 0 0 1 0 0 0 0 0 0 11 22 0.00 1.000																					
42 Mariano Rivera, R (9,1) ERA: 2.78	1.0 S: 4 1 0 0 0 0 0 0 0 0 0 0 11 13 0.00 1.000																					

New York Yankees @ Seattle Mariners
Safeco Field, Seattle, WA
Sat Aug 07 1999, 6:05 PM PDT
Att: 45,202 - Overcast - 70 F

AB	29
R	0
H	4
RBI	0
BB	7
SO	4
LOB	22



Batter	1	2	3	4	5	6	7	8	9	AB	R	H	RBI	BB	SO	LOB	TOP					
Chuck Knoblauch R (1,4) OBP: 0.391, SLG: 0.440	P4		2B		F9 2B		K	1B		5	1	3	0	0	1	0	New York Yankees @ Seattle Mariners Safeco Field, Seattle, WA Sun Aug 08 1999, 1:35 PM PDT Att: 45,195 - Sunny - 71 F					
2 Derek Jeter R (1,6) OBP: 0.433, SLG: 0.585	F7		F8				BB 2B	1B		3	1	1	0	2	0	1						
Bernie Williams, S (1,8) OBP: 0.434, SLG: 0.546	FC5-4 BB			1B BB HR	F9		BB 1B BB	1B		2	2	1	1	3	0	2						
Chili Davis, S (1,10) OBP: 0.379, SLG: 0.475	FC5-4			1B HR	P6		BB 1B	1B		4	2	1	0	1	1	5						
Tino Martinez L (1,3) OBP: 0.345, SLG: 0.436	G4-3			K		F9	1B BB		E 2B	4	1	1	1	1	1	2						
Scott Brosius R (1,5) OBP: 0.326, SLG: 0.454	P4			HR		F7	1B		F7	5	1	2	5	0	0	1						
Shane Spencer, R (1,9) OBP: 0.306, SLG: 0.378	G5-3			F8		G4-3	P4		E6 1B	5	0	1	0	0	0	2						
Chad Curtis, R (1,7) OBP: 0.381, SLG: 0.356			F8	P5			HR	G6-3	K	5	1	1	1	0	1	1						
Joe Girardi, R (1,2) OBP: 0.244, SLG: 0.309			F9		L3		B2	K	G4-3	5	0	0	0	0	1	1						
Inning Stats	R: 0 E: 0 K: 0 S: 7	H: 0 LOB: 1 BB: 1 P: 11	R: 0 E: 0 K: 0 S: 6	H: 0 LOB: 0 BB: 0 P: 8	R: 0 E: 0 K: 0 S: 9	H: 1 LOB: 1 BB: 0 P: 14	R: 3 E: 0 K: 1 S: 10	H: 2 LOB: 0 BB: 1 P: 20	R: 0 E: 0 K: 0 S: 12	H: 1 LOB: 2 BB: 1 P: 19	R: 0 E: 0 K: 0 S: 9	H: 0 LOB: 0 BB: 0 P: 14	R: 4 E: 0 K: 1 S: 20	H: 3 LOB: 3 BB: 3 P: 41	R: 1 E: 0 K: 2 S: 11	H: 2 LOB: 2 BB: 1 P: 19	R: 1 E: 1 K: 1 S: 11	H: 2 LOB: 1 BB: 0 P: 18	1B: 5 2B: 4 3B: 0 HR: 2	SF: 0 SAC: 0 DP: 0 HBP: 0	WP: 0 PB: 0 SB: 0 CS: 0	PA: 45
PITCHER	IP WLS BF H R ER SO BB IBB HBP BLK WP HR S P ERA WHIP																					
John Halama, L (1,1) ERA: 3.77	6.2 L 29 6 5 2 2 3 0 0 0 0 0 10 24 6.75 1.350																					
Paul Abbott, R (7,1) ERA: 3.59	0.1 5 1 2 2 0 3 0 0 0 0 0 0 10 24 54.00 12.000																					
Todd Williams, R (8,1) ERA: 9.0	1.0 6 2 1 1 2 1 0 0 0 0 0 0 11 19 9.00 3.000																					
Steve Sinclair, L (9,1) ERA: 7.71	1.0 5 2 1 0 1 0 0 0 0 0 0 0 11 18 0.00 2.000																					

AB	38
R	9
H	11
RBI	8
BB	7
SO	5
LOB	15



Batter	1	2	3	4	5	6	7	8	9	AB	R	H	RBI	BB	SO	LOB	BOTTOM					
Brian Hunter, R (1,7) OBP: 0.305, SLG: 0.341	P3		G6-3			K	G3		BB	4	0	0	1	1	1	2	New York Yankees @ Seattle Mariners Safeco Field, Seattle, WA Sun Aug 08 1999, 1:35 PM PDT Att: 45,195 - Sunny - 71 F					
David Bell, R (1,4) OBP: 0.334, SLG: 0.437	K		K			P3	G4-3		F7	5	0	0	0	0	2	5						
Ken Griffey Jr., L (1,8) OBP: 0.401, SLG: 0.609	F8			G4-3		P5		K		4	0	0	0	0	1	0						
Alex Rodriguez, R (1,6) OBP: 0.376, SLG: 0.638		G6-3		E 1B			DI 1B	F9		4	1	2	0	0	0	0						
Edgar Martinez, R (1,10) OBP: 0.433, SLG: 0.517		BB BB		K			1B 1B	F9		3	1	1	1	1	1	1						
Jay Buhner, R (1,9) OBP: 0.397, SLG: 0.483		BB		K			K		2B BB	2	0	0	0	2	2	2						
Raul Ibanez, L (1,3) OBP: 0.320, SLG: 0.365		K				K	BB 1B	G3 1B	K	4	1	1	0	0	3	3						
Dan Wilson, R (1,2) OBP: 0.327, SLG: 0.382		P4				K	G3 BB	K		4	0	1	0	0	2	3						
Russ Davis, R (1,5) OBP: 0.298, SLG: 0.456			G6-3			K	G3 BB		2B	3	0	1	1	1	1	0						
Inning Stats	R: 0 E: 0 K: 1 S: 12	H: 0 LOB: 0 BB: 0 P: 18	R: 0 E: 0 K: 1 S: 13	H: 0 LOB: 2 BB: 2 P: 23	R: 0 E: 0 K: 1 S: 10	H: 0 LOB: 0 BB: 0 P: 14	R: 0 E: 1 K: 2 S: 13	H: 1 LOB: 1 BB: 0 P: 19	R: 0 E: 0 K: 3 S: 14	H: 0 LOB: 0 BB: 0 P: 18	R: 0 E: 0 K: 1 S: 10	H: 0 LOB: 0 BB: 0 P: 14	R: 3 E: 0 K: 1 S: 17	H: 4 LOB: 2 BB: 1 P: 32	R: 0 E: 0 K: 1 S: 9	H: 0 LOB: 0 BB: 0 P: 17	R: 0 E: 0 K: 2 S: 15	H: 1 LOB: 3 BB: 2 P: 32	1B: 5 2B: 1 3B: 0 HR: 0	SF: 0 SAC: 0 DP: 0 HBP: 0	WP: 0 PB: 0 SB: 1 CS: 0	PA: 38
PITCHER	IP WLS BF H R ER SO BB IBB HBP BLK WP HR S P ERA WHIP																					
David Cone, R (1,1) ERA: 2.84	6.0 W 23 3 2 2 2 2 0 0 0 0 0 0 6 14 3.00 0.833																					
Jason Grimsley, R (7,1) ERA: 4.32	0.1 4 2 0 0 1 1 0 0 0 0 0 0 6 14 0.00 9.000																					
Dan Naulty, R (7,1) ERA: 4.78	2.1 H 10 1 1 1 3 2 0 0 0 0 0 0 27 53 3.86 1.286																					
Mike Stanton, L (9,1) ERA: 4.31	0.1 1 0 0 0 0 0 0 0 0 0 0 0 1 3 0.00 0.000																					


AB	33
R	3
H	6
RBI	3
BB	5
SO	13
LOB	16



Batter	1	2	3	4	5	6	7	8	9	AB	R	H	RBI	BB	SO	LOB	TOP										
Chuck Knoblauch, R OBP: 0.390, SLG: 0.444 (1, 4)										5	2	1	1	1	0	0											
2 Derek Jeter, R OBP: 0.437, SLG: 0.595 (1, 6)										3	3	2	2	2	0	0											
Paul O'Neill, L OBP: 0.361, SLG: 0.474 (1, 9)										5	0	1	0	0	0	4											
Bernie Williams, S OBP: 0.438, SLG: 0.553 (1, 8)										2	2	1	4	3	0	1											
Tino Martinez, L OBP: 0.343, SLG: 0.431 (1, 3)										4	1	0	0	1	0	4											
Chili Davis, S OBP: 0.379, SLG: 0.475 (1, 10)										4	1	1	2	1	2	1											
Ricky Ledee, L OBP: 0.317, SLG: 0.464 (1, 7)										4	2	2	2	1	1	3											
20 Jorge Posada, S OBP: 0.326, SLG: 0.413 (1, 2)										3	0	0	1	0	1	0											
Scott Brosius, R OBP: 0.325, SLG: 0.450 (1, 5)										5	1	1	0	0	1	3											
Inning Stats	R: 0 E: 0 K: 0 S: 6	H: 0 LOB: 0 BB: 0 P: 12	R: 8 E: 0 K: 0 S: 23	H: 4 LOB: 0 BB: 4 P: 47	R: 1 E: 0 K: 1 S: 8	H: 1 LOB: 0 BB: 0 P: 14	R: 1 E: 0 K: 1 S: 8	H: 1 LOB: 3 BB: 3 P: 24	R: 2 E: 0 K: 0 S: 13	H: 2 LOB: 0 BB: 2 P: 20	R: 0 E: 0 K: 1 S: 16	H: 0 LOB: 3 BB: 2 P: 33	R: 0 E: 0 K: 1 S: 12	H: 1 LOB: 1 BB: 0 P: 18	R: 0 E: 0 K: 1 S: 5	H: 0 LOB: 0 BB: 0 P: 5	R: 0 E: 0 K: 1 S: 5	H: 0 LOB: 0 BB: 0 P: 5	1B: 3 2B: 2 3B: 0 HR: 4	SF: 1 SAC: 0 DP: 0 HBP: 1	WP: 1 PB: 1 SB: 1 CS: 0	PA: 46					
PITCHER	IP	WLS	BF	H	R	ER	SO	BB	IBB	HBP	BLK	WP	HR	S	P	ERA	WHIP										
Jimmy Haynes, R ERA: 5.8 (1, 1)	1.1	L	10	3	6	6	0	3	0	0	0	0	0	18	40	40.50	4.500										
Mike Quast, R ERA: 4.9 (2, 1)	3.2		20	5	6	6	2	3	1	0	0	0	4	40	77	14.73	2.182										
Jason Iseringhausen, R ERA: 5.68 (6, 1)	3.0		13	1	0	0	2	2	0	1	0	1	0	33	56	0.00	1.000										
Tim Worrell, R ERA: 3.96 (9, 1)	1.0		3	0	0	0	1	0	0	0	0	0	0	5	5	0.00	0.000										

New York Yankees @ Oakland Athletics
Network Associates Coliseum, Oakland, CA
Mon Aug 09 1999, 10:05 PM EDT
Att: 24,896 - Cloudy - 65 F

AB 35
R 12
H 9
RBI 12
BB 9
SO 5
LOB 16



Batter	1	2	3	4	5	6	7	8	9	AB	R	H	RBI	BB	SO	LOB	BOTTOM										
Tony Phillips, S OBP: 0.349, SLG: 0.423 (1, 8)										2	2	1	2	3	1	1											
Randy Velarde, R OBP: 0.375, SLG: 0.422 (1, 4)										5	0	1	0	0	0	5											
Jason Giambi, L OBP: 0.406, SLG: 0.547 (1, 10)										5	1	3	1	0	1	0											
Matt Stairs, L OBP: 0.370, SLG: 0.538 (1, 9)										5	0	1	0	0	1	3											
Scott Spiezio, S OBP: 0.299, SLG: 0.394 (1, 3)										5	1	1	2	0	0	1											
Ben Grievae, L OBP: 0.367, SLG: 0.459 (1, 7)										4	2	2	0	1	0	1											
Miguel Tejada, R OBP: 0.328, SLG: 0.427 (1, 6)										4	0	0	0	1	0	3											
3 Eric Chavez, L OBP: 0.348, SLG: 0.452 (1, 5)										4	1	3	1	1	0	0											
Mike Macfarlane, R OBP: 0.285, SLG: 0.348 (1, 2)										5	1	1	2	0	3	4											
Inning Stats	R: 0 E: 0 K: 0 S: 9	H: 1 LOB: 1 BB: 1 P: 17	R: 4 E: 1 K: 0 S: 14	H: 3 LOB: 0 BB: 1 P: 27	R: 1 E: 0 K: 0 S: 9	H: 2 LOB: 1 BB: 0 P: 14	R: 1 E: 0 K: 0 S: 18	H: 2 LOB: 2 BB: 1 P: 26	R: 1 E: 0 K: 1 S: 11	H: 1 LOB: 3 BB: 3 P: 28	R: 1 E: 0 K: 0 S: 9	H: 2 LOB: 1 BB: 0 P: 11	R: 0 E: 0 K: 2 S: 8	H: 1 LOB: 1 BB: 0 P: 8	R: 0 E: 0 K: 2 S: 7	H: 0 LOB: 0 BB: 0 P: 7	R: 0 E: 0 K: 1 S: 6	H: 1 LOB: 1 BB: 0 P: 6	1B: 10 2B: 1 3B: 0 HR: 2	SF: 0 SAC: 0 DP: 1 HBP: 0	WP: 0 PB: 0 SB: 0 CS: 0	PA: 45					
PITCHER	IP	WLS	BF	H	R	ER	SO	BB	IBB	HBP	BLK	WP	HR	S	P	ERA	WHIP										
Hideki Irabu, R ERA: 4.2 (1, 1)	4.0		22	8	6	6	0	3	0	0	0	0	0	2	50	13.50	2.750										
Allen Watson, L ERA: 4.19 (5, 1)	0.1		4	1	1	1	0	2	0	0	0	0	0	4	12	27.00	9.000										
Ramiro Mendoza, R ERA: 4.36 (5, 1)	2.2	W	12	3	1	1	3	1	0	0	0	0	0	24	35	3.38	1.500										
Mike Stanton, L ERA: 4.1 (8, 1)	2.0		7	1	0	0	3	0	0	0	0	0	0	13	13	0.00	0.500										

New York Yankees @ Oakland Athletics
Network Associates Coliseum, Oakland, CA
Mon Aug 09 1999, 10:05 PM EDT
Att: 24,896 - Cloudy - 65 F

AB 39
R 8
H 13
RBI 8
BB 6
SO 6
LOB 18



Batter	1	2	3	4	5	6	7	8	9	AB	R	H	RBI	BB	SO	LOB	TOP								
Chuck Knoblauch R (1.4) OBP: 0.386, SLG: 0.439	F8		P4		P6		K		G4-3	5	0	0	0	0	1	2									
2 Derek Jeter R (1.6) OBP: 0.433, SLG: 0.590	G6-3		G5-3			G6-3	F8			4	0	0	0	0	0	2									
Paul O'Neill L (1.9) OBP: 0.365, SLG: 0.475	FC4-6 1B		1B			1B BB		K		3	0	2	0	1	1	0									
Bernie Williams S (1.8) OBP: 0.439, SLG: 0.551	FC4-6 1-2		K			G3-6-1 1B		1B BB		3	0	1	0	1	1	2									
Tino Martinez L (1.3) OBP: 0.343, SLG: 0.430		P6				G3-6-1 1-2		F8		4	0	1	0	0	0	3									
Ricky Ledee L (1.7) OBP: 0.323, SLG: 0.474		P6						1B 20 2B	1-2	4	1	2	0	0	0	0									
Jim Leyritz R (1.10) OBP: 0.333, SLG: 0.453		2B						1B		4	0	2	0	0	1	2									
20 Jorge Posada S (1.2) OBP: 0.329, SLG: 0.416		BB								3	0	1	1	1	0	0									
Scott Brosius R (1.5) OBP: 0.321, SLG: 0.445	F7									4	0	0	0	0	0	4									
Inning Stats	R: 0 E: 0 K: 0 S: 8	H: 1 LOB: 1 BB: 0 P: 12	R: 0 E: 0 K: 0 S: 11	H: 1 LOB: 2 BB: 1 P: 18	R: 0 E: 0 K: 1 S: 12	H: 1 LOB: 0 BB: 0 P: 20	R: 0 E: 0 K: 0 S: 6	H: 0 LOB: 0 BB: 0 P: 12	R: 0 E: 0 K: 0 S: 9	H: 0 LOB: 0 BB: 0 P: 11	R: 0 E: 0 K: 0 S: 10	H: 1 LOB: 1 BB: 1 P: 16	R: 1 E: 0 K: 1 S: 16	H: 3 LOB: 2 BB: 0 P: 22	R: 0 E: 0 K: 2 S: 17	H: 1 LOB: 2 BB: 1 P: 25	R: 0 E: 0 K: 0 S: 7	H: 0 LOB: 0 BB: 0 P: 9	1B: 6 2B: 3 3B: 0 HR: 0	SF: 0 SAC: 0 DP: 1 HBP: 0	WP: 0 PB: 0 SB: 0 CS: 0	PA: 37			
PITCHER	IP WLS BF H R ER SO BB IBB HBP BLK WP HR S P ERA WHIP	IP WLS BF H R ER SO BB IBB HBP BLK WP HR S P ERA WHIP	IP WLS BF H R ER SO BB IBB HBP BLK WP HR S P ERA WHIP	IP WLS BF H R ER SO BB IBB HBP BLK WP HR S P ERA WHIP	IP WLS BF H R ER SO BB IBB HBP BLK WP HR S P ERA WHIP	IP WLS BF H R ER SO BB IBB HBP BLK WP HR S P ERA WHIP	IP WLS BF H R ER SO BB IBB HBP BLK WP HR S P ERA WHIP	IP WLS BF H R ER SO BB IBB HBP BLK WP HR S P ERA WHIP	IP WLS BF H R ER SO BB IBB HBP BLK WP HR S P ERA WHIP	IP WLS BF H R ER SO BB IBB HBP BLK WP HR S P ERA WHIP	IP WLS BF H R ER SO BB IBB HBP BLK WP HR S P ERA WHIP	IP WLS BF H R ER SO BB IBB HBP BLK WP HR S P ERA WHIP	IP WLS BF H R ER SO BB IBB HBP BLK WP HR S P ERA WHIP	IP WLS BF H R ER SO BB IBB HBP BLK WP HR S P ERA WHIP	IP WLS BF H R ER SO BB IBB HBP BLK WP HR S P ERA WHIP	IP WLS BF H R ER SO BB IBB HBP BLK WP HR S P ERA WHIP	IP WLS BF H R ER SO BB IBB HBP BLK WP HR S P ERA WHIP	IP WLS BF H R ER SO BB IBB HBP BLK WP HR S P ERA WHIP	IP WLS BF H R ER SO BB IBB HBP BLK WP HR S P ERA WHIP	IP WLS BF H R ER SO BB IBB HBP BLK WP HR S P ERA WHIP	IP WLS BF H R ER SO BB IBB HBP BLK WP HR S P ERA WHIP	IP WLS BF H R ER SO BB IBB HBP BLK WP HR S P ERA WHIP	IP WLS BF H R ER SO BB IBB HBP BLK WP HR S P ERA WHIP	IP WLS BF H R ER SO BB IBB HBP BLK WP HR S P ERA WHIP	IP WLS BF H R ER SO BB IBB HBP BLK WP HR S P ERA WHIP

New York Yankees @ Oakland Athletics
Network Associates Coliseum, Oakland, CA
Tue Aug 10 1999, 3:15 PM EDT
Att: 32,474 - Cloudy - 66 F

AB 34
R 1
H 9
RBI 1
BB 3
SO 4
LOB 15



Batter	1	2	3	4	5	6	7	8	9	AB	R	H	RBI	BB	SO	LOB	BOTTOM								
Tony Phillips S (1.8) OBP: 0.348, SLG: 0.420	WP BB BB		K						F8	3	0	0	0	1	2	1									
Ryan Christenson R (8.8) OBP: 0.304, SLG: 0.316										1	0	0	0	0	0	0									
Randy Velarde R (1.4) OBP: 0.376, SLG: 0.425	F9		1B CS			FC3-6 2B	S FC3			4	1	3	0	0	0	1									
Jason Giambi L (1.10) OBP: 0.411, SLG: 0.548	WP BB		1B			FC3-6 BB	BB FC3			1	0	1	0	3	0	0									
Matt Stairs L (1.9) OBP: 0.368, SLG: 0.534	K		CS		G4-6-3 BB	FC3-6 2B	FC3			3	1	0	0	1	1	6									
Scott Spiezio S (1.3) OBP: 0.304, SLG: 0.399	F8				G4-6-3 1-2	FC3-6 2B	FC BB			3	1	1	2	1	0	3									
Ben Grieve L (1.7) OBP: 0.386, SLG: 0.466		G4-3				HR 2B	FC			4	1	1	2	0	1	3									
Jason McDonald S (8.7) OBP: 0.306, SLG: 0.257			K			HR	FC			0	0	0	0	0	0	0									
Miguel Tejada R (1.6) OBP: 0.328, SLG: 0.425		3 G4-6-3 1B				G5-3	F9		P3	4	0	1	0	0	0	0									
3 Eric Chavez L (1.5) OBP: 0.350, SLG: 0.466		G4-6-3 1-2				F8				4	1	2	1	0	0	1									
A.J. Hinch R (1.2) OBP: 0.281, SLG: 0.321			F7			F9		HR	P3	4	1	1	1	0	0	1									
Inning Stats	R: 0 E: 0 K: 1 S: 10	H: 0 LOB: 2 BB: 2 P: 24	R: 0 E: 0 K: 0 S: 7	H: 1 LOB: 0 BB: 0 P: 10	R: 0 E: 0 K: 1 S: 9	H: 2 LOB: 1 BB: 0 P: 18	R: 0 E: 0 K: 1 S: 9	H: 0 LOB: 0 BB: 1 P: 16	R: 0 E: 0 K: 0 S: 9	H: 1 LOB: 1 BB: 0 P: 12	R: 4 E: 0 K: 0 S: 17	H: 3 LOB: 0 BB: 1 P: 33	R: 1 E: 0 K: 1 S: 12	H: 2 LOB: 3 BB: 2 P: 27	R: 1 E: 0 K: 0 S: 10	H: 1 LOB: 0 BB: 0 P: 18	R: 1 E: 0 K: 0 S: 7	H: 0 LOB: 0 BB: 0 P: 9	1B: 5 2B: 2 3B: 0 HR: 3	SF: 0 SAC: 0 DP: 2 HBP: 0	WP: 1 PB: 0 SB: 2 CS: 1	PA: 38			
PITCHER	IP WLS BF H R ER SO BB IBB HBP BLK WP HR S P ERA WHIP	IP WLS BF H R ER SO BB IBB HBP BLK WP HR S P ERA WHIP	IP WLS BF H R ER SO BB IBB HBP BLK WP HR S P ERA WHIP	IP WLS BF H R ER SO BB IBB HBP BLK WP HR S P ERA WHIP	IP WLS BF H R ER SO BB IBB HBP BLK WP HR S P ERA WHIP	IP WLS BF H R ER SO BB IBB HBP BLK WP HR S P ERA WHIP	IP WLS BF H R ER SO BB IBB HBP BLK WP HR S P ERA WHIP	IP WLS BF H R ER SO BB IBB HBP BLK WP HR S P ERA WHIP	IP WLS BF H R ER SO BB IBB HBP BLK WP HR S P ERA WHIP	IP WLS BF H R ER SO BB IBB HBP BLK WP HR S P ERA WHIP	IP WLS BF H R ER SO BB IBB HBP BLK WP HR S P ERA WHIP	IP WLS BF H R ER SO BB IBB HBP BLK WP HR S P ERA WHIP	IP WLS BF H R ER SO BB IBB HBP BLK WP HR S P ERA WHIP	IP WLS BF H R ER SO BB IBB HBP BLK WP HR S P ERA WHIP	IP WLS BF H R ER SO BB IBB HBP BLK WP HR S P ERA WHIP	IP WLS BF H R ER SO BB IBB HBP BLK WP HR S P ERA WHIP	IP WLS BF H R ER SO BB IBB HBP BLK WP HR S P ERA WHIP	IP WLS BF H R ER SO BB IBB HBP BLK WP HR S P ERA WHIP	IP WLS BF H R ER SO BB IBB HBP BLK WP HR S P ERA WHIP	IP WLS BF H R ER SO BB IBB HBP BLK WP HR S P ERA WHIP	IP WLS BF H R ER SO BB IBB HBP BLK WP HR S P ERA WHIP	IP WLS BF H R ER SO BB IBB HBP BLK WP HR S P ERA WHIP	IP WLS BF H R ER SO BB IBB HBP BLK WP HR S P ERA WHIP	IP WLS BF H R ER SO BB IBB HBP BLK WP HR S P ERA WHIP	IP WLS BF H R ER SO BB IBB HBP BLK WP HR S P ERA WHIP

New York Yankees @ Oakland Athletics
Network Associates Coliseum, Oakland, CA
Tue Aug 10 1999, 3:15 PM EDT
Att: 32,474 - Cloudy - 66 F

AB 31
R 6
H 10
RBI 6
BB 6
SO 4
LOB 16



Batter	1	2	3	4	5	6	7	8	9	AB	R	H	RBI	BB	SO	LOB	TOP										
Chuck Knoblauch R (1,4) OBP: 0.387, SLG: 0.437	F8			G5-3			HR	BB	K	4	1	1	0	1	1	3											
2 Derek Jeter R (1,6) OBP: 0.434, SLG: 0.589	L4			G6-3			HR	BB		4	1	2	0	0	0	0											
Paul O'Neill L (1,9) OBP: 0.362, SLG: 0.471	F7			G4-3			G3		K	4	0	0	0	0	1	2											
Bernie Williams S (1,8) OBP: 0.441, SLG: 0.560		CS		G3-1			HR		BB	4	2	3	3	0	0	0											
Chili Davis S (1,10) OBP: 0.378, SLG: 0.472 Shane Spencer R (9, PR) OBP: 0.306, SLG: 0.378	K			G3			G6-3		BB	3	0	0	0	1	1	1											
Tino Martinez L (1,3) OBP: 0.342, SLG: 0.428	G1-3			K			G4-3		BB	4	0	1	1	0	1	1											
Ricky Ledee L (1,7) OBP: 0.320, SLG: 0.475				K			F9		BB	4	0	1	1	0	1	0											
20 Jorge Posada S (1,2) OBP: 0.328, SLG: 0.412				G6-3			G4-3		BB	3	0	0	0	1	1	0											
Scott Brosius R (1,5) OBP: 0.321, SLG: 0.441				K			F7		P2	3	0	0	0	1	1	3											
Inning Stats	R: 0 H: 0 E: 0 K: 0 S: 9	H: 0 LOB: 0 BB: 0 P: 11	R: 0 H: 1 E: 0 K: 1 S: 7	LOB: 0 BB: 0 P: 10	R: 0 H: 0 E: 0 K: 2 S: 7	H: 0 LOB: 0 BB: 0 P: 11	R: 0 H: 0 E: 0 K: 1 S: 6	H: 0 LOB: 0 BB: 0 P: 11	R: 0 H: 0 E: 0 K: 0 S: 7	H: 0 LOB: 0 BB: 0 P: 12	R: 3 H: 3 E: 0 K: 0 S: 12	H: 3 LOB: 0 BB: 0 P: 17	R: 0 H: 1 E: 0 K: 1 S: 10	H: 2 LOB: 2 BB: 2 P: 25	R: 2 H: 3 E: 0 K: 2 S: 19	H: 3 LOB: 3 BB: 2 P: 33	1B: 6 2B: 1 3B: 0 HR: 1	SF: 0 SAC: 0 DP: 0 HBP: 0	WP: 0 PA: 37 PB: 0 SB: 1 CS: 1								
PITCHER	IP	WLS	BF	H	R	ER	SO	BB	IBB	HBP	BLK	WP	HR	S	P	ERA	WHIP										
Gil Heredia R (1,1) ERA: 5.01	7.0		24	4	3	3	4	0	0	0	0	0	1	54	82	3.86	0.571										
Greg McMichael R (8,1) ERA: 4.03	1.0		5	1	0	0	1	2	0	0	0	0	0	10	25	0.00	3.000										
Doug Jones R (9,1) ERA: 3.68	0.1	L	6	3	2	2	1	1	1	0	0	0	0	14	27	54.00	12.000										
Tim Worrell R (9,1) ERA: 3.91	0.2		2	0	0	0	1	0	0	0	0	0	0	5	6	0.00	0.000										

New York Yankees @ Oakland Athletics
Network Associates Coliseum, Oakland, CA
Wed Aug 11 1999, 10:35 PM EDT
Att: 43,683 - Cloudy - 69 F

AB 33
R 5
H 8
RBI 5
BB 4
SO 7
LOB 10



Batter	1	2	3	4	5	6	7	8	9	AB	R	H	RBI	BB	SO	LOB	BOTTOM										
Tony Phillips S (1,8) OBP: 0.351, SLG: 0.421	WP			K			SH3-4		K	4	1	2	0	1	2	0											
Randy Velarde R (1,4) OBP: 0.379, SLG: 0.426	SF8			BB			SH3-4		F8	4	1	2	0	0	1	1											
Jason Giambi L (1,10) OBP: 0.409, SLG: 0.544	SF8			BB			K		P5	3	0	0	1	1	1	2											
John Jaha R (1,3) OBP: 0.425, SLG: 0.608	P4			P6			WP			2	0	0	0	2	0	2											
Matt Stairs L (1,9) OBP: 0.365, SLG: 0.528		L9		G4-3			BB		K	4	0	0	0	0	1	3											
Ben Grievie L (1,7) OBP: 0.367, SLG: 0.474		HR		BB			G3-1		G1-3	3	1	1	1	1	0	0											
Miguel Tejada R (1,6) OBP: 0.327, SLG: 0.422		F8		K			P3		BB	3	0	0	0	1	1	1											
3 Eric Chavez L (1,5) OBP: 0.352, SLG: 0.465		K					FC5-4		F8	3	0	1	0	1	1	1											
Mike MacFarlane R (1,2) OBP: 0.278, SLG: 0.340				G6-3			FC5-4		K	4	0	0	0	0	2	4											
Inning Stats	R: 1 H: 1 E: 0 K: 0 S: 10	H: 1 LOB: 1 BB: 1 P: 22	R: 1 H: 1 E: 0 K: 1 S: 9	H: 1 LOB: 0 BB: 0 P: 15	R: 0 H: 1 E: 0 K: 1 S: 9	H: 1 LOB: 2 BB: 1 P: 19	R: 0 H: 0 E: 0 K: 2 S: 12	H: 0 LOB: 2 BB: 2 P: 25	R: 0 H: 1 E: 0 K: 0 S: 9	H: 1 LOB: 1 BB: 0 P: 12	R: 1 H: 1 E: 0 K: 2 S: 12	H: 1 LOB: 1 BB: 1 P: 21	R: 0 H: 0 E: 0 K: 1 S: 7	H: 0 LOB: 1 BB: 1 P: 15	R: 0 H: 0 E: 0 K: 1 S: 9	H: 0 LOB: 0 BB: 0 P: 13	1B: 5 2B: 0 3B: 0 HR: 1	SF: 1 SAC: 1 DP: 0 HBP: 0	WP: 3 PA: 39 PB: 0 SB: 1 CS: 0								
PITCHER	IP	WLS	BF	H	R	ER	SO	BB	IBB	HBP	BLK	WP	HR	S	P	ERA	WHIP										
Orlando Hernandez R (1,1) ERA: 4.42	6.1		29	6	3	3	5	5	0	0	0	0	0	62	120	4.26	1.737										
Mike Stanton L (7,1) ERA: 4.07	0.1	H	1	0	0	0	1	0	0	0	0	0	0	4	5	0.00	0.000										
Jeff Nelson R (7,1) ERA: 5.74	0.0		1	0	0	0	0	1	0	0	0	1	0	2	6	*	*										
Allen Watson L (7,1) ERA: 4.09	1.1	W	5	0	0	0	2	1	0	0	0	1	0	10	20	0.00	0.750										
42 Mariano Rivera R (9,1) ERA: 2.72	1.0	S	3	0	0	0	1	0	0	0	0	0	0	9	13	0.00	0.000										

New York Yankees @ Oakland Athletics
Network Associates Coliseum, Oakland, CA
Wed Aug 11 1999, 10:35 PM EDT
Att: 43,683 - Cloudy - 69 F

AB 30
R 3
H 6
RBI 2
BB 7
SO 9
LOB 14



Batter	1	2	3	4	5	6	7	8	9	AB	R	H	RBI	BB	SO	LOB	TOP			
Denny Hocking, S OBP: 0.323, SLG: 0.378 Todd Walker, L OBP: 0.345, SLG: 0.431	4-2 S BB		1-2 SAFE G5-4-3		1-1 FC6-4		1-3 K			2	0	0	0	1	0	2	Minnesota Twins @ New York Yankees Yankee Stadium, Bronx, NY Fri Aug 13 1999, 7:30 PM EDT Att: 44,568 - Unknown - 80 F livebaseballscorecards.com			
Cristian Guzman, S OBP: 0.282, SLG: 0.300	0-3 SAFE K		1-3 K			2-3 K		2-1 1B	4	0	1	0	0	3	1					
Ron Coomer, R OBP: 0.356, SLG: 0.434 Doug Mientkewicz, L OBP: 0.321, SLG: 0.311	1-3 SAFE 1-2 BB			1-3 K		2-1 G4-3		1-3 K	2	0	0	0	1	1	0					
Marty Cordova, R OBP: 0.376, SLG: 0.470	1-10 K			1-1 1B		4-1 BB		1-3 K	3	0	1	0	1	2	3					
Matt Lawton, L OBP: 0.353, SLG: 0.382 Jacque Jones, L OBP: 0.338, SLG: 0.457	1-2 G4-3			3-3 K		3-2 F8		1-3 K	3	0	0	0	0	1	4					
Chad Allen, R OBP: 0.332, SLG: 0.399		0-2 G6-3		2-1 G4-3		1-3 K		2-0 G6-3	4	0	0	0	0	1	1					
Brent Gates, S OBP: 0.365, SLG: 0.370 Corey Koskie, L OBP: 0.371, SLG: 0.462		3-2 G1-3		2-2 P5		0-0 1B SF8 2B		3-2 G5-3	3	1	1	0	0	0	0					
Javier Valentin, S OBP: 0.333, SLG: 0.450		1-1 G6-3		0-0 G5-3		2-2 1B		2-2 HR	4	1	2	1	0	0	0					
Tori Hunter, R OBP: 0.305, SLG: 0.371			0-1 G5-4-3 1B		2-0 E4 FC6-4		1-2 SF8	3	0	1	1	0	1	0	0					
Inning Stats	R: 0 E: 0 K: 2 S: 11	H: 0 LOB: 2 BB: 2 P: 21	R: 0 E: 0 K: 0 S: 9	H: 0 LOB: 0 BB: 0 P: 13	R: 0 E: 0 K: 1 S: 8	H: 1 LOB: 0 BB: 0 P: 10	R: 0 E: 0 K: 2 S: 12	H: 1 LOB: 1 BB: 0 P: 19	R: 0 E: 1 K: 0 S: 9	H: 0 LOB: 1 BB: 0 P: 14	R: 0 E: 0 K: 1 S: 10	H: 2 LOB: 1 BB: 0 P: 20	R: 0 E: 0 K: 3 S: 11	H: 1 LOB: 1 BB: 0 P: 16	R: 1 E: 0 K: 1 S: 10	H: 1 LOB: 0 BB: 0 P: 18		1B: 4 2B: 1 3B: 0 HR: 1	SF: 1 SAC: 0 DP: 1 HBP: 0	WP: 0 PB: 0 SB: 1 CS: 0
PITCHER Andy Pettitte, L ERA: 4.8 Jeff Nelson, R ERA: 5.94	IP: 8.0 WLS: W BF: 32	H: 5 R: 1 ER: 1 SO: 11	BB: 3 IBB: 0 HBP: 0 BLK: 0	WP: 0 HR: 0 S: 85 P: 134	ERA: 1.12 WHIP: 1.000	IP: 1.0 WLS: 4 BF: 1	H: 1 R: 1 ER: 1 SO: 1	BB: 0 IBB: 0 HBP: 0 BLK: 0	WP: 0 HR: 1 S: 10 P: 18	ERA: 9.00 WHIP: 1.000										

Batter	1	2	3	4	5	6	7	8	9	AB	R	H	RBI	BB	SO	LOB	BOTTOM			
Chuck Knoblauch, R OBP: 0.388, SLG: 0.445	0-1 F9		1-0 2B 1B	3-2 F8 2B 1B	1-2 P5	2-2 HR		0-1 F8		6	3	3	4	0	0	0	Minnesota Twins @ New York Yankees Yankee Stadium, Bronx, NY Fri Aug 13 1999, 7:30 PM EDT Att: 44,568 - Unknown - 80 F livebaseballscorecards.com			
Derek Jeter, R OBP: 0.434, SLG: 0.588	0-0 CS 1B		3-2 2B 1B	0-2 1B 1B	0-1 F8	3-3 K		0-1 G6-3	6	2	3	0	0	1	0					
Paul O'Neill, L OBP: 0.365, SLG: 0.475 Shane Spencer, R OBP: 0.309, SLG: 0.379	4-2 BB		2-2 HR 2B	0-1 F8	1-0 1B	0-1 2B 1B		0-2 F9	3	1	2	2	1	0	2					
Bernie Williams, S OBP: 0.444, SLG: 0.569 Chad Curtis, R OBP: 0.394, SLG: 0.366	3-2 G6-3		1-2 HR	1-2 1B 1B	2-2 1B	3-2 1B		4-2 3B 0	4	2	3	3	0	0	1					
Tino Martinez, L OBP: 0.342, SLG: 0.428		1-1 1B	2-2 P3	1-2 1B 1B	0-1 F7	0-1 F8		5	1	2	1	0	0	4						
Chili Davis, S OBP: 0.380, SLG: 0.473 Jim Leyritz, R OBP: 0.341, SLG: 0.456		2-3 K	0-0 HR	0-0 1B 1B	1-0 2B HR 1B	4-2 WP BB		3	1	2	1	0	1	1						
Ricky Ledee, L OBP: 0.323, SLG: 0.480		0-1 FC6 1B	0-3 K	2-3 K	0-0 HR 2B	1-1 F9		5	1	2	0	0	2	4						
Luis Sojo, R OBP: 0.303, SLG: 0.395		0-1 F8	1-1 HR	3-2 1B	0-0 L4	2-2 L3		5	1	2	3	0	0	5						
Joe Girardi, R OBP: 0.242, SLG: 0.301		1-0 FC6	1-1 P4	2-2 G1-3	4-0 HR BB	1-2 F9		4	1	0	0	1	0	5						
Inning Stats	R: 0 E: 0 K: 0 S: 8	H: 1 LOB: 1 BB: 1 P: 15	R: 0 E: 0 K: 1 S: 10	H: 2 LOB: 2 BB: 0 P: 14	R: 6 E: 0 K: 1 S: 21	H: 6 LOB: 0 BB: 0 P: 32	R: 4 E: 0 K: 1 S: 26	H: 6 LOB: 2 BB: 0 P: 39	R: 0 E: 0 K: 1 S: 11	H: 2 LOB: 2 BB: 0 P: 15	R: 4 E: 0 K: 1 S: 17	H: 5 LOB: 1 BB: 1 P: 30	R: 0 E: 0 K: 0 S: 11	H: 0 LOB: 1 BB: 1 P: 19	R: 0 E: 0 K: 0 S: 7	H: 0 LOB: 0 BB: 0 P: 7		1B: 16 2B: 3 3B: 0 HR: 3	SF: 0 SAC: 0 DP: 0 HBP: 0	WP: 1 PB: 0 SB: 0 CS: 1
PITCHER LaTroy Hawkins, R ERA: 6.98 23 Brent Sampson, L ERA: 7.97 Hector Carrasco, R ERA: 6.85 Eddie Guardado, L ERA: 5.12	IP: 3.1 WLS: L BF: 22	H: 12 R: 9 ER: 9 SO: 2	BB: 1 IBB: 0 HBP: 0 BLK: 0	WP: 0 HR: 1 S: 43 P: 69	ERA: 16.88 WHIP: 4.125	IP: 1.0 WLS: 4 BF: 1	H: 0 R: 0 ER: 0 SO: 0	BB: 1 IBB: 0 HBP: 0 BLK: 0	WP: 0 HR: 0 S: 11 P: 19	ERA: 0.00 WHIP: 1.000										

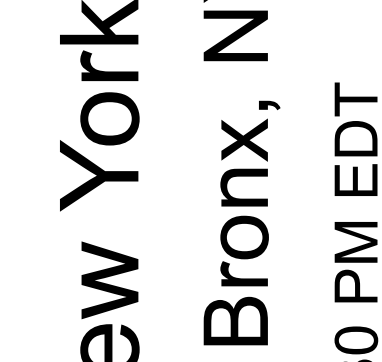
Batter	1	2	3	4	5	6	7	8	9	AB	R	H	RBI	BB	SO	LOB	TOP										
Jacque Jones, L (1, 9) OBP: 0.340, SLG: 0.456	G4-3	1B		G4-6-3			P6		G3	5	1	2	2	0	0	0	Minnesota Twins @ New York Yankees Yankee Stadium, Bronx, NY Sat Aug 14 1999, 4:30 PM EDT Att: 55,179 - Cloudy - 79 F										
Denny Hocking, S (1, 6) OBP: 0.322, SLG: 0.376	F8	1B		G4-6-3			K2-3			4	0	1	1	0	1	1											
Todd Walker, L (1, 10) OBP: 0.349, SLG: 0.433		1B					G3			3	0	2	1	1	0	0											
Brent Gates, S (1, 4) OBP: 0.351, SLG: 0.363	K	G4-3					G4-3		G6-3	4	0	0	0	0	1	4											
Terry Steinbach, R (1, 2) OBP: 0.382, SLG: 0.412		E4		F9			K		L7	4	1	0	0	0	1	1											
Corey Koskie, L (1, 5) OBP: 0.369, SLG: 0.456		K					F8		G1-3	3	0	0	0	1	1	2											
Chad Allen, R (1, 7) OBP: 0.334, SLG: 0.406		1B		F9			G6-3		SF7	4	2	2	0	0	0	1											
Doug Mientkiewicz, L (1, 3) OBP: 0.324, SLG: 0.324		1B		CS			P4		G3	3	2	1	1	1	0	1											
Tori Hunter, R (1, 8) OBP: 0.302, SLG: 0.367							G5-3		SF7	3	0	0	0	0	0	3											
Matt Lawton, L (9, PH) OBP: 0.352, SLG: 0.382	P4									0	0	0	1	0	0	0											
Inning Stats	R: 0 E: 0 K: 1 S: 10	H: 0 LOB: 1 BB: 1 P: 18	R: 4 E: 1 K: 1 S: 14	H: 4 LOB: 2 BB: 1 P: 21	R: 0 E: 0 K: 0 S: 4	H: 0 LOB: 0 BB: 1 P: 10	R: 1 E: 0 K: 0 S: 6	H: 2 LOB: 0 BB: 0 P: 10	R: 0 E: 0 K: 1 S: 9	H: 1 LOB: 1 BB: 0 P: 12	R: 0 E: 0 K: 0 S: 4	H: 0 LOB: 0 BB: 0 P: 7	R: 0 E: 0 K: 1 S: 9	H: 0 LOB: 0 BB: 0 P: 14	R: 0 E: 0 K: 0 S: 5	H: 0 LOB: 0 BB: 0 P: 8	R: 0 E: 0 K: 0 S: 7	H: 1 LOB: 0 BB: 0 P: 9	1B: 6 2B: 0 3B: 1 HR: 1	SF: 1 SAC: 0 DP: 1 HBP: 0	WP: 0 PB: 0 SB: 1 CS: 1	PA: 38					
PITCHER	IP	WLS	BF	H	R	ER	SO	BB	IBB	HBP	BLK	WP	HR	S	P	ERA	WHIP										
David Cone, R (1, 1) ERA: 2.8	5.0	L	24	7	5	1	3	3	0	0	0	0	1	43	71	1.80	2.000										
Allen Watson, L (6, 1) ERA: 3.95	2.0		6	0	0	0	1	0	0	0	0	0	0	13	21	0.00	0.000										
Ramiro Mendoza, R (8, 1) ERA: 4.36	2.0		7	1	1	1	0	0	0	0	0	0	0	12	17	4.50	0.500										

Batter	1	2	3	4	5	6	7	8	9	AB	R	H	RBI	BB	SO	LOB	BOTTOM										
Chuck Knoblauch, R (1, 4) OBP: 0.390, SLG: 0.454	P4						P6			5	1	3	0	0	0	0	Minnesota Twins @ New York Yankees Yankee Stadium, Bronx, NY Sat Aug 14 1999, 4:30 PM EDT Att: 55,179 - Cloudy - 79 F										
Derek Jeter, R (1, 6) OBP: 0.434, SLG: 0.585	1B						K		G6-3	4	0	1	1	1	1	1											
Paul O'Neill, L (1, 9) OBP: 0.363, SLG: 0.471							P6		F8	5	0	1	0	0	1	3											
Bernie Williams, S (1, 8) OBP: 0.443, SLG: 0.569	G4-6-3						F7		K	5	1	2	0	0	1	3											
Tino Martinez, L (1, 3) OBP: 0.342, SLG: 0.433		L3					G6-3		F7	4	1	1	2	0	0	1											
Chili Davis, S (1, 10) OBP: 0.381, SLG: 0.472							G3		K	3	0	1	0	1	1	1											
Ricky Ledee, L (1, 7) OBP: 0.331, SLG: 0.476										1	0	0	0	2	1	1											
Jim Leyritz, R (8, PH) OBP: 0.345, SLG: 0.456										0	0	0	0	1	0	0											
Chad Curtis, R (8, PR) OBP: 0.384, SLG: 0.366										0	0	0	0	0	0	0											
Scott Brosius, R (1, 5) OBP: 0.323, SLG: 0.439							K			2	0	0	0	2	1	2											
Joe Girardi, R (1, 2) OBP: 0.238, SLG: 0.295										3	0	0	0	0	1	2											
20 Jorge Posada, S (8, PH) OBP: 0.327, SLG: 0.410										1	0	0	0	0	0	3											
Inning Stats	R: 0 E: 0 K: 0 S: 8	H: 1 LOB: 1 BB: 1 P: 16	R: 0 E: 0 K: 1 S: 7	H: 0 LOB: 1 BB: 1 P: 16	R: 0 E: 0 K: 1 S: 14	H: 2 LOB: 2 BB: 0 P: 16	R: 2 E: 0 K: 1 S: 14	H: 2 LOB: 2 BB: 2 P: 28	R: 0 E: 0 K: 1 S: 7	H: 0 LOB: 0 BB: 0 P: 9	R: 0 E: 0 K: 1 S: 13	H: 1 LOB: 2 BB: 1 P: 22	R: 1 E: 0 K: 0 S: 12	H: 1 LOB: 0 BB: 0 P: 20	R: 0 E: 0 K: 1 S: 15	H: 1 LOB: 3 BB: 2 P: 28	R: 0 E: 0 K: 1 S: 12	H: 1 LOB: 1 BB: 0 P: 20	1B: 5 2B: 4 3B: 1 HR: 1	SF: 0 SAC: 0 DP: 3 HBP: 0	WP: 0 PB: 0 SB: 0 CS: 2	PA: 40					
PITCHER	IP	WLS	BF	H	R	ER	SO	BB	IBB	HBP	BLK	WP	HR	S	P	ERA	WHIP										
Dan Perkins, R (1, 1) ERA: 6.82	3.1		16	5	2	2	2	3	0	0	0	0	0	23	40	0.00	1.286										
Bob Wells, R (4, 1) ERA: 3.72	2.1	W	9	1	0	0	2	2	0	0	0	0	0	23	40	0.00	1.286										
Hector Carrasco, R (6, 1) ERA: 6.93	1.0	H	4	1	1	1	1	0	0	0	0	0	0	12	18	9.00	1.000										
Eddie Guardado, L (7, 1) ERA: 4.96	1.0	H	4	1	0	0	1	0	0	0	0	0	0	16	23	0.00	1.000										
Mike Trombley, R (8, 1) ERA: 3.66	1.1	S	7	1	0	0	1	2	0	0	0	0	0	14	31	0.00	2.250										

AB 33
R 6
H 8
RBI 6
BB 3
SO 4
LOB 13



AB 33
R 3
H 9
RBI 3
BB 7
SO 7
LOB 17



Batter	1	2	3	4	5	6	7	8	9	AB	R	H	RBI	BB	SO	LOB	TOP								
Jacque Jones, L (1, 8) OBP: 0.341, SLG: 0.460	2-1 G4-3	1-0 G4-6-3			0-0 G4-3		2-2 G1-3	0-2 F7		5	1	2	0	0	0	3	Minnesota Twins @ New York Yankees Yankee Stadium, Bronx, NY Sun Aug 15 1999, 1:35 PM EDT Att: 56,180 - Unknown - 71 F livebaseballscorecards.com								
Chad Allen, R (1, 7) OBP: 0.335, SLG: 0.403	4-2 1B S FC4-6 BB		3-3 K		0-0 G4-3		4-2 G1-3		3-2 F9	3	2	0	0	2	1	1									
Todd Walker, L (1, 4) OBP: 0.347, SLG: 0.430 Cristian Guzman, S (9, 6) OBP: 0.282, SLG: 0.300	2-2 FC4-6		0-2 L5		1-1 G1-3		2-2 G1-3		0-3 K	5	0	1	0	0	1	3									
Marty Cordova, R (1, 10) OBP: 0.376, SLG: 0.470	0-0 FC4-6		1-1 HBP		1-1 L9		0-2 G4-3		3-3 K	4	0	1	3	0	1	1									
Matt Lawton, L (1, 9) OBP: 0.348, SLG: 0.377	1-3 1B		2-3 K		2-1 G6-3		2-2 G4-3			4	0	0	0	0	1	3									
Ron Coomer, R (1, 3) OBP: 0.307, SLG: 0.435		1-1 G4-3		2-2 F8		1-1 E6		1-3 K		4	2	1	0	0	1	1									
Corey Koskie, L (1, 5) Brent Gates, S (7, 5) OBP: 0.350, SLG: 0.362	0-0 G4-3		1-1 F8		0-0 F8		2-2 P4			3	0	1	0	0	0	1									
Terry Steinbach, R (1, 2) OBP: 0.384, SLG: 0.418	0-2 1B		0-3 K		1-2 2B		1-0 1B		2-1 F8	4	0	2	2	0	1	0									
Denny Hocking, S (1, 6) OBP: 0.324, SLG: 0.378	0-2 1B		1-1 F8		1-0 F7		1-1 F8		2-2 1B	4	0	2	0	0	0	2									
Inning Stats	R: 1 E: 0 K: 0 S: 12	H: 1 LOB: 1 BB: 1 P: 21	R: 1 E: 0 K: 0 S: 10	H: 3 LOB: 1 BB: 0 P: 12	R: 0 E: 0 K: 2 S: 11	H: 0 LOB: 0 BB: 0 P: 17	R: 0 E: 0 K: 1 S: 10	H: 0 LOB: 0 BB: 0 P: 13	R: 0 E: 0 K: 0 S: 5	H: 1 LOB: 1 BB: 0 P: 7	R: 1 E: 0 K: 0 S: 10	H: 2 LOB: 2 BB: 0 P: 16	R: 2 E: 0 K: 1 S: 16	H: 2 LOB: 1 BB: 1 P: 25	R: 0 E: 0 K: 0 S: 12	H: 1 LOB: 1 BB: 0 P: 18		R: 0 E: 0 K: 2 S: 10	H: 0 LOB: 0 BB: 0 P: 16	1B: 6 2B: 4 3B: 0 HR: 0	SF: 0 SAC: 0 DP: 1 HBP: 1	WP: 0 PB: 0 SB: 1 CS: 0	PA: 40		
PITCHER	IP	WLS	BF	H	R	ER	SO	BB	IBB	HBP	BLK	WP	HR	S	P	ERA	WHIP								
Hideki Irabu, R (1, 1) ERA: 4.28	6.1	L	31	9	5	4	3	2	0	1	0	0	0	69	105	5.68	1.737								
Mike Stanton, L (7, 1) ERA: 3.92	1.2		6	1	0	0	1	0	0	0	0	0	0	17	24	0.00	0.600								
Jason Grimsley, R (9, 1) ERA: 4.25	1.0		3	0	0	0	2	0	0	0	0	0	0	10	16	0.00	0.000								

Batter	1	2	3	4	5	6	7	8	9	AB	R	H	RBI	BB	SO	LOB	BOTTOM								
Chuck Knoblauch, R (1, 4) OBP: 0.390, SLG: 0.453	1-2 2 SH5-3 1B				3-3 K			1-3 K	0-1 2B	5	1	2	0	0	2	2	Minnesota Twins @ New York Yankees Yankee Stadium, Bronx, NY Sun Aug 15 1999, 1:35 PM EDT Att: 56,180 - Unknown - 71 F livebaseballscorecards.com								
2 Derek Jeter, R (1, 6) OBP: 0.435, SLG: 0.584	0-0 SH5-3		2-3 K		0-0 F8		0-0 F8		0-1 1B	4	1	2	1	0	1	0									
Paul O'Neill, L (1, 9) OBP: 0.366, SLG: 0.473	0-0 S		0-0 CS		3-2 G4-3		0-1 FC1-6		0-0 FC6-4	5	0	3	1	0	0	2									
Bernie Williams, S (1, 8) OBP: 0.440, SLG: 0.564	3-3 K2-3		1-1 F7		1-0 G1-3		1-2 FC1-6		1-2 1B	4	0	0	0	0	1	3									
Tino Martinez, L (1, 3) OBP: 0.341, SLG: 0.431	0-3 K		1-0 CS		3-1 G4-3		1-1 F8		0-1 1B	4	0	1	0	0	1	1									
Chili Davis, S (1, 10) OBP: 0.380, SLG: 0.470		1-2 20 FC3-6		0-0 F7		1-1 G1-3		0-0 F8		4	0	1	0	0	0	2									
Ricky Ledee, L (1, 7) OBP: 0.338, SLG: 0.477 Jim Leyritz, R (9, PH) OBP: 0.343, SLG: 0.453	3-2 20 FC3-6		3-2 F9		4-0 20 2B				3-3 K	2	0	1	0	1	0	0									
20 Jorge Posada, S (1, 2) OBP: 0.329, SLG: 0.415	1-1 FC3-6		1-0 F8		0-2 F8		1-3 2B		0-2 2B	4	1	2	0	0	0	2									
Scott Brosius, R (1, 5) OBP: 0.319, SLG: 0.434	0-0 L5		1-1 L8		3-3 K		2-1 F9			4	0	0	0	0	1	5									
Inning Stats	R: 1 E: 0 K: 2 S: 11	H: 2 LOB: 1 BB: 0 P: 15	R: 0 E: 0 K: 0 S: 12	H: 2 LOB: 2 BB: 0 P: 18	R: 0 E: 0 K: 1 S: 6	H: 1 LOB: 0 BB: 0 P: 10	R: 0 E: 0 K: 0 S: 8	H: 0 LOB: 0 BB: 0 P: 14	R: 0 E: 0 K: 1 S: 7	H: 0 LOB: 0 BB: 0 P: 12	R: 0 E: 0 K: 0 S: 10	H: 0 LOB: 0 BB: 0 P: 11	R: 0 E: 0 K: 1 S: 12	H: 3 LOB: 2 BB: 0 P: 14	R: 1 E: 1 K: 1 S: 14	H: 3 LOB: 2 BB: 0 P: 19		R: 1 E: 0 K: 1 S: 14	H: 3 LOB: 2 BB: 0 P: 19	1B: 11 2B: 1 3B: 0 HR: 0	SF: 0 SAC: 1 DP: 0 HBP: 0	WP: 0 PB: 0 SB: 1 CS: 1	PA: 40		
PITCHER	IP	WLS	BF	H	R	ER	SO	BB	IBB	HBP	BLK	WP	HR	S	P	ERA	WHIP								
Brad Radke, R (1, 1) ERA: 3.82	7.2		32	9	2	2	6	1	0	0	0	0	0	72	112	2.35	1.304								
Eddie Guardado, L (8, 1) ERA: 4.91	0.1	H	1	0	0	0	0	0	0	0	0	0	0	1	1	0.00	0.000								
Mike Trombley, R (9, 1) ERA: 3.73	1.0	S	6	3	1	1	1	0	0	0	0	0	0	14	19	9.00	3.000								

Batter	1	2	3	4	5	6	7	8	9	AB	R	H	RBI	BB	SO	LOB	TOP				
Jacque Jones, L (1, 8) OBP: 0.335, SLG: 0.450	1-1 F7			0-0 F9			1-2 G4-3		1-1 L6	4	0	0	0	0	0	1					
Denny Hocking, S (1, 9) OBP: 0.321, SLG: 0.374	0-1 G4-3			2-2 G3			1-1 F7			3	0	0	0	0	0	0					
Todd Walker, L (1, 10) OBP: 0.347, SLG: 0.430	3-3 K			0-0 1B			3-0 F7			3	0	1	0	0	1	0					
Brent Gates, S (1, 4) OBP: 0.346, SLG: 0.357		1-2 G6-3			1-0 G4-3			2-2 G4-3		3	0	0	0	0	0	0					
Terry Steinbach, R (1, 2) OBP: 0.380, SLG: 0.412		1-0 G6-3			0-0 F9			2-1 L9		3	0	0	0	0	0	0					
Corey Koskie, L (1, 5) OBP: 0.369, SLG: 0.451		1-1 G1-3			4-2 CS BB			1-3 K		2	0	0	0	1	1	0					
Chad Allen, R (1, 7) OBP: 0.338, SLG: 0.405			2-2 G6-3 1B		1-0 CS	2-2 G3-6 1B		2-2 G4-3		3	0	2	0	0	0	0					
Doug Mientkiewicz, L (1, 3) OBP: 0.322, SLG: 0.321			2-2 G6-3		1-2 G3-6			1-1 G4-3		2	0	0	0	0	0	2					
Matt Lawton, L (9, PH) OBP: 0.347, SLG: 0.375			1-2 G6-3		1-2 G3-6			1-1 G4-3		1	0	0	0	0	0	0					
Cristian Guzman, S (1, 6) OBP: 0.280, SLG: 0.298			2-2 G4-3		0-0 P5			0-1 S 1B		2	0	0	0	0	0	0					
Marty Cordova, R (9, PH) OBP: 0.378, SLG: 0.472										1	0	1	0	0	0	0					
Inning Stats	R: 0 H: 0 E: 0 K: 1 S: 9	H: 0 LOB: 0 BB: 0 P: 13	R: 0 H: 0 E: 0 K: 0 S: 6	H: 0 LOB: 0 BB: 0 P: 9	R: 0 H: 1 E: 0 K: 0 S: 13	H: 1 LOB: 0 BB: 0 P: 19	R: 0 H: 1 E: 0 K: 0 S: 5	H: 1 LOB: 1 BB: 0 P: 7	R: 0 H: 0 E: 0 K: 0 S: 5	H: 0 LOB: 0 BB: 1 P: 11	R: 0 H: 1 E: 0 K: 0 S: 11	H: 1 LOB: 0 BB: 0 P: 14	R: 0 H: 0 E: 0 K: 1 S: 6	H: 0 LOB: 0 BB: 0 P: 11	R: 0 H: 0 E: 0 K: 1 S: 11	H: 0 LOB: 1 BB: 0 P: 16	R: 0 H: 1 E: 0 K: 0 S: 9	H: 1 LOB: 1 BB: 0 P: 13	1B: 4 2B: 0 3B: 0 HR: 0	SF: 0 SAC: 0 DP: 2 HBP: 0	WP: 0 PA: 29 CS: 1
PITCHER	IP	WLS	BF	H	R	ER	SO	BB	IBB	HBP	BLK	WP	HR	S	P	ERA	WHIP				
Roger Clemens, R (1, 1) ERA: 4.6	8.2	W	27	4	0	0	2	1	0	0	0	0	0	73	110	0.00	0.577				
42 Mariano Rivera, R (9, 1) ERA: 2.7	0.1	S	1	0	0	0	0	0	0	0	0	0	0	2	3	0.00	0.000				

Minnesota Twins @ New York Yankees
 Yankee Stadium, Bronx, NY
 Mon Aug 16 1999, 7:30 PM EDT
 Att: 36,503 - Unknown - 80 F

AB 27
R 0
H 4
RBI 0
BB 1
SO 2
LOB 3



Batter	1	2	3	4	5	6	7	8	9	AB	R	H	RBI	BB	SO	LOB	BOTTOM				
Chuck Knoblauch, R (1, 4) OBP: 0.387, SLG: 0.449	2-2 P6		0-1 SAFE P2			1-2 F8		1-2 G4-3		4	0	0	0	0	0	2					
2 Derek Jeter, R (1, 6) OBP: 0.432, SLG: 0.580	1-2 G4-3			1-3 K			1-3 K			3	0	0	0	0	2	0					
Paul O'Neill, L (1, 9) OBP: 0.363, SLG: 0.470	1-3 K			1-2 G6-3			1-2 F7			3	0	0	0	0	1	0					
Bernie Williams, S (1, 8) OBP: 0.437, SLG: 0.560		1-3 K		0-1 F9			0-0 L7			3	0	0	0	0	1	0					
Chili Davis, S (1, 10) OBP: 0.377, SLG: 0.466		2-2 G6-3			1-1 G1-3			2-2 K		3	0	0	0	0	1	0					
20 Jorge Posada, S (1, 2) OBP: 0.329, SLG: 0.412		0-0 F8			1-3 K			4-2 1B BB		2	1	0	0	1	1	0					
Tino Martinez, L (1, 3) OBP: 0.343, SLG: 0.433			1-2 1B		1-0 F8			2-1 1B SF8		3	1	2	0	0	0	0					
Shane Spencer, R (1, 7) OBP: 0.309, SLG: 0.378		1-0 F9			1-0 F8			1-2 SF8 E 1B		3	0	1	1	0	0	1					
Scott Brosius, R (1, 5) OBP: 0.317, SLG: 0.432		1-2 F8			0-1 G4-3			1-2 SF8 E 1B		2	0	0	1	0	0	1					
Inning Stats	R: 0 H: 0 E: 0 K: 1 S: 11	H: 0 LOB: 0 BB: 0 P: 15	R: 0 H: 0 E: 0 K: 1 S: 9	H: 0 LOB: 0 BB: 0 P: 12	R: 0 H: 1 E: 0 K: 0 S: 12	H: 1 LOB: 1 BB: 0 P: 15	R: 0 H: 0 E: 0 K: 1 S: 9	H: 0 LOB: 0 BB: 0 P: 11	R: 0 H: 0 E: 0 K: 1 S: 6	H: 0 LOB: 0 BB: 0 P: 9	R: 0 H: 0 E: 0 K: 0 S: 8	H: 0 LOB: 0 BB: 0 P: 8	R: 0 H: 0 E: 0 K: 1 S: 8	H: 0 LOB: 0 BB: 0 P: 10	R: 2 H: 2 E: 1 K: 1 S: 20	H: 2 LOB: 1 BB: 1 P: 32	R: 0 H: 1 E: 0 K: 0 S: 9	H: 1 LOB: 1 BB: 0 P: 13	1B: 3 2B: 0 3B: 0 HR: 0	SF: 1 SAC: 0 DP: 0 HBP: 0	WP: 0 PA: 28 CS: 0
PITCHER	IP	WLS	BF	H	R	ER	SO	BB	IBB	HBP	BLK	WP	HR	S	P	ERA	WHIP				
Eric Milton, L (1, 1) ERA: 5.03	8.0	L	28	3	2	1	6	1	0	0	0	0	0	81	112	1.12	0.500				

Minnesota Twins @ New York Yankees
 Yankee Stadium, Bronx, NY
 Mon Aug 16 1999, 7:30 PM EDT
 Att: 36,503 - Unknown - 80 F


AB 26
R 2
H 3
RBI 2
BB 1
SO 6
LOB 4



Batter	1	2	3	4	5	6	7	8	9	AB	R	H	RBI	BB	SO	LOB	TOP								
Johnny Damon, L (1, 7) OBP: 0.375, SLG: 0.478	P3		P3			2B		G6-3 29 1B		4	1	2	1	0	0	0									
Rey Sanchez, R (1, 6) OBP: 0.323, SLG: 0.372	K			G6-3		B2		F7		4	0	0	0	0	1	2									
Carlos Beltrán, S (1, 8) OBP: 0.330, SLG: 0.458	G3			E 1B		BB		G6-3		3	0	1	0	1	0	1									
29 Mike Sweeney, R (1, 3) OBP: 0.398, SLG: 0.557		F9 2B		K		F9		1B		4	0	2	1	0	1	3									
Jermaine Dye, R (1, 9) OBP: 0.353, SLG: 0.544	F9			K		P4		F8		4	0	0	0	0	1	5									
Joe Randa, R (1, 5) OBP: 0.371, SLG: 0.504		G1-3			F9		F7		G4-3	4	0	0	0	0	0	1									
Scott Pose, L (1, 10) OBP: 0.404, SLG: 0.347			P6		E S 1B		G1-3		G1	4	0	1	0	0	0	1									
Chad Kreuter, S (1, 2) OBP: 0.326, SLG: 0.346			K		K		G4-3		G5-3	4	0	0	0	0	2	1									
Carlos Febles, R (1, 4) OBP: 0.347, SLG: 0.436			K		G4-3					3	1	1	0	0	1	1									
Inning Stats	R: 0 E: 0 K: 1 S: 8	H: 0 LOB: 0 BB: 0 P: 10	R: 0 E: 0 K: 0 S: 13	H: 1 LOB: 1 BB: 0 P: 19	R: 0 E: 0 K: 2 S: 9	H: 0 LOB: 0 BB: 0 P: 13	R: 0 E: 1 K: 2 S: 9	H: 1 LOB: 1 BB: 0 P: 16	R: 0 E: 0 K: 1 S: 9	H: 1 LOB: 1 BB: 0 P: 13	R: 0 E: 0 K: 0 S: 11	H: 1 LOB: 2 BB: 1 P: 21	R: 0 E: 0 K: 0 S: 11	H: 0 LOB: 0 BB: 0 P: 15	R: 2 E: 0 K: 0 S: 14	H: 3 LOB: 1 BB: 0 P: 21	R: 0 E: 0 K: 0 S: 4	H: 0 LOB: 0 BB: 0 P: 6	1B: 4 2B: 2 3B: 1 HR: 0	SF: 0 SAC: 0 DP: 0 HBP: 0	WP: 0 PB: 0 SB: 2 CS: 0	PA: 35			
PITCHER	IP	WLS	BF	H	R	ER	SO	BB	IBB	HBP	BLK	WP	HR	S	P	ERA	WHIP								
Orlando Hernandez, R (1, 1) ERA: 4.34	7.0	W	28	6	2	2	6	1	0	0	0	0	0	74	111	2.57	1.000								
Jeff Nelson, R (8, 1) ERA: 5.6	1.0	H	4	1	0	0	0	0	0	0	0	0	0	10	17	0.00	1.000								
42 Mariano Rivera, R (9, 1) ERA: 2.64	1.0	S	3	0	0	0	0	0	0	0	0	0	0	4	6	0.00	0.000								

Kansas City Royals @ New York Yankees
 Yankee Stadium, Bronx, NY
 Tue Aug 17 1999, 7:30 PM EDT
 Att: 31,631 - Cloudy - 85 F


AB 34
 R 2
 H 7
 RBI 2
 BB 1
 SO 6
 LOB 15



Batter	1	2	3	4	5	6	7	8	9	AB	R	H	RBI	BB	SO	LOB	BOTTOM								
Chuck Knoblauch, R (1, 4) OBP: 0.388, SLG: 0.448	P6		BB		G6-3			2 1B		3	1	1	2	1	0	0									
2 Derek Jeter, R (1, 6) OBP: 0.431, SLG: 0.577	F8		K			G2-3		1B		4	0	1	1	0	1	2									
Paul O'Neill, L (1, 9) OBP: 0.360, SLG: 0.465	K			G4-3		K		G4-3		4	0	0	0	0	2	1									
Chili Davis, S (1, 10) OBP: 0.374, SLG: 0.461		G5-3		F8		L6		L9		4	0	0	0	0	0	0									
Jim Leyritz, R (1, 3) OBP: 0.349, SLG: 0.477		F9								3	1	2	0	0	0	0									
Tino Martinez, L (8, 3) OBP: 0.344, SLG: 0.441										1	1	1	1	0	0	0									
20 Jorge Posada, S (1, 2) OBP: 0.331, SLG: 0.411		G1-3			BB			G3		3	1	1	1	1	0	0									
Shane Spencer, R (1, 7) OBP: 0.308, SLG: 0.382			K		F7			F8		4	1	1	0	0	1	2									
Chad Curtis, R (1, 8) OBP: 0.379, SLG: 0.360			F9			K				3	0	0	0	0	1	2									
Scott Brosius, R (1, 5) OBP: 0.317, SLG: 0.429			BB		F7			K		2	0	0	0	1	1	2									
Inning Stats	R: 0 E: 0 K: 1 S: 6	H: 0 LOB: 0 BB: 0 P: 7	R: 0 E: 0 K: 0 S: 6	H: 0 LOB: 0 BB: 0 P: 9	R: 0 E: 0 K: 2 S: 21	H: 0 LOB: 2 BB: 2 P: 33	R: 0 E: 0 K: 0 S: 8	H: 1 LOB: 2 BB: 1 P: 17	R: 0 E: 0 K: 1 S: 8	H: 0 LOB: 0 BB: 0 P: 15	R: 0 E: 0 K: 1 S: 11	H: 0 LOB: 0 BB: 0 P: 17	R: 4 E: 0 K: 1 S: 18	H: 5 LOB: 1 BB: 0 P: 26	R: 1 E: 0 K: 0 S: 5	H: 1 LOB: 0 BB: 0 P: 10	1B: 3 2B: 2 3B: 1 HR: 1	SF: 0 SAC: 0 DP: 0 HBP: 0	WP: 0 PB: 0 SB: 0 CS: 0	PA: 34					
PITCHER	IP	WLS	BF	H	R	ER	SO	BB	IBB	HBP	BLK	WP	HR	S	P	ERA	WHIP								
50 José Rosado, L (1, 1) ERA: 3.98	6.0	L	25	4	3	3	5	3	0	0	0	0	0	66	110	4.50	1.167								
Scott Service, R (7, 1) ERA: 5.62	0.2		4	2	1	1	1	0	0	0	0	0	0	10	12	13.50	3.000								
Alvin Morman, L (7, 1) ERA: 3.98	0.2		3	1	1	1	0	0	0	0	0	0	1	4	8	13.50	1.500								
Derek Wallace, R (8, 1) ERA:	0.2		2	0	0	0	0	0	0	0	0	0	0	3	4	0.00	0.000								

Kansas City Royals @ New York Yankees
 Yankee Stadium, Bronx, NY
 Tue Aug 17 1999, 7:30 PM EDT
 Att: 31,631 - Cloudy - 85 F

AB 31
 R 5
 H 7
 RBI 5
 BB 3
 SO 6
 LOB 9



Batter	1	2	3	4	5	6	7	8	9	AB	R	H	RBI	BB	SO	LOB	TOP										
Johnny Damon, L (1, 7) OBP: 0.374, SLG: 0.476	1-1 F8		1-1 G1-3		0-2 1B			2-1 G3-1	0-0 SF7	4	0	1	1	0	0	1	Kansas City Royals @ New York Yankees Yankee Stadium, Bronx, NY Wed Aug 18 1999, 7:30 PM EDT Att: 38,947 - Unknown - 85 F livebaseballscorecards.com										
Rey Sanchez, R (1, 6) OBP: 0.324, SLG: 0.372	1-2 F8		2-1 F8		0-0 1B			2-1 BB 29 E 1B	3-2 G5-3	5	1	2	0	0	0	2											
Carlos Beltrán, S (1, 8) OBP: 0.331, SLG: 0.456	3-3 K			4-1 F9 29 1B BB				4-0 1 SAFE 1B BB 29 FC3-6 1B		2	0	0	0	2	2												
29 Mike Sweeney, R (1, 3) OBP: 0.397, SLG: 0.554		0-3 K		0-0 S 1B				0-1 G1-3	0-1 FC3-6	4	0	1	0	0	1	1											
Jermaine Dye, R (1, 9) OBP: 0.355, SLG: 0.544		0-0 1B		3-2 F9				3-2 G6-3 1B	3-2 F9	4	0	2	0	0	0	3											
Joe Randa, R (1, 5) OBP: 0.370, SLG: 0.501		1-1 F8		1 SAFE 3-2 K				1 SAFE 0-0 G6-3		3	1	0	0	1	1	4											
Tim Spehr, R (1, 2) OBP: 0.342, SLG: 0.444		2-1 F9		2-3 K				0-3 K	4-1 SH5-3 BB	3	1	0	0	1	2	3											
Jeremy Giambi, L (1, 10) OBP: 0.397, SLG: 0.401			1-1 G4-3		1-3 K			2-2 G4-3	0-1 SH5-3	3	0	0	0	0	1	0											
Carlos Febles, R (1, 4) OBP: 0.349, SLG: 0.436			3-2 E1 1B		0-1 G3			1-0 G6-3	1-2 SF7 1B	4	0	2	1	0	0	0											
Inning Stats	R: 0 E: 0 K: 1 S: 12	H: 0 LOB: 0 BB: 0 P: 17	R: 0 E: 0 K: 1 S: 8	H: 1 LOB: 1 BB: 0 P: 11	R: 0 E: 1 K: 0 S: 11	H: 1 LOB: 1 BB: 0 P: 18	R: 0 E: 0 K: 2 S: 16	H: 1 LOB: 2 BB: 0 P: 28	R: 0 E: 0 K: 0 S: 5	H: 0 LOB: 0 BB: 0 P: 8	R: 0 E: 0 K: 1 S: 7	H: 0 LOB: 0 BB: 0 P: 10	R: 1 E: 1 K: 0 S: 10	H: 1 LOB: 1 BB: 2 P: 21	R: 2 E: 0 K: 0 S: 11	H: 1 LOB: 1 BB: 2 P: 23		1B: 8 2B: 0 3B: 0 HR: 0	SF: 1 SAC: 1 DP: 1 HBP: 0	WP: 0 PB: 0 SB: 1 CS: 0	PA: 38						
PITCHER	IP	WLS	BF	H	R	ER	SO	BB	IBB	HBP	BLK	WP	HR	S	P	ERA	WHIP										
Andy Pettitte, L (1, 1) ERA: 4.52	8.0	L	32	7	1	0	7	2	0	0	0	0	0	81	129	0.00	1.125										
Ramiro Mendoza, R (9, 1) ERA: 4.55	0.0		2	0	2	2	0	2	0	0	0	0	0	2	10	∞	∞										
Mike Stanton, L (9, 1) ERA: 3.83	1.0		4	1	0	0	0	0	0	0	0	0	0	9	13	0.00	1.000										

Batter	1	2	3	4	5	6	7	8	9	AB	R	H	RBI	BB	SO	LOB	BOTTOM										
Chuck Knoblauch, R (1, 4) OBP: 0.387, SLG: 0.445	4-1 G6-4-3 2 1B BB		2-2 G5-3			0-1 G5-3		2-3 K		3	0	0	0	1	1	2	Kansas City Royals @ New York Yankees Yankee Stadium, Bronx, NY Wed Aug 18 1999, 7:30 PM EDT Att: 38,947 - Unknown - 85 F livebaseballscorecards.com										
2 Derek Jeter, R (1, 6) OBP: 0.425, SLG: 0.575	2-1 G6-4-3 1B			2-0 G5-3		3-2 G4-3		2-3 K		4	0	1	0	0	1	2											
Paul O'Neill, L (1, 9) OBP: 0.362, SLG: 0.466	1-2 G6-4-3			1-2 1B		3-2 G4-3 G1-4-3 1B			1-2 G1-4-3	4	0	2	0	0	0	2											
Chili Davis, S (1, 10) OBP: 0.373, SLG: 0.458	1-2 G6-3			1-1 F7				0-0 G1-4-3	4-2 1B BB	3	0	0	0	1	0	3											
Tino Martinez, L (1, 3) OBP: 0.341, SLG: 0.437		3-3 K		1-3 K				2-1 G4-3	1-2 L8	4	0	0	0	0	2	3											
Ricky Ledee, L (1, 8) OBP: 0.343, SLG: 0.477		1-2 F9			2-0 G1-4-3 1B			0-1 F9	1-1 FC6-4 1B	4	0	2	0	0	0	1											
Shane Spencer, R (1, 7) OBP: 0.308, SLG: 0.381					2-2 F7			0-1 20 BB 1B	2-1 FC6-4	3	0	1	0	0	0	1											
Chad Curtis, R (8, PR) OBP: 0.379, SLG: 0.360										0	0	0	0	0	0	0											
Bernie Williams, S (9, PH) OBP: 0.436, SLG: 0.559										1	0	0	0	0	0	2											
Scott Brosius, R (1, 5) OBP: 0.315, SLG: 0.426			3-2 L5		0-0 G1-4-3			1-2 F8		3	0	0	0	0	0	2											
Joe Girardi, R (1, 2) OBP: 0.235, SLG: 0.291			0-2 G6-3			2-3 K		4-1 BB		2	0	0	0	0	1	0											
20 Jorge Posada, S (8, PH) OBP: 0.333, SLG: 0.411									1-2 BB	0	0	0	0	1	0	0											
Inning Stats	R: 0 E: 0 K: 0 S: 9	H: 1 LOB: 1 BB: 1 P: 17	R: 0 E: 0 K: 1 S: 11	H: 0 LOB: 0 BB: 0 P: 16	R: 0 E: 0 K: 0 S: 9	H: 0 LOB: 0 BB: 0 P: 14	R: 0 E: 0 K: 1 S: 11	H: 1 LOB: 1 BB: 0 P: 16	R: 0 E: 0 K: 0 S: 5	H: 0 LOB: 0 BB: 0 P: 9	R: 0 E: 0 K: 1 S: 8	H: 0 LOB: 0 BB: 0 P: 13	R: 0 E: 0 K: 0 S: 8	H: 1 LOB: 1 BB: 0 P: 13	R: 0 E: 0 K: 2 S: 12	H: 1 LOB: 2 BB: 1 P: 21	R: 0 E: 0 K: 0 S: 13	H: 1 LOB: 2 BB: 1 P: 22	1B: 6 2B: 0 3B: 0 HR: 0	SF: 0 SAC: 0 DP: 2 HBP: 0	WP: 0 PB: 0 SB: 0 CS: 0	PA: 34					
PITCHER	IP	WLS	BF	H	R	ER	SO	BB	IBB	HBP	BLK	WP	HR	S	P	ERA	WHIP										
Dan Reichert, R (1, 1) ERA: 9.46	7.0	W	24	4	0	0	3	1	0	0	0	0	0	61	98	0.00	0.714										
Derek Wallace, R (8, 1) ERA:	1.0	H	5	1	0	0	2	1	0	0	0	0	0	12	21	0.00	2.000										
Jeff Montgomery, R (9, 1) ERA: 7.08	1.0	S	5	1	0	0	0	1	0	0	0	0	0	13	22	0.00	2.000										

Batter	1	2	3	4	5	6	7	8	9	10	11	AB	R	H	RBI	BB	SO	LOB	TOP							
Johnny Damon, L (1.7) OBP: 0.373, SLG: 0.474	F9		SH3		P5			G4-3			SH3-4 BB	4	1	1	0	0	0	0								
Rey Sanchez, R (1.6) OBP: 0.328, SLG: 0.374	S		BB					G3			SH3-4	3	0	2	0	1	0	0								
Carlos Beltrán, S (1.8) OBP: 0.330, SLG: 0.453	K		SF9		G4-3			K			BB SF8	3	1	0	1	1	2	2								
29 Mike Sweeney, R (1.3) OBP: 0.392, SLG: 0.548	L7		G6-3								BB E6	5	1	0	0	0	0	4								
Jermaine Dye, R (1.9) OBP: 0.353, SLG: 0.539		K			G6-3						BB E	4	0	0	1	1	3	0								
Joe Randa, R (1.5) OBP: 0.371, SLG: 0.500		BB			BB						BB	3	0	1	1	1	2	0								
Jeremy Giambi, L (1.10) OBP: 0.393, SLG: 0.396	F8				BB						SF8	5	0	1	0	0	1	2								
Chad Kreuter, S (1.2) OBP: 0.322, SLG: 0.341	G3				BB							3	0	0	0	0	2	3								
Carlos Febles, R (1.4) OBP: 0.349, SLG: 0.437			SH3 SF9		G6-3							4	1	1	0	0	1	0								
Inning Stats	R: 0 E: 0 K: 1 S: 9	H: 1 LOB: 1 BB: 0 P: 17	R: 0 E: 0 K: 1 S: 8	H: 0 LOB: 1 BB: 1 P: 17	R: 1 E: 0 K: 0 S: 9	H: 1 LOB: 1 BB: 1 P: 16	R: 0 E: 0 K: 0 S: 15	H: 2 LOB: 1 BB: 0 P: 20	R: 0 E: 0 K: 2 S: 12	H: 0 LOB: 0 BB: 0 P: 16	R: 0 E: 0 K: 2 S: 13	H: 0 LOB: 0 BB: 0 P: 18	R: 0 E: 0 K: 1 S: 9	H: 0 LOB: 0 BB: 0 P: 13	R: 0 E: 0 K: 2 S: 10	H: 0 LOB: 0 BB: 0 P: 13	R: 0 E: 0 K: 2 S: 7	H: 0 LOB: 0 BB: 0 P: 7	R: 0 E: 0 K: 2 S: 5	H: 1 LOB: 1 BB: 2 P: 13	1B: 5 2B: 1 3B: 0 HR: 0	SF: 2 SAC: 2 DP: 1 HBP: 0	WP: 0 PB: 0 SB: 2 CS: 0	PA: 43		
PITCHER	IP 7.0	WLS 27	BF 3	H 0	R 0	ER 0	SO 6	BB 2	IBB 0	HBP 0	BLK 0	WP 0	HR 0	S 74	P 116	ERA 1.29	WHIP 1.000									
David Cone, R (1.1) ERA: 2.73																										
Mike Stanton, L (8.1) ERA: 3.74																										
42 Mariano Rivera, R (9.1) ERA: 2.54																										
Jason Grimsley, R (11.1) ERA: 4.18																										

Kansas City Royals @ New York Yankees
Yankee Stadium, Bronx, NY
Thu Aug 19 1999, 12:00 PM EDT
Att. 42,325 - Sunny - 73 F


livebaseballscores.com
AB 35
R 4
H 6
RBI 3
BB 4
SO 11
LOB 11



Batter	1	2	3	4	5	6	7	8	9	10	11	AB	R	H	RBI	BB	SO	LOB	BOTTOM							
Scott Brosius, R (1.5) OBP: 0.313, SLG: 0.423	G6-3	G6-4-3		F8						SH5-4 S		5	0	1	0	0	0	2								
2 Derek Jeter, R (1.6) OBP: 0.426, SLG: 0.570	F9				G1-3			G6-3		SH5-4		4	0	0	0	0	1	0								
Paul O'Neill, L (1.9) OBP: 0.384, SLG: 0.463	BB		BB		F8			F7			IBB	2	0	0	0	3	0	0								
Tino Martinez, L (1.3) OBP: 0.340, SLG: 0.433	BB		F8		G4-3			F8		K		4	0	0	0	1	1	3								
Jim Leyritz, R (1.10) OBP: 0.340, SLG: 0.468	P6		BB		G6-3					L5		3	0	0	0	1	1	2								
Bernie Williams, S (10, PH) OBP: 0.435, SLG: 0.558			BB									1	0	0	0	0	0	2								
Ricky Ledesma, L (1.8) OBP: 0.351, SLG: 0.500		BB			L7			F7				4	1	2	0	1	0	0								
20 Jorge Posada, S (1.2) OBP: 0.334, SLG: 0.409		K			FC6-4					BB		4	0	1	0	1	2	5								
Shane Spencer, R (1.7) OBP: 0.305, SLG: 0.371	BB				L6			FC6-4		F7		4	0	0	0	0	1	3								
Luis Sojo, R (1.4) OBP: 0.301, SLG: 0.389		HBP			K					L8		4	0	1	1	0	1	1								
Chili Davis, S (11, PH) OBP: 0.372, SLG: 0.456								F7				1	0	0	0	0	0	1								
Inning Stats	R: 0 E: 0 K: 0 S: 13	H: 0 LOB: 2 BB: 2 P: 26	R: 1 E: 0 K: 1 S: 9	H: 2 LOB: 1 BB: 0 P: 14	R: 0 E: 0 K: 2 S: 13	H: 0 LOB: 3 BB: 3 P: 29	R: 0 E: 0 K: 1 S: 10	H: 0 LOB: 0 BB: 0 P: 15	R: 0 E: 0 K: 0 S: 5	H: 0 LOB: 0 BB: 0 P: 7	R: 0 E: 0 K: 0 S: 4	H: 0 LOB: 0 BB: 0 P: 4	R: 0 E: 0 K: 1 S: 11	H: 0 LOB: 0 BB: 0 P: 15	R: 0 E: 0 K: 0 S: 4	H: 0 LOB: 1 BB: 1 P: 11	R: 0 E: 0 K: 1 S: 6	H: 1 LOB: 2 BB: 1 P: 10	R: 0 E: 0 K: 1 S: 6	H: 1 LOB: 1 BB: 0 P: 6	1B: 3 2B: 1 3B: 1 HR: 0	SF: 0 SAC: 1 DP: 1 HBP: 1	WP: 0 PB: 0 SB: 2 CS: 0	PA: 45		
PITCHER	IP 8.0	WLS 4	BF 32	H 3	R 0	ER 1	SO 5	BB 5	IBB 0	HBP 0	BLK 0	WP 0	HR 0	S 70	P 119	ERA 1.12	WHIP 1.000									
Blake Stein, R (1.1) ERA: 3.71																										
Derek Wallace, R (9.1) ERA: 5.59																										
Scott Service, R (10.1) ERA: 3.95																										
Alvin Morman, L (10.1) ERA: 4.59																										
Brad Rigby, R (10.1) ERA: 4.59																										

Kansas City Royals @ New York Yankees
Yankee Stadium, Bronx, NY
Thu Aug 19 1999, 12:00 PM EDT
Att. 42,325 - Sunny - 73 F

livebaseballscores.com
AB 36
R 1
H 5
RBI 1
BB 7
SO 7
LOB 19



Batter	1	2	3	4	5	6	7	8	9	AB	R	H	RBI	BB	SO	LOB	TOP								
Chuck Knoblauch, R <small>OBP: 0.389, SLG: 0.444</small>										3	2	1	0	2	0	2									
2 Derek Jeter, R <small>OBP: 0.426, SLG: 0.570</small>										5	1	2	0	0	1	2									
Paul O'Neill, L <small>OBP: 0.362, SLG: 0.459</small>										4	0	0	0	1	1	5									
Bernie Williams, S <small>OBP: 0.437, SLG: 0.557</small>										4	2	2	2	1	0	2									
Tino Martinez, L <small>OBP: 0.341, SLG: 0.436</small>										4	2	1	2	1	0	2									
Chili Davis, S <small>OBP: 0.375, SLG: 0.459</small> Chad Curtis, R <small>OBP: 0.377, SLG: 0.358</small>										2	1	1	0	2	0	0									
Ricky Ledee, L <small>OBP: 0.353, SLG: 0.518</small>										5	1	2	5	0	3	2									
20 Jorge Posada, S <small>OBP: 0.339, SLG: 0.406</small>										2	0	0	0	3	0	1									
Scott Brosius, R <small>OBP: 0.310, SLG: 0.417</small>										5	0	0	0	0	1	6									
Inning Stats	R: 5 E: 0 K: 0 S: 21	H: 4 LOB: 1 BB: 3 P: 37	R: 1 E: 0 K: 0 S: 8	H: 1 LOB: 1 BB: 1 P: 15	R: 0 E: 0 K: 1 S: 14	H: 0 LOB: 1 BB: 1 P: 22	R: 0 E: 0 K: 1 S: 14	H: 0 LOB: 1 BB: 1 P: 27	R: 0 E: 0 K: 1 S: 9	H: 0 LOB: 0 BB: 0 P: 11	R: 0 E: 0 K: 0 S: 10	H: 0 LOB: 0 BB: 0 P: 12	R: 0 E: 0 K: 0 S: 9	H: 0 LOB: 1 BB: 1 P: 17	R: 0 E: 0 K: 1 S: 16	H: 1 LOB: 2 BB: 1 P: 21	R: 3 E: 0 K: 2 S: 19	H: 3 LOB: 2 BB: 2 P: 31	1B: 5 2B: 2 3B: 1 HR: 1	SF: 0 SAC: 0 DP: 1 HBP: 0	WP: 1 PB: 0 CS: 1	PA: 45			
PITCHER	IP WLS BF H R ER SO BB IBB HBP BLK WP HR S P ERA WHIP	IP WLS BF H R ER SO BB IBB HBP BLK WP HR S P ERA WHIP											IP WLS BF H R ER SO BB IBB HBP BLK WP HR S P ERA WHIP												
Brad Radke, R <small>ERA: 4.1</small>	Travis Miller, L <small>ERA: 2.04</small>	Bob Wells, R <small>ERA: 3.71</small>	Eddie Guardado, L <small>ERA: 4.76</small>	Hector Carrasco, R <small>ERA: 7.49</small>											Mike Trombley, R <small>ERA: 3.87</small>										
Jacque Jones, L <small>OBP: 0.329, SLG: 0.440</small>										4	1	1	0	0	1	0									
Denny Hocking, S <small>OBP: 0.322, SLG: 0.388</small>										4	1	2	0	0	0	2									
Todd Walker, L <small>OBP: 0.344, SLG: 0.423</small>										4	0	1	1	0	0	2									
Marty Cordova, R <small>OBP: 0.375, SLG: 0.467</small>										4	0	2	2	0	1	1									
Matt Lawton, L <small>OBP: 0.346, SLG: 0.372</small>										4	0	1	0	0	1	3									
Ron Coomer, R <small>OBP: 0.303, SLG: 0.433</small>										4	0	0	0	0	0	2									
Terry Steinbach, R <small>OBP: 0.374, SLG: 0.404</small>										4	0	1	0	0	1	1									
Corey Koskie, L <small>OBP: 0.367, SLG: 0.444</small>										3	1	1	0	1	1	1									
Brent Gates, S <small>OBP: 0.341, SLG: 0.348</small>										4	0	0	0	0	2	2									
Inning Stats	R: 0 E: 0 K: 0 S: 4	H: 0 LOB: 0 BB: 0 P: 6	R: 0 E: 0 K: 2 S: 10	H: 1 LOB: 0 BB: 0 P: 14	R: 2 E: 0 K: 1 S: 10	H: 4 LOB: 2 BB: 0 P: 17	R: 0 E: 0 K: 0 S: 10	H: 0 LOB: 1 BB: 1 P: 16	R: 0 E: 0 K: 0 S: 12	H: 1 LOB: 0 BB: 0 P: 16	R: 0 E: 0 K: 0 S: 6	H: 0 LOB: 0 BB: 0 P: 10	R: 0 E: 0 K: 3 S: 10	H: 0 LOB: 0 BB: 0 P: 15	R: 1 E: 0 K: 0 S: 11	H: 2 LOB: 1 BB: 0 P: 18	R: 0 E: 0 K: 0 S: 8	H: 1 LOB: 0 BB: 0 P: 11	1B: 7 2B: 3 3B: 0 HR: 0	SF: 0 SAC: 0 DP: 1 HBP: 0	WP: 0 PB: 0 CS: 0	PA: 36			
PITCHER	IP WLS BF H R ER SO BB IBB HBP BLK WP HR S P ERA WHIP	IP WLS BF H R ER SO BB IBB HBP BLK WP HR S P ERA WHIP											IP WLS BF H R ER SO BB IBB HBP BLK WP HR S P ERA WHIP												
Hideki Irabu, R <small>ERA: 4.26</small>	Mike Stanton, L <small>ERA: 3.69</small>	Jeff Nelson, R <small>ERA: 5.21</small>																							

New York Yankees @ Minnesota Twins
 Hubert H. Humphrey Metrodome, Minneapolis, MN
 Fri Aug 20 1999, 8:05 PM EDT
 Att: 23,595 - Dome - 72 F

AB	35
R	9
H	9
RBI	9
BB	10
SO	6
LOB	23



New York Yankees @ Minnesota Twins
 Hubert H. Humphrey Metrodome, Minneapolis, MN
 Fri Aug 20 1999, 8:05 PM EDT
 Att: 23,595 - Dome - 72 F

AB	35
R	3
H	9
RBI	3
BB	1
SO	7
LOB	14




Batter	1	2	3	4	5	6	7	8	9	AB	R	H	RBI	BB	SO	LOB	TOP								
Chuck Knoblauch R (1,4) OBP: 0.388, SLG: 0.443	F8		P4			F7		BB 2B		4	0	1	0	0	0	1	New York Yankees @ Minnesota Twins Hubert H. Humphrey Metrodome, Minneapolis, MN Sat Aug 21 1999, 8:05 PM EDT Att: 32,170 - Dome - 72 F livebaseballscorecards.com								
2 Derek Jeter R (1,6) OBP: 0.426, SLG: 0.571	F8		G5-3			G3 2B		BB		4	0	2	1	0	0	1									
Bernie Williams S (1,8) OBP: 0.434, SLG: 0.552	F9			L3		G3		F9		4	0	0	0	0	0	3									
Jim Leyritz R (1,10) OBP: 0.344, SLG: 0.459		K		P4		K				3	0	0	0	1	2	1									
Tino Martinez L (1,3) OBP: 0.338, SLG: 0.432		P5		K				F9		4	0	0	0	0	1	3									
Scott Brosius R (1,5) OBP: 0.311, SLG: 0.417		BB				P8		F9		3	0	1	0	1	0	0									
20 Jorge Posada S (1,2) OBP: 0.337, SLG: 0.404		K				G5-3		G5-3		4	0	1	0	0	1	2									
Shane Spencer R (1,9) OBP: 0.304, SLG: 0.374				K		K		BB 2B		4	1	1	0	0	2	2									
Chad Curtis R (1,7) OBP: 0.376, SLG: 0.357						FC5-4		G6-3		3	0	1	0	0	0	2									
Inning Stats	R: 0 E: 0 K: 0 S: 5	H: 0 LOB: 0 BB: 0 P: 9	R: 0 E: 0 K: 2 S: 14	H: 0 LOB: 1 BB: 1 P: 21	R: 0 E: 0 K: 1 S: 10	H: 1 LOB: 1 BB: 0 P: 18	R: 0 E: 0 K: 1 S: 10	H: 0 LOB: 0 BB: 0 P: 15	R: 0 E: 0 K: 1 S: 9	H: 1 LOB: 1 BB: 0 P: 12	R: 0 E: 0 K: 1 S: 12	H: 1 LOB: 1 BB: 0 P: 17	R: 0 E: 0 K: 0 S: 6	H: 0 LOB: 0 BB: 0 P: 7	R: 1 E: 0 K: 0 S: 12	H: 3 LOB: 3 BB: 1 P: 21	R: 0 E: 0 K: 0 S: 6	H: 1 LOB: 0 BB: 0 P: 10	1B: 5 2B: 3 3B: 0 HR: 0	SF: 0 SAC: 0 DP: 1 HBP: 0	WP: 0 PB: 0 SB: 0 CS: 0	PA: 35			
PITCHER	IP	WLS	BF	H	R	ER	SO	BB	IBB	HBP	BLK	WP	HR	S	P	ERA	WHIP								
Eric Milton L (1,1) ERA: 4.85	7.1	W	29	6	1	1	6	1	0	0	0	0	0	72	108	1.23	0.955								
Eddie Guardado L (8,1) ERA: 4.54	1.2	S	6	1	0	0	0	1	0	0	0	0	0	12	22	0.00	1.200								


Batter	1	2	3	4	5	6	7	8	9	AB	R	H	RBI	BB	SO	LOB	BOTTOM								
Jacque Jones L (1,8) OBP: 0.330, SLG: 0.449	G4-3	SAFE SAFE SAFE				P5		F8		5	0	2	2	0	0	3	New York Yankees @ Minnesota Twins Hubert H. Humphrey Metrodome, Minneapolis, MN Sat Aug 21 1999, 8:05 PM EDT Att: 32,170 - Dome - 72 F livebaseballscorecards.com								
Chad Allen R (1,7) OBP: 0.331, SLG: 0.403	K	L3			G6-3		BB	FC6-4		5	1	1	1	0	1	4									
Todd Walker L (1,4) OBP: 0.343, SLG: 0.419	G4-3				F8		BB	G4-3		4	1	0	0	1	1	3									
Denny Hocking S (9,4) OBP: 0.322, SLG: 0.388							BB			0	0	0	0	0	0	0									
Marty Cordova R (1,10) OBP: 0.374, SLG: 0.464	K				L3		BB			4	0	1	1	0	2	1									
Ron Coomer R (1,3) OBP: 0.305, SLG: 0.433		BB			G6-3		BB			4	1	2	1	0	0	0									
Corey Koskie L (1,5) OBP: 0.368, SLG: 0.447		BB					BB			3	1	1	0	1	1	2									
Brent Gates S (9,5) OBP: 0.341, SLG: 0.348		BB			K		BB			0	0	0	0	0	0	0									
Terry Steinbach R (1,2) OBP: 0.380, SLG: 0.414	L3							FC6-4		4	1	3	0	0	0	2									
Tori Hunter R (1,9) OBP: 0.312, SLG: 0.369	P5				K			FC6-4		4	0	1	0	0	1	5									
Cristian Guzman S (1,6) OBP: 0.283, SLG: 0.301					K			P4		4	1	2	1	0	1	1									
Inning Stats	R: 0 E: 0 K: 2 S: 11	H: 1 LOB: 1 BB: 0 P: 16	R: 3 E: 0 K: 0 S: 12	H: 4 LOB: 1 BB: 0 P: 21	R: 0 E: 0 K: 1 S: 10	H: 0 LOB: 0 BB: 0 P: 15	R: 0 E: 0 K: 3 S: 13	H: 1 LOB: 1 BB: 0 P: 21	R: 0 E: 0 K: 1 S: 9	H: 0 LOB: 0 BB: 0 P: 17	R: 0 E: 0 K: 1 S: 14	H: 1 LOB: 2 BB: 1 P: 25	R: 2 E: 0 K: 0 S: 18	H: 3 LOB: 2 BB: 1 P: 31	R: 1 E: 0 K: 0 S: 12	H: 3 LOB: 2 BB: 0 P: 17	1B: 8 2B: 4 3B: 1 HR: 0	SF: 0 SAC: 0 DP: 0 HBP: 0	WP: 0 PB: 0 SB: 1 CS: 0	PA: 39					
PITCHER	IP	WLS	BF	H	R	ER	SO	BB	IBB	HBP	BLK	WP	HR	S	P	ERA	WHIP								
Roger Clemens R (1,1) ERA: 4.7	6.2	L	31	9	5	5	7	2	0	0	0	0	0	80	136	6.75	1.650								
Ramiro Mendoza R (7,1) ERA: 4.53	0.1		2	1	0	0	0	0	0	0	0	0	0	7	10	0.00	3.000								
Jason Grimsley R (8,1) ERA: 4.26	1.0		6	3	1	1	0	0	0	0	0	0	0	12	17	9.00	3.000								

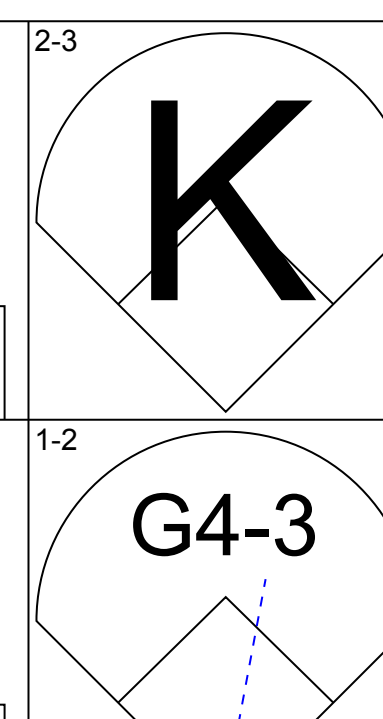
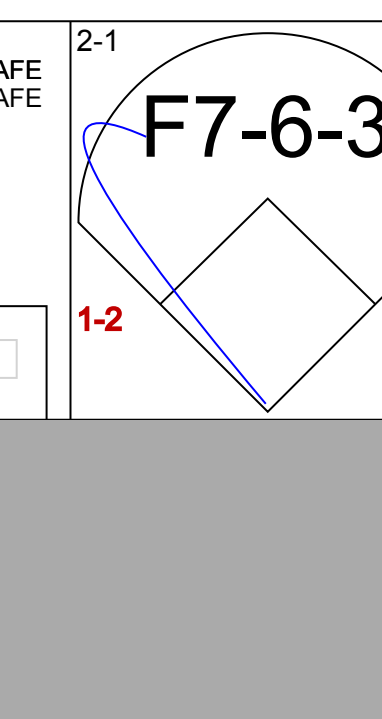
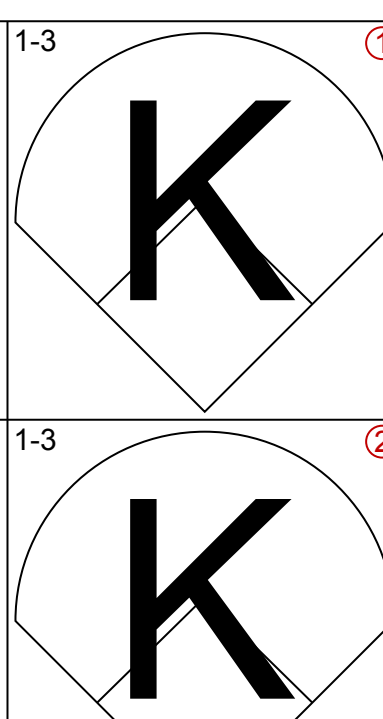
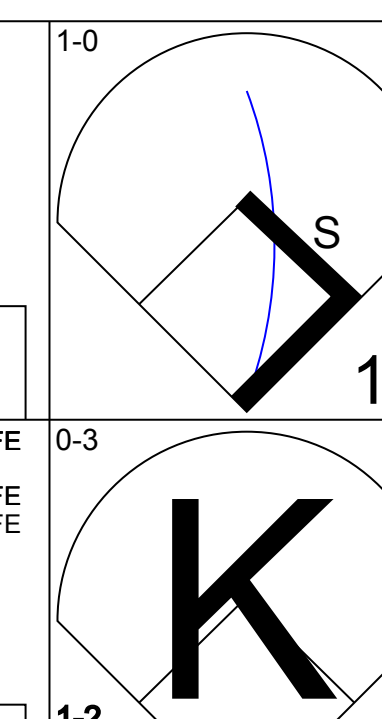
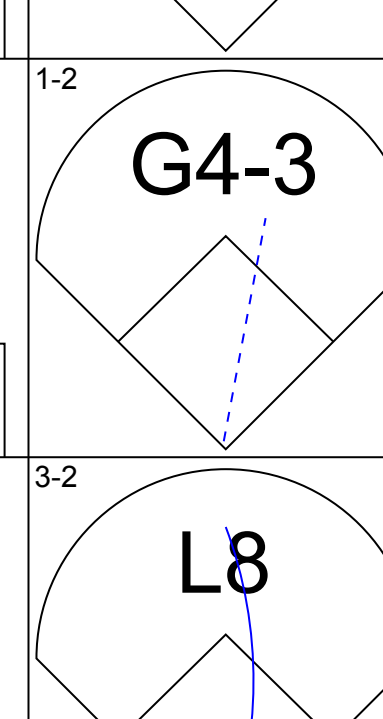
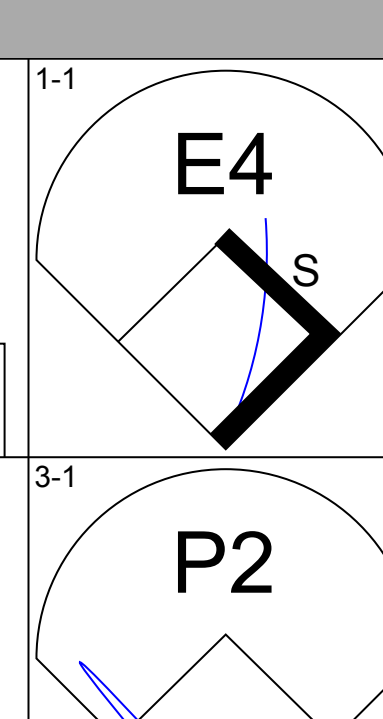
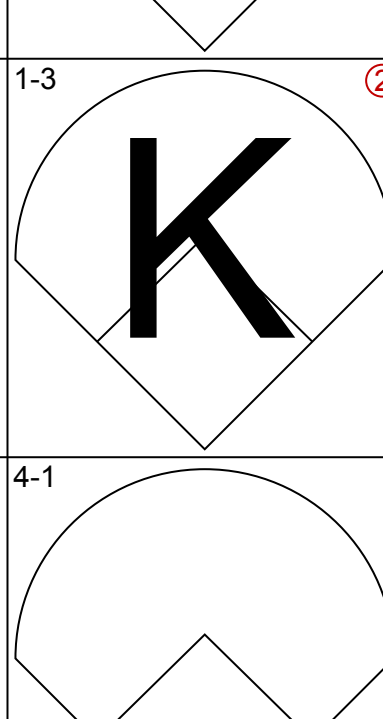
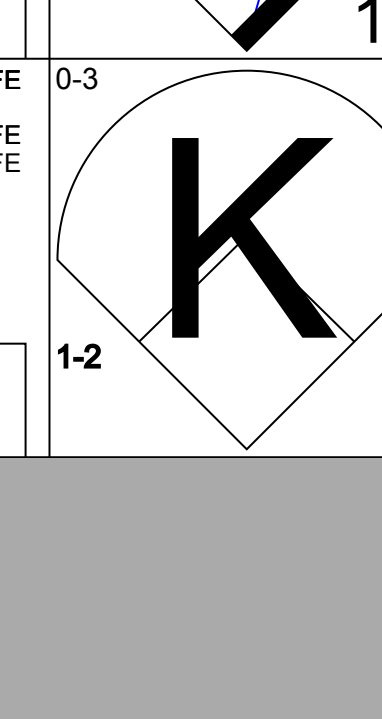
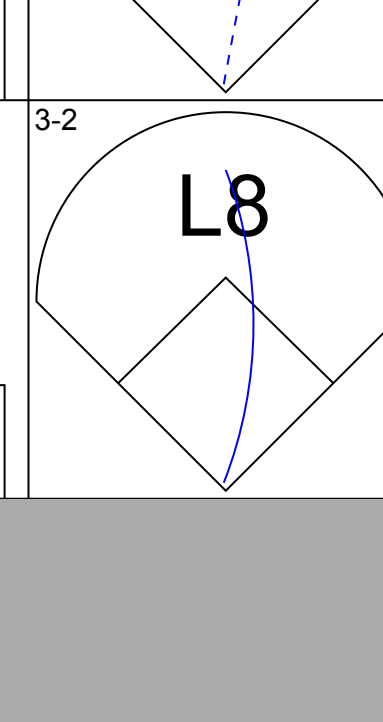
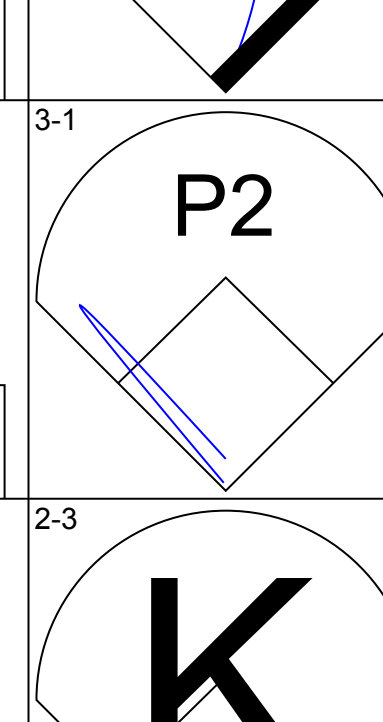
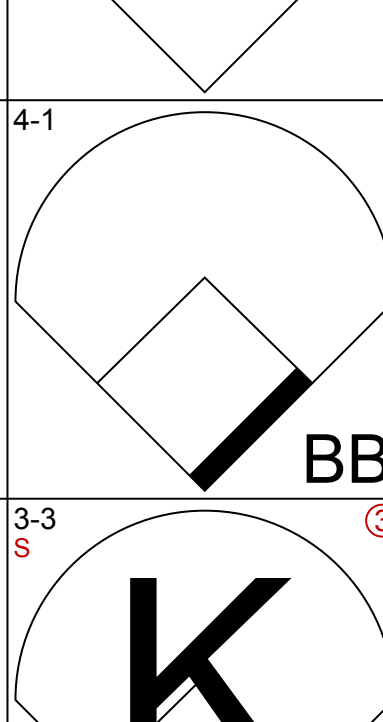

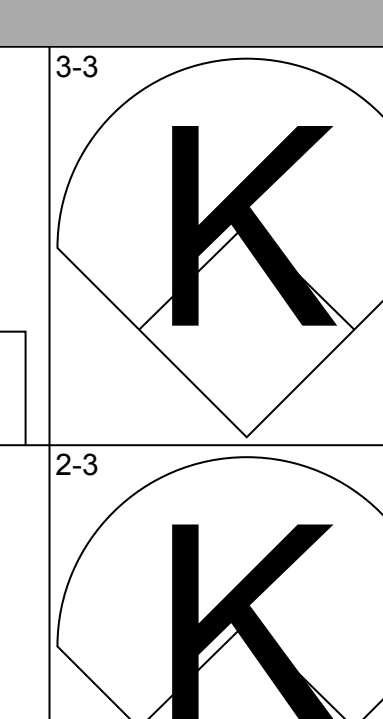
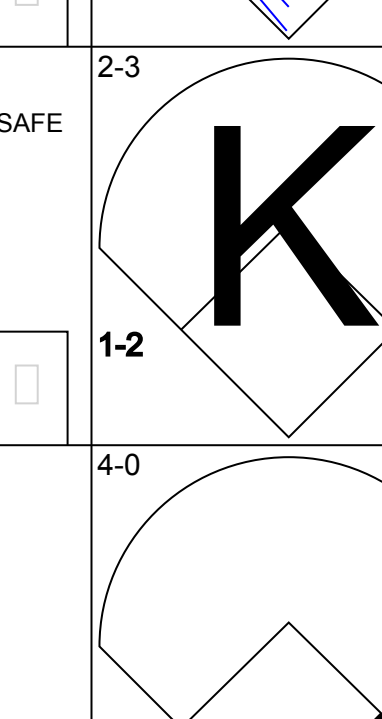
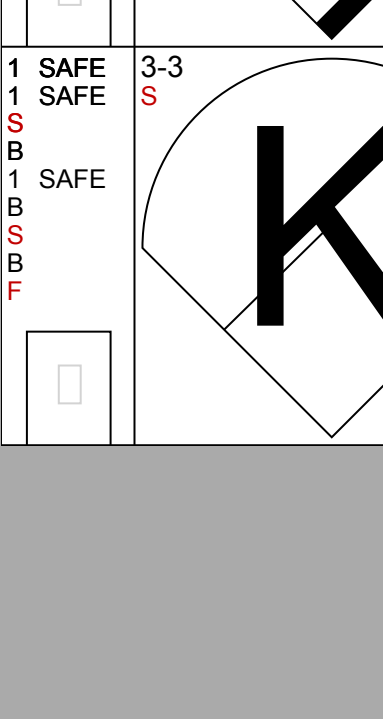

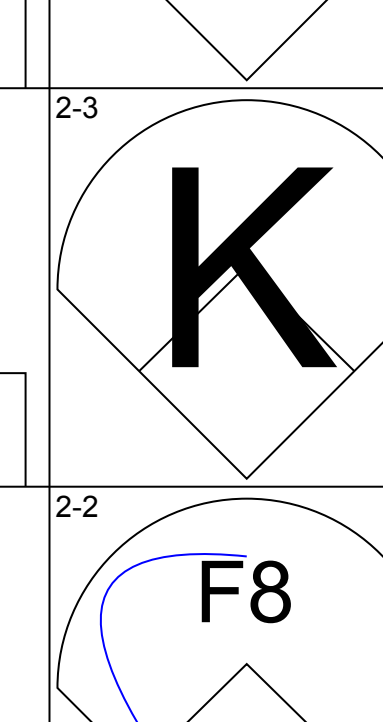
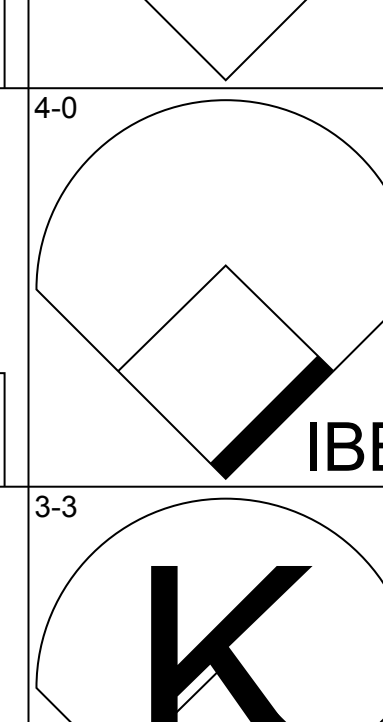
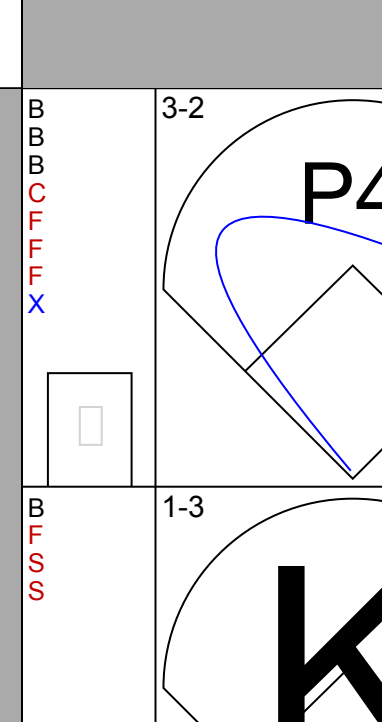
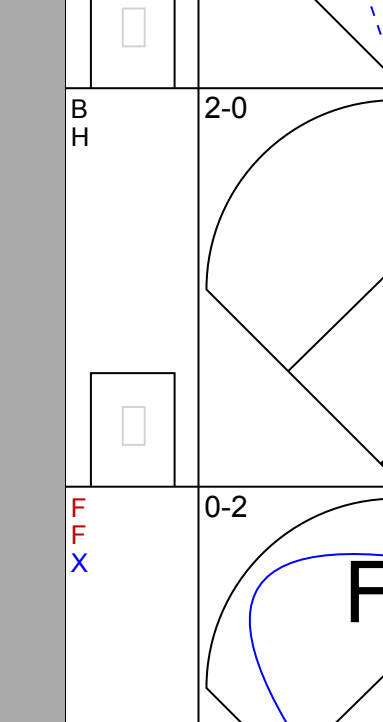
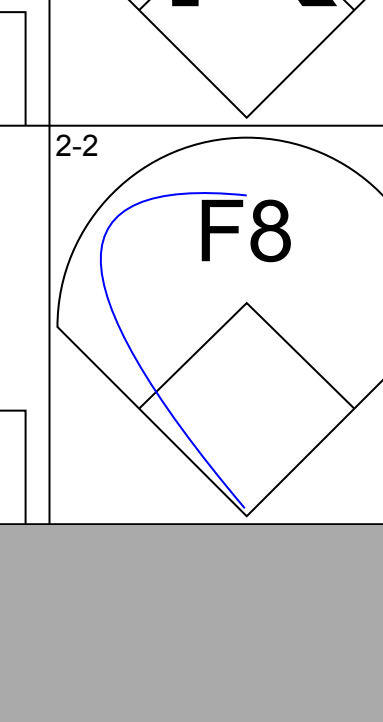
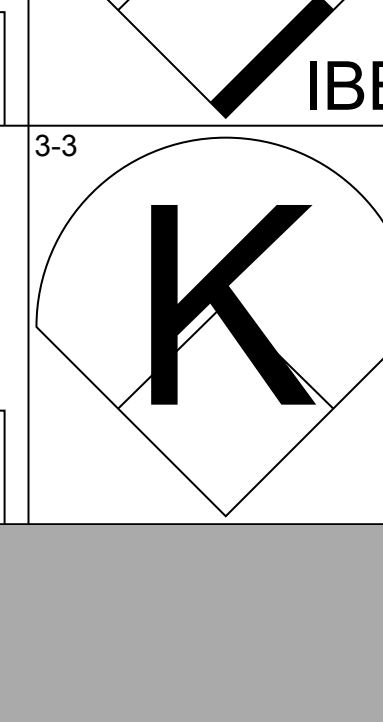
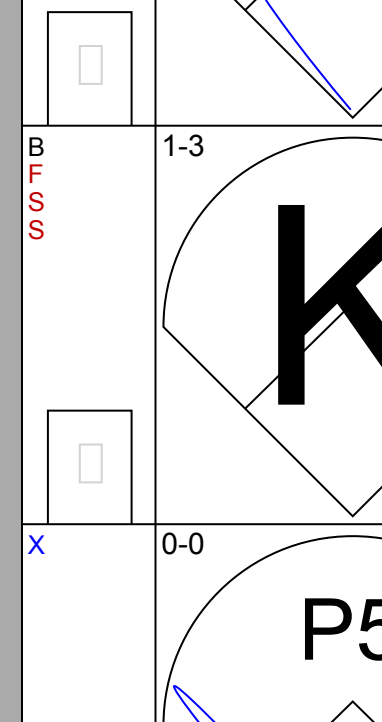
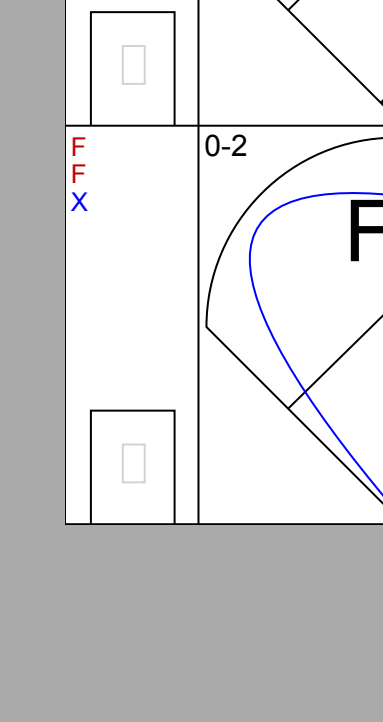
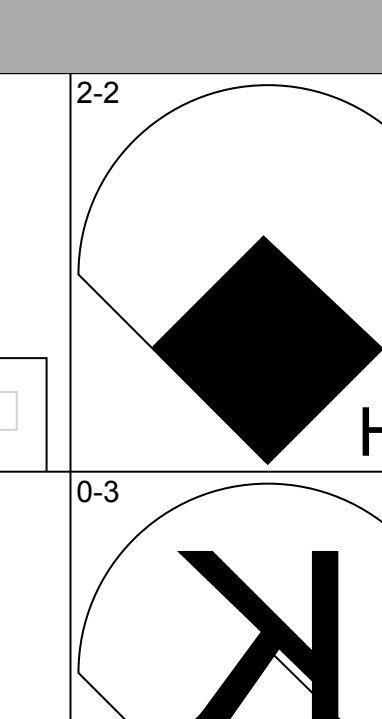
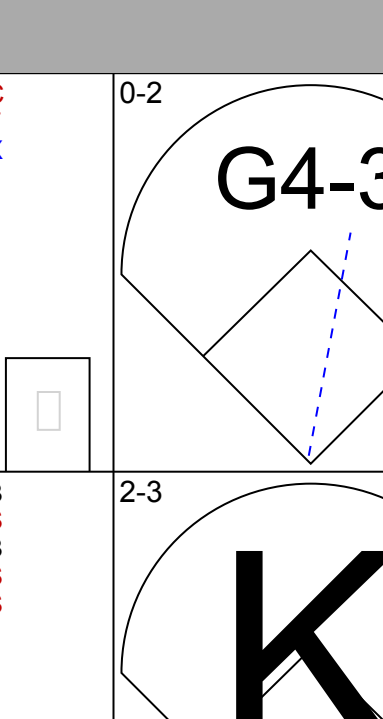
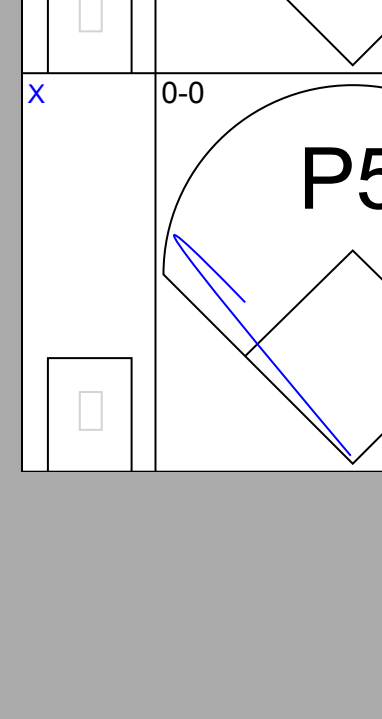
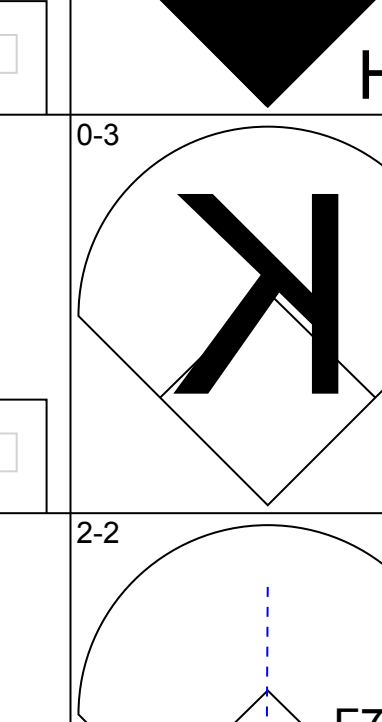
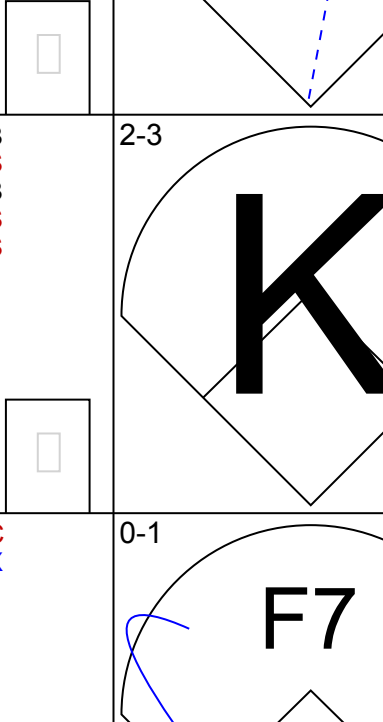
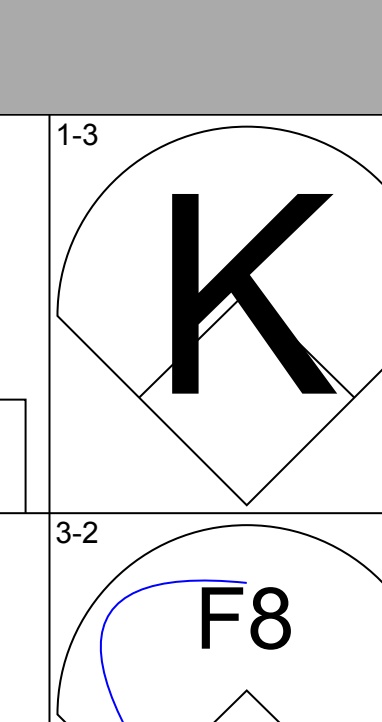
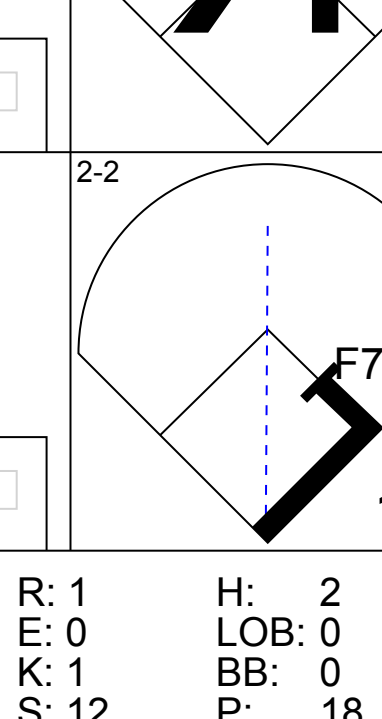
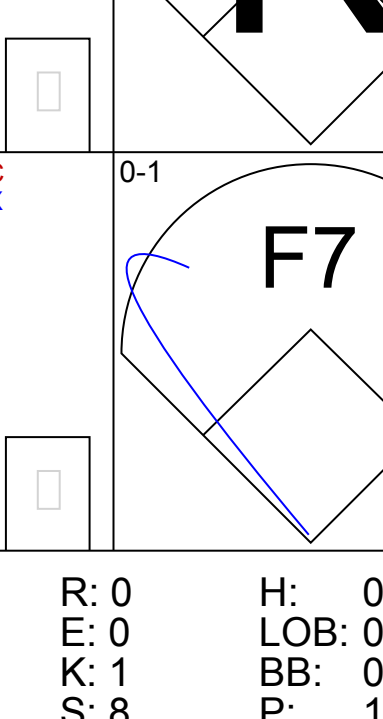
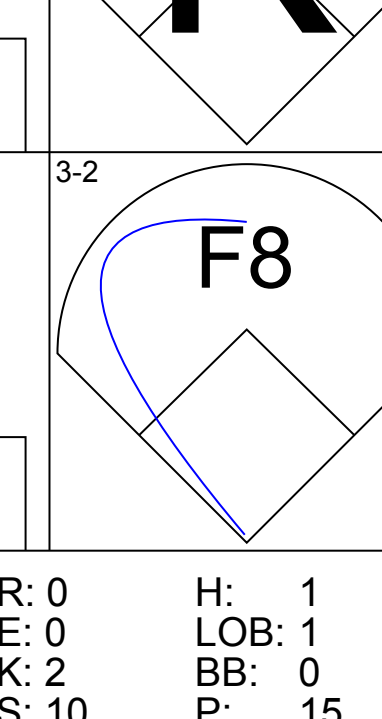


Batter	1	2	3	4	5	6	7	8	9	AB	R	H	RBI	BB	SO	LOB	TOP										
Chuck Knoblauch R (1, 4) OBP: 0.390, SLG: 0.444	1-3 K		3-2 F7		1-2 FC3-6 SF7 2B	2-2 G6-4-3 1B		0-1 1B		5	1	3	1	0	1	0	New York Yankees @ Minnesota Twins Hubert H. Humphrey Metrodome, Minneapolis, MN Sun Aug 22 1999, 2:05 PM EDT Att: 26,150 - Dome - 72 F livebaseballscores.com										
2 Derek Jeter R (1, 6) OBP: 0.426, SLG: 0.571	1-1 2B 1B		4-2 FC3-6 BB		2-2 FC3-6 1B	1-0 G6-4-3 1B		0-1 F9		4	0	2	0	1	0	3											
Paul O'Neill L (1, 9) OBP: 0.361, SLG: 0.459	1-0 1-H 2B		0-0 FC3-6 1-2		0-0 FC3-6 1-2 2-3		1-3 K		1-2 F7	5	0	1	0	0	1	3											
Bernie Williams S (1, 8) OBP: 0.432, SLG: 0.548	4-1 BB		0-2 G6-3		1-1 SF7		2-1 G6-3		2-3 K	3	0	0	1	1	1	1											
Tino Martinez L (1, 3) OBP: 0.339, SLG: 0.432	3-3 K			0-0 20 3B 1B	1-1 G5-3		3-2 1B BB 1B		2-0 F9	5	1	2	0	0	1	3											
Chili Davis S (1, 10)		2-3 K		1-3 K		4-1 20 2B BB 1B	4-2 1B BB			2	1	0	0	2	2	1											
Ricky Ledee L (1, 7) OBP: 0.357, SLG: 0.517		0-3 K		1-3 K		3-1 20 2B 1B	2-2 1-3 2-3 1B			4	1	2	0	0	2	1											
20 Jorge Posada S (1, 2) OBP: 0.342, SLG: 0.430		1-2 HR		2-1 1-H 3B		1-2 1B 2B		1-3 K		4	1	3	3	0	1	0											
Luis Sojo R (1, 5) OBP: 0.289, SLG: 0.372		1-1 G6-3		1-1 P8		1-0 G4-3		3-1 F9		4	0	0	0	0	0	3											
Inning Stats	R: 0 E: 0 K: 2 S: 11	H: 2 LOB: 2 BB: 1 P: 21	R: 1 E: 0 K: 2 S: 11	H: 1 LOB: 0 BB: 0 P: 15	R: 0 E: 0 K: 0 S: 10	H: 0 LOB: 1 BB: 1 P: 17	R: 1 E: 0 K: 2 S: 12	H: 2 LOB: 1 BB: 0 P: 17	R: 1 E: 0 K: 0 S: 13	H: 2 LOB: 1 BB: 0 P: 18	R: 2 E: 0 K: 0 S: 12	H: 3 LOB: 1 BB: 1 P: 24	R: 0 E: 0 K: 1 S: 14	H: 2 LOB: 3 BB: 1 P: 26	R: 0 E: 0 K: 1 S: 9	H: 1 LOB: 1 BB: 0 P: 13	R: 0 E: 0 K: 1 S: 8	H: 0 LOB: 0 BB: 0 P: 13	1B: 9 2B: 2 3B: 1 HR: 1	SF: 1 SAC: 0 DP: 1 HBP: 0	WP: 0 PB: 0 CS: 0	PA: 41					
PITCHER	IP	WLS	BF	H	R	ER	SO	BB	IBB	HBP	BLK	WP	HR	S	P	ERA	WHIP										
Joe Mays R (1, 1) ERA: 4.02	5.0	L	25	8	5	5	6	3	0	0	0	0	1	60	98	9.00	2.200										
Bob Wells R (6, 1) ERA: 3.66	1.0		4	2	0	0	0	0	0	0	0	0	0	9	14	0.00	2.000										
Travis Miller L (7, 1) ERA: 1.98	1.0		5	2	0	0	1	1	0	0	0	0	0	14	26	0.00	3.000										
Hector Carrasco R (8, 1) ERA: 7.22	1.0		4	1	0	0	1	0	0	0	0	0	0	9	13	0.00	1.000										
Eddie Guardado L (9, 1) ERA: 4.42	1.0		3	0	0	0	1	0	0	0	0	0	0	8	13	0.00	0.000										
Batter	1	2	3	4	5	6	7	8	9	AB	R	H	RBI	BB	SO	LOB	BOTTOM										
Jacque Jones L (1, 8) OBP: 0.329, SLG: 0.450	0-1 G3-1		0-0 G4-3		1-1 F9		2-2 E7 1-H 2-H 2B			4	0	1	1	0	0	0	New York Yankees @ Minnesota Twins Hubert H. Humphrey Metrodome, Minneapolis, MN Sun Aug 22 1999, 2:05 PM EDT Att: 26,150 - Dome - 72 F livebaseballscores.com										
Denny Hocking S (1, 7) OBP: 0.318, SLG: 0.382	1-2 G6-3		1-2 G6-3		2-0 F8		1-3 K			4	0	0	0	0	1	1											
Todd Walker L (1, 10) OBP: 0.318, SLG: 0.418	1-0 F8		0-2 CS 1B			1-2 F7		1-0 F9		3	0	1	0	0	0	0											
Chad Allen R (6, PH) OBP: 0.330, SLG: 0.402								1-0 F9		1	0	0	0	0	0	0											
Matt Lawton L (1, 9) OBP: 0.348, SLG: 0.370		4-1 G1-3 SF8 1B BB	2-2 CS	4-2 S BB		1-0 F9		2-2 G3		2	1	0	0	2	0	0											
Corey Koskie L (1, 5) OBP: 0.368, SLG: 0.445		1-0 G1-3 1B		1-0 L4		3-3 K		0-3 K		3	0	1	0	0	1	1											
Ron Coomer R (8, PH) OBP: 0.304, SLG: 0.432										1	0	0	0	0	1	0											
Brent Gates S (1, 4) OBP: 0.336, SLG: 0.343		1-1 G1-3		1-0 P5			2-1 P8		0-2 K	4	0	0	0	0	1	3											
Doug Mientkiewicz L (1, 3) OBP: 0.318, SLG: 0.519		2-2 SF8		1-1 HBP			0-2 P5		2-2 G6-3	1	0	0	1	0	0	0											
Marty Cordova R (9, PH) OBP: 0.373, SLG: 0.463										1	0	0	0	0	0	0											
Javier Valentin S (1, 2) OBP: 0.330, SLG: 0.438		3-H 4-2 BB		1-1 F7			1-2 WP 2B 1B		0-1 G4-3	3	1	1	0	1	0	2											
Cristian Guzman S (1, 6) OBP: 0.281, SLG: 0.298		1-2 P6			1-0 F9		2-3 K 2B E			3	1	0	0	0	1	3											
Inning Stats	R: 0 E: 0 K: 0 S: 6	H: 0 LOB: 0 BB: 0 P: 8	R: 1 E: 0 K: 0 S: 14	H: 1 LOB: 2 BB: 2 P: 27	R: 0 E: 0 K: 0 S: 9	H: 1 LOB: 0 BB: 0 P: 12	R: 0 E: 0 K: 0 S: 7	H: 0 LOB: 2 BB: 1 P: 15	R: 0 E: 0 K: 0 S: 4	H: 0 LOB: 0 BB: 0 P: 8	R: 0 E: 0 K: 1 S: 8	H: 0 LOB: 0 BB: 0 P: 13	R: 2 E: 1 K: 2 S: 18	H: 2 LOB: 1 BB: 0 P: 26	R: 0 E: 0 K: 1 S: 7	H: 0 LOB: 0 BB: 0 P: 10	R: 0 E: 0 K: 1 S: 11	H: 0 LOB: 0 BB: 0 P: 13	1B: 3 2B: 1 3B: 0 HR: 0	SF: 1 SAC: 0 DP: 0 HBP: 1	WP: 1 PB: 0 CS: 1	PA: 36					
PITCHER	IP	WLS	BF	H	R	ER	SO	BB	IBB	HBP	BLK	WP	HR	S	P	ERA	WHIP										
Orlando Hernandez R (1, 1) ERA: 4.26	7.0	W	29	4	3	2	3	3	0	1	0	0	0	66	109	2.57	1.000										
Mike Stanton L (8, 1) ERA: 3.61	1.0	H	3	0	0	0	1	0	0	0	0	0	0	7	10	0.00	0.000										
42 Mariano Rivera R (9, 1) ERA: 2.49	1.0	S	3	0	0	0	1	0	0	0	0	0	0	11	13	0.00	0.000										


Batter	1	2	3	4	5	6	7	8	9	AB	R	H	RBI	BB	SO	LOB	TOP														
Chuck Knoblauch, R (1, 4) OBP: 0.388, SLG: 0.440										5	1	0	0	2	0	5	New York Yankees @ Texas Rangers The Ballpark at Arlington, Arlington, TX Mon Aug 23 1999, 8:35 PM EDT Att: 38,024 - Cloudy - 93 F														
2 Derek Jeter, R (1, 6) OBP: 0.426, SLG: 0.569										5	0	1	0	0	1	4															
Luis Sojo, R (7, PR) OBP: 0.296, SLG: 0.389										1	2	1	0	0	0	0															
Paul O'Neill, L (1, 9) OBP: 0.431, SLG: 0.460										5	1	3	0	0	1	0															
Shane Spencer, R (7, PR) OBP: 0.302, SLG: 0.372										1	1	0	0	0	0	1															
Bernie Williams, S (1, 8) OBP: 0.363, SLG: 0.549										5	3	2	1	0	1	1															
Chad Curtis, R (8, PH) OBP: 0.374, SLG: 0.355										1	0	0	0	0	0	1															
Tino Martinez, L (1, 3) OBP: 0.342, SLG: 0.441										6	3	4	4	0	0	3															
Jim Levritz, R (1, 10) OBP: 0.354, SLG: 0.466										4	3	2	1	2	1	3															
Ricky Ledee, L (1, 7) OBP: 0.362, SLG: 0.513										5	3	2	2	1	1	4															
Scott Brosius, R (1, 5) OBP: 0.316, SLG: 0.431										6	4	4	6	0	1	1															
Joe Girardi, R (1, 2) OBP: 0.250, SLG: 0.329										6	0	4	7	0	0	0															
Inning Stats	R: 6 E: 0 K: 2 S: 21	H: 5 LOB: 1 BB: 2 P: 33	R: 0 E: 0 K: 1 S: 6	H: 0 LOB: 0 BB: 0 P: 9	R: 2 E: 0 K: 1 S: 10	H: 3 LOB: 2 BB: 1 P: 20	R: 0 E: 0 K: 1 S: 15	H: 1 LOB: 1 BB: 0 P: 22	R: 1 E: 0 K: 0 S: 13	H: 2 LOB: 1 BB: 0 P: 17	R: 5 E: 0 K: 0 S: 13	H: 5 LOB: 0 BB: 0 P: 24	R: 5 E: 0 K: 1 S: 22	H: 5 LOB: 3 BB: 1 P: 38	R: 2 E: 0 K: 0 S: 12	H: 2 LOB: 1 BB: 1 P: 25	R: 0 E: 0 K: 0 S: 7	H: 0 LOB: 0 BB: 0 P: 10	1B: 13 2B: 7 3B: 1 HR: 2	SF: 0 SAC: 0 DP: 0 HBP: 0	WP: 1 PB: 0 SB: 1 CS: 0	PA: 55									
PITCHER	IP WLS BF H R ER SO BB IBB HBP BLK WP HR S P ERA WHIP	John Burkett, R (1, 1) ERA: 6.43 Dan Kolb, R (3, 1) ERA: 3.92 Mike Venafro, L (6, 1) ERA: 3.36 Danny Patterson, R (7, 1) ERA: 5.44 Mike Munoz, L (8, 1) ERA: 3.89															Tim Crabtree, R (9, 1) ERA: 2.9														
Batter	1	2	3	4	5	6	7	8	9	AB	R	H	RBI	BB	SO	LOB	BOTTOM														
Mark McLemore, S (1, 4) OBP: 0.362, SLG: 0.368										5	0	0	0	0	1	2	New York Yankees @ Texas Rangers The Ballpark at Arlington, Arlington, TX Mon Aug 23 1999, 8:35 PM EDT Att: 38,024 - Cloudy - 93 F														
Ivan Rodriguez, R (1, 2) OBP: 0.350, SLG: 0.558										3	0	1	0	0	0	0															
Gregg Zaun, S (7, 2) OBP: 0.287, SLG: 0.273										1	0	0	0	0	0	0															
29 Rusty Greer, L (1, 7) OBP: 0.410, SLG: 0.480										3	0	1	0	0	0	1															
Jon Shave, R (8, 5) OBP: 0.324, SLG: 0.313										1	1	1	0	0	0	0															
Juan Gonzalez, R (1, 10) OBP: 0.366, SLG: 0.571										4	1	2	0	0	0	2															
Rafael Palmeiro, L (1, 3) OBP: 0.430, SLG: 0.656										4	1	2	3	0	0	2															
Todd Zeile, R (1, 5) OBP: 0.363, SLG: 0.489										3	0	1	0	0	0	3															
Luis Alicea, S (8, 4) OBP: 0.305, SLG: 0.283										0	0	0	0	1	0	0															
Roberto Kelly, R (1, 9) OBP: 0.376, SLG: 0.453										4	0	1	0	0	0	2															
Royce Clayton, R (1, 6) OBP: 0.315, SLG: 0.385										4	0	1	0	0	2	2															
Tom Goodwin, L (1, 8) OBP: 0.316, SLG: 0.312										3	0	0	0	1	0	1															
Inning Stats	R: 0 E: 0 K: 1 S: 6	H: 0 LOB: 0 BB: 0 P: 12	R: 2 E: 0 K: 1 S: 13	H: 3 LOB: 2 BB: 1 P: 27	R: 0 E: 0 K: 0 S: 8	H: 1 LOB: 0 BB: 0 P: 11	R: 0 E: 0 K: 0 S: 6	H: 1 LOB: 1 BB: 0 P: 11	R: 0 E: 0 K: 0 S: 9	H: 2 LOB: 1 BB: 0 P: 12	R: 0 E: 0 K: 0 S: 8	H: 0 LOB: 0 BB: 0 P: 14	R: 1 E: 0 K: 0 S: 7	H: 1 LOB: 1 BB: 1 P: 15	R: 0 E: 0 K: 1 S: 5	H: 0 LOB: 0 BB: 0 P: 7	1B: 7 2B: 2 3B: 0 HR: 1	SF: 0 SAC: 0 DP: 2 HBP: 0	WP: 0 PB: 0 SB: 0 CS: 0	PA: 37											
PITCHER	IP WLS BF H R ER SO BB IBB HBP BLK WP HR S P ERA WHIP	Andy Pettitte, L (1, 1) ERA: 4.46 Jason Grimsley, R (9, 1) ERA: 4.19															PITCHER														

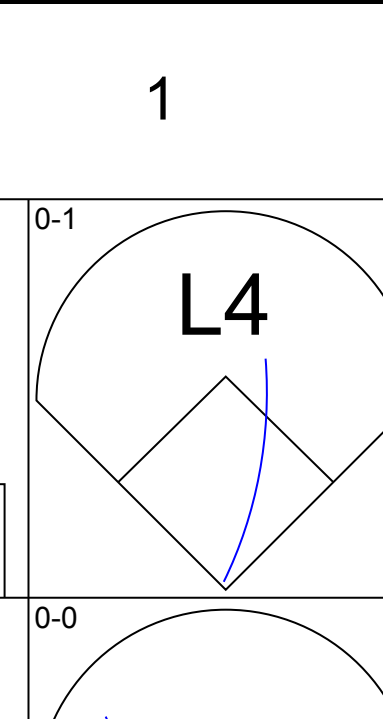
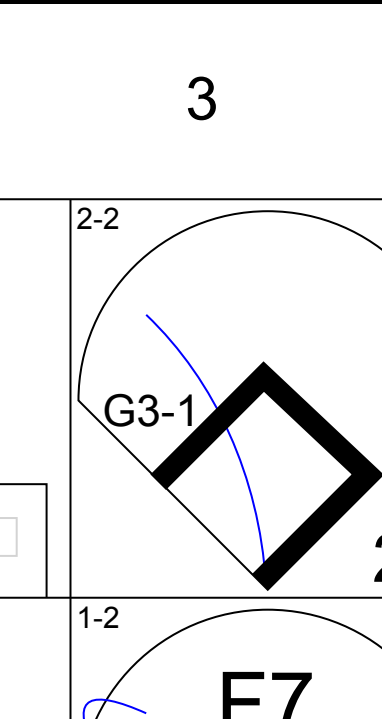
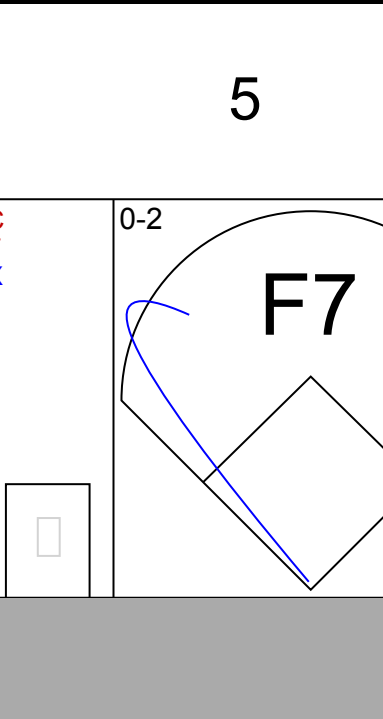
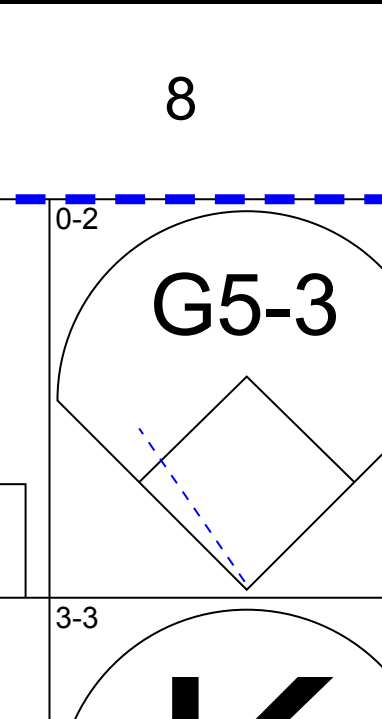
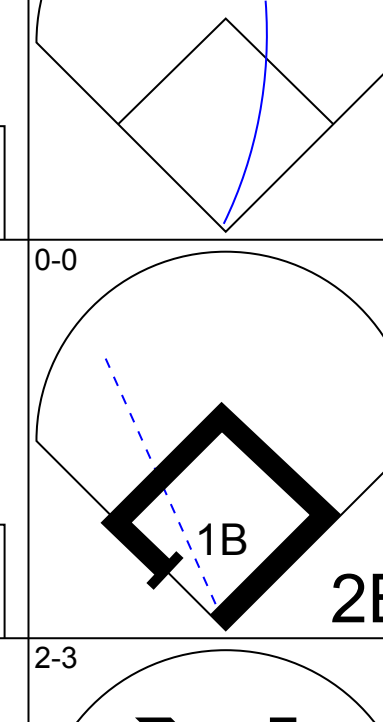
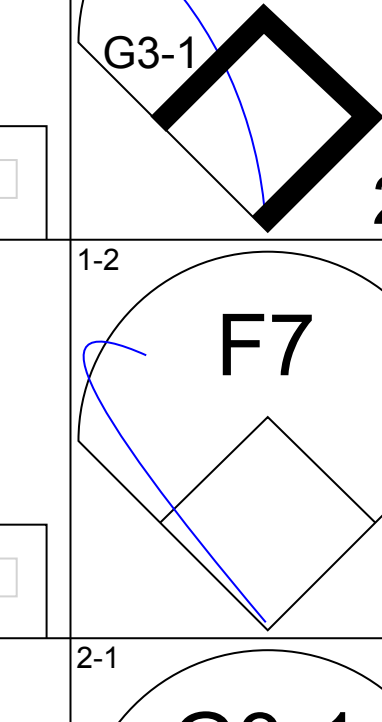
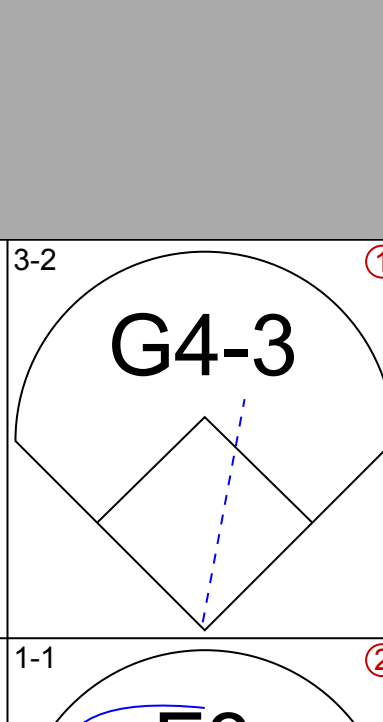
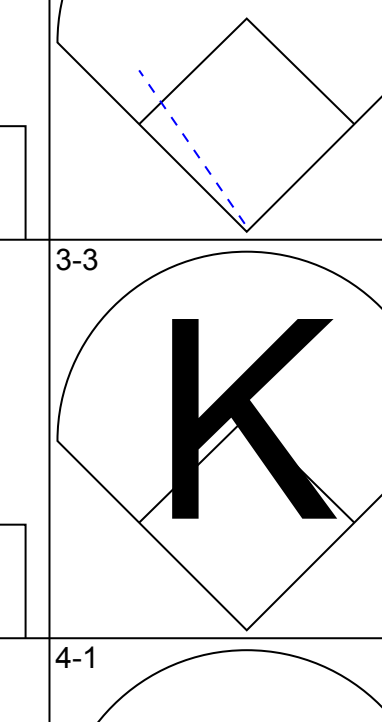
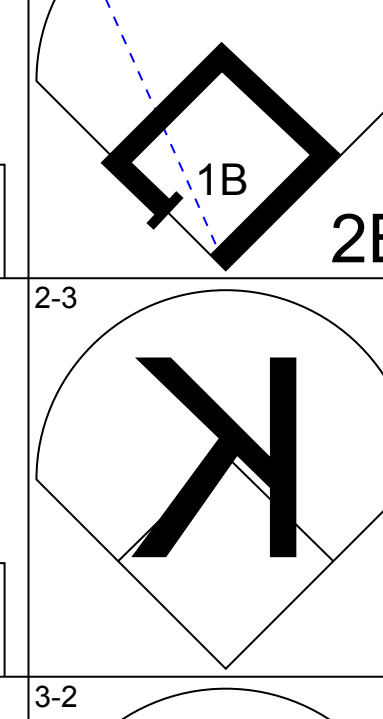
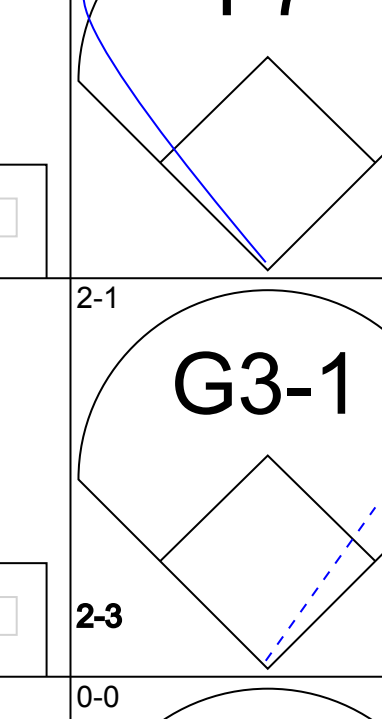
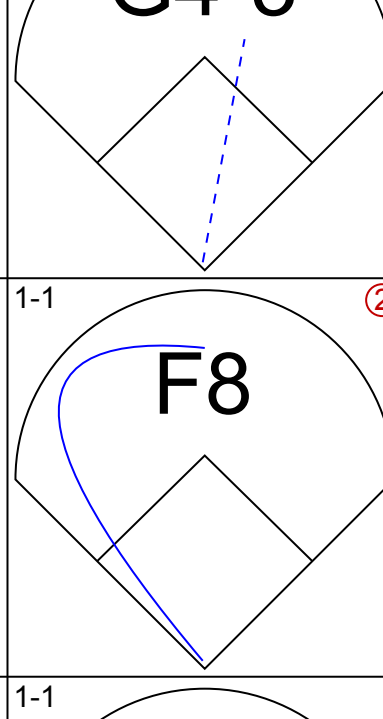
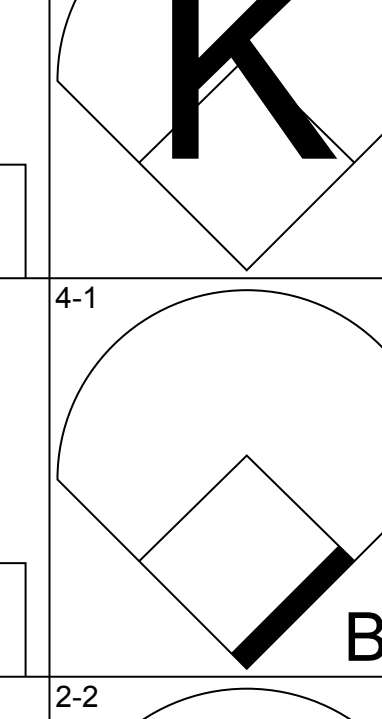
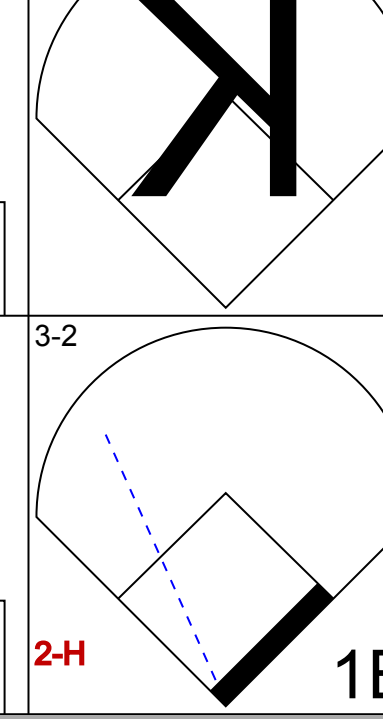
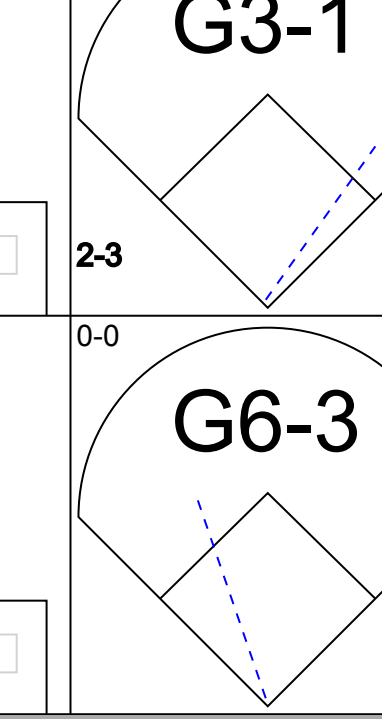
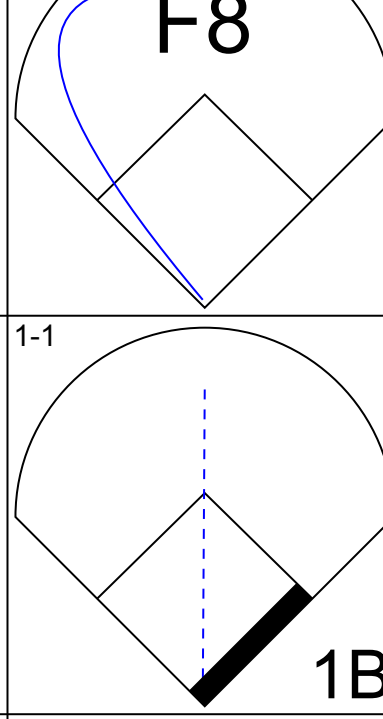
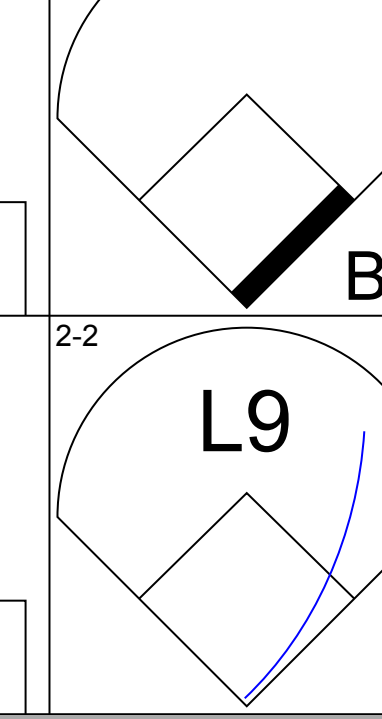
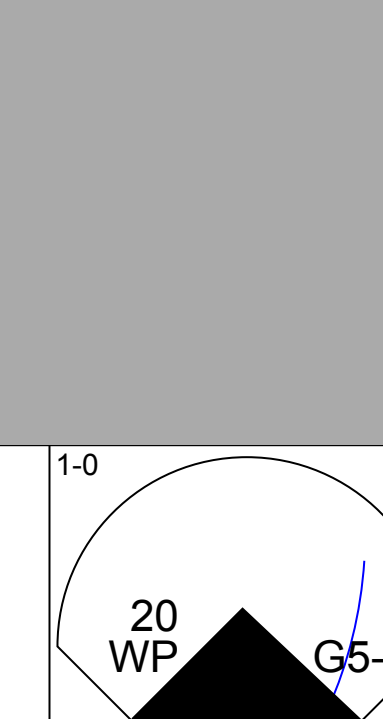
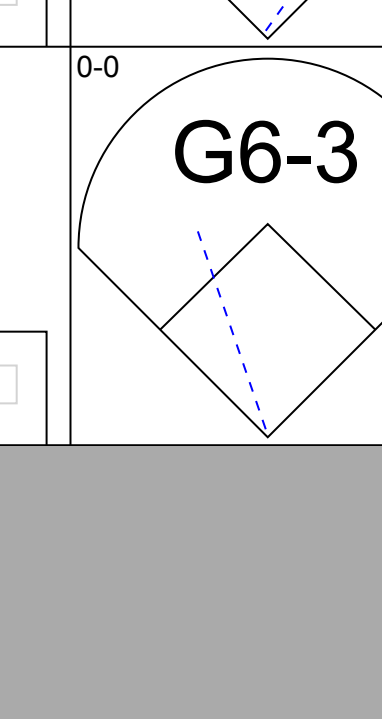
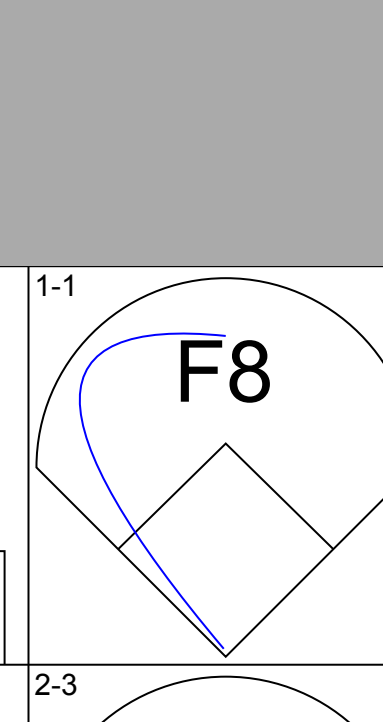
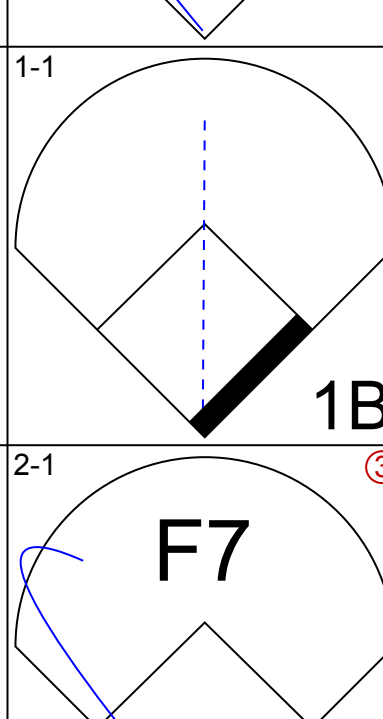
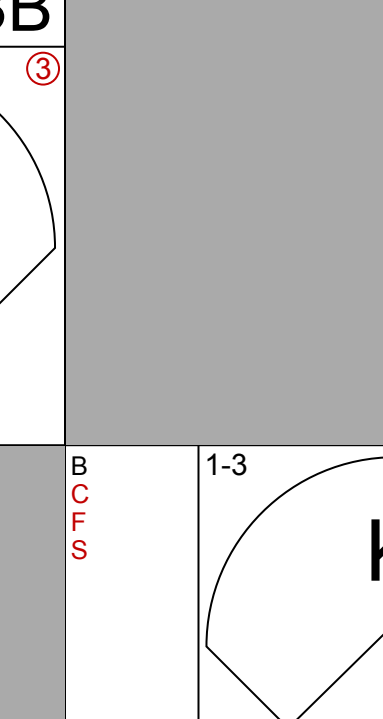
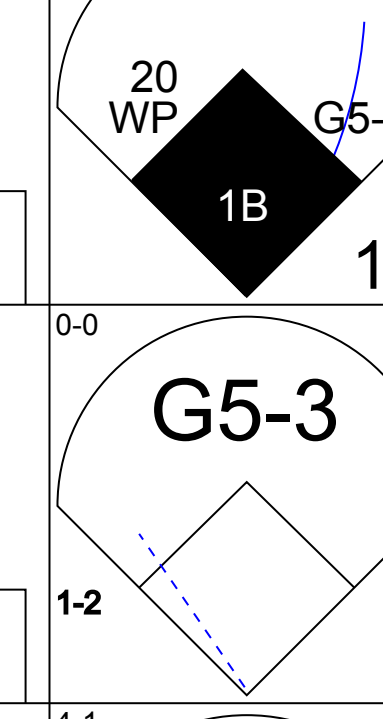
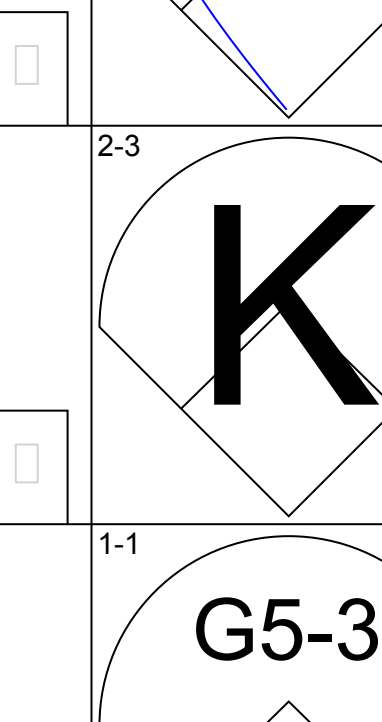
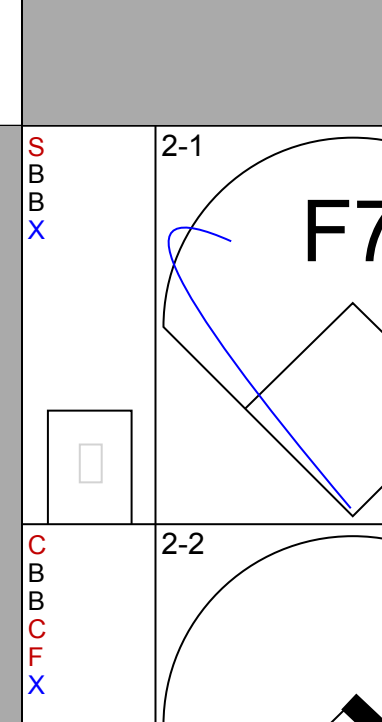
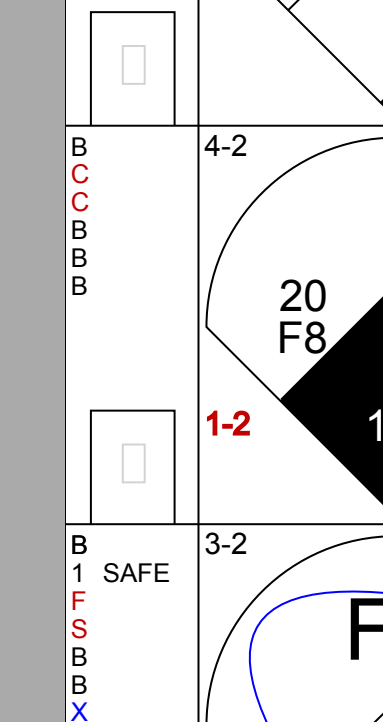
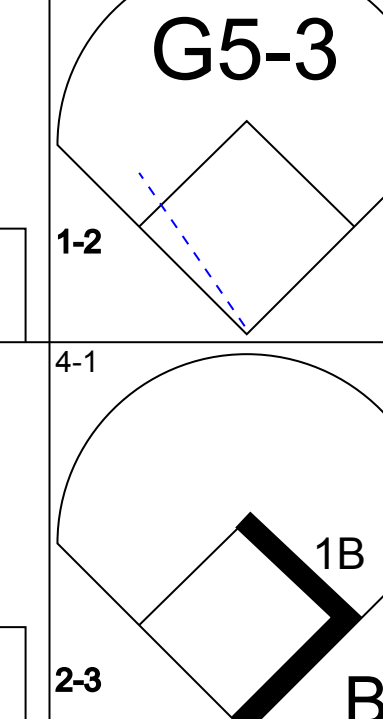
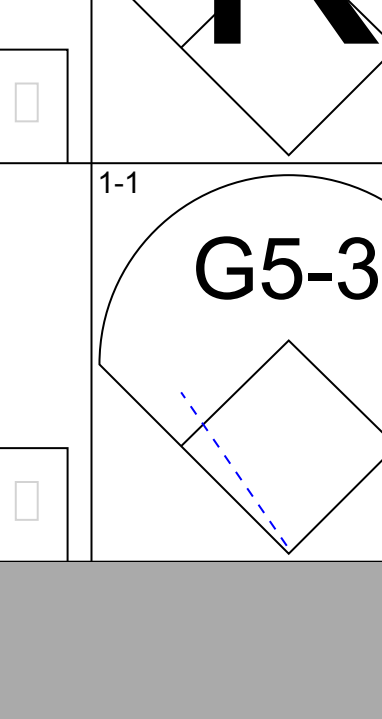
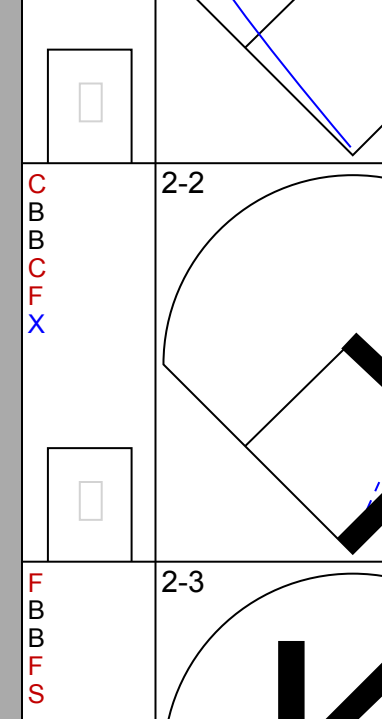

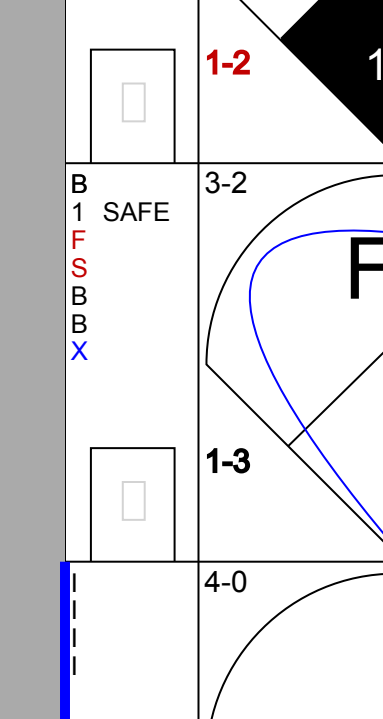
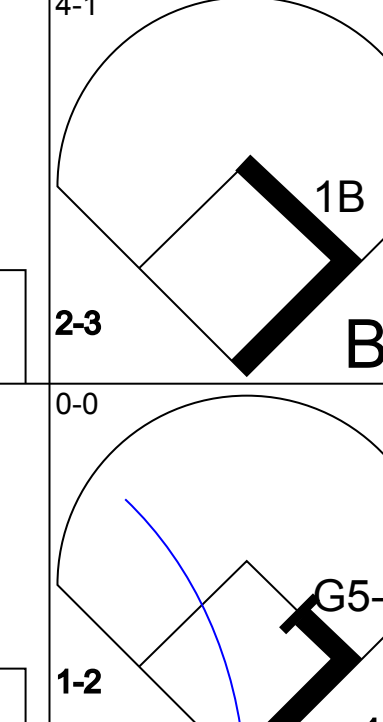
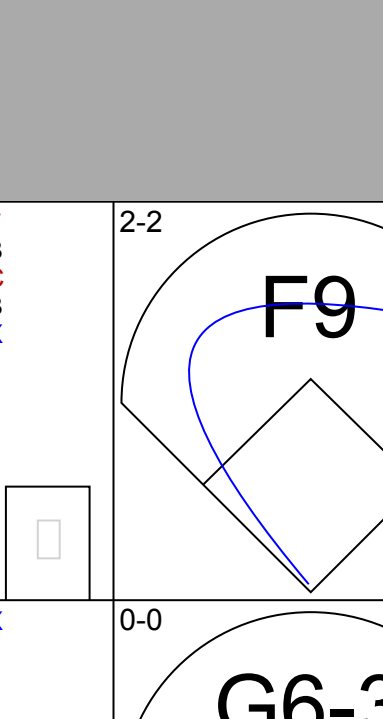
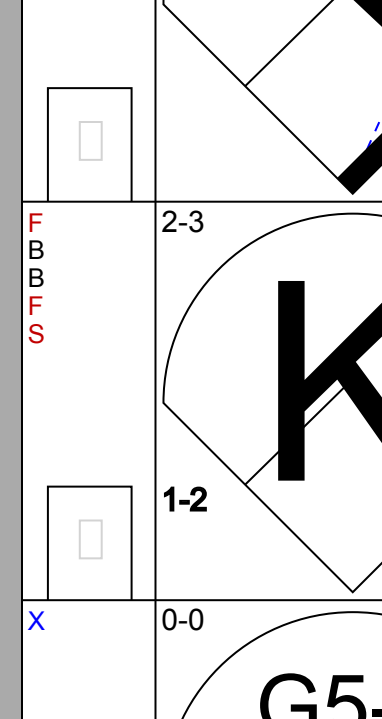
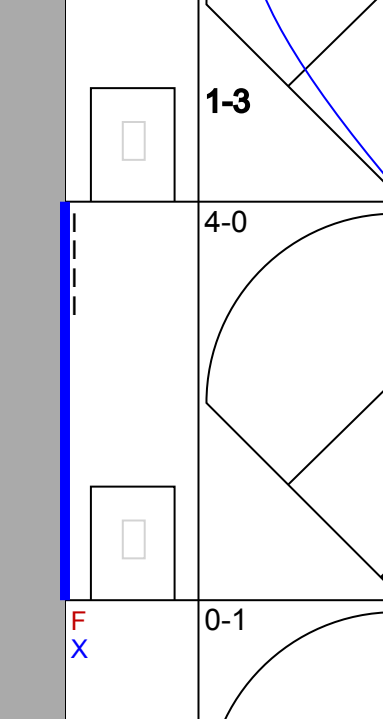
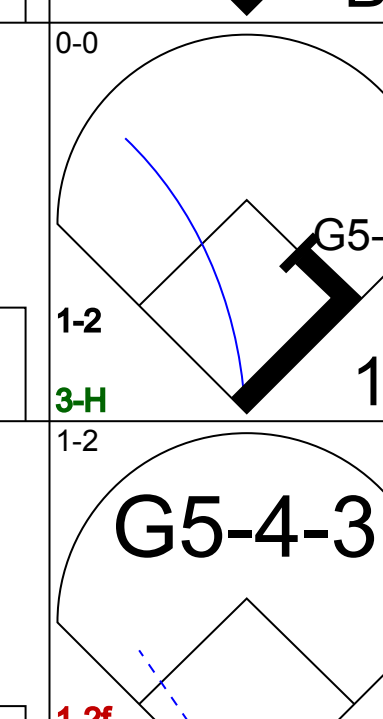
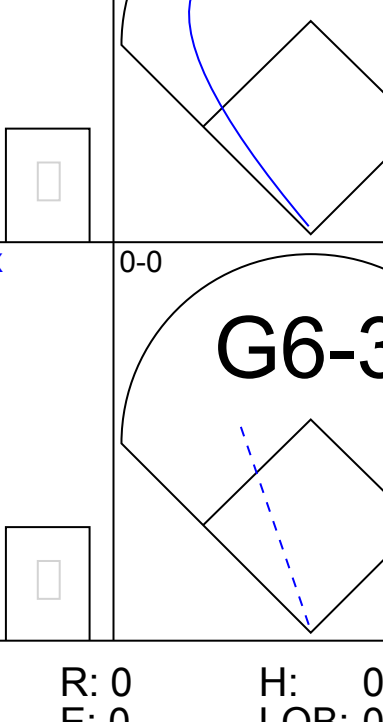
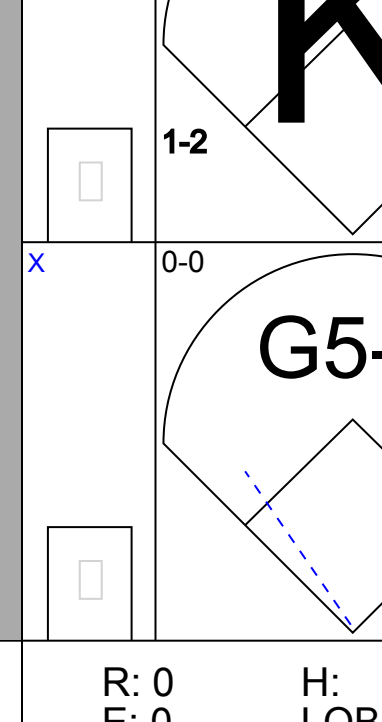
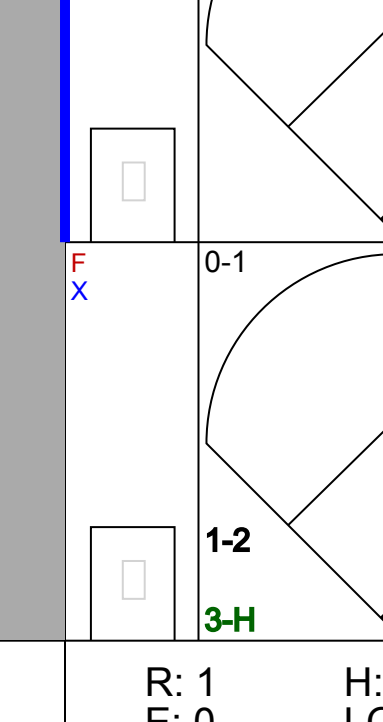
Batter	1	2	3	4	5	6	7	8	9	AB	R	H	RBI	BB	SO	LOB	TOP										
Chuck Knoblauch, R (1.4) OBP: 0.390, SLG: 0.446	1-1 1B	4-2 BB			1-2 G4-3		0-1 L8		0-0 F9	4	1	1	0	1	0	1	<p>New York Yankees @ Texas Rangers The Ballpark at Arlington, Arlington, TX Wed Aug 25 1999, 8:35 PM EDT Att: 38,345 - Unknown - 97 F</p> <p>AB 33 R 3 H 8 RBI 2 BB 4 SO 6 LOB 13</p> 										
Luis Sojo, R (1.6) OBP: 0.304, SLG: 0.394	0-1 1B	2-2 G1-3			1-0 1B		0-0 G6-3			4	1	2	0	0	0	4											
Paul O'Neill, L (1.9) OBP: 0.362, SLG: 0.456	2-2 1B		1-3 K		1-0 F7			0-0 F7		4	0	1	1	0	1	1											
Bernie Williams, S (1.8) OBP: 0.432, SLG: 0.547	1-0 G4-6-3		3-3 K		0-0 G4-3			4-2 BB		3	0	0	0	1	1	2											
Tino Martinez, L (1.3) OBP: 0.345, SLG: 0.454	1-1 G3		0-1 HR		2-1 L6			0-2 F9		4	1	1	1	0	0	1											
Jim Levritz, R (1.10) Chili Davis, S (8, PH) Chad Curtis, R (8, FR) OBP: 0.344, SLG: 0.450 OBP: 0.376, SLG: 0.455 OBP: 0.374, SLG: 0.355	1-0 G5-3		1-3 K		0-0 L4			4-2 BB		3	0	0	0	0	1	0											
20 Jorge Posada, S (1.2) OBP: 0.342, SLG: 0.421	4-1 1B		2-3 K		0-1 G6-3			3-3 K		3	0	0	0	1	2	2											
Shane Spencer, R (1.7) OBP: 0.301, SLG: 0.369	0-1 F9		0-2 1B		0-3 K			0-0 G5-3		4	0	1	0	0	1	1											
Scott Brosius, R (1.5) OBP: 0.314, SLG: 0.430	0-1 1B		1-1 G6-3		0-1 2B			1-0 F7		4	0	2	0	0	0	1											
Inning Stats	R: 2 E: 0 K: 0 S: 12	H: 3 LOB: 0 BB: 0 P: 17	R: 0 E: 0 K: 0 S: 13	H: 1 LOB: 3 BB: 2 P: 24	R: 1 E: 0 K: 3 S: 11	H: 1 LOB: 0 BB: 0 P: 16	R: 0 E: 0 K: 1 S: 10	H: 1 LOB: 0 BB: 0 P: 13	R: 0 E: 0 K: 0 S: 6	H: 0 LOB: 0 BB: 0 P: 7	R: 0 E: 0 K: 1 S: 8	H: 1 LOB: 0 BB: 0 P: 8	R: 0 E: 0 K: 1 S: 13	H: 0 LOB: 2 BB: 2 P: 24	R: 0 E: 0 K: 0 S: 3	H: 0 LOB: 0 BB: 4 P: 4		1B: 6 2B: 1 3B: 0 HR: 1	SF: 0 SAC: 0 DP: 2 HBP: 0	WP: 0 PB: 0 CS: 0	PA: 37						
PITCHER	IP	WLS	BF	H	R	ER	SO	BB	IBB	HBP	BLK	WP	HR	S	P	ERA	WHIP										
Esteban Loaiza, R (1.1) ERA: 4.71	7.0	W	29	8	3	3	5	2	0	0	0	0	1	65	94	3.86	1.429										
59 Jeff Zimmerman, R (8, 1) ERA: 1.18	1.0	H	5	0	0	0	1	2	0	0	0	0	0	13	24	0.00	2.000										
John Wetteland, R (9, 1) ERA: 4.03	1.0		3	0	0	0	0	0	0	0	0	0	0	3	4	0.00	0.000										

Batter	1	2	3	4	5	6	7	8	9	AB	R	H	RBI	BB	SO	LOB	BOTTOM										
Mark McLemore, S (1.4) OBP: 0.367, SLG: 0.372	0-1 1B		1-1 1B		3-3 K		4-1 BB		0-2 1B	4	1	3	2	1	1	0	<p>New York Yankees @ Texas Rangers The Ballpark at Arlington, Arlington, TX Wed Aug 25 1999, 8:35 PM EDT Att: 38,345 - Unknown - 97 F</p> <p>AB 32 R 7 H 12 RBI 7 BB 5 SO 5 LOB 15</p> 										
Ivan Rodriguez, R (1.2) OBP: 0.346, SLG: 0.549	0-0 L9		1-3 1B		1-2 F8		4-1 BB		1-3 K	4	1	1	1	1	1	2											
29 Rusty Greer, L (1.7) OBP: 0.414, SLG: 0.492	1-0 G3-6-3		1-2 1B		3-2 1B		1-0 FC6-4		4-0 BB	4	0	2	1	1	0	4											
Juan Gonzalez, R (1.9) OBP: 0.362, SLG: 0.563		2-2 G5-3	1-2 SF7		1-2 F7		1-1 G4-3		0-1 FC4-6	4	0	0	1	0	0	3											
Rafael Palmeiro, L (1.10) OBP: 0.426, SLG: 0.654		2-2 F7	3-3 F9				0-1 HR		2-3 K	4	1	1	1	0	1	1											
Todd Zeile, R (1.5) OBP: 0.382, SLG: 0.487		0-0 P6			0-1 G6-3		0-1 1B		4-0 BB	3	1	1	0	1	0	0											
Lee Stevens, L (1.3) OBP: 0.349, SLG: 0.495			1-0 1B		1-0 2B		1-0 1B		1-3 K	4	1	3	1	0	1	1											
Royce Clayton, R (1.6) OBP: 0.319, SLG: 0.389			2-1 F8		2-3 K		1-0 SH3-4		0-1 1B	3	1	1	0	0	1	2											
Tom Goodwin, L (1.8) OBP: 0.318, SLG: 0.322			4-2 1B		0-0 F8		3-2 G4-3		1-0 SH3-4	2	1	0	0	1	0	2											
Inning Stats	R: 0 E: 0 K: 0 S: 4	H: 1 LOB: 0 BB: 0 P: 5	R: 0 E: 0 K: 0 S: 11	H: 0 LOB: 0 BB: 0 P: 15	R: 4 E: 0 K: 0 S: 13	H: 4 LOB: 1 BB: 1 P: 25	R: 0 E: 0 K: 1 S: 7	H: 1 LOB: 0 BB: 0 P: 10	R: 0 E: 0 K: 1 S: 13	H: 1 LOB: 1 BB: 0 P: 21	R: 2 E: 0 K: 0 S: 12	H: 3 LOB: 3 BB: 2 P: 26	R: 0 E: 0 K: 2 S: 8	H: 0 LOB: 1 BB: 1 P: 16	R: 1 E: 0 K: 1 S: 11	H: 2 LOB: 2 BB: 1 P: 17		1B: 10 2B: 1 3B: 0 HR: 1	SF: 1 SAC: 2 DP: 1 HBP: 0	WP: 1 PB: 1 CS: 0	PA: 40						
PITCHER	IP	WLS	BF	H	R	ER	SO	BB	IBB	HBP	BLK	WP	HR	S	P	ERA	WHIP										
Hideki Irabu, R (1.1) ERA: 4.49	5.0	L	25	10	6	6	2	1	0	0	0	0	0	53	82	10.80	2.200										
Jason Grimsley, R (6, 1) ERA: 4.09	2.0		9	0	0	0	2	3	0	0	0	0	0	15	36	0.00	1.500										
Jeff Nelson, R (8, 1) ERA: 5.4	1.0		6	2	1	1	1	1	0	0	0	0	0	11	17	9.00	3.000										

Batter	1	2	3	4	5	6	7	8	9	AB	R	H	RBI	BB	SO	LOB	TOP					
Brian Hunter, R OBP: 0.294, SLG: 0.319 (1, 7)										4	0	1	0	0	2	1	Seattle Mariners @ New York Yankees Yankee Stadium, Bronx, NY Sat Aug 28 1999, 4:30 PM EDT Att: 54,787 - Sunny - 79 F					
David Bell, R OBP: 0.326, SLG: 0.419 (1, 3) (8, 4)										4	0	0	0	0	2	1						
Ken Griffey Jr., L OBP: 0.399, SLG: 0.613 (1, 8)										3	0	1	0	1	0	1						
Alex Rodriguez, R OBP: 0.378, SLG: 0.639 (1, 6)										4	0	0	0	0	3	3						
Edgar Martinez, R OBP: 0.443, SLG: 0.530 (1, 10)										2	0	0	0	1	1	0						
Dan Wilson, R OBP: 0.307, SLG: 0.354 (1, 2) (8, 3)										4	0	0	0	0	2	3						
Raul Ibanez, L OBP: 0.294, SLG: 0.378 (1, 9)										3	1	1	1	0	0	0						
Russ Davis, R OBP: 0.292, SLG: 0.421 (1, 5)										3	0	0	0	0	3	0						
Rafael Bourquigal, R OBP: 0.351, SLG: 0.457 (1, 4) Tom Lampkin, L OBP: 0.365, SLG: 0.497 (8, PH) (8, 2)										2	0	1	0	0	0	0						
Inning Stats	R: 0 E: 0 K: 1 S: 13	H: 0 LOB: 0 BB: 0 P: 19	R: 0 E: 0 K: 2 S: 10	H: 0 LOB: 0 BB: 0 P: 17	R: 1 E: 0 K: 1 S: 12	H: 2 LOB: 0 BB: 0 P: 18	R: 0 E: 1 K: 2 S: 12	H: 0 LOB: 2 BB: 1 P: 25	R: 0 E: 0 K: 1 S: 8	H: 0 LOB: 0 BB: 0 P: 10	R: 0 E: 0 K: 3 S: 11	H: 0 LOB: 0 BB: 0 P: 20	R: 0 E: 0 K: 1 S: 9	H: 0 LOB: 0 BB: 0 P: 13	R: 0 E: 0 K: 2 S: 10	H: 1 LOB: 1 BB: 0 P: 15	R: 0 E: 0 K: 0 S: 7	H: 1 LOB: 1 BB: 0 P: 10	1B: 3 2B: 1 3B: 0 HR: 1	SF: 0 SAC: 0 DP: 2 HBP: 1	WP: 0 SB: 2 CS: 0	PA: 33
PITCHER	IP	WLS	BF	H	R	ER	SO	BB	IBB	HBP	BLK	WP	HR	S	P	ERA	WHIP					
Orlando Hernandez, R ERA: 4.11 42 Mariano Rivera, R ERA: 2.39	(1, 1) (8, 1)	8.0 W	29 4	3 1	1 0	1 0	13 0	1 0	1 0	0 1	0 0	0 0	1 7	85 10	137	1.12 0.00	0.500 1.000					

AB	30
R	1
H	4
RBI	1
BB	2
SO	13
LOB	9



Batter	1	2	3	4	5	6	7	8	9	AB	R	H	RBI	BB	SO	LOB	BOTTOM				
Chuck Knoblauch, R OBP: 0.391, SLG: 0.446 (1, 4)										4	0	1	0	0	0	0	Seattle Mariners @ New York Yankees Yankee Stadium, Bronx, NY Sat Aug 28 1999, 4:30 PM EDT Att: 54,787 - Sunny - 79 F				
Derek Jeter, R OBP: 0.424, SLG: 0.563 (1, 6)										4	0	1	0	0	1	1					
Paul O'Neill, L OBP: 0.363, SLG: 0.455 (1, 9)										3	0	0	0	1	1	2					
Bernie Williams, S OBP: 0.433, SLG: 0.544 (1, 8)										4	0	2	0	0	0	2					
Tino Martinez, L OBP: 0.343, SLG: 0.449 (1, 3)										4	1	1	0	0	1	1					
Chili Davis, S OBP: 0.377, SLG: 0.452 Chad Curtis, R OBP: 0.374, SLG: 0.355 (8, FR)										3	0	0	0	1	1	1					
20 Jorge Posada, S OBP: 0.344, SLG: 0.420 (1, 2)										3	0	1	0	1	0	1					
Shane Spencer, R OBP: 0.302, SLG: 0.368 Ricky Ledee, L OBP: 0.366, SLG: 0.509 (8, PH)										3	0	1	1	0	1	1					
Scott Brosius, R OBP: 0.313, SLG: 0.428 (1, 5)										4	0	1	1	0	0	3					
Inning Stats	R: 0 E: 0 K: 1 S: 12	H: 2 LOB: 2 BB: 0 P: 17	R: 1 E: 0 K: 0 S: 7	H: 2 LOB: 1 BB: 1 P: 13	R: 0 E: 0 K: 0 S: 10	H: 1 LOB: 1 BB: 0 P: 15	R: 0 E: 0 K: 1 S: 7	H: 0 LOB: 0 BB: 0 P: 11	R: 0 E: 0 K: 0 S: 11	H: 1 LOB: 1 BB: 0 P: 18	R: 0 E: 0 K: 1 S: 10	H: 1 LOB: 1 BB: 0 P: 16	R: 0 E: 0 K: 1 S: 10	H: 0 LOB: 1 BB: 1 P: 19	R: 1 E: 0 K: 1 S: 10	H: 1 LOB: 2 BB: 2 P: 22	1B: 6 2B: 2 3B: 0 HR: 0	SF: 0 SAC: 0 DP: 1 HBP: 0	WP: 2 SB: 1 CS: 0	PA: 36	
PITCHER	IP	WLS	BF	H	R	ER	SO	BB	IBB	HBP	BLK	WP	HR	S	P	ERA	WHIP				
Jamie Moyer, L ERA: 4.26 Jose Paniagua, R ERA: 3.6	(1, 1) (8, 1)	7.0 L	27 9	7 1	1 1	1 1	3 2	1 2	1 1	0 0	0 0	0 0	20 41	64 99	1.29 5.40	1.143 1.800					

AB	32
R	2
H	8
RBI	2
BB	4
SO	5
LOB	12



Batter	1	2	3	4	5	6	7	8	9	AB	R	H	RBI	BB	SO	LOB	TOP			
Russ Davis, R OBP: 0.290, SLG: 0.420 (1, 5)	1-1 P6		3-2 P5		2-1 G4-3		1-0 2B		0-3 K	5	0	1	0	0	1	0	Seattle Mariners @ New York Yankees Yankee Stadium, Bronx, NY Sun Aug 29 1999, 1:35 PM EDT Att: 52,493 - Sunny - 83 F			
Brian Hunter, R OBP: 0.291, SLG: 0.315 (1, 7)	1-1 G4-3		0-0 B2-3		1-0 E5		3-3 K		2-3 K	5	0	0	0	0	2	1				
Ken Griffey Jr., L OBP: 0.395, SLG: 0.607 (1, 8)	3-2 F7		0-2 F8		3-1 P5				3-3 K	5	0	0	0	0	1	1				
Alex Rodriguez, R OBP: 0.376, SLG: 0.635 (1, 6)		2-1 G6-3		1-3 K		2-0 F9		0-2 FC5-4 1B		4	0	1	0	0	1	0				
Edgar Martinez, R OBP: 0.444, SLG: 0.532 (1, 10)		0-1 2B		2-1 1B		1-1 L9		0-2 FC5-4 1B		4	2	2	0	0	0	1				
Jay Buhner, R OBP: 0.382, SLG: 0.471 (1, 9)		4-1 2B		1-3 K		3-2 HR		1-1 HBP 1B		3	2	2	1	1	1	1				
Rafael Bourquard, R OBP: 0.340, SLG: 0.446 (1, 4)		2-2 F9		0-0 G1-3		1-0 F8		2-2 HBP 1B		4	0	1	1	0	0	3				
Dan Wilson, R OBP: 0.310, SLG: 0.360 (8, PH)	3-2 1-H 2-H 2B				2-1 G4-3		2-2 G3-6 1B		2-1 HBP	3	0	2	2	0	0	0				
Tom Lampkin, L OBP: 0.382, SLG: 0.497 (8, 2)								1-2 2-3 HBP		0	0	0	0	0	0	0				
David Bell, R OBP: 0.328, SLG: 0.424 (8, PH)	1-0 F9				1-1 HR		1-1 G3-6		0-1 P3	3	1	1	1	0	0	2				
Raul Ibanez, L OBP: 0.292, SLG: 0.375 (8, 3)							1-2			1	0	0	0	0	0	3				
Inning Stats	R: 0 E: 0 K: 0 S: 7	H: 0 LOB: 0 BB: 0 P: 12	R: 2 E: 0 K: 0 S: 15	H: 2 LOB: 1 BB: 1 P: 27	R: 0 E: 0 K: 0 S: 7	H: 0 LOB: 0 BB: 0 P: 10	R: 0 E: 0 K: 2 S: 9	H: 1 LOB: 1 BB: 0 P: 13	R: 1 E: 1 K: 0 S: 8	H: 1 LOB: 1 BB: 0 P: 15	R: 0 E: 0 K: 1 S: 11	H: 2 LOB: 1 BB: 0 P: 18	R: 1 E: 0 K: 0 S: 15	H: 3 LOB: 3 BB: 0 P: 21	R: 0 E: 0 K: 3 S: 10	H: 0 LOB: 0 BB: 0 P: 15	1B: 5 2B: 3 3B: 0 HR: 2	SF: 0 SAC: 0 DP: 1 HBP: 1	WP: 0 PB: 0 CS: 0	PA: 39
PITCHER	IP WLS BF H R ER SO BB IBB HBP BLK WP HR S P ERA WHIP																			
Andy Pettitte, L ERA: 4.49 (1, 1)	7.0 W 29 7 4 4 3 1 0 0 0 0 2 66 113 5.14 1.143																			
Mike Stanton, L ERA: 3.79 (8, 1)	0.2 5 3 1 1 0 0 0 0 0 0 0 12 16 13.50 4.500																			
Jeff Nelson, R ERA: 5.14 (8, 1)	0.0 1 0 0 0 0 0 0 0 0 0 0 3 3 ∞ ∞																			
42 Mariano Rivera, R ERA: 2.33 (8, 1)	1.1 S 4 0 0 0 3 0 0 0 0 0 0 0 12 17 0.00 0.000																			

Batter	1	2	3	4	5	6	7	8	9	AB	R	H	RBI	BB	SO	LOB	BOTTOM			
Chuck Knoblauch, R OBP: 0.391, SLG: 0.444 (1, 4)	2-1 G5-3		3-2 2B	2-0 P6		2-1 L6		2-1 2B		4	2	1	0	0	0	0	Seattle Mariners @ New York Yankees Yankee Stadium, Bronx, NY Sun Aug 29 1999, 1:35 PM EDT Att: 52,493 - Sunny - 83 F			
Derek Jeter, R OBP: 0.425, SLG: 0.563 (1, 6)	4-1		2-1 E 1B	3-2 F8		0-1 G4-3		0-0 HBP		4	1	2	1	1	0	0				
Paul O'Neill, L OBP: 0.364, SLG: 0.453 (1, 9)	0-3 K		0-2 E5		2-1 1B		4-1 HR		1-1 G6-3	4	2	1	0	1	1	3				
Bernie Williams, S OBP: 0.434, SLG: 0.551 (1, 8)	2-3 K		0-0 P8		2-0 1B		0-2 HR		3-2 2B	5	3	3	2	0	1	3				
Tino Martinez, L OBP: 0.346, SLG: 0.451 (1, 3)		3-1 F7	4-0 BB		1-2 SF8		4-2 HR		1-1 2B	2	0	1	2	2	0	0				
Chili Davis, S OBP: 0.373, SLG: 0.446 (1, 10)	1-0 P4		0-0 L3		3-2 G1		3-3 K		3-2 G6-3	5	0	0	0	0	1	6				
Ricky Ledee, L OBP: 0.380, SLG: 0.543 (1, 7)	1-0		4-1		1-0		2-1			3	1	3	3	1	0	0				
Jim Leyritz, R OBP: 0.337, SLG: 0.439 (1, 5)	1-0		1-2 2-3 3-H		2-3		3-2			4	0	0	0	0	2	5				
Joe Girardi, R OBP: 0.261, SLG: 0.329 (1, 2)			0-0 1B		0-1 F8		4-0		2-1 G6-3	3	2	1	0	1	0	1				
Inning Stats	R: 0 E: 0 K: 2 S: 9	H: 0 LOB: 1 BB: 1 P: 17	R: 0 E: 0 K: 0 S: 5	H: 1 LOB: 1 BB: 0 P: 11	R: 3 E: 1 K: 1 S: 15	H: 3 LOB: 3 BB: 2 P: 29	R: 0 E: 0 K: 0 S: 6	H: 0 LOB: 0 BB: 0 P: 11	R: 3 E: 0 K: 1 S: 15	H: 3 LOB: 0 BB: 0 P: 26	R: 3 E: 0 K: 1 S: 13	H: 1 LOB: 3 BB: 3 P: 30	R: 0 E: 0 K: 0 S: 7	H: 1 LOB: 0 BB: 0 P: 14	R: 2 E: 0 K: 0 S: 12	H: 3 LOB: 1 BB: 0 P: 22		1B: 8 2B: 2 3B: 0 HR: 2	SF: 1 SAC: 0 DP: 2 HBP: 1	WP: 0 PB: 0 CS: 0
PITCHER	IP WLS BF H R ER SO BB IBB HBP BLK WP HR S P ERA WHIP																			
Paul Abbott, R ERA: 3.63 (6, 1)	5.0 L 26 7 6 4 4 2 1 0 0 0 0 0 4 10 13.50 1.500																			
Todd Williams, R ERA: 10.38 (6, 1)	0.1 5 2 2 2 1 2 0 0 0 0 0 1 11 24 54.00 12.000																			
Steve Sinclair, L ERA: 8.16 (7, 1)	2.0 8 3 2 2 0 0 0 0 1 0 0 0 0 17 32 9.00 1.500																			

Batter	1	2	3	4	5	6	7	8	9	AB	R	H	RBI	BB	SO	LOB	TOP											
Rich Becker , L (1, 8) OBP: 0.401, SLG: 0.397	F7	F8							G5-3	3	1	1	0	0	0	0												
Ryan Christenson , R (6, PH) OBP: 0.369, SLG: 0.316										1	0	1	0	0	0	0												
Olmedo Saenz , R (8, PH) OBP: 0.362, SLG: 0.463										1	0	0	0	0	0	0												
Randy Velarde , R (1, 4) OBP: 0.389, SLG: 0.451	1B				E4				F9	4	1	2	0	1	0	0												
Jason Giambi , L (1, 3) OBP: 0.423, SLG: 0.547	FC4-6				F7					3	0	1	0	2	0	3												
John Jaha , R (1, 10) OBP: 0.417, SLG: 0.590	K				K					5	0	1	0	0	3	6												
Matt Stairs , L (1, 9) OBP: 0.359, SLG: 0.514	FC4-6				P6				F9	5	0	1	2	0	0	5												
Ben Griewe , L (1, 7) OBP: 0.388, SLG: 0.482					K					4	1	1	0	0	2	2												
Miguel Tejada , R (1, 6) OBP: 0.332, SLG: 0.442										4	1	2	2	0	1	2												
Scott Spiezio , S (1, 5) OBP: 0.304, SLG: 0.401					F7					4	0	0	0	0	2	1												
Ramon Hernandez , R (1, 2) OBP: 0.364, SLG: 0.449					F8					4	0	0	0	0	1	1												
Inning Stats	R: 0 E: 0 K: 1 S: 12	H: 1 LOB: 2 BB: 1 P: 24	R: 2 E: 0 K: 0 S: 12	H: 2 LOB: 0 BB: 0 P: 16	R: 0 E: 1 K: 1 S: 7	H: 0 LOB: 1 BB: 0 P: 10	R: 0 E: 0 K: 1 S: 14	H: 1 LOB: 1 BB: 0 P: 18	R: 2 E: 0 K: 2 S: 15	H: 3 LOB: 2 BB: 1 P: 27	R: 0 E: 0 K: 1 S: 8	H: 2 LOB: 2 BB: 0 P: 14	R: 0 E: 0 K: 0 S: 5	H: 0 LOB: 0 BB: 0 P: 9	R: 0 E: 0 K: 3 S: 12	H: 0 LOB: 0 BB: 1 P: 17	R: 0 E: 0 K: 0 S: 11	H: 1 LOB: 2 BB: 1 P: 19	1B: 9 2B: 0 3B: 0 HR: 1	SF: 0 SAC: 0 DP: 0 HBP: 0	WP: 0 PB: 1 SB: 1 CS: 0	PA: 41						
PITCHER	IP	WLS	BF	H	R	ER	SO	BB	IBB	HBP	BLK	WP	HR	S	P	ERA	WHIP											
Hideki Irabu , R (1, 1) ERA: 4.6	4.1		23	7	4	4	4	2	0	0	0	0	0	1	53	83	8.31	2.077										
Allen Watson , L (5, 1) ERA: 3.52	2.2	L	10	2	0	0	2	0	0	0	0	0	0	0	20	35	0.00	0.750										
Jeff Nelson , R (8, 1) ERA: 4.91	1.0	W	3	0	0	0	3	0	0	0	0	0	0	0	12	17	0.00	0.000										
42 Mariano Rivera , R (9, 1) ERA: 2.29	1.0	S	5	1	0	0	0	1	0	0	0	0	0	0	11	19	0.00	2.000										

Oakland Athletics @ New York Yankees
Yankee Stadium, Bronx, NY
Mon Aug 30 1999, 7:30 PM EDT
Att: 32,712 - Unknown - 68 F

AB 38
R 4
H 10
RBI 4
BB 3
SO 9
LOB 20



Batter	1	2	3	4	5	6	7	8	9	AB	R	H	RBI	BB	SO	LOB	BOTTOM											
Chuck Knoblauch , R (1, 4) OBP: 0.393, SLG: 0.452	G6-3									5	1	3	4	0	1	0												
2 Derek Jeter , R (1, 6) OBP: 0.425, SLG: 0.560										4	1	1	0	0	1	3												
Paul O'Neill , L (1, 9) OBP: 0.362, SLG: 0.453	G3-1									5	0	1	1	0	2	5												
Bernie Williams , S (1, 8) OBP: 0.436, SLG: 0.550										1	1	0	0	3	0	0												
Tino Martinez , L (1, 3) OBP: 0.343, SLG: 0.447										4	0	0	0	0	0	4												
Chili Davis , S (1, 10) ERA: 3.46										4	0	1	0	0	1	0												
Chad Curtis , R (8, FR) OBP: 0.374, SLG: 0.355										0	1	0	0	0	0	0												
Ricky Ledee , L (1, 7) OBP: 0.377, SLG: 0.533										3	1	0	0	1	2	1												
20 Jorge Posada , S (1, 2) OBP: 0.346, SLG: 0.419										3	1	1	1	1	1	0												
Luis Sojo , R (1, 5) OBP: 0.311, SLG: 0.392										3	1	1	1	1	1	0												
Inning Stats	R: 0 E: 0 K: 1 S: 9	H: 0 LOB: 0 BB: 0 P: 13	R: 0 E: 1 K: 1 S: 8	H: 0 LOB: 0 BB: 0 P: 14	R: 0 E: 0 K: 3 S: 9	H: 0 LOB: 0 BB: 0 P: 14	R: 0 E: 0 K: 1 S: 10	H: 0 LOB: 1 BB: 1 P: 20	R: 4 E: 0 K: 1 S: 17	H: 4 LOB: 2 BB: 2 P: 34	R: 0 E: 0 K: 1 S: 5	H: 0 LOB: 0 BB: 0 P: 7	R: 0 E: 0 K: 0 S: 8	H: 1 LOB: 1 BB: 0 P: 11	R: 3 E: 0 K: 1 S: 13	H: 3 LOB: 3 BB: 3 P: 29	R: 0 E: 0 K: 0 S: 11	H: 0 LOB: 0 BB: 0 P: 11	1B: 6 2B: 1 3B: 0 HR: 1	SF: 0 SAC: 0 DP: 1 HBP: 1	WP: 0 PB: 1 SB: 0 CS: 0	PA: 39						
PITCHER	IP	WLS	BF	H	R	ER	SO	BB	IBB	HBP	BLK	WP	HR	S	P	ERA	WHIP											
Tim Hudson , R (1, 1) ERA: 3.46	5.0		23	4	4	4	7	3	0	0	0	0	0	1	53	95	7.20	1.400										
T.J. Mathews , R (6, 1) ERA: 3.59	2.1	L	9	1	1	1	1	1	0	1	0	0	0	0	14	23	3.86	0.857										
Buddy Groom , L (8, 1) ERA: 5.13	0.0		2	1	0	0	0	1	0	0	0	0	0	3	8	∞	∞											
Jason Isringhausen , R (8, 1) ERA: 5.06	0.2		5	2	2	2	1	1	0	0	0	0	0	9	16	27.00	4.500											

Oakland Athletics @ New York Yankees
Yankee Stadium, Bronx, NY
Mon Aug 30 1999, 7:30 PM EDT
Att: 32,712 - Unknown - 68 F

AB 32
R 7
H 8
RBI 7
BB 6
SO 9
LOB 13



Batter	1	2	3	4	5	6	7	8	9	10	11	AB	R	H	RBI	BB	SO	LOB						
Jason McDonald, S OBP: 0.294, SLG: 0.265 (1, 8)	F7		K		K		F8	BB		K		5	0	0	0	1	3	1						
Randy Velarde, R OBP: 0.368, SLG: 0.450 (1, 4)	K		G6-3		BB		WP	K		K		5	0	1	0	1	3	4						
Jason Giambi, L OBP: 0.424, SLG: 0.544 (1, 3)	K		F7		G3		BB	IBB		FC5-4	1B	4	0	1	0	2	1	1						
John Jaha, R OBP: 0.414, SLG: 0.582 (1, 10)		K		K		G6-3		BB		K		5	1	0	0	1	3	2						
Matt Stairs, L OBP: 0.358, SLG: 0.518 (1, 9)	F7			HR		1B	P9	BB		FC5-4	2B	6	1	2	1	0	0	5						
Olmedo Saenz, R OBP: 0.374, SLG: 0.490 (1, 5)	1B	BB		HR		K		SH3-4		BB	2B	4	1	3	1	2	1	1						
Ben Grieve, L OBP: 0.370, SLG: 0.482 Ryan Christenson, R OBP: 0.303, SLG: 0.315 (8, PH)	HBP			K				SH3-4		K		2	0	1	0	1	1	0						
Rich Becker, L OBP: 0.404, SLG: 0.400 (11, PH)	1B			K				BB				1	0	1	1	0	0	0						
Miguel Tejada, R OBP: 0.330, SLG: 0.437 (1, 6)				K				G5-3		F9		5	0	0	0	0	2	5						
Ramon Hernandez, R OBP: 0.302, SLG: 0.432 Scott Spiezio, S OBP: 0.307, SLG: 0.401 Mike MacFarlane, R OBP: 0.253, SLG: 0.321 (8, PH)	G3						F9			G5-3		3	0	0	0	0	0	3						
								BB		IBB		1	0	1	0	0	0	0						
Inning Stats	R: 0 E: 0 K: 2 S: 8	H: 0 LOB: 0 BB: 0 P: 11	R: 0 E: 0 K: 1 S: 11	H: 1 LOB: 3 BB: 1 P: 19	R: 0 E: 0 K: 1 S: 7	H: 0 LOB: 0 BB: 0 P: 10	R: 2 E: 0 K: 3 S: 13	H: 2 LOB: 0 BB: 0 P: 21	R: 0 E: 0 K: 1 S: 11	H: 0 LOB: 1 BB: 1 P: 20	R: 0 E: 0 K: 2 S: 13	H: 1 LOB: 2 BB: 1 P: 19	R: 0 E: 0 K: 1 S: 7	H: 0 LOB: 3 BB: 3 P: 19	R: 0 E: 0 K: 2 S: 10	H: 2 LOB: 2 BB: 0 P: 13	R: 0 E: 0 K: 2 S: 8	H: 1 LOB: 1 BB: 0 P: 8	R: 1 E: 1 K: 0 S: 5	H: 2 LOB: 2 BB: 1 P: 9	1B: 6 2B: 2 3B: 0 HR: 2	SF: 0 SAC: 1 DP: 0 HBP: 1	WP: 1 PB: 0 SB: 0 CS: 0	PA: 53
PITCHER	IP ERA WLS BF H R ER SO BB IBB HBP BLK WP HR S P ERA WHIP	6.2 3.03 0.1 2 0 0 0 0 1 0 0 0 0 0 2 8 0.00 3.000	8.1 4.0 L 20 5 1 1 5 2 1 0 0 0 0 30 45 2.25 1.750	PITCHER										IP ERA WLS BF H R ER SO BB IBB HBP BLK WP HR S P ERA WHIP	7.0 2.57 3.0 27 5 2 2 8 2 0 0 0 1 1 1 61 109 2.57 1.000									

TOP

Oakland Athletics @ New York Yankees
Yankee Stadium, Bronx, NY
Tue Aug 31 1999, 7:30 PM EDT
Att. 33,746 - Unknown - 73 F

livebaseballscores.com

AB 42
R 3
H 10
RBI 3
BB 9
SO 15
LOB 24




Batter	1	2	3	4	5	6	7	8	9	10	11	AB	R	H	RBI	BB	SO	LOB				
Chuck Knoblauch, R OBP: 0.393, SLG: 0.450 (1, 4)	K		G5-3		K			HBP		FC6-4	1B	4	0	1	0	0	2	0				
2 Derek Jeter, R OBP: 0.425, SLG: 0.558 (1, 6)	K		HR		K			BB		G6-4-3	1B	4	1	1	0	1	2	1				
Paul O'Neill, L OBP: 0.384, SLG: 0.459 (1, 9)	WP							P6		P6		4	1	2	2	1	0	2				
Bernie Williams, S OBP: 0.434, SLG: 0.546 (1, 8)	G1-3				G6-3			G4-3		L7		5	0	1	0	0	0	4				
Tino Martinez, L OBP: 0.342, SLG: 0.447 (1, 3)					L9			K		K		5	0	1	0	0	2	3				
Chili Davis, S OBP: 0.371, SLG: 0.441 Chad Curtis, R OBP: 0.377, SLG: 0.365 (9, PR)	F8				L7			F8				3	0	0	0	1	0	1				
Ricky Ledee, L OBP: 0.378, SLG: 0.527 (1, 7)					K2-3			1B		B1		4	0	1	0	1	2	2				
20 Jorge Posada, S OBP: 0.344, SLG: 0.413 (1, 2)					G2-3			L7		F8		4	0	0	0	1	1	5				
Luis Sojo, R OBP: 0.297, SLG: 0.374 (1, 5)	FC6				F8			K		G4-3		5	0	0	0	0	1	7				
Inning Stats	R: 0 E: 0 K: 2 S: 9	H: 0 LOB: 1 BB: 1 P: 21	R: 0 E: 0 K: 1 S: 10	H: 1 LOB: 2 BB: 1 P: 17	R: 2 E: 0 K: 0 S: 13	H: 2 LOB: 0 BB: 0 P: 22	R: 0 E: 0 K: 1 S: 7	H: 0 LOB: 0 BB: 0 P: 9	R: 0 E: 0 K: 2 S: 8	H: 1 LOB: 1 BB: 1 P: 15	R: 0 E: 1 K: 1 S: 10	H: 0 LOB: 2 BB: 1 P: 18	R: 0 E: 0 K: 0 S: 10	H: 0 LOB: 1 BB: 1 P: 19	R: 0 E: 0 K: 0 S: 3	H: 1 LOB: 0 BB: 0 P: 3	R: 0 E: 0 K: 1 S: 7	H: 2 LOB: 3 BB: 1 P: 11	1B: 5 2B: 2 3B: 0 HR: 1	SF: 0 SAC: 0 DP: 2 HBP: 1	WP: 1 PB: 0 SB: 0 CS: 0	PA: 45
PITCHER	IP ERA WLS BF H R ER SO BB IBB HBP BLK WP HR S P ERA WHIP	7.0 2.57 3.0 27 5 2 2 8 2 0 0 0 1 1 1 61 109 2.57 1.000	8.1 4.0 L 20 5 1 1 5 2 1 0 0 0 0 30 45 2.25 1.750	PITCHER										IP ERA WLS BF H R ER SO BB IBB HBP BLK WP HR S P ERA WHIP	7.0 2.57 3.0 27 5 2 2 8 2 0 0 0 1 1 1 61 109 2.57 1.000							

BOTTOM

Oakland Athletics @ New York Yankees
Yankee Stadium, Bronx, NY
Tue Aug 31 1999, 7:30 PM EDT
Att. 33,746 - Unknown - 73 F

livebaseballscores.com

AB 39
R 2
H 8
RBI 2
BB 5
SO 10
LOB 25



Batter	1	2	3	4	5	6	7	8	9	AB	R	H	RBI	BB	SO	LOB	TOP								
Rich Becker, L OBP: 0.408, SLG: 0.399 (1, 8)										3	2	1	0	2	1	0	Oakland Athletics @ New York Yankees Yankee Stadium, Bronx, NY Wed Sep 01 1999, 7:30 AM EDT Att: 34,468 - Unknown - 75 F								
Randy Velarde, R OBP: 0.388, SLG: 0.450 (1, 4)										4	0	1	1	1	0	2									
Jason Giambi, L OBP: 0.424, SLG: 0.543 (1, 10)										5	2	2	0	0	2	2									
Olimedo Saenz, R OBP: 0.379, SLG: 0.492 (1, 3)										3	1	1	0	2	0	0									
Matt Stairs, L OBP: 0.399, SLG: 0.516 Jason McDonald, S OBP: 0.292, SLG: 0.263 (9, PH)										2	1	0	0	2	0	5									
Ben Grievs, L OBP: 0.373, SLG: 0.487 Ryan Christenson, R OBP: 0.302, SLG: 0.313 (8, PR)										1	0	0	0	0	0	1									
Ben Grievs, L OBP: 0.373, SLG: 0.487 Ryan Christenson, R OBP: 0.302, SLG: 0.313 (8, PR)										4	0	3	4	0	1	1									
Scott Spiezio, S OBP: 0.302, SLG: 0.393 (1, 5)										4	0	0	0	0	1	5									
Miguel Tejada, R OBP: 0.330, SLG: 0.436 (1, 6)										4	0	1	1	1	0	2									
Ramon Hernandez, R OBP: 0.347, SLG: 0.424 (1, 2)										4	0	1	1	0	1	0									
Inning Stats	R: 0 E: 0 K: 2 S: 8	H: 0 LOB: 0 BB: 0 P: 13	R: 0 E: 0 K: 1 S: 6	H: 0 LOB: 1 BB: 1 P: 14	R: 0 E: 0 K: 1 S: 8	H: 0 LOB: 0 BB: 0 P: 11	R: 2 E: 0 K: 1 S: 19	H: 2 LOB: 2 BB: 2 P: 34	R: 0 E: 0 K: 1 S: 8	H: 0 LOB: 0 BB: 0 P: 11	R: 2 E: 0 K: 1 S: 10	H: 2 LOB: 1 BB: 1 P: 20	R: 1 E: 0 K: 2 S: 15	H: 2 LOB: 1 BB: 0 P: 23	R: 2 E: 0 K: 1 S: 17	H: 3 LOB: 2 BB: 2 P: 33	R: 0 E: 0 K: 0 S: 9	H: 1 LOB: 1 BB: 0 P: 12	1B: 7 2B: 4 3B: 0 HR: 0	SF: 0 SAC: 0 DP: 1 HBP: 1	WP: 0 PB: 0 SB: 0 CS: 2	PA: 42			
PITCHER	IP	WLS	BF	H	R	ER	SO	BB	IBB	HBP	BLK	WP	HR	S	P	ERA	WHIP	PITCHER							
Roger Clemens, R ERA: 4.54 (1, 1)	7.0	L	30	6	5	5	9	4	0	1	0	0	0	74	126	6.43	1.429								
Mike Stanton, L ERA: 4.09 (8, 1)	0.2		4	1	2	2	1	1	0	0	0	0	0	8	16	27.00	3.000								
Jeff Nelson, R ERA: 4.91 (8, 1)	0.0		3	2	0	0	0	1	0	0	0	0	0	8	15	∞	∞								
Jason Grimsley, R ERA: 3.97 (8, 1)	1.1		5	1	0	0	0	0	0	0	0	0	0	10	14	0.00	0.750								

Batter	1	2	3	4	5	6	7	8	9	AB	R	H	RBI	BB	SO	LOB	BOTTOM								
Chuck Knoblauch, R OBP: 0.393, SLG: 0.457 (1, 4)										4	1	2	1	0	1	2	Oakland Athletics @ New York Yankees Yankee Stadium, Bronx, NY Wed Sep 01 1999, 7:30 AM EDT Att: 34,468 - Unknown - 75 F								
Derek Jeter, R OBP: 0.424, SLG: 0.557 (1, 6)										4	0	1	0	0	1	2									
Paul O'Neill, L OBP: 0.362, SLG: 0.456 (1, 9)										4	0	0	0	0	0	3									
Bernie Williams, S OBP: 0.433, SLG: 0.543 (1, 8)										3	0	0	0	1	1	1									
Tino Martinez, L OBP: 0.341, SLG: 0.444 (1, 3)										3	0	0	0	1	0	2									
Chili Davis, S OBP: 0.370, SLG: 0.444 (1, 10)										4	0	1	0	0	1	1									
Ricky Ledee, L OBP: 0.370, SLG: 0.514 (1, 7)										4	0	0	0	0	2	2									
Luis Sojo, R OBP: 0.289, SLG: 0.364 (1, 5)										3	0	0	0	0	0	1									
Joe Girardi, R OBP: 0.268, SLG: 0.341 (1, 2)										3	0	2	0	0	0	0									
Inning Stats	R: 0 E: 0 K: 2 S: 9	H: 1 LOB: 1 BB: 0 P: 14	R: 0 E: 0 K: 1 S: 8	H: 1 LOB: 0 BB: 0 P: 10	R: 0 E: 0 K: 0 S: 4	H: 0 LOB: 0 BB: 0 P: 8	R: 0 E: 0 K: 0 S: 4	H: 0 LOB: 0 BB: 0 P: 5	R: 1 E: 0 K: 0 S: 12	H: 2 LOB: 2 BB: 1 P: 18	R: 0 E: 0 K: 1 S: 5	H: 0 LOB: 0 BB: 0 P: 8	R: 0 E: 0 K: 1 S: 9	H: 1 LOB: 1 BB: 0 P: 17	R: 0 E: 0 K: 1 S: 9	H: 0 LOB: 1 BB: 1 P: 18	1B: 2 2B: 3 3B: 1 HR: 1	SF: 0 SAC: 0 DP: 1 HBP: 0	WP: 0 PB: 0 SB: 0 CS: 0	PA: 34					
PITCHER	IP	WLS	BF	H	R	ER	SO	BB	IBB	HBP	BLK	WP	HR	S	P	ERA	WHIP	PITCHER							
Omar Olivares, R ERA: 3.84 (1, 1)	9.0	W	34	6	1	1	6	2	0	0	0	0	1	68	111	1.00	0.889								

AB	35
R	7
H	10
RBI	7
BB	6
SO	10
LOB	19



Batter	1	2	3	4	5	6	7	8	9	AB	R	H	RBI	BB	SO	LOB	TOP										
Rich Becker, L (1, 8) OBP: 0.412, SLG: 0.398	4-2 G1-6-3 BB		3-2 F8		3-2 SAFE E 1B		4-1 BB		2-3 K	3	0	1	1	2	1	2											
Randy Velarde, R (1, 4) OBP: 0.388, SLG: 0.449	1-1 F9			4-2 CS BB	1-1 E3		2-3 K		3-1 1B	4	0	1	0	1	1	4											
Jason Giambi, L (1, 10) OBP: 0.422, SLG: 0.538	3-2 G1-6-3 1-2			4-1 FC1-6 BB	3-2 P6		1-2 F8		0-3 K	4	0	0	0	1	1	8											
Omedo Saenz, R (1, 3) OBP: 0.371, SLG: 0.480		1-3 K		1-1 FC1-6 1-2		3-2 F8		2-2 G6-3	2-1 F8	5	0	0	0	0	1	4											
Matt Stairs, L (1, 9) OBP: 0.397, SLG: 0.511		0-1 L9		2-1 F7		2-3 K		3-2 F7		4	0	0	0	0	1	1											
Ben Griewe, L (1, 7) OBP: 0.376, SLG: 0.492		2-3 K			3-2 BB 1B	1-0 2B		0-0 1B		4	1	3	0	0	1	0											
Scott Spiezio, S (1, 5) OBP: 0.305, SLG: 0.407			0-1 HR		4-2 1B E BB	2-2 F9		2-2 F8		3	2	1	1	1	0	2											
Miguel Tejada, R (1, 6) OBP: 0.329, SLG: 0.434			2-3 K		1-2 F8		1-2 F7		3-1 1B BB 1B	4	0	1	0	0	1	2											
Mike Macfarlane, R (1, 2) Jason McDonald, S (9, PH) OBP: 0.296, SLG: 0.263			2-1 F9		0-3 K		1-0 BB 1B		4-2 1B	3	0	1	0	0	1	2											
Inning Stats	R: 0 E: 0 K: 0 S: 8	H: 0 LOB: 0 BB: 1 P: 16	R: 0 E: 0 K: 2 S: 8	H: 0 LOB: 0 BB: 0 P: 11	R: 1 E: 0 K: 1 S: 11	H: 1 LOB: 0 BB: 0 P: 18	R: 0 E: 0 K: 0 S: 7	H: 0 LOB: 1 BB: 2 P: 18	R: 2 E: 1 K: 1 S: 21	H: 2 LOB: 2 BB: 1 P: 36	R: 0 E: 0 K: 1 S: 11	H: 1 LOB: 1 BB: 1 P: 19	R: 0 E: 0 K: 1 S: 13	H: 1 LOB: 2 BB: 1 P: 22	R: 0 E: 0 K: 2 S: 10	H: 1 LOB: 3 BB: 0 P: 17	R: 0 E: 0 K: 2 S: 16	H: 2 LOB: 3 BB: 1 P: 30	1B: 6 2B: 1 3B: 0 HR: 1	SF: 0 SAC: 0 DP: 1 HBP: 0	WP: 0 PB: 0 SB: 0 CS: 1	PA: 40					
PITCHER	IP	WLS	BF	H	R	ER	SO	BB	IBB	HBP	BLK	WP	HR	S	P	ERA	WHIP										
Orlando Hernandez, R (1, 1) ERA: 4.08	6.2	W	29	5	3	2	6	5	0	0	0	0	1	76	136	2.70	1.500										
Mike Stanton, L (7, 1) ERA: 3.96	1.1	H	5	1	0	0	0	0	0	0	0	0	0	13	21	0.00	0.750										
Jeff Nelson, R (9, 1) ERA: 4.91	0.0		2	1	0	0	0	1	0	0	0	0	0	6	13	∞	∞										
Jason Grimsley, R (9, 1) ERA: 3.92	1.0		4	1	0	0	2	0	0	0	0	0	0	10	17	0.00	1.000										

Oakland Athletics @ New York Yankees
Yankee Stadium, Bronx, NY
Thu Sep 02 1999, 1:05 PM EDT
Att: 33,147 - Unknown - 76 F

AB	34
R	3
H	8
RBI	2
BB	6
SO	8
LOB	25



Batter	1	2	3	4	5	6	7	8	9	AB	R	H	RBI	BB	SO	LOB	BOTTOM										
Chuck Knoblauch, R (1, 4) OBP: 0.395, SLG: 0.463	3-2 G3-1 1B		4-1 2B BB	2-2 FC CS		0-1 F7	3-2 2-1	1-2 HR		4	2	2	1	1	0	1											
2 Derek Jeter, R (1, 6) OBP: 0.425, SLG: 0.558	1 SAFE K		2-2 2B BB	1-0 F9		4-2 BB		4-1 E G1-3 1B BB		3	2	1	1	2	1	3											
Paul O'Neill, L (1, 9) OBP: 0.362, SLG: 0.456	1 SAFE G3-1 BB		0-2 1B 2B		2-3 K	0-0 G2-3		3-2 G1-3		4	1	1	2	1	1	2											
Bernie Williams, S (1, 8) OBP: 0.434, SLG: 0.543	1-1 G3-1		3-1 BB 1B		2-0 2B 1B		3-2 F8	4-0 1B E FC1-2 BB		4	1	2	1	1	0	2											
Tino Martinez, L (1, 3) OBP: 0.342, SLG: 0.446	2-2 G1-3		2-1 F7		3-1 2B		1-1 20 1B BB 1B	0-1 E3 20 FC1-2 1B		5	1	2	1	0	0	5											
Darryl Strawberry, L (1, 10) Chili Davis, S (7, PH) Chad Curtis, R (7, PH) OBP: 0.390, SLG: 0.368		1-3 K	4-1 20 G6-4-3 BB		1-3 K		1-0 20 1B BB 1B	0-0 20 FC1-2 1B		2	0	0	0	1	2	1											
20 Jorge Posada, S (1, 2) OBP: 0.342, SLG: 0.410		2-3 K	0-0 G6-4-3		1-2 G5-3		2-2 BB 1B	1-2 2-3 3-H 1B		5	0	1	0	0	1	6											
Ricky Ledee, L (1, 7) OBP: 0.371, SLG: 0.508	1-1 G3-1			3-2 FC G5-4-3 1B		3-3 K		1-2 2-3 3-H BB		4	0	1	1	1	2	3											
Clay Bellinger, R (1, 5) OBP: 0.152, SLG: 0.273			1-1 2B BB 1B		1-0 G5-4-3		2-0 HR			4	2	2	1	0	0	4											
Inning Stats	R: 0 E: 0 K: 1 S: 13	H: 1 LOB: 2 BB: 1 P: 24	R: 0 E: 0 K: 2 S: 8	H: 0 LOB: 0 BB: 0 P: 12	R: 4 E: 0 K: 0 S: 17	H: 4 LOB: 1 BB: 2 P: 33	R: 0 E: 0 K: 0 S: 8	H: 1 LOB: 1 BB: 0 P: 15	R: 1 E: 0 K: 2 S: 14	H: 2 LOB: 1 BB: 0 P: 23	R: 1 E: 0 K: 1 S: 9	H: 1 LOB: 1 BB: 1 P: 18	R: 1 E: 0 K: 0 S: 17	H: 3 LOB: 3 BB: 1 P: 31	R: 2 E: 1 K: 1 S: 16	H: 2 LOB: 2 BB: 2 P: 29	R: 2 E: 1 K: 1 S: 16	H: 2 LOB: 3 BB: 2 P: 29	1B: 9 2B: 3 3B: 0 HR: 2	SF: 0 SAC: 0 DP: 1 HBP: 0	WP: 0 PB: 0 SB: 1 CS: 1	PA: 44					
PITCHER	IP	WLS	BF	H	R	ER	SO	BB	IBB	HBP	BLK	WP	HR	S	P	ERA	WHIP										
Gil Heredia, R (1, 1) ERA: 4.85	4.1	L	23	8	5	5	4	3	0	0	0	0	1	53	98	10.38	2.538										
Ron Mahay, L (5, 1) ERA: 9.0	2.0		10	3	2	2	2	1	0	0	0	0	1	22	38	9.00	2.000										
Tim Worrell, R (7, 1) ERA: 4.27	0.2		6	2	2	2	0	2	0	0	0	0	1	16	30	27.00	6.000										
Tim Kubinski, L (8, 1) ERA: 5.06	1.0		6	1	0	0	1	1	0	0	0	0	0	11	19	0.00	2.000										

Oakland Athletics @ New York Yankees
Yankee Stadium, Bronx, NY
Thu Sep 02 1999, 1:05 PM EDT
Att: 33,147 - Unknown - 76 F

AB	37
R	9
H	14
RBI	9
BB	7
SO	7
LOB	27



Batter	1	2	3	4	5	6	7	8	9	AB	R	H	RBI	BB	SO	LOB	TOP										
Chuck Knoblauch, R (1, 4) OBP: 0.394, SLG: 0.461	1-1 P6		1-3 K		1-0 F9-6		4-2 BB			3	0	0	0	1	1	2											
2 Derek Jeter, R (1, 6) OBP: 0.427, SLG: 0.559	0-0 CS 1B		2-1 1B			1-0 1B	2-3 K			4	0	3	0	0	1	3											
Paul O'Neill, L (1, 9) OBP: 0.361, SLG: 0.454	3-3 K		1-2 G6-3			2-2 G1-6-3 1B		3-3 K		4	0	1	0	0	2	3											
Bernie Williams, S (1, 8) OBP: 0.432, SLG: 0.538		1-3 K		2-3 K		3-0 L7		2-2 G1-3		4	0	0	0	0	2	2											
Tino Martinez, L (1, 3) OBP: 0.341, SLG: 0.450		1-0 HR		1-2 P2		0-1 G1-6-3		0-0 G4-3		4	1	1	1	0	0	2											
Chili Davis, S (1, 10) OBP: 0.371, SLG: 0.444 Clay Bellinger, R (7, PR) OBP: 0.192, SLG: 0.273 Darryl Strawberry, L (9, PH)		1-1 G4-3		0-0 G4-3			1-2 20 FC1-6 1B		4-1 G6-4-3 BB	3	0	1	0	0	0	0											
Ricky Ledee, L (1, 7) OBP: 0.372, SLG: 0.506 Chad Curtis, R (7, PH) OBP: 0.381, SLG: 0.370		4-1 20 CS BB		1-3 K		2-0 20 FC1-6 1B		2-2 G6-4-3		1	0	0	0	1	1	0											
20 Jorge Posada, S (1, 2) OBP: 0.343, SLG: 0.421		3-2 CS	1-1 2 1B		1-1 HR		1-1 FC1-6 BB		2-2 L7	4	1	2	1	0	0	2											
Scott Brosius, R (1, 5) OBP: 0.313, SLG: 0.429			2-3 K		1-0 F9-6 2B		1-0 P3			3	0	1	0	0	1	3											
Inning Stats	R: 0 E: 0 K: 1 S: 6	H: 1 LOB: 0 BB: 0 P: 10	R: 1 E: 0 K: 1 S: 10	H: 1 LOB: 0 BB: 1 P: 20	R: 0 E: 0 K: 2 S: 16	H: 2 LOB: 2 BB: 0 P: 23	R: 0 E: 0 K: 1 S: 7	H: 0 LOB: 0 BB: 0 P: 10	R: 1 E: 0 K: 1 S: 7	H: 2 LOB: 0 BB: 0 P: 11	R: 0 E: 0 K: 0 S: 7	H: 2 LOB: 1 BB: 0 P: 13	R: 0 E: 0 K: 1 S: 12	H: 2 LOB: 3 BB: 1 P: 23	R: 0 E: 0 K: 1 S: 9	H: 0 LOB: 0 BB: 1 P: 14	R: 0 E: 0 K: 0 S: 9	H: 0 LOB: 0 BB: 1 P: 17	1B: 7 2B: 2 3B: 0 HR: 2	SF: 0 SAC: 0 DP: 3 HBP: 0	WP: 0 PB: 0 SB: 0 CS: 2	PA: 36					
PITCHER	IP	WLS	BF	H	R	ER	SO	BB	IBB	HBP	BLK	WP	HR	S	P	ERA	WHIP										
Tim Lincecum, R (1, 1) ERA: 6.64	5.1	W	22	8	2	2	6	1	0	0	0	0	2	51	85	3.38	1.688										
Mike Magnante, L (6, 1) ERA: 3.9	0.2	H	2	1	0	0	0	0	0	0	0	0	0	5	6	0.00	1.500										
Mark Petkovsek, R (7, 1) ERA: 3.65	1.0	H	5	1	0	0	1	1	0	0	0	0	0	9	19	0.00	2.000										
Juan Alvarez, L (8, 1) ERA: 4.5	1.0		3	0	0	0	1	0	0	0	0	0	0	9	14	0.00	0.000										
Shigetoshi Hasegawa, R (9, 1) ERA: 4.5	1.0		3	0	0	0	0	1	0	0	0	0	0	9	17	0.00	1.000										

New York Yankees @ Anaheim Angels
Edison International Field, Anaheim, CA
Fri Sep 03 1999, 10:05 AM EDT
Att: 35,782 - Overcast - 87 F

AB 32
R 2
H 10
RBI 2
BB 3
SO 8
LOB 18



Batter	1	2	3	4	5	6	7	8	9	AB	R	H	RBI	BB	SO	LOB	BOTTOM										
Darin Erstad, L (1, 7) OBP: 0.301, SLG: 0.353	1-0 G3		2-3 K		2-2 G4-3		1-3 K			4	0	0	0	1	2	2											
Trent Durrington, R (1, 4) OBP: 0.270, SLG: 0.238	3-2 G6-3		1-1 G6-3		2-0 G6-3					5	1	1	0	0	1	2											
Tim Salmon, R (1, 9) OBP: 0.383, SLG: 0.510	4-0 BB		2-0 16 1B		1-2 F9		3-2 1H HR		1-2 P7	4	2	2	1	1	0	0											
Mo Vaughn, L (1, 3) OBP: 0.345, SLG: 0.461	4-2 BB		2-3 K		0-2 F8		2-1 1H HR		1-0 G4-3	4	1	1	2	1	1	1											
Troy Glaus, R (1, 5) OBP: 0.326, SLG: 0.454	3-3 K		0-0 16 1B		1-2 2B		1-1 G5-3		4-1 BB	4	1	2	0	1	1	2											
16 Garret Anderson, L (1, 8) OBP: 0.332, SLG: 0.473		2-1 1B	1-2 2B		0-2 L8		1-2 2B		1-1 G1-3	5	2	3	1	0	0	2											
Todd Greene, R (1, 10) OBP: 0.277, SLG: 0.445		0-0 G5-4-3 1B	1-2 1B		1-0 F8		1-1 2B			4	1	3	1	0	0	0											
Bengie Molina, R (1, 2) OBP: 0.257, SLG: 0.333		1-0 G5-4-3		1-3 2B		0-1 G6-3		1-2 G6-3		4	0	0	0	0	1	5											
Gary Disarcina, R (1, 6) OBP: 0.262, SLG: 0.254		1-2 3B		0-1 F9		1-1 1B		0-1 2B		4	0	3	2	0	0	0											
Inning Stats	R: 0 E: 0 K: 1 S: 9	H: 0 LOB: 2 BB: 2 P: 24	R: 1 E: 0 K: 1 S: 11	H: 3 LOB: 1 BB: 0 P: 17	R: 2 E: 0 K: 2 S: 17	H: 4 LOB: 2 BB: 0 P: 25	R: 0 E: 0 K: 0 S: 6	H: 0 LOB: 0 BB: 0 P: 10	R: 0 E: 0 K: 0 S: 12	H: 1 LOB: 1 BB: 0 P: 14	R: 0 E: 0 K: 1 S: 8	H: 1 LOB: 1 BB: 0 P: 11	R: 5 E: 0 K: 1 S: 25	H: 6 LOB: 2 BB: 1 P: 42	R: 0 E: 0 K: 0 S: 7	H: 0 LOB: 1 BB: 1 P: 14	1B: 9 2B: 4 3B: 1 HR: 1	SF: 0 SAC: 0 DP: 1 HBP: 0	WP: 0 PB: 1 SB: 1 CS: 0	PA: 42							
PITCHER	IP	WLS	BF	H	R	ER	SO	BB	IBB	HBP	BLK	WP	HR	S	P	ERA	WHIP										
Andy Pettitte, L (1, 1) ERA: 4.66	6.0	L	31	12	6	6	5	2	0	0	0	0	0	15	24	9.00	2.333										
Ramiro Mendoza, R (7, 1) ERA: 4.49	1.0		7	3	2	2	1	0	1	0	0	0	0	7	14	0.00	1.000										
Dan Naulty, R (8, 1) ERA: 4.7	1.0		4	0	0	0	0	1	0	0	0	0	0	7	14	0.00	1.000										

New York Yankees @ Anaheim Angels
Edison International Field, Anaheim, CA
Fri Sep 03 1999, 10:05 AM EDT
Att: 35,782 - Overcast - 87 F

AB 38
R 8
H 15
RBI 7
BB 4
SO 6
LOB 14



Batter	1	2	3	4	5	6	7	8	9	AB	R	H	RBI	BB	SO	LOB	TOP															
Chuck Knoblauch, R OBP: 0.397, SLG: 0.459	4-0 2B 1B BB	4-2 S 2B SF9 HBP		4-2 2E BB		1-1 G1-3		4-2 2B BB	0-1 F7	2	2	2	0	0	3	0	2															
2 Derek Jeter, R OBP: 0.426, SLG: 0.558	1-2 1B 1B	4-1 SF9 S BB		0-0 E6		2-2 G4-3		1-1 1B	2-0 G4-3	3	5	1	2	0	1	0	3															
Paul O'Neill, L OBP: 0.360, SLG: 0.453	1-2 1B 1B	2-1 SF9		1-0 G4-3			0-0 P6	0-0 G3		1	4	1	1	2	0	0	4															
Tino Martinez, L OBP: 0.345, SLG: 0.458	2-1 20 FC6 1B	2-3 K			1-2 HR		1-1 BB 1B		4-2 20 S 3B BB	3	4	2	3	2	1	1	1															
Clay Bellinger, R OBP: 0.152, SLG: 0.273	1-3 2H 1B									0	0	1	0	0	0	0	0															
Darryl Strawberry, L OBP: 0.667, SLG: 0.400	0-0 20 FC6 1B		0-3 K		1-0 20 S 1B		4-2 1B		4-0 S 3B BB	3	3	1	2	1	2	1	0															
20 Jorge Posada, S OBP: 0.339, SLG: 0.414	1-2 FC6 FC5-4		3-3 K		1-1 G6-3		1-3 K		1-3 K	1	5	0	0	0	0	3	7															
Ricky Ledee, L OBP: 0.368, SLG: 0.511	2-2 SF8		3-2 F7		0-0 F8		1-3 K		3-2 1B 3B	4	4	1	1	3	0	1	3															
Shane Spencer, R OBP: 0.295, SLG: 0.360	0-0 FC5-4		3-2 P4		3-1 G6-3			3-2 P6	1-1 BB 1B	4	4	0	0	0	0	0	2															
Bernie Williams, S OBP: 0.323, SLG: 0.539	1-2 1B								3-H 3B	1	1	0	1	1	0	0	0															
Scott Brosius, R OBP: 0.312, SLG: 0.425		2-1 G5-3		3-2 F9		0-0 P9		1-1 G6-3	4-2 BB	4	4	0	0	0	1	0	0															
Inning Stats	R: 4 E: 0 K: 0 S: 17	H: 4 LOB: 1 BB: 1 P: 28	R: 1 E: 0 K: 1 S: 11	H: 0 LOB: 1 BB: 0 P: 24	R: 0 E: 0 K: 2 S: 11	H: 0 LOB: 0 BB: 0 P: 17	R: 0 E: 1 K: 0 S: 11	H: 0 LOB: 2 BB: 1 P: 22	R: 1 E: 0 K: 0 S: 12	H: 2 LOB: 1 BB: 0 P: 19	R: 0 E: 0 K: 0 S: 7	H: 0 LOB: 0 BB: 0 P: 10	R: 0 E: 0 K: 2 S: 12	H: 1 LOB: 2 BB: 1 P: 19	R: 0 E: 0 K: 0 S: 11	H: 1 LOB: 2 BB: 1 P: 20	R: 3 E: 0 K: 1 S: 17	H: 2 LOB: 3 BB: 3 P: 36	1B: 8 2B: 0 3B: 1 HR: 1	SF: 2 SAC: 0 DP: 0 HBP: 1	WP: 0 PB: 0 SB: 5 CS: 0	PA: 47										
PITCHER	IP	WLS	BF	H	R	ER	SO	BB	IBB	HBP	BLK	WP	HR	S	P	ERA	WHIP															
Ramon Ortiz, R ERA: 4.68	(1, 1)	4.0	23	6	6	6	3	3	0	1	0	0	1	56	99	13.50	2.250															
Lou Pote, R ERA: 2.6	(5, 1)	2.0	6	0	0	0	0	0	0	0	0	0	0	13	21	0.00	0.000															
Mike Magnante, L ERA: 5.84	(7, 1)	1.0	5	1	0	0	2	1	0	0	0	0	0	12	19	0.00	2.000															
Shigetoshi Hasegawa, R ERA: 4.45	(8, 1)	0.2	4	1	0	0	0	1	0	0	0	0	0	10	19	0.00	3.000															
Juan Alvarez, L ERA: 5.4	(8, 1)	0.1	L	2	0	1	0	1	0	0	0	0	0	3	7	27.00	3.000															
Troy Percival, R ERA: 3.72	(9, 1)	0.1	5	2	2	2	1	2	0	0	0	0	0	0	0	0	0	0	0	0	12	25	54.00	12.000								
Al Levine, R ERA: 3.46	(9, 1)	0.2	2	0	0	0	0	0	0	0	0	0	0	0	0	0	0	0	0	0	3	5	0.00	0.000								

Batter	1	2	3	4	5	6	7	8	9	AB	R	H	RBI	BB	SO	LOB	BOTTOM								
Darin Erstad, L OBP: 0.302, SLG: 0.351	4-1 E2 G6-3 BB	3-2 E4 2H 3H			2-3 K		4-0 1B 2B BB		3-3 K2-3	3	3	1	0	0	2	2	0								
Jim Edmonds, L OBP: 0.336, SLG: 0.438	1-2 G6-3	2-0 F7			4-1 BB		1-3 K		1-3 K	4	4	0	0	0	1	2	4								
Tim Salmon, R OBP: 0.382, SLG: 0.506	0-3 K		2-3 K		0-1 P3		1-2 2B 1B			4	4	1	1	1	0	2	2								
Mo Vaughn, L OBP: 0.344, SLG: 0.461	2-0 P6		2-3 K		1-3 K		3-1 2B			4	4	0	1	2	0	2	2								
Andy Sheets, R OBP: 0.240, SLG: 0.285							1-H 2H			0	0	0	0	0	0	0	0								
Troy Glaus, R OBP: 0.326, SLG: 0.452		1-1 16 2B 1B		3-1 F9		1-0 G5-3		3-2 P3		4	4	1	1	0	0	0	1								
16 Garrett Anderson, L OBP: 0.331, SLG: 0.473		1-0 G6-3 E 2B		3-3 K		0-2 F8		0-0 F9		4	4	1	1	0	0	1	0								
Jeff Huson, L OBP: 0.317, SLG: 0.324		0-0 G6-3 E 1B		1-2 G4-3		2-0 P7		2-2 E S G6-3 1B		4	4	1	2	1	0	0	0								
Bengie Molina, R OBP: 0.263, SLG: 0.329		3-H G6-3		1-2 HBP			4-2 BB 1B BB		3-2 G6-3	1	1	0	0	0	0	0	2								
Matt Walbeck, S OBP: 0.306, SLG: 0.312		1-2 2-3						1-H		1	1	0	0	1	0	1	1								
Trent Durrington, R OBP: 0.264, SLG: 0.233		0-0 F9		0-3 K			1-1 P5		1-1 G1-3	2	2	0	0	0	0	1	3								
Orlando Palmeiro, L OBP: 0.366, SLG: 0.334										2	2	0	0	0	0	0	1								
Inning Stats	R: 0 E: 1 K: 1 S: 8	H: 0 LOB: 1 BB: 1 P: 15	R: 3 E: 1 K: 0 S: 11	H: 3 LOB: 1 BB: 0 P: 19	R: 0 E: 0 K: 2 S: 8	H: 0 LOB: 0 BB: 0 P: 15	R: 0 E: 0 K: 2 S: 12	H: 0 LOB: 1 BB: 0 P: 17	R: 0 E: 0 K: 0 S: 5	H: 0 LOB: 1 BB: 1 P: 8	R: 3 E: 0 K: 1 S: 17	H: 2 LOB: 1 BB: 2 P: 34	R: 0 E: 1 K: 0 S: 7	H: 1 LOB: 1 BB: 0 P: 12	R: 0 E: 0 K: 2 S: 10	H: 0 LOB: 0 BB: 0 P: 15	1B: 4 2B: 2 3B: 0 HR: 0	SF: 0 SAC: 0 DP: 0 HBP: 1	WP: 0 PB: 0 SB: 1 CS: 0	PA: 38					
PITCHER	IP	WLS	BF	H	R	ER	SO	BB	IBB	HBP	BLK	WP	HR	S	P	ERA	WHIP								
Hideki Irabu, R ERA: 4.59	(1, 1)	6.1	28	3	5	3	7	4	0	0	0	0	0	9	14	27.00	6.000								
Mike Stanton, L ERA: 4.1	(7, 1)	0.1	B	3	2	1	1	0	0	0	0	0	0	9	14	27.00	6.000								
Jeff Nelson, R ERA: 4.84	(7, 1)	0.1	1	0	0	0	0	0	0	0	0	0	0	3	6	0.00	0.000								
Allen Watson, L ERA: 3.46	(8, 1)	1.0	W	3	1	0	0	0	0	0	0	0	0	7	12	0.00	1.000								
42 Mariano Rivera, R ERA: 2.25	(9, 1)	1.0	S	3	0	0	0	0	0	0	0	0	0	10	15	0.00	0.000								

New York Yankees @ Anaheim Angels
Edison International Field, Anaheim, CA

AB 36
R 9
H 10
RBI 9
BB 8
SO 6
LOB 22



New York Yankees @ Anaheim Angels
Edison International Field, Anaheim, CA

AB 33
R 6
H 6
RBI 4
BB 4
SO 10
LOB 16



Sat Sep 04 1999, 10:05 AM EDT
Att: 30,589 - Sunny - 77 F

WP: 0 PA: 47
PB: 0
SB: 5
CS: 0

WP: 0 PA: 38
PB: 0
SB: 1
CS: 0

livebaseballscorecards.com

Batter	1	2	3	4	5	6	7	8	9	AB	R	H	RBI	BB	SO	LOB	TOP					
Chuck Knoblauch, R OBP: 0.396, SLG: 0.459 (1, 4)	P6		P3	F8	2B		K		F9	6	1	2	2	0	1	1	New York Yankees @ Anaheim Angels Edison International Field, Anaheim, CA Sun Sep 05 1999, 8:05 PM EDT Att: 35,481 - Unknown - 69 F livebaseballscorecards.com					
2 Derek Jeter, R OBP: 0.431, SLG: 0.568 (1, 6)	1B		HR	F8	2B			G4-3	1B	5	1	4	2	0	0	1						
Paul O'Neill, L OBP: 0.360, SLG: 0.454 (1, 9)	F7		BB	2B	1B			G4-3		5	1	2	0	0	0	3						
Bernie Williams, S OBP: 0.431, SLG: 0.535 (1, 8)	G4-3		P6					G4-3		4	0	0	0	1	0	3						
Tino Martinez, L OBP: 0.347, SLG: 0.460 (1, 3)		2B	BB	G4-3					BB	3	2	1	0	2	0	2						
Darryl Strawberry, L OBP: 0.714, SLG: 1.000 (1, 10)	2B		BB		HR			G3		3	2	2	2	2	0	2						
20 Jorge Posada, S OBP: 0.340, SLG: 0.412 (1, 2)	K		1B		HR				G4-3	4	1	1	2	1	1	1						
Ricky Ledee, L OBP: 0.364, SLG: 0.500 (1, 7)	K		IBB						K	4	0	0	0	1	3	3						
Scott Brosius, R OBP: 0.310, SLG: 0.422 (1, 5)	F9		L8						1B	5	0	1	0	0	0	6						
Inning Stats	R: 0 E: 0 K: 0 S: 13	H: 1 LOB: 1 BB: 0 P: 22	R: 1 E: 0 K: 2 S: 10	H: 2 LOB: 1 BB: 0 P: 16	R: 3 E: 0 K: 0 S: 11	H: 3 LOB: 3 BB: 3 P: 29	R: 0 E: 0 K: 0 S: 11	H: 2 LOB: 2 BB: 1 P: 19	R: 3 E: 0 K: 0 S: 10	H: 2 LOB: 1 BB: 2 P: 23	R: 1 E: 0 K: 0 S: 7	H: 1 LOB: 0 BB: 0 P: 11	R: 0 E: 0 K: 2 S: 9	H: 0 LOB: 0 BB: 0 P: 14	R: 0 E: 0 K: 0 S: 12	H: 1 LOB: 2 BB: 1 P: 23	R: 0 E: 0 K: 1 S: 10	H: 1 LOB: 1 BB: 0 P: 17	1B: 6 2B: 5 3B: 0 HR: 2	SF: 0 SAC: 0 DP: 0 HBP: 0	WP: 0 PB: 0 SB: 0 CS: 0	PA: 46
PITCHER	IP	WLS	BF	H	R	ER	SO	BB	IBB	HBP	BLK	WP	HR	S	P	ERA	WHIP					
Mike Fyhrie, R ERA: 5.5 (1, 1)	3.0	L	18	6	4	4	2	2	1	0	0	0	1	34	67	12.00	2.667					
Steve Sparks, R ERA: 5.42 (4, 1)	1.2		10	3	3	3	0	3	0	0	0	0	0	17	36	16.20	3.600					
Al Levine, R ERA: 3.47 (5, 1)	2.1		9	2	1	1	2	0	0	0	0	0	1	20	31	3.86	0.857					
Ken Hill, R ERA: 4.69 (8, 1)	2.0		9	2	0	0	1	1	0	0	0	0	0	22	40	0.00	1.500					

Batter	1	2	3	4	5	6	7	8	9	AB	R	H	RBI	BB	SO	LOB	BOTTOM					
Darin Erstad, L OBP: 0.301, SLG: 0.349 (1, 7)	G5-3			P2		FC5-2		G6-3		5	0	1	0	0	0	4	New York Yankees @ Anaheim Angels Edison International Field, Anaheim, CA Sun Sep 05 1999, 8:05 PM EDT Att: 35,481 - Unknown - 69 F livebaseballscorecards.com					
Jim Edmonds, L OBP: 0.333, SLG: 0.422 (1, 8)	G1-3				K	G3		K		4	0	0	0	1	2	2						
Todd Greene, R OBP: 0.276, SLG: 0.441 (1, 10)	1B				G5-3		K	F8		5	1	1	0	0	1	2						
Mo Vaughn, L OBP: 0.344, SLG: 0.458 (1, 3)	1B		G1-3				P7	L3		3	1	0	0	2	0	2						
Troy Glaus, R OBP: 0.325, SLG: 0.450 (1, 5)	1B		K		K		P6			4	0	1	1	0	2	1						
16 Garret Anderson, L OBP: 0.332, SLG: 0.473 (1, 9)	1B		G3			E4		2B	1B	4	1	2	1	0	0	0						
Bengie Molina, R OBP: 0.258, SLG: 0.324 (1, 2)	1B									1	0	0	0	2	0	0						
Matt Walbeck, S OBP: 0.308, SLG: 0.319 (8, PH) (9, 2)	BB		G4-3			G4-1				1	0	1	0	0	0	0						
Trent Durrington, R OBP: 0.258, SLG: 0.227 (1, 4)	L9				P4			F7		2	0	0	0	0	0	3						
Tim Salmon, R OBP: 0.384, SLG: 0.506 (8, PH) (7, 4)										0	0	0	0	1	0	0						
Jeff Huson, L OBP: 0.316, SLG: 0.322 (7, 4)										1	0	0	0	0	0	2						
Gary Disarcina, R OBP: 0.258, SLG: 0.250 (1, 6)										3	0	0	1	0	1	2						
Matt Luke, L OBP: 0.474, SLG: 0.765 (8, PH) (9, 6)										1	0	0	0	0	1	2						
Andy Sheets, R OBP: 0.240, SLG: 0.285 (9, 6)										0	0	0	0	0	0	0						
Inning Stats	R: 2 E: 0 K: 0 S: 20	H: 3 LOB: 3 BB: 2 P: 33	R: 0 E: 0 K: 1 S: 15	H: 1 LOB: 1 BB: 1 P: 24	R: 0 E: 0 K: 1 S: 5	H: 0 LOB: 0 BB: 0 P: 5	R: 0 E: 0 K: 0 S: 7	H: 0 LOB: 0 BB: 0 P: 9	R: 0 E: 0 K: 2 S: 8	H: 0 LOB: 1 BB: 1 P: 16	R: 1 E: 1 K: 0 S: 12	H: 0 LOB: 2 BB: 2 P: 22	R: 0 E: 0 K: 1 S: 7	H: 0 LOB: 0 BB: 0 P: 9	R: 0 E: 0 K: 1 S: 10	H: 2 LOB: 2 BB: 0 P: 12	R: 0 E: 0 K: 1 S: 6	H: 0 LOB: 0 BB: 0 P: 9	1B: 5 2B: 1 3B: 0 HR: 0	SF: 0 SAC: 0 DP: 0 HBP: 0	WP: 0 PB: 0 SB: 1 CS: 0	PA: 40
PITCHER	IP	WLS	BF	H	R	ER	SO	BB	IBB	HBP	BLK	WP	HR	S	P	ERA	WHIP					
Ed Yamall, L ERA: 1.8 (1, 1)	6.0	W	29	4	3	2	4	6	0	0	0	0	0	67	109	3.00	1.667					
Ramiro Mendoza, R ERA: 4.43 (7, 1)	1.1		6	2	0	0	1	0	0	0	0	0	0	12	14	0.00	1.500					
Mike Stanton, L ERA: 3.98 (8, 1)	1.2		5	0	0	0	2	0	0	0	0	0	0	11	16	0.00	0.000					

AB 39
R 8
H 13
RBI 8
BB 7
SO 5
LOB 22



AB 34
R 3
H 6
RBI 3
BB 6
SO 7
LOB 20



Batter	1	2	3	4	5	6	7	8	9	AB	R	H	RBI	BB	SO	LOB	TOP										
Chuck Knoblauch, R OBP: 0.395, SLG: 0.457	F9		P5			G6-3		2 WP 2 1B BB		3	1	0	0	1	0	1											
2 Derek Jeter, R OBP: 0.430, SLG: 0.565	K		FC6-4			F9		1-H 1B		4	0	1	1	0	1	1											
Paul O'Neill, L OBP: 0.361, SLG: 0.455	FC4-6 1B				G1-6-3 1B			F8		4	0	2	0	0	1	1											
Chili Davis, S OBP: 0.370, SLG: 0.450	FC4-6 1-2				F9					4	1	1	1	0	1	2											
Jim Leyritz, R OBP: 0.332, SLG: 0.432		P4			G1-6-3 1-2					3	0	0	0	0	0	1											
Tino Martinez, L OBP: 0.347, SLG: 0.459							F9			1	0	0	0	0	0	0											
Scott Brosius, R OBP: 0.308, SLG: 0.419		F7				G6-3				3	0	0	0	0	0	0											
Ricky Ledee, L OBP: 0.367, SLG: 0.500							L5			0	0	0	0	1	0	0											
Shane Spencer, R OBP: 0.290, SLG: 0.376		L4								3	1	1	1	0	0	0											
Darryl Strawberry, L OBP: 0.667, SLG: 0.889							G5-3			1	0	0	0	0	1	1											
Chad Curtis, R OBP: 0.376, SLG: 0.364			F8					P4		3	0	0	0	0	0	0											
Joe Girardi, R OBP: 0.269, SLG: 0.337								F8		2	0	0	0	1	1	0											
Inning Stats	R: 0 E: 0 K: 1 S: 9	H: 1 LOB: 1 BB: 0 P: 13	R: 0 E: 0 K: 0 S: 6	H: 0 LOB: 0 BB: 0 P: 13	R: 0 E: 0 K: 0 S: 10	H: 0 LOB: 1 BB: 1 P: 19	R: 0 E: 0 K: 0 S: 4	H: 1 LOB: 0 BB: 0 P: 5	R: 1 E: 0 K: 1 S: 8	H: 1 LOB: 0 BB: 0 P: 13	R: 0 E: 0 K: 1 S: 8	H: 0 LOB: 0 BB: 0 P: 12	R: 1 E: 0 K: 0 S: 7	H: 1 LOB: 0 BB: 0 P: 11	R: 1 E: 0 K: 0 S: 11	H: 1 LOB: 1 BB: 1 P: 22	R: 0 E: 0 K: 2 S: 11	H: 0 LOB: 1 BB: 1 P: 21	1B: 3 2B: 0 3B: 0 HR: 2	SF: 0 SAC: 0 DP: 1 HBP: 0	WP: 1 PB: 0 SB: 0 CS: 0	PA: 34					
PITCHER	IP	WLS	BF	H	R	ER	SO	BB	IBB	HBP	BLK	WP	HR	S	P	ERA	WHIP										
Jarrod Washburn, L ERA: 7.62	7.2	W	29	5	3	3	3	2	0	0	0	1	2	61	104	3.52	0.913										
Mike Magnante, L ERA: 3.52	0.1	H	1	0	0	0	0	0	0	0	0	0	0	2	4	0.00	0.000										
Troy Percival, R ERA: 3.65	1.0	S	4	0	0	0	2	1	0	0	0	0	0	11	21	0.00	1.000										

New York Yankees @ Anaheim Angels
Edison International Field, Anaheim, CA
Mon Sep 06 1999, 8:05 PM EDT
Att: 31,749 - Unknown - 72 F

AB 31
R 3
H 5
RBI 3
BB 3
SO 5
LOB 7



Batter	1	2	3	4	5	6	7	8	9	AB	R	H	RBI	BB	SO	LOB	BOTTOM										
Darin Erstad, L OBP: 0.301, SLG: 0.348	G3	L8								4	1	1	0	0	1	1											
Jim Edmonds, L OBP: 0.346, SLG: 0.455	BB HR BB									3	2	2	2	1	0	0											
Tim Salmon, R OBP: 0.382, SLG: 0.500	SAFE HR BB									3	1	0	0	1	2	1											
Mo Vaughn, L OBP: 0.344, SLG: 0.455	P2									3	0	0	0	0	1	3											
Troy Glaus, R OBP: 0.326, SLG: 0.456	1-H 2-H HR									3	1	1	3	1	2	1											
16 Garret Anderson, L OBP: 0.332, SLG: 0.472	G1-3									4	0	1	0	0	1	1											
Jeff Huson, L OBP: 0.318, SLG: 0.320										1	0	0	0	1	0	0											
Matt Walbeck, S OBP: 0.305, SLG: 0.315		F8								3	0	0	0	0	1	3											
Gary Disarcina, R OBP: 0.259, SLG: 0.251										3	0	1	0	0	0	2											
Inning Stats	R: 3 E: 0 K: 0 S: 11	H: 1 LOB: 0 BB: 2 P: 24	R: 0 E: 0 K: 0 S: 11	H: 1 LOB: 1 BB: 1 P: 19	R: 0 E: 0 K: 2 S: 17	H: 1 LOB: 0 BB: 0 P: 26	R: 0 E: 0 K: 0 S: 9	H: 1 LOB: 2 BB: 1 P: 14	R: 2 E: 0 K: 1 S: 14	H: 2 LOB: 1 BB: 0 P: 24	R: 0 E: 0 K: 1 S: 7	H: 0 LOB: 0 BB: 0 P: 11	R: 0 E: 0 K: 2 S: 11	H: 0 LOB: 0 BB: 0 P: 17	R: 0 E: 0 K: 2 S: 8	H: 0 LOB: 0 BB: 0 P: 12	R: 0 E: 0 K: 2 S: 8	H: 0 LOB: 0 BB: 0 P: 12	1B: 4 2B: 0 3B: 0 HR: 2	SF: 0 SAC: 1 DP: 0 HBP: 1	WP: 0 PB: 0 SB: 0 CS: 2	PA: 34					
PITCHER	IP	WLS	BF	H	R	ER	SO	BB	IBB	HBP	BLK	WP	HR	S	P	ERA	WHIP										
Roger Clemens, R ERA: 4.69	4.2	L	23	6	5	5	3	4	0	1	0	0	0	29	103	9.64	2.143										
Allen Watson, L ERA: 3.29	3.1		10	0	0	0	5	0	0	0	0	0	0	29	44	0.00	0.000										


New York Yankees @ Anaheim Angels
Edison International Field, Anaheim, CA
Mon Sep 06 1999, 8:05 PM EDT
Att: 31,749 - Unknown - 72 F


AB 27
R 5
H 6
RBI 5
BB 4
SO 8
LOB 12




Batter	1	2	3	4	5	6	7	8	9	AB	R	H	RBI	BB	SO	LOB	TOP					
Chuck Knoblauch R (1,4) OBP: 0.392, SLG: 0.452	G5-3		F7		K		F9	FC5		5	0	0	0	0	1	6	New York Yankees @ Kansas City Royals Kauffman Stadium, Kansas City, MO Tue Sep 07 1999, 7:05 PM CDT Att: 14,207 - Overcast - 70 F					
2 Derek Jeter R (1,6) OBP: 0.425, SLG: 0.563	K		K				F8		2B	4	1	1	1	1	2	1						
Bernie Williams S (1,8) OBP: 0.434, SLG: 0.538			G6-3							3	1	2	1	2	0	1						
Chili Davis S (1,10) OBP: 0.369, SLG: 0.445	F9						F9		2B	4	0	0	0	1	1	5						
Tino Martinez L (1,3) OBP: 0.345, SLG: 0.456		G3-1								5	0	1	0	0	1	2						
20 Jorge Posada S (1,2) OBP: 0.346, SLG: 0.418										5	0	4	1	0	0	1						
Shane Spencer R (1,9) Paul O'Neill L (9, PH) OBP: 0.360, SLG: 0.454		K								4	1	2	0	0	2	2						
Chad Curtis R (1,7) Ricky Ledee L (9, PH) OBP: 0.378, SLG: 0.367		K								1	0	0	0	0	0	2						
Scott Brosius R (1,5) Daryl Strawberry L (8, PH) Luis Sojo R (8,5) OBP: 0.309, SLG: 0.417										4	0	2	0	0	2	3						
										1	0	0	0	0	0	2						
Inning Stats	R: 0 E: 0 K: 1 S: 11	H: 0 LOB: 1 BB: 1 P: 17	R: 0 E: 0 K: 2 S: 13	H: 1 LOB: 1 BB: 0 P: 17	R: 0 E: 0 K: 1 S: 16	H: 0 LOB: 1 BB: 1 P: 25	R: 0 E: 0 K: 1 S: 7	H: 1 LOB: 0 BB: 0 P: 12	R: 1 E: 0 K: 1 S: 14	H: 3 LOB: 3 BB: 1 P: 22	R: 0 E: 0 K: 2 S: 14	H: 2 LOB: 2 BB: 0 P: 21	R: 0 E: 0 K: 0 S: 13	H: 1 LOB: 1 BB: 0 P: 18	R: 0 E: 0 K: 1 S: 15	H: 3 LOB: 3 BB: 0 P: 23	R: 2 E: 0 K: 0 S: 18	H: 2 LOB: 2 BB: 2 P: 36	1B: 12 2B: 1 3B: 0 HR: 0	SF: 0 SAC: 0 DP: 1 HBP: 0	WP: 1 PB: 0 SB: 0 CS: 0	PA: 44
PITCHER	IP	WLS	BF	H	R	ER	SO	BB	IBB	HBP	BLK	WP	HR	S	P	ERA	WHIP					
50 José Rosado L (1,1) ERA: 3.81	7.0	W	31	8	1	1	8	3	0	0	0	1	0	88	132	1.29	1.571					
Alvin Morman L (8,1) ERA: 4.3	0.2		4	2	0	0	1	0	0	0	0	0	0	9	17	0.00	3.000					
Brad Rigby R (8,1) ERA: 4.44	0.1	H	2	1	0	0	0	0	0	0	0	0	0	6	6	0.00	3.000					
49 Chris Fussell R (9,1) ERA: 7.35	0.0		3	1	2	2	0	2	0	0	0	0	0	5	14	∞	∞					
Tim Byrdak L (9,1) ERA: 8.69	0.1	H	2	1	0	0	0	0	0	0	0	0	0	5	9	0.00	3.000					


Batter	1	2	3	4	5	6	7	8	9	AB	R	H	RBI	BB	SO	LOB	BOTTOM				
Johnny Damon L (1,7) OBP: 0.377, SLG: 0.475	SH5-3 29 BLK									3	3	2	0	2	0	0	New York Yankees @ Kansas City Royals Kauffman Stadium, Kansas City, MO Tue Sep 07 1999, 7:05 PM CDT Att: 14,207 - Overcast - 70 F				
Ray Holbert R (1,6) OBP: 0.319, SLG: 0.281	SH5-3									4	0	1	1	0	1	5					
Carlos Beltrán S (1,8) OBP: 0.331, SLG: 0.446	G3									4	2	2	2	1	0	2					
Jemaine Dye R (1,9) OBP: 0.348, SLG: 0.522	29 BLK									4	0	2	2	1	1	2					
29 Mike Sweeney R (1,3) OBP: 0.375, SLG: 0.507	K									3	0	0	0	1	1	3					
Joe Randa R (1,5) OBP: 0.371, SLG: 0.493										4	0	0	0	0	0	3					
Joe Vitiello R (1,10) OBP: 0.250, SLG: 0.222										3	0	0	0	1	1	1					
Sal Fasano R (1,2) OBP: 0.294, SLG: 0.400										4	0	1	0	0	3	3					
Mendy López R (1,4) OBP: 0.286, SLG: 0.286										4	1	2	0	0	0	0					
										1B: 8 2B: 1 3B: 1 HR: 0	SF: 0 SAC: 1 DP: 0 HBP: 0	WP: 1 PB: 0 SB: 4 CS: 0	PA: 40								
PITCHER	IP	WLS	BF	H	R	ER	SO	BB	IBB	HBP	BLK	WP	HR	S	P	ERA	WHIP				
David Cone R (1,1) ERA: 3.1	5.0	L	26	5	3	3	4	6	0	0	1	0	0	58	106	5.40	2.200				
Ramiro Mendoza R (6,1) ERA: 4.51	2.0		9	3	2	2	3	0	0	0	0	0	0	26	37	9.00	1.500				
Jason Grimsley R (8,1) ERA: 3.99	1.0		5	2	1	1	0	0	0	0	0	1	0	7	10	9.00	2.000				

Batter	1	2	3	4	5	6	7	8	9	AB	R	H	RBI	BB	SO	LOB	TOP				
Ricky Ledee, L OBP: 0.364, SLG: 0.487 (1, 8)	F7	K				P6	G4-3			4	1	0	0	2	1	3	New York Yankees @ Kansas City Royals Kauffman Stadium, Kansas City, MO Wed Sep 08 1999, 7:05 PM CDT Att: 15,247 - Unknown - 72 F AB 34 R 9 H 11 RBI 8 BB 10 SO 6 LOB 23 				
2 Derek Jeter, R OBP: 0.432, SLG: 0.563 (1, 6)	G4-3	2H	1B						BB	4	1	2	0	2	1	5					
Paul O'Neill, L OBP: 0.359, SLG: 0.451 (1, 9)	G4-3					K	K		F7	5	0	1	0	0	2	4					
Tino Martinez, L OBP: 0.344, SLG: 0.454 (1, 3)	G4-3					E7	G3		L4	5	1	1	1	0	0	3					
Darryl Strawberry, L OBP: 0.714, SLG: 0.923 (1, 10)		BB				20 1B	20 1B		F7	3	3	2	0	2	0	1					
20 Jorge Posada, S OBP: 0.349, SLG: 0.419 (1, 2)		BB				SF7	WP		F7	4	2	2	1	1	0	2					
Shane Spencer, R OBP: 0.307, SLG: 0.384 (1, 7)		BB							L8	3	1	1	2	2	1	0					
Scott Brosius, R OBP: 0.309, SLG: 0.415 (1, 5)	P2					SF7	SH5-3		BB	2	0	0	1	1	0	3					
Luis Sojo, R OBP: 0.297, SLG: 0.377 (1, 4)	2B					L8	SH5-3		G5-3	4	0	2	3	0	1	2					
Inning Stats	R: 0 E: 0 K: 0 S: 14	H: 0 LOB: 1 BB: 1 P: 23	R: 3 E: 0 K: 1 S: 16	H: 2 LOB: 2 BB: 3 P: 33	R: 0 E: 0 K: 0 S: 7	H: 0 LOB: 1 BB: 1 P: 16	R: 0 E: 0 K: 2 S: 9	H: 0 LOB: 1 BB: 0 P: 15	R: 4 E: 1 K: 1 S: 23	H: 4 LOB: 2 BB: 2 P: 46	R: 0 E: 0 K: 1 S: 13	H: 0 LOB: 1 BB: 1 P: 20	R: 2 E: 0 K: 1 S: 14	H: 3 LOB: 0 BB: 0 P: 23	R: 0 E: 0 K: 0 S: 7	H: 1 LOB: 1 BB: 2 P: 14	R: 0 E: 0 K: 0 S: 9	H: 1 LOB: 2 BB: 2 P: 19	1B: 8 2B: 3 3B: 0 HR: 0	SF: 1 SAC: 1 DP: 1 HBP: 1	WP: 2 PA: 47 PB: 0 SB: 1 CS: 0
PITCHER	IP	WLS	BF	H	R	ER	SO	BB	IBB	HBP	BLK	WP	HR	S	P	ERA	WHIP				
Mac Suzuki, R ERA: 7.77 (1, 1)	2.0		11	2	3	3	1	4	0	0	0	0	0	30	56	13.50	3.000				
Glendon Rusch, L ERA: 15.75 (3, 1)	2.1	L	13	4	4	4	3	2	0	0	0	0	0	31	62	15.43	2.571				
Scott Service, R ERA: 5.48 (5, 1)	1.0		5	0	0	0	0	2	0	0	0	1	0	15	27	0.00	2.000				
Tim Byrdak, L ERA: 8.84 (6, 1)	0.2		3	1	1	1	1	0	0	0	0	0	0	9	13	13.50	1.500				
Brad Rigby, R ERA: 4.44 (7, 1)	2.0		10	3	1	1	1	0	0	1	0	1	0	18	32	4.50	1.500				
PITCHER	IP	WLS	BF	H	R	ER	SO	BB	IBB	HBP	BLK	WP	HR	S	P	ERA	WHIP				
49 Chris Fussell, R ERA: 7.19 (9, 1)	1.0		5	1	0	0	0	2	0	0	0	0	0	9	19	0.00	3.000				

Batter	1	2	3	4	5	6	7	8	9	AB	R	H	RBI	BB	SO	LOB	BOTTOM				
Johnny Damon, L OBP: 0.379, SLG: 0.476 (1, 9)	F8								F7	5	0	3	0	0	0	2	New York Yankees @ Kansas City Royals Kauffman Stadium, Kansas City, MO Wed Sep 08 1999, 7:05 PM CDT Att: 15,247 - Unknown - 72 F AB 41 R 5 H 15 RBI 5 BB 1 SO 7 LOB 17 				
Ray Holbert, R OBP: 0.329, SLG: 0.299 (1, 6)		1B								3	1	1	0	1	0	3					
Scott Pose, L OBP: 0.389, SLG: 0.333 (8, FH)		L7							G4-6-3	1	0	0	0	0	0	2					
Steve Scarsone, R OBP: 0.295, SLG: 0.279 (9, 4)		2B								0	0	0	0	0	0	0					
Carlos Beltrán, S OBP: 0.332, SLG: 0.446 (1, 8)		29 HR							G4-3	5	1	2	1	0	0	2					
29 Mike Sweeney, R OBP: 0.373, SLG: 0.510 (1, 10)		HR							G5-3	5	1	1	2	0	1	1					
Jeremy Giambi, L OBP: 0.371, SLG: 0.381 (1, 3)										5	2	4	1	0	0	0					
Joe Randa, R OBP: 0.370, SLG: 0.492 (1, 5)										5	0	1	1	0	2	3					
Dee Brown, L OBP: 0.143, SLG: 0.077 (1, 7)										4	0	0	0	0	2	3					
Chad Kreuter, S OBP: 0.313, SLG: 0.323 (1, 2)										4	0	2	0	0	0	0					
Mendy López, R OBP: 0.273, SLG: 0.273 (9, 6)										4	0	1	0	0	2	1					
Inning Stats	R: 3 E: 0 K: 1 S: 16	H: 3 LOB: 0 BB: 0 P: 22	R: 0 E: 0 K: 2 S: 11	H: 2 LOB: 0 BB: 0 P: 12	R: 0 E: 0 K: 3 S: 13	H: 2 LOB: 2 BB: 0 P: 20	R: 0 E: 0 K: 0 S: 11	H: 1 LOB: 1 BB: 0 P: 14	R: 1 E: 0 K: 0 S: 11	H: 2 LOB: 1 BB: 0 P: 20	R: 0 E: 0 K: 1 S: 13	H: 1 LOB: 2 BB: 1 P: 20	R: 1 E: 0 K: 0 S: 10	H: 1 LOB: 0 BB: 0 P: 16	R: 0 E: 0 K: 0 S: 9	H: 2 LOB: 1 BB: 0 P: 13	R: 0 E: 0 K: 0 S: 14	H: 1 LOB: 1 BB: 0 P: 18	1B: 10 2B: 3 3B: 0 HR: 2	SF: 0 SAC: 0 DP: 1 HBP: 0	WP: 0 PA: 42 PB: 0 SB: 2 CS: 0
PITCHER	IP	WLS	BF	H	R	ER	SO	BB	IBB	HBP	BLK	WP	HR	S	P	ERA	WHIP				
Orlando Hernandez, R ERA: 4.15 (1, 1)	7.0	W	34	12	5	5	7	1	0	0	0	0	0	0	0	6.43	1.857				
Mike Stanton, L ERA: 3.95 (8, 1)	0.1		3	2	0	0	0	0	0	0	0	0	0	8	12	0.00	6.000				
42 Mariano Rivera, R ERA: 2.16 (8, 1)	1.2	S	5	1	0	0	0	0	0	0	0	0	0	15	19	0.00	0.600				

Batter	1	2	3	4	5	6	7	8	9	AB	R	H	RBI	BB	SO	LOB	TOP										
Jose Offerman, S OBP: 0.384, SLG: 0.425 (1, 4)										4	1	2	0	1	2	1	Boston Red Sox @ New York Yankees Yankee Stadium, Bronx, NY Sun Sep 12 1999, 1:35 PM EDT Att: 56,028 - Sunny - 78 F										
Darren Lewis, R OBP: 0.324, SLG: 0.324 (1, 8)										3	1	1	1	1	0	0											
18 Reggie Jefferson, S OBP: 0.351, SLG: 0.451 Donnie Sadler, R OBP: 0.309, SLG: 0.356 Butch Huskey, R OBP: 0.344, SLG: 0.493 Jon Nunnally, L OBP: 0.167, SLG: 0.167 (1, 10)										3	1	1	0	1	1	1											
Nomar Garciaparra, R OBP: 0.407, SLG: 0.586 (1, 6)										3	0	0	1	1	0	4											
Troy O'Leary, L OBP: 0.345, SLG: 0.508 (1, 7)										4	0	2	2	0	0	2											
Brian Daubach, L OBP: 0.382, SLG: 0.571 Mike Stanley, R OBP: 0.389, SLG: 0.466 (8, 3)										3	0	0	0	0	1	1											
Jason Varitek, S OBP: 0.329, SLG: 0.464 (1, 2)										4	0	0	0	0	2	2											
38 Wilton Veras, R OBP: 0.305, SLG: 0.416 (1, 5)										3	0	0	0	0	0	0											
Trot Nixon, L OBP: 0.354, SLG: 0.467 (1, 9)										4	1	1	0	0	1	1											
Inning Stats	R: 0 E: 0 K: 1 S: 7	H: 0 LOB: 0 BB: 0 P: 10	R: 0 E: 0 K: 1 S: 8	H: 0 LOB: 0 BB: 0 P: 12	R: 0 E: 0 K: 2 S: 10	H: 0 LOB: 1 BB: 0 P: 19	R: 1 E: 0 K: 0 S: 12	H: 2 LOB: 1 BB: 0 P: 18	R: 0 E: 0 K: 1 S: 7	H: 0 LOB: 0 BB: 0 P: 11	R: 0 E: 0 K: 1 S: 10	H: 0 LOB: 0 BB: 0 P: 21	R: 0 E: 0 K: 1 S: 8	H: 0 LOB: 0 BB: 0 P: 12	R: 3 E: 1 K: 0 S: 13	H: 4 LOB: 2 BB: 2 P: 25		R: 0 E: 0 K: 0 S: 14	H: 1 LOB: 3 BB: 2 P: 30	1B: 5 2B: 2 3B: 0 HR: 0	SF: 1 SAC: 1 DP: 0 HBP: 1	WP: 1 PB: 0 SB: 0 CS: 0	PA: 40				
PITCHER	IP	WLS	BF	H	R	ER	SO	BB	IBB	HBP	BLK	WP	HR	S	P	ERA	WHIP										
Roger Clemens, R ERA: 4.65 (1, 1)	7.0	L	30	5	4	3	7	3	0	1	0	0	0	69	116	3.86	1.143										
Jeff Nelson, R ERA: 4.5 (8, 1)	0.1		1	0	0	0	0	0	0	0	0	0	0	3	3	0.00	0.000										
Mike Stanton, L ERA: 4.21 (8, 1)	1.1		6	2	0	0	0	0	1	0	0	0	0	11	22	0.00	1.500										
Jason Grimsley, R ERA: 3.93 (9, 1)	0.0		2	0	0	0	0	2	0	0	0	1	0	3	11	∞	∞										
Dan Naulty, R ERA: 4.66 (9, 1)	0.1		1	0	0	0	0	0	0	0	0	0	0	3	6	0.00	0.000										
Batter	1	2	3	4	5	6	7	8	9	AB	R	H	RBI	BB	SO	LOB	BOTTOM										
Chuck Knoblauch, R OBP: 0.390, SLG: 0.452 (1, 4)										4	1	2	1	0	0	1	Boston Red Sox @ New York Yankees Yankee Stadium, Bronx, NY Sun Sep 12 1999, 1:35 PM EDT Att: 56,028 - Sunny - 78 F										
2 Derek Jeter, R OBP: 0.428, SLG: 0.554 (1, 6)										4	0	1	0	0	2	0											
Paul O'Neill, L OBP: 0.356, SLG: 0.450 (1, 9)										4	0	0	0	0	1	2											
Bernie Williams, S OBP: 0.428, SLG: 0.528 (1, 8)										4	0	1	0	0	3	1											
Chili Davis, S OBP: 0.367, SLG: 0.449 (1, 10)										3	0	0	0	0	1	1											
Tino Martinez, L OBP: 0.343, SLG: 0.455 (1, 3)										3	0	0	0	0	0	0											
Ricky Ledee, L OBP: 0.356, SLG: 0.472 Jim Leyritz, R OBP: 0.333, SLG: 0.433 Chad Curtis, R OBP: 0.378, SLG: 0.367 (1, 7)										2	0	0	0	0	1	0											
Scott Brosius, R OBP: 0.309, SLG: 0.412 (1, 5)										2	0	1	0	0	0	0											
Joe Girardi, R OBP: 0.265, SLG: 0.331 20 Jorge Posada, S OBP: 0.346, SLG: 0.413 (8, 2)										1	0	0	0	0	0	1											
Inning Stats	R: 1 E: 0 K: 2 S: 14	H: 1 LOB: 0 BB: 0 P: 20	R: 0 E: 0 K: 2 S: 10	H: 0 LOB: 0 BB: 0 P: 15	R: 0 E: 0 K: 0 S: 9	H: 0 LOB: 0 BB: 0 P: 13	R: 0 E: 0 K: 1 S: 10	H: 1 LOB: 1 BB: 0 P: 12	R: 0 E: 0 K: 1 S: 12	H: 2 LOB: 1 BB: 0 P: 20	R: 0 E: 0 K: 0 S: 7	H: 0 LOB: 0 BB: 0 P: 13	R: 0 E: 0 K: 1 S: 9	H: 0 LOB: 0 BB: 0 P: 13	R: 0 E: 0 K: 2 S: 8	H: 0 LOB: 0 BB: 0 P: 13		1B: 4 2B: 0 3B: 0 HR: 1	SF: 0 SAC: 1 DP: 1 HBP: 1	WP: 0 PB: 0 SB: 0 CS: 0	PA: 31						
PITCHER	IP	WLS	BF	H	R	ER	SO	BB	IBB	HBP	BLK	WP	HR	S	P	ERA	WHIP										
Bret Saberhagen, R ERA: 3.29 (1, 1)	5.0		18	3	1	1	5	3	1	1	0	0	0	53	76	1.80	0.600										
John Waddell, R ERA: 4.16 (6, 1)	0.0		2	2	0	0	0	0	0	0	0	0	0	5	9	∞	∞										
Rheal Cormier, L ERA: 3.64 (6, 1)	2.0	W	5	0	0	0	1	0	0	0	0	0	0	14	24	0.00	0.000										
Derek Lowe, R ERA: 2.89 (8, 1)	1.0	H	3	0	0	0	1	0	0	0	0	0	0	9	13	0.00	0.000										
Rod Beck, R ERA: 6.5 (9, 1)	1.0	S	3	0	0	0	2	0	0	0	0	0	0	8	13	0.00	0.000										
AB	R	H	RBI	BB	SO	LOB																					
29	1	5	1	0	9	6																					

Batter	1	2	3	4	5	6	7	8	9	AB	R	H	RBI	BB	SO	LOB	TOP			
Chuck Knoblauch R (1,4) OBP: 0.387, SLG: 0.449	F7		F8			G5-3		FC5-4		4	0	0	0	0	0	4	<p>New York Yankees @ Toronto Blue Jays SkyDome, Toronto, ON Mon Sep 13 1999, 7:05 PM EDT Att: 30,118 - Dome - 72 F</p> <p>AB 29 R 1 H 4 RBI 1 BB 2 SO 2 LOB 7</p> 			
2 Derek Jeter R (1,6) OBP: 0.427, SLG: 0.552	G5-3			F8		G5-3			G6-4-3 1B	4	0	1	0	0	0	1				
Bernie Williams, S (1,8) OBP: 0.425, SLG: 0.524	K			G5-3			G6-3		G6-4-3 1-2	4	0	0	0	0	1	1				
Chili Davis, S (1,10) OBP: 0.365, SLG: 0.444		G6-3			K				G5-3	4	0	0	0	0	1	0				
Jim Leyritz, R (1,3) OBP: 0.329, SLG: 0.425		P4			F8					3	0	0	0	0	0	0				
Scott Brosius, R (1,5) OBP: 0.307, SLG: 0.409		P5				P4			G4-3	3	0	0	0	0	0	0				
20 Jorge Posada, S (1,2) OBP: 0.346, SLG: 0.415			G4-3			F8				3	1	1	0	0	0	0				
Shane Spencer, R (1,9) OBP: 0.306, SLG: 0.386							G5-3		F9	3	0	1	0	0	0	1				
Chad Curtis, R (1,7) OBP: 0.387, SLG: 0.370								G5-3 BB		1	0	1	1	2	0	0				
Inning Stats	R: 0 E: 0 K: 1 S: 10	H: 0 LOB: 0 BB: 0 P: 14	R: 0 E: 0 K: 0 S: 5	H: 0 LOB: 0 BB: 0 P: 8	R: 0 E: 0 K: 0 S: 6	H: 1 LOB: 1 BB: 1 P: 15	R: 0 E: 0 K: 1 S: 8	H: 0 LOB: 0 BB: 0 P: 15	R: 0 E: 0 K: 0 S: 8	H: 0 LOB: 0 BB: 0 P: 13	R: 0 E: 0 K: 0 S: 10	H: 0 LOB: 0 BB: 1 P: 15	R: 0 E: 0 K: 0 S: 14	H: 2 LOB: 1 BB: 0 P: 17	R: 0 E: 0 K: 0 S: 4	H: 1 LOB: 0 BB: 0 P: 6	1B: 2 2B: 2 3B: 0 HR: 0	SF: 0 SAC: 0 DP: 1 HBP: 0	WP: 0 PB: 0 SB: 0 CS: 1	PA: 31
PITCHER David Wells, L (1,1) ERA: 5.0	IP: 9.0 WLS: W BF: 31 H: 4 R: 1 ER: 1 SO: 2 BB: 2 IBB: 0 HBP: 0 BLK: 0 WP: 0 HR: 0 S: 70 P: 113 ERA: 1.00 WHIP: 0.667															PITCHER				

Batter	1	2	3	4	5	6	7	8	9	AB	R	H	RBI	BB	SO	LOB	BOTTOM			
Homer Bush, R (1,4) OBP: 0.343, SLG: 0.416	L3		K			1B BB	K			3	0	0	0	1	2	1	<p>New York Yankees @ Toronto Blue Jays SkyDome, Toronto, ON Mon Sep 13 1999, 7:05 PM EDT Att: 30,118 - Dome - 72 F</p> <p>AB 27 R 2 H 5 RBI 2 BB 4 SO 8 LOB 16</p> 			
David Segui, S (1,10) OBP: 0.353, SLG: 0.457	G6-3		K			1B BB		F7		3	0	0	0	1	1	0				
Shawn Green, L (1,9) OBP: 0.388, SLG: 0.597	P5			G4-3		1B		G3-4-1		4	0	1	0	0	0	0				
Carlos Delgado, L (1,3) OBP: 0.375, SLG: 0.578		G4-6-3 1B 2B HBP		F9		K			BB	2	1	0	0	1	1	3				
Tony Fernandez, S (1,5) OBP: 0.434, SLG: 0.461		G4-6-3 1B		G3-1		P5		F8		4	0	1	0	0	0	4				
Darin Fletcher, L (1,2) OBP: 0.341, SLG: 0.500	G4-6-3 1-2 2-3				P2	K				3	0	0	0	0	1	5				
Tony Batista, R (1,6) OBP: 0.333, SLG: 0.526					K			F8 2B		3	0	2	1	0	1	0				
Jacob Brumfield, R (1,7) OBP: 0.296, SLG: 0.358						10 CS BB		F8		2	0	0	0	1	1	2				
10 Vernon Wells, R (1,8) OBP: 0.191, SLG: 0.244			G3-1		CS			K		3	1	1	1	0	1	1				
Inning Stats	R: 0 E: 0 K: 0 S: 9	H: 2 LOB: 1 BB: 0 P: 20	R: 1 E: 0 K: 1 S: 12	H: 2 LOB: 1 BB: 0 P: 20	R: 0 E: 0 K: 2 S: 8	H: 0 LOB: 0 BB: 0 P: 13	R: 0 E: 0 K: 0 S: 5	H: 0 LOB: 0 BB: 0 P: 6	R: 0 E: 0 K: 0 S: 9	H: 0 LOB: 0 BB: 1 P: 16	R: 1 E: 0 K: 2 S: 15	H: 2 LOB: 3 BB: 2 P: 30	R: 0 E: 0 K: 2 S: 11	H: 1 LOB: 1 BB: 0 P: 15	R: 0 E: 0 K: 0 S: 6	H: 0 LOB: 1 BB: 1 P: 14	1B: 2 2B: 2 3B: 0 HR: 1	SF: 0 SAC: 0 DP: 1 HBP: 1	WP: 0 PB: 0 SB: 0 CS: 1	PA: 33
PITCHER Orlando Hernandez, R (1,1) ERA: 4.07	IP: 8.0 WLS: L BF: 32 H: 5 R: 2 ER: 2 SO: 8 BB: 4 IBB: 0 HBP: 1 BLK: 0 WP: 0 HR: 1 S: 75 P: 129 ERA: 2.25 WHIP: 1.125															PITCHER				


Batter	1	2	3	4	5	6	7	8	9	AB	R	H	RBI	BB	SO	LOB	TOP			
Chuck Knoblauch R (1,4) OBP: 0.385, SLG: 0.444										4	0	0	0	0	0	1	New York Yankees @ Toronto Blue Jays SkyDome, Toronto, ON Wed Sep 15 1999, 7:05 PM EDT Att: 29,460 - Unknown - 67 F			
2 Derek Jeter R (1,6) OBP: 0.427, SLG: 0.548										3	2	0	0	1	1	0				
Paul O'Neill, L (1,9) OBP: 0.354, SLG: 0.452										4	0	1	1	0	0	1				
Bernie Williams, S (1,8) OBP: 0.424, SLG: 0.534									4	1	1	2	0	0	1					
Tino Martinez, L (1,3) OBP: 0.342, SLG: 0.456										4	1	1	1	0	0	0				
Chili Davis, S (1,10)										3	1	1	0	1	1	0				
Ricky Ledee, L (1,7) OBP: 0.356, SLG: 0.481									3	1	1	1	1	1	1	0				
D'Angelo Jimenez, S (1,5) OBP: 0.333, SLG: 0.333										3	0	1	0	0	1	3				
Clay Bellinger, R (8,5) OBP: 0.143, SLG: 0.257										1	0	0	0	0	0	0				
Joe Girardi, R (1,2) OBP: 0.266, SLG: 0.331										3	0	1	1	0	0	1				
Inning Stats	R: 1 E: 1 K: 0 S: 8	H: 1 LOB: 0 BB: 0 P: 16	R: 0 E: 0 K: 1 S: 9	H: 0 LOB: 0 BB: 0 P: 12	R: 0 E: 0 K: 0 S: 6	H: 1 LOB: 0 BB: 0 P: 7	R: 0 E: 0 K: 0 S: 8	H: 0 LOB: 0 BB: 0 P: 14	R: 3 E: 0 K: 0 S: 8	H: 4 LOB: 0 BB: 0 P: 13	R: 2 E: 0 K: 1 S: 14	H: 1 LOB: 2 BB: 3 P: 31	R: 0 E: 0 K: 1 S: 6	H: 0 LOB: 0 BB: 0 P: 7	R: 0 E: 0 K: 1 S: 9	H: 0 LOB: 0 BB: 0 P: 10	1B: 3 2B: 1 3B: 1 HR: 2	SF: 0 SAC: 0 DP: 2 HBP: 0	WP: 0 PB: 0 SB: 0 CS: 1	PA: 36
PITCHER	IP WLS BF H R ER SO BB IBB HBP BLK WP HR S P ERA WHIP																			
Pat Hentgen, R (1,1) ERA: 4.92	5.2 L 24 7 6 5 1 2 0 0 0 0 0 2 49 83 7.94 1.588																			
Paul Quantrill, R (6,1) ERA: 2.91	1.1 5 0 0 0 2 1 0 0 0 0 0 0 10 17 0.00 0.750																			
Graeme Lloyd, L (8,1) ERA: 3.51	2.0 6 0 0 0 1 0 0 0 0 0 0 0 14 23 0.00 0.000																			


Batter	1	2	3	4	5	6	7	8	9	AB	R	H	RBI	BB	SO	LOB	BOTTOM					
Homer Bush, R (1,4) OBP: 0.342, SLG: 0.413										4	0	1	2	1	1	1	New York Yankees @ Toronto Blue Jays SkyDome, Toronto, ON Wed Sep 15 1999, 7:05 PM EDT Att: 29,460 - Unknown - 67 F					
Brian McRae, S (1,10) OBP: 0.323, SLG: 0.355										2	0	1	0	2	0	0						
David Sequi, S (9,PH) OBP: 0.353, SLG: 0.458										1	0	0	0	0	0	1						
Shawn Green, L (1,9) OBP: 0.387, SLG: 0.597										5	0	0	0	0	1	6						
Carlos Delgado, L (1,3) OBP: 0.375, SLG: 0.579										4	1	2	1	1	0	2						
Tony Fernandez, S (1,5) OBP: 0.433, SLG: 0.459										4	0	1	0	0	0	1						
Tony Batista, R (1,6) OBP: 0.333, SLG: 0.523										3	1	1	0	1	0	2						
Pat Borders, R (1,2) OBP: 0.287, SLG: 0.433										4	0	0	0	0	0	4						
José Cruz Jr., S (1,8) OBP: 0.342, SLG: 0.408										4	1	1	1	0	1	3						
Jacob Brumfield, R (1,7) OBP: 0.294, SLG: 0.349										3	1	1	0	1	0	1						
Inning Stats	R: 0 E: 0 K: 0 S: 7	H: 1 LOB: 1 BB: 0 P: 11	R: 0 E: 0 K: 0 S: 6	H: 0 LOB: 0 BB: 0 P: 11	R: 0 E: 0 K: 0 S: 9	H: 1 LOB: 2 BB: 1 P: 15	R: 4 E: 0 K: 1 S: 14	H: 3 LOB: 2 BB: 3 P: 31	R: 0 E: 0 K: 1 S: 10	H: 1 LOB: 0 BB: 1 P: 19	R: 0 E: 0 K: 1 S: 7	H: 0 LOB: 0 BB: 0 P: 12	R: 0 E: 0 K: 0 S: 7	H: 1 LOB: 0 BB: 0 P: 10	R: 0 E: 0 K: 0 S: 5	H: 1 LOB: 1 BB: 0 P: 8	R: 0 E: 0 K: 0 S: 6	H: 0 LOB: 1 BB: 1 P: 10	1B: 5 2B: 2 3B: 0 HR: 1	SF: 0 SAC: 0 DP: 1 HBP: 0	WP: 1 PB: 0 SB: 1 CS: 0	PA: 40
PITCHER	IP WLS BF H R ER SO BB IBB HBP BLK WP HR S P ERA WHIP																					
Andy Pettitte, L (1,1) ERA: 4.59	8.0 W 36 8 4 4 3 5 0 0 0 0 0 1 65 117 4.50 1.625																					
42 Mariano Rivera, R (9,1) ERA: 2.09	1.0 S 4 0 0 0 0 1 0 0 0 0 0 0 6 10 0.00 1.000																					

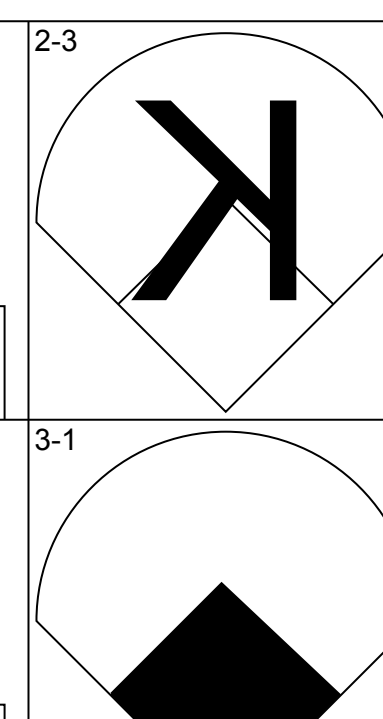
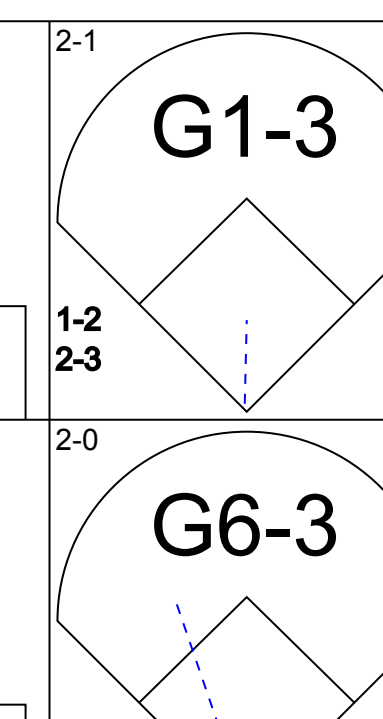
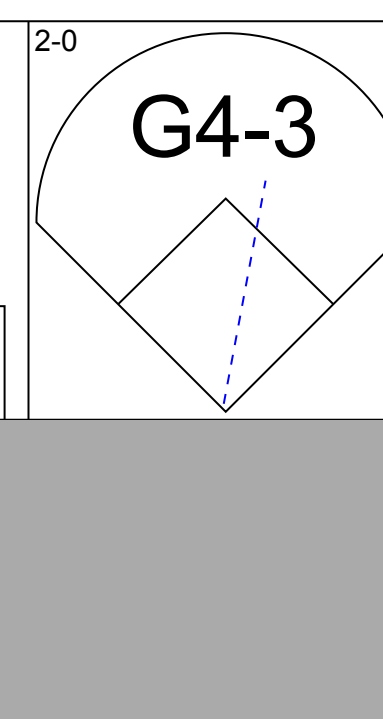
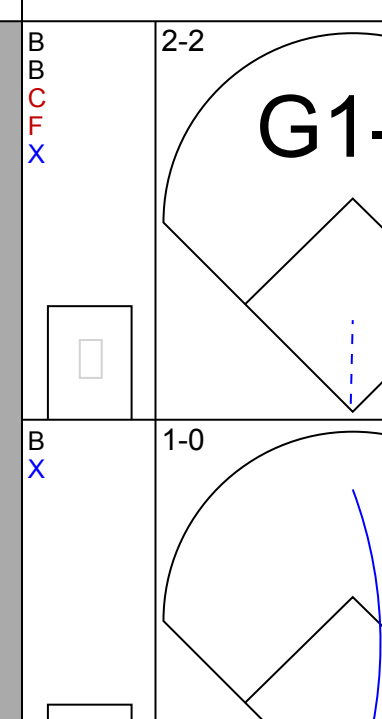
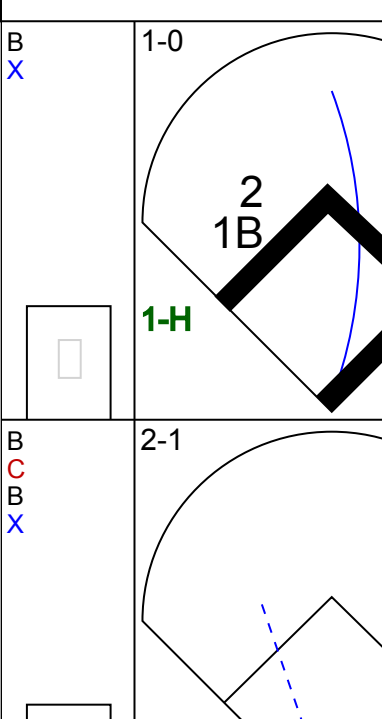
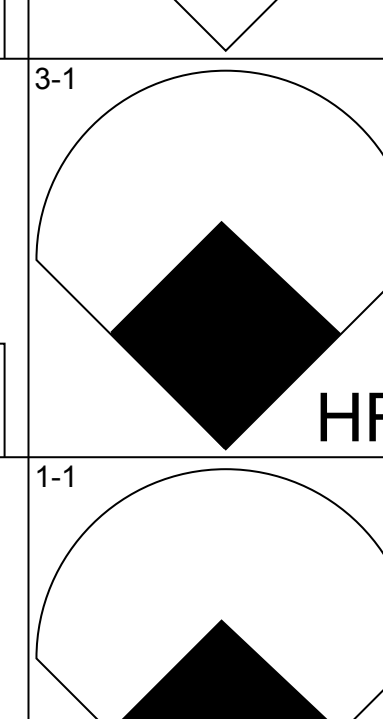
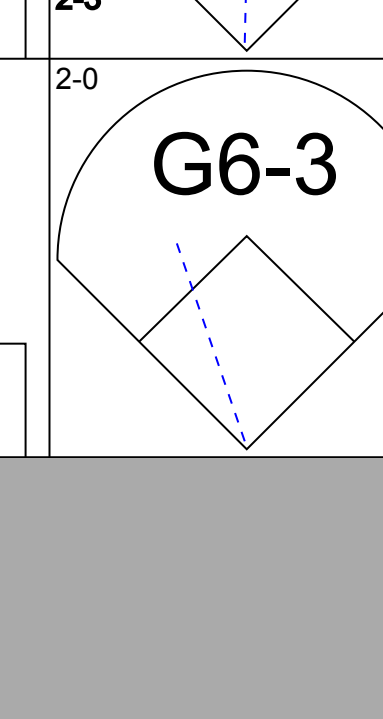
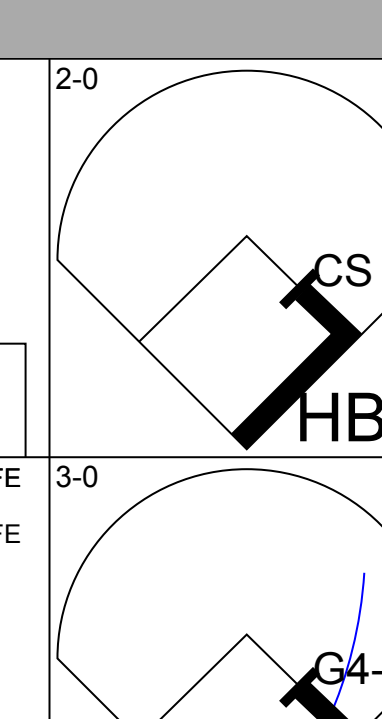
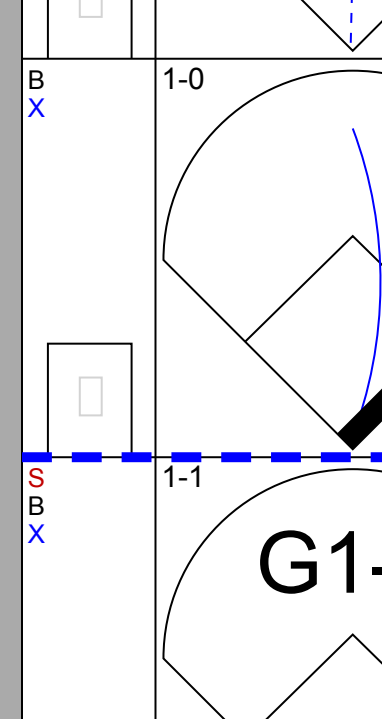
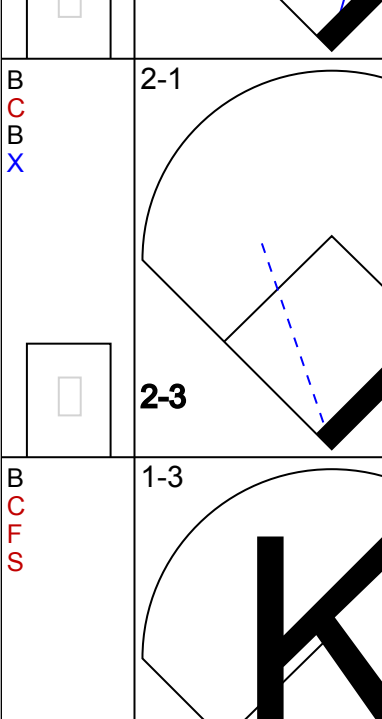
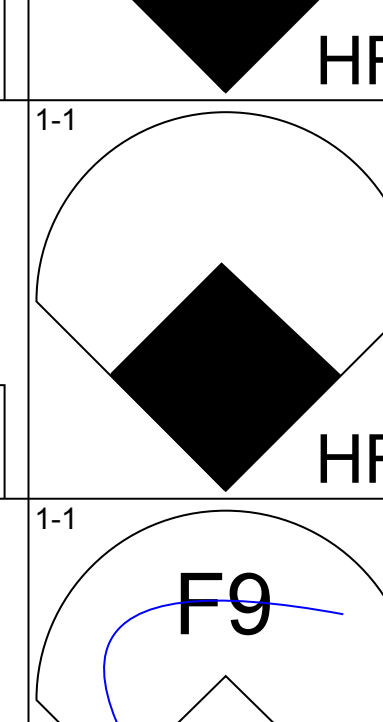
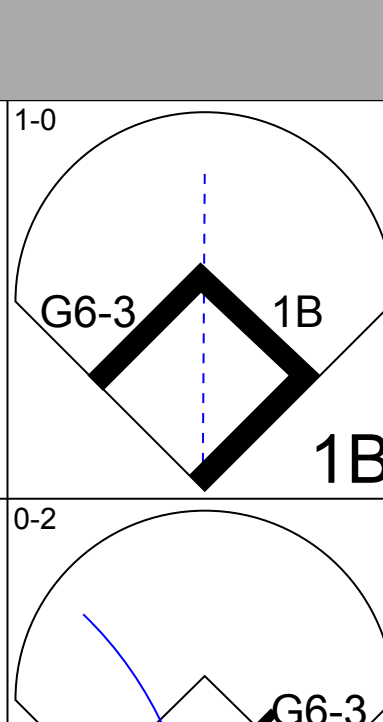
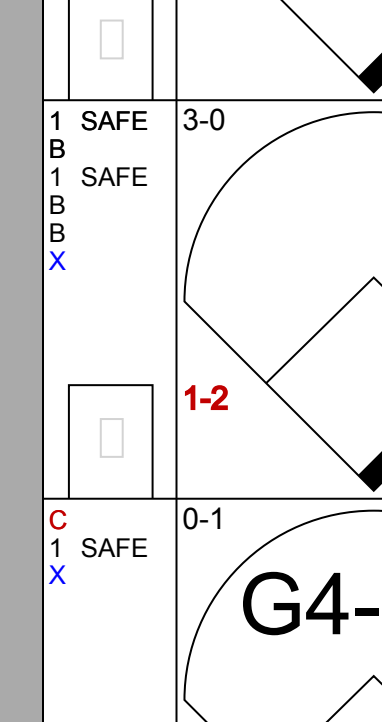
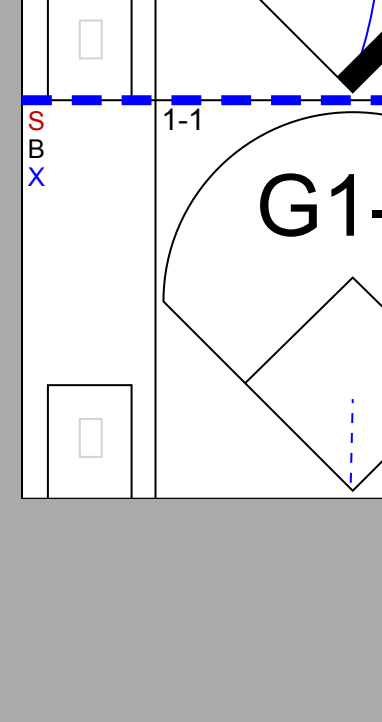
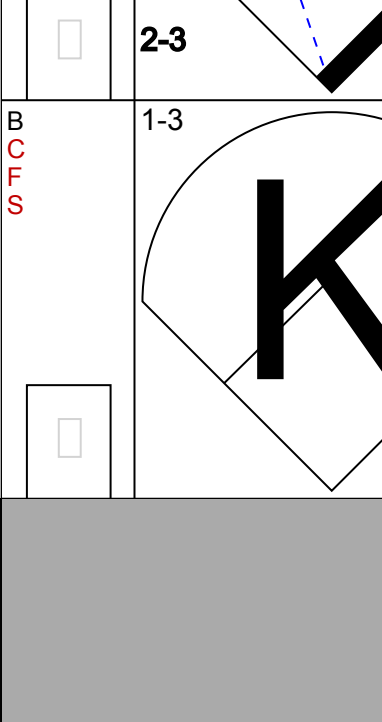
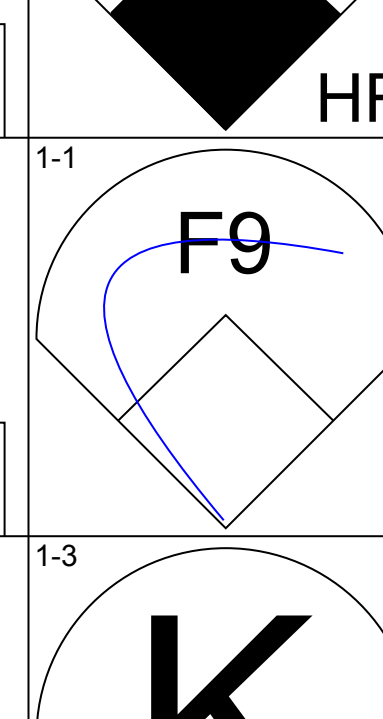
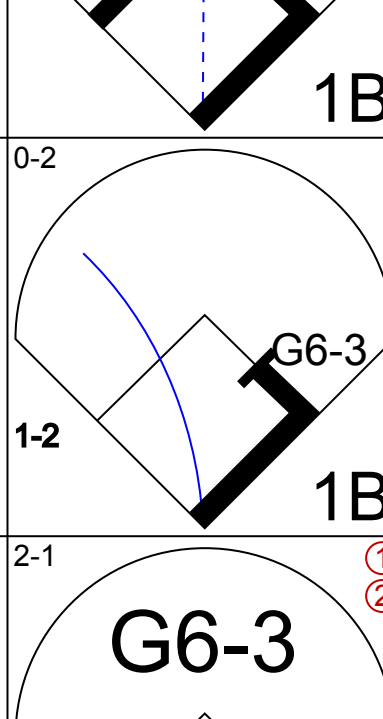
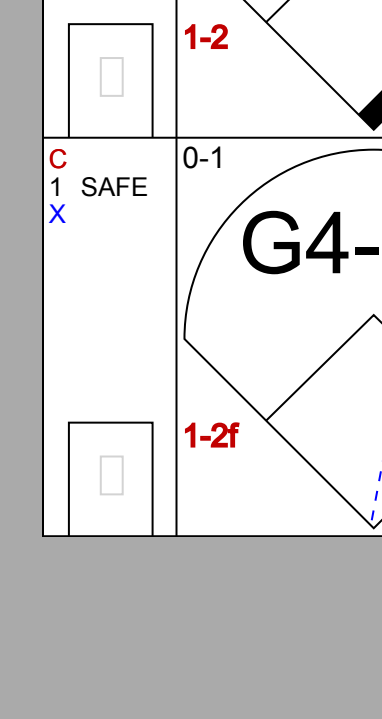
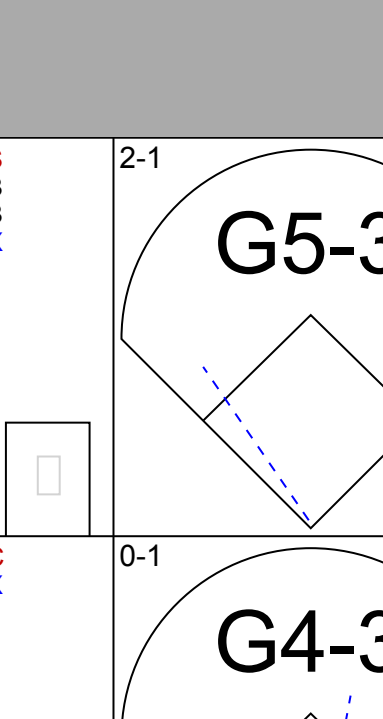
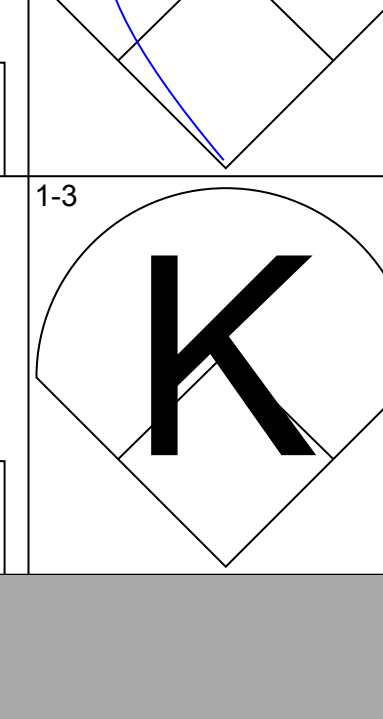
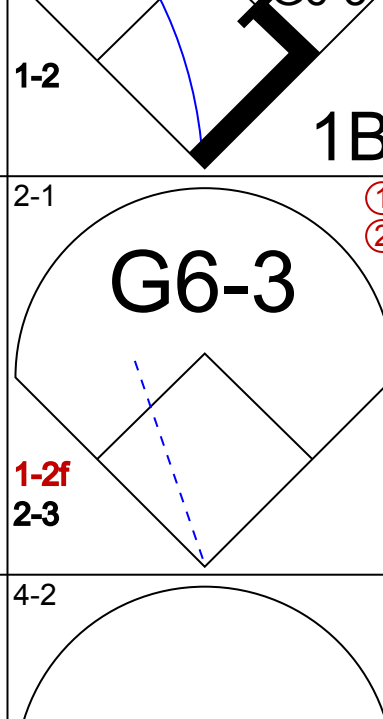
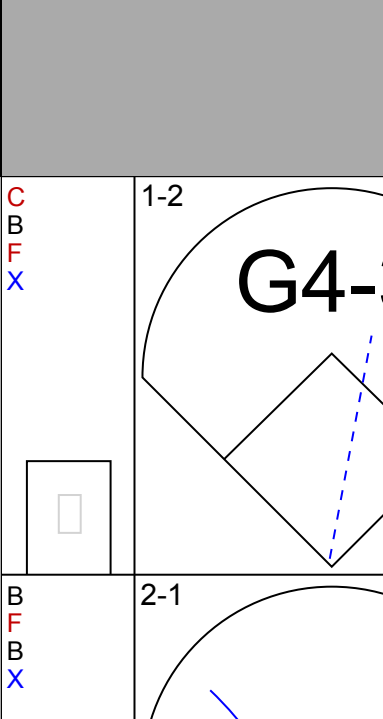
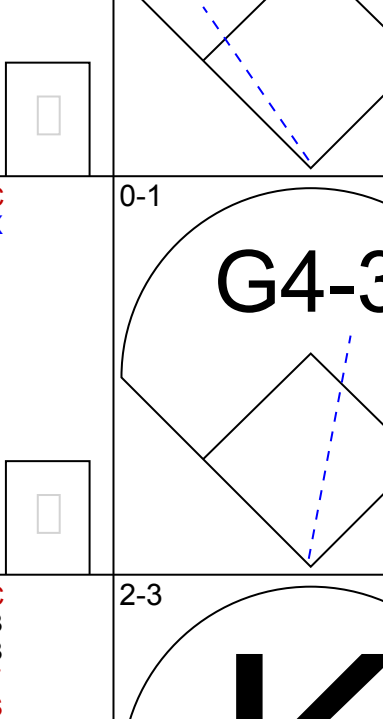
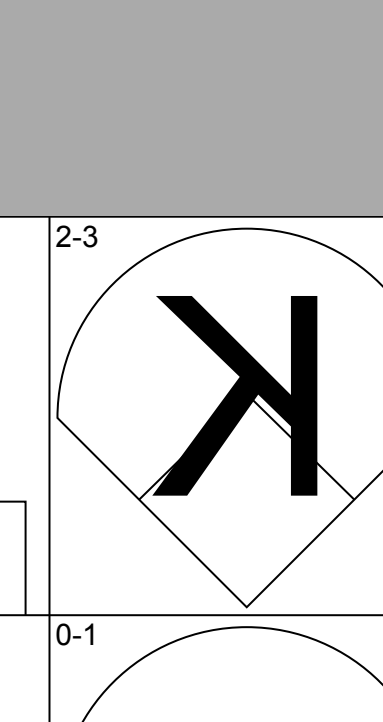
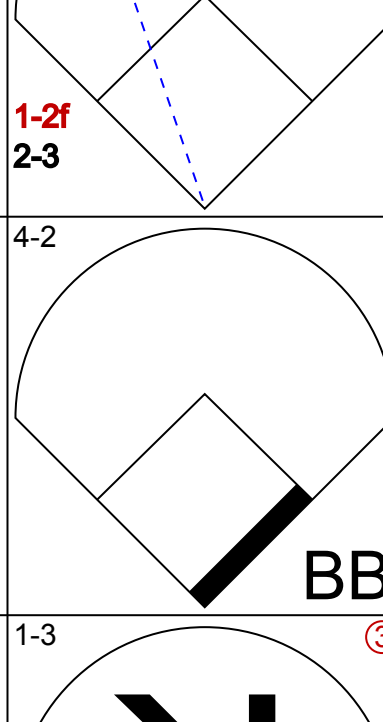
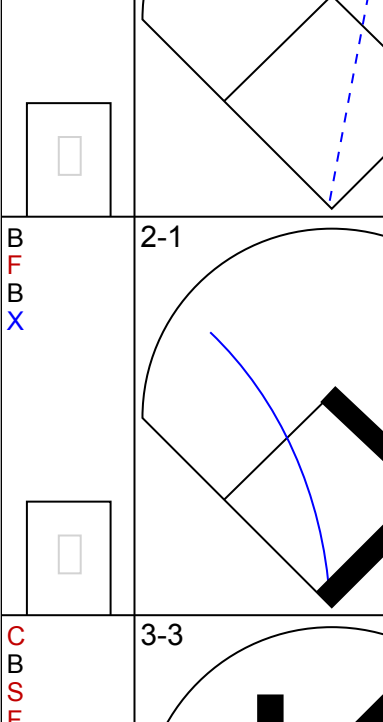
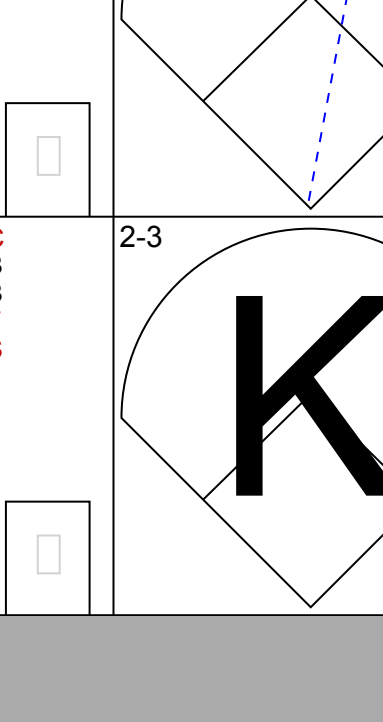
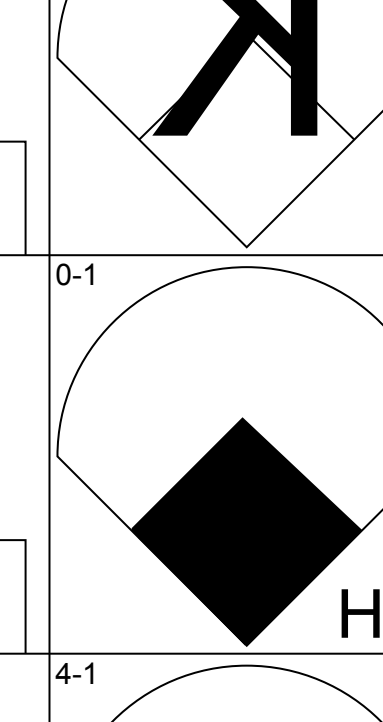
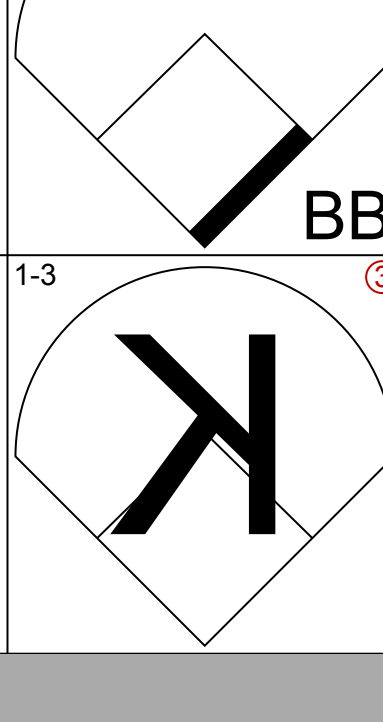
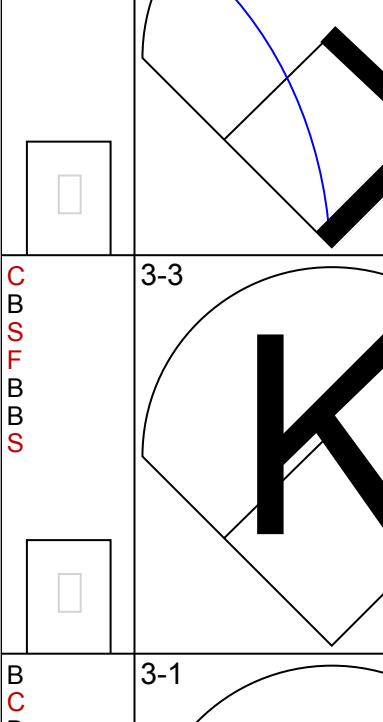
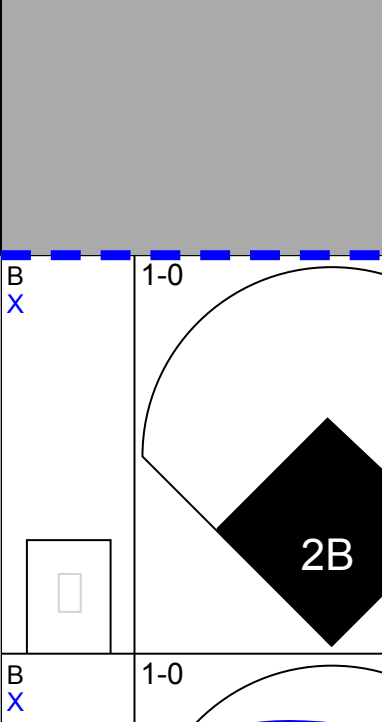
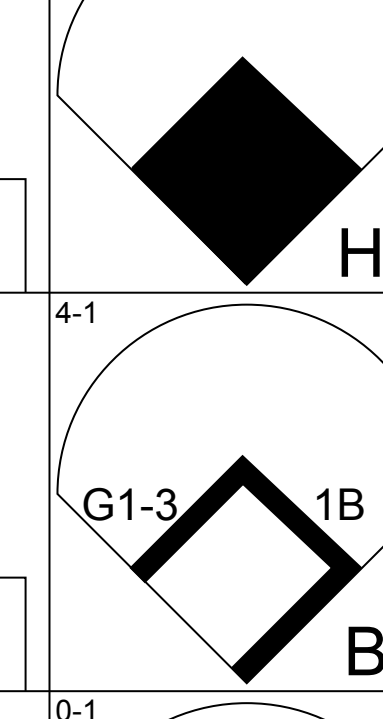
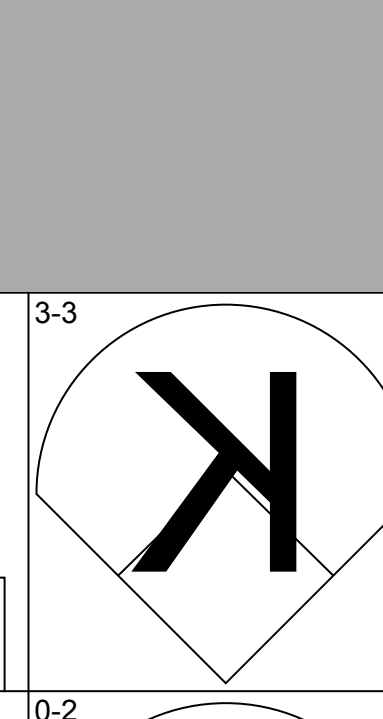
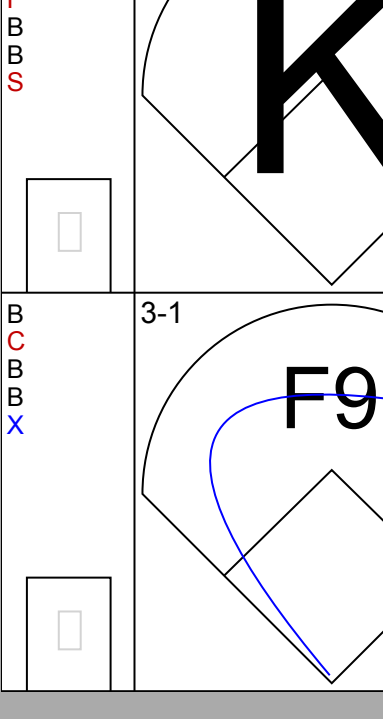
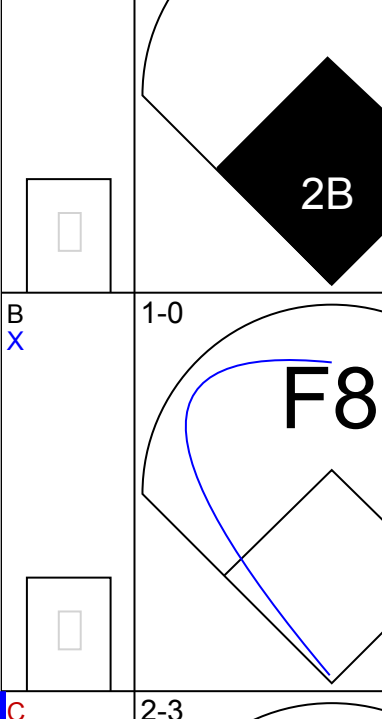
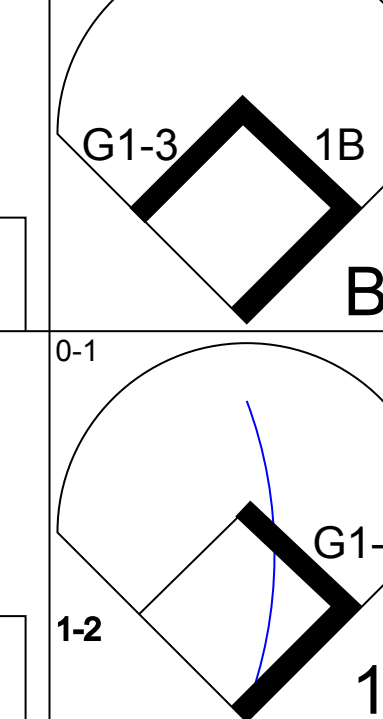
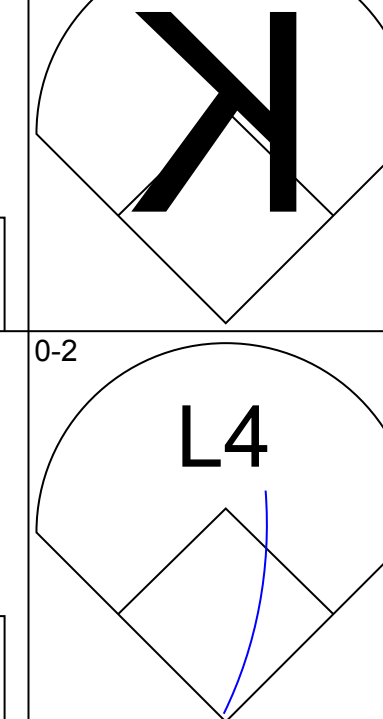
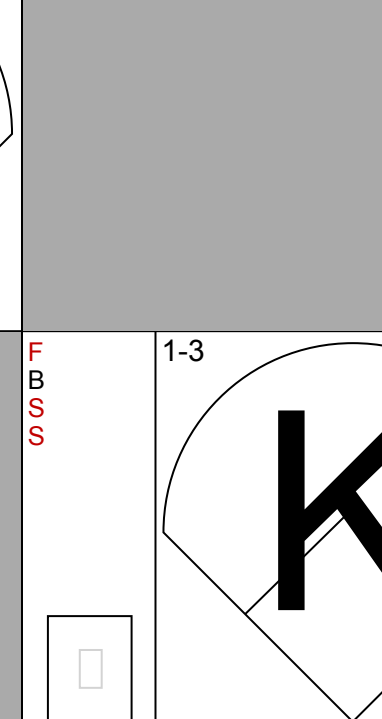
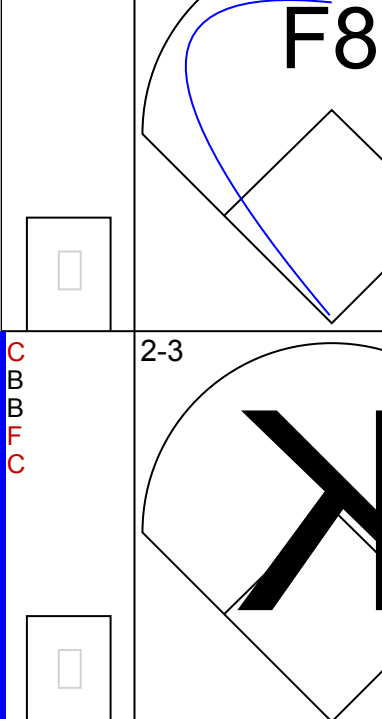
Batter	1	2	3	4	5	6	7	8	9	AB	R	H	RBI	BB	SO	LOB	TOP								
Chuck Knoblauch, R (1, 4) OBP: 0.386, SLG: 0.445	P3		P3							5	1	2	0	1	1	1	New York Yankees @ Cleveland Indians Jacobs Field, Cleveland, OH Thu Sep 16 1999, 7:05 PM EDT Att: 43,054 - Cloudy - 66 F								
2 Derek Jeter, R (1, 6) OBP: 0.425, SLG: 0.547	E5		F9							3	3	1	1	3	0										
Paul O'Neill, L (1, 9) OBP: 0.352, SLG: 0.455			K							6	1	1	2	0	2	7									
Bernie Williams, S (1, 8) OBP: 0.425, SLG: 0.537	G1-3									4	1	2	1	1	1	0									
Tino Martinez, L (1, 3) OBP: 0.342, SLG: 0.455	K									4	1	1	1	0	1	1									
Darryl Strawberry, L (1, 10) OBP: 0.657, SLG: 0.739 Jim Levitz, R (8, PH) OBP: 0.327, SLG: 0.423										2	0	1	0	2	0	2									
20 Jorge Posada, S (1, 2) OBP: 0.346, SLG: 0.413										1	0	0	0	0	0	1									
Ricky Ledee, L (1, 7) OBP: 0.350, SLG: 0.471 Chad Curtis, R (9, PH) OBP: 0.365, SLG: 0.368										4	0	0	0	0	3	6									
Luis Sojo, R (1, 5) OBP: 0.288, SLG: 0.364 Chili Davis, S (6, PH) OBP: 0.366, SLG: 0.448 Clay Bellinger, R (6, PR) OBP: 0.189, SLG: 0.324										2	0	0	0	0	2	1									
										1	0	1	2	0	0	0									
										2	1	2	0	0	0	0									
Inning Stats	R: 2 E: 1 K: 1 S: 15	H: 1 LOB: 0 BB: 0 P: 20	R: 0 E: 1 K: 2 S: 11	H: 0 LOB: 1 BB: 1 P: 21	R: 0 E: 0 K: 1 S: 10	H: 0 LOB: 0 BB: 0 P: 17	R: 0 E: 0 K: 2 S: 9	H: 1 LOB: 1 BB: 0 P: 12	R: 0 E: 0 K: 2 S: 13	H: 1 LOB: 2 BB: 1 P: 22	R: 3 E: 0 K: 2 S: 20	H: 4 LOB: 1 BB: 0 P: 36	R: 1 E: 0 K: 1 S: 15	H: 1 LOB: 3 BB: 2 P: 31	R: 3 E: 1 K: 0 S: 13	H: 3 LOB: 1 BB: 1 P: 25		R: 0 E: 0 K: 1 S: 14	H: 1 LOB: 3 BB: 2 P: 30	1B: 7 2B: 3 3B: 1 HR: 1	SF: 0 SAC: 0 DP: 0 HBP: 1	WP: 1 PB: 0 SB: 1 CS: 0	PA: 48		
PITCHER	IP	WLS	BF	H	R	ER	SO	BB	IBB	HBP	BLK	WP	HR	S	P	ERA	WHIP	PITCHER							
Dave Burba, R (1, 1) ERA: 4.34	6.0	L	28	7	5	4	10	2	0	0	0	1	1	78	128	6.00	1.500								
Chris Haney, L (7, 1) ERA: 5.14	1.0		7	1	1	1	1	2	0	1	0	0	0	15	31	9.00	3.000								
David Riske, R (8, 1) ERA: 10.97	0.0		3	3	3	2	0	0	0	0	0	0	0	7	10	∞	∞								
Tom Martin, L (8, 1) ERA: 8.0	1.0		4	0	0	0	0	0	1	0	0	0	0	6	15	0.00	0.000								
Ricardo Rincon, L (9, 1) ERA: 4.7	1.0		6	1	0	0	1	2	0	0	1	0	0	14	30	0.00	3.000								

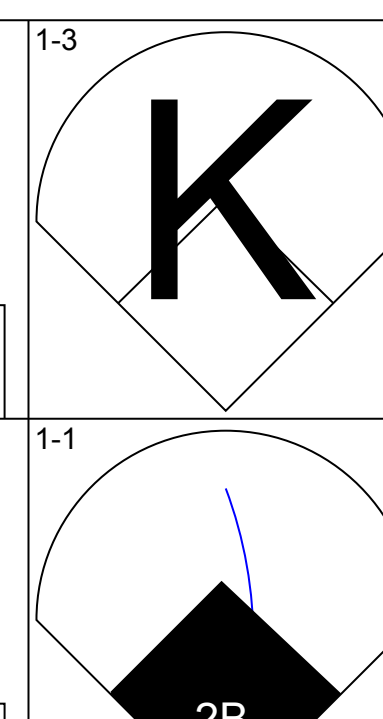
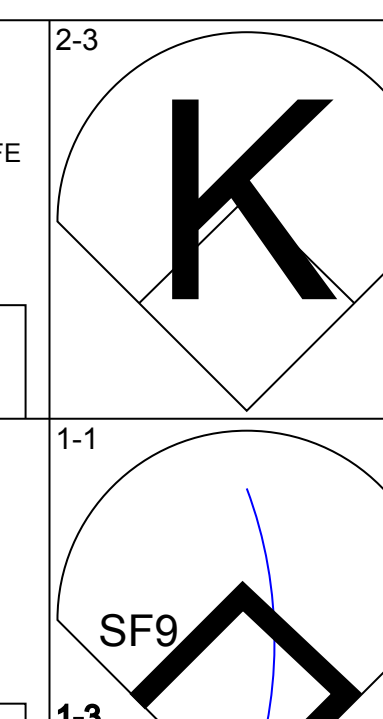
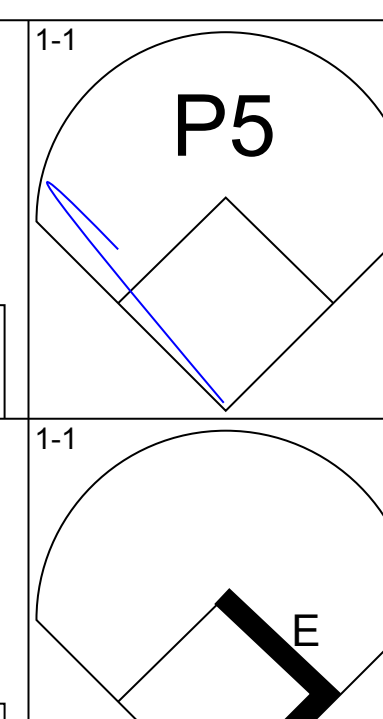
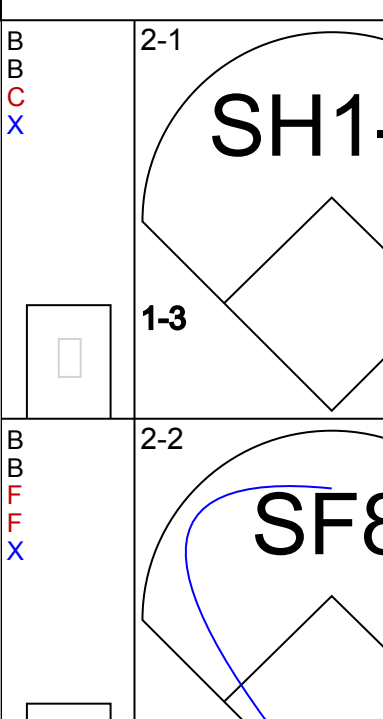
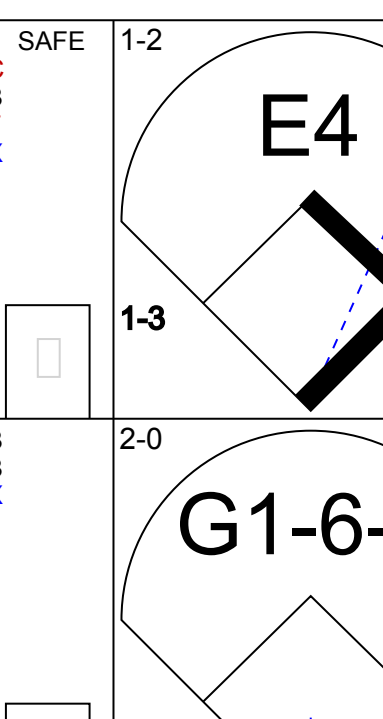
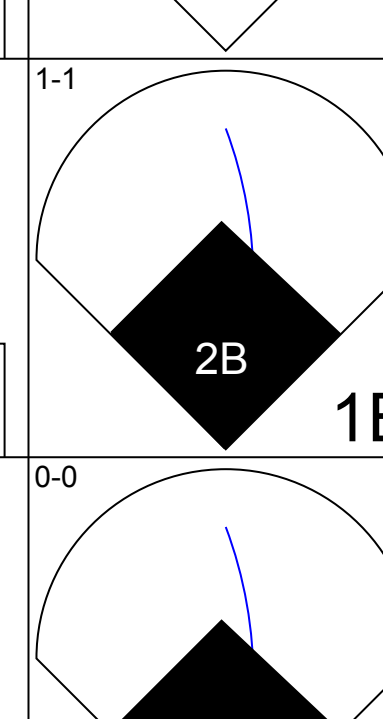
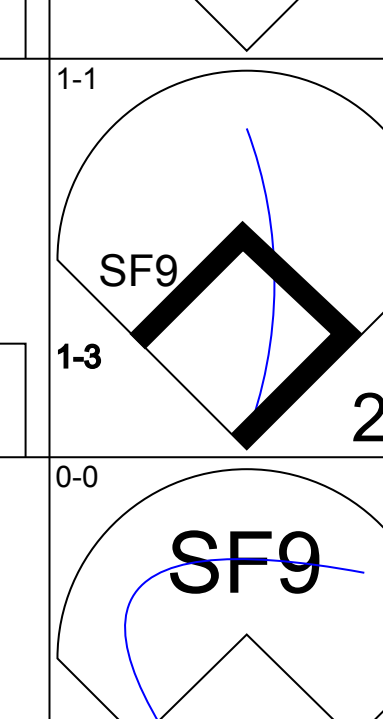
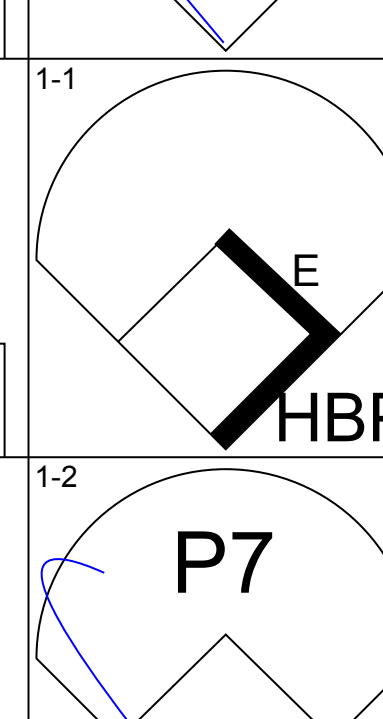
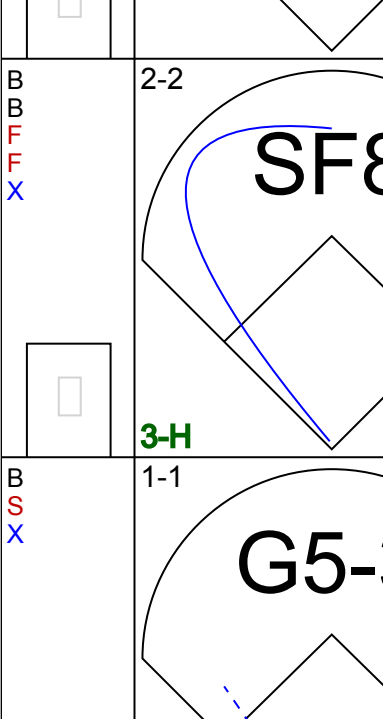
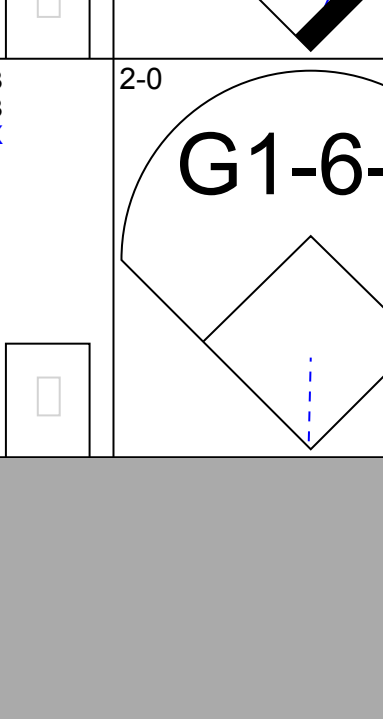
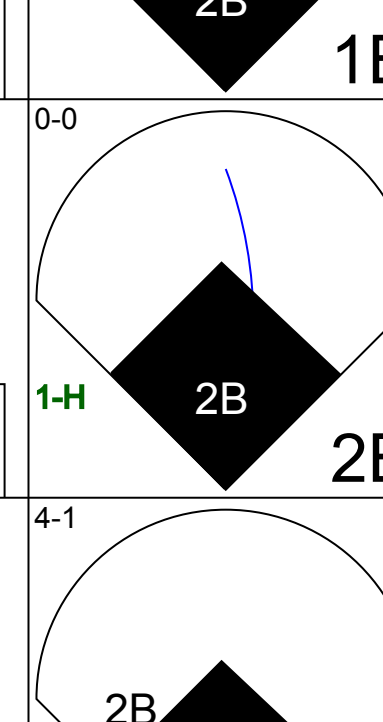
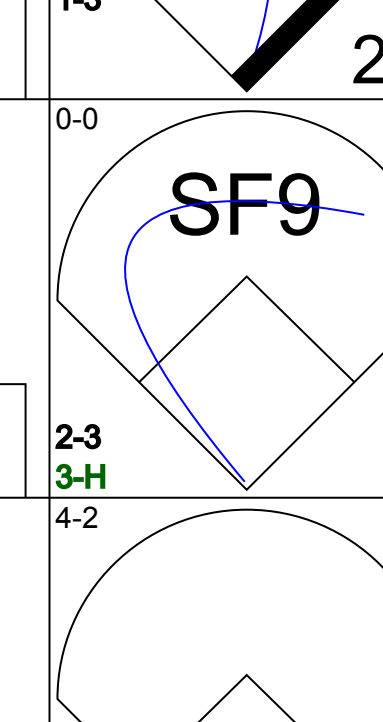
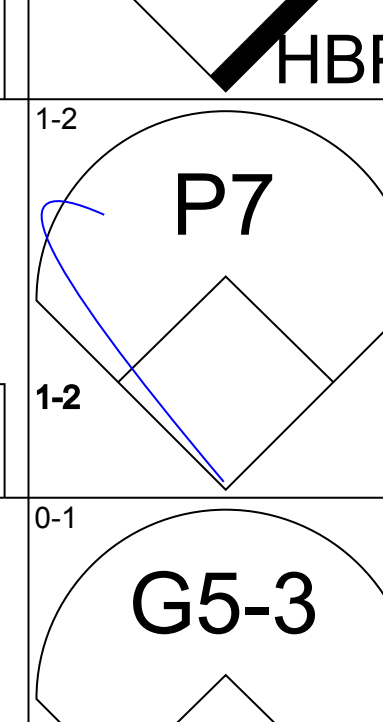
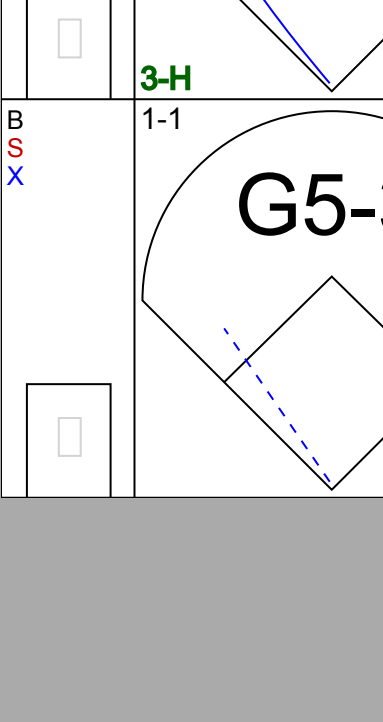
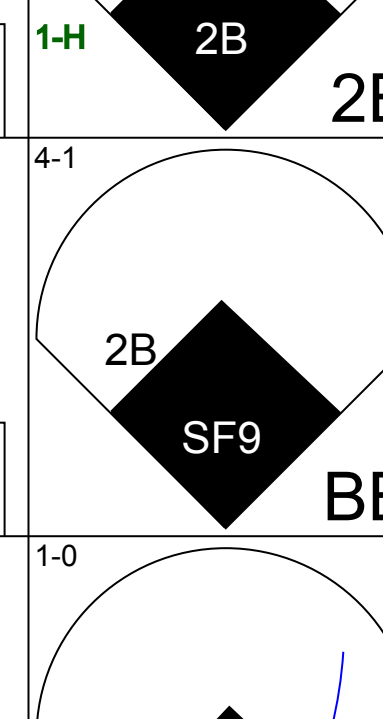
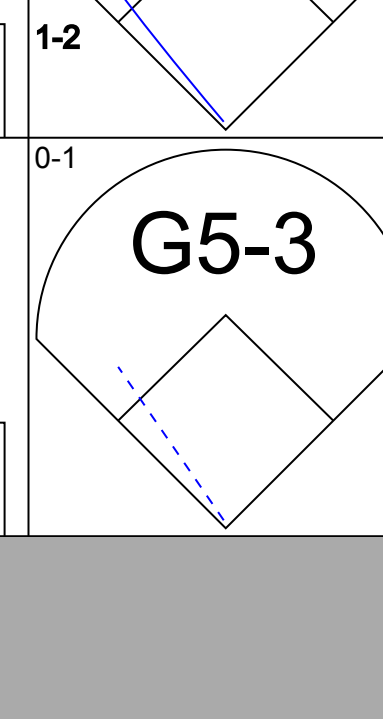
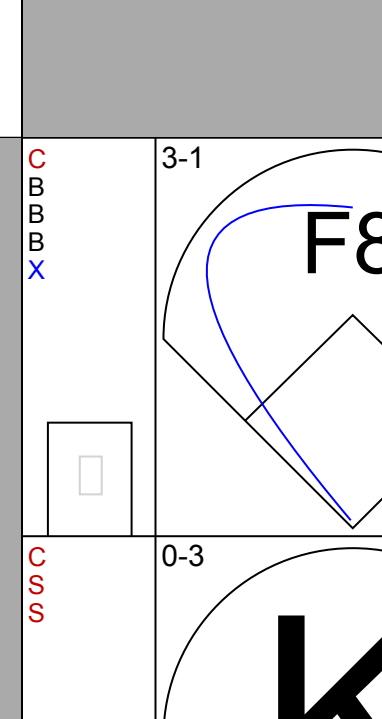
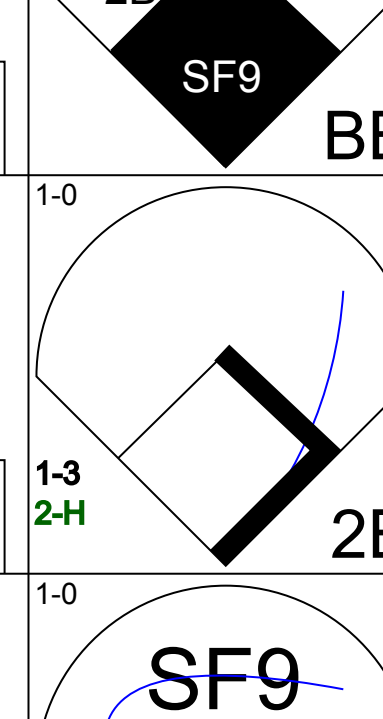
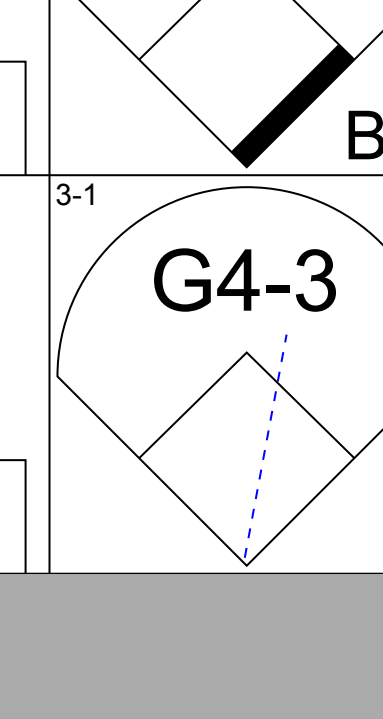
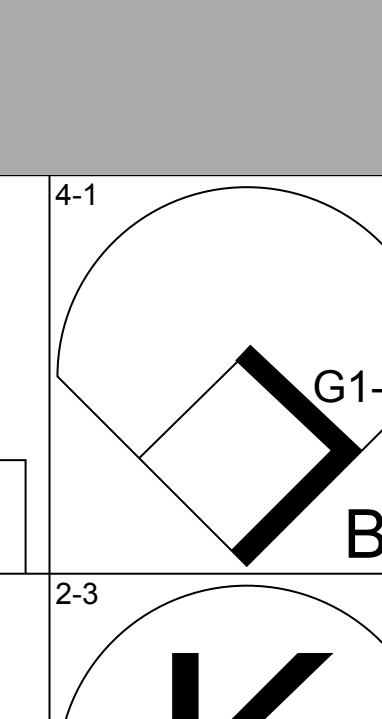

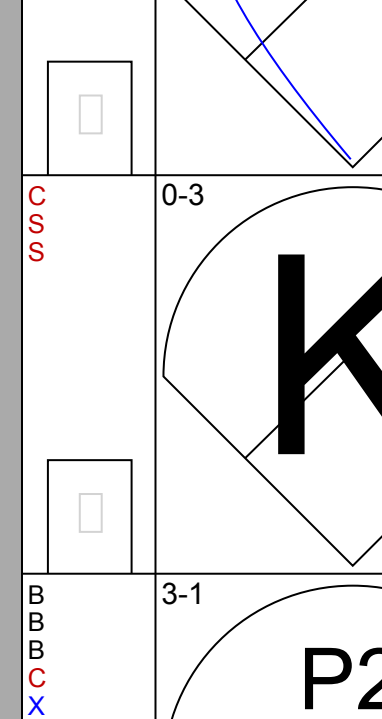
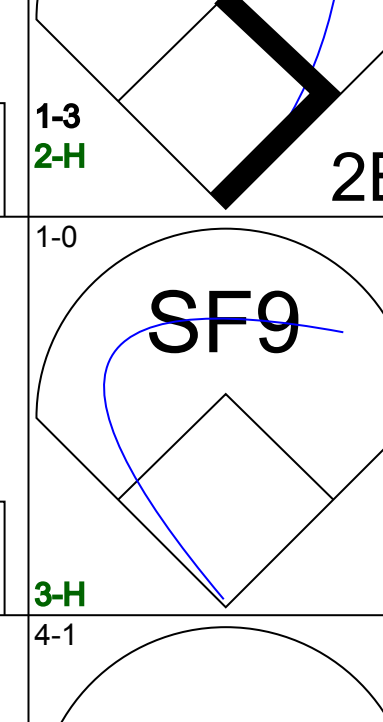
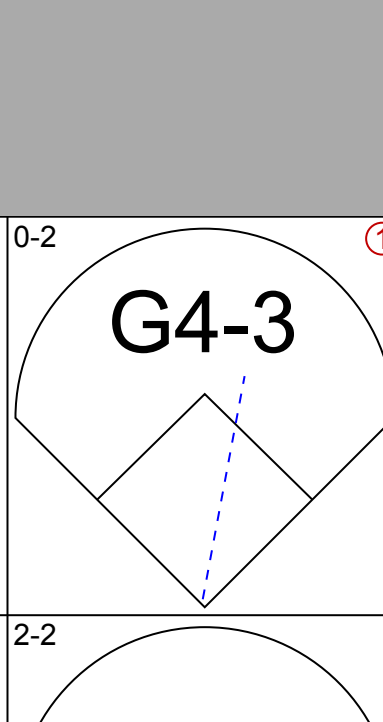
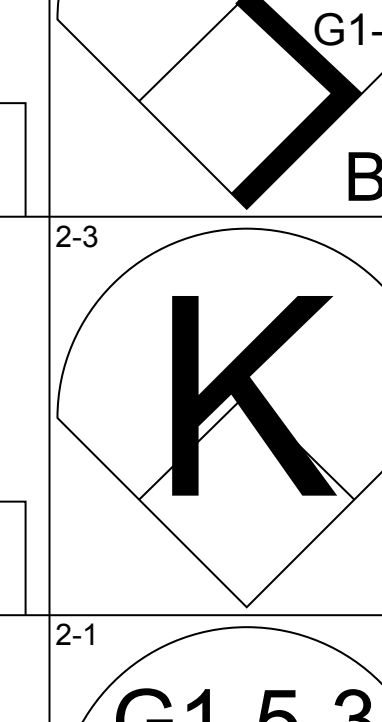
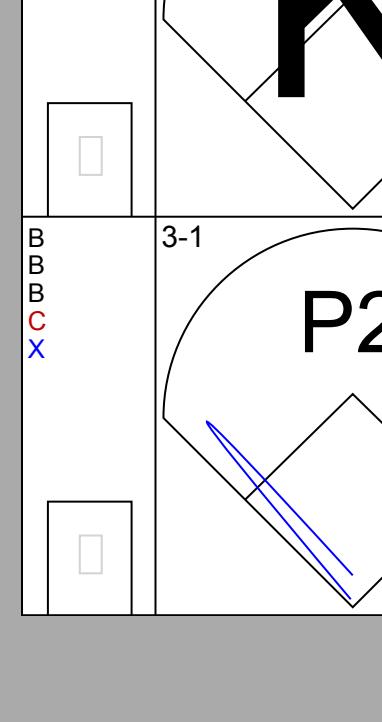
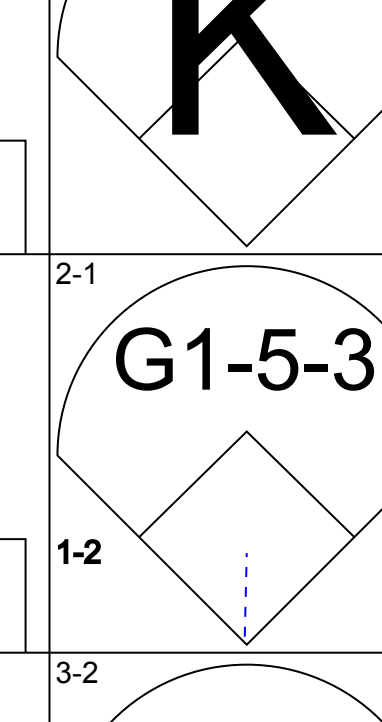

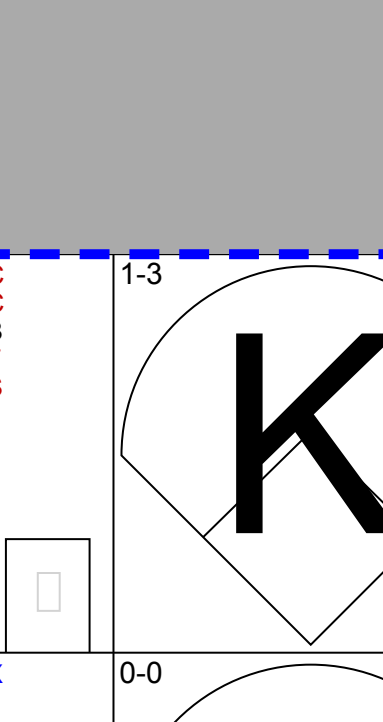
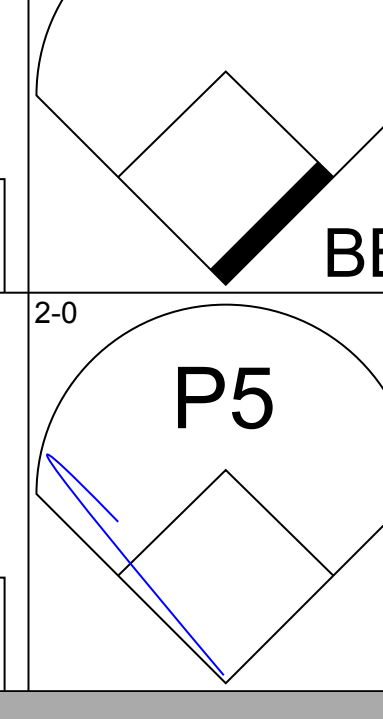
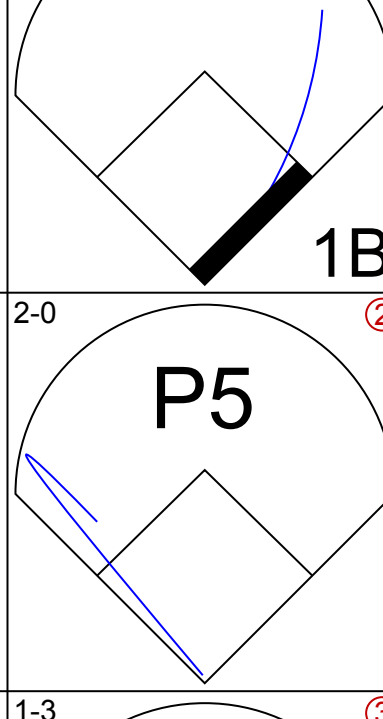
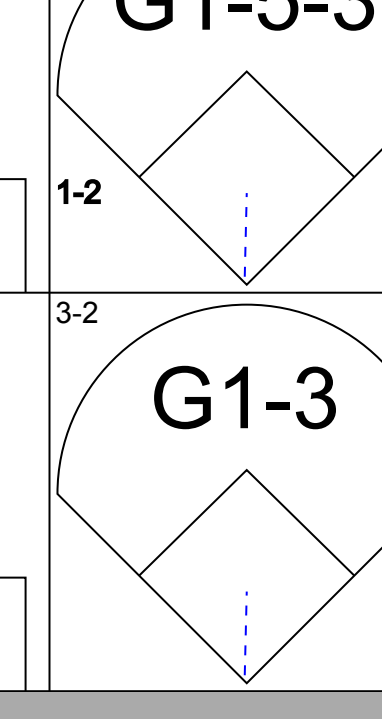
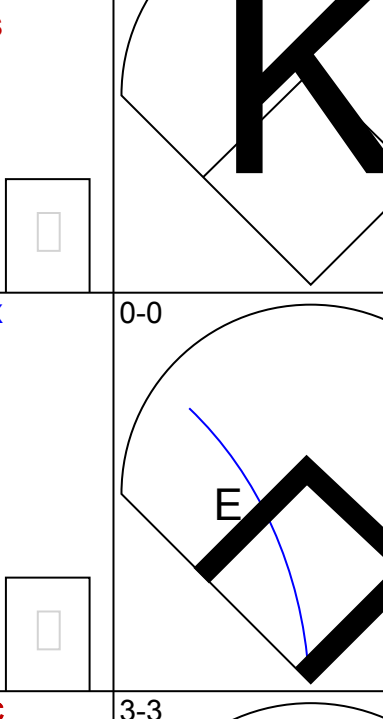
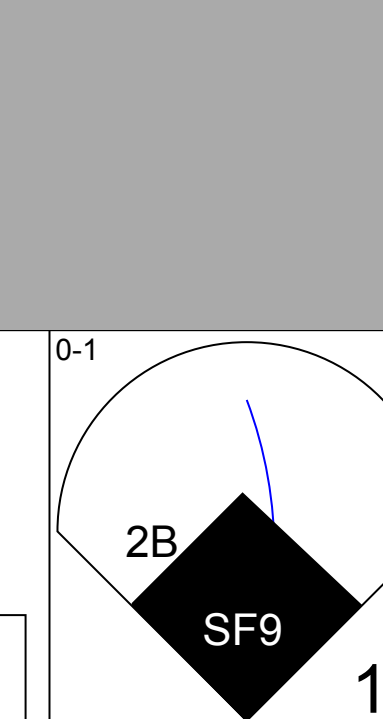
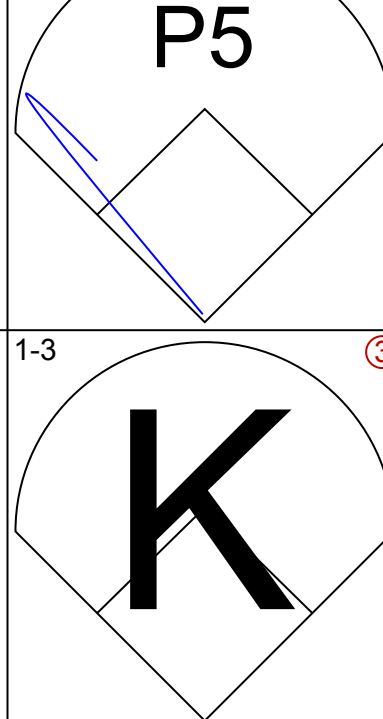
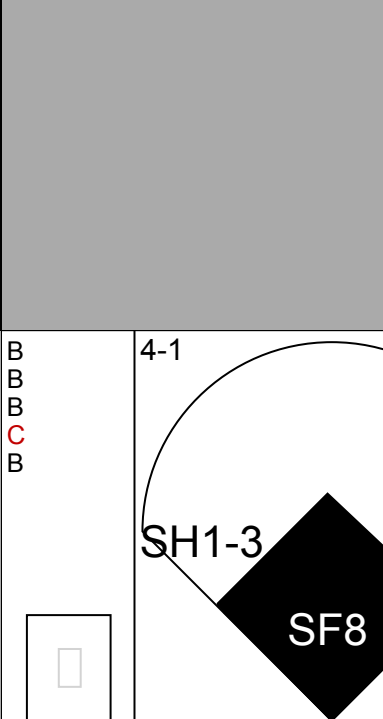
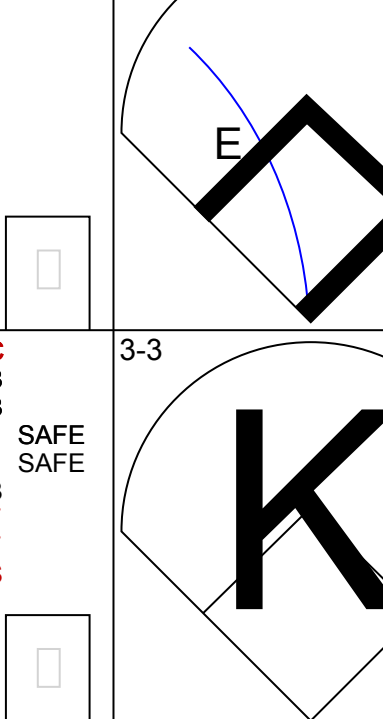
Batter	1	2	3	4	5	6	7	8	9	AB	R	H	RBI	BB	SO	LOB	BOTTOM								
Kenny Lofton, L (1, 8) OBP: 0.411, SLG: 0.441	K		F7							5	0	1	0	0	1	2	New York Yankees @ Cleveland Indians Jacobs Field, Cleveland, OH Thu Sep 16 1999, 7:05 PM EDT Att: 43,054 - Cloudy - 66 F								
Omar Vizquel, S (1, 6) OBP: 0.391, SLG: 0.430	1B									4	0	2	0	1	0	2									
Roberto Alomar, S (1, 4) OBP: 0.431, SLG: 0.550 Enrique Wilson, S (1, PH) OBP: 0.307, SLG: 0.345										0	0	0	0	0	0	0									
Manny Ramirez, R (1, 9) OBP: 0.438, SLG: 0.661										3	1	0	0	1	2	2									
Jim Thome, L (1, 3) OBP: 0.427, SLG: 0.543										4	2	2	2	0	2	2									
Harold Baines, L (1, 10) OBP: 0.382, SLG: 0.544 Alex Ramirez, R (9, PH) OBP: 0.315, SLG: 0.435										3	0	0	0	0	1	0									
David Justice, L (1, 7) OBP: 0.413, SLG: 0.485 Wil Cordero, R (9, PH) OBP: 0.375, SLG: 0.479										3	0	1	0	0	1	0									
Travis Fryman, R (1, 5) OBP: 0.304, SLG: 0.392										1	1	1	1	0	0	0									
Sandy Alomar Jr., R (1, 2) OBP: 0.314, SLG: 0.539										4	1	2	2	0	1	1									
										3	0	0	0	0	1	0									
										1	1	1	1	0	0	0									
										4	0	0	0	0	2	2									
										4	1	2	2	0	1	1									
Inning Stats	R: 0 E: 0 K: 3 S: 15	H: 2 LOB: 2 BB: 0 P: 22	R: 0 E: 0 K: 2 S: 11	H: 0 LOB: 0 BB: 0 P: 14	R: 0 E: 0 K: 1 S: 7	H: 0 LOB: 1 BB: 1 P: 14	R: 2 E: 0 K: 1 S: 12	H: 1 LOB: 0 BB: 1 P: 23	R: 0 E: 0 K: 0 S: 10	H: 1 LOB: 1 BB: 0 P: 12	R: 0 E: 0 K: 1 S: 9	H: 0 LOB: 0 BB: 0 P: 15	R: 0 E: 0 K: 0 S: 9	H: 1 LOB: 1 BB: 0 P: 15	R: 0 E: 0 K: 1 S: 9	H: 1 LOB: 0 BB: 0 P: 10	R: 3 E: 0 K: 2 S: 18	H: 4 LOB: 1 BB: 0 P: 27	1B: 5 2B: 3 3B: 0 HR: 2	SF: 0 SAC: 0 DP: 1 HBP: 0	WP: 1 PB: 0 SB: 1 CS: 0	PA: 38			
PITCHER	IP	WLS	BF	H	R	ER	SO	BB	IBB	HBP	BLK	WP	HR	S	P	ERA	WHIP	PITCHER							
Hideki Irabu, R (1, 1) ERA: 4.67	7.0	W	28	5	2	2	8	2	0	0	0	0	1	73	115	2.57	1.000								
Jeff Nelson, R (8, 1) ERA: 4.32	1.0		3	1	0	0	1	0	0	0	0	0	0	9	10	0.00	1.000								
Mike Stanton, L (9, 1) ERA: 4.63	0.2		5	3	3	3	2	0	0	0	0	0	1	14	21	40.50	4.500								
Allen Watson, L (9, 1) ERA: 3.63	0.1		2	1	0	0	0	0	0	0	0	0	0	4	6	0.00	3.000								



Batter	1	2	3	4	5	6	7	8	9	AB	R	H	RBI	BB	SO	LOB	TOP										
Chuck Knoblauch, R OBP: 0.388, SLG: 0.448 (1, 4)	4-0 2B BB	0-1 HR 1B		1-2 P4	3-2 1-H 2B			3-1 F9		4	2	2	1	1	0	0	New York Yankees @ Cleveland Indians Jacobs Field, Cleveland, OH Fri Sep 17 1999, 7:05 PM EDT Att: 43,029 - Unknown - 65 F AB 35 R 9 H 9 RBI 9 BB 8 SO 8 LOB 16 										
2 Derek Jeter, R OBP: 0.432, SLG: 0.548 (1, 6)	4-1 2B BB	4-2 HR BB		4-2 FC6-4 BB	1-3 K			1-1 2B 2B		2	3	1	0	3	1	1											
Paul O'Neill, L OBP: 0.354, SLG: 0.465 (1, 9)	1-1 BB 1-H 2-H	1-0 HR		2-1 FC6-4 2B 1B			1-1 G3-1	0-0 2B 2B		5	2	3	6	0	0	1											
Bernie Williams, S OBP: 0.425, SLG: 0.537 (1, 8)	4-2 BB BB	3-1 L6		0-0 1B 2B			1-0 F8	3-3 K		4	1	1	0	1	1	1											
Tino Martinez, L OBP: 0.341, SLG: 0.452 (1, 3)	1-3 K	0-1 G4-3		0-1 1B			3-2 L3		0-2 F7	5	0	1	2	0	1	2											
Darryl Strawberry, L OBP: 0.659, SLG: 0.854 (7, PH) Jim Leyritz, R OBP: 0.329, SLG: 0.421 (7, PH)	3-1 P4			0-0 F9	3-1 F8		4-2 G4-6-3 BB		1-0 P3	3	0	0	0	0	0	3											
Ricky Ledee, L OBP: 0.167, SLG: 0.472 (9, PH) Chad Curtis, R OBP: 0.383, SLG: 0.366 (9, 7)	4-1 1-2 2-3 BB			4-1 BB			0-2 G4-6-3 1-2 BB	3-3 K		2	1	1	0	2	0	1											
D'Angelo Jimenez, S OBP: 0.167, SLG: 0.167 (7, PH) Clay Bellinger, R OBP: 0.184, SLG: 0.316 (7, 5)	3-3 K			0-0 F7			2-3 SAFE K	2-1 F8		3	0	0	0	0	2	5											
Joe Girardi, R OBP: 0.260, SLG: 0.324 (1, 2)		2-3 K		0-0 L4			3-1 SAFE P4	1-3 K		4	0	0	0	0	2	2											
Inning Stats	R: 2 E: 0 K: 2 S: 21	H: 1 LOB: 3 BB: 4 P: 45	R: 3 E: 0 K: 1 S: 12	H: 2 LOB: 0 BB: 1 P: 22	R: 0 E: 0 K: 0 S: 4	H: 0 LOB: 1 BB: 1 P: 8	R: 2 E: 0 K: 0 S: 12	H: 2 LOB: 1 BB: 1 P: 22	R: 1 E: 0 K: 2 S: 16	H: 2 LOB: 1 BB: 0 P: 25	R: 0 E: 0 K: 0 S: 6	H: 0 LOB: 0 BB: 0 P: 11	R: 0 E: 0 K: 0 S: 7	H: 0 LOB: 0 BB: 1 P: 13	R: 1 E: 0 K: 2 S: 12	H: 2 LOB: 1 BB: 0 P: 20		R: 0 E: 0 K: 1 S: 7	H: 0 LOB: 0 BB: 0 P: 11	1B: 3 2B: 5 3B: 0 HR: 1	SF: 0 SAC: 0 DP: 1 HBP: 0	WP: 0 PB: 0 SB: 1 CS: 0	PA: 43				
PITCHER	IP	WLS	BF	H	R	ER	SO	BB	IBB	HBP	BLK	WP	HR	S	P	ERA	WHIP										
Jaret Wright, R ERA: 6.34 (1, 1)	3.2	L	23	5	7	7	3	7	0	0	0	0	1	47	92	17.18	3.273										
Mark Langston, L ERA: 5.34 (4, 1)	3.1		12	2	1	1	2	1	0	0	0	0	0	31	54	2.70	0.900										
Sean DePaula, R ERA: 7.5 (8, 1)	1.0		5	2	1	2	0	0	0	0	0	0	0	12	20	9.00	2.000										
Paul Assenmacher, L ERA: 8.42 (9, 1)	1.0		3	0	0	0	1	0	0	0	0	0	0	7	11	0.00	0.000										

Batter	1	2	3	4	5	6	7	8	9	AB	R	H	RBI	BB	SO	LOB	BOTTOM										
Kenny Lofton, L OBP: 0.409, SLG: 0.438 (8, 8)	1-3 K		4-2 SH1-3 BB			2-3 K	0-3 K			3	0	0	0	1	3	2	New York Yankees @ Cleveland Indians Jacobs Field, Cleveland, OH Fri Sep 17 1999, 7:05 PM EDT Att: 43,029 - Unknown - 65 F AB 31 R 4 H 5 RBI 4 BB 4 SO 7 LOB 9 										
Omar Vizquel, S OBP: 0.382, SLG: 0.430 (1, 6) Enrique Wilson, S OBP: 0.306, SLG: 0.344 (8, 6)	3-2 G6-3		1-0 SH1-3			0-1 S 1B		2-2 G3-1		2	0	1	0	0	0	0											
Roberto Alomar, S OBP: 0.429, SLG: 0.547 (1, 4) Carlos Baerga, S OBP: 0.312, SLG: 0.325 (8, 4)	1-2 G1-3		2-1 F7			0-3 K		0-0 F8		3	0	0	0	0	1	2											
Manny Ramirez, R OBP: 0.438, SLG: 0.658 (1, 9) Alex Ramirez, R OBP: 0.322, SLG: 0.442 (8, 9)		3-2 P5		2-0 P9		4-2 BB		1-0 HR 1B		2	0	0	0	1	0	0											
Jim Thome, L OBP: 0.426, SLG: 0.547 (1, 3)		0-3 K		2-2 G4-3		0-0 G4-3		3-2 HR		4	1	1	2	0	1	2											
Harold Baines, L OBP: 0.381, SLG: 0.541 (1, 10)		1-2 G4-3		0-1 P6			1-2 BB 1B	2-1 G5-3		4	0	1	0	0	0	0											
Wil Cordero, R OBP: 0.367, SLG: 0.467 (1, 7)			1-0 P7		1-2 G4-3		2-0 L5		1-2 G4-3	4	0	0	0	0	0	1											
Tyler Houston, L OBP: 0.311, SLG: 0.379 (1, 5)			4-2 HR BB		3-2 F8		4-0 BB		1-3 K	2	1	0	0	2	1	0											
Sandy Alomar Jr., R OBP: 0.312, SLG: 0.557 (1, 2)			0-1 HR		0-1 F9		1-2 K		3-2 G6-3	4	1	1	2	0	1	2											
Inning Stats	R: 0 E: 0 K: 1 S: 9	H: 0 LOB: 0 BB: 0 P: 14	R: 0 E: 0 K: 1 S: 9	H: 0 LOB: 0 BB: 0 P: 13	R: 2 E: 0 K: 0 S: 12	H: 1 LOB: 2 BB: 2 P: 24	R: 0 E: 0 K: 0 S: 6	H: 0 LOB: 0 BB: 0 P: 10	R: 0 E: 0 K: 2 S: 10	H: 0 LOB: 2 BB: 1 P: 15	R: 0 E: 0 K: 2 S: 19	H: 1 LOB: 2 BB: 1 P: 25	R: 0 E: 0 K: 0 S: 11	H: 1 LOB: 2 BB: 1 P: 19	R: 2 E: 0 K: 0 S: 10	H: 2 LOB: 0 BB: 0 P: 18		R: 0 E: 0 K: 1 S: 11	H: 0 LOB: 0 BB: 0 P: 16	1B: 3 2B: 0 3B: 0 HR: 2	SF: 0 SAC: 1 DP: 0 HBP: 0	WP: 0 PB: 0 SB: 1 CS: 0	PA: 36				
PITCHER	IP	WLS	BF	H	R	ER	SO	BB	IBB	HBP	BLK	WP	HR	S	P	ERA	WHIP										
Roger Clemens, R ERA: 4.57 (1, 1)	7.0	W	28	3	2	2	6	4	0	0	0	0	1	76	120	2.57	1.000										
Ramiro Mendoza, R ERA: 4.49 (8, 1)	2.0		8	2	2	2	1	0	0	0	0	0	1	21	34	9.00	1.000										

Batter	1	2	3	4	5	6	7	8	9	AB	R	H	RBI	BB	SO	LOB	TOP					
Chuck Knoblauch, R OBP: 0.386, SLG: 0.447 (1, 4)										5	0	1	1	0	1	2	New York Yankees @ Cleveland Indians Jacobs Field, Cleveland, OH Sat Sep 18 1999, 1:05 PM EDT Att: 43,002 - Sunny - 69 F					
2 Derek Jeter, R OBP: 0.435, SLG: 0.555 (1, 6)										4	1	3	1	0	0	2						
Paul O'Neill, L OBP: 0.356, SLG: 0.472 (1, 9)										5	1	3	1	0	1	3						
Bernie Williams, S OBP: 0.424, SLG: 0.535 (1, 8)										4	0	1	0	0	0	1						
Tino Martinez, L OBP: 0.339, SLG: 0.449 (1, 3)										4	0	0	0	0	1	2						
Chili Davis, S OBP: 0.367, SLG: 0.450 (1, 10)										3	0	1	0	1	2	0						
Ricky Ledee, L OBP: 0.359, SLG: 0.486 (1, 7)										4	2	2	1	0	2	3						
20 Jorge Posada, S OBP: 0.345, SLG: 0.409 (1, 2)										3	0	0	0	1	1	2						
Clay Bellinger, R OBP: 0.195, SLG: 0.317 (1, 5) Daryl Strawberry, L OBP: 0.550, SLG: 0.630 (9, PH)										3	0	1	0	0	1	0						
Inning Stats	R: 2 E: 0 K: 2 S: 12	H: 2 LOB: 0 BB: 0 P: 20	R: 1 E: 0 K: 1 S: 11	H: 2 LOB: 2 BB: 1 P: 21	R: 0 E: 0 K: 1 S: 13	H: 2 LOB: 0 BB: 1 P: 21	R: 0 E: 0 K: 1 S: 9	H: 0 LOB: 0 BB: 0 P: 14	R: 0 E: 0 K: 1 S: 3	H: 1 LOB: 1 BB: 0 P: 8	R: 0 E: 0 K: 1 S: 11	H: 1 LOB: 1 BB: 0 P: 20	R: 0 E: 0 K: 1 S: 9	H: 1 LOB: 1 BB: 0 P: 14	R: 0 E: 0 K: 1 S: 7	H: 0 LOB: 0 BB: 0 P: 11	R: 1 E: 0 K: 2 S: 11	H: 3 LOB: 2 BB: 0 P: 19	1B: 7 2B: 2 3B: 0 HR: 3	SF: 0 SAC: 0 DP: 2 HBP: 1	WP: 0 PB: 0 SB: 0 CS: 1	PA: 39
PITCHER	IP	WLS	BF	H	R	ER	SO	BB	IBB	HBP	BLK	WP	HR	S	P	ERA	WHIP					
Charles Nagy, R ERA: 4.62 (1, 1)	6.2	W	29	9	3	3	7	2	0	1	0	0	3	66	115	4.05	1.650					
Ricardo Rincon, L ERA: 4.54 (7, 1)	1.1	H	4	0	0	0	1	0	0	0	0	0	0	9	14	0.00	0.000					
Michael Jackson, R ERA: 4.22 (9, 1)	1.0	S	6	3	1	1	2	0	0	0	0	0	0	11	19	9.00	3.000					

Batter	1	2	3	4	5	6	7	8	9	AB	R	H	RBI	BB	SO	LOB	BOTTOM				
Kenny Lofton, L OBP: 0.408, SLG: 0.436 (1, 8)										4	0	1	0	0	2	1	New York Yankees @ Cleveland Indians Jacobs Field, Cleveland, OH Sat Sep 18 1999, 1:05 PM EDT Att: 43,002 - Sunny - 69 F				
Omar Vizquel, S OBP: 0.385, SLG: 0.434 (1, 6) Enrique Wilson, S OBP: 0.305, SLG: 0.343 (5, 6)										2	1	2	0	0	0	0					
Roberto Alomar, S OBP: 0.428, SLG: 0.548 (1, 4)										3	1	1	2	0	0	1					
Manny Ramirez, R OBP: 0.438, SLG: 0.656 (1, 9)										2	1	0	0	2	0	1					
Jim Thome, L OBP: 0.426, SLG: 0.548 (1, 10)										3	0	1	1	1	1	2					
Richie Sexson, R OBP: 0.307, SLG: 0.519 (1, 3)										3	0	0	1	0	1	1					
David Justice, L OBP: 0.414, SLG: 0.484 (1, 7)										3	0	1	0	1	1	1					
Tyler Houston, L OBP: 0.310, SLG: 0.377 (1, 5)										4	0	1	0	0	0	4					
Einar Diaz, R OBP: 0.322, SLG: 0.357 (1, 2)										3	2	1	0	1	2	2					
Inning Stats	R: 3 E: 0 K: 1 S: 11	H: 3 LOB: 2 BB: 2 P: 25	R: 1 E: 0 K: 1 S: 14	H: 2 LOB: 1 BB: 1 P: 24	R: 0 E: 0 K: 1 S: 11	H: 1 LOB: 0 BB: 0 P: 16	R: 0 E: 1 K: 0 S: 8	H: 0 LOB: 1 BB: 0 P: 11	R: 0 E: 0 K: 0 S: 8	H: 0 LOB: 0 BB: 1 P: 17	R: 0 E: 0 K: 1 S: 7	H: 0 LOB: 0 BB: 0 P: 13	R: 0 E: 1 K: 2 S: 13	H: 2 LOB: 2 BB: 0 P: 20	R: 0 E: 0 K: 2 S: 13	H: 0 LOB: 0 BB: 0 P: 11	1B: 5 2B: 3 3B: 0 HR: 0	SF: 3 SAC: 1 DP: 0 HBP: 1	WP: 0 PB: 0 SB: 1 CS: 0	PA: 38	
PITCHER	IP	WLS	BF	H	R	ER	SO	BB	IBB	HBP	BLK	WP	HR	S	P	ERA	WHIP				
Orlando Hernandez, R ERA: 4.15 (1, 1)	7.0	L	33	6	5	5	5	5	0	1	0	0	0	68	126	6.43	1.571				
Allen Watson, L ERA: 3.58 (8, 1)	1.0		5	2	0	0	2	0	0	0	0	0	0	13	20	0.00	2.000				



Batter	1	2	3	4	5	6	7	8	9	AB	R	H	RBI	BB	SO	LOB	TOP									
Chuck Knoblauch, R OBP: 0.386, SLG: 0.448 (1,4)										6	1	2	0	0	0	4	New York Yankees @ Cleveland Indians Jacobs Field, Cleveland, OH Sun Sep 19 1999, 1:05 PM EDT Att: 42,969 - Sunny - 74 F									
2 Derek Jeter, R OBP: 0.435, SLG: 0.559 (1,6)										6	2	3	2	0	2	3										
Paul O'Neill, L OBP: 0.355, SLG: 0.469 (1,9)										5	1	1	0	0	1	4										
Bernie Williams, S OBP: 0.427, SLG: 0.541 (1,8)										5	2	4	2	0	0	1										
Chili Davis, S OBP: 0.368, SLG: 0.449 (1,10)										3	0	1	1	1	0	2										
Alfonso Soriano, R (7, PR)										1	1	0	0	0	0	1										
Ricky Ledes, L OBP: 0.353, SLG: 0.477 (1,7)										4	0	0	1	0	1	2										
Jim Leyritz, R OBP: 0.329, SLG: 0.421 (9, PH)										0	0	0	0	0	0	0										
Tino Martinez, L OBP: 0.340, SLG: 0.449 (9, 3)										0	1	0	0	1	0	0										
20 Jorge Posada, S OBP: 0.343, SLG: 0.406 (9, PR)										5	0	1	1	0	1	3										
Chad Curtis, R OBP: 0.383, SLG: 0.366 (9, 7)										0	1	0	0	0	0	0										
D'Angelo Jimenez, S OBP: 0.455, SLG: 0.636 (1,5)										5	1	4	2	0	0	1										
Clayton Kershaw, R OBP: 0.195, SLG: 0.317 (9, 5)										0	0	0	0	0	0	0										
Joe Girardi, R OBP: 0.269, SLG: 0.333 (1,2)										4	1	2	2	1	1	3										
Inning Stats	R: 1 E: 0 K: 1 S: 10	H: 2 LOB: 1 BB: 0 P: 20	R: 0 E: 0 K: 0 S: 10	H: 1 LOB: 2 BB: 1 P: 17	R: 3 E: 0 K: 1 S: 18	H: 4 LOB: 1 BB: 0 P: 23	R: 2 E: 0 K: 1 S: 17	H: 3 LOB: 1 BB: 0 P: 29	R: 0 E: 0 K: 0 S: 9	H: 1 LOB: 1 BB: 0 P: 14	R: 0 E: 0 K: 0 S: 7	H: 1 LOB: 1 BB: 0 P: 12	R: 1 E: 0 K: 1 S: 13	H: 1 LOB: 2 BB: 1 P: 23	R: 0 E: 0 K: 0 S: 6	H: 1 LOB: 0 BB: 0 P: 8	R: 4 E: 0 K: 1 S: 20	H: 4 LOB: 1 BB: 1 P: 36	1B: 11 2B: 6 3B: 0 HR: 1	SF: 0 SAC: 0 DP: 1 HBP: 0	WP: 0 PB: 0 SB: 3 CS: 0	PA: 47				
PITCHER	IP	WLS	BF	H	R	ER	SO	BB	IBB	HBP	BLK	WP	HR	S	P	ERA	WHIP									
Jim Brower, R ERA: 5.14 (1,1)	3.1		20	9	6	6	2	1	0	0	0	0	0	1	45	72	16.20	3.000								
Chris Haney, L ERA: 4.53 (4,1)	3.1		15	4	1	1	2	1	0	0	0	0	0	0	35	61	2.70	1.500								
Sean DePaula, R ERA: 6.14 (7,1)	1.1		4	1	0	0	1	0	0	0	0	0	0	0	10	13	0.00	0.750								
Tom Martin, L ERA: 8.68 (9,1)	0.1	L	2	1	1	1	0	0	0	0	0	0	0	7	12	27.00	3.000									
Paul Shuey, R ERA: 3.71 (9,1)	0.2		6	3	3	3	1	0	1	0	0	0	0	13	24	40.50	4.500									

AB	44
R	11
H	18
RBI	11
BB	3
SO	6
LOB	24



Batter	1	2	3	4	5	6	7	8	9	AB	R	H	RBI	BB	SO	LOB	BOTTOM								
Kenny Lofton, L OBP: 0.406, SLG: 0.432 (1,8)										4	1	0	0	1	4	0	New York Yankees @ Cleveland Indians Jacobs Field, Cleveland, OH Sun Sep 19 1999, 1:05 PM EDT Att: 42,969 - Sunny - 74 F								
Omar Vizquel, S OBP: 0.386, SLG: 0.434 (1,6)										1	0	0	0	2	0	0									
Roberto Alomar, S OBP: 0.425, SLG: 0.545 (1,4)										3	1	0	1	0	0	1									
Manny Ramirez, R OBP: 0.440, SLG: 0.662 (1,9)										3	2	2	2	1	1	0									
Jim Thome, L OBP: 0.427, SLG: 0.554 (1,3)										4	1	2	3	0	0	1									
Jolbert Cabrera, R OBP: 0.229, SLG: 0.212 (8, PR)										0	0	0	0	0	0	0									
Richie Sexson, R OBP: 0.310, SLG: 0.528 (1,7)										4	1	3	1	0	0	1									
Harold Baines, L OBP: 0.380, SLG: 0.540 (1,10)										3	0	1	0	0	2	1									
Wil Cordero, R OBP: 0.365, SLG: 0.464 (8, PH)										1	0	0	0	0	0	2									
Tyler Houston, L OBP: 0.306, SLG: 0.372 (1,5)										4	0	0	0	0	3	2									
Sandy Alomar Jr., R OBP: 0.310, SLG: 0.545 (1,2)										4	1	1	0	0	1	0									
Inning Stats	R: 0 E: 0 K: 1 S: 8	H: 0 LOB: 0 BB: 0 P: 12	R: 0 E: 0 K: 0 S: 7	H: 0 LOB: 0 BB: 1 P: 14	R: 0 E: 0 K: 3 S: 10	H: 0 LOB: 0 BB: 0 P: 13	R: 4 E: 0 K: 2 S: 17	H: 4 LOB: 1 BB: 1 P: 30	R: 3 E: 0 K: 0 S: 13	H: 2 LOB: 0 BB: 1 P: 23	R: 0 E: 0 K: 2 S: 11	H: 1 LOB: 0 BB: 0 P: 17	R: 0 E: 0 K: 1 S: 10	H: 0 LOB: 1 BB: 1 P: 16	R: 0 E: 0 K: 1 S: 15	H: 2 LOB: 2 BB: 0 P: 23	R: 0 E: 0 K: 1 S: 9	H: 0 LOB: 0 BB: 0 P: 14	1B: 6 2B: 0 3B: 0 HR: 3	SF: 1 SAC: 1 DP: 1 HBP: 0	WP: 0 PB: 0 SB: 0 CS: 2	PA: 39			
PITCHER	IP	WLS	BF	H	R	ER	SO	BB	IBB	HBP	BLK	WP	HR	S	P	ERA	WHIP								
David Cone, R ERA: 3.46 (1,1)	4.2		22	6	7	7	6	3	0	0	0	0	0	30	47	0.00	0.750								
Ed Yarnall, L ERA: 1.42 (5,1)	2.2		8	1	0	0	3	1	0	0	0	0	0	30	47	0.00	0.750								
Ramiro Mendoza, R ERA: 4.47 (8,1)	0.1		3	2	0	0	1	0	0	0	0	0	0	7	10	0.00	6.000								
Allen Watson, L ERA: 3.56 (8,1)	0.1	W	1	0	0	0	0	0	0	0	0	0	0	3	5	0.00	0.000								
42 Mariano Rivera, R ERA: 2.04 (9,1)	1.0		3	0	0	0	1	0	0	0	0	0	0	9	14	0.00	0.000								

AB	31
R	7
H	9
RBI	7
BB	4
SO	11
LOB	8



Batter	1	2	3	4	5	6	7	8	9	AB	R	H	RBI	BB	SO	LOB	TOP										
Mike Caruso, S (1, 6) OBP: 0.287, SLG: 0.305 34 Jason Dellaero, S (8, 6) OBP: 0.067, SLG: 0.071	P5		P4		F9		G3		G3	4	0	0	0	0	0	2	Chicago White Sox @ New York Yankees Yankee Stadium, Bronx, NY Thu Sep 23 1999, 7:30 PM EDT Att: 33,586 - Unknown - 69 F livebaseballscorecards.com										
Greg Norton, S (1, 5) OBP: 0.358, SLG: 0.428	P6		F8		E9		G6-4-3			4	0	2	1	0	0	0											
Ray Durham, S (1, 4) OBP: 0.381, SLG: 0.447	1B		K		K		G6-4-3			4	0	1	0	0	2	3											
Magglio Ordonez, R (1, 10) Darnin Jackson, R (6, PH) OBP: 0.296, SLG: 0.427	BB				K				K	1	0	0	0	1	0	0											
Carlos Lee, R (1, 7) OBP: 0.324, SLG: 0.468	K				F8		G5-3		K	4	0	1	0	0	1	2											
Chris Singleton, L (1, 8) OBP: 0.331, SLG: 0.495		BB			G3-1				FC3-6	3	0	1	0	1	0	1											
14 Paul Konerko, R (1, 3) OBP: 0.344, SLG: 0.495	P3						F7		K	4	1	1	0	0	1	3											
Brian Simmons, S (1, 9) OBP: 0.296, SLG: 0.400	K				F9				G4-3	3	1	1	1	1	1	1											
Mark Johnson, L (1, 2) OBP: 0.343, SLG: 0.330	K				E		P5		G4-3	3	0	0	0	1	1	3											
Inning Stats	R: 0 E: 0 K: 12 S: 12	H: 1 LOB: 2 BB: 1 P: 20	R: 0 E: 0 K: 2 S: 9	H: 0 LOB: 1 BB: 1 P: 16	R: 0 E: 0 K: 1 S: 6	H: 0 LOB: 0 BB: 0 P: 10	R: 0 E: 0 K: 0 S: 9	H: 0 LOB: 0 BB: 0 P: 13	R: 2 E: 1 K: 2 S: 15	H: 3 LOB: 2 BB: 1 P: 28	R: 0 E: 0 K: 0 S: 12	H: 1 LOB: 2 BB: 1 P: 22	R: 0 E: 0 K: 0 S: 5	H: 1 LOB: 0 BB: 0 P: 9	R: 0 E: 0 K: 2 S: 10	H: 1 LOB: 1 BB: 0 P: 15		R: 0 E: 0 K: 0 S: 10	H: 0 LOB: 0 BB: 0 P: 13	1B: 6 2B: 1 3B: 0 HR: 0	SF: 0 SAC: 0 DP: 1 HBP: 0	WP: 0 PB: 0 SB: 3 CS: 0	PA: 37				
PITCHER	IP	WLS	BF	H	R	ER	SO	BB	IBB	HBP	BLK	WP	HR	S	P	ERA	WHIP										
Roger Clemens, R (1, 1) ERA: 4.51	6.1	W	29	6	2	2	6	4	0	0	0	0	0	66	116	2.84	1.579										
Mike Stanton, L (7, 1) ERA: 4.55	0.2	H	1	0	0	0	0	0	0	0	0	0	0	2	2	0.00	0.000										
Jeff Nelson, R (8, 1) ERA: 4.33	1.0	H	4	1	0	0	2	0	0	0	0	0	0	10	15	0.00	1.000										
42 Mariano Rivera, R (9, 1) ERA: 1.97	1.0	S	3	0	0	0	0	0	0	0	0	0	0	10	13	0.00	0.000										

Batter	1	2	3	4	5	6	7	8	9	AB	R	H	RBI	BB	SO	LOB	BOTTOM										
Chuck Knoblauch, R (1, 4) OBP: 0.388, SLG: 0.446	L9								F7	2	0	0	0	3	0	0	Chicago White Sox @ New York Yankees Yankee Stadium, Bronx, NY Thu Sep 23 1999, 7:30 PM EDT Att: 33,586 - Unknown - 69 F livebaseballscorecards.com										
2 Derek Jeter, R (1, 6) OBP: 0.436, SLG: 0.557	1B				F9				K	4	1	2	0	1	1	1											
Paul O'Neill, L (1, 9) OBP: 0.360, SLG: 0.471	G1-3				G6-4-3				1B	4	0	2	1	1	0	3											
Bernie Williams, S (1, 8) OBP: 0.430, SLG: 0.544	G1-3								BB	5	1	4	1	0	1	3											
Jim Leyritz, R (1, 10) Alfonso Soriano, R (7, PR) Darryl Strawberry, L (8, PH) OBP: 0.568, SLG: 0.677	G1-3								K	3	1	1	0	1	0	3											
Tino Martinez, L (1, 3) OBP: 0.336, SLG: 0.450	K								1B	0	0	0	0	0	0	0											
Shane Spencer, R (1, 7) Chili Davis, S (7, PH) Chad Curtis, R (7, PR) OBP: 0.386, SLG: 0.366	F9								FC4-6	3	0	0	0	0	2	1											
Scott Brosius, R (1, 5) OBP: 0.311, SLG: 0.411									1B	1	0	0	0	0	0	0											
Joe Girardi, R (1, 2) OBP: 0.262, SLG: 0.325	K								FC5	3	0	0	0	0	1	3											
Inning Stats	R: 1 E: 0 K: 1 S: 16	H: 3 LOB: 0 BB: 0 P: 25	R: 1 E: 0 K: 2 S: 18	H: 1 LOB: 3 BB: 3 P: 33	R: 2 E: 0 K: 1 S: 12	H: 2 LOB: 0 BB: 0 P: 18	R: 0 E: 0 K: 0 S: 7	H: 0 LOB: 0 BB: 1 P: 14	R: 0 E: 0 K: 0 S: 10	H: 1 LOB: 1 BB: 0 P: 16	R: 0 E: 0 K: 0 S: 11	H: 2 LOB: 2 BB: 1 P: 17	R: 1 E: 0 K: 0 S: 11	H: 2 LOB: 2 BB: 1 P: 20	R: 0 E: 0 K: 2 S: 13	H: 1 LOB: 2 BB: 1 P: 23		1B: 9 2B: 2 3B: 0 HR: 1	SF: 0 SAC: 1 DP: 1 HBP: 0	WP: 1 PB: 0 SB: 1 CS: 0	PA: 41						
PITCHER	IP	WLS	BF	H	R	ER	SO	BB	IBB	HBP	BLK	WP	HR	S	P	ERA	WHIP										
Jim Parque, L (1, 1) ERA: 5.1	5.0	L	25	7	4	4	4	4	0	0	0	0	0	63	106	7.20	2.200										
Sean Lowe, R (6, 1) ERA: 3.7	2.0		11	4	1	1	0	2	0	0	0	0	0	22	37	4.50	3.000										
Bob Howry, R (8, 1) ERA: 3.68	1.0		5	1	0	0	2	1	0	0	0	0	0	13	23	0.00	2.000										

Batter	1	2	3	4	5	6	7	8	9	10	11	AB	R	H	RBI	BB	SO	LOB	TOP	
Miguel Cairo, R OBP: 0.340, SLG: 0.378 (1, 4)	3-2 F7		3-2 SF9		2-2 G6-3		0-1 F8			0-0 G6-3		4	0	0	1	0	0	0		
Dave Martinez, L OBP: 0.365, SLG: 0.390 (1, 8)	4-1 BB		1-1 1B		2-2 G5-3		2-2 G6-3			0-0 F8		4	1	2	0	1	0	0		
Jose Canseco, R OBP: 0.364, SLG: 0.564 (1, 10)	0-1 F9		2-1 1B		1-0 G5-3				0-0 P2		4	0	1	1	0	0	0	2		
Fred McGriff, L OBP: 0.408, SLG: 0.552 (1, 3)	1-0 G6-3		0-2 1B		1-2 G4-6-3				0-0 G1-3		3	0	1	0	2	0	1			
Herbert Perry, R OBP: 0.321, SLG: 0.396 (1, 5)		1-0 F8	3-2 G4-6-3		2-1 P4				1-3 K		5	0	0	0	0	2	6			
Steve Cox, L OBP: 0.286, SLG: 0.429 Terrell Lowery, R OBP: 0.345, SLG: 0.408 (6, 7)		3-0 G4-6-3		0-0 F7		0-0 P5			1-1 G6-3		3	0	1	0	0	0	0			
John Flaherty, R OBP: 0.313, SLG: 0.418 (1, 2)	0-2 G4-6-3		0-2 1B		1-0 F8		2-2 G4-3		0-0 G5-3		5	0	0	0	0	1	3			
Jose Guillen, R OBP: 0.317, SLG: 0.342 (1, 9)			4-2 PB		1-1 2B		1-2 P2		1-1 G2-3		3	1	1	0	1	0	0			
Tony Graffanino, R OBP: 0.328, SLG: 0.491 (1, 6)			2-2 SF9		3-2 F9		2-1 F8			0-0 G4-3		4	1	1	1	0	0	1		
Inning Stats	R: 0 E: 0 K: 0 S: 9	H: 0 LOB: 1 BB: 1 P: 17	R: 0 E: 0 K: 0 S: 6	H: 1 LOB: 0 BB: 0 P: 10	R: 3 E: 0 K: 2 S: 22	H: 4 LOB: 1 BB: 1 P: 37	R: 0 E: 0 K: 0 S: 8	H: 1 LOB: 1 BB: 0 P: 13	R: 0 E: 0 K: 0 S: 11	H: 0 LOB: 0 BB: 0 P: 14	R: 0 E: 0 K: 1 S: 6	H: 0 LOB: 0 BB: 0 P: 7	R: 0 E: 0 K: 0 S: 3	H: 0 LOB: 0 BB: 0 P: 3	R: 0 E: 0 K: 2 S: 7	H: 0 LOB: 2 BB: 1 P: 12	1B: 4 2B: 2 3B: 1 HR: 0	SF: 1 SAC: 0 DP: 2 HBP: 1	WP: 0 PB: 3 SB: 1 CS: 0	PA: 43
PITCHER	IP ERA WLS BF H R ER SO BB IBB HBP BLK WP HR S P ERA WHIP	IP ERA WLS BF H R ER SO BB IBB HBP BLK WP HR S P ERA WHIP	IP ERA WLS BF H R ER SO BB IBB HBP BLK WP HR S P ERA WHIP	IP ERA WLS BF H R ER SO BB IBB HBP BLK WP HR S P ERA WHIP	IP ERA WLS BF H R ER SO BB IBB HBP BLK WP HR S P ERA WHIP	IP ERA WLS BF H R ER SO BB IBB HBP BLK WP HR S P ERA WHIP	IP ERA WLS BF H R ER SO BB IBB HBP BLK WP HR S P ERA WHIP	IP ERA WLS BF H R ER SO BB IBB HBP BLK WP HR S P ERA WHIP	IP ERA WLS BF H R ER SO BB IBB HBP BLK WP HR S P ERA WHIP	IP ERA WLS BF H R ER SO BB IBB HBP BLK WP HR S P ERA WHIP	IP ERA WLS BF H R ER SO BB IBB HBP BLK WP HR S P ERA WHIP	IP ERA WLS BF H R ER SO BB IBB HBP BLK WP HR S P ERA WHIP	IP ERA WLS BF H R ER SO BB IBB HBP BLK WP HR S P ERA WHIP	IP ERA WLS BF H R ER SO BB IBB HBP BLK WP HR S P ERA WHIP	IP ERA WLS BF H R ER SO BB IBB HBP BLK WP HR S P ERA WHIP	IP ERA WLS BF H R ER SO BB IBB HBP BLK WP HR S P ERA WHIP	IP ERA WLS BF H R ER SO BB IBB HBP BLK WP HR S P ERA WHIP	IP ERA WLS BF H R ER SO BB IBB HBP BLK WP HR S P ERA WHIP	IP ERA WLS BF H R ER SO BB IBB HBP BLK WP HR S P ERA WHIP	
Oriando Hernandez, R ERA: 4.12 Ramiro Mendoza, R ERA: 4.36 Mike Stanton, L ERA: 4.48 (1, 1)	8.0 2.0 1.0	WLS 7 W	BF 32 4	H 7 0	R 3 0	ER 3 0	SO 3 0	BB 0 1	IBB 0 0	HBP 0 0	BLK 0 0	WP 0 0	HR 0 0	S 83 8	P 134 11	ERA 3.38 0.00	WHIP 1.125 0.000			

Tampa Bay Devil Rays @ New York Yankees
Yankee Stadium, Bronx, NY
Fri Sep 24 1999, 7:30 PM EDT
Att. 44,932 - Unknown - 75 F

AB 37
R 3
H 7
RBI 3
BB 4
SO 3
LOB 15



Batter	1	2	3	4	5	6	7	8	9	10	11	AB	R	H	RBI	BB	SO	LOB	BOTTOM							
Chuck Knoblauch, R OBP: 0.391, SLG: 0.455 (1, 4)	3-1 HR		1-1 F9		1-2 FC5-4		0-2 1B		0-0 FC6-4			5	1	4	2	0	0	2								
2 Derek Jeter, R OBP: 0.433, SLG: 0.553 (1, 6)	2-1 G5-3		2-3 K		1-1 FC5-4		1-1 G4-3		0-0 FC6-4			5	0	0	0	0	1	4								
Paul O'Neill, L OBP: 0.357, SLG: 0.467 (1, 9)	0-1 G4-3		0-0 G4-3		0-1 P5			2-1 G1-3		0-3 K		5	0	0	0	0	1	1								
Bernie Williams, S OBP: 0.430, SLG: 0.542 (1, 8)	4-2 S		3-2 1B		2-3 K			1-0 G6-3		0-3 K		4	0	1	0	1	2	1								
Tino Martinez, L OBP: 0.335, SLG: 0.448 (1, 3)	3-2 G3		0-0 1B		0-1 G3-1			0-1 G4-3		0-0 F7		5	0	1	0	0	0	1								
Chili Davis, S OBP: 0.368, SLG: 0.444 Alfonso Soriano, R OBP: 0.333, SLG: 1.333 (9, PR)		0-0 F8	2-3 K		2-3 K				2-1 FC4-6		3	0	0	0	1	2	2									
Ricky Ledee, L OBP: 0.350, SLG: 0.468 (1, 7)	0-1 20 BB				3-3 K				3-1 FC4-6		4	1	1	0	0	1	1									
20 Jorge Posada, S OBP: 0.341, SLG: 0.401 (1, 2)	4-2 1B				3-3 K				1-3 K		3	0	0	0	1	2	1									
Scott Brosius, R OBP: 0.300, SLG: 0.408 Darryl Strawberry, L OBP: 0.378, SLG: 0.719 Clay Bellinger, R OBP: 0.195, SLG: 0.317 (10, 5)		1-2 BB	1-2 L6		1-3 K				3-3 K		3	0	0	0	0	2	2									
Inning Stats	R: 1 E: 0 K: 0 S: 11	H: 1 LOB: 1 BB: 1 P: 23	R: 0 E: 0 K: 0 S: 10	H: 1 LOB: 2 BB: 1 P: 16	R: 0 E: 0 K: 2 S: 14	H: 2 LOB: 2 BB: 0 P: 21	R: 0 E: 0 K: 2 S: 8	H: 0 LOB: 0 BB: 0 P: 13	R: 0 E: 0 K: 1 S: 10	H: 1 LOB: 1 BB: 0 P: 14	R: 0 E: 0 K: 2 S: 15	H: 0 LOB: 0 BB: 0 P: 20	R: 0 E: 0 K: 1 S: 12	H: 1 LOB: 1 BB: 0 P: 19	R: 0 E: 0 K: 0 S: 5	H: 0 LOB: 0 BB: 0 P: 8	R: 2 E: 0 K: 2 S: 12	H: 2 LOB: 2 BB: 1 P: 21	R: 0 E: 0 K: 2 S: 7	H: 0 LOB: 0 BB: 0 P: 7	R: 1 E: 0 K: 0 S: 1	H: 1 LOB: 0 BB: 0 P: 1	1B: 6 2B: 1 3B: 0 HR: 2	SF: 0 SAC: 0 DP: 0 HBP: 0	WP: 0 PB: 0 SB: 0 CS: 0	PA: 42
PITCHER	IP ERA WLS BF H R ER SO BB IBB HBP BLK WP HR S P ERA WHIP	IP ERA WLS BF H R ER SO BB IBB HBP BLK WP HR S P ERA WHIP	IP ERA WLS BF H R ER SO BB IBB HBP BLK WP HR S P ERA WHIP	IP ERA WLS BF H R ER SO BB IBB HBP BLK WP HR S P ERA WHIP	IP ERA WLS BF H R ER SO BB IBB HBP BLK WP HR S P ERA WHIP	IP ERA WLS BF H R ER SO BB IBB HBP BLK WP HR S P ERA WHIP	IP ERA WLS BF H R ER SO BB IBB HBP BLK WP HR S P ERA WHIP	IP ERA WLS BF H R ER SO BB IBB HBP BLK WP HR S P ERA WHIP	IP ERA WLS BF H R ER SO BB IBB HBP BLK WP HR S P ERA WHIP	IP ERA WLS BF H R ER SO BB IBB HBP BLK WP HR S P ERA WHIP	IP ERA WLS BF H R ER SO BB IBB HBP BLK WP HR S P ERA WHIP	IP ERA WLS BF H R ER SO BB IBB HBP BLK WP HR S P ERA WHIP	IP ERA WLS BF H R ER SO BB IBB HBP BLK WP HR S P ERA WHIP	IP ERA WLS BF H R ER SO BB IBB HBP BLK WP HR S P ERA WHIP	IP ERA WLS BF H R ER SO BB IBB HBP BLK WP HR S P ERA WHIP	IP ERA WLS BF H R ER SO BB IBB HBP BLK WP HR S P ERA WHIP	IP ERA WLS BF H R ER SO BB IBB HBP BLK WP HR S P ERA WHIP	IP ERA WLS BF H R ER SO BB IBB HBP BLK WP HR S P ERA WHIP	IP ERA WLS BF H R ER SO BB IBB HBP BLK WP HR S P ERA WHIP							
Bobby Witt, R ERA: 5.78 Albie Lopez, R ERA: 5.93 Roberto Hernandez, R ERA: 3.23 Norm Charlton, L ERA: 4.22 (7, 1)	6.2 1.1 1.0 1.0	WLS H B L	BF 28 4 6	H 6 2 1	R 0 2 1	ER 0 2 1	SO 8 0 1	BB 2 0 0	IBB 0 0 0	HBP 0 0 0	BLK 0 0 0	WP 0 0 0	HR 1 0 0	S 78 7 12	P 123 11 21	ERA 1.35 0.00 18.00	WHIP 1.200 0.000 3.000									

Tampa Bay Devil Rays @ New York Yankees
Yankee Stadium, Bronx, NY
Fri Sep 24 1999, 7:30 PM EDT
Att. 44,932 - Unknown - 75 F

AB 39
R 4
H 9
RBI 4
BB 3
SO 11
LOB 15



Batter	1	2	3	4	5	6	7	8	9	AB	R	H	RBI	BB	SO	LOB	TOP					
Miguel Cairo, R (1, 4) OBP: 0.338, SLG: 0.376	G6-3	K		K			FC5-4 1B		E5 1B	5	0	1	0	0	2	3	Tampa Bay Devil Rays @ New York Yankees Yankee Stadium, Bronx, NY Sat Sep 25 1999, 4:30 PM EDT Att: 50,403 - Sunny - 76 F livebaseballscorecards.com					
Dave Martinez, L (1, 8) OBP: 0.396, SLG: 0.390	WP 1B	F9			P7		L7		G5-4-3 1B	5	0	2	0	0	0	3						
Jose Canseco, R (1, 10) OBP: 0.362, SLG: 0.559	K			K	1B BB		FC5-4 1-2		G5-4-3 1-2	4	0	0	0	1	2	4						
Fred McGriff, L (1, 3) OBP: 0.407, SLG: 0.550	L3				P6		K			4	0	1	0	0	1	3						
Bubba Trammell, R (1, 7) OBP: 0.387, SLG: 0.498 Terrell Lowery, R (8, 7) OBP: 0.345, SLG: 0.408		1B BB		K			1-2 1B		K	3	1	1	0	1	2	1						
Tony Graffanino, R (1, 6) OBP: 0.325, SLG: 0.483		P3		K			L8		CS 1B	4	0	1	0	0	1	4						
Jose Guillen, R (1, 9) OBP: 0.323, SLG: 0.352	1-2 1B	1B 1B			G4-3 2B		G5-3		1-2 1B	4	1	3	0	0	0	0						
Aaron Ledesma, R (1, 5) OBP: 0.303, SLG: 0.317	1-2 1B	1B		K			K		F9	4	0	1	1	0	2	2						
Mike DiFelice, R (1, 2) OBP: 0.328, SLG: 0.457	1-3 2-H 1B				G4-3		G5-3		G5-3	4	0	1	1	0	0	1						
Inning Stats	R: 0 E: 0 K: 1 S: 12	H: 1 LOB: 1 BB: 0 P: 18	R: 2 E: 0 K: 1 S: 17	H: 3 LOB: 2 BB: 1 P: 29	R: 0 E: 0 K: 3 S: 11	H: 1 LOB: 1 BB: 0 P: 16	R: 0 E: 0 K: 2 S: 14	H: 1 LOB: 1 BB: 0 P: 22	R: 0 E: 0 K: 0 S: 9	H: 0 LOB: 0 BB: 0 P: 10	R: 0 E: 0 K: 1 S: 10	H: 1 LOB: 1 BB: 0 P: 16	R: 0 E: 0 K: 1 S: 10	H: 2 LOB: 1 BB: 0 P: 12	R: 0 E: 1 K: 0 S: 12	H: 1 LOB: 1 BB: 0 P: 15		1B: 10 2B: 1 3B: 0 HR: 0	SF: 0 SAC: 0 DP: 1 HBP: 0	WP: 1 PB: 0 SB: 0 CS: 0	PA: 39	
PITCHER	IP WLS BF H R ER SO BB IBB HBP BLK WP HR S P ERA WHIP	IP WLS BF H R ER SO BB IBB HBP BLK WP HR S P ERA WHIP	IP WLS BF H R ER SO BB IBB HBP BLK WP HR S P ERA WHIP	IP WLS BF H R ER SO BB IBB HBP BLK WP HR S P ERA WHIP	IP WLS BF H R ER SO BB IBB HBP BLK WP HR S P ERA WHIP	IP WLS BF H R ER SO BB IBB HBP BLK WP HR S P ERA WHIP	IP WLS BF H R ER SO BB IBB HBP BLK WP HR S P ERA WHIP	IP WLS BF H R ER SO BB IBB HBP BLK WP HR S P ERA WHIP	IP WLS BF H R ER SO BB IBB HBP BLK WP HR S P ERA WHIP	IP WLS BF H R ER SO BB IBB HBP BLK WP HR S P ERA WHIP	IP WLS BF H R ER SO BB IBB HBP BLK WP HR S P ERA WHIP	IP WLS BF H R ER SO BB IBB HBP BLK WP HR S P ERA WHIP	IP WLS BF H R ER SO BB IBB HBP BLK WP HR S P ERA WHIP	IP WLS BF H R ER SO BB IBB HBP BLK WP HR S P ERA WHIP	IP WLS BF H R ER SO BB IBB HBP BLK WP HR S P ERA WHIP	IP WLS BF H R ER SO BB IBB HBP BLK WP HR S P ERA WHIP	IP WLS BF H R ER SO BB IBB HBP BLK WP HR S P ERA WHIP					
David Cone, R (1, 1) ERA: 3.45	6.0	L	27	7	2	2	8	2	0	0	0	0	0	0	0	0	1	0	70	113	3.00	1.500
Jeff Nelson, R (7, 1) ERA: 4.23	0.2	3	1	0	0	0	0	0	0	0	0	0	0	0	0	0	0	0	6	9	0.00	1.500
Mike Stanton, L (7, 1) ERA: 4.38	1.1	5	2	0	0	2	0	0	0	0	0	0	0	0	0	0	0	0	14	19	0.00	1.500
42 Mariano Rivera, R (9, 1) ERA: 1.94	1.0	4	1	0	0	0	0	0	0	0	0	0	0	0	0	0	0	0	12	15	0.00	1.000

Batter	1	2	3	4	5	6	7	8	9	AB	R	H	RBI	BB	SO	LOB	BOTTOM					
Chuck Knoblauch, R (1, 4) OBP: 0.393, SLG: 0.457	FC5-4 1B		E5 2B		G6-3 2B		2 S BB		F7	4	0	2	0	1	0	2	Tampa Bay Devil Rays @ New York Yankees Yankee Stadium, Bronx, NY Sat Sep 25 1999, 4:30 PM EDT Att: 50,403 - Sunny - 76 F livebaseballscorecards.com					
2 Derek Jeter, R (1, 6) OBP: 0.434, SLG: 0.551	FC5-4 G1-6-3 1-2		1-2 BB		G6-3		BB			2	0	0	0	2	0	2						
Paul O'Neill, L (1, 9) OBP: 0.356, SLG: 0.464	G1-6-3 1-2		G1-3		G1-3		P6			3	0	0	0	1	0	5						
Bernie Williams, S (1, 8) OBP: 0.429, SLG: 0.545		G1-3		HR	P5				G4-3	4	1	1	1	0	0	2						
Tino Martinez, L (1, 3) OBP: 0.336, SLG: 0.449		FC4-6 BB		1-2 2B			K		K	3	0	1	0	1	2	0						
Darryl Strawberry, L (1, 10) OBP: 0.531, SLG: 0.639		FC4-6 1-2		L7			K		G2-3	4	0	0	0	0	1	2						
20 Jorge Posada, S (1, 2) OBP: 0.340, SLG: 0.492 Alfonso Soriano, R (9, PR) OBP: 0.333, SLG: 1.333		G4-3		K			G6-3		G3 2B	4	0	1	0	0	1	2						
Ricky Ledee, L (1, 7) OBP: 0.345, SLG: 0.460			K		P9		P5		G3	4	0	0	0	0	1	2						
Scott Brosius, R (1, 5) OBP: 0.307, SLG: 0.405 Chili Davis, S (9, PH) OBP: 0.367, SLG: 0.443			L9		G6-3		G6-3		K	3	0	0	0	0	0	0						
Inning Stats	R: 0 E: 0 K: 0 S: 6	H: 1 LOB: 0 BB: 0 P: 8	R: 0 E: 0 K: 0 S: 5	H: 0 LOB: 1 BB: 1 P: 12	R: 0 E: 1 K: 1 S: 8	H: 0 LOB: 2 BB: 1 P: 16	R: 1 E: 0 K: 1 S: 12	H: 2 LOB: 1 BB: 0 P: 16	R: 0 E: 0 K: 0 S: 8	H: 0 LOB: 0 BB: 0 P: 11	R: 0 E: 0 K: 0 S: 11	H: 0 LOB: 2 BB: 2 P: 22	R: 0 E: 0 K: 1 S: 10	H: 0 LOB: 0 BB: 0 P: 16	R: 0 E: 0 K: 1 S: 10	H: 1 LOB: 2 BB: 0 P: 15		1B: 1 2B: 3 3B: 0 HR: 1	SF: 0 SAC: 0 DP: 1 HBP: 0	WP: 0 PB: 0 SB: 1 CS: 0	PA: 37	
PITCHER	IP WLS BF H R ER SO BB IBB HBP BLK WP HR S P ERA WHIP	IP WLS BF H R ER SO BB IBB HBP BLK WP HR S P ERA WHIP	IP WLS BF H R ER SO BB IBB HBP BLK WP HR S P ERA WHIP	IP WLS BF H R ER SO BB IBB HBP BLK WP HR S P ERA WHIP	IP WLS BF H R ER SO BB IBB HBP BLK WP HR S P ERA WHIP	IP WLS BF H R ER SO BB IBB HBP BLK WP HR S P ERA WHIP	IP WLS BF H R ER SO BB IBB HBP BLK WP HR S P ERA WHIP	IP WLS BF H R ER SO BB IBB HBP BLK WP HR S P ERA WHIP	IP WLS BF H R ER SO BB IBB HBP BLK WP HR S P ERA WHIP	IP WLS BF H R ER SO BB IBB HBP BLK WP HR S P ERA WHIP	IP WLS BF H R ER SO BB IBB HBP BLK WP HR S P ERA WHIP	IP WLS BF H R ER SO BB IBB HBP BLK WP HR S P ERA WHIP	IP WLS BF H R ER SO BB IBB HBP BLK WP HR S P ERA WHIP	IP WLS BF H R ER SO BB IBB HBP BLK WP HR S P ERA WHIP	IP WLS BF H R ER SO BB IBB HBP BLK WP HR S P ERA WHIP	IP WLS BF H R ER SO BB IBB HBP BLK WP HR S P ERA WHIP	IP WLS BF H R ER SO BB IBB HBP BLK WP HR S P ERA WHIP					
Rolando Arrojo, R (1, 1) ERA: 4.86	7.0	W	30	4	1	1	4	5	0	0	0	0	0	0	0	0	1	0	58	101	1.29	1.286
Albie Lopez, R (8, 1) ERA: 4.95	1.0	H	3	0	0	0	1	0	0	0	0	0	0	0	0	0	0	0	10	16	0.00	0.000
Roberto Hernandez, R (9, 1) ERA: 3.18	1.0	S	4	1	0	0	1	0	0	0	0	0	0	0	0	0	0	0	10	15	0.00	1.000

AB	37
R	2
H	11
RBI	2
BB	2
SO	10
LOB	21

AB	32
R	1
H	5
RBI	1
BB	5
SO	6
LOB	19



Batter	1	2	3	4	5	6	7	8	9	AB	R	H	RBI	BB	SO	LOB	TOP									
Miguel Cairo, R (1, 4) OBP: 0.339, SLG: 0.378										6	1	1	1	0	1	5	Tampa Bay Devil Rays @ New York Yankees Yankee Stadium, Bronx, NY Mon Sep 27 1999, 7:30 PM EDT Att: 41,355 - Cloudy - 69 F									
Dave Martinez, L (1, 8) OBP: 0.396, SLG: 0.392										5	1	2	3	0	0	1										
Jose Canseco, R (1, 10) OBP: 0.365, SLG: 0.554										2	1	1	2	3	1	1										
Fred McGriff, L (1, 3) OBP: 0.405, SLG: 0.550										4	1	1	2	1	2	3										
Bubba Trammell, R (1, 9) OBP: 0.388, SLG: 0.524										5	1	1	1	0	0	2										
Steve Cox, L (1, 7) OBP: 0.182, SLG: 0.273										4	0	0	0	0	0	0										
Terrell Lowery, R (7, 7) OBP: 0.337, SLG: 0.397										1	0	0	0	0	1	0										
Tony Graffanino, R (1, 6) OBP: 0.336, SLG: 0.488										3	2	1	0	0	1	0										
David Lamb, S (7, PH) OBP: 0.282, SLG: 0.306										2	0	0	0	0	0	0										
Mike DiFelice, R (1, 2) OBP: 0.339, SLG: 0.462										4	1	2	0	1	0	1										
Aaron Ledesma, R (1, 5) OBP: 0.307, SLG: 0.318										4	2	2	0	1	0	2										
Inning Stats	R: 2 E: 0 K: 1 S: 11	H: 1 LOB: 0 BB: 1 P: 20	R: 3 E: 0 K: 2 S: 17	H: 3 LOB: 1 BB: 1 P: 31	R: 0 E: 0 K: 1 S: 8	H: 0 LOB: 0 BB: 0 P: 15	R: 3 E: 2 K: 1 S: 13	H: 2 LOB: 1 BB: 0 P: 21	R: 1 E: 1 K: 0 S: 9	H: 2 LOB: 1 BB: 0 P: 16	R: 0 E: 0 K: 0 S: 5	H: 0 LOB: 2 BB: 2 P: 15	R: 0 E: 0 K: 0 S: 8	H: 0 LOB: 0 BB: 0 P: 11	R: 0 E: 0 K: 0 S: 8	H: 0 LOB: 0 BB: 0 P: 19	R: 1 E: 0 K: 1 S: 14	H: 3 LOB: 2 BB: 0 P: 23	1B: 7 2B: 2 3B: 0 HR: 2	SF: 0 SAC: 0 DP: 0 HBP: 0	WP: 0 PB: 1 SB: 1 CS: 0	PA: 46				
PITCHER	IP	WLS	BF	H	R	ER	SO	BB	IBB	HBP	BLK	WP	HR	S	P	ERA	WHIP									
Hideki Irabu, R (1, 1) ERA: 4.89	2.0	L	12	4	5	5	3	2	0	0	0	0	0	1	28	51	22.50	3.000								
Jeff Juden, R (3, 1) ERA:	2.0		10	2	3	0	2	0	0	0	0	0	0	0	21	36	0.00	1.000								
Jason Grimsley, R (5, 1) ERA: 3.77	3.0		13	2	1	0	0	1	1	0	0	0	0	0	22	42	0.00	1.000								
Dan Naulty, R (8, 1) ERA: 4.47	1.0		5	0	0	0	0	2	0	0	0	0	0	0	8	19	0.00	2.000								
41 Mike Buddie, R (9, 1) ERA: 13.5	0.2		5	3	1	1	1	0	0	0	0	0	0	1	13	20	13.50	4.500								
PITCHER	IP	WLS	BF	H	R	ER	SO	BB	IBB	HBP	BLK	WP	HR	S	P	ERA	WHIP									
Jeff Nelson, R (9, 1) ERA: 4.13	0.1		1	0	0	0	0	0	0	0	0	0	0	0	1	3	0.00	0.000								

AB 40
R 10
H 11
RBI 9
BB 6
SO 6
LOB 15



Batter	1	2	3	4	5	6	7	8	9	AB	R	H	RBI	BB	SO	LOB	BOTTOM									
Chuck Knoblauch, R (1, 4) OBP: 0.393, SLG: 0.455										5	1	1	0	0	1	1	Tampa Bay Devil Rays @ New York Yankees Yankee Stadium, Bronx, NY Mon Sep 27 1999, 7:30 PM EDT Att: 41,355 - Cloudy - 69 F									
2 Derek Jeter, R (1, 6) OBP: 0.433, SLG: 0.555										5	2	2	1	0	0	0										
Paul O'Neill, L (1, 9) OBP: 0.356, SLG: 0.462										4	0	1	1	1	1	1										
Bernie Williams, S (1, 8) OBP: 0.430, SLG: 0.540										3	1	0	0	2	1	2										
Tino Martinez, L (1, 3) OBP: 0.336, SLG: 0.448										4	1	1	1	0	0	1										
Daryl Strawberry, L (1, 10) OBP: 0.538, SLG: 0.667										2	0	1	0	0	1	0										
Jim Levritz, R (6, PH) OBP: 0.335, SLG: 0.414										2	0	1	0	0	1	1										
20 Jorge Posada, S (1, 2) OBP: 0.340, SLG: 0.399										3	0	0	0	1	2	4										
Ricky Ledee, L (1, 7) OBP: 0.343, SLG: 0.469										3	1	1	1	0	1	1										
Chili Davis, S (8, PH) OBP: 0.365, SLG: 0.440										1	0	1	2	0	0	0										
Chad Curtis, R (8, FR) OBP: 0.388, SLG: 0.366										0	0	0	0	0	0	0										
Scott Brosius, R (1, 5) OBP: 0.304, SLG: 0.400										4	0	0	0	0	1	3										
Inning Stats	R: 0 E: 0 K: 1 S: 7	H: 0 LOB: 0 BB: 1 P: 12	R: 0 E: 0 K: 0 S: 9	H: 1 LOB: 0 BB: 0 P: 15	R: 2 E: 0 K: 2 S: 16	H: 3 LOB: 1 BB: 0 P: 23	R: 0 E: 0 K: 2 S: 8	H: 0 LOB: 0 BB: 0 P: 11	R: 1 E: 0 K: 0 S: 11	H: 1 LOB: 0 BB: 0 P: 16	R: 0 E: 0 K: 1 S: 12	H: 0 LOB: 1 BB: 1 P: 21	R: 0 E: 0 K: 0 S: 7	H: 0 LOB: 1 BB: 1 P: 15	R: 3 E: 0 K: 1 S: 14	H: 4 LOB: 2 BB: 1 P: 25	R: 0 E: 0 K: 2 S: 11	H: 0 LOB: 1 BB: 1 P: 19	1B: 6 2B: 1 3B: 1 HR: 1	SF: 0 SAC: 0 DP: 0 HBP: 0	WP: 0 PB: 0 SB: 1 CS: 0	PA: 40				
PITCHER	IP	WLS	BF	H	R	ER	SO	BB	IBB	HBP	BLK	WP	HR	S	P	ERA	WHIP									
Dave Eiland, R (1, 1) ERA: 5.6	3.0		13	4	2	2	3	1	0	0	0	0	0	1	27	42	6.00	1.333								
Mike Duvall, L (4, 1) ERA: 4.1	2.2	W	10	1	1	1	2	1	0	0	0	0	0	0	13	23	6.75	1.500								
Eddie Gaillard, R (6, 1) ERA: 4.15	1.1		6	1	1	1	1	1	0	0	0	0	0	0	11	22	27.00	6.000								
Norm Charlton, L (8, 1) ERA: 4.53	0.2		6	3	2	2	1	1	0	0	0	0	0	0	12	20	0.00	0.750								
Jeff Sparks, R (8, 1) ERA: 3.12	1.1	S	5	0	0	0	2	1	0	0	0	0	0	0	12	20	0.00	0.750								

AB 36
R 6
H 9
RBI 6
BB 4
SO 9
LOB 14



Batter	1	2	3	4	5	6	7	8	9	AB	R	H	RBI	BB	SO	LOB	TOP					
Chuck Knoblauch, R (1.4) <small>OBP: 0.392, SLG: 0.453</small> D'Angelo Jimenez, S (3.4) <small>OBP: 0.474, SLG: 0.529</small>	F9		G5-3		G6-3	1B		SF7 2 BB FC6-4		2	0	0	0	0	0	0	New York Yankees @ Baltimore Orioles Oriole Park at Camden Yards, Baltimore, MD Tue Sep 28 1999, 7:05 PM EDT Att: 44,711 - Cloudy - 80 F					
2 Derek Jeter, R (1.6) <small>OBP: 0.436, SLG: 0.555</small>	FC6-4 1B BB		BB		F8	IBB		FC6-4 BB		2	2	1	0	3	0	0						
Paul O'Neill, L (1.9) <small>OBP: 0.355, SLG: 0.460</small>	FC6-4 1B		F7		L4	K		SF7		4	0	1	1	0	1	4						
Bernie Williams, S (1.8) <small>OBP: 0.431, SLG: 0.541</small>	FC6-4 1B		HR		1B	E		FC6-4 BB		3	2	1	1	2	0	3						
Tino Martinez, L (1.3) <small>OBP: 0.339, SLG: 0.455</small>	1B		HR		1B	K		BB		4	2	3	4	1	1	1						
Darryl Strawberry, L (1.10) <small>OBP: 0.509, SLG: 0.619</small> Jim Leyritz, R (7.7) <small>OBP: 0.330, SLG: 0.411</small>	L9		P6		P5	BB		K		3	0	0	0	0	0	4						
Ricky Ledee, L (1.7) <small>OBP: 0.347, SLG: 0.469</small> Chad Curtis, R (7.7) <small>OBP: 0.389, SLG: 0.364</small>	G6-3		CS BB		E1 1B	BB		P3		2	1	1	1	1	0	0						
Scott Brosius, R (1.5) <small>OBP: 0.305, SLG: 0.398</small>	G1-6-3 1B		K		1B	IBB		G5-4-3 K		4	0	1	0	1	2	4						
Joe Girardi, R (1.2) <small>OBP: 0.266, SLG: 0.332</small>	G1-6-3		F8		P4			G6-3		5	1	1	0	0	0	4						
Inning Stats	R: 1 E: 0 K: 0 S: 13	H: 2 LOB: 2 BB: 1 P: 23	R: 0 E: 0 K: 0 S: 4	H: 1 LOB: 0 BB: 0 P: 5	R: 3 E: 0 K: 0 S: 9	H: 2 LOB: 0 BB: 1 P: 18	R: 0 E: 0 K: 1 S: 9	H: 0 LOB: 0 BB: 1 P: 16	R: 0 E: 0 K: 0 S: 5	H: 0 LOB: 0 BB: 0 P: 8	R: 3 E: 1 K: 1 S: 16	H: 4 LOB: 3 BB: 2 P: 33	R: 0 E: 0 K: 1 S: 11	H: 0 LOB: 2 BB: 3 P: 25	R: 2 E: 0 K: 1 S: 15	H: 1 LOB: 2 BB: 3 P: 32		R: 0 E: 0 K: 1 S: 9	H: 0 LOB: 0 BB: 0 P: 14	1B: 7 2B: 2 3B: 0 HR: 1	SF: 1 SAC: 0 DP: 2 HBP: 0	WP: 0 PB: 0 SB: 0 CS: 1
PITCHER	IP WLS BF H R ER SO BB IBB HBP BLK WP HR S P ERA WHIP	IP WLS BF H R ER SO BB IBB HBP BLK WP HR S P ERA WHIP	IP WLS BF H R ER SO BB IBB HBP BLK WP HR S P ERA WHIP	IP WLS BF H R ER SO BB IBB HBP BLK WP HR S P ERA WHIP	IP WLS BF H R ER SO BB IBB HBP BLK WP HR S P ERA WHIP	IP WLS BF H R ER SO BB IBB HBP BLK WP HR S P ERA WHIP	IP WLS BF H R ER SO BB IBB HBP BLK WP HR S P ERA WHIP	IP WLS BF H R ER SO BB IBB HBP BLK WP HR S P ERA WHIP	IP WLS BF H R ER SO BB IBB HBP BLK WP HR S P ERA WHIP	IP WLS BF H R ER SO BB IBB HBP BLK WP HR S P ERA WHIP	IP WLS BF H R ER SO BB IBB HBP BLK WP HR S P ERA WHIP	IP WLS BF H R ER SO BB IBB HBP BLK WP HR S P ERA WHIP	IP WLS BF H R ER SO BB IBB HBP BLK WP HR S P ERA WHIP	IP WLS BF H R ER SO BB IBB HBP BLK WP HR S P ERA WHIP	IP WLS BF H R ER SO BB IBB HBP BLK WP HR S P ERA WHIP	IP WLS BF H R ER SO BB IBB HBP BLK WP HR S P ERA WHIP						
Sidney Ponson, R (1.1) <small>ERA: 4.71</small> B.J. Ryan, L (6.1) <small>ERA: 2.97</small> Gabe Molina, R (7.1) <small>ERA: 5.06</small> Jesse Orosco, L (8.1) <small>ERA: 5.34</small> Mike Fetters, R (8.1) <small>ERA: 6.0</small>	5.2 L 6 0 0 0 2 3 1 0 0 0 0 1 53 93 11.12 2.118	0.2 6 1 2 2 0 2 3 1 0 0 0 0 0 12 32 0.00 4.500	0.2 4 1 2 2 0 0 2 0 0 0 0 0 0 8 19 27.00 4.500	0.2 3 0 0 0 0 1 0 0 0 0 0 0 6 13 0.00 1.500	1.1 4 0 0 0 2 0 0 0 0 0 0 0 12 17 0.00 0.000																	

AB	33
R	9
H	10
RBI	9
BB	11
SO	5
LOB	22



Batter	1	2	3	4	5	6	7	8	9	AB	R	H	RBI	BB	SO	LOB	BOTTOM					
Rich Amaral, R (1.9) <small>OBP: 0.344, SLG: 0.346</small> Derrick May, L (9.7) <small>OBP: 0.304, SLG: 0.476</small>	F9	G4-3		F7			K		1B	4	0	0	0	0	1	2	New York Yankees @ Baltimore Orioles Oriole Park at Camden Yards, Baltimore, MD Tue Sep 28 1999, 7:05 PM EDT Att: 44,711 - Cloudy - 80 F					
Mike Bordick, R (1.6) <small>OBP: 0.334, SLG: 0.403</small>	2B	1B		G5-3			1B		K	5	1	3	2	0	1	1						
B.J. Surhoff, L (1.7) <small>OBP: 0.348, SLG: 0.499</small>	2B	F8		L9			G5-3			4	1	1	0	0	0	2						
Albert Belle, R (1.10) <small>OBP: 0.405, SLG: 0.553</small>	G4-3 2B		F9		P4		F9			4	0	1	2	0	0	0						
Jeff Conine, R (1.3) <small>OBP: 0.335, SLG: 0.460</small>	G4-3		2B		G5-3		2B			4	0	2	0	0	0	1						
Charles Johnson, R (1.2) <small>OBP: 0.341, SLG: 0.417</small> Calvin Pickering, L (8.7) <small>OBP: 0.333, SLG: 0.267</small> Mike Figga, R (9.2) <small>OBP: 0.293, SLG: 0.338</small>	G6-3		L6		F8		K			3	0	0	0	0	0	2						
Jerry Hairston, R (1.4) <small>OBP: 0.314, SLG: 0.389</small>		G4-3 1B		K			L5		G3-1	4	1	1	0	0	1	2						
Ryan Minor, R (1.5) <small>OBP: 0.236, SLG: 0.313</small> Jesse Garcia, R (9.7) <small>OBP: 0.217, SLG: 0.318</small>	K		HR		G1-3				K	3	1	1	1	0	1	1						
Gene Kingsale, S (1.8) <small>OBP: 0.280, SLG: 0.261</small>	G4-3 1B BB		L8				G4-3		G5-3	3	1	0	0	1	0	0						
Inning Stats	R: 2 E: 0 K: 0 S: 11	H: 3 LOB: 1 BB: 0 P: 14	R: 2 E: 0 K: 1 S: 16	H: 2 LOB: 1 BB: 1 P: 28	R: 0 E: 0 K: 1 S: 14	H: 1 LOB: 0 BB: 0 P: 23	R: 1 E: 0 K: 0 S: 10	H: 1 LOB: 0 BB: 0 P: 12	R: 0 E: 0 K: 0 S: 7	H: 0 LOB: 0 BB: 0 P: 11	R: 0 E: 0 K: 0 S: 8	H: 0 LOB: 0 BB: 0 P: 10	R: 0 E: 0 K: 1 S: 10	H: 1 LOB: 1 BB: 0 P: 15	R: 0 E: 0 K: 1 S: 10	H: 1 LOB: 1 BB: 0 P: 12		R: 0 E: 0 K: 2 S: 13	H: 1 LOB: 0 BB: 0 P: 16	1B: 5 2B: 4 3B: 0 HR: 1	SF: 0 SAC: 0 DP: 0 HBP: 0	WP: 0 PB: 0 SB: 1 CS: 0
PITCHER	IP WLS BF H R ER SO BB IBB HBP BLK WP HR S P ERA WHIP	IP WLS BF H R ER SO BB IBB HBP BLK WP HR S P ERA WHIP	IP WLS BF H R ER SO BB IBB HBP BLK WP HR S P ERA WHIP	IP WLS BF H R ER SO BB IBB HBP BLK WP HR S P ERA WHIP	IP WLS BF H R ER SO BB IBB HBP BLK WP HR S P ERA WHIP	IP WLS BF H R ER SO BB IBB HBP BLK WP HR S P ERA WHIP	IP WLS BF H R ER SO BB IBB HBP BLK WP HR S P ERA WHIP	IP WLS BF H R ER SO BB IBB HBP BLK WP HR S P ERA WHIP	IP WLS BF H R ER SO BB IBB HBP BLK WP HR S P ERA WHIP	IP WLS BF H R ER SO BB IBB HBP BLK WP HR S P ERA WHIP	IP WLS BF H R ER SO BB IBB HBP BLK WP HR S P ERA WHIP	IP WLS BF H R ER SO BB IBB HBP BLK WP HR S P ERA WHIP	IP WLS BF H R ER SO BB IBB HBP BLK WP HR S P ERA WHIP	IP WLS BF H R ER SO BB IBB HBP BLK WP HR S P ERA WHIP	IP WLS BF H R ER SO BB IBB HBP BLK WP HR S P ERA WHIP	IP WLS BF H R ER SO BB IBB HBP BLK WP HR S P ERA WHIP						
Ed Yamall, L (1.1) <small>ERA: 3.71</small> Ramiro Mendoza, R (5.1) <small>ERA: 4.31</small> 42 Mariano Rivera, R (9.1) <small>ERA: 1.91</small>	4.1 W 3.2 13 2 0 0 2 0 0 0 0 0 0 34 46 0.00 0.545	1.0 4 1 0 0 2 0 0 0 0 0 0 0 13 16 0.00 1.000																				



Batter	1	2	3	4	5	6	7	8	9	AB	R	H	RBI	BB	SO	LOB	TOP				
Chuck Knoblauch R (1,4) OBP: 0.391, SLG: 0.453	G5-3		K			K		2B		4	0	1	0	0	2	1	New York Yankees @ Baltimore Orioles Oriole Park at Camden Yards, Baltimore, MD Thu Sep 30 1999, 1:05 PM EDT Att: 44,568 - Sunny - 70 F livebaseballscores.com				
2 Derek Jeter R (1,6) OBP: 0.436, SLG: 0.554	K		G6-3			G4-6-3 1B		HBP		3	0	1	0	0	1	0					
Paul O'Neill, L (1,9) OBP: 0.354, SLG: 0.461	2B			L7		G4-6-3 1-2		G3		4	0	1	0	0	0	4					
Bernie Williams, S (1,8) OBP: 0.432, SLG: 0.540	BB			K		2B 1B		G4-3		3	0	1	0	1	1	0					
Tino Martinez, L (1,3) OBP: 0.339, SLG: 0.453	K			F8		K		1B 1B		4	0	1	0	0	2	3					
Darryl Strawberry, L (1,10) OBP: 0.475, SLG: 0.565		K			K			F8		4	0	0	0	0	3	2					
Ricky Ledee, L (1,7) OBP: 0.349, SLG: 0.473	K			G4-3		2B		1B		4	0	2	0	0	1	0					
Scott Brosius, R (1,5) OBP: 0.302, SLG: 0.395	G6-3			G4-3				F7	G1-3	4	0	0	0	0	0	2					
Joe Girardi, R (1,2) OBP: 0.269, SLG: 0.338			G6-3							2	0	1	0	0	0	0					
20 Jorge Posada, S (8,PH) OBP: 0.339, SLG: 0.398						2B				1	0	0	0	0	1	0					
Inning Stats	R: 0 E: 0 K: 2 S: 11	H: 1 LOB: 2 BB: 1 P: 23	R: 0 E: 0 K: 2 S: 7	H: 0 LOB: 0 BB: 0 P: 10	R: 0 E: 0 K: 1 S: 7	H: 0 LOB: 0 BB: 0 P: 12	R: 0 E: 0 K: 1 S: 6	H: 0 LOB: 0 BB: 0 P: 9	R: 0 E: 0 K: 1 S: 7	H: 2 LOB: 1 BB: 0 P: 9	R: 0 E: 0 K: 2 S: 12	H: 2 LOB: 2 BB: 0 P: 21	R: 0 E: 0 K: 1 S: 13	H: 1 LOB: 2 BB: 0 P: 20	R: 0 E: 0 K: 0 S: 10	H: 2 LOB: 2 BB: 0 P: 15	1B: 4 2B: 4 3B: 0 HR: 0	SF: 0 SAC: 0 DP: 1 HBP: 1	WP: 0 PB: 0 SB: 0 CS: 0	PA: 35	
PITCHER	IP	WLS	BF	H	R	ER	SO	BB	IBB	HBP	BLK	WP	HR	S	P	ERA	WHIP				
35 Mike Mussina, R (1,1) ERA: 3.5	7.0	W	25	5	0	0	10	1	0	0	0	0	0	58	98	0.00	0.857				
Scott Kamieniecki, R (8,1) ERA: 5.26	2.0		10	3	0	0	1	0	0	1	0	0	0	23	35	0.00	1.500				

Batter	1	2	3	4	5	6	7	8	9	AB	R	H	RBI	BB	SO	LOB	BOTTOM				
Gene Kingsale, S (1,8) OBP: 0.288, SLG: 0.260	BB 1B	K	L1			2B HBP		FC4-6		4	1	1	0	0	1	5	New York Yankees @ Baltimore Orioles Oriole Park at Camden Yards, Baltimore, MD Thu Sep 30 1999, 1:05 PM EDT Att: 44,568 - Sunny - 70 F livebaseballscores.com				
Mike Bordick, R (1,6) OBP: 0.335, SLG: 0.405	BB	K		K		1-H 2B				3	0	1	1	1	2	2					
B.J. Surhoff, L (1,7) OBP: 0.348, SLG: 0.497	K		BB 1B BB	G4-3		F7				3	1	0	0	1	1	3					
Albert Belle, R (1,9) OBP: 0.404, SLG: 0.550	K		1B HBP BB	F8				F9		3	1	0	0	1	1	2					
Jeff Conine, R (1,3) OBP: 0.335, SLG: 0.456	G5-3		HBP 1B SF8 BB		G1-3			P5		3	1	0	0	1	0	2					
Calvin Pickering, L (1,10) OBP: 0.328, SLG: 0.242		FC3-6 2B BB	K		K			K		3	1	0	0	1	3	3					
Charles Johnson, R (1,2) OBP: 0.342, SLG: 0.416		FC3-6 HBP	SF8 HBP 1B		K			F9		3	0	1	1	0	1	0					
Jerry Hairston, R (1,4) OBP: 0.312, SLG: 0.381	FC3-6 2B		1-2 2-3 3-H		G5-3			L7		3	0	0	1	0	0	2					
Ryan Minor, R (1,5) OBP: 0.244, SLG: 0.331	2B		SF8		K			FC4-6 1B		3	0	2	2	0	1	0					
Inning Stats	R: 0 E: 0 K: 2 S: 11	H: 1 LOB: 2 BB: 1 P: 20	R: 1 E: 0 K: 2 S: 13	H: 1 LOB: 2 BB: 1 P: 25	R: 3 E: 0 K: 1 S: 15	H: 1 LOB: 2 BB: 3 P: 31	R: 0 E: 0 K: 1 S: 5	H: 0 LOB: 0 BB: 0 P: 8	R: 0 E: 0 K: 2 S: 8	H: 0 LOB: 0 BB: 0 P: 10	R: 1 E: 0 K: 1 S: 10	H: 1 LOB: 1 BB: 0 P: 16	R: 0 E: 0 K: 1 S: 6	H: 0 LOB: 0 BB: 0 P: 10	R: 0 E: 0 K: 0 S: 7	H: 1 LOB: 1 BB: 0 P: 8	1B: 3 2B: 2 3B: 0 HR: 0	SF: 1 SAC: 0 DP: 0 HBP: 3	WP: 0 PB: 0 SB: 0 CS: 0	PA: 37	
PITCHER	IP	WLS	BF	H	R	ER	SO	BB	IBB	HBP	BLK	WP	HR	S	P	ERA	WHIP				
Roger Clemens, R (1,1) ERA: 4.6	6.0	L	30	4	5	5	9	5	0	3	0	0	0	62	110	7.50	1.500				
Jason Grimsley, R (7,1) ERA: 3.67	2.0		7	1	0	0	1	0	0	0	0	0	0	13	18	0.00	0.500				

Batter	1	2	3	4	5	6	7	8	9	AB	R	H	RBI	BB	SO	LOB	TOP										
Chuck Knoblauch, R (1, 4) OBP: 0.394, SLG: 0.457	0-3 K	0-3 K		1-1 G4-3 HR	3-1 1B		4-1 2B 1B BB	0-1 2B		5	2	3	0	1	2	2											
2 Derek Jeter, R (1, 6) OBP: 0.439, SLG: 0.554	0-1 2B 1B	4-1 BB BB		1-1 G4-3	1-3 K		0-1 1B 2B	0-3 K		5	2	2	1	1	2	3											
Paul O'Neill, L (1, 9) OBP: 0.354, SLG: 0.461	2-2 WP CS 2B	4-1 BB		1-1 G4-3		0-1 P5	1-0 G3		1-1 G4-3	5	0	1	2	1	0	3											
Bernie Williams, S (1, 8) OBP: 0.434, SLG: 0.537	4-2 BB	1-1 G4-3		4-0 HR BB		4-0 WP G1-3 BB	1-2 BB E 1B		2-3 K	3	1	1	2	3	1	3											
Tino Martinez, L (1, 3) OBP: 0.340, SLG: 0.457	3-3 K 2H		0-0 1B	3-2 HR		1-0 G1-3	1-0 E6 BB		1-3 K	6	1	2	3	0	2	4											
Daryl Strawberry, L (1, 10) OBP: 0.500, SLG: 0.625		4-2 FC5-4 BB		1-0 HR		4-1 BB	4-2 BB			2	1	1	1	3	0	0											
Ricky Ledee, L (1, 7) OBP: 0.348, SLG: 0.478		0-1 FC5-4		2-2 G4-3		0-1 G4-3				4	1	1	0	0	1	3											
Jim Leyritz, R (7, PH) OBP: 0.332, SLG: 0.405		1-2 1B HBP		3B						1	0	0	0	0	0	3											
Shane Spencer, R (7, 7) OBP: 0.312, SLG: 0.406										0	0	0	0	0	0	0											
Scott Brosius, R (1, 5) OBP: 0.308, SLG: 0.409		1-0 1B BB HBP		1-3 K		0-0 F8	3-2 2B BB 1B		2-1 F8	4	2	1	0	0	1	1											
Joe Girardi, R (1, 2) OBP: 0.271, SLG: 0.354		0-0 BB 2B 1B		1-0 HR		1-3 K	0-3 K		0-0 G6-3	5	1	2	2	0	2	1											
Inning Stats	R: 1 E: 0 K: 2 S: 14	H: 2 LOB: 2 BB: 1 P: 23	R: 2 E: 0 K: 1 S: 12	H: 1 LOB: 3 BB: 3 P: 26	R: 0 E: 0 K: 1 S: 8	H: 2 LOB: 1 BB: 0 P: 12	R: 5 E: 0 K: 0 S: 13	H: 4 LOB: 0 BB: 1 P: 26	R: 0 E: 0 K: 1 S: 10	H: 1 LOB: 1 BB: 0 P: 15	R: 0 E: 0 K: 1 S: 7	H: 0 LOB: 2 BB: 2 P: 19	R: 3 E: 1 K: 1 S: 23	H: 3 LOB: 3 BB: 2 P: 39	R: 0 E: 0 K: 1 S: 9	H: 1 LOB: 1 BB: 0 P: 11	R: 0 E: 0 K: 2 S: 8	H: 0 LOB: 0 BB: 0 P: 12	1B: 7 2B: 4 3B: 1 HR: 3	SF: 0 SAC: 0 DP: 1 HBP: 1	WP: 2 CS: 0	PA: 50					
PITCHER	IP	WLS	BF	H	R	ER	SO	BB	IBB	HBP	BLK	WP	HR	S	P	ERA	WHIP										
Rolando Arrojo, R (1, 1) ERA: 5.18	3.2	L	23	8	7	7	4	5	0	1	0	1	2	44	82	17.18	3.545										
Mike Duvall, L (4, 1) ERA: 4.05	2.0		10	2	1	1	2	2	0	0	0	1	1	17	33	4.50	2.000										
Jeff Sparks, R (6, 1) ERA: 5.59	1.0		7	3	3	3	2	1	0	0	0	0	0	20	32	27.00	4.000										
Jim Morris, L (7, 1) ERA: 7.36	0.1		3	0	0	0	0	1	0	0	0	0	0	6	13	0.00	3.000										
Eddie Gaillard, R (8, 1) ERA: 2.7	1.0		4	1	0	0	1	0	0	0	0	0	0	9	11	0.00	1.000										
PITCHER	IP	WLS	BF	H	R	ER	SO	BB	IBB	HBP	BLK	WP	HR	S	P	ERA	WHIP										
Alan Newman, L (9, 1) ERA: 6.89	1.0		3	0	0	0	2	0	0	0	0	0	0	8	12	0.00	0.000										

New York Yankees @ Tampa Bay Devil Rays
Tropicana Field, St. Petersburg, FL
Fri Oct 01 1999, 7:05 PM EDT
Att: 24,662 - Dome - 72 F

AB 40
R 11
H 14
RBI 11
BB 9
SO 11
LOB 23



Batter	1	2	3	4	5	6	7	8	9	AB	R	H	RBI	BB	SO	LOB	BOTTOM										
Miguel Cairo, R (1, 4) OBP: 0.337, SLG: 0.373	2-3 K		0-0 BB 2B 1B	2-2 P3		1-1 G4-3		3-2 G6-3		5	1	1	0	0	1	1											
Tony Graffano, R (1, 6) OBP: 0.380, SLG: 0.496	1-1 BB BB 1B		4-1 2B BB	4-0 2B HR BB		2-2 BB 1B		4-0 BB BB		2	3	2	0	3	0	0											
Jose Canseco, R (1, 10) OBP: 0.367, SLG: 0.564	4-2 BB BB		0-0 BB G5-4-3 2B	1-1 HR 2B		0-2 F9		0-3 K		4	2	2	2	1	1	3											
Fred McGriff, L (1, 3) OBP: 0.406, SLG: 0.555	0-3 K		4-2 G5-4-3 BB	2-2 HR		0-1 P2		1-1 G1		4	1	1	3	1	1	3											
Bubba Trammell, R (1, 7) OBP: 0.391, SLG: 0.518	4-1 BB		4-0 G5-4-3 BB	2-2 K		4-0 1B BB		2-2 F9		2	0	0	0	3	1	0											
Herbert Perry, R (1, 5) OBP: 0.333, SLG: 0.402	3-2 G6-3		1-2 BB	1-2 BB		1-1 F8		2-1 P4		4	0	1	1	0	0	5											
Paul Sorrento, L (9, PH) OBP: 0.352, SLG: 0.403			1-2 2-3 3H	1-2 BB		1-1 F8		1-2 1B		1	0	0	0	0	0	0											
Jose Guillen, R (1, 9) OBP: 0.317, SLG: 0.345		2-3 K	1-1 F9	3-2 F7		3-2 K				4	0	0	0	0	2	3											
Mike DiFelice, R (1, 2) OBP: 0.342, SLG: 0.469	0-1 G3-6-3 1B		2-2 G6-3	2-2 F9		2-2 F9		0-0 2B		4	0	2	0	0	0	0											
Dave Martinez, L (1, 8) OBP: 0.362, SLG: 0.389	2-2 G3-6-3		0-1 P6			0-0 F8		1-3 K		4	0	0	0	0	1	2											
Inning Stats	R: 0 E: 0 K: 2 S: 15	H: 1 LOB: 2 BB: 2 P: 29	R: 0 E: 0 K: 1 S: 8	H: 1 LOB: 0 BB: 0 P: 12	R: 3 E: 0 K: 0 S: 10	H: 2 LOB: 1 BB: 3 P: 23	R: 0 E: 0 K: 0 S: 9	H: 0 LOB: 0 BB: 0 P: 13	R: 3 E: 0 K: 1 S: 16	H: 2 LOB: 0 BB: 1 P: 27	R: 0 E: 0 K: 0 S: 6	H: 0 LOB: 0 BB: 0 P: 9	R: 1 E: 0 K: 1 S: 13	H: 2 LOB: 1 BB: 1 P: 22	R: 0 E: 0 K: 2 S: 13	H: 1 LOB: 2 BB: 1 P: 21	R: 0 E: 0 K: 0 S: 9	H: 0 LOB: 0 BB: 0 P: 14	1B: 5 2B: 3 3B: 0 HR: 1	SF: 0 SAC: 0 DP: 2 HBP: 0	WP: 0 CS: 0	PA: 42					
PITCHER	IP	WLS	BF	H	R	ER	SO	BB	IBB	HBP	BLK	WP	HR	S	P	ERA	WHIP										
Andy Pettitte, L (1, 1) ERA: 4.7	4.0		22	6	6	6	3	6	0	0	0	0	0	25	91	3.38	1.125										
Ramiro Mendoza, R (5, 1) ERA: 4.29	2.2	W	11	2	1	1	1	1	0	0	0	0	0	13	23	0.00	2.000										
Jeff Nelson, R (7, 1) ERA: 4.15	1.0	H	5	1	0	0	2	1	0	0	0	0	0	12	17	0.00	0.000										
42 Mariano Rivera, R (8, 1) ERA: 1.87	1.1	S	4	0	0	0	1	0	0	0	0	0	0	12	17	0.00	0.000										

New York Yankees @ Tampa Bay Devil Rays
Tropicana Field, St. Petersburg, FL
Fri Oct 01 1999, 7:05 PM EDT
Att: 24,662 - Dome - 72 F

AB 34
R 7
H 9
RBI 6
BB 8
SO 7
LOB 17



Batter	1	2	3	4	5	6	7	8	9	AB	R	H	RBI	BB	SO	LOB	TOP					
Chuck Knoblauch, R (1, 4) OBP: 0.393, SLG: 0.454	F9		CS BB		G5-3		G5-3			3	0	0	0	1	0	1	New York Yankees @ Tampa Bay Devil Rays Tropicana Field, St. Petersburg, FL Sat Oct 02 1999, 6:35 PM EDT Att: 36,192 - Dome - 72 F livebaseballscorecards.com					
2 Derek Jeter, R (1, 6) OBP: 0.438, SLG: 0.552	G4-3		CS		FC6-4 1B		K		K	4	0	1	0	0	2	1						
Paul O'Neill, L (1, 9) Chad Curtis, R (6, 7) OBP: 0.459, SLG: 0.370	G6-3				FC6-4 G5-3 1B		G4-3		K	3	0	0	0	0	0	1						
Bernie Williams, S (1, 8) OBP: 0.435, SLG: 0.536		F9			1B				G5-3	3	1	1	0	1	0	0						
Jim Leyritz, R (1, 3) Tino Martinez, L (8, PH) OBP: 0.341, SLG: 0.458		1B			G5-3		1B BB		1B	2	0	1	0	1	0	2						
Chili Davis, S (1, 10) OBP: 0.366, SLG: 0.445		K			2-3f		1B BB		1B	1	0	1	0	0	0	0						
Shane Spencer, R (1, 7) OBP: 0.306, SLG: 0.398	F7					HR	G1-3			4	1	2	2	0	2	2						
20 Jorge Posada, S (1, 2) OBP: 0.341, SLG: 0.402					G3-6 1B		G4-3		F7	4	0	2	0	0	0	0						
Scott Brosius, R (1, 5) OBP: 0.307, SLG: 0.414					G3-6		HR		K	4	1	1	1	0	2	2						
Inning Stats	R: 0 E: 0 K: 0 S: 7	H: 0 LOB: 0 BB: 0 P: 13	R: 0 E: 0 K: 1 S: 11	H: 1 LOB: 1 BB: 0 P: 16	R: 0 E: 0 K: 0 S: 10	H: 1 LOB: 0 BB: 1 P: 18	R: 0 E: 0 K: 0 S: 6	H: 2 LOB: 1 BB: 0 P: 7	R: 2 E: 0 K: 1 S: 11	H: 2 LOB: 0 BB: 0 P: 16	R: 1 E: 0 K: 2 S: 14	H: 1 LOB: 2 BB: 2 P: 23	R: 0 E: 0 K: 2 S: 13	H: 1 LOB: 1 BB: 0 P: 21	R: 0 E: 0 K: 2 S: 12	H: 1 LOB: 1 BB: 0 P: 21		R: 0 E: 0 K: 1 S: 6	H: 0 LOB: 0 BB: 0 P: 6	1B: 7 2B: 0 3B: 0 HR: 2	SF: 0 SAC: 0 DP: 2 HBP: 0	WP: 0 PB: 0 CS: 1
PITCHER	IP WLS BF H R ER SO BB IBB HBP BLK WP HR S P ERA WHIP	6.0 L 26 8 3 3 3 3 0 0 0 0 0 2 62 99 4.50 1.833	2.0 7 1 0 0 4 0 0 0 0 0 0 0 0 22 36 0.00 0.500	1.0 3 0 0 0 1 0 0 0 0 0 0 0 0 6 6 0.00 0.000											ERA WHIP							

Batter	1	2	3	4	5	6	7	8	9	AB	R	H	RBI	BB	SO	LOB	BOTTOM					
Miguel Cairo, R (1, 4) OBP: 0.338, SLG: 0.371	F9		P4			BB BB			FC6	3	0	0	0	1	0	1	New York Yankees @ Tampa Bay Devil Rays Tropicana Field, St. Petersburg, FL Sat Oct 02 1999, 6:35 PM EDT Att: 36,192 - Dome - 72 F livebaseballscorecards.com					
Dave Martinez, L (1, 8) OBP: 0.381, SLG: 0.387	G3-1				CS BB	L3			HBP	3	0	0	0	1	1	5						
Jose Canseco, R (1, 10) OBP: 0.369, SLG: 0.563	K				P4	BB BB			1B	3	0	1	1	1	1	1						
Fred McGriff, L (1, 3) OBP: 0.405, SLG: 0.552		P6			K	BB BB			K	3	0	0	1	1	2	2						
Bubba Trammell, R (1, 7) OBP: 0.386, SLG: 0.511		G5-3			F7	F7			K	4	0	0	0	0	1	4						
Herbert Perry, R (1, 5) Paul Sorrento, L (8, PH) Aaron Ledesma, R (9, 5) OBP: 0.333, SLG: 0.401 OBP: 0.351, SLG: 0.401 OBP: 0.304, SLG: 0.315		1B			G5-3	F9			F9	3	0	1	0	0	0	3						
Jose Guillen, R (1, 9) Randy Winn, S (9, PR) OBP: 0.316, SLG: 0.344 OBP: 0.301, SLG: 0.353		K			G3				P3	4	0	1	0	0	1	1						
Tony Graffanino, R (1, 6) OBP: 0.364, SLG: 0.492					K	BB BB			B1-4 1B	3	1	1	0	1	1	1						
Mike DiFelice, R (1, 2) Terrell Lowery, R (9, PR) OBP: 0.346, SLG: 0.469 OBP: 0.330, SLG: 0.388					P4	BB BB			F9	4	1	2	0	0	0	1						
Inning Stats	R: 0 E: 0 K: 1 S: 7	H: 0 LOB: 0 BB: 0 P: 12	R: 0 E: 0 K: 1 S: 11	H: 1 LOB: 1 BB: 0 P: 18	R: 0 E: 0 K: 1 S: 9	H: 0 LOB: 0 BB: 0 P: 13	R: 0 E: 0 K: 1 S: 8	H: 0 LOB: 1 BB: 1 P: 17	R: 0 E: 0 K: 0 S: 4	H: 0 LOB: 0 BB: 0 P: 6	R: 2 E: 0 K: 0 S: 17	H: 1 LOB: 3 BB: 4 P: 39	R: 0 E: 0 K: 1 S: 10	H: 1 LOB: 2 BB: 0 P: 19	R: 0 E: 0 K: 2 S: 11	H: 1 LOB: 1 BB: 0 P: 20		R: 0 E: 0 K: 0 S: 11	H: 2 LOB: 1 BB: 0 P: 16	1B: 6 2B: 2 3B: 0 HR: 0	SF: 0 SAC: 0 DP: 2 HBP: 1	WP: 0 PB: 0 CS: 1
PITCHER	IP WLS BF H R ER SO BB IBB HBP BLK WP HR S P ERA WHIP	5.1 W 22 2 2 2 4 5 0 0 0 0 0 0 12 21 0.00 0.750	1.1 H 6 1 0 0 0 0 0 0 0 0 0 0 10 17 0.00 1.500	0.2 H 3 1 0 0 2 0 0 0 0 0 0 0 16 26 0.00 1.200											ERA WHIP							

Batter	1	2	3	4	5	6	7	8	9	AB	R	H	RBI	BB	SO	LOB	TOP								
Mark McLemore, S (1.4)	F9		F8		F9			G1-6-3 BB		3	0	0	0	1	0	0	Texas Rangers @ New York Yankees Yankee Stadium, Bronx, NY Tue Oct 05 1999, 8:00 PM EDT Att. 57,099 - Unknown - 49 F								
Ivan Rodriguez, R (1.2) OBP: 0.500, SLG: 0.750	BB		F8 29 S		F7			G1-6-3 1-2		4	0	2	0	0	0	1									
29 Rusty Greer, L (1.7)	BB		1-2 BB		P6			G4-3		2	0	0	0	2	0	0									
Juan Gonzalez, R (1.9)	K		F8 2-3		L3 BB			K		3	0	0	0	1	2	4									
Rafael Palmeiro, L (1.10)	1-2 2-3 BB		F8		L3			G4-3		3	0	0	0	1	0	3									
Todd Zeile, R (1.5)	K				F7					3	0	0	0	1	1	3									
Lee Stevens, L (1.3)			G5-3		K			F8		3	0	0	0	1	1	1									
Royce Clayton, R (1.6)			K		F8			F8		3	0	0	0	0	1	1									
Tom Goodwin, L (1.8)			F8		G6-3			F7		3	0	0	0	0	0	1									
Inning Stats	R: 0 E: 0 K: 2 S: 8	H: 1 LOB: 3 BB: 2 P: 16	R: 0 E: 0 K: 1 S: 5	H: 0 LOB: 0 BB: 0 P: 5	R: 0 E: 0 K: 0 S: 4	H: 1 LOB: 2 BB: 1 P: 8	R: 0 E: 0 K: 1 S: 5	H: 0 LOB: 0 BB: 0 P: 5	R: 0 E: 0 K: 0 S: 3	H: 0 LOB: 0 BB: 1 P: 3	R: 0 E: 0 K: 0 S: 2	H: 0 LOB: 1 BB: 1 P: 6	R: 0 E: 0 K: 0 S: 3	H: 0 LOB: 1 BB: 1 P: 7	R: 0 E: 0 K: 0 S: 2	H: 0 LOB: 1 BB: 1 P: 6	R: 0 E: 0 K: 1 S: 5	H: 0 LOB: 1 BB: 1 P: 9	1B: 1 2B: 2 3B: 0 HR: 0	SF: 0 SAC: 0 DP: 2 HBP: 0	WP: 0 PB: 0 SB: 1 CS: 0	PA: 34			
PITCHER	IP	WLS	BF	H	R	ER	SO	BB	IBB	HBP	BLK	WP	HR	S	P	ERA	WHIP								
Orlando Hernandez, R (1.1)	8.0	W	30	2	0	0	4	6	0	0	0	0	0	32	56	0.00	1.000								
Jeff Nelson, R (9.1)	1.0		4	0	0	0	1	1	0	0	0	0	0	5	9	0.00	1.000								

Batter	1	2	3	4	5	6	7	8	9	AB	R	H	RBI	BB	SO	LOB	BOTTOM								
Chuck Knoblauch, R (1.4) OBP: 0.600, SLG: 0.500	BB		G3 BB 1B		G6-3	K		2 BB 1B		4	1	2	0	1	1	1	Texas Rangers @ New York Yankees Yankee Stadium, Bronx, NY Tue Oct 05 1999, 8:00 PM EDT Att. 57,099 - Unknown - 49 F								
2 Derek Jeter, R (1.6)	K		K		1B 2B 1B	E HR BB		F9 1B BB		3	2	1	0	2	2	2									
Paul O'Neill, L (1.9) OBP: 0.400, SLG: 0.250	F8		G3 BB		2B 1B	E5		K		4	2	1	0	1	1	4									
Chad Curtis, R (9.7)			1-2 BB		1-3 2B 1B	1-3 2-H HR				0	0	0	0	0	0	0									
Bernie Williams, S (1.8)	L8		G3		WP 2B	1-H 3-H HR		1-2 2-H 1B		5	1	3	6	0	0	3									
Tino Martinez, L (1.3)			G6-3		1-H 3-H 2B	1-H 3-H HR		F9 1B		4	0	1	0	1	0	4									
Darryl Strawberry, L (1.10) Jim Leyritz, R (7. PH)	FC4-6 2B		FC4-6 1B		P6	1-2 2-3 IBB		F8		2	1	0	0	1	0	1									
20 Jorge Posada, S (1.2) OBP: 0.250, SLG: 0.500	F7		G4-1		G4-1	F7		2B		4	0	1	0	0	0	4									
Ricky Ledee, L (1.7) OBP: 0.500, SLG: 0.667			1-H 2B		K	SH3-4 E BB		F7		3	1	1	1	1	1	1									
Scott Brosius, R (1.5)	G4-3		G5-3		G5-3	SH3-4 E BB		G5-3		3	0	0	0	0	0	2									
Inning Stats	R: 0 E: 0 K: 1 S: 5	H: 0 LOB: 1 BB: 1 P: 9	R: 1 E: 0 K: 0 S: 5	H: 2 LOB: 1 BB: 0 P: 5	R: 0 E: 0 K: 1 S: 6	H: 1 LOB: 2 BB: 1 P: 10	R: 0 E: 0 K: 1 S: 5	H: 0 LOB: 0 BB: 0 P: 5	R: 2 E: 0 K: 0 S: 6	H: 3 LOB: 3 BB: 2 P: 14	R: 4 E: 1 K: 1 S: 7	H: 1 LOB: 2 BB: 2 P: 15	R: 0 E: 0 K: 0 S: 4	H: 1 LOB: 1 BB: 0 P: 4	R: 1 E: 0 K: 1 S: 7	H: 2 LOB: 2 BB: 1 P: 11	1B: 6 2B: 3 3B: 0 HR: 1	SF: 0 SAC: 1 DP: 0 HBP: 0	WP: 1 PB: 0 SB: 0 CS: 0	PA: 42					
PITCHER	IP	WLS	BF	H	R	ER	SO	BB	IBB	HBP	BLK	WP	HR	S	P	ERA	WHIP								
Aaron Sele, R (1.1)	5.0	L	26	6	4	3	3	3	2	0	0	0	0	27	47	5.40	1.800								
Tim Crabtree, R (6.1)	0.2		3	0	0	0	1	1	0	0	0	0	0	4	8	0.00	1.500								
Mike Venafro, L (6.1)	0.1		3	1	3	0	0	0	0	0	0	0	1	3	3	0.00	3.000								
Danny Patterson, R (7.1)	1.0		4	1	0	0	0	0	0	0	0	0	0	4	4	0.00	1.000								
Jeff Fassero, L (8.1)	1.0		6	2	1	1	1	1	0	0	0	0	0	7	11	9.00	3.000								

Batter	1	2	3	4	5	6	7	8	9	AB	R	H	RBI	BB	SO	LOB	TOP					
Royce Clayton, R (1,6)										4	0	0	0	0	0	3						
29 Rusty Greer, L (1,7)										4	0	0	0	0	1	2						
Ivan Rodriguez, R (1,2) OBP: 0.333, SLG: 0.500										4	0	1	0	0	1	0						
Juan Gonzalez, R (1,9) OBP: 0.250, SLG: 0.571										4	1	1	1	0	1	2						
Rafael Palmeiro, L (1,10) OBP: 0.375, SLG: 0.286										4	0	2	0	0	1	0						
Todd Zeile, R (1,5) OBP: 0.250, SLG: 0.143										4	0	1	0	0	0	1						
Roberto Kelly, R (1,8) Tom Goodwin, L (8,8)										3	0	1	0	0	2	2	AB 34					
Lee Stevens, L (1,3) OBP: 0.286, SLG: 0.333										1	0	0	0	0	1	0	R 1					
Mark McLemore, S (1,4)										3	0	0	0	0	2	2	H 7					
										3	0	1	0	0	0	2	RBI 1					
										3	0	1	0	0	0	2	BB 0					
										3	0	0	0	0	2	2	SO 9					
										3	0	0	0	0	2	2	LOB 14					
Inning Stats	R: 0 E: 1 K: 0 S: 4	H: 0 LOB: 1 BB: 0 P: 4	R: 0 E: 0 K: 1 S: 6	H: 2 LOB: 1 BB: 0 P: 6	R: 0 E: 0 K: 1 S: 5	H: 0 LOB: 0 BB: 0 P: 5	R: 1 E: 0 K: 0 S: 4	H: 1 LOB: 0 BB: 0 P: 4	R: 0 E: 0 K: 2 S: 9	H: 2 LOB: 2 BB: 0 P: 9	R: 0 E: 0 K: 0 S: 4	H: 0 LOB: 1 BB: 0 P: 4	R: 0 E: 1 K: 1 S: 6	H: 0 LOB: 1 BB: 0 P: 6	R: 0 E: 0 K: 2 S: 7	H: 0 LOB: 0 BB: 0 P: 7	R: 0 E: 0 K: 2 S: 7	H: 0 LOB: 0 BB: 0 P: 7	1B: 5 2B: 1 3B: 0 HR: 1	SF: 0 SAC: 0 DP: 2 HBP: 0	WP: 0 PB: 0 SB: 0 CS: 0	PA: 34
PITCHER	IP WLS BF H R ER SO BB IBB HBP BLK WP HR S P ERA WHIP																	IP WLS BF H R ER SO BB IBB HBP BLK WP HR S P ERA WHIP				
Andy Pettitte, L (1,1) ERA: 1.23	7.1 W 29 7 1 1 5 0 0 0 0 0 1 39 39 1.23 0.955																					
Jeff Nelson, R (8,1) ERA:	0.2 H 2 0 0 0 2 0 0 0 0 0 0 6 6 0.00 0.000																					
42 Mariano Rivera, R (9,1) ERA:	1.0 S 3 0 0 0 2 0 0 0 0 0 0 7 7 0.00 0.000																					

Texas Rangers @ New York Yankees
Yankee Stadium, Bronx, NY
Thu Oct 07 1999, 8:00 PM EDT
Att: 57,486 - Unknown - 48 F

AB 34
R 1
H 7
RBI 1
BB 0
SO 9
LOB 14



Batter	1	2	3	4	5	6	7	8	9	AB	R	H	RBI	BB	SO	LOB	BOTTOM			
Chuck Knoblauch, R (1,4) OBP: 0.333, SLG: 0.250										4	0	0	0	0	1	0				
2 Derek Jeter, R (1,6) OBP: 0.556, SLG: 0.571										4	0	2	0	0	1	0				
Paul O'Neill, L (1,9) Chad Curtis, R (8, PR) (9,7)										4	0	1	0	0	0	1				
Bernie Williams, S (1,8) OBP: 0.444, SLG: 0.875										3	0	0	0	0	2	1				
Tino Martinez, L (1,3) OBP: 0.444, SLG: 0.286										3	2	1	0	1	0	3				
Chili Davis, S (1,10) Clay Bellinger, R (7, PR)										3	0	1	0	0	2	1				
Jim Leyritz, R (8, PH)										0	0	0	0	0	0	0				
Ricky Ledee, L (1,7) OBP: 0.375, SLG: 0.571										4	0	1	1	0	2	4	AB 31			
Scott Brosius, R (1,5) OBP: 0.167, SLG: 0.333										3	0	1	1	0	0	3	R 3			
Joe Girardi, R (1,2)										3	0	0	0	0	4		H 7			
										3	0	1	0	0	3		RBI 3			
										3	0	0	1	1	0	0	BB 2			
										3	0	0	0	0	4		SO 8			
										3	0	0	0	0	4		LOB 17			
Inning Stats	R: 0 E: 0 K: 1 S: 5	H: 0 LOB: 0 BB: 0 P: 5	R: 0 E: 0 K: 2 S: 7	H: 0 LOB: 0 BB: 0 P: 7	R: 0 E: 0 K: 1 S: 5	H: 0 LOB: 0 BB: 0 P: 5	R: 0 E: 0 K: 2 S: 8	H: 1 LOB: 1 BB: 0 P: 8	R: 1 E: 0 K: 2 S: 9	H: 2 LOB: 1 BB: 0 P: 9	R: 0 E: 0 K: 0 S: 3	H: 0 LOB: 0 BB: 0 P: 3	R: 1 E: 0 K: 0 S: 5	H: 2 LOB: 3 BB: 1 P: 9	R: 1 E: 0 K: 0 S: 5	H: 2 LOB: 3 BB: 1 P: 10	1B: 4 2B: 3 3B: 0 HR: 0	SF: 0 SAC: 0 DP: 0 HBP: 1	WP: 0 PB: 0 SB: 0 CS: 0	PA: 34
PITCHER	IP WLS BF H R ER SO BB IBB HBP BLK WP HR S P ERA WHIP																	IP WLS BF H R ER SO BB IBB HBP BLK WP HR S P ERA WHIP		
Rick Helling, R (1,1) ERA: 2.84	6.1 L 25 5 2 2 8 1 0 0 0 0 0 40 44 2.84 0.947																			
Tim Crabtree, R (7,1) ERA: 5.4	1.0 4 1 1 1 0 0 0 0 0 0 0 4 4 9.00 1.000																			
Mike Venafro, L (8,1) ERA:	0.2 5 1 0 0 0 1 0 1 0 0 0 3 8 0.00 3.000																			

Texas Rangers @ New York Yankees
Yankee Stadium, Bronx, NY
Thu Oct 07 1999, 8:00 PM EDT
Att: 57,486 - Unknown - 48 F

AB 31
R 3
H 7
RBI 3
BB 2
SO 8
LOB 17



Batter	1	2	3	4	5	6	7	8	9	AB	R	H	RBI	BB	SO	LOB	TOP										
Chuck Knoblauch, R OBP: 0.231, SLG: 0.167			G6-3		F8			L9		4	0	0	0	0	1	1											
2 Derek Jeter, R OBP: 0.536, SLG: 0.727			F9		G4-3					4	1	2	0	0	0	1											
Bernie Williams, S OBP: 0.462, SLG: 0.727						L6		F7		3	1	1	0	1	0	1											
Tino Martinez, L OBP: 0.308, SLG: 0.182			F3			G3		K		4	0	0	0	0	2	4											
Darryl Strawberry, L OBP: 0.429, SLG: 0.833					G6-4-3			F7		4	1	2	3	0	0	0											
Ricky Ledes, L OBP: 0.333, SLG: 0.455	G4-3				K					4	0	1	0	0	2	1											
Scott Brosius, R OBP: 0.100, SLG: 0.200		G6-3			G6-4-3			F8		4	0	0	0	0	0	2											
Chad Curtis, R		G4-3			G6-3			G5-3		3	0	0	0	0	0	1											
Joe Girardi, R					E5			F8		3	0	0	0	0	1	1											
Inning Stats	R: 3 E: 0 K: 2 S: 9	H: 2 LOB: 0 BB: 1 P: 13	R: 0 E: 0 K: 1 S: 5	H: 0 LOB: 0 BB: 0 P: 5	R: 0 E: 0 K: 0 S: 4	H: 1 LOB: 1 BB: 0 P: 4	R: 0 E: 0 K: 1 S: 5	H: 1 LOB: 0 BB: 0 P: 5	R: 0 E: 1 K: 0 S: 4	H: 0 LOB: 1 BB: 0 P: 4	R: 0 E: 0 K: 0 S: 3	H: 0 LOB: 0 BB: 0 P: 3	R: 0 E: 0 K: 0 S: 4	H: 1 LOB: 1 BB: 0 P: 4	R: 0 E: 0 K: 1 S: 6	H: 1 LOB: 0 BB: 0 P: 6	R: 0 E: 0 K: 1 S: 5	H: 0 LOB: 0 BB: 0 P: 5	1B: 4 2B: 0 3B: 1 HR: 1	SF: 0 SAC: 0 DP: 1 HBP: 0	WP: 0 PB: 0 CS: 0	PA: 34					
PITCHER	IP	WLS	BF	H	R	ER	SO	BB	IBB	HBP	BLK	WP	HR	S	P	ERA	WHIP										
Esteban Loaiza, R ERA: 3.86	7.0	L	27	5	3	3	4	1	0	0	0	0	1	34	38	3.86	0.857										
59 Jeff Zimmerman, R ERA:	1.0		4	1	0	0	1	0	0	0	0	0	0	6	6	0.00	1.000										
John Wetteland, R ERA:	1.0		3	0	0	0	1	0	0	0	0	0	0	5	5	0.00	0.000										

New York Yankees @ Texas Rangers
The Ballpark at Arlington, Arlington, TX
Sat Oct 09 1999, 7:30 PM EDT
Att: 50,269 - Cloudy - 79 F

AB 33
R 3
H 6
RBI 3
BB 1
SO 6
LOB 12



Batter	1	2	3	4	5	6	7	8	9	AB	R	H	RBI	BB	SO	LOB	BOTTOM										
Mark McLemore, S OBP: 0.182, SLG: 0.100			FC6		G4-3			L5-3		4	0	1	0	0	1	1											
Ivan Rodriguez, R OBP: 0.250, SLG: 0.333	G4-3		FC6					K		4	0	0	0	0	1	1											
29 Rusty Greer, L OBP: 0.333, SLG: 0.111	G6-3				G6-3					3	0	1	0	1	0	0											
Juan Gonzalez, R OBP: 0.250, SLG: 0.455		F8				G3				4	0	1	0	0	0	2											
Rafael Palmeiro, L OBP: 0.333, SLG: 0.273					F5			G1-3		4	0	1	0	0	0	3											
Todd Zeile, R OBP: 0.250, SLG: 0.100		L8						P3		3	0	0	0	1	0	2											
Lee Stevens, L OBP: 0.200, SLG: 0.222					G3			G3-1		3	0	0	0	0	1	3											
Royce Clayton, R					G4-3			F8		3	0	0	0	0	0	0											
Tom Goodwin, L OBP: 0.143, SLG: 0.143					G4-3			G1-3		3	0	1	0	0	0	0											
Inning Stats	R: 0 E: 0 K: 1 S: 5	H: 0 LOB: 0 BB: 0 P: 5	R: 0 E: 0 K: 1 S: 6	H: 1 LOB: 1 BB: 0 P: 6	R: 0 E: 0 K: 0 S: 4	H: 1 LOB: 1 BB: 0 P: 4	R: 0 E: 0 K: 0 S: 4	H: 1 LOB: 2 BB: 1 P: 8	R: 0 E: 0 K: 0 S: 3	H: 0 LOB: 0 BB: 0 P: 3	R: 0 E: 0 K: 0 S: 3	H: 0 LOB: 1 BB: 1 P: 7	R: 0 E: 0 K: 0 S: 3	H: 0 LOB: 0 BB: 0 P: 3	R: 0 E: 0 K: 1 S: 5	H: 1 LOB: 0 BB: 0 P: 5	R: 0 E: 0 K: 0 S: 4	H: 1 LOB: 1 BB: 0 P: 5	1B: 5 2B: 1 3B: 0 HR: 0	SF: 0 SAC: 0 DP: 1 HBP: 0	WP: 1 PB: 0 CS: 0	PA: 33					
PITCHER	IP	WLS	BF	H	R	ER	SO	BB	IBB	HBP	BLK	WP	HR	S	P	ERA	WHIP										
Roger Clemens, R ERA:	7.0	W	26	3	0	0	2	2	0	0	0	0	0	28	36	0.00	0.714										
Jeff Nelson, R ERA:	0.0		1	1	0	0	0	0	0	0	0	0	0	1	1	∞	∞										
42 Mariano Rivera, R ERA:	2.0	S	6	1	0	0	1	0	0	0	0	1	0	8	9	0.00	0.500										

New York Yankees @ Texas Rangers
The Ballpark at Arlington, Arlington, TX
Sat Oct 09 1999, 7:30 PM EDT
Att: 50,269 - Cloudy - 79 F

AB 31
R 0
H 5
RBI 0
BB 2
SO 3
LOB 12



Batter	1	2	3	4	5	6	7	8	9	AB	R	H	RBI	BB	SO	LOB	TOP					
Chuck Knoblauch , R (1,4) <small>OBP: 0.292, SLG: 0.238</small> Luis Sojo , R (8,PH) <small>(8,4)</small>	F9							G1-3		2	0	0	0	1	0	0						
2 Derek Jeter , R (1,6) <small>OBP: 0.520, SLG: 0.619</small> Clayton Kershaw , R (8,PH) <small>(8,6)</small>	1B							K		3	0	1	0	0	2	1						
Paul O'Neill , L (1,9) <small>OBP: 0.266, SLG: 0.211</small> Chad Curtis , R (7,7) <small>(8,8)</small>	F8							G3		3	0	0	0	0	2	1						
Bernie Williams , S (1,8) <small>OBP: 0.360, SLG: 0.591</small> Shane Spencer , R (8,7) <small>OBP: 0.400, SLG: 0.250</small>	K							L4		3	0	0	0	0	1	1						
Tino Martinez , L (1,3) <small>OBP: 0.280, SLG: 0.318</small>								K		4	0	1	0	0	2	1						
Chili Davis , S (1,10) <small>OBP: 0.167, SLG: 0.091</small>								F7		3	0	0	0	1	2	2						
Ricky Ledee , L (1,7) <small>OBP: 0.300, SLG: 0.333</small> <small>(7,9)</small>								E6		4	0	0	0	0	2	3						
Scott Brosius , R (1,5) <small>OBP: 0.250, SLG: 0.700</small>								G4-3		3	1	1	1	0	0	0						
Joe Girardi , R (1,2) <small>OBP: 0.200, SLG: 0.200</small> 20 Jorge Posada , S (4,2) <small>OBP: 0.100, SLG: 0.200</small>								HR		1	0	0	0	0	1	0						
Inning Stats	R: 0 E: 0 K: 1 S: 6	H: 1 LOB: 1 BB: 0 P: 6	R: 0 E: 0 K: 3 S: 9	H: 0 LOB: 0 BB: 0 P: 9	R: 0 E: 0 K: 2 S: 7	H: 0 LOB: 1 BB: 1 P: 11	R: 0 E: 0 K: 2 S: 8	H: 1 LOB: 1 BB: 0 P: 8	R: 0 E: 0 K: 1 S: 5	H: 0 LOB: 0 BB: 0 P: 5	R: 0 E: 0 K: 2 S: 7	H: 0 LOB: 0 BB: 0 P: 7	R: 0 E: 0 K: 1 S: 5	H: 0 LOB: 0 BB: 1 P: 9	R: 1 E: 0 K: 1 S: 6	H: 1 LOB: 0 BB: 0 P: 6	R: 0 E: 1 K: 0 S: 4	H: 0 LOB: 2 BB: 1 P: 8	1B: 2 2B: 0 3B: 0 HR: 1	SF: 0 SAC: 0 DP: 0 HBP: 0	WP: 0 PB: 0 SB: 0 CS: 0	PA: 34
PITCHER	IP	WLS	BF	H	R	ER	SO	BB	IBB	HBP	BLK	WP	HR	S	P	ERA	WHIP					
Pedro Martinez , R (1,1) ERA: 0.00	7.0	W	25	2	0	0	12	2	0	0	0	0	0	47	55	0.00	0.571					
Tom Gordon , R (8,1) ERA: 9.00	1.0		4	1	1	1	1	0	0	0	0	0	1	6	6	9.00	1.000					
Pat Rapp , R (9,1) ERA: 0.00	1.0		5	0	0	0	0	1	0	0	0	0	0	4	8	0.00	1.000					

New York Yankees @ Boston Red Sox
Fenway Park, Boston, MA
Sat Oct 16 1999, 4:00 PM EDT
Att: 33,190 - Sunny - 73 F

AB 31
R 1
H 3
RBI 1
BB 3
SO 13
LOB 9



Batter	1	2	3	4	5	6	7	8	9	AB	R	H	RBI	BB	SO	LOB	BOTTOM					
Jose Offerman , S (1,4) <small>OBP: 0.537, SLG: 0.618</small>	HR							G3-1		6	2	3	0	0	1	3						
John Valentin , R (1,5) <small>OBP: 0.333, SLG: 0.722</small>	HR							K		6	2	3	5	0	1	3						
Jason Varitek , S (1,2) <small>OBP: 0.294, SLG: 0.531</small> Scott Hatteberg , L (9,2) <small>OBP: 1.000, SLG: 1.000</small>	G4-3							1B		4	0	0	0	1	1	2						
Nomar Garciaparra , R (1,6) <small>OBP: 0.567, SLG: 1.080</small>	E4							P5		5	1	4	3	0	0	0						
Troy O'Leary , L (1,7) <small>OBP: 0.333, SLG: 0.515</small>	F8							K		5	2	2	0	0	1	4						
Mike Stanley , R (1,3) <small>OBP: 0.486, SLG: 0.548</small>	BB							P6		4	1	2	1	1	0	3						
Brian Daubach , L (1,10) <small>OBP: 0.233, SLG: 0.533</small> Butch Huskey , R (7,PH) <small>OBP: 0.143, SLG: 0.143</small>	K							K		4	2	2	2	0	1	2						
Darren Lewis , R (1,8) <small>OBP: 0.345, SLG: 0.370</small> <small>(9,9)</small>								G6-3		5	1	2	1	0	0	1						
Trot Nixon , L (1,9) <small>OBP: 0.355, SLG: 0.480</small> Damon Buford , R (8,PH) <small>(9,8)</small>	1B							G6-4-3		4	2	3	0	0	1	1						
Inning Stats	R: 2 E: 1 K: 1 S: 8	H: 2 LOB: 2 BB: 1 P: 12	R: 2 E: 0 K: 1 S: 8	H: 3 LOB: 2 BB: 1 P: 12	R: 2 E: 0 K: 0 S: 6	H: 3 LOB: 1 BB: 0 P: 6	R: 0 E: 0 K: 0 S: 4	H: 2 LOB: 1 BB: 0 P: 4	R: 2 E: 0 K: 3 S: 12	H: 3 LOB: 1 BB: 0 P: 12	R: 1 E: 1 K: 0 S: 5	H: 1 LOB: 1 BB: 0 P: 5	R: 4 E: 0 K: 0 S: 8	H: 5 LOB: 1 BB: 0 P: 8	R: 0 E: 0 K: 1 S: 6	H: 2 LOB: 1 BB: 0 P: 6	1B: 11 2B: 6 3B: 1 HR: 3	SF: 0 SAC: 0 DP: 2 HBP: 0	WP: 0 PB: 0 SB: 0 CS: 0	PA: 47		
PITCHER	IP	WLS	BF	H	R	ER	SO	BB	IBB	HBP	BLK	WP	HR	S	P	ERA	WHIP					
Roger Clemens , R (1,1) ERA: 5.0	2.0	L	15	6	5	5	2	2	0	0	0	0	0	2	33	33	13.50	2.786				
Hideki Irabu , R (3,1) ERA: 13.5	4.2		27	13	8	7	3	0	0	0	0	0	2	33	33	13.50	2.786					
Mike Stanton , L (7,1) ERA: 0.00	0.1		1	0	0	0	0	0	0	0	0	0	0	1	1	0.00	0.000					
Allen Watson , L (8,1) ERA: 0.00	1.0		4	2	0	0	1	0	0	0	0	0	0	6	6	0.00	2.000					

New York Yankees @ Boston Red Sox
Fenway Park, Boston, MA
Sat Oct 16 1999, 4:00 PM EDT
Att: 33,190 - Sunny - 73 F

AB 45
R 13
H 21
RBI 12
BB 2
SO 6
LOB 21




Batter	1	2	3	4	5	6	7	8	9	AB	R	H	RBI	BB	SO	LOB	TOP										
Chuck Knoblauch R (1,4) OBP: 0.345, SLG: 0.280										4	1	2	0	1	0	0	New York Yankees @ Boston Red Sox Fenway Park, Boston, MA Sun Oct 17 1999, 7:50 PM EDT Att: 33,586 - Cloudy - 72 F										
2 Derek Jeter R (1,6) OBP: 0.467, SLG: 0.538										5	1	1	0	0	1	2											
Paul O'Neill L (1,9) OBP: 0.308, SLG: 0.250										5	1	2	0	0	1	2											
Bernie Williams S (1,8) OBP: 0.400, SLG: 0.630										5	2	3	1	0	1	2											
Tino Martinez L (1,3) OBP: 0.300, SLG: 0.346										4	2	1	1	1	0	2											
Darryl Strawberry L (1,10) OBP: 0.359, SLG: 0.818										2	1	1	1	1	0	0											
Chili Davis S (8, PH) OBP: 0.231, SLG: 0.091										0	0	0	0	1	0	0											
Clay Bellinger R (8, PH) OBP: 0.091, SLG: 0.091										0	0	0	0	0	0	0											
Ricky Ledesma L (9, PH) OBP: 0.333, SLG: 0.526										1	1	1	4	0	0	0											
Scott Brosius R (1,5) OBP: 0.200, SLG: 0.560										5	0	0	0	0	1	5											
Chad Curtis R (1,7)										5	0	0	0	0	2	4											
Joe Girardi R (1,2) OBP: 0.143, SLG: 0.143										4	0	0	0	0	1	2											
Inning Stats	R: 0 E: 0 K: 1 S: 6	H: 1 LOB: 1 BB: 0 P: 6	R: 1 E: 0 K: 0 S: 4	H: 1 LOB: 0 BB: 0 P: 4	R: 0 E: 0 K: 0 S: 3	H: 0 LOB: 0 BB: 0 P: 3	R: 2 E: 2 K: 3 S: 12	H: 2 LOB: 2 BB: 1 P: 16	R: 0 E: 0 K: 1 S: 6	H: 1 LOB: 1 BB: 0 P: 6	R: 0 E: 0 K: 0 S: 3	H: 0 LOB: 1 BB: 0 P: 3	R: 0 E: 0 K: 0 S: 3	H: 0 LOB: 1 BB: 1 P: 7	R: 0 E: 0 K: 1 S: 7	H: 2 LOB: 3 BB: 1 P: 11	R: 6 E: 2 K: 1 S: 10	H: 4 LOB: 0 BB: 1 P: 14	1B: 7 2B: 2 3B: 0 HR: 2	SF: 0 SAC: 0 DP: 0 HBP: 0	WP: 0 PB: 0 SB: 0 CS: 0	PA: 44					
PITCHER	IP	WLS	BF	H	R	ER	SO	BB	IBB	HBP	BLK	WP	HR	S	P	ERA	WHIP										
Bret Saberhagen R (1,1) ERA: 11.17	6.0	L	25	5	3	1	5	0	1	0	0	0	1	34	38	1.50	0.833										
Derek Lowe R (7,1) ERA: 3.75	1.0		6	2	0	0	0	1	0	0	0	0	0	5	9	0.00	3.000										
Rheal Cormier L (8,1) ERA:	0.1		2	0	0	0	0	0	1	0	0	0	0	1	5	0.00	0.000										
Rich Garces R (8,1) ERA: 8.44	1.0		8	3	5	5	1	0	1	0	0	0	0	9	13	45.00	3.000										
Rod Beck R (9,1) ERA: 6.75	0.2		3	1	1	0	1	0	0	0	0	0	1	5	5	0.00	1.500										

Batter	1	2	3	4	5	6	7	8	9	AB	R	H	RBI	BB	SO	LOB	BOTTOM										
Jose Offerman S (1,4) OBP: 0.533, SLG: 0.605										4	0	2	1	0	1	1	New York Yankees @ Boston Red Sox Fenway Park, Boston, MA Sun Oct 17 1999, 7:50 PM EDT Att: 33,586 - Cloudy - 72 F										
John Valentin R (1,5) OBP: 0.348, SLG: 0.725										4	0	2	0	0	0	1											
Nomar Garciaparra R (1,6) OBP: 0.529, SLG: 0.964										3	0	0	0	1	0	1											
Mike Stanley R (1,3) OBP: 0.462, SLG: 0.514										4	0	1	0	0	2	3											
Butch Huskey R (1,10) OBP: 0.200, SLG: 0.300										3	1	1	0	0	0	1											
Brian Daubach L (9, PH) OBP: 0.226, SLG: 0.516										1	0	0	0	0	0	1											
Troy O'Leary L (1,7) OBP: 0.350, SLG: 0.541										4	0	2	1	0	1	0											
Jason Varitek S (1,2) OBP: 0.263, SLG: 0.472										4	0	0	0	0	1	3											
Darren Lewis R (1,9) OBP: 0.313, SLG: 0.333										3	0	0	0	0	0	0											
Damon Buford R (1,8) OBP: 0.250, SLG: 0.250										3	1	2	0	0	1	0											
Inning Stats	R: 0 E: 0 K: 1 S: 5	H: 0 LOB: 0 BB: 0 P: 5	R: 1 E: 0 K: 0 S: 4	H: 2 LOB: 0 BB: 0 P: 4	R: 1 E: 0 K: 1 S: 7	H: 3 LOB: 2 BB: 1 P: 11	R: 0 E: 0 K: 1 S: 5	H: 0 LOB: 0 BB: 0 P: 5	R: 0 E: 0 K: 1 S: 6	H: 1 LOB: 1 BB: 0 P: 6	R: 0 E: 0 K: 0 S: 3	H: 0 LOB: 0 BB: 0 P: 3	R: 0 E: 0 K: 1 S: 5	H: 1 LOB: 0 BB: 0 P: 5	R: 0 E: 0 K: 1 S: 7	H: 2 LOB: 2 BB: 0 P: 7	1B: 7 2B: 3 3B: 0 HR: 0	SF: 0 SAC: 0 DP: 3 HBP: 0	WP: 0 PB: 0 SB: 1 CS: 0	PA: 34							
PITCHER	IP	WLS	BF	H	R	ER	SO	BB	IBB	HBP	BLK	WP	HR	S	P	ERA	WHIP										
Andy Pettitte L (1,1) ERA: 1.84	7.1	W	28	8	2	2	5	1	0	0	0	0	0	8	41	2.46	1.227										
42 Mariano Rivera R (8,1) ERA:	1.2	S	6	2	0	0	1	0	0	0	0	0	0	8	8	0.00	1.200										

Batter	1	2	3	4	5	6	7	8	9	AB	R	H	RBI	BB	SO	LOB	TOP					
Chuck Knoblauch, R (1, 4) <small>OBP: 0.353, SLG: 0.300</small> Luis Sojo, R (8, 4)										5	1	2	0	0	0	0						
2 Derek Jeter, R (1, 6) <small>OBP: 0.457, SLG: 0.613</small>										5	2	2	2	0	0	3						
Paul O'Neill, L (1, 9) <small>OBP: 0.323, SLG: 0.276</small>										5	1	2	0	0	1	1						
Bernie Williams, S (1, 8) <small>OBP: 0.371, SLG: 0.548</small>										4	0	0	0	1	2	1						
Chili Davis, S (1, 10) <small>OBP: 0.294, SLG: 0.143</small> Clay Bellinger, R (7, PR) Daryl Strawberry, L (9, PH) Chad Curtis, R (9, PR)										3	0	1	1	1	1	3						
Tino Martinez, L (1, 3) <small>OBP: 0.343, SLG: 0.367</small>										4	0	2	1	0	1	2						
20 Jorge Posada, S (1, 2) <small>OBP: 0.200, SLG: 0.429</small>										4	1	1	2	1	2	5						
Shane Spencer, R (1, 7) <small>OBP: 0.200, SLG: 0.111</small>										5	0	0	0	0	3	5						
Scott Brosius, R (1, 5) <small>OBP: 0.207, SLG: 0.500</small>										3	0	0	0	1	1	0						
Inning Stats	R: 2 E: 0 K: 2 S: 11	H: 4 LOB: 2 BB: 0 P: 11	R: 0 E: 0 K: 0 S: 3	H: 0 LOB: 0 BB: 0 P: 3	R: 0 E: 0 K: 1 S: 6	H: 1 LOB: 1 BB: 0 P: 6	R: 0 E: 0 K: 0 S: 3	H: 1 LOB: 3 BB: 2 P: 12	R: 0 E: 0 K: 1 S: 5	H: 0 LOB: 1 BB: 1 P: 9	R: 0 E: 0 K: 2 S: 7	H: 0 LOB: 0 BB: 0 P: 7	R: 2 E: 2 K: 2 S: 11	H: 2 LOB: 3 BB: 1 P: 15	R: 0 E: 0 K: 1 S: 6	H: 1 LOB: 1 BB: 0 P: 6	R: 2 E: 0 K: 2 S: 9	H: 2 LOB: 1 BB: 0 P: 9	1B: 9 2B: 0 3B: 0 HR: 2	SF: 0 SAC: 0 DP: 0 HBP: 1	WP: 0 PB: 0 SB: 1 CS: 0	PA: 44
PITCHER	IP WLS BF H R ER SO BB IBB HBP BLK WP HR S P ERA WHIP																					
Kent Mercker, L (1, 1) <small>ERA: 5.79</small>	3.2 L 19 6 2 2 3 2 0 1 0 0 0 1 22 31 4.91 2.182																					
Derek Lowe, R (4, 1) <small>ERA: 3.07</small>	2.2 11 1 2 0 3 1 0 0 0 0 0 0 16 20 0.00 0.750																					
Rheal Cormier, L (7, 1) <small>ERA:</small>	1.2 9 2 0 0 3 1 0 0 0 0 0 0 14 18 0.00 1.800																					
Tom Gordon, R (9, 1) <small>ERA: 9.0</small>	1.0 5 2 2 2 2 0 0 0 0 0 0 1 9 9 18.00 2.000																					
Batter	1	2	3	4	5	6	7	8	9	AB	R	H	RBI	BB	SO	LOB	BOTTOM					
Jose Offerman, S (1, 4) <small>OBP: 0.520, SLG: 0.571</small>										4	0	1	0	1	1	2						
John Valentin, R (1, 5) <small>OBP: 0.354, SLG: 0.689</small>										5	0	2	0	0	1	1						
Jason Varitek, S (1, 2) <small>OBP: 0.256, SLG: 0.512</small>										5	1	1	1	0	2	3						
Nomar Garciaparra, R (1, 6) <small>OBP: 0.500, SLG: 0.906</small>										4	0	1	0	0	1	2						
Troy O'Leary, L (1, 7) <small>OBP: 0.341, SLG: 0.500</small>										3	0	0	0	1	0	3						
Mike Stanley, R (1, 3) <small>OBP: 0.442, SLG: 0.474</small>										3	0	0	0	1	0	3						
Brian Daubach, L (1, 10) <small>OBP: 0.235, SLG: 0.485</small> Butch Huskey, R (6, PH) Donnie Sadler, R (8, PR) <small>OBP: 0.500, SLG: 1.000</small>										2	0	0	0	1	1	2						
Darren Lewis, R (1, 8) <small>OBP: 0.286, SLG: 0.303</small> Scott Hatteberg, L (8, PH) <small>OBP: 0.500, SLG: 0.500</small> Damon Buford, R (9, 8) <small>OBP: 0.250, SLG: 0.250</small>										3	0	0	0	0	1	2						
Trot Nixon, L (1, 9) <small>OBP: 0.343, SLG: 0.429</small>										3	0	0	0	1	2	3						
Inning Stats	R: 0 E: 0 K: 1 S: 7	H: 2 LOB: 2 BB: 0 P: 7	R: 0 E: 0 K: 2 S: 7	H: 0 LOB: 2 BB: 2 P: 15	R: 0 E: 0 K: 2 S: 7	H: 0 LOB: 0 BB: 0 P: 7	R: 0 E: 0 K: 0 S: 3	H: 0 LOB: 1 BB: 1 P: 7	R: 0 E: 0 K: 1 S: 6	H: 1 LOB: 1 BB: 0 P: 6	R: 0 E: 1 K: 0 S: 4	H: 0 LOB: 1 BB: 0 P: 4	R: 0 E: 0 K: 3 S: 9	H: 0 LOB: 1 BB: 1 P: 13	R: 1 E: 0 K: 1 S: 7	H: 2 LOB: 2 BB: 2 P: 15	R: 0 E: 0 K: 0 S: 3	H: 0 LOB: 0 BB: 0 P: 3	1B: 3 2B: 1 3B: 0 HR: 1	SF: 0 SAC: 0 DP: 0 HBP: 0	WP: 0 PB: 0 SB: 1 CS: 0	PA: 39
PITCHER	IP WLS BF H R ER SO BB IBB HBP BLK WP HR S P ERA WHIP																					
Oriando Hernandez, R (1, 1) <small>ERA: 1.17</small>	7.0 W 31 5 1 1 9 4 0 0 0 0 0 0 45 61 1.29 1.286																					
Mike Stanton, L (8, 1) <small>ERA:</small>	0.0 1 0 0 0 0 1 0 0 0 0 0 0 0 4 - - -																					
Jeff Nelson, R (8, 1) <small>ERA:</small>	0.1 H 1 0 0 0 0 0 0 0 0 0 0 0 1 1 0.00 0.000																					
Allen Watson, L (8, 1) <small>ERA:</small>	0.0 1 0 0 0 0 1 0 0 0 0 0 0 0 4 - - -																					
Ramiro Mendoza, R (8, 1) <small>ERA:</small>	1.2 S 5 0 0 0 1 0 0 0 0 0 0 0 7 7 0.00 0.000																					

New York Yankees @ Boston Red Sox
Fenway Park, Boston, MA
Mon Oct 18 1999, 8:17 PM EDT
Att: 33,589 - Unknown - 49 F

AB 39
R 6
H 11
RBI 6
BB 4
SO 11
LOB 20



New York Yankees @ Boston Red Sox
Fenway Park, Boston, MA
Mon Oct 18 1999, 8:17 PM EDT
Att: 33,589 - Unknown - 49 F

AB 33
R 1
H 5
RBI 1
BB 6
SO 10
LOB 24



Batter	1	2	3	4	5	6	7	8	9	AB	R	H	RBI	BB	SO	LOB	TOP				
Chuck Knoblauch R (1.4) OBP: 0.349, SLG: 0.289										4	1	2	1	1	1	2					
2 Derek Jeter R (1.6) OBP: 0.467, SLG: 0.600										5	2	2	0	0	1	2					
Paul O'Neill L (1.9) OBP: 0.325, SLG: 0.270										4	0	1	1	1	0	2					
Bernie Williams S (1.8) OBP: 0.432, SLG: 0.541										4	1	3	0	1	0	2					
Tino Martinez L (1.3) OBP: 0.341, SLG: 0.342										5	2	2	2	0	1	4					
Ricky Ledee L (1.7) OBP: 0.345, SLG: 0.500										4	0	2	1	1	2	2					
Scott Brosius R (1.5) OBP: 0.289, SLG: 0.541										5	1	2	1	0	2	3					
Joe Girardi R (1.2) OBP: 0.111, SLG: 0.111										4	0	0	0	0	1	5					
David Cone L (1.1)										4	0	0	0	0	0	2					
Ramiro Mendoza R (8.1)										1	0	0	0	0	0	1					
Jeff Nelson R (9.1)										0	0	0	0	0	0	0					
Inning Stats	R: 3 E: 0 K: 1 S: 9	H: 5 LOB: 2 BB: 1 P: 13	R: 0 E: 0 K: 1 S: 5	H: 0 LOB: 1 BB: 1 P: 9	R: 2 E: 1 K: 2 S: 11	H: 3 LOB: 2 BB: 0 P: 11	R: 1 E: 0 K: 1 S: 6	H: 1 LOB: 1 BB: 1 P: 10	R: 1 E: 0 K: 0 S: 5	H: 2 LOB: 1 BB: 0 P: 5	R: 0 E: 0 K: 0 S: 6	H: 1 LOB: 0 BB: 0 P: 3	R: 0 E: 0 K: 1 S: 6	H: 1 LOB: 2 BB: 0 P: 10	R: 0 E: 0 K: 1 S: 6	H: 1 LOB: 1 BB: 0 P: 6	1B: 11 2B: 3 3B: 0 HR: 0	SF: 0 SAC: 1 DP: 1 HBP: 0	WP: 0 PB: 0 CS: 1	PA: 45	
PITCHER	IP WLS BF H R ER SO BB IBB HBP BLK WP HR S P ERA WHIP	IP WLS BF H R ER SO BB IBB HBP BLK WP HR S P ERA WHIP	IP WLS BF H R ER SO BB IBB HBP BLK WP HR S P ERA WHIP	IP WLS BF H R ER SO BB IBB HBP BLK WP HR S P ERA WHIP	IP WLS BF H R ER SO BB IBB HBP BLK WP HR S P ERA WHIP	IP WLS BF H R ER SO BB IBB HBP BLK WP HR S P ERA WHIP	IP WLS BF H R ER SO BB IBB HBP BLK WP HR S P ERA WHIP	IP WLS BF H R ER SO BB IBB HBP BLK WP HR S P ERA WHIP	IP WLS BF H R ER SO BB IBB HBP BLK WP HR S P ERA WHIP	IP WLS BF H R ER SO BB IBB HBP BLK WP HR S P ERA WHIP	IP WLS BF H R ER SO BB IBB HBP BLK WP HR S P ERA WHIP	IP WLS BF H R ER SO BB IBB HBP BLK WP HR S P ERA WHIP	IP WLS BF H R ER SO BB IBB HBP BLK WP HR S P ERA WHIP	IP WLS BF H R ER SO BB IBB HBP BLK WP HR S P ERA WHIP	IP WLS BF H R ER SO BB IBB HBP BLK WP HR S P ERA WHIP	IP WLS BF H R ER SO BB IBB HBP BLK WP HR S P ERA WHIP	IP WLS BF H R ER SO BB IBB HBP BLK WP HR S P ERA WHIP	IP WLS BF H R ER SO BB IBB HBP BLK WP HR S P ERA WHIP	IP WLS BF H R ER SO BB IBB HBP BLK WP HR S P ERA WHIP	IP WLS BF H R ER SO BB IBB HBP BLK WP HR S P ERA WHIP	IP WLS BF H R ER SO BB IBB HBP BLK WP HR S P ERA WHIP
Kevin Millwood R (1.1) ERA: 3.65	2.0	L	15	8	5	4	2	2	0	0	0	0	0	0	17	25	18.00	5.000			
Terry Mulholland L (3.1) ERA: 5.68	3.0		14	3	2	2	3	0	1	0	0	0	0	0	19	23	6.00	1.000			
Russ Springer R (6.1) ERA:	2.0		7	1	0	0	1	0	0	0	0	0	0	9	9	0.00	0.500				
30 Kevin McGlinchy R (8.1) ERA: 5.4	2.0		9	2	0	0	2	1	0	0	0	0	0	0	12	16	0.00	1.500			

New York Yankees @ Atlanta Braves
Turner Field, Atlanta, GA
Sun Oct 24 1999, 8:05 PM EDT
Att: 51,226 - Cloudy - 54 F

AB 40
R 7
H 14
RBI 6
BB 4
SO 8
LOB 25



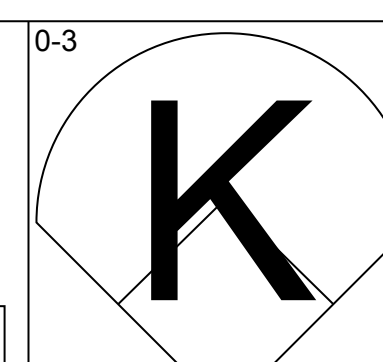
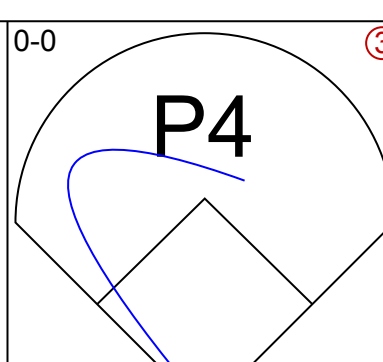
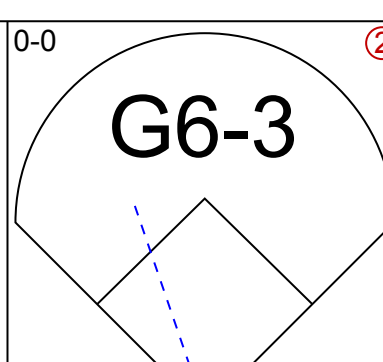
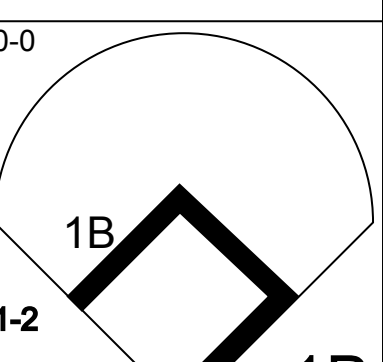
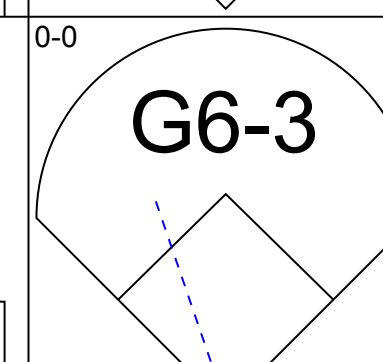
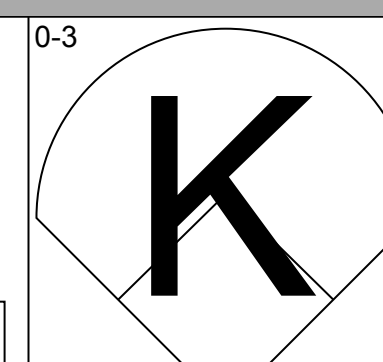
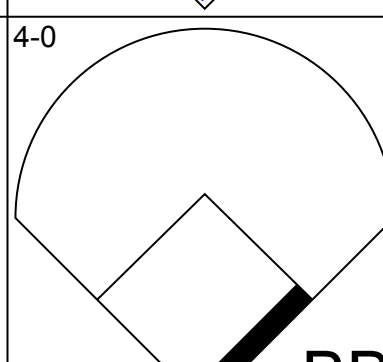
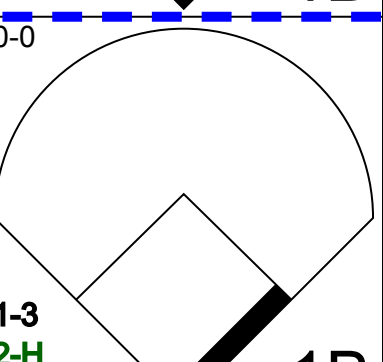
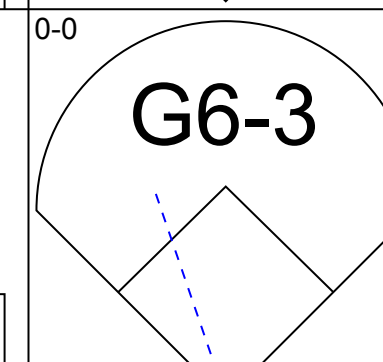
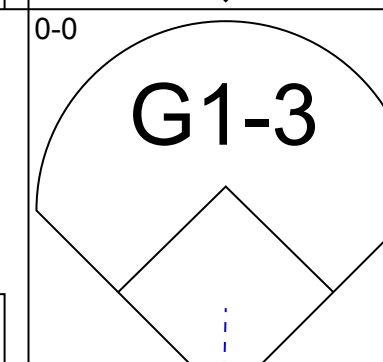
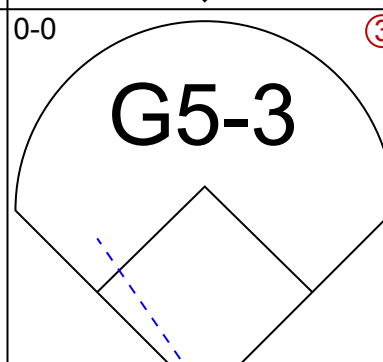
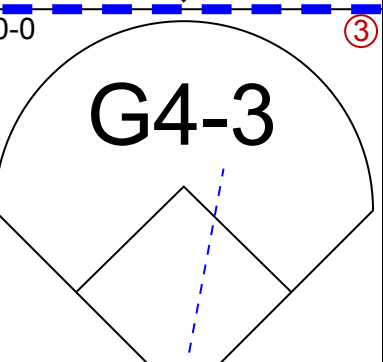
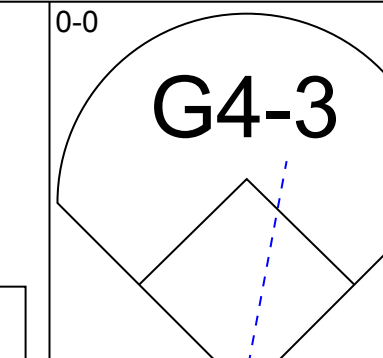
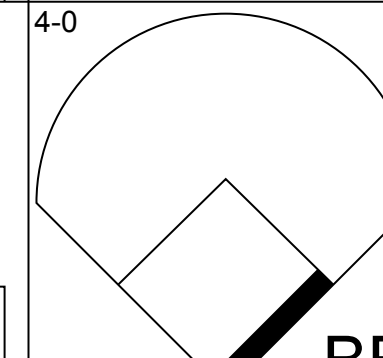
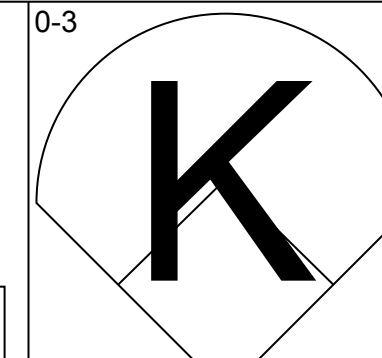
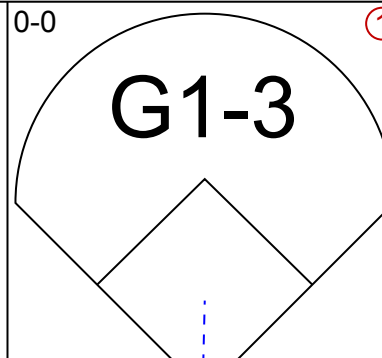
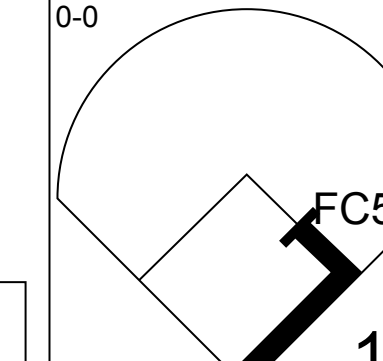
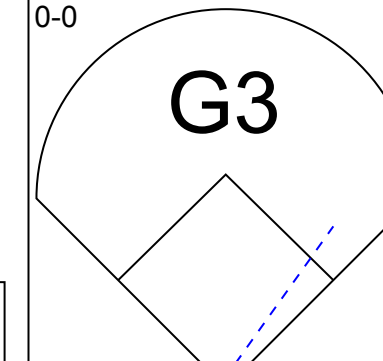
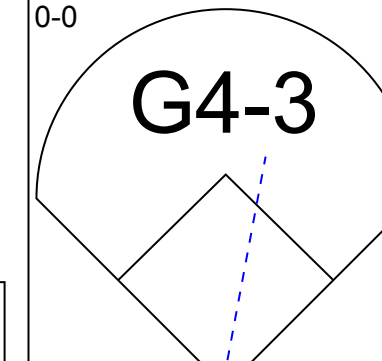
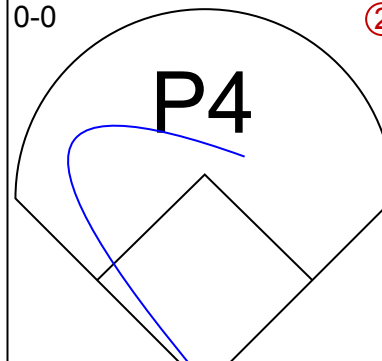
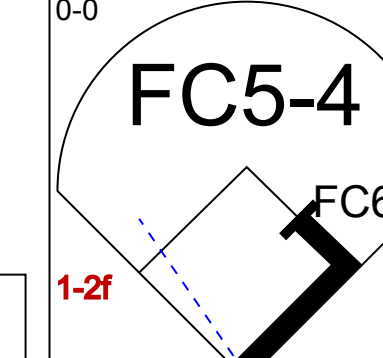
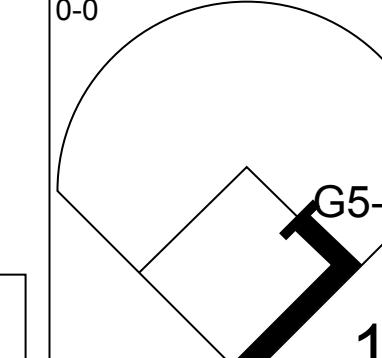
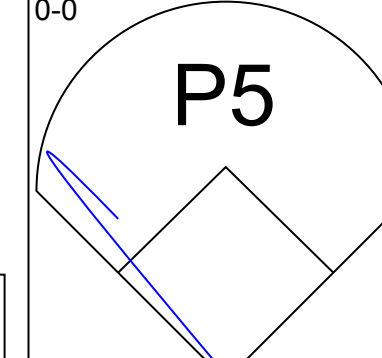
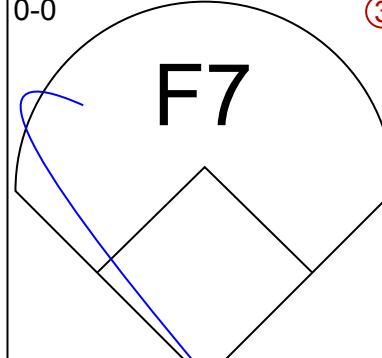
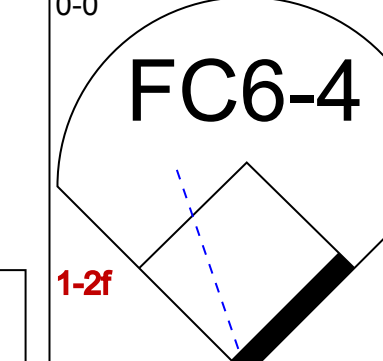
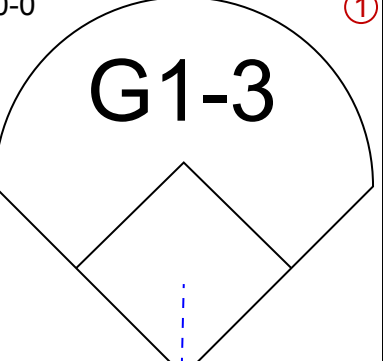
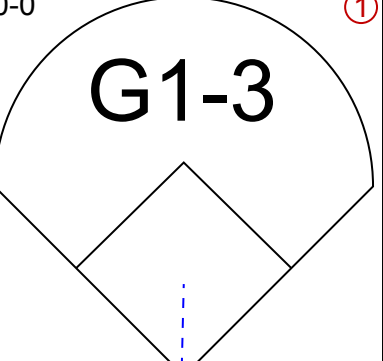
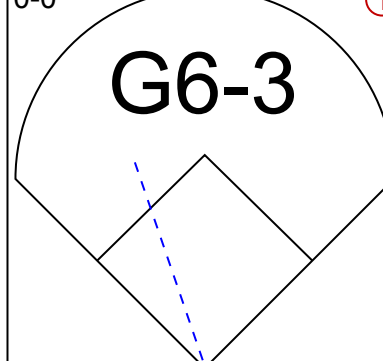
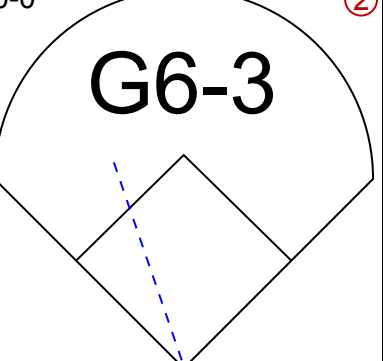
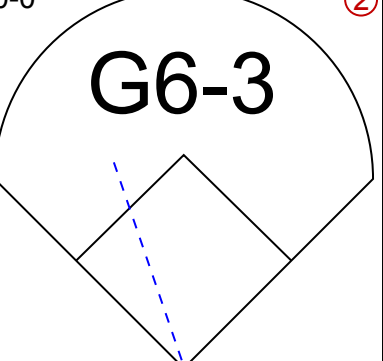
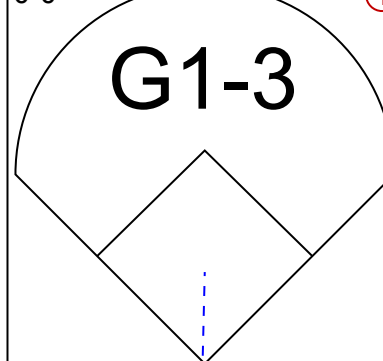
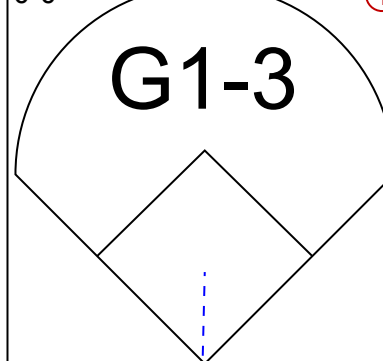
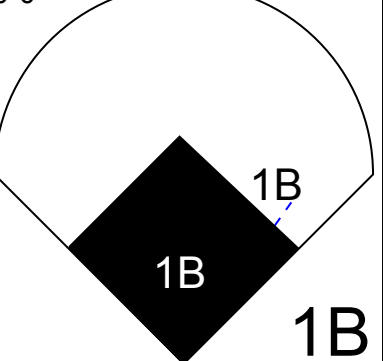
Batter	1	2	3	4	5	6	7	8	9	AB	R	H	RBI	BB	SO	LOB	BOTTOM				
Gerald Williams R (1.7) OBP: 0.263, SLG: 0.278										4	0	0	0	0	1	2					
Ozzie Guillen L (1.6) OBP: 0.125, SLG: 0.125										4	0	0	0	0	0	1					
10 Chipper Jones S (1.5) OBP: 0.500, SLG: 0.405										3	1	1	0	1	0	1					
Brian Jordan R (1.9) OBP: 0.339, SLG: 0.469										3	0	0	0	1	0	3					
Ryan Klesko L (1.3) OBP: 0.267, SLG: 0.296										4	0	0	0	0	1	3					
Keith Lockhart L (1.4) OBP: 0.364, SLG: 0.444										2	1	0	0	2	0	1					
Greg Myers L (1.2) OBP: 0.500, SLG: 0.333										3	0	2	1	1	0	2					
Andruw Jones R (1.8) OBP: 0.288, SLG: 0.217										3	0	0	0	0	1	4					
30 Kevin McGlinchy R (8.1) ERA: 4.5										0	0	0	0	0	0	0					
Bret Boone R (9. PH) OBP: 0.354, SLG: 0.391										1	0	1	1	0	0	0					
Kevin Millwood R (1.1) OBP: 0.222, SLG: 0.125										0	0	0	0	0	0	0					
Terry Mulholland R (3.1) ERA: 4.5										0	0	0	0	1	0	0					
Jorge Fabregas L (5. PH) ERA: 4.5										1	0	0	0	0	1	0					
Russ Springer R (6.1) ERA: 4.5										0	0	0	0	0	0	0					
Otis Nixon S (8.8) OBP: 0.687, SLG: 0.667										2	0	1	0	0	0	2					
Inning Stats	R: 0 E: 1 K: 0 S: 4	H: 0 LOB: 0 BB: 0 P: 4	R: 0 E: 0 K: 0 S: 3	H: 0 LOB: 1 BB: 1 P: 7	R: 0 E: 0 K: 0 S: 2	H: 0 LOB: 0 BB: 1 P: 6	R: 0 E: 0 K: 1 S: 5	H: 0 LOB: 0 BB: 1 P: 9	R: 0 E: 0 K: 1 S: 5	H: 1 LOB: 0 BB: 0 P: 5	R: 0 E: 0 K: 1 S: 5	H: 0 LOB: 0 BB: 2 P: 5	R: 0 E: 0 K: 0 S: 3	H: 1 LOB: 0 BB: 0 P: 3	R: 2 E: 0 K: 0 S: 6	H: 3 LOB: 2 BB: 1 P: 10	1B: 4 2B: 1 3B: 0 HR: 0	SF: 0 SAC: 0 DP: 3 HBP: 0	WP: 0 PB: 0 CS: 0	PA: 36	
PITCHER	IP WLS BF H R ER SO BB IBB HBP BLK WP HR S P ERA WHIP	IP WLS BF H R ER SO BB IBB HBP BLK WP HR S P ERA WHIP	IP WLS BF H R ER SO BB IBB HBP BLK WP HR S P ERA WHIP	IP WLS BF H R ER SO BB IBB HBP BLK WP HR S P ERA WHIP	IP WLS BF H R ER SO BB IBB HBP BLK WP HR S P ERA WHIP	IP WLS BF H R ER SO BB IBB HBP BLK WP HR S P ERA WHIP	IP WLS BF H R ER SO BB IBB HBP BLK WP HR S P ERA WHIP	IP WLS BF H R ER SO BB IBB HBP BLK WP HR S P ERA WHIP	IP WLS BF H R ER SO BB IBB HBP BLK WP HR S P ERA WHIP	IP WLS BF H R ER SO BB IBB HBP BLK WP HR S P ERA WHIP	IP WLS BF H R ER SO BB IBB HBP BLK WP HR S P ERA WHIP	IP WLS BF H R ER SO BB IBB HBP BLK WP HR S P ERA WHIP	IP WLS BF H R ER SO BB IBB HBP BLK WP HR S P ERA WHIP	IP WLS BF H R ER SO BB IBB HBP BLK WP HR S P ERA WHIP	IP WLS BF H R ER SO BB IBB HBP BLK WP HR S P ERA WHIP	IP WLS BF H R ER SO BB IBB HBP BLK WP HR S P ERA WHIP	IP WLS BF H R ER SO BB IBB HBP BLK WP HR S P ERA WHIP	IP WLS BF H R ER SO BB IBB HBP BLK WP HR S P ERA WHIP	IP WLS BF H R ER SO BB IBB HBP BLK WP HR S P ERA WHIP	IP WLS BF H R ER SO BB IBB HBP BLK WP HR S P ERA WHIP	IP WLS BF H R ER SO BB IBB HBP BLK WP HR S P ERA WHIP
David Cone R (1.1) ERA: 1.29	7.0	W	26	1	0	0	4	5	0	0	0	0	0	0	29	49	0.00	0.857			
Ramiro Mendoza R (8.1) ERA: 4.5	1.2		8	3	2	2	0	1	0	0	0	0	0	7	11	10.80	2.400				
Jeff Nelson R (9.1) ERA:	0.1		2	1	0	0	0	0	0	0	0	0	0	2	2	0.00	3.000				

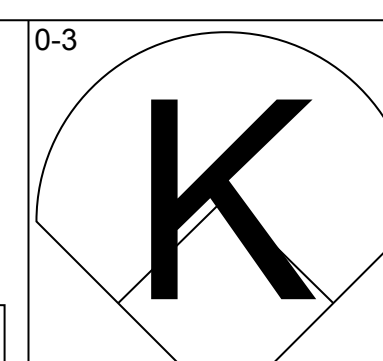
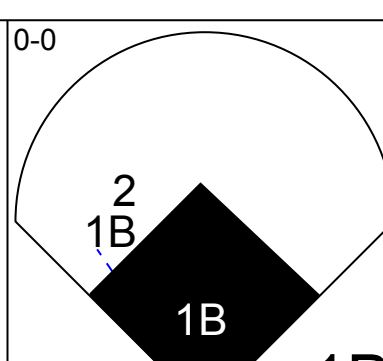
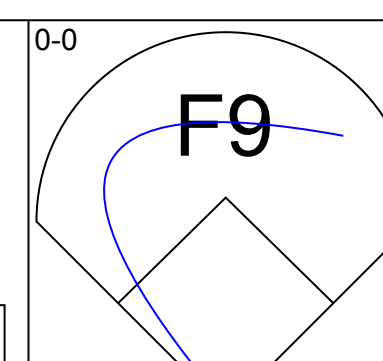
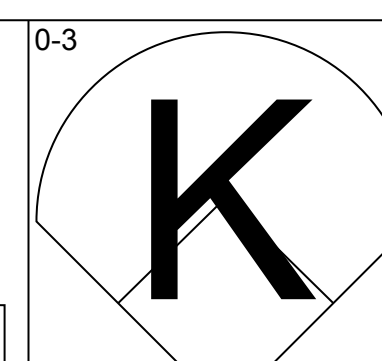
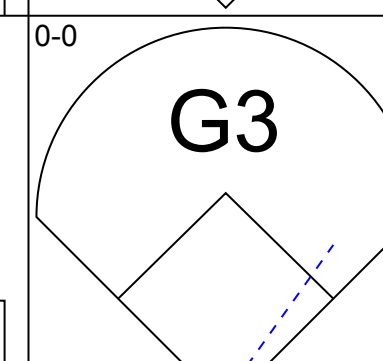
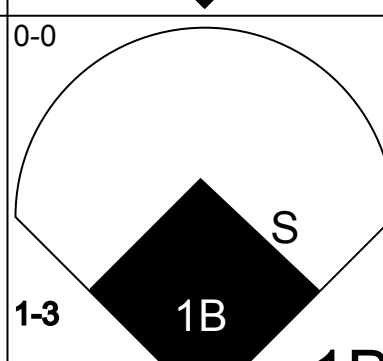
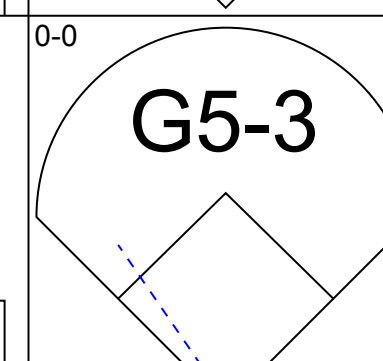
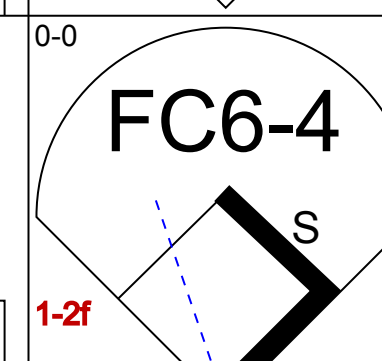
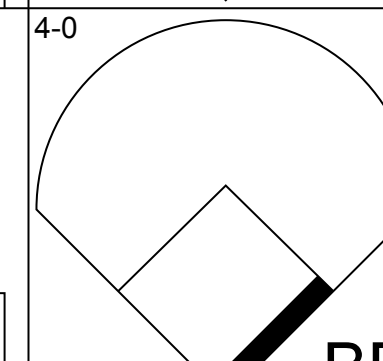
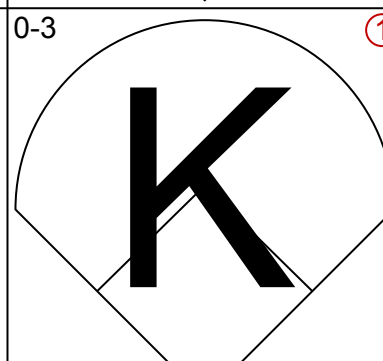
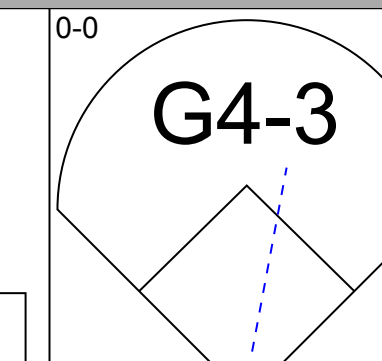
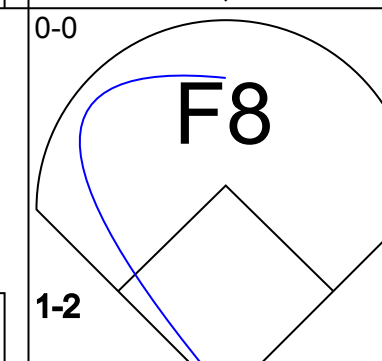
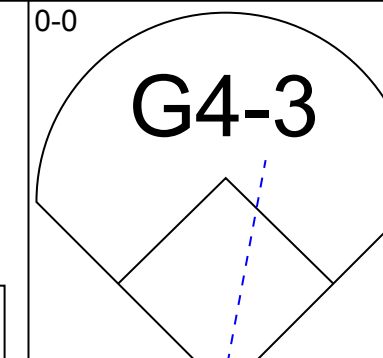
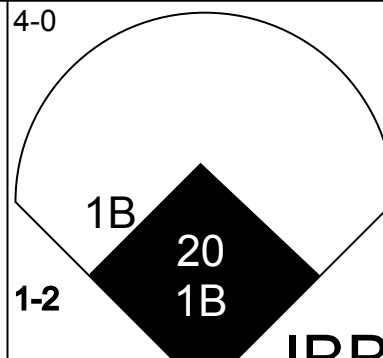
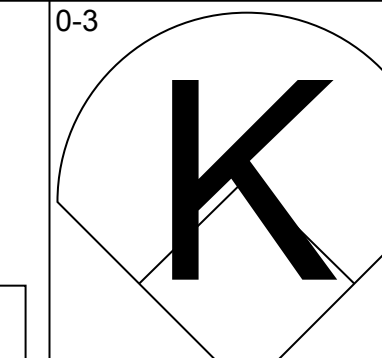
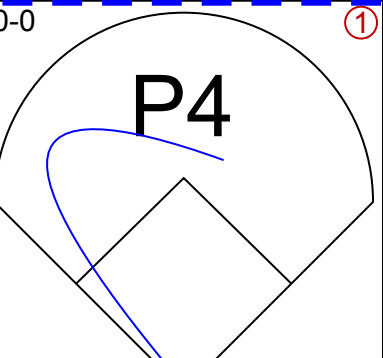
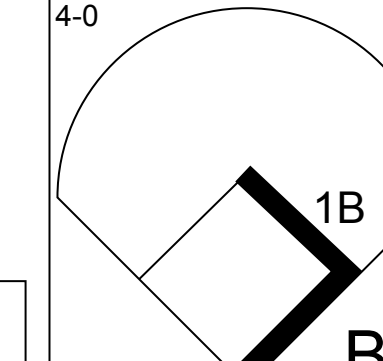
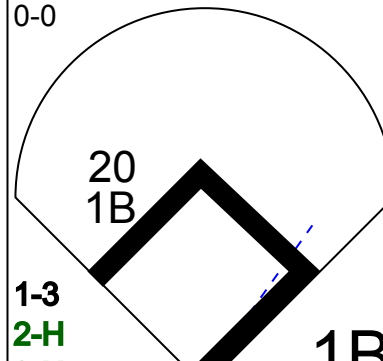
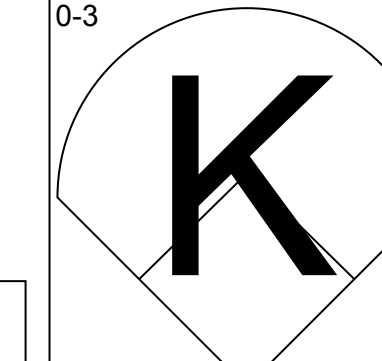
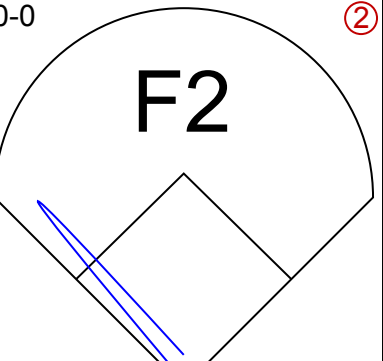
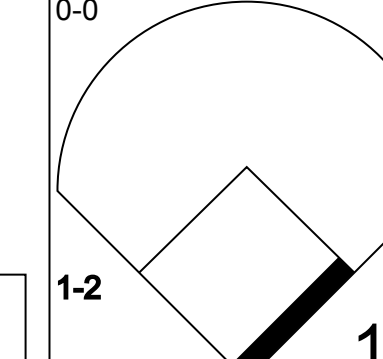
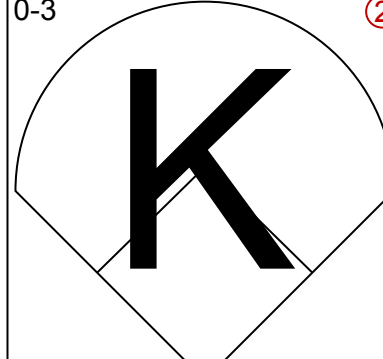
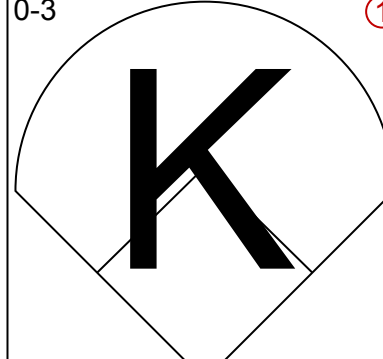
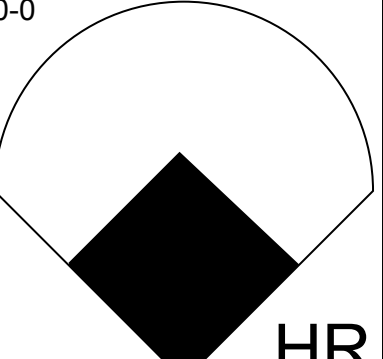
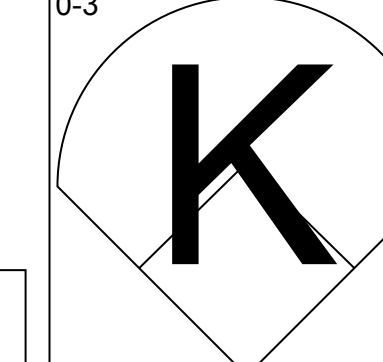
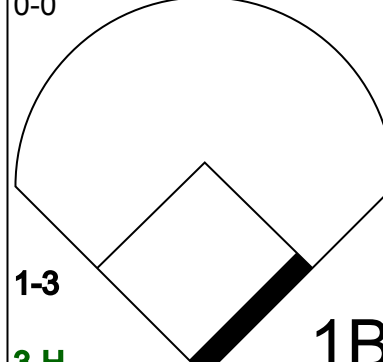
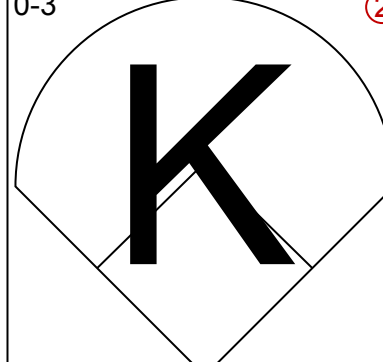
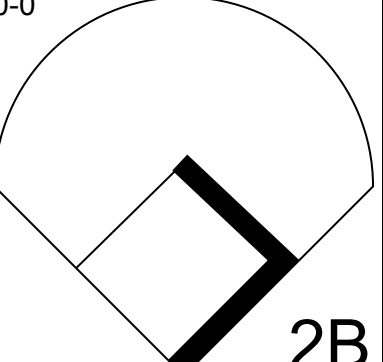
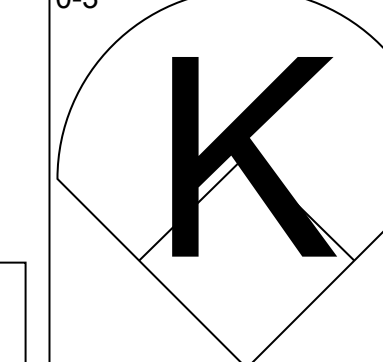
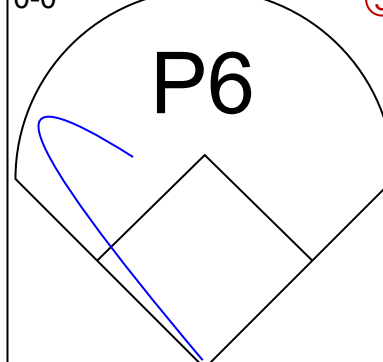
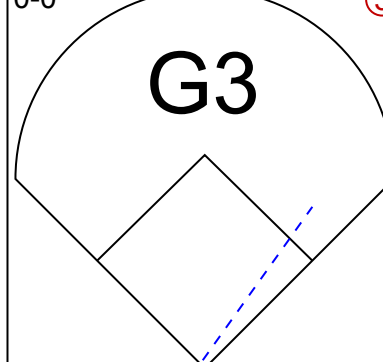
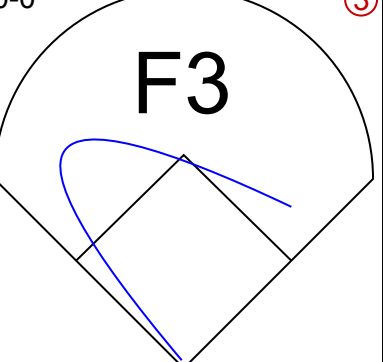
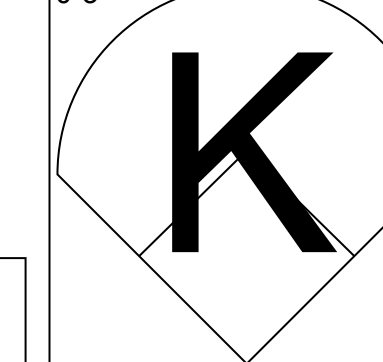
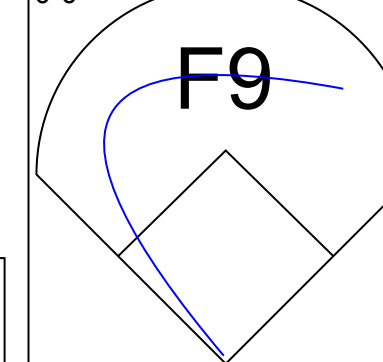
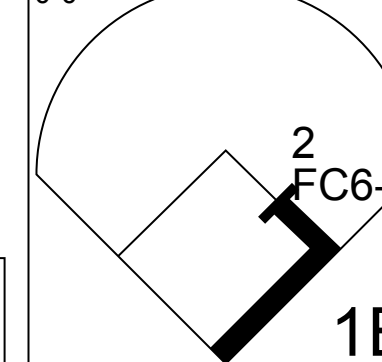
New York Yankees @ Atlanta Braves
Turner Field, Atlanta, GA
Sun Oct 24 1999, 8:05 PM EDT
Att: 51,226 - Cloudy - 54 F

AB 30
R 2
H 5
RBI 2
BB 6
SO 4
LOB 19



Batter	1	2	3	4	5	6	7	8	9	10	AB	R	H	RBI	BB	SO	LOB	TOP						
Gerald Williams, R OBP: 0.274, SLG: 0.322 (1, 7)											5	2	2	0	0	0	3	Atlanta Braves @ New York Yankees Yankee Stadium, Bronx, NY Tue Oct 26 1999, 8:20 PM EDT Att: 56,794 - Unknown - 62 F livebaseballscorecards.com						
Bret Boone, R OBP: 0.358, SLG: 0.490 Ole Nixon, S OBP: 0.667, SLG: 0.667 Keith Lockhart, L OBP: 0.364, SLG: 0.444 (1, 4)											5	1	4	1	0	0	0							
10 Chipper Jones, S OBP: 0.462, SLG: 0.390 (1, 5)											4	0	1	1	1	1	3							
Brian Jordan, R OBP: 0.351, SLG: 0.462 (1, 9)											3	1	1	1	2	0	2							
Andrew Jones, R OBP: 0.251, SLG: 0.216 (1, 8)											5	1	1	0	0	0	4							
José Hernández, R OBP: 0.211, SLG: 0.222 Ozzie Guillen, L OBP: 0.111, SLG: 0.111 (1, 10)											4	0	1	2	0	1	2							
Eddie Pérez, R OBP: 0.378, SLG: 0.548 Ryan Klesko, L OBP: 0.290, SLG: 0.321 (10, 3)											4	0	1	0	0	1	1							
Brian Hunter, R OBP: 0.320, SLG: 0.111 Greg Myers, L OBP: 0.444, SLG: 0.286 (10, 2)											4	0	1	0	0	1	2							
Walt Weiss, S OBP: 0.288, SLG: 0.303 (1, 6)											4	0	1	0	0	0	1							
Inning Stats	R: 1 E: 0 K: 0 S: 5	H: 2 LOB: 2 BB: 1 P: 9	R: 0 E: 0 K: 1 S: 6	H: 1 LOB: 1 BB: 0 P: 7	R: 3 E: 0 K: 0 S: 7	H: 4 LOB: 1 BB: 0 P: 7	R: 1 E: 0 K: 0 S: 5	H: 3 LOB: 2 BB: 1 P: 9	R: 0 E: 0 K: 0 S: 5	H: 2 LOB: 2 BB: 0 P: 5	R: 0 E: 0 K: 0 S: 2	H: 0 LOB: 0 BB: 1 P: 6	R: 0 E: 0 K: 1 S: 5	H: 0 LOB: 0 BB: 0 P: 5	R: 0 E: 0 K: 1 S: 5	H: 1 LOB: 1 BB: 0 P: 5	R: 0 E: 0 K: 1 S: 6		H: 1 LOB: 1 BB: 0 P: 6	1B: 9 2B: 4 3B: 1 HR: 0	SF: 0 SAC: 0 DP: 1 HBP: 0	WP: 1 PB: 0 SB: 1 CS: 2	PA: 44	
PITCHER	IP WLS BF H R ER SO BB IBB HBP BLK WP HR S P ERA WHIP	IP WLS BF H R ER SO BB IBB HBP BLK WP HR S P ERA WHIP																						
Andy Pettitte, L ERA: 3.93 Jason Grimsley, R ERA: Jeff Nelson, R ERA: 42 Mariano Rivera, R ERA:	(1, 1) 3.2 21 10 5 5 1 1 0 0 0 0 0 22 27 12.27 3.000	(4, 1) 2.1 10 2 0 0 0 2 0 0 0 0 0 8 16 0.00 1.714	(7, 1) 2.0 6 0 0 0 2 0 0 0 0 0 0 10 10 0.00 0.000	(9, 1) 2.0 7 2 0 0 2 0 0 0 0 0 0 11 11 0.00 1.000																				
Batter	1	2	3	4	5	6	7	8	9	10	AB	R	H	RBI	BB	SO	LOB	BOTTOM						
Chuck Knoblauch, R OBP: 0.362, SLG: 0.405 (1, 4)											4	2	2	2	0	0	1	Atlanta Braves @ New York Yankees Yankee Stadium, Bronx, NY Tue Oct 26 1999, 8:20 PM EDT Att: 56,794 - Unknown - 62 F livebaseballscorecards.com						
2 Derek Jeter, R OBP: 0.449, SLG: 0.568 (1, 6)											4	0	1	0	0	1	2							
Paul O'Neill, L OBP: 0.318, SLG: 0.268 (1, 9)											4	0	1	1	0	0	1							
Bernie Williams, S OBP: 0.398, SLG: 0.488 (1, 8)											4	0	0	0	0	0	1							
Chili Davis, S OBP: 0.239, SLG: 0.111 (1, 10)											4	0	0	0	0	2	0							
Tino Martinez, L OBP: 0.333, SLG: 0.405 (1, 3)											4	1	1	1	0	0	0							
Scott Brosius, R OBP: 0.262, SLG: 0.488 (1, 5)											4	0	0	0	0	1	0							
Chad Curtis, R OBP: 0.143, SLG: 0.571 (1, 7)											4	2	2	2	0	0	0							
Joe Girardi, R OBP: 0.190, SLG: 0.190 (1, 2)											3	1	2	0	0	0	0							
Inning Stats	R: 1 E: 1 K: 0 S: 4	H: 1 LOB: 0 BB: 0 P: 4	R: 0 E: 0 K: 0 S: 3	H: 0 LOB: 0 BB: 0 P: 3	R: 0 E: 0 K: 1 S: 6	H: 1 LOB: 1 BB: 0 P: 6	R: 0 E: 0 K: 0 S: 3	H: 0 LOB: 0 BB: 0 P: 3	R: 1 E: 0 K: 1 S: 7	H: 2 LOB: 1 BB: 0 P: 7	R: 0 E: 0 K: 0 S: 3	H: 0 LOB: 0 BB: 0 P: 3	R: 1 E: 0 K: 1 S: 6	H: 1 LOB: 0 BB: 0 P: 6	R: 2 E: 0 K: 0 S: 5	H: 3 LOB: 0 BB: 0 P: 5	R: 0 E: 0 K: 1 S: 5		H: 0 LOB: 0 BB: 0 P: 5	R: 1 E: 0 K: 0 S: 1	H: 1 LOB: 0 BB: 0 P: 1	1B: 4 2B: 2 3B: 0 HR: 4	SF: 0 SAC: 0 DP: 2 HBP: 0	WP: 0 PB: 0 SB: 0 CS: 0
PITCHER	IP WLS BF H R ER SO BB IBB HBP BLK WP HR S P ERA WHIP	IP WLS BF H R ER SO BB IBB HBP BLK WP HR S P ERA WHIP																						
Tom Glavine, L ERA: 2.7 John Rocker, L ERA: Mike Remlinger, L ERA: 6.1	(1, 1) 7.0 28 7 5 4 3 0 0 0 0 0 0 3 34 5.14 1.000	(8, 1) 2.0 6 1 0 0 1 0 0 0 0 0 0 0 8 8 0.00 0.500	(10, 1) 0.0 L 1 1 1 1 0 0 0 0 0 0 1 1 1 ∞ ∞																					

Batter	1	2	3	4	5	6	7	8	9	AB	R	H	RBI	BB	SO	LOB	TOP			
Gerald Williams, R (1, 7) OBP: 0.273, SLG: 0.317										4	0	1	0	0	1	0	Atlanta Braves @ New York Yankees Yankee Stadium, Bronx, NY Wed Oct 27 1999, 8:20 PM EDT Att: 56,752 - Cloudy - 52 F			
Bret Boone, R (1, 4) OBP: 0.404, SLG: 0.481										3	0	1	1	1	1	0				
10 Chipper Jones, S (1, 5) OBP: 0.462, SLG: 0.356										4	0	0	0	0	0	3				
Brian Jordan, R (1, 9) OBP: 0.354, SLG: 0.436										3	0	0	0	1	1	0				
Ryan Klesko, L (1, 3) OBP: 0.286, SLG: 0.313										4	0	1	0	0	0	1				
Keith Lockhart, L (1, 10) OBP: 0.333, SLG: 0.385										4	0	1	0	0	0	1				
Eddie Pérez, R (1, 2) Greg Myers, L (8, PH) OBP: 0.400, SLG: 0.250									2	0	0	0	0	0	2	AB 31 R 1 H 5 RBI 1 BB 2 SO 4 LOB 7				
Andruw Jones, R (1, 8) OBP: 0.267, SLG: 0.204									3	0	0	0	0	1	0					
Walt Weiss, S (1, 6) OBP: 0.289, SLG: 0.306									3	1	1	0	0	0	0					
Inning Stats	R: 0 E: 0 K: 1 S: 5	H: 0 LOB: 0 BB: 0 P: 5	R: 0 E: 0 K: 0 S: 4	H: 1 LOB: 1 BB: 0 P: 4	R: 0 E: 0 K: 0 S: 3	H: 0 LOB: 0 BB: 0 P: 3	R: 0 E: 0 K: 1 S: 5	H: 0 LOB: 1 BB: 1 P: 9	R: 0 E: 0 K: 0 S: 3	H: 0 LOB: 0 BB: 1 P: 7	R: 0 E: 0 K: 1 S: 5	H: 0 LOB: 0 BB: 0 P: 5	R: 1 E: 0 K: 0 S: 6	H: 3 LOB: 2 BB: 0 P: 6	R: 0 E: 0 K: 0 S: 3	H: 0 LOB: 0 BB: 0 P: 3		1B: 5 2B: 0 3B: 0 HR: 0	SF: 0 SAC: 0 DP: 1 HBP: 0	WP: 0 PB: 0 SB: 0 CS: 0
PITCHER	IP WLS BF H R ER SO BB IBB HBP BLK WP HR S P ERA WHIP																			
Roger Clemens, R (1, 1) ERA: 3.24	7.2 W 28 4 1 1 4 2 0 0 0 0 0 0 34 42 1.17 0.783																			
Jeff Nelson, R (8, 1) ERA:	0.0 1 1 0 0 0 0 0 0 0 0 0 0 1 1 ∞ ∞																			
42 Mariano Rivera, R (8, 1) ERA:	1.1 S 4 0 0 0 0 0 0 0 0 0 0 0 4 4 0.00 0.000																			

Batter	1	2	3	4	5	6	7	8	9	AB	R	H	RBI	BB	SO	LOB	BOTTOM			
Chuck Knoblauch, R (1, 4) Luis Sojo, R (8, 4) OBP: 0.353, SLG: 0.391										4	1	1	0	0	2	1	Atlanta Braves @ New York Yankees Yankee Stadium, Bronx, NY Wed Oct 27 1999, 8:20 PM EDT Att: 56,752 - Cloudy - 52 F			
2 Derek Jeter, R (1, 6) OBP: 0.434, SLG: 0.542										4	1	1	0	0	0	1				
Paul O'Neill, L (1, 9) OBP: 0.313, SLG: 0.250										3	0	0	0	1	1	3				
Bernie Williams, S (1, 8) OBP: 0.385, SLG: 0.455										3	1	0	0	1	1	1				
Tino Martinez, L (1, 3) OBP: 0.346, SLG: 0.400										3	0	1	2	1	1	0				
Daryl Strawberry, L (1, 10) Jim Levritz, R (8, PH) OBP: 0.444, SLG: 0.733									3	0	1	0	0	2	2	AB 32 R 4 H 8 RBI 4 BB 3 SO 11 LOB 17				
20 Jorge Posada, S (1, 2) OBP: 0.217, SLG: 0.409									4	0	2	1	0	2	2					
Ricky Ledee, L (1, 7) Chad Curtis, R (8, PH) OBP: 0.313, SLG: 0.448									3	0	0	0	0	1	4					
Scott Brosius, R (1, 5) OBP: 0.267, SLG: 0.477										3	0	1	0	0	1	2				
Inning Stats	R: 0 E: 0 K: 1 S: 5	H: 0 LOB: 1 BB: 1 P: 9	R: 0 E: 0 K: 3 S: 10	H: 1 LOB: 2 BB: 1 P: 14	R: 3 E: 0 K: 2 S: 11	H: 4 LOB: 2 BB: 1 P: 15	R: 0 E: 0 K: 0 S: 3	H: 0 LOB: 0 BB: 0 P: 3	R: 0 E: 0 K: 2 S: 7	H: 0 LOB: 0 BB: 0 P: 7	R: 0 E: 0 K: 2 S: 7	H: 0 LOB: 0 BB: 0 P: 7	R: 0 E: 0 K: 1 S: 6	H: 1 LOB: 1 BB: 0 P: 6	R: 1 E: 0 K: 0 S: 5	H: 2 LOB: 1 BB: 0 P: 5		1B: 6 2B: 1 3B: 0 HR: 1	SF: 0 SAC: 0 DP: 0 HBP: 0	WP: 0 PB: 0 SB: 0 CS: 0
PITCHER	IP WLS BF H R ER SO BB IBB HBP BLK WP HR S P ERA WHIP																			
29 John Smoltz, R (1, 1) ERA: 5.16	7.0 L 30 6 3 3 11 2 1 0 0 0 0 0 1 4 4 13.50 3.000																			
Terry Mulholland, L (8, 1) ERA: 6.43	0.2 4 2 1 1 0 0 0 0 0 0 0 0 1 4 4 0.00 0.000																			
Russ Springer, R (8, 1) ERA:	0.1 1 0 0 0 0 0 0 0 0 0 0 0 1 1 0.00 0.000																			