

# New York Yankees - 2000

Batter	1	2	3	4	5	6	7	8	9	AB	R	H	RBI	BB	SO	LOB	TOP							
Chuck Knoblauch R (1,4) OBP: 0.250, SLG: 0.250	2-1 CS 1B		1-1 F3		2-0 G3-1		0-1 F4			4	0	1	0	0	0	2								
2 Derek Jeter R (1,6) OBP: 0.250, SLG: 0.250	2-2 G6-3		3-2 G1-3			1-2 HR 1B		0-0 F8		4	1	1	0	0	0	1								
Paul O'Neill, L (1,9) OBP: 0.750, SLG: 1.667	4-2 FC4-6 BB			2-0 CS 1B		1-0 HR		1-0 G4-3		3	1	2	2	1	0	0								
Bernie Williams, S (1,10)	2-1 FC4-6			1-0 F7		2-2 G6-3		1-3 K		4	0	0	0	0	1	2								
Tino Martinez, L (1,3)		3-1 G4-3		1-3 K		0-1 G5-3 1B		1-0 F7		4	0	1	0	0	1	1								
Ricky Ledee, L (1,8) (9,7)		3-1 G5-3			3-1 G4-3	2-2 G5-3		3-2 G3-1		4	0	0	0	0	0	1								
20 Jorge Posada, S (1,2)		4-2 BB			1-3 K	3-1 F9		0-0 G3		3	0	0	0	1	1	1								
Shane Spencer, R (1,7) Roberto Kelly, R (9,8)		2-2 G5-3			3-1 E3 BB		2-0 HR	3-1 G5-3		4	1	1	1	0	0	1								
Scott Brosius, R (1,5)			2-2 G6-3		4-2 BB		3-1 F7			2	0	0	0	1	0	0								
<b>Inning Stats</b>	R: 0 E: 0 K: 0 S: 9	H: 1 LOB: 1 BB: 1 P: 19	R: 0 E: 0 K: 0 S: 12	H: 0 LOB: 1 BB: 1 P: 24	R: 0 E: 0 K: 0 S: 8	H: 0 LOB: 0 BB: 0 P: 14	R: 0 E: 0 K: 1 S: 5	H: 1 LOB: 0 BB: 0 P: 9	R: 0 E: 1 K: 1 S: 10	H: 0 LOB: 2 BB: 1 P: 23	R: 2 E: 0 K: 0 S: 15	H: 3 LOB: 1 BB: 0 P: 24	R: 1 E: 0 K: 0 S: 6	H: 1 LOB: 0 BB: 0 P: 11	R: 0 E: 0 K: 1 S: 5	H: 0 LOB: 0 BB: 0 P: 8	R: 0 E: 0 K: 0 S: 8	H: 0 LOB: 0 BB: 0 P: 14	1B: 4 2B: 0 3B: 0 HR: 2	SF: 0 SAC: 0 DP: 0 HBP: 0	WP: 0 PB: 0 SB: 0 CS: 2	PA: 35		
<b>PITCHER</b>	IP WLS BF H R ER SO BB IBB HBP BLK WP HR S P ERA WHIP	5.1 L 22 4 2 2 2 3 0 0 0 0 1 51 100 3.38 1.312	2.2 10 2 1 1 1 0 0 0 0 0 1 19 32 3.38 0.750	1.0 3 0 0 0 0 0 0 0 0 0 0 8 14 0.00 0.000																				

New York Yankees @ Anaheim Angels  
Edison International Field, Anaheim, CA  
Mon Apr 03 2000, 10:35 PM EDT  
Att: 42,704 - Sunny - 70 F

AB 32  
R 3  
H 6  
RBI 3  
BB 3  
SO 3  
LOB 9



Batter	1	2	3	4	5	6	7	8	9	AB	R	H	RBI	BB	SO	LOB	BOTTOM							
Darin Erstad, L (1,7) OBP: 0.800, SLG: 0.750	2-1 L3 1B		0-2 F7		2-1 1-2 2-3 1B		1-1 1B		4-0 1B BB	4	0	3	0	1	0	0								
Adam Kennedy, L (1,4)	1-1 L3		2-2 2B		1-1 P5		0-0 L7		0-1 F9	5	0	1	0	0	0	7								
Mo Vaughn, L (1,3) Edgard Clemente, R (9, PR)	3-3 K		3-3 K		2-3 K		3-2 G3		0-0 1-2 2-H 1B	5	0	1	1	0	3	5								
Tim Salmon, R (1,9) OBP: 0.200, SLG: 0.800		0-0 HR		1-0 G6-3		2-3 K		1-0 F9	0-2 F9	5	1	1	1	0	1	2								
16 Garret Anderson, L (1,8)		0-0 L7		0-2 G4-3		1-1 G3		3-3 K		4	0	0	0	0	1	0								
Troy Glaus, R (1,5) OBP: 0.750, SLG: 0.500		3-1 CS 1B		1-1 F9		4-0 BB BB		4-1 BB BB		2	0	1	0	2	0	0								
Scott Spiezio, S (1,10)		4-2 FC5-4 BB			1-2 1B 1B	4-1 BB BB		1-1 F7		2	0	1	0	2	0	1								
Bengie Molina, R (1,2) Orlando Palmeiro, L (9, PH)		1-2 FC5-4			1-0 P6	0-2 P4		1-3 K		3	0	0	0	0	0	4								
Gary Disarcina, R (1,6) OBP: 0.500, SLG: 0.500			0-0 G6-3		2-0 1B 1B		0-1 F8		2-2 BB 1B	4	1	2	0	0	0	0								
<b>Inning Stats</b>	R: 0 E: 0 K: 1 S: 10	H: 1 LOB: 0 BB: 0 P: 16	R: 1 E: 0 K: 0 S: 9	H: 2 LOB: 1 BB: 1 P: 17	R: 0 E: 0 K: 1 S: 12	H: 1 LOB: 1 BB: 0 P: 17	R: 0 E: 0 K: 0 S: 6	H: 0 LOB: 0 BB: 0 P: 8	R: 0 E: 0 K: 1 S: 12	H: 3 LOB: 3 BB: 0 P: 21	R: 0 E: 0 K: 1 S: 9	H: 0 LOB: 2 BB: 2 P: 20	R: 0 E: 0 K: 0 S: 8	H: 1 LOB: 1 BB: 0 P: 12	R: 0 E: 0 K: 1 S: 8	H: 0 LOB: 1 BB: 1 P: 17	R: 1 E: 0 K: 1 S: 12	H: 2 LOB: 2 BB: 1 P: 19	1B: 8 2B: 2 3B: 0 HR: 1	SF: 0 SAC: 0 DP: 1 HBP: 0	WP: 0 PB: 0 SB: 0 CS: 1	PA: 40		
<b>PITCHER</b>	IP WLS BF H R ER SO BB IBB HBP BLK WP HR S P ERA WHIP	7.0 W 30 8 1 1 4 3 0 0 0 0 1 66 111 1.29 1.571	1.0 H 4 0 0 0 1 1 0 0 0 0 0 8 17 0.00 1.000	1.0 S 6 2 1 1 1 1 0 0 0 0 0 12 19 9.00 3.000																				

New York Yankees @ Anaheim Angels  
Edison International Field, Anaheim, CA  
Mon Apr 03 2000, 10:35 PM EDT  
Att: 42,704 - Sunny - 70 F

AB 35  
R 2  
H 10  
RBI 2  
BB 5  
SO 6  
LOB 19





Batter	1	2	3	4	5	6	7	8	9	AB	R	H	RBI	BB	SO	LOB	TOP					
Chuck Knoblauch, R OBP: 0.111, SLG: 0.111	G4-3		E6		K		G6-3		F9	5	0	0	0	0	1	0	<b>New York Yankees @ Anaheim Angels</b> Edison International Field, Anaheim, CA Tue Apr 04 2000, 10:05 PM EDT Att: 25,818 - Sunny - 70 F					
2 Derek Jeter, R OBP: 0.333, SLG: 0.333	FC6-4 G1-3 1B		G6-4-3		G6-3		2B		F8	5	1	2	0	0	0	1						
Paul O'Neill, L OBP: 0.667, SLG: 1.000	G1-3			P5		FC4-6 1B	2B		HR	4	1	2	0	1	0	1						
Bernie Williams, S OBP: 0.444, SLG: 1.000	FC6-4 BB			20 1B		FC4-6 3B	2B		HR	4	3	3	3	1	0	1						
Tino Martinez, L OBP: 0.444, SLG: 0.571	FC6-4			20 1B		3B	IBB		K	3	0	1	1	2	1	2						
Ricky Ledee, L		G6-3		F5		K	G6-4-3			4	0	0	0	0	1	6						
20 Jorge Posada, S OBP: 0.375, SLG: 0.167		K		1-2 2-H		IBB		G3		3	0	1	1	1	1	0						
Shane Spencer, R OBP: 0.250, SLG: 0.571				F9		BB		G5-3		3	0	0	0	1	1	2						
Roberto Kelly, R						BB				0	0	0	0	0	0	0						
Clay Bellinger, R			K		F2		K		F9	4	0	0	0	0	2	3						
<b>Inning Stats</b>	R: 0 E: 0 K: 0 S: 10	H: 1 LOB: 2 BB: 1 P: 20	R: 0 E: 0 K: 2 S: 7	H: 0 LOB: 0 BB: 0 P: 13	R: 0 E: 1 K: 1 S: 7	H: 0 LOB: 0 BB: 0 P: 14	R: 1 E: 0 K: 0 S: 13	H: 2 LOB: 2 BB: 1 P: 24	R: 0 E: 0 K: 1 S: 6	H: 0 LOB: 0 BB: 0 P: 13	R: 1 E: 0 K: 2 S: 17	H: 2 LOB: 2 BB: 2 P: 34	R: 1 E: 0 K: 0 S: 10	H: 2 LOB: 2 BB: 0 P: 23	R: 0 E: 0 K: 0 S: 10	H: 0 LOB: 0 BB: 0 P: 15	R: 2 E: 0 K: 1 S: 10	H: 2 LOB: 0 BB: 0 P: 15	1B: 5 2B: 2 3B: 1 HR: 1	SF: 0 SAC: 0 DP: 2 HBP: 0	WP: 0 PB: 0 SB: 1 CS: 0	PA: 41
<b>PITCHER</b>	IP WLS BF H R ER SO BB IBB HBP BLK WP HR S P ERA WHIP																					
Kent Bottenfield, R ERA: 3.18	(1, 1) 5.2 26 5 2 2 5 3 1 0 0 0 0 0 56 111 3.18 1.412																					
Shigetoshi Hasegawa, R ERA: 13.5	(6, 1) 0.2 6 2 1 1 1 1 1 0 0 0 0 0 12 27 13.50 4.500																					
Mark Petkovsek, R ERA:	(7, 1) 1.2 4 0 0 0 0 0 0 0 0 0 0 0 12 18 0.00 0.000																					
Troy Percival, R ERA: 18.0	(9, 1) 1.0 L 5 2 2 2 1 0 0 0 0 0 0 1 10 15 18.00 2.000																					

Batter	1	2	3	4	5	6	7	8	9	AB	R	H	RBI	BB	SO	LOB	BOTTOM					
Darin Erstad, L OBP: 0.600, SLG: 0.556	1B	G5-4-3			G4-3	1B		F9		5	0	2	1	0	0	2	<b>New York Yankees @ Anaheim Angels</b> Edison International Field, Anaheim, CA Tue Apr 04 2000, 10:05 PM EDT Att: 25,818 - Sunny - 70 F					
Adam Kennedy, L OBP: 0.500, SLG: 0.600	S 1B		G4-6-3 1B		FC5 1B	G6-3		1B		5	0	4	0	0	0	1						
Mo Vaughn, L OBP: 0.300, SLG: 0.222	K		G4-6-3		FC5 BB		BB 16 1B	G1-3		4	0	1	0	1	1	4						
Tim Salmon, R OBP: 0.200, SLG: 0.444	BB		F9		FC5		F9		F9	4	0	0	0	1	0	3						
16 Garret Anderson, L OBP: 0.111, SLG: 0.111	K			F7		K	BB 1B	G3		5	0	1	0	0	2	3						
Troy Glaus, R OBP: 0.444, SLG: 0.167	K			BB		K	K	G3-1		4	0	0	0	1	3	5						
Scott Spiezio, S OBP: 0.750, SLG: 0.333		1B BB		K		E 1B BB	1-2 2-3 BB			1	1	0	0	3	1	1						
Bengie Molina, R OBP: 0.143, SLG: 0.143		G5-4-3 1B		G5-3		E5 1B	G5-3			4	1	1	0	0	0	5						
Gary Disarcina, R OBP: 0.375, SLG: 0.375	K				G6-3	1B 1B		K		4	1	1	2	0	2	2						
<b>Inning Stats</b>	R: 0 E: 0 K: 3 S: 17	H: 2 LOB: 3 BB: 1 P: 29	R: 0 E: 0 K: 1 S: 8	H: 1 LOB: 1 BB: 1 P: 14	R: 0 E: 0 K: 0 S: 6	H: 1 LOB: 0 BB: 0 P: 6	R: 0 E: 0 K: 1 S: 9	H: 0 LOB: 1 BB: 1 P: 15	R: 0 E: 0 K: 0 S: 10	H: 1 LOB: 2 BB: 1 P: 21	R: 3 E: 1 K: 2 S: 18	H: 2 LOB: 1 BB: 1 P: 30	R: 0 E: 0 K: 1 S: 9	H: 2 LOB: 3 BB: 1 P: 17	R: 0 E: 0 K: 1 S: 8	H: 1 LOB: 1 BB: 0 P: 12		R: 0 E: 0 K: 0 S: 5	H: 0 LOB: 0 BB: 0 P: 7	1B: 10 2B: 0 3B: 0 HR: 0	SF: 0 SAC: 0 DP: 2 HBP: 0	WP: 0 PB: 0 SB: 1 CS: 0
<b>PITCHER</b>	IP WLS BF H R ER SO BB IBB HBP BLK WP HR S P ERA WHIP																					
Roger Clemens, R ERA:	(1, 1) 6.0 29 7 3 0 7 5 0 0 0 0 0 0 68 115 0.00 2.000																					
Mike Stanton, L ERA:	(7, 1) 0.1 3 2 0 0 0 0 0 0 0 0 0 0 5 9 0.00 6.000																					
Ramiro Mendoza, R ERA:	(7, 1) 1.2 W 7 1 0 0 2 1 0 0 0 0 0 0 12 20 0.00 1.200																					
42 Mariano Rivera, R ERA: 4.5	(9, 1) 1.0 S 3 0 0 0 0 0 0 0 0 0 0 0 5 7 0.00 0.000																					



Batter	1	2	3	4	5	6	7	8	9	AB	R	H	RBI	BB	SO	LOB	TOP								
<b>Chuck Knoblauch, R</b> (1, 4) OBP: 0.143, SLG: 0.143	2-1 G4-6-3 1B		1-2 F7		2-1 G6-3	3-3 K		1-2 F9		5	0	1	0	0	1	3									
<b>2 Derek Jeter, R</b> (1, 6) OBP: 0.214, SLG: 0.214	0-0 G4-6-3 1-2		1-0 E6		0-3 K		2-1 G5-3		1-0 F8	5	0	0	0	0	1	2									
<b>Paul O'Neill, L</b> (1, 9) OBP: 0.500, SLG: 0.667	1-3 K		1-2 G1-3		1-2 1B		1-0 G3		0-1 F8	5	0	1	0	0	1	2									
<b>Bernie Williams, S</b> (1, 10) OBP: 0.357, SLG: 0.769		1-1 G5-3		2-1 L7	1-0 G6-3		2-2 2B		1-0 G5-3	5	0	1	0	0	0	1									
<b>Shane Spencer, R</b> (1, 7) OBP: 0.250, SLG: 0.727	0-0 E6 G6-3		1-0 HR		2-1 G6-3		2-3 K			4	1	1	1	0	1	1									
<b>Tino Martinez, L</b> (1, 3) OBP: 0.385, SLG: 0.727	1-1 G6-3 1-2		1-0 HR		0-1 G3		0-1 G1-3			4	1	1	1	0	0	1									
<b>20 Jorge Posada, S</b> (1, 2) OBP: 0.583, SLG: 0.600			2-0 G4-3 1B 2B	1-0 1B	2-2 2B 1B		3-2 G5-3 1B			4	3	4	0	0	0	0									
<b>Roberto Kelly, R</b> (1, 8) OBP: 0.250, SLG: 0.500			1-0 G4-3	1-0 F9	0-0 1B 2B		0-2 G5-3			4	1	1	0	0	0	3									
<b>Clayton Kershaw, R</b> (1, 5) OBP: 0.286, SLG: 0.286			2-3 1B	0-3 K	0-1 1B		2-2 S 1B			3	0	2	3	0	1	1									
<b>Ricky Ledee, L</b> (8, PH) OBP: 0.111, SLG: 0.111			3-3 1B							1	0	1	1	0	0	0									
<b>Alfonso Soriano, R</b> (8, 5)										0	0	0	0	0	0	0									
<b>Inning Stats</b>	R: 0 E: 0 K: 1 S: 6	H: 1 LOB: 0 BB: 0 P: 9	R: 0 E: 1 K: 0 S: 5	H: 0 LOB: 0 BB: 0 P: 7	R: 1 E: 1 K: 0 S: 12	H: 2 LOB: 2 BB: 0 P: 20	R: 2 E: 0 K: 1 S: 9	H: 3 LOB: 1 BB: 0 P: 15	R: 0 E: 0 K: 1 S: 9	H: 1 LOB: 1 BB: 0 P: 13	R: 2 E: 0 K: 1 S: 15	H: 3 LOB: 1 BB: 0 P: 22	R: 0 E: 0 K: 1 S: 10	H: 1 LOB: 1 BB: 0 P: 17	R: 1 E: 0 K: 0 S: 14	H: 2 LOB: 1 BB: 0 P: 20	R: 0 E: 0 K: 0 S: 4	H: 0 LOB: 0 BB: 0 P: 6	1B: 8 2B: 3 3B: 0 HR: 2	SF: 0 SAC: 0 DP: 2 HBP: 0	WP: 0 PB: 0 SB: 1 CS: 0	PA: 40			
<b>PITCHER</b>	IP	WLS	BF	H	R	ER	SO	BB	IBB	HBP	BLK	WP	HR	S	P	ERA	WHIP								
<b>Scott Schoeneweis, L</b> (1, 1) ERA: 7.5	6.0	W	28	10	5	5	4	0	0	0	0	0	2	56	86	7.50	1.667								
<b>Al Levine, R</b> (7, 1) ERA: 4.5	2.0		9	3	1	1	1	0	0	0	0	0	0	24	37	4.50	1.500								
<b>Lou Pote, R</b> (9, 1) ERA:	1.0		3	0	0	0	0	0	0	0	0	0	0	4	6	0.00	0.000								

**New York Yankees @ Anaheim Angels**  
Edison International Field, Anaheim, CA  
Wed Apr 05 2000, 10:05 PM EDT  
Att: 24,560 - Overcast - 63 F

livebaseballscorecards.com

**AB 40**  
**R 6**  
**H 13**  
**RBI 6**  
**BB 0**  
**SO 5**  
**LOB 14**



Batter	1	2	3	4	5	6	7	8	9	AB	R	H	RBI	BB	SO	LOB	BOTTOM								
<b>Darin Erstad, L</b> (1, 7) OBP: 0.667, SLG: 1.000	2-2 HR	2-1 1-H 2-H 2B	0-0 1-H 2-H 1B 2B		2-1 F7		0-0 2B 1B			5	3	4	5	0	0	0									
<b>Adam Kennedy, L</b> (1, 4) OBP: 0.467, SLG: 0.600	2-3 K	3-3 K	0-2 2-H 1B		1-0 G4-3		0-0 1-H 2B			5	0	2	2	0	2	1									
<b>Mo Vaughn, L</b> (1, 3) OBP: 0.467, SLG: 0.417	0-2 F7		2-2 16 1B 1B	2-0 1B 16 SF8 HBP		1-2 G3-1 16 1B 2B	4-0 BB			3	3	2	0	1	0	0									
<b>Tim Salmon, R</b> (1, 9) OBP: 0.333, SLG: 0.417	4-0 BB		4-1 BB 16 1B SF8 BB	3-1 BB 1B		0-3 K	2-1 F9			3	1	1	0	2	1	3									
<b>16 Garret Anderson, L</b> (1, 8) OBP: 0.143, SLG: 0.154	0-2 L3		1-2 FC1-6 1B 1B	2-2 SF8		1-0 G3-1		0-0 G4-3		4	1	1	2	0	0	2									
<b>Troy Glaus, R</b> (1, 5) OBP: 0.571, SLG: 0.250		4-2 G1-3 2B BB	4-0 FC1-6 BB	2-2 F8		0-1 1B		4-2 FC3-6 BB		2	1	1	1	3	0	1									
<b>Scott Spiezio, S</b> (1, 10) OBP: 0.538, SLG: 0.167		0-3 K	1-0 SF8	4-1 BB		0-0 L4		1-0 FC3-6		3	0	0	1	1	1	3									
<b>Matt Walbeck, S</b> (1, 2) ERA:		1-0 G1-3	0-0 FC1-6 1B 2B	2-0 F9				1-0 G3		5	1	0	0	0	0	6									
<b>Gary Disarcina, R</b> (1, 6) OBP: 0.417, SLG: 0.364		4-2 2B BB	0-1 2B 1B							3	2	1	1	1	0	0									
<b>Benji Gil, R</b> (9, 6)			1-2 2B 1B							0	0	0	0	0	0	0									
<b>Inning Stats</b>	R: 1 E: 0 K: 1 S: 16	H: 1 LOB: 1 BB: 1 P: 24	R: 2 E: 0 K: 2 S: 15	H: 1 LOB: 2 BB: 2 P: 29	R: 6 E: 0 K: 0 S: 15	H: 5 LOB: 1 BB: 2 P: 27	R: 1 E: 0 K: 0 S: 12	H: 1 LOB: 2 BB: 1 P: 27	R: 0 E: 0 K: 0 S: 4	H: 0 LOB: 0 BB: 0 P: 8	R: 1 E: 0 K: 1 S: 10	H: 2 LOB: 1 BB: 0 P: 12	R: 1 E: 0 K: 0 S: 6	H: 2 LOB: 2 BB: 1 P: 13	R: 0 E: 0 K: 0 S: 5	H: 0 LOB: 1 BB: 1 P: 11	1B: 7 2B: 4 3B: 0 HR: 1	SF: 2 SAC: 0 DP: 0 HBP: 1	WP: 0 PB: 0 SB: 1 CS: 0	PA: 44					
<b>PITCHER</b>	IP	WLS	BF	H	R	ER	SO	BB	IBB	HBP	BLK	WP	HR	S	P	ERA	WHIP								
<b>David Cone, R</b> (1, 1) ERA: 27.0	2.2	L	18	5	3	2	0	0	0	0	0	0	0	11	18	27.00	4.500								
<b>Allen Watson, L</b> (3, 1) ERA: 27.0	0.2		5	3	2	2	0	0	0	0	0	0	0	23	42	5.40	1.800								
<b>Todd Erdos, R</b> (4, 1) ERA: 5.4	3.1		16	4	2	2	1	2	0	0	0	0	0	7	15	0.00	0.750								
<b>Jason Grimsley, R</b> (7, 1) ERA:	1.1		5	0	0	0	0	1	0	0	0	0	0	7	15	0.00	0.750								

**New York Yankees @ Anaheim Angels**  
Edison International Field, Anaheim, CA  
Wed Apr 05 2000, 10:05 PM EDT  
Att: 24,560 - Overcast - 63 F

livebaseballscorecards.com

**AB 33**  
**R 12**  
**H 12**  
**RBI 12**  
**BB 8**  
**SO 4**  
**LOB 16**





Batter	1	2	3	4	5	6	7	8	9	AB	R	H	RBI	BB	SO	LOB	TOP										
Chuck Knoblauch R (1.4) OBP: 0.167, SLG: 0.222	G6-3		2 HR		G6-3			F9		4	1	1	0	0	0	1	<b>New York Yankees @ Seattle Mariners</b> Safeco Field, Seattle, WA Fri Apr 07 2000, 7:05 PM PDT Att: 40,827 - Sunny - 55 F										
2 Derek Jeter R (1.6) OBP: 0.276, SLG: 0.444	1B		HR		F9			F8		4	1	2	2	0	0	0											
Paul O'Neill L (1.9) OBP: 0.500, SLG: 0.625	1B		G4-6-3		K			K		4	0	2	0	0	2	0											
Bernie Williams S (1.8) OBP: 0.333, SLG: 0.706	F7		G4-6-3					HR		4	1	1	0	0	0	3											
Shane Spencer R (1.10) OBP: 0.250, SLG: 0.800	G3				K			HR		4	1	1	2	0	1	2											
Tino Martinez L (1.3) OBP: 0.294, SLG: 0.533					G1-3			G3		4	0	0	0	0	1	0											
20 Jorge Posada S (1.2) OBP: 0.500, SLG: 0.571					2B			G6-3		4	0	1	0	0	2	0											
Roberto Kelly R (1.7) OBP: 0.143, SLG: 0.286					G6-3			K		3	0	0	0	0	0	1											
Ricky Ledee L (9, PH) OBP: 0.100, SLG: 0.100					G6-3			K		1	0	0	0	0	1	0											
Clay Bellinger R (1.5) OBP: 0.333, SLG: 0.444					F7					2	1	1	0	0	0	0											
Lance Johnson L (7, PH)										1	0	0	0	0	1	0											
Wilson Delgado S (7.5)					2B					0	0	0	0	0	0	0											
<b>Inning Stats</b>	R: 0 H: 2 E: 0 K: 0 S: 9	H: 2 LOB: 2 BB: 0 P: 13	R: 0 H: 0 E: 0 K: 2 S: 9	H: 0 LOB: 0 BB: 0 P: 15	R: 2 H: 3 E: 0 K: 0 S: 8	H: 3 LOB: 0 BB: 0 P: 16	R: 0 H: 1 E: 0 K: 1 S: 9	H: 1 LOB: 1 BB: 0 P: 16	R: 1 H: 1 E: 1 K: 1 S: 9	H: 1 LOB: 0 BB: 0 P: 14	R: 0 H: 0 E: 0 K: 0 S: 6	H: 0 LOB: 0 BB: 0 P: 11	R: 0 H: 0 E: 0 K: 2 S: 10	H: 0 LOB: 0 BB: 0 P: 13	R: 0 H: 0 E: 0 K: 1 S: 10	H: 0 LOB: 0 BB: 0 P: 16	R: 2 H: 2 E: 0 K: 1 S: 14	H: 2 LOB: 2 BB: 0 P: 25	1B: 3 2B: 4 3B: 0 HR: 2	SF: 0 SAC: 0 DP: 1 HBP: 0	WP: 0 PB: 0 CS: 0	PA: 35					
<b>PITCHER</b>	IP	WLS	BF	H	R	ER	SO	BB	IBB	HBP	BLK	WP	HR	S	P	ERA	WHIP										
John Halama L (1.1) ERA: 3.0	6.0	W	24	7	3	2	4	0	0	0	0	0	1	50	85	3.00	1.167										
Jose Paniagua R (7.1) ERA	1.0	H	3	0	0	0	2	0	0	0	0	0	0	8	13	0.00	0.000										
Paul Abbott R (8.1) ERA: 4.91	1.0	H	5	2	2	2	1	0	0	0	0	0	1	15	27	18.00	2.000										
Kazuhiro Sasaki R (9.1) ERA	1.0	S	3	0	0	0	1	0	0	0	0	0	0	9	14	0.00	0.000										

Batter	1	2	3	4	5	6	7	8	9	AB	R	H	RBI	BB	SO	LOB	BOTTOM										
Mike Cameron R (1.8) OBP: 0.278, SLG: 0.588	G6-3							K		4	0	1	0	1	2	2	<b>New York Yankees @ Seattle Mariners</b> Safeco Field, Seattle, WA Fri Apr 07 2000, 7:05 PM PDT Att: 40,827 - Sunny - 55 F										
Stan Javier S (1.10) OBP: 0.556, SLG: 0.429	L3				G5-3			1B		5	0	2	0	0	1	3											
Alex Rodriguez R (1.6) OBP: 0.611, SLG: 1.111	HR							F8		2	2	1	2	2	0	2											
John Olerud L (1.3) OBP: 0.278, SLG: 0.400	1B							F8		4	0	1	1	1	2	5											
Jay Buhner R (1.9) OBP: 0.429, SLG: 0.692					G4-3			F8		5	1	2	1	0	1	2											
John Mabry L (9.9) OBP: 0.250, SLG: 0.143	1B							K		0	0	0	0	0	0	0											
David Bell R (1.4) OBP: 0.200, SLG: 0.400	K				L5			G5-3		4	0	1	0	0	1	3											
Joe Oliver R (1.2) OBP: 0.500, SLG: 1.250								G5-3		4	2	2	2	0	1	1											
Carlos Guillen S (1.5) OBP: 0.133, SLG: 0.071	G4-3				G6-3			F7		4	0	0	0	0	1	2											
Charles Gipson R (1.7) OBP: 0.500, SLG: 0.500					G5-3					2	0	1	0	0	0	0											
Mark McLemore S (6, PH) OBP: 0.625, SLG: 0.400								1B		1	2	1	0	1	0	0											
<b>Inning Stats</b>	R: 1 H: 2 E: 0 K: 1 S: 13	H: 2 LOB: 3 BB: 2 P: 25	R: 1 H: 2 E: 0 K: 2 S: 12	H: 2 LOB: 2 BB: 2 P: 28	R: 0 H: 0 E: 0 K: 1 S: 8	H: 0 LOB: 0 BB: 0 P: 12	R: 0 H: 1 E: 0 K: 0 S: 9	H: 1 LOB: 1 BB: 0 P: 18	R: 3 H: 2 E: 0 K: 2 S: 13	H: 2 LOB: 1 BB: 1 P: 20	R: 1 H: 1 E: 0 K: 1 S: 13	H: 1 LOB: 1 BB: 0 P: 22	R: 0 H: 1 E: 0 K: 0 S: 10	H: 1 LOB: 1 BB: 0 P: 15	R: 1 H: 3 E: 0 K: 2 S: 16	H: 3 LOB: 2 BB: 0 P: 25	1B: 8 2B: 2 3B: 0 HR: 2	SF: 1 SAC: 0 DP: 0 HBP: 0	WP: 0 PB: 0 CS: 0	PA: 41							
<b>PITCHER</b>	IP	WLS	BF	H	R	ER	SO	BB	IBB	HBP	BLK	WP	HR	S	P	ERA	WHIP										
Andy Pettitte L (1.1) ERA: 9.0	5.0	L	26	7	5	5	6	3	1	0	1	1	0	55	103	9.00	2.000										
Ramiro Mendoza R (6.1) ERA: 2.45	2.0		9	2	1	1	1	1	0	0	0	0	0	23	37	4.50	1.500										
Mike Stanton L (8.1) ERA: 6.75	1.0		6	3	1	1	2	0	0	0	0	0	0	16	25	9.00	3.000										



Batter	1	2	3	4	5	6	7	8	9	AB	R	H	RBI	BB	SO	LOB	TOP																			
Chuck Knoblauch R (1,4) OBP: 0.174, SLG: 0.182	G1-3	K					K		G4-3	4	0	0	0	1	2	2	<b>New York Yankees @ Seattle Mariners</b> Safeco Field, Seattle, WA Sat Apr 08 2000, 1:05 PM PDT Att: 45,261 - Sunny - 56 F																			
2 Derek Jeter R (1,6) OBP: 0.304, SLG: 0.478	K		L3			G6-3	G4-3		S 2B 1B	5	1	2	0	0	1	2																				
Paul O'Neill L (1,9) OBP: 0.478, SLG: 0.619			G4-3			F8	G4-3		PB 1-H 2B	5	0	2	1	0	0	3																				
Bernie Williams S (1,8) OBP: 0.348, SLG: 0.619	F5		K						K	4	0	1	0	1	2	2																				
Tino Martinez L (1,3)										4	1	2	1	0	0	3																				
Ricky Ledesma L (1,7) OBP: 0.214, SLG: 0.083										2	0	0	0	2	0	1																				
20 Jorge Posada S (1,2) OBP: 0.450, SLG: 0.500										4	0	1	0	0	0	1																				
Shane Spencer R (1,10) OBP: 0.300, SLG: 0.722										3	0	1	0	1	0	2																				
Alfonso Soriano R (1,5) OBP: 0.333, SLG: 1.333										3	1	1	1	0	2	2																				
Clayton Kershaw R (9,5) OBP: 0.333, SLG: 0.444	K								K	0	0	0	0	0	0	0																				
<b>Inning Stats</b>	R: 0 H: 1 E: 0 K: 1 S: 11	H: 1 LOB: 1 BB: 0 P: 15	R: 1 H: 1 E: 0 K: 2 S: 20	H: 1 LOB: 2 BB: 2 P: 36	R: 0 H: 0 E: 0 K: 1 S: 8	H: 0 LOB: 0 BB: 0 P: 11	R: 0 H: 1 E: 0 K: 0 S: 10	H: 1 LOB: 0 BB: 0 P: 14	R: 0 H: 1 E: 0 K: 0 S: 11	H: 2 LOB: 2 BB: 1 P: 18	R: 1 H: 2 E: 0 K: 1 S: 11	H: 2 LOB: 2 BB: 1 P: 19	R: 0 H: 0 E: 0 K: 0 S: 8	H: 0 LOB: 0 BB: 0 P: 13	R: 1 H: 2 E: 0 K: 2 S: 16	H: 2 LOB: 1 BB: 0 P: 28	1B: 6 2B: 3 3B: 0 HR: 2	SF: 0 SAC: 1 DP: 2 HBP: 0	WP: 0 PB: 1 CS: 1	PA: 40																
<b>PITCHER</b>	IP	WLS	BF	H	R	ER	SO	BB	IBB	HBP	BLK	WP	HR	S	P	ERA	WHIP	<b>PITCHER</b>		IP	WLS	BF	H	R	ER	SO	BB	IBB	HBP	BLK	WP	HR	S	P	ERA	WHIP
Gil Meche R (1,1) ERA: 2.08	4.1	19	4	1	1	4	3	0	0	0	0	0	1	55	91	2.08	1.615			4.1	19	4	1	1	4	3	0	0	0	0	1	55	91	2.08	1.615	
Frankie Rodriguez R (5,1) ERA: 4.5	2.0	10	4	1	1	1	1	0	0	0	0	0	1	21	35	4.50	2.500			2.0	10	4	1	1	1	1	0	0	0	0	1	21	35	4.50	2.500	
Arthur Rhodes L (7,1) ERA:	1.0	4	0	0	0	0	0	1	0	0	0	0	0	7	15	0.00	0.000			1.0	4	0	0	0	0	0	1	0	0	0	7	15	0.00	0.000		
Jose Mesa R (8,1) ERA: 3.38	1.2	L	7	2	1	1	2	0	0	0	0	0	0	22	37	5.40	1.200			1.2	L	7	2	1	1	2	0	0	0	0	22	37	5.40	1.200		

Batter	1	2	3	4	5	6	7	8	9	AB	R	H	RBI	BB	SO	LOB	BOTTOM																			
Mark McLemore S (1,4) OBP: 0.500, SLG: 0.286	F8						K			4	0	0	0	0	1	0	<b>New York Yankees @ Seattle Mariners</b> Safeco Field, Seattle, WA Sat Apr 08 2000, 1:05 PM PDT Att: 45,261 - Sunny - 56 F																			
Stan Javier S (1,10) OBP: 0.462, SLG: 0.455	L5						P5			4	1	1	0	0	0	0																				
Alex Rodriguez R (1,6) OBP: 0.545, SLG: 0.846	K									4	0	1	0	0	2	2																				
John Olerud L (1,3) OBP: 0.333, SLG: 0.375										1	0	0	0	2	0	0																				
John Mabry L (1,9) OBP: 0.273, SLG: 0.111										2	0	0	0	0	0	3																				
David Bell R (8,PH) OBP: 0.188, SLG: 0.375	P5									1	0	0	0	0	0	1																				
Mike Cameron R (1,8) OBP: 0.227, SLG: 0.476	K									4	0	0	0	0	3	7																				
Raul Ibanez L (1,7) OBP: 0.750, SLG: 1.500										4	1	3	2	0	0	0																				
Dan Wilson R (1,2)										4	0	0	0	0	2	4																				
Carlos Guillen S (1,5) OBP: 0.111, SLG: 0.059										3	0	0	0	0	1	0																				
Jay Buhner R (9,PH) OBP: 0.400, SLG: 0.643										1	0	0	0	0	1	0																				
<b>Inning Stats</b>	R: 0 H: 0 E: 0 K: 1 S: 6	H: 0 LOB: 0 BB: 0 P: 8	R: 0 H: 0 E: 0 K: 1 S: 6	H: 0 LOB: 0 BB: 0 P: 10	R: 0 H: 1 E: 0 K: 1 S: 10	H: 0 LOB: 0 BB: 0 P: 14	R: 0 H: 0 E: 2 K: 1 S: 14	H: 0 LOB: 3 BB: 1 P: 25	R: 1 H: 1 E: 0 K: 3 S: 19	H: 2 LOB: 3 BB: 1 P: 34	R: 0 H: 0 E: 0 K: 1 S: 6	H: 0 LOB: 0 BB: 0 P: 6	R: 0 H: 1 E: 0 K: 0 S: 7	H: 1 LOB: 1 BB: 0 P: 11	R: 0 H: 0 E: 0 K: 1 S: 9	H: 0 LOB: 0 BB: 0 P: 11	1B: 3 2B: 1 3B: 0 HR: 1	SF: 0 SAC: 1 DP: 1 HBP: 1	WP: 0 PB: 0 CS: 0	PA: 36																
<b>PITCHER</b>	IP	WLS	BF	H	R	ER	SO	BB	IBB	HBP	BLK	WP	HR	S	P	ERA	WHIP	<b>PITCHER</b>		IP	WLS	BF	H	R	ER	SO	BB	IBB	HBP	BLK	WP	HR	S	P	ERA	WHIP
Orlando Hernandez R (1,1) ERA: 1.93	7.0	29	4	2	2	9	1	1	1	0	0	0	1	73	118	2.57	0.714			7.0	29	4	2	2	9	1	1	1	0	0	1	73	118	2.57	0.714	
Jason Grimsley R (8,1) ERA:	0.0	1	1	0	0	0	0	0	0	0	0	0	0	3	4	-	-			0.0	1	1	0	0	0	0	0	0	0	0	3	4	-	-		
Mike Stanton L (8,1) ERA: 5.4	0.1	1	0	0	0	0	0	0	0	0	0	0	0	1	1	0.00	0.000			0.1	1	0	0	0	0	0	0	0	0	0	1	1	0.00	0.000		
Jeff Nelson R (8,1) ERA:	0.2	W	2	0	0	0	0	0	0	0	0	0	0	3	6	0.00	0.000			0.2	W	2	0	0	0	0	0	0	0	0	3	6	0.00	0.000		
42 Mariano Rivera R (9,1) ERA: 3.0	1.0	S	3	0	0	0	1	0	0	0	0	0	0	9	11	0.00	0.000			1.0	S	3	0	0	0	1	0	0	0	0	9	11	0.00	0.000		



Batter	1	2	3	4	5	6	7	8	9	AB R H RBI BB SO LOB	TOP						
Chuck Knoblauch R (1,4) OBP: 0.185, SLG: 0.231	G4-3			2B		F9			F9	4 1 1 0 0 0 0	<b>New York Yankees @ Seattle Mariners</b> Safeco Field, Seattle, WA Sun Apr 09 2000, 1:35 PM PDT Att: 45,488 - Overcast - 54 F						
2 Derek Jeter R (1,6) OBP: 0.296, SLG: 0.481	P4			G4-3 2B		F8			K	4 1 1 1 0 1 0							
Paul O'Neill L (1,9) OBP: 0.407, SLG: 0.520	F8			G4-3 2B		G1-4-3			G4-3	4 0 0 0 0 0 1							
Bernie Williams S (1,8) OBP: 0.308, SLG: 0.565		K		SF7					L5	2 0 0 1 0 1 0							
Tino Martinez L (1,3) OBP: 0.292, SLG: 0.591	G1-3			G3-1					K	3 0 0 0 0 1 0							
20 Jorge Posada S (1,2) OBP: 0.391, SLG: 0.429	F3					G6-3			F7	3 0 0 0 0 0 0							
Jim Leyritz R (1,10)				F8		G5-3			F2	3 0 0 0 0 0 0							
Roberto Kelly R (1,7) OBP: 0.100, SLG: 0.200				G5-3		G6-3			K	3 0 0 0 0 1 0							
Alfonso Soriano R (1,5) OBP: 0.333, SLG: 1.333				K					L7	3 1 1 1 0 1 0							
									HR								
<b>Inning Stats</b>	R: 0 H: 0 E: 0 K: 0 S: 9	H: 0 LOB: 0 BB: 0 P: 14	R: 0 H: 0 E: 0 K: 1 S: 7	H: 0 LOB: 0 BB: 0 P: 9	R: 0 H: 0 E: 0 K: 1 S: 9	H: 0 LOB: 0 BB: 0 P: 12	R: 2 H: 2 E: 0 K: 0 S: 8	H: 2 LOB: 0 BB: 0 P: 12	R: 0 H: 0 E: 0 K: 1 S: 5	H: 0 LOB: 0 BB: 0 P: 7	R: 0 H: 0 E: 0 K: 1 S: 8	H: 0 LOB: 0 BB: 0 P: 14	R: 0 H: 0 E: 0 K: 1 S: 11	H: 0 LOB: 0 BB: 0 P: 18	1B: 0 2B: 2 3B: 0 HR: 1	SF: 1 SAC: 0 DP: 0 HBP: 0	WP: 0 PA: 30 CS: 0
<b>PITCHER</b>	IP WLS BF H R ER SO BB IBB HBP BLK WP HR S P ERA WHIP															ERA WHIP	
Jamie Moyer L (1,1) ERA: 3.14	8.0 W 27 3 3 3 4 0 0 0 0 0 1 63 92 3.38 0.375																
Jose Paniagua R (9,1) ERA:	1.0 3 0 0 0 1 0 0 0 0 0 0 0 11 18 0.00 0.000																


Batter	1	2	3	4	5	6	7	8	9	AB R H RBI BB SO LOB	BOTTOM								
Mark McLemore S (1,7) OBP: 0.440, SLG: 0.222	G6-3		FC6		G4-3 1B	L4-3			F9	4 1 0 0 1 0 4	<b>New York Yankees @ Seattle Mariners</b> Safeco Field, Seattle, WA Sun Apr 09 2000, 1:35 PM PDT Att: 45,488 - Overcast - 54 F								
Mike Cameron R (1,8) OBP: 0.296, SLG: 0.480	K		CS		SF7 BB				K	4 2 2 2 1 2 2									
Alex Rodriguez R (1,6) OBP: 0.500, SLG: 0.765	K		1B		G4-3 1B				K	4 1 1 2 0 2 4									
John Olerud L (1,3) OBP: 0.320, SLG: 0.333					F7				L9	2 0 0 1 1 0 1									
Edgar Martinez R (1,10) OBP: 0.286, SLG: 0.286					SF7				L9	2 0 0 1 1 0 1									
Jay Buhner R (1,9) OBP: 0.421, SLG: 0.833					G1-3				K	4 1 2 2 0 0 1									
Charles Gipson R (8,9) OBP: 0.500, SLG: 0.500					HR				K	4 1 2 2 0 1 2									
David Bell R (1,4) OBP: 0.200, SLG: 0.316					HR				G6-4-3	0 0 0 0 0 0 0									
Dan Wilson R (1,2) OBP: 0.263, SLG: 0.125					L6				F5	3 0 0 0 1 0 2									
Carlos Guillen S (1,5) OBP: 0.143, SLG: 0.053					L6				F5	3 0 0 0 1 0 2									
<b>Inning Stats</b>	R: 0 H: 0 E: 0 K: 2 S: 8	H: 0 LOB: 0 BB: 0 P: 13	R: 0 H: 0 E: 0 K: 1 S: 7	H: 0 LOB: 1 BB: 1 P: 14	R: 1 H: 1 E: 1 K: 1 S: 14	H: 1 LOB: 2 BB: 1 P: 28	R: 0 H: 1 E: 0 K: 0 S: 11	H: 1 LOB: 1 BB: 0 P: 20	R: 6 H: 4 E: 1 K: 0 S: 22	H: 4 LOB: 0 BB: 1 P: 36	R: 0 H: 1 E: 0 K: 0 S: 6	H: 1 LOB: 0 BB: 0 P: 9	R: 2 H: 2 E: 0 K: 0 S: 6	H: 2 LOB: 0 BB: 1 P: 15	R: 0 H: 0 E: 0 K: 2 S: 8	H: 0 LOB: 2 BB: 2 P: 22	1B: 6 2B: 4 3B: 0 HR: 1	SF: 1 SAC: 1 DP: 3 HBP: 0	WP: 0 PA: 38 CS: 1
<b>PITCHER</b>	IP WLS BF H R ER SO BB IBB HBP BLK WP HR S P ERA WHIP															ERA WHIP			
Roger Clemens R (1,1) ERA: 0.75	6.0 L 28 7 7 1 4 3 0 0 0 0 0 1 68 120 1.50 1.667																		
Todd Erdos R (7,1) ERA: 8.31	1.0 5 2 2 2 0 1 0 0 0 0 0 0 6 15 18.00 3.000																		
Allen Watson L (8,1) ERA: 10.8	1.0 5 0 0 0 2 2 0 0 0 0 0 0 8 22 0.00 2.000																		


AB 29  
R 3  
H 3  
RBI 3  
BB 0  
SO 5  
LOB 1



AB 30  
R 9  
H 9  
RBI 9  
BB 6  
SO 6  
LOB 19



Batter	1	2	3	4	5	6	7	8	9	AB R H RBI BB SO LOB	TOP																																		
											<p style="text-align: center;">Texas Rangers @ New York Yankees Generic, United States Tue Apr 11 2000</p> <p style="text-align: right;"><a href="http://livebaseballscorecards.com">livebaseballscorecards.com</a></p> <p> <b>AB</b> 0  <b>R</b> 0  <b>H</b> 0  <b>RBI</b> 0  <b>BB</b> 0  <b>SO</b> 0  <b>LOB</b> 0 </p> 																																		
Inning Stats																																													
PITCHER										IP		WLS	BF	H	R	ER	SO	BB	IBB	HBP	BLK	WP	HR	S	P	ERA	WHIP	PITCHER	IP	WLS	BF	H	R	ER	SO	BB	IBB	HBP	BLK	WP	HR	S	P	ERA	WHIP
1B: 0 SF: 0 WP: 0 PA: 0 2B: 0 SAC: 0 FB: 0 3B: 0 DP: 0 SB: 0 HR: 0 HBP: 0 CS: 0																																													

Batter	1	2	3	4	5	6	7	8	9	AB R H RBI BB SO LOB	BOTTOM																																		
											<p style="text-align: center;">Texas Rangers @ New York Yankees Generic, United States Tue Apr 11 2000</p> <p style="text-align: right;"><a href="http://livebaseballscorecards.com">livebaseballscorecards.com</a></p> <p> <b>AB</b> 0  <b>R</b> 0  <b>H</b> 0  <b>RBI</b> 0  <b>BB</b> 0  <b>SO</b> 0  <b>LOB</b> 0 </p> 																																		
Inning Stats																																													
PITCHER										IP		WLS	BF	H	R	ER	SO	BB	IBB	HBP	BLK	WP	HR	S	P	ERA	WHIP	PITCHER	IP	WLS	BF	H	R	ER	SO	BB	IBB	HBP	BLK	WP	HR	S	P	ERA	WHIP
1B: 0 SF: 0 WP: 0 PA: 0 2B: 0 SAC: 0 FB: 0 3B: 0 DP: 0 SB: 0 HR: 0 HBP: 0 CS: 0																																													



Batter	1	2	3	4	5	6	7	8	9	AB	R	H	RBI	BB	SO	LOB	TOP							
Royce Clayton, R OBP: 0.189, SLG: 0.400 (1, 6)										5	1	1	0	0	1	4	<p><b>Texas Rangers @ New York Yankees</b> Yankee Stadium, Bronx, NY Wed Apr 12 2000, 1:05 PM EDT Att: 48,487 - Sunny - 44 F</p> <p>AB 33 R 6 H 10 RBI 4 BB 7 SO 8 LOB 22</p>							
29 Rusty Greer, L OBP: 0.495, SLG: 0.480 (1, 7)										4	1	2	2	1	2	2								
Ivan Rodriguez, R OBP: 0.435, SLG: 0.767 (1, 2)										5	0	2	1	0	0	2								
Rafael Palmeiro, L OBP: 0.378, SLG: 0.548 (1, 3)										2	1	0	0	3	0	2								
David Segui, S OBP: 0.371, SLG: 0.467 (1, 10)										4	1	3	1	1	1	1								
Ruben Mateo, R OBP: 0.286, SLG: 0.364 (1, 8)										4	0	0	0	0	2	6								
Frank Catalanotto, L OBP: 0.619, SLG: 0.938 Tom Evans, R OBP: 0.391, SLG: 0.176 (6, PR) (6, 5)										3	0	2	0	0	0	0								
Gabe Kapler, R OBP: 0.357, SLG: 0.560 (1, 9)										2	1	0	0	2	1	1								
Luis Alicea, S OBP: 0.550, SLG: 0.556 (6, 4)										3	0	0	0	0	1	3								
<b>Inning Stats</b>	R: 0 E: 0 K: 1 S: 14	H: 2 LOB: 1 BB: 0 P: 20	R: 0 E: 0 K: 0 S: 4	H: 1 LOB: 0 BB: 0 P: 6	R: 2 E: 0 K: 2 S: 17	H: 2 LOB: 3 BB: 4 P: 39	R: 0 E: 0 K: 1 S: 11	H: 1 LOB: 2 BB: 0 P: 18	R: 0 E: 0 K: 0 S: 9	H: 1 LOB: 1 BB: 0 P: 15	R: 2 E: 0 K: 0 S: 16	H: 2 LOB: 2 BB: 1 P: 26	R: 2 E: 1 K: 1 S: 10	H: 1 LOB: 0 BB: 1 P: 19	R: 0 E: 0 K: 1 S: 7	H: 0 LOB: 0 BB: 0 P: 10		R: 0 E: 0 K: 2 S: 11	H: 0 LOB: 1 BB: 1 P: 15	1B: 8 2B: 2 3B: 0 HR: 0	SF: 0 SAC: 1 DP: 3 HBP: 1	WP: 0 PB: 0 SB: 0 CS: 1	PA: 42	
<b>PITCHER</b>	IP WLS BF H R ER SO BB IBB HBP BLK WP HR S P ERA WHIP																							
David Cone, R ERA: 14.09 Jason Grimsley, R ERA: 6.1 Mike Stanton, L ERA: 10.8 Jeff Nelson, R ERA: 7.1 42 Mariano Rivera, R ERA: 2.25	(1, 1) (6, 1) (7, 1) (7, 1) (9, 1)	5.0 1.0 0.0 2.0 1.0	WLS B L W S	BF 26 4 6 4	H 8 1 0 0	R 4 0 0 0	ER 4 0 0 0	SO 4 0 0 2	BB 5 0 1 0	IBB 0 0 0 0	HBP 1 0 0 0	BLK 0 0 0 0	WP 0 0 0 0	HR 0 9 4 13	S 62 13 9 20	P 111 9 13 20 15	ERA 7.20 0.00 ∞ 0.00 0.00	WHIP 2.600 1.000 ∞ 0.000 1.000						
<b>Batter</b>	<b>1</b>	<b>2</b>	<b>3</b>	<b>4</b>	<b>5</b>	<b>6</b>	<b>7</b>	<b>8</b>	<b>9</b>	<b>AB</b>	<b>R</b>	<b>H</b>	<b>RBI</b>	<b>BB</b>	<b>SO</b>	<b>LOB</b>	<b>BOTTOM</b>							
Chuck Knoblauch, R OBP: 0.250, SLG: 0.300 (1, 4)										4	1	2	0	1	0	2	<p><b>Texas Rangers @ New York Yankees</b> Yankee Stadium, Bronx, NY Wed Apr 12 2000, 1:05 PM EDT Att: 48,487 - Sunny - 44 F</p> <p>AB 38 R 8 H 13 RBI 7 BB 2 SO 7 LOB 18</p>							
2 Derek Jeter, R OBP: 0.281, SLG: 0.438 (1, 6)										5	1	1	1	0	2	3								
Paul O'Neill, L OBP: 0.406, SLG: 0.500 (1, 9)										5	1	2	0	0	1	3								
Bernie Williams, S OBP: 0.323, SLG: 0.643 (1, 8)										5	2	2	3	0	2	1								
Tino Martinez, L OBP: 0.357, SLG: 0.731 (1, 3)										4	1	3	2	0	0	0								
Shane Spencer, R OBP: 0.250, SLG: 0.591 (1, 10)										4	0	0	0	0	0	3								
20 Jorge Posada, S OBP: 0.370, SLG: 0.375 (1, 2)										3	1	0	0	1	0	3								
Roberto Kelly, R OBP: 0.167, SLG: 0.250 Ricky Ledee, L OBP: 0.250, SLG: 0.143 (6, PH) (7, 7)										2	1	1	0	0	1	1								
Alfonso Soriano, R OBP: 0.250, SLG: 1.000 Lance Johnson, L (6, PH) Wilson Delgado, S OBP: 1.000, SLG: 1.000 (7, 5)										2	0	0	0	0	0	1								
<b>Inning Stats</b>	R: 0 E: 0 K: 2 S: 10	H: 1 LOB: 1 BB: 0 P: 17	R: 0 E: 0 K: 1 S: 11	H: 1 LOB: 1 BB: 0 P: 16	R: 0 E: 0 K: 0 S: 10	H: 1 LOB: 1 BB: 0 P: 13	R: 0 E: 0 K: 0 S: 11	H: 1 LOB: 1 BB: 0 P: 22	R: 4 E: 0 K: 1 S: 12	H: 4 LOB: 0 BB: 0 P: 23	R: 1 E: 1 K: 1 S: 14	H: 0 LOB: 2 BB: 2 P: 29	R: 3 E: 0 K: 0 S: 12	H: 5 LOB: 2 BB: 0 P: 24	R: 0 E: 0 K: 3 S: 13	H: 0 LOB: 0 BB: 0 P: 21		1B: 9 2B: 2 3B: 1 HR: 1	SF: 0 SAC: 0 DP: 0 HBP: 0	WP: 0 PB: 0 SB: 1 CS: 0	PA: 40			
<b>PITCHER</b>	IP WLS BF H R ER SO BB IBB HBP BLK WP HR S P ERA WHIP																							
Darren Oliver, L ERA: 7.45 Francisco Cordero, R ERA: 5.79 Mike Munoz, L ERA: 5.43 Tim Crabtree, R ERA: 6.23 Mike Venafro, L ERA: 3.0	(1, 1) (6, 1) (7, 1) (7, 1) (7, 1)	5.0 1.0 0.0 0.2 0.0	WLS L L L L	BF 23 6 3 2 2	H 8 0 3 2	R 4 0 0 0	ER 4 0 0 0	SO 4 1 3 0	BB 0 2 0 0	IBB 0 0 0 0	HBP 0 0 0 0	BLK 0 0 0 0	WP 0 0 0 0	HR 1 14 3 6	S 54 29 6 3 6	P 91 29 6 6 8	ERA 7.20 0.00 ∞ 0.00 ∞	WHIP 1.600 2.000 ∞ 0.000 ∞						
<b>PITCHER</b>	IP WLS BF H R ER SO BB IBB HBP BLK WP HR S P ERA WHIP																							
59 Jeff Zimmerman, R ERA: 7.2	(7, 1)	1.1	WLS 4	BF 4	H 0	R 0	ER 0	SO 3	BB 0	IBB 0	HBP 0	BLK 0	WP 0	HR 0	S 15	P 25	ERA 0.00	WHIP 0.000						



Batter	1	2	3	4	5	6	7	8	9	AB	R	H	RBI	BB	SO	LOB	TOP			
Royce Clayton, R (1, 6) OBP: 0.195, SLG: 0.385										4	0	1	0	0	0	2				
Chad Curtis, R (1, 7) OBP: 0.154, SLG: 0.333										4	0	0	0	0	1	4				
Ivan Rodriguez, R (1, 2) OBP: 0.405, SLG: 0.676										4	0	0	0	0	0	2				
Rafael Palmeiro, L (1, 3) OBP: 0.390, SLG: 0.571										4	0	2	0	0	1	1				
David Segui, S (1, 10) OBP: 0.347, SLG: 0.441										4	1	1	0	0	0	2				
Ruben Mateo, R (1, 8) OBP: 0.282, SLG: 0.333										3	0	0	0	1	1	1				
Gabe Kapler, R (1, 9) OBP: 0.313, SLG: 0.483										4	0	0	0	0	0	3				
Luis Alicaia, S (1, 4) OBP: 0.522, SLG: 0.500										2	0	0	0	1	1	0				
Tom Evans, R (1, 5) OBP: 0.346, SLG: 0.150										3	0	0	0	0	1	3				
<b>Inning Stats</b>	R: 0 E: 0 K: 2 S: 11	H: 1 LOB: 1 BB: 0 P: 15	R: 1 E: 1 K: 1 S: 14	H: 1 LOB: 3 BB: 2 P: 29	R: 0 E: 0 K: 0 S: 5	H: 0 LOB: 0 BB: 0 P: 10	R: 0 E: 0 K: 1 S: 8	H: 0 LOB: 0 BB: 0 P: 13	R: 0 E: 0 K: 0 S: 6	H: 1 LOB: 0 BB: 0 P: 10	R: 0 E: 0 K: 0 S: 5	H: 0 LOB: 0 BB: 0 P: 7	R: 0 E: 1 K: 0 S: 11	H: 0 LOB: 1 BB: 0 P: 17	R: 0 E: 0 K: 1 S: 16	H: 1 LOB: 1 BB: 0 P: 22	1B: 3 2B: 1 3B: 0 HR: 0	SF: 0 SAC: 0 DP: 1 HBP: 0	WP: 0 PB: 0 SB: 1 CS: 0	PA: 34
<b>PITCHER</b>	IP WLS BF H R ER SO BB IBB HBP BLK WP HR S P ERA WHIP																			
Orlando Hernandez, R (1, 1) ERA: 1.23	8.0 W 30 3 1 0 4 2 0 0 0 0 0 0 65 109 0.00 0.625																			
Mike Stanton, L (9, 1) ERA: 6.75	1.0 4 1 0 0 1 0 0 0 0 0 0 0 16 22 0.00 1.000																			

Texas Rangers @ New York Yankees  
Yankee Stadium, Bronx, NY  
Thu Apr 13 2000, 7:05 PM EDT  
Att: 23,805 - Sunny - 47 F

AB 32  
R 1  
H 4  
RBI 0  
BB 2  
SO 5  
LOB 18



Batter	1	2	3	4	5	6	7	8	9	AB	R	H	RBI	BB	SO	LOB	BOTTOM			
Chuck Knoblauch, R (1, 4) OBP: 0.222, SLG: 0.265										4	0	0	0	0	0	4				
Derek Jeter, R (1, 6) OBP: 0.276, SLG: 0.400										3	0	0	0	1	0	2				
Paul O'Neill, L (1, 9) OBP: 0.444, SLG: 0.529										4	2	3	0	0	0	1				
Bernie Williams, S (1, 8) OBP: 0.343, SLG: 0.613										3	1	1	1	1	0	1				
Tino Martinez, L (1, 3) OBP: 0.333, SLG: 0.679										2	0	0	0	0	2	2				
Jim Leyritz, R (6, PH) (7, 3)										2	0	0	0	0	0	2				
Roberto Kelly, R (1, 7) OBP: 0.188, SLG: 0.200										3	1	0	0	1	1	1				
20 Jorge Posada, S (1, 2) OBP: 0.387, SLG: 0.464										4	1	2	3	0	0	0				
Shane Spencer, R (1, 10) OBP: 0.296, SLG: 0.600										3	0	2	1	0	0	0				
Alfonso Soriano, R (1, 5) OBP: 0.182, SLG: 0.727										3	0	0	0	0	1	3				
Clay Bellinger, R (7, 5) OBP: 0.333, SLG: 0.444										0	0	0	0	0	0	0				
<b>Inning Stats</b>	R: 1 E: 0 K: 1 S: 16	H: 2 LOB: 1 BB: 0 P: 25	R: 0 E: 0 K: 0 S: 9	H: 0 LOB: 0 BB: 0 P: 14	R: 0 E: 1 K: 0 S: 6	H: 0 LOB: 0 BB: 0 P: 11	R: 0 E: 1 K: 2 S: 10	H: 1 LOB: 1 BB: 0 P: 13	R: 0 E: 0 K: 1 S: 10	H: 2 LOB: 2 BB: 0 P: 16	R: 4 E: 0 K: 0 S: 18	H: 3 LOB: 1 BB: 2 P: 28	R: 0 E: 0 K: 0 S: 5	H: 0 LOB: 0 BB: 1 P: 13	R: 0 E: 0 K: 0 S: 8	H: 0 LOB: 0 BB: 0 P: 13	1B: 7 2B: 0 3B: 1 HR: 0	SF: 0 SAC: 0 DP: 1 HBP: 0	WP: 0 PB: 1 SB: 1 CS: 0	PA: 34
<b>PITCHER</b>	IP WLS BF H R ER SO BB IBB HBP BLK WP HR S P ERA WHIP																			
Kenny Rogers, L (1, 1) ERA: 3.52	8.0 L 34 8 5 5 4 3 0 0 0 0 0 0 82 133 5.62 1.375																			

Texas Rangers @ New York Yankees  
Yankee Stadium, Bronx, NY  
Thu Apr 13 2000, 7:05 PM EDT  
Att: 23,805 - Sunny - 47 F

AB 31  
R 5  
H 8  
RBI 5  
BB 3  
SO 4  
LOB 16





Batter	1	2	3	4	5	6	7	8	9	AB	R	H	RBI	BB	SO	LOB	TOP						
<b>Johnny Damon, L</b> (1, 7) OBP: 0.276, SLG: 0.360										5	0	1	0	0	1	2							
<b>Carlos Febles, R</b> (1, 4) OBP: 0.370, SLG: 0.367										4	0	2	0	0	1	2							
<b>Scott Pose, L</b> (8, PH) OBP: 0.500, SLG: 0.500										1	0	0	0	0	0	2							
<b>Jeff Reboulet, R</b> (8, 4)										0	0	0	0	0	0	0							
<b>Carlos Beltrán, S</b> (1, 8) OBP: 0.268, SLG: 0.385										4	0	1	0	1	1	2							
<b>Jemaine Dye, R</b> (1, 9) OBP: 0.444, SLG: 0.705										3	0	0	0	2	0	1							
<b>29 Mike Sweeney, R</b> (1, 3) OBP: 0.346, SLG: 0.735										4	1	0	0	0	1	4							
<b>Joe Randa, R</b> (1, 5) OBP: 0.442, SLG: 0.625										4	0	0	0	0	1	3							
<b>Mark Quinn, R</b> (1, 10) OBP: 0.477, SLG: 0.541										2	2	2	0	2	0	0							
<b>Gregg Zaun, S</b> (1, 2) OBP: 0.421, SLG: 0.529										3	1	1	2	0	0	3							
<b>Brian Johnson, R</b> (7, 2) OBP: 0.291, SLG: 0.448										1	0	0	0	0	1	1							
<b>Rey Sanchez, R</b> (1, 6) OBP: 0.341, SLG: 0.474										4	1	2	2	0	1	1							
<b>Inning Stats</b>	R: 0 E: 0 K: 0 S: 10	H: 1 LOB: 1 BB: 1 P: 18	R: 2 E: 0 K: 0 S: 20	H: 2 LOB: 2 BB: 1 P: 36	R: 0 E: 0 K: 1 S: 6	H: 0 LOB: 0 BB: 0 P: 9	R: 0 E: 0 K: 0 S: 6	H: 1 LOB: 0 BB: 0 P: 10	R: 1 E: 0 K: 2 S: 9	H: 2 LOB: 2 BB: 1 P: 17	R: 2 E: 0 K: 0 S: 10	H: 1 LOB: 0 BB: 1 P: 24	R: 0 E: 0 K: 2 S: 14	H: 1 LOB: 2 BB: 1 P: 24	R: 0 E: 1 K: 2 S: 17	H: 1 LOB: 0 BB: 0 P: 25	R: 0 E: 0 K: 0 S: 11	H: 0 LOB: 0 BB: 0 P: 16	1B: 6 2B: 2 3B: 0 HR: 1	SF: 0 SAC: 0 DP: 1 HBP: 1	WP: 1 PB: 0 SB: 1 CS: 1	PA: 41	
<b>PITCHER</b>	IP	WLS	BF	H	R	ER	SO	BB	IBB	HBP	BLK	WP	HR	S	P	ERA	WHIP						
<b>Roger Clemens, R</b> (1, 1) ERA: 3.0	6.0	W	28	7	5	5	3	4	0	1	0	1	1	61	114	7.50	1.833						
<b>Jeff Nelson, R</b> (7, 1) ERA: 1.69	1.2	H	8	2	0	0	4	1	0	0	0	0	0	24	39	0.00	1.800						
<b>42 Mariano Rivera, R</b> (8, 1) ERA: 1.69	1.1	S	5	0	0	0	0	0	0	0	0	0	0	18	26	0.00	0.000						

**Kansas City Royals @ New York Yankees**  
 Yankee Stadium, Bronx, NY  
 Fri Apr 14, 2000, 7:05 PM EDT  
 Att: 33,094 - Sunny - 50 F

livebaseballscorecards.com

AB 35  
 R 5  
 H 9  
 RBI 4  
 BB 5  
 SO 7  
 LOB 21

Batter	1	2	3	4	5	6	7	8	9	AB	R	H	RBI	BB	SO	LOB	BOTTOM						
<b>Chuck Knoblauch, R</b> (1, 4) OBP: 0.268, SLG: 0.289										4	1	2	0	1	0	3							
<b>2 Derek Jeter, R</b> (1, 6) OBP: 0.341, SLG: 0.436										4	1	3	2	1	1	1							
<b>Paul O'Neill, L</b> (1, 9) OBP: 0.415, SLG: 0.474										4	0	0	0	1	1	4							
<b>Bernie Williams, S</b> (1, 8) OBP: 0.350, SLG: 0.600										4	0	1	2	1	0	1							
<b>Tino Martinez, L</b> (1, 3) OBP: 0.343, SLG: 0.613										3	1	0	0	2	0	4							
<b>Ricky Ledee, L</b> (1, 7) OBP: 0.428, SLG: 0.375										2	2	2	1	3	0	0							
<b>20 Jorge Posada, S</b> (1, 2) OBP: 0.389, SLG: 0.531										4	2	1	2	1	2	5							
<b>Shane Spencer, R</b> (1, 10) OBP: 0.290, SLG: 0.536										3	0	0	0	1	2	2							
<b>Wilson Delgado, S</b> (1, 5) OBP: 0.333, SLG: 0.333										2	0	0	0	0	2	0							
<b>Lance Johnson, L</b> (5, PH) ERA: 15.93										1	0	1	0	0	0	0							
<b>Clay Bellinger, R</b> (6, 5) OBP: 0.300, SLG: 0.400										1	0	0	0	0	0	1							
<b>Inning Stats</b>	R: 0 E: 0 K: 0 S: 17	H: 1 LOB: 2 BB: 1 P: 32	R: 2 E: 0 K: 3 S: 17	H: 2 LOB: 1 BB: 1 P: 29	R: 1 E: 0 K: 2 S: 12	H: 1 LOB: 1 BB: 1 P: 19	R: 2 E: 0 K: 2 S: 13	H: 3 LOB: 2 BB: 1 P: 25	R: 2 E: 1 K: 0 S: 10	H: 2 LOB: 2 BB: 2 P: 23	R: 0 E: 1 K: 1 S: 6	H: 1 LOB: 0 BB: 0 P: 13	R: 0 E: 0 K: 0 S: 4	H: 0 LOB: 0 BB: 2 P: 15	R: 0 E: 0 K: 0 S: 11	H: 0 LOB: 3 BB: 3 P: 25	R: 0 E: 0 K: 0 S: 11	H: 0 LOB: 0 BB: 0 P: 16	1B: 6 2B: 3 3B: 0 HR: 1	SF: 0 SAC: 0 DP: 0 HBP: 0	WP: 0 PB: 0 SB: 3 CS: 1	PA: 44	
<b>PITCHER</b>	IP	WLS	BF	H	R	ER	SO	BB	IBB	HBP	BLK	WP	HR	S	P	ERA	WHIP						
<b>Jay Witasick, R</b> (1, 1) ERA: 10.13	3.2	L	22	7	5	5	7	4	0	0	0	0	0	15	36	9.00	2.500						
<b>Brad Rigby, R</b> (4, 1) ERA: 15.93	2.0		11	3	2	2	0	2	0	0	0	0	0	18	44	0.00	1.714						
<b>Jerry Spradlin, R</b> (6, 1) ERA: 2.08	2.1		10	0	0	0	1	4	1	0	0	0	0	18	44	0.00	1.714						

**Kansas City Royals @ New York Yankees**  
 Yankee Stadium, Bronx, NY  
 Fri Apr 14, 2000, 7:05 PM EDT  
 Att: 33,094 - Sunny - 50 F

livebaseballscorecards.com

AB 32  
 R 7  
 H 10  
 RBI 7  
 BB 11  
 SO 8  
 LOB 21




Batter	1	2	3	4	5	6	7	8	9	AB	R	H	RBI	BB	SO	LOB	TOP										
Johnny Damon, L (1, 7) OBP: 0.262, SLG: 0.340 Dave McCarty, R (9, FH) OBP: 0.167, SLG: 0.167	1-1 F9			0-1 P5			1-2 F8		0-1 F8	3	0	0	0	0	0	0											
Carlos Febles, R (1, 4) OBP: 0.362, SLG: 0.358	2-2 F9			2-3 K			0-1 2B 1B		1-0 F8	4	1	1	0	0	1	0											
Carlos Beltrán, S (1, 8) OBP: 0.254, SLG: 0.364	3-3 K			1-0 G3			0-0 F7			3	0	0	0	0	1	1											
Jermaine Dye, R (1, 9) OBP: 0.439, SLG: 0.702		0-0 F7			0-2 G1-3		1-2 1-H 2B			3	0	1	1	0	0	0											
29 Mike Sweeney, R (1, 3) OBP: 0.327, SLG: 0.692		0-2 G5-3			0-1 F8		2-1 F8			3	0	0	0	0	0	1											
Joe Randa, R (1, 5) OBP: 0.418, SLG: 0.588		2-2 F9			1-2 P6			2-0 L5		3	0	0	0	0	0	0											
Mark Quinn, R (1, 10) OBP: 0.447, SLG: 0.500				0-3 K			2-3 K		0-0 F8	3	0	0	0	0	2	0											
Brian Johnson, R (1, 2) OBP: 0.257, SLG: 0.406				0-3 K			0-0 P4		1-1 F9	3	0	0	0	0	1	0											
Rey Sanchez, R (1, 6) OBP: 0.318, SLG: 0.439				2-2 L6			2-2 G6-3		0-1 G6-3	3	0	0	0	0	0	0											
<b>Inning Stats</b>	R: 0 E: 0 K: 1 S: 12	H: 0 LOB: 0 BB: 0 P: 18	R: 0 E: 0 K: 0 S: 8	H: 0 LOB: 0 BB: 0 P: 10	R: 0 E: 0 K: 2 S: 11	H: 0 LOB: 0 BB: 0 P: 13	R: 0 E: 0 K: 1 S: 6	H: 0 LOB: 0 BB: 0 P: 9	R: 0 E: 0 K: 0 S: 9	H: 0 LOB: 0 BB: 0 P: 10	R: 1 E: 0 K: 0 S: 12	H: 2 LOB: 1 BB: 0 P: 16	R: 0 E: 0 K: 0 S: 4	H: 0 LOB: 0 BB: 0 P: 7	R: 0 E: 0 K: 0 S: 5	H: 0 LOB: 0 BB: 0 P: 6	1B: 1 2B: 1 3B: 0 HR: 0	SF: 0 SAC: 0 DP: 0 HBP: 0	WP: 0 PB: 0 SB: 0 CS: 0	PA: 29							
<b>PITCHER</b>	IP	WLS	BF	H	R	ER	SO	BB	IBB	HBP	BLK	WP	HR	S	P	ERA	WHIP										
Ramiro Mendoza, R (1, 1) ERA: 1.74	6.2	W	22	2	1	1	5	0	0	0	0	0	0	66	86	1.35	0.300										
56 Darrell Einertson, R (7, 1) ERA:	1.1		4	0	0	0	0	0	0	0	0	0	0	6	11	0.00	0.000										
Allen Watson, L (9, 1) ERA: 6.75	1.0		3	0	0	0	0	0	0	0	0	0	0	5	6	0.00	0.000										

**Kansas City Royals @ New York Yankees**  
 Yankee Stadium, Bronx, NY  
 Sat Apr 15 2000, 1:05 PM EDT  
 Att: 34,056 - Overcast - 55 F

livebaseballscorecards.com

AB 29  
 R 1  
 H 2  
 RBI 1  
 BB 0  
 SO 5  
 LOB 2



Batter	1	2	3	4	5	6	7	8	9	AB	R	H	RBI	BB	SO	LOB	BOTTOM										
Chuck Knoblauch, R (1, 4) OBP: 0.304, SLG: 0.395	1-0 2B HR	1-2 G6-3			2-2 HR		3-2 F7	1-2 1B		5	2	3	1	0	0	2											
2 Derek Jeter, R (1, 6) OBP: 0.348, SLG: 0.432	2-1 HR		1-1 F7		2-3 K		1-0 1B E	1-3 K		5	2	2	0	0	2	2											
Bernie Williams, S (1, 8) OBP: 0.364, SLG: 0.579	2-2 F9		3-0 CS HBP		1-2 1B		0-0 F7			3	0	1	0	0	0	4											
Shane Spencer, R (1, 9) OBP: 0.314, SLG: 0.625	0-0 HR		2-2 P4		2-2 P4		2-2 E 1-3 2H	1B		4	1	2	4	0	0	2											
Tino Martinez, L (1, 3) OBP: 0.359, SLG: 0.588	1-1 20 G4-6-3 1B		1-2 CS	1-3 K		2-1 HBP	3-2 E5		2-3 3H	3	0	1	0	0	1	1											
20 Jorge Posada, S (1, 2) OBP: 0.350, SLG: 0.472	2-2 G4-6-3			0-1 F8		1-1 L7	1-0 G1-3			4	0	0	0	0	0	4											
Jim Leyritz, R (1, 10) OBP: 0.200, SLG: 0.368		1-3 K		3-2 G1-3		2-3 K		2-3 K		4	0	0	0	0	3	1											
Roberto Kelly, R (1, 7) OBP: 0.200, SLG: 0.368		2-0 F3			1-0 HR	1-3 K		2-3 K		4	1	1	1	0	2	1											
Clay Bellinger, R (1, 5) OBP: 0.429, SLG: 0.417		1-2 HBP			0-2 F8		0-2 2B 1B	1B		2	1	1	0	0	0	0											
<b>Inning Stats</b>	R: 3 E: 0 K: 0 S: 12	H: 4 LOB: 0 BB: 0 P: 20	R: 0 E: 0 K: 1 S: 9	H: 0 LOB: 0 BB: 0 P: 14	R: 0 E: 0 K: 1 S: 10	H: 0 LOB: 0 BB: 0 P: 17	R: 0 E: 0 K: 1 S: 8	H: 0 LOB: 0 BB: 0 P: 12	R: 2 E: 0 K: 2 S: 11	H: 3 LOB: 1 BB: 0 P: 17	R: 2 E: 1 K: 0 S: 16	H: 3 LOB: 2 BB: 0 P: 26	R: 0 E: 0 K: 3 S: 15	H: 1 LOB: 2 BB: 0 P: 22	1B: 8 2B: 0 3B: 0 HR: 3	SF: 0 SAC: 0 DP: 1 HBP: 4	WP: 0 PB: 0 SB: 0 CS: 1	PA: 39									
<b>PITCHER</b>	IP	WLS	BF	H	R	ER	SO	BB	IBB	HBP	BLK	WP	HR	S	P	ERA	WHIP										
50 José Rosado, L (1, 1) ERA: 5.0	6.0	L	26	7	5	5	5	0	0	3	0	0	0	31	108	7.50	1.167										
Jose Santiago, R (7, 1) ERA: 0.9	2.0		12	4	2	1	3	0	0	1	0	0	0	31	48	4.50	2.000										

**Kansas City Royals @ New York Yankees**  
 Yankee Stadium, Bronx, NY  
 Sat Apr 15 2000, 1:05 PM EDT  
 Att: 34,056 - Overcast - 55 F

livebaseballscorecards.com

AB 34  
 R 7  
 H 11  
 RBI 6  
 BB 0  
 SO 8  
 LOB 17





Batter	1	2	3	4	5	6	7	8	9	AB R H RBI BB SO LOB	TOP																
<b>Johnny Damon, L</b> (1, 7) OBP: 0.258, SLG: 0.316	1-1 G1-3		1-2 F8		1-0 L3		4-2 S 1B BB		2-2 G4-3	4 1 0 0 1 0 0	<b>Kansas City Royals @ New York Yankees</b> Yankee Stadium, Bronx, NY Sun Apr 16 2000, 1:05 PM EDT Att: 36,724 - Cloudy - 64 F																
<b>Carlos Febles, R</b> (1, 4) OBP: 0.397, SLG: 0.375	4-2 BB		3-2 1B		3-1 1B		4-2 1B 29 1B BB		0-0 G4-3	3 1 2 0 2 0 0																	
<b>Carlos Beltrán, S</b> (1, 8) OBP: 0.250, SLG: 0.350	1-2 P6		1-1 L4		0-0 F7		2-2 29 1B 1-3 2-H 1B		1-1 G5-3	5 0 1 1 0 0 3																	
<b>Jermaine Dye, R</b> (1, 9) OBP: 0.443, SLG: 0.700	1-3 K			4-0 29 HR BB		1-1 1B 2B				3 1 1 0 1 2 3																	
<b>29 Mike Sweeney, R</b> (1, 3) OBP: 0.356, SLG: 0.750		0-0 F7 S 1B		1-0 HR		0-1 L7		2-1 1-3 3-H 1B		4 1 3 3 0 0 1																	
<b>Joe Randa, R</b> (1, 5) OBP: 0.390, SLG: 0.545		0-0 L9		0-3 K		1-0 F7		0-0 L6		4 0 0 0 0 1 4																	
<b>Mark Quinn, R</b> (1, 10) OBP: 0.451, SLG: 0.500		2-2 F7		1-2 G5-4-3 1B		0-1 F7		0-3 K		4 0 2 0 0 1 1																	
<b>Brian Johnson, R</b> (1, 2) OBP: 0.231, SLG: 0.361		1-1 G6-3		0-0 G5-4-3		1-1 F7		1-3 K		4 0 0 0 0 1 4																	
<b>Rey Sanchez, R</b> (1, 6) OBP: 0.292, SLG: 0.400			1-0 F9		0-1 G5-3		0-0 F8	1-3 K		4 0 0 0 0 1 0																	
<b>Inning Stats</b>	R: 0 E: 0 K: 1 S: 10	H: 0 LOB: 1 BB: 1 P: 17	R: 0 E: 0 K: 0 S: 7	H: 1 LOB: 1 BB: 0 P: 10	R: 0 E: 0 K: 0 S: 9	H: 1 LOB: 1 BB: 0 P: 15	R: 2 E: 0 K: 1 S: 8	H: 2 LOB: 0 BB: 1 P: 14	R: 0 E: 0 K: 0 S: 6	H: 1 LOB: 1 BB: 0 P: 10	R: 0 E: 0 K: 0 S: 9	H: 2 LOB: 2 BB: 0 P: 12	R: 2 E: 0 K: 1 S: 14	H: 2 LOB: 2 BB: 2 P: 26	R: 0 E: 0 K: 3 S: 9	H: 0 LOB: 0 BB: 0 P: 11	R: 0 E: 0 K: 0 S: 8	H: 0 LOB: 0 BB: 0 P: 11	1B: 7 2B: 1 3B: 0 HR: 1	SF: 0 SAC: 0 DP: 1 HBP: 0	WP: 0 PB: 0 CS: 0	PA: 39					
<b>PITCHER</b>	IP WLS BF H R ER SO BB IBB HBP BLK WP HR S P ERA WHIP											IP WLS BF H R ER SO BB IBB HBP BLK WP HR S P ERA WHIP															
<b>Jason Grimsley, R</b> (1, 1) ERA: 2.45	5.0	22	6	2	2	2	2	0	0	0	0	0	1	42	69	3.60	1.600										
<b>56 Darrell Einertson, R</b> (6, 1) ERA: 2.45	1.0	4	1	0	0	0	0	0	0	0	0	0	0	7	9	0.00	1.000										
<b>Jeff Nelson, R</b> (7, 1) ERA: 2.45	2.0	10	2	2	2	4	2	0	0	0	0	0	0	23	37	9.00	2.000										
<b>Mike Stanton, L</b> (9, 1) ERA: 4.91	1.0	3	0	0	0	0	0	0	0	0	0	0	0	8	11	0.00	0.000										

Batter	1	2	3	4	5	6	7	8	9	AB R H RBI BB SO LOB	BOTTOM																
<b>Chuck Knoblauch, R</b> (1, 4) OBP: 0.333, SLG: 0.404	4-0 G4-6-3 2 BB BB		0-1 G1-3		0-1 L6		1-2 2 1B G3 1B	1-2 1-3 2-H 1B 1B		4 2 2 1 1 0 0	<b>Kansas City Royals @ New York Yankees</b> Yankee Stadium, Bronx, NY Sun Apr 16 2000, 1:05 PM EDT Att: 36,724 - Cloudy - 64 F																
<b>2 Derek Jeter, R</b> (1, 6) OBP: 0.373, SLG: 0.426	4-0 G4-6-3 1-2 BB			1-1 F8	1-3 K		0-0 G3 S 1B	4-1 1B BB		3 0 1 0 2 1 0																	
<b>Paul O'Neill, L</b> (1, 9) OBP: 0.435, SLG: 0.463	2-0 G4-6-3 1-2 2-3			4-2 1B E BB		1-2 G6-3	4-1 G3 1B IBB	0-2 1-2 2-H 1B		3 1 1 1 2 0 2																	
<b>Bernie Williams, S</b> (1, 8) OBP: 0.367, SLG: 0.558	1-3 K			1-2 E 2B 1B		2-2 S 2B 1B	1-0 G3 1B G3	1-0 G3		5 2 2 1 0 1 5																	
<b>Tino Martinez, L</b> (1, 3) OBP: 0.349, SLG: 0.541		2-2 G6-3		0-2 E1 2B		3-3 K	4-1 K BB			3 1 0 0 1 1 2																	
<b>Ricky Ledee, L</b> (1, 7) OBP: 0.440, SLG: 0.500		0-2 F8		1-1 F7 2B		0-1 K	2-1 F8			4 0 2 3 0 0 3																	
<b>Shane Spencer, R</b> (1, 10) OBP: 0.282, SLG: 0.556		0-3 K		2-3 F7		2-3 K		1-3 K		4 0 0 0 0 3 2																	
<b>Jim Leyritz, R</b> (1, 2) OBP: 0.083, SLG: 0.333 <b>20 Jorge Posada, S</b> (8, PH) OBP: 0.356, SLG: 0.486			0-0 G6-3	2-2 F9		2-1 K	2-1 HR	0-2 HBP 1B 1B		3 1 1 1 0 0 1 1 1 1 0 0 0 0																	
<b>Clay Bellinger, R</b> (1, 5) OBP: 0.389, SLG: 0.333			1-2 F8		0-0 F8		0-3 K	1-0 1B HBP		3 0 0 0 0 1 0																	
<b>Inning Stats</b>	R: 0 E: 0 K: 1 S: 4	H: 0 LOB: 2 BB: 2 P: 15	R: 0 E: 0 K: 1 S: 9	H: 0 LOB: 0 BB: 0 P: 11	R: 0 E: 0 K: 0 S: 6	H: 0 LOB: 0 BB: 0 P: 7	R: 3 E: 1 K: 0 S: 21	H: 2 LOB: 1 BB: 1 P: 32	R: 0 E: 0 K: 1 S: 8	H: 0 LOB: 0 BB: 0 P: 9	R: 1 E: 0 K: 2 S: 15	H: 2 LOB: 1 BB: 0 P: 23	R: 2 E: 0 K: 1 S: 15	H: 3 LOB: 3 BB: 2 P: 29	R: 2 E: 0 K: 1 S: 15	H: 3 LOB: 2 BB: 1 P: 23	R: 0 E: 0 K: 1 S: 8	H: 0 LOB: 0 BB: 0 P: 11	1B: 7 2B: 2 3B: 0 HR: 1	SF: 0 SAC: 0 DP: 1 HBP: 1	WP: 0 PB: 0 CS: 0	PA: 40					
<b>PITCHER</b>	IP WLS BF H R ER SO BB IBB HBP BLK WP HR S P ERA WHIP											IP WLS BF H R ER SO BB IBB HBP BLK WP HR S P ERA WHIP															
<b>Chad Durbin, R</b> (1, 1) ERA: 4.08	6.0	25	4	4	3	5	3	0	0	0	0	0	1	63	97	4.50	1.167										
<b>49 Chris Fussell, R</b> (7, 1) ERA: 2.53	0.1	5	3	2	2	1	0	1	0	0	0	0	1	11	18	54.00	9.000										
<b>Dan Reichert, R</b> (7, 1) ERA: 4.7	1.2	10	3	2	2	1	2	0	1	0	0	0	0	19	34	10.80	3.000										



Batter	1	2	3	4	5	6	7	8	9	10	11	AB	R	H	RBI	BB	SO	LOB	TOP						
Chuck Knoblauch, R OBP: 0.321, SLG: 0.385	F9		F7			K			1B	G5-3		5	1	1	0	0	1	0							
2 Derek Jeter, R OBP: 0.357, SLG: 0.404	L9			K			G4-3		K		L8	5	1	1	0	0	2	1							
Paul O'Neill, L OBP: 0.451, SLG: 0.467	F8			G4-3				HR	1B		CS	4	1	2	0	1	0	0							
Bernie Williams, S OBP: 0.370, SLG: 0.596		G4-6-3		G4-3				HR	1B		L8	4	1	1	2	1	1	4							
Tino Martinez, L OBP: 0.354, SLG: 0.524	E6				G4-3							5	0	2	2	0	1	1							
Shane Spencer, R OBP: 0.262, SLG: 0.513	F7				G1-3							3	0	0	0	0	0	2							
Ricky Ledee, L OBP: 0.407, SLG: 0.455												2	0	0	0	0	1	4							
20 Jorge Posada, S OBP: 0.386, SLG: 0.537	G4-6-3				G6-3							4	1	1	1	0	0	2							
Roberto Kelly, R OBP: 0.167, SLG: 0.304			K			G6-3			P3		HR	4	0	0	0	0	1	0							
Clayton Kershaw, R OBP: 0.318, SLG: 0.283			K			G6-3			P3		F8	4	0	0	0	0	1	0							
											G5-3	4	0	0	0	0	2	0							
<b>Inning Stats</b>	R: 0 E: 0 K: 0 S: 8	H: 0 LOB: 0 BB: 0 P: 12	R: 0 E: 1 K: 0 S: 7	H: 0 LOB: 1 BB: 1 P: 15	R: 0 E: 0 K: 2 S: 13	H: 0 LOB: 0 BB: 0 P: 19	R: 0 E: 0 K: 1 S: 7	H: 0 LOB: 0 BB: 0 P: 11	R: 0 E: 0 K: 0 S: 4	H: 0 LOB: 0 BB: 0 P: 6	R: 2 E: 0 K: 1 S: 11	H: 2 LOB: 0 BB: 0 P: 15	R: 0 E: 0 K: 1 S: 7	H: 0 LOB: 0 BB: 0 P: 9	R: 1 E: 0 K: 2 S: 15	H: 3 LOB: 2 BB: 0 P: 22	R: 1 E: 0 K: 0 S: 7	H: 1 LOB: 0 BB: 0 P: 10	R: 1 E: 0 K: 1 S: 13	H: 2 LOB: 2 BB: 1 P: 24	1B: 6 2B: 1 3B: 0 HR: 2	SF: 0 SAC: 0 DP: 2 HBP: 0	WP: 0 PB: 0 SB: 1 CS: 1	PA: 42	
<b>PITCHER</b>	IP ERA WLS BF H R ER SO BB IBB HBP BLK WP HR S P ERA WHIP	IP ERA WLS BF H R ER SO BB IBB HBP BLK WP HR S P ERA WHIP	IP ERA WLS BF H R ER SO BB IBB HBP BLK WP HR S P ERA WHIP	IP ERA WLS BF H R ER SO BB IBB HBP BLK WP HR S P ERA WHIP	IP ERA WLS BF H R ER SO BB IBB HBP BLK WP HR S P ERA WHIP	IP ERA WLS BF H R ER SO BB IBB HBP BLK WP HR S P ERA WHIP	IP ERA WLS BF H R ER SO BB IBB HBP BLK WP HR S P ERA WHIP	IP ERA WLS BF H R ER SO BB IBB HBP BLK WP HR S P ERA WHIP	IP ERA WLS BF H R ER SO BB IBB HBP BLK WP HR S P ERA WHIP	IP ERA WLS BF H R ER SO BB IBB HBP BLK WP HR S P ERA WHIP	IP ERA WLS BF H R ER SO BB IBB HBP BLK WP HR S P ERA WHIP	IP ERA WLS BF H R ER SO BB IBB HBP BLK WP HR S P ERA WHIP	IP ERA WLS BF H R ER SO BB IBB HBP BLK WP HR S P ERA WHIP	IP ERA WLS BF H R ER SO BB IBB HBP BLK WP HR S P ERA WHIP	IP ERA WLS BF H R ER SO BB IBB HBP BLK WP HR S P ERA WHIP	IP ERA WLS BF H R ER SO BB IBB HBP BLK WP HR S P ERA WHIP	IP ERA WLS BF H R ER SO BB IBB HBP BLK WP HR S P ERA WHIP	IP ERA WLS BF H R ER SO BB IBB HBP BLK WP HR S P ERA WHIP	IP ERA WLS BF H R ER SO BB IBB HBP BLK WP HR S P ERA WHIP	IP ERA WLS BF H R ER SO BB IBB HBP BLK WP HR S P ERA WHIP	IP ERA WLS BF H R ER SO BB IBB HBP BLK WP HR S P ERA WHIP	IP ERA WLS BF H R ER SO BB IBB HBP BLK WP HR S P ERA WHIP	IP ERA WLS BF H R ER SO BB IBB HBP BLK WP HR S P ERA WHIP	IP ERA WLS BF H R ER SO BB IBB HBP BLK WP HR S P ERA WHIP	IP ERA WLS BF H R ER SO BB IBB HBP BLK WP HR S P ERA WHIP

New York Yankees @ Texas Rangers  
The Ballpark at Arlington, Arlington, TX  
Mon Apr 17 2000, 8:05 PM EDT  
Att: 38,166 - Cloudy - 72 F

AB 40  
R 5  
H 8  
RBI 5  
BB 2  
SO 9  
LOB 14



Batter	1	2	3	4	5	6	7	8	9	10	11	AB	R	H	RBI	BB	SO	LOB	BOTTOM							
Royce Clayton, R OBP: 0.233, SLG: 0.339	F9		2B	CS	L4		FC4-6			SH1-3		4	2	1	0	1	0	1								
Chad Curtis, R OBP: 0.323, SLG: 0.429	G6-3		1B		L8-4			K		SH1-3		4	0	3	1	0	1	0								
Ivan Rodriguez, R OBP: 0.393, SLG: 0.642	G6-3		F9		L8-4			K		G3-6		5	0	1	1	0	1	4								
Rafael Palmeiro, L OBP: 0.367, SLG: 0.588	G4-3					F7			HR	G3-6		4	1	1	1	0	0	2								
David Segui, S OBP: 0.375, SLG: 0.510		F8					G3				SH	5	0	2	1	0	0	0								
Jason McDonald, S OBP: 0.393, SLG: 0.642											B2	0	0	0	0	0	0	0								
Ruben Mateo, R OBP: 0.310, SLG: 0.333		F8				F5					B2	5	0	1	0	0	2	3								
Gabe Kapler, R OBP: 0.300, SLG: 0.364					L8					F4		3	0	0	0	1	1	0								
Luis Alica, S OBP: 0.410, SLG: 0.429			K		F9				SH5-3			4	0	1	0	0	1	3								
Tom Evans, R OBP: 0.375, SLG: 0.281																										
Frank Catalanotto, L OBP: 0.591, SLG: 0.882																										
Scott Sheldon, R OBP: 0.375, SLG: 0.429																										
<b>Inning Stats</b>	R: 0 E: 1 K: 0 S: 8	H: 1 LOB: 1 BB: 0 P: 12	R: 0 E: 0 K: 1 S: 9	H: 0 LOB: 0 BB: 0 P: 16	R: 2 E: 0 K: 2 S: 19	H: 3 LOB: 3 BB: 1 P: 34	R: 0 E: 0 K: 0 S: 9	H: 0 LOB: 0 BB: 1 P: 17	R: 0 E: 0 K: 0 S: 7	H: 1 LOB: 0 BB: 0 P: 13	R: 0 E: 0 K: 0 S: 8	H: 0 LOB: 0 BB: 1 P: 15	R: 0 E: 0 K: 0 S: 10	H: 0 LOB: 0 BB: 1 P: 18	R: 1 E: 0 K: 2 S: 11	H: 1 LOB: 0 BB: 0 P: 20	R: 0 E: 0 K: 1 S: 10	H: 1 LOB: 1 BB: 0 P: 13	R: 1 E: 0 K: 0 S: 16	H: 2 LOB: 0 BB: 0 P: 20	R: 0 E: 0 K: 0 S: 11	H: 2 LOB: 3 BB: 0 P: 17	1B: 8 2B: 3 3B: 0 HR: 1	SF: 0 SAC: 3 DP: 3 HBP: 1	WP: 1 PB: 0 SB: 0 CS: 1	PA: 46
<b>PITCHER</b>	IP ERA WLS BF H R ER SO BB IBB HBP BLK WP HR S P ERA WHIP	IP ERA WLS BF H R ER SO BB IBB HBP BLK WP HR S P ERA WHIP	IP ERA WLS BF H R ER SO BB IBB HBP BLK WP HR S P ERA WHIP	IP ERA WLS BF H R ER SO BB IBB HBP BLK WP HR S P ERA WHIP	IP ERA WLS BF H R ER SO BB IBB HBP BLK WP HR S P ERA WHIP	IP ERA WLS BF H R ER SO BB IBB HBP BLK WP HR S P ERA WHIP	IP ERA WLS BF H R ER SO BB IBB HBP BLK WP HR S P ERA WHIP	IP ERA WLS BF H R ER SO BB IBB HBP BLK WP HR S P ERA WHIP	IP ERA WLS BF H R ER SO BB IBB HBP BLK WP HR S P ERA WHIP	IP ERA WLS BF H R ER SO BB IBB HBP BLK WP HR S P ERA WHIP	IP ERA WLS BF H R ER SO BB IBB HBP BLK WP HR S P ERA WHIP	IP ERA WLS BF H R ER SO BB IBB HBP BLK WP HR S P ERA WHIP	IP ERA WLS BF H R ER SO BB IBB HBP BLK WP HR S P ERA WHIP	IP ERA WLS BF H R ER SO BB IBB HBP BLK WP HR S P ERA WHIP	IP ERA WLS BF H R ER SO BB IBB HBP BLK WP HR S P ERA WHIP	IP ERA WLS BF H R ER SO BB IBB HBP BLK WP HR S P ERA WHIP	IP ERA WLS BF H R ER SO BB IBB HBP BLK WP HR S P ERA WHIP	IP ERA WLS BF H R ER SO BB IBB HBP BLK WP HR S P ERA WHIP	IP ERA WLS BF H R ER SO BB IBB HBP BLK WP HR S P ERA WHIP	IP ERA WLS BF H R ER SO BB IBB HBP BLK WP HR S P ERA WHIP	IP ERA WLS BF H R ER SO BB IBB HBP BLK WP HR S P ERA WHIP	IP ERA WLS BF H R ER SO BB IBB HBP BLK WP HR S P ERA WHIP	IP ERA WLS BF H R ER SO BB IBB HBP BLK WP HR S P ERA WHIP	IP ERA WLS BF H R ER SO BB IBB HBP BLK WP HR S P ERA WHIP	IP ERA WLS BF H R ER SO BB IBB HBP BLK WP HR S P ERA WHIP	IP ERA WLS BF H R ER SO BB IBB HBP BLK WP HR S P ERA WHIP

New York Yankees @ Texas Rangers  
The Ballpark at Arlington, Arlington, TX  
Mon Apr 17 2000, 8:05 PM EDT  
Att: 38,166 - Cloudy - 72 F

AB 38  
R 4  
H 11  
RBI 4  
BB 3  
SO 6  
LOB 18





Batter	1	2	3	4	5	6	7	8	9	AB	R	H	RBI	BB	SO	LOB	TOP			
Chuck Knoblauch, R (1,4) OBP: 0.311, SLG: 0.357	1-1 G5-3	0-0 L6		4-1 BB		1-1 G4-3		2-1 G6-3		4	0	0	0	1	0	2				
2 Derek Jeter, R (1,6) OBP: 0.377, SLG: 0.464	0-0 HR		1-2 P4	4-2 BB			0-0 G5-3		1-2 CS	4	1	2	1	1	0	0				
Paul O'Neill, L (1,9) OBP: 0.464, SLG: 0.520	1-0 2B		0-0 L7	2-0 BB			2-0		1-2 G5-3	5	1	3	0	0	0	3				
Bernie Williams, S (1,8) OBP: 0.339, SLG: 0.538	1-3 2B		1-0 F7		3-2 G5-3		1-0 G5-3		0-2 G5-3	5	0	0	0	0	1	3				
Tino Martinez, L (1,3) OBP: 0.377, SLG: 0.543	1-2 2B			2-2 20 HR		1-1 F7		4-1 BB	1-2 G4-3	4	2	2	1	1	0	1				
20 Jorge Posada, S (1,2) OBP: 0.397, SLG: 0.600	0-0 1B			0-0 HR		1-1 G5-3		2-2 G4-3		4	1	2	3	0	0	2				
Roberto Kelly, R (1,7) Ricky Ledee, L (7,7) OBP: 0.429, SLG: 0.455	2-0 FC6-4			0-1 G6-3		2-2 G4-3		4-1 WP		2	0	0	0	0	0	1				
Shane Spencer, R (1,10) OBP: 0.261, SLG: 0.488		0-0 F8		2-1 1B		3-2 G5-3		1-0 F9		4	1	1	0	0	0	2				
Alfonso Soriano, R (1,5) OBP: 0.200, SLG: 0.600		1-0 L5		3-2 E7		1-0 G4-3		0-1 F3		4	0	1	0	0	0	2				
<b>Inning Stats</b>	R: 3 E: 0 K: 1 S: 12	H: 4 LOB: 1 BB: 0 P: 18	R: 0 E: 0 K: 0 S: 3	H: 0 LOB: 0 BB: 0 P: 4	R: 0 E: 0 K: 0 S: 6	H: 0 LOB: 0 BB: 0 P: 8	R: 3 E: 1 K: 0 S: 16	H: 4 LOB: 2 BB: 2 P: 33	R: 0 E: 0 K: 0 S: 8	H: 0 LOB: 0 BB: 0 P: 13	R: 0 E: 0 K: 0 S: 7	H: 1 LOB: 2 BB: 1 P: 16	R: 0 E: 0 K: 0 S: 6	H: 0 LOB: 1 BB: 1 P: 13	R: 0 E: 0 K: 0 S: 12	H: 2 LOB: 1 BB: 0 P: 15	1B: 6 2B: 3 3B: 0 HR: 2	SF: 0 SAC: 0 DP: 1 HBP: 1	WP: 1 PB: 0 CS: 1	PA: 41
<b>PITCHER</b>	IP WLS BF H R ER SO BB IBB HBP BLK WP HR S P ERA WHIP																			
Kenny Rogers, L (1,1) ERA: 4.55	6.2 L 32 9 6 6 1 3 0 1 0 0 2 57 102 8.10 1.800																			
Francisco Cordero, R (7,1) ERA: 4.05	1.1 6 1 0 0 0 1 0 0 0 0 1 0 12 22 0.00 1.500																			
Mike Munoz, L (9,1) ERA: 21.6	1.0 3 1 0 0 0 0 0 0 0 0 0 0 9 11 0.00 1.000																			

New York Yankees @ Texas Rangers  
The Ballpark at Arlington, Arlington, TX  
Tue Apr 18 2000, 8:05 PM EDT  
Att: 43,644 - Cloudy - 85 F

AB	36
R	6
H	11
RBI	5
BB	4
SO	1
LOB	16



Batter	1	2	3	4	5	6	7	8	9	AB	R	H	RBI	BB	SO	LOB	BOTTOM			
Royce Clayton, R (1,6) OBP: 0.219, SLG: 0.317	0-1 L4	0-1 F9		3-1 F9			0-1 F3			4	0	0	0	0	0	1				
Chad Curtis, R (1,7) OBP: 0.314, SLG: 0.406	1-3 K		0-2 G2-3	1B		0-2 F9		1-2 G5-3		4	0	1	0	0	1	0				
Ivan Rodriguez, R (1,2) OBP: 0.400, SLG: 0.632	0-0 1B		0-0 G2-3	1B		0-0 G4-3		0-0 G6-3		4	0	2	0	0	0	0				
Rafael Palmeiro, L (1,3) OBP: 0.344, SLG: 0.545	3-1 P5		0-0 G2-3	1B		1-0 F9		1-0 F8		4	0	0	0	0	0	3				
David Segui, S (1,10) OBP: 0.359, SLG: 0.519		4-0 HR	0-1 F7		3-2 FC5-4		2-1 1B			3	1	2	0	1	0	2				
Ruben Mateo, R (1,8) OBP: 0.290, SLG: 0.310		3-2 P5	0-0 G1-3		1-3 K		3-3 K			4	0	0	0	0	2	5				
Gabe Kapler, R (1,9) OBP: 0.315, SLG: 0.458		1-0 HR		2-0 F9		0-0 FC5-4		1-3 K		4	2	2	2	0	1	1				
Luis Alicea, S (1,4) OBP: 0.395, SLG: 0.436		2-2 G4-3		1-2 F9		1-3 K		1-2 F7		4	0	1	0	0	1	2				
Tom Evans, R (1,5) Jason McDonald, S (9,PH)		0-1 G4-3		0-1 SF8			0-1 F9		0-1 F9	2	0	0	1	0	0	1				
<b>Inning Stats</b>	R: 0 E: 0 K: 1 S: 8	H: 1 LOB: 1 BB: 0 P: 12	R: 2 E: 0 K: 0 S: 13	H: 2 LOB: 1 BB: 1 P: 23	R: 0 E: 0 K: 0 S: 8	H: 2 LOB: 2 BB: 0 P: 8	R: 1 E: 0 K: 0 S: 8	H: 1 LOB: 0 BB: 0 P: 14	R: 0 E: 0 K: 2 S: 16	H: 1 LOB: 1 BB: 0 P: 21	R: 0 E: 0 K: 0 S: 8	H: 0 LOB: 0 BB: 0 P: 9	R: 0 E: 0 K: 1 S: 8	H: 1 LOB: 0 BB: 0 P: 14	R: 0 E: 0 K: 1 S: 9	H: 0 LOB: 0 BB: 0 P: 11	1B: 5 2B: 2 3B: 0 HR: 1	SF: 1 SAC: 0 DP: 0 HBP: 0	WP: 0 PB: 0 CS: 0	PA: 36
<b>PITCHER</b>	IP WLS BF H R ER SO BB IBB HBP BLK WP HR S P ERA WHIP																			
Orlando Hernandez, R (1,1) ERA: 1.74	9.0 W 36 8 3 3 5 1 0 0 0 0 1 84 119 3.00 1.000																			

New York Yankees @ Texas Rangers  
The Ballpark at Arlington, Arlington, TX  
Tue Apr 18 2000, 8:05 PM EDT  
Att: 43,644 - Cloudy - 85 F

AB	34
R	3
H	8
RBI	3
BB	1
SO	5
LOB	15





Batter	1	2	3	4	5	6	7	8	9	10	AB	R	H	RBI	BB	SO	LOB	TOP	
Lance Johnson, L OBP: 0.556, SLG: 0.667 (1, 10)	F9		G6-3 1B		SF8 1B		FC4-6 2B			K	6	2	4	1	0	1	0	<b>New York Yankees @ Texas Rangers</b> The Ballpark at Arlington, Arlington, TX Wed Apr 19 2000, 3:05 PM EDT Att: 39,294 - Cloudy - 80 F	
2 Derek Jeter, R OBP: 0.358, SLG: 0.435 (1, 6)	E5 1B		G5-3		E 1B		G6-3			K	6	0	1	0	0	1	4		
Paul O'Neill, L OBP: 0.459, SLG: 0.509 (1, 9)			G6-3		SF8		FC4-6 BB		G1-3		3	0	1	1	1	0	1		
Bernie Williams, S OBP: 0.328, SLG: 0.561 (1, 8)	F7 1B				E4		FC4-6			HR	5	1	1	2	0	1	5		
Tino Martinez, L OBP: 0.352, SLG: 0.510 (1, 3)	F2			L4	F8		G1-3			1B	5	0	1	0	0	0	5		
20 Jorge Posada, S OBP: 0.389, SLG: 0.612 (1, 2)										K	4	1	2	0	1	2	1		
Ricky Ledee, L OBP: 0.394, SLG: 0.385 (1, 7)							F7			K	4	0	0	0	1	2	4		
Alfonso Soriano, R OBP: 0.200, SLG: 0.550 (1, 5)							P5			K	5	0	1	0	0	3	3		
Wilson Delgado, S OBP: 0.167, SLG: 0.167 Jim Leyritz, R OBP: 0.154, SLG: 0.333 Clay Bellinger, R OBP: 0.348, SLG: 0.450 (8, PH) (8, PR) (8, 4)							F7			HR	3	0	0	0	0	1	3		
										BB	1	1	1	1	0	0	0		
<b>Inning Stats</b>	R: 0 E: 1 K: 0 S: 11	H: 1 LOB: 2 BB: 0 P: 15	R: 0 E: 0 K: 0 S: 5	H: 1 LOB: 1 BB: 1 P: 9	R: 0 E: 0 K: 1 S: 11	H: 0 LOB: 1 BB: 0 P: 18	R: 1 E: 1 K: 1 S: 15	H: 2 LOB: 2 BB: 0 P: 26	R: 0 E: 0 K: 0 S: 10	H: 1 LOB: 1 BB: 1 P: 17	R: 1 E: 0 K: 2 S: 13	H: 1 LOB: 1 BB: 1 P: 16	R: 1 E: 0 K: 2 S: 17	H: 2 LOB: 1 BB: 0 P: 22	R: 1 E: 0 K: 3 S: 14	H: 1 LOB: 0 BB: 0 P: 19	1B: 7 2B: 4 3B: 0 HR: 2	SF: 1 SAC: 0 DP: 1 HBP: 0	WP: 0 PA: 47
<b>PITCHER</b>	IP 7.0	WLS 32	H 7	R 2	ER 2	SO 4	BB 3	IBB 0	HBP 0	BLK 0	WP 0	HR 0	S 68	P 114	ERA 2.57	WHIP 1.429			
Rick Helling, R ERA: 3.7 (8, 1)	1.0	6	2	1	1	2	1	0	0	0	0	0	13	18	9.00	3.000			
59 Jeff Zimmerman, R ERA: 7.04 (9, 1)	2.0	L	9	3	2	5	0	0	0	0	0	2	31	41	9.00	1.500			

Batter	1	2	3	4	5	6	7	8	9	10	AB	R	H	RBI	BB	SO	LOB	BOTTOM	
Jason McDonald, S (1, 7)	F7					G3		FC4-6 2B			4	1	0	0	1	1	1	<b>New York Yankees @ Texas Rangers</b> The Ballpark at Arlington, Arlington, TX Wed Apr 19 2000, 3:05 PM EDT Att: 39,294 - Cloudy - 80 F	
Luis Alica, S OBP: 0.404, SLG: 0.535 (1, 5)	F9				L3		HR			SH5-4 BB	4	1	2	2	0	0	0		
Rafael Palmeiro, L OBP: 0.333, SLG: 0.517 (1, 10)	G4-3					G3		P6		G4-3	5	0	1	0	0	0	2		
David Segui, S OBP: 0.424, SLG: 0.475 (1, 3)						G6-3		G6-3		F7	5	0	0	0	0	0	3		
Frank Catalanotto, L OBP: 0.590, SLG: 0.714 (1, 4)						F7				G4-3	4	0	0	0	0	2	0		
Ruben Mateo, R OBP: 0.333, SLG: 0.367 (1, 8)										SH5-4 BB	2	1	2	0	1	0	0		
Gabe Kapler, R OBP: 0.293, SLG: 0.423 (1, 9)										G4-3	4	0	0	0	0	1	4		
Bill Haselman, R OBP: 0.571, SLG: 0.400 Ivan Rodriguez, R OBP: 0.410, SLG: 0.690 (10, 2)										G1-3	3	0	1	0	0	0	1		
Scott Sheldon, R Chad Curtis, R OBP: 0.333, SLG: 0.406 Royce Clayton, R OBP: 0.215, SLG: 0.311 (8, PH) (8, 6) (9, 6)										HR	1	1	1	2	0	0	0		
										BB	1	0	0	0	1	0	0		
<b>Inning Stats</b>	R: 0 E: 0 K: 0 S: 6	H: 0 LOB: 0 BB: 0 P: 9	R: 0 E: 0 K: 1 S: 10	H: 0 LOB: 1 BB: 1 P: 18	R: 0 E: 0 K: 2 S: 7	H: 0 LOB: 0 BB: 0 P: 9	R: 0 E: 0 K: 0 S: 8	H: 2 LOB: 2 BB: 0 P: 10	R: 1 E: 0 K: 2 S: 10	H: 1 LOB: 1 BB: 1 P: 15	R: 1 E: 0 K: 0 S: 6	H: 1 LOB: 1 BB: 1 P: 15	R: 2 E: 0 K: 1 S: 16	H: 2 LOB: 0 BB: 0 P: 18	R: 0 E: 0 K: 0 S: 4	H: 0 LOB: 1 BB: 1 P: 12	1B: 2 2B: 3 3B: 0 HR: 2	SF: 0 SAC: 1 DP: 1 HBP: 1	WP: 0 PA: 40
<b>PITCHER</b>	IP 7.0	WLS 27	H 4	R 2	ER 2	SO 5	BB 2	IBB 0	HBP 1	BLK 0	WP 0	HR 1	S 54	P 88	ERA 2.57	WHIP 0.857			
Roger Clemens, R ERA: 2.88 (8, 1)	0.1	H	2	1	0	0	0	0	0	0	0	0	2	4	0.00	3.000			
42 Mariano Rivera, R ERA: 3.6 (8, 1)	2.2	W	11	2	2	1	1	0	0	0	0	1	24	37	6.75	1.125			



Batter	1	2	3	4	5	6	7	8	9	AB	R	H	RBI	BB	SO	LOB	TOP					
Chuck Knoblauch R (1,4) OBP: 0.308, SLG: 0.350	0-2 G1-6-3 1B			0-1 G4-3		0-0 L8		1-1 F9		4	0	1	0	0	0	2						
2 Derek Jeter R (1,6) OBP: 0.366, SLG: 0.446	0-0 G1-6-3			1-0 G5-3		1-0 FC6-4 1B 1-2 2-3 HBP			1-1 G4-3 2B	3	1	1	0	0	0	1						
Paul O'Neill L (1,9) OBP: 0.446, SLG: 0.491	2-3 K			1-0 G6-3		0-0 FC6-4 1B 1-2 2-H 3-H 2-2			1-1 G4-3	4	0	1	2	0	1	1						
Bernie Williams S (1,8) OBP: 0.309, SLG: 0.525		0-0 G4-3			2-1 G4-3	FC6-4 1B CS 1-2 2-3			2-1 G1	4	0	0	1	0	0	2						
Tino Martinez L (1,3) OBP: 0.355, SLG: 0.481		1-0 G4-3			1-0 HBP	0-1 CS	0-0 G3		3-H 2-1 G4-3	3	0	0	0	0	0	0						
Ricky Ledee L (1,7) OBP: 0.381, SLG: 0.345		3-2 G6-3			1-3 K		0-0 G4-3			3	0	0	0	0	1	1						
20 Jorge Posada S (1,2) OBP: 0.368, SLG: 0.577			0-2 F8		3-1 G3		2-1 F8			3	0	0	0	0	0	1						
Shane Spencer R (1,10) OBP: 0.265, SLG: 0.478			0-0 G6-3			0-1 2 HBP 1B 1B		3-1 G6-3		3	1	1	0	0	0	0						
Clayton Kershaw R (1,5) OBP: 0.346, SLG: 0.435			0-3 K			0-1 2 HBP 1B 1B		0-0 F9		3	1	1	0	0	1	0						
<b>Inning Stats</b>	R: 0 E: 0 K: 1 S: 8	H: 1 LOB: 0 BB: 0 P: 10	R: 0 E: 0 K: 0 S: 5	H: 0 LOB: 0 BB: 0 P: 9	R: 0 E: 0 K: 1 S: 7	H: 0 LOB: 0 BB: 0 P: 7	R: 0 E: 0 K: 0 S: 4	H: 0 LOB: 1 BB: 0 P: 6	R: 0 E: 0 K: 1 S: 7	H: 0 LOB: 1 BB: 0 P: 14	R: 2 E: 0 K: 0 S: 10	H: 3 LOB: 1 BB: 0 P: 13	R: 0 E: 0 K: 0 S: 4	H: 0 LOB: 0 BB: 0 P: 6	R: 0 E: 0 K: 0 S: 5	H: 0 LOB: 0 BB: 0 P: 9	R: 1 E: 0 K: 0 S: 8	H: 1 LOB: 0 BB: 0 P: 14	1B: 4 2B: 1 3B: 0 HR: 0	SF: 0 SAC: 0 DP: 1 HBP: 2	WP: 0 PB: 0 SB: 0 CS: 1	PA: 33
<b>PITCHER</b> Chris Carpenter R (1,1) ERA: 5.76	IP: 9.0 WLS: W BF: 32 H: 5 R: 3 ER: 3 SO: 3 BB: 0 IBB: 0 HBP: 2 BLK: 0 WP: 0 HR: 0 S: 58 P: 88 ERA: 3.00 WHIP: 0.556															<b>PITCHER</b>	IP: 9.0 WLS: W BF: 32 H: 5 R: 3 ER: 3 SO: 3 BB: 0 IBB: 0 HBP: 2 BLK: 0 WP: 0 HR: 0 S: 58 P: 88 ERA: 3.00 WHIP: 0.556					

New York Yankees @ Toronto Blue Jays  
SkyDome, Toronto, ON  
Fri Apr 21 2000, 4:05 PM EDT  
Att: 25,921 - Dome - 72 F

AB	30
R	3
H	5
RBI	3
BB	0
SO	3
LOB	8



Batter	1	2	3	4	5	6	7	8	9	AB	R	H	RBI	BB	SO	LOB	BOTTOM			
José Cruz Jr. S (1,8) OBP: 0.316, SLG: 0.492	0-0 F8		2-2 L6	0-0 2H 2B		0-0 F5		4-1 FC6-2 BB		4	0	1	1	1	0	0				
Homer Bush R (1,4) OBP: 0.294, SLG: 0.229	0-1 3B 1B		0-2 P4	0-3 K		1-0 2B		0-2 FC6-2		5	1	2	0	0	1	4				
Raul Mondesi R (1,9) OBP: 0.370, SLG: 0.636	1-1 1H 3B		2-2 P6		0-0 F8 1B 1B	3-3 K		0-0 SF8		4	2	2	2	0	1	1				
Carlos Delgado L (1,3) OBP: 0.413, SLG: 0.687	0-2 G5-3 1B			3-1 HR	1-0 FC6-4 1B 1-2 HBP		0-2 G4-3	4-1 L7		4	1	2	2	0	0	2				
Brad Fullmer L (1,10) OBP: 0.458, SLG: 0.680	1-1 1-2 1B			2-2 HBP 2B HBP	0-0 F8		0-2 2B			3	1	2	0	0	0	2				
Tony Batista R (1,5) OBP: 0.395, SLG: 0.757	1-1 G5-3			0-0 F7	1-2 F3		2-2 G5-3			4	0	0	0	0	0	6				
Darrin Fletcher L (1,2) OBP: 0.373, SLG: 0.563		0-2 F7		2-2 F5	1-1 FC6-4 1B		1-2 G4-3			4	0	1	1	0	0	2				
Marty Cordova R (1,7) OBP: 0.341, SLG: 0.350		0-0 F7		1-0 2B HBP	1-2 FC6-4		4-2 BB FC6-2 BB			2	1	0	0	1	0	2				
Alex Gonzalez R (1,6) OBP: 0.333, SLG: 0.310		2-1 F9		2-2 1H 2H 2B 2B	1-1 G4-3		0-0 FC6-2 BB SF8 1B			4	2	2	2	0	0	0				
<b>Inning Stats</b>	R: 2 E: 0 K: 0 S: 13	H: 4 LOB: 1 BB: 0 P: 16	R: 0 E: 0 K: 0 S: 6	H: 0 LOB: 0 BB: 0 P: 8	R: 0 E: 0 K: 0 S: 9	H: 0 LOB: 0 BB: 0 P: 13	R: 4 E: 0 K: 1 S: 16	H: 3 LOB: 1 BB: 0 P: 26	R: 1 E: 0 K: 0 S: 10	H: 2 LOB: 2 BB: 0 P: 14	R: 0 E: 0 K: 1 S: 7	H: 1 LOB: 0 BB: 0 P: 12	R: 0 E: 0 K: 0 S: 15	H: 1 LOB: 1 BB: 0 P: 18	R: 1 E: 0 K: 0 S: 11	H: 1 LOB: 2 BB: 2 P: 21	1B: 6 2B: 4 3B: 1 HR: 1	SF: 1 SAC: 0 DP: 1 HBP: 3	WP: 0 PB: 0 SB: 0 CS: 0	PA: 40
<b>PITCHER</b> Ramiro Mendoza R (1,1) ERA: 5.02 Todd Ertos R (5,1) ERA: 6.14 Mike Stanton L (7,1) ERA: 5.4 56 Darrell Einertson R (8,1) ERA: 3.0 Allen Watson L (8,1) ERA: 6.0	IP: 4.0 WLS: L BF: 20 H: 7 R: 6 ER: 6 SO: 6 BB: 0 IBB: 0 HBP: 1 BLK: 0 WP: 0 HR: 1 S: 44 P: 63 ERA: 13.50 WHIP: 1.750															<b>PITCHER</b>	IP: 4.0 WLS: L BF: 20 H: 7 R: 6 ER: 6 SO: 6 BB: 0 IBB: 0 HBP: 1 BLK: 0 WP: 0 HR: 1 S: 44 P: 63 ERA: 13.50 WHIP: 1.750			

New York Yankees @ Toronto Blue Jays  
SkyDome, Toronto, ON  
Fri Apr 21 2000, 4:05 PM EDT  
Att: 25,921 - Dome - 72 F

AB	34
R	8
H	12
RBI	8
BB	2
SO	2
LOB	19

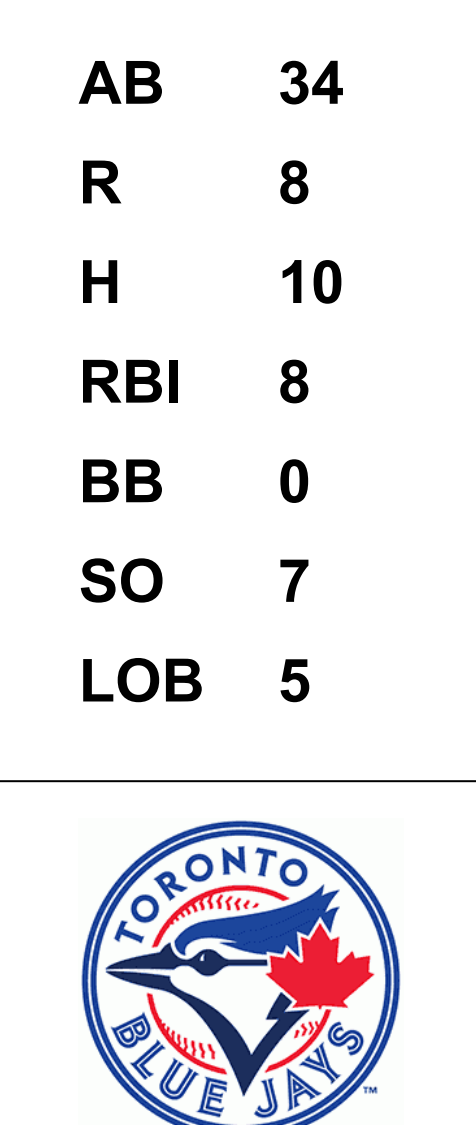





Batter	1	2	3	4	5	6	7	8	9	AB	R	H	RBI	BB	SO	LOB	TOP			
<b>Chuck Knoblauch R</b> (1, 4) OBP: 0.304, SLG: 0.344	1-1 F9		2-1 F9		1-0 P4			1-1 FC4-6 1B		4	0	1	0	0	0	2	<b>New York Yankees @ Toronto Blue Jays</b> SkyDome, Toronto, ON Sat Apr 22 2000, 1:05 PM EDT Att: 30,167 - Dome - 72 F			
<b>2 Derek Jeter R</b> (1, 6) OBP: 0.350, SLG: 0.464	0-3 K			1-0 1B 3B	0-3 K			1-1 FC4-6 G4-3 1-2f 3-H 1-0		4	1	1	1	0	2	3				
<b>Paul O'Neill L</b> (1, 9) OBP: 0.435, SLG: 0.475	1-3 K			3-1 G3 1B 3-H 1-0		3-1 G4-3		1-1 G4-3 1-2		4	0	1	1	0	1	1				
<b>Bernie Williams S</b> (1, 8) OBP: 0.306, SLG: 0.508		1-1 1B		1-2 G3		1-2 G3		1-1 F9		4	0	1	0	0	0	2				
<b>Tino Martinez L</b> (1, 3) OBP: 0.348, SLG: 0.466	0-3 K			0-0 P6		1-2 G4-3		1-2 G4-6-3 1B		4	0	1	0	0	1	2				
<b>Ricky Ledesma L</b> (1, 7) OBP: 0.350, SLG: 0.333	0-0 F8			0-0 F7			1-0 G5-4-3 1B	1-1 G4-6-3 1-2f		4	0	1	0	0	0	3				
<b>Shane Spencer R</b> (1, 10) OBP: 0.264, SLG: 0.460	1-1 F7				1-0 1B 1B		1-0 F8	0-1 P4		4	0	1	0	0	0	2				
<b>Jim Leyritz R</b> (1, 2) OBP: 0.125, SLG: 0.267			0-0 G6-3		3-2 F8		2-1 G5-4-3 1-2f			3	0	0	0	0	0	2				
<b>Clayton Kershaw R</b> (1, 5) OBP: 0.357, SLG: 0.440			2-1 F8		1-0 1B			3-2 E1 1B FC4-6 1B		2	0	1	0	0	0	0				
<b>Lance Johnson L</b> (8, PH) OBP: 0.600, SLG: 0.700										1	1	1	0	0	0	0				
<b>Alfonso Soriano R</b> (8, 5) OBP: 0.200, SLG: 0.550										0	0	0	0	0	0	0				
<b>Inning Stats</b>	R: 0 E: 0 K: 2 S: 8	H: 0 LOB: 0 BB: 0 P: 10	R: 0 E: 0 K: 1 S: 8	H: 1 LOB: 1 BB: 0 P: 10	R: 0 E: 0 K: 0 S: 5	H: 0 LOB: 0 BB: 0 P: 9	R: 1 E: 0 K: 0 S: 6	H: 2 LOB: 1 BB: 0 P: 11	R: 0 E: 0 K: 1 S: 9	H: 2 LOB: 2 BB: 0 P: 15	R: 0 E: 0 K: 0 S: 4	H: 1 LOB: 0 BB: 0 P: 8	R: 1 E: 1 K: 0 S: 10	H: 2 LOB: 1 BB: 0 P: 17	R: 0 E: 0 K: 0 S: 7	H: 1 LOB: 0 BB: 0 P: 9	1B: 8 2B: 0 3B: 1 HR: 0	SF: 0 SAC: 0 DP: 2 HBP: 0	WP: 0 PB: 0 SB: 0 CS: 0	PA: 34
<b>PITCHER</b> <b>Kelvim Escobar R</b> (1, 1) ERA: 3.86	IP: 9.0 WLS: W BF: 34 H: 9 R: 2 ER: 2 SO: 4 BB: 0 IBB: 0 HBP: 0 BLK: 0 WP: 0 HR: 0 S: 65 P: 102 ERA: 2.00 WHIP: 1.000															<b>PITCHER</b>				

Batter	1	2	3	4	5	6	7	8	9	AB	R	H	RBI	BB	SO	LOB	BOTTOM			
<b>José Cruz Jr. S</b> (1, 8) OBP: 0.325, SLG: 0.580	1-0 HR			2-2 1H 2H HR		0-0 G3-1				4	2	2	4	0	0	0	<b>New York Yankees @ Toronto Blue Jays</b> SkyDome, Toronto, ON Sat Apr 22 2000, 1:05 PM EDT Att: 30,167 - Dome - 72 F			
<b>Homer Bush R</b> (1, 4) OBP: 0.283, SLG: 0.231	2-2 G5-3	0-1 FC6-4 1B		2-3 K			0-0 G5-3			4	0	1	0	0	1	0				
<b>Raul Mondesi R</b> (1, 9) OBP: 0.353, SLG: 0.605	1-1 E6 2B	0-0 FC6-4 1-2f		2-3 K			3-3 K			4	1	0	0	0	2	1				
<b>Carlos Delgado L</b> (1, 3) OBP: 0.417, SLG: 0.690	1-1 1H 2B		1-1 G4-3	1-0 G4-3			3-2 WP 1B			4	1	2	1	0	0	0				
<b>Brad Fullmer L</b> (1, 10) OBP: 0.460, SLG: 0.685	1-1 2H HR		0-1 FC5-4 1B		0-2 G1-3		2-3 K			4	1	2	1	0	1	1				
<b>Tony Batista R</b> (1, 5) OBP: 0.388, SLG: 0.770	1-1 2H HR		2-1 FC5-4 1-2f		1-1 G6-3			3-2 G6-3		4	1	1	2	0	0	1				
<b>Darrin Fletcher L</b> (1, 2) OBP: 0.364, SLG: 0.538	3-3 K		1-2 G4-3		0-0 G4-3			2-1 G6-4-3 1B		4	0	1	0	0	1	1				
<b>Marty Cordova R</b> (1, 7) OBP: 0.333, SLG: 0.326	1-3 K			3-2 1B HR HBP		0-0 G5-3		1-1 G6-4-3 1-2f		3	1	0	0	0	1	1				
<b>Alex Gonzalez R</b> (1, 6) OBP: 0.333, SLG: 0.311		2-0 F7		3-1 1-2 HR		2-3 K				3	1	1	0	0	1	0				
<b>Inning Stats</b>	R: 5 E: 1 K: 2 S: 23	H: 4 LOB: 0 BB: 0 P: 34	R: 0 E: 0 K: 0 S: 7	H: 1 LOB: 1 BB: 0 P: 10	R: 0 E: 0 K: 0 S: 10	H: 1 LOB: 1 BB: 0 P: 14	R: 3 E: 0 K: 2 S: 14	H: 2 LOB: 0 BB: 0 P: 27	R: 0 E: 0 K: 1 S: 5	H: 0 LOB: 0 BB: 0 P: 7	R: 0 E: 0 K: 2 S: 11	H: 1 LOB: 0 BB: 0 P: 19	R: 0 E: 0 K: 0 S: 7	H: 1 LOB: 0 BB: 0 P: 13	R: 0 E: 0 K: 0 S: 3	H: 1 LOB: 0 BB: 0 P: 19		1B: 5 2B: 2 3B: 0 HR: 3	SF: 0 SAC: 0 DP: 1 HBP: 1	WP: 2 PB: 0 SB: 0 CS: 0
<b>PITCHER</b> <b>David Cone R</b> (1, 1) ERA: 10.7	IP: 3.0 WLS: L BF: 19 H: 8 R: 8 ER: 7 SO: 2 BB: 0 IBB: 0 HBP: 0 BLK: 0 WP: 0 HR: 3 S: 47 P: 73 ERA: 21.00 WHIP: 2.667															<b>PITCHER</b>				
<b>Jason Grimsley R</b> (4, 1) ERA: 1.74	IP: 3.0 WLS: 0 BF: 9 H: 0 R: 0 ER: 0 SO: 3 BB: 0 IBB: 0 HBP: 0 BLK: 0 WP: 0 HR: 1 S: 18 P: 26 ERA: 0.00 WHIP: 0.000															<b>PITCHER</b>				
<b>Allen Watson L</b> (7, 1) ERA: 4.5	IP: 1.0 WLS: 4 BF: 1 H: 0 R: 0 ER: 0 SO: 2 BB: 0 IBB: 0 HBP: 0 BLK: 0 WP: 1 HR: 0 S: 11 P: 19 ERA: 0.00 WHIP: 1.000															<b>PITCHER</b>				
<b>56 Darrell Einertson R</b> (8, 1) ERA: 2.25	IP: 1.0 WLS: 3 BF: 1 H: 0 R: 0 ER: 0 SO: 0 BB: 0 IBB: 0 HBP: 0 BLK: 0 WP: 0 HR: 0 S: 7 P: 13 ERA: 0.00 WHIP: 1.000															<b>PITCHER</b>				

AB	34
R	2
H	9
RBI	2
BB	0
SO	4
LOB	17





Batter	1	2	3	4	5	6	7	8	9	AB	R	H	RBI	BB	SO	LOB	TOP
<b>Chuck Knoblauch, R</b> (1, 4) <small>OBP: 0.306, SLG: 0.343</small> <b>Clayton Kershaw, R</b> (5, FH) <small>OBP: 0.333, SLG: 0.407</small>										3	1	1	0	0	2	1	<b>New York Yankees @ Toronto Blue Jays</b> SkyDome, Toronto, ON Sun Apr 23 2000, 1:05 PM EDT Att: 20,485 - Dome - 72 F
<b>2 Derek Jeter, R</b> (1, 6) <small>OBP: 0.375, SLG: 0.466</small>										4	2	2	1	1	0	0	
<b>Paul O'Neill, L</b> (1, 9) <small>OBP: 0.419, SLG: 0.455</small>										5	1	1	1	0	1	2	
<b>Bernie Williams, S</b> (1, 8) <small>OBP: 0.338, SLG: 0.609</small>										4	2	3	5	1	0	1	
<b>Tino Martinez, L</b> (1, 3) <small>OBP: 0.366, SLG: 0.492</small>										5	1	3	0	0	0	1	
<b>20 Jorge Posada, S</b> (1, 2) <small>OBP: 0.387, SLG: 0.684</small>										5	2	3	3	0	1	2	
<b>Ricky Ledee, L</b> (1, 7) <small>OBP: 0.333, SLG: 0.342</small>									5	0	1	0	0	1	2		
<b>Shane Spencer, R</b> (1, 10) <small>OBP: 0.259, SLG: 0.436</small>									5	0	1	0	0	1	2		
<b>Alfonso Soriano, R</b> (1, 5) <small>OBP: 0.208, SLG: 0.478</small>										3	1	0	0	1	1	2	
<b>Inning Stats</b>	R: 2 H: 1 E: 0 K: 1 S: 11	H: 1 LOB: 0 BB: 1 P: 20	R: 1 H: 2 E: 0 K: 1 S: 13	H: 2 LOB: 1 BB: 0 P: 22	R: 0 H: 2 E: 0 K: 0 S: 9	H: 2 LOB: 2 BB: 0 P: 18	R: 7 H: 6 E: 0 K: 2 S: 20	H: 6 LOB: 0 BB: 1 P: 36	R: 0 H: 0 E: 0 K: 2 S: 8	H: 0 LOB: 0 BB: 0 P: 11	R: 0 H: 1 E: 0 K: 1 S: 11	H: 1 LOB: 1 BB: 0 P: 16	R: 0 H: 1 E: 0 K: 1 S: 10	H: 2 LOB: 1 BB: 0 P: 17	1B: 9 2B: 2 3B: 0 HR: 4	SF: 0 SAC: 0 DP: 1 HBP: 0	WP: 0 PA: 44 CS: 0
<b>PITCHER</b>	IP WLS BF H R ER SO BB IBB HBP BLK WP HR S P ERA WHIP																
<b>Frank Castillo, R</b> (1, 1) <small>ERA: 9.0</small>	2.0	10	3	3	3	2	1	0	0	0	0	0	2	24	42	13.50	2.000
<b>Clayton Kershaw, L</b> (3, 1) <small>ERA: 20.25</small>	1.2	L 14	8	7	7	1	1	0	0	0	0	2	26	49	37.80	5.400	
<b>Lance Painter, L</b> (4, 1) <small>ERA: 3.95</small>	2.1	8	0	0	0	3	1	0	0	0	0	0	23	37	0.00	0.429	
<b>Paul Quantrill, R</b> (7, 1) <small>ERA: 6.1</small>	2.0	8	2	0	0	2	0	0	0	0	0	0	21	32	0.00	1.000	
<b>Pedro Borbon, L</b> (9, 1) <small>ERA: 9.0</small>	1.0	4	2	0	0	0	0	0	0	0	0	0	10	17	0.00	2.000	

Batter	1	2	3	4	5	6	7	8	9	AB	R	H	RBI	BB	SO	LOB	BOTTOM		
<b>José Cruz Jr., S</b> (1, 8) <small>OBP: 0.316, SLG: 0.595</small>										5	1	1	1	0	2	0	<b>New York Yankees @ Toronto Blue Jays</b> SkyDome, Toronto, ON Sun Apr 23 2000, 1:05 PM EDT Att: 20,485 - Dome - 72 F		
<b>Homer Bush, R</b> (1, 4) <small>OBP: 0.255, SLG: 0.228</small>									5	1	1	0	0	2	0				
<b>Raul Mondesi, R</b> (1, 9) <small>OBP: 0.344, SLG: 0.576</small>									4	0	0	0	1	3	2				
<b>Carlos Delgado, L</b> (1, 3) <small>OBP: 0.420, SLG: 0.716</small>										3	2	1	1	1	1				
<b>Brad Fullmer, L</b> (1, 10) <small>OBP: 0.463, SLG: 0.690</small>										4	1	2	1	0	1	1			
<b>Tony Batista, R</b> (1, 5) <small>OBP: 0.369, SLG: 0.731</small>										4	0	0	1	0	2	2			
<b>Darrin Fletcher, L</b> (1, 2) <small>OBP: 0.373, SLG: 0.589</small>										4	1	2	2	0	0	1			
<b>Marty Cordova, R</b> (1, 7) <small>OBP: 0.327, SLG: 0.383</small>										4	1	1	1	0	0	3			
<b>Alex Gonzalez, R</b> (1, 6) <small>OBP: 0.315, SLG: 0.292</small>										4	0	0	0	0	1	1			
<b>Inning Stats</b>	R: 3 H: 3 E: 1 K: 1 S: 16	H: 3 LOB: 2 BB: 1 P: 24	R: 0 H: 0 E: 0 K: 1 S: 6	H: 0 LOB: 0 BB: 0 P: 10	R: 0 H: 0 E: 0 K: 1 S: 9	H: 0 LOB: 0 BB: 0 P: 11	R: 0 H: 0 E: 0 K: 1 S: 8	H: 0 LOB: 0 BB: 0 P: 10	R: 4 H: 4 E: 0 K: 2 S: 13	H: 4 LOB: 0 BB: 0 P: 21	R: 0 H: 0 E: 0 K: 3 S: 12	H: 0 LOB: 1 BB: 1 P: 18	R: 0 H: 1 E: 0 K: 0 S: 9	H: 1 LOB: 0 BB: 0 P: 16	R: 0 H: 0 E: 0 K: 2 S: 8	H: 0 LOB: 0 BB: 0 P: 9	1B: 3 2B: 1 3B: 0 HR: 4	SF: 0 SAC: 0 DP: 0 HBP: 0	WP: 1 PA: 39 CS: 0
<b>PITCHER</b>	IP WLS BF H R ER SO BB IBB HBP BLK WP HR S P ERA WHIP																		
<b>Orlando Hernandez, R</b> (1, 1) <small>ERA: 3.13</small>	6.1	W 30	7	7	7	8	2	0	0	0	0	0	11	16	0.00	1.000			
<b>Mike Stanton, L</b> (7, 1) <small>ERA: 4.5</small>	1.0	H 4	1	0	0	2	0	0	0	0	0	1	0	4	8	0.00	0.000		
<b>Jeff Nelson, R</b> (8, 1) <small>ERA: 2.0</small>	0.2	H 2	0	0	0	0	0	0	0	0	0	0	0	8	9	0.00	0.000		
<b>42 Mariano Rivera, R</b> (9, 1) <small>ERA: 3.27</small>	1.0	S 3	0	0	0	2	0	0	0	0	0	0	0	8	9	0.00	0.000		

AB	41
R	10
H	15
RBI	10
BB	3
SO	8
LOB	13





Batter	1	2	3	4	5	6	7	8	9	AB	R	H	RBI	BB	SO	LOB	TOP	
Todd Walker, L (1, 4) OBP: 0.282, SLG: 0.297 Jason Maxwell, R (7, 4) OBP: 0.286, SLG: 0.500	4-2 1B BB G3-1	2-2 1B			1-1 G3-1		1-0 SF7		1-3 K	2	1	1	1	1	0	0		
Cristian Guzman, S (1, 6) OBP: 0.394, SLG: 0.430	4-1 G3-1 1B 1-2 1B BB	2-3 K			0-3 K		4-1 3-H CS BB			2	1	0	0	2	2	2		
Matt Lawton, L (1, 9) OBP: 0.458, SLG: 0.556	1-0 G3-1 1-2 2-3 1B	0-0 F7			1-2 G4-3		2-1 CS 1-2	0-1 G4-3		4	1	1	0	0	0	2		
Ron Coomer, R (1, 3) OBP: 0.333, SLG: 0.537	0-1 G3-1 1-2 2-3 3-H			0-0 F9		1-3 K		2-2 G2-3		4	0	0	1	0	1	2		
Corey Koskie, L (1, 5) OBP: 0.354, SLG: 0.423	1-3 K			3-3 K		2-2 G4-3		1-3 K		4	0	0	0	0	3	2		
Butch Huskey, R (1, 10) OBP: 0.304, SLG: 0.387	2-1 1B 2-H 3-H			1-3 K		4-2 CS BB		4-1 2B SF7 BB		2	1	1	2	2	1	0		
Jacque Jones, L (1, 7) OBP: 0.323, SLG: 0.517	1-0 F7			2-1 L8		1-1 CS 1-2	1-1 2B	1-0 2B	1-3 E 2B	4	2	2	0	0	0	1		
Matthew LeCroy, R (1, 2) OBP: 0.286, SLG: 0.429		2-2 E5 1B		0-3 K		1-0 G4-3 SF7 2B		0-1 SF7	2-H 3-H	3	1	1	2	0	1	0		
Tori Hunter, R (1, 8) OBP: 0.338, SLG: 0.444		2-3 K		0-3 K		0-2 G4-3		1-3 K		4	0	0	0	0	3	2		
<b>Inning Stats</b>	R: 3 H: 2 E: 0 K: 1 S: 13	H: 2 R: 1 BB: 2 P: 26	R: 0 H: 1 E: 1 K: 2 S: 13	H: 0 R: 0 BB: 0 P: 21	R: 0 H: 0 E: 0 K: 2 S: 8	H: 0 R: 0 BB: 0 P: 10	R: 0 H: 0 E: 0 K: 1 S: 10	H: 0 R: 0 BB: 1 P: 19	R: 2 H: 2 E: 0 K: 1 S: 9	H: 0 R: 0 BB: 0 P: 11	R: 2 H: 1 E: 1 K: 2 S: 10	H: 1 R: 0 BB: 1 P: 17	1B: 3 2B: 3 3B: 0 HR: 0	SF: 2 SAC: 0 DP: 0 HBP: 0	WP: 0 PA: 39			
<b>PITCHER</b>	IP WLS BF H R ER SO BB IBB HBP BLK WP HR S P ERA WHIP																	
Roger Clemens, R (1, 1) ERA: 3.69	6.2 L 29 5 5 5 9 4 0 0 0 0 0 70 114 6.75 1.350																	
Mike Stanton, L (7, 1) ERA: 3.59	1.1 3 0 0 0 1 0 0 0 0 0 0 9 14 0.00 0.000																	
Jeff Nelson, R (9, 1) ERA: 2.7	1.0 5 1 2 1 2 1 0 0 0 0 0 10 17 9.00 2.000																	

Minnesota Twins @ New York Yankees  
Yankee Stadium, Bronx, NY  
Mon Apr 24 2000, 1:05 PM EDT  
Att: 35,693 - Sunny - 61 F

AB 30  
R 7  
H 6  
RBI 6  
BB 5  
SO 12  
LOB 11



Batter	1	2	3	4	5	6	7	8	9	AB	R	H	RBI	BB	SO	LOB	BOTTOM	
Alfonso Soriano, R (1, 5) OBP: 0.185, SLG: 0.423 Lance Johnson, L (7, FH) OBP: 0.545, SLG: 0.636 Wilson Delgado, S (8, 4) OBP: 0.143, SLG: 0.143	1-3 K	0-2 P4			1-2 F8		2-3 K		2-3 K	3	0	0	0	0	1	1		
2 Derek Jeter, R (1, 6) OBP: 0.381, SLG: 0.453	4-1 1B BB			1-0 G5-3		3-3 K	4-2 BB			2	1	0	0	2	1	1		
Paul O'Neill, L (1, 9) OBP: 0.410, SLG: 0.443	1-3 K			1-0 F9		0-2 WP 1B 1B	0-3 K			4	1	1	0	0	2	2		
Bernie Williams, S (1, 8) OBP: 0.346, SLG: 0.603	2-0 1B			3-2 F7		2-2 1B WP SF7 1B		3-1 G1-3		4	1	2	0	0	0	0		
Tino Martinez, L (1, 3) OBP: 0.373, SLG: 0.493	1-1 20 HBP 1B			0-2 L1		1-2 SF7 20 G1-3 1B		1-2 F7		4	0	2	2	0	0	0		
20 Jorge Posada, S (1, 2) OBP: 0.394, SLG: 0.661	1-3 3-H 1B			0-2 L7		0-2 G1-3		4-1 BB		2	0	0	0	1	0	2		
Shane Spencer, R (1, 7) OBP: 0.242, SLG: 0.414	1-3 K			1-2 G1-3		0-1 SF7		3-1 G5-3		3	0	0	1	0	1	4		
Jim Leyritz, R (1, 10) OBP: 0.100, SLG: 0.211		2-3 K			2-2 F8		1-3 K		3-2 F7	4	0	0	0	0	2	1		
Clay Bellinger, R (1, 4) OBP: 0.324, SLG: 0.367 (8, 5)		3-3 K			4-2 BB		0-1 G5-3		1-2 F7	3	0	0	0	1	1	0		
<b>Inning Stats</b>	R: 1 H: 2 E: 0 K: 3 S: 18	H: 2 R: 3 LOB: 3 BB: 1 P: 29	R: 0 H: 0 E: 0 K: 2 S: 10	H: 0 R: 0 LOB: 0 BB: 0 P: 15	R: 0 H: 0 E: 0 K: 0 S: 10	H: 0 R: 0 LOB: 0 BB: 0 P: 11	R: 0 H: 0 E: 0 K: 1 S: 16	H: 3 R: 0 LOB: 1 BB: 1 P: 26	R: 2 H: 3 E: 0 K: 1 S: 17	H: 0 R: 0 LOB: 1 BB: 1 P: 16	R: 0 H: 0 E: 0 K: 0 S: 8	H: 0 R: 0 LOB: 1 BB: 1 P: 19	R: 0 H: 0 E: 0 K: 1 S: 15	H: 0 R: 0 LOB: 0 BB: 0 P: 21	1B: 5 2B: 0 3B: 0 HR: 0	SF: 1 SAC: 0 DP: 0 HBP: 1	WP: 1 PA: 37	
<b>PITCHER</b>	IP WLS BF H R ER SO BB IBB HBP BLK WP HR S P ERA WHIP																	
Eric Milton, L (1, 1) ERA: 5.74	6.0 W 26 5 3 3 7 2 0 0 0 0 0 77 113 4.50 1.167																	
LaTroy Hawkins, R (7, 1) ERA: 6.55	0.2 H 3 0 0 0 1 1 0 0 0 0 0 7 13 0.00 1.500																	
Travis Miller, L (7, 1) ERA: 9.0	1.0 H 4 0 0 0 1 1 0 0 0 0 0 9 17 0.00 1.000																	
Hector Carrasco, R (8, 1) ERA: 0.59	0.1 H 1 0 0 0 0 0 0 0 0 0 0 2 5 0.00 0.000																	
Eddie Guardado, L (9, 1) ERA: 4.7	1.0 3 0 0 0 1 0 0 0 0 0 0 15 21 0.00 0.000																	

Minnesota Twins @ New York Yankees  
Yankee Stadium, Bronx, NY  
Mon Apr 24 2000, 1:05 PM EDT  
Att: 35,693 - Sunny - 61 F

AB 31  
R 3  
H 5  
RBI 3  
BB 4  
SO 10  
LOB 11





Batter	1	2	3	4	5	6	7	8	9	AB	R	H	RBI	BB	SO	LOB	TOP			
Todd Walker, L (1, 4) OBP: 0.280, SLG: 0.338 Jason Maxwell, R (8, 4) OBP: 0.273, SLG: 0.476	1-1 G6-3		0-1 HR		2-0 F7	0-3 K			3-2 F8	4	1	1	1	0	1	1	<b>Minnesota Twins @ New York Yankees</b> Yankee Stadium, Bronx, NY Tue Apr 25 2000, 7:05 PM EDT Att: 27,372 - Cloudy - 50 F			
Cristian Guzman, S (1, 6) OBP: 0.376, SLG: 0.470	4-0 FC6-4 1B BB		1-1 HR		2-2 1B			3-1 F8	2-1 G5-3	4	1	2	1	1	0	0				
Matt Lawton, L (1, 9) OBP: 0.455, SLG: 0.547	1-0 FC6-4 1B		0-2 G4-3		2-3 K			1-0 E1 G1-3 1B	3-2 P5	5	1	2	0	0	1	1				
David Ortiz, L (1, 10) OBP: 0.409, SLG: 0.389	1-2 FC6-4 1B		2-2 G6-3		3-1 G1-3			0-2 G1-3		4	0	0	0	0	0	4				
Ron Coomer, R (1, 3) OBP: 0.342, SLG: 0.529	1-1 P4			1-1 G5-3		4-2 F8 1B BB		1-1 FC4-6 1B		3	1	1	1	1	0	2				
Corey Koskie, L (1, 5)		0-0 G1-3		0-1 G6-3		0-1 1B G6-3 1B		3-H FC4-6 1B		4	1	1	0	0	0	1				
Marcus Jensen, S (1, 2) OBP: 0.278, SLG: 0.514		2-3 K		3-1 1B 2B		3-2 F8		4-2 L6-3 BB		3	1	1	0	1	1	2				
Jacque Jones, L (1, 7) OBP: 0.333, SLG: 0.516		1-3 K		3-0 1B		3-2 G6-3 1B		1-1 L6-3 1-2		4	0	2	2	0	1	1				
Tori Hunter, R (1, 8) OBP: 0.319, SLG: 0.418			1-0 G6-3	0-1 G6-3		1-2 G6-3 3-H		0-3 K		4	0	0	1	0	1	2				
<b>Inning Stats</b>	R: 0 E: 0 K: 0 S: 9	H: 1 LOB: 2 BB: 1 P: 17	R: 0 E: 0 K: 2 S: 7	H: 0 LOB: 0 BB: 0 P: 10	R: 2 E: 0 K: 0 S: 11	H: 2 LOB: 1 BB: 0 P: 15	R: 1 E: 0 K: 1 S: 9	H: 2 LOB: 1 BB: 0 P: 16	R: 0 E: 0 K: 1 S: 19	H: 1 LOB: 1 BB: 1 P: 18	R: 1 E: 0 K: 0 S: 9	H: 2 LOB: 1 BB: 0 P: 14	R: 0 E: 0 K: 1 S: 7	H: 0 LOB: 0 BB: 1 P: 12	R: 0 E: 0 K: 0 S: 9	H: 0 LOB: 0 BB: 0 P: 17	1B: 7 2B: 2 3B: 0 HR: 2	SF: 0 SAC: 0 DP: 1 HBP: 0	WP: 0 PB: 0 CS: 0	PA: 39
<b>PITCHER</b>	IP WLS BF H R ER SO	IP WLS BF H R ER SO	IP WLS BF H R ER SO	IP WLS BF H R ER SO	IP WLS BF H R ER SO	IP WLS BF H R ER SO	IP WLS BF H R ER SO	IP WLS BF H R ER SO	IP WLS BF H R ER SO	IP WLS BF H R ER SO	IP WLS BF H R ER SO	IP WLS BF H R ER SO	IP WLS BF H R ER SO	IP WLS BF H R ER SO	IP WLS BF H R ER SO	IP WLS BF H R ER SO	ERA WHIP	ERA WHIP		
Ramiro Mendoza, R (1, 1) ERA: 5.95	5.1 L	26 8 5 5 3	2 0 0 0	0 0 0 0	0 0 0 0	0 0 0 0	0 0 0 0	0 0 0 0	0 0 0 0	0 0 0 0	0 0 0 0	0 0 0 0	0 0 0 0	0 0 0 0	0 0 0 0	0 0 0 0	8.44 1.875			
Jason Grimsley, R (6, 1) ERA: 2.25	1.2 7	2 1 1 1	0 0 0 0	0 0 0 0	0 0 0 0	0 0 0 0	0 0 0 0	0 0 0 0	0 0 0 0	0 0 0 0	0 0 0 0	0 0 0 0	0 0 0 0	0 0 0 0	0 0 0 0	0 0 0 0	5.40 1.200			
Ed Yarnall, L (8, 1) ERA:	2.0 6	0 0 0 1	1 0 0 0	0 0 0 0	0 0 0 0	0 0 0 0	0 0 0 0	0 0 0 0	0 0 0 0	0 0 0 0	0 0 0 0	0 0 0 0	0 0 0 0	0 0 0 0	0 0 0 0	0 0 0 0	0.00 0.500			

Batter	1	2	3	4	5	6	7	8	9	AB	R	H	RBI	BB	SO	LOB	BOTTOM					
Lance Johnson, L (1, 10) OBP: 0.429, SLG: 0.500 Jim Leyritz, R (7, FH) OBP: 0.136, SLG: 0.238	3-1 F8		3-2 G3-1		1-3 K		2-1 1B		2-3 K	3	0	0	0	0	1	1	<b>Minnesota Twins @ New York Yankees</b> Yankee Stadium, Bronx, NY Tue Apr 25 2000, 7:05 PM EDT Att: 27,372 - Cloudy - 50 F					
2 Derek Jeter, R (1, 6) OBP: 0.386, SLG: 0.455	2-2 S 1B		4-1 BB		2-3 K		0-1 SF9			2	0	1	1	1	1	1						
Paul O'Neill, L (1, 9) OBP: 0.390, SLG: 0.419	0-1 F7		1-1 F7		0-0 F9		1-3 K			4	0	0	0	0	1	4						
Bernie Williams, S (1, 8) OBP: 0.376, SLG: 0.608	4-0 1B BB			4-2 BB		4-2 1B BB		2-1 20 1B		1	0	1	0	3	0	0						
Tino Martinez, L (1, 3) OBP: 0.367, SLG: 0.479	0-1 G6-3		0-1 F7		2-1 20 G4-6-3 1B		2-3 K			4	0	1	0	0	1	4						
20 Jorge Posada, S (1, 2) OBP: 0.386, SLG: 0.635		2-1 G1-3		2-3 K		1-2 G4-6-3 1-2		1-2 G6-4-3 1B		4	0	1	0	0	1	3						
Ricky Ledee, L (1, 7) OBP: 0.327, SLG: 0.333		0-0 1B		0-0 G4-3			1-0 G1-3		0-2 G6-4-3 1-2	4	0	1	0	0	0	3						
Scott Brosius, R (1, 5) OBP: 0.327, SLG: 0.333		2-1 G5-3			1-1 F8		4-2 1B 2 SF9 BB		2-3 K	3	1	0	0	1	1	0						
Wilson Delgado, S (1, 4) OBP: 0.273, SLG: 0.200			1-2 G5-3		4-2 PB BB		1-0 2 SF9 1B		3-3 K	3	0	1	0	1	1	0						
<b>Inning Stats</b>	R: 0 E: 0 K: 0 S: 9	H: 1 LOB: 2 BB: 1 P: 18	R: 0 E: 0 K: 0 S: 5	H: 1 LOB: 0 BB: 0 P: 9	R: 0 E: 0 K: 1 S: 10	H: 0 LOB: 1 BB: 1 P: 19	R: 0 E: 0 K: 2 S: 11	H: 0 LOB: 1 BB: 1 P: 17	R: 0 E: 0 K: 0 S: 10	H: 0 LOB: 1 BB: 1 P: 18	R: 0 E: 0 K: 0 S: 9	H: 1 LOB: 1 BB: 1 P: 16	R: 1 E: 0 K: 1 S: 12	H: 2 LOB: 2 BB: 1 P: 21	R: 0 E: 0 K: 1 S: 14	H: 2 LOB: 1 BB: 0 P: 19	R: 0 E: 0 K: 3 S: 10	H: 0 LOB: 0 BB: 0 P: 17	1B: 7 2B: 0 3B: 0 HR: 0	SF: 1 SAC: 0 DP: 2 HBP: 0	WP: 0 PB: 1 CS: 0	PA: 37
<b>PITCHER</b>	IP WLS BF H R ER SO	IP WLS BF H R ER SO	IP WLS BF H R ER SO	IP WLS BF H R ER SO	IP WLS BF H R ER SO	IP WLS BF H R ER SO	IP WLS BF H R ER SO	IP WLS BF H R ER SO	IP WLS BF H R ER SO	IP WLS BF H R ER SO	IP WLS BF H R ER SO	IP WLS BF H R ER SO	IP WLS BF H R ER SO	IP WLS BF H R ER SO	IP WLS BF H R ER SO	IP WLS BF H R ER SO	ERA WHIP	ERA WHIP				
Sean Bergman, R (1, 1) ERA: 5.96	6.1 W	27 4 1 1 3	6 0 0 0	0 0 0 0	0 0 0 0	0 0 0 0	0 0 0 0	0 0 0 0	0 0 0 0	0 0 0 0	0 0 0 0	0 0 0 0	0 0 0 0	0 0 0 0	0 0 0 0	0 0 0 0	1.42 1.579					
Travis Miller, L (7, 1) ERA: 7.27	1.2 7	3 0 0 2	0 0 0 0	0 0 0 0	0 0 0 0	0 0 0 0	0 0 0 0	0 0 0 0	0 0 0 0	0 0 0 0	0 0 0 0	0 0 0 0	0 0 0 0	0 0 0 0	0 0 0 0	0 0 0 0	0.00 1.800					
Hector Carrasco, R (9, 1) ERA: 0.55	1.0 3	0 0 0 3	0 0 0 0	0 0 0 0	0 0 0 0	0 0 0 0	0 0 0 0	0 0 0 0	0 0 0 0	0 0 0 0	0 0 0 0	0 0 0 0	0 0 0 0	0 0 0 0	0 0 0 0	0 0 0 0	0.00 0.000					



Batter	1	2	3	4	5	6	7	8	9	AB	R	H	RBI	BB	SO	LOB	TOP	
<b>Cristian Guzman, S</b> OBP: 0.371, SLG: 0.460	G6-3		E5			L8		G1-3		4	0	1	0	0	0	1	<b>Minnesota Twins @ New York Yankees</b> Yankee Stadium, Bronx, NY Wed Apr 26 2000, 1:05 PM EDT Att: 27,919 - Cloudy - 46 F	
<b>Denny Hocking, S</b> OBP: 0.302, SLG: 0.487	K		FC5			L8		G3		4	0	0	0	0	1	3		
<b>Matt Lawton, L</b> OBP: 0.457, SLG: 0.544	F7					K		G4-3		4	0	2	0	0	1	0		
<b>Ron Coomer, R</b> OBP: 0.325, SLG: 0.500		F8				FC5-4		G6-3		4	0	0	0	0	0	2		
<b>Butch Huskey, R</b> OBP: 0.301, SLG: 0.369		K				G4-3				3	0	0	0	1	2	2		
<b>Matthew LeCroy, R</b> OBP: 0.288, SLG: 0.409		G5-3				G4-6-3				2	0	0	0	1	1	1		
<b>Corey Koskie, L</b> OBP: 0.349, SLG: 0.410			G4-3			G4-6-3				3	0	1	0	0	1	1		
<b>Tori Hunter, R</b> OBP: 0.307, SLG: 0.400			K			G4-6-3		G4-3		3	0	0	0	0	1	2		
<b>Jason Maxwell, R</b> OBP: 0.280, SLG: 0.458			FC5			K		K		3	0	1	0	0	2	1		
<b>Inning Stats</b>	R: 0 H: 0 E: 0 K: 1 S: 7	H: 0 R: 0 ER: 0 LOB: 0 BB: 0 P: 11	R: 0 H: 0 E: 0 K: 1 S: 11	H: 0 R: 0 ER: 0 LOB: 0 BB: 0 P: 18	R: 0 H: 1 E: 1 K: 1 S: 13	H: 1 R: 0 ER: 0 LOB: 0 BB: 0 P: 20	R: 0 H: 1 E: 0 K: 1 S: 11	H: 1 R: 0 ER: 0 LOB: 1 BB: 1 P: 20	R: 0 H: 1 E: 0 K: 1 S: 9	H: 0 R: 0 ER: 0 LOB: 1 BB: 1 P: 22	R: 0 H: 0 E: 0 K: 1 S: 7	H: 0 R: 0 ER: 0 LOB: 0 BB: 0 P: 8	R: 0 H: 1 E: 0 K: 1 S: 15	H: 1 R: 0 ER: 0 LOB: 1 BB: 0 P: 20	1B: 5 2B: 0 3B: 0 HR: 0	SF: 0 SAC: 0 DP: 2 HBP: 0	WP: 0 PA: 32 SB: 0 CS: 1	
<b>PITCHER</b>	IP	WLS	BF	H	R	ER	SO	BB	IBB	HBP	BLK	WP	HR	S	P	ERA	WHIP	
<b>Andy Pettitte, L</b> ERA: 4.5	(1, 1)	5.0	18	3	0	0	4	1	0	0	0	0	0	47	76	0.00	0.800	
<b>Jeff Nelson, R</b> ERA: 2.31	(6, 1)	1.2	W	6	1	0	0	2	1	0	0	0	0	18	32	0.00	1.200	
<b>Mike Stanton, L</b> ERA: 3.12	(7, 1)	1.1	H	4	0	0	2	0	0	0	0	0	0	11	13	0.00	0.000	
<b>42 Mariano Rivera, R</b> ERA: 3.0	(9, 1)	1.0	S	4	1	0	0	1	0	0	0	0	0	15	20	0.00	1.000	

Batter	1	2	3	4	5	6	7	8	9	AB	R	H	RBI	BB	SO	LOB	BOTTOM	
<b>Ricky Ledee, L</b> OBP: 0.302, SLG: 0.304	L1		F7			G1-3		F8		4	0	0	0	0	0	2	<b>Minnesota Twins @ New York Yankees</b> Yankee Stadium, Bronx, NY Wed Apr 26 2000, 1:05 PM EDT Att: 27,919 - Cloudy - 46 F	
<b>2 Derek Jeter, R</b> OBP: 0.380, SLG: 0.481	G2-3		G6-4-3			HR		F8		4	1	1	1	0	0	1		
<b>Paul O'Neill, L</b> OBP: 0.398, SLG: 0.419						P6		F7		0	0	0	0	1	0	0		
<b>Lance Johnson, L</b> OBP: 0.353, SLG: 0.412						F7		F7		3	0	0	0	0	0	0		
<b>Bernie Williams, S</b> OBP: 0.371, SLG: 0.590	K					G1-4-3		BB		4	0	1	0	0	1	1		
<b>Tino Martinez, L</b> OBP: 0.386, SLG: 0.527		G4-3				WP		1B		3	1	2	1	1	0	0		
<b>20 Jorge Posada, S</b> OBP: 0.392, SLG: 0.621						HR		BB		3	0	1	0	1	1	2		
<b>Shane Spencer, R</b> OBP: 0.231, SLG: 0.393						K		F8		3	0	0	0	0	1	3		
<b>Scott Brosius, R</b> OBP: 0.300, SLG: 0.250		G4-3				F3		G6-3		3	0	1	0	0	0	1		
<b>Wilson Delgado, S</b> OBP: 0.308, SLG: 0.182						G4-3		K		1	0	0	0	1	0	0		
<b>Jim Levritz, R</b> OBP: 0.130, SLG: 0.227						G4-3		K		1	0	0	0	0	1	1		
<b>Clay Bellinger, R</b> OBP: 0.324, SLG: 0.367						G6-4-3		K		0	0	0	0	0	0	0		
<b>Inning Stats</b>	R: 0 H: 0 E: 0 K: 1 S: 11	H: 0 R: 0 ER: 0 LOB: 1 BB: 1 P: 19	R: 0 H: 0 E: 0 K: 0 S: 7	H: 0 R: 0 ER: 0 LOB: 1 BB: 1 P: 12	R: 0 H: 0 E: 0 K: 0 S: 4	H: 0 R: 0 ER: 0 LOB: 0 BB: 1 P: 8	R: 0 H: 2 E: 0 K: 1 S: 12	H: 2 R: 0 ER: 0 LOB: 2 BB: 0 P: 18	R: 0 H: 0 E: 0 K: 0 S: 8	H: 0 R: 0 ER: 0 LOB: 0 BB: 0 P: 12	R: 2 H: 2 E: 0 K: 1 S: 13	H: 2 R: 0 ER: 0 LOB: 1 BB: 0 P: 20	R: 0 H: 1 E: 0 K: 1 S: 8	H: 1 R: 0 ER: 0 LOB: 2 BB: 1 P: 21	R: 0 H: 1 E: 0 K: 0 S: 11	1B: 3 2B: 1 3B: 0 HR: 2	SF: 0 SAC: 0 DP: 1 HBP: 0	WP: 1 PA: 33 SB: 0 CS: 0
<b>PITCHER</b>	IP	WLS	BF	H	R	ER	SO	BB	IBB	HBP	BLK	WP	HR	S	P	ERA	WHIP	
<b>Joe Mays, R</b> ERA: 7.76	(1, 1)	6.1	L	26	5	2	3	3	0	0	0	0	0	58	96	2.84	1.263	
<b>Mark Redman, L</b> ERA: 5.11	(7, 1)	0.2		2	0	0	0	1	0	0	0	0	0	5	8	0.00	0.000	
<b>Bob Wells, R</b> ERA: 5.84	(8, 1)	1.0		5	1	0	0	0	1	0	0	0	0	11	21	0.00	2.000	

AB	30
R	0
H	5
RBI	0
BB	2
SO	9
LOB	13





Batter	1	2	3	4	5	6	7	8	9	AB	R	H	RBI	BB	SO	LOB	TOP			
Shannon Stewart, R OBP: 0.418, SLG: 0.633 Dewayne Wise, L OBP: 0.167, SLG: 0.167	0-1 FC4-6 1B		0-2 F7			0-1 F8		3-2 G1-3		4	0	1	0	0	0	1				
José Cruz Jr., S OBP: 0.330, SLG: 0.551	1-0 F8		0-3 K			4-0 BB			1-2 E5 HBP	3	0	0	0	1	1	2				
Raul Mondesi, R OBP: 0.308, SLG: 0.490	1-1 FC4-6 1-2			1-0 F8		2-1 P4			1-1 HBP	3	0	0	0	0	0	2				
Carlos Delgado, L OBP: 0.429, SLG: 0.690	1-3 K			1-0 K		3-3 K			3-3 K	4	0	1	0	0	3	4				
Brad Fullmer, L OBP: 0.446, SLG: 0.667		1-1 F7		0-1 F9			1-1 F9		0-3 K	4	0	0	0	0	1	3				
Tony Batista, R OBP: 0.330, SLG: 0.638		2-3 K		0-0 G1-3			2-3 K		1-0 G6-3	4	0	0	0	0	2	3				
Darrin Fletcher, L OBP: 0.319, SLG: 0.500		2-2 G4-3					0-1 F5			3	0	0	0	0	0	0				
Alex Gonzalez, R OBP: 0.322, SLG: 0.286			4-2 BB			0-1 G5-4-3 1B		1-3 K		2	0	1	0	1	1	0				
Homer Bush, R OBP: 0.256, SLG: 0.222			1-0 P6			2-1 G5-4-3 1-2		2-2 F8		3	0	0	0	0	0	2				
<b>Inning Stats</b>	R: 0 E: 0 K: 1 S: 8	H: 1 LOB: 1 BB: 0 P: 11	R: 0 E: 0 K: 1 S: 9	H: 0 LOB: 0 BB: 0 P: 14	R: 0 E: 0 K: 1 S: 11	H: 0 LOB: 1 BB: 1 P: 16	R: 0 E: 0 K: 0 S: 5	H: 1 LOB: 1 BB: 0 P: 7	R: 0 E: 0 K: 1 S: 6	H: 0 LOB: 1 BB: 0 P: 9	R: 0 E: 0 K: 1 S: 7	H: 0 LOB: 0 BB: 0 P: 10	R: 0 E: 0 K: 1 S: 11	H: 0 LOB: 0 BB: 0 P: 17	R: 0 E: 1 K: 2 S: 11	H: 0 LOB: 2 BB: 0 P: 17	1B: 3 2B: 0 3B: 0 HR: 0	SF: 0 SAC: 0 DP: 1 HBP: 1	WP: 0 PB: 0 SB: 1 CS: 0	PA: 33
<b>PITCHER</b>	IP	WLS	BF	H	R	ER	SO	BB	IBB	HBP	BLK	WP	HR	S	P	ERA	WHIP			
David Cone, R ERA: 7.66	7.0	W	25	3	0	0	5	2	0	0	0	0	0	54	84	0.00	0.714			
Jeff Nelson, R ERA: 2.13	1.0		3	0	0	0	1	0	0	0	0	0	0	11	17	0.00	0.000			
Mike Stanton, L ERA: 2.79	1.0		5	0	0	0	2	0	0	1	0	0	0	11	17	0.00	0.000			

Toronto Blue Jays @ New York Yankees  
Yankee Stadium, Bronx, NY  
Fri Apr 28 2000, 7:05 PM EDT  
Att: 35,987 - Cloudy - 52 F

AB	30
R	0
H	3
RBI	0
BB	2
SO	8
LOB	17



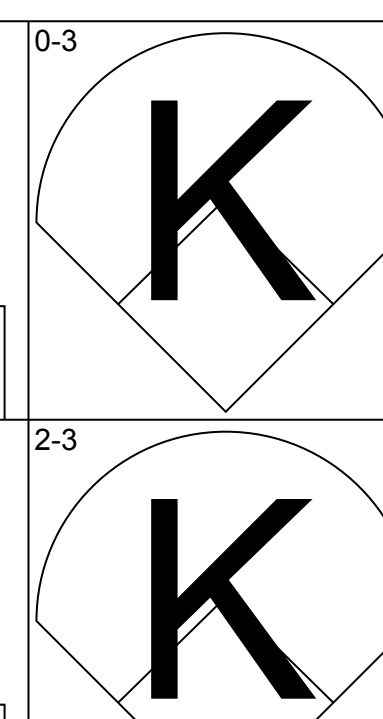
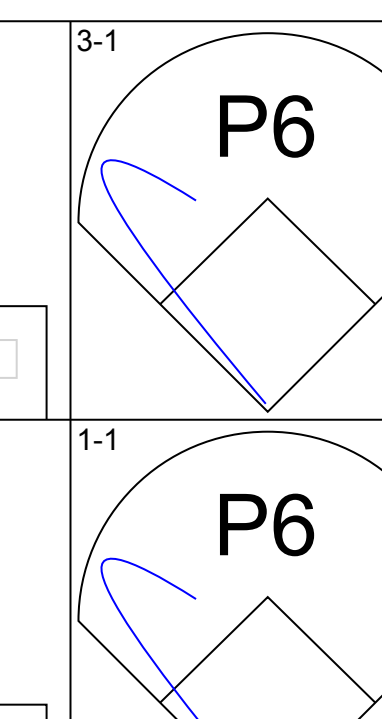
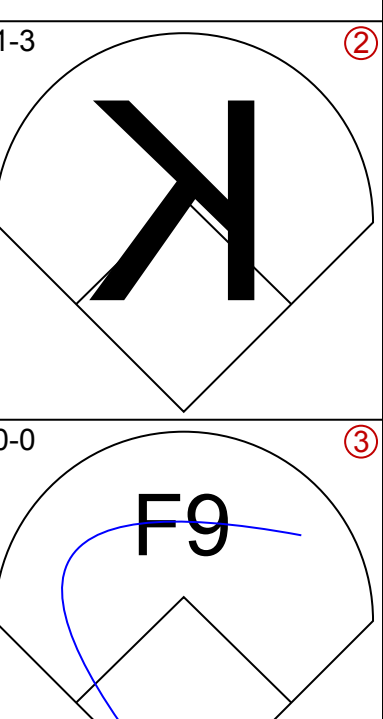
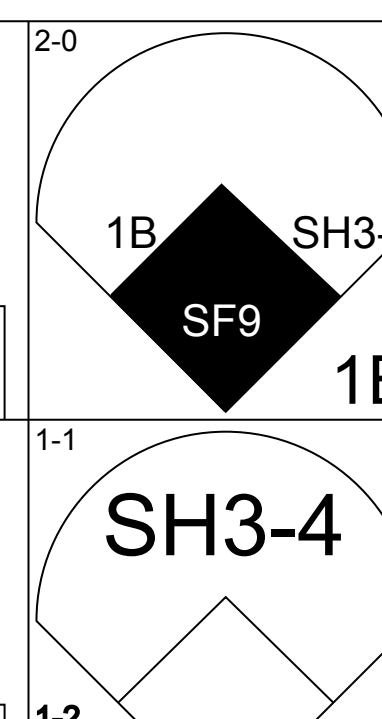
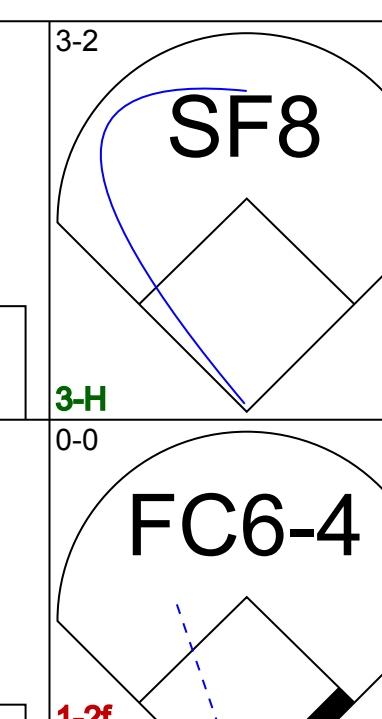
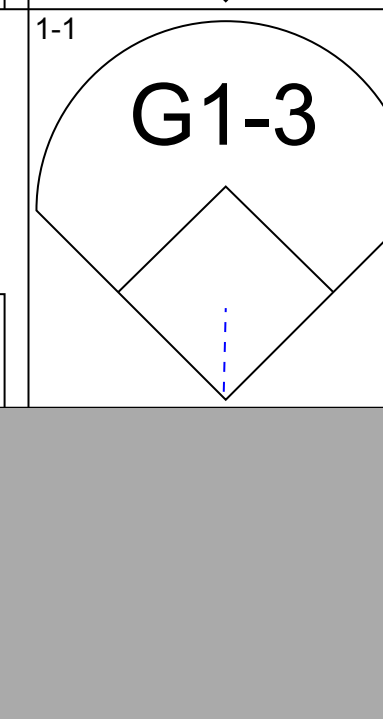


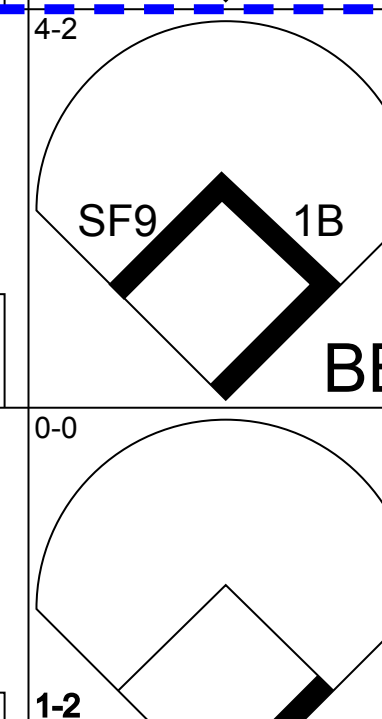


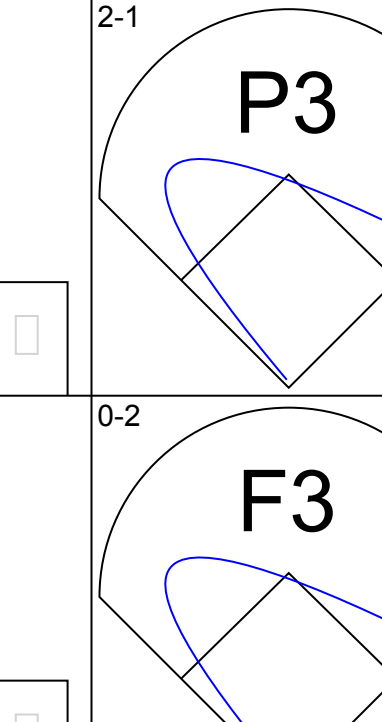
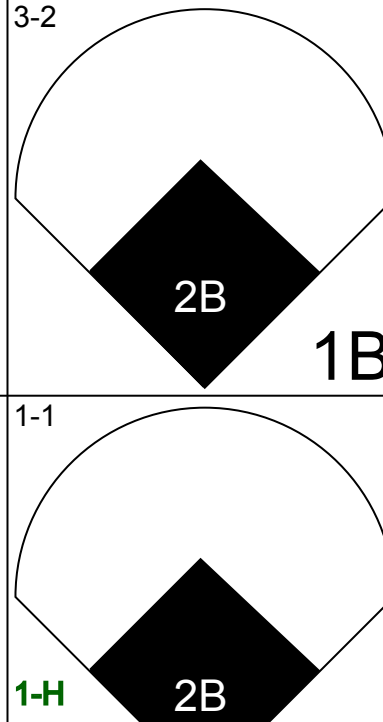
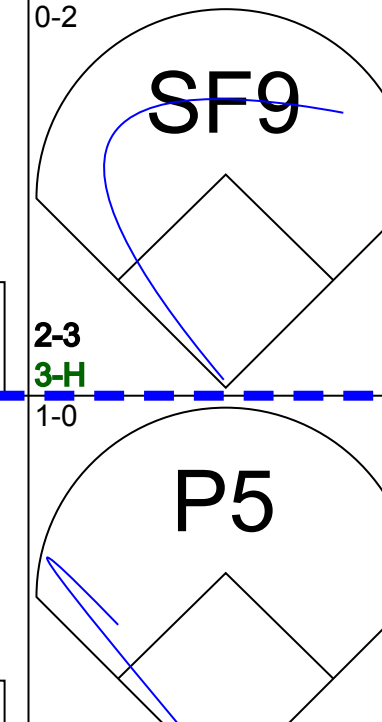

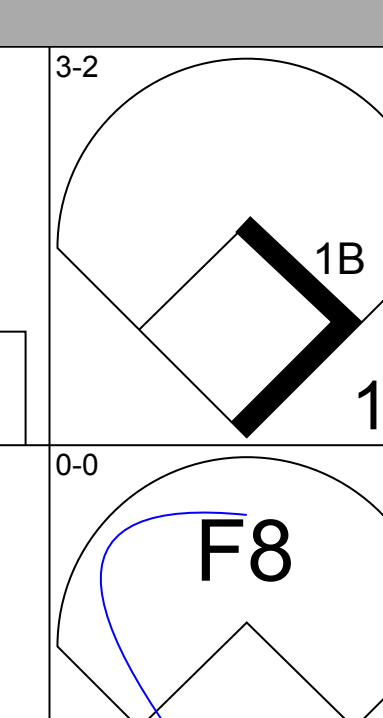
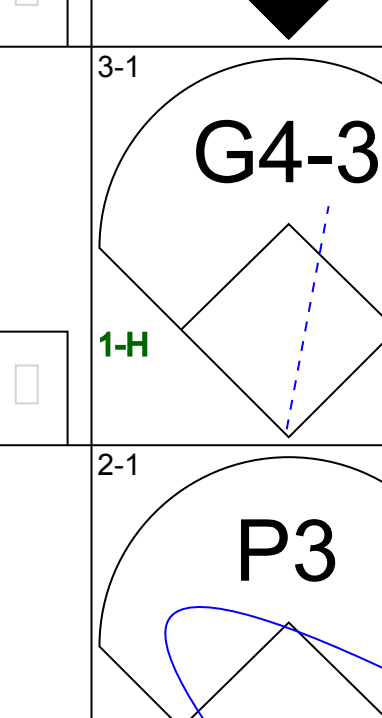
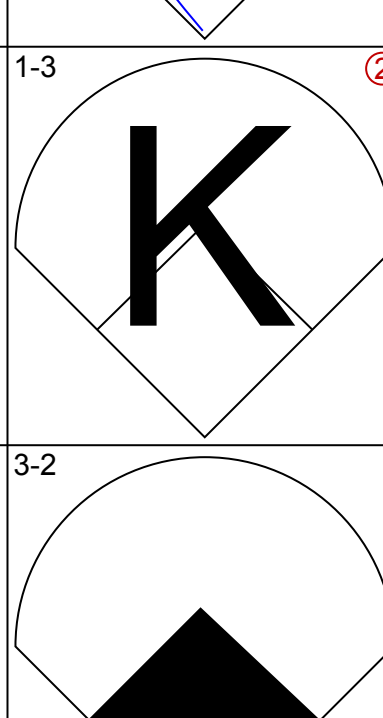
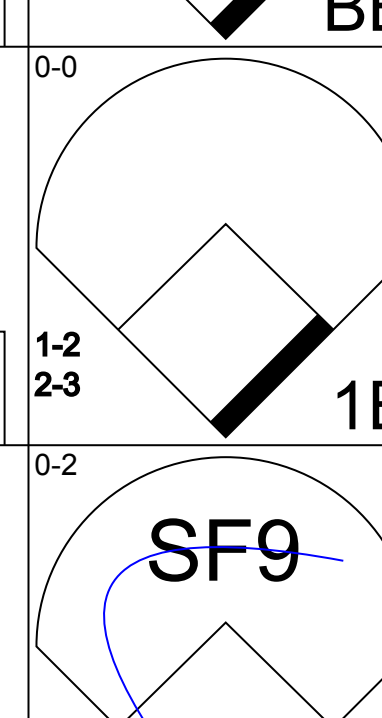

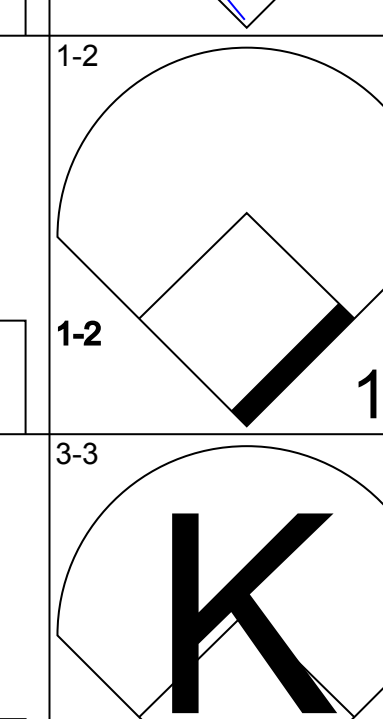
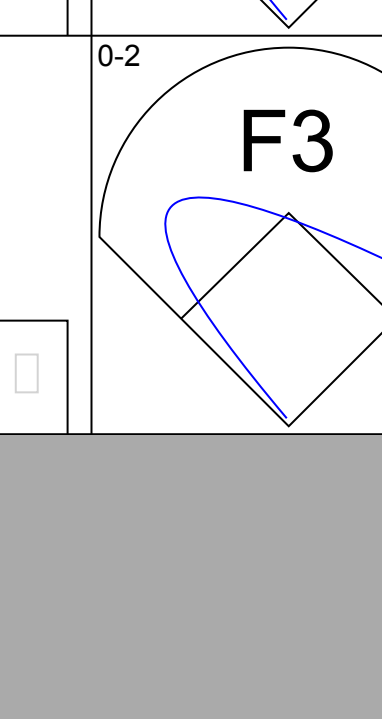
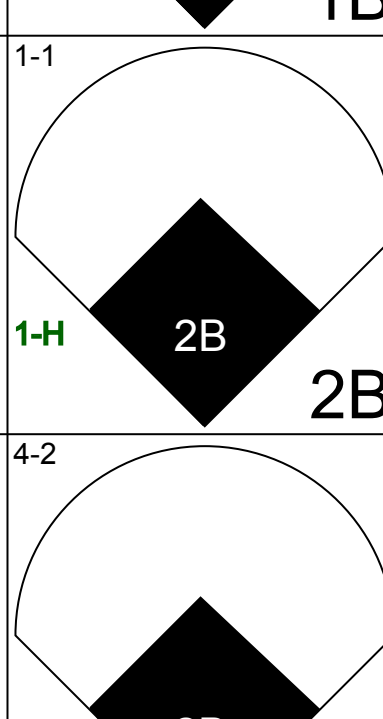
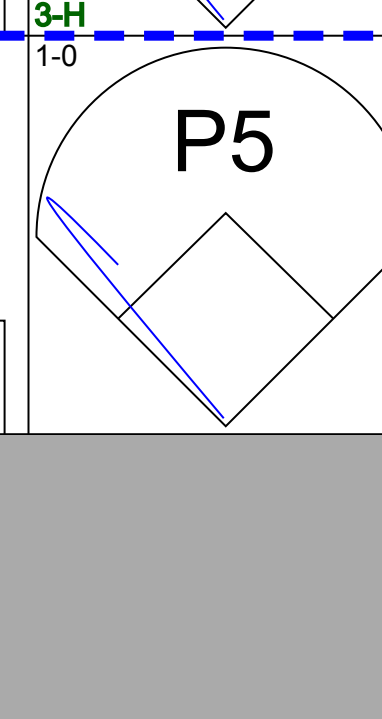
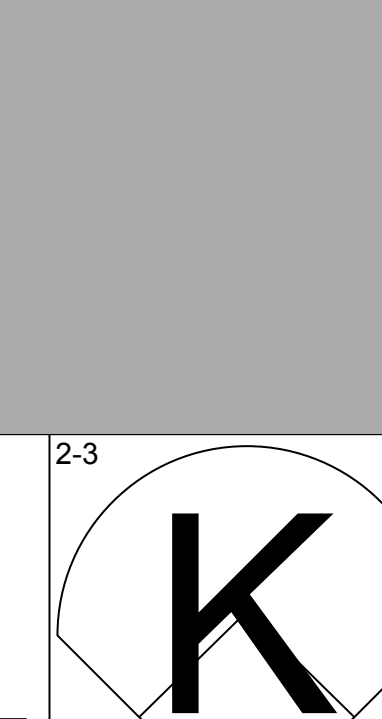
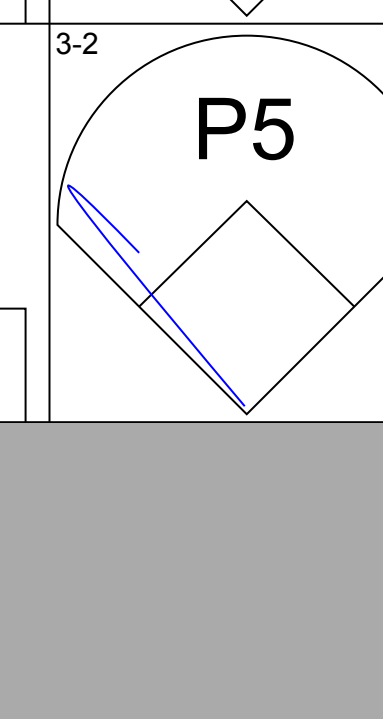

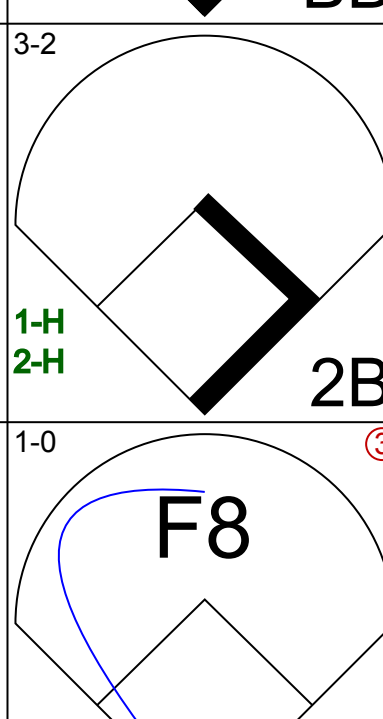

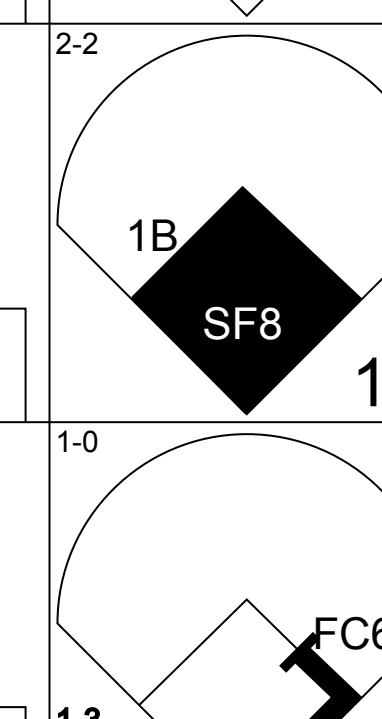
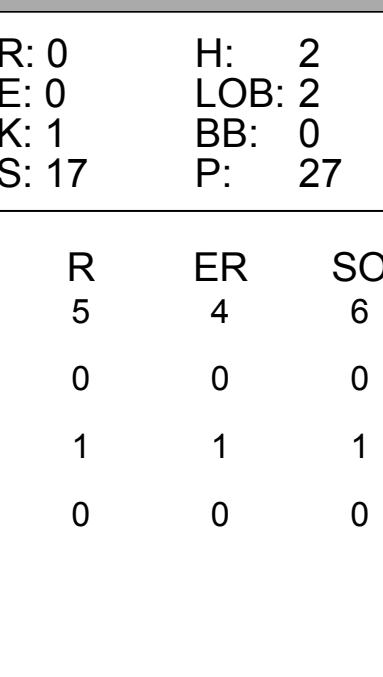
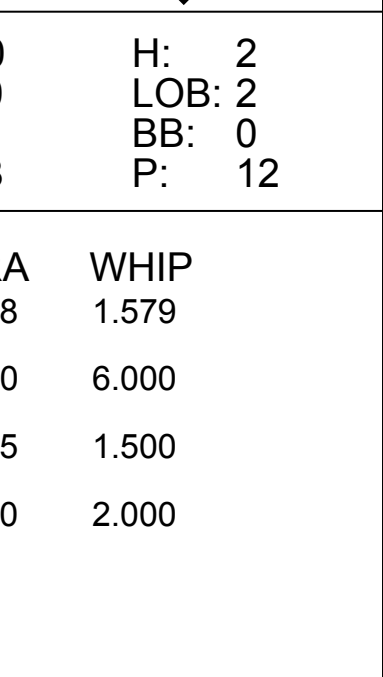
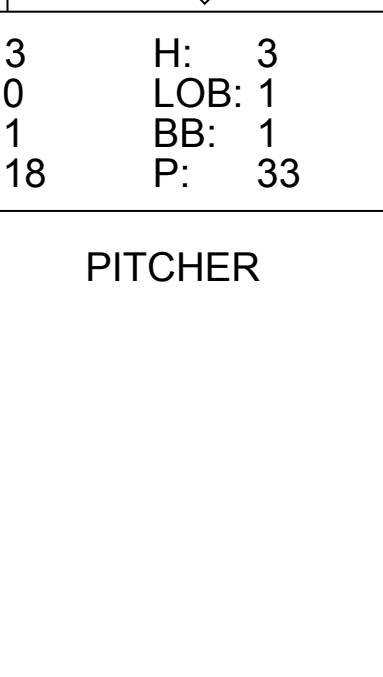
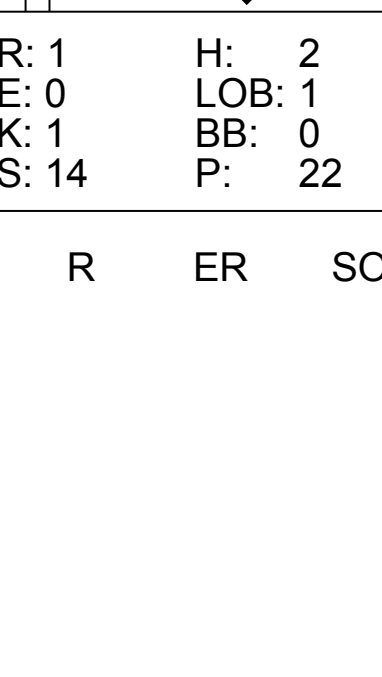


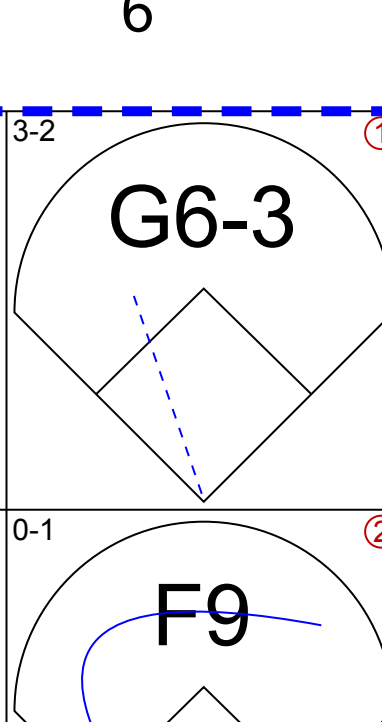
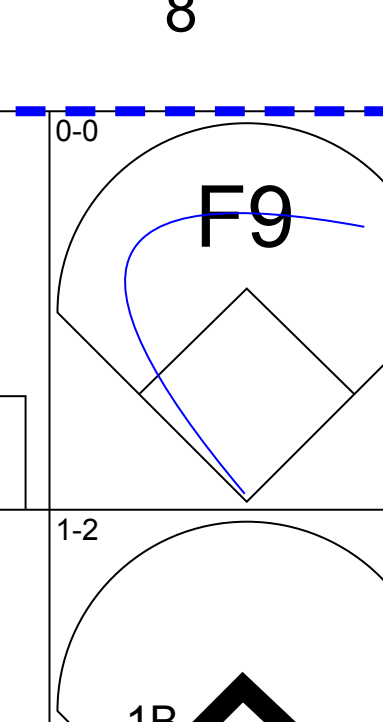
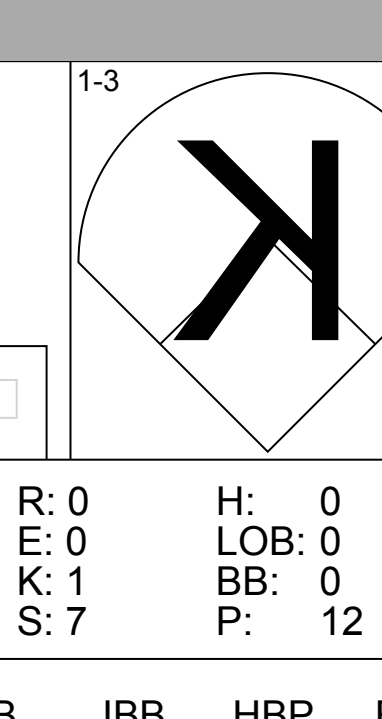
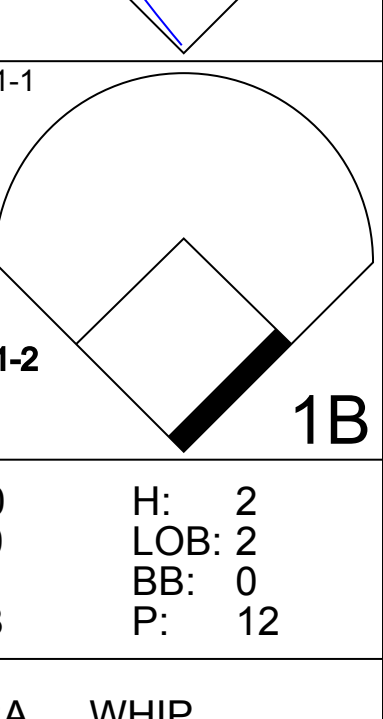
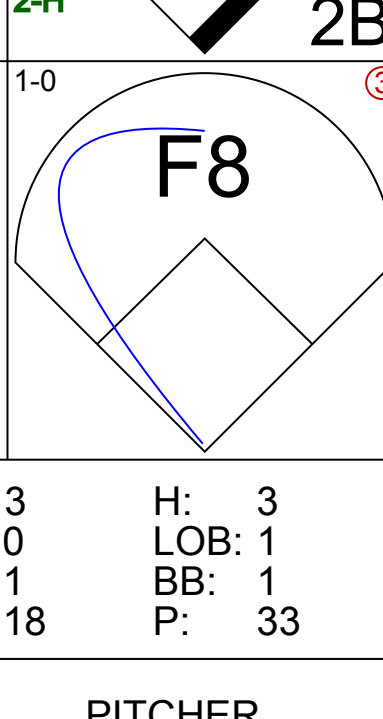
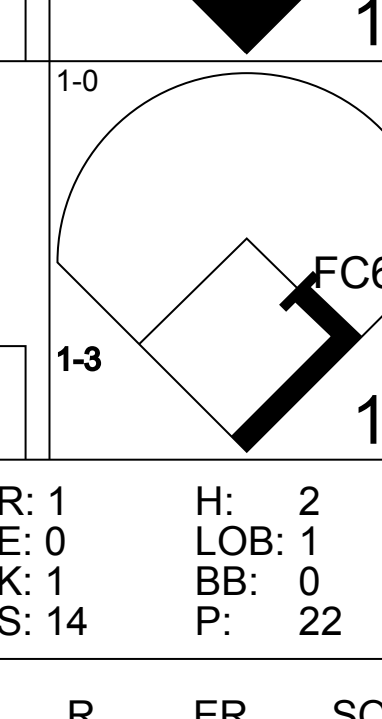
Batter	1	2	3	4	5	6	7	8	9	AB	R	H	RBI	BB	SO	LOB	BOTTOM			
Chuck Knoblauch, R OBP: 0.299, SLG: 0.333	3-2 F9		1-2 E 2B 1B	2-3 K		2-2 FC6-4 1-2 2-3		1-2 G3		5	1	1	0	0	1	3				
2 Derek Jeter, R OBP: 0.396, SLG: 0.512	1-0 G5-3		4-2 E 2B BB		1-1 G4-6-3 1B		0-0 SF7 3B			3	2	2	0	1	0	0				
Paul O'Neill, L OBP: 0.379, SLG: 0.397	1-0 L3		1-1 E5 2B G3 1-2 2-3 3-H		2-0 G4-6-3 1-2		1-1 G1-3			4	1	0	1	0	0	4				
Bernie Williams, S OBP: 0.376, SLG: 0.593		1-2 L7	0-0 G3 2B 1-3 2-H 3-H		0-3 K		4-0 HBP IBB			3	0	1	2	1	1	0				
Tino Martinez, L OBP: 0.379, SLG: 0.506		0-0 F9	1-0 G3			0-1 F7	3-1 HBP			3	0	0	1	0	0	1				
Ricky Ledee, L OBP: 0.298, SLG: 0.292		4-2 S 20 BB	0-0 G6-3			1-1 F9	1-1 SF7			2	0	0	1	1	0	1				
20 Jorge Posada, S OBP: 0.397, SLG: 0.657		3-3 K		3-2 1B		2-1 HR		0-2 L7		4	1	2	1	0	1	3				
Shane Spencer, R OBP: 0.246, SLG: 0.391			1-2 1B E 1B	3-3 K		4-1 FC6-4 1B BB		0-2 L7		3	1	1	0	1	1	0				
Scott Brosius, R OBP: 0.286, SLG: 0.250			0-3 K	2-2 E5		0-0 FC6-4 1B		2-1 F7		4	0	1	0	0	1	1				
<b>Inning Stats</b>	R: 0 E: 0 K: 0 S: 5	H: 0 LOB: 0 BB: 0 P: 10	R: 0 E: 0 K: 1 S: 11	H: 0 LOB: 1 BB: 1 P: 19	R: 4 E: 1 K: 1 S: 18	H: 3 LOB: 1 BB: 1 P: 26	R: 0 E: 1 K: 2 S: 14	H: 1 LOB: 1 BB: 0 P: 24	R: 0 E: 0 K: 1 S: 6	H: 1 LOB: 0 BB: 0 P: 9	R: 1 E: 0 K: 0 S: 11	H: 2 LOB: 2 BB: 1 P: 20	R: 1 E: 0 K: 0 S: 7	H: 1 LOB: 2 BB: 1 P: 17	R: 0 E: 0 K: 0 S: 8	H: 0 LOB: 0 BB: 0 P: 11	1B: 5 2B: 1 3B: 1 HR: 1	SF: 1 SAC: 0 DP: 1 HBP: 1	WP: 0 PB: 0 SB: 1 CS: 0	PA: 37
<b>PITCHER</b>	IP	WLS	BF	H	R	ER	SO	BB	IBB	HBP	BLK	WP	HR	S	P	ERA	WHIP			
Kelvim Escobar, R ERA: 3.98	6.0	L	28	7	5	3	5	3	0	0	0	0	0	7	17	9.00	1.667			
Eric Gunderson, L ERA: 9.0	1.0		6	1	1	1	0	0	1	1	0	0	0	7	17	9.00	1.000			
John Frascatore, R ERA: 10.64	1.0		3	0	0	0	0	0	0	0	0	0	0	8	11	0.00	0.000			

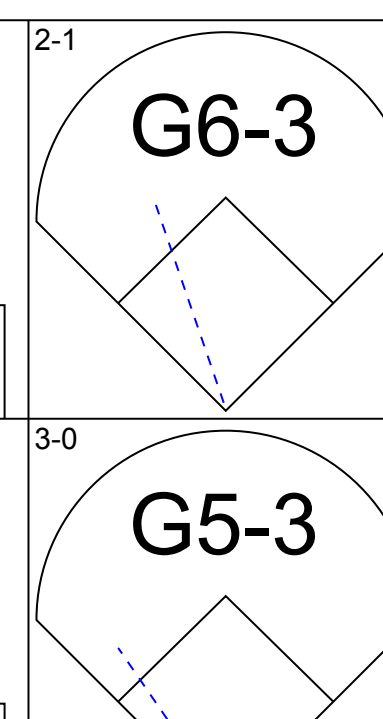
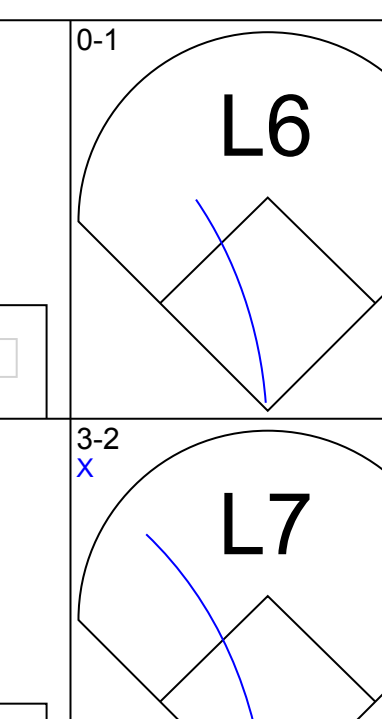
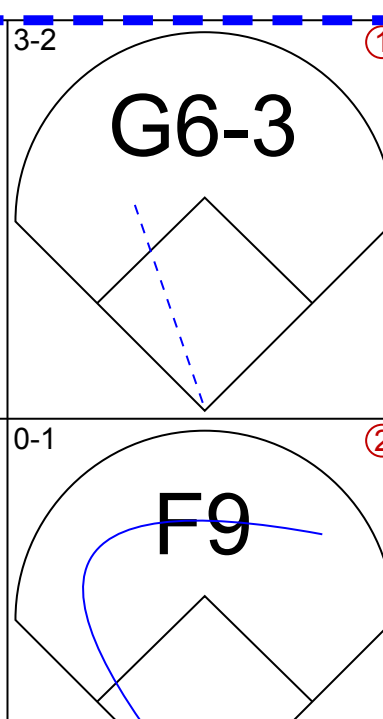
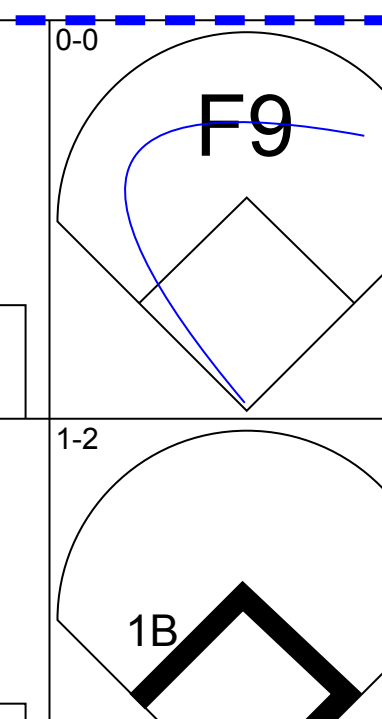
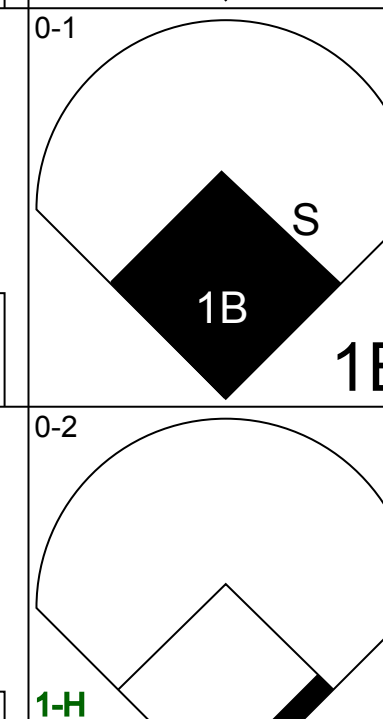
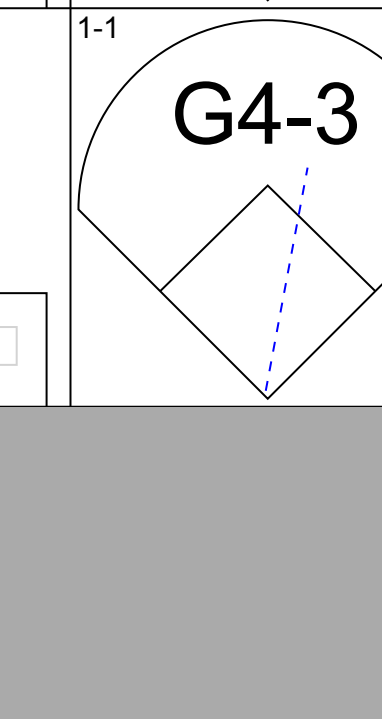
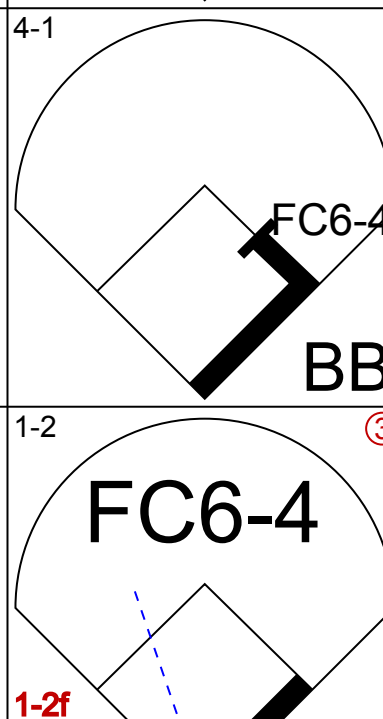
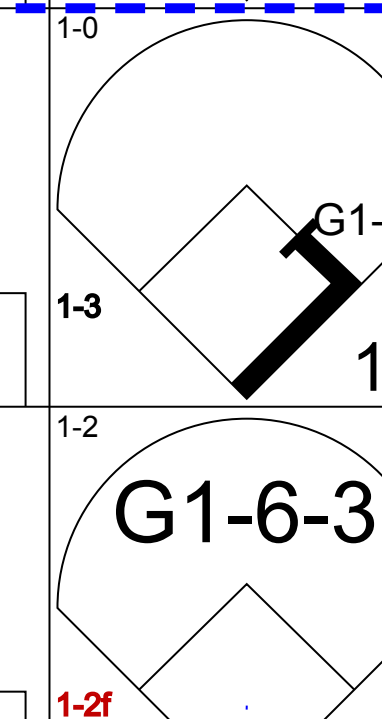
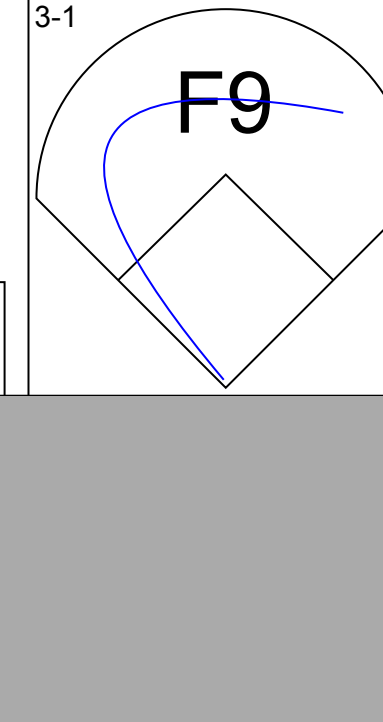









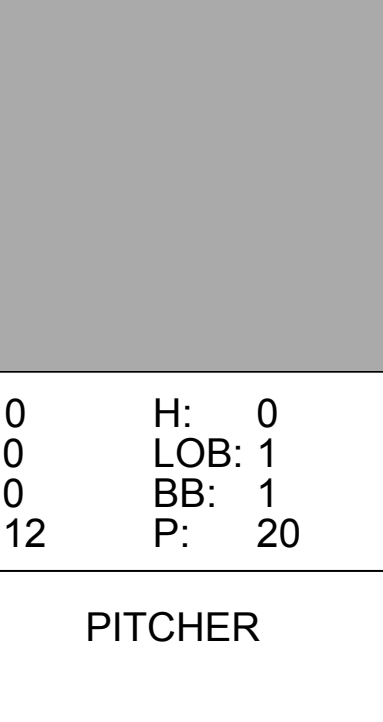
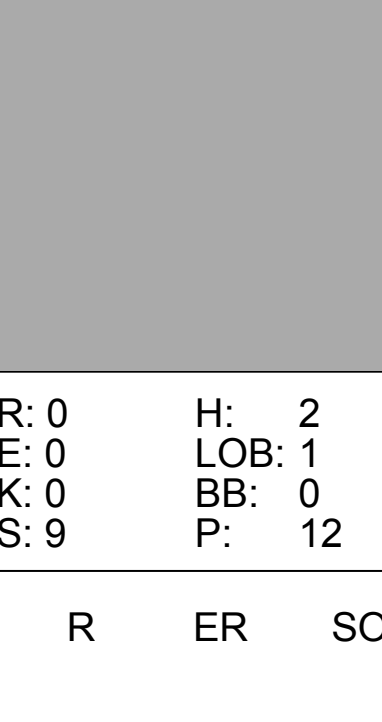
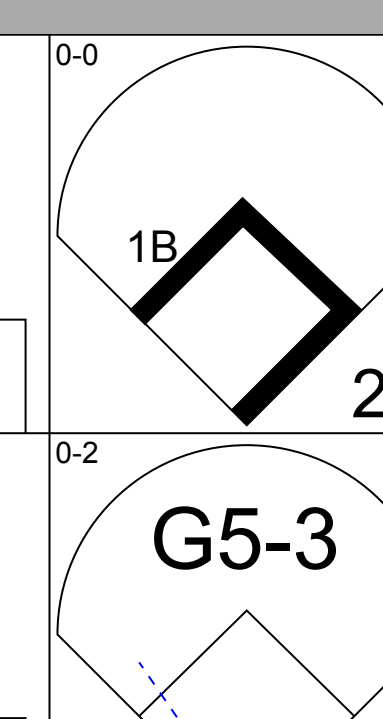
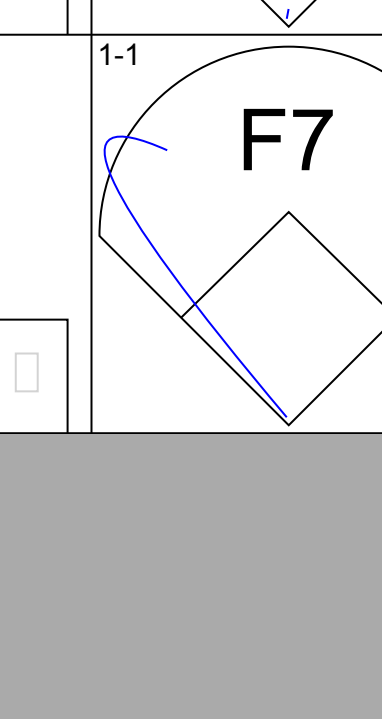


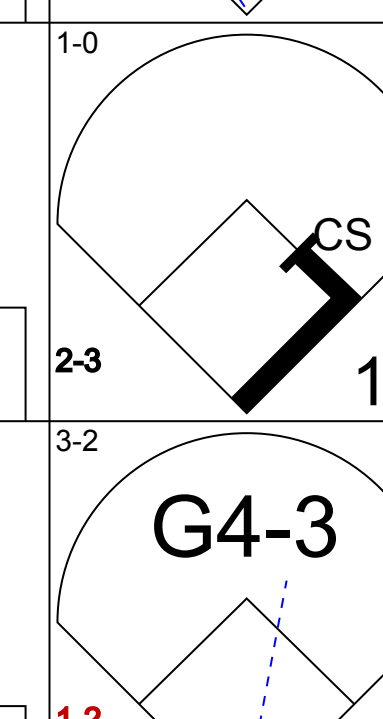
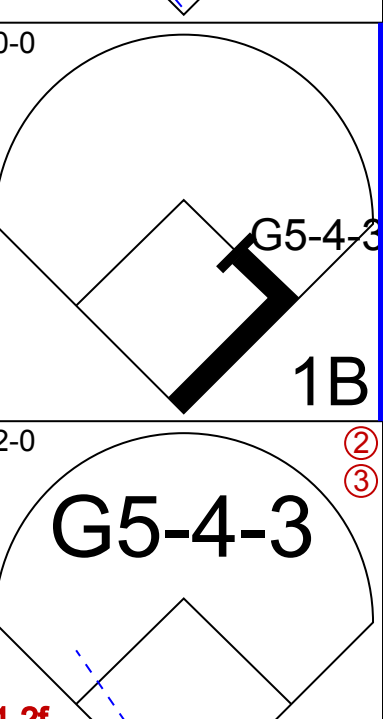

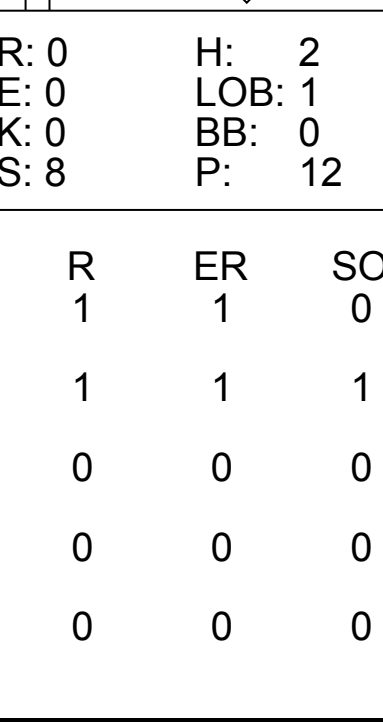
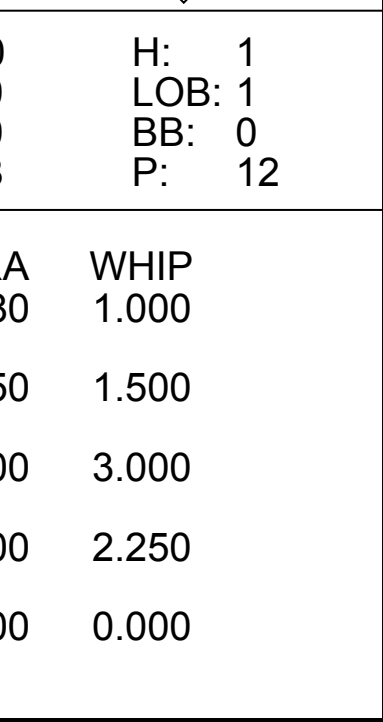
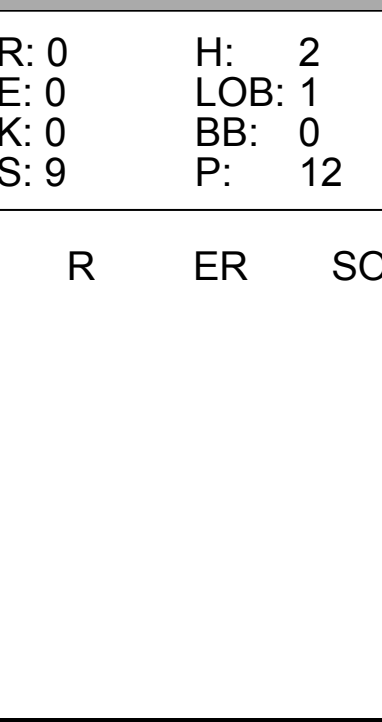


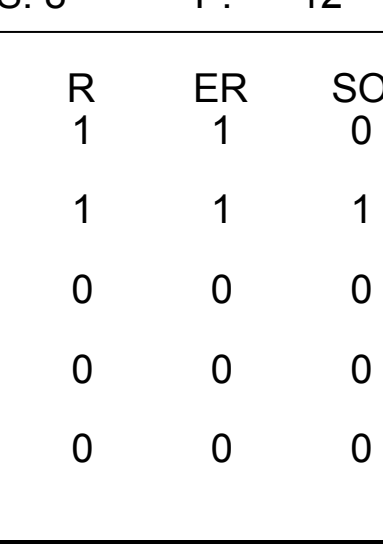
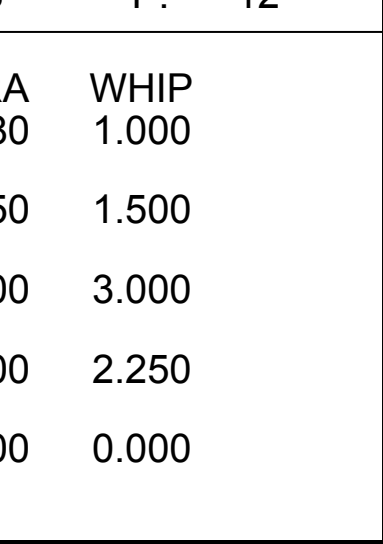

Toronto Blue Jays @ New York Yankees  
Yankee Stadium, Bronx, NY  
Fri Apr 28 2000, 7:05 PM EDT  
Att: 35,987 - Cloudy - 52 F

AB	31
R	6
H	8
RBI	6
BB	4
SO	5
LOB	13





Batter	1	2	3	4	5	6	7	8	9	AB	R	H	RBI	BB	SO	LOB	TOP					
<b>José Cruz Jr. S</b> (1, 8) OBP: 0.324, SLG: 0.538										4	1	1	1	0	2	2	Toronto Blue Jays @ New York Yankees Yankee Stadium, Bronx, NY Sat Apr 29 2000, 1:05 PM EDT Att: 38,783 - Sunny - 59 F					
<b>Homer Bush R</b> (1, 4) OBP: 0.244, SLG: 0.211										4	0	0	0	0	1	3						
<b>Raul Mondesi R</b> (1, 9) <b>Dewayne Wise L</b> (6, 9) OBP: 0.214, SLG: 0.154										3	1	1	0	0	0	0						
<b>Carlos Delgado L</b> (1, 3) OBP: 0.427, SLG: 0.674										5	0	2	1	0	1	0						
<b>Brad Fullmer L</b> (1, 10) OBP: 0.443, SLG: 0.671										4	1	2	1	0	0	1						
<b>Tony Batista R</b> (1, 5) OBP: 0.343, SLG: 0.646										5	1	3	1	0	0	2						
<b>Marty Cordova R</b> (1, 7) OBP: 0.333, SLG: 0.358										3	1	1	0	1	2	2						
<b>Alex Gonzalez R</b> (1, 6) OBP: 0.330, SLG: 0.309										4	1	2	2	0	0	3						
<b>Alberto Castillo R</b> (1, 2) OBP: 0.276, SLG: 0.370										4	0	2	0	0	1	1						
<b>Inning Stats</b>	R: 0 E: 0 K: 2 S: 8	H: 0 LOB: 0 BB: 0 P: 11	R: 0 E: 0 K: 1 S: 17	H: 2 LOB: 2 BB: 0 P: 27	R: 0 E: 0 K: 1 S: 7	H: 0 LOB: 0 BB: 0 P: 12	R: 1 E: 0 K: 0 S: 11	H: 1 LOB: 0 BB: 0 P: 16	R: 0 E: 0 K: 1 S: 8	H: 2 LOB: 2 BB: 0 P: 12	R: 3 E: 0 K: 1 S: 18	H: 3 LOB: 1 BB: 1 P: 33	R: 1 E: 0 K: 0 S: 10	H: 2 LOB: 2 BB: 1 P: 18	R: 1 E: 0 K: 1 S: 14	H: 2 LOB: 1 BB: 0 P: 22		R: 0 E: 0 K: 0 S: 10	H: 2 LOB: 2 BB: 0 P: 17	1B: 11 2B: 3 3B: 0 HR: 0	SF: 2 SAC: 1 DP: 0 HBP: 0	WP: 0 PB: 0 SB: 1 CS: 0
<b>PITCHER</b>	IP	WLS	BF	H	R	ER	SO	BB	IBB	HBP	BLK	WP	HR	S	P	ERA	WHIP					
<b>Orlando Hernandez R</b> (1, 1) ERA: 3.5	6.1	L	29	9	5	4	6	1	0	0	0	0	0	72	117	5.68	1.579					
<b>Mike Stanton L</b> (7, 1) ERA: 2.7	0.1		3	1	0	0	0	1	0	0	0	0	0	6	10	0.00	6.000					
<b>Jason Grimsley R</b> (7, 1) ERA: 2.7	1.1		6	2	1	1	1	0	0	0	0	0	0	15	24	6.75	1.500					
<b>Todd Erdos R</b> (9, 1) ERA: 5.4	1.0		4	2	0	0	0	0	0	0	0	0	0	10	17	0.00	2.000					

Batter	1	2	3	4	5	6	7	8	9	AB	R	H	RBI	BB	SO	LOB	BOTTOM				
<b>Chuck Knoblauch R</b> (1, 4) OBP: 0.284, SLG: 0.316										4	0	0	0	0	0	0	Toronto Blue Jays @ New York Yankees Yankee Stadium, Bronx, NY Sat Apr 29 2000, 1:05 PM EDT Att: 38,783 - Sunny - 59 F				
<b>Derek Jeter R</b> (1, 6) OBP: 0.390, SLG: 0.500										4	0	1	0	0	0	0					
<b>Paul O'Neill L</b> (1, 9) OBP: 0.396, SLG: 0.407										3	1	2	0	1	0	0					
<b>Bernie Williams S</b> (1, 8) OBP: 0.371, SLG: 0.576										4	0	1	1	0	0	3					
<b>Tino Martinez L</b> (1, 3) OBP: 0.374, SLG: 0.506										4	1	1	0	0	0	1					
<b>Jorge Posada S</b> (1, 2) OBP: 0.402, SLG: 0.662										4	0	2	0	0	0	0					
<b>Shane Spencer R</b> (1, 7) OBP: 0.247, SLG: 0.382										4	0	1	0	0	0	2					
<b>Felix Jose S</b> (1, 10) OBP: 1.000, SLG: 1.000										2	0	2	0	0	0	0					
<b>Jim Leyritz R</b> (5, PR) OBP: 0.160, SLG: 0.250										2	0	1	0	0	1	1					
<b>Scott Brosius R</b> (1, 5) OBP: 0.222, SLG: 0.188										4	0	0	0	0	0	6					
<b>Inning Stats</b>	R: 1 E: 0 K: 0 S: 10	H: 2 LOB: 1 BB: 0 P: 18	R: 0 E: 0 K: 0 S: 8	H: 2 LOB: 1 BB: 0 P: 12	R: 0 E: 0 K: 0 S: 11	H: 0 LOB: 0 BB: 0 P: 15	R: 0 E: 0 K: 0 S: 6	H: 0 LOB: 1 BB: 0 P: 9	R: 0 E: 0 K: 0 S: 12	H: 0 LOB: 1 BB: 1 P: 20	R: 1 E: 1 K: 1 S: 11	H: 2 LOB: 1 BB: 0 P: 15	R: 0 E: 0 K: 0 S: 9	H: 2 LOB: 1 BB: 0 P: 12	R: 0 E: 0 K: 0 S: 11	H: 2 LOB: 2 BB: 0 P: 21	1B: 9 2B: 2 3B: 0 HR: 0	SF: 0 SAC: 0 DP: 2 HBP: 0	WP: 0 PB: 0 SB: 1 CS: 1	PA: 36	
<b>PITCHER</b>	IP	WLS	BF	H	R	ER	SO	BB	IBB	HBP	BLK	WP	HR	S	P	ERA	WHIP				
<b>David Wells L</b> (1, 1) ERA: 3.44	5.0	W	18	5	1	1	0	0	0	0	0	0	0	43	66	1.80	1.000				
<b>Paul Quantrill R</b> (6, 1) ERA: 5.69	2.0	H	9	2	1	1	1	1	0	0	0	0	0	23	35	4.50	1.500				
<b>John Frascatore R</b> (8, 1) ERA: 10.32	0.1		2	1	0	0	0	0	0	0	0	0	0	5	6	0.00	3.000				
<b>Pedro Borbon L</b> (8, 1) ERA: 7.45	1.1		6	3	0	0	0	0	0	0	0	0	0	11	21	0.00	2.250				
<b>Billy Koch R</b> (9, 1) ERA: 3.97	0.1	S	1	0	0	0	0	0	0	0	0	0	0	4	6	0.00	0.000				

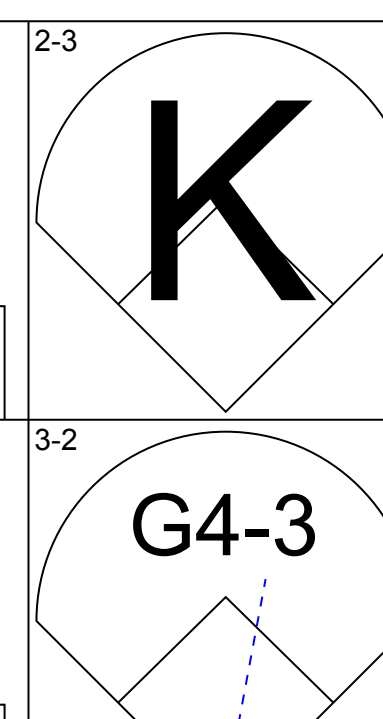
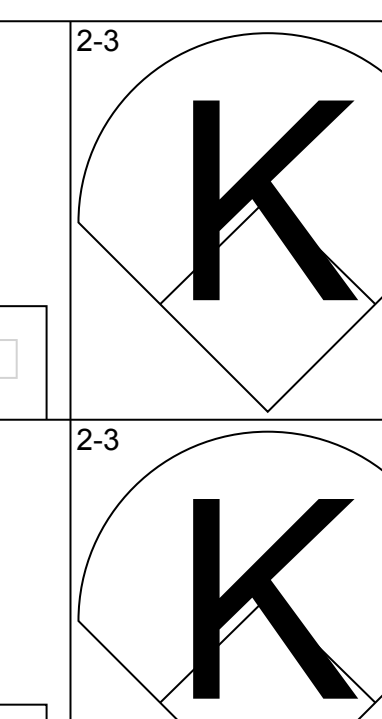
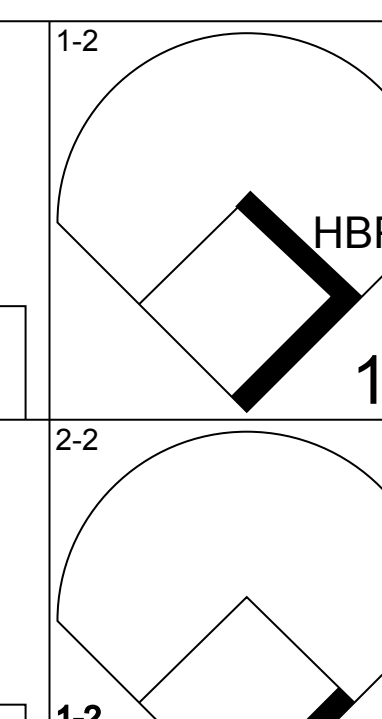
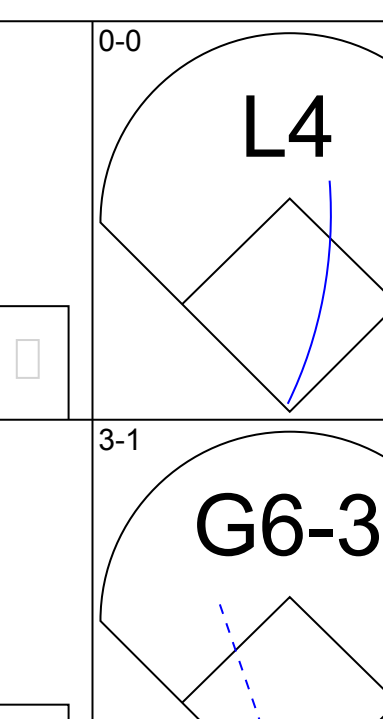
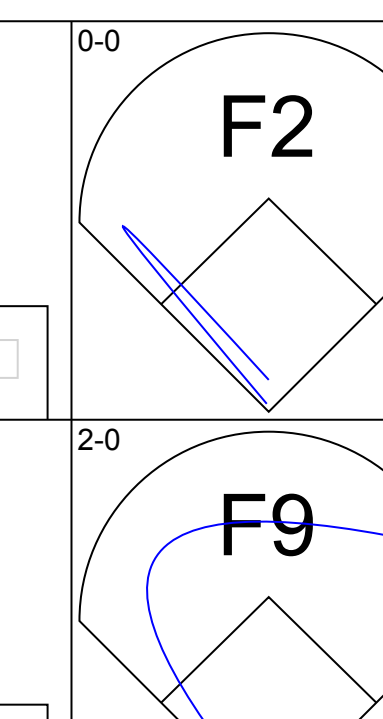
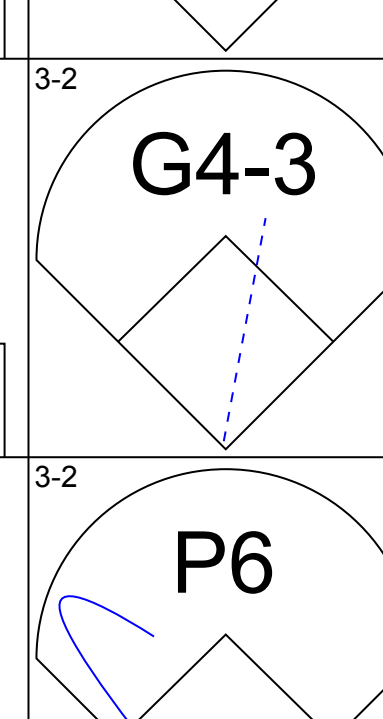
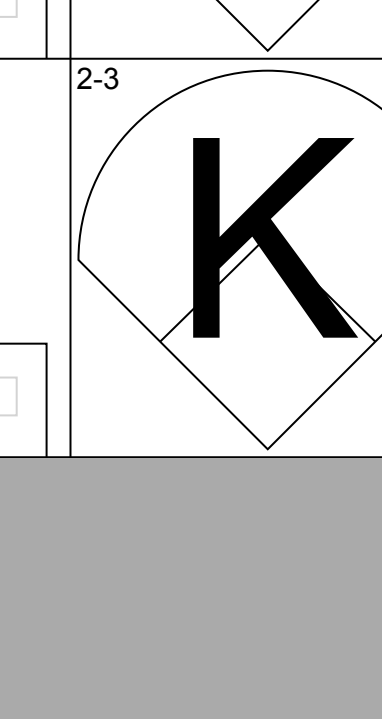
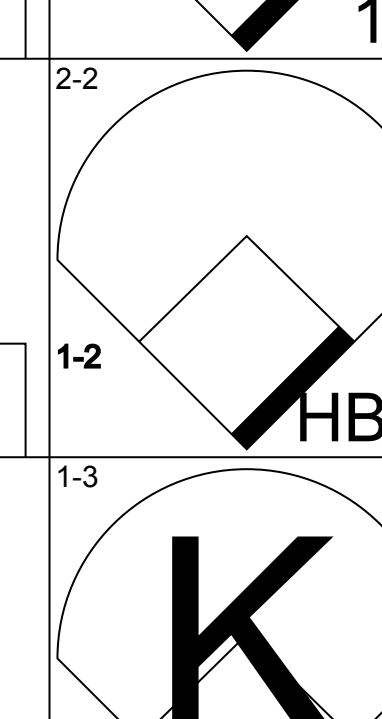
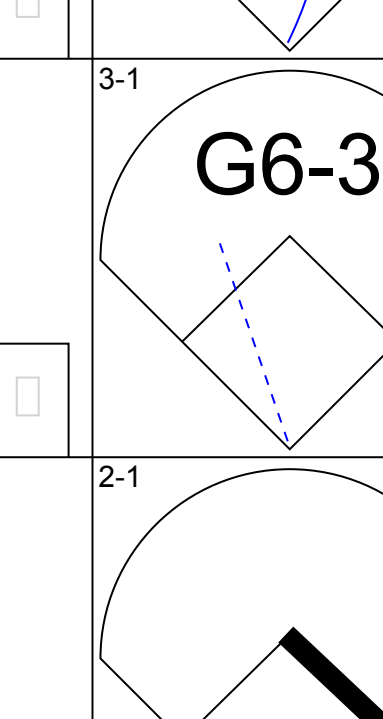
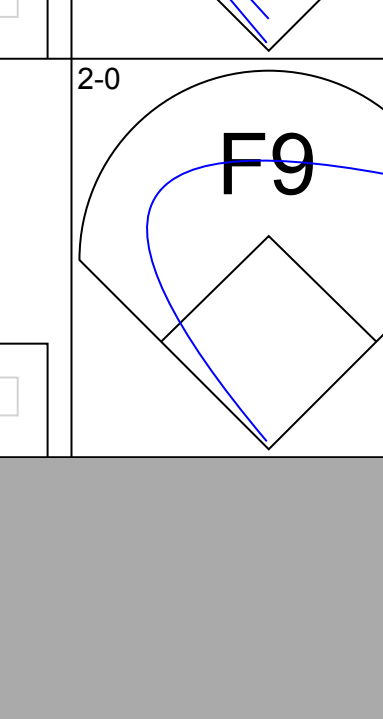
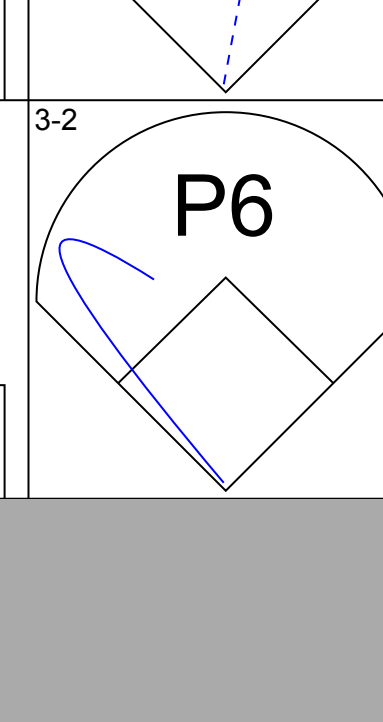
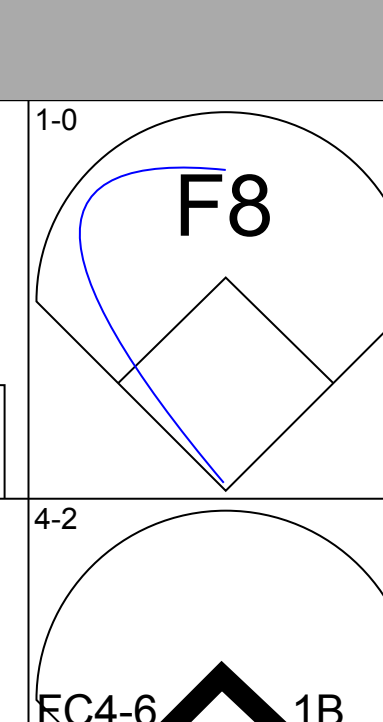
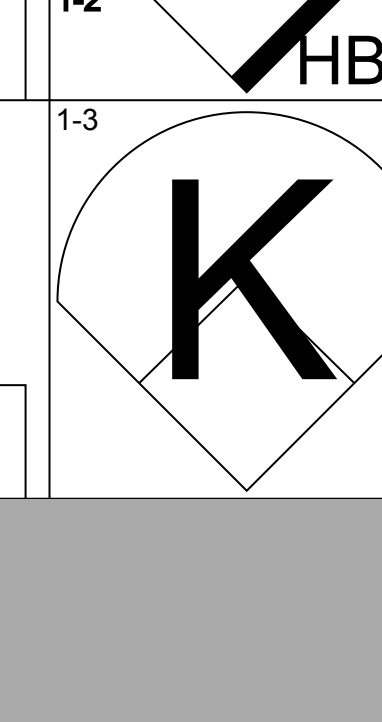
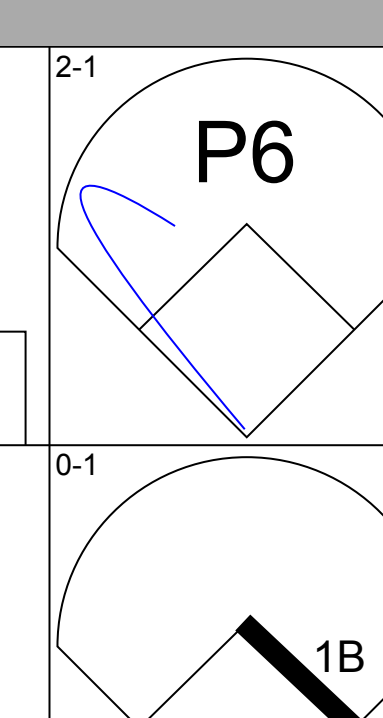
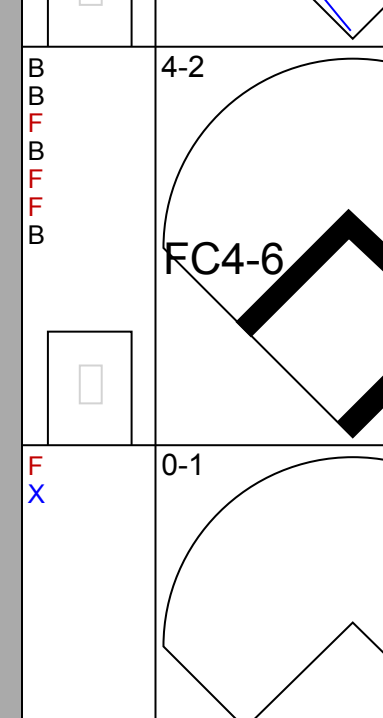
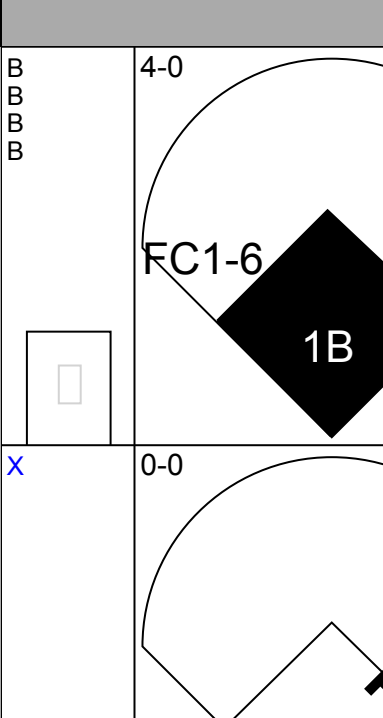

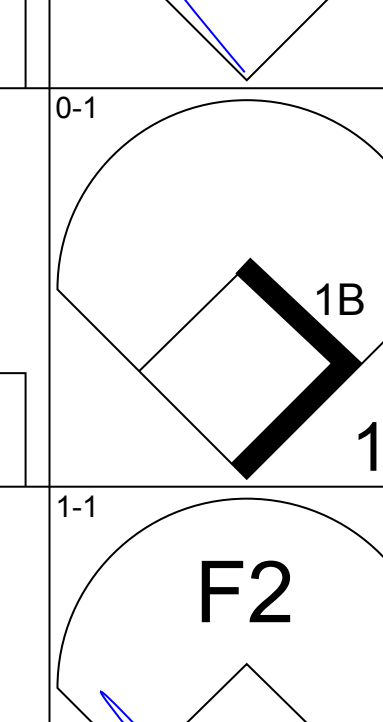
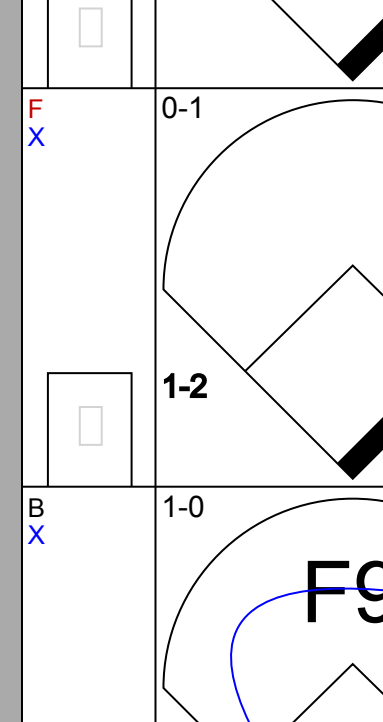
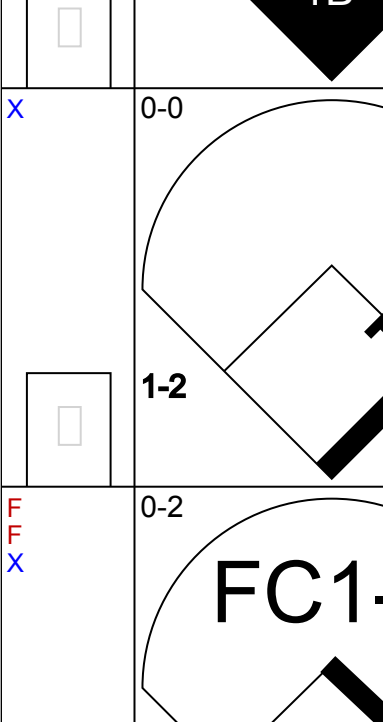
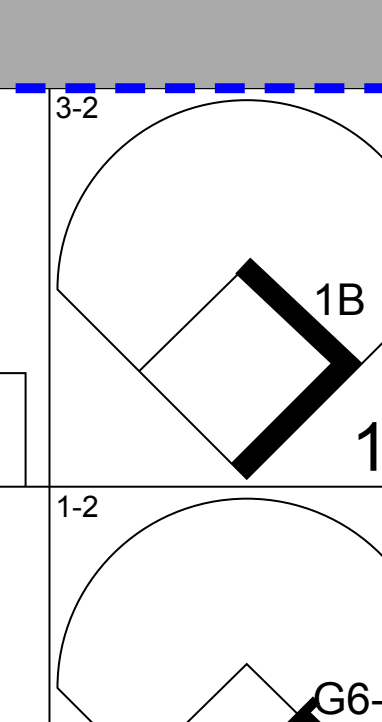
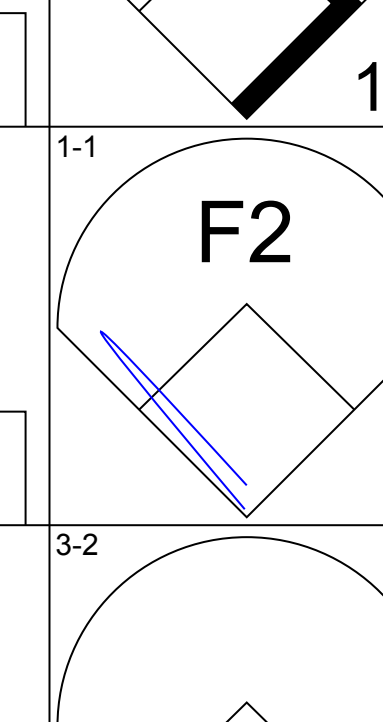
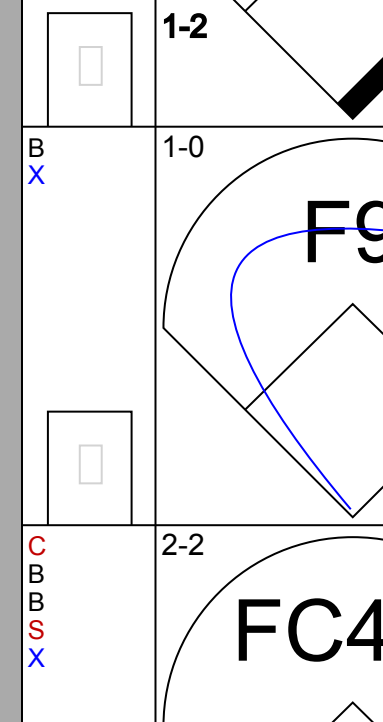
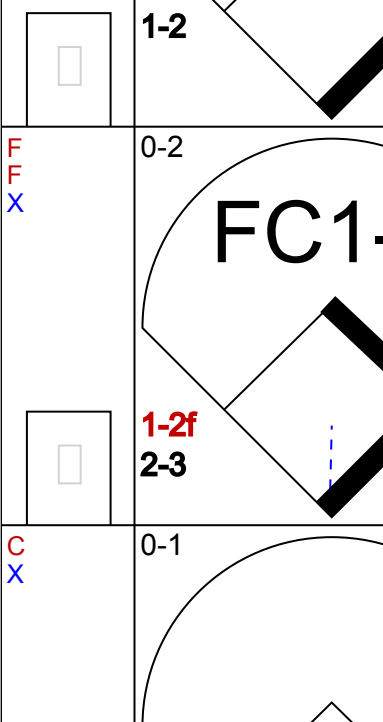
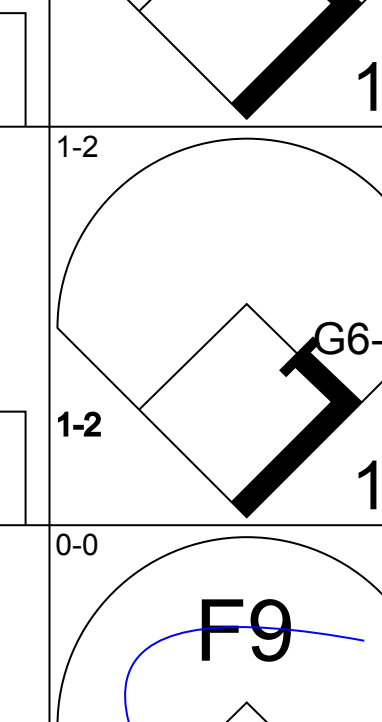
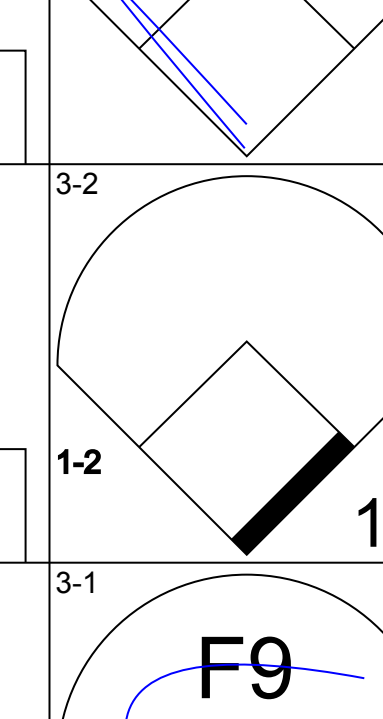
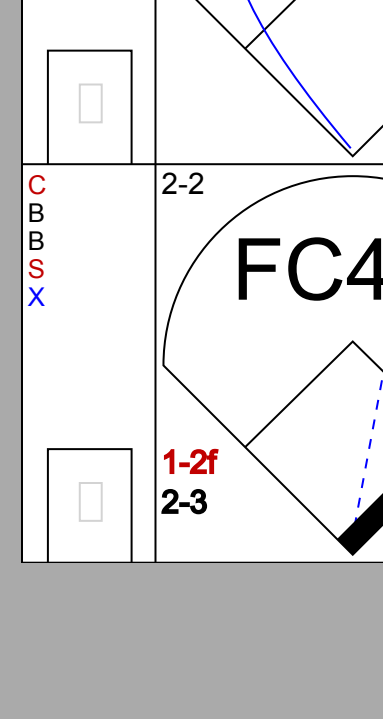
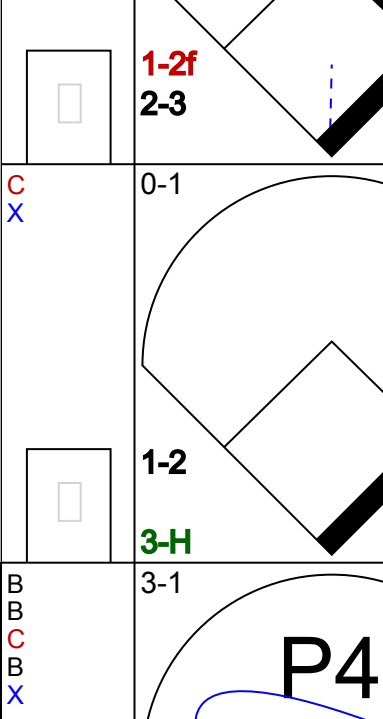
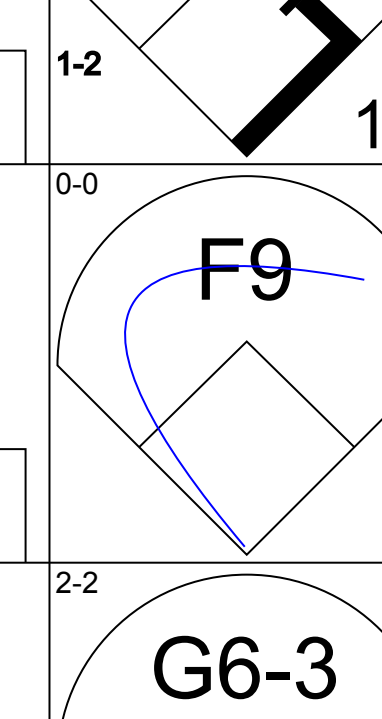
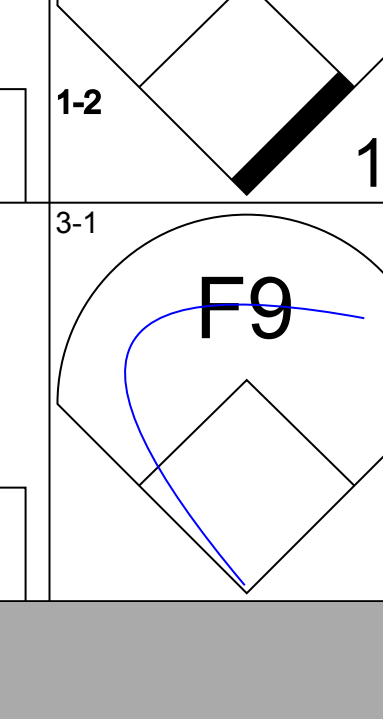
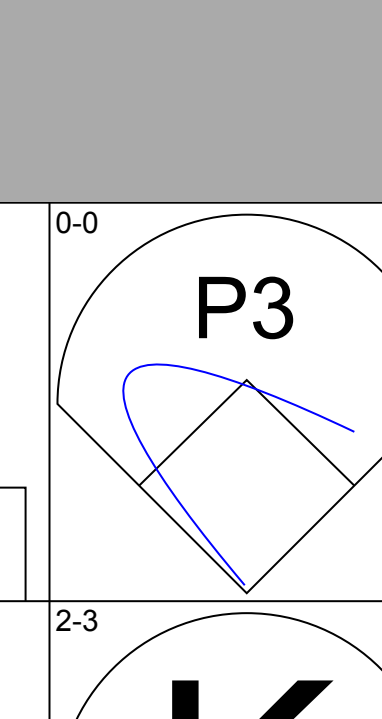
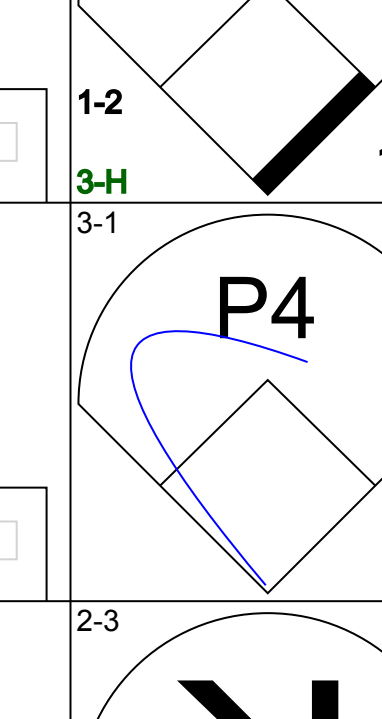
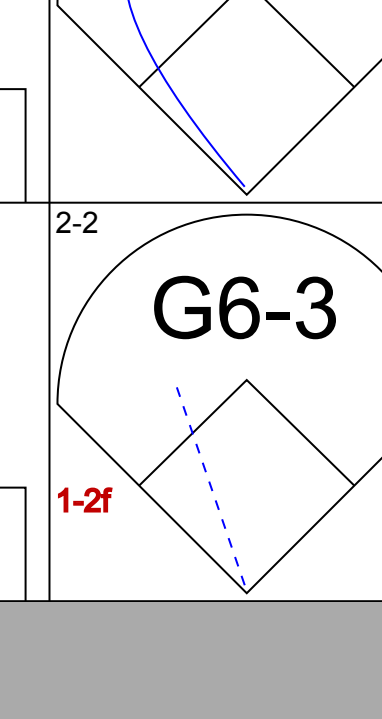
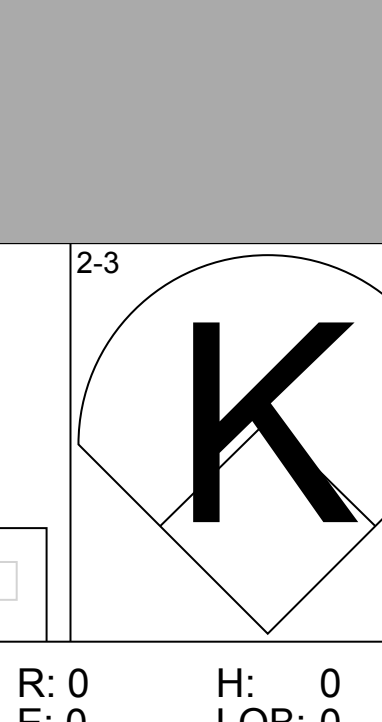
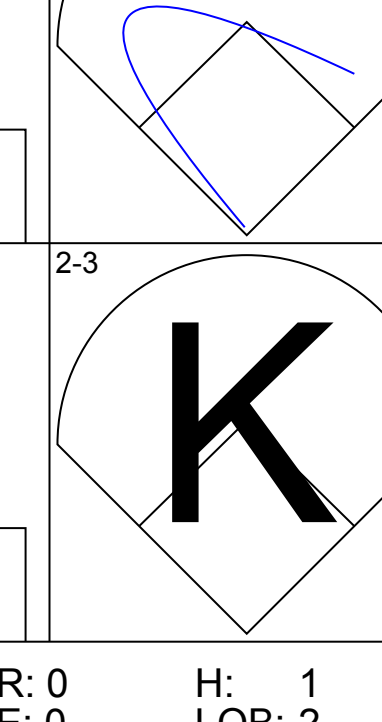
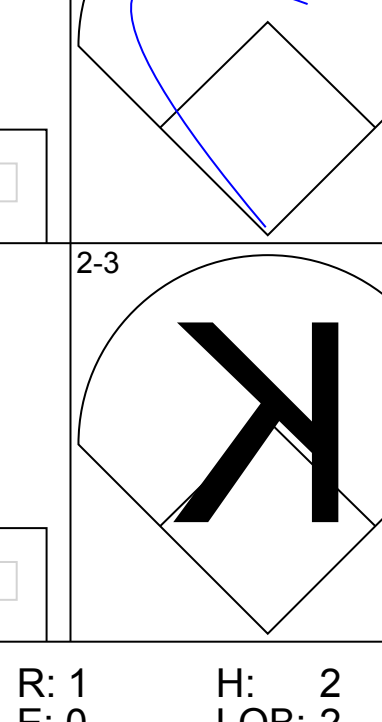
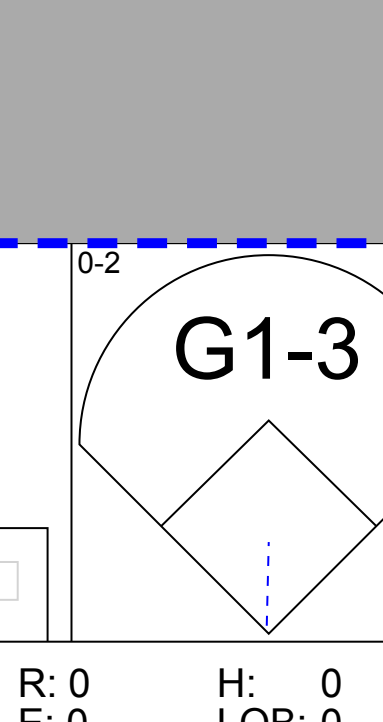
AB	37
R	6
H	14
RBI	6
BB	2
SO	7
LOB	14

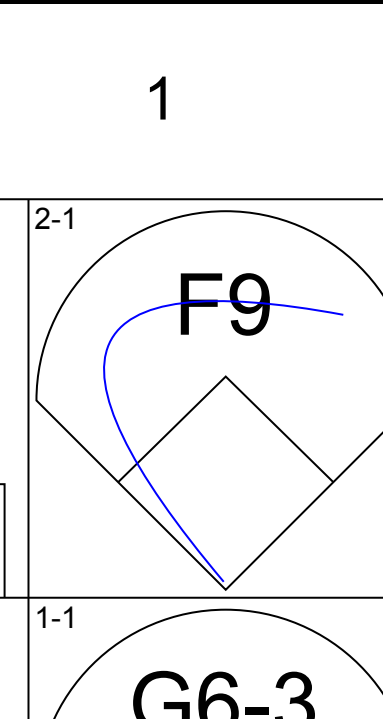
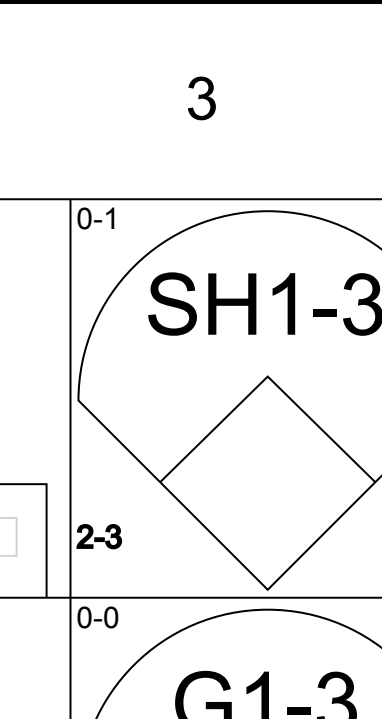
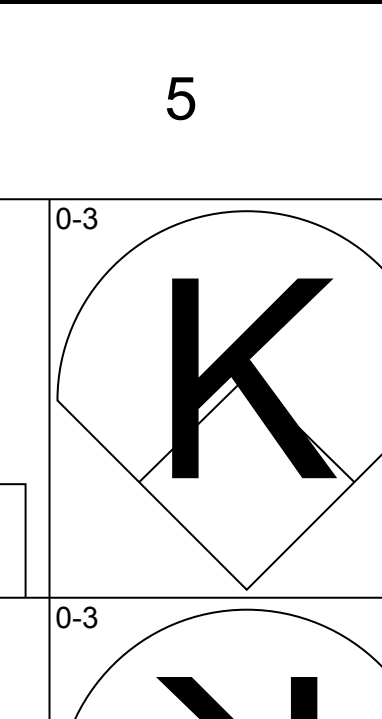
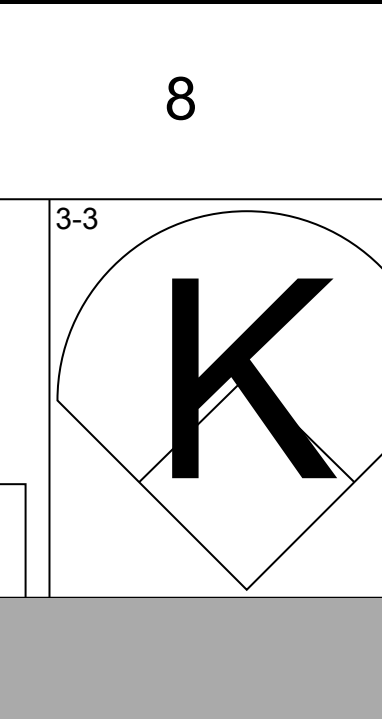
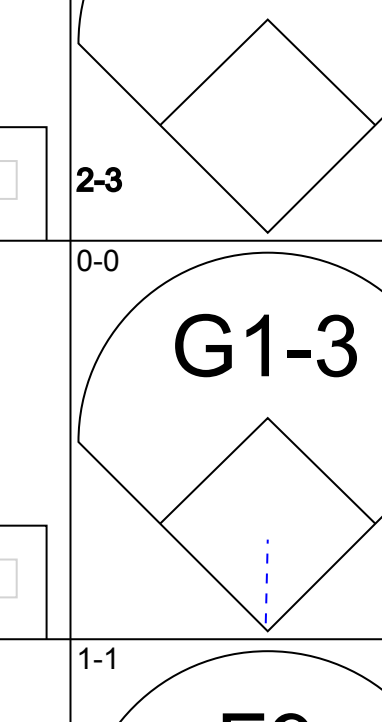
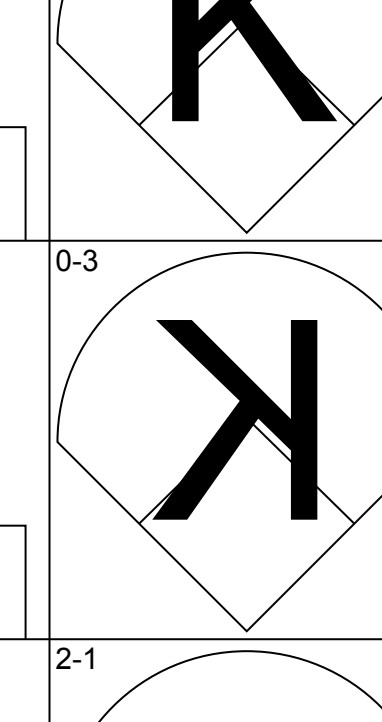
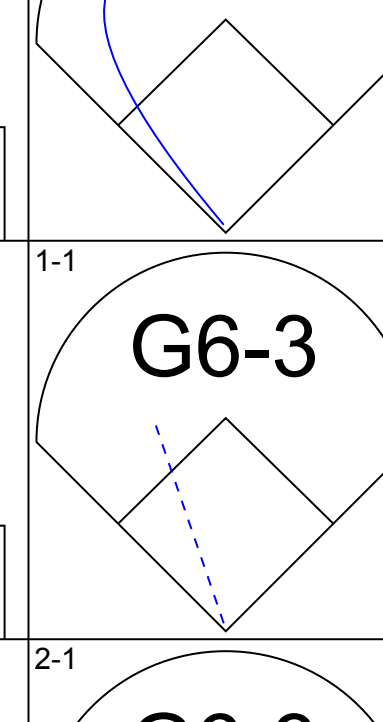
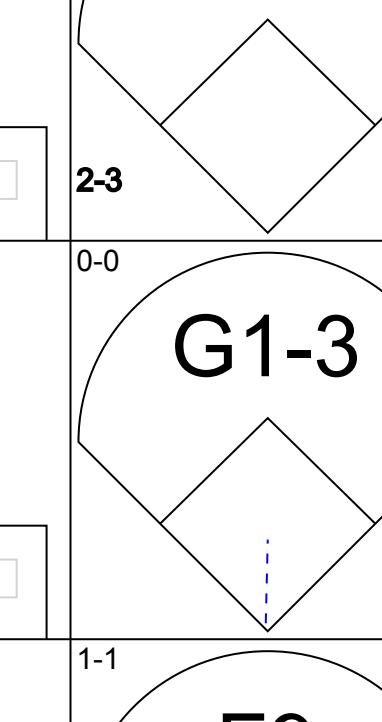
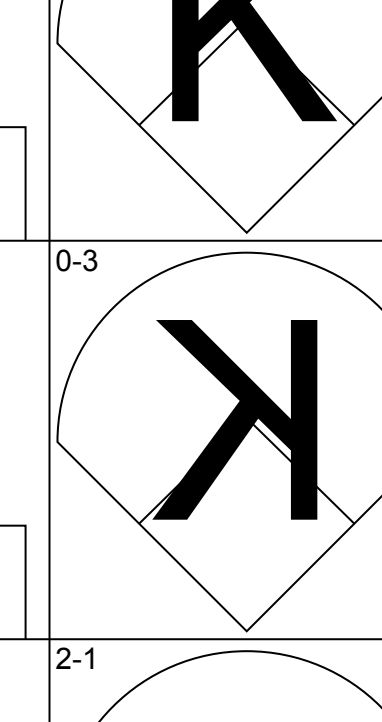
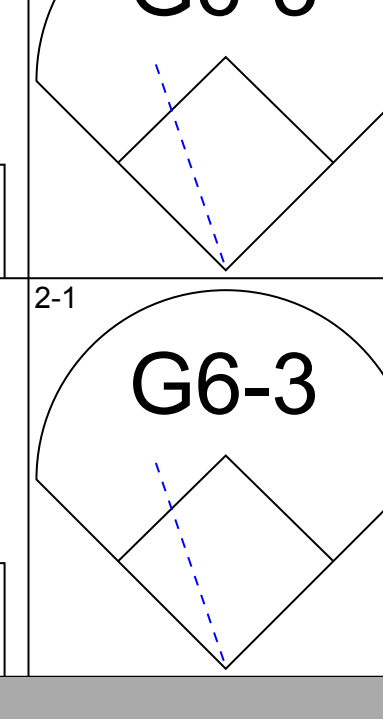
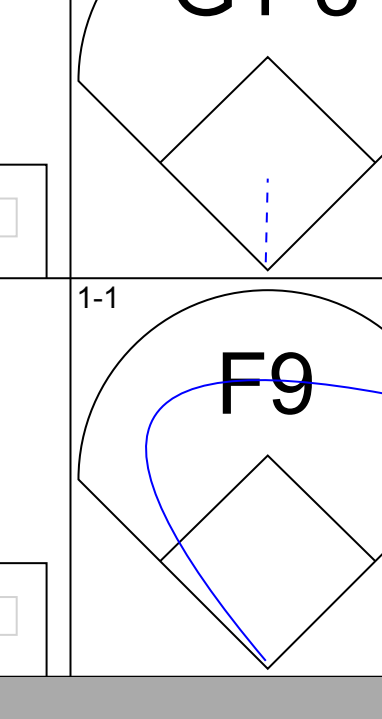
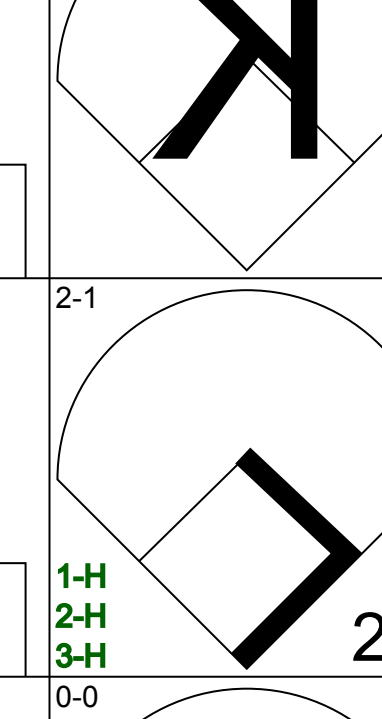
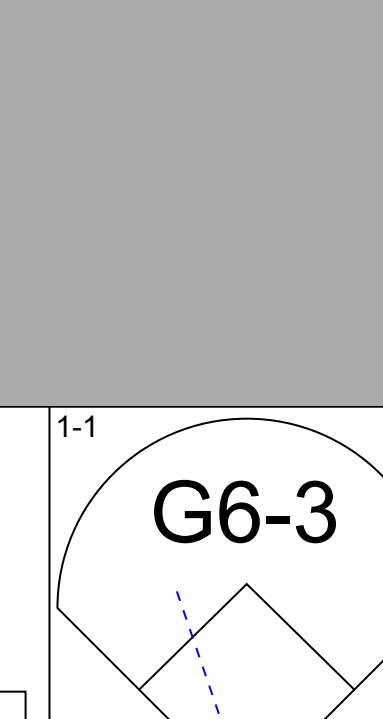
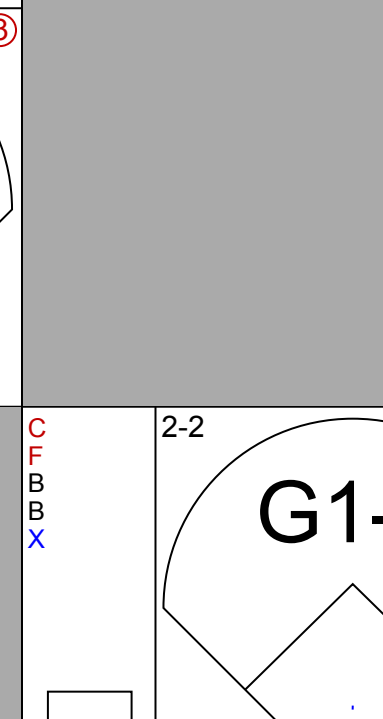
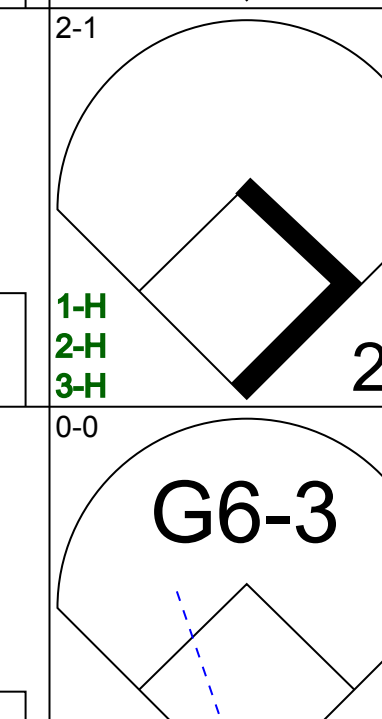

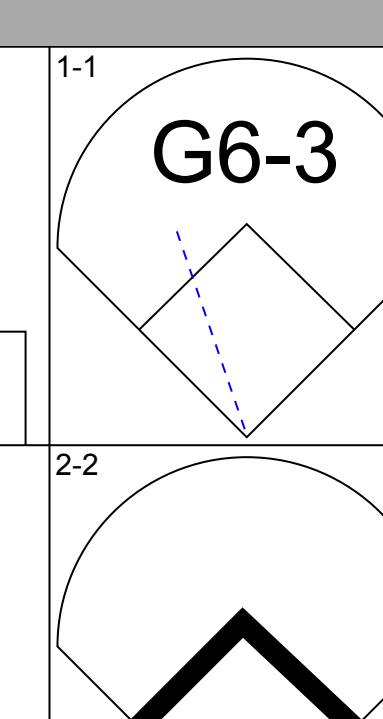
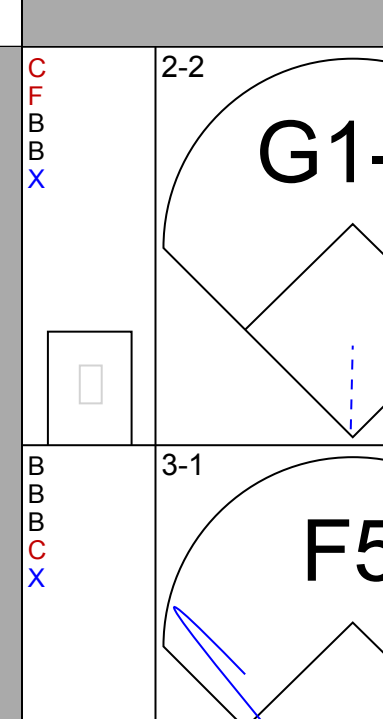
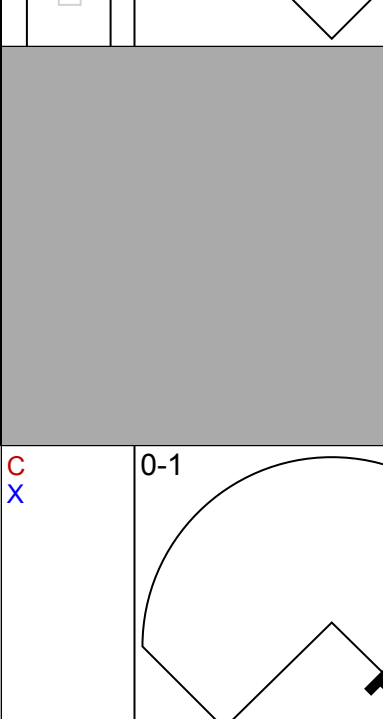

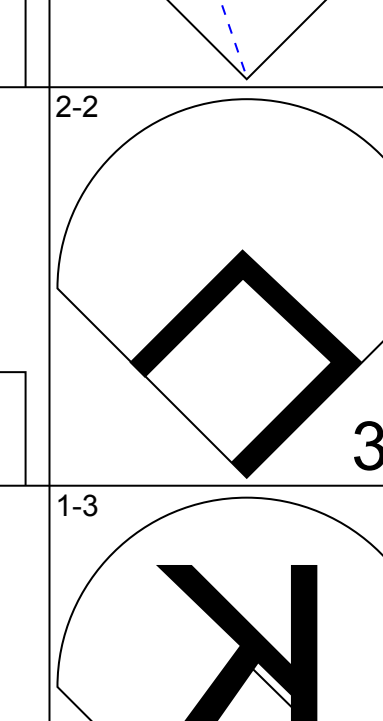
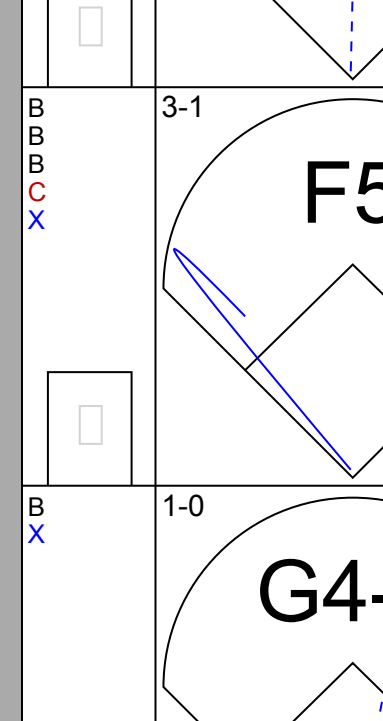
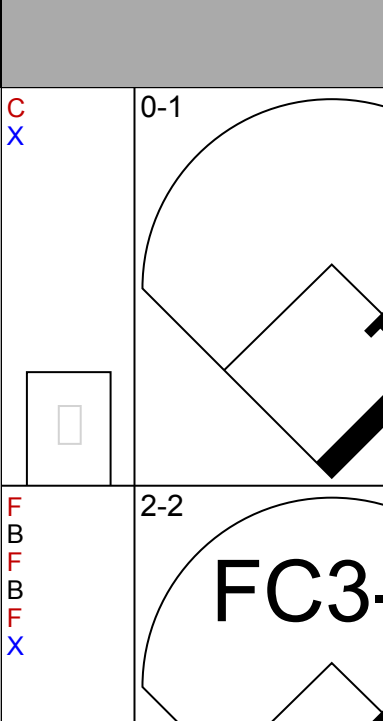

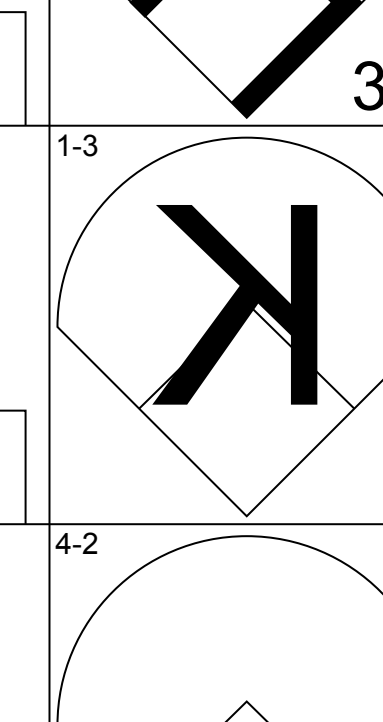

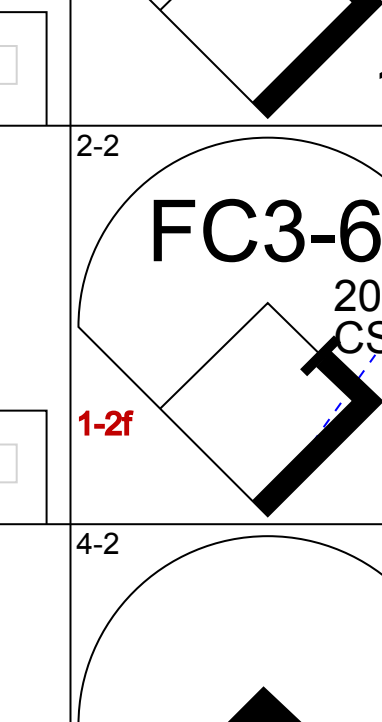

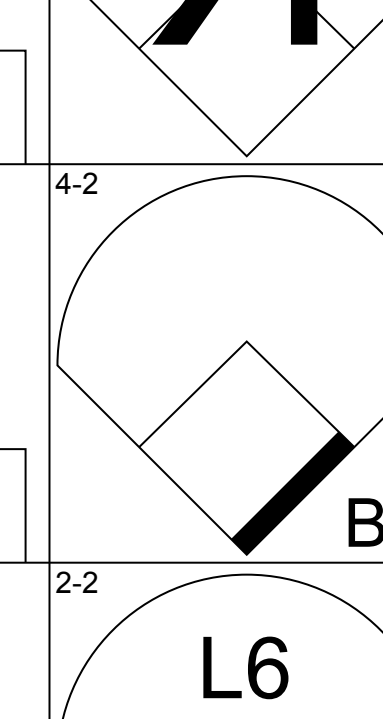
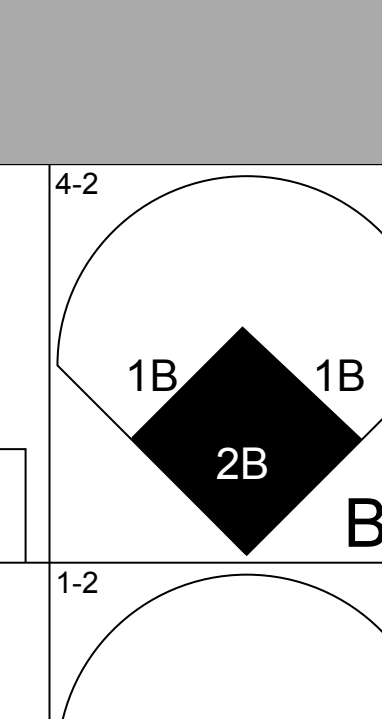
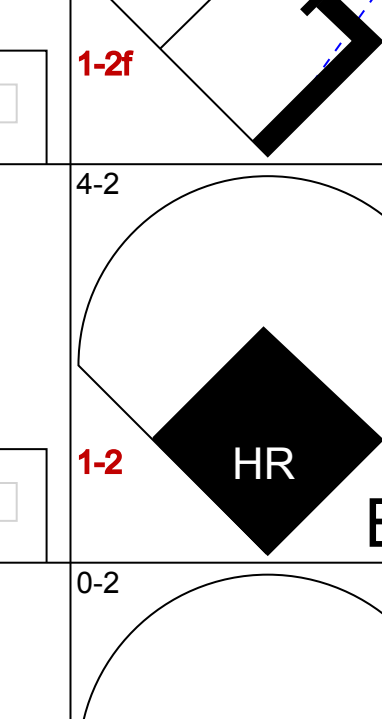
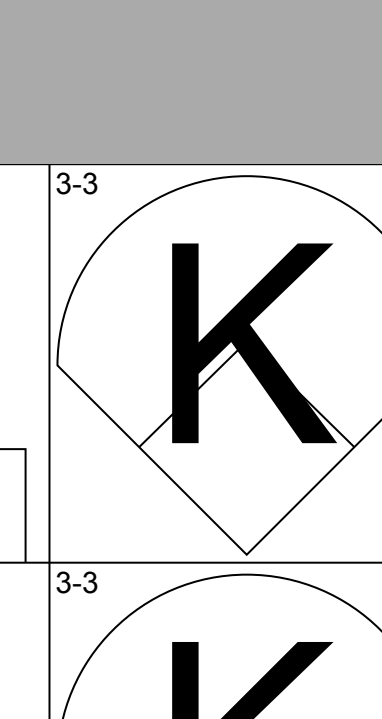

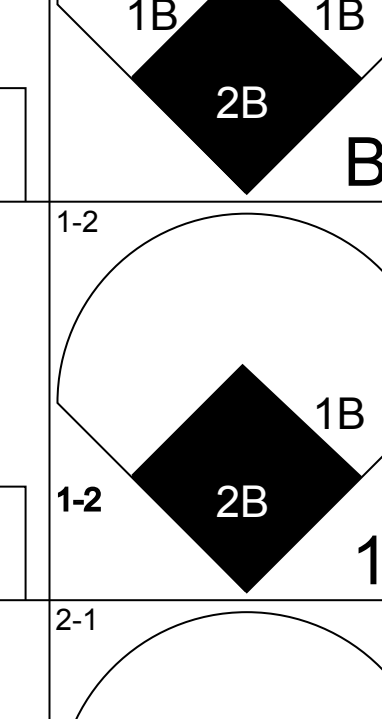
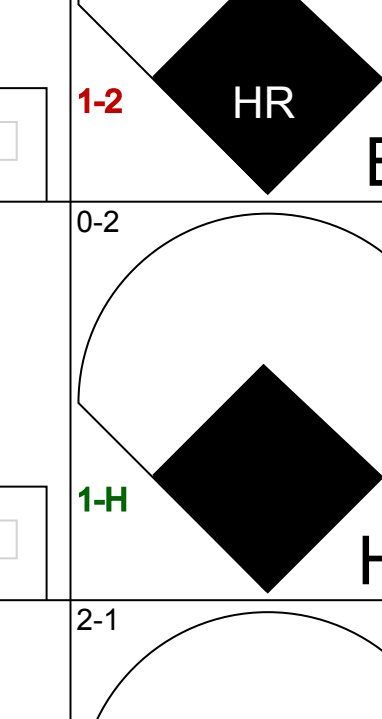
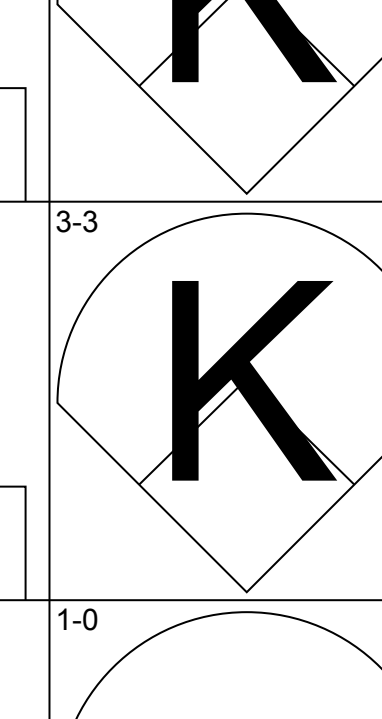


AB	35
R	2
H	11
RBI	1
BB	1
SO	1
LOB	13





Batter	1	2	3	4	5	6	7	8	9	AB	R	H	RBI	BB	SO	LOB	TOP					
<b>José Cruz Jr., S</b> OBP: 0.319, SLG: 0.520										5	0	1	0	0	2	0	<b>Toronto Blue Jays @ New York Yankees</b> Yankee Stadium, Bronx, NY Sun Apr 30 2000, 1:05 PM EDT Att: 43,721 - Sunny - 60 F					
<b>Homer Bush, R</b> OBP: 0.241, SLG: 0.200										4	0	0	0	0	1	0						
<b>Brad Fullmer, L</b> OBP: 0.435, SLG: 0.663										4	0	1	0	0	1	2						
<b>Carlos Delgado, L</b> OBP: 0.430, SLG: 0.660										2	1	0	0	2	1	1						
<b>Darrin Fletcher, L</b> OBP: 0.356, SLG: 0.529										4	0	4	0	0	0	0						
<b>Tony Batista, R</b> OBP: 0.339, SLG: 0.631										4	0	1	0	0	0	5						
<b>Marty Cordova, R</b> OBP: 0.344, SLG: 0.368										4	0	2	1	0	0	4						
<b>Alex Gonzalez, R</b> OBP: 0.316, SLG: 0.294										4	0	0	0	0	0	6						
<b>Dewayne Wise, L</b> OBP: 0.167, SLG: 0.118										4	0	0	0	0	3	2						
<b>Inning Stats</b>	R: 0 E: 0 K: 1 S: 10	H: 0 LOB: 0 BB: 0 P: 18	R: 0 E: 0 K: 0 S: 11	H: 2 LOB: 2 BB: 0 P: 20	R: 0 E: 0 K: 3 S: 10	H: 0 LOB: 0 BB: 0 P: 16	R: 0 E: 0 K: 0 S: 10	H: 1 LOB: 2 BB: 1 P: 18	R: 0 E: 0 K: 2 S: 12	H: 1 LOB: 2 BB: 0 P: 18	R: 1 E: 0 K: 1 S: 11	H: 2 LOB: 2 BB: 1 P: 20	R: 0 E: 0 K: 1 S: 8	H: 1 LOB: 1 BB: 0 P: 15	R: 0 E: 0 K: 0 S: 10	H: 2 LOB: 1 BB: 0 P: 16	R: 0 E: 0 K: 0 S: 6	H: 0 LOB: 0 BB: 0 P: 8	1B: 8 2B: 1 3B: 0 HR: 0	SF: 0 SAC: 0 DP: 1 HBP: 1	WP: 0 PB: 0 SB: 0 CS: 0	PA: 38
<b>PITCHER</b>	IP	WLS	BF	H	R	ER	SO	BB	IBB	HBP	BLK	WP	HR	S	P	ERA	WHIP					
<b>Roger Clemens, R</b> ERA: 3.26	(1, 1)	7.0	W	31	7	1	1	8	2	0	1	0	0	0	72	125	1.29	1.286				
<b>Jeff Nelson, R</b> ERA: 1.99	(8, 1)	1.0		4	2	0	0	0	0	0	0	0	0	0	10	16	0.00	2.000				
<b>Mike Stanton, L</b> ERA: 2.45	(9, 1)	1.0		3	0	0	0	0	0	0	0	0	0	6	8	0.00	0.000					

Batter	1	2	3	4	5	6	7	8	9	AB	R	H	RBI	BB	SO	LOB	BOTTOM					
<b>Chuck Knoblauch, R</b> OBP: 0.282, SLG: 0.313										4	1	1	0	0	2	4	<b>Toronto Blue Jays @ New York Yankees</b> Yankee Stadium, Bronx, NY Sun Apr 30 2000, 1:05 PM EDT Att: 43,721 - Sunny - 60 F					
<b>Clay Bellinger, R</b> OBP: 0.324, SLG: 0.367										0	0	0	0	0	0	0						
<b>Derek Jeter, R</b> OBP: 0.385, SLG: 0.500										4	0	1	2	0	1	4						
<b>Paul O'Neill, L</b> OBP: 0.389, SLG: 0.412										4	0	1	3	0	1	2						
<b>Bernie Williams, S</b> OBP: 0.366, SLG: 0.562										4	0	1	0	0	0	1						
<b>Tino Martinez, L</b> OBP: 0.379, SLG: 0.529										4	0	2	0	0	0	1						
<b>Ricky Ledee, L</b> OBP: 0.279, SLG: 0.269										4	0	0	0	0	1	2						
<b>20 Jorge Posada, S</b> OBP: 0.419, SLG: 0.653										1	2	0	0	3	1	0						
<b>Shane Spencer, R</b> OBP: 0.260, SLG: 0.431										4	2	2	2	0	1	2						
<b>Scott Brosius, R</b> OBP: 0.364, SLG: 0.400										4	2	4	0	0	0	0						
<b>Inning Stats</b>	R: 0 E: 0 K: 0 S: 6	H: 0 LOB: 0 BB: 0 P: 11	R: 0 E: 0 K: 1 S: 13	H: 1 LOB: 2 BB: 1 P: 23	R: 0 E: 0 K: 0 S: 7	H: 1 LOB: 1 BB: 0 P: 10	R: 0 E: 0 K: 0 S: 6	H: 0 LOB: 0 BB: 0 P: 12	R: 3 E: 0 K: 2 S: 17	H: 3 LOB: 1 BB: 1 P: 26	R: 4 E: 1 K: 1 S: 19	H: 5 LOB: 1 BB: 1 P: 29	R: 0 E: 0 K: 0 S: 6	H: 1 LOB: 0 BB: 0 P: 7	R: 0 E: 0 K: 3 S: 11	H: 1 LOB: 1 BB: 0 P: 21	1B: 7 2B: 3 3B: 1 HR: 1	SF: 0 SAC: 1 DP: 1 HBP: 0	WP: 0 PB: 0 SB: 0 CS: 1	PA: 37		
<b>PITCHER</b>	IP	WLS	BF	H	R	ER	SO	BB	IBB	HBP	BLK	WP	HR	S	P	ERA	WHIP					
<b>32 Roy Halladay, R</b> ERA: 10.57	(1, 1)	5.2	L	27	8	6	6	3	0	0	0	0	0	0	63	104	9.53	1.941				
<b>John Frascatore, R</b> ERA: 10.03	(6, 1)	0.1		3	2	1	0	1	0	0	0	0	0	5	7	0.00	6.000					
<b>Lance Painter, L</b> ERA: 3.45	(7, 1)	2.0		7	2	0	0	3	0	0	0	0	0	17	28	0.00	1.000					







Batter	1	2	3	4	5	6	7	8	9	AB	R	H	RBI	BB	SO	LOB	TOP									
<b>Ricky Ledee, L</b> (1, 7) OBP: 0.309, SLG: 0.333	1-1 G4-3 1B		0-0 FC5-4 2 CS		2-3 K		3-1 HR			4	1	2	1	0	1	2										
<b>2 Derek Jeter, R</b> (1, 6) OBP: 0.375, SLG: 0.469	1-1 G6-3		1-2 F8		4-0 IBB		2-3 K			3	0	0	0	1	1	2										
<b>Paul O'Neill, L</b> (1, 9) OBP: 0.369, SLG: 0.387	2-2 G4-3			0-0 P6	2-2 L6-4		2-2 F9			4	0	0	0	0	0	3										
<b>Bernie Williams, S</b> (1, 8) OBP: 0.367, SLG: 0.588	0-0 F8			2-1 HR		2-3 K		3-1 G6-3		4	1	1	1	0	1	1										
<b>Tino Martinez, L</b> (1, 3) OBP: 0.379, SLG: 0.516		2-0 1B		3-1 F2		2-0 G3-1		3-3 K		4	0	1	0	0	1	0										
<b>Shane Spencer, R</b> (1, 10) OBP: 0.271, SLG: 0.438	1-0 1B			2-2 F7		0-1 20 FC6 WP 1B		0-0 F7		4	0	2	0	0	0	0										
<b>Scott Brosius, R</b> (1, 5) OBP: 0.379, SLG: 0.385	0-1 F8				0-1 2B 1B	4-1 20 FC6 BB		0-3 K		3	1	1	0	1	1	1										
<b>Chris Turner, R</b> (1, 2) OBP: 0.500, SLG: 1.000					0-1 2B	1-0 FC6		3-3 K		2	1	1	0	0	1	1										
<b>20 Jorge Posada, S</b> (6, PH) OBP: 0.413, SLG: 0.638					1-3 2B	1-2 2-3 F8		3-3 K		2	0	0	0	0	1	2										
<b>Wilson Delgado, S</b> (1, 4) OBP: 0.353, SLG: 0.333			1-1 FC5-4 1B		1-2 L6-4 2B		3-1 G3-1		3-2 G4-3	4	0	2	2	0	0	0										
<b>Inning Stats</b>	R: 0 E: 0 K: 0 S: 8	H: 1 LOB: 1 BB: 0 P: 12	R: 0 E: 0 K: 1 S: 9	H: 2 LOB: 1 BB: 0 P: 15	R: 0 E: 0 K: 0 S: 6	H: 1 LOB: 0 BB: 0 P: 8	R: 1 E: 0 K: 0 S: 9	H: 1 LOB: 0 BB: 0 P: 16	R: 2 E: 0 K: 1 S: 16	H: 3 LOB: 1 BB: 1 P: 25	R: 0 E: 0 K: 1 S: 8	H: 1 LOB: 0 BB: 0 P: 17	R: 1 E: 0 K: 1 S: 12	H: 1 LOB: 0 BB: 0 P: 22	R: 0 E: 0 K: 1 S: 7	H: 0 LOB: 0 BB: 0 P: 13	R: 0 E: 0 K: 2 S: 9	H: 0 LOB: 0 BB: 0 P: 15	1B: 6 2B: 3 HR: 2	SF: 0 SAC: 0 HBP: 0	WP: 1 PB: 0 CS: 1	PA: 36				
<b>PITCHER</b>	IP	WLS	BF	H	R	ER	SO	BB	IBB	HBP	BLK	WP	HR	S	P	ERA	WHIP									
<b>Bobby Witt, R</b> (1, 1) ERA: 4.61	4.0	L	18	8	3	3	1	0	0	0	0	0	1	0	14	61	6.75	2.000								
<b>Tom Martin, L</b> (5, 1) ERA: 1.53	1.2		7	1	0	0	2	1	1	0	0	1	0	14	30	0.00	1.200									
<b>Steve Reed, R</b> (6, 1) ERA: 11.37	1.0		4	1	1	1	1	0	0	0	0	0	0	1	18	9.00	1.000									
<b>Ricardo Rincon, L</b> (7, 1) ERA:	1.0		3	0	0	0	1	0	0	0	0	0	0	10	18	0.00	0.000									
<b>Sean DePaula, R</b> (8, 1) ERA: 10.38	1.1		4	0	0	0	2	0	0	0	0	0	0	10	16	0.00	0.000									

**New York Yankees @ Cleveland Indians**  
 Jacobs Field, Cleveland, OH  
 Tue May 02 2000, 7:05 PM EDT  
 Att: 42,801 - Cloudy - 57 F

AB	34
R	4
H	10
RBI	4
BB	2
SO	7
LOB	12



Batter	1	2	3	4	5	6	7	8	9	AB	R	H	RBI	BB	SO	LOB	BOTTOM								
<b>Jolbert Cabrera, R</b> (1, 8) OBP: 0.200, SLG: 0.111	1-0 G5-3			3-2 L6	3-2 F8			1-2 1B		3	0	0	0	0	0	3									
<b>Mark Whiten, S</b> (8, PH) OBP: 1.000, SLG: 1.000										1	0	1	0	0	0	0									
<b>Omar Vizquel, S</b> (1, 6) OBP: 0.317, SLG: 0.356	2-2 G5-3			1-1 G6-3		2-1 G6-3		2-1 F9		4	0	0	0	0	0	1									
<b>Roberto Alomar, S</b> (1, 4) OBP: 0.330, SLG: 0.429	3-2 G5-3			3-2 P3		0-3 K		0-0 F7		4	0	0	0	0	1	1									
<b>Manny Ramirez, R</b> (1, 9) OBP: 0.324, SLG: 0.505		3-1 G4-3			2-1 1B BB 1B	3-3 K		1-2 G1-3		4	1	1	0	0	1	0									
<b>Jim Thome, L</b> (1, 10) OBP: 0.316, SLG: 0.575		1-0 P3			2-3 K		3-2 1B	1-1 G3		4	0	1	0	0	1	1									
<b>Travis Fryman, R</b> (1, 5) OBP: 0.389, SLG: 0.519		0-1 G4-3			4-0 BB 1B BB	2-3 K	2-3 K	1-2 E6 1B		3	1	1	0	1	1	1									
<b>Richie Sexson, R</b> (1, 3) OBP: 0.301, SLG: 0.274			2-0 G5-3		1-2 BB 1B		2-3 K	1-2 E6 1B		4	0	1	0	0	1	2									
<b>Alex Ramirez, R</b> (1, 7) OBP: 0.300, SLG: 0.333			2-0 G4-3		4-1 BB BB		1-2 F8	2-2 1B		1	0	0	1	1	0	0									
<b>David Justice, L</b> (7, PH) OBP: 0.390, SLG: 0.436					1-2 2-3 3-H BB			1-2 1B		2	0	1	1	0	0	1									
<b>Einar Diaz, R</b> (1, 2) OBP: 0.358, SLG: 0.420			3-1 G6-3		1-2 F2		0-2 G6-3	0-3 K		3	0	0	0	0	0	3									
<b>Enrique Wilson, S</b> (8, PH) OBP: 0.471, SLG: 0.647										1	0	0	0	0	1	2									
<b>Inning Stats</b>	R: 0 E: 0 K: 0 S: 8	H: 0 LOB: 0 BB: 0 P: 14	R: 0 E: 0 K: 0 S: 5	H: 0 LOB: 0 BB: 0 P: 9	R: 0 E: 0 K: 0 S: 4	H: 0 LOB: 0 BB: 0 P: 11	R: 0 E: 0 K: 0 S: 15	H: 0 LOB: 0 BB: 0 P: 22	R: 1 E: 0 K: 1 S: 19	H: 2 LOB: 3 BB: 2 P: 36	R: 0 E: 0 K: 2 S: 9	H: 0 LOB: 1 BB: 0 P: 14	R: 0 E: 0 K: 2 S: 14	H: 1 LOB: 1 BB: 0 P: 22	R: 0 E: 0 K: 0 S: 9	H: 1 LOB: 0 BB: 0 P: 12	R: 1 E: 1 K: 1 S: 19	H: 2 LOB: 2 BB: 0 P: 25	1B: 6 2B: 0 3B: 0 HR: 0	SF: 0 SAC: 0 HBP: 0	WP: 0 PB: 0 CS: 0	PA: 36			
<b>PITCHER</b>	IP	WLS	BF	H	R	ER	SO	BB	IBB	HBP	BLK	WP	HR	S	P	ERA	WHIP								
<b>Andy Pettitte, L</b> (1, 1) ERA: 3.38	6.0	W	23	3	1	1	3	2	0	0	0	0	0	65	114	1.50	0.833								
<b>Jeff Nelson, R</b> (7, 1) ERA: 1.55	2.0	H	7	1	0	0	2	0	0	0	0	0	0	18	26	0.00	0.500								
<b>42 Mariano Rivera, R</b> (9, 1) ERA: 2.45	1.0	S	6	2	1	0	1	0	0	0	0	0	0	19	25	0.00	2.000								

**New York Yankees @ Cleveland Indians**  
 Jacobs Field, Cleveland, OH  
 Tue May 02 2000, 7:05 PM EDT  
 Att: 42,801 - Cloudy - 57 F

AB	34
R	2
H	6
RBI	2
BB	2
SO	6
LOB	15






Batter	1	2	3	4	5	6	7	8	9	AB R H RBI BB SO LOB	TOP																		
Ricky Ledee, L (1, 7) OBP: 0.315, SLG: 0.355	3-1 G1-3		2-3 K2-3		1-2 G2-3			3-2 2B 1B	2-1 1-H 2B	5 1 2 1 0 1 2	<b>New York Yankees @ Cleveland Indians</b> Jacobs Field, Cleveland, OH Wed May 03 2000, 7:05 PM EDT Att: 42,837 - Sunny - 55 F																		
2 Derek Jeter, R (1, 6) OBP: 0.395, SLG: 0.471	3-2 3B 1B		1-3 K			1-0 G6-3		1-0 2B 1B G4-3	4-2 BB	4 2 2 0 1 1 0																			
Paul O'Neill, L (1, 9) OBP: 0.361, SLG: 0.388	0-3 K			1-2 F8		1-1 G3		0-0 G4-3 1-3 2-H	0-0 F9	5 0 1 1 0 1 3																			
Bernie Williams, S (1, 8) OBP: 0.363, SLG: 0.594	2-0 1-H 3B			0-0 F9		2-3 K		1-1 G4-3 2-3 3-H		4 0 1 2 0 1 1																			
Tino Martinez, L (1, 3) OBP: 0.364, SLG: 0.495	0-3 K			1-0 L3			0-2 G6-3	3-3 K		4 0 0 0 0 2 2																			
20 Jorge Posada, S (1, 2) OBP: 0.396, SLG: 0.607		2-3 K			1-2 G6-3		1-1 G3		1-3 K	4 0 0 0 0 2 0																			
Shane Spencer, R (1, 10) OBP: 0.281, SLG: 0.500		3-2 G5-3			1-1 G3-1		1-1 HR		3-2 1B 3B	4 2 2 1 0 0 0																			
Scott Brosius, R (1, 5) OBP: 0.394, SLG: 0.379		2-3 K			4-2 BB		1-3 K		0-0 2B 1B	3 1 1 1 1 2 0																			
Wilson Delgado, S (1, 4) OBP: 0.333, SLG: 0.278			1-0 G6-3		4-0 BB			2-2 G4-3	3-H F8	3 0 0 0 1 0 1																			
<b>Inning Stats</b>	R: 1 E: 0 K: 2 S: 13	H: 2 LOB: 1 BB: 0 P: 21	R: 0 E: 0 K: 2 S: 17	H: 0 LOB: 0 BB: 0 P: 24	R: 0 E: 0 K: 2 S: 7	H: 0 LOB: 0 BB: 0 P: 11	R: 0 E: 0 K: 0 S: 6	H: 0 LOB: 2 BB: 2 P: 8	R: 0 E: 0 K: 1 S: 10	H: 0 LOB: 0 BB: 0 P: 10	R: 1 E: 0 K: 1 S: 10	H: 1 LOB: 0 BB: 0 P: 13	R: 2 E: 0 K: 1 S: 14	H: 3 LOB: 1 BB: 0 P: 24	R: 2 E: 0 K: 1 S: 15	H: 3 LOB: 2 BB: 1 P: 26	1B: 4 2B: 2 3B: 2 HR: 1	SF: 0 SAC: 0 DP: 0 HBP: 0	WP: 0 PB: 0 SB: 1 CS: 1	PA: 39									
<b>PITCHER</b>	IP WLS BF H R ER SO BB IBB HBP BLK WP HR S P ERA WHIP																												
Dave Burba, R (1, 1) ERA: 5.46	7.0		26	3	2	2	8	2	0	0	0	0	0	0	1	69	108	2.57	0.714										
Paul Shuey, R (8, 1) ERA: 2.31	1.0	H	6	3	2	2	1	0	0	0	0	0	0	0	14	24	18.00	3.000											
Steve Karsay, R (9, 1) ERA: 2.31	0.2	L	6	3	2	2	1	1	0	0	0	0	0	0	14	25	27.00	6.000											
Tom Martin, L (9, 1) ERA: 1.86	0.1		1	0	0	0	0	0	0	0	0	0	0	0	1	1	0.00	0.000											

Batter	1	2	3	4	5	6	7	8	9	AB R H RBI BB SO LOB	BOTTOM																	
Enrique Wilson, S (1, 10) OBP: 0.409, SLG: 0.545	1-1 F7		1-0 FC3-6 BB	1-2 G1-3		1-2 CS 1B		1-2 FC6-4		5 0 1 1 0 0 3	<b>New York Yankees @ Cleveland Indians</b> Jacobs Field, Cleveland, OH Wed May 03 2000, 7:05 PM EDT Att: 42,837 - Sunny - 55 F																	
Omar Vizquel, S (1, 6) OBP: 0.330, SLG: 0.367	0-1 G3-1 2B		4-1 BB		2-2 G6-3	0-1 CS	4-1 FC4-6 BB		0-1 E4 SH3-4	3 0 1 0 2 0 0																		
Roberto Alomar, S (1, 4) OBP: 0.318, SLG: 0.411	3-2 G3-1		1-3 K		3-1 G1-4-3		0-2 FC4-6 1B		0-0 SH3-4	4 0 0 0 0 1 4																		
Manny Ramirez, R (1, 9) OBP: 0.336, SLG: 0.515	3-3 K			4-1 FC3-6 BB	1-0 2B		2-2 1B		1-2 F9	4 0 2 0 1 1 2																		
Jim Thome, L (1, 3) OBP: 0.310, SLG: 0.549		1-3 K		0-1 FC3-6 1B WP	2-2 G4-1		1-3 K		4-0 BB	4 1 0 0 1 2 4																		
David Justice, L (1, 7) OBP: 0.371, SLG: 0.422	0-1 P6			3-2 1-H 2B 1B		0-1 P6	1-1 G4-3		1-2 F8	5 1 1 1 0 0 4																		
Mark Whiten, S (1, 8) OBP: 0.714, SLG: 0.750	0-3 K			0-0 1B 2B		4-2 1B WP BB		0-3 K		3 2 1 1 1 2 0																		
Travis Fryman, R (1, 5) OBP: 0.394, SLG: 0.518			1-0 F8	2-3 K		0-1 WP 1B 1B		1-2 FC4-6 1B		4 1 2 0 0 1 1																		
Einar Diaz, R (1, 2) OBP: 0.368, SLG: 0.426			0-1 FC3-6 1B	0-1 S 1B		1-3 K		0-1 FC4-6 1B		4 0 2 1 0 1 2																		
<b>Inning Stats</b>	R: 0 E: 0 K: 1 S: 11	H: 1 LOB: 0 BB: 0 P: 18	R: 0 E: 0 K: 2 S: 8	H: 0 LOB: 0 BB: 0 P: 9	R: 0 E: 0 K: 1 S: 8	H: 1 LOB: 2 BB: 1 P: 15	R: 3 E: 0 K: 1 S: 15	H: 3 LOB: 1 BB: 1 P: 25	R: 0 E: 0 K: 0 S: 9	H: 1 LOB: 0 BB: 0 P: 17	R: 2 E: 0 K: 1 S: 13	H: 2 LOB: 0 BB: 1 P: 19	R: 0 E: 0 K: 1 S: 15	H: 1 LOB: 1 BB: 0 P: 15	R: 0 E: 1 K: 0 S: 9	H: 0 LOB: 2 BB: 1 P: 15	1B: 7 2B: 3 3B: 0 HR: 0	SF: 0 SAC: 1 DP: 0 HBP: 0	WP: 2 PB: 0 SB: 2 CS: 1	PA: 43								
<b>PITCHER</b>	IP WLS BF H R ER SO BB IBB HBP BLK WP HR S P ERA WHIP																											
David Cone, R (1, 1) ERA: 7.63	6.0		28	8	5	5	6	3	0	0	0	0	0	0	28	38	0.00	1.500										
Jason Grimsley, R (7, 1) ERA: 2.35	2.0	W	9	2	0	0	2	1	0	0	0	0	0	0	28	38	0.00	1.500										
42 Mariano Rivera, R (9, 1) ERA: 2.3	1.0	S	5	0	0	0	0	1	0	0	0	0	0	9	15	0.00	1.000											

AB	36
R	6
H	9
RBI	6
BB	3
SO	10
LOB	9



AB	36
R	5
H	10
RBI	4
BB	5
SO	8
LOB	20





Batter	1	2	3	4	5	6	7	8	9	AB	R	H	RBI	BB	SO	LOB	TOP					
<b>Brady Anderson, L</b> (1, 8) OBP: 0.345, SLG: 0.455	F9		E	F7		G4-3		SH1-3		4	1	1	0	0	0	1						
<b>Delino DeShields, L</b> (1, 4) OBP: 0.436, SLG: 0.524	F8		F					S		5	4	4	1	0	0	0						
<b>B.J. Surhoff, L</b> (1, 7) OBP: 0.349, SLG: 0.465	G6-3		E4					SF7		4	1	2	4	0	0	1						
<b>Albert Belle, R</b> (1, 9) OBP: 0.376, SLG: 0.441		F9						K		4	1	1	0	1	1	1						
<b>Harold Baines, L</b> (1, 10) OBP: 0.282, SLG: 0.395		P5	F9							4	1	1	2	1	0	3						
<b>Rich Amaral, R</b> (9, PR) OBP: 0.345, SLG: 0.346									CS	0	0	0	0	0	0	0						
<b>Cal Ripken Jr., R</b> (1, 5) OBP: 0.294, SLG: 0.446			K						BB	4	1	1	1	1	1	2						
<b>Jeff Conine, R</b> (1, 3) OBP: 0.359, SLG: 0.528									BB	5	0	2	0	0	0	1						
<b>Charles Johnson, R</b> (1, 2) OBP: 0.304, SLG: 0.512		F8								4	0	0	0	1	2	3						
<b>Mike Bordick, R</b> (1, 6) OBP: 0.375, SLG: 0.637			K							4	1	2	0	0	2	1						
<b>Inning Stats</b>	R: 0 E: 0 K: 0 S: 8	H: 0 LOB: 0 BB: 0 P: 13	R: 1 E: 0 K: 0 S: 9	H: 2 LOB: 1 BB: 0 P: 15	R: 2 E: 1 K: 2 S: 13	H: 2 LOB: 2 BB: 1 P: 21	R: 0 E: 0 K: 1 S: 12	H: 1 LOB: 1 BB: 0 P: 20	R: 4 E: 0 K: 1 S: 23	H: 4 LOB: 1 BB: 1 P: 41	R: 1 E: 0 K: 0 S: 7	H: 2 LOB: 1 BB: 0 P: 11	R: 0 E: 0 K: 0 S: 7	H: 1 LOB: 0 BB: 0 P: 10	R: 2 E: 0 K: 1 S: 11	H: 2 LOB: 0 BB: 0 P: 18	R: 0 E: 0 K: 1 S: 9	H: 0 LOB: 1 BB: 2 P: 17	1B: 7 2B: 4 3B: 0 HR: 3	SF: 1 SAC: 1 DP: 1 HBP: 0	WP: 1 PB: 0 SB: 1 CS: 1	PA: 44
<b>PITCHER</b>	IP	WLS	BF	H	R	ER	SO	BB	IBB	HBP	BLK	WP	HR	S	P	ERA	WHIP					
<b>Orlando Hernandez, R</b> (1, 1) ERA: 4.34	4.0		23	9	7	6	3	1	0	0	0	1	3	53	87	13.50	2.500					
<b>Jason Grimsley, R</b> (5, 1) ERA: 2.45	3.0		12	3	1	1	1	1	0	0	0	0	0	26	44	3.00	1.333					
<b>Mike Stanton, L</b> (8, 1) ERA: 3.65	0.2		2	2	2	2	0	0	0	0	0	0	0	8	13	27.00	3.000					
<b>Jeff Nelson, R</b> (8, 1) ERA: 1.53	1.1	W	5	0	0	0	2	2	0	0	0	0	0	12	22	0.00	1.500					

**Baltimore Orioles @ New York Yankees**  
**Yankee Stadium, Bronx, NY**  
 Fri May 05 2000, 7:05 PM EDT  
 Att: 42,244 - Cloudy - 83 F

**AB 38**  
**R 10**  
**H 14**  
**RBI 8**  
**BB 4**  
**SO 6**  
**LOB 13**




Batter	1	2	3	4	5	6	7	8	9	AB	R	H	RBI	BB	SO	LOB	BOTTOM					
<b>Ricky Ledee, L</b> (1, 7) OBP: 0.333, SLG: 0.373	FC3-6	G4-3		G6-3						5	0	3	0	0	0	2						
<b>2 Derek Jeter, R</b> (1, 6) OBP: 0.365, SLG: 0.449	FC3-6	G1-3		G6-3						5	2	0	0	0	0	6						
<b>Paul O'Neill, L</b> (1, 9) OBP: 0.372, SLG: 0.427	2B	G6-3		G4-3						5	3	3	1	0	0	0						
<b>Bernie Williams, S</b> (1, 8) OBP: 0.373, SLG: 0.632	G6-3	2B		F8						5	3	3	4	0	0	0						
<b>Tino Martinez, L</b> (1, 3) OBP: 0.357, SLG: 0.475				F8						4	0	0	1	1	1	1						
<b>Clayton Kershaw, R</b> (9, PR) OBP: 0.324, SLG: 0.367				F7						0	1	0	0	0	0	0						
<b>20 Jorge Posada, S</b> (1, 2) OBP: 0.416, SLG: 0.652										5	2	4	4	0	0	0						
<b>Shane Spencer, R</b> (1, 10) OBP: 0.280, SLG: 0.500	F9									4	1	1	0	0	1	2						
<b>Scott Brosius, R</b> (1, 5) OBP: 0.405, SLG: 0.375										3	0	1	1	0	0	0						
<b>Wilson Delgado, S</b> (1, 4) OBP: 0.360, SLG: 0.300										2	0	1	1	1	0	1						
<b>Inning Stats</b>	R: 3 E: 0 K: 0 S: 16	H: 4 LOB: 1 BB: 0 P: 23	R: 0 E: 0 K: 0 S: 7	H: 1 LOB: 0 BB: 0 P: 12	R: 0 E: 0 K: 0 S: 4	H: 0 LOB: 0 BB: 0 P: 7	R: 2 E: 0 K: 0 S: 9	H: 3 LOB: 1 BB: 0 P: 17	R: 0 E: 0 K: 0 S: 3	H: 0 LOB: 0 BB: 0 P: 5	R: 0 E: 0 K: 0 S: 4	H: 0 LOB: 1 BB: 0 P: 8	R: 3 E: 0 K: 2 S: 19	H: 4 LOB: 1 BB: 0 P: 26	R: 0 E: 0 K: 0 S: 5	H: 1 LOB: 1 BB: 1 P: 12	R: 4 E: 0 K: 0 S: 11	H: 3 LOB: 1 BB: 1 P: 16	1B: 11 2B: 3 3B: 0 HR: 3	SF: 1 SAC: 0 DP: 1 HBP: 1	WP: 0 PB: 0 SB: 0 CS: 0	PA: 42
<b>PITCHER</b>	IP	WLS	BF	H	R	ER	SO	BB	IBB	HBP	BLK	WP	HR	S	P	ERA	WHIP					
<b>Scott Erickson, R</b> (1, 1) ERA: 7.5	6.0		27	8	5	5	0	0	0	0	0	0	1	16	22	40.50	6.000					
<b>Buddy Groom, L</b> (7, 1) ERA: 3.39	0.2	B	6	4	3	3	1	0	0	0	0	0	1	16	22	40.50	6.000					
<b>Mike Trombley, R</b> (7, 1) ERA: 3.55	1.1		5	1	0	0	1	1	0	0	0	0	0	8	16	0.00	1.500					
<b>Mike Timlin, R</b> (9, 1) ERA: 8.1	0.0		2	2	2	2	0	0	0	0	0	0	1	8	9	∞	∞					
<b>B.J. Ryan, L</b> (9, 1) ERA: 1.98	0.0	L	2	1	2	2	0	1	0	0	0	0	1	3	7	∞	∞					

**Baltimore Orioles @ New York Yankees**  
**Yankee Stadium, Bronx, NY**  
 Fri May 05 2000, 7:05 PM EDT  
 Att: 42,244 - Cloudy - 83 F


**AB 38**  
**R 12**  
**H 16**  
**RBI 12**  
**BB 2**  
**SO 2**  
**LOB 12**





Batter	1	2	3	4	5	6	7	8	9	AB	R	H	RBI	BB	SO	LOB	TOP										
<b>Delino DeShields, L</b> (1, 4) OBP: 0.446, SLG: 0.538	4-2 G1-3 BB		0-2 F9		3-0 2H 2B			1-0 G4-6-3 1B		3	0	2	1	1	0	0	<b>Baltimore Orioles @ New York Yankees</b> Yankee Stadium, Bronx, NY Sat May 06 2000, 1:05 PM EDT Att: 54,350 - Sunny - 85 F										
<b>Mike Bordick, R</b> (1, 6) OBP: 0.371, SLG: 0.623	1-2 G1-3		3-2 FC5-4 1B		1-3 K			2-2 F3		4	0	1	0	0	1	3											
<b>B.J. Surhoff, L</b> (1, 7) OBP: 0.338, SLG: 0.449	2-3 K		0-1 FC5-4 1-2			0-1 P4		0-1 G4-6-3 1-2		4	0	0	0	0	1	3											
<b>Albert Belle, R</b> (1, 9) OBP: 0.372, SLG: 0.443	1-1 G5-3			0-0 F8				0-0 G5-3 2B		4	0	1	0	0	0	1											
<b>Harold Baines, L</b> (1, 10) OBP: 0.292, SLG: 0.393 <b>Brady Anderson, L</b> (9, PR) OBP: 0.345, SLG: 0.455		4-0 G6-3 BB		2-3 K				1-1 G5-3	2-2 PB DI 1B	3	0	1	0	1	1	1											
<b>Cal Ripken Jr., R</b> (1, 5) OBP: 0.283, SLG: 0.427		0-0 P4		1-2 G6-3				0-0 G6-3	1-2 P3	4	0	0	0	0	0	3											
<b>Jeff Conine, R</b> (1, 3) OBP: 0.354, SLG: 0.507		2-1 G6-3			0-1 F3			2-2 F8	4-1 1-3 BB	3	0	0	0	1	0	1											
<b>Greg Myers, L</b> (1, 2) OBP: 0.125, SLG: 0.067	2-1 G1-3				0-0 F9			2-2 G3	0-3 K	4	0	0	0	0	1	3											
<b>Rich Amaral, R</b> (1, 8) OBP: 0.344, SLG: 0.379			0-3 K		1-2 2B 2B			2-3 K		3	1	1	0	0	2	0											
<b>Inning Stats</b>	R: 0 E: 0 K: 1 S: 12	H: 0 LOB: 1 BB: 1 P: 20	R: 0 E: 0 K: 0 S: 5	H: 0 LOB: 1 BB: 1 P: 13	R: 0 E: 0 K: 1 S: 12	H: 1 LOB: 1 BB: 0 P: 15	R: 0 E: 0 K: 1 S: 9	H: 0 LOB: 0 BB: 0 P: 12	R: 1 E: 0 K: 1 S: 10	H: 2 LOB: 1 BB: 0 P: 15	R: 0 E: 0 K: 0 S: 6	H: 1 LOB: 1 BB: 0 P: 7	R: 0 E: 0 K: 1 S: 10	H: 0 LOB: 0 BB: 0 P: 16	R: 0 E: 0 K: 0 S: 6	H: 1 LOB: 0 BB: 0 P: 9		R: 0 E: 0 K: 1 S: 12	H: 1 LOB: 2 BB: 1 P: 20	1B: 3 2B: 3 3B: 0 HR: 0	SF: 0 SAC: 0 DP: 1 HBP: 0	WP: 0 PB: 1 SB: 0 CS: 0	PA: 35				
<b>PITCHER</b>	IP	WLS	BF	H	R	ER	SO	BB	IBB	HBP	BLK	WP	HR	S	P	ERA	WHIP										
<b>Roger Clemens, R</b> (1, 1) ERA: 2.96	7.0	W	27	4	1	1	5	2	0	0	0	0	0	64	98	1.29	0.857										
<b>Mike Stanton, L</b> (8, 1) ERA: 3.39	1.0	H	3	1	0	0	0	0	0	0	0	0	0	6	9	0.00	1.000										
<b>42 Mariano Rivera, R</b> (9, 1) ERA: 2.16	1.0	S	5	1	0	0	1	1	0	0	0	0	0	12	20	0.00	2.000										

Batter	1	2	3	4	5	6	7	8	9	AB	R	H	RBI	BB	SO	LOB	BOTTOM										
<b>Ricky Ledee, L</b> (1, 7) OBP: 0.317, SLG: 0.352	0-1 G6-3		3-3 K2-3		2-2 G6-3			0-0 G5-3		4	0	0	0	0	1	0	<b>Baltimore Orioles @ New York Yankees</b> Yankee Stadium, Bronx, NY Sat May 06 2000, 1:05 PM EDT Att: 54,350 - Sunny - 85 F										
<b>2 Derek Jeter, R</b> (1, 6) OBP: 0.373, SLG: 0.459	3-3 K		2-1 F8		2-2 1B			0-0 FC3-6 2B		4	1	2	0	0	1	0											
<b>Paul O'Neill, L</b> (1, 9) OBP: 0.368, SLG: 0.415	1-1 G1-3		2-2 G6-3		2-2 G4-3			4-1 FC3-6 BB		3	0	0	0	1	0	1											
<b>Bernie Williams, S</b> (1, 8) OBP: 0.377, SLG: 0.633		0-1 20 2B 2B		4-1 2B SF7 BB				1-0 F8	2-0 FC3-6 2B 1-2 2-3	3	2	1	0	1	0	2											
<b>Tino Martinez, L</b> (1, 3) OBP: 0.362, SLG: 0.495		2-3 K		0-1 SF7 2B				1-0 G3	3-1 1-3 2B	4	0	2	1	0	1	1											
<b>20 Jorge Posada, S</b> (1, 2) OBP: 0.419, SLG: 0.652		1-0 G6-3 2H 2B		2-3 K				2-1 G4-3	4-0 IBB	3	0	1	1	1	1	2											
<b>Shane Spencer, R</b> (1, 10) OBP: 0.268, SLG: 0.484		0-0 G6-3		1-0 SF7				0-1 F9	1-0 F8	3	0	0	1	0	0	4											
<b>Scott Brosius, R</b> (1, 5) OBP: 0.400, SLG: 0.353		4-1 BB		2-3 3H 2-3 K				1-2 F7		2	0	0	0	1	1	1											
<b>Clay Bellinger, R</b> (1, 4) OBP: 0.297, SLG: 0.333		2-1 P4			2-1 F2			0-0 P4		3	0	0	0	0	0	2											
<b>Inning Stats</b>	R: 0 E: 0 K: 1 S: 7	H: 0 LOB: 0 BB: 0 P: 11	R: 1 E: 0 K: 1 S: 10	H: 2 LOB: 2 BB: 1 P: 19	R: 0 E: 0 K: 1 S: 8	H: 0 LOB: 0 BB: 0 P: 15	R: 1 E: 0 K: 2 S: 10	H: 1 LOB: 1 BB: 1 P: 19	R: 0 E: 0 K: 0 S: 16	H: 1 LOB: 1 BB: 0 P: 24	R: 0 E: 0 K: 0 S: 4	H: 0 LOB: 0 BB: 0 P: 8	R: 0 E: 0 K: 0 S: 6	H: 0 LOB: 0 BB: 0 P: 7	R: 1 E: 0 K: 0 S: 7	H: 2 LOB: 3 BB: 2 P: 21	R: 0 E: 0 K: 0 S: 7	H: 1 LOB: 2 BB: 2 P: 20	1B: 1 2B: 5 3B: 0 HR: 0	SF: 1 SAC: 0 DP: 0 HBP: 0	WP: 0 PB: 0 SB: 0 CS: 0	PA: 34					
<b>PITCHER</b>	IP	WLS	BF	H	R	ER	SO	BB	IBB	HBP	BLK	WP	HR	S	P	ERA	WHIP										
<b>Pat Rapp, R</b> (1, 1) ERA: 4.95	7.2	L	33	6	3	3	5	3	1	0	0	0	0	67	122	3.52	1.174										
<b>Calvin Maduro, R</b> (8, 1) ERA: 9.0	0.1		1	0	0	0	0	0	0	0	0	0	0	1	2	0.00	0.000										





Batter	1	2	3	4	5	6	7	8	9	AB	R	H	RBI	BB	SO	LOB	TOP										
<b>Brady Anderson, L</b> (1, 8) OBP: 0.339, SLG: 0.442	1-1 G4-3		2-2 F9		1-1 F7			2-2 G3	0-2 G4-3 1B 1B	5	1	1	0	0	0	2	<b>Baltimore Orioles @ New York Yankees</b> Yankee Stadium, Bronx, NY Sun May 07 2000, 1:05 PM EDT Att. 52,559 - Sunny - 90 F										
<b>Delino DeShields, L</b> (1, 4) OBP: 0.444, SLG: 0.559	1-3 K		2-1 G4-3			1-0 HR		3-3 K	0-1 G4-3 1B 1B	5	2	2	2	0	2	1											
<b>B.J. Surhoff, L</b> (1, 7) OBP: 0.341, SLG: 0.455	2-3 K			1-0 G3		3-2 F9 SF8 2B		1-1 BB 2B 1B	0-0 G4-3	5	2	2	0	0	1	2											
<b>Albert Belle, R</b> (1, 9) OBP: 0.373, SLG: 0.436		0-0 G5-3		0-2 P6		0-1 F9		4-0 2B 1-2 BB	2-2 1B	4	0	1	2	1	0	1											
<b>Harold Baines, L</b> (1, 10) OBP: 0.298, SLG: 0.409		3-1 G4-3		0-0 1B		1-0 SF8		1-1 2B	0-2 P6	4	0	2	2	0	0	1											
<b>Cal Ripken Jr., R</b> (1, 5) OBP: 0.291, SLG: 0.455		1-1 HR		3-2 F8		3-H 2-1 F7		4-0 BB		3	1	1	1	1	0	1											
<b>Jeff Conine, R</b> (1, 3) OBP: 0.337, SLG: 0.481		1-2 G5-3		3-2 P4			0-3 K	1-2 P6		4	0	0	0	0	1	3											
<b>Charles Johnson, R</b> (1, 2) OBP: 0.323, SLG: 0.523			2-1 1B		0-1 1B		2-2 F8		3-1 1B 1B 1B	4	1	3	0	0	0	0											
<b>Mike Bordick, R</b> (1, 6) OBP: 0.358, SLG: 0.600			0-0 P4		0-2 F8		0-0 G6-3		0-1 F8	4	0	0	0	0	0	3											
<b>Inning Stats</b>	R: 0 E: 0 K: 2 S: 10	H: 0 LOB: 0 BB: 0 P: 14	R: 1 E: 0 K: 0 S: 8	H: 1 LOB: 0 BB: 0 P: 13	R: 0 E: 0 K: 0 S: 11	H: 1 LOB: 1 BB: 0 P: 17	R: 0 E: 0 K: 0 S: 8	H: 1 LOB: 1 BB: 0 P: 12	R: 0 E: 0 K: 1 S: 9	H: 2 LOB: 0 BB: 0 P: 16	R: 0 E: 0 K: 1 S: 8	H: 0 LOB: 0 BB: 0 P: 10	R: 1 E: 0 K: 1 S: 15	H: 2 LOB: 2 BB: 2 P: 31	R: 3 E: 0 K: 0 S: 17	H: 4 LOB: 1 BB: 0 P: 22	1B: 8 2B: 2 3B: 0 HR: 2	SF: 1 SAC: 0 DP: 0 HBP: 0	WP: 0 PB: 0 SB: 0 CS: 0	PA: 41							
<b>PITCHER</b>	IP	WLS	BF	H	R	ER	SO	BB	IBB	HBP	BLK	WP	HR	S	P	ERA	WHIP										
<b>Ramiro Mendoza, R</b> (1, 1) ERA: 4.83	6.0		24	6	3	3	2	0	0	0	0	0	2	59	89	4.50	1.000										
<b>Jason Grimsley, R</b> (7, 1) ERA: 2.33	1.0		3	0	0	0	1	0	0	0	0	0	0	8	10	0.00	0.000										
<b>Mike Stanton, L</b> (8, 1) ERA: 3.86	0.2		3	1	1	1	1	0	0	0	0	0	0	10	16	13.50	1.500										
<b>Jeff Nelson, R</b> (8, 1) ERA: 1.5	0.1		4	1	0	0	0	2	0	0	0	0	0	5	15	0.00	9.000										
<b>42 Mariano Rivera, R</b> (9, 1) ERA: 3.57	1.0	L	7	4	3	3	0	0	0	0	0	0	0	17	22	27.00	4.000										

Batter	1	2	3	4	5	6	7	8	9	AB	R	H	RBI	BB	SO	LOB	BOTTOM										
<b>Ricky Ledee, L</b> (1, 7) OBP: 0.322, SLG: 0.382	0-1 G6-3			2-2 F8	1-2 P4			2-2 3B	0-0 SH5-3 1B	5	0	2	0	0	0	1	<b>Baltimore Orioles @ New York Yankees</b> Yankee Stadium, Bronx, NY Sun May 07 2000, 1:05 PM EDT Att. 52,559 - Sunny - 90 F										
<b>2 Derek Jeter, R</b> (1, 6) OBP: 0.362, SLG: 0.443	2-3 K			0-0 F8	2-3 K		0-0 G1-3	0-1 SH5-3	1-2 2-3	4	0	0	0	0	2	2											
<b>Paul O'Neill, L</b> (1, 9) OBP: 0.361, SLG: 0.405	0-0 G1-3			2-2 BB 1B		0-0 G4-3	1-0 G3	2-2 G4-3		5	1	1	0	0	0	3											
<b>Bernie Williams, S</b> (1, 8) OBP: 0.386, SLG: 0.634		2-1 G3		4-0 1B BB		0-1 BB 2B	0-0 G6-3	4-0 IBB		3	1	1	0	2	0	1											
<b>Tino Martinez, L</b> (1, 3) OBP: 0.364, SLG: 0.486		0-1 G6-3		2-2 20 BB 1B		2-0 F7		2-0 K		4	1	1	1	1	1	4											
<b>20 Jorge Posada, S</b> (1, 2) OBP: 0.436, SLG: 0.663		2-1 G6-3		4-2 1-3 2-H BB		4-0 BB BB		3-1 HR 2B	0-0 CS 1B	3	1	2	0	2	0	0											
<b>Shane Spencer, R</b> (1, 10) OBP: 0.275, SLG: 0.468			1-1 L6	1-0 G5-3		4-2 BB BB	1-2 2-3 BB	4-2 HR BB	0-3 K	3	1	0	0	2	1	4											
<b>Scott Brosius, R</b> (1, 5) OBP: 0.422, SLG: 0.474			3-2 G5-3		0-0 F9 2B		4-1 1-2 2-3 BB	1-2 2-3 HR	3-3 K	4	1	2	5	1	1	1											
<b>Clay Bellinger, R</b> (1, 4) OBP: 0.282, SLG: 0.314			3-1 G5-3		1-0 F9		1-0 G4-3		0-2 SH5-3 1B	2	0	0	0	0	0	1											
<b>Lance Johnson, L</b> (6, PH) OBP: 0.316, SLG: 0.368										1	0	0	0	0	0	3											
<b>Wilson Delgado, S</b> (7, 4) OBP: 0.385, SLG: 0.333										1	0	1	0	0	0	0											
<b>Inning Stats</b>	R: 0 E: 0 K: 1 S: 6	H: 0 LOB: 0 BB: 0 P: 8	R: 0 E: 0 K: 0 S: 6	H: 0 LOB: 0 BB: 0 P: 10	R: 0 E: 0 K: 0 S: 8	H: 0 LOB: 0 BB: 0 P: 15	R: 1 E: 0 K: 0 S: 15	H: 2 LOB: 3 BB: 2 P: 30	R: 0 E: 0 K: 1 S: 11	H: 1 LOB: 1 BB: 0 P: 15	R: 1 E: 0 K: 0 S: 13	H: 1 LOB: 3 BB: 3 P: 29	R: 0 E: 0 K: 0 S: 6	H: 1 LOB: 1 BB: 0 P: 9	R: 4 E: 0 K: 1 S: 22	H: 4 LOB: 3 BB: 3 P: 41	R: 0 E: 0 K: 2 S: 9	H: 1 LOB: 1 BB: 0 P: 12	1B: 5 2B: 4 3B: 1 HR: 1	SF: 0 SAC: 1 DP: 1 HBP: 0	WP: 0 PB: 0 SB: 0 CS: 1	PA: 44					
<b>PITCHER</b>	IP	WLS	BF	H	R	ER	SO	BB	IBB	HBP	BLK	WP	HR	S	P	ERA	WHIP										
<b>Sidney Ponson, R</b> (1, 1) ERA: 5.08	6.0		27	4	2	2	0	1	0	0	0	0	0	10	20	18.00	3.000										
<b>B.J. Ryan, L</b> (7, 1) ERA: 3.07	1.0	H	6	2	2	2	0	0	0	0	0	0	0	10	20	18.00	3.000										
<b>Mike Trombley, R</b> (8, 1) ERA: 4.85	0.1	B	5	3	2	2	0	1	0	0	0	0	1	12	17	54.00	12.000										
<b>Buddy Groom, L</b> (8, 1) ERA: 3.24	0.2	W	3	0	0	0	1	0	1	0	0	0	0	6	13	0.00	0.000										
<b>Mike Timlin, R</b> (9, 1) ERA: 7.04	1.0	S	3	1	0	0	2	0	0	0	0	0	0	9	12	0.00	1.000										







Batter	1	2	3	4	5	6	7	8	9	10	AB	R	H	RBI	BB	SO	LOB	TOP	
Gerald Williams, R OBP: 0.312, SLG: 0.414	G4-3		F9				G6-4-3			G6-3	5	0	1	0	0	0	3	<b>Tampa Bay Devil Rays @ New York Yankees</b> Yankee Stadium, Bronx, NY Tue May 09 2000, 7:05 PM EDT Att. 23,097 - Sunny - 89 F	
Dave Martinez, L OBP: 0.321, SLG: 0.370	G4-3		G3					K		F7	5	0	0	0	0	1	2		
Greg Vaughn, R OBP: 0.356, SLG: 0.582	P6			HR			F7			G5-3	4	1	1	2	0	0	1		
Jose Canseco, R OBP: 0.301, SLG: 0.462		G5-3		K			F8				4	0	1	0	0	1	0		
Fred McGriff, L OBP: 0.343, SLG: 0.405		WP 2B BB		WP 2B			L7			F5	3	1	1	0	1	0	1		
Vinny Castilla, R OBP: 0.288, SLG: 0.412		1-2 2B		F7			F8			G6-3	4	0	1	1	0	0	1		
John Flaherty, R OBP: 0.384, SLG: 0.446		1-0 P4		K			G4-3			G1-3	4	0	0	0	0	1	2		
Kevin Stocker, S OBP: 0.369, SLG: 0.427		1-3 K		L8			1B			G6-3	3	0	1	0	0	1	2		
Steve Cox, L OBP: 0.360, SLG: 0.238											1	0	0	0	0	0	0		
Ozzie Guillen, L OBP: 0.313, SLG: 0.267											0	0	0	0	0	0	0		
Miguel Cairo, R OBP: 0.325, SLG: 0.342			G3 HR 2B				G5-3			K	4	1	2	0	0	1	0		
<b>Inning Stats</b>	R: 0 E: 0 K: 0 S: 7	H: 0 LOB: 0 BB: 0 P: 13	R: 1 E: 0 K: 1 S: 8	H: 1 LOB: 1 BB: 1 P: 16	R: 2 E: 0 K: 1 S: 9	H: 2 LOB: 0 BB: 0 P: 16	R: 0 E: 0 K: 1 S: 8	H: 1 LOB: 1 BB: 0 P: 10	R: 0 E: 0 K: 0 S: 8	H: 2 LOB: 1 BB: 0 P: 8	R: 0 E: 0 K: 1 S: 7	H: 1 LOB: 1 BB: 0 P: 12	R: 0 E: 0 K: 0 S: 5	H: 0 LOB: 0 BB: 0 P: 9	R: 0 E: 0 K: 1 S: 7	H: 0 LOB: 0 BB: 0 P: 13	1B: 3 2B: 4 3B: 0 HR: 1	SF: 0 SAC: 0 DP: 1 HBP: 0	WP: 2 PA: 38 PB: 0 SB: 0 CS: 0
<b>PITCHER</b>	IP WLS BF H R ER SO BB IBB HBP BLK WP HR S P ERA WHIP	IP WLS BF H R ER SO BB IBB HBP BLK WP HR S P ERA WHIP	IP WLS BF H R ER SO BB IBB HBP BLK WP HR S P ERA WHIP	IP WLS BF H R ER SO BB IBB HBP BLK WP HR S P ERA WHIP	IP WLS BF H R ER SO BB IBB HBP BLK WP HR S P ERA WHIP	IP WLS BF H R ER SO BB IBB HBP BLK WP HR S P ERA WHIP	IP WLS BF H R ER SO BB IBB HBP BLK WP HR S P ERA WHIP	IP WLS BF H R ER SO BB IBB HBP BLK WP HR S P ERA WHIP	IP WLS BF H R ER SO BB IBB HBP BLK WP HR S P ERA WHIP	IP WLS BF H R ER SO BB IBB HBP BLK WP HR S P ERA WHIP	IP WLS BF H R ER SO BB IBB HBP BLK WP HR S P ERA WHIP	IP WLS BF H R ER SO BB IBB HBP BLK WP HR S P ERA WHIP	IP WLS BF H R ER SO BB IBB HBP BLK WP HR S P ERA WHIP	IP WLS BF H R ER SO BB IBB HBP BLK WP HR S P ERA WHIP	IP WLS BF H R ER SO BB IBB HBP BLK WP HR S P ERA WHIP	IP WLS BF H R ER SO BB IBB HBP BLK WP HR S P ERA WHIP	IP WLS BF H R ER SO BB IBB HBP BLK WP HR S P ERA WHIP	IP WLS BF H R ER SO BB IBB HBP BLK WP HR S P ERA WHIP	
David Cone, R ERA: 6.81	(1, 1)	7.2	31	8	3	3	4	BB: 1	IBB: 0	HBP: 0	BLK: 0	WP: 2	HR: 1	S: 58	P: 95	ERA: 3.52	WHIP: 1.174		
Mike Stanton, L ERA: 3.77	(8, 1)	0.1	1	0	0	0	0	0	0	0	0	0	0	1	1	0.00	0.000		
Jeff Nelson, R ERA: 1.35	(9, 1)	2.0	W	6	0	0	0	1	0	0	0	0	0	12	22	0.00	0.000		

AB	37
R	3
H	8
RBI	3
BB	1
SO	5
LOB	12





Batter	1	2	3	4	5	6	7	8	9	10	AB	R	H	RBI	BB	SO	LOB	BOTTOM	
Chuck Knoblauch, R OBP: 0.277, SLG: 0.315	G4-3							G5-3			5	0	2	0	0	0	0	<b>Tampa Bay Devil Rays @ New York Yankees</b> Yankee Stadium, Bronx, NY Tue May 09 2000, 7:05 PM EDT Att. 23,097 - Sunny - 89 F	
Derek Jeter, R OBP: 0.345, SLG: 0.415	F9		L3				F9				4	0	0	0	1	1	1		
Paul O'Neill, L OBP: 0.359, SLG: 0.420	G5-3						G4-3			G5-3	4	0	0	1	1	0	0		
Bernie Williams, S OBP: 0.385, SLG: 0.607		G3-6 BB					F7			G6-3	2	0	0	0	2	0	0		
Tino Martinez, L OBP: 0.337, SLG: 0.496		G3-6-1		K						F8	4	0	0	0	0	2	2		
Jorge Posada, S OBP: 0.466, SLG: 0.713		3-2 2B		P5							3	1	2	1	1	0	1		
Ricky Ledee, L OBP: 0.337, SLG: 0.378		G4-3					HR			G4-3	4	1	2	0	0	2	2		
Shane Spencer, R OBP: 0.273, SLG: 0.475			G4-3								4	1	1	2	0	0	1		
Scott Brosius, R OBP: 0.385, SLG: 0.409			G6-3				G6-3				3	1	0	0	1	1	1		
<b>Inning Stats</b>	R: 0 E: 0 K: 0 S: 8	H: 0 LOB: 0 BB: 0 P: 12	R: 0 E: 0 K: 0 S: 11	H: 1 LOB: 1 BB: 1 P: 20	R: 0 E: 0 K: 0 S: 9	H: 1 LOB: 1 BB: 0 P: 12	R: 0 E: 0 K: 1 S: 11	H: 0 LOB: 1 BB: 1 P: 19	R: 0 E: 0 K: 0 S: 8	H: 0 LOB: 0 BB: 0 P: 11	R: 0 E: 0 K: 1 S: 5	H: 0 LOB: 0 BB: 0 P: 5	R: 0 E: 0 K: 0 S: 6	H: 0 LOB: 1 BB: 0 P: 14	R: 1 E: 0 K: 0 S: 4	H: 1 LOB: 3 BB: 3 P: 17	1B: 3 2B: 2 3B: 0 HR: 2		SF: 0 SAC: 0 DP: 1 HBP: 0
<b>PITCHER</b>	IP WLS BF H R ER SO BB IBB HBP BLK WP HR S P ERA WHIP	IP WLS BF H R ER SO BB IBB HBP BLK WP HR S P ERA WHIP	IP WLS BF H R ER SO BB IBB HBP BLK WP HR S P ERA WHIP	IP WLS BF H R ER SO BB IBB HBP BLK WP HR S P ERA WHIP	IP WLS BF H R ER SO BB IBB HBP BLK WP HR S P ERA WHIP	IP WLS BF H R ER SO BB IBB HBP BLK WP HR S P ERA WHIP	IP WLS BF H R ER SO BB IBB HBP BLK WP HR S P ERA WHIP	IP WLS BF H R ER SO BB IBB HBP BLK WP HR S P ERA WHIP	IP WLS BF H R ER SO BB IBB HBP BLK WP HR S P ERA WHIP	IP WLS BF H R ER SO BB IBB HBP BLK WP HR S P ERA WHIP	IP WLS BF H R ER SO BB IBB HBP BLK WP HR S P ERA WHIP	IP WLS BF H R ER SO BB IBB HBP BLK WP HR S P ERA WHIP	IP WLS BF H R ER SO BB IBB HBP BLK WP HR S P ERA WHIP	IP WLS BF H R ER SO BB IBB HBP BLK WP HR S P ERA WHIP	IP WLS BF H R ER SO BB IBB HBP BLK WP HR S P ERA WHIP	IP WLS BF H R ER SO BB IBB HBP BLK WP HR S P ERA WHIP	IP WLS BF H R ER SO BB IBB HBP BLK WP HR S P ERA WHIP	IP WLS BF H R ER SO BB IBB HBP BLK WP HR S P ERA WHIP	
Esteban Yan, R ERA: 5.95	(1, 1)	7.0	27	6	3	3	3	BB: 2	IBB: 1	HBP: 0	BLK: 0	WP: 0	HR: 2	S: 63	P: 100	ERA: 3.86	WHIP: 1.143		
Rick White, R ERA: 2.93	(8, 1)	2.1	L	11	1	1	1	2	1	0	0	0	0	15	32	3.86	1.286		
Jim Morris, L ERA: 4.35	(10, 1)	0.0	1	0	0	0	0	1	0	0	0	0	0	0	4	∞	∞		

AB	33
R	4
H	7
RBI	4
BB	6
SO	4
LOB	8

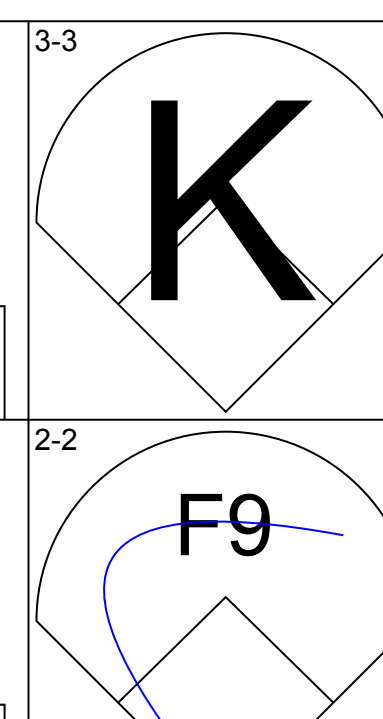
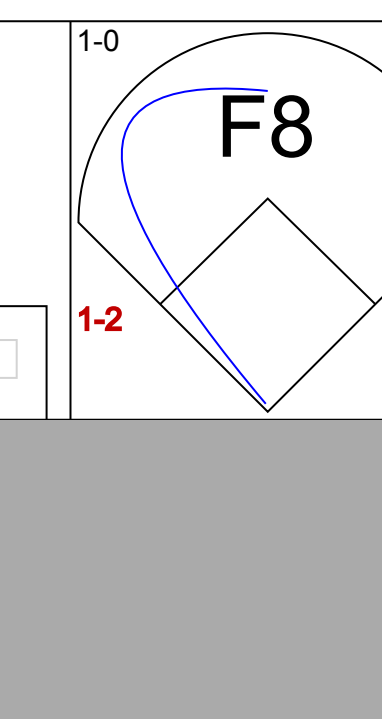
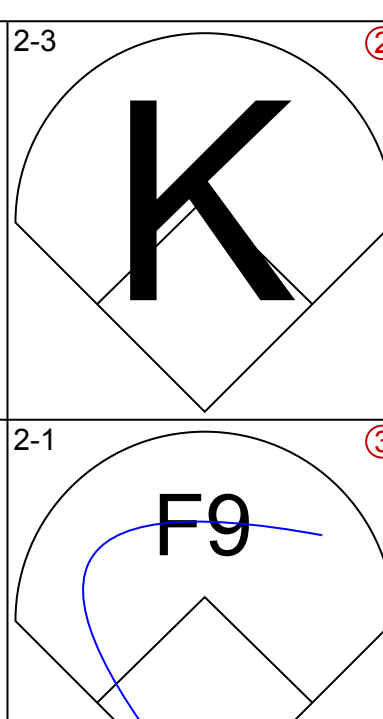
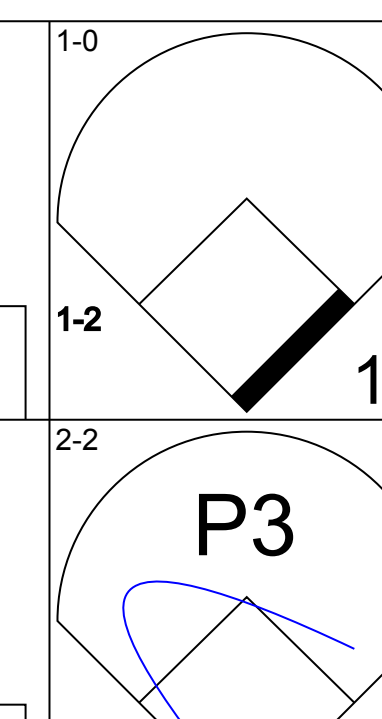
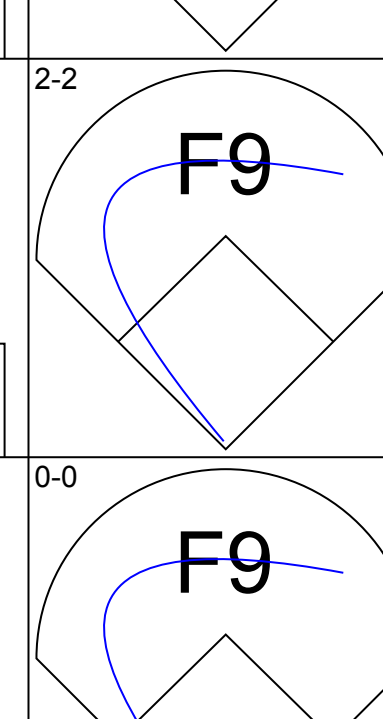
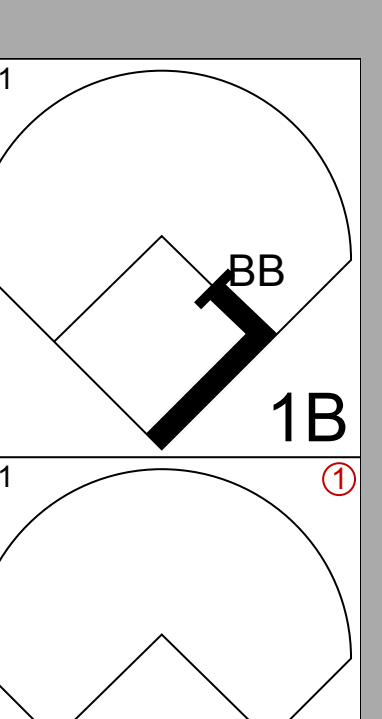
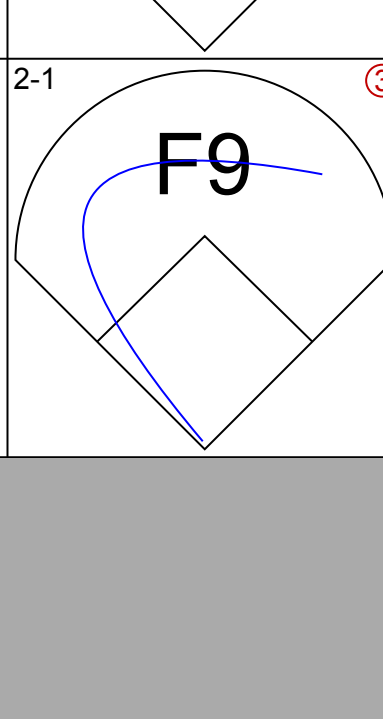
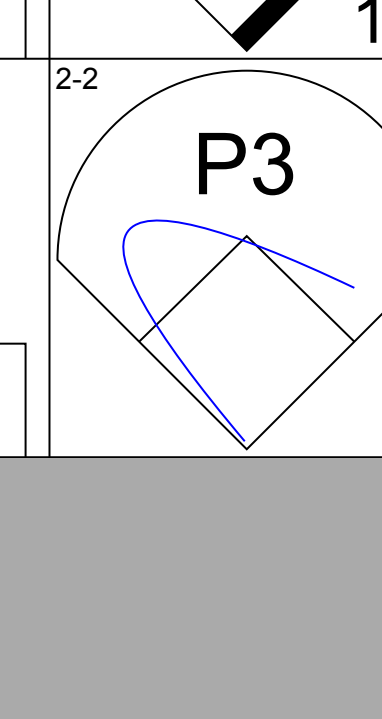
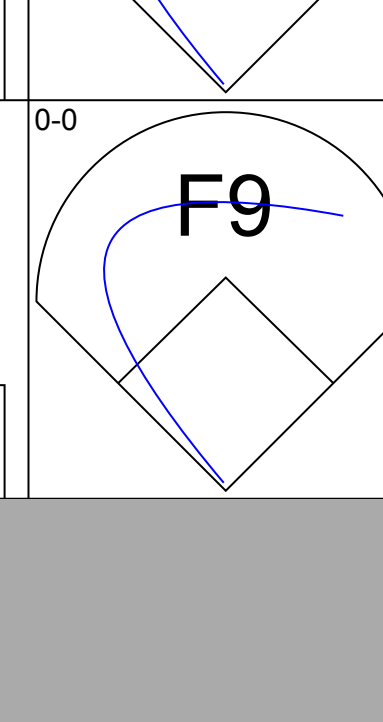
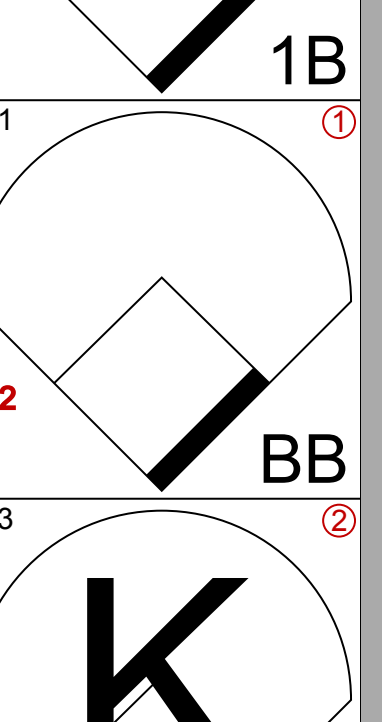
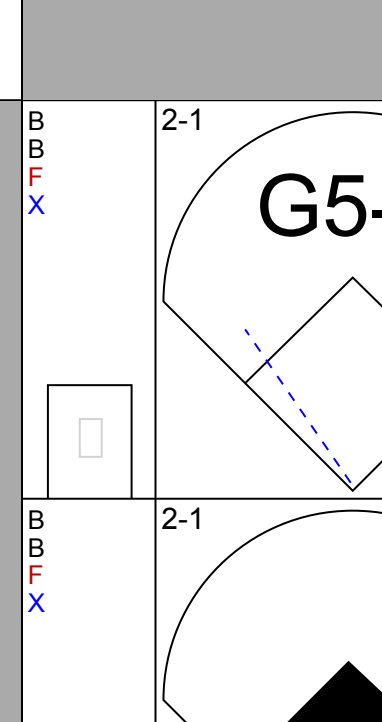
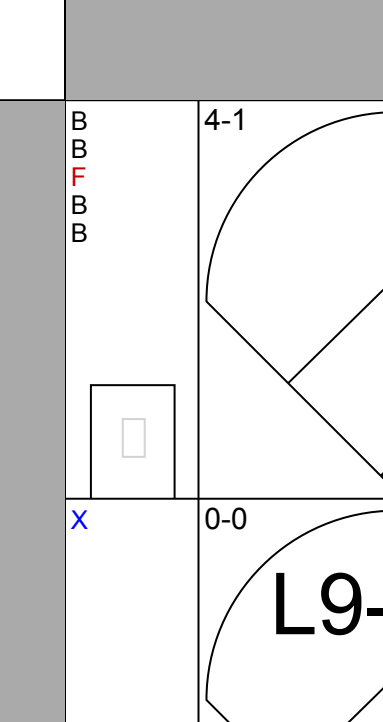
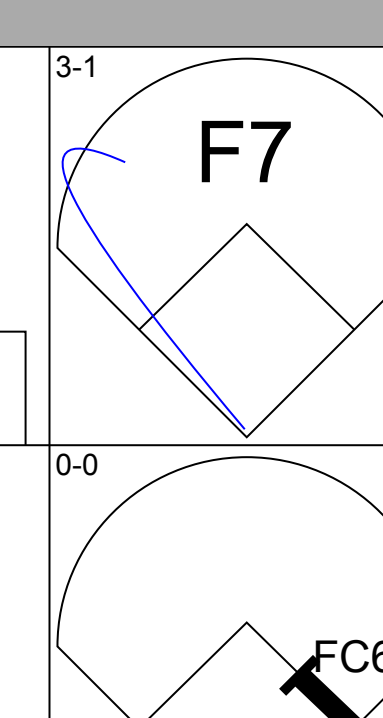
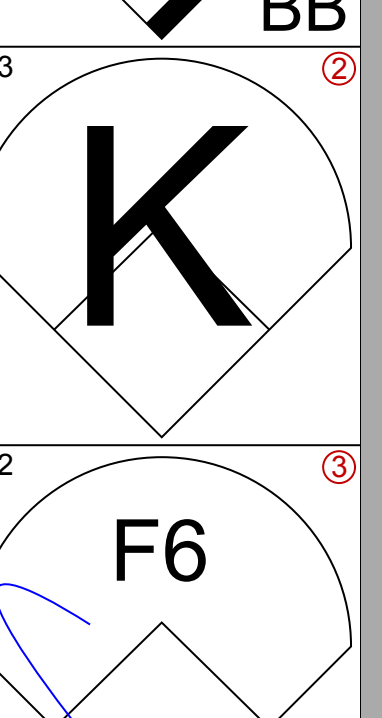
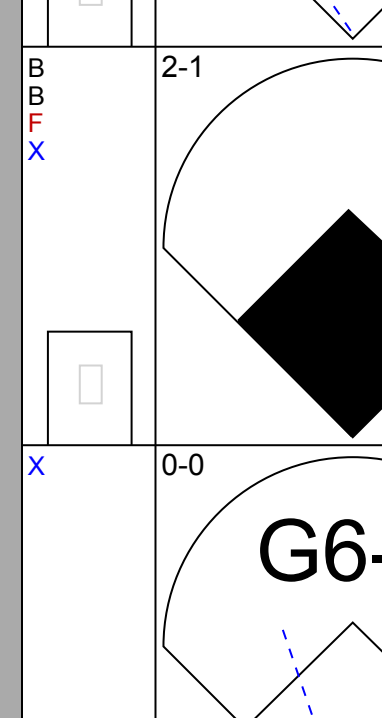
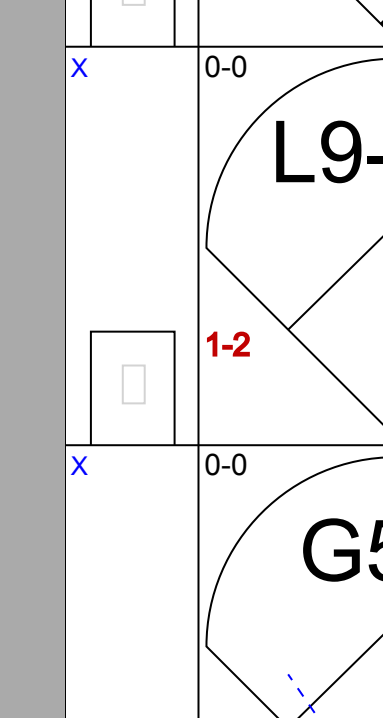
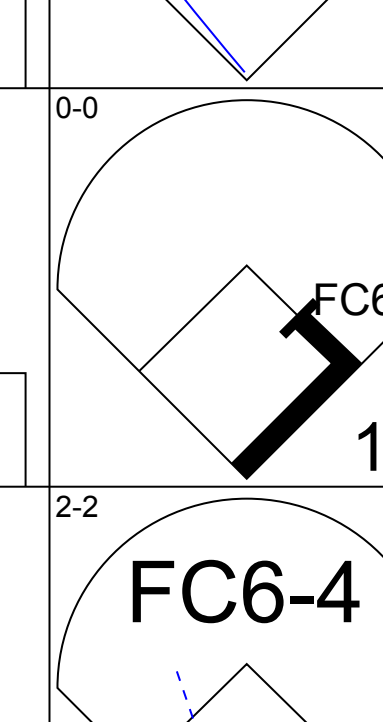
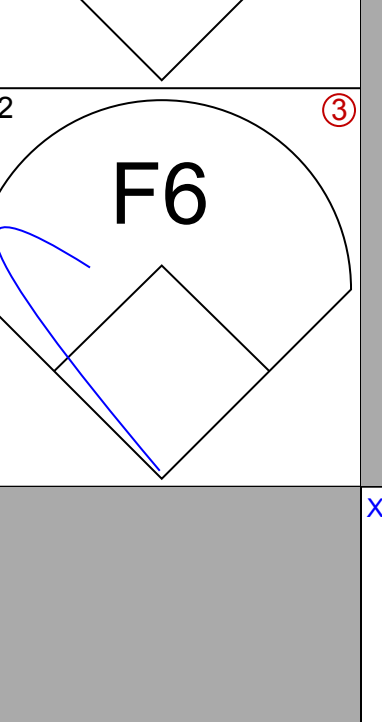
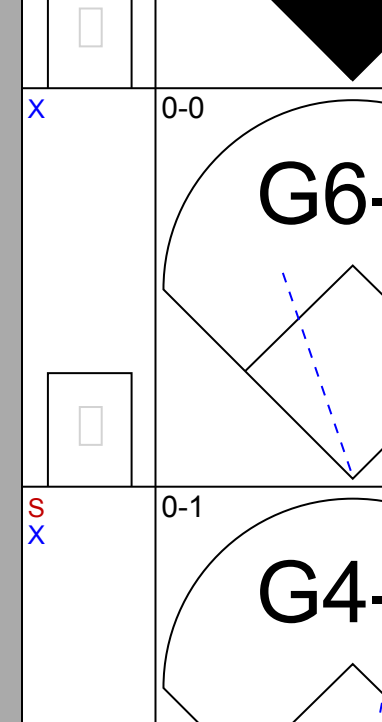
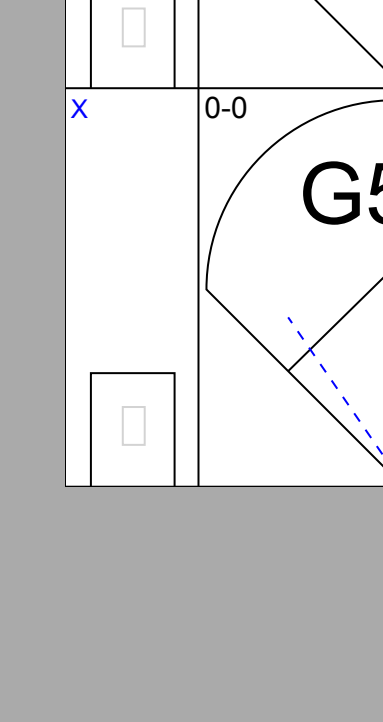
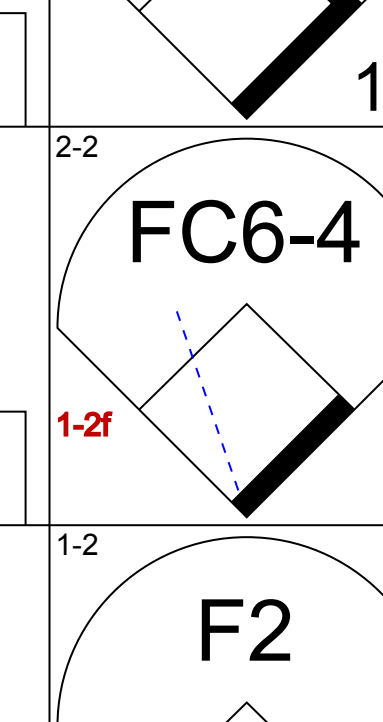
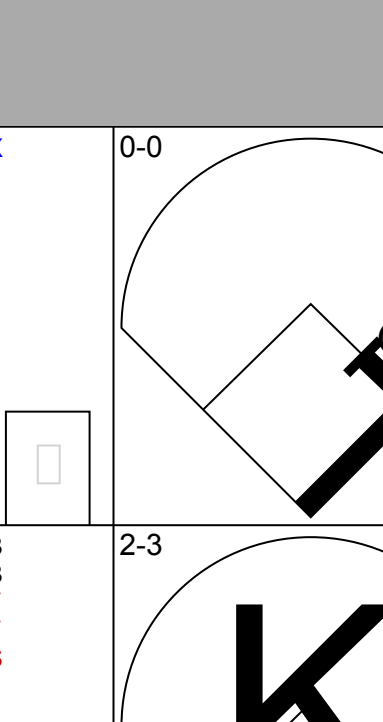
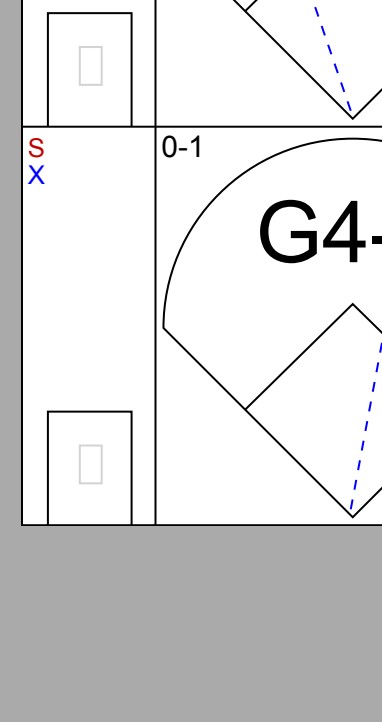
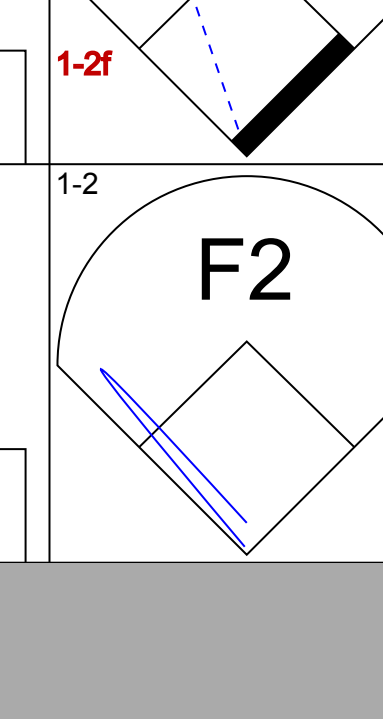
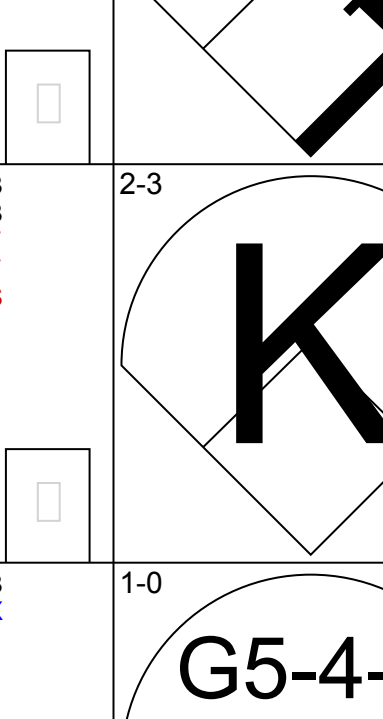
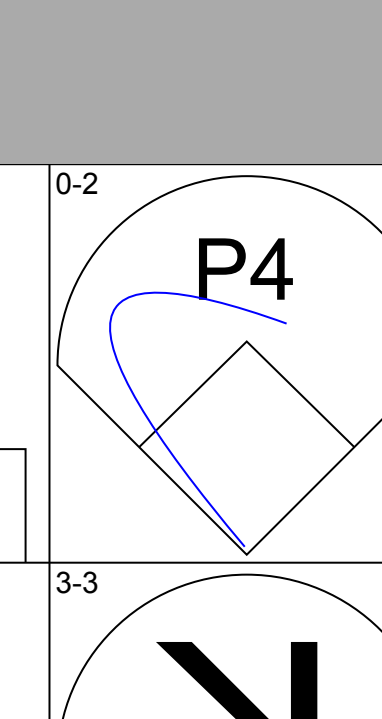
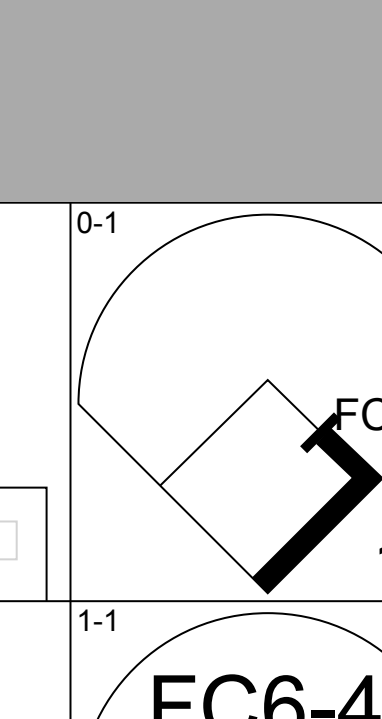
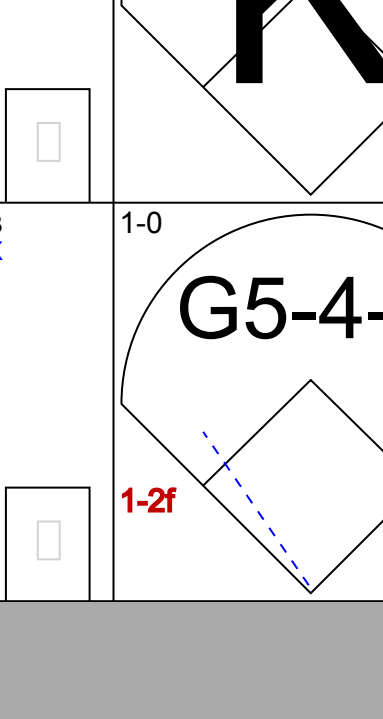
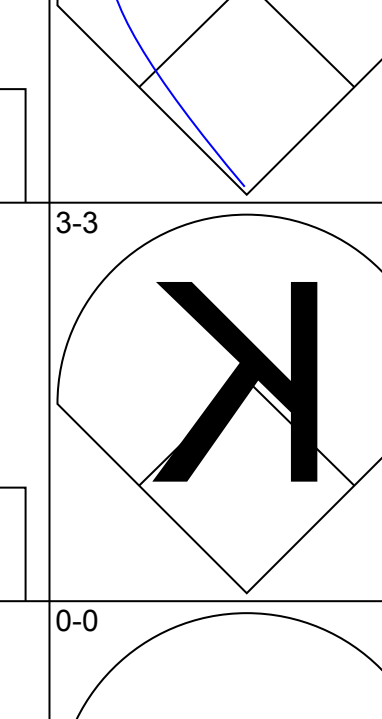
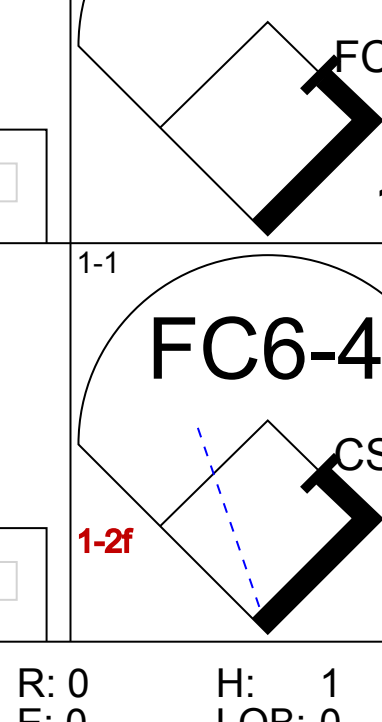
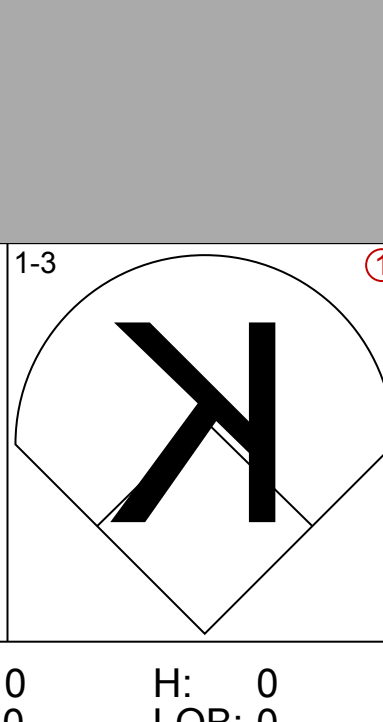
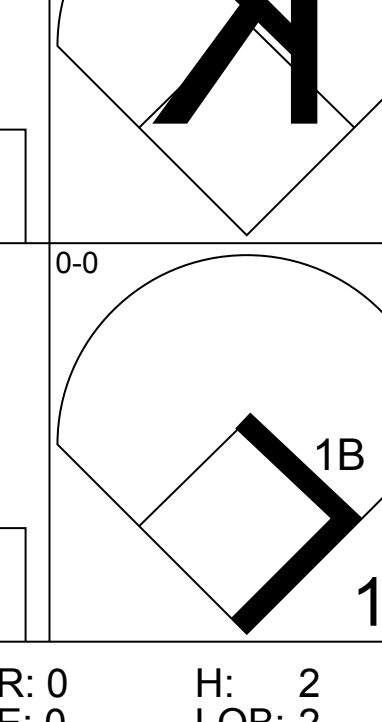


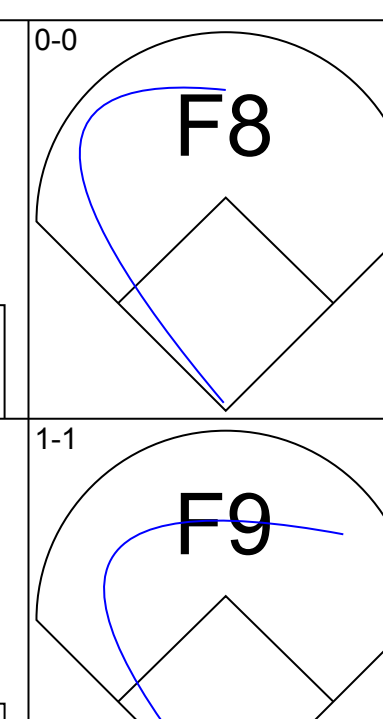
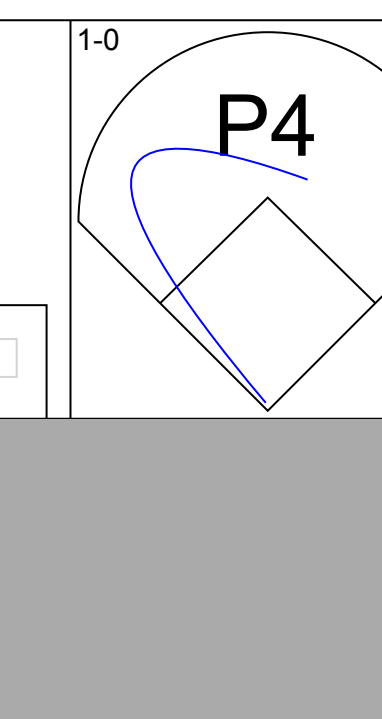
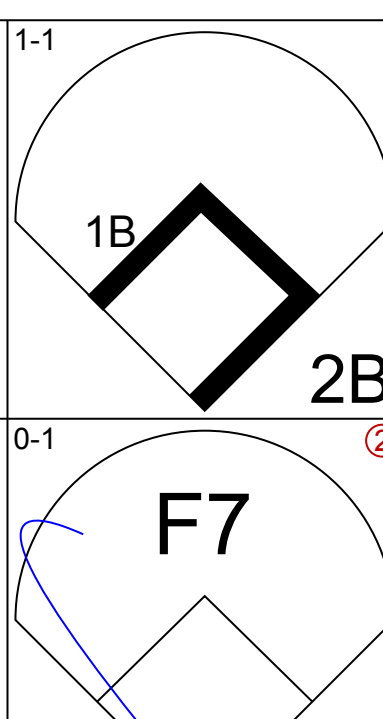
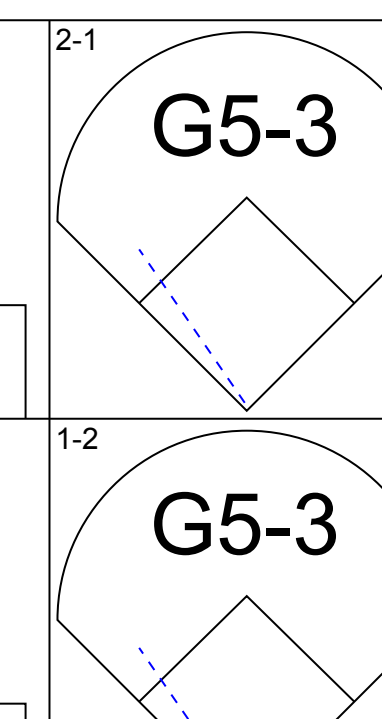
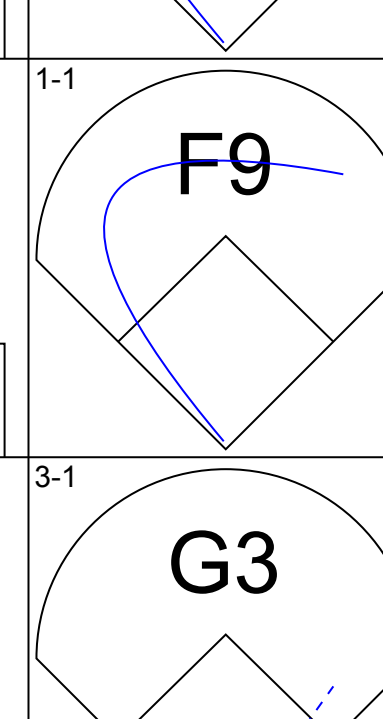
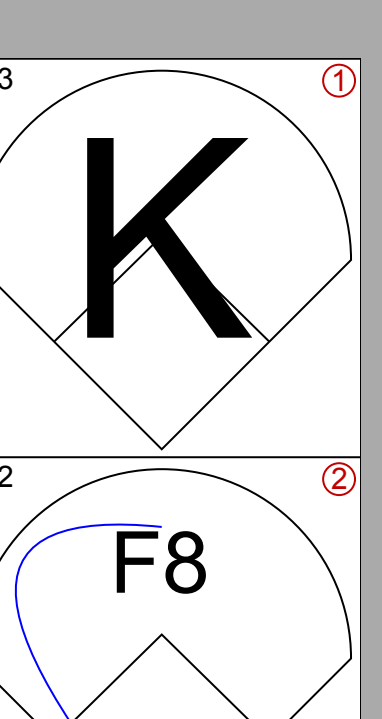
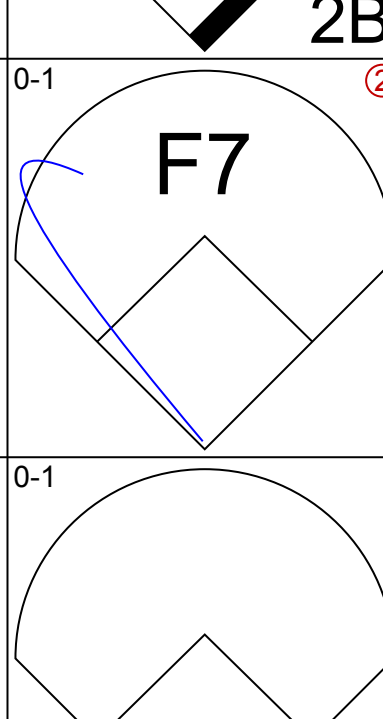
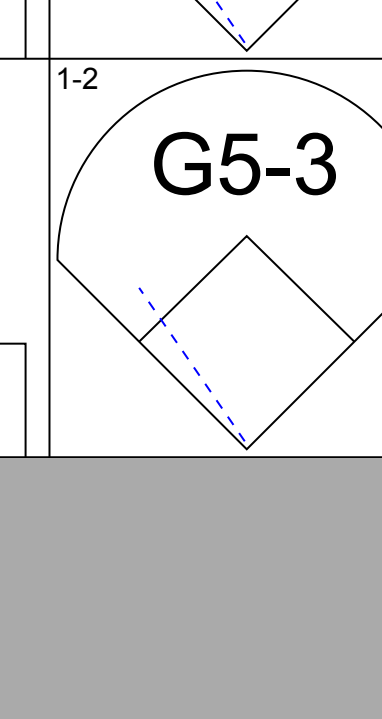
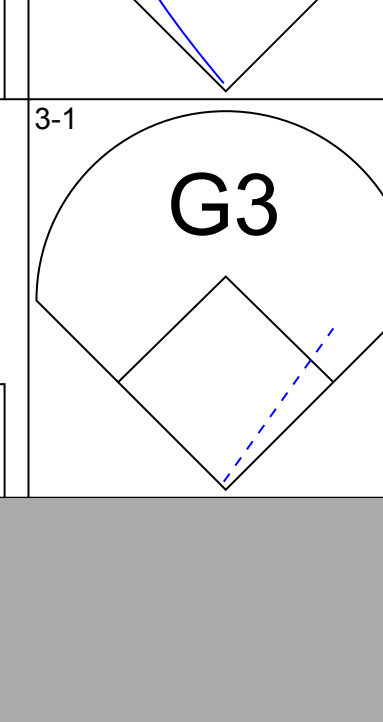
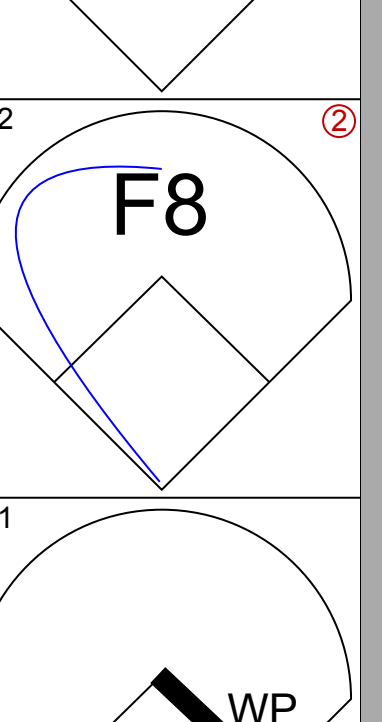
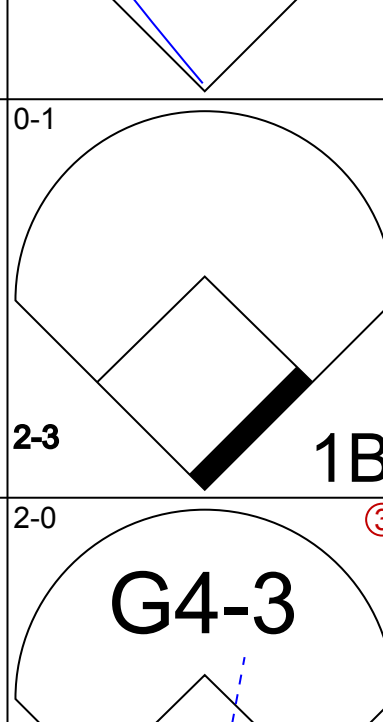
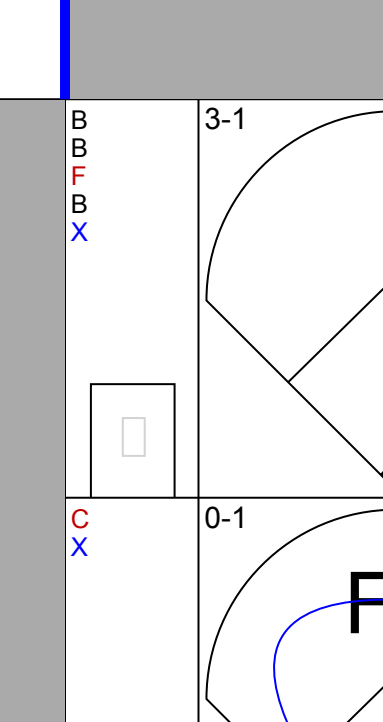
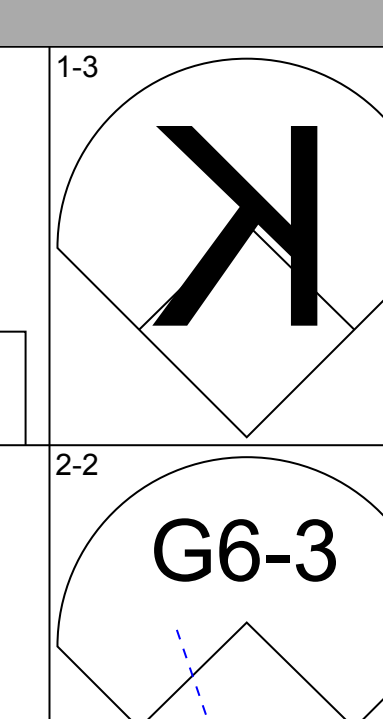
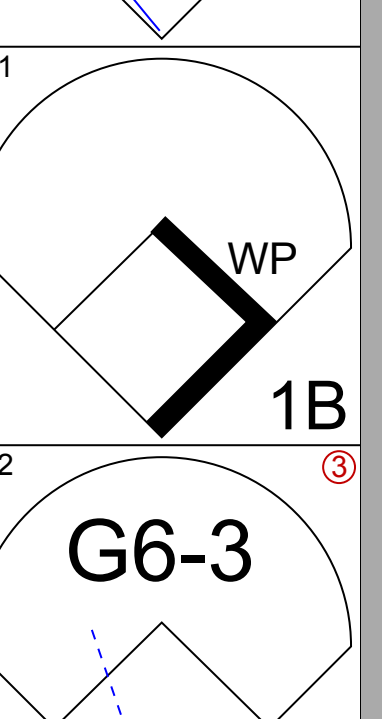
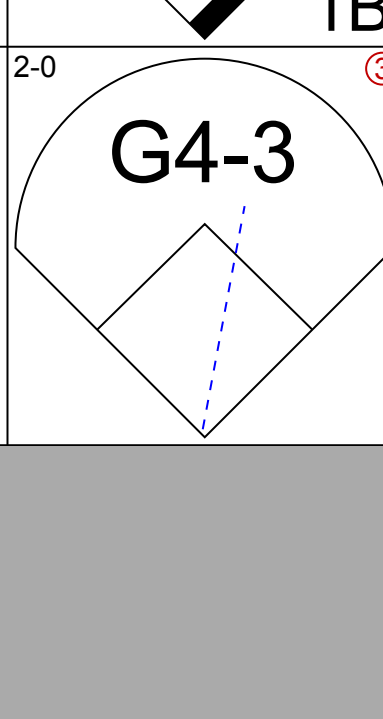
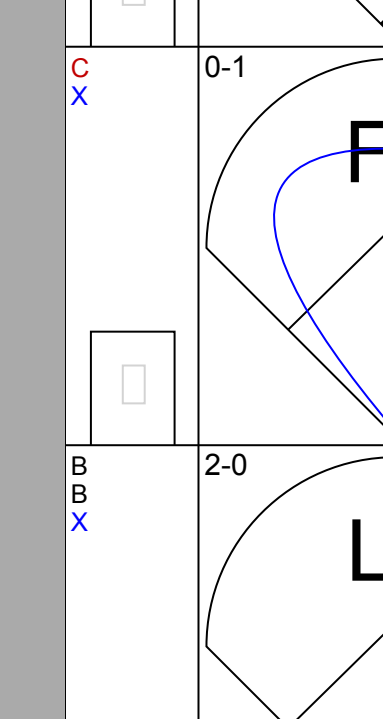
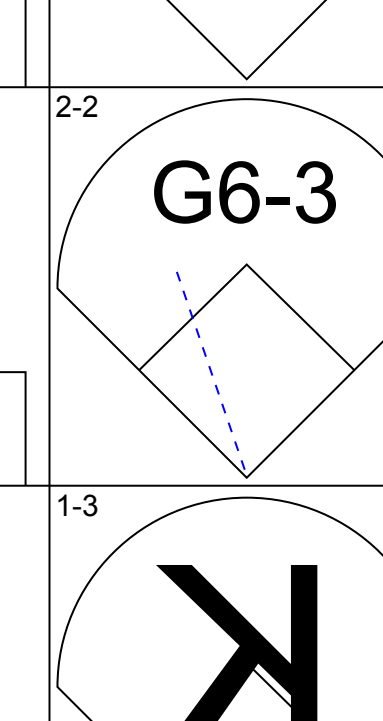
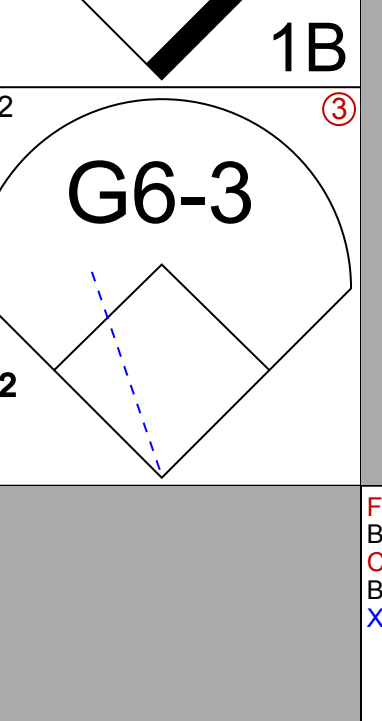
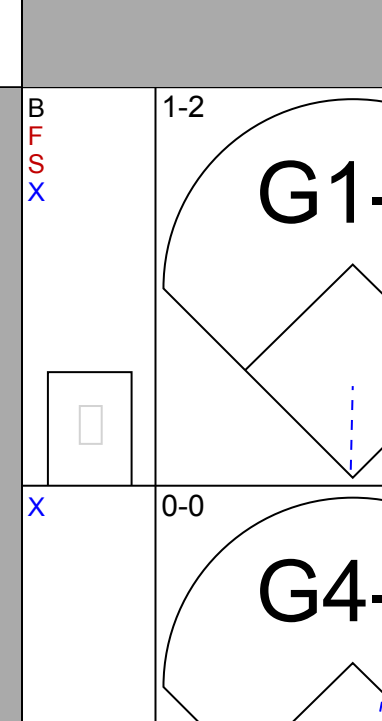
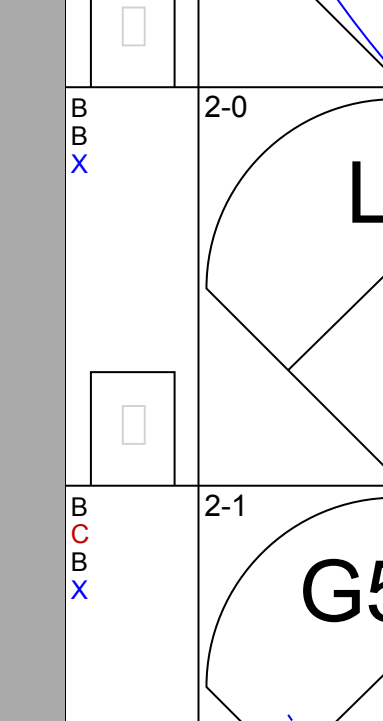
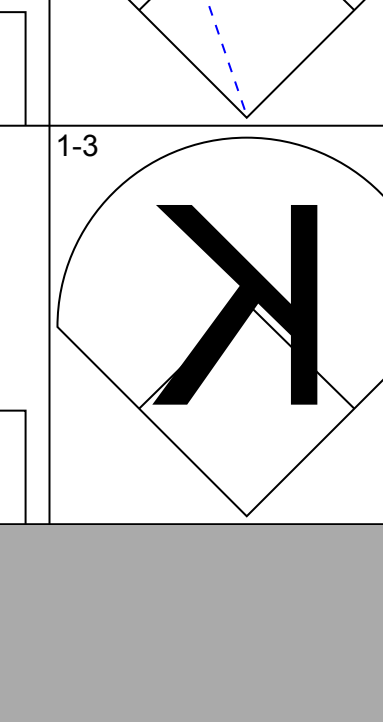
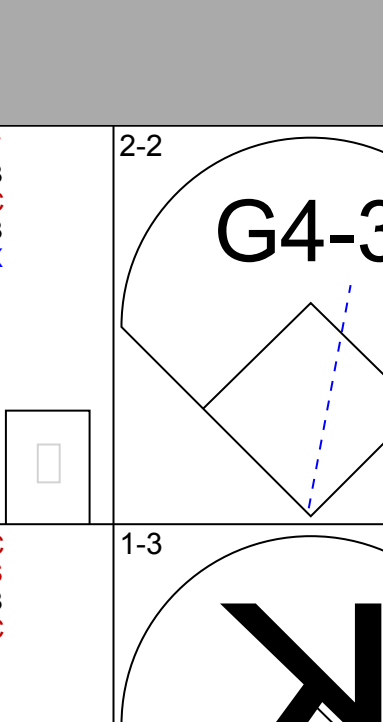
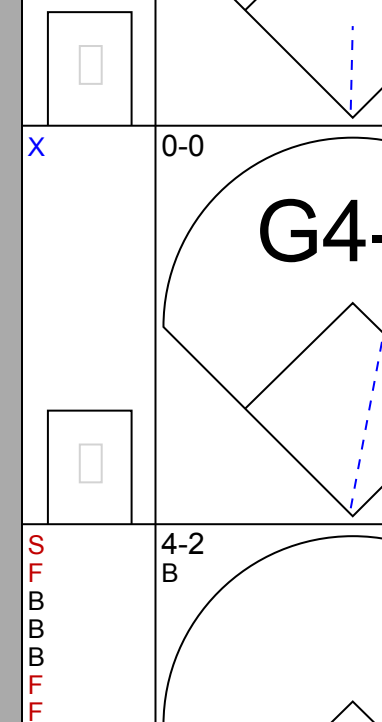
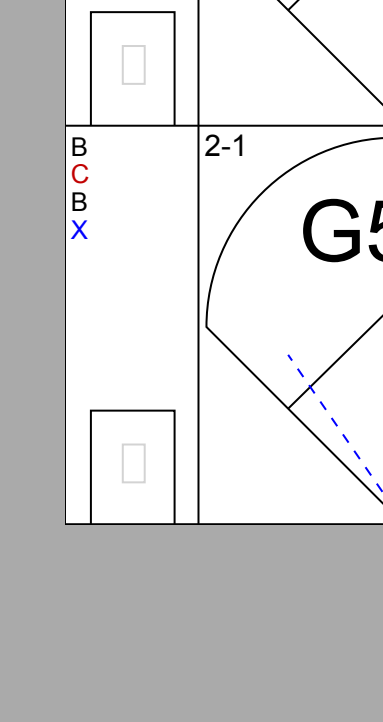
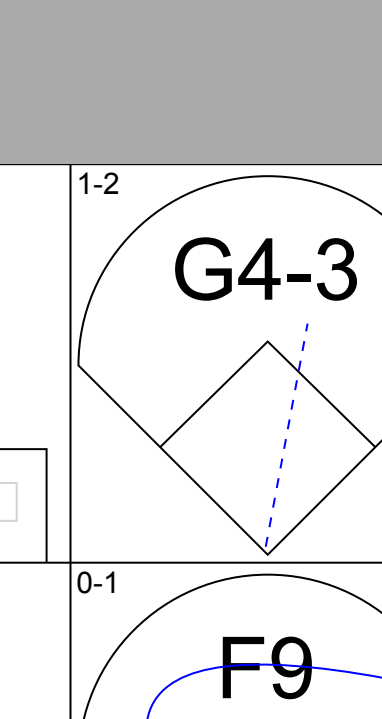
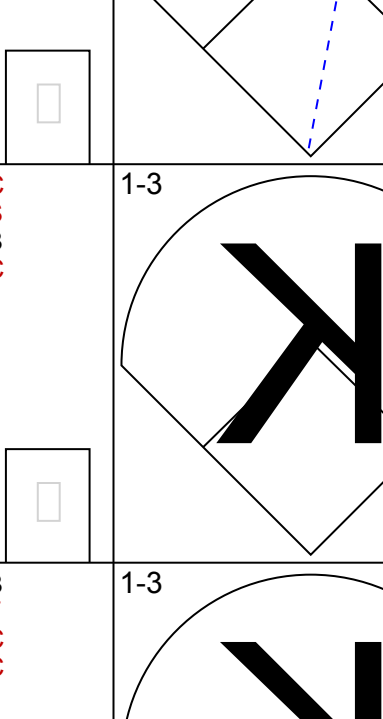
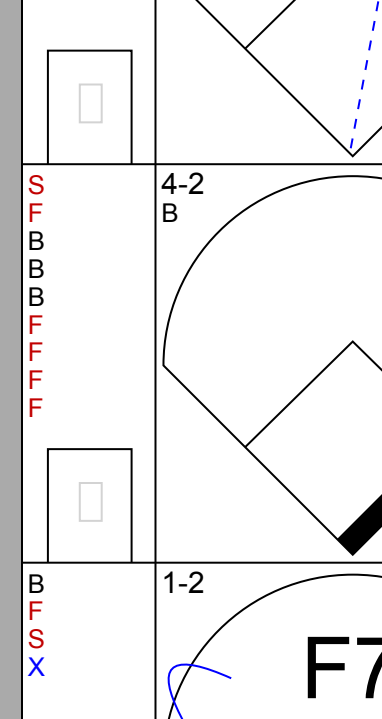
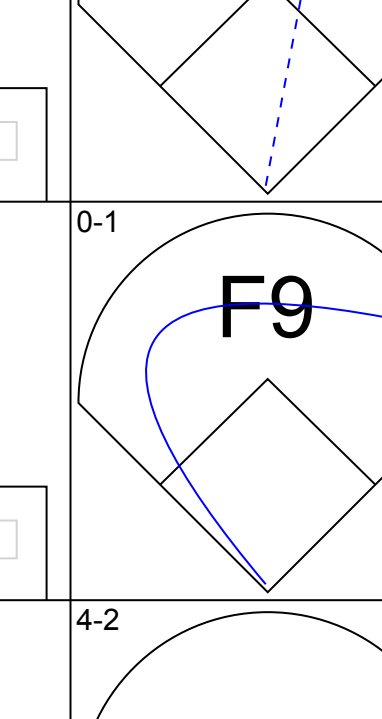
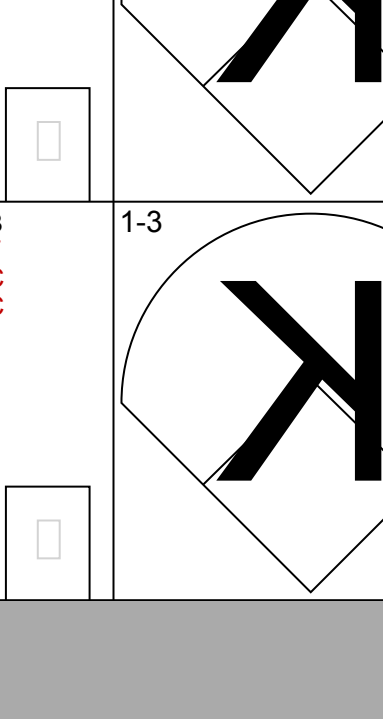
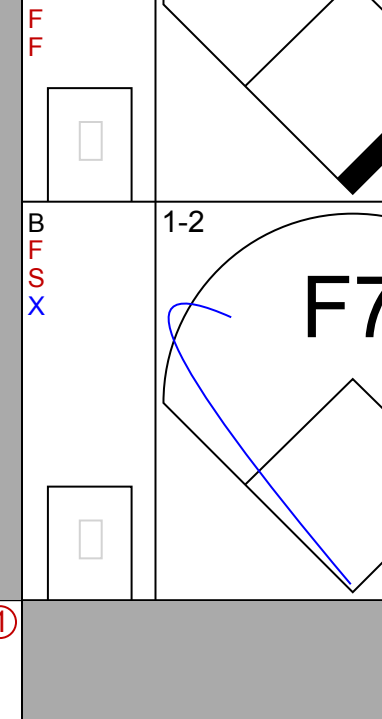
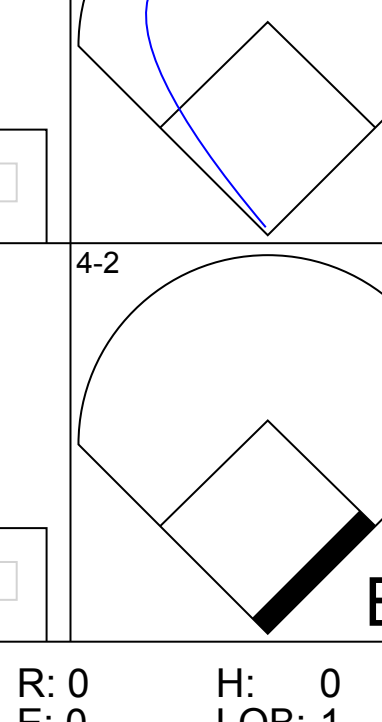
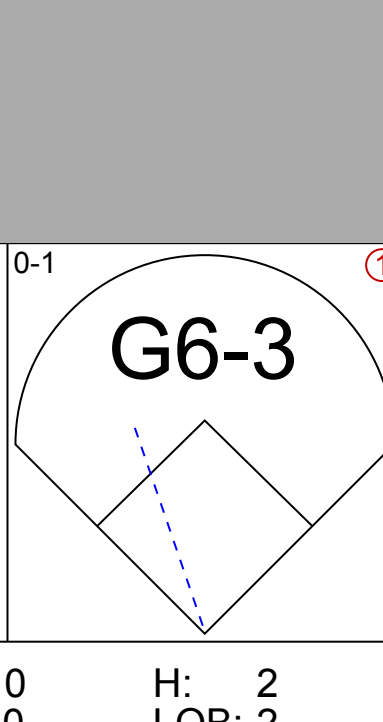
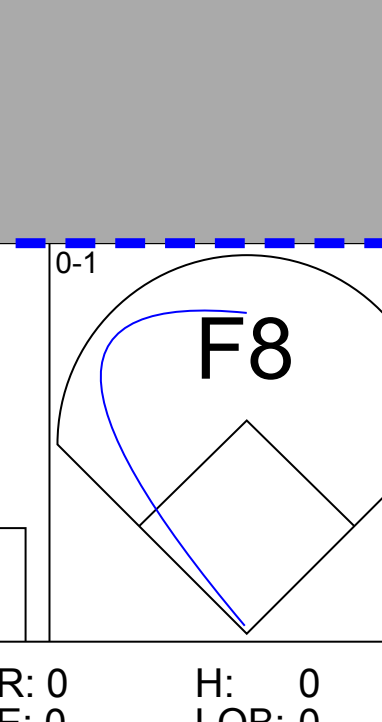


Batter	1	2	3	4	5	6	7	8	9	AB R H RBI BB SO LOB	TOP																								
											<p>Tampa Bay Devil Rays @ New York Yankees</p> <p>Yankee Stadium, Bronx, NY</p> <p>Wed May 10 2000, 7:05 PM EDT</p> <p><a href="http://livebaseballscorecards.com">livebaseballscorecards.com</a></p> <p>AB 0 R 0 H 0 RBI 0 BB 0 SO 0 LOB 0</p> 																								
Inning Stats										1B: 0 SF: 0 2B: 0 SAC: 0 3B: 0 DP: 0 HR: 0 HBP: 0	WP: 0 PA: 0 FB: 0 SB: 0 CS: 0																								
PITCHER	IP	WLS	BF	H	R	ER	SO	BB	IBB	HBP	BLK	WP	HR	S	P	ERA	WHIP	PITCHER	IP	WLS	BF	H	R	ER	SO	BB	IBB	HBP	BLK	WP	HR	S	P	ERA	WHIP

Batter	1	2	3	4	5	6	7	8	9	AB R H RBI BB SO LOB	BOTTOM																								
											<p>Tampa Bay Devil Rays @ New York Yankees</p> <p>Yankee Stadium, Bronx, NY</p> <p>Wed May 10 2000, 7:05 PM EDT</p> <p><a href="http://livebaseballscorecards.com">livebaseballscorecards.com</a></p> <p>AB 0 R 0 H 0 RBI 0 BB 0 SO 0 LOB 0</p> 																								
Inning Stats										1B: 0 SF: 0 2B: 0 SAC: 0 3B: 0 DP: 0 HR: 0 HBP: 0	WP: 0 PA: 0 FB: 0 SB: 0 CS: 0																								
PITCHER	IP	WLS	BF	H	R	ER	SO	BB	IBB	HBP	BLK	WP	HR	S	P	ERA	WHIP	PITCHER	IP	WLS	BF	H	R	ER	SO	BB	IBB	HBP	BLK	WP	HR	S	P	ERA	WHIP



Batter	1	2	3	4	5	6	7	8	9	AB	R	H	RBI	BB	SO	LOB	TOP			
<b>Gerald Williams, R</b> OBP: 0.310, SLG: 0.409 (1, 8)										4	0	1	0	0	2	1	<b>Tampa Bay Devil Rays @ New York Yankees</b> Yankee Stadium, Bronx, NY Thu May 11 2000, 7:05 PM EDT Att: 14,292 - Sunny - 74 F			
<b>Dave Martinez, L</b> OBP: 0.319, SLG: 0.365 (1, 9)										4	0	1	0	0	0	2				
<b>Greg Vaughn, R</b> OBP: 0.360, SLG: 0.574 (1, 7)										2	0	0	0	2	0	0				
<b>Fred McGriff, L</b> OBP: 0.340, SLG: 0.424 (1, 3)										4	1	1	1	0	1	2				
<b>Jose Canseco, R</b> OBP: 0.358, SLG: 0.455 (1, 10)										4	0	1	0	0	0	1				
<b>Vinny Castilla, R</b> OBP: 0.289, SLG: 0.410 (1, 5)										3	0	1	0	0	0	1				
<b>John Flaherty, R</b> OBP: 0.373, SLG: 0.432 (1, 2)										3	0	0	0	0	1	2				
<b>Kevin Stocker, S</b> OBP: 0.368, SLG: 0.424 (1, 6)										3	0	1	0	0	1	1				
<b>Miguel Cairo, R</b> OBP: 0.325, SLG: 0.342 (1, 4)										3	0	1	0	0	1	1				
<b>Inning Stats</b>	R: 0 E: 0 K: 1 S: 7	H: 0 LOB: 0 BB: 0 P: 12	R: 0 E: 0 K: 0 S: 9	H: 1 LOB: 1 BB: 0 P: 15	R: 0 E: 0 K: 0 S: 5	H: 1 LOB: 0 BB: 0 P: 7	R: 0 E: 0 K: 1 S: 10	H: 1 LOB: 1 BB: 1 P: 18	R: 0 E: 0 K: 2 S: 8	H: 0 LOB: 0 BB: 0 P: 13	R: 1 E: 0 K: 0 S: 7	H: 1 LOB: 0 BB: 0 P: 11	R: 0 E: 0 K: 1 S: 13	H: 2 LOB: 2 BB: 1 P: 19	R: 0 E: 0 K: 0 S: 3	H: 0 LOB: 0 BB: 1 P: 7	1B: 6 2B: 1 3B: 0 HR: 1	SF: 0 SAC: 0 DP: 2 HBP: 0	WP: 0 PB: 0 CS: 1	PA: 32
<b>PITCHER</b> <b>Orlando Hernandez, R</b> ERA: 3.81 (1, 1)	IP: 9.0 WLS: L BF: 32 H: 7 R: 1 ER: 1 SO: 6 BB: 2 IBB: 0 HBP: 0 BLK: 0 WP: 0 HR: 1 S: 67 P: 110 ERA: 1.00 WHIP: 1.000															<b>PITCHER</b>				

Batter	1	2	3	4	5	6	7	8	9	AB	R	H	RBI	BB	SO	LOB	BOTTOM					
<b>Chuck Knoblauch, R</b> OBP: 0.276, SLG: 0.323 (1, 4)										4	0	1	0	0	0	1	<b>Tampa Bay Devil Rays @ New York Yankees</b> Yankee Stadium, Bronx, NY Thu May 11 2000, 7:05 PM EDT Att: 14,292 - Sunny - 74 F					
<b>Derek Jeter, R</b> OBP: 0.343, SLG: 0.411 (1, 6)										1	0	0	0	0	0	0						
<b>Clay Bellinger, R</b> OBP: 0.273, SLG: 0.375 (3, 6)										2	0	0	0	0	1	1						
<b>Jim Leyritz, R</b> OBP: 0.154, SLG: 0.240 (8, PH)										1	0	0	0	0	0	0						
<b>Wilson Delgado, S</b> OBP: 0.385, SLG: 0.333 (9, 6)										0	0	0	0	0	0	0						
<b>Paul O'Neill, L</b> OBP: 0.363, SLG: 0.423 (1, 9)										4	0	2	0	0	0	0						
<b>Bernie Williams, S</b> OBP: 0.381, SLG: 0.595 (1, 8)										4	0	1	0	0	1	3						
<b>Tino Martinez, L</b> OBP: 0.346, SLG: 0.479 (1, 3)										4	0	0	0	0	0	2						
<b>Jorge Posada, S</b> OBP: 0.451, SLG: 0.686 (1, 2)										4	0	0	0	0	1	1						
<b>Ricky Ledee, L</b> OBP: 0.337, SLG: 0.369 (1, 7)										2	0	0	0	1	1	0						
<b>Shane Spencer, R</b> OBP: 0.265, SLG: 0.462 (1, 10)										3	0	0	0	0	1	1						
<b>Scott Brosius, R</b> OBP: 0.382, SLG: 0.391 (1, 5)										2	0	0	0	1	0	0						
<b>Inning Stats</b>	R: 0 E: 0 K: 0 S: 5	H: 0 LOB: 0 BB: 0 P: 9	R: 0 E: 0 K: 2 S: 9	H: 0 LOB: 0 BB: 0 P: 13	R: 0 E: 0 K: 0 S: 9	H: 0 LOB: 1 BB: 1 P: 15	R: 0 E: 0 K: 1 S: 15	H: 1 LOB: 0 BB: 0 P: 23	R: 0 E: 0 K: 2 S: 9	H: 0 LOB: 0 BB: 0 P: 13	R: 0 E: 0 K: 0 S: 9	H: 2 LOB: 2 BB: 0 P: 12	R: 0 E: 0 K: 0 S: 13	H: 0 LOB: 1 BB: 1 P: 19	R: 0 E: 0 K: 0 S: 7	H: 0 LOB: 0 BB: 0 P: 10	R: 0 E: 0 K: 0 S: 7	H: 1 LOB: 1 BB: 0 P: 14	1B: 3 2B: 1 3B: 0 HR: 0	SF: 0 SAC: 0 DP: 0 HBP: 0	WP: 1 PB: 0 CS: 0	PA: 33
<b>PITCHER</b> <b>Steve Trachsel, R</b> ERA: 4.17 (1, 1)	IP: 7.0 WLS: W BF: 26 H: 3 R: 0 ER: 0 SO: 5 BB: 2 IBB: 0 HBP: 0 BLK: 0 WP: 1 HR: 0 S: 69 P: 104 ERA: 0.00 WHIP: 0.714															<b>PITCHER</b>						
<b>Albie Lopez, R</b> ERA: 4.12 (8, 1)	IP: 2.0 WLS: S BF: 7 H: 1 R: 0 ER: 0 SO: 0 BB: 0 IBB: 0 HBP: 0 BLK: 0 WP: 0 HR: 0 S: 14 P: 24 ERA: 0.00 WHIP: 0.500															<b>PITCHER</b>						



Batter	1	2	3	4	5	6	7	8	9	AB	R	H	RBI	BB	SO	LOB	TOP										
Chuck Knoblauch R (1,4) OBP: 0.272, SLG: 0.316	G5-3		F3		FC4-6		L9		WP HR 1B	5	1	1	0	0	0	2	<b>New York Yankees @ Detroit Tigers</b> Comerica Park, Detroit, MI Fri May 12 2000, 7:05 PM EDT Att: 33,326 - Cloudy - 82 F										
Scott Brosius R (1,5) OBP: 0.367, SLG: 0.373	G3-1									5	0	1	0	0	3	1											
Paul O'Neill, L (1,9) OBP: 0.364, SLG: 0.441	G6-3				G4-3		F5		1B 20 1B BB	4	2	1	2	1	0	2											
Bernie Williams, S (1,8) OBP: 0.396, SLG: 0.616		G6-3							20 FC6-4 BB	4	1	3	0	1	0	0											
20 Jorge Posada, S (1,2) OBP: 0.441, SLG: 0.664		F8			FC6-4		FC6-4		1B 2B	5	1	1	1	0	0	3											
Tino Martinez, L (1,3) OBP: 0.338, SLG: 0.492		G1-3							2B 1B	3	1	2	2	1	0	0											
Shane Spencer, R (1,7) OBP: 0.265, SLG: 0.463				L5			G6-4-3		BB	4	1	1	0	0	0	3											
Jim Leyritz, R (1,10) OBP: 0.207, SLG: 0.286									1B 2B	3	0	2	2	0	0	0											
Ricky Ledee, L (8,PH) OBP: 0.333, SLG: 0.365				FC1-6			G4-3		G3-1	1	0	0	0	0	0	1											
Clay Bellinger, R (1,6) OBP: 0.255, SLG: 0.349				FC1-6			G6-3		G3	3	0	0	0	0	0	2											
Lance Johnson, L (9,PH) OBP: 0.300, SLG: 0.350					L8					1	0	0	0	0	0	0											
<b>Inning Stats</b>	R: 0 E: 0 K: 0 S: 6	H: 0 LOB: 0 BB: 0 P: 11	R: 0 E: 0 K: 0 S: 8	H: 0 LOB: 0 BB: 0 P: 15	R: 0 E: 0 K: 0 S: 8	H: 1 LOB: 1 BB: 0 P: 12	R: 0 E: 0 K: 1 S: 7	H: 0 LOB: 1 BB: 1 P: 11	R: 2 E: 0 K: 0 S: 14	H: 4 LOB: 2 BB: 0 P: 20	R: 0 E: 0 K: 0 S: 6	H: 1 LOB: 1 BB: 1 P: 10	R: 0 E: 0 K: 0 S: 8	H: 0 LOB: 0 BB: 0 P: 13	R: 3 E: 0 K: 1 S: 19	H: 3 LOB: 1 BB: 1 P: 29	R: 2 E: 0 K: 1 S: 16	H: 3 LOB: 1 BB: 0 P: 24	1B: 8 2B: 2 3B: 1 HR: 1	SF: 0 SAC: 0 DP: 1 HBP: 0	WP: 1 PB: 0 SB: 0 CS: 0	PA: 41					
<b>PITCHER</b>	IP	WLS	BF	H	R	ER	SO	BB	IBB	HBP	BLK	WP	HR	S	P	ERA	WHIP										
C.J. Nitkowski, L (1,1) ERA: 7.02	5.1	W	24	6	2	2	1	2	0	0	0	0	0	48	78	3.38	1.500										
Willie Blair, R (6,1) ERA: 3.73	2.0	H	7	1	2	2	1	1	0	0	0	0	0	16	27	9.00	1.000										
Jim Poole, L (8,1) ERA: 6.75	0.0		2	1	1	1	0	0	0	0	0	0	0	6	8	∞	∞										
Doug Brocail, R (8,1) ERA: 4.91	1.1	H	6	2	2	2	1	0	0	0	0	1	1	17	26	13.50	1.500										
Todd Jones, R (9,1) ERA: 5.4	0.1	S	2	1	0	0	0	0	0	0	0	0	0	5	6	0.00	3.000										

Batter	1	2	3	4	5	6	7	8	9	AB	R	H	RBI	BB	SO	LOB	BOTTOM										
Luis Polonia, L (1,10) OBP: 0.340, SLG: 0.376			FC6-4 1B 2B	F9			G1-3 WP 1B	FC3-6		4	1	2	1	2	0	5	<b>New York Yankees @ Detroit Tigers</b> Comerica Park, Detroit, MI Fri May 12 2000, 7:05 PM EDT Att: 33,326 - Cloudy - 82 F										
Rich Becker, L (1,7) OBP: 0.406, SLG: 0.340			FC6-4 1B	WP 1B BB	K		G1-3 BB			3	0	1	1	2	2	3											
Juan Encarnacion, R (1,8) OBP: 0.362, SLG: 0.478			FC6-4 2B	WP 1B			G1-3			5	0	2	3	0	0	4											
Juan Gonzalez, R (1,9) OBP: 0.284, SLG: 0.411			FC6-4 1B	G5-3			G6-3			4	0	2	1	1	0	4											
Tony Clark, S (1,3) OBP: 0.271, SLG: 0.341			F7	F8						4	0	0	0	0	1	7											
Gregg Jefferies, S (8,PH) OBP: 0.303, SLG: 0.311			F7	F8						0	1	0	0	1	0	0											
Dean Palmer, R (1,5) OBP: 0.333, SLG: 0.477			F8				FC6-4		L6	5	2	2	1	0	0	2											
Robert Fick, L (1,2) OBP: 0.344, SLG: 0.315			E4 K2-4				K			4	1	1	0	1	2	0											
Jose Macias, S (1,4) OBP: 0.250, SLG: 0.250			K2-4							5	2	2	0	0	1	3											
Deivi Cruz, R (1,6) OBP: 0.299, SLG: 0.409			G5-3							5	2	4	2	0	0	0											
<b>Inning Stats</b>	R: 0 E: 0 K: 1 S: 13	H: 1 LOB: 2 BB: 2 P: 24	R: 0 E: 1 K: 1 S: 6	H: 0 LOB: 1 BB: 0 P: 10	R: 1 E: 0 K: 0 S: 10	H: 3 LOB: 2 BB: 0 P: 13	R: 4 E: 0 K: 0 S: 21	H: 4 LOB: 2 BB: 2 P: 35	R: 1 E: 0 K: 2 S: 12	H: 2 LOB: 2 BB: 1 P: 20	R: 0 E: 0 K: 1 S: 9	H: 1 LOB: 0 BB: 0 P: 14	R: 2 E: 0 K: 1 S: 15	H: 3 LOB: 2 BB: 1 P: 23	R: 1 E: 0 K: 0 S: 14	H: 2 LOB: 2 BB: 1 P: 21	1B: 13 2B: 2 3B: 1 HR: 1	SF: 0 SAC: 0 DP: 1 HBP: 0	WP: 2 PB: 0 SB: 0 CS: 1	PA: 46							
<b>PITCHER</b>	IP	WLS	BF	H	R	ER	SO	BB	IBB	HBP	BLK	WP	HR	S	P	ERA	WHIP										
Roger Clemens, R (1,1) ERA: 3.75	4.2	L	28	10	6	6	3	5	0	0	0	0	1	59	96	11.57	3.214										
Todd Erdos, R (5,1) ERA: 6.3	1.2		10	4	2	2	3	1	0	0	0	1	0	21	35	10.80	3.000										
56 Darrell Einertson, R (7,1) ERA: 3.38	1.1		6	1	1	1	0	1	0	0	0	0	0	17	25	6.75	1.500										
Jason Grimsley, R (8,1) ERA: 2.14	0.1		2	1	0	0	0	0	0	0	0	0	0	3	4	0.00	3.000										





Batter	1	2	3	4	5	6	7	8	9	AB	R	H	RBI	BB	SO	LOB	TOP				
<b>Chuck Knoblauch, R</b> OBP: 0.271, SLG: 0.314	G4-3	G4-3			F8		BB 1B			4	0	1	1	0	0	2	<b>New York Yankees @ Detroit Tigers</b> Comerica Park, Detroit, MI Sat May 13 2000, 1:05 PM EDT Att: 36,520 - Sunny - 66 F				
<b>Ricky Ledes, L</b> OBP: 0.330, SLG: 0.352	G4-3		K			K	BB 1B			3	0	0	0	1	2	0					
<b>Paul O'Neill, L</b> OBP: 0.368, SLG: 0.438	BB		G4-3		E 1B		G3			3	1	1	0	1	0	2					
<b>Bernie Williams, S</b> OBP: 0.392, SLG: 0.605	G4-3		F3		E7 1B 20 CS			G3-6-3 1B		4	0	1	0	0	0	2					
<b>Tino Martinez, L</b> OBP: 0.362, SLG: 0.492		20 1B		P6				G3-6-3 1B		4	1	2	1	0	0	1					
<b>20 Jorge Posada, S</b> OBP: 0.435, SLG: 0.649		1B		L6		K		K		4	0	1	0	0	2	2					
<b>Shane Spencer, R</b> OBP: 0.256, SLG: 0.446		1B		K			P6		F7	4	0	0	0	0	1	2					
<b>Scott Brosius, R</b> OBP: 0.359, SLG: 0.364		1B			E5 G4-6-3		F7		F2	4	0	1	1	0	0	0					
<b>Clay Bellinger, R</b> OBP: 0.260, SLG: 0.348		1B			G4-6-3		E5		G4-3	3	1	1	0	0	1	3					
<b>Lance Johnson, L</b> OBP: 0.286, SLG: 0.333					1-2		1B			1	0	0	0	0	0	0					
<b>Inning Stats</b>	R: 0 E: 0 K: 0 S: 8	H: 0 LOB: 1 BB: 1 P: 14	R: 1 E: 0 K: 1 S: 15	H: 3 LOB: 2 BB: 0 P: 18	R: 0 E: 0 K: 1 S: 7	H: 0 LOB: 0 BB: 0 P: 10	R: 0 E: 0 K: 1 S: 7	H: 0 LOB: 0 BB: 0 P: 11	R: 0 E: 1 K: 0 S: 8	H: 2 LOB: 2 BB: 0 P: 19	R: 1 E: 1 K: 0 S: 15	H: 2 LOB: 2 BB: 1 P: 24	R: 0 E: 0 K: 1 S: 6	H: 1 LOB: 0 BB: 0 P: 10	R: 0 E: 0 K: 0 S: 11	H: 0 LOB: 0 BB: 0 P: 15	1B: 8 2B: 1 3B: 0 HR: 0	SF: 0 SAC: 0 DP: 3 HBP: 0	WP: 0 PB: 0 SB: 0 CS: 1	PA: 36	
<b>PITCHER</b>	IP	WLS	BF	H	R	ER	SO	BB	IBB	HBP	BLK	WP	HR	S	P	ERA	WHIP				
<b>Jeff Weaver, R</b> ERA: 4.09	6.2	W	29	7	3	1	5	2	0	0	0	0	0	69	102	1.35	1.350				
<b>Matt Anderson, R</b> ERA: 4.2	0.1	H	1	0	0	0	0	0	0	0	0	0	0	3	5	0.00	0.000				
<b>Doug Brocail, R</b> ERA: 4.66	1.0	H	3	1	0	0	1	0	0	0	0	0	0	6	10	0.00	1.000				
<b>Todd Jones, R</b> ERA: 4.97	1.0	S	3	0	0	0	0	0	0	0	0	0	0	11	15	0.00	0.000				

Batter	1	2	3	4	5	6	7	8	9	AB	R	H	RBI	BB	SO	LOB	BOTTOM				
<b>Luis Polonia, L</b> OBP: 0.342, SLG: 0.381	E1 G6-3 1B	2B 1B		G3	SF8		G1-6-3			4	0	2	1	0	0	2	<b>New York Yankees @ Detroit Tigers</b> Comerica Park, Detroit, MI Sat May 13 2000, 1:05 PM EDT Att: 36,520 - Sunny - 66 F				
<b>Brad Ausmus, R</b> OBP: 0.383, SLG: 0.360	G6-3			F9	G5-3			K		5	0	1	1	0	1	2					
<b>Juan Encarnacion, R</b> OBP: 0.359, SLG: 0.466	P6	G4-3		BB 1B		L4		G4-3		5	1	1	0	0	0	3					
<b>Juan Gonzalez, R</b> OBP: 0.289, SLG: 0.414	G5-3	G1-3		1B BB				G5-3		4	0	1	0	1	0	3					
<b>Dean Palmer, R</b> OBP: 0.340, SLG: 0.489		3B 2B		G5-3		K				4	1	2	1	0	1	1					
<b>Rich Becker, L</b> OBP: 0.382, SLG: 0.315		K		K	G1-3		L8			4	0	0	0	0	2	4					
<b>Gregg Jefferies, S</b> OBP: 0.330, SLG: 0.326		3B BB		2B BB		SH1-3 1B SF8		1B 1B		2	2	2	0	2	0	0					
<b>Jose Macias, S</b> OBP: 0.417, SLG: 0.667		E 3B			2B	SH1-3 1B		F8		4	1	3	2	0	0	1					
<b>Shane Halter, R</b> OBP: 0.326, SLG: 0.463	E1 1B 2B			K		SH1-3			G1-6-3 1B	3	1	1	0	0	1	2					
<b>Inning Stats</b>	R: 0 E: 1 K: 0 S: 7	H: 1 LOB: 1 BB: 0 P: 12	R: 4 E: 1 K: 1 S: 18	H: 4 LOB: 2 BB: 1 P: 28	R: 0 E: 0 K: 2 S: 12	H: 1 LOB: 2 BB: 1 P: 21	R: 1 E: 0 K: 0 S: 12	H: 2 LOB: 1 BB: 1 P: 22	R: 0 E: 0 K: 1 S: 7	H: 1 LOB: 1 BB: 0 P: 7	R: 0 E: 0 K: 0 S: 9	H: 2 LOB: 1 BB: 0 P: 12	R: 0 E: 0 K: 1 S: 8	H: 0 LOB: 0 BB: 0 P: 14	1B: 8 2B: 4 3B: 1 HR: 0	SF: 1 SAC: 1 DP: 1 HBP: 0	WP: 0 PB: 0 SB: 0 CS: 0	PA: 40			
<b>PITCHER</b>	IP	WLS	BF	H	R	ER	SO	BB	IBB	HBP	BLK	WP	HR	S	P	ERA	WHIP				
<b>Andy Pettitte, L</b> ERA: 4.61	4.2	L	28	10	6	5	3	3	0	0	0	0	0	17	22	0.00	1.286				
<b>Jason Grimsley, R</b> ERA: 1.53	2.1		9	3	0	0	1	0	0	0	0	0	0	8	14	0.00	0.000				
<b>Jeff Nelson, R</b> ERA: 1.29	1.0		3	0	0	0	1	0	0	0	0	0	0	8	14	0.00	0.000				



Batter	1	2	3	4	5	6	7	8	9	AB	R	H	RBI	BB	SO	LOB	TOP					
Chuck Knoblauch, R (1,4) OBP: 0.270, SLG: 0.311										4	0	1	0	0	0	2						
Ricky Ledes, L (1,10) OBP: 0.318, SLG: 0.337										4	0	0	0	0	1	1						
Paul O'Neill, L (1,9) OBP: 0.358, SLG: 0.425										4	0	0	0	0	1	1						
Bernie Williams, S (1,8) OBP: 0.388, SLG: 0.594										4	0	1	0	0	1	0						
Tino Martinez, L (1,3) OBP: 0.359, SLG: 0.481										3	1	0	0	1	0	2						
20 Jorge Posada, S (1,2) OBP: 0.437, SLG: 0.638										2	0	0	0	2	1	0						
Shane Spencer, R (1,7) OBP: 0.272, SLG: 0.457										4	0	3	1	0	0	0						
Scott Brosius, R (1,5) OBP: 0.338, SLG: 0.339										4	0	0	0	0	0	5						
Clay Bellinger, R (1,6) OBP: 0.250, SLG: 0.333										2	0	0	0	0	0	2						
Lance Johnson, L (8,PH) OBP: 0.273, SLG: 0.318										1	0	0	0	0	0	0						
Wilson Delgado, S (8,6) OBP: 0.385, SLG: 0.333										0	0	0	0	0	0	0						
<b>Inning Stats</b>	R: 0 E: 0 K: 0 S: 9	H: 2 LOB: 2 BB: 0 P: 11	R: 0 E: 0 K: 0 S: 10	H: 1 LOB: 2 BB: 1 P: 16	R: 0 E: 0 K: 1 S: 6	H: 0 LOB: 0 BB: 0 P: 10	R: 0 E: 0 K: 1 S: 9	H: 0 LOB: 0 BB: 0 P: 16	R: 0 E: 0 K: 0 S: 7	H: 0 LOB: 0 BB: 0 P: 9	R: 0 E: 0 K: 2 S: 8	H: 0 LOB: 0 BB: 0 P: 12	R: 0 E: 0 K: 0 S: 10	H: 1 LOB: 1 BB: 0 P: 15	R: 0 E: 0 K: 0 S: 7	H: 0 LOB: 0 BB: 0 P: 12	R: 1 E: 0 K: 0 S: 13	H: 1 LOB: 2 BB: 2 P: 24	1B: 5 2B: 0 3B: 0 HR: 0	SF: 0 SAC: 0 DP: 0 HBP: 0	WP: 0 PB: 0 SB: 0 CS: 0	PA: 35
<b>PITCHER</b>	IP WLS BF H R ER SO BB IBB HBP BLK WP HR S P ERA WHIP																					
Dave Milick, R (1,1) ERA: 6.04	8.2 W 33 4 1 1 4 3 0 0 0 0 0 73 116 1.04 0.808																					
Todd Jones, R (9,1) ERA: 4.85	0.1 S 2 1 0 0 0 0 0 0 0 0 0 6 9 0.00 3.000																					

New York Yankees @ Detroit Tigers  
Comerica Park, Detroit, MI  
Sun May 14 2000, 1:05 PM EDT  
Att: 31,313 - Cloudy - 55 F

AB 32  
R 1  
H 5  
RBI 1  
BB 3  
SO 4  
LOB 13



Batter	1	2	3	4	5	6	7	8	9	AB	R	H	RBI	BB	SO	LOB	BOTTOM			
Rich Becker, L (1,7) OBP: 0.370, SLG: 0.293										4	0	0	0	1	2	3				
Brad Ausmus, R (1,2) OBP: 0.374, SLG: 0.376										3	1	2	0	0	0	1				
Juan Encarnacion, R (1,8) OBP: 0.360, SLG: 0.499										4	0	2	1	0	0	2				
Juan Gonzalez, R (1,9) OBP: 0.288, SLG: 0.409										4	0	1	1	0	0	5				
Luis Polonia, L (1,10) OBP: 0.330, SLG: 0.366										4	0	0	0	0	0	5				
Dean Palmer, R (1,5) OBP: 0.336, SLG: 0.473										3	0	0	0	1	1	0				
Gregg Jefferies, S (1,3) OBP: 0.336, SLG: 0.337										3	0	1	0	1	0	1				
Jose Macias, S (1,4) OBP: 0.438, SLG: 0.600										3	0	1	0	1	0	1				
Deivi Cruz, R (1,6) OBP: 0.298, SLG: 0.412										4	1	1	0	0	0	5				
<b>Inning Stats</b>	R: 0 E: 0 K: 0 S: 6	H: 0 LOB: 1 BB: 1 P: 14	R: 0 E: 1 K: 0 S: 10	H: 1 LOB: 2 BB: 1 P: 16	R: 1 E: 0 K: 0 S: 9	H: 2 LOB: 1 BB: 0 P: 14	R: 0 E: 0 K: 0 S: 7	H: 0 LOB: 0 BB: 0 P: 11	R: 1 E: 0 K: 0 S: 8	H: 2 LOB: 2 BB: 0 P: 13	R: 0 E: 0 K: 1 S: 8	H: 1 LOB: 1 BB: 0 P: 14	R: 0 E: 0 K: 1 S: 11	H: 2 LOB: 2 BB: 0 P: 16	R: 0 E: 0 K: 1 S: 19	H: 0 LOB: 2 BB: 2 P: 31	1B: 5 2B: 3 3B: 0 HR: 0	SF: 0 SAC: 0 DP: 0 HBP: 1	WP: 0 PB: 1 SB: 0 CS: 0	PA: 37
<b>PITCHER</b>	IP WLS BF H R ER SO BB IBB HBP BLK WP HR S P ERA WHIP																			
David Cone, R (1,1) ERA: 6.15	7.0 L 32 8 2 2 2 2 0 0 0 0 0 59 98 2.57 1.429																			
Jeff Nelson, R (8,1) ERA: 1.25	0.2 4 0 0 0 0 2 0 0 0 0 0 16 26 0.00 3.000																			
Mike Stanton, L (8,1) ERA: 3.68	0.1 1 0 0 0 0 1 0 0 0 0 0 3 5 0.00 0.000																			

New York Yankees @ Detroit Tigers  
Comerica Park, Detroit, MI  
Sun May 14 2000, 1:05 PM EDT  
Att: 31,313 - Cloudy - 55 F

AB 32  
R 2  
H 8  
RBI 2  
BB 4  
SO 3  
LOB 23





Batter	1	2	3	4	5	6	7	8	9	AB	R	H	RBI	BB	SO	LOB	TOP																					
Ray Durham, S (1,4) OBP: 0.322, SLG: 0.455	F7		FC2-5		L8			K	F7	5	0	0	0	0	1	5																						
Jose Valentin, S (1,6) OBP: 0.329, SLG: 0.490	F7		F7			G4-3		L3		4	0	0	0	0	0	2																						
Frank Thomas, R (1,10) OBP: 0.440, SLG: 0.548	G1-3			P4		K		L9		4	0	0	0	0	1	0																						
Magglio Ordonez, R (1,9) OBP: 0.361, SLG: 0.531		G6-3		K		F8			1B G4-3 BB	3	1	0	0	1	1	0																						
14 Paul Konerko, R (1,3) OBP: 0.367, SLG: 0.550	F7			G5-3			2B 3B	P4		4	1	1	0	0	0	1																						
Chris Singleton, L (1,8) OBP: 0.347, SLG: 0.478	G1-3				G1-3		2B	1B G4-3		4	1	2	1	0	0	0																						
Carlos Lee, R (1,7) OBP: 0.384, SLG: 0.566			P6		HR		F3	G4-3		4	1	1	2	0	0	2																						
Greg Norton, S (1,5) OBP: 0.385, SLG: 0.478			FC2-5 PB 1B		F7		G6-3	2B 1B		4	0	2	1	0	0	1																						
Mark Johnson, L (1,2) OBP: 0.325, SLG: 0.380			FC2-5 BB				G3-1	2B		2	0	1	0	2	0	1																						
<b>Inning Stats</b>	R: 0 H: 0 E: 0 K: 0 S: 7	H: 0 LOB: 0 BB: 0 P: 12	R: 0 H: 0 E: 0 K: 0 S: 6	H: 0 LOB: 0 BB: 0 P: 8	R: 0 H: 1 E: 0 K: 0 S: 9	LOB: 2 BB: 1 P: 19	R: 0 H: 0 E: 0 K: 1 S: 8	H: 0 LOB: 0 BB: 0 P: 16	R: 1 H: 1 E: 0 K: 0 S: 10	H: 1 LOB: 1 BB: 1 P: 18	R: 0 H: 0 E: 0 K: 1 S: 8	H: 0 LOB: 0 BB: 0 P: 12	R: 1 H: 2 E: 0 K: 0 S: 14	H: 2 LOB: 1 BB: 0 P: 27	R: 0 H: 0 E: 0 K: 1 S: 6	H: 0 LOB: 0 BB: 0 P: 12	R: 2 H: 3 E: 0 K: 0 S: 18	H: 3 LOB: 2 BB: 1 P: 30	1B: 3 2B: 2 3B: 1 HR: 1	SF: 0 SAC: 0 DP: 0 HBP: 0	WP: 0 PA: 37 PB: 1 CS: 0																	
<b>PITCHER</b>	IP	WLS	BF	H	R	ER	SO	BB	IBB	HBP	BLK	WP	HR	S	P	ERA	WHIP	<b>PITCHER</b>				IP	WLS	BF	H	R	ER	SO	BB	IBB	HBP	BLK	WP	HR	S	P	ERA	WHIP
Orlando Hernandez, R (1,1) ERA: 3.62	8.0	L	30	4	2	2	3	2	0	0	0	0	1	68	124	2.25	0.750																					
42 Mariano Rivera, R (9,1) ERA: 4.12	1.0		7	3	2	2	0	1	0	0	0	0	0	18	30	18.00	4.000																					

Chicago White Sox @ New York Yankees  
Yankee Stadium, Bronx, NY  
Tue May 16 2000, 7:05 PM EDT  
Att: 31,143 - Sunny - 63 F

AB	34
R	4
H	7
RBI	4
BB	3
SO	3
LOB	12



Batter	1	2	3	4	5	6	7	8	9	AB	R	H	RBI	BB	SO	LOB	BOTTOM																					
Chuck Knoblauch, R (1,4) OBP: 0.278, SLG: 0.312	G6-3		S BB		BB 1B		F8			3	0	1	0	1	0	0																						
Ricky Ledee, L (1,10) OBP: 0.315, SLG: 0.326	G1-3		K		BB			K		3	0	0	0	1	2	1																						
Paul O'Neill, L (1,9) OBP: 0.355, SLG: 0.416			G1-3		F7			F8		3	0	0	0	1	0	4																						
Bernie Williams, S (1,8) OBP: 0.385, SLG: 0.581	G4-3			G4-3		K			BB	3	0	0	0	1	1	1																						
Tino Martinez, L (1,3) OBP: 0.362, SLG: 0.478				L7				G3		3	0	1	0	1	0	1																						
20 Jorge Posada, S (1,2) OBP: 0.424, SLG: 0.617			K		G3			K		4	0	0	0	0	2	2																						
Shane Spencer, R (1,7) OBP: 0.271, SLG: 0.450	F8				G6-4-3 1B		F8		F8	4	0	1	0	0	0	2																						
Scott Brosius, R (1,5) OBP: 0.319, SLG: 0.317			G1-3		G6-4-3			G6-3		4	0	0	0	0	1	2																						
Clay Bellinger, R (1,6) OBP: 0.259, SLG: 0.327										1	0	0	0	0	0	0																						
Lance Johnson, L (7,PH) OBP: 0.281, SLG: 0.304										1	0	0	0	0	0	0																						
Wilson Delgado, S (8,6) OBP: 0.385, SLG: 0.333			P3		1B HBP			P6		0	0	0	0	0	0	0																						
<b>Inning Stats</b>	R: 0 H: 0 E: 0 K: 0 S: 9	H: 0 LOB: 1 BB: 1 P: 18	R: 0 H: 0 E: 0 K: 1 S: 9	H: 0 LOB: 1 BB: 1 P: 18	R: 0 H: 0 E: 0 K: 1 S: 9	H: 0 LOB: 1 BB: 1 P: 17	R: 0 H: 0 E: 0 K: 0 S: 11	H: 0 LOB: 0 BB: 0 P: 16	R: 0 H: 1 E: 0 K: 2 S: 14	H: 1 LOB: 1 BB: 0 P: 20	R: 0 H: 0 E: 0 K: 0 S: 11	H: 0 LOB: 0 BB: 0 P: 17	R: 0 H: 0 E: 0 K: 1 S: 9	H: 0 LOB: 1 BB: 1 P: 19	R: 0 H: 0 E: 0 K: 1 S: 8	H: 0 LOB: 0 BB: 0 P: 12	1B: 3 2B: 0 3B: 0 HR: 0	SF: 0 SAC: 0 DP: 1 HBP: 1	WP: 0 PA: 35 PB: 0 CS: 0																			
<b>PITCHER</b>	IP	WLS	BF	H	R	ER	SO	BB	IBB	HBP	BLK	WP	HR	S	P	ERA	WHIP	<b>PITCHER</b>				IP	WLS	BF	H	R	ER	SO	BB	IBB	HBP	BLK	WP	HR	S	P	ERA	WHIP
21 Cal Eldred, R (1,1) ERA: 4.66	6.0	W	25	3	0	0	4	4	0	1	0	0	0	66	116	0.00	1.167																					
Bob Howry, R (7,1) ERA: 3.68	2.0	H	7	0	0	0	1	1	0	0	0	0	0	20	36	0.00	0.500																					
Keith Foulke, R (9,1) ERA: 0.7	1.0		3	0	0	0	1	0	0	0	0	0	0	8	12	0.00	0.000																					

Chicago White Sox @ New York Yankees  
Yankee Stadium, Bronx, NY  
Tue May 16 2000, 7:05 PM EDT  
Att: 31,143 - Sunny - 63 F

AB	29
R	0
H	3
RBI	0
BB	5
SO	6
LOB	13





Batter	1	2	3	4	5	6	7	8	9	AB	R	H	RBI	BB	SO	LOB	TOP										
Ray Durham, S OBP: 0.316, SLG: 0.446 Craig Wilson, R OBP: 0.358, SLG: 0.347	1-3 K		0-3 K		0-3 K			2-3 K	2-2 F7	3	0	0	0	0	3	1											
Jose Valentin, S OBP: 0.327, SLG: 0.479	1-0 G6-3 HBP		0-0 L4			1-3 K		1-0 E4 2B		3	1	0	0	0	1	1											
Frank Thomas, R OBP: 0.533, SLG: 0.536 Herbert Perry, R OBP: 0.278, SLG: 0.286	2-1 G6-3			1-1 G5-3		3-3 K		4-2 2B		3	0	0	0	0	1	1											
Magglio Ordonez, R OBP: 0.364, SLG: 0.561	1-3 K			0-0 G1-3		0-0 HR		0-2 14 1B 1-H 2-H 2B		4	1	2	3	0	1	1											
14 Paul Konerko, R OBP: 0.371, SLG: 0.556		0-0 F8		3-2 2B		2-3 K		2-0 2B		4	0	2	0	0	1	0											
Chris Singleton, L OBP: 0.338, SLG: 0.464	1-0 P4		1-3 K			0-0 F9		0-1 F7		4	0	0	0	0	1	3											
Carlos Lee, R OBP: 0.373, SLG: 0.548	1-3 K			0-0 F8		2-1 G4-3		2-2 P3		4	0	0	0	0	1	0											
Greg Norton, S OBP: 0.398, SLG: 0.521			2-1 G3-1 1B		3-2 HR		1-1 G6-3		0-0 1B	4	1	3	1	0	0	0											
Josh Paul, R OBP: 0.333, SLG: 0.421			1-1 G3-1		0-0 G1-6-3			3-1 G6-3	3-3 K	4	0	0	0	0	1	2											
<b>Inning Stats</b>	R: 0 E: 0 K: 2 S: 9	H: 0 LOB: 1 BB: 0 P: 14	R: 0 E: 0 K: 1 S: 5	H: 0 LOB: 0 BB: 7 P: 7	R: 0 E: 0 K: 1 S: 9	H: 1 LOB: 1 BB: 0 P: 12	R: 0 E: 0 K: 1 S: 9	H: 1 LOB: 1 BB: 0 P: 14	R: 1 E: 0 K: 3 S: 13	H: 1 LOB: 0 BB: 0 P: 12	R: 0 E: 0 K: 0 S: 5	H: 0 LOB: 0 BB: 0 P: 8	R: 2 E: 1 K: 1 S: 14	H: 2 LOB: 2 BB: 1 P: 26	R: 0 E: 0 K: 1 S: 17	H: 1 LOB: 1 BB: 0 P: 24	1B: 3 2B: 2 3B: 0 HR: 2	SF: 0 SAC: 0 DP: 0 HBP: 1	WP: 0 PB: 0 SB: 1 CS: 0	PA: 37							
<b>PITCHER</b>	IP	WLS	BF	H	R	ER	SO	BB	IBB	HBP	BLK	WP	HR	S	P	ERA	WHIP										
Roger Clemens, R ERA: 3.61	7.0	W	26	4	2	2	9	0	0	1	0	0	2	59	86	2.57	0.571										
Jason Grimsley, R ERA: 1.99	0.2		5	1	2	0	1	1	0	0	0	0	0	11	21	0.00	3.000										
Jeff Nelson, R ERA: 1.23	0.1		2	1	0	0	1	0	0	0	0	0	0	3	5	0.00	3.000										
Mike Stanton, L ERA: 3.45	1.0		4	1	0	0	1	0	0	0	0	0	0	17	24	0.00	1.000										

Chicago White Sox @ New York Yankees  
Yankee Stadium, Bronx, NY  
Wed May 17 2000, 7:05 PM EDT  
Att: 26,887 - Sunny - 63 F

AB 35  
R 4  
H 7  
RBI 4  
BB 1  
SO 11  
LOB 10



Batter	1	2	3	4	5	6	7	8	9	AB	R	H	RBI	BB	SO	LOB	BOTTOM											
Chuck Knoblauch, R OBP: 0.292, SLG: 0.336	2-2 2B 3B	3-2 FC5 HBP		0-2 G6-3	0-1 1-2 2-3 HR 1B	1-1 F8				4	2	2	0	0	0	2												
Bernie Williams, S OBP: 0.385, SLG: 0.617	1-1 L6	1-2 FC5		1-0 HR	0-2 1-H 2-H 3-H HR	1-3 K				5	2	2	5	0	1	5												
Paul O'Neill, L OBP: 0.357, SLG: 0.430 Ricky Ledee, L OBP: 0.315, SLG: 0.326	2-2 1B 20 SF8 2B		3-2 G4-3 E 2B	0-0 G3	0-1 F7		0-3 K			5	2	2	1	0	1	0												
Shane Spencer, R OBP: 0.284, SLG: 0.464	0-0 1B		2-2 P3	3-2 20 BB 1B	2-2 2B		3-1 G1-3			5	0	3	0	0	0	1												
20 Jorge Posada, S OBP: 0.431, SLG: 0.612	1-0 SF8		4-0 G4-3 E BB	4-1 1-2 BB	4-1 BB		1-2 F9			1	1	0	1	3	0	0												
Tino Martinez, L OBP: 0.383, SLG: 0.464 Chris Turner, R OBP: 0.667, SLG: 1.000	1-1 P3		0-1 G4-3	2-2 F8	0-1 G4-3			0-0 1B 1B		4	0	0	0	0	0	7												
1 1			1-2 2-3							1	0	1	0	0	0	0												
Jim Leyritz, R OBP: 0.235, SLG: 0.303		2-1 G4-3	1-1 E8 FC6-4		2-2 1B WP HR 1B	1-0 F9		1-0 G4-3 1B		5	1	2	0	0	0	0												
Scott Brosius, R OBP: 0.338, SLG: 0.343		3-1 FC5 2B	4-2 FC6-4 BB		2-1 F8	2-1 E 1B		2-0 F9		4	0	2	0	1	0	3												
Wilson Delgado, S OBP: 0.355, SLG: 0.308	0-1 L4		0-0 FC6-4		1-2 1B HR 1B	2-2 E4		0-0 G4-3		5	1	1	0	0	0	6												
<b>Inning Stats</b>	R: 2 E: 0 K: 0 S: 14	H: 3 LOB: 1 BB: 0 P: 21	R: 0 E: 0 K: 0 S: 11	H: 1 LOB: 2 BB: 0 P: 20	R: 2 E: 1 K: 0 S: 13	H: 1 LOB: 2 BB: 2 P: 27	R: 1 E: 0 K: 0 S: 13	H: 2 LOB: 2 BB: 1 P: 23	R: 4 E: 0 K: 0 S: 23	H: 5 LOB: 2 BB: 1 P: 36	R: 0 E: 1 K: 1 S: 12	H: 1 LOB: 2 BB: 0 P: 19	R: 0 E: 0 K: 1 S: 8	H: 0 LOB: 0 BB: 0 P: 12	R: 0 E: 0 K: 0 S: 4	H: 2 LOB: 1 BB: 0 P: 7	1B: 8 2B: 4 3B: 1 HR: 2	SF: 1 SAC: 0 DP: 1 HBP: 1	WP: 1 PB: 0 SB: 0 CS: 0	PA: 45								
<b>PITCHER</b>	IP	WLS	BF	H	R	ER	SO	BB	IBB	HBP	BLK	WP	HR	S	P	ERA	WHIP											
41 Bill Simas, R ERA: 3.0	1.0		4	2	0	0	0	0	0	0	0	0	0	4	7	0.00	2.000											
Jim Parque, L ERA: 4.47	4.0		24	7	5	3	0	3	0	1	0	0	1	1	23	36	6.75	2.500										
Tanyon Stultze, R ERA: 12.06	1.0		9	5	4	4	0	1	0	0	0	0	0	12	19	0.00	1.000											
Kevin Beirne, R ERA:	1.0		5	1	0	0	1	0	0	0	0	0	0	5	8	0.00	0.000											
Scott Eyre, L ERA: 6.5	0.2		2	0	0	0	1	0	0	0	0	0	0	5	8	0.00	0.000											
Sean Lowe, R ERA: 3.6	0.1		1	0	0	0	0	0	0	0	0	0	0	3	4	0.00	0.000											

Chicago White Sox @ New York Yankees  
Yankee Stadium, Bronx, NY  
Wed May 17 2000, 7:05 PM EDT  
Att: 26,887 - Sunny - 63 F

AB 39  
R 9  
H 15  
RBI 7  
BB 4  
SO 2  
LOB 24





Batter	1	2	3	4	5	6	7	8	9	AB	R	H	RBI	BB	SO	LOB	TOP										
<b>Chuck Knoblauch, R</b> OBP: 0.310, SLG: 0.342 (1, 4)	G4-6-3 BB	1-1 1B		4-2 2B BB	2-2 FC3-6 1B	1-2 F8			0-2 L9	4	1	2	2	2	0	1	<b>New York Yankees @ Cleveland Indians</b> Jacobs Field, Cleveland, OH Fri May 19 2000, 7:05 PM EDT Att. 42,642 - Overcast - 50 F										
<b>Bernie Williams, S</b> OBP: 0.383, SLG: 0.612 (1, 8)	G4-6-3 1-2 BB	1-0 P6		2-1 2B 2B	1-1 FC3-6 HR		2-1 G5-3	1-0 1B	6	2	2	3	0	0	5												
<b>Paul O'Neill, L</b> OBP: 0.368, SLG: 0.463 (1, 9)	4-2 FC6 BB		0-0 G6-3	2-H 1B 2B	1-1 HR		0-1 1B	0-2 G6-3 1-2	5	2	3	3	1	0	1												
<b>Tino Martinez, L</b> OBP: 0.348, SLG: 0.455 (1, 3)	1-1 FC6 1-2 BB		1-3 K	2-2 20 1B 1B	0-0 G4-3		0-2 F8		5	0	1	1	0	1	2												
<b>20 Jorge Posada, S</b> OBP: 0.430, SLG: 0.693 (1, 2)		1-2 BB 1B 1B	0-0 G4-3	1-0 1B		1-3 K	2-1 G5-3		5	1	2	0	0	1	1												
<b>Shane Spencer, R</b> OBP: 0.295, SLG: 0.461 (1, 10)		0-3 K		0-3 BB 1B		1-0 HR 1B		1-3 K	3	2	1	0	2	2	1												
<b>Ricky Ledee, L</b> OBP: 0.328, SLG: 0.364 (1, 7)		4-2 1B BB 1-2 BB		E8 1B	FC3-6	1-0 HR		0-3 K	4	2	2	2	1	1	3												
<b>Scott Brosius, R</b> OBP: 0.341, SLG: 0.329 (1, 5)		4-2 1B BB 1-2 2-3 BB		0-3 K	G5-3	4-2 G3 BB		1-3 K	3	0	0	0	2	2	2												
<b>Alfonso Soriano, R</b> OBP: 0.188, SLG: 0.419 (1, 6)		2-2 L8		0-1 G5-3	0-2 1B 2B	0-1 G3		2-3 K	5	1	1	0	0	1	6												
<b>Inning Stats</b>	R: 0 E: 0 K: 0 S: 7	H: 0 LOB: 1 BB: 2 P: 18	R: 1 E: 0 K: 1 S: 18	H: 2 LOB: 3 BB: 2 P: 31	R: 0 E: 0 K: 1 S: 5	H: 0 LOB: 0 BB: 0 P: 6	R: 5 E: 1 K: 1 S: 25	H: 5 LOB: 3 BB: 3 P: 42	R: 3 E: 0 K: 0 S: 12	H: 3 LOB: 0 BB: 0 P: 17	R: 2 E: 0 K: 1 S: 15	H: 2 LOB: 1 BB: 1 P: 23	R: 0 E: 0 K: 3 S: 9	H: 1 LOB: 1 BB: 0 P: 13	R: 0 E: 0 K: 3 S: 9	H: 0 LOB: 0 BB: 0 P: 11		R: 0 E: 0 K: 1 S: 10	H: 1 LOB: 1 BB: 0 P: 13	1B: 9 2B: 3 3B: 0 HR: 2	SF: 0 SAC: 0 DP: 1 HBP: 0	WP: 0 PB: 0 SB: 1 CS: 0	PA: 48				
<b>PITCHER</b>	IP	WLS	BF	H	R	ER	SO	BB	IBB	HBP	BLK	WP	HR	S	P	ERA	WHIP										
<b>Dave Burba, R</b> ERA: 5.87 (1, 1)	3.2		23	7	6	6	3	6	0	0	0	0	0	50	88	14.73	3.545										
<b>Scott Kamieniecki, R</b> ERA: 5.6 (4, 1)	1.2	L	12	5	5	5	1	2	0	0	0	0	2	27	43	27.00	4.200										
<b>Steve Reed, R</b> ERA: 6.75 (6, 1)	0.2		2	0	0	0	0	0	0	0	0	0	0	5	6	0.00	0.000										
<b>Mark Watson, L</b> ERA: (7, 1)	2.0		7	1	0	0	3	0	0	0	0	0	0	18	24	0.00	0.500										
<b>Sean DePaula, R</b> ERA: 4.87 (9, 1)	1.0		4	1	0	0	1	0	0	0	0	0	0	10	13	0.00	1.000										
<b>Batter</b>	<b>1</b>	<b>2</b>	<b>3</b>	<b>4</b>	<b>5</b>	<b>6</b>	<b>7</b>	<b>8</b>	<b>9</b>	<b>AB</b>	<b>R</b>	<b>H</b>	<b>RBI</b>	<b>BB</b>	<b>SO</b>	<b>LOB</b>	<b>BOTTOM</b>										
<b>Roberto Alomar, S</b> OBP: 0.349, SLG: 0.425 (1, 4)	G6-3 1B 2B	1-0 FC4-6 1-2 BB		4-2 WP HR BB	3-2 S 1B		3-1 1B			4	2	3	1	1	0	1	<b>New York Yankees @ Cleveland Indians</b> Jacobs Field, Cleveland, OH Fri May 19 2000, 7:05 PM EDT Att. 42,642 - Overcast - 50 F										
<b>Omar Vizquel, S</b> OBP: 0.349, SLG: 0.384 (1, 6)	1-2 F8		0-0 G4-3	1-3 K	2-3 K		0-3 K		5	0	0	0	0	3	7												
<b>Travis Fryman, R</b> OBP: 0.363, SLG: 0.507 (1, 5)	3-2 G6-3 2-3		4-1 BB BB	3-3 K		0-2 FC6 1B		2-2 G6-3	4	1	1	0	1	1	3												
<b>Manny Ramirez, R</b> OBP: 0.399, SLG: 0.630 (1, 9)	3-2 PB 1B		4-2 BB BB	2-1 HR		1-1 F8		3-3 K	4	1	2	4	1	1	1												
<b>Jim Thome, L</b> OBP: 0.361, SLG: 0.555 (1, 3)	3-3 K		4-2 BB	0-3 K		3-2 L8		2-3 K	4	0	0	0	1	3	2												
<b>Alex Ramirez, R</b> OBP: 0.286, SLG: 0.423 (1, 10)	0-1 G4-3		4-1 G6-4-3 BB		1-1 G4-3	2-1 FC6		0-3 K	4	0	0	1	1	1	3												
<b>Sandy Alomar Jr., R</b> OBP: 0.339, SLG: 0.492 (1, 2)		0-0 P4	1-2 G6-4-3		2-1 G6-3		1-0 F7		0-1 2B	5	0	1	0	0	3												
<b>Richie Sexson, R</b> OBP: 0.333, SLG: 0.403 (1, 7)	1-1 G6-3		0-1 HR	4-2 BB 1B		1-1 FC5-4 1B		1-3 K	4	2	2	1	1	1	1												
<b>Jolbert Cabrera, R</b> OBP: 0.345, SLG: 0.346 (1, 8)	0-2 E5 FC4-6		1-0 E6 WP BB HR	4-0 1B BB		2-2 FC5-4 1B		2-2 P4	4	1	0	0	1	0	2												
<b>Inning Stats</b>	R: 1 E: 0 K: 1 S: 20	H: 2 LOB: 2 BB: 0 P: 33	R: 0 E: 1 K: 0 S: 7	H: 0 LOB: 1 BB: 0 P: 9	R: 1 E: 0 K: 0 S: 13	H: 0 LOB: 2 BB: 4 P: 31	R: 4 E: 1 K: 3 S: 19	H: 2 LOB: 0 BB: 1 P: 30	R: 1 E: 0 K: 1 S: 14	H: 1 LOB: 2 BB: 2 P: 30	R: 0 E: 0 K: 0 S: 10	H: 1 LOB: 2 BB: 0 P: 16	R: 0 E: 0 K: 2 S: 11	H: 0 LOB: 0 BB: 0 P: 18	R: 0 E: 0 K: 2 S: 11	H: 0 LOB: 0 BB: 0 P: 18		R: 0 E: 0 K: 2 S: 14	H: 1 LOB: 1 BB: 0 P: 17	1B: 5 2B: 2 3B: 0 HR: 2	SF: 0 SAC: 0 DP: 1 HBP: 0	WP: 1 PB: 1 SB: 1 CS: 0	PA: 45				
<b>PITCHER</b>	IP	WLS	BF	H	R	ER	SO	BB	IBB	HBP	BLK	WP	HR	S	P	ERA	WHIP										
<b>Andy Pettitte, L</b> ERA: 4.88 (1, 1)	4.0		23	4	6	3	4	5	0	0	0	0	0	59	103	6.75	2.250										
<b>Ramiro Mendoza, R</b> ERA: 4.72 (5, 1)	2.2	W	14	4	1	1	1	2	0	0	0	0	0	32	61	3.38	2.250										
<b>Jeff Nelson, R</b> ERA: 1.16 (7, 1)	1.1	H	4	0	0	0	3	0	0	0	0	0	0	14	21	0.00	0.000										
<b>Mike Stanton, L</b> ERA: 3.24 (9, 1)	1.0		4	1	0	0	2	0	0	0	0	0	0	14	17	0.00	1.000										



Batter	1	2	3	4	5	6	7	8	9	AB	R	H	RBI	BB	SO	LOB	TOP										
<b>Chuck Knoblauch, R</b> OBP: 0.313, SLG: 0.361 (1, 4)	1-2 1B SF7 2B	3-3 K		1-1 1B 2B		2-1 F9		3-3 K		5	2	2	0	0	2	2	<b>New York Yankees @ Cleveland Indians</b> Jacobs Field, Cleveland, OH Sat May 20 2000, 1:05 PM EDT Att. 42,583 - Overcast - 49 F										
<b>Bernie Williams, S</b> OBP: 0.394, SLG: 0.695 (1, 8)	0-0 20 2B 1B	0-0 F9		3-2 G6-3			1-1 FC4-6 1B	1-2 G3-1		5	0	2	0	0	0	2											
<b>Paul O'Neill, L</b> OBP: 0.363, SLG: 0.454 (1, 9)	1-3 K		1-3 K	0-0 WP 1B			3-0 F7	2-3 K		5	0	1	1	0	3	3											
<b>Shane Spencer, R</b> OBP: 0.298, SLG: 0.465 <b>Lance Johnson, L</b> OBP: 0.231, SLG: 0.269 (4, PH) (4, 7)	3-2 SF7		1-1 BB WP 1B	3-3 K			1-2 FC4-6 FC6-4 20 E 1-2	2-3 K		1	0	1	1	0	0	0											
<b>20 Jorge Posada, S</b> OBP: 0.438, SLG: 0.699 (1, 3) (8, 2)	0-2 2B		3-3 K		4-2 L9-4-3 BB		1 SAFE 4-1 FC6-4 BB			2	0	1	0	2	1	1											
<b>Jim Leyritz, R</b> OBP: 0.283, SLG: 0.286 (1, 10)	4-0 BB		4-2 BB	1-2 BB	0-2 L9-4-3		1-2 FC6-4 BB			2	0	0	0	2	0	3											
<b>Chris Turner, R</b> OBP: 0.500, SLG: 0.600 <b>Tino Martinez, L</b> OBP: 0.352, SLG: 0.458 (8, PH) (8, 3)	3-2 L9		4-1 BB	1-2 2-3 BB	0-1 G5-3			2-2 S 1B		2	0	0	0	1	0	3											
<b>Scott Brosius, R</b> OBP: 0.326, SLG: 0.311 (1, 5)		1-2 G5-3	2-2 G6-3		1-3 K			2-0 F8		4	0	0	0	0	1	4											
<b>Alfonso Soriano, R</b> OBP: 0.194, SLG: 0.400 (1, 6)		0-1 S 1B		1-2 F9		1-1 F9		0-3 K		4	0	1	0	0	1	1											
<b>Inning Stats</b>	R: 1 E: 0 K: 1 S: 21	H: 3 LOB: 3 BB: 1 P: 33	R: 0 E: 0 K: 1 S: 9	H: 1 LOB: 1 BB: 0 P: 13	R: 0 E: 0 K: 2 S: 15	H: 1 LOB: 2 BB: 2 P: 30	R: 1 E: 0 K: 1 S: 13	H: 2 LOB: 1 BB: 0 P: 21	R: 0 E: 0 K: 0 S: 7	H: 0 LOB: 0 BB: 1 P: 11	R: 0 E: 1 K: 0 S: 9	H: 1 LOB: 2 BB: 1 P: 18	R: 0 E: 0 K: 2 S: 11	H: 1 LOB: 1 BB: 0 P: 18	R: 0 E: 0 K: 2 S: 9	H: 0 LOB: 0 BB: 14		1B: 6 2B: 4 3B: 0 HR: 0	SF: 1 SAC: 0 DP: 1 HBP: 0	WP: 2 PB: 0 SB: 2 CS: 0	PA: 40						
<b>PITCHER</b>	IP	WLS	BF	H	R	ER	SO	BB	IBB	HBP	BLK	WP	HR	S	P	ERA	WHIP										
<b>Chuck Finley, L</b> ERA: 3.84 (1, 1)	6.2		32	8	2	2	6	5	0	0	0	2	0	79	135	2.70	1.950										
<b>Sean DePaula, R</b> ERA: 4.5 (7, 1)	1.1		5	1	0	0	2	0	0	0	0	0	0	13	20	0.00	0.750										
<b>Paul Shuey, R</b> ERA: 2.95 (9, 1)	1.0	W	3	0	0	0	2	0	0	0	0	0	0	9	14	0.00	0.000										

Batter	1	2	3	4	5	6	7	8	9	AB	R	H	RBI	BB	SO	LOB	BOTTOM										
<b>Kenny Lofton, L</b> OBP: 0.356, SLG: 0.392 (1, 8)	1-2 G4-3		1-0 F9		2-3 K		0-2 SF7		4-0 BB WP BB	3	0	0	1	1	1	0	<b>New York Yankees @ Cleveland Indians</b> Jacobs Field, Cleveland, OH Sat May 20 2000, 1:05 PM EDT Att. 42,583 - Overcast - 49 F										
<b>Omar Vizquel, S</b> OBP: 0.382, SLG: 0.382 (1, 6)	4-1 S BB		4-0 CS BB	1-2 BB	4-2 L9-2 BB		3-H 1-1 L3	4-0 BB BB		1	0	0	0	4	0	0											
<b>Roberto Alomar, S</b> OBP: 0.350, SLG: 0.420 (1, 4)	2-3 K		3-1 S 1B	1-2 1B	2-1 L9-2			1-3 K	4-2 BB	4	0	1	1	1	2	2											
<b>Manny Ramirez, R</b> OBP: 0.401, SLG: 0.622 (1, 9)	2-1 F9		4-1 BB	1-2 BB		3-3 K		4-1 1B BB		2	0	0	0	2	1	1											
<b>Jim Thome, L</b> OBP: 0.358, SLG: 0.546 (1, 3)		1-2 P6	1-3 K			1-3 K		1-2 L5-3 1B		4	0	1	0	0	2	2											
<b>Travis Fryman, R</b> OBP: 0.380, SLG: 0.500 (1, 5)		1-2 G1-3		1-2 E5 G6-3 1B		0-1 F9		3-2 L5-3		4	0	1	0	0	0	2											
<b>Richie Sexson, R</b> OBP: 0.338, SLG: 0.428 (1, 7)		2-2 FC5-4 1B		2-2 G6-3			0-1 HR		1-3 K	4	1	2	1	0	1	1											
<b>Enrique Wilson, S</b> OBP: 0.482, SLG: 0.513 <b>Jolbert Cabrera, R</b> OBP: 0.345, SLG: 0.346 (9, PR)		2-1 FC5-4 1B		3-2 F8			3-1 SH3-4 SF7 2B	4-2 WP BB BB		3	1	2	0	1	0	1											
<b>Einar Diaz, R</b> OBP: 0.360, SLG: 0.452 (1, 2)		0-1 FC5-4		1-1 L6			0-1 SH3-4	0-2 F9		3	0	0	0	0	0	4											
<b>Inning Stats</b>	R: 0 E: 0 K: 1 S: 9	H: 0 LOB: 1 BB: 1 P: 18	R: 0 E: 0 K: 0 S: 15	H: 2 LOB: 2 BB: 0 P: 21	R: 0 E: 0 K: 1 S: 8	H: 1 LOB: 2 BB: 2 P: 21	R: 0 E: 1 K: 0 S: 11	H: 1 LOB: 1 BB: 0 P: 18	R: 0 E: 0 K: 1 S: 7	H: 0 LOB: 0 BB: 1 P: 15	R: 2 E: 0 K: 0 S: 11	H: 2 LOB: 0 BB: 0 P: 15	R: 0 E: 0 K: 1 S: 11	H: 1 LOB: 1 BB: 1 P: 20	R: 1 E: 0 K: 1 S: 10	H: 0 LOB: 3 BB: 4 P: 27		1B: 5 2B: 3 3B: 0 HR: 1	SF: 1 SAC: 1 DP: 2 HBP: 0	WP: 1 PB: 0 SB: 2 CS: 1	PA: 39						
<b>PITCHER</b>	IP	WLS	BF	H	R	ER	SO	BB	IBB	HBP	BLK	WP	HR	S	P	ERA	WHIP										
<b>David Cone, R</b> ERA: 5.75 (1, 1)	6.1		27	6	2	2	5	4	0	0	0	0	0	64	114	2.84	1.579										
<b>Mike Stanton, L</b> ERA: 3.09 (7, 1)	1.0	B	3	0	0	0	1	0	0	0	0	0	0	8	10	0.00	0.000										
<b>Jeff Nelson, R</b> ERA: 1.46 (8, 1)	1.1	L	9	1	1	1	1	5	0	0	0	1	0	18	43	6.75	4.500										





Batter	1	2	3	4	5	6	7	8	9	AB	R	H	RBI	BB	SO	LOB	TOP										
Chuck Knoblauch R (1,4) OBP: 0.313, SLG: 0.360 Wilson Delgado S (8, FH) OBP: 0.344, SLG: 0.296	2-2 G5-3		1-1 1B			2-1 F9		2-1 G3		3	0	1	0	0	0	0											
Bernie Williams S (1,8) OBP: 0.381, SLG: 0.596	3-2 G4-3		1-1 G5-3			3-1 L8			3-2 E 1B G4-6-3 1B	4	1	1	0	0	0	1											
Paul O'Neill L (1,9) OBP: 0.366, SLG: 0.452	4-1 BB			0-0 G1-3		1-2 G1-3			3-2 E8 G4-6-3 1B	3	0	1	0	1	0	0											
Tino Martinez L (1,3) OBP: 0.344, SLG: 0.446	0-1 G4-3			0-3 K		1-0 F8			2-0 G4-6-3 1-2 3-H	4	0	0	0	0	1	2											
2D Jorge Posada S (1,2) OBP: 0.439, SLG: 0.611		4-2 G4-6-3 BB		1-3 K		0-0 2B			1-2 F8	3	0	1	0	1	1	0											
Ricky Ledee L (1,7) OBP: 0.328, SLG: 0.356		1-2 G4-6-3 1-2		1-0 G4-3		4-2 G6-4-3 BB				2	0	0	0	1	0	1											
Jim Leyritz R (1,10) OBP: 0.244, SLG: 0.263		3-2 G6-3		1-1 G5-3		0-0 G6-4-3 1-2				3	0	0	0	0	0	2											
Scott Brosius R (1,5) OBP: 0.326, SLG: 0.303			0-0 G5-3		4-2 BB			2-2 F8		2	0	0	0	1	0	0											
Alfonso Soriano R (1,6) OBP: 0.179, SLG: 0.368			0-1 F8		1-2 F2			0-3 K		3	0	0	0	0	1	1											
<b>Inning Stats</b>	R: 0 E: 0 K: 0 S: 10	H: 0 LOB: 1 BB: 1 P: 19	R: 0 E: 0 K: 0 S: 10	H: 0 LOB: 0 BB: 1 P: 18	R: 0 E: 0 K: 0 S: 7	H: 1 LOB: 1 BB: 0 P: 9	R: 0 E: 0 K: 2 S: 7	H: 0 LOB: 0 BB: 0 P: 8	R: 0 E: 0 K: 0 S: 8	H: 0 LOB: 1 BB: 1 P: 15	R: 0 E: 0 K: 0 S: 5	H: 1 LOB: 1 BB: 1 P: 10	R: 0 E: 0 K: 1 S: 8	H: 0 LOB: 0 BB: 0 P: 12	R: 1 E: 1 K: 0 S: 11	H: 2 LOB: 0 BB: 0 P: 20	1B: 3 2B: 1 3B: 0 HR: 0	SF: 0 SAC: 0 DP: 3 HBP: 0	WP: 0 PB: 0 SB: 0 CS: 0	PA: 32							
<b>PITCHER</b>	IP	WLS	BF	H	R	ER	SO	BB	IBB	HBP	BLK	WP	HR	S	P	ERA	WHIP										
Paul Rigdon R (1,1) ERA: 6.32	7.0	W	25	2	0	0	2	4	0	0	0	0	0	54	92	0.00	0.857										
Steve Reed R (8,1) ERA: 6.32	1.0		3	0	0	0	1	0	0	0	0	0	0	8	12	0.00	0.000										
Mark Watson L (9,1) ERA: 6.32	1.0		4	2	1	0	0	0	0	0	0	0	0	11	20	0.00	2.000										

New York Yankees @ Cleveland Indians  
Jacobs Field, Cleveland, OH  
Sun May 21 2000, 1:05 PM EDT  
Att: 42,587 - Sunny - 55 F

AB 28  
R 1  
H 4  
RBI 0  
BB 4  
SO 3  
LOB 7



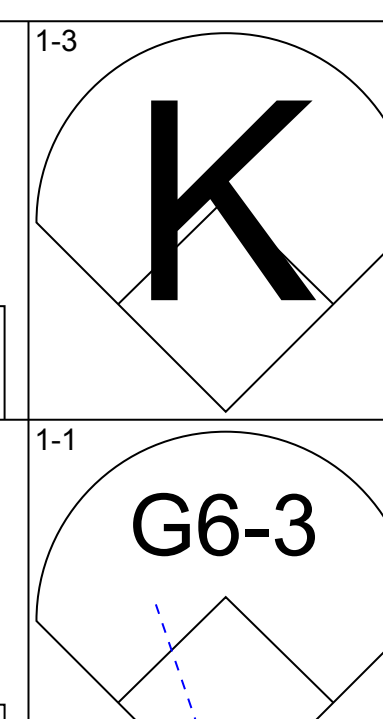
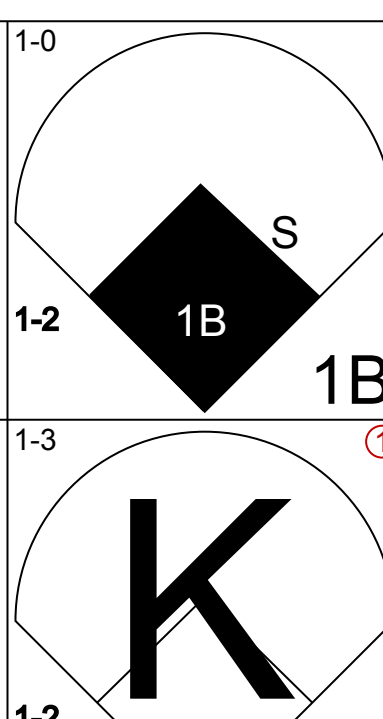
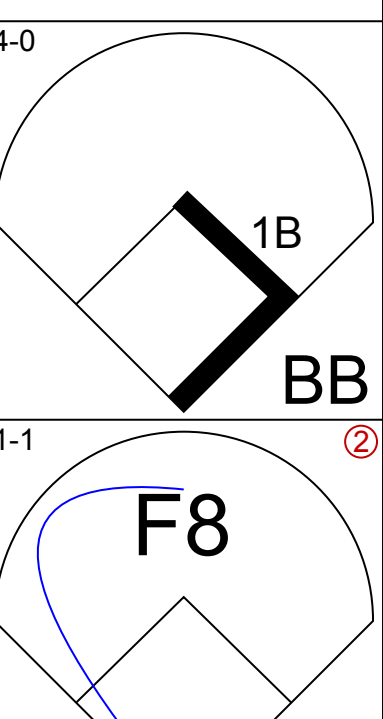
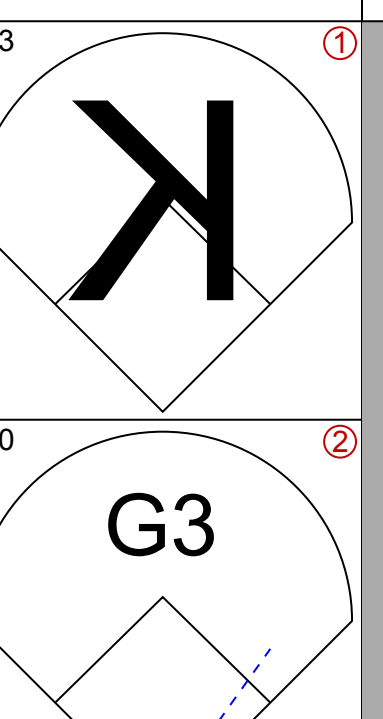
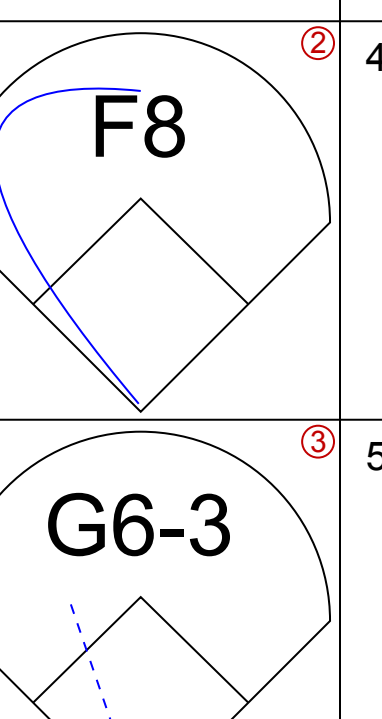
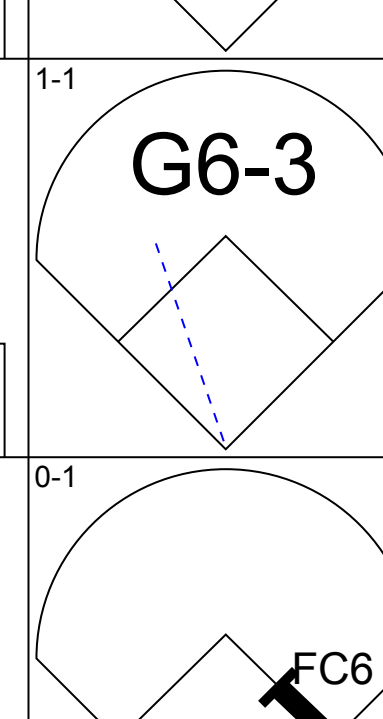
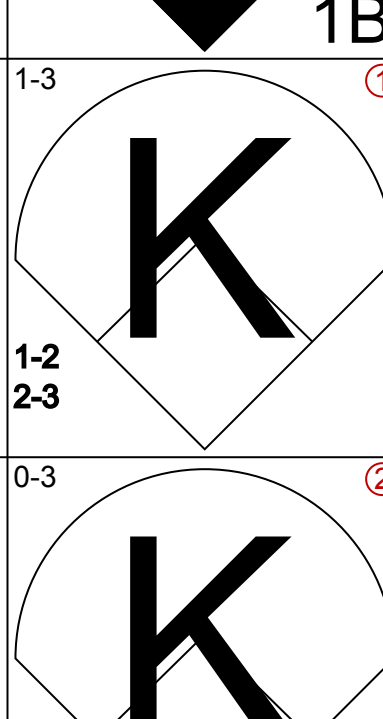
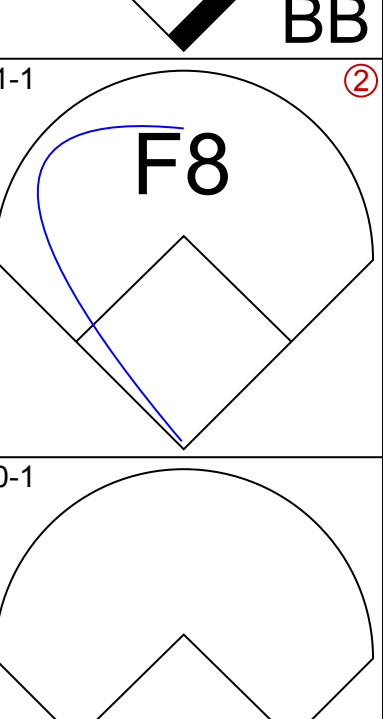
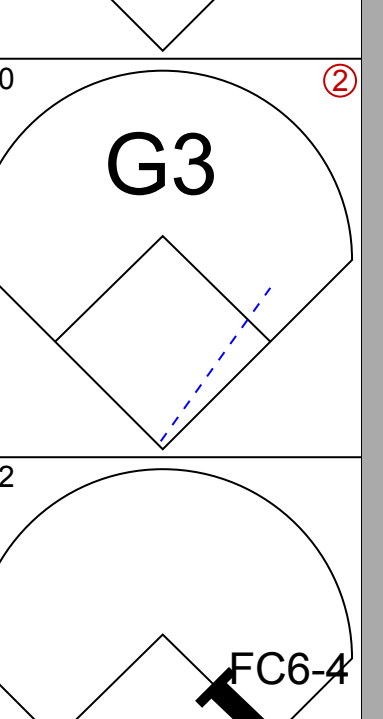
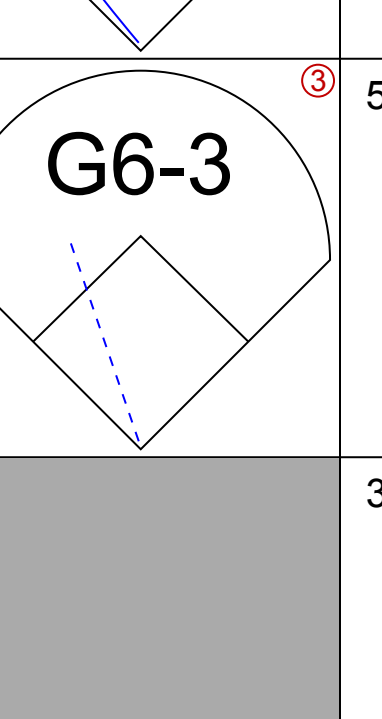
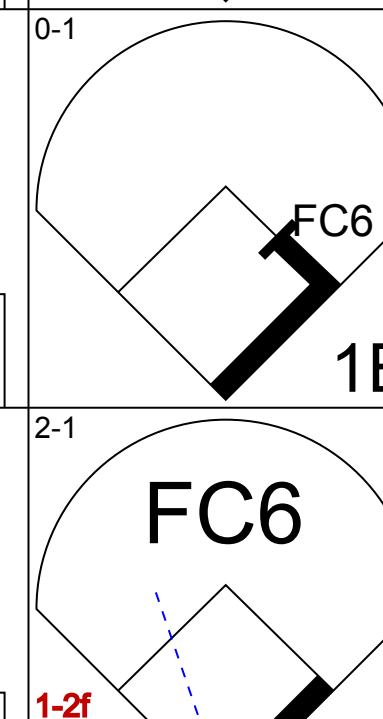
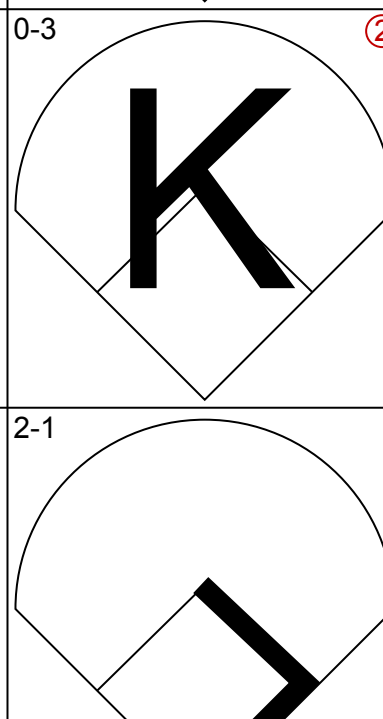
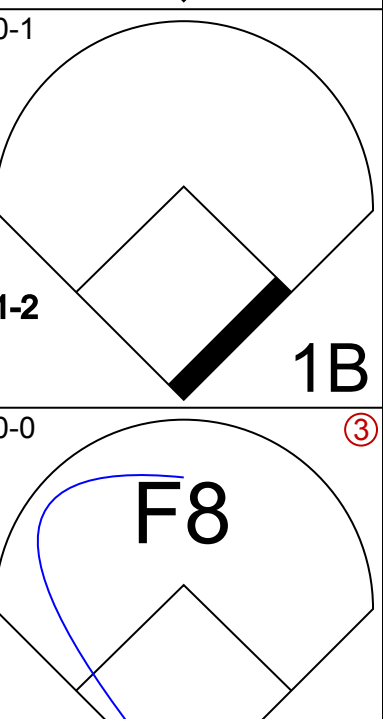
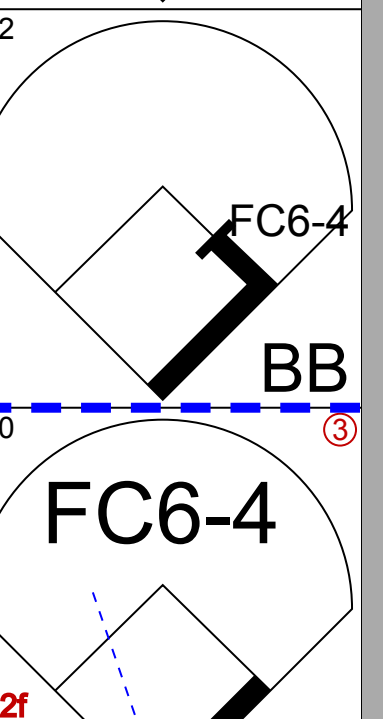
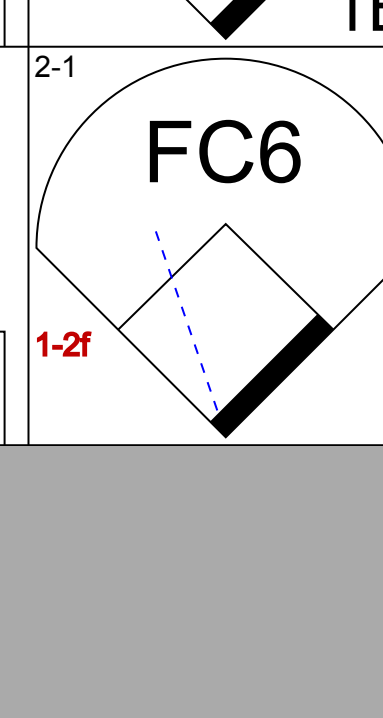
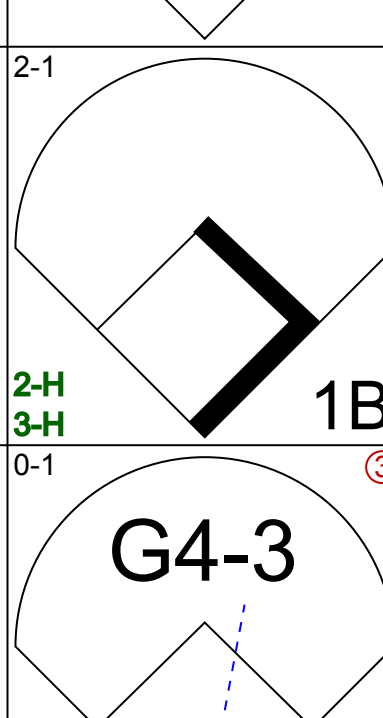
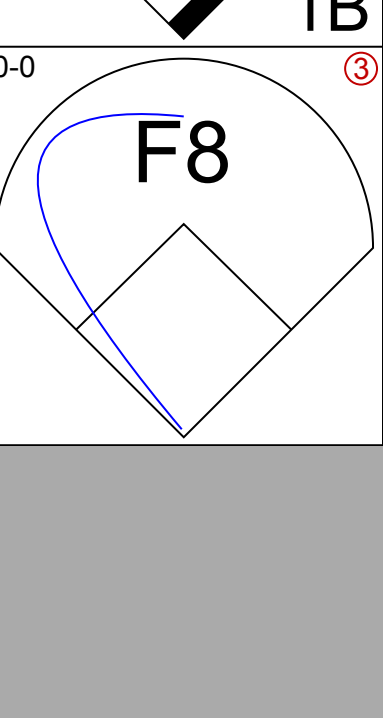
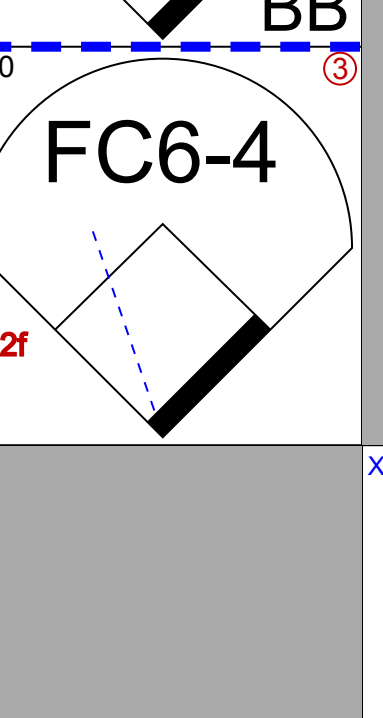
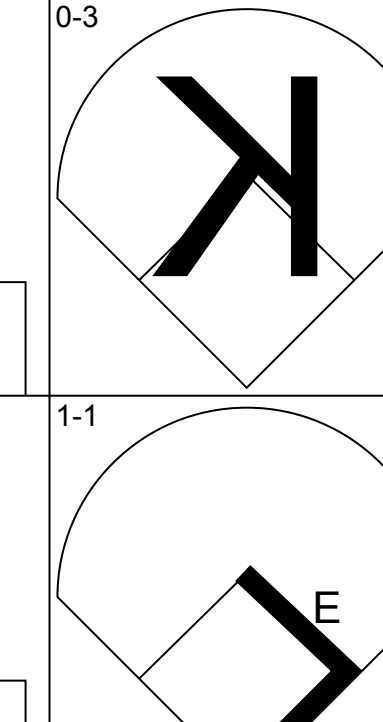
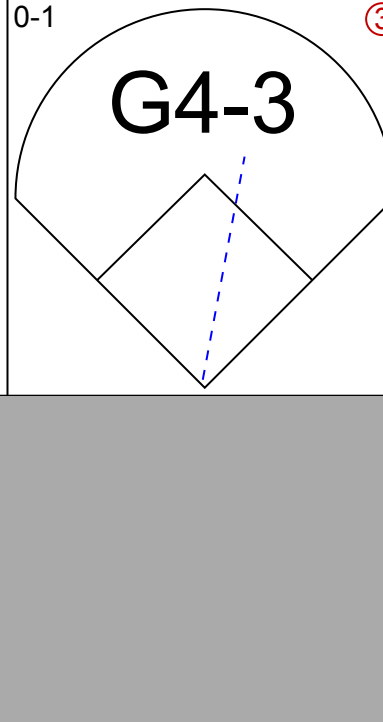
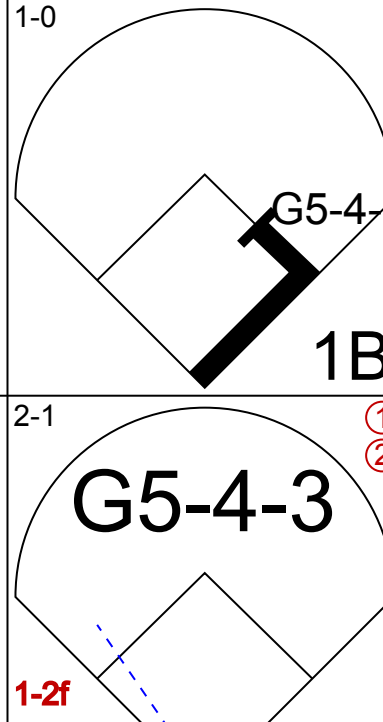
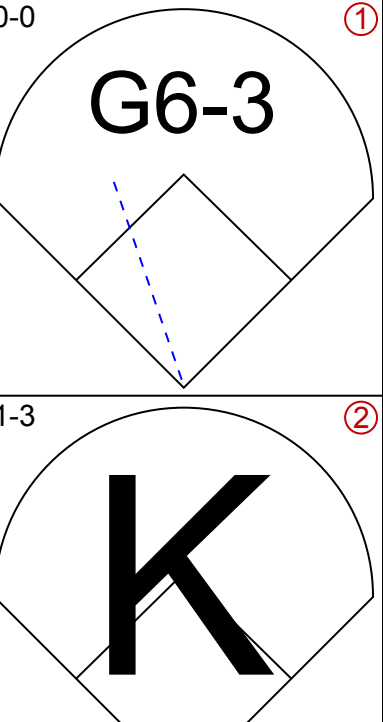
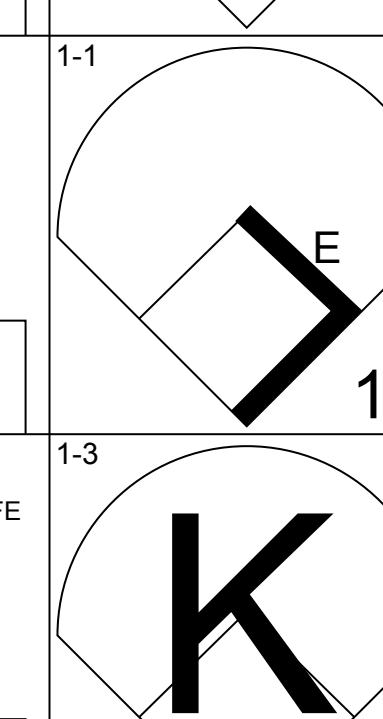
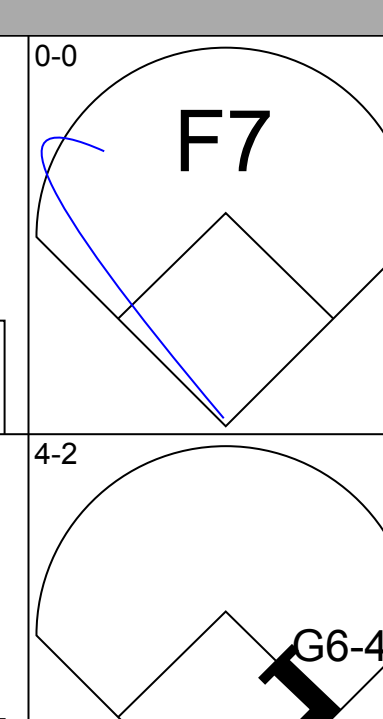
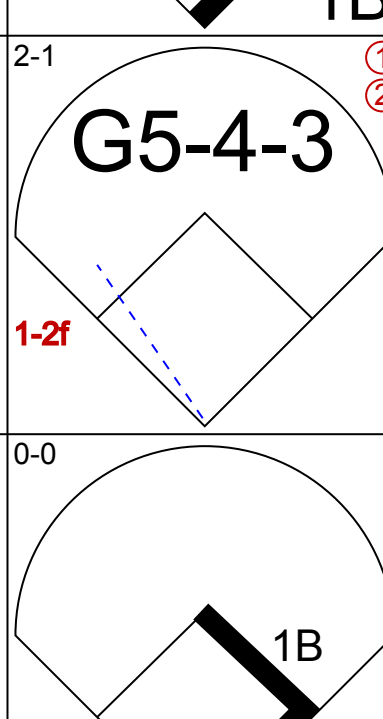
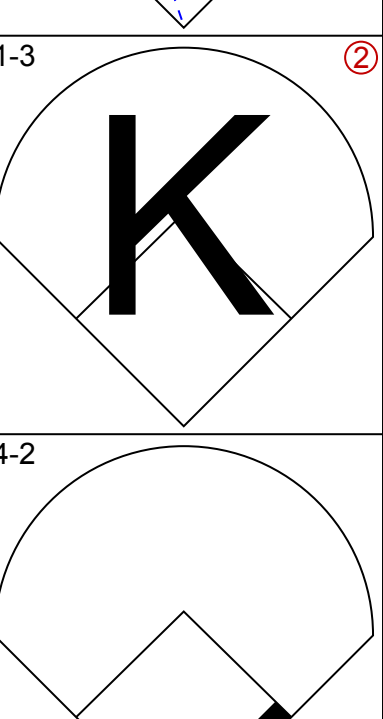
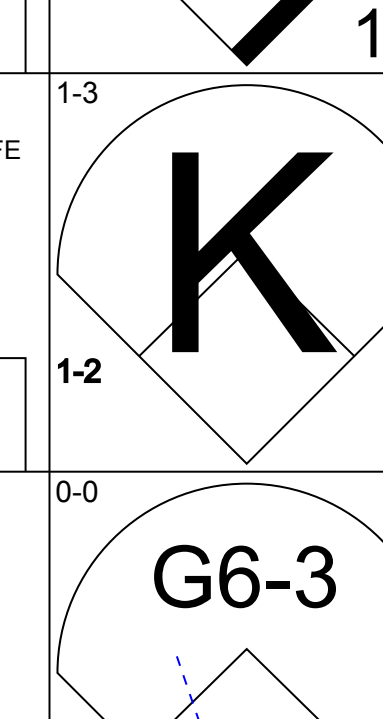
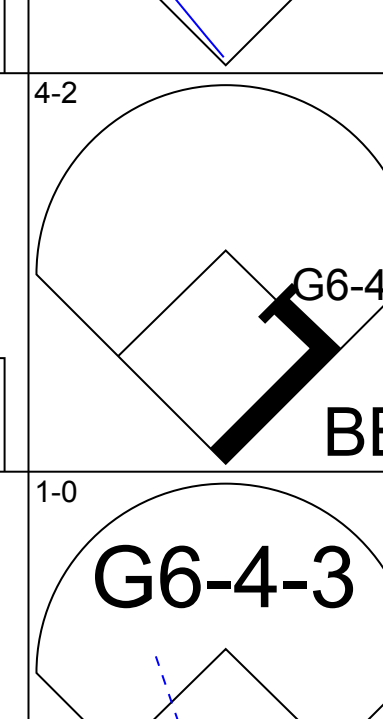
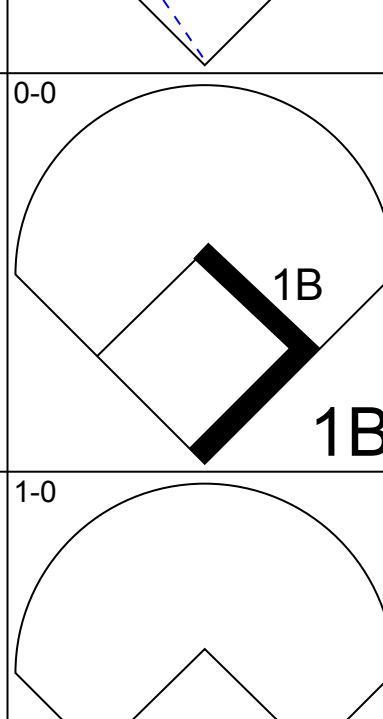
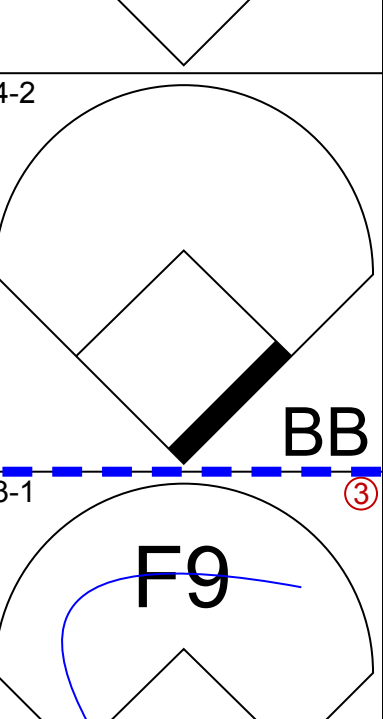
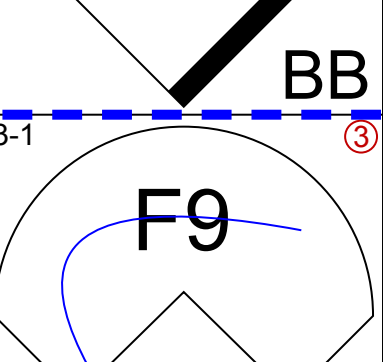
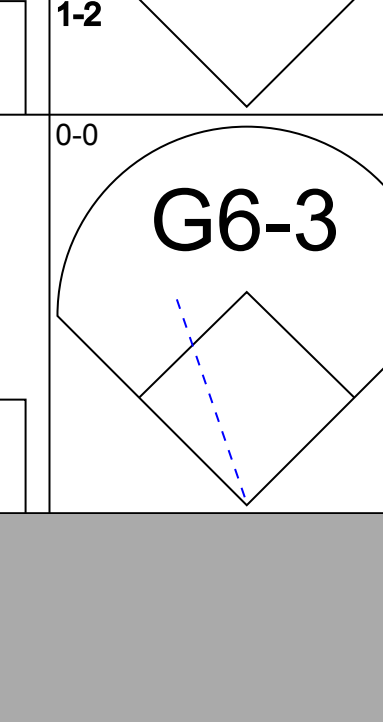
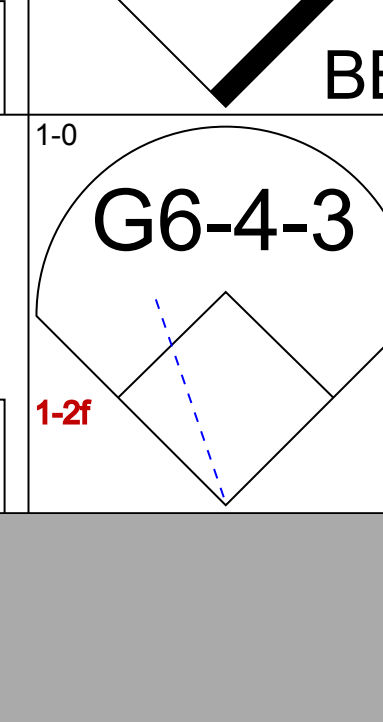
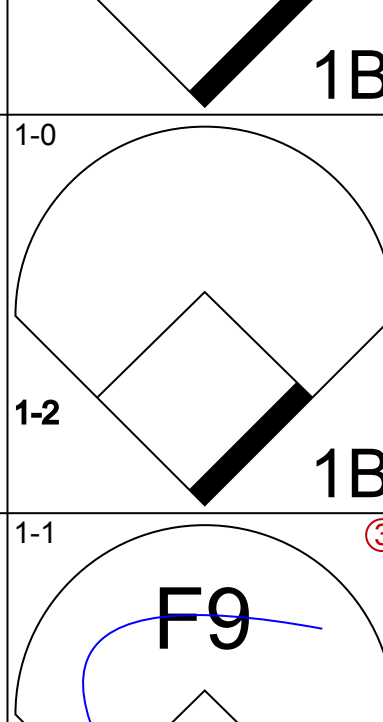
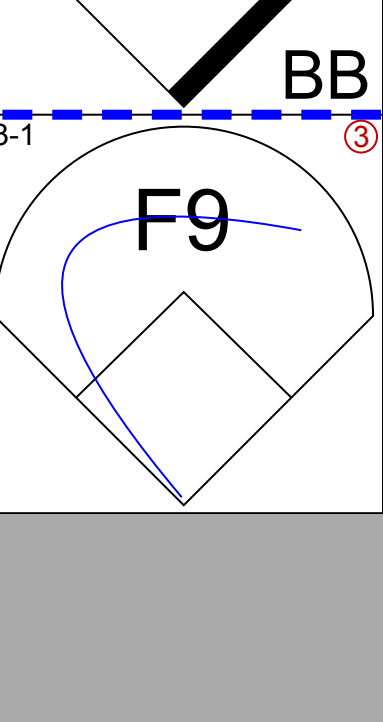
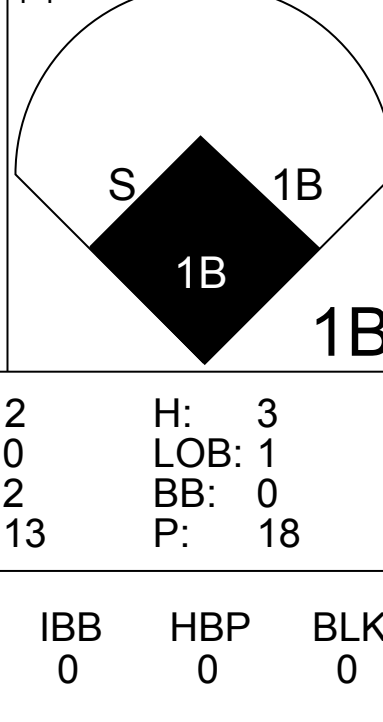
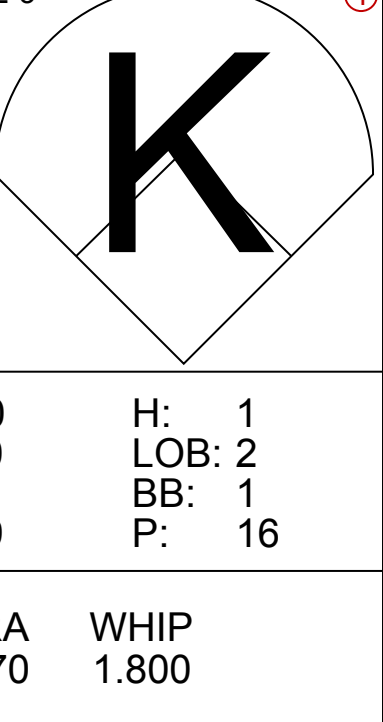
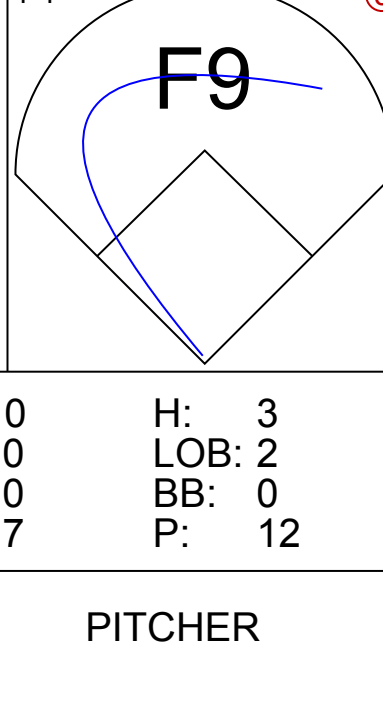
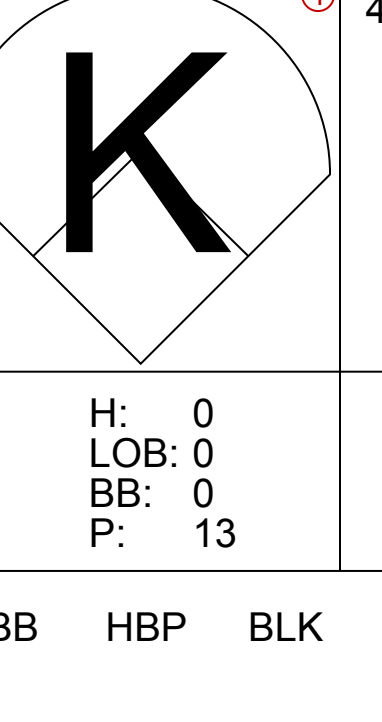
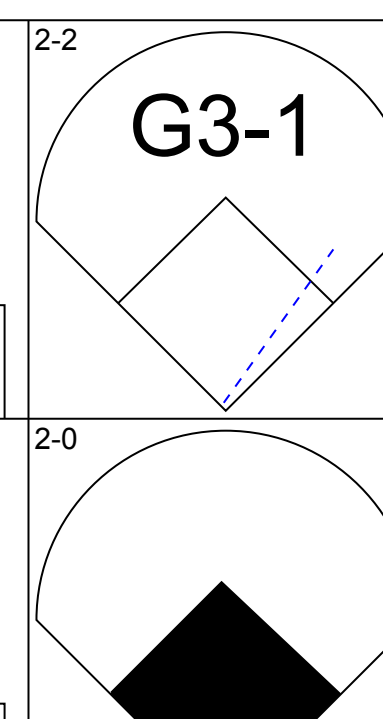
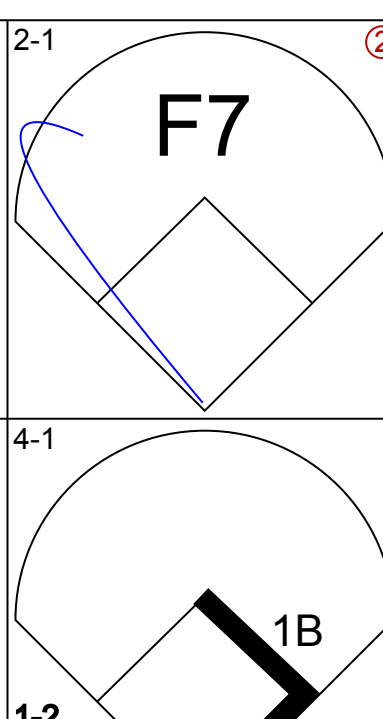
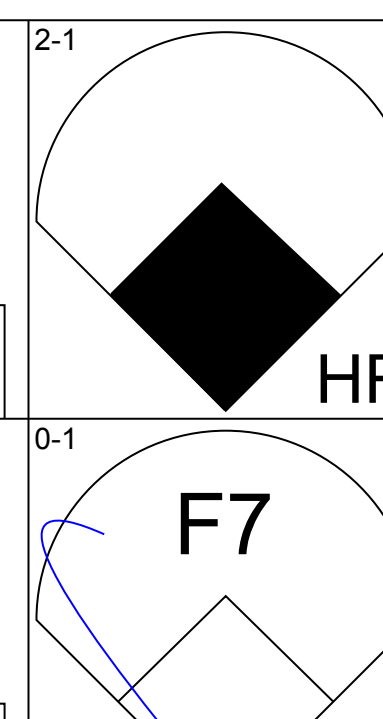
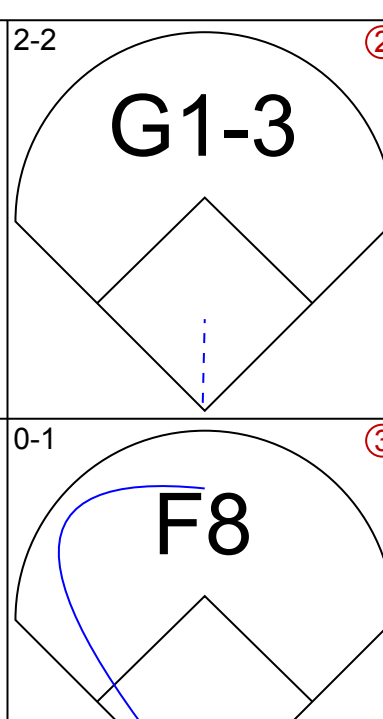
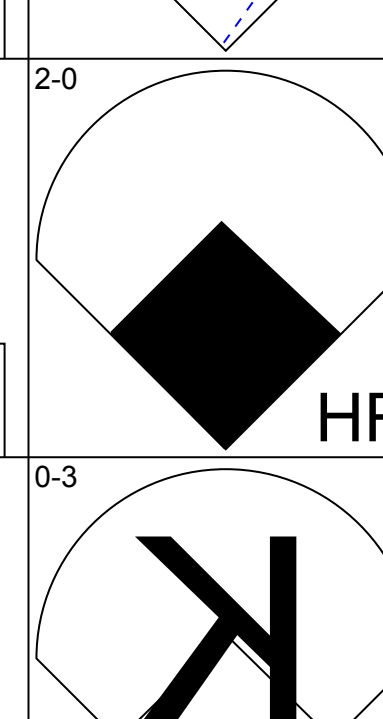
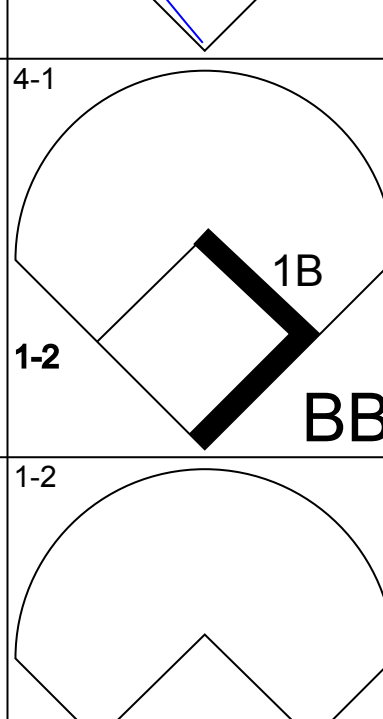
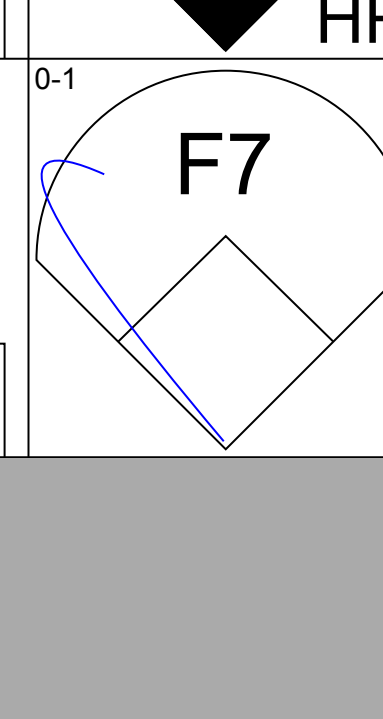
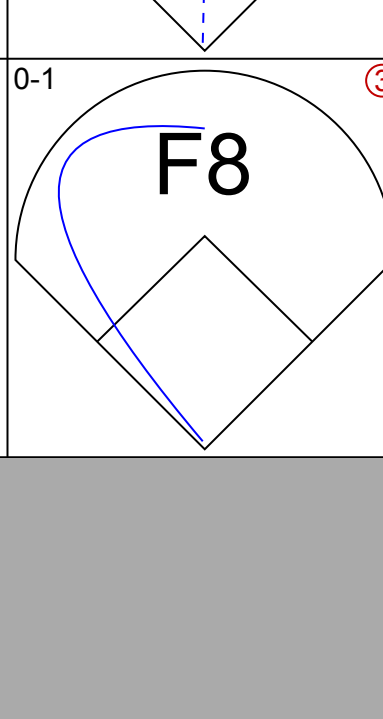
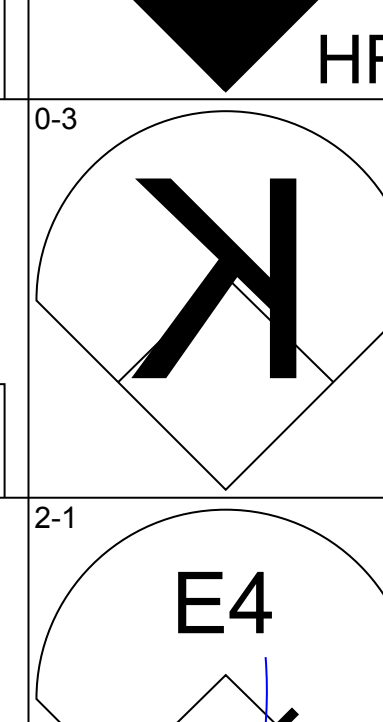
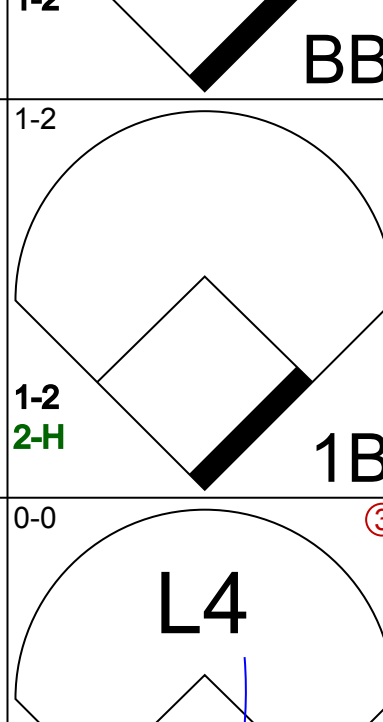
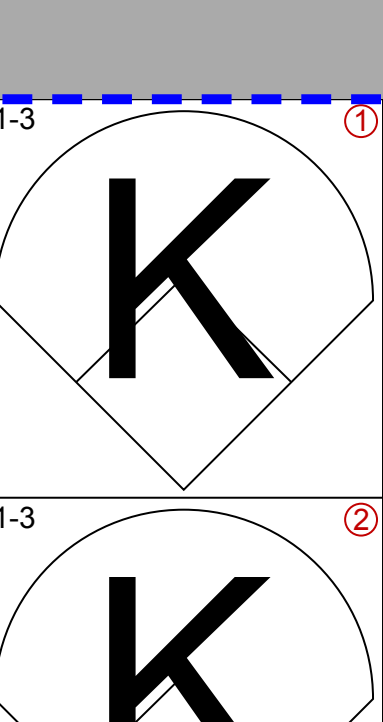
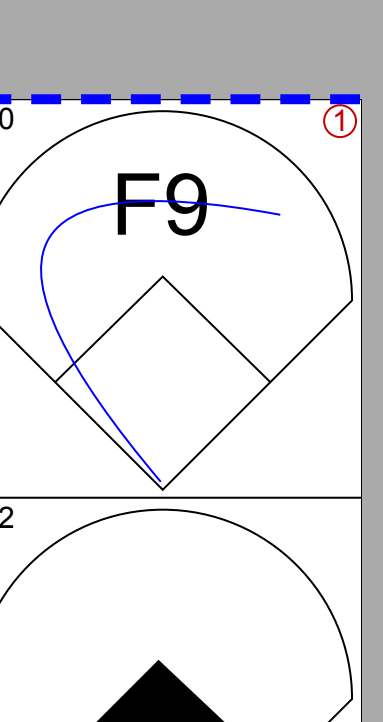
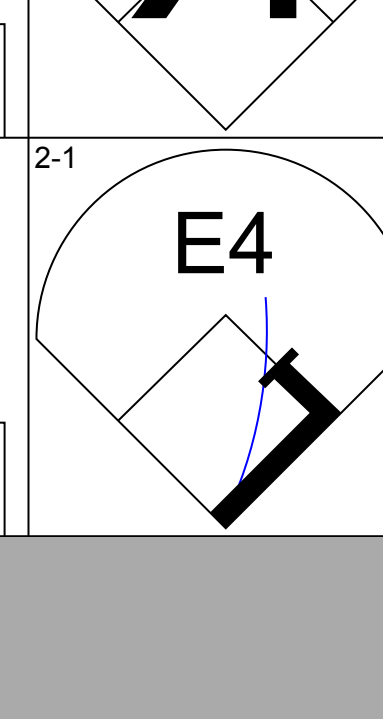
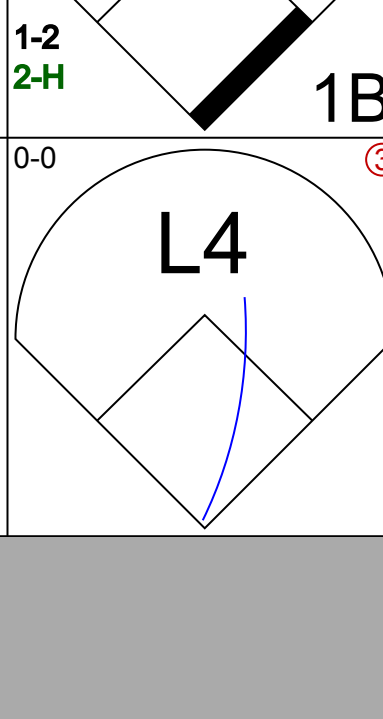
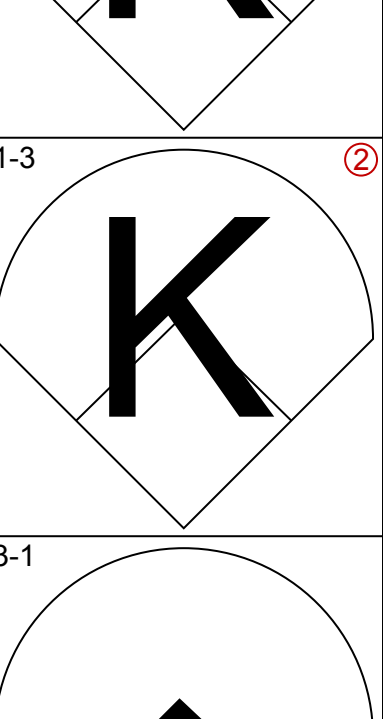
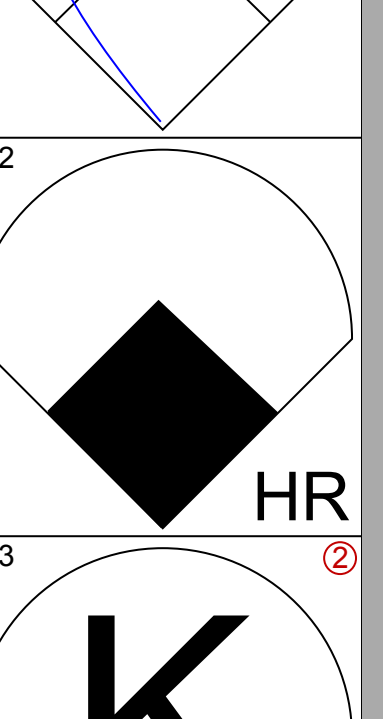
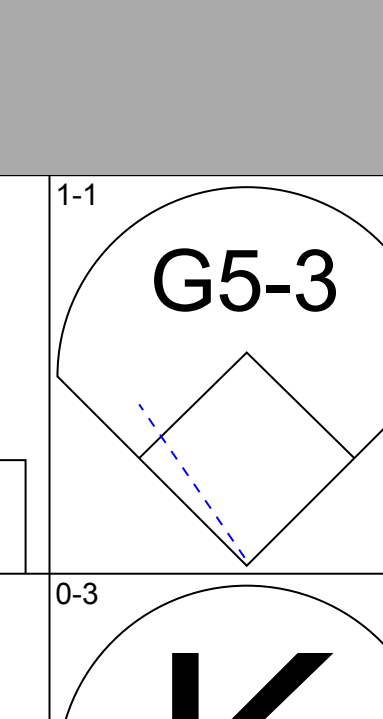
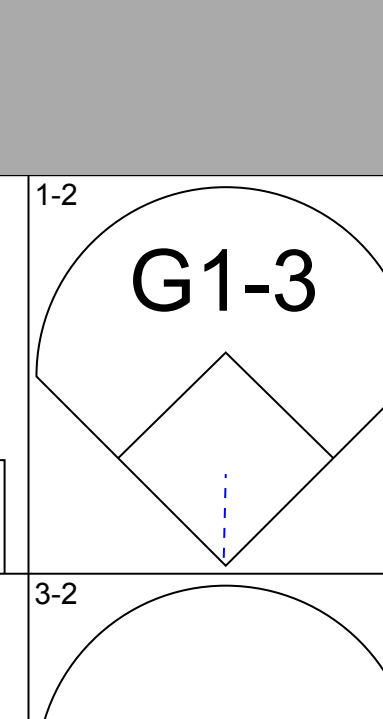
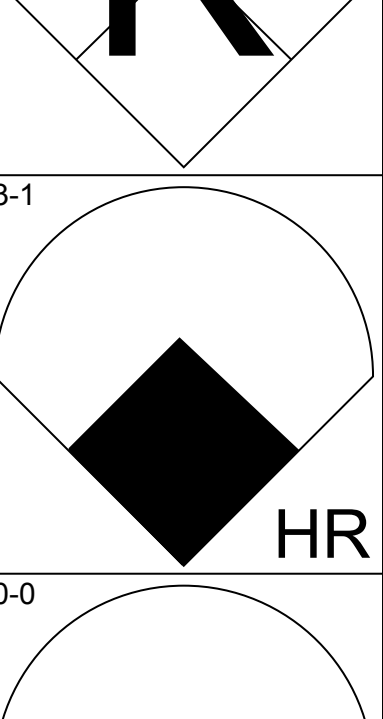
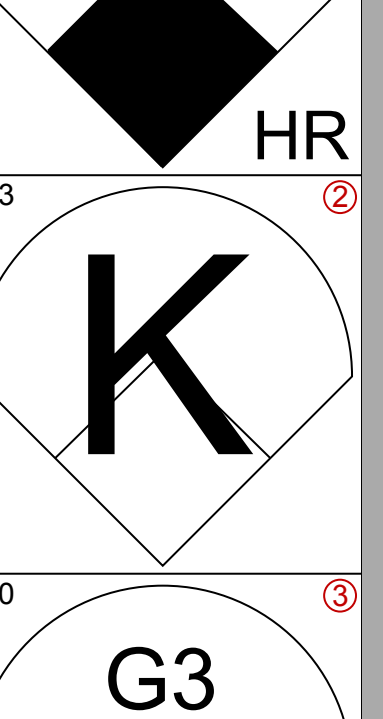
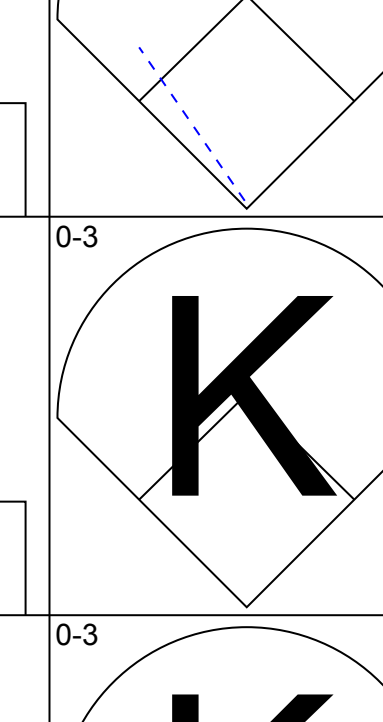
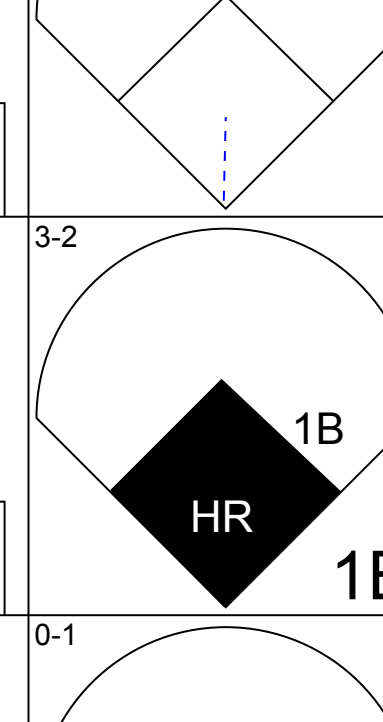
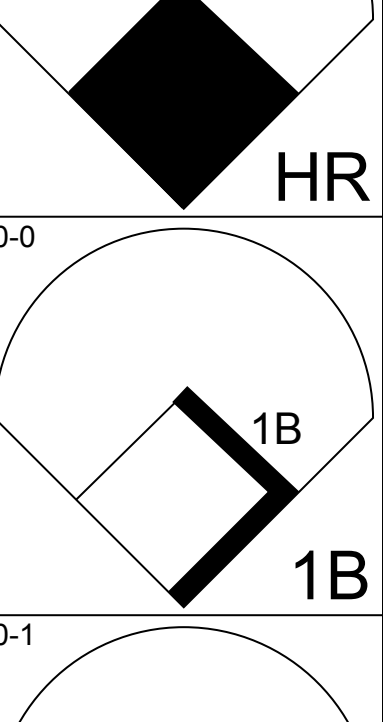


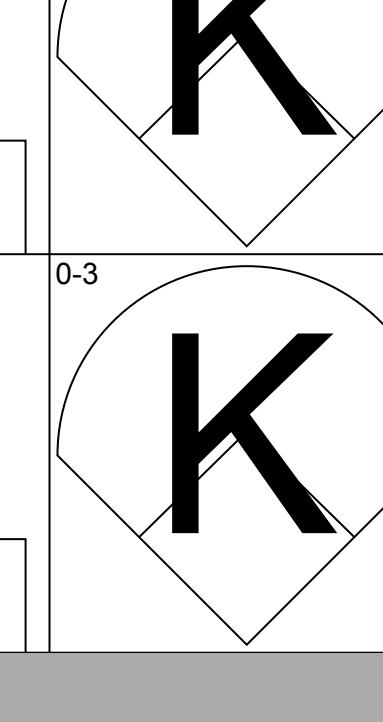
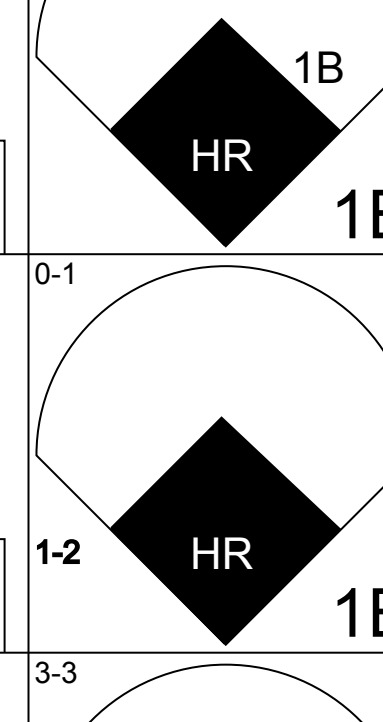
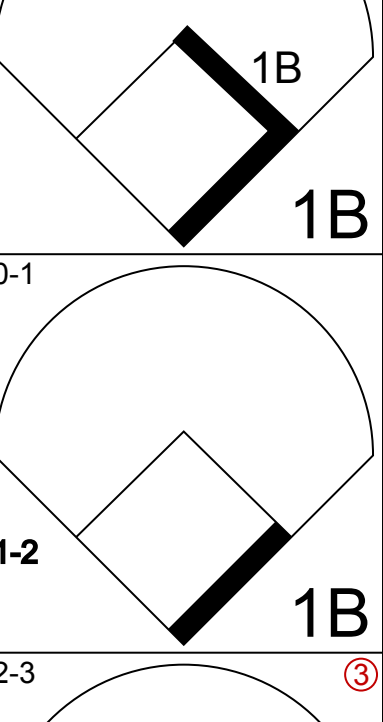

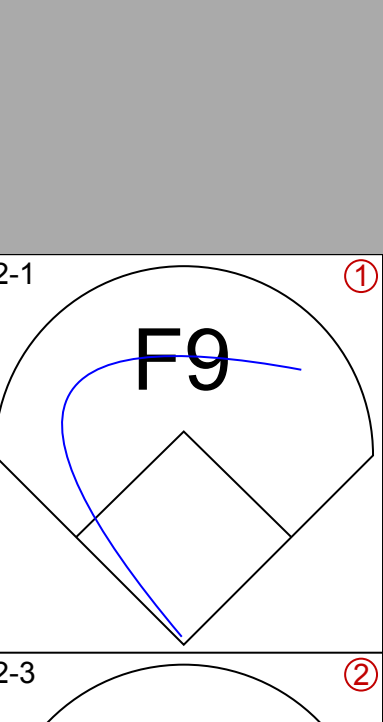
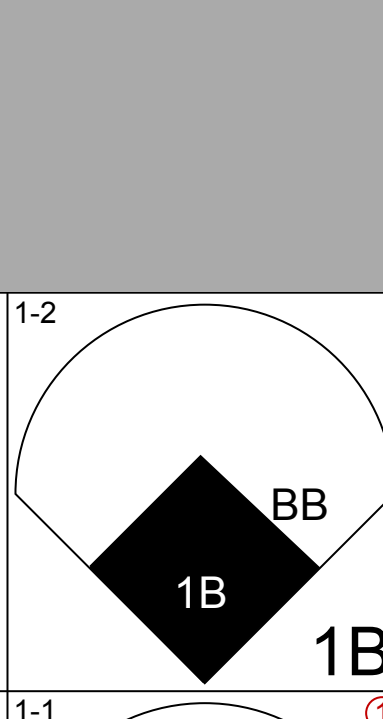
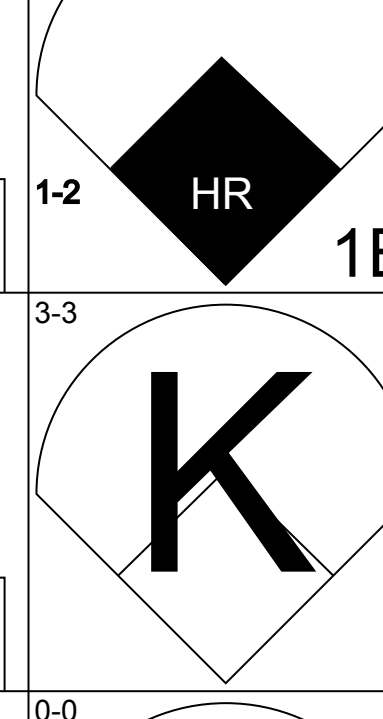
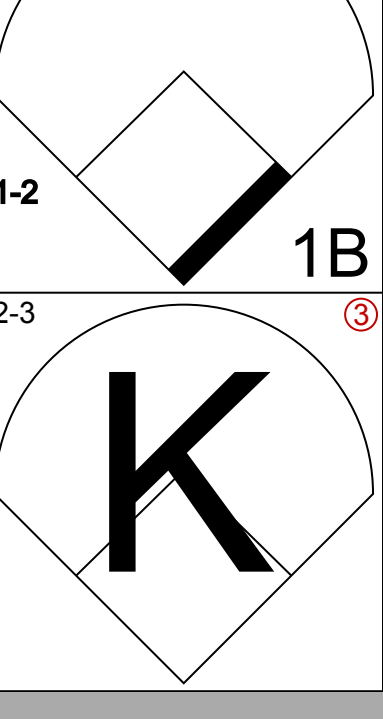

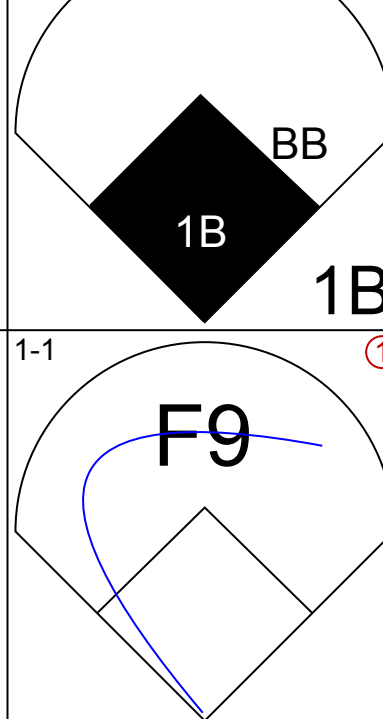
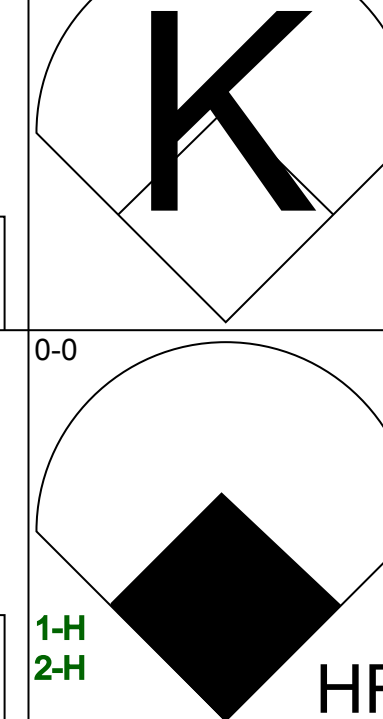



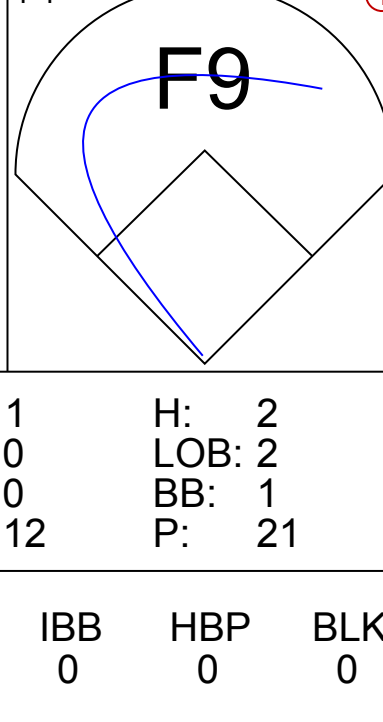
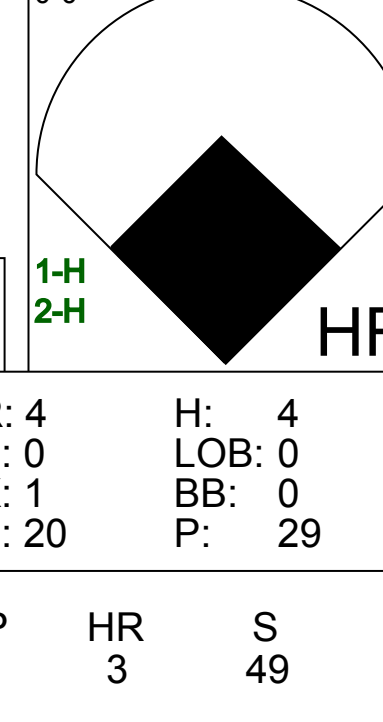
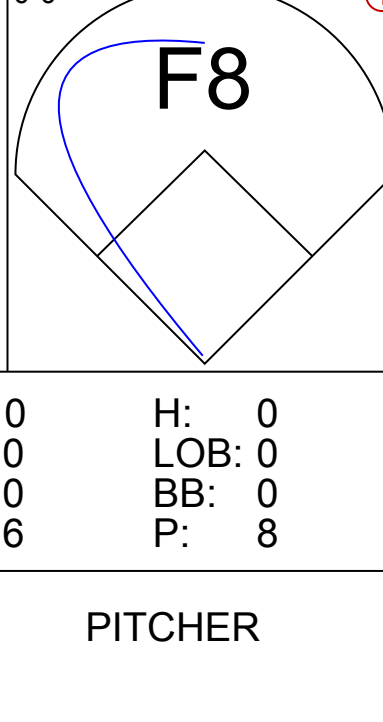
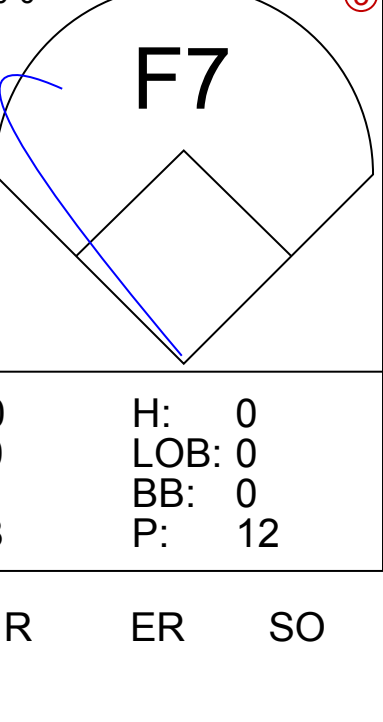
Batter	1	2	3	4	5	6	7	8	9	AB	R	H	RBI	BB	SO	LOB	BOTTOM										
Kenny Lofton L (1,8) OBP: 0.368, SLG: 0.397	1-1 CS 1B		3-1 G4-3		0-0 L9			2-0 L1-3 1B		4	0	2	0	1	0	2											
Omar Vizquel S (1,6) OBP: 0.352, SLG: 0.369	1-1 E6 2B SF9		0-2 L7		2-1 G3		2-2 G5-3		1-2 F8	5	1	0	0	0	0	7											
Roberto Alomar S (1,4) OBP: 0.357, SLG: 0.429	0-0 1-3 2B		4-2 HR BB		2-2 F8		2-2 HR 1B		1-0 L1-3 1-2	4	2	2	0	1	0	1											
Manny Ramirez R (1,9) OBP: 0.403, SLG: 0.635	2-1 HBP		1-3 K		2-2 P6		1-0 HR			3	1	1	2	0	1	1											
Jim Thome L (1,3) OBP: 0.355, SLG: 0.563	1-1 SF9		2-1 HR		2-1 F9		0-3 K			3	1	1	3	0	1	0											
Travis Fryman R (1,5) OBP: 0.383, SLG: 0.503	3-3 K		2-3 K			0-0 G5-3 2B		4-2 WP BB		3	0	1	0	1	2	2											
Richie Sexson R (1,7) OBP: 0.335, SLG: 0.423		1-3 K		0-0 F9		2-3 K		1-1 1-2 1B		4	0	1	0	0	2	1											
Enrique Wilson S (1,10) OBP: 0.478, SLG: 0.595		1-0 IHR		0-1 1B 1B		4-2 G5-3 BB		2-3 K		3	1	2	1	1	1	2											
Einar Diaz R (1,2) OBP: 0.355, SLG: 0.443		1-0 F7		0-1 1B		1-1 G5-3		1-0 P4		4	0	1	0	0	0	4											
<b>Inning Stats</b>	R: 1 E: 1 K: 1 S: 11	H: 2 LOB: 2 BB: 0 P: 19	R: 1 E: 0 K: 1 S: 8	H: 1 LOB: 0 BB: 0 P: 14	R: 2 E: 0 K: 2 S: 13	H: 1 LOB: 1 BB: 1 P: 22	R: 0 E: 0 K: 0 S: 8	H: 2 LOB: 2 BB: 0 P: 10	R: 0 E: 0 K: 1 S: 12	H: 1 LOB: 3 BB: 2 P: 25	R: 2 E: 0 K: 2 S: 19	H: 3 LOB: 2 BB: 1 P: 30	R: 0 E: 0 K: 0 S: 5	H: 1 LOB: 0 BB: 0 P: 9	R: 1 E: 0 K: 0 S: 11	H: 6 LOB: 3 BB: 0 HR: 3	SF: 1 SAC: 0 DP: 1 HBP: 1	WP: 1 PB: 0 SB: 1 CS: 1	PA: 39								
<b>PITCHER</b>	IP	WLS	BF	H	R	ER	SO	BB	IBB	HBP	BLK	WP	HR	S	P	ERA	WHIP										
Orlando Hernandez R (1,1) ERA: 3.95	6.0	L	31	9	6	5	5	3	0	1	0	0	0	67	114	7.50	2.000										
Jason Grimsley R (7,1) ERA: 1.73	2.0		8	2	0	0	2	1	0	0	0	1	0	19	31	0.00	1.500										

New York Yankees @ Cleveland Indians  
Jacobs Field, Cleveland, OH  
Sun May 21 2000, 1:05 PM EDT  
Att: 42,587 - Sunny - 55 F

AB 33  
R 6  
H 11  
RBI 6  
BB 4  
SO 7  
LOB 20





Batter	1	2	3	4	5	6	7	8	9	AB	R	H	RBI	BB	SO	LOB	TOP				
<b>Chuck Knoblauch, R</b> OBP: 0.317, SLG: 0.357 (1, 4)			 1B		 BB					4	1	1	0	1	2	0	<b>New York Yankees @ Chicago White Sox</b> Comiskey Park, Chicago, IL Tue May 23 2000, 8:05 PM EDT Att: 21,863 - Sunny - 70 F <a href="http://livebaseballscores.com">livebaseballscores.com</a>				
<b>Bernie Williams, S</b> OBP: 0.370, SLG: 0.578 (1, 8)										5	0	0	0	0	1	3					
<b>Paul O'Neill, L</b> OBP: 0.375, SLG: 0.456 (1, 9)	 1B						 BB			3	0	2	0	1	1	2					
<b>Tino Martinez, L</b> OBP: 0.341, SLG: 0.441 (1, 3)	 1-2		 2H 3H				 1-2			4	0	1	2	0	0	4					
<b>20 Jorge Posada, S</b> OBP: 0.383, SLG: 0.600 (1, 2)						 1B				4	0	1	0	0	1	1					
<b>Ricky Ledee, L</b> OBP: 0.325, SLG: 0.352 (1, 7)	 E					 1-2				4	0	1	0	0	1	1					
<b>Jim Leyritz, R</b> OBP: 0.289, SLG: 0.275 (1, 10)	 SAFE		 BB							2	0	1	0	2	1	1					
<b>Scott Brosius, R</b> OBP: 0.323, SLG: 0.300 (1, 5)			 1-2				 3-1			4	0	1	0	0	0	3					
<b>Alfonso Soriano, R</b> OBP: 0.186, SLG: 0.357 (1, 6)			 1B				 1-1			4	1	1	0	0	2	2					
<b>Inning Stats</b>	R: 0 E: 0 K: 1 S: 9	H: 1 LOB: 1 BB: 0 P: 13	R: 0 E: 1 K: 2 S: 9	H: 1 LOB: 1 BB: 0 P: 11	R: 2 E: 0 K: 2 S: 13	H: 3 LOB: 1 BB: 0 P: 18	R: 0 E: 0 K: 0 S: 5	H: 0 LOB: 0 BB: 1 P: 10	R: 0 E: 0 K: 1 S: 7	H: 3 LOB: 2 BB: 0 P: 12	R: 0 E: 0 K: 1 S: 9	H: 0 LOB: 1 BB: 1 P: 14	R: 0 E: 0 K: 1 S: 11	H: 0 LOB: 1 BB: 1 P: 19	R: 0 E: 0 K: 1 S: 10	H: 0 LOB: 0 BB: 0 P: 13		1B: 9 2B: 0 3B: 0 HR: 0	SF: 0 SAC: 0 DP: 2 HBP: 0	WP: 0 PB: 0 CS: 0	PA: 38
<b>PITCHER</b>	IP	WLS	BF	H	R	ER	SO	BB	IBB	HBP	BLK	WP	HR	S	P	ERA	WHIP				
<b>Kip Wells, R</b> ERA: 6.6 (1, 1)	6.2	W	30	9	2	2	7	3	0	0	0	0	0	60	93	2.70	1.800				
<b>Kelly Wensch, L</b> ERA: 3.29 (7, 1)	1.0		4	0	0	0	1	1	0	0	0	0	0	10	15	0.00	1.000				
<b>Sean Lowe, R</b> ERA: 3.38 (8, 1)	1.1		4	0	0	0	1	0	0	0	0	0	0	12	18	0.00	0.000				
Batter	1	2	3	4	5	6	7	8	9	AB	R	H	RBI	BB	SO	LOB	BOTTOM				
<b>Ray Durham, S</b> OBP: 0.301, SLG: 0.438 (1, 4)										4	1	1	1	0	0	1	<b>New York Yankees @ Chicago White Sox</b> Comiskey Park, Chicago, IL Tue May 23 2000, 8:05 PM EDT Att: 21,863 - Sunny - 70 F <a href="http://livebaseballscores.com">livebaseballscores.com</a>				
<b>Jose Valentin, S</b> OBP: 0.326, SLG: 0.472 (1, 6)			 BB							3	1	1	1	1	0	0					
<b>Frank Thomas, R</b> OBP: 0.438, SLG: 0.542 (1, 10)			 2H 2H							4	0	1	1	0	2	0					
<b>Magglio Ordonez, R</b> OBP: 0.360, SLG: 0.540 (1, 9)										4	1	1	1	0	1	2					
<b>14 Paul Konerko, R</b> OBP: 0.342, SLG: 0.524 (1, 3)										4	1	1	1	0	1	0					
<b>Chris Singleton, L</b> OBP: 0.327, SLG: 0.447 (1, 8)			 HR							4	1	2	0	0	1	0					
<b>Carlos Lee, R</b> OBP: 0.357, SLG: 0.521 (1, 7)			 HR							4	1	2	0	0	1	0					
<b>Greg Norton, S</b> OBP: 0.367, SLG: 0.472 (1, 5)			 1B							1	0	1	0	0	0	0					
<b>Herbert Perry, R</b> OBP: 0.308, SLG: 0.362 (3, PR) (4, 5)			 1B							3	1	0	0	0	3	4					
<b>Brook Fordyce, R</b> OBP: 0.250, SLG: 1.000 (1, 2)				 1H 2H						4	1	1	3	0	0	1					
<b>Inning Stats</b>	R: 1 E: 1 K: 1 S: 9	H: 1 LOB: 1 BB: 0 P: 15	R: 0 E: 0 K: 2 S: 8	H: 0 LOB: 0 BB: 0 P: 9	R: 1 E: 0 K: 0 S: 12	H: 2 LOB: 2 BB: 1 P: 21	R: 4 E: 0 K: 1 S: 20	H: 4 LOB: 0 BB: 0 P: 29	R: 1 E: 0 K: 3 S: 15	H: 3 LOB: 2 BB: 0 P: 22	R: 0 E: 0 K: 0 S: 6	H: 0 LOB: 0 BB: 0 P: 8	R: 1 E: 0 K: 1 S: 10	H: 1 LOB: 0 BB: 0 P: 13	R: 0 E: 0 K: 1 S: 8	H: 0 LOB: 0 BB: 0 P: 12	1B: 6 2B: 0 3B: 0 HR: 5	SF: 0 SAC: 0 DP: 0 HBP: 0	WP: 0 PB: 0 CS: 0	PA: 36	
<b>PITCHER</b>	IP	WLS	BF	H	R	ER	SO	BB	IBB	HBP	BLK	WP	HR	S	P	ERA	WHIP				
<b>Roger Clemens, R</b> ERA: 4.26 (1, 1)	4.0	L	20	7	6	6	4	1	0	0	0	0	0	3	49	74	13.50	2.000			
<b>Jason Grimsley, R</b> ERA: 1.53 (5, 1)	2.0		9	3	1	1	3	0	0	0	0	0	1	21	30	4.50	1.500				
<b>Todd Erdos, R</b> ERA: 6.0 (7, 1)	2.0		7	1	1	1	2	0	0	0	0	0	1	18	25	4.50	0.500				



Batter	1	2	3	4	5	6	7	8	9	AB	R	H	RBI	BB	SO	LOB	TOP				
<b>Chuck Knoblauch, R</b> (1, 4) <small>OBP: 0.324, SLG: 0.358</small>										5	2	1	1	1	1	0					
<b>Bernie Williams, S</b> (1, 8) <small>OBP: 0.369, SLG: 0.569</small>										6	1	2	1	0	0	1					
<b>Paul O'Neill, L</b> (1, 9) <small>OBP: 0.374, SLG: 0.457</small>										6	1	2	3	0	3	2					
<b>Shane Spencer, R</b> (1, 10) <small>OBP: 0.301, SLG: 0.462</small>										3	1	1	1	1	1	2					
<b>20 Jorge Posada, S</b> (1, 2) <small>OBP: 0.442, SLG: 0.626</small> <b>Chris Turner, R</b> (8, PH) <small>OBP: 0.429, SLG: 0.500</small> (8, 2)										4	1	3	2	0	0	1					
<b>Tino Martinez, L</b> (1, 3) <small>OBP: 0.343, SLG: 0.446</small>										5	1	2	0	0	0	3					
<b>Scott Brosius, R</b> (1, 5) <small>OBP: 0.347, SLG: 0.321</small>										4	1	3	2	1	0	1					
<b>Ricky Ledee, L</b> (1, 7) <small>OBP: 0.320, SLG: 0.346</small> <b>Jim Leyritz, R</b> (7, PH) <small>OBP: 0.304, SLG: 0.275</small> <b>Wilson Delgado, S</b> (7, PR) <small>OBP: 0.324, SLG: 0.276</small> (7, 6)										2	0	0	0	0	1	5					
<b>Clayton Kershaw, R</b> (1, 6) <small>OBP: 0.250, SLG: 0.314</small> <b>Lance Johnson, L</b> (7, PH) <small>OBP: 0.310, SLG: 0.345</small> (7, 7)										2	0	0	0	0	2	5					
<b>Inning Stats</b>	R: 0 E: 0 K: 1 S: 5	H: 0 LOB: 0 BB: 0 P: 9	R: 0 E: 0 K: 2 S: 17	H: 2 LOB: 3 BB: 1 P: 26	R: 0 E: 0 K: 1 S: 8	H: 0 LOB: 0 BB: 0 P: 10	R: 1 E: 0 K: 1 S: 11	H: 3 LOB: 2 BB: 0 P: 12	R: 0 E: 0 K: 0 S: 9	H: 0 LOB: 0 BB: 1 P: 15	R: 7 E: 0 K: 1 S: 24	H: 6 LOB: 1 BB: 1 P: 40	R: 2 E: 1 K: 1 S: 19	H: 3 LOB: 2 BB: 1 P: 33	R: 2 E: 1 K: 2 S: 22	H: 4 LOB: 2 BB: 0 P: 35	1B: 15 2B: 2 3B: 0 HR: 1	SF: 1 SAC: 0 DP: 1 HBP: 0	WP: 0 PB: 0 CS: 0	PA: 48	
<b>PITCHER</b>	IP WLS BF H R ER SO BB IBB HBP BLK WP HR S P ERA WHIP	IP WLS BF H R ER SO BB IBB HBP BLK WP HR S P ERA WHIP	IP WLS BF H R ER SO BB IBB HBP BLK WP HR S P ERA WHIP	IP WLS BF H R ER SO BB IBB HBP BLK WP HR S P ERA WHIP	IP WLS BF H R ER SO BB IBB HBP BLK WP HR S P ERA WHIP	IP WLS BF H R ER SO BB IBB HBP BLK WP HR S P ERA WHIP	IP WLS BF H R ER SO BB IBB HBP BLK WP HR S P ERA WHIP	IP WLS BF H R ER SO BB IBB HBP BLK WP HR S P ERA WHIP	IP WLS BF H R ER SO BB IBB HBP BLK WP HR S P ERA WHIP	IP WLS BF H R ER SO BB IBB HBP BLK WP HR S P ERA WHIP	IP WLS BF H R ER SO BB IBB HBP BLK WP HR S P ERA WHIP	IP WLS BF H R ER SO BB IBB HBP BLK WP HR S P ERA WHIP	IP WLS BF H R ER SO BB IBB HBP BLK WP HR S P ERA WHIP	IP WLS BF H R ER SO BB IBB HBP BLK WP HR S P ERA WHIP	IP WLS BF H R ER SO BB IBB HBP BLK WP HR S P ERA WHIP	IP WLS BF H R ER SO BB IBB HBP BLK WP HR S P ERA WHIP	IP WLS BF H R ER SO BB IBB HBP BLK WP HR S P ERA WHIP	IP WLS BF H R ER SO BB IBB HBP BLK WP HR S P ERA WHIP	IP WLS BF H R ER SO BB IBB HBP BLK WP HR S P ERA WHIP	IP WLS BF H R ER SO BB IBB HBP BLK WP HR S P ERA WHIP	IP WLS BF H R ER SO BB IBB HBP BLK WP HR S P ERA WHIP
<b>Mike Siroka, L</b> (1, 1) <small>ERA: 4.96</small> <b>Bob Howry, R</b> (7, 1) <small>ERA: 5.63</small> <b>41 Bill Simas, R</b> (7, 1) <small>ERA: 3.6</small> <b>Kevin Beirne, R</b> (8, 1) <small>ERA: 9.0</small> <b>Scott Eyre, L</b> (9, 1) <small>ERA: 6.63</small>	IP WLS BF H R ER SO BB IBB HBP BLK WP HR S P ERA WHIP	IP WLS BF H R ER SO BB IBB HBP BLK WP HR S P ERA WHIP	IP WLS BF H R ER SO BB IBB HBP BLK WP HR S P ERA WHIP	IP WLS BF H R ER SO BB IBB HBP BLK WP HR S P ERA WHIP	IP WLS BF H R ER SO BB IBB HBP BLK WP HR S P ERA WHIP	IP WLS BF H R ER SO BB IBB HBP BLK WP HR S P ERA WHIP	IP WLS BF H R ER SO BB IBB HBP BLK WP HR S P ERA WHIP	IP WLS BF H R ER SO BB IBB HBP BLK WP HR S P ERA WHIP	IP WLS BF H R ER SO BB IBB HBP BLK WP HR S P ERA WHIP	IP WLS BF H R ER SO BB IBB HBP BLK WP HR S P ERA WHIP	IP WLS BF H R ER SO BB IBB HBP BLK WP HR S P ERA WHIP	IP WLS BF H R ER SO BB IBB HBP BLK WP HR S P ERA WHIP	IP WLS BF H R ER SO BB IBB HBP BLK WP HR S P ERA WHIP	IP WLS BF H R ER SO BB IBB HBP BLK WP HR S P ERA WHIP	IP WLS BF H R ER SO BB IBB HBP BLK WP HR S P ERA WHIP	IP WLS BF H R ER SO BB IBB HBP BLK WP HR S P ERA WHIP	IP WLS BF H R ER SO BB IBB HBP BLK WP HR S P ERA WHIP	IP WLS BF H R ER SO BB IBB HBP BLK WP HR S P ERA WHIP	IP WLS BF H R ER SO BB IBB HBP BLK WP HR S P ERA WHIP	IP WLS BF H R ER SO BB IBB HBP BLK WP HR S P ERA WHIP	IP WLS BF H R ER SO BB IBB HBP BLK WP HR S P ERA WHIP
<b>Ray Durham, S</b> (1, 4) <small>OBP: 0.299, SLG: 0.431</small>										5	1	1	0	0	0	1					
<b>Jose Valentin, S</b> (1, 6) <small>OBP: 0.324, SLG: 0.479</small>										4	0	1	1	0	1	1					
<b>Frank Thomas, R</b> (1, 10) <small>OBP: 0.439, SLG: 0.566</small>										4	2	2	1	0	1	1					
<b>Magglio Ordonez, R</b> (1, 9) <small>OBP: 0.364, SLG: 0.536</small>										3	0	1	0	1	1	1					
<b>14 Paul Konerko, R</b> (1, 3) <small>OBP: 0.340, SLG: 0.514</small>										3	0	0	0	1	0	3					
<b>Chris Singleton, L</b> (1, 8) <small>OBP: 0.320, SLG: 0.436</small>										4	0	0	0	0	0	2					
<b>Carlos Lee, R</b> (1, 7) <small>OBP: 0.348, SLG: 0.507</small>										4	0	0	0	0	0	2					
<b>Herbert Perry, R</b> (1, 5) <small>OBP: 0.319, SLG: 0.419</small>										4	1	2	1	0	1	0					
<b>Mark Johnson, L</b> (1, 2) <small>OBP: 0.326, SLG: 0.380</small>										3	0	0	0	0	1	0					
<b>Inning Stats</b>	R: 1 E: 0 K: 0 S: 10	H: 2 LOB: 1 BB: 0 P: 17	R: 0 E: 0 K: 0 S: 3	H: 0 LOB: 0 BB: 0 P: 6	R: 1 E: 0 K: 3 S: 14	H: 2 LOB: 1 BB: 0 P: 24	R: 0 E: 0 K: 0 S: 14	H: 0 LOB: 0 BB: 0 P: 19	R: 0 E: 0 K: 0 S: 6	H: 0 LOB: 1 BB: 1 P: 15	R: 1 E: 0 K: 0 S: 10	H: 1 LOB: 0 BB: 0 P: 17	R: 1 E: 1 K: 1 S: 8	H: 1 LOB: 2 BB: 1 P: 18	R: 0 E: 0 K: 1 S: 9	H: 0 LOB: 0 BB: 0 P: 13	1B: 3 2B: 1 3B: 1 HR: 2	SF: 0 SAC: 1 DP: 0 HBP: 0	WP: 0 PB: 0 CS: 0	PA: 37	
<b>PITCHER</b>	IP WLS BF H R ER SO BB IBB HBP BLK WP HR S P ERA WHIP	IP WLS BF H R ER SO BB IBB HBP BLK WP HR S P ERA WHIP	IP WLS BF H R ER SO BB IBB HBP BLK WP HR S P ERA WHIP	IP WLS BF H R ER SO BB IBB HBP BLK WP HR S P ERA WHIP	IP WLS BF H R ER SO BB IBB HBP BLK WP HR S P ERA WHIP	IP WLS BF H R ER SO BB IBB HBP BLK WP HR S P ERA WHIP	IP WLS BF H R ER SO BB IBB HBP BLK WP HR S P ERA WHIP	IP WLS BF H R ER SO BB IBB HBP BLK WP HR S P ERA WHIP	IP WLS BF H R ER SO BB IBB HBP BLK WP HR S P ERA WHIP	IP WLS BF H R ER SO BB IBB HBP BLK WP HR S P ERA WHIP	IP WLS BF H R ER SO BB IBB HBP BLK WP HR S P ERA WHIP	IP WLS BF H R ER SO BB IBB HBP BLK WP HR S P ERA WHIP	IP WLS BF H R ER SO BB IBB HBP BLK WP HR S P ERA WHIP	IP WLS BF H R ER SO BB IBB HBP BLK WP HR S P ERA WHIP	IP WLS BF H R ER SO BB IBB HBP BLK WP HR S P ERA WHIP	IP WLS BF H R ER SO BB IBB HBP BLK WP HR S P ERA WHIP	IP WLS BF H R ER SO BB IBB HBP BLK WP HR S P ERA WHIP	IP WLS BF H R ER SO BB IBB HBP BLK WP HR S P ERA WHIP	IP WLS BF H R ER SO BB IBB HBP BLK WP HR S P ERA WHIP	IP WLS BF H R ER SO BB IBB HBP BLK WP HR S P ERA WHIP	IP WLS BF H R ER SO BB IBB HBP BLK WP HR S P ERA WHIP
<b>Andy Pettitte, L</b> (1, 1) <small>ERA: 4.7</small> <b>Jeff Nelson, R</b> (8, 1) <small>ERA: 1.4</small> <b>42 Mariano Rivera, R</b> (9, 1) <small>ERA: 3.92</small>	IP WLS BF H R ER SO BB IBB HBP BLK WP HR S P ERA WHIP	IP WLS BF H R ER SO BB IBB HBP BLK WP HR S P ERA WHIP	IP WLS BF H R ER SO BB IBB HBP BLK WP HR S P ERA WHIP	IP WLS BF H R ER SO BB IBB HBP BLK WP HR S P ERA WHIP	IP WLS BF H R ER SO BB IBB HBP BLK WP HR S P ERA WHIP	IP WLS BF H R ER SO BB IBB HBP BLK WP HR S P ERA WHIP	IP WLS BF H R ER SO BB IBB HBP BLK WP HR S P ERA WHIP	IP WLS BF H R ER SO BB IBB HBP BLK WP HR S P ERA WHIP	IP WLS BF H R ER SO BB IBB HBP BLK WP HR S P ERA WHIP	IP WLS BF H R ER SO BB IBB HBP BLK WP HR S P ERA WHIP	IP WLS BF H R ER SO BB IBB HBP BLK WP HR S P ERA WHIP	IP WLS BF H R ER SO BB IBB HBP BLK WP HR S P ERA WHIP	IP WLS BF H R ER SO BB IBB HBP BLK WP HR S P ERA WHIP	IP WLS BF H R ER SO BB IBB HBP BLK WP HR S P ERA WHIP	IP WLS BF H R ER SO BB IBB HBP BLK WP HR S P ERA WHIP	IP WLS BF H R ER SO BB IBB HBP BLK WP HR S P ERA WHIP	IP WLS BF H R ER SO BB IBB HBP BLK WP HR S P ERA WHIP	IP WLS BF H R ER SO BB IBB HBP BLK WP HR S P ERA WHIP	IP WLS BF H R ER SO BB IBB HBP BLK WP HR S P ERA WHIP	IP WLS BF H R ER SO BB IBB HBP BLK WP HR S P ERA WHIP	IP WLS BF H R ER SO BB IBB HBP BLK WP HR S P ERA WHIP

**New York Yankees @ Chicago White Sox**  
 Comiskey Park, Chicago, IL  
 Wed May 24, 2000, 8:05 PM EDT  
 Att: 23,144 - Sunny - 81 F

AB 43  
 R 12  
 H 18  
 RBI 11  
 BB 4  
 SO 10  
 LOB 23



**New York Yankees @ Chicago White Sox**  
 Comiskey Park, Chicago, IL  
 Wed May 24, 2000, 8:05 PM EDT  
 Att: 23,144 - Sunny - 81 F

AB 34  
 R 4  
 H 7  
 RBI 3  
 BB 2  
 SO 5  
 LOB 11





Batter	1	2	3	4	5	6	7	8	9	AB	R	H	RBI	BB	SO	LOB	TOP					
<b>Chuck Knoblauch</b> , R (1, 4) OBP: 0.320, SLG: 0.353	1-1 F8		0-2 G6-3	1-1 F9		1-1 1B		2-2 G6-4-3		5	0	1	0	0	0	2						
<b>Bernie Williams</b> , S (1, 8) OBP: 0.365, SLG: 0.558	1-0 G1-3		3-2 F8	3-2 G4-3		1-1 1B			3-3 K	5	0	1	0	0	0	1						
<b>Paul O'Neill</b> , L (1, 9) OBP: 0.369, SLG: 0.450	0-0 F9		1-2 2B 1B	0-2 P6		1-0 P6			2-3 K	5	1	1	0	0	0	1						
<b>Tino Martinez</b> , L (1, 3) OBP: 0.347, SLG: 0.450 <b>Clay Bellinger</b> , R (9, PH) OBP: 0.246, SLG: 0.308		2-0 F3	3-2 1B 1B 2B		1-2 G3		4-1 20 WP BB		0-1 P6	3	1	1	0	1	0	0						
<b>20 Jorge Posada</b> , S (1, 2) OBP: 0.444, SLG: 0.620		1-1 G5-3 2B 1B	4-0 1B 1B IBB		0-0 G4-3		1-3 K			3	2	1	0	1	1	1						
<b>Shane Spencer</b> , R (1, 10) OBP: 0.300, SLG: 0.456		3-2 G5-3	1-0 FC5-4 1B 1B		1-3 K		1-2 F7			4	0	1	1	0	1	2						
<b>Ricky Ledee</b> , L (1, 7) OBP: 0.326, SLG: 0.360		1-2 HR 2B	2-2 FC5-4 1B		2-3 K		0-0 G4-3			4	1	2	3	0	1	1						
<b>Scott Brosius</b> , R (1, 5) OBP: 0.343, SLG: 0.352		1-0 HR	2-0 FC5-4		0-0 G5-3		1-1 F8			4	1	1	2	0	0	2						
<b>Wilson Delgado</b> , S (1, 6) OBP: 0.368, SLG: 0.424		2-2 G5-3		2-2 G4-3 S 1B		0-1 HR		2-2 G6-4-3 1B		4	1	3	1	0	0	0						
<b>Inning Stats</b>	R: 0 E: 0 K: 0 S: 4	H: 0 LOB: 0 BB: 0 P: 6	R: 3 E: 0 K: 0 S: 14	H: 3 LOB: 0 BB: 24 P: 24	R: 3 E: 0 K: 0 S: 19	H: 4 LOB: 2 BB: 1 P: 35	R: 0 E: 0 K: 0 S: 14	H: 1 LOB: 1 BB: 0 P: 20	R: 0 E: 0 K: 1 S: 7	H: 0 LOB: 0 BB: 0 P: 9	R: 1 E: 0 K: 1 S: 12	H: 3 LOB: 2 BB: 0 P: 17	R: 0 E: 0 K: 1 S: 8	H: 0 LOB: 1 BB: 1 P: 14	R: 0 E: 0 K: 0 S: 8	H: 1 LOB: 0 BB: 0 P: 13	R: 0 E: 0 K: 2 S: 12	H: 0 LOB: 0 BB: 0 P: 17	1B: 8 2B: 2 3B: 0 HR: 2	SF: 0 SAC: 0 DP: 1 HBP: 0	WP: 1 PB: 0 CS: 1	PA: 40
<b>PITCHER</b>	IP	WLS	BF	H	R	ER	SO	BB	IBB	HBP	BLK	WP	HR	S	P	ERA	WHIP					
<b>James Baldwin</b> , R (1, 1) ERA: 3.29	5.2	L	28	10	7	7	2	0	1	0	0	0	2	67	106	11.12	1.765					
<b>Sean Lowe</b> , R (6, 1) ERA: 3.18	1.1		6	1	0	0	1	1	0	0	0	1	0	11	19	0.00	1.500					
<b>Kevin Beirne</b> , R (8, 1) ERA: 6.0	1.0		3	1	0	0	0	0	0	0	0	0	0	8	13	0.00	1.000					
<b>Keith Foulke</b> , R (9, 1) ERA: 0.92	1.0		3	0	0	0	2	0	0	0	0	0	0	12	17	0.00	0.000					

**New York Yankees @ Chicago White Sox**  
Comiskey Park, Chicago, IL  
Thu May 25 2000, 8:05 PM EDT  
Att: 23,636 - Sunny - 77 F

AB	38
R	7
H	12
RBI	7
BB	2
SO	5
LOB	12



Batter	1	2	3	4	5	6	7	8	9	AB	R	H	RBI	BB	SO	LOB	BOTTOM					
<b>Ray Durham</b> , S (1, 4) OBP: 0.302, SLG: 0.432	1-0 F7		0-1 L9			0-1 BB 1B		1-1 G4-6-3 1B		4	0	2	0	0	0	1						
<b>Jose Valentin</b> , S (1, 6) OBP: 0.317, SLG: 0.467	2-3 K		1-0 G3			1-1 F8		0-0 G4-6-3		4	0	0	0	0	1	3						
<b>Frank Thomas</b> , R (1, 10) OBP: 0.440, SLG: 0.559	1-0 HBP			0-0 G6-3		4-2 BB		1-1 F9		2	0	0	0	1	0	0						
<b>Magglio Ordonez</b> , R (1, 9) OBP: 0.356, SLG: 0.522	0-0 F7			2-3 K		0-1 P6		1-1 F9		4	0	0	0	0	1	3						
<b>14 Paul Konerko</b> , R (1, 3) OBP: 0.339, SLG: 0.511 <b>Craig Wilson</b> , R (4, PH) OBP: 0.344, SLG: 0.350		1-2 L6		2-2 F8		1-3 K		1-1 G4-3		1	0	0	0	0	0	0						
<b>Chris Singleton</b> , L (1, 8) OBP: 0.320, SLG: 0.434		1-1 G4-3			0-1 G6-3		2-2 1B			3	0	1	0	0	0	0						
<b>Carlos Lee</b> , R (1, 7) OBP: 0.341, SLG: 0.497		0-1 L7			1-2 F7		1-1 L7			3	0	0	0	0	0	1						
<b>Herbert Perry</b> , R (1, 5) OBP: 0.319, SLG: 0.415			2-2 1B		1-0 G6-3		0-0 G5-3			3	0	1	0	0	0	1						
<b>Mark Johnson</b> , L (1, 2) OBP: 0.315, SLG: 0.366			0-0 L8			2-3 K		3-2 G3-1		3	0	0	0	0	1	1						
<b>Inning Stats</b>	R: 0 E: 0 K: 1 S: 6	H: 0 LOB: 1 BB: 0 P: 10	R: 0 E: 0 K: 0 S: 7	H: 0 LOB: 0 BB: 0 P: 9	R: 0 E: 0 K: 0 S: 7	H: 1 LOB: 1 BB: 0 P: 10	R: 0 E: 0 K: 1 S: 7	H: 0 LOB: 0 BB: 0 P: 11	R: 0 E: 0 K: 0 S: 6	H: 0 LOB: 0 BB: 0 P: 8	R: 0 E: 0 K: 1 S: 12	H: 1 LOB: 2 BB: 1 P: 19	R: 0 E: 0 K: 1 S: 9	H: 1 LOB: 1 BB: 0 P: 13	R: 0 E: 0 K: 0 S: 6	H: 1 LOB: 0 BB: 0 P: 10	R: 0 E: 0 K: 0 S: 6	H: 0 LOB: 0 BB: 0 P: 9	1B: 4 2B: 0 3B: 0 HR: 0	SF: 0 SAC: 0 DP: 1 HBP: 1	WP: 0 PB: 0 CS: 0	PA: 32
<b>PITCHER</b>	IP	WLS	BF	H	R	ER	SO	BB	IBB	HBP	BLK	WP	HR	S	P	ERA	WHIP					
<b>Ramiro Mendoza</b> , R (1, 1) ERA: 3.74	9.0	W	32	4	0	0	4	1	0	1	0	0	0	66	99	0.00	0.556					

**New York Yankees @ Chicago White Sox**  
Comiskey Park, Chicago, IL  
Thu May 25 2000, 8:05 PM EDT  
Att: 23,636 - Sunny - 77 F

AB	30
R	0
H	4
RBI	0
BB	1
SO	4
LOB	10





Batter	1	2	3	4	5	6	7	8	9	AB	R	H	RBI	BB	SO	LOB	TOP											
Jeff Frye, R OBP: 0.359, SLG: 0.345	1-2 1B FC1-2 2B	4-2 BB		2-2 G3-1			1-2 1B		0-2 F9	4	0	2	0	1	0	0	<b>Boston Red Sox @ New York Yankees</b> Yankee Stadium, Bronx, NY Fri May 26 2000, 7:05 PM EDT Att: 54,470 - Sunny - 74 F											
John Valentin, R OBP: 0.300, SLG: 0.393	0-1 FC1-2 2-3 1B	1-3 K		0-0 F9			1-3 K		1-0 G5-3	5	1	1	0	0	2	3												
Trot Nixon, L OBP: 0.389, SLG: 0.539	0-3 K	3-3 K		2-2 G1-3			1-2 1B			4	0	1	0	0	2	4												
Brian Daubach, L OBP: 0.379, SLG: 0.572	0-0 FC1-2 1B 3-H			0-1 L6			0-1 F9		1-1 F8	4	1	0	0	0	0	4												
Carl Everett, S OBP: 0.406, SLG: 0.681	1-1 S 2-H 3-H 1B			2-2 G6-3			3-1 F7		1-0 G4-3	4	0	1	2	0	0	2												
Troy O'Leary, L OBP: 0.294, SLG: 0.380	4-0 1-2 BB			1-1 HR 1B			1-1 F7		1-1 G4-6-3 1B	3	1	2	0	1	0	0												
Mike Stanley, R OBP: 0.353, SLG: 0.480	1-3 K			0-0 HR 1B			1-3 K		1-1 F9	4	1	1	2	0	2	3												
Jason Varitek, S OBP: 0.421, SLG: 0.431		4-2 SH1-4 BB	4-1 BB				0-0 G4-3		0-1 G4-6-3 1-2	2	0	0	0	2	0	1												
Donnie Sadler, R OBP: 0.275, SLG: 0.400		0-0 SH1-4 1-2	0-0 F2				2-2 G6-3		1-3 K	3	0	0	0	0	1	1												
<b>Inning Stats</b>	R: 2 E: 0 K: 2 S: 14	H: 3 LOB: 2 BB: 1 P: 21	R: 0 E: 0 K: 2 S: 13	H: 0 LOB: 2 BB: 2 P: 25	R: 2 E: 0 K: 0 S: 10	H: 2 LOB: 1 BB: 1 P: 17	R: 0 E: 0 K: 0 S: 7	H: 0 LOB: 0 BB: 0 P: 11	R: 0 E: 0 K: 1 S: 6	H: 0 LOB: 0 BB: 0 P: 10	R: 0 E: 0 K: 12 S: 12	H: 2 LOB: 2 BB: 0 P: 17	R: 0 E: 0 K: 0 S: 6	H: 1 LOB: 0 BB: 0 P: 8	R: 0 E: 0 K: 1 S: 7	H: 0 LOB: 0 BB: 0 P: 9	1B: 6 2B: 1 3B: 0 HR: 1	SF: 0 SAC: 1 DP: 1 HBP: 0	WP: 0 PB: 0 SB: 1 CS: 0	PA: 38								
<b>PITCHER</b>	IP	WLS	BF	H	R	ER	SO	BB	IBB	HBP	BLK	WP	HR	S	P	ERA	WHIP											
David Cone, R ERA: 5.68	(1, 1)	7.0	L	32	7	4	4	6	4	0	0	0	0	1	69	111	5.14	1.571										
Allen Watson, L ERA: 4.5	(8, 1)	0.0		1	1	0	0	0	0	0	0	0	0	2	3	∞	∞											
Jeff Nelson, R ERA: 1.3	(8, 1)	2.0	S	5	0	0	0	1	0	0	0	0	0	11	14	0.00	0.000											

Batter	1	2	3	4	5	6	7	8	9	AB	R	H	RBI	BB	SO	LOB	BOTTOM											
Ricky Ledee, L OBP: 0.323, SLG: 0.357	1-3 K		1-2 G3-1		0-0 1B			0-0 P6		4	0	1	0	0	1	0	<b>Boston Red Sox @ New York Yankees</b> Yankee Stadium, Bronx, NY Fri May 26 2000, 7:05 PM EDT Att: 54,470 - Sunny - 74 F											
Wilson Delgado, S OBP: 0.341, SLG: 0.389	0-1 G3-1		3-2 F7		0-0 P5		2-3 K		3	0	0	0	0	0	0	2												
Lance Johnson, L OBP: 0.300, SLG: 0.333 (8, PH)									0	0	0	0	0	0	0	0												
Alfonso Soriano, R OBP: 0.196, SLG: 0.357									0	0	0	0	0	0	0	0												
Paul O'Neill, L OBP: 0.366, SLG: 0.451	1-2 F8		1-2 G6-3		0-2 G3-1		2-2 2B		4	0	1	0	0	0	0	2												
Bernie Williams, S OBP: 0.362, SLG: 0.551		0-0 20 1B		2-2 F5			1-1 F8		1-3 K	4	0	1	0	0	1	1												
Tino Martinez, L OBP: 0.339, SLG: 0.439		2-1 F8		0-1 F8			1-1 P4		2-2 F8	4	0	0	0	0	0	1												
20 Jorge Posada, S OBP: 0.445, SLG: 0.614		1-1 1B		1-2 HBP			1-3 K		1-3 K	3	0	1	0	0	2	0												
Scott Brosius, R OBP: 0.340, SLG: 0.359		3-2 F9		1-0 F8			2-1 G6-3		3-2 2B	4	0	1	0	0	0	3												
Chris Turner, R OBP: 0.400, SLG: 0.444		1-3 K			1-2 1B 1B		2-3 K		2-1 G5-3	3	0	1	0	0	2	2												
Jim Leyritz, R OBP: 0.296, SLG: 0.268 (9, PH)										1	0	0	0	0	0	1												
Clay Bellinger, R OBP: 0.267, SLG: 0.382			1-1 HR		0-1 1B 1-2 1B		0-0 F9			3	1	2	1	0	0	0												
<b>Inning Stats</b>	R: 0 E: 0 K: 1 S: 8	H: 0 LOB: 0 BB: 0 P: 10	R: 0 E: 0 K: 1 S: 15	H: 2 LOB: 2 BB: 0 P: 22	R: 1 E: 0 K: 0 S: 15	H: 1 LOB: 0 BB: 0 P: 21	R: 0 E: 0 K: 0 S: 9	H: 0 LOB: 1 BB: 0 P: 13	R: 0 E: 0 K: 0 S: 10	H: 3 LOB: 2 BB: 0 P: 11	R: 0 E: 0 K: 1 S: 7	H: 0 LOB: 0 BB: 0 P: 10	R: 0 E: 0 K: 1 S: 7	H: 0 LOB: 0 BB: 0 P: 11	R: 0 E: 0 K: 2 S: 10	H: 1 LOB: 1 BB: 0 P: 15	R: 0 E: 0 K: 1 S: 12	H: 1 LOB: 1 BB: 0 P: 20	1B: 5 2B: 2 3B: 0 HR: 1	SF: 0 SAC: 0 DP: 0 HBP: 1	WP: 0 PB: 0 SB: 0 CS: 0	PA: 35						
<b>PITCHER</b>	IP	WLS	BF	H	R	ER	SO	BB	IBB	HBP	BLK	WP	HR	S	P	ERA	WHIP											
Ramon Martinez, R ERA: 5.88	(1, 1)	7.2	W	30	7	1	1	5	0	0	0	0	0	1	78	109	1.17	0.913										
Rich Garces, R ERA: 1.93	(8, 1)	0.1	H	1	0	0	0	1	0	0	0	0	0	3	4	0.00	0.000											
Derek Lowe, R ERA: 1.61	(9, 1)	1.0	S	4	1	0	0	1	0	0	0	0	0	12	20	0.00	1.000											

AB	33
R	4
H	8
RBI	4
BB	4
SO	7
LOB	18



AB	34
R	1
H	8
RBI	1
BB	0
SO	7
LOB	12





Batter	1	2	3	4	5	6	7	8	9	AB	R	H	RBI	BB	SO	LOB	TOP				
Jeff Frye, R OBP: 0.362, SLG: 0.365 (1,4)										5	1	2	0	0	1	0	<b>Boston Red Sox @ New York Yankees</b> Yankee Stadium, Bronx, NY Sat May 27 2000, 1:05 PM EDT Att: 55,671 - Cloudy - 66 F				
Trot Nixon, L OBP: 0.391, SLG: 0.535 (1,9)										3	0	1	1	1	1	0					
Brian Daubach, L OBP: 0.380, SLG: 0.564 (1,3)										4	0	1	0	0	1	3					
Nomar Garciaparra, R OBP: 0.400, SLG: 0.486 (1,6)										3	0	1	0	1	1	1					
Carl Everett, S OBP: 0.402, SLG: 0.669 (1,10)										4	0	1	0	0	0	3					
Troy O'Leary, L OBP: 0.293, SLG: 0.377 (1,7)										4	0	1	0	0	0	2					
John Valentin, R OBP: 0.294, SLG: 0.469 (1,5)										4	1	1	1	0	0	4					
Jason Varitek, S OBP: 0.417, SLG: 0.425 (1,2)										4	0	1	0	0	2	2					
Darren Lewis, R OBP: 0.412, SLG: 0.459 (1,8)										2	1	0	0	0	0	1					
Donnie Sadler, R OBP: 0.264, SLG: 0.385 (6,8)										2	0	0	0	0	1	0					
<b>Inning Stats</b>	R: 0 E: 0 K: 2 S: 8	H: 0 LOB: 0 BB: 0 P: 12	R: 0 E: 0 K: 0 S: 5	H: 0 LOB: 0 BB: 0 P: 6	R: 3 E: 0 K: 0 S: 12	H: 3 LOB: 2 BB: 1 P: 24	R: 0 E: 0 K: 1 S: 6	H: 0 LOB: 0 BB: 0 P: 9	R: 0 E: 0 K: 1 S: 10	H: 2 LOB: 2 BB: 0 P: 17	R: 0 E: 0 K: 3 S: 18	H: 2 LOB: 2 BB: 0 P: 25	R: 0 E: 0 K: 0 S: 10	H: 2 LOB: 1 BB: 1 P: 13	R: 0 E: 0 K: 0 S: 8	H: 0 LOB: 1 BB: 1 P: 14	1B: 7 2B: 1 3B: 0 HR: 1	SF: 0 SAC: 1 DP: 0 HBP: 1	WP: 1 PB: 0 SB: 0 CS: 0	PA: 39	
<b>PITCHER</b>	IP	WLS	BF	H	R	ER	SO	BB	IBB	HBP	BLK	WP	HR	S	P	ERA	WHIP				
Jason Grimsley, R ERA: 2.45 (1,1)	5.0		20	3	3	3	3	1	0	1	0	1	1	37	60	5.40	0.800				
Mike Stanton, L ERA: 2.51 (6,1)	3.0	W	15	6	0	0	4	0	0	0	0	0	0	38	55	0.00	2.000				
42 Mariano Rivera, R ERA: 3.74 (9,1)	1.0		4	0	0	0	0	1	0	0	0	0	0	8	14	0.00	1.000				

Batter	1	2	3	4	5	6	7	8	9	AB	R	H	RBI	BB	SO	LOB	BOTTOM				
Ricky Ledee, L OBP: 0.333, SLG: 0.381 (1,7)										3	3	1	1	1	0	1	<b>Boston Red Sox @ New York Yankees</b> Yankee Stadium, Bronx, NY Sat May 27 2000, 1:05 PM EDT Att: 55,671 - Cloudy - 66 F				
2 Derek Jeter, R OBP: 0.354, SLG: 0.422 (1,6)										4	1	3	1	0	0	0					
Paul O'Neill, L OBP: 0.369, SLG: 0.469 (1,9)										4	1	2	4	0	0	1					
Lance Johnson, L OBP: 0.300, SLG: 0.333 (9,9)										0	0	0	0	0	0	0					
Bernie Williams, S OBP: 0.365, SLG: 0.547 (1,8)										3	0	1	0	0	2	1					
Tino Martinez, L OBP: 0.332, SLG: 0.429 (1,3)										4	0	0	0	0	0	5					
20 Jorge Posada, S OBP: 0.446, SLG: 0.631 (1,2)										4	1	2	1	0	1	1					
Shane Spencer, R OBP: 0.299, SLG: 0.471 (1,10)										4	1	1	1	0	1	2					
Scott Brosius, R OBP: 0.327, SLG: 0.344 (1,5)										4	0	0	0	0	0	0					
Clay Bellinger, R OBP: 0.281, SLG: 0.379 (1,4)										3	1	1	0	1	0	0					
<b>Inning Stats</b>	R: 0 E: 0 K: 0 S: 6	H: 0 LOB: 0 BB: 0 P: 8	R: 0 E: 0 K: 1 S: 12	H: 1 LOB: 1 BB: 0 P: 18	R: 1 E: 0 K: 0 S: 15	H: 2 LOB: 3 BB: 0 P: 24	R: 1 E: 0 K: 1 S: 8	H: 1 LOB: 0 BB: 0 P: 13	R: 1 E: 0 K: 1 S: 9	H: 2 LOB: 1 BB: 0 P: 17	R: 0 E: 0 K: 0 S: 7	H: 1 LOB: 0 BB: 0 P: 10	R: 0 E: 0 K: 0 S: 5	H: 0 LOB: 0 BB: 1 P: 10	1B: 7 2B: 1 3B: 0 HR: 4	SF: 0 SAC: 0 DP: 2 HBP: 2	WP: 0 PB: 0 SB: 3 CS: 0	PA: 37			
<b>PITCHER</b>	IP	WLS	BF	H	R	ER	SO	BB	IBB	HBP	BLK	WP	HR	S	P	ERA	WHIP				
Brian Rose, R ERA: 5.91 (5,1)	1.0		3	0	0	0	1	0	0	0	0	0	0	7	13	0.00	0.000				
Rheal Cormier, L ERA: 4.03 (6,1)	0.2	L	6	3	4	4	0	1	0	0	0	0	1	15	26	54.00	6.000				
Tim Young, L ERA: 1.35 (6,1)	1.1		5	2	1	1	1	0	0	0	0	0	1	15	22	6.75	1.500				
49 Tim Wakefield, R ERA: 4.7 (8,1)	1.0		3	0	0	0	0	1	0	0	0	0	0	5	10	0.00	1.000				



Batter	1	2	3	4	5	6	7	8	9	AB R H RBI BB SO LOB	TOP									
Jeff Frye, R OBP: 0.356, SLG: 0.358 (1, 4)	G1-3			K			G1-3		HR	4 1 1 0 0 1 0	<b>Boston Red Sox @ New York Yankees</b> Yankee Stadium, Bronx, NY Sun May 28 2000, 8:05 PM EDT Att: 55,339 - Sunny - 62 F									
Trot Nixon, L OBP: 0.393, SLG: 0.565 (1, 9)	K			K					HR	4 1 2 2 0 2 0										
Brian Daubach, L OBP: 0.372, SLG: 0.550 (1, 10)	P6			G2-3						4 0 0 0 0 1 1										
Nomar Garciaparra, R OBP: 0.390, SLG: 0.473 (1, 6)		K			K					3 0 0 0 0 3 1										
Carl Everett, S OBP: 0.401, SLG: 0.662 (1, 8)					K					3 0 1 0 0 2 0										
Mike Stanley, R OBP: 0.346, SLG: 0.469 (1, 3)										3 0 0 0 0 1 1										
Troy O'Leary, L OBP: 0.286, SLG: 0.370 (1, 7)			F9							3 0 0 0 0 1 0										
John Valentin, R OBP: 0.297, SLG: 0.457 (1, 5)										3 0 1 0 0 0 0										
Jason Varitek, S OBP: 0.408, SLG: 0.415 (1, 2)										3 0 0 0 0 2 1										
<b>Inning Stats</b>	R: 0 H: 0 E: 0 K: 1 S: 7	H: 0 LOB: 0 BB: 0 P: 12	R: 0 H: 1 E: 0 K: 2 S: 7	H: 0 LOB: 0 BB: 0 P: 9	R: 0 H: 0 E: 0 K: 1 S: 10	H: 0 LOB: 0 BB: 0 P: 19	R: 0 H: 0 E: 0 K: 2 S: 7	H: 0 LOB: 0 BB: 0 P: 11	R: 0 H: 1 E: 0 K: 2 S: 11	H: 0 LOB: 0 BB: 0 P: 17	R: 0 H: 1 E: 0 K: 2 S: 10	H: 0 LOB: 1 BB: 0 P: 17	R: 0 H: 0 E: 0 K: 1 S: 8	H: 0 LOB: 0 BB: 0 P: 17	R: 2 H: 2 E: 0 K: 0 S: 9	H: 2 LOB: 0 BB: 0 P: 14	1B: 3 2B: 0 3B: 1 HR: 1	SF: 0 SAC: 0 DP: 0 HBP: 0	WP: 0 PB: 0 SB: 0 CS: 1	PA: 30
<b>PITCHER</b> Roger Clemens, R ERA: 3.97 (1, 1)	IP: 9.0 WLS: L BF: 30 H: 5 R: 2 ER: 2 SO: 13 BB: 0 IBB: 0 HBP: 0 BLK: 0 WP: 0 HR: 1 S: 77 P: 127 ERA: 2.00 WHIP: 0.556											<b>PITCHER</b>	IP: 9.0 WLS: W BF: 33 H: 4 R: 0 ER: 0 SO: 9 BB: 1 IBB: 0 HBP: 2 BLK: 0 WP: 0 HR: 0 S: 89 P: 128 ERA: 0.00 WHIP: 0.556							

AB 30  
R 2  
H 5  
RBI 2  
BB 0  
SO 13  
LOB 4



Batter	1	2	3	4	5	6	7	8	9	AB R H RBI BB SO LOB	BOTTOM									
Chuck Knoblauch, R OBP: 0.318, SLG: 0.345 (1, 4)	F3		L8			L3			F9 2B HBP	3 0 0 0 0 0 1	<b>Boston Red Sox @ New York Yankees</b> Yankee Stadium, Bronx, NY Sun May 28 2000, 8:05 PM EDT Att: 55,339 - Sunny - 62 F									
Derek Jeter, R OBP: 0.395, SLG: 0.439 (1, 6)						K			20 S 1B	4 0 3 0 0 1 0										
Paul O'Neill, L OBP: 0.362, SLG: 0.459 (1, 9)						K				4 0 0 0 0 3 4										
Bernie Williams, S OBP: 0.358, SLG: 0.536 (1, 8)		P6			P5				F9	4 0 0 0 0 0 3										
Jorge Posada, S OBP: 0.442, SLG: 0.618 (1, 2)						K				3 0 0 0 0 2 1										
Tino Martinez, L OBP: 0.324, SLG: 0.419 (1, 3)										4 0 0 0 0 0 3										
Shane Spencer, R OBP: 0.299, SLG: 0.465 (1, 10)										2 0 0 0 1 1 0										
Ricky Ledee, L OBP: 0.333, SLG: 0.380 (1, 7)										3 0 1 0 0 1 1										
Scott Brosius, R OBP: 0.319, SLG: 0.333 (1, 5)										3 0 0 0 0 1 2										
<b>Inning Stats</b>	R: 0 H: 1 E: 0 K: 0 S: 8	H: 0 LOB: 0 BB: 0 P: 10	R: 0 H: 0 E: 0 K: 1 S: 5	H: 0 LOB: 0 BB: 0 P: 7	R: 0 H: 0 E: 0 K: 1 S: 15	H: 0 LOB: 1 BB: 1 P: 24	R: 0 H: 1 E: 0 K: 2 S: 11	H: 0 LOB: 0 BB: 0 P: 16	R: 0 H: 0 E: 0 K: 2 S: 10	H: 0 LOB: 1 BB: 0 P: 14	R: 0 H: 0 E: 0 K: 2 S: 4	H: 0 LOB: 0 BB: 0 P: 6	R: 0 H: 0 E: 0 K: 2 S: 11	H: 0 LOB: 0 BB: 0 P: 17	R: 0 H: 1 E: 0 K: 1 S: 15	H: 3 LOB: 3 BB: 0 P: 18	1B: 3 2B: 1 3B: 0 HR: 0	SF: 0 SAC: 0 DP: 1 HBP: 2	WP: 0 PB: 0 SB: 2 CS: 0	PA: 33
<b>PITCHER</b> Pedro Martinez, R ERA: 1.05 (1, 1)	IP: 9.0 WLS: W BF: 33 H: 4 R: 0 ER: 0 SO: 9 BB: 1 IBB: 0 HBP: 2 BLK: 0 WP: 0 HR: 0 S: 89 P: 128 ERA: 0.00 WHIP: 0.556											<b>PITCHER</b>	IP: 9.0 WLS: W BF: 33 H: 4 R: 0 ER: 0 SO: 9 BB: 1 IBB: 0 HBP: 2 BLK: 0 WP: 0 HR: 0 S: 89 P: 128 ERA: 0.00 WHIP: 0.556							

AB 30  
R 0  
H 4  
RBI 0  
BB 1  
SO 9  
LOB 15





Batter	1	2	3	4	5	6	7	8	9	AB	R	H	RBI	BB	SO	LOB	TOP			
Terrence Long, L (1, 8) OBP: 0.314, SLG: 0.465	G4-3		G4-3			F9			G3	4	0	0	0	0	0	0				
Randy Velarde, R (1, 4) OBP: 0.381, SLG: 0.458	G1-3			HBP		G6-3			HR	3	1	1	1	1	0	0				
Jason Giambi, L (1, 10) OBP: 0.416, SLG: 0.626					F7				G3-1	4	0	1	0	0	1	1				
Olmedo Saenz, R (1, 3) OBP: 0.387, SLG: 0.505	G6-3								F8	3	0	0	0	0	0	1				
Ben Grieve, L (1, 7) OBP: 0.374, SLG: 0.505		G4-3			F7					3	0	0	0	0	0	2				
Miguel Tejada, R (1, 6) OBP: 0.313, SLG: 0.402		G5-3			G4-3					3	0	0	0	0	1	2				
Matt Stairs, L (1, 9) OBP: 0.332, SLG: 0.383		G4-3				G4-3			G4-3	3	0	0	0	0	0	0				
Adam Piatt, R (1, 5) OBP: 0.303, SLG: 0.667				G5-3		G4-3			P4	3	0	0	0	0	0	0				
Sal Fasano, R (1, 2) OBP: 0.263, SLG: 0.184				L4					G1-4-3	2	0	0	0	0	1	0				
Ramon Hernandez, R (8, PH) OBP: 0.320, SLG: 0.403						K				1	0	0	0	0	0	0				
<b>Inning Stats</b>	R: 0 H: 1 E: 0 K: 0 S: 10	H: 0 LOB: 1 BB: 0 P: 17	R: 0 H: 0 E: 0 K: 0 S: 6	H: 0 LOB: 0 BB: 0 P: 9	R: 0 H: 0 E: 0 K: 0 S: 6	H: 0 LOB: 0 BB: 0 P: 10	R: 0 H: 0 E: 0 K: 1 S: 5	H: 0 LOB: 2 BB: 1 P: 11	R: 0 H: 0 E: 0 K: 1 S: 9	H: 0 LOB: 0 BB: 0 P: 13	R: 0 H: 0 E: 0 K: 1 S: 9	H: 0 LOB: 0 BB: 0 P: 10	R: 0 H: 0 E: 0 K: 0 S: 13	H: 0 LOB: 0 BB: 0 P: 20	R: 1 H: 1 E: 0 K: 0 S: 6	H: 1 LOB: 0 BB: 0 P: 9	1B: 0 2B: 1 3B: 0 HR: 1	SF: 0 SAC: 0 DP: 0 HBP: 1	WP: 0 PB: 0 SB: 0 CS: 0	PA: 31
<b>PITCHER</b> Andy Pettitte, L (1, 1) ERA: 3.99	IP: 9.0 WLS: W BF: 31 H: 2 R: 1 ER: 1 SO: 3 BB: 1 IBB: 0 HBP: 1 BLK: 0 WP: 0 HR: 1 S: 71 P: 110 ERA: 1.00 WHIP: 0.333																			

Oakland Athletics @ New York Yankees  
Yankee Stadium, Bronx, NY  
Mon May 29 2000, 1:05 PM EDT  
Att: 41,284 - Cloudy - 63 F

AB 29  
R 1  
H 2  
RBI 1  
BB 1  
SO 3  
LOB 6



Batter	1	2	3	4	5	6	7	8	9	AB	R	H	RBI	BB	SO	LOB	BOTTOM			
Chuck Knoblauch, R (1, 4) OBP: 0.316, SLG: 0.342	G1-3					FC6-4			G4-3	4	1	1	0	0	0	1				
Derek Jeter, R (1, 6) OBP: 0.362, SLG: 0.441	G6-3					FC6-4			G1-3	4	0	1	1	0	0	1				
Paul O'Neill, L (1, 9) OBP: 0.360, SLG: 0.451	G4-3								L3	3	1	0	0	1	0	1				
Bernie Williams, S (1, 8) OBP: 0.361, SLG: 0.561		L8								4	2	2	2	0	1	0				
Tino Martinez, L (1, 3) OBP: 0.328, SLG: 0.417		F7								3	0	1	0	0	0	0				
20 Jorge Posada, S (1, 2) OBP: 0.443, SLG: 0.610										2	0	0	1	1	0	2				
Shane Spencer, R (1, 10) OBP: 0.294, SLG: 0.455										3	0	0	0	0	0	4				
Ricky Ledee, L (1, 7) OBP: 0.326, SLG: 0.371										3	0	0	0	0	1	0				
Scott Brosius, R (1, 5) OBP: 0.319, SLG: 0.333										3	0	1	0	0	1	0				
<b>Inning Stats</b>	R: 0 H: 0 E: 0 K: 0 S: 5	H: 0 LOB: 0 BB: 0 P: 8	R: 0 H: 0 E: 0 K: 0 S: 7	H: 0 LOB: 1 BB: 1 P: 17	R: 1 H: 2 E: 1 K: 1 S: 12	H: 2 LOB: 1 BB: 0 P: 17	R: 0 H: 0 E: 0 K: 1 S: 11	H: 0 LOB: 1 BB: 0 P: 18	R: 0 H: 1 E: 0 K: 0 S: 8	H: 1 LOB: 1 BB: 0 P: 11	R: 2 H: 1 E: 1 K: 0 S: 15	H: 0 LOB: 0 BB: 1 P: 26	R: 0 H: 0 E: 0 K: 0 S: 10	H: 0 LOB: 0 BB: 0 P: 15	R: 1 H: 2 E: 0 K: 0 S: 9	H: 2 LOB: 1 BB: 0 P: 11	1B: 3 2B: 1 3B: 2 HR: 1	SF: 0 SAC: 0 DP: 0 HBP: 2	WP: 0 PB: 0 SB: 0 CS: 0	PA: 33
<b>PITCHER</b> Omar Olivares, R (1, 1) ERA: 5.65	IP: 8.0 WLS: L BF: 33 H: 6 R: 4 ER: 4 SO: 3 BB: 2 IBB: 0 HBP: 2 BLK: 0 WP: 0 HR: 1 S: 77 P: 123 ERA: 4.50 WHIP: 1.000																			

Oakland Athletics @ New York Yankees  
Yankee Stadium, Bronx, NY  
Mon May 29 2000, 1:05 PM EDT  
Att: 41,284 - Cloudy - 63 F

AB 29  
R 4  
H 6  
RBI 4  
BB 2  
SO 3  
LOB 9





Batter	1	2	3	4	5	6	7	8	9	AB	R	H	RBI	BB	SO	LOB	TOP								
<b>Terrence Long, L</b> OBP: 0.324, SLG: 0.473	4-2 1B BB		2-1 1-H 2B	0-0 G3		1-1 1B 2B		1-1 FC3-5 BB 1B		4	3	2	1	1	0	2									
<b>Randy Velarde, R</b> OBP: 0.404, SLG: 0.480	3-2 G6-4-3 1B		1-0 F9 2B		4-2 F S G6-3 BB	2-3 K		4-2 1B BB		3	1	2	1	2	1	1									
<b>Jason Giambi, L</b> OBP: 0.420, SLG: 0.621	0-2 F8		4-0 HBP BB		4-1 G6-3 1B BB	2-2 2B 1B		0-3 K		3	1	1	0	2	1	4									
<b>Ben Griev, L</b> OBP: 0.375, SLG: 0.507	0-0 G6-4-3		1-0 F9		0-0 E4 G6-3 1B	2-1 2B		2-2 1B		5	1	2	2	0	0	6									
<b>Ryan Christenson, R</b> OBP: 0.385, SLG: 0.533	1-2		2-3		1-2 2-3 3-H	1-3 2-H		1-3 2-H 1B		0	0	0	0	0	0	0									
<b>Olmedo Saenz, R</b> OBP: 0.379, SLG: 0.486		1-3 K	1-0 HBP		1-1 G6-3	0-1 F2		1-3 K		4	0	0	1	0	2	6									
<b>Matt Stairs, L</b> OBP: 0.333, SLG: 0.383	2-2 G6-4-3 1B		1-1 G4-3		1-1 2-H 2-3 3-H 1B		2-3 K		0-2 P5	5	0	2	2	0	1	3									
<b>Miguel Tejada, R</b> OBP: 0.306, SLG: 0.392	1-1 G6-4-3		1-0 G5-3		0-0 L9		0-1 F7		3-2 L5	5	0	0	0	0	0	2									
<b>Eric Chavez, L</b> OBP: 0.333, SLG: 0.431			0-0 G4-3	3-1 G4-3	2-0 G3		1-3 K		0-0 1B	5	0	1	0	0	1	1									
<b>Sal Fasano, R</b> OBP: 0.290, SLG: 0.212			4-1 2B BB	4-2 BB		2-2 F8		3-2 FC3-5 2B	1-2 F8	3	1	1	0	2	0	1									
<b>Inning Stats</b>	R: 0 E: 0 K: 0 S: 10	H: 1 LOB: 1 BB: 1 P: 17	R: 0 E: 0 K: 1 S: 9	H: 1 LOB: 0 BB: 0 P: 13	R: 2 E: 0 K: 0 S: 8	H: 2 LOB: 3 BB: 2 P: 22	R: 0 E: 0 K: 0 S: 8	H: 0 LOB: 1 BB: 1 P: 16	R: 3 E: 1 K: 0 S: 11	H: 1 LOB: 1 BB: 2 P: 23	R: 1 E: 0 K: 2 S: 15	H: 3 LOB: 2 BB: 0 P: 24	R: 0 E: 0 K: 2 S: 8	H: 0 LOB: 0 BB: 0 P: 11	R: 1 E: 0 K: 2 S: 16	H: 2 LOB: 2 BB: 1 P: 27	R: 0 E: 0 K: 0 S: 10	H: 1 LOB: 1 BB: 0 P: 14	1B: 7 2B: 4 3B: 0 HR: 0	SF: 0 SAC: 0 DP: 2 HBP: 1	WP: 0 PB: 0 SB: 1 CS: 0	PA: 45			
<b>PITCHER</b>	IP	WLS	BF	H	R	ER	SO	BB	IBB	HBP	BLK	WP	HR	S	P	ERA	WHIP								
<b>Ramiro Mendoza, R</b> ERA: 4.15	4.1	L	24	5	5	4	1	6	0	1	0	0	0	44	87	8.31	2.538								
<b>Jason Grimsley, R</b> ERA: 2.52	1.1		5	1	1	1	1	0	0	0	0	0	0	10	17	6.75	0.750								
<b>Mike Stanton, L</b> ERA: 2.45	1.1		6	2	0	0	2	0	0	0	0	0	0	15	22	0.00	1.500								
<b>Jeff Nelson, R</b> ERA: 1.57	1.0		6	2	1	1	2	1	0	0	0	0	0	16	27	9.00	3.000								
<b>42 Mariano Rivera, R</b> ERA: 3.57	1.0		4	1	0	0	0	0	0	0	0	0	0	10	14	0.00	1.000								

Oakland Athletics @ New York Yankees  
Yankee Stadium, Bronx, NY  
Tue May 30 2000, 7:05 PM EDT  
Att: 26,360 - Sunny - 63 F

AB 37  
R 7  
H 11  
RBI 7  
BB 7  
SO 6  
LOB 26



Batter	1	2	3	4	5	6	7	8	9	AB	R	H	RBI	BB	SO	LOB	BOTTOM								
<b>Chuck Knoblauch, R</b> OBP: 0.319, SLG: 0.371	1-1 HR	2-1 G6-4-3		0-2 F7		0-1 2B		0-2 G6-3		5	1	2	1	0	0	3									
<b>Derek Jeter, R</b> OBP: 0.365, SLG: 0.468	0-0 G6-3		0-1 2B		0-0 HR	1-3 K		0-2 1B		5	2	3	1	0	1	1									
<b>Paul O'Neill, L</b> OBP: 0.356, SLG: 0.444	1-3 K		2-1 L6	0-1 1B		0-0 L9		0-0 G4-3		5	0	1	0	0	1	3									
<b>Bernie Williams, S</b> OBP: 0.357, SLG: 0.557	2-1 F8		1-2 BB 2B	1-1 P6		0-0 F8			2-3 K	5	0	1	1	0	1	2									
<b>Tino Martinez, L</b> OBP: 0.330, SLG: 0.430		0-1 HR	2-1 P4		4-2 20 BB BB		2-0 G4-3		2-2 G3	4	1	1	1	1	0	1									
<b>20 Jorge Posada, S</b> OBP: 0.453, SLG: 0.606		4-1 1B BB	4-0 BB IBB		4-0 BB	1-2 BB		FC6-4 BB		1	0	0	0	4	1	0									
<b>Shane Spencer, R</b> OBP: 0.299, SLG: 0.453		2-2 1B	4-1 1B BB		1-2 P4		3-2 FC6-4			3	0	1	0	1	0	3									
<b>Ricky Ledee, L</b> OBP: 0.324, SLG: 0.367		2-1 G6-4-3 1B	2-3 K		1-3 K		2-2 L7			4	0	1	0	0	2	6									
<b>Scott Brosius, R</b> OBP: 0.308, SLG: 0.321		0-3 K		0-1 L9		1-1 F9		0-2 F8		4	0	0	0	0	1	5									
<b>Inning Stats</b>	R: 1 E: 0 K: 1 S: 8	H: 1 LOB: 0 BB: 0 P: 12	R: 1 E: 0 K: 1 S: 13	H: 3 LOB: 2 BB: 1 P: 23	R: 1 E: 0 K: 1 S: 14	H: 2 LOB: 3 BB: 2 P: 29	R: 1 E: 0 K: 0 S: 10	H: 2 LOB: 1 BB: 0 P: 11	R: 0 E: 0 K: 1 S: 10	H: 1 LOB: 1 BB: 2 P: 21	R: 0 E: 0 K: 1 S: 7	H: 1 LOB: 1 BB: 0 P: 8	R: 0 E: 0 K: 0 S: 8	H: 0 LOB: 1 BB: 1 P: 19	R: 0 E: 0 K: 0 S: 12	H: 1 LOB: 1 BB: 0 P: 12	R: 0 E: 0 K: 2 S: 9	H: 0 LOB: 0 BB: 0 P: 14	1B: 5 2B: 2 3B: 0 HR: 3	SF: 0 SAC: 0 DP: 1 HBP: 0	WP: 0 PB: 0 SB: 0 CS: 0	PA: 42			
<b>PITCHER</b>	IP	WLS	BF	H	R	ER	SO	BB	IBB	HBP	BLK	WP	HR	S	P	ERA	WHIP								
<b>Kevin Appier, R</b> ERA: 4.44	5.0	W	28	9	4	4	4	4	1	0	0	0	0	6	13	0.00	0.750								
<b>T.J. Mathews, R</b> ERA: 6.0	1.1	H	5	0	0	0	1	1	0	0	0	0	0	6	13	0.00	0.750								
<b>Jeff Tam, R</b> ERA: 1.98	1.2	H	6	1	0	0	0	0	0	0	0	0	0	19	24	0.00	0.600								
<b>Jason Istringhausen, R</b> ERA: 3.74	1.0	S	3	0	0	0	2	0	0	0	0	0	0	9	14	0.00	0.000								

Oakland Athletics @ New York Yankees  
Yankee Stadium, Bronx, NY  
Tue May 30 2000, 7:05 PM EDT  
Att: 26,360 - Sunny - 63 F

AB 36  
R 4  
H 10  
RBI 4  
BB 6  
SO 7  
LOB 24













Batter	1	2	3	4	5	6	7	8	9	AB	R	H	RBI	BB	SO	LOB	TOP																		
Chuck Knoblauch, R (1,4) OBP: 0.335, SLG: 0.410	1-1 2B 1B	2-1 2S 2B		2-2 G4-3	0-2 G1-3		1-1 F8		3-2 FC6-4 2BB	6	2	2	0	0	0	3	<p><b>New York Yankees @ Atlanta Braves</b> Turner Field, Atlanta, GA</p> <p>Sat Jun 03 2000, 1:15 PM EDT Att: 48,423 - Cloudy - 85 F</p> <p>livebaseballscores.com</p>																		
2 Derek Jeter, R (1,6) OBP: 0.397, SLG: 0.477	2-2 1B 2B	2-2 1B 1B		1-1 S 1B E		3-2 G4-3 1B	4-2 FC5 BB		4-1 BB	4	3	4	1	2	0	0																			
Paul O'Neill, L (1,9) OBP: 0.356, SLG: 0.443 Shane Spencer, R (6,9) OBP: 0.292, SLG: 0.452	0-0 2B 1B	1-0 S 1B		0-0 S 1B		1-1 G4-3	2-2 FC5		1-1 F7	4	1	3	1	0	0	1																			
Bernie Williams, S (1,8) OBP: 0.346, SLG: 0.532	0-0 1-2 2H 2B	0-3 K		2-1 G3		0-1 F7		2-2 G4-3		5	0	1	1	0	1	4																			
Tino Martinez, L (1,3) OBP: 0.332, SLG: 0.424	1-3 K	2-3 K		3-1 BB 1B		4-0 1B IBB		2-0 F8		4	0	1	1	1	2	4																			
20 Jorge Posada, S (1,2) OBP: 0.452, SLG: 0.590 Chris Turner, R (2,2) OBP: 0.500, SLG: 0.750	4-2 BB			3-2 HR		0-1 1-2 2H 1B		0-0 F7		0	0	0	0	1	0	0																			
Ricky Ledee, L (1,7) OBP: 0.338, SLG: 0.428 Felix Jose, S (9,PH) OBP: 0.500, SLG: 0.500	0-3 K			0-1 G3-1		3-2 F9			2-3 K	4	0	0	0	0	1	7																			
Scott Brosius, R (1,5) OBP: 0.318, SLG: 0.319	1-2 F9			0-0 G1-3		0-0 F8			4-0 FC6-4 HBP BB	4	0	0	0	1	1	3																			
Roger Clemens, R (1,1) Jason Grimsley, R (6,1) Mike Stanton, L (7,1) Jeff Nelson, R (8,1) Jim Leyritz, R (9,PH) OBP: 0.313, SLG: 0.268		0-3 K		1-0 F9		1-0 G6-3		4-2 FC5 2BB BB	1-2 FC6-4 HBP	3	0	0	0	0	1	0																			
<b>Inning Stats</b>	R: 2 E: 0 K: 2 S: 19	H: 4 LOB: 3 BB: 1 P: 27	R: 1 E: 0 K: 3 S: 15	H: 3 LOB: 2 BB: 0 P: 22	R: 1 E: 0 K: 0 S: 7	H: 1 LOB: 0 BB: 0 P: 11	R: 2 E: 0 K: 0 S: 18	H: 3 LOB: 2 BB: 1 P: 30	R: 0 E: 0 K: 0 S: 5	H: 0 LOB: 0 BB: 0 P: 6	R: 1 E: 0 K: 0 S: 12	H: 2 LOB: 2 BB: 1 P: 23	R: 0 E: 0 K: 1 S: 12	H: 0 LOB: 2 BB: 2 P: 25	R: 0 E: 0 K: 0 S: 5	H: 0 LOB: 0 BB: 0 P: 9		R: 0 E: 0 K: 1 S: 12	H: 0 LOB: 3 BB: 2 P: 27	1B: 10 2B: 2 3B: 0 HR: 1	SF: 0 SAC: 0 DP: 0 HBP: 1	WP: 0 PB: 0 CS: 0	PA: 48												
<b>PITCHER</b>	IP 5.2	WLS W	BF 6	H 0	R 0	ER 0	SO 1	BB 2	IBB 0	HBP 0	BLK 0	WP 0	HR 1	S 73	P 113	ERA 11.12	WHIP 2.647	<b>PITCHER</b>	IP 1.0	WLS L	BF 8	H 1	R 0	ER 0	SO 1	BB 2	IBB 0	HBP 0	BLK 0	WP 0	HR 0	S 31	P 91	ERA 0.00	WHIP 1.500
Greg Maddux, R (1,1) ERA: 2.71	5.2	W	6	0	0	0	1	2	0	0	0	0	0	15	31	0.00	1.500	Mike Remlinger, L (6,1) ERA: 1.99	1.0	H	3	0	0	0	0	0	5	9	0.00	0.000					
Rudy Seanez, R (8,1) ERA: 4.5	1.0	H	3	0	0	0	1	0	0	0	0	0	0	12	27	0.00	2.000	John Rocker, L (9,1) ERA: 4.15	1.0		6	0	0	0	1	2	0	1	0	0	0	12	27	0.00	2.000

Batter	1	2	3	4	5	6	7	8	9	AB	R	H	RBI	BB	SO	LOB	BOTTOM																		
QuiVio Veras, S (1,4) OBP: 0.419, SLG: 0.404	2-1 10 1B E	4-1 BB	1-1 G4-3			1-0 F7		2-1 10 1B BB		4	2	2	0	1	0	2	<p><b>New York Yankees @ Atlanta Braves</b> Turner Field, Atlanta, GA</p> <p>Sat Jun 03 2000, 1:15 PM EDT Att: 48,423 - Cloudy - 85 F</p> <p>livebaseballscores.com</p>																		
Andruw Jones, R (1,8) OBP: 0.417, SLG: 0.571	1-3 K	1-2 FC5		2-3 K		1-1 F8		4-1 10 1B BB		4	1	0	0	1	2	3																			
10 Chipper Jones, S (1,5) OBP: 0.391, SLG: 0.545	0-0 2H 1B		4-2 HR BB	0-3 K		1-0 G4-3		1-2 1B 1B		4	2	2	2	1	1	0																			
Wally Joyner, L (1,3) OBP: 0.296, SLG: 0.281 Andres Galaraga, R (8,PH) OBP: 0.395, SLG: 0.635	2-3 K		1-2 E6 HR	2-1 F7			1-1 L9	0-0 F8 1B		4	1	0	0	0	1	2																			
Brian Jordan, R (1,9) OBP: 0.341, SLG: 0.540	1-3 K		1-1 HR			3-2 F8		3-1 1-2 2H 1B		5	1	2	4	0	1	1																			
Bobby Bonilla, S (1,7) OBP: 0.378, SLG: 0.487 Trenidad Hubbard, R (7,PH) OBP: 0.317, SLG: 0.333		1-0 G6-3 2B	2-1 P6		1-3 K		1-1 E3 WP 2B HBP	1-1 F8		4	1	1	0	0	1	0																			
Rafael Furcal, S (1,6) OBP: 0.399, SLG: 0.376		1-0 G6-3	3-2 BB 1B		4-1 S 2B BB		1-2 2B HBP	0-2 G3		3	2	1	0	1	0	3																			
Fernando Lumar, R (1,2) OBP: 0.190, SLG: 0.105 Javy Lopez, R (5,PH) OBP: 0.333, SLG: 0.465		3-2 G6-3	1-0 F9		2-2 1H 2B		2-2 1H 2H 2B	4-0 IBB		2	0	0	1	0	0	1																			
Greg Maddux, R (1,1) OBP: 0.342, SLG: 0.290 Mike Remlinger, L (7,PH) ERA: 2.5 Keith Lockhart, L (7,PH) ERA: 2.5 Reggie Sanders, R (8,PH) ERA: 2.5 Rudy Seanez, R (9,1) OBP: 0.313, SLG: 0.268 Walt Weiss, S (8,PH) OBP: 0.385, SLG: 0.316 John Rocker, R (9,1) ERA: 1.78	1-2 E4 FC5 BB		4-2 BB		3-3 K		3-2 G6-3	1-3 K		2	0	0	0	1	1	1																			
<b>Inning Stats</b>	R: 1 E: 1 K: 3 S: 13	H: 2 LOB: 1 BB: 0 P: 19	R: 1 E: 1 K: 0 S: 13	H: 1 LOB: 2 BB: 1 P: 24	R: 3 E: 1 K: 0 S: 19	H: 2 LOB: 2 BB: 2 P: 36	R: 0 E: 0 K: 2 S: 8	H: 0 LOB: 0 BB: 0 P: 12	R: 1 E: 0 K: 2 S: 15	H: 1 LOB: 1 BB: 1 P: 28	R: 0 E: 0 K: 0 S: 4	H: 0 LOB: 0 BB: 0 P: 7	R: 2 E: 1 K: 0 S: 17	H: 1 LOB: 2 BB: 0 P: 25	R: 3 E: 0 K: 1 S: 18	H: 4 LOB: 3 BB: 2 P: 34		1B: 7 2B: 3 3B: 0 HR: 1	SF: 0 SAC: 0 DP: 0 HBP: 1	WP: 1 PB: 0 CS: 0	PA: 45														
<b>PITCHER</b>	IP 5.0	WLS L	BF 8	H 2	R 1	ER 0	SO 7	BB 4	IBB 0	HBP 0	BLK 0	WP 1	HR 0	S 68	P 119	ERA 7.20	WHIP 2.000	<b>PITCHER</b>	IP 1.0	WLS L	BF 8	H 1	R 0	ER 0	SO 1	BB 2	IBB 0	HBP 0	BLK 0	WP 0	HR 0	S 24	P 91	ERA 0.00	WHIP 0.600
Roger Clemens, R (1,1) ERA: 4.18	5.0	L	8	1	2	0	0	0	0	1	0	0	0	16	24	0.00	0.600	Mike Stanton, L (7,1) ERA: 3.7	0.1		4	2	3	3	0	1	0	0	0	12	22	81.00	9.000		
Jason Grimsley, R (6,1) ERA: 2.5	1.2	L	8	1	2	0	0	0	0	1	0	0	0	16	24	0.00	0.600	Jeff Nelson, R (8,1) ERA: 1.78	1.0		6	2	0	0	1	0	1	0	0	11	20	0.00	2.000		



Batter	1	2	3	4	5	6	7	8	9	AB	R	H	RBI	BB	SO	LOB	TOP				
<b>Chuck Knoblauch, R</b> (1,4) <small>OBP: 0.341, SLG: 0.415</small> <b>Wilson Delgado, S</b> (9,4) <small>OBP: 0.391, SLG: 0.389</small>	 2 1B BB	 2B		 F7	 F8		 2S 1B	 P4	 1-2 2-3	5	1	2	0	1	0	2					
<b>2 Derek Jeter, R</b> (1,6) <small>OBP: 0.391, SLG: 0.478</small>	 1B SF9	 G5-3		 1B	 1B		 G6-3	 F8		6	2	3	0	0	0	4					
<b>Bernie Williams, S</b> (1,8) <small>OBP: 0.348, SLG: 0.529</small>	 SF9 2B		 F7	 BB 1B	 K		 F9			5	1	2	1	0	1	1					
<b>Shane Spencer, R</b> (1,9) <small>OBP: 0.301, SLG: 0.456</small>	 L8		 G5-3 2B	 BB 1B		 L4	 1B			5	1	3	1	0	0	2					
<b>Felix Jose, S</b> (1,7) <small>OBP: 0.222, SLG: 0.250</small> <b>42 Mariano Rivera, R</b> (8,1)	 SF9		 G5-3	 K		 P4	 K			4	0	0	1	0	2	4					
<b>Tino Martinez, L</b> (1,3) <small>OBP: 0.338, SLG: 0.436</small>	 2B		 E 2B	 BB		 G3-1	 F8			4	0	2	2	1	0	1					
<b>Chris Turner, R</b> (1,2) <small>OBP: 0.474, SLG: 0.625</small>	 G1-4-3		 E BB	 F8		 G6-3	 BLK 1B			4	0	1	0	1	0	4					
<b>Scott Brosius, R</b> (1,5) <small>OBP: 0.321, SLG: 0.347</small>		 K	 E6		 HR	 G5-3	 BLK 1B			5	1	2	1	0	1	2					
<b>Andy Pettitte, L</b> (1,1) <b>Clayton Kershaw, R</b> (7, PH) <b>Jason Grimsley, R</b> (7,1) <b>Ricky Ledee, L</b> (8,7) <small>OBP: 0.335, SLG: 0.424</small>	 L7		 K	 G1-3		 HR	 K			3	0	0	0	0	1	3					
<b>Inning Stats</b>	R: 3 E: 0 K: 0 S: 16	H: 3 LOB: 1 BB: 1 P: 23	R: 0 E: 0 K: 1 S: 9	H: 1 LOB: 1 BB: 0 P: 14	R: 1 E: 1 K: 1 S: 9	H: 2 LOB: 3 BB: 1 P: 15	R: 1 E: 0 K: 1 S: 13	H: 3 LOB: 3 BB: 1 P: 18	R: 1 E: 0 K: 0 S: 16	H: 2 LOB: 1 BB: 0 P: 21	R: 0 E: 0 K: 0 S: 5	H: 0 LOB: 0 BB: 0 P: 7	R: 1 E: 0 K: 0 S: 12	H: 2 LOB: 1 BB: 0 P: 17	R: 0 E: 0 K: 1 S: 10	H: 1 LOB: 1 BB: 0 P: 12	R: 0 E: 0 K: 1 S: 13	H: 2 LOB: 2 BB: 0 P: 21	1B: 11 2B: 3 3B: 0 HR: 2	SF: 1 SAC: 0 DP: 0 HBP: 0	WP: 0 PA: 47 CS: 1
<b>PITCHER</b>	IP WLS BF H R ER SO BB IBB HBP BLK WP HR S P ERA WHIP	IP WLS BF H R ER SO BB IBB HBP BLK WP HR S P ERA WHIP	IP WLS BF H R ER SO BB IBB HBP BLK WP HR S P ERA WHIP	IP WLS BF H R ER SO BB IBB HBP BLK WP HR S P ERA WHIP	IP WLS BF H R ER SO BB IBB HBP BLK WP HR S P ERA WHIP	IP WLS BF H R ER SO BB IBB HBP BLK WP HR S P ERA WHIP	IP WLS BF H R ER SO BB IBB HBP BLK WP HR S P ERA WHIP	IP WLS BF H R ER SO BB IBB HBP BLK WP HR S P ERA WHIP	IP WLS BF H R ER SO BB IBB HBP BLK WP HR S P ERA WHIP	IP WLS BF H R ER SO BB IBB HBP BLK WP HR S P ERA WHIP	IP WLS BF H R ER SO BB IBB HBP BLK WP HR S P ERA WHIP	IP WLS BF H R ER SO BB IBB HBP BLK WP HR S P ERA WHIP	IP WLS BF H R ER SO BB IBB HBP BLK WP HR S P ERA WHIP	IP WLS BF H R ER SO BB IBB HBP BLK WP HR S P ERA WHIP	IP WLS BF H R ER SO BB IBB HBP BLK WP HR S P ERA WHIP	IP WLS BF H R ER SO BB IBB HBP BLK WP HR S P ERA WHIP	IP WLS BF H R ER SO BB IBB HBP BLK WP HR S P ERA WHIP	IP WLS BF H R ER SO BB IBB HBP BLK WP HR S P ERA WHIP	IP WLS BF H R ER SO BB IBB HBP BLK WP HR S P ERA WHIP	IP WLS BF H R ER SO BB IBB HBP BLK WP HR S P ERA WHIP	IP WLS BF H R ER SO BB IBB HBP BLK WP HR S P ERA WHIP

**New York Yankees @ Atlanta Braves**  
 Turner Field, Atlanta, GA  
 Sun Jun 04 2000, 1:10 PM EDT  
 Att. 47,756 - Overcast - 73 F

AB	43
R	7
H	16
RBI	7
BB	3
SO	6
LOB	25



Batter	1	2	3	4	5	6	7	8	9	AB	R	H	RBI	BB	SO	LOB	BOTTOM				
<b>Quiro Velaz, S</b> (1,4) <small>OBP: 0.414, SLG: 0.396</small>	 G5-3		 1B 10 SF8 BB		 P6	 P6			 K	4	1	0	0	1	1	0					
<b>Andruw Jones, R</b> (1,8) <small>OBP: 0.421, SLG: 0.572</small>	 P5		 1B		 10 2B	 G6-3	 10 1B			5	1	3	1	0	0	0					
<b>10 Chipper Jones, S</b> (1,5) <small>OBP: 0.391, SLG: 0.549</small>	 F9		 SF8		 G6-3 2B	 F8	 1B			4	0	2	2	0	0	0					
<b>Andres Galarraga, R</b> (1,3) <small>OBP: 0.395, SLG: 0.629</small>		 FC5-4 1B	 F8		 G6-3	 1B	 K			5	0	2	0	0	1	4					
<b>Brian Jordan, R</b> (1,9) <small>OBP: 0.339, SLG: 0.539</small>	 L8			 1B 2B	 F8	 K				4	1	1	0	0	1	3					
<b>Javy Lopez, R</b> (1,2) <small>OBP: 0.337, SLG: 0.483</small>		 FC5-4		 BB 1B		 HR	 F9			4	1	2	2	0	0	1					
<b>Reggie Sanders, R</b> (1,7) <small>OBP: 0.238, SLG: 0.228</small>		 K		 CS BB		 HR	 K			3	1	1	1	1	2	1					
<b>Walt Weiss, S</b> (1,6) <small>OBP: 0.371, SLG: 0.300</small> <b>Bobby Bonilla, S</b> (8, PH) <small>OBP: 0.375, SLG: 0.482</small> <b>John Rocker, R</b> (9,1)	 G4-3		 K	 K		 G6-3	 F9			3	0	0	0	0	1	2					
<b>Terry Mulholland, R</b> (1,1) <small>OBP: 0.308, SLG: 0.385</small> <b>Rudy Seanez, R</b> (7,1) <b>Rafael Furcal, S</b> (9,6) <small>OBP: 0.398, SLG: 0.373</small>	 BB 1B		 K	 G6-3		 B1-3				3	1	1	0	0	1	1					
<b>Inning Stats</b>	R: 0 E: 0 K: 0 S: 8	H: 0 LOB: 0 BB: 0 P: 12	R: 0 E: 0 K: 1 S: 13	H: 1 LOB: 1 BB: 0 P: 21	R: 2 E: 0 K: 0 S: 9	H: 2 LOB: 1 BB: 1 P: 17	R: 1 E: 0 K: 2 S: 11	H: 2 LOB: 1 BB: 1 P: 22	R: 1 E: 0 K: 0 S: 11	H: 2 LOB: 1 BB: 0 P: 16	R: 2 E: 0 K: 0 S: 7	H: 2 LOB: 1 BB: 0 P: 13	R: 0 E: 0 K: 1 S: 11	H: 1 LOB: 1 BB: 0 P: 20	R: 0 E: 0 K: 1 S: 7	H: 0 LOB: 0 BB: 0 P: 10	R: 0 E: 0 K: 2 S: 13	H: 2 LOB: 2 BB: 0 P: 17	1B: 8 2B: 2 3B: 0 HR: 2	SF: 1 SAC: 0 DP: 0 HBP: 0	WP: 0 PA: 40 CS: 1
<b>PITCHER</b>	IP WLS BF H R ER SO BB IBB HBP BLK WP HR S P ERA WHIP	IP WLS BF H R ER SO BB IBB HBP BLK WP HR S P ERA WHIP	IP WLS BF H R ER SO BB IBB HBP BLK WP HR S P ERA WHIP	IP WLS BF H R ER SO BB IBB HBP BLK WP HR S P ERA WHIP	IP WLS BF H R ER SO BB IBB HBP BLK WP HR S P ERA WHIP	IP WLS BF H R ER SO BB IBB HBP BLK WP HR S P ERA WHIP	IP WLS BF H R ER SO BB IBB HBP BLK WP HR S P ERA WHIP	IP WLS BF H R ER SO BB IBB HBP BLK WP HR S P ERA WHIP	IP WLS BF H R ER SO BB IBB HBP BLK WP HR S P ERA WHIP	IP WLS BF H R ER SO BB IBB HBP BLK WP HR S P ERA WHIP	IP WLS BF H R ER SO BB IBB HBP BLK WP HR S P ERA WHIP	IP WLS BF H R ER SO BB IBB HBP BLK WP HR S P ERA WHIP	IP WLS BF H R ER SO BB IBB HBP BLK WP HR S P ERA WHIP	IP WLS BF H R ER SO BB IBB HBP BLK WP HR S P ERA WHIP	IP WLS BF H R ER SO BB IBB HBP BLK WP HR S P ERA WHIP	IP WLS BF H R ER SO BB IBB HBP BLK WP HR S P ERA WHIP	IP WLS BF H R ER SO BB IBB HBP BLK WP HR S P ERA WHIP	IP WLS BF H R ER SO BB IBB HBP BLK WP HR S P ERA WHIP	IP WLS BF H R ER SO BB IBB HBP BLK WP HR S P ERA WHIP	IP WLS BF H R ER SO BB IBB HBP BLK WP HR S P ERA WHIP	

**New York Yankees @ Atlanta Braves**  
 Turner Field, Atlanta, GA  
 Sun Jun 04 2000, 1:10 PM EDT  
 Att. 47,756 - Overcast - 73 F

AB	37
R	6
H	12



Batter	1	2	3	4	5	6	7	8	9	AB	R	H	RBI	BB	SO	LOB	TOP			
<b>Ricky Ledee, L</b> (1, 7) OBP: 0.337, SLG: 0.451										5	1	2	2	0	1	1	<b>New York Yankees @ Montreal Expos</b> Olympic Stadium, Montreal, QB Mon Jun 05 2000, 7:05 PM EDT Att: 18,095 - Dome - 72 F			
<b>2 Derek Jeter, R</b> (1, 6) OBP: 0.397, SLG: 0.482										5	0	3	0	0	1	1				
<b>Paul O'Neill, L</b> (1, 9) OBP: 0.348, SLG: 0.433										5	0	0	0	0	1	5				
<b>Bernie Williams, S</b> (1, 8) OBP: 0.353, SLG: 0.528										4	2	2	0	1	1	1				
<b>Tino Martinez, L</b> (1, 3) OBP: 0.344, SLG: 0.434										3	0	1	0	2	0	2				
<b>20 Jorge Posada, S</b> (1, 2) OBP: 0.466, SLG: 0.595										2	0	2	0	3	0	0				
<b>Scott Brosius, R</b> (1, 5) OBP: 0.317, SLG: 0.344										4	0	1	2	0	0	6				
<b>Clay Bellinger, R</b> (1, 4) OBP: 0.286, SLG: 0.438										5	1	1	0	0	2	3				
<b>David Cone, L</b> (1, 1) OBP: 0.333, SLG: 0.333 <b>Felix Jose, S</b> (7, PH) OBP: 0.200, SLG: 0.222 <b>Jeff Nelson, R</b> (7, 1)										3	0	1	0	0	1	1				
<b>Inning Stats</b>	R: 2 E: 0 K: 1 S: 15	H: 3 LOB: 3 BB: 2 P: 34	R: 0 E: 0 K: 1 S: 8	H: 0 LOB: 0 BB: 0 P: 11	R: 0 E: 0 K: 0 S: 11	H: 2 LOB: 1 BB: 1 P: 20	R: 1 E: 0 K: 0 S: 12	H: 2 LOB: 1 BB: 0 P: 15	R: 0 E: 0 K: 1 S: 13	H: 2 LOB: 2 BB: 0 P: 22	R: 1 E: 0 K: 1 S: 15	H: 2 LOB: 1 BB: 1 P: 25	R: 0 E: 0 K: 2 S: 13	H: 1 LOB: 1 BB: 0 P: 20	R: 0 E: 0 K: 1 S: 8	H: 1 LOB: 1 BB: 1 P: 15		1B: 10 2B: 2 3B: 0 HR: 1	SF: 1 SAC: 0 DP: 1 HBP: 0	WP: 0 PB: 0 SB: 0 CS: 0
<b>PITCHER</b>	IP WLS BF H R ER SO BB IBB HBP BLK WP HR S P ERA WHIP																			
<b>Dustin Hermanson, R</b> (1, 1) ERA: 5.49	4.0	21	7	3	3	2	3	0	0	0	0	0	1	46	80	6.75	2.500			
<b>Mike Johnson, R</b> (5, 1) ERA: 5.75	2.0	11	3	1	1	1	2	0	0	0	0	0	0	22	41	4.50	2.500			
<b>Anthony Telford, R</b> (7, 1) ERA: 5.08	2.0	8	2	0	0	3	0	0	0	1	0	0	0	26	38	0.00	1.000			
<b>Steve Kline, L</b> (9, 1) ERA: 1.09	1.0	4	1	0	0	1	1	0	0	0	0	0	0	8	15	0.00	2.000			

AB	37
R	4
H	13
RBI	4
BB	6
SO	7
LOB	22



Batter	1	2	3	4	5	6	7	8	9	AB	R	H	RBI	BB	SO	LOB	BOTTOM			
<b>Peter Bergeron, L</b> (1, 8) OBP: 0.316, SLG: 0.369										4	0	0	0	0	0	1	<b>New York Yankees @ Montreal Expos</b> Olympic Stadium, Montreal, QB Mon Jun 05 2000, 7:05 PM EDT Att: 18,095 - Dome - 72 F			
<b>Geoff Blum, S</b> (1, 4) OBP: 0.343, SLG: 0.456										4	0	0	0	0	2	0				
<b>Rondell White, R</b> (1, 7) OBP: 0.382, SLG: 0.549										4	1	1	0	0	1	0				
<b>Vladimir Guerrero, R</b> (1, 9) OBP: 0.447, SLG: 0.732										4	2	2	2	0	0	0				
<b>Lee Stevens, L</b> (1, 3) OBP: 0.351, SLG: 0.516										3	0	1	1	1	1	0				
<b>Brian Schneider, L</b> (1, 2) OBP: 0.391, SLG: 0.350 <b>Charlie O'Brien, R</b> (9, 2) OBP: 0.333, SLG: 0.538										3	1	1	0	1	0	1				
<b>Mike Mordecai, R</b> (1, 5) OBP: 0.446, SLG: 0.698										3	1	2	0	0	0	2				
<b>Orlando Cabrera, R</b> (1, 6) OBP: 0.260, SLG: 0.424										4	1	1	3	0	0	2				
<b>Dustin Hermanson, R</b> (1, 1) OBP: 0.222, SLG: 0.176 <b>Terry Jones, S</b> (4, PH) OBP: 0.233, SLG: 0.212 <b>Mike Johnson, L</b> (5, 1) OBP: 0.233, SLG: 0.200 <b>Anthony Telford, R</b> (7, 1) ERA: 5.08 <b>Steve Kline, S</b> (9, 1) ERA: 1.07										1	0	0	0	0	1	0				
<b>Inning Stats</b>	R: 2 E: 0 K: 0 S: 16	H: 2 LOB: 2 BB: 2 P: 35	R: 0 E: 0 K: 1 S: 7	H: 0 LOB: 0 BB: 0 P: 10	R: 1 E: 0 K: 1 S: 12	H: 2 LOB: 1 BB: 0 P: 19	R: 0 E: 0 K: 0 S: 6	H: 1 LOB: 1 BB: 0 P: 13	R: 0 E: 0 K: 0 S: 6	H: 0 LOB: 0 BB: 0 P: 10	R: 3 E: 0 K: 1 S: 13	H: 2 LOB: 0 BB: 0 P: 21	R: 0 E: 0 K: 2 S: 10	H: 0 LOB: 0 BB: 0 P: 13	R: 0 E: 0 K: 0 S: 6	H: 1 LOB: 1 BB: 0 P: 11		1B: 3 2B: 3 3B: 0 HR: 2	SF: 0 SAC: 0 DP: 0 HBP: 1	WP: 0 PB: 0 SB: 1 CS: 0
<b>PITCHER</b>	IP WLS BF H R ER SO BB IBB HBP BLK WP HR S P ERA WHIP																			
<b>David Cone, R</b> (1, 1) ERA: 6.49	6.0	28	7	6	6	3	2	0	0	0	0	0	0	60	108	9.00	1.500			
<b>Jeff Nelson, R</b> (7, 1) ERA: 1.07	2.0	7	1	0	0	2	0	0	0	0	0	0	0	16	24	0.00	0.500			





Batter	1	2	3	4	5	6	7	8	9	AB	R	H	RBI	BB	SO	LOB	TOP		
<b>Ricky Ledee, L</b> (1, 7) OBP: 0.343, SLG: 0.453	3-2 G4-6-3 1B		1-0 2S 1B	0-0 SF8		3-1 G3		4-2 2B BB	1-3 K2-3	4	1	2	1	1	1	3			
<b>2 Derek Jeter, R</b> (1, 6) OBP: 0.392, SLG: 0.471	2-1 G4-6-3 1-2		3-3 K	3-2 L4			1-1 G5-3	4-1 2B BB		4	1	0	1	1	1	4			
<b>Wilson Delgado, S</b> (9, 6) OBP: 0.341, SLG: 0.389										0	0	0	0	0	0	0			
<b>Paul O'Neill, L</b> (1, 9) OBP: 0.429, SLG: 0.429	3-3 K		0-0 F9		2-2 CS 1B		0-0 F7	4-0 2B BB		4	0	1	1	1	1	1			
<b>Shane Spencer, R</b> (8, PR) OBP: 0.301, SLG: 0.456										0	1	0	0	0	0	0			
<b>Bernie Williams, S</b> (1, 8) OBP: 0.358, SLG: 0.546		1-0 HR	4-2 BB		3-3 K			1-2 2B		4	1	2	4	1	2	1			
<b>Tino Martinez, L</b> (1, 3) OBP: 0.350, SLG: 0.450	2-2 20S 1B		0-3 K		1-0 HBP			1-2 HR		4	1	2	1	0	1	4			
<b>20 Jorge Posada, S</b> (1, 2) OBP: 0.455, SLG: 0.577	3-3 K			1-1 F8	1-0 G4-3			2-2 G4-3	1-0 F7	5	0	0	0	0	1	2			
<b>Scott Brosius, R</b> (1, 5) OBP: 0.333, SLG: 0.369	2-2 G1-3			2-2 BB SF8 1B		0-0 SH2-3 2B		0-1 WP 2B 1B	1-0 1B	5	2	4	0	0	0	1			
<b>Clay Bellinger, R</b> (1, 4) OBP: 0.311, SLG: 0.439	4-0 IBB			4-2 BB		0-1 SH2-3		2-0 F8	1-1 1B	2	0	1	0	2	0	1			
<b>Jason Grimsley, R</b> (1, 1) OBP: 0.382, SLG: 0.200	2-3 K			4-2 BB		2-3 K		2-2 2B WP BB 1B	0-1 F9	1	0	0	0	1	1	2			
<b>Felix Jose, S</b> (6, PH) OBP: 1.000, SLG: 1.000				1-2 2-3 BB						1	0	0	0	0	1	1			
<b>Mike Stanton, L</b> (6, 1) OBP: 1.000, SLG: 1.000										1	1	1	0	0	0	0			
<b>Todd Erdos, R</b> (8, 1) OBP: 1.000, SLG: 1.000										1	0	0	0	0	0	2			
<b>Inning Stats</b>	R: 0 E: 0 K: 1 S: 9	H: 1 LOB: 0 BB: 0 P: 17	R: 1 E: 0 K: 2 S: 15	H: 2 LOB: 2 BB: 1 P: 29	R: 0 E: 0 K: 2 S: 10	H: 1 LOB: 2 BB: 1 P: 18	R: 1 E: 0 K: 0 S: 15	H: 1 LOB: 1 BB: 2 P: 14	R: 0 E: 0 K: 1 S: 7	H: 0 LOB: 0 BB: 0 P: 11	R: 6 E: 0 K: 0 S: 21	H: 4 LOB: 2 BB: 3 P: 43	R: 0 E: 0 K: 1 S: 10	H: 2 LOB: 2 BB: 0 P: 14	1B: 9 2B: 3 3B: 0 HR: 2	SF: 1 SAC: 1 DP: 2 HBP: 1	WP: 1 PB: 0 SB: 2 CS: 1	PA: 46	
<b>PITCHER</b>	IP	WLS	BF	H	R	ER	SO	BB	IBB	HBP	BLK	WP	HR	S	P	ERA	WHIP		
<b>Javier Vazquez, R</b> (1, 1) ERA: 3.38	6.0	L	28	7	2	2	7	3	1	1	0	0	1	64	120	3.00	1.667		
<b>Guillermo Mota, R</b> (7, 1) ERA: 7.71	1.2		8	3	3	3	1	0	0	0	0	0	1	22	34	16.20	1.800		
<b>Matt Skarmetta, R</b> (8, 1) ERA: 7.71	0.0		2	0	0	0	0	2	0	0	0	1	0	3	11	∞	∞		
<b>Felipe Lira, R</b> (8, 1) ERA: 6.16	1.1		8	3	3	3	1	1	0	0	0	0	0	13	23	20.25	3.000		

**New York Yankees @ Montreal Expos**  
**Olympic Stadium, Montreal, QB**  
Tue Jun 06 2000, 7:05 PM EDT  
Att: 24,453 - Dome - 72 F

AB	36
R	8
H	13
RBI	8
BB	7
SO	9
LOB	22



Batter	1	2	3	4	5	6	7	8	9	AB	R	H	RBI	BB	SO	LOB	BOTTOM			
<b>Peter Bergeron, L</b> (1, 8) OBP: 0.315, SLG: 0.364	4-1 FC6-4 BB BB	3-2 G4-3			2-2 SAFE G3			0-3 K		3	0	0	0	1	1	2				
<b>Mike Mordecai, R</b> (1, 5) OBP: 0.450, SLG: 0.732	1-0 P4		1-0 HR		2-1 G5-3			4-2 BB		3	1	1	1	1	0	1				
<b>Rondell White, R</b> (1, 7) OBP: 0.380, SLG: 0.540	4-1 FC6-4 BB		1-1 E6 CS			2-3 K		0-0 F8		3	0	0	0	1	1	1				
<b>Terry Jones, S</b> (9, 7) OBP: 0.229, SLG: 0.212										0	0	0	0	0	0	0				
<b>Vladimir Guerrero, R</b> (1, 9) OBP: 0.442, SLG: 0.721	0-0 FC6-4 BB		0-3 K			1-3 K			1-0 F8	3	0	0	0	0	2	3				
<b>Wilton Guerrero, S</b> (9, 9) OBP: 0.286, SLG: 0.314										1	0	0	0	0	0	0				
<b>Lee Stevens, L</b> (1, 3) OBP: 0.350, SLG: 0.508	4-1 1-2 BB		1-3 K			0-3 K			0-0 L3	3	0	0	0	1	2	1				
<b>Geoff Blum, S</b> (1, 4) OBP: 0.324, SLG: 0.426	1-1 F8			1-1 F8			2-3 K		1-3 K	4	0	0	0	0	2	3				
<b>Orlando Cabrera, R</b> (1, 6) OBP: 0.256, SLG: 0.417					0-2 G6-3					3	0	0	0	0	0	0				
<b>Matt Skarmetta, S</b> (8, 1) OBP: 0.391, SLG: 0.350										0	0	0	0	0	0	0				
<b>Felipe Lira, R</b> (8, 1) OBP: 0.391, SLG: 0.350										0	0	0	0	0	0	0				
<b>15 Lenny Webster, R</b> (1, 2) OBP: 0.216, SLG: 0.270					1-2 F3					3	0	0	0	0	1	0				
<b>Brian Schneider, L</b> (9, 2) OBP: 0.391, SLG: 0.350										0	0	0	0	0	0	0				
<b>Javier Vazquez, R</b> (1, 1) OBP: 0.250, SLG: 0.269		2-1			1-1					2	0	2	0	0	0	0				
<b>Guillermo Mota, R</b> (7, 1) OBP: 0.250, SLG: 0.269										0	0	0	0	0	0	0				
<b>Trace Cogullette, R</b> (8, 4) OBP: 0.333, SLG: 0.464										1	0	0	0	0	0	0				
<b>Inning Stats</b>	R: 0 E: 0 K: 0 S: 7	H: 0 LOB: 3 BB: 3 P: 21	R: 0 E: 0 K: 1 S: 12	H: 1 LOB: 1 BB: 0 P: 19	R: 1 E: 1 K: 2 S: 9	H: 1 LOB: 0 BB: 0 P: 12	R: 0 E: 0 K: 0 S: 9	H: 0 LOB: 0 BB: 0 P: 11	R: 0 E: 0 K: 3 S: 9	H: 0 LOB: 0 BB: 0 P: 12	R: 0 E: 0 K: 1 S: 10	H: 0 LOB: 0 BB: 0 P: 17	R: 0 E: 0 K: 1 S: 13	H: 0 LOB: 1 BB: 1 P: 20	R: 0 E: 0 K: 1 S: 5	H: 0 LOB: 0 BB: 0 P: 7	1B: 1 2B: 1 3B: 0 HR: 1	SF: 0 SAC: 0 DP: 0 HBP: 0	WP: 0 PB: 0 SB: 0 CS: 1	PA: 33
<b>PITCHER</b>	IP	WLS	BF	H	R	ER	SO	BB	IBB	HBP	BLK	WP	HR	S	P	ERA	WHIP			
<b>Jason Grimsley, R</b> (1, 1) ERA: 2.36	5.0	W	20	3	1	1	3	3	0	0	0	0	0	46	77	1.80	1.200			
<b>Mike Stanton, L</b> (6, 1) ERA: 3.33	2.2	H	9	0	0	0	5	1	0	0	0	0	0	31	48	0.00	0.375			
<b>Todd Erdos, R</b> (8, 1) ERA: 5.4	1.1		4	0	0	0	1	0	0	0	0	0	0	6	8	0.00	0.000			

**New York Yankees @ Montreal Expos**  
**Olympic Stadium, Montreal, QB**  
Tue Jun 06 2000, 7:05 PM EDT  
Att: 24,453 - Dome - 72 F

AB	29
R	1
H	3
RBI	1
BB	4
SO	9
LOB	11





Batter	1	2	3	4	5	6	7	8	9	AB	R	H	RBI	BB	SO	LOB	TOP								
<b>Ricky Ledee, L</b> (1, 7) OBP: 0.350, SLG: 0.454	0-2 G5-3 1B		1-1 G6-3 1B		3-1 E6 1B	2-3 K		4-2 BB		4	1	2	1	1	1	0	<b>New York Yankees @ Montreal Expos</b> Olympic Stadium, Montreal, QB Wed Jun 07 2000, 7:05 PM EDT Att: 25,381 - Dome - 72 F								
<b>2 Derek Jeter, R</b> (1, 6) OBP: 0.397, SLG: 0.463	1-0 G5-3		2-2 G6-3		0-0 1B	0-0 G5-3		2-2 L6		5	1	1	0	0	0	3									
<b>Paul O'Neill, L</b> (1, 9) <b>Allen Watson, L</b> (9, 1)	3-3 K		0-0 L4		0-0 1B		0-0 FC4-6 1B		0-1 G6-3	5	1	2	1	0	1	2									
<b>Bernie Williams, S</b> (1, 8) OBP: 0.359, SLG: 0.543	0-1 G4-3			2-1 1B	0-2 3B 1B		2-1 FC4-6 1B		3-2 F7	5	1	2	2	0	0	2									
<b>Tino Martinez, L</b> (1, 3) OBP: 0.346, SLG: 0.454		2-1 G3-1		3-1 F8	0-1 20 HR 3B		2-2 F7		2-2 P6	5	1	1	1	0	0	2									
<b>20 Jorge Posada, S</b> (1, 2) OBP: 0.460, SLG: 0.594		3-2 L7		4-2 BB	1-6 HR		4-2 BB			2	1	1	2	2	0	0									
<b>Scott Brosius, R</b> (1, 5) OBP: 0.325, SLG: 0.358		1-1 G6-3		0-1 F7	2-1 F9		0-0 F7			4	0	0	0	0	0	4									
<b>Clay Bellinger, R</b> (1, 4) OBP: 0.308, SLG: 0.420			2-2 SH2-3 1B HBP	1-3 K2-3	0-3 K		1-2 L7			3	1	0	0	0	2	2									
<b>Orlando Hernandez, R</b> (1, 1) <b>Shane Spencer, R</b> (9, 9) OBP: 0.301, SLG: 0.456			1-2 SH2-3		0-0 G4-3	1-0 F9		0-3 K		3	0	0	0	0	1	0									
<b>Inning Stats</b>	R: 0 E: 0 K: 1 S: 9	H: 1 LOB: 1 BB: 0 P: 13	R: 0 E: 0 K: 0 S: 7	H: 0 LOB: 0 BB: 0 P: 13	R: 1 E: 0 K: 0 S: 14	H: 1 LOB: 1 BB: 0 P: 20	R: 0 E: 0 K: 1 S: 11	H: 1 LOB: 2 BB: 1 P: 21	R: 6 E: 1 K: 1 S: 16	H: 5 LOB: 0 BB: 0 P: 22	R: 0 E: 0 K: 1 S: 5	H: 0 LOB: 0 BB: 0 P: 8	R: 0 E: 0 K: 0 S: 12	H: 1 LOB: 2 BB: 1 P: 20	R: 0 E: 0 K: 1 S: 12	H: 0 LOB: 1 BB: 1 P: 19		R: 0 E: 0 K: 0 S: 12	H: 0 LOB: 0 BB: 0 P: 17	1B: 7 2B: 0 3B: 1 HR: 1	SF: 0 SAC: 1 DP: 0 HBP: 1	WP: 0 PB: 0 SB: 5 CS: 0	PA: 41		
<b>PITCHER</b>	IP	WLS	BF	H	R	ER	SO	BB	IBB	HBP	BLK	WP	HR	S	P	ERA	WHIP								
<b>Carl Pavano, R</b> (1, 1) ERA: 3.46	4.1	L	23	7	6	5	2	1	0	1	0	0	0	51	80	10.38	1.846								
<b>Mike Johnson, R</b> (5, 1) ERA: 5.49	2.2		11	2	1	1	2	1	0	0	0	0	1	23	37	3.38	1.125								
<b>Matt Skremetta, R</b> (8, 1) ERA: 9.0	2.0		7	0	0	0	1	1	0	0	0	0	0	24	36	0.00	0.500								

AB	36
R	7
H	9
RBI	7
BB	3
SO	5
LOB	15



Batter	1	2	3	4	5	6	7	8	9	AB	R	H	RBI	BB	SO	LOB	BOTTOM								
<b>Peter Bergeron, L</b> (1, 8) OBP: 0.309, SLG: 0.356	1-1 G4-3		2-2 F7		0-1 G4-3			2-2 G4-3		4	0	0	0	0	0	0	<b>New York Yankees @ Montreal Expos</b> Olympic Stadium, Montreal, QB Wed Jun 07 2000, 7:05 PM EDT Att: 25,381 - Dome - 72 F								
<b>Jose Vidro, S</b> (1, 4) OBP: 0.406, SLG: 0.582	2-2 G5-3		1-3 K			1-1 G3 1B		1-1 1B 1B		4	0	2	0	0	1	0									
<b>Rondell White, R</b> (1, 7) OBP: 0.382, SLG: 0.537	4-2 HR BB		2-3 K			1-0 F8		1-0 1B 1B		3	1	1	0	1	1	1									
<b>Vladimir Guerrero, R</b> (1, 9) OBP: 0.438, SLG: 0.726	0-0 1H HR			1-0 G4-3		2-2 G3		0-2 G1-3		4	1	1	2	0	0	3									
<b>Lee Stevens, L</b> (1, 3) OBP: 0.352, SLG: 0.503	4-0 BB			4-2 FC6 BB		2-2 P6			3-1 G3	2	0	0	0	2	0	1									
<b>Geoff Blum, S</b> (1, 6) OBP: 0.307, SLG: 0.400	1-1 G4-3			1-1 F7			0-0 L7		1-1 G4-3	4	0	0	0	0	0	2									
<b>Mike Mordecai, R</b> (1, 5) OBP: 0.435, SLG: 0.707		0-1 G6-3		1-2 FC6			0-0 G4-3		2-2 G3	2	0	0	0	0	0	1									
<b>Mike Johnson, L</b> (5, 1) OBP: 0.200, SLG: 0.200										0	0	0	0	0	0	0									
<b>Wilton Guerrero, S</b> (7, PH) OBP: 0.281, SLG: 0.308										1	0	0	0	0	0	0									
<b>Brian Schneider, L</b> (8, 2) OBP: 0.375, SLG: 0.333										1	0	0	0	0	0	0									
<b>Charlie O'Brien, R</b> (1, 2) OBP: 0.278, SLG: 0.438		1-2 F7			0-3 K				2-2 G5-3	3	0	0	0	0	1	0									
<b>Matt Skremetta, S</b> (8, 1)										0	0	0	0	0	0	0									
<b>Carl Pavano, R</b> (1, 1) OBP: 0.172, SLG: 0.207		1-0 G6-3			1-3 K				1-3 K	1	0	0	0	0	0	0									
<b>Trace Cogullette, R</b> (5, 5) OBP: 0.313, SLG: 0.433										2	0	0	0	0	2	0									
<b>Inning Stats</b>	R: 2 E: 0 K: 0 S: 11	H: 1 LOB: 1 BB: 2 P: 23	R: 0 E: 0 K: 0 S: 7	H: 0 LOB: 0 BB: 0 P: 9	R: 0 E: 0 K: 2 S: 11	H: 0 LOB: 0 BB: 0 P: 16	R: 0 E: 0 K: 0 S: 8	H: 0 LOB: 1 BB: 1 P: 15	R: 0 E: 0 K: 2 S: 8	H: 0 LOB: 0 BB: 0 P: 9	R: 0 E: 0 K: 0 S: 12	H: 1 LOB: 1 BB: 0 P: 18	R: 0 E: 0 K: 0 S: 5	H: 0 LOB: 0 BB: 0 P: 7	R: 0 E: 0 K: 1 S: 12	H: 2 LOB: 2 BB: 0 P: 17	R: 0 E: 0 K: 0 S: 7	H: 0 LOB: 0 BB: 0 P: 13	1B: 3 2B: 0 3B: 0 HR: 1	SF: 0 SAC: 0 DP: 0 HBP: 0	WP: 0 PB: 0 SB: 0 CS: 0	PA: 34			
<b>PITCHER</b>	IP	WLS	BF	H	R	ER	SO	BB	IBB	HBP	BLK	WP	HR	S	P	ERA	WHIP								
<b>Orlando Hernandez, R</b> (1, 1) ERA: 3.97	8.0	W	31	4	2	2	5	3	0	0	0	0	0	74	114	2.25	0.875								
<b>Allen Watson, L</b> (9, 1) ERA: 2.35	1.0		3	0	0	0	0	0	0	0	0	0	0	7	13	0.00	0.000								

AB	31
R	2
H	4
RBI	2
BB	3
SO	5
LOB	8









Batter	1	2	3	4	5	6	7	8	9	AB	R	H	RBI	BB	SO	LOB	TOP										
Jason Tyner, L (1, 7) OBP: 0.304, SLG: 0.381	G4-3	SH1-3		FC1-6	F7					4	0	1	0	0	0	4											
Derek Bell, R (1, 9) OBP: 0.371, SLG: 0.460	G6-3	G5-3		F7				K		5	0	0	0	0	2	4											
Edgardo Alfonzo, R (1, 4) OBP: 0.446, SLG: 0.621				F8	L3	P4			F9	5	0	1	0	0	0	0											
31 Mike Piazza, R (1, 10) OBP: 0.442, SLG: 0.717				F9		G5-3			F7	4	1	1	0	1	0	0											
Todd Zeile, R (1, 3) OBP: 0.377, SLG: 0.535	F9			HR	1B	2B			K	4	2	1	1	1	1	2											
Robin Ventura, L (1, 5) OBP: 0.336, SLG: 0.471		K			E3				F8	4	1	1	2	0	1	1											
Jay Payton, R (1, 8) OBP: 0.308, SLG: 0.470				G4-3					F8	4	1	2	2	0	0	0											
Todd Pratt, R (1, 2) OBP: 0.405, SLG: 0.651		SH1-3		G6-3	G3-1				P4	3	0	0	0	0	0	2											
20 Kurt Abbott, R (1, 6) OBP: 0.315, SLG: 0.367									F7	1	0	1	0	2	0	0											
Matt Franco, L (8, PH) OBP: 0.349, SLG: 0.231										1	0	0	0	0	0	0											
Melvin Mora, R (8, 6) OBP: 0.333, SLG: 0.367										0	0	0	0	0	0	0											
<b>Inning Stats</b>	R: 0 E: 0 K: 0 S: 20	H: 1 LOB: 2 BB: 1 P: 33	R: 1 E: 0 K: 1 S: 9	H: 2 LOB: 2 BB: 0 P: 16	R: 2 E: 0 K: 0 S: 10	H: 1 LOB: 0 BB: 1 P: 20	R: 0 E: 0 K: 0 S: 7	H: 0 LOB: 1 BB: 1 P: 13	R: 2 E: 1 K: 1 S: 16	H: 3 LOB: 3 BB: 1 P: 27	R: 0 E: 0 K: 1 S: 7	H: 0 LOB: 0 BB: 0 P: 9	R: 0 E: 0 K: 0 S: 4	H: 0 LOB: 0 BB: 0 P: 6	R: 0 E: 0 K: 1 S: 12	H: 1 LOB: 1 BB: 0 P: 17	R: 0 E: 0 K: 1 S: 6	H: 0 LOB: 0 BB: 0 P: 11	1B: 4 2B: 2 3B: 0 HR: 2	SF: 0 SAC: 1 DP: 0 HBP: 1	WP: 0 PB: 0 SB: 0 CS: 0	PA: 41					
<b>PITCHER</b>	IP	WLS	BF	H	R	ER	SO	BB	IBB	HBP	BLK	WP	HR	S	P	ERA	WHIP										
Andy Pettitte, L (1, 1) ERA: 4.77	7.0	W	34	7	5	5	2	3	1	1	0	0	2	73	124	6.43	1.429										
Jeff Nelson, R (8, 1) ERA: 1.92	1.0		4	1	0	0	1	0	0	0	0	0	0	12	17	0.00	1.000										
Jason Grimsley, R (9, 1) ERA: 2.3	1.0		3	0	0	0	1	0	0	0	0	0	0	6	11	0.00	0.000										

New York Mets @ New York Yankees  
Yankee Stadium, Bronx, NY  
Sat Jun 10 2000, 1:05 PM EDT  
Att: 55,839 - Sunny - 89 F

AB 35  
R 5  
H 8  
RBI 5  
BB 4  
SO 4  
LOB 13




Batter	1	2	3	4	5	6	7	8	9	AB	R	H	RBI	BB	SO	LOB	BOTTOM										
Ricky Ledee, L (1, 7) OBP: 0.341, SLG: 0.439	G4-3	F2			FC6-4	K	F5			5	1	0	0	0	1	3											
2 Derek Jeter, R (1, 6) OBP: 0.397, SLG: 0.486				F8		K			E7	5	2	3	1	0	1	1											
Paul O'Neill, L (1, 10) OBP: 0.355, SLG: 0.446										4	2	3	3	1	0	1											
Felix Jose, S (7, PR) OBP: 0.167, SLG: 0.182	F9									0	0	0	0	0	0	0											
Bernie Williams, S (1, 8) OBP: 0.366, SLG: 0.543										5	2	2	2	0	1	3											
Tino Martinez, L (1, 3) OBP: 0.351, SLG: 0.465										5	2	3	1	0	0	0											
20 Jorge Posada, S (1, 2) OBP: 0.452, SLG: 0.601	G4-3				G3					5	2	2	3	0	0	1											
Shane Spencer, R (1, 9) OBP: 0.303, SLG: 0.455										4	1	2	2	1	0	0											
Scott Brosius, R (1, 5) OBP: 0.327, SLG: 0.355										4	1	1	1	0	0	2											
Wilson Delgado, S (1, 4) OBP: 0.326, SLG: 0.366										4	0	1	0	0	2	2											
<b>Inning Stats</b>	R: 2 E: 0 K: 0 S: 16	H: 3 LOB: 1 BB: 0 P: 22	R: 0 E: 0 K: 0 S: 8	H: 1 LOB: 1 BB: 0 P: 11	R: 1 E: 0 K: 1 S: 8	H: 1 LOB: 0 BB: 0 P: 14	R: 0 E: 0 K: 0 S: 4	H: 0 LOB: 0 BB: 0 P: 6	R: 5 E: 0 K: 1 S: 19	H: 5 LOB: 1 BB: 1 P: 32	R: 1 E: 0 K: 2 S: 12	H: 1 LOB: 1 BB: 1 P: 22	R: 4 E: 1 K: 1 S: 19	H: 6 LOB: 2 BB: 0 P: 27	R: 0 E: 0 K: 0 S: 4	H: 0 LOB: 0 BB: 0 P: 5	1B: 9 2B: 5 3B: 0 HR: 3	SF: 0 SAC: 0 DP: 0 HBP: 0	WP: 1 PB: 0 SB: 1 CS: 0	PA: 43							
<b>PITCHER</b>	IP	WLS	BF	H	R	ER	SO	BB	IBB	HBP	BLK	WP	HR	S	P	ERA	WHIP										
Bobby Jones, R (1, 1) ERA: 10.19	4.2	L	23	9	7	7	2	0	0	0	0	1	2	19	38	13.50	3.000										
Pat Mahomes, R (5, 1) ERA: 4.33	1.1		8	2	2	2	2	2	0	0	0	0	0	15	22	54.00	9.000										
Dennis Cook, L (7, 1) ERA: 6.31	0.2		8	6	4	4	1	0	0	0	0	0	0	4	5	0.00	0.000										
Rich Rodriguez, L (7, 1) ERA: 7.16	0.1		1	0	0	0	0	0	0	0	0	0	0	4	5	0.00	0.000										
Armando Benitez, R (8, 1) ERA: 3.69	1.0		3	0	0	0	0	0	0	0	0	0	0	4	5	0.00	0.000										


New York Mets @ New York Yankees  
Yankee Stadium, Bronx, NY  
Sat Jun 10 2000, 1:05 PM EDT  
Att: 55,839 - Sunny - 89 F

AB 41  
R 13  
H 17  
RBI 13  
BB 2  
SO 5  
LOB 13







Batter	1	2	3	4	5	6	7	8	9	AB R H RBI BB SO LOB	TOP																								
											<p><b>New York Mets @ New York Yankees</b>  Yankee Stadium, Bronx, NY  Sun Jun 11 2000, 8:05 PM EDT</p> <p><a href="http://livebaseballscorecards.com">livebaseballscorecards.com</a></p> <p><b>AB 0</b>  <b>R 0</b>  <b>H 0</b>  <b>RBI 0</b>  <b>BB 0</b>  <b>SO 0</b>  <b>LOB 0</b></p> 																								
<b>Inning Stats</b>										1B: 0 SF: 0 WP: 0 PA: 0 2B: 0 SAC: 0 FB: 0 3B: 0 DP: 0 SB: 0 HR: 0 HBP: 0 CS: 0																									
PITCHER	IP	WLS	BF	H	R	ER	SO	BB	IBB	HBP	BLK	WP	HR	S	P	ERA	WHIP	PITCHER	IP	WLS	BF	H	R	ER	SO	BB	IBB	HBP	BLK	WP	HR	S	P	ERA	WHIP

Batter	1	2	3	4	5	6	7	8	9	AB R H RBI BB SO LOB	BOTTOM																								
											<p><b>New York Mets @ New York Yankees</b>  Yankee Stadium, Bronx, NY  Sun Jun 11 2000, 8:05 PM EDT</p> <p><a href="http://livebaseballscorecards.com">livebaseballscorecards.com</a></p> <p><b>AB 0</b>  <b>R 0</b>  <b>H 0</b>  <b>RBI 0</b>  <b>BB 0</b>  <b>SO 0</b>  <b>LOB 0</b></p> 																								
<b>Inning Stats</b>										1B: 0 SF: 0 WP: 0 PA: 0 2B: 0 SAC: 0 FB: 0 3B: 0 DP: 0 SB: 0 HR: 0 HBP: 0 CS: 0																									
PITCHER	IP	WLS	BF	H	R	ER	SO	BB	IBB	HBP	BLK	WP	HR	S	P	ERA	WHIP	PITCHER	IP	WLS	BF	H	R	ER	SO	BB	IBB	HBP	BLK	WP	HR	S	P	ERA	WHIP



Batter	1	2	3	4	5	6	7	8	9	AB R H RBI BB SO LOB	TOP																								
											<p><b>Boston Red Sox @ New York Yankees</b>  Yankee Stadium, Bronx, NY  Mon Jun 12 2000, 7:05 PM EDT</p> <p><a href="http://livebaseballscorecards.com">livebaseballscorecards.com</a></p> <p>AB 0 R 0 H 0 RBI 0 BB 0 SO 0 LOB 0</p> 																								
Inning Stats										1B: 0 SF: 0 WP: 0 PA: 0 2B: 0 SAC: 0 FB: 0 3B: 0 DP: 0 SB: 0 HR: 0 HBP: 0 CS: 0																									
PITCHER	IP	WLS	BF	H	R	ER	SO	BB	IBB	HBP	BLK	WP	HR	S	P	ERA	WHIP	PITCHER	IP	WLS	BF	H	R	ER	SO	BB	IBB	HBP	BLK	WP	HR	S	P	ERA	WHIP

Batter	1	2	3	4	5	6	7	8	9	AB R H RBI BB SO LOB	BOTTOM																								
											<p><b>Boston Red Sox @ New York Yankees</b>  Yankee Stadium, Bronx, NY  Mon Jun 12 2000, 7:05 PM EDT</p> <p><a href="http://livebaseballscorecards.com">livebaseballscorecards.com</a></p> <p>AB 0 R 0 H 0 RBI 0 BB 0 SO 0 LOB 0</p> 																								
Inning Stats										1B: 0 SF: 0 WP: 0 PA: 0 2B: 0 SAC: 0 FB: 0 3B: 0 DP: 0 SB: 0 HR: 0 HBP: 0 CS: 0																									
PITCHER	IP	WLS	BF	H	R	ER	SO	BB	IBB	HBP	BLK	WP	HR	S	P	ERA	WHIP	PITCHER	IP	WLS	BF	H	R	ER	SO	BB	IBB	HBP	BLK	WP	HR	S	P	ERA	WHIP



Batter	1	2	3	4	5	6	7	8	9	AB	R	H	RBI	BB	SO	LOB	TOP					
<b>Jose Offerman, S</b> OBP: 0.345, SLG: 0.335 (1, 3)	F7	K		F7			1B		L9	5	0	1	0	0	1	2	<b>Boston Red Sox @ New York Yankees</b> Yankee Stadium, Bronx, NY Tue Jun 13 2000, 7:05 PM EDT Att: 52,142 - Overcast - 58 F					
<b>Jeff Frys, R</b> OBP: 0.396, SLG: 0.376 (1, 4)	CS		G3		G4-3		K		F9	4	1	1	0	1	1							
<b>Trot Nixon, L</b> OBP: 0.386, SLG: 0.520 (1, 9)			G3		L7		F8		K	4	0	0	0	1	2							
<b>Nomar Garciaparra, R</b> OBP: 0.431, SLG: 0.559 (1, 6)	K		E7		G6-3		FC6-4			4	1	2	0	0	1	2						
<b>Carl Everett, S</b> OBP: 0.394, SLG: 0.696 (1, 8)							FC6-4			4	1	3	1	0	0	2						
<b>Brian Daubach, L</b> OBP: 0.397, SLG: 0.507 <b>Donnie Sadler, R</b> OBP: 0.243, SLG: 0.318 (8, FR)							G4-3			4	0	1	0	0	0	3						
<b>Troy O'Leary, L</b> OBP: 0.286, SLG: 0.337 (1, 7)							F7			0	0	0	0	0	0							
<b>Jason Varitek, S</b> OBP: 0.405, SLG: 0.432 (1, 2)										4	1	0	0	0	1	4						
<b>3B Wilton Veras, R</b> OBP: 0.279, SLG: 0.317 (1, 5)							G5-3			3	1	1	2	1	1							
<b>Inning Stats</b>	R: 0 E: 0 K: 1 S: 8	H: 1 LOB: 2 BB: 1 P: 17	R: 1 E: 0 K: 1 S: 11	H: 2 LOB: 2 BB: 1 P: 19	R: 2 E: 1 K: 0 S: 19	H: 2 LOB: 1 BB: 1 P: 31	R: 0 E: 0 K: 1 S: 7	H: 0 LOB: 0 BB: 0 P: 10	R: 0 E: 0 K: 0 S: 6	H: 0 LOB: 0 BB: 0 P: 10	R: 2 E: 0 K: 0 S: 13	H: 2 LOB: 0 BB: 0 P: 21	R: 0 E: 0 K: 1 S: 14	H: 2 LOB: 2 BB: 0 P: 22	R: 0 E: 0 K: 3 S: 11	H: 1 LOB: 1 BB: 0 P: 16	R: 0 E: 0 K: 1 S: 7	H: 0 LOB: 0 BB: 0 P: 13	1B: 5 2B: 4 3B: 1 HR: 1	SF: 0 SAC: 0 DP: 1 HBP: 0	WP: 0 PB: 0 SB: 0 CS: 1	PA: 39
<b>PITCHER</b>	IP	WLS	BF	H	R	ER	SO	BB	IBB	HBP	BLK	WP	HR	S	P	ERA	WHIP					
<b>Orlando Hernandez, R</b> ERA: 3.8 (1, 1)	6.2	L	31	9	5	5	4	3	0	0	0	0	1	75	126	6.75	1.800					
<b>Mike Stanton, L</b> ERA: 3.07 (7, 1)	2.1		8	1	0	0	4	0	0	0	0	0	0	21	33	0.00	0.429					

AB	36
R	5
H	10
RBI	4
BB	3
SO	8
LOB	18



Batter	1	2	3	4	5	6	7	8	9	AB	R	H	RBI	BB	SO	LOB	BOTTOM				
<b>Chuck Knoblauch, R</b> OBP: 0.342, SLG: 0.411 (1, 4)	K	K		F8					G4-3	4	0	1	0	1	2	3	<b>Boston Red Sox @ New York Yankees</b> Yankee Stadium, Bronx, NY Tue Jun 13 2000, 7:05 PM EDT Att: 52,142 - Overcast - 58 F				
<b>2 Derek Jeter, R</b> OBP: 0.397, SLG: 0.487 (1, 6)	F8		FC3-6		G5-3		F9		G4-3	4	2	1	0	1	0	3					
<b>Paul O'Neill, L</b> OBP: 0.352, SLG: 0.439 (1, 9)	F8								F8	4	0	0	0	1	0	2					
<b>Bernie Williams, S</b> OBP: 0.368, SLG: 0.545 (1, 8)			FC3-6				G1-3			3	1	1	1	1	0	2					
<b>Tino Martinez, L</b> OBP: 0.350, SLG: 0.466 (1, 3)	K									4	0	1	1	0	2	2					
<b>20 Jorge Posada, S</b> OBP: 0.453, SLG: 0.597 (1, 2)									L9	3	0	1	1	1	0	0					
<b>Ricky Ledee, L</b> ERA: 5.38 OBP: 0.346, SLG: 0.437 (1, 7)										1	0	0	0	2	0	2					
<b>Felix Jose, S</b> OBP: 0.154, SLG: 0.167 (8, PH) (9, 7)									G6-3	1	0	0	0	0	0	0					
<b>Shane Spencer, R</b> OBP: 0.302, SLG: 0.456 (1, 10)										4	0	1	0	0	1	3					
<b>Scott Brosius, R</b> OBP: 0.325, SLG: 0.347 (1, 5)									G6-3	3	0	0	0	1	1	2					
<b>Inning Stats</b>	R: 1 E: 0 K: 2 S: 14	H: 2 LOB: 1 BB: 0 P: 23	R: 0 E: 0 K: 1 S: 10	H: 1 LOB: 2 BB: 1 P: 16	R: 2 E: 1 K: 0 S: 16	H: 2 LOB: 3 BB: 3 P: 32	R: 0 E: 0 K: 0 S: 7	H: 0 LOB: 1 BB: 1 P: 12	R: 0 E: 0 K: 1 S: 10	H: 1 LOB: 1 BB: 0 P: 16	R: 0 E: 0 K: 1 S: 8	H: 0 LOB: 0 BB: 0 P: 12	R: 0 E: 0 K: 1 S: 7	H: 0 LOB: 1 BB: 1 P: 13	R: 0 E: 0 K: 0 S: 7	H: 0 LOB: 1 BB: 1 P: 12	1B: 2 2B: 4 3B: 0 HR: 0	SF: 0 SAC: 0 DP: 1 HBP: 0	WP: 1 PB: 0 SB: 0 CS: 1	PA: 39	
<b>PITCHER</b>	IP	WLS	BF	H	R	ER	SO	BB	IBB	HBP	BLK	WP	HR	S	P	ERA	WHIP				
<b>Brian Rose, R</b> ERA: 5.38 (1, 1)	2.1		16	5	3	2	3	3	1	0	0	0	0	21	39	0.00	1.125				
<b>Hipolito Pichardo, R</b> ERA: 2.61 (6, 1)	2.0	H	7	1	0	0	2	0	0	0	0	0	0	18	28	0.00	0.500				
<b>Rheal Cormier, L</b> ERA: 3.86 (8, 1)	1.0	H	3	0	0	0	1	0	0	0	0	0	0	7	13	0.00	0.000				
<b>Derek Lowe, R</b> ERA: 1.89 (9, 1)	1.0	S	4	0	0	0	0	1	0	0	0	0	0	7	12	0.00	1.000				

AB	31
R	3
H	6
RBI	3
BB	8
SO	6
LOB	19





Batter	1	2	3	4	5	6	7	8	9	AB	R	H	RBI	BB	SO	LOB	TOP										
Jose Offerman, S (1, 3) OBP: 0.342, SLG: 0.327 Mike Stanley, R (8, 3) OBP: 0.342, SLG: 0.441	L7		FC6-4 BB		F9	FC4-6		G4-6-3		4	0	0	0	1	0	3	0 0 0 0 0 0 0										
Jeff Eves, R (1, 4) OBP: 0.396, SLG: 0.377	BB BB 1B		FC6-4		F9		G5-3		CS BB 1B	5	0	2	0	0	0	1	5 0 2 0 0 0 1										
Trot Nixon, L (1, 9) OBP: 0.386, SLG: 0.514	BB BB 1-2 BB		L9		1B		K		K 1-2	4	0	1	0	1	2	2	4 0 1 0 1 2 2										
Nomar Garciaparra, R (1, 6) OBP: 0.435, SLG: 0.576	BB BB 1-2 BB		G6-3		1B		HR		G1-3	4	1	2	1	1	0	1	4 1 2 1 1 0 1										
Carl Everett, S (1, 8) OBP: 0.396, SLG: 0.692	P4			FC6-4 38 1B	K		E7 S			4	0	2	0	0	1	5	4 0 2 0 0 1 5										
Brian Daubach, L (1, 10) OBP: 0.355, SLG: 0.500	P5				K		FC6-4 IBB			3	0	0	0	1	2	4	3 0 0 0 1 2 4										
Darren Lewis, R (1, 7) OBP: 0.356, SLG: 0.398		F8		F8		FC6-4 38 1B	FC6-4			4	0	1	0	0	0	3	4 0 1 0 0 0 3										
Jason Varitek, S (1, 2) OBP: 0.402, SLG: 0.428		G4-3		FC6-4 38 1B		L8		G3		4	0	1	0	0	0	1	4 0 1 0 0 0 1										
3B Wilton Veras, R (1, 5) OBP: 0.285, SLG: 0.317		G4-3		FC6-4		FC4-6 1B		G4-6-3 BB		3	0	1	0	1	0	2	3 0 1 0 1 0 2										
<b>Inning Stats</b>	R: 0 E: 0 K: 0 S: 14	H: 1 LOB: 3 BB: 2 P: 28	R: 0 E: 0 K: 0 S: 7	H: 0 LOB: 0 BB: 0 P: 11	R: 0 E: 0 K: 0 S: 7	H: 0 LOB: 1 BB: 1 P: 16	R: 0 E: 0 K: 1 S: 13	H: 2 LOB: 2 BB: 0 P: 20	R: 0 E: 0 K: 1 S: 11	H: 2 LOB: 2 BB: 0 P: 13	R: 1 E: 1 K: 1 S: 11	H: 2 LOB: 2 BB: 1 P: 23	R: 0 E: 0 K: 0 S: 3	H: 0 LOB: 0 BB: 1 P: 9	R: 0 E: 0 K: 1 S: 8	H: 1 LOB: 0 BB: 0 P: 14	1B: 9 2B: 1 3B: 0 HR: 1	SF: 0 SAC: 0 DP: 2 HBP: 0	WP: 0 PB: 0 SB: 1 CS: 1	PA: 40							
<b>PITCHER</b>	IP	WLS	BF	H	R	ER	SO	BB	IBB	HBP	BLK	WP	HR	S	P	ERA	WHIP										
Roger Clemens, R (1, 1) ERA: 4.76	1.0		6	1	0	0	0	2	0	0	0	0	0	14	28	0.00	3.000										
Ramiro Mendoza, R (2, 1) ERA: 3.89	5.2		27	8	1	1	4	1	1	0	0	0	1	59	98	1.59	1.588										
Jason Grimsley, R (7, 1) ERA: 2.23	1.1	W	4	0	0	0	0	1	0	0	0	0	0	5	13	0.00	0.750										
42 Mariano Rivera, R (9, 1) ERA: 2.89	1.0	S	3	1	0	0	1	0	0	0	0	0	0	8	14	0.00	1.000										

**Boston Red Sox @ New York Yankees**  
Yankee Stadium, Bronx, NY  
Wed Jun 14 2000, 1:05 PM EDT  
Att: 54,834 - Overcast - 59 F

AB 35  
R 1  
H 10  
RBI 1  
BB 5  
SO 5  
LOB 22



Batter	1	2	3	4	5	6	7	8	9	AB	R	H	RBI	BB	SO	LOB	BOTTOM										
Chuck Knoblauch, R (1, 4) OBP: 0.340, SLG: 0.413	BB 20 BB 2B		K				K2-3			4	1	1	0	0	3	2	4 1 1 0 0 3 2										
2 Derek Jeter, R (1, 6) OBP: 0.390, SLG: 0.477	K		K		G6-3		L4			4	0	0	0	0	2	3	4 0 0 0 0 2 3										
Paul O'Neill, L (1, 9) OBP: 0.358, SLG: 0.448	BB 20 BB HBP 1B		G4-3		G4-3		G4-3		G3	4	0	3	0	0	0	0	4 0 3 0 0 0 0										
Bernie Williams, S (1, 8) OBP: 0.366, SLG: 0.538	BB 20 BB HBP		G4-3		G4-3		K		F9	3	0	0	0	0	1	2	3 0 0 0 0 1 2										
Tino Martinez, L (1, 3) OBP: 0.352, SLG: 0.480	K			BB 20 BB G4-6-3 1B		G4-3		HR		4	1	2	1	0	1	4	4 1 2 1 0 1 4										
20 Jorge Posada, S (1, 2) OBP: 0.454, SLG: 0.590	BB 1-2 2-3 3-H		G4-6-3		G4-6-3		BB		K	2	0	0	1	2	1	1	2 0 0 1 2 1 1										
Ricky Ledee, L (1, 7) OBP: 0.340, SLG: 0.429	P5		G3		G3		K			3	0	0	0	0	1	5	3 0 0 0 0 1 5										
Shane Spencer, R (1, 10) OBP: 0.302, SLG: 0.460		G6-3			G5-3		PB 2B			3	0	1	0	0	0	0	3 0 1 0 0 0 0										
Scott Brosius, R (1, 5) OBP: 0.325, SLG: 0.354		G6-3			2B		K			3	0	1	0	0	1	1	3 0 1 0 0 1 1										
<b>Inning Stats</b>	R: 1 E: 0 K: 2 S: 17	H: 2 LOB: 3 BB: 1 P: 26	R: 0 E: 0 K: 1 S: 13	H: 0 LOB: 0 BB: 0 P: 17	R: 0 E: 0 K: 1 S: 9	H: 1 LOB: 0 BB: 0 P: 13	R: 0 E: 0 K: 0 S: 6	H: 1 LOB: 0 BB: 0 P: 8	R: 0 E: 0 K: 1 S: 10	H: 1 LOB: 1 BB: 0 P: 15	R: 0 E: 0 K: 2 S: 12	H: 1 LOB: 1 BB: 0 P: 21	R: 0 E: 0 K: 2 S: 11	H: 1 LOB: 0 BB: 0 P: 17	R: 1 E: 0 K: 1 S: 9	H: 1 LOB: 0 BB: 0 P: 16	1B: 3 2B: 4 3B: 0 HR: 1	SF: 0 SAC: 0 DP: 1 HBP: 1	WP: 0 PB: 1 SB: 0 CS: 0	PA: 33							
<b>PITCHER</b>	IP	WLS	BF	H	R	ER	SO	BB	IBB	HBP	BLK	WP	HR	S	P	ERA	WHIP										
Pedro Martinez, R (1, 1) ERA: 0.99	6.0		25	6	1	1	7	2	0	0	0	0	0	67	100	1.50	1.333										
49 Tim Wakefield, R (7, 1) ERA: 4.44	2.0	L	8	2	1	1	3	0	0	0	0	0	1	20	33	4.50	1.000										

**Boston Red Sox @ New York Yankees**  
Yankee Stadium, Bronx, NY  
Wed Jun 14 2000, 1:05 PM EDT  
Att: 54,834 - Overcast - 59 F

AB 30  
R 2  
H 8  
RBI 2  
BB 2  
SO 10  
LOB 18









Batter	1	2	3	4	5	6	7	8	9	AB	R	H	RBI	BB	SO	LOB	TOP							
Ray Durham, S OBP: 0.330, SLG: 0.487	L8			F9		G5-3		G5-3		4	0	0	0	1	0	2								
Jose Valentin, S OBP: 0.308, SLG: 0.488	K			2B		1B		F9		4	0	2	0	0	1	0								
Frank Thomas, R OBP: 0.435, SLG: 0.600	P3			K		L5		F2		4	0	0	0	0	1	4								
Magglio Ordonez, R OBP: 0.369, SLG: 0.553		F7		F8		SF7		14 S 1B		3	0	1	1	0	0	1								
14 Paul Konerko, R OBP: 0.360, SLG: 0.516	P4					G1-3		F9		4	0	1	0	0	0	3								
Chris Singleton, L OBP: 0.305, SLG: 0.405	K					G1-3				4	1	1	0	0	1	1								
Carlos Lee, R OBP: 0.335, SLG: 0.520				G5-3		G6-3		P6		4	0	0	0	0	0	2								
Greg Norton, S OBP: 0.346, SLG: 0.432				K		K		G6-3		2	0	0	0	0	2	1								
Tony Graffanino, R OBP: 0.417, SLG: 0.419								1B		2	1	1	1	0	0	0								
Mark Johnson, L OBP: 0.305, SLG: 0.330				G3		1B SF7 1B				4	1	3	1	0	0	0								
<b>Inning Stats</b>	R: 0 E: 0 K: 1 S: 9	H: 0 LOB: 0 BB: 0 P: 13	R: 0 E: 0 K: 1 S: 8	H: 0 LOB: 0 BB: 0 P: 12	R: 0 E: 0 K: 1 S: 7	H: 0 LOB: 0 BB: 0 P: 9	R: 0 E: 0 K: 1 S: 12	H: 1 LOB: 1 BB: 0 P: 16	R: 0 E: 0 K: 1 S: 10	H: 1 LOB: 1 BB: 0 P: 15	R: 1 E: 0 K: 0 S: 14	H: 2 LOB: 2 BB: 1 P: 23	R: 1 E: 0 K: 0 S: 9	H: 2 LOB: 1 BB: 0 P: 17	R: 0 E: 0 K: 0 S: 12	H: 1 LOB: 1 BB: 0 P: 21	R: 1 E: 0 K: 0 S: 9	H: 2 LOB: 1 BB: 0 P: 12	1B: 5 2B: 3 3B: 1 HR: 0	SF: 1 SAC: 0 DP: 0 HBP: 0	WP: 0 PB: 0 SB: 1 CS: 0	PA: 37		
<b>PITCHER</b>	IP	WLS	BF	H	R	ER	SO	BB	IBB	HBP	BLK	WP	HR	S	P	ERA	WHIP							
David Cone, R ERA: 6.08	6.0		23	4	1	1	5	1	0	0	0	0	0	60	88	1.50	0.833							
Mike Stanton, L ERA: 3.23	1.1	L	6	2	1	1	0	0	0	0	0	0	0	10	18	6.75	1.500							
Jeff Nelson, R ERA: 1.59	0.2		3	1	0	0	0	0	0	0	0	0	0	11	20	0.00	1.500							
42 Mariano Rivera, R ERA: 3.1	1.0		5	2	1	1	0	0	0	0	0	0	0	9	12	9.00	2.000							

Chicago White Sox @ New York Yankees  
 Yankee Stadium, Bronx, NY  
 Fri Jun 16 2000, 7:05 PM EDT  
 Att: 41,910 - Sunny - 83 F

AB	35
R	3
H	9
RBI	3
BB	1
SO	5
LOB	14



Batter	1	2	3	4	5	6	7	8	9	AB	R	H	RBI	BB	SO	LOB	BOTTOM							
Chuck Knoblauch, R OBP: 0.343, SLG: 0.411	G1		G1-3					F9		4	0	2	0	0	0	0								
Clay Bellinger, R OBP: 0.305, SLG: 0.411	1B									0	0	0	0	0	0	0								
2 Derek Jeter, R OBP: 0.392, SLG: 0.478	G6-3		FC4-6 1B		G4-3			S BB		3	0	1	0	1	0	3								
Paul O'Neill, L OBP: 0.355, SLG: 0.439	G1		FC4-6 S			G3		L7		4	0	0	0	0	0	3								
Bernie Williams, S OBP: 0.363, SLG: 0.527	BB		G6-3					K		3	0	1	0	1	1	2								
Tino Martinez, L OBP: 0.341, SLG: 0.463	K				G6-3			F7		4	0	0	0	0	1	3								
20 Jorge Posada, S OBP: 0.447, SLG: 0.576			K		K			K		4	0	0	0	0	3	1								
Ricky Ledee, L OBP: 0.333, SLG: 0.418			G1-3		F7			G1-3		4	0	0	0	0	0	0								
Chris Turner, R OBP: 0.435, SLG: 0.550		P4						G5-3		3	0	1	0	0	0	0								
Scott Brosius, R OBP: 0.329, SLG: 0.377								G6-3		3	1	1	1	0	1	1								
<b>Inning Stats</b>	R: 0 E: 0 K: 1 S: 9	H: 1 LOB: 2 BB: 1 P: 17	R: 0 E: 0 K: 1 S: 7	H: 0 LOB: 0 BB: 0 P: 10	R: 1 E: 0 K: 0 S: 10	H: 2 LOB: 1 BB: 0 P: 18	R: 0 E: 0 K: 1 S: 6	H: 0 LOB: 0 BB: 0 P: 11	R: 0 E: 0 K: 1 S: 12	H: 2 LOB: 1 BB: 0 P: 18	R: 0 E: 0 K: 1 S: 9	H: 1 LOB: 1 BB: 0 P: 12	R: 0 E: 0 K: 0 S: 7	H: 0 LOB: 0 BB: 0 P: 8	R: 0 E: 0 K: 1 S: 12	H: 0 LOB: 1 BB: 1 P: 20	R: 0 E: 0 K: 0 S: 5	H: 0 LOB: 0 BB: 0 P: 8	1B: 5 2B: 0 3B: 0 HR: 1	SF: 0 SAC: 0 DP: 1 HBP: 0	WP: 0 PB: 0 SB: 2 CS: 0	PA: 34		
<b>PITCHER</b>	IP	WLS	BF	H	R	ER	SO	BB	IBB	HBP	BLK	WP	HR	S	P	ERA	WHIP							
James Baldwin, R ERA: 3.11	7.1		29	6	1	1	5	2	0	0	0	0	0	67	105	1.23	1.091							
Bob Howry, R ERA: 3.41	1.2	S	5	0	0	0	1	0	0	0	0	0	0	10	17	0.00	0.000							

Chicago White Sox @ New York Yankees  
 Yankee Stadium, Bronx, NY  
 Fri Jun 16 2000, 7:05 PM EDT  
 Att: 41,910 - Sunny - 83 F

AB	32
R	1
H	6
RBI	1
BB	2
SO	6
LOB	13





Batter	1	2	3	4	5	6	7	8	9	AB	R	H	RBI	BB	SO	LOB	TOP			
Ray Durham, S OBP: 0.337, SLG: 0.489	F9 1B SF9 BB	1B HR 1B	WP 1B		F7	F8			HBP 1B	5	2	3	0	1	0	2				
Jose Valentin, S OBP: 0.313, SLG: 0.488	14 2B 1B	P5	SF7						L9 HBP	4	0	2	1	0	0	2				
Frank Thomas, R OBP: 0.430, SLG: 0.589	F9	HR 1B	L9		K				F9	6	1	1	1	0	1	7				
Magglio Ordonez, R OBP: 0.366, SLG: 0.561	SF9	HR	G5-3		K				G4-3	4	1	1	4	0	1	2				
14 Paul Konerko, R OBP: 0.365, SLG: 0.520					P6				P6	4	0	2	0	1	0	0				
Chris Singleton, L OBP: 0.303, SLG: 0.414	G3-1	E6			HR	FC6-4 2B			K	5	2	1	1	0	1	4				
Carlos Lee, R OBP: 0.336, SLG: 0.526					F7				F7	5	1	2	1	0	1	2				
Greg Norton, S OBP: 0.350, SLG: 0.434		F9			E4				F7	4	1	2	0	0	1	2				
Tony Graffanino, R OBP: 0.408, SLG: 0.409			1B BB SF7 1B			K				1	0	0	0	0	0	0				
Brook Fordyce, R OBP: 0.269, SLG: 0.319		1B 1B	L9 1B WP BB		F9				L6	3	2	1	1	2	0	1				
<b>Inning Stats</b>	R: 1 E: 0 K: 0 S: 12	H: 2 LOB: 2 BB: 1 P: 21	R: 5 E: 1 K: 1 S: 19	H: 5 LOB: 2 BB: 1 P: 30	R: 2 E: 0 K: 0 S: 14	H: 2 LOB: 1 BB: 1 P: 23	R: 1 E: 1 K: 0 S: 9	H: 2 LOB: 1 BB: 0 P: 12	R: 0 E: 0 K: 2 S: 10	H: 1 LOB: 1 BB: 0 P: 16	R: 0 E: 0 K: 0 S: 5	H: 0 LOB: 0 BB: 0 P: 7	R: 0 E: 0 K: 1 S: 7	H: 0 LOB: 0 BB: 0 P: 11	R: 0 E: 0 K: 0 S: 9	H: 1 LOB: 2 BB: 0 P: 16	1B: 10 2B: 3 3B: 0 HR: 2	SF: 2 SAC: 0 DP: 0 HBP: 1	WP: 1 PB: 0 SB: 0 CS: 0	PA: 48
<b>PITCHER</b>	IP WLS BF H R ER SO BB IBB HBP BLK WP HR S P ERA WHIP																			
Jake Westbrook, R ERA: 32.4	1.2 L 14 7 6 6 0 2 0 0 0 0 0 1 1 26 45 32.40 5.400																			
Jason Grimsley, R ERA: 3.02	2.1 13 4 3 3 1 1 0 0 0 0 1 1 28 41 11.57 2.143																			
Todd Erdos, R ERA: 5.79	2.1 11 3 1 1 3 1 0 0 0 0 0 0 31 47 3.86 1.714																			
Jeff Nelson, R ERA: 1.51	1.2 5 0 0 0 1 0 0 0 0 0 0 0 11 17 0.00 0.000																			
Mike Stanton, L ERA: 3.13	1.0 5 1 0 0 0 0 0 0 1 0 0 0 9 16 0.00 1.000																			

Chicago White Sox @ New York Yankees  
Yankee Stadium, Bronx, NY  
Sat Jun 17 2000, 4:35 PM EDT  
Att: 54,053 - Cloudy - 87 F

livebaseballscorecards.com

AB 41  
R 10  
H 15  
RBI 9  
BB 4  
SO 5  
LOB 22



Batter	1	2	3	4	5	6	7	8	9	AB	R	H	RBI	BB	SO	LOB	BOTTOM					
Chuck Knoblauch, R OBP: 0.345, SLG: 0.407	L7		2B 1B		L8				K	4	2	1	0	1	1	2						
2 Derek Jeter, R OBP: 0.392, SLG: 0.476	S 1B		F8		G6-3				L8	5	1	2	0	0	0	4						
Paul O'Neill, L OBP: 0.356, SLG: 0.436	P6		K		G3				HR 1B	4	2	1	0	1	1	3						
Bernie Williams, S OBP: 0.374, SLG: 0.555			1B 2B			E4 1B 2B			HR	4	3	4	7	1	0	0						
Tino Martinez, L OBP: 0.342, SLG: 0.462	F8		1B		K				F7	5	0	2	2	0	1	3						
20 Jorge Posada, S OBP: 0.442, SLG: 0.564		F8	K			K			K	4	0	0	0	1	3	2						
Shane Spencer, R OBP: 0.308, SLG: 0.459		K			G6-3				G6-3	5	0	2	0	0	1	2						
Ricky Ledee, L OBP: 0.335, SLG: 0.424		K2-3				G3			P4	5	0	2	0	0	1	1						
Scott Brosius, R OBP: 0.326, SLG: 0.371			1B 2B		P4				G5-3	5	1	1	0	0	1	4						
<b>Inning Stats</b>	R: 0 E: 0 K: 0 S: 12	H: 1 LOB: 2 BB: 1 P: 20	R: 0 E: 0 K: 2 S: 10	H: 0 LOB: 0 BB: 0 P: 14	R: 3 E: 0 K: 2 S: 17	H: 4 LOB: 1 BB: 0 P: 20	R: 0 E: 0 K: 0 S: 11	H: 2 LOB: 2 BB: 0 P: 13	R: 0 E: 0 K: 1 S: 9	H: 1 LOB: 1 BB: 1 P: 17	R: 4 E: 1 K: 2 S: 17	H: 3 LOB: 1 BB: 2 P: 35	R: 0 E: 0 K: 0 S: 7	H: 1 LOB: 0 BB: 0 P: 9	R: 2 E: 0 K: 1 S: 17	H: 2 LOB: 0 BB: 0 P: 27	R: 0 E: 0 K: 1 S: 9	H: 1 LOB: 1 BB: 0 P: 12	1B: 11 2B: 3 3B: 0 HR: 1	SF: 0 SAC: 0 DP: 1 HBP: 0	WP: 0 PB: 0 SB: 1 CS: 0	PA: 45
<b>PITCHER</b>	IP WLS BF H R ER SO BB IBB HBP BLK WP HR S P ERA WHIP																					
21 Cal Eldred, R ERA: 4.26	5.0 W 25 8 3 3 5 2 0 0 0 0 0 0 11 25 40.50 4.500																					
Sean Lowe, R ERA: 5.97	0.2 5 1 3 3 1 2 0 0 0 0 0 0 6 10 27.00 6.000																					
Kelly Wunsch, L ERA: 3.08	0.1 3 2 1 1 1 0 0 0 0 0 0 0 6 10 27.00 6.000																					
41 Bill Simas, R ERA: 3.12	1.2 H 6 2 1 1 1 0 0 0 0 0 0 0 19 28 5.40 1.200																					
Keith Foulke, R ERA: 1.53	1.1 S 6 2 1 1 1 0 0 0 0 0 0 1 14 20 6.75 1.500																					

Chicago White Sox @ New York Yankees  
Yankee Stadium, Bronx, NY  
Sat Jun 17 2000, 4:35 PM EDT  
Att: 54,053 - Cloudy - 87 F

livebaseballscorecards.com

AB 41  
R 9  
H 15  
RBI 9  
BB 4  
SO 9  
LOB 21





Batter	1	2	3	4	5	6	7	8	9	AB	R	H	RBI	BB	SO	LOB	TOP									
Ray Durham, S (1, 4) Tony Graffanino, R (6, 4)	G3-1	FC6							G4-3	4	1	2	0	1	0	1	<b>Chicago White Sox @ New York Yankees</b> Yankee Stadium, Bronx, NY Sun Jun 18 2000, 1:05 PM EDT Att: 52,856 - Overcast - 65 F									
Jose Valentin, S (1, 6)			G5-3							6	2	2	4	1	2	6										
Frank Thomas, R (1, 10) Herbert Perry, R (7, PH)									F8	3	2	1	1	2	1	0										
Magglio Ordonez, R (1, 9) Jeff Abbott, R (6, 9)	14 1B 2B	14 G4-3 2B								1	3	1	0	4	0	0										
14 Paul Konerko, R (1, 3)	1-1 2B	G4-3	L7							6	2	3	1	0	0	4										
Chris Singleton, L (1, 8)	2-0 1B	4-2 2B								5	3	2	3	1	2	4										
Carlos Lee, R (1, 7)	0-1 BB	0-1 1B								6	2	3	4	0	0	3										
Greg Norton, S (1, 5)	1-3 K	2-3 K								5	1	0	0	1	3	6										
Mark Johnson, L (1, 2)	1-2 HR	3-1 FC6								5	1	3	3	1	1	1										
<b>Inning Stats</b>	R: 9 E: 0 K: 2 S: 29	H: 6 LOB: 0 BB: 3 P: 54	R: 3 E: 0 K: 1 S: 13	H: 3 LOB: 1 BB: 1 P: 25	R: 0 E: 0 K: 1 S: 9	H: 0 LOB: 2 BB: 1 P: 23	R: 0 E: 0 K: 2 S: 15	H: 1 LOB: 2 BB: 1 P: 23	R: 4 E: 0 K: 1 S: 18	H: 4 LOB: 2 BB: 2 P: 32	R: 0 E: 0 K: 1 S: 16	H: 0 LOB: 1 BB: 1 P: 27	R: 1 E: 0 K: 1 S: 13	H: 2 LOB: 3 BB: 2 P: 26	R: 0 E: 0 K: 0 S: 7	H: 1 LOB: 1 BB: 0 P: 13		R: 0 E: 0 K: 0 S: 8	H: 1 LOB: 1 BB: 0 P: 10	1B: 12 2B: 5 3B: 0 HR: 1	SF: 0 SAC: 0 DP: 0 HBP: 0	WP: 0 PB: 0 SB: 1 CS: 0	PA: 57			
<b>PITCHER</b>	IP	WLS	BF	H	R	ER	SO	BB	IBB	HBP	BLK	WP	HR	S	P	ERA	WHIP									
Orlando Hernandez, R (1, 1) Allen Watson, L (1, 1) Todd Erdos, R (5, 1) Jake Westbrook, R (7, 1)	0.2 3.1 2.2 2.1	L 22 15 9	11 6 4 2	6 7 1 0	9 7 1 0	9 5 3 0	1 5 3 0	3 0 0 0	0 0 0 0	0 0 0 0	0 0 0 0	0 0 0 0	0 0 0 0	0 0 37 18	26 47 64 27	49 93 64 27	121.50 18.90 3.38 0.00	13.500 3.600 2.625 0.857								

Batter	1	2	3	4	5	6	7	8	9	AB	R	H	RBI	BB	SO	LOB	BOTTOM									
Chuck Knoblauch, R (1, 4) Clay Bellinger, R (5, PH)	F9								P4	2	0	0	0	0	1	1	<b>Chicago White Sox @ New York Yankees</b> Yankee Stadium, Bronx, NY Sun Jun 18 2000, 1:05 PM EDT Att: 52,856 - Overcast - 65 F									
2 Derek Jeter, R (1, 6) Wilson Delgado, S (8, 6)			L6							4	0	1	0	0	1	0										
Paul O'Neill, L (1, 9) Felix Jose, S (5, PR)	4-2 BB		3-2 FC6-4							2	0	2	0	1	0	0										
Bernie Williams, S (1, 8) Ricky Ledee, L (7, PH)	4-1 BB		1-3 K							2	0	0	0	1	1	2										
Tino Martinez, L (1, 3) Chris Turner, R (6, 2)	1-0 P6		0-1 FC6-4							2	0	0	0	0	0	4										
20 Jorge Posada, S (1, 2)	1-1 G1-3									4	1	2	1	0	0	4										
Shane Spencer, R (1, 7)										4	1	2	0	0	0	1										
Jim Leyritz, R (1, 10)										3	0	0	0	1	2	3										
Scott Brosius, R (1, 5)										4	1	1	3	0	0	2										
<b>Inning Stats</b>	R: 0 E: 0 K: 0 S: 11	H: 1 LOB: 3 BB: 2 P: 23	R: 0 E: 0 K: 2 S: 10	H: 1 LOB: 0 BB: 0 P: 16	R: 0 E: 0 K: 1 S: 9	H: 1 LOB: 1 BB: 0 P: 13	R: 0 E: 0 K: 0 S: 6	H: 1 LOB: 1 BB: 1 P: 13	R: 0 E: 0 K: 0 S: 8	H: 1 LOB: 1 BB: 0 P: 14	R: 4 E: 0 K: 0 S: 14	H: 4 LOB: 0 BB: 0 P: 22	R: 0 E: 0 K: 0 S: 12	H: 1 LOB: 1 BB: 0 P: 19	R: 0 E: 0 K: 1 S: 6	H: 0 LOB: 0 BB: 0 P: 8		R: 0 E: 0 K: 2 S: 9	H: 0 LOB: 0 BB: 0 P: 15	1B: 8 2B: 1 3B: 0 HR: 1	SF: 0 SAC: 0 DP: 1 HBP: 0	WP: 0 PB: 0 SB: 0 CS: 0	PA: 39			
<b>PITCHER</b>	IP	WLS	BF	H	R	ER	SO	BB	IBB	HBP	BLK	WP	HR	S	P	ERA	WHIP									
Jim Parque, L (1, 1) Kevin Beirne, R (7, 1) Jesus Pena, L (9, 1)	6.0 2.0 1.0	W 7 3	29 7 3	9 1 0	4 0 0	4 0 0	1 1 2	3 0 0	0 0 0	0 0 0	0 0 0	0 0 0	0 0 0	0 18 9	58 27 15	101 27 15	6.00 0.00 0.000	2.000 0.500 0.000								



Batter	1	2	3	4	5	6	7	8	9	AB	R	H	RBI	BB	SO	LOB	TOP					
<b>Chuck Knoblauch, R</b> (1,4) <small>OBP: 0.335, SLG: 0.395</small> <b>Clay Bellinger, R</b> (6,4) <small>OBP: 0.307, SLG: 0.410</small>										4	0	0	0	0	1	5						
<b>2 Derek Jeter, R</b> (1,6) <small>OBP: 0.398, SLG: 0.486</small>										6	3	2	2	0	0	5						
<b>Paul O'Neill, L</b> (1,9) <small>OBP: 0.341, SLG: 0.438</small> <b>Felix Jose, S</b> (6, PR) <small>OBP: 0.235, SLG: 0.438</small>										4	0	1	1	1	0	1						
<b>Bernie Williams, S</b> (1,8) <small>OBP: 0.373, SLG: 0.545</small> <b>Chris Turner, R</b> (9,2) <small>OBP: 0.440, SLG: 0.545</small>										6	2	2	1	0	1	2						
<b>Tino Martinez, L</b> (1,3) <small>OBP: 0.341, SLG: 0.461</small> <b>Wilson Delgado, S</b> (8,4) <small>OBP: 0.320, SLG: 0.341</small>										5	2	2	2	0	0	0						
<b>20 Jorge Posada, S</b> (1,2) <small>OBP: 0.448, SLG: 0.581</small>										4	4	2	2	2	1	2						
<b>Shane Spencer, R</b> (1,10) <small>OBP: 0.318, SLG: 0.495</small>										5	1	3	4	0	0	1						
<b>Ricky Ledee, L</b> (1,7) <small>OBP: 0.338, SLG: 0.420</small>										5	2	2	1	1	0	3						
<b>Scott Brosius, R</b> (1,5) <small>OBP: 0.335, SLG: 0.411</small>										5	3	3	4	1	0	3						
<b>Inning Stats</b>	R: 0 E: 0 K: 1 S: 9	H: 0 LOB: 0 BB: 0 P: 14	R: 0 E: 0 K: 1 S: 6	H: 0 LOB: 0 BB: 0 P: 7	R: 0 E: 0 K: 0 S: 5	H: 1 LOB: 1 BB: 0 P: 6	R: 3 E: 0 K: 1 S: 13	H: 3 LOB: 0 BB: 0 P: 22	R: 2 E: 0 K: 0 S: 14	H: 2 LOB: 1 BB: 1 P: 25	R: 1 E: 0 K: 0 S: 15	H: 2 LOB: 2 BB: 2 P: 26	R: 0 E: 0 K: 0 S: 9	H: 0 LOB: 0 BB: 0 P: 16	R: 9 E: 2 K: 0 S: 21	H: 7 LOB: 2 BB: 3 P: 34	R: 7 E: 0 K: 1 S: 26	H: 4 LOB: 0 BB: 3 P: 44	1B: 9 2B: 4 3B: 1 HR: 5	SF: 1 SAC: 0 DP: 0 HBP: 0	WP: 1 PB: 0 SB: 1 CS: 0	PA: 55
<b>PITCHER</b>	IP WLS BF H R ER SO BB IBB HBP BLK WP HR S P ERA WHIP																					
<b>Brian Rose, R</b> (1,1) <small>ERA: 5.72</small>	5.0 L 22 6 5 5 3 1 0 0 0 0 0 2 47 74 9.00 1.400																					
<b>Bryce Florie, R</b> (6,1) <small>ERA: 5.79</small>	2.0 10 2 1 1 0 1 1 0 0 0 0 24 42 4.50 1.500																					
<b>Rob Stanifer, R</b> (8,1) <small>ERA: 7.62</small>	0.2 12 7 9 1 0 1 0 0 0 0 1 20 33 13.50 12.000																					
<b>49 Tim Wakefield, R</b> (8,1) <small>ERA: 5.74</small>	1.1 11 4 7 7 1 3 0 0 0 0 1 2 27 45 47.25 5.250																					

**New York Yankees @ Boston Red Sox**  
Fenway Park, Boston, MA  
Mon Jun 19 2000, 7:05 PM EDT  
Att: 33,370 - Sunny - 72 F

AB 47  
R 22  
H 19  
RBI 21  
BB 7  
SO 4  
LOB 22



Batter	1	2	3	4	5	6	7	8	9	AB	R	H	RBI	BB	SO	LOB	BOTTOM					
<b>Jose Offerman, S</b> (1,3) <small>OBP: 0.332, SLG: 0.317</small>										4	0	1	0	0	0	2						
<b>Jeff Eves, R</b> (1,4) <small>OBP: 0.391, SLG: 0.370</small>										4	0	1	0	0	0	2						
<b>Trot Nixon, L</b> (1,9) <small>OBP: 0.378, SLG: 0.502</small>										4	0	1	0	0	2	1						
<b>Nomar Garciaparra, R</b> (1,6) <small>OBP: 0.436, SLG: 0.572</small> <b>Manny Alexander, R</b> (9,6) <small>OBP: 0.236, SLG: 0.314</small>										3	0	1	0	0	0	3						
<b>Carl Everett, S</b> (1,8) <small>OBP: 0.390, SLG: 0.691</small> <b>Curtis Pride, L</b> (9,8)										3	1	1	0	0	1	1						
<b>Brian Daubach, L</b> (1,10) <small>OBP: 0.350, SLG: 0.507</small>										4	0	1	0	0	1	2						
<b>Jason Varitek, S</b> (1,2) <small>OBP: 0.405, SLG: 0.451</small> <b>Scott Hatteberg, L</b> (9,2) <small>OBP: 0.288, SLG: 0.323</small>										3	0	0	1	0	1	2						
<b>Darren Lewis, R</b> (1,7) <small>OBP: 0.351, SLG: 0.382</small>										3	0	0	0	0	0	1						
<b>3B Wilton Veras, R</b> (1,5) <small>OBP: 0.285, SLG: 0.311</small>										2	0	0	0	1	0	0						
<b>Inning Stats</b>	R: 0 E: 0 K: 0 S: 5	H: 1 LOB: 0 BB: 0 P: 5	R: 0 E: 0 K: 0 S: 6	H: 1 LOB: 0 BB: 0 P: 10	R: 0 E: 0 K: 0 S: 10	H: 0 LOB: 0 BB: 0 P: 11	R: 0 E: 0 K: 1 S: 8	H: 0 LOB: 0 BB: 0 P: 9	R: 0 E: 0 K: 2 S: 10	H: 1 LOB: 1 BB: 0 P: 16	R: 0 E: 1 K: 0 S: 14	H: 2 LOB: 2 BB: 0 P: 18	R: 1 E: 0 K: 0 S: 6	H: 1 LOB: 0 BB: 0 P: 10	R: 0 E: 0 K: 1 S: 9	H: 0 LOB: 1 BB: 1 P: 18	R: 0 E: 0 K: 2 S: 11	H: 0 LOB: 0 BB: 0 P: 16	1B: 3 2B: 3 3B: 1 HR: 0	SF: 0 SAC: 0 DP: 1 HBP: 0	WP: 1 PB: 0 SB: 0 CS: 1	PA: 33
<b>PITCHER</b>	IP WLS BF H R ER SO BB IBB HBP BLK WP HR S P ERA WHIP																					
<b>Ramiro Mendoza, R</b> (1,1) <small>ERA: 3.58</small>	7.0 W 26 6 1 1 3 0 0 0 0 0 0 9 79 1.29 0.857																					
<b>Jeff Nelson, R</b> (8,1) <small>ERA: 1.57</small>	1.0 4 0 0 0 1 1 0 0 0 0 1 0 9 18 0.00 1.000																					
<b>Mike Stanton, L</b> (9,1) <small>ERA: 3.03</small>	1.0 3 0 0 0 2 0 0 0 0 0 0 0 11 16 0.00 0.000																					

**New York Yankees @ Boston Red Sox**  
Fenway Park, Boston, MA  
Mon Jun 19 2000, 7:05 PM EDT  
Att: 33,370 - Sunny - 72 F

AB 32  
R 1  
H 6  
RBI 1  
BB 1  
SO 6  
LOB 14





Batter	1	2	3	4	5	6	7	8	9	AB	R	H	RBI	BB	SO	LOB	TOP											
<b>Chuck Knoblauch, R</b> (1, 4) OBP: 0.335, SLG: 0.394 <b>Clay Bellinger, R</b> (6, 4) OBP: 0.303, SLG: 0.405	F7					B2	L3			3	0	1	0	0	0	1	<b>New York Yankees @ Boston Red Sox</b> Fenway Park, Boston, MA Tue Jun 20 2000, 7:05 PM EDT Att: 33,909 - Sunny - 79 F											
<b>Derek Jeter, R</b> (1, 6) OBP: 0.386, SLG: 0.495	F8					G1-3		G6-3		4	1	1	1	0	0	1												
<b>Paul O'Neill, L</b> (1, 9) OBP: 0.362, SLG: 0.447	K					G4-3		G3-1		4	1	1	1	0	1	1												
<b>Bernie Williams, S</b> (1, 8) OBP: 0.371, SLG: 0.552		K				E5		G3-1		4	1	1	1	0	1	0												
<b>Tino Martinez, L</b> (1, 3) OBP: 0.336, SLG: 0.453	K					F8		F9		4	0	0	0	0	1	1												
<b>20 Jorge Posada, S</b> (1, 2) OBP: 0.448, SLG: 0.576	K					P5				2	0	0	0	2	1	0												
<b>Shane Spencer, R</b> (1, 7) OBP: 0.316, SLG: 0.487						K				3	0	0	0	0	3	1												
<b>Jim Leyritz, R</b> (1, 10) OBP: 0.317, SLG: 0.273 <b>Ricky Ledee, L</b> (7, PR) OBP: 0.337, SLG: 0.418	K					K		E6		3	0	0	0	0	2	2												
<b>Scott Brosius, R</b> (1, 5) OBP: 0.333, SLG: 0.407	F7							K		4	0	1	0	0	2	4												
<b>Inning Stats</b>	R: 0 H: 0 E: 0 K: 1 S: 8	H: 0 LOB: 0 BB: 0 P: 13	R: 0 H: 0 E: 0 K: 3 S: 9	H: 0 LOB: 0 BB: 0 P: 15	R: 0 H: 0 E: 0 K: 2 S: 7	H: 0 LOB: 0 BB: 0 P: 12	R: 1 H: 2 E: 1 K: 0 S: 11	H: 1 LOB: 1 BB: 0 P: 15	R: 0 H: 0 E: 0 K: 2 S: 9	H: 1 LOB: 0 BB: 0 P: 11	R: 1 H: 1 E: 1 K: 1 S: 14	H: 1 LOB: 3 BB: 1 P: 24	R: 1 H: 1 E: 0 K: 0 S: 12	H: 1 LOB: 0 BB: 0 P: 15	R: 0 H: 0 E: 0 K: 2 S: 11	H: 0 LOB: 1 BB: 1 P: 17		1B: 2 2B: 0 3B: 0 HR: 3	SF: 0 SAC: 0 DP: 0 HBP: 1	WP: 0 PB: 0 SB: 0 CS: 0	PA: 36							
<b>PITCHER</b>	IP	WLS	BF	H	R	ER	SO	BB	IBB	HBP	BLK	WP	HR	S	P	ERA	WHIP											
<b>Pedro Martinez, R</b> (1, 1) ERA: 1.18 <b>Derek Lowe, R</b> (9, 1) ERA: 1.6	8.0	L	32	5	3	3	9	1	0	1	0	0	0	3	77	117	3.38	0.750										

AB	33
R	3
H	5
RBI	3
BB	2
SO	11
LOB	15



Batter	1	2	3	4	5	6	7	8	9	AB	R	H	RBI	BB	SO	LOB	BOTTOM										
<b>Jose Offerman, S</b> (1, 10) OBP: 0.330, SLG: 0.316	G4-3					G4-3		G6-3		4	0	1	0	0	0	0	<b>New York Yankees @ Boston Red Sox</b> Fenway Park, Boston, MA Tue Jun 20 2000, 7:05 PM EDT Att: 33,909 - Sunny - 79 F										
<b>Jeff Frye, R</b> (1, 4) OBP: 0.388, SLG: 0.362	G4-3					G4-3		K		3	0	0	0	1	1	0											
<b>Nomar Garciaparra, R</b> (1, 6) OBP: 0.442, SLG: 0.582						K				4	0	3	0	0	1	0											
<b>Mike Stanley, R</b> (1, 3) OBP: 0.333, SLG: 0.426 <b>Brian Daubach, L</b> (9, PH) OBP: 0.348, SLG: 0.505	G5-3					F9		G6-3		3	0	0	0	0	1	4											
<b>Carl Everett, S</b> (1, 8) OBP: 0.388, SLG: 0.683						P4				4	0	1	0	0	1	0											
<b>Jason Varitek, S</b> (1, 2) OBP: 0.411, SLG: 0.452						FC5-4				2	0	1	0	2	0	2											
<b>Darren Lewis, R</b> (1, 7) OBP: 0.342, SLG: 0.371 <b>Scott Hatteberg, L</b> (9, PH) OBP: 0.284, SLG: 0.318	FC5-4					G1-6-3		G4-3		3	0	0	0	0	0	2											
<b>Trot Nixon, L</b> (1, 9) OBP: 0.372, SLG: 0.493	FC4-6					F7		G3		4	0	0	0	0	0	2											
<b>3B Wilton Veras, R</b> (1, 5) OBP: 0.280, SLG: 0.305						L3		G5-3		3	0	0	0	0	1	0											
<b>Inning Stats</b>	R: 0 H: 1 E: 0 K: 0 S: 10	H: 1 LOB: 1 BB: 0 P: 16	R: 0 H: 1 E: 0 K: 0 S: 7	H: 1 LOB: 1 BB: 0 P: 13	R: 0 H: 2 E: 0 K: 0 S: 8	H: 2 LOB: 2 BB: 1 P: 14	R: 0 H: 0 E: 0 K: 0 S: 4	H: 0 LOB: 0 BB: 1 P: 10	R: 0 H: 0 E: 0 K: 1 S: 9	H: 0 LOB: 0 BB: 0 P: 12	R: 0 H: 1 E: 0 K: 2 S: 15	H: 0 LOB: 2 BB: 0 P: 24	R: 0 H: 0 E: 0 K: 1 S: 8	H: 1 LOB: 1 BB: 0 P: 10	R: 0 H: 1 E: 0 K: 1 S: 11	H: 0 LOB: 1 BB: 1 P: 18		R: 0 H: 0 E: 0 K: 1 S: 9	H: 0 LOB: 1 BB: 1 P: 14	1B: 5 2B: 1 3B: 0 HR: 0	SF: 0 SAC: 0 DP: 1 HBP: 0	WP: 0 PB: 1 SB: 0 CS: 0	PA: 35				
<b>PITCHER</b>	IP	WLS	BF	H	R	ER	SO	BB	IBB	HBP	BLK	WP	HR	S	P	ERA	WHIP										
<b>Andy Pettitte, L</b> (1, 1) ERA: 4.52 <b>42 Mariano Rivera, R</b> (8, 1) ERA: 2.97	7.2	S	5	0	0	0	1	1	0	0	0	0	0	14	22	0.00	0.750										





Batter	1	2	3	4	5	6	7	8	9	AB	R	H	RBI	BB	SO	LOB	TOP										
<b>Chuck Knoblauch, R</b> (1, 10) OBP: 0.332, SLG: 0.389	P4		G6-3		F9		FC6 2 1B SF8		DI HR 1B	5	2	1	1	0	0	4	<b>New York Yankees @ Boston Red Sox</b> Fenway Park, Boston, MA Wed Jun 21 2000, 7:05 PM EDT Att: 32,958 - Sunny - 78 F										
<b>2 Derek Jeter, R</b> (1, 6) OBP: 0.382, SLG: 0.489	F4			F9	F8		SF8 1B		K	5	0	1	0	0	1	4											
<b>Paul O'Neill, L</b> (1, 9) OBP: 0.359, SLG: 0.447	K			G3		20 1B 2B	SF8		L4	4	1	1	1	0	1	1											
<b>Bernie Williams, S</b> (1, 8) OBP: 0.372, SLG: 0.559		P5		G6-3		K			HR	4	1	1	2	1	1	1											
<b>20 Jorge Posada, S</b> (1, 3) OBP: 0.452, SLG: 0.574 (7, 2)		FC1-6 1B				FC4-6 1B WP BB			K	4	1	2	1	1	2	2											
<b>Shane Spencer, R</b> (1, 7) OBP: 0.315, SLG: 0.480	FC1-6 1-2f					FC4-6 BB	F9		K	3	0	0	0	1	1	1											
<b>Scott Brosius, R</b> (1, 5) OBP: 0.337, SLG: 0.409	G6-3				FC4-6 1B 1-2f 2-3			BB E 1B	DI 1B	4	1	2	0	0	0	3											
<b>Chris Turner, R</b> (1, 2) OBP: 0.444, SLG: 0.542 (7, PH)			K					E FC6 BB	P3	2	0	1	1	0	1	0											
<b>Tino Martinez, L</b> (7, 3) OBP: 0.337, SLG: 0.452 (7, 3)					1B			FC6 BB		1	1	0	0	1	0	1											
<b>Clay Bellinger, R</b> (1, 4) OBP: 0.308, SLG: 0.407 (7, PH)			F5					E4 FC6	G4-3	2	0	1	0	0	0	0											
<b>Jose Vizcaino, S</b> (7, 4) OBP: 0.283, SLG: 0.242 (7, 4)					1-2 2-3 1B			1-3 2-H		2	0	0	0	0	0	2											
<b>Inning Stats</b>	R: 0 E: 0 K: 1 S: 7	H: 0 LOB: 0 BB: 0 P: 11	R: 0 E: 0 K: 0 S: 7	H: 1 LOB: 1 BB: 0 P: 11	R: 0 E: 0 K: 1 S: 8	H: 0 LOB: 0 BB: 0 P: 13	R: 0 E: 0 K: 0 S: 5	H: 0 LOB: 0 BB: 0 P: 10	R: 1 E: 0 K: 0 S: 14	H: 2 LOB: 3 BB: 2 P: 26	R: 1 E: 0 K: 1 S: 10	H: 2 LOB: 0 BB: 0 P: 17	R: 3 E: 1 K: 1 S: 19	H: 2 LOB: 2 BB: 2 P: 35	R: 0 E: 0 K: 1 S: 10	H: 1 LOB: 1 BB: 0 P: 15	R: 2 E: 0 K: 2 S: 16	H: 2 LOB: 0 BB: 0 P: 19	1B: 8 2B: 1 3B: 0 HR: 1	SF: 1 SAC: 0 DP: 0 HBP: 0	WP: 1 PA: 41 SB: 0 CS: 0						
<b>PITCHER</b>	IP	WLS	BF	H	R	ER	SO	BB	IBB	HBP	BLK	WP	HR	S	P	ERA	WHIP										
<b>Pete Schourek, L</b> (1, 1) ERA: 4.32	5.0		21	4	2	2	2	2	0	0	0	1	0	43	74	3.60	1.200										
<b>Hipolito Pichardo, R</b> (6, 1) ERA: 2.16	1.0	B	6	2	3	1	1	1	0	0	0	0	0	17	29	9.00	3.000										
<b>Rich Garcias, R</b> (7, 1) ERA: 2.25	1.0	W	5	1	0	0	1	0	1	0	0	0	0	10	20	0.00	1.000										
<b>Rod Beck, R</b> (8, 1) ERA:	1.0		4	1	0	0	1	0	0	0	0	0	0	10	15	0.00	1.000										
<b>Derek Lowe, R</b> (9, 1) ERA: 2.2	1.0		5	2	2	2	2	0	0	0	0	0	1	16	19	18.00	2.000										

Batter	1	2	3	4	5	6	7	8	9	AB	R	H	RBI	BB	SO	LOB	BOTTOM										
<b>Jose Offerman, S</b> (1, 3) OBP: 0.341, SLG: 0.323	SH3-1 WP 2B				F8					2	2	1	1	3	0	0	<b>New York Yankees @ Boston Red Sox</b> Fenway Park, Boston, MA Wed Jun 21 2000, 7:05 PM EDT Att: 32,958 - Sunny - 78 F										
<b>Jeff Eves, R</b> (1, 4) OBP: 0.390, SLG: 0.364	SH3-1						SF9			2	0	1	2	1	0	2											
<b>Trot Nixon, L</b> (1, 9) OBP: 0.373, SLG: 0.504	G4-3 3B		G3-1							5	1	2	2	0	1	3											
<b>Nomar Garciaparra, R</b> (1, 6) OBP: 0.445, SLG: 0.585	G4-3 BB				F9					4	1	2	0	1	0	4											
<b>Carl Everett, S</b> (1, 8) OBP: 0.388, SLG: 0.674	G4-3									3	1	0	1	2	2	2											
<b>Mike Stanley, R</b> (1, 10) OBP: 0.335, SLG: 0.425	K				F8					5	1	2	0	0	1	5											
<b>Scott Hatteberg, L</b> (1, 2) OBP: 0.278, SLG: 0.324			F8		G3					5	1	1	1	0	0	4											
<b>Darren Lewis, R</b> (1, 7) OBP: 0.333, SLG: 0.361										3	0	0	0	0	1	2											
<b>Brian Daubach, L</b> (7, PH) OBP: 0.351, SLG: 0.505					F9					0	0	0	0	1	0	0											
<b>Curtis Pride, L</b> (8, 7) ERA: 3.72										0	1	0	0	0	0	0											
<b>Manny Alexander, R</b> (1, 5) OBP: 0.263, SLG: 0.329					F7					3	1	2	1	1	0	0											
<b>Inning Stats</b>	R: 2 E: 0 K: 1 S: 10	H: 2 LOB: 1 BB: 1 P: 20	R: 0 E: 0 K: 0 S: 10	H: 1 LOB: 2 BB: 1 P: 19	R: 0 E: 0 K: 0 S: 10	H: 1 LOB: 2 BB: 1 P: 17	R: 0 E: 0 K: 0 S: 7	H: 0 LOB: 0 BB: 0 P: 11	R: 0 E: 0 K: 2 S: 11	H: 1 LOB: 1 BB: 0 P: 16	R: 2 E: 0 K: 1 S: 14	H: 3 LOB: 2 BB: 1 P: 24	R: 5 E: 0 K: 0 S: 11	H: 2 LOB: 3 BB: 5 P: 36	R: 0 E: 0 K: 1 S: 8	H: 1 LOB: 0 BB: 0 P: 12	1B: 6 2B: 4 3B: 1 HR: 0	SF: 1 SAC: 1 DP: 1 HBP: 0	WP: 1 PA: 43 SB: 0 CS: 0								
<b>PITCHER</b>	IP	WLS	BF	H	R	ER	SO	BB	IBB	HBP	BLK	WP	HR	S	P	ERA	WHIP										
<b>David Cone, R</b> (1, 1) ERA: 6.08	6.0		30	8	4	4	4	4	0	0	0	0	0	62	107	6.00	2.000										
<b>Jason Grimsley, R</b> (7, 1) ERA: 3.72	0.2	L	6	1	4	4	0	2	1	0	0	0	0	5	19	54.00	4.500										
<b>Mike Stanton, L</b> (7, 1) ERA: 3.31	0.0		3	1	1	1	0	2	0	0	0	0	0	5	15	∞	∞										
<b>Jeff Nelson, R</b> (7, 1) ERA: 1.42	1.1		4	1	0	0	1	0	0	0	0	0	0	9	14	0.00	0.750										









Batter	1	2	3	4	5	6	7	8	9	AB	R	H	RBI	BB	SO	LOB	TOP								
Chuck Knoblauch, R (1, 10) OBP: 0.332, SLG: 0.384	1-1 G5-3		1-3 K		2-2 P4			0-0 2 HBP 1B	1-2 BB CS HBP	4	1	1	0	0	1	1									
2 Derek Jeter, R (1, 6) OBP: 0.376, SLG: 0.476	0-1 G6-4-3 1B		1-0 F8			1-1 G6-3		1-0 20 FC6-5 1B HBP	0-2 F8	4	0	1	0	0	0	1									
Paul O'Neill, L (1, 9) OBP: 0.365, SLG: 0.462	2-2 G6-4-3 1B			0-0 G1-3		3-1 HR		2-2 F7	4-2 BB BB	4	1	2	1	1	0	2									
Bernie Williams, S (1, 8) OBP: 0.377, SLG: 0.576	0-0 G6-4-3			1-0 2B		1-0 2B		2-1 20 FC6-5 2B 1B	4-1 BB BB	4	1	3	1	1	0	2									
20 Jorge Posada, S (1, 2) OBP: 0.437, SLG: 0.550		2-3 K		2-3 K		3-3 K		1-0 2B 1B	0-1 FC4-6	5	0	0	0	0	3	7									
Shane Spencer, R (1, 7) OBP: 0.322, SLG: 0.483		2-2 1B		2-1 L5		0-1 F7		1-1 2B		4	0	2	1	0	0	2									
Tino Martinez, L (1, 3) OBP: 0.331, SLG: 0.439		1-2 F7			3-2 P4		2-2 G4-3	4-0 IBB		3	0	0	0	1	0	1									
Scott Brosius, R (1, 5) OBP: 0.330, SLG: 0.399		1-3 K			3-2 L4		1-3 K	0-3 K		4	0	0	0	0	3	4									
Jose Vizcaino, S (1, 4) OBP: 0.291, SLG: 0.253			1-3 K		0-0 S 1B		0-0 G5-3		3-2 1B	4	0	2	0	0	1	0									
<b>Inning Stats</b>	R: 0 E: 0 K: 0 S: 8	H: 2 LOB: 1 BB: 0 P: 11	R: 0 E: 0 K: 2 S: 12	H: 1 LOB: 1 BB: 0 P: 18	R: 0 E: 0 K: 2 S: 10	H: 0 LOB: 0 BB: 0 P: 13	R: 0 E: 0 K: 1 S: 7	H: 1 LOB: 1 BB: 0 P: 12	R: 0 E: 0 K: 0 S: 12	H: 1 LOB: 1 BB: 0 P: 20	R: 1 E: 0 K: 1 S: 10	H: 2 LOB: 1 BB: 0 P: 18	R: 0 E: 0 K: 1 S: 8	H: 0 LOB: 0 BB: 0 P: 11	R: 2 E: 0 K: 1 S: 12	H: 3 LOB: 3 BB: 1 P: 23	R: 0 E: 0 K: 0 S: 14	H: 1 LOB: 3 BB: 2 P: 26	1B: 7 2B: 3 3B: 0 HR: 1	SF: 0 SAC: 0 DP: 1 HBP: 2	WP: 0 PB: 0 CS: 1	PA: 41			
<b>PITCHER</b>	IP WLS BF H R ER SO BB IBB HBP BLK WP HR S P ERA WHIP	6.0 1.1 0.1 1.0 0.1	24 7 2 0 1	7 2 0 0 0	1 2 0 0 0	1 2 0 0 0	6 1 0 1 0	0 0 0 0 0	0 0 0 0 0	0 0 0 0 0	0 0 0 0 0	0 0 0 0 0	0 0 0 0 0	0 0 0 0 0	0 0 0 0 0	0 0 0 0 0	0 0 0 0 0	0 0 0 0 0	0 0 0 0 0	0 0 0 0 0	0 0 0 0 0	0 0 0 0 0	0 0 0 0 0	1.50 13.50 0.00 0.00 0.00	1.167 1.500 0.000 4.000 0.000

**New York Yankees @ Chicago White Sox**  
Comiskey Park, Chicago, IL  
Fri Jun 23, 2000, 8:05 PM EDT  
Att: 38,773 - Overcast - 71 F

AB 36  
R 3  
H 11  
RBI 3  
BB 3  
SO 8  
LOB 20



Batter	1	2	3	4	5	6	7	8	9	AB	R	H	RBI	BB	SO	LOB	BOTTOM								
Ray Durham, S (1, 4) OBP: 0.337, SLG: 0.478	4-0 G4-6-3 1B BB		0-0 L8		1-0 F8		2-2 FC6		0-0 G4-3	4	0	0	0	1	0	4									
Jose Valentin, S (1, 6) OBP: 0.320, SLG: 0.491	0-2 G4-6-3 1B			1-1 BB 14 G5-4-3 1B		0-2 F7		0-2 L6	1-1 1B	5	1	3	1	0	0	0									
Frank Thomas, R (1, 10) OBP: 0.440, SLG: 0.611	1-1 F7			4-2 14 G5-4-3 1B BB		1-1 G6-4-3 HBP		2-3 K	3-H 1B	2	1	0	0	1	1	2									
Magglio Ordonez, R (1, 9) OBP: 0.383, SLG: 0.549	1-0 G4-6-3			4-0 14 G5-4-3 BB		0-1 G6-4-3		4-1 14 S BB		2	0	0	0	2	0	3									
14 Paul Konerko, R (1, 3) OBP: 0.371, SLG: 0.522		0-3 K		2-1 G5-4-3		1-0 FC5-4 1B		4-1 1-2 BB		3	0	1	0	1	1	2									
Chris Singleton, L (1, 8) OBP: 0.305, SLG: 0.408		1-1 G4-3		1-1 S 1B		0-0 FC5-4 1B HBP		0-3 K		4	0	1	1	0	1	3									
Carlos Lee, R (1, 7) OBP: 0.341, SLG: 0.532		3-3 K		3-H 2-3 K		2-2 1B HBP		0-0 HR		3	1	1	1	0	2	1									
Herbert Perry, R (1, 5) OBP: 0.367, SLG: 0.451			1-3 K		2-1 L4		2-1 FC6 1B		3-1 G4-3 SH3 1B	4	1	2	0	0	1	0									
Brook Fordyce, R (1, 2) OBP: 0.258, SLG: 0.316			1-1 F3		1-3 K		1-3 K		0-0 SH3	3	0	0	0	0	2	3									
<b>Inning Stats</b>	R: 0 E: 0 K: 0 S: 6	H: 1 LOB: 1 BB: 1 P: 12	R: 0 E: 0 K: 2 S: 8	H: 0 LOB: 0 BB: 0 P: 12	R: 0 E: 0 K: 1 S: 8	H: 0 LOB: 0 BB: 0 P: 10	R: 2 E: 0 K: 1 S: 11	H: 2 LOB: 1 BB: 2 P: 25	R: 0 E: 0 K: 1 S: 6	H: 0 LOB: 0 BB: 0 P: 10	R: 0 E: 0 K: 0 S: 6	H: 0 LOB: 0 BB: 0 P: 7	R: 0 E: 0 K: 1 S: 12	H: 2 LOB: 3 BB: 0 P: 20	R: 0 E: 0 K: 2 S: 11	H: 0 LOB: 2 BB: 2 P: 21	R: 2 E: 0 K: 0 S: 7	H: 3 LOB: 1 BB: 0 P: 11	1B: 7 2B: 0 3B: 0 HR: 1	SF: 0 SAC: 1 DP: 3 HBP: 2	WP: 0 PB: 0 CS: 0	PA: 38			
<b>PITCHER</b>	IP WLS BF H R ER SO BB IBB HBP BLK WP HR S P ERA WHIP	6.1 1.1 1.0 0.1	26 5 2 2 2 1	0 0 0 0 0	2 2 2 1	0 0 0 0	0 0 0 0	0 0 0 0	0 0 0 0	0 0 0 0	0 0 0 0	0 0 0 0	0 0 0 0	0 0 0 0	0 0 0 0	0 0 0 0	0 0 0 0	0 0 0 0	0 0 0 0	0 0 0 0	0 0 0 0	0 0 0 0	0 0 0 0	2.84 0.750 18.00	1.263 0.750 4.000

**New York Yankees @ Chicago White Sox**  
Comiskey Park, Chicago, IL  
Fri Jun 23, 2000, 8:05 PM EDT  
Att: 38,773 - Overcast - 71 F

AB 30  
R 4  
H 8  
RBI 3  
BB 5  
SO 8  
LOB 18













Batter	1	2	3	4	5	6	7	8	9	10	11	AB	R	H	RBI	BB	SO	LOB	TOP							
Chuck Knoblauch, R OBP: 0.337, SLG: 0.386	L5	G6-3		FC5 1B				2 1B SF8		G6-3		6	1	3	0	0	0	3								
2 Derek Jeter, R OBP: 0.381, SLG: 0.484	F3		F8	FC5 1B				FC3-6 1B		G5-3		6	0	2	1	0	1	1								
Paul O'Neill, L OBP: 0.357, SLG: 0.453			G4-3	FC5 1B				SF8		K		5	0	1	1	0	2	3								
Bernie Williams, S OBP: 0.388, SLG: 0.575	G3-1		K		BB 1B			FC3-6				5	1	2	0	1	1	2								
Tino Martinez, L OBP: 0.338, SLG: 0.446		FC3-6 BB		1B BB G6-4-3	BB 1B			E7 20 1B FC5-4		G4-3		4	2	2	0	2	0	2								
Shane Spencer, R OBP: 0.331, SLG: 0.479	FC3-6 1B BB			G6-4-3 1B BB				G6-3		G4-3		4	1	0	1	2	1	3								
Ricky Ledee, L OBP: 0.333, SLG: 0.422	F8											3	0	1	0	0	1	4								
20 Jorge Posada, S OBP: 0.438, SLG: 0.546												1	0	1	0	1	0	0								
Chris Turner, R OBP: 0.438, SLG: 0.500												4	0	1	1	1	0	6								
Jose Vizcaino, S OBP: 0.290, SLG: 0.257												5	1	2	1	0	2	3								
<b>Inning Stats</b>	R: 0 E: 0 K: 0 S: 7	H: 1 LOB: 1 BB: 0 P: 10	R: 0 E: 0 K: 0 S: 12	H: 1 LOB: 3 BB: 2 P: 25	R: 0 E: 0 K: 1 S: 8	H: 0 LOB: 0 BB: 0 P: 8	R: 3 E: 0 K: 0 S: 17	H: 4 LOB: 2 BB: 2 P: 30	R: 0 E: 0 K: 1 S: 11	H: 2 LOB: 2 BB: 1 P: 21	R: 0 E: 0 K: 3 S: 12	H: 1 LOB: 1 BB: 0 P: 17	R: 2 E: 1 K: 1 S: 11	H: 2 LOB: 1 BB: 1 P: 21	R: 1 E: 0 K: 0 S: 13	H: 2 LOB: 1 BB: 0 P: 19	R: 0 E: 0 K: 0 S: 9	H: 1 LOB: 1 BB: 1 P: 17	R: 0 E: 0 K: 1 S: 10	H: 0 LOB: 0 BB: 0 P: 14	R: 0 E: 0 K: 1 S: 7	H: 1 LOB: 0 BB: 0 P: 12	1B: 14 2B: 1 3B: 0 HR: 0	SF: 1 SAC: 0 DP: 3 HBP: 0	WP: 0 PB: 0 SB: 0 CS: 1	PA: 51
<b>PITCHER</b>	Hideo Nomo, R ERA: 5.16	C.J. Nitkowski, L ERA: 6.0	Matt Anderson, R ERA: 4.81	Doug Brocail, R ERA: 4.63	Todd Jones, R ERA: 3.08	<b>PITCHER</b>	Nelson Cruz, R ERA: (11.1)																			
IP	1.0	6.1	7.1	8.1	9.1	IP	1.0																			
WLS	H	H	H	B	L	WLS	W																			
BF	6	2	0	8	4	BF	3																			
H	2	0	0	3	0	H	1																			
R	2	0	0	1	0	R	0																			
ER	1	0	0	1	0	ER	0																			
SO	2	1	0	1	0	SO	1																			
BB	1	0	0	0	0	BB	0																			
IBB	0	0	0	0	0	IBB	0																			
HBP	0	0	0	0	0	HBP	0																			
BLK	0	0	0	0	0	BLK	0																			
WP	0	0	0	0	0	WP	0																			
HR	0	0	0	0	0	HR	0																			
S	14	5	7	34	16	S	7																			
P	24	0	7	34	16	P	12																			
ERA	9.00	0.00	0.00	6.75	0.00	ERA	0.00																			
WHIP	3.000	0.000	0.000	3.000	0.000	WHIP	1.000																			

New York Yankees @ Detroit Tigers  
Comerica Park, Detroit, MI  
Tue Jun 27 2000, 7:05 PM EDT  
Att: 37,512 - Cloudy - 79 F

AB 43  
R 6  
H 15  
RBI 5  
BB 7  
SO 8  
LOB 27



Batter	1	2	3	4	5	6	7	8	9	10	11	AB	R	H	RBI	BB	SO	LOB	BOTTOM					
Luis Polonia, L OBP: 0.319, SLG: 0.374	K		F9 2B		1B 1B	FC6-4 1B		G4-3		F7		4	1	3	0	0	1	0						
Rich Becker, R OBP: 0.372, SLG: 0.393												2	0	0	0	0	0	0						
Brad Ausmus, R OBP: 0.337, SLG: 0.347	F8		F9		S HR 1B	P6		P4		F9		6	1	1	0	0	0	2						
Bobby Higginson, L OBP: 0.385, SLG: 0.574			K		HR 1B	FC6-4 1B		F7				6	2	4	1	0	1	1						
Juan Gonzalez, R OBP: 0.313, SLG: 0.516	F3		K		K	FC6-4 FC4-6				P3		6	0	0	0	0	2	7						
Tony Clark, S OBP: 0.338, SLG: 0.529												3	2	2	1	2	0	2						
Shane Halter, R OBP: 0.309, SLG: 0.352		1B 1B			HR BB	FC4-6				E6 FC6		1	0	0	0	0	0	1						
Dean Palmer, R OBP: 0.358, SLG: 0.529												5	1	2	4	0	1	2						
Robert Fick, L OBP: 0.358, SLG: 0.342	F9				1B 1B			L4		FC6		1	0	0	1	0	0	1						
Damion Easley, R OBP: 0.386, SLG: 0.381												4	0	3	0	1	0	1						
Juan Encarnacion, R OBP: 0.340, SLG: 0.417												5	0	2	0	0	1	4						
Deivi Cruz, R OBP: 0.292, SLG: 0.394	F8											5	0	0	0	0	1	6						
<b>Inning Stats</b>	R: 0 E: 0 K: 1 S: 12	H: 1 LOB: 1 BB: 0 P: 15	R: 0 E: 0 K: 0 S: 11	H: 2 LOB: 2 BB: 0 P: 21	R: 0 E: 0 K: 2 S: 14	H: 1 LOB: 1 BB: 0 P: 21	R: 1 E: 0 K: 0 S: 10	H: 3 LOB: 1 BB: 0 P: 20	R: 5 E: 0 K: 1 S: 16	H: 6 LOB: 1 BB: 1 P: 27	R: 0 E: 0 K: 0 S: 7	H: 2 LOB: 2 BB: 0 P: 10	R: 0 E: 0 K: 0 S: 9	H: 0 LOB: 0 BB: 0 P: 12	R: 0 E: 0 K: 2 S: 15	H: 0 LOB: 2 BB: 2 P: 29	R: 0 E: 0 K: 0 S: 5	H: 0 LOB: 0 BB: 0 P: 8	R: 1 E: 1 K: 0 S: 7	H: 1 LOB: 2 BB: 0 P: 10	1B: 11 2B: 4 3B: 0 HR: 2	SF: 0 SAC: 0 DP: 1 HBP: 0	WP: 0 PB: 0 SB: 3 CS: 0	PA: 51
<b>PITCHER</b>	David Cone, R ERA: 6.4	Jason Grimsley, R ERA: 3.21	Mike Stanton, L ERA: 3.47	Jeff Nelson, R ERA: 1.51	42 Mariano Rivera, R ERA: 3.51	<b>PITCHER</b>																		
IP	4.1	2.2	1.0	2.0	0.1	IP																		
WLS	L	L	L	L	L	WLS																		
BF	24	12	3	8	4	BF																		
H	11	5	0	0	1	H																		
R	6	0	0	0	1	R																		
ER	6	0	0	0	0	ER																		
SO	4	0	0	0	0	SO																		
BB	1	0	0	0	0	BB																		
IBB	0	0	0	0	0	IBB																		
HBP	0	0	0	0	0	HBP																		
BLK	0	0	0	0	0	BLK																		
WP	0	0	0	0	0	WP																		
HR	2	0	0	0	0	HR																		
S	57	25	9	20	7	S																		
P	95	37	12	37	10	P																		
ERA	12.46	0.00	0.00	0.00	0.00	ERA																		
WHIP	2.769	1.875	0.000	1.000	3.000	WHIP																		

New York Yankees @ Detroit Tigers  
Comerica Park, Detroit, MI  
Tue Jun 27 2000, 7:05 PM EDT  
Att: 37,512 - Cloudy - 79 F

AB 48  
R 7  
H 17  
RBI 7  
BB 3  
SO 7  
LOB 27









Batter	1	2	3	4	5	6	7	8	9	AB	R	H	RBI	BB	SO	LOB	TOP										
Chuck Knoblauch R (1, 10) OBP: 0.344, SLG: 0.399	F8		2B	1B	F8			2B		5	1	3	1	0	0	1											
2 Derek Jeter R (1, 6) OBP: 0.386, SLG: 0.488	G4-6-3		L9	1B	SF9			1B		5	1	3	2	0	0	1											
Paul O'Neill, L (1, 9) OBP: 0.356, SLG: 0.447	G4-6-3									5	1	2	0	0	0	3											
Bernie Williams, S (1, 8) OBP: 0.386, SLG: 0.590		F8								4	1	1	2	0	1	0											
Tino Martinez, L (1, 3) OBP: 0.331, SLG: 0.434	F8									3	0	0	1	1	0	0											
Shane Spencer R (1, 7) OBP: 0.331, SLG: 0.473										5	1	2	0	0	1	2											
Scott Brosius, R (1, 5) OBP: 0.325, SLG: 0.396	F8									4	1	1	0	0	0	1											
Chris Turner, R (1, 2) OBP: 0.444, SLG: 0.531			P4							4	1	2	1	0	1	0											
Jose Vizcaino, S (1, 4) OBP: 0.285, SLG: 0.254	G6-3									3	1	0	1	0	0	1											
<b>Inning Stats</b>	R: 0 E: 0 K: 0 S: 8	H: 1 LOB: 0 BB: 0 P: 13	R: 0 E: 0 K: 0 S: 6	H: 1 LOB: 1 BB: 0 P: 8	R: 0 E: 0 K: 0 S: 10	H: 1 LOB: 1 BB: 0 P: 18	R: 3 E: 1 K: 0 S: 16	H: 8 LOB: 2 BB: 1 P: 26	R: 0 E: 0 K: 1 S: 5	H: 0 LOB: 0 BB: 0 P: 8	R: 0 E: 0 K: 1 S: 7	H: 0 LOB: 0 BB: 0 P: 11	R: 0 E: 0 K: 1 S: 12	H: 2 LOB: 2 BB: 0 P: 14	R: 0 E: 0 K: 0 S: 9	H: 0 LOB: 0 BB: 0 P: 16	1B: 10 2B: 3 3B: 1 HR: 0	SF: 3 SAC: 0 DP: 1 HBP: 0	WP: 1 PB: 0 SB: 0 CS: 0	PA: 42							
<b>PITCHER</b>	IP	WLS	BF	H	R	ER	SO	BB	IBB	HBP	BLK	WP	HR	S	P	ERA	WHIP										
Dave Milck, R (1, 1) ERA: 6.33	3.1	L	19	9	7	7	0	0	0	0	0	0	0	33	52	18.90	2.700										
Nelson Cruz, R (4, 1) ERA: 1.42	4.1		18	4	1	0	3	0	1	0	0	1	0	39	62	0.00	0.923										
Doug Brocail, R (8, 1) ERA: 4.58	0.1		2	1	0	0	0	0	0	0	0	0	0	6	6	0.00	3.000										
Matt Anderson, R (9, 1) ERA: 4.67	1.0		3	0	0	0	0	0	0	0	0	0	0	9	16	0.00	0.000										

**New York Yankees @ Detroit Tigers**  
Comerica Park, Detroit, MI  
Thu Jun 29 2000, 7:05 PM EDT  
Att: 39,586 - Cloudy - 70 F

AB	38
R	8
H	14
RBI	8
BB	1
SO	3
LOB	9



Batter	1	2	3	4	5	6	7	8	9	AB	R	H	RBI	BB	SO	LOB	BOTTOM										
Luis Polonia, L (1, 10) OBP: 0.311, SLG: 0.377	B5-3		L4		F8			L1		4	0	0	0	0	0	4											
Brad Ausmus, R (1, 2) OBP: 0.338, SLG: 0.353	G5-3		G3					G4-3		4	0	1	0	0	0	2											
Bobby Higginson, L (1, 7) OBP: 0.380, SLG: 0.559	G4-3									4	0	0	0	0	1	1											
Dean Palmer, R (1, 5) OBP: 0.360, SLG: 0.522										3	0	1	0	1	1	1											
Wendell Magee, R (1, 9) OBP: 0.316, SLG: 0.528	G6-3									4	0	0	0	0	0	3											
Damion Easley, R (1, 4) OBP: 0.354, SLG: 0.365										4	0	1	0	0	1	1											
Juan Encarnacion, R (1, 8) OBP: 0.354, SLG: 0.437										2	0	1	0	1	0	1											
Robert Flick, L (1, 3) OBP: 0.350, SLG: 0.333										3	0	0	0	0	2	3											
Deivi Cruz, R (1, 6) OBP: 0.303, SLG: 0.423										3	0	2	0	0	0	0											
<b>Inning Stats</b>	R: 0 E: 0 K: 0 S: 9	H: 0 LOB: 0 BB: 0 P: 12	R: 0 E: 0 K: 1 S: 12	H: 0 LOB: 0 BB: 1 P: 20	R: 0 E: 0 K: 1 S: 10	H: 2 LOB: 2 BB: 0 P: 15	R: 0 E: 0 K: 0 S: 9	H: 0 LOB: 0 BB: 0 P: 13	R: 0 E: 0 K: 1 S: 9	H: 2 LOB: 2 BB: 0 P: 13	R: 0 E: 0 K: 1 S: 10	H: 1 LOB: 1 BB: 0 P: 18	R: 0 E: 0 K: 0 S: 5	H: 0 LOB: 0 BB: 1 P: 11	R: 0 E: 0 K: 0 S: 5	H: 0 LOB: 0 BB: 0 P: 6	R: 0 E: 0 K: 1 S: 11	H: 1 LOB: 1 BB: 0 P: 17	1B: 6 2B: 0 3B: 0 HR: 0	SF: 0 SAC: 0 DP: 2 HBP: 0	WP: 0 PB: 0 SB: 0 CS: 0	PA: 33					
<b>PITCHER</b>	IP	WLS	BF	H	R	ER	SO	BB	IBB	HBP	BLK	WP	HR	S	P	ERA	WHIP										
Andy Pettitte, L (1, 1) ERA: 4.4	9.0	W	33	6	0	0	5	2	0	0	0	0	0	80	125	0.00	0.889										

**New York Yankees @ Detroit Tigers**  
Comerica Park, Detroit, MI  
Thu Jun 29 2000, 7:05 PM EDT  
Att: 39,586 - Cloudy - 70 F

AB	31
R	0
H	6
RBI	0
BB	2
SO	5
LOB	16





Batter	1	2	3	4	5	6	7	8	9	AB	R	H	RBI	BB	SO	LOB	TOP										
<b>Chuck Knoblauch, R</b> (1, 4) OBP: 0.342, SLG: 0.397	1-1 F8		0-1 G5-3		0-1 G4-3			2-2 G2-3 HR		4	1	1	0	0	0	1	<b>New York Yankees @ Tampa Bay Devil Rays</b> Tropicana Field, St. Petersburg, FL Fri Jun 30 2000, 7:15 PM EDT Att: 30,323 - Dome - 72 F <a href="http://livebaseballscorecards.com">livebaseballscorecards.com</a>										
<b>2 Derek Jeter, R</b> (1, 6) OBP: 0.380, SLG: 0.481	0-0 G6-3		1-1 G6-3		2-3 K			1-2 F8		4	0	0	0	0	1	2											
<b>Paul O'Neill, L</b> (1, 9) OBP: 0.351, SLG: 0.441	2-0 G3		0-0 G4-3			2-2 F7		3-2 G2-3		4	0	0	0	0	0	1											
<b>Bernie Williams, S</b> (1, 8) OBP: 0.390, SLG: 0.601		4-0 20 1B FC3-6 BB		2-0 G4-3		3-2 G3-6-1 1B		0-0 HR		3	2	2	2	1	0	0											
<b>David Justice, L</b> (1, 10) OBP: 0.357, SLG: 0.575		0-2 CI FC3-6 20 1B SF9		0-1 G4-3		0-0 G3-6-1 1-2		2-3 K		3	1	0	0	0	1	1											
<b>20 Jorge Posada, S</b> (1, 2) OBP: 0.443, SLG: 0.549		1-2 FC3-6 1-2 2-3 1B		4-2 BB			2-1 G4-3 1B		0-1 2B	3	0	3	0	1	0	0											
<b>Tino Martinez, L</b> (1, 3) OBP: 0.327, SLG: 0.428		0-0 FC3-6 SF9 1-2 2-3 3-H		1-1 G3			0-2 G4-3 1-2		0-3 K	4	0	0	1	0	1	5											
<b>Shane Spencer, R</b> (1, 7) OBP: 0.325, SLG: 0.467		1-2 SF9 3-H		0-0 F3			0-0 F8		0-0 L7	3	0	0	1	0	0	2											
<b>Scott Brosius, R</b> (1, 5) OBP: 0.324, SLG: 0.398		3-1 F9		2-2 G4-3 2B			3-2 F9		2-3 K	4	0	1	0	0	1	3											
<b>Inning Stats</b>	R: 0 E: 0 K: 0 S: 4	H: 0 LOB: 0 BB: 0 P: 7	R: 2 E: 1 K: 0 S: 10	H: 1 LOB: 1 BB: 1 P: 20	R: 0 E: 0 K: 0 S: 5	H: 0 LOB: 0 BB: 0 P: 6	R: 0 E: 0 K: 0 S: 7	H: 0 LOB: 1 BB: 1 P: 14	R: 0 E: 0 K: 0 S: 10	H: 1 LOB: 1 BB: 0 P: 12	R: 0 E: 0 K: 0 S: 10	H: 1 LOB: 1 BB: 0 P: 15	R: 2 E: 0 K: 1 S: 16	H: 2 LOB: 0 BB: 0 P: 24	R: 0 E: 0 K: 2 S: 9	H: 1 LOB: 1 BB: 0 P: 11	1B: 4 2B: 2 3B: 0 HR: 1	SF: 1 SAC: 0 DP: 1 HBP: 0	WP: 0 PB: 0 CS: 0	PA: 36							
<b>PITCHER</b>	IP	WLS	BF	H	R	ER	SO	BB	IBB	HBP	BLK	WP	HR	S	P	ERA	WHIP										
<b>Bryan Rekar, R</b> (1, 1) ERA: 4.4	7.0		27	4	2	1	1	2	0	0	0	0	0	53	88	1.29	0.857										
<b>Jim Meier, R</b> (8, 1) ERA: 2.65	1.0	W	5	2	2	2	1	0	0	0	0	0	1	16	24	18.00	2.000										
<b>Roberto Hernandez, R</b> (9, 1) ERA: 4.3	1.0	S	4	1	0	0	2	0	0	0	0	0	0	9	11	0.00	1.000										

Batter	1	2	3	4	5	6	7	8	9	AB	R	H	RBI	BB	SO	LOB	BOTTOM										
<b>Randy Winn, S</b> (1, 8) OBP: 0.380, SLG: 0.289	3-3 K	0-0 G3 1B	2-1 G4-6-3			1-1 G4-3	0-0 FC4-6	1-2 G1-3		6	0	1	1	0	1	8	<b>New York Yankees @ Tampa Bay Devil Rays</b> Tropicana Field, St. Petersburg, FL Fri Jun 30 2000, 7:15 PM EDT Att: 30,323 - Dome - 72 F <a href="http://livebaseballscorecards.com">livebaseballscorecards.com</a>										
<b>Steve Cox, L</b> (1, 10) OBP: 0.409, SLG: 0.479	3-2 G4-3	0-0 G3		3-2 G4-3		2-2 G4-3 BB 1B	0-0 G4-3			5	0	1	0	0	0	4											
<b>Bubba Trammell, R</b> (1, 7) OBP: 0.375, SLG: 0.504	2-2 1B	3-1 G5-3		1-3 K		4-0 G4-3 BB		1-1 G3		4	0	1	0	1	1	2											
<b>Fred McGriff, L</b> (1, 3) OBP: 0.364, SLG: 0.477	0-0 1B		2-1 1B 1B	2-3 K		0-2 G4-3		0-0 BB BB		5	2	3	0	0	1	2											
<b>Bobby Smith, R</b> (1, 4) OBP: 0.377, SLG: 0.536	3-3 K		0-3 K			4-0 G6-3		4-1 BB BB BB		3	1	0	0	2	2	3											
<b>Jose Guillen, R</b> (1, 9) OBP: 0.329, SLG: 0.486		1-2 1B 1B	0-0 1B 1B			1-0 G6-3	1-0 F9	3-3 K		5	2	2	0	0	1	5											
<b>Mike DiFelice, R</b> (1, 2) OBP: 0.327, SLG: 0.455		0-2 G5-3	2-1 BB 1B			1-2 BB 1B		4-1 BB BB BB		4	0	2	0	1	0	1											
<b>Russ Johnson, R</b> (1, 5) OBP: 0.280, SLG: 0.256		4-2 1B BB	2-2 BB 1B			4-1 BB 1B		4-0 FC4-6 BB		1	1	1	3	4	0	0											
<b>Felix Martinez, S</b> (1, 6) OBP: 0.368, SLG: 0.370		0-0 G3 1B	0-0 G4-6-3 BB			2-1 G3		4-2 FC4-6 BB		2	0	1	2	3	0	2											
<b>Inning Stats</b>	R: 0 E: 0 K: 2 S: 16	H: 2 LOB: 2 BB: 0 P: 27	R: 2 E: 0 K: 0 S: 14	H: 3 LOB: 2 BB: 1 P: 22	R: 2 E: 0 K: 1 S: 14	H: 4 LOB: 2 BB: 1 P: 26	R: 0 E: 0 K: 2 S: 9	H: 0 LOB: 0 BB: 0 P: 15	R: 0 E: 0 K: 0 S: 8	H: 1 LOB: 2 BB: 1 P: 16	R: 0 E: 0 K: 0 S: 12	H: 1 LOB: 3 BB: 2 P: 24	R: 0 E: 0 K: 0 S: 11	H: 0 LOB: 2 BB: 2 P: 22	R: 2 E: 0 K: 1 S: 15	H: 1 LOB: 3 BB: 4 P: 36	1B: 11 2B: 1 3B: 0 HR: 0	SF: 0 SAC: 0 DP: 1 HBP: 0	WP: 0 PB: 0 CS: 0	PA: 46							
<b>PITCHER</b>	IP	WLS	BF	H	R	ER	SO	BB	IBB	HBP	BLK	WP	HR	S	P	ERA	WHIP										
<b>Jason Grimsley, R</b> (1, 1) ERA: 3.7	2.1		17	9	4	4	3	1	0	0	0	0	0	41	66	15.43	4.286										
<b>Craig Dingman, R</b> (3, 1) ERA	2.2		10	1	0	0	2	2	0	0	0	0	0	20	40	0.00	1.125										
<b>Mike Stanton, L</b> (6, 1) ERA: 3.29	2.0		11	1	0	0	0	4	0	0	0	0	0	23	46	0.00	2.500										
<b>Jeff Nelson, R</b> (8, 1) ERA: 1.91	0.2	L	6	1	2	2	1	3	0	0	0	0	0	9	25	27.00	6.000										
<b>Todd Erdos, R</b> (8, 1) ERA: 5.04	0.1		2	0	0	0	0	1	0	0	0	0	0	6	11	0.00	3.000										



Batter	1	2	3	4	5	6	7	8	9	AB	R	H	RBI	BB	SO	LOB	TOP										
Jose Vizcaino, S (1.4) OBP: 0.289, SLG: 0.285	P6		2B			K		2B		5	2	2	0	0	2	2	<b>New York Yankees @ Tampa Bay Devil Rays</b> Tropicana Field, St. Petersburg, FL Sat Jul 01 2000, 4:15 PM EDT Att: 37,990 - Dome - 72 F <a href="http://livebaseballscorecards.com">livebaseballscorecards.com</a>										
2 Derek Jeter, R (1.6) OBP: 0.377, SLG: 0.476	G4-3		K			G1-4-3		L7		5	0	1	1	0	1	3											
Paul O'Neill, L (1.9) OBP: 0.355, SLG: 0.449	G4-3		2B			BB		G4-3		4	1	2	1	1	1	1											
Bernie Williams, S (1.8) OBP: 0.393, SLG: 0.600		20 1B	K			BB		G4-3		4	2	2	0	1	2	2											
David Justice, L (1.10) OBP: 0.358, SLG: 0.569	L4		BB			1-2 2-3		G4-3		3	0	0	0	2	1	4											
20 Jorge Posada, S (1.2) OBP: 0.444, SLG: 0.547 Chris Turner, R (7.2) OBP: 0.432, SLG: 0.515	1B		K			F8		E		3	1	1	0	1	1	5											
Tino Martinez, L (1.3) OBP: 0.328, SLG: 0.431	F8					G6-3		E3		5	0	2	3	0	0	2											
Shane Spencer, R (1.7) OBP: 0.327, SLG: 0.470	1B					F5		K		5	0	2	1	0	1	1											
Scott Brosius, R (1.5) OBP: 0.318, SLG: 0.390	L4					G6-3		F8		4	0	0	0	0	0	5											
<b>Inning Stats</b>	R: 0 E: 0 K: 0 S: 6	H: 0 LOB: 0 BB: 0 P: 11	R: 1 E: 0 K: 0 S: 13	H: 3 LOB: 2 BB: 0 P: 24	R: 1 E: 0 K: 3 S: 21	H: 2 LOB: 2 BB: 1 P: 31	R: 0 E: 0 K: 0 S: 6	H: 0 LOB: 0 BB: 0 P: 10	R: 0 E: 0 K: 1 S: 9	H: 1 LOB: 3 BB: 2 P: 20	R: 0 E: 0 K: 1 S: 12	H: 2 LOB: 2 BB: 0 P: 19	R: 3 E: 1 K: 1 S: 20	H: 2 LOB: 1 BB: 2 P: 35	R: 1 E: 0 K: 3 S: 16	H: 2 LOB: 1 BB: 0 P: 24		R: 0 E: 0 K: 0 S: 12	H: 0 LOB: 0 BB: 0 P: 16	1B: 6 2B: 5 3B: 1 HR: 0	SF: 0 SAC: 0 DP: 0 HBP: 0	WP: 0 PB: 0 CS: 1	PA: 44				
<b>PITCHER</b>	IP	WLS	BF	H	R	ER	SO	BB	IBB	HBP	BLK	WP	HR	S	P	ERA	WHIP										
Albie Lopez, R (1.1) ERA: 4.41	5.0	L	26	8	2	2	4	2	1	0	0	0	0	60	104	3.60	2.000										
Rick White, R (6.1) ERA: 3.32	1.0		3	0	0	0	1	0	0	0	0	0	0	7	11	0.00	0.000										
Mark Guthrie, L (7.1) ERA: 4.54	1.0		3	4	4	4	1	1	1	0	0	0	0	26	44	36.00	5.000										
Doug Creek, L (8.1) ERA: 1.69	1.0		3	0	0	0	3	0	0	0	0	0	0	10	15	0.00	0.000										
Tanyon Sturtze, R (9.1) ERA: 8.89	1.0		3	0	0	0	0	0	0	0	0	0	0	12	16	0.00	0.000										

Batter	1	2	3	4	5	6	7	8	9	AB	R	H	RBI	BB	SO	LOB	BOTTOM										
Randy Winn, S (1.8) OBP: 0.365, SLG: 0.276	F8		F8			L4		F8		4	0	0	0	0	0	2	<b>New York Yankees @ Tampa Bay Devil Rays</b> Tropicana Field, St. Petersburg, FL Sat Jul 01 2000, 4:15 PM EDT Att: 37,990 - Dome - 72 F <a href="http://livebaseballscorecards.com">livebaseballscorecards.com</a>										
Steve Cox, L (1.10) OBP: 0.412, SLG: 0.469	F7		K			BB		FC6-4		2	0	0	0	2	1	1											
Bubba Trammell, R (1.7) OBP: 0.372, SLG: 0.496	1B					F7		FC6-4		4	0	1	0	0	1	3											
Fred McGriff, L (1.3) OBP: 0.360, SLG: 0.471	P6		G3-1			F8		G4-3		4	0	0	0	0	0	2											
Bobby Smith, R (1.4) OBP: 0.391, SLG: 0.593 Miguel Cairo, R (8.4) OBP: 0.319, SLG: 0.333	G6-3		HR			K		G3		3	1	2	1	0	1	0											
John Flaherty, R (1.2) OBP: 0.307, SLG: 0.374	G6-3		F8			G6-3		K		4	0	0	0	0	1	1											
Jose Guillen, R (1.9) OBP: 0.323, SLG: 0.477	F9					F7		G5-3		3	0	0	0	0	0	0											
Russ Johnson, R (1.5) OBP: 0.282, SLG: 0.269			2B			K		F9		3	0	1	0	0	1	0											
Felix Martinez, S (1.6) OBP: 0.368, SLG: 0.369	F8					G3		FC6-4		3	0	1	0	0	0	1											
<b>Inning Stats</b>	R: 0 E: 0 K: 0 S: 10	H: 1 LOB: 1 BB: 0 P: 17	R: 0 E: 0 K: 0 S: 6	H: 1 LOB: 0 BB: 0 P: 10	R: 0 E: 0 K: 1 S: 9	H: 1 LOB: 1 BB: 0 P: 15	R: 1 E: 0 K: 1 S: 12	H: 1 LOB: 0 BB: 0 P: 18	R: 0 E: 0 K: 0 S: 8	H: 0 LOB: 0 BB: 0 P: 12	R: 0 E: 0 K: 0 S: 6	H: 0 LOB: 1 BB: 1 P: 14	R: 0 E: 0 K: 1 S: 6	H: 0 LOB: 0 BB: 0 P: 7	R: 0 E: 0 K: 0 S: 8	H: 1 LOB: 2 BB: 1 P: 17		R: 0 E: 0 K: 1 S: 5	H: 0 LOB: 0 BB: 0 P: 6	1B: 3 2B: 1 3B: 0 HR: 1	SF: 0 SAC: 0 DP: 1 HBP: 0	WP: 0 PB: 0 CS: 0	PA: 33				
<b>PITCHER</b>	IP	WLS	BF	H	R	ER	SO	BB	IBB	HBP	BLK	WP	HR	S	P	ERA	WHIP										
Orlando Hernandez, R (1.1) ERA: 4.47	5.2		21	4	1	1	3	1	0	0	0	0	1	49	82	1.59	0.882										
Randy Choate, L (6.1) ERA:	0.1	H	1	0	0	0	0	0	0	0	0	0	0	2	4	0.00	0.000										
Jeff Nelson, R (7.1) ERA: 1.97	1.0		3	0	0	0	1	0	0	0	0	0	0	6	7	0.00	0.000										
Mike Stanton, L (8.1) ERA: 3.2	1.0		5	1	0	0	0	1	0	0	0	0	0	8	17	0.00	2.000										
42 Mariano Rivera, R (9.1) ERA: 3.41	1.0		3	0	0	0	1	0	0	0	0	0	0	5	6	0.00	0.000										



Batter	1	2	3	4	5	6	7	8	9	AB	R	H	RBI	BB	SO	LOB	TOP			
Jose Vizcaino, S OBP: 0.281, SLG: 0.276										4	0	0	0	0	1	1				
2 Derek Jeter, R OBP: 0.374, SLG: 0.469										4	1	0	0	1	0	0				
Paul O'Neill, L OBP: 0.356, SLG: 0.446										4	0	1	1	1	1	0				
Bernie Williams, S OBP: 0.398, SLG: 0.602										4	1	3	0	0	1	0				
David Justice, L OBP: 0.357, SLG: 0.564										4	0	1	2	0	0	3				
20 Jorge Posada, S OBP: 0.444, SLG: 0.544										3	0	1	0	1	0	3				
Tino Martinez, L OBP: 0.324, SLG: 0.425										4	0	0	0	0	1	4				
Shane Spencer, R OBP: 0.333, SLG: 0.473										3	1	2	0	1	0	1				
Scott Brosius, R OBP: 0.321, SLG: 0.407										4	2	2	2	0	0	3				
<b>Inning Stats</b>	R: 0 E: 0 K: 1 S: 11	H: 0 LOB: 0 BB: 1 P: 21	R: 1 E: 1 K: 0 S: 13	H: 2 LOB: 1 BB: 0 P: 21	R: 2 E: 0 K: 0 S: 9	H: 3 LOB: 2 BB: 1 P: 19	R: 2 E: 0 K: 1 S: 14	H: 2 LOB: 0 BB: 0 P: 21	R: 0 E: 0 K: 0 S: 11	H: 2 LOB: 2 BB: 0 P: 16	R: 0 E: 0 K: 2 S: 10	H: 0 LOB: 0 BB: 0 P: 13	R: 0 E: 0 K: 0 S: 11	H: 1 LOB: 1 BB: 1 P: 17	R: 0 E: 0 K: 0 S: 7	H: 0 LOB: 0 BB: 0 P: 9	1B: 9 2B: 1 3B: 0 HR: 1	SF: 0 SAC: 1 DP: 1 HBP: 0	WP: 0 PB: 0 CS: 1	PA: 40
<b>PITCHER</b>	IP WLS BF H R ER SO BB IBB HBP BLK WP HR S P ERA WHIP																			
Steve Trachsel, R ERA: 4.61	(1, 1) 5.0 L 26 9 5 4 2 3 0 0 0 0 0 1 62 106 7.20 2.400																			
Rick White, R ERA: 3.21	(6, 1) 2.0 5 0 0 0 2 0 0 0 0 0 0 0 15 19 0.00 0.000																			
Mark Guthrie, L ERA: 4.43	(8, 1) 1.0 5 1 0 0 0 1 0 0 0 0 0 0 11 17 0.00 2.000																			
Jim Mecir, R ERA: 2.57	(9, 1) 1.0 3 0 0 0 0 0 0 0 0 0 0 0 7 9 0.00 0.000																			

**New York Yankees @ Tampa Bay Devil Rays**  
Tropicana Field, St. Petersburg, FL  
Sun Jul 02 2000, 1:15 PM EDT  
Att: 31,118 - Dome - 72 F

AB 34  
R 5  
H 10  
RBI 5  
BB 4  
SO 4  
LOB 15

Batter	1	2	3	4	5	6	7	8	9	AB	R	H	RBI	BB	SO	LOB	BOTTOM					
Randy Winn, S OBP: 0.361, SLG: 0.275										4	0	1	0	0	0	4						
Steve Cox, L OBP: 0.407, SLG: 0.455										3	1	0	0	0	1	3						
Bubba Trammell, R OBP: 0.369, SLG: 0.504										4	1	1	0	0	1	1						
Fred McGriff, L OBP: 0.355, SLG: 0.464										4	0	0	0	0	0	1						
Bobby Smith, R OBP: 0.382, SLG: 0.571										4	0	1	1	0	2	1						
John Flaherty, R OBP: 0.302, SLG: 0.367										4	0	0	0	0	0	1						
Jose Guillen, R OBP: 0.322, SLG: 0.471										4	0	1	0	0	2	0						
Russ Johnson, R OBP: 0.290, SLG: 0.263										2	0	0	0	2	0	1						
Felix Martinez, S OBP: 0.364, SLG: 0.358										3	0	0	0	1	1	3						
<b>Inning Stats</b>	R: 0 E: 0 K: 0 S: 4	H: 1 LOB: 0 BB: 0 P: 5	R: 0 E: 0 K: 1 S: 7	H: 0 LOB: 0 BB: 0 P: 10	R: 0 E: 0 K: 2 S: 11	H: 0 LOB: 2 BB: 1 P: 20	R: 0 E: 0 K: 0 S: 6	H: 0 LOB: 0 BB: 0 P: 12	R: 0 E: 0 K: 0 S: 8	H: 1 LOB: 2 BB: 1 P: 17	R: 1 E: 0 K: 1 S: 9	H: 1 LOB: 1 BB: 0 P: 11	R: 0 E: 0 K: 1 S: 7	H: 0 LOB: 0 BB: 0 P: 11	R: 1 E: 1 K: 1 S: 15	H: 1 LOB: 1 BB: 0 P: 22	R: 0 E: 0 K: 1 S: 9	H: 0 LOB: 1 BB: 1 P: 15	1B: 3 2B: 0 3B: 1 HR: 0	SF: 0 SAC: 0 DP: 1 HBP: 1	WP: 0 PB: 0 CS: 0	PA: 36
<b>PITCHER</b>	IP WLS BF H R ER SO BB IBB HBP BLK WP HR S P ERA WHIP																					
Roger Clemens, R ERA: 4.48	(1, 1) 7.0 W 27 3 1 1 5 2 0 0 0 0 0 0 52 86 1.29 0.714																					
Randy Choate, L ERA:	(8, 1) 0.2 4 1 1 0 0 0 0 0 0 0 0 0 12 19 0.00 1.500																					
42 Mariano Rivera, R ERA: 3.28	(8, 1) 1.1 S 5 0 0 0 2 1 0 0 0 0 0 0 12 18 0.00 0.750																					

**New York Yankees @ Tampa Bay Devil Rays**  
Tropicana Field, St. Petersburg, FL  
Sun Jul 02 2000, 1:15 PM EDT  
Att: 31,118 - Dome - 72 F

AB 32  
R 2  
H 4  
RBI 1  
BB 3  
SO 7  
LOB 15



Batter	1	2	3	4	5	6	7	8	9	AB R H RBI BB SO LOB	TOP								
<b>Brady Anderson, L</b> (1, 8) OBP: 0.349, SLG: 0.415	2-3 K	0-0 HR		3-3 K		2-3 K			2-0 F8	5 1 1 2 0 3 1	<b>Baltimore Orioles @ New York Yankees</b> Yankee Stadium, Bronx, NY Tue Jul 04 2000, 1:05 PM EDT Att. 44,447 - Overcast - 79 F								
<b>Mike Bordick, R</b> (1, 6) OBP: 0.343, SLG: 0.489	1-2 HR	2-1 F9			1-1 G3		0-0 FC6-4 2B	2-3 K	5 1 2 1 0 1 0										
<b>Will Clark, L</b> (1, 3) OBP: 0.418, SLG: 0.446	1-2 WP 1B	3-2 G3-1			1-3 K		0-0 G6-3	0-0 P6	5 0 1 0 0 1 1										
<b>Albert Belle, R</b> (1, 9) OBP: 0.371, SLG: 0.545	0-2 F8		0-2 G4-3		1-0 P4		2-1 FC6-4 HBP		3 0 0 0 0 0 1										
<b>Luis Matos, R</b> (9, 9) OBP: 0.156, SLG: 0.167									0 0 0 0 0 0 0										
<b>B.J. Surhoff, L</b> (1, 7) OBP: 0.335, SLG: 0.444	1-3 K		2-2 F8		0-0 E1 HR		2-1 P6		4 1 0 0 0 1 3										
<b>Jeff Conine, R</b> (1, 5) OBP: 0.352, SLG: 0.507	1-2 P5		3-2 G4-3		1-1 G4-3		0-0 FC6-4		4 0 0 0 0 0 5										
<b>Harold Baines, L</b> (1, 10) OBP: 0.314, SLG: 0.419		1-0 HR		0-3 K		4-0 HR IBB		0-1 L4	3 2 1 1 1 1 0										
<b>Charles Johnson, R</b> (1, 2) OBP: 0.374, SLG: 0.617		4-0 HR BB		1-2 1B		0-0 L8		4-0 G6-3 BB	2 1 1 0 2 0 2										
<b>Mark Lewis, R</b> (1, 4) OBP: 0.269, SLG: 0.333		1-1 F7		2-2 P4		0-0 HR		2-1 G6-3	4 1 1 3 0 0 3										
<b>Inning Stats</b>	R: 1 H: 2 E: 0 K: 2 S: 21	H: 2 R: 0 ER: 0 LOB: 2 BB: 0 P: 27	R: 3 H: 2 E: 0 K: 0 S: 11	H: 2 R: 0 ER: 0 LOB: 0 BB: 1 P: 22	R: 0 H: 0 E: 0 K: 0 S: 9	H: 0 R: 0 ER: 0 LOB: 1 BB: 0 P: 14	R: 0 H: 1 E: 0 K: 2 S: 15	H: 1 R: 0 ER: 0 LOB: 0 BB: 0 P: 9	R: 3 H: 1 E: 1 K: 1 S: 8	H: 1 R: 0 ER: 0 LOB: 2 BB: 1 P: 15	R: 0 H: 1 E: 0 K: 0 S: 6	H: 1 R: 0 ER: 0 LOB: 0 BB: 0 P: 10	R: 0 H: 0 E: 0 K: 0 S: 4	H: 0 R: 0 ER: 0 LOB: 0 BB: 1 P: 10	R: 0 H: 0 E: 0 K: 1 S: 5	H: 0 R: 0 ER: 0 LOB: 0 BB: 0 P: 9	1B: 2 2B: 1 3B: 0 HR: 4	SF: 0 SAC: 0 DP: 1 HBP: 1	WP: 1 PA: 39 PB: 0 SB: 0 CS: 0
<b>PITCHER</b>	IP WLS BF H R ER SO BB IBB HBP BLK WP HR S P ERA WHIP											<b>PITCHER</b>	IP WLS BF H R ER SO BB IBB HBP BLK WP HR S P ERA WHIP						
<b>David Cone, R</b> (1, 1) ERA: 6.4	5.2 L 27 6 7 4 5 1 1 0 0 0 1 4 67 103 6.35 1.235																		
<b>Randy Choate, L</b> (6, 1) ERA:	0.2 3 1 0 0 1 0 0 0 0 0 0 0 5 7 0.00 1.500																		
<b>Ben Ford, R</b> (7, 1) ERA: 8.1	1.2 6 0 0 0 0 1 0 0 1 0 0 0 8 18 0.00 0.600																		
<b>Craig Dingman, R</b> (9, 1) ERA:	1.0 3 0 0 0 1 0 0 0 0 0 0 0 5 9 0.00 0.000																		

Batter	1	2	3	4	5	6	7	8	9	AB R H RBI BB SO LOB	BOTTOM								
<b>Chuck Knoblauch, R</b> (1, 4) OBP: 0.351, SLG: 0.407	0-0 2 HBP 1B		4-1 2 G5-3 BB		2-0 F7			0-2 2 F9 1B 2B	1-1 2 2B 1B	4 3 3 1 1 0 0	<b>Baltimore Orioles @ New York Yankees</b> Yankee Stadium, Bronx, NY Tue Jul 04 2000, 1:05 PM EDT Att. 44,447 - Overcast - 79 F								
<b>2 Derek Jeter, R</b> (1, 6) OBP: 0.375, SLG: 0.469	1-1 1B G4-6-3 HBP		0-1 G5-3			1-0 G5-3		2-2 F9 2B	2-1 3-H 1B	4 1 1 1 0 0 2									
<b>Paul O'Neill, L</b> (1, 9) OBP: 0.356, SLG: 0.443	1-0 G4-6-3 1B		3-2 F7			0-0 G6-3		4-1 1B BB	0-1 G4-3	4 0 1 1 1 0 2									
<b>Bernie Williams, S</b> (1, 8) OBP: 0.399, SLG: 0.601	2-2 G4-6-3			1-1 G1-3		3-1 1B		1-1 1B		4 0 2 1 0 0 1									
<b>David Justice, L</b> (1, 10) OBP: 0.352, SLG: 0.555	2-3 K		2-0 G3			3-2 F7		3-1 K		4 0 0 0 0 2 3									
<b>20 Jorge Posada, S</b> (1, 3) OBP: 0.445, SLG: 0.554		1-2 F8		4-2 FC5-4 BB		2-3 K		1-0 HR		3 1 1 1 1 1 0									
<b>Shane Spencer, R</b> (1, 7) OBP: 0.332, SLG: 0.469		2-2 1B		0-0 FC5-4		0-1 F7		3-3 K		4 0 1 0 0 1 1									
<b>Chris Turner, R</b> (1, 2) OBP: 0.400, SLG: 0.472		1-1 L4-3 1B			0-1 L4		0-0 F3	2-1 F8 1B 2B		3 0 0 0 0 0 1									
<b>Tino Martinez, L</b> (9, PH) OBP: 0.326, SLG: 0.431		1-2 L4-3								1 1 1 0 0 0 0									
<b>Scott Brosius, R</b> (1, 5) OBP: 0.316, SLG: 0.399			0-1 G3-1		0-2 L8			3-2 G5-3	0-1 F8	4 0 0 0 0 0 1									
<b>Inning Stats</b>	R: 2 H: 2 E: 0 K: 1 S: 10	H: 2 R: 0 ER: 0 LOB: 0 BB: 0 P: 16	R: 0 H: 1 E: 0 K: 0 S: 9	H: 1 R: 0 ER: 0 LOB: 0 BB: 1 P: 13	R: 0 H: 0 E: 0 K: 0 S: 6	H: 0 R: 0 ER: 0 LOB: 1 BB: 1 P: 13	R: 0 H: 0 E: 0 K: 0 S: 6	H: 0 R: 0 ER: 0 LOB: 0 BB: 0 P: 8	R: 0 H: 1 E: 0 K: 0 S: 8	H: 1 R: 0 ER: 0 LOB: 0 BB: 0 P: 15	R: 0 H: 0 E: 0 K: 1 S: 7	H: 0 R: 0 ER: 0 LOB: 0 BB: 0 P: 9	R: 1 H: 2 E: 0 K: 1 S: 16	H: 2 R: 0 ER: 0 LOB: 2 BB: 1 P: 28	R: 3 H: 4 E: 0 K: 1 S: 15	H: 4 R: 0 ER: 0 LOB: 1 BB: 0 P: 24	1B: 6 2B: 4 3B: 0 HR: 1	SF: 0 SAC: 0 DP: 2 HBP: 1	WP: 0 PA: 39 PB: 0 SB: 0 CS: 0
<b>PITCHER</b>	IP WLS BF H R ER SO BB IBB HBP BLK WP HR S P ERA WHIP											<b>PITCHER</b>	IP WLS BF H R ER SO BB IBB HBP BLK WP HR S P ERA WHIP						
<b>Scott Erickson, R</b> (1, 1) ERA: 7.32	7.2 W 31 6 3 3 2 3 0 1 0 0 0 0 3 5 0.00 0.000																		
<b>Buddy Groom, L</b> (8, 1) ERA: 4.64	0.1 H 1 0 0 0 1 0 0 0 0 0 0 0 3 5 0.00 0.000																		
<b>Alan Mills, R</b> (9, 1) ERA: 5.2	0.1 3 2 2 2 1 0 0 0 0 0 0 1 7 13 54.00 6.000																		
<b>Mike Trombley, R</b> (9, 1) ERA: 4.85	0.2 S 4 2 1 1 0 0 0 0 0 0 0 0 8 11 13.50 3.000																		



Batter	1	2	3	4	5	6	7	8	9	AB	R	H	RBI	BB	SO	LOB	TOP
<b>Brady Anderson, L</b> (1, 8) OBP: 0.350, SLG: 0.413										4	1	1	0	1	2	3	<b>Baltimore Orioles @ New York Yankees</b> Yankee Stadium, Bronx, NY Wed Jul 05 2000, 7:05 PM EDT Att: 40,031 - Sunny - 82 F
<b>Mike Bordick, R</b> (1, 6) OBP: 0.348, SLG: 0.491										3	1	2	1	2	0	1	
<b>B.J. Surhoff, L</b> (1, 7) OBP: 0.333, SLG: 0.443										5	1	1	1	0	1	4	
<b>Albert Belle, R</b> (1, 10) OBP: 0.366, SLG: 0.536										5	0	0	1	0	0	5	
<b>Jeff Conine, R</b> (1, 5) OBP: 0.349, SLG: 0.500										5	0	1	1	0	1	2	
<b>Will Clark, L</b> (1, 3) OBP: 0.419, SLG: 0.447										4	1	2	0	0	0	0	
<b>Charles Johnson, R</b> (1, 2) OBP: 0.376, SLG: 0.627										3	1	1	2	1	0	2	
<b>Mark Lewis, R</b> (1, 4) OBP: 0.256, SLG: 0.316										4	0	0	0	0	1	1	
<b>Luis Matos, R</b> (1, 9) OBP: 0.261, SLG: 0.381										3	1	2	0	1	0	0	
<b>Inning Stats</b>	R: 0 E: 0 K: 0 S: 5	H: 1 LOB: 1 BB: 1 P: 12	R: 0 E: 0 K: 1 S: 8	H: 0 LOB: 0 BB: 0 P: 15	R: 0 E: 0 K: 1 S: 7	H: 0 LOB: 1 BB: 1 P: 14	R: 0 E: 0 K: 1 S: 10	H: 1 LOB: 2 BB: 1 P: 17	R: 6 E: 0 K: 0 S: 23	H: 7 LOB: 2 BB: 1 P: 38	R: 0 E: 0 K: 1 S: 13	H: 0 LOB: 0 BB: 1 P: 24	R: 0 E: 0 K: 0 S: 8	H: 0 LOB: 0 BB: 0 P: 14	1B: 6 2B: 2 3B: 1 HR: 1	SF: 0 SAC: 0 DP: 1 HBP: 0	WP: 0 PA: 41 PB: 1 CS: 0
<b>PITCHER</b>	IP WLS BF H R ER SO BB IBB HBP BLK WP HR S P ERA WHIP																
<b>Andy Pettitte, L</b> (1, 1) ERA: 4.48	6.1 W 28 6 4 4 4 4 0 0 0 0 0 1 61 107 5.68 1.579																
<b>Jason Grimsley, R</b> (7, 1) ERA: 3.99	0.1 4 3 2 2 0 0 0 0 0 0 0 0 10 16 54.00 9.000																
<b>Mike Stanton, L</b> (7, 1) ERA: 3.2	0.0 1 1 0 0 0 0 0 0 0 0 0 0 1 1 ∞ ∞																
<b>Jeff Nelson, R</b> (7, 1) ERA: 1.81	1.1 H 5 0 0 0 1 1 0 0 0 0 0 0 15 29 0.00 0.750																
<b>Craig Dingman, R</b> (9, 1) ERA:	1.0 3 0 0 0 0 0 0 0 0 0 0 0 8 14 0.00 0.000																

Batter	1	2	3	4	5	6	7	8	9	AB	R	H	RBI	BB	SO	LOB	BOTTOM		
<b>Chuck Knoblauch, R</b> (1, 10) OBP: 0.352, SLG: 0.404										4	1	1	0	1	0	1	<b>Baltimore Orioles @ New York Yankees</b> Yankee Stadium, Bronx, NY Wed Jul 05 2000, 7:05 PM EDT Att: 40,031 - Sunny - 82 F		
<b>Derek Jeter, R</b> (1, 6) OBP: 0.375, SLG: 0.479										5	3	2	2	0	0	2			
<b>Paul O'Neill, L</b> (1, 9) OBP: 0.355, SLG: 0.444										4	0	1	2	0	0	0			
<b>Felix Jose, S</b> (7, 9) OBP: 0.286, SLG: 0.450										1	0	1	2	0	0	0			
<b>Bernie Williams, S</b> (1, 8) OBP: 0.399, SLG: 0.604										5	2	2	0	0	1	2			
<b>David Justice, L</b> (1, 7) OBP: 0.353, SLG: 0.554										4	0	1	0	1	0	2			
<b>Tino Martinez, L</b> (1, 3) OBP: 0.325, SLG: 0.428										4	1	1	1	0	0	3			
<b>20 Jorge Posada, S</b> (1, 2) OBP: 0.452, SLG: 0.554										0	2	0	0	3	0	0			
<b>Scott Brosius, R</b> (1, 5) OBP: 0.319, SLG: 0.415										4	2	2	4	0	1	4			
<b>Jose Vizcaino, S</b> (1, 4) OBP: 0.287, SLG: 0.282										4	1	2	1	0	0	2			
<b>Inning Stats</b>	R: 0 E: 0 K: 0 S: 6	H: 0 LOB: 0 BB: 0 P: 9	R: 3 E: 0 K: 0 S: 9	H: 2 LOB: 0 BB: 0 P: 16	R: 0 E: 0 K: 0 S: 5	H: 0 LOB: 2 BB: 2 P: 8	R: 0 E: 0 K: 0 S: 13	H: 0 LOB: 0 BB: 2 P: 26	R: 1 E: 0 K: 1 S: 11	H: 2 LOB: 0 BB: 0 P: 15	R: 6 E: 0 K: 1 S: 22	H: 5 LOB: 1 BB: 2 P: 43	R: 0 E: 0 K: 1 S: 13	H: 1 LOB: 2 BB: 1 P: 18	R: 2 E: 0 K: 0 S: 14	H: 3 LOB: 0 BB: 0 P: 18	1B: 7 2B: 4 3B: 0 HR: 2	SF: 0 SAC: 0 DP: 2 HBP: 1	WP: 0 PA: 41 PB: 1 CS: 0
<b>PITCHER</b>	IP WLS BF H R ER SO BB IBB HBP BLK WP HR S P ERA WHIP																		
<b>Pat Rapp, R</b> (1, 1) ERA: 5.55	5.1 L 25 6 3 3 3 1 1 0 0 0 0 0 2 51 90 11.81 1.688																		
<b>Darren Holmes, R</b> (6, 1) ERA: 14.89	0.2 6 3 3 3 1 1 0 0 0 0 0 0 15 27 40.50 6.000																		
<b>Chuck McElroy, L</b> (7, 1) ERA: 5.0	0.1 3 1 0 0 0 0 0 1 0 0 0 0 7 12 0.00 3.000																		
<b>Mike Timlin, R</b> (7, 1) ERA: 5.4	1.2 7 3 2 2 1 0 0 0 0 0 0 0 20 24 10.80 1.800																		

AB 36  
R 6  
H 10  
RBI 6  
BB 5  
SO 5  
LOB 18



AB 35  
R 12  
H 13  
RBI 12  
BB 5  
SO 2  
LOB 16





Batter	1	2	3	4	5	6	7	8	9	AB	R	H	RBI	BB	SO	LOB	TOP											
<b>Brady Anderson, L</b> (1, 8) OBP: 0.350, SLG: 0.421	3-2 HR	4-1 2B 1B BB	1-2 G4-3			2-3 K	2-1 FC6-4			4	2	1	1	1	1	2	<b>Baltimore Orioles @ New York Yankees</b> Yankee Stadium, Bronx, NY Thu Jul 06 2000, 12:05 PM EDT Att: 44,104 - Sunny - 72 F											
<b>Mike Bordick, R</b> (1, 6) OBP: 0.356, SLG: 0.498	1-0 1B	0-1 1B 2B	1-2 G6-3			4-0 BB		4-0 BB		3	2	2	2	2	0	1												
<b>B.J. Surhoff, L</b> (1, 7) OBP: 0.334, SLG: 0.442	3-2 F8 1B	0-0 1B G5-4-3		2-0 F8		2-2 L8		0-0 P6		5	1	2	2	0	0	2												
<b>Albert Belle, R</b> (1, 10) OBP: 0.366, SLG: 0.534	3-0 HBP 1B	1-3 G5-4-3 1B		1-0 G5-3		0-1 F7		3-2 G6-3		5	0	2	1	0	0	2												
<b>Jeff Conine, R</b> (1, 5) OBP: 0.346, SLG: 0.493	2-0 F8	0-0 G5-4-3		2-2 G5-3			1-1 BB 1B	2-2 F8		5	1	1	0	0	0	4												
<b>Will Clark, L</b> (1, 3) OBP: 0.423, SLG: 0.443	1-1 G5-4-3 HBP	4-0 FC6-4 BB		1-3 K		4-2 G5-4-3 1B WP BB		1-2 G5-3		2	1	0	0	2	1	0												
<b>Charles Johnson, R</b> (1, 2) OBP: 0.376, SLG: 0.620	1-2 G5-4-3	0-0 FC6-4		4-1 1B BB		0-0 G5-4-3 1B		3-2 G6-3		4	0	1	1	1	0	4												
<b>Mark Lewis, R</b> (1, 4) OBP: 0.279, SLG: 0.329		1-0 BB 2B S 1B	4-0 G4-3 S BB		0-1 G5-4-3 1B		0-1 G5-4-3		0-1 F7	3	1	2	0	1	0	2												
<b>Delino DeShields, L</b> (9, PH) OBP: 0.367, SLG: 0.429					1-3 G5-4-3 1B		1-2 2-3			1	0	0	0	0	0	0												
<b>Luis Matos, R</b> (1, 9) OBP: 0.296, SLG: 0.348		4-2 BB 2B BB	2-3 K		0-1 G5-4-3		4-2 FC6-4 BB			2	1	0	0	2	1	3												
<b>Inning Stats</b>	R: 2 E: 0 K: 0 S: 14	H: 4 LOB: 2 BB: 0 P: 28	R: 5 E: 0 K: 0 S: 11	H: 4 LOB: 1 BB: 3 P: 26	R: 0 E: 0 K: 1 S: 10	H: 0 LOB: 1 BB: 1 P: 18	R: 0 E: 0 K: 0 S: 6	H: 1 LOB: 0 BB: 0 P: 11	R: 0 E: 0 K: 1 S: 8	H: 1 LOB: 1 BB: 1 P: 13	R: 0 E: 0 K: 1 S: 13	H: 0 LOB: 1 BB: 1 P: 21	R: 2 E: 0 K: 0 S: 16	H: 2 LOB: 1 BB: 2 P: 27	R: 0 E: 0 K: 0 S: 10	H: 0 LOB: 1 BB: 1 P: 19	R: 0 E: 0 K: 0 S: 11	H: 0 LOB: 0 BB: 0 P: 15	1B: 8 2B: 2 3B: 0 HR: 1	SF: 0 SAC: 0 DP: 4 HBP: 1	WP: 1 PB: 0 SB: 2 CS: 0	PA: 44						
<b>PITCHER</b>	IP	WLS	BF	H	R	ER	SO	BB	IBB	HBP	BLK	WP	HR	S	P	ERA	WHIP											
<b>Ed Yamall, L</b> (1, 1) ERA: 15.0	1.0		10	5	5	5	0	2	0	1	0	0	0	1	19	42	45.00	7.000										
<b>Ben Ford, R</b> (2, 1) ERA: 9.0	1.0		6	3	2	2	0	1	0	0	0	0	0	6	12	18.00	4.000											
<b>Mike Stanton, L</b> (3, 1) ERA: 2.93	3.2	W	14	1	0	0	3	3	0	0	0	0	0	35	61	0.00	1.091											
<b>Jason Grimsley, R</b> (6, 1) ERA: 4.22	1.0		6	2	2	2	0	2	0	0	0	1	0	16	25	18.00	4.000											
<b>Randy Choate, L</b> (7, 1) ERA:	0.2		3	0	0	0	0	1	0	0	0	0	0	3	9	0.00	1.500											

Batter	1	2	3	4	5	6	7	8	9	AB	R	H	RBI	BB	SO	LOB	BOTTOM										
<b>Chuck Knoblauch, R</b> (1, 10) OBP: 0.357, SLG: 0.406	0-2 1B	0-0 2 S HR 1B		4-1 2 E 2B BB	1-2 F9		1-2 F8			4	2	2	1	1	0	0	<b>Baltimore Orioles @ New York Yankees</b> Yankee Stadium, Bronx, NY Thu Jul 06 2000, 12:05 PM EDT Att: 44,104 - Sunny - 72 F										
<b>2 Derek Jeter, R</b> (1, 6) OBP: 0.375, SLG: 0.486	0-0 L3	1-3 3H 1B		1-1 E5 2B	4-0 BB		2-2 G4-3			4	2	1	3	1	0	2											
<b>Paul O'Neill, L</b> (1, 9) OBP: 0.356, SLG: 0.456	2-2 G5-3	1-0 HR		2-2 1H 3H HR 2B	1-2 F8		2-3 K			5	2	2	3	0	1	1											
<b>Bernie Williams, S</b> (1, 8) OBP: 0.399, SLG: 0.610		BB 2B BB 1B G4-3		2H HR		1-2 G5-3		0-1 G3		5	2	2	2	0	0	0											
<b>David Justice, L</b> (1, 7) OBP: 0.355, SLG: 0.563				0-2 HR		1-1 F9		1-3 K		3	2	1	1	1	0	0											
<b>Felix Jose, S</b> (7, 7) OBP: 0.273, SLG: 0.429										1	0	0	0	0	1	0											
<b>Tino Martinez, L</b> (1, 3) OBP: 0.332, SLG: 0.432		4-0 BB 20 BB FC5-4 BB	3-2 F8	4-2 BB 20 1B BB		4-1 BB 20 1B BB		2-2 2B		2	1	1	0	3	0	0											
<b>20 Jorge Posada, S</b> (1, 2) OBP: 0.452, SLG: 0.549		4-2 FC5-4 BB 1B BB	2-3 K	1-0 F9		1-1 BB		3-3 K		4	1	1	1	1	2	2											
<b>Scott Brosius, R</b> (1, 5) OBP: 0.322, SLG: 0.411		4-2 FC5-4 BB	1-1 F8	1-0 G4-3		4-2 BB		1-2 2-3 BB		2	0	0	1	2	0	1											
<b>Jose Vizcaino, S</b> (1, 4) OBP: 0.279, SLG: 0.274		1-2 FC5-4 1B 2 HR		1-3 K		3-3 K		0-1 G3-1		4	1	0	1	0	2	5											
<b>Inning Stats</b>	R: 0 E: 0 K: 0 S: 9	H: 1 LOB: 0 BB: 0 P: 11	R: 8 E: 0 K: 0 S: 26	H: 4 LOB: 4 BB: 4 P: 53	R: 0 E: 0 K: 1 S: 11	H: 0 LOB: 0 BB: 0 P: 17	R: 5 E: 1 K: 1 S: 23	H: 3 LOB: 1 BB: 2 P: 37	R: 0 E: 0 K: 1 S: 16	H: 0 LOB: 1 BB: 1 P: 25	R: 0 E: 0 K: 0 S: 13	H: 1 LOB: 3 BB: 2 P: 24	R: 0 E: 0 K: 1 S: 13	H: 0 LOB: 0 BB: 0 P: 18	R: 0 E: 0 K: 2 S: 15	H: 1 LOB: 1 BB: 0 P: 21	1B: 4 2B: 3 3B: 0 HR: 4	SF: 0 SAC: 0 DP: 1 HBP: 0	WP: 0 PB: 0 SB: 1 CS: 0	PA: 43							
<b>PITCHER</b>	IP	WLS	BF	H	R	ER	SO	BB	IBB	HBP	BLK	WP	HR	S	P	ERA	WHIP										
<b>Sidney Ponson, R</b> (1, 1) ERA: 5.17	1.1		10	3	6	6	0	4	0	0	0	0	0	26	47	40.50	5.250										
<b>Jason Johnson, R</b> (2, 1) ERA: 6.84	2.0	L	12	4	6	5	2	1	0	0	0	0	3	35	57	22.50	2.500										
<b>Chuck McElroy, L</b> (4, 1) ERA: 5.02	1.2		8	1	1	1	1	2	0	0	0	0	1	24	39	5.40	1.800										
<b>Alan Mills, R</b> (6, 1) ERA: 5.06	1.0		6	1	0	0	0	2	0	0	0	0	0	13	24	0.00	3.000										
<b>Darren Holmes, R</b> (7, 1) ERA: 13.5	1.0		3	0	0	0	1	0	0	0	0	0	0	13	18	0.00	0.000										

AB	34
R	9
H	11
RBI	7
BB	9
SO	3
LOB	20

AB	34
R	13
H	10
RBI	13
BB	9
SO	6
LOB	11



Batter	1	2	3	4	5	6	7	8	9	AB	R	H	RBI	BB	SO	LOB	TOP			
Chuck Knoblauch, R (1,4) OBP: 0.355, SLG: 0.401 Jose Vizcaino, S (8,4) OBP: 0.279, SLG: 0.274	4-1 CS BB	1-1 G6-3			1-1 G5-3			3-2 P4		3	0	0	0	1	0	1				
2 Derek Jeter, R (1,6) OBP: 0.377, SLG: 0.486	1 SAFE 2-2 1B 1-2 1B		0-0 G6-3			3-2 CS 1B		3-3 K		4	1	2	0	0	1	1				
Paul O'Neill, L (1,9) OBP: 0.354, SLG: 0.454	3-2 1B 1-3 1B		3-0 F8			2-2 SAFE G4-3 1-2		1-1 F8		4	1	1	0	0	0	1				
Bernie Williams, S (1,8) OBP: 0.397, SLG: 0.606	0-2 20 1B 1-2 3-H 1B		0-0 F5			2-1 G3		2-2 G5-3		4	0	1	1	0	0	0				
20 Jorge Posada, S (1,2) OBP: 0.449, SLG: 0.544	1-2 1B			3-3 K			3-3 K		1-0 G5-3	4	0	1	1	0	2	0				
Tino Martinez, L (1,3) OBP: 0.325, SLG: 0.428	0-1 F7			3-2 F5			3-2 G3-1			3	0	0	0	0	0	2				
Shane Spencer, R (1,7) OBP: 0.328, SLG: 0.463	3-3 K			3-2 F7			1-0 G5-3			3	0	0	0	0	1	2				
Scott Brosius, R (1,5) OBP: 0.322, SLG: 0.410		1-3 K			0-1 L5			0-1 1B		3	0	1	0	0	1	0				
Orlando Hernandez, R (1,1) 42 Mariano Rivera, R (9,1)		1-3 K			1-3 K			1-3 K		3	0	0	0	0	3	1				
<b>Inning Stats</b>	R: 2 H: 4 E: 0 K: 1 S: 20	H: 4 LOB: 2 BB: 1 P: 33	R: 0 H: 0 E: 0 K: 2 S: 9	H: 0 LOB: 0 BB: 0 P: 12	R: 0 H: 0 E: 0 K: 1 S: 3	H: 0 LOB: 0 BB: 0 P: 6	R: 0 H: 0 E: 0 K: 1 S: 9	H: 0 LOB: 0 BB: 0 P: 18	R: 0 H: 0 E: 0 K: 1 S: 7	H: 1 LOB: 0 BB: 0 P: 17	R: 0 H: 0 E: 0 K: 1 S: 7	H: 0 LOB: 0 BB: 0 P: 14	R: 0 H: 1 E: 0 K: 2 S: 15	H: 1 LOB: 1 BB: 0 P: 21	R: 0 H: 0 E: 0 K: 0 S: 7	H: 0 LOB: 0 BB: 0 P: 11	1B: 6 2B: 0 3B: 0 HR: 0	SF: 0 SAC: 0 DP: 0 HBP: 0	WP: 0 PB: 0 CS: 2	PA: 32
<b>PITCHER</b>	IP WLS BF H R ER SO BB IBB HBP BLK WP HR S P ERA WHIP																			
Al Leiter, L (1,1) ERA: 2.99	8.0 L 29 6 2 2 8 1 0 0 0 0 0 0 80 130 2.25 0.875																			
John Franco, L (9,1) ERA: 3.63	1.0 3 0 0 0 0 0 0 0 0 0 0 0 7 11 0.00 0.000																			

New York Yankees @ New York Mets  
Shea Stadium, Flushing, NY  
Fri Jul 07 2000, 7:10 PM EDT  
Att: 54,132 - Sunny - 78 F

AB	31
R	2
H	6
RBI	2
BB	1
SO	8
LOB	8



Batter	1	2	3	4	5	6	7	8	9	AB	R	H	RBI	BB	SO	LOB	BOTTOM					
Melvin Mora, R (1,6) OBP: 0.342, SLG: 0.463	3-1 F8		0-0 G2			2-2 F5		1-1 SF9 3B		4	1	1	0	0	0	1						
Derek Bell, R (1,9) OBP: 0.395, SLG: 0.492	1-1 F7		3-1 G6-3			0-1 1B		0-0 SF9		3	0	1	1	0	0	1						
Edgardo Alfonzo, R (1,4) OBP: 0.423, SLG: 0.551	1-3 K			0-3 K		0-0 F8 1B		3-H 3-2 F8		4	0	0	0	0	2	1						
31 Mike Piazza, R (1,2) OBP: 0.417, SLG: 0.704		1-0 G6-3		3-3 K		0-0 L8			1-0 F9	4	0	0	0	0	1	1						
Robin Ventura, L (1,5) OBP: 0.356, SLG: 0.484		3-2 2B		0-0 L9			3-2 F9		1-0 F2	4	0	1	0	0	0	0						
Todd Zeile, R (1,3) OBP: 0.385, SLG: 0.531 Joe McEwing, R (9, FR) OBP: 0.280, SLG: 0.449		3-2 L5			4-1 L1-6 BB BB		1-2 1B		0-1 1B	3	0	2	0	1	0	1						
Jay Payton, R (1,8) OBP: 0.343, SLG: 0.474		0-1 F2			4-2 BB 1-2 BB		1-3 K		3-2 F9	3	0	0	0	1	1	3						
Benny Agbayani, R (1,7) OBP: 0.358, SLG: 0.503			0-1 SH5-4 1B		0-0 L1-6 2-3		2-1 L3			3	0	1	0	0	0	3						
Al Leiter, L (1,1) ERA: 4.22 Lenny Harris, L (8, PH) OBP: 0.221, SLG: 0.243 John Franco, L (9,1) ERA: 3.11			0-0 SH5-4 1-2		0-0 F7		1-1 F8			1	0	0	0	0	0	1						
<b>Inning Stats</b>	R: 0 H: 0 E: 0 K: 1 S: 7	H: 1 LOB: 1 BB: 0 P: 12	R: 0 H: 1 E: 0 K: 0 S: 9	H: 1 LOB: 0 BB: 0 P: 16	R: 0 H: 1 E: 0 K: 0 S: 6	H: 1 LOB: 1 BB: 0 P: 9	R: 0 H: 0 E: 0 K: 2 S: 8	H: 0 LOB: 0 BB: 0 P: 11	R: 0 H: 0 E: 0 K: 0 S: 6	H: 0 LOB: 2 BB: 2 P: 14	R: 0 H: 1 E: 0 K: 0 S: 8	H: 1 LOB: 1 BB: 0 P: 10	R: 0 H: 1 E: 0 K: 1 S: 11	H: 1 LOB: 1 BB: 0 P: 18	R: 1 H: 1 E: 0 K: 0 S: 8	H: 1 LOB: 0 BB: 0 P: 13	R: 0 H: 1 E: 0 K: 0 S: 8	H: 1 LOB: 1 BB: 0 P: 13	1B: 4 2B: 2 3B: 1 HR: 0	SF: 1 SAC: 1 DP: 1 HBP: 0	WP: 0 PB: 0 CS: 0	PA: 34
<b>PITCHER</b>	IP WLS BF H R ER SO BB IBB HBP BLK WP HR S P ERA WHIP																					
Orlando Hernandez, R (1,1) ERA: 4.22	8.0 W 30 5 1 1 4 2 0 0 0 0 0 0 83 103 1.12 0.875																					
42 Mariano Rivera, R (9,1) ERA: 3.11	1.0 S 4 1 0 0 0 0 0 0 0 0 0 0 8 13 0.00 1.000																					

New York Yankees @ New York Mets  
Shea Stadium, Flushing, NY  
Fri Jul 07 2000, 7:10 PM EDT  
Att: 54,132 - Sunny - 78 F

AB	30
R	1
H	6
RBI	1
BB	2
SO	4
LOB	12





Batter	1	2	3	4	5	6	7	8	9	AB	R	H	RBI	BB	SO	LOB	TOP										
Lenny Harris, L (1, 7) OBP: 0.222, SLG: 0.236	F7		F9				G4-3			3	1	0	0	1	0	0											
Derek Bell, R (1, 9) OBP: 0.400, SLG: 0.502	G5-4-3 1B			K				G1		4	0	3	1	0	1	0											
Edgardo Alfonzo, R (1, 4) OBP: 0.421, SLG: 0.545	G5-4-3			1B				F8		4	0	2	1	0	0	2											
31 Mike Piazza, R (1, 10) OBP: 0.414, SLG: 0.693										0	0	0	0	0	0	0											
Matt Franco, L (2, PR) OBP: 0.333, SLG: 0.263										2	0	1	0	0	0	2											
Benny Agbayani, R (8, PH) OBP: 0.360, SLG: 0.497										1	0	0	0	0	0	1											
Robin Ventura, L (1, 5) OBP: 0.347, SLG: 0.470				K				K		4	0	0	0	0	3	4											
Todd Zeile, R (1, 3) OBP: 0.382, SLG: 0.527	F7			G5-3				F8		4	0	0	0	0	0	3											
Jay Payton, R (1, 8) OBP: 0.336, SLG: 0.461										4	0	0	0	0	0	1											
Todd Pratt, R (1, 2) OBP: 0.320, SLG: 0.482				G5-3				F7		4	0	0	0	0	1	1											
Melvin Mora, R (1, 6) OBP: 0.335, SLG: 0.450				P3						3	1	1	0	0	0	0											
Mark Johnson, L (9, PH) OBP: 0.300, SLG: 0.353										1	0	0	0	0	0	1											
<b>Inning Stats</b>	R: 0 E: 0 K: 0 S: 8	H: 1 LOB: 0 BB: 0 P: 15	R: 0 E: 0 K: 1 S: 8	H: 0 LOB: 1 BB: 0 P: 12	R: 0 E: 0 K: 0 S: 6	H: 0 LOB: 0 BB: 0 P: 10	R: 0 E: 0 K: 2 S: 14	H: 2 LOB: 2 BB: 0 P: 21	R: 2 E: 0 K: 1 S: 18	H: 3 LOB: 2 BB: 1 P: 34	R: 0 E: 0 K: 0 S: 5	H: 0 LOB: 0 BB: 0 P: 9	R: 0 E: 0 K: 0 S: 8	H: 0 LOB: 0 BB: 0 P: 10	R: 0 E: 0 K: 1 S: 8	H: 1 LOB: 1 BB: 0 P: 14	R: 0 E: 1 K: 0 S: 7	H: 0 LOB: 1 BB: 0 P: 11	1B: 6 2B: 1 3B: 0 HR: 0	SF: 0 SAC: 0 DP: 1 HBP: 1	WP: 0 PB: 0 SB: 1 CS: 0	PA: 36					
<b>PITCHER</b>	IP	WLS	BF	H	R	ER	SO	BB	IBB	HBP	BLK	WP	HR	S	P	ERA	WHIP										
Roger Clemens, R (1, 1) ERA: 4.33	7.1	W	30	7	2	2	4	1	0	1	0	0	0	71	119	2.46	1.091										
Mike Stanton, L (8, 1) ERA: 2.99	0.2	H	2	0	0	0	1	0	0	0	0	0	0	4	6	0.00	0.000										
42 Mariano Rivera, R (9, 1) ERA: 2.95	1.0	S	4	0	0	0	0	0	0	0	0	0	0	7	11	0.00	0.000										

New York Mets @ New York Yankees  
Yankee Stadium, Bronx, NY  
Sat Jul 08 2000, 8:15 PM EDT  
Att: 55,821 - Sunny - 77 F

AB 34  
R 2  
H 7  
RBI 2  
BB 1  
SO 5  
LOB 15



Batter	1	2	3	4	5	6	7	8	9	AB	R	H	RBI	BB	SO	LOB	BOTTOM										
Chuck Knoblauch, R (1, 4) OBP: 0.352, SLG: 0.408	L8		F7					L8		4	1	1	3	0	0	0											
Jose Vizcaino, S (9, 4) OBP: 0.284, SLG: 0.274										0	0	0	0	0	0	0											
2 Derek Jeter, R (1, 6) OBP: 0.373, SLG: 0.485	K		G6-3					G4-3		4	0	0	0	0	1	0											
Paul O'Neill, L (1, 9) OBP: 0.348, SLG: 0.444										4	0	1	0	0	2	0											
Bernie Williams, S (1, 8) OBP: 0.395, SLG: 0.596	F7							G6-3		3	0	0	0	0	2	1											
Tino Martinez, L (1, 3) OBP: 0.334, SLG: 0.439										2	0	0	0	0	1	0											
David Justice, L (1, 10) OBP: 0.354, SLG: 0.556										3	1	1	0	0	0	1											
Shane Spencer, R (1, 7) OBP: 0.330, SLG: 0.460										3	1	1	0	0	2	1											
Chris Turner, R (1, 2) OBP: 0.381, SLG: 0.447										2	0	0	0	0	2	1											
Scott Brosius, R (1, 5) OBP: 0.317, SLG: 0.402										3	1	1	1	0	0	0											
<b>Inning Stats</b>	R: 0 E: 0 K: 1 S: 7	H: 1 LOB: 1 BB: 0 P: 9	R: 0 E: 0 K: 2 S: 10	H: 0 LOB: 0 BB: 0 P: 15	R: 0 E: 0 K: 0 S: 7	H: 0 LOB: 0 BB: 0 P: 14	R: 0 E: 0 K: 2 S: 8	H: 0 LOB: 0 BB: 0 P: 13	R: 4 E: 0 K: 1 S: 14	H: 4 LOB: 0 BB: 0 P: 18	R: 0 E: 0 K: 2 S: 8	H: 0 LOB: 0 BB: 0 P: 13	R: 0 E: 0 K: 2 S: 7	H: 0 LOB: 0 BB: 0 P: 12	R: 0 E: 0 K: 0 S: 8	H: 0 LOB: 0 BB: 0 P: 9	1B: 4 2B: 0 3B: 0 HR: 1	SF: 0 SAC: 1 DP: 0 HBP: 1	WP: 0 PB: 0 SB: 0 CS: 0	PA: 30							
<b>PITCHER</b>	IP	WLS	BF	H	R	ER	SO	BB	IBB	HBP	BLK	WP	HR	S	P	ERA	WHIP										
Glendon Rusch, L (1, 1) ERA: 4.43	8.0	L	30	5	4	4	10	0	0	1	0	0	1	69	103	4.50	0.625										

New York Mets @ New York Yankees  
Yankee Stadium, Bronx, NY  
Sat Jul 08 2000, 8:15 PM EDT  
Att: 55,821 - Sunny - 77 F

AB 28  
R 4  
H 5  
RBI 4  
BB 0  
SO 10  
LOB 4





Batter	1	2	3	4	5	6	7	8	9	AB	R	H	RBI	BB	SO	LOB	TOP		
<b>Chuck Knoblauch, R</b> (1, 4) <small>OBP: 0.354, SLG: 0.398</small> <b>Jose Vizcaino, S</b> (7, 4) <small>OBP: 0.284, SLG: 0.274</small>	 E3 2B	 G5-3			 F7		 G5-3		 BB	4	1	1	0	0	0	0	<b>New York Yankees @ New York Mets</b> Shea Stadium, Flushing, NY Sat Jul 08 2000, 1:15 PM EDT Att: 54,165 - Sunny - 76 F		
<b>2 Derek Jeter, R</b> (1, 6) <small>OBP: 0.377, SLG: 0.491</small>	 G4-3 2B	 G6-3			 K			 BB	 K	5	2	2	1	0	2				
<b>Paul O'Neill, L</b> (1, 9) <small>OBP: 0.349, SLG: 0.447</small>	 G4-3 2B		 F8		 F8			 G1-3	 K	5	0	0	0	0	1	4			
<b>Bernie Williams, S</b> (1, 8) <small>OBP: 0.398, SLG: 0.602</small>	 BB		 F9		 G3			 FC2-5 1B		2	0	0	0	2	0	0			
<b>Tino Martinez, L</b> (1, 3) <small>OBP: 0.334, SLG: 0.442</small>	 E4 1B		 F7		 HR			 FC2-5 1B		4	1	3	3	0	0	0			
<b>David Justice, L</b> (1, 7) <small>OBP: 0.354, SLG: 0.559</small> <b>Jason Grimsley, R</b> (6, 1) <small>ERA: 6.0</small> <b>Jeff Nelson, R</b> (7, 1) <small>ERA: 1.74</small> <b>42 Mariano Rivera, R</b> (9, 1) <small>ERA: 3.03</small>	 BB			 L9		 F9		 FC2-5		2	0	0	0	1	0	0			
<b>20 Jorge Posada, S</b> (1, 2) <small>OBP: 0.447, SLG: 0.538</small>	 K			 BB		 G4-3		 K		3	0	0	0	1	2	5			
<b>Scott Brosius, R</b> (1, 5) <small>OBP: 0.317, SLG: 0.403</small>	 F7			 F7			 P4		 P6	4	0	0	0	0	0	4			
<b>Dwight Gooden, R</b> (1, 1) <small>ERA: 6.5</small> <b>Shane Spencer, R</b> (6, 7) <small>OBP: 0.330, SLG: 0.461</small>		 G2-3		 K			 G1-3		 BB	2	0	0	0	0	1	1			
<b>Inning Stats</b>	R: 2 H: 3 E: 2 K: 1 S: 16	H: 3 LOB: 3 BB: 2 P: 27	R: 0 H: 0 E: 0 K: 0 S: 7	H: 0 LOB: 0 BB: 0 P: 10	R: 0 H: 0 E: 0 K: 0 S: 5	H: 0 LOB: 0 BB: 0 P: 7	R: 0 H: 0 E: 0 K: 1 S: 9	H: 0 LOB: 1 BB: 1 P: 13	R: 0 H: 0 E: 0 K: 0 S: 8	H: 1 LOB: 0 BB: 0 P: 22	R: 0 H: 0 E: 0 K: 0 S: 12	H: 0 LOB: 0 BB: 0 P: 12	R: 1 H: 2 E: 0 K: 1 S: 13	H: 2 LOB: 2 BB: 1 P: 23	R: 0 H: 0 E: 0 K: 2 S: 15	H: 0 LOB: 2 BB: 2 P: 29	1B: 3 2B: 2 3B: 0 HR: 1	SF: 0 SAC: 0 DP: 0 HBP: 0	WP: 0 PA: 39 CS: 0
<b>PITCHER</b>	IP: 7.0 WLS: L BF: 28	H: 4 R: 3 ER: 3 SO: 3	BB: 3 IBB: 0 HBP: 0 BLK: 0	WP: 0 HR: 1 S: 65 P: 103	ERA: 3.86 WHIP: 1.000														
<b>Bobby Jones, R</b> (1, 1) <small>ERA: 6.79</small> <b>Dennis Cook, L</b> (8, 1) <small>ERA: 6.0</small> <b>Turk Wendell, R</b> (9, 1) <small>ERA: 3.6</small> <b>John Franco, L</b> (9, 1) <small>ERA: 3.6</small>	IP: 1.0 WLS: 6 BF: 2	H: 2 R: 1 ER: 1 SO: 1	BB: 0 IBB: 1 HBP: 0 BLK: 0	WP: 0 HR: 0 S: 13 P: 23	ERA: 9.00 WHIP: 2.000														
IP: 0.2 WLS: 4 BF: 0	H: 0 R: 0 ER: 0 SO: 1	BB: 2 IBB: 0 HBP: 0 BLK: 0	WP: 0 HR: 0 S: 12 P: 24	ERA: 0.00 WHIP: 3.000															
IP: 0.1 WLS: 1 BF: 0	H: 0 R: 0 ER: 0 SO: 1	BB: 0 IBB: 0 HBP: 0 BLK: 0	WP: 0 HR: 0 S: 3 P: 5	ERA: 0.00 WHIP: 0.000															

**AB** 33  
**R** 4  
**H** 6  
**RBI** 4  
**BB** 6  
**SO** 6  
**LOB** 18



Batter	1	2	3	4	5	6	7	8	9	AB	R	H	RBI	BB	SO	LOB	BOTTOM		
<b>Melvin Mora, R</b> (1, 6) <small>OBP: 0.335, SLG: 0.452</small>	 F8		 K		 F9		 G5-3			4	0	0	0	0	1	2	<b>New York Yankees @ New York Mets</b> Shea Stadium, Flushing, NY Sat Jul 08 2000, 1:15 PM EDT Att: 54,165 - Sunny - 76 F		
<b>Derek Bell, R</b> (1, 9) <small>OBP: 0.396, SLG: 0.495</small>	 S 1B		 F9		 BB		 FC5			4	0	2	1	0	1				
<b>Edgardo Alfonzo, R</b> (1, 4) <small>OBP: 0.421, SLG: 0.545</small>	 L4		 F7		 BB			 P6		3	0	0	0	1	0				
<b>31 Mike Piazza, R</b> (1, 2) <small>OBP: 0.412, SLG: 0.693</small>	 G5-3			 F8	 F8			 F7		4	0	0	0	0	3				
<b>Robin Ventura, L</b> (1, 5) <small>OBP: 0.351, SLG: 0.477</small>		 L6		 F8		 L3		 K		4	0	0	0	0	1	0			
<b>Todd Zeile, R</b> (1, 3) <small>OBP: 0.387, SLG: 0.534</small>		 BB FC6-4 2B		 FC4 1B		 P4		 G6-3		4	1	2	0	0	0				
<b>Jay Payton, R</b> (1, 8) <small>OBP: 0.342, SLG: 0.469</small>		 FC6-4 1B		 FC4 1B		 F9		 K		4	0	1	0	0	1				
<b>Benny Agbayani, R</b> (1, 7) <small>OBP: 0.362, SLG: 0.500</small>		 FC6-4		 F9 SH1-4 2B		 FC5 SH3 BB		 P4		3	1	1	1	1	0				
<b>Bobby Jones, R</b> (1, 1) <small>ERA: 6.5</small> <b>Lenny Harris, L</b> (7, PH) <small>OBP: 0.221, SLG: 0.243</small> <b>Dennis Cook, L</b> (8, 1) <small>ERA: 4.11</small> <b>Turk Wendell, L</b> (9, 1) <small>ERA: 1.74</small> <b>John Franco, L</b> (9, 1) <small>ERA: 3.03</small>		 F9		 SH1-4		 SH3				1	0	0	0	0	0				
<b>Inning Stats</b>	R: 0 H: 1 E: 0 K: 0 S: 7	H: 2 LOB: 1 BB: 0 P: 11	R: 1 H: 2 E: 0 K: 0 S: 10	H: 2 LOB: 1 BB: 0 P: 18	R: 0 H: 0 E: 0 K: 1 S: 9	H: 0 LOB: 0 BB: 0 P: 12	R: 0 H: 1 E: 0 K: 0 S: 12	H: 1 LOB: 1 BB: 0 P: 17	R: 1 H: 2 E: 0 K: 0 S: 11	H: 2 LOB: 2 BB: 1 P: 19	R: 0 H: 0 E: 0 K: 0 S: 7	H: 0 LOB: 0 BB: 0 P: 12	R: 0 H: 0 E: 0 K: 1 S: 9	H: 0 LOB: 0 BB: 0 P: 11	R: 0 H: 0 E: 0 K: 1 S: 9	H: 0 LOB: 0 BB: 0 P: 11	1B: 4 2B: 2 3B: 0 HR: 0	SF: 0 SAC: 2 DP: 0 HBP: 0	WP: 0 PA: 35 CS: 0
<b>PITCHER</b>	IP: 5.0 WLS: W BF: 22	H: 6 R: 2 ER: 2 SO: 1	BB: 1 IBB: 0 HBP: 0 BLK: 0	WP: 0 HR: 0 S: 49 P: 77	ERA: 3.60 WHIP: 1.400														
<b>Dwight Gooden, R</b> (1, 1) <small>ERA: 6.5</small> <b>Jason Grimsley, R</b> (6, 1) <small>ERA: 4.11</small> <b>Jeff Nelson, R</b> (7, 1) <small>ERA: 1.74</small> <b>42 Mariano Rivera, R</b> (9, 1) <small>ERA: 3.03</small>	IP: 1.2 WLS: H BF: 6	H: 0 R: 0 ER: 0 SO: 0	BB: 1 IBB: 0 HBP: 0 BLK: 0	WP: 0 HR: 0 S: 13 P: 25	ERA: 0.00 WHIP: 0.600														
IP: 1.1 WLS: H BF: 4	H: 0 R: 0 ER: 0 SO: 1	BB: 0 IBB: 0 HBP: 0 BLK: 0	WP: 0 HR: 0 S: 12 P: 17	ERA: 0.00 WHIP: 0.000															
IP: 1.0 WLS: S BF: 3	H: 0 R: 0 ER: 0 SO: 1	BB: 0 IBB: 0 HBP: 0 BLK: 0	WP: 0 HR: 0 S: 9 P: 11	ERA: 0.00 WHIP: 0.000															

**AB** 31  
**R** 2  
**H** 6  
**RBI** 2  
**BB** 2  
**SO** 3  
**LOB** 10





Batter	1	2	3	4	5	6	7	8	9	AB	R	H	RBI	BB	SO	LOB	TOP					
Chuck Knoblauch R (1.4) OBP: 0.351, SLG: 0.405			G4-3			F9		K		4	0	1	0	0	1	1	<p>New York Yankees @ New York Mets Shea Stadium, Flushing, NY Sun Jul 09 2000, 1:10 PM EDT Att: 54,286 - Cloudy - 79 F</p> <p>livebaseballscorecards.com</p> <p>AB 30 R 0 H 7 RBI 0 BB 4 SO 11 LOB 18</p>					
2 Derek Jeter R (1.6) OBP: 0.371, SLG: 0.482	K		K					K		4	0	1	0	0	3	1						
Paul O'Neill L (1.9) OBP: 0.347, SLG: 0.442	K								F8	4	0	1	0	0	2	1						
Bernie Williams S (1.8) OBP: 0.396, SLG: 0.598										4	0	2	0	0	0	2						
20 Jorge Posada S (1.2) OBP: 0.447, SLG: 0.535										3	0	1	0	1	2	1						
Tino Martinez L (1.3) Wilson Delgado S (9, PR) OBP: 0.320, SLG: 0.341	K									3	0	0	0	0	1	3						
Shane Spencer R (1.7) Felix Jose S (9, PR) OBP: 0.308, SLG: 0.417	K									0	0	0	0	0	0	0						
Scott Brosius R (1.5) Jeff Nelson R (7.1) Randy Choate L (8.1) Jason Grimsley R (8.1)	G5-3									3	0	0	0	0	0	4						
Andy Pettitte L (1.1) Jose Vizcaino S (7.5) OBP: 0.289, SLG: 0.274			G1-3							2	0	0	0	0	1	1						
Inning Stats	R: 0 E: 0 K: 2 S: 8	H: 1 LOB: 0 BB: 0 P: 14	R: 0 E: 0 K: 2 S: 11	H: 1 LOB: 2 BB: 1 P: 16	R: 0 E: 0 K: 1 S: 10	H: 0 LOB: 0 BB: 0 P: 14	R: 0 E: 0 K: 1 S: 9	H: 1 LOB: 0 BB: 0 P: 15	R: 0 E: 0 K: 1 S: 8	H: 0 LOB: 1 BB: 1 P: 13	R: 0 E: 0 K: 0 S: 14	H: 1 LOB: 1 BB: 0 P: 19	R: 0 E: 0 K: 0 S: 11	H: 2 LOB: 1 BB: 0 P: 21	R: 0 E: 0 K: 2 S: 7	H: 0 LOB: 0 BB: 1 P: 14		R: 0 E: 0 K: 1 S: 10	H: 1 LOB: 2 BB: 1 P: 20	1B: 6 2B: 3 3B: 0 HR: 0	SF: 0 SAC: 0 DP: 3 HBP: 0	WP: 0 PB: 0 CS: 3
PITCHER	IP	WLS	BF	H	R	ER	SO	BB	IBB	HBP	BLK	WP	HR	S	P	ERA	WHIP					
Mike Hampton L (1.1) ERA: 3.36	7.0	W	26	6	0	0	8	2	0	0	0	0	0	71	112	0.00	1.143					
Armando Benitez R (8.1) ERA: 3.36	2.0	S	8	1	0	0	3	2	0	0	0	0	0	17	34	0.00	1.500					

Batter	1	2	3	4	5	6	7	8	9	AB	R	H	RBI	BB	SO	LOB	BOTTOM					
Melvin Mora R (1.6) OBP: 0.333, SLG: 0.454			G6-3							3	0	1	1	0	0	0	<p>New York Yankees @ New York Mets Shea Stadium, Flushing, NY Sun Jul 09 2000, 1:10 PM EDT Att: 54,286 - Cloudy - 79 F</p> <p>livebaseballscorecards.com</p> <p>AB 27 R 2 H 6 RBI 2 BB 5 SO 5 LOB 18</p>					
Derek Bell R (1.9) OBP: 0.398, SLG: 0.498	K									4	0	1	0	0	2	1						
Edgardo Alfonzo R (1.4) OBP: 0.417, SLG: 0.538	K									4	0	0	0	0	2	2						
Todd Zeile R (1.3) OBP: 0.381, SLG: 0.534	G3									4	1	1	1	0	1	1						
Benny Agbayani R (1.7) Joe McEwing R (8, PR) Joe McEwing R (9, PR) OBP: 0.280, SLG: 0.449										1	0	1	0	3	0	0						
Robin Ventura L (1.5) OBP: 0.348, SLG: 0.471										4	0	2	0	0	0	2						
Jay Payton R (1.8) OBP: 0.331, SLG: 0.452										4	0	0	0	0	0	6						
Todd Pratt R (1.2) OBP: 0.330, SLG: 0.477										1	1	0	0	2	0	2						
Mike Hampton R (1.1) Armando Benitez R (8.1) OBP: 0.340, SLG: 0.304										2	0	0	0	0	0	4						
Inning Stats	R: 0 E: 0 K: 2 S: 10	H: 1 LOB: 1 BB: 0 P: 16	R: 0 E: 0 K: 0 S: 11	H: 2 LOB: 2 BB: 0 P: 18	R: 0 E: 0 K: 0 S: 4	H: 1 LOB: 0 BB: 0 P: 5	R: 1 E: 0 K: 0 S: 14	H: 1 LOB: 2 BB: 2 P: 30	R: 0 E: 0 K: 1 S: 7	H: 0 LOB: 0 BB: 0 P: 11	R: 0 E: 0 K: 1 S: 8	H: 0 LOB: 1 BB: 1 P: 16	R: 1 E: 0 K: 0 S: 5	H: 0 LOB: 0 BB: 1 P: 13	R: 0 E: 0 K: 1 S: 12	H: 1 LOB: 2 BB: 1 P: 19		R: 0 E: 0 K: 1 S: 10	H: 1 LOB: 2 BB: 1 P: 20	1B: 4 2B: 1 3B: 0 HR: 1	SF: 1 SAC: 1 DP: 1 HBP: 0	WP: 2 PB: 0 CS: 0
PITCHER	IP	WLS	BF	H	R	ER	SO	BB	IBB	HBP	BLK	WP	HR	S	P	ERA	WHIP					
Andy Pettitte L (1.1) ERA: 4.38	1.1	L	5	0	0	0	1	1	0	0	0	1	0	14	25	0.00	0.750					
Jeff Nelson R (7.1) ERA: 1.69	0.0		1	0	0	0	0	0	0	0	0	0	0	1	1	∞	∞					
Randy Choate L (8.1) ERA: 4.09	0.1		1	0	0	0	0	0	0	0	0	0	0	1	1	0.00	0.000					



Batter	1	2	3	4	5	6	7	8	9	AB	R	H	RBI	BB	SO	LOB	TOP					
Luis Castillo, S OBP: 0.466, SLG: 0.445	(1,4) K	0-2		3-2 L6-3		0-0 E6	2-0 F9			5	0	2	1	0	1	3						
Mark Kotsay, L OBP: 0.351, SLG: 0.473	(1,9) FC1-6 HR	1-0 F8		0-0 F7		2-H 3-H 1B		1-1 WP WP		4	2	2	0	1	0	1						
Cliff Floyd, L OBP: 0.357, SLG: 0.497	(1,7) FC1-6 BB			0-0 G4-3		2-1 F7		1-2 P7		4	0	0	0	1	1	3						
Preston Wilson, R OBP: 0.338, SLG: 0.507	(1,8) FC1-6 HR			2-2 S HR		1-2 G6-3		0-1 F8 S	0-2 P4	5	3	2	0	0	0	3						
Mike Lowell, R OBP: 0.317, SLG: 0.468	(1,5) HR			4-0 HR		3-2 G6-3		2-0 G5-3	4-0 WP	3	2	1	3	2	0	1						
Derrek Lee, R OBP: 0.377, SLG: 0.560	(1,3) 2B			2-1 HR		2-3 K		0-1 F8	3-2 G5-3	5	1	2	3	0	1	2						
Kevin Millar, R OBP: 0.392, SLG: 0.491	(1,10) G4-3			0-3 K		1-0 2B		0-0 1B	0-0 F9	4	2	1	1	0	1	1						
Alex Gonzalez, R OBP: 0.221, SLG: 0.297		1-3 K		0-1 G6-3		1-1 2B		0-2 2B	1-3 K	5	1	2	1	0	2	0						
Paul Bako, L OBP: 0.343, SLG: 0.303	(1,2) G6-3			1-2 L6-3		0-0 G3		1-1 2B	1-1 F7	5	0	2	0	0	0	2						
<b>Inning Stats</b>	R: 3 E: 0 K: 1 S: 16	H: 3 LOB: 1 BB: 1 P: 26	R: 0 E: 0 K: 1 S: 10	H: 1 LOB: 1 BB: 0 P: 12	R: 3 E: 0 K: 1 S: 12	H: 2 LOB: 0 BB: 1 P: 20	R: 0 E: 0 K: 0 S: 8	H: 1 LOB: 0 BB: 0 P: 12	R: 0 E: 0 K: 1 S: 11	H: 0 LOB: 0 BB: 0 P: 15	R: 2 E: 1 K: 1 S: 12	H: 2 LOB: 2 BB: 1 P: 22	R: 2 E: 0 K: 0 S: 12	H: 4 LOB: 2 BB: 0 P: 17	R: 1 E: 0 K: 0 S: 12	H: 1 LOB: 1 BB: 1 P: 21	R: 0 E: 0 K: 1 S: 6	H: 0 LOB: 0 BB: 0 P: 8	1B: 8 2B: 5 3B: 0 HR: 2	SF: 0 SAC: 0 DP: 1 HBP: 1	WP: 3 PB: 0 SB: 2 CS: 0	PA: 45
<b>PITCHER</b>	IP WLS BF H R ER SO BB IBB HBP BLK WP HR S P ERA WHIP																					
Orlando Hernandez, R ERA: 4.97	(1,1) 5.2 L 29 9 8 7 5 3 0 1 0 0 0 2 67 103 11.12 2.118																					
Craig Dingman, R ERA: 3.16	(6,1) 1.0 6 3 2 2 0 0 0 0 0 0 0 11 15 18.00 3.000																					
Randy Choate, L ERA: 3.0	(7,1) 0.2 4 2 1 1 0 0 0 0 0 0 1 0 8 13 13.50 3.000																					
Jason Grimsley, R ERA: 3.98	(8,1) 1.2 6 0 0 0 1 1 0 0 0 2 0 13 22 0.00 0.600																					

Florida Marlins @ New York Yankees  
Yankee Stadium, Bronx, NY  
Thu Jul 13 2000, 7:05 PM EDT  
Att: 33,323 - Overcast - 80 F

livebaseballscores.com

AB 40  
R 11  
H 14  
RBI 9  
BB 4  
SO 6  
LOB 16



Batter	1	2	3	4	5	6	7	8	9	AB	R	H	RBI	BB	SO	LOB	BOTTOM					
Chuck Knoblauch, R OBP: 0.346, SLG: 0.399	(1,4) G4-3	1-1 F8		3-2 G4-3		0-2 G6-3		1-1 G6-3	1-2 2B	4	0	0	0	0	0	3						
Jose Vizcaino, S OBP: 0.291, SLG: 0.277	(8,4)									2	0	1	0	0	0	0						
2 Derek Jeter, R OBP: 0.370, SLG: 0.479	(1,6) F9			2-1 BB 1B		3-3 K		1-3 K	2-3 K	6	2	2	0	0	3	1						
Paul O'Neill, L OBP: 0.351, SLG: 0.441	(1,9) G4-3			1-1 1B 20 SF9		0-2 F9		4-2 20 BB G1-3	4-2 1B	3	3	1	0	2	0	0						
Bernie Williams, S OBP: 0.399, SLG: 0.600		2-2 G5-3		4-2 WP 1B		3-2 2B		2-1 G1-3	1-0 1B	4	1	2	0	1	0	2						
David Justice, L OBP: 0.361, SLG: 0.563	(1,10) 2B	3-1 2B		1-2 WP		1-2 F7		4-1 BB 20 BB	1-1 DI 1B	4	2	3	2	1	0	1						
Tino Martinez, L OBP: 0.331, SLG: 0.431	(1,3) K	2-3 K		3-2 P8		2-2 G4-3		1-3 K	2-2 1B	5	0	1	2	0	2	8						
20 Jorge Posada, S OBP: 0.446, SLG: 0.531	(1,2) 2B	4-1 2B		0-0 SF9		1-0 F8		4-0 BB	0-1 P5	2	0	0	2	2	0	1						
Ryan Thompson, R OBP: 0.400, SLG: 0.500	(1,7) 2B	2-1 2B		3-3 K		1-3 K		1-3 K	2-1 G5-3	4	0	1	2	1	2	2						
Scott Brosius, R OBP: 0.315, SLG: 0.407	(1,5) BB	4-1 BB		2-3 K		3-2 HR		3-2 FC6-4	2-1 L6	4	1	1	1	1	1	3						
<b>Inning Stats</b>	R: 0 E: 0 K: 0 S: 8	H: 0 LOB: 0 BB: 0 P: 13	R: 1 E: 0 K: 1 S: 15	H: 2 LOB: 3 BB: 2 P: 33	R: 2 E: 0 K: 1 S: 21	H: 3 LOB: 2 BB: 1 P: 35	R: 0 E: 0 K: 2 S: 11	H: 0 LOB: 0 BB: 0 P: 19	R: 0 E: 0 K: 0 S: 12	H: 1 LOB: 1 BB: 0 P: 18	R: 1 E: 0 K: 1 S: 10	H: 1 LOB: 0 BB: 0 P: 15	R: 2 E: 0 K: 1 S: 14	H: 1 LOB: 3 BB: 4 P: 35	R: 3 E: 0 K: 1 S: 18	H: 3 LOB: 1 BB: 1 P: 28	R: 0 E: 0 K: 1 S: 13	H: 1 LOB: 1 BB: 0 P: 20	1B: 8 2B: 3 3B: 0 HR: 1	SF: 1 SAC: 0 DP: 0 HBP: 0	WP: 1 PB: 0 SB: 0 CS: 0	PA: 47
<b>PITCHER</b>	IP WLS BF H R ER SO BB IBB HBP BLK WP HR S P ERA WHIP																					
Brad Penny, R ERA: 5.32	(1,1) 5.0 W 24 9 8 3 3 4 3 0 0 0 0 1 67 29 5.40 1.800																					
Ricky Bones, R ERA: 2.09	(6,1) 1.1 7 2 3 3 1 1 0 0 0 0 0 1 17 29 20.25 2.250																					
Armando Almanza, L ERA: 1.5	(7,1) 0.1 3 0 0 0 1 2 0 0 0 0 0 0 4 13 0.00 6.000																					
Braden Looper, R ERA: 3.24	(7,1) 1.0 H 8 3 3 3 3 2 0 0 0 0 0 0 19 34 27.00 5.000																					
Antonio Alfonseca, R ERA: 4.47	(8,1) 1.1 S 5 1 0 0 1 0 0 0 0 0 0 0 15 22 0.00 0.750																					

Florida Marlins @ New York Yankees  
Yankee Stadium, Bronx, NY  
Thu Jul 13 2000, 7:05 PM EDT  
Att: 33,323 - Overcast - 80 F

livebaseballscores.com


AB 38  
R 9  
H 12  
RBI 9  
BB 8  
SO 8  
LOB 21










Batter	1	2	3	4	5	6	7	8	9	AB R H RBI BB SO LOB	TOP																								
												<p style="text-align: center;"><b>Florida Marlins @ New York Yankees</b> Yankee Stadium, Bronx, NY Sat Jul 15 2000, 4:35 PM EDT</p> <p style="text-align: right;"><a href="http://livebaseballscorecards.com">livebaseballscorecards.com</a></p> <p><b>AB 0</b> <b>R 0</b> <b>H 0</b> <b>RBI 0</b> <b>BB 0</b> <b>SO 0</b> <b>LOB 0</b></p> 																							
Inning Stats											1B: 0 SF: 0 WP: 0 PA: 0 2B: 0 SAC: 0 FB: 0 3B: 0 DP: 0 SB: 0 HR: 0 HBP: 0 CS: 0																								
PITCHER	IP	WLS	BF	H	R	ER	SO	BB	IBB	HBP	BLK	WP	HR	S	P	ERA	WHIP	PITCHER	IP	WLS	BF	H	R	ER	SO	BB	IBB	HBP	BLK	WP	HR	S	P	ERA	WHIP

Batter	1	2	3	4	5	6	7	8	9	AB R H RBI BB SO LOB	BOTTOM																								
												<p style="text-align: center;"><b>Florida Marlins @ New York Yankees</b> Yankee Stadium, Bronx, NY Sat Jul 15 2000, 4:35 PM EDT</p> <p style="text-align: right;"><a href="http://livebaseballscorecards.com">livebaseballscorecards.com</a></p> <p><b>AB 0</b> <b>R 0</b> <b>H 0</b> <b>RBI 0</b> <b>BB 0</b> <b>SO 0</b> <b>LOB 0</b></p> 																							
Inning Stats											1B: 0 SF: 0 WP: 0 PA: 0 2B: 0 SAC: 0 FB: 0 3B: 0 DP: 0 SB: 0 HR: 0 HBP: 0 CS: 0																								
PITCHER	IP	WLS	BF	H	R	ER	SO	BB	IBB	HBP	BLK	WP	HR	S	P	ERA	WHIP	PITCHER	IP	WLS	BF	H	R	ER	SO	BB	IBB	HBP	BLK	WP	HR	S	P	ERA	WHIP











Batter	1	2	3	4	5	6	7	8	9	AB	R	H	RBI	BB	SO	LOB	TOP	
Doug Glanville, R (1, 8) OBP: 0.299, SLG: 0.353	2-2 G3 WP 1B		0-0 F9		2-1 F7			1-1 F9		4	0	1	0	0	0	1		
Ron Gant, R (1, 7) OBP: 0.314, SLG: 0.473	0-0 F5		0-0 G6-3		3-1 F9			2-1 HR		4	1	1	1	0	0	2		
Bobby Abreu, L (1, 9) OBP: 0.419, SLG: 0.545	3-2 G3 1-3		1-0 F8		2-1 F9			0-3 K		4	0	0	0	0	1	1		
Scott Rolen, R (1, 5) OBP: 0.376, SLG: 0.565	1-1 F3			2-2 BB 1B		2-2 G3-1			1-1 G3	4	0	1	0	0	0	1		
Pat Burrell, R (1, 10) OBP: 0.343, SLG: 0.483		4-2 1B BB		3-2 F7		0-2 G4-3			2-3 K	3	0	0	0	1	1	1		
Brian Hunter, R (1, 3) OBP: 0.294, SLG: 0.455		1-1 F8		4-1 BB			3-2 F8		3-2 F2	3	0	0	0	1	0	1		
Alex Arias, R (1, 6) OBP: 0.269, SLG: 0.292		0-1 1B		2-2 P4			1-2 F7			3	0	1	0	0	0	1		
Mickey Morandini, L (1, 4) OBP: 0.311, SLG: 0.302		0-3 K			0-0 2B		0-3 K			3	0	1	0	0	2	2		
Tom Prince, R (1, 2) OBP: 0.278, SLG: 0.245		0-1 F8			0-0 B2			3-2 F8		2	0	0	0	0	0	3		
Kevin Seick, R (8, PH) OBP: 0.340, SLG: 0.356										1	0	0	0	0	0	0		
Gary Bennett, R (8, 2)										0	0	0	0	0	0	0		
<b>Inning Stats</b>	R: 0 H: 1 E: 0 LOB: 1 K: 0 BB: 0 S: 11	R: 0 H: 1 E: 0 LOB: 2 K: 1 BB: 1 S: 12	R: 0 H: 0 E: 0 LOB: 0 K: 0 BB: 0 S: 3	R: 0 H: 1 E: 0 LOB: 1 K: 0 BB: 1 S: 14	R: 0 H: 1 E: 0 LOB: 1 K: 0 BB: 0 S: 6	R: 0 H: 0 E: 0 LOB: 0 K: 0 BB: 0 S: 9	R: 0 H: 0 E: 0 LOB: 0 K: 1 BB: 0 S: 9	R: 1 H: 1 E: 0 LOB: 0 K: 1 BB: 0 S: 10	R: 0 H: 0 E: 0 LOB: 0 K: 1 BB: 0 S: 10	1B: 3 2B: 1 3B: 0 HR: 1	SF: 0 SAC: 0 DP: 0 HBP: 0	WP: 1 PA: 33						
<b>PITCHER</b>	IP WLS BF H R ER SO BB IBB HBP BLK WP HR S P ERA WHIP	IP WLS BF H R ER SO BB IBB HBP BLK WP HR S P ERA WHIP																
Denny Neagle, L (1, 1) ERA: 3.37	8.0 W 30 5 1 1 3 2 0 0 0 0 1 1 74 116 1.12 0.875																	
42 Mariano Rivera, R (9, 1) ERA: 3.24	1.0 S 3 0 0 0 1 0 0 0 0 0 0 0 10 16 0.00 0.000																	

Philadelphia Phillies @ New York Yankees  
Yankee Stadium, Bronx, NY  
Tue Jul 18 2000, 7:05 PM EDT  
Att: 40,013 - Sunny - 85 F

AB	31
R	1
H	5
RBI	1
BB	2
SO	4
LOB	13



Batter	1	2	3	4	5	6	7	8	9	AB	R	H	RBI	BB	SO	LOB	BOTTOM	
Chuck Knoblauch, R (1, 10) OBP: 0.344, SLG: 0.391	0-2 F8			1-1 F9		4-2 G1 2B 3B BB		1-3 K		3	1	0	0	1	1	0		
2 Derek Jeter, R (1, 6) OBP: 0.373, SLG: 0.472	0-0 G6-3			2-1 F8		0-2 G1 3B 1B		4-2 FC6-4 BB		3	1	1	0	1	0	0		
Paul O'Neill, L (1, 9) OBP: 0.354, SLG: 0.449	3-2 F8			2-0 1B		2-2 G1		1-2 FC6-4		4	0	1	0	0	0	3		
Bernie Williams, S (1, 8) OBP: 0.404, SLG: 0.614		2-3 K		1-0 G4-3		2-0 3B				3	0	1	2	0	1	1		
David Justice, L (1, 7) OBP: 0.371, SLG: 0.575		2-2 G4-3			1-0 HR	1-0 F7				3	1	1	1	0	0	1		
Tino Martinez, L (1, 3) OBP: 0.335, SLG: 0.437		2-3 K			0-0 L7		1-1 F9			3	0	0	0	0	1	0		
20 Jorge Posada, S (1, 2) OBP: 0.440, SLG: 0.519			4-2 G6-4-3 BB		1-3 K		2-0 F7			2	0	0	0	1	1	0		
Scott Brosius, R (1, 5) OBP: 0.314, SLG: 0.394			1-0 G6-4-3		1-2 G4-3		0-3 K2-3			3	0	0	0	0	1	1		
Jose Vizcaino, S (1, 4) OBP: 0.300, SLG: 0.283			3-2 F7			0-0 F7		0-0 F7		3	0	0	0	0	0	0		
<b>Inning Stats</b>	R: 0 H: 0 E: 0 LOB: 0 K: 0 BB: 0 S: 9	R: 0 H: 0 E: 0 LOB: 0 K: 2 BB: 0 S: 9	R: 0 H: 0 E: 0 LOB: 0 K: 0 BB: 1 S: 6	R: 0 H: 1 E: 0 LOB: 1 K: 0 BB: 0 S: 6	R: 1 H: 1 E: 0 LOB: 0 K: 1 BB: 0 S: 8	R: 2 H: 2 E: 0 LOB: 1 K: 0 BB: 1 S: 11	R: 0 H: 0 E: 0 LOB: 0 K: 1 BB: 0 S: 6	R: 0 H: 0 E: 0 LOB: 1 K: 1 BB: 1 S: 12	1B: 2 2B: 0 3B: 1 HR: 1	SF: 0 SAC: 0 DP: 1 HBP: 0	WP: 0 PA: 30							
<b>PITCHER</b>	IP WLS BF H R ER SO BB IBB HBP BLK WP HR S P ERA WHIP	IP WLS BF H R ER SO BB IBB HBP BLK WP HR S P ERA WHIP																
Curt Schilling, R (1, 1) ERA: 4.17	8.0 L 30 4 3 3 5 3 0 0 0 0 0 1 67 111 3.38 0.875																	

Philadelphia Phillies @ New York Yankees  
Yankee Stadium, Bronx, NY  
Tue Jul 18 2000, 7:05 PM EDT  
Att: 40,013 - Sunny - 85 F

AB	27
R	3
H	4
RBI	3
BB	3
SO	5
LOB	6









Batter	1	2	3	4	5	6	7	8	9	AB	R	H	RBI	BB	SO	LOB	TOP								
<b>Damon Easley, R</b> (1, 4) OBP: 0.343, SLG: 0.382	F9		2B			BB 1B	BB		G5-3	3	1	1	0	2	0	0									
<b>Shane Halter, R</b> (1, 5) OBP: 0.306, SLG: 0.346	F9		K			BB 1B	K		G6-3	4	1	0	0	1	2	2									
<b>Bobby Higginson, L</b> (1, 7) OBP: 0.376, SLG: 0.575	F7				G3-1	E 1B	P6			4	1	1	1	0	0	1									
<b>Dean Palmer, R</b> (1, 10) OBP: 0.345, SLG: 0.497		K			P4	K		G5-3		4	0	0	0	0	2	2									
<b>Wendell Magee, R</b> (1, 9) OBP: 0.326, SLG: 0.506	F8				F9	K		K		3	0	0	0	0	1	2									
<b>Rich Becker, L</b> (8, PH) OBP: 0.391, SLG: 0.395										1	0	0	0	0	1	0									
<b>Deivi Cruz, R</b> (1, 6) OBP: 0.314, SLG: 0.435						G5-3	E7 1B			4	2	3	1	0	0	0									
<b>Juan Encarnacion, R</b> (1, 8) OBP: 0.339, SLG: 0.499						G5-3				4	0	2	3	0	1	1									
<b>Hal Morris, L</b> (1, 3) OBP: 0.333, SLG: 0.357							G3			4	0	1	0	0	2	2									
<b>Javier Cardona, R</b> (1, 2) OBP: 0.300, SLG: 0.300										3	0	0	0	0	3	1									
<b>Luis Polonia, L</b> (8, PH) OBP: 0.325, SLG: 0.417										1	0	0	0	0	0	0									
<b>Brad Ausmus, R</b> (9, 2) OBP: 0.339, SLG: 0.346									F7	0	0	0	0	0	0	0									
<b>Inning Stats</b>	R: 0 E: 0 K: 0 S: 5	H: 0 LOB: 0 BB: 0 P: 10	R: 0 E: 0 K: 2 S: 10	H: 1 LOB: 1 BB: 0 P: 17	R: 0 E: 0 K: 3 S: 12	H: 1 LOB: 1 BB: 0 P: 17	R: 0 E: 0 K: 0 S: 8	H: 0 LOB: 0 BB: 0 P: 13	R: 0 E: 0 K: 1 S: 10	H: 1 LOB: 1 BB: 0 P: 13	R: 4 E: 1 K: 2 S: 16	H: 3 LOB: 1 BB: 2 P: 31	R: 0 E: 0 K: 2 S: 12	H: 0 LOB: 1 BB: 1 P: 19	R: 1 E: 0 K: 2 S: 21	H: 2 LOB: 1 BB: 0 P: 32	R: 0 E: 0 K: 0 S: 7	H: 0 LOB: 0 BB: 0 P: 9	1B: 6 2B: 2 3B: 0 HR: 0	SF: 0 SAC: 0 DP: 0 HBP: 0	WP: 0 PB: 0 SB: 1 CS: 0	PA: 38			
<b>PITCHER</b>	IP	WLS	BF	H	R	ER	SO	BB	IBB	HBP	BLK	WP	HR	S	P	ERA	WHIP								
<b>Andy Pettitte, L</b> (1, 1) ERA: 4.65	7.0	L	30	6	4	3	10	3	0	0	0	0	0	73	120	3.86	1.286								
<b>Jeff Nelson, R</b> (8, 1) ERA: 1.74	0.2		4	2	1	1	1	0	0	0	0	0	0	12	20	13.50	3.000								
<b>Mike Stanton, L</b> (8, 1) ERA: 2.86	0.1		1	0	0	0	1	0	0	0	0	0	0	9	12	0.00	0.000								
<b>Jason Grimsley, R</b> (9, 1) ERA: 4.28	1.0		3	0	0	0	0	0	0	0	0	0	0	7	9	0.00	0.000								

**Detroit Tigers @ New York Yankees**  
Yankee Stadium, Bronx, NY  
Thu Jul 20 2000, 12:05 PM EDT  
Att: 45,535 - Sunny - 70 F

AB 35  
R 5  
H 8  
RBI 5  
BB 3  
SO 12  
LOB 11



Batter	1	2	3	4	5	6	7	8	9	AB	R	H	RBI	BB	SO	LOB	BOTTOM								
<b>Chuck Knoblauch, R</b> (1, 4) OBP: 0.358, SLG: 0.401	G5-4-3 BB	1B			BB 1B		FC6-4 2B		2B BB	2	0	2	0	3	0	0									
<b>2 Derek Jeter, R</b> (1, 6) OBP: 0.377, SLG: 0.476	G5-4-3 1-2	K			F8		L4		G4-6-3 1B	5	0	1	0	0	1	4									
<b>Paul O'Neill, L</b> (1, 9) OBP: 0.356, SLG: 0.458	1B				CS 1B		E6 FC6-4		G4-6-3 1-2	5	0	3	0	0	0	3									
<b>Bernie Williams, S</b> (1, 8) OBP: 0.401, SLG: 0.607	F7				F8		FC6-4 1-2 2-3			4	0	0	0	0	0	6									
<b>David Justice, L</b> (1, 10) OBP: 0.372, SLG: 0.591					HR		G4-3			3	1	1	1	1	1	2									
<b>Tino Martinez, L</b> (1, 3) OBP: 0.331, SLG: 0.428					G4-3		P6		F7	3	1	0	0	1	0	3									
<b>20 Jorge Posada, S</b> (1, 2) OBP: 0.438, SLG: 0.524					F7		G4-3		G6-4-3 BB	3	1	1	2	1	0	0									
<b>Felix Jose, S</b> (1, 7) OBP: 0.290, SLG: 0.357					F8		G6-3		G6-4-3 1-2	3	0	0	0	1	0	1									
<b>Scott Brosius, R</b> (1, 5) OBP: 0.312, SLG: 0.394					F8		P4		F8	4	0	0	0	0	0	1									
<b>Inning Stats</b>	R: 0 E: 0 K: 0 S: 7	H: 1 LOB: 1 BB: 1 P: 15	R: 3 E: 0 K: 1 S: 10	H: 3 LOB: 1 BB: 1 P: 21	R: 0 E: 0 K: 1 S: 7	H: 1 LOB: 0 BB: 0 P: 9	R: 0 E: 0 K: 0 S: 8	H: 0 LOB: 1 BB: 1 P: 18	R: 0 E: 0 K: 0 S: 11	H: 1 LOB: 3 BB: 2 P: 23	R: 0 E: 0 K: 0 S: 6	H: 0 LOB: 0 BB: 0 P: 9	R: 0 E: 1 K: 0 S: 7	H: 1 LOB: 2 BB: 0 P: 8	R: 0 E: 0 K: 0 S: 6	H: 0 LOB: 0 BB: 1 P: 13	R: 0 E: 0 K: 0 S: 8	H: 1 LOB: 1 BB: 1 P: 16	1B: 5 2B: 1 3B: 0 HR: 2	SF: 0 SAC: 0 DP: 3 HBP: 0	WP: 0 PB: 0 SB: 0 CS: 1	PA: 39			
<b>PITCHER</b>	IP	WLS	BF	H	R	ER	SO	BB	IBB	HBP	BLK	WP	HR	S	P	ERA	WHIP								
<b>Willie Blair, R</b> (1, 1) ERA: 4.94	6.1	W	29	7	3	3	2	5	0	0	0	0	0	51	97	4.26	1.895								
<b>C.J. Nitkowski, L</b> (7, 1) ERA: 5.45	0.2	H	3	0	0	0	0	0	0	0	0	0	0	5	6	0.00	0.000								
<b>Doug Brocail, R</b> (8, 1) ERA: 4.22	1.0	H	3	0	0	0	0	1	0	0	0	0	0	6	13	0.00	1.000								
<b>Todd Jones, R</b> (9, 1) ERA: 2.31	1.0	S	4	1	0	0	0	1	0	0	0	0	0	8	16	0.00	2.000								

**Detroit Tigers @ New York Yankees**  
Yankee Stadium, Bronx, NY  
Thu Jul 20 2000, 12:05 PM EDT  
Att: 45,535 - Sunny - 70 F

AB 32  
R 3  
H 8  
RBI 3  
BB 7  
SO 2  
LOB 20













Batter	1	2	3	4	5	6	7	8	9	AB	R	H	RBI	BB	SO	LOB	TOP			
Gerald Williams, R (1, 8) OBP: 0.321, SLG: 0.455										4	0	0	0	0	0	0				
Russ Johnson, R (1, 5) OBP: 0.294, SLG: 0.273										4	0	1	0	0	1	0				
Greg Vaughn, R (1, 7) OBP: 0.377, SLG: 0.551										4	1	1	0	0	1	1				
Fred McGriff, L (1, 3)										4	0	1	0	0	0	1				
Jose Canseco, R (1, 10) OBP: 0.390, SLG: 0.474										3	0	0	0	1	1	3				
Bubba Trammell, R (1, 9) OBP: 0.352, SLG: 0.466										3	0	0	1	0	0	2				
Mike DiFelice, R (1, 2) OBP: 0.319, SLG: 0.441										3	0	1	0	0	1	1				
Miguel Cairo, R (1, 4) OBP: 0.312, SLG: 0.327										3	0	0	0	0	2	2				
Felix Martinez, S (1, 6) OBP: 0.356, SLG: 0.327										2	0	0	0	0	2	0				
Jose Guillen, R (8, PH) OBP: 0.333, SLG: 0.449										1	0	0	0	0	0	0				
Ozzie Guillen, L (8, 6) OBP: 0.325, SLG: 0.417										0	0	0	0	0	0	0				
<b>Inning Stats</b>	R: 0 E: 0 K: 1 S: 8	H: 0 LOB: 0 BB: 0 P: 14	R: 0 E: 0 K: 1 S: 13	H: 1 LOB: 2 BB: 1 P: 23	R: 0 E: 0 K: 1 S: 7	H: 0 LOB: 0 BB: 0 P: 11	R: 0 E: 0 K: 2 S: 9	H: 0 LOB: 0 BB: 0 P: 14	R: 0 E: 0 K: 1 S: 7	H: 0 LOB: 0 BB: 0 P: 10	R: 1 E: 0 K: 1 S: 13	H: 2 LOB: 1 BB: 0 P: 17	R: 0 E: 0 K: 0 S: 4	H: 0 LOB: 0 BB: 0 P: 6	R: 0 E: 0 K: 0 S: 7	H: 1 LOB: 1 BB: 0 P: 13	1B: 1 2B: 3 3B: 0 HR: 0	SF: 0 SAC: 0 DP: 0 HBP: 0	WP: 0 PB: 0 CS: 0	PA: 32
<b>PITCHER</b> Denny Neagle, L (1, 1) ERA: 3.21	IP: 9.0 WLS: W BF: 32 H: 4 R: 1 ER: 1 SO: 8 BB: 1 IBB: 0 HBP: 0 BLK: 0 WP: 0 HR: 0 S: 73 P: 116 ERA: 1.00 WHIP: 0.556																			

Tampa Bay Devil Rays @ New York Yankees  
Yankee Stadium, Bronx, NY  
Sun Jul 23 2000, 1:05 PM EDT  
Att: 45,528 - Sunny - 73 F

AB	31
R	1
H	4
RBI	1
BB	1
SO	8
LOB	10



Batter	1	2	3	4	5	6	7	8	9	AB	R	H	RBI	BB	SO	LOB	BOTTOM			
Chuck Knoblauch, R (1, 10) OBP: 0.352, SLG: 0.403										3	1	2	1	0	0	0				
Derek Jeter, R (1, 6) OBP: 0.387, SLG: 0.484										3	1	2	1	1	0	1				
Paul O'Neill, L (1, 9) OBP: 0.351, SLG: 0.449										3	0	0	1	0	1	2				
Bernie Williams, S (1, 8) OBP: 0.403, SLG: 0.605										4	0	1	1	0	1	1				
David Justice, L (1, 7) OBP: 0.377, SLG: 0.586										4	0	0	0	0	1	1				
Ryan Thompson, R (9, 7) OBP: 0.200, SLG: 0.333										0	0	0	0	0	0	0				
Tino Martinez, L (1, 3) OBP: 0.326, SLG: 0.420										3	0	0	0	0	1	1				
20 Jorge Posada, S (1, 2) OBP: 0.437, SLG: 0.530										3	1	1	0	0	1	0				
Scott Brosius, R (1, 5) OBP: 0.313, SLG: 0.389										3	1	1	0	0	0	0				
Jose Vizcaino, S (1, 4) OBP: 0.312, SLG: 0.305										1	1	0	0	1	0	0				
<b>Inning Stats</b>	R: 0 E: 0 K: 0 S: 7	H: 1 LOB: 0 BB: 0 P: 9	R: 0 E: 0 K: 1 S: 10	H: 0 LOB: 0 BB: 1 P: 16	R: 0 E: 0 K: 1 S: 10	H: 0 LOB: 1 BB: 1 P: 15	R: 2 E: 0 K: 2 S: 14	H: 3 LOB: 1 BB: 0 P: 20	R: 3 E: 1 K: 1 S: 15	H: 2 LOB: 1 BB: 1 P: 22	R: 0 E: 0 K: 0 S: 6	H: 0 LOB: 0 BB: 0 P: 10	R: 0 E: 0 K: 0 S: 9	H: 1 LOB: 1 BB: 0 P: 14	R: 0 E: 0 K: 0 S: 3	H: 0 LOB: 0 BB: 0 P: 8	1B: 5 2B: 2 3B: 0 HR: 0	SF: 2 SAC: 1 DP: 1 HBP: 0	WP: 0 PB: 0 CS: 1	PA: 33
<b>PITCHER</b> Bryan Rekar, R (1, 1) ERA: 4.81 Tanyon Sturtze, R (8, 1) ERA: 6.93	IP: 7.0 WLS: L BF: 29 H: 7 R: 5 ER: 3 SO: 5 BB: 2 IBB: 0 HBP: 0 BLK: 0 WP: 0 HR: 0 S: 71 P: 106 ERA: 3.86 WHIP: 1.286																			

Tampa Bay Devil Rays @ New York Yankees  
Yankee Stadium, Bronx, NY  
Sun Jul 23 2000, 1:05 PM EDT  
Att: 45,528 - Sunny - 73 F

AB	27
R	5
H	7
RBI	4
BB	2
SO	5
LOB	6





Batter	1	2	3	4	5	6	7	8	9	AB	R	H	RBI	BB	SO	LOB	TOP			
<b>Chuck Knoblauch, R</b> (1, 4) <small>OBP: 0.348, SLG: 0.399</small> <b>Jose Vizcaino, S</b> (7, 4) <small>OBP: 0.312, SLG: 0.305</small>										3	0	0	1	0	1	2	<b>New York Yankees @ Baltimore Orioles</b> Oriole Park at Camden Yards, Baltimore, MD Mon Jul 24 2000, 7:35 PM EDT Att: 47,450 - Cloudy - 75 F			
<b>2 Derek Jeter, R</b> (1, 6) <small>OBP: 0.365, SLG: 0.481</small>										4	1	1	1	0	1	0				
<b>Bernie Williams, S</b> (1, 8) <small>OBP: 0.400, SLG: 0.598</small>										4	0	0	0	0	1	1				
<b>Glenallen Hill, R</b> (1, 10) <small>OBP: 0.302, SLG: 0.506</small>										4	1	1	1	0	1	0				
<b>20 Jorge Posada, S</b> (1, 2) <small>OBP: 0.433, SLG: 0.522</small>										4	0	0	0	0	3	1				
<b>David Justice, L</b> (1, 9) <small>OBP: 0.375, SLG: 0.581</small>										4	0	1	0	0	1	0				
<b>Scott Brosius, R</b> (1, 5) <small>OBP: 0.312, SLG: 0.384</small>										3	0	0	0	1	0	1				
<b>Ryan Thompson, R</b> (1, 7) <small>OBP: 0.261, SLG: 0.350</small> <b>Paul O'Neill, L</b> (9, PH) <small>OBP: 0.352, SLG: 0.449</small>										2	1	1	0	1	0	0				
<b>Clay Bellinger, R</b> (1, 3) <small>OBP: 0.293, SLG: 0.393</small> <b>Tino Martinez, L</b> (9, PH) <small>OBP: 0.326, SLG: 0.419</small>										3	1	1	0	0	1	2				
<b>Inning Stats</b>	R: 0 E: 0 K: 3 S: 9	H: 0 LOB: 0 BB: 0 P: 12	R: 1 E: 0 K: 1 S: 7	H: 1 LOB: 0 BB: 0 P: 12	R: 3 E: 1 K: 1 S: 12	H: 2 LOB: 1 BB: 1 P: 22	R: 0 E: 0 K: 0 S: 7	H: 0 LOB: 0 BB: 0 P: 11	R: 0 E: 0 K: 1 S: 8	H: 0 LOB: 0 BB: 0 P: 14	R: 0 E: 0 K: 1 S: 16	H: 1 LOB: 2 BB: 1 P: 26	R: 0 E: 0 K: 0 S: 7	H: 0 LOB: 0 BB: 0 P: 12	R: 0 E: 0 K: 1 S: 10	H: 1 LOB: 2 BB: 1 P: 19		1B: 3 2B: 1 3B: 0 HR: 1	SF: 1 SAC: 0 DP: 0 HBP: 0	WP: 0 PB: 0 SB: 0 CS: 0
<b>PITCHER</b>	IP WLS BF P	WLS BF P	H R ER SO	H R ER SO	BB IBB HBP BLK	WP HR S P	ERA WHIP	<b>PITCHER</b>	IP WLS BF P	WLS BF P	H R ER SO	H R ER SO	BB IBB HBP BLK	WP HR S P	ERA WHIP					
<b>John Parrish, L</b> (1, 1) <small>ERA: 3.86</small> <b>Mike Trombley, R</b> (8, 1) <small>ERA: 4.19</small> <b>Buddy Groom, L</b> (9, 1) <small>ERA: 4.34</small>	7.0 L 28 109	4 4 3 9	2 0 0 0	0 0 0 0	0 0 0 0	0 0 3 4	3.86 0.857	<b>John Parrish, L</b> (1, 1) <small>ERA: 3.86</small> <b>Mike Trombley, R</b> (8, 1) <small>ERA: 4.19</small> <b>Buddy Groom, L</b> (9, 1) <small>ERA: 4.34</small>	7.0 L 28 109	4 4 3 9	2 0 0 0	0 0 0 0	0 0 0 0	0 0 3 4	3.86 0.857					

Batter	1	2	3	4	5	6	7	8	9	AB	R	H	RBI	BB	SO	LOB	BOTTOM			
<b>Brady Anderson, L</b> (1, 8) <small>OBP: 0.348, SLG: 0.406</small>										4	1	1	0	1	1	4	<b>New York Yankees @ Baltimore Orioles</b> Oriole Park at Camden Yards, Baltimore, MD Mon Jul 24 2000, 7:35 PM EDT Att: 47,450 - Cloudy - 75 F			
<b>Mike Bordick, R</b> (1, 6) <small>OBP: 0.355, SLG: 0.490</small>										4	0	1	0	1	2	7				
<b>Delino DeShields, L</b> (1, 4) <small>OBP: 0.360, SLG: 0.433</small>										5	1	1	1	0	1	2				
<b>Albert Belle, R</b> (1, 9) <small>OBP: 0.366, SLG: 0.516</small>										4	0	0	0	0	0	2				
<b>B.J. Surhoff, L</b> (1, 7) <small>OBP: 0.342, SLG: 0.449</small>										4	0	0	0	0	0	2				
<b>Will Clark, L</b> (1, 3) <small>OBP: 0.419, SLG: 0.480</small>										2	1	1	1	1	1	0				
<b>Charles Johnson, R</b> (1, 2) <small>OBP: 0.362, SLG: 0.569</small>										4	0	2	1	0	2	1				
<b>Harold Baines, L</b> (1, 10) <small>OBP: 0.354, SLG: 0.449</small> <b>Jeff Conine, R</b> (8, PH) <small>OBP: 0.335, SLG: 0.451</small>										2	0	0	0	1	1	3				
<b>13 Ivanon Coffie, L</b> (1, 5) <small>OBP: 0.286, SLG: 0.217</small>										2	0	0	0	2	1	2				
<b>Inning Stats</b>	R: 1 E: 0 K: 0 S: 15	H: 2 LOB: 1 BB: 0 P: 25	R: 1 E: 0 K: 3 S: 14	H: 1 LOB: 2 BB: 1 P: 25	R: 1 E: 0 K: 1 S: 12	H: 2 LOB: 1 BB: 0 P: 17	R: 0 E: 0 K: 0 S: 6	H: 0 LOB: 1 BB: 2 P: 16	R: 0 E: 0 K: 2 S: 17	H: 1 LOB: 3 BB: 2 P: 27	R: 0 E: 0 K: 0 S: 5	H: 0 LOB: 0 BB: 0 P: 7	R: 0 E: 0 K: 2 S: 10	H: 0 LOB: 0 BB: 0 P: 17	R: 0 E: 0 K: 1 S: 11	H: 0 LOB: 1 BB: 1 P: 20		1B: 5 2B: 1 3B: 0 HR: 0	SF: 0 SAC: 0 DP: 1 HBP: 1	WP: 0 PB: 0 SB: 2 CS: 0
<b>PITCHER</b>	IP WLS BF P	WLS BF P	H R ER SO	H R ER SO	BB IBB HBP BLK	WP HR S P	ERA WHIP	<b>PITCHER</b>	IP WLS BF P	WLS BF P	H R ER SO	H R ER SO	BB IBB HBP BLK	WP HR S P	ERA WHIP					
<b>Roger Clemens, R</b> (1, 1) <small>ERA: 4.01</small> <b>Mike Stanton, L</b> (7, 1) <small>ERA: 2.74</small> <b>42 Mariano Rivera, R</b> (8, 1) <small>ERA: 3.14</small>	6.0 W 29 122	3 3 0 73	0 0 0 0	2 0 0 0	0 0 0 0	0 0 15 26	4.50 1.833	<b>Roger Clemens, R</b> (1, 1) <small>ERA: 4.01</small> <b>Mike Stanton, L</b> (7, 1) <small>ERA: 2.74</small> <b>42 Mariano Rivera, R</b> (8, 1) <small>ERA: 3.14</small>	6.0 W 29 122	3 3 0 73	0 0 0 0	2 0 0 0	0 0 15 26	4.50 1.833						







Batter	1	2	3	4	5	6	7	8	9	AB	R	H	RBI	BB	SO	LOB	TOP			
Jose Vizcaino, S (1,4) OBP: 0.320, SLG: 0.323	0-3 K	1-0 1B		2-1 G4-3			0-1 G4-3		3-1 F5	5	1	1	0	0	1	1	<b>New York Yankees @ Baltimore Orioles</b> Oriole Park at Camden Yards, Baltimore, MD Wed Jul 26 2000, 7:05 PM EDT Att: 47,691 - Cloudy - 74 F			
2 Derek Jeter, R (1,6) OBP: 0.388, SLG: 0.487	2-2 F8	4-1 1B		1-1 F9			2-2 L7			3	0	0	0	1	0	1				
Paul O'Neill, L (1,9) OBP: 0.361, SLG: 0.463	1-1 BB	1-2 1B			2-3 K		0-1 G6-3			4	1	2	2	0	1	0				
Bernie Williams, S (1,8) OBP: 0.403, SLG: 0.608	4-0 2B	1-2 BB			4-2 BB			2-1 1B		2	1	1	0	2	0	2				
David Justice, L (1,10) OBP: 0.378, SLG: 0.586	1-2 2B			2-3 K		2-1 F5		0-1 20 P4-3		4	0	2	2	0	1	1				
Tino Martinez, L (1,3) OBP: 0.322, SLG: 0.411	0-2 F3			1-2 F5		1-1 G3		3-H 1-3 K		4	0	0	0	0	1	4				
20 Jorge Posada, S (1,2) OBP: 0.429, SLG: 0.510		1-3 K		2-1 G1-3			0-0 P6		0-0 P4-3	4	0	0	0	0	1	1				
Ryan Thompson, R (1,7) OBP: 0.313, SLG: 0.464		0-1 2B		1-1 G5-3		1-2 F9		3-3 K		4	1	1	0	0	1	0				
Scott Brosius, R (1,5) OBP: 0.313, SLG: 0.386		0-2 F9		2-1 G4-3		2-2 F7		3-2 F7		4	0	1	0	0	0	1				
<b>Inning Stats</b>	R: 1 E: 0 K: 1 S: 14	H: 2 LOB: 2 BB: 1 P: 22	R: 2 E: 0 K: 1 S: 17	H: 3 LOB: 2 BB: 1 P: 25	R: 0 E: 0 K: 1 S: 8	H: 0 LOB: 0 BB: 0 P: 13	R: 0 E: 0 K: 0 S: 8	H: 1 LOB: 1 BB: 0 P: 14	R: 0 E: 0 K: 0 S: 10	H: 0 LOB: 0 BB: 0 P: 13	R: 0 E: 0 K: 0 S: 7	H: 0 LOB: 0 BB: 0 P: 9	R: 1 E: 0 K: 1 S: 8	H: 2 LOB: 0 BB: 0 P: 11	R: 0 E: 0 K: 1 S: 9	H: 0 LOB: 0 BB: 0 P: 18		1B: 4 2B: 4 3B: 1 HR: 0	SF: 0 SAC: 0 DP: 1 HBP: 0	WP: 0 PB: 0 SB: 0 CS: 0
<b>PITCHER</b>	IP WLS BF H R ER SO BB IBB HBP BLK WP HR S P ERA WHIP	IP WLS BF H R ER SO BB IBB HBP BLK WP HR S P ERA WHIP	IP WLS BF H R ER SO BB IBB HBP BLK WP HR S P ERA WHIP	IP WLS BF H R ER SO BB IBB HBP BLK WP HR S P ERA WHIP	IP WLS BF H R ER SO BB IBB HBP BLK WP HR S P ERA WHIP	IP WLS BF H R ER SO BB IBB HBP BLK WP HR S P ERA WHIP	IP WLS BF H R ER SO BB IBB HBP BLK WP HR S P ERA WHIP	IP WLS BF H R ER SO BB IBB HBP BLK WP HR S P ERA WHIP	IP WLS BF H R ER SO BB IBB HBP BLK WP HR S P ERA WHIP	IP WLS BF H R ER SO BB IBB HBP BLK WP HR S P ERA WHIP	IP WLS BF H R ER SO BB IBB HBP BLK WP HR S P ERA WHIP	IP WLS BF H R ER SO BB IBB HBP BLK WP HR S P ERA WHIP	IP WLS BF H R ER SO BB IBB HBP BLK WP HR S P ERA WHIP	IP WLS BF H R ER SO BB IBB HBP BLK WP HR S P ERA WHIP	IP WLS BF H R ER SO BB IBB HBP BLK WP HR S P ERA WHIP	IP WLS BF H R ER SO BB IBB HBP BLK WP HR S P ERA WHIP	IP WLS BF H R ER SO BB IBB HBP BLK WP HR S P ERA WHIP			
Sidney Ponson, R (1,1) ERA: 5.44	7.0 L	32 8	4 4	4 4	3 0	0 0	0 0	0 0	0 0	0 0	0 0	0 0	0 0	0 0	0 0	0 0	0 0	5.14 1.571		
Buddy Groom, L (8,1) ERA: 4.23	1.0	2 0	0 0	0 0	1 0	0 0	0 0	0 0	0 0	0 0	4 5	0.00 0.000								
Jose Mercedes, R (9,1) ERA: 5.28	1.0	3 0	0 0	0 0	1 0	0 0	0 0	0 0	0 0	0 0	9 18	0.00 0.000								

AB	34
R	4
H	8
RBI	4
BB	3
SO	6
LOB	11





Batter	1	2	3	4	5	6	7	8	9	AB	R	H	RBI	BB	SO	LOB	BOTTOM	
Delino DeShields, L (1,4) OBP: 0.360, SLG: 0.436	2-1 S			3-2 G4-3			3-1 F8		2-3 K	5	1	2	0	0	1	0	<b>New York Yankees @ Baltimore Orioles</b> Oriole Park at Camden Yards, Baltimore, MD Wed Jul 26 2000, 7:05 PM EDT Att: 47,691 - Cloudy - 74 F	
Mike Bordick, R (1,6) OBP: 0.350, SLG: 0.481	3-3 K			1-2 G6-3		2-3 K2-3		1-0 HBP	3-1 P4	4	0	0	0	0	2	1		
Will Clark, L (1,3) OBP: 0.415, SLG: 0.472	0-0 G6-4-3			2-0 1B			0-3 K		2-1 F8	4	0	2	1	0	1	2		
Albert Belle, R (1,9) OBP: 0.364, SLG: 0.513	0-1 G6-4-3			0-1 G4-3			0-1 BB		2-3 F8	4	0	1	0	0	0	4		
B.J. Surhoff, L (1,7) OBP: 0.345, SLG: 0.460		0-2 G4-3		3-1 F8		2-0 L8		0-3 K		4	0	1	0	0	1	1		
Jeff Conine, R (1,5) OBP: 0.343, SLG: 0.452		1-0 G4-3		0-1 S		4-1 BB		1-1 1B		3	0	2	0	1	0	1		
Harold Baines, L (1,10) OBP: 0.351, SLG: 0.440		3-3 K		3-3 K		4-2 FC6-4		1-3 K		3	0	0	0	1	3	3		
Charles Johnson, R (1,2) OBP: 0.359, SLG: 0.558		4-1 BB		0-0 L9		2-2 FC6-4		1-3 K		3	0	0	0	1	1	5		
Luis Matos, R (1,8) OBP: 0.273, SLG: 0.324		1-1 F8			0-0 F8		0-3 K		0-0 F8	3	0	0	0	0	1	2		
Brady Anderson, L (9,PH) OBP: 0.349, SLG: 0.404										1	0	0	0	0	0	0		
<b>Inning Stats</b>	R: 1 E: 0 K: 1 S: 10	H: 2 LOB: 0 BB: 0 P: 15	R: 0 E: 0 K: 1 S: 10	H: 1 LOB: 2 BB: 1 P: 19	R: 0 E: 0 K: 0 S: 9	H: 1 LOB: 1 BB: 0 P: 15	R: 0 E: 0 K: 1 S: 9	H: 1 LOB: 3 BB: 2 P: 10	R: 0 E: 0 K: 1 S: 13	H: 1 LOB: 2 BB: 0 P: 15	R: 0 E: 0 K: 3 S: 11	H: 1 LOB: 1 BB: 0 P: 14	R: 0 E: 0 K: 1 S: 7	H: 0 LOB: 0 BB: 0 P: 12	1B: 5 2B: 3 3B: 0 HR: 0	SF: 0 SAC: 0 DP: 1 HBP: 1	WP: 0 PB: 0 SB: 0 CS: 0	PA: 38
<b>PITCHER</b>	IP WLS BF H R ER SO BB IBB HBP BLK WP HR S P ERA WHIP	IP WLS BF H R ER SO BB IBB HBP BLK WP HR S P ERA WHIP	IP WLS BF H R ER SO BB IBB HBP BLK WP HR S P ERA WHIP	IP WLS BF H R ER SO BB IBB HBP BLK WP HR S P ERA WHIP	IP WLS BF H R ER SO BB IBB HBP BLK WP HR S P ERA WHIP	IP WLS BF H R ER SO BB IBB HBP BLK WP HR S P ERA WHIP	IP WLS BF H R ER SO BB IBB HBP BLK WP HR S P ERA WHIP	IP WLS BF H R ER SO BB IBB HBP BLK WP HR S P ERA WHIP	IP WLS BF H R ER SO BB IBB HBP BLK WP HR S P ERA WHIP	IP WLS BF H R ER SO BB IBB HBP BLK WP HR S P ERA WHIP	IP WLS BF H R ER SO BB IBB HBP BLK WP HR S P ERA WHIP	IP WLS BF H R ER SO BB IBB HBP BLK WP HR S P ERA WHIP	IP WLS BF H R ER SO BB IBB HBP BLK WP HR S P ERA WHIP	IP WLS BF H R ER SO BB IBB HBP BLK WP HR S P ERA WHIP	IP WLS BF H R ER SO BB IBB HBP BLK WP HR S P ERA WHIP	IP WLS BF H R ER SO BB IBB HBP BLK WP HR S P ERA WHIP		
Dwight Gooden, R (1,1) ERA: 5.17	5.2 W	25 6	1 1	1 5	3 0	0 0	0 0	0 0	0 0	0 0	0 8	0.00 1.500						
Jeff Nelson, R (6,1) ERA: 2.04	0.2 H	4 1	0 0	0 1	0 0	0 0	0 0	0 0	0 0	0 0	8 14	0.00 0.600						
Mike Stanton, L (7,1) ERA: 2.64	1.2 H	6 1	0 0	0 3	0 0	0 0	0 0	0 0	0 0	0 0	15 20	0.00 0.000						
42 Mariano Rivera, R (9,1) ERA: 3.07	1.0 S	3 0	0 0	0 1	0 0	0 0	0 0	0 0	0 0	0 0	7 12	0.00 0.000						

AB	34
R	1
H	8
RBI	1
BB	3
SO	10
LOB	19





Batter	1	2	3	4	5	6	7	8	9	AB	R	H	RBI	BB	SO	LOB	TOP								
Jose Vizcaino, S OBP: 0.314, SLG: 0.315 (1, 4)	G4-3		F3		F7-5			K		4	0	0	0	0	1	1	<p><b>New York Yankees @ Minnesota Twins</b>            Hubert H. Humphrey Metrodome, Minneapolis, MN            Thu Jul 27 2000, 8:05 PM EDT            Att: 16,325 - Dome - 72 F</p> <p>livebaseballscores.com</p> <p>AB 34 R 3 H 9 RBI 3 BB 2 SO 7 LOB 12</p> 								
2 Derek Jeter, R OBP: 0.389, SLG: 0.490 (1, 6)	F3			G6-3		F7		1B		4	0	2	0	0	0	0									
Paul O'Neill, L OBP: 0.360, SLG: 0.460 (1, 9)	K			F9		F7		1B		4	0	1	0	0	1	1									
Bernie Williams, S OBP: 0.399, SLG: 0.602 (1, 8)		F7		F9		F9		G1-6-3		4	0	0	0	0	0	3									
Glenallen Hill, R OBP: 0.298, SLG: 0.494 (1, 10)		F7				HR		K		4	1	1	0	0	2	1									
David Justice, L OBP: 0.382, SLG: 0.599 (1, 7)						HR				3	1	2	2	1	0	0									
20 Jorge Posada, S OBP: 0.427, SLG: 0.505 (1, 3)						K		K		3	0	0	0	1	2	2									
Chris Turner, R OBP: 0.418, SLG: 0.480 (1, 2)			G5-3			2B				4	1	2	0	0	0	1									
Scott Brosius, R OBP: 0.312, SLG: 0.388 (1, 5)			L8			F7-5		K		4	0	1	1	0	1	3									
<b>Inning Stats</b>	R: 0 E: 0 K: 1 S: 8	H: 0 LOB: 0 BB: 0 P: 11	R: 0 E: 0 K: 0 S: 10	H: 1 LOB: 1 BB: 0 P: 16	R: 0 E: 0 K: 0 S: 6	H: 0 LOB: 0 BB: 0 P: 6	R: 0 E: 0 K: 0 S: 7	H: 0 LOB: 0 BB: 0 P: 12	R: 3 E: 0 K: 1 S: 16	H: 4 LOB: 0 BB: 0 P: 22	R: 0 E: 0 K: 1 S: 6	H: 1 LOB: 1 BB: 0 P: 11	R: 0 E: 0 K: 2 S: 10	H: 0 LOB: 1 BB: 1 P: 20	R: 0 E: 0 K: 1 S: 12	H: 2 LOB: 1 BB: 1 P: 15	R: 0 E: 0 K: 1 S: 10	H: 1 LOB: 2 BB: 1 P: 18	1B: 5 2B: 4 3B: 0 HR: 1	SF: 0 SAC: 0 DP: 2 HBP: 0	WP: 0 PB: 0 CS: 0	PA: 36			
<b>PITCHER</b>	IP	WLS	BF	H	R	ER	SO	BB	IBB	HBP	BLK	WP	HR	S	P	ERA	WHIP								
Mark Redman, L ERA: 4.36 (1, 1)	6.0	W	24	6	3	3	3	1	0	0	0	0	1	55	84	4.50	1.167								
Bob Wells, R ERA: 3.39 (7, 1)	2.0		7	2	0	0	3	0	0	0	0	0	0	20	29	0.00	1.000								
LaTroy Hawkins, R ERA: 3.64 (9, 1)	1.0		5	1	0	0	1	1	0	0	0	0	0	10	18	0.00	2.000								

Batter	1	2	3	4	5	6	7	8	9	AB	R	H	RBI	BB	SO	LOB	BOTTOM								
Denny Hocking, S OBP: 0.360, SLG: 0.409 (1, 7)	WP	FC4-6		2B		2B		FC5-4		4	3	4	1	1	0	0	<p><b>New York Yankees @ Minnesota Twins</b>            Hubert H. Humphrey Metrodome, Minneapolis, MN            Thu Jul 27 2000, 8:05 PM EDT            Att: 16,325 - Dome - 72 F</p> <p>livebaseballscores.com</p> <p>AB 34 R 9 H 12 RBI 9 BB 6 SO 5 LOB 21</p> 								
Cristian Guzman, S OBP: 0.318, SLG: 0.422 (1, 6)	BB	FC4-6		K		G4-3		FC5-4		5	2	3	3	0	1	3									
Matt Lawton, L OBP: 0.435, SLG: 0.480 (1, 9)	BB	G3				G4-3		P5		4	1	1	2	1	0	4									
Ron Coomer, R OBP: 0.336, SLG: 0.458 (1, 3)	BB			G5-3		FC4-6		FC5-4		4	0	1	1	1	1	3									
David Ortiz, L OBP: 0.396, SLG: 0.469 (1, 10)				G4-3		FC6		K		3	0	0	1	2	1	3									
Corey Koskie, L OBP: 0.406, SLG: 0.466 (1, 5)	SF7					FC6		FC4-6		3	0	1	1	0	0	2									
Jay Canizaro, R OBP: 0.337, SLG: 0.427 (1, 4)	F9			F9		G4-6-3		K		4	0	0	0	0	1	4									
Jacque Jones, L OBP: 0.326, SLG: 0.487 (1, 8)	K			G4-3		2B		G3		4	1	1	0	0	1	2									
Chad Moeller, R OBP: 0.234, SLG: 0.194 (1, 2)		G5-3				2B		G6-3		3	2	1	0	1	0	0									
<b>Inning Stats</b>	R: 3 E: 0 K: 1 S: 17	H: 3 LOB: 2 BB: 2 P: 36	R: 0 E: 0 K: 0 S: 12	H: 1 LOB: 0 BB: 0 P: 21	R: 0 E: 0 K: 0 S: 6	H: 1 LOB: 1 BB: 0 P: 11	R: 2 E: 0 K: 2 S: 14	H: 1 LOB: 2 BB: 2 P: 26	R: 0 E: 0 K: 0 S: 7	H: 0 LOB: 0 BB: 1 P: 12	R: 4 E: 0 K: 0 S: 16	H: 4 LOB: 1 BB: 1 P: 28	R: 0 E: 0 K: 1 S: 6	H: 0 LOB: 0 BB: 0 P: 9	R: 0 E: 0 K: 1 S: 12	H: 2 LOB: 2 BB: 0 P: 16	1B: 8 2B: 4 3B: 0 HR: 0	SF: 1 SAC: 0 DP: 1 HBP: 0	WP: 1 PB: 0 CS: 0	PA: 41					
<b>PITCHER</b>	IP	WLS	BF	H	R	ER	SO	BB	IBB	HBP	BLK	WP	HR	S	P	ERA	WHIP								
David Cone, R ERA: 6.88 (1, 1)	5.0	L	28	9	8	8	3	5	0	0	0	0	0	64	119	14.40	2.800								
Jason Grimsley, R ERA: 4.61 (6, 1)	2.0		8	1	1	1	1	1	0	0	0	0	0	14	24	4.50	1.000								
56 Darrell Einertson, R ERA: 3.56 (8, 1)	1.0		5	2	0	0	1	0	0	0	0	0	0	12	16	0.00	2.000								



Batter	1	2	3	4	5	6	7	8	9	AB	R	H	RBI	BB	SO	LOB	TOP							
Chuck Knoblauch, R (1, 10) OBP: 0.348, SLG: 0.401	G1-6-3	FC4-6		K		FC4-6		F8		6	0	2	1	0	1	4	<b>New York Yankees @ Minnesota Twins</b> Hubert H. Humphrey Metrodome, Minneapolis, MN Fri Jul 28 2000, 8:05 PM EDT Att: 16,823 - Dome - 72 F							
2 Derek Jeter, R (1, 6) OBP: 0.383, SLG: 0.482	G4-3		G6-3		K	FC4-6		K	K	6	0	0	0	0	3	3								
Paul O'Neill, L (1, 9) OBP: 0.360, SLG: 0.462			F9		F7		G3		2B 20 1B	5	1	2	0	0	0	0								
Bernie Williams, S (1, 8) OBP: 0.399, SLG: 0.601	F8				WP BB		G3-1		F8	4	0	1	0	1	0	2								
David Justice, L (1, 7) OBP: 0.382, SLG: 0.599		F8	F8		G6-3		2B 1B		20 1B HR	5	2	2	0	0	0	2								
Tino Martinez, L (1, 3) OBP: 0.328, SLG: 0.418		K2-3			20 E FC4-2				20 1B HR	4	1	3	1	1	1	0								
Wilson Delgado, S (9, PR) OBP: 0.314, SLG: 0.333									20 1B HR	0	1	0	0	0	0	0								
20 Jorge Posada, S (1, 2) OBP: 0.435, SLG: 0.528					FC4-2				HR	4	3	4	3	1	0	0								
Scott Brosius, R (1, 5) OBP: 0.313, SLG: 0.389									HR	2	0	1	0	0	1	2								
Clay Bellinger, R (4, 5) OBP: 0.294, SLG: 0.424									HR	2	0	0	0	0	1	3								
Glenallen Hill, R (9, PH) OBP: 0.302, SLG: 0.514		FC4-6			K		G6-3			1	1	1	4	0	0	0								
Chris Turner, R (9, 2) OBP: 0.416, SLG: 0.480		1B							HR	0	0	0	0	0	0	0								
Jose Vizcaino, S (1, 4) OBP: 0.311, SLG: 0.312					FC4-2			G4-3	F7	5	0	1	0	0	0	4								
<b>Inning Stats</b>	R: 0 E: 0 K: 0 S: 8	H: 1 LOB: 1 BB: 0 P: 14	R: 1 E: 0 K: 1 S: 13	H: 3 LOB: 2 BB: 0 P: 19	R: 0 E: 0 K: 0 S: 7	H: 1 LOB: 1 BB: 0 P: 11	R: 0 E: 0 K: 2 S: 15	H: 2 LOB: 2 BB: 0 P: 20	R: 0 E: 0 K: 1 S: 11	H: 0 LOB: 1 BB: 1 P: 17	R: 2 E: 1 K: 1 S: 13	H: 3 LOB: 1 BB: 0 P: 19	R: 1 E: 0 K: 0 S: 10	H: 2 LOB: 2 BB: 1 P: 18	R: 0 E: 0 K: 1 S: 7	H: 0 LOB: 0 BB: 0 P: 12	R: 5 E: 0 K: 1 S: 19	H: 5 LOB: 2 BB: 1 P: 35	1B: 8 2B: 7 3B: 0 HR: 2	SF: 0 SAC: 0 DP: 0 HBP: 0	WP: 1 PB: 1 SB: 0 CS: 0	PA: 47		
<b>PITCHER</b>	IP WLS BF H R ER SO BB IBB HBP BLK WP HR S P ERA WHIP	7.0 35 12 4 4 0 5 1 1 0 0 1 1 77 118 5.14 1.857	1.0 3 0 0 0 1 0 0 0 0 0 0 0 7 12 0.00 0.000	0.0 1 1 1 1 0 0 0 0 0 0 0 0 2 3 ∞ ∞	0.1 H 1 0 0 0 0 0 0 0 0 0 0 3 6 0.00 0.000	0.0 L 2 1 0 0 0 0 1 0 0 0 0 4 11 ∞ ∞	0.2 B 5 3 4 4 1 0 0 0 0 0 0 0 1 15 54.00 4.500																	

AB	44
R	9
H	17
RBI	9
BB	3
SO	7
LOB	20



Batter	1	2	3	4	5	6	7	8	9	AB	R	H	RBI	BB	SO	LOB	BOTTOM						
Denny Hocking, S (1, 8) OBP: 0.361, SLG: 0.407	F9			WP 2B 1B	FC6-4			BB 1B BB	F7	4	2	1	0	1	0	2	<b>New York Yankees @ Minnesota Twins</b> Hubert H. Humphrey Metrodome, Minneapolis, MN Fri Jul 28 2000, 8:05 PM EDT Att: 16,823 - Dome - 72 F						
Cristian Guzman, S (1, 6) OBP: 0.317, SLG: 0.422	K			G1-3 G4-3 2B		G6-3		K	G6-3	5	1	1	1	0	2	3							
Matt Lawton, L (1, 7) OBP: 0.433, SLG: 0.477	P5			G4-3 G1-3 BB		K		K		3	0	0	0	1	2	2							
Ron Coomer, R (1, 3) OBP: 0.335, SLG: 0.454		F7		G1-3		G5-3		1B 1B BB		3	1	0	0	1	0	2							
David Ortiz, L (1, 10) OBP: 0.394, SLG: 0.465		G3-1		G4-3		F9		1B 1B		4	0	1	3	0	0	1							
Jay Canizaro, R (1, 4) OBP: 0.336, SLG: 0.424		F9		P6		K		1B		4	0	1	1	0	1	1							
Chad Allen, R (1, 9) OBP: 0.367, SLG: 0.360				G4-3		K		K		4	0	1	0	0	2	2							
Marcus Jensen, S (9, 2) OBP: 0.325, SLG: 0.338								2B		0	0	0	0	0	0	0							
Jason Maxwell, R (1, 5) OBP: 0.312, SLG: 0.309				K						2	0	0	0	1	1	1							
Corey Koskie, L (9, PH) OBP: 0.408, SLG: 0.466				K		FC6-4 BB		F8	FC4-6 BB	0	0	0	0	1	0	0							
Chad Moeller, R (1, 2) OBP: 0.228, SLG: 0.189				G3		K		BB 1B BB	FC4-6	2	0	0	0	0	1	1							
Midre Cummings, L (8, PH) OBP: 0.367, SLG: 0.444										0	1	0	0	1	0	0							
Jacque Jones, L (9, 8) OBP: 0.325, SLG: 0.485								BB 1B BB	1-2 DI	1	0	0	0	0	0	1							
<b>Inning Stats</b>	R: 0 E: 0 K: 1 S: 8	H: 0 LOB: 0 BB: 0 P: 13	R: 0 E: 0 K: 0 S: 5	H: 0 LOB: 0 BB: 0 P: 7	R: 0 E: 0 K: 1 S: 5	H: 0 LOB: 0 BB: 0 P: 10	R: 2 E: 0 K: 0 S: 19	H: 2 LOB: 1 BB: 1 P: 30	R: 0 E: 0 K: 2 S: 9	H: 0 LOB: 1 BB: 1 P: 17	R: 0 E: 0 K: 1 S: 7	H: 0 LOB: 0 BB: 0 P: 11	R: 0 E: 0 K: 1 S: 11	H: 1 LOB: 1 BB: 0 P: 19	R: 3 E: 0 K: 3 S: 20	H: 2 LOB: 2 BB: 3 P: 33	R: 0 E: 0 K: 0 S: 6	H: 0 LOB: 1 BB: 1 P: 11	1B: 3 2B: 2 3B: 0 HR: 0	SF: 0 SAC: 0 DP: 0 HBP: 0	WP: 1 PB: 1 SB: 0 CS: 0	PA: 38	
<b>PITCHER</b>	IP WLS BF H R ER SO BB IBB HBP BLK WP HR S P ERA WHIP	7.0 28 3 4 4 0 2 4 0 0 0 0 0 6 6 0.00 0.000	0.2 H 2 0 0 0 2 0 0 0 0 0 0 6 6 0.00 0.000	0.0 1 0 0 0 0 1 0 0 0 0 0 0 5 9 ∞ ∞	1.1 W 7 2 1 1 1 1 0 0 0 0 0 14 20 6.75 2.250																		

AB	32
R	5
H	5
RBI	5
BB	6
SO	9
LOB	16







Batter	1	2	3	4	5	6	7	8	9	AB	R	H	RBI	BB	SO	LOB	TOP										
Jose Vizcaino, S OBP: 0.309, SLG: 0.311	1-3 K			1-2 G6-3		0-0 2 1B SF8 1B		0-3 K		4	1	1	0	0	2	0	<b>New York Yankees @ Minnesota Twins</b> Hubert H. Humphrey Metrodome, Minneapolis, MN Sat Jul 29 2000, 7:05 PM EDT Att: 31,426 - Dome - 72 F <a href="http://livebaseballscorecards.com">livebaseballscorecards.com</a>										
2 Derek Jeter, R OBP: 0.394, SLG: 0.481	1-1 G6-3			4-2 WP BB		1-1 FC5-4 1B		2-1 L9		3	0	1	1	1	0	0											
Paul O'Neill, L OBP: 0.357, SLG: 0.459	2-3 K			1-3 K		1-1 SF8		3-2 G4-3		3	0	0	1	0	2	1											
Bernie Williams, S OBP: 0.395, SLG: 0.595		1-3 K		3-0 L8		3-H 2-0 FC5-4		0-3 K		4	0	0	0	0	2	2											
Glenallen Hill, R OBP: 0.297, SLG: 0.505		2-3 K			0-0 G3			0-0 F3		3	0	0	0	0	1	0											
Tino Martinez, L OBP: 0.326, SLG: 0.414		0-1 L8			2-2 G6-3			1-2 P4		3	0	0	0	0	0	0											
20 Jorge Posada, S OBP: 0.431, SLG: 0.523			1-3 K		2-1 G5-3			2-3 K		3	0	0	0	0	2	0											
Ryan Thompson, R OBP: 0.314, SLG: 0.433			1-3 K		4-2 2 1B BB			0-1 P4		2	1	0	0	1	1	0											
Clay Bellinger, R OBP: 0.286, SLG: 0.411			0-3 K		0-0 G2			0-2 G5-3		3	0	0	0	0	1	1											
<b>Inning Stats</b>	R: 0 H: 0 E: 0 K: 2 S: 8	H: 0 LOB: 0 BB: 0 P: 12	R: 0 H: 0 E: 0 K: 2 S: 8	H: 0 LOB: 0 BB: 0 P: 11	R: 0 H: 0 E: 0 K: 3 S: 9	H: 0 LOB: 1 BB: 0 P: 11	R: 0 H: 0 E: 0 K: 1 S: 12	H: 0 LOB: 1 BB: 1 P: 21	R: 0 H: 0 E: 0 K: 0 S: 6	H: 0 LOB: 0 BB: 0 P: 10	R: 2 H: 2 E: 0 K: 0 S: 12	H: 2 LOB: 1 BB: 1 P: 20	R: 0 H: 0 E: 0 K: 1 S: 9	H: 0 LOB: 0 BB: 0 P: 12	R: 0 H: 0 E: 0 K: 1 S: 9	H: 0 LOB: 0 BB: 0 P: 9	R: 0 H: 0 E: 0 K: 1 S: 12	H: 0 LOB: 0 BB: 0 P: 17	1B: 2 2B: 0 3B: 0 HR: 0	SF: 1 SAC: 0 DP: 0 HBP: 0	WP: 1 PB: 0 CS: 0	PA: 31					
<b>PITCHER</b>	IP	WLS	BF	H	R	ER	SO	BB	IBB	HBP	BLK	WP	HR	S	P	ERA	WHIP										
Eric Milton, L ERA: 4.87	8.0	W	28	2	2	2	10	2	0	0	0	1	0	73	106	2.25	0.500										
LaTroy Hawkins, R ERA: 3.96	1.0		3	0	0	0	1	0	0	0	0	0	0	12	17	0.00	0.000										

Batter	1	2	3	4	5	6	7	8	9	AB	R	H	RBI	BB	SO	LOB	BOTTOM										
Jay Canizaro, R OBP: 0.333, SLG: 0.424	1-2 G6-3		0-1 P6		1-1 G5-3		3-2 F9	0-2 BB BB 2B		5	1	1	0	0	0	1	<b>New York Yankees @ Minnesota Twins</b> Hubert H. Humphrey Metrodome, Minneapolis, MN Sat Jul 29 2000, 7:05 PM EDT Att: 31,426 - Dome - 72 F <a href="http://livebaseballscorecards.com">livebaseballscorecards.com</a>										
Cristian Guzman, S OBP: 0.320, SLG: 0.421	1-0 F8		4-0 S BB		3-2 1B		0-0 G4-3	4-0 BB BB BB		3	0	1	0	2	0	1											
Matt Lawton, L OBP: 0.433, SLG: 0.474	0-0 G4-1		1-2 F7		2-0 P5			0-1 1B BB		4	1	1	0	1	0	2											
Ron Coomer, R OBP: 0.336, SLG: 0.452		1-1 G5-3	0-0 F9		0-2 E5 G3-1 1B			0-2 F8 BB BB		4	0	1	1	1	0	2											
David Ortiz, L OBP: 0.395, SLG: 0.468 Jason Maxwell, R OBP: 0.309, SLG: 0.305		4-2 BB BB BB		1-0 F8		0-0 G3-1		0-1 BB BB BB		3	0	1	0	1	0	1											
Corey Koskie, L OBP: 0.407, SLG: 0.463 Denny Hocking, S OBP: 0.363, SLG: 0.407		4-2 BB BB		1-2 G4-3		3-3 K		4-2 1B IHR BB		2	0	0	0	1	1	1											
Tori Hunter, R OBP: 0.245, SLG: 0.296 Midre Cummings, L OBP: 0.365, SLG: 0.441 LaTroy Hawkins, R		2-3 K		4-2 E S BB		1-0 G6-3		1-3 K		2	0	0	0	1	1	3											
Jacque Jones, L OBP: 0.327, SLG: 0.484		4-2 BB		2-3 K			0-0 G4-3	0-0 IHR 1B		3	1	1	2	1	1	1											
Chad Moeller, R OBP: 0.241, SLG: 0.244		1-2 2-3 BB		1-3 K		0-1 F9		1-3 2-H 3-H 3-1 IHR		4	1	2	3	0	1	3											
<b>Inning Stats</b>	R: 0 H: 0 E: 0 K: 0 S: 5	H: 0 LOB: 3 BB: 3 P: 7	R: 0 H: 0 E: 0 K: 2 S: 19	H: 0 LOB: 3 BB: 3 P: 35	R: 0 H: 0 E: 0 K: 0 S: 6	H: 0 LOB: 1 BB: 1 P: 11	R: 0 H: 0 E: 0 K: 1 S: 9	H: 0 LOB: 1 BB: 1 P: 17	R: 0 H: 1 E: 0 K: 0 S: 11	H: 1 LOB: 1 BB: 0 P: 15	R: 0 H: 1 E: 0 K: 1 S: 9	H: 1 LOB: 1 BB: 0 P: 13	R: 0 H: 1 E: 0 K: 0 S: 8	H: 1 LOB: 1 BB: 0 P: 11	R: 6 H: 5 E: 0 K: 1 S: 22	H: 5 LOB: 3 BB: 4 P: 44	1B: 5 2B: 2 3B: 0 HR: 1	SF: 0 SAC: 0 DP: 0 HBP: 0	WP: 0 PB: 0 CS: 0	PA: 41							
<b>PITCHER</b>	IP	WLS	BF	H	R	ER	SO	BB	IBB	HBP	BLK	WP	HR	S	P	ERA	WHIP										
Roger Clemens, R ERA: 3.78	7.0		29	3	2	2	0	0	0	0	0	0	0	67	109	0.00	1.143										
Mike Stanton, L ERA: 2.99	0.1	H	3	2	2	2	0	0	0	0	0	0	0	6	8	54.00	6.000										
Ramiro Mendoza, R ERA: 4.25	0.1	L	5	3	3	3	1	1	0	0	0	0	0	11	19	81.00	12.000										
Jeff Nelson, R ERA: 2.21	0.0		1	0	0	0	0	1	0	0	0	0	0	4													
Randy Choate, L ERA: 1.5	0.0		2	0	1	1	0	2	0	0	0	0	0	4	12												
<b>PITCHER</b>	IP	WLS	BF	H	R	ER	SO	BB	IBB	HBP	BLK	WP	HR	S	P	ERA	WHIP										
Jason Grimsley, R ERA: 4.88	0.1		1	0	0	0	0	0	0	0	0	0	0	0	1	0.00	0.000										





Batter	1	2	3	4	5	6	7	8	9	AB	R	H	RBI	BB	SO	LOB	TOP					
Chuck Knoblauch, R (1, 10) OBP: 0.354, SLG: 0.404	4-2 FC6-4 2B BB	1-0 1B		4-0 1B 1-2 BB		2-1 1B 1-2 WP 1B		0-3 K		3	2	2	0	2	1	0	<p><b>New York Yankees @ Minnesota Twins</b>            Hubert H. Humphrey Metrodome, Minneapolis, MN            Sun Jul 30 2000, 2:05 PM EDT            Att: 19,041 - Dome - 72 F</p> <p>livebaseballscores.com</p> <p>AB 37 R 7 H 12 RBI 6 BB 5 SO 6 LOB 20</p> 					
2 Derek Jeter, R (1, 6) OBP: 0.392, SLG: 0.477	1-1 FC6-4 1B	1-3 K		0-1 F9		0-0 F7		0-2 G6-3		5	0	1	0	0	1	5						
Paul O'Neill, L (1, 9) OBP: 0.359, SLG: 0.460	2-1 FC6-4 BB 1B 1-2 2B	3-2 G3		2-0 FC5-4 1B 1-3 2-H		0-1 WP 1B 1-3 2-H			2-2 G6-4-3 1B	5	1	3	3	0	0	2						
Bernie Williams, S (1, 8) OBP: 0.396, SLG: 0.591	1-0 BB 1-2 2B 1B		3-0 L9	3-1 FC5-4 1-2 1B		4-2 BB 1-2 BB			2-2 G6-4-3 1-2 1B	4	1	1	0	1	0	3						
David Justice, L (1, 7) OBP: 0.388, SLG: 0.601 Ryan Thompson, R (9, PR) OBP: 0.314, SLG: 0.433	4-2 2B 1-2 2-3 BB		1-2 1B		1-0 20 G4-6-3 1B				1-1 1B	4	1	3	0	1	1	2						
Tino Martinez, L (1, 3) OBP: 0.324, SLG: 0.414	2-2 20 G4-3 1-H 2-H 3-H 2B		3-1 F8		3-0 F8		2-1 F7		2-2 P4	5	0	1	3	0	0	3						
20 Jorge Posada, S (1, 2) OBP: 0.427, SLG: 0.516	2-1 G4-3		0-3 K		0-1 G4-6-3 1-2 1B		1-3 K			4	0	0	0	0	2	3						
Jose Vizcaino, S (1, 4) OBP: 0.308, SLG: 0.306	1-1 G4-3		0-0 F8		4-1 1B BB		1-0 G5-3			3	1	0	0	1	0	1						
Clay Bellinger, R (1, 5) OBP: 0.284, SLG: 0.404		2-2 G5-3		2-0 BB 1B		0-0 F9		2-3 K		4	1	1	0	0	1	1						
<b>Inning Stats</b>	R: 4 E: 0 K: 0 S: 18	H: 3 LOB: 1 BB: 2 P: 35	R: 0 E: 0 K: 1 S: 12	H: 1 LOB: 1 BB: 0 P: 19	R: 0 E: 0 K: 1 S: 9	H: 1 LOB: 1 BB: 1 P: 16	R: 1 E: 0 K: 0 S: 7	H: 2 LOB: 2 BB: 1 P: 18	R: 0 E: 0 K: 0 S: 4	H: 1 LOB: 0 BB: 0 P: 8	R: 2 E: 0 K: 1 S: 14	H: 2 LOB: 2 BB: 2 P: 27	R: 0 E: 0 K: 1 S: 6	H: 0 LOB: 0 BB: 0 P: 10	R: 0 E: 0 K: 2 S: 9	H: 0 LOB: 0 BB: 0 P: 11		R: 0 E: 0 K: 0 S: 13	H: 2 LOB: 1 BB: 0 P: 20	1B: 11 2B: 1 3B: 0 HR: 0	SF: 0 SAC: 0 DP: 2 HBP: 0	WP: 1 PB: 0 SB: 0 CS: 0
<b>PITCHER</b>	IP WLS BF H R ER SO BB IBB HBP BLK WP HR S P ERA WHIP	3.0 L 16 5 4 4 2 2 0 0 0 0 0 0 39 70 12.00 2.333	4.1 L 15 5 3 3 0 3 0 0 0 1 0 20 45 10.12 3.000	1.1 L 4 0 0 0 2 0 0 0 0 0 0 11 18 0.00 0.000	2.0 L 7 2 0 0 2 0 0 0 0 0 0 22 31 0.00 1.000	<b>PITCHER</b>										IP WLS BF H R ER SO BB IBB HBP BLK WP HR S P ERA WHIP	3.0 L 16 5 4 4 2 2 0 0 0 0 0 0 39 70 12.00 2.333	4.1 L 15 5 3 3 0 3 0 0 0 1 0 20 45 10.12 3.000	1.1 L 4 0 0 0 2 0 0 0 0 0 0 11 18 0.00 0.000	2.0 L 7 2 0 0 2 0 0 0 0 0 0 22 31 0.00 1.000		

Batter	1	2	3	4	5	6	7	8	9	AB	R	H	RBI	BB	SO	LOB	BOTTOM					
Denny Hocking, S (1, 7) OBP: 0.364, SLG: 0.404	4-1 BB		1-3 K		3-1 F8		1-1 G4-3		0-1 G3 G3 1B	4	0	1	0	1	1	4	<p><b>New York Yankees @ Minnesota Twins</b>            Hubert H. Humphrey Metrodome, Minneapolis, MN            Sun Jul 30 2000, 2:05 PM EDT            Att: 19,041 - Dome - 72 F</p> <p>livebaseballscores.com</p> <p>AB 35 R 4 H 9 RBI 4 BB 5 SO 8 LOB 23</p> 					
Cristian Guzman, S (1, 6) OBP: 0.317, SLG: 0.416	1-3 K		0-3 K		0-3 K2-3		0-3 K		1-2 G3 1-2 2-3	5	0	0	0	0	4	7						
Matt Lawton, L (1, 9) OBP: 0.430, SLG: 0.470	3-2 F7		0-1 G3		0-0 F9		4-2 BB BB		0-1 G3 2-3 3-H	4	0	0	1	1	0	4						
Ron Coomer, R (1, 3) OBP: 0.337, SLG: 0.449	1-1 G6-3		1-2 G6-3		2-1 G6-3 1B		4-2 BB BB		0-0 F9	4	1	1	0	1	0	2						
David Ortiz, L (1, 10) OBP: 0.397, SLG: 0.466		4-2 L4-3 BB		3-2 G4-3		0-2 E9 1B 1B		1-0 F7		3	1	1	0	1	0	3						
Torii Hunter, R (1, 8) OBP: 0.236, SLG: 0.288		1-0 L4-3 1-2 1B		0-3 K		0-1 G6-3		2-3 K		4	0	0	1	0	2	2						
Jay Canizaro, R (1, 4) OBP: 0.332, SLG: 0.421		1-1 G5-3			2-2 G5-3		3-H 0-0 1B		1-3 K	4	0	1	1	0	1	0						
Jason Maxwell, R (1, 5) OBP: 0.316, SLG: 0.337			2-1 2B		2-1 1B 2B		0-0 P3		2-2 F9	4	1	2	0	0	0	1						
Chad Moeller, R (1, 2) OBP: 0.276, SLG: 0.284			4-0 BB		1-2 2H 1B		0-0 G4-3 2B		2-2 G3 1B G3 1B	3	1	3	1	1	0	0						
<b>Inning Stats</b>	R: 0 E: 0 K: 1 S: 11	H: 0 LOB: 1 BB: 1 P: 20	R: 0 E: 0 K: 0 S: 5	H: 0 LOB: 1 BB: 1 P: 11	R: 0 E: 0 K: 2 S: 11	H: 1 LOB: 2 BB: 1 P: 18	R: 0 E: 0 K: 1 S: 10	H: 0 LOB: 0 BB: 0 P: 14	R: 1 E: 0 K: 0 S: 13	H: 2 LOB: 1 BB: 0 P: 21	R: 2 E: 1 K: 0 S: 11	H: 3 LOB: 1 BB: 0 P: 13	R: 0 E: 0 K: 1 S: 14	H: 1 LOB: 3 BB: 2 P: 24	R: 0 E: 0 K: 2 S: 10	H: 0 LOB: 0 BB: 0 P: 15		R: 1 E: 0 K: 0 S: 11	H: 2 LOB: 1 BB: 0 P: 14	1B: 6 2B: 4 3B: 0 HR: 0	SF: 0 SAC: 0 DP: 1 HBP: 0	WP: 0 PB: 0 SB: 0 CS: 0
<b>PITCHER</b>	IP WLS BF H R ER SO BB IBB HBP BLK WP HR S P ERA WHIP	6.2 W 30 7 3 2 6 4 0 0 0 0 0 4 8 2.70 1.650	7.1 L 30 7 3 2 6 1 0 0 0 0 0 4 8 2.70 1.650	1.1 L 4 0 0 0 2 0 0 0 0 0 0 11 17 0.00 0.000	1.0 L 5 2 1 1 0 0 0 0 0 0 0 11 14 9.00 2.000	<b>PITCHER</b>										IP WLS BF H R ER SO BB IBB HBP BLK WP HR S P ERA WHIP	6.2 W 30 7 3 2 6 4 0 0 0 0 0 4 8 2.70 1.650	7.1 L 30 7 3 2 6 1 0 0 0 0 0 4 8 2.70 1.650	1.1 L 4 0 0 0 2 0 0 0 0 0 0 11 17 0.00 0.000	1.0 L 5 2 1 1 0 0 0 0 0 0 0 11 14 9.00 2.000		



Batter	1	2	3	4	5	6	7	8	9	AB	R	H	RBI	BB	SO	LOB	TOP								
<b>Johnny Damon, L</b> (1, 10) OBP: 0.378, SLG: 0.457										4	0	1	2	0	1	0	<b>Kansas City Royals @ New York Yankees</b> Yankee Stadium, Bronx, NY Tue Aug 01 2000, 7:05 PM EDT Att: 32,649 - Cloudy - 73 F								
<b>Rey Sanchez, R</b> (1, 6) OBP: 0.288, SLG: 0.318										3	0	1	0	1	0	0									
<b>Mark Quinn, R</b> (1, 7) OBP: 0.343, SLG: 0.495										4	0	1	0	0	1	3									
<b>Jermaine Dye, R</b> (1, 9) OBP: 0.381, SLG: 0.591										2	1	0	0	2	0	1									
<b>Joe Randa, R</b> (1, 5) OBP: 0.365, SLG: 0.466										4	0	1	1	0	2	4									
<b>Dave McCarty, R</b> (1, 3) OBP: 0.343, SLG: 0.532										4	1	1	0	0	1	1									
<b>Todd Dunwoody, L</b> (1, 8) OBP: 0.255, SLG: 0.277										3	0	0	0	0	2	1									
<b>Gregg Zaun, S</b> (1, 2) OBP: 0.348, SLG: 0.368										3	1	1	1	0	1	0									
<b>Carlos Febles, R</b> (1, 4) OBP: 0.363, SLG: 0.357										2	1	0	0	1	0	0									
<b>Inning Stats</b>	R: 0 E: 0 K: 2 S: 8	H: 1 LOB: 1 BB: 0 P: 10	R: 0 E: 0 K: 0 S: 7	H: 0 LOB: 1 BB: 1 P: 14	R: 0 E: 0 K: 1 S: 9	H: 0 LOB: 0 BB: 0 P: 12	R: 1 E: 1 K: 0 S: 6	H: 2 LOB: 1 BB: 0 P: 8	R: 1 E: 0 K: 0 S: 9	H: 1 LOB: 0 BB: 0 P: 15	R: 0 E: 0 K: 0 S: 7	H: 0 LOB: 0 BB: 0 P: 12	R: 0 E: 0 K: 1 S: 5	H: 0 LOB: 0 BB: 0 P: 8	R: 2 E: 0 K: 2 S: 22	H: 2 LOB: 3 BB: 3 P: 39	R: 0 E: 0 K: 2 S: 10	H: 0 LOB: 0 BB: 0 P: 14	1B: 3 2B: 4 3B: 0 HR: 0	SF: 1 SAC: 1 DP: 1 HBP: 0	WP: 0 PB: 0 SB: 0 CS: 1	PA: 35			
<b>PITCHER</b>	IP	WLS	BF	H	R	ER	SO	BB	IBB	HBP	BLK	WP	HR	S	P	ERA	WHIP								
<b>Dwight Gooden, R</b> (1, 1) ERA: 4.78	7.0		24	4	2	1	4	1	0	0	0	0	0	51	79	1.29	0.714								
<b>Mike Stanton, L</b> (8, 1) ERA: 3.22	0.1	B	4	2	2	2	1	1	0	0	0	0	0	12	20	54.00	9.000								
<b>Jeff Nelson, R</b> (8, 1) ERA: 2.18	0.2	W	4	0	0	0	1	2	0	0	0	0	0	10	19	0.00	3.000								
<b>42 Mariano Rivera, R</b> (9, 1) ERA: 3.04	1.0	S	3	0	0	0	2	0	0	0	0	0	0	10	14	0.00	0.000								

Batter	1	2	3	4	5	6	7	8	9	AB	R	H	RBI	BB	SO	LOB	BOTTOM								
<b>Chuck Knoblauch, R</b> (1, 10) OBP: 0.361, SLG: 0.404										2	1	1	0	3	0	0	<b>Kansas City Royals @ New York Yankees</b> Yankee Stadium, Bronx, NY Tue Aug 01 2000, 7:05 PM EDT Att: 32,649 - Cloudy - 73 F								
<b>2 Derek Jeter, R</b> (1, 6) OBP: 0.380, SLG: 0.472										4	1	0	0	1	0	4									
<b>Paul O'Neill, L</b> (1, 9) OBP: 0.358, SLG: 0.457										5	0	1	0	0	1	3									
<b>Bernie Williams, S</b> (1, 8) OBP: 0.400, SLG: 0.593										2	2	1	2	3	1	1									
<b>David Justice, L</b> (1, 7) OBP: 0.389, SLG: 0.602										4	0	2	1	0	0	1									
<b>Ryan Thompson, R</b> (7, PR) OBP: 0.306, SLG: 0.419										1	0	0	0	0	0	2									
<b>Tino Martinez, L</b> (1, 3) OBP: 0.328, SLG: 0.415										2	0	1	0	2	0	1									
<b>20 Jorge Posada, S</b> (1, 2) OBP: 0.425, SLG: 0.513										4	0	1	1	0	2	4									
<b>Jose Vizcaino, S</b> (1, 4) OBP: 0.312, SLG: 0.306										3	0	1	0	1	0	4									
<b>Scott Brosius, R</b> (1, 5) OBP: 0.312, SLG: 0.397										4	1	1	1	0	2	6									
<b>Inning Stats</b>	R: 0 E: 0 K: 1 S: 9	H: 1 LOB: 1 BB: 1 P: 17	R: 0 E: 0 K: 0 S: 13	H: 1 LOB: 2 BB: 1 P: 21	R: 0 E: 0 K: 0 S: 4	H: 0 LOB: 0 BB: 1 P: 11	R: 0 E: 0 K: 2 S: 14	H: 2 LOB: 2 BB: 0 P: 24	R: 1 E: 0 K: 1 S: 12	H: 2 LOB: 3 BB: 2 P: 22	R: 3 E: 0 K: 2 S: 20	H: 2 LOB: 2 BB: 3 P: 41	R: 1 E: 0 K: 0 S: 10	H: 1 LOB: 2 BB: 2 P: 23	1B: 6 2B: 2 3B: 0 HR: 1	SF: 0 SAC: 0 DP: 1 HBP: 0	WP: 2 PB: 0 SB: 6 CS: 1	PA: 41							
<b>PITCHER</b>	IP	WLS	BF	H	R	ER	SO	BB	IBB	HBP	BLK	WP	HR	S	P	ERA	WHIP								
<b>Dan Reichert, R</b> (1, 1) ERA: 4.24	6.0		29	6	3	3	4	7	0	0	0	1	0	58	113	4.50	2.167								
<b>Tim Lincecum, L</b> (7, 1) ERA: 9.0	1.0	B	6	2	1	1	2	1	0	0	0	1	0	20	33	9.00	3.000								
<b>Ricky Bottalico, R</b> (8, 1) ERA: 4.53	1.0	L	6	1	1	1	0	1	1	0	0	0	1	10	23	9.00	2.000								



Batter	1	2	3	4	5	6	7	8	9	AB	R	H	RBI	BB	SO	LOB	TOP		
<b>Johnny Damon, L</b> (1, 10) OBP: 0.381, SLG: 0.461										5	1	3	1	0	1	3			
<b>Carlos Febles, R</b> (1, 4) OBP: 0.361, SLG: 0.355										4	0	1	0	0	1	2			
<b>Mark Quinn, R</b> (1, 7) OBP: 0.341, SLG: 0.490										5	0	1	0	0	0	5			
<b>Jemaine Dye, R</b> (1, 9) OBP: 0.382, SLG: 0.587										4	0	1	0	1	2	3			
<b>Joe Randa, R</b> (1, 5) OBP: 0.361, SLG: 0.461										4	0	0	1	0	1	6			
<b>Dave McCarty, R</b> (1, 3) OBP: 0.341, SLG: 0.531										4	1	1	0	0	1	3			
<b>Héctor Ortiz, R</b> (1, 2) OBP: 0.500, SLG: 0.565										3	1	2	0	1	0	1			
<b>Todd Dunwoody, L</b> (1, 8) OBP: 0.264, SLG: 0.296										4	1	2	1	0	2	2			
<b>Luis Orta, R</b> (1, 6) OBP: 0.262, SLG: 0.237										1	0	0	1	1	0	1			
<b>Inning Stats</b>	R: 0 E: 0 K: 2 S: 14	H: 2 LOB: 2 BB: 0 P: 21	R: 3 E: 0 K: 1 S: 16	H: 4 LOB: 1 BB: 0 P: 23	R: 0 E: 0 K: 1 S: 10	H: 1 LOB: 1 BB: 0 P: 16	R: 0 E: 0 K: 1 S: 8	H: 1 LOB: 1 BB: 0 P: 14	R: 0 E: 0 K: 0 S: 4	H: 1 LOB: 0 BB: 0 P: 6	R: 1 E: 1 K: 0 S: 7	H: 1 LOB: 2 BB: 1 P: 15	R: 0 E: 0 K: 1 S: 4	H: 0 LOB: 1 BB: 2 P: 15	R: 0 E: 0 K: 1 S: 6	H: 0 LOB: 0 BB: 0 P: 6	1B: 8 2B: 3 3B: 0 HR: 0	SF: 1 SAC: 2 DP: 2 HBP: 0	WP: 1 PA: 40 CS: 0
<b>PITCHER</b>	IP	WLS	BF	H	R	ER	SO	BB	IBB	HBP	BLK	WP	HR	S	P	ERA	WHIP		
<b>Denny Neagle, L</b> (1, 1) ERA: 3.33	7.0	L	34	11	4	3	6	1	1	0	1	1	0	66	108	3.86	1.714		
<b>Jason Grimsley, R</b> (8, 1) ERA: 4.46	2.0		6	0	0	0	2	1	0	0	0	0	0	10	17	0.00	0.500		

**Kansas City Royals @ New York Yankees**  
 Yankee Stadium, Bronx, NY  
 Wed Aug 02 2000, 12:05 PM EDT  
 Att: 38,993 - Overcast - 76 F

AB	34
R	4
H	11
RBI	4
BB	3
SO	8
LOB	26



Batter	1	2	3	4	5	6	7	8	9	AB	R	H	RBI	BB	SO	LOB	BOTTOM		
<b>Chuck Knoblauch, R</b> (1, 10) OBP: 0.365, SLG: 0.405										2	1	1	0	1	0	0			
<b>2 Derek Jeter, R</b> (1, 6) OBP: 0.376, SLG: 0.470										4	0	1	0	0	0	3			
<b>Paul O'Neill, L</b> (1, 9) OBP: 0.354, SLG: 0.454										3	0	0	1	0	1	2			
<b>Bernie Williams, S</b> (1, 8) OBP: 0.399, SLG: 0.589										3	0	0	0	1	0	1			
<b>David Justice, L</b> (1, 7) OBP: 0.385, SLG: 0.595										4	0	0	0	0	1	1			
<b>Tino Martinez, L</b> (1, 3) OBP: 0.328, SLG: 0.411										3	0	0	0	1	1	1			
<b>Chris Turner, R</b> (1, 2) OBP: 0.424, SLG: 0.462										2	0	0	0	2	0	1			
<b>Jose Vizcaino, S</b> (1, 4) OBP: 0.311, SLG: 0.301										3	0	0	0	1	2	3			
<b>Scott Brosius, R</b> (1, 5) OBP: 0.312, SLG: 0.394										2	0	0	0	1	0	1			
<b>Inning Stats</b>	R: 0 E: 0 K: 1 S: 5	H: 0 LOB: 0 BB: 1 P: 11	R: 0 E: 0 K: 0 S: 10	H: 0 LOB: 1 BB: 1 P: 20	R: 0 E: 0 K: 1 S: 10	H: 1 LOB: 2 BB: 1 P: 19	R: 0 E: 0 K: 2 S: 8	H: 0 LOB: 0 BB: 0 P: 13	R: 0 E: 0 K: 0 S: 4	H: 0 LOB: 0 BB: 1 P: 11	R: 0 E: 0 K: 0 S: 6	H: 0 LOB: 2 BB: 0 P: 7	R: 0 E: 0 K: 1 S: 8	H: 1 LOB: 1 BB: 0 P: 18	R: 0 E: 0 K: 0 S: 8	H: 0 LOB: 1 BB: 1 P: 13	1B: 2 2B: 0 3B: 0 HR: 0	SF: 1 SAC: 0 DP: 1 HBP: 1	WP: 0 PA: 36 CS: 1
<b>PITCHER</b>	IP	WLS	BF	H	R	ER	SO	BB	IBB	HBP	BLK	WP	HR	S	P	ERA	WHIP		
<b>Blake Stein, R</b> (1, 1) ERA: 5.97	8.0	W	31	2	1	1	5	6	0	1	0	0	0	61	119	1.12	1.000		
<b>Ricky Bottalico, R</b> (9, 1) ERA: 4.45	1.0	S	4	0	0	0	0	1	0	0	0	0	0	8	13	0.00	1.000		

**Kansas City Royals @ New York Yankees**  
 Yankee Stadium, Bronx, NY  
 Wed Aug 02 2000, 12:05 PM EDT  
 Att: 38,993 - Overcast - 76 F

AB	26
R	1
H	2
RBI	1
BB	7
SO	5
LOB	13







Batter	1	2	3	4	5	6	7	8	9	AB	R	H	RBI	BB	SO	LOB	TOP					
<b>Johnny Damon, L</b> (1, 10) OBP: 0.377, SLG: 0.455	E6		G6-3			F8		G1-3		G4-3	5	0	0	0	0	2	<b>Kansas City Royals @ New York Yankees</b> Yankee Stadium, Bronx, NY Thu Aug 03 2000, 7:05 PM EDT Att: 33,829 - Overcast - 70 F					
<b>Rey Sanchez, R</b> (1, 6) OBP: 0.295, SLG: 0.314	F8		F8				G4-3	G4-3			4	0	0	0	0	1						
<b>Mark Quinn, R</b> (1, 7) OBP: 0.340, SLG: 0.487	K		K				1B	K			4	1	1	0	0	3						
<b>Jemaine Dye, R</b> (1, 9) OBP: 0.380, SLG: 0.584	F9			K			1B		P6		4	1	1	0	0	1						
<b>Joe Randa, R</b> (1, 5) OBP: 0.363, SLG: 0.462		E		K			1B		L8		4	0	2	1	0	1						
<b>Dave McCarty, R</b> (1, 3) OBP: 0.339, SLG: 0.524		E6		P4			BB		G6-3		4	0	1	1	0	1						
<b>Todd Dunwoody, L</b> (1, 8) OBP: 0.254, SLG: 0.284		K					BB				4	0	0	0	4	4						
<b>Gregg Zaun, S</b> (1, 2) OBP: 0.345, SLG: 0.360		F7					BB		G1-3		3	0	0	0	1	0						
<b>Carlos Febles, R</b> (1, 4) OBP: 0.363, SLG: 0.352		G4-3					HBP				2	0	0	0	1	5						
<b>Inning Stats</b>	R: 0 H: 0 E: 1 K: 1 S: 13	H: 0 LOB: 1 BB: 0 P: 18	R: 0 H: 1 E: 1 K: 1 S: 17	LOB: 2 BB: 0 P: 27	R: 0 H: 0 E: 0 K: 1 S: 9	H: 0 LOB: 0 BB: 0 P: 14	R: 0 H: 0 E: 0 K: 2 S: 7	H: 0 LOB: 0 BB: 0 P: 12	R: 0 H: 0 E: 0 K: 1 S: 8	H: 0 LOB: 1 BB: 0 P: 14	R: 2 H: 4 E: 0 K: 2 S: 22	H: 4 LOB: 3 BB: 1 P: 34	R: 0 H: 0 E: 0 K: 0 S: 9	H: 0 LOB: 0 BB: 0 P: 10	R: 0 H: 0 E: 0 K: 0 S: 8	H: 0 LOB: 0 BB: 0 P: 11	R: 0 H: 0 E: 0 K: 1 S: 12	H: 0 LOB: 1 BB: 1 P: 19	1B: 5 2B: 0 3B: 0 HR: 0	SF: 0 SAC: 0 DP: 0 HBP: 1	WP: 0 PB: 0 SB: 2 CS: 0	PA: 37
<b>PITCHER</b>	IP	WLS	BF	H	R	ER	SO	BB	IBB	HBP	BLK	WP	HR	S	P	ERA	WHIP					
<b>Roger Clemens, R</b> (1, 1) ERA: 3.72	7.0		30	5	2	2	9	1	0	1	0	0	0	85	129	2.57	0.857					
<b>Jeff Nelson, R</b> (8, 1) ERA: 2.14	1.0		3	0	0	0	0	0	0	0	0	0	0	8	11	0.00	0.000					
<b>42 Mariano Rivera, R</b> (9, 1) ERA: 2.98	1.0	W	4	0	0	0	1	1	0	0	0	0	0	12	19	0.00	1.000					

Batter	1	2	3	4	5	6	7	8	9	AB	R	H	RBI	BB	SO	LOB	BOTTOM					
<b>Luis Polonia, L</b> (1, 7) OBP: 0.330, SLG: 0.415	F7		F9			F8		G4-3		2	3	1	1	0	2	0	<b>Kansas City Royals @ New York Yankees</b> Yankee Stadium, Bronx, NY Thu Aug 03 2000, 7:05 PM EDT Att: 33,829 - Overcast - 70 F					
<b>2 Derek Jeter, R</b> (1, 6) OBP: 0.379, SLG: 0.467	F8		S					F9		1B	4	0	1	0	1	0						
<b>Paul O'Neill, L</b> (1, 9) OBP: 0.357, SLG: 0.454								F8		BB	4	0	2	1	1	0						
<b>Bernie Williams, S</b> (1, 8) OBP: 0.397, SLG: 0.585	G4-3		L6							BB	3	0	0	0	1	5						
<b>David Justice, L</b> (1, 10) OBP: 0.381, SLG: 0.588		G3-1				F7		G3			4	0	0	0	1	2						
<b>Tino Martinez, L</b> (1, 3) OBP: 0.332, SLG: 0.424								F9			3	1	2	1	1	0						
<b>20 Jorge Posada, S</b> (1, 2) OBP: 0.421, SLG: 0.506											4	0	0	0	0	2						
<b>Scott Brosius, R</b> (1, 5) OBP: 0.315, SLG: 0.392											2	1	0	0	2	0						
<b>Jose Vizcaino, S</b> (1, 4) OBP: 0.306, SLG: 0.296											3	0	0	0	0	2						
<b>Glenallen Hill, R</b> (8, PH) OBP: 0.295, SLG: 0.503											1	0	0	0	0	0						
<b>Clay Bellinger, R</b> (9, 4) OBP: 0.284, SLG: 0.404											0	0	0	0	0	0						
<b>Inning Stats</b>	R: 0 H: 1 E: 0 K: 0 S: 9	H: 1 LOB: 1 BB: 0 P: 16	R: 1 H: 1 E: 0 K: 1 S: 11	H: 1 LOB: 0 BB: 0 P: 13	R: 0 H: 1 E: 0 K: 0 S: 11	H: 1 LOB: 2 BB: 1 P: 21	R: 0 H: 0 E: 0 K: 0 S: 9	H: 0 LOB: 1 BB: 1 P: 18	R: 0 H: 1 E: 0 K: 1 S: 7	H: 1 LOB: 2 BB: 1 P: 14	R: 0 H: 1 E: 0 K: 1 S: 10	H: 1 LOB: 2 BB: 1 P: 19	R: 0 H: 0 E: 0 K: 0 S: 7	H: 0 LOB: 2 BB: 2 P: 17	R: 1 H: 0 E: 1 K: 1 S: 10	H: 0 LOB: 1 BB: 1 P: 14	R: 1 H: 1 E: 0 K: 0 S: 4	H: 1 LOB: 1 BB: 1 P: 9	1B: 4 2B: 1 3B: 0 HR: 1	SF: 0 SAC: 0 DP: 0 HBP: 0	WP: 0 PB: 0 SB: 1 CS: 0	PA: 39
<b>PITCHER</b>	IP	WLS	BF	H	R	ER	SO	BB	IBB	HBP	BLK	WP	HR	S	P	ERA	WHIP					
<b>Mac Suzuki, R</b> (1, 1) ERA: 3.6	7.0		32	5	1	1	3	6	0	0	0	0	0	64	118	1.29	1.571					
<b>Jerry Spradlin, R</b> (8, 1) ERA: 4.73	1.1	L	7	1	2	1	1	2	0	0	0	0	0	14	23	6.75	2.250					

**AB 34**  
**R 2**  
**H 5**  
**RBI 2**  
**BB 2**  
**SO 10**  
**LOB 17**



**AB 31**  
**R 3**  
**H 6**  
**RBI 2**  
**BB 8**  
**SO 4**  
**LOB 17**









Batter	1	2	3	4	5	6	7	8	9	AB	R	H	RBI	BB	SO	LOB	TOP			
Rickey Henderson, R OBP: 0.373, SLG: 0.315	L5		F8	F9		K			SF9 1B	5	1	1	0	0	1	3				
Al Martin, L OBP: 0.357, SLG: 0.464 Joe Oliver, R OBP: 0.321, SLG: 0.540	K		HR		G6-3		F8		SF9 1B	5	2	2	2	0	1	0				
Alex Rodriguez, R OBP: 0.433, SLG: 0.627			HR		P6		F9		SF9	4	1	2	3	0	0	0				
Edgar Martinez, R OBP: 0.435, SLG: 0.619	P3		K				P3			5	0	2	1	0	1	1				
John Olerud, L OBP: 0.407, SLG: 0.466		G4-6-3 1B	FC5-4 BB					F7	G3	3	0	1	0	2	0	1				
Mike Cameron, R OBP: 0.352, SLG: 0.434		G4-6-3 1B	FC5-4					G6-3		4	0	1	0	0	1	3				
Carlos Guillen, S OBP: 0.316, SLG: 0.279		G4-6-3		G5-3 BB				F8		2	0	0	0	2	0	2				
Dan Wilson, R OBP: 0.288, SLG: 0.319 Stan Javier, S OBP: 0.356, SLG: 0.404	K			F9		K			1B SH1-4 1B	3	0	0	0	0	2	3				
Mark McLemore, S OBP: 0.350, SLG: 0.292			F8 1B	G5-3					SH1-4	2	1	1	0	1	0	1				
<b>Inning Stats</b>	R: 0 E: 0 K: 1 S: 9	H: 1 LOB: 1 BB: 0 P: 13	R: 0 E: 0 K: 1 S: 12	H: 2 LOB: 1 BB: 0 P: 22	R: 3 E: 0 K: 1 S: 17	H: 2 LOB: 1 BB: 2 P: 37	R: 0 E: 0 K: 0 S: 11	H: 0 LOB: 1 BB: 1 P: 20	R: 0 E: 0 K: 2 S: 13	H: 1 LOB: 2 BB: 1 P: 24	R: 0 E: 0 K: 0 S: 7	H: 0 LOB: 0 BB: 0 P: 11	R: 0 E: 0 K: 0 S: 6	H: 0 LOB: 0 BB: 0 P: 13	R: 3 E: 0 K: 0 S: 22	H: 4 LOB: 1 BB: 0 P: 29	1B: 9 2B: 1 3B: 0 HR: 1	SF: 1 SAC: 1 DP: 1 HBP: 0	WP: 0 PB: 0 CS: 1	PA: 41
<b>PITCHER</b>	IP	WLS	BF	H	R	ER	SO	BB	IBB	HBP	BLK	WP	HR	S	P	ERA	WHIP			
David Cone, R ERA: 6.75	6.0		28	7	3	3	6	5	0	0	0	0	1	75	137	4.50	2.000			
Dwight Gooden, R ERA: 4.88	2.1	L	9	2	2	2	0	0	0	0	0	0	0	24	40	7.71	0.857			
42 Mariano Rivera, R ERA: 3.12	0.2		4	2	1	1	0	0	0	0	0	0	0	11	13	13.50	3.000			

Seattle Mariners @ New York Yankees  
Yankee Stadium, Bronx, NY  
Sat Aug 05 2000, 4:35 PM EDT  
Att: 55,629 - Sunny - 79 F

AB	34
R	6
H	11
RBI	6
BB	5
SO	6
LOB	14



Batter	1	2	3	4	5	6	7	8	9	AB	R	H	RBI	BB	SO	LOB	BOTTOM					
Luis Polonia, L OBP: 0.325, SLG: 0.407	P4		K		G4-3		F7		K	5	0	0	0	0	2	0						
Derek Jeter, R OBP: 0.375, SLG: 0.460	F8		G1-3			L6		K		4	0	0	0	0	1	0						
Paul O'Neill, L OBP: 0.363, SLG: 0.462	2B 1B		G1-3			L1		G4-3		4	1	1	0	0	0	0						
Bernie Williams, S OBP: 0.398, SLG: 0.596	1B 2B			G3		1B 2B				4	1	3	0	0	0	0						
David Justice, L OBP: 0.383, SLG: 0.586			E7 G3-1	1B		FC6-4 1B		G4-3		4	0	3	2	0	0	1						
Tino Martinez, L OBP: 0.332, SLG: 0.424	F7		G3-1			FC6-4			20 HR	4	1	1	0	0	0	4						
20 Jorge Posada, S OBP: 0.426, SLG: 0.535		K		G4-3		HR			1H HR	4	2	2	3	0	1	1						
Scott Brosius, R OBP: 0.310, SLG: 0.383	F9				F8		L7		F8	4	0	0	0	0	0	0						
Jose Vizcaino, S OBP: 0.302, SLG: 0.292 Glenallen Hill, R OBP: 0.296, SLG: 0.513	F7				K		F7		G2-3	3	0	0	0	0	1	0						
<b>Inning Stats</b>	R: 2 E: 0 K: 0 S: 17	H: 3 LOB: 1 BB: 0 P: 21	R: 0 E: 0 K: 1 S: 7	H: 0 LOB: 0 BB: 0 P: 12	R: 0 E: 0 K: 1 S: 6	H: 0 LOB: 0 BB: 0 P: 7	R: 0 E: 1 K: 0 S: 8	H: 1 LOB: 1 BB: 0 P: 9	R: 0 E: 0 K: 1 S: 6	H: 0 LOB: 0 BB: 0 P: 9	R: 0 E: 0 K: 0 S: 9	H: 2 LOB: 2 BB: 0 P: 13	R: 1 E: 0 K: 0 S: 7	H: 1 LOB: 0 BB: 0 P: 9	R: 0 E: 0 K: 1 S: 7	H: 1 LOB: 1 BB: 0 P: 10	R: 2 E: 0 K: 1 S: 12	H: 2 LOB: 0 BB: 0 P: 17	1B: 5 2B: 3 3B: 0 HR: 2	SF: 0 SAC: 0 DP: 0 HBP: 0	WP: 0 PB: 0 CS: 0	PA: 37
<b>PITCHER</b>	IP	WLS	BF	H	R	ER	SO	BB	IBB	HBP	BLK	WP	HR	S	P	ERA	WHIP					
Aaron Sele, R ERA: 4.43	5.2		23	6	2	2	3	0	0	0	0	0	0	51	66	3.18	1.059					
Arthur Rhodes, L ERA: 3.31	0.1	H	1	0	0	0	0	0	0	0	0	0	0	2	5	0.00	0.000					
Brett Tomko, R ERA: 4.06	2.0	W	8	2	1	1	1	0	0	0	0	0	1	14	19	4.50	1.000					
Kazuhiro Sasaki, R ERA: 4.01	1.0	S	5	2	2	2	1	0	0	0	0	0	1	12	17	18.00	2.000					

Seattle Mariners @ New York Yankees  
Yankee Stadium, Bronx, NY  
Sat Aug 05 2000, 4:35 PM EDT  
Att: 55,629 - Sunny - 79 F

AB	37
R	5
H	10
RBI	5
BB	0
SO	5
LOB	6









Batter	1	2	3	4	5	6	7	8	9	AB	R	H	RBI	BB	SO	LOB	TOP										
Rickey Henderson, R OBP: 0.374, SLG: 0.312	G3		G3-1 SF9 BB		G5-3	HR BB	F9			3	2	0	0	2	0	1	<b>Seattle Mariners @ New York Yankees</b> Yankee Stadium, Bronx, NY Mon Aug 07 2000, 12:05 PM EDT Att: 38,421 - Sunny - 81 F										
Carlos Guillen, S OBP: 0.323, SLG: 0.309	1B		G3-1		G3	HR		G1-3		5	1	2	4	0	0	1											
Alex Rodriguez, R OBP: 0.437, SLG: 0.634	F8		SF9		HR	HBP 1B		1B		4	1	3	2	0	0	1											
Edgar Martinez, R OBP: 0.436, SLG: 0.623	K		F8		1B	HBP		G1-6-3 1B		4	0	1	0	0	1	2											
John Olerud, L OBP: 0.408, SLG: 0.461		1B HBP			L8	F7			K	4	0	0	0	0	2	3											
Jay Buhner, R OBP: 0.393, SLG: 0.556		1B			2B SF9 1B	BB HR 1B			K	5	3	4	1	0	1	0											
Mike Cameron, R OBP: 0.352, SLG: 0.433	K		SF9 2B		F8	F8		F9		5	0	1	0	0	1	3											
David Bell, R OBP: 0.297, SLG: 0.350	F8		SF9		HR 1B	G6-3				3	1	1	1	0	0	2											
Dan Wilson, R OBP: 0.291, SLG: 0.318	F8		F9		P4					4	0	1	0	0	0	5											
<b>Inning Stats</b>	R: 0 E: 0 K: 1 S: 12	H: 1 LOB: 1 BB: 0 P: 20	R: 0 E: 0 K: 1 S: 8	H: 1 LOB: 2 BB: 0 P: 15	R: 1 E: 0 K: 0 S: 11	H: 0 LOB: 0 BB: 1 P: 20	R: 1 E: 0 K: 1 S: 13	H: 2 LOB: 1 BB: 0 P: 20	R: 1 E: 0 K: 0 S: 13	H: 2 LOB: 1 BB: 0 P: 17	R: 4 E: 0 K: 0 S: 18	H: 4 LOB: 2 BB: 1 P: 34	R: 1 E: 0 K: 0 S: 9	H: 2 LOB: 0 BB: 0 P: 15	R: 0 E: 0 K: 2 S: 10	H: 1 LOB: 0 BB: 0 P: 14		R: 0 E: 0 K: 2 S: 10	H: 0 LOB: 0 BB: 0 P: 14	1B: 9 2B: 1 3B: 0 HR: 3	SF: 2 SAC: 0 DP: 1 HBP: 2	WP: 0 PB: 0 SB: 1 CS: 0	PA: 43				
<b>PITCHER</b>	IP	WLS	BF	H	R	ER	SO	BB	IBB	HBP	BLK	WP	HR	S	P	ERA	WHIP										
Denny Neagle, L ERA: 3.62	5.2	L	30	10	7	7	3	2	0	1	0	0	2	72	116	11.12	2.118										
Jason Grimsley, R ERA: 4.59	0.1		2	0	0	0	0	0	0	0	0	0	0	3	10	0.00	0.000										
Dwight Gooden, R ERA: 4.93	1.0		5	2	1	1	0	0	0	0	0	0	1	9	15	9.00	2.000										
Jeff Nelson, R ERA: 2.06	1.0		3	1	0	0	0	0	0	0	0	0	0	9	14	0.00	1.000										
Mike Stanton, L ERA: 3.16	1.0		3	0	0	0	2	0	0	0	0	0	0	10	14	0.00	0.000										

Batter	1	2	3	4	5	6	7	8	9	AB	R	H	RBI	BB	SO	LOB	BOTTOM										
2 Derek Jeter, R OBP: 0.372, SLG: 0.454	F7		L9		F8		20 BB 1B		G4-3	5	0	1	0	0	0	0	<b>Seattle Mariners @ New York Yankees</b> Yankee Stadium, Bronx, NY Mon Aug 07 2000, 12:05 PM EDT Att: 38,421 - Sunny - 81 F										
20 Jorge Posada, S OBP: 0.429, SLG: 0.544	G5-3		G6-3		F8		BB		HR	4	1	1	1	1	0	0											
Paul O'Neill, L OBP: 0.365, SLG: 0.464	2B		1B		F8		SF8		G6-3	4	0	2	1	0	0	0											
Bernie Williams, S OBP: 0.396, SLG: 0.597	G5-3		G3		G5-3		F9			4	0	0	0	0	0	4											
David Justice, L OBP: 0.381, SLG: 0.596		HR			HR		K		K	4	2	2	2	0	2	0											
Glenallen Hill, R OBP: 0.305, SLG: 0.534					F9		HR		FC3-6 1B	4	1	3	1	0	0	0											
Scott Brosius, R OBP: 0.309, SLG: 0.380					F9		G4-3 2B		FC3-6 1B	4	0	1	0	0	0	2											
Chris Turner, R OBP: 0.403, SLG: 0.436					G4-3		G5-3		L9	3	0	0	0	0	1	2											
Tino Martinez, L OBP: 0.330, SLG: 0.424	K				G4-3		G5-3			1	0	0	0	0	0	1											
Jose Vizcaino, S OBP: 0.300, SLG: 0.290	P6				G6-3		20 BB 2 1B SF8 1B		K	4	1	1	0	0	1	2											
<b>Inning Stats</b>	R: 0 E: 0 K: 0 S: 6	H: 1 LOB: 1 BB: 0 P: 11	R: 1 E: 0 K: 1 S: 7	H: 2 LOB: 1 BB: 0 P: 8	R: 0 E: 0 K: 0 S: 13	H: 1 LOB: 1 BB: 0 P: 20	R: 1 E: 0 K: 0 S: 7	H: 2 LOB: 1 BB: 0 P: 13	R: 0 E: 0 K: 0 S: 6	H: 0 LOB: 0 BB: 0 P: 9	R: 1 E: 0 K: 1 S: 13	H: 1 LOB: 0 BB: 0 P: 22	R: 1 E: 0 K: 0 S: 14	H: 2 LOB: 2 BB: 1 P: 25	R: 0 E: 0 K: 1 S: 12	H: 1 LOB: 1 BB: 0 P: 14	R: 1 E: 0 K: 1 S: 10	H: 1 LOB: 0 BB: 0 P: 15	1B: 5 2B: 2 3B: 0 HR: 4	SF: 1 SAC: 0 DP: 0 HBP: 0	WP: 0 PB: 0 SB: 1 CS: 0	PA: 39					
<b>PITCHER</b>	IP	WLS	BF	H	R	ER	SO	BB	IBB	HBP	BLK	WP	HR	S	P	ERA	WHIP										
John Halama, L ERA: 4.9	6.1	W	28	9	4	4	2	0	0	0	0	0	3	62	97	5.68	1.421										
Arthur Rhodes, L ERA: 3.27	0.2		3	0	0	0	0	1	0	0	0	0	0	4	11	0.00	1.500										
Jose Paniagua, R ERA: 3.61	1.0		4	1	0	0	1	0	0	0	0	0	0	12	14	0.00	1.000										
Kazuhiro Sasaki, R ERA: 4.12	1.0		4	1	1	1	1	0	0	0	0	0	1	10	15	9.00	1.000										

AB	37
R	8
H	13
RBI	8
BB	2
SO	5
LOB	18



AB	37
R	5
H	11
RBI	5
BB	1
SO	4
LOB	11







Batter	1	2	3	4	5	6	7	8	9	AB	R	H	RBI	BB	SO	LOB	TOP			
Terrence Long, L (1, 8) OBP: 0.339, SLG: 0.437	G5-3			L7	G1-3				K	4	0	0	0	1	1	1	<b>Oakland Athletics @ New York Yankees</b> Yankee Stadium, Bronx, NY Tue Aug 08 2000, 7:05 PM EDT Att: 36,357 - Sunny - 85 F  <b>AB 34</b> <b>R 3</b> <b>H 7</b> <b>RBI 3</b> <b>BB 7</b> <b>SO 7</b> <b>LOB 21</b>			
Randy Velarde, R (1, 4) OBP: 0.385, SLG: 0.425	G1-3			G6-3	G4-3		F8		F9	5	0	0	0	0	0	3				
Jason Giambi, L (1, 3) OBP: 0.460, SLG: 0.601	F8			BB 1B		2B BB			BB BB	3	0	1	0	2	1	2				
Ben Grieve, L (1, 7) OBP: 0.361, SLG: 0.502 Ryan Christenson, R (8, PR) OBP: 0.376, SLG: 0.420	K			4-1 BB		1-1 BB	F8	3-1 WP 1B	4-1 BB	3	0	1	0	1	1	1				
Matt Stairs, L (1, 10) OBP: 0.320, SLG: 0.405 Adam Platt, R (8, PH) OBP: 0.356, SLG: 0.588	P5			1-1 BB			K	1-3 1B	2-2 BB	3	0	0	0	0	1	3				
Miguel Tejada, R (1, 6) OBP: 0.349, SLG: 0.478	G6-3									3	0	1	0	1	0	0				
Jeremy Giambi, L (1, 9) OBP: 0.326, SLG: 0.384			G6-3							3	1	0	0	1	1	4				
3 Eric Chavez, L (1, 5) OBP: 0.349, SLG: 0.482			K							4	1	2	2	0	1	2				
Ramon Hernandez, R (1, 2) OBP: 0.315, SLG: 0.401	P5									4	1	2	1	0	0	1				
<b>Inning Stats</b>	R: 0 E: 0 K: 0 S: 8	H: 0 LOB: 0 BB: 0 P: 12	R: 0 E: 0 K: 1 S: 8	H: 0 LOB: 0 BB: 0 P: 13	R: 0 E: 0 K: 1 S: 8	H: 0 LOB: 0 BB: 0 P: 13	R: 0 E: 0 K: 0 S: 14	H: 1 LOB: 2 BB: 1 P: 24	R: 3 E: 0 K: 0 S: 12	H: 2 LOB: 0 BB: 1 P: 18	R: 0 E: 0 K: 1 S: 11	H: 1 LOB: 2 BB: 1 P: 19	R: 0 E: 0 K: 1 S: 15	H: 1 LOB: 2 BB: 1 P: 24	R: 0 E: 0 K: 2 S: 14	H: 1 LOB: 3 BB: 2 P: 27	1B: 4 2B: 1 3B: 0 HR: 2	SF: 0 SAC: 0 DP: 0 HBP: 0	WP: 1 PB: 0 SB: 0 CS: 0	PA: 41
<b>PITCHER</b>	IP	WLS	BF	H	R	ER	SO	BB	IBB	HBP	BLK	WP	HR	S	P	ERA	WHIP			
Roger Clemens, R (1, 1) ERA: 3.73	7.0		30	5	3	3	4	4	0	0	0	0	1	76	123	3.86	1.286			
Mike Stanton, L (8, 1) ERA: 3.1	1.0	W	5	1	0	0	2	0	1	0	0	1	0	14	24	0.00	1.000			
42 Mariano Rivera, R (9, 1) ERA: 3.06	1.0		6	1	0	0	1	2	0	0	0	0	0	14	27	0.00	3.000			


Batter	1	2	3	4	5	6	7	8	9	AB	R	H	RBI	BB	SO	LOB	BOTTOM					
2 Derek Jeter, R (1, 6) OBP: 0.371, SLG: 0.452	20 G6-3 1B		G6-4-3			G4-3		G6-3		4	0	1	0	0	0	1	<b>Oakland Athletics @ New York Yankees</b> Yankee Stadium, Bronx, NY Tue Aug 08 2000, 7:05 PM EDT Att: 36,357 - Sunny - 85 F  <b>AB 29</b> <b>R 4</b> <b>H 6</b> <b>RBI 3</b> <b>BB 3</b> <b>SO 5</b> <b>LOB 12</b>					
20 Jorge Posada, S (1, 2) OBP: 0.425, SLG: 0.537	G6-3		K			G6-3		F2		4	0	0	0	0	1	1						
Paul O'Neill, L (1, 9) OBP: 0.364, SLG: 0.461	K					G6-4-3 BB		E3 1B	G6-3	3	1	0	0	1	1	1						
Bernie Williams, S (1, 8) OBP: 0.395, SLG: 0.600	G5-3					G6-4-3		F9		4	1	1	1	0	0	3						
David Justice, L (1, 7) OBP: 0.382, SLG: 0.603	F8					F9				4	1	2	2	0	0	0						
Glenallen Hill, R (1, 10) OBP: 0.306, SLG: 0.536 Luis Polonia, L (7, PR) OBP: 0.326, SLG: 0.407	K									3	0	1	0	0	1	0						
Tino Martinez, L (1, 3) OBP: 0.330, SLG: 0.422	L3									2	0	0	0	1	1	0						
Scott Brosius, R (1, 5) OBP: 0.309, SLG: 0.378										2	1	0	0	1	1	3						
Luis Sojo, R (1, 4) OBP: 0.330, SLG: 0.433 Jose Canseco, R (7, PH) OBP: 0.361, SLG: 0.447 Jose Vizcaino, S (8, 4) OBP: 0.300, SLG: 0.290										2	0	1	0	0	0	0						
<b>Inning Stats</b>	R: 0 E: 0 K: 1 S: 10	H: 1 LOB: 1 BB: 0 P: 16	R: 0 E: 0 K: 1 S: 5	H: 0 LOB: 0 BB: 0 P: 9	R: 1 E: 0 K: 1 S: 8	H: 1 LOB: 0 BB: 1 P: 19	R: 0 E: 0 K: 0 S: 4	H: 0 LOB: 0 BB: 1 P: 12	R: 0 E: 0 K: 1 S: 6	H: 0 LOB: 0 BB: 0 P: 7	R: 0 E: 0 K: 0 S: 9	H: 0 LOB: 0 BB: 0 P: 14	R: 1 E: 1 K: 1 S: 12	H: 2 LOB: 3 BB: 1 P: 20	R: 0 E: 0 K: 0 S: 6	H: 0 LOB: 0 BB: 0 P: 9	R: 2 E: 0 K: 0 S: 2	H: 2 LOB: 0 BB: 0 P: 2	1B: 3 2B: 1 3B: 0 HR: 2	SF: 0 SAC: 0 DP: 2 HBP: 0	WP: 0 PB: 0 SB: 0 CS: 0	PA: 32
<b>PITCHER</b>	IP	WLS	BF	H	R	ER	SO	BB	IBB	HBP	BLK	WP	HR	S	P	ERA	WHIP					
Barry Zito, L (1, 1) ERA: 2.13	6.1		23	3	2	1	4	2	0	0	0	0	0	48	84	1.42	0.789					
Jim Meier, R (7, 1) ERA: 3.07	1.2	H	7	1	0	0	1	0	1	0	0	0	0	12	22	0.00	0.600					
Jason Iiringhausen, R (9, 1) ERA: 3.48	0.0	L	2	2	2	2	0	0	0	0	0	0	2	2	2	*	*					




Batter	1	2	3	4	5	6	7	8	9	AB	R	H	RBI	BB	SO	LOB	TOP					
Terrence Long, L (1, 8) OBP: 0.338, SLG: 0.435	G1		F8		G4-3			G6-4-3 1B		4	0	1	0	0	0	0	<b>Oakland Athletics @ New York Yankees</b> Yankee Stadium, Bronx, NY Wed Aug 09 2000, 7:05 PM EDT Att: 33,466 - Sunny - 89 F					
Randy Velarde, R (1, 4) OBP: 0.382, SLG: 0.421 Frank Menechino, R (6, 4) OBP: 0.333, SLG: 0.455	F8		G6-3		G4-3			G6-4-3 1-2f		3	0	0	0	0	0	0						
Jason Giambi, L (1, 3) OBP: 0.461, SLG: 0.604 Jeremy Giambi, L (6, PH) OBP: 0.329, SLG: 0.387	2B		F7					G5-4-3 1B		3	0	2	0	0	0	0						
Adam Platt, R (1, 9) OBP: 0.338, SLG: 0.556	G5-3				E5 1B			F8		4	0	0	0	0	0	3						
Miguel Tejada, R (1, 6) OBP: 0.348, SLG: 0.478			F9		F8			G5-4-3 1-2f		4	0	1	0	0	0	2						
Ben Grievs, L (1, 7) OBP: 0.351, SLG: 0.501 Ryan Christenson, R (7, 7) OBP: 0.373, SLG: 0.416	F8							F8		3	0	1	0	0	0	0						
Mike Stanley, R (1, 10) OBP: 0.328, SLG: 0.403					1B			K		1	0	0	0	0	1	1						
3 Eric Chavez, L (1, 5) OBP: 0.347, SLG: 0.479								K		3	0	1	0	1	2	2						
Sal Fasano, R (1, 2) OBP: 0.286, SLG: 0.434								G3		4	0	1	0	0	0	3						
	L5									3	1	1	1	0	0	2						
																						
<b>Inning Stats</b>	R: 0 E: 0 K: 0 S: 12	H: 1 LOB: 1 BB: 0 P: 18	R: 0 E: 0 K: 0 S: 13	H: 1 LOB: 2 BB: 1 P: 23	R: 0 E: 0 K: 0 S: 6	H: 0 LOB: 0 BB: 0 P: 10	R: 0 E: 1 K: 1 S: 14	H: 1 LOB: 1 BB: 0 P: 21	R: 0 E: 0 K: 0 S: 8	H: 0 LOB: 0 BB: 0 P: 9	R: 0 E: 0 K: 0 S: 9	H: 1 LOB: 0 BB: 0 P: 13	R: 0 E: 0 K: 1 S: 8	H: 0 LOB: 0 BB: 0 P: 11	R: 1 E: 0 K: 0 S: 13	H: 3 LOB: 1 BB: 0 P: 17	R: 0 E: 0 K: 1 S: 7	H: 2 LOB: 1 BB: 0 P: 11	1B: 6 2B: 2 3B: 0 HR: 1	SF: 0 SAC: 0 DP: 2 HBP: 0	WP: 0 PB: 0 SB: 0 CS: 0	PA: 35
<b>PITCHER</b>	IP WLS BF H R ER SO BB IBB HBP BLK WP HR S P ERA WHIP																					
Andy Pettitte, L (1, 1) ERA: 4.21	8.0 W 31 7 1 1 2 1 0 0 0 0 0 1 83 122 1.12 1.000																					
Allen Watson, L (9, 1) ERA: 9.43	1.0 4 2 0 0 1 0 0 0 0 0 0 0 7 11 0.00 2.000																					

Batter	1	2	3	4	5	6	7	8	9	AB	R	H	RBI	BB	SO	LOB	BOTTOM					
Luis Polonia, L (1, 10) OBP: 0.327, SLG: 0.411	G6-4-3 1B				P6					5	1	2	0	0	1	5	<b>Oakland Athletics @ New York Yankees</b> Yankee Stadium, Bronx, NY Wed Aug 09 2000, 7:05 PM EDT Att: 33,466 - Sunny - 89 F					
2 Derek Jeter, R (1, 6) OBP: 0.370, SLG: 0.448 Jose Vizcaino, S (7, 6) OBP: 0.299, SLG: 0.289	E6 G6-4-3				G5-3			K		3	1	0	0	0	1	1						
Paul O'Neill, L (1, 9) OBP: 0.360, SLG: 0.455	G6-4-3 1-2f 2-3				K			F9		5	0	0	0	0	2	4						
Bernie Williams, S (1, 8) OBP: 0.399, SLG: 0.608										3	3	2	1	2	0	0						
David Justice, L (1, 7) OBP: 0.385, SLG: 0.601 Clay Bellinger, R (6, PR) OBP: 0.281, SLG: 0.394	G4-3									1	2	0	1	3	0	2						
Tino Martinez, L (1, 3) OBP: 0.331, SLG: 0.432										1	0	0	0	0	0	0						
20 Jorge Posada, S (1, 2) OBP: 0.429, SLG: 0.546										5	2	2	5	0	0	1						
Scott Brosius, R (1, 5) OBP: 0.316, SLG: 0.391										2	3	1	1	3	1	1						
Luis Sojo, R (1, 4) OBP: 0.327, SLG: 0.426										5	0	1	0	0	0	4						
																						
<b>Inning Stats</b>	R: 0 E: 1 K: 0 S: 9	H: 1 LOB: 2 BB: 1 P: 16	R: 1 E: 0 K: 1 S: 7	H: 1 LOB: 0 BB: 0 P: 10	R: 5 E: 0 K: 1 S: 19	H: 3 LOB: 2 BB: 3 P: 38	R: 4 E: 0 K: 0 S: 17	H: 3 LOB: 1 BB: 2 P: 30	R: 0 E: 0 K: 2 S: 8	H: 0 LOB: 0 BB: 0 P: 11	R: 1 E: 0 K: 2 S: 24	H: 3 LOB: 3 BB: 1 P: 35	R: 0 E: 0 K: 1 S: 7	H: 0 LOB: 0 BB: 0 P: 10	R: 1 E: 1 K: 0 S: 9	H: 1 LOB: 1 BB: 1 P: 17	R: 0 E: 0 K: 0 S: 9	H: 1 LOB: 1 BB: 1 P: 17	1B: 5 2B: 4 3B: 0 HR: 3	SF: 0 SAC: 0 DP: 1 HBP: 1	WP: 0 PB: 0 SB: 1 CS: 0	PA: 45
<b>PITCHER</b>	IP WLS BF H R ER SO BB IBB HBP BLK WP HR S P ERA WHIP																					
Kevin Appier, R (1, 1) ERA: 4.93	3.2 L 25 7 10 0 2 5 0 0 0 0 0 0 11 16 0.00 0.750																					
Doug Jones, R (4, 1) ERA: 4.56	1.1 5 1 0 0 2 0 0 0 0 0 0 0 11 16 0.00 0.750																					
T.J. Mathews, R (6, 1) ERA: 6.93	1.0 7 3 1 1 2 1 0 0 0 0 0 1 24 35 9.00 4.000																					
Mike Magnante, L (7, 1) ERA: 5.2	1.0 3 0 0 0 1 0 0 0 0 0 0 0 7 10 0.00 0.000																					
Jeff Tam, R (8, 1) ERA: 2.88	1.0 5 1 1 0 0 1 0 0 0 0 0 0 9 17 0.00 2.000																					



Batter	1	2	3	4	5	6	7	8	9	AB	R	H	RBI	BB	SO	LOB	TOP								
Terrence Long, L (1, 8) OBP: 0.339, SLG: 0.443	P4		G6-3				HR		G4-3	5	1	2	1	0	0	0	<b>Oakland Athletics @ New York Yankees</b> Yankee Stadium, Bronx, NY Thu Aug 10 2000, 12:05 PM EDT Att: 41,011 - Sunny - 79 F  <b>AB 40</b> <b>R 6</b> <b>H 13</b> <b>RBI 6</b> <b>BB 2</b> <b>SO 10</b> <b>LOB 21</b> 								
Randy Velarde, R (1, 4) OBP: 0.385, SLG: 0.429	K		HR				G3-1		G6-3	5	2	3	0	0	2	2									
Jason Giambi, L (1, 3) OBP: 0.462, SLG: 0.610 Frank Menechino, R (9, PH) OBP: 0.331, SLG: 0.451			HR				G3-1		G6-3	3	1	1	2	1	1	3									
Ben Grieve, L (1, 7) OBP: 0.361, SLG: 0.499	P5		HR						HR	4	1	1	1	1	2	3									
Matt Stairs, L (1, 9) OBP: 0.321, SLG: 0.413									HR	5	1	2	2	0	2	2									
Miguel Tejada, R (1, 6) OBP: 0.347, SLG: 0.475	F9						F9		G6-3	5	0	1	0	0	1	2									
3 Eric Chavez, L (1, 5) OBP: 0.349, SLG: 0.479										4	0	2	0	0	1	2									
Jeremy Giambi, L (1, 10) OBP: 0.324, SLG: 0.380	F5						L3		G4-3	4	0	0	0	0	0	4									
Ramon Hernandez, R (1, 2) OBP: 0.314, SLG: 0.399			G1-3				FC6-4		K	4	0	1	0	0	1	2									
<b>Inning Stats</b>	R: 0 E: 0 K: 1 S: 8	H: 0 LOB: 1 BB: 1 P: 17	R: 0 E: 0 K: 1 S: 13	H: 1 LOB: 1 BB: 0 P: 17	R: 2 E: 0 K: 1 S: 13	H: 2 LOB: 0 BB: 0 P: 21	R: 0 E: 0 K: 1 S: 10	H: 1 LOB: 1 BB: 0 P: 13	R: 0 E: 0 K: 3 S: 13	H: 2 LOB: 2 BB: 0 P: 19	R: 0 E: 0 K: 1 S: 16	H: 2 LOB: 2 BB: 1 P: 22	R: 1 E: 0 K: 1 S: 10	H: 2 LOB: 1 BB: 1 P: 19	R: 0 E: 0 K: 1 S: 5	H: 0 LOB: 0 BB: 0 P: 7	R: 3 E: 0 K: 0 S: 10	H: 3 LOB: 0 BB: 0 P: 17	1B: 8 2B: 2 3B: 0 HR: 3	SF: 0 SAC: 0 DP: 0 HBP: 0	WP: 0 PB: 0 SB: 0 CS: 0	PA: 42			
<b>PITCHER</b>	IP	WLS	BF	H	R	ER	SO	BB	IBB	HBP	BLK	WP	HR	S	P	ERA	WHIP								
David Cone, R (1, 1) ERA: 6.56	6.0	W	27	8	2	2	8	1	0	0	0	0	1	73	109	3.00	1.500								
Jason Grimsley, R (7, 1) ERA: 4.57	2.0		9	2	1	1	2	1	0	0	0	0	1	15	26	4.50	1.500								
Allen Watson, L (9, 1) ERA: 10.23	1.0		6	3	3	3	0	0	0	0	0	0	1	10	17	27.00	3.000								

Batter	1	2	3	4	5	6	7	8	9	AB	R	H	RBI	BB	SO	LOB	BOTTOM								
2 Derek Jeter, R (1, 6) OBP: 0.370, SLG: 0.450	F9		G6-3						G5-3	5	2	2	1	0	0	2	<b>Oakland Athletics @ New York Yankees</b> Yankee Stadium, Bronx, NY Thu Aug 10 2000, 12:05 PM EDT Att: 41,011 - Sunny - 79 F  <b>AB 36</b> <b>R 12</b> <b>H 15</b> <b>RBI 11</b> <b>BB 6</b> <b>SO 3</b> <b>LOB 14</b> 								
Luis Sojo, R (1, 4) OBP: 0.333, SLG: 0.433			G3-1				F7			4	2	2	0	1	0	0									
Bernie Williams, S (1, 8) OBP: 0.401, SLG: 0.607							G1-3			4	1	2	2	1	0	0									
Jose Canseco, R (1, 10) OBP: 0.385, SLG: 0.471										2	1	2	3	1	0	0									
David Justice, L (1, 9) OBP: 0.384, SLG: 0.600 Luis Polonia, L (7, 7) OBP: 0.326, SLG: 0.409										4	1	1	1	0	0	5									
Glenallen Hill, R (1, 7) OBP: 0.314, SLG: 0.555 Clay Bellinger, R (6, FR) OBP: 0.278, SLG: 0.390										4	1	3	3	0	1	2									
Tino Martinez, L (1, 3) OBP: 0.335, SLG: 0.436 Jose Vizcaino, S (7, 4) OBP: 0.297, SLG: 0.287										3	1	2	0	1	0	0									
Chris Turner, R (1, 2) OBP: 0.403, SLG: 0.414										3	1	0	0	2	1	2									
Scott Brosius, R (1, 5) OBP: 0.315, SLG: 0.389										4	1	1	1	0	0	2									
<b>Inning Stats</b>	R: 1 E: 0 K: 1 S: 11	H: 2 LOB: 2 BB: 1 P: 18	R: 6 E: 0 K: 0 S: 18	H: 6 LOB: 2 BB: 2 P: 37	R: 0 E: 0 K: 0 S: 5	H: 0 LOB: 0 BB: 0 P: 8	R: 3 E: 0 K: 0 S: 12	H: 3 LOB: 0 BB: 0 P: 23	R: 1 E: 0 K: 0 S: 13	H: 2 LOB: 2 BB: 1 P: 20	R: 0 E: 0 K: 0 S: 15	H: 1 LOB: 2 BB: 2 P: 26	R: 0 E: 0 K: 2 S: 4	H: 1 LOB: 1 BB: 0 P: 7	R: 0 E: 0 K: 2 S: 9	H: 0 LOB: 0 BB: 0 P: 11	1B: 8 2B: 5 3B: 0 HR: 2	SF: 2 SAC: 0 DP: 1 HBP: 0	WP: 0 PB: 0 SB: 0 CS: 0	PA: 44					
<b>PITCHER</b>	IP	WLS	BF	H	R	ER	SO	BB	IBB	HBP	BLK	WP	HR	S	P	ERA	WHIP								
Mark Mulder, L (1, 1) ERA: 5.53	3.1	L	24	11	10	10	10	3	0	0	0	0	2	41	77	27.00	4.200								
Doug Jones, R (4, 1) ERA: 4.58	1.2		8	2	1	1	0	0	1	0	0	0	0	18	29	5.40	1.200								
T.J. Mathews, R (6, 1) ERA: 6.71	3.0		12	2	1	1	2	2	0	0	0	0	0	28	44	3.00	1.333								



Batter	1	2	3	4	5	6	7	8	9	AB R H RBI BB SO LOB	TOP											
<b>2 Derek Jeter, R</b> OBP: 0.368, SLG: 0.447 (1, 6)										5 0 1 0 0 2 0	<b>New York Yankees @ Anaheim Angels</b> Edison International Field, Anaheim, CA Fri Aug 11 2000, 10:05 PM EDT Att: 43,169 - Sunny - 86 F											
<b>20 Jorge Posada, S</b> OBP: 0.429, SLG: 0.245 (1, 2)										4 2 1 0 1 2 1												
<b>Paul O'Neill, L</b> OBP: 0.360, SLG: 0.455 (1, 9)										5 0 2 1 0 1 2												
<b>Bernie Williams, S</b> OBP: 0.401, SLG: 0.611 (1, 8)										5 1 2 2 0 1 2												
<b>Jose Canseco, R</b> OBP: 0.397, SLG: 0.466 (1, 10)										2 0 0 0 2 1 0												
<b>Jose Vizcaino, S</b> OBP: 0.297, SLG: 0.287 (7, PR)										0 0 0 0 0 0 0												
<b>Glenallen Hill, R</b> OBP: 0.318, SLG: 0.559 (1, 7)										4 0 2 0 0 1 3												
<b>Tino Martinez, L</b> OBP: 0.336, SLG: 0.437 (1, 3)									4 0 2 0 0 1 2													
<b>Scott Brosius, R</b> OBP: 0.314, SLG: 0.388 (1, 5)									4 0 1 0 0 1 5													
<b>Luis Sojo, R</b> OBP: 0.327, SLG: 0.424 (1, 4)									4 0 0 0 0 0 3													
<b>Inning Stats</b>	R: 0 E: 0 K: 2 S: 8	H: 0 LOB: 0 BB: 0 P: 13	R: 0 E: 0 K: 1 S: 13	H: 2 LOB: 2 BB: 0 P: 18	R: 1 E: 1 K: 1 S: 12	H: 2 LOB: 1 BB: 0 P: 16	R: 0 E: 0 K: 2 S: 17	H: 1 LOB: 2 BB: 1 P: 24	R: 2 E: 0 K: 0 S: 7	H: 2 LOB: 0 BB: 0 P: 11	R: 0 E: 0 K: 1 S: 7	H: 1 LOB: 1 BB: 0 P: 9	R: 0 E: 0 K: 2 S: 12	H: 1 LOB: 3 BB: 2 P: 28	R: 0 E: 0 K: 0 S: 7	H: 1 LOB: 0 BB: 0 P: 13	R: 0 E: 0 K: 1 S: 11	H: 1 LOB: 1 BB: 0 P: 13	1B: 8 2B: 2 3B: 0 HR: 1	SF: 0 SAC: 0 DP: 1 HBP: 0	WP: 0 PB: 0 SB: 1 CS: 0	PA: 40
<b>PITCHER</b>	IP WLS BF H R ER SO BB IBB HBP BLK WP HR S P ERA WHIP											IP WLS BF H R ER SO BB IBB HBP BLK WP HR S P ERA WHIP										
<b>Scott Schoeneweis, L</b> ERA: 4.92 (1, 1)	6.2 W 31 9 3 2 9 2 0 0 0 0 0 1 71 107 2.70 1.650																					
<b>Mike Flynne, R</b> ERA: 2.28 (7, 1)	0.1 H 2 0 0 0 0 1 0 0 0 0 0 0 5 12 0.00 3.000																					
<b>Mark Petkovsek, R</b> ERA: 4.58 (8, 1)	2.0 7 2 0 0 1 0 0 0 0 0 0 0 18 26 0.00 1.000																					

AB	37
R	3
H	11
RBI	3
BB	3
SO	10
LOB	18



Batter	1	2	3	4	5	6	7	8	9	AB R H RBI BB SO LOB	BOTTOM									
<b>Darin Erstad, L</b> OBP: 0.411, SLG: 0.556 (1, 7)										4 2 3 0 0 0 0	<b>New York Yankees @ Anaheim Angels</b> Edison International Field, Anaheim, CA Fri Aug 11 2000, 10:05 PM EDT Att: 43,169 - Sunny - 86 F									
<b>Orlando Palmeiro, L</b> OBP: 0.406, SLG: 0.400 (1, 10)										3 1 0 0 1 0 2										
<b>Mo Vaughn, L</b> OBP: 0.376, SLG: 0.529 (1, 3)										2 2 1 3 0 0 0										
<b>Tim Salmon, R</b> OBP: 0.405, SLG: 0.561 (1, 9)										4 1 0 0 0 2 3										
<b>16 Garret Anderson, L</b> OBP: 0.284, SLG: 0.512 (1, 8)										4 1 2 3 0 0 0										
<b>Troy Glaus, R</b> OBP: 0.392, SLG: 0.582 (1, 5)										4 1 1 1 0 3 2										
<b>Adam Kennedy, L</b> OBP: 0.315, SLG: 0.425 (1, 4)										4 0 2 1 0 1 0										
<b>Matt Walbeck, S</b> OBP: 0.258, SLG: 0.405 (1, 2)										4 0 1 0 0 0 1										
<b>Kevin Stocker, S</b> OBP: 0.359, SLG: 0.348 (1, 6)										3 0 0 0 0 0 1										
<b>Inning Stats</b>	R: 4 E: 0 K: 2 S: 19	H: 4 LOB: 1 BB: 1 P: 30	R: 0 E: 0 K: 0 S: 5	H: 0 LOB: 0 BB: 0 P: 12	R: 0 E: 0 K: 1 S: 9	H: 2 LOB: 1 BB: 0 P: 16	R: 0 E: 0 K: 1 S: 14	H: 0 LOB: 0 BB: 0 P: 22	R: 0 E: 0 K: 0 S: 7	H: 0 LOB: 0 BB: 0 P: 13		R: 1 E: 0 K: 1 S: 10	H: 1 LOB: 0 BB: 0 P: 13	R: 1 E: 0 K: 1 S: 12	H: 1 LOB: 0 BB: 0 P: 20	R: 1 E: 0 K: 1 S: 12	H: 1 LOB: 0 BB: 0 P: 20	1B: 5 2B: 4 3B: 0 HR: 1	SF: 1 SAC: 0 DP: 0 HBP: 1	WP: 0 PB: 0 SB: 3 CS: 1
<b>PITCHER</b>	IP WLS BF H R ER SO BB IBB HBP BLK WP HR S P ERA WHIP											IP WLS BF H R ER SO BB IBB HBP BLK WP HR S P ERA WHIP								
<b>Orlando Hernandez, R</b> ERA: 5.08 (1, 1)	6.1 L 29 9 7 7 4 1 0 0 1 0 0 1 68 110 9.95 1.579																			
<b>Randy Choate, L</b> ERA: 2.35 (7, 1)	1.2 6 1 1 1 2 0 0 0 0 0 0 1 17 28 5.40 0.600																			

AB	32
R	8
H	10
RBI	8
BB	1
SO	6
LOB	9





Batter	1	2	3	4	5	6	7	8	9	AB	R	H	RBI	BB	SO	LOB	TOP								
<b>2 Derek Jeter, R</b> OBP: 0.371, SLG: 0.451	1-1 L4		2-0 G1 20 BB 1B	2-2 1B			1-2 2B		3-1 G6-3	5	0	3	3	0	0	1	<b>New York Yankees @ Anaheim Angels</b> Edison International Field, Anaheim, CA Sat Aug 12 2000, 10:05 PM EDT Att: 43,394 - Sunny - 87 F  livebaseballscores.com  <b>AB 35</b> <b>R 6</b> <b>H 10</b> <b>RBI 6</b> <b>BB 4</b> <b>SO 7</b> <b>LOB 17</b>								
<b>20 Jorge Posada, S</b> OBP: 0.426, SLG: 0.539	2-2 G6-3		4-2 G1 BB		1-1 G3		2-0 F9		0-3 K	4	0	0	0	1	1	2									
<b>Paul O'Neill, L</b> OBP: 0.357, SLG: 0.450	2-3 K		0-1 G1		0-0 L4		2-3 K		0-0 G4-3	5	0	0	0	0	2	4									
<b>Bernie Williams, S</b> OBP: 0.400, SLG: 0.607		4-2 G4-3 BB	0-1 G6-3		1-0 G6-3		0-0 G6-3			3	0	0	0	1	0	3									
<b>Jose Canseco, R</b> OBP: 0.388, SLG: 0.485	3-1 G4-3			0-0 1B 2B		2-3 K		0-1 HR		4	2	1	0	1	1										
<b>Glenallen Hill, R</b> OBP: 0.324, SLG: 0.576	3-0 HR		4-2 1B 2B BB		1-3 K		2-2 F9			1	1	1	1	1	0	0									
<b>David Justice, L</b> OBP: 0.382, SLG: 0.597										2	0	0	0	0	1	0									
<b>Tino Martinez, L</b> OBP: 0.336, SLG: 0.435	2-0 P6		1-1 1B 2B		3-1 G3-1		0-3 K			4	0	1	0	0	1	0									
<b>Scott Brosius, R</b> OBP: 0.317, SLG: 0.396			2-0 HR		3-1 F9		4-0 2B 2B BB		2-3 K	3	2	1	1	1	1	3									
<b>Luis Sojo, R</b> OBP: 0.327, SLG: 0.428	1-1 G3		3-2 F3		1-2 2B				3-1 2B	3	1	1	0	0	0	3									
<b>Luis Polonia, L</b> OBP: 0.328, SLG: 0.411										1	0	1	0	0	0	0									
<b>Inning Stats</b>	R: 0 E: 0 K: 1 S: 11	H: 0 LOB: 0 BB: 0 P: 16	R: 1 E: 0 K: 0 S: 6	H: 1 LOB: 0 BB: 1 P: 18	R: 1 E: 0 K: 0 S: 10	H: 2 LOB: 2 BB: 1 P: 19	R: 1 E: 0 K: 0 S: 15	H: 3 LOB: 0 BB: 1 P: 28	R: 0 E: 0 K: 2 S: 4	H: 0 LOB: 0 BB: 0 P: 6	R: 0 E: 0 K: 2 S: 9	H: 0 LOB: 0 BB: 0 P: 15	R: 2 E: 0 K: 1 S: 12	H: 2 LOB: 1 BB: 1 P: 22	R: 1 E: 0 K: 2 S: 14	H: 1 LOB: 0 BB: 0 P: 18	R: 0 E: 0 K: 1 S: 8	H: 1 LOB: 1 BB: 0 P: 14	1B: 4 2B: 3 3B: 0 HR: 3	SF: 0 SAC: 0 DP: 1 HBP: 0	WP: 0 PB: 0 SB: 0 CS: 0	PA: 39			
<b>PITCHER</b>	IP	WLS	BF	H	R	ER	SO	BB	IBB	HBP	BLK	WP	HR	S	P	ERA	WHIP								
<b>Kent Mercker, L</b> ERA: 5.47	(1, 1)	3.2	18	5	3	3	1	3	0	0	0	0	2	38	75	7.36	2.182								
<b>Lou Pote, R</b> ERA: 4.58	(4, 1)	2.1	W	9	2	2	2	1	0	0	0	0	0	21	36	7.71	1.286								
<b>Mike Holtz, L</b> ERA: 3.6	(7, 1)	1.2		7	2	1	2	0	0	0	0	0	1	17	24	5.40	1.200								
<b>Shigetoshi Hasegawa, R</b> ERA: 3.55	(8, 1)	1.1	S	5	1	0	2	0	0	0	0	0	0	13	21	0.00	0.750								

Batter	1	2	3	4	5	6	7	8	9	AB	R	H	RBI	BB	SO	LOB	BOTTOM								
<b>Darin Erstad, L</b> OBP: 0.408, SLG: 0.550	1-2 G4-3	1-1 P5		0-2 G4-3	2-3 K			0-2 G5-3		5	0	0	0	0	1	4	<b>New York Yankees @ Anaheim Angels</b> Edison International Field, Anaheim, CA Sat Aug 12 2000, 10:05 PM EDT Att: 43,394 - Sunny - 87 F  livebaseballscores.com  <b>AB 34</b> <b>R 9</b> <b>H 12</b> <b>RBI 9</b> <b>BB 5</b> <b>SO 1</b> <b>LOB 20</b>								
<b>Troy Glaus, R</b> OBP: 0.395, SLG: 0.600	0-1 F9 2B	1-1 HR		2-2 HR		0-0 G6-3		1-2 G6-3		5	2	3	5	0	0	0									
<b>Tim Salmon, R</b> OBP: 0.400, SLG: 0.563	4-0 BB	4-0 G5-3		3-1 16 2B		0-2 G5-3		1-2 G5-3		2	1	1	0	1	0	0									
<b>Orlando Palmeiro, L</b> OBP: 0.403, SLG: 0.395										2	0	0	0	0	0	0									
<b>Mo Vaughn, L</b> OBP: 0.377, SLG: 0.534	1-1 F9	0-2 HR		4-0 16 2B IBB		0-2 G6-3				3	2	1	1	1	0	2									
<b>Ron Gant, R</b> OBP: 0.329, SLG: 0.501	1-0 G1-3	4-0 16 CS BB		0-1 P4			2-2 1B 1B			3	0	1	0	1	0	4									
<b>16 Garret Anderson, L</b> OBP: 0.288, SLG: 0.521			0-2 F8 2B	0-0 1B 2B			0-1 F7			4	1	3	2	0	0	1									
<b>Bengie Molina, R</b> OBP: 0.315, SLG: 0.433		3-2 BB HR 1B	1-0 G1-3	0-0 G4-3			0-0 1B			4	1	2	0	0	0	2									
<b>Adam Kennedy, L</b> OBP: 0.317, SLG: 0.424		4-0 HR BB	0-1 F8		0-1 CS 1B		3-2 F8			3	1	1	0	1	0	3									
<b>Benji Gil, R</b> OBP: 0.302, SLG: 0.340		4-2 HR BB	1-0 F8		1-1 F3		1-1 F9			2	1	0	1	1	0	2									
<b>Scott Spiezio, S</b> OBP: 0.338, SLG: 0.444										1	0	0	0	0	0	2									
<b>Kevin Stocker, S</b> OBP: 0.359, SLG: 0.348		1-2 HR BB								0	0	0	0	0	0	0									
<b>Inning Stats</b>	R: 0 E: 0 K: 0 S: 11	H: 1 LOB: 2 BB: 1 P: 18	R: 6 E: 0 K: 0 S: 19	H: 4 LOB: 0 BB: 3 P: 42	R: 0 E: 0 K: 0 S: 7	H: 1 LOB: 0 BB: 0 P: 9	R: 3 E: 0 K: 0 S: 13	H: 3 LOB: 1 BB: 1 P: 22	R: 0 E: 0 K: 1 S: 7	H: 1 LOB: 0 BB: 0 P: 10	R: 0 E: 0 K: 0 S: 7	H: 0 LOB: 0 BB: 0 P: 7	R: 0 E: 0 K: 0 S: 11	H: 2 LOB: 2 BB: 0 P: 17	R: 0 E: 0 K: 0 S: 10	H: 0 LOB: 0 BB: 0 P: 12	R: 0 E: 0 K: 0 S: 8	H: 0 LOB: 0 BB: 0 P: 14	1B: 4 2B: 5 3B: 0 HR: 3	SF: 0 SAC: 0 DP: 0 HBP: 0	WP: 0 PB: 0 SB: 0 CS: 2	PA: 40			
<b>PITCHER</b>	IP	WLS	BF	H	R	ER	SO	BB	IBB	HBP	BLK	WP	HR	S	P	ERA	WHIP								
<b>Denny Neagle, L</b> ERA: 3.92	(1, 1)	1.2	L	13	5	6	6	0	0	0	0	0	0	29	52	6.23	4.800								
<b>Dwight Gooden, R</b> ERA: 5.0	(2, 1)	4.1		18	5	3	3	1	1	0	0	0	1	35	56	6.23	1.385								
<b>Jeff Nelson, R</b> ERA: 2.04	(7, 1)	0.2		4	2	0	0	0	0	0	0	0	0	9	14	0.00	3.000								
<b>Mike Stanton, L</b> ERA: 3.02	(7, 1)	1.1		4	0	0	0	0	0	0	0	0	0	12	15	0.00	0.000								









Batter	1	2	3	4	5	6	7	8	9	AB	R	H	RBI	BB	SO	LOB	TOP					
<b>2 Derek Jeter, R</b> OBP: 0.374, SLG: 0.459	1-2 20 HR HBP	4-0 BB			0-0 FC3-6 1B 2B	0-2 1-H HR		2-2 G5-3		3	3	2	2	1	0	1	<b>New York Yankees @ Texas Rangers</b> The Ballpark at Arlington, Arlington, TX Mon Aug 14 2000, 8:35 PM EDT Att: 36,260 - Sunny - 93 F					
<b>20 Jorge Posada, S</b> OBP: 0.431, SLG: 0.244	3-1 1-H HR	3-3 K			4-2 FC3-6 BB	2-2 F7		4-1 BB		3	1	1	2	2	1	3						
<b>Paul O'Neill, L</b> OBP: 0.349, SLG: 0.439 <b>Clay Bellinger, R</b> OBP: 0.278, SLG: 0.390	0-3 K		2-3 K		1-3 K	0-0 G4-3		0-0 F9		5	0	0	0	0	3	4						
<b>Bernie Williams, S</b> OBP: 0.396, SLG: 0.598	3-3 K		1-2 F8		3-0 FC3-6 1B 1-2 2-3		1-0 G6-3		3-1 G4-3	5	0	0	0	0	1	2						
<b>Jose Canseco, R</b> OBP: 0.397, SLG: 0.474	0-2 F7		4-1 BB		0-0 1-3 3-H 1B		2-2 G3		2-3 K	4	0	1	1	1	1	0						
<b>David Justice, L</b> OBP: 0.384, SLG: 0.592		1-0 2B 1B	2-2 P5		1-3 K		0-1 F8		0-1 G4-3	5	0	1	0	0	1	3						
<b>Tino Martinez, L</b> OBP: 0.341, SLG: 0.438		2-3 K		0-0 F9		2-0 E8 1B 2B		4-1 2B BB		3	2	1	0	1	1	1						
<b>Scott Brosius, R</b> OBP: 0.318, SLG: 0.397		1-1 L7		1-3 K		0-0 2 HR 1B		0-1 1-H 2B		4	1	2	2	0	1	1						
<b>Luis Sojo, R</b> OBP: 0.325, SLG: 0.429		2-2 1-3 2B		2-0 P5		1-1 F7		0-0 F7		4	0	1	0	0	0	2						
<b>Inning Stats</b>	R: 2 E: 0 K: 2 S: 15	H: 1 LOB: 0 BB: 0 P: 22	R: 0 E: 0 K: 2 S: 12	H: 2 LOB: 3 BB: 1 P: 25	R: 0 E: 0 K: 1 S: 14	H: 0 LOB: 0 BB: 1 P: 23	R: 0 E: 0 K: 1 S: 6	H: 0 LOB: 0 BB: 0 P: 9	R: 1 E: 0 K: 2 S: 13	H: 2 LOB: 2 BB: 1 P: 22	R: 3 E: 1 K: 0 S: 13	H: 3 LOB: 0 BB: 0 P: 18	R: 0 E: 0 K: 0 S: 7	H: 0 LOB: 0 BB: 0 P: 10	R: 1 E: 0 K: 0 S: 9	H: 1 LOB: 2 BB: 2 P: 19	R: 0 E: 0 K: 1 S: 7	H: 0 LOB: 0 BB: 0 P: 12	1B: 3 2B: 4 3B: 0 HR: 2	SF: 0 SAC: 0 DP: 0 HBP: 1	WP: 0 PB: 0 SB: 0 CS: 0	PA: 42
<b>PITCHER</b>	IP WLS BF H R ER SO BB IBB HBP BLK WP HR S P ERA WHIP	IP WLS BF H R ER SO BB IBB HBP BLK WP HR S P ERA WHIP																				
<b>40 Matt Perisho, L</b> ERA: 6.33 <b>Darwin Cubllian, R</b> ERA: 6.53	(1, 1) 6.0 L 30 8 6 6 8 3 0 0 0 0 2 73 119 9.00 1.833	(7, 1) 3.0 12 1 1 1 1 2 0 0 0 0 0 0 23 41 3.00 1.000																				

Batter	1	2	3	4	5	6	7	8	9	AB	R	H	RBI	BB	SO	LOB	BOTTOM				
<b>Luis Altea, S</b> OBP: 0.360, SLG: 0.392	2-2 G5-3		4-0 FC5-4 BB			0-0 E4 29 G6-3		2-2 29 HBP 1B BB	1-1 L6	4	1	1	0	1	0	0	<b>New York Yankees @ Texas Rangers</b> The Ballpark at Arlington, Arlington, TX Mon Aug 14 2000, 8:35 PM EDT Att: 36,260 - Sunny - 93 F				
<b>Chad Curtis, R</b> OBP: 0.335, SLG: 0.433	2-0 G6-3		1-1 FC5-4			0-0 G5-3		1-1 BB 29 HBP FC6-4 1B		4	1	1	1	0	0	2					
<b>29 Rusty Greer, L</b> OBP: 0.361, SLG: 0.418	0-3 K			1-1 E7 G3-6-3		1-0 G6-3		3-2 FC6-4 BB 1-2 2-3 HBP		3	0	0	0	0	1	1					
<b>Rafael Palmeiro, L</b> OBP: 0.389, SLG: 0.539		1-0 F8		1-1 G3-6-3		2-0 P6		4-0 FC6-4 BB		3	0	0	1	1	0	2					
<b>Gabe Kapler, R</b> OBP: 0.346, SLG: 0.469		2-1 1B		0-0 CS 1B		2-2 G6-3		1-2 2-3 3-H 2-2 P5		4	0	2	0	0	0	3					
<b>Bill Haselton, R</b> OBP: 0.328, SLG: 0.445 <b>Frank Catalanotto, L</b> OBP: 0.444, SLG: 0.556 <b>B.J. Waszczis, R</b> OBP: 0.333, SLG: 0.400		0-2 L4		0-0 CS	1-1 G6-3		0-1 FC3-6 1B	1-2 FC6-4 1-2 2-3 3-H		3	0	1	0	0	0	1					
<b>Ricky Ledee, L</b> OBP: 0.320, SLG: 0.389		2-0 L8			3-2 G1-3		0-1 FC3-6 1-2 1B	1-1 G4-3		4	0	0	0	0	0	4					
<b>Scott Sheldon, R</b> OBP: 0.366, SLG: 0.484 <b>Pedro Valdes, L</b> (9, PH)			2-3 K				2-3 K2-3		2-1 G1-3	3	0	1	0	0	2	1					
<b>Royce Clayton, R</b> OBP: 0.307, SLG: 0.413			2-1 G5-3		1-1 G5-3			0-0 1B 1B	0-3 K	4	1	1	0	0	1	1					
<b>Inning Stats</b>	R: 0 E: 0 K: 1 S: 8	H: 0 LOB: 0 BB: 0 P: 12	R: 0 E: 0 K: 0 S: 7	H: 1 LOB: 1 BB: 0 P: 12	R: 0 E: 0 K: 1 S: 7	H: 0 LOB: 1 BB: 1 P: 16	R: 0 E: 1 K: 0 S: 5	H: 1 LOB: 0 BB: 0 P: 7	R: 0 E: 0 K: 0 S: 4	H: 0 LOB: 1 BB: 0 P: 7	R: 0 E: 0 K: 1 S: 11	H: 1 LOB: 1 BB: 0 P: 15	R: 3 E: 0 K: 0 S: 17	H: 3 LOB: 2 BB: 1 P: 31	R: 0 E: 0 K: 1 S: 7	H: 0 LOB: 0 BB: 0 P: 10	1B: 7 2B: 0 3B: 0 HR: 0	SF: 0 SAC: 0 DP: 1 HBP: 1	WP: 0 PB: 0 SB: 0 CS: 1	PA: 38	
<b>PITCHER</b>	IP WLS BF H R ER SO BB IBB HBP BLK WP HR S P ERA WHIP	IP WLS BF H R ER SO BB IBB HBP BLK WP HR S P ERA WHIP																			
<b>Andy Pettitte, L</b> ERA: 4.19 <b>Randy Choate, L</b> ERA: 2.35 <b>Jeff Nelson, R</b> ERA: 2.03 <b>Mike Stanton, L</b> ERA: 2.95 <b>42 Mariano Rivera, R</b> ERA: 2.91	(1, 1) 7.0 W 30 7 3 3 3 1 0 0 0 0 0 0 0 60 101 3.86 1.143	(8, 1) 0.0 1 0 0 0 0 1 0 0 0 0 0 0 0 4 4 0.00 0.000	(8, 1) 0.1 H 1 0 0 0 0 0 0 0 0 0 0 0 3 5 0.00 0.000	(8, 1) 0.2 H 2 0 0 0 0 0 0 0 0 0 0 0 5 7 0.00 0.000	(9, 1) 1.0 3 0 0 0 1 0 0 0 0 0 0 0 7 10 0.00 0.000																

**AB 36**  
**R 7**  
**H 9**  
**RBI 7**  
**BB 5**  
**SO 9**  
**LOB 17**



**AB 34**  
**R 3**  
**H 7**  
**RBI 3**  
**BB 2**  
**SO 4**  
**LOB 17**





Batter	1	2	3	4	5	6	7	8	9	AB	R	H	RBI	BB	SO	LOB	TOP				
<b>2 Derek Jeter, R</b> OBP: 0.377, SLG: 0.463 (1, 6)	1-1 1B 1B	0-0 SH1-3 2B	1-2 1B		1-0 F9		2-2 F9		4-2 FC4-6 BB	5	1	3	0	1	0	0					
<b>Luis Sojo, R</b> OBP: 0.332, SLG: 0.433 (1, 4) (6, 3)	2-1 G6-4-3 1B 1-3 1B	1-1 SH1-3	2-2 1B		1-0 HR 1B		0-0 F5		1-2 FC4-6 1-2f	5	2	3	0	0	0	1					
<b>Paul O'Neill, L</b> OBP: 0.350, SLG: 0.446 <b>Luis Polonia, L</b> OBP: 0.328, SLG: 0.411 (1, 9) (7, 9)	1-0 G6-4-3 1B 1-2 3-H	1-2 G6-3	1-0 F7		3-2 HR		3-3 K			5	1	2	3	0	1	3					
<b>Bernie Williams, S</b> OBP: 0.397, SLG: 0.596 <b>Clay Bellinger, R</b> OBP: 0.294, SLG: 0.396 (1, 8) (5, PR) (5, 8)	1-2 G6-4-3 1-2f 2-3	3-2 G1-6-3		3-2 20 2B 1B	4-1 BB			2-1 FC6-4 1B		3	1	1	0	1	0	3					
<b>Jose Canseco, R</b> OBP: 0.390, SLG: 0.473 (1, 10)	2-2 HR 1B 3-H		4-0 2B G6-3 BB	0-1 F9	4-2 BB			1-0 FC6-4 G6-4-3 1B 1-2f		3	2	1	1	2	0	2					
<b>David Justice, L</b> OBP: 0.386, SLG: 0.603 (1, 7)	1-0 HR		0-1 HR 2B	1-3 K	0-1 G3			0-1 G6-4-3 1B		5	2	3	2	0	1	3					
<b>20 Jorge Posada, S</b> OBP: 0.432, SLG: 0.545 <b>Jose Vizcaino, S</b> OBP: 0.294, SLG: 0.280 (1, 3) (6, 4)	4-0 1B BB		3-3 K	1-0 1-H 2B		2-1 G3-1		2-1 G6-4-3 1B 1-2f 2-3		3	0	1	1	1	1	2					
<b>Chris Turner, R</b> OBP: 0.389, SLG: 0.397 (1, 2)	2-2 1B		0-2 G6-3	2-3 K	2-1 F9			2-3 K		5	0	1	1	0	2	2					
<b>Scott Brosius, R</b> OBP: 0.316, SLG: 0.403 (1, 5)	2-1 L3		1-2 HR		0-0 G4-3	3-1 P6		2-0 F5		5	1	1	2	0	0	2					
<b>Inning Stats</b>	R: 4 E: 0 K: 0 S: 17	H: 6 LOB: 2 BB: 1 P: 33	R: 0 E: 0 K: 0 S: 9	H: 1 LOB: 1 BB: 0 P: 14	R: 3 E: 0 K: 1 S: 22	H: 4 LOB: 2 BB: 1 P: 34	R: 1 E: 0 K: 2 S: 14	H: 2 LOB: 1 BB: 0 P: 21	R: 2 E: 0 K: 0 S: 11	H: 2 LOB: 0 BB: 0 P: 24	R: 0 E: 0 K: 1 S: 7	H: 0 LOB: 0 BB: 0 P: 12	R: 0 E: 0 K: 0 S: 7	H: 2 LOB: 1 BB: 0 P: 12	R: 0 E: 0 K: 1 S: 9	H: 0 LOB: 1 BB: 1 P: 18	1B: 11 2B: 3 3B: 0 HR: 3	SF: 0 SAC: 1 DP: 2 HBP: 0	WP: 0 PB: 0 CS: 0	PA: 47	
<b>PITCHER</b>	IP WLS BF H R ER SO BB IBB HBP BLK WP HR S P ERA WHIP	IP WLS BF H R ER SO BB IBB HBP BLK WP HR S P ERA WHIP	IP WLS BF H R ER SO BB IBB HBP BLK WP HR S P ERA WHIP	IP WLS BF H R ER SO BB IBB HBP BLK WP HR S P ERA WHIP	IP WLS BF H R ER SO BB IBB HBP BLK WP HR S P ERA WHIP	IP WLS BF H R ER SO BB IBB HBP BLK WP HR S P ERA WHIP	IP WLS BF H R ER SO BB IBB HBP BLK WP HR S P ERA WHIP	IP WLS BF H R ER SO BB IBB HBP BLK WP HR S P ERA WHIP	IP WLS BF H R ER SO BB IBB HBP BLK WP HR S P ERA WHIP	IP WLS BF H R ER SO BB IBB HBP BLK WP HR S P ERA WHIP	IP WLS BF H R ER SO BB IBB HBP BLK WP HR S P ERA WHIP	IP WLS BF H R ER SO BB IBB HBP BLK WP HR S P ERA WHIP	IP WLS BF H R ER SO BB IBB HBP BLK WP HR S P ERA WHIP	IP WLS BF H R ER SO BB IBB HBP BLK WP HR S P ERA WHIP	IP WLS BF H R ER SO BB IBB HBP BLK WP HR S P ERA WHIP	IP WLS BF H R ER SO BB IBB HBP BLK WP HR S P ERA WHIP	IP WLS BF H R ER SO BB IBB HBP BLK WP HR S P ERA WHIP				
<b>Doug Davis, L</b> ERA: 8.02 <b>Jonathan Johnson, R</b> ERA: 3.97 <b>Francisco Cordero, R</b> ERA: 5.4 <b>Francisco Cordero, R</b> ERA: 5.4	(1, 1) (3, 1) (8, 1) (9, 1)	(1, 1) (3, 1) (8, 1) (9, 1)	(1, 1) (3, 1) (8, 1) (9, 1)	(1, 1) (3, 1) (8, 1) (9, 1)	(1, 1) (3, 1) (8, 1) (9, 1)	(1, 1) (3, 1) (8, 1) (9, 1)	(1, 1) (3, 1) (8, 1) (9, 1)	(1, 1) (3, 1) (8, 1) (9, 1)	(1, 1) (3, 1) (8, 1) (9, 1)	(1, 1) (3, 1) (8, 1) (9, 1)	(1, 1) (3, 1) (8, 1) (9, 1)	(1, 1) (3, 1) (8, 1) (9, 1)	(1, 1) (3, 1) (8, 1) (9, 1)	(1, 1) (3, 1) (8, 1) (9, 1)	(1, 1) (3, 1) (8, 1) (9, 1)	(1, 1) (3, 1) (8, 1) (9, 1)	(1, 1) (3, 1) (8, 1) (9, 1)	(1, 1) (3, 1) (8, 1) (9, 1)	(1, 1) (3, 1) (8, 1) (9, 1)	(1, 1) (3, 1) (8, 1) (9, 1)	(1, 1) (3, 1) (8, 1) (9, 1)

**New York Yankees @ Texas Rangers**  
The Ballpark at Arlington, Arlington, TX  
Tue Aug 15 2000, 8:35 PM EDT  
Att: 35,365 - Sunny - 100 F

AB 41  
R 10  
H 17  
RBI 10  
BB 5  
SO 5  
LOB 20



Batter	1	2	3	4	5	6	7	8	9	AB	R	H	RBI	BB	SO	LOB	BOTTOM						
<b>Luis Altea, S</b> OBP: 0.359, SLG: 0.390 (1, 4)	0-0 F9		0-0 SH5-3 1-2		2-1 29 1B 1-2 1B		2-1 F8		2-0 FC6-4 1-2f	4	1	1	0	0	0	1							
<b>Frank Catalanotto, L</b> OBP: 0.432, SLG: 0.538 (1, 3)	1-2 F7		1-2 L7		1-3 K		0-1 G3-1		2-3 K	5	0	0	0	0	2	4							
<b>29 Rusty Greer, L</b> OBP: 0.394, SLG: 0.419 <b>Scarborough Green, S</b> OBP: 0.241, SLG: 0.200 (1, 7) (6, 7) (9, 8)	4-2 WP BB		1-0 G4-3		3-2 1B 1-3 2-H 1B		2-1 F7			2	0	1	1	1	0	1							
<b>Rafael Palmeiro, L</b> OBP: 0.389, SLG: 0.538 <b>Pedro Valdes, L</b> (8, PH) (9, 9)	3-3 K			3-1 G4-3	1-1 1B			0-1 G6-3		3	0	1	1	0	1	1							
<b>Gabe Kapler, R</b> OBP: 0.345, SLG: 0.466 <b>Francisco Cordero, R</b> (1, 8) (9, 1)		1-0 F9		0-0 F9	0-0 F7			0-1 1B		4	0	1	0	0	0	2							
<b>Ricky Ledee, L</b> OBP: 0.322, SLG: 0.388 (1, 9) (9, 7)		0-3 K		1-2 1B		4-1 G5-3 BB		1-2 F7		3	0	1	0	1	1	1							
<b>Mike Lamb, L</b> OBP: 0.341, SLG: 0.401 (1, 5)		1-2 1B		3-2 G5-3		0-1 G5-3		1-1 F7		4	0	1	0	0	0	3							
<b>Royce Clayton, R</b> OBP: 0.305, SLG: 0.411 <b>Scott Sheldon, R</b> OBP: 0.356, SLG: 0.470 (1, 6) (6, 6)		2-2 F9		1-1 G6-3		0-1 F9		0-0 E6 FC6-4		2	0	0	0	0	0	1							
<b>B.J. Waszgis, R</b> OBP: 0.400, SLG: 0.444 (1, 2)			3-2 SH5-3 1B		2-0 29 1B 1B		3-2 G1-6-3		1-1 F8	4	1	2	0	0	0	2							
<b>Inning Stats</b>	R: 0 E: 0 K: 1 S: 11	H: 0 LOB: 1 BB: 1 P: 19	R: 0 E: 0 K: 1 S: 12	H: 1 LOB: 1 BB: 0 P: 16	R: 0 E: 0 K: 0 S: 11	H: 1 LOB: 1 BB: 0 P: 16	R: 0 E: 0 K: 0 S: 10	H: 1 LOB: 1 BB: 0 P: 17	R: 2 E: 0 K: 1 S: 14	H: 4 LOB: 2 BB: 0 P: 24	R: 0 E: 0 K: 0 S: 8	H: 0 LOB: 0 BB: 1 P: 15	R: 0 E: 0 K: 0 S: 6	H: 0 LOB: 0 BB: 0 P: 10	R: 0 E: 0 K: 0 S: 9	H: 1 LOB: 1 BB: 0 P: 11	R: 0 E: 1 K: 1 S: 9	H: 0 LOB: 1 BB: 0 P: 14	1B: 8 2B: 0 3B: 0 HR: 0	SF: 0 SAC: 1 DP: 0 HBP: 0	WP: 1 PB: 0 CS: 0	PA: 38	
<b>PITCHER</b>	IP WLS BF H R ER SO BB IBB HBP BLK WP HR S P ERA WHIP	IP WLS BF H R ER SO BB IBB HBP BLK WP HR S P ERA WHIP	IP WLS BF H R ER SO BB IBB HBP BLK WP HR S P ERA WHIP	IP WLS BF H R ER SO BB IBB HBP BLK WP HR S P ERA WHIP	IP WLS BF H R ER SO BB IBB HBP BLK WP HR S P ERA WHIP	IP WLS BF H R ER SO BB IBB HBP BLK WP HR S P ERA WHIP	IP WLS BF H R ER SO BB IBB HBP BLK WP HR S P ERA WHIP	IP WLS BF H R ER SO BB IBB HBP BLK WP HR S P ERA WHIP	IP WLS BF H R ER SO BB IBB HBP BLK WP HR S P ERA WHIP	IP WLS BF H R ER SO BB IBB HBP BLK WP HR S P ERA WHIP	IP WLS BF H R ER SO BB IBB HBP BLK WP HR S P ERA WHIP	IP WLS BF H R ER SO BB IBB HBP BLK WP HR S P ERA WHIP	IP WLS BF H R ER SO BB IBB HBP BLK WP HR S P ERA WHIP	IP WLS BF H R ER SO BB IBB HBP BLK WP HR S P ERA WHIP	IP WLS BF H R ER SO BB IBB HBP BLK WP HR S P ERA WHIP	IP WLS BF H R ER SO BB IBB HBP BLK WP HR S P ERA WHIP	IP WLS BF H R ER SO BB IBB HBP BLK WP HR S P ERA WHIP						
<b>David Cone, R</b> ERA: 6.44 <b>Dwight Gooden, R</b> ERA: 4.70	(1, 1) (6, 1)	(1, 1) (6, 1)	(1, 1) (6, 1)	(1, 1) (6, 1)	(1, 1) (6, 1)	(1, 1) (6, 1)	(1, 1) (6, 1)	(1, 1) (6, 1)	(1, 1) (6, 1)	(1, 1) (6, 1)	(1, 1) (6, 1)	(1, 1) (6, 1)	(1, 1) (6, 1)	(1, 1) (6, 1)	(1, 1) (6, 1)	(1, 1) (6, 1)	(1, 1) (6, 1)	(1, 1) (6, 1)	(1, 1) (6, 1)	(1, 1) (6, 1)	(1, 1) (6, 1)	(1, 1) (6, 1)	(1, 1) (6, 1)

**New York Yankees @ Texas Rangers**  
The Ballpark at Arlington, Arlington, TX  
Tue Aug 15 2000, 8:35 PM EDT  
Att: 35,365 - Sunny - 100 F

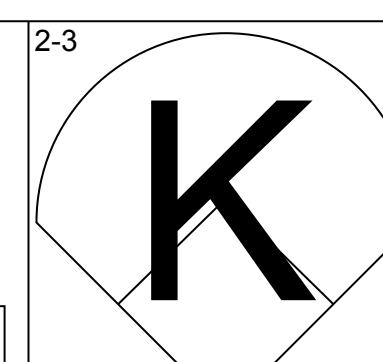
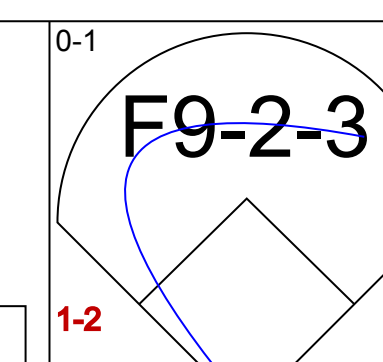
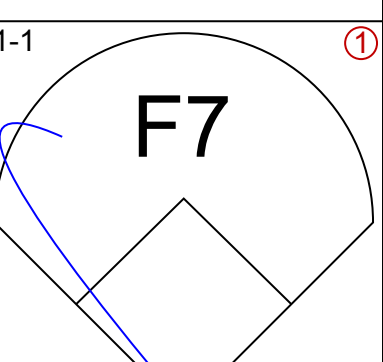
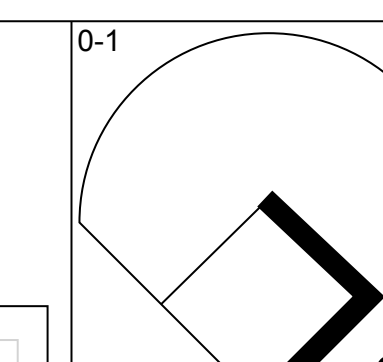
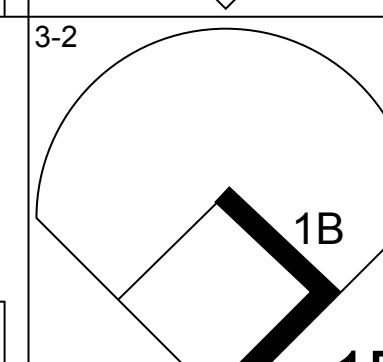
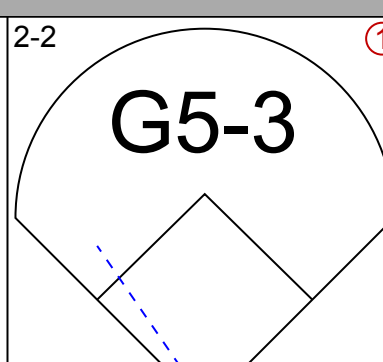
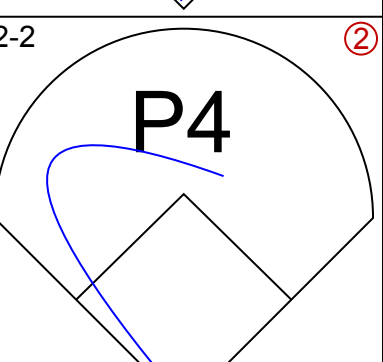
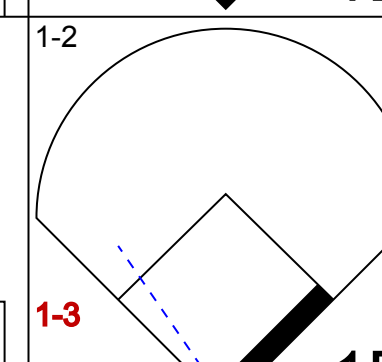
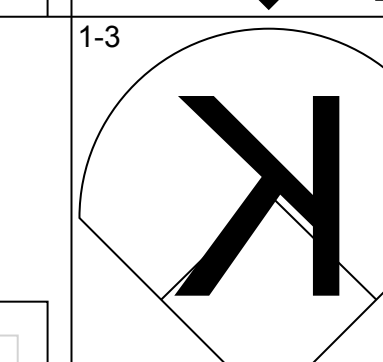
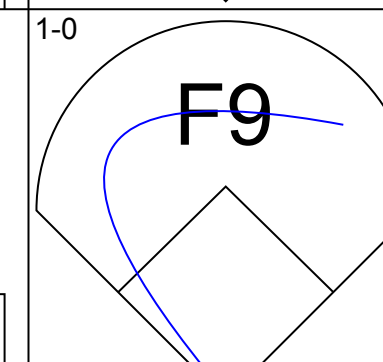
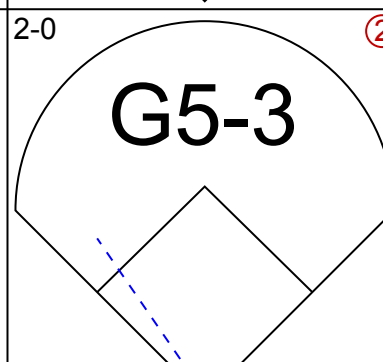
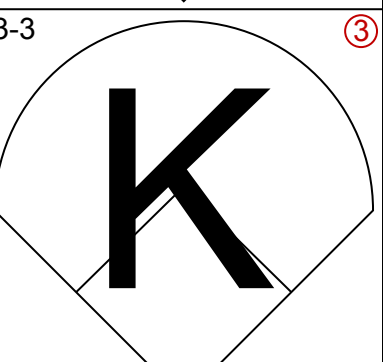
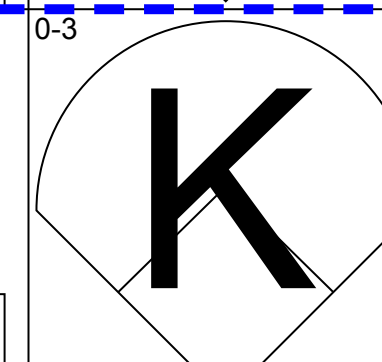
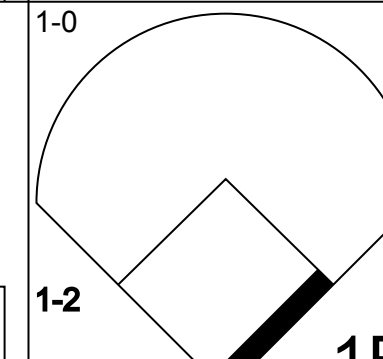
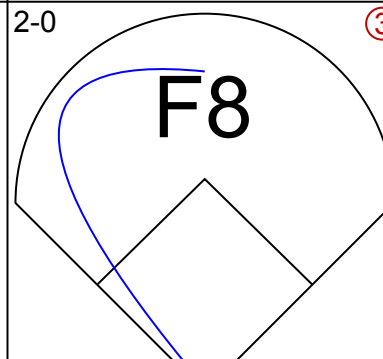
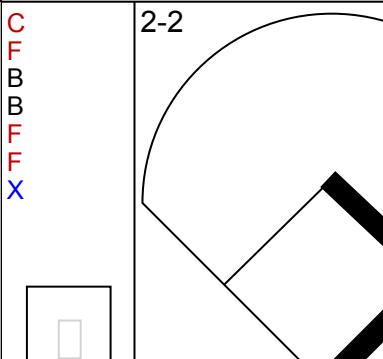
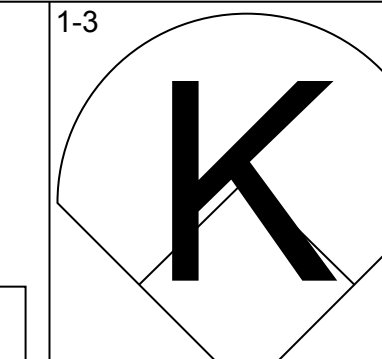
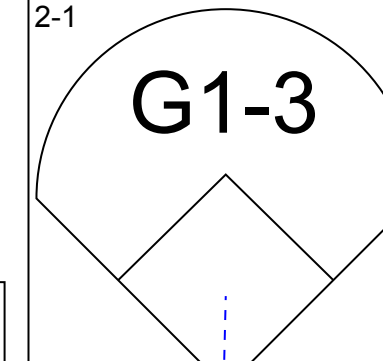
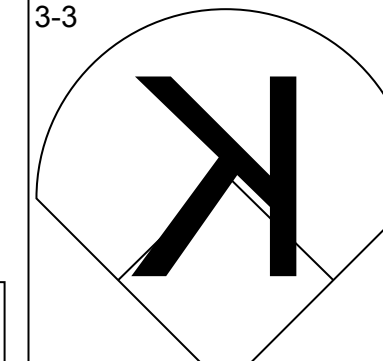
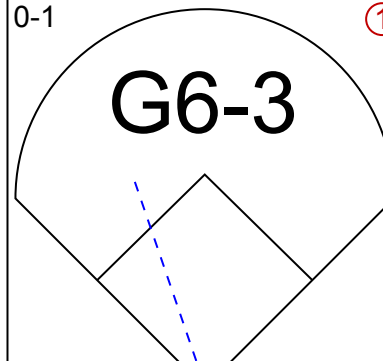
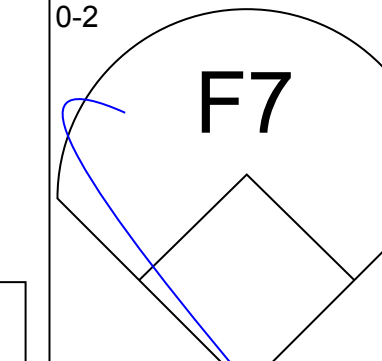
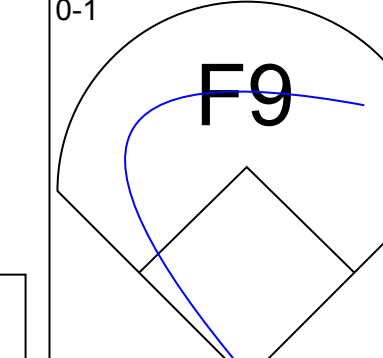
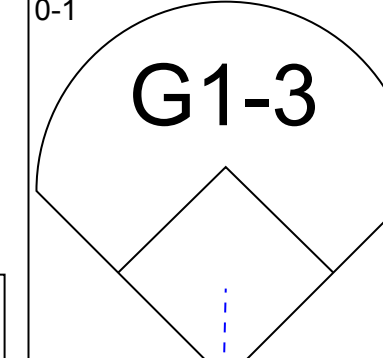
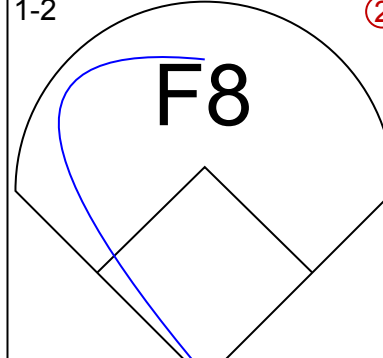
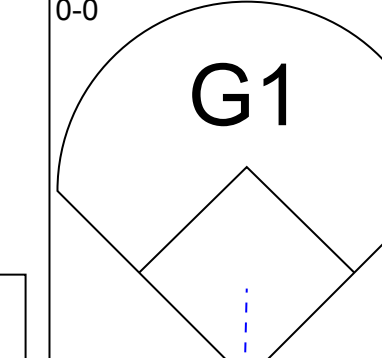
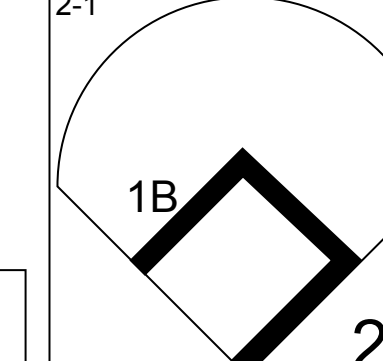
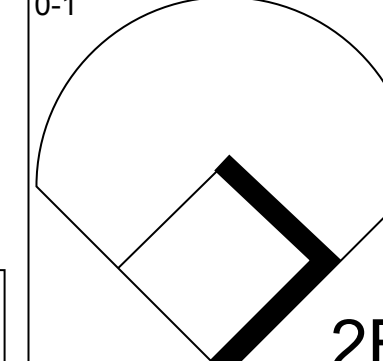
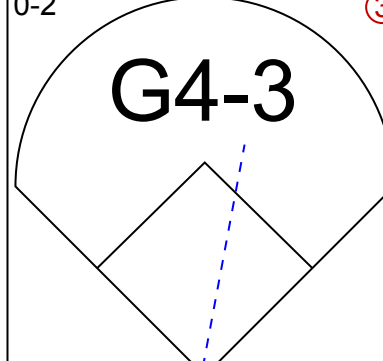
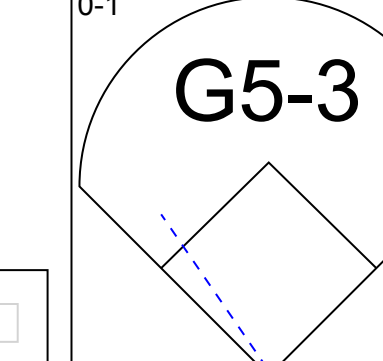
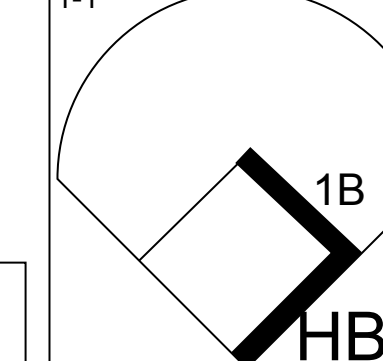
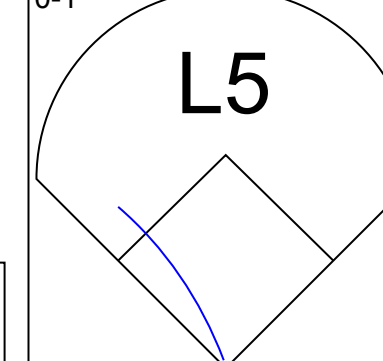
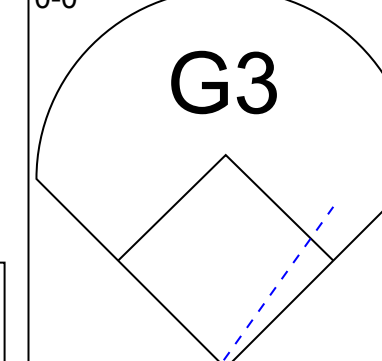
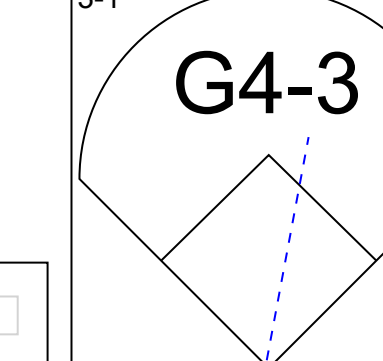
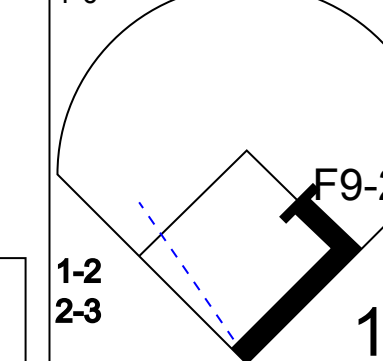
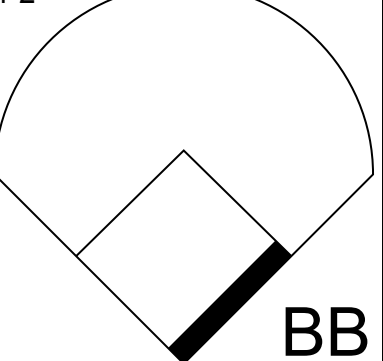
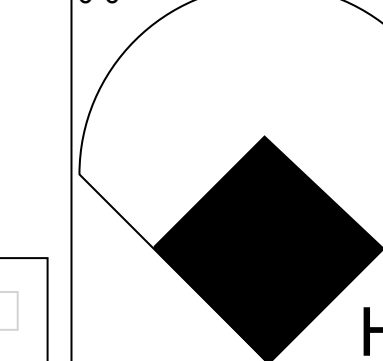
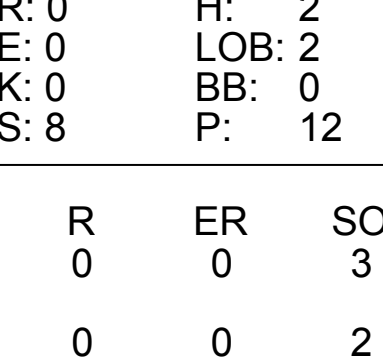
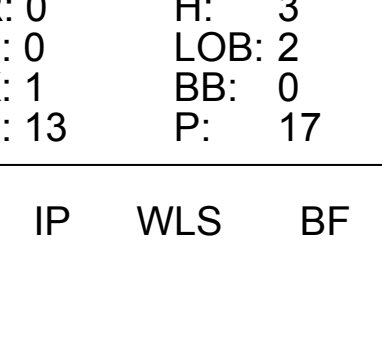
AB 35  
R 2  
H 8  
RBI 2  
BB 2  
SO 4  
LOB 17

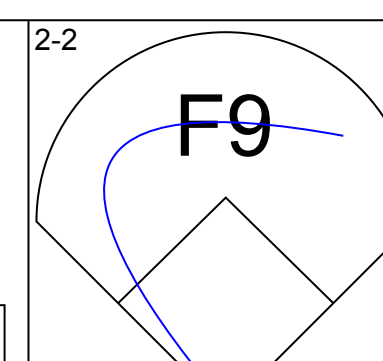
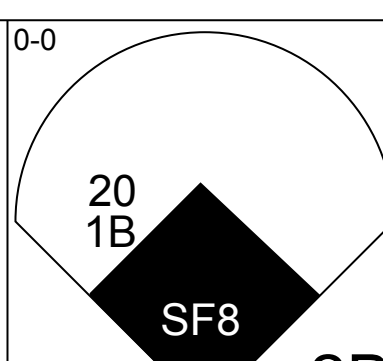
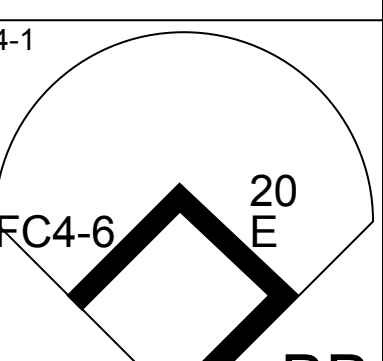
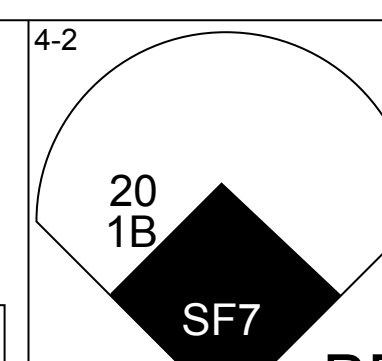
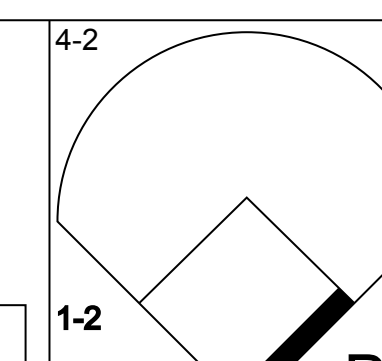
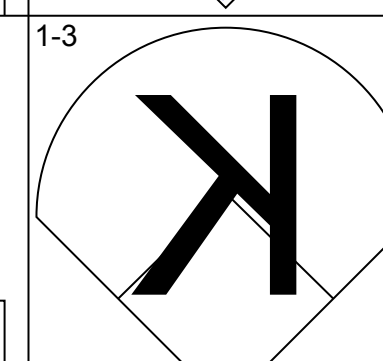
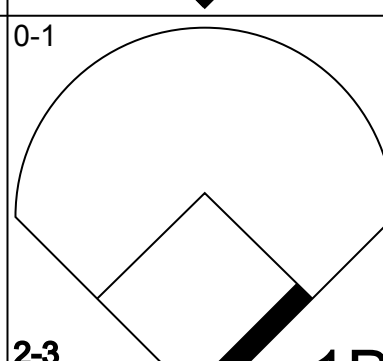
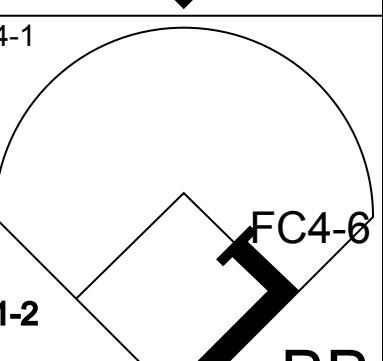
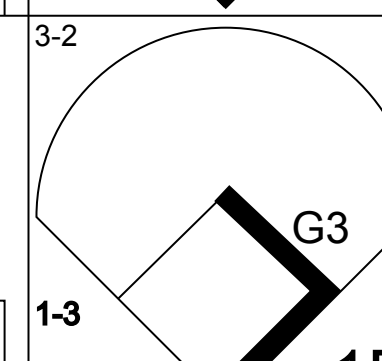
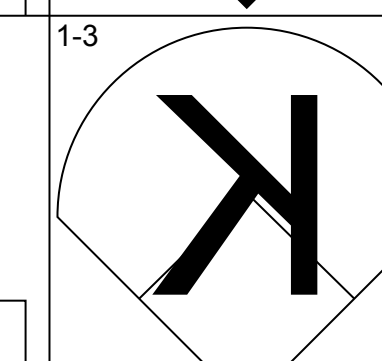
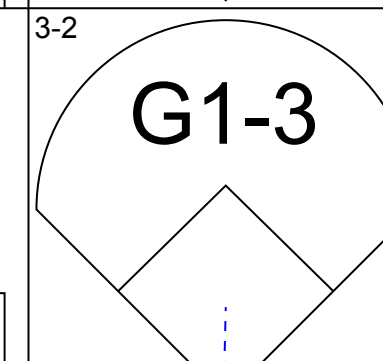
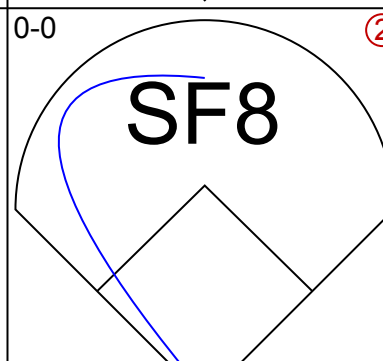
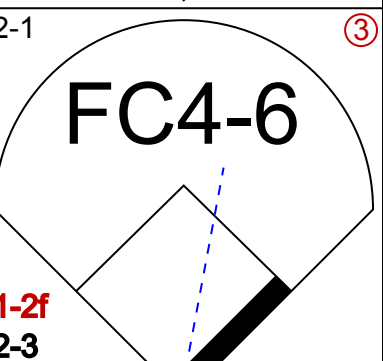
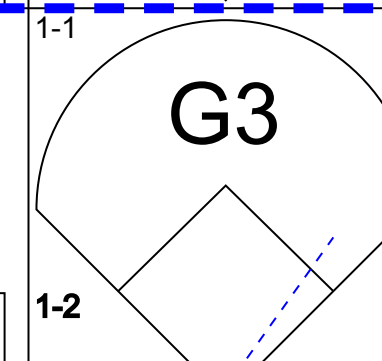
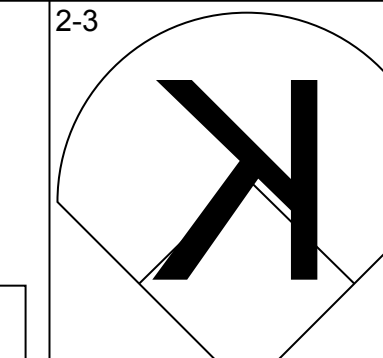
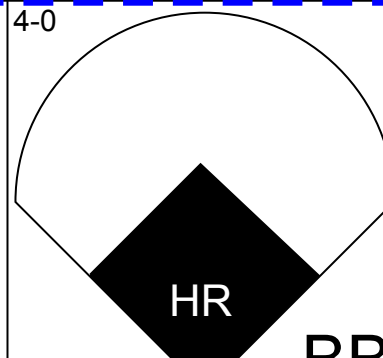
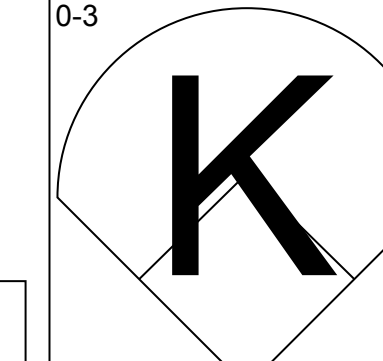

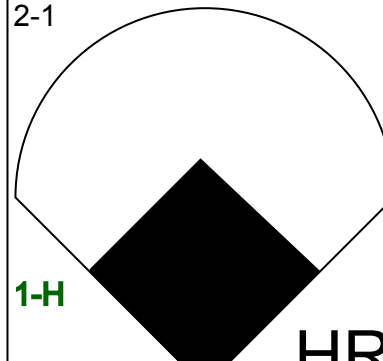
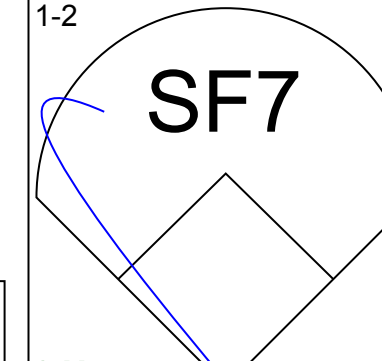
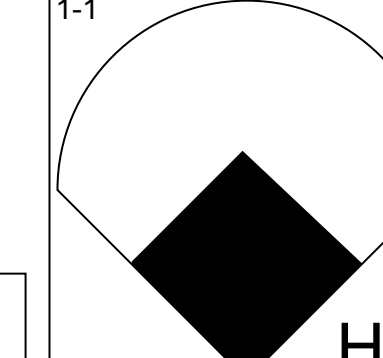
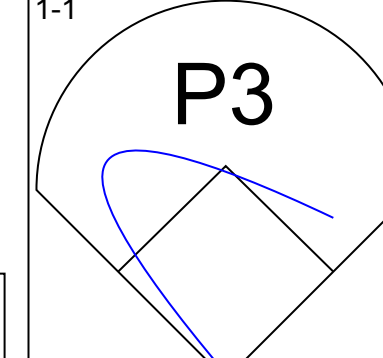
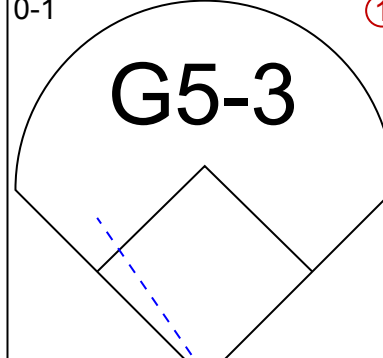

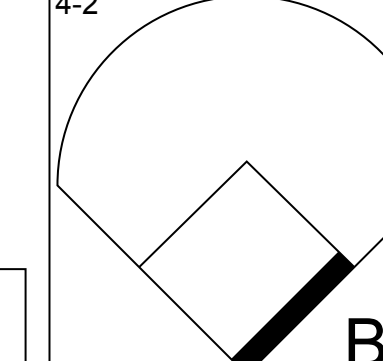
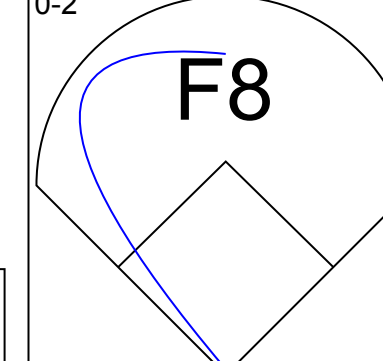
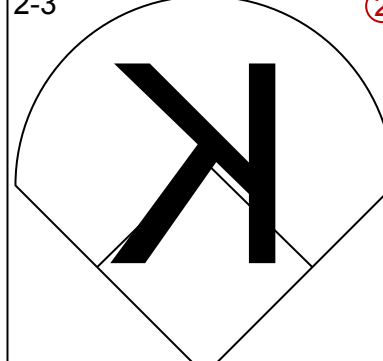
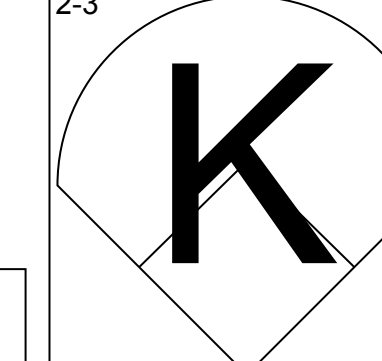
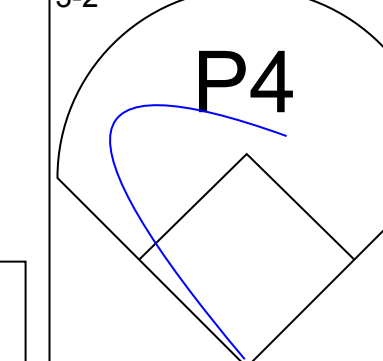

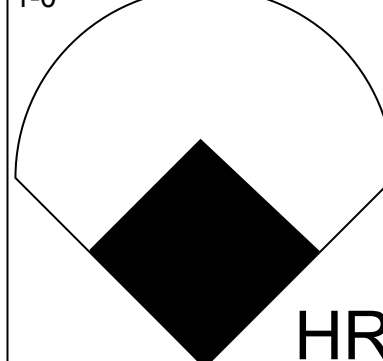


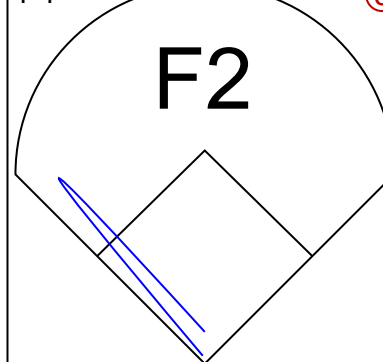
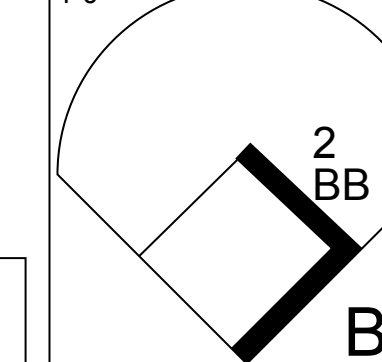
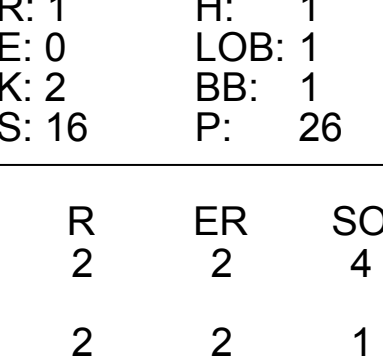
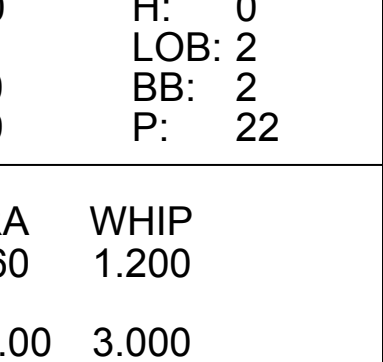
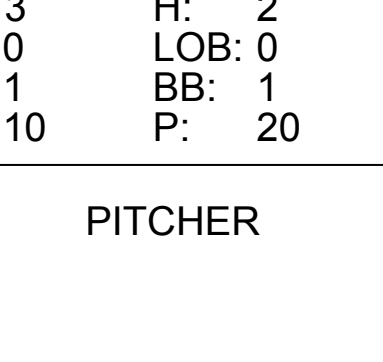
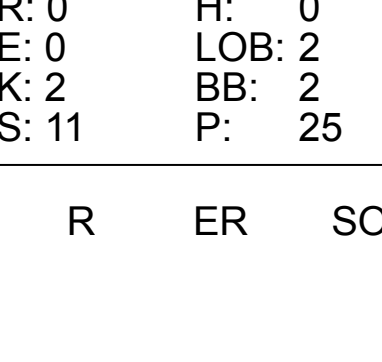

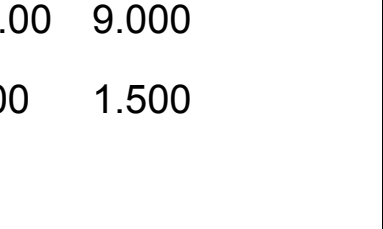










Batter	1	2	3	4	5	6	7	8	9	AB	R	H	RBI	BB	SO	LOB	TOP					
Darin Erstad, L (1, 8) OBP: 0.407, SLG: 0.553										5	0	2	0	0	1	4	<b>Anaheim Angels @ New York Yankees</b> Yankee Stadium, Bronx, NY Thu Aug 17 2000, 7:05 PM EDT Att: 35,180 - Sunny - 73 F					
Troy Glaus, R (1, 5) OBP: 0.392, SLG: 0.596										5	0	2	0	0	1	2						
Tim Salmon, R (1, 10) OBP: 0.408, SLG: 0.558										4	0	0	0	0	2	4						
Mo Vaughn, L (1, 3) OBP: 0.378, SLG: 0.535										4	0	2	0	0	1	0						
Ron Gant, R (1, 7) OBP: 0.325, SLG: 0.499										4	0	0	0	0	1	3						
16 Garrett Anderson, L (1, 9) OBP: 0.290, SLG: 0.525										4	0	0	0	0	0	1						
Benjie Molina, R (1, 2) OBP: 0.311, SLG: 0.429										4	0	2	0	0	0	1						
Adam Kennedy, L (1, 4) OBP: 0.311, SLG: 0.414										3	0	0	0	0	0	1						
Benji Gil, R (1, 6) OBP: 0.308, SLG: 0.341										2	0	2	0	1	0	0						
Scott Spiezio, S (9, PH) OBP: 0.341, SLG: 0.454										1	1	1	1	0	0	0						
<b>Inning Stats</b>	R: 0 E: 0 K: 1 S: 10	H: 2 LOB: 2 BB: 0 P: 19	R: 0 E: 0 K: 0 S: 8	H: 2 LOB: 2 BB: 0 P: 12	R: 0 E: 0 K: 0 S: 5	H: 0 LOB: 0 BB: 0 P: 11	R: 0 E: 0 K: 1 S: 9	H: 1 LOB: 1 BB: 0 P: 12	R: 0 E: 0 K: 0 S: 12	H: 0 LOB: 1 BB: 1 P: 22	R: 0 E: 0 K: 0 S: 13	H: 1 LOB: 1 BB: 0 P: 16	R: 0 E: 0 K: 1 S: 13	H: 3 LOB: 2 BB: 0 P: 17	R: 0 E: 0 K: 1 S: 8	H: 0 LOB: 0 BB: 0 P: 9	R: 1 E: 0 K: 1 S: 10	H: 2 LOB: 1 BB: 0 P: 14	1B: 6 2B: 5 3B: 0 HR: 1	SF: 0 SAC: 0 DP: 1 HBP: 1	WP: 0 PB: 0 SB: 0 CS: 0	PA: 38
<b>PITCHER</b>	IP	WLS	BF	H	R	ER	SO	BB	IBB	HBP	BLK	WP	HR	S	P	ERA	WHIP					
Denny Neagle, L (1, 1) ERA: 3.76	6.2	W	29	9	0	0	3	1	0	1	0	0	0	67	106	0.00	1.500					
Mike Stanton, L (7, 1) ERA: 2.89	1.1		4	0	0	0	2	0	0	0	0	0	0	11	12	0.00	0.000					
Jason Grimsley, R (9, 1) ERA: 4.73	1.0		5	2	1	1	1	0	0	0	0	0	1	10	14	9.00	2.000					

Batter	1	2	3	4	5	6	7	8	9	AB	R	H	RBI	BB	SO	LOB	BOTTOM					
2 Derek Jeter, R (1, 6) OBP: 0.385, SLG: 0.468										2	2	1	0	3	0	0	<b>Anaheim Angels @ New York Yankees</b> Yankee Stadium, Bronx, NY Thu Aug 17 2000, 7:05 PM EDT Att: 35,180 - Sunny - 73 F					
20 Jorge Posada, S (1, 2) OBP: 0.432, SLG: 0.540										4	0	2	0	1	2	2						
Bernie Williams, S (1, 8) OBP: 0.391, SLG: 0.587										3	0	0	1	0	0	4						
Jose Canseco, R (1, 10) OBP: 0.394, SLG: 0.471										2	1	0	0	2	2	1						
Luis Polonia, L (7, PR) OBP: 0.324, SLG: 0.405										0	0	0	0	0	0	0						
David Justice, L (1, 9) OBP: 0.384, SLG: 0.605										3	1	1	3	0	1	0						
Glenallen Hill, R (1, 7) OBP: 0.324, SLG: 0.587										3	1	1	1	0	0	0						
Clayton Kershaw, R (7, 7) OBP: 0.282, SLG: 0.393										1	0	0	0	0	0	2						
Tino Martinez, L (1, 3) OBP: 0.339, SLG: 0.436										3	0	0	0	1	2	0						
Luis Sojo, R (1, 4) OBP: 0.330, SLG: 0.444										4	1	1	1	0	0	1						
Scott Brosius, R (1, 5) OBP: 0.313, SLG: 0.396										3	0	0	0	1	0	0						
<b>Inning Stats</b>	R: 0 E: 0 K: 1 S: 10	H: 0 LOB: 0 BB: 0 P: 16	R: 1 E: 0 K: 2 S: 16	H: 1 LOB: 1 BB: 1 P: 26	R: 1 E: 0 K: 1 S: 11	H: 2 LOB: 1 BB: 0 P: 14	R: 0 E: 0 K: 0 S: 8	H: 0 LOB: 0 BB: 0 P: 10	R: 0 E: 0 K: 0 S: 9	H: 0 LOB: 2 BB: 2 P: 22	R: 3 E: 0 K: 1 S: 10	H: 2 LOB: 1 BB: 1 P: 20	R: 1 E: 0 K: 0 S: 16	H: 1 LOB: 2 BB: 2 P: 30	R: 0 E: 0 K: 2 S: 11	H: 0 LOB: 2 BB: 2 P: 25	1B: 2 2B: 1 3B: 0 HR: 3	SF: 2 SAC: 0 DP: 0 HBP: 0	WP: 0 PB: 0 SB: 0 CS: 0	PA: 38		
<b>PITCHER</b>	IP	WLS	BF	H	R	ER	SO	BB	IBB	HBP	BLK	WP	HR	S	P	ERA	WHIP					
Kent Mercker, L (1, 1) ERA: 5.17	5.0	L	21	3	2	2	4	3	0	0	0	0	1	54	88	3.60	1.200					
Juan Alvarez, L (6, 1) ERA: 13.5	0.2		4	1	2	2	1	1	0	0	0	0	1	7	15	27.00	3.000					
Eric Weaver, R (6, 1) ERA: 6.87	0.1		4	2	2	2	0	1	0	0	0	0	1	9	18	54.00	9.000					
Derrick Turnbow, R (7, 1) ERA: 4.84	2.0		9	0	0	0	2	3	0	0	0	0	0	21	42	0.00	1.500					

AB	36
R	1
H	11
RBI	1
BB	1
SO	6
LOB	16



AB	28
R	6
H	6
RBI	6
BB	8
SO	7
LOB	10









Batter	1	2	3	4	5	6	7	8	9	AB	R	H	RBI	BB	SO	LOB	TOP					
Darin Erstad, L OBP: 0.407, SLG: 0.556 Orlando Palmeiro, L OBP: 0.403, SLG: 0.404	K			G1-3		2B		L8		1	0	0	0	0	1	0	Anaheim Angels @ New York Yankees Yankee Stadium, Bronx, NY Sat Aug 19 2000, 1:05 PM EDT Att: 49,491 - Sunny - 72 F					
Troy Glaus, R OBP: 0.395, SLG: 0.600	K			S BB		FC1-2		HR		3	1	1	1	1	1	2						
Tim Salmon, R OBP: 0.407, SLG: 0.560	G4-3			F9		F2		1B		4	0	1	0	0	0	3						
Mo Vaughn, L OBP: 0.375, SLG: 0.535 Scott Spiezo, S OBP: 0.339, SLG: 0.452		L8		K		G4-3		G5-3		3	0	0	0	0	1	3						
Ron Gant, R OBP: 0.322, SLG: 0.493		K			F9			G1-3		4	0	0	0	0	2	0						
16 Garret Anderson, L OBP: 0.287, SLG: 0.518		K			G4-3			F8		4	0	1	0	0	1	0						
Benji Gil, R OBP: 0.311, SLG: 0.341				G4-6-3 1B		BB		E5		3	0	1	0	1	0	1						
Shawn Wooten, R OBP: 0.311, SLG: 0.341				F8		F9		L6		4	0	0	0	0	0	4						
Kevin Stocker, S OBP: 0.366, SLG: 0.352				G4-6-3 1-2		2B FC1-2 BB		F8		2	0	0	0	1	0	1						
<b>Inning Stats</b>	R: 0 H: 0 E: 0 K: 2 S: 8	H: 0 LOB: 0 BB: 0 P: 11	R: 0 H: 0 E: 0 K: 2 S: 7	H: 0 LOB: 0 BB: 0 P: 9	R: 0 H: 1 E: 0 K: 0 S: 9	LOB: 0 BB: 1 P: 13	R: 0 H: 0 E: 0 K: 1 S: 9	H: 0 LOB: 1 BB: 1 P: 17	R: 0 H: 0 E: 0 K: 0 S: 6	H: 0 LOB: 1 BB: 1 P: 11	R: 0 H: 1 E: 0 K: 0 S: 11	H: 1 LOB: 2 BB: 1 P: 18	R: 0 H: 1 E: 0 K: 0 S: 4	H: 1 LOB: 1 BB: 0 P: 6	R: 1 H: 2 E: 0 K: 0 S: 11	H: 2 LOB: 1 BB: 0 P: 17		R: 0 H: 0 E: 1 K: 1 S: 7	H: 0 LOB: 1 BB: 0 P: 9	1B: 2 2B: 2 3B: 0 HR: 1	SF: 0 SAC: 0 DP: 1 HBP: 0	WP: 0 PB: 0 SB: 1 CS: 0
<b>PITCHER</b> Andy Pettitte, L ERA: 4.01	IP: 9.0 WLS: W BF: 35 H: 5 R: 1 ER: 1 SO: 6 BB: 3 IBB: 0 HBP: 0 BLK: 0 WP: 0 HR: 1 S: 72 P: 111 ERA: 1.00 WHIP: 0.889																					

Batter	1	2	3	4	5	6	7	8	9	AB	R	H	RBI	BB	SO	LOB	BOTTOM			
2 Derek Jeter, R OBP: 0.391, SLG: 0.468 Chris Turner, R OBP: 0.397, SLG: 0.397	HR HBP	F8	FC6-4 1B		E BB					2	1	1	0	1	0	0	Anaheim Angels @ New York Yankees Yankee Stadium, Bronx, NY Sat Aug 19 2000, 1:05 PM EDT Att: 49,491 - Sunny - 72 F			
Luis Sojo, R OBP: 0.330, SLG: 0.454	HR		FC6-4 1-2		E5		F8		5	1	2	2	0	0	4					
Paul O'Neill, L OBP: 0.346, SLG: 0.439	1B 20 1B BB	F8		G1-3	G3			K	4	1	0	0	1	1	3					
David Justice, L OBP: 0.383, SLG: 0.612	20 E 1B 1B	F9		HR		F8		HR	5	3	3	2	0	0	1					
Glenallen Hill, R OBP: 0.341, SLG: 0.614	F3		2B 20 SF BB		BB	G4-6-3 1B		20 L7-4 1B BB	2	1	1	0	3	0	2					
Tino Martinez, L OBP: 0.339, SLG: 0.435 Jose Vizcaino, S OBP: 0.302, SLG: 0.286	F8		20 SF 2B		P4	G4-6-3 1-2		1B	4	1	1	0	0	0	4					
20 Jorge Posada, S OBP: 0.430, SLG: 0.535	E9 1B 1B		SF SF7		G1-3		BLK HBP	L7-4	3	1	1	2	0	0	3					
Scott Brosius, R OBP: 0.312, SLG: 0.395			SF7		F9		F7		3	0	1	2	0	0	1					
Clay Bellinger, R OBP: 0.273, SLG: 0.382	F9		SF7		F8		P6		3	0	0	1	0	0	3					
<b>Inning Stats</b>	R: 4 H: 4 E: 1 K: 0 S: 11	H: 4 LOB: 2 BB: 1 P: 29	R: 0 H: 1 E: 0 K: 0 S: 8	H: 1 LOB: 1 BB: 0 P: 12	R: 3 H: 2 E: 1 K: 0 S: 13	LOB: 1 BB: 1 P: 24	R: 1 H: 1 E: 0 K: 0 S: 8	H: 1 LOB: 1 BB: 1 P: 17	R: 0 H: 0 E: 0 K: 0 S: 5	H: 0 LOB: 2 BB: 1 P: 6	R: 0 H: 0 E: 0 K: 0 S: 11	H: 0 LOB: 2 BB: 1 P: 20	R: 1 H: 2 E: 0 K: 1 S: 10	H: 2 LOB: 1 BB: 1 P: 19	R: 0 H: 0 E: 1 K: 1 S: 7	H: 0 LOB: 1 BB: 0 P: 9		1B: 7 2B: 2 3B: 0 HR: 3	SF: 3 SAC: 0 DP: 2 HBP: 2	WP: 0 PB: 0 SB: 0 CS: 0
<b>PITCHER</b> Brian Cooper, R ERA: 5.9 Derrick Turnbow, R ERA: 4.26	IP: 4.0 WLS: L BF: 25 H: 8 R: 8 ER: 6 SO: 8 BB: 3 IBB: 0 HBP: 1 BLK: 1 WP: 0 HR: 2 S: 40 P: 82 ERA: 13.50 WHIP: 2.750																			



Batter	1	2	3	4	5	6	7	8	9	AB	R	H	RBI	BB	SO	LOB	TOP			
Orlando Palmeiro, L (1.7) Ron Gant, R (7.7) OBP: 0.407, SLG: 0.408 OBP: 0.330, SLG: 0.491										3	0	2	0	0	1	0				
Scott Spiezio, S (1.3) OBP: 0.338, SLG: 0.447										3	1	0	0	1	2	2				
Mo Vaughn, L (1.10) Benji Gil, R (8. PR) OBP: 0.376, SLG: 0.536 OBP: 0.311, SLG: 0.341										3	1	1	1	1	1	1				
Tim Salmon, R (1.9) OBP: 0.406, SLG: 0.564										4	1	1	2	0	0	2				
16 Garret Anderson, L (1.8) OBP: 0.286, SLG: 0.515										3	0	0	0	1	0	0				
Troy Glaus, R (1.5) OBP: 0.396, SLG: 0.597										2	1	0	0	2	1	2				
Bengie Molina, R (1.2) OBP: 0.309, SLG: 0.424										4	0	0	0	0	1	4				
Adam Kennedy, L (1.4) OBP: 0.309, SLG: 0.410										4	1	1	1	0	1	1				
Kevin Stocker, S (1.6) OBP: 0.364, SLG: 0.351										4	0	1	1	0	1	0				
<b>Inning Stats</b>	R: 0 E: 0 K: 3 S: 11	H: 0 LOB: 0 BB: 0 P: 20	R: 0 E: 0 K: 1 S: 10	H: 0 LOB: 0 BB: 0 P: 15	R: 0 E: 0 K: 1 S: 7	H: 0 LOB: 1 BB: 0 P: 11	R: 0 E: 0 K: 1 S: 9	H: 1 LOB: 1 BB: 0 P: 13	R: 0 E: 0 K: 0 S: 11	H: 0 LOB: 1 BB: 1 P: 20	R: 4 E: 0 K: 2 S: 17	H: 3 LOB: 1 BB: 2 P: 29	R: 1 E: 0 K: 0 S: 11	H: 1 LOB: 2 BB: 2 P: 24	R: 0 E: 0 K: 1 S: 7	H: 0 LOB: 0 BB: 0 P: 8	1B: 4 2B: 1 3B: 0 HR: 1	SF: 0 SAC: 0 DP: 1 HBP: 0	WP: 0 PB: 0 SB: 3 CS: 0	PA: 37
<b>PITCHER</b>	IP	WLS	BF	H	R	ER	SO	BB	IBB	HBP	BLK	WP	HR	S	P	ERA	WHIP			
David Cone, R (1.1) ERA: 6.14	6.0		20	2	0	0	6	1	0	0	0	0	0	57	96	0.00	0.500			
Mike Stanton, L (7.1) ERA: 3.29	0.1	3	1	2	2	0	1	0	0	0	0	0	1	6	11	54.00	6.000			
Jeff Nelson, R (7.1) ERA: 2.47	0.1	L	3	1	1	1	1	1	0	0	0	0	0	5	11	27.00	6.000			
Randy Choate, L (7.1) ERA: 2.08	0.0		1	1	1	0	0	0	0	0	0	0	0	3	3	∞	∞			
Dwight Gooden, R (7.1) ERA: 4.79	1.1	7	1	1	1	1	1	1	1	0	0	0	0	14	28	6.75	1.500			
<b>PITCHER</b>	IP	WLS	BF	H	R	ER	SO	BB	IBB	HBP	BLK	WP	HR	S	P	ERA	WHIP			
42 Mariano Rivera, R (9.1) ERA: 3.09	1.0		3	0	0	0	1	0	0	0	0	0	0	7	8	0.00	0.000			

Anaheim Angels @ New York Yankees  
Yankee Stadium, Bronx, NY  
Sun Aug 20 2000, 1:05 PM EDT  
Att: 50,048 - Sunny - 70 F

AB 32  
R 5  
H 6  
RBI 5  
BB 5  
SO 9  
LOB 13



Batter	1	2	3	4	5	6	7	8	9	AB	R	H	RBI	BB	SO	LOB	BOTTOM			
2 Derek Jeter, R (1.6) OBP: 0.389, SLG: 0.464										4	0	0	0	1	1	3				
Luis Sojo, R (1.4) Jose Vizcaino, S (7. PR) OBP: 0.333, SLG: 0.459 OBP: 0.305, SLG: 0.290										4	0	2	2	0	0	1				
Paul O'Neill, L (1.9) OBP: 0.344, SLG: 0.436										5	0	1	0	0	0	4				
David Justice, L (1.7) OBP: 0.380, SLG: 0.606										4	0	0	0	0	1	1				
Glenallen Hill, R (1.10) OBP: 0.348, SLG: 0.635										4	2	3	1	0	0	0				
Tino Martinez, L (1.3) OBP: 0.338, SLG: 0.433										4	0	1	1	0	2	1				
Scott Brosius, R (1.5) OBP: 0.312, SLG: 0.392										3	0	0	0	1	2	2				
Chris Turner, R (1.2) Jose Canseco, R (9. PH) OBP: 0.382, SLG: 0.379 OBP: 0.391, SLG: 0.467										3	0	0	0	0	1	2				
Clay Bellinger, R (1.8) 20 Jorge Posada, S (9. PH) OBP: 0.290, SLG: 0.396 OBP: 0.429, SLG: 0.534										1	2	1	0	2	0	0				
<b>Inning Stats</b>	R: 0 E: 0 K: 1 S: 8	H: 0 LOB: 0 BB: 0 P: 11	R: 0 E: 0 K: 1 S: 12	H: 1 LOB: 1 BB: 0 P: 16	R: 1 E: 1 K: 0 S: 12	H: 1 LOB: 1 BB: 1 P: 19	R: 1 E: 0 K: 0 S: 10	H: 2 LOB: 1 BB: 0 P: 19	R: 1 E: 0 K: 0 S: 13	H: 2 LOB: 1 BB: 1 P: 20	R: 0 E: 0 K: 2 S: 12	H: 0 LOB: 1 BB: 1 P: 20	R: 0 E: 0 K: 3 S: 12	H: 1 LOB: 0 BB: 0 P: 19	R: 1 E: 0 K: 1 S: 10	H: 1 LOB: 2 BB: 1 P: 21	1B: 5 2B: 3 3B: 0 HR: 1	SF: 0 SAC: 0 DP: 0 HBP: 0	WP: 0 PB: 0 SB: 1 CS: 1	PA: 39
<b>PITCHER</b>	IP	WLS	BF	H	R	ER	SO	BB	IBB	HBP	BLK	WP	HR	S	P	ERA	WHIP			
Matt Wise, R (1.1) ERA: 3.63	6.0	W	26	6	3	3	4	3	0	0	0	0	0	67	105	4.50	1.500			
Mark Petkovsek, R (7.1) ERA: 4.55	0.2	H	3	1	0	0	0	0	0	0	0	0	0	7	8	0.00	1.500			
Mike Holtz, L (7.1) ERA: 4.41	1.0	H	4	1	1	1	2	0	0	0	0	0	1	8	13	9.00	1.000			
Al Levine, R (8.1) ERA: 3.48	0.1	H	1	0	0	0	1	0	0	0	0	0	0	5	7	0.00	0.000			
Shigetoshi Hasegawa, R (9.1) ERA: 3.33	1.0	S	5	1	0	0	1	1	0	0	0	0	0	10	21	0.00	2.000			
<b>PITCHER</b>	IP	WLS	BF	H	R	ER	SO	BB	IBB	HBP	BLK	WP	HR	S	P	ERA	WHIP			

Anaheim Angels @ New York Yankees  
Yankee Stadium, Bronx, NY  
Sun Aug 20 2000, 1:05 PM EDT  
Att: 50,048 - Sunny - 70 F

AB 35  
R 4  
H 9  
RBI 4  
BB 4  
SO 8  
LOB 14









Batter	1	2	3	4	5	6	7	8	9	AB	R	H	RBI	BB	SO	LOB	TOP			
Luis Alicaia, S OBP: 0.361, SLG: 0.393										5	1	1	0	0	0	0				
29 Rusty Greer, L OBP: 0.372, SLG: 0.455										3	1	1	0	1	0	0				
Chad Curtis, R OBP: 0.324, SLG: 0.418										4	0	0	0	0	2	3				
Rafael Palmeiro, L OBP: 0.386, SLG: 0.544										4	2	3	2	0	0	1				
Gabe Kapler, R OBP: 0.340, SLG: 0.452										4	1	2	1	0	0	0				
Ricky Ledee, L OBP: 0.318, SLG: 0.379										4	0	1	1	0	3	2				
Bill Haselman, R OBP: 0.310, SLG: 0.435										4	0	0	0	0	1	1				
Mike Lamb, L OBP: 0.332, SLG: 0.395										4	0	0	0	0	0	1				
Royce Clayton, R OBP: 0.302, SLG: 0.402										4	0	0	0	0	0	2				
<b>Inning Stats</b>	R: 4 E: 2 K: 1 S: 23	H: 5 LOB: 2 BB: 0 P: 38	R: 0 E: 0 K: 0 S: 8	H: 0 LOB: 1 BB: 1 P: 15	R: 0 E: 0 K: 1 S: 10	H: 0 LOB: 0 BB: 0 P: 17	R: 0 E: 0 K: 0 S: 5	H: 0 LOB: 0 BB: 0 P: 9	R: 0 E: 0 K: 2 S: 11	H: 2 LOB: 2 BB: 0 P: 20	R: 0 E: 0 K: 0 S: 7	H: 0 LOB: 0 BB: 0 P: 11	R: 1 E: 0 K: 2 S: 10	H: 1 LOB: 0 BB: 0 P: 18	R: 0 E: 0 K: 0 S: 7	H: 0 LOB: 0 BB: 0 P: 11	1B: 5 2B: 2 3B: 0 HR: 1	SF: 0 SAC: 0 DP: 0 HBP: 0	WP: 0 PB: 0 SB: 1 CS: 0	PA: 37
<b>PITCHER</b>	IP WLS BF H R ER SO BB IBB HBP BLK WP HR S P ERA WHIP																			
Denny Neagle, L ERA: 3.87	(1, 1) 7.0 L 31 8 5 5 4 1 0 0 0 0 0 1 70 122 6.43 1.286																			
Jeff Nelson, R ERA: 2.39	(8, 1) 1.0 3 0 0 0 2 0 0 0 0 0 0 9 15 0.00 0.000																			
42 Mariano Rivera, R ERA: 3.04	(9, 1) 1.0 3 0 0 0 0 0 0 0 0 0 0 7 11 0.00 0.000																			

Texas Rangers @ New York Yankees  
Yankee Stadium, Bronx, NY  
Tue Aug 22 2000, 7:05 PM EDT  
Att: 39,915 - Sunny - 75 F


AB 36  
R 5  
H 8  
RBI 4  
BB 1  
SO 6  
LOB 10



Batter	1	2	3	4	5	6	7	8	9	AB	R	H	RBI	BB	SO	LOB	BOTTOM					
Luis Polonia, L OBP: 0.333, SLG: 0.423										3	1	2	1	1	0	0						
2 Derek Jeter, R OBP: 0.388, SLG: 0.466										3	1	0	0	1	1	4						
Paul O'Neill, L OBP: 0.344, SLG: 0.439										4	1	1	2	0	0	1						
Glenallen Hill, R OBP: 0.347, SLG: 0.640										4	0	1	0	0	0	1						
Jose Vizcaino, S OBP: 0.305, SLG: 0.290										0	0	0	0	0	0	0						
Tino Martinez, L OBP: 0.336, SLG: 0.430										4	1	1	0	0	1	1						
20 Jorge Posada, S OBP: 0.430, SLG: 0.537										4	0	0	0	0	4	1						
Luis Sojo, R OBP: 0.329, SLG: 0.454										4	0	1	1	0	0	0						
Scott Brosius, R OBP: 0.308, SLG: 0.386										4	0	0	0	0	2	1						
Clay Bellinger, R OBP: 0.313, SLG: 0.414										2	0	0	0	1	1	0						
<b>Inning Stats</b>	R: 0 E: 0 K: 0 S: 7	H: 1 LOB: 1 BB: 0 P: 12	R: 0 E: 0 K: 1 S: 5	H: 0 LOB: 0 BB: 0 P: 8	R: 0 E: 0 K: 2 S: 7	H: 0 LOB: 0 BB: 0 P: 12	R: 0 E: 0 K: 0 S: 6	H: 0 LOB: 0 BB: 0 P: 9	R: 0 E: 0 K: 1 S: 10	H: 0 LOB: 0 BB: 0 P: 16	R: 3 E: 0 K: 0 S: 10	H: 2 LOB: 3 BB: 1 P: 16	R: 1 E: 0 K: 2 S: 18	H: 2 LOB: 2 BB: 2 P: 37	R: 0 E: 0 K: 1 S: 7	H: 1 LOB: 1 BB: 0 P: 13	R: 0 E: 0 K: 2 S: 11	H: 0 LOB: 0 BB: 0 P: 16	1B: 1 2B: 4 3B: 0 HR: 2	SF: 0 SAC: 0 DP: 1 HBP: 0	WP: 1 PB: 0 SB: 0 CS: 1	PA: 35
<b>PITCHER</b>	IP WLS BF H R ER SO BB IBB HBP BLK WP HR S P ERA WHIP																					
Rick Helling, R ERA: 3.64	(1, 1) 6.2 W 1 0 0 4 5 3 0 0 0 0 0 0 4 7 0.00 0.000																					
Tim Lincecum, R ERA: 5.19	(7, 1) 0.1 W 1 0 0 0 1 0 0 0 0 0 0 0 4 7 0.00 0.000																					
Mike Venafro, L ERA: 3.99	(8, 1) 1.0 H 3 1 0 0 1 0 0 0 0 0 0 7 13 0.00 1.000																					
John Wetteland, R ERA: 4.07	(9, 1) 1.0 S 3 0 0 0 2 0 0 0 0 0 0 0 11 16 0.00 0.000																					

Texas Rangers @ New York Yankees  
Yankee Stadium, Bronx, NY  
Tue Aug 22 2000, 7:05 PM EDT  
Att: 39,915 - Sunny - 75 F

AB 32  
R 4  
H 6  
RBI 4  
BB 3  
SO 9  
LOB 9













Batter	1	2	3	4	5	6	7	8	9	AB	R	H	RBI	BB	SO	LOB	TOP				
Luis Polonia, L OBP: 0.334, SLG: 0.421	1-0 P6		4-0 BB			1-0 G4-3		2-1 B5-3		3	0	0	0	1	0	0					
2 Derek Jeter, R OBP: 0.390, SLG: 0.466	2-2 G1-3		2-3 K			2-1 G6-3		4-1 DI BB		3	0	0	0	1	1	1					
David Justice, L OBP: 0.379, SLG: 0.597	1-3 K			2-2 G4-3		4-0 BB		3-2 G4-3		3	0	0	0	1	1	1					
Glenallen Hill, R OBP: 0.344, SLG: 0.632		3-3 K		2-3 K		0-1 F3			2-3 K	4	0	0	0	0	3	1					
Tino Martinez, L OBP: 0.341, SLG: 0.430		4-1 20 1B BB		1-3 K			2-1 E1 20 WP 20 G3-1 1B		0-0 1B	3	1	2	0	1	1	0					
20 Jorge Posada, S OBP: 0.436, SLG: 0.550		0-2 G6-4-3 1B			1-3 K		3-2 G3-1		2-1 F9	4	0	1	1	0	1	1					
Luis Sojo, R OBP: 0.328, SLG: 0.445		1-2 G6-4-3			2-1 FC4-6 1B		1-1 F9		0-0 G1-3	4	0	1	0	0	0	3					
Jose Vizcaino, S OBP: 0.302, SLG: 0.287			0-1 CS 1B		1-1 FC4-6		2-1 F7			3	0	1	0	0	0	1					
Clayton Kershaw, R OBP: 0.315, SLG: 0.400			3-3 K		2-3 K			2-0 G3-1		3	0	0	0	0	2	2					
<b>Inning Stats</b>	R: 0 E: 0 K: 1 S: 7	H: 0 LOB: 0 BB: 0 P: 11	R: 0 E: 0 K: 1 S: 10	H: 1 LOB: 1 BB: 1 P: 18	R: 0 E: 0 K: 2 S: 10	H: 0 LOB: 0 BB: 0 P: 15	R: 0 E: 0 K: 2 S: 10	H: 1 LOB: 1 BB: 0 P: 16	R: 0 E: 0 K: 0 S: 5	H: 0 LOB: 0 BB: 1 P: 12	R: 1 E: 1 K: 0 S: 10	H: 1 LOB: 0 BB: 0 P: 18	R: 0 E: 0 K: 1 S: 7	H: 0 LOB: 1 BB: 1 P: 18	R: 0 E: 0 K: 1 S: 8	H: 1 LOB: 1 BB: 0 P: 12	1B: 5 2B: 0 3B: 0 HR: 0	SF: 0 SAC: 0 DP: 1 HBP: 0	WP: 1 PB: 0 SB: 0 CS: 1	PA: 34	
<b>PITCHER</b>	IP WLS BF H R ER SO BB IBB HBP BLK WP HR S P ERA WHIP	IP WLS BF H R ER SO BB IBB HBP BLK WP HR S P ERA WHIP	IP WLS BF H R ER SO BB IBB HBP BLK WP HR S P ERA WHIP	IP WLS BF H R ER SO BB IBB HBP BLK WP HR S P ERA WHIP	IP WLS BF H R ER SO BB IBB HBP BLK WP HR S P ERA WHIP	IP WLS BF H R ER SO BB IBB HBP BLK WP HR S P ERA WHIP	IP WLS BF H R ER SO BB IBB HBP BLK WP HR S P ERA WHIP	IP WLS BF H R ER SO BB IBB HBP BLK WP HR S P ERA WHIP	IP WLS BF H R ER SO BB IBB HBP BLK WP HR S P ERA WHIP	IP WLS BF H R ER SO BB IBB HBP BLK WP HR S P ERA WHIP	IP WLS BF H R ER SO BB IBB HBP BLK WP HR S P ERA WHIP	IP WLS BF H R ER SO BB IBB HBP BLK WP HR S P ERA WHIP	IP WLS BF H R ER SO BB IBB HBP BLK WP HR S P ERA WHIP	IP WLS BF H R ER SO BB IBB HBP BLK WP HR S P ERA WHIP	IP WLS BF H R ER SO BB IBB HBP BLK WP HR S P ERA WHIP	IP WLS BF H R ER SO BB IBB HBP BLK WP HR S P ERA WHIP	IP WLS BF H R ER SO BB IBB HBP BLK WP HR S P ERA WHIP	IP WLS BF H R ER SO BB IBB HBP BLK WP HR S P ERA WHIP	IP WLS BF H R ER SO BB IBB HBP BLK WP HR S P ERA WHIP	IP WLS BF H R ER SO BB IBB HBP BLK WP HR S P ERA WHIP	IP WLS BF H R ER SO BB IBB HBP BLK WP HR S P ERA WHIP

New York Yankees @ Oakland Athletics  
Network Associates Coliseum, Oakland, CA  
Fri Aug 25 2000, 9:05 PM EDT  
Att: 47,773 - Sunny - 71 F

AB 30  
R 1  
H 5  
RBI 1  
BB 4  
SO 9  
LOB 10



Batter	1	2	3	4	5	6	7	8	9	AB	R	H	RBI	BB	SO	LOB	BOTTOM				
Terrence Long, L OBP: 0.338, SLG: 0.461	3-3 K		0-1 BB 1B 2B	0-1 G3		2-1 L7		1-3 K		5	1	1	0	0	2	1					
Randy Velarde, R OBP: 0.383, SLG: 0.413	0-2 F8 BB 1B		1-1 BB 1B HBP	0-0 G5-3		1-0 G6-3				3	1	1	0	0	0	0					
Jason Giambi, L OBP: 0.466, SLG: 0.610	4-0 F8 BB		4-2 1B 3 2B BB	4-0 BB		1-0 F7				1	1	0	0	3	0	0					
Mike Stanley, R OBP: 0.338, SLG: 0.410	3-2 F8		0-1 L5	3-2 F7		0-0 F9				4	0	0	0	0	0	6					
Ben Grievie, L OBP: 0.367, SLG: 0.516	3-3 K		3-2 BB 3 2B 1B		3-1 HR		0-3 K			4	2	2	3	0	2	2					
Ryan Christenson, R OBP: 0.356, SLG: 0.385			1-3 2H 3H		1-2 G5-3			1-2 2B 2B		4	1	1	0	0	1	2					
Miguel Tejada, R OBP: 0.348, SLG: 0.473		0-1 G1-3	0-3 K		3-3 K			3-3 K		3	2	1	1	1	2	1					
Matt Stairs, L OBP: 0.321, SLG: 0.409		3-1 HR	4-1 3 2B BB		3-3 K			3-3 K		3	2	1	1	1	2	1					
3 Eric Chavez, L OBP: 0.348, SLG: 0.479		2-1 G1-3	0-2 2B		0-0 P6			2-3 K		4	0	1	3	0	1	1					
Ramon Hernandez, R OBP: 0.302, SLG: 0.390		0-0 F8	2-1 G5-3		0-1 F2			2-0 2B		4	0	1	1	0	0	1					
<b>Inning Stats</b>	R: 0 E: 0 K: 2 S: 13	H: 1 LOB: 2 BB: 1 P: 26	R: 1 E: 0 K: 0 S: 7	H: 1 LOB: 0 BB: 0 P: 12	R: 5 E: 0 K: 1 S: 20	H: 3 LOB: 1 BB: 2 P: 34	R: 0 E: 0 K: 0 S: 6	H: 0 LOB: 1 BB: 1 P: 13	R: 1 E: 0 K: 1 S: 9	H: 1 LOB: 0 BB: 0 P: 16	R: 0 E: 0 K: 0 S: 5	H: 0 LOB: 0 BB: 0 P: 8	R: 0 E: 0 K: 1 S: 5	H: 0 LOB: 0 BB: 0 P: 6	R: 1 E: 0 K: 3 S: 14	H: 2 LOB: 1 BB: 0 P: 23	1B: 2 2B: 4 3B: 0 HR: 2	SF: 0 SAC: 0 DP: 0 HBP: 1	WP: 0 PB: 0 SB: 0 CS: 0	PA: 37	
<b>PITCHER</b>	IP WLS BF H R ER SO BB IBB HBP BLK WP HR S P ERA WHIP	IP WLS BF H R ER SO BB IBB HBP BLK WP HR S P ERA WHIP	IP WLS BF H R ER SO BB IBB HBP BLK WP HR S P ERA WHIP	IP WLS BF H R ER SO BB IBB HBP BLK WP HR S P ERA WHIP	IP WLS BF H R ER SO BB IBB HBP BLK WP HR S P ERA WHIP	IP WLS BF H R ER SO BB IBB HBP BLK WP HR S P ERA WHIP	IP WLS BF H R ER SO BB IBB HBP BLK WP HR S P ERA WHIP	IP WLS BF H R ER SO BB IBB HBP BLK WP HR S P ERA WHIP	IP WLS BF H R ER SO BB IBB HBP BLK WP HR S P ERA WHIP	IP WLS BF H R ER SO BB IBB HBP BLK WP HR S P ERA WHIP	IP WLS BF H R ER SO BB IBB HBP BLK WP HR S P ERA WHIP	IP WLS BF H R ER SO BB IBB HBP BLK WP HR S P ERA WHIP	IP WLS BF H R ER SO BB IBB HBP BLK WP HR S P ERA WHIP	IP WLS BF H R ER SO BB IBB HBP BLK WP HR S P ERA WHIP	IP WLS BF H R ER SO BB IBB HBP BLK WP HR S P ERA WHIP	IP WLS BF H R ER SO BB IBB HBP BLK WP HR S P ERA WHIP	IP WLS BF H R ER SO BB IBB HBP BLK WP HR S P ERA WHIP	IP WLS BF H R ER SO BB IBB HBP BLK WP HR S P ERA WHIP	IP WLS BF H R ER SO BB IBB HBP BLK WP HR S P ERA WHIP	IP WLS BF H R ER SO BB IBB HBP BLK WP HR S P ERA WHIP	IP WLS BF H R ER SO BB IBB HBP BLK WP HR S P ERA WHIP

New York Yankees @ Oakland Athletics  
Network Associates Coliseum, Oakland, CA  
Fri Aug 25 2000, 9:05 PM EDT  
Att: 47,773 - Sunny - 71 F


AB 32  
R 8  
H 8  
RBI 8  
BB 4  
SO 8  
LOB 14






Batter	1	2	3	4	5	6	7	8	9	AB	R	H	RBI	BB	SO	LOB	TOP														
<b>2 Derek Jeter, R</b> OBP: 0.391, SLG: 0.466 (1, 6)										4	1	2	1	0	2	2	<b>New York Yankees @ Oakland Athletics</b> Network Associates Coliseum, Oakland, CA Sat Aug 26 2000, 4:05 PM EDT Att: 43,099 - Sunny - 65 F														
<b>Luis Sojo, R</b> OBP: 0.333, SLG: 0.453 (1, 4)										5	1	3	1	0	0	0															
<b>Bernie Williams, S</b> OBP: 0.389, SLG: 0.578 (1, 8)										4	1	1	1	1	1	3															
<b>Glenallen Hill, R</b> OBP: 0.341, SLG: 0.623 (1, 10)										5	0	1	0	0	0	4															
<b>Jose Canseco, R</b> OBP: 0.395, SLG: 0.475 <b>David Justice, L</b> OBP: 0.378, SLG: 0.596 (6, 9)										4	1	1	1	0	1	3															
<b>Tino Martinez, L</b> OBP: 0.341, SLG: 0.428 (1, 3)										4	1	1	2	1	1	0															
<b>20 Jorge Posada, S</b> OBP: 0.435, SLG: 0.550 (1, 2)										4	1	1	1	1	0	1															
<b>Scott Brosius, R</b> OBP: 0.307, SLG: 0.379 (1, 5)										4	2	1	0	1	0	1															
<b>Clay Bellinger, R</b> OBP: 0.327, SLG: 0.442 (6, 7)										4	2	3	3	0	0	1															
<b>Inning Stats</b>	R: 3 E: 0 K: 1 S: 18	H: 4 LOB: 1 BB: 0 P: 25	R: 1 E: 0 K: 0 S: 11	H: 4 LOB: 2 BB: 0 P: 16	R: 2 E: 0 K: 1 S: 12	H: 2 LOB: 1 BB: 1 P: 23	R: 0 E: 0 K: 0 S: 5	H: 0 LOB: 1 BB: 1 P: 12	R: 3 E: 0 K: 0 S: 14	H: 2 LOB: 0 BB: 1 P: 20	R: 0 E: 0 K: 0 S: 7	H: 0 LOB: 0 BB: 0 P: 9	R: 1 E: 0 K: 2 S: 14	H: 1 LOB: 1 BB: 1 P: 25	R: 0 E: 0 K: 1 S: 13	H: 1 LOB: 1 BB: 0 P: 20		R: 0 E: 0 K: 0 S: 3	H: 0 LOB: 0 BB: 0 P: 5	1B: 9 2B: 2 3B: 2 HR: 1	SF: 1 SAC: 0 DP: 0 HBP: 0	WP: 1 PB: 0 SB: 1 CS: 0	PA: 44								
<b>PITCHER</b>	IP WLS BF H R ER SO BB IBB HBP BLK WP HR S P ERA WHIP																														
<b>Mark Mulder, L</b> ERA: 5.71 <b>Omar Olivares, R</b> ERA: 7.06 <b>Doug Jones, R</b> ERA: 4.14 <b>Jason Isringhausen, R</b> ERA: 3.77	(1, 1) (3, 1) (8, 1) (9, 1)	2.0 5.0 1.0 1.0	L 21 4 3	16 3 1 0	6 4 1 0	6 4 1 0	1 3 0 0	0 0 0 0	0 0 0 0	0 1 0 0	1 0 0 0	34 47 13 3	50 80 20 5	27.00 7.20 0.00 0.00	5.500 1.200 1.000 0.000																

AB	39
R	10
H	14
RBI	10
BB	4
SO	5
LOB	16



Batter	1	2	3	4	5	6	7	8	9	AB	R	H	RBI	BB	SO	LOB	BOTTOM													
<b>Terrence Long, L</b> OBP: 0.343, SLG: 0.465 (1, 8)										5	1	4	0	0	1	0	<b>New York Yankees @ Oakland Athletics</b> Network Associates Coliseum, Oakland, CA Sat Aug 26 2000, 4:05 PM EDT Att: 43,099 - Sunny - 65 F													
<b>Randy Velarde, R</b> OBP: 0.359, SLG: 0.408 <b>Frank Menechino, R</b> OBP: 0.335, SLG: 0.446 (1, 4)										4	0	0	0	0	3	4														
<b>Jason Giambi, L</b> OBP: 0.465, SLG: 0.607 (1, 10)										4	1	1	0	1	1	1														
<b>Mike Stanley, R</b> OBP: 0.336, SLG: 0.403 (1, 3)										4	0	0	0	0	2	2														
<b>Ben Grieve, L</b> OBP: 0.365, SLG: 0.511 (1, 7)										4	0	0	0	1	0	2														
<b>Miguel Tejada, R</b> OBP: 0.348, SLG: 0.472 (1, 6)										5	0	2	1	0	2	2														
<b>Matt Stairs, L</b> OBP: 0.322, SLG: 0.407 (1, 9)										2	1	0	0	2	0	3														
<b>3 Eric Chavez, L</b> OBP: 0.349, SLG: 0.490 (1, 5)										4	2	2	2	0	0	1														
<b>Ramon Hernandez, R</b> OBP: 0.299, SLG: 0.386 (1, 2)										4	0	0	0	0	3	2														
<b>Inning Stats</b>	R: 0 E: 0 K: 1 S: 9	H: 0 LOB: 0 BB: 0 P: 17	R: 0 E: 0 K: 2 S: 13	H: 0 LOB: 0 BB: 0 P: 19	R: 2 E: 0 K: 3 S: 17	H: 2 LOB: 1 BB: 1 P: 27	R: 0 E: 0 K: 2 S: 7	H: 0 LOB: 0 BB: 0 P: 12	R: 0 E: 0 K: 0 S: 11	H: 1 LOB: 2 BB: 1 P: 23	R: 1 E: 0 K: 0 S: 9	H: 1 LOB: 1 BB: 1 P: 17	R: 0 E: 0 K: 1 S: 12	H: 1 LOB: 1 BB: 0 P: 19	R: 0 E: 0 K: 0 S: 9	H: 1 LOB: 2 BB: 0 P: 18		R: 3 E: 0 K: 1 S: 17	H: 4 LOB: 2 BB: 1 P: 31	1B: 7 2B: 1 3B: 0 HR: 2	SF: 0 SAC: 0 DP: 0 HBP: 1	WP: 0 PB: 0 SB: 0 CS: 0	PA: 42							
<b>PITCHER</b>	IP WLS BF H R ER SO BB IBB HBP BLK WP HR S P ERA WHIP																													
<b>Orlando Hernandez, R</b> ERA: 4.95 <b>Jeff Nelson, R</b> ERA: 2.34 <b>Mike Stanton, L</b> ERA: 4.1 <b>42 Mariano Rivera, R</b> ERA: 2.91	(1, 1) (8, 1) (9, 1) (9, 1)	7.0 1.0 0.2 0.1	W 5 7 S	29 1 4 1	3 0 3 0	3 0 3 0	11 0 1 0	0 0 0 0	0 0 0 0	0 0 1 0	0 0 13 4	18 26 5	3.86 0.00 40.50 0.00	1.143 1.000 7.500 0.000																





Batter	1	2	3	4	5	6	7	8	9	AB	R	H	RBI	BB	SO	LOB	TOP				
Luis Polonia, L OBP: 0.334, SLG: 0.418 Glenallen Hill, R OBP: 0.338, SLG: 0.618 Dwight Gooden, R (8, 1) 42 Mariano Rivera, R (8, 1)	G4-3		BB	F8			K	FC5-4		2	1	0	0	1	0	1					
2 Derek Jeter, R OBP: 0.393, SLG: 0.470	2B		1B		G6-3		K		2B	5	1	3	1	0	1	1					
David Justice, L OBP: 0.378, SLG: 0.595	G1-3		F7		G4-3			1B	2B	4	1	1	1	1	0	2					
Jose Canseco, R OBP: 0.396, SLG: 0.473 Jose Vizcaino, S OBP: 0.302, SLG: 0.287	BB		F9		G1-3			1B	SH1-4	3	0	1	0	1	0	1					
Tino Martinez, L OBP: 0.340, SLG: 0.428	F7			2B		F9		E8	F7	5	2	1	0	0	0	5					
20 Jorge Posada, S OBP: 0.433, SLG: 0.545		K		2B	1B	G3		K	K	5	1	1	1	0	3	4					
Luis Sojo, R OBP: 0.336, SLG: 0.453			F8			G5-3		E5		4	0	2	1	0	0	1					
Scott Brosius, R OBP: 0.307, SLG: 0.376		G6-4-3			F7			FC6-4	IBB	3	0	0	0	1	0	2					
Clayton Kershaw, R OBP: 0.327, SLG: 0.447 Bernie Williams, S OBP: 0.388, SLG: 0.576			K				E6	FC6-4		3	0	1	1	0	1	0					
										1	0	0	1	0	0	2					
<b>Inning Stats</b>	R: 0 E: 0 K: 0 S: 12	H: 1 LOB: 2 BB: 1 P: 22	R: 0 E: 0 K: 1 S: 8	H: 1 LOB: 0 BB: 0 P: 14	R: 1 E: 0 K: 1 S: 7	H: 1 LOB: 1 BB: 1 P: 16	R: 2 E: 0 K: 0 S: 11	H: 3 LOB: 1 BB: 0 P: 18	R: 0 E: 0 K: 0 S: 7	H: 0 LOB: 0 BB: 0 P: 11	R: 0 E: 1 K: 2 S: 16	H: 0 LOB: 1 BB: 0 P: 22	R: 3 E: 2 K: 1 S: 16	H: 2 LOB: 2 BB: 2 P: 33	R: 1 E: 0 K: 1 S: 12	H: 2 LOB: 1 BB: 0 P: 16	1B: 6 2B: 4 3B: 0 HR: 0	SF: 0 SAC: 1 DP: 1 HBP: 0	WP: 0 PB: 0 SB: 2 CS: 0	PA: 42	
<b>PITCHER</b>	IP	WLS	BF	H	R	ER	SO	BB	IBB	HBP	BLK	WP	HR	S	P	ERA	WHIP				
Gil Heredia, R ERA: 4.37	6.1		27	6	3	3	2	2	0	0	0	0	0	57	98	4.26	1.263				
Jim Mecir, R ERA: 3.43	1.2	L	12	4	4	2	3	1	1	0	0	0	0	32	55	10.80	3.000				
Doug Jones, R ERA: 4.08	1.0		3	0	0	0	1	0	0	0	0	0	0	7	9	0.00	0.000				

New York Yankees @ Oakland Athletics  
Network Associates Coliseum, Oakland, CA  
Sun Aug 27 2000, 4:05 PM EDT  
Att: 39,348 - Sunny - 66 F

AB 37  
R 7  
H 10  
RBI 6  
BB 4  
SO 6  
LOB 22



Batter	1	2	3	4	5	6	7	8	9	AB	R	H	RBI	BB	SO	LOB	BOTTOM				
Terrence Long, L OBP: 0.339, SLG: 0.460	G4-3				G6-3		G1-3		G4-3	5	0	0	0	0	0	0					
Randy Velarde, R OBP: 0.358, SLG: 0.409	HR		K		G6-3		G6-3			4	1	1	0	0	1	0					
Adam Piatt, R OBP: 0.366, SLG: 0.570 Ryan Christenson, R OBP: 0.356, SLG: 0.385	HR		K		HR		K			3	2	1	1	1	2	0					
Mike Stanley, R OBP: 0.338, SLG: 0.414	HR		F9		FC4		F8			3	1	1	3	1	0	0					
Ben Grieve, L OBP: 0.366, SLG: 0.510	BB		G4-3		FC4		K			3	0	1	0	1	1	0					
Miguel Tejada, R OBP: 0.348, SLG: 0.469	K				G4-3		FC4			3	0	0	0	1	1	3					
Matt Stairs, L OBP: 0.322, SLG: 0.404	F7				G4-3		G3-6-3		K	3	0	0	0	1	1	2					
3 Eric Chavez, L OBP: 0.348, SLG: 0.487		L3			1B		G3-6-3		G6-3	4	0	1	0	0	0	1					
Sal Fasano, R OBP: 0.291, SLG: 0.438 Ramon Hernandez, R OBP: 0.298, SLG: 0.384		HR			K		K		F9	3	1	1	1	0	2	1					
										1	0	0	0	0	0	0					
<b>Inning Stats</b>	R: 3 E: 0 K: 1 S: 14	H: 2 LOB: 1 BB: 2 P: 29	R: 1 E: 0 K: 1 S: 12	H: 1 LOB: 0 BB: 0 P: 16	R: 0 E: 0 K: 1 S: 10	H: 1 LOB: 1 BB: 0 P: 16	R: 1 E: 0 K: 0 S: 12	H: 2 LOB: 2 BB: 1 P: 23	R: 0 E: 0 K: 1 S: 8	H: 0 LOB: 0 BB: 1 P: 14	R: 0 E: 0 K: 1 S: 9	H: 0 LOB: 1 BB: 1 P: 16	R: 0 E: 0 K: 2 S: 11	H: 0 LOB: 0 BB: 1 P: 16	R: 0 E: 0 K: 0 S: 11	H: 0 LOB: 0 BB: 0 P: 15	1B: 2 2B: 1 3B: 0 HR: 3	SF: 0 SAC: 0 DP: 1 HBP: 0	WP: 0 PB: 0 SB: 0 CS: 0	PA: 37	
<b>PITCHER</b>	IP	WLS	BF	H	R	ER	SO	BB	IBB	HBP	BLK	WP	HR	S	P	ERA	WHIP				
Denny Neagle, L ERA: 3.97	7.0		30	6	5	5	6	4	0	0	0	0	0	69	119	6.43	1.429				
Dwight Gooden, R ERA: 4.75	0.2	H	3	0	0	0	1	1	0	0	0	0	0	6	13	0.00	1.500				
42 Mariano Rivera, R ERA: 2.85	1.1	S	4	0	0	0	1	0	0	0	0	0	0	14	18	0.00	0.000				

New York Yankees @ Oakland Athletics  
Network Associates Coliseum, Oakland, CA  
Sun Aug 27 2000, 4:05 PM EDT  
Att: 39,348 - Sunny - 66 F

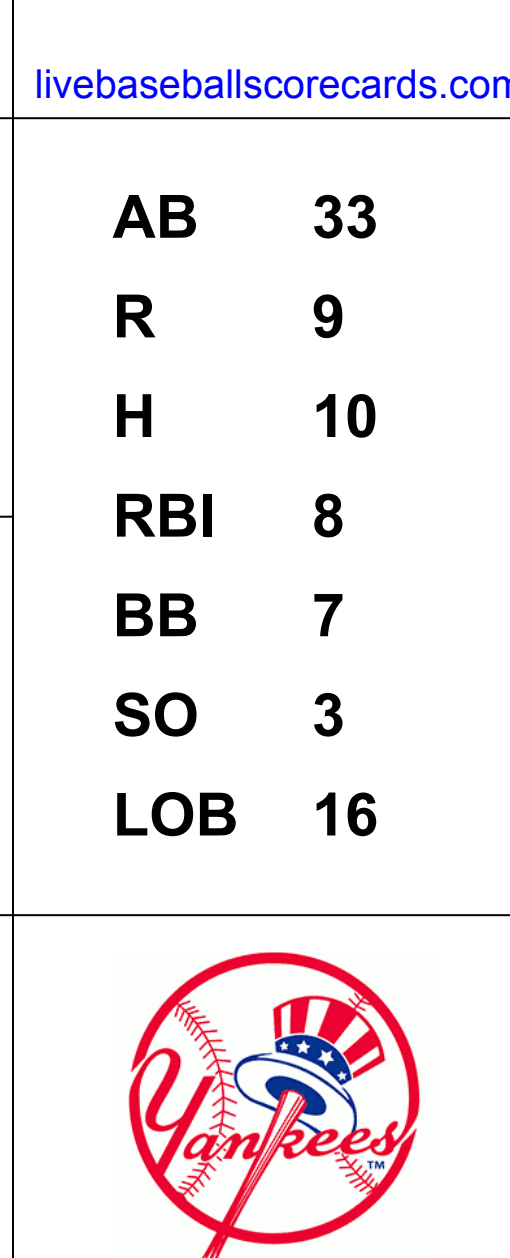
AB 32  
R 5  
H 6  
RBI 5  
BB 5  
SO 8  
LOB 7





Batter	1	2	3	4	5	6	7	8	9	AB	R	H	RBI	BB	SO	LOB	TOP
Luis Polonia, L OBP: 0.341, SLG: 0.422										4	3	3	1	1	0	0	<b>New York Yankees @ Seattle Mariners</b> Safeco Field, Seattle, WA Mon Aug 28 2000, 7:05 PM PDT Att: 45,077 - Sunny - 73 F
2 Derek Jeter, R OBP: 0.396, SLG: 0.471										3	2	2	0	1	0	0	
Bernie Williams, S OBP: 0.390, SLG: 0.576										4	1	2	0	1	1	1	
David Justice, L OBP: 0.379, SLG: 0.594										4	1	1	3	1	0	4	
Jose Canseco, R OBP: 0.393, SLG: 0.481										4	1	1	3	0	1	4	
Tino Martinez, L OBP: 0.339, SLG: 0.425										3	0	0	0	1	0	2	
Clay Bellinger, R OBP: 0.325, SLG: 0.444										1	0	0	0	0	1	2	
20 Jorge Posada, S OBP: 0.432, SLG: 0.541										3	0	0	0	1	0	0	
Luis Sojo, R OBP: 0.338, SLG: 0.452										3	1	1	1	1	0	0	
Scott Brosius, R OBP: 0.304, SLG: 0.372										4	0	0	0	0	0	3	
<b>Inning Stats</b>	R: 3 H: 2 E: 0 K: 0 S: 15	H: 2 R: 8 ER: 8 LOB: 0 BB: 2 P: 30	R: 0 H: 0 E: 0 K: 0 S: 9	H: 0 R: 8 ER: 8 LOB: 0 BB: 0 P: 13	R: 0 H: 0 E: 0 K: 0 S: 6	H: 0 R: 1 ER: 1 LOB: 0 BB: 1 P: 11	R: 0 H: 1 E: 0 K: 1 S: 8	H: 1 R: 1 ER: 0 LOB: 0 BB: 1 P: 15	R: 0 H: 1 E: 0 K: 1 S: 8	H: 0 R: 0 ER: 0 LOB: 0 BB: 0 P: 6	R: 4 H: 4 E: 0 K: 0 S: 15	H: 4 R: 2 ER: 2 LOB: 2 BB: 2 P: 29	R: 1 H: 2 E: 0 K: 2 S: 12	H: 2 R: 1 ER: 1 LOB: 2 BB: 1 P: 20	1B: 8 2B: 1 3B: 0 HR: 1	SF: 1 SAC: 0 DP: 1 HBP: 1	WP: 0 PA: 43 SB: 0 CS: 1
<b>PITCHER</b>	IP WLS BF H R ER SO BB IBB HBP BLK WP HR S P ERA WHIP																
Paul Abbott, R ERA: 4.22	(1, 1) 7.0 L 31 7 8 8 1 3 3 1 1 0 0 0 1 68 117 10.29 1.429																
Joel Pineiro, R ERA: 6.28	(8, 1) 2.0 11 3 1 1 2 3 0 0 0 0 0 0 18 36 4.50 3.000																

Batter	1	2	3	4	5	6	7	8	9	AB	R	H	RBI	BB	SO	LOB	BOTTOM
Rickey Henderson, R OBP: 0.374, SLG: 0.306										2	0	0	1	2	0	3	<b>New York Yankees @ Seattle Mariners</b> Safeco Field, Seattle, WA Mon Aug 28 2000, 7:05 PM PDT Att: 45,077 - Sunny - 73 F
Al Martin, L OBP: 0.349, SLG: 0.470										5	0	2	0	0	1	2	
Alex Rodriguez, R OBP: 0.433, SLG: 0.622										3	0	1	0	1	1	2	
Edgar Martinez, R OBP: 0.424, SLG: 0.605										4	0	0	0	0	1	6	
John Olerud, L OBP: 0.396, SLG: 0.438										4	0	0	0	0	0	5	
Carlos Guillen, S OBP: 0.335, SLG: 0.381										4	0	0	0	0	0	1	
Mike Cameron, R OBP: 0.354, SLG: 0.443										3	1	1	0	1	2	0	
Dan Wilson, R OBP: 0.304, SLG: 0.342										4	0	1	0	0	1	1	
Mark McLemore, S OBP: 0.347, SLG: 0.292										2	0	0	0	2	1	0	
<b>Inning Stats</b>	R: 0 H: 0 E: 0 K: 3 S: 14	H: 2 R: 0 ER: 0 LOB: 3 BB: 1 P: 22	R: 0 H: 1 E: 0 K: 0 S: 10	H: 1 R: 0 ER: 0 LOB: 1 BB: 0 P: 17	R: 0 H: 0 E: 0 K: 2 S: 10	H: 0 R: 1 ER: 0 LOB: 0 BB: 2 P: 19	R: 0 H: 0 E: 0 K: 1 S: 6	H: 0 R: 0 ER: 0 LOB: 0 BB: 0 P: 10	R: 0 H: 0 E: 0 K: 0 S: 8	H: 0 R: 1 ER: 1 LOB: 1 BB: 0 P: 13	R: 1 H: 0 E: 0 K: 0 S: 9	H: 0 R: 0 ER: 0 LOB: 1 BB: 2 P: 23	1B: 5 2B: 0 3B: 0 HR: 0	SF: 1 SAC: 0 DP: 0 HBP: 0	WP: 0 PA: 38 SB: 1 CS: 0		
<b>PITCHER</b>	IP WLS BF H R ER SO BB IBB HBP BLK WP HR S P ERA WHIP																
Roger Clemens, R ERA: 3.65	(1, 1) 7.0 W 30 5 0 0 0 4 0 0 0 0 0 0 6 70 0.00 1.286																
Jeff Nelson, R ERA: 2.3	(8, 1) 1.0 3 0 0 0 0 0 0 0 0 0 0 0 6 8 0.00 0.000																
Jason Grimsley, R ERA: 4.62	(9, 1) 1.0 5 0 1 1 0 2 0 0 0 0 0 0 9 23 9.00 2.000																






Batter	1	2	3	4	5	6	7	8	9	AB	R	H	RBI	BB	SO	LOB	TOP										
<b>2 Derek Jeter, R</b> OBP: 0.396, SLG: 0.468 (1, 6)	F8	WP G1-3 BB		SH1-4 BB		L7		F9		3	0	0	0	2	0	1											
<b>Luis Sojo, R</b> OBP: 0.333, SLG: 0.445 (1, 4)	G1-3	G1-3		SH1-4		G5-3		G4-6-3		4	0	0	0	0	0	3											
<b>Bernie Williams, S</b> OBP: 0.394, SLG: 0.578 (1, 8)	BB 1B								L3	3	1	2	0	2	0	0											
<b>Jose Canseco, R</b> OBP: 0.390, SLG: 0.474 (1, 10)	BB 1B	K		IBB		G5-3		K		4	1	0	0	1	3	6											
<b>David Justice, L</b> OBP: 0.380, SLG: 0.593 (1, 9)	1B																										
<b>Luis Polonia, L</b> OBP: 0.340, SLG: 0.421 (7, PR)	1B		G4-3	L9				P3		4	0	2	1	0	0	3											
<b>Glenallen Hill, R</b> OBP: 0.341, SLG: 0.615 (1, 7)	1B																										
<b>Clay Bellinger, R</b> OBP: 0.325, SLG: 0.444 (7, 9)	1B					F8		G5-4-3		3	0	1	1	1	0	1											
<b>20 Jorge Posada, S</b> OBP: 0.432, SLG: 0.540 (1, 3)	K		F8			FC5-4 1B		BB		3	0	1	0	1	1	3											
<b>Chris Turner, R</b> OBP: 0.361, SLG: 0.347 (1, 2)		G4-3				FC5-4		F7		4	0	0	0	0	1	3											
<b>Scott Brosius, R</b> OBP: 0.308, SLG: 0.377 (1, 5)		G1-3 WP 2 BB BB		SH1-4 2B		P5		G4-6-3 1B		3	1	2	0	1	0	1											
<b>Inning Stats</b>	R: 2 E: 0 K: 1 S: 14	H: 3 LOB: 2 BB: 1 P: 23	R: 1 E: 0 K: 1 S: 12	H: 0 LOB: 2 BB: 3 P: 31	R: 0 E: 0 K: 1 S: 7	H: 0 LOB: 1 BB: 1 P: 15	R: 0 E: 0 K: 1 S: 11	H: 1 LOB: 3 BB: 2 P: 23	R: 0 E: 0 K: 0 S: 6	H: 1 LOB: 1 BB: 0 P: 11	R: 0 E: 0 K: 0 S: 10	H: 1 LOB: 1 BB: 1 P: 21	R: 0 E: 0 K: 0 S: 7	H: 1 LOB: 0 BB: 0 P: 10	R: 0 E: 0 K: 1 S: 6	H: 0 LOB: 0 BB: 0 P: 11	1B: 6 2B: 2 3B: 0 HR: 0	SF: 0 SAC: 1 DP: 2 HBP: 0	WP: 1 PB: 0 CS: 0	PA: 41							
<b>PITCHER</b>	IP	WLS	BF	H	R	ER	SO	BB	IBB	HBP	BLK	WP	HR	S	P	ERA	WHIP										
<b>Jamie Moyer, L</b> ERA: 5.66 (1, 1)	6.0		31	6	3	3	4	6	1	0	0	1	0	54	109	4.50	2.000										
<b>Brett Tomko, R</b> ERA: 4.58 (7, 1)	2.0	W	7	2	0	0	0	1	0	0	0	0	0	17	31	0.00	1.500										
<b>Kazuhiko Sasaki, R</b> ERA: 3.75 (9, 1)	1.0	S	3	0	0	0	1	0	0	0	0	0	0	6	11	0.00	0.000										

**New York Yankees @ Seattle Mariners**  
Safeco Field, Seattle, WA  
Tue Aug 29 2000, 7:05 PM PDT  
Att: 44,105 - Dome - 72 F


AB 32  
R 3  
H 8  
RBI 2  
BB 8  
SO 5  
LOB 21



Batter	1	2	3	4	5	6	7	8	9	AB	R	H	RBI	BB	SO	LOB	BOTTOM										
<b>Rickey Henderson, R</b> OBP: 0.377, SLG: 0.312 (1, 7)	G4-3			G6-4-3 BB				1B		3	1	2	0	1	0	0											
<b>Stan Javier, S</b> OBP: 0.346, SLG: 0.390 (1, 9)	G4-3			G6-4-3				1B		4	1	1	1	0	1	3											
<b>Alex Rodriguez, R</b> OBP: 0.430, SLG: 0.616 (1, 6)	G5-3			G5-3				1B		4	0	0	0	0	1	3											
<b>Edgar Martinez, R</b> OBP: 0.423, SLG: 0.609 (1, 10)		K			F3		G5-3	HR		4	1	1	4	0	1	0											
<b>Mike Cameron, R</b> OBP: 0.353, SLG: 0.441 (1, 8)		F7			F9			G4-3		4	0	1	0	0	0	0											
<b>Chris Widger, R</b> OBP: 0.307, SLG: 0.440 (1, 3)										3	0	0	0	0	1	1											
<b>John Olerud, L</b> OBP: 0.396, SLG: 0.438 (9, 3)		F8			K			G5-3		0	0	0	0	0	0	0											
<b>Joe Oliver, R</b> OBP: 0.312, SLG: 0.517 (1, 2)				G3-1				G5-3		3	0	0	0	0	0	0											
<b>David Bell, R</b> OBP: 0.305, SLG: 0.347 (1, 4)				F8				1B 1B 1B		3	1	1	0	0	0	0											
<b>Carlos Guillen, S</b> OBP: 0.339, SLG: 0.385 (1, 5)				K				1B 1B 1B		3	1	2	0	0	1	0											
<b>Inning Stats</b>	R: 0 E: 0 K: 0 S: 8	H: 0 LOB: 0 BB: 0 P: 15	R: 0 E: 0 K: 1 S: 13	H: 0 LOB: 0 BB: 0 P: 16	R: 0 E: 0 K: 1 S: 8	H: 0 LOB: 0 BB: 0 P: 12	R: 0 E: 0 K: 0 S: 5	H: 0 LOB: 0 BB: 1 P: 13	R: 0 E: 0 K: 1 S: 7	H: 0 LOB: 0 BB: 0 P: 9	R: 0 E: 0 K: 1 S: 9	H: 2 LOB: 2 BB: 0 P: 14	R: 0 E: 0 K: 0 S: 10	H: 1 LOB: 1 BB: 0 P: 16	R: 5 E: 0 K: 1 S: 11	H: 5 LOB: 0 BB: 0 P: 19	1B: 6 2B: 1 3B: 0 HR: 1	SF: 0 SAC: 0 DP: 1 HBP: 0	WP: 0 PB: 0 CS: 0	PA: 32							
<b>PITCHER</b>	IP	WLS	BF	H	R	ER	SO	BB	IBB	HBP	BLK	WP	HR	S	P	ERA	WHIP										
<b>Andy Pettitte, L</b> ERA: 4.17 (1, 1)	7.1	L	29	7	4	4	4	1	0	0	0	0	0	66	106	4.91	1.091										
<b>Jeff Nelson, R</b> ERA: 2.42 (8, 1)	0.2	B	3	1	1	1	1	0	0	0	0	0	1	5	8	13.50	1.500										

**New York Yankees @ Seattle Mariners**  
Safeco Field, Seattle, WA  
Tue Aug 29 2000, 7:05 PM PDT  
Att: 44,105 - Dome - 72 F

AB 31  
R 5  
H 8  
RBI 5  
BB 1  
SO 5  
LOB 7





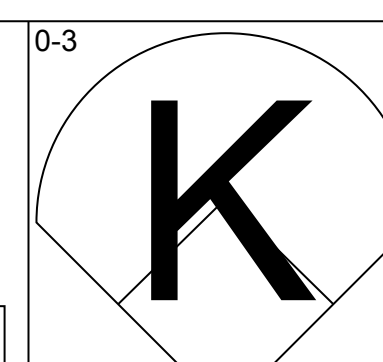
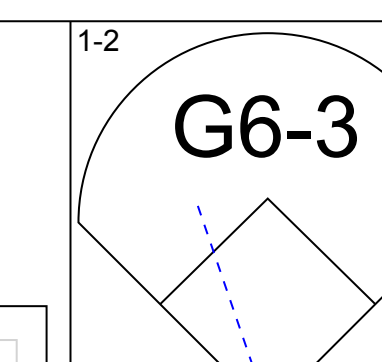
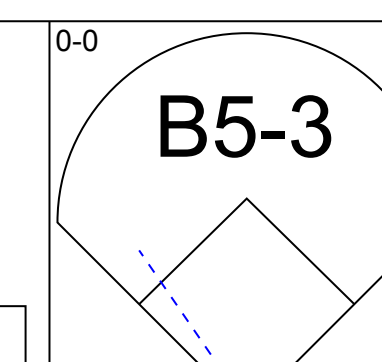
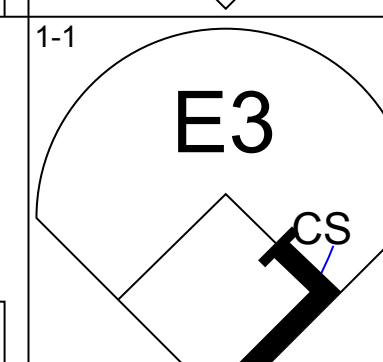
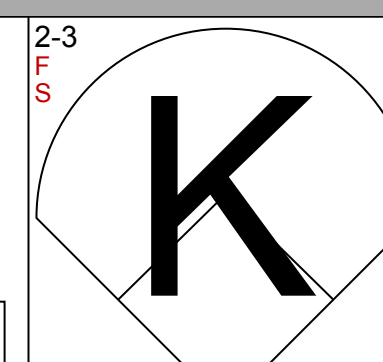
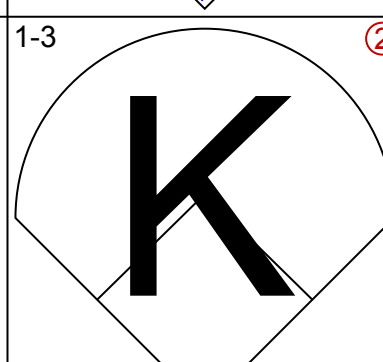
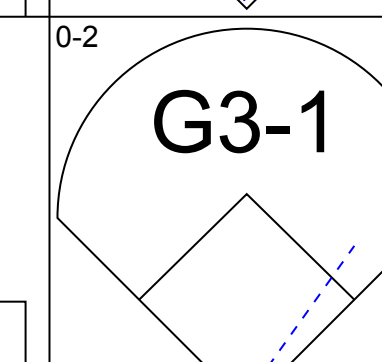
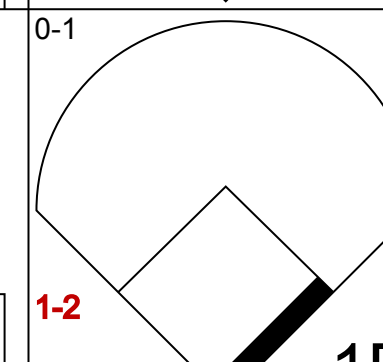
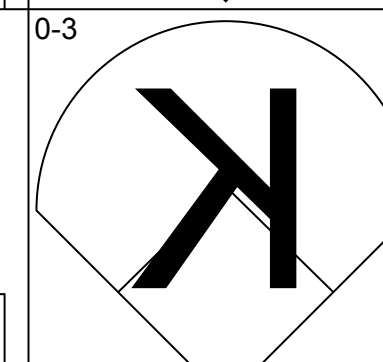
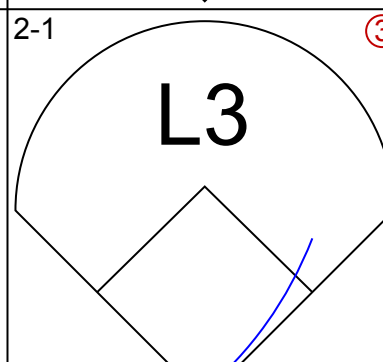
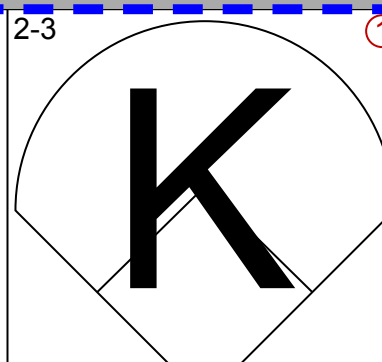
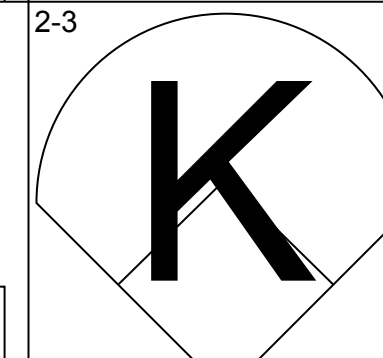
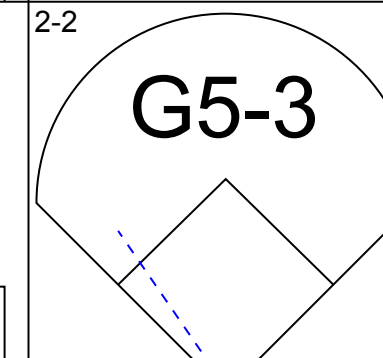
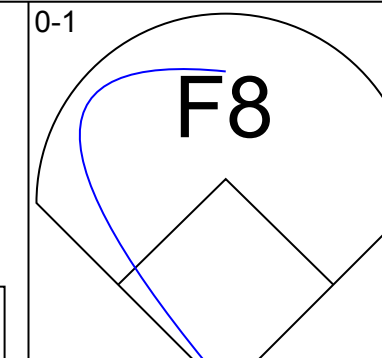
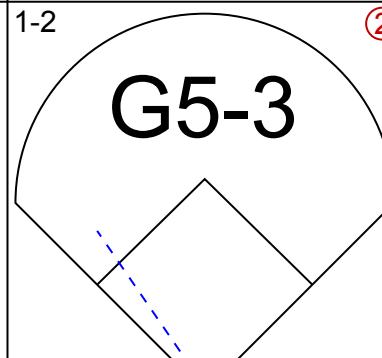
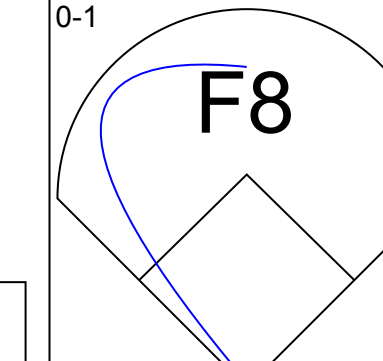
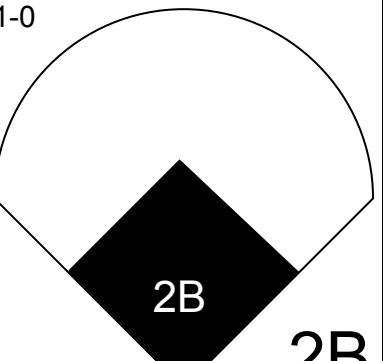
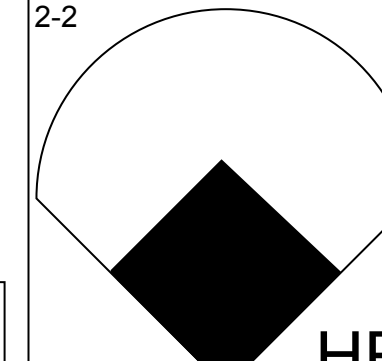
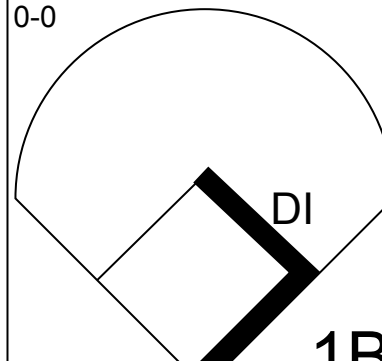
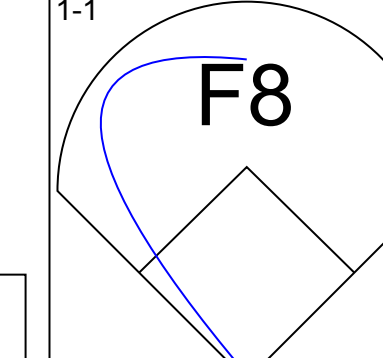
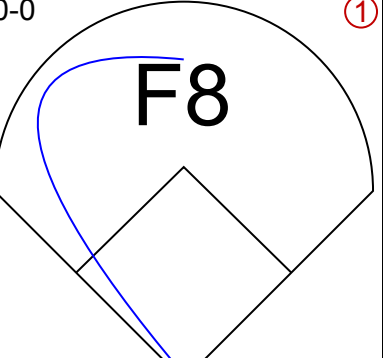
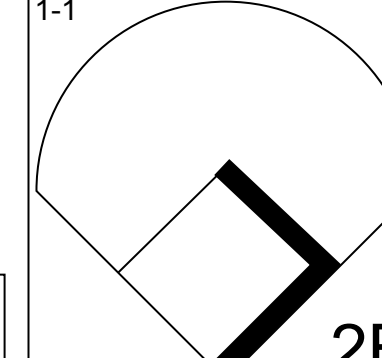
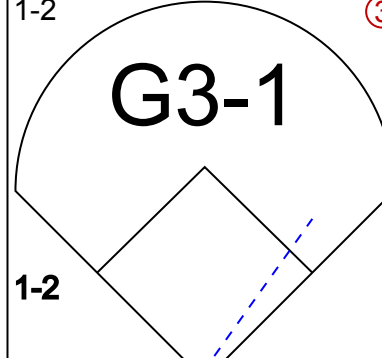
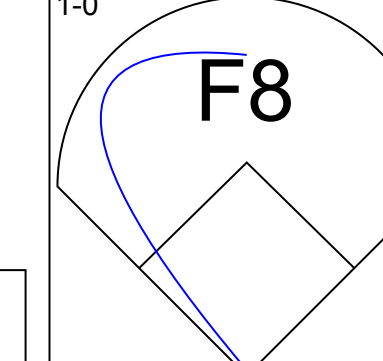
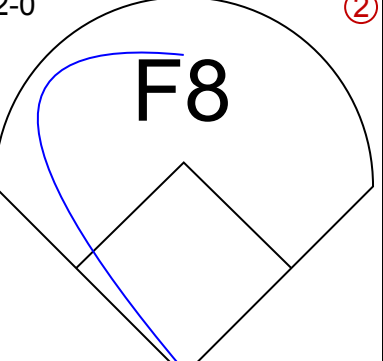
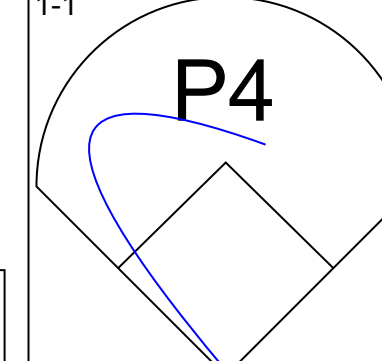
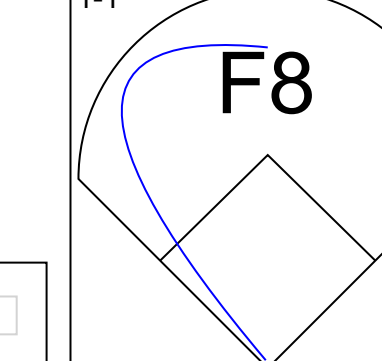
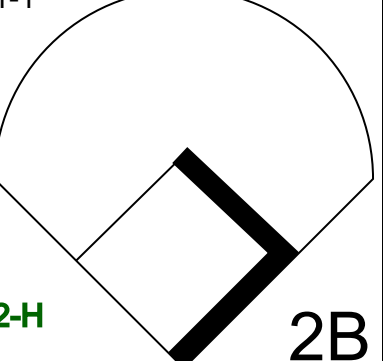
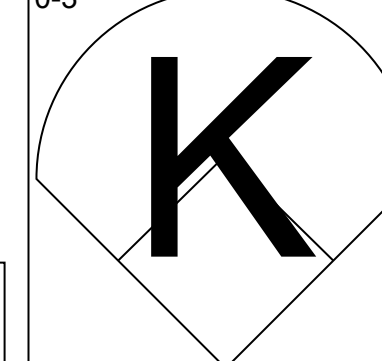
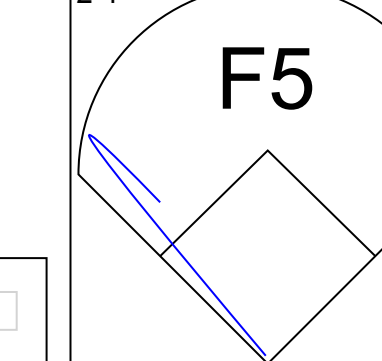
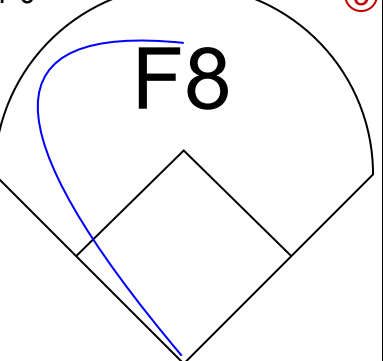
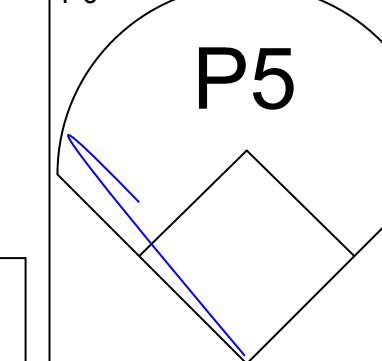
Batter	1	2	3	4	5	6	7	8	9	AB	R	H	RBI	BB	SO	LOB	TOP				
<b>2 Derek Jeter, R</b> OBP: 0.398, SLG: 0.468	G5-3		L3 1B	FC5 IBB		G6-3		20 BB 1B		4	0	2	0	1	0	0	<b>New York Yankees @ Seattle Mariners</b> Safeco Field, Seattle, WA Wed Aug 30 2000, 7:05 PM PDT Att: 44,962 - Sunny - 68 F				
<b>20 Jorge Posada, S</b> OBP: 0.432, SLG: 0.539	WP SF9 2B		K	K		K		1B		4	1	1	0	1	3	5					
<b>Paul O'Neill, L</b> OBP: 0.344, SLG: 0.437 <b>Clay Bellinger, R</b> OBP: 0.322, SLG: 0.440	SF9 2H		L3	FC5			G4-1	P6		3	0	0	1	0	0	5					
<b>Bernie Williams, S</b> OBP: 0.394, SLG: 0.576	G4-3			BB 2B	FC4-6 BB		F8		K	4	1	1	0	1	1	0					
<b>David Justice, L</b> OBP: 0.380, SLG: 0.592		2B		2B BB	FC4-6 1B		G1-3		G1-3	4	1	1	0	1	0	1					
<b>Tino Martinez, L</b> OBP: 0.344, SLG: 0.430	P4		2B	2B	1B			1B G6-3		4	2	3	1	0	0	1					
<b>Glenallen Hill, R</b> OBP: 0.344, SLG: 0.612 <b>Jose Vizcaino, S</b> OBP: 0.301, SLG: 0.286	G5-3		HBP	K				G6-3 1B	P5	3	0	1	0	0	1	3					
<b>Luis Sojo, R</b> OBP: 0.332, SLG: 0.446	G1-3		FC5 2B	K				G6-3		4	0	1	2	0	1	4					
<b>Scott Brosius, R</b> OBP: 0.310, SLG: 0.375			2 1B	G6-3			F8	20 BB 2 1B		2	0	0	0	2	0	2					
<b>Inning Stats</b>	R: 1 E: 0 K: 0 S: 10	H: 1 LOB: 0 BB: 0 P: 14	R: 0 E: 0 K: 0 S: 6	H: 1 LOB: 1 BB: 0 P: 9	R: 0 E: 0 K: 1 S: 10	H: 1 LOB: 1 BB: 1 P: 20	R: 3 E: 0 K: 1 S: 16	H: 3 LOB: 3 BB: 2 P: 31	R: 0 E: 0 K: 1 S: 6	H: 0 LOB: 0 BB: 0 P: 11	R: 0 E: 0 K: 0 S: 11	H: 0 LOB: 0 BB: 0 P: 19	R: 1 E: 0 K: 0 S: 11	H: 3 LOB: 3 BB: 2 P: 20	R: 0 E: 0 K: 1 S: 19	H: 0 LOB: 1 BB: 0 P: 30		1B: 6 2B: 5 3B: 0 HR: 0	SF: 1 SAC: 0 DP: 2 HBP: 2	WP: 1 PB: 0 CS: 0	PA: 43
<b>PITCHER</b>	IP	WLS	BF	H	R	ER	SO	BB	IBB	HBP	BLK	WP	HR	S	P	ERA	WHIP				
<b>Aaron Sele, R</b> ERA: 4.96	3.2	L	20	6	4	4	2	2	1	1	0	1	0	39	69	9.82	2.182				
<b>37 Robert Ramsay, L</b> ERA: 3.5	0.2		4	1	0	0	0	1	0	0	0	0	0	9	16	0.00	3.000				
<b>Jose Mesa, R</b> ERA: 5.32	3.1		14	3	1	1	3	2	0	0	0	0	0	31	55	2.70	1.500				
<b>Jose Paniagua, R</b> ERA: 3.57	1.1		5	0	0	0	1	0	0	1	0	0	0	22	33	0.00	0.000				

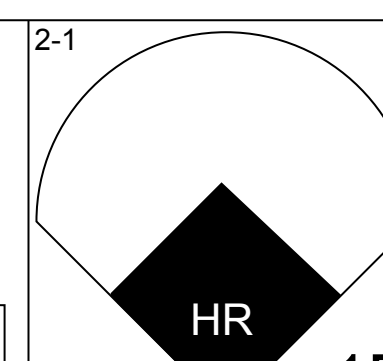
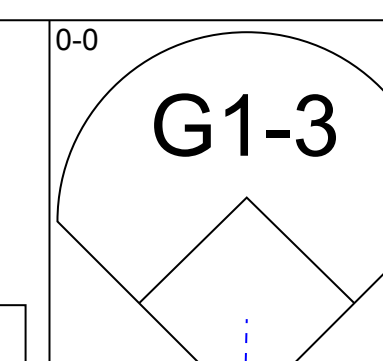
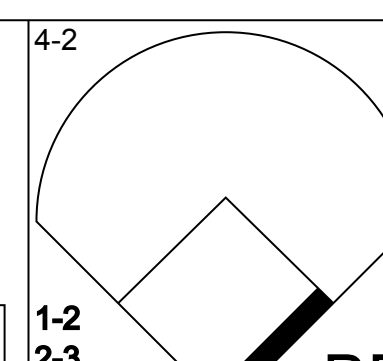
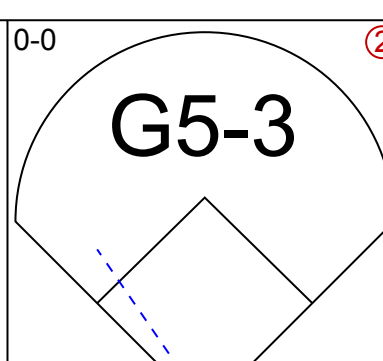
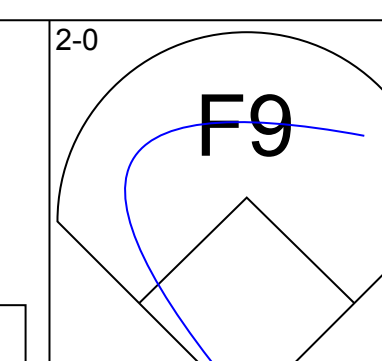
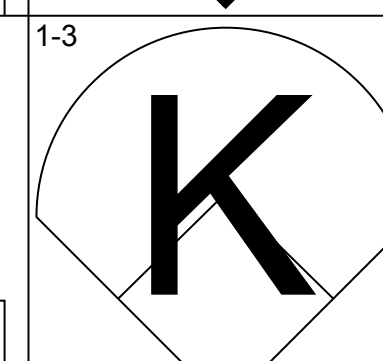
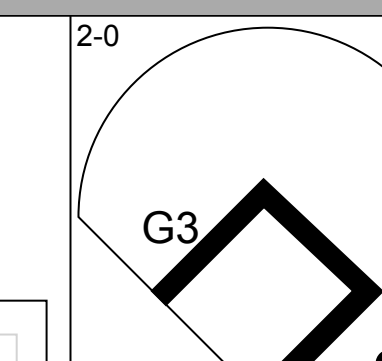
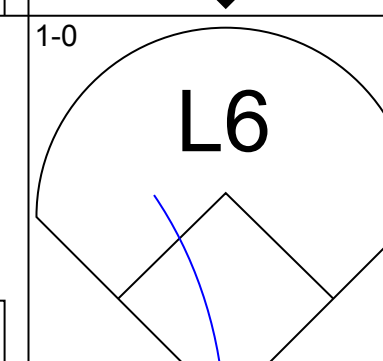
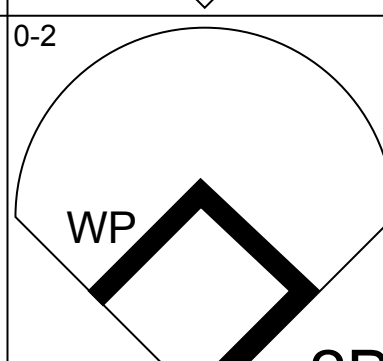
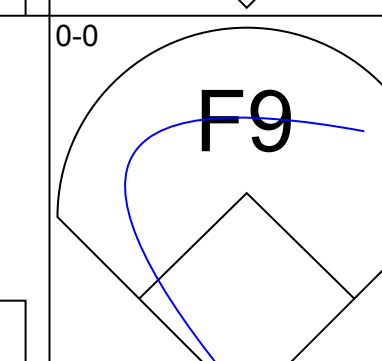
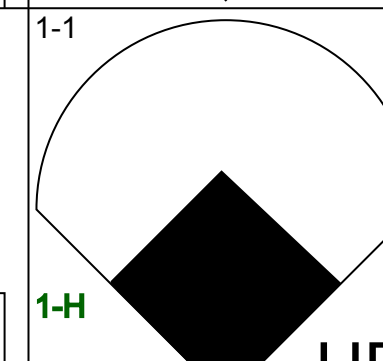
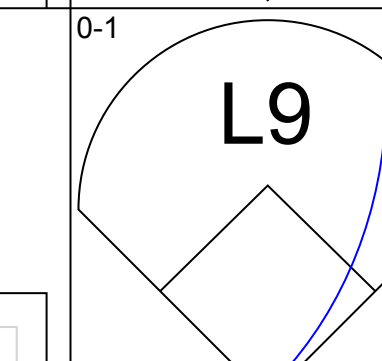
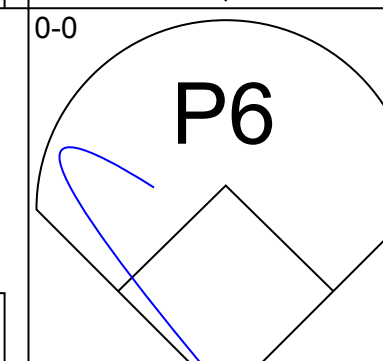
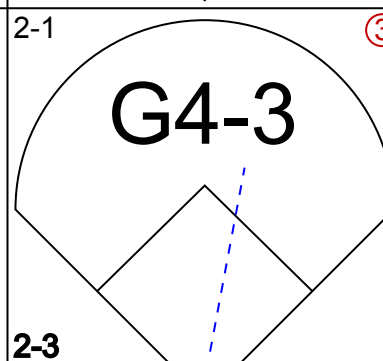
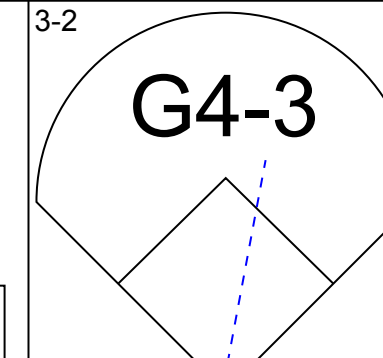
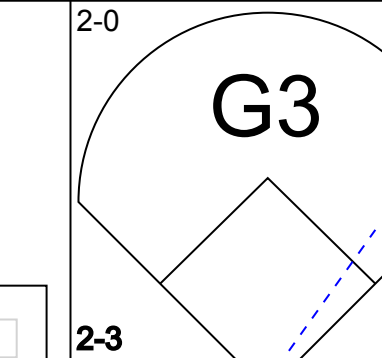
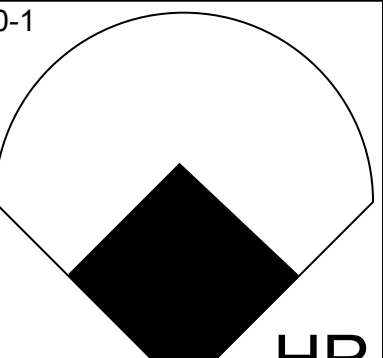
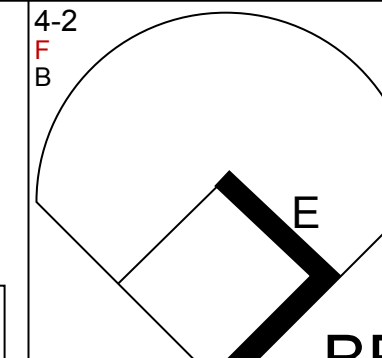
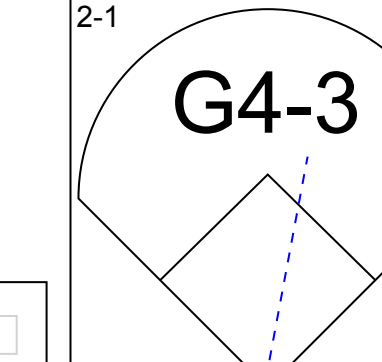
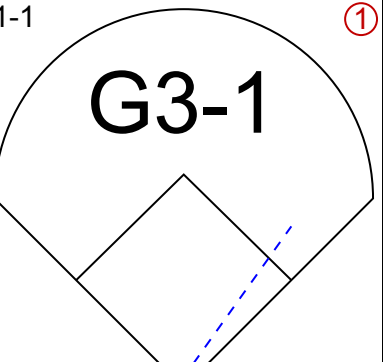
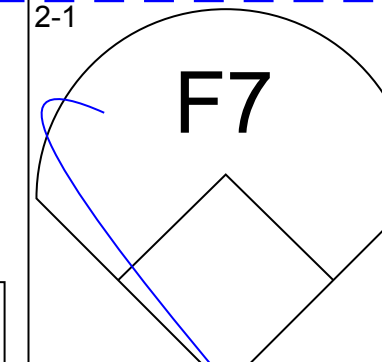
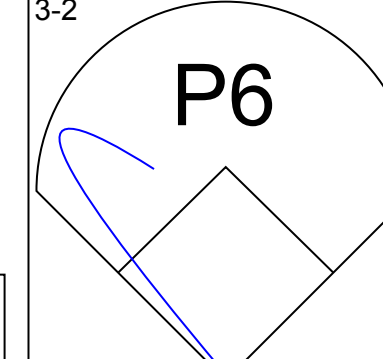

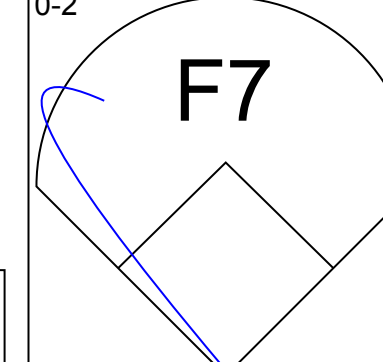
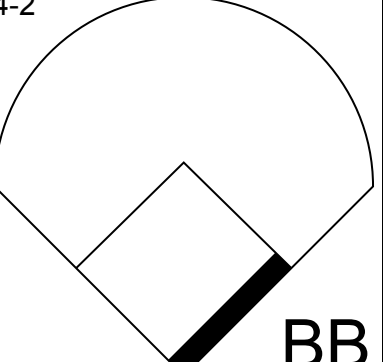
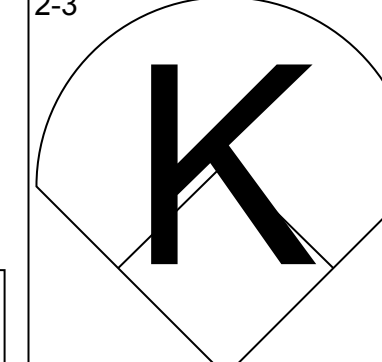
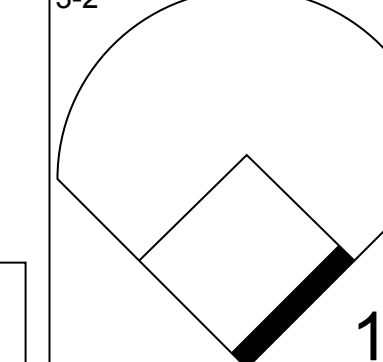
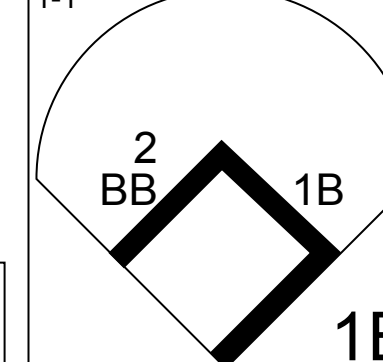
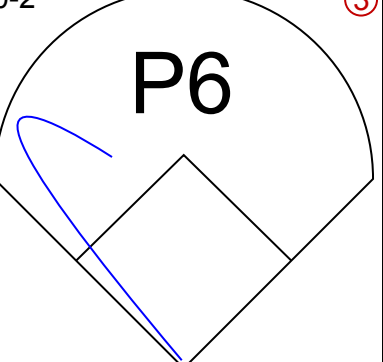
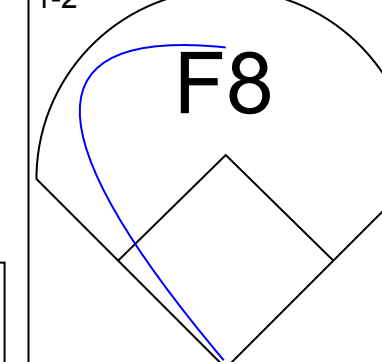
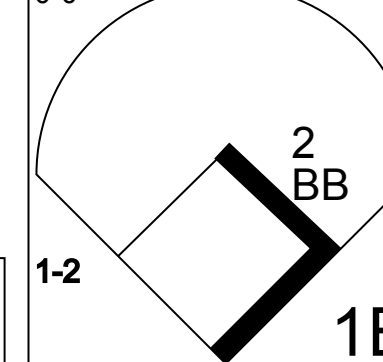


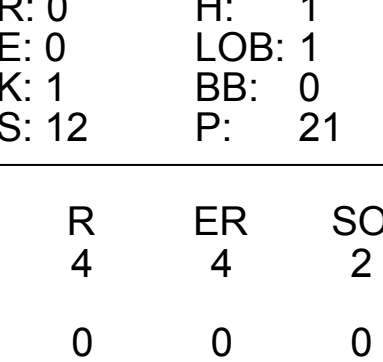
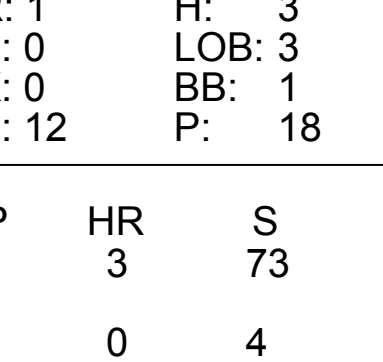
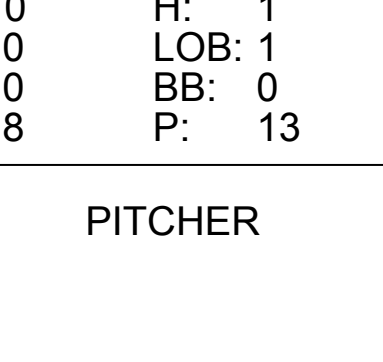
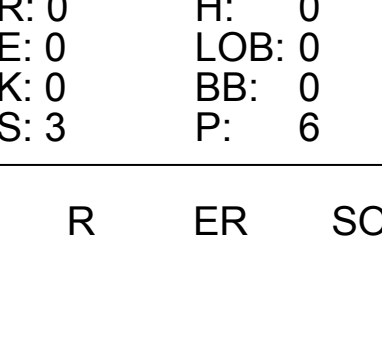
Batter	1	2	3	4	5	6	7	8	9	AB	R	H	RBI	BB	SO	LOB	BOTTOM					
<b>Rickey Henderson, R</b> OBP: 0.376, SLG: 0.311 <b>Stan Javier, S</b> OBP: 0.340, SLG: 0.389	E6 CS		1B	1B	K		E 1B BB	B1		1	0	0	0	0	0	0	<b>New York Yankees @ Seattle Mariners</b> Safeco Field, Seattle, WA Wed Aug 30 2000, 7:05 PM PDT Att: 44,962 - Sunny - 68 F					
<b>Carlos Guillen, S</b> OBP: 0.340, SLG: 0.386	P3		F5		F9 BB		E 1B	G6-3		5	0	2	1	0	0	2						
<b>Alex Rodriguez, R</b> OBP: 0.433, SLG: 0.617	1B		1B	1B	BB		P6		1B FC6-4 BB	3	1	2	0	2	0	2						
<b>Edgar Martinez, R</b> OBP: 0.421, SLG: 0.604 <b>Chris Widger, R</b> OBP: 0.307, SLG: 0.440	F3		K		F9		E6		FC6-4 1B	5	0	1	0	0	1	7						
<b>Al Martin, L</b> OBP: 0.345, SLG: 0.465			K		F8		K		K	5	0	0	0	0	4	7						
<b>Mike Cameron, R</b> OBP: 0.353, SLG: 0.438		FC1-5 BB		FC1-6 BB		K	F9		FC6-4	3	0	0	1	2	1	4						
<b>Raul Ibanez, L</b> OBP: 0.290, SLG: 0.315	FC1-5 WP		FC1-6		G6-3		G4-3		G4-3	5	0	0	0	0	0	3						
<b>Joe Oliver, R</b> OBP: 0.316, SLG: 0.513	K		G1-3		G1-3		FC5-4 1B		HR BB	3	1	1	0	1	1	2						
<b>Mark McLemore, S</b> OBP: 0.348, SLG: 0.300			F9		S 1B		FC5-4		HR	3	2	1	2	1	0	1						
<b>Inning Stats</b>	R: 0 E: 1 K: 0 S: 13	H: 1 LOB: 1 BB: 0 P: 20	R: 0 E: 0 K: 2 S: 10	H: 0 LOB: 1 BB: 1 P: 20	R: 0 E: 0 K: 1 S: 12	H: 2 LOB: 2 BB: 0 P: 19	R: 0 E: 0 K: 0 S: 10	H: 0 LOB: 1 BB: 1 P: 19	R: 1 E: 0 K: 2 S: 12	H: 1 LOB: 2 BB: 2 P: 22	R: 0 E: 0 K: 1 S: 9	H: 1 LOB: 3 BB: 0 P: 15	R: 0 E: 1 K: 1 S: 13	H: 1 LOB: 3 BB: 1 P: 26	R: 2 E: 0 K: 0 S: 9	H: 1 LOB: 0 BB: 1 P: 17		R: 1 E: 0 K: 1 S: 15	H: 1 LOB: 1 BB: 1 P: 27	1B: 7 2B: 0 3B: 0 HR: 1	SF: 0 SAC: 0 DP: 0 HBP: 0	WP: 1 PB: 0 CS: 1
<b>PITCHER</b>	IP	WLS	BF	H	R	ER	SO	BB	IBB	HBP	BLK	WP	HR	S	P	ERA	WHIP					
<b>David Cone, R</b> ERA: 6.21	5.2	W	26	5	1	1	6	4	0	0	0	0	0	64	113	1.59	1.588					
<b>Randy Choate, L</b> ERA: 2.99	0.1	H	1	0	0	0	0	0	0	0	0	0	0	2	2	0.00	0.000					
<b>Dwight Gooden, R</b> ERA: 4.89	1.1	H	9	2	2	2	1	2	0	0	0	0	1	19	39	13.50	3.000					
<b>42 Mariano Rivera, R</b> ERA: 2.92	1.2	S	7	1	1	1	1	1	0	0	0	0	0	18	31	5.40	1.200					

AB	34
R	5
H	10
RBI	4
BB	6
SO	6
LOB	25





Batter	1	2	3	4	5	6	7	8	9	AB	R	H	RBI	BB	SO	LOB	TOP					
Denny Hocking, S (1, 4) OBP: 0.365, SLG: 0.406										4	0	0	0	0	1	0	<b>Minnesota Twins @ New York Yankees</b> Yankee Stadium, Bronx, NY Fri Sep 01 2000, 7:05 PM EDT Att: 38,294 - Cloudy - 80 F					
Cristian Guzman, S (1, 6) OBP: 0.315, SLG: 0.414										4	0	0	0	0	2	0						
Matt Lawton, L (1, 9) OBP: 0.425, SLG: 0.485										4	0	1	0	0	2	0						
Ron Coomer, R (1, 3) OBP: 0.333, SLG: 0.436										4	0	0	0	0	1	1						
David Ortiz, L (1, 10) OBP: 0.385, SLG: 0.466 Jason Maxwell, R (9, PR) OBP: 0.317, SLG: 0.348										4	2	3	1	0	0	0						
Corey Koskie, L (1, 5) OBP: 0.398, SLG: 0.450										4	0	1	0	0	0	2						
Tori Hunter, R (1, 8) OBP: 0.285, SLG: 0.350										3	0	0	0	0	0	2						
Jacque Jones, L (1, 7) OBP: 0.307, SLG: 0.457										3	0	1	1	0	1	1						
A.J. Pierzynski, L (1, 2) OBP: 0.281, SLG: 0.333 Jay Canizaro, R (8, PH) OBP: 0.327, SLG: 0.405 Chad Moeller, R (8, 2) OBP: 0.266, SLG: 0.282										2	0	0	0	0	0	1						
										1	0	0	0	0	0	0						
										0	0	0	0	0	0	0						
<b>Inning Stats</b>	R: 0 E: 1 K: 2 S: 10	H: 1 LOB: 1 BB: 0 P: 13	R: 0 E: 0 K: 0 S: 5	H: 0 LOB: 0 BB: 0 P: 7	R: 0 E: 0 K: 0 S: 9	H: 0 LOB: 0 BB: 0 P: 13	R: 0 E: 0 K: 2 S: 17	H: 0 LOB: 0 BB: 0 P: 21	R: 1 E: 0 K: 0 S: 6	H: 2 LOB: 1 BB: 0 P: 11	R: 0 E: 0 K: 1 S: 6	H: 0 LOB: 0 BB: 0 P: 9	R: 1 E: 0 K: 1 S: 13	H: 2 LOB: 1 BB: 0 P: 17	R: 0 E: 0 K: 0 S: 5	H: 0 LOB: 0 BB: 0 P: 6	R: 0 E: 0 K: 1 S: 11	H: 1 LOB: 2 BB: 0 P: 15	1B: 2 2B: 3 3B: 0 HR: 1	SF: 0 SAC: 0 DP: 0 HBP: 0	WP: 0 PB: 0 CS: 1	PA: 33
<b>PITCHER</b>	IP	WLS	BF	H	R	ER	SO	BB	IBB	HBP	BLK	WP	HR	S	P	ERA	WHIP					
Orlando Hernandez, R (1, 1) ERA: 4.81	8.0	W	29	5	2	2	6	0	0	0	0	0	1	71	97	2.25	0.625					
42 Mariano Rivera, R (9, 1) ERA: 2.87	1.0	S	4	1	0	0	1	0	0	0	0	0	0	11	15	0.00	1.000					


Batter	1	2	3	4	5	6	7	8	9	AB	R	H	RBI	BB	SO	LOB	BOTTOM				
2 Derek Jeter, R (1, 6) OBP: 0.398, SLG: 0.466										4	1	1	0	1	0	1	<b>Minnesota Twins @ New York Yankees</b> Yankee Stadium, Bronx, NY Fri Sep 01 2000, 7:05 PM EDT Att: 38,294 - Cloudy - 80 F				
20 Jorge Posada, S (1, 2) OBP: 0.432, SLG: 0.542										5	0	2	0	0	1	4					
Paul O'Neill, L (1, 9) OBP: 0.343, SLG: 0.442 Clay Bellinger, R (8, 7) OBP: 0.322, SLG: 0.440										4	1	1	2	0	0	5					
										0	0	0	0	0	0	0					
Bernie Williams, S (1, 8) OBP: 0.395, SLG: 0.580										3	1	1	1	1	0	1					
David Justice, L (1, 7) OBP: 0.379, SLG: 0.589										4	0	1	0	0	0	2					
Ryan Thompson, R (8, 9) OBP: 0.324, SLG: 0.419										0	0	0	0	0	0	0					
Tino Martinez, L (1, 3) OBP: 0.343, SLG: 0.435										4	1	1	1	0	0	2					
Jose Canseco, R (1, 10) OBP: 0.389, SLG: 0.468										3	0	0	0	1	2	2					
Luis Sojo, R (1, 5) OBP: 0.335, SLG: 0.447										4	0	2	0	0	0	3					
Jose Vizcaino, S (1, 4) OBP: 0.300, SLG: 0.285										4	0	1	0	0	0	1					
										1B: 5 2B: 2 3B: 0 HR: 3	SF: 0 SAC: 0 DP: 0 HBP: 0	WP: 1 PB: 0 CS: 0	PA: 38								
<b>Inning Stats</b>	R: 2 E: 0 K: 1 S: 15	H: 3 LOB: 1 BB: 0 P: 27	R: 0 E: 0 K: 1 S: 12	H: 1 LOB: 1 BB: 0 P: 21	R: 0 E: 0 K: 0 S: 6	H: 1 LOB: 1 BB: 0 P: 12	R: 1 E: 0 K: 0 S: 12	H: 3 LOB: 3 BB: 1 P: 18	R: 1 E: 0 K: 0 S: 13	H: 1 LOB: 1 BB: 1 P: 19	R: 0 E: 0 K: 0 S: 8	H: 1 LOB: 0 BB: 0 P: 13	R: 0 E: 1 K: 1 S: 18	H: 0 LOB: 2 BB: 1 P: 30	R: 0 E: 0 K: 0 S: 3	H: 0 LOB: 0 BB: 0 P: 6	1B: 5 2B: 2 3B: 0 HR: 3	SF: 0 SAC: 0 DP: 0 HBP: 0	WP: 1 PB: 0 CS: 0	PA: 38	
<b>PITCHER</b>	IP	WLS	BF	H	R	ER	SO	BB	IBB	HBP	BLK	WP	HR	S	P	ERA	WHIP				
Brad Radke, R (1, 1) ERA: 4.53	6.0	L	31	10	4	4	2	3	0	0	0	0	3	73	121	6.00	2.167				
Travis Miller, L (7, 1) ERA: 3.5	0.1		2	0	0	0	0	0	0	0	0	0	0	4	9	0.00	0.000				
Bob Wells, R (7, 1) ERA: 3.33	1.2		5	0	0	0	1	0	0	0	0	0	0	10	16	0.00	0.000				




Batter	1	2	3	4	5	6	7	8	9	AB	R	H	RBI	BB	SO	LOB	TOP		
<b>Cristian Guzman, S</b> OBP: 0.313, SLG: 0.411	F8		K		G5-3		G4-3			4	0	0	0	0	1	3	<b>Minnesota Twins @ New York Yankees</b> Yankee Stadium, Bronx, NY Sat Sep 02 2000, 4:35 PM EDT Att: 47,438 - Cloudy - 79 F		
<b>Jay Canizaro, R</b> OBP: 0.329, SLG: 0.416	F7		1B		HR		K			4	1	2	3	0	1	0			
<b>Matt Lawton, L</b> OBP: 0.423, SLG: 0.485 <b>Jacque Jones, L</b> OBP: 0.307, SLG: 0.457	F7		G3-1		F8		2B			4	0	1	0	0	0	2			
<b>Ron Coomer, R</b> OBP: 0.333, SLG: 0.435		F8		2B	SF9	1B	P4		G6-3	4	1	1	0	0	0	1			
<b>David Ortiz, L</b> OBP: 0.386, SLG: 0.469	F7		G3	2B		1B			G6-3	4	0	2	0	0	0	0			
<b>Brian Buchanan, R</b> OBP: 0.234, SLG: 0.295	G4-3		SF9			K			K	3	0	0	1	0	2	1			
<b>Corey Koskie, L</b> OBP: 0.399, SLG: 0.450			F7	G3		1B			WP	4	0	2	0	0	0	1			
<b>Tori Hunter, R</b> OBP: 0.288, SLG: 0.349			1B	F9		L8			1B	3	1	1	0	1	0	3			
<b>Chad Moeller, R</b> OBP: 0.277, SLG: 0.286			1B		HR	G5-3	BB		G4-3	2	1	1	0	1	0	2			
<b>Inning Stats</b>	R: 0 E: 0 K: 0 S: 5	H: 0 LOB: 0 BB: 0 P: 8	R: 0 E: 0 K: 0 S: 5	H: 0 LOB: 0 BB: 0 P: 8	R: 1 E: 0 K: 1 S: 12	H: 3 LOB: 2 BB: 0 P: 22	R: 1 E: 0 K: 0 S: 10	H: 2 LOB: 1 BB: 0 P: 15	R: 2 E: 0 K: 0 S: 10	H: 1 LOB: 0 BB: 1 P: 19	R: 0 E: 0 K: 1 S: 13	H: 2 LOB: 2 BB: 0 P: 19	R: 0 E: 0 K: 1 S: 7	H: 1 LOB: 1 BB: 0 P: 11	R: 0 E: 0 K: 1 S: 8	H: 1 LOB: 2 BB: 1 P: 16	1B: 7 2B: 2 3B: 0 HR: 1 SF: 1 SAC: 0 DP: 0 HBP: 0 WP: 1 PA: 35 CS: 0		
<b>PITCHER</b>	IP	WLS	BF	H	R	ER	SO	BB	IBB	HBP	BLK	WP	HR	S	P	ERA	WHIP		
<b>Denny Neagle, L</b> ERA: 4.05	(1, 1)	5.1	W	25	8	4	4	2	1	0	0	0	1	52	86	6.75	1.688		
<b>Jason Grimsley, R</b> ERA: 4.5	(6, 1)	2.1	S	10	2	0	0	2	1	0	0	0	1	0	18	32	0.00	1.286	

Batter	1	2	3	4	5	6	7	8	9	AB	R	H	RBI	BB	SO	LOB	BOTTOM	
<b>Derek Jeter, R</b> OBP: 0.402, SLG: 0.468	G6-3		1B	HR		20	BB			3	3	2	0	2	0	0	<b>Minnesota Twins @ New York Yankees</b> Yankee Stadium, Bronx, NY Sat Sep 02 2000, 4:35 PM EDT Att: 47,438 - Cloudy - 79 F	
<b>Jorge Posada, S</b> OBP: 0.433, SLG: 0.549	K		HBP	HR		BB			G6-3	4	3	2	2	1	1	1		
<b>Paul O'Neill, L</b> OBP: 0.346, SLG: 0.452 <b>Clay Bellinger, R</b> OBP: 0.326, SLG: 0.437	G6-3		S	HR		BB			G5-3	4	2	3	3	0	0	0		
<b>Bernie Williams, S</b> OBP: 0.397, SLG: 0.580		G6-3	S	K		BB			BB	2	2	1	1	1	1	0		
<b>Glenallen Hill, R</b> OBP: 0.349, SLG: 0.612		G6-3	SF8			BB			FC4-6	0	1	0	1	3	0	0		
<b>Jose Canseco, R</b> OBP: 0.387, SLG: 0.463 <b>Ryan Thompson, R</b> OBP: 0.324, SLG: 0.419		K	K			K			FC4-6	3	0	0	1	1	3	3		
<b>Tino Martinez, L</b> OBP: 0.342, SLG: 0.433 <b>Jose Vizcaino, S</b> OBP: 0.300, SLG: 0.285	G6-3		L9			G6-3			FC4-6	4	0	1	1	0	0	4		
<b>Luis Sojo, R</b> OBP: 0.333, SLG: 0.444	F7		F8		G6-3				1B	4	0	1	1	0	0	4		
<b>Scott Brosius, R</b> OBP: 0.309, SLG: 0.381			HR		F8		F8		G1-3	4	1	1	1	0	0	2		
<b>Inning Stats</b>	R: 0 E: 0 K: 1 S: 7	H: 1 LOB: 2 BB: 1 P: 9	R: 0 E: 0 K: 1 S: 18	H: 1 LOB: 1 BB: 1 P: 27	R: 5 E: 1 K: 1 S: 20	H: 3 LOB: 0 BB: 1 P: 31	R: 3 E: 0 K: 1 S: 15	H: 3 LOB: 0 BB: 0 P: 22	R: 0 E: 0 K: 1 S: 15	H: 1 LOB: 1 BB: 1 P: 22	R: 5 E: 0 K: 0 S: 17	H: 3 LOB: 2 BB: 4 P: 41	R: 0 E: 0 K: 0 S: 5	H: 0 LOB: 1 BB: 1 P: 10	R: 0 E: 0 K: 0 S: 5	H: 0 LOB: 1 BB: 1 P: 10	1B: 7 2B: 1 3B: 0 HR: 3 SF: 1 SAC: 0 DP: 2 HBP: 1 WP: 0 PA: 39 CS: 0	
<b>PITCHER</b>	IP	WLS	BF	H	R	ER	SO	BB	IBB	HBP	BLK	WP	HR	S	P	ERA	WHIP	
<b>Eric Milton, L</b> ERA: 4.72	(1, 1)	4.0	L	22	7	8	6	4	2	0	0	0	0	17	30	6.75	2.250	
<b>Jack Cressend, R</b> ERA: 5.99	(5, 1)	1.1		6	1	1	1	1	2	0	0	0	0	1	5	12	∞	∞
<b>Travis Miller, L</b> ERA: 4.39	(6, 1)	0.0		3	2	1	1	0	1	0	0	0	0	0	10	21	40.50	4.500
<b>Hector Carrasco, R</b> ERA: 4.04	(6, 1)	0.2		5	1	3	3	0	2	0	0	0	0	5	10	0.00	1.000	
<b>LaTroy Hawkins, R</b> ERA: 3.44	(7, 1)	1.0		3	0	0	0	0	1	0	0	0	0	5	10	0.00	1.000	

**AB 32**  
**R 4**  
**H 10**  
**RBI 4**  
**BB 2**  
**SO 4**  
**LOB 13**



**AB 29**  
**R 13**  
**H 11**  
**RBI 11**  
**BB 8**  
**SO 5**  
**LOB 14**





Batter	1	2	3	4	5	6	7	8	9	10	AB	R	H	RBI	BB	SO	LOB								
Jay Canizaro, R OBP: 0.327, SLG: 0.412 Chad Moeller, R OBP: 0.277, SLG: 0.286	L9			G4-3 1B		K		K		F9	5	0	1	0	0	2	2								
Cristian Guzman, S OBP: 0.310, SLG: 0.408	F7			F7		G6-3		G3-1		G3-1	4	0	0	0	0	0	1								
Matt Lawton, L OBP: 0.420, SLG: 0.481	G4-3			G4-3		G1-3		G6-3		G6-3	4	0	0	0	0	0	1								
Ron Coomer, R OBP: 0.332, SLG: 0.439		F9		K				F8		F8	4	1	1	1	0	1	1								
David Ortiz, L OBP: 0.394, SLG: 0.467		K				G3		G3		F9	4	0	1	0	0	1	0								
Corey Koskie, L OBP: 0.355, SLG: 0.446		K		G4-6-3 1B		F7		K		K	4	0	0	0	0	2	1								
Torii Hunter, R OBP: 0.288, SLG: 0.345			F8		E5			K		K	3	1	0	0	1	1	0								
Jacque Jones, L OBP: 0.309, SLG: 0.455			K		BB			G3		G3	2	0	0	0	2	1	0								
A.J. Pierzynski, L OBP: 0.257, SLG: 0.303 Denny Hocking, S OBP: 0.366, SLG: 0.408	F8			K		K		G4-3		G4-3	3	0	0	0	0	1	2								
Inning Stats	R: 0 E: 0 K: 0 S: 9	H: 0 LOB: 0 BB: 0 P: 15	R: 0 E: 0 K: 2 S: 8	H: 0 LOB: 0 BB: 0 P: 12	R: 0 E: 0 K: 1 S: 10	H: 0 LOB: 0 BB: 0 P: 15	R: 0 E: 0 K: 1 S: 7	H: 1 LOB: 1 BB: 0 P: 9	R: 0 E: 0 K: 1 S: 10	H: 1 LOB: 2 BB: 1 P: 19	R: 0 E: 0 K: 1 S: 8	H: 0 LOB: 0 BB: 0 P: 12	R: 1 E: 0 K: 1 S: 11	H: 1 LOB: 0 BB: 0 P: 17	R: 0 E: 0 K: 1 S: 8	H: 0 LOB: 0 BB: 0 P: 11	R: 0 E: 0 K: 0 S: 8	H: 0 LOB: 0 BB: 0 P: 11	R: 1 E: 0 K: 1 S: 11	H: 1 LOB: 2 BB: 2 P: 22	1B: 3 2B: 0 3B: 0 HR: 1	SF: 0 SAC: 0 DP: 1 HBP: 0	WP: 0 PB: 0 SB: 1 CS: 0	PA: 37	
PITCHER Roger Clemens, R ERA: 3.53 42 Mariano Rivera, R ERA: 2.92	IP	WLS	BF	H	R	ER	SO	BB	IBB	HBP	BLK	WP	HR	S	P	ERA	WHIP								
	8.0		28	3	1	1	8	1	0	0	0	0	1	71	110	1.12	0.500								
	2.0	L	9	1	1	1	1	1	1	0	0	0	0	19	33	4.50	1.000								


**TOP**

**Minnesota Twins @ New York Yankees**  
Yankee Stadium, Bronx, NY

Sun Sep 03 2000, 1:05 PM EDT  
Att. 42,365 - Cloudy - 81 F

livebaseballscores.com

AB	34
R	2
H	4
RBI	2
BB	3
SO	9
LOB	8



Batter	1	2	3	4	5	6	7	8	9	10	AB	R	H	RBI	BB	SO	LOB								
2 Derek Jeter, R OBP: 0.402, SLG: 0.466	K		1B BB		G5-3			F8		20 1B	4	0	1	0	1	1	0								
20 Jorge Posada, S OBP: 0.433, SLG: 0.546	G4-6-3 BB		F8		P6			K		1B	4	0	1	0	1	1	1								
Paul O'Neill, L OBP: 0.349, SLG: 0.453 Clay Bellinger, R OBP: 0.320, SLG: 0.437	G4-6-3		BB		BB			G1 BB		BB	2	0	1	0	2	0	1								
Jose Canseco, R OBP: 0.386, SLG: 0.462			1B		1B			BB		BB	1	0	0	0	0	1	2								
Bernie Williams, S OBP: 0.397, SLG: 0.576		F8			BB			G1		F8	3	0	0	0	2	0	3								
David Justice, L OBP: 0.376, SLG: 0.584		F8		G4-3		K		K		K	4	0	0	0	0	2	6								
Tino Martinez, L OBP: 0.343, SLG: 0.440					G3			F8		CS 1B	4	1	2	1	0	0	1								
Glennallen Hill, R OBP: 0.348, SLG: 0.605					K			F3		P4	3	0	0	0	1	1	1								
Scott Brosius, R OBP: 0.306, SLG: 0.377					F3			F9		K	4	0	0	0	0	2	2								
Jose Vizcaino, S OBP: 0.295, SLG: 0.280			F7		G1-3			G3-1		F8	4	0	0	0	0	0	0								
Inning Stats	R: 0 E: 0 K: 1 S: 7	H: 0 LOB: 0 BB: 1 P: 15	R: 1 E: 0 K: 1 S: 10	H: 1 LOB: 1 BB: 1 P: 18	R: 0 E: 0 K: 0 S: 15	H: 1 LOB: 3 BB: 2 P: 29	R: 0 E: 0 K: 1 S: 7	H: 0 LOB: 0 BB: 0 P: 12	R: 0 E: 0 K: 0 S: 6	H: 0 LOB: 0 BB: 1 P: 9	R: 0 E: 0 K: 1 S: 11	H: 0 LOB: 1 BB: 1 P: 22	R: 0 E: 0 K: 2 S: 7	H: 0 LOB: 0 BB: 0 P: 9	R: 0 E: 0 K: 2 S: 18	H: 0 LOB: 2 BB: 2 P: 29	R: 0 E: 0 K: 1 S: 9	H: 1 LOB: 1 BB: 0 P: 13	R: 0 E: 0 K: 1 S: 11	H: 2 LOB: 2 BB: 0 P: 16	1B: 4 2B: 1 3B: 0 HR: 1	SF: 0 SAC: 0 DP: 2 HBP: 0	WP: 0 PB: 0 SB: 0 CS: 1	PA: 40	
PITCHER Matt Kinney, R ERA: 2.95 Bob Wells, R ERA: 3.20 Eddie Guardado, L ERA: 3.55 LaTroy Hawkins, R ERA: 3.41	IP	WLS	BF	H	R	ER	SO	BB	IBB	HBP	BLK	WP	HR	S	P	ERA	WHIP								
	6.0		24	2	1	1	4	5	0	0	0	0	1	56	105	1.50	1.167								
	1.0		3	0	0	0	0	0	0	0	0	0	0	7	9	0.00	0.000								
	2.1	W	9	1	0	0	3	2	0	0	0	0	0	29	45	0.00	1.286								
	0.2	S	4	2	0	0	1	0	0	0	0	0	0	9	13	0.00	3.000								


**BOTTOM**

**Minnesota Twins @ New York Yankees**  
Yankee Stadium, Bronx, NY

Sun Sep 03 2000, 1:05 PM EDT  
Att. 42,365 - Cloudy - 81 F

livebaseballscores.com

AB	33
R	1
H	5
RBI	1
BB	7
SO	8
LOB	17





Batter	1	2	3	4	5	6	7	8	9	AB	R	H	RBI	BB	SO	LOB	TOP								
<b>2 Derek Jeter, R</b> OBP: 0.402, SLG: 0.466										2	1	1	1	1	0	0									
<b>20 Jorge Posada, S</b> OBP: 0.435, SLG: 0.553										4	1	3	1	0	0	1									
<b>Paul O'Neill, L</b> OBP: 0.348, SLG: 0.450										3	0	0	0	1	2	3									
<b>Bernie Williams, S</b> OBP: 0.396, SLG: 0.575										1	0	0	0	0	1	1									
<b>Clay Bellinger, R</b> OBP: 0.321, SLG: 0.431										2	1	0	0	1	0	0									
<b>David Justice, L</b> OBP: 0.375, SLG: 0.580										4	0	1	1	0	1	0									
<b>Tino Martinez, L</b> OBP: 0.341, SLG: 0.437										4	0	0	1	0	0	1									
<b>Glenallen Hill, R</b> OBP: 0.343, SLG: 0.595										4	0	0	0	0	3	1									
<b>Luis Sojo, R</b> OBP: 0.336, SLG: 0.444										4	1	2	0	0	0	0									
<b>Scott Brosius, R</b> OBP: 0.306, SLG: 0.379										4	0	1	0	0	0	1									
<b>Inning Stats</b>	R: 0 H: 1 E: 0 K: 1 S: 10	H: 1 LOB: 1 BB: 1 P: 21	R: 0 H: 0 E: 0 K: 1 S: 11	H: 0 LOB: 0 BB: 0 P: 17	R: 0 H: 0 E: 0 K: 0 S: 5	H: 0 LOB: 0 BB: 0 P: 5	R: 2 H: 2 E: 0 K: 2 S: 14	H: 2 LOB: 1 BB: 1 P: 27	R: 1 H: 2 E: 0 K: 0 S: 14	H: 2 LOB: 2 BB: 1 P: 28	R: 0 H: 0 E: 0 K: 0 S: 4	H: 0 LOB: 0 BB: 0 P: 5	R: 1 H: 2 E: 0 K: 2 S: 11	H: 2 LOB: 1 BB: 0 P: 17	R: 0 H: 0 E: 0 K: 2 S: 9	H: 0 LOB: 0 BB: 0 P: 12	R: 0 H: 1 E: 0 K: 1 S: 10	H: 1 LOB: 1 BB: 0 P: 13	1B: 5 2B: 3 3B: 0 HR: 0	SF: 1 SAC: 0 DP: 1 HBP: 0	WP: 1 PB: 0 SB: 0 CS: 0	PA: 36			
<b>PITCHER</b>	IP WLS BF H R ER SO BB IBB HBP BLK WP HR S P ERA WHIP	IP WLS BF H R ER SO BB IBB HBP BLK WP HR S P ERA WHIP	IP WLS BF H R ER SO BB IBB HBP BLK WP HR S P ERA WHIP	IP WLS BF H R ER SO BB IBB HBP BLK WP HR S P ERA WHIP	IP WLS BF H R ER SO BB IBB HBP BLK WP HR S P ERA WHIP	IP WLS BF H R ER SO BB IBB HBP BLK WP HR S P ERA WHIP	IP WLS BF H R ER SO BB IBB HBP BLK WP HR S P ERA WHIP	IP WLS BF H R ER SO BB IBB HBP BLK WP HR S P ERA WHIP	IP WLS BF H R ER SO BB IBB HBP BLK WP HR S P ERA WHIP	IP WLS BF H R ER SO BB IBB HBP BLK WP HR S P ERA WHIP	IP WLS BF H R ER SO BB IBB HBP BLK WP HR S P ERA WHIP	IP WLS BF H R ER SO BB IBB HBP BLK WP HR S P ERA WHIP	IP WLS BF H R ER SO BB IBB HBP BLK WP HR S P ERA WHIP	IP WLS BF H R ER SO BB IBB HBP BLK WP HR S P ERA WHIP	IP WLS BF H R ER SO BB IBB HBP BLK WP HR S P ERA WHIP	IP WLS BF H R ER SO BB IBB HBP BLK WP HR S P ERA WHIP	IP WLS BF H R ER SO BB IBB HBP BLK WP HR S P ERA WHIP	IP WLS BF H R ER SO BB IBB HBP BLK WP HR S P ERA WHIP	IP WLS BF H R ER SO BB IBB HBP BLK WP HR S P ERA WHIP	IP WLS BF H R ER SO BB IBB HBP BLK WP HR S P ERA WHIP	IP WLS BF H R ER SO BB IBB HBP BLK WP HR S P ERA WHIP	IP WLS BF H R ER SO BB IBB HBP BLK WP HR S P ERA WHIP	IP WLS BF H R ER SO BB IBB HBP BLK WP HR S P ERA WHIP	IP WLS BF H R ER SO BB IBB HBP BLK WP HR S P ERA WHIP	IP WLS BF H R ER SO BB IBB HBP BLK WP HR S P ERA WHIP

New York Yankees @ Kansas City Royals  
Kauffman Stadium, Kansas City, MO

Mon Sep 04 2000, 7:05 PM CDT  
Att: 21,774 - Cloudy - 84 F

AB 32  
R 4  
H 8  
RBI 4  
BB 3  
SO 7  
LOB 8



Batter	1	2	3	4	5	6	7	8	9	AB	R	H	RBI	BB	SO	LOB	BOTTOM							
<b>Johnny Damon, L</b> OBP: 0.382, SLG: 0.488										4	1	1	0	1	0	0								
<b>Rey Sanchez, R</b> OBP: 0.306, SLG: 0.313										3	0	0	0	0	0	0								
<b>Carlos Beltrán, S</b> OBP: 0.311, SLG: 0.380										1	0	0	0	0	1	1								
<b>Luis Orta, R</b> OBP: 0.245, SLG: 0.213										0	0	0	0	0	0	0								
<b>Wilson Delgado, S</b> OBP: 0.327, SLG: 0.327										1	0	1	0	0	0	0								
<b>29 Mike Sweeney, R</b> OBP: 0.405, SLG: 0.527										5	1	3	1	0	0	3								
<b>Jermaine Dye, R</b> OBP: 0.395, SLG: 0.590										4	1	3	0	0	0	1								
<b>Mark Quinn, R</b> OBP: 0.352, SLG: 0.513										4	0	1	0	0	1	4								
<b>Joe Randa, R</b> OBP: 0.340, SLG: 0.429										4	0	1	2	0	2	4								
<b>Dave McCarty, R</b> OBP: 0.316, SLG: 0.480										4	0	1	0	0	0	1								
<b>Scott Pose, L</b> OBP: 0.271, SLG: 0.186										0	0	0	0	0	0	0								
<b>Héctor Ortiz, R</b> OBP: 0.457, SLG: 0.459										3	0	1	0	0	0	0								
<b>Carlos Febles, R</b> OBP: 0.352, SLG: 0.332										4	0	0	0	0	1	3								
<b>Inning Stats</b>	R: 0 H: 2 E: 0 K: 0 S: 7	H: 2 LOB: 2 BB: 0 P: 13	R: 0 H: 0 E: 0 K: 1 S: 9	H: 0 LOB: 0 BB: 0 P: 11	R: 0 H: 0 E: 0 K: 0 S: 6	H: 0 LOB: 0 BB: 0 P: 13	R: 2 H: 3 E: 0 K: 0 S: 13	H: 3 LOB: 1 BB: 0 P: 21	R: 0 H: 0 E: 0 K: 0 S: 5	H: 0 LOB: 0 BB: 0 P: 9	R: 0 H: 2 E: 0 K: 1 S: 11	H: 2 LOB: 2 BB: 0 P: 17	R: 0 H: 1 E: 0 K: 0 S: 4	H: 1 LOB: 0 BB: 0 P: 5	R: 1 H: 2 E: 1 K: 2 S: 18	H: 2 LOB: 2 BB: 0 P: 25	R: 0 H: 2 E: 0 K: 1 S: 13	H: 2 LOB: 3 BB: 1 P: 20	1B: 8 2B: 5 3B: 0 HR: 0	SF: 0 SAC: 1 DP: 1 HBP: 0	WP: 0 PB: 0 SB: 1 CS: 0	PA: 39		
<b>PITCHER</b>	IP WLS BF H R ER SO BB IBB HBP BLK WP HR S P ERA WHIP	IP WLS BF H R ER SO BB IBB HBP BLK WP HR S P ERA WHIP	IP WLS BF H R ER SO BB IBB HBP BLK WP HR S P ERA WHIP	IP WLS BF H R ER SO BB IBB HBP BLK WP HR S P ERA WHIP	IP WLS BF H R ER SO BB IBB HBP BLK WP HR S P ERA WHIP	IP WLS BF H R ER SO BB IBB HBP BLK WP HR S P ERA WHIP	IP WLS BF H R ER SO BB IBB HBP BLK WP HR S P ERA WHIP	IP WLS BF H R ER SO BB IBB HBP BLK WP HR S P ERA WHIP	IP WLS BF H R ER SO BB IBB HBP BLK WP HR S P ERA WHIP	IP WLS BF H R ER SO BB IBB HBP BLK WP HR S P ERA WHIP	IP WLS BF H R ER SO BB IBB HBP BLK WP HR S P ERA WHIP	IP WLS BF H R ER SO BB IBB HBP BLK WP HR S P ERA WHIP	IP WLS BF H R ER SO BB IBB HBP BLK WP HR S P ERA WHIP	IP WLS BF H R ER SO BB IBB HBP BLK WP HR S P ERA WHIP	IP WLS BF H R ER SO BB IBB HBP BLK WP HR S P ERA WHIP	IP WLS BF H R ER SO BB IBB HBP BLK WP HR S P ERA WHIP	IP WLS BF H R ER SO BB IBB HBP BLK WP HR S P ERA WHIP	IP WLS BF H R ER SO BB IBB HBP BLK WP HR S P ERA WHIP	IP WLS BF H R ER SO BB IBB HBP BLK WP HR S P ERA WHIP	IP WLS BF H R ER SO BB IBB HBP BLK WP HR S P ERA WHIP	IP WLS BF H R ER SO BB IBB HBP BLK WP HR S P ERA WHIP	IP WLS BF H R ER SO BB IBB HBP BLK WP HR S P ERA WHIP	IP WLS BF H R ER SO BB IBB HBP BLK WP HR S P ERA WHIP	IP WLS BF H R ER SO BB IBB HBP BLK WP HR S P ERA WHIP


New York Yankees @ Kansas City Royals  
Kauffman Stadium, Kansas City, MO


Mon Sep 04 2000, 7:05 PM CDT  
Att: 21,774 - Cloudy - 84 F

AB 37  
R 3  
H 12  
RBI 3  
BB 1  
SO 5  
LOB 17





Batter	1	2	3	4	5	6	7	8	9	AB	R	H	RBI	BB	SO	LOB	TOP					
Luis Polonia, L (1, 10) OBP: 0.340, SLG: 0.419	G1-3		SF8 1B	L8			K		G4-6-3	6	1	2	0	0	1	5	<p><b>New York Yankees @ Kansas City Royals</b> Kauffman Stadium, Kansas City, MO</p> <p>Tue Sep 05 2000, 7:05 PM CDT Att: 15,025 - Sunny - 72 F</p> <p>livebaseballscores.com</p> <p>AB 40 R 10 H 17 RBI 9 BB 6 SO 5 LOB 23</p> 					
2 Derek Jeter, R (1, 6) OBP: 0.405, SLG: 0.468	G5-3		SF8 CS 1B					G4-3	4	2	2	0	2	0	0	0						
Paul O'Neill, L (1, 9) OBP: 0.348, SLG: 0.448	K					L9	L4	1B HR	6	1	2	1	0	1	5							
Tino Martinez, L (1, 3) OBP: 0.341, SLG: 0.436		P6	SF8			F9	F9	1B HR	3	1	1	1	1	0	3							
David Justice, L (1, 7) OBP: 0.377, SLG: 0.588 Ryan Thompson, R (8, PR) OBP: 0.324, SLG: 0.419			K			SF8		HR	3	1	2	2	1	1	1							
Scott Brosius, R (1, 5) OBP: 0.309, SLG: 0.387								HR	0	1	0	0	0	0	0							
Chris Turner, R (1, 2) OBP: 0.341, SLG: 0.325								HR	4	1	2	4	1	0	1							
Clay Bellinger, R (1, 8) OBP: 0.329, SLG: 0.454								HR	5	0	0	0	0	2	5							
Jose Vizcaino, S (1, 4) OBP: 0.305, SLG: 0.295									4	1	2	1	1	0	1							
									5	1	4	0	0	0	2							
<b>Inning Stats</b>	R: 0 E: 0 K: 1 S: 9	H: 0 LOB: 0 BB: 0 P: 13	R: 0 E: 0 K: 0 S: 11	H: 1 LOB: 1 BB: 0 P: 15	R: 4 E: 0 K: 1 S: 14	H: 4 LOB: 2 BB: 1 P: 24	R: 0 E: 0 K: 1 S: 7	H: 2 LOB: 2 BB: 0 P: 10	R: 1 E: 1 K: 0 S: 6	H: 1 LOB: 2 BB: 2 P: 17	R: 0 E: 0 K: 0 S: 16	H: 2 LOB: 3 BB: 1 P: 26	R: 1 E: 0 K: 2 S: 12	H: 2 LOB: 2 BB: 1 P: 19	R: 4 E: 0 K: 0 S: 14	H: 3 LOB: 1 BB: 1 P: 25	R: 0 E: 0 K: 0 S: 13	H: 2 LOB: 1 BB: 0 P: 19	1B: 12 2B: 3 3B: 0 HR: 3	SF: 2 SAC: 0 DP: 2 HBP: 0	WP: 0 PB: 0 SB: 2 CS: 2	PA: 48
<b>PITCHER</b>	IP WLS BF H R ER SO BB IBB HBP BLK WP HR S P ERA WHIP	IP WLS BF H R ER SO BB IBB HBP BLK WP HR S P ERA WHIP																				
Jeff Suppan, R (1, 1) ERA: 5.06	5.1 L 29 10 5 5 3 3 1 0 0 0 1 58 98 8.44 2.438																					
Paul Spoljaric, L (6, 1) ERA: 8.1	0.2 3 1 1 1 0 0 0 0 0 0 1 6 10 13.50 1.500																					
Andy Larkin, R (7, 1) ERA: 6.39	2.0 12 4 4 4 2 2 0 0 0 0 1 25 41 18.00 3.000																					
49 Chris Fussell, R (9, 1) ERA: 6.83	1.0 4 2 0 0 0 0 0 0 0 0 0 13 19 0.00 2.000																					

Batter	1	2	3	4	5	6	7	8	9	AB	R	H	RBI	BB	SO	LOB	BOTTOM					
Johnny Damon, L (1, 10) OBP: 0.381, SLG: 0.486 Dave McCarty, R (9, FH) OBP: 0.319, SLG: 0.482	F7		S BB			SF9	G1-3			2	0	0	1	1	0	0	<p><b>New York Yankees @ Kansas City Royals</b> Kauffman Stadium, Kansas City, MO</p> <p>Tue Sep 05 2000, 7:05 PM CDT Att: 15,025 - Sunny - 72 F</p> <p>livebaseballscores.com</p> <p>AB 33 R 5 H 10 RBI 4 BB 5 SO 3 LOB 15</p> 					
Rey Sanchez, R (1, 6) OBP: 0.307, SLG: 0.314	P6		B1			G6-3			5	0	2	0	0	0	2							
29 Mike Sweeney, R (1, 3) OBP: 0.405, SLG: 0.526									3	2	1	1	1	0	2							
Jermaine Dye, R (1, 9) OBP: 0.393, SLG: 0.589	E6 1-H 2B								5	0	1	1	0	1	3							
Mark Quinn, R (1, 7) OBP: 0.352, SLG: 0.510	K								4	1	1	0	0	1	1							
Joe Randa, R (1, 5) OBP: 0.340, SLG: 0.427									4	0	1	0	0	0	2							
Carlos Beltrán, S (1, 8) OBP: 0.313, SLG: 0.382									4	1	2	1	0	0	1							
Gregg Zaun, S (1, 2) OBP: 0.366, SLG: 0.365									1	1	0	0	3	0	1							
Carlos Febles, R (1, 4) OBP: 0.351, SLG: 0.331									4	0	1	0	0	1	3							
									1B: 9 2B: 1 3B: 0 HR: 0	SF: 2 SAC: 0 DP: 1 HBP: 0	WP: 0 PB: 0 SB: 2 CS: 1	PA: 41										
<b>Inning Stats</b>	R: 1 E: 1 K: 1 S: 10	H: 1 LOB: 1 BB: 1 P: 19	R: 0 E: 0 K: 0 S: 6	H: 0 LOB: 1 BB: 1 P: 14	R: 0 E: 0 K: 0 S: 5	H: 0 LOB: 1 BB: 1 P: 11	R: 0 E: 0 K: 0 S: 4	H: 0 LOB: 0 BB: 0 P: 7	R: 1 E: 0 K: 1 S: 7	H: 2 LOB: 1 BB: 0 P: 13	R: 2 E: 1 K: 1 S: 13	H: 3 LOB: 2 BB: 1 P: 20	R: 0 E: 0 K: 0 S: 9	H: 1 LOB: 0 BB: 0 P: 13	R: 0 E: 0 K: 0 S: 5	H: 1 LOB: 1 BB: 0 P: 7	R: 1 E: 0 K: 1 S: 14	H: 2 LOB: 2 BB: 1 P: 24	1B: 9 2B: 1 3B: 0 HR: 0	SF: 2 SAC: 0 DP: 1 HBP: 0	WP: 0 PB: 0 SB: 2 CS: 1	PA: 41
<b>PITCHER</b>	IP WLS BF H R ER SO BB IBB HBP BLK WP HR S P ERA WHIP	IP WLS BF H R ER SO BB IBB HBP BLK WP HR S P ERA WHIP																				
David Cone, R (1, 1) ERA: 6.16	2.2 W 23 7 3 2 1 1 0 0 0 0 0 39 62 3.38 1.500																					
Dwight Gooden, R (3, 1) ERA: 4.5	5.1 11 7 3 2 1 1 0 0 0 0 0 20 42 3.38 1.500																					
Mike Stanton, L (9, 1) ERA: 4.18	1.0 6 2 1 1 1 1 0 0 0 0 0 14 24 9.00 3.000																					



Batter	1	2	3	4	5	6	7	8	9	AB	R	H	RBI	BB	SO	LOB	TOP					
<b>Chuck Knoblauch</b> R (1, 4) <small>OBP: 0.361, SLG: 0.400</small> <b>Jose Vizcaino</b> S (8, 4) <small>OBP: 0.305, SLG: 0.295</small>	F8		G6-3		P6			F9		4	0	0	0	0	0	1	<b>New York Yankees @ Kansas City Royals</b> Kauffman Stadium, Kansas City, MO Wed Sep 06 2000, 7:05 PM CDT Att: 15,637 - Sunny - 80 F					
<b>2 Derek Jeter</b> R (1, 6) <small>OBP: 0.406, SLG: 0.473</small>	BB			HR		G6-3		G6-3		3	1	1	1	1	0	0						
<b>Paul O'Neill</b> L (1, 9) <small>OBP: 0.349, SLG: 0.455</small> <b>Ryan Thompson</b> R (8, PR) <small>OBP: 0.324, SLG: 0.419</small>	L7			G4-3		HR				4	1	2	1	0	0	1						
<b>Tino Martinez</b> L (1, 3) <small>OBP: 0.341, SLG: 0.436</small>	F7					G3		F8	1B	4	0	1	0	0	0	2						
<b>David Justice</b> L (1, 7) <small>OBP: 0.376, SLG: 0.587</small>		G4-3		F5					P5	4	0	1	0	0	0	1						
<b>20 Jorge Posada</b> S (1, 2) <small>OBP: 0.434, SLG: 0.550</small>	G3									4	0	1	0	0	2	2						
<b>Glenallen Hill</b> R (1, 10) <small>OBP: 0.343, SLG: 0.592</small> <b>Luis Polonia</b> L (7, PR) <small>OBP: 0.339, SLG: 0.418</small>	F8							G6-4-3 1B		3	0	1	0	0	0	0						
<b>Scott Brosius</b> R (1, 5) <small>OBP: 0.311, SLG: 0.388</small>			F8					G6-4-3 1-2		4	0	2	0	0	0	1						
<b>Clay Bellinger</b> R (1, 8) <small>OBP: 0.323, SLG: 0.444</small>	P4									3	0	0	0	0	1	2						
<b>Inning Stats</b>	R: 0 E: 0 K: 0 S: 7	H: 0 LOB: 1 BB: 1 P: 14	R: 0 E: 0 K: 0 S: 7	H: 0 LOB: 0 BB: 0 P: 9	R: 0 E: 0 K: 0 S: 7	H: 0 LOB: 0 BB: 0 P: 11	R: 1 E: 0 K: 1 S: 8	H: 2 LOB: 1 BB: 0 P: 12	R: 0 E: 0 K: 1 S: 11	H: 1 LOB: 1 BB: 0 P: 14	R: 1 E: 0 K: 0 S: 9	H: 2 LOB: 1 BB: 0 P: 12	R: 0 E: 0 K: 0 S: 5	H: 1 LOB: 1 BB: 0 P: 5	R: 0 E: 0 K: 0 S: 9	H: 1 LOB: 1 BB: 0 P: 10		R: 0 E: 0 K: 1 S: 13	H: 2 LOB: 1 BB: 0 P: 22	1B: 5 2B: 2 3B: 0 HR: 2	SF: 0 SAC: 0 DP: 1 HBP: 0	WP: 0 PB: 0 SB: 0 CS: 0
<b>PITCHER</b>	IP WLS BF H R ER SO BB IBB HBP BLK WP HR S P ERA WHIP																					
<b>Brian Meadows</b> R (1, 1) <small>ERA: 5.06</small>	9.0 W 35 9 2 2 4 1 0 0 0 0 2 76 109 2.00 1.111																					

AB	34
R	2
H	9
RBI	2
BB	1
SO	4
LOB	11



Batter	1	2	3	4	5	6	7	8	9	AB	R	H	RBI	BB	SO	LOB	BOTTOM					
<b>Johnny Damon</b> L (1, 10) <small>OBP: 0.384, SLG: 0.489</small>	G4-3 1B							G4-3		5	0	4	1	0	0	1	<b>New York Yankees @ Kansas City Royals</b> Kauffman Stadium, Kansas City, MO Wed Sep 06 2000, 7:05 PM CDT Att: 15,637 - Sunny - 80 F					
<b>Rey Sanchez</b> R (1, 6) <small>OBP: 0.309, SLG: 0.317</small>	G4-3		FC6-4 1B							3	1	1	0	1	0	3						
<b>29 Mike Sweeney</b> R (1, 3) <small>OBP: 0.404, SLG: 0.524</small>	F3		L7							4	0	1	0	0	0	6						
<b>Jermaine Dye</b> R (1, 9) <small>OBP: 0.394, SLG: 0.588</small>										4	0	2	1	0	1	1						
<b>Mark Quinn</b> R (1, 7) <small>OBP: 0.349, SLG: 0.506</small>										4	0	0	0	0	1	3						
<b>Joe Randa</b> R (1, 5) <small>OBP: 0.337, SLG: 0.424</small>										4	0	0	0	0	0	3						
<b>Carlos Beltrán</b> S (1, 8) <small>OBP: 0.310, SLG: 0.377</small>										4	0	0	0	0	4	0						
<b>Jorge Fabregas</b> L (1, 2) <small>OBP: 0.294, SLG: 0.347</small> <b>Dave McCarty</b> R (9, PH) <small>OBP: 0.321, SLG: 0.485</small> <b>Luis Ordez</b> R (9, PR) <small>OBP: 0.245, SLG: 0.213</small>			F7							3	0	1	0	0	0	0						
<b>Wilson Delgado</b> S (1, 4) <small>OBP: 0.330, SLG: 0.330</small> <b>Dee Brown</b> L (7, PH) <b>Carlos Febles</b> R (8, 4) <small>OBP: 0.353, SLG: 0.337</small>										2	0	1	0	0	0	0						
<b>Inning Stats</b>	R: 0 E: 0 K: 1 S: 15	H: 1 LOB: 1 BB: 0 P: 20	R: 0 E: 0 K: 2 S: 12	H: 0 LOB: 0 BB: 0 P: 16	R: 0 E: 0 K: 0 S: 8	H: 2 LOB: 2 BB: 0 P: 11	R: 0 E: 0 K: 0 S: 9	H: 1 LOB: 0 BB: 0 P: 12	R: 0 E: 0 K: 1 S: 12	H: 1 LOB: 3 BB: 1 P: 19	R: 0 E: 0 K: 0 S: 11	H: 0 LOB: 0 BB: 0 P: 17	R: 0 E: 0 K: 1 S: 11	H: 1 LOB: 1 BB: 0 P: 12	R: 1 E: 0 K: 0 S: 11	H: 3 LOB: 1 BB: 0 P: 15		R: 2 E: 0 K: 1 S: 6	H: 3 LOB: 1 BB: 0 P: 13	1B: 10 2B: 2 3B: 0 HR: 0	SF: 0 SAC: 0 DP: 2 HBP: 0	WP: 0 PB: 0 SB: 0 CS: 0
<b>PITCHER</b>	IP WLS BF H R ER SO BB IBB HBP BLK WP HR S P ERA WHIP																					
<b>Orilando Hernandez</b> R (1, 1) <small>ERA: 4.62</small>	8.0																					
<b>Mike Stanton</b> L (9, 1) <small>ERA: 4.45</small>	0.1 L 4 3 2 2 1 0 0 0 0 0 0 0 6 13 54.00 9.000																					











Batter	1	2	3	4	5	6	7	8	9	AB	R	H	RBI	BB	SO	LOB	TOP										
<b>Chuck Knoblauch, R</b> (1, 4) <small>OBP: 0.356, SLG: 0.394</small> <b>Jose Vizcaino, S</b> (8, 4) <small>OBP: 0.309, SLG: 0.295</small>	G6-3			G4-3		F8		G6-3	BB	4	0	0	0	0	0	0	<b>New York Yankees @ Boston Red Sox</b> Fenway Park, Boston, MA Fri Sep 08 2000, 7:05 PM EDT Att: 33,861 - Sunny - 77 F										
<b>2 Derek Jeter, R</b> (1, 6) <small>OBP: 0.407, SLG: 0.473</small>	L4			F8 1B HBP		S BB		S 1B BB	BB	2	1	1	2	2	0	0											
<b>Paul O'Neill, L</b> (1, 9) <small>OBP: 0.351, SLG: 0.453</small> <b>Ryan Thompson, R</b> (8, PR) <small>OBP: 0.333, SLG: 0.424</small>	K			E4 1B		F8			G1-5-3	4	0	1	0	0	1	2											
<b>Tino Martinez, L</b> (1, 3) <small>OBP: 0.339, SLG: 0.431</small>				F8		K		K		4	0	0	0	0	2	5											
<b>David Justice, L</b> (1, 7) <small>OBP: 0.381, SLG: 0.600</small>				1B				P6		4	1	3	2	0	0	2											
<b>20 Jorge Posada, S</b> (1, 2) <small>OBP: 0.430, SLG: 0.542</small>	G6-4-3			K						4	0	1	0	0	1	3											
<b>Jose Canseco, R</b> (1, 10) <small>OBP: 0.390, SLG: 0.464</small> <b>Alfonso Soriano, R</b> (7, PR) <small>OBP: 0.186, SLG: 0.357</small>				G6-4-3 BB		G6-4-3 1B		PB 2B	SH2-4 FC1-2 1B	2	0	2	0	1	0	0											
<b>Scott Brosius, R</b> (1, 5) <small>OBP: 0.310, SLG: 0.384</small>				G6-4-3		G6-4-3		G5-3	BB 2 1B BB	3	1	0	0	1	0	3											
<b>Clayton Kershaw, R</b> (1, 8) <small>OBP: 0.322, SLG: 0.430</small>	P4			K		G5-3		G5-3	FC1-2 2 1B BB	4	1	0	0	0	1	3											
<b>Inning Stats</b>	R: 0 E: 0 K: 1 S: 7	H: 0 LOB: 0 BB: 0 P: 12	R: 0 E: 0 K: 0 S: 8	H: 1 LOB: 0 BB: 0 P: 12	R: 0 E: 0 K: 0 S: 5	H: 0 LOB: 0 BB: 1 P: 10	R: 1 E: 1 K: 1 S: 13	H: 1 LOB: 2 BB: 0 P: 20	R: 0 E: 0 K: 1 S: 7	H: 0 LOB: 1 BB: 1 P: 15	R: 1 E: 0 K: 0 S: 11	H: 2 LOB: 2 BB: 0 P: 18	R: 0 E: 0 K: 1 S: 11	H: 1 LOB: 2 BB: 1 P: 18	R: 2 E: 1 K: 0 S: 9	H: 2 LOB: 2 BB: 2 P: 19	1B: 6 2B: 1 3B: 0 HR: 1	SF: 0 SAC: 1 DP: 3 HBP: 1	WP: 0 PB: 1 SB: 2 CS: 0	PA: 39							
<b>PITCHER</b>	IP	WLS	BF	H	R	ER	SO	BB	IBB	HBP	BLK	WP	HR	S	P	ERA	WHIP										
<b>Tomo Ohka, R</b> (1, 1) <small>ERA: 2.79</small> <b>49 Tim Wakefield, R</b> (7, 1) <small>ERA: 5.41</small> <b>Rheal Cormier, L</b> (8, 1) <small>ERA: 4.12</small> <b>Bryce Florie, R</b> (9, 1) <small>ERA: 4.66</small>	6.1	L	25	5	2	1	4	2	0	1	0	0	0	8	15	1.42	1.105										

Batter	1	2	3	4	5	6	7	8	9	AB	R	H	RBI	BB	SO	LOB	BOTTOM										
<b>Trot Nixon, L</b> (1, 9) <small>OBP: 0.373, SLG: 0.470</small>	K			G1-6-3 BB		G3 2B		G6-3		3	0	1	0	1	1	0	<b>New York Yankees @ Boston Red Sox</b> Fenway Park, Boston, MA Fri Sep 08 2000, 7:05 PM EDT Att: 33,861 - Sunny - 77 F										
<b>Jose Offerman, S</b> (1, 4) <small>OBP: 0.338, SLG: 0.349</small>	G4-3			G1-6-3		G3		G3-1		4	0	0	0	0	3	0											
<b>Carl Everett, S</b> (1, 8) <small>OBP: 0.375, SLG: 0.594</small>	P6			K		P5		K		4	0	0	0	0	2	1											
<b>Nomar Garciaparra, R</b> (1, 6) <small>OBP: 0.424, SLG: 0.582</small>				G5-3		F9		F8		4	0	0	0	0	1	1											
<b>Troy O'Leary, L</b> (1, 7) <small>OBP: 0.326, SLG: 0.400</small>	F8			G3-1		G1-3		F9		4	0	0	0	0	0	0											
<b>Dante Bichette, R</b> (1, 10) <small>OBP: 0.355, SLG: 0.473</small>	1B			P4		BB 1B		F9		4	0	2	0	0	0	0											
<b>Brian Daubach, L</b> (1, 3) <small>OBP: 0.329, SLG: 0.478</small>	F7			1B		F8				3	0	1	0	0	0	2											
<b>Jason Varitek, S</b> (1, 2) <small>OBP: 0.358, SLG: 0.412</small>				G4-3		K		BB		2	0	0	0	1	1	1											
<b>Lou Merloni, R</b> (1, 5) <small>OBP: 0.361, SLG: 0.485</small>				K		K		K		3	0	1	0	0	2	3											
<b>Inning Stats</b>	R: 0 E: 0 K: 1 S: 8	H: 0 LOB: 0 BB: 0 P: 13	R: 0 E: 0 K: 1 S: 8	H: 1 LOB: 0 BB: 0 P: 14	R: 0 E: 0 K: 0 S: 6	H: 1 LOB: 1 BB: 1 P: 12	R: 0 E: 0 K: 1 S: 7	H: 0 LOB: 0 BB: 0 P: 10	R: 0 E: 0 K: 2 S: 13	H: 1 LOB: 1 BB: 0 P: 17	R: 0 E: 0 K: 0 S: 12	H: 1 LOB: 1 BB: 0 P: 19	R: 0 E: 0 K: 1 S: 11	H: 0 LOB: 0 BB: 0 P: 17	R: 0 E: 0 K: 0 S: 5	H: 0 LOB: 0 BB: 0 P: 8	1B: 3 2B: 1 3B: 0 HR: 0	SF: 0 SAC: 0 DP: 1 HBP: 0	WP: 0 PB: 0 SB: 0 CS: 0	PA: 33							
<b>PITCHER</b>	IP	WLS	BF	H	R	ER	SO	BB	IBB	HBP	BLK	WP	HR	S	P	ERA	WHIP										
<b>Roger Clemens, R</b> (1, 1) <small>ERA: 3.38</small> <b>42 Mariano Rivera, R</b> (9, 1) <small>ERA: 2.82</small>	8.0	W	30	5	0	0	0	2	0	0	0	0	0	5	8	0.00	0.875										

**AB 32**  
**R 4**  
**H 8**  
**RBI 4**  
**BB 5**  
**SO 5**  
**LOB 20**



**AB 31**  
**R 0**  
**H 5**  
**RBI 0**  
**BB 2**  
**SO 7**  
**LOB 11**





Batter	1	2	3	4	5	6	7	8	9	AB	R	H	RBI	BB	SO	LOB	TOP			
<b>Chuck Knoblauch</b> R (1, 4) <small>OBP: 0.356, SLG: 0.391</small> <b>Jose Vizcaino</b> S (7, 4) <small>OBP: 0.307, SLG: 0.292</small>										2	0	0	0	1	0	0				
<b>2 Derek Jeter</b> R (1, 6) <small>OBP: 0.406, SLG: 0.471</small>										4	0	1	0	0	1	1				
<b>Paul O'Neill</b> L (1, 9) <small>OBP: 0.349, SLG: 0.450</small> <b>Ryan Thompson</b> R (9, 7) <small>OBP: 0.333, SLG: 0.424</small>										4	0	0	0	0	1	2				
<b>Tino Martinez</b> L (1, 3) <small>OBP: 0.338, SLG: 0.430</small>										4	1	1	0	0	0	0				
<b>David Justice</b> L (1, 7) <small>OBP: 0.382, SLG: 0.601</small>									4	1	2	0	0	1	2					
<b>Jose Canseco</b> R (1, 10) <small>OBP: 0.388, SLG: 0.472</small>									4	1	1	2	0	2	4					
<b>20 Jorge Posada</b> S (1, 2) <small>OBP: 0.429, SLG: 0.539</small>									3	1	0	0	1	3	1					
<b>Scott Brosius</b> R (1, 5) <small>OBP: 0.311, SLG: 0.393</small>									4	1	2	3	0	0	0					
<b>Clayton Kershaw</b> R (1, 8) <small>OBP: 0.320, SLG: 0.421</small>									3	0	0	0	1	2	0					
<b>Inning Stats</b>	R: 0 H: 0 E: 0 K: 2 S: 12	H: 0 LOB: 0 BB: 1 P: 21	R: 0 H: 0 E: 1 K: 3 S: 15	H: 0 LOB: 1 BB: 0 P: 21	R: 0 H: 0 E: 0 K: 1 S: 6	H: 1 LOB: 2 BB: 0 P: 19	R: 0 H: 0 E: 0 K: 1 S: 9	H: 0 LOB: 0 BB: 0 P: 12	R: 0 H: 1 E: 0 K: 0 S: 7	H: 1 LOB: 0 BB: 0 P: 12	R: 3 H: 2 E: 0 K: 1 S: 16	H: 2 LOB: 1 BB: 1 P: 26	R: 0 H: 0 E: 0 K: 0 S: 6	H: 0 LOB: 0 BB: 0 P: 8	R: 2 H: 3 E: 0 K: 1 S: 18	H: 3 LOB: 2 BB: 1 P: 35	1B: 4 2B: 1 3B: 0 HR: 2	SF: 0 SAC: 0 DP: 1 HBP: 0	WP: 0 PB: 0 SB: 0 CS: 1	PA: 37
<b>PITCHER</b>	IP	WLS	BF	H	R	ER	SO	BB	IBB	HBP	BLK	WP	HR	S	P	ERA	WHIP			
<b>Pedro Martinez</b> R (1, 1) ERA: 1.74	7.0	L	27	4	3	3	9	2	0	0	0	0	1	77	119	3.86	0.857			
<b>Rod Beck</b> R (8, 1) ERA: 2.37	1.1		5	1	1	1	0	0	0	0	0	0	0	10	17	6.75	0.750			
<b>49 Tim Wakefield</b> R (9, 1) ERA: 5.45	0.2		5	2	1	1	1	1	0	0	0	0	1	14	26	13.50	4.500			

**New York Yankees @ Boston Red Sox**  
 Fenway Park, Boston, MA  
 Sat Sep 09 2000, 1:15 PM EDT  
 Att: 33,355 - Sunny - 83 F

AB 34  
 R 5  
 H 7  
 RBI 5  
 BB 3  
 SO 10  
 LOB 12



Batter	1	2	3	4	5	6	7	8	9	AB	R	H	RBI	BB	SO	LOB	BOTTOM					
<b>Darren Lewis</b> R (1, 9) <small>OBP: 0.309, SLG: 0.309</small> <b>Izzy Alcantara</b> R (8, PH) <small>OBP: 0.310, SLG: 0.450</small> <b>Mike Lansing</b> R (9, 4) <small>OBP: 0.300, SLG: 0.374</small>										3	0	0	0	0	2	0						
<b>Jose Offerman</b> S (1, 3) <small>OBP: 0.339, SLG: 0.348</small>										3	1	1	0	1	1	0						
<b>Carl Everett</b> S (1, 8) <small>OBP: 0.376, SLG: 0.595</small>										4	0	2	1	0	1	0						
<b>Nomar Garciaparra</b> R (1, 6) <small>OBP: 0.421, SLG: 0.576</small>										4	0	0	0	0	1	2						
<b>Dante Bichette</b> R (1, 10) <small>OBP: 0.354, SLG: 0.473</small>										4	1	1	0	0	1	0						
<b>Troy O'Leary</b> L (1, 7) <small>OBP: 0.327, SLG: 0.407</small>										4	1	2	1	0	0	0						
<b>Jason Varitek</b> S (1, 2) <small>OBP: 0.362, SLG: 0.418</small>										4	0	3	1	0	0	1						
<b>Lou Merloni</b> R (1, 5) <small>OBP: 0.347, SLG: 0.465</small> <b>Midge Cummings</b> L (9, PH) <small>OBP: 0.327, SLG: 0.391</small>										3	0	0	0	0	2							
<b>Donnie Sadler</b> R (1, 4) <small>OBP: 0.256, SLG: 0.316</small> <b>Bernard Gilkey</b> R (8, PH) <small>OBP: 0.263, SLG: 0.294</small>										2	0	0	0	0	1	0						
<b>Inning Stats</b>	R: 0 H: 1 E: 0 K: 0 S: 11	H: 1 LOB: 1 BB: 1 P: 19	R: 0 H: 1 E: 1 K: 0 S: 12	H: 1 LOB: 1 BB: 0 P: 20	R: 1 H: 2 E: 0 K: 1 S: 12	H: 2 LOB: 1 BB: 0 P: 15	R: 0 H: 1 E: 0 K: 0 S: 9	H: 1 LOB: 1 BB: 0 P: 12	R: 0 H: 0 E: 0 K: 2 S: 10	H: 0 LOB: 0 BB: 0 P: 16	R: 0 H: 0 E: 0 K: 1 S: 8	H: 0 LOB: 0 BB: 0 P: 14	R: 0 H: 1 E: 0 K: 1 S: 7	H: 1 LOB: 1 BB: 0 P: 9	R: 0 H: 0 E: 0 K: 1 S: 14	H: 0 LOB: 0 BB: 0 P: 20	R: 2 H: 3 E: 0 K: 3 S: 18	H: 3 LOB: 1 BB: 0 P: 24	1B: 4 2B: 4 3B: 1 HR: 0	SF: 0 SAC: 0 DP: 1 HBP: 0	WP: 0 PB: 0 SB: 0 CS: 0	PA: 35
<b>PITCHER</b>	IP	WLS	BF	H	R	ER	SO	BB	IBB	HBP	BLK	WP	HR	S	P	ERA	WHIP					
<b>Andy Pettitte</b> L (1, 1) ERA: 4.02	8.0	W	29	6	1	1	6	1	0	0	0	0	0	18	24	18.00	3.000					
<b>42 Mariano Rivera</b> R (9, 1) ERA: 3.04	1.0		6	3	2	2	3	0	0	0	0	0	0	18	24	18.00	3.000					

**New York Yankees @ Boston Red Sox**  
 Fenway Park, Boston, MA  
 Sat Sep 09 2000, 1:15 PM EDT  
 Att: 33,355 - Sunny - 83 F

AB 34  
 R 3  
 H 9  
 RBI 3  
 BB 1  
 SO 9  
 LOB 6









Batter	1	2	3	4	5	6	7	8	9	AB R H RBI BB SO LOB	TOP									
Trot Nixon, L OBP: 0.370, SLG: 0.463 (1, 9)	4-2 HR BB	1-0 L9			0-1 F8		1-3 K		0-3 K	4 1 0 0 1 2 0	<b>Boston Red Sox @ New York Yankees</b> Yankee Stadium, Bronx, NY Mon Sep 11 2000, 6:05 PM EDT Att: 40,326 - Sunny - 74 F									
Jose Offerman, S OBP: 0.346, SLG: 0.361 Mike Lansing, R OBP: 0.300, SLG: 0.374 (1, 4) (9, 4)	1-0 HR	0-1 L3			4-1 BB		2-3 K			3 1 1 2 1 1 0 0 0 0 0 0 0 0										
Carl Everett, S OBP: 0.373, SLG: 0.589 (1, 8)	0-0 G6-3 2B		2-2 G1-3		2-3 K		1-3 K			4 0 1 0 0 2 1										
Nomar Garciaparra, R OBP: 0.426, SLG: 0.587 (1, 6)	0-0 G6-3 2-3		1-1 F7			0-0 1B 2B		0-0 G5-3 1B		4 0 2 0 0 0 1										
Troy O'Leary, L OBP: 0.324, SLG: 0.402 (1, 7)	0-1 P5		3-3 K			0-1 F8 2B		2-1 F8 1B		4 0 0 0 0 1 3										
Dante Bichette, R OBP: 0.351, SLG: 0.467 (1, 10)	0-3 K			3-1 F2		3-2 BB 1B		2-2 G5-3 1-2		4 0 1 0 0 1 2										
Brian Daubach, L OBP: 0.332, SLG: 0.477 Rico Brogna, L OBP: 0.289, SLG: 0.369 (1, 3) (8, 3)		2-2 HR 1B		2-0 F8		4-2 BB		1-3 K		3 1 1 0 1 1 1 0 0 0 0 0 0 0										
Jason Varitek, S OBP: 0.359, SLG: 0.414 (1, 2)		2-2 F9		1-1 P5		1-3 K		1-0 G5-3		4 0 0 0 0 1 4										
Manny Alexander, R OBP: 0.247, SLG: 0.328 (1, 5)		0-0 HR			2-3 K		2-3 K		3-2 P3	4 1 1 2 0 2 3										
<b>Inning Stats</b>	R: 2 E: 0 K: 1 S: 14	H: 2 LOB: 1 BB: 1 P: 19	R: 2 E: 0 K: 0 S: 10	H: 2 LOB: 0 BB: 0 P: 15	R: 0 E: 0 K: 1 S: 13	H: 0 LOB: 0 BB: 0 P: 19	R: 0 E: 0 K: 0 S: 5	H: 0 LOB: 1 BB: 0 P: 11	R: 0 E: 0 K: 2 S: 11	H: 2 LOB: 3 BB: 1 P: 19		R: 0 E: 0 K: 3 S: 10	H: 0 LOB: 0 BB: 0 P: 14	R: 0 E: 0 K: 1 S: 9	H: 1 LOB: 1 BB: 0 P: 14	R: 0 E: 0 K: 1 S: 9	H: 0 LOB: 0 BB: 0 P: 13	1B: 3 2B: 2 3B: 0 HR: 2	SF: 0 SAC: 0 DP: 0 HBP: 0	WP: 0 PB: 0 SB: 0 CS: 0
<b>PITCHER</b>	IP WLS BF H R ER SO BB IBB HBP BLK WP HR S P ERA WHIP											IP WLS BF H R ER SO BB IBB HBP BLK WP HR S P ERA WHIP								
Orlando Hernandez, R ERA: 4.67 Mike Stanton, L ERA: 4.38 Jeff Nelson, R ERA: 2.25 Ted Lilly, L ERA: (1, 1) (7, 1) (8, 1) (9, 1)	6.0 L 27 6 4 4 6 3 0 0 0 0 0 2 73 113 6.00 1.500											6.0 L 27 6 4 4 6 3 0 0 0 0 0 2 73 113 6.00 1.500								

Batter	1	2	3	4	5	6	7	8	9	AB R H RBI BB SO LOB	BOTTOM											
Chuck Knoblauch, R OBP: 0.354, SLG: 0.386 (1, 4)	2-2 G1-3		1-3 K		0-1 F8			3-2 L6		4 0 0 0 0 1 1	<b>Boston Red Sox @ New York Yankees</b> Yankee Stadium, Bronx, NY Mon Sep 11 2000, 6:05 PM EDT Att: 40,326 - Sunny - 74 F											
Derek Jeter, R OBP: 0.407, SLG: 0.473 (1, 6)	0-3 K		4-2 BB			0-0 G4-3		1-2 G4-3 1B		3 0 1 0 1 1 0												
Paul O'Neill, L OBP: 0.348, SLG: 0.448 (1, 9)	0-0 BB 1B		1-1 F9			2-2 G3		2-1 G4-3 1-2		4 0 1 0 0 0 3												
Tino Martinez, L OBP: 0.338, SLG: 0.430 (1, 3)	2-2 F9			1-1 G1-3		0-0 FC5-4 1B		0-0 G3-1		4 0 1 0 0 0 1												
Jose Canseco, R OBP: 0.394, SLG: 0.464 (1, 10)			2-3 K		1-2 F8		2-1 FC5-4 1-2		1-2 L6	4 0 0 0 0 1 1												
Jorge Posada, S OBP: 0.430, SLG: 0.538 20 (1, 2)		3-2 BB 1B		2-2 BB 2B			1-3 K		0-3 K	4 0 2 0 0 2 0												
Scott Brosius, R OBP: 0.309, SLG: 0.396 (1, 5)		1-2 P5		0-3 K			2-0 F9			3 0 0 0 0 1 2												
Luis Polonia, L OBP: 0.335, SLG: 0.413 (1, 7)		2-3 K			0-1 G4-3		1-0 G3			3 0 0 0 0 1 1												
Clayton Kershaw, R OBP: 0.315, SLG: 0.413 David Justice, L OBP: 0.381, SLG: 0.596 (1, 8) (8, PH) (9, 8)			1-3 K		0-0 G1-3			4-2 BB 2B		2 0 0 0 0 1 0 0 0 0 0 1 0 0												
<b>Inning Stats</b>	R: 0 E: 0 K: 1 S: 11	H: 1 LOB: 1 BB: 0 P: 15	R: 0 E: 0 K: 2 S: 14	H: 1 LOB: 0 BB: 0 P: 22	R: 0 E: 0 K: 2 S: 11	H: 0 LOB: 1 BB: 1 P: 18	R: 0 E: 0 K: 1 S: 14	H: 1 LOB: 1 BB: 0 P: 18	R: 0 E: 0 K: 0 S: 5	H: 0 LOB: 0 BB: 0 P: 5		R: 0 E: 0 K: 0 S: 7	H: 1 LOB: 1 BB: 0 P: 11	R: 0 E: 0 K: 1 S: 5	H: 0 LOB: 0 BB: 0 P: 9	R: 0 E: 0 K: 0 S: 11	H: 1 LOB: 1 BB: 1 P: 21	R: 0 E: 0 K: 1 S: 7	H: 0 LOB: 0 BB: 0 P: 8	1B: 4 2B: 1 3B: 0 HR: 0	SF: 0 SAC: 0 DP: 1 HBP: 0	WP: 0 PB: 0 SB: 0 CS: 0
<b>PITCHER</b>	IP WLS BF H R ER SO BB IBB HBP BLK WP HR S P ERA WHIP											IP WLS BF H R ER SO BB IBB HBP BLK WP HR S P ERA WHIP										
Rolando Arroyo, R ERA: 5.34 Derek Lowe, R ERA: 2.72 (1, 1) (8, 1)	7.1 W 29 5 0 0 7 2 0 0 0 0 0 0 9 76 115 0.00 0.955											7.1 W 29 5 0 0 7 2 0 0 0 0 0 0 9 76 115 0.00 0.955										



Batter	1	2	3	4	5	6	7	8	9	AB	R	H	RBI	BB	SO	LOB	TOP																					
Shannon Stewart, R (1, 7) OBP: 0.376, SLG: 0.537	F3	K					F8			4	0	1	0	0	1	2	<b>Toronto Blue Jays @ New York Yankees</b> Yankee Stadium, Bronx, NY Tue Sep 12 2000, 7:05 PM EDT Att: 30,370 - Sunny - 80 F																					
Alex Gonzalez, R (1, 6) OBP: 0.315, SLG: 0.401	BB		F8				G6-3			3	0	1	1	1	0	0																						
Chad Mottola, R (1, 9) OBP: 0.375, SLG: 0.286	F8		K				P3			4	0	0	0	0	2	4																						
Carlos Delgado, L (1, 3) OBP: 0.477, SLG: 0.691	K		F7				G3-6-1			4	0	1	0	0	1	4																						
Tony Batista, R (1, 5) OBP: 0.312, SLG: 0.532	F8						P4			4	0	0	0	0	0	1																						
Brad Fullmer, L (1, 10) OBP: 0.348, SLG: 0.576	1B	2B					G4-3			4	1	2	0	0	0	1																						
José Cruz Jr., S (1, 8) OBP: 0.322, SLG: 0.464	K		K				L6			4	0	0	0	0	3	2																						
Darrin Fletcher, L (1, 2) OBP: 0.346, SLG: 0.500	2B	1B					K			4	1	2	0	0	1	1																						
Craig Grebeck, R (1, 4) OBP: 0.362, SLG: 0.413	1B	2B					G5-3			3	0	1	1	1	0	0																						
<b>Inning Stats</b>	R: 0 E: 0 K: 1 S: 13	H: 0 LOB: 1 BB: 1 P: 21	R: 1 E: 0 K: 2 S: 16	H: 3 LOB: 2 BB: 0 P: 20	R: 0 E: 0 K: 1 S: 9	H: 0 LOB: 0 BB: 0 P: 15	R: 0 E: 0 K: 1 S: 6	H: 0 LOB: 0 BB: 0 P: 9	R: 1 E: 0 K: 0 S: 15	H: 3 LOB: 2 BB: 1 P: 24	R: 0 E: 0 K: 1 S: 11	H: 1 LOB: 1 BB: 0 P: 14	R: 0 E: 0 K: 0 S: 6	H: 0 LOB: 0 BB: 0 P: 7	R: 0 E: 0 K: 1 S: 12	H: 1 LOB: 1 BB: 0 P: 17	R: 0 E: 0 K: 1 S: 7	H: 0 LOB: 0 BB: 0 P: 9	1B: 7 2B: 1 3B: 0 HR: 0	SF: 0 SAC: 0 DP: 1 HBP: 0	WP: 0 PB: 0 SB: 0 CS: 0	PA: 36																
<b>PITCHER</b>	IP	WLS	BF	H	R	ER	SO	BB	IBB	HBP	BLK	WP	HR	S	P	ERA	WHIP	<b>PITCHER</b>				IP	WLS	BF	H	R	ER	SO	BB	IBB	HBP	BLK	WP	HR	S	P	ERA	WHIP
Denny Neagle, L (1, 1) ERA: 3.87	7.2	W	32	8	2	2	7	2	0	0	0	0	0	87	125	2.35	1.304																					
Randy Choate, L (8, 1) ERA: 2.03	0.1		1	0	0	0	0	0	0	0	0	0	0	1	2	0.00	0.000																					
Jason Grimsley, R (9, 1) ERA: 4.55	1.0		3	0	0	0	1	0	0	0	0	0	0	7	9	0.00	0.000																					

AB 34  
R 2  
H 8  
RBI 2  
BB 2  
SO 8  
LOB 15



Batter	1	2	3	4	5	6	7	8	9	AB	R	H	RBI	BB	SO	LOB	BOTTOM																					
Chuck Knoblauch, R (1, 4) OBP: 0.355, SLG: 0.392	2 CS									3	0	1	2	1	0	2	<b>Toronto Blue Jays @ New York Yankees</b> Yankee Stadium, Bronx, NY Tue Sep 12 2000, 7:05 PM EDT Att: 30,370 - Sunny - 80 F																					
Jose Vizcaino, S (7, 4) OBP: 0.309, SLG: 0.294	BB	3B								1	0	0	0	0	0	0																						
2 Derek Jeter, R (1, 6) OBP: 0.405, SLG: 0.470	2B	K								4	1	0	0	1	1	3																						
Paul O'Neill, L (1, 9) OBP: 0.349, SLG: 0.448	P6									3	2	1	0	1	0	1																						
Clay Bellinger, R (8, 7) OBP: 0.313, SLG: 0.410	F7									1	0	0	0	0	1	0																						
David Justice, L (1, 7) OBP: 0.384, SLG: 0.599	F2									3	1	2	1	1	0	0																						
Tino Martinez, L (1, 3) OBP: 0.339, SLG: 0.430	F7									3	1	1	1	1	0	2																						
20 Jorge Posada, S (1, 2) OBP: 0.431, SLG: 0.537	G5-3	3B								3	2	1	0	1	0	4																						
Jose Canseco, R (1, 10) OBP: 0.391, SLG: 0.480	G5-3	3B								3	3	3	3	1	0	0																						
Ryan Thompson, R (1, 8) OBP: 0.326, SLG: 0.432	G5-3	1B								4	0	1	3	0	0	3																						
Scott Brosius, R (1, 5) OBP: 0.308, SLG: 0.394	P4									4	0	1	0	0	0	3																						
<b>Inning Stats</b>	R: 1 E: 0 K: 0 S: 8	H: 1 LOB: 2 BB: 2 P: 19	R: 3 E: 0 K: 1 S: 18	H: 2 LOB: 2 BB: 2 P: 32	R: 0 E: 0 K: 0 S: 6	H: 0 LOB: 0 BB: 0 P: 10	R: 2 E: 0 K: 0 S: 9	H: 2 LOB: 0 BB: 0 P: 18	R: 1 E: 0 K: 0 S: 12	H: 3 LOB: 1 BB: 0 P: 19	R: 0 E: 0 K: 0 S: 12	H: 2 LOB: 2 BB: 0 P: 18	R: 3 E: 0 K: 0 S: 10	H: 1 LOB: 1 BB: 3 P: 29	R: 0 E: 0 K: 1 S: 7	H: 0 LOB: 0 BB: 0 P: 14	1B: 7 2B: 2 3B: 1 HR: 1	SF: 0 SAC: 0 DP: 1 HBP: 0	WP: 0 PB: 0 SB: 1 CS: 1	PA: 39																		
<b>PITCHER</b>	IP	WLS	BF	H	R	ER	SO	BB	IBB	HBP	BLK	WP	HR	S	P	ERA	WHIP	<b>PITCHER</b>				IP	WLS	BF	H	R	ER	SO	BB	IBB	HBP	BLK	WP	HR	S	P	ERA	WHIP
Joey Hamilton, R (1, 1) ERA: 3.9	4.0	L	19	5	6	6	1	4	0	0	0	0	0	12	19	9.00	3.000																					
Lance Painter, L (5, 1) ERA: 3.89	1.0		5	3	1	1	0	0	0	0	0	0	0	12	18	0.00	2.000																					
Paul Quantrill, R (6, 1) ERA: 4.6	1.0		5	2	0	0	0	0	0	0	0	0	0	12	18	0.00	2.000																					
Pedro Borbon, L (7, 1) ERA: 6.48	0.2		5	0	3	3	0	2	1	0	0	0	0	4	19	40.50	3.000																					
32 Roy Halladay, R (7, 1) ERA: 10.41	1.1		5	1	0	0	1	0	0	0	0	0	0	13	24	0.00	0.750																					

AB 32  
R 10  
H 11  
RBI 10  
BB 7  
SO 2  
LOB 18





Batter	1	2	3	4	5	6	7	8	9	AB	R	H	RBI	BB	SO	LOB	TOP										
Shannon Stewart, R (1, 7) OBP: 0.376, SLG: 0.535	F7		P6			F9		1B	1B	5	0	2	1	0	0	1	<p>Toronto Blue Jays @ New York Yankees Yankee Stadium, Bronx, NY Wed Sep 13 2000, 7:05 PM EDT Att: 29,083 - Sunny - 74 F</p> <p>livebaseballscores.com</p>										
Alex Gonzalez, R (1, 6) OBP: 0.311, SLG: 0.397	G4-3		P3			K		K	F9	5	0	0	0	0	2	5											
Dave Martinez, L (1, 9) OBP: 0.352, SLG: 0.377	BB			G1-3			1B	1B	1B	3	0	2	0	1	0	0											
Carlos Delgado, L (1, 3) OBP: 0.477, SLG: 0.689	K			G6-3	1B		1B	F2		4	0	2	0	0	1	4											
Brad Fullmer, L (1, 10) OBP: 0.345, SLG: 0.571		G3		G6-3			F8	L4		4	0	0	0	0	0	6											
Tony Batista, R (1, 5) OBP: 0.314, SLG: 0.533					F9				1B	4	1	2	0	0	1	2											
Darrin Fletcher, L (1, 2) OBP: 0.342, SLG: 0.494	G4-6-3				P6		F7		K	4	0	0	0	0	1	4											
José Cruz Jr., S (1, 8) OBP: 0.322, SLG: 0.464			K		K			1B	K	4	1	1	0	0	3	1											
Mickey Morandini, L (1, 4) OBP: 0.339, SLG: 0.331						P6		1B	1B	3	0	2	1	1	0	0											
<b>Inning Stats</b>	R: 0 E: 0 K: 1 S: 8	H: 0 LOB: 1 BB: 1 P: 15	R: 0 E: 0 K: 0 S: 6	H: 1 LOB: 0 BB: 0 P: 9	R: 0 E: 0 K: 1 S: 10	H: 1 LOB: 0 BB: 0 P: 14	R: 0 E: 0 K: 0 S: 8	H: 0 LOB: 0 BB: 0 P: 14	R: 0 E: 0 K: 1 S: 7	H: 0 LOB: 0 BB: 0 P: 10	R: 0 E: 0 K: 1 S: 11	H: 2 LOB: 2 BB: 0 P: 14	R: 1 E: 0 K: 1 S: 16	H: 4 LOB: 3 BB: 0 P: 24	R: 1 E: 0 K: 2 S: 19	H: 2 LOB: 2 BB: 1 P: 30	1B: 9 2B: 2 3B: 0 HR: 0	SF: 0 SAC: 0 DP: 2 HBP: 0	WP: 0 PB: 0 CS: 0	PA: 38							
<b>PITCHER</b>	IP	WLS	BF	H	R	ER	SO	BB	IBB	HBP	BLK	WP	HR	S	P	ERA	WHIP										
Roger Clemens, R (1, 1) ERA: 3.3	7.0	W	28	8	1	1	5	1	0	0	0	0	0	64	97	1.29	1.286										
Jeff Nelson, R (8, 1) ERA: 2.34	0.1	H	1	0	0	0	1	0	0	0	0	0	0	3	3	0.00	0.000										
42 Mariano Rivera, R (8, 1) ERA: 3.1	1.2	S	9	3	1	1	2	1	0	0	0	0	0	24	38	5.40	2.400										

Batter	1	2	3	4	5	6	7	8	9	AB	R	H	RBI	BB	SO	LOB	BOTTOM										
Chuck Knoblauch, R (1, 4) OBP: 0.362, SLG: 0.400	F7-6-4		2B							3	1	3	0	0	0	0	<p>Toronto Blue Jays @ New York Yankees Yankee Stadium, Bronx, NY Wed Sep 13 2000, 7:05 PM EDT Att: 29,083 - Sunny - 74 F</p> <p>livebaseballscores.com</p>										
Jose Vizcaino, S (8, 4) OBP: 0.309, SLG: 0.294	HBP		1B		2B					0	0	0	0	0	0	0											
Derek Jeter, R (1, 6) OBP: 0.404, SLG: 0.468	HR		F7		FC4-6		1B			4	1	1	0	0	1	3											
Paul O'Neill, L (1, 9) OBP: 0.349, SLG: 0.446	F7-6-4		BB		F7			G3-1		4	0	1	1	0	0	3											
Tino Martinez, L (1, 3) OBP: 0.339, SLG: 0.434	HR		F9		F7			P6		4	1	1	2	0	0	2											
David Justice, L (1, 7) OBP: 0.385, SLG: 0.597	1B		BB		L4			F3		3	0	1	0	1	0	0											
Jose Canseco, R (1, 10) OBP: 0.397, SLG: 0.475	F7		F8		G5-3					3	0	0	0	0	0	3											
20 Jorge Posada, S (1, 2) OBP: 0.428, SLG: 0.533		F8			G4-3			G3-1		3	0	0	0	0	0	0											
Scott Brosius, R (1, 5) OBP: 0.306, SLG: 0.392		K			G1-3			F7		3	0	0	0	0	1	0											
Clayton Kershaw, R (1, 8) OBP: 0.308, SLG: 0.403	G6-3				F7			F8		3	0	0	0	0	0	0											
<b>Inning Stats</b>	R: 2 E: 0 K: 0 S: 14	H: 3 LOB: 1 BB: 0 P: 22	R: 0 E: 0 K: 1 S: 11	H: 0 LOB: 0 BB: 0 P: 15	R: 1 E: 0 K: 0 S: 8	H: 2 LOB: 2 BB: 1 P: 15	R: 0 E: 0 K: 0 S: 4	H: 0 LOB: 0 BB: 0 P: 5	R: 0 E: 0 K: 0 S: 5	H: 1 LOB: 1 BB: 0 P: 12	R: 0 E: 0 K: 0 S: 6	H: 0 LOB: 0 BB: 0 P: 10	R: 0 E: 0 K: 1 S: 12	H: 1 LOB: 1 BB: 0 P: 17	R: 0 E: 0 K: 0 S: 9	H: 0 LOB: 0 BB: 0 P: 15	1B: 5 2B: 2 3B: 0 HR: 1	SF: 0 SAC: 0 DP: 1 HBP: 1	WP: 0 PB: 0 CS: 0	PA: 32							
<b>PITCHER</b>	IP	WLS	BF	H	R	ER	SO	BB	IBB	HBP	BLK	WP	HR	S	P	ERA	WHIP										
Esteban Loaiza, R (1, 1) ERA: 4.73	7.0	L	29	7	3	3	2	1	0	0	0	0	0	60	96	3.86	1.143										
Kelvim Escobar, R (8, 1) ERA: 5.12	1.0		3	0	0	0	0	0	0	0	0	0	0	9	15	0.00	0.000										



Batter	1	2	3	4	5	6	7	8	9	10	11	AB	R	H	RBI	BB	SO	LOB	TOP						
<b>Shannon Stewart, R</b> OBP: 0.375, SLG: 0.531 (1, 7)	G1-3		K		G5-3			E1 FC4-2 SH5-4		BB		4	0	0	0	1	1	3							
<b>Alex Gonzalez, R</b> OBP: 0.309, SLG: 0.394 (1, 6)	L6		G4-6-3			K		SH5-4		P1-3		4	0	0	0	0	1	2							
<b>Dave Martinez, L</b> OBP: 0.348, SLG: 0.373 (1, 9)	E6			G1-3		L3		FC4-2		K		5	0	0	0	0	1	3							
<b>Carlos Delgado, L</b> OBP: 0.477, SLG: 0.686 (1, 3)	K				BB	K		K		K		4	1	1	0	1	3	4							
<b>Tony Batista, R</b> OBP: 0.311, SLG: 0.529 (1, 5)		F8		K		K		G1-4-3		F9		5	0	0	0	0	1	2							
<b>Todd Greene, R</b> OBP: 0.292, SLG: 0.403 <b>Brad Fuller, L</b> OBP: 0.344, SLG: 0.569 (9, PH)	K			K		K		K		L6		3	0	0	0	0	3	1							
<b>José Cruz Jr., S</b> OBP: 0.324, SLG: 0.470 (1, 8)								G5-3				4	1	2	2	1	0	0							
<b>Craig Grebeck, R</b> OBP: 0.298, SLG: 0.421 <b>Dewayne Wise, L</b> OBP: 0.227, SLG: 0.150 <b>Mickey Morandini, L</b> OBP: 0.337, SLG: 0.329 (8, PR)	FC6-4 1B									F8		3	0	2	0	0	0	1							
<b>Alberto Castillo, R</b> OBP: 0.290, SLG: 0.271 <b>Darrin Fletcher, L</b> OBP: 0.341, SLG: 0.493 (10, PH)								SH 2B				2	0	1	0	0	1	1							
<b>Inning Stats</b>	R: 0 E: 1 K: 1 S: 17	H: 0 LOB: 1 BB: 0 P: 23	R: 0 E: 0 K: 1 S: 9	H: 1 LOB: 1 BB: 0 P: 15	R: 0 E: 0 K: 1 S: 11	H: 1 LOB: 0 BB: 0 P: 14	R: 0 E: 0 K: 2 S: 13	H: 0 LOB: 1 BB: 1 P: 21	R: 0 E: 0 K: 1 S: 6	H: 0 LOB: 0 BB: 0 P: 11	R: 1 E: 2 K: 1 S: 17	H: 1 LOB: 3 BB: 0 P: 21	R: 0 E: 0 K: 0 S: 9	H: 0 LOB: 1 BB: 1 P: 14	R: 0 E: 0 K: 1 S: 13	H: 0 LOB: 1 BB: 1 P: 21	R: 2 E: 0 K: 1 S: 11	H: 2 LOB: 0 BB: 0 P: 18	1B: 4 2B: 1 3B: 0 HR: 1	SF: 0 SAC: 2 DP: 1 HBP: 0	WP: 0 PB: 0 SB: 0 CS: 0	PA: 44			
<b>PITCHER</b>	IP 7.1	WLS 2	BF 29	H 4	R 1	ER 0	SO 9	BB 1	IBB 0	HBP 0	BLK 0	WP 0	HR 0	S 89	P 130	ERA 0.00	WHIP 0.682								
<b>Andy Pettitte, L</b> ERA: 3.86 (1, 1)																									
<b>Mike Stanton, L</b> ERA: 4.33 (8, 1)	0.2																								
<b>42 Mariano Rivera, R</b> ERA: 3.06 (9, 1)	1.0	4	0	0	0	0	1	0	0	0	0	0	0	9	14	0.00	1.000								
<b>Jeff Nelson, R</b> ERA: 2.31 (10, 1)	1.0	4	0	0	0	1	1	0	0	0	0	0	0	13	21	0.00	1.000								
<b>Randy Choate, L</b> ERA: 5.14 (11, 1)	1.0	L	5	2	2	2	1	0	0	0	0	0	1	11	18	18.00	2.000								

Toronto Blue Jays @ New York Yankees  
Yankee Stadium, Bronx, NY  
Thu Sep 14 2000, 7:05 PM EDT  
Att: 35,040 - Sunny - 69 F

livebaseballscorecards.com

AB 39  
R 3  
H 6  
RBI 2  
BB 3  
SO 12  
LOB 19




Batter	1	2	3	4	5	6	7	8	9	10	11	AB	R	H	RBI	BB	SO	LOB	BOTTOM						
<b>Chuck Knoblauch, R</b> OBP: 0.360, SLG: 0.397 <b>Jose Vizcaino, S</b> OBP: 0.309, SLG: 0.294 (1, 4)	P5		F9			G4-3 1B		G6-3		G6-3		5	0	1	0	0	0	0							
<b>2 Derek Jeter, R</b> OBP: 0.407, SLG: 0.477 (1, 6)	CS 1B						F9					5	1	4	1	0	0	1							
<b>David Justice, L</b> OBP: 0.383, SLG: 0.593 (1, 9)				P4		G4-3		K		F7		5	0	1	0	0	1	3							
<b>Jose Canseco, R</b> OBP: 0.382, SLG: 0.467 (1, 10)	K				F8		F7			L7		5	0	0	0	0	2	4							
<b>Glenallen Hill, R</b> OBP: 0.338, SLG: 0.581 <b>Ryan Thompson, R</b> OBP: 0.356, SLG: 0.538 (11, 8)	G6-3			G1-3			L6			20 IBB 1B		3	0	0	0	0	0	1							
<b>Tino Martinez, L</b> OBP: 0.336, SLG: 0.430 (1, 3)	K2-3					G3-1		F7		P1		5	0	0	0	0	1	1							
<b>20 Jorge Posada, S</b> OBP: 0.430, SLG: 0.535 (1, 2)	F9					1B 2B						4	0	2	0	1	1	0							
<b>Scott Brosius, R</b> OBP: 0.306, SLG: 0.390 (1, 5)			L4				F9			G6-3		4	0	1	0	0	0	3							
<b>Clayton Kershaw, R</b> OBP: 0.334, SLG: 0.411 <b>Luis Polonia, L</b> OBP: 0.334, SLG: 0.411 (11, 7)	F8						F8			L7		3	0	0	0	0	1	1							
<b>Inning Stats</b>	R: 0 E: 0 K: 1 S: 9	H: 2 LOB: 1 BB: 0 P: 13	R: 0 E: 0 K: 1 S: 7	H: 0 LOB: 0 BB: 0 P: 8	R: 0 E: 0 K: 0 S: 9	H: 0 LOB: 0 BB: 0 P: 16	R: 0 E: 0 K: 0 S: 7	H: 1 LOB: 1 BB: 0 P: 7	R: 0 E: 0 K: 0 S: 7	H: 1 LOB: 1 BB: 0 P: 13	R: 1 E: 0 K: 2 S: 11	H: 1 LOB: 1 BB: 0 P: 15	R: 0 E: 0 K: 0 S: 9	H: 1 LOB: 2 BB: 1 P: 20	R: 0 E: 0 K: 0 S: 11	H: 1 LOB: 1 BB: 0 P: 20	R: 1 E: 0 K: 2 S: 13	H: 1 LOB: 0 BB: 0 P: 21	1B: 8 2B: 1 3B: 0 HR: 2	SF: 0 SAC: 0 DP: 0 HBP: 0	WP: 0 PB: 0 SB: 0 CS: 1	PA: 43			
<b>PITCHER</b>	IP 8.0	WLS 2	BF 30	H 8	R 2	ER 1	SO 4	BB 0	IBB 0	HBP 0	BLK 0	WP 0	HR 1	S 64	P 91	ERA 1.12	WHIP 1.000								
<b>David Wells, L</b> ERA: 4.15 (9, 1)																									
<b>Billy Koch, R</b> ERA: 2.72 (11, 1)	2.0	W	9	2	0	0	0	0	1	0	0	0	0	20	40	0.00	1.000								
<b>Kelvin Escobar, R</b> ERA: 5.15 (11, 1)	1.0	S	4	1	1	1	2	0	0	0	0	0	1	13	21	9.00	1.000								

Toronto Blue Jays @ New York Yankees  
Yankee Stadium, Bronx, NY  
Thu Sep 14 2000, 7:05 PM EDT  
Att: 35,040 - Sunny - 69 F

livebaseballscorecards.com

AB 42  
R 2  
H 11  
RBI 2  
BB 1  
SO 6  
LOB 14





Batter	1	2	3	4	5	6	7	8	9	AB	R	H	RBI	BB	SO	LOB	TOP										
<b>Kenny Lofton, L</b> OBP: 0.369, SLG: 0.429 <b>Chan Perry, R</b> OBP: 0.143, SLG: 0.143	F8	K		1B		FC4-6	K		G5-3	5	0	2	1	0	2	2	<b>Cleveland Indians @ New York Yankees</b> Yankee Stadium, Bronx, NY Fri Sep 15 2000, 7:05 PM EDT Att: 48,443 - Sunny - 70 F										
<b>Omar Vizquel, S</b> OBP: 0.389, SLG: 0.378 <b>John McDonald, R</b> OBP: 0.200, SLG: 0.200	2B	BB	L6	F7		FC4-6	FC4-6		FC6-4	4	2	1	1	1	0	4											
<b>Roberto Alomar, S</b> OBP: 0.368, SLG: 0.470 <b>Jolbert Cabrera, R</b> OBP: 0.301, SLG: 0.314	1-H	2B	G4-3		G3	SF7	FC4-6		FC6-4	4	1	1	3	0	0	1											
<b>Manny Ramirez, R</b> OBP: 0.456, SLG: 0.681		BB			K	HR	BB		HR	3	2	2	2	2	1	0											
<b>Jim Thome, L</b> OBP: 0.408, SLG: 0.549	K		K	K	1B	HR	BB		G4-3	4	1	1	0	1	2	3											
<b>David Segui, S</b> OBP: 0.391, SLG: 0.515	P6		G3		1B	HR			K	5	1	2	4	0	1	2											
<b>Travis Fryman, R</b> OBP: 0.394, SLG: 0.516 <b>Bill Selby, L</b> OBP: 0.267, SLG: 0.276		K	K	F7		E1			K	4	0	1	0	0	2	2											
<b>Russell Branyan, L</b> OBP: 0.337, SLG: 0.601 <b>Dave Roberts, L</b> OBP: 0.333, SLG: 0.200	F8		1B	1B	HBP		P6		P5	2	2	0	0	1	0	1											
<b>Sandy Alomar Jr., R</b> OBP: 0.332, SLG: 0.411		1B		1B		FC4-6	1B		FC4-6	5	2	4	0	0	0	0											
<b>Inning Stats</b>	R: 1 E: 0 K: 1 S: 11	H: 1 LOB: 2 BB: 2 P: 22	R: 0 E: 0 K: 2 S: 9	H: 1 LOB: 1 BB: 0 P: 14	R: 0 E: 0 K: 1 S: 8	H: 1 LOB: 1 BB: 0 P: 13	R: 1 E: 0 K: 1 S: 11	H: 2 LOB: 2 BB: 0 P: 19	R: 0 E: 0 K: 1 S: 11	H: 2 LOB: 2 BB: 0 P: 16	R: 6 E: 1 K: 0 S: 17	H: 4 LOB: 1 BB: 3 P: 38	R: 3 E: 0 K: 1 S: 18	H: 3 LOB: 0 BB: 0 P: 27	R: 0 E: 0 K: 2 S: 12	H: 0 LOB: 0 BB: 0 P: 16		R: 0 E: 0 K: 0 S: 9	H: 1 LOB: 1 BB: 0 P: 12	1B: 12 2B: 1 3B: 0 HR: 2	SF: 1 SAC: 0 DP: 0 HBP: 1	WP: 0 PB: 0 SB: 0 CS: 0	PA: 48				
<b>PITCHER</b>	IP	WLS	BF	H	R	ER	SO	BB	IBB	HBP	BLK	WP	HR	S	P	ERA	WHIP										
<b>David Cone, R</b> ERA: 6.29	5.2	L	31	9	6	6	6	4	0	1	0	0	0	62	108	9.53	2.294										
<b>Jason Grimsley, R</b> ERA: 4.75	0.0		3	2	2	2	0	1	0	0	0	0	1	4	12	∞	∞										
<b>Craig Dingman, R</b> ERA: 7.36	1.0		6	3	3	3	1	0	0	0	0	0	1	17	25	27.00	3.000										
<b>Ted Lilly, L</b> ERA:	1.1		4	0	0	0	2	0	0	0	0	0	0	14	20	0.00	0.000										
<b>Jay Tessmer, R</b> ERA:	1.0		4	1	0	0	0	0	0	0	0	0	0	9	12	0.00	1.000										
<b>Batter</b>	<b>1</b>	<b>2</b>	<b>3</b>	<b>4</b>	<b>5</b>	<b>6</b>	<b>7</b>	<b>8</b>	<b>9</b>	<b>AB</b>	<b>R</b>	<b>H</b>	<b>RBI</b>	<b>BB</b>	<b>SO</b>	<b>LOB</b>	<b>BOTTOM</b>										
<b>Jose Vizcaino, S</b> OBP: 0.308, SLG: 0.297	G5-3		G4-3		2B				F7	4	0	1	0	0	0	0	<b>Cleveland Indians @ New York Yankees</b> Yankee Stadium, Bronx, NY Fri Sep 15 2000, 7:05 PM EDT Att: 48,443 - Sunny - 70 F										
<b>2 Derek Jeter, R</b> OBP: 0.407, SLG: 0.476 <b>Alfonso Soriano, R</b> OBP: 0.182, SLG: 0.349	1B			K	F8				G4-3	3	0	1	0	0	1	1											
<b>Paul O'Neill, L</b> OBP: 0.349, SLG: 0.444 <b>Ryan Thompson, R</b> OBP: 0.348, SLG: 0.525	K		F9	BB	BB				G4-3	2	0	0	0	1	1	1											
<b>David Justice, L</b> OBP: 0.382, SLG: 0.589	K			BB	BB				F8	3	0	0	0	1	1	1											
<b>Glenallen Hill, R</b> OBP: 0.340, SLG: 0.591	K		F9		BB				FC4-6	4	1	2	1	0	1	2											
<b>Scott Brosius, R</b> OBP: 0.306, SLG: 0.388 <b>Luis Polonia, L</b> OBP: 0.333, SLG: 0.410	G6-3				BB				FC4-6	2	0	0	0	1	0	1											
<b>Luis Sojo, R</b> OBP: 0.331, SLG: 0.438	G4-3			K					F8	4	0	0	0	0	1	3											
<b>Chris Turner, R</b> OBP: 0.330, SLG: 0.313			F8		K				F2	3	0	0	0	0	1	0											
<b>Clay Bellinger, R</b> OBP: 0.298, SLG: 0.388			G6-3		B1-3				F8	3	0	0	0	0	0	0											
<b>Inning Stats</b>	R: 0 E: 0 K: 2 S: 13	H: 1 LOB: 1 BB: 0 P: 17	R: 0 E: 0 K: 1 S: 6	H: 0 LOB: 0 BB: 0 P: 9	R: 0 E: 0 K: 0 S: 5	H: 0 LOB: 0 BB: 0 P: 7	R: 0 E: 0 K: 2 S: 12	H: 0 LOB: 3 BB: 3 P: 30	R: 0 E: 0 K: 1 S: 8	H: 1 LOB: 1 BB: 0 P: 12	R: 0 E: 0 K: 0 S: 9	H: 1 LOB: 1 BB: 0 P: 11	R: 0 E: 0 K: 0 S: 6	H: 0 LOB: 0 BB: 0 P: 8	R: 0 E: 0 K: 1 S: 6	H: 0 LOB: 0 BB: 0 P: 8		R: 1 E: 0 K: 0 S: 7	H: 1 LOB: 0 BB: 0 P: 11	1B: 2 2B: 1 3B: 0 HR: 1	SF: 0 SAC: 0 DP: 0 HBP: 0	WP: 0 PB: 0 SB: 0 CS: 0	PA: 34				
<b>PITCHER</b>	IP	WLS	BF	H	R	ER	SO	BB	IBB	HBP	BLK	WP	HR	S	P	ERA	WHIP										
<b>Dave Burba, R</b> ERA: 4.31	8.0	W	30	3	0	0	7	3	0	0	0	0	0	65	102	0.00	0.750										
<b>Steve Woodard, R</b> ERA: 6.34	1.0		4	1	1	1	0	0	0	0	0	0	1	7	11	9.00	1.000										



Batter	1	2	3	4	5	6	7	8	9	AB	R	H	RBI	BB	SO	LOB	TOP					
<b>Kenny Lofton, L</b> (1, 8) OBP: 0.369, SLG: 0.426	1-0 F8			2-2 F9		2-0 HBP			0-1 G4-3	3	0	0	0	0	0	0	<b>Cleveland Indians @ New York Yankees</b> Yankee Stadium, Bronx, NY Sat Sep 16 2000, 1:05 PM EDT Att: 55,097 - Cloudy - 61 F					
<b>Omar Vizquel, S</b> (1, 6) OBP: 0.395, SLG: 0.377	0-1 F7			0-0 G4-3		3-3 K			3-2 HR	4	1	1	0	0	1	1						
<b>Roberto Alomar, S</b> (1, 4) OBP: 0.366, SLG: 0.466	0-1 F7			3-2 F9		2-0 F9			0-0 F8	4	0	0	0	0	2	2						
<b>Manny Ramirez, R</b> (1, 9) OBP: 0.454, SLG: 0.684		1-3 K			0-3 K				1-0 HR	4	1	1	2	0	2	0						
<b>Jim Thome, L</b> (1, 10) OBP: 0.405, SLG: 0.545		0-0 F9			2-3 K				2-1 P6	4	0	0	0	0	1	0						
<b>David Segui, S</b> (1, 3) OBP: 0.391, SLG: 0.514		1-3 K			0-1 FC6-4					3	0	1	0	0	2	0						
<b>Travis Fryman, R</b> (1, 5) OBP: 0.392, SLG: 0.513			1-1 G6-3		0-0 FC6-4				1-1 G5-3	3	0	0	0	0	1	1						
<b>Russell Branyan, L</b> (1, 7) OBP: 0.337, SLG: 0.616			1-1 F9			0-2 HR			2-1 F7	3	1	1	1	0	0	0						
<b>Einar Diaz, R</b> (1, 2) OBP: 0.321, SLG: 0.389			0-0 F8			1-1 F8			0-1 F9	3	0	0	0	0	0	0						
<b>Inning Stats</b>	R: 0 E: 0 K: 0 S: 5	H: 0 LOB: 0 BB: 0 P: 6	R: 0 E: 0 K: 2 S: 7	H: 0 LOB: 0 BB: 0 P: 9	R: 0 E: 0 K: 0 S: 5	H: 0 LOB: 0 BB: 0 P: 7	R: 0 E: 0 K: 0 S: 7	H: 0 LOB: 0 BB: 0 P: 12	R: 0 E: 0 K: 2 S: 9	H: 1 LOB: 1 BB: 0 P: 11	R: 1 E: 0 K: 1 S: 9	H: 1 LOB: 1 BB: 0 P: 17	R: 0 E: 0 K: 1 S: 8	H: 0 LOB: 0 BB: 0 P: 11	R: 0 E: 0 K: 0 S: 6	H: 0 LOB: 0 BB: 0 P: 9	R: 2 E: 0 K: 0 S: 10	H: 2 LOB: 0 BB: 0 P: 16	1B: 2 2B: 0 3B: 0 HR: 2	SF: 0 SAC: 0 DP: 0 HBP: 1	WP: 0 PB: 0 SB: 1 CS: 0	PA: 32
<b>PITCHER</b> <b>Orlando Hernandez, R</b> (1, 1) ERA: 4.99	IP: 9.0 WLS: W BF: 32 H: 4 R: 3 ER: 3 SO: 6 BB: 0 IBB: 0 HBP: 1 BLK: 0 WP: 0 HR: 2 S: 66 P: 98 ERA: 3.00 WHIP: 0.444															<b>PITCHER</b>						

Batter	1	2	3	4	5	6	7	8	9	AB	R	H	RBI	BB	SO	LOB	BOTTOM			
<b>Chuck Knoblauch, R</b> (1, 4) OBP: 0.363, SLG: 0.395	4-2 G4-3			4-1 3B					2-1 F8	2	1	0	0	2	0	3	<b>Cleveland Indians @ New York Yankees</b> Yankee Stadium, Bronx, NY Sat Sep 16 2000, 1:05 PM EDT Att: 55,097 - Cloudy - 61 F			
<b>Jose Vizcaino, S</b> (8, 4) OBP: 0.308, SLG: 0.297		1-2 2-3 HBP								0	0	0	0	0	0	0				
<b>Luis Sojo, R</b> (1, 6) OBP: 0.332, SLG: 0.444	2-1 G4-3	1-1 1-2 2-3 HBP		1-1 1-H 2B		3-2 F8			2-3 K	5	1	2	3	0	1	1				
<b>David Justice, L</b> (1, 9) OBP: 0.384, SLG: 0.593	1-3 K	0-0 F2		0-2 3B		4-0 BB			0-0 G4-3	4	0	2	1	1	3	3				
<b>Tino Martinez, L</b> (1, 3) OBP: 0.334, SLG: 0.427	2-1 F9		1-2 G4-3	3-H 2-1 2B		4-1 BB			1-1 G4-3	4	0	0	0	1	0	3				
<b>2D Jorge Posada, S</b> (1, 2) OBP: 0.430, SLG: 0.539		2-3 K	1-3 K		3-2 HR	2-3 K			4-1 BB	4	1	1	1	1	3	2				
<b>Glenallen Hill, R</b> (1, 10) OBP: 0.344, SLG: 0.601		0-0 HR	0-0 1B		1-1 G1-3	2-2 G1-3			1-0 F8	5	1	3	1	0	0	4				
<b>Luis Polonia, L</b> (1, 7) OBP: 0.335, SLG: 0.414		2-1 HR	3-2 F7		2-1 1B					4	0	2	0	0	0	1				
<b>Ryan Thompson, R</b> (8, 7) OBP: 0.348, SLG: 0.525		CS 2B			1-2 1B				G4-3	0	0	0	0	0	0	0				
<b>Scott Brosius, R</b> (1, 5) OBP: 0.308, SLG: 0.388		4-0 HBP 1B		1-2 F9	1-2 G1-3				0-0 1B	3	1	1	0	1	0	2				
<b>Clay Bellinger, R</b> (1, 8) OBP: 0.297, SLG: 0.385		3-2 HBP 1B		1-1 F8	3-3 K				0-3 K	4	1	1	0	0	2	3				
<b>Inning Stats</b>	R: 0 E: 0 K: 1 S: 9	H: 0 LOB: 1 BB: 1 P: 18	R: 3 E: 0 K: 1 S: 12	H: 4 LOB: 2 BB: 1 P: 25	R: 0 E: 0 K: 1 S: 10	H: 1 LOB: 1 BB: 0 P: 15	R: 2 E: 0 K: 0 S: 15	H: 2 LOB: 1 BB: 1 P: 24	R: 1 E: 0 K: 1 S: 16	H: 3 LOB: 2 BB: 0 P: 26	R: 0 E: 0 K: 1 S: 15	H: 0 LOB: 2 BB: 2 P: 30	R: 0 E: 0 K: 1 S: 8	H: 1 LOB: 1 BB: 0 P: 10	R: 0 E: 0 K: 1 S: 8	H: 1 LOB: 2 BB: 1 P: 16	1B: 6 2B: 3 3B: 1 HR: 2	SF: 0 SAC: 0 DP: 0 HBP: 1	WP: 0 PB: 0 SB: 0 CS: 1	PA: 42
<b>PITCHER</b> <b>Jason Bere, R</b> (1, 1) ERA: 5.28	IP: 0.1 WLS: L BF: 1 H: 0 R: 0 ER: 0 SO: 0 BB: 0 IBB: 0 HBP: 0 BLK: 0 WP: 0 HR: 0 S: 4 P: 4 ERA: 0.00 WHIP: 0.000															<b>PITCHER</b> <b>Jamie Brewington, R</b> (8, 1) ERA: 5.8				
<b>Cameron Cairncross, L</b> (4, 1) ERA: 2.57	IP: 0.1 WLS: L BF: 1 H: 0 R: 0 ER: 0 SO: 0 BB: 0 IBB: 0 HBP: 0 BLK: 0 WP: 0 HR: 0 S: 4 P: 4 ERA: 0.00 WHIP: 0.000																			
<b>Jim Brower, R</b> (5, 1) ERA: 0.96	IP: 1.2 WLS: L BF: 10 H: 3 R: 1 ER: 1 SO: 2 BB: 2 IBB: 0 HBP: 0 BLK: 0 WP: 0 HR: 1 S: 26 P: 49 ERA: 5.40 WHIP: 3.000																			
<b>Steve Reed, R</b> (6, 1) ERA: 4.83	IP: 1.2 WLS: L BF: 6 H: 1 R: 0 ER: 2 SO: 2 BB: 0 IBB: 0 HBP: 0 BLK: 0 WP: 0 HR: 0 S: 16 P: 22 ERA: 0.600 WHIP: 0.600																			
<b>Ricardo Rincon, L</b> (8, 1) ERA: 2.2	IP: 0.1 WLS: L BF: 3 H: 1 R: 0 ER: 0 SO: 0 BB: 1 IBB: 0 HBP: 0 BLK: 0 WP: 0 HR: 0 S: 4 P: 9 ERA: 0.00 WHIP: 6.000																			







Batter	1	2	3	4	5	6	7	8	9	AB	R	H	RBI	BB	SO	LOB	TOP										
<b>Kenny Lofton, L</b> OBP: 0.372, SLG: 0.423 (1, 8)										4	1	1	0	1	0	3	<b>Cleveland Indians @ New York Yankees</b> Yankee Stadium, Bronx, NY Mon Sep 18 2000, 7:05 PM EDT Att: 31,317 - Overcast - 70 F										
<b>Omar Vizquel, S</b> OBP: 0.397, SLG: 0.375 (1, 6)										5	0	1	0	0	1	1											
<b>Roberto Alomar, S</b> OBP: 0.367, SLG: 0.469 (1, 4)										4	0	1	0	0	1	2											
<b>Manny Ramirez, R</b> OBP: 0.457, SLG: 0.692 (1, 9)										3	1	1	1	1	1	1											
<b>Jim Thome, L</b> OBP: 0.401, SLG: 0.539 (1, 3)										4	0	1	0	0	1	3											
<b>David Segui, S</b> OBP: 0.391, SLG: 0.513 (1, 10)										2	0	0	0	2	1	1											
<b>Travis Fryman, R</b> OBP: 0.396, SLG: 0.521 (1, 5)										2	0	1	0	2	1	0											
<b>Russell Branyan, L</b> OBP: 0.329, SLG: 0.600 (1, 7)										3	0	0	0	0	2	5											
<b>Jolbert Cabrera, R</b> OBP: 0.302, SLG: 0.314 (6, 7)										1	0	0	0	0	0	1											
<b>Einar Diaz, R</b> OBP: 0.320, SLG: 0.395 (1, 2)										4	0	1	0	0	1	2											
<b>Inning Stats</b>	R: 1 H: 2 E: 0 K: 1 S: 14	H: 2 LOB: 1 BB: 1 P: 19	R: 0 H: 1 E: 0 K: 2 S: 15	H: 1 LOB: 2 BB: 1 P: 24	R: 1 H: 1 E: 0 K: 1 S: 16	H: 1 LOB: 3 BB: 3 P: 33	R: 0 H: 0 E: 0 K: 0 S: 6	H: 0 LOB: 0 BB: 0 P: 7	R: 0 H: 1 E: 0 K: 2 S: 10	H: 1 LOB: 1 BB: 0 P: 16	R: 0 H: 0 E: 0 K: 1 S: 9	H: 0 LOB: 0 BB: 0 P: 14	R: 0 H: 0 E: 0 K: 0 S: 8	H: 0 LOB: 1 BB: 1 P: 15	R: 0 H: 1 E: 0 K: 0 S: 8	H: 1 LOB: 0 BB: 0 P: 13	1B: 5 2B: 1 3B: 1 HR: 0	SF: 0 SAC: 0 DP: 2 HBP: 0	WP: 0 PB: 1 SB: 0 CS: 0	PA: 38							
<b>PITCHER</b>	IP	WLS	BF	H	R	ER	SO	BB	IBB	HBP	BLK	WP	HR	S	P	ERA	WHIP										
<b>Roger Clemens, R</b> ERA: 3.27 (1, 1)	7.0	L	31	6	2	2	9	5	0	0	0	0	0	81	129	2.57	1.571										
<b>Mike Stanton, L</b> ERA: 4.29 (8, 1)	0.2		2	0	0	0	0	0	0	0	0	0	0	5	8	0.00	0.000										
<b>Jeff Nelson, R</b> ERA: 2.26 (8, 1)	1.1		5	1	0	0	0	1	0	0	0	0	0	11	20	0.00	1.500										

Batter	1	2	3	4	5	6	7	8	9	AB	R	H	RBI	BB	SO	LOB	BOTTOM										
<b>Chuck Knoblauch, R</b> OBP: 0.357, SLG: 0.386 (1, 4)										4	0	0	0	0	3	0	<b>Cleveland Indians @ New York Yankees</b> Yankee Stadium, Bronx, NY Mon Sep 18 2000, 7:05 PM EDT Att: 31,317 - Overcast - 70 F										
<b>Derek Jeter, R</b> OBP: 0.405, SLG: 0.472 (1, 6)										4	0	0	0	0	2	0											
<b>David Justice, L</b> OBP: 0.384, SLG: 0.590 (1, 9)										2	0	0	0	1	1	0											
<b>Tino Martinez, L</b> OBP: 0.333, SLG: 0.424 (1, 3)										3	0	0	0	0	1	2											
<b>20 Jorge Posada, S</b> OBP: 0.426, SLG: 0.533 (1, 2)										3	0	0	0	0	1	1											
<b>Glenallen Hill, R</b> OBP: 0.337, SLG: 0.587 (1, 10)										3	0	0	0	0	2	0											
<b>Luis Polonia, L</b> OBP: 0.334, SLG: 0.412 (1, 7)										3	0	1	0	0	0	0											
<b>Scott Brosius, R</b> OBP: 0.306, SLG: 0.385 (1, 5)										3	0	0	0	0	1	1											
<b>Clay Bellinger, R</b> OBP: 0.293, SLG: 0.383 (1, 8)										2	0	0	0	0	1	0											
<b>Jose Vizcaino, S</b> OBP: 0.308, SLG: 0.295 (9, PH)										1	0	0	0	0	1	0											
<b>Inning Stats</b>	R: 0 H: 0 E: 1 K: 1 S: 8	H: 0 LOB: 0 BB: 0 P: 10	R: 0 H: 0 E: 0 K: 1 S: 9	H: 0 LOB: 0 BB: 0 P: 12	R: 0 H: 0 E: 0 K: 1 S: 6	H: 0 LOB: 0 BB: 0 P: 10	R: 0 H: 0 E: 0 K: 2 S: 7	H: 0 LOB: 0 BB: 0 P: 11	R: 0 H: 0 E: 0 K: 3 S: 12	H: 0 LOB: 0 BB: 0 P: 14	R: 0 H: 0 E: 0 K: 0 S: 12	H: 0 LOB: 1 BB: 1 P: 20	R: 0 H: 1 E: 0 K: 1 S: 5	H: 0 LOB: 0 BB: 0 P: 7	R: 0 H: 0 E: 0 K: 3 S: 11	H: 0 LOB: 0 BB: 0 P: 18	1B: 1 2B: 0 3B: 0 HR: 0	SF: 0 SAC: 0 DP: 1 HBP: 0	WP: 0 PB: 0 SB: 0 CS: 0	PA: 29							
<b>PITCHER</b>	IP	WLS	BF	H	R	ER	SO	BB	IBB	HBP	BLK	WP	HR	S	P	ERA	WHIP										
<b>Bartolo Colon, R</b> ERA: 4.03 (1, 1)	9.0	W	29	1	0	0	13	1	0	0	0	0	0	77	114	0.00	0.222										



Batter	1	2	3	4	5	6	7	8	9	AB	R	H	RBI	BB	SO	LOB	TOP										
Chuck Knoblauch R (1,4) OBP: 0.356, SLG: 0.383	G5-3		PO			G6-3		G5-3		3	0	0	0	1	0	1	<b>New York Yankees @ Toronto Blue Jays</b> SkyDome, Toronto, ON Tue Sep 19 2000, 7:05 PM EDT Att: 28,908 - Sunny - 72 F										
2 Derek Jeter R (1,6) OBP: 0.402, SLG: 0.468	G1-3		PO	G5-3		K		K		4	0	0	0	0	2	1											
David Justice L (1,9) Clay Bellinger R (9,PH) OBP: 0.291, SLG: 0.381	G4-3			HR		G3			K	3	1	1	1	0	0	0											
Bernie Williams S (1,8) OBP: 0.392, SLG: 0.566		G4-3		F7			F8		K	4	0	0	0	0	1	0											
Tino Martinez L (1,3) Ryan Thompson R (9,PH) OBP: 0.333, SLG: 0.423 OBP: 0.353, SLG: 0.511		P4					K		K	2	0	0	0	1	1	0											
Glenallen Hill R (1,10) OBP: 0.337, SLG: 0.595				BB			K		K	1	0	0	0	0	1	0											
20 Jorge Posada S (1,2) OBP: 0.425, SLG: 0.534				G5-3						3	1	1	1	0	1	1											
Luis Polonia L (1,7) OBP: 0.334, SLG: 0.414				HR						3	0	1	1	0	0	0											
Scott Brosius R (1,5) OBP: 0.304, SLG: 0.383										3	0	0	0	0	0	1											
<b>Inning Stats</b>	R: 0 E: 0 K: 0 S: 6	H: 0 LOB: 0 BB: 0 P: 10	R: 1 E: 0 K: 0 S: 10	H: 1 LOB: 0 BB: 0 P: 14	R: 0 E: 0 K: 0 S: 9	H: 0 LOB: 0 BB: 1 P: 14	R: 1 E: 0 K: 0 S: 10	H: 1 LOB: 1 BB: 1 P: 19	R: 0 E: 0 K: 1 S: 6	H: 0 LOB: 0 BB: 0 P: 7	R: 0 E: 0 K: 1 S: 6	H: 0 LOB: 0 BB: 0 P: 10	R: 0 E: 0 K: 2 S: 8	H: 0 LOB: 0 BB: 0 P: 14	R: 1 E: 0 K: 1 S: 11	H: 2 LOB: 1 BB: 0 P: 17	R: 0 E: 0 K: 3 S: 12	H: 0 LOB: 0 BB: 0 P: 17	1B: 0 2B: 2 3B: 0 HR: 2	SF: 0 SAC: 0 DP: 0 HBP: 0	WP: 0 PB: 0 SB: 0 CS: 0	PA: 33					
<b>PITCHER</b>	IP	WLS	BF	H	R	ER	SO	BB	IBB	HBP	BLK	WP	HR	S	P	ERA	WHIP										
Steve Trachsel R (1,1) ERA: 4.7	7.1	W	27	4	3	3	4	2	0	0	0	0	2	60	96	3.68	0.818										
Paul Quantrill R (8,1) ERA: 4.51	0.2		2	0	0	0	1	0	0	0	0	0	0	6	9	0.00	0.000										
Mark Guthrie L (9,1) ERA: 4.59	1.0		3	0	0	0	3	0	0	0	0	0	0	12	17	0.00	0.000										

Batter	1	2	3	4	5	6	7	8	9	AB	R	H	RBI	BB	SO	LOB	BOTTOM										
Shannon Stewart R (1,7) Dewayne Wise L (8,7) OBP: 0.374, SLG: 0.524 OBP: 0.217, SLG: 0.143	G4-3		G4-3 1B		G4-3 BB E		K WP BB	L8		4	2	2	0	1	1	1	<b>New York Yankees @ Toronto Blue Jays</b> SkyDome, Toronto, ON Tue Sep 19 2000, 7:05 PM EDT Att: 28,908 - Sunny - 72 F										
Alex Gonzalez R (1,6) OBP: 0.312, SLG: 0.395	E3 1B		G4-3		E G4-3 BB		K		G4-3 BB	4	1	0	0	2	2	5											
Dave Martinez L (1,9) OBP: 0.357, SLG: 0.378					G4-3 BB		G4-3			6	1	3	3	0	0	7											
Carlos Delgado L (1,3) Chris Woodward R (8,PR) OBP: 0.476, SLG: 0.685 OBP: 0.297, SLG: 0.340			G4-6-3		E5					5	1	3	2	0	0	2											
Tony Batista R (1,5) OBP: 0.312, SLG: 0.530	G5-4-3				F8					4	2	1	2	1	0	4											
Brad Fullmer L (1,10) OBP: 0.345, SLG: 0.571					G4-3					5	3	3	1	0	0	0											
José Cruz Jr. S (1,8) 10 Vernon Wells R (9,8)			F7		G6-3					4	2	2	2	1	0	0											
Darwin Fletcher L (1,2) Alberto Castillo R (8,PR) OBP: 0.348, SLG: 0.508 OBP: 0.290, SLG: 0.271			F8							5	2	3	2	0	1	1											
Craig Grebeck R (1,4) OBP: 0.369, SLG: 0.419					G6-3					4	1	2	2	1	0	3											
<b>Inning Stats</b>	R: 1 E: 1 K: 0 S: 9	H: 2 LOB: 1 BB: 0 P: 15	R: 0 E: 0 K: 0 S: 5	H: 0 LOB: 0 BB: 0 P: 8	R: 2 E: 0 K: 0 S: 9	H: 2 LOB: 0 BB: 1 P: 18	R: 0 E: 0 K: 0 S: 5	H: 0 LOB: 0 BB: 0 P: 7	R: 2 E: 1 K: 1 S: 16	H: 2 LOB: 2 BB: 1 P: 27	R: 2 E: 0 K: 1 S: 16	H: 2 LOB: 1 BB: 2 P: 34	R: 4 E: 0 K: 3 S: 22	H: 5 LOB: 1 BB: 0 P: 29	R: 5 E: 0 K: 0 S: 22	H: 6 LOB: 3 BB: 2 P: 37	1B: 12 2B: 6 3B: 0 HR: 1	SF: 0 SAC: 0 DP: 3 HBP: 0	WP: 1 PB: 0 SB: 0 CS: 0	PA: 48							
<b>PITCHER</b>	IP	WLS	BF	H	R	ER	SO	BB	IBB	HBP	BLK	WP	HR	S	P	ERA	WHIP										
Andy Pettitte L (1,1) ERA: 3.99	5.0	L	26	8	7	5	0	3	0	0	0	0	0	50	91	9.00	2.200										
Jason Grimsley R (6,1) ERA: 4.6	1.0		4	0	0	0	1	1	0	0	0	1	0	9	18	0.00	1.000										
Ted Lilly L (7,1) ERA: 8.31	0.0		4	4	4	4	0	0	0	0	0	0	1	7	11	∞	∞										
Jay Tessmer R (7,1) ERA:	1.0		4	1	0	0	3	0	0	0	0	0	0	15	18	0.00	1.000										
Randy Choate L (8,1) ERA: 5.02	0.0		3	2	3	3	0	1	0	0	0	0	0	9	16	∞	∞										

AB	30
R	3
H	4
RBI	3
BB	2
SO	8
LOB	4





Batter	1	2	3	4	5	6	7	8	9	AB	R	H	RBI	BB	SO	LOB	TOP										
<b>Chuck Knoblauch R</b> (1, 4) OBP: 0.359, SLG: 0.384	4-1 CS BB		1-2 F9		3-1 1B			2-1 2B 1B	1-1 G4-3	4	0	2	0	1	0	1											
<b>2 Derek Jeter R</b> (1, 6) OBP: 0.404, SLG: 0.469	2-2 G4-6-3 1B		4-2 F BB		2-3 K			3-2 1B		3	0	2	0	1	1	1											
<b>David Justice L</b> (1, 9) OBP: 0.383, SLG: 0.591	0-2 G4-6-3		0-0 E4 FC6		4-0 G4-6-3 1B BB			1-3 K		3	0	0	0	1	1	4											
<b>Bernie Williams S</b> (1, 8) OBP: 0.393, SLG: 0.567		1-0 20 E 2B		0-0 FC6		1-1 G4-6-3 1B		3-3 K		4	1	2	0	0	1	4											
<b>Tino Martinez L</b> (1, 3) OBP: 0.331, SLG: 0.419		3-2 F7		1-2 P4		1-0 G4-6-3		2-2 F7		4	0	0	0	0	0	5											
<b>Jose Canseco R</b> (1, 10) OBP: 0.378, SLG: 0.458		2-3 K		2-3 K		1-2 F8			2-3 K	4	0	0	0	0	3	2											
<b>20 Jorge Posada S</b> (1, 2) OBP: 0.424, SLG: 0.532		2-2 E6 2H		1-1 G3-1			2-2 G5-4-3 1B		2-3 K2-3	4	0	1	0	0	1	0											
<b>Scott Brosius R</b> (1, 5) OBP: 0.303, SLG: 0.384		0-1 F8			0-1 G5-3		1-1 G5-4-3		0-0 1B 2B	4	1	1	0	0	0	2											
<b>Luis Polonia L</b> (1, 7) OBP: 0.333, SLG: 0.412				0-0 G3		2-2 G3		1-2 G4-3		4	0	1	1	0	0	0											
<b>Inning Stats</b>	R: 0 H: 1 E: 0 K: 0 S: 9	H: 1 LOB: 0 BB: 1 P: 15	R: 1 H: 1 E: 1 K: 1 S: 16	H: 1 LOB: 1 BB: 0 P: 24	R: 0 H: 0 E: 1 K: 0 S: 8	H: 0 LOB: 2 BB: 1 P: 13	R: 0 H: 0 E: 0 K: 1 S: 10	H: 0 LOB: 0 BB: 0 P: 14	R: 0 H: 1 E: 0 K: 1 S: 10	H: 1 LOB: 1 BB: 0 P: 17	R: 0 H: 1 E: 0 K: 0 S: 6	H: 1 LOB: 0 BB: 0 P: 13	R: 0 H: 2 E: 0 K: 2 S: 19	H: 2 LOB: 2 BB: 0 P: 30	R: 1 H: 2 E: 0 K: 2 S: 11	H: 2 LOB: 1 BB: 0 P: 16	1B: 7 2B: 2 3B: 0 HR: 0	SF: 0 SAC: 0 DP: 3 HBP: 0	WP: 0 PB: 0 SB: 0 CS: 1	PA: 37							
<b>PITCHER</b>	IP	WLS	BF	H	R	ER	SO	BB	IBB	HBP	BLK	WP	HR	S	P	ERA	WHIP										
<b>Esteban Loaiza R</b> (1, 1) ERA: 4.56	7.0	W	27	5	1	0	3	3	0	0	0	0	0	68	109	0.00	1.143										
<b>Kelvin Escobar R</b> (8, 1) ERA: 5.29	1.0		5	2	0	0	2	0	0	0	0	0	0	19	30	0.00	2.000										
<b>Billy Koch R</b> (9, 1) ERA: 2.77	1.0		5	2	1	1	2	0	0	0	0	0	0	11	16	9.00	2.000										

**New York Yankees @ Toronto Blue Jays**  
**SkyDome, Toronto, ON**  
 Wed Sep 20 2000, 7:05 PM EDT  
 Att: 28,463 - Dome - 72 F

AB	34
R	2
H	9
RBI	1
BB	3
SO	7
LOB	19




Batter	1	2	3	4	5	6	7	8	9	AB	R	H	RBI	BB	SO	LOB	BOTTOM										
<b>Shannon Stewart R</b> (1, 7) OBP: 0.374, SLG: 0.524	1-0 SH G4-6-3 2B		1-1 G6-3 3B HBP	2-2 F8		1-3 K		1-0 P3		4	2	1	0	0	1	3											
<b>Alex Gonzalez R</b> (1, 6) OBP: 0.312, SLG: 0.397	0-0 SH G4-6-3		2-0 G6-3	0-0 2B		0-0 F7				3	1	1	1	0	0	1											
<b>Dave Martinez L</b> (1, 9) OBP: 0.358, SLG: 0.387	1-1 G4-6-3		1-2 SF9 3B	1-2 2B		1-2 F9				4	1	2	3	0	0	1											
<b>Carlos Delgado L</b> (1, 3) OBP: 0.476, SLG: 0.685	4-1 BB		0-1 SF9	1-3 K		2-0 G3				2	0	1	1	1	1	1											
<b>Brad Fullmer L</b> (1, 10) OBP: 0.343, SLG: 0.567	1-1 F9		2-2 P5		1-1 F9		1-2 G3			4	0	0	0	0	0	2											
<b>Tony Batista R</b> (1, 5) OBP: 0.313, SLG: 0.528		0-1 G5-3		4-0 1B BB		0-1 1B		3-1 G5-3		3	1	1	0	1	0	1											
<b>Darrin Fletcher L</b> (1, 2) OBP: 0.347, SLG: 0.505		3-2 F9		1-2 F8 1B 2B		0-3 K		1-1 F8		4	1	1	0	0	1	1											
<b>José Cruz Jr., S</b> (1, 8) OBP: 0.327, SLG: 0.477		0-0 1B		0-3 K		0-0 G4-3		3-3 K		4	0	1	0	0	2	3											
<b>Mickey Morandini L</b> (1, 4) OBP: 0.336, SLG: 0.328		1-1 G3		1-1 2B 2B 1B		1-3 K		1-0 1B		4	1	2	1	0	1	1											
<b>Inning Stats</b>	R: 1 H: 1 E: 1 K: 0 S: 7	H: 1 LOB: 1 BB: 1 P: 14	R: 0 H: 1 E: 0 K: 0 S: 9	H: 1 LOB: 0 BB: 0 P: 13	R: 2 H: 1 E: 0 K: 0 S: 11	H: 1 LOB: 0 BB: 0 P: 17	R: 4 H: 4 E: 0 K: 2 S: 25	H: 4 LOB: 1 BB: 1 P: 37	R: 0 H: 1 E: 0 K: 1 S: 8	H: 1 LOB: 1 BB: 0 P: 9	R: 0 H: 0 E: 0 K: 2 S: 7	H: 0 LOB: 0 BB: 0 P: 9	R: 0 H: 1 E: 0 K: 0 S: 10	H: 1 LOB: 1 BB: 0 P: 17	R: 0 H: 1 E: 0 K: 1 S: 7	H: 1 LOB: 0 BB: 0 P: 13	1B: 6 2B: 3 3B: 1 HR: 0	SF: 1 SAC: 1 DP: 1 HBP: 1	WP: 0 PB: 0 SB: 0 CS: 0	PA: 37							
<b>PITCHER</b>	IP	WLS	BF	H	R	ER	SO	BB	IBB	HBP	BLK	WP	HR	S	P	ERA	WHIP										
<b>David Cone R</b> (1, 1) ERA: 6.55	3.2	L	20	6	7	7	1	2	0	1	0	0	0	42	67	0.00	0.923										
<b>Dwight Gooden R</b> (4, 1) ERA: 4.49	4.1		17	4	0	0	5	0	0	0	0	0	0	42	62	0.00	0.923										


**New York Yankees @ Toronto Blue Jays**  
**SkyDome, Toronto, ON**  
 Wed Sep 20 2000, 7:05 PM EDT  
 Att: 28,463 - Dome - 72 F

AB	32
R	7
H	10
RBI	6
BB	2
SO	6
LOB	14





Batter	1	2	3	4	5	6	7	8	9	AB	R	H	RBI	BB	SO	LOB	TOP					
Chuck Knoblauch R (1.4) OBP: 0.356, SLG: 0.380	G3			F9		F9			G6-3	4	0	0	0	0	0	0	<p><b>New York Yankees @ Toronto Blue Jays</b>  SkyDome, Toronto, ON  Thu Sep 21 2000, 7:05 PM EDT  Att: 30,074 - Dome - 72 F</p> <p>AB 31  R 1  H 5  RBI 1  BB 0  SO 8  LOB 6</p> 					
2 Derek Jeter R (1.6) OBP: 0.403, SLG: 0.468	L7			K		L4			G4-3 1B	4	0	1	0	0	1	0						
Bernie Williams S (1.8) OBP: 0.392, SLG: 0.571	F8			G5-3					G4-3	4	1	1	1	0	0	1						
Glenallen Hill R (1.7) OBP: 0.332, SLG: 0.586									K	4	0	0	0	0	2	1						
20 Jorge Posada S (1.2) OBP: 0.424, SLG: 0.531									K	3	0	1	0	0	2	0						
David Justice L (1.9) OBP: 0.381, SLG: 0.587									K	3	0	0	0	0	1	1						
Jose Canseco R (1.10) OBP: 0.390, SLG: 0.460										3	0	2	0	0	1	0						
Tino Martinez L (1.3) OBP: 0.329, SLG: 0.417										3	0	0	0	0	0	3						
Scott Brosius R (1.5) OBP: 0.302, SLG: 0.381										3	0	0	0	0	1	0						
<b>Inning Stats</b>	R: 0 E: 0 K: 0 S: 6	H: 0 LOB: 0 BB: 0 P: 10	R: 0 E: 0 K: 2 S: 7	H: 0 LOB: 0 BB: 0 P: 8	R: 0 E: 0 K: 1 S: 8	H: 0 LOB: 0 BB: 0 P: 9	R: 0 E: 0 K: 1 S: 9	H: 0 LOB: 0 BB: 0 P: 13	R: 0 E: 0 K: 1 S: 13	H: 2 LOB: 2 BB: 0 P: 17	R: 0 E: 0 K: 1 S: 5	H: 0 LOB: 0 BB: 0 P: 6	R: 1 E: 0 K: 1 S: 12	H: 1 LOB: 0 BB: 0 P: 19	R: 0 E: 0 K: 1 S: 10	H: 1 LOB: 0 BB: 0 P: 17	R: 0 E: 0 K: 1 S: 12	H: 1 LOB: 1 BB: 0 P: 15	1B: 4 2B: 0 3B: 0 HR: 1	SF: 0 SAC: 0 DP: 1 HBP: 0	WP: 0 PB: 0 SB: 0 CS: 0	PA: 31
<b>PITCHER</b> David Wells L (1.1) ERA: 4.02	IP: 9.0 WLS: W BF: 31 H: 5 R: 1 ER: 1 SO: 8 BB: 0 IBB: 0 HBP: 0 BLK: 0 WP: 0 HR: 1 S: 82 P: 114 ERA: 1.00 WHIP: 0.556															<b>PITCHER</b>						

Batter	1	2	3	4	5	6	7	8	9	AB	R	H	RBI	BB	SO	LOB	BOTTOM					
Shannon Stewart R (1.7) OBP: 0.373, SLG: 0.524	F9									4	1	1	0	0	0	0	<p><b>New York Yankees @ Toronto Blue Jays</b>  SkyDome, Toronto, ON  Thu Sep 21 2000, 7:05 PM EDT  Att: 30,074 - Dome - 72 F</p> <p>AB 30  R 3  H 9  RBI 3  BB 1  SO 3  LOB 12</p> 					
Alex Gonzalez R (1.6) OBP: 0.311, SLG: 0.398	F3									4	0	1	1	0	1	0						
Dave Martinez L (1.9) OBP: 0.357, SLG: 0.385	G4-3									4	0	1	0	0	0	0						
Carlos Delgado L (1.3) OBP: 0.478, SLG: 0.690										3	1	2	1	0	0	2						
Brad Fullmer L (1.10) OBP: 0.344, SLG: 0.568										4	1	2	0	0	0	2						
Tony Batista R (1.5) OBP: 0.313, SLG: 0.528										4	0	1	0	0	1	2						
Darrin Fletcher L (1.2) OBP: 0.350, SLG: 0.505										2	0	1	0	1	0	1						
José Cruz Jr., S (1.8) OBP: 0.326, SLG: 0.476										2	0	0	1	0	0	3						
Mickey Morandini L (1.4) OBP: 0.334, SLG: 0.326										3	0	0	0	0	1	2						
<b>Inning Stats</b>	R: 0 E: 0 K: 0 S: 8	H: 1 LOB: 2 BB: 0 P: 11	R: 0 E: 0 K: 0 S: 17	H: 1 LOB: 0 BB: 0 P: 24	R: 1 E: 0 K: 0 S: 10	H: 3 LOB: 1 BB: 0 P: 11	R: 0 E: 0 K: 0 S: 10	H: 1 LOB: 0 BB: 0 P: 15	R: 0 E: 0 K: 2 S: 8	H: 0 LOB: 0 BB: 0 P: 8	R: 2 E: 0 K: 0 S: 13	H: 3 LOB: 2 BB: 1 P: 26	R: 0 E: 0 K: 0 S: 5	H: 0 LOB: 0 BB: 0 P: 6	R: 0 E: 0 K: 1 S: 7	H: 1 LOB: 0 BB: 0 P: 9	R: 0 E: 0 K: 1 S: 12	H: 1 LOB: 0 BB: 0 P: 15	1B: 4 2B: 4 3B: 0 HR: 1	SF: 1 SAC: 0 DP: 1 HBP: 1	WP: 0 PB: 0 SB: 0 CS: 0	PA: 33
<b>PITCHER</b> Orlando Hernandez R (1.1) ERA: 4.56 Mike Stanton L (8.1) ERA: 4.22	IP: 7.0 WLS: L BF: 30 H: 3 R: 3 ER: 3 SO: 2 BB: 0 IBB: 0 HBP: 0 BLK: 0 WP: 0 HR: 1 S: 71 P: 101 ERA: 3.86 WHIP: 1.143															<b>PITCHER</b>						



Batter	1	2	3	4	5	6	7	8	9	AB	R	H	RBI	BB	SO	LOB	TOP								
Damon Easley, R OBP: 0.354, SLG: 0.413 Jose Macias, S OBP: 0.326, SLG: 0.361	0-3 K		3-2 F7			1-1 1B WP 1B	1-3 K		0-3 K	3	1	1	0	0	1	0									
Juan Encarnacion, R OBP: 0.336, SLG: 0.431	3-3 K			3-2 L9		0-1 F8	0-0 BB 1B		3-2 WP E 1B	5	1	2	0	0	1	1									
Bobby Higginson, L OBP: 0.368, SLG: 0.520	2-2 1B			3-2 G4-3		0-2 WP BB 1B	4-1 G6-4-3 BB		1-1 E3 1B	4	1	3	0	1	0	0									
Dean Palmer, R OBP: 0.343, SLG: 0.480 Shane Halter, R OBP: 0.296, SLG: 0.341	0-3 K			4-0 CS BB		4-1 1B WP G3-1 BB	0-0 G6-4-3 BB		3-H 0-0 F9	3	1	0	0	2	1	4									
Billy McMillon, L OBP: 0.393, SLG: 0.459		0-1 F8		1-1 CS	4-2 HR BB	4-1 G3-1 1B 1-2 2-3 3-H BB		2-2 F9		2	2	0	0	2	0	0									
Deivi Cruz, R OBP: 0.313, SLG: 0.449	1-0 F9				0-1 HR	0-0 G3-1 1B		1-2 G4-3		4	2	2	3	0	0	0									
Wendell Magee, R OBP: 0.391, SLG: 0.384 Rich Becker, L OBP: 0.313, SLG: 0.384	2-3 K			1-1 E1		0-2 G3-1		1-3 K		2	0	0	0	0	1	0									
Hal Morris, L OBP: 0.396, SLG: 0.400			1-3 K		0-1 G4-3	1-2 2-3 3-H 2-1 2B		2-2 FC5-4 1B		4	0	2	2	0	1	0									
Brad Ausmus, R OBP: 0.361, SLG: 0.372			1-1 F8		3-2 F9	1-0 G6-3		0-0 FC5-4 1B WP		4	1	0	0	0	0	2									
<b>Inning Stats</b>	R: 0 E: 0 K: 3 S: 17	H: 1 LOB: 1 BB: 0 P: 22	R: 0 E: 0 K: 1 S: 7	H: 0 LOB: 0 BB: 0 P: 10	R: 0 E: 0 K: 1 S: 9	H: 0 LOB: 0 BB: 0 P: 14	R: 0 E: 0 K: 0 S: 10	H: 0 LOB: 0 BB: 1 P: 21	R: 2 E: 1 K: 0 S: 12	H: 1 LOB: 0 BB: 1 P: 20	R: 5 E: 0 K: 0 S: 19	H: 4 LOB: 1 BB: 2 P: 31	R: 0 E: 0 K: 1 S: 7	H: 1 LOB: 1 BB: 1 P: 12	R: 0 E: 0 K: 1 S: 12	H: 0 LOB: 0 BB: 0 P: 16	R: 2 E: 1 K: 1 S: 17	H: 3 LOB: 1 BB: 0 P: 23	1B: 8 2B: 1 3B: 0 HR: 1	SF: 0 SAC: 0 DP: 1 HBP: 0	WP: 2 PB: 0 SB: 0 CS: 1	PA: 41			
<b>PITCHER</b>	IP	WLS	BF	H	R	ER	SO	BB	IBB	HBP	BLK	WP	HR	S	P	ERA	WHIP								
Denny Neagle, L ERA: 4.34	5.1	L	23	4	6	6	5	4	0	0	0	1	1	66	107	10.12	1.500								
Jason Grimsley, R ERA: 4.51	1.2		8	3	1	1	1	1	0	0	0	0	0	15	23	5.40	2.400								
Mike Stanton, L ERA: 4.25	1.2		6	1	1	1	2	0	0	0	0	0	0	22	28	5.40	0.600								
Jeff Nelson, R ERA: 2.26	0.0		1	1	0	0	0	0	0	0	0	0	0	4	7	∞	∞								
Ted Lilly, L ERA: 8.31	0.0		1	1	1	0	0	0	0	0	0	1	0	2	3	∞	∞								

Detroit Tigers @ New York Yankees  
Yankee Stadium, Bronx, NY  
Fri Sep 22 2000, 7:05 PM EDT  
Att: 37,092 - Sunny - 67 F

AB	35
R	9
H	10
RBI	6
BB	5
SO	8
LOB	10



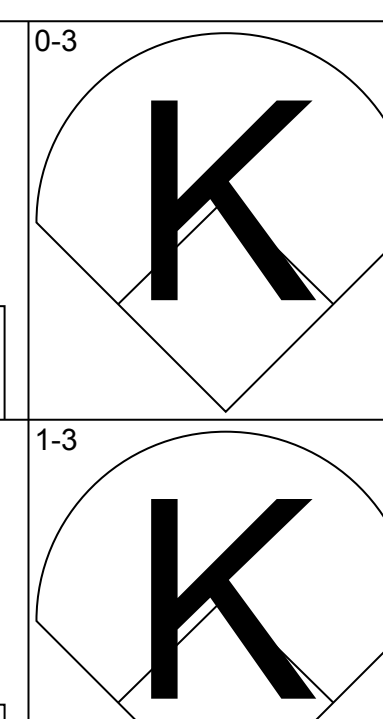
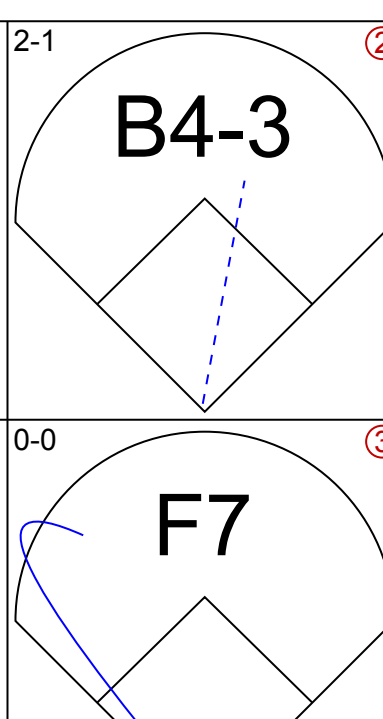
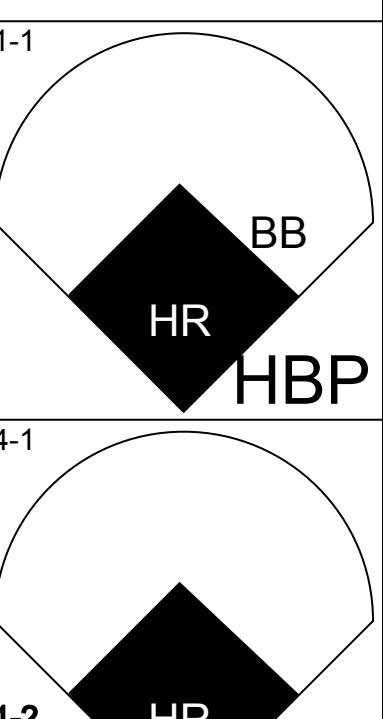
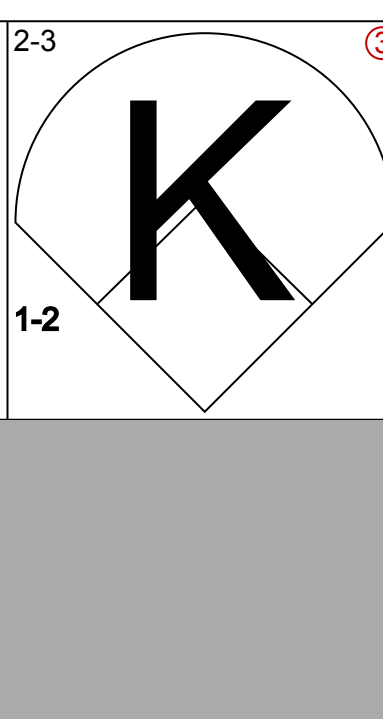
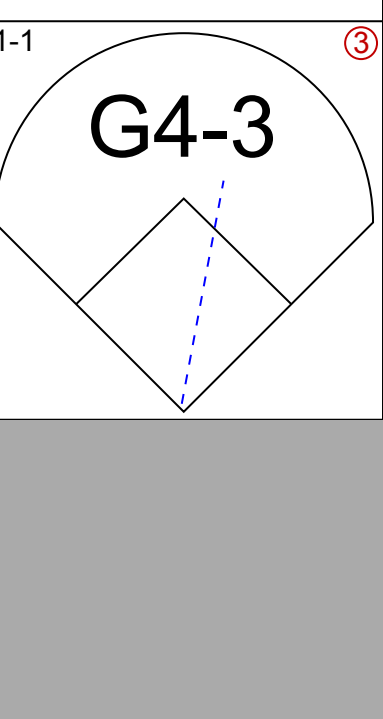
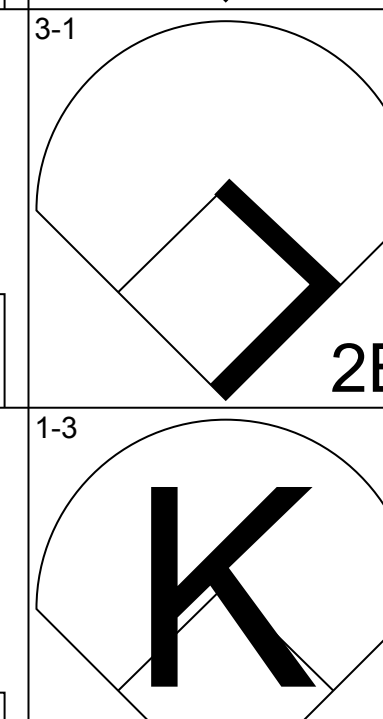

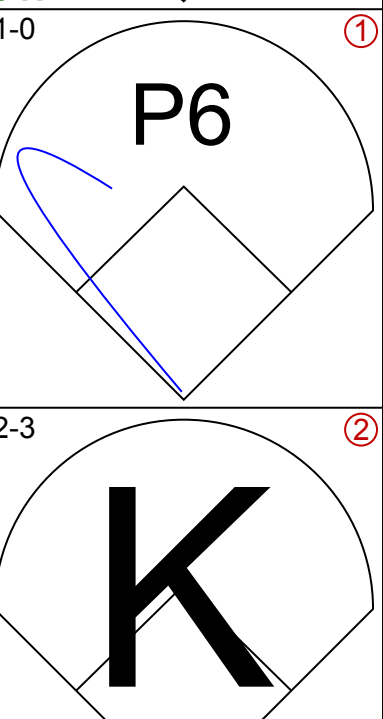
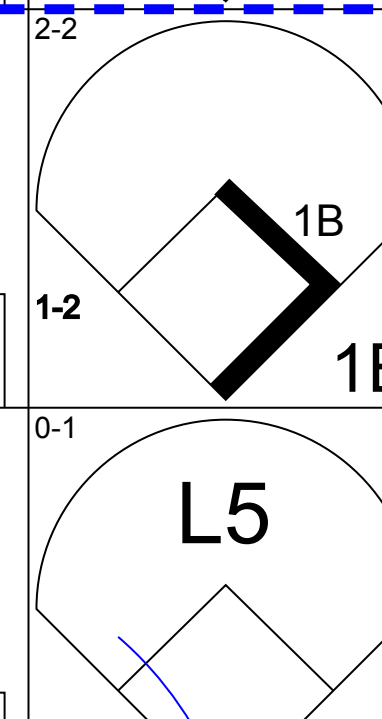
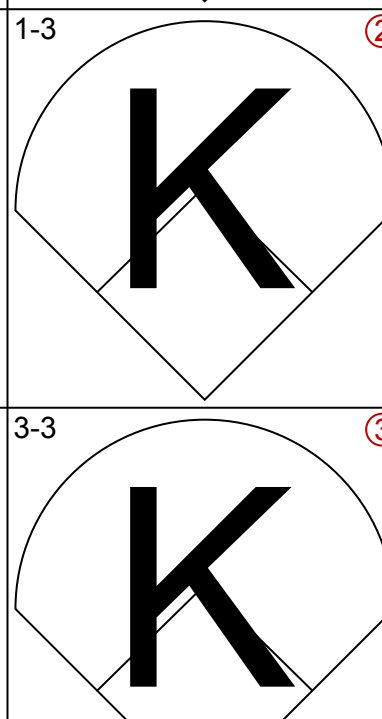

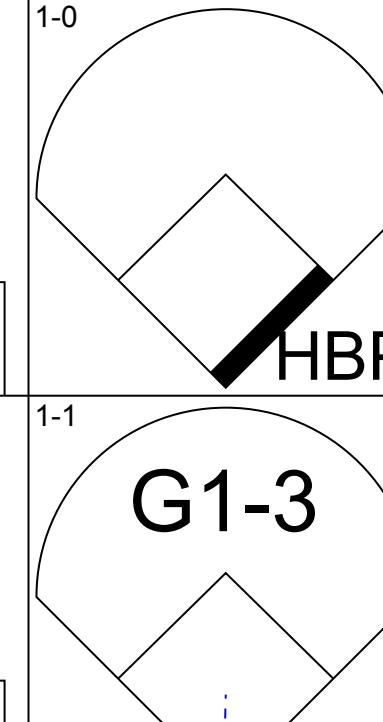
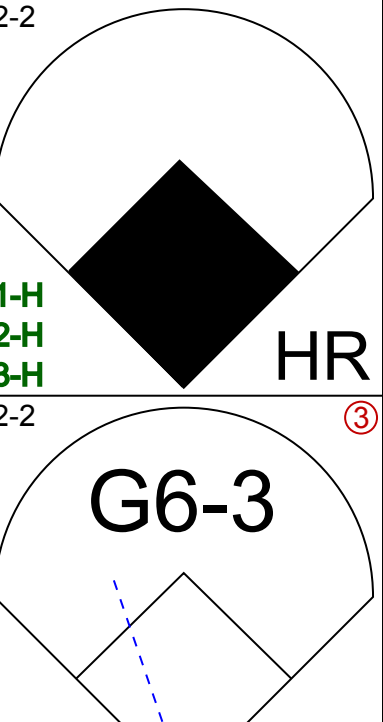
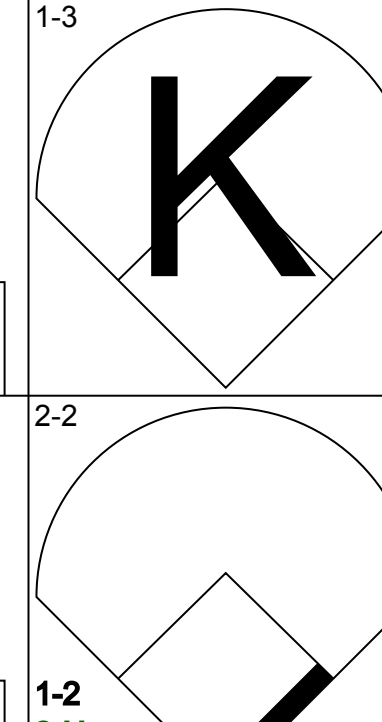



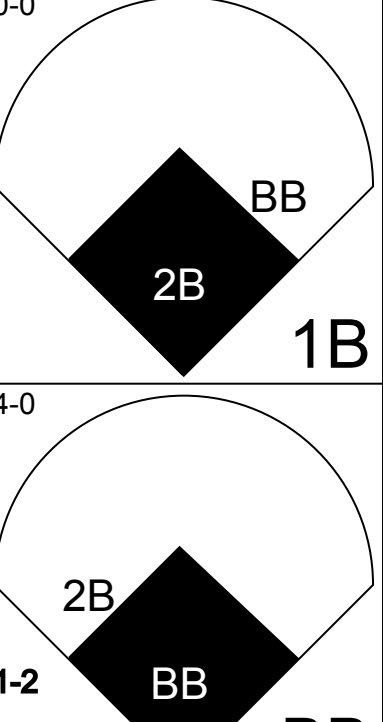


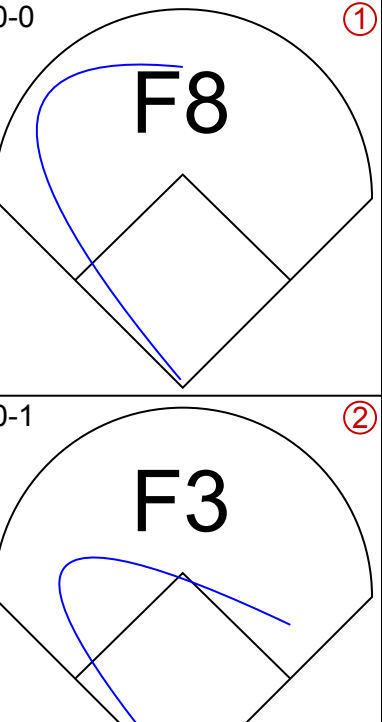
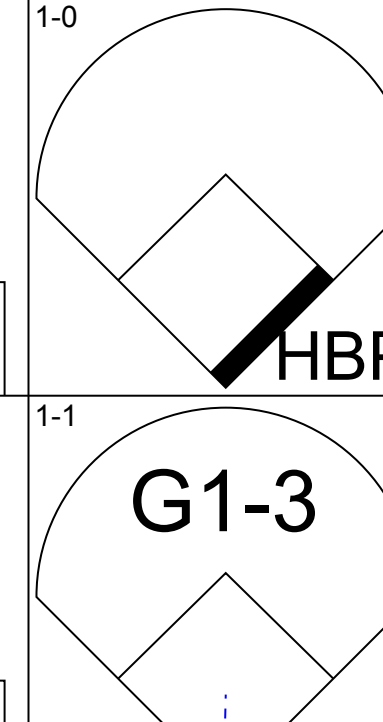
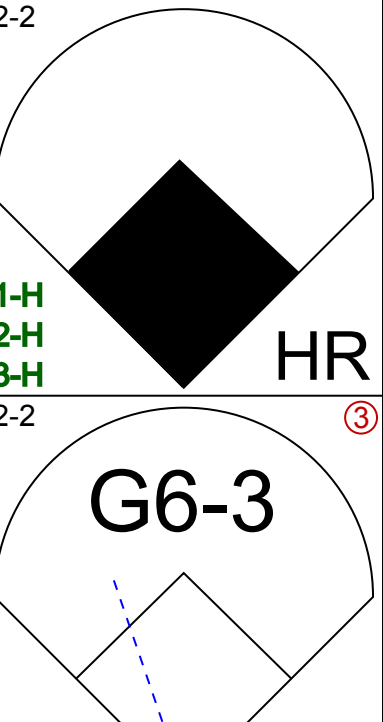
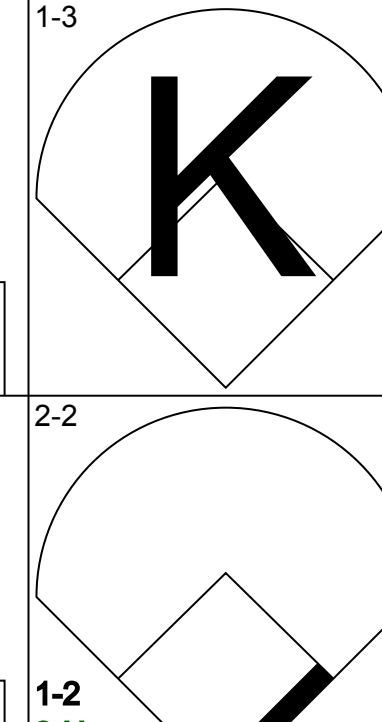
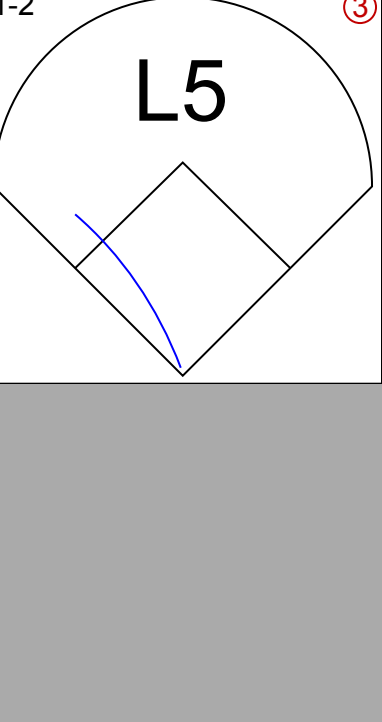

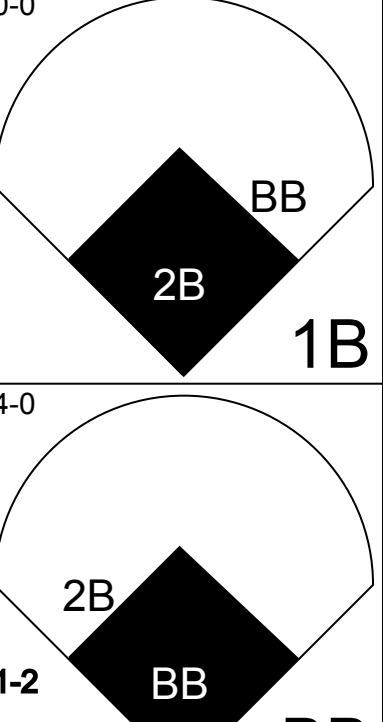


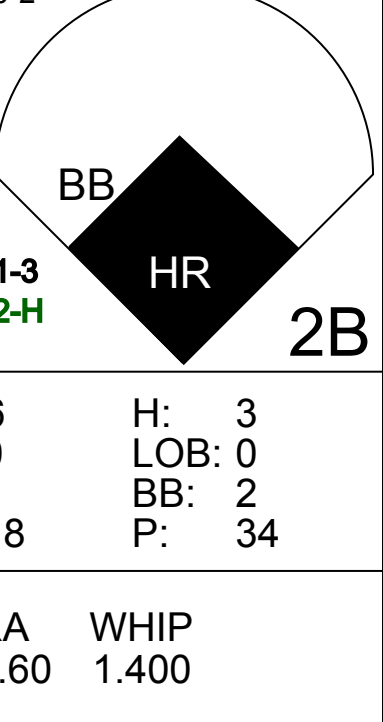
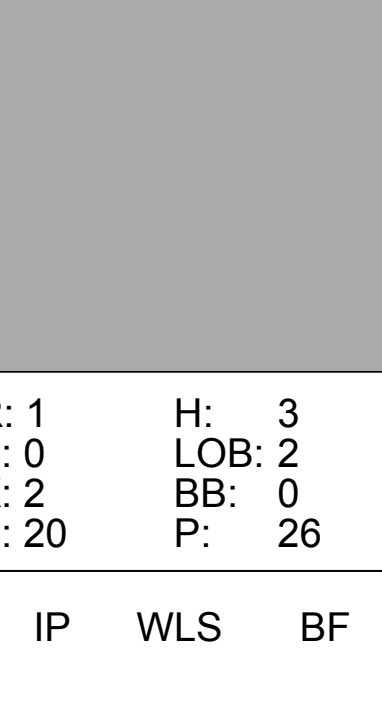

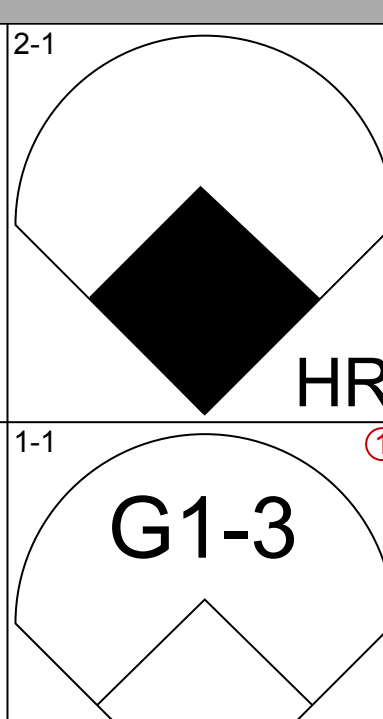
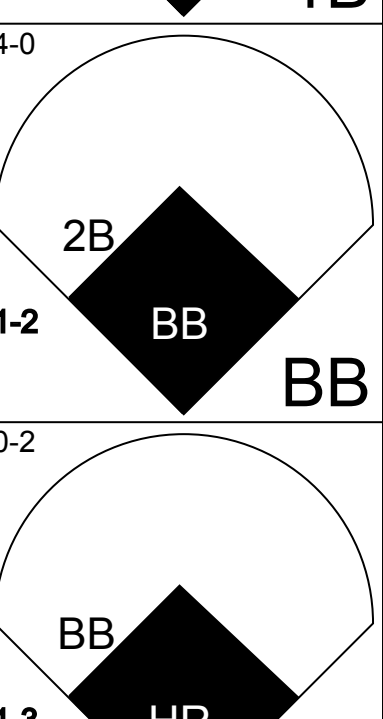
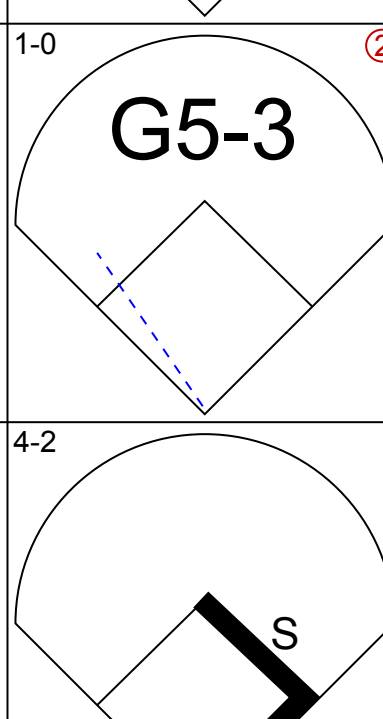
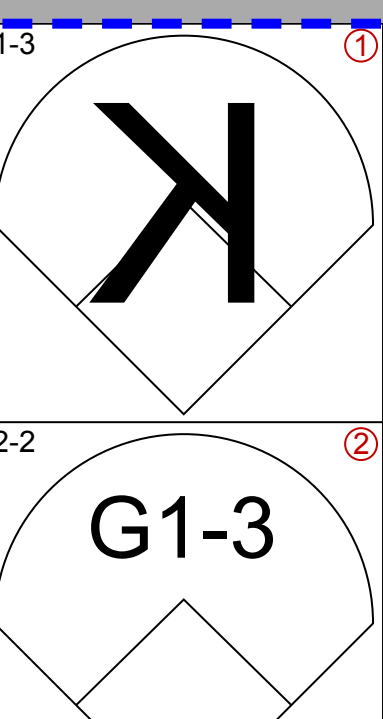
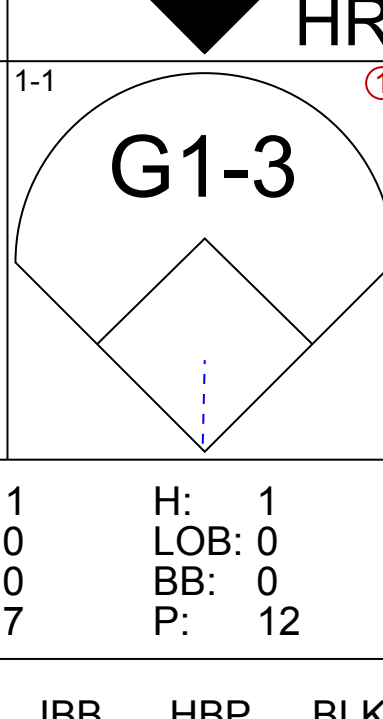
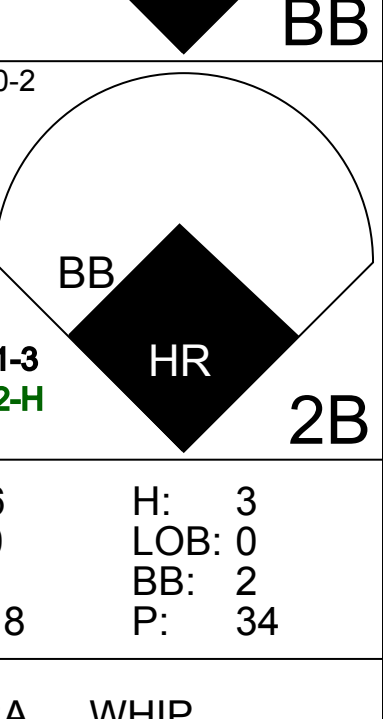
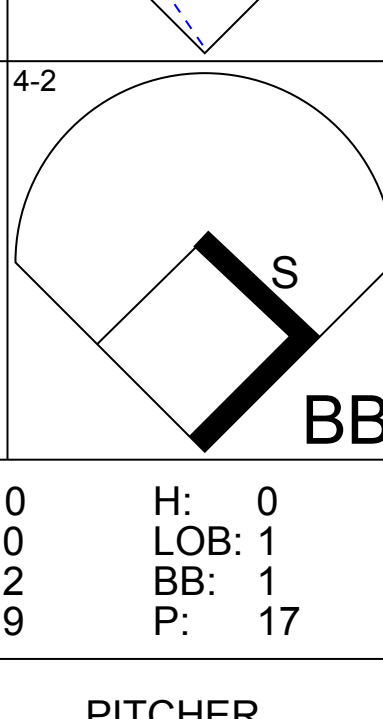
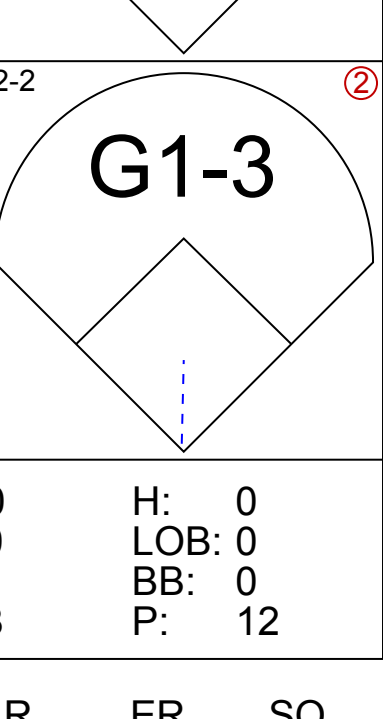
Batter	1	2	3	4	5	6	7	8	9	AB	R	H	RBI	BB	SO	LOB	BOTTOM								
Chuck Knoblauch, R OBP: 0.361, SLG: 0.380	1-3 K		4-1 HBP 2B BB		4-2 BB 2B 1B BB		4-1 2B SF7 BB		3-2 DI 2B 1B	2	3	1	0	3	1	0									
Derek Jeter, R OBP: 0.407, SLG: 0.472	0-2 1B		1-2 HBP 1B		1-0 BB 1B		3-1 SF7 1B 2B		1-3 K	5	2	4	0	0	1	1									
Paul O'Neill, L OBP: 0.346, SLG: 0.441	1-3 K		1-3 K		2-3 K		2-1 SF7		1-3 K	4	0	0	1	0	4	6									
Bernie Williams, S OBP: 0.396, SLG: 0.573	2-3 K		1-0 1B		4-2 1B BB		2-3 3-H 2-0 1B		3-2 H 1B 2B	3	1	2	2	1	1	1									
David Justice, L OBP: 0.383, SLG: 0.587		4-0 S BB	2-3 K		1-2 2-3 1B		2-2 FC4-6 FC4-6		2-0 20 DI 1B	4	0	2	3	1	1	4									
Jorge Posada, S OBP: 0.420, SLG: 0.525	1-3 K			2-0 G4-3		0-0 F9		0-0 FC4-6		5	0	0	0	0	2	5									
Tino Martinez, L OBP: 0.327, SLG: 0.414	3-3 K			0-0 P6		3-2 F8		0-1 G3-1		4	0	0	0	0	1	1									
Luis Sojo, R OBP: 0.330, SLG: 0.435	1-0 G6-3			2-2 F8		0-1 F9		0-2 F8		4	0	0	0	0	0	1									
Jose Vizcaino, S OBP: 0.304, SLG: 0.290			2-3 K		1-0 F8		2-2 G4-3		1-2 L4	4	0	0	0	0	1	0									
<b>Inning Stats</b>	R: 0 E: 0 K: 3 S: 13	H: 1 LOB: 1 BB: 0 P: 16	R: 0 E: 0 K: 2 S: 7	H: 0 LOB: 1 BB: 1 P: 16	R: 0 E: 0 K: 3 S: 17	H: 1 LOB: 3 BB: 1 P: 28	R: 0 E: 0 K: 0 S: 6	H: 0 LOB: 0 BB: 0 P: 10	R: 2 E: 0 K: 1 S: 15	H: 2 LOB: 2 BB: 2 P: 28	R: 0 E: 0 K: 0 S: 14	H: 0 LOB: 0 BB: 0 P: 19	R: 2 E: 0 K: 0 S: 10	H: 2 LOB: 1 BB: 1 P: 23	R: 0 E: 0 K: 0 S: 10	H: 0 LOB: 0 BB: 0 P: 11	R: 2 E: 0 K: 3 S: 19	H: 3 LOB: 1 BB: 0 P: 30	1B: 7 2B: 2 3B: 0 HR: 0	SF: 1 SAC: 0 DP: 0 HBP: 1	WP: 0 PB: 0 SB: 1 CS: 0	PA: 42			
<b>PITCHER</b>	IP	WLS	BF	H	R	ER	SO	BB	IBB	HBP	BLK	WP	HR	S	P	ERA	WHIP								
Hideo Nomo, R ERA: 4.75	6.0	W	28	4	3	3	9	5	0	1	0	0	0	73	122	4.50	1.500								
C.J. Nitkowski, L ERA: 5.06	2.0		8	2	1	1	0	0	0	0	0	0	0	19	29	4.50	1.000								
Matt Anderson, R ERA: 4.92	0.2		5	3	2	2	2	0	0	0	0	0	0	16	26	27.00	4.500								
Todd Jones, R ERA: 3.45	0.1	S	1	0	0	0	1	0	0	0	0	0	0	3	4	0.00	0.000								

Detroit Tigers @ New York Yankees  
Yankee Stadium, Bronx, NY  
Fri Sep 22 2000, 7:05 PM EDT  
Att: 37,092 - Sunny - 67 F

AB	35
R	6
H	9
RBI	6
BB	5
SO	12
LOB	19



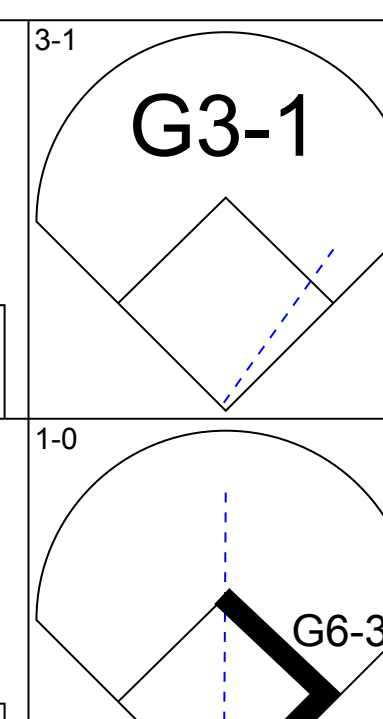
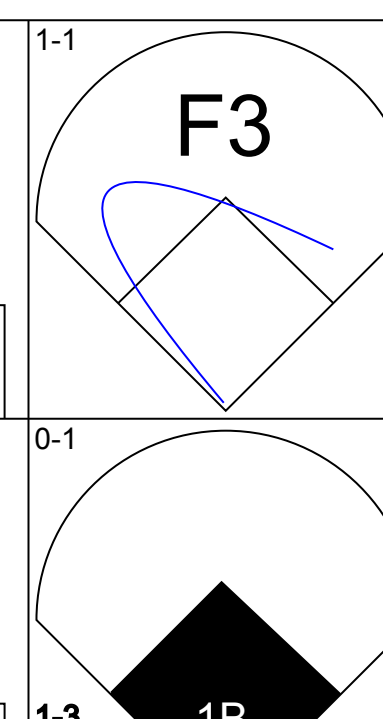
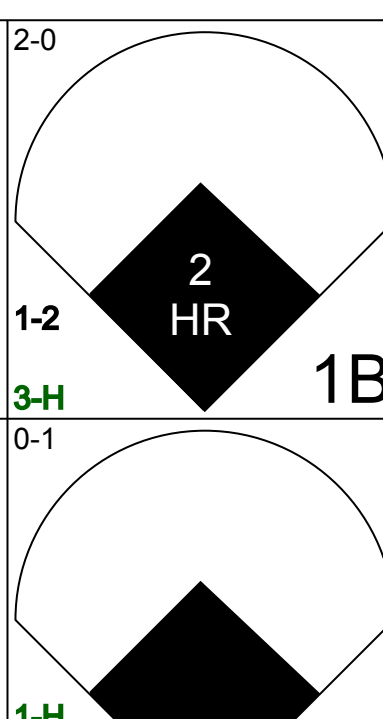
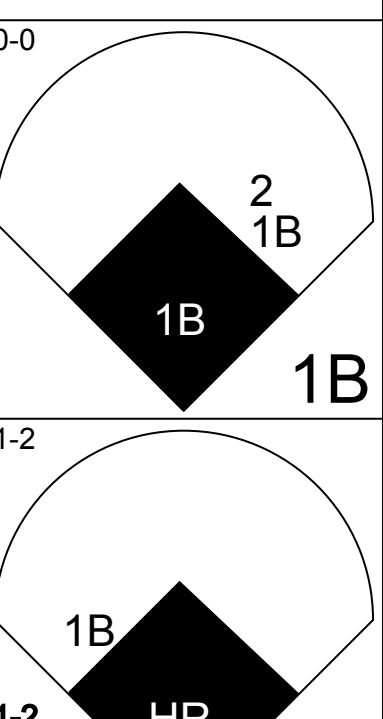
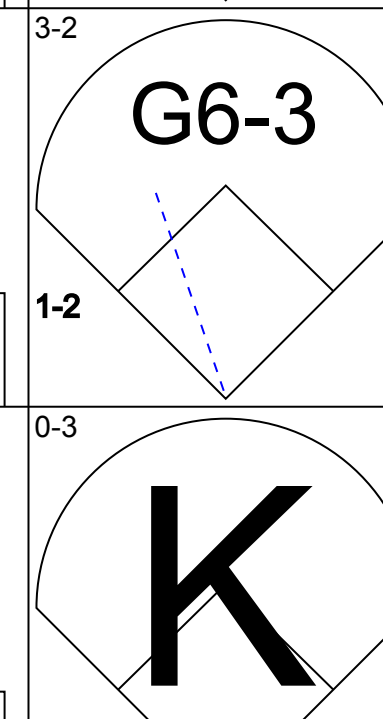
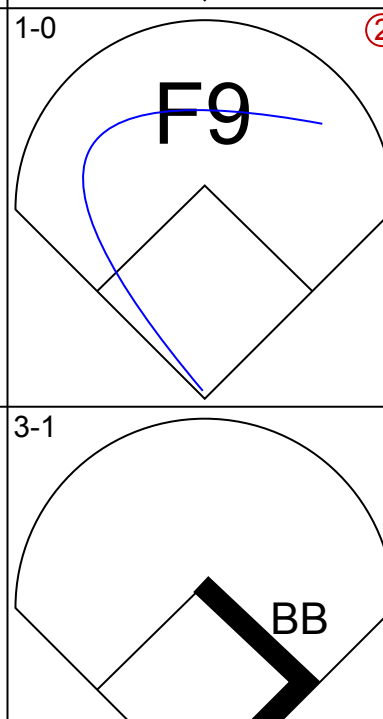
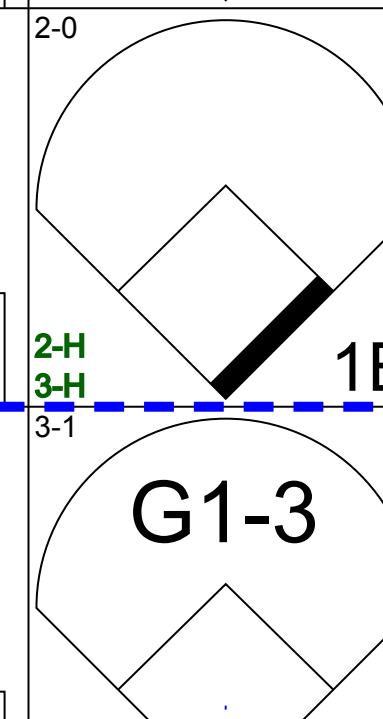

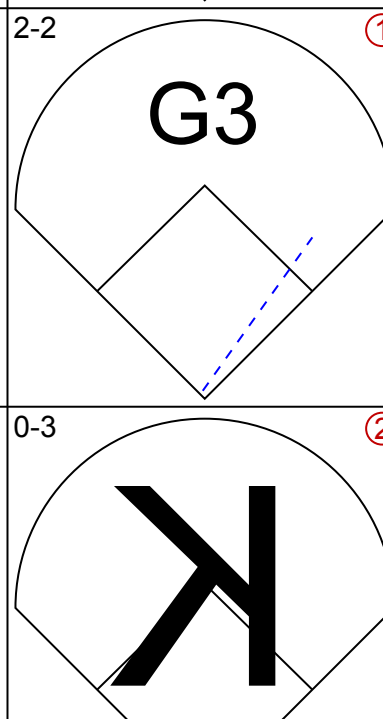
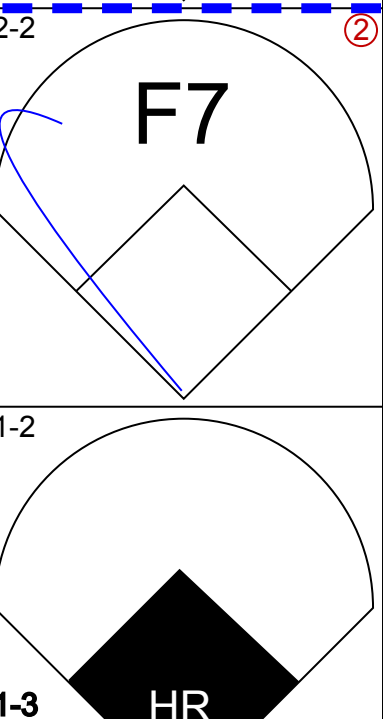

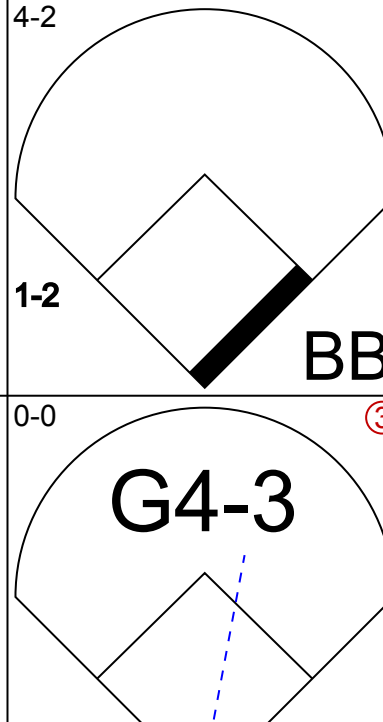

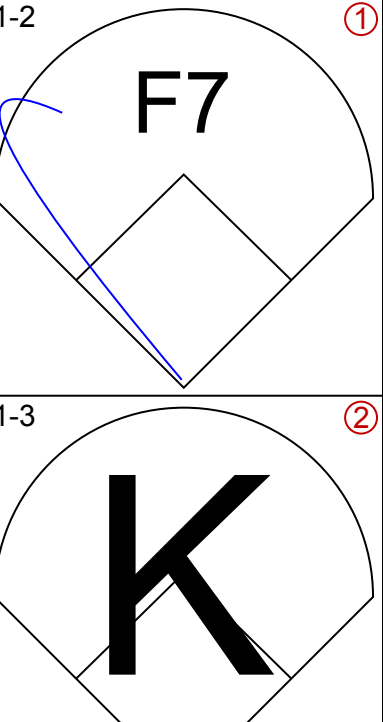
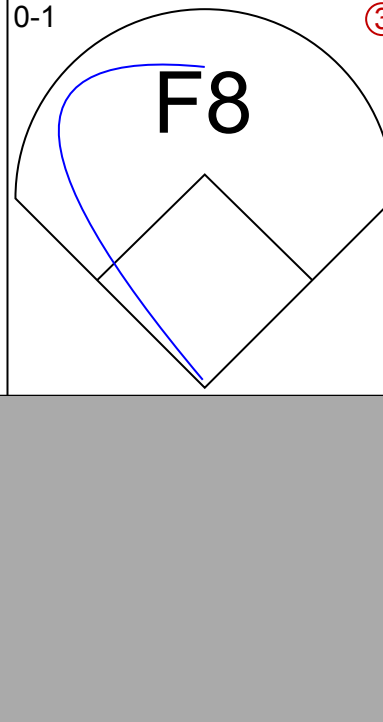
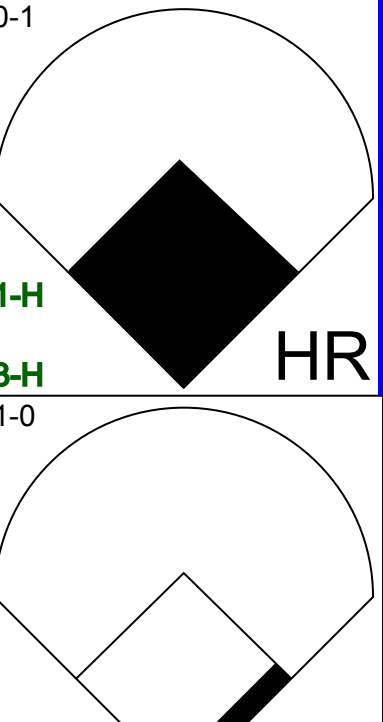


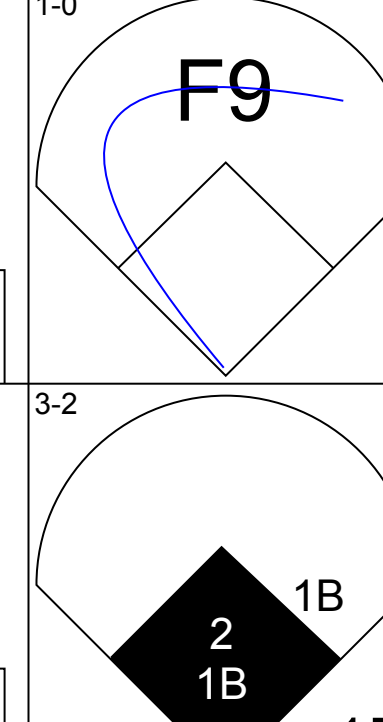
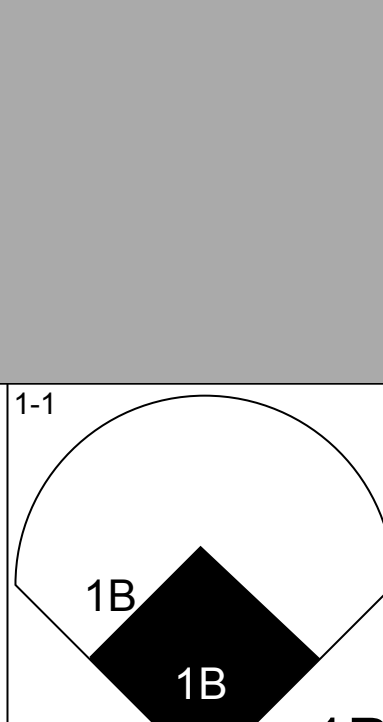
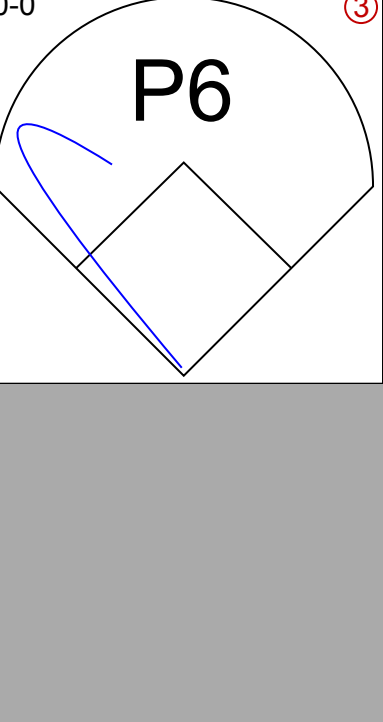
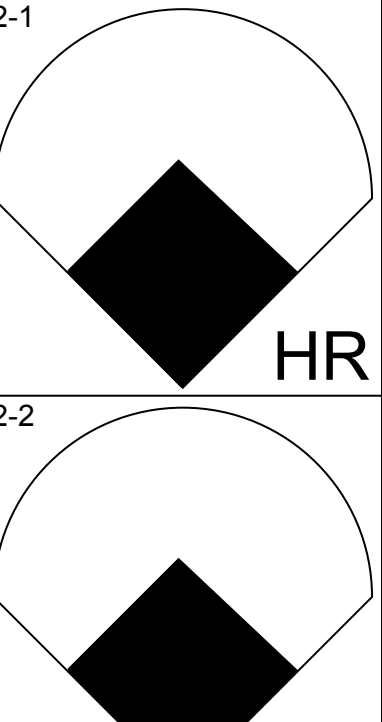
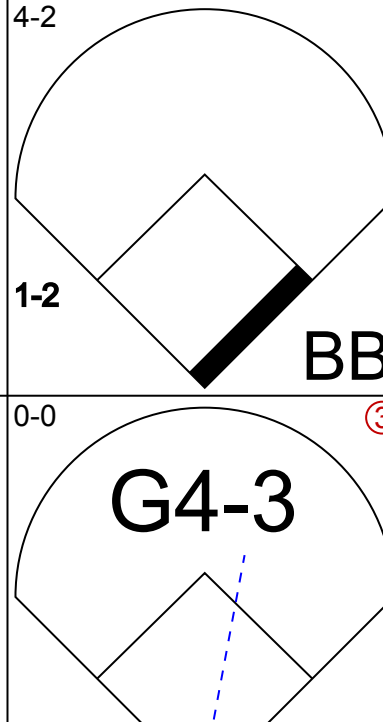
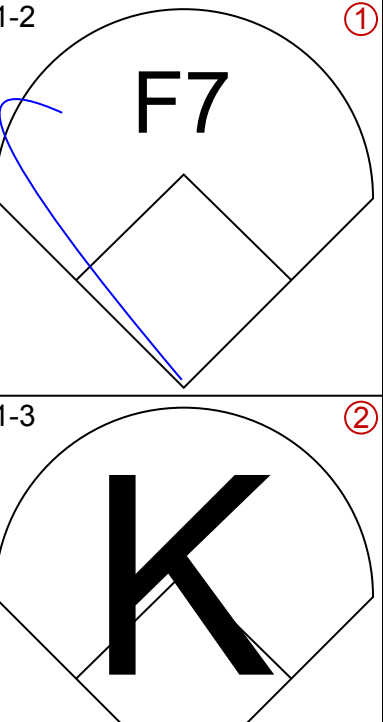
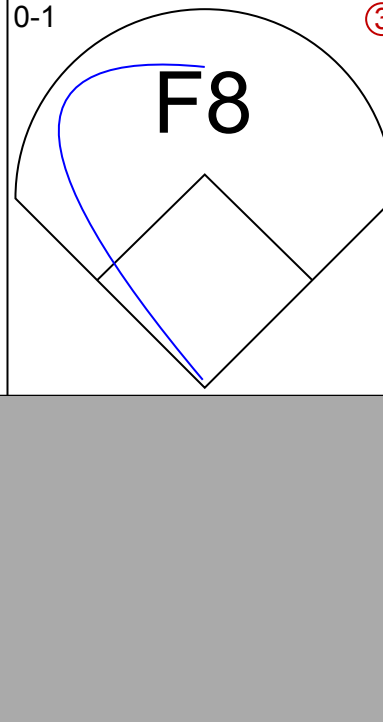
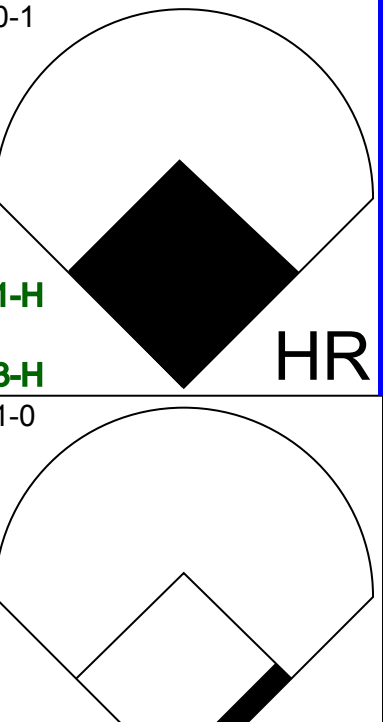
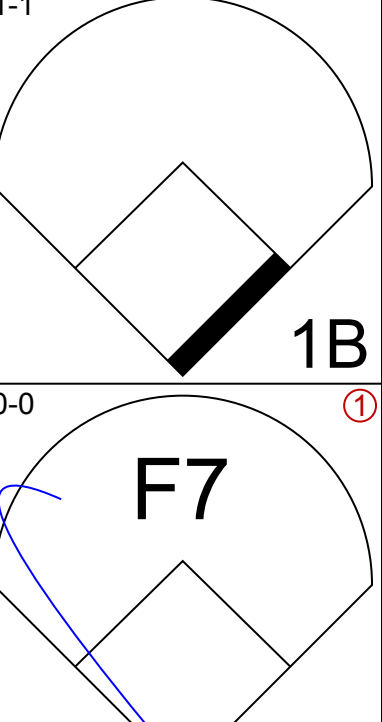

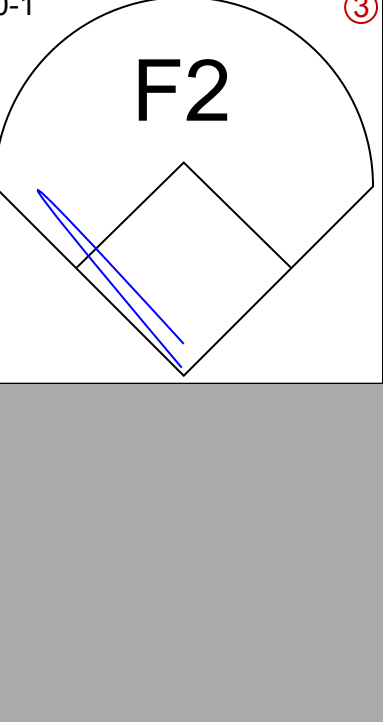
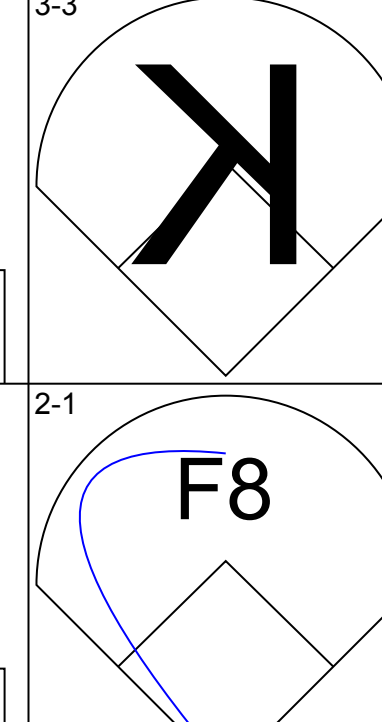
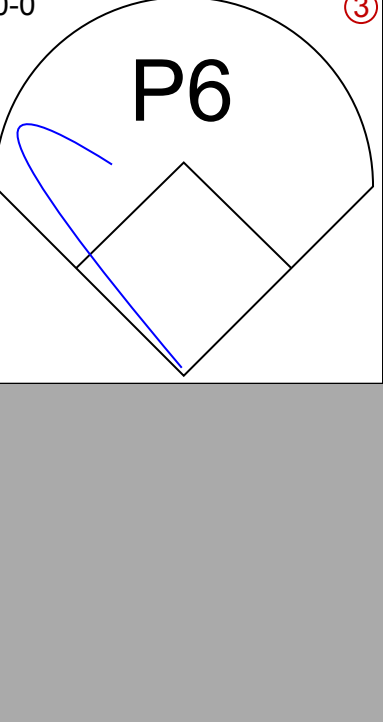
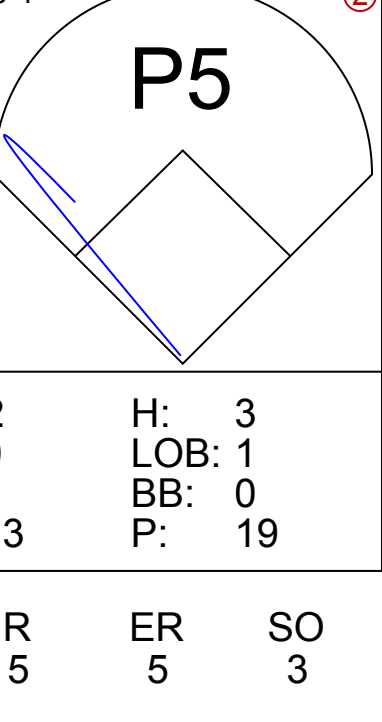
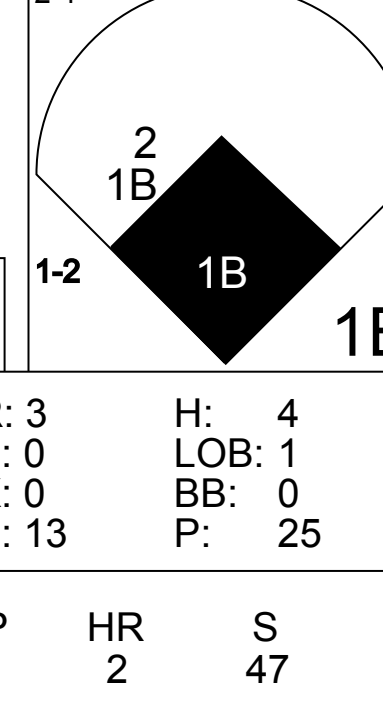
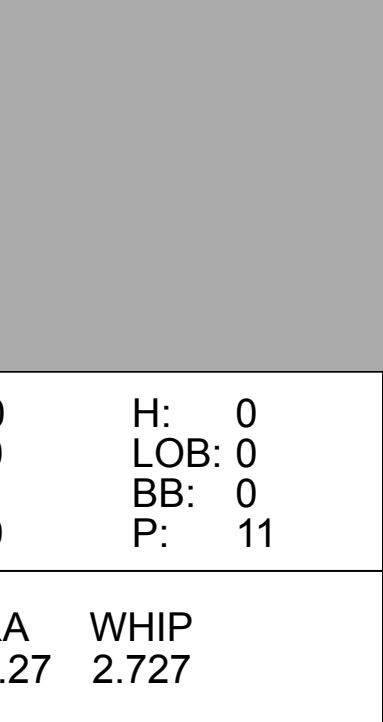
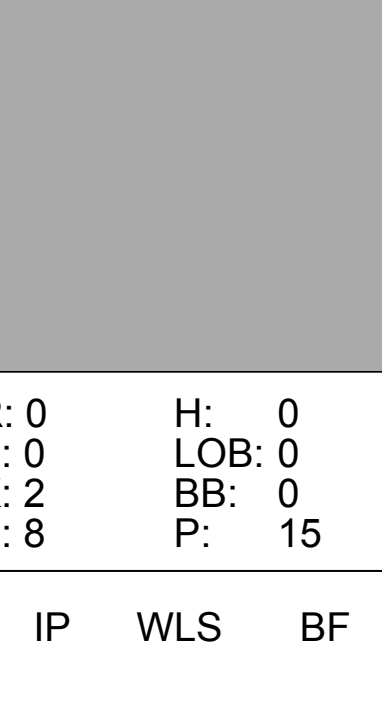
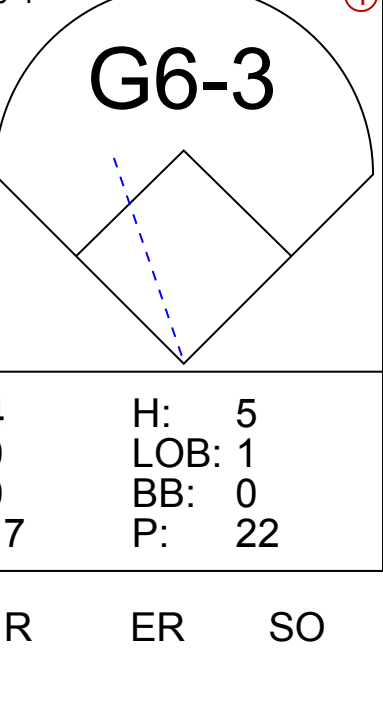






Batter	1	2	3	4	5	6	7	8	9	AB	R	H	RBI	BB	SO	LOB	TOP					
<b>Jose Macias, S</b> OBP: 0.322, SLG: 0.352 (1, 9)										4	1	0	0	0	2	1						
<b>Juan Encarnacion, R</b> OBP: 0.377, SLG: 0.430 (1, 8)										4	2	1	1	1	1	0						
<b>Bobby Higginson, L</b> OBP: 0.368, SLG: 0.521 (1, 7)										5	0	2	0	0	1	3						
<b>Dean Palmer, R</b> OBP: 0.340, SLG: 0.475 (1, 5)										5	0	0	0	0	4	6						
<b>Billy McMillon, L</b> OBP: 0.397, SLG: 0.485 (1, 10)										3	1	1	4	0	1	2						
<b>Deivi Cruz, R</b> OBP: 0.313, SLG: 0.447 (1, 6)										4	0	1	1	0	0	1						
<b>Hal Morris, L</b> OBP: 0.394, SLG: 0.396 (1, 3)										4	1	1	0	0	2	2						
<b>Damon Easley, R</b> OBP: 0.356, SLG: 0.420 <b>Wendell Magee, R</b> OBP: 0.310, SLG: 0.425 <b>Rich Becker, L</b> OBP: 0.389, SLG: 0.383 (1, 4)										2	2	1	1	1	0	0						
<b>Brad Ausmus, R</b> OBP: 0.362, SLG: 0.373 (1, 2)										0	0	0	0	0	0	0						
<b>Inning Stats</b>	R: 0 E: 0 K: 3 S: 11	H: 1 LOB: 1 BB: 0 P: 16	R: 0 E: 0 K: 0 S: 6	H: 0 LOB: 0 BB: 0 P: 7	R: 1 E: 0 K: 0 S: 7	H: 1 LOB: 0 BB: 0 P: 12	R: 0 E: 0 K: 1 S: 9	H: 0 LOB: 1 BB: 0 P: 12	R: 6 E: 0 K: 2 S: 18	H: 3 LOB: 0 BB: 2 P: 34	R: 0 E: 0 K: 2 S: 9	H: 0 LOB: 1 BB: 1 P: 17	R: 1 E: 0 K: 2 S: 20	H: 3 LOB: 2 BB: 0 P: 26	R: 0 E: 0 K: 1 S: 8	H: 0 LOB: 0 BB: 0 P: 12	R: 0 E: 0 K: 2 S: 9	H: 0 LOB: 0 BB: 0 P: 14	1B: 4 2B: 2 3B: 0 HR: 2	SF: 0 SAC: 0 DP: 0 HBP: 2	WP: 0 PB: 0 SB: 1 CS: 0	PA: 40
<b>PITCHER</b>	IP	WLS	BF	H	R	ER	SO	BB	IBB	HBP	BLK	WP	HR	S	P	ERA	WHIP					
<b>Roger Clemens, R</b> ERA: 3.5 <b>Jeff Nelson, R</b> ERA: 2.35 <b>Mike Stanton, L</b> ERA: 4.19 <b>42 Mariano Rivera, R</b> ERA: 2.97	(1, 1)	5.0	24	5	7	7	5	2	0	2	0	0	0	11	19	12.60	1.400					

**Detroit Tigers @ New York Yankees**  
Yankee Stadium, Bronx, NY  
Sat Sep 23 2000, 1:25 PM EDT  
Att: 40,029 - Cloudy - 65 F

AB	35
R	8
H	8
RBI	8
BB	3
SO	12
LOB	15



Batter	1	2	3	4	5	6	7	8	9	AB	R	H	RBI	BB	SO	LOB	BOTTOM				
<b>Chuck Knoblauch, R</b> OBP: 0.362, SLG: 0.381 (1, 10)										5	2	2	1	0	1	3					
<b>2 Derek Jeter, R</b> OBP: 0.410, SLG: 0.481 (1, 6)										5	3	4	4	0	1	0					
<b>Paul O'Neill, L</b> OBP: 0.344, SLG: 0.439 (1, 9)										5	0	1	2	0	0	3					
<b>Bernie Williams, S</b> OBP: 0.396, SLG: 0.571 (1, 8)										5	1	2	1	0	2	2					
<b>David Justice, L</b> OBP: 0.384, SLG: 0.598 <b>Clayton Kershaw, R</b> OBP: 0.291, SLG: 0.381 (1, 7)										4	2	2	4	1	0	0					
<b>20 Jorge Posada, S</b> OBP: 0.420, SLG: 0.530 (1, 2)										5	1	2	1	0	2	2					
<b>Tino Martinez, L</b> OBP: 0.326, SLG: 0.412 (1, 3)										5	0	1	0	0	1	1					
<b>Luis Sojo, R</b> OBP: 0.332, SLG: 0.436 (1, 4)										4	2	2	0	0	0	1					
<b>Scott Brosius, R</b> OBP: 0.303, SLG: 0.382 (1, 5)										4	2	2	0	0	0	1					
<b>Inning Stats</b>	R: 0 E: 0 K: 1 S: 11	H: 1 LOB: 1 BB: 0 P: 18	R: 2 E: 0 K: 1 S: 13	H: 3 LOB: 0 BB: 0 P: 19	R: 0 E: 0 K: 1 S: 12	H: 1 LOB: 2 BB: 1 P: 21	R: 3 E: 0 K: 0 S: 13	H: 4 LOB: 1 BB: 0 P: 25	R: 0 E: 0 K: 1 S: 9	H: 0 LOB: 0 BB: 0 P: 11	R: 4 E: 0 K: 1 S: 15	H: 4 LOB: 0 BB: 0 P: 20	R: 0 E: 0 K: 2 S: 8	H: 0 LOB: 0 BB: 0 P: 15	R: 4 E: 0 K: 0 S: 17	H: 5 LOB: 1 BB: 0 P: 22	1B: 14 2B: 0 3B: 0 HR: 4	SF: 0 SAC: 0 DP: 0 HBP: 0	WP: 0 PB: 0 SB: 0 CS: 0	PA: 43	
<b>PITCHER</b>	IP	WLS	BF	H	R	ER	SO	BB	IBB	HBP	BLK	WP	HR	S	P	ERA	WHIP				
<b>Dave Milcik, R</b> ERA: 5.8 <b>Willie Blair, R</b> ERA: 4.53 <b>Kevin Tolar, L</b> ERA: 3.86 <b>Danny Patterson, R</b> ERA: 3.58 <b>C.J. Nitkowski, L</b> ERA: 5.2	(1, 1)	3.2	21	9	5	5	3	1	0	0	0	0	0	1	26	15.43	1.714				

**Detroit Tigers @ New York Yankees**  
Yankee Stadium, Bronx, NY  
Sat Sep 23 2000, 1:25 PM EDT  
Att: 40,029 - Cloudy - 65 F

AB	42
R	13
H	18
RBI	13
BB	1
SO	7
LOB	13





Batter	1	2	3	4	5	6	7	8	9	AB	R	H	RBI	BB	SO	LOB	TOP								
Jose Macias, S OBP: 0.320, SLG: 0.362	G4-3		2-1 1-H 3B		1-1 F9		G4-3			4	0	1	1	0	0	1	<b>Detroit Tigers @ New York Yankees</b> Yankee Stadium, Bronx, NY Sun Sep 24 2000, 1:05 PM EDT Att: 41,415 - Cloudy - 71 F								
Juan Encarnacion, R OBP: 0.326, SLG: 0.428	K		K			1-3 K		3-2 FC4-6 1B		4	0	1	0	0	3	1									
Bobby Higginson, L OBP: 0.367, SLG: 0.518	F6			4-2 G6-4-3 BB		1-1 G4-3		2-0 FC4-6 1-2f		3	0	0	0	1	0	1									
Dean Palmer, R OBP: 0.337, SLG: 0.471		0-1 G3		2-0 G6-4-3 1-2f		0-1 P3		2-2 P3		4	0	0	0	0	0	2									
Deivi Cruz, R OBP: 0.314, SLG: 0.448	G5-3			0-1 1B 1B			1-2 1B 3B 1B	1-3 K		4	1	2	0	0	1	1									
Brad Ausmus, R OBP: 0.361, SLG: 0.373	G4-3			1-1 1B 1-3 1B			1-0 L1	1-3 K		4	0	1	0	0	1	1									
Wendell Magee, R OBP: 0.305, SLG: 0.418 Hal Morris, L OBP: 0.392, SLG: 0.393			2-1 G6-3	1-3 K		0-2 F8		1-1 G3-1		3	0	0	0	0	1	3									
Dusty Allen, R OBP: 0.296, SLG: 0.417 Robert Fick, L OBP: 0.359, SLG: 0.359			2-3 K		4-2 G3-1 BB		2-2 3B 1B	1-1 L3		2	1	1	0	1	1	0									
Shane Halter, R OBP: 0.290, SLG: 0.351			4-1 3B BB		2-2 G3-1 1-2		0-0 3B			2	1	1	2	1	0	1									
<b>Inning Stats</b>	R: 0 E: 0 K: 1 S: 7	H: 0 LOB: 0 BB: 0 P: 12	R: 0 E: 0 K: 0 S: 9	H: 0 LOB: 0 BB: 0 P: 14	R: 1 E: 0 K: 2 S: 13	H: 1 LOB: 1 BB: 1 P: 23	R: 0 E: 0 K: 1 S: 10	H: 2 LOB: 2 BB: 1 P: 18	R: 0 E: 0 K: 0 S: 8	H: 0 LOB: 0 BB: 1 P: 15	R: 0 E: 0 K: 1 S: 9	H: 0 LOB: 0 BB: 0 P: 11	R: 2 E: 0 K: 0 S: 14	H: 3 LOB: 1 BB: 0 P: 18	R: 0 E: 0 K: 1 S: 14	H: 1 LOB: 1 BB: 0 P: 22		R: 0 E: 0 K: 1 S: 7	H: 0 LOB: 0 BB: 0 P: 10	1B: 5 2B: 0 3B: 2 HR: 0	SF: 0 SAC: 0 DP: 1 HBP: 0	WP: 0 PB: 0 SB: 1 CS: 0	PA: 35		
<b>PITCHER</b>	IP	WLS	BF	H	R	ER	SO	BB	IBB	HBP	BLK	WP	HR	S	P	ERA	WHIP								
Andy Pettitte, L ERA: 3.98	7.1	W	30	7	3	3	5	3	0	0	0	0	0	77	123	3.68	1.364								
Jeff Nelson, R ERA: 2.34	0.2	H	2	0	0	0	1	0	0	0	0	0	0	7	10	0.00	0.000								
42 Mariano Rivera, R ERA: 2.93	1.0	S	3	0	0	0	1	0	0	0	0	0	0	7	10	0.00	0.000								

Batter	1	2	3	4	5	6	7	8	9	AB	R	H	RBI	BB	SO	LOB	BOTTOM								
Chuck Knoblauch, R OBP: 0.363, SLG: 0.380	2 L6 2 S 1B		2-2 HBP		2-2 G4-6-3 1-2f		2-1 F9			3	0	1	0	0	0	2	<b>Detroit Tigers @ New York Yankees</b> Yankee Stadium, Bronx, NY Sun Sep 24 2000, 1:05 PM EDT Att: 41,415 - Cloudy - 71 F								
2 Derek Jeter, R OBP: 0.410, SLG: 0.481	1-1 L6 1-3		3-2 F9			0-0 20 BB 1B WP	2-0 1B			4	1	2	0	0	0	2									
Paul O'Neill, L OBP: 0.342, SLG: 0.436	1-1 P5		0-0 F7			0-3 K	0-0 L7			4	0	0	0	0	1	3									
Bernie Williams, S OBP: 0.395, SLG: 0.575		2-2 HR	1-0 L8			2-1 F8		2-0 F9		4	1	1	1	0	0	2									
David Justice, L OBP: 0.384, SLG: 0.595 Clay Bellinger, R OBP: 0.291, SLG: 0.381	1-1 F7			2-2 G6-3		0-1 WP 20 BB 1B		0-1 G3-1		4	0	1	0	0	0	0									
20 Jorge Posada, S OBP: 0.422, SLG: 0.533	1-0 HR 1B		1-0 G5-3			4-2 WP 1-2 2-3 BB		2-1 HR 2B		3	2	2	0	1	0	0									
Tino Martinez, L OBP: 0.328, SLG: 0.424	2-1 HR		1-1 G4-3			4-1 FC6-4 1-2 2-3 3-H IBB		3-2 HR		3	2	2	4	1	0	0									
Luis Sojo, R OBP: 0.328, SLG: 0.430	0-1 F7				0-1 E4 G4-6-3		1-2 FC6-4		0-0 F7	4	0	0	0	0	0	3									
Scott Brosius, R OBP: 0.303, SLG: 0.382	0-2 G3				1-3 K		1-1 CS 1B			3	0	1	0	0	1	1									
<b>Inning Stats</b>	R: 0 E: 0 K: 0 S: 7	H: 1 LOB: 0 BB: 0 P: 12	R: 3 E: 0 K: 0 S: 13	H: 3 LOB: 0 BB: 0 P: 19	R: 0 E: 0 K: 0 S: 9	H: 0 LOB: 0 BB: 0 P: 15	R: 0 E: 0 K: 0 S: 6	H: 0 LOB: 0 BB: 0 P: 10	R: 0 E: 1 K: 1 S: 9	H: 0 LOB: 0 BB: 0 P: 12	R: 1 E: 0 K: 0 S: 16	H: 2 LOB: 3 BB: 2 P: 27	R: 0 E: 0 K: 0 S: 7	H: 2 LOB: 1 BB: 0 P: 11	R: 2 E: 0 K: 0 S: 10	H: 2 LOB: 0 BB: 0 P: 17		1B: 6 2B: 2 3B: 0 HR: 3	SF: 0 SAC: 0 DP: 2 HBP: 1	WP: 1 PB: 0 SB: 1 CS: 1	PA: 35				
<b>PITCHER</b>	IP	WLS	BF	H	R	ER	SO	BB	IBB	HBP	BLK	WP	HR	S	P	ERA	WHIP								
Jeff Weaver, R ERA: 4.52	7.0	L	30	8	4	4	2	1	1	0	0	0	1	67	106	5.14	1.286								
C.J. Nitkowski, L ERA: 5.32	1.0		5	2	2	2	0	0	0	0	0	0	1	10	17	18.00	2.000								

AB	32
R	3
H	7
RBI	3
BB	3
SO	7
LOB	11




WP	0
PB	0
SB	1
CS	0

1B	5
2B	0
3B	2
HR	0

WP	0
PB	0
SB	1
CS	0

AB	32
R	6
H	10
RBI	5
BB	2
SO	2
LOB	13



1B	6
2B	2
3B	0
HR	3












Batter	1	2	3	4	5	6	7	8	9	AB	R	H	RBI	BB	SO	LOB	TOP					
Chuck Knoblauch R (1,4) OBP: 0.363, SLG: 0.379	G4-3		K			FC3-6 2B 1B		FC4-6 2B 1B		4	0	1	1	0	1	2	<b>New York Yankees @ Tampa Bay Devil Rays</b> Tropicana Field, St. Petersburg, FL Wed Sep 27 2000, 7:15 PM EDT Att: 18,863 - Dome - 72 F <a href="http://livebaseballscorecards.com">livebaseballscorecards.com</a>					
2 Derek Jeter R (1,6) OBP: 0.413, SLG: 0.482	K			1B BB		FC3-6 1B		1B		3	0	2	0	1	1	0						
Paul O'Neill L (1,9) OBP: 0.340, SLG: 0.432	G4-3			1B 1-4-3		F9		K		4	0	1	0	0	1	4						
Bernie Williams S (1,8) OBP: 0.390, SLG: 0.567		K		F8		FC3-6 1-2 2-3		F7		4	0	0	0	0	1	6						
Tino Martinez L (1,3) OBP: 0.327, SLG: 0.421	G6-3			L4-3		G6-3				4	0	1	0	0	0	4						
Jose Canseco R (1,10) OBP: 0.374, SLG: 0.448	G6-3				F7		G6-3		F3	4	0	0	0	0	0	1						
20 Jorge Posada S (1,2) OBP: 0.420, SLG: 0.534			G3-1		F9		F7		K	4	0	0	0	0	1	1						
Luis Polonia L (1,7) OBP: 0.332, SLG: 0.409			S 1B		G3-1		F7		F5	4	0	1	0	0	0	1						
Scott Brosius R (1,5) OBP: 0.303, SLG: 0.380			F7					FC4-6 1B 2B BB		2	1	1	0	1	0	1						
<b>Inning Stats</b>	R: 0 E: 0 K: 1 S: 7	H: 0 LOB: 0 BB: 0 P: 11	R: 0 E: 0 K: 1 S: 10	H: 0 LOB: 0 BB: 0 P: 13	R: 0 E: 0 K: 1 S: 9	H: 1 LOB: 1 BB: 0 P: 13	R: 0 E: 0 K: 0 S: 10	H: 1 LOB: 1 BB: 1 P: 17	R: 0 E: 0 K: 0 S: 5	H: 0 LOB: 0 BB: 0 P: 10	R: 1 E: 0 K: 0 S: 7	H: 3 LOB: 2 BB: 0 P: 8	R: 0 E: 0 K: 0 S: 6	H: 0 LOB: 0 BB: 0 P: 7	R: 0 E: 0 K: 1 S: 14	H: 1 LOB: 2 BB: 1 P: 24	R: 0 E: 0 K: 1 S: 13	H: 1 LOB: 1 BB: 0 P: 20	1B: 6 2B: 2 3B: 0 HR: 0	SF: 0 SAC: 0 DP: 1 HBP: 0	WP: 0 PB: 0 CS: 1	PA: 35
<b>PITCHER</b>	IP	WLS	BF	H	R	ER	SO	BB	IBB	HBP	BLK	WP	HR	S	P	ERA	WHIP					
Cory Lidle R (1,1) ERA: 5.03	7.0	W	26	5	1	1	3	1	0	0	0	0	0	54	79	1.29	0.857					
Dan Wheeler R (8,1) ERA: 5.45	2.0		9	2	0	0	2	1	0	0	0	0	0	27	44	0.00	1.500					

Batter	1	2	3	4	5	6	7	8	9	AB	R	H	RBI	BB	SO	LOB	BOTTOM				
Gerald Williams R (1,8) OBP: 0.317, SLG: 0.437	P3	F5		FC5 1-2 2-3F			G5-3 1B FC4-6 1B	F9		5	1	1	0	0	0	4	<b>New York Yankees @ Tampa Bay Devil Rays</b> Tropicana Field, St. Petersburg, FL Wed Sep 27 2000, 7:15 PM EDT Att: 18,863 - Dome - 72 F <a href="http://livebaseballscorecards.com">livebaseballscorecards.com</a>				
Randy Winn S (1,7) OBP: 0.363, SLG: 0.294	F9		G6-3		F9		FC4-6 2B G5-3 1B	SF8		4	1	1	1	0	0	0					
Vinny Castilla R (1,5) OBP: 0.254, SLG: 0.308	G6-3		G6-3		G6-3		G5-3 1-2 2-3	F8		5	0	0	0	0	0	3					
Fred McGriff L (1,3) OBP: 0.369, SLG: 0.445		L4		HR		HR BB		FC4-6 1B IBB		2	2	1	1	2	0	0					
Ozzie Timmons R (1,10) OBP: 0.375, SLG: 0.833		HR BB 1B	F8		F8		FC4-6 2B			4	3	2	3	0	0	2					
John Flaherty R (1,2) OBP: 0.294, SLG: 0.377		HR BB		FC5 1B		F3		2B		3	1	2	2	1	0	0					
Jose Guillen R (1,9) OBP: 0.321, SLG: 0.432		HR		P3		G6-4-3 BB		F9		3	1	1	3	1	0	2					
Bobby Smith R (1,4) OBP: 0.282, SLG: 0.363		HR		FC5 BB		G6-4-3 1-2		F9 SF8 2B		2	2	1	0	2	0	1					
Felix Martinez S (1,6) OBP: 0.299, SLG: 0.292	SH1-3			F9		F5				2	0	0	1	1	0	2					
<b>Inning Stats</b>	R: 0 E: 0 K: 0 S: 7	H: 0 LOB: 0 BB: 0 P: 9	R: 4 E: 1 K: 0 S: 12	H: 2 LOB: 0 BB: 2 P: 27	R: 1 E: 0 K: 0 S: 9	H: 1 LOB: 0 BB: 0 P: 12	R: 0 E: 0 K: 0 S: 6	H: 1 LOB: 2 BB: 1 P: 11	R: 2 E: 0 K: 0 S: 12	H: 1 LOB: 0 BB: 1 P: 20	R: 0 E: 0 K: 0 S: 3	H: 0 LOB: 1 BB: 1 P: 10	R: 3 E: 0 K: 0 S: 13	H: 3 LOB: 1 BB: 1 P: 23	R: 1 E: 0 K: 0 S: 7	H: 1 LOB: 1 BB: 1 P: 16	1B: 4 2B: 2 3B: 0 HR: 3	SF: 1 SAC: 1 DP: 1 HBP: 0	WP: 0 PB: 0 CS: 0	PA: 39	
<b>PITCHER</b>	IP	WLS	BF	H	R	ER	SO	BB	IBB	HBP	BLK	WP	HR	S	P	ERA	WHIP				
Denny Neagle L (1,1) ERA: 4.45	3.0	L	14	3	5	4	0	3	0	0	0	0	1	26	48	12.00	1.667				
Randy Keister L (4,1) ERA: 11.42	3.0		15	4	4	4	0	3	0	0	0	0	0	26	48	12.00	2.333				
Jay Tessmer R (7,1) ERA: 3.38	1.0		5	1	1	1	0	0	1	0	0	0	0	8	16	9.00	1.000				
Jason Grimsley R (8,1) ERA: 4.86	1.0		5	1	1	1	0	1	0	0	0	0	0	7	16	9.00	2.000				







Batter	1	2	3	4	5	6	7	8	9	AB	R	H	RBI	BB	SO	LOB	TOP			
Chuck Knoblauch, R (1,4) OBP: 0.364, SLG: 0.381	F3		2-1 1B 2 HBP		1-2 G6-3			2-1 F9		4	1	1	0	0	0	0	<b>New York Yankees @ Baltimore Orioles</b> Oriole Park at Camden Yards, Baltimore, MD Fri Sep 29 2000, 7:05 PM EDT Att: 47,674 - Sunny - 66 F			
2 Derek Jeter, R (1,6) OBP: 0.416, SLG: 0.481	4-2 BB		1-2 1B HBP		1-0 HBP			1-0 G5-3		1	0	0	0	1	0	0				
Paul O'Neill, L (1,9) OBP: 0.338, SLG: 0.426	2-2 P6		0-2 F7		0-0 F7			1-0 G1-3		4	0	0	0	0	0	4				
Bernie Williams, S (1,8) OBP: 0.392, SLG: 0.567	3-3 K		0-0 1B 2H			2-2 G4-3			0-0 1B SF8	4	1	2	1	0	1	1				
David Justice, L (1,7) OBP: 0.376, SLG: 0.587 Ryan Thompson, R (9, PH) OBP: 0.358, SLG: 0.532		2-1 G3	2-3 K			0-0 G4-3		1-0 F9		3	0	0	0	0	1	2				
Glenallen Hill, R (1,10) OBP: 0.336, SLG: 0.600		2-2 20 E 2B		0-3 K		0-0 F9		0-2 1B		4	0	2	0	0	1	0				
20 Jorge Posada, S (1,2) OBP: 0.376, SLG: 0.529 Luis Polonia, L (9, PH) OBP: 0.331, SLG: 0.409		1-2 E1 G5-4-3		4-2 BB L4-3			3-3 K	0-2 SF8		2	0	0	0	1	1	1				
Tino Martinez, L (1,3) OBP: 0.328, SLG: 0.422 Clay Bellinger, R (9, PH) OBP: 0.254, SLG: 0.382		2-3 G5-4-3		0-1 L4-3			0-2 G4-3	1-2 3H		3	0	0	0	0	0	3				
Scott Brosius, R (1,5) OBP: 0.299, SLG: 0.374 Alfonso Soriano, R (9, PH) OBP: 0.188, SLG: 0.362			0-0 F8		0-1 F8		1-1 G6-3	0-1 F9		3	0	0	0	0	0	0				
<b>Inning Stats</b>	R: 0 E: 0 K: 1 S: 13	H: 0 LOB: 1 BB: 1 P: 24	R: 0 E: 1 K: 0 S: 9	H: 1 LOB: 1 BB: 0 P: 14	R: 1 E: 0 K: 1 S: 14	H: 2 LOB: 2 BB: 0 P: 19	R: 0 E: 0 K: 1 S: 11	H: 0 LOB: 0 BB: 1 P: 15	R: 0 E: 0 K: 0 S: 6	H: 0 LOB: 0 BB: 0 P: 8	R: 0 E: 0 K: 1 S: 9	H: 0 LOB: 0 BB: 0 P: 13	R: 0 E: 0 K: 0 S: 4	H: 0 LOB: 0 BB: 0 P: 8	R: 1 E: 0 K: 0 S: 13	H: 3 LOB: 2 BB: 0 P: 15		1B: 5 2B: 2 3B: 0 HR: 0	SF: 1 SAC: 0 DP: 2 HBP: 2	WP: 0 PB: 0 SB: 0 CS: 0
<b>PITCHER</b>	IP WLS BF H R ER SO BB IBB HBP BLK WP HR S P ERA WHIP	IP WLS BF H R ER SO BB IBB HBP BLK WP HR S P ERA WHIP	IP WLS BF H R ER SO BB IBB HBP BLK WP HR S P ERA WHIP	IP WLS BF H R ER SO BB IBB HBP BLK WP HR S P ERA WHIP	IP WLS BF H R ER SO BB IBB HBP BLK WP HR S P ERA WHIP	IP WLS BF H R ER SO BB IBB HBP BLK WP HR S P ERA WHIP	IP WLS BF H R ER SO BB IBB HBP BLK WP HR S P ERA WHIP	IP WLS BF H R ER SO BB IBB HBP BLK WP HR S P ERA WHIP	IP WLS BF H R ER SO BB IBB HBP BLK WP HR S P ERA WHIP	IP WLS BF H R ER SO BB IBB HBP BLK WP HR S P ERA WHIP	IP WLS BF H R ER SO BB IBB HBP BLK WP HR S P ERA WHIP	IP WLS BF H R ER SO BB IBB HBP BLK WP HR S P ERA WHIP	IP WLS BF H R ER SO BB IBB HBP BLK WP HR S P ERA WHIP	IP WLS BF H R ER SO BB IBB HBP BLK WP HR S P ERA WHIP	IP WLS BF H R ER SO BB IBB HBP BLK WP HR S P ERA WHIP	IP WLS BF H R ER SO BB IBB HBP BLK WP HR S P ERA WHIP	IP WLS BF H R ER SO BB IBB HBP BLK WP HR S P ERA WHIP			

AB	31
R	2
H	6
RBI	2
BB	2
SO	4
LOB	14



Batter	1	2	3	4	5	6	7	8	9	AB	R	H	RBI	BB	SO	LOB	BOTTOM			
Brady Anderson, L (1,9) OBP: 0.375, SLG: 0.417 Gene Kingsale, S (9,8) OBP: 0.253, SLG: 0.288	K	4-0 E 1B BB	3-1 F9		0-1 FC1-6 E BLK		3-3 K	3-2 G3		5	1	0	0	1	2	3	<b>New York Yankees @ Baltimore Orioles</b> Oriole Park at Camden Yards, Baltimore, MD Fri Sep 29 2000, 7:05 PM EDT Att: 47,674 - Sunny - 66 F			
Jerry Hairston, R (1,4) OBP: 0.343, SLG: 0.358	K	2-2 E9 1B 1B	0-0 F2		1-3 K		3-2 L7	2-1 F7		6	1	1	1	0	2	3				
Delino DeShields, L (1,7) OBP: 0.370, SLG: 0.447	FC5-4 1B	3-1 1B 1B	1-0 G3		4-1 E BB		4-0 FC6-4 BB			3	1	2	1	2	0	1				
Albert Belle, R (1,10) OBP: 0.339, SLG: 0.466	FC5-4 1-2	0-1 1B HR 1B		4-2 6 1B BB	1-0 E6		2-1 FC6-4 1-2			4	1	1	1	1	0	4				
Cal Ripken Jr., R (1,5) OBP: 0.305, SLG: 0.440 Mark Lewis, R (9,5) OBP: 0.305, SLG: 0.385		2-0 BB HR 1B		2-0 P5	1-3 K		3-2 HR			4	3	2	2	1	1	4				
6 Melvin Mora, R (1,6) OBP: 0.338, SLG: 0.414		1-2 BB HR 1B		0-1 K		4-1 G4-3 BB		0-1 HR 1B		3	2	2	0	2	1	2				
Chris Richard, L (1,3) OBP: 0.320, SLG: 0.522		1-2 BB HR		2-3 K		0-1 G4-3		1-1 HR		4	3	2	5	1	1	3				
Brook Fordyce, R (1,2) OBP: 0.343, SLG: 0.512 Fernando Lujan, R (9,2) OBP: 0.247, SLG: 0.182		1-2 BB HR 1B		0-3 K		0-0 F8		1-0 FC5-4 1B		5	0	2	2	0	1	3				
Luis Matos, R (1,8) OBP: 0.283, SLG: 0.309		0-0 FC6-4 E 1B		0-1 WP 1B		4-2 FC1-6 BB		0-1 FC5-4 G3		4	1	1	1	1	0	3				
<b>Inning Stats</b>	R: 0 E: 0 K: 2 S: 10	H: 1 LOB: 1 BB: 0 P: 15	R: 10 E: 1 K: 1 S: 23	H: 6 LOB: 0 BB: 4 P: 49	R: 0 E: 0 K: 0 S: 6	H: 1 LOB: 1 BB: 0 P: 10	R: 0 E: 0 K: 2 S: 11	H: 1 LOB: 2 BB: 1 P: 19	R: 0 E: 1 K: 2 S: 12	H: 0 LOB: 3 BB: 2 P: 23	R: 0 E: 0 K: 0 S: 5	H: 0 LOB: 1 BB: 1 P: 9	R: 0 E: 0 K: 1 S: 8	H: 0 LOB: 1 BB: 1 P: 20	R: 3 E: 0 K: 0 S: 15	H: 4 LOB: 1 BB: 0 P: 25		1B: 10 2B: 0 3B: 0 HR: 3	SF: 0 SAC: 0 DP: 0 HBP: 0	WP: 1 PB: 0 SB: 0 CS: 0
<b>PITCHER</b>	IP WLS BF H R ER SO BB IBB HBP BLK WP HR S P ERA WHIP	IP WLS BF H R ER SO BB IBB HBP BLK WP HR S P ERA WHIP	IP WLS BF H R ER SO BB IBB HBP BLK WP HR S P ERA WHIP	IP WLS BF H R ER SO BB IBB HBP BLK WP HR S P ERA WHIP	IP WLS BF H R ER SO BB IBB HBP BLK WP HR S P ERA WHIP	IP WLS BF H R ER SO BB IBB HBP BLK WP HR S P ERA WHIP	IP WLS BF H R ER SO BB IBB HBP BLK WP HR S P ERA WHIP	IP WLS BF H R ER SO BB IBB HBP BLK WP HR S P ERA WHIP	IP WLS BF H R ER SO BB IBB HBP BLK WP HR S P ERA WHIP	IP WLS BF H R ER SO BB IBB HBP BLK WP HR S P ERA WHIP	IP WLS BF H R ER SO BB IBB HBP BLK WP HR S P ERA WHIP	IP WLS BF H R ER SO BB IBB HBP BLK WP HR S P ERA WHIP	IP WLS BF H R ER SO BB IBB HBP BLK WP HR S P ERA WHIP	IP WLS BF H R ER SO BB IBB HBP BLK WP HR S P ERA WHIP	IP WLS BF H R ER SO BB IBB HBP BLK WP HR S P ERA WHIP	IP WLS BF H R ER SO BB IBB HBP BLK WP HR S P ERA WHIP				

AB	38
R	13
H	13
RBI	13
BB	9
SO	8
LOB	26

















Batter	1	2	3	4	5	6	7	8	9	AB	R	H	RBI	BB	SO	LOB	TOP					
2 Derek Jeter, R (1,6)	1-2 P9		0-0 G5-3		1-3 K		2-1 G5-3		0-1 G4-3	5	0	0	0	0	1	3						
20 Jorge Posada, S (1,2) OBP: 0.556, SLG: 0.500	4-1 1B BB BB		2-2 G4-3		2-3 K		1-0 G3 2B		4-0 2B IBB	3	0	1	0	2	1	1						
David Justice, L (1,7) Clay Bellinger, R (7,7) OBP: 1.000, SLG: 2.000	4-2 1B BB		2-3 K		2-0 G4-3		0-1 G3		0-0 1-3 2B	3	0	0	0	1	1	1						
Bernie Williams, S (1,8) OBP: 0.444, SLG: 0.667	1-2 F9				0-0 1B CS		0-0 1B 2B		2-0 G3	5	1	2	0	0	0	6						
Tino Martinez, L (1,3) OBP: 0.375, SLG: 0.429	2-2 1B		0-1 P6		2-3 K		1-0 G4-6-3 1B			4	0	2	0	0	1	2						
Paul O'Neill, L (1,9)	3-2 F9		4-1 1B BB		4-0 1B 2B IBB		0-0 G4-6-3 1-2f			2	1	0	0	2	0	4						
Glenallen Hill, R (1,10) OBP: 0.200, SLG: 0.200			0-0 F5		0-3 K		1-0 1-2 2H 2B 1B		2-3 K	4	1	1	1	0	2	1						
Luis Sojo, R (1,4) OBP: 0.429, SLG: 0.667 Jose Vizcaino, S (9,FR) (9,4)	0-1 F8				4-2 BB		1-1 1-2 2H 2B		2-2 E3 G4-3 SH3 2B	3	0	1	2	1	0	0						
Scott Brosius, R (1,5) OBP: 0.143, SLG: 0.286	1-3 K				2-3 K		0-0 G5-3		0-0 SH3	3	0	0	0	0	2	2						
<b>Inning Stats</b>	R: 0 E: 0 K: 0 S: 18	H: 1 LOB: 3 BB: 2 P: 33	R: 0 E: 0 K: 1 S: 6	H: 0 LOB: 0 BB: 0 P: 7	R: 0 E: 0 K: 1 S: 7	H: 0 LOB: 0 BB: 0 P: 11	R: 0 E: 0 K: 1 S: 7	H: 1 LOB: 1 BB: 1 P: 11	R: 0 E: 0 K: 3 S: 12	H: 0 LOB: 1 BB: 1 P: 20	R: 3 E: 0 K: 1 S: 9	H: 3 LOB: 1 BB: 1 P: 19	R: 0 E: 0 K: 0 S: 6	H: 1 LOB: 1 BB: 0 P: 11	R: 0 E: 0 K: 1 S: 5	H: 1 LOB: 0 BB: 0 P: 8	R: 1 E: 1 K: 0 S: 8	H: 1 LOB: 3 BB: 1 P: 16	1B: 4 2B: 4 3B: 0 HR: 0	SF: 0 SAC: 1 DP: 1 HBP: 0	WP: 0 PB: 0 SB: 0 CS: 1	PA: 40
<b>PITCHER</b>	IP WLS BF H R ER SO BB IBB HBP BLK WP HR S P ERA WHIP																					
Kevin Appier, R (1,1) ERA: 4.26	6.1 L 29 6 3 3 7 4 1 0 0 0 0 0 0 62 107 4.26 1.579																					
Mike Magnante, L (7,1) ERA:	1.2 5 1 0 0 1 0 0 0 0 0 0 0 8 13 0.00 0.600																					
Jeff Tam, R (9,1) ERA:	0.2 5 1 1 0 0 0 0 0 0 0 0 0 7 13 0.00 1.500																					
Doug Jones, R (9,1) ERA:	0.1 1 0 0 0 0 0 0 0 0 0 0 0 1 3 0.00 0.000																					

New York Yankees @ Oakland Athletics  
Network Associates Coliseum, Oakland, CA  
Wed Oct 04 2000, 8:00 PM EDT  
Att: 47,860 - Sunny - 64 F

AB 33  
R 4  
H 8  
RBI 4  
BB 6  
SO 8  
LOB 20



Batter	1	2	3	4	5	6	7	8	9	AB	R	H	RBI	BB	SO	LOB	BOTTOM					
Terrence Long, L (1,8) OBP: 0.125, SLG: 0.125	2-2 G4-3		0-1 F8				0-1 G1-3		1-1 E4	4	0	0	0	0	2							
Randy Velarde, R (1,4) OBP: 0.375, SLG: 0.167	4-1 1B BB				1-3 K		3-2 G6-3		1-1 G5-3	3	0	0	0	1	1	3						
Jason Giambi, L (1,3) OBP: 0.625, SLG: 0.500	0-2 G5-4-3 1B				1-1 G6-3		3-1 1B 1B		2-2 G4-3	4	0	2	0	0	0	0						
Olmedo Saenz, R (1,10)	2-1 G5-4-3 1-2f				2-3 K		3-1 F3		1-1 G5-3	4	0	0	0	0	1	3						
Miguel Tejada, R (1,6) OBP: 0.375, SLG: 0.500			1-1 G5-3				0-1 F9		2-1 G5-4-3 1B	4	0	2	0	0	0	0						
Ben Grieve, L (1,7)			2-1 G3				2-2 G4-3		0-0 G5-4-3 1-2f	4	0	0	0	0	0	3						
Adam Platt, R (1,9)			1-2 F8				0-1 G6-3		0-1 P4	3	0	0	0	0	0	0						
3 Eric Chavez, L (1,5) OBP: 0.571, SLG: 0.714			2-2 F7				0-2 2B		1-1 G6-3	3	0	1	0	0	0	0						
Ramon Hernandez, R (1,2) OBP: 0.429, SLG: 0.714			2-3 K				1-0 G6-3		2-2 E 2B	3	0	1	0	0	1	1						
<b>Inning Stats</b>	R: 0 E: 0 K: 0 S: 9	H: 1 LOB: 1 BB: 1 P: 17	R: 0 E: 0 K: 0 S: 8	H: 0 LOB: 0 BB: 0 P: 12	R: 0 E: 0 K: 1 S: 9	H: 0 LOB: 0 BB: 0 P: 13	R: 0 E: 0 K: 2 S: 8	H: 0 LOB: 0 BB: 0 P: 12	R: 0 E: 0 K: 0 S: 7	H: 0 LOB: 0 BB: 0 P: 9	R: 0 E: 0 K: 0 S: 9	H: 1 LOB: 1 BB: 0 P: 13	R: 0 E: 0 K: 0 S: 7	H: 2 LOB: 1 BB: 0 P: 15	R: 0 E: 1 K: 0 S: 15	H: 1 LOB: 2 BB: 0 P: 20	R: 0 E: 0 K: 0 S: 9	H: 1 LOB: 1 BB: 0 P: 16	1B: 3 2B: 3 3B: 0 HR: 0	SF: 0 SAC: 0 DP: 2 HBP: 0	WP: 0 PB: 0 SB: 0 CS: 0	PA: 33
<b>PITCHER</b>	IP WLS BF H R ER SO BB IBB HBP BLK WP HR S P ERA WHIP																					
Andy Pettitte, L (1,1) ERA:	7.2 W 28 5 0 0 3 1 0 0 0 0 0 0 70 108 0.00 0.783																					
42 Mariano Rivera, R (8,1) ERA:	1.1 S 5 1 0 0 0 0 0 0 0 0 0 0 11 19 0.00 0.750																					

New York Yankees @ Oakland Athletics  
Network Associates Coliseum, Oakland, CA  
Wed Oct 04 2000, 8:00 PM EDT  
Att: 47,860 - Sunny - 64 F

AB 32  
R 0  
H 6  
RBI 0  
BB 1  
SO 3  
LOB 12





Batter	1	2	3	4	5	6	7	8	9	AB	R	H	RBI	BB	SO	LOB	TOP				
Terrence Long, L (1, 8) OBP: 0.250, SLG: 0.500	G3		BB 1B		HR		G4-6-3			4	1	2	1	0	0	1	<p>Oakland Athletics @ New York Yankees Yankee Stadium, Bronx, NY Fri Oct 06 2000, 8:00 PM EDT Att: 56,606 - Sunny - 66 F</p>				
Randy Velarde, R (1, 4) OBP: 0.250, SLG: 0.100	L9		F9		L9			L5		4	0	0	0	0	0	1					
Jason Giambi, L (1, 3) OBP: 0.583, SLG: 0.375	G4-3		BB		BB		G6-4-3	G6-3		2	0	0	0	2	0	0					
Eric Chavez, L (1, 5)		F7	F2		G6-4-3			K		4	0	0	0	0	1	3					
Miguel Tejada, R (1, 6) OBP: 0.333, SLG: 0.364		BB 1B BB	F5		F8			F8		3	1	0	0	1	0	2					
Matt Stairs, L (1, 9)		F4			F2		K	P6		4	0	0	0	0	1	1					
Ben Grieve, L (1, 7)		BB 1B BB			BB		F7	E3		2	0	0	0	2	0	0					
Jeremy Giambi, L (1, 10) OBP: 0.429, SLG: 0.333		BB 1B	F7				K	G3		4	0	1	1	0	1	2					
Ramon Hernandez, R (1, 2) OBP: 0.400, SLG: 0.600		K2-3			K		G4-6-3 1B			3	0	1	0	0	2	3					
<b>Inning Stats</b>	R: 0 E: 0 K: 0 S: 11	H: 0 LOB: 0 BB: 0 P: 16	R: 1 E: 0 K: 1 S: 15	H: 1 LOB: 2 BB: 2 P: 28	R: 0 E: 0 K: 0 S: 11	H: 1 LOB: 1 BB: 1 P: 21	R: 0 E: 0 K: 1 S: 11	H: 0 LOB: 0 BB: 1 P: 20	R: 1 E: 0 K: 0 S: 14	H: 1 LOB: 0 BB: 0 P: 23	R: 0 E: 0 K: 1 S: 9	H: 1 LOB: 0 BB: 0 P: 12	R: 0 E: 0 K: 1 S: 7	H: 0 LOB: 0 BB: 0 P: 10	R: 0 E: 1 K: 0 S: 8	H: 0 LOB: 1 BB: 0 P: 13	1B: 3 2B: 0 3B: 0 HR: 1	SF: 0 SAC: 0 DP: 2 HBP: 0	WP: 0 PB: 0 SB: 0 CS: 0	PA: 35	
<b>PITCHER</b>	IP	WLS	BF	H	R	ER	SO	BB	IBB	HBP	BLK	WP	HR	S	P	ERA	WHIP				
Orlando Hernandez, R (1, 1) ERA: 2.57	7.0	W	28	4	2	2	4	5	0	0	0	0	1	77	130	2.57	1.286				
42 Mariano Rivera, R (8, 1) ERA:	2.0	S	7	0	0	0	1	0	0	0	0	0	0	15	23	0.00	0.000				

Batter	1	2	3	4	5	6	7	8	9	AB	R	H	RBI	BB	SO	LOB	BOTTOM				
2 Derek Jeter, R (1, 6) OBP: 0.154, SLG: 0.083	G5-3			FC6-4 20 CS			G4-3			4	0	1	2	0	0	1	<p>Oakland Athletics @ New York Yankees Yankee Stadium, Bronx, NY Fri Oct 06 2000, 8:00 PM EDT Att: 56,606 - Sunny - 66 F</p>				
20 Jorge Posada, S (1, 2) OBP: 0.385, SLG: 0.300	K			F8			G4-3			4	0	0	0	0	2	4					
David Justice, L (1, 7) OBP: 0.167, SLG: 0.091	F9		FC6-4 E 1B		G4-3		K			4	0	1	0	0	1	0					
Bernie Williams, S (1, 8) OBP: 0.385, SLG: 0.615		BB FC1 2B	F9		G1-3			L5		4	1	1	0	0	0	1					
Tino Martinez, L (1, 3) OBP: 0.417, SLG: 0.400		K	E4 FC6-4		BB			G5-3 1B		3	1	1	0	1	1	2					
Paul O'Neill, L (1, 9) OBP: 0.250, SLG: 0.100		BB FC1 1B	K		F8			G5-3		4	1	1	0	0	1	4					
Glenallen Hill, R (1, 10) OBP: 0.222, SLG: 0.125		FC1 BB 1B	FC6-4				G6-3			3	0	0	1	1	0	3					
Chuck Knoblauch, R (8, PR) OBP: 0.250, SLG: 0.250		FC1 BB 1B						BB		0	0	0	0	0	0	0					
Luis Sojo, R (1, 4) OBP: 0.455, SLG: 0.556		F8		E FC6-4 BB			L6			3	1	1	1	1	0	2					
Scott Brosius, R (1, 5) OBP: 0.200, SLG: 0.222		BB 1B	E2 FC6-4		L9					2	0	0	0	1	0	1					
<b>Inning Stats</b>	R: 0 E: 0 K: 1 S: 8	H: 3 LOB: 3 BB: 1 P: 12	R: 2 E: 0 K: 2 S: 17	H: 3 LOB: 2 BB: 1 P: 26	R: 0 E: 1 K: 1 S: 10	H: 1 LOB: 0 BB: 0 P: 17	R: 1 E: 1 K: 0 S: 7	H: 0 LOB: 0 BB: 1 P: 16	R: 0 E: 0 K: 0 S: 9	H: 0 LOB: 1 BB: 1 P: 16	R: 0 E: 0 K: 0 S: 5	H: 0 LOB: 0 BB: 0 P: 9	R: 0 E: 0 K: 1 S: 5	H: 0 LOB: 0 BB: 0 P: 6	R: 1 E: 0 K: 0 S: 11	H: 2 LOB: 2 BB: 1 P: 20	1B: 5 2B: 1 3B: 0 HR: 0	SF: 0 SAC: 0 DP: 0 HBP: 0	WP: 0 PB: 0 SB: 0 CS: 1	PA: 35	
<b>PITCHER</b>	IP	WLS	BF	H	R	ER	SO	BB	IBB	HBP	BLK	WP	HR	S	P	ERA	WHIP				
Tim Hudson, R (1, 1) ERA: 3.38	8.0	L	35	6	4	3	5	4	0	0	0	0	0	72	122	3.38	1.250				

AB 30  
R 2  
H 4  
RBI 2  
BB 5  
SO 5  
LOB 13



AB 31  
R 4  
H 6  
RBI 4  
BB 4  
SO 5  
LOB 18





Batter	1	2	3	4	5	6	7	8	9	AB	R	H	RBI	BB	SO	LOB	TOP					
Terrence Long, L (1, 8) OBP: 0.235, SLG: 0.375										4	0	0	0	1	0	5						
Randy Velardo, R (1, 4) OBP: 0.235, SLG: 0.200 Frank Menechino, R (9, 4)										5	2	1	0	0	1	5						
Jason Giambi, L (1, 3) OBP: 0.588, SLG: 0.300										2	2	0	0	3	1	0						
Olmedo Saenz, R (1, 10) OBP: 0.300, SLG: 0.556 Adam Platt, R (9, PR)										4	1	2	3	0	0	0						
3 Eric Chavez, L (1, 5) OBP: 0.375, SLG: 0.500										5	2	2	2	0	1	2						
Miguel Tejada, R (1, 6) OBP: 0.353, SLG: 0.400										4	2	1	1	1	1	4						
Ben Grieve, L (1, 7) OBP: 0.313, SLG: 0.154 Bo Porter, R (8, 9) OBP: 1.000, SLG: 1.000										4	1	2	2	0	2	3						
Jeremy Giambi, L (1, 9) OBP: 0.500, SLG: 0.375 Ryan Christenson, R (6, PR) OBP: 0.500, SLG: 0.500										2	0	1	0	1	0	0						
Ramon Hernandez, R (1, 2) OBP: 0.357, SLG: 0.462										3	0	0	1	0	0	2						
<b>Inning Stats</b>	R: 3 E: 0 K: 1 S: 14	H: 1 LOB: 0 BB: 2 P: 25	R: 0 E: 0 K: 0 S: 6	H: 1 LOB: 2 BB: 1 P: 12	R: 0 E: 0 K: 2 S: 14	H: 1 LOB: 2 BB: 1 P: 25	R: 0 E: 0 K: 0 S: 9	H: 0 LOB: 0 BB: 0 P: 12	R: 0 E: 0 K: 2 S: 9	H: 0 LOB: 0 BB: 0 P: 12	R: 3 E: 0 K: 0 S: 16	H: 4 LOB: 2 BB: 0 P: 22	R: 0 E: 0 K: 0 S: 9	H: 0 LOB: 0 BB: 0 P: 12	R: 1 E: 0 K: 1 S: 15	H: 1 LOB: 1 BB: 1 P: 28	R: 4 E: 0 K: 1 S: 20	H: 3 LOB: 1 BB: 1 P: 32	1B: 7 2B: 3 3B: 0 HR: 1	SF: 0 SAC: 1 DP: 1 HBP: 2	WP: 0 PB: 0 SB: 1 CS: 0	PA: 45
<b>PITCHER</b>	IP WLS BF H R ER SO BB IBB HBP BLK WP HR S P ERA WHIP																					
Roger Clemens, R (1, 1) ERA: 8.18	5.0 L 25 6 6 6 5 4 0 0 0 0 0 1 58 93 10.80 2.000																					
Mike Stanton, L (6, 1) ERA: 3.85	1.0 4 1 0 0 0 0 0 0 0 0 0 0 10 15 0.00 1.000																					
Randy Choate, L (7, 1) ERA: 6.75	1.1 5 0 1 1 1 1 0 0 0 0 0 0 15 25 6.75 0.750																					
Dwight Gooden, R (8, 1) ERA: 21.6	1.2 11 4 4 4 1 1 0 2 0 0 0 0 29 47 21.60 3.000																					

Oakland Athletics @ New York Yankees  
 Yankee Stadium, Bronx, NY  
 Sat Oct 07 2000, 7:38 PM EDT  
 Att: 56,915 - Sunny - 57 F

AB	36
R	11
H	11
RBI	11
BB	6
SO	7
LOB	22



Batter	1	2	3	4	5	6	7	8	9	AB	R	H	RBI	BB	SO	LOB	BOTTOM					
2 Derek Jeter, R (1, 6) OBP: 0.294, SLG: 0.200										3	0	2	0	1	0	0						
Luis Sojo, R (1, 4) OBP: 0.333, SLG: 0.385										4	0	0	0	0	1	4						
Paul O'Neill, L (1, 9) OBP: 0.250, SLG: 0.143										4	1	1	0	0	2	0						
Bernie Williams, S (1, 8) OBP: 0.353, SLG: 0.500										3	0	0	0	1	1	1						
David Justice, L (1, 7) OBP: 0.250, SLG: 0.200										4	0	2	0	0	1	1						
Glenallen Hill, R (1, 10) OBP: 0.154, SLG: 0.083										4	0	0	0	0	2	4						
20 Jorge Posada, S (1, 2) OBP: 0.375, SLG: 0.385 Luis Polonia, L (9, PH) OBP: 1.000, SLG: 1.000										3	0	1	1	0	0	1						
Tino Martinez, L (1, 3) OBP: 0.375, SLG: 0.357										4	0	1	0	0	0	3						
Scott Brosius, R (1, 5) OBP: 0.143, SLG: 0.154										4	0	0	0	0	0	2						
<b>Inning Stats</b>	R: 0 E: 0 K: 1 S: 11	H: 1 LOB: 0 BB: 0 P: 14	R: 0 E: 0 K: 2 S: 10	H: 0 LOB: 1 BB: 1 P: 16	R: 0 E: 0 K: 0 S: 7	H: 1 LOB: 1 BB: 0 P: 13	R: 0 E: 0 K: 2 S: 16	H: 1 LOB: 1 BB: 0 P: 26	R: 0 E: 0 K: 0 S: 11	H: 1 LOB: 2 BB: 1 P: 18	R: 1 E: 0 K: 0 S: 15	H: 3 LOB: 2 BB: 0 P: 21	R: 0 E: 0 K: 1 S: 6	H: 0 LOB: 0 BB: 0 P: 12	R: 0 E: 0 K: 0 S: 6	H: 0 LOB: 0 BB: 0 P: 7	R: 0 E: 0 K: 1 S: 9	H: 1 LOB: 1 BB: 0 P: 12	1B: 7 2B: 1 3B: 0 HR: 0	SF: 0 SAC: 0 DP: 1 HBP: 0	WP: 0 PB: 0 SB: 0 CS: 0	PA: 36
<b>PITCHER</b>	IP WLS BF H R ER SO BB IBB HBP BLK WP HR S P ERA WHIP																					
Barry Zito, L (1, 1) ERA: 1.59	5.2 W 25 7 1 1 1 5 2 0 0 0 0 0 68 104 1.59 1.588																					
Jim Mecir, R (6, 1) ERA	1.0 3 0 0 0 0 0 0 0 0 0 0 0 5 11 0.00 0.000																					
Mike Magnante, L (7, 1) ERA	1.1 4 0 0 0 0 1 0 0 0 0 0 0 9 12 0.00 0.000																					
Doug Jones, R (9, 1) ERA	1.0 4 1 0 0 0 1 0 0 0 0 0 0 9 12 0.00 1.000																					

Oakland Athletics @ New York Yankees  
 Yankee Stadium, Bronx, NY  
 Sat Oct 07 2000, 7:38 PM EDT  
 Att: 56,915 - Sunny - 57 F

AB	34
R	1
H	8
RBI	1
BB	2
SO	7
LOB	16





Batter	1	2	3	4	5	6	7	8	9	AB	R	H	RBI	BB	SO	LOB	TOP										
Chuck Knoblauch R (1, 10) OBP: 0.333, SLG: 0.333			F5			K		F8		5	1	2	1	0	1	1	<b>New York Yankees @ Oakland Athletics</b> Network Associates Coliseum, Oakland, CA Sun Oct 08 2000, 7:30 PM EDT Att: 41,170 - Sunny - 63 F										
2 Derek Jeter R (1, 6) OBP: 0.318, SLG: 0.211						G5-3		K		4	1	1	0	1	1	2											
Paul O'Neill, L (1, 9) OBP: 0.286, SLG: 0.263			F7			G6-3			G3	5	1	2	0	0	1	2											
Bernie Williams, S (1, 8) OBP: 0.273, SLG: 0.400	SF9	F7				G4-3			K	4	0	0	1	0	2	1											
David Justice L (1, 7) OBP: 0.333, SLG: 0.389 Clay Bellinger R (9, 7) OBP: 1.000, SLG: 2.000								G3	G3	3	2	1	1	2	0	1											
Tino Martinez L (1, 3) OBP: 0.428, SLG: 0.526									G4-3	5	1	3	3	0	1	1											
20 Jorge Posada, S (1, 2) OBP: 0.350, SLG: 0.353										4	1	1	0	0	1	3											
Luis Sojo, R (1, 4) OBP: 0.263, SLG: 0.313	SF8		F7					G6-3		3	0	0	1	0	0	1											
Scott Brosius R (1, 5) OBP: 0.222, SLG: 0.235								G1-3		4	0	2	0	0	1	0											
<b>Inning Stats</b>	R: 6 E: 0 K: 0 S: 17	H: 6 LOB: 2 BB: 2 P: 30	R: 0 E: 0 K: 2 S: 11	H: 1 LOB: 2 BB: 1 P: 20	R: 0 E: 0 K: 0 S: 8	H: 2 LOB: 2 BB: 0 P: 12	R: 1 E: 0 K: 2 S: 11	H: 1 LOB: 0 BB: 0 P: 20	R: 0 E: 0 K: 0 S: 9	H: 0 LOB: 0 BB: 0 P: 16	R: 0 E: 0 K: 0 S: 9	H: 0 LOB: 1 BB: 0 P: 12	R: 0 E: 0 K: 1 S: 8	H: 0 LOB: 0 BB: 0 P: 12	R: 0 E: 0 K: 1 S: 16	H: 1 LOB: 1 BB: 0 P: 23		1B: 8 2B: 3 3B: 0 HR: 1	SF: 2 SAC: 0 DP: 0 HBP: 0	WP: 0 PB: 0 SB: 1 CS: 0	PA: 42						
<b>PITCHER</b>	IP	WLS	BF	H	R	ER	SO	BB	IBB	HBP	BLK	WP	HR	S	P	ERA	WHIP										
Gil Heredia R (1, 1) ERA: 12.79	0.1	L	7	4	6	6	0	2	0	0	0	0	0	11	23	162.00	18.000										
Jeff Tam, R (1, 1) ERA:	0.2		4	2	0	0	0	0	0	0	0	0	0	6	7	0.00	3.000										
Kevin Appier, R (2, 1) ERA: 3.48	4.0		17	4	1	1	6	1	0	0	0	0	1	39	68	2.25	1.250										
Jim Mecir, R (6, 1) ERA:	3.0		10	1	0	0	1	0	0	0	0	0	0	30	42	0.00	0.333										
Jason Isringhausen, R (9, 1) ERA:	1.0		4	1	0	0	1	0	0	0	0	0	0	16	23	0.00	1.000										
<b>Batter</b>	<b>1</b>	<b>2</b>	<b>3</b>	<b>4</b>	<b>5</b>	<b>6</b>	<b>7</b>	<b>8</b>	<b>9</b>	<b>AB</b>	<b>R</b>	<b>H</b>	<b>RBI</b>	<b>BB</b>	<b>SO</b>	<b>LOB</b>	<b>BOTTOM</b>										
Terrence Long, L (1, 8) OBP: 0.273, SLG: 0.316 Sal Fasano, R (9, 2)	G4-3			SF8 1B SF7 BB		K		K		3	1	0	0	2	2	1	<b>New York Yankees @ Oakland Athletics</b> Network Associates Coliseum, Oakland, CA Sun Oct 08 2000, 7:30 PM EDT Att: 41,170 - Sunny - 63 F										
Randy Velarde, R (1, 4) OBP: 0.318, SLG: 0.300						G3		F7		5	0	3	2	0	0	1											
Jason Giambi, L (1, 3) OBP: 0.500, SLG: 0.286	K		P6						F8	4	0	1	1	0	1	3											
Olmedo Saenz, R (1, 10) OBP: 0.267, SLG: 0.462			F9					K	G6-3	4	0	1	1	0	1	1											
Miguel Tejada, R (1, 6) OBP: 0.409, SLG: 0.450	G4-3							F9		5	1	3	0	0	0	2											
3 Eric Chavez, L (1, 5) OBP: 0.333, SLG: 0.476			K						F3	5	0	1	1	0	2	3											
Adam Platt, R (1, 9) ERA: 3.97 Jeremy Giambi, L (7, PH) OBP: 0.455, SLG: 0.333 (8, 9)								G4-3		3	1	1	0	0	1	1											
Ben Grieve, L (1, 7) OBP: 0.250, SLG: 0.118										1	0	0	0	0	0	0											
Ramon Hernandez, R (1, 2) OBP: 0.412, SLG: 0.500 Matt Stairs, L (8, PH) OBP: 0.111, SLG: 0.222 Bo Porter, R (6, PR) OBP: 1.000, SLG: 1.000 (9, 8)										3	2	2	0	0	0	0											
<b>Inning Stats</b>	R: 0 E: 0 K: 1 S: 13	H: 2 LOB: 2 BB: 0 P: 19	R: 2 E: 0 K: 2 S: 18	H: 3 LOB: 2 BB: 1 P: 32	R: 1 E: 0 K: 1 S: 11	H: 2 LOB: 1 BB: 0 P: 15	R: 2 E: 0 K: 0 S: 16	H: 3 LOB: 2 BB: 1 P: 27	R: 0 E: 0 K: 2 S: 10	H: 0 LOB: 0 BB: 0 P: 15	R: 0 E: 0 K: 2 S: 11	H: 1 LOB: 1 BB: 0 P: 18	R: 0 E: 0 K: 1 S: 9	H: 0 LOB: 0 BB: 0 P: 13	R: 0 E: 0 K: 2 S: 11	H: 1 LOB: 1 BB: 0 P: 14		R: 0 E: 0 K: 0 S: 7	H: 1 LOB: 1 BB: 0 P: 11	1B: 11 2B: 2 3B: 0 HR: 0	SF: 2 SAC: 0 DP: 0 HBP: 0	WP: 0 PB: 0 SB: 0 CS: 0	PA: 42				
<b>PITCHER</b>	IP	WLS	BF	H	R	ER	SO	BB	IBB	HBP	BLK	WP	HR	S	P	ERA	WHIP										
Andy Pettitte, L (1, 1) ERA: 3.97	3.2		23	10	5	5	4	2	0	0	0	0	0	21	33	0.00	0.500										
Mike Stanton, L (4, 1) ERA: 2.08	2.0	W	7	1	0	0	3	0	0	0	0	0	0	12	18	0.00	0.000										
Jeff Nelson, R (6, 1) ERA:	1.1	H	4	0	0	0	2	0	0	0	0	0	0	6	8	0.00	0.000										
Orlando Hernandez, R (8, 1) ERA: 2.45	0.1	H	2	1	0	0	1	0	0	0	0	0	0	12	17	0.00	0.600										
42 Mariano Rivera, R (8, 1) ERA:	1.2	S	6	1	0	0	1	0	0	0	0	0	0	12	17	0.00	0.600										

AB	37
R	7
H	12
RBI	7
BB	3
SO	8
LOB	12









Batter	1	2	3	4	5	6	7	8	9	AB	R	H	RBI	BB	SO	LOB	TOP								
Mike Cameron, R (1, 8) OBP: 0.238, SLG: 0.158										3	1	0	0	1	2	1	<b>Seattle Mariners @ New York Yankees</b> Yankee Stadium, Bronx, NY Wed Oct 11 2000, 4:00 PM EDT Att: 55,317 - Sunny - 65 F								
Stan Javier, S (1, 9) OBP: 0.200, SLG: 0.200										4	0	1	1	0	1	1									
Alex Rodriguez, R (1, 6) OBP: 0.333, SLG: 0.450										4	0	1	0	0	2	1									
Edgar Martinez, R (1, 10) OBP: 0.381, SLG: 0.500										3	0	1	0	1	1	1									
John Olerud, L (1, 3) OBP: 0.381, SLG: 0.500										4	0	2	0	0	0	2									
Al Martin, L (1, 7) OBP: 0.400, SLG: 0.500										3	0	1	0	1	0	3									
David Bell, R (1, 5) OBP: 0.381, SLG: 0.368										4	0	0	0	0	0	6									
Dan Wilson, R (1, 2)										3	0	0	0	0	1	0									
Raul Ibanez, L (9, PH) OBP: 0.300, SLG: 0.300										1	0	0	0	0	0	1									
Mark McLemore, S (1, 4) OBP: 0.278, SLG: 0.313										3	0	1	0	0	0	0									
<b>Inning Stats</b>	R: 0 E: 0 K: 3 S: 12	H: 0 LOB: 0 BB: 0 P: 14	R: 0 E: 0 K: 0 S: 10	H: 1 LOB: 1 BB: 1 P: 17	R: 1 E: 0 K: 1 S: 10	H: 1 LOB: 1 BB: 1 P: 18	R: 0 E: 0 K: 0 S: 10	H: 2 LOB: 1 BB: 0 P: 14	R: 0 E: 0 K: 1 S: 10	H: 1 LOB: 2 BB: 1 P: 15	R: 0 E: 0 K: 0 S: 8	H: 1 LOB: 2 BB: 0 P: 16	R: 0 E: 0 K: 0 S: 8	H: 0 LOB: 0 BB: 0 P: 12	R: 0 E: 0 K: 2 S: 7	H: 0 LOB: 0 BB: 0 P: 9	R: 0 E: 0 K: 0 S: 10	H: 1 LOB: 1 BB: 0 P: 15	1B: 4 2B: 4 3B: 0 HR: 0	SF: 0 SAC: 0 DP: 2 HBP: 0	WP: 0 PB: 0 SB: 1 CS: 0	PA: 35			
<b>PITCHER</b>	IP	WLS	BF	H	R	ER	SO	BB	IBB	HBP	BLK	WP	HR	S	P	ERA	WHIP								
Orlando Hernandez, R (1, 1) ERA: 1.78	8.0	W	31	6	1	1	7	2	1	0	0	0	0	75	115	1.12	1.000								
42 Mariano Rivera, R (9, 1) ERA:	1.0		4	1	0	0	0	0	0	0	0	0	0	10	15	0.00	1.000								

AB	32
R	1
H	7
RBI	1
BB	3
SO	7
LOB	16

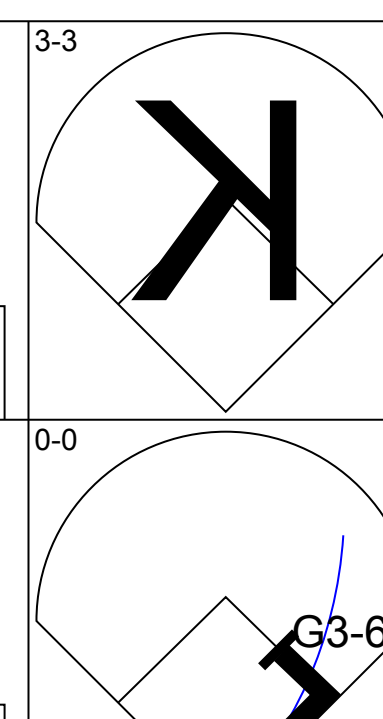
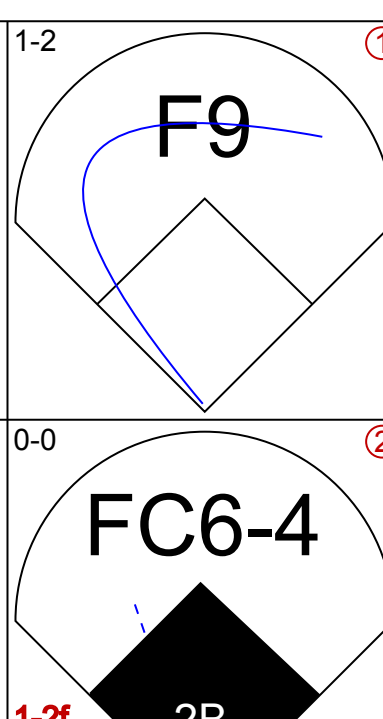
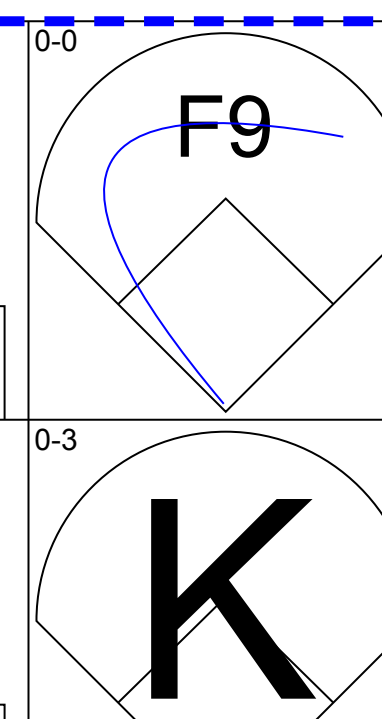
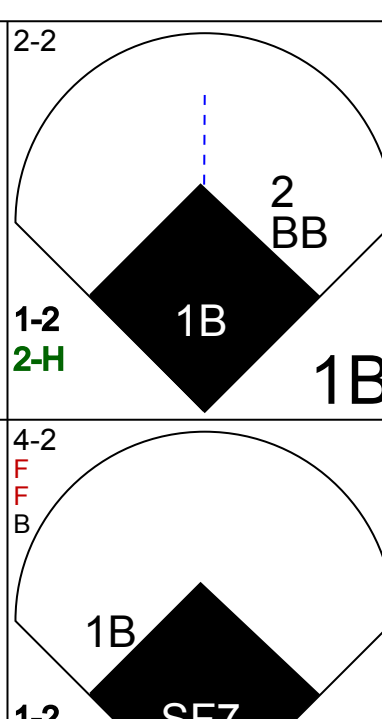
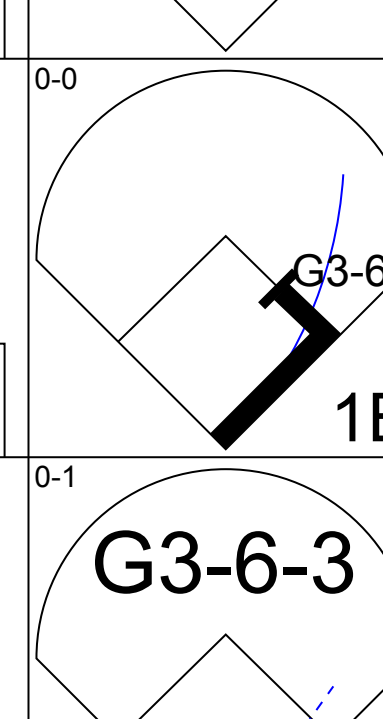
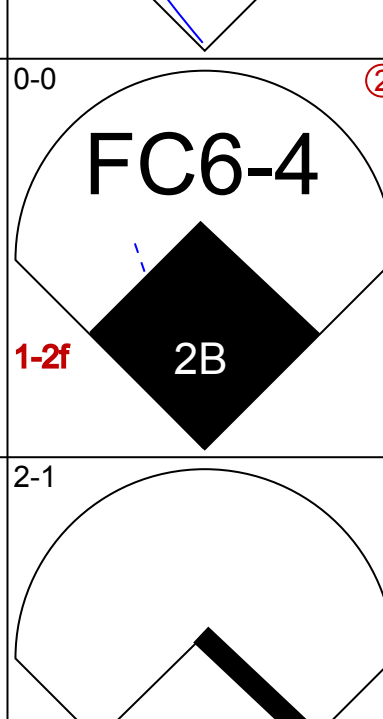
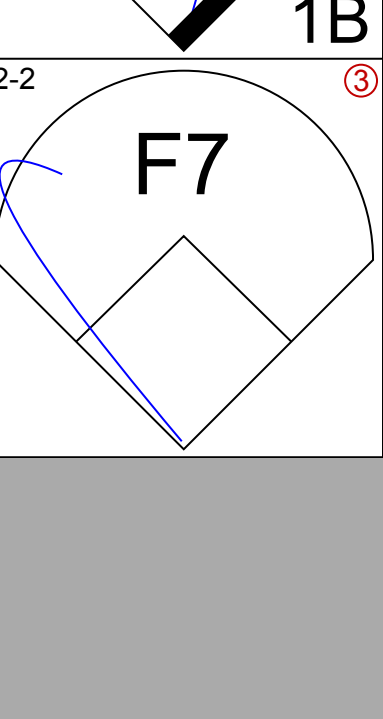
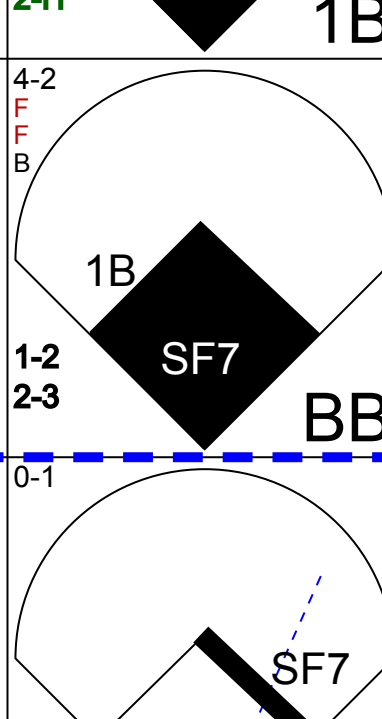
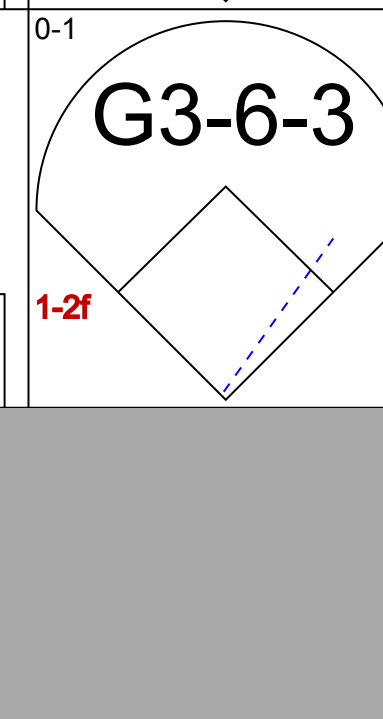
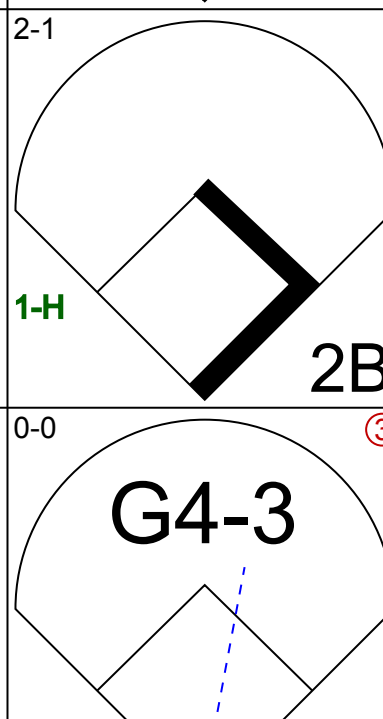
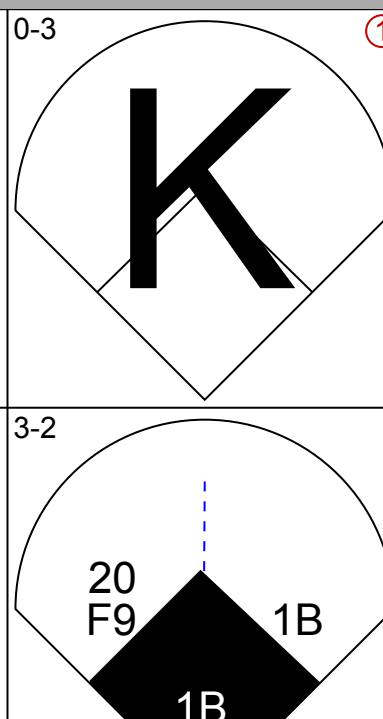
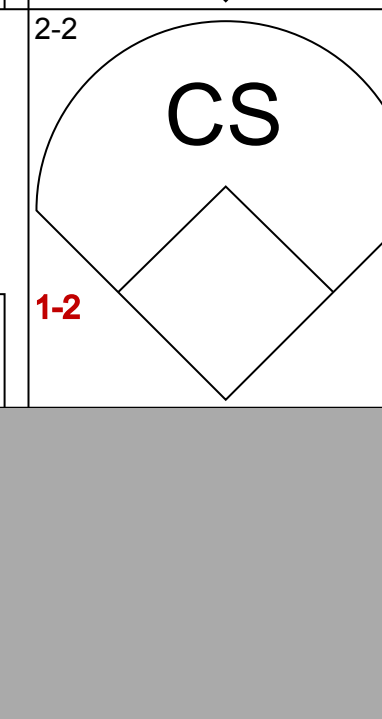
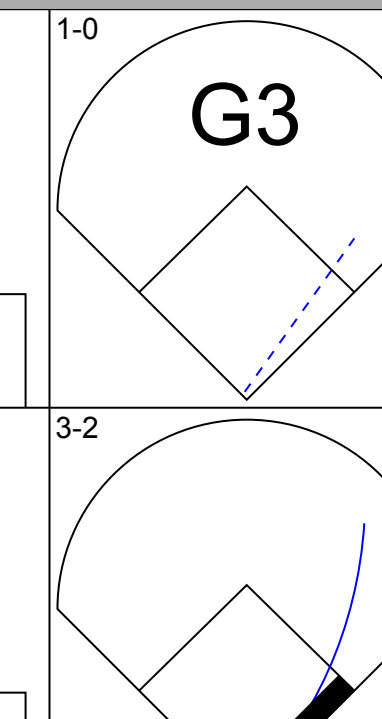
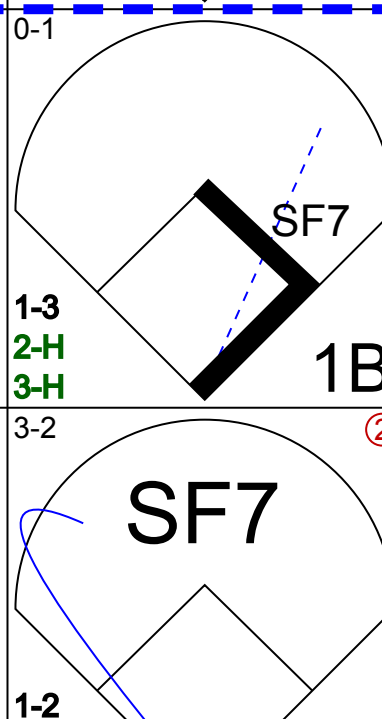
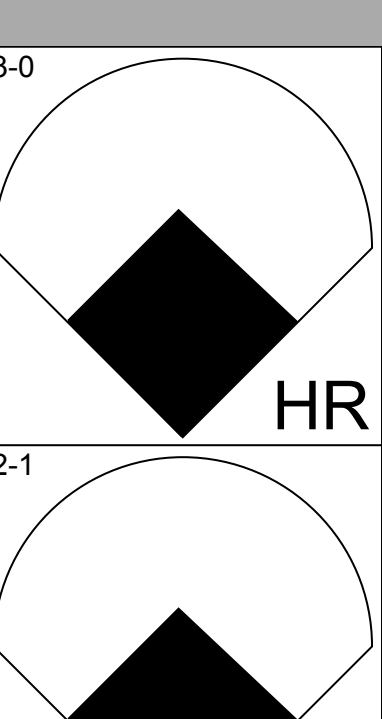
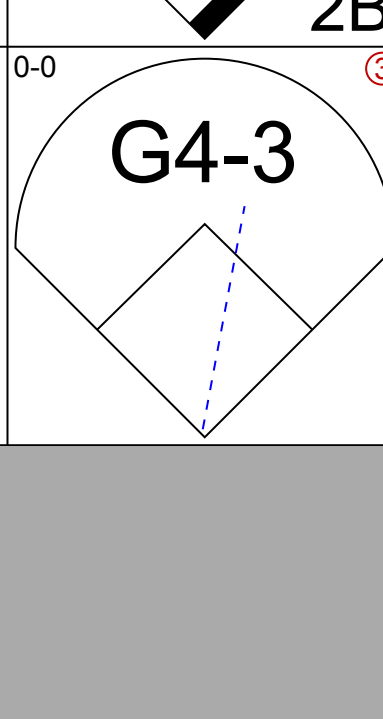
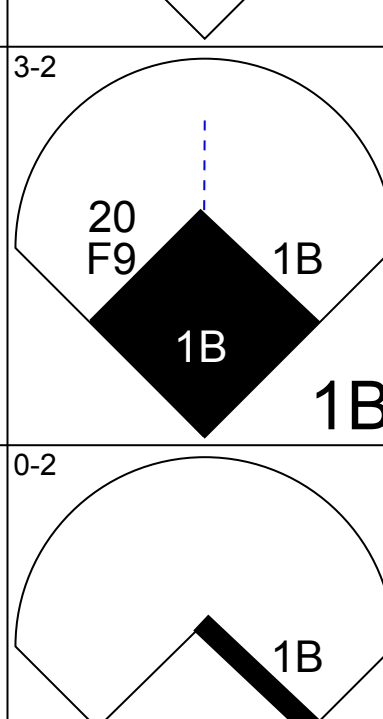
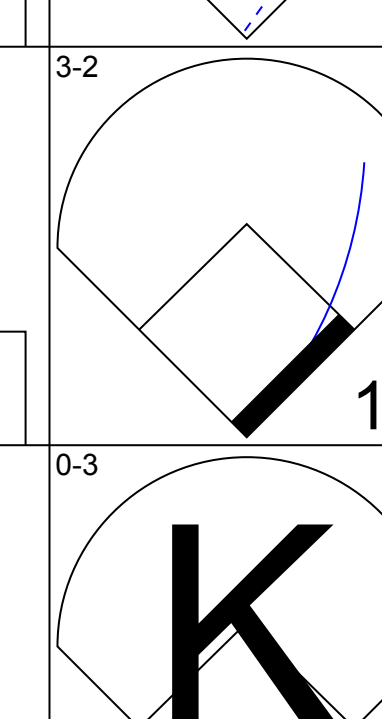
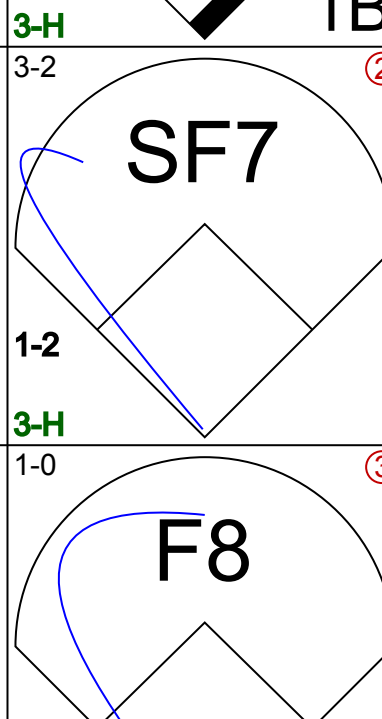
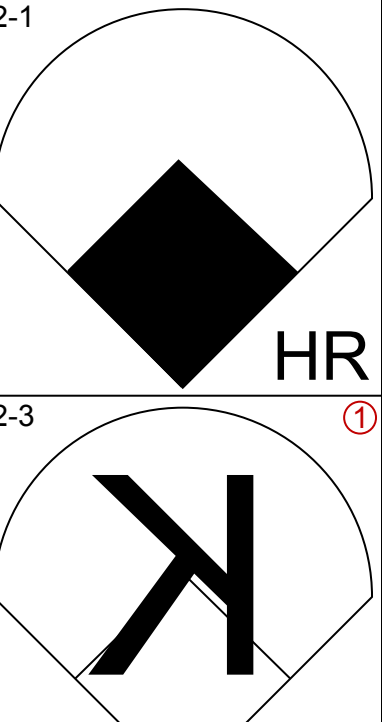
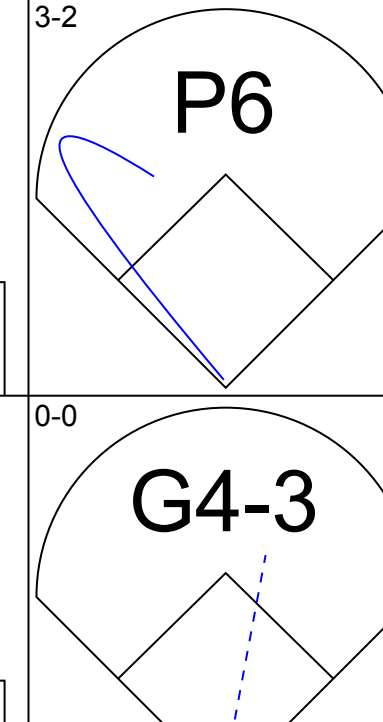
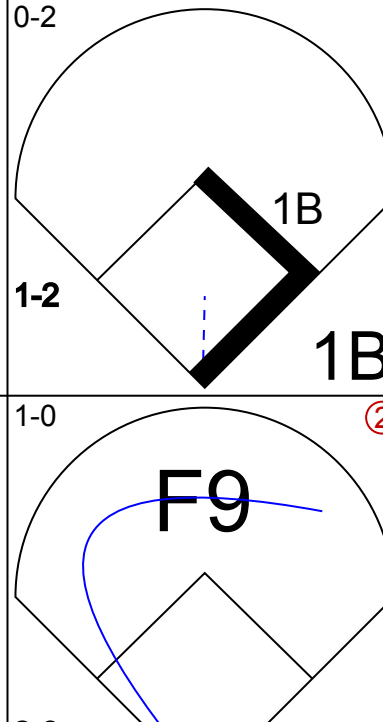
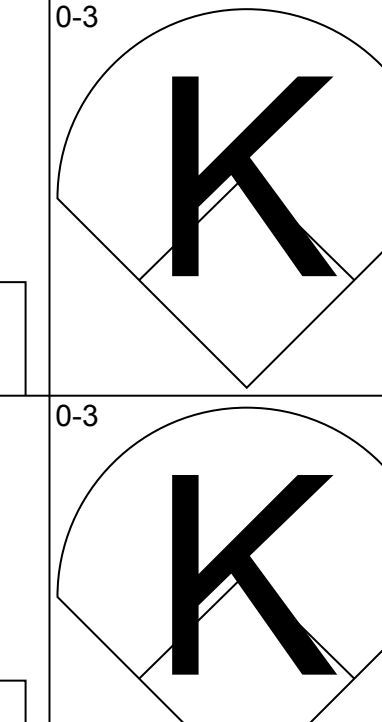
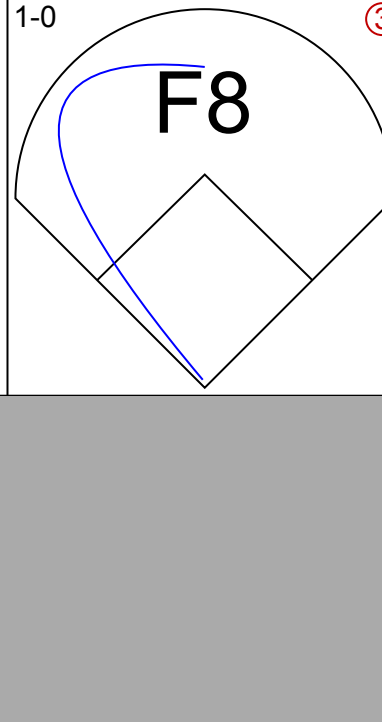
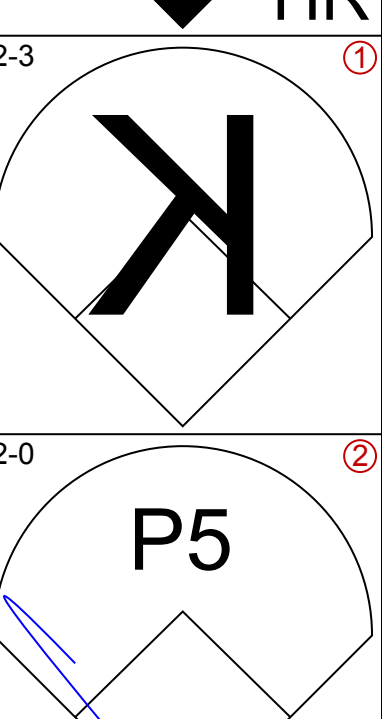
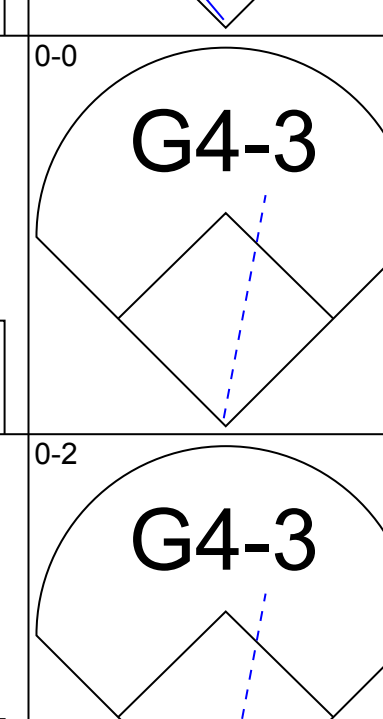
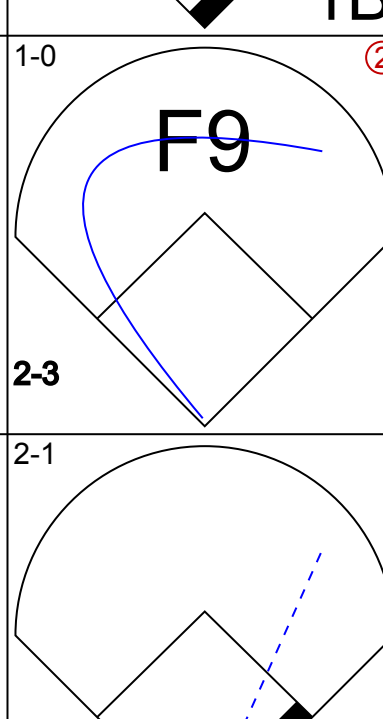
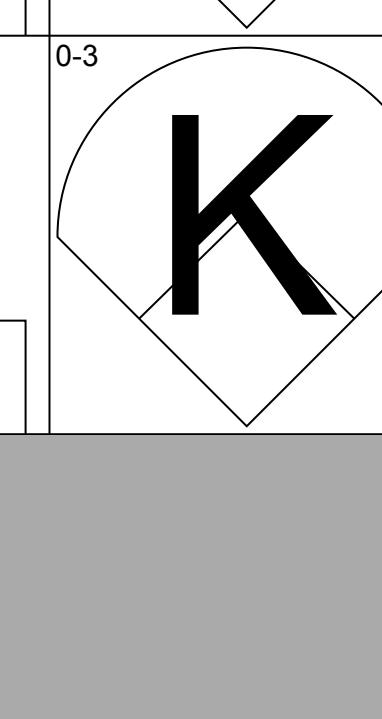
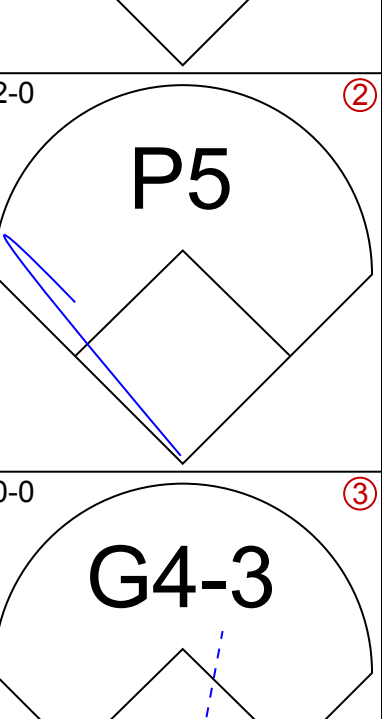
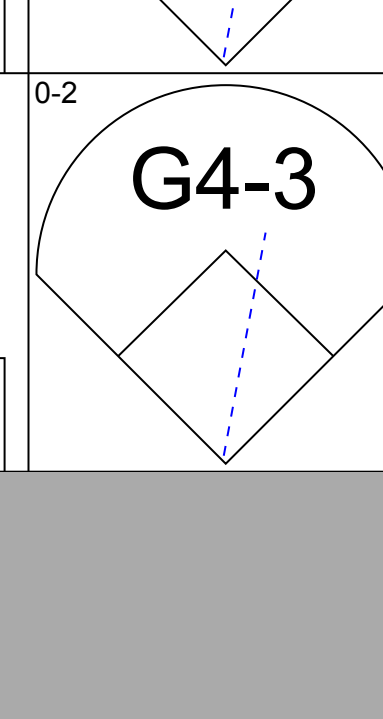
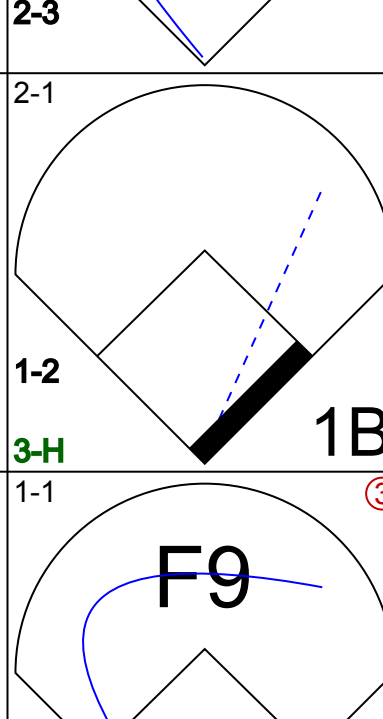
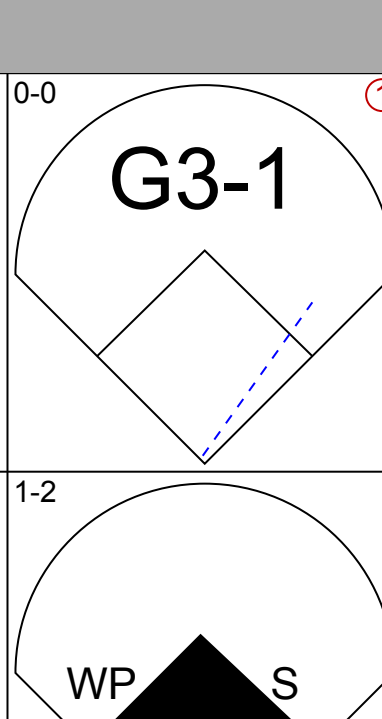
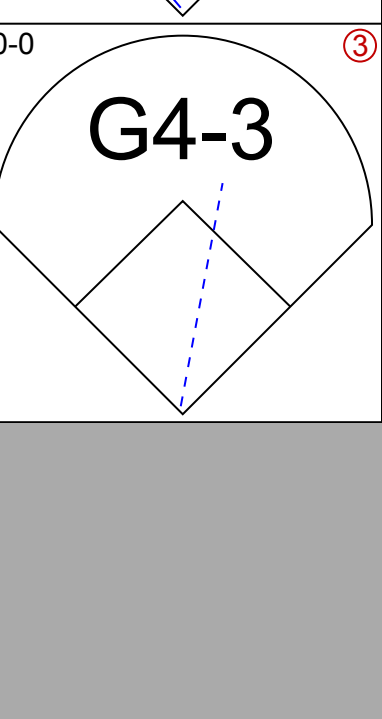
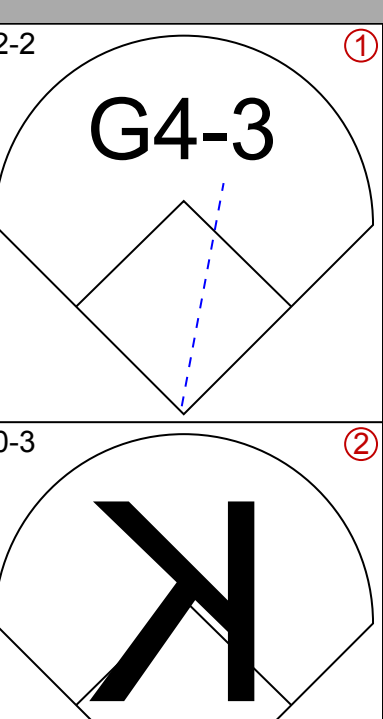
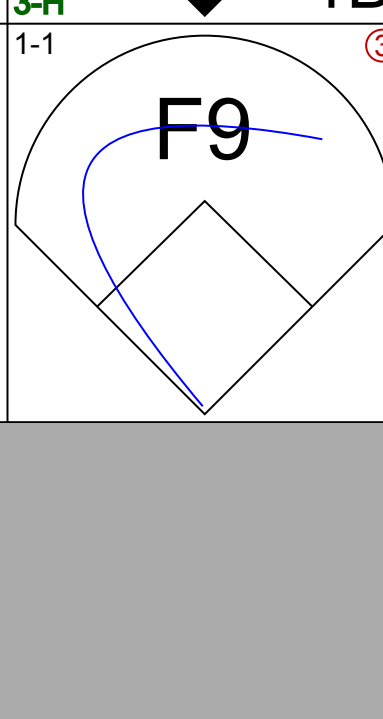
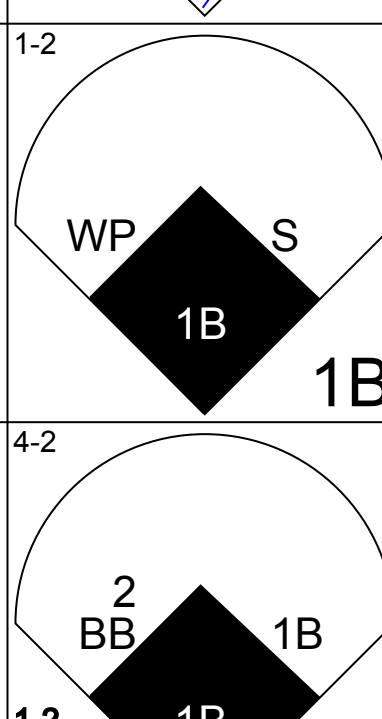
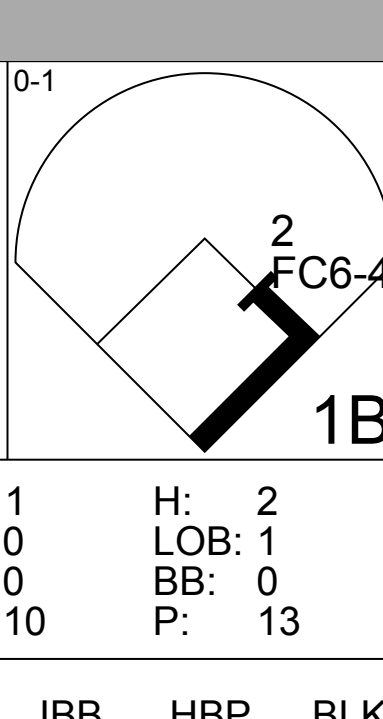
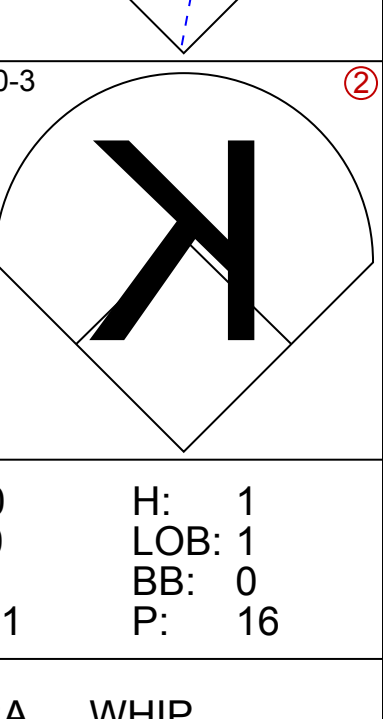
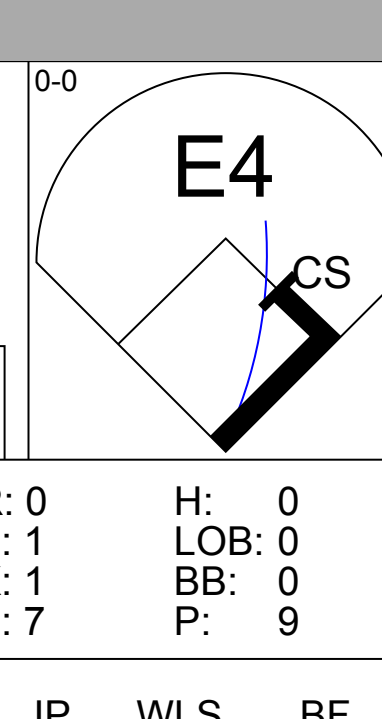
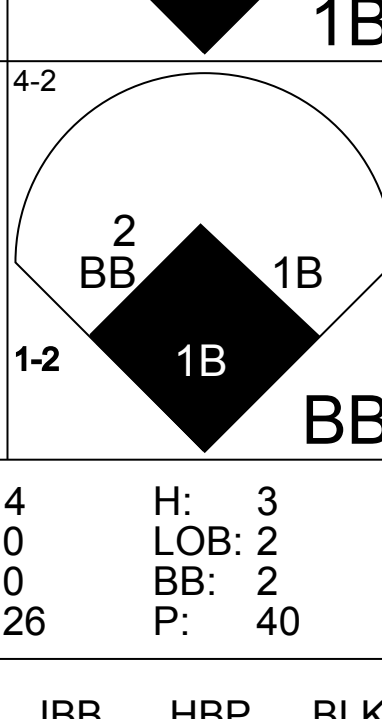


Batter	1	2	3	4	5	6	7	8	9	AB	R	H	RBI	BB	SO	LOB	BOTTOM								
Chuck Knoblauch, R (1, 10) OBP: 0.444, SLG: 0.529										4	1	2	1	1	0	2	<b>Seattle Mariners @ New York Yankees</b> Yankee Stadium, Bronx, NY Wed Oct 11 2000, 4:00 PM EDT Att: 55,317 - Sunny - 65 F								
2 Derek Jeter, R (1, 6) OBP: 0.355, SLG: 0.346										4	1	2	2	1	1	2									
David Justice, L (1, 7) OBP: 0.300, SLG: 0.346										4	1	1	0	1	1	3									
Bernie Williams, S (1, 8) OBP: 0.267, SLG: 0.357										4	1	1	1	0	0	3									
Tino Martinez, L (1, 3) OBP: 0.448, SLG: 0.519										4	1	3	0	0	0	2									
20 Jorge Posada, S (1, 2) OBP: 0.397, SLG: 0.304										4	0	1	1	0	0	2									
Paul O'Neill, L (1, 9) OBP: 0.214, SLG: 0.200										3	0	0	1	0	0	2									
Luis Sojo, R (1, 4) OBP: 0.296, SLG: 0.333 (8, 5)										4	1	1	0	0	1	0									
Scott Brosius, R (1, 5) OBP: 0.250, SLG: 0.261 Jose Vizcaino, S (7, PR) OBP: 1.000, SLG: 2.000 (8, 4)										3	0	2	0	0	0	0									
<b>Inning Stats</b>	R: 0 E: 1 K: 0 S: 12	H: 0 LOB: 2 BB: 2 P: 23	R: 0 E: 0 K: 0 S: 6	H: 0 LOB: 0 BB: 0 P: 7	R: 0 E: 0 K: 1 S: 9	H: 2 LOB: 1 BB: 0 P: 13	R: 0 E: 0 K: 0 S: 6	H: 1 LOB: 1 BB: 0 P: 9	R: 0 E: 0 K: 0 S: 8	H: 1 LOB: 2 BB: 1 P: 18	R: 0 E: 0 K: 1 S: 11	H: 1 LOB: 2 BB: 0 P: 17	R: 0 E: 0 K: 0 S: 33	H: 8 LOB: 0 BB: 0 P: 52	R: 7 E: 0 K: 2 S: 33	H: 8 LOB: 0 BB: 0 P: 52		1B: 10 2B: 3 3B: 0 HR: 1	SF: 1 SAC: 0 DP: 1 HBP: 0	WP: 0 PB: 1 SB: 1 CS: 1	PA: 39				
<b>PITCHER</b>	IP	WLS	BF	H	R	ER	SO	BB	IBB	HBP	BLK	WP	HR	S	P	ERA	WHIP								
John Halama, L (1, 1) ERA:	6.0		25	5	0	0	2	3	0	0	0	0	0	50	83	0.00	1.333								
Jose Paniagua, R (7, 1) ERA:	1.0	H	4	1	0	0	1	0	0	0	0	0	0	11	17	0.00	1.000								
Arthur Rhodes, L (8, 1) ERA: 8.1	0.1	L	5	4	4	4	0	0	0	0	0	0	0	15	27	108.00	12.000								
Jose Mesa, R (8, 1) ERA: 13.5	0.2		5	4	3	3	0	0	0	0	0	0	1	18	25	40.50	6.000								

AB	35
R	7
H	14
RBI	7
BB	3
SO	3
LOB	16



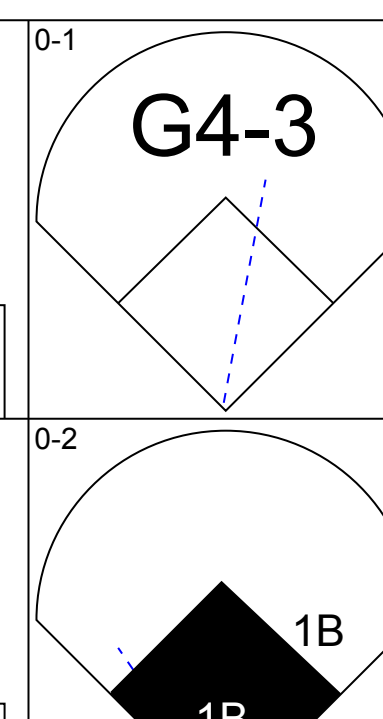
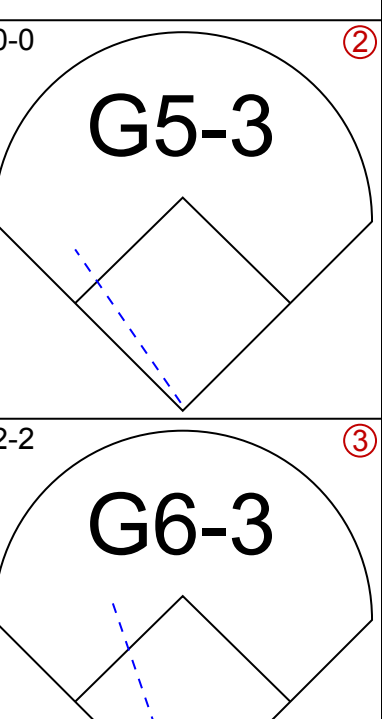
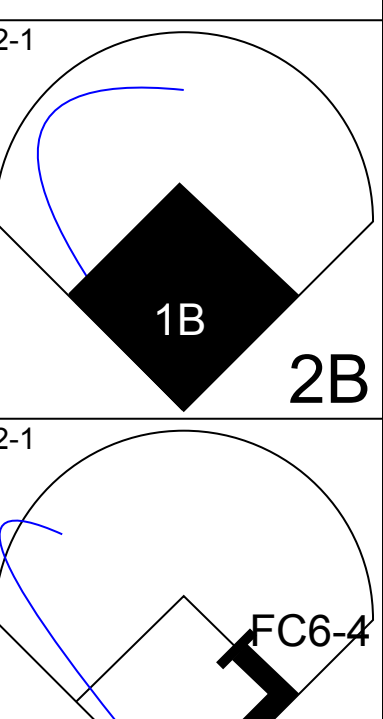
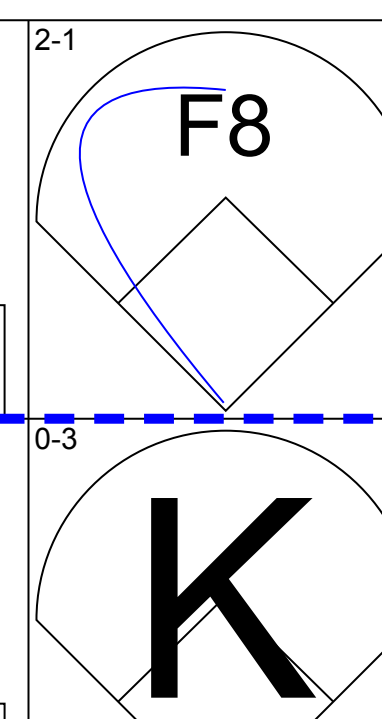
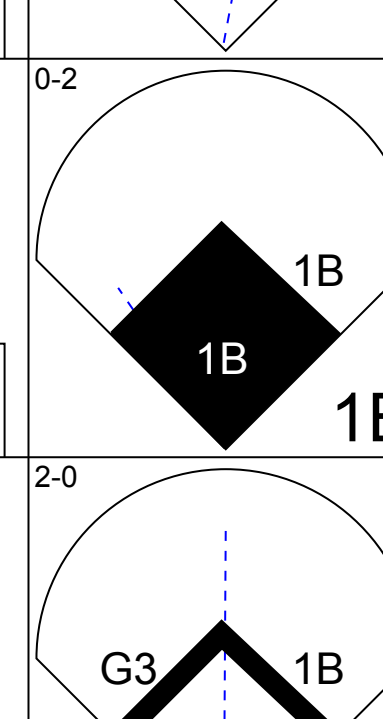
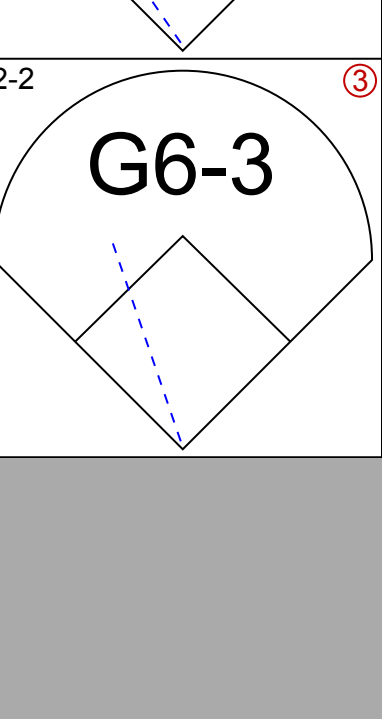
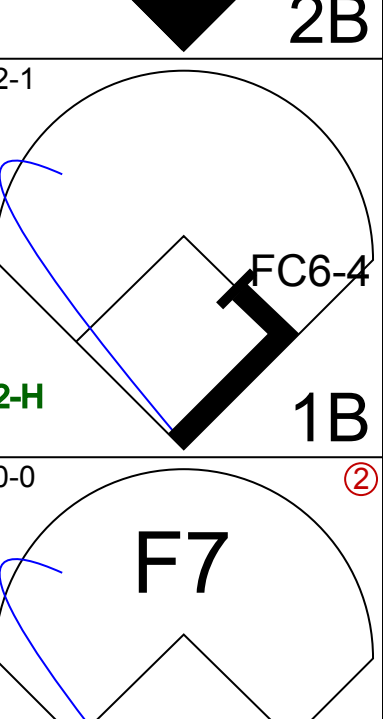
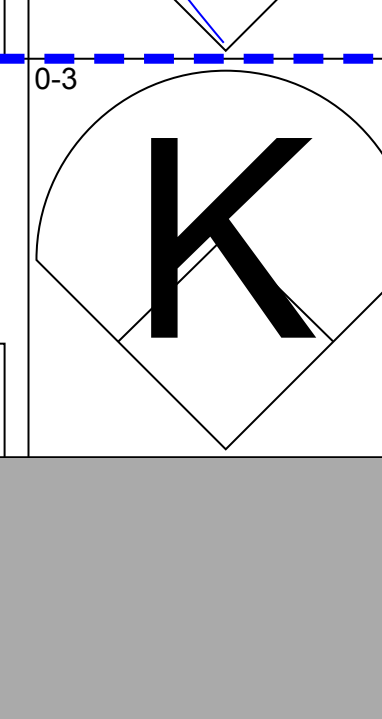
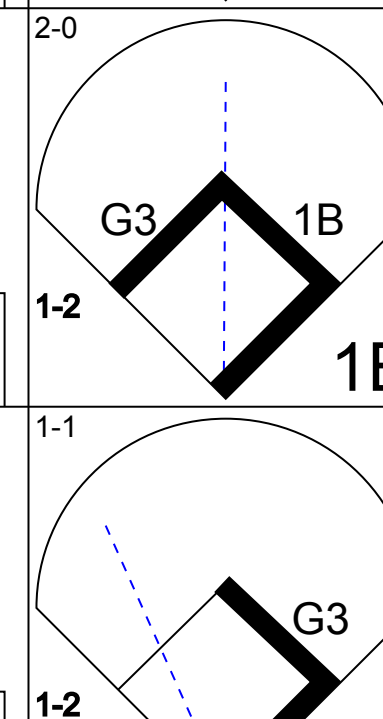
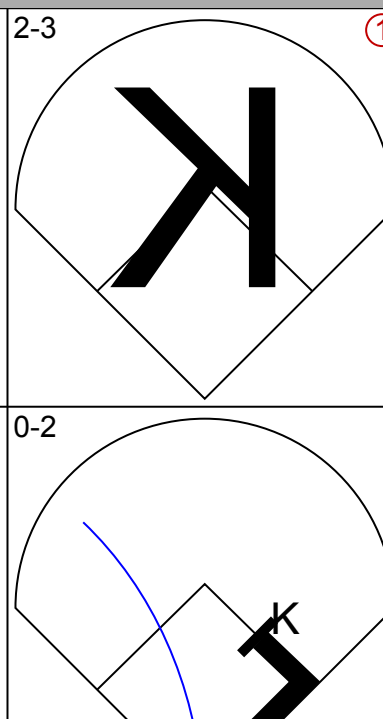
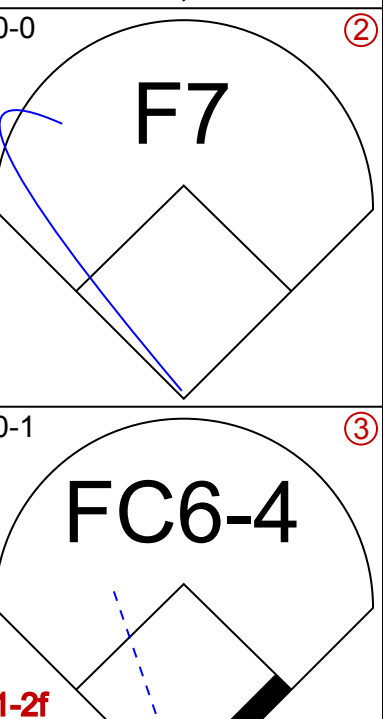
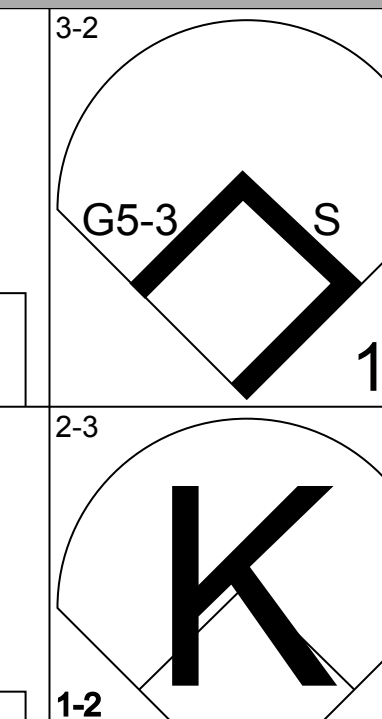

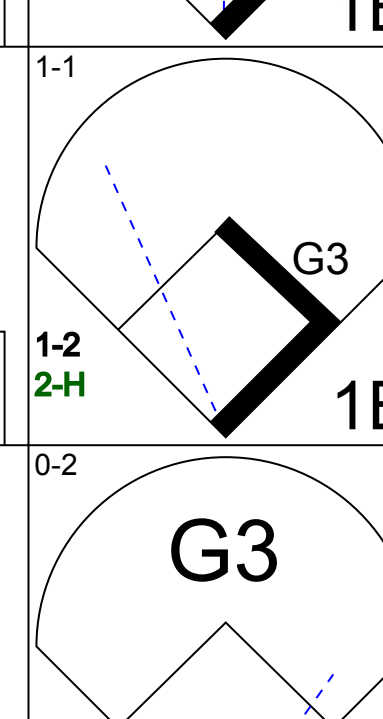
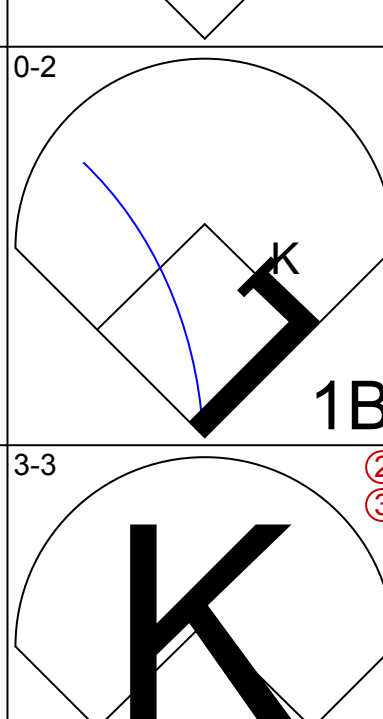
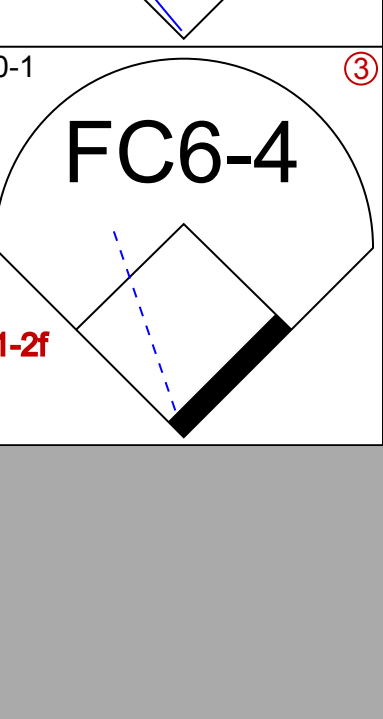
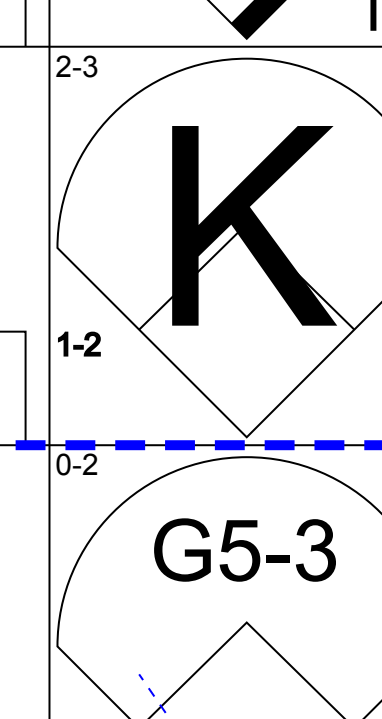
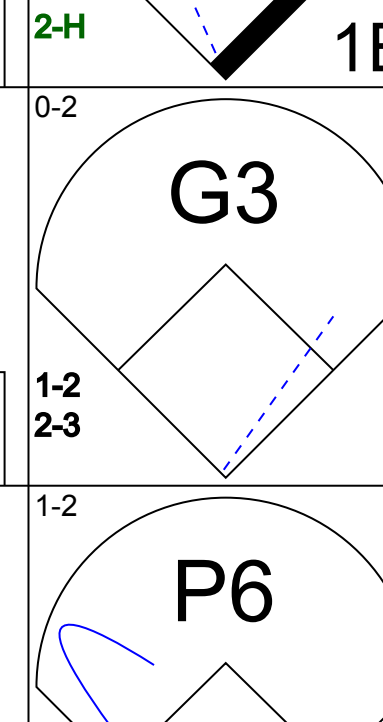
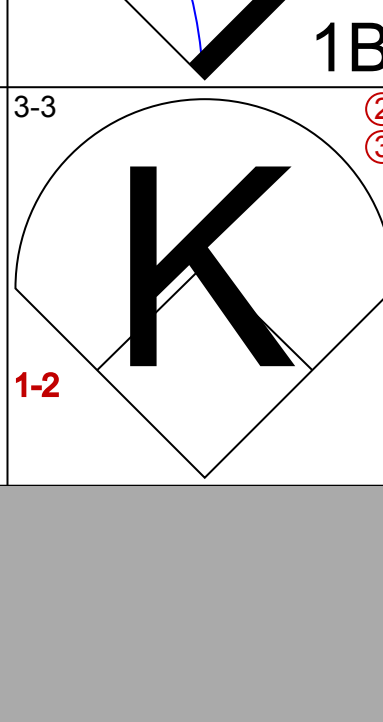
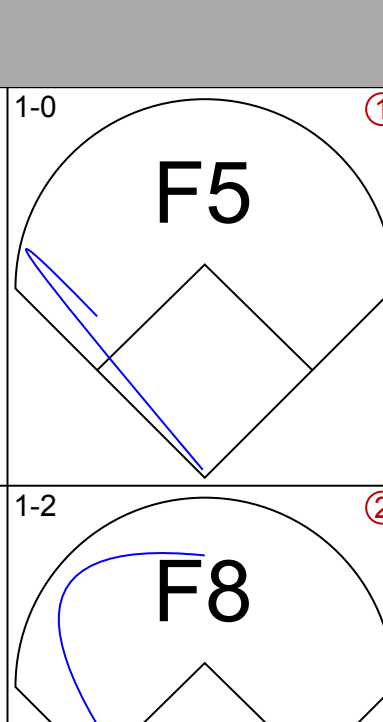
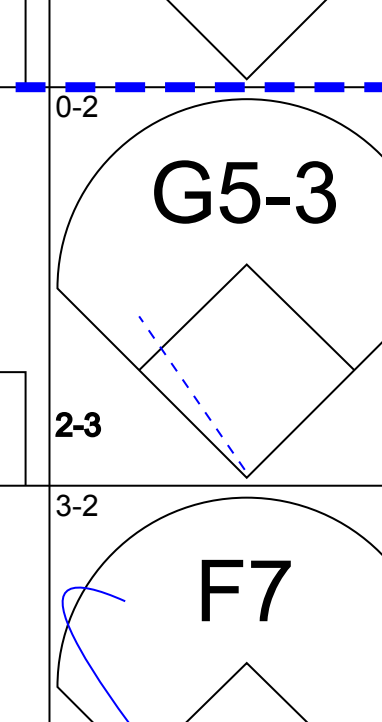
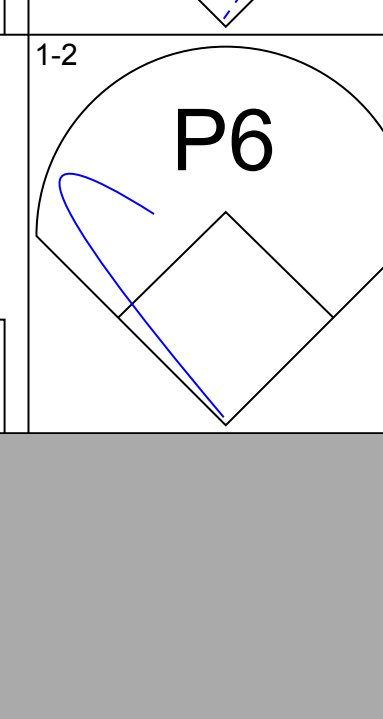
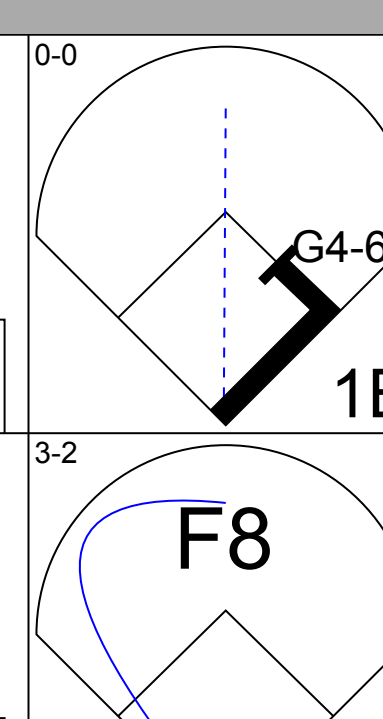
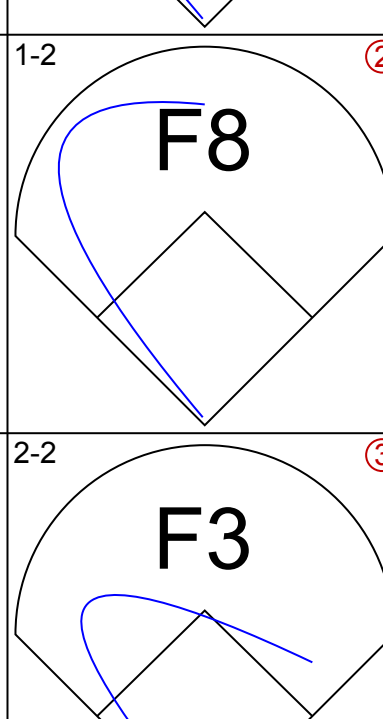
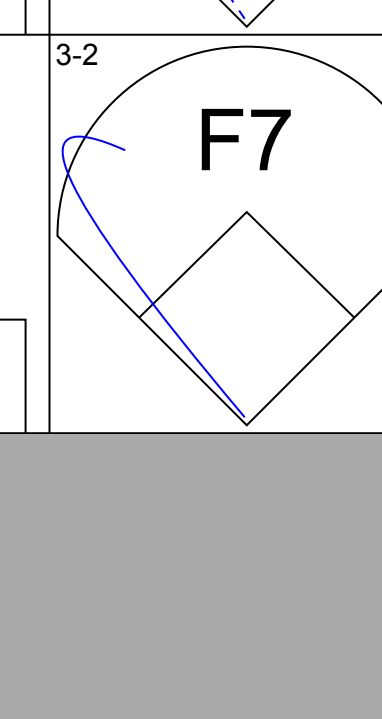
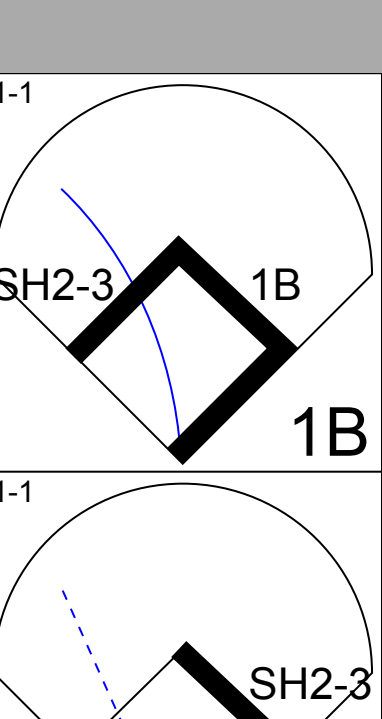
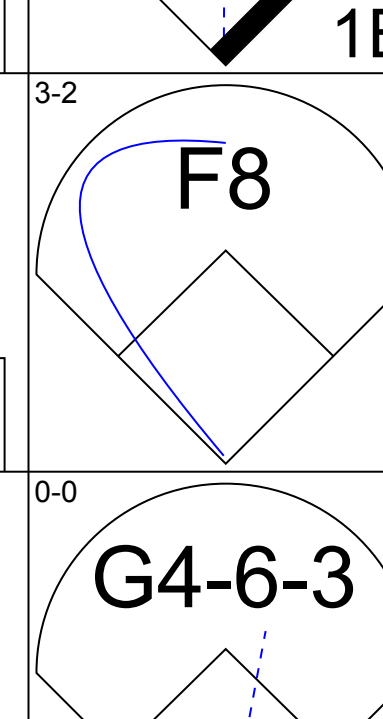
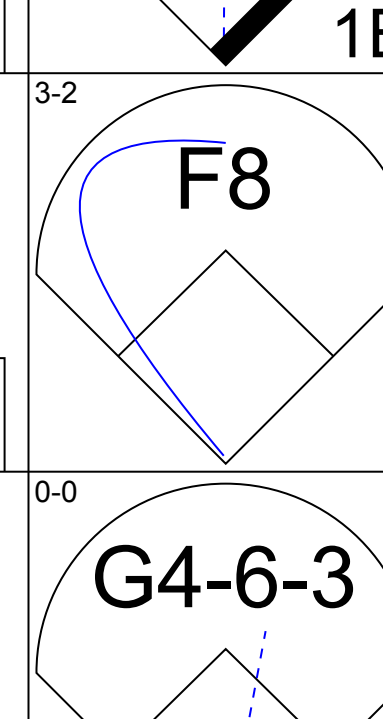
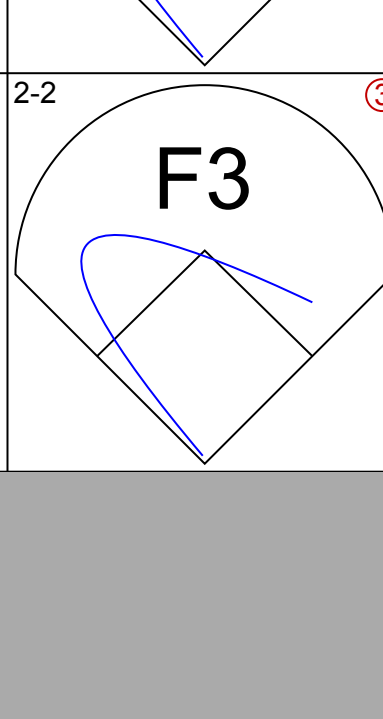
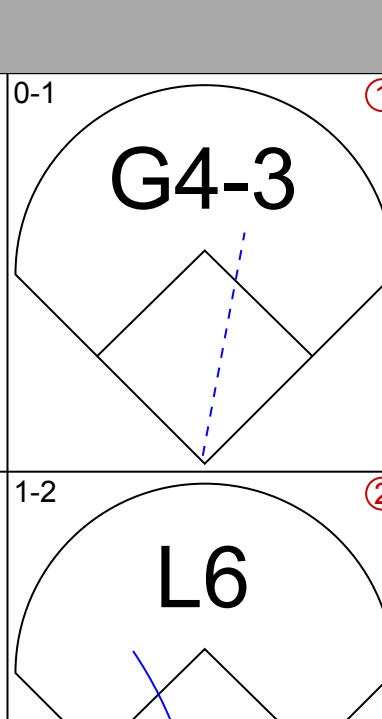
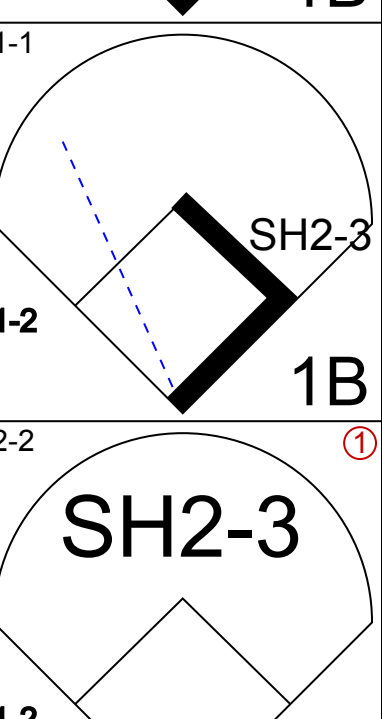
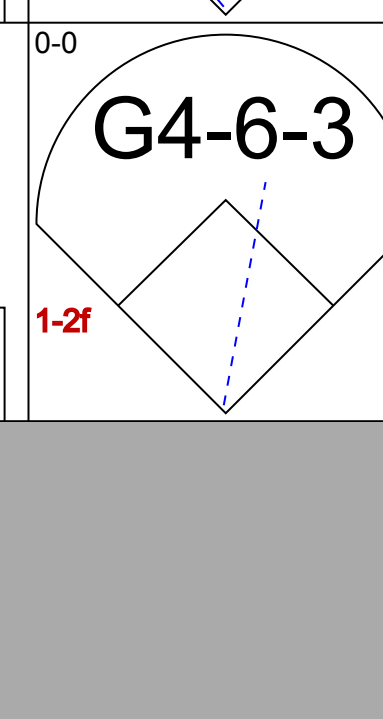
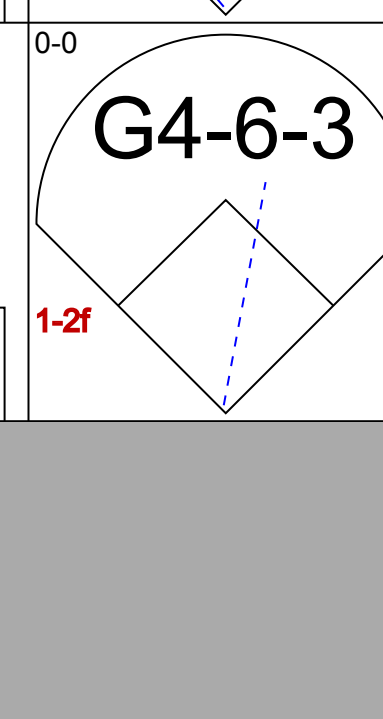
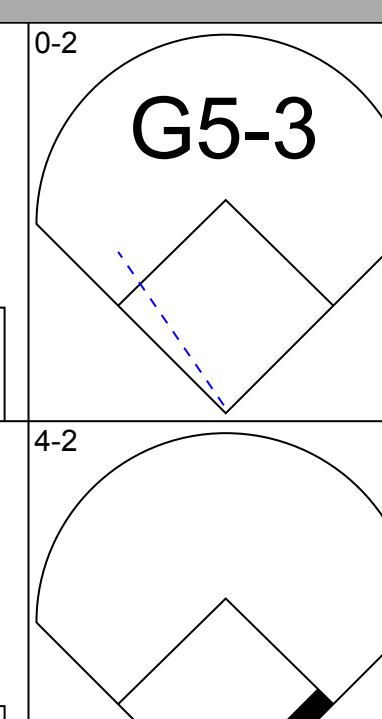
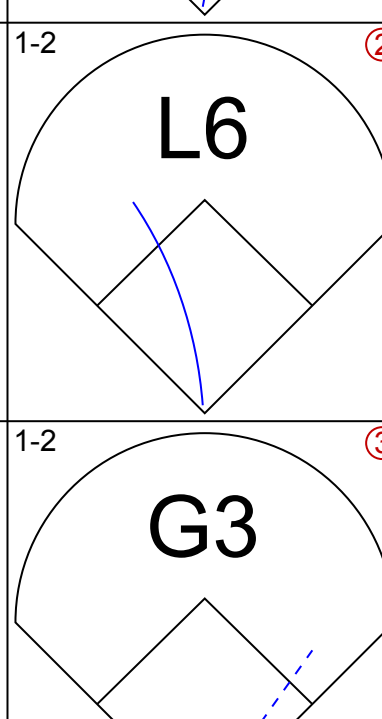
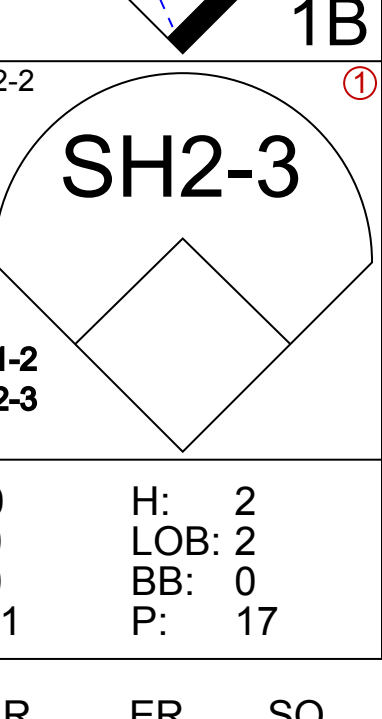
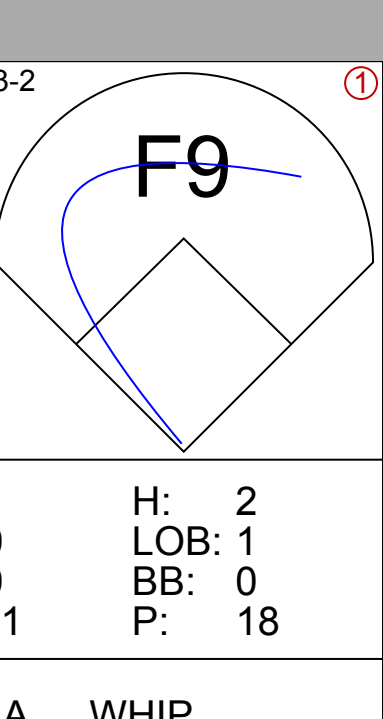
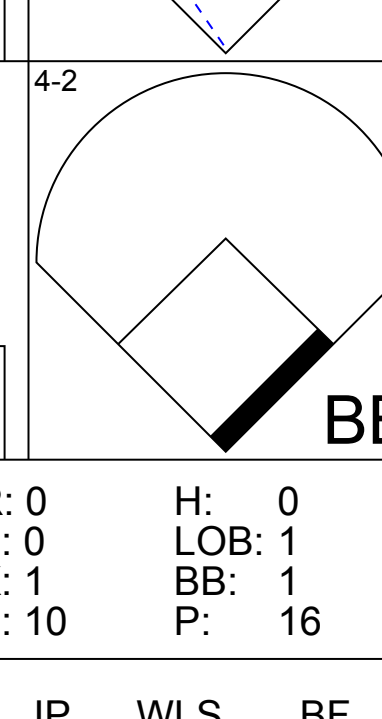
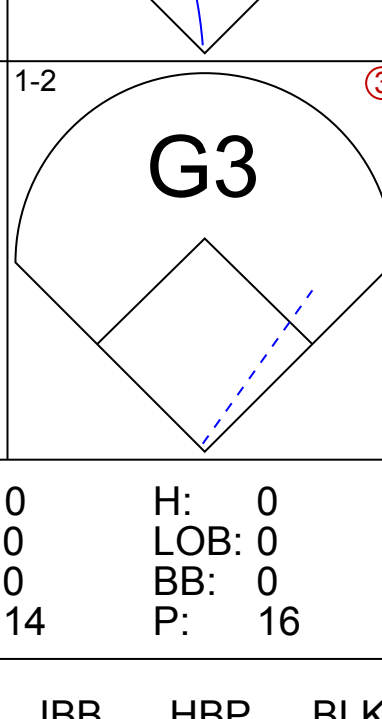


Batter	1	2	3	4	5	6	7	8	9	AB	R	H	RBI	BB	SO	LOB	TOP					
<b>Chuck Knoblauch, R</b> (1, 10) OBP: 0.435, SLG: 0.500										5	1	2	1	0	1	2						
<b>2 Derek Jeter, R</b> (1, 6) OBP: 0.361, SLG: 0.333										4	2	1	0	1	1	3						
<b>David Justice, L</b> (1, 7) <b>Clay Bellinger, R</b> (9, PR) OBP: 1.000, SLG: 2.000										5	0	2	3	0	1	1						
<b>Bernie Williams, S</b> (1, 8) OBP: 0.314, SLG: 0.500										4	2	3	2	0	0	1						
<b>Tino Martinez, L</b> (1, 3) OBP: 0.441, SLG: 0.594										5	1	2	1	0	1	3						
<b>20 Jorge Posada, S</b> (1, 2) OBP: 0.313, SLG: 0.259										4	0	0	0	0	2	3						
<b>Paul O'Neill, L</b> (1, 9) OBP: 0.219, SLG: 0.207										4	0	1	1	0	0	0						
<b>Luis Sojo, R</b> (1, 4) <b>Jose Vizcaino, S</b> (9, PR) OBP: 1.000, SLG: 2.000										4	0	1	0	0	0	2						
<b>Scott Brosius, R</b> (1, 5) OBP: 0.286, SLG: 0.269										3	1	1	0	1	1	0						
<b>Inning Stats</b>	R: 0 E: 0 K: 1 S: 6	H: 1 LOB: 0 BB: 0 P: 9	R: 2 E: 0 K: 1 S: 8	H: 2 LOB: 0 BB: 0 P: 17	R: 1 E: 0 K: 0 S: 10	H: 2 LOB: 1 BB: 0 P: 13	R: 0 E: 0 K: 0 S: 9	H: 0 LOB: 0 BB: 0 P: 12	R: 0 E: 0 K: 1 S: 11	H: 1 LOB: 1 BB: 0 P: 16	R: 1 E: 0 K: 1 S: 15	H: 3 LOB: 2 BB: 0 P: 22	R: 0 E: 1 K: 1 S: 7	H: 0 LOB: 0 BB: 0 P: 9	R: 0 E: 0 K: 2 S: 10	H: 1 LOB: 1 BB: 0 P: 14	R: 4 E: 0 K: 0 S: 26	H: 3 LOB: 2 BB: 2 P: 40	1B: 10 2B: 1 3B: 0 HR: 2	SF: 1 SAC: 0 DP: 1 HBP: 0	WP: 1 PB: 0 CS: 1	PA: 42
<b>PITCHER</b>	IP	WLS	BF	H	R	ER	SO	BB	IBB	HBP	BLK	WP	HR	S	P	ERA	WHIP					
<b>Aaron Sele, R</b> (1, 1) ERA: 3.38	6.0	L	27	9	4	4	4	0	0	0	0	0	2	60	90	6.00	1.500					
<b>Brett Tomko, R</b> (7, 1) ERA: 7.2	2.1		11	3	4	4	3	2	0	0	0	1	0	36	52	15.43	2.143					
<b>37 Robert Ramsey, L</b> (9, 1) ERA:	0.2		3	1	0	0	0	0	0	0	0	0	0	6	10	0.00	1.500					

**New York Yankees @ Seattle Mariners**  
Safeco Field, Seattle, WA  
Fri Oct 13 2000, 5:00 PM PDT  
Att: 47,827 - Dome - 72 F

AB 38  
R 8  
H 13  
RBI 8  
BB 2  
SO 7  
LOB 15



Batter	1	2	3	4	5	6	7	8	9	AB	R	H	RBI	BB	SO	LOB	BOTTOM				
<b>Rickey Henderson, R</b> (1, 7) OBP: 0.462, SLG: 0.455										4	1	1	0	0	0	3					
<b>Mike Cameron, R</b> (1, 8) OBP: 0.283, SLG: 0.217										4	1	2	1	0	1	3					
<b>Alex Rodriguez, R</b> (1, 6) OBP: 0.360, SLG: 0.458										4	0	2	0	0	1	1					
<b>Edgar Martinez, R</b> (1, 10) OBP: 0.400, SLG: 0.500										4	0	2	1	0	1	2					
<b>Jay Buhner, R</b> (1, 9) <b>Stan Javier, S</b> (8, PH) OBP: 0.162, SLG: 0.162										3	0	0	0	0	1	3					
<b>John Olerud, L</b> (1, 3) OBP: 0.360, SLG: 0.455										4	0	1	0	0	0	3					
<b>David Bell, R</b> (1, 5) <b>Al Martin, L</b> (9, PH) OBP: 0.375, SLG: 0.364 OBP: 0.333, SLG: 0.400										3	0	1	0	0	0	1					
<b>Joe Oliver, R</b> (1, 2) <b>Raul Ibanez, L</b> (9, PH) OBP: 0.273, SLG: 0.500 OBP: 0.273, SLG: 0.273										3	0	1	0	0	0	1					
<b>Mark McLemore, S</b> (1, 4) OBP: 0.286, SLG: 0.278										2	0	0	0	1	0	0					
<b>Inning Stats</b>	R: 1 E: 0 K: 0 S: 15	H: 3 LOB: 2 BB: 0 P: 19	R: 0 E: 0 K: 0 S: 11	H: 2 LOB: 2 BB: 0 P: 17	R: 0 E: 0 K: 2 S: 9	H: 1 LOB: 0 BB: 0 P: 14	R: 0 E: 0 K: 0 S: 5	H: 1 LOB: 0 BB: 0 P: 8	R: 1 E: 0 K: 0 S: 11	H: 2 LOB: 1 BB: 0 P: 18	R: 0 E: 0 K: 1 S: 10	H: 0 LOB: 1 BB: 1 P: 16	R: 0 E: 0 K: 1 S: 13	H: 1 LOB: 1 BB: 0 P: 21	R: 0 E: 0 K: 0 S: 14	H: 0 LOB: 0 BB: 0 P: 16	1B: 9 2B: 1 3B: 0 HR: 0	SF: 0 SAC: 1 DP: 1 HBP: 0	WP: 0 PB: 0 CS: 0	PA: 36	
<b>PITCHER</b>	IP	WLS	BF	H	R	ER	SO	BB	IBB	HBP	BLK	WP	HR	S	P	ERA	WHIP				
<b>Andy Pettitte, L</b> (1, 1) ERA: 3.5	6.2	W	28	9	2	2	2	1	0	0	0	0	0	65	100	2.70	1.500				
<b>Jeff Nelson, R</b> (7, 1) ERA:	0.2	H	3	1	0	0	2	0	0	0	0	0	0	10	15	0.00	1.500				
<b>42 Mariano Rivera, R</b> (8, 1) ERA:	1.2	S	5	0	0	0	0	0	0	0	0	0	0	20	25	0.00	0.000				

**New York Yankees @ Seattle Mariners**  
Safeco Field, Seattle, WA  
Fri Oct 13 2000, 5:00 PM PDT  
Att: 47,827 - Dome - 72 F

AB 34  
R 2  
H 10  
RBI 2  
BB 1  
SO 4  
LOB 18





Batter	1	2	3	4	5	6	7	8	9	AB	R	H	RBI	BB	SO	LOB	TOP		
Chuck Knoblauch R (1, 10) OBP: 0.407, SLG: 0.440										3	1	0	0	1	1	0	<b>New York Yankees @ Seattle Mariners</b> Safeco Field, Seattle, WA Sat Oct 14 2000, 4:30 PM PDT Att: 47,803 - Sunny - 56 F		
2 Derek Jeter R (1, 6) OBP: 0.375, SLG: 0.424										3	2	1	3	1	0	0			
David Justice L (1, 7) Clay Bellinger R (8, 7) OBP: 0.333, SLG: 0.471 OBP: 1.000, SLG: 2.000										3	1	1	2	1	0	0			
Bernie Williams S (1, 8) OBP: 0.308, SLG: 0.472										4	0	1	0	0	0	1			
Tino Martinez L (1, 3) OBP: 0.395, SLG: 0.528										4	0	0	0	0	2	1			
20 Jorge Posada S (1, 2) OBP: 0.306, SLG: 0.233										3	0	0	0	1	0	1			
Paul O'Neill L (1, 9) OBP: 0.222, SLG: 0.212										4	0	1	0	0	1	1			
Luis Sojo R (1, 4) OBP: 0.257, SLG: 0.281										4	0	0	0	0	0	2			
Scott Brosius R (1, 5) OBP: 0.281, SLG: 0.267										4	1	1	0	0	0	2			
<b>Inning Stats</b>	R: 0 H: 0 E: 0 K: 1 S: 13	H: 0 LOB: 1 BB: 1 P: 22	R: 0 H: 1 E: 0 K: 1 S: 9	H: 1 LOB: 2 BB: 1 P: 20	R: 0 H: 0 E: 0 K: 0 S: 5	H: 0 LOB: 0 BB: 0 P: 9	R: 0 H: 0 E: 0 K: 0 S: 6	H: 0 LOB: 0 BB: 0 P: 9	R: 3 H: 2 E: 0 K: 1 S: 12	H: 1 LOB: 1 BB: 0 P: 11	R: 0 H: 0 E: 0 K: 0 S: 6	H: 0 LOB: 0 BB: 0 P: 9	R: 2 H: 1 E: 0 K: 0 S: 14	H: 1 LOB: 1 BB: 1 P: 22	R: 0 H: 0 E: 0 K: 0 S: 8	H: 0 LOB: 0 BB: 0 P: 12		1B: 3 2B: 0 3B: 0 HR: 2	SF: 0 SAC: 0 DP: 0 HBP: 0
<b>PITCHER</b>	IP WLS BF H R ER SO BB IBB HBP BLK WP HR S P ERA WHIP																		
Paul Abbott R (1, 1) ERA: 3.38	5.0 L 21 3 3 3 3 3 0 0 0 0 0 1 45 80 5.40 1.200																		
37 Robert Ramsey L (6, 1) ERA:	1.0 4 1 0 0 1 0 0 0 0 0 0 0 7 11 0.00 1.000																		
Jose Mesa R (7, 1) ERA: 11.57	2.0 8 1 2 2 0 1 0 0 0 0 0 1 20 31 9.00 1.000																		
Jose Paniagua R (9, 1) ERA:	1.0 3 0 0 0 0 0 0 0 0 0 0 0 8 12 0.00 0.000																		

Batter	1	2	3	4	5	6	7	8	9	AB	R	H	RBI	BB	SO	LOB	BOTTOM				
Stan Javier S (1, 9) OBP: 0.133, SLG: 0.133										4	0	0	0	0	3	0	<b>New York Yankees @ Seattle Mariners</b> Safeco Field, Seattle, WA Sat Oct 14 2000, 4:30 PM PDT Att: 47,803 - Sunny - 56 F				
Al Martin L (1, 7) OBP: 0.300, SLG: 0.444										4	0	1	0	0	2	0					
Alex Rodriguez R (1, 6) OBP: 0.345, SLG: 0.407										3	0	0	0	1	2	1					
Edgar Martinez R (1, 10) OBP: 0.357, SLG: 0.440										3	0	0	0	0	1	2					
John Olerud L (1, 3) OBP: 0.357, SLG: 0.417										2	0	0	0	1	0	0					
Mike Cameron R (1, 8) OBP: 0.250, SLG: 0.192										3	0	0	0	0	2	2					
Carlos Guillen S (1, 5) OBP: 0.250, SLG: 0.250										3	0	0	0	0	2	0					
David Bell R (1, 4) OBP: 0.333, SLG: 0.320										3	0	0	0	0	0	0					
Dan Wilson R (1, 2) Raul Ibanez L (8, PH) Joe Oliver R (9, 2) OBP: 0.250, SLG: 0.250 OBP: 0.273, SLG: 0.500										2	0	0	0	0	2	0					
<b>Inning Stats</b>	R: 0 H: 0 E: 0 K: 2 S: 11	H: 0 LOB: 1 BB: 1 P: 18	R: 0 H: 0 E: 0 K: 1 S: 9	H: 0 LOB: 0 BB: 0 P: 16	R: 0 H: 0 E: 0 K: 1 S: 9	H: 0 LOB: 0 BB: 0 P: 15	R: 0 H: 0 E: 0 K: 1 S: 7	H: 0 LOB: 0 BB: 0 P: 11	R: 0 H: 0 E: 0 K: 1 S: 9	H: 0 LOB: 0 BB: 0 P: 14	R: 0 H: 0 E: 0 K: 2 S: 13	H: 0 LOB: 0 BB: 0 P: 18	R: 0 H: 1 E: 0 K: 3 S: 12	H: 1 LOB: 2 BB: 1 P: 21	R: 0 H: 0 E: 0 K: 2 S: 8	H: 0 LOB: 0 BB: 0 P: 13		R: 0 H: 0 E: 0 K: 2 S: 9	H: 0 LOB: 0 BB: 0 P: 12	1B: 0 2B: 1 3B: 0 HR: 0	SF: 0 SAC: 0 DP: 0 HBP: 0
<b>PITCHER</b>	IP WLS BF H R ER SO BB IBB HBP BLK WP HR S P ERA WHIP																				
Roger Clemens R (1, 1) ERA: 4.5	9.0 W 30 1 0 0 15 2 0 0 0 0 0 0 87 138 0.00 0.333																				



Batter	1	2	3	4	5	6	7	8	9	AB	R	H	RBI	BB	SO	LOB	TOP										
Chuck Knoblauch, R (1, 10) OBP: 0.375, SLG: 0.379										4	0	0	0	0	2	3	<b>New York Yankees @ Seattle Mariners</b> Safeco Field, Seattle, WA Sun Oct 15 2000, 1:00 PM PDT Att: 47,802 - Overcast - 46 F										
2 Derek Jeter, R (1, 6) OBP: 0.400, SLG: 0.432										4	0	2	0	1	1	3											
David Justice, L (1, 7) OBP: 0.295, SLG: 0.410										5	0	0	0	0	2	5											
Bernie Williams, S (1, 8) OBP: 0.341, SLG: 0.487										3	0	1	0	1	0	2											
Tino Martinez, L (1, 3)										4	1	1	0	1	0	2											
20 Jorge Posada, S (1, 2) OBP: 0.341, SLG: 0.242										3	1	1	0	2	1	3											
Paul O'Neill, L (1, 9) Glenallen Hill, R (7, PH) Clay Bellinger, R (7, 7) Luis Polonia, L (9, PH)										2	0	1	0	1	0	2											
Luis Sojo, R (1, 4) OBP: 0.275, SLG: 0.324										5	0	2	2	0	1	2											
Scott Brosius, R (1, 5) OBP: 0.278, SLG: 0.242										3	0	0	0	1	0	4											
<b>Inning Stats</b>	R: 0 E: 0 K: 1 S: 10	H: 1 LOB: 1 BB: 0 P: 18	R: 0 E: 0 K: 0 S: 11	H: 2 LOB: 2 BB: 0 P: 20	R: 0 E: 0 K: 1 S: 8	H: 0 LOB: 1 BB: 0 P: 16	R: 2 E: 0 K: 1 S: 14	H: 3 LOB: 2 BB: 1 P: 25	R: 0 E: 0 K: 0 S: 6	H: 0 LOB: 0 BB: 0 P: 7	R: 0 E: 0 K: 3 S: 21	H: 0 LOB: 3 BB: 3 P: 35	R: 0 E: 0 K: 2 S: 9	H: 1 LOB: 2 BB: 1 P: 16	R: 0 E: 0 K: 1 S: 14	H: 0 LOB: 2 BB: 1 P: 24		1B: 5 2B: 3 3B: 0 HR: 0	SF: 0 SAC: 0 DP: 0 HBP: 2	WP: 1 PB: 0 CS: 0	PA: 44						
<b>PITCHER</b>	IP	WLS	BF	H	R	ER	SO	BB	IBB	HBP	BLK	WP	HR	S	P	ERA	WHIP										
Freddy Garcia, R (1, 1) ERA: 3.6	5.0	W	25	7	2	2	3	2	0	1	0	0	0	49	96	3.60	1.800										
Jose Paniagua, R (6, 1) ERA:	1.0		4	0	0	0	0	1	0	0	0	0	0	13	18	0.00	1.000										
Arthur Rhodes, L (7, 1) ERA: 5.79	1.1		7	0	0	0	4	3	0	0	0	0	0	18	33	0.00	2.250										
Kazuhiro Sasaki, R (8, 1) ERA:	1.2		8	1	0	0	2	1	0	1	0	1	0	19	31	0.00	1.200										
<b>Batter</b>	<b>1</b>	<b>2</b>	<b>3</b>	<b>4</b>	<b>5</b>	<b>6</b>	<b>7</b>	<b>8</b>	<b>9</b>	<b>AB</b>	<b>R</b>	<b>H</b>	<b>RBI</b>	<b>BB</b>	<b>SO</b>	<b>LOB</b>	<b>BOTTOM</b>										
Rickey Henderson, R (1, 7) OBP: 0.412, SLG: 0.357										3	1	0	0	1	1	4	<b>New York Yankees @ Seattle Mariners</b> Safeco Field, Seattle, WA Sun Oct 15 2000, 1:00 PM PDT Att: 47,802 - Overcast - 46 F										
Raul Ibanez, L (8, 7) OBP: 0.231, SLG: 0.231										1	0	0	0	0	0	0											
Mike Cameron, R (1, 8) OBP: 0.250, SLG: 0.172										3	1	0	0	1	0	0											
Alex Rodriguez, R (1, 6) OBP: 0.364, SLG: 0.400										3	1	1	2	1	1	0											
Edgar Martinez, R (1, 10) OBP: 0.375, SLG: 0.536										3	1	1	2	1	0	0											
John Olerud, L (1, 3) OBP: 0.375, SLG: 0.556										3	1	2	2	0	0	0											
Jay Buhner, R (1, 9) OBP: 0.333, SLG: 0.400										4	0	2	0	0	2	3											
Charles Gipson, R (8, 9)										0	0	0	0	0	0	0											
David Bell, R (1, 5) OBP: 0.323, SLG: 0.310										4	0	1	0	0	0	3											
Dan Wilson, R (1, 2)										3	0	0	0	1	0	3											
Mark McLemore, S (1, 4) OBP: 0.320, SLG: 0.286										3	1	1	0	1	1	1											
<b>Inning Stats</b>	R: 1 E: 0 K: 2 S: 13	H: 0 LOB: 2 BB: 3 P: 30	R: 0 E: 0 K: 1 S: 11	H: 1 LOB: 0 BB: 0 P: 16	R: 0 E: 0 K: 1 S: 10	H: 0 LOB: 0 BB: 0 P: 18	R: 0 E: 0 K: 0 S: 10	H: 1 LOB: 1 BB: 0 P: 14	R: 5 E: 0 K: 0 S: 18	H: 5 LOB: 3 BB: 3 P: 38	R: 0 E: 0 K: 0 S: 6	H: 0 LOB: 0 BB: 0 P: 12	R: 0 E: 0 K: 1 S: 13	H: 1 LOB: 1 BB: 0 P: 22	R: 0 E: 0 K: 0 S: 7	H: 0 LOB: 0 BB: 0 P: 13	1B: 6 2B: 0 3B: 0 HR: 2	SF: 1 SAC: 1 DP: 0 HBP: 0	WP: 1 PB: 0 CS: 0	PA: 38							
<b>PITCHER</b>	IP	WLS	BF	H	R	ER	SO	BB	IBB	HBP	BLK	WP	HR	S	P	ERA	WHIP										
Denny Neagle, L (1, 1) ERA: 4.5	4.1	L	20	3	3	3	4	4	0	0	0	0	0	47	88	6.23	1.615										
Jeff Nelson, R (5, 1) ERA: 5.4	0.0		3	3	3	3	0	0	0	0	0	0	2	4	6	∞	∞										
Jason Grimsley, R (5, 1) ERA:	0.1		4	1	0	0	0	2	0	0	0	1	0	8	18	0.00	9.000										
Dwight Gooden, R (5, 1) ERA: 9.0	2.1		8	1	0	0	1	0	0	0	0	0	0	22	38	0.00	0.429										
David Cone, R (8, 1) ERA:	1.0		3	0	0	0	0	0	0	0	0	0	0	7	13	0.00	0.000										

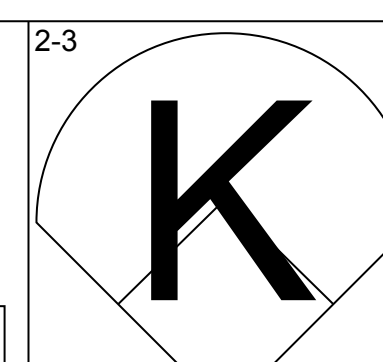
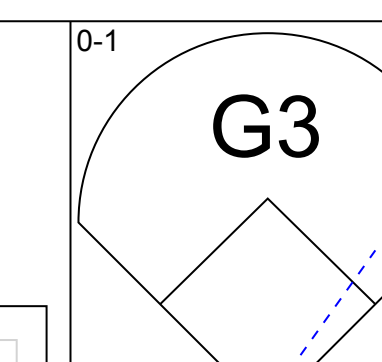
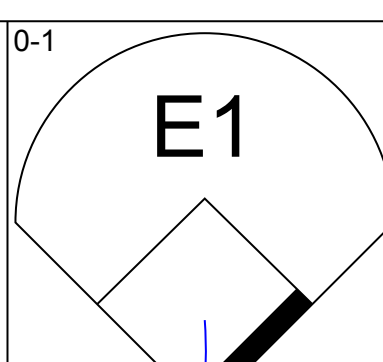
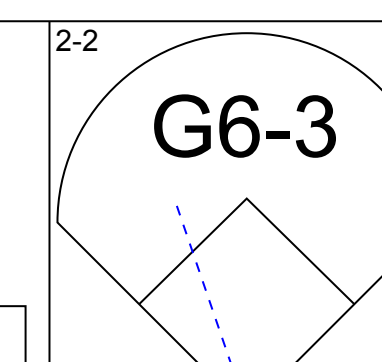
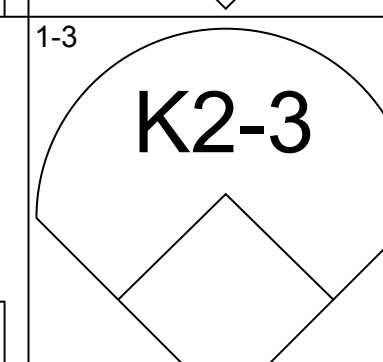
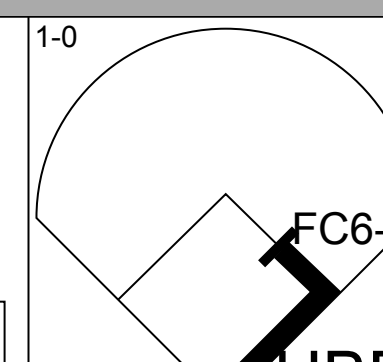
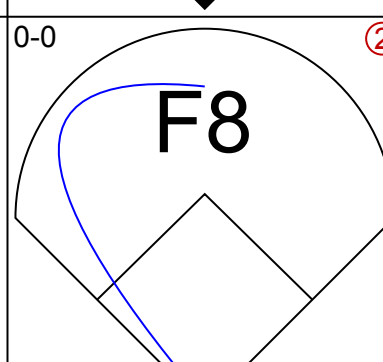
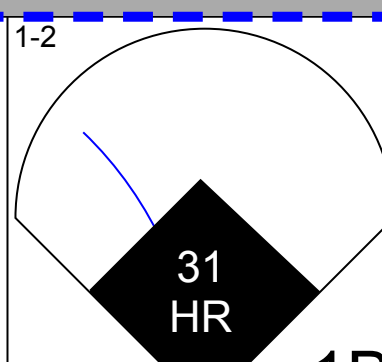
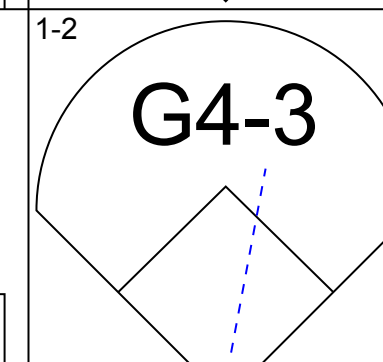
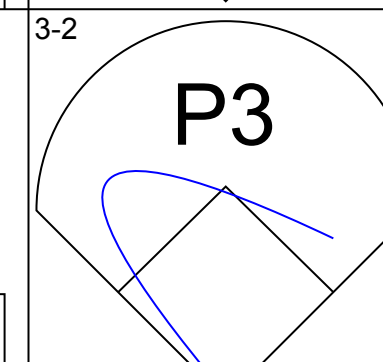
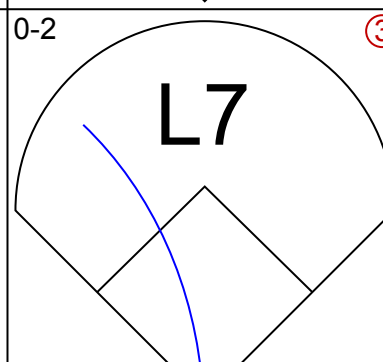
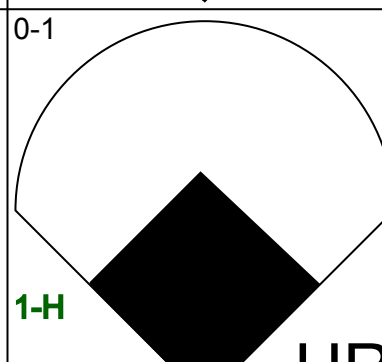
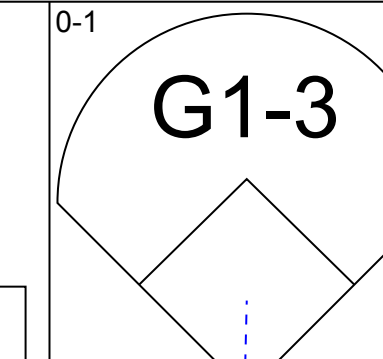
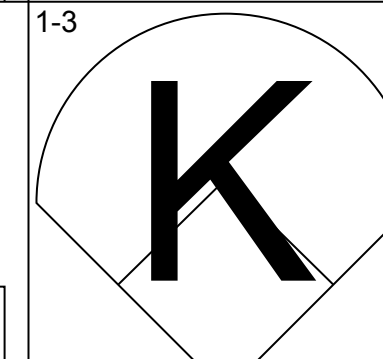
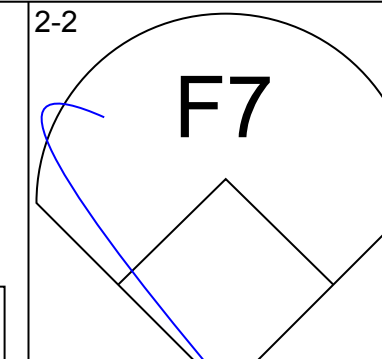
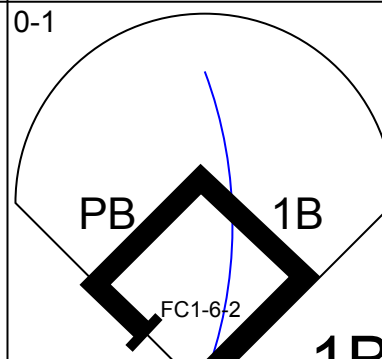
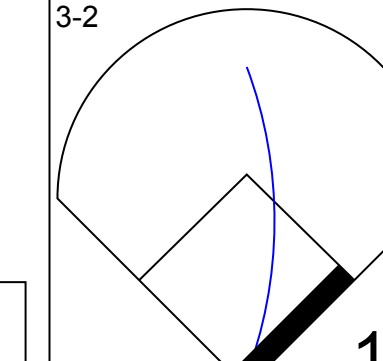
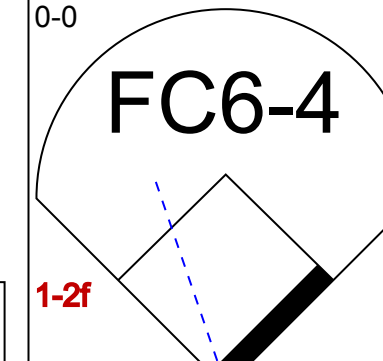
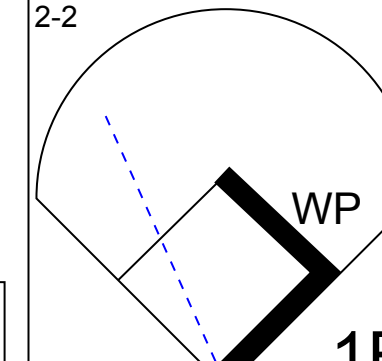
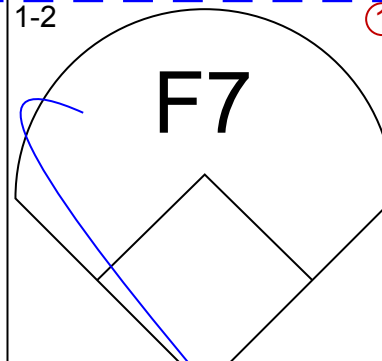

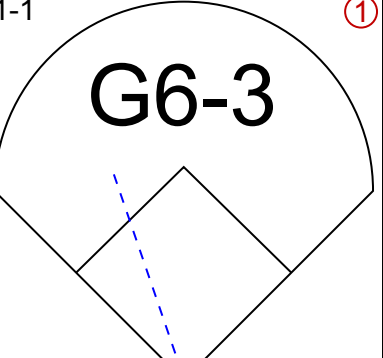
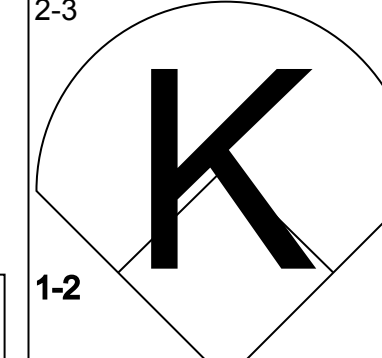
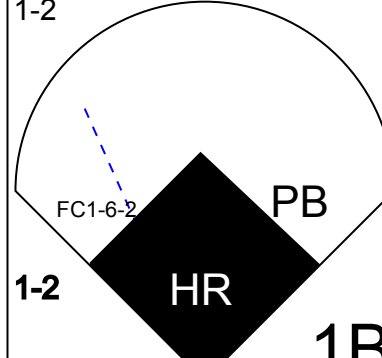

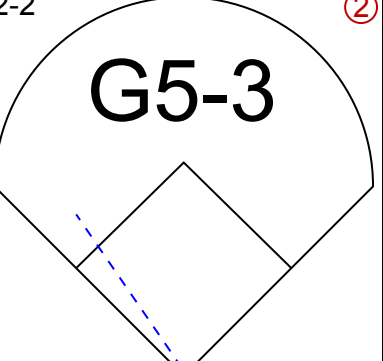
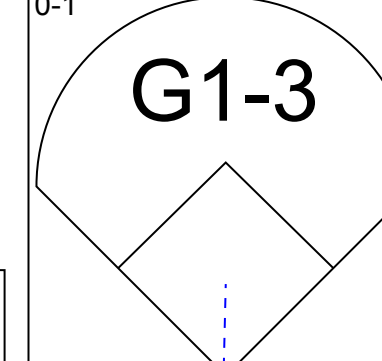
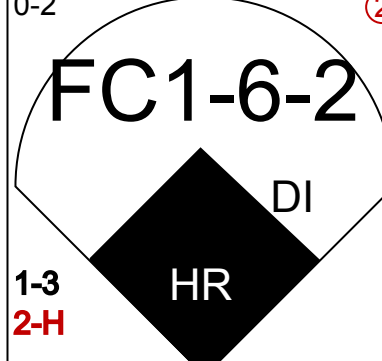
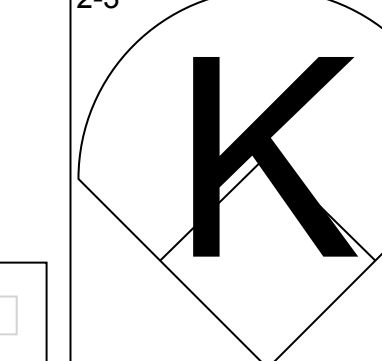
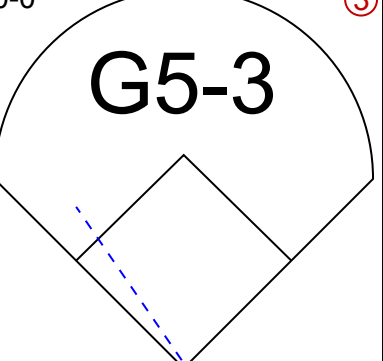
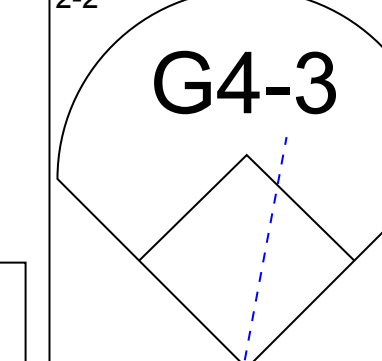
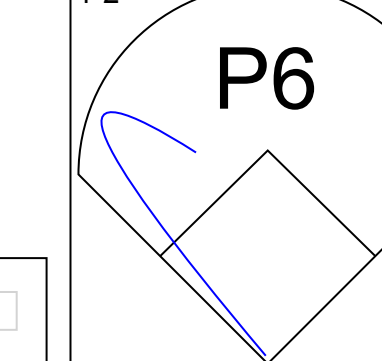
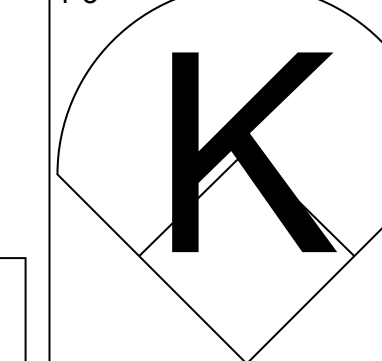
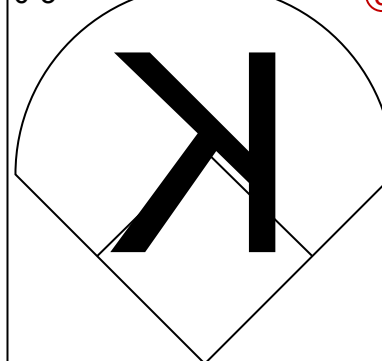








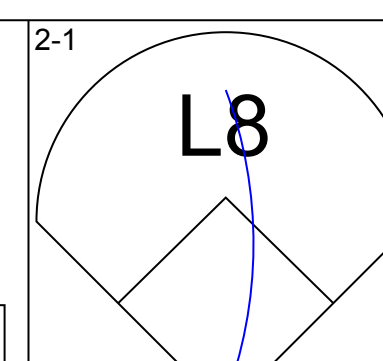
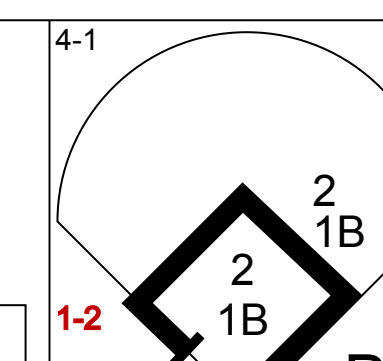
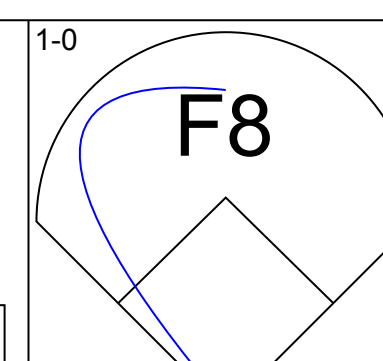
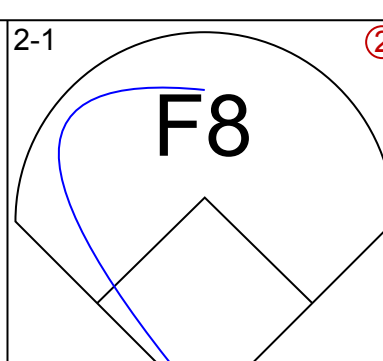
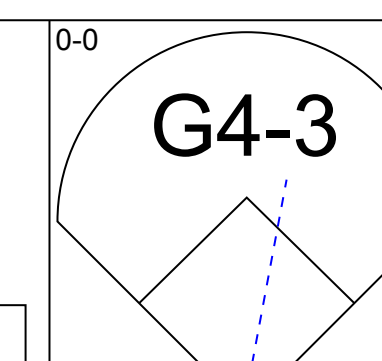
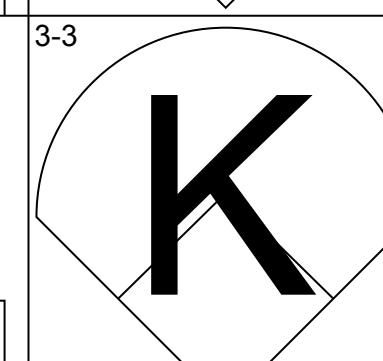
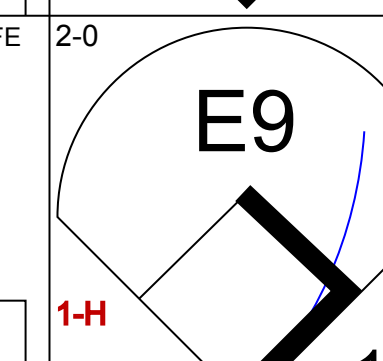
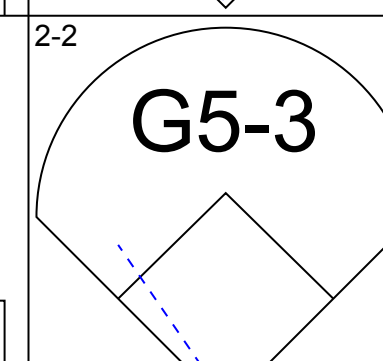
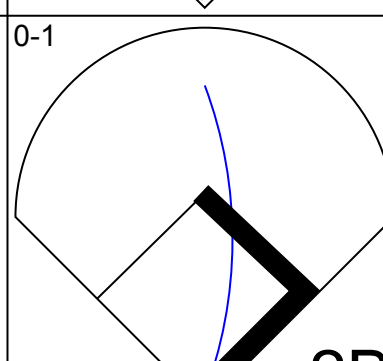
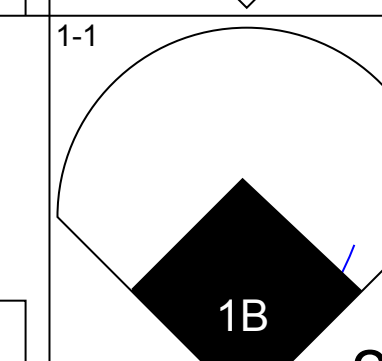
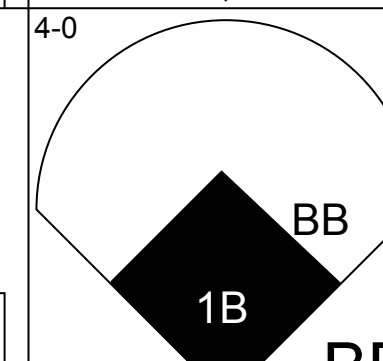
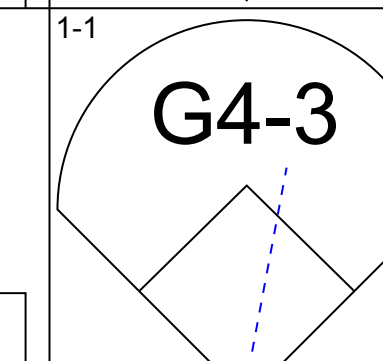
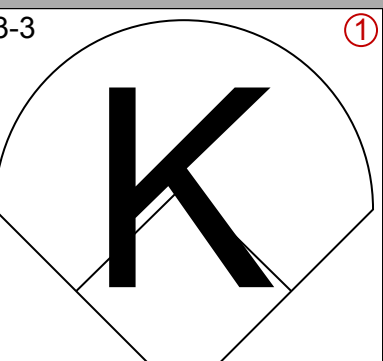
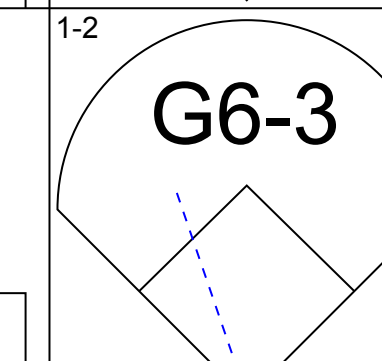
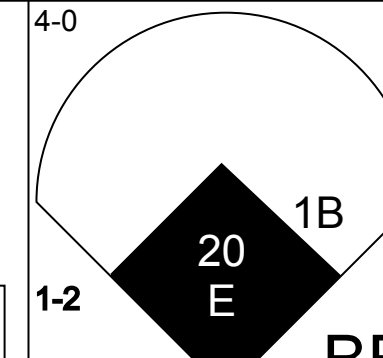
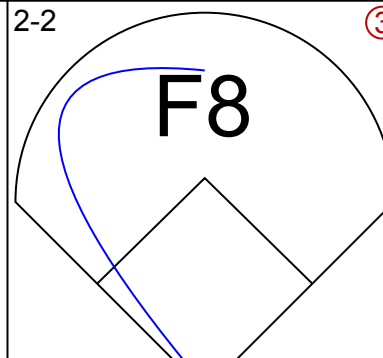
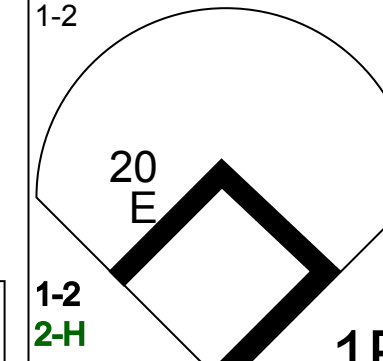
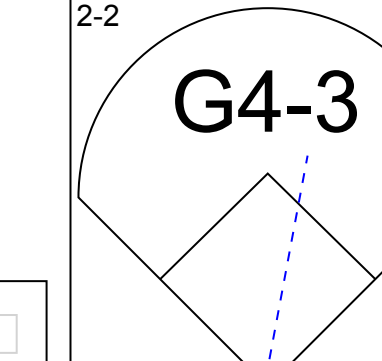
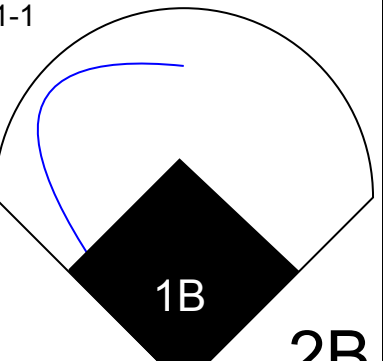
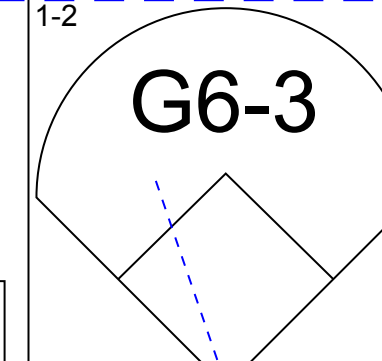
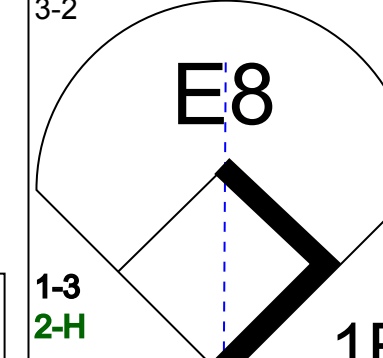
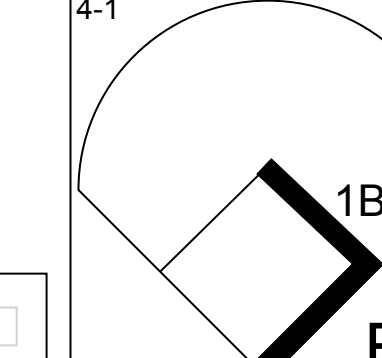
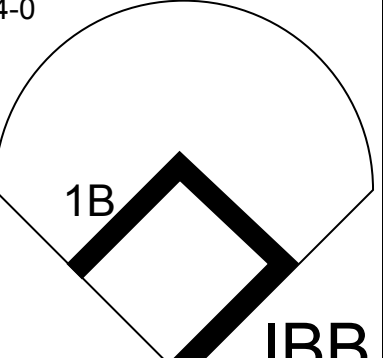
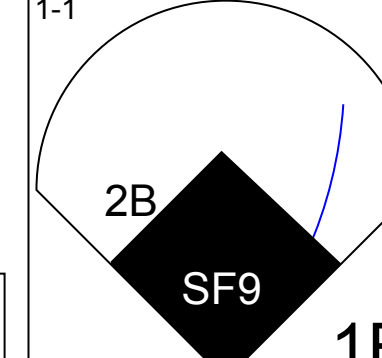
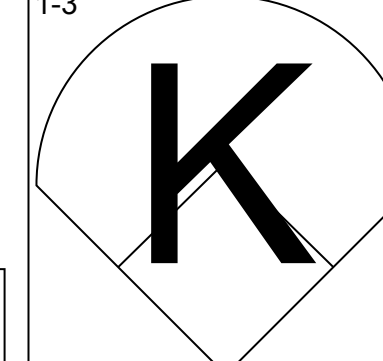
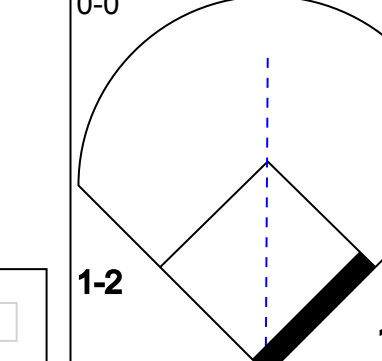
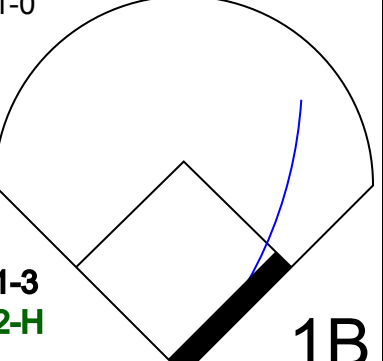
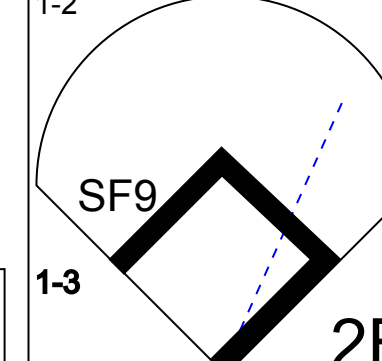

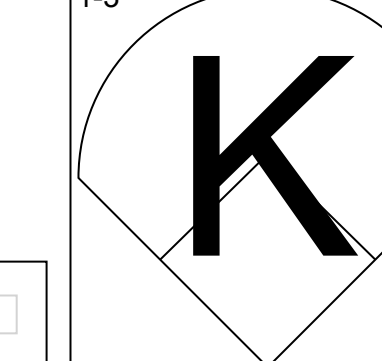
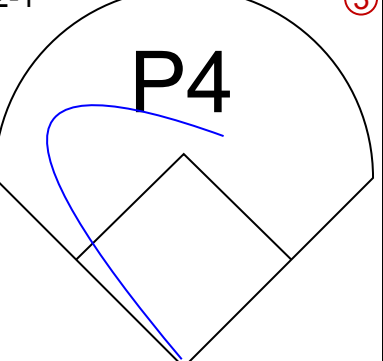
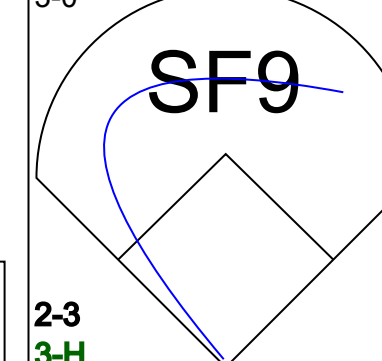
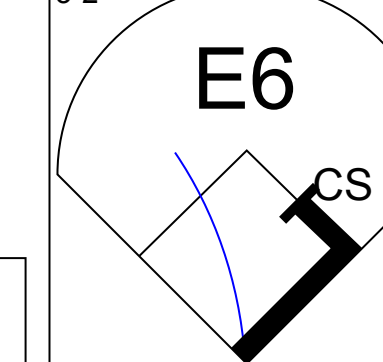


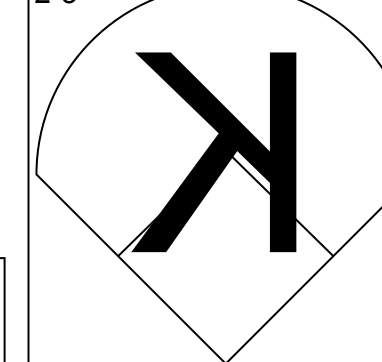
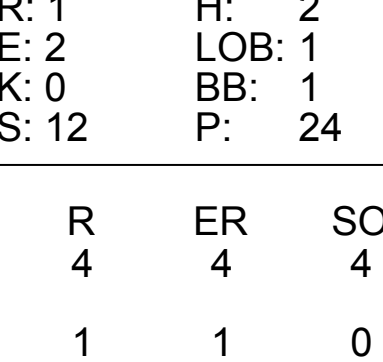
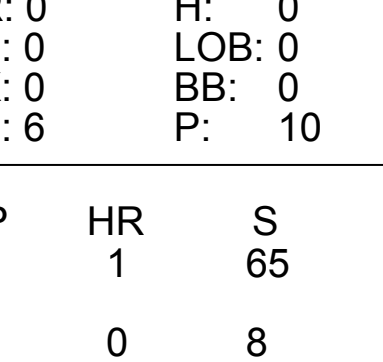
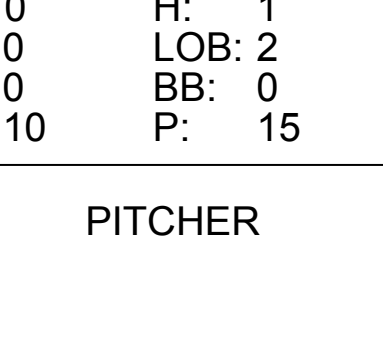


Batter	1	2	3	4	5	6	7	8	9	AB	R	H	RBI	BB	SO	LOB	TOP					
<b>Timo Perez, L</b> (1, 9) OBP: 0.275, SLG: 0.320										4	0	0	0	0	1	0						
<b>Eduardo Alfonzo, R</b> (1, 4) OBP: 0.423, SLG: 0.511										3	1	1	0	0	1	1						
<b>31 Mike Piazza, R</b> (1, 2) OBP: 0.429, SLG: 0.625										4	1	1	2	0	0	2						
<b>Robin Ventura, L</b> (1, 5) OBP: 0.340, SLG: 0.270										4	0	1	0	0	1	1						
<b>Todd Zeile, R</b> (1, 3) OBP: 0.367, SLG: 0.476										4	0	2	0	0	0	2						
<b>Benny Agbayani, R</b> (1, 7) OBP: 0.447, SLG: 0.525											4	1	1	0	0	2	2					
<b>Lenny Harris, L</b> (1, 10)											4	1	0	0	0	1	4					
<b>Jay Payton, R</b> (1, 8) OBP: 0.224, SLG: 0.311										4	1	1	3	0	1	0						
<b>Mike Bordick, R</b> (1, 6) OBP: 0.324, SLG: 0.107											2	0	0	0	0	1	0					
<b>Darryl Hamilton, L</b> (8, PH) OBP: 0.375, SLG: 0.429										1	0	0	0	0	1	0						
<b>20 Kurt Abbott, R</b> (8, 6) OBP: 0.125, SLG: 0.250										1	0	0	0	0	1	0						
<b>Inning Stats</b>	R: 0 E: 0 K: 2 S: 11	H: 0 LOB: 0 BB: 0 P: 15	R: 0 E: 0 K: 2 S: 11	H: 1 LOB: 1 BB: 0 P: 17	R: 0 E: 0 K: 1 S: 11	H: 0 LOB: 0 BB: 0 P: 14	R: 0 E: 0 K: 1 S: 8	H: 0 LOB: 1 BB: 0 P: 13	R: 0 E: 0 K: 0 S: 7	H: 0 LOB: 0 BB: 0 P: 10	R: 0 E: 1 K: 1 S: 9	H: 0 LOB: 1 BB: 0 P: 11	R: 0 E: 0 K: 1 S: 11	H: 1 LOB: 1 BB: 0 P: 17	R: 0 E: 0 K: 1 S: 10	H: 0 LOB: 0 BB: 0 P: 15	R: 5 E: 0 K: 1 S: 22	H: 5 LOB: 0 BB: 0 P: 26	1B: 5 2B: 0 3B: 0 HR: 2	SF: 0 SAC: 0 DP: 0 HBP: 1	WP: 1 PB: 1 CS: 0	PA: 36
<b>PITCHER</b>	IP	WLS	BF	H	R	ER	SO	BB	IBB	HBP	BLK	WP	HR	S	P	ERA	WHIP					
<b>Roger Clemens, R</b> (1, 1) ERA: 3.21	8.0	W	28	2	0	0	9	0	0	1	0	1	0	78	112	0.00	0.250					
<b>Jeff Nelson, R</b> (9, 1) ERA: 8.53	0.0		3	3	3	3	0	0	0	0	0	0	1	7	8	∞	∞					
<b>42 Mariano Rivera, R</b> (9, 1) ERA: 2.13	1.0		5	2	2	2	1	0	0	0	0	0	1	15	18	18.00	2.000					

New York Mets @ New York Yankees  
Yankee Stadium, Bronx, NY  
Sun Oct 22 2000, 7:55 PM EDT  
Att: 56,059 - Sunny - 49 F

AB 35  
R 5  
H 7  
RBI 5  
BB 0  
SO 10  
LOB 12



Batter	1	2	3	4	5	6	7	8	9	AB	R	H	RBI	BB	SO	LOB	BOTTOM				
<b>Chuck Knoblauch, R</b> (1, 10) OBP: 0.319, SLG: 0.275										4	0	0	0	1	0	0					
<b>2 Derek Jeter, R</b> (1, 6) OBP: 0.426, SLG: 0.460										5	1	3	0	0	1	0					
<b>David Justice, L</b> (1, 7) OBP: 0.322, SLG: 0.451										3	1	0	0	1	1	2					
<b>Clay Bellinger, R</b> (9, 7) OBP: 1.000, SLG: 2.000										0	0	0	0	0	0	0					
<b>Bernie Williams, S</b> (1, 8) OBP: 0.383, SLG: 0.440										3	1	0	0	2	0	2					
<b>Tino Martinez, L</b> (1, 3) OBP: 0.407, SLG: 0.527										5	1	3	2	0	0	0					
<b>20 Jorge Posada, S</b> (1, 2) OBP: 0.393, SLG: 0.318										3	1	2	1	2	0	2					
<b>Paul O'Neill, L</b> (1, 9) OBP: 0.340, SLG: 0.319										4	0	3	1	0	1	2					
<b>Scott Brosius, R</b> (1, 5) OBP: 0.267, SLG: 0.317										3	1	1	2	0	1	4					
<b>Jose Vizcaino, S</b> (1, 4) OBP: 0.462, SLG: 0.583										4	0	0	0	0	1	1					
<b>Inning Stats</b>	R: 2 E: 1 K: 2 S: 14	H: 2 LOB: 2 BB: 2 P: 32	R: 1 E: 2 K: 0 S: 12	H: 2 LOB: 1 BB: 1 P: 24	R: 0 E: 0 K: 1 S: 11	H: 1 LOB: 2 BB: 1 P: 20	R: 0 E: 0 K: 0 S: 6	H: 0 LOB: 0 BB: 0 P: 10	R: 1 E: 0 K: 1 S: 12	H: 2 LOB: 2 BB: 1 P: 23	R: 0 E: 0 K: 0 S: 10	H: 1 LOB: 0 BB: 0 P: 15	R: 1 E: 0 K: 1 S: 13	H: 2 LOB: 1 BB: 0 P: 21	R: 1 E: 0 K: 0 S: 11	H: 2 LOB: 2 BB: 1 P: 17	1B: 7 2B: 4 3B: 0 HR: 1	SF: 1 SAC: 0 DP: 0 HBP: 1	WP: 0 PB: 0 CS: 1	PA: 42	
<b>PITCHER</b>	IP	WLS	BF	H	R	ER	SO	BB	IBB	HBP	BLK	WP	HR	S	P	ERA	WHIP				
<b>Mike Hampton, L</b> (1, 1) ERA: 2.96	6.0	L	31	8	4	4	4	4	1	0	0	0	0	8	11	27.00	6.000				
<b>Glendon Rusch, L</b> (7, 1) ERA: 1.42	0.1		3	2	1	1	0	0	0	0	0	0	0	8	11	27.00	6.000				
<b>Rick White, R</b> (7, 1) ERA: 5.14	1.1		6	1	1	1	1	0	1	0	0	0	0	12	23	6.75	0.750				
<b>Dennis Cook, L</b> (8, 1) ERA:	0.1		2	1	0	0	0	0	0	0	0	0	0	4	4	0.00	3.000				

New York Mets @ New York Yankees  
Yankee Stadium, Bronx, NY  
Sun Oct 22 2000, 7:55 PM EDT  
Att: 56,059 - Sunny - 49 F

AB 34  
R 6  
H 12  
RBI 6  
BB 6  
SO 5  
LOB 13





Batter	1	2	3	4	5	6	7	8	9	AB	R	H	RBI	BB	SO	LOB	TOP				
Jose Vizcaino, S (1,4) OBP: 0.353, SLG: 0.438 Luis Polonia, L (9, FH) OBP: 0.500, SLG: 0.500	F9		G6-3	K			K		F8	4	0	0	0	0	2	2					
2 Derek Jeter, R (1,6) OBP: 0.439, SLG: 0.463	K		2B	1B		G3	HBP	BB	K	4	1	2	0	1	2	1					
David Justice, L (1,7) OBP: 0.344, SLG: 0.463	BB		1-H	2B		F8			P4	3	0	1	1	1	0	2					
Bernie Williams, S (1,8) OBP: 0.359, SLG: 0.407	K		G4-3			G3				4	0	0	0	0	2	5					
Tino Martinez, L (1,3) OBP: 0.413, SLG: 0.517						F8				3	1	1	0	1	1	1					
20 Jorge Posada, S (1,2) OBP: 0.367, SLG: 0.292										4	0	0	0	0	2	2					
Paul O'Neill, L (1,9) OBP: 0.368, SLG: 0.412										4	0	3	1	0	0	0					
Scott Brosius, R (1,5) OBP: 0.271, SLG: 0.302 Glenallen Hill, R (8, FH) OBP: 0.116, SLG: 0.063 Luis Sojo, R (8, 5) OBP: 0.283, SLG: 0.293										2	0	0	0	0	1	1					
Orlando Hernandez, R (1,1) Mike Stanton, L (8, 1) Chuck Knoblauch, R (9, FH) OBP: 0.333, SLG: 0.293										2	0	0	0	0	2	0					
<b>Inning Stats</b>	R: 0 E: 0 K: 2 S: 12	H: 0 LOB: 1 BB: 1 P: 19	R: 0 E: 0 K: 3 S: 11	H: 1 LOB: 1 BB: 0 P: 15	R: 1 E: 0 K: 1 S: 18	H: 2 LOB: 1 BB: 0 P: 23	R: 1 E: 0 K: 2 S: 11	H: 2 LOB: 2 BB: 0 P: 17	R: 0 E: 0 K: 0 S: 10	H: 0 LOB: 0 BB: 0 P: 13	R: 0 E: 0 K: 3 S: 11	H: 0 LOB: 1 BB: 1 P: 20	R: 0 E: 0 K: 1 S: 10	H: 1 LOB: 1 BB: 0 P: 14	R: 0 E: 0 K: 1 S: 10	H: 1 LOB: 1 BB: 0 P: 14	1B: 5 2B: 2 3B: 1 HR: 0	SF: 0 SAC: 1 DP: 1 HBP: 2	WP: 0 PB: 0 SB: 0 CS: 0	PA: 39	
<b>PITCHER</b>	IP	WLS	BF	H	R	ER	SO	BB	IBB	HBP	BLK	WP	HR	S	P	ERA	WHIP				
Rick Reed, R (1,1) ERA: 4.7	6.0		26	6	2	2	8	1	0	1	0	0	0	70	102	3.00	1.167				
Turk Wendell, R (7,1) ERA: 1.3	0.2		3	0	0	0	2	1	0	0	0	0	0	8	13	0.00	1.500				
Dennis Cook, L (7,1) ERA:	0.1		3	0	0	0	1	1	0	1	0	0	0	3	11	0.00	3.000				
John Franco, L (8,1) ERA: 2.7	1.0	W	3	1	0	0	0	0	0	0	0	0	0	8	9	0.00	1.000				
Armando Benitez, R (9,1) ERA: 3.38	1.0	S	4	1	0	0	1	0	0	0	0	0	0	10	14	0.00	1.000				

New York Yankees @ New York Mets  
Shea Stadium, Flushing, NY  
Tue Oct 24 2000, 8:25 PM EDT  
Att: 55,299 - Cloudy - 62 F

AB 33  
R 2  
H 8  
RBI 2  
BB 3  
SO 12  
LOB 16





Batter	1	2	3	4	5	6	7	8	9	AB	R	H	RBI	BB	SO	LOB	BOTTOM				
Timo Perez, L (1,9) OBP: 0.273, SLG: 0.302	K		F7				L7			3	0	0	0	1	1	1					
Edgardo Alfonzo, R (1,4) OBP: 0.393, SLG: 0.469	K		P4			BB	G5-3			4	0	0	0	0	2	3					
31 Mike Piazza, R (1,2) OBP: 0.415, SLG: 0.614	K					2B	P3			4	1	1	0	0	2	0					
Robin Ventura, L (1,5) OBP: 0.370, SLG: 0.400						2B	BB			3	1	2	1	1	1	0					
Todd Zeile, R (1,3) OBP: 0.377, SLG: 0.500							2B			4	1	2	1	0	2	1					
Benny Agbayani, R (1,7) OBP: 0.451, SLG: 0.535 Joe McEwing, R (8, FR) OBP: 0.500, SLG: 0.500							2B			3	0	1	1	1	1	1					
Jay Payton, R (1,8) OBP: 0.226, SLG: 0.306							BB			0	1	0	0	0	0	0					
Mike Bordick, R (1,6) OBP: 0.325, SLG: 0.129 Lenny Harris, L (8, FH) Bubba Trammell, R (8, FH) Armando Benitez, R (9, 1)							1B			3	0	1	0	0	1	3					
Rick Reed, R (1,1) OBP: 0.333, SLG: 0.333 David Hamilton, L (6, PH) Turk Wendell, L (7, 1) Dennis Cook, L (7, 1) John Franco, L (8, 1) 20 Kurt Abbott, R (8, PH) OBP: 0.111, SLG: 0.222							1B			1	0	1	0	0	0	0					
<b>Inning Stats</b>	R: 0 E: 0 K: 3 S: 10	H: 0 LOB: 0 BB: 0 P: 13	R: 1 E: 0 K: 3 S: 13	H: 1 LOB: 0 BB: 0 P: 19	R: 0 E: 0 K: 0 S: 10	H: 1 LOB: 1 BB: 0 P: 16	R: 0 E: 0 K: 2 S: 8	H: 1 LOB: 1 BB: 0 P: 9	R: 0 E: 0 K: 1 S: 18	H: 1 LOB: 2 BB: 1 P: 26	R: 1 E: 0 K: 2 S: 17	H: 2 LOB: 3 BB: 2 P: 29	R: 0 E: 0 K: 0 S: 6	H: 0 LOB: 0 BB: 0 P: 9	R: 2 E: 0 K: 2 S: 15	H: 3 LOB: 2 BB: 0 P: 20	1B: 4 2B: 4 3B: 0 HR: 1	SF: 1 SAC: 1 DP: 0 HBP: 0	WP: 0 PB: 0 SB: 0 CS: 0	PA: 36	
<b>PITCHER</b>	IP	WLS	BF	H	R	ER	SO	BB	IBB	HBP	BLK	WP	HR	S	P	ERA	WHIP				
Orlando Hernandez, R (1,1) ERA: 3.94	7.1	L	34	9	4	4	12	3	0	0	0	0	0	91	134	4.91	1.636				
Mike Stanton, L (8,1) ERA: 1.29	0.2		2	0	0	0	1	0	0	0	0	0	0	6	7	0.00	0.000				

New York Yankees @ New York Mets  
Shea Stadium, Flushing, NY  
Tue Oct 24 2000, 8:25 PM EDT  
Att: 55,299 - Cloudy - 62 F


AB 31  
R 4  
H 9  
RBI 4  
BB 3  
SO 13  
LOB 17






Batter	1	2	3	4	5	6	7	8	9	AB	R	H	RBI	BB	SO	LOB	TOP											
<b>2 Derek Jeter, R</b> OBP: 0.437, SLG: 0.542 (1, 6)	0-0 HR		2-0 G4-3 3B		1-3 K		1-0 G4-3		0-0 E9 G4-3	5	2	2	1	0	1	1	<b>New York Yankees @ New York Mets</b> Shea Stadium, Flushing, NY Wed Oct 25 2000, 8:15 PM EDT Att: 55,290 - Cloudy - 61 F											
<b>Luis Sojo, R</b> OBP: 0.294, SLG: 0.289 (1, 4)	0-2 G5-3		1-2 G4-3		4-0 G4-3 BB		3-1 G4-3 1B		3-2 G4-3	4	0	1	1	1	0	2												
<b>David Justice, L</b> OBP: 0.319, SLG: 0.424 <b>Clay Bellinger, R</b> OBP: 1.000, SLG: 2.000 (9, 7)	1-1 F9		3-H 3-1 G3		1 SAFE 3-1 G4-3		1 SAFE 3-1 F8		2-1 F9	5	0	0	0	0	0	4												
<b>Bernie Williams, S</b> OBP: 0.338, SLG: 0.379 (1, 8)	1-1 L8		2-2 F8		2-2 L6		3-3 K			4	0	0	0	0	1	2												
<b>Tino Martinez, L</b> OBP: 0.418, SLG: 0.516 (1, 3)		1-3 K		1-0 FC5-4 1B		0-2 G6-3		1-0 G3-6-1 1B		4	0	2	0	0	1	0												
<b>Paul O'Neill, L</b> OBP: 0.377, SLG: 0.455 (1, 9)	0-0 SF8 3B		1-2 FC5-4 20 G4-1		1-1 1B		1-1 1B		1-1 G3-6-1	4	1	2	0	0	0	2												
<b>20 Jorge Posada, S</b> OBP: 0.359, SLG: 0.275 (1, 2)	4-0 IBB		0-0 G4-1		1 SAFE 0-0 G4-1		1 SAFE 1-2 F7		0-3 K	3	0	0	0	1	1	2												
<b>Scott Brosius, R</b> OBP: 0.308, SLG: 0.318 (1, 5)	1-1 SF8		4-0 IBB		1 SAFE 0-0 IBB		1 SAFE 1-2 1B		4-2 G4-3 2 BB	1	0	1	1	2	0	0												
<b>Denny Neagle, L</b> David Cone, L Jose Canseco, R Jeff Nelson, R Mike Stanton, L 42 Mariano Rivera, R (1, 1) (5, 1) (6, PH) (6, 1) (7, 1) (8, 1)	3-3 K		1-2 F9		1-2 2-3 K				0-0 F9	2	0	0	0	0	1	3												
<b>Inning Stats</b>	R: 1 E: 0 K: 0 S: 9	H: 1 LOB: 0 BB: 0 P: 11	R: 1 E: 0 K: 2 S: 12	H: 1 LOB: 1 BB: 1 P: 21	R: 1 E: 0 K: 0 S: 9	H: 1 LOB: 0 BB: 0 P: 17	R: 0 E: 0 K: 1 S: 6	H: 1 LOB: 2 BB: 1 P: 13	R: 0 E: 0 K: 1 S: 10	H: 2 LOB: 1 BB: 0 P: 20	R: 0 E: 0 K: 1 S: 11	H: 1 LOB: 1 BB: 0 P: 21	R: 0 E: 0 K: 1 S: 6	H: 1 LOB: 0 BB: 0 P: 8	R: 0 E: 1 K: 0 S: 14	H: 0 LOB: 2 BB: 1 P: 23			1B: 5 2B: 0 3B: 2 HR: 1	SF: 1 SAC: 0 DP: 1 HBP: 0	WP: 0 PB: 0 SB: 1 CS: 0	PA: 39						
<b>PITCHER</b>	IP	WLS	BF	H	R	ER	SO	BB	IBB	HBP	BLK	WP	HR	S	P	ERA	WHIP											
<b>Bobby Jones, R</b> ERA: 4.5 (1, 1)	5.0	L	22	4	3	3	3	1	2	0	0	0	0	1	46	82	5.40	1.000										
<b>Glendon Rusch, L</b> ERA: 1.09 (6, 1)	2.0		9	3	0	0	2	0	0	0	0	0	0	0	23	37	0.00	1.500										
<b>John Franco, L</b> ERA: 2.35 (8, 1)	1.0		3	1	0	0	1	0	0	0	0	0	0	6	8	0.00	1.000											
<b>Armando Benitez, R</b> ERA: 3.0 (9, 1)	1.0		5	0	0	0	0	1	0	0	0	0	0	14	23	0.00	1.000											
Batter	1	2	3	4	5	6	7	8	9	AB	R	H	RBI	BB	SO	LOB	BOTTOM											
<b>Timo Perez, L</b> OBP: 0.276, SLG: 0.304 <b>20 Kurt Abbott, R</b> OBP: 0.100, SLG: 0.200 (1, 9) (7, PH) (8, 6)	0-3 K		1-2 G5-3 31 HR 1B		0-1 F9		0-3 K			3	1	1	0	0	1	0	<b>New York Yankees @ New York Mets</b> Shea Stadium, Flushing, NY Wed Oct 25 2000, 8:15 PM EDT Att: 55,290 - Cloudy - 61 F											
<b>Edgardo Alfonzo, R</b> OBP: 0.383, SLG: 0.442 (1, 4)	4-2 FC6-4 BB		1-0 G5-3		1-0 F9		0-2 L9			3	0	0	0	1	0	1												
<b>31 Mike Piazza, R</b> OBP: 0.404, SLG: 0.646 (1, 2)	1-3 K		1-0 2-H HR		1-2 P4		1-2 G6-3			4	1	1	2	0	1	1												
<b>Todd Zeile, R</b> OBP: 0.386, SLG: 0.500 <b>Joe McEwing, R</b> OBP: 0.500, SLG: 0.500 <b>Armando Benitez, R</b> ERA: 3.0 (1, 3) (6, PH) (9, 1)	1-2 FC6-4		3-2 P4		2-1 L1-3 1B		2-1 1B			4	0	2	0	0	0	1												
<b>Robin Ventura, L</b> OBP: 0.345, SLG: 0.364 (1, 5)		0-1 G6-3		2-0 G3		2-2 F7		0-0 P6		4	0	0	0	0	0	2												
<b>Benny Agbayani, R</b> OBP: 0.436, SLG: 0.500 (1, 7)		4-2 1B BB		3-1 P3		0-1 L1-3		1-3 K		3	0	0	0	1	1	1												
<b>Jay Payton, R</b> OBP: 0.246, SLG: 0.321 (1, 8)		0-0 1-2 1B		1-1 1B				3-3 K		4	0	2	0	0	1	0												
<b>Mike Bordick, R</b> OBP: 0.310, SLG: 0.121 <b>Lenny Harris, L</b> John Franco, L Matt Franco, L (1, 6) (7, PH) (8, 1) (9, 3)		2-1 P4		2-1 F7				4-2 K		2	0	0	0	0	0	3												
<b>Bobby Jones, R</b> Glendon Rusch, L Darryl Hamilton, L Bubba Trammell, R (1, 1) (6, 1) (7, PH) (7, PH) (8, 9)		1-2 P3		0-3 K				1-3 K		2	0	0	0	0	1	3												
<b>Inning Stats</b>	R: 0 E: 0 K: 2 S: 11	H: 0 LOB: 1 BB: 1 P: 17	R: 0 E: 0 K: 0 S: 10	H: 1 LOB: 2 BB: 1 P: 17	R: 2 E: 0 K: 0 S: 12	H: 2 LOB: 0 BB: 0 P: 20	R: 0 E: 0 K: 1 S: 9	H: 1 LOB: 1 BB: 0 P: 15	R: 0 E: 0 K: 0 S: 7	H: 1 LOB: 0 BB: 0 P: 11	R: 0 E: 0 K: 3 S: 11	H: 0 LOB: 1 BB: 1 P: 19	R: 0 E: 0 K: 0 S: 8	H: 1 LOB: 1 BB: 0 P: 11	R: 0 E: 0 K: 2 S: 12	H: 0 LOB: 0 BB: 0 P: 17			1B: 5 2B: 1 3B: 0 HR: 1	SF: 0 SAC: 0 DP: 1 HBP: 0	WP: 0 PB: 0 SB: 0 CS: 0	PA: 35						
<b>PITCHER</b>	IP	WLS	BF	H	R	ER	SO	BB	IBB	HBP	BLK	WP	HR	S	P	ERA	WHIP											
<b>Denny Neagle, L</b> ERA: 4.3 (1, 1)	4.2		20	4	2	2	3	2	0	0	0	0	0	4	5	0.00	0.000											
<b>David Cone, R</b> ERA: 7.04 (5, 1)	0.1		1	0	0	0	0	0	0	0	0	0	0	4	5	0.00	0.000											
<b>Jeff Nelson, R</b> ERA: 7.04 (6, 1)	1.1	W	5	1	0	0	1	1	0	0	0	0	0	12	23	0.00	1.500											
<b>Mike Stanton, L</b> ERA: 1.17 <b>42 Mariano Rivera, R</b> ERA: 1.84 (7, 1) (8, 1)	0.2	H	2	0	0	0	2	0	0	0	0	0	0	6	7	0.00	0.000											
2.0	S	7	1	0	0	2	0	0	0	0	0	0	0	20	28	0.00	0.500											



Batter	1	2	3	4	5	6	7	8	9	AB R H RBI BB SO LOB	TOP									
Jose Vizcaino, S (1, 4) OBP: 0.300, SLG: 0.368 Chuck Knoblauch, R (8, PH) OBP: 0.327, SLG: 0.286 Mike Stanton, L (8, 1) Glenallen Hill, R (9, PH) OBP: 0.111, SLG: 0.059 42 Mariano Rivera, R (9, 1)	1-0 G4-3		3-3 K			1-1 G1-3		3-2 P2	3-2 F7	3 0 0 0 0 1 0 1 0 0 0 0 0 0 0 0 0 0 0 0 0 1 0 0 0 0 0 1 0 0 0 0 0 0 0	<p><b>New York Yankees @ New York Mets</b> Shea Stadium, Flushing, NY</p> <p>Thu Oct 26 2000, 8:00 PM EDT Att: 55,292 - Cloudy - 61 F</p> <p>AB 34 R 4 H 7 RBI 3 BB 3 SO 9 LOB 9</p> 									
2 Derek Jeter, R (1, 6) OBP: 0.427, SLG: 0.571	2-3 K			1-0 L7		2-0 HR		3-3 K		4 1 1 1 0 2 0										
David Justice, L (1, 7) OBP: 0.315, SLG: 0.413 Clay Bellinger, R (9, 7)	3-2 G3			2-0 L7		1-3 K		1-0 1B		4 0 1 0 0 1 0 0 0 0 0 0 0 0										
Bernie Williams, S (1, 8) OBP: 0.361, SLG: 0.443		3-2 HR		1-0 1B		4-0 BB		2-3 K		3 1 2 1 1 1 1										
Tino Martinez, L (1, 3) OBP: 0.394, SLG: 0.485		1-1 F7		0-1 P5		3-2 G6-3		0-3 K		4 0 0 0 0 1 2										
Paul O'Neill, L (1, 9) OBP: 0.365, SLG: 0.431		3-3 K			3-2 G6-3		4-1 BB	0-3 K		3 0 0 0 1 2 0										
20 Jorge Posada, S (1, 2) OBP: 0.368, SLG: 0.278		1-1 G4-3			0-0 G3 1B		1-0 F7	4-2 1B BB		3 1 1 0 1 0 1										
Scott Brosius, R (1, 5) OBP: 0.304, SLG: 0.313			1-0 P3		0-1 G3		1-1 F9	1-1 1B E 1B		4 1 1 0 0 0 2										
Andy Pettitte, L (1, 1) Luis Sojo, R (8, 4) OBP: 0.308, SLG: 0.304			1-3 K		0-1 G4-3		1-2 G3	0-0 E8 1B		3 0 0 0 0 1 2 1 0 1 1 0 0 0										
<b>Inning Stats</b>	R: 0 E: 0 K: 1 S: 7	H: 0 LOB: 0 BB: 0 P: 13	R: 1 E: 0 K: 1 S: 12	H: 1 LOB: 0 BB: 0 P: 20	R: 0 E: 0 K: 2 S: 7	H: 0 LOB: 0 BB: 0 P: 12	R: 0 E: 0 K: 0 S: 5	H: 1 LOB: 1 BB: 0 P: 9	R: 0 E: 0 K: 0 S: 9	H: 1 LOB: 1 BB: 0 P: 12		R: 0 E: 0 K: 0 S: 7	H: 0 LOB: 1 BB: 1 P: 14	R: 0 E: 0 K: 2 S: 12	H: 1 LOB: 1 BB: 0 P: 21	R: 2 E: 1 K: 2 S: 19	H: 2 LOB: 1 BB: 1 P: 27	1B: 5 2B: 0 3B: 0 HR: 2	SF: 0 SAC: 0 DP: 0 HBP: 0	WP: 0 PB: 0 SB: 0 CS: 0
<b>PITCHER</b>	IP WLS BF H R ER SO BB IBB HBP BLK WP HR S P ERA WHIP											IP WLS BF H R ER SO BB IBB HBP BLK WP HR S P ERA WHIP								
Al Leiter, L (1, 1) ERA: 2.93 John Franco, L (9, 1) ERA: 2.25	8.2 L 36 7 4 3 9 3 0 0 0 0 0 2 84 142 3.12 1.154											0.1 1 0 0 0 0 0 0 0 0 0 0 3 6 0.00 0.000								

Batter	1	2	3	4	5	6	7	8	9	AB R H RBI BB SO LOB	BOTTOM											
Benny Agbayani, R (1, 7) OBP: 0.433, SLG: 0.480	1-1 G5-3	0-0 1B			0-3 K	2-2 G6-3			4-0 F9 DI BB	4 0 1 1 1 1 2	<p><b>New York Yankees @ New York Mets</b> Shea Stadium, Flushing, NY</p> <p>Thu Oct 26 2000, 8:00 PM EDT Att: 55,292 - Cloudy - 61 F</p> <p>AB 34 R 2 H 8 RBI 1 BB 4 SO 7 LOB 18</p> 											
Edgardo Alfonzo, R (1, 4) OBP: 0.365, SLG: 0.421	3-2 G5-3	2-2 P4			0-0 G6-3		2-2 1B	1-2 F9		5 0 1 0 0 0 3												
31 Mike Piazza, R (1, 2) OBP: 0.403, SLG: 0.642	0-2 FC6-4 1B		1-1 G5-3		0-0 2B		2-2 F8	0-1 F8		5 0 2 0 0 0 2												
Todd Zeile, R (1, 3) OBP: 0.377, SLG: 0.472	3-1 FC6-4		2-3 K		4-0 IBB		3-3 K			3 0 0 0 1 2 2												
Robin Ventura, L (1, 5) OBP: 0.323, SLG: 0.333		3-3 K	0-1 G4-3		1-2 F7		3-3 K			4 0 0 0 0 2 3												
Bubba Trammell, R (1, 9) OBP: 0.300, SLG: 0.250 Timo Perez, L (9, 9) OBP: 0.276, SLG: 0.304		4-1 20 G6-3 E BB		0-1 FC4-6 1B		1-0 G6-3		1-2 G5-3		3 1 1 0 1 0 0 0 0 0 0 0 0 0												
Jay Payton, R (1, 8) OBP: 0.262, SLG: 0.333	3-2 E 20 G6-3 1B		1-0 FC4-6 20 BB		1-2 1B		1-0 SH3-4 20 1B	2-3 K		4 1 2 0 0 1 1												
20 Kurt Abbott, R (1, 6) OBP: 0.214, SLG: 0.231	1-1 G6-3		4-2 G6-3 BB		1-2 SH3-4 1B		1-2 SH3-4 1B	2-2 F9		3 0 1 0 1 0 2												
Al Leiter, L (1, 1) John Franco, L (9, 1) Darryl Hamilton, L (9, PH) OBP: 0.300, SLG: 0.333	1-0 E1 1B		0-2 G6-3		0-1 SH3-4		0-3 K			2 0 0 0 0 0 3 0 0 0 0 0 0 0 1 0 0 0 0 1 0												
<b>Inning Stats</b>	R: 0 E: 0 K: 0 S: 10	H: 1 LOB: 1 BB: 0 P: 17	R: 2 E: 1 K: 1 S: 17	H: 2 LOB: 2 BB: 1 P: 31	R: 0 E: 0 K: 1 S: 7	H: 0 LOB: 0 BB: 0 P: 10	R: 0 E: 0 K: 0 S: 11	H: 1 LOB: 1 BB: 1 P: 16	R: 0 E: 0 K: 0 S: 8	H: 1 LOB: 2 BB: 1 P: 13		R: 0 E: 0 K: 0 S: 13	H: 2 LOB: 2 BB: 0 P: 18	R: 0 E: 0 K: 2 S: 14	H: 1 LOB: 1 BB: 0 P: 24	R: 0 E: 0 K: 1 S: 9	H: 0 LOB: 0 BB: 0 P: 14	R: 0 E: 0 K: 1 S: 8	H: 0 LOB: 1 BB: 1 P: 13	1B: 7 2B: 1 3B: 0 HR: 0	SF: 0 SAC: 1 DP: 0 HBP: 0	WP: 0 PB: 0 SB: 0 CS: 0
<b>PITCHER</b>	IP WLS BF H R ER SO BB IBB HBP BLK WP HR S P ERA WHIP											IP WLS BF H R ER SO BB IBB HBP BLK WP HR S P ERA WHIP										
Andy Pettitte, L (1, 1) ERA: 2.84 Mike Stanton, L (8, 1) ERA: 1.04 42 Mariano Rivera, R (9, 1) ERA: 1.72	7.0 W 3 0 0 0 1 0 0 0 0 0 0 9 14 0.00 0.000											1.0 S 4 0 0 0 1 1 0 0 0 0 0 8 13 0.00 1.000										